Full wwPDB EM Validation Report (i)

Nov 20, 2022 – 09:14 pm GMT

PDB ID	:	3ZIF
EMDB ID	:	EMD-2273
Title	:	Cryo-EM structures of two intermediates provide insight into adenovirus assembly and disassembly
Authors	:	Cheng, L.; Huang, X.; Li, X.; Xiong, W.; Sun, W.; Yang, C.; Zhang, K.; Wang, Y.; Liu, H.; Ji, G.; Sun, F.; Zheng, C.; Zhu, P.
Deposited on	:	2013-01-09
Resolution	:	4.50 Å(reported)

This is a Full wwPDB EM Validation Report for a publicly released PDB entry.

We welcome your comments at *validation@mail.wwpdb.org*
A user guide is available at
https://www.wwpdb.org/validation/2017/EMValidationReportHelp
with specific help available everywhere you see the (i) symbol.

The types of validation reports are described at
http://www.wwpdb.org/validation/2017/FAQs#types.

The following versions of software and data (see references (i)) were used in the production of this report:

EMDB validation analysis	:	0.0.1.dev43
MolProbity	:	4.02b-467
Percentile statistics	:	20191225.v01 (using entries in the PDB archive December 25th 2019)
MapQ	:	1.9.9
Ideal geometry (proteins)	:	Engh & Huber (2001)
Ideal geometry (DNA, RNA)	:	Parkinson et al. (1996)
Validation Pipeline (wwPDB-VP)	:	2.31.2

1 Overall quality at a glance (i)

The following experimental techniques were used to determine the structure:
ELECTRON MICROSCOPY

The reported resolution of this entry is 4.50 Å.

Percentile scores (ranging between 0-100) for global validation metrics of the entry are shown in the following graphic. The table shows the number of entries on which the scores are based.

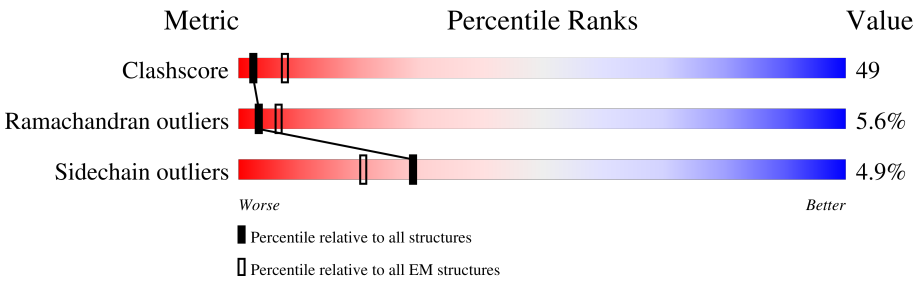

Metric	Whole archive (#Entries)	EM structures (#Entries)
Clashscore	158937	4297
Ramachandran outliers	154571	4023
Sidechain outliers	154315	3826

The table below summarises the geometric issues observed across the polymeric chains and their fit to the map. The red, orange, yellow and green segments of the bar indicate the fraction of residues that contain outliers for >=3, 2, 1 and 0 types of geometric quality criteria respectively. A grey segment represents the fraction of residues that are not modelled. The numeric value for each fraction is indicated below the corresponding segment, with a dot representing fractions <=5% The upper red bar (where present) indicates the fraction of residues that have poor fit to the EM map (all-atom inclusion < 40%). The numeric value is given above the bar.

Mol	Chain	Length	Quality of chain
1	A	911	91% 42% 51% 5% ••
1	B	911	90% 42% 51% 5% ••
1	C	911	88% 44% 49% 5% ••
1	D	911	92% 42% 50% 5% ••
1	E	911	86% 42% 51% 5% ••
1	F	911	89% 44% 50% 5% ••
1	G	911	85% 41% 52% 5% ••
1	H	911	92% 43% 51% 5% ••

Continued on next page...

Continued from previous page...

Mol	Chain	Length	Quality of chain
1	I	911	85% 44% 50% 5% ••
1	J	911	86% 42% 51% 5% ••
1	K	911	90% 42% 52% 5% ••
1	L	911	83% 43% 50% 5% ••
2	M	482	92% 46% 41% 6% 7%
3	N	125	83% 10% 36% 25% 14% 14%
3	O	125	66% 10% 37% 25% 14% 14%
3	P	125	74% 8% 38% 25% 14% 14%
3	Q	125	74% 10% 37% 25% 14% 14%
4	R	216	41% 15% 27% 5% • 52%

2 Entry composition (i)

There are 4 unique types of molecules in this entry. The entry contains 94377 atoms, of which 0 are hydrogens and 0 are deuteriums.

In the tables below, the AltConf column contains the number of residues with at least one atom in alternate conformation and the Trace column contains the number of residues modelled with at most 2 atoms.

- Molecule 1 is a protein called HEXON PROTEIN.

Mol	Chain	Residues	Atoms					AltConf	Trace
			Total	C	N	O	S		
1	A	903	7222	4573	1265	1354	30	0	0
1	B	903	7222	4573	1265	1354	30	0	0
1	C	903	7222	4573	1265	1354	30	0	0
1	D	903	7222	4573	1265	1354	30	0	0
1	E	903	7222	4573	1265	1354	30	0	0
1	F	903	7222	4573	1265	1354	30	0	0
1	G	903	7222	4573	1265	1354	30	0	0
1	H	903	7222	4573	1265	1354	30	0	0
1	I	903	7222	4573	1265	1354	30	0	0
1	J	904	7223	4573	1266	1354	30	0	1
1	K	903	7222	4573	1265	1354	30	0	0
1	L	903	7222	4573	1265	1354	30	0	0

- Molecule 2 is a protein called PENTON PROTEIN.

Mol	Chain	Residues	Atoms					AltConf	Trace
			Total	C	N	O	S		
2	M	450	3596	2275	621	688	12	0	0

- Molecule 3 is a protein called PIX.

Mol	Chain	Residues	Atoms					AltConf	Trace
			Total	C	N	O	S		
3	N	107	826	507	155	161	3	0	0
3	O	107	826	507	155	161	3	0	0
3	P	107	826	507	155	161	3	0	0
3	Q	107	826	507	155	161	3	0	0

- Molecule 4 is a protein called PVIII.

Mol	Chain	Residues	Atoms					AltConf	Trace
			Total	C	N	O	S		
4	R	103	812	514	138	156	4	0	0

3 Residue-property plots (i)

These plots are drawn for all protein, RNA, DNA and oligosaccharide chains in the entry. The first graphic for a chain summarises the proportions of the various outlier classes displayed in the second graphic. The second graphic shows the sequence view annotated by issues in geometry and atom inclusion in map density. Residues are color-coded according to the number of geometric quality criteria for which they contain at least one outlier: green = 0, yellow = 1, orange = 2 and red = 3 or more. A red diamond above a residue indicates a poor fit to the EM map for this residue (all-atom inclusion < 40%). Stretches of 2 or more consecutive residues without any outlier are shown as a green connector. Residues present in the sample, but not in the model, are shown in grey.

- Molecule 1: HEXON PROTEIN

Chain A: 91% 42% 51% 5% ••



W545 S546 F547 R548 K549 D550 V551 N552 M553 I554 L555 Q556 S557 T558 L559 G560 N561 D562 L563 R564 V565 D566 G567 A568 T569 V570 N571 I572 T573 S574 V575 N576 L577 Y578 A579 S580 F581 F582 P583 M584 S585 H586 N587 T588 A589 S590 T591 L592 E593 A594 M595 L596 R597 N598 D599 T600 N601 D602 Q603 S604

F605 N606 D607 Y608 L609 S610 A611 A612 N613 M614 L615 Y616 P617 I618 P619 P620 N621 A622 T623 Q624 L625 P626 I627 P628 S629 R630 N631 W632 A633 A634 F635 R636 G637 W638 S639 L640 T641 R642 L643 K644 Q645 R646 E647 T648 P649 A650 L651 G652 S653 P654 F655 D656 P657 Y658 F659 T660 Y661 S662 G663 T664

I665 P666 Y667 L668 D669 G670 T671 F672 Y673 L674 S675 H676 T677 F678 R679 K680 V681 A682 I683 Q684 F685 D686 S687 S688 V689 T690 W691 P692 G693 N694 D695 R696 L697 L698 T699 P700 N701 E702 F703 E704 I705 K706 I707 S708 V709 D710 G711 E712 G713 Y714 N715 V716 A717 Q718 S719 N720 M721 T722 K723 D724

W725 F726 L727 V728 Q729 M730 L731 A732 N733 Y734 N735 I736 G737 Y738 Q739 G740 Y741 H742 L743 P744 P745 D746 Y747 K748 D749 R750 T751 F754 L755 H756 N757 F758 I759 P760 M761 C762 R763 Q764 V765 P766 N767 P768 A769 T770 E771 G772 Y773 F774 G775 L776 G777 I778 V779 N780 H781 R782 T783 T784 P785

A786 Y787 W788 F789 R790 F791 C792 R793 A794 P795 R796 E797 G798 H799 P800 Y801 P802 Q803 L804 A805 L806 P807 P808 H809 W810 D811 P812 R813 H814 A815 L816 R817 D818 P819 E820 R821 K822 F823 L824 C825 D826 R827 T828 L829 W830 R831 I832 P833 F834 S835 S836 N837 F838 M839 S840 M841 G842 S843 L844 T845

D846 L847 G848 Q849 N850 L851 L852 Y853 A854 N855 A856 A857 H858 A859 L860 D861 M862 T863 F864 E865 M866 D867 P868 I869 N870 E871 P872 T873 L874 L875 Y876 V877 L878 F879 E880 V881 F882 D883 V884 A885 R886 V887 H888 Q889 P890 H891 R892 G893 V894 I895 E896 V897 V898 Y899 L900 R901 T902 P903 F904 S905

A906 G907 N908 A909 THR THR

- Molecule 1: HEXON PROTEIN

Chain B: 90% 42% 51% 5%

MET ALA THR PRO SER MET L7 P8 Q9 W10 S11 Y12 M13 H14 I15 A16 G17 Q18 D19 A20 S21 E22 Y23 L24 S25 P26 G27 L28 V29 Q30 F31 A32 Q33 A34 T35 E36 S37 Y38 F39 N40 I41 G42 N43 K44 F45 R46 N47 P48 T49 V50 A51 P52 T53 H54 D55 V56 T57 T58 E59 R60

S61 Q62 R63 L64 Q65 L66 R67 F68 V69 P70 V71 D72 R73 E74 D75 T76 Q77 Y78 S79 Y80 K81 T82 R83 F84 Q85 L86 A87 V88 N91 R92 V93 L94 D95 M96 A97 S98 T99 Y100 F101 D102 I103 R104 G105 T106 L107 D108 R109 G110 A111 S112 F113 K114 P115 Y116 Y121 N122 S123 F124

A125 P126 K127 S128 A129 P130 N131 N132 T133 Q134 F135 R136 Q137 A138 N139 N140 G141 H142 P143 A144 Q145 T146 I147 A148 Q149 A150 S151 Y152 V153 A154 T155 I156 G157 G158 A159 N160 N161 D162 L163 Q164 M165 G166 V167 D168 E169 R170 Q171 L172 P173 V174 Y175 A176 N177 T178 T179 Y180 Q181 P182 E183 P184

Q185 L186 G187 I188 E189 G190 W191 T192 A193 G194 S195 M196 A197 V198 I199 D200 Q201 A202 G203 G204 R205 V206 L207 R208 N209 P210 T211 Q212 T213 P214 C215 Y216 G217 S218 Y219 A220 K221 P222 T223 N224 E225 H226 G227 G228 I229 T230 K231 A232 N233 T234 Q235 V236 E237 K238 K239 Y240 Y241 R242 T243 G244

D245 N246 G247 N248 P249 E250 T251 V252 F253 Y254 T255 E256 E257 A258 D259 V260 L261 T262 P263 D264 T265 H266 L267 V268 H269 A270 V271 P272 A273 A274 D275 R276 A277 K278 V279 E280 G281 L282 S283 Q284 H285 P288 N289 R290 P291 N292 F293 I294 G295 F296 R297 D298 C299 F300 V301 G302 L303 M304 Y305

Y306 N307 S308 G309 G310 N311 L312 G313 V314 L315 A316 G317 Q318 S319 S320 Q321 L322 N323 A324 V325 V326 D327 L328 Q329 D330 R331 N332 T333 E334 L335 S336 Y337 Q338 M339 L340 L341 A342 N343 T344 T345 D346 R347 S348 R349 Y350 F351 S352 M353 W354 N355 Q356 A357 M358 D359 S360 Y361 D362 P363 E364 V365

R366 V367 I368 D369 N370 V371 G372 V373 E374 D375 E376 M377 P378 N379 Y380 C381 F382 P383 L384 S385 G386 V387 Q388 I389 G390 N391 R392 S393 H394 E395 V396 Q397 R398 N399 Q400 Q401 Q402 W403 Q404 N405 V406 A407 N408 S409 D410 N411 N412 Y413 I414 G415 K416 G417 N418 L419 P420 A421 M422 E423 I424 N425

L426 A427 A428 N429 L430 W431 R432 S433 F434 L435 Y436 S437 N438 V439 A440 L441 Y442 L443 P444 D445 N446 L447 K448 F449 T450 P451 H452 N453 I454 Q455 L456 P457 P458 N459 T460 N461 T462 Y463 E464 Y465 M466 N467 G468 R469 I470 P471 V472 S473 G474 L475 I476 D477 T478 Y479 V480 N481 I482 G483 T484 R485

W486 S487 P488 D489 V490 N491 D492 N493 V494 N495 P496 F497 N498 H499 H500 R501 N502 S503 G504 L505 R506 Y507 R508 S509 Q510 L511 L512 G513 N514 G515 R516 F517 C518 D519 F520 H521 I522 Q523 V524 P525 Q526 K527 F528 F529 A530 I531 R532 N533 L534 L535 L536 L537 P538 G539 T540 Y541 T542 Y543 E544 W545

S546 F547 R548 K549 D550 V551 N552 M553 I554 L555 Q556 S557 T558 L559 G560 N561 D562 L563 R564 V565 D566 G567 A568 T569 V570 N571 I572 T573 S574 V575 N576 L577 Y578 A579 S580 F581 F582 P583 M584 S585 H586 N587 T588 A589 S590 T591 L592 E593 A594 M595 L596 R597 N598 D599 T600 N601 D602 Q603 S604 F605

N606 D607 Y608 L609 S610 A611 A612 N613 M614 L615 Y616 P617 I618 P619 P620 N621 A622 T623 Q624 L625 P626 I627 P628 S629 R630 N631 W632 A633 A634 F635 R636 G637 W638 S639 L640 T641 R642 L643 K644 Q645 R646 E647 T648 P649 A650 L651 G652 S653 P654 F655 D656 P657 Y658 F659 T660 Y661 S662 G663 T664 I665

P666 Y667 L668 D669 G670 T671 F672 Y673 L674 S675 H676 T677 F678 R679 K680 V681 A682 I683 Q684 F685 D686 S687 S688 V689 T690 W691 P692 G693 N694 D695 R696 L697 L698 T699 P700 N701 E702 F703 E704 I705 K706 I707 S708 V709 D710 G711 E712 G713 Y714 N715 V716 A717 Q718 S719 N720 M721 T722 K723 D724 W725

F726 L727 V728 Q729 M730 L731 A732 N733 Y734 N735 I736 G737 Y738 Q739 G740 Y741 H742 L743 P744 P745 D746 Y747 K748 D749 R750 T751 F752 S753 F754 L755 H756 N757 F758 I759 P760 M761 C762 R763 Q764 V765 P766 N767 P768 A769 T770 E771 G772 Y773 F774 G775 L776 G777 I778 V779 N780 H781 R782 T783 T784 P785

A786 Y787 W788 F789 R790 F791 C792 R793 A794 P795 R796 E797 G798 H799 P800 Y801 P802 Q803 L804 A805 L806 P807 P808 H809 W810 D811 P812 R813 H814 A815 L816 R817 D818 P819 E820 R821 K822 F823 L824 C825 D826 R827 T828 L829 W830 R831 I832 P833 F834 S835 S836 N837 F838 M839 S840 M841 G842 S843 L844 T845

D846 L847 G848 Q849 N850 L851 L852 Y853 A854 N855 A856 A857 H858 A859 L860 D861 M862 T863 F864 E865 M866 D867 P868 I869 N870 E871 P872 T873 L874 L875 Y876 V877 L878 F879 E880 V881 F882 D883 V884 A885 R886 V887 H888 Q889 P890 H891 R892 G893 V894 I895 E896 V897 V898 Y899 L900 R901 T902 P903 F904 S905

A906 G907 N908 A909 THR THR

- Molecule 1: HEXON PROTEIN

Chain C: 88% 44% 49% 5%

MET ALA THR PRO SER MET L7 P8 Q9 W10 S11 Y12 M13 H14 I15 A16 G17 Q18 D19 A20 S21 E22 Y23 L24 S25 P26 G27 L28 V29 Q30 F31 A32 Q33 A34 T35 E36 S37 Y38 F39 N40 I41 G42 N43 K44 F45 R46 N47 P48 T49 V50 A51 P52 T53 H54 D55 V56 T57 T58 E59 R60

S61 Q62 R63 L64 Q65 L66 R67 F68 V69 P70 V71 D72 R73 E74 D75 T76 Q77 Y78 K81 T82 R83 F84 Q85 L86 A87 V88 G89 D90 N91 R92 V93 L94 D95 M96 A97 S98 T99 Y100 F101 D102 I103 R104 G105 T106 L107 D108 R109 G110 A111 S112 F113 K114 P115 Y116 S117 G118 T119 A120 Y121

N122 S123 F124 A125 P126 K127 S128 A129 P130 N131 N132 T133 Q134 F135 R136 Q137 A138 N139 N140 G141 H142 P143 A144 Q145 T146 I147 A148 Q149 A150 S151 Y152 V153 A154 T155 I156 G157 G158 A159 N160 N161 D162 L163 Q164 M165 G166 V167 D168 E169 R170 Q171 L172 P173 V174 Y175 A176 N177 T178 T179 Y180 Q181

P182 E183 P184 Q185 L186 G187 I188 E189 G190 W191 T192 A193 G194 S195 M196 A197 V198 I199 D200 Q201 A202 G203 G204 R205 V206 L207 R208 N209 P210 T211 Q212 T213 P214 C215 Y216 G217 S218 Y219 A220 K221 P222 T223 N224 E225 H226 G227 G228 I229 T230 K231 A232 N233 T234 Q235 V236 E237 K238 K239 Y240 Y241

R242 T243 G244 D245 N246 G247 N248 P249 E250 T251 V252 F253 Y254 T255 E256 E257 A258 D259 V260 L261 T262 P263 D264 T265 H266 L267 V268 H269 A270 V271 P272 A273 A274 D275 R276 A277 K278 V279 E280 G281 L282 S283 Q284 H285 A286 A287 P288 N289 R290 P291 N292 F293 I294 G295 F296 R297 D298 C299 F300 V301

G302 L303 M304 Y305 Y306 N307 S308 G309 G310 N311 L312 G313 Y314 L315 A316 G317 Q318 S319 S320 Q321 L322 N323 A324 V325 V326 D327 L328 Q329 D330 R331 N332 T333 E334 L335 S336 Y337 Q338 M339 L340 L341 A342 N343 T344 T345 D346 R347 S348 R349 Y350 F351 S352 M353 W354 N355 Q356 A357 M358 D359 S360 Y361

D362 P363 E364 V365 R366 V367 I368 D369 N370 V371 G372 V373 E374 D375 E376 M377 P378 N379 Y380 C381 F382 P383 L384 S385 G386 V387 Q388 I389 G390 N391 R392 S393 H394 E395 V396 Q397 R398 N399 Q400 Q401 Q402 W403 Q404 N405 V406 A407 N408 S409 D410 N411 N412 Y413 I414 G415 K416 G417 N418 L419 P420 A421

M422 E423 I424 N425 L426 A427 A428 M429 L430 W431 R432 S433 F434 L435 Y436 S437 N438 V439 A440 L441 Y442 L443 D444 D445 N446 L447 K448 F449 T450 P451 H452 N453 I454 Q455 L456 P457 P458 N459 T460 M461 T462 Y463 E464 Y465 M466 N467 G468 R469 I470 P471 V472 S473 G474 L475 I476 D477 T478 Y479 V480 N481

I482 G483 T484 R485 W486 S487 P488 D489 V490 M491 D492 N493 V494 N495 P496 F497 N498 H499 H500 R501 N502 S503 G504 L505 R506 Y507 R508 S509 Q510 L511 L512 G513 N514 G515 R516 F517 C518 D519 F520 H521 I522 Q523 Y524 V525 Q526 K527 F528 F529 A530 I531 R532 N533 L534 L535 L536 L537 P538 G539 T540 Y541

T542 Y543 E544 W545 S546 F547 R548 K549 D550 V551 N552 M553 I554 L555 Q556 S557 T558 L559 G560 N561 D562 L563 R564 V565 D566 G567 A568 T569 V570 N571 I572 T573 S574 V575 N576 L577 Y578 A579 S580 F581 F582 P583 M584 S585 H586 N587 T588 A589 S590 T591 L592 E593 A594 M595 L596 R597 N598 D599 T600 N601

D602 Q603 S604 F605 N606 D607 Y608 L609 S610 A611 A612 N613 M614 L615 Y616 P617 I618 P619 P620 N621 A622 T623 Q624 L625 P626 I627 P628 S629 R630 N631 W632 A633 A634 F635 R636 G637 W638 S639 L640 T641 R642 L643 K644 Q645 R646 E647 T648 P649 A650 L651 G652 S653 P654 F655 D656 P657 Y658 F659 T660 Y661

S662 G663 T664 I665 P666 Y667 L668 D669 G670 T671 F672 Y673 L674 S675 H676 T677 F678 R679 K680 V681 A682 I683 Q684 F685 D686 S687 S688 V689 T690 W691 P692 G693 N694 D695 R696 L697 L698 T699 P700 N701 E702 F703 E704 I705 K706 I707 S708 V709 D710 G711 E712 G713 Y714 N715 V716 A717 Q718 S719 N720 M721

T722 K723 D724 W725 F726 L727 V728 Q729 N733 Y734 N735 I736 G737 Y738 Q739 Q740 Y741 H742 L743 P744 P745 D746 Y747 K748 D749 R750 T751 F752 S753 F754 L755 H756 N757 F758 I759 P760 M761 C762 R763 Q764 V765 P766 N767 P768 A769 T770 E771 G772 Y773 F774 G775 L776 G777 I778 V779 N780 H781 R782 T783

T784 P785 A786 Y787 W788 F789 R790 F791 C792 R793 A794 P795 R796 E797 G798 H799 P800 Y801 P802 Q803 L804 A805 L806 P807 P808 H809 W810 D811 P812 R813 H814 A815 L816 R817 D818 P819 E820 R821 K822 F823 L824 C825 D826 R827 T828 L829 W830 R831 I832 P833 F834 S835 S836 N837 F838 M839 S840 M841 G842 S843

L844 T845 D846 L847 G848 Q849 N850 L851 L852 Y853 A854 N855 A856 A857 H858 A859 L860 D861 M862 T863 F864 E865 M866 D867 P868 I869 N870 E871 P872 T873 L874 L875 Y876 V877 L878 F879 E880 V881 F882 D883 V884 A885 R886 V887 H888 Q889 P890 H891 R892 G893 V894 I895 E896 V897 V898 Y899 L900 R901 T902 P903

F904 S905 A906 G907 N908 A909 THR THR

- Molecule 1: HEXON PROTEIN

Chain D: 92% 42% 50% 5%

MET ALA THR PRO SER MET L7 P8 Q9 W10 S11 Y12 M13 H14 I15 A16 G17 Q18 D19 A20 S21 E22 Y23 L24 S25 P26 G27 L28 V29 Q30 F31 A32 Q33 A34 T35 E36 S37 Y38 F39 M40 I41 G42 N43 K44 F45 R46 M47 P48 T49 V50 A51 P52 T53 H54 D55 V56 T57 T58 E59 R60

S61 Q62 R63 L64 Q65 L66 R67 F68 V69 P70 V71 D72 R73 E74 D75 T76 Q77 Y78 S79 Y80 K81 T82 R83 F84 Q85 L86 A87 V88 G89 D90 N91 R92 V93 L94 D95 M96 A97 S98 T99 Y100 F101 D102 I103 R104 G105 T106 L107 D108 R109 G110 A111 S112 F113 K114 P115 Y116 S117 G118 T119 A120

Y121 N122 S123 F124 A125 P126 K127 S128 A129 P130 N131 N132 T133 Q134 F135 R136 Q137 A138 N139 N140 G141 H142 P143 A144 Q145 T146 I147 A148 Q149 A150 S151 Y152 V153 A154 T155 I156 G157 G158 A159 N160 N161 D162 L163 Q164 M165 G166 V167 D168 E169 R170 Q171 L172 P173 V174 Y175 A176 N177 T178 T179 Y180

Q181 P182 E183 P184 Q185 L186 G187 I188 E189 G190 W191 T192 A193 G194 S195 M196 A197 V198 I199 D200 Q201 A202 G203 G204 R205 V206 L207 R208 N209 P210 T211 Q212 T213 P214 C215 Y216 G217 S218 Y219 A220 K221 P222 T223 N224 E225 H226 G227 G228 I229 T230 K231 A232 N233 T234 Q235 V236 E237 K238 K239 Y240

Y241 R242 T243 G244 D245 N246 G247 N248 P249 E250 T251 V252 F253 Y254 T255 E256 E257 A258 D259 V260 L261 T262 P263 D264 T265 H266 L267 V268 H269 A270 V271 P272 A273 A274 D275 R276 A277 K278 V279 E280 G281 L282 S283 Q284 H285 A286 A287 P288 N289 R290 P291 N292 F293 I294 G295 F296 R297 D298 C299 F300

V301 G302 L303 M304 Y305 Y306 N307 S308 G309 G310 N311 L312 G313 V314 L315 A316 G317 Q318 S319 S320 Q321 L322 N323 A324 V325 V326 D327 L328 Q329 D330 R331 N332 T333 E334 L335 S336 Y337 Q338 A342 N343 T344 T345 D346 R347 S348 R349 Y350 F351 S352 M353 W354 N355 Q356 A357 M358 D359 S360 Y361 D362

P363 E364 V365 R366 V367 I368 D369 N370 V371 G372 V373 E374 D375 E376 M377 P378 N379 Y380 C381 F382 P383 L384 S385 G386 V387 Q388 I389 G390 N391 R392 S393 H394 E395 V396 Q397 R398 N399 Q400 Q401 Q402 W403 Q404 N405 V406 A407 N408 S409 D410 N411 N412 Y413 I414 G415 K416 G417 N418 L419 P420 A421 M422

E423 I424 N425 L426 A427 A428 N429 L430 W431 R432 S433 F434 L435 Y436 S437 N438 V439 A440 L441 Y442 L443 P444 D445 N446 L447 K448 F449 T450 P451 H452 N453 I454 Q455 L456 P457 P458 N459 T460 N461 T462 Y463 E464 Y465 M466 N467 G468 R469 I470 P471 V472 S473 G474 L475 I476 D477 T478 Y479 V480 N481 I482

G483 T484 R485 W486 S487 P488 D489 V490 M491 D492 N493 V494 N495 P496 F497 N498 H499 H500 R501 N502 S503 G504 L505 R506 Y507 R508 L511 L512 G513 N514 G515 R516 F517 C518 D519 F520 H521 I522 Q523 V524 P525 Q526 K527 F528 F529 A530 I531 R532 N533 L534 L535 L536 L537 P538 G539 T540 Y541 T542 Y543

E544 W545 S546 F547 R548 K549 D550 V551 N552 H553 I554 L555 Q556 S557 T558 L559 G560 N561 D562 L563 R564 V565 D566 G567 A568 T569 V570 N571 I572 T573 S574 V575 N576 L577 Y578 A579 S580 F581 F582 P583 M584 S585 H586 N587 T588 A589 S590 T591 L592 E593 A594 M595 L596 R597 N598 D599 T600 N601 D602 Q603

S604 F605 N606 D607 Y608 L609 S610 A611 A612 N613 M614 L615 Y616 P617 I618 P619 P620 N621 A622 T623 Q624 L625 P626 I627 P628 S629 R630 N631 W632 A633 A634 F635 R636 G637 W638 S639 L640 T641 R642 L643 K644 Q645 R646 E647 T648 P649 A650 L651 G652 S653 P654 F655 D656 P657 Y658 F659 T660 Y661 S662 G663

T664 I665 P666 Y667 L668 D669 G670 T671 F672 Y673 L674 S675 H676 T677 F678 R679 K680 V681 A682 I683 Q684 F685 D686 S687 S688 V689 T690 W691 P692 G693 N694 D695 R696 L697 L698 T699 P700 N701 E702 F703 E704 I705 K706 I707 S708 V709 D710 G711 E712 G713 Y714 N715 V716 A717 Q718 S719 N720 M721 T722 K723

D724 W725 F726 L727 V728 Q729 M730 L731 A732 N733 Y734 N735 I736 G737 Y738 Q739 G740 Y741 H742 L743 P744 P745 D746 Y747 K748 D749 R750 T751 F752 S753 F754 L755 H756 N757 F758 I759 P760 M761 C762 R763 Q764 V765 P766 N767 P768 A769 T770 E771 G772 Y773 F774 G775 L776 G777 I778 V779 N780 H781 R782 T783

T784 P785 A786 Y787 W788 F789 R790 F791 C792 R793 A794 P795 R796 E797 G798 H799 P800 Y801 P802 Q803 L804 A805 L806 P807 P808 H809 W810 D811 P812 R813 H814 A815 L816 R817 D818 P819 E820 R821 K822 F823 L824 C825 D826 R827 T828 L829 W830 R831 I832 P833 F834 S835 S836 N837 F838 M839 S840 M841 G842 S843

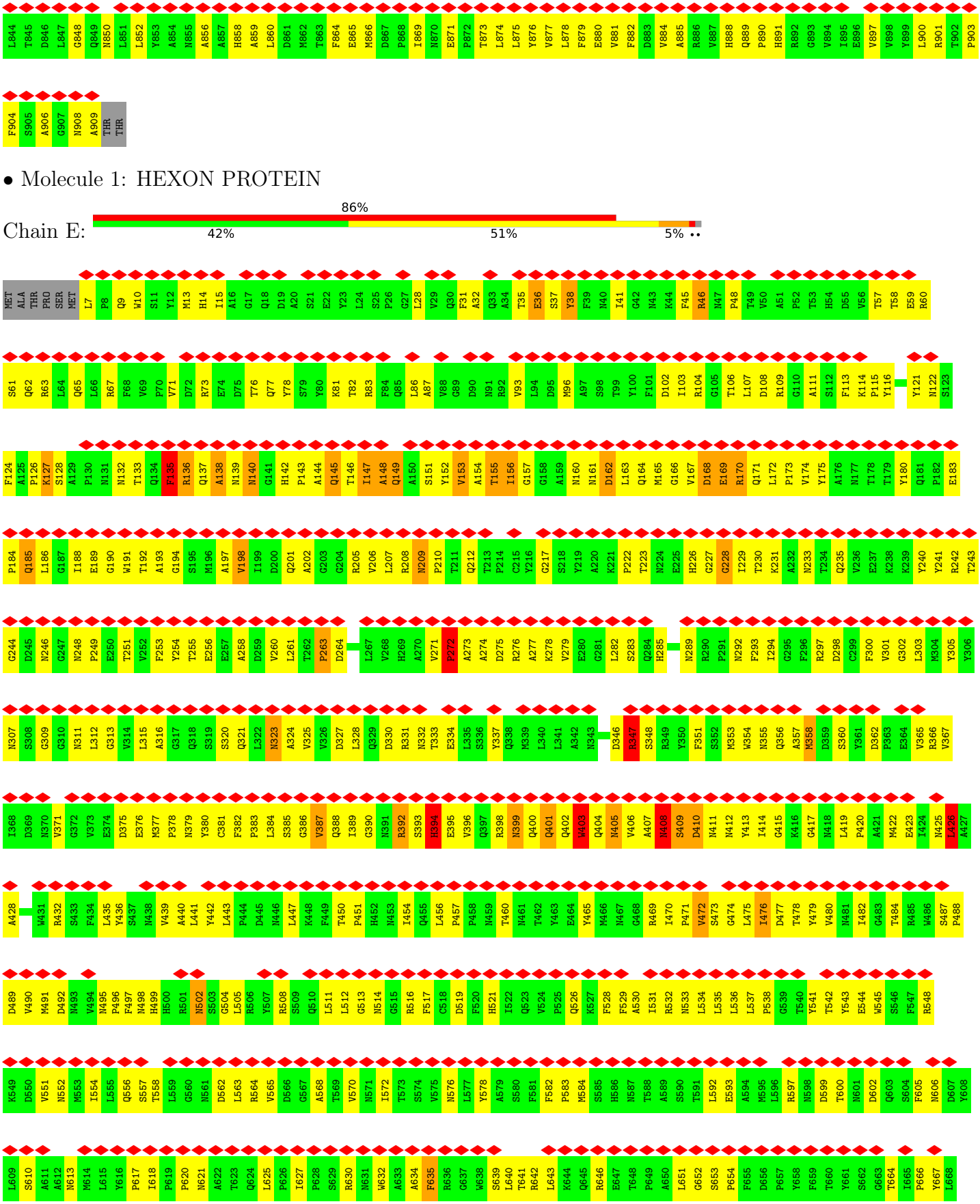
L844 T845 D846 L847 G848 Q849 N850 L851 L852 Y853 A854 N855 A856 A857 H858 A859 L860 D861 M862 T863 F864 E865 M866 D867 P868 I869 N870 E871 P872 T873 L874 L875 Y876 V877 L878 F879 E880 V881 F882 D883 V884 A885 R886 V887 H888 Q889 P890 H891 R892 G893 V894 I895 E896 V897 V898 Y899 L900 R901 T902 P903
F904 S905 A906 G907 N908 A909 THR THR
• Molecule 1: HEXON PROTEIN
Chain E:
86%
42%
51%
5%
MET ALA THR PRO SER MET L7 P8 Q9 W10 S11 Y12 M13 H14 I15 A16 G17 Q18 D19 A20 S21 E22 Y23 L24 S25 P26 G27 L28 V29 Q30 F31 A32 Q33 A34 T35 E36 S37 Y38 F39 N40 I41 G42 N43 K44 F45 R46 N47 P48 T49 V50 A51 P52 T53 H54 D55 V56 T57 T58 E59 R60
S61 Q62 R63 L64 Q65 L66 R67 F68 V69 P70 V71 D72 R73 E74 D75 T76 Q77 Y78 S79 Y80 K81 T82 R83 F84 Q85 L86 A87 V88 G89 D90 N91 R92 V93 L94 D95 M96 A97 S98 T99 Y100 F101 D102 I103 R104 G105 T106 L107 D108 R109 G110 A111 S112 F113 K114 P115 Y116 Y121 N122 S123
F124 A125 P126 K127 S128 A129 P130 N131 N132 T133 Q134 F135 R136 Q137 A138 N139 N140 G141 H142 P143 A144 Q145 T146 I147 A148 Q149 A150 S151 Y152 V153 A154 T155 I156 G157 G158 A159 N160 N161 D162 L163 Q164 M165 G166 V167 D168 E169 R170 Q171 L172 P173 V174 Y175 A176 N177 T178 T179 Y180 Q181 P182 E183
P184 Q185 L186 G187 I188 E189 G190 W191 T192 A193 G194 S195 M196 A197 V198 I199 D200 Q201 A202 G203 G204 R205 V206 L207 R208 N209 P210 T211 Q212 T213 P214 C215 Y216 G217 S218 Y219 A220 K221 P222 T223 N224 E225 H226 G227 G228 I229 T230 K231 A232 N233 T234 Q235 V236 E237 K238 K239 Y240 Y241 R242 T243
G244 D245 N246 G247 N248 P249 E250 T251 V252 F253 Y254 T255 E256 E257 A258 D259 V260 L261 T262 P263 D264 L267 V268 H269 A270 V271 P272 A273 A274 D275 R276 A277 K278 V279 E280 G281 L282 S283 Q284 H285 N289 R290 P291 N292 F293 I294 G295 F296 R297 D298 C299 F300 V301 G302 L303 M304 Y305 Y306
N307 S308 G309 G310 N311 L312 G313 V314 L315 A316 G317 Q318 S319 S320 Q321 L322 N323 A324 V325 V326 D327 L328 Q329 D330 R331 N332 T333 E334 L335 S336 Y337 Q338 M339 L340 L341 A342 N343 D346 R347 S348 R349 Y350 F351 S352 M353 W354 N355 Q356 A357 M358 D359 S360 Y361 D362 P363 E364 V365 R366 V367
I368 D369 N370 V371 G372 V373 E374 D375 E376 M377 P378 N379 Y380 C381 F382 P383 L384 S385 G386 V387 Q388 I389 G390 N391 R392 S393 H394 E395 V396 Q397 R398 N399 Q400 Q401 Q402 W403 Q404 N405 V406 A407 N408 S409 D410 N411 N412 Y413 I414 G415 K416 G417 M418 L419 P420 A421 M422 E423 I424 N425 L426 A427
A428 W431 R432 S433 F434 L435 Y436 S437 N438 V439 A440 L441 Y442 L443 P444 D445 N446 L447 K448 F449 T450 P451 H452 N453 I454 Q455 L456 P457 P458 N459 T460 N461 T462 Y463 E464 Y465 M466 N467 G468 R469 I470 P471 V472 S473 G474 L475 I476 D477 T478 Y479 V480 N481 I482 G483 T484 R485 W486 S487 P488
D489 V490 M491 D492 N493 V494 N495 P496 F497 N498 H499 H500 R501 N502 S503 G504 L505 R506 Y507 R508 S509 Q510 L511 L512 G513 N514 G515 R516 F517 C518 D519 F520 H521 I522 Q523 V524 P525 Q526 K527 F528 F529 A530 I531 R532 N533 L534 L535 L536 L537 P538 G539 T540 Y541 T542 Y543 E544 W545 S546 F547 R548
K549 D550 V551 N552 M553 I554 L555 Q556 S557 T558 L559 G560 N561 D562 L563 R564 V565 D566 G567 A568 T569 V570 N571 I572 T573 S574 V575 N576 L577 Y578 A579 S580 F581 F582 P583 N584 S585 H586 N587 T588 A589 S590 T591 L592 E593 A594 M595 L596 R597 N598 D599 T600 N601 D602 Q603 S604 F605 N606 D607 Y608
L609 S610 A611 A612 N613 M614 L615 Y616 P617 I618 P619 P620 N621 A622 T623 Q624 L625 P626 I627 P628 S629 R630 N631 W632 A633 A634 F635 R636 G637 W638 S639 L640 T641 R642 L643 K644 Q645 R646 E647 T648 P649 A650 L651 G652 S653 P654 F655 D656 P657 Y658 F659 T660 Y661 S662 G663 T664 I665 P666 Y667 L668

D669 G670 T671 F672 Y673 L674 T677 F678 R679 K680 V681 A682 I683 Q684 F685 D686 S687 S688 V689 T690 W691 P692 G693 N694 D695 R696 L697 L698 T699 P700 F703 E704 I705 K706 I707 S708 V709 D710 G711 E712 G713 Y714 N715 V716 A717 Q718 S719 N720 M721 T722 K723 D724 W725 F726 L727 V728 Q729 M730

L731 A732 N733 Y734 N735 I736 G737 Y738 Q739 G740 Y741 H742 L743 P744 P745 D746 Y747 K748 D749 R750 T751 F752 S753 F754 L755 I759 P760 M761 C762 R763 Q764 V765 P766 N767 P768 A769 T770 E771 G772 Y773 F774 G775 L776 G777 I778 V779 N780 H781 R782 T783 T784 P785 A786 Y787 W788 F789 R790 F791 G792

R793 A794 P795 R796 E797 G798 H799 P800 Y801 P802 Q803 L804 A805 L806 P807 P808 H809 W810 D811 P812 R813 H814 A815 L816 R817 D818 P819 E820 R821 K822 F823 L824 C825 D826 R827 T828 L829 W830 R831 I832 P833 F834 S835 S836 N837 F838 M839 S840 M841 G842 S843 L844 T845 D846 L847 G848 Q849 N850 L851 L852

Y853 A854 N855 A856 A857 H858 A859 L860 D861 M862 T863 F864 E865 M866 D867 P868 I869 N870 E871 P872 T873 L874 L875 Y876 V877 L878 F879 E880 V881 F882 D883 V884 A885 R886 V887 H888 Q889 P890 H891 R892 G893 V894 I895 E896 V897 V898 Y899 L900 R901 T902 P903 F904 S905 A906 G907 N908 A909 THR THR

- Molecule 1: HEXON PROTEIN

Chain F: 89% 44% 50% 5%

MET ALA THR PRO SER MET L7 P8 Q9 W10 S11 Y12 M13 H14 I15 A16 G17 Q18 D19 A20 S21 E22 Y23 L24 S25 P26 G27 L28 V29 Q30 F31 A32 Q33 A34 T35 E36 S37 Y38 F39 N40 I41 G42 N43 K44 F45 R46 M47 P48 T49 V50 A51 P52 T53 H54 D55 V56 T57 T58 E59 R60

S61 Q62 R63 L64 Q65 L66 R67 F68 V69 P70 V71 D72 R73 E74 D75 T76 Q77 Y78 S79 Y80 K81 T82 R83 F84 Q85 L86 A87 V88 G89 D90 N91 R92 V93 L94 D95 M96 A97 S98 T99 Y100 F101 D102 I103 R104 G105 T106 L107 D108 R109 G110 A111 S112 F113 K114 P115 Y116 S117 G118 T119 A120

Y121 N122 S123 F124 A125 P126 K127 S128 A129 P130 N131 N132 T133 Q134 F135 R136 Q137 A138 N139 N140 G141 H142 P143 A144 Q145 T146 I147 A148 Q149 A150 S151 Y152 V153 A154 T155 I156 G157 G158 A159 N160 N161 D162 L163 Q164 M165 G166 V167 D168 E169 R170 Q171 L172 P173 V174 Y175 A176 N177 T178 T179 Y180

Q181 P182 E183 P184 Q185 L186 G187 I188 E189 G190 W191 T192 A193 G194 A197 V198 I199 D200 Q201 A202 G203 G204 R205 V206 L207 R208 N209 P210 T211 Q212 T213 P214 C215 Y216 G217 S218 Y219 A220 K221 P222 T223 N224 E225 H226 G227 G228 I229 T230 K231 A232 N233 T234 Q235 V236 E237 K238 K239 Y240 Y241

R242 T243 G244 D245 N246 G247 N248 P249 E250 T251 V252 F253 Y254 T255 E256 E257 A258 D259 V260 L261 T262 P263 D264 T265 H266 L267 V268 H269 A270 V271 P272 A273 A274 D275 R276 A277 K278 V279 E280 G281 L282 S283 Q284 H285 A286 A287 P288 N289 R290 P291 N292 F293 I294 G296 F296 R297 D298 C299 F300 V301

G302 L303 M304 Y305 Y306 N307 S308 G309 G310 N311 L312 G313 V314 L315 A316 G317 Q318 S319 S320 Q321 L322 N323 A324 V325 V326 D327 L328 Q329 D330 R331 N332 T333 E334 L335 S336 Y337 Q338 M339 L340 L341 A342 N343 T344 T345 D346 R347 S348 R349 Y350 F351 S352 M353 W354 N355 Q356 A357 M358 D359 S360 Y361

D362 P363 E364 V365 R366 V367 I368 D369 N370 V371 G372 V373 E374 D375 E376 M377 P378 N379 Y380 C381 F382 P383 L384 S385 G386 V387 Q388 I389 G390 N391 R392 S393 H394 E395 V396 Q397 R398 N399 Q400 Q401 Q402 W403 Q404 N405 V406 A407 N408 S409 D410 N411 N412 Y413 I414 G415 K416 G417 N418 L419 P420 A421

M422 E423 I424 N425 L426 A427 A428 N429 L430 W431 R432 S433 F434 L435 Y436 S437 N438 V439 A440 L441 Y442 L443 P444 D445 N446 L447 K448 F449 T450 P451 H452 N453 I454 Q455 L456 P457 P458 N459 T460 N461 T462 Y463 E464 Y465 M466 N467 G468 R469 I470 P471 V472 S473 G474 L475 I476 D477 T478 Y479 V480 N481

I482 G483 T484 R485 W486 S487 P488 D489 V490 M491 D492 N493 V494 N495 P496 F497 N498 H499 H500 R501 N502 S503 G504 L505 R506 Y507 R508 S509 Q510 L511 L512 G513 N514 G515 R516 F517 C518 D519 F520 H521 I522 Q523 V524 P525 Q526 K527 F528 F529 A530 I531 R532 N533 L534 L535 L536 L537 P538 G539 T540 Y541

T542 Y543 E544 W545 S546 F547 R548 K549 D550 V551 N552 M553 I554 L555 Q556 S557 T558 N561 D562 L563 R564 V565 D566 G567 A568 T569 V570 N571 I572 T573 S574 V575 N576 L577 Y578 A579 S580 F581 F582 P583 M584 S585 H586 N587 T588 A589 S590 T591 L592 E593 A594 M595 L596 R597 N598 D599 T600 N601 D602

Q603 S604 F605 N606 D607 Y608 L609 S610 A611 A612 N613 M614 L615 Y616 P617 I618 P619 P620 N621 A622 T623 Q624 L625 P626 I627 P628 S629 R630 N631 W632 A633 A634 F635 R636 G637 W638 S639 L640 T641 R642 L643 K644 Q645 R646 E647 T648 P649 A650 L651 G652 S653 P654 F655 D656 P657 Y658 F659 T660 Y661 S662

G663 T664 I665 P666 Y667 L668 D669 G670 T671 F672 Y673 L674 S675 H676 T677 F678 R679 K680 V681 A682 I683 Q684 F685 D686 S687 S688 V689 T690 W691 P692 G693 N694 D695 R696 L697 L698 T699 P700 N701 E702 F703 E704 I705 K706 I707 S708 V709 D710 G711 E712 G713 Y714 N715 V716 A717 Q718 S719 N720 M721 T722

K723 D724 W725 F726 L727 V728 Q729 M730 L731 A732 N733 Y734 N735 I736 G737 Y738 Q739 G740 Y741 H742 L743 P744 P745 D746 Y747 K748 D749 R750 T751 F752 S753 F754 L755 H756 N757 F758 I759 P760 M761 C762 R763 Q764 V765 P766 N767 P768 A769 T770 E771 G772 Y773 F774 G775 L776 G777 I778 V779 N780 H781 R782

T783 T784 P785 A786 Y787 W788 F789 R790 F791 C792 R793 A794 P795 R796 E797 G798 H799 P800 Y801 P802 Q803 L804 A805 L806 P807 P808 H809 W810 D811 P812 R813 H814 A815 L816 R817 D818 P819 E820 R821 K822 F823 L824 C825 D826 R827 T828 L829 W830 R831 I832 P833 F834 S835 S836 N837 F838 M839 S840 M841 G842

S843 L844 T845 D846 L847 G848 Q849 N850 L851 L852 Y853 A854 N855 A856 A857 H858 A859 L860 D861 M862 T863 F864 E865 M866 I869 N870 E871 P872 T873 L874 L875 Y876 V877 L878 F879 E880 V881 F882 D883 V884 A885 R886 V887 H888 Q889 P890 H891 R892 G893 V894 I895 E896 V897 V898 Y899 L900 R901 T902 P903

F904 S905 A906 G907 N908 A909 THR THR

- Molecule 1: HEXON PROTEIN

Chain G: 85% 41% 52% 5%

MET ALA THR PRO SER MET L7 P8 Q9 W10 S11 Y12 M13 H14 I15 A16 G17 Q18 D19 A20 S21 E22 Y23 L24 S25 P26 G27 L28 V29 Q30 F31 A32 Q33 A34 T35 E36 S37 Y38 F39 N40 I41 G42 N43 K44 F45 R46 N47 P48 T49 V50 A51 P52 T53 H54 D55 V56 T57 T58 E59 R60

S61 Q62 R63 L64 Q65 L66 R67 F68 V69 P70 V71 D72 R73 E74 D75 T76 Q77 Y78 S79 Y80 K81 T82 R83 L86 A87 V88 G89 D90 N91 R92 V93 L94 D95 M96 A97 S98 T99 Y100 F101 D102 I103 R104 G105 T106 L107 D108 R109 G110 A111 S112 F113 K114 P115 Y116 S117 G118 T119 A120 Y121

N122 S123 F124 A125 P126 K127 S128 A129 P130 N131 N132 T133 Q134 F135 R136 Q137 A138 N139 N140 G141 H142 P143 A144 Q145 T146 I147 A148 Q149 A150 S151 Y152 V153 A154 T155 I156 G157 G158 A159 N160 N161 D162 L163 Q164 M165 G166 V167 D168 E169 R170 Q171 L172 P173 V174 Y175 A176 Y180 Q181 P182 E183

P184 Q185 L186 G187 I188 E189 G190 W191 T192 A193 G194 S195 M196 A197 V198 I199 D200 Q201 A202 G203 G204 R205 V206 L207 R208 N209 P210 T211 Q212 T213 P214 C215 Y216 G217 S218 Y219 A220 K221 P222 T223 N224 E225 H226 G227 G228 I229 T230 K231 A232 N233 T234 Q235 V236 E237 K238 Y239 Y240 Y241 R242 T243

G244 D245 N246 G247 N248 P249 E250 T251 V252 F253 Y254 T255 E256 E257 A258 D259 V260 L261 T262 P263 D264 T265 H266 L267 A270 V271 P272 A273 A274 D275 R276 A277 K278 V279 E280 G281 L282 S283 Q284 H285 A286 A287 P288 N289 R290 P291 N292 F293 I294 G295 F296 R297 D298 C299 F300 V301 G302 L303 M304

Y305 Y306 N307 S308 G309 G310 N311 L312 G313 V314 L315 A316 G317 Q318 S319 S320 Q321 L322 N323 A324 V325 V326 D327 L328 Q329 D330 R331 N332 T333 E334 L335 S336 Y337 Q338 M339 L340 L341 A342 N343 T344 T345 D346 R347 S348 R349 Y350 F351 S352 M353 W354 N355 Q356 A357 M358 D359 S360 Y361 D362 P363 E364

V365 R366 V367 I368 D369 N370 V371 G372 V373 E374 D375 E376 M377 P378 N379 Y380 C381 F382 P383 L384 S385 G386 V387 Q388 I389 G390 N391 R392 S393 H394 E395 V396 Q397 R398 N399 Q400 Q401 Q402 W403 Q404 N405 V406 A407 N408 S409 D410 N411 N412 Y413 I414 G415 K416 G417 N418 L419 P420 A421 M422 E423 I424

N425 L426 A427 A428 N429 L430 W431 R432 L435 Y436 V439 A440 L441 Y442 L443 P444 D445 N446 L447 K448 F449 T450 P451 H452 N453 I454 Q455 L456 P457 P458 N459 T460 N461 T462 Y463 E464 Y465 M466 N467 G468 R469 I470 P471 V472 S473 G474 L475 I476 D477 T478 Y479 V480 N481 I482 G483 T484 R485 W486

S487 P488 D489 V490 M491 D492 N493 V494 N495 P496 F497 N498 H499 H500 R501 N502 S503 G504 L505 R506 Y507 R508 S509 Q510 L511 L512 G513 N514 G515 R516 F517 C518 D519 F520 H521 I522 Q523 V524 P525 Q526 K527 F528 F529 A530 I531 R532 N533 L534 L535 L536 L537 P538 G539 T540 Y541 T542 Y543 E544 W545 S546

F547 R548 K549 D550 V551 N552 M553 I554 L555 Q556 S557 T558 L559 G560 N561 D562 L563 R564 V565 D566 G567 A568 T569 V570 N571 I572 T573 S574 V575 N576 L577 Y578 A579 S580 F581 F582 P583 M584 S585 H586 N587 T588 A589 S590 T591 L592 E593 A594 M595 L596 R597 N598 D599 T600 N601 D602 Q603 S604 F605 N606

D607 S610 A611 A612 N613 M614 L615 Y616 P617 I618 P619 P620 N621 A622 T623 Q624 L625 P626 I627 P628 S629 R630 N631 W632 A633 A634 F635 R636 G637 W638 S639 L640 T641 R642 L643 K644 Q645 R646 E647 T648 P649 A650 L651 G652 S653 P654 F655 D656 P657 Y658 F659 T660 Y661 S662 G663 T664 I665 P666 Y667

L668 D669 G670 T671 F672 Y673 L674 S675 H676 T677 F678 R679 K680 V681 A682 I683 Q684 F685 D686 S687 S688 V689 T690 W691 P692 G693 N694 D695 R696 L697 L698 T699 P700 N701 E702 F703 E704 I705 K706 I707 S708 V709 D710 G711 E712 G713 Y714 N715 V716 A717 Q718 S719 N720 M721 T722 K723 D724 W725 F726 L727

V728 Q729 M730 L731 A732 N733 Y734 N735 I736 G737 Y738 Y741 H742 L743 P744 P745 D746 Y747 K748 D749 R750 T751 F752 S753 F754 L755 H756 N757 F758 I759 P760 M761 C762 R763 Q764 V765 P766 N767 P768 A769 T770 E771 G772 Y773 F774 G775 L776 G777 I778 V779 N780 H781 R782 T783 T784 P785 A786 Y787 W788

F789 R790 F791 C792 R793 A794 P795 R796 E797 G798 H799 P800 Y801 P802 Q803 L804 A805 L806 P807 P808 H809 W810 D811 P812 R813 H814 A815 L816 R817 D818 P819 E820 R821 K822 F823 L824 C825 D826 R827 T828 L829 W830 R831 I832 P833 F834 S835 S836 N837 F838 M839 S840 M841 G842 S843 L844 T845 D846 L847 G848

Q849 N850 L851 L852 Y853 A854 N855 A856 A857 H858 A859 L860 D861 M862 T863 F864 E865 M866 D867 P868 I869 N870 E871 P872 T873 L874 L875 Y876 V877 L878 F879 E880 V881 F882 D883 V884 A885 R886 V887 H888 Q889 P890 H891 R892 G893 V894 I895 E896 V897 V898 Y899 L900 R901 T902 P903 F904 S905 A906 G907 N908

A909 THR THR

- Molecule 1: HEXON PROTEIN

Chain H: 92% 43% 51% 5%

MET ALA THR PRO SER MET L7 P8 Q9 W10 S11 Y12 M13 H14 I15 A16 G17 Q18 D19 A20 S21 E22 Y23 L24 S25 P26 G27 L28 V29 Q30 F31 A32 Q33 A34 T35 E36 S37 Y38 F39 N40 I41 G42 N43 K44 F45 R46 N47 P48 T49 V50 A51 P52 T53 H54 D55 V56 T57 T58 E59 R60

S61 Q62 R63 L64 Q65 L66 R67 F68 V69 P70 V71 D72 R73 E74 D75 T76 Q77 Y78 S79 Y80 K81 T82 R83 F84 Q85 L86 A87 V88 G89 D90 N91 R92 V93 L94 D95 M96 A97 S98 T99 Y100 F101 D102 I103 R104 G105 T106 L107 D108 R109 G110 A111 S112 F113 K114 P115 Y116 S117 G118 T119 A120

Y121 N122 S123 F124 A125 P126 K127 S128 A129 P130 N131 N132 T133 Q134 F135 R136 Q137 A138 N139 N140 G141 H142 P143 A144 Q145 T146 I147 A148 Q149 A150 S151 Y152 V153 A154 T155 I156 G157 G158 A159 N160 N161 D162 L163 Q164 M165 G166 V167 D168 E169 R170 Q171 L172 P173 V174 Y175 A176 N177 T178 T179 Y180

Q181 P182 E183 P184 Q185 L186 G187 I188 E189 G190 W191 T192 A193 G194 S195 M196 A197 V198 I199 D200 Q201 A202 G203 G204 R205 V206 L207 R208 N209 P210 T211 Q212 T213 P214 C215 Y216 G217 S218 Y219 A220 K221 P222 T223 N224 E225 H226 G227 G228 I229 T230 K231 A232 N233 T234 Q235 V236 E237 K238 K239 Y240

Y241 R242 T243 G244 D245 N246 G247 N248 P249 E250 T251 V252 F253 Y254 T255 E256 E257 A258 D259 V260 L261 T262 P263 D264 T265 H266 L267 V268 H269 A270 V271 P272 A273 A274 D275 R276 A277 K278 V279 E280 G281 L282 S283 Q284 H285 A286 A287 P288 N289 R290 P291 N292 F293 I294 G295 F296 R297 D298 C299 F300

V301 G302 L303 M304 Y305 Y306 N307 S308 G309 G310 N311 L312 G313 V314 L315 A316 G317 G318 S319 S320 Q321 L322 N323 A324 V325 V326 D327 L328 Q329 D330 R331 N332 T333 E334 L335 S336 Y337 Q338 L341 A342 N343 T344 T345 D346 R347 S348 R349 Y350 F351 S352 M353 W354 N355 Q356 A357 M358 D359 S360 Y361

D362 P363 E364 V365 R366 V367 I368 D369 N370 V371 G372 V373 E374 D375 E376 M377 P378 N379 Y380 C381 F382 P383 L384 S385 G386 V387 Q388 I389 G390 N391 R392 S393 H394 E395 V396 Q397 R398 N399 Q400 Q401 Q402 W403 Q404 N405 V406 A407 N408 S409 D410 N411 N412 Y413 I414 G415 K416 G417 N418 L419 P420 A421

M422 E423 I424 N425 L426 A427 A428 W431 R432 L435 Y436 S437 N438 V439 A440 L441 Y442 L443 P444 D445 N446 L447 K448 F449 T450 P451 H452 N453 I454 Q455 L456 P457 P458 N459 T460 N461 T462 Y463 E464 Y465 M466 N467 G468 R469 I470 P471 V472 S473 G474 L475 I476 D477 T478 Y479 V480 N481 I482 G483

T484 R485 W486 S487 P488 D489 V490 M491 D492 N493 V494 N495 P496 F497 N498 H499 H500 R501 N502 S503 G504 L505 R506 Y507 R508 S509 Q510 L511 L512 G513 N514 G515 R516 F517 C518 D519 F520 H521 I522 Q523 V524 P525 Q526 K527 F528 F529 A530 I531 R532 N533 L534 L535 L536 L537 P538 G539 T540 Y541 T542 Y543

E544 W545 S546 F547 R548 K549 D550 V551 N552 H553 I554 L555 Q556 S557 T558 L559 G560 N561 D562 L563 R564 V565 D566 G567 A568 T569 V570 N571 I572 T573 S574 V575 N576 L577 Y578 A579 S580 F581 F582 P583 M584 S585 H586 N587 T588 A589 S590 T591 L592 E593 A594 M595 L596 R597 N598 D599 T600 N601 D602 Q603

S604 F605 N606 D607 Y608 L609 S610 A611 A612 N613 M614 L615 Y616 P617 I618 P619 P620 N621 A622 T623 Q624 L625 P626 I627 P628 S629 R630 N631 W632 A633 A634 F635 R636 G637 W638 S639 L640 T641 R642 L643 K644 Q645 R646 E647 T648 L651 G652 S653 P654 F655 Y658 F659 T660 Y661 S662 G663 T664 I665

P666 Y667 L668 D669 G670 T671 F672 Y673 L674 S675 H676 T677 F678 R679 K680 V681 A682 I683 Q684 F685 D686 S687 S688 V689 T690 W691 P692 G693 N694 D695 R696 L697 L698 T699 P700 N701 E702 F703 E704 I705 K706 I707 S708 V709 D710 G711 E712 G713 Y714 N715 V716 A717 Q718 S719 N720 M721 T722 K723 D724 W725

F726 L727 V728 Q729 M730 L731 A732 N733 Y734 N735 I736 G737 Y738 Q739 Q740 Y741 H742 L743 P744 P745 D746 Y747 K748 D749 R750 T751 F752 S753 F754 L755 H756 N757 F758 I759 P760 M761 C762 R763 Q764 V765 P766 N767 P768 A769 T770 E771 G772 Y773 F774 G775 L776 G777 I778 V779 N780 H781 R782 T783 T784 P785

A786 Y787 W788 F789 R790 F791 C792 R793 A794 P795 R796 E797 G798 H799 P800 Y801 P802 Q803 L804 A805 L806 P807 P808 H809 W810 D811 P812 R813 H814 A815 L816 R817 D818 P819 E820 R821 K822 F823 L824 C825 D826 R827 T828 L829 W830 R831 I832 P833 F834 S835 S836 N837 F838 M839 S840 M841 G842 S843 L844 T845

D846 L847 G848 Q849 N850 L851 L852 Y853 A854 N855 A856 A857 H858 A859 L860 D861 M862 T863 F864 E865 M866 D867 P868 I869 N870 E871 P872 T873 L874 L875 Y876 V877 L878 F879 E880 V881 F882 D883 V884 A885 R886 V887 H888 Q889 P890 H891 R892 G893 V894 I895 E896 V897 V898 Y899 L900 R901 T902 P903 F904 S905

A906 G907 N908 A909 THR THR

- Molecule 1: HEXON PROTEIN

Chain I: 85% 44% 50% 5%

MET ALA THR PRO SER MET L7 P8 Q9 W10 S11 Y12 M13 H14 I15 A16 G17 Q18 D19 A20 S21 E22 Y23 L24 S25 P26 G27 L28 V29 Q30 F31 A32 Q33 A34 T35 E36 S37 Y38 F39 N40 I41 G42 N43 K44 F45 R46 N47 P48 T49 V50 A51 P52 T53 H54 D55 V56 T57 T58 E59 R60

S61 Q62 R63 L64 Q65 L66 R67 F68 V69 P70 V71 D72 R73 E74 D75 T76 Q77 Y78 S79 Y80 K81 T82 R83 F84 Q85 L86 A87 V88 G89 D90 N91 R92 V93 L94 D95 M96 A97 S98 T99 Y100 F101 D102 I103 R104 G105 T106 L107 D108 R109 G110 A111 S112 F113 K114 P115 Y116 S117 G118 T119 A120

Y121 N122 S123 F124 A125 P126 K127 S128 A129 P130 N131 N132 T133 Q134 F135 R136 Q137 A138 N139 N140 G141 H142 P143 A144 Q145 T146 I147 A148 Q149 A150 S151 Y152 V153 A154 T155 I156 G157 G158 A159 N160 N161 D162 L163 Q164 M165 G166 V167 D168 E169 R170 Q171 L172 P173 V174 Y175 A176 N177 T178 T179 Y180

Q181 P182 E183 P184 Q185 L186 G187 I188 E189 G190 W191 T192 A193 G194 S195 M196 A197 V198 I199 D200 Q201 A202 G203 G204 R205 V206 L207 R208 N209 P210 T211 Q212 T213 P214 C215 Y216 G217 S218 Y219 P222 T223 H226 G227 G228 I229 T230 K231 A232 N233 T234 Q235 V236 E237 K238 K239 Y240 Y241 R242

T243 G244 D245 N246 G247 N248 P249 E250 T251 V252 F253 Y254 T255 E256 E257 A258 D259 V260 L261 T262 P263 D264 T265 H266 L267 V268 H269 A270 V271 P272 A273 A274 D275 R276 A277 K278 V279 E280 G281 L282 S283 Q284 H285 A286 A287 P288 N289 R290 P291 N292 F293 I294 G295 F296 R297 D298 C299 F300 V301 G302

L303 M304 Y305 Y306 N307 S308 G309 G310 N311 L312 G313 V314 L315 A316 G317 Q318 S319 S320 Q321 L322 N323 A324 V325 V326 D327 L328 Q329 D330 R331 N332 T333 E334 L335 S336 Y337 Q338 M339 L340 L341 A342 N343 T344 T345 D346 R347 S348 R349 Y350 F351 S352 M353 W354 N355 Q356 A357 M358 D359 S360 Y361 D362

P363 E364 V365 R366 V367 I368 D369 N370 V371 G372 V373 E374 D375 E376 M377 P378 N379 Y380 C381 F382 P383 L384 S385 G386 V387 Q388 I389 G390 N391 R392 S393 H394 E395 V396 Q397 R398 N399 Q400 Q401 Q402 W403 Q404 N405 V406 A407 N408 S409 D410 N411 N412 Y413 I414 G415 K416 G417 N418 L419 P420 A421 M422

E423 I424 N425 L426 A427 A428 N429 L430 W431 R432 S433 F434 L435 Y436 S437 N438 V439 A440 L441 Y442 L443 P444 D445 N446 L447 K448 F449 T450 P451 H452 N453 I454 Q455 L456 P457 P458 N459 T460 N461 T462 Y463 E464 Y465 M466 N467 G468 R469 I470 P471 V472 S473 G474 L475 I476 D477 T478 Y479 V480 N481 I482

G483 T484 R485 W486 S487 P488 D489 V490 M491 D492 N493 V494 N495 P496 F497 N498 H499 H500 R501 N502 S503 G504 L505 R506 Y507 R508 S509 Q510 L511 L512 G513 N514 G515 R516 F517 C518 D519 F520 H521 I522 Q523 V524 P525 Q526 K527 F528 F529 A530 I531 R532 N533 L534 L535 L536 L537 P538 G539 T540 Y541 T542

Y543 E544 W545 S546 F547 R548 V551 N552 M553 I554 L555 Q556 S557 T558 L559 G560 N561 D562 L563 R564 V565 A568 T569 V570 N571 T572 T573 S574 V575 N576 L577 Y578 A579 S580 F581 F582 P583 M584 S585 H586 N587 T588 A589 S590 T591 L592 E593 A594 M595 L596 R597 N598 D599 T600 N601 D602 Q603 S604

F605 N606 D607 Y608 L609 S610 A611 A612 N613 M614 L615 Y616 P617 I618 P619 P620 N621 A622 T623 Q624 L625 P626 I627 P628 S629 R630 N631 W632 A633 A634 F635 R636 G637 W638 S639 L640 T641 R642 L643 K644 Q645 R646 E647 A650 L651 G652 S653 P654 F655 D656 P657 Y658 F659 T660 Y661 S662 G663 T664 I665

P666 Y667 L668 D669 G670 T671 F672 Y673 L674 S675 H676 T677 F678 R679 K680 V681 A682 I683 Q684 F685 D686 S687 S688 V689 T690 W691 P692 G693 N694 D695 R696 L697 L698 T699 P700 N701 E702 F703 E704 I705 K706 I707 S708 V709 D710 G711 E712 G713 Y714 N715 V716 A717 Y718 S719 N720 M721 T722 K723 D724 W725

F726 L727 V728 Q729 M730 L731 A732 N733 Y734 N735 I736 G737 Y738 Q739 G740 Y741 H742 L743 P744 P745 D746 Y747 K748 D749 R750 T751 F752 S753 F754 L755 H756 N757 F758 I759 P760 M761 C762 R763 Q764 V765 P766 N767 P768 A769 T770 E771 G772 Y773 F774 G775 L776 G777 I778 V779 N780 H781 R782 T783 T784 P785

A786 Y787 W788 F789 R790 F791 C792 R793 A794 P795 R796 E797 G798 H799 P800 Y801 P802 Q803 L804 A805 L806 P807 P808 H809 W810 D811 P812 R813 H814 A815 L816 R817 D818 P819 E820 R821 K822 F823 L824 C825 D826 R827 T828 L829 W830 R831 I832 P833 F834 S835 S836 N837 F838 M839 S840 M841 G842 S843 L844 T845

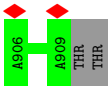

- Molecule 1: HEXON PROTEIN

Chain J:

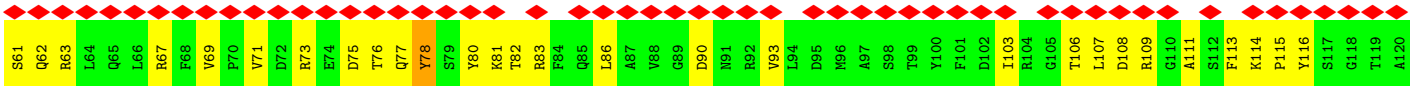

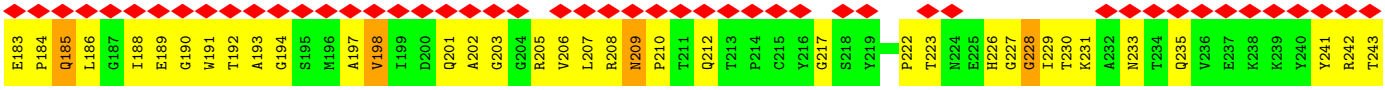

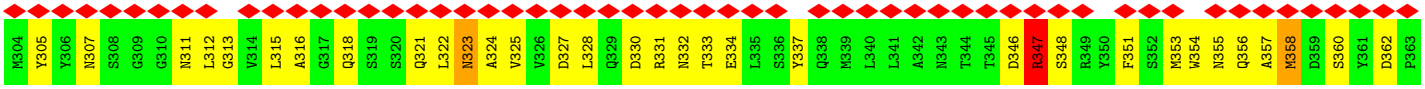

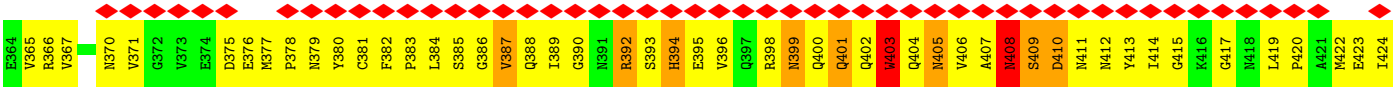

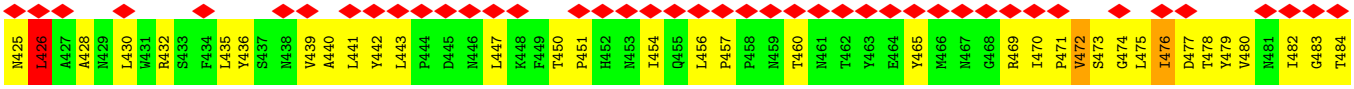

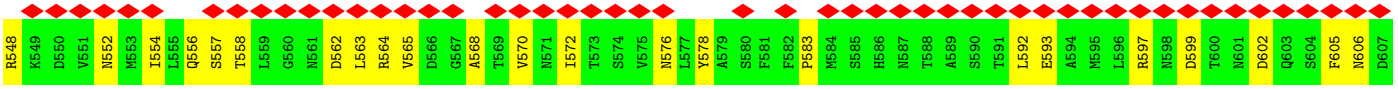

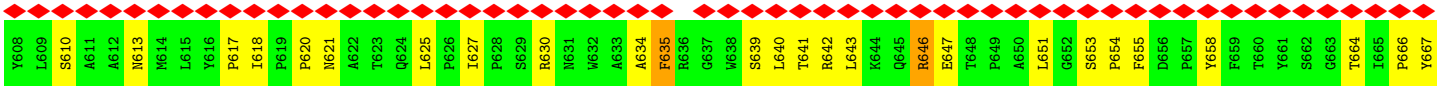

- Molecule 1: HEXON PROTEIN

Chain K:



T484 R485 W486 S487 P488 D489 V490 M491 D492 N493 V494 N495 P496 F497 N498 H499 H500 R501 N502 S503 G504 L505 R506 Y507 R508 S509 Q510 L511 L512 G513 N514 G515 R516 F517 C518 D519 F520 H521 I522 Q523 V524 P525 Q526 K527 F528 F529 A530 I531 R532 N533 L534 L535 L536 L537 P538 G539 T540 Y541 T542 Y543

E544 W545 S546 F547 R548 K549 D550 V551 N552 M553 I554 L555 Q556 S557 T558 L559 G560 N561 D562 L563 R564 V565 D566 G567 A568 T569 V570 N571 I572 T573 S574 V575 N576 L577 Y578 A579 S580 F581 F582 P583 M584 S585 H586 N587 T588 A589 S590 T591 L592 E593 A594 M595 L596 R597 N598 D599 T600 N601 D602 Q603

S604 F605 N606 D607 Y608 L609 S610 A611 A612 N613 M614 L615 Y616 P617 I618 P619 P620 N621 A622 T623 Q624 L625 P626 I627 P628 S629 R630 N631 W632 A633 A634 F635 R636 G637 W638 S639 L640 T641 R642 L643 K644 Q645 R646 E647 T648 P649 A650 L651 G652 S653 P654 F655 D656 P657 Y658 F659 T660 Y661 S662 G663

T664 I665 P666 Y667 L668 D669 G670 T671 F672 Y673 L674 S675 H676 T677 F678 R679 K680 V681 A682 I683 Q684 F685 D686 S687 S688 V689 T690 W691 P692 G693 N694 D695 R696 L697 L698 T699 P700 N701 E702 F703 E704 I705 K706 I707 S708 V709 D710 G711 E712 G713 Y714 N715 V716 A717 Q718 S719 N720 M721 T722 K723

D724 W725 F726 L727 V728 Q729 M730 L731 A732 N733 Y734 N735 I736 G737 Y738 Q739 G740 Y741 H742 L743 P744 P745 D746 Y747 K748 D749 R750 S753 F754 L755 H756 N757 F758 I759 P760 M761 C762 R763 Q764 V765 P766 N767 P768 A769 T770 E771 G772 Y773 F774 G775 L776 G777 I778 V779 N780 H781 R782 T783 T784

P785 A786 Y787 W788 F789 R790 F791 C792 R793 A794 P795 R796 E797 G798 H799 P800 Y801 P802 Q803 L804 A805 L806 P807 P808 H809 W810 D811 P812 R813 H814 A815 L816 R817 D818 P819 E820 R821 K822 F823 L824 C825 D826 R827 T828 L829 W830 R831 F834 S835 S836 N837 F838 M839 S840 M841 G842 S843 L844 T845

D846 L847 G848 Q849 N850 L851 L852 Y853 A854 N855 A856 A857 H858 A859 L860 D861 M862 T863 F864 E865 M866 D867 P868 I869 N870 E871 P872 T873 L874 L875 Y876 V877 L878 F879 E880 V881 F882 D883 V884 A885 R886 V887 H888 Q889 P890 H891 R892 I895 E896 V897 V898 Y899 L900 R901 T902 P903 F904 S905 A906

G907 N908 A909 THR THR

- Molecule 1: HEXON PROTEIN

Chain L: 83% 43% 50% 5%

MET ALA THR PRO SER MET L7 P8 Q9 W10 S11 Y12 M13 H14 I15 A16 G17 Q18 D19 A20 S21 E22 Y23 L24 S25 P26 G27 L28 V29 Q30 F31 A32 Q33 A34 T35 E36 S37 Y38 F39 M40 I41 G42 M43 K44 F45 R46 M47 P48 T49 V50 A51 P52 T53 H54 D55 V56 T57 T58 E59 R60

S61 Q62 R63 L64 Q65 L66 R67 F68 V69 P70 V71 D72 R73 E74 D75 T76 Q77 Y78 S79 Y80 K81 T82 R83 F84 Q85 L86 A87 V88 G89 D90 N91 R92 V93 L94 D95 M96 A97 S98 T99 Y100 F101 D102 I103 R104 G105 T106 L107 D108 R109 G110 A111 S112 F113 K114 P115 Y116 S117 G118 T119 A120

Y121 N122 S123 F124 A125 P126 K127 S128 A129 P130 N131 N132 T133 Q134 F135 R136 Q137 A138 N139 N140 G141 H142 P143 A144 Q145 T146 I147 A148 Q149 A150 S151 Y152 V153 A154 T155 I156 G157 G158 A159 N160 N161 D162 L163 Q164 M165 G166 V167 D168 E169 R170 Q171 L172 P173 V174 Y175 A176 N177 T178 T179 Y180

Q181 P182 E183 P184 Q185 L186 G187 I188 E189 G190 W191 T192 A193 G194 S195 M196 A197 V198 I199 D200 Q201 A202 G203 G204 R205 V206 L207 R208 N209 P210 T211 Q212 T213 P214 C215 Y216 G217 S218 Y219 A220 K221 P222 T223 N224 E225 H226 G227 G228 I229 T230 K231 A232 N233 T234 Q235 V236 E237 K238 K239 Y240

Y241 R242 T243 G244 D245 N246 G247 N248 P249 E250 T251 V252 F253 Y254 T255 E256 E257 A258 D259 V260 L261 T262 P263 D264 T265 H266 L267 V268 H269 A270 V271 P272 A273 A274 D275 R276 A277 K278 V279 E280 G281 L282 S283 Q284 H285 A286 A287 P288 N289 R290 P291 N292 F293 I294 G295 F296 R297 D298 C299 F300



- Molecule 2: PENTON PROTEIN

Chain M:

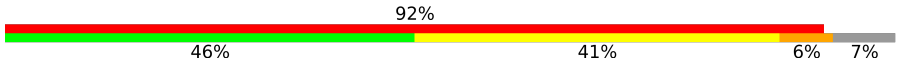

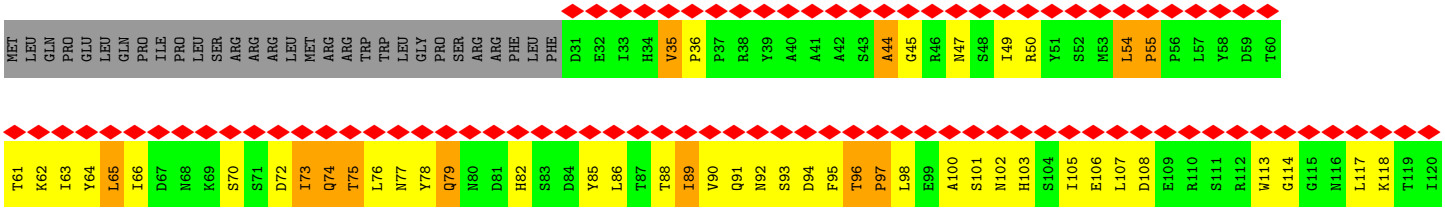



- Molecule 3: PIX

Chain N:

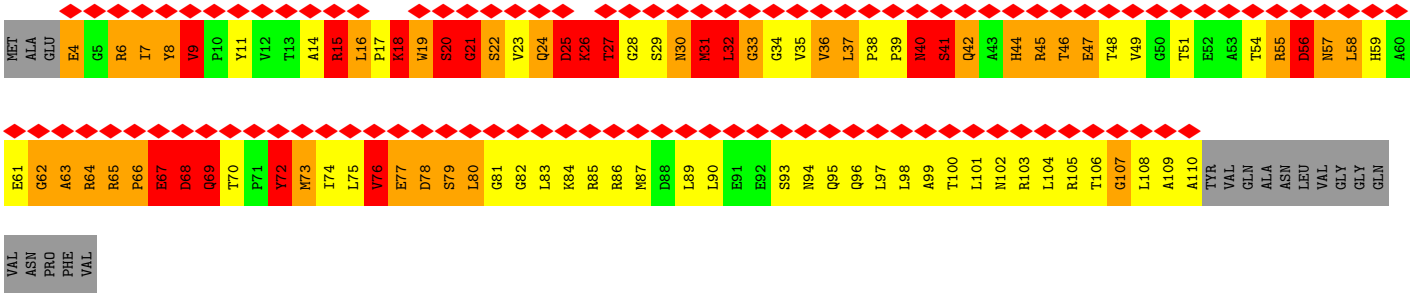

- Molecule 3: PIX

Chain O:

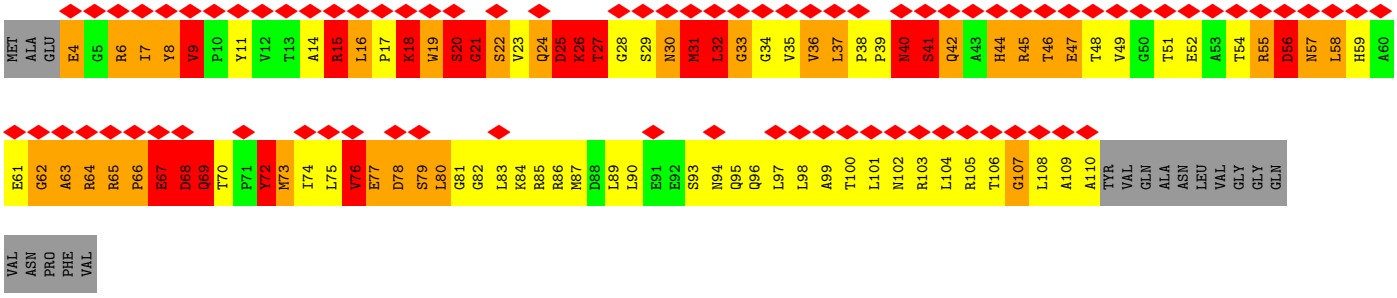

- Molecule 3: PIX

Chain P:

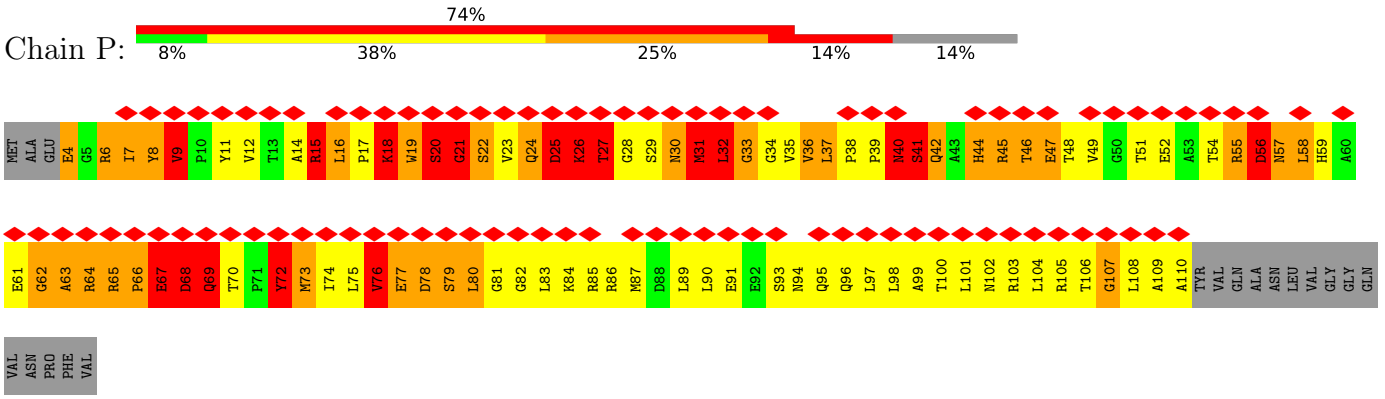

- Molecule 3: PIX

Chain Q:

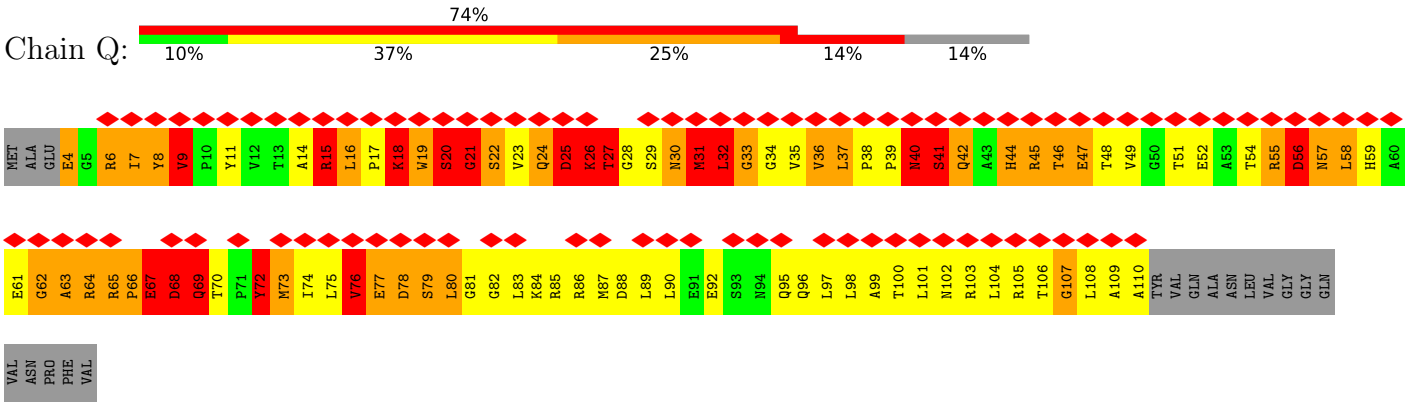

- Molecule 4: PVIII

Chain R:

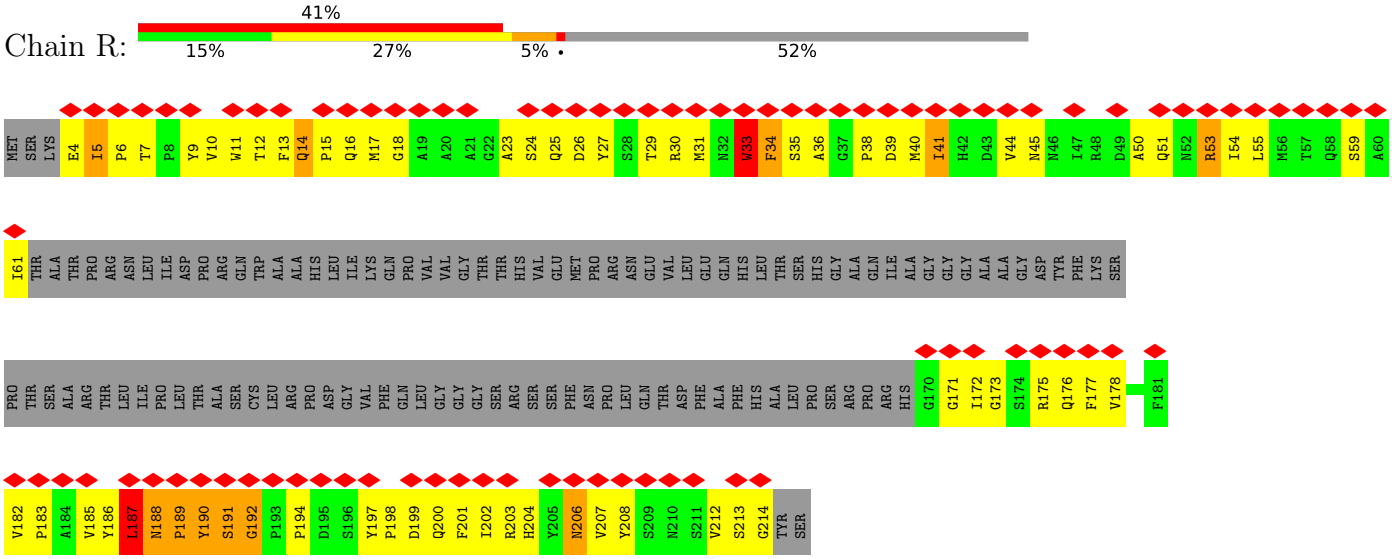

4 Experimental information (i)

Property	Value	Source
EM reconstruction method	SINGLE PARTICLE	Depositor
Imposed symmetry	POINT, I	Depositor
Number of particles used	11910	Depositor
Resolution determination method	Not provided	
CTF correction method	INDIVIDUAL IMAGES	Depositor
Microscope	FEI TITAN KRIOS	Depositor
Voltage (kV)	300	Depositor
Electron dose ($e^-/Å^2$)	25	Depositor
Minimum defocus (nm)	1000	Depositor
Maximum defocus (nm)	3500	Depositor
Magnification	125390	Depositor
Image detector	GENERIC GATAN	Depositor
Maximum map value	34.829	Depositor
Minimum map value	-25.396	Depositor
Average map value	0.159	Depositor
Map value standard deviation	3.830	Depositor
Recommended contour level	9.0	Depositor
Map size (Å)	928.0, 928.0, 928.0	wwPDB
Map dimensions	800, 800, 800	wwPDB
Map angles (°)	90.0, 90.0, 90.0	wwPDB
Pixel spacing (Å)	1.16, 1.16, 1.16	Depositor

5 Model quality (i)

5.1 Standard geometry (i)

The Z score for a bond length (or angle) is the number of standard deviations the observed value is removed from the expected value. A bond length (or angle) with $|Z| > 5$ is considered an outlier worth inspection. RMSZ is the root-mean-square of all Z scores of the bond lengths (or angles).

Mol	Chain	Bond lengths		Bond angles	
		RMSZ	#$\|Z\|$ >5	RMSZ	#$\|Z\|$ >5
1	A	0.27	0/7431	0.48	0/10139
1	B	0.27	0/7431	0.48	0/10139
1	C	0.27	0/7431	0.48	0/10139
1	D	0.27	0/7431	0.48	0/10139
1	E	0.27	0/7431	0.47	0/10139
1	F	0.27	0/7431	0.48	0/10139
1	G	0.27	0/7431	0.47	0/10139
1	H	0.27	0/7431	0.47	0/10139
1	I	0.27	0/7431	0.48	0/10139
1	J	0.27	0/7432	0.47	0/10141
1	K	0.27	0/7431	0.47	0/10139
1	L	0.27	0/7431	0.48	0/10139
2	M	0.67	2/3682 (0.1%)	1.02	8/5013 (0.2%)
3	N	0.92	4/838 (0.5%)	1.94	34/1135 (3.0%)
3	O	0.92	4/838 (0.5%)	1.93	33/1135 (2.9%)
3	P	0.91	4/838 (0.5%)	1.93	34/1135 (3.0%)
3	Q	0.91	4/838 (0.5%)	1.94	34/1135 (3.0%)
4	R	0.27	0/837	0.42	0/1142
All	All	0.33	18/97044 (0.0%)	0.61	143/132365 (0.1%)

Chiral center outliers are detected by calculating the chiral volume of a chiral center and verifying if the center is modelled as a planar moiety or with the opposite hand.A planarity outlier is detected by checking planarity of atoms in a peptide group, atoms in a mainchain group or atoms of a sidechain that are expected to be planar.

Mol	Chain	#Chirality outliers	#Planarity outliers
2	M	0	2
3	N	1	5
3	O	1	5
3	P	1	5
3	Q	1	5
All	All	4	22

All (18) bond length outliers are listed below:

Mol	Chain	Res	Type	Atoms	Z	Observed(Å)	Ideal(Å)
3	O	69	GLN	CB-CG	-8.32	1.30	1.52
3	N	69	GLN	CB-CG	-8.31	1.30	1.52
3	P	69	GLN	CB-CG	-8.30	1.30	1.52
3	Q	69	GLN	CB-CG	-8.29	1.30	1.52
2	M	65	LEU	C-N	-6.67	1.18	1.34
3	Q	68	ASP	N-CA	-6.32	1.33	1.46
3	N	68	ASP	N-CA	-6.30	1.33	1.46
3	P	68	ASP	N-CA	-6.29	1.33	1.46
3	O	68	ASP	N-CA	-6.29	1.33	1.46
3	N	72	TYR	CD1-CE1	-5.62	1.30	1.39
3	P	72	TYR	CD1-CE1	-5.61	1.30	1.39
3	O	72	TYR	CD1-CE1	-5.59	1.30	1.39
3	Q	72	TYR	CD1-CE1	-5.59	1.30	1.39
2	M	65	LEU	C-O	5.47	1.33	1.23
3	N	25	ASP	C-O	-5.05	1.13	1.23
3	O	25	ASP	C-O	-5.03	1.13	1.23
3	P	25	ASP	C-O	-5.03	1.13	1.23
3	Q	25	ASP	C-O	-5.02	1.13	1.23

All (143) bond angle outliers are listed below:

Mol	Chain	Res	Type	Atoms	Z	Observed(^{o})	Ideal(^{o})
3	Q	68	ASP	N-CA-C	21.04	167.81	111.00
3	P	68	ASP	N-CA-C	21.04	167.79	111.00
3	N	68	ASP	N-CA-C	21.02	167.77	111.00
3	O	68	ASP	N-CA-C	21.02	167.75	111.00
3	N	26	LYS	CA-C-N	-13.04	88.51	117.20
3	Q	26	LYS	CA-C-N	-13.03	88.54	117.20
3	P	26	LYS	CA-C-N	-13.02	88.56	117.20
3	O	26	LYS	CA-C-N	-13.01	88.58	117.20
3	P	67	GLU	CA-C-N	-12.66	89.35	117.20
3	N	67	GLU	CA-C-N	-12.65	89.36	117.20
3	O	67	GLU	CA-C-N	-12.65	89.38	117.20
3	Q	67	GLU	CA-C-N	-12.64	89.39	117.20
3	O	27	THR	N-CA-CB	12.60	134.25	110.30
3	N	27	THR	N-CA-CB	12.60	134.23	110.30
3	P	27	THR	N-CA-CB	12.59	134.21	110.30
3	Q	27	THR	N-CA-CB	12.58	134.20	110.30
3	O	32	LEU	CA-CB-CG	12.16	143.27	115.30
3	P	32	LEU	CA-CB-CG	12.14	143.22	115.30
3	Q	32	LEU	CA-CB-CG	12.13	143.20	115.30
3	N	32	LEU	CA-CB-CG	12.13	143.19	115.30

Continued on next page...

Continued from previous page...

Mol	Chain	Res	Type	Atoms	Z	Observed(^{o})	Ideal(^{o})
3	N	68	ASP	CA-C-N	-11.53	91.83	117.20
3	O	68	ASP	CA-C-N	-11.52	91.85	117.20
3	P	68	ASP	CA-C-N	-11.50	91.89	117.20
3	Q	68	ASP	CA-C-N	-11.50	91.89	117.20
3	N	69	GLN	N-CA-CB	10.74	129.93	110.60
3	Q	69	GLN	N-CA-CB	10.73	129.91	110.60
3	O	69	GLN	N-CA-CB	10.72	129.89	110.60
3	P	69	GLN	N-CA-CB	10.70	129.86	110.60
3	P	20	SER	CA-C-N	-10.24	95.72	116.20
3	Q	20	SER	CA-C-N	-10.23	95.73	116.20
3	N	20	SER	CA-C-N	-10.23	95.74	116.20
3	O	20	SER	CA-C-N	-10.21	95.79	116.20
3	N	32	LEU	N-CA-C	-9.81	84.51	111.00
3	Q	32	LEU	N-CA-C	-9.81	84.52	111.00
3	P	32	LEU	N-CA-C	-9.80	84.55	111.00
3	O	32	LEU	N-CA-C	-9.79	84.57	111.00
3	N	31	MET	CA-C-N	-9.79	95.67	117.20
3	P	31	MET	CA-C-N	-9.77	95.70	117.20
3	Q	31	MET	CA-C-N	-9.77	95.71	117.20
3	O	31	MET	CA-C-N	-9.76	95.74	117.20
3	Q	68	ASP	CB-CG-OD2	9.69	127.03	118.30
3	N	68	ASP	CB-CG-OD2	9.66	126.99	118.30
3	P	68	ASP	CB-CG-OD2	9.64	126.98	118.30
3	O	68	ASP	CB-CG-OD2	9.62	126.96	118.30
3	Q	68	ASP	CB-CG-OD1	-9.60	109.66	118.30
3	N	68	ASP	CB-CG-OD1	-9.58	109.67	118.30
3	P	68	ASP	CB-CG-OD1	-9.56	109.69	118.30
3	O	68	ASP	CB-CG-OD1	-9.55	109.71	118.30
3	P	68	ASP	N-CA-CB	-9.11	94.19	110.60
3	Q	68	ASP	N-CA-CB	-9.10	94.22	110.60
3	N	68	ASP	N-CA-CB	-9.10	94.22	110.60
3	O	68	ASP	N-CA-CB	-9.09	94.24	110.60
3	Q	26	LYS	O-C-N	9.07	137.22	122.70
3	N	26	LYS	O-C-N	9.05	137.19	122.70
3	O	26	LYS	O-C-N	9.05	137.18	122.70
3	P	26	LYS	O-C-N	9.05	137.18	122.70
3	N	9	VAL	N-CA-CB	-8.07	93.73	111.50
3	P	9	VAL	N-CA-CB	-8.07	93.75	111.50
3	O	9	VAL	N-CA-CB	-8.07	93.76	111.50
3	Q	9	VAL	N-CA-CB	-8.06	93.77	111.50
3	P	67	GLU	O-C-N	7.93	135.39	122.70
3	N	67	GLU	O-C-N	7.93	135.38	122.70

Continued on next page...

Continued from previous page...

Mol	Chain	Res	Type	Atoms	Z	Observed(^{o})	Ideal(^{o})
3	Q	67	GLU	O-C-N	7.92	135.38	122.70
3	O	67	GLU	O-C-N	7.90	135.34	122.70
3	P	69	GLN	CA-CB-CG	7.87	130.70	113.40
3	N	69	GLN	CA-CB-CG	7.86	130.68	113.40
3	Q	69	GLN	CA-CB-CG	7.85	130.67	113.40
3	O	69	GLN	CA-CB-CG	7.85	130.67	113.40
2	M	96	THR	CA-CB-CG2	7.10	122.34	112.40
2	M	309	GLU	CA-CB-CG	-7.07	97.85	113.40
3	N	32	LEU	N-CA-CB	-6.88	96.63	110.40
3	P	32	LEU	N-CA-CB	-6.86	96.67	110.40
3	Q	32	LEU	N-CA-CB	-6.86	96.69	110.40
3	O	32	LEU	N-CA-CB	-6.83	96.73	110.40
3	Q	68	ASP	O-C-N	6.78	133.55	122.70
3	N	68	ASP	O-C-N	6.78	133.55	122.70
3	O	68	ASP	O-C-N	6.77	133.53	122.70
3	P	68	ASP	O-C-N	6.72	133.46	122.70
3	N	9	VAL	CB-CA-C	6.52	123.79	111.40
3	Q	9	VAL	CB-CA-C	6.51	123.78	111.40
3	P	9	VAL	CB-CA-C	6.51	123.76	111.40
3	O	9	VAL	CB-CA-C	6.50	123.75	111.40
3	Q	68	ASP	CB-CA-C	-6.32	97.76	110.40
3	N	68	ASP	CB-CA-C	-6.30	97.81	110.40
3	O	68	ASP	CB-CA-C	-6.30	97.81	110.40
3	P	68	ASP	CB-CA-C	-6.30	97.81	110.40
3	Q	26	LYS	CB-CA-C	-6.05	98.30	110.40
3	O	26	LYS	CB-CA-C	-6.04	98.32	110.40
3	P	26	LYS	CB-CA-C	-6.01	98.37	110.40
3	N	26	LYS	CB-CA-C	-6.00	98.39	110.40
3	O	31	MET	CA-C-O	5.81	132.31	120.10
3	N	31	MET	CA-C-O	5.80	132.29	120.10
3	P	31	MET	CA-C-O	5.79	132.26	120.10
3	Q	31	MET	CA-C-O	5.79	132.25	120.10
2	M	73	ILE	CG1-CB-CG2	-5.70	98.86	111.40
3	Q	18	LYS	N-CA-C	-5.63	95.80	111.00
3	P	18	LYS	N-CA-C	-5.63	95.80	111.00
3	N	18	LYS	N-CA-C	-5.63	95.80	111.00
3	O	18	LYS	N-CA-C	-5.62	95.82	111.00
2	M	349	TYR	CB-CG-CD1	-5.57	117.66	121.00
3	O	26	LYS	C-N-CA	5.54	135.56	121.70
3	Q	26	LYS	C-N-CA	5.54	135.56	121.70
3	P	26	LYS	C-N-CA	5.53	135.52	121.70
2	M	260	PHE	CB-CG-CD2	-5.53	116.93	120.80

Continued on next page...

Continued from previous page...

Mol	Chain	Res	Type	Atoms	Z	Observed(^{o})	Ideal(^{o})
3	N	26	LYS	C-N-CA	5.53	135.52	121.70
2	M	352	LEU	CB-CG-CD2	-5.52	101.61	111.00
2	M	230	VAL	CG1-CB-CG2	-5.51	102.09	110.90
3	P	20	SER	O-C-N	5.46	132.49	123.20
3	Q	20	SER	O-C-N	5.44	132.46	123.20
3	N	20	SER	O-C-N	5.43	132.44	123.20
3	O	20	SER	O-C-N	5.43	132.43	123.20
3	O	20	SER	N-CA-C	5.43	125.65	111.00
3	N	20	SER	N-CA-C	5.42	125.64	111.00
3	P	20	SER	N-CA-C	5.41	125.61	111.00
3	Q	20	SER	N-CA-C	5.41	125.61	111.00
3	Q	62	GLY	N-CA-C	5.39	126.57	113.10
3	O	62	GLY	N-CA-C	5.39	126.57	113.10
3	P	62	GLY	N-CA-C	5.38	126.55	113.10
3	N	62	GLY	N-CA-C	5.38	126.54	113.10
3	P	36	VAL	N-CA-CB	5.36	123.29	111.50
3	O	36	VAL	N-CA-CB	5.35	123.27	111.50
3	Q	36	VAL	N-CA-CB	5.35	123.27	111.50
3	N	36	VAL	N-CA-CB	5.34	123.24	111.50
3	Q	76	VAL	N-CA-C	-5.33	96.62	111.00
3	O	76	VAL	N-CA-C	-5.32	96.65	111.00
3	P	76	VAL	N-CA-C	-5.31	96.67	111.00
3	N	76	VAL	N-CA-C	-5.31	96.67	111.00
2	M	44	ALA	N-CA-CB	5.19	117.37	110.10
3	P	36	VAL	CB-CA-C	-5.15	101.62	111.40
3	Q	20	SER	CA-C-O	5.14	130.90	120.10
3	N	20	SER	CA-C-O	5.14	130.90	120.10
3	N	36	VAL	CB-CA-C	-5.14	101.64	111.40
3	P	20	SER	CA-C-O	5.13	130.88	120.10
3	O	20	SER	CA-C-O	5.12	130.86	120.10
3	O	36	VAL	CB-CA-C	-5.12	101.66	111.40
3	Q	36	VAL	CB-CA-C	-5.12	101.68	111.40
3	Q	21	GLY	CA-C-O	-5.09	111.44	120.60
3	O	21	GLY	CA-C-O	-5.09	111.44	120.60
3	N	21	GLY	CA-C-O	-5.08	111.46	120.60
3	P	21	GLY	CA-C-O	-5.07	111.48	120.60
3	Q	31	MET	O-C-N	5.02	130.73	122.70
3	P	31	MET	O-C-N	5.01	130.72	122.70
3	N	31	MET	O-C-N	5.01	130.72	122.70

All (4) chirality outliers are listed below:

Mol	Chain	Res	Type	Atom
3	N	68	ASP	CA
3	O	68	ASP	CA
3	P	68	ASP	CA
3	Q	68	ASP	CA

All (22) planarity outliers are listed below:

Mol	Chain	Res	Type	Group
2	M	282	ASN	Peptide
2	M	371	TYR	Sidechain
3	N	26	LYS	Mainchain
3	N	67	GLU	Mainchain,Peptide
3	N	68	ASP	Mainchain
3	N	72	TYR	Sidechain
3	O	26	LYS	Mainchain
3	O	67	GLU	Mainchain,Peptide
3	O	68	ASP	Mainchain
3	O	72	TYR	Sidechain
3	P	26	LYS	Mainchain
3	P	67	GLU	Mainchain,Peptide
3	P	68	ASP	Mainchain
3	P	72	TYR	Sidechain
3	Q	26	LYS	Mainchain
3	Q	67	GLU	Mainchain,Peptide
3	Q	68	ASP	Mainchain
3	Q	72	TYR	Sidechain

5.2 Too-close contacts (i)

In the following table, the Non-H and H(model) columns list the number of non-hydrogen atoms and hydrogen atoms in the chain respectively. The H(added) column lists the number of hydrogen atoms added and optimized by MolProbity. The Clashes column lists the number of clashes within the asymmetric unit, whereas Symm-Clashes lists symmetry-related clashes.

Mol	Chain	Non-H	H(model)	H(added)	Clashes	Symm-Clashes
1	A	7222	0	6877	712	0
1	B	7222	0	6873	816	0
1	C	7222	0	6877	663	0
1	D	7222	0	6875	756	0
1	E	7222	0	6877	781	0
1	F	7222	0	6878	650	0
1	G	7222	0	6875	827	0

Continued on next page...

Continued from previous page...

Mol	Chain	Non-H	H(model)	H(added)	Clashes	Symm-Clashes
1	H	7222	0	6878	727	0
1	I	7222	0	6878	646	0
1	J	7223	0	6875	835	0
1	K	7222	0	6875	745	0
1	L	7222	0	6871	698	0
2	M	3596	0	3533	265	0
3	N	826	0	826	443	0
3	O	826	0	826	465	0
3	P	826	0	821	501	0
3	Q	826	0	828	308	0
4	R	812	0	744	192	0
All	All	94377	0	90087	8994	0

The all-atom clashscore is defined as the number of clashes found per 1000 atoms (including hydrogen atoms). The all-atom clashscore for this structure is 49.

All (8994) close contacts within the same asymmetric unit are listed below, sorted by their clash magnitude.

Atom-1	Atom-2	Interatomic distance (Å)	Clash overlap (Å)
1:E:632:TRP:CD1	1:G:321:GLN:HB3	1.25	1.68
1:K:658:TYR:CZ	3:P:39:PRO:HD3	1.33	1.64
3:N:83:LEU:CD2	3:P:83:LEU:HD21	1.18	1.64
3:N:104:LEU:CD2	3:O:104:LEU:HD13	1.26	1.63
1:E:909:ALA:HB3	1:G:544:GLU:CB	1.25	1.62
3:N:83:LEU:HD22	3:P:83:LEU:CD2	1.31	1.57
3:N:83:LEU:CD2	3:P:83:LEU:CD2	1.82	1.56
1:K:77:GLN:HE22	3:P:52:GLU:CB	1.11	1.55
3:O:104:LEU:HD21	3:P:104:LEU:CD1	1.34	1.55
3:N:90:LEU:CG	3:P:90:LEU:HD21	1.32	1.54
3:N:104:LEU:HD21	3:O:104:LEU:CD1	1.37	1.54
1:H:820:GLU:CG	3:Q:46:THR:HG21	1.35	1.54
3:N:97:LEU:CG	3:P:97:LEU:HD21	1.06	1.53
3:O:90:LEU:HD21	3:P:90:LEU:CG	1.06	1.53
1:E:909:ALA:CB	1:G:544:GLU:HB2	1.39	1.51
1:L:170:ARG:NH2	3:P:98:LEU:CB	1.71	1.51
3:O:104:LEU:CD2	3:P:104:LEU:HD13	1.34	1.51
1:B:859:ALA:CB	1:D:630:ARG:NH2	1.74	1.50
3:N:83:LEU:CD2	3:O:83:LEU:HD22	1.29	1.50
3:N:83:LEU:HD21	3:O:83:LEU:CD2	1.29	1.49
1:B:653:SER:CB	1:J:77:GLN:NE2	1.73	1.48
1:B:653:SER:HB3	1:J:77:GLN:NE2	1.18	1.44

Continued on next page...

Continued from previous page...

Atom-1	Atom-2	Interatomic distance (Å)	Clash overlap (Å)
3:N:90:LEU:HD21	3:O:90:LEU:CG	0.99	1.44
1:B:653:SER:CB	1:J:77:GLN:HE22	1.29	1.43
1:H:9:GLN:NE2	4:R:31:MET:CE	1.81	1.43
1:B:859:ALA:HB2	1:D:630:ARG:NH2	1.17	1.43
3:N:83:LEU:CD2	3:O:83:LEU:CD2	1.78	1.43
1:G:855:ASN:ND2	4:R:178:VAL:HG23	1.17	1.42
3:N:104:LEU:CG	3:O:104:LEU:HD13	1.50	1.41
1:B:890:PRO:CG	1:J:910:THR:N	1.82	1.40
1:B:685:PHE:CA	1:D:909:ALA:HB3	1.52	1.40
1:E:632:TRP:CD1	1:G:321:GLN:CB	2.06	1.39
1:B:689:VAL:CG2	1:D:906:ALA:HB3	1.52	1.38
1:K:658:TYR:CE1	3:P:39:PRO:HD3	1.57	1.38
1:H:820:GLU:HG2	3:Q:46:THR:CG2	1.55	1.36
1:B:890:PRO:HG2	1:J:910:THR:N	1.09	1.36
1:B:891:HIS:CB	1:J:630:ARG:NH2	1.86	1.36
1:B:686:ASP:OD1	1:D:632:TRP:CZ3	1.77	1.35
1:C:89:GLY:HA2	1:D:321:GLN:CD	1.32	1.35
1:K:77:GLN:NE2	3:P:52:GLU:HB3	1.06	1.35
1:C:89:GLY:CA	1:D:321:GLN:NE2	1.87	1.35
1:B:891:HIS:HB3	1:J:630:ARG:NH2	1.31	1.35
3:O:90:LEU:CG	3:P:90:LEU:CD2	2.04	1.35
3:N:104:LEU:HD11	3:O:104:LEU:CD1	1.57	1.34
3:O:104:LEU:HD21	3:P:104:LEU:CG	1.57	1.34
1:A:314:VAL:CG2	2:M:366:LEU:CD1	2.05	1.33
1:G:855:ASN:ND2	4:R:178:VAL:CG2	1.91	1.33
1:B:632:TRP:HB2	1:J:321:GLN:CG	1.57	1.32
3:Q:29:SER:OG	3:Q:34:GLY:HA2	1.25	1.32
1:B:689:VAL:HA	1:D:906:ALA:CB	1.38	1.32
3:O:24:GLN:NE2	3:P:8:TYR:CD1	1.98	1.31
3:P:29:SER:OG	3:P:34:GLY:HA2	1.25	1.31
1:B:891:HIS:CB	1:J:630:ARG:HH21	1.42	1.30
1:B:309:GLY:HA3	1:J:654:PRO:CG	1.60	1.29
1:H:820:GLU:CG	3:Q:46:THR:CG2	2.08	1.29
1:H:9:GLN:NE2	4:R:31:MET:HE3	0.97	1.28
1:J:9:GLN:HB2	4:R:15:PRO:O	1.30	1.28
3:O:29:SER:OG	3:O:34:GLY:HA2	1.25	1.28
3:N:104:LEU:HD21	3:O:104:LEU:CG	1.64	1.27
1:G:856:ALA:CB	4:R:11:TRP:O	1.80	1.27
1:B:909:ALA:HB2	1:J:544:GLU:OE1	1.15	1.27
1:C:89:GLY:HA2	1:D:321:GLN:NE2	0.95	1.27
3:O:104:LEU:CG	3:P:104:LEU:HD13	1.64	1.27

Continued on next page...

Continued from previous page...

Atom-1	Atom-2	Interatomic distance (Å)	Clash overlap (Å)
1:B:689:VAL:CB	1:D:906:ALA:HB3	1.63	1.27
1:B:909:ALA:CB	1:J:544:GLU:OE1	1.80	1.27
3:N:29:SER:OG	3:N:34:GLY:HA2	1.25	1.26
3:N:104:LEU:CD1	3:O:104:LEU:HD11	1.64	1.26
1:A:314:VAL:CG2	2:M:366:LEU:HD11	1.65	1.26
1:E:87:ALA:HB1	1:L:686:ASP:OD1	1.25	1.26
1:E:909:ALA:CB	1:G:544:GLU:CG	2.12	1.26
1:G:856:ALA:HB1	4:R:11:TRP:O	1.24	1.25
1:E:630:ARG:NH2	1:G:71:VAL:HG21	1.48	1.25
3:N:104:LEU:HD13	3:P:104:LEU:CD2	1.66	1.25
1:E:309:GLY:O	1:G:653:SER:HB2	1.31	1.24
3:N:97:LEU:CD1	3:P:97:LEU:HG	1.67	1.24
1:B:686:ASP:N	1:D:909:ALA:N	1.78	1.24
1:J:7:LEU:HD23	4:R:14:GLN:O	1.37	1.24
1:B:685:PHE:HA	1:D:909:ALA:CB	1.68	1.24
3:N:8:TYR:CD1	3:P:24:GLN:NE2	2.07	1.23
1:B:632:TRP:CD1	1:J:321:GLN:HB3	1.72	1.22
1:H:9:GLN:HE22	4:R:31:MET:CG	1.51	1.22
3:N:8:TYR:CE1	3:P:24:GLN:NE2	2.08	1.22
1:E:908:ASN:C	1:G:83:ARG:HH11	1.43	1.21
1:A:907:GLY:O	2:M:103:HIS:HE1	1.21	1.21
1:K:658:TYR:CZ	3:P:39:PRO:CD	2.21	1.21
1:E:632:TRP:HD1	1:G:321:GLN:CB	1.44	1.20
1:H:769:ALA:CB	3:Q:57:ASN:O	1.90	1.20
3:N:104:LEU:CD1	3:P:104:LEU:HD21	1.71	1.20
3:N:90:LEU:CD2	3:P:90:LEU:CG	2.18	1.20
1:K:820:GLU:CG	3:O:46:THR:HG21	1.70	1.19
1:L:852:LEU:CD2	4:R:213:SER:HB3	1.71	1.19
3:N:75:LEU:HG	3:N:76:VAL:N	1.47	1.19
1:B:653:SER:HA	1:J:78:TYR:CE2	1.78	1.18
1:B:908:ASN:O	1:J:83:ARG:NH1	1.74	1.18
3:O:90:LEU:CD2	3:P:90:LEU:CG	1.75	1.18
1:L:852:LEU:HD22	4:R:213:SER:CB	1.73	1.18
3:O:25:ASP:O	3:O:69:GLN:CB	1.92	1.18
1:H:813:ARG:HH21	1:I:263:PRO:HD3	1.09	1.18
1:E:652:GLY:C	1:G:78:TYR:OH	1.82	1.17
1:B:689:VAL:CA	1:D:906:ALA:CB	2.14	1.17
1:E:60:ARG:CD	1:J:59:GLU:O	1.92	1.17
3:O:93:SER:HB3	3:P:94:ASN:OD1	1.45	1.17
3:P:25:ASP:O	3:P:69:GLN:CB	1.92	1.17
1:B:309:GLY:HA3	1:J:654:PRO:HG3	1.26	1.17

Continued on next page...

Continued from previous page...

Atom-1	Atom-2	Interatomic distance (Å)	Clash overlap (Å)
1:C:67:ARG:NH2	1:D:81:LYS:NZ	1.93	1.17
3:N:25:ASP:O	3:N:69:GLN:CB	1.92	1.17
3:Q:25:ASP:O	3:Q:69:GLN:CB	1.92	1.17
1:J:263:PRO:HD3	1:L:813:ARG:HH21	1.08	1.16
3:O:104:LEU:CD2	3:P:104:LEU:HD22	1.74	1.16
1:A:314:VAL:CG2	2:M:366:LEU:HD12	1.73	1.16
1:C:89:GLY:CA	1:D:321:GLN:CD	2.13	1.16
1:E:60:ARG:HD3	1:J:59:GLU:O	0.99	1.16
3:Q:16:LEU:HD22	3:Q:17:PRO:HD3	1.20	1.16
1:B:813:ARG:HH21	1:C:263:PRO:HD3	1.09	1.16
1:H:68:PHE:CE1	1:L:321:GLN:OE1	1.91	1.16
3:N:90:LEU:CG	3:O:90:LEU:CD2	2.23	1.16
1:C:67:ARG:NH2	1:D:81:LYS:HZ1	1.43	1.15
3:N:93:SER:CB	3:O:94:ASN:OD1	1.94	1.15
1:E:632:TRP:HB2	1:G:321:GLN:HG2	1.15	1.15
3:N:104:LEU:CD1	3:O:104:LEU:CD1	2.21	1.15
3:N:97:LEU:CD1	3:P:97:LEU:CG	2.25	1.15
3:O:75:LEU:CG	3:O:76:VAL:H	1.58	1.15
1:B:689:VAL:HG22	1:D:906:ALA:CB	1.76	1.14
3:N:90:LEU:HD22	3:P:90:LEU:CG	1.76	1.14
3:O:104:LEU:HD22	3:P:104:LEU:HD22	1.18	1.14
3:N:90:LEU:HD21	3:O:90:LEU:CD1	1.78	1.14
1:B:859:ALA:HB1	1:D:630:ARG:HH22	1.11	1.14
3:N:16:LEU:HD22	3:N:17:PRO:HD3	1.20	1.14
3:Q:75:LEU:HG	3:Q:76:VAL:N	1.48	1.14
1:G:263:PRO:HD3	1:I:813:ARG:HH21	1.08	1.13
3:N:93:SER:HB3	3:O:94:ASN:OD1	1.48	1.13
3:N:104:LEU:CD1	3:P:104:LEU:HD11	1.77	1.13
3:O:75:LEU:HG	3:O:76:VAL:N	1.48	1.13
1:B:686:ASP:OD1	1:D:632:TRP:CE3	2.01	1.13
3:N:90:LEU:CD2	3:O:90:LEU:CD1	2.27	1.13
3:O:25:ASP:HA	3:O:38:PRO:CB	1.78	1.13
1:E:321:GLN:OE1	1:G:614:MET:CE	1.97	1.13
2:M:89:ILE:HD11	2:M:446:LEU:HD21	1.23	1.13
3:P:75:LEU:CG	3:P:76:VAL:H	1.58	1.12
1:K:564:ARG:HG2	3:P:31:MET:O	1.49	1.12
3:N:90:LEU:CD2	3:O:90:LEU:HD23	1.67	1.12
1:E:908:ASN:C	1:G:544:GLU:OE1	1.88	1.12
3:O:93:SER:CB	3:P:94:ASN:OD1	1.97	1.12
3:Q:25:ASP:HA	3:Q:38:PRO:CB	1.78	1.12
1:B:891:HIS:CG	1:J:630:ARG:HH21	1.68	1.12

Continued on next page...

Continued from previous page...

Atom-1	Atom-2	Interatomic distance (Å)	Clash overlap (Å)
1:J:7:LEU:HD21	4:R:14:GLN:HB3	1.30	1.12
3:N:17:PRO:HG3	3:N:22:SER:OG	1.50	1.12
3:N:25:ASP:HA	3:N:38:PRO:CB	1.78	1.12
3:O:104:LEU:CD1	3:P:104:LEU:HD11	1.77	1.12
1:A:328:LEU:CD2	2:M:102:ASN:HA	1.78	1.12
3:N:75:LEU:CG	3:N:76:VAL:H	1.58	1.12
3:P:25:ASP:HA	3:P:38:PRO:CB	1.78	1.12
3:P:25:ASP:HA	3:P:38:PRO:HB3	1.12	1.12
3:N:25:ASP:HA	3:N:38:PRO:HB3	1.12	1.11
3:N:97:LEU:HD13	3:P:97:LEU:HG	1.13	1.11
3:O:16:LEU:HD22	3:O:17:PRO:HD3	1.20	1.11
3:O:90:LEU:CG	3:P:90:LEU:HD21	1.73	1.11
1:E:309:GLY:HA3	1:G:654:PRO:CD	1.81	1.11
3:N:104:LEU:CD2	3:O:104:LEU:CD1	2.07	1.11
1:A:74:GLU:OE2	2:M:367:LYS:HD3	1.40	1.11
1:L:170:ARG:NH2	3:P:98:LEU:HB3	0.79	1.11
1:A:907:GLY:O	2:M:103:HIS:CE1	2.04	1.11
1:I:136:ARG:HB3	1:I:136:ARG:HH11	1.15	1.11
1:K:658:TYR:HB3	3:P:26:LYS:HG3	1.27	1.11
3:O:76:VAL:C	3:O:80:LEU:HD12	1.71	1.11
1:D:263:PRO:HD3	1:F:813:ARG:HH21	1.08	1.10
3:P:16:LEU:HD22	3:P:17:PRO:HD3	1.20	1.10
3:P:17:PRO:HG3	3:P:22:SER:OG	1.50	1.10
3:N:104:LEU:HD22	3:O:104:LEU:HD22	1.25	1.10
3:O:17:PRO:HG3	3:O:22:SER:OG	1.50	1.10
3:Q:17:PRO:HG3	3:Q:22:SER:OG	1.50	1.10
1:E:908:ASN:C	1:G:83:ARG:NH1	2.04	1.10
1:K:136:ARG:HB3	1:K:136:ARG:HH11	1.15	1.10
3:N:76:VAL:C	3:N:80:LEU:HD12	1.71	1.10
3:O:25:ASP:HA	3:O:38:PRO:HB3	1.12	1.10
3:O:90:LEU:HG	3:P:90:LEU:CD1	1.80	1.10
3:P:75:LEU:HG	3:P:76:VAL:N	1.47	1.10
3:Q:75:LEU:CG	3:Q:76:VAL:H	1.58	1.10
1:D:687:SER:HB2	1:J:69:VAL:CG2	1.82	1.10
1:H:820:GLU:HG2	3:Q:46:THR:HG23	1.31	1.09
1:K:820:GLU:HG2	3:O:46:THR:CG2	1.82	1.09
3:N:87:MET:CG	3:P:86:ARG:NE	2.14	1.09
3:O:104:LEU:HD11	3:P:104:LEU:CD1	1.81	1.09
3:Q:76:VAL:C	3:Q:80:LEU:HD12	1.72	1.09
1:A:314:VAL:HG21	2:M:366:LEU:CD1	1.75	1.09
1:E:888:HIS:NE2	4:R:30:ARG:NH2	2.00	1.09

Continued on next page...

Continued from previous page...

Atom-1	Atom-2	Interatomic distance (Å)	Clash overlap (Å)
1:B:684:GLN:O	1:D:909:ALA:HB2	1.53	1.09
1:K:813:ARG:HH21	1:L:263:PRO:HD3	1.09	1.09
1:L:170:ARG:HG3	3:P:102:ASN:ND2	1.62	1.09
1:H:136:ARG:HB3	1:H:136:ARG:HH11	1.15	1.09
3:P:76:VAL:C	3:P:80:LEU:HD12	1.72	1.09
1:E:641:THR:HG22	1:E:642:ARG:H	1.18	1.08
1:G:136:ARG:HB3	1:G:136:ARG:HH11	1.14	1.08
1:K:658:TYR:OH	3:P:39:PRO:CD	2.02	1.08
3:P:40:ASN:OD1	3:P:72:TYR:OH	1.72	1.08
1:D:813:ARG:HH21	1:E:263:PRO:HD3	1.19	1.08
1:E:813:ARG:HH21	1:F:263:PRO:HD3	1.09	1.08
1:A:263:PRO:HD3	1:C:813:ARG:HH21	1.08	1.08
1:D:136:ARG:HB3	1:D:136:ARG:HH11	1.14	1.08
3:N:87:MET:HG2	3:P:86:ARG:NE	1.65	1.08
3:N:104:LEU:CG	3:O:104:LEU:CD1	2.29	1.08
3:O:24:GLN:NE2	3:P:8:TYR:CE1	2.20	1.08
3:O:40:ASN:OD1	3:O:72:TYR:OH	1.72	1.08
3:P:65:ARG:CZ	3:P:65:ARG:HA	1.84	1.08
1:E:630:ARG:HH22	1:G:71:VAL:CG2	1.66	1.08
1:K:658:TYR:OH	3:P:39:PRO:HD3	1.54	1.08
3:Q:16:LEU:HD13	3:Q:17:PRO:HD2	1.34	1.08
1:A:813:ARG:HH21	1:B:263:PRO:HD3	1.19	1.07
1:B:641:THR:HG22	1:B:642:ARG:H	1.18	1.07
1:F:136:ARG:HB3	1:F:136:ARG:HH11	1.15	1.07
1:G:687:SER:HB2	1:L:632:TRP:CD2	1.78	1.07
3:N:24:GLN:NE2	3:O:8:TYR:CD1	2.21	1.07
3:N:25:ASP:O	3:N:69:GLN:HB2	1.54	1.07
3:O:16:LEU:HD13	3:O:17:PRO:HD2	1.34	1.07
3:O:25:ASP:O	3:O:69:GLN:HB2	1.54	1.07
3:Q:25:ASP:HA	3:Q:38:PRO:HB3	1.12	1.07
1:B:136:ARG:HB3	1:B:136:ARG:HH11	1.15	1.07
1:B:689:VAL:HG22	1:D:906:ALA:HB3	1.08	1.07
1:G:857:ALA:O	4:R:12:THR:HG22	1.52	1.07
1:L:852:LEU:HD22	4:R:213:SER:HB3	1.09	1.07
3:Q:40:ASN:OD1	3:Q:72:TYR:OH	1.71	1.07
1:H:9:GLN:CD	4:R:31:MET:HE3	1.75	1.07
1:H:820:GLU:HG3	3:Q:46:THR:HG21	1.30	1.07
1:J:9:GLN:CB	4:R:15:PRO:O	2.02	1.07
3:N:97:LEU:HD11	3:O:97:LEU:HD11	1.36	1.07
1:B:653:SER:HA	1:J:78:TYR:HE2	0.97	1.07
1:H:9:GLN:NE2	4:R:31:MET:HB2	1.68	1.07

Continued on next page...

Continued from previous page...

Atom-1	Atom-2	Interatomic distance (Å)	Clash overlap (Å)
3:N:40:ASN:OD1	3:N:72:TYR:OH	1.72	1.07
3:N:90:LEU:HD23	3:P:90:LEU:CD2	1.55	1.07
3:N:94:ASN:OD1	3:P:93:SER:HB3	1.53	1.07
3:O:24:GLN:NE2	3:P:8:TYR:HD1	1.40	1.07
3:P:65:ARG:HA	3:P:65:ARG:NH1	1.70	1.07
1:A:136:ARG:HB3	1:A:136:ARG:HH11	1.15	1.06
3:N:65:ARG:HA	3:N:65:ARG:CZ	1.84	1.06
3:Q:65:ARG:HA	3:Q:65:ARG:NH1	1.70	1.06
1:E:653:SER:HB3	1:G:78:TYR:HE2	1.20	1.06
3:O:65:ARG:CZ	3:O:65:ARG:HA	1.84	1.06
3:Q:65:ARG:HA	3:Q:65:ARG:CZ	1.84	1.06
3:Q:77:GLU:HA	3:Q:80:LEU:HB2	1.38	1.06
1:C:136:ARG:HB3	1:C:136:ARG:HH11	1.15	1.06
3:O:16:LEU:HD22	3:O:17:PRO:CD	1.86	1.06
3:P:34:GLY:CA	3:P:64:ARG:HD3	1.86	1.06
1:J:813:ARG:HH21	1:K:263:PRO:HD3	1.19	1.06
1:E:309:GLY:C	1:G:654:PRO:HD2	1.75	1.06
3:N:34:GLY:CA	3:N:64:ARG:HD3	1.86	1.06
3:O:65:ARG:HA	3:O:65:ARG:NH1	1.70	1.06
3:Q:32:LEU:HD23	3:Q:55:ARG:HB3	1.34	1.06
1:E:653:SER:N	1:G:78:TYR:OH	1.86	1.05
1:J:7:LEU:CD2	4:R:14:GLN:HB3	1.86	1.05
1:J:136:ARG:HB3	1:J:136:ARG:HH11	1.15	1.05
3:N:104:LEU:HD13	3:P:104:LEU:CG	1.86	1.05
3:N:32:LEU:HD23	3:N:55:ARG:HB3	1.34	1.05
3:N:104:LEU:HD11	3:P:104:LEU:HD11	1.08	1.05
3:O:104:LEU:CD2	3:P:104:LEU:CD1	2.09	1.05
3:Q:34:GLY:CA	3:Q:64:ARG:HD3	1.86	1.05
1:B:860:LEU:HA	1:D:909:ALA:HB1	1.29	1.05
1:B:894:VAL:HG13	1:J:908:ASN:O	1.52	1.05
3:N:65:ARG:HA	3:N:65:ARG:NH1	1.70	1.05
3:N:104:LEU:HD13	3:P:104:LEU:HD21	1.09	1.05
3:O:58:LEU:H	3:O:58:LEU:HD12	1.21	1.05
3:P:32:LEU:HD23	3:P:55:ARG:HB3	1.34	1.05
1:E:909:ALA:HB2	1:G:544:GLU:OE1	1.55	1.05
1:E:60:ARG:CG	1:J:60:ARG:HA	1.86	1.04
1:E:909:ALA:CB	1:G:544:GLU:OE1	2.05	1.04
1:G:813:ARG:HH21	1:H:263:PRO:HD3	1.19	1.04
1:K:641:THR:HG22	1:K:642:ARG:H	1.18	1.04
3:N:16:LEU:HD22	3:N:17:PRO:CD	1.86	1.04
3:O:34:GLY:CA	3:O:64:ARG:HD3	1.86	1.04

Continued on next page...

Continued from previous page...

Atom-1	Atom-2	Interatomic distance (Å)	Clash overlap (Å)
1:B:686:ASP:N	1:D:909:ALA:CA	2.20	1.04
1:B:909:ALA:HB3	1:J:544:GLU:HB2	1.35	1.04
3:N:16:LEU:HD13	3:N:17:PRO:HD2	1.34	1.04
3:N:77:GLU:HA	3:N:80:LEU:HB2	1.38	1.04
3:P:16:LEU:HD22	3:P:17:PRO:CD	1.86	1.04
3:P:77:GLU:HA	3:P:80:LEU:HB2	1.38	1.04
1:H:641:THR:HG22	1:H:642:ARG:H	1.18	1.04
3:N:90:LEU:HG	3:O:90:LEU:HD13	1.36	1.04
3:P:16:LEU:HD13	3:P:17:PRO:HD2	1.34	1.04
3:P:25:ASP:O	3:P:69:GLN:HB2	1.54	1.04
1:B:632:TRP:HB2	1:J:321:GLN:HG2	1.04	1.04
1:L:136:ARG:HH11	1:L:136:ARG:HB3	1.15	1.04
1:E:136:ARG:HB3	1:E:136:ARG:HH11	1.15	1.04
1:E:309:GLY:CA	1:G:654:PRO:HD2	1.88	1.04
1:H:767:ASN:ND2	3:Q:58:LEU:HB3	1.73	1.04
1:I:641:THR:HG22	1:I:642:ARG:H	1.22	1.04
1:K:820:GLU:CG	3:O:46:THR:CG2	2.33	1.04
1:K:769:ALA:HB2	3:O:57:ASN:O	1.56	1.03
3:Q:16:LEU:HD22	3:Q:17:PRO:CD	1.86	1.03
1:E:321:GLN:OE1	1:G:614:MET:HE2	1.56	1.03
1:E:653:SER:HB3	1:G:78:TYR:CE2	1.94	1.03
1:E:909:ALA:HB2	1:G:544:GLU:CG	1.83	1.03
1:G:687:SER:HB2	1:L:632:TRP:CE2	1.84	1.03
3:N:97:LEU:CD1	3:O:97:LEU:HD11	1.70	1.03
1:E:309:GLY:O	1:G:653:SER:CB	2.05	1.03
1:G:628:PRO:HD3	1:L:630:ARG:HH21	1.15	1.03
1:H:769:ALA:HB2	3:Q:57:ASN:O	1.55	1.03
3:O:104:LEU:CD2	3:P:104:LEU:CD2	2.36	1.03
1:A:641:THR:HG22	1:A:642:ARG:H	1.19	1.03
3:Q:25:ASP:O	3:Q:69:GLN:HB2	1.54	1.03
1:F:641:THR:HG22	1:F:642:ARG:H	1.22	1.03
3:O:32:LEU:HD23	3:O:55:ARG:HB3	1.34	1.03
3:P:58:LEU:HD12	3:P:58:LEU:H	1.21	1.03
1:G:641:THR:HG22	1:G:642:ARG:H	1.19	1.02
1:B:686:ASP:H	1:D:909:ALA:CA	1.72	1.02
1:B:689:VAL:HA	1:D:906:ALA:HB1	1.09	1.02
3:N:58:LEU:H	3:N:58:LEU:HD12	1.21	1.02
1:A:314:VAL:HG23	2:M:366:LEU:CD1	1.88	1.02
1:B:909:ALA:CB	1:J:544:GLU:HB2	1.88	1.02
1:D:687:SER:HB2	1:J:69:VAL:HG22	1.41	1.02
1:C:641:THR:HG22	1:C:642:ARG:H	1.22	1.02

Continued on next page...

Continued from previous page...

Atom-1	Atom-2	Interatomic distance (Å)	Clash overlap (Å)
1:E:888:HIS:CD2	4:R:30:ARG:HH22	1.77	1.02
1:K:821:ARG:O	3:O:47:GLU:HB2	1.60	1.02
3:N:90:LEU:HG	3:O:90:LEU:CD1	1.89	1.02
3:O:4:GLU:HB3	3:O:6:ARG:HE	1.24	1.02
1:C:89:GLY:CA	1:D:321:GLN:HE22	1.62	1.01
1:J:641:THR:HG22	1:J:642:ARG:H	1.19	1.01
3:N:4:GLU:HB3	3:N:6:ARG:HE	1.24	1.01
3:O:77:GLU:HA	3:O:80:LEU:HB2	1.38	1.01
1:B:859:ALA:HB1	1:D:630:ARG:NH2	1.69	1.01
1:B:896:GLU:OE2	1:J:906:ALA:O	1.77	1.01
1:E:632:TRP:CB	1:G:321:GLN:HG2	1.90	1.01
1:D:687:SER:CB	1:J:69:VAL:HG22	1.91	1.01
1:F:716:VAL:HG13	1:F:723:LYS:HG2	1.42	1.01
1:G:716:VAL:HG13	1:G:723:LYS:HG2	1.43	1.01
1:D:641:THR:HG22	1:D:642:ARG:H	1.19	1.01
1:G:902:THR:HG22	4:R:29:THR:HA	1.43	1.01
1:L:641:THR:HG22	1:L:642:ARG:H	1.22	1.01
3:N:90:LEU:CG	3:O:90:LEU:CD1	2.38	1.01
3:O:90:LEU:CD2	3:P:90:LEU:CD1	2.38	1.00
1:A:716:VAL:HG13	1:A:723:LYS:HG2	1.43	1.00
1:K:716:VAL:HG13	1:K:723:LYS:HG2	1.44	1.00
3:N:90:LEU:CD2	3:O:90:LEU:CG	1.77	1.00
1:H:716:VAL:HG13	1:H:723:LYS:HG2	1.44	1.00
1:B:632:TRP:CB	1:J:321:GLN:HG2	1.92	1.00
1:C:716:VAL:HG13	1:C:723:LYS:HG2	1.42	1.00
3:O:90:LEU:CG	3:P:90:LEU:CD1	2.39	1.00
3:Q:25:ASP:O	3:Q:69:GLN:HB3	1.60	1.00
1:J:817:ARG:H	1:J:817:ARG:HE	1.02	1.00
1:L:852:LEU:HB2	4:R:213:SER:CB	1.92	0.99
2:M:232:LEU:HG	2:M:233:PRO:HD2	1.42	0.99
3:O:90:LEU:HG	3:P:90:LEU:HD13	1.40	0.99
3:O:104:LEU:CG	3:P:104:LEU:CD1	2.35	0.99
1:B:109:ARG:NH2	1:B:512:LEU:HB2	1.78	0.99
1:A:314:VAL:HG23	2:M:366:LEU:HD12	1.39	0.99
1:H:821:ARG:O	3:Q:47:GLU:HB2	1.63	0.99
3:N:83:LEU:HD22	3:P:83:LEU:HD23	1.00	0.99
1:G:687:SER:O	1:L:632:TRP:NE1	1.96	0.99
1:E:632:TRP:HD1	1:G:321:GLN:CG	1.76	0.99
3:O:15:ARG:HH11	3:O:15:ARG:CG	1.76	0.99
3:Q:4:GLU:HB3	3:Q:6:ARG:HE	1.24	0.99
1:J:7:LEU:CD2	4:R:14:GLN:O	2.10	0.99

Continued on next page...

Continued from previous page...

Atom-1	Atom-2	Interatomic distance (Å)	Clash overlap (Å)
3:N:15:ARG:HH11	3:N:15:ARG:CG	1.76	0.99
3:P:4:GLU:HB3	3:P:6:ARG:HE	1.24	0.99
3:Q:58:LEU:H	3:Q:58:LEU:HD12	1.21	0.99
1:B:716:VAL:HG13	1:B:723:LYS:HG2	1.44	0.99
1:E:109:ARG:NH2	1:E:512:LEU:HB2	1.78	0.99
1:H:109:ARG:NH2	1:H:512:LEU:HB2	1.77	0.99
3:O:104:LEU:HD21	3:P:104:LEU:CD2	1.93	0.99
1:K:658:TYR:O	3:P:26:LYS:NZ	1.96	0.98
3:N:73:MET:C	3:N:74:ILE:HD13	1.84	0.98
3:P:15:ARG:HH11	3:P:15:ARG:HG3	1.28	0.98
1:A:817:ARG:H	1:A:817:ARG:HE	1.03	0.98
1:L:716:VAL:HG13	1:L:723:LYS:HG2	1.42	0.98
3:P:73:MET:C	3:P:74:ILE:HD13	1.84	0.98
1:D:817:ARG:H	1:D:817:ARG:HE	1.03	0.98
1:H:769:ALA:HB3	3:Q:57:ASN:O	1.63	0.98
3:N:104:LEU:CD2	3:O:104:LEU:HD22	1.92	0.98
1:H:702:GLU:OE1	3:Q:19:TRP:CD1	2.16	0.98
3:N:25:ASP:O	3:N:69:GLN:HB3	1.60	0.98
3:P:15:ARG:HH11	3:P:15:ARG:CG	1.76	0.98
1:I:716:VAL:HG13	1:I:723:LYS:HG2	1.42	0.98
1:K:820:GLU:HG2	3:O:46:THR:HG23	1.43	0.98
3:O:73:MET:C	3:O:74:ILE:HD13	1.84	0.98
1:K:109:ARG:NH2	1:K:512:LEU:HB2	1.78	0.97
1:E:716:VAL:HG13	1:E:723:LYS:HG2	1.44	0.97
1:L:473:SER:HB2	1:L:792:CYS:HB2	1.47	0.97
3:N:90:LEU:CG	3:O:90:LEU:HD22	1.88	0.97
3:O:25:ASP:O	3:O:69:GLN:HB3	1.60	0.97
3:P:25:ASP:O	3:P:69:GLN:HB3	1.60	0.97
1:E:630:ARG:HH22	1:G:71:VAL:HG21	0.82	0.97
1:K:473:SER:HB2	1:K:792:CYS:HB2	1.46	0.97
1:D:716:VAL:HG13	1:D:723:LYS:HG2	1.43	0.97
1:E:632:TRP:CD1	1:G:321:GLN:CG	2.47	0.97
1:E:909:ALA:HB2	1:G:544:GLU:CD	1.84	0.97
1:G:628:PRO:HD3	1:L:630:ARG:NH2	1.76	0.97
1:B:81:LYS:NZ	1:J:658:TYR:CE2	2.32	0.97
3:N:15:ARG:HH11	3:N:15:ARG:HG3	1.29	0.97
3:N:104:LEU:CG	3:P:104:LEU:HD21	1.95	0.97
1:F:473:SER:HB2	1:F:792:CYS:HB2	1.46	0.97
1:G:855:ASN:HD21	4:R:178:VAL:CG2	1.71	0.97
3:N:104:LEU:HD22	3:P:104:LEU:CD2	1.94	0.97
1:B:890:PRO:HG2	1:J:909:ALA:C	1.84	0.97

Continued on next page...

Continued from previous page...

Atom-1	Atom-2	Interatomic distance (Å)	Clash overlap (Å)
1:H:473:SER:HB2	1:H:792:CYS:HB2	1.47	0.97
3:Q:73:MET:C	3:Q:74:ILE:HD13	1.84	0.97
1:K:817:ARG:HE	1:K:817:ARG:H	0.99	0.97
1:C:473:SER:HB2	1:C:792:CYS:HB2	1.46	0.96
1:J:716:VAL:HG13	1:J:723:LYS:HG2	1.43	0.96
1:A:473:SER:HB2	1:A:792:CYS:HB2	1.47	0.96
1:E:653:SER:CB	1:G:78:TYR:HE2	1.78	0.96
1:H:493:ASN:HD21	3:Q:45:ARG:HH12	1.13	0.96
1:I:473:SER:HB2	1:I:792:CYS:HB2	1.46	0.96
1:J:307:ASN:HD21	1:J:333:THR:H	1.13	0.96
1:B:473:SER:HB2	1:B:792:CYS:HB2	1.47	0.96
1:H:808:PRO:HG2	1:H:813:ARG:HD2	1.48	0.96
2:M:66:ILE:HA	2:M:469:LEU:HD13	1.47	0.96
3:O:90:LEU:HD21	3:P:90:LEU:HG	1.46	0.96
1:B:808:PRO:HG2	1:B:813:ARG:HD2	1.48	0.96
3:N:11:TYR:CB	3:O:11:TYR:HB3	1.94	0.96
3:N:97:LEU:HD13	3:P:97:LEU:CG	1.93	0.96
1:G:857:ALA:C	4:R:12:THR:HG22	1.84	0.96
3:N:83:LEU:HD23	3:O:83:LEU:HD22	0.97	0.96
3:Q:15:ARG:CG	3:Q:15:ARG:HH11	1.76	0.96
1:A:314:VAL:HG22	2:M:366:LEU:HD11	1.46	0.96
1:G:307:ASN:HD21	1:G:333:THR:H	1.13	0.96
1:G:473:SER:HB2	1:G:792:CYS:HB2	1.47	0.96
1:H:817:ARG:HE	1:H:817:ARG:H	0.99	0.96
1:K:458:PRO:CG	3:P:65:ARG:O	2.12	0.95
2:M:127:ASN:HB2	2:M:164:PHE:CD1	2.01	0.95
3:P:25:ASP:CA	3:P:38:PRO:HB3	1.96	0.95
1:G:132:ASN:HB3	1:G:206:VAL:HG23	1.48	0.95
3:N:24:GLN:NE2	3:O:8:TYR:HD1	1.59	0.95
1:E:909:ALA:HB3	1:G:544:GLU:CG	1.82	0.95
1:G:109:ARG:NH2	1:G:512:LEU:HB2	1.82	0.95
3:Q:25:ASP:CA	3:Q:38:PRO:HB3	1.96	0.95
1:J:109:ARG:NH2	1:J:512:LEU:HB2	1.82	0.95
1:J:804:LEU:HD11	1:K:222:PRO:HB3	1.49	0.95
1:K:804:LEU:HD11	1:L:222:PRO:HB3	1.49	0.95
1:B:309:GLY:CA	1:J:654:PRO:CG	2.43	0.95
1:E:808:PRO:HG2	1:E:813:ARG:HD2	1.48	0.95
1:K:564:ARG:CG	3:P:31:MET:O	2.14	0.95
3:O:15:ARG:HH11	3:O:15:ARG:HG3	1.28	0.95
3:O:90:LEU:CG	3:P:90:LEU:HD22	1.78	0.95
1:A:109:ARG:NH2	1:A:512:LEU:HB2	1.82	0.95

Continued on next page...

Continued from previous page...

Atom-1	Atom-2	Interatomic distance (Å)	Clash overlap (Å)
1:B:908:ASN:C	1:J:83:ARG:NH1	2.18	0.95
1:D:804:LEU:HD11	1:E:222:PRO:HB3	1.49	0.95
3:N:90:LEU:HD22	3:O:90:LEU:HD23	1.35	0.95
1:B:686:ASP:H	1:D:909:ALA:C	1.69	0.94
1:E:473:SER:HB2	1:E:792:CYS:HB2	1.46	0.94
1:L:307:ASN:HD21	1:L:333:THR:H	1.13	0.94
3:N:8:TYR:HD1	3:P:24:GLN:NE2	1.61	0.94
1:E:87:ALA:CB	1:L:686:ASP:OD1	2.14	0.94
1:E:817:ARG:HE	1:E:817:ARG:H	0.99	0.94
3:N:74:ILE:HD12	3:N:78:ASP:OD2	1.67	0.94
1:E:909:ALA:N	1:G:83:ARG:HH11	1.65	0.94
1:L:817:ARG:H	1:L:817:ARG:HE	1.00	0.94
3:O:74:ILE:HD12	3:O:78:ASP:OD2	1.68	0.94
1:E:908:ASN:O	1:G:83:ARG:NH1	1.97	0.94
1:K:658:TYR:OH	3:P:39:PRO:CB	2.16	0.94
3:N:25:ASP:CA	3:N:38:PRO:HB3	1.96	0.94
1:J:473:SER:HB2	1:J:792:CYS:HB2	1.47	0.94
1:B:817:ARG:H	1:B:817:ARG:HE	0.99	0.94
3:Q:15:ARG:HH11	3:Q:15:ARG:HG3	1.28	0.94
1:G:817:ARG:H	1:G:817:ARG:HE	1.02	0.94
1:G:855:ASN:HD22	4:R:178:VAL:HG23	1.17	0.94
1:D:109:ARG:NH2	1:D:512:LEU:HB2	1.82	0.94
1:K:808:PRO:HG2	1:K:813:ARG:HD2	1.48	0.94
3:O:25:ASP:CA	3:O:38:PRO:HB3	1.96	0.94
3:P:35:VAL:N	3:P:64:ARG:HD3	1.83	0.94
3:P:74:ILE:HD12	3:P:78:ASP:OD2	1.67	0.94
1:A:307:ASN:HD21	1:A:333:THR:H	1.13	0.94
1:E:909:ALA:CB	1:G:544:GLU:HG3	1.97	0.94
2:M:169:VAL:HG11	2:M:247:LEU:HD21	1.50	0.94
1:B:804:LEU:HD11	1:C:222:PRO:HB3	1.49	0.94
1:H:820:GLU:CD	3:Q:46:THR:HG21	1.88	0.94
3:N:61:GLU:OE1	3:N:70:THR:HG21	1.68	0.94
3:Q:35:VAL:N	3:Q:64:ARG:HD3	1.83	0.94
1:D:473:SER:HB2	1:D:792:CYS:HB2	1.47	0.93
1:I:109:ARG:NH2	1:I:512:LEU:HB2	1.83	0.93
3:O:35:VAL:N	3:O:64:ARG:HD3	1.83	0.93
3:Q:61:GLU:OE1	3:Q:70:THR:HG21	1.68	0.93
1:A:804:LEU:HD11	1:B:222:PRO:HB3	1.49	0.93
1:F:109:ARG:NH2	1:F:512:LEU:HB2	1.83	0.93
2:M:214:LEU:HG	2:M:310:ASN:HD21	1.30	0.93
3:N:83:LEU:HD21	3:P:83:LEU:CD2	1.69	0.93

Continued on next page...

Continued from previous page...

Atom-1	Atom-2	Interatomic distance (Å)	Clash overlap (Å)
3:O:77:GLU:O	3:O:81:GLY:N	2.02	0.93
1:C:109:ARG:NH2	1:C:512:LEU:HB2	1.83	0.93
1:C:817:ARG:HE	1:C:817:ARG:H	1.00	0.93
1:H:804:LEU:HD11	1:I:222:PRO:HB3	1.49	0.93
1:L:852:LEU:HB2	4:R:213:SER:OG	1.69	0.93
3:N:35:VAL:N	3:N:64:ARG:HD3	1.83	0.93
3:O:90:LEU:CD2	3:P:90:LEU:HD23	1.45	0.93
1:B:684:GLN:O	1:D:909:ALA:CB	2.15	0.93
1:K:458:PRO:CG	3:P:66:PRO:HA	1.97	0.93
1:C:307:ASN:HD21	1:C:333:THR:H	1.13	0.93
1:D:132:ASN:HB3	1:D:206:VAL:HG23	1.48	0.93
1:D:307:ASN:HD21	1:D:333:THR:H	1.13	0.93
3:N:77:GLU:O	3:N:81:GLY:N	2.02	0.93
3:P:61:GLU:OE1	3:P:70:THR:HG21	1.68	0.93
3:Q:4:GLU:HB3	3:Q:6:ARG:NE	1.84	0.93
1:A:132:ASN:HB3	1:A:206:VAL:HG23	1.48	0.93
1:F:132:ASN:HB3	1:F:206:VAL:HG23	1.51	0.93
3:O:61:GLU:OE1	3:O:70:THR:HG21	1.68	0.93
1:F:307:ASN:HD21	1:F:333:THR:H	1.13	0.93
3:N:17:PRO:HG3	3:N:22:SER:HG	1.32	0.93
1:H:9:GLN:NE2	4:R:31:MET:CB	2.32	0.93
1:K:493:ASN:HD21	3:O:45:ARG:NH1	1.66	0.93
1:L:109:ARG:NH2	1:L:512:LEU:HB2	1.83	0.93
3:N:4:GLU:HB3	3:N:6:ARG:NE	1.84	0.92
1:D:794:ALA:HB1	1:D:795:PRO:HD2	1.51	0.92
1:I:307:ASN:HD21	1:I:333:THR:H	1.13	0.92
3:N:104:LEU:HD22	3:P:104:LEU:HD22	1.49	0.92
1:G:168:ASP:HB2	1:G:174:VAL:HB	1.52	0.92
3:N:93:SER:HB2	3:O:94:ASN:OD1	1.68	0.92
3:P:77:GLU:O	3:P:81:GLY:N	2.02	0.92
1:E:909:ALA:CB	1:G:544:GLU:CB	2.03	0.92
3:N:40:ASN:O	3:N:41:SER:HB2	1.69	0.92
3:N:90:LEU:HD21	3:P:90:LEU:CG	1.93	0.92
3:Q:34:GLY:C	3:Q:64:ARG:HD3	1.89	0.92
1:A:906:ALA:O	2:M:100:ALA:HA	1.69	0.92
1:H:132:ASN:HB3	1:H:206:VAL:HG23	1.51	0.92
3:O:65:ARG:HB3	3:O:66:PRO:HD3	1.50	0.92
3:O:86:ARG:NE	3:P:87:MET:HG2	1.82	0.92
3:Q:77:GLU:O	3:Q:81:GLY:N	2.02	0.92
3:O:34:GLY:C	3:O:64:ARG:HD3	1.89	0.92
1:G:804:LEU:HD11	1:H:222:PRO:HB3	1.49	0.92

Continued on next page...

Continued from previous page...

Atom-1	Atom-2	Interatomic distance (Å)	Clash overlap (Å)
1:H:9:GLN:HE21	4:R:31:MET:HE3	1.29	0.92
1:B:653:SER:CA	1:J:78:TYR:HE2	1.82	0.92
3:N:65:ARG:HB3	3:N:66:PRO:HD3	1.50	0.92
3:Q:65:ARG:HB3	3:Q:66:PRO:HD3	1.50	0.92
1:B:653:SER:HB3	1:J:77:GLN:CD	1.90	0.92
1:F:817:ARG:HE	1:F:817:ARG:H	1.00	0.92
1:J:132:ASN:HB3	1:J:206:VAL:HG23	1.48	0.92
3:N:94:ASN:OD1	3:P:93:SER:CB	2.17	0.92
3:Q:31:MET:HB3	3:Q:32:LEU:HB3	1.51	0.92
1:E:321:GLN:OE1	1:G:614:MET:HE3	1.68	0.91
1:H:680:LYS:HD2	3:Q:19:TRP:CD2	2.05	0.91
3:N:104:LEU:HD21	3:O:104:LEU:CB	2.00	0.91
3:O:97:LEU:CD1	3:P:97:LEU:HD11	1.90	0.91
1:D:136:ARG:HB3	1:D:136:ARG:NH1	1.85	0.91
1:E:136:ARG:HB3	1:E:136:ARG:NH1	1.85	0.91
1:G:851:LEU:HB3	4:R:178:VAL:HG21	1.52	0.91
1:J:794:ALA:HB1	1:J:795:PRO:HD2	1.52	0.91
1:C:132:ASN:HB3	1:C:206:VAL:HG23	1.51	0.91
1:C:168:ASP:HB2	1:C:174:VAL:HB	1.53	0.91
1:D:687:SER:CB	1:J:69:VAL:CG2	2.46	0.91
1:I:132:ASN:HB3	1:I:206:VAL:HG23	1.50	0.91
1:I:136:ARG:HB3	1:I:136:ARG:NH1	1.85	0.91
3:P:34:GLY:C	3:P:64:ARG:HD3	1.89	0.91
1:B:81:LYS:HE2	1:J:658:TYR:CE2	2.04	0.91
1:F:168:ASP:HB2	1:F:174:VAL:HB	1.52	0.91
3:P:4:GLU:HB3	3:P:6:ARG:NE	1.84	0.91
1:G:794:ALA:HB1	1:G:795:PRO:HD2	1.51	0.91
1:H:136:ARG:HB3	1:H:136:ARG:NH1	1.85	0.91
1:K:769:ALA:CB	3:O:57:ASN:O	2.18	0.91
1:K:820:GLU:CD	3:O:46:THR:HG21	1.91	0.91
3:N:34:GLY:C	3:N:64:ARG:HD3	1.89	0.91
3:P:40:ASN:O	3:P:41:SER:HB2	1.69	0.91
3:P:65:ARG:HB3	3:P:66:PRO:HD3	1.50	0.91
1:L:132:ASN:HB3	1:L:206:VAL:HG23	1.51	0.91
3:Q:40:ASN:O	3:Q:41:SER:HB2	1.69	0.91
3:Q:74:ILE:HD12	3:Q:78:ASP:OD2	1.68	0.91
1:A:168:ASP:HB2	1:A:174:VAL:HB	1.52	0.91
1:A:328:LEU:HD21	2:M:102:ASN:HA	1.47	0.91
1:G:627:ILE:N	1:L:909:ALA:O	2.04	0.91
1:J:168:ASP:HB2	1:J:174:VAL:HB	1.52	0.91
3:N:11:TYR:HB3	3:P:11:TYR:HB2	1.52	0.91

Continued on next page...

Continued from previous page...

Atom-1	Atom-2	Interatomic distance (Å)	Clash overlap (Å)
3:O:40:ASN:O	3:O:41:SER:HB2	1.69	0.91
1:G:632:TRP:HE1	4:R:29:THR:N	1.69	0.91
1:H:307:ASN:HD21	1:H:333:THR:H	1.18	0.91
3:O:4:GLU:HB3	3:O:6:ARG:NE	1.84	0.91
3:O:31:MET:HB3	3:O:32:LEU:HB3	1.51	0.91
3:O:86:ARG:NE	3:P:87:MET:CG	2.34	0.91
1:B:891:HIS:HB3	1:J:630:ARG:HH22	1.31	0.91
1:B:909:ALA:CA	1:J:83:ARG:HH11	1.63	0.91
1:J:552:ASN:HD21	1:J:564:ARG:HB2	1.36	0.91
3:O:104:LEU:CD1	3:P:104:LEU:CD1	2.42	0.91
1:B:891:HIS:H	1:J:909:ALA:C	1.72	0.90
1:F:136:ARG:HB3	1:F:136:ARG:NH1	1.85	0.90
1:I:817:ARG:HE	1:I:817:ARG:H	1.00	0.90
3:O:104:LEU:HD11	3:P:104:LEU:HD11	0.94	0.90
1:B:890:PRO:CB	1:J:910:THR:N	2.34	0.90
1:H:9:GLN:CD	4:R:31:MET:CE	2.34	0.90
1:J:136:ARG:HB3	1:J:136:ARG:NH1	1.85	0.90
1:K:136:ARG:HB3	1:K:136:ARG:NH1	1.85	0.90
3:N:11:TYR:HB2	3:O:11:TYR:HB3	1.53	0.90
1:E:168:ASP:HB2	1:E:174:VAL:HB	1.54	0.90
1:E:309:GLY:HA3	1:G:654:PRO:HD2	1.48	0.90
1:G:808:PRO:HG2	1:G:813:ARG:HD2	1.53	0.90
1:K:458:PRO:HG3	3:P:66:PRO:HA	1.52	0.90
3:N:31:MET:HB3	3:N:32:LEU:HB3	1.51	0.90
3:P:40:ASN:HD22	3:P:40:ASN:C	1.75	0.90
1:B:909:ALA:HA	1:J:83:ARG:NH1	1.40	0.90
1:E:804:LEU:HD11	1:F:222:PRO:HB3	1.49	0.90
1:G:136:ARG:HB3	1:G:136:ARG:NH1	1.85	0.90
1:G:396:VAL:HG13	1:G:404:GLN:O	1.72	0.90
1:I:396:VAL:HG13	1:I:404:GLN:O	1.71	0.90
1:H:168:ASP:HB2	1:H:174:VAL:HB	1.54	0.90
1:L:168:ASP:HB2	1:L:174:VAL:HB	1.53	0.90
1:E:396:VAL:HG13	1:E:404:GLN:O	1.71	0.90
1:F:396:VAL:HG13	1:F:404:GLN:O	1.71	0.90
1:J:396:VAL:HG13	1:J:404:GLN:O	1.72	0.90
2:M:164:PHE:HB3	2:M:427:ILE:HD11	1.53	0.90
1:A:222:PRO:HB3	1:C:804:LEU:HD11	1.54	0.90
1:B:132:ASN:HB3	1:B:206:VAL:HG23	1.52	0.90
1:L:396:VAL:HG13	1:L:404:GLN:O	1.71	0.90
3:N:40:ASN:HD22	3:N:40:ASN:C	1.75	0.90
1:E:60:ARG:HG2	1:J:60:ARG:HA	1.52	0.90

Continued on next page...

Continued from previous page...

Atom-1	Atom-2	Interatomic distance (Å)	Clash overlap (Å)
1:I:640:LEU:HD12	1:I:877:VAL:HG22	1.54	0.90
1:L:136:ARG:HB3	1:L:136:ARG:NH1	1.85	0.90
1:A:552:ASN:HD21	1:A:564:ARG:HB2	1.36	0.90
1:B:653:SER:CB	1:J:77:GLN:CD	2.39	0.90
1:A:794:ALA:HB1	1:A:795:PRO:HD2	1.52	0.90
1:A:808:PRO:HG2	1:A:813:ARG:HD2	1.53	0.90
1:C:396:VAL:HG13	1:C:404:GLN:O	1.71	0.90
1:D:396:VAL:HG13	1:D:404:GLN:O	1.72	0.90
1:E:132:ASN:HB3	1:E:206:VAL:HG23	1.52	0.90
3:P:31:MET:HB3	3:P:32:LEU:HB3	1.51	0.90
3:Q:75:LEU:HG	3:Q:76:VAL:H	0.73	0.90
1:B:396:VAL:HG13	1:B:404:GLN:O	1.71	0.89
1:D:168:ASP:HB2	1:D:174:VAL:HB	1.52	0.89
1:H:640:LEU:HD12	1:H:877:VAL:HG22	1.53	0.89
3:N:97:LEU:CD1	3:P:97:LEU:CD2	2.47	0.89
1:C:136:ARG:HB3	1:C:136:ARG:NH1	1.85	0.89
1:E:794:ALA:HB1	1:E:795:PRO:HD2	1.53	0.89
1:F:640:LEU:HD12	1:F:877:VAL:HG22	1.54	0.89
1:K:307:ASN:HD21	1:K:333:THR:H	1.18	0.89
1:C:640:LEU:HD12	1:C:877:VAL:HG22	1.54	0.89
1:D:222:PRO:HB3	1:F:804:LEU:HD11	1.54	0.89
1:H:794:ALA:HB1	1:H:795:PRO:HD2	1.53	0.89
1:K:271:VAL:HB	1:K:272:PRO:HD3	1.55	0.89
1:L:640:LEU:HD12	1:L:877:VAL:HG22	1.54	0.89
3:O:79:SER:O	3:O:83:LEU:HG	1.73	0.89
3:P:79:SER:O	3:P:83:LEU:HG	1.73	0.89
1:A:136:ARG:HB3	1:A:136:ARG:NH1	1.85	0.89
1:B:136:ARG:HB3	1:B:136:ARG:NH1	1.85	0.89
1:B:686:ASP:OD1	1:D:632:TRP:HZ3	1.37	0.89
1:H:9:GLN:NE2	4:R:31:MET:CG	2.30	0.89
1:L:852:LEU:HB2	4:R:213:SER:HB3	1.53	0.89
3:N:24:GLN:NE2	3:O:8:TYR:CE1	2.40	0.89
3:N:83:LEU:HD21	3:O:83:LEU:HD21	0.91	0.89
1:B:81:LYS:CE	1:J:658:TYR:CE2	2.56	0.89
1:I:271:VAL:HB	1:I:272:PRO:HD3	1.55	0.89
1:J:808:PRO:HG2	1:J:813:ARG:HD2	1.53	0.89
1:K:132:ASN:HB3	1:K:206:VAL:HG23	1.51	0.89
1:E:271:VAL:HB	1:E:272:PRO:HD3	1.55	0.89
1:K:640:LEU:HD12	1:K:877:VAL:HG22	1.53	0.89
2:M:236:ALA:HB2	2:M:263:SER:HA	1.52	0.89
3:N:15:ARG:O	3:N:15:ARG:HD3	1.73	0.89

Continued on next page...

Continued from previous page...

Atom-1	Atom-2	Interatomic distance (Å)	Clash overlap (Å)
3:N:79:SER:O	3:N:83:LEU:HG	1.73	0.89
1:D:808:PRO:HG2	1:D:813:ARG:HD2	1.53	0.89
3:Q:40:ASN:C	3:Q:40:ASN:HD22	1.75	0.89
1:J:640:LEU:HD12	1:J:877:VAL:HG22	1.55	0.89
1:L:271:VAL:HB	1:L:272:PRO:HD3	1.54	0.89
3:O:15:ARG:O	3:O:15:ARG:HD3	1.73	0.89
3:P:58:LEU:HD12	3:P:58:LEU:N	1.89	0.89
1:B:307:ASN:HD21	1:B:333:THR:H	1.18	0.88
1:G:552:ASN:HD21	1:G:564:ARG:HB2	1.36	0.88
1:H:396:VAL:HG13	1:H:404:GLN:O	1.71	0.88
1:G:640:LEU:HD12	1:G:877:VAL:HG22	1.55	0.88
1:K:396:VAL:HG13	1:K:404:GLN:O	1.71	0.88
1:E:909:ALA:N	1:G:544:GLU:OE1	2.06	0.88
3:O:40:ASN:C	3:O:40:ASN:HD22	1.75	0.88
3:P:15:ARG:O	3:P:15:ARG:HD3	1.73	0.88
3:P:34:GLY:HA3	3:P:64:ARG:CD	2.04	0.88
3:Q:76:VAL:HG23	3:Q:77:GLU:OE2	1.74	0.88
1:D:552:ASN:HD21	1:D:564:ARG:HB2	1.36	0.88
3:P:76:VAL:HG23	3:P:77:GLU:OE2	1.74	0.88
1:A:640:LEU:HD12	1:A:877:VAL:HG22	1.55	0.88
1:C:271:VAL:HB	1:C:272:PRO:HD3	1.54	0.88
1:I:168:ASP:HB2	1:I:174:VAL:HB	1.53	0.88
3:O:58:LEU:HD12	3:O:58:LEU:N	1.89	0.88
1:B:640:LEU:HD12	1:B:877:VAL:HG22	1.53	0.88
1:K:493:ASN:HD21	3:O:45:ARG:HH12	0.89	0.88
3:P:34:GLY:HA3	3:P:64:ARG:HD3	1.54	0.88
3:Q:32:LEU:CD2	3:Q:55:ARG:HB3	2.04	0.88
3:Q:34:GLY:HA3	3:Q:64:ARG:CD	2.04	0.88
3:Q:34:GLY:HA3	3:Q:64:ARG:HD3	1.54	0.88
1:J:222:PRO:HB3	1:L:804:LEU:HD11	1.54	0.88
3:N:76:VAL:HG23	3:N:77:GLU:OE2	1.74	0.88
3:N:86:ARG:NE	3:O:87:MET:CG	2.36	0.88
1:A:396:VAL:HG13	1:A:404:GLN:O	1.72	0.88
1:B:689:VAL:CG2	1:D:906:ALA:CB	2.40	0.88
1:B:794:ALA:HB1	1:B:795:PRO:HD2	1.53	0.88
1:G:222:PRO:HB3	1:I:804:LEU:HD11	1.54	0.88
1:G:857:ALA:O	4:R:12:THR:CG2	2.22	0.88
1:K:794:ALA:HB1	1:K:795:PRO:HD2	1.53	0.88
1:B:168:ASP:HB2	1:B:174:VAL:HB	1.54	0.88
1:K:552:ASN:HD21	1:K:564:ARG:HB2	1.39	0.88
3:N:55:ARG:HG3	3:N:56:ASP:OD1	1.74	0.88

Continued on next page...

Continued from previous page...

Atom-1	Atom-2	Interatomic distance (Å)	Clash overlap (Å)
3:P:32:LEU:CD2	3:P:55:ARG:HB3	2.04	0.88
1:F:808:PRO:HG2	1:F:813:ARG:HD2	1.55	0.88
3:Q:14:ALA:O	3:Q:15:ARG:HB3	1.73	0.88
1:A:328:LEU:HD22	2:M:102:ASN:HA	1.55	0.87
1:B:271:VAL:HB	1:B:272:PRO:HD3	1.55	0.87
1:G:271:VAL:HB	1:G:272:PRO:HD3	1.55	0.87
1:G:863:THR:OG1	1:L:909:ALA:HB3	1.74	0.87
1:K:168:ASP:HB2	1:K:174:VAL:HB	1.54	0.87
3:O:34:GLY:HA3	3:O:64:ARG:HD3	1.54	0.87
1:K:766:PRO:HD3	1:K:809:HIS:HE2	1.39	0.87
1:L:808:PRO:HG2	1:L:813:ARG:HD2	1.55	0.87
3:O:32:LEU:CD2	3:O:55:ARG:HB3	2.04	0.87
4:R:53:ARG:HB2	4:R:53:ARG:HH11	1.39	0.87
1:E:640:LEU:HD12	1:E:877:VAL:HG22	1.53	0.87
1:J:271:VAL:HB	1:J:272:PRO:HD3	1.55	0.87
3:O:90:LEU:HD21	3:P:90:LEU:CD1	1.98	0.87
1:B:909:ALA:HB3	1:J:544:GLU:CB	2.04	0.87
1:H:271:VAL:HB	1:H:272:PRO:HD3	1.55	0.87
3:N:104:LEU:CD2	3:O:104:LEU:CD2	2.52	0.87
1:G:426:LEU:HD23	1:I:426:LEU:HD11	1.56	0.87
1:J:426:LEU:HD23	1:L:426:LEU:HD11	1.56	0.87
1:K:493:ASN:ND2	3:O:45:ARG:HH12	1.71	0.87
3:Q:58:LEU:HD12	3:Q:58:LEU:N	1.89	0.87
3:Q:79:SER:O	3:Q:83:LEU:HG	1.73	0.87
1:B:685:PHE:C	1:D:909:ALA:HB3	1.95	0.87
3:O:104:LEU:HD22	3:P:104:LEU:CD2	2.00	0.87
3:P:14:ALA:O	3:P:15:ARG:HB3	1.73	0.87
3:Q:15:ARG:O	3:Q:15:ARG:HD3	1.73	0.87
3:N:104:LEU:CD1	3:P:104:LEU:CD1	2.52	0.87
3:O:76:VAL:HG23	3:O:77:GLU:OE2	1.74	0.87
3:P:55:ARG:HG3	3:P:56:ASP:OD1	1.74	0.87
3:P:76:VAL:O	3:P:80:LEU:HD12	1.75	0.87
3:Q:67:GLU:HB3	3:Q:68:ASP:HB3	1.57	0.87
1:A:426:LEU:HD23	1:C:426:LEU:HD11	1.56	0.87
1:B:552:ASN:HD21	1:B:564:ARG:HB2	1.39	0.87
1:D:640:LEU:HD12	1:D:877:VAL:HG22	1.55	0.87
1:I:552:ASN:HD21	1:I:564:ARG:HB2	1.40	0.87
1:L:552:ASN:HD21	1:L:564:ARG:HB2	1.40	0.87
3:N:8:TYR:HE1	3:P:24:GLN:NE2	1.64	0.87
3:N:32:LEU:CD2	3:N:55:ARG:HB3	2.04	0.87
3:N:58:LEU:HD12	3:N:58:LEU:N	1.88	0.87

Continued on next page...

Continued from previous page...

Atom-1	Atom-2	Interatomic distance (Å)	Clash overlap (Å)
3:N:97:LEU:CG	3:P:97:LEU:CD2	1.92	0.87
1:B:891:HIS:HB2	1:J:630:ARG:NH2	1.90	0.86
1:F:766:PRO:HD3	1:F:809:HIS:HE2	1.40	0.86
3:P:9:VAL:HG22	3:P:11:TYR:CZ	2.10	0.86
3:Q:9:VAL:HG22	3:Q:11:TYR:CZ	2.10	0.86
1:A:314:VAL:HG21	2:M:366:LEU:HD12	1.45	0.86
1:L:852:LEU:CB	4:R:213:SER:HB3	2.04	0.86
3:N:34:GLY:HA3	3:N:64:ARG:CD	2.04	0.86
3:N:76:VAL:O	3:N:80:LEU:HD12	1.75	0.86
3:O:34:GLY:HA3	3:O:64:ARG:CD	2.04	0.86
3:O:76:VAL:O	3:O:80:LEU:HD12	1.75	0.86
1:B:632:TRP:CB	1:J:321:GLN:CG	2.51	0.86
1:C:552:ASN:HD21	1:C:564:ARG:HB2	1.40	0.86
1:F:271:VAL:HB	1:F:272:PRO:HD3	1.55	0.86
3:N:67:GLU:HB3	3:N:68:ASP:HB3	1.57	0.86
3:Q:55:ARG:HG3	3:Q:56:ASP:OD1	1.74	0.86
1:E:766:PRO:HD3	1:E:809:HIS:HE2	1.39	0.86
1:F:552:ASN:HD21	1:F:564:ARG:HB2	1.40	0.86
3:O:9:VAL:HG22	3:O:11:TYR:CZ	2.10	0.86
1:A:271:VAL:HB	1:A:272:PRO:HD3	1.55	0.86
3:N:14:ALA:O	3:N:15:ARG:HB3	1.73	0.86
3:Q:76:VAL:O	3:Q:80:LEU:HD12	1.75	0.86
1:B:766:PRO:HD3	1:B:809:HIS:HE2	1.40	0.86
1:G:626:PRO:C	1:L:909:ALA:O	2.14	0.86
3:O:55:ARG:HG3	3:O:56:ASP:OD1	1.74	0.86
1:G:792:CYS:O	1:G:793:ARG:HG3	1.76	0.86
1:H:766:PRO:HD3	1:H:809:HIS:HE2	1.39	0.86
1:H:767:ASN:HD21	3:Q:58:LEU:HB3	1.41	0.86
2:M:159:LEU:HD12	2:M:160:PRO:HD2	1.55	0.86
3:N:90:LEU:CG	3:P:90:LEU:CD2	2.11	0.86
3:O:16:LEU:CD1	3:O:17:PRO:HD2	2.06	0.86
1:E:60:ARG:HG3	1:J:60:ARG:HA	1.56	0.86
1:E:307:ASN:HD21	1:E:333:THR:H	1.18	0.86
1:E:909:ALA:HB2	1:G:544:GLU:HG3	1.55	0.86
1:K:658:TYR:CE1	3:P:39:PRO:CD	2.48	0.86
3:N:23:VAL:HG21	3:N:26:LYS:HG2	1.58	0.86
3:O:14:ALA:O	3:O:15:ARG:HB3	1.73	0.86
3:O:23:VAL:HG21	3:O:26:LYS:HG2	1.58	0.86
3:P:16:LEU:CD1	3:P:17:PRO:HD2	2.06	0.86
3:Q:16:LEU:CD1	3:Q:17:PRO:HD2	2.06	0.86
1:A:138:ALA:HA	1:A:278:LYS:HD3	1.58	0.86

Continued on next page...

Continued from previous page...

Atom-1	Atom-2	Interatomic distance (Å)	Clash overlap (Å)
1:C:808:PRO:HG2	1:C:813:ARG:HD2	1.55	0.86
1:G:900:LEU:HD13	4:R:31:MET:HA	1.58	0.86
1:J:766:PRO:HD3	1:J:809:HIS:HE2	1.41	0.86
2:M:139:VAL:HG21	2:M:197:VAL:HG11	1.58	0.86
3:N:9:VAL:HG22	3:N:11:TYR:CZ	2.10	0.86
3:N:97:LEU:HD11	3:P:97:LEU:CD1	2.06	0.86
1:C:766:PRO:HD3	1:C:809:HIS:HE2	1.40	0.85
1:K:658:TYR:OH	3:P:39:PRO:HB3	1.73	0.85
2:M:277:ASP:HB3	2:M:285:LYS:HE2	1.56	0.85
1:D:271:VAL:HB	1:D:272:PRO:HD3	1.55	0.85
1:D:426:LEU:HD23	1:F:426:LEU:HD11	1.56	0.85
1:E:630:ARG:NH1	1:G:83:ARG:HH21	1.73	0.85
1:I:808:PRO:HG2	1:I:813:ARG:HD2	1.55	0.85
3:O:67:GLU:HB3	3:O:68:ASP:HB3	1.57	0.85
1:I:476:ILE:HD12	1:I:480:VAL:HG21	1.59	0.85
1:J:138:ALA:HA	1:J:278:LYS:HD3	1.58	0.85
3:N:34:GLY:HA3	3:N:64:ARG:HD3	1.54	0.85
3:O:75:LEU:HG	3:O:76:VAL:H	0.73	0.85
1:E:552:ASN:HD21	1:E:564:ARG:HB2	1.39	0.85
1:I:766:PRO:HD3	1:I:809:HIS:HE2	1.40	0.85
3:O:39:PRO:O	3:O:40:ASN:CG	2.15	0.85
3:O:90:LEU:CD1	3:P:90:LEU:HD21	2.06	0.85
3:P:67:GLU:HB3	3:P:68:ASP:HB3	1.57	0.85
1:D:792:CYS:O	1:D:793:ARG:HG3	1.76	0.85
1:G:766:PRO:HD3	1:G:809:HIS:HE2	1.41	0.85
1:H:820:GLU:HG2	3:Q:46:THR:HG21	1.24	0.85
3:N:97:LEU:CD1	3:P:97:LEU:HD21	2.05	0.85
3:Q:39:PRO:O	3:Q:40:ASN:CG	2.15	0.85
1:J:476:ILE:HD12	1:J:480:VAL:HG21	1.59	0.85
3:N:104:LEU:HD11	3:P:104:LEU:CD1	2.02	0.85
3:P:75:LEU:HG	3:P:76:VAL:H	0.73	0.85
3:Q:23:VAL:HG21	3:Q:26:LYS:HG2	1.58	0.85
1:C:89:GLY:HA2	1:D:321:GLN:HE22	1.04	0.85
1:H:73:ARG:NH2	1:L:83:ARG:HH22	1.74	0.85
1:A:792:CYS:O	1:A:793:ARG:HG3	1.76	0.85
1:F:476:ILE:HD12	1:F:480:VAL:HG21	1.59	0.85
1:A:476:ILE:HD12	1:A:480:VAL:HG21	1.59	0.85
1:A:766:PRO:HD3	1:A:809:HIS:HE2	1.41	0.85
1:D:146:THR:H	1:E:412:ASN:HD22	1.25	0.85
1:H:552:ASN:HD21	1:H:564:ARG:HB2	1.39	0.85
1:B:309:GLY:HA3	1:J:654:PRO:CD	2.07	0.85

Continued on next page...

Continued from previous page...

Atom-1	Atom-2	Interatomic distance (Å)	Clash overlap (Å)
1:D:396:VAL:HG12	1:D:403:TRP:HD1	1.42	0.85
1:H:9:GLN:HE22	4:R:31:MET:CB	1.88	0.85
1:A:263:PRO:HD3	1:C:813:ARG:NH2	1.92	0.84
1:B:891:HIS:H	1:J:910:THR:N	1.75	0.84
1:D:138:ALA:HA	1:D:278:LYS:HD3	1.58	0.84
1:D:484:THR:HG23	1:E:514:ASN:HB3	1.59	0.84
1:E:600:THR:HG21	4:R:189:PRO:HB3	1.59	0.84
1:G:476:ILE:HD12	1:G:480:VAL:HG21	1.59	0.84
1:J:792:CYS:O	1:J:793:ARG:HG3	1.76	0.84
3:O:11:TYR:CB	3:P:11:TYR:HB3	2.08	0.84
1:B:653:SER:CA	1:J:78:TYR:CE2	2.57	0.84
1:F:792:CYS:O	1:F:793:ARG:HG3	1.77	0.84
1:G:138:ALA:HA	1:G:278:LYS:HD3	1.58	0.84
3:N:16:LEU:CD1	3:N:17:PRO:HD2	2.06	0.84
1:A:146:THR:H	1:B:412:ASN:HD22	1.25	0.84
4:R:14:GLN:HE22	4:R:16:GLN:HB2	1.43	0.84
1:L:395:GLU:O	1:L:406:VAL:HB	1.78	0.84
2:M:159:LEU:HD11	2:M:172:LEU:HB3	1.59	0.84
1:C:395:GLU:O	1:C:406:VAL:HB	1.78	0.84
1:D:688:SER:HB3	1:J:67:ARG:O	1.78	0.84
1:F:395:GLU:O	1:F:406:VAL:HB	1.78	0.84
1:G:905:SER:HB3	4:R:27:TYR:O	1.78	0.84
3:N:39:PRO:O	3:N:40:ASN:CG	2.15	0.84
3:N:90:LEU:CD2	3:P:90:LEU:HD22	1.33	0.84
1:A:484:THR:HG23	1:B:514:ASN:HB3	1.59	0.84
1:K:458:PRO:HG2	3:P:65:ARG:O	1.75	0.84
1:L:766:PRO:HD3	1:L:809:HIS:HE2	1.40	0.84
3:P:39:PRO:O	3:P:40:ASN:CG	2.15	0.84
1:A:396:VAL:HG12	1:A:403:TRP:HD1	1.42	0.84
3:N:23:VAL:CG2	3:N:26:LYS:HG2	2.08	0.84
3:O:23:VAL:CG2	3:O:26:LYS:HG2	2.08	0.84
1:B:689:VAL:CA	1:D:906:ALA:HB3	1.91	0.83
1:D:476:ILE:HD12	1:D:480:VAL:HG21	1.59	0.83
1:I:792:CYS:O	1:I:793:ARG:HG3	1.77	0.83
1:L:792:CYS:O	1:L:793:ARG:HG3	1.77	0.83
3:N:104:LEU:HD22	3:O:104:LEU:CD2	2.08	0.83
3:P:23:VAL:HG21	3:P:26:LYS:HG2	1.58	0.83
3:Q:73:MET:O	3:Q:74:ILE:HD13	1.78	0.83
1:A:514:ASN:HB3	1:C:484:THR:HG23	1.60	0.83
1:B:76:THR:OG1	1:J:658:TYR:HE1	1.60	0.83
1:H:813:ARG:NH2	1:I:263:PRO:HD3	1.92	0.83

Continued on next page...

Continued from previous page...

Atom-1	Atom-2	Interatomic distance (Å)	Clash overlap (Å)
1:C:792:CYS:O	1:C:793:ARG:HG3	1.77	0.83
3:N:73:MET:O	3:N:74:ILE:HD13	1.78	0.83
1:B:689:VAL:CG1	1:D:906:ALA:HB3	2.09	0.83
1:G:813:ARG:HH12	1:H:261:LEU:HB2	1.43	0.83
1:J:263:PRO:HD3	1:L:813:ARG:NH2	1.92	0.83
2:M:381:LEU:HD11	2:M:428:SER:HB2	1.59	0.83
3:N:75:LEU:HG	3:N:76:VAL:H	0.73	0.83
1:B:242:ARG:NH1	1:C:394:HIS:HB3	1.94	0.83
1:B:632:TRP:CD1	1:J:321:GLN:CB	2.61	0.83
1:H:242:ARG:NH1	1:I:394:HIS:HB3	1.94	0.83
2:M:62:LYS:HB3	2:M:64:TYR:HE1	1.43	0.83
1:A:813:ARG:HH12	1:B:261:LEU:HB2	1.43	0.83
1:E:396:VAL:HG12	1:E:403:TRP:HD1	1.44	0.83
3:P:23:VAL:CG2	3:P:26:LYS:HG2	2.08	0.83
1:F:794:ALA:HB1	1:F:795:PRO:HD2	1.61	0.83
1:L:476:ILE:HD12	1:L:480:VAL:HG21	1.58	0.83
3:O:73:MET:O	3:O:74:ILE:HD13	1.78	0.83
1:C:476:ILE:HD12	1:C:480:VAL:HG21	1.59	0.83
1:D:766:PRO:HD3	1:D:809:HIS:HE2	1.41	0.83
1:J:514:ASN:HB3	1:L:484:THR:HG23	1.60	0.83
1:G:396:VAL:HG12	1:G:403:TRP:HD1	1.42	0.82
1:J:8:PRO:HD3	4:R:18:GLY:HA3	1.59	0.82
1:J:484:THR:HG23	1:K:514:ASN:HB3	1.59	0.82
3:O:89:LEU:HD12	3:P:87:MET:CE	2.09	0.82
3:P:73:MET:O	3:P:74:ILE:HD13	1.78	0.82
3:P:75:LEU:CG	3:P:76:VAL:N	2.26	0.82
1:B:396:VAL:HG12	1:B:403:TRP:HD1	1.44	0.82
1:G:484:THR:HG23	1:H:514:ASN:HB3	1.59	0.82
1:H:476:ILE:HD12	1:H:480:VAL:HG21	1.61	0.82
1:K:242:ARG:NH1	1:L:394:HIS:HB3	1.94	0.82
1:L:794:ALA:HB1	1:L:795:PRO:HD2	1.61	0.82
2:M:62:LYS:HG2	2:M:473:THR:HG22	1.61	0.82
3:N:97:LEU:HD11	3:P:97:LEU:HD11	1.59	0.82
1:D:813:ARG:HH12	1:E:261:LEU:HB2	1.43	0.82
1:D:856:ALA:HB2	1:J:892:ARG:HH21	1.41	0.82
1:I:794:ALA:HB1	1:I:795:PRO:HD2	1.61	0.82
3:N:97:LEU:HD11	3:P:97:LEU:CG	2.08	0.82
1:D:687:SER:HB2	1:J:69:VAL:HG21	1.60	0.82
1:H:9:GLN:CD	4:R:31:MET:HB2	1.99	0.82
1:J:396:VAL:HG12	1:J:403:TRP:HD1	1.42	0.82
3:N:86:ARG:NE	3:O:87:MET:HG2	1.94	0.82

Continued on next page...

Continued from previous page...

Atom-1	Atom-2	Interatomic distance (Å)	Clash overlap (Å)
1:B:813:ARG:NH2	1:C:263:PRO:HD3	1.92	0.82
1:D:395:GLU:O	1:D:406:VAL:HB	1.80	0.82
1:E:242:ARG:NH1	1:F:394:HIS:HB3	1.94	0.82
1:E:909:ALA:CB	1:G:544:GLU:CD	2.41	0.82
1:G:514:ASN:HB3	1:I:484:THR:HG23	1.60	0.82
3:N:11:TYR:HB2	3:O:11:TYR:CB	2.08	0.82
1:A:653:SER:HA	2:M:75:THR:O	1.80	0.82
1:B:859:ALA:HB2	1:D:630:ARG:HH21	0.78	0.82
1:H:9:GLN:HE22	4:R:31:MET:CE	1.67	0.82
1:I:395:GLU:O	1:I:406:VAL:HB	1.78	0.82
1:A:208:ARG:HH12	1:A:256:GLU:HA	1.45	0.82
1:B:81:LYS:CE	1:J:658:TYR:HE2	1.92	0.82
1:E:476:ILE:HD12	1:E:480:VAL:HG21	1.61	0.82
1:K:395:GLU:O	1:K:406:VAL:HB	1.80	0.82
1:L:167:VAL:HA	1:L:173:PRO:HA	1.61	0.82
1:B:860:LEU:CA	1:D:909:ALA:HB1	2.09	0.81
1:C:67:ARG:NH1	1:D:74:GLU:OE1	2.10	0.81
1:G:851:LEU:CB	4:R:178:VAL:HG21	2.10	0.81
1:I:167:VAL:HA	1:I:173:PRO:HA	1.62	0.81
3:N:34:GLY:HA3	3:N:64:ARG:CG	2.10	0.81
3:Q:23:VAL:CG2	3:Q:26:LYS:HG2	2.08	0.81
1:A:395:GLU:O	1:A:406:VAL:HB	1.80	0.81
1:B:167:VAL:HA	1:B:173:PRO:HA	1.62	0.81
1:F:167:VAL:HA	1:F:173:PRO:HA	1.61	0.81
1:G:395:GLU:O	1:G:406:VAL:HB	1.80	0.81
3:O:74:ILE:HG23	3:O:78:ASP:OD2	1.80	0.81
3:P:34:GLY:HA3	3:P:64:ARG:CG	2.10	0.81
1:C:167:VAL:HA	1:C:173:PRO:HA	1.61	0.81
1:G:208:ARG:HH12	1:G:256:GLU:HA	1.45	0.81
1:G:902:THR:CG2	4:R:29:THR:HA	2.11	0.81
1:J:146:THR:H	1:K:412:ASN:HD22	1.25	0.81
1:J:167:VAL:HA	1:J:173:PRO:HA	1.62	0.81
1:J:813:ARG:HH12	1:K:261:LEU:HB2	1.43	0.81
1:K:283:SER:HA	1:L:191:TRP:HE1	1.46	0.81
1:L:852:LEU:CG	4:R:213:SER:HB3	2.10	0.81
3:N:74:ILE:HG23	3:N:78:ASP:OD2	1.80	0.81
3:O:34:GLY:HA3	3:O:64:ARG:CG	2.10	0.81
3:Q:17:PRO:HG3	3:Q:22:SER:HG	1.46	0.81
1:D:167:VAL:HA	1:D:173:PRO:HA	1.62	0.81
1:E:283:SER:HA	1:F:191:TRP:HE1	1.46	0.81
3:N:24:GLN:HE22	3:O:8:TYR:HD1	1.25	0.81

Continued on next page...

Continued from previous page...

Atom-1	Atom-2	Interatomic distance (Å)	Clash overlap (Å)
3:N:104:LEU:CD2	3:O:104:LEU:CG	2.50	0.81
1:B:776:LEU:HB3	1:B:781:HIS:NE2	1.96	0.81
1:G:263:PRO:HD3	1:I:813:ARG:NH2	1.92	0.81
1:H:710:ASP:OD1	3:Q:52:GLU:HG3	1.80	0.81
1:J:208:ARG:HH12	1:J:256:GLU:HA	1.45	0.81
3:O:11:TYR:HB2	3:P:11:TYR:HB3	1.62	0.81
1:A:328:LEU:HD22	2:M:102:ASN:CA	2.10	0.81
1:B:392:ARG:H	1:B:392:ARG:HD3	1.46	0.81
1:B:395:GLU:O	1:B:406:VAL:HB	1.80	0.81
1:C:794:ALA:HB1	1:C:795:PRO:HD2	1.61	0.81
1:E:632:TRP:NE1	1:G:321:GLN:HB3	1.94	0.81
1:G:146:THR:H	1:H:412:ASN:HD22	1.25	0.81
1:K:476:ILE:HD12	1:K:480:VAL:HG21	1.61	0.81
1:L:138:ALA:HA	1:L:278:LYS:HD3	1.63	0.81
1:L:776:LEU:HB3	1:L:781:HIS:NE2	1.96	0.81
2:M:138:ARG:HB2	2:M:238:ASP:HB3	1.60	0.81
3:N:29:SER:OG	3:N:34:GLY:CA	2.21	0.81
1:B:283:SER:HA	1:C:191:TRP:HE1	1.46	0.81
1:B:447:LEU:HD11	1:B:490:VAL:HG21	1.63	0.81
1:B:476:ILE:HD12	1:B:480:VAL:HG21	1.61	0.81
1:B:689:VAL:CA	1:D:906:ALA:HB1	1.96	0.81
1:D:392:ARG:HD3	1:D:392:ARG:H	1.46	0.81
1:D:514:ASN:HB3	1:F:484:THR:HG23	1.60	0.81
1:E:167:VAL:HA	1:E:173:PRO:HA	1.62	0.81
1:E:395:GLU:O	1:E:406:VAL:HB	1.80	0.81
1:H:392:ARG:H	1:H:392:ARG:HD3	1.46	0.81
1:K:167:VAL:HA	1:K:173:PRO:HA	1.62	0.81
1:K:792:CYS:O	1:K:793:ARG:HG3	1.81	0.81
1:B:309:GLY:O	1:J:654:PRO:HD2	1.81	0.81
1:B:891:HIS:CB	1:J:630:ARG:HH22	1.86	0.81
1:B:894:VAL:CG1	1:J:908:ASN:O	2.25	0.81
1:D:208:ARG:HH12	1:D:256:GLU:HA	1.45	0.81
1:H:167:VAL:HA	1:H:173:PRO:HA	1.62	0.81
1:C:138:ALA:HA	1:C:278:LYS:HD3	1.63	0.81
1:E:792:CYS:O	1:E:793:ARG:HG3	1.81	0.81
1:H:792:CYS:O	1:H:793:ARG:HG3	1.81	0.81
1:J:392:ARG:H	1:J:392:ARG:HD3	1.46	0.81
1:K:396:VAL:HG12	1:K:403:TRP:HD1	1.44	0.81
3:O:74:ILE:HG23	3:O:78:ASP:CG	2.02	0.81
1:H:776:LEU:HB3	1:H:781:HIS:NE2	1.96	0.81
1:K:458:PRO:HG3	3:P:66:PRO:CA	2.10	0.81

Continued on next page...

Continued from previous page...

Atom-1	Atom-2	Interatomic distance (Å)	Clash overlap (Å)
3:Q:34:GLY:HA3	3:Q:64:ARG:CG	2.10	0.81
3:Q:74:ILE:HG23	3:Q:78:ASP:OD2	1.80	0.81
1:D:263:PRO:HD3	1:F:813:ARG:NH2	1.92	0.80
1:H:396:VAL:HG12	1:H:403:TRP:HD1	1.44	0.80
1:J:395:GLU:O	1:J:406:VAL:HB	1.80	0.80
3:N:90:LEU:HD13	3:P:90:LEU:HG	1.62	0.80
1:B:653:SER:OG	1:J:77:GLN:NE2	1.92	0.80
1:B:685:PHE:HA	1:D:909:ALA:HB3	0.84	0.80
1:B:900:LEU:HD23	1:C:13:MET:HG3	1.63	0.80
1:F:138:ALA:HA	1:F:278:LYS:HD3	1.63	0.80
1:F:396:VAL:HG12	1:F:403:TRP:CD1	2.17	0.80
3:N:87:MET:CG	3:P:86:ARG:HE	1.93	0.80
3:O:97:LEU:HD11	3:P:97:LEU:HD11	1.64	0.80
3:P:74:ILE:HG23	3:P:78:ASP:OD2	1.80	0.80
3:N:27:THR:HG21	3:N:67:GLU:OE1	1.82	0.80
3:N:30:ASN:O	3:N:33:GLY:CA	2.29	0.80
1:B:817:ARG:H	1:B:817:ARG:NE	1.79	0.80
1:H:395:GLU:O	1:H:406:VAL:HB	1.80	0.80
3:N:74:ILE:HA	3:N:78:ASP:HB2	1.63	0.80
3:N:90:LEU:CG	3:O:90:LEU:HD21	1.99	0.80
1:A:790:ARG:NH1	1:B:186:LEU:HA	1.97	0.80
1:B:685:PHE:CA	1:D:909:ALA:CB	2.41	0.80
1:B:689:VAL:CB	1:D:906:ALA:CB	2.44	0.80
1:D:900:LEU:HD22	1:E:9:GLN:HE21	1.46	0.80
1:K:776:LEU:HB3	1:K:781:HIS:NE2	1.96	0.80
3:N:65:ARG:NH1	3:N:65:ARG:CA	2.44	0.80
3:N:73:MET:SD	3:N:74:ILE:N	2.55	0.80
3:N:74:ILE:HG23	3:N:78:ASP:CG	2.01	0.80
3:Q:74:ILE:HG23	3:Q:78:ASP:CG	2.01	0.80
1:H:283:SER:HA	1:I:191:TRP:HE1	1.46	0.80
1:I:776:LEU:HB3	1:I:781:HIS:NE2	1.96	0.80
1:J:402:GLN:O	1:J:403:TRP:HB2	1.82	0.80
1:J:790:ARG:NH1	1:K:186:LEU:HA	1.97	0.80
1:K:447:LEU:HD11	1:K:490:VAL:HG21	1.63	0.80
1:K:900:LEU:HD23	1:L:13:MET:HG3	1.63	0.80
3:O:30:ASN:O	3:O:33:GLY:CA	2.29	0.80
3:P:73:MET:SD	3:P:74:ILE:N	2.55	0.80
1:B:632:TRP:CG	1:J:321:GLN:HB3	2.17	0.80
1:E:813:ARG:NH2	1:F:263:PRO:HD3	1.92	0.80
1:G:900:LEU:HD22	1:H:9:GLN:HE21	1.47	0.80
1:K:768:PRO:HG2	3:O:58:LEU:HA	1.63	0.80

Continued on next page...

Continued from previous page...

Atom-1	Atom-2	Interatomic distance (Å)	Clash overlap (Å)
3:P:65:ARG:NH1	3:P:65:ARG:CA	2.44	0.80
3:P:74:ILE:HG23	3:P:78:ASP:CG	2.02	0.80
3:Q:30:ASN:O	3:Q:33:GLY:CA	2.29	0.80
1:B:138:ALA:HA	1:B:278:LYS:HD3	1.64	0.80
1:E:776:LEU:HB3	1:E:781:HIS:NE2	1.96	0.80
1:K:813:ARG:NH2	1:L:263:PRO:HD3	1.92	0.80
1:B:900:LEU:HD22	1:C:9:GLN:HE21	1.47	0.80
1:C:396:VAL:HG12	1:C:403:TRP:CD1	2.17	0.80
1:G:790:ARG:NH1	1:H:186:LEU:HA	1.97	0.80
1:H:900:LEU:HD23	1:I:13:MET:HG3	1.63	0.80
3:O:73:MET:SD	3:O:74:ILE:N	2.55	0.80
3:O:74:ILE:HA	3:O:78:ASP:HB2	1.63	0.80
1:A:392:ARG:HD3	1:A:392:ARG:H	1.46	0.80
1:F:776:LEU:HB3	1:F:781:HIS:NE2	1.96	0.80
1:G:167:VAL:HA	1:G:173:PRO:HA	1.62	0.80
1:B:792:CYS:O	1:B:793:ARG:HG3	1.81	0.79
1:D:396:VAL:HG12	1:D:403:TRP:CD1	2.17	0.79
1:J:900:LEU:HD22	1:K:9:GLN:HE21	1.47	0.79
2:M:198:LYS:O	2:M:230:VAL:HG12	1.82	0.79
3:Q:65:ARG:NH1	3:Q:65:ARG:CA	2.44	0.79
4:R:197:TYR:HB3	4:R:198:PRO:HD2	1.64	0.79
1:A:167:VAL:HA	1:A:173:PRO:HA	1.62	0.79
1:A:900:LEU:HD22	1:B:9:GLN:HE21	1.46	0.79
1:C:67:ARG:NH2	1:D:81:LYS:HZ3	1.80	0.79
1:E:447:LEU:HD11	1:E:490:VAL:HG21	1.63	0.79
1:E:909:ALA:CA	1:G:83:ARG:HH11	1.93	0.79
1:K:392:ARG:H	1:K:392:ARG:HD3	1.46	0.79
3:Q:27:THR:HG21	3:Q:67:GLU:OE1	1.81	0.79
1:C:402:GLN:O	1:C:403:TRP:HB2	1.83	0.79
1:E:817:ARG:HE	1:E:817:ARG:N	1.80	0.79
1:E:900:LEU:HD23	1:F:13:MET:HG3	1.63	0.79
1:I:396:VAL:HG12	1:I:403:TRP:CD1	2.17	0.79
1:L:396:VAL:HG12	1:L:403:TRP:CD1	2.17	0.79
3:O:65:ARG:NH1	3:O:65:ARG:CA	2.44	0.79
1:E:392:ARG:H	1:E:392:ARG:HD3	1.46	0.79
3:O:27:THR:HG21	3:O:67:GLU:OE1	1.82	0.79
3:P:30:ASN:O	3:P:33:GLY:CA	2.29	0.79
3:P:34:GLY:HA3	3:P:64:ARG:HG2	1.65	0.79
1:G:396:VAL:HG12	1:G:403:TRP:CD1	2.17	0.79
1:H:138:ALA:HA	1:H:278:LYS:HD3	1.64	0.79
1:K:817:ARG:H	1:K:817:ARG:NE	1.79	0.79

Continued on next page...

Continued from previous page...

Atom-1	Atom-2	Interatomic distance (Å)	Clash overlap (Å)
3:N:11:TYR:HB3	3:P:11:TYR:CB	2.11	0.79
1:A:146:THR:H	1:B:412:ASN:ND2	1.81	0.79
1:A:328:LEU:CD2	2:M:102:ASN:CA	2.61	0.79
1:C:67:ARG:HH21	1:D:81:LYS:HZ3	1.29	0.79
1:E:900:LEU:HD22	1:F:9:GLN:HE21	1.47	0.79
1:K:138:ALA:HA	1:K:278:LYS:HD3	1.64	0.79
3:P:27:THR:HG21	3:P:67:GLU:OE1	1.82	0.79
1:B:891:HIS:CD2	1:J:630:ARG:HH21	2.01	0.79
1:E:138:ALA:HA	1:E:278:LYS:HD3	1.64	0.79
1:H:447:LEU:HD11	1:H:490:VAL:HG21	1.63	0.79
1:J:146:THR:H	1:K:412:ASN:ND2	1.81	0.79
1:K:836:SER:HB3	1:L:57:THR:HG21	1.65	0.79
3:Q:73:MET:SD	3:Q:74:ILE:N	2.55	0.79
1:A:186:LEU:HA	1:C:790:ARG:NH1	1.98	0.79
1:A:402:GLN:O	1:A:403:TRP:HB2	1.82	0.79
1:B:891:HIS:N	1:J:910:THR:N	2.30	0.79
1:C:776:LEU:HB3	1:C:781:HIS:NE2	1.96	0.79
3:N:90:LEU:HD21	3:P:90:LEU:CD1	2.11	0.79
3:O:90:LEU:HG	3:P:90:LEU:HD11	1.64	0.79
3:O:93:SER:HB2	3:P:94:ASN:OD1	1.82	0.79
3:Q:74:ILE:HA	3:Q:78:ASP:HB2	1.63	0.79
1:G:813:ARG:NH1	1:H:261:LEU:HB2	1.98	0.79
1:J:396:VAL:HG12	1:J:403:TRP:CD1	2.17	0.79
1:L:170:ARG:NH2	3:P:98:LEU:CA	2.46	0.79
3:N:25:ASP:CA	3:N:38:PRO:CB	2.59	0.79
1:A:396:VAL:HG12	1:A:403:TRP:CD1	2.17	0.78
1:C:817:ARG:HE	1:C:817:ARG:N	1.81	0.78
1:G:392:ARG:HD3	1:G:392:ARG:H	1.46	0.78
1:J:186:LEU:HA	1:L:790:ARG:NH1	1.98	0.78
1:K:402:GLN:O	1:K:403:TRP:HB2	1.83	0.78
1:K:817:ARG:HE	1:K:817:ARG:N	1.80	0.78
1:B:891:HIS:ND1	1:J:910:THR:N	2.31	0.78
1:H:900:LEU:HD22	1:I:9:GLN:HE21	1.47	0.78
1:J:505:LEU:HD22	1:J:556:GLN:HE21	1.48	0.78
3:N:11:TYR:CG	3:O:11:TYR:HB3	2.18	0.78
3:N:77:GLU:HA	3:N:80:LEU:CD1	2.14	0.78
3:P:77:GLU:HA	3:P:80:LEU:CD1	2.14	0.78
1:A:813:ARG:NH1	1:B:261:LEU:HB2	1.98	0.78
1:D:790:ARG:NH1	1:E:186:LEU:HA	1.97	0.78
1:J:394:HIS:HB3	1:L:242:ARG:NH1	1.99	0.78
3:N:34:GLY:HA3	3:N:64:ARG:HG2	1.65	0.78

Continued on next page...

Continued from previous page...

Atom-1	Atom-2	Interatomic distance (Å)	Clash overlap (Å)
1:D:687:SER:OG	1:J:69:VAL:HG22	1.82	0.78
2:M:368:THR:HA	2:M:371:TYR:CE2	2.19	0.78
3:O:23:VAL:O	3:O:39:PRO:CG	2.32	0.78
1:D:186:LEU:HA	1:F:790:ARG:NH1	1.98	0.78
1:H:836:SER:HB3	1:I:57:THR:HG21	1.65	0.78
1:J:813:ARG:NH1	1:K:261:LEU:HB2	1.98	0.78
3:O:104:LEU:HG	3:P:104:LEU:HD13	1.61	0.78
3:P:74:ILE:HA	3:P:78:ASP:HB2	1.63	0.78
3:Q:77:GLU:OE1	3:Q:80:LEU:HD13	1.84	0.78
1:B:686:ASP:N	1:D:909:ALA:CB	2.46	0.78
1:G:447:LEU:HD11	1:G:490:VAL:HG21	1.66	0.78
1:I:402:GLN:O	1:I:403:TRP:HB2	1.83	0.78
1:B:309:GLY:O	1:J:653:SER:HB2	1.84	0.78
1:D:813:ARG:NH1	1:E:261:LEU:HB2	1.98	0.78
1:I:138:ALA:HA	1:I:278:LYS:HD3	1.63	0.78
2:M:73:ILE:HD11	2:M:76:LEU:HD12	1.64	0.78
3:O:77:GLU:OE1	3:O:80:LEU:HD13	1.84	0.78
3:Q:77:GLU:HA	3:Q:80:LEU:CD1	2.14	0.78
1:E:402:GLN:O	1:E:403:TRP:HB2	1.83	0.78
1:G:394:HIS:HB3	1:I:242:ARG:NH1	1.99	0.78
1:H:820:GLU:HG3	3:Q:46:THR:CG2	1.95	0.78
3:N:23:VAL:O	3:N:39:PRO:CG	2.32	0.78
3:N:104:LEU:HG	3:O:104:LEU:HD13	1.63	0.78
3:Q:23:VAL:O	3:Q:39:PRO:CG	2.32	0.78
1:A:447:LEU:HD11	1:A:490:VAL:HG21	1.66	0.78
1:A:817:ARG:HE	1:A:817:ARG:N	1.82	0.78
1:D:817:ARG:HE	1:D:817:ARG:N	1.82	0.78
1:G:851:LEU:HB3	4:R:178:VAL:CG2	2.14	0.78
3:N:90:LEU:CD2	3:O:90:LEU:CD2	0.78	0.78
1:B:402:GLN:O	1:B:403:TRP:HB2	1.83	0.78
1:E:396:VAL:HG12	1:E:403:TRP:CD1	2.18	0.78
1:F:402:GLN:O	1:F:403:TRP:HB2	1.83	0.78
1:J:476:ILE:HA	1:J:480:VAL:HG11	1.66	0.78
3:P:29:SER:OG	3:P:34:GLY:CA	2.21	0.78
3:Q:57:ASN:CB	3:Q:62:GLY:HA3	2.14	0.78
1:B:776:LEU:HD21	1:B:807:PRO:HD3	1.66	0.77
1:B:836:SER:HB3	1:C:57:THR:HG21	1.65	0.77
1:D:394:HIS:HB3	1:F:242:ARG:NH1	1.99	0.77
1:E:60:ARG:HD3	1:J:59:GLU:C	2.02	0.77
1:E:476:ILE:HA	1:E:480:VAL:HG11	1.66	0.77
1:E:641:THR:HG22	1:E:642:ARG:N	1.99	0.77

Continued on next page...

Continued from previous page...

Atom-1	Atom-2	Interatomic distance (Å)	Clash overlap (Å)
1:E:908:ASN:O	1:G:544:GLU:OE1	2.02	0.77
1:K:900:LEU:HD22	1:L:9:GLN:HE21	1.47	0.77
1:L:402:GLN:O	1:L:403:TRP:HB2	1.83	0.77
3:N:90:LEU:CG	3:O:90:LEU:HD13	2.06	0.77
1:B:476:ILE:HA	1:B:480:VAL:HG11	1.66	0.77
1:D:716:VAL:CG1	1:D:723:LYS:HG2	2.14	0.77
1:G:505:LEU:HD22	1:G:556:GLN:HE21	1.48	0.77
1:H:208:ARG:HH12	1:H:256:GLU:HA	1.49	0.77
1:L:817:ARG:H	1:L:817:ARG:NE	1.81	0.77
3:N:57:ASN:CB	3:N:62:GLY:HA3	2.14	0.77
3:N:77:GLU:OE1	3:N:80:LEU:HD13	1.84	0.77
3:N:104:LEU:HD21	3:O:104:LEU:HD13	0.90	0.77
3:O:29:SER:OG	3:O:34:GLY:CA	2.21	0.77
3:O:77:GLU:HA	3:O:80:LEU:CD1	2.14	0.77
1:A:776:LEU:HB3	1:A:781:HIS:NE2	2.00	0.77
1:B:686:ASP:N	1:D:909:ALA:HB3	1.98	0.77
1:D:146:THR:H	1:E:412:ASN:ND2	1.81	0.77
1:E:817:ARG:H	1:E:817:ARG:NE	1.79	0.77
1:G:186:LEU:HA	1:I:790:ARG:NH1	1.98	0.77
1:G:817:ARG:HE	1:G:817:ARG:N	1.82	0.77
1:G:855:ASN:HD21	4:R:178:VAL:HG22	1.50	0.77
1:H:68:PHE:HE1	1:L:321:GLN:OE1	1.62	0.77
1:H:73:ARG:HH22	1:L:83:ARG:HH22	1.29	0.77
3:P:77:GLU:OE1	3:P:80:LEU:HD13	1.84	0.77
1:A:261:LEU:HB2	1:C:813:ARG:NH1	1.99	0.77
1:A:394:HIS:HB3	1:C:242:ARG:NH1	1.99	0.77
1:D:402:GLN:O	1:D:403:TRP:HB2	1.82	0.77
1:D:505:LEU:HD22	1:D:556:GLN:HE21	1.48	0.77
1:G:261:LEU:HB2	1:I:813:ARG:NH1	1.99	0.77
1:G:855:ASN:ND2	4:R:178:VAL:HG22	2.00	0.77
1:J:396:VAL:HG22	1:J:405:ASN:HA	1.67	0.77
1:K:396:VAL:HG12	1:K:403:TRP:CD1	2.18	0.77
3:O:57:ASN:CB	3:O:62:GLY:HA3	2.14	0.77
3:Q:34:GLY:HA3	3:Q:64:ARG:HG2	1.65	0.77
4:R:175:ARG:NH1	4:R:175:ARG:HB2	1.99	0.77
1:A:396:VAL:HG22	1:A:405:ASN:HA	1.67	0.77
1:A:476:ILE:HA	1:A:480:VAL:HG11	1.66	0.77
1:A:716:VAL:CG1	1:A:723:LYS:HG2	2.14	0.77
1:B:396:VAL:HG12	1:B:403:TRP:CD1	2.19	0.77
1:B:686:ASP:O	1:D:908:ASN:OD1	1.98	0.77
1:C:396:VAL:HG22	1:C:405:ASN:HA	1.67	0.77

Continued on next page...

Continued from previous page...

Atom-1	Atom-2	Interatomic distance (Å)	Clash overlap (Å)
1:D:396:VAL:HG22	1:D:405:ASN:HA	1.67	0.77
1:D:476:ILE:HA	1:D:480:VAL:HG11	1.66	0.77
1:D:776:LEU:HB3	1:D:781:HIS:NE2	2.00	0.77
1:F:208:ARG:C	1:F:210:PRO:HD3	2.05	0.77
1:H:476:ILE:HA	1:H:480:VAL:HG11	1.66	0.77
1:I:208:ARG:C	1:I:210:PRO:HD3	2.05	0.77
1:J:261:LEU:HB2	1:L:813:ARG:NH1	1.99	0.77
1:J:776:LEU:HB3	1:J:781:HIS:NE2	2.00	0.77
1:K:208:ARG:HH12	1:K:256:GLU:HA	1.49	0.77
1:K:868:PRO:HG3	3:O:40:ASN:HB2	1.67	0.77
3:N:90:LEU:CD1	3:P:90:LEU:HG	2.14	0.77
1:A:782:ARG:O	1:A:803:GLN:HB2	1.85	0.77
1:C:208:ARG:C	1:C:210:PRO:HD3	2.05	0.77
1:D:261:LEU:HB2	1:F:813:ARG:NH1	1.99	0.77
1:E:790:ARG:NH1	1:F:186:LEU:HA	1.99	0.77
1:F:639:SER:HB3	1:F:878:LEU:HB2	1.67	0.77
1:G:716:VAL:CG1	1:G:723:LYS:HG2	2.15	0.77
1:G:776:LEU:HB3	1:G:781:HIS:NE2	2.00	0.77
1:I:396:VAL:HG22	1:I:405:ASN:HA	1.67	0.77
1:K:628:PRO:HG3	3:P:12:VAL:HG11	1.65	0.77
3:P:57:ASN:CB	3:P:62:GLY:HA3	2.14	0.77
1:B:790:ARG:NH1	1:C:186:LEU:HA	1.99	0.77
1:D:782:ARG:O	1:D:803:GLN:HB2	1.85	0.77
1:E:679:ARG:HD2	1:E:865:GLU:HG2	1.67	0.77
1:G:402:GLN:O	1:G:403:TRP:HB2	1.82	0.77
1:H:790:ARG:NH1	1:I:186:LEU:HA	1.99	0.77
1:K:821:ARG:O	3:O:47:GLU:CB	2.32	0.77
3:P:23:VAL:O	3:P:39:PRO:CG	2.32	0.77
1:A:505:LEU:HD22	1:A:556:GLN:HE21	1.48	0.77
1:B:396:VAL:HG22	1:B:405:ASN:HA	1.67	0.77
1:B:679:ARG:HD2	1:B:865:GLU:HG2	1.67	0.77
1:C:784:THR:HG22	1:C:787:TYR:HB2	1.67	0.77
1:D:776:LEU:HD21	1:D:807:PRO:HD3	1.67	0.77
1:E:836:SER:HB3	1:F:57:THR:HG21	1.65	0.77
1:G:191:TRP:HE1	1:I:283:SER:HA	1.49	0.77
1:G:776:LEU:HD21	1:G:807:PRO:HD3	1.67	0.77
1:G:813:ARG:NH2	1:H:263:PRO:HD3	1.99	0.77
1:G:863:THR:HA	1:L:909:ALA:CB	2.15	0.77
1:I:396:VAL:HG12	1:I:403:TRP:HD1	1.48	0.77
3:O:75:LEU:HD23	3:O:77:GLU:OE2	1.85	0.77
1:B:641:THR:HG22	1:B:642:ARG:N	1.99	0.77

Continued on next page...

Continued from previous page...

Atom-1	Atom-2	Interatomic distance (Å)	Clash overlap (Å)
1:B:716:VAL:CG1	1:B:723:LYS:HG2	2.15	0.77
1:E:639:SER:HB3	1:E:878:LEU:HB2	1.67	0.77
1:F:396:VAL:HG12	1:F:403:TRP:HD1	1.48	0.77
1:F:396:VAL:HG22	1:F:405:ASN:HA	1.67	0.77
1:G:146:THR:H	1:H:412:ASN:ND2	1.81	0.77
1:H:396:VAL:HG12	1:H:403:TRP:CD1	2.18	0.77
1:H:776:LEU:HD21	1:H:807:PRO:HD3	1.66	0.77
1:I:639:SER:HB3	1:I:878:LEU:HB2	1.67	0.77
1:J:447:LEU:HD11	1:J:490:VAL:HG21	1.66	0.77
1:K:396:VAL:HG22	1:K:405:ASN:HA	1.67	0.77
1:K:655:PHE:HE2	3:P:30:ASN:HD21	1.31	0.77
1:L:639:SER:HB3	1:L:878:LEU:HB2	1.67	0.77
1:L:784:THR:HG22	1:L:787:TYR:HB2	1.67	0.77
3:P:30:ASN:H	3:P:34:GLY:H	1.33	0.77
1:C:67:ARG:HH21	1:D:81:LYS:NZ	1.80	0.77
1:D:208:ARG:C	1:D:210:PRO:HD3	2.06	0.77
1:G:639:SER:HB3	1:G:878:LEU:HB2	1.67	0.77
1:I:817:ARG:H	1:I:817:ARG:NE	1.81	0.77
1:J:776:LEU:HD21	1:J:807:PRO:HD3	1.67	0.77
1:J:817:ARG:HE	1:J:817:ARG:N	1.82	0.77
1:K:790:ARG:NH1	1:L:186:LEU:HA	1.99	0.77
3:N:30:ASN:H	3:N:34:GLY:H	1.33	0.77
1:A:653:SER:CA	2:M:75:THR:O	2.32	0.76
1:B:208:ARG:HH12	1:B:256:GLU:HA	1.49	0.76
1:G:283:SER:HA	1:H:191:TRP:HE1	1.50	0.76
1:K:784:THR:HG22	1:K:787:TYR:HB2	1.67	0.76
1:C:776:LEU:HD21	1:C:807:PRO:HD3	1.67	0.76
1:E:891:HIS:CE1	4:R:27:TYR:CE1	2.73	0.76
1:F:817:ARG:H	1:F:817:ARG:NE	1.81	0.76
3:N:104:LEU:CD2	3:P:104:LEU:HD21	2.15	0.76
3:O:25:ASP:CA	3:O:38:PRO:CB	2.60	0.76
1:A:776:LEU:HD21	1:A:807:PRO:HD3	1.67	0.76
1:D:191:TRP:HE1	1:F:283:SER:HA	1.49	0.76
1:E:76:THR:OG1	1:G:658:TYR:CE1	2.37	0.76
1:J:639:SER:HB3	1:J:878:LEU:HB2	1.68	0.76
1:K:813:ARG:NH1	1:L:261:LEU:HB2	2.00	0.76
1:L:208:ARG:C	1:L:210:PRO:HD3	2.05	0.76
3:P:75:LEU:HD23	3:P:77:GLU:OE2	1.85	0.76
1:B:813:ARG:NH1	1:C:261:LEU:HB2	2.00	0.76
1:C:396:VAL:HG12	1:C:403:TRP:HD1	1.49	0.76
1:E:784:THR:HG22	1:E:787:TYR:HB2	1.67	0.76

Continued on next page...

Continued from previous page...

Atom-1	Atom-2	Interatomic distance (Å)	Clash overlap (Å)
1:F:208:ARG:HH12	1:F:256:GLU:HA	1.51	0.76
1:H:396:VAL:HG22	1:H:405:ASN:HA	1.67	0.76
1:J:208:ARG:C	1:J:210:PRO:HD3	2.06	0.76
1:K:716:VAL:CG1	1:K:723:LYS:HG2	2.15	0.76
1:L:447:LEU:HD11	1:L:490:VAL:HG21	1.68	0.76
1:E:813:ARG:NH1	1:F:261:LEU:HB2	2.00	0.76
1:F:447:LEU:HD11	1:F:490:VAL:HG21	1.68	0.76
1:L:817:ARG:HE	1:L:817:ARG:N	1.81	0.76
1:E:716:VAL:CG1	1:E:723:LYS:HG2	2.15	0.76
1:G:132:ASN:HD21	1:I:799:HIS:CE1	2.04	0.76
1:G:628:PRO:CD	1:L:630:ARG:HH21	1.94	0.76
1:K:639:SER:HB3	1:K:878:LEU:HB2	1.67	0.76
1:L:208:ARG:HH12	1:L:256:GLU:HA	1.51	0.76
1:L:476:ILE:HA	1:L:480:VAL:HG11	1.68	0.76
2:M:285:LYS:HE3	2:M:288:ARG:HB2	1.65	0.76
3:N:90:LEU:HD21	3:O:90:LEU:HG	1.55	0.76
1:B:639:SER:HB3	1:B:878:LEU:HB2	1.67	0.76
1:C:476:ILE:HA	1:C:480:VAL:HG11	1.68	0.76
1:D:283:SER:HA	1:E:191:TRP:HE1	1.51	0.76
1:I:784:THR:HG22	1:I:787:TYR:HB2	1.67	0.76
1:K:208:ARG:C	1:K:210:PRO:HD3	2.07	0.76
3:O:23:VAL:O	3:O:39:PRO:HG3	1.86	0.76
3:P:15:ARG:CG	3:P:15:ARG:NH1	2.45	0.76
1:G:782:ARG:O	1:G:803:GLN:HB2	1.85	0.76
1:K:476:ILE:HA	1:K:480:VAL:HG11	1.66	0.76
1:L:392:ARG:HD3	1:L:392:ARG:H	1.50	0.76
3:O:34:GLY:HA3	3:O:64:ARG:HG2	1.65	0.76
3:O:104:LEU:HD21	3:P:104:LEU:CB	2.14	0.76
1:C:392:ARG:H	1:C:392:ARG:HD3	1.50	0.76
1:E:76:THR:CG2	1:G:658:TYR:HE1	1.97	0.76
1:E:776:LEU:HD21	1:E:807:PRO:HD3	1.66	0.76
1:F:784:THR:HG22	1:F:787:TYR:HB2	1.67	0.76
1:H:813:ARG:NH1	1:I:261:LEU:HB2	2.00	0.76
1:J:782:ARG:O	1:J:803:GLN:HB2	1.85	0.76
1:K:641:THR:HG22	1:K:642:ARG:N	1.99	0.76
1:K:776:LEU:HD21	1:K:807:PRO:HD3	1.66	0.76
3:N:75:LEU:HD23	3:N:77:GLU:OE2	1.85	0.76
3:O:35:VAL:HG12	3:O:67:GLU:OE2	1.86	0.76
1:A:208:ARG:C	1:A:210:PRO:HD3	2.06	0.76
1:A:641:THR:HG22	1:A:642:ARG:N	2.00	0.76
1:G:412:ASN:HD22	1:I:146:THR:H	1.34	0.76

Continued on next page...

Continued from previous page...

Atom-1	Atom-2	Interatomic distance (Å)	Clash overlap (Å)
1:I:476:ILE:HA	1:I:480:VAL:HG11	1.68	0.76
3:Q:20:SER:OG	3:Q:21:GLY:N	2.14	0.76
3:Q:75:LEU:HD23	3:Q:77:GLU:OE2	1.85	0.76
1:A:799:HIS:HE1	1:B:148:ALA:HB1	1.51	0.75
1:H:784:THR:HG22	1:H:787:TYR:HB2	1.67	0.75
1:I:208:ARG:HH12	1:I:256:GLU:HA	1.51	0.75
1:J:191:TRP:HE1	1:L:283:SER:HA	1.49	0.75
1:J:716:VAL:CG1	1:J:723:LYS:HG2	2.15	0.75
3:N:83:LEU:HD21	3:O:83:LEU:CG	2.16	0.75
3:Q:30:ASN:H	3:Q:34:GLY:H	1.33	0.75
1:A:283:SER:HA	1:B:191:TRP:HE1	1.50	0.75
1:G:476:ILE:HA	1:G:480:VAL:HG11	1.66	0.75
1:H:639:SER:HB3	1:H:878:LEU:HB2	1.67	0.75
1:J:132:ASN:HD21	1:L:799:HIS:CE1	2.04	0.75
1:J:817:ARG:H	1:J:817:ARG:NE	1.83	0.75
3:O:90:LEU:CG	3:P:90:LEU:HD11	2.14	0.75
3:Q:23:VAL:O	3:Q:39:PRO:HG3	1.86	0.75
3:Q:29:SER:OG	3:Q:34:GLY:CA	2.21	0.75
1:B:909:ALA:CB	1:J:544:GLU:CB	2.64	0.75
1:D:132:ASN:HD21	1:F:799:HIS:CE1	2.04	0.75
1:D:447:LEU:HD11	1:D:490:VAL:HG21	1.66	0.75
1:J:283:SER:HA	1:K:191:TRP:HE1	1.51	0.75
1:K:679:ARG:HD2	1:K:865:GLU:HG2	1.67	0.75
3:N:104:LEU:HD21	3:O:104:LEU:CD2	2.16	0.75
3:P:35:VAL:HG12	3:P:67:GLU:OE2	1.86	0.75
1:A:191:TRP:HE1	1:C:283:SER:HA	1.49	0.75
1:A:813:ARG:NH2	1:B:263:PRO:HD3	1.99	0.75
1:C:679:ARG:HD2	1:C:865:GLU:HG2	1.68	0.75
1:G:836:SER:HB3	1:H:57:THR:HG21	1.68	0.75
1:H:402:GLN:O	1:H:403:TRP:HB2	1.83	0.75
1:H:817:ARG:H	1:H:817:ARG:NE	1.79	0.75
1:I:392:ARG:HD3	1:I:392:ARG:H	1.50	0.75
1:L:396:VAL:HG12	1:L:403:TRP:HD1	1.49	0.75
1:C:817:ARG:H	1:C:817:ARG:NE	1.81	0.75
1:D:412:ASN:HD22	1:F:146:THR:H	1.34	0.75
1:E:208:ARG:HH12	1:E:256:GLU:HA	1.49	0.75
1:B:891:HIS:N	1:J:909:ALA:C	2.38	0.75
1:C:208:ARG:HH12	1:C:256:GLU:HA	1.51	0.75
1:C:447:LEU:HD11	1:C:490:VAL:HG21	1.68	0.75
1:G:208:ARG:C	1:G:210:PRO:HD3	2.06	0.75
1:H:208:ARG:C	1:H:210:PRO:HD3	2.07	0.75

Continued on next page...

Continued from previous page...

Atom-1	Atom-2	Interatomic distance (Å)	Clash overlap (Å)
1:H:710:ASP:OD1	3:Q:52:GLU:CG	2.33	0.75
1:H:868:PRO:HG3	3:Q:40:ASN:HB2	1.68	0.75
1:K:470:ILE:HD12	1:K:793:ARG:NH1	2.02	0.75
1:L:679:ARG:HD2	1:L:865:GLU:HG2	1.68	0.75
3:N:23:VAL:O	3:N:39:PRO:HG3	1.86	0.75
1:B:909:ALA:N	1:J:83:ARG:NH1	2.34	0.75
1:E:396:VAL:HG22	1:E:405:ASN:HA	1.67	0.75
1:H:702:GLU:OE1	3:Q:19:TRP:HD1	1.67	0.75
1:I:505:LEU:HD22	1:I:556:GLN:HE21	1.52	0.75
1:C:505:LEU:HD22	1:C:556:GLN:HE21	1.52	0.75
1:G:784:THR:HG22	1:G:787:TYR:HB2	1.69	0.75
1:I:679:ARG:HD2	1:I:865:GLU:HG2	1.68	0.75
1:I:776:LEU:HD21	1:I:807:PRO:HD3	1.67	0.75
3:N:97:LEU:HD22	3:P:97:LEU:HD23	0.75	0.75
3:O:11:TYR:HB2	3:P:11:TYR:CB	2.16	0.75
3:P:23:VAL:O	3:P:39:PRO:HG3	1.86	0.75
1:B:208:ARG:C	1:B:210:PRO:HD3	2.07	0.74
1:F:776:LEU:HD21	1:F:807:PRO:HD3	1.67	0.74
2:M:303:GLU:OE2	2:M:309:GLU:HG3	1.87	0.74
3:P:25:ASP:CA	3:P:38:PRO:CB	2.60	0.74
1:A:111:ALA:HB1	1:C:812:PRO:HD3	1.69	0.74
1:A:639:SER:HB3	1:A:878:LEU:HB2	1.68	0.74
1:B:784:THR:HG22	1:B:787:TYR:HB2	1.67	0.74
1:C:639:SER:HB3	1:C:878:LEU:HB2	1.66	0.74
1:E:799:HIS:CE1	1:F:132:ASN:HD21	2.05	0.74
1:H:825:CYS:SG	1:H:828:THR:HG21	2.27	0.74
1:L:776:LEU:HD21	1:L:807:PRO:HD3	1.67	0.74
2:M:349:TYR:CD1	2:M:376:THR:HG22	2.23	0.74
1:C:782:ARG:O	1:C:803:GLN:HB2	1.87	0.74
1:D:639:SER:HB3	1:D:878:LEU:HB2	1.68	0.74
1:D:836:SER:HB3	1:E:57:THR:HG21	1.68	0.74
1:G:57:THR:HG21	1:I:836:SER:HB3	1.70	0.74
1:G:799:HIS:HE1	1:H:148:ALA:HB1	1.51	0.74
1:H:470:ILE:HD12	1:H:793:ARG:NH1	2.02	0.74
1:H:679:ARG:HD2	1:H:865:GLU:HG2	1.67	0.74
1:L:505:LEU:HD22	1:L:556:GLN:HE21	1.52	0.74
3:N:90:LEU:CG	3:O:90:LEU:HD11	2.17	0.74
1:B:799:HIS:CE1	1:C:132:ASN:HD21	2.05	0.74
1:D:283:SER:HA	1:E:191:TRP:NE1	2.03	0.74
1:G:261:LEU:HB2	1:I:813:ARG:HH12	1.52	0.74
1:G:396:VAL:HG22	1:G:405:ASN:HA	1.67	0.74

Continued on next page...

Continued from previous page...

Atom-1	Atom-2	Interatomic distance (Å)	Clash overlap (Å)
1:I:447:LEU:HD11	1:I:490:VAL:HG21	1.68	0.74
1:I:782:ARG:O	1:I:803:GLN:HB2	1.87	0.74
1:L:396:VAL:HG22	1:L:405:ASN:HA	1.67	0.74
3:O:30:ASN:H	3:O:34:GLY:H	1.33	0.74
1:D:799:HIS:HE1	1:E:148:ALA:HB1	1.51	0.74
1:E:208:ARG:C	1:E:210:PRO:HD3	2.07	0.74
2:M:431:LYS:HD2	2:M:432:PRO:HD2	1.69	0.74
3:O:11:TYR:CG	3:P:11:TYR:HB3	2.22	0.74
1:A:132:ASN:HD21	1:C:799:HIS:CE1	2.04	0.74
1:B:309:GLY:CA	1:J:654:PRO:CD	2.64	0.74
1:B:909:ALA:HB2	1:J:544:GLU:CD	2.06	0.74
1:F:392:ARG:H	1:F:392:ARG:HD3	1.50	0.74
1:H:716:VAL:CG1	1:H:723:LYS:HG2	2.15	0.74
1:J:641:THR:HG22	1:J:642:ARG:N	2.00	0.74
3:N:83:LEU:O	3:P:86:ARG:CZ	2.18	0.74
3:Q:75:LEU:HG	3:Q:76:VAL:HG23	1.70	0.74
1:A:412:ASN:HD22	1:C:146:THR:H	1.34	0.74
1:B:76:THR:HG1	1:J:658:TYR:HE1	1.34	0.74
1:D:679:ARG:HD2	1:D:865:GLU:HG2	1.70	0.74
1:F:825:CYS:SG	1:F:828:THR:HG21	2.28	0.74
1:G:817:ARG:H	1:G:817:ARG:NE	1.83	0.74
1:G:900:LEU:HD23	1:H:13:MET:HG3	1.69	0.74
1:J:261:LEU:HB2	1:L:813:ARG:HH12	1.52	0.74
1:J:679:ARG:HD2	1:J:865:GLU:HG2	1.70	0.74
1:L:825:CYS:SG	1:L:828:THR:HG21	2.28	0.74
2:M:417:VAL:HG22	2:M:418:ARG:H	1.51	0.74
3:N:35:VAL:HG12	3:N:67:GLU:OE2	1.86	0.74
3:N:75:LEU:HG	3:N:76:VAL:HG23	1.70	0.74
1:D:57:THR:HG21	1:F:836:SER:HB3	1.70	0.74
1:D:900:LEU:HD23	1:E:13:MET:HG3	1.68	0.74
1:E:470:ILE:HD12	1:E:793:ARG:NH1	2.02	0.74
1:G:679:ARG:HD2	1:G:865:GLU:HG2	1.70	0.74
1:H:799:HIS:CE1	1:I:132:ASN:HD21	2.05	0.74
1:J:799:HIS:HE1	1:K:148:ALA:HB1	1.51	0.74
1:J:900:LEU:HD23	1:K:13:MET:HG3	1.69	0.74
1:K:782:ARG:O	1:K:803:GLN:HB2	1.87	0.74
1:K:799:HIS:CE1	1:L:132:ASN:HD21	2.05	0.74
3:N:90:LEU:HD22	3:P:90:LEU:CD2	0.46	0.74
1:B:825:CYS:SG	1:B:828:THR:HG21	2.27	0.74
1:E:309:GLY:HA3	1:G:654:PRO:CG	2.18	0.74
1:F:476:ILE:HA	1:F:480:VAL:HG11	1.68	0.74

Continued on next page...

Continued from previous page...

Atom-1	Atom-2	Interatomic distance (Å)	Clash overlap (Å)
1:J:283:SER:HA	1:K:191:TRP:NE1	2.03	0.74
1:K:825:CYS:SG	1:K:828:THR:HG21	2.27	0.74
1:L:782:ARG:O	1:L:803:GLN:HB2	1.87	0.74
3:Q:35:VAL:HG12	3:Q:67:GLU:OE2	1.86	0.74
4:R:194:PRO:HA	4:R:197:TYR:CE2	2.22	0.74
1:G:133:THR:HG21	1:G:212:GLN:HG3	1.70	0.74
1:G:743:LEU:HD21	1:H:351:PHE:HB2	1.70	0.74
1:G:856:ALA:HB2	4:R:11:TRP:O	1.86	0.74
1:H:641:THR:HG22	1:H:642:ARG:N	1.99	0.74
1:J:111:ALA:HB1	1:L:812:PRO:HD3	1.69	0.74
1:J:133:THR:HG21	1:J:212:GLN:HG3	1.70	0.74
3:P:75:LEU:HG	3:P:76:VAL:HG23	1.70	0.74
1:E:505:LEU:HD22	1:E:556:GLN:HE21	1.53	0.73
1:F:817:ARG:HE	1:F:817:ARG:N	1.81	0.73
1:J:242:ARG:NH1	1:K:394:HIS:HB3	2.03	0.73
1:J:836:SER:HB3	1:K:57:THR:HG21	1.68	0.73
3:P:72:TYR:O	3:P:73:MET:HG3	1.88	0.73
1:B:782:ARG:O	1:B:803:GLN:HB2	1.87	0.73
1:C:641:THR:HG22	1:C:642:ARG:N	2.03	0.73
1:C:716:VAL:CG1	1:C:723:LYS:HG2	2.18	0.73
1:D:784:THR:HG22	1:D:787:TYR:HB2	1.69	0.73
1:E:825:CYS:SG	1:E:828:THR:HG21	2.27	0.73
1:F:782:ARG:O	1:F:803:GLN:HB2	1.87	0.73
1:H:782:ARG:O	1:H:803:GLN:HB2	1.87	0.73
1:I:641:THR:HG22	1:I:642:ARG:N	2.03	0.73
3:N:97:LEU:CB	3:P:97:LEU:HD21	2.15	0.73
3:O:77:GLU:OE2	3:O:77:GLU:N	2.21	0.73
1:A:836:SER:HB3	1:B:57:THR:HG21	1.68	0.73
1:B:81:LYS:NZ	1:J:658:TYR:CD2	2.49	0.73
1:D:261:LEU:HB2	1:F:813:ARG:HH12	1.52	0.73
1:D:412:ASN:ND2	1:F:146:THR:H	1.86	0.73
1:H:283:SER:HA	1:I:191:TRP:NE1	2.03	0.73
1:A:78:TYR:OH	2:M:79:GLN:CD	2.26	0.73
1:A:261:LEU:HB2	1:C:813:ARG:HH12	1.52	0.73
1:A:283:SER:HA	1:B:191:TRP:NE1	2.02	0.73
1:A:900:LEU:HD23	1:B:13:MET:HG3	1.69	0.73
1:D:111:ALA:HB1	1:F:812:PRO:HD3	1.70	0.73
1:D:641:THR:HG22	1:D:642:ARG:N	2.00	0.73
1:K:505:LEU:HD22	1:K:556:GLN:HE21	1.53	0.73
2:M:303:GLU:HG3	2:M:305:PRO:HD2	1.68	0.73
3:N:72:TYR:O	3:N:73:MET:HG3	1.88	0.73

Continued on next page...

Continued from previous page...

Atom-1	Atom-2	Interatomic distance (Å)	Clash overlap (Å)
3:O:75:LEU:HG	3:O:76:VAL:HG23	1.70	0.73
3:Q:72:TYR:O	3:Q:73:MET:HG3	1.88	0.73
1:A:784:THR:HG22	1:A:787:TYR:HB2	1.69	0.73
1:A:825:CYS:SG	1:A:828:THR:HG21	2.29	0.73
1:B:470:ILE:HD12	1:B:793:ARG:NH1	2.02	0.73
1:G:242:ARG:NH1	1:H:394:HIS:HB3	2.03	0.73
1:G:283:SER:HA	1:H:191:TRP:NE1	2.02	0.73
1:I:817:ARG:HE	1:I:817:ARG:N	1.81	0.73
1:I:825:CYS:SG	1:I:828:THR:HG21	2.28	0.73
1:L:716:VAL:CG1	1:L:723:LYS:HG2	2.18	0.73
3:P:20:SER:OG	3:P:21:GLY:N	2.14	0.73
1:J:743:LEU:HD21	1:K:351:PHE:HB2	1.70	0.73
2:M:107:LEU:HD23	2:M:113:TRP:CD1	2.24	0.73
3:N:20:SER:OG	3:N:21:GLY:N	2.14	0.73
3:O:72:TYR:O	3:O:73:MET:HG3	1.88	0.73
1:A:679:ARG:HD2	1:A:865:GLU:HG2	1.70	0.73
1:D:133:THR:HG21	1:D:212:GLN:HG3	1.70	0.73
1:D:810:TRP:HZ2	1:E:264:ASP:HB3	1.53	0.73
1:D:814:HIS:ND1	1:E:516:ARG:HB3	2.04	0.73
1:F:505:LEU:HD22	1:F:556:GLN:HE21	1.52	0.73
1:G:825:CYS:SG	1:G:828:THR:HG21	2.29	0.73
3:O:15:ARG:CG	3:O:15:ARG:NH1	2.45	0.73
3:Q:77:GLU:CD	3:Q:77:GLU:N	2.42	0.73
1:A:415:GLY:O	1:C:149:GLN:HG3	1.89	0.73
1:B:909:ALA:HB3	1:J:544:GLU:OE1	1.85	0.73
1:C:825:CYS:SG	1:C:828:THR:HG21	2.28	0.73
1:G:191:TRP:NE1	1:I:283:SER:HA	2.04	0.73
1:H:817:ARG:HE	1:H:817:ARG:N	1.80	0.73
1:J:810:TRP:HZ2	1:K:264:ASP:HB3	1.53	0.73
2:M:193:GLU:OE2	2:M:297:ARG:HA	1.89	0.73
3:O:75:LEU:CG	3:O:76:VAL:N	2.26	0.73
3:P:77:GLU:N	3:P:77:GLU:CD	2.42	0.73
1:D:825:CYS:SG	1:D:828:THR:HG21	2.29	0.73
1:E:59:GLU:CB	1:J:60:ARG:HD2	2.18	0.73
1:E:782:ARG:O	1:E:803:GLN:HB2	1.87	0.73
1:F:679:ARG:HD2	1:F:865:GLU:HG2	1.68	0.73
1:G:814:HIS:ND1	1:H:516:ARG:HB3	2.04	0.73
1:H:821:ARG:O	3:Q:47:GLU:CB	2.36	0.73
1:J:784:THR:HG22	1:J:787:TYR:HB2	1.69	0.73
3:N:34:GLY:CA	3:N:64:ARG:CD	2.63	0.73
3:O:7:ILE:O	3:O:7:ILE:HG12	1.89	0.73

Continued on next page...

Continued from previous page...

Atom-1	Atom-2	Interatomic distance (Å)	Clash overlap (Å)
3:P:7:ILE:O	3:P:7:ILE:HG12	1.89	0.73
1:A:552:ASN:ND2	1:A:564:ARG:HB2	2.04	0.73
1:B:552:ASN:HD22	1:B:564:ARG:HE	1.37	0.73
1:D:13:MET:HG3	1:F:900:LEU:HD23	1.71	0.73
1:E:139:ASN:OD1	1:E:140:ASN:N	2.22	0.73
1:J:412:ASN:ND2	1:L:146:THR:H	1.87	0.73
1:J:825:CYS:SG	1:J:828:THR:HG21	2.29	0.73
3:N:104:LEU:CD2	3:P:104:LEU:CD2	2.67	0.73
1:A:13:MET:HG3	1:C:900:LEU:HD23	1.71	0.72
1:A:191:TRP:NE1	1:C:283:SER:HA	2.04	0.72
3:N:90:LEU:CD1	3:P:90:LEU:HD21	2.17	0.72
3:O:34:GLY:CA	3:O:64:ARG:CD	2.63	0.72
1:A:242:ARG:HG3	1:A:244:GLY:H	1.54	0.72
1:E:283:SER:HA	1:F:191:TRP:NE1	2.03	0.72
1:F:716:VAL:CG1	1:F:723:LYS:HG2	2.18	0.72
1:G:415:GLY:O	1:I:149:GLN:HG3	1.89	0.72
1:G:641:THR:HG22	1:G:642:ARG:N	2.00	0.72
1:G:810:TRP:HZ2	1:H:264:ASP:HB3	1.53	0.72
1:H:505:LEU:HD22	1:H:556:GLN:HE21	1.53	0.72
1:H:552:ASN:HD22	1:H:564:ARG:HE	1.37	0.72
1:H:710:ASP:OD1	3:Q:52:GLU:CD	2.28	0.72
1:H:799:HIS:HD2	1:H:800:PRO:HD2	1.54	0.72
1:I:133:THR:HG21	1:I:212:GLN:HG3	1.71	0.72
1:K:77:GLN:HE22	3:P:52:GLU:CA	1.97	0.72
1:K:283:SER:HA	1:L:191:TRP:NE1	2.03	0.72
1:L:767:ASN:HB3	1:L:770:THR:HG23	1.71	0.72
2:M:382:VAL:HG12	2:M:429:GLU:O	1.88	0.72
1:A:57:THR:HG21	1:C:836:SER:HB3	1.70	0.72
1:B:283:SER:HA	1:C:191:TRP:NE1	2.03	0.72
1:D:242:ARG:NH1	1:E:394:HIS:HB3	2.03	0.72
1:D:552:ASN:ND2	1:D:564:ARG:HB2	2.04	0.72
1:L:139:ASN:OD1	1:L:140:ASN:N	2.23	0.72
2:M:143:ALA:HB3	2:M:151:GLN:HG3	1.72	0.72
2:M:209:ASP:OD1	2:M:211:GLN:HG2	1.89	0.72
3:P:77:GLU:OE2	3:P:77:GLU:N	2.21	0.72
3:Q:7:ILE:O	3:Q:7:ILE:HG12	1.89	0.72
1:A:814:HIS:ND1	1:B:516:ARG:HB3	2.04	0.72
1:B:309:GLY:CA	1:J:654:PRO:HD2	2.18	0.72
1:C:170:ARG:HG2	1:C:171:GLN:H	1.54	0.72
1:D:191:TRP:NE1	1:F:283:SER:HA	2.04	0.72
1:E:170:ARG:HG2	1:E:171:GLN:H	1.55	0.72

Continued on next page...

Continued from previous page...

Atom-1	Atom-2	Interatomic distance (Å)	Clash overlap (Å)
1:E:552:ASN:HD22	1:E:564:ARG:HE	1.37	0.72
1:G:9:GLN:HE21	1:I:900:LEU:HD22	1.55	0.72
1:G:863:THR:OG1	1:L:909:ALA:CB	2.37	0.72
1:I:139:ASN:OD1	1:I:140:ASN:N	2.23	0.72
1:J:57:THR:HG21	1:L:836:SER:HB3	1.70	0.72
3:N:77:GLU:OE2	3:N:77:GLU:N	2.21	0.72
3:N:104:LEU:HD22	3:P:104:LEU:HD21	1.70	0.72
1:B:505:LEU:HD22	1:B:556:GLN:HE21	1.54	0.72
1:D:139:ASN:OD1	1:D:140:ASN:N	2.23	0.72
1:G:139:ASN:OD1	1:G:140:ASN:N	2.23	0.72
1:G:412:ASN:ND2	1:I:146:THR:H	1.86	0.72
1:G:686:ASP:OD1	4:R:15:PRO:HD2	1.89	0.72
1:I:767:ASN:HB3	1:I:770:THR:HG23	1.71	0.72
1:L:799:HIS:HD2	1:L:800:PRO:HD2	1.55	0.72
1:A:379:ASN:OD1	1:A:426:LEU:HB2	1.90	0.72
1:B:139:ASN:OD1	1:B:140:ASN:N	2.22	0.72
1:C:767:ASN:HB3	1:C:770:THR:HG23	1.71	0.72
1:D:242:ARG:HG3	1:D:244:GLY:H	1.54	0.72
1:D:415:GLY:O	1:F:149:GLN:HG3	1.89	0.72
1:E:799:HIS:HD2	1:E:800:PRO:HD2	1.54	0.72
1:K:170:ARG:HG2	1:K:171:GLN:H	1.54	0.72
1:L:170:ARG:HG2	1:L:171:GLN:H	1.54	0.72
3:O:77:GLU:N	3:O:80:LEU:HD12	2.05	0.72
3:Q:6:ARG:HG2	3:Q:6:ARG:O	1.89	0.72
1:A:242:ARG:NH1	1:B:394:HIS:HB3	2.03	0.72
1:B:149:GLN:HG3	1:C:415:GLY:O	1.89	0.72
1:F:170:ARG:HG2	1:F:171:GLN:H	1.54	0.72
1:F:767:ASN:HB3	1:F:770:THR:HG23	1.71	0.72
1:G:552:ASN:ND2	1:G:564:ARG:HB2	2.04	0.72
1:I:170:ARG:HG2	1:I:171:GLN:H	1.54	0.72
1:J:13:MET:HG3	1:L:900:LEU:HD23	1.71	0.72
1:J:242:ARG:HG3	1:J:244:GLY:H	1.54	0.72
1:E:309:GLY:O	1:G:654:PRO:HD2	1.89	0.72
1:H:170:ARG:HG2	1:H:171:GLN:H	1.54	0.72
1:J:9:GLN:HE21	1:L:900:LEU:HD22	1.54	0.72
1:J:415:GLY:O	1:L:149:GLN:HG3	1.89	0.72
1:K:794:ALA:HB1	1:K:795:PRO:CD	2.19	0.72
1:A:412:ASN:ND2	1:C:146:THR:H	1.86	0.72
1:A:652:GLY:C	2:M:75:THR:O	2.29	0.72
1:B:817:ARG:HE	1:B:817:ARG:N	1.80	0.72
1:C:799:HIS:HD2	1:C:800:PRO:HD2	1.55	0.72

Continued on next page...

Continued from previous page...

Atom-1	Atom-2	Interatomic distance (Å)	Clash overlap (Å)
1:E:630:ARG:CZ	1:G:71:VAL:HG21	2.19	0.72
1:H:139:ASN:OD1	1:H:140:ASN:N	2.22	0.72
1:J:191:TRP:NE1	1:L:283:SER:HA	2.04	0.72
1:K:149:GLN:HG3	1:L:415:GLY:O	1.89	0.72
1:K:812:PRO:HD3	1:L:111:ALA:HB1	1.72	0.72
3:N:89:LEU:HD12	3:O:87:MET:CE	2.20	0.72
3:N:90:LEU:CD1	3:O:90:LEU:HD21	2.19	0.72
1:G:627:ILE:N	1:L:909:ALA:C	2.42	0.72
1:H:552:ASN:ND2	1:H:564:ARG:HB2	2.05	0.72
1:H:821:ARG:HB2	3:Q:47:GLU:HB3	1.71	0.72
3:O:69:GLN:HE21	3:P:4:GLU:N	1.88	0.72
3:Q:25:ASP:CA	3:Q:38:PRO:CB	2.60	0.72
3:Q:80:LEU:O	3:Q:84:LYS:HG3	1.90	0.72
1:D:9:GLN:HE21	1:F:900:LEU:HD22	1.54	0.71
1:D:743:LEU:HD21	1:E:351:PHE:HB2	1.70	0.71
1:D:813:ARG:NH2	1:E:263:PRO:HD3	1.99	0.71
1:E:909:ALA:HA	1:G:83:ARG:NH1	2.03	0.71
1:G:242:ARG:HG3	1:G:244:GLY:H	1.54	0.71
1:H:794:ALA:HB1	1:H:795:PRO:CD	2.19	0.71
1:J:412:ASN:HD22	1:L:146:THR:H	1.34	0.71
1:K:139:ASN:OD1	1:K:140:ASN:N	2.22	0.71
3:Q:77:GLU:N	3:Q:80:LEU:HD12	2.05	0.71
1:J:139:ASN:OD1	1:J:140:ASN:N	2.23	0.71
3:O:78:ASP:O	3:O:82:GLY:N	2.21	0.71
3:Q:77:GLU:OE2	3:Q:77:GLU:N	2.22	0.71
4:R:188:ASN:HD22	4:R:191:SER:HB3	1.55	0.71
1:A:810:TRP:HZ2	1:B:264:ASP:HB3	1.53	0.71
1:B:799:HIS:HD2	1:B:800:PRO:HD2	1.54	0.71
1:C:139:ASN:OD1	1:C:140:ASN:N	2.23	0.71
1:G:111:ALA:HB1	1:I:812:PRO:HD3	1.69	0.71
1:J:814:HIS:ND1	1:K:516:ARG:HB3	2.04	0.71
1:K:799:HIS:HD2	1:K:800:PRO:HD2	1.54	0.71
3:O:80:LEU:O	3:O:84:LYS:HG3	1.90	0.71
1:A:170:ARG:HG2	1:A:171:GLN:H	1.56	0.71
1:B:812:PRO:HD3	1:C:111:ALA:HB1	1.72	0.71
1:L:191:TRP:CZ3	1:L:385:SER:HA	2.26	0.71
2:M:469:LEU:HD12	2:M:470:GLY:H	1.56	0.71
3:Q:77:GLU:CA	3:Q:80:LEU:HB2	2.19	0.71
1:A:743:LEU:HD21	1:B:351:PHE:HB2	1.70	0.71
1:B:794:ALA:HB1	1:B:795:PRO:CD	2.19	0.71
1:E:909:ALA:HB1	1:G:544:GLU:HB2	1.66	0.71

Continued on next page...

Continued from previous page...

Atom-1	Atom-2	Interatomic distance (Å)	Clash overlap (Å)
1:F:191:TRP:CZ3	1:F:385:SER:HA	2.26	0.71
2:M:139:VAL:HG13	2:M:155:PHE:CZ	2.25	0.71
3:N:75:LEU:CG	3:N:76:VAL:N	2.26	0.71
1:A:133:THR:HG21	1:A:212:GLN:HG3	1.70	0.71
1:B:552:ASN:ND2	1:B:564:ARG:HB2	2.05	0.71
1:C:133:THR:HG21	1:C:212:GLN:HG3	1.71	0.71
1:E:149:GLN:HG3	1:F:415:GLY:O	1.89	0.71
1:E:767:ASN:HB3	1:E:770:THR:HG23	1.73	0.71
1:G:13:MET:HG3	1:I:900:LEU:HD23	1.71	0.71
1:H:149:GLN:HG3	1:I:415:GLY:O	1.89	0.71
1:J:552:ASN:ND2	1:J:564:ARG:HB2	2.04	0.71
2:M:66:ILE:CA	2:M:469:LEU:HD13	2.19	0.71
3:Q:78:ASP:O	3:Q:82:GLY:N	2.21	0.71
1:D:379:ASN:OD1	1:D:426:LEU:HB2	1.90	0.71
1:I:799:HIS:HD2	1:I:800:PRO:HD2	1.55	0.71
1:J:813:ARG:NH2	1:K:263:PRO:HD3	1.99	0.71
3:N:77:GLU:N	3:N:80:LEU:HD12	2.05	0.71
1:E:794:ALA:HB1	1:E:795:PRO:CD	2.19	0.71
1:G:170:ARG:HG2	1:G:171:GLN:H	1.56	0.71
3:N:104:LEU:HD21	3:O:104:LEU:HB3	1.73	0.71
1:B:133:THR:HG21	1:B:212:GLN:HG3	1.73	0.71
1:G:472:VAL:HG23	1:G:792:CYS:SG	2.31	0.71
1:G:794:ALA:HB1	1:G:795:PRO:CD	2.21	0.71
1:J:8:PRO:CD	4:R:18:GLY:HA3	2.20	0.71
1:K:552:ASN:ND2	1:K:564:ARG:HB2	2.05	0.71
3:O:6:ARG:HG2	3:O:6:ARG:O	1.89	0.71
3:Q:75:LEU:CG	3:Q:76:VAL:N	2.26	0.71
1:J:379:ASN:OD1	1:J:426:LEU:HB2	1.90	0.71
1:J:794:ALA:HB1	1:J:795:PRO:CD	2.21	0.71
3:O:24:GLN:HE22	3:P:8:TYR:HD1	1.09	0.71
4:R:59:SER:HA	4:R:182:VAL:HG21	1.70	0.71
1:B:170:ARG:HG2	1:B:171:GLN:H	1.54	0.70
1:E:888:HIS:HE2	4:R:30:ARG:NH2	1.86	0.70
1:E:909:ALA:HA	1:G:83:ARG:HH11	1.56	0.70
1:F:799:HIS:HD2	1:F:800:PRO:HD2	1.55	0.70
1:G:149:GLN:HG3	1:H:415:GLY:O	1.91	0.70
1:J:149:GLN:HG3	1:K:415:GLY:O	1.91	0.70
1:J:426:LEU:HD21	1:K:426:LEU:HD21	1.73	0.70
2:M:277:ASP:CB	2:M:285:LYS:HE2	2.20	0.70
3:O:20:SER:OG	3:O:21:GLY:N	2.14	0.70
1:A:139:ASN:OD1	1:A:140:ASN:N	2.23	0.70

Continued on next page...

Continued from previous page...

Atom-1	Atom-2	Interatomic distance (Å)	Clash overlap (Å)
1:A:817:ARG:H	1:A:817:ARG:NE	1.83	0.70
1:D:472:VAL:HG23	1:D:792:CYS:SG	2.31	0.70
1:E:133:THR:HG21	1:E:212:GLN:HG3	1.73	0.70
1:I:794:ALA:HB1	1:I:795:PRO:CD	2.22	0.70
1:J:170:ARG:HG2	1:J:171:GLN:H	1.56	0.70
1:K:133:THR:HG21	1:K:212:GLN:HG3	1.73	0.70
3:N:7:ILE:O	3:N:7:ILE:HG12	1.89	0.70
3:P:6:ARG:O	3:P:6:ARG:HG2	1.89	0.70
4:R:175:ARG:HB2	4:R:175:ARG:HH11	1.55	0.70
1:A:149:GLN:HG3	1:B:415:GLY:O	1.91	0.70
1:A:794:ALA:HB1	1:A:795:PRO:CD	2.21	0.70
1:G:379:ASN:OD1	1:G:426:LEU:HB2	1.90	0.70
1:J:46:ARG:HH11	1:J:46:ARG:HB2	1.56	0.70
1:A:909:ALA:HB1	2:M:92:ASN:HB3	1.72	0.70
1:D:794:ALA:HB1	1:D:795:PRO:CD	2.21	0.70
1:E:812:PRO:HD3	1:F:111:ALA:HB1	1.72	0.70
1:F:133:THR:HG21	1:F:212:GLN:HG3	1.71	0.70
1:H:133:THR:HG21	1:H:212:GLN:HG3	1.73	0.70
1:I:121:TYR:HB2	1:I:217:GLY:HA2	1.74	0.70
1:I:191:TRP:CZ3	1:I:385:SER:HA	2.26	0.70
3:P:77:GLU:N	3:P:80:LEU:HD12	2.05	0.70
1:A:9:GLN:HE21	1:C:900:LEU:HD22	1.55	0.70
1:G:426:LEU:HD21	1:H:426:LEU:HD21	1.73	0.70
1:G:857:ALA:O	4:R:12:THR:CB	2.39	0.70
3:P:80:LEU:O	3:P:84:LYS:HG3	1.90	0.70
1:B:81:LYS:NZ	1:J:658:TYR:HE2	1.83	0.70
1:C:552:ASN:HD22	1:C:564:ARG:HE	1.40	0.70
1:F:552:ASN:HD22	1:F:564:ARG:HE	1.40	0.70
1:I:716:VAL:CG1	1:I:723:LYS:HG2	2.18	0.70
3:N:6:ARG:O	3:N:6:ARG:HG2	1.89	0.70
3:N:80:LEU:O	3:N:84:LYS:HG3	1.90	0.70
1:B:767:ASN:HB3	1:B:770:THR:HG23	1.72	0.70
1:I:552:ASN:HD22	1:I:564:ARG:HE	1.40	0.70
1:K:767:ASN:HB3	1:K:770:THR:HG23	1.73	0.70
2:M:348:ILE:HG23	2:M:455:THR:O	1.92	0.70
1:A:472:VAL:HG23	1:A:792:CYS:SG	2.31	0.70
1:D:817:ARG:H	1:D:817:ARG:NE	1.83	0.70
1:E:891:HIS:NE2	4:R:24:SER:HB3	2.07	0.70
1:G:46:ARG:HH11	1:G:46:ARG:HB2	1.56	0.70
1:I:242:ARG:HG3	1:I:244:GLY:H	1.57	0.70
1:J:472:VAL:HG23	1:J:792:CYS:SG	2.31	0.70

Continued on next page...

Continued from previous page...

Atom-1	Atom-2	Interatomic distance (Å)	Clash overlap (Å)
4:R:33:TRP:HE1	4:R:41:ILE:HG12	1.56	0.70
1:H:821:ARG:O	3:Q:47:GLU:N	2.24	0.70
1:K:820:GLU:HG3	3:O:46:THR:HG21	1.69	0.70
3:N:90:LEU:CD1	3:P:90:LEU:CD2	2.69	0.70
1:A:789:PHE:HD1	1:A:791:PHE:H	1.39	0.70
1:B:808:PRO:HG2	1:B:813:ARG:CD	2.22	0.70
1:B:810:TRP:CZ2	1:C:264:ASP:HB3	2.27	0.70
1:C:121:TYR:HB2	1:C:217:GLY:HA2	1.73	0.70
1:C:191:TRP:CZ3	1:C:385:SER:HA	2.26	0.70
1:E:552:ASN:ND2	1:E:564:ARG:HB2	2.05	0.70
1:G:470:ILE:HD12	1:G:793:ARG:NH1	2.07	0.70
1:H:821:ARG:N	3:Q:47:GLU:O	2.25	0.70
1:K:810:TRP:CZ2	1:L:264:ASP:HB3	2.27	0.70
1:L:794:ALA:HB1	1:L:795:PRO:CD	2.22	0.70
2:M:408:ASN:HD21	2:M:411:PRO:HB3	1.55	0.70
3:N:77:GLU:N	3:N:77:GLU:CD	2.42	0.70
3:O:89:LEU:HD12	3:P:87:MET:HE1	1.73	0.70
1:D:470:ILE:HD12	1:D:793:ARG:NH1	2.07	0.69
1:H:812:PRO:HD3	1:I:111:ALA:HB1	1.72	0.69
1:L:133:THR:HG21	1:L:212:GLN:HG3	1.71	0.69
1:L:641:THR:HG22	1:L:642:ARG:N	2.03	0.69
3:P:78:ASP:O	3:P:82:GLY:N	2.21	0.69
1:D:170:ARG:HG2	1:D:171:GLN:H	1.56	0.69
1:F:231:LYS:HG3	1:F:258:ALA:HA	1.74	0.69
1:F:470:ILE:HD12	1:F:793:ARG:NH1	2.07	0.69
1:G:634:ALA:HB1	1:G:848:GLY:HA2	1.74	0.69
1:J:470:ILE:HD12	1:J:793:ARG:NH1	2.07	0.69
1:L:470:ILE:HD12	1:L:793:ARG:NH1	2.07	0.69
1:A:209:ASN:N	1:A:210:PRO:HD3	2.08	0.69
1:B:310:GLY:HA2	1:J:655:PHE:HB3	1.74	0.69
1:B:813:ARG:HH12	1:C:261:LEU:HB2	1.58	0.69
1:B:859:ALA:CB	1:D:630:ARG:HH21	1.68	0.69
1:D:149:GLN:HG3	1:E:415:GLY:O	1.91	0.69
1:E:813:ARG:HH12	1:F:261:LEU:HB2	1.58	0.69
1:F:794:ALA:HB1	1:F:795:PRO:CD	2.22	0.69
1:G:789:PHE:HD1	1:G:791:PHE:H	1.39	0.69
1:J:398:ARG:HB3	1:J:403:TRP:CZ2	2.28	0.69
1:K:813:ARG:HH12	1:L:261:LEU:HB2	1.58	0.69
1:D:789:PHE:HD1	1:D:791:PHE:H	1.39	0.69
1:E:209:ASN:N	1:E:210:PRO:HD3	2.08	0.69
1:I:401:GLN:HG2	1:I:404:GLN:HG2	1.74	0.69

Continued on next page...

Continued from previous page...

Atom-1	Atom-2	Interatomic distance (Å)	Clash overlap (Å)
1:L:552:ASN:HD22	1:L:564:ARG:HE	1.40	0.69
1:A:398:ARG:HB3	1:A:403:TRP:CZ2	2.28	0.69
1:B:472:VAL:HG23	1:B:792:CYS:SG	2.33	0.69
1:D:426:LEU:HD21	1:E:426:LEU:HD21	1.73	0.69
1:F:209:ASN:N	1:F:210:PRO:HD3	2.08	0.69
1:F:472:VAL:HG23	1:F:792:CYS:SG	2.33	0.69
1:G:632:TRP:NE1	4:R:29:THR:N	2.36	0.69
1:K:552:ASN:HD22	1:K:564:ARG:HE	1.37	0.69
1:L:121:TYR:HB2	1:L:217:GLY:HA2	1.73	0.69
1:L:401:GLN:HG2	1:L:404:GLN:HG2	1.74	0.69
2:M:164:PHE:CB	2:M:427:ILE:HD11	2.22	0.69
4:R:206:ASN:H	4:R:206:ASN:HD22	1.38	0.69
1:A:517:PHE:HB2	1:C:817:ARG:HD3	1.75	0.69
1:A:907:GLY:N	2:M:103:HIS:CE1	2.47	0.69
1:C:470:ILE:HD12	1:C:793:ARG:NH1	2.07	0.69
1:D:46:ARG:HB2	1:D:46:ARG:HH11	1.56	0.69
1:H:9:GLN:HE22	4:R:31:MET:HG3	1.53	0.69
1:H:133:THR:O	1:H:147:ILE:HG23	1.93	0.69
1:K:121:TYR:HB2	1:K:217:GLY:HA2	1.75	0.69
2:M:303:GLU:CD	2:M:309:GLU:HG3	2.13	0.69
3:N:104:LEU:HD11	3:O:104:LEU:HD11	0.76	0.69
1:A:46:ARG:HB2	1:A:46:ARG:HH11	1.56	0.69
1:A:552:ASN:HD22	1:A:564:ARG:HE	1.41	0.69
1:A:909:ALA:C	2:M:92:ASN:ND2	2.46	0.69
1:B:209:ASN:N	1:B:210:PRO:HD3	2.08	0.69
1:C:209:ASN:N	1:C:210:PRO:HD3	2.08	0.69
1:E:652:GLY:CA	1:G:78:TYR:OH	2.41	0.69
1:E:789:PHE:HD1	1:E:791:PHE:H	1.40	0.69
1:E:810:TRP:CZ2	1:F:264:ASP:HB3	2.27	0.69
1:F:242:ARG:HG3	1:F:244:GLY:H	1.57	0.69
1:G:686:ASP:CG	4:R:15:PRO:CD	2.61	0.69
1:I:209:ASN:N	1:I:210:PRO:HD3	2.08	0.69
1:K:565:VAL:HG13	3:P:64:ARG:CZ	2.22	0.69
1:L:231:LYS:HG3	1:L:258:ALA:HA	1.75	0.69
3:N:40:ASN:CG	3:N:72:TYR:OH	2.31	0.69
3:N:87:MET:HG3	3:P:86:ARG:HE	1.56	0.69
3:O:30:ASN:O	3:O:33:GLY:N	2.26	0.69
3:P:9:VAL:HG21	3:P:11:TYR:OH	1.93	0.69
3:Q:40:ASN:CG	3:Q:72:TYR:OH	2.31	0.69
1:A:516:ARG:HB3	1:C:814:HIS:ND1	2.08	0.69
1:C:231:LYS:HG3	1:C:258:ALA:HA	1.75	0.69

Continued on next page...

Continued from previous page...

Atom-1	Atom-2	Interatomic distance (Å)	Clash overlap (Å)
1:C:472:VAL:HG23	1:C:792:CYS:SG	2.33	0.69
1:D:398:ARG:HB3	1:D:403:TRP:CZ2	2.28	0.69
1:E:60:ARG:HG2	1:J:60:ARG:CA	2.21	0.69
1:E:857:ALA:HB3	1:G:318:GLN:HB3	1.73	0.69
1:F:121:TYR:HB2	1:F:217:GLY:HA2	1.73	0.69
1:H:789:PHE:HD1	1:H:791:PHE:H	1.40	0.69
1:J:209:ASN:N	1:J:210:PRO:HD3	2.08	0.69
1:K:133:THR:O	1:K:147:ILE:HG23	1.93	0.69
1:K:658:TYR:OH	3:P:39:PRO:CA	2.41	0.69
1:K:808:PRO:HG2	1:K:813:ARG:CD	2.21	0.69
1:L:472:VAL:HG23	1:L:792:CYS:SG	2.33	0.69
2:M:212:THR:HG21	2:M:276:MET:HE1	1.75	0.69
3:N:11:TYR:CB	3:P:11:TYR:HB2	2.21	0.69
3:N:65:ARG:C	3:N:65:ARG:HH11	1.96	0.69
3:P:77:GLU:CA	3:P:80:LEU:HB2	2.19	0.69
3:Q:15:ARG:CG	3:Q:15:ARG:NH1	2.45	0.69
1:A:767:ASN:HB3	1:A:770:THR:HG23	1.74	0.69
1:D:634:ALA:HB1	1:D:848:GLY:HA2	1.74	0.69
1:D:810:TRP:CZ2	1:E:264:ASP:HB3	2.28	0.69
1:D:856:ALA:CB	1:J:892:ARG:HH21	2.05	0.69
1:H:209:ASN:N	1:H:210:PRO:HD3	2.08	0.69
1:H:810:TRP:CZ2	1:I:264:ASP:HB3	2.27	0.69
1:L:209:ASN:N	1:L:210:PRO:HD3	2.08	0.69
1:L:242:ARG:HG3	1:L:244:GLY:H	1.57	0.69
3:N:90:LEU:CD2	3:O:90:LEU:CB	2.71	0.69
3:P:40:ASN:CG	3:P:72:TYR:OH	2.31	0.69
1:C:794:ALA:HB1	1:C:795:PRO:CD	2.22	0.69
1:E:272:PRO:HG2	1:E:276:ARG:HA	1.75	0.69
1:G:812:PRO:HD3	1:H:111:ALA:HB1	1.75	0.69
1:G:857:ALA:HB3	4:R:12:THR:CG2	2.22	0.69
1:H:767:ASN:HB3	1:H:770:THR:HG23	1.73	0.69
1:H:808:PRO:HG2	1:H:813:ARG:CD	2.22	0.69
1:I:470:ILE:HD12	1:I:793:ARG:NH1	2.07	0.69
1:J:516:ARG:HB3	1:L:814:HIS:ND1	2.08	0.69
1:K:472:VAL:HG23	1:K:792:CYS:SG	2.33	0.69
3:N:37:LEU:HD12	3:N:38:PRO:HD2	1.75	0.69
3:Q:9:VAL:HG21	3:Q:11:TYR:OH	1.93	0.69
1:B:689:VAL:HG13	1:D:906:ALA:CB	2.22	0.68
1:D:209:ASN:N	1:D:210:PRO:HD3	2.08	0.68
1:E:472:VAL:HG23	1:E:792:CYS:SG	2.32	0.68
1:F:552:ASN:ND2	1:F:564:ARG:HB2	2.09	0.68

Continued on next page...

Continued from previous page...

Atom-1	Atom-2	Interatomic distance (Å)	Clash overlap (Å)
1:G:398:ARG:HB3	1:G:403:TRP:CZ2	2.28	0.68
1:I:472:VAL:HG23	1:I:792:CYS:SG	2.33	0.68
1:I:789:PHE:HD1	1:I:791:PHE:H	1.41	0.68
1:J:103:ILE:HG23	1:J:572:ILE:HD13	1.76	0.68
1:J:634:ALA:HB1	1:J:848:GLY:HA2	1.74	0.68
3:O:77:GLU:N	3:O:77:GLU:CD	2.42	0.68
3:Q:74:ILE:HA	3:Q:78:ASP:CB	2.23	0.68
1:A:351:PHE:HB2	1:C:743:LEU:HD21	1.75	0.68
1:A:812:PRO:HD3	1:B:111:ALA:HB1	1.75	0.68
1:B:121:TYR:HB2	1:B:217:GLY:HA2	1.75	0.68
1:B:133:THR:O	1:B:147:ILE:HG23	1.93	0.68
1:D:307:ASN:HA	1:D:327:ASP:OD1	1.94	0.68
1:D:347:ARG:HH21	1:D:356:GLN:HG3	1.58	0.68
1:D:767:ASN:HB3	1:D:770:THR:HG23	1.74	0.68
1:F:139:ASN:OD1	1:F:140:ASN:N	2.23	0.68
1:F:470:ILE:HD12	1:F:793:ARG:HH11	1.58	0.68
1:G:264:ASP:HB3	1:I:810:TRP:CZ2	2.28	0.68
1:G:517:PHE:HB2	1:I:817:ARG:HD3	1.75	0.68
1:G:810:TRP:CZ2	1:H:264:ASP:HB3	2.28	0.68
1:I:231:LYS:HG3	1:I:258:ALA:HA	1.74	0.68
1:J:307:ASN:HA	1:J:327:ASP:OD1	1.93	0.68
1:J:351:PHE:HB2	1:L:743:LEU:HD21	1.75	0.68
1:J:767:ASN:HB3	1:J:770:THR:HG23	1.74	0.68
1:J:789:PHE:HD1	1:J:791:PHE:H	1.39	0.68
3:N:77:GLU:CA	3:N:80:LEU:HB2	2.19	0.68
3:O:37:LEU:HD12	3:O:38:PRO:HD2	1.75	0.68
3:O:65:ARG:HH11	3:O:65:ARG:C	1.97	0.68
3:P:14:ALA:O	3:P:15:ARG:CB	2.42	0.68
3:P:30:ASN:O	3:P:33:GLY:N	2.26	0.68
1:A:347:ARG:HH21	1:A:356:GLN:HG3	1.58	0.68
1:B:909:ALA:CB	1:J:544:GLU:CD	2.60	0.68
1:B:909:ALA:HB1	1:J:544:GLU:HB2	1.76	0.68
1:E:398:ARG:HB3	1:E:403:TRP:CZ2	2.29	0.68
1:H:398:ARG:HB3	1:H:403:TRP:CZ2	2.29	0.68
1:I:470:ILE:HD12	1:I:793:ARG:HH11	1.58	0.68
3:N:83:LEU:HD21	3:P:83:LEU:HD21	0.79	0.68
4:R:38:PRO:O	4:R:41:ILE:HG22	1.93	0.68
1:A:322:LEU:HD11	2:M:445:ARG:NH2	2.08	0.68
1:B:398:ARG:HB3	1:B:403:TRP:CZ2	2.29	0.68
1:E:808:PRO:HG2	1:E:813:ARG:CD	2.22	0.68
1:H:272:PRO:HG2	1:H:276:ARG:HA	1.75	0.68

Continued on next page...

Continued from previous page...

Atom-1	Atom-2	Interatomic distance (Å)	Clash overlap (Å)
1:H:379:ASN:OD1	1:H:426:LEU:HB2	1.94	0.68
3:N:14:ALA:O	3:N:15:ARG:CB	2.41	0.68
1:B:908:ASN:C	1:J:83:ARG:HH11	1.89	0.68
1:D:552:ASN:HD22	1:D:564:ARG:HE	1.41	0.68
1:G:103:ILE:HG23	1:G:572:ILE:HD13	1.76	0.68
1:G:552:ASN:HD22	1:G:564:ARG:HE	1.41	0.68
1:H:73:ARG:NH2	1:L:72:ASP:HB2	2.09	0.68
1:H:472:VAL:HG23	1:H:792:CYS:SG	2.33	0.68
1:J:264:ASP:HB3	1:L:810:TRP:HZ2	1.58	0.68
1:J:810:TRP:CZ2	1:K:264:ASP:HB3	2.28	0.68
1:K:209:ASN:N	1:K:210:PRO:HD3	2.08	0.68
1:L:789:PHE:HD1	1:L:791:PHE:H	1.41	0.68
2:M:155:PHE:CE1	2:M:180:LEU:HD22	2.28	0.68
2:M:245:ASN:ND2	2:M:260:PHE:CE2	2.62	0.68
3:N:78:ASP:O	3:N:82:GLY:N	2.21	0.68
3:O:9:VAL:HG21	3:O:11:TYR:OH	1.93	0.68
1:C:388:GLN:HG2	1:C:420:PRO:HG3	1.76	0.68
1:D:103:ILE:HG23	1:D:572:ILE:HD13	1.76	0.68
1:D:264:ASP:HB3	1:F:810:TRP:CZ2	2.28	0.68
1:E:379:ASN:OD1	1:E:426:LEU:HB2	1.94	0.68
1:F:388:GLN:HG2	1:F:420:PRO:HG3	1.76	0.68
1:G:209:ASN:N	1:G:210:PRO:HD3	2.08	0.68
1:J:264:ASP:HB3	1:L:810:TRP:CZ2	2.28	0.68
1:K:658:TYR:CZ	3:P:39:PRO:CG	2.76	0.68
3:N:30:ASN:O	3:N:33:GLY:N	2.26	0.68
3:P:74:ILE:HA	3:P:78:ASP:CB	2.23	0.68
3:Q:9:VAL:CG2	3:Q:11:TYR:CZ	2.77	0.68
1:A:264:ASP:HB3	1:C:810:TRP:CZ2	2.28	0.68
1:A:470:ILE:HD12	1:A:793:ARG:NH1	2.07	0.68
1:B:347:ARG:HH21	1:B:356:GLN:HG3	1.59	0.68
1:B:789:PHE:HD1	1:B:791:PHE:H	1.40	0.68
1:D:517:PHE:HB2	1:F:817:ARG:HD3	1.75	0.68
3:N:9:VAL:CG2	3:N:11:TYR:CZ	2.77	0.68
3:O:77:GLU:CA	3:O:80:LEU:HB2	2.19	0.68
3:P:34:GLY:CA	3:P:64:ARG:CD	2.63	0.68
3:Q:30:ASN:O	3:Q:33:GLY:N	2.26	0.68
1:A:264:ASP:HB3	1:C:810:TRP:HZ2	1.58	0.68
1:C:401:GLN:HG2	1:C:404:GLN:HG2	1.74	0.68
1:E:191:TRP:CZ3	1:E:385:SER:HA	2.29	0.68
1:H:121:TYR:HB2	1:H:217:GLY:HA2	1.75	0.68
1:H:191:TRP:CZ3	1:H:385:SER:HA	2.29	0.68

Continued on next page...

Continued from previous page...

Atom-1	Atom-2	Interatomic distance (Å)	Clash overlap (Å)
1:H:307:ASN:HA	1:H:327:ASP:OD1	1.94	0.68
1:K:789:PHE:HD1	1:K:791:PHE:H	1.40	0.68
2:M:166:GLU:OE2	2:M:170:ILE:HD11	1.94	0.68
2:M:293:ASP:HB2	2:M:294:PRO:HD2	1.76	0.68
3:N:90:LEU:CD1	3:P:90:LEU:CG	2.72	0.68
3:O:14:ALA:O	3:O:15:ARG:CB	2.41	0.68
1:A:191:TRP:CZ3	1:A:385:SER:HA	2.29	0.68
1:G:351:PHE:HB2	1:I:743:LEU:HD21	1.75	0.68
1:H:810:TRP:HZ2	1:I:264:ASP:HB3	1.59	0.68
3:P:65:ARG:HH11	3:P:65:ARG:C	1.96	0.68
1:A:103:ILE:HG23	1:A:572:ILE:HD13	1.76	0.68
1:A:426:LEU:HD21	1:B:426:LEU:HD21	1.73	0.68
1:B:152:TYR:HE1	1:B:186:LEU:HD13	1.59	0.68
1:B:307:ASN:HA	1:B:327:ASP:OD1	1.94	0.68
1:E:891:HIS:CD2	4:R:24:SER:HB3	2.29	0.68
1:F:401:GLN:HG2	1:F:404:GLN:HG2	1.74	0.68
1:G:347:ARG:HH21	1:G:356:GLN:HG3	1.58	0.68
1:H:484:THR:HG23	1:I:514:ASN:HB3	1.76	0.68
1:J:812:PRO:HD3	1:K:111:ALA:HB1	1.75	0.68
1:K:103:ILE:HG23	1:K:572:ILE:HD13	1.76	0.68
1:K:272:PRO:HG2	1:K:276:ARG:HA	1.75	0.68
1:K:379:ASN:OD1	1:K:426:LEU:HB2	1.94	0.68
3:O:9:VAL:CG2	3:O:11:TYR:CZ	2.77	0.68
3:O:40:ASN:CG	3:O:72:TYR:OH	2.31	0.68
3:O:74:ILE:HA	3:O:78:ASP:CB	2.23	0.68
1:A:107:LEU:HD13	1:A:570:VAL:HG12	1.76	0.67
1:A:810:TRP:CZ2	1:B:264:ASP:HB3	2.28	0.67
1:B:103:ILE:HG23	1:B:572:ILE:HD13	1.76	0.67
1:B:891:HIS:HB3	1:J:630:ARG:HH21	1.01	0.67
1:C:398:ARG:HB3	1:C:403:TRP:CZ2	2.29	0.67
1:D:817:ARG:HD3	1:E:517:PHE:HB2	1.75	0.67
1:E:109:ARG:HH22	1:E:512:LEU:HB2	1.57	0.67
1:H:743:LEU:HD21	1:I:351:PHE:HB2	1.76	0.67
1:K:191:TRP:CZ3	1:K:385:SER:HA	2.29	0.67
1:K:650:ALA:CB	3:P:20:SER:HB3	2.23	0.67
1:B:379:ASN:OD1	1:B:426:LEU:HB2	1.94	0.67
1:E:347:ARG:HH21	1:E:356:GLN:HG3	1.59	0.67
1:H:152:TYR:HE1	1:H:186:LEU:HD13	1.59	0.67
1:K:470:ILE:HD12	1:K:793:ARG:HH11	1.58	0.67
3:N:9:VAL:HG21	3:N:11:TYR:OH	1.93	0.67
3:N:90:LEU:CD2	3:P:90:LEU:HD21	0.39	0.67

Continued on next page...

Continued from previous page...

Atom-1	Atom-2	Interatomic distance (Å)	Clash overlap (Å)
3:O:75:LEU:HG	3:O:76:VAL:CG2	2.24	0.67
3:Q:75:LEU:HG	3:Q:76:VAL:CG2	2.24	0.67
1:A:307:ASN:HA	1:A:327:ASP:OD1	1.94	0.67
1:B:191:TRP:CZ3	1:B:385:SER:HA	2.29	0.67
1:C:242:ARG:HG3	1:C:244:GLY:H	1.57	0.67
1:F:307:ASN:HA	1:F:327:ASP:OD1	1.94	0.67
1:G:817:ARG:HD3	1:H:517:PHE:HB2	1.75	0.67
1:J:191:TRP:CZ3	1:J:385:SER:HA	2.30	0.67
1:J:817:ARG:HD3	1:K:517:PHE:HB2	1.75	0.67
1:K:152:TYR:HE1	1:K:186:LEU:HD13	1.59	0.67
1:K:347:ARG:HH21	1:K:356:GLN:HG3	1.59	0.67
1:L:398:ARG:HB3	1:L:403:TRP:CZ2	2.29	0.67
3:N:74:ILE:HA	3:N:78:ASP:CB	2.23	0.67
3:O:24:GLN:NE2	3:P:8:TYR:HE1	1.87	0.67
1:A:432:ARG:HD3	1:B:124:PHE:CZ	2.30	0.67
1:C:470:ILE:HD12	1:C:793:ARG:HH11	1.58	0.67
1:E:207:LEU:HB3	1:E:210:PRO:HG2	1.77	0.67
1:G:767:ASN:HB3	1:G:770:THR:HG23	1.74	0.67
1:I:808:PRO:HG2	1:I:813:ARG:CD	2.24	0.67
1:J:107:LEU:HD13	1:J:570:VAL:HG12	1.77	0.67
1:L:307:ASN:HA	1:L:327:ASP:OD1	1.94	0.67
2:M:62:LYS:HB3	2:M:64:TYR:CE1	2.28	0.67
2:M:469:LEU:HD12	2:M:470:GLY:N	2.10	0.67
3:Q:37:LEU:HD12	3:Q:38:PRO:HD2	1.75	0.67
1:A:388:GLN:HG2	1:A:420:PRO:HG3	1.77	0.67
1:C:307:ASN:HA	1:C:327:ASP:OD1	1.94	0.67
1:D:470:ILE:HD12	1:D:793:ARG:HH11	1.59	0.67
1:E:133:THR:O	1:E:147:ILE:HG23	1.93	0.67
1:G:107:LEU:HD13	1:G:570:VAL:HG12	1.77	0.67
1:J:517:PHE:HB2	1:L:817:ARG:HD3	1.75	0.67
1:L:552:ASN:ND2	1:L:564:ARG:HB2	2.09	0.67
3:N:90:LEU:HD21	3:O:90:LEU:CD2	0.78	0.67
1:B:309:GLY:C	1:J:654:PRO:HG2	2.15	0.67
1:F:202:ALA:HB3	1:F:251:THR:HG22	1.76	0.67
1:F:808:PRO:HG2	1:F:813:ARG:CD	2.24	0.67
1:G:808:PRO:HG2	1:G:813:ARG:CD	2.24	0.67
1:J:799:HIS:HD2	1:J:800:PRO:HD2	1.60	0.67
1:K:658:TYR:OH	3:P:39:PRO:CG	2.41	0.67
1:L:272:PRO:HG2	1:L:276:ARG:HA	1.77	0.67
3:P:77:GLU:HA	3:P:80:LEU:CB	2.21	0.67
3:Q:40:ASN:C	3:Q:40:ASN:ND2	2.45	0.67

Continued on next page...

Continued from previous page...

Atom-1	Atom-2	Interatomic distance (Å)	Clash overlap (Å)
1:A:634:ALA:HB1	1:A:848:GLY:HA2	1.74	0.67
1:D:264:ASP:HB3	1:F:810:TRP:HZ2	1.58	0.67
1:F:789:PHE:HD1	1:F:791:PHE:H	1.41	0.67
1:H:9:GLN:HA	4:R:31:MET:HE1	1.77	0.67
1:H:109:ARG:HH22	1:H:512:LEU:HB2	1.57	0.67
1:H:242:ARG:HG3	1:H:244:GLY:H	1.60	0.67
1:H:813:ARG:HH12	1:I:261:LEU:HB2	1.58	0.67
1:I:272:PRO:HG2	1:I:276:ARG:HA	1.77	0.67
1:K:398:ARG:HB3	1:K:403:TRP:CZ2	2.29	0.67
1:K:484:THR:HG23	1:L:514:ASN:HB3	1.76	0.67
2:M:76:LEU:HB3	2:M:86:LEU:HD12	1.74	0.67
3:P:17:PRO:O	3:P:18:LYS:HB3	1.95	0.67
3:Q:65:ARG:HB3	3:Q:66:PRO:CD	2.25	0.67
1:A:74:GLU:OE2	2:M:367:LYS:CD	2.32	0.67
1:D:401:GLN:HG2	1:D:404:GLN:HG2	1.77	0.67
1:D:516:ARG:HB3	1:F:814:HIS:ND1	2.08	0.67
1:E:484:THR:HG23	1:F:514:ASN:HB3	1.76	0.67
1:E:743:LEU:HD21	1:F:351:PHE:HB2	1.76	0.67
1:F:641:THR:HG22	1:F:642:ARG:N	2.03	0.67
1:G:264:ASP:HB3	1:I:810:TRP:HZ2	1.58	0.67
1:G:307:ASN:HA	1:G:327:ASP:OD1	1.94	0.67
1:G:432:ARG:HD3	1:H:124:PHE:CZ	2.30	0.67
1:J:121:TYR:HB2	1:J:217:GLY:HA2	1.77	0.67
1:J:347:ARG:HH21	1:J:356:GLN:HG3	1.58	0.67
1:K:768:PRO:CG	3:O:58:LEU:HA	2.25	0.67
1:A:799:HIS:HD2	1:A:800:PRO:HD2	1.60	0.67
1:A:817:ARG:HD3	1:B:517:PHE:HB2	1.75	0.67
1:B:81:LYS:HZ3	1:J:658:TYR:HD2	1.38	0.67
1:B:470:ILE:HD12	1:B:793:ARG:HH11	1.58	0.67
1:C:789:PHE:HD1	1:C:791:PHE:H	1.41	0.67
1:D:121:TYR:HB2	1:D:217:GLY:HA2	1.77	0.67
1:D:191:TRP:CZ3	1:D:385:SER:HA	2.30	0.67
1:D:432:ARG:HD3	1:E:124:PHE:CZ	2.30	0.67
1:D:812:PRO:HD3	1:E:111:ALA:HB1	1.75	0.67
1:E:103:ILE:HG23	1:E:572:ILE:HD13	1.76	0.67
1:E:307:ASN:HA	1:E:327:ASP:OD1	1.94	0.67
1:E:381:CYS:SG	1:E:422:MET:HB2	2.35	0.67
1:G:643:LEU:HD22	1:G:666:PRO:HB2	1.77	0.67
1:I:398:ARG:HB3	1:I:403:TRP:CZ2	2.30	0.67
1:J:401:GLN:HG2	1:J:404:GLN:HG2	1.77	0.67
1:J:470:ILE:HD12	1:J:793:ARG:HH11	1.59	0.67

Continued on next page...

Continued from previous page...

Atom-1	Atom-2	Interatomic distance (Å)	Clash overlap (Å)
3:O:90:LEU:HD23	3:P:90:LEU:CB	2.24	0.67
1:A:401:GLN:HG2	1:A:404:GLN:HG2	1.77	0.67
1:A:470:ILE:HD12	1:A:793:ARG:HH11	1.59	0.67
1:B:207:LEU:HB3	1:B:210:PRO:HG2	1.77	0.67
1:G:516:ARG:HB3	1:I:814:HIS:ND1	2.08	0.67
1:K:743:LEU:HD21	1:L:351:PHE:HB2	1.76	0.67
3:O:89:LEU:HD12	3:P:87:MET:HE3	1.77	0.67
3:Q:9:VAL:HG22	3:Q:11:TYR:CE2	2.30	0.67
3:Q:65:ARG:HH11	3:Q:65:ARG:C	1.96	0.67
1:E:59:GLU:HB2	1:J:60:ARG:CD	2.25	0.66
1:E:76:THR:OG1	1:G:658:TYR:CZ	2.37	0.66
1:E:152:TYR:HE1	1:E:186:LEU:HD13	1.59	0.66
1:G:388:GLN:HG2	1:G:420:PRO:HG3	1.77	0.66
1:H:470:ILE:HD12	1:H:793:ARG:HH11	1.58	0.66
1:K:323:ASN:ND2	1:K:325:VAL:H	1.93	0.66
1:K:381:CYS:SG	1:K:422:MET:HB2	2.35	0.66
1:K:658:TYR:CE2	3:P:21:GLY:HA2	2.29	0.66
1:K:868:PRO:HG3	3:O:40:ASN:CB	2.25	0.66
3:N:75:LEU:HG	3:N:76:VAL:CG2	2.24	0.66
3:O:9:VAL:HG22	3:O:11:TYR:CE2	2.30	0.66
1:A:808:PRO:HG2	1:A:813:ARG:CD	2.24	0.66
1:B:272:PRO:HG2	1:B:276:ARG:HA	1.75	0.66
1:B:894:VAL:O	1:J:909:ALA:HB1	1.92	0.66
1:D:388:GLN:HG2	1:D:420:PRO:HG3	1.77	0.66
1:E:121:TYR:HB2	1:E:217:GLY:HA2	1.75	0.66
1:G:121:TYR:HB2	1:G:217:GLY:HA2	1.77	0.66
1:H:202:ALA:HB3	1:H:251:THR:HG22	1.78	0.66
1:H:347:ARG:HH21	1:H:356:GLN:HG3	1.59	0.66
1:H:388:GLN:HG2	1:H:420:PRO:HG3	1.78	0.66
1:H:680:LYS:HD2	3:Q:19:TRP:CE3	2.29	0.66
1:I:381:CYS:SG	1:I:422:MET:HB2	2.35	0.66
1:I:388:GLN:HG2	1:I:420:PRO:HG3	1.76	0.66
1:J:388:GLN:HG2	1:J:420:PRO:HG3	1.77	0.66
1:K:109:ARG:HH22	1:K:512:LEU:HB2	1.57	0.66
1:K:207:LEU:HB3	1:K:210:PRO:HG2	1.77	0.66
3:N:40:ASN:C	3:N:40:ASN:ND2	2.45	0.66
3:N:90:LEU:CD2	3:O:90:LEU:HD22	0.60	0.66
3:Q:75:LEU:CD2	3:Q:77:GLU:OE2	2.43	0.66
1:B:14:HIS:O	1:B:48:PRO:HB3	1.96	0.66
1:B:634:ALA:HB1	1:B:848:GLY:HA2	1.78	0.66
1:B:743:LEU:HD21	1:C:351:PHE:HB2	1.76	0.66

Continued on next page...

Continued from previous page...

Atom-1	Atom-2	Interatomic distance (Å)	Clash overlap (Å)
1:E:470:ILE:HD12	1:E:793:ARG:HH11	1.58	0.66
1:E:634:ALA:HB1	1:E:848:GLY:HA2	1.78	0.66
1:E:810:TRP:HZ2	1:F:264:ASP:HB3	1.59	0.66
1:G:191:TRP:CZ3	1:G:385:SER:HA	2.30	0.66
1:G:470:ILE:HD12	1:G:793:ARG:HH11	1.59	0.66
1:K:565:VAL:CG1	3:P:64:ARG:CZ	2.72	0.66
1:K:628:PRO:CD	3:P:12:VAL:HG13	2.24	0.66
1:L:202:ALA:HB3	1:L:251:THR:HG22	1.77	0.66
1:L:388:GLN:HG2	1:L:420:PRO:HG3	1.76	0.66
1:L:470:ILE:HD12	1:L:793:ARG:HH11	1.58	0.66
3:O:75:LEU:CD2	3:O:77:GLU:OE2	2.43	0.66
3:P:9:VAL:CG2	3:P:11:TYR:CZ	2.77	0.66
3:P:37:LEU:HD12	3:P:38:PRO:HD2	1.75	0.66
3:Q:77:GLU:HA	3:Q:80:LEU:CB	2.21	0.66
1:C:381:CYS:SG	1:C:422:MET:HB2	2.35	0.66
1:D:351:PHE:HB2	1:F:743:LEU:HD21	1.76	0.66
1:E:14:HIS:O	1:E:48:PRO:HB3	1.96	0.66
1:F:381:CYS:SG	1:F:422:MET:HB2	2.36	0.66
1:J:552:ASN:HD22	1:J:564:ARG:HE	1.41	0.66
1:B:686:ASP:CG	1:D:632:TRP:CZ3	2.67	0.66
1:C:103:ILE:HG23	1:C:572:ILE:HD13	1.78	0.66
1:C:132:ASN:ND2	1:C:148:ALA:HB1	2.11	0.66
1:D:808:PRO:HG2	1:D:813:ARG:CD	2.24	0.66
1:E:632:TRP:CG	1:G:321:GLN:HG2	2.30	0.66
1:F:9:GLN:HE22	4:R:34:PHE:HD2	1.43	0.66
1:G:202:ALA:HB3	1:G:251:THR:HG22	1.77	0.66
1:I:103:ILE:HG23	1:I:572:ILE:HD13	1.78	0.66
1:I:207:LEU:HB3	1:I:210:PRO:HG2	1.78	0.66
1:I:552:ASN:ND2	1:I:564:ARG:HB2	2.09	0.66
1:J:202:ALA:HB3	1:J:251:THR:HG22	1.77	0.66
1:K:307:ASN:HA	1:K:327:ASP:OD1	1.94	0.66
2:M:159:LEU:CD1	2:M:172:LEU:HB3	2.24	0.66
2:M:219:VAL:HG23	2:M:414:GLN:HE22	1.58	0.66
1:A:643:LEU:HD22	1:A:666:PRO:HB2	1.77	0.66
1:D:202:ALA:HB3	1:D:251:THR:HG22	1.77	0.66
1:G:381:CYS:SG	1:G:422:MET:HB2	2.36	0.66
1:H:381:CYS:SG	1:H:422:MET:HB2	2.35	0.66
1:I:307:ASN:HA	1:I:327:ASP:OD1	1.94	0.66
2:M:107:LEU:HD21	2:M:442:LEU:HD23	1.77	0.66
3:N:75:LEU:CD2	3:N:77:GLU:OE2	2.43	0.66
3:P:65:ARG:HB3	3:P:66:PRO:CD	2.25	0.66

Continued on next page...

Continued from previous page...

Atom-1	Atom-2	Interatomic distance (Å)	Clash overlap (Å)
1:B:388:GLN:HG2	1:B:420:PRO:HG3	1.78	0.66
1:B:401:GLN:HG2	1:B:404:GLN:HG2	1.77	0.66
1:D:381:CYS:SG	1:D:422:MET:HB2	2.36	0.66
1:H:401:GLN:HG2	1:H:404:GLN:HG2	1.77	0.66
1:H:814:HIS:ND1	1:I:516:ARG:HB3	2.11	0.66
1:I:202:ALA:HB3	1:I:251:THR:HG22	1.76	0.66
1:K:401:GLN:HG2	1:K:404:GLN:HG2	1.77	0.66
3:O:40:ASN:C	3:O:40:ASN:ND2	2.45	0.66
3:P:75:LEU:HG	3:P:76:VAL:CG2	2.24	0.66
3:P:75:LEU:CD2	3:P:77:GLU:OE2	2.43	0.66
1:E:814:HIS:ND1	1:F:516:ARG:HB3	2.11	0.66
1:F:398:ARG:HB3	1:F:403:TRP:CZ2	2.30	0.66
1:L:389:ILE:HG22	1:L:413:TYR:HB3	1.78	0.66
1:A:202:ALA:HB3	1:A:251:THR:HG22	1.77	0.66
1:B:323:ASN:ND2	1:B:325:VAL:H	1.93	0.66
1:B:381:CYS:SG	1:B:422:MET:HB2	2.35	0.66
1:B:686:ASP:CG	1:D:632:TRP:CE3	2.68	0.66
1:C:152:TYR:HE1	1:C:186:LEU:HD13	1.60	0.66
1:C:389:ILE:HG22	1:C:413:TYR:HB3	1.78	0.66
1:D:107:LEU:HD13	1:D:570:VAL:HG12	1.77	0.66
1:E:388:GLN:HG2	1:E:420:PRO:HG3	1.78	0.66
1:F:132:ASN:ND2	1:F:148:ALA:HB1	2.11	0.66
1:J:432:ARG:HD3	1:K:124:PHE:CZ	2.30	0.66
1:J:643:LEU:HD22	1:J:666:PRO:HB2	1.77	0.66
1:K:14:HIS:O	1:K:48:PRO:HB3	1.96	0.66
1:K:505:LEU:HD13	1:K:556:GLN:NE2	2.11	0.66
1:L:808:PRO:HG2	1:L:813:ARG:CD	2.25	0.66
3:N:9:VAL:HG22	3:N:11:TYR:CE2	2.30	0.66
4:R:33:TRP:NE1	4:R:44:VAL:HG11	2.11	0.66
1:B:109:ARG:HH22	1:B:512:LEU:HB2	1.57	0.66
1:B:810:TRP:HZ2	1:C:264:ASP:HB3	1.59	0.66
1:B:814:HIS:ND1	1:C:516:ARG:HB3	2.11	0.66
1:C:207:LEU:HB3	1:C:210:PRO:HG2	1.78	0.66
1:C:272:PRO:HG2	1:C:276:ARG:HA	1.77	0.66
1:E:330:ASP:HB3	1:E:901:ARG:HH22	1.61	0.66
1:G:799:HIS:HD2	1:G:800:PRO:HD2	1.60	0.66
1:H:634:ALA:HB1	1:H:848:GLY:HA2	1.78	0.66
1:K:814:HIS:ND1	1:L:516:ARG:HB3	2.11	0.66
2:M:159:LEU:CD1	2:M:160:PRO:HD2	2.26	0.66
3:P:9:VAL:HG22	3:P:11:TYR:CE2	2.30	0.66
3:P:31:MET:HB3	3:P:32:LEU:CB	2.24	0.66

Continued on next page...

Continued from previous page...

Atom-1	Atom-2	Interatomic distance (Å)	Clash overlap (Å)
1:E:323:ASN:ND2	1:E:325:VAL:H	1.93	0.65
1:G:357:ALA:HB3	1:G:508:ARG:HD2	1.78	0.65
1:H:14:HIS:O	1:H:48:PRO:HB3	1.96	0.65
1:H:389:ILE:HG22	1:H:413:TYR:HB3	1.78	0.65
1:K:330:ASP:HB3	1:K:901:ARG:HH22	1.61	0.65
1:K:658:TYR:OH	3:P:39:PRO:N	2.28	0.65
1:L:381:CYS:SG	1:L:422:MET:HB2	2.36	0.65
3:N:17:PRO:O	3:N:18:LYS:HB3	1.95	0.65
3:O:30:ASN:O	3:O:33:GLY:HA3	1.96	0.65
3:Q:14:ALA:O	3:Q:15:ARG:CB	2.41	0.65
4:R:41:ILE:HD13	4:R:41:ILE:O	1.96	0.65
1:B:242:ARG:HG3	1:B:244:GLY:H	1.60	0.65
1:C:109:ARG:HH22	1:C:512:LEU:HB2	1.61	0.65
1:K:202:ALA:HB3	1:K:251:THR:HG22	1.78	0.65
1:K:389:ILE:HG22	1:K:413:TYR:HB3	1.78	0.65
1:K:634:ALA:HB1	1:K:848:GLY:HA2	1.78	0.65
2:M:125:LEU:HD13	2:M:464:TYR:CD2	2.32	0.65
3:N:39:PRO:HA	3:N:44:HIS:CD2	2.31	0.65
3:N:65:ARG:CB	3:N:66:PRO:HD3	2.19	0.65
1:A:207:LEU:HB3	1:A:210:PRO:HG2	1.79	0.65
1:B:484:THR:HG23	1:C:514:ASN:HB3	1.76	0.65
1:B:686:ASP:H	1:D:909:ALA:CB	2.06	0.65
1:B:891:HIS:CD2	1:J:630:ARG:HE	2.15	0.65
1:F:107:LEU:HD13	1:F:570:VAL:HG12	1.79	0.65
1:F:207:LEU:HB3	1:F:210:PRO:HG2	1.78	0.65
1:G:206:VAL:O	1:G:255:THR:HA	1.97	0.65
1:H:103:ILE:HG23	1:H:572:ILE:HD13	1.77	0.65
1:H:107:LEU:HD13	1:H:570:VAL:HG12	1.78	0.65
1:I:107:LEU:HD13	1:I:570:VAL:HG12	1.79	0.65
1:I:109:ARG:HH22	1:I:512:LEU:HB2	1.61	0.65
1:J:357:ALA:HB3	1:J:508:ARG:HD2	1.78	0.65
1:K:242:ARG:HG3	1:K:244:GLY:H	1.60	0.65
1:K:810:TRP:HZ2	1:L:264:ASP:HB3	1.59	0.65
3:O:65:ARG:HB3	3:O:66:PRO:CD	2.25	0.65
1:A:357:ALA:HB3	1:A:508:ARG:HD2	1.78	0.65
1:B:146:THR:H	1:C:412:ASN:ND2	1.95	0.65
1:B:202:ALA:HB3	1:B:251:THR:HG22	1.78	0.65
1:B:297:ARG:HA	1:B:508:ARG:HH21	1.61	0.65
1:B:909:ALA:N	1:J:83:ARG:HH11	1.94	0.65
1:D:206:VAL:O	1:D:255:THR:HA	1.97	0.65
1:D:799:HIS:HD2	1:D:800:PRO:HD2	1.60	0.65

Continued on next page...

Continued from previous page...

Atom-1	Atom-2	Interatomic distance (Å)	Clash overlap (Å)
1:E:242:ARG:HG3	1:E:244:GLY:H	1.60	0.65
1:H:207:LEU:HB3	1:H:210:PRO:HG2	1.77	0.65
1:H:330:ASP:HB3	1:H:901:ARG:HH22	1.61	0.65
1:H:505:LEU:HD13	1:H:556:GLN:NE2	2.11	0.65
1:I:389:ILE:HG22	1:I:413:TYR:HB3	1.78	0.65
1:K:767:ASN:ND2	3:O:58:LEU:HB3	2.11	0.65
3:P:15:ARG:HG3	3:P:15:ARG:NH1	2.08	0.65
3:P:39:PRO:HA	3:P:44:HIS:CD2	2.31	0.65
1:B:330:ASP:HB3	1:B:901:ARG:HH22	1.61	0.65
1:D:643:LEU:HD22	1:D:666:PRO:HB2	1.77	0.65
1:E:767:ASN:HB3	1:E:770:THR:CG2	2.27	0.65
1:F:389:ILE:HG22	1:F:413:TYR:HB3	1.78	0.65
1:G:505:LEU:HD13	1:G:556:GLN:NE2	2.12	0.65
1:I:132:ASN:ND2	1:I:148:ALA:HB1	2.11	0.65
1:J:207:LEU:HB3	1:J:210:PRO:HG2	1.79	0.65
3:Q:39:PRO:HA	3:Q:44:HIS:CD2	2.31	0.65
1:A:121:TYR:HB2	1:A:217:GLY:HA2	1.77	0.65
1:A:328:LEU:HD22	2:M:102:ASN:N	2.12	0.65
1:B:505:LEU:HD13	1:B:556:GLN:NE2	2.11	0.65
1:B:641:THR:CG2	1:B:642:ARG:H	2.01	0.65
1:C:202:ALA:HB3	1:C:251:THR:HG22	1.76	0.65
1:F:103:ILE:HG23	1:F:572:ILE:HD13	1.78	0.65
1:G:124:PHE:CZ	1:I:432:ARG:HD3	2.32	0.65
1:G:823:PHE:O	1:G:824:LEU:HD12	1.97	0.65
1:H:323:ASN:ND2	1:H:325:VAL:H	1.93	0.65
1:J:381:CYS:SG	1:J:422:MET:HB2	2.36	0.65
1:L:132:ASN:ND2	1:L:148:ALA:HB1	2.11	0.65
3:O:46:THR:HG22	3:O:48:THR:OG1	1.97	0.65
3:Q:31:MET:HB3	3:Q:32:LEU:CB	2.24	0.65
1:A:792:CYS:O	1:A:793:ARG:CG	2.45	0.65
1:B:81:LYS:HD2	1:B:544:GLU:OE2	1.97	0.65
1:B:653:SER:HB3	1:J:77:GLN:HE21	1.52	0.65
1:C:330:ASP:HB3	1:C:901:ARG:HH22	1.62	0.65
1:D:207:LEU:HB3	1:D:210:PRO:HG2	1.79	0.65
1:E:297:ARG:HA	1:E:508:ARG:HH21	1.62	0.65
1:H:81:LYS:HD2	1:H:544:GLU:OE2	1.97	0.65
1:I:323:ASN:ND2	1:I:325:VAL:H	1.94	0.65
1:J:14:HIS:O	1:J:48:PRO:HB3	1.97	0.65
1:J:186:LEU:HG	1:L:790:ARG:HD3	1.78	0.65
1:J:323:ASN:ND2	1:J:325:VAL:H	1.94	0.65
3:N:65:ARG:HB3	3:N:66:PRO:CD	2.25	0.65

Continued on next page...

Continued from previous page...

Atom-1	Atom-2	Interatomic distance (Å)	Clash overlap (Å)
3:P:40:ASN:C	3:P:40:ASN:ND2	2.45	0.65
3:P:46:THR:HG22	3:P:48:THR:OG1	1.97	0.65
1:A:206:VAL:O	1:A:255:THR:HA	1.97	0.65
1:A:823:PHE:O	1:A:824:LEU:HD12	1.97	0.65
1:C:323:ASN:ND2	1:C:325:VAL:H	1.94	0.65
1:E:146:THR:H	1:F:412:ASN:ND2	1.95	0.65
1:F:25:SER:HB3	4:R:189:PRO:HB2	1.78	0.65
1:G:401:GLN:HG2	1:G:404:GLN:HG2	1.77	0.65
1:H:767:ASN:HB3	1:H:770:THR:CG2	2.27	0.65
1:J:124:PHE:CZ	1:L:432:ARG:HD3	2.32	0.65
1:J:808:PRO:HG2	1:J:813:ARG:CD	2.24	0.65
1:L:323:ASN:ND2	1:L:325:VAL:H	1.94	0.65
1:L:823:PHE:O	1:L:824:LEU:HD12	1.97	0.65
3:N:77:GLU:HA	3:N:80:LEU:HD13	1.79	0.65
3:O:39:PRO:HA	3:O:44:HIS:CD2	2.31	0.65
3:Q:17:PRO:O	3:Q:18:LYS:HB3	1.95	0.65
3:Q:77:GLU:HA	3:Q:80:LEU:HD13	1.79	0.65
1:A:67:ARG:HH11	1:A:576:ASN:HD22	1.45	0.65
1:A:323:ASN:ND2	1:A:325:VAL:H	1.94	0.65
1:B:792:CYS:O	1:B:793:ARG:CG	2.45	0.65
1:C:808:PRO:HG2	1:C:813:ARG:CD	2.24	0.65
1:D:14:HIS:O	1:D:48:PRO:HB3	1.97	0.65
1:E:505:LEU:HD13	1:E:556:GLN:NE2	2.11	0.65
1:H:147:ILE:O	1:H:147:ILE:HG13	1.97	0.65
1:H:643:LEU:HD22	1:H:666:PRO:HB2	1.78	0.65
1:I:152:TYR:HE1	1:I:186:LEU:HD13	1.60	0.65
1:K:297:ARG:HA	1:K:508:ARG:HH21	1.62	0.65
1:L:152:TYR:HE1	1:L:186:LEU:HD13	1.60	0.65
2:M:236:ALA:CB	2:M:263:SER:HA	2.24	0.65
1:D:357:ALA:HB3	1:D:508:ARG:HD2	1.78	0.65
1:E:401:GLN:HG2	1:E:404:GLN:HG2	1.78	0.65
1:F:152:TYR:HE1	1:F:186:LEU:HD13	1.60	0.65
1:G:207:LEU:HB3	1:G:210:PRO:HG2	1.78	0.65
1:G:792:CYS:O	1:G:793:ARG:CG	2.45	0.65
1:J:792:CYS:O	1:J:793:ARG:CG	2.45	0.65
1:K:81:LYS:HD2	1:K:544:GLU:OE2	1.97	0.65
1:K:146:THR:H	1:L:412:ASN:ND2	1.95	0.65
1:L:207:LEU:HB3	1:L:210:PRO:HG2	1.78	0.65
1:L:767:ASN:HB3	1:L:770:THR:CG2	2.27	0.65
2:M:50:ARG:HB2	2:M:106:GLU:HB2	1.79	0.65
2:M:291:ARG:HG3	2:M:292:GLU:H	1.61	0.65

Continued on next page...

Continued from previous page...

Atom-1	Atom-2	Interatomic distance (Å)	Clash overlap (Å)
2:M:446:LEU:C	2:M:446:LEU:HD23	2.17	0.65
3:N:87:MET:HG2	3:P:86:ARG:CZ	2.27	0.65
3:N:90:LEU:CD2	3:P:90:LEU:CD2	0.84	0.65
3:O:17:PRO:O	3:O:18:LYS:HB3	1.95	0.65
1:A:14:HIS:O	1:A:48:PRO:HB3	1.97	0.64
1:A:381:CYS:SG	1:A:422:MET:HB2	2.36	0.64
1:A:389:ILE:HG22	1:A:413:TYR:HB3	1.79	0.64
1:D:505:LEU:HD13	1:D:556:GLN:NE2	2.12	0.64
1:E:202:ALA:HB3	1:E:251:THR:HG22	1.78	0.64
1:F:323:ASN:ND2	1:F:325:VAL:H	1.94	0.64
1:G:157:GLY:HA2	1:G:201:GLN:HG3	1.79	0.64
1:G:323:ASN:ND2	1:G:325:VAL:H	1.94	0.64
1:H:441:LEU:HD23	1:H:471:PRO:HG3	1.79	0.64
1:H:473:SER:CB	1:H:792:CYS:HB2	2.25	0.64
1:H:792:CYS:O	1:H:793:ARG:CG	2.45	0.64
1:H:823:PHE:O	1:H:824:LEU:HD12	1.98	0.64
1:I:14:HIS:O	1:I:48:PRO:HB3	1.98	0.64
1:I:133:THR:O	1:I:147:ILE:HG23	1.97	0.64
1:K:658:TYR:CD2	3:P:21:GLY:HA2	2.32	0.64
1:L:133:THR:O	1:L:147:ILE:HG23	1.97	0.64
3:N:90:LEU:HD23	3:O:90:LEU:CB	2.26	0.64
4:R:190:TYR:HB3	4:R:197:TYR:HE1	1.61	0.64
1:B:389:ILE:HG22	1:B:413:TYR:HB3	1.78	0.64
1:C:552:ASN:ND2	1:C:564:ARG:HB2	2.09	0.64
1:D:641:THR:CG2	1:D:642:ARG:H	2.02	0.64
1:D:792:CYS:O	1:D:793:ARG:CG	2.45	0.64
1:E:792:CYS:O	1:E:793:ARG:CG	2.45	0.64
1:F:133:THR:O	1:F:147:ILE:HG23	1.97	0.64
1:G:133:THR:O	1:G:147:ILE:HG23	1.97	0.64
1:G:241:TYR:HB3	1:H:393:SER:OG	1.98	0.64
1:H:146:THR:H	1:I:412:ASN:ND2	1.95	0.64
1:I:330:ASP:HB3	1:I:901:ARG:HH22	1.62	0.64
1:J:393:SER:OG	1:L:241:TYR:HB3	1.97	0.64
1:J:505:LEU:HD13	1:J:556:GLN:NE2	2.12	0.64
1:K:792:CYS:O	1:K:793:ARG:CG	2.45	0.64
3:O:69:GLN:HG3	3:P:4:GLU:N	2.12	0.64
1:A:186:LEU:HG	1:C:790:ARG:HD3	1.78	0.64
1:A:393:SER:OG	1:C:241:TYR:HB3	1.97	0.64
1:C:107:LEU:HD13	1:C:570:VAL:HG12	1.79	0.64
1:C:133:THR:O	1:C:147:ILE:HG23	1.97	0.64
1:C:357:ALA:HB3	1:C:508:ARG:HD2	1.80	0.64

Continued on next page...

Continued from previous page...

Atom-1	Atom-2	Interatomic distance (Å)	Clash overlap (Å)
1:D:393:SER:OG	1:F:241:TYR:HB3	1.97	0.64
1:D:823:PHE:O	1:D:824:LEU:HD12	1.97	0.64
1:E:643:LEU:HD22	1:E:666:PRO:HB2	1.78	0.64
1:H:297:ARG:HA	1:H:508:ARG:HH21	1.62	0.64
1:H:402:GLN:O	1:H:403:TRP:HE3	1.80	0.64
1:I:206:VAL:HG13	1:I:255:THR:HG22	1.80	0.64
1:K:473:SER:CB	1:K:792:CYS:HB2	2.25	0.64
1:L:357:ALA:HB3	1:L:508:ARG:HD2	1.80	0.64
3:N:46:THR:HG22	3:N:48:THR:OG1	1.97	0.64
1:D:124:PHE:CZ	1:F:432:ARG:HD3	2.32	0.64
1:F:272:PRO:HG2	1:F:276:ARG:HA	1.77	0.64
1:G:762:CYS:SG	1:G:821:ARG:HG2	2.38	0.64
1:I:643:LEU:HD22	1:I:666:PRO:HB2	1.79	0.64
1:L:107:LEU:HD13	1:L:570:VAL:HG12	1.79	0.64
3:Q:15:ARG:HG3	3:Q:15:ARG:NH1	2.08	0.64
3:Q:74:ILE:CD1	3:Q:78:ASP:OD2	2.44	0.64
1:A:505:LEU:HD13	1:A:556:GLN:NE2	2.12	0.64
1:B:767:ASN:HB3	1:B:770:THR:CG2	2.27	0.64
1:B:890:PRO:HB2	1:J:910:THR:N	2.13	0.64
1:E:389:ILE:HG22	1:E:413:TYR:HB3	1.78	0.64
1:E:402:GLN:O	1:E:403:TRP:HE3	1.80	0.64
1:E:441:LEU:HD23	1:E:471:PRO:HG3	1.80	0.64
1:F:357:ALA:HB3	1:F:508:ARG:HD2	1.80	0.64
1:F:823:PHE:O	1:F:824:LEU:HD12	1.97	0.64
1:G:14:HIS:O	1:G:48:PRO:HB3	1.97	0.64
1:K:441:LEU:HD23	1:K:471:PRO:HG3	1.79	0.64
1:L:103:ILE:HG23	1:L:572:ILE:HD13	1.78	0.64
3:O:16:LEU:CD2	3:O:17:PRO:CD	2.71	0.64
3:O:42:GLN:OE1	3:O:42:GLN:HA	1.97	0.64
3:Q:19:TRP:CE3	3:Q:19:TRP:O	2.50	0.64
1:A:241:TYR:HB3	1:B:393:SER:OG	1.97	0.64
1:B:309:GLY:C	1:J:654:PRO:HD2	2.18	0.64
1:B:891:HIS:CG	1:J:630:ARG:NH2	2.43	0.64
1:C:206:VAL:O	1:C:255:THR:HA	1.98	0.64
1:C:206:VAL:HG13	1:C:255:THR:HG22	1.80	0.64
1:D:323:ASN:ND2	1:D:325:VAL:H	1.94	0.64
1:E:107:LEU:HD13	1:E:570:VAL:HG12	1.78	0.64
1:E:630:ARG:NH1	1:G:83:ARG:NH2	2.45	0.64
1:F:643:LEU:HD22	1:F:666:PRO:HB2	1.79	0.64
1:I:206:VAL:O	1:I:255:THR:HA	1.98	0.64
1:K:388:GLN:HG2	1:K:420:PRO:HG3	1.78	0.64

Continued on next page...

Continued from previous page...

Atom-1	Atom-2	Interatomic distance (Å)	Clash overlap (Å)
1:K:402:GLN:O	1:K:403:TRP:HE3	1.80	0.64
1:K:767:ASN:HB3	1:K:770:THR:CG2	2.27	0.64
3:N:30:ASN:O	3:N:33:GLY:HA3	1.96	0.64
3:O:66:PRO:O	3:O:67:GLU:CD	2.36	0.64
3:P:19:TRP:O	3:P:19:TRP:CE3	2.50	0.64
3:P:30:ASN:O	3:P:33:GLY:HA3	1.96	0.64
3:Q:30:ASN:O	3:Q:33:GLY:HA3	1.96	0.64
1:A:124:PHE:CZ	1:C:432:ARG:HD3	2.32	0.64
1:A:762:CYS:SG	1:A:821:ARG:HG2	2.38	0.64
1:A:786:ALA:O	1:A:796:ARG:HB2	1.98	0.64
1:B:147:ILE:O	1:B:147:ILE:HG13	1.97	0.64
1:C:14:HIS:O	1:C:48:PRO:HB3	1.97	0.64
1:D:81:LYS:HD2	1:D:544:GLU:OE2	1.98	0.64
1:D:402:GLN:O	1:D:403:TRP:HE3	1.81	0.64
1:F:109:ARG:HH22	1:F:512:LEU:HB2	1.61	0.64
1:G:132:ASN:ND2	1:G:148:ALA:HB1	2.13	0.64
1:J:206:VAL:O	1:J:255:THR:HA	1.97	0.64
1:J:402:GLN:O	1:J:403:TRP:HE3	1.81	0.64
1:K:107:LEU:HD13	1:K:570:VAL:HG12	1.78	0.64
1:K:643:LEU:HD22	1:K:666:PRO:HB2	1.78	0.64
1:K:820:GLU:HG3	3:O:46:THR:CG2	2.23	0.64
3:N:19:TRP:O	3:N:19:TRP:CE3	2.50	0.64
3:N:42:GLN:HA	3:N:42:GLN:OE1	1.97	0.64
1:A:133:THR:O	1:A:147:ILE:HG23	1.97	0.64
1:A:157:GLY:HA2	1:A:201:GLN:HG3	1.79	0.64
1:B:643:LEU:HD22	1:B:666:PRO:HB2	1.78	0.64
1:C:767:ASN:HB3	1:C:770:THR:CG2	2.27	0.64
1:D:389:ILE:HG22	1:D:413:TYR:HB3	1.79	0.64
1:E:60:ARG:HG2	1:J:61:SER:N	2.12	0.64
1:F:744:PRO:HD2	1:F:755:LEU:HD13	1.80	0.64
1:I:744:PRO:HD2	1:I:755:LEU:HD13	1.80	0.64
1:J:786:ALA:O	1:J:796:ARG:HB2	1.98	0.64
3:N:74:ILE:CD1	3:N:78:ASP:OD2	2.44	0.64
3:O:42:GLN:OE1	3:O:42:GLN:CA	2.46	0.64
3:P:66:PRO:O	3:P:67:GLU:CD	2.36	0.64
1:A:402:GLN:O	1:A:403:TRP:HE3	1.81	0.64
1:B:402:GLN:O	1:B:403:TRP:HE3	1.80	0.64
1:B:441:LEU:HD23	1:B:471:PRO:HG3	1.79	0.64
1:F:8:PRO:HG2	4:R:41:ILE:HG21	1.79	0.64
1:F:505:LEU:HD13	1:F:556:GLN:NE2	2.13	0.64
1:H:801:TYR:CG	1:H:802:PRO:HD2	2.33	0.64

Continued on next page...

Continued from previous page...

Atom-1	Atom-2	Interatomic distance (Å)	Clash overlap (Å)
1:I:285:HIS:CE1	1:I:795:PRO:HD3	2.33	0.64
1:I:505:LEU:HD13	1:I:556:GLN:NE2	2.13	0.64
1:J:81:LYS:HD2	1:J:544:GLU:OE2	1.98	0.64
1:J:132:ASN:ND2	1:J:148:ALA:HB1	2.13	0.64
1:J:133:THR:O	1:J:147:ILE:HG23	1.97	0.64
1:J:231:LYS:HG3	1:J:258:ALA:HA	1.80	0.64
1:J:241:TYR:HB3	1:K:393:SER:OG	1.98	0.64
3:N:77:GLU:HA	3:N:80:LEU:CB	2.21	0.64
3:O:19:TRP:CE3	3:O:19:TRP:O	2.50	0.64
4:R:36:ALA:HB1	4:R:40:MET:HG2	1.79	0.64
1:B:271:VAL:HB	1:B:272:PRO:CD	2.28	0.64
1:D:762:CYS:SG	1:D:821:ARG:HG2	2.38	0.64
1:D:786:ALA:O	1:D:796:ARG:HB2	1.98	0.64
1:G:744:PRO:HD2	1:G:755:LEU:HD13	1.80	0.64
1:G:881:VAL:HG12	1:G:903:PRO:HD2	1.80	0.64
1:H:442:TYR:HE2	1:H:499:HIS:HA	1.63	0.64
1:K:206:VAL:HG13	1:K:255:THR:HG22	1.80	0.64
1:K:357:ALA:HB3	1:K:508:ARG:HD2	1.80	0.64
1:K:641:THR:CG2	1:K:642:ARG:H	2.01	0.64
1:L:330:ASP:HB3	1:L:901:ARG:HH22	1.62	0.64
3:N:18:LYS:O	3:N:19:TRP:C	2.37	0.64
1:D:152:TYR:HE1	1:D:186:LEU:HD13	1.63	0.63
1:E:147:ILE:O	1:E:147:ILE:HG13	1.97	0.63
1:E:206:VAL:HG13	1:E:255:THR:HG22	1.80	0.63
1:E:442:TYR:HE2	1:E:499:HIS:HA	1.63	0.63
1:G:186:LEU:HG	1:I:790:ARG:HD3	1.78	0.63
1:H:744:PRO:HD2	1:H:755:LEU:HD13	1.80	0.63
1:J:67:ARG:HH11	1:J:576:ASN:HD22	1.45	0.63
1:J:767:ASN:HB3	1:J:770:THR:CG2	2.28	0.63
1:J:881:VAL:HG12	1:J:903:PRO:HD2	1.80	0.63
1:L:14:HIS:O	1:L:48:PRO:HB3	1.98	0.63
3:N:97:LEU:CB	3:P:97:LEU:CD2	2.72	0.63
3:O:90:LEU:HD23	3:P:90:LEU:CG	1.83	0.63
4:R:33:TRP:NE1	4:R:41:ILE:HG12	2.12	0.63
1:A:81:LYS:HD2	1:A:544:GLU:OE2	1.98	0.63
1:B:107:LEU:HD13	1:B:570:VAL:HG12	1.78	0.63
1:C:643:LEU:HD22	1:C:666:PRO:HB2	1.79	0.63
1:E:81:LYS:HD2	1:E:544:GLU:OE2	1.97	0.63
1:G:81:LYS:HD2	1:G:544:GLU:OE2	1.98	0.63
1:G:393:SER:OG	1:I:241:TYR:HB3	1.97	0.63
1:I:634:ALA:HB1	1:I:848:GLY:HA2	1.80	0.63

Continued on next page...

Continued from previous page...

Atom-1	Atom-2	Interatomic distance (Å)	Clash overlap (Å)
1:J:823:PHE:O	1:J:824:LEU:HD12	1.97	0.63
2:M:61:THR:O	2:M:474:PRO:HD2	1.98	0.63
3:O:18:LYS:O	3:O:19:TRP:C	2.37	0.63
3:O:77:GLU:HA	3:O:80:LEU:HD13	1.79	0.63
3:Q:34:GLY:CA	3:Q:64:ARG:CD	2.63	0.63
1:B:309:GLY:CA	1:J:654:PRO:HG2	2.25	0.63
1:C:823:PHE:O	1:C:824:LEU:HD12	1.97	0.63
1:D:67:ARG:HH11	1:D:576:ASN:HD22	1.45	0.63
1:E:909:ALA:CA	1:G:544:GLU:OE1	2.46	0.63
1:F:330:ASP:HB3	1:F:901:ARG:HH22	1.62	0.63
1:F:767:ASN:HB3	1:F:770:THR:CG2	2.27	0.63
1:G:67:ARG:HH11	1:G:576:ASN:HD22	1.45	0.63
1:J:7:LEU:CD2	4:R:14:GLN:CB	2.71	0.63
1:K:442:TYR:HE2	1:K:499:HIS:HA	1.63	0.63
1:L:206:VAL:HG13	1:L:255:THR:HG22	1.80	0.63
3:N:42:GLN:OE1	3:N:42:GLN:CA	2.46	0.63
3:P:65:ARG:CB	3:P:66:PRO:HD3	2.19	0.63
3:Q:65:ARG:CB	3:Q:66:PRO:HD3	2.19	0.63
1:B:801:TYR:CG	1:B:802:PRO:HD2	2.33	0.63
1:B:823:PHE:O	1:B:824:LEU:HD12	1.97	0.63
1:B:881:VAL:HG12	1:B:903:PRO:HD2	1.80	0.63
1:C:505:LEU:HD13	1:C:556:GLN:NE2	2.13	0.63
1:D:186:LEU:HG	1:F:790:ARG:HD3	1.78	0.63
1:D:241:TYR:HB3	1:E:393:SER:OG	1.97	0.63
1:D:767:ASN:HB3	1:D:770:THR:CG2	2.28	0.63
1:D:881:VAL:HG12	1:D:903:PRO:HD2	1.80	0.63
1:E:473:SER:CB	1:E:792:CYS:HB2	2.25	0.63
1:E:632:TRP:CD1	1:G:321:GLN:HG2	2.32	0.63
1:F:206:VAL:HG13	1:F:255:THR:HG22	1.79	0.63
1:J:157:GLY:HA2	1:J:201:GLN:HG3	1.79	0.63
1:J:389:ILE:HG22	1:J:413:TYR:HB3	1.79	0.63
1:K:77:GLN:HE22	3:P:52:GLU:CG	2.06	0.63
1:L:109:ARG:HH22	1:L:512:LEU:HB2	1.61	0.63
3:N:66:PRO:O	3:N:67:GLU:CD	2.36	0.63
3:P:77:GLU:HA	3:P:80:LEU:HD13	1.79	0.63
3:Q:42:GLN:OE1	3:Q:42:GLN:CA	2.46	0.63
3:Q:46:THR:HG22	3:Q:48:THR:OG1	1.97	0.63
4:R:33:TRP:CD1	4:R:44:VAL:HG11	2.32	0.63
1:C:786:ALA:O	1:C:796:ARG:HB2	1.99	0.63
1:D:132:ASN:ND2	1:D:148:ALA:HB1	2.13	0.63
1:E:823:PHE:O	1:E:824:LEU:HD12	1.98	0.63

Continued on next page...

Continued from previous page...

Atom-1	Atom-2	Interatomic distance (Å)	Clash overlap (Å)
1:F:206:VAL:O	1:F:255:THR:HA	1.98	0.63
1:G:272:PRO:HG2	1:G:276:ARG:HA	1.81	0.63
1:H:206:VAL:O	1:H:255:THR:HA	1.99	0.63
1:J:152:TYR:HE1	1:J:186:LEU:HD13	1.63	0.63
1:J:762:CYS:SG	1:J:821:ARG:HG2	2.38	0.63
1:K:206:VAL:O	1:K:255:THR:HA	1.99	0.63
1:K:823:PHE:O	1:K:824:LEU:HD12	1.97	0.63
2:M:90:VAL:HG13	2:M:91:GLN:H	1.62	0.63
3:N:97:LEU:CD2	3:P:97:LEU:HD21	0.49	0.63
1:A:152:TYR:HE1	1:A:186:LEU:HD13	1.63	0.63
1:A:653:SER:N	2:M:75:THR:O	2.32	0.63
1:A:767:ASN:HB3	1:A:770:THR:CG2	2.28	0.63
1:D:744:PRO:HD2	1:D:755:LEU:HD13	1.80	0.63
1:E:271:VAL:HB	1:E:272:PRO:CD	2.28	0.63
1:F:14:HIS:O	1:F:48:PRO:HB3	1.98	0.63
1:G:152:TYR:HE1	1:G:186:LEU:HD13	1.63	0.63
1:G:231:LYS:HG3	1:G:258:ALA:HA	1.81	0.63
1:G:857:ALA:CA	4:R:12:THR:HG22	2.28	0.63
1:I:762:CYS:SG	1:I:821:ARG:HG2	2.39	0.63
1:J:10:TRP:CD2	4:R:16:GLN:HB3	2.33	0.63
1:K:881:VAL:HG12	1:K:903:PRO:HD2	1.80	0.63
1:L:643:LEU:HD22	1:L:666:PRO:HB2	1.79	0.63
3:Q:18:LYS:O	3:Q:19:TRP:C	2.37	0.63
3:Q:66:PRO:O	3:Q:67:GLU:CD	2.36	0.63
1:C:634:ALA:HB1	1:C:848:GLY:HA2	1.81	0.63
1:D:133:THR:O	1:D:147:ILE:HG23	1.97	0.63
1:E:801:TYR:CG	1:E:802:PRO:HD2	2.33	0.63
1:F:442:TYR:HE2	1:F:499:HIS:HA	1.64	0.63
1:G:402:GLN:O	1:G:403:TRP:HE3	1.81	0.63
1:G:419:LEU:HD13	1:H:786:ALA:HB1	1.81	0.63
1:G:767:ASN:HB3	1:G:770:THR:CG2	2.28	0.63
1:G:786:ALA:O	1:G:796:ARG:HB2	1.98	0.63
1:I:357:ALA:HB3	1:I:508:ARG:HD2	1.80	0.63
1:I:823:PHE:O	1:I:824:LEU:HD12	1.97	0.63
1:K:801:TYR:CG	1:K:802:PRO:HD2	2.33	0.63
1:L:792:CYS:O	1:L:793:ARG:CG	2.47	0.63
3:O:90:LEU:HD22	3:P:90:LEU:HD23	1.22	0.63
1:B:686:ASP:N	1:D:909:ALA:C	2.46	0.63
1:B:909:ALA:N	1:J:83:ARG:CZ	2.53	0.63
1:E:881:VAL:HG12	1:E:903:PRO:HD2	1.80	0.63
1:E:909:ALA:CA	1:G:83:ARG:NH1	2.58	0.63

Continued on next page...

Continued from previous page...

Atom-1	Atom-2	Interatomic distance (Å)	Clash overlap (Å)
1:F:81:LYS:HD2	1:F:544:GLU:OE2	1.99	0.63
1:G:206:VAL:HG13	1:G:255:THR:HG22	1.81	0.63
1:G:857:ALA:HB3	4:R:12:THR:HG22	1.81	0.63
1:I:792:CYS:O	1:I:793:ARG:CG	2.47	0.63
1:J:147:ILE:O	1:J:147:ILE:HG13	1.98	0.63
1:J:419:LEU:HD13	1:K:786:ALA:HB1	1.81	0.63
1:K:147:ILE:HG13	1:K:147:ILE:O	1.97	0.63
1:L:881:VAL:HG12	1:L:903:PRO:HD2	1.80	0.63
3:N:90:LEU:HD23	3:O:90:LEU:HD22	0.63	0.63
3:Q:16:LEU:CD2	3:Q:17:PRO:CD	2.71	0.63
1:A:231:LYS:HG3	1:A:258:ALA:HA	1.81	0.63
1:A:744:PRO:HD2	1:A:755:LEU:HD13	1.80	0.63
1:B:442:TYR:HE2	1:B:499:HIS:HA	1.63	0.63
1:C:157:GLY:HA2	1:C:201:GLN:HG3	1.81	0.63
1:C:762:CYS:SG	1:C:821:ARG:HG2	2.39	0.63
1:F:786:ALA:O	1:F:796:ARG:HB2	1.99	0.63
1:F:801:TYR:CG	1:F:802:PRO:HD2	2.34	0.63
1:G:442:TYR:HE2	1:G:499:HIS:HA	1.64	0.63
1:I:767:ASN:HB3	1:I:770:THR:CG2	2.27	0.63
1:L:762:CYS:SG	1:L:821:ARG:HG2	2.39	0.63
2:M:74:GLN:O	2:M:75:THR:HG23	1.99	0.63
3:P:16:LEU:CD2	3:P:17:PRO:CD	2.71	0.63
3:P:42:GLN:OE1	3:P:42:GLN:HA	1.97	0.63
3:Q:42:GLN:OE1	3:Q:42:GLN:HA	1.97	0.63
1:C:285:HIS:CE1	1:C:795:PRO:HD3	2.34	0.62
1:C:881:VAL:HG12	1:C:903:PRO:HD2	1.80	0.62
1:E:76:THR:OG1	1:G:658:TYR:OH	1.91	0.62
1:E:357:ALA:HB3	1:E:508:ARG:HD2	1.80	0.62
1:E:641:THR:CG2	1:E:642:ARG:H	2.01	0.62
1:I:81:LYS:HD2	1:I:544:GLU:OE2	1.99	0.62
1:L:442:TYR:HE2	1:L:499:HIS:HA	1.64	0.62
1:L:505:LEU:HD13	1:L:556:GLN:NE2	2.13	0.62
3:O:77:GLU:HA	3:O:80:LEU:CB	2.21	0.62
1:B:83:ARG:HG3	1:B:544:GLU:HB2	1.82	0.62
1:B:744:PRO:HD2	1:B:755:LEU:HD13	1.80	0.62
1:D:157:GLY:HA2	1:D:201:GLN:HG3	1.80	0.62
1:D:231:LYS:HG3	1:D:258:ALA:HA	1.81	0.62
1:F:285:HIS:CE1	1:F:795:PRO:HD3	2.33	0.62
1:I:640:LEU:HD21	1:I:678:PHE:CE2	2.34	0.62
1:I:786:ALA:O	1:I:796:ARG:HB2	1.99	0.62
1:I:881:VAL:HG12	1:I:903:PRO:HD2	1.80	0.62

Continued on next page...

Continued from previous page...

Atom-1	Atom-2	Interatomic distance (Å)	Clash overlap (Å)
1:J:206:VAL:HG13	1:J:255:THR:HG22	1.81	0.62
1:L:157:GLY:HA2	1:L:201:GLN:HG3	1.81	0.62
1:L:634:ALA:HB1	1:L:848:GLY:HA2	1.81	0.62
3:N:35:VAL:HG13	3:N:64:ARG:HA	1.81	0.62
3:P:18:LYS:O	3:P:19:TRP:C	2.37	0.62
1:A:132:ASN:ND2	1:A:148:ALA:HB1	2.13	0.62
1:C:81:LYS:HD2	1:C:544:GLU:OE2	1.99	0.62
1:C:744:PRO:HD2	1:C:755:LEU:HD13	1.80	0.62
1:C:801:TYR:CG	1:C:802:PRO:HD2	2.34	0.62
1:E:206:VAL:O	1:E:255:THR:HA	1.99	0.62
1:E:857:ALA:HB2	1:G:318:GLN:O	1.99	0.62
1:E:888:HIS:CE1	4:R:30:ARG:NH2	2.68	0.62
1:E:891:HIS:HE1	4:R:25:GLN:O	1.83	0.62
1:H:881:VAL:HG12	1:H:903:PRO:HD2	1.80	0.62
1:J:7:LEU:HA	4:R:17:MET:O	1.51	0.62
1:K:271:VAL:HB	1:K:272:PRO:CD	2.28	0.62
1:K:458:PRO:HG2	3:P:66:PRO:HA	1.81	0.62
1:L:801:TYR:CG	1:L:802:PRO:HD2	2.34	0.62
2:M:139:VAL:HG22	2:M:197:VAL:HG21	1.80	0.62
3:N:104:LEU:CB	3:P:104:LEU:HD21	2.28	0.62
3:P:8:TYR:HB3	3:P:9:VAL:HG23	1.81	0.62
3:P:42:GLN:OE1	3:P:42:GLN:CA	2.46	0.62
3:Q:8:TYR:HB3	3:Q:9:VAL:HG23	1.82	0.62
1:A:906:ALA:C	2:M:100:ALA:HA	2.20	0.62
1:B:206:VAL:O	1:B:255:THR:HA	1.99	0.62
1:F:271:VAL:HG21	1:F:283:SER:HB3	1.82	0.62
1:F:640:LEU:HD21	1:F:678:PHE:CE2	2.35	0.62
1:I:157:GLY:HA2	1:I:201:GLN:HG3	1.81	0.62
1:J:744:PRO:HD2	1:J:755:LEU:HD13	1.80	0.62
1:L:786:ALA:O	1:L:796:ARG:HB2	1.99	0.62
3:O:74:ILE:CD1	3:O:78:ASP:OD2	2.44	0.62
3:Q:35:VAL:HG13	3:Q:64:ARG:HA	1.81	0.62
1:A:272:PRO:HG2	1:A:276:ARG:HA	1.81	0.62
1:A:442:TYR:HE2	1:A:499:HIS:HA	1.64	0.62
1:A:526:GLN:NE2	1:A:531:ILE:HD11	2.15	0.62
1:A:630:ARG:NH2	2:M:94:ASP:OD2	2.29	0.62
1:B:285:HIS:CE1	1:B:795:PRO:HD3	2.35	0.62
1:C:442:TYR:HE2	1:C:499:HIS:HA	1.64	0.62
1:C:792:CYS:O	1:C:793:ARG:CG	2.47	0.62
1:D:146:THR:N	1:E:412:ASN:HD22	1.97	0.62
1:D:526:GLN:NE2	1:D:531:ILE:HD11	2.14	0.62

Continued on next page...

Continued from previous page...

Atom-1	Atom-2	Interatomic distance (Å)	Clash overlap (Å)
1:E:909:ALA:HB1	1:G:544:GLU:CB	2.22	0.62
1:G:389:ILE:HG22	1:G:413:TYR:HB3	1.80	0.62
1:H:357:ALA:HB3	1:H:508:ARG:HD2	1.80	0.62
1:J:442:TYR:HE2	1:J:499:HIS:HA	1.64	0.62
2:M:280:GLU:HG2	2:M:285:LYS:NZ	2.15	0.62
3:N:31:MET:HB3	3:N:32:LEU:CB	2.24	0.62
3:O:65:ARG:CB	3:O:66:PRO:HD3	2.19	0.62
1:C:271:VAL:HB	1:C:272:PRO:CD	2.28	0.62
1:D:442:TYR:HE2	1:D:499:HIS:HA	1.64	0.62
1:E:744:PRO:HD2	1:E:755:LEU:HD13	1.80	0.62
1:E:891:HIS:ND1	4:R:27:TYR:CE1	2.67	0.62
1:H:821:ARG:C	3:Q:47:GLU:HB2	2.20	0.62
1:I:442:TYR:HE2	1:I:499:HIS:HA	1.64	0.62
1:J:233:ASN:HD21	1:J:235:GLN:HB2	1.65	0.62
1:K:233:ASN:HD21	1:K:235:GLN:HB2	1.65	0.62
1:K:285:HIS:CE1	1:K:795:PRO:HD3	2.35	0.62
1:L:206:VAL:O	1:L:255:THR:HA	1.98	0.62
2:M:164:PHE:HB3	2:M:427:ILE:CD1	2.29	0.62
3:N:86:ARG:NE	3:O:87:MET:HG3	2.15	0.62
3:P:34:GLY:HA3	3:P:64:ARG:HH11	1.64	0.62
1:B:357:ALA:HB3	1:B:508:ARG:HD2	1.80	0.62
1:C:271:VAL:HG21	1:C:283:SER:HB3	1.82	0.62
1:C:640:LEU:HD21	1:C:678:PHE:CE2	2.34	0.62
1:F:881:VAL:HG12	1:F:903:PRO:HD2	1.80	0.62
1:H:206:VAL:HG13	1:H:255:THR:HG22	1.80	0.62
1:H:233:ASN:HD21	1:H:235:GLN:HB2	1.65	0.62
1:L:271:VAL:HG21	1:L:283:SER:HB3	1.82	0.62
1:L:285:HIS:CE1	1:L:795:PRO:HD3	2.33	0.62
2:M:287:VAL:HB	2:M:306:GLU:OE1	2.00	0.62
1:A:316:ALA:HB2	1:A:323:ASN:HA	1.82	0.62
1:B:206:VAL:HG13	1:B:255:THR:HG22	1.80	0.62
1:B:231:LYS:HG3	1:B:258:ALA:HA	1.82	0.62
1:D:147:ILE:HG13	1:D:147:ILE:O	1.98	0.62
1:D:156:ILE:HD12	1:D:164:GLN:HE21	1.65	0.62
1:D:272:PRO:HG2	1:D:276:ARG:HA	1.81	0.62
1:F:157:GLY:HA2	1:F:201:GLN:HG3	1.81	0.62
1:J:7:LEU:HD21	4:R:14:GLN:CB	2.19	0.62
3:N:33:GLY:HA2	3:N:55:ARG:HA	1.81	0.62
3:N:34:GLY:HA3	3:N:64:ARG:HH11	1.64	0.62
3:Q:34:GLY:HA3	3:Q:64:ARG:HH11	1.64	0.62
1:A:328:LEU:HD22	2:M:101:SER:C	2.19	0.62

Continued on next page...

Continued from previous page...

Atom-1	Atom-2	Interatomic distance (Å)	Clash overlap (Å)
1:A:714:TYR:O	1:A:722:THR:HA	2.00	0.62
1:D:233:ASN:HD21	1:D:235:GLN:HB2	1.65	0.62
1:F:297:ARG:HA	1:F:508:ARG:HH21	1.65	0.62
1:H:263:PRO:HG2	1:H:264:ASP:H	1.65	0.62
1:I:233:ASN:HD21	1:I:235:GLN:HB2	1.65	0.62
1:I:801:TYR:CG	1:I:802:PRO:HD2	2.34	0.62
1:K:680:LYS:HD2	3:O:19:TRP:CD2	2.34	0.62
3:O:104:LEU:HD21	3:P:104:LEU:HD13	0.93	0.62
1:D:208:ARG:NH1	1:D:256:GLU:HA	2.15	0.62
1:D:316:ALA:HB2	1:D:323:ASN:HA	1.82	0.62
1:E:909:ALA:HB3	1:G:544:GLU:HB2	0.62	0.62
1:G:526:GLN:NE2	1:G:531:ILE:HD11	2.15	0.62
1:G:714:TYR:O	1:G:722:THR:HA	2.00	0.62
1:J:146:THR:N	1:K:412:ASN:HD22	1.97	0.62
1:K:83:ARG:HG3	1:K:544:GLU:HB2	1.82	0.62
1:L:81:LYS:HD2	1:L:544:GLU:OE2	1.99	0.62
1:L:297:ARG:HA	1:L:508:ARG:HH21	1.65	0.62
3:P:74:ILE:CD1	3:P:78:ASP:OD2	2.44	0.62
1:A:208:ARG:NH1	1:A:256:GLU:HA	2.15	0.61
1:B:263:PRO:HG2	1:B:264:ASP:H	1.65	0.61
1:C:233:ASN:HD21	1:C:235:GLN:HB2	1.65	0.61
1:E:285:HIS:CE1	1:E:795:PRO:HD3	2.35	0.61
1:G:233:ASN:HD21	1:G:235:GLN:HB2	1.65	0.61
1:L:744:PRO:HD2	1:L:755:LEU:HD13	1.80	0.61
3:P:78:ASP:C	3:P:78:ASP:OD1	2.39	0.61
1:A:419:LEU:HD13	1:B:786:ALA:HB1	1.81	0.61
1:A:641:THR:CG2	1:A:642:ARG:H	2.02	0.61
1:B:562:ASP:OD1	1:B:565:VAL:HG23	2.00	0.61
1:D:242:ARG:HD3	1:E:396:VAL:HG21	1.82	0.61
1:H:231:LYS:HG3	1:H:258:ALA:HA	1.82	0.61
1:H:562:ASP:OD1	1:H:565:VAL:HG23	2.00	0.61
1:H:817:ARG:HD3	1:I:517:PHE:HB2	1.82	0.61
1:J:526:GLN:NE2	1:J:531:ILE:HD11	2.14	0.61
1:K:799:HIS:HE1	1:L:132:ASN:HD21	1.49	0.61
1:L:640:LEU:HD21	1:L:678:PHE:CE2	2.35	0.61
3:O:15:ARG:HH11	3:O:15:ARG:HG2	1.65	0.61
3:P:76:VAL:O	3:P:80:LEU:N	2.34	0.61
1:A:206:VAL:HG13	1:A:255:THR:HG22	1.81	0.61
1:D:419:LEU:HD13	1:E:786:ALA:HB1	1.81	0.61
1:F:634:ALA:HB1	1:F:848:GLY:HA2	1.81	0.61
1:F:762:CYS:SG	1:F:821:ARG:HG2	2.39	0.61

Continued on next page...

Continued from previous page...

Atom-1	Atom-2	Interatomic distance (Å)	Clash overlap (Å)
1:F:792:CYS:O	1:F:793:ARG:CG	2.47	0.61
1:G:316:ALA:HB2	1:G:323:ASN:HA	1.82	0.61
2:M:272:ILE:HD12	2:M:314:TYR:HB3	1.81	0.61
1:B:817:ARG:HD3	1:C:517:PHE:HB2	1.82	0.61
1:C:402:GLN:O	1:C:403:TRP:HE3	1.83	0.61
1:D:337:TYR:HD1	1:D:532:ARG:HH22	1.49	0.61
1:D:426:LEU:HD11	1:E:426:LEU:HD23	1.82	0.61
1:G:146:THR:N	1:H:412:ASN:HD22	1.97	0.61
1:G:562:ASP:OD1	1:G:565:VAL:HG23	2.01	0.61
1:J:132:ASN:HD21	1:L:799:HIS:HE1	1.48	0.61
1:J:242:ARG:HD3	1:K:396:VAL:HG21	1.82	0.61
1:J:272:PRO:HG2	1:J:276:ARG:HA	1.81	0.61
2:M:212:THR:HG21	2:M:276:MET:CE	2.30	0.61
3:N:78:ASP:C	3:N:78:ASP:OD1	2.39	0.61
3:Q:16:LEU:CG	3:Q:17:PRO:HD2	2.31	0.61
1:A:146:THR:N	1:B:412:ASN:HD22	1.97	0.61
1:A:801:TYR:CG	1:A:802:PRO:HD2	2.36	0.61
1:B:233:ASN:HD21	1:B:235:GLN:HB2	1.65	0.61
1:B:799:HIS:HE1	1:C:132:ASN:HD21	1.49	0.61
1:B:813:ARG:CZ	1:C:261:LEU:HB2	2.31	0.61
1:D:714:TYR:O	1:D:722:THR:HA	2.00	0.61
1:G:801:TYR:CG	1:G:802:PRO:HD2	2.36	0.61
1:H:67:ARG:HH11	1:H:576:ASN:HD22	1.48	0.61
1:K:744:PRO:HD2	1:K:755:LEU:HD13	1.81	0.61
1:L:133:THR:HB	1:L:212:GLN:HE21	1.66	0.61
2:M:139:VAL:O	2:M:155:PHE:CE2	2.54	0.61
3:N:15:ARG:CG	3:N:15:ARG:NH1	2.45	0.61
3:O:27:THR:HG23	3:O:68:ASP:HB3	1.83	0.61
3:P:23:VAL:O	3:P:39:PRO:HG2	2.00	0.61
3:P:33:GLY:HA2	3:P:55:ARG:HA	1.81	0.61
1:B:473:SER:CB	1:B:792:CYS:HB2	2.25	0.61
1:C:188:ILE:HD12	1:C:194:GLY:HA3	1.83	0.61
1:C:562:ASP:OD1	1:C:565:VAL:HG23	2.00	0.61
1:D:206:VAL:HG13	1:D:255:THR:HG22	1.81	0.61
1:D:562:ASP:OD1	1:D:565:VAL:HG23	2.01	0.61
1:E:233:ASN:HD21	1:E:235:GLN:HB2	1.65	0.61
1:F:9:GLN:OE1	4:R:34:PHE:O	2.19	0.61
1:F:133:THR:HB	1:F:212:GLN:HE21	1.66	0.61
1:G:147:ILE:O	1:G:147:ILE:HG13	1.98	0.61
1:G:426:LEU:HD11	1:H:426:LEU:HD23	1.83	0.61
1:H:285:HIS:CE1	1:H:795:PRO:HD3	2.34	0.61

Continued on next page...

Continued from previous page...

Atom-1	Atom-2	Interatomic distance (Å)	Clash overlap (Å)
1:I:271:VAL:HG21	1:I:283:SER:HB3	1.82	0.61
3:N:89:LEU:HD12	3:O:87:MET:HE3	1.81	0.61
1:A:109:ARG:HH22	1:A:512:LEU:HB2	1.63	0.61
1:A:147:ILE:HG13	1:A:147:ILE:O	1.98	0.61
1:A:881:VAL:HG12	1:A:903:PRO:HD2	1.80	0.61
1:C:133:THR:HB	1:C:212:GLN:HE21	1.66	0.61
1:C:640:LEU:HD13	1:C:864:PHE:CE2	2.36	0.61
1:D:640:LEU:HD11	1:D:875:LEU:HD11	1.83	0.61
1:D:801:TYR:CG	1:D:802:PRO:HD2	2.36	0.61
1:E:83:ARG:HG3	1:E:544:GLU:HB2	1.82	0.61
1:F:233:ASN:HD21	1:F:235:GLN:HB2	1.65	0.61
1:I:618:ILE:HG12	1:I:625:LEU:CD1	2.31	0.61
1:J:316:ALA:HB2	1:J:323:ASN:HA	1.82	0.61
1:K:564:ARG:HG2	3:P:31:MET:C	2.18	0.61
1:L:389:ILE:HD12	1:L:389:ILE:O	2.01	0.61
2:M:122:TYR:HB3	2:M:467:LYS:HB3	1.81	0.61
3:N:8:TYR:HB3	3:N:9:VAL:HG23	1.82	0.61
3:N:55:ARG:CG	3:N:56:ASP:OD1	2.48	0.61
1:A:233:ASN:HD21	1:A:235:GLN:HB2	1.65	0.61
1:E:891:HIS:CE1	4:R:27:TYR:CD1	2.89	0.61
1:G:337:TYR:HD1	1:G:532:ARG:HH22	1.49	0.61
1:H:526:GLN:NE2	1:H:531:ILE:HD11	2.16	0.61
1:I:389:ILE:HD12	1:I:389:ILE:O	2.01	0.61
1:I:640:LEU:HD11	1:I:875:LEU:HD11	1.83	0.61
1:J:618:ILE:HG12	1:J:625:LEU:CD1	2.31	0.61
1:J:640:LEU:HD11	1:J:875:LEU:HD11	1.83	0.61
1:J:801:TYR:CG	1:J:802:PRO:HD2	2.36	0.61
1:K:67:ARG:HH11	1:K:576:ASN:HD22	1.48	0.61
2:M:141:MET:HE1	2:M:177:ILE:HG23	1.81	0.61
3:N:16:LEU:CG	3:N:17:PRO:HD2	2.31	0.61
3:O:58:LEU:O	3:O:59:HIS:ND1	2.34	0.61
3:P:27:THR:HG23	3:P:68:ASP:HB3	1.83	0.61
3:Q:8:TYR:CD1	3:Q:8:TYR:N	2.69	0.61
3:Q:27:THR:HG23	3:Q:68:ASP:HB3	1.83	0.61
3:Q:33:GLY:HA2	3:Q:55:ARG:HA	1.81	0.61
1:A:156:ILE:HD12	1:A:164:GLN:HE21	1.65	0.61
1:A:337:TYR:HD1	1:A:532:ARG:HH22	1.49	0.61
1:C:297:ARG:HA	1:C:508:ARG:HH21	1.65	0.61
1:D:124:PHE:HB2	1:F:784:THR:HG21	1.83	0.61
1:D:640:LEU:HD13	1:D:864:PHE:CE2	2.36	0.61
1:E:813:ARG:CZ	1:F:261:LEU:HB2	2.31	0.61

Continued on next page...

Continued from previous page...

Atom-1	Atom-2	Interatomic distance (Å)	Clash overlap (Å)
1:G:132:ASN:HD21	1:I:799:HIS:HE1	1.48	0.61
1:I:188:ILE:HD12	1:I:194:GLY:HA3	1.83	0.61
1:I:526:GLN:NE2	1:I:531:ILE:HD11	2.16	0.61
1:K:263:PRO:HG2	1:K:264:ASP:H	1.65	0.61
3:Q:25:ASP:H	3:Q:38:PRO:HB2	1.66	0.61
1:A:242:ARG:HD3	1:B:396:VAL:HG21	1.82	0.61
1:B:208:ARG:NH1	1:B:256:GLU:HA	2.16	0.61
1:D:688:SER:CB	1:J:67:ARG:O	2.46	0.61
1:E:817:ARG:HD3	1:F:517:PHE:HB2	1.82	0.61
1:F:389:ILE:HD12	1:F:389:ILE:O	2.01	0.61
1:F:562:ASP:OD1	1:F:565:VAL:HG23	2.00	0.61
1:G:156:ILE:HD12	1:G:164:GLN:HE21	1.65	0.61
1:H:9:GLN:NE2	4:R:31:MET:HG3	2.12	0.61
1:H:208:ARG:NH1	1:H:256:GLU:HA	2.16	0.61
1:J:714:TYR:O	1:J:722:THR:HA	2.00	0.61
1:L:233:ASN:HD21	1:L:235:GLN:HB2	1.65	0.61
1:L:562:ASP:OD1	1:L:565:VAL:HG23	2.01	0.61
3:O:8:TYR:HB3	3:O:9:VAL:HG23	1.81	0.61
3:O:16:LEU:CG	3:O:17:PRO:HD2	2.31	0.61
3:O:78:ASP:C	3:O:78:ASP:OD1	2.39	0.61
3:O:89:LEU:CD1	3:P:87:MET:CE	2.78	0.61
3:P:35:VAL:HG13	3:P:64:ARG:HA	1.81	0.61
3:Q:58:LEU:O	3:Q:59:HIS:ND1	2.34	0.61
1:A:562:ASP:OD1	1:A:565:VAL:HG23	2.01	0.60
1:B:497:PHE:CD2	1:B:671:THR:HB	2.37	0.60
1:D:188:ILE:HD12	1:D:194:GLY:HA3	1.83	0.60
1:E:562:ASP:OD1	1:E:565:VAL:HG23	2.00	0.60
1:F:526:GLN:NE2	1:F:531:ILE:HD11	2.16	0.60
1:H:640:LEU:HD13	1:H:864:PHE:CE2	2.36	0.60
1:J:156:ILE:HD12	1:J:164:GLN:HE21	1.65	0.60
1:J:389:ILE:HD12	1:J:389:ILE:O	2.01	0.60
1:C:389:ILE:O	1:C:389:ILE:HD12	2.01	0.60
1:F:188:ILE:HD12	1:F:194:GLY:HA3	1.83	0.60
1:G:142:HIS:HB3	1:H:409:SER:OG	2.01	0.60
1:G:271:VAL:HB	1:G:272:PRO:CD	2.29	0.60
1:I:161:ASN:O	1:I:162:ASP:HB3	2.02	0.60
1:I:562:ASP:OD1	1:I:565:VAL:HG23	2.01	0.60
1:K:77:GLN:NE2	3:P:52:GLU:OE1	2.33	0.60
1:K:628:PRO:CG	3:P:12:VAL:HG11	2.31	0.60
1:L:147:ILE:HG13	1:L:147:ILE:O	2.00	0.60
1:L:640:LEU:HD13	1:L:864:PHE:CE2	2.36	0.60

Continued on next page...

Continued from previous page...

Atom-1	Atom-2	Interatomic distance (Å)	Clash overlap (Å)
3:N:23:VAL:O	3:N:39:PRO:HG2	2.00	0.60
3:N:58:LEU:O	3:N:59:HIS:ND1	2.34	0.60
3:O:25:ASP:H	3:O:38:PRO:HB2	1.66	0.60
3:O:33:GLY:HA2	3:O:55:ARG:HA	1.81	0.60
3:O:34:GLY:HA3	3:O:64:ARG:HH11	1.64	0.60
1:A:426:LEU:HD11	1:B:426:LEU:HD23	1.83	0.60
1:B:689:VAL:HG13	1:D:906:ALA:HB3	1.80	0.60
1:D:618:ILE:HG12	1:D:625:LEU:CD1	2.31	0.60
1:E:309:GLY:CA	1:G:654:PRO:CD	2.54	0.60
1:G:139:ASN:O	1:G:140:ASN:CB	2.49	0.60
1:G:640:LEU:HD11	1:G:875:LEU:HD11	1.83	0.60
1:J:109:ARG:HH22	1:J:512:LEU:HB2	1.63	0.60
1:J:562:ASP:OD1	1:J:565:VAL:HG23	2.01	0.60
1:K:562:ASP:OD1	1:K:565:VAL:HG23	2.00	0.60
2:M:92:ASN:ND2	2:M:95:PHE:CE2	2.68	0.60
3:N:76:VAL:O	3:N:80:LEU:N	2.34	0.60
3:O:35:VAL:HG13	3:O:64:ARG:HA	1.81	0.60
3:P:16:LEU:CG	3:P:17:PRO:HD2	2.31	0.60
3:P:58:LEU:O	3:P:59:HIS:ND1	2.34	0.60
3:Q:65:ARG:CA	3:Q:65:ARG:HH11	2.14	0.60
1:A:652:GLY:O	2:M:75:THR:O	2.20	0.60
1:B:67:ARG:HH11	1:B:576:ASN:HD22	1.48	0.60
1:B:909:ALA:CB	1:J:544:GLU:CG	2.80	0.60
1:C:147:ILE:HG13	1:C:147:ILE:O	2.00	0.60
1:E:231:LYS:HG3	1:E:258:ALA:HA	1.82	0.60
1:E:640:LEU:HD13	1:E:864:PHE:CE2	2.36	0.60
1:F:640:LEU:HD13	1:F:864:PHE:CE2	2.36	0.60
1:H:813:ARG:CZ	1:I:261:LEU:HB2	2.31	0.60
1:I:147:ILE:HG13	1:I:147:ILE:O	2.00	0.60
1:I:297:ARG:HA	1:I:508:ARG:HH21	1.65	0.60
1:J:346:ASP:OD1	1:J:348:SER:HB3	2.02	0.60
1:K:618:ILE:HG12	1:K:625:LEU:CD1	2.32	0.60
1:L:271:VAL:HB	1:L:272:PRO:CD	2.28	0.60
1:L:451:PRO:HB2	1:L:454:ILE:HD12	1.83	0.60
3:O:55:ARG:CG	3:O:56:ASP:OD1	2.49	0.60
3:Q:23:VAL:O	3:Q:39:PRO:HG2	2.00	0.60
1:A:396:VAL:HG21	1:C:242:ARG:HD3	1.84	0.60
1:C:451:PRO:HB2	1:C:454:ILE:HD12	1.83	0.60
1:D:784:THR:HG21	1:E:124:PHE:HB2	1.83	0.60
1:J:396:VAL:HG21	1:L:242:ARG:HD3	1.84	0.60
1:L:67:ARG:HH11	1:L:576:ASN:HD22	1.49	0.60

Continued on next page...

Continued from previous page...

Atom-1	Atom-2	Interatomic distance (Å)	Clash overlap (Å)
1:L:497:PHE:CD2	1:L:671:THR:HB	2.37	0.60
2:M:140:LYS:O	2:M:235:CYS:HB2	2.01	0.60
2:M:350:TRP:CZ3	2:M:454:LEU:HD21	2.36	0.60
3:O:23:VAL:O	3:O:39:PRO:HG2	2.00	0.60
1:A:330:ASP:HB3	1:A:901:ARG:HH22	1.67	0.60
1:B:890:PRO:CG	1:J:909:ALA:HB3	2.32	0.60
1:C:618:ILE:HG12	1:C:625:LEU:CD1	2.31	0.60
1:D:132:ASN:HD21	1:F:799:HIS:HE1	1.48	0.60
1:D:394:HIS:NE2	1:D:410:ASP:HB3	2.16	0.60
1:E:526:GLN:NE2	1:E:531:ILE:HD11	2.16	0.60
1:E:618:ILE:HG12	1:E:625:LEU:CD1	2.32	0.60
1:F:402:GLN:O	1:F:403:TRP:HE3	1.83	0.60
1:F:743:LEU:HD23	1:F:755:LEU:HD11	1.84	0.60
1:G:124:PHE:HB2	1:I:784:THR:HG21	1.83	0.60
1:G:242:ARG:HD3	1:H:396:VAL:HG21	1.82	0.60
1:G:784:THR:HG21	1:H:124:PHE:HB2	1.83	0.60
1:H:139:ASN:O	1:H:140:ASN:CB	2.50	0.60
1:I:271:VAL:HB	1:I:272:PRO:CD	2.29	0.60
1:I:640:LEU:HD13	1:I:864:PHE:CE2	2.36	0.60
1:J:124:PHE:HB2	1:L:784:THR:HG21	1.83	0.60
1:J:161:ASN:O	1:J:162:ASP:HB3	2.02	0.60
1:J:188:ILE:HD12	1:J:194:GLY:HA3	1.83	0.60
1:K:231:LYS:HG3	1:K:258:ALA:HA	1.82	0.60
1:L:161:ASN:O	1:L:162:ASP:HB3	2.02	0.60
1:L:743:LEU:HD23	1:L:755:LEU:HD11	1.84	0.60
3:O:65:ARG:HA	3:O:65:ARG:HH11	1.66	0.60
1:A:124:PHE:HB2	1:C:784:THR:HG21	1.83	0.60
1:A:618:ILE:HG12	1:A:625:LEU:CD1	2.31	0.60
1:D:389:ILE:HD12	1:D:389:ILE:O	2.02	0.60
1:E:208:ARG:NH1	1:E:256:GLU:HA	2.16	0.60
1:E:497:PHE:CD2	1:E:671:THR:HB	2.37	0.60
1:F:139:ASN:O	1:F:140:ASN:CB	2.49	0.60
1:G:640:LEU:HD13	1:G:864:PHE:CE2	2.36	0.60
1:I:67:ARG:HH11	1:I:576:ASN:HD22	1.49	0.60
1:I:133:THR:HB	1:I:212:GLN:HE21	1.66	0.60
1:I:451:PRO:HB2	1:I:454:ILE:HD12	1.83	0.60
1:K:497:PHE:CD2	1:K:671:THR:HB	2.37	0.60
1:K:526:GLN:NE2	1:K:531:ILE:HD11	2.16	0.60
1:L:640:LEU:HD11	1:L:875:LEU:HD11	1.82	0.60
3:N:90:LEU:HD23	3:O:90:LEU:CD2	1.34	0.60
3:P:75:LEU:CD2	3:P:76:VAL:HG23	2.32	0.60

Continued on next page...

Continued from previous page...

Atom-1	Atom-2	Interatomic distance (Å)	Clash overlap (Å)
3:Q:76:VAL:O	3:Q:80:LEU:N	2.34	0.60
3:Q:78:ASP:C	3:Q:78:ASP:OD1	2.39	0.60
1:A:139:ASN:O	1:A:140:ASN:CB	2.49	0.60
1:A:389:ILE:HD12	1:A:389:ILE:O	2.02	0.60
1:B:476:ILE:CD1	1:B:480:VAL:HG21	2.32	0.60
1:B:526:GLN:NE2	1:B:531:ILE:HD11	2.16	0.60
1:B:618:ILE:HG12	1:B:625:LEU:CD1	2.32	0.60
1:C:346:ASP:OD1	1:C:348:SER:HB3	2.01	0.60
1:E:60:ARG:NH2	4:R:212:VAL:HG13	2.16	0.60
1:E:263:PRO:HG2	1:E:264:ASP:H	1.65	0.60
1:E:389:ILE:HD12	1:E:389:ILE:O	2.02	0.60
1:F:271:VAL:HB	1:F:272:PRO:CD	2.28	0.60
1:G:389:ILE:HD12	1:G:389:ILE:O	2.01	0.60
1:J:337:TYR:HD1	1:J:532:ARG:HH22	1.49	0.60
1:J:640:LEU:HD13	1:J:864:PHE:CE2	2.36	0.60
1:K:389:ILE:O	1:K:389:ILE:HD12	2.02	0.60
3:O:76:VAL:O	3:O:80:LEU:N	2.34	0.60
1:B:389:ILE:HD12	1:B:389:ILE:O	2.02	0.60
1:B:762:CYS:SG	1:B:821:ARG:HG2	2.42	0.60
1:C:526:GLN:NE2	1:C:531:ILE:HD11	2.16	0.60
1:D:640:LEU:HD21	1:D:678:PHE:CE2	2.37	0.60
1:G:394:HIS:NE2	1:G:410:ASP:HB3	2.16	0.60
1:H:346:ASP:OD1	1:H:348:SER:HB3	2.02	0.60
1:H:651:LEU:HD12	1:H:667:TYR:HE2	1.67	0.60
1:I:346:ASP:OD1	1:I:348:SER:HB3	2.01	0.60
1:I:497:PHE:CD2	1:I:671:THR:HB	2.37	0.60
1:J:784:THR:HG21	1:K:124:PHE:HB2	1.83	0.60
1:K:419:LEU:HD13	1:L:786:ALA:HB1	1.84	0.60
1:K:813:ARG:CZ	1:L:261:LEU:HB2	2.31	0.60
3:N:16:LEU:CD2	3:N:17:PRO:CD	2.71	0.60
3:N:27:THR:HG23	3:N:68:ASP:HB3	1.83	0.60
3:N:75:LEU:CD2	3:N:76:VAL:HG23	2.32	0.60
3:N:104:LEU:CD2	3:O:104:LEU:HB3	2.31	0.60
3:P:15:ARG:HD3	3:P:15:ARG:C	2.22	0.60
3:Q:15:ARG:HD3	3:Q:15:ARG:C	2.22	0.60
3:Q:77:GLU:CD	3:Q:77:GLU:H	2.03	0.60
1:A:394:HIS:NE2	1:A:410:ASP:HB3	2.16	0.60
1:B:786:ALA:O	1:B:796:ARG:HB2	2.02	0.60
1:E:651:LEU:HD12	1:E:667:TYR:HE2	1.67	0.60
1:F:147:ILE:HG13	1:F:147:ILE:O	2.00	0.60
1:F:346:ASP:OD1	1:F:348:SER:HB3	2.01	0.60

Continued on next page...

Continued from previous page...

Atom-1	Atom-2	Interatomic distance (Å)	Clash overlap (Å)
1:G:497:PHE:CD2	1:G:671:THR:HB	2.37	0.60
1:I:139:ASN:O	1:I:140:ASN:CB	2.49	0.60
1:K:208:ARG:NH1	1:K:256:GLU:HA	2.16	0.60
1:K:366:ARG:HE	1:K:824:LEU:HD23	1.67	0.60
1:L:242:ARG:CZ	1:L:244:GLY:HA2	2.32	0.60
2:M:228:ASP:HB2	2:M:317:TRP:HB3	1.83	0.60
3:O:75:LEU:CD2	3:O:76:VAL:HG23	2.32	0.60
1:A:161:ASN:O	1:A:162:ASP:HB3	2.02	0.59
1:B:346:ASP:OD1	1:B:348:SER:HB3	2.02	0.59
1:B:447:LEU:CD1	1:B:490:VAL:HG21	2.32	0.59
1:C:497:PHE:CD2	1:C:671:THR:HB	2.37	0.59
1:E:59:GLU:HB2	1:J:60:ARG:HD2	1.83	0.59
1:E:157:GLY:HA2	1:E:201:GLN:HG3	1.84	0.59
1:E:366:ARG:HE	1:E:824:LEU:HD23	1.67	0.59
1:G:242:ARG:CZ	1:G:244:GLY:HA2	2.32	0.59
1:G:396:VAL:HG21	1:I:242:ARG:HD3	1.84	0.59
1:G:618:ILE:HG12	1:G:625:LEU:CD1	2.31	0.59
1:G:863:THR:HG23	1:L:909:ALA:HB2	1.84	0.59
1:H:83:ARG:HG3	1:H:544:GLU:HB2	1.82	0.59
1:H:366:ARG:HE	1:H:824:LEU:HD23	1.67	0.59
1:I:651:LEU:HD12	1:I:667:TYR:HE2	1.67	0.59
1:J:10:TRP:CE2	4:R:16:GLN:HB3	2.37	0.59
1:J:142:HIS:HB3	1:K:409:SER:OG	2.01	0.59
1:J:366:ARG:HE	1:J:824:LEU:HD23	1.67	0.59
1:K:346:ASP:OD1	1:K:348:SER:HB3	2.02	0.59
1:L:170:ARG:CG	3:P:102:ASN:ND2	2.44	0.59
2:M:271:ASN:HB2	2:M:311:GLU:CD	2.22	0.59
3:N:104:LEU:HD13	3:P:104:LEU:CD1	2.22	0.59
3:P:17:PRO:HG3	3:P:22:SER:HG	1.66	0.59
1:A:497:PHE:CD2	1:A:671:THR:HB	2.37	0.59
1:F:618:ILE:HG12	1:F:625:LEU:CD1	2.31	0.59
1:G:161:ASN:O	1:G:162:ASP:HB3	2.02	0.59
1:H:389:ILE:HD12	1:H:389:ILE:O	2.02	0.59
1:H:762:CYS:SG	1:H:821:ARG:HG2	2.42	0.59
1:J:285:HIS:CE1	1:J:795:PRO:HD3	2.37	0.59
1:J:426:LEU:HD11	1:K:426:LEU:HD23	1.83	0.59
1:J:473:SER:CB	1:J:792:CYS:HB2	2.29	0.59
1:K:139:ASN:O	1:K:140:ASN:CB	2.50	0.59
1:L:139:ASN:O	1:L:140:ASN:CB	2.49	0.59
1:L:684:GLN:HE21	1:L:687:SER:HA	1.68	0.59
3:N:9:VAL:CG2	3:N:11:TYR:OH	2.50	0.59

Continued on next page...

Continued from previous page...

Atom-1	Atom-2	Interatomic distance (Å)	Clash overlap (Å)
3:N:90:LEU:CD2	3:O:90:LEU:HD13	2.23	0.59
3:Q:75:LEU:CD2	3:Q:76:VAL:HG23	2.32	0.59
1:A:271:VAL:HG21	1:A:283:SER:HB3	1.84	0.59
1:C:139:ASN:O	1:C:140:ASN:CB	2.49	0.59
1:C:161:ASN:O	1:C:162:ASP:HB3	2.02	0.59
1:C:640:LEU:HD11	1:C:875:LEU:HD11	1.82	0.59
1:D:330:ASP:HB3	1:D:901:ARG:HH22	1.67	0.59
1:E:139:ASN:O	1:E:140:ASN:HB2	2.03	0.59
1:E:419:LEU:HD13	1:F:786:ALA:HB1	1.84	0.59
1:G:109:ARG:HH22	1:G:512:LEU:HB2	1.63	0.59
1:G:366:ARG:HE	1:G:824:LEU:HD23	1.67	0.59
1:H:157:GLY:HA2	1:H:201:GLN:HG3	1.84	0.59
1:I:83:ARG:HG3	1:I:544:GLU:HB2	1.84	0.59
1:I:242:ARG:CZ	1:I:244:GLY:HA2	2.32	0.59
1:I:402:GLN:O	1:I:403:TRP:HE3	1.83	0.59
1:J:168:ASP:CB	1:J:174:VAL:HB	2.31	0.59
1:K:762:CYS:SG	1:K:821:ARG:HG2	2.42	0.59
1:L:188:ILE:HD12	1:L:194:GLY:HA3	1.83	0.59
3:N:65:ARG:CA	3:N:65:ARG:HH11	2.14	0.59
3:P:24:GLN:C	3:P:25:ASP:OD1	2.41	0.59
3:P:65:ARG:CA	3:P:65:ARG:HH11	2.14	0.59
1:A:142:HIS:HB3	1:B:409:SER:OG	2.01	0.59
1:B:157:GLY:HA2	1:B:201:GLN:HG3	1.84	0.59
1:D:139:ASN:O	1:D:140:ASN:CB	2.50	0.59
1:F:497:PHE:CD2	1:F:671:THR:HB	2.37	0.59
1:F:684:GLN:HE21	1:F:687:SER:HA	1.68	0.59
1:G:651:LEU:HD12	1:G:667:TYR:HE2	1.67	0.59
1:H:139:ASN:O	1:H:140:ASN:HB2	2.03	0.59
1:H:618:ILE:HG12	1:H:625:LEU:CD1	2.32	0.59
1:J:497:PHE:CD2	1:J:671:THR:HB	2.37	0.59
1:J:640:LEU:HD21	1:J:678:PHE:CE2	2.37	0.59
1:K:157:GLY:HA2	1:K:201:GLN:HG3	1.84	0.59
1:K:476:ILE:CD1	1:K:480:VAL:HG21	2.32	0.59
1:K:817:ARG:HD3	1:L:517:PHE:HB2	1.82	0.59
1:L:346:ASP:OD1	1:L:348:SER:HB3	2.01	0.59
2:M:214:LEU:CG	2:M:310:ASN:HD21	2.08	0.59
3:N:57:ASN:HB3	3:N:63:ALA:H	1.67	0.59
3:N:90:LEU:HG	3:O:90:LEU:HD11	1.79	0.59
3:O:24:GLN:C	3:O:25:ASP:OD1	2.41	0.59
3:P:57:ASN:HB3	3:P:63:ALA:H	1.67	0.59
3:Q:55:ARG:CG	3:Q:56:ASP:OD1	2.49	0.59

Continued on next page...

Continued from previous page...

Atom-1	Atom-2	Interatomic distance (Å)	Clash overlap (Å)
1:A:261:LEU:HB2	1:C:813:ARG:CZ	2.32	0.59
1:A:630:ARG:HB2	1:A:858:HIS:O	2.03	0.59
1:B:139:ASN:O	1:B:140:ASN:CB	2.50	0.59
1:B:632:TRP:HB2	1:J:321:GLN:CD	1.87	0.59
1:D:142:HIS:HB3	1:E:409:SER:OG	2.01	0.59
1:E:139:ASN:O	1:E:140:ASN:CB	2.50	0.59
1:E:156:ILE:HD12	1:E:164:GLN:HE21	1.68	0.59
1:F:67:ARG:HH11	1:F:576:ASN:HD22	1.49	0.59
1:G:188:ILE:HD12	1:G:194:GLY:HA3	1.83	0.59
1:H:419:LEU:HD13	1:I:786:ALA:HB1	1.84	0.59
1:H:497:PHE:CD2	1:H:671:THR:HB	2.37	0.59
1:J:271:VAL:HG21	1:J:283:SER:HB3	1.85	0.59
1:J:330:ASP:HB3	1:J:901:ARG:HH22	1.67	0.59
1:K:395:GLU:OE1	1:K:395:GLU:N	2.33	0.59
1:K:640:LEU:HD13	1:K:864:PHE:CE2	2.36	0.59
1:L:402:GLN:O	1:L:403:TRP:HE3	1.83	0.59
1:L:618:ILE:HG12	1:L:625:LEU:CD1	2.31	0.59
2:M:359:PRO:HG2	2:M:373:VAL:O	2.02	0.59
3:P:25:ASP:H	3:P:38:PRO:HB2	1.66	0.59
1:A:124:PHE:HB2	1:C:784:THR:CG2	2.33	0.59
1:A:285:HIS:CE1	1:A:795:PRO:HD3	2.37	0.59
1:A:640:LEU:HD13	1:A:864:PHE:CE2	2.36	0.59
1:C:242:ARG:CZ	1:C:244:GLY:HA2	2.32	0.59
1:D:285:HIS:CE1	1:D:795:PRO:HD3	2.37	0.59
1:D:497:PHE:CD2	1:D:671:THR:HB	2.37	0.59
1:E:451:PRO:HB2	1:E:454:ILE:HD12	1.85	0.59
1:E:762:CYS:SG	1:E:821:ARG:HG2	2.42	0.59
1:G:285:HIS:CE1	1:G:795:PRO:HD3	2.37	0.59
1:G:451:PRO:HB2	1:G:454:ILE:HD12	1.85	0.59
1:I:684:GLN:HE21	1:I:687:SER:HA	1.68	0.59
1:J:139:ASN:O	1:J:140:ASN:CB	2.49	0.59
1:J:242:ARG:CZ	1:J:244:GLY:HA2	2.32	0.59
1:K:599:ASP:HB3	1:K:888:HIS:HE2	1.68	0.59
1:K:650:ALA:CB	3:P:20:SER:CB	2.80	0.59
3:N:72:TYR:O	3:N:73:MET:CG	2.51	0.59
3:O:9:VAL:CG2	3:O:11:TYR:OH	2.50	0.59
4:R:207:VAL:HG13	4:R:208:TYR:H	1.68	0.59
1:A:346:ASP:OD1	1:A:348:SER:HB3	2.02	0.59
1:A:640:LEU:HD21	1:A:678:PHE:CE2	2.37	0.59
1:B:180:TYR:CG	1:B:226:HIS:HB3	2.38	0.59
1:B:230:THR:O	1:B:231:LYS:HB2	2.03	0.59

Continued on next page...

Continued from previous page...

Atom-1	Atom-2	Interatomic distance (Å)	Clash overlap (Å)
1:B:640:LEU:HD11	1:B:875:LEU:HD11	1.85	0.59
1:D:124:PHE:HB2	1:F:784:THR:CG2	2.33	0.59
1:D:366:ARG:HE	1:D:824:LEU:HD23	1.67	0.59
1:F:242:ARG:CZ	1:F:244:GLY:HA2	2.32	0.59
1:F:451:PRO:HB2	1:F:454:ILE:HD12	1.83	0.59
1:G:307:ASN:HD21	1:G:333:THR:N	1.94	0.59
1:G:630:ARG:HB2	1:G:858:HIS:O	2.03	0.59
1:H:786:ALA:O	1:H:796:ARG:HB2	2.02	0.59
1:K:451:PRO:HB2	1:K:454:ILE:HD12	1.85	0.59
1:L:156:ILE:HD12	1:L:164:GLN:HE21	1.67	0.59
1:L:526:GLN:NE2	1:L:531:ILE:HD11	2.16	0.59
3:N:89:LEU:HD12	3:O:87:MET:HE1	1.84	0.59
3:Q:9:VAL:CG2	3:Q:11:TYR:OH	2.50	0.59
3:Q:24:GLN:C	3:Q:25:ASP:OD1	2.41	0.59
1:A:188:ILE:HD12	1:A:194:GLY:HA3	1.83	0.59
1:A:366:ARG:HE	1:A:824:LEU:HD23	1.67	0.59
1:B:394:HIS:NE2	1:B:410:ASP:HB3	2.18	0.59
1:B:419:LEU:HD13	1:C:786:ALA:HB1	1.84	0.59
1:B:651:LEU:HD12	1:B:667:TYR:HE2	1.67	0.59
1:F:640:LEU:HD11	1:F:875:LEU:HD11	1.83	0.59
1:G:686:ASP:OD1	4:R:15:PRO:CD	2.51	0.59
1:I:394:HIS:NE2	1:I:410:ASP:HB3	2.18	0.59
1:J:124:PHE:HB2	1:L:784:THR:CG2	2.33	0.59
1:K:786:ALA:O	1:K:796:ARG:HB2	2.02	0.59
2:M:118:LYS:HB2	2:M:471:ILE:HD11	1.84	0.59
3:N:25:ASP:H	3:N:38:PRO:HB2	1.66	0.59
3:P:9:VAL:CG2	3:P:11:TYR:OH	2.50	0.59
3:P:55:ARG:CG	3:P:56:ASP:OD1	2.49	0.59
1:A:282:LEU:H	1:A:282:LEU:HD12	1.68	0.59
1:A:801:TYR:CD1	1:A:802:PRO:HD2	2.38	0.59
1:C:651:LEU:HD12	1:C:667:TYR:HE2	1.67	0.59
1:C:672:PHE:CE2	1:C:829:LEU:HD21	2.38	0.59
1:C:743:LEU:HD23	1:C:755:LEU:HD11	1.84	0.59
1:D:83:ARG:HG3	1:D:544:GLU:HB2	1.85	0.59
1:D:242:ARG:HG3	1:D:244:GLY:N	2.18	0.59
1:E:599:ASP:HB3	1:E:888:HIS:HE2	1.68	0.59
1:E:799:HIS:HE1	1:F:132:ASN:HD21	1.49	0.59
1:I:156:ILE:HD12	1:I:164:GLN:HE21	1.67	0.59
1:A:640:LEU:HD11	1:A:875:LEU:HD11	1.83	0.59
1:B:156:ILE:HD12	1:B:164:GLN:HE21	1.68	0.59
1:B:432:ARG:HD3	1:C:124:PHE:CZ	2.38	0.59

Continued on next page...

Continued from previous page...

Atom-1	Atom-2	Interatomic distance (Å)	Clash overlap (Å)
1:B:640:LEU:HD13	1:B:864:PHE:CE2	2.36	0.59
1:D:396:VAL:HG21	1:F:242:ARG:HD3	1.84	0.59
1:D:801:TYR:CD1	1:D:802:PRO:HD2	2.38	0.59
1:F:447:LEU:CD1	1:F:490:VAL:HG21	2.33	0.59
1:F:651:LEU:HD12	1:F:667:TYR:HE2	1.68	0.59
1:G:168:ASP:CB	1:G:174:VAL:HB	2.31	0.59
1:H:156:ILE:HD12	1:H:164:GLN:HE21	1.68	0.59
1:I:447:LEU:CD1	1:I:490:VAL:HG21	2.33	0.59
1:J:242:ARG:HG3	1:J:244:GLY:N	2.18	0.59
1:J:271:VAL:HB	1:J:272:PRO:CD	2.29	0.59
1:J:282:LEU:H	1:J:282:LEU:HD12	1.68	0.59
1:J:394:HIS:NE2	1:J:410:ASP:HB3	2.16	0.59
1:L:263:PRO:HG2	1:L:264:ASP:H	1.68	0.59
3:P:35:VAL:H	3:P:64:ARG:HD3	1.67	0.59
3:Q:15:ARG:HH11	3:Q:15:ARG:HG2	1.65	0.59
1:A:242:ARG:HG3	1:A:244:GLY:N	2.18	0.58
1:C:476:ILE:CD1	1:C:480:VAL:HG21	2.33	0.58
1:D:161:ASN:O	1:D:162:ASP:HB3	2.02	0.58
1:E:447:LEU:CD1	1:E:490:VAL:HG21	2.32	0.58
1:E:476:ILE:CD1	1:E:480:VAL:HG21	2.32	0.58
1:F:161:ASN:O	1:F:162:ASP:HB3	2.01	0.58
1:G:208:ARG:NH1	1:G:256:GLU:HA	2.15	0.58
1:G:640:LEU:HD21	1:G:678:PHE:CE2	2.37	0.58
1:H:640:LEU:HD11	1:H:875:LEU:HD11	1.84	0.58
1:K:180:TYR:CG	1:K:226:HIS:HB3	2.38	0.58
1:K:394:HIS:NE2	1:K:410:ASP:HB3	2.18	0.58
1:K:640:LEU:HD21	1:K:678:PHE:CE2	2.38	0.58
1:A:180:TYR:CG	1:A:226:HIS:HB3	2.39	0.58
1:A:271:VAL:HB	1:A:272:PRO:CD	2.29	0.58
1:A:399:ASN:ND2	1:A:400:GLN:HE21	2.01	0.58
1:B:161:ASN:O	1:B:162:ASP:HB3	2.03	0.58
1:C:67:ARG:HH11	1:C:576:ASN:HD22	1.49	0.58
1:C:156:ILE:HD12	1:C:164:GLN:HE21	1.67	0.58
1:D:398:ARG:HB3	1:D:403:TRP:CE2	2.38	0.58
1:E:320:SER:HB2	1:G:909:ALA:HB2	1.85	0.58
1:F:83:ARG:HG3	1:F:544:GLU:HB2	1.84	0.58
1:F:399:ASN:ND2	1:F:400:GLN:HE21	2.01	0.58
1:F:672:PHE:CE2	1:F:829:LEU:HD21	2.38	0.58
1:G:124:PHE:HB2	1:I:784:THR:CG2	2.33	0.58
1:G:242:ARG:HH11	1:H:396:VAL:CG2	2.16	0.58
1:G:447:LEU:CD1	1:G:490:VAL:HG21	2.33	0.58

Continued on next page...

Continued from previous page...

Atom-1	Atom-2	Interatomic distance (Å)	Clash overlap (Å)
1:H:432:ARG:HD3	1:I:124:PHE:CZ	2.39	0.58
1:H:640:LEU:HD21	1:H:678:PHE:CE2	2.38	0.58
1:J:476:ILE:CD1	1:J:480:VAL:HG21	2.33	0.58
1:L:347:ARG:HH21	1:L:356:GLN:HG3	1.68	0.58
1:L:651:LEU:HD12	1:L:667:TYR:HE2	1.67	0.58
3:N:24:GLN:C	3:N:25:ASP:OD1	2.41	0.58
3:N:83:LEU:HD21	3:O:83:LEU:CD1	2.32	0.58
4:R:206:ASN:H	4:R:206:ASN:ND2	1.99	0.58
1:A:447:LEU:CD1	1:A:490:VAL:HG21	2.34	0.58
1:A:784:THR:HG21	1:B:124:PHE:HB2	1.83	0.58
1:B:451:PRO:HB2	1:B:454:ILE:HD12	1.84	0.58
1:D:71:VAL:HG22	1:D:83:ARG:O	2.04	0.58
1:D:346:ASP:OD1	1:D:348:SER:HB3	2.02	0.58
1:D:451:PRO:HB2	1:D:454:ILE:HD12	1.85	0.58
1:D:473:SER:CB	1:D:792:CYS:HB2	2.29	0.58
1:E:784:THR:CG2	1:F:124:PHE:HB2	2.33	0.58
1:E:786:ALA:O	1:E:796:ARG:HB2	2.02	0.58
1:F:282:LEU:H	1:F:282:LEU:HD12	1.68	0.58
1:G:330:ASP:HB3	1:G:901:ARG:HH22	1.67	0.58
1:G:346:ASP:OD1	1:G:348:SER:HB3	2.02	0.58
1:H:161:ASN:O	1:H:162:ASP:HB3	2.04	0.58
1:I:672:PHE:CE2	1:I:829:LEU:HD21	2.38	0.58
1:J:208:ARG:NH1	1:J:256:GLU:HA	2.15	0.58
1:K:447:LEU:CD1	1:K:490:VAL:HG21	2.32	0.58
1:K:640:LEU:HD11	1:K:875:LEU:HD11	1.85	0.58
1:L:242:ARG:HG3	1:L:244:GLY:N	2.18	0.58
2:M:139:VAL:CG2	2:M:197:VAL:HG21	2.34	0.58
3:O:86:ARG:HE	3:P:87:MET:HG3	1.69	0.58
1:A:242:ARG:CZ	1:A:244:GLY:HA2	2.33	0.58
1:B:139:ASN:O	1:B:140:ASN:HB2	2.03	0.58
1:C:447:LEU:CD1	1:C:490:VAL:HG21	2.33	0.58
1:D:242:ARG:CZ	1:D:244:GLY:HA2	2.32	0.58
1:D:282:LEU:HD12	1:D:282:LEU:H	1.68	0.58
1:E:67:ARG:HH11	1:E:576:ASN:HD22	1.48	0.58
1:E:180:TYR:CG	1:E:226:HIS:HB3	2.38	0.58
1:E:346:ASP:OD1	1:E:348:SER:HB3	2.02	0.58
1:E:432:ARG:HD3	1:F:124:PHE:CZ	2.39	0.58
1:F:156:ILE:HD12	1:F:164:GLN:HE21	1.68	0.58
1:H:599:ASP:HB3	1:H:888:HIS:HE2	1.68	0.58
1:I:347:ARG:HH21	1:I:356:GLN:HG3	1.68	0.58
1:I:599:ASP:HB3	1:I:888:HIS:HE2	1.69	0.58

Continued on next page...

Continued from previous page...

Atom-1	Atom-2	Interatomic distance (Å)	Clash overlap (Å)
1:I:743:LEU:HD23	1:I:755:LEU:HD11	1.84	0.58
1:J:261:LEU:HB2	1:L:813:ARG:CZ	2.32	0.58
1:J:801:TYR:CD1	1:J:802:PRO:HD2	2.38	0.58
1:K:651:LEU:HD12	1:K:667:TYR:HE2	1.67	0.58
1:L:672:PHE:CE2	1:L:829:LEU:HD21	2.38	0.58
3:O:35:VAL:H	3:O:64:ARG:HD3	1.67	0.58
3:O:72:TYR:O	3:O:73:MET:CG	2.51	0.58
3:Q:72:TYR:O	3:Q:73:MET:CG	2.51	0.58
1:A:71:VAL:HG22	1:A:83:ARG:O	2.04	0.58
1:A:83:ARG:HG3	1:A:544:GLU:HB2	1.85	0.58
1:B:599:ASP:HB3	1:B:888:HIS:HE2	1.68	0.58
1:D:399:ASN:ND2	1:D:400:GLN:HE21	2.02	0.58
1:E:653:SER:CB	1:G:78:TYR:CE2	2.66	0.58
1:H:230:THR:O	1:H:231:LYS:HB2	2.03	0.58
1:H:271:VAL:HB	1:H:272:PRO:CD	2.28	0.58
1:H:784:THR:CG2	1:I:124:PHE:HB2	2.34	0.58
1:I:399:ASN:ND2	1:I:400:GLN:HE21	2.01	0.58
1:J:399:ASN:ND2	1:J:400:GLN:HE21	2.02	0.58
1:K:156:ILE:HD12	1:K:164:GLN:HE21	1.68	0.58
1:L:230:THR:O	1:L:231:LYS:HB2	2.04	0.58
3:N:75:LEU:CG	3:N:76:VAL:HG23	2.34	0.58
3:O:15:ARG:HD3	3:O:15:ARG:C	2.22	0.58
1:A:476:ILE:CD1	1:A:480:VAL:HG21	2.33	0.58
1:B:640:LEU:HD21	1:B:678:PHE:CE2	2.38	0.58
1:C:347:ARG:HH21	1:C:356:GLN:HG3	1.68	0.58
1:C:714:TYR:O	1:C:722:THR:HA	2.04	0.58
1:D:109:ARG:HH22	1:D:512:LEU:HB2	1.63	0.58
1:D:261:LEU:HB2	1:F:813:ARG:CZ	2.32	0.58
1:D:788:TRP:CG	1:D:789:PHE:N	2.72	0.58
1:F:394:HIS:NE2	1:F:410:ASP:HB3	2.18	0.58
1:G:686:ASP:CG	4:R:15:PRO:HD3	2.23	0.58
1:G:856:ALA:CA	4:R:11:TRP:O	2.49	0.58
1:I:242:ARG:HG3	1:I:244:GLY:N	2.19	0.58
1:I:714:TYR:O	1:I:722:THR:HA	2.04	0.58
1:J:630:ARG:HB2	1:J:858:HIS:O	2.03	0.58
1:J:651:LEU:HD12	1:J:667:TYR:HE2	1.67	0.58
1:L:394:HIS:NE2	1:L:410:ASP:HB3	2.18	0.58
1:L:714:TYR:O	1:L:722:THR:HA	2.04	0.58
4:R:5:ILE:HG23	4:R:5:ILE:O	2.04	0.58
1:A:132:ASN:HD21	1:C:799:HIS:HE1	1.48	0.58
1:A:398:ARG:HB3	1:A:403:TRP:CE2	2.38	0.58

Continued on next page...

Continued from previous page...

Atom-1	Atom-2	Interatomic distance (Å)	Clash overlap (Å)
1:B:241:TYR:HB3	1:C:393:SER:OG	2.04	0.58
1:B:395:GLU:OE1	1:B:395:GLU:N	2.33	0.58
1:B:672:PHE:CE2	1:B:829:LEU:HD21	2.39	0.58
1:C:399:ASN:ND2	1:C:400:GLN:HE21	2.01	0.58
1:D:230:THR:O	1:D:231:LYS:HB2	2.03	0.58
1:D:271:VAL:HG21	1:D:283:SER:HB3	1.85	0.58
1:D:630:ARG:HB2	1:D:858:HIS:O	2.03	0.58
1:E:161:ASN:O	1:E:162:ASP:HB3	2.03	0.58
1:E:640:LEU:HD11	1:E:875:LEU:HD11	1.84	0.58
1:F:168:ASP:CB	1:F:174:VAL:HB	2.31	0.58
1:G:261:LEU:HB2	1:I:813:ARG:CZ	2.33	0.58
1:G:398:ARG:HB3	1:G:403:TRP:CE2	2.38	0.58
1:H:180:TYR:CG	1:H:226:HIS:HB3	2.38	0.58
1:H:451:PRO:HB2	1:H:454:ILE:HD12	1.85	0.58
1:I:282:LEU:H	1:I:282:LEU:HD12	1.68	0.58
1:J:180:TYR:CG	1:J:226:HIS:HB3	2.39	0.58
1:J:447:LEU:CD1	1:J:490:VAL:HG21	2.33	0.58
1:K:188:ILE:HD12	1:K:194:GLY:HA3	1.86	0.58
1:K:241:TYR:HB3	1:L:393:SER:OG	2.04	0.58
1:L:399:ASN:ND2	1:L:400:GLN:HE21	2.01	0.58
1:L:788:TRP:CG	1:L:789:PHE:N	2.72	0.58
2:M:355:MET:O	2:M:442:LEU:HD12	2.03	0.58
3:N:15:ARG:HD3	3:N:15:ARG:C	2.22	0.58
3:O:75:LEU:CG	3:O:76:VAL:HG23	2.34	0.58
3:P:29:SER:HG	3:P:34:GLY:HA2	1.61	0.58
1:B:630:ARG:NH1	1:J:83:ARG:HH21	2.02	0.58
1:C:83:ARG:HG3	1:C:544:GLU:HB2	1.85	0.58
1:C:282:LEU:H	1:C:282:LEU:HD12	1.69	0.58
1:D:263:PRO:CD	1:F:813:ARG:HH21	2.00	0.58
1:E:162:ASP:OD1	1:E:175:TYR:HB3	2.04	0.58
1:E:640:LEU:HD21	1:E:678:PHE:CE2	2.38	0.58
1:F:208:ARG:NH1	1:F:256:GLU:HA	2.18	0.58
1:F:714:TYR:O	1:F:722:THR:HA	2.04	0.58
1:G:230:THR:O	1:G:231:LYS:HB2	2.03	0.58
1:G:271:VAL:HG21	1:G:283:SER:HB3	1.85	0.58
1:G:419:LEU:HD12	1:G:419:LEU:N	2.19	0.58
1:H:146:THR:H	1:I:412:ASN:HD22	1.52	0.58
1:H:394:HIS:NE2	1:H:410:ASP:HB3	2.18	0.58
1:I:263:PRO:HG2	1:I:264:ASP:H	1.68	0.58
1:J:230:THR:O	1:J:231:LYS:HB2	2.03	0.58
1:K:161:ASN:O	1:K:162:ASP:HB3	2.04	0.58

Continued on next page...

Continued from previous page...

Atom-1	Atom-2	Interatomic distance (Å)	Clash overlap (Å)
1:K:162:ASP:OD1	1:K:175:TYR:HB3	2.04	0.58
1:K:432:ARG:HD3	1:L:124:PHE:CZ	2.39	0.58
1:L:71:VAL:HG22	1:L:83:ARG:O	2.03	0.58
3:N:90:LEU:HD11	3:O:90:LEU:HD11	1.85	0.58
3:N:97:LEU:HD11	3:P:97:LEU:HG	1.68	0.58
3:O:39:PRO:O	3:O:40:ASN:ND2	2.37	0.58
3:O:90:LEU:CG	3:P:90:LEU:HD13	2.17	0.58
3:P:72:TYR:O	3:P:73:MET:CG	2.51	0.58
3:P:75:LEU:CG	3:P:76:VAL:HG23	2.34	0.58
3:Q:65:ARG:HA	3:Q:65:ARG:NE	2.09	0.58
4:R:50:ALA:O	4:R:54:ILE:HG13	2.04	0.58
1:A:230:THR:O	1:A:231:LYS:HB2	2.03	0.58
1:A:419:LEU:HD12	1:A:419:LEU:N	2.19	0.58
1:B:162:ASP:OD1	1:B:175:TYR:HB3	2.04	0.58
1:B:188:ILE:HD12	1:B:194:GLY:HA3	1.86	0.58
1:B:784:THR:CG2	1:C:124:PHE:HB2	2.34	0.58
1:E:230:THR:O	1:E:231:LYS:HB2	2.03	0.58
1:H:672:PHE:CE2	1:H:829:LEU:HD21	2.39	0.58
2:M:199:ILE:CD1	2:M:229:ILE:HG22	2.34	0.58
2:M:349:TYR:HD1	2:M:376:THR:HG22	1.69	0.58
3:O:57:ASN:HB3	3:O:63:ALA:H	1.67	0.58
3:O:86:ARG:NH2	3:P:84:LYS:N	2.51	0.58
3:Q:57:ASN:HB3	3:Q:63:ALA:H	1.67	0.58
1:A:909:ALA:O	2:M:94:ASP:OD1	2.21	0.58
1:B:399:ASN:ND2	1:B:400:GLN:HE21	2.02	0.58
1:B:714:TYR:O	1:B:722:THR:HA	2.04	0.58
1:C:641:THR:CG2	1:C:642:ARG:H	2.06	0.58
1:E:320:SER:HA	1:G:908:ASN:N	2.16	0.58
1:F:263:PRO:HG2	1:F:264:ASP:H	1.68	0.58
1:F:599:ASP:HB3	1:F:888:HIS:HE2	1.69	0.58
1:G:855:ASN:CG	4:R:178:VAL:HG23	2.15	0.58
1:H:399:ASN:ND2	1:H:400:GLN:HE21	2.02	0.58
1:I:617:PRO:HA	1:I:874:LEU:HD23	1.86	0.58
1:K:139:ASN:O	1:K:140:ASN:HB2	2.03	0.58
1:K:146:THR:H	1:L:412:ASN:HD22	1.52	0.58
1:K:230:THR:O	1:K:231:LYS:HB2	2.03	0.58
1:K:768:PRO:HG3	3:O:59:HIS:N	2.18	0.58
1:L:447:LEU:CD1	1:L:490:VAL:HG21	2.33	0.58
3:N:104:LEU:CD1	3:P:104:LEU:CD2	2.48	0.58
3:O:31:MET:HB3	3:O:32:LEU:CB	2.24	0.58
3:O:65:ARG:CA	3:O:65:ARG:HH11	2.14	0.58

Continued on next page...

Continued from previous page...

Atom-1	Atom-2	Interatomic distance (Å)	Clash overlap (Å)
3:P:15:ARG:HH11	3:P:15:ARG:HG2	1.65	0.58
3:Q:29:SER:HG	3:Q:34:GLY:HA2	1.59	0.58
1:A:451:PRO:HB2	1:A:454:ILE:HD12	1.85	0.57
1:B:442:TYR:CE2	1:B:499:HIS:HA	2.39	0.57
1:B:766:PRO:HD3	1:B:809:HIS:NE2	2.16	0.57
1:C:394:HIS:NE2	1:C:410:ASP:HB3	2.18	0.57
1:E:71:VAL:HG22	1:E:83:ARG:O	2.04	0.57
1:E:394:HIS:NE2	1:E:410:ASP:HB3	2.18	0.57
1:G:855:ASN:HD22	4:R:178:VAL:CG2	1.85	0.57
1:H:743:LEU:HD23	1:H:755:LEU:HD11	1.86	0.57
1:J:83:ARG:HG3	1:J:544:GLU:HB2	1.85	0.57
1:J:451:PRO:HB2	1:J:454:ILE:HD12	1.85	0.57
1:K:672:PHE:CE2	1:K:829:LEU:HD21	2.39	0.57
1:K:784:THR:CG2	1:L:124:PHE:HB2	2.34	0.57
1:L:441:LEU:HD23	1:L:471:PRO:HG3	1.87	0.57
1:L:552:ASN:ND2	1:L:564:ARG:HE	2.02	0.57
1:C:89:GLY:N	1:D:321:GLN:HE22	2.03	0.57
1:C:168:ASP:CB	1:C:174:VAL:HB	2.32	0.57
1:C:208:ARG:NH1	1:C:256:GLU:HA	2.18	0.57
1:C:263:PRO:HG2	1:C:264:ASP:H	1.68	0.57
1:D:180:TYR:CG	1:D:226:HIS:HB3	2.39	0.57
1:D:242:ARG:HH11	1:E:396:VAL:CG2	2.17	0.57
1:D:271:VAL:HB	1:D:272:PRO:CD	2.29	0.57
1:D:419:LEU:HD12	1:D:419:LEU:N	2.19	0.57
1:E:188:ILE:HD12	1:E:194:GLY:HA3	1.86	0.57
1:E:320:SER:HA	1:G:908:ASN:CB	2.33	0.57
1:G:788:TRP:CG	1:G:789:PHE:N	2.72	0.57
1:I:788:TRP:CG	1:I:789:PHE:N	2.72	0.57
1:J:71:VAL:HG22	1:J:83:ARG:O	2.04	0.57
1:J:419:LEU:HD12	1:J:419:LEU:N	2.19	0.57
1:J:786:ALA:HB1	1:L:419:LEU:HD13	1.87	0.57
1:J:788:TRP:CG	1:J:789:PHE:N	2.72	0.57
1:K:442:TYR:CE2	1:K:499:HIS:HA	2.39	0.57
2:M:125:LEU:HD12	2:M:126:PRO:HD2	1.86	0.57
3:O:86:ARG:NE	3:P:87:MET:HG3	2.19	0.57
3:Q:37:LEU:HD23	3:Q:59:HIS:CD2	2.39	0.57
3:Q:39:PRO:O	3:Q:40:ASN:ND2	2.37	0.57
1:A:263:PRO:HG2	1:A:264:ASP:H	1.69	0.57
1:A:651:LEU:HD12	1:A:667:TYR:HE2	1.67	0.57
1:A:788:TRP:CG	1:A:789:PHE:N	2.72	0.57
1:B:316:ALA:HB2	1:B:323:ASN:HA	1.86	0.57

Continued on next page...

Continued from previous page...

Atom-1	Atom-2	Interatomic distance (Å)	Clash overlap (Å)
1:D:651:LEU:HD12	1:D:667:TYR:HE2	1.67	0.57
1:E:714:TYR:O	1:E:722:THR:HA	2.04	0.57
1:E:785:PRO:C	1:E:787:TYR:H	2.08	0.57
1:F:242:ARG:HG3	1:F:244:GLY:N	2.18	0.57
1:F:347:ARG:HH21	1:F:356:GLN:HG3	1.68	0.57
1:F:617:PRO:HA	1:F:874:LEU:HD23	1.86	0.57
1:F:630:ARG:HB2	1:F:858:HIS:O	2.04	0.57
1:G:857:ALA:CB	4:R:12:THR:HG22	2.34	0.57
1:K:684:GLN:HE21	1:K:687:SER:HA	1.69	0.57
1:L:366:ARG:HE	1:L:824:LEU:HD23	1.69	0.57
2:M:229:ILE:HD11	2:M:262:ILE:HD13	1.86	0.57
2:M:252:LYS:HG3	2:M:260:PHE:CE2	2.40	0.57
2:M:291:ARG:HG3	2:M:292:GLU:N	2.19	0.57
3:N:8:TYR:HD1	3:P:24:GLN:HE22	1.23	0.57
3:Q:16:LEU:HD22	3:Q:17:PRO:HD2	1.84	0.57
1:A:133:THR:HB	1:A:212:GLN:HE21	1.69	0.57
1:A:242:ARG:HH11	1:B:396:VAL:CG2	2.17	0.57
1:C:71:VAL:HG22	1:C:83:ARG:O	2.04	0.57
1:C:630:ARG:HB2	1:C:858:HIS:O	2.04	0.57
1:E:46:ARG:HH11	1:E:46:ARG:HB2	1.70	0.57
1:E:320:SER:HA	1:G:908:ASN:H	1.69	0.57
1:G:399:ASN:ND2	1:G:400:GLN:HE21	2.01	0.57
1:G:476:ILE:CD1	1:G:480:VAL:HG21	2.33	0.57
1:H:476:ILE:CD1	1:H:480:VAL:HG21	2.32	0.57
1:J:307:ASN:HD21	1:J:333:THR:N	1.94	0.57
1:K:46:ARG:HB2	1:K:46:ARG:HH11	1.70	0.57
1:K:399:ASN:ND2	1:K:400:GLN:HE21	2.02	0.57
1:L:599:ASP:HB3	1:L:888:HIS:HE2	1.69	0.57
2:M:141:MET:SD	2:M:177:ILE:HG23	2.45	0.57
1:C:242:ARG:HG3	1:C:244:GLY:N	2.18	0.57
1:C:552:ASN:ND2	1:C:564:ARG:HE	2.02	0.57
1:C:788:TRP:CG	1:C:789:PHE:N	2.72	0.57
1:D:476:ILE:CD1	1:D:480:VAL:HG21	2.33	0.57
1:E:473:SER:HB2	1:E:792:CYS:CB	2.30	0.57
1:F:641:THR:CG2	1:F:642:ARG:H	2.05	0.57
1:G:83:ARG:HG3	1:G:544:GLU:HB2	1.85	0.57
1:G:801:TYR:CD1	1:G:802:PRO:HD2	2.38	0.57
1:G:869:ILE:HG22	1:G:871:GLU:HG2	1.87	0.57
1:H:71:VAL:HG22	1:H:83:ARG:O	2.04	0.57
1:H:360:SER:H	1:H:502:ASN:ND2	2.03	0.57
1:H:714:TYR:O	1:H:722:THR:HA	2.04	0.57

Continued on next page...

Continued from previous page...

Atom-1	Atom-2	Interatomic distance (Å)	Clash overlap (Å)
1:I:230:THR:O	1:I:231:LYS:HB2	2.04	0.57
1:J:242:ARG:HH11	1:K:396:VAL:CG2	2.17	0.57
1:J:398:ARG:HB3	1:J:403:TRP:CE2	2.38	0.57
1:K:242:ARG:HG3	1:K:244:GLY:N	2.20	0.57
1:L:323:ASN:HD22	1:L:324:ALA:N	2.03	0.57
2:M:267:LEU:HD23	2:M:330:VAL:HG11	1.85	0.57
2:M:308:ARG:C	2:M:309:GLU:HG2	2.24	0.57
2:M:374:VAL:HG13	2:M:440:VAL:HG21	1.85	0.57
3:N:15:ARG:HH11	3:N:15:ARG:HG2	1.65	0.57
3:P:37:LEU:HD23	3:P:59:HIS:CD2	2.39	0.57
1:B:71:VAL:HG22	1:B:83:ARG:O	2.05	0.57
1:B:443:LEU:HD23	1:B:491:MET:SD	2.45	0.57
1:D:395:GLU:OE1	1:D:395:GLU:N	2.35	0.57
1:D:442:TYR:CE2	1:D:499:HIS:HA	2.40	0.57
1:D:489:ASP:HA	1:D:492:ASP:OD2	2.05	0.57
1:F:71:VAL:HG22	1:F:83:ARG:O	2.04	0.57
1:F:788:TRP:CG	1:F:789:PHE:N	2.72	0.57
1:H:241:TYR:HB3	1:I:393:SER:OG	2.04	0.57
1:H:442:TYR:CE2	1:H:499:HIS:HA	2.39	0.57
1:H:473:SER:HB2	1:H:792:CYS:CB	2.30	0.57
1:J:185:GLN:HE21	1:L:782:ARG:HB3	1.70	0.57
1:K:768:PRO:HG2	3:O:58:LEU:CA	2.34	0.57
1:K:785:PRO:C	1:K:787:TYR:H	2.08	0.57
3:N:37:LEU:HD23	3:N:59:HIS:CD2	2.39	0.57
3:O:37:LEU:HD23	3:O:59:HIS:CD2	2.39	0.57
1:A:441:LEU:HD23	1:A:471:PRO:HG3	1.87	0.57
1:A:489:ASP:HA	1:A:492:ASP:OD2	2.05	0.57
1:A:786:ALA:HB1	1:C:419:LEU:HD13	1.87	0.57
1:B:242:ARG:CZ	1:B:244:GLY:HA2	2.35	0.57
1:B:366:ARG:HE	1:B:824:LEU:HD23	1.67	0.57
1:E:146:THR:H	1:F:412:ASN:HD22	1.52	0.57
1:E:395:GLU:OE1	1:E:395:GLU:N	2.33	0.57
1:F:441:LEU:HD23	1:F:471:PRO:HG3	1.86	0.57
1:H:316:ALA:HB2	1:H:323:ASN:HA	1.86	0.57
1:I:208:ARG:NH1	1:I:256:GLU:HA	2.18	0.57
1:I:630:ARG:HB2	1:I:858:HIS:O	2.04	0.57
1:J:489:ASP:HA	1:J:492:ASP:OD2	2.05	0.57
1:J:552:ASN:ND2	1:J:564:ARG:HE	2.03	0.57
1:K:77:GLN:NE2	3:P:52:GLU:CB	1.96	0.57
1:K:695:ASP:HA	1:K:700:PRO:HB3	1.87	0.57
1:K:766:PRO:HD3	1:K:809:HIS:NE2	2.16	0.57

Continued on next page...

Continued from previous page...

Atom-1	Atom-2	Interatomic distance (Å)	Clash overlap (Å)
1:L:83:ARG:HG3	1:L:544:GLU:HB2	1.85	0.57
1:L:271:VAL:CB	1:L:272:PRO:HD3	2.33	0.57
3:N:11:TYR:CB	3:O:11:TYR:CB	2.71	0.57
1:A:412:ASN:HD22	1:C:146:THR:N	2.03	0.57
1:B:169:GLU:O	1:B:170:ARG:CB	2.53	0.57
1:B:271:VAL:CB	1:B:272:PRO:HD3	2.33	0.57
1:C:67:ARG:HH22	1:D:81:LYS:NZ	1.93	0.57
1:C:230:THR:O	1:C:231:LYS:HB2	2.04	0.57
1:C:316:ALA:HB2	1:C:323:ASN:HA	1.87	0.57
1:C:323:ASN:HD22	1:C:324:ALA:N	2.03	0.57
1:C:684:GLN:HE21	1:C:687:SER:HA	1.68	0.57
1:D:133:THR:HB	1:D:212:GLN:HE21	1.69	0.57
1:E:630:ARG:HB2	1:E:858:HIS:O	2.05	0.57
1:E:766:PRO:HD3	1:E:809:HIS:NE2	2.16	0.57
1:G:133:THR:HB	1:G:212:GLN:HE21	1.69	0.57
1:G:180:TYR:CG	1:G:226:HIS:HB3	2.39	0.57
1:G:552:ASN:ND2	1:G:564:ARG:HE	2.03	0.57
1:G:617:PRO:HA	1:G:874:LEU:HD23	1.87	0.57
1:G:684:GLN:HE21	1:G:687:SER:HA	1.70	0.57
1:H:162:ASP:OD1	1:H:175:TYR:HB3	2.04	0.57
1:H:799:HIS:HE1	1:I:132:ASN:HD21	1.49	0.57
1:I:71:VAL:HG22	1:I:83:ARG:O	2.04	0.57
1:J:323:ASN:HD22	1:J:324:ALA:N	2.03	0.57
1:K:743:LEU:HD23	1:K:755:LEU:HD11	1.86	0.57
1:L:316:ALA:HB2	1:L:323:ASN:HA	1.87	0.57
2:M:208:TYR:OH	2:M:213:GLN:HG3	2.05	0.57
3:P:31:MET:CB	3:P:32:LEU:HB3	2.28	0.57
4:R:23:ALA:HB3	4:R:201:PHE:HD1	1.69	0.57
4:R:207:VAL:HG13	4:R:208:TYR:N	2.20	0.57
1:A:151:SER:HB2	1:B:417:GLY:O	2.05	0.57
1:A:617:PRO:HA	1:A:874:LEU:HD23	1.87	0.57
1:B:785:PRO:C	1:B:787:TYR:H	2.08	0.57
1:D:151:SER:HB2	1:E:417:GLY:O	2.05	0.57
1:D:323:ASN:HD22	1:D:324:ALA:N	2.03	0.57
1:D:876:TYR:CZ	1:D:878:LEU:HD21	2.40	0.57
1:E:169:GLU:O	1:E:170:ARG:CB	2.53	0.57
1:E:242:ARG:CZ	1:E:244:GLY:HA2	2.35	0.57
1:E:672:PHE:CE2	1:E:829:LEU:HD21	2.39	0.57
1:F:316:ALA:HB2	1:F:323:ASN:HA	1.87	0.57
1:F:366:ARG:HE	1:F:824:LEU:HD23	1.69	0.57
1:G:263:PRO:HG2	1:G:264:ASP:H	1.70	0.57

Continued on next page...

Continued from previous page...

Atom-1	Atom-2	Interatomic distance (Å)	Clash overlap (Å)
1:I:180:TYR:CG	1:I:226:HIS:HB3	2.40	0.57
1:I:695:ASP:HA	1:I:700:PRO:HB3	1.86	0.57
1:J:876:TYR:CZ	1:J:878:LEU:HD21	2.40	0.57
1:L:630:ARG:HB2	1:L:858:HIS:O	2.04	0.57
1:L:852:LEU:HD22	4:R:213:SER:HB2	1.76	0.57
2:M:219:VAL:HG23	2:M:414:GLN:NE2	2.19	0.57
3:N:77:GLU:CD	3:N:77:GLU:H	2.03	0.57
3:N:94:ASN:OD1	3:P:93:SER:HB2	2.04	0.57
1:B:242:ARG:HG3	1:B:244:GLY:N	2.20	0.57
1:B:309:GLY:C	1:J:654:PRO:CG	2.74	0.57
1:C:139:ASN:O	1:C:140:ASN:HB2	2.05	0.57
1:C:441:LEU:HD23	1:C:471:PRO:HG3	1.87	0.57
1:D:168:ASP:CB	1:D:174:VAL:HB	2.31	0.57
1:E:242:ARG:HG3	1:E:244:GLY:N	2.20	0.57
1:E:316:ALA:HB2	1:E:323:ASN:HA	1.86	0.57
1:E:323:ASN:HD22	1:E:324:ALA:N	2.03	0.57
1:E:360:SER:H	1:E:502:ASN:ND2	2.03	0.57
1:H:242:ARG:CZ	1:H:244:GLY:HA2	2.35	0.57
1:H:396:VAL:HG13	1:H:404:GLN:C	2.26	0.57
1:H:447:LEU:CD1	1:H:490:VAL:HG21	2.32	0.57
1:H:630:ARG:HB2	1:H:858:HIS:O	2.05	0.57
1:H:790:ARG:HD3	1:I:186:LEU:HG	1.87	0.57
1:I:366:ARG:HE	1:I:824:LEU:HD23	1.69	0.57
1:J:133:THR:HB	1:J:212:GLN:HE21	1.69	0.57
1:K:316:ALA:HB2	1:K:323:ASN:HA	1.86	0.57
1:K:710:ASP:OD1	1:K:711:GLY:N	2.38	0.57
1:L:489:ASP:HA	1:L:492:ASP:OD2	2.05	0.57
2:M:96:THR:HG23	2:M:97:PRO:HD2	1.86	0.57
2:M:118:LYS:O	2:M:471:ILE:HG12	2.05	0.57
3:N:69:GLN:HE21	3:O:4:GLU:N	2.03	0.57
3:O:89:LEU:CD1	3:P:87:MET:HE3	2.35	0.57
3:P:8:TYR:CD1	3:P:8:TYR:N	2.69	0.57
1:A:672:PHE:CE2	1:A:829:LEU:HD21	2.40	0.56
1:B:360:SER:H	1:B:502:ASN:ND2	2.03	0.56
1:B:710:ASP:OD1	1:B:711:GLY:N	2.38	0.56
1:B:909:ALA:HA	1:J:83:ARG:HH11	1.18	0.56
1:C:599:ASP:HB3	1:C:888:HIS:HE2	1.69	0.56
1:D:813:ARG:HH22	1:E:261:LEU:C	2.09	0.56
1:E:241:TYR:HB3	1:F:393:SER:OG	2.04	0.56
1:E:399:ASN:ND2	1:E:400:GLN:HE21	2.02	0.56
1:E:695:ASP:HA	1:E:700:PRO:HB3	1.87	0.56

Continued on next page...

Continued from previous page...

Atom-1	Atom-2	Interatomic distance (Å)	Clash overlap (Å)
1:F:303:LEU:O	1:F:303:LEU:HD23	2.05	0.56
1:F:323:ASN:HD22	1:F:324:ALA:N	2.03	0.56
1:F:489:ASP:HA	1:F:492:ASP:OD2	2.05	0.56
1:F:552:ASN:ND2	1:F:564:ARG:HE	2.02	0.56
1:G:71:VAL:HG22	1:G:83:ARG:O	2.04	0.56
1:G:242:ARG:HG3	1:G:244:GLY:N	2.18	0.56
1:G:282:LEU:HD12	1:G:282:LEU:H	1.68	0.56
1:H:493:ASN:HD21	3:Q:45:ARG:NH1	1.95	0.56
1:H:766:PRO:HD3	1:H:809:HIS:NE2	2.16	0.56
1:I:139:ASN:O	1:I:140:ASN:HB2	2.05	0.56
1:K:133:THR:HB	1:K:212:GLN:HE21	1.70	0.56
1:K:323:ASN:HD22	1:K:324:ALA:N	2.03	0.56
1:K:628:PRO:HD3	3:P:12:VAL:HG13	1.86	0.56
1:L:169:GLU:O	1:L:170:ARG:CB	2.53	0.56
3:N:39:PRO:O	3:N:40:ASN:ND2	2.37	0.56
3:O:24:GLN:O	3:O:25:ASP:CG	2.43	0.56
3:P:15:ARG:O	3:P:15:ARG:CD	2.52	0.56
4:R:187:LEU:HD12	4:R:188:ASN:OD1	2.05	0.56
1:A:323:ASN:HD22	1:A:324:ALA:N	2.03	0.56
1:A:442:TYR:CE2	1:A:499:HIS:HA	2.40	0.56
1:A:761:MET:CE	1:A:824:LEU:HD13	2.35	0.56
1:B:801:TYR:CD1	1:B:802:PRO:HD2	2.41	0.56
1:C:180:TYR:CG	1:C:226:HIS:HB3	2.40	0.56
1:C:307:ASN:HD21	1:C:333:THR:N	1.95	0.56
1:C:617:PRO:HA	1:C:874:LEU:HD23	1.86	0.56
1:E:442:TYR:CE2	1:E:499:HIS:HA	2.39	0.56
1:F:169:GLU:O	1:F:170:ARG:CB	2.53	0.56
1:G:412:ASN:HD22	1:I:146:THR:N	2.03	0.56
1:G:672:PHE:CE2	1:G:829:LEU:HD21	2.40	0.56
1:I:67:ARG:NH1	1:I:576:ASN:HD22	2.03	0.56
1:I:323:ASN:HD22	1:I:324:ALA:N	2.03	0.56
1:I:395:GLU:OE1	1:I:395:GLU:N	2.37	0.56
1:J:617:PRO:HA	1:J:874:LEU:HD23	1.87	0.56
1:J:799:HIS:CD2	1:J:800:PRO:HD2	2.39	0.56
1:K:71:VAL:HG22	1:K:83:ARG:O	2.05	0.56
1:K:271:VAL:CB	1:K:272:PRO:HD3	2.33	0.56
1:K:650:ALA:HB3	3:P:20:SER:HB3	1.88	0.56
1:K:813:ARG:HH22	1:L:261:LEU:C	2.08	0.56
1:L:282:LEU:HD12	1:L:282:LEU:H	1.68	0.56
2:M:47:ASN:HD21	2:M:476:VAL:HG21	1.69	0.56
3:O:15:ARG:HG3	3:O:15:ARG:NH1	2.08	0.56

Continued on next page...

Continued from previous page...

Atom-1	Atom-2	Interatomic distance (Å)	Clash overlap (Å)
1:B:46:ARG:HH11	1:B:46:ARG:HB2	1.70	0.56
1:B:282:LEU:H	1:B:282:LEU:HD12	1.70	0.56
1:B:399:ASN:O	1:B:400:GLN:HB2	2.06	0.56
1:B:653:SER:HB2	1:J:77:GLN:CD	2.23	0.56
1:B:743:LEU:HD23	1:B:755:LEU:HD11	1.87	0.56
1:C:695:ASP:HA	1:C:700:PRO:HB3	1.86	0.56
1:C:785:PRO:C	1:C:787:TYR:H	2.09	0.56
1:D:185:GLN:HE21	1:F:782:ARG:HB3	1.70	0.56
1:D:263:PRO:HG2	1:D:264:ASP:H	1.69	0.56
1:D:441:LEU:HD23	1:D:471:PRO:HG3	1.87	0.56
1:D:695:ASP:HA	1:D:700:PRO:HB3	1.87	0.56
1:D:761:MET:CE	1:D:824:LEU:HD13	2.35	0.56
1:E:632:TRP:HD1	1:G:321:GLN:CD	2.09	0.56
1:E:653:SER:CA	1:G:78:TYR:HE2	2.18	0.56
1:E:891:HIS:CE1	4:R:27:TYR:HE1	2.23	0.56
1:F:230:THR:O	1:F:231:LYS:HB2	2.04	0.56
1:F:399:ASN:O	1:F:400:GLN:HB2	2.06	0.56
1:G:489:ASP:HA	1:G:492:ASP:OD2	2.05	0.56
1:G:876:TYR:CZ	1:G:878:LEU:HD21	2.40	0.56
1:H:282:LEU:H	1:H:282:LEU:HD12	1.71	0.56
1:H:865:GLU:HB2	3:Q:19:TRP:CH2	2.40	0.56
1:I:489:ASP:HA	1:I:492:ASP:OD2	2.05	0.56
1:I:618:ILE:HG12	1:I:625:LEU:HD12	1.88	0.56
1:J:169:GLU:O	1:J:170:ARG:CB	2.53	0.56
1:J:312:LEU:HD23	1:J:313:GLY:O	2.06	0.56
1:J:441:LEU:HD23	1:J:471:PRO:HG3	1.87	0.56
1:J:442:TYR:CE2	1:J:499:HIS:HA	2.40	0.56
1:J:672:PHE:CE2	1:J:829:LEU:HD21	2.40	0.56
1:J:684:GLN:HE21	1:J:687:SER:HA	1.70	0.56
1:J:813:ARG:HH22	1:K:261:LEU:C	2.09	0.56
1:J:869:ILE:HG22	1:J:871:GLU:HG2	1.87	0.56
1:K:242:ARG:CZ	1:K:244:GLY:HA2	2.35	0.56
1:L:10:TRP:HB3	1:L:15:ILE:HB	1.87	0.56
1:L:785:PRO:C	1:L:787:TYR:H	2.09	0.56
3:O:74:ILE:CG2	3:O:78:ASP:OD2	2.53	0.56
3:Q:25:ASP:HA	3:Q:38:PRO:HB2	1.83	0.56
1:A:790:ARG:HD3	1:B:186:LEU:HG	1.88	0.56
1:B:323:ASN:HD22	1:B:324:ALA:N	2.03	0.56
1:B:489:ASP:HA	1:B:492:ASP:OD2	2.05	0.56
1:C:360:SER:H	1:C:502:ASN:ND2	2.04	0.56
1:D:409:SER:OG	1:F:142:HIS:HB3	2.06	0.56

Continued on next page...

Continued from previous page...

Atom-1	Atom-2	Interatomic distance (Å)	Clash overlap (Å)
1:G:323:ASN:HD22	1:G:324:ALA:N	2.03	0.56
1:G:332:ASN:HB2	1:G:613:ASN:ND2	2.21	0.56
1:G:399:ASN:O	1:G:400:GLN:HB2	2.05	0.56
1:G:409:SER:OG	1:I:142:HIS:HB3	2.06	0.56
1:H:242:ARG:HG3	1:H:244:GLY:N	2.20	0.56
1:H:443:LEU:HD23	1:H:491:MET:SD	2.45	0.56
1:H:489:ASP:HA	1:H:492:ASP:OD2	2.05	0.56
1:H:801:TYR:CD1	1:H:802:PRO:HD2	2.41	0.56
1:J:695:ASP:HA	1:J:700:PRO:HB3	1.87	0.56
1:K:489:ASP:HA	1:K:492:ASP:OD2	2.05	0.56
1:K:714:TYR:O	1:K:722:THR:HA	2.05	0.56
1:K:801:TYR:CD1	1:K:802:PRO:HD2	2.41	0.56
1:L:180:TYR:CG	1:L:226:HIS:HB3	2.40	0.56
1:L:695:ASP:HA	1:L:700:PRO:HB3	1.86	0.56
2:M:355:MET:CG	2:M:442:LEU:HD11	2.35	0.56
3:N:90:LEU:CD1	3:O:90:LEU:HD11	2.35	0.56
3:N:104:LEU:HB3	3:P:104:LEU:HD21	1.87	0.56
3:O:86:ARG:HE	3:P:87:MET:CG	2.15	0.56
3:P:24:GLN:O	3:P:25:ASP:CG	2.43	0.56
3:P:39:PRO:O	3:P:40:ASN:ND2	2.37	0.56
3:Q:15:ARG:NH1	3:Q:15:ARG:HG2	2.21	0.56
4:R:182:VAL:HB	4:R:183:PRO:HD2	1.87	0.56
1:A:473:SER:CB	1:A:792:CYS:HB2	2.29	0.56
1:A:813:ARG:HH22	1:B:261:LEU:C	2.09	0.56
1:C:169:GLU:O	1:C:170:ARG:CB	2.53	0.56
1:C:366:ARG:HE	1:C:824:LEU:HD23	1.69	0.56
1:D:672:PHE:CE2	1:D:829:LEU:HD21	2.40	0.56
1:D:786:ALA:HB1	1:F:419:LEU:HD13	1.86	0.56
1:E:305:TYR:CZ	1:E:548:ARG:HG2	2.41	0.56
1:E:443:LEU:HD23	1:E:491:MET:SD	2.45	0.56
1:E:888:HIS:CD2	4:R:30:ARG:NH2	2.62	0.56
1:F:337:TYR:HD1	1:F:532:ARG:HH22	1.54	0.56
1:G:360:SER:H	1:G:502:ASN:ND2	2.04	0.56
1:G:441:LEU:HD23	1:G:471:PRO:HG3	1.87	0.56
1:H:188:ILE:HD12	1:H:194:GLY:HA3	1.86	0.56
1:H:323:ASN:HD22	1:H:324:ALA:N	2.03	0.56
1:H:710:ASP:OD1	1:H:711:GLY:N	2.39	0.56
1:H:785:PRO:C	1:H:787:TYR:H	2.08	0.56
1:K:360:SER:H	1:K:502:ASN:ND2	2.03	0.56
1:K:552:ASN:ND2	1:K:564:ARG:HE	2.03	0.56
1:L:67:ARG:NH1	1:L:576:ASN:HD22	2.03	0.56

Continued on next page...

Continued from previous page...

Atom-1	Atom-2	Interatomic distance (Å)	Clash overlap (Å)
1:L:303:LEU:O	1:L:303:LEU:HD23	2.06	0.56
1:L:399:ASN:O	1:L:400:GLN:HB2	2.06	0.56
1:A:786:ALA:HB2	1:A:799:HIS:CA	2.36	0.56
1:B:332:ASN:HB2	1:B:613:ASN:ND2	2.21	0.56
1:B:630:ARG:HB2	1:B:858:HIS:O	2.05	0.56
1:C:10:TRP:HB3	1:C:15:ILE:HB	1.87	0.56
1:D:303:LEU:HD23	1:D:303:LEU:O	2.06	0.56
1:D:360:SER:H	1:D:502:ASN:ND2	2.04	0.56
1:D:617:PRO:HA	1:D:874:LEU:HD23	1.87	0.56
1:D:799:HIS:CD2	1:D:800:PRO:HD2	2.39	0.56
1:F:67:ARG:NH1	1:F:576:ASN:HD22	2.03	0.56
1:F:180:TYR:CG	1:F:226:HIS:HB3	2.40	0.56
1:G:784:THR:CG2	1:H:124:PHE:HB2	2.36	0.56
1:H:305:TYR:CZ	1:H:548:ARG:HG2	2.41	0.56
1:I:303:LEU:O	1:I:303:LEU:HD23	2.05	0.56
1:I:312:LEU:HD23	1:I:313:GLY:O	2.06	0.56
1:I:360:SER:H	1:I:502:ASN:ND2	2.04	0.56
1:J:786:ALA:HB2	1:J:799:HIS:CA	2.35	0.56
3:Q:24:GLN:O	3:Q:25:ASP:CG	2.43	0.56
1:A:169:GLU:O	1:A:170:ARG:CB	2.53	0.56
1:A:332:ASN:HB2	1:A:613:ASN:ND2	2.21	0.56
1:A:869:ILE:HG22	1:A:871:GLU:HG2	1.87	0.56
1:B:790:ARG:HD3	1:C:186:LEU:HG	1.87	0.56
1:C:337:TYR:HD1	1:C:532:ARG:HH22	1.54	0.56
1:C:419:LEU:N	1:C:419:LEU:HD12	2.21	0.56
1:D:856:ALA:HB2	1:J:892:ARG:NH2	2.18	0.56
1:E:451:PRO:CG	1:E:454:ILE:HD12	2.36	0.56
1:E:710:ASP:OD1	1:E:711:GLY:N	2.38	0.56
1:E:813:ARG:HH22	1:F:261:LEU:C	2.08	0.56
1:E:893:GLY:O	1:G:909:ALA:HA	2.06	0.56
1:F:419:LEU:N	1:F:419:LEU:HD12	2.21	0.56
1:G:185:GLN:HE21	1:I:782:ARG:HB3	1.70	0.56
1:G:312:LEU:HD11	1:G:327:ASP:H	1.71	0.56
1:I:168:ASP:CB	1:I:174:VAL:HB	2.32	0.56
1:I:169:GLU:O	1:I:170:ARG:CB	2.53	0.56
1:I:399:ASN:O	1:I:400:GLN:HB2	2.05	0.56
1:I:476:ILE:CD1	1:I:480:VAL:HG21	2.33	0.56
1:J:139:ASN:O	1:J:140:ASN:HB2	2.05	0.56
1:K:443:LEU:HD23	1:K:491:MET:SD	2.45	0.56
1:K:790:ARG:HD3	1:L:186:LEU:HG	1.87	0.56
2:M:49:ILE:HG21	2:M:61:THR:HG21	1.87	0.56

Continued on next page...

Continued from previous page...

Atom-1	Atom-2	Interatomic distance (Å)	Clash overlap (Å)
3:N:24:GLN:O	3:N:25:ASP:CG	2.43	0.56
3:N:57:ASN:HB2	3:N:62:GLY:HA3	1.88	0.56
1:A:409:SER:OG	1:C:142:HIS:HB3	2.06	0.56
1:A:684:GLN:HE21	1:A:687:SER:HA	1.70	0.56
1:B:451:PRO:CG	1:B:454:ILE:HD12	2.36	0.56
1:B:689:VAL:CG1	1:D:906:ALA:CB	2.75	0.56
1:C:67:ARG:NH1	1:C:576:ASN:HD22	2.03	0.56
1:C:876:TYR:CZ	1:C:878:LEU:HD21	2.41	0.56
1:D:139:ASN:O	1:D:140:ASN:HB2	2.06	0.56
1:D:785:PRO:C	1:D:787:TYR:H	2.09	0.56
1:D:786:ALA:HB2	1:D:799:HIS:CA	2.36	0.56
1:E:743:LEU:HD23	1:E:755:LEU:HD11	1.86	0.56
1:F:10:TRP:HB3	1:F:15:ILE:HB	1.87	0.56
1:F:785:PRO:C	1:F:787:TYR:H	2.09	0.56
1:G:303:LEU:HD23	1:G:303:LEU:O	2.06	0.56
1:H:684:GLN:HE21	1:H:687:SER:HA	1.70	0.56
1:H:813:ARG:HH22	1:I:261:LEU:C	2.08	0.56
1:I:552:ASN:ND2	1:I:564:ARG:HE	2.02	0.56
1:J:151:SER:HB2	1:K:417:GLY:O	2.05	0.56
1:J:263:PRO:HG2	1:J:264:ASP:H	1.70	0.56
1:J:399:ASN:O	1:J:400:GLN:HB2	2.06	0.56
1:J:761:MET:CE	1:J:824:LEU:HD13	2.35	0.56
1:K:273:ALA:O	1:K:274:ALA:HB3	2.06	0.56
1:K:282:LEU:H	1:K:282:LEU:HD12	1.71	0.56
1:K:305:TYR:CZ	1:K:548:ARG:HG2	2.41	0.56
1:K:419:LEU:N	1:K:419:LEU:HD12	2.21	0.56
1:L:337:TYR:HD1	1:L:532:ARG:HH22	1.54	0.56
1:L:869:ILE:HG22	1:L:871:GLU:HG2	1.88	0.56
2:M:155:PHE:CD1	2:M:180:LEU:HD22	2.40	0.56
3:N:35:VAL:H	3:N:64:ARG:HD3	1.67	0.56
1:A:261:LEU:HB2	1:C:813:ARG:NH2	2.21	0.56
1:A:303:LEU:O	1:A:303:LEU:HD23	2.06	0.56
1:A:743:LEU:HD23	1:A:755:LEU:HD11	1.88	0.56
1:A:876:TYR:CZ	1:A:878:LEU:HD21	2.40	0.56
1:B:133:THR:HB	1:B:212:GLN:HE21	1.71	0.56
1:B:653:SER:HB2	1:J:77:GLN:OE1	2.06	0.56
1:D:618:ILE:HG12	1:D:625:LEU:HD12	1.87	0.56
1:H:46:ARG:HB2	1:H:46:ARG:HH11	1.70	0.56
1:H:273:ALA:O	1:H:274:ALA:HB3	2.06	0.56
1:I:419:LEU:HD12	1:I:419:LEU:N	2.21	0.56
1:I:869:ILE:HG22	1:I:871:GLU:HG2	1.88	0.56

Continued on next page...

Continued from previous page...

Atom-1	Atom-2	Interatomic distance (Å)	Clash overlap (Å)
1:J:618:ILE:HG12	1:J:625:LEU:HD12	1.87	0.56
1:J:790:ARG:HD3	1:K:186:LEU:HG	1.88	0.56
1:K:109:ARG:HH21	1:K:512:LEU:HB2	1.69	0.56
1:K:868:PRO:HG3	3:O:40:ASN:HA	1.87	0.56
1:L:617:PRO:HA	1:L:874:LEU:HD23	1.86	0.56
1:L:618:ILE:HG12	1:L:625:LEU:HD12	1.88	0.56
2:M:107:LEU:CD2	2:M:442:LEU:HD23	2.35	0.56
3:N:25:ASP:HB2	3:N:69:GLN:HB2	1.88	0.56
4:R:5:ILE:C	4:R:5:ILE:HD13	2.26	0.56
4:R:10:VAL:HG12	4:R:24:SER:O	2.05	0.56
4:R:51:GLN:O	4:R:55:LEU:HD13	2.06	0.56
4:R:203:ARG:NH1	4:R:203:ARG:HB3	2.20	0.56
1:A:297:ARG:HA	1:A:508:ARG:HH21	1.71	0.56
1:D:312:LEU:HD23	1:D:313:GLY:O	2.06	0.56
1:E:618:ILE:HG12	1:E:625:LEU:HD12	1.88	0.56
1:G:261:LEU:HB2	1:I:813:ARG:NH2	2.21	0.56
1:G:442:TYR:CE2	1:G:499:HIS:HA	2.40	0.56
1:G:618:ILE:HG12	1:G:625:LEU:HD12	1.88	0.56
1:G:761:MET:CE	1:G:824:LEU:HD13	2.35	0.56
1:G:786:ALA:HB1	1:I:419:LEU:HD13	1.87	0.56
1:G:799:HIS:CD2	1:G:800:PRO:HD2	2.39	0.56
1:H:169:GLU:O	1:H:170:ARG:CB	2.53	0.56
1:H:271:VAL:HG21	1:H:283:SER:HB3	1.88	0.56
1:I:316:ALA:HB2	1:I:323:ASN:HA	1.87	0.56
1:J:360:SER:H	1:J:502:ASN:ND2	2.04	0.56
1:L:419:LEU:HD12	1:L:419:LEU:N	2.21	0.56
3:O:16:LEU:HD22	3:O:17:PRO:HD2	1.84	0.56
3:O:77:GLU:CA	3:O:80:LEU:CD1	2.84	0.56
3:P:77:GLU:CA	3:P:80:LEU:CD1	2.84	0.56
1:A:399:ASN:O	1:A:400:GLN:HB2	2.06	0.55
1:A:785:PRO:C	1:A:787:TYR:H	2.09	0.55
1:C:489:ASP:HA	1:C:492:ASP:OD2	2.05	0.55
1:D:261:LEU:HB2	1:F:813:ARG:NH2	2.21	0.55
1:D:261:LEU:C	1:F:813:ARG:HH22	2.10	0.55
1:D:399:ASN:O	1:D:400:GLN:HB2	2.06	0.55
1:E:282:LEU:H	1:E:282:LEU:HD12	1.71	0.55
1:E:300:PHE:CZ	1:E:355:ASN:HB2	2.42	0.55
1:E:419:LEU:N	1:E:419:LEU:HD12	2.21	0.55
1:E:489:ASP:HA	1:E:492:ASP:OD2	2.05	0.55
1:E:684:GLN:HE21	1:E:687:SER:HA	1.70	0.55
1:E:869:ILE:HG22	1:E:871:GLU:HG2	1.88	0.55

Continued on next page...

Continued from previous page...

Atom-1	Atom-2	Interatomic distance (Å)	Clash overlap (Å)
1:G:699:THR:HG21	1:G:704:GLU:OE1	2.06	0.55
1:G:813:ARG:HH22	1:H:261:LEU:C	2.09	0.55
1:H:395:GLU:OE1	1:H:395:GLU:N	2.33	0.55
1:H:695:ASP:HA	1:H:700:PRO:HB3	1.87	0.55
1:H:784:THR:HG21	1:I:124:PHE:HB2	1.89	0.55
1:K:169:GLU:O	1:K:170:ARG:CB	2.53	0.55
1:K:332:ASN:HB2	1:K:613:ASN:ND2	2.21	0.55
1:K:630:ARG:HB2	1:K:858:HIS:O	2.05	0.55
1:K:788:TRP:CG	1:K:789:PHE:N	2.74	0.55
1:K:869:ILE:HG22	1:K:871:GLU:HG2	1.89	0.55
3:P:57:ASN:HB2	3:P:62:GLY:HA3	1.88	0.55
1:A:13:MET:HE1	1:C:885:ALA:HA	1.89	0.55
1:A:162:ASP:OD1	1:A:175:TYR:HB3	2.06	0.55
1:A:360:SER:H	1:A:502:ASN:ND2	2.04	0.55
1:A:909:ALA:HB3	2:M:92:ASN:HD22	1.71	0.55
1:B:146:THR:H	1:C:412:ASN:HD22	1.52	0.55
1:B:813:ARG:HH22	1:C:261:LEU:C	2.08	0.55
1:D:552:ASN:ND2	1:D:564:ARG:HE	2.03	0.55
1:D:869:ILE:HG22	1:D:871:GLU:HG2	1.87	0.55
1:E:271:VAL:HG21	1:E:283:SER:HB3	1.88	0.55
1:E:396:VAL:HG13	1:E:404:GLN:C	2.26	0.55
1:E:653:SER:CA	1:G:78:TYR:CE2	2.88	0.55
1:E:790:ARG:HD3	1:F:186:LEU:HG	1.87	0.55
1:F:25:SER:CB	4:R:189:PRO:HB2	2.36	0.55
1:F:360:SER:H	1:F:502:ASN:ND2	2.04	0.55
1:G:151:SER:HB2	1:H:417:GLY:O	2.05	0.55
1:G:169:GLU:O	1:G:170:ARG:CB	2.53	0.55
1:G:261:LEU:C	1:I:813:ARG:HH22	2.10	0.55
1:G:695:ASP:HA	1:G:700:PRO:HB3	1.87	0.55
1:G:863:THR:CA	1:L:909:ALA:CB	2.84	0.55
1:H:73:ARG:NH2	1:L:83:ARG:NH2	2.50	0.55
1:H:332:ASN:HB2	1:H:613:ASN:ND2	2.21	0.55
1:H:680:LYS:CD	3:Q:19:TRP:CD2	2.87	0.55
1:I:441:LEU:HD23	1:I:471:PRO:HG3	1.86	0.55
1:J:409:SER:OG	1:L:142:HIS:HB3	2.06	0.55
1:K:396:VAL:HG13	1:K:404:GLN:C	2.26	0.55
1:L:442:TYR:CE2	1:L:499:HIS:HA	2.41	0.55
3:O:90:LEU:CD2	3:P:90:LEU:CD2	0.55	0.55
4:R:61:ILE:HD12	4:R:61:ILE:N	2.21	0.55
1:A:552:ASN:ND2	1:A:564:ARG:HE	2.03	0.55
1:B:305:TYR:CZ	1:B:548:ARG:HG2	2.41	0.55

Continued on next page...

Continued from previous page...

Atom-1	Atom-2	Interatomic distance (Å)	Clash overlap (Å)
1:C:303:LEU:O	1:C:303:LEU:HD23	2.06	0.55
1:D:332:ASN:HB2	1:D:613:ASN:ND2	2.21	0.55
1:G:312:LEU:HD23	1:G:313:GLY:O	2.06	0.55
1:H:702:GLU:OE1	3:Q:19:TRP:CG	2.59	0.55
1:J:297:ARG:HA	1:J:508:ARG:HH21	1.71	0.55
1:J:303:LEU:HD23	1:J:303:LEU:O	2.06	0.55
1:J:699:THR:HG21	1:J:704:GLU:OE1	2.06	0.55
1:J:784:THR:CG2	1:K:124:PHE:HB2	2.36	0.55
1:K:271:VAL:HG21	1:K:283:SER:HB3	1.88	0.55
1:K:300:PHE:CZ	1:K:355:ASN:HB2	2.42	0.55
1:K:618:ILE:HG12	1:K:625:LEU:HD12	1.88	0.55
3:N:77:GLU:CA	3:N:80:LEU:CD1	2.84	0.55
4:R:190:TYR:HB3	4:R:197:TYR:CE1	2.41	0.55
1:A:261:LEU:C	1:C:813:ARG:HH22	2.10	0.55
1:A:618:ILE:HG12	1:A:625:LEU:HD12	1.87	0.55
1:B:396:VAL:HG13	1:B:404:GLN:C	2.26	0.55
1:B:552:ASN:ND2	1:B:564:ARG:HE	2.03	0.55
1:B:684:GLN:HE21	1:B:687:SER:HA	1.70	0.55
1:B:695:ASP:HA	1:B:700:PRO:HB3	1.87	0.55
1:C:170:ARG:HG2	1:C:171:GLN:N	2.22	0.55
1:C:435:LEU:O	1:C:439:VAL:HG22	2.07	0.55
1:C:618:ILE:HG12	1:C:625:LEU:HD12	1.88	0.55
1:E:399:ASN:O	1:E:400:GLN:HB2	2.06	0.55
1:G:46:ARG:HH11	1:G:46:ARG:CB	2.19	0.55
1:G:162:ASP:OD1	1:G:175:TYR:HB3	2.07	0.55
1:G:627:ILE:H	1:L:909:ALA:C	2.09	0.55
1:G:785:PRO:C	1:G:787:TYR:H	2.10	0.55
1:J:162:ASP:OD1	1:J:175:TYR:HB3	2.07	0.55
1:J:261:LEU:HB2	1:L:813:ARG:NH2	2.21	0.55
1:K:451:PRO:CG	1:K:454:ILE:HD12	2.36	0.55
1:L:435:LEU:O	1:L:439:VAL:HG22	2.07	0.55
1:L:476:ILE:CD1	1:L:480:VAL:HG21	2.32	0.55
1:L:876:TYR:CZ	1:L:878:LEU:HD21	2.41	0.55
3:N:72:TYR:CD1	3:N:72:TYR:C	2.79	0.55
3:N:79:SER:O	3:N:83:LEU:CG	2.52	0.55
3:P:72:TYR:CD1	3:P:72:TYR:C	2.79	0.55
3:Q:75:LEU:CG	3:Q:76:VAL:HG23	2.34	0.55
4:R:27:TYR:HA	4:R:30:ARG:HG3	1.89	0.55
1:A:307:ASN:HD21	1:A:333:THR:N	1.94	0.55
1:A:395:GLU:OE1	1:A:395:GLU:N	2.35	0.55
1:C:399:ASN:O	1:C:400:GLN:HB2	2.06	0.55

Continued on next page...

Continued from previous page...

Atom-1	Atom-2	Interatomic distance (Å)	Clash overlap (Å)
1:C:473:SER:N	1:C:792:CYS:SG	2.80	0.55
1:D:169:GLU:O	1:D:170:ARG:CB	2.53	0.55
1:F:695:ASP:HA	1:F:700:PRO:HB3	1.87	0.55
1:G:395:GLU:OE1	1:G:395:GLU:N	2.35	0.55
1:H:109:ARG:HH21	1:H:512:LEU:HB2	1.69	0.55
1:H:419:LEU:N	1:H:419:LEU:HD12	2.21	0.55
1:H:451:PRO:CG	1:H:454:ILE:HD12	2.36	0.55
1:I:442:TYR:CE2	1:I:499:HIS:HA	2.41	0.55
1:I:876:TYR:CZ	1:I:878:LEU:HD21	2.41	0.55
1:J:261:LEU:C	1:L:813:ARG:HH22	2.10	0.55
1:K:784:THR:HG21	1:L:124:PHE:HB2	1.89	0.55
1:L:473:SER:N	1:L:792:CYS:SG	2.80	0.55
3:Q:58:LEU:N	3:Q:58:LEU:CD1	2.65	0.55
1:A:139:ASN:O	1:A:140:ASN:HB2	2.06	0.55
1:A:784:THR:CG2	1:B:124:PHE:HB2	2.36	0.55
1:B:303:LEU:HD23	1:B:303:LEU:O	2.07	0.55
1:D:699:THR:HG21	1:D:704:GLU:OE1	2.06	0.55
1:D:790:ARG:HD3	1:E:186:LEU:HG	1.88	0.55
1:E:109:ARG:HH21	1:E:512:LEU:HB2	1.69	0.55
1:E:332:ASN:HB2	1:E:613:ASN:ND2	2.21	0.55
1:E:766:PRO:HG3	1:E:807:PRO:HG3	1.89	0.55
1:E:813:ARG:NH2	1:F:261:LEU:HB2	2.22	0.55
1:F:473:SER:N	1:F:792:CYS:SG	2.80	0.55
1:F:876:TYR:CZ	1:F:878:LEU:HD21	2.41	0.55
1:H:552:ASN:ND2	1:H:564:ARG:HE	2.02	0.55
1:H:813:ARG:NH2	1:I:261:LEU:HB2	2.22	0.55
1:I:785:PRO:C	1:I:787:TYR:H	2.09	0.55
1:K:168:ASP:CB	1:K:174:VAL:HB	2.33	0.55
1:L:312:LEU:HD23	1:L:313:GLY:O	2.06	0.55
3:N:104:LEU:HD13	3:P:104:LEU:HG	1.83	0.55
1:A:786:ALA:HB2	1:A:799:HIS:N	2.22	0.55
1:B:419:LEU:HD12	1:B:419:LEU:N	2.21	0.55
1:B:766:PRO:HG3	1:B:807:PRO:HG3	1.89	0.55
1:C:273:ALA:O	1:C:274:ALA:HB3	2.07	0.55
1:C:869:ILE:HG22	1:C:871:GLU:HG2	1.88	0.55
1:D:396:VAL:CG2	1:F:242:ARG:HH11	2.20	0.55
1:D:784:THR:CG2	1:E:124:PHE:HB2	2.36	0.55
1:D:799:HIS:CE1	1:E:132:ASN:HD21	2.25	0.55
1:E:801:TYR:CD1	1:E:802:PRO:HD2	2.41	0.55
1:F:379:ASN:OD1	1:F:426:LEU:HB2	2.06	0.55
1:G:514:ASN:CB	1:I:484:THR:HG23	2.36	0.55

Continued on next page...

Continued from previous page...

Atom-1	Atom-2	Interatomic distance (Å)	Clash overlap (Å)
1:G:790:ARG:HD3	1:H:186:LEU:HG	1.88	0.55
1:H:133:THR:HB	1:H:212:GLN:HE21	1.70	0.55
1:H:398:ARG:HB3	1:H:403:TRP:CE2	2.42	0.55
1:H:618:ILE:HG12	1:H:625:LEU:HD12	1.88	0.55
1:I:10:TRP:HB3	1:I:15:ILE:HB	1.87	0.55
1:J:395:GLU:OE1	1:J:395:GLU:N	2.35	0.55
1:J:743:LEU:HD23	1:J:755:LEU:HD11	1.88	0.55
1:K:303:LEU:O	1:K:303:LEU:HD23	2.07	0.55
1:L:139:ASN:O	1:L:140:ASN:HB2	2.05	0.55
2:M:73:ILE:HD11	2:M:76:LEU:CD1	2.33	0.55
3:P:18:LYS:HG3	3:P:19:TRP:N	2.22	0.55
3:Q:67:GLU:HB3	3:Q:68:ASP:CB	2.34	0.55
4:R:187:LEU:N	4:R:187:LEU:HD23	2.22	0.55
1:B:271:VAL:HG21	1:B:283:SER:HB3	1.88	0.55
1:D:684:GLN:HE21	1:D:687:SER:HA	1.70	0.55
1:E:315:LEU:HD13	1:E:543:TYR:CD1	2.42	0.55
1:E:788:TRP:CG	1:E:789:PHE:N	2.74	0.55
1:F:170:ARG:HG2	1:F:171:GLN:N	2.22	0.55
1:F:312:LEU:HD23	1:F:313:GLY:O	2.06	0.55
1:F:435:LEU:O	1:F:439:VAL:HG22	2.07	0.55
1:G:786:ALA:HB2	1:G:799:HIS:CA	2.36	0.55
1:H:312:LEU:HD23	1:H:313:GLY:O	2.07	0.55
1:H:876:TYR:CZ	1:H:878:LEU:HD21	2.42	0.55
1:J:312:LEU:HD11	1:J:327:ASP:H	1.71	0.55
1:J:785:PRO:C	1:J:787:TYR:H	2.10	0.55
1:J:799:HIS:CE1	1:K:132:ASN:HD21	2.25	0.55
1:K:312:LEU:HD23	1:K:313:GLY:O	2.07	0.55
1:L:168:ASP:CB	1:L:174:VAL:HB	2.32	0.55
3:N:25:ASP:HA	3:N:38:PRO:HB2	1.83	0.55
3:N:35:VAL:N	3:N:64:ARG:CD	2.66	0.55
3:O:18:LYS:HG3	3:O:19:TRP:N	2.22	0.55
3:P:25:ASP:HB2	3:P:69:GLN:HB2	1.88	0.55
1:A:168:ASP:CB	1:A:174:VAL:HB	2.31	0.55
1:A:305:TYR:CZ	1:A:548:ARG:HG2	2.42	0.55
1:A:695:ASP:HA	1:A:700:PRO:HB3	1.87	0.55
1:A:699:THR:HG21	1:A:704:GLU:OE1	2.06	0.55
1:B:273:ALA:O	1:B:274:ALA:HB3	2.06	0.55
1:C:442:TYR:CE2	1:C:499:HIS:HA	2.41	0.55
1:F:801:TYR:CD1	1:F:802:PRO:HD2	2.42	0.55
1:G:139:ASN:O	1:G:140:ASN:HB2	2.06	0.55
1:G:297:ARG:HA	1:G:508:ARG:HH21	1.71	0.55

Continued on next page...

Continued from previous page...

Atom-1	Atom-2	Interatomic distance (Å)	Clash overlap (Å)
1:G:396:VAL:CG2	1:I:242:ARG:HH11	2.20	0.55
1:H:303:LEU:O	1:H:303:LEU:HD23	2.07	0.55
1:H:315:LEU:HD13	1:H:543:TYR:CD1	2.42	0.55
1:H:399:ASN:O	1:H:400:GLN:HB2	2.06	0.55
1:I:699:THR:HG21	1:I:704:GLU:OE1	2.07	0.55
1:J:332:ASN:HB2	1:J:613:ASN:ND2	2.21	0.55
1:K:399:ASN:O	1:K:400:GLN:HB2	2.06	0.55
1:K:876:TYR:CZ	1:K:878:LEU:HD21	2.42	0.55
1:L:801:TYR:CD1	1:L:802:PRO:HD2	2.42	0.55
2:M:174:ASN:HD21	2:M:199:ILE:HB	1.71	0.55
1:A:185:GLN:HE21	1:C:782:ARG:HB3	1.70	0.55
1:A:312:LEU:HD23	1:A:313:GLY:O	2.06	0.55
1:A:396:VAL:CG2	1:C:242:ARG:HH11	2.20	0.55
1:B:761:MET:HE3	1:B:824:LEU:HD13	1.89	0.55
1:B:788:TRP:CG	1:B:789:PHE:N	2.74	0.55
1:C:766:PRO:HD3	1:C:809:HIS:NE2	2.18	0.55
1:D:532:ARG:HD2	1:D:533:ASN:ND2	2.22	0.55
1:E:133:THR:HB	1:E:212:GLN:HE21	1.70	0.55
1:F:273:ALA:O	1:F:274:ALA:HB3	2.07	0.55
1:G:786:ALA:HB2	1:G:799:HIS:N	2.22	0.55
1:I:532:ARG:HD2	1:I:533:ASN:ND2	2.22	0.55
1:I:801:TYR:CD1	1:I:802:PRO:HD2	2.42	0.55
1:K:658:TYR:HE2	3:P:21:GLY:CA	2.20	0.55
1:L:532:ARG:HD2	1:L:533:ASN:ND2	2.22	0.55
2:M:70:SER:O	2:M:73:ILE:HG22	2.07	0.55
2:M:174:ASN:O	2:M:177:ILE:HB	2.07	0.55
3:N:84:LYS:N	3:P:86:ARG:NH2	2.55	0.55
3:Q:25:ASP:HB2	3:Q:69:GLN:HB2	1.88	0.55
1:B:242:ARG:NH1	1:C:396:VAL:CG2	2.71	0.54
1:B:300:PHE:CZ	1:B:355:ASN:HB2	2.42	0.54
1:B:876:TYR:CZ	1:B:878:LEU:HD21	2.42	0.54
1:C:809:HIS:HA	1:C:814:HIS:CD2	2.42	0.54
1:E:273:ALA:O	1:E:274:ALA:HB3	2.06	0.54
1:E:303:LEU:HD23	1:E:303:LEU:O	2.07	0.54
1:F:406:VAL:O	1:F:407:ALA:HB3	2.07	0.54
1:F:442:TYR:CE2	1:F:499:HIS:HA	2.41	0.54
1:G:399:ASN:HD21	1:G:400:GLN:HE21	1.55	0.54
1:I:271:VAL:CB	1:I:272:PRO:HD3	2.33	0.54
1:L:162:ASP:OD1	1:L:175:TYR:HB3	2.08	0.54
1:L:406:VAL:O	1:L:407:ALA:HB3	2.08	0.54
3:O:24:GLN:C	3:O:25:ASP:CG	2.66	0.54

Continued on next page...

Continued from previous page...

Atom-1	Atom-2	Interatomic distance (Å)	Clash overlap (Å)
3:O:89:LEU:CD1	3:P:87:MET:HE1	2.37	0.54
1:A:263:PRO:CD	1:C:813:ARG:HH21	2.00	0.54
1:A:312:LEU:HD11	1:A:327:ASP:H	1.71	0.54
1:A:396:VAL:HG13	1:A:404:GLN:C	2.28	0.54
1:A:451:PRO:CG	1:A:454:ILE:HD12	2.38	0.54
1:A:683:ILE:HG23	1:A:860:LEU:HD11	1.90	0.54
1:B:312:LEU:HD23	1:B:313:GLY:O	2.07	0.54
1:C:801:TYR:CD1	1:C:802:PRO:HD2	2.42	0.54
1:D:683:ILE:HG23	1:D:860:LEU:HD11	1.90	0.54
1:E:398:ARG:HB3	1:E:403:TRP:CE2	2.42	0.54
1:F:618:ILE:HG12	1:F:625:LEU:HD12	1.88	0.54
1:F:869:ILE:HG22	1:F:871:GLU:HG2	1.87	0.54
1:G:273:ALA:O	1:G:274:ALA:HB3	2.07	0.54
1:G:743:LEU:HD23	1:G:755:LEU:HD11	1.88	0.54
1:G:813:ARG:CZ	1:H:261:LEU:HB2	2.37	0.54
1:H:533:ASN:HB2	1:H:605:PHE:HE2	1.73	0.54
1:J:46:ARG:HH11	1:J:46:ARG:CB	2.19	0.54
1:J:443:LEU:HD23	1:J:491:MET:SD	2.48	0.54
1:J:532:ARG:HD2	1:J:533:ASN:ND2	2.22	0.54
1:K:766:PRO:HG3	1:K:807:PRO:HG3	1.89	0.54
1:L:699:THR:HG21	1:L:704:GLU:OE1	2.08	0.54
3:N:18:LYS:HG3	3:N:19:TRP:N	2.22	0.54
3:N:65:ARG:HA	3:N:65:ARG:NE	2.09	0.54
3:O:57:ASN:HB2	3:O:62:GLY:HA3	1.88	0.54
3:Q:57:ASN:HB2	3:Q:62:GLY:HA3	1.88	0.54
1:A:514:ASN:CB	1:C:484:THR:HG23	2.36	0.54
1:B:398:ARG:HB3	1:B:403:TRP:CE2	2.41	0.54
1:B:532:ARG:HD2	1:B:533:ASN:ND2	2.22	0.54
1:B:761:MET:CE	1:B:824:LEU:HD13	2.38	0.54
1:D:162:ASP:OD1	1:D:175:TYR:HB3	2.07	0.54
1:D:305:TYR:CZ	1:D:548:ARG:HG2	2.42	0.54
1:D:307:ASN:HD21	1:D:333:THR:N	1.94	0.54
1:D:312:LEU:HD11	1:D:327:ASP:H	1.71	0.54
1:F:451:PRO:CG	1:F:454:ILE:HD12	2.38	0.54
1:F:809:HIS:HA	1:F:814:HIS:CD2	2.43	0.54
1:H:242:ARG:NH1	1:I:396:VAL:CG2	2.71	0.54
1:I:379:ASN:OD1	1:I:426:LEU:HB2	2.06	0.54
1:I:451:PRO:CG	1:I:454:ILE:HD12	2.38	0.54
1:I:473:SER:N	1:I:792:CYS:SG	2.80	0.54
1:J:170:ARG:HG2	1:J:171:GLN:N	2.22	0.54
1:J:813:ARG:HH21	1:K:263:PRO:CD	2.07	0.54

Continued on next page...

Continued from previous page...

Atom-1	Atom-2	Interatomic distance (Å)	Clash overlap (Å)
1:K:242:ARG:NH1	1:L:396:VAL:CG2	2.70	0.54
1:K:761:MET:CE	1:K:824:LEU:HD13	2.38	0.54
1:L:208:ARG:NH1	1:L:256:GLU:HA	2.18	0.54
1:L:360:SER:H	1:L:502:ASN:ND2	2.04	0.54
1:L:379:ASN:OD1	1:L:426:LEU:HB2	2.06	0.54
2:M:199:ILE:HD12	2:M:229:ILE:HG22	1.87	0.54
3:O:30:ASN:N	3:O:34:GLY:H	2.05	0.54
3:Q:24:GLN:C	3:Q:25:ASP:CG	2.66	0.54
3:Q:31:MET:CB	3:Q:32:LEU:HB3	2.28	0.54
3:Q:57:ASN:HB3	3:Q:62:GLY:HA3	1.90	0.54
3:Q:74:ILE:CG2	3:Q:78:ASP:OD2	2.53	0.54
1:A:799:HIS:CD2	1:A:800:PRO:HD2	2.39	0.54
1:B:242:ARG:HD3	1:C:396:VAL:HG21	1.90	0.54
1:B:271:VAL:HG22	1:C:189:GLU:OE2	2.08	0.54
1:B:315:LEU:HD13	1:B:543:TYR:CD1	2.42	0.54
1:C:162:ASP:OD1	1:C:175:TYR:HB3	2.07	0.54
1:C:312:LEU:HD23	1:C:313:GLY:O	2.06	0.54
1:E:61:SER:H	1:J:61:SER:HB2	1.71	0.54
1:E:242:ARG:HD3	1:F:396:VAL:HG21	1.90	0.54
1:E:714:TYR:O	1:E:723:LYS:HG3	2.08	0.54
1:F:139:ASN:O	1:F:140:ASN:HB2	2.05	0.54
1:F:395:GLU:OE1	1:F:395:GLU:N	2.37	0.54
1:H:300:PHE:CZ	1:H:355:ASN:HB2	2.42	0.54
1:H:768:PRO:HG3	3:Q:59:HIS:N	2.22	0.54
1:I:809:HIS:HA	1:I:814:HIS:CD2	2.43	0.54
1:J:683:ILE:HG23	1:J:860:LEU:HD11	1.90	0.54
1:J:786:ALA:HB2	1:J:799:HIS:N	2.21	0.54
1:K:398:ARG:HB3	1:K:403:TRP:CE2	2.42	0.54
1:K:813:ARG:NH2	1:L:261:LEU:HB2	2.22	0.54
1:L:312:LEU:HD11	1:L:327:ASP:H	1.73	0.54
2:M:211:GLN:HG3	2:M:212:THR:N	2.21	0.54
3:N:72:TYR:O	3:N:72:TYR:CD1	2.61	0.54
3:O:90:LEU:CB	3:P:90:LEU:HD22	2.35	0.54
3:P:72:TYR:O	3:P:72:TYR:CD1	2.61	0.54
3:Q:18:LYS:HG3	3:Q:19:TRP:N	2.22	0.54
3:Q:77:GLU:CA	3:Q:80:LEU:CD1	2.84	0.54
1:A:273:ALA:O	1:A:274:ALA:HB3	2.07	0.54
1:A:532:ARG:HD2	1:A:533:ASN:ND2	2.22	0.54
1:A:799:HIS:CE1	1:B:132:ASN:HD21	2.25	0.54
1:B:813:ARG:NH2	1:C:261:LEU:HB2	2.22	0.54
1:C:379:ASN:OD1	1:C:426:LEU:HB2	2.06	0.54

Continued on next page...

Continued from previous page...

Atom-1	Atom-2	Interatomic distance (Å)	Clash overlap (Å)
1:C:406:VAL:O	1:C:407:ALA:HB3	2.08	0.54
1:D:297:ARG:HA	1:D:508:ARG:HH21	1.71	0.54
1:D:743:LEU:HD23	1:D:755:LEU:HD11	1.88	0.54
1:E:271:VAL:CB	1:E:272:PRO:HD3	2.33	0.54
1:E:761:MET:CE	1:E:824:LEU:HD13	2.38	0.54
1:E:813:ARG:HH21	1:F:263:PRO:CD	2.01	0.54
1:F:162:ASP:OD1	1:F:175:TYR:HB3	2.08	0.54
1:F:786:ALA:HB2	1:F:799:HIS:N	2.23	0.54
1:G:67:ARG:NH1	1:G:576:ASN:HD22	2.06	0.54
1:G:799:HIS:CE1	1:H:132:ASN:HD21	2.25	0.54
1:I:162:ASP:OD1	1:I:175:TYR:HB3	2.07	0.54
1:I:435:LEU:O	1:I:439:VAL:HG22	2.07	0.54
1:J:273:ALA:O	1:J:274:ALA:HB3	2.07	0.54
1:K:315:LEU:HD13	1:K:543:TYR:CD1	2.42	0.54
1:K:617:PRO:HA	1:K:874:LEU:HD23	1.90	0.54
1:K:628:PRO:CD	3:P:12:VAL:CG1	2.85	0.54
1:L:451:PRO:CG	1:L:454:ILE:HD12	2.38	0.54
2:M:73:ILE:HD12	2:M:98:LEU:CD2	2.37	0.54
2:M:399:GLU:HB2	2:M:405:HIS:NE2	2.23	0.54
3:O:103:ARG:HH12	3:P:105:ARG:HH21	1.56	0.54
1:A:314:VAL:HG21	2:M:366:LEU:CG	2.37	0.54
1:A:443:LEU:HD23	1:A:491:MET:SD	2.48	0.54
1:B:618:ILE:HG12	1:B:625:LEU:HD12	1.88	0.54
1:B:784:THR:HG21	1:C:124:PHE:HB2	1.88	0.54
1:C:231:LYS:HG3	1:C:258:ALA:CA	2.38	0.54
1:D:300:PHE:CZ	1:D:355:ASN:HB2	2.43	0.54
1:D:786:ALA:HB2	1:D:799:HIS:N	2.22	0.54
1:E:298:ASP:O	1:E:301:VAL:HG13	2.08	0.54
1:F:300:PHE:CZ	1:F:355:ASN:HB2	2.43	0.54
1:G:322:LEU:HD11	4:R:35:SER:CA	2.38	0.54
1:G:451:PRO:CG	1:G:454:ILE:HD12	2.38	0.54
1:G:473:SER:CB	1:G:792:CYS:HB2	2.29	0.54
1:H:132:ASN:HB3	1:H:206:VAL:CG2	2.34	0.54
1:I:208:ARG:HG2	1:I:208:ARG:HH11	1.73	0.54
1:I:273:ALA:O	1:I:274:ALA:HB3	2.07	0.54
1:I:337:TYR:HD1	1:I:532:ARG:HH22	1.54	0.54
1:I:406:VAL:O	1:I:407:ALA:HB3	2.07	0.54
1:I:786:ALA:HB2	1:I:799:HIS:N	2.23	0.54
1:J:7:LEU:HD22	4:R:14:GLN:CD	2.28	0.54
1:K:458:PRO:CD	3:P:65:ARG:O	2.55	0.54
3:O:25:ASP:HB2	3:O:69:GLN:HB2	1.88	0.54

Continued on next page...

Continued from previous page...

Atom-1	Atom-2	Interatomic distance (Å)	Clash overlap (Å)
1:B:242:ARG:HH11	1:C:396:VAL:CG2	2.21	0.54
1:C:699:THR:HG21	1:C:704:GLU:OE1	2.07	0.54
1:C:786:ALA:HB2	1:C:799:HIS:N	2.23	0.54
1:D:447:LEU:CD1	1:D:490:VAL:HG21	2.34	0.54
1:E:533:ASN:HB2	1:E:605:PHE:HE2	1.72	0.54
1:G:242:ARG:NH1	1:H:396:VAL:HG21	2.23	0.54
1:G:863:THR:HA	1:L:909:ALA:HB1	1.90	0.54
1:H:242:ARG:HH11	1:I:396:VAL:CG2	2.20	0.54
1:H:298:ASP:O	1:H:301:VAL:HG13	2.08	0.54
1:H:392:ARG:HB2	1:H:411:ASN:HA	1.90	0.54
1:H:617:PRO:HA	1:H:874:LEU:HD23	1.90	0.54
1:H:715:ASN:ND2	1:H:720:ASN:HA	2.23	0.54
1:J:305:TYR:CZ	1:J:548:ARG:HG2	2.42	0.54
1:J:599:ASP:HB3	1:J:888:HIS:HE2	1.73	0.54
1:L:231:LYS:HG3	1:L:258:ALA:CA	2.38	0.54
2:M:54:LEU:HB3	2:M:55:PRO:HD2	1.90	0.54
2:M:127:ASN:N	2:M:164:PHE:CE1	2.76	0.54
3:N:24:GLN:C	3:N:25:ASP:CG	2.66	0.54
3:P:58:LEU:N	3:P:58:LEU:CD1	2.65	0.54
1:A:242:ARG:NH1	1:B:396:VAL:HG21	2.23	0.54
1:A:300:PHE:CZ	1:A:355:ASN:HB2	2.43	0.54
1:A:315:LEU:HD13	1:A:543:TYR:CD1	2.43	0.54
1:A:813:ARG:CZ	1:B:261:LEU:HB2	2.38	0.54
1:C:332:ASN:HB2	1:C:613:ASN:ND2	2.23	0.54
1:E:532:ARG:HD2	1:E:533:ASN:ND2	2.23	0.54
1:E:876:TYR:CZ	1:E:878:LEU:HD21	2.42	0.54
1:G:532:ARG:HD2	1:G:533:ASN:ND2	2.22	0.54
1:G:628:PRO:CD	1:L:630:ARG:NH2	2.61	0.54
1:H:532:ARG:HD2	1:H:533:ASN:ND2	2.23	0.54
1:H:714:TYR:O	1:H:723:LYS:HG3	2.08	0.54
1:I:332:ASN:HB2	1:I:613:ASN:ND2	2.23	0.54
1:J:402:GLN:O	1:J:403:TRP:CB	2.56	0.54
1:K:242:ARG:HH11	1:L:396:VAL:CG2	2.21	0.54
1:L:273:ALA:O	1:L:274:ALA:HB3	2.07	0.54
1:L:786:ALA:HB2	1:L:799:HIS:N	2.23	0.54
2:M:128:ILE:HD11	2:M:163:ASN:OD1	2.07	0.54
3:Q:35:VAL:H	3:Q:64:ARG:HD3	1.67	0.54
1:B:715:ASN:ND2	1:B:720:ASN:HA	2.23	0.54
1:B:869:ILE:HG22	1:B:871:GLU:HG2	1.88	0.54
1:C:208:ARG:HG2	1:C:208:ARG:HH11	1.73	0.54
1:D:396:VAL:HG13	1:D:404:GLN:C	2.28	0.54

Continued on next page...

Continued from previous page...

Atom-1	Atom-2	Interatomic distance (Å)	Clash overlap (Å)
1:D:451:PRO:CG	1:D:454:ILE:HD12	2.38	0.54
1:D:813:ARG:CZ	1:E:261:LEU:HB2	2.37	0.54
1:E:784:THR:HG21	1:F:124:PHE:HB2	1.88	0.54
1:F:208:ARG:HG2	1:F:208:ARG:HH11	1.73	0.54
1:F:476:ILE:CD1	1:F:480:VAL:HG21	2.33	0.54
1:G:170:ARG:HG2	1:G:171:GLN:N	2.22	0.54
1:G:300:PHE:CZ	1:G:355:ASN:HB2	2.43	0.54
1:G:315:LEU:HD13	1:G:543:TYR:CD1	2.43	0.54
1:G:443:LEU:HD23	1:G:491:MET:SD	2.48	0.54
1:H:426:LEU:HD21	1:I:426:LEU:HD21	1.90	0.54
1:I:347:ARG:NH1	1:I:358:MET:HB2	2.23	0.54
3:P:35:VAL:N	3:P:64:ARG:CD	2.66	0.54
1:A:170:ARG:HG2	1:A:171:GLN:N	2.22	0.54
1:A:298:ASP:O	1:A:301:VAL:HG13	2.09	0.54
1:A:316:ALA:O	1:A:542:THR:HG22	2.08	0.54
1:B:686:ASP:H	1:D:909:ALA:HB3	1.70	0.54
1:C:312:LEU:HD11	1:C:327:ASP:H	1.73	0.54
1:D:67:ARG:NH1	1:D:576:ASN:HD22	2.06	0.54
1:D:273:ALA:O	1:D:274:ALA:HB3	2.07	0.54
1:D:599:ASP:HB3	1:D:888:HIS:HE2	1.73	0.54
1:E:312:LEU:HD23	1:E:313:GLY:O	2.07	0.54
1:E:392:ARG:HB2	1:E:411:ASN:HA	1.90	0.54
1:E:479:TYR:CD1	1:E:806:LEU:HG	2.43	0.54
1:E:552:ASN:ND2	1:E:564:ARG:HE	2.03	0.54
1:F:532:ARG:HD2	1:F:533:ASN:ND2	2.22	0.54
1:G:347:ARG:NH1	1:G:358:MET:HB2	2.23	0.54
1:G:396:VAL:HG13	1:G:404:GLN:C	2.28	0.54
1:G:626:PRO:HB3	1:L:908:ASN:O	2.03	0.54
1:G:710:ASP:OD1	1:G:711:GLY:N	2.41	0.54
1:H:869:ILE:HG22	1:H:871:GLU:HG2	1.89	0.54
1:I:392:ARG:HD3	1:I:392:ARG:N	2.22	0.54
1:J:396:VAL:CG2	1:L:242:ARG:HH11	2.20	0.54
1:J:513:GLY:HA3	1:L:764:GLN:OE1	2.08	0.54
1:K:650:ALA:HB1	3:P:20:SER:HB3	1.88	0.54
1:K:652:GLY:HA3	3:P:18:LYS:HE3	1.90	0.54
3:N:86:ARG:HE	3:O:87:MET:HG3	1.73	0.54
3:O:72:TYR:O	3:O:72:TYR:CD1	2.61	0.54
3:P:57:ASN:HB3	3:P:62:GLY:HA3	1.90	0.54
1:A:640:LEU:HD11	1:A:875:LEU:CD1	2.38	0.53
1:C:271:VAL:CB	1:C:272:PRO:HD3	2.33	0.53
1:D:242:ARG:NH1	1:E:396:VAL:HG21	2.23	0.53

Continued on next page...

Continued from previous page...

Atom-1	Atom-2	Interatomic distance (Å)	Clash overlap (Å)
1:D:513:GLY:HA3	1:F:764:GLN:OE1	2.08	0.53
1:E:76:THR:HG21	1:G:658:TYR:HE1	1.73	0.53
1:E:715:ASN:ND2	1:E:720:ASN:HA	2.23	0.53
1:G:316:ALA:O	1:G:542:THR:HG22	2.08	0.53
1:G:473:SER:HB2	1:G:792:CYS:CB	2.32	0.53
1:G:599:ASP:HB3	1:G:888:HIS:HE2	1.72	0.53
1:G:799:HIS:HD2	1:G:800:PRO:CD	2.21	0.53
1:H:436:TYR:HA	1:H:440:ALA:CB	2.39	0.53
1:H:761:MET:CE	1:H:824:LEU:HD13	2.38	0.53
1:H:766:PRO:HG3	1:H:807:PRO:HG3	1.89	0.53
1:I:399:ASN:HD21	1:I:400:GLN:HE21	1.56	0.53
1:J:399:ASN:HD21	1:J:400:GLN:HE21	1.55	0.53
1:J:435:LEU:O	1:J:439:VAL:HG22	2.08	0.53
1:J:451:PRO:CG	1:J:454:ILE:HD12	2.38	0.53
1:J:799:HIS:HD2	1:J:800:PRO:CD	2.21	0.53
1:K:132:ASN:HB3	1:K:206:VAL:CG2	2.34	0.53
1:K:242:ARG:HD3	1:L:396:VAL:HG21	1.90	0.53
1:K:715:ASN:ND2	1:K:720:ASN:HA	2.23	0.53
2:M:169:VAL:O	2:M:173:MET:HG3	2.08	0.53
3:N:74:ILE:CG2	3:N:78:ASP:OD2	2.53	0.53
3:P:34:GLY:O	3:P:35:VAL:HG23	2.08	0.53
1:B:170:ARG:HG2	1:B:171:GLN:N	2.22	0.53
1:B:699:THR:HG21	1:B:704:GLU:OE1	2.08	0.53
1:B:714:TYR:O	1:B:723:LYS:HG3	2.08	0.53
1:C:300:PHE:CZ	1:C:355:ASN:HB2	2.43	0.53
1:C:747:TYR:O	1:C:750:ARG:HD3	2.08	0.53
1:D:315:LEU:HD13	1:D:543:TYR:CD1	2.43	0.53
1:E:60:ARG:HD2	1:L:694:ASN:OD1	2.08	0.53
1:E:242:ARG:NH1	1:F:396:VAL:CG2	2.70	0.53
1:E:406:VAL:O	1:E:407:ALA:HB3	2.08	0.53
1:F:46:ARG:HB2	1:F:46:ARG:HH11	1.73	0.53
1:F:231:LYS:HG3	1:F:258:ALA:CA	2.38	0.53
1:F:399:ASN:HD21	1:F:400:GLN:HE21	1.56	0.53
1:G:13:MET:HE1	1:I:885:ALA:HA	1.89	0.53
1:G:435:LEU:O	1:G:439:VAL:HG22	2.08	0.53
1:I:231:LYS:HG3	1:I:258:ALA:CA	2.38	0.53
1:I:312:LEU:HD11	1:I:327:ASP:H	1.73	0.53
1:I:315:LEU:HD13	1:I:543:TYR:CD1	2.44	0.53
1:J:450:THR:HG23	1:J:469:ARG:NH1	2.24	0.53
1:K:714:TYR:O	1:K:723:LYS:HG3	2.08	0.53
1:K:734:TYR:O	1:K:736:ILE:HG13	2.09	0.53

Continued on next page...

Continued from previous page...

Atom-1	Atom-2	Interatomic distance (Å)	Clash overlap (Å)
1:L:46:ARG:HB2	1:L:46:ARG:HH11	1.73	0.53
1:L:347:ARG:NH1	1:L:358:MET:HB2	2.23	0.53
1:L:809:HIS:HA	1:L:814:HIS:CD2	2.43	0.53
2:M:216:THR:OG1	2:M:217:PRO:HD3	2.08	0.53
3:P:24:GLN:C	3:P:25:ASP:CG	2.66	0.53
1:B:799:HIS:CD2	1:B:800:PRO:HD2	2.41	0.53
1:B:813:ARG:HH21	1:C:263:PRO:CD	2.01	0.53
1:C:402:GLN:O	1:C:403:TRP:CB	2.56	0.53
1:C:532:ARG:HD2	1:C:533:ASN:ND2	2.22	0.53
1:D:46:ARG:HH11	1:D:46:ARG:CB	2.19	0.53
1:D:347:ARG:NH1	1:D:358:MET:HB2	2.23	0.53
1:E:242:ARG:HH11	1:F:396:VAL:CG2	2.20	0.53
1:G:305:TYR:CZ	1:G:548:ARG:HG2	2.42	0.53
1:H:406:VAL:O	1:H:407:ALA:HB3	2.08	0.53
1:H:734:TYR:O	1:H:736:ILE:HG13	2.09	0.53
1:J:300:PHE:CZ	1:J:355:ASN:HB2	2.43	0.53
1:K:83:ARG:HD2	1:K:542:THR:OG1	2.09	0.53
1:K:533:ASN:HB2	1:K:605:PHE:HE2	1.72	0.53
1:K:699:THR:HG21	1:K:704:GLU:OE1	2.08	0.53
1:L:747:TYR:O	1:L:750:ARG:HD3	2.08	0.53
3:P:79:SER:O	3:P:83:LEU:CG	2.52	0.53
4:R:188:ASN:HD22	4:R:191:SER:CB	2.21	0.53
1:A:476:ILE:HG23	1:A:476:ILE:O	2.09	0.53
1:B:533:ASN:HB2	1:B:605:PHE:HE2	1.72	0.53
1:C:347:ARG:NH1	1:C:358:MET:HB2	2.23	0.53
1:C:451:PRO:CG	1:C:454:ILE:HD12	2.38	0.53
1:D:443:LEU:HD23	1:D:491:MET:SD	2.48	0.53
1:D:450:THR:HG23	1:D:469:ARG:NH1	2.24	0.53
1:D:640:LEU:HD11	1:D:875:LEU:CD1	2.38	0.53
1:D:799:HIS:HD2	1:D:800:PRO:CD	2.21	0.53
1:E:271:VAL:HG22	1:F:189:GLU:OE2	2.08	0.53
1:E:857:ALA:CB	1:G:318:GLN:HB3	2.37	0.53
1:F:315:LEU:HD13	1:F:543:TYR:CD1	2.44	0.53
1:F:747:TYR:O	1:F:750:ARG:HD3	2.08	0.53
1:G:406:VAL:HG22	1:G:408:ASN:HB2	1.90	0.53
1:G:813:ARG:HH21	1:H:263:PRO:CD	2.07	0.53
1:H:36:GLU:O	1:H:36:GLU:HG3	2.09	0.53
1:H:435:LEU:O	1:H:439:VAL:HG22	2.09	0.53
1:I:402:GLN:O	1:I:403:TRP:CB	2.56	0.53
1:J:67:ARG:NH1	1:J:576:ASN:HD22	2.06	0.53
1:K:271:VAL:HG22	1:L:189:GLU:OE2	2.08	0.53

Continued on next page...

Continued from previous page...

Atom-1	Atom-2	Interatomic distance (Å)	Clash overlap (Å)
1:K:426:LEU:HD21	1:L:426:LEU:HD21	1.90	0.53
1:K:436:TYR:HA	1:K:440:ALA:CB	2.39	0.53
1:K:532:ARG:HD2	1:K:533:ASN:ND2	2.23	0.53
2:M:166:GLU:O	2:M:169:VAL:HG12	2.08	0.53
3:N:34:GLY:O	3:N:35:VAL:HG23	2.08	0.53
3:Q:72:TYR:O	3:Q:72:TYR:CD1	2.61	0.53
1:A:406:VAL:HG22	1:A:408:ASN:HB2	1.91	0.53
1:B:392:ARG:HB2	1:B:411:ASN:HA	1.90	0.53
1:B:426:LEU:HD21	1:C:426:LEU:HD21	1.90	0.53
1:B:479:TYR:CD1	1:B:806:LEU:HG	2.44	0.53
1:B:617:PRO:HA	1:B:874:LEU:HD23	1.89	0.53
1:B:734:TYR:O	1:B:736:ILE:HG13	2.09	0.53
1:D:311:ASN:HD21	1:D:654:PRO:HB3	1.74	0.53
1:E:36:GLU:HG3	1:E:36:GLU:O	2.09	0.53
1:E:436:TYR:HA	1:E:440:ALA:CB	2.39	0.53
1:F:699:THR:HG21	1:F:704:GLU:OE1	2.08	0.53
1:G:450:THR:HG23	1:G:469:ARG:NH1	2.24	0.53
1:G:686:ASP:OD2	4:R:15:PRO:HD3	2.09	0.53
1:H:479:TYR:CD1	1:H:806:LEU:HG	2.44	0.53
1:H:699:THR:HG21	1:H:704:GLU:OE1	2.09	0.53
1:I:476:ILE:HG23	1:I:476:ILE:O	2.09	0.53
1:J:242:ARG:NH1	1:K:396:VAL:HG21	2.23	0.53
1:K:399:ASN:HD21	1:K:400:GLN:HE21	1.57	0.53
1:L:300:PHE:CZ	1:L:355:ASN:HB2	2.43	0.53
1:A:422:MET:SD	1:C:383:PRO:HG3	2.49	0.53
1:A:766:PRO:HD3	1:A:809:HIS:NE2	2.20	0.53
1:A:909:ALA:HB1	2:M:92:ASN:CB	2.39	0.53
1:B:36:GLU:HG3	1:B:36:GLU:O	2.09	0.53
1:B:476:ILE:HG23	1:B:476:ILE:O	2.09	0.53
1:B:745:PRO:HB2	1:B:747:TYR:CE1	2.44	0.53
1:D:153:VAL:O	1:D:153:VAL:HG13	2.09	0.53
1:E:168:ASP:CB	1:E:174:VAL:HB	2.33	0.53
1:F:332:ASN:HB2	1:F:613:ASN:ND2	2.23	0.53
1:F:476:ILE:HG23	1:F:476:ILE:O	2.09	0.53
1:F:533:ASN:HB2	1:F:605:PHE:HE2	1.74	0.53
1:G:476:ILE:HG23	1:G:476:ILE:O	2.09	0.53
1:H:476:ILE:O	1:H:476:ILE:HG23	2.09	0.53
1:H:678:PHE:HB3	1:H:705:ILE:HD12	1.91	0.53
1:H:702:GLU:OE1	3:Q:19:TRP:HB3	2.09	0.53
1:I:46:ARG:HB2	1:I:46:ARG:HH11	1.74	0.53
1:J:58:THR:HG21	1:J:62:GLN:NE2	2.24	0.53

Continued on next page...

Continued from previous page...

Atom-1	Atom-2	Interatomic distance (Å)	Clash overlap (Å)
1:J:347:ARG:NH1	1:J:358:MET:HB2	2.23	0.53
1:J:476:ILE:HG23	1:J:476:ILE:O	2.09	0.53
1:J:514:ASN:CB	1:L:484:THR:HG23	2.36	0.53
1:J:710:ASP:OD1	1:J:711:GLY:N	2.41	0.53
1:J:813:ARG:CZ	1:K:261:LEU:HB2	2.37	0.53
1:K:379:ASN:HD22	1:K:379:ASN:N	2.07	0.53
1:K:392:ARG:HB2	1:K:411:ASN:HA	1.90	0.53
1:K:470:ILE:HG23	1:K:793:ARG:HD3	1.91	0.53
1:K:479:TYR:CD1	1:K:806:LEU:HG	2.44	0.53
4:R:9:TYR:HB3	4:R:23:ALA:HB1	1.90	0.53
1:A:67:ARG:NH1	1:A:576:ASN:HD22	2.06	0.53
1:A:311:ASN:HD21	1:A:654:PRO:HB3	1.74	0.53
1:A:417:GLY:O	1:C:151:SER:HB2	2.09	0.53
1:A:436:TYR:HA	1:A:440:ALA:CB	2.39	0.53
1:B:298:ASP:O	1:B:301:VAL:HG13	2.08	0.53
1:B:473:SER:HB2	1:B:792:CYS:CB	2.30	0.53
1:B:632:TRP:HD1	1:J:321:GLN:HB3	1.61	0.53
1:C:46:ARG:HB2	1:C:46:ARG:HH11	1.73	0.53
1:C:305:TYR:CZ	1:C:548:ARG:HG2	2.44	0.53
1:C:533:ASN:HB2	1:C:605:PHE:HE2	1.74	0.53
1:C:766:PRO:HG3	1:C:807:PRO:HG3	1.91	0.53
1:E:59:GLU:CB	1:J:60:ARG:CD	2.85	0.53
1:E:170:ARG:HG2	1:E:171:GLN:N	2.22	0.53
1:E:347:ARG:NH1	1:E:358:MET:HB2	2.24	0.53
1:F:392:ARG:HD3	1:F:392:ARG:N	2.22	0.53
1:G:183:GLU:C	1:G:185:GLN:H	2.12	0.53
1:G:687:SER:CB	1:L:632:TRP:CD2	2.64	0.53
1:H:410:ASP:O	1:H:411:ASN:HB2	2.09	0.53
1:H:745:PRO:HB2	1:H:747:TYR:CE1	2.44	0.53
1:I:300:PHE:CZ	1:I:355:ASN:HB2	2.43	0.53
1:I:379:ASN:HD22	1:I:379:ASN:N	2.07	0.53
1:J:13:MET:HE1	1:L:885:ALA:HA	1.91	0.53
1:J:315:LEU:HD13	1:J:543:TYR:CD1	2.43	0.53
1:J:761:MET:HE3	1:J:824:LEU:HD13	1.90	0.53
1:K:36:GLU:HG3	1:K:36:GLU:O	2.09	0.53
1:L:208:ARG:HG2	1:L:208:ARG:HH11	1.72	0.53
1:L:533:ASN:HB2	1:L:605:PHE:HE2	1.73	0.53
1:L:641:THR:CG2	1:L:642:ARG:H	2.05	0.53
2:M:106:GLU:O	2:M:107:LEU:HD12	2.08	0.53
2:M:360:VAL:HG12	2:M:361:THR:HG23	1.91	0.53
3:N:90:LEU:HD23	3:O:90:LEU:HB3	1.90	0.53

Continued on next page...

Continued from previous page...

Atom-1	Atom-2	Interatomic distance (Å)	Clash overlap (Å)
3:N:90:LEU:HD23	3:P:90:LEU:HD22	1.48	0.53
1:A:402:GLN:O	1:A:403:TRP:CB	2.56	0.53
1:A:435:LEU:O	1:A:439:VAL:HG22	2.08	0.53
1:A:599:ASP:HB3	1:A:888:HIS:HE2	1.73	0.53
1:B:436:TYR:HA	1:B:440:ALA:CB	2.39	0.53
1:B:689:VAL:HG22	1:D:906:ALA:CA	2.36	0.53
1:C:640:LEU:HD11	1:C:875:LEU:CD1	2.39	0.53
1:D:761:MET:HE3	1:D:824:LEU:HD13	1.90	0.53
1:F:379:ASN:HD22	1:F:379:ASN:N	2.07	0.53
1:G:311:ASN:HD21	1:G:654:PRO:HB3	1.74	0.53
1:G:422:MET:SD	1:I:383:PRO:HG3	2.49	0.53
1:H:83:ARG:HD2	1:H:542:THR:OG1	2.09	0.53
1:K:76:THR:HG22	1:K:77:GLN:N	2.24	0.53
1:K:868:PRO:HG3	3:O:40:ASN:CA	2.39	0.53
1:L:640:LEU:HD11	1:L:875:LEU:CD1	2.39	0.53
3:O:42:GLN:OE1	3:O:42:GLN:N	2.42	0.53
3:P:42:GLN:OE1	3:P:42:GLN:N	2.42	0.53
1:A:83:ARG:HD2	1:A:542:THR:OG1	2.09	0.53
1:B:764:GLN:OE1	1:C:513:GLY:HA3	2.09	0.53
1:B:786:ALA:HB2	1:B:799:HIS:CA	2.39	0.53
1:C:89:GLY:N	1:D:321:GLN:NE2	2.51	0.53
1:C:379:ASN:HD22	1:C:379:ASN:N	2.07	0.53
1:D:710:ASP:OD1	1:D:711:GLY:N	2.42	0.53
1:E:76:THR:HG22	1:E:77:GLN:N	2.24	0.53
1:F:271:VAL:CB	1:F:272:PRO:HD3	2.33	0.53
1:F:640:LEU:HD11	1:F:875:LEU:CD1	2.39	0.53
1:F:766:PRO:HG3	1:F:807:PRO:HG3	1.91	0.53
1:G:379:ASN:HD22	1:G:379:ASN:N	2.07	0.53
1:G:683:ILE:HG23	1:G:860:LEU:HD11	1.90	0.53
1:I:533:ASN:HB2	1:I:605:PHE:HE2	1.74	0.53
1:I:747:TYR:O	1:I:750:ARG:HD3	2.08	0.53
1:J:422:MET:SD	1:L:383:PRO:HG3	2.49	0.53
1:L:305:TYR:CZ	1:L:548:ARG:HG2	2.44	0.53
1:A:513:GLY:HA3	1:C:764:GLN:OE1	2.08	0.53
1:A:710:ASP:OD1	1:A:711:GLY:N	2.41	0.53
1:B:153:VAL:HG13	1:B:153:VAL:O	2.09	0.53
1:D:417:GLY:O	1:F:151:SER:HB2	2.09	0.53
1:E:745:PRO:HB2	1:E:747:TYR:CE1	2.44	0.53
1:F:734:TYR:O	1:F:736:ILE:HG13	2.09	0.53
1:G:83:ARG:HD2	1:G:542:THR:OG1	2.09	0.53
1:H:153:VAL:HG13	1:H:153:VAL:O	2.10	0.53

Continued on next page...

Continued from previous page...

Atom-1	Atom-2	Interatomic distance (Å)	Clash overlap (Å)
1:H:706:LYS:HD2	1:H:720:ASN:ND2	2.24	0.53
1:J:183:GLU:C	1:J:185:GLN:H	2.13	0.53
1:K:410:ASP:O	1:K:411:ASN:HB2	2.09	0.53
1:K:786:ALA:HB2	1:K:799:HIS:CA	2.39	0.53
1:L:315:LEU:HD13	1:L:543:TYR:CD1	2.44	0.53
1:L:332:ASN:HB2	1:L:613:ASN:ND2	2.23	0.53
1:L:734:TYR:O	1:L:736:ILE:HG13	2.09	0.53
3:N:15:ARG:HG3	3:N:15:ARG:NH1	2.08	0.53
3:N:15:ARG:O	3:N:15:ARG:CD	2.52	0.53
3:N:42:GLN:OE1	3:N:42:GLN:N	2.42	0.53
3:N:103:ARG:NH1	3:O:105:ARG:HH21	2.07	0.53
3:O:103:ARG:O	3:O:104:LEU:C	2.48	0.53
3:P:18:LYS:CG	3:P:19:TRP:H	2.22	0.53
1:A:58:THR:HG21	1:A:62:GLN:NE2	2.24	0.52
1:A:392:ARG:HD3	1:A:392:ARG:N	2.22	0.52
1:B:406:VAL:O	1:B:407:ALA:HB3	2.09	0.52
1:B:909:ALA:C	1:J:542:THR:OG1	2.48	0.52
1:C:786:ALA:HB2	1:C:799:HIS:CA	2.38	0.52
1:D:58:THR:HG21	1:D:62:GLN:NE2	2.24	0.52
1:D:316:ALA:O	1:D:542:THR:HG22	2.09	0.52
1:D:402:GLN:O	1:D:403:TRP:CE3	2.63	0.52
1:D:476:ILE:HG23	1:D:476:ILE:O	2.09	0.52
1:D:514:ASN:CB	1:F:484:THR:HG23	2.36	0.52
1:E:764:GLN:OE1	1:F:513:GLY:HA3	2.09	0.52
1:G:58:THR:HG21	1:G:62:GLN:NE2	2.24	0.52
1:G:208:ARG:HG2	1:G:208:ARG:HH11	1.75	0.52
1:G:298:ASP:O	1:G:301:VAL:HG13	2.09	0.52
1:G:905:SER:CB	4:R:27:TYR:O	2.55	0.52
1:H:436:TYR:HA	1:H:440:ALA:HB3	1.92	0.52
1:H:747:TYR:O	1:H:750:ARG:HD3	2.10	0.52
1:I:766:PRO:HG3	1:I:807:PRO:HG3	1.91	0.52
1:K:298:ASP:O	1:K:301:VAL:HG13	2.08	0.52
1:K:347:ARG:NH1	1:K:358:MET:HB2	2.24	0.52
1:L:786:ALA:HB2	1:L:799:HIS:CA	2.38	0.52
3:N:24:GLN:NE2	3:O:8:TYR:HE1	2.01	0.52
3:Q:18:LYS:CG	3:Q:19:TRP:H	2.22	0.52
1:A:377:MET:SD	1:B:432:ARG:HG2	2.49	0.52
1:A:379:ASN:HD22	1:A:379:ASN:N	2.07	0.52
1:A:399:ASN:HD21	1:A:400:GLN:HE21	1.55	0.52
1:A:414:ILE:HD13	1:C:253:PHE:CZ	2.45	0.52
1:A:450:THR:HG23	1:A:469:ARG:NH1	2.24	0.52

Continued on next page...

Continued from previous page...

Atom-1	Atom-2	Interatomic distance (Å)	Clash overlap (Å)
1:A:799:HIS:HD2	1:A:800:PRO:CD	2.21	0.52
1:B:109:ARG:HH21	1:B:512:LEU:HB2	1.69	0.52
1:B:168:ASP:CB	1:B:174:VAL:HB	2.33	0.52
1:B:706:LYS:HD2	1:B:720:ASN:ND2	2.24	0.52
1:C:618:ILE:HB	1:C:873:THR:OG1	2.10	0.52
1:D:170:ARG:HG2	1:D:171:GLN:N	2.22	0.52
1:D:298:ASP:O	1:D:301:VAL:HG13	2.09	0.52
1:D:412:ASN:HD22	1:F:146:THR:N	2.03	0.52
1:E:410:ASP:O	1:E:411:ASN:HB2	2.09	0.52
1:E:699:THR:HG21	1:E:704:GLU:OE1	2.09	0.52
1:G:417:GLY:O	1:I:151:SER:HB2	2.09	0.52
1:G:640:LEU:HD11	1:G:875:LEU:CD1	2.39	0.52
1:H:242:ARG:HD3	1:I:396:VAL:HG21	1.90	0.52
1:H:640:LEU:HD11	1:H:875:LEU:CD1	2.40	0.52
1:I:392:ARG:HB2	1:I:411:ASN:HA	1.91	0.52
1:I:710:ASP:OD1	1:I:711:GLY:N	2.43	0.52
1:I:786:ALA:HB2	1:I:799:HIS:CA	2.39	0.52
1:J:298:ASP:O	1:J:301:VAL:HG13	2.09	0.52
1:J:379:ASN:N	1:J:379:ASN:HD22	2.07	0.52
1:K:406:VAL:O	1:K:407:ALA:HB3	2.09	0.52
1:L:170:ARG:HG2	1:L:171:GLN:N	2.22	0.52
3:O:46:THR:HG23	3:O:47:GLU:O	2.10	0.52
3:P:103:ARG:O	3:P:104:LEU:C	2.48	0.52
3:Q:72:TYR:O	3:Q:72:TYR:HD1	1.92	0.52
1:B:83:ARG:HD2	1:B:542:THR:OG1	2.09	0.52
1:B:151:SER:HB2	1:C:417:GLY:O	2.10	0.52
1:B:347:ARG:NH1	1:B:358:MET:HB2	2.24	0.52
1:B:379:ASN:N	1:B:379:ASN:HD22	2.07	0.52
1:B:450:THR:HG23	1:B:469:ARG:NH1	2.24	0.52
1:B:640:LEU:HD11	1:B:875:LEU:CD1	2.40	0.52
1:D:13:MET:HE1	1:F:885:ALA:HA	1.91	0.52
1:D:208:ARG:HG2	1:D:208:ARG:HH11	1.74	0.52
1:D:435:LEU:O	1:D:439:VAL:HG22	2.08	0.52
1:E:58:THR:HG21	1:E:62:GLN:NE2	2.25	0.52
1:E:383:PRO:HG3	1:F:422:MET:SD	2.50	0.52
1:E:706:LYS:HD2	1:E:720:ASN:ND2	2.24	0.52
1:E:734:TYR:O	1:E:736:ILE:HG13	2.09	0.52
1:G:377:MET:SD	1:H:432:ARG:HG2	2.49	0.52
1:G:436:TYR:HA	1:G:440:ALA:CB	2.39	0.52
1:G:745:PRO:HB2	1:G:747:TYR:CE1	2.45	0.52
1:G:809:HIS:HA	1:G:814:HIS:CD2	2.44	0.52

Continued on next page...

Continued from previous page...

Atom-1	Atom-2	Interatomic distance (Å)	Clash overlap (Å)
1:H:76:THR:HG22	1:H:77:GLN:N	2.24	0.52
1:H:170:ARG:HG2	1:H:171:GLN:N	2.22	0.52
1:H:271:VAL:HG22	1:I:189:GLU:OE2	2.08	0.52
1:H:347:ARG:NH1	1:H:358:MET:HB2	2.24	0.52
1:H:386:GLY:O	1:H:387:VAL:HB	2.09	0.52
1:I:766:PRO:HD3	1:I:809:HIS:NE2	2.18	0.52
1:K:153:VAL:HG13	1:K:153:VAL:O	2.09	0.52
1:K:476:ILE:O	1:K:476:ILE:HG23	2.09	0.52
1:K:640:LEU:HD11	1:K:875:LEU:CD1	2.40	0.52
1:K:706:LYS:HD2	1:K:720:ASN:ND2	2.24	0.52
1:L:396:VAL:HG13	1:L:404:GLN:C	2.30	0.52
2:M:125:LEU:HD21	2:M:132:MET:HG3	1.91	0.52
2:M:303:GLU:CG	2:M:305:PRO:HD2	2.37	0.52
3:O:34:GLY:O	3:O:35:VAL:HG23	2.08	0.52
3:Q:34:GLY:O	3:Q:35:VAL:HG23	2.08	0.52
1:A:347:ARG:NH1	1:A:358:MET:HB2	2.23	0.52
1:B:383:PRO:HG3	1:C:422:MET:SD	2.50	0.52
1:B:410:ASP:O	1:B:411:ASN:HB2	2.09	0.52
1:B:470:ILE:HG23	1:B:793:ARG:HD3	1.91	0.52
1:C:165:MET:HG2	1:C:165:MET:O	2.10	0.52
1:C:315:LEU:HD13	1:C:543:TYR:CD1	2.44	0.52
1:D:103:ILE:HG23	1:D:572:ILE:CD1	2.40	0.52
1:D:377:MET:SD	1:E:432:ARG:HG2	2.49	0.52
1:D:734:TYR:O	1:D:736:ILE:HG13	2.10	0.52
1:E:426:LEU:HD21	1:F:426:LEU:HD21	1.90	0.52
1:E:786:ALA:HB2	1:E:799:HIS:CA	2.39	0.52
1:F:683:ILE:HG23	1:F:860:LEU:HD11	1.91	0.52
1:G:533:ASN:HB2	1:G:605:PHE:HE2	1.75	0.52
1:G:747:TYR:O	1:G:750:ARG:HD3	2.10	0.52
1:H:151:SER:HB2	1:I:417:GLY:O	2.10	0.52
1:H:450:THR:HG23	1:H:469:ARG:NH1	2.24	0.52
1:H:470:ILE:HG23	1:H:793:ARG:HD3	1.91	0.52
1:H:764:GLN:OE1	1:I:513:GLY:HA3	2.09	0.52
1:H:788:TRP:CG	1:H:789:PHE:N	2.74	0.52
1:I:35:THR:C	1:I:37:SER:H	2.13	0.52
1:I:170:ARG:HG2	1:I:171:GLN:N	2.22	0.52
1:I:305:TYR:CZ	1:I:548:ARG:HG2	2.44	0.52
1:I:406:VAL:HG22	1:I:408:ASN:HB2	1.92	0.52
1:J:396:VAL:HG13	1:J:404:GLN:C	2.28	0.52
1:J:417:GLY:O	1:L:151:SER:HB2	2.09	0.52
1:K:435:LEU:O	1:K:439:VAL:HG22	2.09	0.52

Continued on next page...

Continued from previous page...

Atom-1	Atom-2	Interatomic distance (Å)	Clash overlap (Å)
1:K:747:TYR:O	1:K:750:ARG:HD3	2.10	0.52
1:K:809:HIS:HA	1:K:814:HIS:CD2	2.45	0.52
1:L:153:VAL:O	1:L:153:VAL:HG13	2.09	0.52
1:L:710:ASP:OD1	1:L:711:GLY:N	2.43	0.52
3:N:25:ASP:CA	3:N:38:PRO:HB2	2.39	0.52
4:R:175:ARG:HH11	4:R:175:ARG:CB	2.21	0.52
1:A:103:ILE:HG23	1:A:572:ILE:CD1	2.40	0.52
1:A:533:ASN:HB2	1:A:605:PHE:HE2	1.74	0.52
1:A:745:PRO:HB2	1:A:747:TYR:CE1	2.45	0.52
1:A:764:GLN:OE1	1:B:513:GLY:HA3	2.10	0.52
1:B:747:TYR:O	1:B:750:ARG:HD3	2.09	0.52
1:C:35:THR:C	1:C:37:SER:H	2.13	0.52
1:C:392:ARG:HD3	1:C:392:ARG:N	2.22	0.52
1:C:476:ILE:O	1:C:476:ILE:HG23	2.09	0.52
1:C:734:TYR:O	1:C:736:ILE:HG13	2.09	0.52
1:D:399:ASN:HD21	1:D:400:GLN:HE21	1.55	0.52
1:D:764:GLN:OE1	1:E:513:GLY:HA3	2.10	0.52
1:E:617:PRO:HA	1:E:874:LEU:HD23	1.90	0.52
1:F:165:MET:O	1:F:165:MET:HG2	2.10	0.52
1:G:153:VAL:O	1:G:153:VAL:HG13	2.09	0.52
1:G:414:ILE:HD13	1:I:253:PHE:CZ	2.45	0.52
1:G:767:ASN:H	1:G:817:ARG:HA	1.75	0.52
1:I:351:PHE:CE2	1:I:353:MET:HB3	2.45	0.52
1:J:153:VAL:HG13	1:J:153:VAL:O	2.09	0.52
1:J:412:ASN:HD22	1:L:146:THR:N	2.03	0.52
1:J:533:ASN:HB2	1:J:605:PHE:HE2	1.75	0.52
1:J:640:LEU:HD11	1:J:875:LEU:CD1	2.39	0.52
1:K:450:THR:HG23	1:K:469:ARG:NH1	2.24	0.52
1:K:764:GLN:OE1	1:L:513:GLY:HA3	2.09	0.52
2:M:70:SER:HA	2:M:73:ILE:HG22	1.92	0.52
3:N:18:LYS:CG	3:N:19:TRP:H	2.22	0.52
3:N:57:ASN:HB3	3:N:62:GLY:HA3	1.90	0.52
3:N:83:LEU:C	3:P:86:ARG:NH2	2.53	0.52
3:O:72:TYR:O	3:O:72:TYR:HD1	1.93	0.52
3:O:72:TYR:CD1	3:O:72:TYR:C	2.79	0.52
3:Q:46:THR:HG23	3:Q:47:GLU:O	2.10	0.52
1:B:58:THR:HG21	1:B:62:GLN:NE2	2.25	0.52
1:B:786:ALA:HB2	1:B:799:HIS:N	2.25	0.52
1:D:436:TYR:HA	1:D:440:ALA:CB	2.39	0.52
1:E:435:LEU:O	1:E:439:VAL:HG22	2.09	0.52
1:F:312:LEU:HD11	1:F:327:ASP:H	1.73	0.52

Continued on next page...

Continued from previous page...

Atom-1	Atom-2	Interatomic distance (Å)	Clash overlap (Å)
1:G:392:ARG:HB2	1:G:411:ASN:HA	1.92	0.52
1:G:630:ARG:CB	1:G:859:ALA:HA	2.40	0.52
1:H:383:PRO:HG3	1:I:422:MET:SD	2.50	0.52
1:H:392:ARG:HD3	1:H:392:ARG:N	2.21	0.52
1:I:83:ARG:HD2	1:I:542:THR:OG1	2.10	0.52
1:I:307:ASN:HD21	1:I:333:THR:N	1.95	0.52
1:J:208:ARG:HG2	1:J:208:ARG:HH11	1.74	0.52
1:J:377:MET:SD	1:K:432:ARG:HG2	2.49	0.52
1:J:745:PRO:HB2	1:J:747:TYR:CE1	2.45	0.52
1:K:383:PRO:HG3	1:L:422:MET:SD	2.50	0.52
1:K:678:PHE:HB3	1:K:705:ILE:HD12	1.91	0.52
1:K:745:PRO:HB2	1:K:747:TYR:CE1	2.44	0.52
1:L:307:ASN:HD21	1:L:333:THR:N	1.95	0.52
2:M:173:MET:O	2:M:177:ILE:HG12	2.10	0.52
3:N:15:ARG:NH1	3:N:15:ARG:HG2	2.21	0.52
3:O:30:ASN:O	3:O:32:LEU:C	2.48	0.52
3:P:65:ARG:O	3:P:65:ARG:HD3	2.10	0.52
1:A:46:ARG:HH11	1:A:46:ARG:CB	2.19	0.52
1:A:396:VAL:CG2	1:C:242:ARG:NH1	2.73	0.52
1:A:630:ARG:CB	1:A:859:ALA:HA	2.40	0.52
1:B:392:ARG:HD3	1:B:392:ARG:N	2.21	0.52
1:B:678:PHE:HB3	1:B:705:ILE:HD12	1.91	0.52
1:C:395:GLU:OE1	1:C:395:GLU:N	2.37	0.52
1:D:422:MET:SD	1:F:383:PRO:HG3	2.49	0.52
1:D:747:TYR:O	1:D:750:ARG:HD3	2.10	0.52
1:E:316:ALA:O	1:E:542:THR:HG22	2.10	0.52
1:E:402:GLN:O	1:E:403:TRP:CE3	2.62	0.52
1:E:470:ILE:HG23	1:E:793:ARG:HD3	1.91	0.52
1:E:786:ALA:HB2	1:E:799:HIS:N	2.25	0.52
1:E:799:HIS:HD2	1:E:800:PRO:CD	2.23	0.52
1:F:305:TYR:CZ	1:F:548:ARG:HG2	2.44	0.52
1:G:513:GLY:HA3	1:I:764:GLN:OE1	2.08	0.52
1:I:706:LYS:HD2	1:I:720:ASN:ND2	2.25	0.52
1:I:734:TYR:O	1:I:736:ILE:HG13	2.09	0.52
1:J:36:GLU:HG3	1:J:36:GLU:O	2.10	0.52
1:J:316:ALA:O	1:J:542:THR:HG22	2.09	0.52
1:J:809:HIS:HA	1:J:814:HIS:CD2	2.44	0.52
1:K:615:LEU:O	3:P:16:LEU:HB2	2.08	0.52
1:L:386:GLY:O	1:L:387:VAL:HB	2.10	0.52
1:L:402:GLN:O	1:L:403:TRP:CB	2.56	0.52
2:M:92:ASN:ND2	2:M:95:PHE:HE2	2.03	0.52

Continued on next page...

Continued from previous page...

Atom-1	Atom-2	Interatomic distance (Å)	Clash overlap (Å)
3:N:73:MET:O	3:N:74:ILE:CD1	2.56	0.52
3:Q:15:ARG:O	3:Q:15:ARG:CD	2.52	0.52
1:A:734:TYR:O	1:A:736:ILE:HG13	2.10	0.52
1:A:809:HIS:HA	1:A:814:HIS:CD2	2.44	0.52
1:B:909:ALA:CB	1:J:83:ARG:HH11	2.23	0.52
1:D:396:VAL:CG2	1:F:242:ARG:NH1	2.73	0.52
1:D:406:VAL:HG22	1:D:408:ASN:HB2	1.91	0.52
1:E:83:ARG:HD2	1:E:542:THR:OG1	2.09	0.52
1:E:107:LEU:HD12	1:E:108:ASP:H	1.75	0.52
1:E:153:VAL:HG13	1:E:153:VAL:O	2.09	0.52
1:E:337:TYR:HD1	1:E:532:ARG:HH22	1.57	0.52
1:F:386:GLY:O	1:F:387:VAL:HB	2.10	0.52
1:F:618:ILE:HB	1:F:873:THR:OG1	2.10	0.52
1:F:786:ALA:HB2	1:F:799:HIS:CA	2.39	0.52
1:I:436:TYR:HA	1:I:440:ALA:CB	2.40	0.52
1:J:133:THR:CG2	1:J:212:GLN:HG3	2.39	0.52
1:J:263:PRO:CD	1:L:813:ARG:HH21	2.00	0.52
1:J:392:ARG:HB2	1:J:411:ASN:HA	1.92	0.52
1:J:734:TYR:O	1:J:736:ILE:HG13	2.10	0.52
1:J:747:TYR:O	1:J:750:ARG:HD3	2.09	0.52
1:K:307:ASN:HD21	1:K:333:THR:N	1.99	0.52
1:K:402:GLN:O	1:K:403:TRP:CB	2.56	0.52
1:L:678:PHE:HB3	1:L:705:ILE:HD12	1.92	0.52
2:M:202:ARG:HD3	2:M:420:PRO:HG2	1.91	0.52
3:O:35:VAL:HG11	3:O:64:ARG:H	1.75	0.52
3:P:30:ASN:O	3:P:32:LEU:C	2.47	0.52
3:P:74:ILE:CG2	3:P:78:ASP:OD2	2.53	0.52
1:B:76:THR:HG22	1:B:77:GLN:N	2.24	0.52
1:B:292:ASN:HA	1:B:558:THR:OG1	2.10	0.52
1:C:683:ILE:HG23	1:C:860:LEU:HD11	1.91	0.52
1:D:83:ARG:HD2	1:D:542:THR:OG1	2.09	0.52
1:E:292:ASN:HA	1:E:558:THR:OG1	2.10	0.52
1:F:153:VAL:O	1:F:153:VAL:HG13	2.09	0.52
1:F:347:ARG:NH1	1:F:358:MET:HB2	2.24	0.52
1:F:396:VAL:HG13	1:F:404:GLN:C	2.30	0.52
1:F:479:TYR:CD1	1:F:806:LEU:HG	2.45	0.52
1:G:133:THR:CG2	1:G:212:GLN:HG3	2.39	0.52
1:H:786:ALA:HB2	1:H:799:HIS:CA	2.39	0.52
1:H:799:HIS:CD2	1:H:800:PRO:HD2	2.41	0.52
1:I:36:GLU:HG3	1:I:36:GLU:O	2.10	0.52
1:J:103:ILE:HG23	1:J:572:ILE:CD1	2.39	0.52

Continued on next page...

Continued from previous page...

Atom-1	Atom-2	Interatomic distance (Å)	Clash overlap (Å)
1:J:618:ILE:HB	1:J:873:THR:OG1	2.10	0.52
1:K:58:THR:HG21	1:K:62:GLN:NE2	2.25	0.52
1:K:107:LEU:HD12	1:K:108:ASP:H	1.75	0.52
1:K:337:TYR:HD1	1:K:532:ARG:HH22	1.57	0.52
1:L:135:PHE:CE1	1:L:145:GLN:HB3	2.45	0.52
1:L:351:PHE:CE2	1:L:353:MET:HB3	2.45	0.52
1:L:379:ASN:HD22	1:L:379:ASN:N	2.07	0.52
3:N:35:VAL:HG11	3:N:64:ARG:H	1.75	0.52
3:O:95:GLN:O	3:O:96:GLN:C	2.49	0.52
3:P:25:ASP:HA	3:P:38:PRO:HB2	1.83	0.52
3:Q:35:VAL:CG1	3:Q:67:GLU:OE2	2.58	0.52
3:Q:65:ARG:O	3:Q:65:ARG:HD3	2.10	0.52
3:Q:106:THR:O	3:Q:107:GLY:C	2.48	0.52
1:B:208:ARG:HG2	1:B:208:ARG:HH11	1.75	0.52
1:C:83:ARG:HD2	1:C:542:THR:OG1	2.10	0.52
1:C:706:LYS:HD2	1:C:720:ASN:ND2	2.25	0.52
1:C:710:ASP:OD1	1:C:711:GLY:N	2.43	0.52
1:D:170:ARG:HH11	1:D:170:ARG:HG3	1.75	0.52
1:D:242:ARG:NH1	1:E:396:VAL:CG2	2.73	0.52
1:D:402:GLN:O	1:D:403:TRP:CB	2.56	0.52
1:D:745:PRO:HB2	1:D:747:TYR:CE1	2.45	0.52
1:E:76:THR:CG2	1:G:658:TYR:CE1	2.87	0.52
1:E:476:ILE:HG23	1:E:476:ILE:O	2.09	0.52
1:E:747:TYR:O	1:E:750:ARG:HD3	2.10	0.52
1:F:83:ARG:HD2	1:F:542:THR:OG1	2.10	0.52
1:F:351:PHE:CE2	1:F:353:MET:HB3	2.45	0.52
1:G:479:TYR:CD1	1:G:806:LEU:HG	2.45	0.52
1:G:618:ILE:HB	1:G:873:THR:OG1	2.10	0.52
1:H:9:GLN:NE2	4:R:31:MET:SD	2.55	0.52
1:H:316:ALA:O	1:H:542:THR:HG22	2.10	0.52
1:I:640:LEU:HD11	1:I:875:LEU:CD1	2.39	0.52
1:J:406:VAL:HG22	1:J:408:ASN:HB2	1.91	0.52
1:J:473:SER:HB2	1:J:792:CYS:CB	2.32	0.52
1:J:630:ARG:CB	1:J:859:ALA:HA	2.40	0.52
1:K:151:SER:HB2	1:L:417:GLY:O	2.10	0.52
1:K:292:ASN:HA	1:K:558:THR:OG1	2.10	0.52
1:L:395:GLU:OE1	1:L:395:GLU:N	2.37	0.52
2:M:106:GLU:C	2:M:107:LEU:HD12	2.30	0.52
3:N:30:ASN:O	3:N:32:LEU:C	2.47	0.52
3:N:46:THR:HG23	3:N:47:GLU:O	2.10	0.52
3:O:79:SER:O	3:O:83:LEU:CG	2.52	0.52

Continued on next page...

Continued from previous page...

Atom-1	Atom-2	Interatomic distance (Å)	Clash overlap (Å)
3:P:57:ASN:ND2	3:P:57:ASN:C	2.63	0.52
3:Q:57:ASN:ND2	3:Q:57:ASN:C	2.63	0.52
1:A:153:VAL:O	1:A:153:VAL:HG13	2.09	0.51
1:A:183:GLU:C	1:A:185:GLN:H	2.13	0.51
1:A:761:MET:HE1	1:A:824:LEU:HD13	1.91	0.51
1:B:107:LEU:HD12	1:B:108:ASP:H	1.75	0.51
1:B:337:TYR:HD1	1:B:532:ARG:HH22	1.57	0.51
1:B:435:LEU:O	1:B:439:VAL:HG22	2.09	0.51
1:C:107:LEU:HD12	1:C:108:ASP:H	1.75	0.51
1:C:153:VAL:HG13	1:C:153:VAL:O	2.09	0.51
1:C:436:TYR:HA	1:C:440:ALA:CB	2.40	0.51
1:D:36:GLU:HG3	1:D:36:GLU:O	2.10	0.51
1:D:246:ASN:HD21	1:D:248:ASN:HB3	1.75	0.51
1:D:630:ARG:CB	1:D:859:ALA:HA	2.40	0.51
1:E:377:MET:SD	1:F:432:ARG:HG2	2.50	0.51
1:F:710:ASP:OD1	1:F:711:GLY:N	2.42	0.51
1:G:165:MET:O	1:G:165:MET:HG2	2.10	0.51
1:G:426:LEU:CD2	1:I:426:LEU:HD11	2.36	0.51
1:H:208:ARG:HG2	1:H:208:ARG:HH11	1.75	0.51
1:H:293:PHE:O	1:H:557:SER:HA	2.10	0.51
1:I:618:ILE:HB	1:I:873:THR:OG1	2.10	0.51
1:J:107:LEU:HD12	1:J:108:ASP:H	1.76	0.51
1:J:246:ASN:HD21	1:J:248:ASN:HB3	1.75	0.51
1:J:311:ASN:HD21	1:J:654:PRO:HB3	1.74	0.51
1:J:414:ILE:HD13	1:L:253:PHE:CZ	2.45	0.51
1:J:436:TYR:HA	1:J:440:ALA:CB	2.39	0.51
1:L:35:THR:C	1:L:37:SER:H	2.13	0.51
1:L:83:ARG:HD2	1:L:542:THR:OG1	2.10	0.51
1:L:165:MET:O	1:L:165:MET:HG2	2.09	0.51
1:L:392:ARG:HD3	1:L:392:ARG:N	2.22	0.51
1:L:766:PRO:HG3	1:L:807:PRO:HG3	1.91	0.51
3:N:30:ASN:N	3:N:34:GLY:H	2.05	0.51
3:N:57:ASN:ND2	3:N:57:ASN:C	2.63	0.51
3:O:74:ILE:HD13	3:O:74:ILE:N	2.25	0.51
3:Q:103:ARG:O	3:Q:104:LEU:C	2.48	0.51
1:A:107:LEU:HD12	1:A:108:ASP:H	1.75	0.51
1:D:183:GLU:C	1:D:185:GLN:H	2.12	0.51
1:D:809:HIS:HA	1:D:814:HIS:CD2	2.44	0.51
1:E:60:ARG:HG2	1:J:60:ARG:C	2.30	0.51
1:E:450:THR:HG23	1:E:469:ARG:NH1	2.24	0.51
1:F:678:PHE:HB3	1:F:705:ILE:HD12	1.92	0.51

Continued on next page...

Continued from previous page...

Atom-1	Atom-2	Interatomic distance (Å)	Clash overlap (Å)
1:G:103:ILE:HG23	1:G:572:ILE:CD1	2.40	0.51
1:H:168:ASP:CB	1:H:174:VAL:HB	2.33	0.51
1:H:337:TYR:HD1	1:H:532:ARG:HH22	1.57	0.51
1:I:386:GLY:O	1:I:387:VAL:HB	2.10	0.51
1:J:406:VAL:O	1:J:407:ALA:HB3	2.10	0.51
1:L:618:ILE:HB	1:L:873:THR:OG1	2.10	0.51
2:M:133:PHE:CD2	2:M:241:HIS:NE2	2.77	0.51
2:M:198:LYS:HB3	2:M:230:VAL:CG1	2.39	0.51
3:N:76:VAL:CG2	3:N:77:GLU:OE2	2.55	0.51
3:N:103:ARG:O	3:N:104:LEU:C	2.48	0.51
3:O:25:ASP:CA	3:O:38:PRO:HB2	2.39	0.51
3:P:16:LEU:HD22	3:P:17:PRO:HD2	1.84	0.51
3:P:25:ASP:N	3:P:38:PRO:HB2	2.25	0.51
3:Q:30:ASN:O	3:Q:32:LEU:C	2.48	0.51
3:Q:72:TYR:CD1	3:Q:72:TYR:C	2.79	0.51
3:Q:74:ILE:HD13	3:Q:74:ILE:N	2.25	0.51
4:R:198:PRO:HB2	4:R:201:PHE:HB2	1.91	0.51
1:A:36:GLU:HG3	1:A:36:GLU:O	2.10	0.51
1:B:35:THR:C	1:B:37:SER:H	2.14	0.51
1:B:170:ARG:HG3	1:B:170:ARG:HH11	1.76	0.51
1:B:242:ARG:NH1	1:C:396:VAL:HG21	2.25	0.51
1:B:386:GLY:O	1:B:387:VAL:HB	2.09	0.51
1:C:351:PHE:CE2	1:C:353:MET:HB3	2.45	0.51
1:C:479:TYR:CD1	1:C:806:LEU:HG	2.45	0.51
1:D:114:LYS:HE2	1:D:264:ASP:HB2	1.93	0.51
1:D:165:MET:O	1:D:165:MET:HG2	2.11	0.51
1:D:406:VAL:O	1:D:407:ALA:HB3	2.10	0.51
1:E:59:GLU:HB3	1:J:60:ARG:HD2	1.91	0.51
1:E:379:ASN:HD22	1:E:379:ASN:N	2.07	0.51
1:E:640:LEU:HD11	1:E:875:LEU:CD1	2.40	0.51
1:E:678:PHE:HB3	1:E:705:ILE:HD12	1.91	0.51
1:G:293:PHE:O	1:G:557:SER:HA	2.11	0.51
1:G:322:LEU:HD11	4:R:35:SER:HA	1.91	0.51
1:H:9:GLN:CD	4:R:31:MET:HE1	2.29	0.51
1:H:242:ARG:NH1	1:I:396:VAL:HG21	2.25	0.51
1:H:292:ASN:HA	1:H:558:THR:OG1	2.10	0.51
1:H:379:ASN:HD22	1:H:379:ASN:N	2.07	0.51
1:H:683:ILE:HG23	1:H:860:LEU:HD11	1.92	0.51
1:H:768:PRO:HG3	3:Q:59:HIS:O	2.10	0.51
1:I:58:THR:HG21	1:I:62:GLN:NE2	2.26	0.51
1:I:479:TYR:CD1	1:I:806:LEU:HG	2.45	0.51

Continued on next page...

Continued from previous page...

Atom-1	Atom-2	Interatomic distance (Å)	Clash overlap (Å)
1:J:83:ARG:HD2	1:J:542:THR:OG1	2.09	0.51
1:J:170:ARG:HG3	1:J:170:ARG:HH11	1.75	0.51
1:J:386:GLY:O	1:J:387:VAL:HB	2.11	0.51
1:J:479:TYR:CD1	1:J:806:LEU:HG	2.45	0.51
1:K:316:ALA:O	1:K:542:THR:HG22	2.10	0.51
1:K:658:TYR:O	3:P:26:LYS:CE	2.58	0.51
1:L:479:TYR:CD1	1:L:806:LEU:HG	2.45	0.51
3:N:65:ARG:O	3:N:65:ARG:HD3	2.10	0.51
3:O:65:ARG:O	3:O:65:ARG:HD3	2.10	0.51
3:P:74:ILE:HD13	3:P:74:ILE:N	2.25	0.51
3:P:105:ARG:O	3:P:106:THR:C	2.49	0.51
3:Q:42:GLN:OE1	3:Q:42:GLN:N	2.42	0.51
1:A:165:MET:O	1:A:165:MET:HG2	2.11	0.51
1:A:402:GLN:O	1:A:403:TRP:CE3	2.63	0.51
1:C:67:ARG:CZ	1:D:81:LYS:HZ1	2.18	0.51
1:D:767:ASN:H	1:D:817:ARG:HA	1.75	0.51
1:E:809:HIS:HA	1:E:814:HIS:CD2	2.45	0.51
1:F:766:PRO:HD3	1:F:809:HIS:NE2	2.18	0.51
1:G:755:LEU:C	1:G:755:LEU:HD23	2.31	0.51
1:H:809:HIS:HA	1:H:814:HIS:CD2	2.45	0.51
1:I:107:LEU:HD12	1:I:108:ASP:H	1.75	0.51
1:I:165:MET:O	1:I:165:MET:HG2	2.10	0.51
1:J:160:ASN:OD1	1:K:398:ARG:NH2	2.44	0.51
1:J:165:MET:O	1:J:165:MET:HG2	2.10	0.51
1:J:231:LYS:HG3	1:J:258:ALA:CA	2.40	0.51
1:J:242:ARG:NH1	1:K:396:VAL:CG2	2.73	0.51
1:J:767:ASN:H	1:J:817:ARG:HA	1.75	0.51
1:K:386:GLY:O	1:K:387:VAL:HB	2.10	0.51
1:K:436:TYR:HA	1:K:440:ALA:HB3	1.92	0.51
1:L:58:THR:HG21	1:L:62:GLN:NE2	2.26	0.51
1:L:406:VAL:HG22	1:L:408:ASN:HB2	1.92	0.51
1:L:476:ILE:HG23	1:L:476:ILE:O	2.09	0.51
3:N:77:GLU:N	3:N:80:LEU:CD1	2.74	0.51
3:O:105:ARG:O	3:O:106:THR:C	2.49	0.51
3:P:46:THR:HG23	3:P:47:GLU:O	2.10	0.51
3:P:62:GLY:O	3:P:63:ALA:HB3	2.10	0.51
3:P:95:GLN:O	3:P:96:GLN:C	2.49	0.51
4:R:206:ASN:HD22	4:R:206:ASN:N	2.01	0.51
1:A:479:TYR:CD1	1:A:806:LEU:HG	2.45	0.51
1:A:767:ASN:H	1:A:817:ARG:HA	1.75	0.51
1:B:316:ALA:O	1:B:542:THR:HG22	2.10	0.51

Continued on next page...

Continued from previous page...

Atom-1	Atom-2	Interatomic distance (Å)	Clash overlap (Å)
1:D:414:ILE:HD13	1:F:253:PHE:CZ	2.45	0.51
1:E:399:ASN:HD21	1:E:400:GLN:HE21	1.57	0.51
1:E:683:ILE:HG23	1:E:860:LEU:HD11	1.92	0.51
1:E:761:MET:HE3	1:E:824:LEU:HD13	1.91	0.51
1:F:406:VAL:HG22	1:F:408:ASN:HB2	1.92	0.51
1:G:862:MET:O	1:L:909:ALA:CB	2.58	0.51
1:H:35:THR:C	1:H:37:SER:H	2.14	0.51
1:H:271:VAL:CB	1:H:272:PRO:HD3	2.33	0.51
1:H:399:ASN:HD21	1:H:400:GLN:HE21	1.57	0.51
1:H:804:LEU:HD11	1:I:222:PRO:CB	2.33	0.51
1:I:316:ALA:O	1:I:542:THR:HG22	2.11	0.51
1:I:472:VAL:HG13	1:I:475:LEU:CD1	2.41	0.51
1:J:755:LEU:C	1:J:755:LEU:HD23	2.31	0.51
1:K:293:PHE:O	1:K:557:SER:HA	2.10	0.51
1:K:799:HIS:CD2	1:K:800:PRO:HD2	2.42	0.51
1:L:367:VAL:HG23	1:L:367:VAL:O	2.10	0.51
1:L:714:TYR:O	1:L:723:LYS:HG3	2.11	0.51
2:M:122:TYR:HE1	2:M:432:PRO:HD3	1.75	0.51
3:N:90:LEU:HD22	3:P:90:LEU:HD23	0.51	0.51
3:O:25:ASP:N	3:O:38:PRO:HB2	2.26	0.51
3:O:98:LEU:O	3:O:99:ALA:C	2.49	0.51
3:P:35:VAL:CG1	3:P:67:GLU:OE2	2.58	0.51
3:P:104:LEU:O	3:P:105:ARG:C	2.49	0.51
1:A:322:LEU:CD2	2:M:443:ARG:NH1	2.74	0.51
1:A:813:ARG:NH2	1:B:261:LEU:HB2	2.26	0.51
1:B:755:LEU:C	1:B:755:LEU:HD23	2.31	0.51
1:B:809:HIS:HA	1:B:814:HIS:CD2	2.45	0.51
1:C:58:THR:HG21	1:C:62:GLN:NE2	2.26	0.51
1:C:367:VAL:HG23	1:C:367:VAL:O	2.10	0.51
1:D:293:PHE:O	1:D:557:SER:HA	2.11	0.51
1:D:386:GLY:O	1:D:387:VAL:HB	2.11	0.51
1:D:392:ARG:HB2	1:D:411:ASN:HA	1.92	0.51
1:D:479:TYR:CD1	1:D:806:LEU:HG	2.45	0.51
1:E:755:LEU:HD23	1:E:755:LEU:C	2.31	0.51
1:F:36:GLU:HG3	1:F:36:GLU:O	2.10	0.51
1:F:107:LEU:HD12	1:F:108:ASP:H	1.75	0.51
1:F:436:TYR:HA	1:F:440:ALA:CB	2.40	0.51
1:F:706:LYS:HD2	1:F:720:ASN:ND2	2.25	0.51
1:G:160:ASN:OD1	1:H:398:ARG:NH2	2.44	0.51
1:G:271:VAL:CB	1:G:272:PRO:HD3	2.34	0.51
1:H:641:THR:CG2	1:H:642:ARG:H	2.01	0.51

Continued on next page...

Continued from previous page...

Atom-1	Atom-2	Interatomic distance (Å)	Clash overlap (Å)
1:J:114:LYS:HE2	1:J:264:ASP:HB2	1.93	0.51
1:J:367:VAL:HG23	1:J:367:VAL:O	2.11	0.51
1:J:426:LEU:CD2	1:L:426:LEU:HD11	2.36	0.51
1:J:536:LEU:HA	1:J:889:GLN:HE22	1.76	0.51
1:K:683:ILE:HG23	1:K:860:LEU:HD11	1.92	0.51
1:K:786:ALA:HB2	1:K:799:HIS:N	2.25	0.51
1:L:392:ARG:HB2	1:L:411:ASN:HA	1.92	0.51
1:L:399:ASN:HD21	1:L:400:GLN:HE21	1.56	0.51
2:M:319:LEU:O	2:M:323:TYR:HB2	2.10	0.51
3:P:65:ARG:HA	3:P:65:ARG:NE	2.09	0.51
3:Q:108:LEU:O	3:Q:109:ALA:C	2.49	0.51
4:R:197:TYR:HB3	4:R:198:PRO:CD	2.37	0.51
1:A:242:ARG:NH1	1:B:396:VAL:CG2	2.73	0.51
1:A:536:LEU:HA	1:A:889:GLN:HE22	1.76	0.51
1:A:747:TYR:O	1:A:750:ARG:HD3	2.10	0.51
1:B:351:PHE:CE2	1:B:353:MET:HB3	2.46	0.51
1:B:377:MET:SD	1:C:432:ARG:HG2	2.51	0.51
1:C:132:ASN:HB3	1:C:206:VAL:CG2	2.35	0.51
1:C:137:GLN:O	1:C:139:ASN:N	2.44	0.51
1:D:107:LEU:HD12	1:D:108:ASP:H	1.75	0.51
1:D:271:VAL:CB	1:D:272:PRO:HD3	2.34	0.51
1:D:367:VAL:HG23	1:D:367:VAL:O	2.11	0.51
1:D:536:LEU:HA	1:D:889:GLN:HE22	1.76	0.51
1:D:724:ASP:O	1:D:728:VAL:HG23	2.11	0.51
1:D:755:LEU:HD23	1:D:755:LEU:C	2.31	0.51
1:E:151:SER:HB2	1:F:417:GLY:O	2.10	0.51
1:E:632:TRP:HD1	1:G:321:GLN:HB3	0.89	0.51
1:G:396:VAL:CG2	1:I:242:ARG:NH1	2.73	0.51
1:H:165:MET:HG2	1:H:165:MET:O	2.11	0.51
1:I:683:ILE:HG23	1:I:860:LEU:HD11	1.91	0.51
1:J:396:VAL:CG2	1:L:242:ARG:NH1	2.73	0.51
1:J:724:ASP:O	1:J:728:VAL:HG23	2.11	0.51
1:K:458:PRO:HG3	3:P:65:ARG:O	2.05	0.51
1:K:614:MET:CE	3:P:15:ARG:HH12	2.23	0.51
1:L:436:TYR:HA	1:L:440:ALA:CB	2.40	0.51
3:N:95:GLN:O	3:N:96:GLN:C	2.49	0.51
3:O:16:LEU:CD2	3:O:17:PRO:HD2	2.41	0.51
3:O:18:LYS:CG	3:O:19:TRP:H	2.22	0.51
3:P:97:LEU:O	3:P:98:LEU:C	2.48	0.51
3:Q:97:LEU:O	3:Q:98:LEU:C	2.48	0.51
4:R:197:TYR:CB	4:R:198:PRO:HD2	2.36	0.51

Continued on next page...

Continued from previous page...

Atom-1	Atom-2	Interatomic distance (Å)	Clash overlap (Å)
1:A:208:ARG:HG2	1:A:208:ARG:HH11	1.75	0.51
1:B:683:ILE:HG23	1:B:860:LEU:HD11	1.92	0.51
1:C:293:PHE:O	1:C:557:SER:HA	2.11	0.51
1:C:392:ARG:HB2	1:C:411:ASN:HA	1.91	0.51
1:C:630:ARG:CB	1:C:859:ALA:HA	2.41	0.51
1:D:426:LEU:CD2	1:F:426:LEU:HD11	2.36	0.51
1:E:35:THR:C	1:E:37:SER:H	2.14	0.51
1:E:293:PHE:O	1:E:557:SER:HA	2.10	0.51
1:E:312:LEU:HD11	1:E:327:ASP:H	1.76	0.51
1:E:386:GLY:O	1:E:387:VAL:HB	2.09	0.51
1:E:436:TYR:HA	1:E:440:ALA:HB3	1.92	0.51
1:F:35:THR:C	1:F:37:SER:H	2.13	0.51
1:F:367:VAL:O	1:F:367:VAL:HG23	2.10	0.51
1:G:536:LEU:HA	1:G:889:GLN:HE22	1.76	0.51
1:G:761:MET:HE1	1:G:824:LEU:HD13	1.93	0.51
1:H:58:THR:HG21	1:H:62:GLN:NE2	2.25	0.51
1:H:137:GLN:O	1:H:139:ASN:N	2.44	0.51
1:I:153:VAL:O	1:I:153:VAL:HG13	2.09	0.51
1:I:714:TYR:O	1:I:723:LYS:HG3	2.11	0.51
1:I:755:LEU:HD23	1:I:755:LEU:C	2.32	0.51
1:J:398:ARG:NH2	1:L:160:ASN:OD1	2.44	0.51
1:K:242:ARG:NH1	1:L:396:VAL:HG21	2.25	0.51
1:K:564:ARG:HG3	3:P:31:MET:O	2.07	0.51
1:K:658:TYR:CE2	3:P:21:GLY:CA	2.93	0.51
1:L:298:ASP:O	1:L:301:VAL:HG13	2.11	0.51
3:N:72:TYR:O	3:N:72:TYR:HD1	1.93	0.51
3:O:55:ARG:O	3:O:56:ASP:CB	2.59	0.51
3:O:62:GLY:O	3:O:63:ALA:HB3	2.10	0.51
3:O:104:LEU:HD21	3:P:104:LEU:HB3	1.93	0.51
3:P:30:ASN:N	3:P:34:GLY:H	2.05	0.51
3:P:72:TYR:O	3:P:72:TYR:HD1	1.92	0.51
3:P:96:GLN:O	3:P:97:LEU:C	2.49	0.51
3:P:106:THR:O	3:P:107:GLY:C	2.48	0.51
3:Q:95:GLN:O	3:Q:96:GLN:C	2.49	0.51
1:A:618:ILE:HB	1:A:873:THR:OG1	2.10	0.51
1:A:755:LEU:HD23	1:A:755:LEU:C	2.31	0.51
1:B:76:THR:OG1	1:J:658:TYR:CE1	2.51	0.51
1:B:804:LEU:HD23	1:B:804:LEU:C	2.31	0.51
1:C:183:GLU:C	1:C:185:GLN:H	2.14	0.51
1:C:386:GLY:O	1:C:387:VAL:HB	2.10	0.51
1:C:443:LEU:HD23	1:C:491:MET:SD	2.51	0.51

Continued on next page...

Continued from previous page...

Atom-1	Atom-2	Interatomic distance (Å)	Clash overlap (Å)
1:C:804:LEU:C	1:C:804:LEU:HD23	2.31	0.51
1:D:160:ASN:OD1	1:E:398:ARG:NH2	2.44	0.51
1:D:392:ARG:HD3	1:D:392:ARG:N	2.22	0.51
1:D:473:SER:HB2	1:D:792:CYS:CB	2.32	0.51
1:E:804:LEU:HD23	1:E:804:LEU:C	2.32	0.51
1:F:137:GLN:O	1:F:139:ASN:N	2.44	0.51
1:F:316:ALA:O	1:F:542:THR:HG22	2.11	0.51
1:F:450:THR:HG23	1:F:469:ARG:NH1	2.26	0.51
1:F:630:ARG:CB	1:F:859:ALA:HA	2.41	0.51
1:G:386:GLY:O	1:G:387:VAL:HB	2.11	0.51
1:G:734:TYR:O	1:G:736:ILE:HG13	2.10	0.51
1:H:241:TYR:HD2	1:I:393:SER:HG	1.58	0.51
1:H:312:LEU:HD11	1:H:327:ASP:H	1.76	0.51
1:H:402:GLN:O	1:H:403:TRP:CE3	2.62	0.51
1:I:451:PRO:CB	1:I:454:ILE:HD12	2.41	0.51
1:J:293:PHE:O	1:J:557:SER:HA	2.10	0.51
1:J:813:ARG:NH2	1:K:261:LEU:HB2	2.26	0.51
1:K:35:THR:C	1:K:37:SER:H	2.14	0.51
1:K:170:ARG:HG2	1:K:171:GLN:N	2.22	0.51
1:K:253:PHE:CZ	1:L:414:ILE:HD13	2.46	0.51
1:L:410:ASP:O	1:L:411:ASN:HB2	2.11	0.51
1:L:706:LYS:HD2	1:L:720:ASN:ND2	2.25	0.51
3:O:106:THR:O	3:O:107:GLY:C	2.48	0.51
3:P:77:GLU:N	3:P:80:LEU:CD1	2.73	0.51
3:P:101:LEU:O	3:P:102:ASN:C	2.50	0.51
1:A:258:ALA:HB3	1:A:260:VAL:HG13	1.93	0.51
1:A:906:ALA:O	2:M:100:ALA:CA	2.51	0.51
1:B:183:GLU:C	1:B:185:GLN:H	2.15	0.51
1:C:316:ALA:O	1:C:542:THR:HG22	2.11	0.51
1:C:406:VAL:HG22	1:C:408:ASN:HB2	1.92	0.51
1:C:472:VAL:HG13	1:C:475:LEU:CD1	2.41	0.51
1:C:724:ASP:O	1:C:728:VAL:HG23	2.11	0.51
1:D:528:PHE:CE2	1:D:530:ALA:HB3	2.46	0.51
1:D:618:ILE:HB	1:D:873:THR:OG1	2.10	0.51
1:E:76:THR:HG21	1:G:658:TYR:CE1	2.46	0.51
1:F:293:PHE:O	1:F:557:SER:HA	2.11	0.51
1:F:443:LEU:HD23	1:F:491:MET:SD	2.51	0.51
1:F:714:TYR:O	1:F:723:LYS:HG3	2.11	0.51
1:G:764:GLN:OE1	1:H:513:GLY:HA3	2.10	0.51
1:G:766:PRO:HD3	1:G:809:HIS:NE2	2.20	0.51
1:G:813:ARG:NH2	1:H:261:LEU:HB2	2.26	0.51

Continued on next page...

Continued from previous page...

Atom-1	Atom-2	Interatomic distance (Å)	Clash overlap (Å)
1:H:103:ILE:HG23	1:H:572:ILE:CD1	2.41	0.51
1:H:377:MET:SD	1:I:432:ARG:HG2	2.50	0.51
1:I:135:PHE:CE1	1:I:145:GLN:HB3	2.45	0.51
1:I:298:ASP:O	1:I:301:VAL:HG13	2.11	0.51
1:I:311:ASN:HD21	1:I:654:PRO:HB3	1.75	0.51
1:I:443:LEU:HD23	1:I:491:MET:SD	2.51	0.51
1:I:450:THR:HG23	1:I:469:ARG:NH1	2.26	0.51
1:J:592:LEU:HD13	1:K:31:PHE:CE2	2.46	0.51
1:K:137:GLN:O	1:K:139:ASN:N	2.44	0.51
1:K:183:GLU:C	1:K:185:GLN:H	2.15	0.51
1:K:377:MET:SD	1:L:432:ARG:HG2	2.50	0.51
1:K:804:LEU:C	1:K:804:LEU:HD23	2.32	0.51
1:L:443:LEU:HD23	1:L:491:MET:SD	2.51	0.51
1:L:683:ILE:HG23	1:L:860:LEU:HD11	1.91	0.51
1:L:745:PRO:HB2	1:L:747:TYR:CE1	2.46	0.51
2:M:280:GLU:HG2	2:M:285:LYS:HZ2	1.76	0.51
2:M:350:TRP:CH2	2:M:454:LEU:HD21	2.45	0.51
3:N:97:LEU:O	3:N:98:LEU:C	2.48	0.51
3:N:100:THR:O	3:N:101:LEU:C	2.50	0.51
3:O:29:SER:OG	3:O:64:ARG:NH1	2.44	0.51
3:O:57:ASN:C	3:O:57:ASN:ND2	2.63	0.51
3:P:15:ARG:NH1	3:P:15:ARG:HG2	2.21	0.51
3:P:102:ASN:O	3:P:103:ARG:C	2.49	0.51
3:Q:62:GLY:O	3:Q:63:ALA:HB3	2.11	0.51
3:Q:100:THR:O	3:Q:101:LEU:C	2.50	0.51
1:A:109:ARG:HH21	1:A:512:LEU:HB2	1.73	0.50
1:A:166:GLY:C	1:A:174:VAL:HG12	2.32	0.50
1:A:426:LEU:CD2	1:C:426:LEU:HD11	2.36	0.50
1:A:592:LEU:HD13	1:B:31:PHE:CE2	2.47	0.50
1:B:451:PRO:CB	1:B:454:ILE:HD12	2.41	0.50
1:C:36:GLU:HG3	1:C:36:GLU:O	2.10	0.50
1:C:311:ASN:HD21	1:C:654:PRO:HB3	1.75	0.50
1:D:258:ALA:HB3	1:D:260:VAL:HG13	1.93	0.50
1:D:484:THR:HG23	1:E:514:ASN:CB	2.38	0.50
1:D:762:CYS:SG	1:D:821:ARG:NH1	2.84	0.50
1:E:165:MET:HG2	1:E:165:MET:O	2.11	0.50
1:E:183:GLU:C	1:E:185:GLN:H	2.15	0.50
1:E:242:ARG:NH1	1:F:396:VAL:HG21	2.25	0.50
1:F:311:ASN:HD21	1:F:654:PRO:HB3	1.75	0.50
1:F:755:LEU:HD23	1:F:755:LEU:C	2.32	0.50
1:G:205:ARG:NE	1:G:256:GLU:OE2	2.45	0.50

Continued on next page...

Continued from previous page...

Atom-1	Atom-2	Interatomic distance (Å)	Clash overlap (Å)
1:G:231:LYS:HG3	1:G:258:ALA:CA	2.41	0.50
1:G:641:THR:CG2	1:G:642:ARG:H	2.02	0.50
1:H:107:LEU:HD12	1:H:108:ASP:H	1.75	0.50
1:H:183:GLU:C	1:H:185:GLN:H	2.15	0.50
1:H:618:ILE:HB	1:H:873:THR:OG1	2.11	0.50
1:I:137:GLN:O	1:I:139:ASN:N	2.44	0.50
1:I:903:PRO:HB2	1:I:904:PHE:HD1	1.76	0.50
1:J:115:PRO:O	1:J:116:TYR:HB3	2.12	0.50
1:J:470:ILE:HG23	1:J:793:ARG:HD3	1.93	0.50
1:J:759:ILE:O	1:J:759:ILE:HG13	2.11	0.50
1:K:351:PHE:CE2	1:K:353:MET:HB3	2.46	0.50
1:K:402:GLN:O	1:K:403:TRP:CE3	2.62	0.50
1:K:755:LEU:HD23	1:K:755:LEU:C	2.31	0.50
1:L:107:LEU:HD12	1:L:108:ASP:H	1.75	0.50
1:L:183:GLU:C	1:L:185:GLN:H	2.15	0.50
3:N:96:GLN:O	3:N:97:LEU:C	2.49	0.50
3:O:96:GLN:O	3:O:97:LEU:C	2.49	0.50
3:P:100:THR:O	3:P:101:LEU:C	2.50	0.50
3:Q:79:SER:O	3:Q:83:LEU:CG	2.52	0.50
1:A:246:ASN:HD21	1:A:248:ASN:HB3	1.75	0.50
1:A:383:PRO:HG3	1:B:422:MET:SD	2.52	0.50
1:A:762:CYS:SG	1:A:821:ARG:NH1	2.84	0.50
1:B:293:PHE:O	1:B:557:SER:HA	2.10	0.50
1:B:436:TYR:HA	1:B:440:ALA:HB3	1.92	0.50
1:B:618:ILE:HB	1:B:873:THR:OG1	2.11	0.50
1:C:396:VAL:HG13	1:C:404:GLN:C	2.30	0.50
1:C:399:ASN:HD21	1:C:400:GLN:HE21	1.56	0.50
1:C:811:ASP:CG	1:C:812:PRO:HD2	2.32	0.50
1:D:533:ASN:HB2	1:D:605:PHE:HE2	1.74	0.50
1:F:58:THR:HG21	1:F:62:GLN:NE2	2.26	0.50
1:G:36:GLU:HG3	1:G:36:GLU:O	2.10	0.50
1:G:107:LEU:HD12	1:G:108:ASP:H	1.76	0.50
1:G:383:PRO:HG3	1:H:422:MET:SD	2.52	0.50
1:G:402:GLN:O	1:G:403:TRP:CE3	2.63	0.50
1:G:592:LEU:HD13	1:H:31:PHE:CE2	2.46	0.50
1:G:759:ILE:O	1:G:759:ILE:HG13	2.12	0.50
1:G:804:LEU:HD11	1:H:222:PRO:CB	2.33	0.50
1:H:166:GLY:C	1:H:174:VAL:HG12	2.32	0.50
1:H:240:TYR:HD2	1:H:249:PRO:HB3	1.77	0.50
1:H:253:PHE:CZ	1:I:414:ILE:HD13	2.46	0.50
1:H:680:LYS:HD2	3:Q:19:TRP:CE2	2.46	0.50

Continued on next page...

Continued from previous page...

Atom-1	Atom-2	Interatomic distance (Å)	Clash overlap (Å)
1:K:618:ILE:HB	1:K:873:THR:OG1	2.11	0.50
1:L:293:PHE:O	1:L:557:SER:HA	2.11	0.50
1:L:804:LEU:HD23	1:L:804:LEU:C	2.31	0.50
2:M:127:ASN:HB2	2:M:164:PHE:HD1	1.68	0.50
3:N:98:LEU:O	3:N:99:ALA:C	2.49	0.50
3:P:35:VAL:HG11	3:P:64:ARG:H	1.75	0.50
3:P:55:ARG:O	3:P:56:ASP:CB	2.59	0.50
3:Q:34:GLY:CA	3:Q:64:ARG:HH11	2.25	0.50
3:Q:35:VAL:HG11	3:Q:64:ARG:H	1.75	0.50
1:A:293:PHE:O	1:A:557:SER:HA	2.11	0.50
1:A:367:VAL:O	1:A:367:VAL:HG23	2.11	0.50
1:A:398:ARG:NH2	1:C:160:ASN:OD1	2.44	0.50
1:B:253:PHE:CZ	1:C:414:ILE:HD13	2.46	0.50
1:B:312:LEU:HD11	1:B:327:ASP:H	1.76	0.50
1:E:208:ARG:HH11	1:E:208:ARG:HG2	1.75	0.50
1:E:892:ARG:O	1:G:909:ALA:O	2.29	0.50
1:F:135:PHE:CE1	1:F:145:GLN:HB3	2.45	0.50
1:F:205:ARG:NE	1:F:256:GLU:OE2	2.45	0.50
1:F:804:LEU:HD23	1:F:804:LEU:C	2.31	0.50
1:H:205:ARG:NE	1:H:256:GLU:OE2	2.45	0.50
1:H:351:PHE:CE2	1:H:353:MET:HB3	2.46	0.50
1:I:170:ARG:HH11	1:I:170:ARG:HG3	1.77	0.50
1:I:183:GLU:C	1:I:185:GLN:H	2.14	0.50
1:I:804:LEU:HD23	1:I:804:LEU:C	2.31	0.50
1:L:126:PRO:C	1:L:128:SER:H	2.15	0.50
1:L:311:ASN:HD21	1:L:654:PRO:HB3	1.75	0.50
1:L:398:ARG:HB3	1:L:403:TRP:CE2	2.46	0.50
3:N:16:LEU:HD22	3:N:17:PRO:HD2	1.83	0.50
3:N:48:THR:HG22	3:N:49:VAL:N	2.26	0.50
3:N:55:ARG:O	3:N:56:ASP:CB	2.59	0.50
3:N:99:ALA:O	3:N:100:THR:C	2.50	0.50
3:N:101:LEU:O	3:N:102:ASN:C	2.49	0.50
3:O:15:ARG:O	3:O:15:ARG:CD	2.52	0.50
3:P:109:ALA:O	3:P:110:ALA:C	2.50	0.50
1:A:115:PRO:O	1:A:116:TYR:HB3	2.12	0.50
1:A:386:GLY:O	1:A:387:VAL:HB	2.11	0.50
1:A:392:ARG:HB2	1:A:411:ASN:HA	1.92	0.50
1:A:774:PHE:CE2	1:B:223:THR:HA	2.47	0.50
1:B:10:TRP:HB3	1:B:15:ILE:HB	1.94	0.50
1:B:137:GLN:O	1:B:139:ASN:N	2.44	0.50
1:B:240:TYR:HD2	1:B:249:PRO:HB3	1.77	0.50

Continued on next page...

Continued from previous page...

Atom-1	Atom-2	Interatomic distance (Å)	Clash overlap (Å)
1:C:402:GLN:O	1:C:403:TRP:CE3	2.64	0.50
1:D:133:THR:CG2	1:D:212:GLN:HG3	2.39	0.50
1:D:205:ARG:NE	1:D:256:GLU:OE2	2.45	0.50
1:D:398:ARG:NH2	1:F:160:ASN:OD1	2.44	0.50
1:F:811:ASP:CG	1:F:812:PRO:HD2	2.31	0.50
1:G:170:ARG:HH11	1:G:170:ARG:HG3	1.76	0.50
1:G:242:ARG:NH1	1:H:396:VAL:CG2	2.73	0.50
1:G:246:ASN:HD21	1:G:248:ASN:HB3	1.75	0.50
1:G:888:HIS:ND1	1:G:890:PRO:HD3	2.27	0.50
1:I:367:VAL:O	1:I:367:VAL:HG23	2.10	0.50
1:I:410:ASP:O	1:I:411:ASN:HB2	2.11	0.50
1:I:678:PHE:HB3	1:I:705:ILE:HD12	1.92	0.50
1:I:724:ASP:O	1:I:728:VAL:HG23	2.11	0.50
1:J:205:ARG:NE	1:J:256:GLU:OE2	2.44	0.50
1:J:392:ARG:HD3	1:J:392:ARG:N	2.22	0.50
1:J:764:GLN:OE1	1:K:513:GLY:HA3	2.10	0.50
1:K:392:ARG:HD3	1:K:392:ARG:N	2.21	0.50
1:L:316:ALA:O	1:L:542:THR:HG22	2.11	0.50
2:M:157:LEU:HD11	2:M:177:ILE:HD13	1.93	0.50
3:N:25:ASP:N	3:N:38:PRO:HB2	2.25	0.50
3:N:104:LEU:O	3:N:105:ARG:C	2.49	0.50
3:N:106:THR:O	3:N:107:GLY:C	2.48	0.50
3:N:109:ALA:O	3:N:110:ALA:C	2.50	0.50
3:O:18:LYS:CG	3:O:19:TRP:N	2.75	0.50
3:P:29:SER:OG	3:P:64:ARG:NH1	2.45	0.50
4:R:198:PRO:O	4:R:200:GLN:N	2.45	0.50
1:A:133:THR:CG2	1:A:212:GLN:HG3	2.39	0.50
1:A:406:VAL:O	1:A:407:ALA:HB3	2.10	0.50
1:A:724:ASP:O	1:A:728:VAL:HG23	2.11	0.50
1:B:367:VAL:HG23	1:B:367:VAL:O	2.12	0.50
1:C:398:ARG:HB3	1:C:403:TRP:CE2	2.46	0.50
1:D:222:PRO:CB	1:F:804:LEU:HD11	2.36	0.50
1:D:379:ASN:HD22	1:D:379:ASN:N	2.07	0.50
1:D:592:LEU:HD13	1:E:31:PHE:CE2	2.46	0.50
1:D:813:ARG:NH2	1:E:261:LEU:HB2	2.26	0.50
1:F:103:ILE:HG23	1:F:572:ILE:CD1	2.42	0.50
1:F:126:PRO:C	1:F:128:SER:H	2.15	0.50
1:F:183:GLU:C	1:F:185:GLN:H	2.15	0.50
1:F:392:ARG:HB2	1:F:411:ASN:HA	1.91	0.50
1:F:451:PRO:CB	1:F:454:ILE:HD12	2.41	0.50
1:F:472:VAL:HG13	1:F:475:LEU:CD1	2.41	0.50

Continued on next page...

Continued from previous page...

Atom-1	Atom-2	Interatomic distance (Å)	Clash overlap (Å)
1:G:263:PRO:CD	1:I:813:ARG:HH21	2.00	0.50
1:G:762:CYS:SG	1:G:821:ARG:NH1	2.84	0.50
1:H:423:GLU:OE2	1:I:126:PRO:HA	2.12	0.50
1:H:495:ASN:HB3	1:H:498:ASN:HD22	1.76	0.50
1:H:755:LEU:HD23	1:H:755:LEU:C	2.31	0.50
1:J:258:ALA:HB3	1:J:260:VAL:HG13	1.93	0.50
1:J:383:PRO:HG3	1:K:422:MET:SD	2.52	0.50
1:J:762:CYS:SG	1:J:821:ARG:NH1	2.84	0.50
1:K:170:ARG:HH11	1:K:170:ARG:HG3	1.75	0.50
1:L:137:GLN:O	1:L:139:ASN:N	2.44	0.50
1:L:282:LEU:HD12	1:L:282:LEU:N	2.27	0.50
1:L:451:PRO:CB	1:L:454:ILE:HD12	2.41	0.50
1:L:472:VAL:HG13	1:L:475:LEU:CD1	2.41	0.50
1:L:724:ASP:O	1:L:728:VAL:HG23	2.12	0.50
3:N:29:SER:OG	3:N:64:ARG:NH1	2.45	0.50
1:A:35:THR:C	1:A:37:SER:H	2.15	0.50
1:A:528:PHE:CE2	1:A:530:ALA:HB3	2.46	0.50
1:B:165:MET:HG2	1:B:165:MET:O	2.11	0.50
1:B:402:GLN:O	1:B:403:TRP:CE3	2.62	0.50
1:C:67:ARG:NH1	1:C:576:ASN:ND2	2.59	0.50
1:C:282:LEU:HD12	1:C:282:LEU:N	2.27	0.50
1:C:678:PHE:HB3	1:C:705:ILE:HD12	1.92	0.50
1:C:745:PRO:HB2	1:C:747:TYR:CE1	2.46	0.50
1:D:115:PRO:O	1:D:116:TYR:HB3	2.11	0.50
1:E:170:ARG:HG3	1:E:170:ARG:HH11	1.75	0.50
1:E:472:VAL:HG13	1:E:475:LEU:CD1	2.42	0.50
1:E:618:ILE:HB	1:E:873:THR:OG1	2.11	0.50
1:E:799:HIS:CD2	1:E:800:PRO:HD2	2.42	0.50
1:F:783:THR:HA	1:F:803:GLN:CB	2.42	0.50
1:G:76:THR:HG22	1:G:77:GLN:N	2.27	0.50
1:G:406:VAL:O	1:G:407:ALA:HB3	2.10	0.50
1:G:470:ILE:HG23	1:G:793:ARG:HD3	1.94	0.50
1:I:67:ARG:NH1	1:I:576:ASN:ND2	2.59	0.50
1:I:396:VAL:HG13	1:I:404:GLN:C	2.30	0.50
1:I:745:PRO:HB2	1:I:747:TYR:CE1	2.46	0.50
1:J:166:GLY:C	1:J:174:VAL:HG12	2.32	0.50
1:J:774:PHE:CE2	1:K:223:THR:HA	2.47	0.50
1:K:166:GLY:C	1:K:174:VAL:HG12	2.32	0.50
1:K:208:ARG:HG2	1:K:208:ARG:HH11	1.75	0.50
3:N:108:LEU:O	3:N:109:ALA:C	2.49	0.50
3:O:104:LEU:O	3:O:105:ARG:C	2.49	0.50

Continued on next page...

Continued from previous page...

Atom-1	Atom-2	Interatomic distance (Å)	Clash overlap (Å)
3:O:108:LEU:O	3:O:109:ALA:C	2.49	0.50
3:Q:15:ARG:O	3:Q:16:LEU:HB2	2.11	0.50
3:Q:48:THR:HG22	3:Q:49:VAL:N	2.26	0.50
3:Q:96:GLN:O	3:Q:97:LEU:C	2.49	0.50
1:A:126:PRO:C	1:A:128:SER:H	2.15	0.50
1:A:160:ASN:OD1	1:B:398:ARG:NH2	2.44	0.50
1:A:470:ILE:HG23	1:A:793:ARG:HD3	1.94	0.50
1:A:906:ALA:HA	2:M:102:ASN:HB3	1.93	0.50
1:B:399:ASN:HD21	1:B:400:GLN:HE21	1.57	0.50
1:B:689:VAL:CG2	1:D:906:ALA:CA	2.89	0.50
1:C:450:THR:HG23	1:C:469:ARG:NH1	2.26	0.50
1:C:714:TYR:O	1:C:723:LYS:HG3	2.11	0.50
1:E:367:VAL:HG23	1:E:367:VAL:O	2.11	0.50
1:E:759:ILE:HG13	1:E:759:ILE:O	2.12	0.50
1:F:410:ASP:O	1:F:411:ASN:HB2	2.11	0.50
1:F:724:ASP:O	1:F:728:VAL:HG23	2.11	0.50
1:G:114:LYS:HE2	1:G:264:ASP:HB2	1.93	0.50
1:G:355:ASN:ND2	1:G:508:ARG:HG2	2.27	0.50
1:G:879:PHE:O	1:G:881:VAL:HG13	2.12	0.50
1:G:903:PRO:HB2	1:G:904:PHE:HD1	1.77	0.50
1:H:451:PRO:CB	1:H:454:ILE:HD12	2.42	0.50
1:H:786:ALA:HB2	1:H:799:HIS:N	2.25	0.50
1:I:630:ARG:CB	1:I:859:ALA:HA	2.41	0.50
1:J:76:THR:HG22	1:J:77:GLN:N	2.27	0.50
1:J:879:PHE:O	1:J:881:VAL:HG13	2.12	0.50
1:K:103:ILE:HG23	1:K:572:ILE:CD1	2.41	0.50
1:K:865:GLU:HB2	3:O:19:TRP:CH2	2.47	0.50
1:L:36:GLU:HG3	1:L:36:GLU:O	2.10	0.50
1:L:630:ARG:CB	1:L:859:ALA:HA	2.41	0.50
1:L:755:LEU:HD23	1:L:755:LEU:C	2.32	0.50
1:L:903:PRO:HB2	1:L:904:PHE:HD1	1.76	0.50
3:N:34:GLY:CA	3:N:64:ARG:HH11	2.25	0.50
3:N:62:GLY:O	3:N:63:ALA:HB3	2.11	0.50
3:O:48:THR:HG22	3:O:49:VAL:N	2.26	0.50
3:O:57:ASN:HB3	3:O:62:GLY:HA3	1.90	0.50
3:O:77:GLU:N	3:O:80:LEU:CD1	2.73	0.50
3:O:102:ASN:O	3:O:103:ARG:C	2.49	0.50
3:O:103:ARG:NH1	3:P:105:ARG:HH21	2.09	0.50
3:P:55:ARG:C	3:P:56:ASP:OD1	2.50	0.50
1:A:170:ARG:HH11	1:A:170:ARG:HG3	1.76	0.50
1:B:38:TYR:CD1	1:B:38:TYR:N	2.80	0.50

Continued on next page...

Continued from previous page...

Atom-1	Atom-2	Interatomic distance (Å)	Clash overlap (Å)
1:B:303:LEU:HG	1:B:554:ILE:HG23	1.94	0.50
1:C:135:PHE:CE1	1:C:145:GLN:HB3	2.45	0.50
1:C:451:PRO:CB	1:C:454:ILE:HD12	2.41	0.50
1:D:282:LEU:HD12	1:D:282:LEU:N	2.27	0.50
1:D:383:PRO:HG3	1:E:422:MET:SD	2.52	0.50
1:D:804:LEU:HD11	1:E:222:PRO:CB	2.33	0.50
1:E:351:PHE:CE2	1:E:353:MET:HB3	2.46	0.50
1:F:298:ASP:O	1:F:301:VAL:HG13	2.11	0.50
1:F:745:PRO:HB2	1:F:747:TYR:CE1	2.46	0.50
1:G:398:ARG:NH2	1:I:160:ASN:OD1	2.44	0.50
1:H:38:TYR:CD1	1:H:38:TYR:N	2.80	0.50
1:H:73:ARG:HH21	1:L:72:ASP:HB2	1.75	0.50
1:H:167:VAL:O	1:H:168:ASP:C	2.51	0.50
1:H:472:VAL:HG13	1:H:475:LEU:CD1	2.42	0.50
1:H:536:LEU:HA	1:H:889:GLN:HE22	1.77	0.50
1:I:132:ASN:HB3	1:I:206:VAL:CG2	2.34	0.50
1:J:7:LEU:HD22	4:R:16:GLN:N	2.27	0.50
1:K:205:ARG:NE	1:K:256:GLU:OE2	2.45	0.50
1:K:312:LEU:HD11	1:K:327:ASP:H	1.76	0.50
1:K:367:VAL:HG23	1:K:367:VAL:O	2.12	0.50
1:K:759:ILE:HG13	1:K:759:ILE:O	2.12	0.50
1:L:38:TYR:N	1:L:38:TYR:CD1	2.80	0.50
1:L:67:ARG:NH1	1:L:576:ASN:ND2	2.59	0.50
1:L:135:PHE:CD1	1:L:145:GLN:HB3	2.47	0.50
1:L:762:CYS:SG	1:L:821:ARG:NH1	2.85	0.50
2:M:277:ASP:CG	2:M:285:LYS:HE2	2.32	0.50
3:O:6:ARG:O	3:O:6:ARG:CG	2.59	0.50
3:Q:101:LEU:O	3:Q:102:ASN:C	2.49	0.50
3:Q:104:LEU:O	3:Q:105:ARG:C	2.49	0.50
1:A:888:HIS:ND1	1:A:890:PRO:HD3	2.27	0.50
1:B:205:ARG:NE	1:B:256:GLU:OE2	2.45	0.50
1:B:495:ASN:HB3	1:B:498:ASN:HD22	1.76	0.50
1:B:903:PRO:HB2	1:B:904:PHE:HD1	1.77	0.50
1:C:73:ARG:HB3	1:C:82:THR:HG22	1.94	0.50
1:C:755:LEU:HD23	1:C:755:LEU:C	2.32	0.50
1:D:166:GLY:C	1:D:174:VAL:HG12	2.32	0.50
1:D:888:HIS:ND1	1:D:890:PRO:HD3	2.27	0.50
1:E:253:PHE:CZ	1:F:414:ILE:HD13	2.46	0.50
1:F:762:CYS:SG	1:F:821:ARG:NH1	2.85	0.50
1:G:38:TYR:CD1	1:G:38:TYR:N	2.80	0.50
1:G:135:PHE:CE1	1:G:145:GLN:HB3	2.47	0.50

Continued on next page...

Continued from previous page...

Atom-1	Atom-2	Interatomic distance (Å)	Clash overlap (Å)
1:G:367:VAL:HG23	1:G:367:VAL:O	2.11	0.50
1:G:528:PHE:CE2	1:G:530:ALA:HB3	2.46	0.50
1:G:744:PRO:HG2	1:G:749:ASP:OD1	2.12	0.50
1:H:804:LEU:HD23	1:H:804:LEU:C	2.32	0.50
1:I:398:ARG:HB3	1:I:403:TRP:CE2	2.46	0.50
1:J:378:PRO:C	1:J:379:ASN:HD22	2.16	0.50
1:J:714:TYR:O	1:J:723:LYS:N	2.45	0.50
1:K:38:TYR:CD1	1:K:38:TYR:N	2.80	0.50
1:K:406:VAL:HG22	1:K:408:ASN:HB2	1.94	0.50
1:K:472:VAL:HG13	1:K:475:LEU:CD1	2.42	0.50
1:K:903:PRO:HB2	1:K:904:PHE:HD1	1.77	0.50
1:L:450:THR:HG23	1:L:469:ARG:NH1	2.26	0.50
3:N:18:LYS:CG	3:N:19:TRP:N	2.75	0.50
3:O:97:LEU:O	3:O:98:LEU:C	2.48	0.50
3:P:34:GLY:CA	3:P:64:ARG:HH11	2.25	0.50
3:Q:35:VAL:N	3:Q:64:ARG:CD	2.66	0.50
3:Q:77:GLU:N	3:Q:80:LEU:CD1	2.74	0.50
1:A:759:ILE:O	1:A:759:ILE:HG13	2.11	0.49
1:B:103:ILE:HG23	1:B:572:ILE:CD1	2.41	0.49
1:B:241:TYR:HA	1:C:395:GLU:HA	1.94	0.49
1:C:103:ILE:HG23	1:C:572:ILE:CD1	2.42	0.49
1:C:358:MET:SD	1:C:827:ARG:NH2	2.85	0.49
1:D:378:PRO:C	1:D:379:ASN:HD22	2.16	0.49
1:D:714:TYR:O	1:D:723:LYS:N	2.46	0.49
1:D:789:PHE:HD1	1:D:791:PHE:N	2.09	0.49
1:E:166:GLY:C	1:E:174:VAL:HG12	2.32	0.49
1:E:241:TYR:HA	1:F:395:GLU:HA	1.94	0.49
1:E:451:PRO:CB	1:E:454:ILE:HD12	2.41	0.49
1:E:536:LEU:HA	1:E:889:GLN:HE22	1.77	0.49
1:F:135:PHE:CD1	1:F:145:GLN:HB3	2.47	0.49
1:F:282:LEU:HD12	1:F:282:LEU:N	2.27	0.49
1:F:799:HIS:CD2	1:F:800:PRO:HD2	2.43	0.49
1:G:126:PRO:C	1:G:128:SER:H	2.15	0.49
1:H:170:ARG:HH11	1:H:170:ARG:HG3	1.75	0.49
1:I:811:ASP:CG	1:I:812:PRO:HD2	2.32	0.49
1:J:135:PHE:CE1	1:J:145:GLN:HB3	2.47	0.49
1:J:528:PHE:CE2	1:J:530:ALA:HB3	2.46	0.49
1:K:258:ALA:HB3	1:K:260:VAL:HG13	1.94	0.49
1:K:551:VAL:HG11	1:K:568:ALA:O	2.12	0.49
1:K:702:GLU:OE1	3:O:19:TRP:CD1	2.65	0.49
1:L:684:GLN:NE2	1:L:687:SER:HA	2.27	0.49

Continued on next page...

Continued from previous page...

Atom-1	Atom-2	Interatomic distance (Å)	Clash overlap (Å)
2:M:76:LEU:HD13	2:M:86:LEU:HD13	1.93	0.49
3:N:6:ARG:O	3:N:6:ARG:CG	2.59	0.49
3:N:105:ARG:O	3:N:106:THR:C	2.49	0.49
3:O:100:THR:O	3:O:101:LEU:C	2.50	0.49
3:P:48:THR:HG22	3:P:49:VAL:N	2.26	0.49
3:Q:25:ASP:N	3:Q:38:PRO:HB2	2.26	0.49
3:Q:29:SER:OG	3:Q:64:ARG:NH1	2.44	0.49
3:Q:102:ASN:O	3:Q:103:ARG:C	2.49	0.49
1:A:38:TYR:CD1	1:A:38:TYR:N	2.80	0.49
1:A:879:PHE:O	1:A:881:VAL:HG13	2.12	0.49
1:B:759:ILE:O	1:B:759:ILE:HG13	2.12	0.49
1:B:811:ASP:CG	1:B:812:PRO:HD2	2.33	0.49
1:C:355:ASN:ND2	1:C:508:ARG:HG2	2.27	0.49
1:C:410:ASP:O	1:C:411:ASN:HB2	2.11	0.49
1:C:436:TYR:O	1:C:440:ALA:HB3	2.13	0.49
1:D:35:THR:C	1:D:37:SER:H	2.16	0.49
1:D:903:PRO:HB2	1:D:904:PHE:HD1	1.77	0.49
1:E:240:TYR:HD2	1:E:249:PRO:HB3	1.77	0.49
1:E:423:GLU:OE2	1:F:126:PRO:HA	2.12	0.49
1:E:495:ASN:HB3	1:E:498:ASN:HD22	1.76	0.49
1:F:398:ARG:HB3	1:F:403:TRP:CE2	2.46	0.49
1:G:724:ASP:O	1:G:728:VAL:HG23	2.11	0.49
1:H:107:LEU:CD1	1:H:570:VAL:HG12	2.42	0.49
1:H:191:TRP:CE3	1:H:192:THR:HB	2.48	0.49
1:H:231:LYS:HG3	1:H:258:ALA:CA	2.42	0.49
1:H:759:ILE:HG13	1:H:759:ILE:O	2.12	0.49
1:J:744:PRO:HG2	1:J:749:ASP:OD1	2.12	0.49
1:K:142:HIS:HB3	1:L:409:SER:OG	2.12	0.49
1:K:495:ASN:HB3	1:K:498:ASN:HD22	1.76	0.49
1:K:536:LEU:HA	1:K:889:GLN:HE22	1.77	0.49
1:K:630:ARG:CB	1:K:859:ALA:HA	2.42	0.49
1:L:358:MET:SD	1:L:827:ARG:NH2	2.86	0.49
1:L:811:ASP:CG	1:L:812:PRO:HD2	2.31	0.49
1:L:852:LEU:CD2	4:R:214:GLY:O	2.60	0.49
1:L:852:LEU:CB	4:R:213:SER:CB	2.71	0.49
2:M:355:MET:HG3	2:M:442:LEU:HD11	1.93	0.49
3:N:15:ARG:O	3:N:16:LEU:HB2	2.11	0.49
3:N:55:ARG:C	3:N:56:ASP:OD1	2.50	0.49
3:O:15:ARG:O	3:O:16:LEU:HB2	2.11	0.49
3:O:90:LEU:CD1	3:P:90:LEU:HD11	2.41	0.49
3:O:109:ALA:O	3:O:110:ALA:C	2.50	0.49

Continued on next page...

Continued from previous page...

Atom-1	Atom-2	Interatomic distance (Å)	Clash overlap (Å)
3:Q:55:ARG:O	3:Q:56:ASP:CB	2.59	0.49
3:Q:105:ARG:O	3:Q:106:THR:C	2.49	0.49
1:A:76:THR:HG22	1:A:77:GLN:N	2.27	0.49
1:A:114:LYS:HE2	1:A:264:ASP:HB2	1.93	0.49
1:A:327:ASP:OD1	1:A:328:LEU:N	2.45	0.49
1:A:804:LEU:HD23	1:A:804:LEU:C	2.33	0.49
1:B:166:GLY:C	1:B:174:VAL:HG12	2.32	0.49
1:B:167:VAL:O	1:B:168:ASP:C	2.51	0.49
1:B:191:TRP:CE3	1:B:192:THR:HB	2.48	0.49
1:B:423:GLU:OE2	1:C:126:PRO:HA	2.12	0.49
1:B:630:ARG:CB	1:B:859:ALA:HA	2.42	0.49
1:C:783:THR:HA	1:C:803:GLN:CB	2.42	0.49
1:D:126:PRO:C	1:D:128:SER:H	2.15	0.49
1:D:242:ARG:HH11	1:E:396:VAL:HG21	1.77	0.49
1:D:395:GLU:HA	1:F:241:TYR:HA	1.95	0.49
1:D:796:ARG:O	1:D:796:ARG:HD3	2.12	0.49
1:D:804:LEU:HD23	1:D:804:LEU:C	2.33	0.49
1:E:137:GLN:O	1:E:139:ASN:N	2.44	0.49
1:E:231:LYS:HG3	1:E:258:ALA:CA	2.42	0.49
1:E:630:ARG:CB	1:E:859:ALA:HA	2.42	0.49
1:E:903:PRO:HB2	1:E:904:PHE:HD1	1.77	0.49
1:F:355:ASN:ND2	1:F:508:ARG:HG2	2.27	0.49
1:F:770:THR:HG21	1:F:816:LEU:HB2	1.94	0.49
1:G:7:LEU:N	1:G:7:LEU:HD12	2.27	0.49
1:G:35:THR:C	1:G:37:SER:H	2.16	0.49
1:G:242:ARG:HH11	1:H:396:VAL:HG21	1.77	0.49
1:H:367:VAL:HG23	1:H:367:VAL:O	2.11	0.49
1:H:761:MET:HE3	1:H:824:LEU:HD13	1.94	0.49
1:H:811:ASP:CG	1:H:812:PRO:HD2	2.33	0.49
1:H:868:PRO:HG3	3:Q:40:ASN:CB	2.40	0.49
1:I:38:TYR:CD1	1:I:38:TYR:N	2.80	0.49
1:I:293:PHE:O	1:I:557:SER:HA	2.11	0.49
1:J:495:ASN:HB3	1:J:498:ASN:HD22	1.78	0.49
1:J:678:PHE:HB3	1:J:705:ILE:HD12	1.94	0.49
1:K:10:TRP:HB3	1:K:15:ILE:HB	1.94	0.49
1:K:146:THR:N	1:L:412:ASN:HD22	2.10	0.49
1:K:528:PHE:CE2	1:K:530:ALA:HB3	2.47	0.49
1:L:103:ILE:HG23	1:L:572:ILE:CD1	2.42	0.49
1:L:402:GLN:O	1:L:403:TRP:CE3	2.64	0.49
3:P:15:ARG:O	3:P:16:LEU:HB2	2.11	0.49
3:P:16:LEU:CD2	3:P:17:PRO:HD2	2.41	0.49

Continued on next page...

Continued from previous page...

Atom-1	Atom-2	Interatomic distance (Å)	Clash overlap (Å)
1:A:135:PHE:CE1	1:A:145:GLN:HB3	2.47	0.49
1:A:355:ASN:ND2	1:A:508:ARG:HG2	2.27	0.49
1:A:473:SER:HB2	1:A:792:CYS:CB	2.32	0.49
1:B:536:LEU:HA	1:B:889:GLN:HE22	1.77	0.49
1:B:789:PHE:HD1	1:B:791:PHE:N	2.09	0.49
1:C:126:PRO:C	1:C:128:SER:H	2.15	0.49
1:C:205:ARG:NE	1:C:256:GLU:OE2	2.45	0.49
1:C:298:ASP:O	1:C:301:VAL:HG13	2.11	0.49
1:C:850:ASN:ND2	1:C:852:LEU:HB3	2.27	0.49
1:D:189:GLU:OE2	1:F:271:VAL:HG22	2.13	0.49
1:D:451:PRO:CB	1:D:454:ILE:HD12	2.42	0.49
1:E:7:LEU:HD12	1:E:7:LEU:N	2.28	0.49
1:E:73:ARG:HB3	1:E:82:THR:HG22	1.94	0.49
1:E:258:ALA:HB3	1:E:260:VAL:HG13	1.94	0.49
1:E:653:SER:HA	1:G:78:TYR:CE2	2.48	0.49
1:E:744:PRO:HG2	1:E:749:ASP:OD1	2.12	0.49
1:E:811:ASP:CG	1:E:812:PRO:HD2	2.33	0.49
1:E:900:LEU:CD2	1:F:9:GLN:HE21	2.23	0.49
1:F:246:ASN:HD21	1:F:248:ASN:HB3	1.77	0.49
1:G:115:PRO:O	1:G:116:TYR:HB3	2.11	0.49
1:G:258:ALA:HB3	1:G:260:VAL:HG13	1.93	0.49
1:G:456:LEU:HG	1:G:457:PRO:HD2	1.95	0.49
1:G:714:TYR:O	1:G:723:LYS:N	2.45	0.49
1:G:796:ARG:O	1:G:796:ARG:HD3	2.12	0.49
1:I:167:VAL:O	1:I:168:ASP:C	2.51	0.49
1:I:282:LEU:HD12	1:I:282:LEU:N	2.27	0.49
1:I:355:ASN:ND2	1:I:508:ARG:HG2	2.27	0.49
1:I:684:GLN:NE2	1:I:687:SER:HA	2.27	0.49
1:K:167:VAL:O	1:K:168:ASP:C	2.50	0.49
1:K:241:TYR:HA	1:L:395:GLU:HA	1.94	0.49
1:K:327:ASP:OD1	1:K:328:LEU:N	2.46	0.49
1:K:762:CYS:SG	1:K:821:ARG:NH1	2.86	0.49
1:L:107:LEU:CD1	1:L:570:VAL:HG12	2.42	0.49
1:L:166:GLY:C	1:L:174:VAL:HG12	2.33	0.49
1:L:205:ARG:NE	1:L:256:GLU:OE2	2.45	0.49
1:L:246:ASN:HD21	1:L:248:ASN:HB3	1.77	0.49
2:M:308:ARG:O	2:M:308:ARG:HG2	2.12	0.49
3:O:15:ARG:NH1	3:O:15:ARG:HG2	2.21	0.49
3:P:18:LYS:CG	3:P:19:TRP:N	2.75	0.49
3:Q:25:ASP:CA	3:Q:38:PRO:HB2	2.39	0.49
3:Q:75:LEU:CG	3:Q:77:GLU:OE2	2.60	0.49

Continued on next page...

Continued from previous page...

Atom-1	Atom-2	Interatomic distance (Å)	Clash overlap (Å)
3:Q:99:ALA:O	3:Q:100:THR:C	2.50	0.49
1:A:137:GLN:O	1:A:139:ASN:N	2.46	0.49
1:A:231:LYS:HG3	1:A:258:ALA:CA	2.41	0.49
1:B:402:GLN:O	1:B:403:TRP:CB	2.57	0.49
1:B:804:LEU:HD11	1:C:222:PRO:CB	2.33	0.49
1:C:903:PRO:HB2	1:C:904:PHE:HD1	1.76	0.49
1:D:135:PHE:CE1	1:D:145:GLN:HB3	2.47	0.49
1:D:167:VAL:O	1:D:168:ASP:C	2.51	0.49
1:D:327:ASP:OD1	1:D:328:LEU:N	2.45	0.49
1:D:495:ASN:HB3	1:D:498:ASN:HD22	1.78	0.49
1:D:879:PHE:O	1:D:881:VAL:HG13	2.12	0.49
1:E:767:ASN:H	1:E:817:ARG:HA	1.78	0.49
1:E:783:THR:HA	1:E:803:GLN:CB	2.42	0.49
1:F:285:HIS:ND1	1:F:795:PRO:HD3	2.28	0.49
1:F:542:THR:O	1:F:542:THR:HG23	2.13	0.49
1:G:166:GLY:C	1:G:174:VAL:HG12	2.32	0.49
1:G:423:GLU:OE2	1:H:126:PRO:HA	2.13	0.49
1:H:7:LEU:HD12	1:H:7:LEU:N	2.28	0.49
1:H:551:VAL:HG11	1:H:568:ALA:O	2.13	0.49
1:H:903:PRO:HB2	1:H:904:PHE:HD1	1.77	0.49
1:I:205:ARG:NE	1:I:256:GLU:OE2	2.45	0.49
1:J:35:THR:C	1:J:37:SER:H	2.15	0.49
1:K:285:HIS:ND1	1:K:795:PRO:HD3	2.28	0.49
1:K:790:ARG:CZ	1:L:186:LEU:HD23	2.43	0.49
1:L:169:GLU:O	1:L:169:GLU:HG3	2.13	0.49
1:L:761:MET:CE	1:L:824:LEU:HD13	2.43	0.49
3:N:58:LEU:N	3:N:58:LEU:CD1	2.65	0.49
3:N:75:LEU:CG	3:N:77:GLU:OE2	2.60	0.49
3:O:34:GLY:CA	3:O:64:ARG:HH11	2.25	0.49
3:O:55:ARG:C	3:O:56:ASP:OD1	2.50	0.49
3:P:75:LEU:CG	3:P:77:GLU:OE2	2.60	0.49
3:P:107:GLY:O	3:P:108:LEU:C	2.51	0.49
1:A:107:LEU:CD1	1:A:570:VAL:HG12	2.42	0.49
1:A:271:VAL:CB	1:A:272:PRO:HD3	2.34	0.49
1:B:762:CYS:SG	1:B:821:ARG:NH1	2.86	0.49
1:B:783:THR:HA	1:B:803:GLN:CB	2.43	0.49
1:C:115:PRO:O	1:C:116:TYR:HB3	2.13	0.49
1:C:388:GLN:HG2	1:C:420:PRO:CG	2.42	0.49
1:D:271:VAL:HG22	1:E:189:GLU:OE2	2.13	0.49
1:D:408:ASN:ND2	1:F:143:PRO:HB2	2.28	0.49
1:D:472:VAL:HG13	1:D:475:LEU:CD1	2.43	0.49

Continued on next page...

Continued from previous page...

Atom-1	Atom-2	Interatomic distance (Å)	Clash overlap (Å)
1:E:303:LEU:HG	1:E:554:ILE:HG23	1.94	0.49
1:E:378:PRO:C	1:E:379:ASN:HD22	2.16	0.49
1:F:166:GLY:C	1:F:174:VAL:HG12	2.33	0.49
1:F:170:ARG:HH11	1:F:170:ARG:HG3	1.77	0.49
1:F:327:ASP:OD1	1:F:328:LEU:N	2.46	0.49
1:G:402:GLN:O	1:G:403:TRP:CB	2.56	0.49
1:G:774:PHE:CE2	1:H:223:THR:HA	2.47	0.49
1:G:804:LEU:HD23	1:G:804:LEU:C	2.33	0.49
1:H:378:PRO:C	1:H:379:ASN:HD22	2.16	0.49
1:H:630:ARG:CB	1:H:859:ALA:HA	2.42	0.49
1:I:76:THR:HG22	1:I:77:GLN:N	2.28	0.49
1:I:246:ASN:HD21	1:I:248:ASN:HB3	1.77	0.49
1:I:358:MET:SD	1:I:827:ARG:NH2	2.85	0.49
1:I:727:LEU:HD13	1:I:741:TYR:OH	2.13	0.49
1:I:761:MET:CE	1:I:824:LEU:HD13	2.43	0.49
1:I:850:ASN:ND2	1:I:852:LEU:HB3	2.28	0.49
1:J:67:ARG:NH1	1:J:576:ASN:ND2	2.61	0.49
1:J:327:ASP:OD1	1:J:328:LEU:N	2.46	0.49
1:K:126:PRO:C	1:K:128:SER:H	2.16	0.49
1:K:165:MET:HG2	1:K:165:MET:O	2.11	0.49
1:K:744:PRO:HG2	1:K:749:ASP:OD1	2.13	0.49
1:L:388:GLN:HG2	1:L:420:PRO:CG	2.42	0.49
1:L:770:THR:HG21	1:L:816:LEU:HB2	1.94	0.49
2:M:355:MET:HG2	2:M:442:LEU:CD1	2.42	0.49
3:P:65:ARG:NH1	3:P:65:ARG:C	2.65	0.49
3:Q:55:ARG:C	3:Q:56:ASP:OD1	2.50	0.49
3:Q:98:LEU:O	3:Q:99:ALA:C	2.49	0.49
4:R:190:TYR:O	4:R:192:GLY:N	2.46	0.49
1:A:378:PRO:C	1:A:379:ASN:HD22	2.16	0.49
1:A:395:GLU:HA	1:C:241:TYR:HA	1.94	0.49
1:A:408:ASN:ND2	1:C:143:PRO:HB2	2.28	0.49
1:A:796:ARG:O	1:A:796:ARG:HD3	2.12	0.49
1:B:528:PHE:CE2	1:B:530:ALA:HB3	2.47	0.49
1:B:689:VAL:HG22	1:D:906:ALA:N	2.27	0.49
1:C:166:GLY:C	1:C:174:VAL:HG12	2.33	0.49
1:C:169:GLU:O	1:C:169:GLU:HG3	2.13	0.49
1:C:759:ILE:HG13	1:C:759:ILE:O	2.12	0.49
1:D:231:LYS:HG3	1:D:258:ALA:CA	2.41	0.49
1:D:578:TYR:CZ	1:F:723:LYS:HE3	2.48	0.49
1:E:528:PHE:CE2	1:E:530:ALA:HB3	2.47	0.49
1:F:73:ARG:HB3	1:F:82:THR:HG22	1.94	0.49

Continued on next page...

Continued from previous page...

Atom-1	Atom-2	Interatomic distance (Å)	Clash overlap (Å)
1:F:115:PRO:O	1:F:116:TYR:HB3	2.13	0.49
1:F:358:MET:SD	1:F:827:ARG:NH2	2.85	0.49
1:F:436:TYR:O	1:F:440:ALA:HB3	2.13	0.49
1:G:67:ARG:NH1	1:G:576:ASN:ND2	2.61	0.49
1:G:253:PHE:CZ	1:H:414:ILE:HD13	2.48	0.49
1:G:271:VAL:HG22	1:H:189:GLU:OE2	2.13	0.49
1:G:396:VAL:HG21	1:I:242:ARG:NH1	2.28	0.49
1:G:451:PRO:CB	1:G:454:ILE:HD12	2.42	0.49
1:H:73:ARG:HB3	1:H:82:THR:HG22	1.95	0.49
1:H:242:ARG:HH11	1:I:396:VAL:HG23	1.78	0.49
1:H:762:CYS:SG	1:H:821:ARG:NH1	2.86	0.49
1:H:770:THR:HG21	1:H:816:LEU:HB2	1.95	0.49
1:I:166:GLY:C	1:I:174:VAL:HG12	2.33	0.49
1:I:169:GLU:O	1:I:169:GLU:HG3	2.13	0.49
1:I:762:CYS:SG	1:I:821:ARG:NH1	2.85	0.49
1:I:783:THR:HA	1:I:803:GLN:CB	2.42	0.49
1:J:271:VAL:HG22	1:K:189:GLU:OE2	2.13	0.49
1:J:408:ASN:ND2	1:L:143:PRO:HB2	2.28	0.49
1:J:472:VAL:HG13	1:J:475:LEU:CD1	2.43	0.49
1:J:484:THR:HG23	1:K:514:ASN:CB	2.38	0.49
1:J:694:ASN:HB3	1:J:696:ARG:HH12	1.77	0.49
1:J:888:HIS:ND1	1:J:890:PRO:HD3	2.27	0.49
1:J:903:PRO:HB2	1:J:904:PHE:HD1	1.77	0.49
1:K:231:LYS:HG3	1:K:258:ALA:CA	2.42	0.49
1:K:783:THR:HA	1:K:803:GLN:CB	2.43	0.49
1:L:312:LEU:HD21	1:L:325:VAL:O	2.13	0.49
1:L:396:VAL:CG2	1:L:405:ASN:HA	2.40	0.49
1:L:789:PHE:HD1	1:L:791:PHE:N	2.09	0.49
3:N:17:PRO:CG	3:N:22:SER:OG	2.42	0.49
3:N:107:GLY:O	3:N:108:LEU:C	2.51	0.49
3:O:75:LEU:CG	3:O:77:GLU:OE2	2.60	0.49
3:P:98:LEU:O	3:P:99:ALA:C	2.49	0.49
3:Q:109:ALA:O	3:Q:110:ALA:C	2.50	0.49
1:A:253:PHE:CZ	1:B:414:ILE:HD13	2.48	0.49
1:A:451:PRO:CB	1:A:454:ILE:HD12	2.42	0.49
1:A:495:ASN:HB3	1:A:498:ASN:HD22	1.78	0.49
1:A:714:TYR:O	1:A:723:LYS:N	2.45	0.49
1:B:327:ASP:OD1	1:B:328:LEU:N	2.46	0.49
1:B:551:VAL:HG11	1:B:568:ALA:O	2.12	0.49
1:B:630:ARG:HH12	1:J:83:ARG:HH21	1.60	0.49
1:C:76:THR:HG22	1:C:77:GLN:N	2.28	0.49

Continued on next page...

Continued from previous page...

Atom-1	Atom-2	Interatomic distance (Å)	Clash overlap (Å)
1:C:456:LEU:HG	1:C:457:PRO:HD2	1.95	0.49
1:D:67:ARG:NH1	1:D:576:ASN:ND2	2.61	0.49
1:E:142:HIS:HB3	1:F:409:SER:OG	2.12	0.49
1:F:67:ARG:NH1	1:F:576:ASN:ND2	2.59	0.49
1:G:282:LEU:HD12	1:G:282:LEU:N	2.27	0.49
1:G:627:ILE:O	1:G:627:ILE:HG13	2.13	0.49
1:H:142:HIS:HB3	1:I:409:SER:OG	2.12	0.49
1:H:396:VAL:CG1	1:H:403:TRP:HD1	2.23	0.49
1:H:694:ASN:HB3	1:H:696:ARG:HH12	1.78	0.49
1:I:126:PRO:C	1:I:128:SER:H	2.15	0.49
1:I:135:PHE:CD1	1:I:145:GLN:HB3	2.47	0.49
1:I:436:TYR:O	1:I:440:ALA:HB3	2.13	0.49
1:J:253:PHE:CZ	1:K:414:ILE:HD13	2.48	0.49
1:J:355:ASN:ND2	1:J:508:ARG:HG2	2.27	0.49
1:J:451:PRO:CB	1:J:454:ILE:HD12	2.42	0.49
1:J:796:ARG:O	1:J:796:ARG:HD3	2.12	0.49
1:K:7:LEU:HD12	1:K:7:LEU:N	2.28	0.49
1:K:303:LEU:HG	1:K:554:ILE:HG23	1.94	0.49
1:K:451:PRO:CB	1:K:454:ILE:HD12	2.42	0.49
1:K:473:SER:HB2	1:K:792:CYS:CB	2.30	0.49
1:K:789:PHE:HD1	1:K:791:PHE:N	2.09	0.49
1:L:73:ARG:HB3	1:L:82:THR:HG22	1.94	0.49
1:L:759:ILE:O	1:L:759:ILE:HG13	2.12	0.49
1:L:799:HIS:HD2	1:L:800:PRO:CD	2.24	0.49
2:M:122:TYR:CD1	2:M:432:PRO:HB3	2.47	0.49
2:M:208:TYR:CE1	2:M:213:GLN:HA	2.48	0.49
2:M:277:ASP:HB3	2:M:285:LYS:CE	2.37	0.49
3:N:77:GLU:CA	3:N:80:LEU:HD12	2.43	0.49
3:N:102:ASN:O	3:N:103:ARG:C	2.49	0.49
3:O:107:GLY:O	3:O:108:LEU:C	2.51	0.49
1:A:189:GLU:OE2	1:C:271:VAL:HG22	2.13	0.49
1:A:358:MET:SD	1:A:827:ARG:NH2	2.86	0.49
1:A:436:TYR:HA	1:A:440:ALA:HB3	1.95	0.49
1:B:311:ASN:HD21	1:B:654:PRO:HB3	1.78	0.49
1:D:76:THR:HG22	1:D:77:GLN:N	2.27	0.49
1:D:759:ILE:O	1:D:759:ILE:HG13	2.12	0.49
1:D:774:PHE:CE2	1:E:223:THR:HA	2.47	0.49
1:E:205:ARG:NE	1:E:256:GLU:OE2	2.45	0.49
1:E:762:CYS:SG	1:E:821:ARG:NH1	2.86	0.49
1:F:903:PRO:HB2	1:F:904:PHE:HD1	1.76	0.49
1:G:137:GLN:O	1:G:139:ASN:N	2.46	0.49

Continued on next page...

Continued from previous page...

Atom-1	Atom-2	Interatomic distance (Å)	Clash overlap (Å)
1:G:378:PRO:C	1:G:379:ASN:HD22	2.16	0.49
1:G:495:ASN:HB3	1:G:498:ASN:HD22	1.78	0.49
1:J:126:PRO:C	1:J:128:SER:H	2.15	0.49
1:J:137:GLN:O	1:J:139:ASN:N	2.46	0.49
1:J:410:ASP:O	1:J:411:ASN:HB2	2.13	0.49
1:K:191:TRP:CE3	1:K:192:THR:HB	2.48	0.49
1:L:354:TRP:HA	1:L:354:TRP:CE3	2.48	0.49
1:L:850:ASN:ND2	1:L:852:LEU:HB3	2.28	0.49
3:N:11:TYR:HB3	3:P:11:TYR:CG	2.47	0.49
3:P:77:GLU:CD	3:P:77:GLU:H	2.02	0.49
1:A:205:ARG:NE	1:A:256:GLU:OE2	2.45	0.49
1:A:282:LEU:HD12	1:A:282:LEU:N	2.27	0.49
1:A:578:TYR:CZ	1:C:723:LYS:HE3	2.48	0.49
1:A:678:PHE:HB3	1:A:705:ILE:HD12	1.95	0.49
1:B:154:ALA:O	1:B:155:THR:HB	2.13	0.49
1:B:231:LYS:HG3	1:B:258:ALA:CA	2.42	0.49
1:B:258:ALA:HB3	1:B:260:VAL:HG13	1.95	0.49
1:B:472:VAL:HG13	1:B:475:LEU:CD1	2.42	0.49
1:B:714:TYR:O	1:B:723:LYS:N	2.46	0.49
1:B:767:ASN:H	1:B:817:ARG:HA	1.78	0.49
1:B:790:ARG:CZ	1:C:186:LEU:HD23	2.43	0.49
1:C:135:PHE:CD1	1:C:145:GLN:HB3	2.47	0.49
1:C:170:ARG:HH11	1:C:170:ARG:HG3	1.77	0.49
1:C:762:CYS:SG	1:C:821:ARG:NH1	2.85	0.49
1:D:38:TYR:CD1	1:D:38:TYR:N	2.80	0.49
1:D:470:ILE:HG23	1:D:793:ARG:HD3	1.94	0.49
1:E:146:THR:N	1:F:412:ASN:HD22	2.10	0.49
1:E:714:TYR:O	1:E:723:LYS:N	2.46	0.49
1:F:850:ASN:ND2	1:F:852:LEU:HB3	2.28	0.49
1:G:327:ASP:OD1	1:G:328:LEU:N	2.46	0.49
1:G:395:GLU:HA	1:I:241:TYR:HA	1.94	0.49
1:G:472:VAL:HG13	1:G:475:LEU:CD1	2.43	0.49
1:H:146:THR:N	1:I:412:ASN:HD22	2.10	0.49
1:H:528:PHE:CE2	1:H:530:ALA:HB3	2.47	0.49
1:H:783:THR:HA	1:H:803:GLN:CB	2.43	0.49
1:I:115:PRO:O	1:I:116:TYR:HB3	2.13	0.49
1:I:133:THR:CG2	1:I:212:GLN:HG3	2.43	0.49
1:I:327:ASP:OD1	1:I:328:LEU:N	2.46	0.49
1:I:354:TRP:HA	1:I:354:TRP:HE3	1.78	0.49
1:J:38:TYR:CD1	1:J:38:TYR:N	2.80	0.49
1:J:401:GLN:HB2	1:J:402:GLN:H	1.51	0.49

Continued on next page...

Continued from previous page...

Atom-1	Atom-2	Interatomic distance (Å)	Clash overlap (Å)
1:J:714:TYR:O	1:J:723:LYS:HG3	2.13	0.49
1:K:311:ASN:HD21	1:K:654:PRO:HB3	1.78	0.49
1:K:714:TYR:O	1:K:723:LYS:N	2.46	0.49
1:K:767:ASN:H	1:K:817:ARG:HA	1.78	0.49
1:L:766:PRO:HD3	1:L:809:HIS:NE2	2.18	0.49
2:M:73:ILE:O	2:M:73:ILE:HG13	2.13	0.49
2:M:141:MET:SD	2:M:177:ILE:HD12	2.53	0.49
3:N:39:PRO:O	3:N:40:ASN:CB	2.61	0.49
3:O:39:PRO:O	3:O:40:ASN:CB	2.61	0.49
3:O:76:VAL:CG2	3:O:77:GLU:OE2	2.55	0.49
3:O:77:GLU:CA	3:O:80:LEU:HD12	2.43	0.49
3:Q:107:GLY:O	3:Q:108:LEU:C	2.51	0.49
1:A:67:ARG:NH1	1:A:576:ASN:ND2	2.61	0.48
1:A:627:ILE:HG13	1:A:627:ILE:O	2.13	0.48
1:B:142:HIS:HB3	1:C:409:SER:OG	2.13	0.48
1:C:312:LEU:HD21	1:C:325:VAL:O	2.13	0.48
1:C:327:ASP:OD1	1:C:328:LEU:N	2.46	0.48
1:C:761:MET:CE	1:C:824:LEU:HD13	2.43	0.48
1:D:132:ASN:HB3	1:D:206:VAL:CG2	2.34	0.48
1:D:253:PHE:CZ	1:E:414:ILE:HD13	2.48	0.48
1:D:283:SER:OG	1:E:190:GLY:HA2	2.13	0.48
1:D:396:VAL:HG21	1:F:242:ARG:NH1	2.28	0.48
1:E:60:ARG:HA	1:J:61:SER:H	1.78	0.48
1:E:167:VAL:O	1:E:168:ASP:C	2.51	0.48
1:E:311:ASN:HD21	1:E:654:PRO:HB3	1.78	0.48
1:E:456:LEU:HG	1:E:457:PRO:HD2	1.95	0.48
1:F:694:ASN:HB3	1:F:696:ARG:HH12	1.78	0.48
1:F:879:PHE:O	1:F:881:VAL:HG13	2.13	0.48
1:G:143:PRO:HB2	1:H:408:ASN:ND2	2.28	0.48
1:G:375:ASP:O	1:H:127:LYS:HE2	2.13	0.48
1:G:408:ASN:ND2	1:I:143:PRO:HB2	2.28	0.48
1:G:863:THR:CA	1:L:909:ALA:HB3	2.43	0.48
1:H:482:ILE:HD12	1:I:116:TYR:CE2	2.48	0.48
1:H:714:TYR:O	1:H:723:LYS:N	2.46	0.48
1:H:723:LYS:HE3	1:I:578:TYR:CZ	2.48	0.48
1:I:73:ARG:HB3	1:I:82:THR:HG22	1.94	0.48
1:I:107:LEU:CD1	1:I:570:VAL:HG12	2.42	0.48
1:I:312:LEU:HD21	1:I:325:VAL:O	2.13	0.48
1:I:402:GLN:O	1:I:403:TRP:CE3	2.64	0.48
1:I:759:ILE:HG13	1:I:759:ILE:O	2.12	0.48
1:J:282:LEU:HD12	1:J:282:LEU:N	2.27	0.48

Continued on next page...

Continued from previous page...

Atom-1	Atom-2	Interatomic distance (Å)	Clash overlap (Å)
1:J:542:THR:HG23	1:J:542:THR:O	2.13	0.48
1:J:578:TYR:CZ	1:L:723:LYS:HE3	2.48	0.48
1:K:378:PRO:C	1:K:379:ASN:HD22	2.16	0.48
1:K:482:ILE:HD12	1:L:116:TYR:CE2	2.48	0.48
3:O:99:ALA:O	3:O:100:THR:C	2.50	0.48
3:Q:30:ASN:N	3:Q:34:GLY:H	2.05	0.48
1:A:135:PHE:CD1	1:A:145:GLN:HB3	2.49	0.48
1:A:423:GLU:OE2	1:B:126:PRO:HA	2.13	0.48
1:A:789:PHE:HD1	1:A:791:PHE:N	2.09	0.48
1:C:354:TRP:CE3	1:C:354:TRP:HA	2.48	0.48
1:C:771:GLU:OE1	1:C:771:GLU:HA	2.13	0.48
1:C:778:ILE:C	1:C:778:ILE:HD12	2.34	0.48
1:C:799:HIS:CD2	1:C:800:PRO:HD2	2.43	0.48
1:D:292:ASN:HA	1:D:558:THR:OG1	2.13	0.48
1:D:375:ASP:O	1:E:127:LYS:HE2	2.13	0.48
1:D:542:THR:HG23	1:D:542:THR:O	2.13	0.48
1:D:744:PRO:HG2	1:D:749:ASP:OD1	2.12	0.48
1:D:778:ILE:C	1:D:778:ILE:HD12	2.34	0.48
1:E:241:TYR:HB3	1:F:393:SER:HG	1.78	0.48
1:E:790:ARG:CZ	1:F:186:LEU:HD23	2.43	0.48
1:F:307:ASN:HD21	1:F:333:THR:N	1.95	0.48
1:G:122:ASN:HA	1:I:784:THR:OG1	2.14	0.48
1:G:354:TRP:HA	1:G:354:TRP:CE3	2.49	0.48
1:J:143:PRO:HB2	1:K:408:ASN:ND2	2.28	0.48
1:J:189:GLU:OE2	1:L:271:VAL:HG22	2.13	0.48
1:J:242:ARG:HH11	1:K:396:VAL:HG21	1.77	0.48
1:J:804:LEU:HD23	1:J:804:LEU:C	2.33	0.48
1:K:799:HIS:HD2	1:K:800:PRO:CD	2.23	0.48
1:L:7:LEU:N	1:L:7:LEU:HD12	2.28	0.48
1:L:114:LYS:HE2	1:L:264:ASP:HB2	1.95	0.48
1:L:694:ASN:HB3	1:L:696:ARG:HH12	1.78	0.48
1:L:727:LEU:HD13	1:L:741:TYR:OH	2.13	0.48
1:L:783:THR:HA	1:L:803:GLN:CB	2.42	0.48
2:M:232:LEU:HG	2:M:233:PRO:CD	2.29	0.48
3:N:74:ILE:HD13	3:N:74:ILE:N	2.25	0.48
1:A:31:PHE:CE2	1:C:592:LEU:HD13	2.48	0.48
1:A:155:THR:HG21	1:A:163:LEU:CD1	2.43	0.48
1:A:283:SER:OG	1:B:190:GLY:HA2	2.13	0.48
1:B:378:PRO:C	1:B:379:ASN:HD22	2.16	0.48
1:B:723:LYS:HE3	1:C:578:TYR:CZ	2.48	0.48
1:B:744:PRO:HG2	1:B:749:ASP:OD1	2.12	0.48

Continued on next page...

Continued from previous page...

Atom-1	Atom-2	Interatomic distance (Å)	Clash overlap (Å)
1:C:246:ASN:HD21	1:C:248:ASN:HB3	1.77	0.48
1:C:684:GLN:NE2	1:C:687:SER:HA	2.27	0.48
1:D:10:TRP:HB3	1:D:15:ILE:HB	1.96	0.48
1:D:137:GLN:O	1:D:139:ASN:N	2.46	0.48
1:D:143:PRO:HB2	1:E:408:ASN:ND2	2.28	0.48
1:D:303:LEU:HG	1:D:554:ILE:HG23	1.96	0.48
1:E:10:TRP:HB3	1:E:15:ILE:HB	1.94	0.48
1:E:103:ILE:HG23	1:E:572:ILE:CD1	2.41	0.48
1:E:242:ARG:HH11	1:F:396:VAL:HG23	1.78	0.48
1:E:652:GLY:HA3	1:G:78:TYR:OH	2.12	0.48
1:E:694:ASN:HB3	1:E:696:ARG:HH12	1.78	0.48
1:E:909:ALA:HB3	1:G:544:GLU:CD	2.22	0.48
1:F:107:LEU:CD1	1:F:570:VAL:HG12	2.42	0.48
1:F:167:VAL:O	1:F:168:ASP:C	2.51	0.48
1:F:169:GLU:O	1:F:169:GLU:HG3	2.13	0.48
1:G:167:VAL:O	1:G:168:ASP:C	2.51	0.48
1:G:542:THR:HG23	1:G:542:THR:O	2.13	0.48
1:G:778:ILE:C	1:G:778:ILE:HD12	2.34	0.48
1:H:154:ALA:O	1:H:155:THR:HB	2.14	0.48
1:H:285:HIS:ND1	1:H:795:PRO:HD3	2.28	0.48
1:H:354:TRP:HA	1:H:354:TRP:CE3	2.49	0.48
1:I:172:LEU:C	1:I:172:LEU:HD23	2.34	0.48
1:I:542:THR:O	1:I:542:THR:HG23	2.13	0.48
1:I:694:ASN:HB3	1:I:696:ARG:HH12	1.78	0.48
1:K:73:ARG:HB3	1:K:82:THR:HG22	1.94	0.48
1:K:160:ASN:OD1	1:L:398:ARG:NH2	2.46	0.48
1:K:811:ASP:CG	1:K:812:PRO:HD2	2.33	0.48
1:L:76:THR:HG22	1:L:77:GLN:N	2.28	0.48
1:L:355:ASN:ND2	1:L:508:ARG:HG2	2.27	0.48
1:L:627:ILE:HG13	1:L:627:ILE:O	2.14	0.48
3:O:35:VAL:CG1	3:O:67:GLU:OE2	2.58	0.48
3:P:76:VAL:CG2	3:P:77:GLU:OE2	2.55	0.48
1:A:7:LEU:N	1:A:7:LEU:HD12	2.27	0.48
1:A:271:VAL:HG22	1:B:189:GLU:OE2	2.13	0.48
1:A:410:ASP:O	1:A:411:ASN:HB2	2.13	0.48
1:A:744:PRO:HG2	1:A:749:ASP:OD1	2.12	0.48
1:A:778:ILE:C	1:A:778:ILE:HD12	2.34	0.48
1:B:7:LEU:HD12	1:B:7:LEU:N	2.28	0.48
1:B:146:THR:N	1:C:412:ASN:HD22	2.10	0.48
1:C:114:LYS:HE2	1:C:264:ASP:HB2	1.95	0.48
1:D:135:PHE:CD1	1:D:145:GLN:HB3	2.49	0.48

Continued on next page...

Continued from previous page...

Atom-1	Atom-2	Interatomic distance (Å)	Clash overlap (Å)
1:D:355:ASN:ND2	1:D:508:ARG:HG2	2.27	0.48
1:D:694:ASN:HB3	1:E:61:SER:HA	1.95	0.48
1:D:706:LYS:HD2	1:D:720:ASN:ND2	2.29	0.48
1:E:154:ALA:O	1:E:155:THR:HB	2.14	0.48
1:E:327:ASP:OD1	1:E:328:LEU:N	2.46	0.48
1:E:354:TRP:HA	1:E:354:TRP:CE3	2.48	0.48
1:E:406:VAL:HG22	1:E:408:ASN:HB2	1.94	0.48
1:E:727:LEU:HD13	1:E:741:TYR:OH	2.14	0.48
1:F:38:TYR:N	1:F:38:TYR:CD1	2.80	0.48
1:F:759:ILE:HG13	1:F:759:ILE:O	2.12	0.48
1:F:761:MET:CE	1:F:824:LEU:HD13	2.43	0.48
1:G:292:ASN:HA	1:G:558:THR:OG1	2.14	0.48
1:G:857:ALA:HB2	4:R:10:VAL:HG21	1.94	0.48
1:H:241:TYR:HA	1:I:395:GLU:HA	1.94	0.48
1:H:744:PRO:HG2	1:H:749:ASP:OD1	2.12	0.48
1:H:813:ARG:HH21	1:I:263:PRO:CD	2.00	0.48
1:I:7:LEU:N	1:I:7:LEU:HD12	2.28	0.48
1:I:114:LYS:HE2	1:I:264:ASP:HB2	1.95	0.48
1:I:191:TRP:CE3	1:I:192:THR:HB	2.48	0.48
1:I:285:HIS:ND1	1:I:795:PRO:HD3	2.28	0.48
1:I:354:TRP:HA	1:I:354:TRP:CE3	2.48	0.48
1:I:767:ASN:H	1:I:817:ARG:HA	1.78	0.48
1:J:167:VAL:O	1:J:168:ASP:C	2.51	0.48
1:J:358:MET:SD	1:J:827:ARG:NH2	2.86	0.48
1:J:375:ASP:O	1:K:127:LYS:HE2	2.13	0.48
1:J:396:VAL:HG21	1:L:242:ARG:NH1	2.28	0.48
1:J:727:LEU:HD13	1:J:741:TYR:OH	2.14	0.48
1:K:423:GLU:OE2	1:L:126:PRO:HA	2.12	0.48
1:K:542:THR:HG23	1:K:542:THR:O	2.13	0.48
1:K:727:LEU:HD13	1:K:741:TYR:OH	2.14	0.48
1:L:327:ASP:OD1	1:L:328:LEU:N	2.46	0.48
1:L:436:TYR:O	1:L:440:ALA:HB3	2.13	0.48
3:P:73:MET:O	3:P:74:ILE:CD1	2.56	0.48
3:Q:65:ARG:NH1	3:Q:65:ARG:C	2.65	0.48
3:Q:75:LEU:HG	3:Q:77:GLU:OE2	2.13	0.48
1:A:242:ARG:HH11	1:B:396:VAL:HG21	1.77	0.48
1:A:694:ASN:HB3	1:A:696:ARG:HH12	1.77	0.48
1:A:907:GLY:C	2:M:103:HIS:CE1	2.84	0.48
1:B:126:PRO:C	1:B:128:SER:H	2.16	0.48
1:B:285:HIS:ND1	1:B:795:PRO:HD3	2.28	0.48
1:B:778:ILE:C	1:B:778:ILE:HD12	2.34	0.48

Continued on next page...

Continued from previous page...

Atom-1	Atom-2	Interatomic distance (Å)	Clash overlap (Å)
1:C:727:LEU:HD13	1:C:741:TYR:OH	2.13	0.48
1:D:850:ASN:ND2	1:D:852:LEU:HB3	2.29	0.48
1:E:191:TRP:CE3	1:E:192:THR:HB	2.48	0.48
1:F:684:GLN:NE2	1:F:687:SER:HA	2.27	0.48
1:G:154:ALA:O	1:G:155:THR:HB	2.14	0.48
1:G:155:THR:HG21	1:G:163:LEU:CD1	2.43	0.48
1:G:172:LEU:HD23	1:G:172:LEU:C	2.34	0.48
1:G:208:ARG:HH12	1:G:256:GLU:CA	2.23	0.48
1:H:10:TRP:HB3	1:H:15:ILE:HB	1.94	0.48
1:H:790:ARG:CZ	1:I:186:LEU:HD23	2.43	0.48
1:H:850:ASN:ND2	1:H:852:LEU:HB3	2.29	0.48
1:I:240:TYR:HD2	1:I:249:PRO:HB3	1.78	0.48
1:J:122:ASN:HA	1:L:784:THR:OG1	2.14	0.48
1:J:423:GLU:OE2	1:K:126:PRO:HA	2.13	0.48
1:K:282:LEU:HD12	1:K:282:LEU:N	2.29	0.48
1:L:154:ALA:O	1:L:155:THR:HB	2.14	0.48
1:L:191:TRP:CE3	1:L:192:THR:HB	2.48	0.48
1:A:10:TRP:HB3	1:A:15:ILE:HB	1.95	0.48
1:A:116:TYR:CE2	1:C:482:ILE:HD12	2.49	0.48
1:A:132:ASN:ND2	1:C:799:HIS:CE1	2.80	0.48
1:A:167:VAL:O	1:A:168:ASP:C	2.51	0.48
1:A:222:PRO:CB	1:C:804:LEU:HD11	2.36	0.48
1:A:292:ASN:HA	1:A:558:THR:OG1	2.14	0.48
1:A:303:LEU:HG	1:A:554:ILE:HG23	1.96	0.48
1:C:240:TYR:HD2	1:C:249:PRO:HB3	1.78	0.48
1:C:258:ALA:HB3	1:C:260:VAL:HG13	1.96	0.48
1:C:542:THR:HG23	1:C:542:THR:O	2.13	0.48
1:C:694:ASN:HB3	1:C:696:ARG:HH12	1.78	0.48
1:D:116:TYR:CE2	1:F:482:ILE:HD12	2.49	0.48
1:D:358:MET:SD	1:D:827:ARG:NH2	2.86	0.48
1:D:423:GLU:OE2	1:E:126:PRO:HA	2.13	0.48
1:D:627:ILE:HG13	1:D:627:ILE:O	2.13	0.48
1:D:678:PHE:HB3	1:D:705:ILE:HD12	1.94	0.48
1:D:694:ASN:HB3	1:D:696:ARG:HH12	1.77	0.48
1:E:285:HIS:ND1	1:E:795:PRO:HD3	2.28	0.48
1:E:388:GLN:HG2	1:E:420:PRO:CG	2.44	0.48
1:E:542:THR:HG23	1:E:542:THR:O	2.13	0.48
1:F:172:LEU:HD23	1:F:172:LEU:C	2.34	0.48
1:F:258:ALA:HB3	1:F:260:VAL:HG13	1.96	0.48
1:F:354:TRP:HA	1:F:354:TRP:HE3	1.78	0.48
1:F:402:GLN:O	1:F:403:TRP:CE3	2.64	0.48

Continued on next page...

Continued from previous page...

Atom-1	Atom-2	Interatomic distance (Å)	Clash overlap (Å)
1:G:135:PHE:CD1	1:G:145:GLN:HB3	2.49	0.48
1:G:189:GLU:OE2	1:I:271:VAL:HG22	2.13	0.48
1:G:484:THR:HG23	1:H:514:ASN:CB	2.38	0.48
1:H:327:ASP:OD1	1:H:328:LEU:N	2.46	0.48
1:H:406:VAL:HG22	1:H:408:ASN:HB2	1.94	0.48
1:H:542:THR:HG23	1:H:542:THR:O	2.13	0.48
1:I:799:HIS:CD2	1:I:800:PRO:HD2	2.43	0.48
1:J:107:LEU:CD1	1:J:570:VAL:HG12	2.42	0.48
1:J:135:PHE:CD1	1:J:145:GLN:HB3	2.48	0.48
1:J:154:ALA:O	1:J:155:THR:HB	2.14	0.48
1:J:283:SER:OG	1:K:190:GLY:HA2	2.13	0.48
1:J:303:LEU:HG	1:J:554:ILE:HG23	1.96	0.48
1:J:354:TRP:HA	1:J:354:TRP:HE3	1.79	0.48
1:J:439:VAL:CG2	1:J:476:ILE:HG12	2.44	0.48
1:J:706:LYS:HD2	1:J:720:ASN:ND2	2.29	0.48
1:K:67:ARG:HH11	1:K:576:ASN:ND2	2.12	0.48
1:K:169:GLU:O	1:K:169:GLU:HG3	2.14	0.48
1:K:778:ILE:C	1:K:778:ILE:HD12	2.34	0.48
1:L:354:TRP:HA	1:L:354:TRP:HE3	1.78	0.48
1:L:542:THR:HG23	1:L:542:THR:O	2.13	0.48
1:L:879:PHE:O	1:L:881:VAL:HG13	2.13	0.48
2:M:66:ILE:HG22	2:M:469:LEU:HD22	1.95	0.48
2:M:73:ILE:CD1	2:M:76:LEU:HD12	2.41	0.48
2:M:293:ASP:CB	2:M:294:PRO:HD2	2.42	0.48
3:O:101:LEU:O	3:O:102:ASN:C	2.49	0.48
3:Q:73:MET:O	3:Q:74:ILE:CD1	2.56	0.48
3:Q:77:GLU:CA	3:Q:80:LEU:HD12	2.43	0.48
1:A:396:VAL:HG21	1:C:242:ARG:NH1	2.28	0.48
1:A:456:LEU:HG	1:A:457:PRO:HD2	1.94	0.48
1:C:172:LEU:HD23	1:C:172:LEU:C	2.34	0.48
1:D:7:LEU:N	1:D:7:LEU:HD12	2.27	0.48
1:D:160:ASN:HB2	1:E:398:ARG:HE	1.79	0.48
1:D:410:ASP:O	1:D:411:ASN:HB2	2.13	0.48
1:E:169:GLU:O	1:E:169:GLU:HG3	2.14	0.48
1:E:551:VAL:HG11	1:E:568:ALA:O	2.12	0.48
1:F:312:LEU:HD21	1:F:325:VAL:O	2.13	0.48
1:G:107:LEU:CD1	1:G:570:VAL:HG12	2.42	0.48
1:G:160:ASN:HB2	1:H:398:ARG:HE	1.79	0.48
1:G:713:GLY:C	1:G:715:ASN:H	2.17	0.48
1:G:750:ARG:N	1:G:750:ARG:HD2	2.29	0.48
1:H:46:ARG:HH11	1:H:46:ARG:CB	2.27	0.48

Continued on next page...

Continued from previous page...

Atom-1	Atom-2	Interatomic distance (Å)	Clash overlap (Å)
1:H:126:PRO:C	1:H:128:SER:H	2.16	0.48
1:H:135:PHE:CE1	1:H:145:GLN:HB3	2.49	0.48
1:H:258:ALA:HB3	1:H:260:VAL:HG13	1.94	0.48
1:H:355:ASN:ND2	1:H:508:ARG:HG2	2.29	0.48
1:I:627:ILE:HG13	1:I:627:ILE:O	2.14	0.48
1:J:31:PHE:CE2	1:L:592:LEU:HD13	2.48	0.48
1:J:54:HIS:HB3	4:R:208:TYR:CE2	2.48	0.48
1:J:396:VAL:HG23	1:L:242:ARG:HH11	1.78	0.48
1:J:713:GLY:C	1:J:715:ASN:H	2.17	0.48
1:K:240:TYR:HD2	1:K:249:PRO:HB3	1.77	0.48
1:L:258:ALA:HB3	1:L:260:VAL:HG13	1.96	0.48
1:L:744:PRO:HG2	1:L:749:ASP:OD1	2.14	0.48
1:L:767:ASN:H	1:L:817:ARG:HA	1.78	0.48
2:M:47:ASN:ND2	2:M:476:VAL:HG21	2.29	0.48
3:N:34:GLY:O	3:N:35:VAL:CG2	2.62	0.48
3:N:84:LYS:N	3:P:86:ARG:HH22	2.11	0.48
3:O:75:LEU:HG	3:O:77:GLU:OE2	2.13	0.48
3:O:77:GLU:OE1	3:O:80:LEU:CD1	2.60	0.48
3:P:99:ALA:O	3:P:100:THR:C	2.50	0.48
3:P:108:LEU:O	3:P:109:ALA:C	2.49	0.48
1:A:169:GLU:O	1:A:169:GLU:HG3	2.14	0.48
1:A:430:LEU:HD21	1:C:426:LEU:HD22	1.96	0.48
1:A:439:VAL:CG2	1:A:476:ILE:HG12	2.44	0.48
1:A:472:VAL:HG13	1:A:475:LEU:CD1	2.43	0.48
1:A:794:ALA:CB	1:A:795:PRO:HD2	2.36	0.48
1:B:73:ARG:HB3	1:B:82:THR:HG22	1.94	0.48
1:B:324:ALA:O	1:B:897:VAL:HG11	2.14	0.48
1:B:482:ILE:HD12	1:C:116:TYR:CE2	2.49	0.48
1:C:285:HIS:ND1	1:C:795:PRO:HD3	2.28	0.48
1:C:635:PHE:N	1:C:635:PHE:CD1	2.81	0.48
1:C:664:THR:O	1:C:666:PRO:HD3	2.14	0.48
1:D:31:PHE:CE2	1:F:592:LEU:HD13	2.48	0.48
1:D:396:VAL:HG23	1:F:242:ARG:HH11	1.79	0.48
1:E:46:ARG:HH11	1:E:46:ARG:CB	2.27	0.48
1:E:172:LEU:HD23	1:E:172:LEU:C	2.34	0.48
1:E:630:ARG:HH12	1:G:71:VAL:CG2	2.27	0.48
1:F:132:ASN:HB3	1:F:206:VAL:CG2	2.35	0.48
1:F:354:TRP:HA	1:F:354:TRP:CE3	2.48	0.48
1:F:727:LEU:HD13	1:F:741:TYR:OH	2.13	0.48
1:G:283:SER:OG	1:H:190:GLY:HA2	2.13	0.48
1:G:410:ASP:O	1:G:411:ASN:HB2	2.13	0.48

Continued on next page...

Continued from previous page...

Atom-1	Atom-2	Interatomic distance (Å)	Clash overlap (Å)
1:G:436:TYR:HA	1:G:440:ALA:HB3	1.95	0.48
1:G:578:TYR:CZ	1:I:723:LYS:HE3	2.48	0.48
1:G:694:ASN:HB3	1:H:61:SER:HA	1.95	0.48
1:G:706:LYS:HD2	1:G:720:ASN:ND2	2.29	0.48
1:H:303:LEU:HG	1:H:554:ILE:HG23	1.94	0.48
1:H:354:TRP:HA	1:H:354:TRP:HE3	1.79	0.48
1:I:387:VAL:O	1:I:387:VAL:HG13	2.14	0.48
1:I:664:THR:O	1:I:666:PRO:HD3	2.13	0.48
1:J:456:LEU:HG	1:J:457:PRO:HD2	1.94	0.48
1:K:172:LEU:HD23	1:K:172:LEU:C	2.34	0.48
1:K:813:ARG:HH21	1:L:263:PRO:CD	2.01	0.48
1:L:167:VAL:O	1:L:168:ASP:C	2.51	0.48
1:L:378:PRO:C	1:L:379:ASN:HD22	2.17	0.48
1:L:495:ASN:HB3	1:L:498:ASN:HD22	1.79	0.48
3:N:75:LEU:HG	3:N:77:GLU:OE2	2.13	0.48
1:A:143:PRO:HB2	1:B:408:ASN:ND2	2.28	0.48
1:A:160:ASN:HB2	1:B:398:ARG:HE	1.79	0.48
1:A:351:PHE:CE2	1:A:353:MET:HB3	2.49	0.48
1:A:375:ASP:O	1:B:127:LYS:HE2	2.13	0.48
1:A:542:THR:O	1:A:542:THR:HG23	2.13	0.48
1:A:630:ARG:HG2	1:A:630:ARG:HH11	1.79	0.48
1:A:706:LYS:HD2	1:A:720:ASN:ND2	2.29	0.48
1:A:714:TYR:O	1:A:723:LYS:HG3	2.14	0.48
1:A:903:PRO:HB2	1:A:904:PHE:HD1	1.77	0.48
1:B:355:ASN:ND2	1:B:508:ARG:HG2	2.29	0.48
1:B:727:LEU:HD13	1:B:741:TYR:OH	2.14	0.48
1:B:890:PRO:HG2	1:J:909:ALA:CB	2.43	0.48
1:B:894:VAL:HG22	1:J:908:ASN:O	2.13	0.48
1:C:767:ASN:H	1:C:817:ARG:HA	1.78	0.48
1:C:888:HIS:ND1	1:C:890:PRO:HD3	2.29	0.48
1:D:723:LYS:HE3	1:E:578:TYR:CZ	2.49	0.48
1:E:126:PRO:C	1:E:128:SER:H	2.16	0.48
1:E:160:ASN:OD1	1:F:398:ARG:NH2	2.46	0.48
1:F:76:THR:HG22	1:F:77:GLN:N	2.28	0.48
1:F:388:GLN:HG2	1:F:420:PRO:CG	2.42	0.48
1:F:396:VAL:CG1	1:F:403:TRP:HD1	2.22	0.48
1:F:627:ILE:HG13	1:F:627:ILE:O	2.14	0.48
1:G:116:TYR:CE2	1:I:482:ILE:HD12	2.48	0.48
1:G:169:GLU:O	1:G:169:GLU:HG3	2.14	0.48
1:G:430:LEU:HD21	1:I:426:LEU:HD22	1.96	0.48
1:I:303:LEU:HG	1:I:554:ILE:HG23	1.96	0.48

Continued on next page...

Continued from previous page...

Atom-1	Atom-2	Interatomic distance (Å)	Clash overlap (Å)
1:I:799:HIS:HD2	1:I:800:PRO:CD	2.24	0.48
1:J:172:LEU:HD23	1:J:172:LEU:C	2.34	0.48
1:J:271:VAL:CB	1:J:272:PRO:HD3	2.34	0.48
1:J:436:TYR:HA	1:J:440:ALA:HB3	1.95	0.48
1:K:135:PHE:CE1	1:K:145:GLN:HB3	2.49	0.48
1:K:354:TRP:HA	1:K:354:TRP:HE3	1.79	0.48
1:K:771:GLU:OE1	1:K:771:GLU:HA	2.14	0.48
1:L:285:HIS:ND1	1:L:795:PRO:HD3	2.28	0.48
1:L:664:THR:O	1:L:666:PRO:HD3	2.13	0.48
1:A:723:LYS:HE3	1:B:578:TYR:CZ	2.49	0.48
1:B:135:PHE:CE1	1:B:145:GLN:HB3	2.49	0.48
1:C:167:VAL:O	1:C:168:ASP:C	2.51	0.48
1:C:770:THR:HG21	1:C:816:LEU:HB2	1.94	0.48
1:D:261:LEU:HB2	1:F:813:ARG:HH22	1.79	0.48
1:E:331:ARG:HG2	1:E:332:ASN:N	2.29	0.48
1:E:891:HIS:CD2	4:R:24:SER:CB	2.95	0.48
1:F:303:LEU:HG	1:F:554:ILE:HG23	1.96	0.48
1:F:664:THR:O	1:F:666:PRO:HD3	2.13	0.48
1:F:778:ILE:C	1:F:778:ILE:HD12	2.34	0.48
1:G:723:LYS:HE3	1:H:578:TYR:CZ	2.49	0.48
1:G:786:ALA:CB	1:G:800:PRO:HD3	2.44	0.48
1:H:402:GLN:O	1:H:403:TRP:CB	2.56	0.48
1:H:767:ASN:H	1:H:817:ARG:HA	1.78	0.48
1:I:154:ALA:O	1:I:155:THR:HB	2.14	0.48
1:I:789:PHE:HD1	1:I:791:PHE:N	2.09	0.48
1:I:879:PHE:O	1:I:881:VAL:HG13	2.13	0.48
1:J:116:TYR:CE2	1:L:482:ILE:HD12	2.49	0.48
1:J:155:THR:HG21	1:J:163:LEU:CD1	2.44	0.48
1:J:778:ILE:C	1:J:778:ILE:HD12	2.34	0.48
1:J:850:ASN:ND2	1:J:852:LEU:HB3	2.29	0.48
1:K:242:ARG:HH11	1:L:396:VAL:HG23	1.78	0.48
1:K:354:TRP:HA	1:K:354:TRP:CE3	2.49	0.48
1:K:375:ASP:O	1:L:127:LYS:HE2	2.14	0.48
1:K:770:THR:HG21	1:K:816:LEU:HB2	1.95	0.48
1:L:115:PRO:O	1:L:116:TYR:HB3	2.13	0.48
1:L:172:LEU:C	1:L:172:LEU:HD23	2.34	0.48
3:Q:39:PRO:O	3:Q:40:ASN:CB	2.61	0.48
1:A:154:ALA:O	1:A:155:THR:HB	2.14	0.47
1:A:354:TRP:HA	1:A:354:TRP:HE3	1.79	0.47
1:B:46:ARG:HH11	1:B:46:ARG:CB	2.27	0.47
1:B:685:PHE:C	1:D:909:ALA:CB	2.70	0.47

Continued on next page...

Continued from previous page...

Atom-1	Atom-2	Interatomic distance (Å)	Clash overlap (Å)
1:C:396:VAL:CG2	1:C:405:ASN:HA	2.40	0.47
1:C:837:ASN:OD1	1:C:839:MET:HB2	2.14	0.47
1:D:172:LEU:C	1:D:172:LEU:HD23	2.34	0.47
1:D:477:ASP:O	1:D:480:VAL:HG22	2.14	0.47
1:D:714:TYR:O	1:D:723:LYS:HG3	2.13	0.47
1:E:482:ILE:HD12	1:F:116:TYR:CE2	2.48	0.47
1:E:724:ASP:O	1:E:728:VAL:HG23	2.14	0.47
1:E:771:GLU:OE1	1:E:771:GLU:HA	2.14	0.47
1:E:850:ASN:ND2	1:E:852:LEU:HB3	2.29	0.47
1:F:7:LEU:N	1:F:7:LEU:HD12	2.28	0.47
1:F:191:TRP:CE3	1:F:192:THR:HB	2.48	0.47
1:F:292:ASN:HA	1:F:558:THR:OG1	2.14	0.47
1:F:456:LEU:HG	1:F:457:PRO:HD2	1.95	0.47
1:G:31:PHE:CE2	1:I:592:LEU:HD13	2.48	0.47
1:G:358:MET:SD	1:G:827:ARG:NH2	2.86	0.47
1:G:863:THR:CB	1:L:909:ALA:CB	2.92	0.47
1:H:311:ASN:HD21	1:H:654:PRO:HB3	1.78	0.47
1:H:684:GLN:NE2	1:H:687:SER:HA	2.29	0.47
1:I:778:ILE:C	1:I:778:ILE:HD12	2.34	0.47
1:K:135:PHE:CD1	1:K:145:GLN:HB3	2.49	0.47
1:K:154:ALA:O	1:K:155:THR:HB	2.13	0.47
1:K:355:ASN:ND2	1:K:508:ARG:HG2	2.29	0.47
1:K:388:GLN:HG2	1:K:420:PRO:CG	2.44	0.47
1:K:456:LEU:HG	1:K:457:PRO:HD2	1.95	0.47
1:K:724:ASP:O	1:K:728:VAL:HG23	2.14	0.47
2:M:65:LEU:HG	2:M:89:ILE:CG2	2.44	0.47
2:M:276:MET:SD	2:M:286:THR:O	2.71	0.47
3:O:29:SER:OG	3:O:64:ARG:CZ	2.62	0.47
1:A:261:LEU:HB2	1:C:813:ARG:HH22	1.79	0.47
1:A:750:ARG:HD2	1:A:750:ARG:N	2.29	0.47
1:B:132:ASN:HB3	1:B:206:VAL:CG2	2.34	0.47
1:B:162:ASP:HB2	1:B:254:TYR:OH	2.14	0.47
1:B:354:TRP:HA	1:B:354:TRP:CE3	2.48	0.47
1:B:694:ASN:HB3	1:B:696:ARG:HH12	1.78	0.47
1:B:724:ASP:O	1:B:728:VAL:HG23	2.14	0.47
1:C:191:TRP:CE3	1:C:192:THR:HB	2.48	0.47
1:C:879:PHE:O	1:C:881:VAL:HG13	2.13	0.47
1:D:155:THR:HG21	1:D:163:LEU:CD1	2.43	0.47
1:D:354:TRP:HA	1:D:354:TRP:HE3	1.79	0.47
1:E:135:PHE:CE1	1:E:145:GLN:HB3	2.49	0.47
1:E:309:GLY:HA3	1:G:654:PRO:HD3	1.86	0.47

Continued on next page...

Continued from previous page...

Atom-1	Atom-2	Interatomic distance (Å)	Clash overlap (Å)
1:E:320:SER:CA	1:G:908:ASN:H	2.26	0.47
1:E:375:ASP:O	1:F:127:LYS:HE2	2.14	0.47
1:E:402:GLN:O	1:E:403:TRP:CB	2.56	0.47
1:E:723:LYS:HE3	1:F:578:TYR:CZ	2.49	0.47
1:F:888:HIS:ND1	1:F:890:PRO:HD3	2.29	0.47
1:H:172:LEU:HD23	1:H:172:LEU:C	2.34	0.47
1:H:282:LEU:HD12	1:H:282:LEU:N	2.29	0.47
1:H:778:ILE:HD12	1:H:778:ILE:C	2.34	0.47
1:I:396:VAL:CG1	1:I:403:TRP:HD1	2.22	0.47
1:I:744:PRO:HG2	1:I:749:ASP:OD1	2.14	0.47
1:I:770:THR:HG21	1:I:816:LEU:HB2	1.94	0.47
1:J:395:GLU:HA	1:L:241:TYR:HA	1.94	0.47
1:J:402:GLN:O	1:J:403:TRP:CE3	2.63	0.47
1:J:785:PRO:HD2	1:K:122:ASN:OD1	2.14	0.47
1:K:324:ALA:O	1:K:897:VAL:HG11	2.14	0.47
1:K:564:ARG:HD3	3:P:31:MET:N	2.29	0.47
1:K:713:GLY:C	1:K:715:ASN:H	2.17	0.47
1:L:456:LEU:HG	1:L:457:PRO:HD2	1.95	0.47
2:M:253:ARG:C	2:M:255:PRO:HD3	2.35	0.47
2:M:335:LEU:HD23	2:M:336:LEU:N	2.30	0.47
3:N:97:LEU:HD22	3:P:97:LEU:CD2	0.32	0.47
3:O:35:VAL:N	3:O:64:ARG:CD	2.66	0.47
3:P:29:SER:OG	3:P:64:ARG:CZ	2.62	0.47
3:P:77:GLU:CA	3:P:80:LEU:HD12	2.43	0.47
1:A:436:TYR:O	1:A:440:ALA:HB3	2.15	0.47
1:A:482:ILE:HD12	1:B:116:TYR:CE2	2.50	0.47
1:A:694:ASN:HB3	1:B:61:SER:HA	1.95	0.47
1:B:107:LEU:CD1	1:B:570:VAL:HG12	2.42	0.47
1:B:172:LEU:HD23	1:B:172:LEU:C	2.34	0.47
1:B:456:LEU:HG	1:B:457:PRO:HD2	1.95	0.47
1:B:542:THR:HG23	1:B:542:THR:O	2.13	0.47
1:B:830:TRP:HA	1:B:830:TRP:CE3	2.50	0.47
1:C:154:ALA:O	1:C:155:THR:HB	2.14	0.47
1:D:351:PHE:CE2	1:D:353:MET:HB3	2.49	0.47
1:D:436:TYR:HA	1:D:440:ALA:HB3	1.95	0.47
1:D:456:LEU:HG	1:D:457:PRO:HD2	1.95	0.47
1:D:630:ARG:HG2	1:D:630:ARG:HH11	1.79	0.47
1:E:67:ARG:HH11	1:E:576:ASN:ND2	2.12	0.47
1:E:713:GLY:C	1:E:715:ASN:H	2.17	0.47
1:E:799:HIS:CE1	1:F:132:ASN:ND2	2.80	0.47
1:F:114:LYS:HE2	1:F:264:ASP:HB2	1.95	0.47

Continued on next page...

Continued from previous page...

Atom-1	Atom-2	Interatomic distance (Å)	Clash overlap (Å)
1:F:154:ALA:O	1:F:155:THR:HB	2.14	0.47
1:F:387:VAL:O	1:F:387:VAL:HG13	2.14	0.47
1:F:771:GLU:OE1	1:F:771:GLU:HA	2.14	0.47
1:F:837:ASN:OD1	1:F:839:MET:HB2	2.14	0.47
1:G:436:TYR:HE2	1:I:376:GLU:HB3	1.80	0.47
1:G:439:VAL:CG2	1:G:476:ILE:HG12	2.44	0.47
1:G:785:PRO:HD2	1:H:122:ASN:OD1	2.14	0.47
1:H:724:ASP:O	1:H:728:VAL:HG23	2.14	0.47
1:I:292:ASN:HA	1:I:558:THR:OG1	2.15	0.47
1:I:495:ASN:HB3	1:I:498:ASN:HD22	1.79	0.47
1:J:169:GLU:O	1:J:169:GLU:HG3	2.13	0.47
1:K:767:ASN:CB	1:K:770:THR:HG23	2.44	0.47
2:M:141:MET:CE	2:M:177:ILE:HG23	2.43	0.47
2:M:247:LEU:CD1	2:M:341:VAL:HA	2.44	0.47
3:N:4:GLU:N	3:P:69:GLN:HE21	2.12	0.47
3:N:16:LEU:CD2	3:N:17:PRO:HD2	2.41	0.47
3:O:77:GLU:CD	3:O:77:GLU:H	2.02	0.47
3:O:97:LEU:HG	3:P:97:LEU:HD13	1.02	0.47
3:P:78:ASP:O	3:P:78:ASP:OD1	2.32	0.47
3:Q:34:GLY:O	3:Q:35:VAL:CG2	2.62	0.47
4:R:36:ALA:CB	4:R:40:MET:HG2	2.44	0.47
1:A:713:GLY:C	1:A:715:ASN:H	2.17	0.47
1:A:850:ASN:ND2	1:A:852:LEU:HB3	2.29	0.47
1:B:135:PHE:CD1	1:B:145:GLN:HB3	2.49	0.47
1:B:169:GLU:O	1:B:169:GLU:HG3	2.14	0.47
1:B:241:TYR:HB3	1:C:393:SER:HG	1.78	0.47
1:D:191:TRP:CE3	1:D:192:THR:HB	2.50	0.47
1:D:354:TRP:HA	1:D:354:TRP:CE3	2.49	0.47
1:D:436:TYR:HE2	1:F:376:GLU:HB3	1.80	0.47
1:D:766:PRO:HD3	1:D:809:HIS:NE2	2.20	0.47
1:D:786:ALA:CB	1:D:800:PRO:HD3	2.44	0.47
1:E:107:LEU:CD1	1:E:570:VAL:HG12	2.42	0.47
1:E:135:PHE:CD1	1:E:145:GLN:HB3	2.49	0.47
1:E:354:TRP:HA	1:E:354:TRP:HE3	1.79	0.47
1:E:355:ASN:ND2	1:E:508:ARG:HG2	2.29	0.47
1:F:132:ASN:ND2	1:F:148:ALA:CB	2.77	0.47
1:F:133:THR:CG2	1:F:212:GLN:HG3	2.43	0.47
1:F:436:TYR:HA	1:F:440:ALA:HB3	1.97	0.47
1:G:388:GLN:HG2	1:G:420:PRO:CG	2.44	0.47
1:G:678:PHE:HB3	1:G:705:ILE:HD12	1.95	0.47
1:G:789:PHE:HD1	1:G:791:PHE:N	2.08	0.47

Continued on next page...

Continued from previous page...

Atom-1	Atom-2	Interatomic distance (Å)	Clash overlap (Å)
1:H:241:TYR:HB3	1:I:393:SER:HG	1.78	0.47
1:H:533:ASN:HB2	1:H:605:PHE:CE2	2.49	0.47
1:I:456:LEU:HG	1:I:457:PRO:HD2	1.95	0.47
1:J:477:ASP:O	1:J:480:VAL:HG22	2.14	0.47
1:J:482:ILE:HD12	1:K:116:TYR:CE2	2.49	0.47
1:J:627:ILE:O	1:J:627:ILE:HG13	2.13	0.47
1:J:630:ARG:HG2	1:J:630:ARG:HH11	1.79	0.47
1:J:786:ALA:CB	1:J:800:PRO:HD3	2.44	0.47
1:K:162:ASP:HB2	1:K:254:TYR:OH	2.14	0.47
1:K:241:TYR:HB3	1:L:393:SER:HG	1.78	0.47
1:K:533:ASN:HB2	1:K:605:PHE:CE2	2.49	0.47
1:K:694:ASN:HB3	1:K:696:ARG:HH12	1.78	0.47
1:L:387:VAL:O	1:L:387:VAL:HG13	2.14	0.47
1:L:778:ILE:C	1:L:778:ILE:HD12	2.34	0.47
1:L:837:ASN:OD1	1:L:839:MET:HB2	2.14	0.47
2:M:74:GLN:O	2:M:74:GLN:HG3	2.14	0.47
3:N:35:VAL:CG1	3:N:67:GLU:OE2	2.58	0.47
3:O:34:GLY:C	3:O:35:VAL:CG2	2.83	0.47
3:Q:17:PRO:CG	3:Q:22:SER:OG	2.42	0.47
4:R:206:ASN:ND2	4:R:206:ASN:N	2.61	0.47
1:A:354:TRP:HA	1:A:354:TRP:CE3	2.49	0.47
1:B:309:GLY:C	1:J:654:PRO:CD	2.81	0.47
1:B:331:ARG:HG2	1:B:332:ASN:N	2.29	0.47
1:B:354:TRP:HA	1:B:354:TRP:HE3	1.79	0.47
1:B:771:GLU:OE1	1:B:771:GLU:HA	2.14	0.47
1:B:799:HIS:HD2	1:B:800:PRO:CD	2.23	0.47
1:B:890:PRO:HG2	1:J:909:ALA:HB3	1.96	0.47
1:C:378:PRO:C	1:C:379:ASN:HD22	2.18	0.47
1:C:744:PRO:HG2	1:C:749:ASP:OD1	2.14	0.47
1:D:122:ASN:HA	1:F:784:THR:OG1	2.14	0.47
1:D:154:ALA:O	1:D:155:THR:HB	2.14	0.47
1:D:169:GLU:O	1:D:169:GLU:HG3	2.14	0.47
1:D:436:TYR:O	1:D:440:ALA:HB3	2.15	0.47
1:E:778:ILE:C	1:E:778:ILE:HD12	2.34	0.47
1:F:240:TYR:HD2	1:F:249:PRO:HB3	1.78	0.47
1:F:378:PRO:C	1:F:379:ASN:HD22	2.17	0.47
1:G:322:LEU:HD11	4:R:35:SER:OG	2.14	0.47
1:G:630:ARG:HG2	1:G:630:ARG:HH11	1.79	0.47
1:G:714:TYR:O	1:G:723:LYS:HG3	2.14	0.47
1:H:162:ASP:HB2	1:H:254:TYR:OH	2.14	0.47
1:J:750:ARG:N	1:J:750:ARG:HD2	2.29	0.47

Continued on next page...

Continued from previous page...

Atom-1	Atom-2	Interatomic distance (Å)	Clash overlap (Å)
1:L:477:ASP:O	1:L:480:VAL:HG22	2.14	0.47
1:L:750:ARG:N	1:L:750:ARG:HD2	2.30	0.47
2:M:73:ILE:HD12	2:M:98:LEU:HD22	1.96	0.47
3:P:25:ASP:CA	3:P:38:PRO:HB2	2.39	0.47
3:P:39:PRO:O	3:P:40:ASN:CB	2.61	0.47
3:P:75:LEU:HG	3:P:77:GLU:OE2	2.13	0.47
4:R:6:PRO:HG3	4:R:187:LEU:O	2.15	0.47
1:A:241:TYR:HA	1:B:395:GLU:HA	1.97	0.47
1:A:727:LEU:HD13	1:A:741:TYR:OH	2.14	0.47
1:A:786:ALA:CB	1:A:800:PRO:HD3	2.44	0.47
1:B:135:PHE:CE2	1:B:147:ILE:HG21	2.50	0.47
1:B:684:GLN:NE2	1:B:687:SER:HA	2.30	0.47
1:C:292:ASN:HA	1:C:558:THR:OG1	2.15	0.47
1:C:477:ASP:O	1:C:480:VAL:HG22	2.14	0.47
1:C:627:ILE:HG13	1:C:627:ILE:O	2.14	0.47
1:D:439:VAL:CG2	1:D:476:ILE:HG12	2.44	0.47
1:D:713:GLY:C	1:D:715:ASN:H	2.17	0.47
1:D:727:LEU:HD13	1:D:741:TYR:OH	2.14	0.47
1:D:750:ARG:N	1:D:750:ARG:HD2	2.29	0.47
1:D:786:ALA:HB1	1:F:419:LEU:CD1	2.45	0.47
1:E:282:LEU:HD12	1:E:282:LEU:N	2.29	0.47
1:E:324:ALA:O	1:E:897:VAL:HG11	2.14	0.47
1:E:630:ARG:HH11	1:E:630:ARG:HG2	1.80	0.47
1:E:830:TRP:CE3	1:E:830:TRP:HA	2.50	0.47
1:E:909:ALA:N	1:G:83:ARG:NH1	2.31	0.47
1:G:73:ARG:HB3	1:G:82:THR:HG22	1.97	0.47
1:G:191:TRP:CE3	1:G:192:THR:HB	2.50	0.47
1:G:282:LEU:H	1:G:282:LEU:CD1	2.28	0.47
1:G:396:VAL:HG23	1:I:242:ARG:HH11	1.78	0.47
1:G:436:TYR:O	1:G:440:ALA:HB3	2.15	0.47
1:G:694:ASN:HB3	1:G:696:ARG:HH12	1.77	0.47
1:G:850:ASN:ND2	1:G:852:LEU:HB3	2.29	0.47
1:H:155:THR:HG21	1:H:163:LEU:CD1	2.45	0.47
1:H:324:ALA:O	1:H:897:VAL:HG11	2.14	0.47
1:H:789:PHE:HD1	1:H:791:PHE:N	2.09	0.47
1:J:132:ASN:ND2	1:L:799:HIS:CE1	2.80	0.47
1:J:830:TRP:HA	1:J:830:TRP:CE3	2.50	0.47
1:K:135:PHE:CE2	1:K:147:ILE:HG21	2.50	0.47
1:K:830:TRP:HA	1:K:830:TRP:CE3	2.50	0.47
1:L:366:ARG:HH11	1:L:496:PRO:HB3	1.80	0.47
2:M:122:TYR:CE1	2:M:432:PRO:HD3	2.50	0.47

Continued on next page...

Continued from previous page...

Atom-1	Atom-2	Interatomic distance (Å)	Clash overlap (Å)
3:N:31:MET:CB	3:N:32:LEU:HB3	2.28	0.47
3:O:25:ASP:HA	3:O:38:PRO:HB2	1.83	0.47
3:P:34:GLY:O	3:P:35:VAL:CG2	2.62	0.47
3:Q:39:PRO:HA	3:Q:44:HIS:HD2	1.79	0.47
4:R:186:TYR:C	4:R:187:LEU:HD23	2.35	0.47
1:A:132:ASN:ND2	1:A:148:ALA:CB	2.77	0.47
1:A:312:LEU:HD21	1:A:325:VAL:O	2.14	0.47
1:A:396:VAL:HG23	1:C:242:ARG:HH11	1.79	0.47
1:A:785:PRO:HD2	1:B:122:ASN:OD1	2.14	0.47
1:B:67:ARG:HH11	1:B:576:ASN:ND2	2.12	0.47
1:B:241:TYR:HD2	1:C:393:SER:HG	1.63	0.47
1:B:406:VAL:HG22	1:B:408:ASN:HB2	1.94	0.47
1:B:533:ASN:HB2	1:B:605:PHE:CE2	2.49	0.47
1:B:630:ARG:HG2	1:B:630:ARG:HH11	1.79	0.47
1:B:770:THR:HG21	1:B:816:LEU:HB2	1.95	0.47
1:B:850:ASN:ND2	1:B:852:LEU:HB3	2.29	0.47
1:C:7:LEU:HD12	1:C:7:LEU:N	2.28	0.47
1:C:107:LEU:CD1	1:C:570:VAL:HG12	2.42	0.47
1:C:303:LEU:HG	1:C:554:ILE:HG23	1.96	0.47
1:C:354:TRP:HA	1:C:354:TRP:HE3	1.78	0.47
1:C:387:VAL:HG13	1:C:387:VAL:O	2.14	0.47
1:C:563:LEU:HB3	1:C:568:ALA:CB	2.45	0.47
1:D:107:LEU:CD1	1:D:570:VAL:HG12	2.42	0.47
1:D:241:TYR:HA	1:E:395:GLU:HA	1.97	0.47
1:D:312:LEU:HD21	1:D:325:VAL:O	2.14	0.47
1:D:401:GLN:HB2	1:D:402:GLN:H	1.51	0.47
1:D:460:THR:HA	1:D:465:TYR:CD2	2.50	0.47
1:D:482:ILE:HD12	1:E:116:TYR:CE2	2.49	0.47
1:D:785:PRO:HD2	1:E:122:ASN:OD1	2.14	0.47
1:D:830:TRP:HA	1:D:830:TRP:CE3	2.50	0.47
1:E:162:ASP:HB2	1:E:254:TYR:OH	2.14	0.47
1:E:785:PRO:HD2	1:F:122:ASN:OD1	2.15	0.47
1:E:891:HIS:CE1	4:R:25:GLN:O	2.67	0.47
1:F:495:ASN:HB3	1:F:498:ASN:HD22	1.79	0.47
1:F:630:ARG:HG2	1:F:630:ARG:HH11	1.80	0.47
1:F:767:ASN:H	1:F:817:ARG:HA	1.78	0.47
1:G:10:TRP:HB3	1:G:15:ILE:HB	1.96	0.47
1:G:242:ARG:NH2	1:G:244:GLY:HA2	2.30	0.47
1:G:401:GLN:HB2	1:G:402:GLN:H	1.51	0.47
1:G:771:GLU:OE1	1:G:771:GLU:HA	2.14	0.47
1:G:786:ALA:HB1	1:I:419:LEU:CD1	2.45	0.47

Continued on next page...

Continued from previous page...

Atom-1	Atom-2	Interatomic distance (Å)	Clash overlap (Å)
1:G:851:LEU:HB2	4:R:178:VAL:HG21	1.94	0.47
1:H:135:PHE:CD1	1:H:145:GLN:HB3	2.49	0.47
1:H:331:ARG:HG2	1:H:332:ASN:N	2.29	0.47
1:H:375:ASP:O	1:I:127:LYS:HE2	2.14	0.47
1:H:388:GLN:HG2	1:H:420:PRO:CG	2.44	0.47
1:H:592:LEU:HD13	1:I:31:PHE:CE2	2.50	0.47
1:H:630:ARG:HG2	1:H:630:ARG:HH11	1.80	0.47
1:H:771:GLU:OE1	1:H:771:GLU:HA	2.14	0.47
1:H:799:HIS:HD2	1:H:800:PRO:CD	2.23	0.47
1:H:830:TRP:CE3	1:H:830:TRP:HA	2.50	0.47
1:H:888:HIS:ND1	1:H:890:PRO:HD3	2.30	0.47
1:H:900:LEU:CD2	1:I:9:GLN:HE21	2.23	0.47
1:I:258:ALA:HB3	1:I:260:VAL:HG13	1.96	0.47
1:I:890:PRO:HG2	1:I:891:HIS:H	1.80	0.47
1:J:242:ARG:NH2	1:J:244:GLY:HA2	2.30	0.47
1:J:292:ASN:HA	1:J:558:THR:OG1	2.14	0.47
1:J:312:LEU:HD21	1:J:325:VAL:O	2.14	0.47
1:J:354:TRP:HA	1:J:354:TRP:CE3	2.49	0.47
1:J:460:THR:HA	1:J:465:TYR:CD2	2.50	0.47
1:J:771:GLU:OE1	1:J:771:GLU:HA	2.14	0.47
1:K:46:ARG:HH11	1:K:46:ARG:CB	2.27	0.47
1:K:107:LEU:CD1	1:K:570:VAL:HG12	2.42	0.47
1:K:458:PRO:HD2	3:P:65:ARG:HD3	1.97	0.47
1:K:723:LYS:HE3	1:L:578:TYR:CZ	2.49	0.47
1:K:785:PRO:HD2	1:L:122:ASN:OD1	2.15	0.47
1:L:240:TYR:HD2	1:L:249:PRO:HB3	1.78	0.47
1:L:331:ARG:HG2	1:L:332:ASN:N	2.30	0.47
1:L:436:TYR:HA	1:L:440:ALA:HB3	1.97	0.47
1:L:630:ARG:HG2	1:L:630:ARG:HH11	1.80	0.47
1:L:888:HIS:ND1	1:L:890:PRO:HD3	2.29	0.47
2:M:45:GLY:O	2:M:108:ASP:HB3	2.15	0.47
2:M:95:PHE:O	2:M:96:THR:HB	2.15	0.47
2:M:355:MET:HG2	2:M:442:LEU:HD11	1.95	0.47
3:N:30:ASN:H	3:N:34:GLY:N	2.08	0.47
3:N:67:GLU:HB3	3:N:68:ASP:CB	2.34	0.47
3:N:89:LEU:CD1	3:O:87:MET:CE	2.92	0.47
3:N:104:LEU:CD1	3:P:104:LEU:CG	2.67	0.47
3:O:31:MET:CB	3:O:32:LEU:HB3	2.28	0.47
3:Q:29:SER:OG	3:Q:64:ARG:CZ	2.62	0.47
3:Q:40:ASN:O	3:Q:41:SER:CB	2.51	0.47
3:Q:66:PRO:O	3:Q:67:GLU:OE2	2.33	0.47

Continued on next page...

Continued from previous page...

Atom-1	Atom-2	Interatomic distance (Å)	Clash overlap (Å)
4:R:38:PRO:HG2	4:R:39:ASP:H	1.80	0.47
4:R:202:ILE:HD12	4:R:202:ILE:N	2.29	0.47
1:A:172:LEU:C	1:A:172:LEU:HD23	2.34	0.47
1:A:460:THR:HA	1:A:465:TYR:CD2	2.50	0.47
1:B:785:PRO:HD2	1:C:122:ASN:OD1	2.15	0.47
1:E:533:ASN:HB2	1:E:605:PHE:CE2	2.49	0.47
1:E:770:THR:HG21	1:E:816:LEU:HB2	1.95	0.47
1:F:744:PRO:HG2	1:F:749:ASP:OD1	2.14	0.47
1:G:190:GLY:HA2	1:I:283:SER:OG	2.15	0.47
1:G:351:PHE:CE2	1:G:353:MET:HB3	2.49	0.47
1:H:264:ASP:HA	1:H:289:ASN:HD22	1.80	0.47
1:H:307:ASN:HD21	1:H:333:THR:N	1.99	0.47
1:J:8:PRO:CD	4:R:18:GLY:CA	2.90	0.47
1:J:261:LEU:HB2	1:L:813:ARG:HH22	1.79	0.47
1:J:351:PHE:CE2	1:J:353:MET:HB3	2.49	0.47
1:J:694:ASN:HB3	1:K:61:SER:HA	1.95	0.47
1:J:770:THR:HG21	1:J:816:LEU:HB2	1.97	0.47
1:K:850:ASN:ND2	1:K:852:LEU:HB3	2.29	0.47
1:L:132:ASN:ND2	1:L:148:ALA:CB	2.77	0.47
1:L:292:ASN:HA	1:L:558:THR:OG1	2.15	0.47
1:L:303:LEU:HG	1:L:554:ILE:HG23	1.96	0.47
2:M:264:TYR:CE1	2:M:315:ARG:HD3	2.49	0.47
3:N:78:ASP:O	3:N:78:ASP:OD1	2.33	0.47
3:O:78:ASP:O	3:O:78:ASP:OD1	2.33	0.47
3:P:39:PRO:HA	3:P:44:HIS:HD2	1.79	0.47
3:P:76:VAL:HB	3:P:80:LEU:CD1	2.45	0.47
3:Q:18:LYS:CG	3:Q:19:TRP:N	2.75	0.47
1:A:122:ASN:HA	1:C:784:THR:OG1	2.14	0.47
1:A:813:ARG:HH22	1:B:261:LEU:HB2	1.80	0.47
1:B:282:LEU:HD12	1:B:282:LEU:N	2.28	0.47
1:B:283:SER:OG	1:C:190:GLY:HA2	2.15	0.47
1:B:375:ASP:O	1:C:127:LYS:HE2	2.14	0.47
1:C:470:ILE:HG23	1:C:793:ARG:HD3	1.97	0.47
1:D:635:PHE:N	1:D:635:PHE:CD1	2.81	0.47
1:G:388:GLN:CG	1:G:420:PRO:HG3	2.45	0.47
1:H:456:LEU:HG	1:H:457:PRO:HD2	1.95	0.47
1:H:750:ARG:N	1:H:750:ARG:HD2	2.30	0.47
1:J:766:PRO:HD3	1:J:809:HIS:NE2	2.20	0.47
1:K:401:GLN:HB2	1:K:402:GLN:H	1.51	0.47
1:L:109:ARG:HH21	1:L:512:LEU:HB2	1.76	0.47
1:L:282:LEU:H	1:L:282:LEU:CD1	2.28	0.47

Continued on next page...

Continued from previous page...

Atom-1	Atom-2	Interatomic distance (Å)	Clash overlap (Å)
3:N:64:ARG:O	3:N:65:ARG:NH1	2.48	0.47
3:O:34:GLY:O	3:O:35:VAL:CG2	2.62	0.47
3:O:90:LEU:HD21	3:P:90:LEU:CD2	0.74	0.47
3:P:34:GLY:C	3:P:35:VAL:CG2	2.83	0.47
3:Q:76:VAL:HB	3:Q:80:LEU:CD1	2.45	0.47
1:A:233:ASN:ND2	1:A:235:GLN:HB2	2.30	0.47
1:A:282:LEU:H	1:A:282:LEU:CD1	2.28	0.47
1:A:436:TYR:HE2	1:C:376:GLU:HB3	1.80	0.47
1:B:328:LEU:C	1:B:330:ASP:H	2.19	0.47
1:B:439:VAL:CG2	1:B:476:ILE:HG12	2.45	0.47
1:B:711:GLY:O	1:D:76:THR:HG23	2.15	0.47
1:C:750:ARG:HD2	1:C:750:ARG:N	2.30	0.47
1:E:283:SER:OG	1:F:190:GLY:HA2	2.15	0.47
1:E:620:PRO:O	1:E:621:ASN:HB2	2.15	0.47
1:E:837:ASN:OD1	1:E:839:MET:HB2	2.15	0.47
1:F:563:LEU:HB3	1:F:568:ALA:CB	2.45	0.47
1:G:132:ASN:ND2	1:I:799:HIS:CE1	2.80	0.47
1:G:162:ASP:HB2	1:G:254:TYR:OH	2.15	0.47
1:G:477:ASP:O	1:G:480:VAL:HG22	2.14	0.47
1:H:135:PHE:CE2	1:H:147:ILE:HG21	2.50	0.47
1:H:169:GLU:O	1:H:169:GLU:HG3	2.14	0.47
1:H:283:SER:OG	1:I:190:GLY:HA2	2.15	0.47
1:H:727:LEU:HD13	1:H:741:TYR:OH	2.14	0.47
1:H:836:SER:CB	1:I:57:THR:HG21	2.42	0.47
1:I:103:ILE:HG23	1:I:572:ILE:CD1	2.42	0.47
1:I:533:ASN:HB2	1:I:605:PHE:CE2	2.50	0.47
1:I:789:PHE:HE1	1:I:791:PHE:CD2	2.33	0.47
1:J:10:TRP:HB3	1:J:15:ILE:HB	1.96	0.47
1:J:73:ARG:HB3	1:J:82:THR:HG22	1.97	0.47
1:J:146:THR:O	1:K:412:ASN:HB3	2.15	0.47
1:J:191:TRP:CE3	1:J:192:THR:HB	2.50	0.47
1:J:388:GLN:HG2	1:J:420:PRO:CG	2.44	0.47
1:K:684:GLN:NE2	1:K:687:SER:HA	2.30	0.47
1:L:533:ASN:HB2	1:L:605:PHE:CE2	2.50	0.47
3:N:86:ARG:HE	3:O:87:MET:CG	2.25	0.47
3:P:66:PRO:O	3:P:67:GLU:OE2	2.33	0.47
3:Q:64:ARG:O	3:Q:65:ARG:NH1	2.48	0.47
1:A:770:THR:HG21	1:A:816:LEU:HB2	1.97	0.46
1:A:790:ARG:CZ	1:B:186:LEU:HA	2.46	0.46
1:A:830:TRP:HA	1:A:830:TRP:CE3	2.50	0.46
1:B:242:ARG:HH11	1:C:396:VAL:HG23	1.78	0.46

Continued on next page...

Continued from previous page...

Atom-1	Atom-2	Interatomic distance (Å)	Clash overlap (Å)
1:B:388:GLN:HG2	1:B:420:PRO:CG	2.44	0.46
1:C:328:LEU:C	1:C:330:ASP:H	2.19	0.46
1:C:436:TYR:HA	1:C:440:ALA:HB3	1.97	0.46
1:C:630:ARG:HG2	1:C:630:ARG:HH11	1.80	0.46
1:E:38:TYR:CD1	1:E:38:TYR:N	2.80	0.46
1:E:155:THR:HG21	1:E:163:LEU:CD1	2.45	0.46
1:E:264:ASP:HA	1:E:289:ASN:HD22	1.80	0.46
1:E:477:ASP:O	1:E:480:VAL:HG22	2.15	0.46
1:E:888:HIS:ND1	1:E:890:PRO:HD3	2.30	0.46
1:F:477:ASP:O	1:F:480:VAL:HG22	2.14	0.46
1:F:709:VAL:HG23	1:F:709:VAL:O	2.16	0.46
1:F:789:PHE:HD1	1:F:791:PHE:N	2.09	0.46
1:G:241:TYR:HA	1:H:395:GLU:HA	1.97	0.46
1:G:482:ILE:HD12	1:H:116:TYR:CE2	2.50	0.46
1:G:515:GLY:HA2	1:I:809:HIS:O	2.16	0.46
1:H:439:VAL:HG21	1:H:476:ILE:HG12	1.97	0.46
1:H:785:PRO:HD2	1:I:122:ASN:OD1	2.15	0.46
1:H:837:ASN:OD1	1:H:839:MET:HB2	2.15	0.46
1:I:477:ASP:O	1:I:480:VAL:HG22	2.14	0.46
1:J:9:GLN:HB2	4:R:15:PRO:C	2.22	0.46
1:J:162:ASP:HB2	1:J:254:TYR:OH	2.15	0.46
1:J:789:PHE:HD1	1:J:791:PHE:N	2.09	0.46
1:K:155:THR:HG21	1:K:163:LEU:CD1	2.45	0.46
1:K:264:ASP:HA	1:K:289:ASN:HD22	1.80	0.46
1:K:283:SER:OG	1:L:190:GLY:HA2	2.15	0.46
1:K:328:LEU:C	1:K:330:ASP:H	2.18	0.46
3:N:4:GLU:N	3:P:69:GLN:HG3	2.29	0.46
1:A:322:LEU:HD11	2:M:445:ARG:HH22	1.80	0.46
1:A:621:ASN:N	1:A:621:ASN:HD22	2.14	0.46
1:B:630:ARG:HH22	1:J:71:VAL:HG21	1.80	0.46
1:B:837:ASN:OD1	1:B:839:MET:HB2	2.15	0.46
1:C:830:TRP:HA	1:C:830:TRP:CE3	2.50	0.46
1:D:162:ASP:HB2	1:D:254:TYR:OH	2.15	0.46
1:D:630:ARG:HB3	1:D:859:ALA:HA	1.97	0.46
1:D:813:ARG:HH22	1:E:261:LEU:HB2	1.80	0.46
1:E:627:ILE:O	1:E:627:ILE:HG13	2.16	0.46
1:E:684:GLN:NE2	1:E:687:SER:HA	2.30	0.46
1:E:804:LEU:HD11	1:F:222:PRO:CB	2.33	0.46
1:F:366:ARG:HH11	1:F:496:PRO:HB3	1.80	0.46
1:F:439:VAL:CG2	1:F:476:ILE:HG12	2.46	0.46
1:F:830:TRP:HA	1:F:830:TRP:CE3	2.51	0.46

Continued on next page...

Continued from previous page...

Atom-1	Atom-2	Interatomic distance (Å)	Clash overlap (Å)
1:G:132:ASN:ND2	1:G:148:ALA:CB	2.77	0.46
1:G:261:LEU:HB2	1:I:813:ARG:HH22	1.79	0.46
1:G:303:LEU:HG	1:G:554:ILE:HG23	1.96	0.46
1:G:312:LEU:HD21	1:G:325:VAL:O	2.15	0.46
1:G:797:GLU:CD	1:H:188:ILE:O	2.54	0.46
1:I:378:PRO:C	1:I:379:ASN:HD22	2.17	0.46
1:I:396:VAL:CG2	1:I:405:ASN:HA	2.40	0.46
1:I:750:ARG:HD2	1:I:750:ARG:N	2.30	0.46
1:J:430:LEU:HD21	1:L:426:LEU:HD22	1.96	0.46
1:K:592:LEU:HD13	1:L:31:PHE:CE2	2.50	0.46
3:N:29:SER:OG	3:N:64:ARG:CZ	2.62	0.46
3:O:74:ILE:CG1	3:O:78:ASP:OD2	2.64	0.46
3:O:90:LEU:CD2	3:P:90:LEU:HD22	0.70	0.46
1:A:331:ARG:HG2	1:A:332:ASN:N	2.30	0.46
1:A:388:GLN:HG2	1:A:420:PRO:CG	2.44	0.46
1:A:796:ARG:HD3	1:A:796:ARG:N	2.31	0.46
1:B:602:ASP:OD1	1:B:888:HIS:HA	2.16	0.46
1:B:900:LEU:CD2	1:C:9:GLN:HE21	2.23	0.46
1:C:282:LEU:H	1:C:282:LEU:CD1	2.28	0.46
1:C:533:ASN:HB2	1:C:605:PHE:CE2	2.50	0.46
1:C:536:LEU:HA	1:C:889:GLN:HE22	1.81	0.46
1:D:282:LEU:H	1:D:282:LEU:CD1	2.28	0.46
1:D:331:ARG:HG2	1:D:332:ASN:N	2.30	0.46
1:D:430:LEU:HD21	1:F:426:LEU:HD22	1.96	0.46
1:D:796:ARG:HD3	1:D:796:ARG:N	2.31	0.46
1:E:293:PHE:HB2	1:E:558:THR:HG23	1.98	0.46
1:E:797:GLU:CD	1:F:188:ILE:O	2.54	0.46
1:F:154:ALA:O	1:F:155:THR:CB	2.64	0.46
1:F:170:ARG:CG	1:F:171:GLN:H	2.21	0.46
1:F:528:PHE:CE2	1:F:530:ALA:HB3	2.51	0.46
1:F:534:LEU:HG	1:F:536:LEU:HD12	1.98	0.46
1:F:750:ARG:HD2	1:F:750:ARG:N	2.30	0.46
1:G:460:THR:HA	1:G:465:TYR:CD2	2.50	0.46
1:G:770:THR:HG21	1:G:816:LEU:HB2	1.97	0.46
1:G:811:ASP:CG	1:G:812:PRO:HD2	2.36	0.46
1:H:160:ASN:OD1	1:I:398:ARG:NH2	2.47	0.46
1:H:376:GLU:HB3	1:I:436:TYR:HE2	1.81	0.46
1:H:713:GLY:C	1:H:715:ASN:H	2.17	0.46
1:I:436:TYR:HA	1:I:440:ALA:HB3	1.97	0.46
1:I:830:TRP:HA	1:I:830:TRP:CE3	2.51	0.46
1:I:888:HIS:ND1	1:I:890:PRO:HD3	2.29	0.46

Continued on next page...

Continued from previous page...

Atom-1	Atom-2	Interatomic distance (Å)	Clash overlap (Å)
1:J:132:ASN:ND2	1:J:148:ALA:CB	2.78	0.46
1:J:786:ALA:HB1	1:L:419:LEU:CD1	2.45	0.46
1:K:331:ARG:HG2	1:K:332:ASN:N	2.29	0.46
1:K:655:PHE:CE2	3:P:30:ASN:ND2	2.82	0.46
1:L:439:VAL:CG2	1:L:476:ILE:HG12	2.46	0.46
1:L:460:THR:HA	1:L:465:TYR:CD2	2.51	0.46
2:M:105:ILE:HB	2:M:446:LEU:HD22	1.96	0.46
3:N:8:TYR:CD1	3:N:8:TYR:N	2.69	0.46
3:N:76:VAL:HB	3:N:80:LEU:CD1	2.45	0.46
3:O:64:ARG:O	3:O:65:ARG:NH1	2.48	0.46
3:O:97:LEU:HD13	3:P:97:LEU:HD21	1.88	0.46
3:P:64:ARG:O	3:P:65:ARG:NH1	2.48	0.46
1:A:32:ALA:HB2	1:A:41:ILE:HD11	1.98	0.46
1:A:477:ASP:O	1:A:480:VAL:HG22	2.14	0.46
1:A:804:LEU:HD11	1:B:222:PRO:CB	2.33	0.46
1:A:813:ARG:HH21	1:B:263:PRO:CD	2.07	0.46
1:B:242:ARG:HG3	1:B:243:THR:N	2.30	0.46
1:C:170:ARG:CG	1:C:171:GLN:H	2.21	0.46
1:C:371:VAL:HG22	1:C:371:VAL:O	2.16	0.46
1:D:126:PRO:HA	1:F:423:GLU:OE2	2.16	0.46
1:D:127:LYS:HE2	1:F:375:ASP:O	2.16	0.46
1:D:146:THR:O	1:E:412:ASN:HB3	2.15	0.46
1:D:242:ARG:NH2	1:D:244:GLY:HA2	2.30	0.46
1:D:790:ARG:CZ	1:E:186:LEU:HA	2.46	0.46
1:E:632:TRP:CD1	1:G:321:GLN:CD	2.88	0.46
1:F:242:ARG:NH2	1:F:244:GLY:HA2	2.31	0.46
1:F:331:ARG:HG2	1:F:332:ASN:N	2.30	0.46
1:F:396:VAL:CG2	1:F:405:ASN:HA	2.40	0.46
1:F:789:PHE:HE1	1:F:791:PHE:CD2	2.33	0.46
1:G:331:ARG:HG2	1:G:332:ASN:N	2.30	0.46
1:G:857:ALA:O	4:R:12:THR:HA	2.16	0.46
1:H:242:ARG:HG3	1:H:243:THR:N	2.30	0.46
1:H:635:PHE:CD1	1:H:635:PHE:N	2.82	0.46
1:I:242:ARG:NH2	1:I:244:GLY:HA2	2.31	0.46
1:I:366:ARG:HH11	1:I:496:PRO:HB3	1.80	0.46
1:I:528:PHE:CE2	1:I:530:ALA:HB3	2.50	0.46
1:I:597:ARG:HG2	1:I:597:ARG:HH11	1.81	0.46
1:I:677:THR:O	1:I:866:MET:HB2	2.15	0.46
1:I:767:ASN:CB	1:I:770:THR:HG23	2.45	0.46
1:I:837:ASN:OD1	1:I:839:MET:HB2	2.14	0.46
1:J:202:ALA:O	1:J:251:THR:HA	2.16	0.46

Continued on next page...

Continued from previous page...

Atom-1	Atom-2	Interatomic distance (Å)	Clash overlap (Å)
1:J:515:GLY:HA2	1:L:809:HIS:O	2.16	0.46
1:L:133:THR:HB	1:L:212:GLN:NE2	2.31	0.46
1:L:528:PHE:CE2	1:L:530:ALA:HB3	2.50	0.46
1:L:855:ASN:HB3	4:R:203:ARG:HB2	1.98	0.46
1:L:890:PRO:HG2	1:L:891:HIS:H	1.80	0.46
3:N:34:GLY:C	3:N:35:VAL:CG2	2.83	0.46
1:A:73:ARG:HB3	1:A:82:THR:HG22	1.97	0.46
1:A:146:THR:O	1:B:412:ASN:HB3	2.15	0.46
1:A:202:ALA:O	1:A:251:THR:HA	2.16	0.46
1:A:641:THR:HG21	1:A:672:PHE:HB3	1.98	0.46
1:A:796:ARG:HD3	1:A:796:ARG:H	1.81	0.46
1:B:309:GLY:O	1:J:654:PRO:CD	2.59	0.46
1:B:686:ASP:OD1	1:D:632:TRP:HE3	1.85	0.46
1:C:534:LEU:HG	1:C:536:LEU:HD12	1.98	0.46
1:D:398:ARG:HE	1:F:160:ASN:HB2	1.81	0.46
1:D:432:ARG:HG2	1:F:377:MET:SD	2.56	0.46
1:F:282:LEU:H	1:F:282:LEU:CD1	2.28	0.46
1:F:328:LEU:C	1:F:330:ASP:H	2.19	0.46
1:F:396:VAL:HG22	1:F:405:ASN:CA	2.43	0.46
1:F:536:LEU:HA	1:F:889:GLN:HE22	1.81	0.46
1:F:597:ARG:HG2	1:F:597:ARG:HH11	1.81	0.46
1:G:32:ALA:HB2	1:G:41:ILE:HD11	1.98	0.46
1:G:621:ASN:N	1:G:621:ASN:HD22	2.14	0.46
1:G:630:ARG:HB3	1:G:859:ALA:HA	1.97	0.46
1:H:67:ARG:HH11	1:H:576:ASN:ND2	2.12	0.46
1:I:388:GLN:HG2	1:I:420:PRO:CG	2.42	0.46
1:I:536:LEU:HA	1:I:889:GLN:HE22	1.80	0.46
1:I:620:PRO:O	1:I:621:ASN:HB2	2.16	0.46
1:I:771:GLU:HA	1:I:771:GLU:OE1	2.14	0.46
1:J:160:ASN:HB2	1:K:398:ARG:HE	1.79	0.46
1:J:222:PRO:CB	1:L:804:LEU:HD11	2.36	0.46
1:J:790:ARG:CZ	1:K:186:LEU:HA	2.45	0.46
1:K:154:ALA:O	1:K:155:THR:CB	2.64	0.46
1:K:242:ARG:HG3	1:K:243:THR:N	2.30	0.46
1:K:439:VAL:HG21	1:K:476:ILE:HG12	1.97	0.46
1:K:473:SER:N	1:K:792:CYS:SG	2.89	0.46
1:K:761:MET:HE1	1:K:824:LEU:HD13	1.97	0.46
1:K:837:ASN:OD1	1:K:839:MET:HB2	2.15	0.46
1:L:470:ILE:HG23	1:L:793:ARG:HD3	1.97	0.46
1:L:534:LEU:HG	1:L:536:LEU:HD12	1.97	0.46
1:L:830:TRP:HA	1:L:830:TRP:CE3	2.50	0.46

Continued on next page...

Continued from previous page...

Atom-1	Atom-2	Interatomic distance (Å)	Clash overlap (Å)
2:M:82:HIS:HA	2:M:85:TYR:CD1	2.51	0.46
2:M:285:LYS:HE3	2:M:288:ARG:CB	2.40	0.46
3:O:76:VAL:HB	3:O:80:LEU:CD1	2.45	0.46
3:P:25:ASP:OD1	3:P:25:ASP:N	2.49	0.46
3:Q:34:GLY:C	3:Q:35:VAL:CG2	2.83	0.46
3:Q:35:VAL:CG1	3:Q:64:ARG:H	2.29	0.46
3:Q:73:MET:SD	3:Q:74:ILE:C	2.94	0.46
3:Q:76:VAL:CG2	3:Q:77:GLU:OE2	2.55	0.46
1:A:190:GLY:HA2	1:C:283:SER:OG	2.15	0.46
1:A:191:TRP:CE3	1:A:192:THR:HB	2.50	0.46
1:A:432:ARG:HG2	1:C:377:MET:SD	2.56	0.46
1:A:630:ARG:HB3	1:A:859:ALA:HA	1.97	0.46
1:A:771:GLU:HA	1:A:771:GLU:OE1	2.15	0.46
1:B:160:ASN:OD1	1:C:398:ARG:NH2	2.46	0.46
1:B:371:VAL:O	1:B:371:VAL:HG22	2.16	0.46
1:B:477:ASP:O	1:B:480:VAL:HG22	2.15	0.46
1:B:632:TRP:CG	1:J:321:GLN:CB	2.96	0.46
1:B:797:GLU:CD	1:C:188:ILE:O	2.54	0.46
1:B:888:HIS:ND1	1:B:890:PRO:HD3	2.30	0.46
1:C:133:THR:CG2	1:C:212:GLN:HG3	2.43	0.46
1:C:439:VAL:CG2	1:C:476:ILE:HG12	2.46	0.46
1:C:789:PHE:HE1	1:C:791:PHE:CD2	2.34	0.46
1:D:67:ARG:HH11	1:D:576:ASN:ND2	2.12	0.46
1:D:208:ARG:NH1	1:D:256:GLU:CA	2.79	0.46
1:D:396:VAL:CG2	1:D:405:ASN:HA	2.43	0.46
1:D:563:LEU:HB3	1:D:568:ALA:CB	2.46	0.46
1:D:794:ALA:CB	1:D:795:PRO:HD2	2.36	0.46
1:E:473:SER:N	1:E:792:CYS:SG	2.89	0.46
1:F:248:ASN:OD1	1:F:249:PRO:HD2	2.16	0.46
1:G:146:THR:O	1:H:412:ASN:HB3	2.15	0.46
1:G:396:VAL:CG2	1:G:405:ASN:HA	2.43	0.46
1:G:727:LEU:HD13	1:G:741:TYR:OH	2.14	0.46
1:G:830:TRP:HA	1:G:830:TRP:CE3	2.50	0.46
1:H:477:ASP:O	1:H:480:VAL:HG22	2.15	0.46
1:I:331:ARG:HG2	1:I:332:ASN:N	2.30	0.46
1:I:709:VAL:HG23	1:I:709:VAL:O	2.16	0.46
1:J:126:PRO:HA	1:L:423:GLU:OE2	2.16	0.46
1:J:190:GLY:HA2	1:L:283:SER:OG	2.15	0.46
1:J:347:ARG:HH21	1:J:356:GLN:CG	2.27	0.46
1:J:796:ARG:HD3	1:J:796:ARG:N	2.31	0.46
1:J:813:ARG:HH22	1:K:261:LEU:HB2	1.80	0.46

Continued on next page...

Continued from previous page...

Atom-1	Atom-2	Interatomic distance (Å)	Clash overlap (Å)
1:K:293:PHE:HB2	1:K:558:THR:HG23	1.98	0.46
1:K:439:VAL:CG2	1:K:476:ILE:HG12	2.45	0.46
1:K:630:ARG:HG2	1:K:630:ARG:HH11	1.80	0.46
1:L:771:GLU:HA	1:L:771:GLU:OE1	2.14	0.46
2:M:124:ASN:C	2:M:124:ASN:HD22	2.18	0.46
3:P:30:ASN:H	3:P:34:GLY:N	2.08	0.46
3:Q:25:ASP:OD1	3:Q:25:ASP:N	2.49	0.46
1:A:242:ARG:NH2	1:A:244:GLY:HA2	2.30	0.46
1:A:398:ARG:HE	1:C:160:ASN:HB2	1.81	0.46
1:A:797:GLU:CD	1:B:188:ILE:O	2.54	0.46
1:A:837:ASN:OD1	1:A:839:MET:HB2	2.16	0.46
1:B:155:THR:HG21	1:B:163:LEU:CD1	2.45	0.46
1:B:620:PRO:O	1:B:621:ASN:HB2	2.15	0.46
1:C:366:ARG:HH11	1:C:496:PRO:HB3	1.80	0.46
1:C:677:THR:O	1:C:866:MET:HB2	2.15	0.46
1:D:202:ALA:O	1:D:251:THR:HA	2.16	0.46
1:D:811:ASP:CG	1:D:812:PRO:HD2	2.36	0.46
1:E:133:THR:CG2	1:E:212:GLN:HG3	2.44	0.46
1:E:439:VAL:CG2	1:E:476:ILE:HG12	2.45	0.46
1:G:398:ARG:HE	1:I:160:ASN:HB2	1.81	0.46
1:G:664:THR:O	1:G:666:PRO:HD3	2.16	0.46
1:H:293:PHE:HB2	1:H:558:THR:HG23	1.98	0.46
1:I:154:ALA:O	1:I:155:THR:CB	2.64	0.46
1:I:460:THR:HA	1:I:465:TYR:CD2	2.51	0.46
1:J:233:ASN:ND2	1:J:235:GLN:HB2	2.31	0.46
1:J:264:ASP:HA	1:J:289:ASN:HD22	1.81	0.46
1:J:432:ARG:HG2	1:L:377:MET:SD	2.56	0.46
1:K:477:ASP:O	1:K:480:VAL:HG22	2.15	0.46
1:K:879:PHE:O	1:K:881:VAL:HG13	2.16	0.46
1:L:248:ASN:OD1	1:L:249:PRO:HD2	2.16	0.46
1:L:620:PRO:O	1:L:621:ASN:HB2	2.16	0.46
1:L:635:PHE:N	1:L:635:PHE:CD1	2.81	0.46
3:N:74:ILE:CG1	3:N:78:ASP:OD2	2.63	0.46
3:P:27:THR:HG23	3:P:68:ASP:CB	2.46	0.46
3:P:77:GLU:OE1	3:P:80:LEU:CD1	2.60	0.46
3:Q:16:LEU:CD2	3:Q:17:PRO:HD2	2.41	0.46
1:A:534:LEU:HG	1:A:536:LEU:HD12	1.98	0.46
1:B:473:SER:N	1:B:792:CYS:SG	2.89	0.46
1:B:592:LEU:HD13	1:C:31:PHE:CE2	2.50	0.46
1:B:627:ILE:O	1:B:627:ILE:HG13	2.16	0.46
1:B:713:GLY:C	1:B:715:ASN:H	2.17	0.46

Continued on next page...

Continued from previous page...

Atom-1	Atom-2	Interatomic distance (Å)	Clash overlap (Å)
1:C:133:THR:HB	1:C:212:GLN:NE2	2.31	0.46
1:C:460:THR:HA	1:C:465:TYR:CD2	2.51	0.46
1:C:709:VAL:HG23	1:C:709:VAL:O	2.16	0.46
1:D:233:ASN:ND2	1:D:235:GLN:HB2	2.30	0.46
1:D:388:GLN:HG2	1:D:420:PRO:CG	2.44	0.46
1:E:358:MET:SD	1:E:827:ARG:NH2	2.89	0.46
1:E:750:ARG:N	1:E:750:ARG:HD2	2.30	0.46
1:F:677:THR:O	1:F:866:MET:HB2	2.16	0.46
1:F:714:TYR:O	1:F:723:LYS:N	2.49	0.46
1:G:121:TYR:OH	1:I:808:PRO:HG3	2.16	0.46
1:G:127:LYS:HE2	1:I:375:ASP:O	2.16	0.46
1:G:208:ARG:NH1	1:G:256:GLU:CA	2.79	0.46
1:G:354:TRP:HA	1:G:354:TRP:HE3	1.79	0.46
1:G:419:LEU:CD1	1:H:786:ALA:HB1	2.45	0.46
1:G:796:ARG:HD3	1:G:796:ARG:N	2.31	0.46
1:G:837:ASN:OD1	1:G:839:MET:HB2	2.16	0.46
1:H:473:SER:N	1:H:792:CYS:SG	2.89	0.46
1:H:797:GLU:CD	1:I:188:ILE:O	2.54	0.46
1:I:630:ARG:HG2	1:I:630:ARG:HH11	1.80	0.46
1:J:32:ALA:HB2	1:J:41:ILE:HD11	1.98	0.46
1:J:127:LYS:HE2	1:L:375:ASP:O	2.16	0.46
1:J:331:ARG:HG2	1:J:332:ASN:N	2.30	0.46
1:J:563:LEU:HB3	1:J:568:ALA:CB	2.46	0.46
1:J:796:ARG:HD3	1:J:796:ARG:H	1.81	0.46
1:K:620:PRO:O	1:K:621:ASN:HB2	2.15	0.46
1:K:624:GLN:NE2	3:O:17:PRO:HB3	2.31	0.46
1:L:154:ALA:O	1:L:155:THR:CB	2.64	0.46
1:L:162:ASP:HB2	1:L:254:TYR:OH	2.16	0.46
1:L:233:ASN:ND2	1:L:235:GLN:HB2	2.30	0.46
1:L:709:VAL:HG23	1:L:709:VAL:O	2.16	0.46
2:M:76:LEU:HD13	2:M:86:LEU:CD1	2.46	0.46
3:N:45:ARG:HG2	3:N:46:THR:N	2.31	0.46
3:N:66:PRO:O	3:N:67:GLU:OE2	2.33	0.46
3:N:73:MET:SD	3:N:74:ILE:C	2.94	0.46
3:N:86:ARG:CZ	3:O:83:LEU:O	2.51	0.46
3:O:74:ILE:HG23	3:O:78:ASP:CB	2.46	0.46
3:P:73:MET:SD	3:P:74:ILE:C	2.94	0.46
3:Q:74:ILE:CG1	3:Q:78:ASP:OD2	2.64	0.46
1:A:162:ASP:HB2	1:A:254:TYR:OH	2.15	0.46
1:A:409:SER:HB2	1:C:142:HIS:HA	1.98	0.46
1:A:664:THR:O	1:A:666:PRO:HD3	2.16	0.46

Continued on next page...

Continued from previous page...

Atom-1	Atom-2	Interatomic distance (Å)	Clash overlap (Å)
1:A:811:ASP:CG	1:A:812:PRO:HD2	2.36	0.46
1:B:114:LYS:HE2	1:B:264:ASP:HB2	1.98	0.46
1:B:310:GLY:CA	1:J:655:PHE:HB3	2.45	0.46
1:B:358:MET:SD	1:B:827:ARG:NH2	2.89	0.46
1:C:132:ASN:ND2	1:C:148:ALA:CB	2.77	0.46
1:C:641:THR:HG21	1:C:672:PHE:HB3	1.98	0.46
1:C:789:PHE:HD1	1:C:791:PHE:N	2.09	0.46
1:D:142:HIS:CA	1:E:409:SER:HB2	2.46	0.46
1:D:208:ARG:HH12	1:D:256:GLU:CA	2.23	0.46
1:D:771:GLU:OE1	1:D:771:GLU:HA	2.14	0.46
1:D:813:ARG:HH21	1:E:263:PRO:CD	2.07	0.46
1:E:592:LEU:HD13	1:F:31:PHE:CE2	2.50	0.46
1:E:664:THR:O	1:E:666:PRO:HD3	2.16	0.46
1:F:470:ILE:HG23	1:F:793:ARG:HD3	1.97	0.46
1:G:862:MET:O	1:L:909:ALA:HB3	2.16	0.46
1:H:133:THR:CG2	1:H:212:GLN:HG3	2.44	0.46
1:H:154:ALA:O	1:H:155:THR:CB	2.64	0.46
1:H:387:VAL:HG13	1:H:387:VAL:O	2.16	0.46
1:H:439:VAL:CG2	1:H:476:ILE:HG12	2.45	0.46
1:H:602:ASP:OD1	1:H:888:HIS:HA	2.16	0.46
1:I:563:LEU:HB3	1:I:568:ALA:CB	2.45	0.46
1:I:794:ALA:CB	1:I:795:PRO:CD	2.94	0.46
1:J:664:THR:O	1:J:666:PRO:HD3	2.16	0.46
1:J:797:GLU:CD	1:K:188:ILE:O	2.54	0.46
1:K:387:VAL:HG13	1:K:387:VAL:O	2.16	0.46
1:K:460:THR:HA	1:K:465:TYR:CD2	2.51	0.46
1:L:597:ARG:HG2	1:L:597:ARG:HH11	1.81	0.46
1:L:677:THR:O	1:L:866:MET:HB2	2.15	0.46
1:L:714:TYR:O	1:L:723:LYS:N	2.49	0.46
3:N:34:GLY:CA	3:N:64:ARG:NH1	2.79	0.46
3:N:45:ARG:CG	3:N:46:THR:N	2.79	0.46
3:O:90:LEU:HD23	3:P:90:LEU:HB3	1.98	0.46
3:P:74:ILE:CG1	3:P:78:ASP:OD2	2.64	0.46
3:Q:6:ARG:O	3:Q:6:ARG:CG	2.59	0.46
3:Q:45:ARG:HG2	3:Q:46:THR:N	2.31	0.46
3:Q:78:ASP:O	3:Q:78:ASP:OD1	2.33	0.46
1:A:328:LEU:HD12	1:A:901:ARG:HH21	1.81	0.46
1:A:786:ALA:HB1	1:C:419:LEU:CD1	2.45	0.46
1:B:460:THR:HA	1:B:465:TYR:CD2	2.51	0.46
1:B:664:THR:O	1:B:666:PRO:HD3	2.16	0.46
1:C:155:THR:HG21	1:C:163:LEU:HG	1.98	0.46

Continued on next page...

Continued from previous page...

Atom-1	Atom-2	Interatomic distance (Å)	Clash overlap (Å)
1:C:162:ASP:HB2	1:C:254:TYR:OH	2.16	0.46
1:C:315:LEU:HD23	1:C:531:ILE:HG21	1.98	0.46
1:C:620:PRO:O	1:C:621:ASN:HB2	2.16	0.46
1:D:109:ARG:HH21	1:D:512:LEU:HB2	1.73	0.46
1:D:664:THR:O	1:D:666:PRO:HD3	2.16	0.46
1:E:135:PHE:CE2	1:E:147:ILE:HG21	2.50	0.46
1:E:439:VAL:HG21	1:E:476:ILE:HG12	1.97	0.46
1:E:460:THR:HA	1:E:465:TYR:CD2	2.51	0.46
1:E:602:ASP:OD1	1:E:888:HIS:HA	2.16	0.46
1:F:133:THR:HB	1:F:212:GLN:NE2	2.31	0.46
1:F:162:ASP:HB2	1:F:254:TYR:OH	2.16	0.46
1:G:641:THR:HG21	1:G:672:PHE:HB3	1.98	0.46
1:H:114:LYS:HE2	1:H:264:ASP:HB2	1.98	0.46
1:J:409:SER:HB2	1:L:142:HIS:HA	1.98	0.46
1:J:436:TYR:O	1:J:440:ALA:HB3	2.15	0.46
1:J:811:ASP:CG	1:J:812:PRO:HD2	2.36	0.46
1:K:133:THR:CG2	1:K:212:GLN:HG3	2.44	0.46
1:K:371:VAL:HG22	1:K:371:VAL:O	2.16	0.46
1:K:395:GLU:H	1:K:395:GLU:CD	2.20	0.46
1:K:502:ASN:C	1:K:502:ASN:HD22	2.20	0.46
1:K:602:ASP:OD1	1:K:888:HIS:HA	2.16	0.46
1:K:888:HIS:ND1	1:K:890:PRO:HD3	2.30	0.46
1:L:563:LEU:HB3	1:L:568:ALA:CB	2.45	0.46
3:O:34:GLY:CA	3:O:64:ARG:NH1	2.79	0.46
3:O:66:PRO:O	3:O:67:GLU:OE2	2.33	0.46
3:O:104:LEU:CD2	3:P:104:LEU:CG	2.48	0.46
3:P:27:THR:OG1	3:P:28:GLY:N	2.49	0.46
3:P:45:ARG:HG2	3:P:46:THR:N	2.31	0.46
4:R:53:ARG:HH11	4:R:53:ARG:CB	2.19	0.46
1:A:208:ARG:NH1	1:A:256:GLU:CA	2.79	0.45
1:A:766:PRO:HG3	1:A:807:PRO:HG3	1.98	0.45
1:C:242:ARG:NH2	1:C:244:GLY:HA2	2.31	0.45
1:C:528:PHE:CE2	1:C:530:ALA:HB3	2.51	0.45
1:C:639:SER:O	1:C:878:LEU:N	2.50	0.45
1:C:691:TRP:CG	1:C:692:PRO:HA	2.52	0.45
1:E:242:ARG:HG3	1:E:243:THR:N	2.30	0.45
1:E:641:THR:HG21	1:E:672:PHE:HB3	1.98	0.45
1:E:691:TRP:CG	1:E:692:PRO:HA	2.51	0.45
1:F:46:ARG:HH11	1:F:46:ARG:CB	2.30	0.45
1:F:641:THR:HG21	1:F:672:PHE:HB3	1.98	0.45
1:G:142:HIS:HA	1:H:409:SER:HB2	1.98	0.45

Continued on next page...

Continued from previous page...

Atom-1	Atom-2	Interatomic distance (Å)	Clash overlap (Å)
1:G:432:ARG:HG2	1:I:377:MET:SD	2.56	0.45
1:G:534:LEU:HG	1:G:536:LEU:HD12	1.98	0.45
1:H:534:LEU:HG	1:H:536:LEU:HD12	1.98	0.45
1:I:248:ASN:OD1	1:I:249:PRO:HD2	2.16	0.45
1:I:439:VAL:CG2	1:I:476:ILE:HG12	2.46	0.45
1:J:121:TYR:OH	1:L:808:PRO:HG3	2.16	0.45
1:J:142:HIS:CA	1:K:409:SER:HB2	2.46	0.45
1:J:641:THR:HG21	1:J:672:PHE:HB3	1.98	0.45
1:K:664:THR:O	1:K:666:PRO:HD3	2.16	0.45
1:K:691:TRP:CG	1:K:692:PRO:HA	2.51	0.45
1:K:750:ARG:HD2	1:K:750:ARG:N	2.30	0.45
3:O:27:THR:HG23	3:O:68:ASP:CB	2.46	0.45
3:O:73:MET:O	3:O:74:ILE:CD1	2.56	0.45
3:O:90:LEU:HD23	3:P:90:LEU:HD22	0.47	0.45
3:O:90:LEU:HD11	3:P:90:LEU:HD11	1.98	0.45
1:A:597:ARG:HG2	1:A:597:ARG:HH11	1.81	0.45
1:B:783:THR:HA	1:B:803:GLN:HB2	1.98	0.45
1:B:879:PHE:O	1:B:881:VAL:HG13	2.16	0.45
1:C:109:ARG:HH21	1:C:512:LEU:HB2	1.76	0.45
1:C:331:ARG:HG2	1:C:332:ASN:N	2.30	0.45
1:C:890:PRO:HG2	1:C:891:HIS:H	1.80	0.45
1:D:73:ARG:HB3	1:D:82:THR:HG22	1.97	0.45
1:D:109:ARG:HB3	1:D:113:PHE:HB2	1.98	0.45
1:D:132:ASN:ND2	1:F:799:HIS:CE1	2.80	0.45
1:D:154:ALA:O	1:D:155:THR:CB	2.64	0.45
1:D:367:VAL:HG11	1:D:759:ILE:HD12	1.99	0.45
1:D:419:LEU:CD1	1:E:786:ALA:HB1	2.45	0.45
1:D:770:THR:HG21	1:D:816:LEU:HB2	1.97	0.45
1:E:376:GLU:HB3	1:F:436:TYR:HE2	1.81	0.45
1:F:620:PRO:O	1:F:621:ASN:HB2	2.16	0.45
1:F:691:TRP:CG	1:F:692:PRO:HA	2.52	0.45
1:F:783:THR:HA	1:F:803:GLN:HB2	1.98	0.45
1:G:142:HIS:CA	1:H:409:SER:HB2	2.46	0.45
1:G:264:ASP:HA	1:G:289:ASN:HD22	1.81	0.45
1:H:242:ARG:NH2	1:H:244:GLY:HA2	2.32	0.45
1:I:233:ASN:ND2	1:I:235:GLN:HB2	2.30	0.45
1:I:470:ILE:HG23	1:I:793:ARG:HD3	1.97	0.45
1:I:639:SER:O	1:I:878:LEU:N	2.49	0.45
1:J:241:TYR:HA	1:K:395:GLU:HA	1.97	0.45
1:J:398:ARG:HE	1:L:160:ASN:HB2	1.81	0.45
1:J:723:LYS:HE3	1:K:578:TYR:CZ	2.49	0.45

Continued on next page...

Continued from previous page...

Atom-1	Atom-2	Interatomic distance (Å)	Clash overlap (Å)
1:J:900:LEU:CD2	1:K:13:MET:HG3	2.44	0.45
1:K:155:THR:HG21	1:K:163:LEU:HG	1.99	0.45
1:K:783:THR:HA	1:K:803:GLN:HB2	1.99	0.45
1:L:202:ALA:O	1:L:251:THR:HA	2.17	0.45
1:L:242:ARG:NH2	1:L:244:GLY:HA2	2.31	0.45
1:L:641:THR:HG21	1:L:672:PHE:HB3	1.98	0.45
2:M:64:TYR:C	2:M:65:LEU:HD12	2.36	0.45
3:N:27:THR:OG1	3:N:28:GLY:N	2.49	0.45
3:N:89:LEU:CD1	3:O:87:MET:HE3	2.45	0.45
3:O:73:MET:SD	3:O:74:ILE:C	2.94	0.45
3:O:90:LEU:O	3:O:93:SER:OG	2.28	0.45
3:Q:34:GLY:CA	3:Q:64:ARG:NH1	2.79	0.45
4:R:186:TYR:O	4:R:187:LEU:C	2.54	0.45
1:A:109:ARG:HB3	1:A:113:PHE:HB2	1.99	0.45
1:A:127:LYS:HE2	1:C:375:ASP:O	2.16	0.45
1:A:142:HIS:CA	1:B:409:SER:HB2	2.46	0.45
1:A:154:ALA:O	1:A:155:THR:CB	2.64	0.45
1:A:401:GLN:HB2	1:A:402:GLN:H	1.51	0.45
1:A:563:LEU:HB3	1:A:568:ALA:CB	2.46	0.45
1:B:208:ARG:NH1	1:B:256:GLU:CA	2.80	0.45
1:B:264:ASP:HA	1:B:289:ASN:HD22	1.80	0.45
1:B:293:PHE:HB2	1:B:558:THR:HG23	1.98	0.45
1:B:312:LEU:HD21	1:B:325:VAL:O	2.17	0.45
1:B:376:GLU:HB3	1:C:436:TYR:HE2	1.81	0.45
1:B:641:THR:HG21	1:B:672:PHE:HB3	1.98	0.45
1:C:46:ARG:HH11	1:C:46:ARG:CB	2.29	0.45
1:C:161:ASN:O	1:C:162:ASP:CB	2.65	0.45
1:C:248:ASN:OD1	1:C:249:PRO:HD2	2.16	0.45
1:C:502:ASN:HD22	1:C:502:ASN:C	2.20	0.45
1:D:132:ASN:ND2	1:D:148:ALA:CB	2.77	0.45
1:D:190:GLY:HA2	1:F:283:SER:OG	2.15	0.45
1:D:502:ASN:C	1:D:502:ASN:HD22	2.20	0.45
1:D:515:GLY:HA2	1:F:809:HIS:O	2.16	0.45
1:D:766:PRO:HG3	1:D:807:PRO:HG3	1.98	0.45
1:D:797:GLU:CD	1:E:188:ILE:O	2.54	0.45
1:F:639:SER:O	1:F:878:LEU:N	2.49	0.45
1:G:202:ALA:O	1:G:251:THR:HA	2.16	0.45
1:G:766:PRO:HG3	1:G:807:PRO:HG3	1.99	0.45
1:G:796:ARG:HD3	1:G:796:ARG:H	1.81	0.45
1:H:627:ILE:O	1:H:627:ILE:HG13	2.16	0.45
1:H:664:THR:O	1:H:666:PRO:HD3	2.16	0.45

Continued on next page...

Continued from previous page...

Atom-1	Atom-2	Interatomic distance (Å)	Clash overlap (Å)
1:H:879:PHE:O	1:H:881:VAL:HG13	2.16	0.45
1:I:783:THR:HA	1:I:803:GLN:HB2	1.98	0.45
1:J:367:VAL:HG11	1:J:759:ILE:HD12	1.99	0.45
1:J:621:ASN:HD22	1:J:621:ASN:N	2.13	0.45
1:J:837:ASN:OD1	1:J:839:MET:HB2	2.16	0.45
1:K:658:TYR:HD1	3:P:27:THR:O	1.99	0.45
1:K:786:ALA:CB	1:K:800:PRO:HD3	2.47	0.45
2:M:126:PRO:HB2	2:M:129:THR:HG23	1.97	0.45
2:M:141:MET:SD	2:M:155:PHE:HZ	2.39	0.45
3:N:40:ASN:ND2	3:N:72:TYR:CE2	2.85	0.45
3:O:25:ASP:OD1	3:O:25:ASP:N	2.49	0.45
3:O:45:ARG:CG	3:O:46:THR:N	2.79	0.45
3:P:74:ILE:HG23	3:P:78:ASP:CB	2.46	0.45
4:R:33:TRP:C	4:R:35:SER:H	2.19	0.45
1:A:126:PRO:HA	1:C:423:GLU:OE2	2.16	0.45
1:A:328:LEU:HD13	2:M:102:ASN:HB2	0.80	0.45
1:B:154:ALA:O	1:B:155:THR:CB	2.64	0.45
1:B:439:VAL:HG21	1:B:476:ILE:HG12	1.97	0.45
1:B:686:ASP:OD1	1:D:908:ASN:OD1	2.33	0.45
1:C:495:ASN:HB3	1:C:498:ASN:HD22	1.79	0.45
1:C:783:THR:HA	1:C:803:GLN:HB2	1.98	0.45
1:D:534:LEU:HG	1:D:536:LEU:HD12	1.98	0.45
1:D:641:THR:HG21	1:D:672:PHE:HB3	1.98	0.45
1:D:794:ALA:CB	1:D:795:PRO:CD	2.94	0.45
1:E:371:VAL:O	1:E:371:VAL:HG22	2.16	0.45
1:E:597:ARG:HG2	1:E:597:ARG:HH11	1.81	0.45
1:F:323:ASN:HD22	1:F:324:ALA:H	1.65	0.45
1:F:371:VAL:HG22	1:F:371:VAL:O	2.16	0.45
1:G:126:PRO:HA	1:I:423:GLU:OE2	2.16	0.45
1:G:597:ARG:HG2	1:G:597:ARG:HH11	1.81	0.45
1:I:155:THR:HG21	1:I:163:LEU:HG	1.98	0.45
1:I:170:ARG:CG	1:I:171:GLN:H	2.21	0.45
1:I:323:ASN:HD22	1:I:324:ALA:H	1.65	0.45
1:I:371:VAL:O	1:I:371:VAL:HG22	2.16	0.45
1:I:502:ASN:C	1:I:502:ASN:HD22	2.20	0.45
1:J:10:TRP:CD1	4:R:16:GLN:HG2	2.51	0.45
1:J:154:ALA:O	1:J:155:THR:CB	2.64	0.45
1:J:534:LEU:HG	1:J:536:LEU:HD12	1.98	0.45
1:K:242:ARG:HH11	1:L:394:HIS:HB3	1.80	0.45
2:M:140:LYS:HE3	2:M:235:CYS:HA	1.98	0.45
2:M:454:LEU:HD11	2:M:468:SER:OG	2.16	0.45

Continued on next page...

Continued from previous page...

Atom-1	Atom-2	Interatomic distance (Å)	Clash overlap (Å)
3:N:57:ASN:HD22	3:N:59:HIS:H	1.65	0.45
3:N:97:LEU:HG	3:O:97:LEU:HD13	0.84	0.45
3:O:45:ARG:HG2	3:O:46:THR:N	2.31	0.45
3:O:90:LEU:HD23	3:P:90:LEU:CD2	1.09	0.45
1:A:285:HIS:ND1	1:A:795:PRO:HD3	2.32	0.45
1:A:294:ILE:HA	1:A:556:GLN:O	2.17	0.45
1:A:502:ASN:C	1:A:502:ASN:HD22	2.20	0.45
1:A:515:GLY:HA2	1:C:809:HIS:O	2.16	0.45
1:A:620:PRO:O	1:A:621:ASN:HB2	2.17	0.45
1:D:328:LEU:C	1:D:330:ASP:H	2.20	0.45
1:D:328:LEU:HD12	1:D:901:ARG:HH21	1.81	0.45
1:E:282:LEU:H	1:E:282:LEU:CD1	2.30	0.45
1:E:392:ARG:HD3	1:E:392:ARG:N	2.21	0.45
1:F:297:ARG:HG2	1:F:297:ARG:HH11	1.82	0.45
1:F:790:ARG:HG3	1:F:790:ARG:HH11	1.82	0.45
1:F:890:PRO:HG2	1:F:891:HIS:H	1.80	0.45
1:G:563:LEU:HB3	1:G:568:ALA:CB	2.46	0.45
1:G:790:ARG:CZ	1:H:186:LEU:HA	2.45	0.45
1:H:109:ARG:HH21	1:H:512:LEU:HD12	1.82	0.45
1:H:248:ASN:OD1	1:H:249:PRO:HD2	2.17	0.45
1:H:282:LEU:H	1:H:282:LEU:CD1	2.30	0.45
1:H:358:MET:SD	1:H:827:ARG:NH2	2.89	0.45
1:H:371:VAL:HG22	1:H:371:VAL:O	2.16	0.45
1:H:460:THR:HA	1:H:465:TYR:CD2	2.51	0.45
1:J:109:ARG:HB3	1:J:113:PHE:HB2	1.98	0.45
1:K:114:LYS:HE2	1:K:264:ASP:HB2	1.98	0.45
1:K:709:VAL:O	1:K:709:VAL:HG23	2.16	0.45
1:L:46:ARG:HH11	1:L:46:ARG:CB	2.30	0.45
1:L:132:ASN:HB3	1:L:206:VAL:CG2	2.35	0.45
1:L:170:ARG:CG	1:L:171:GLN:H	2.21	0.45
1:L:371:VAL:O	1:L:371:VAL:HG22	2.16	0.45
2:M:96:THR:CG2	2:M:97:PRO:HD2	2.47	0.45
2:M:143:ALA:CB	2:M:151:GLN:HE21	2.30	0.45
3:N:8:TYR:HA	3:N:9:VAL:HA	1.73	0.45
3:N:25:ASP:OD1	3:N:25:ASP:N	2.49	0.45
3:O:27:THR:OG1	3:O:28:GLY:N	2.49	0.45
3:O:86:ARG:HD3	3:P:87:MET:HG2	1.70	0.45
3:P:77:GLU:HA	3:P:80:LEU:HD12	1.97	0.45
3:Q:30:ASN:H	3:Q:34:GLY:N	2.08	0.45
3:Q:45:ARG:CG	3:Q:46:THR:N	2.79	0.45
1:A:142:HIS:HA	1:B:409:SER:HB2	1.98	0.45

Continued on next page...

Continued from previous page...

Atom-1	Atom-2	Interatomic distance (Å)	Clash overlap (Å)
1:B:750:ARG:N	1:B:750:ARG:HD2	2.30	0.45
1:C:154:ALA:O	1:C:155:THR:CB	2.64	0.45
1:C:297:ARG:HG2	1:C:297:ARG:HH11	1.82	0.45
1:C:597:ARG:HG2	1:C:597:ARG:HH11	1.81	0.45
1:D:32:ALA:HB2	1:D:41:ILE:HD11	1.98	0.45
1:D:121:TYR:OH	1:F:808:PRO:HG3	2.16	0.45
1:D:409:SER:HB2	1:F:142:HIS:HA	1.98	0.45
1:E:208:ARG:NH1	1:E:256:GLU:CA	2.79	0.45
1:E:312:LEU:HD21	1:E:325:VAL:O	2.17	0.45
1:E:789:PHE:HD1	1:E:791:PHE:N	2.09	0.45
1:E:879:PHE:O	1:E:881:VAL:HG13	2.16	0.45
1:F:242:ARG:HG3	1:F:243:THR:N	2.32	0.45
1:F:460:THR:HA	1:F:465:TYR:CD2	2.51	0.45
1:G:154:ALA:O	1:G:155:THR:CB	2.64	0.45
1:G:233:ASN:ND2	1:G:235:GLN:HB2	2.30	0.45
1:G:687:SER:O	1:L:632:TRP:CE2	2.65	0.45
1:G:709:VAL:HG23	1:G:709:VAL:O	2.17	0.45
1:G:810:TRP:HZ2	1:H:116:TYR:HH	1.63	0.45
1:H:347:ARG:HH21	1:H:356:GLN:CG	2.29	0.45
1:H:360:SER:H	1:H:502:ASN:HD21	1.65	0.45
1:H:620:PRO:O	1:H:621:ASN:HB2	2.16	0.45
1:I:46:ARG:HH11	1:I:46:ARG:CB	2.30	0.45
1:I:360:SER:H	1:I:502:ASN:HD21	1.65	0.45
1:I:534:LEU:HG	1:I:536:LEU:HD12	1.97	0.45
1:J:208:ARG:HH12	1:J:256:GLU:CA	2.23	0.45
1:J:294:ILE:HA	1:J:556:GLN:O	2.17	0.45
1:J:436:TYR:HE2	1:L:376:GLU:HB3	1.80	0.45
1:K:142:HIS:HB3	1:L:409:SER:CB	2.47	0.45
1:K:312:LEU:HD21	1:K:325:VAL:O	2.17	0.45
1:K:358:MET:SD	1:K:827:ARG:NH2	2.89	0.45
1:K:635:PHE:N	1:K:635:PHE:CD1	2.82	0.45
1:K:641:THR:HG21	1:K:672:PHE:HB3	1.98	0.45
1:L:297:ARG:HG2	1:L:297:ARG:HH11	1.82	0.45
1:L:328:LEU:C	1:L:330:ASP:H	2.19	0.45
1:L:536:LEU:HA	1:L:889:GLN:HE22	1.81	0.45
2:M:445:ARG:HG3	2:M:445:ARG:O	2.17	0.45
3:N:35:VAL:CG1	3:N:64:ARG:H	2.29	0.45
3:N:103:ARG:HH12	3:O:105:ARG:HH21	1.65	0.45
3:O:56:ASP:OD1	3:O:56:ASP:N	2.50	0.45
1:A:328:LEU:C	1:A:330:ASP:H	2.20	0.45
1:A:783:THR:HG22	1:A:803:GLN:NE2	2.32	0.45

Continued on next page...

Continued from previous page...

Atom-1	Atom-2	Interatomic distance (Å)	Clash overlap (Å)
1:B:142:HIS:HB3	1:C:409:SER:CB	2.47	0.45
1:B:307:ASN:HD21	1:B:333:THR:N	1.98	0.45
1:B:502:ASN:C	1:B:502:ASN:HD22	2.20	0.45
1:B:597:ARG:HH11	1:B:597:ARG:HG2	1.81	0.45
1:B:786:ALA:CB	1:B:800:PRO:HD3	2.47	0.45
1:B:857:ALA:HB2	1:J:318:GLN:O	2.17	0.45
1:C:396:VAL:CG1	1:C:403:TRP:HD1	2.22	0.45
1:C:537:LEU:HB3	1:C:538:PRO:HD2	1.99	0.45
1:D:294:ILE:HA	1:D:556:GLN:O	2.17	0.45
1:D:804:LEU:HD12	1:E:229:ILE:HG23	1.99	0.45
1:E:387:VAL:HG13	1:E:387:VAL:O	2.16	0.45
1:E:888:HIS:HE2	4:R:30:ARG:HH22	1.33	0.45
1:F:794:ALA:CB	1:F:795:PRO:CD	2.94	0.45
1:G:294:ILE:HA	1:G:556:GLN:O	2.17	0.45
1:G:328:LEU:C	1:G:330:ASP:H	2.20	0.45
1:G:813:ARG:HH22	1:H:261:LEU:HB2	1.80	0.45
1:H:312:LEU:HD21	1:H:325:VAL:O	2.17	0.45
1:H:768:PRO:CG	3:Q:59:HIS:N	2.79	0.45
1:I:132:ASN:ND2	1:I:148:ALA:CB	2.77	0.45
1:I:282:LEU:H	1:I:282:LEU:CD1	2.28	0.45
1:I:328:LEU:C	1:I:330:ASP:H	2.19	0.45
1:I:641:THR:CG2	1:I:642:ARG:H	2.06	0.45
1:J:436:TYR:OH	1:J:441:LEU:HD21	2.17	0.45
1:K:242:ARG:NH2	1:K:244:GLY:HA2	2.32	0.45
1:K:769:ALA:HB1	3:O:56:ASP:HB3	1.98	0.45
1:K:797:GLU:CD	1:L:188:ILE:O	2.54	0.45
1:L:713:GLY:C	1:L:715:ASN:H	2.20	0.45
1:L:809:HIS:HA	1:L:814:HIS:NE2	2.32	0.45
2:M:377:GLU:HG2	2:M:378:LEU:N	2.31	0.45
3:O:57:ASN:HD22	3:O:59:HIS:H	1.65	0.45
3:P:34:GLY:CA	3:P:64:ARG:NH1	2.79	0.45
3:P:35:VAL:CG1	3:P:64:ARG:H	2.29	0.45
3:P:45:ARG:CG	3:P:46:THR:N	2.79	0.45
3:P:76:VAL:HB	3:P:80:LEU:HD11	1.99	0.45
3:P:103:ARG:O	3:P:106:THR:OG1	2.27	0.45
1:A:264:ASP:HA	1:A:289:ASN:HD22	1.81	0.45
1:B:242:ARG:NH2	1:B:244:GLY:HA2	2.32	0.45
1:B:691:TRP:CG	1:B:692:PRO:HA	2.51	0.45
1:B:799:HIS:CE1	1:C:132:ASN:ND2	2.80	0.45
1:C:714:TYR:O	1:C:723:LYS:N	2.49	0.45
1:D:436:TYR:OH	1:D:441:LEU:HD21	2.17	0.45

Continued on next page...

Continued from previous page...

Atom-1	Atom-2	Interatomic distance (Å)	Clash overlap (Å)
1:D:837:ASN:OD1	1:D:839:MET:HB2	2.16	0.45
1:F:155:THR:HG21	1:F:163:LEU:CD1	2.47	0.45
1:F:537:LEU:HB3	1:F:538:PRO:HD2	1.99	0.45
1:G:436:TYR:OH	1:G:441:LEU:HD21	2.17	0.45
1:G:502:ASN:C	1:G:502:ASN:HD22	2.20	0.45
1:G:794:ALA:CB	1:G:795:PRO:HD2	2.36	0.45
1:H:328:LEU:C	1:H:330:ASP:H	2.19	0.45
1:H:709:VAL:O	1:H:709:VAL:HG23	2.16	0.45
1:I:109:ARG:HB3	1:I:113:PHE:HB2	1.99	0.45
1:I:162:ASP:HB2	1:I:254:TYR:OH	2.16	0.45
1:I:242:ARG:HG3	1:I:243:THR:N	2.32	0.45
1:J:7:LEU:CD2	4:R:14:GLN:C	2.84	0.45
1:J:132:ASN:HB3	1:J:206:VAL:CG2	2.34	0.45
1:J:161:ASN:O	1:J:162:ASP:CB	2.65	0.45
1:J:630:ARG:HB3	1:J:859:ALA:HA	1.97	0.45
1:J:794:ALA:CB	1:J:795:PRO:CD	2.94	0.45
1:K:202:ALA:O	1:K:251:THR:HA	2.17	0.45
1:K:248:ASN:OD1	1:K:249:PRO:HD2	2.17	0.45
1:K:282:LEU:H	1:K:282:LEU:CD1	2.30	0.45
1:L:133:THR:CG2	1:L:212:GLN:HG3	2.43	0.45
1:L:323:ASN:HD22	1:L:324:ALA:H	1.65	0.45
1:L:618:ILE:HG12	1:L:625:LEU:HD11	1.99	0.45
1:L:789:PHE:HE1	1:L:791:PHE:CD2	2.33	0.45
2:M:211:GLN:CG	2:M:212:THR:N	2.79	0.45
3:N:87:MET:CE	3:P:89:LEU:HD12	2.46	0.45
3:Q:27:THR:OG1	3:Q:28:GLY:N	2.49	0.45
3:Q:40:ASN:ND2	3:Q:72:TYR:CE2	2.85	0.45
1:A:148:ALA:HB1	1:C:799:HIS:HE1	1.82	0.45
1:A:161:ASN:O	1:A:162:ASP:CB	2.65	0.45
1:A:170:ARG:CG	1:A:171:GLN:H	2.22	0.45
1:A:347:ARG:HH21	1:A:356:GLN:CG	2.27	0.45
1:B:132:ASN:ND2	1:B:148:ALA:HB1	2.32	0.45
1:B:192:THR:HG23	1:B:193:ALA:N	2.32	0.45
1:B:202:ALA:O	1:B:251:THR:HA	2.17	0.45
1:B:809:HIS:O	1:C:515:GLY:HA2	2.17	0.45
1:B:890:PRO:HG2	1:B:891:HIS:H	1.82	0.45
1:C:202:ALA:O	1:C:251:THR:HA	2.17	0.45
1:D:264:ASP:HA	1:D:289:ASN:HD22	1.81	0.45
1:D:285:HIS:ND1	1:D:795:PRO:HD3	2.32	0.45
1:D:533:ASN:HB2	1:D:605:PHE:CE2	2.52	0.45
1:D:621:ASN:N	1:D:621:ASN:HD22	2.13	0.45

Continued on next page...

Continued from previous page...

Atom-1	Atom-2	Interatomic distance (Å)	Clash overlap (Å)
1:E:242:ARG:NH2	1:E:244:GLY:HA2	2.32	0.45
1:E:294:ILE:HA	1:E:556:GLN:O	2.17	0.45
1:E:534:LEU:HG	1:E:536:LEU:HD12	1.98	0.45
1:F:315:LEU:HD23	1:F:531:ILE:HG21	1.98	0.45
1:F:360:SER:H	1:F:502:ASN:HD21	1.65	0.45
1:F:713:GLY:C	1:F:715:ASN:H	2.20	0.45
1:G:790:ARG:CZ	1:H:186:LEU:HD23	2.47	0.45
1:H:192:THR:HG23	1:H:193:ALA:N	2.31	0.45
1:H:641:THR:HG21	1:H:672:PHE:HB3	1.98	0.45
1:H:691:TRP:CG	1:H:692:PRO:HA	2.51	0.45
1:H:786:ALA:CB	1:H:800:PRO:HD3	2.47	0.45
1:I:714:TYR:O	1:I:723:LYS:N	2.49	0.45
1:J:109:ARG:HH21	1:J:512:LEU:HB2	1.73	0.45
1:J:282:LEU:H	1:J:282:LEU:CD1	2.28	0.45
1:J:328:LEU:HD12	1:J:901:ARG:HH21	1.81	0.45
1:J:597:ARG:HH11	1:J:597:ARG:HG2	1.81	0.45
1:J:620:PRO:O	1:J:621:ASN:HB2	2.17	0.45
1:K:192:THR:HG23	1:K:193:ALA:N	2.32	0.45
1:K:627:ILE:HG13	1:K:627:ILE:O	2.16	0.45
1:L:161:ASN:O	1:L:162:ASP:CB	2.65	0.45
1:L:537:LEU:HB3	1:L:538:PRO:HD2	1.99	0.45
1:L:799:HIS:CD2	1:L:800:PRO:HD2	2.43	0.45
4:R:188:ASN:HB2	4:R:189:PRO:HD2	1.98	0.45
1:A:121:TYR:OH	1:C:808:PRO:HG3	2.16	0.45
1:A:242:ARG:HG3	1:A:243:THR:N	2.32	0.45
1:A:419:LEU:CD1	1:B:786:ALA:HB1	2.46	0.45
1:A:790:ARG:CZ	1:B:186:LEU:HD23	2.47	0.45
1:A:885:ALA:HA	1:B:13:MET:HE1	1.99	0.45
1:B:294:ILE:HA	1:B:556:GLN:O	2.17	0.45
1:B:387:VAL:HG13	1:B:387:VAL:O	2.16	0.45
1:B:534:LEU:HG	1:B:536:LEU:HD12	1.99	0.45
1:B:639:SER:O	1:B:878:LEU:N	2.51	0.45
1:C:109:ARG:HB3	1:C:113:PHE:HB2	1.99	0.45
1:C:790:ARG:HH11	1:C:790:ARG:HG3	1.82	0.45
1:D:192:THR:HG23	1:D:193:ALA:N	2.32	0.45
1:D:783:THR:HG22	1:D:803:GLN:NE2	2.32	0.45
1:D:796:ARG:HD3	1:D:796:ARG:H	1.81	0.45
1:E:132:ASN:HB3	1:E:206:VAL:CG2	2.34	0.45
1:E:248:ASN:OD1	1:E:249:PRO:HD2	2.17	0.45
1:E:786:ALA:CB	1:E:800:PRO:HD3	2.47	0.45
1:E:803:GLN:CD	1:F:121:TYR:HA	2.38	0.45

Continued on next page...

Continued from previous page...

Atom-1	Atom-2	Interatomic distance (Å)	Clash overlap (Å)
1:E:809:HIS:HA	1:E:814:HIS:NE2	2.32	0.45
1:F:155:THR:HG21	1:F:163:LEU:HG	1.98	0.45
1:F:809:HIS:HA	1:F:814:HIS:NE2	2.32	0.45
1:G:387:VAL:O	1:G:387:VAL:HG13	2.17	0.45
1:G:635:PHE:N	1:G:635:PHE:CD1	2.81	0.45
1:G:783:THR:HA	1:G:803:GLN:CB	2.47	0.45
1:H:155:THR:HG21	1:H:163:LEU:HG	1.99	0.45
1:H:639:SER:O	1:H:878:LEU:N	2.50	0.45
1:I:202:ALA:O	1:I:251:THR:HA	2.17	0.45
1:I:713:GLY:C	1:I:715:ASN:H	2.20	0.45
1:J:388:GLN:CG	1:J:420:PRO:HG3	2.45	0.45
1:J:618:ILE:HG12	1:J:625:LEU:HD11	1.99	0.45
1:L:155:THR:HG21	1:L:163:LEU:HG	1.98	0.45
1:L:396:VAL:CG1	1:L:403:TRP:HD1	2.22	0.45
1:L:401:GLN:HB2	1:L:402:GLN:H	1.51	0.45
1:L:639:SER:O	1:L:878:LEU:N	2.50	0.45
1:L:691:TRP:CG	1:L:692:PRO:HA	2.52	0.45
2:M:63:ILE:O	2:M:63:ILE:HG13	2.16	0.45
2:M:70:SER:HB2	2:M:77:ASN:ND2	2.32	0.45
2:M:136:SER:HA	2:M:157:LEU:O	2.16	0.45
2:M:294:PRO:HG3	2:M:412:GLU:OE1	2.17	0.45
3:N:56:ASP:OD1	3:N:56:ASP:N	2.50	0.45
3:O:39:PRO:HA	3:O:44:HIS:HD2	1.78	0.45
4:R:44:VAL:HG13	4:R:45:ASN:N	2.31	0.45
1:A:192:THR:HG23	1:A:193:ALA:N	2.33	0.44
1:A:293:PHE:HB2	1:A:558:THR:HG23	1.99	0.44
1:A:324:ALA:O	1:A:897:VAL:HG11	2.18	0.44
1:A:709:VAL:HG23	1:A:709:VAL:O	2.17	0.44
1:B:635:PHE:N	1:B:635:PHE:CD1	2.82	0.44
1:C:67:ARG:HH22	1:D:81:LYS:HZ1	1.46	0.44
1:C:618:ILE:HG12	1:C:625:LEU:HD11	1.99	0.44
1:D:208:ARG:NH2	1:D:233:ASN:ND2	2.65	0.44
1:D:387:VAL:O	1:D:387:VAL:HG13	2.16	0.44
1:D:597:ARG:HG2	1:D:597:ARG:HH11	1.81	0.44
1:D:620:PRO:O	1:D:621:ASN:HB2	2.17	0.44
1:D:790:ARG:CZ	1:E:186:LEU:HD23	2.47	0.44
1:E:154:ALA:O	1:E:155:THR:CB	2.64	0.44
1:E:502:ASN:HD22	1:E:502:ASN:C	2.20	0.44
1:E:809:HIS:O	1:F:515:GLY:HA2	2.17	0.44
1:F:334:GLU:HG3	1:F:668:LEU:HD22	1.99	0.44
1:G:109:ARG:HH21	1:G:512:LEU:HB2	1.73	0.44

Continued on next page...

Continued from previous page...

Atom-1	Atom-2	Interatomic distance (Å)	Clash overlap (Å)
1:G:396:VAL:CG1	1:G:403:TRP:HD1	2.23	0.44
1:H:142:HIS:HB3	1:I:409:SER:CB	2.47	0.44
1:I:809:HIS:HA	1:I:814:HIS:NE2	2.32	0.44
1:J:67:ARG:HH11	1:J:576:ASN:ND2	2.12	0.44
1:J:122:ASN:OD1	1:L:785:PRO:HD2	2.18	0.44
1:K:132:ASN:ND2	1:K:148:ALA:HB1	2.32	0.44
1:K:160:ASN:HB2	1:L:398:ARG:HE	1.82	0.44
1:K:803:GLN:CD	1:L:121:TYR:HA	2.38	0.44
1:L:155:THR:HG21	1:L:163:LEU:CD1	2.47	0.44
1:L:315:LEU:HD23	1:L:531:ILE:HG21	1.98	0.44
1:L:401:GLN:NE2	1:L:404:GLN:HB2	2.32	0.44
2:M:212:THR:O	2:M:213:GLN:HB3	2.17	0.44
2:M:314:TYR:OH	2:M:416:LEU:HD11	2.17	0.44
3:N:25:ASP:O	3:N:69:GLN:HA	2.17	0.44
3:O:40:ASN:ND2	3:O:72:TYR:CE2	2.85	0.44
3:P:32:LEU:HD22	3:P:33:GLY:H	1.83	0.44
3:Q:74:ILE:HG23	3:Q:78:ASP:CB	2.46	0.44
4:R:17:MET:O	4:R:171:GLY:HA3	2.18	0.44
1:A:133:THR:HB	1:A:212:GLN:NE2	2.33	0.44
1:A:242:ARG:HH11	1:B:396:VAL:HG23	1.83	0.44
1:A:328:LEU:CD1	2:M:102:ASN:HA	2.43	0.44
1:A:767:ASN:CB	1:A:770:THR:HG23	2.46	0.44
1:A:814:HIS:CE1	1:B:516:ARG:HB3	2.52	0.44
1:C:38:TYR:CD1	1:C:38:TYR:N	2.80	0.44
1:D:161:ASN:O	1:D:162:ASP:CB	2.65	0.44
1:D:814:HIS:CE1	1:E:516:ARG:HB3	2.52	0.44
1:E:132:ASN:ND2	1:E:148:ALA:HB1	2.32	0.44
1:E:142:HIS:HB3	1:F:409:SER:CB	2.47	0.44
1:E:161:ASN:O	1:E:162:ASP:CB	2.66	0.44
1:E:366:ARG:HH11	1:E:496:PRO:HB3	1.83	0.44
1:G:109:ARG:HB3	1:G:113:PHE:HB2	1.99	0.44
1:G:222:PRO:CB	1:I:804:LEU:HD11	2.36	0.44
1:G:409:SER:HB2	1:I:142:HIS:HA	1.98	0.44
1:H:208:ARG:HH12	1:H:256:GLU:CA	2.26	0.44
1:H:395:GLU:H	1:H:395:GLU:CD	2.20	0.44
1:H:597:ARG:HG2	1:H:597:ARG:HH11	1.81	0.44
1:H:803:GLN:CD	1:I:121:TYR:HA	2.38	0.44
1:I:401:GLN:NE2	1:I:404:GLN:HB2	2.32	0.44
1:I:610:SER:HB3	1:I:881:VAL:O	2.17	0.44
1:I:691:TRP:CG	1:I:692:PRO:HA	2.52	0.44
1:J:293:PHE:HB2	1:J:558:THR:HG23	1.99	0.44

Continued on next page...

Continued from previous page...

Atom-1	Atom-2	Interatomic distance (Å)	Clash overlap (Å)
1:J:328:LEU:C	1:J:330:ASP:H	2.20	0.44
1:K:294:ILE:HA	1:K:556:GLN:O	2.17	0.44
1:K:720:ASN:OD1	1:K:822:LYS:HA	2.18	0.44
1:L:790:ARG:HG3	1:L:790:ARG:HH11	1.82	0.44
1:L:817:ARG:HB2	1:L:818:ASP:H	1.70	0.44
3:N:27:THR:HG23	3:N:68:ASP:CB	2.46	0.44
1:A:323:ASN:HD22	1:A:324:ALA:H	1.66	0.44
1:A:387:VAL:O	1:A:387:VAL:HG13	2.16	0.44
1:A:537:LEU:HB3	1:A:538:PRO:HD2	2.00	0.44
1:A:804:LEU:HD12	1:B:229:ILE:HG23	1.99	0.44
1:B:155:THR:HG21	1:B:163:LEU:HG	1.99	0.44
1:B:160:ASN:HB2	1:C:398:ARG:HE	1.83	0.44
1:C:155:THR:HG21	1:C:163:LEU:CD1	2.47	0.44
1:C:323:ASN:HD22	1:C:324:ALA:H	1.65	0.44
1:E:114:LYS:HE2	1:E:264:ASP:HB2	1.98	0.44
1:E:192:THR:HG23	1:E:193:ALA:N	2.32	0.44
1:E:328:LEU:C	1:E:330:ASP:H	2.18	0.44
1:E:709:VAL:HG23	1:E:709:VAL:O	2.16	0.44
1:E:767:ASN:CB	1:E:770:THR:HG23	2.44	0.44
1:F:109:ARG:HB3	1:F:113:PHE:HB2	1.99	0.44
1:F:192:THR:HG23	1:F:193:ALA:N	2.32	0.44
1:F:233:ASN:ND2	1:F:235:GLN:HB2	2.30	0.44
1:F:264:ASP:HA	1:F:289:ASN:HD22	1.82	0.44
1:F:602:ASP:OD1	1:F:888:HIS:HA	2.17	0.44
1:F:621:ASN:N	1:F:621:ASN:HD22	2.16	0.44
1:F:635:PHE:N	1:F:635:PHE:CD1	2.81	0.44
1:G:208:ARG:NH2	1:G:233:ASN:ND2	2.65	0.44
1:G:324:ALA:O	1:G:897:VAL:HG11	2.18	0.44
1:G:761:MET:HE3	1:G:824:LEU:HD13	1.99	0.44
1:G:783:THR:HG22	1:G:803:GLN:NE2	2.32	0.44
1:H:143:PRO:HB2	1:I:408:ASN:HD22	1.83	0.44
1:H:493:ASN:ND2	3:Q:45:ARG:HH12	1.96	0.44
1:I:133:THR:HB	1:I:212:GLN:NE2	2.31	0.44
1:I:790:ARG:HG3	1:I:790:ARG:HH11	1.82	0.44
1:J:142:HIS:HA	1:K:409:SER:HB2	1.98	0.44
1:J:285:HIS:ND1	1:J:795:PRO:HD3	2.32	0.44
1:J:776:LEU:HD23	1:J:806:LEU:H	1.83	0.44
1:J:783:THR:HG22	1:J:803:GLN:NE2	2.32	0.44
1:K:376:GLU:HB3	1:L:436:TYR:HE2	1.81	0.44
1:K:597:ARG:HG2	1:K:597:ARG:HH11	1.81	0.44
1:K:809:HIS:HA	1:K:814:HIS:NE2	2.32	0.44

Continued on next page...

Continued from previous page...

Atom-1	Atom-2	Interatomic distance (Å)	Clash overlap (Å)
1:L:602:ASP:OD1	1:L:888:HIS:HA	2.17	0.44
1:L:783:THR:HA	1:L:803:GLN:HB2	1.98	0.44
2:M:350:TRP:CE3	2:M:454:LEU:HD21	2.51	0.44
3:O:67:GLU:HB3	3:O:68:ASP:CB	2.34	0.44
3:O:69:GLN:CG	3:P:4:GLU:N	2.81	0.44
3:O:104:LEU:HG	3:P:104:LEU:CD1	2.33	0.44
3:P:40:ASN:ND2	3:P:72:TYR:CE2	2.85	0.44
3:Q:27:THR:HG23	3:Q:68:ASP:CB	2.46	0.44
1:B:109:ARG:HH21	1:B:512:LEU:HD12	1.82	0.44
1:B:803:GLN:CD	1:C:121:TYR:HA	2.38	0.44
1:C:602:ASP:OD1	1:C:888:HIS:HA	2.17	0.44
1:C:651:LEU:CD1	1:C:667:TYR:HE2	2.30	0.44
1:D:229:ILE:HG23	1:F:804:LEU:HD12	2.00	0.44
1:D:242:ARG:HH11	1:E:396:VAL:HG23	1.82	0.44
1:D:618:ILE:HG12	1:D:625:LEU:HD11	1.99	0.44
1:D:709:VAL:HG23	1:D:709:VAL:O	2.17	0.44
1:E:720:ASN:OD1	1:E:822:LYS:HA	2.18	0.44
1:G:61:SER:HA	1:I:694:ASN:HB3	1.99	0.44
1:G:133:THR:HB	1:G:212:GLN:NE2	2.33	0.44
1:G:328:LEU:HD12	1:G:901:ARG:HH21	1.82	0.44
1:G:332:ASN:N	1:G:613:ASN:HD21	2.16	0.44
1:I:264:ASP:HA	1:I:289:ASN:HD22	1.82	0.44
1:I:537:LEU:HB3	1:I:538:PRO:HD2	1.99	0.44
1:I:641:THR:HG21	1:I:672:PHE:HB3	1.98	0.44
1:J:208:ARG:NH1	1:J:256:GLU:CA	2.79	0.44
1:J:242:ARG:HH11	1:K:396:VAL:HG23	1.82	0.44
1:J:804:LEU:HD11	1:K:222:PRO:CB	2.33	0.44
1:K:534:LEU:HG	1:K:536:LEU:HD12	1.98	0.44
1:K:710:ASP:OD1	3:O:52:GLU:CD	2.55	0.44
1:L:396:VAL:HG22	1:L:405:ASN:CA	2.43	0.44
3:N:36:VAL:O	3:N:36:VAL:HG23	2.17	0.44
3:N:65:ARG:NH1	3:N:65:ARG:C	2.65	0.44
3:O:25:ASP:O	3:O:69:GLN:HA	2.17	0.44
3:O:35:VAL:CG1	3:O:64:ARG:H	2.29	0.44
4:R:203:ARG:HG3	4:R:204:HIS:N	2.33	0.44
1:A:156:ILE:CD1	1:A:164:GLN:HE21	2.30	0.44
1:A:208:ARG:NH2	1:A:233:ASN:ND2	2.65	0.44
1:A:776:LEU:HD23	1:A:806:LEU:H	1.83	0.44
1:B:282:LEU:H	1:B:282:LEU:CD1	2.29	0.44
1:B:367:VAL:HG11	1:B:759:ILE:HD12	2.00	0.44
1:B:401:GLN:NE2	1:B:404:GLN:HB2	2.33	0.44

Continued on next page...

Continued from previous page...

Atom-1	Atom-2	Interatomic distance (Å)	Clash overlap (Å)
1:B:618:ILE:HG12	1:B:625:LEU:HD11	2.00	0.44
1:B:809:HIS:HA	1:B:814:HIS:NE2	2.32	0.44
1:C:324:ALA:O	1:C:897:VAL:HG11	2.18	0.44
1:C:388:GLN:CG	1:C:420:PRO:HG3	2.46	0.44
1:C:401:GLN:NE2	1:C:404:GLN:HB2	2.33	0.44
1:C:776:LEU:HD23	1:C:806:LEU:H	1.83	0.44
1:D:371:VAL:O	1:D:371:VAL:HG22	2.18	0.44
1:D:630:ARG:HG2	1:D:630:ARG:NH1	2.33	0.44
1:D:684:GLN:NE2	1:D:687:SER:HA	2.33	0.44
1:E:606:ASN:HB3	1:E:884:VAL:HG22	2.00	0.44
1:F:161:ASN:O	1:F:162:ASP:CB	2.65	0.44
1:F:533:ASN:HB2	1:F:605:PHE:CE2	2.50	0.44
1:G:156:ILE:CD1	1:G:164:GLN:HE21	2.30	0.44
1:G:367:VAL:HG11	1:G:759:ILE:HD12	1.99	0.44
1:H:332:ASN:N	1:H:613:ASN:HD21	2.16	0.44
1:H:367:VAL:HG11	1:H:759:ILE:HD12	2.00	0.44
1:H:677:THR:O	1:H:866:MET:HB2	2.18	0.44
1:I:208:ARG:NH2	1:I:233:ASN:ND2	2.66	0.44
1:J:61:SER:HA	1:L:694:ASN:HB3	1.99	0.44
1:J:602:ASP:OD1	1:J:888:HIS:HA	2.18	0.44
1:K:241:TYR:HD2	1:L:393:SER:HG	1.62	0.44
1:K:396:VAL:CG1	1:K:403:TRP:HD1	2.23	0.44
1:K:817:ARG:HB2	1:K:818:ASP:H	1.70	0.44
1:L:651:LEU:CD1	1:L:667:TYR:HE2	2.30	0.44
2:M:247:LEU:HD13	2:M:341:VAL:HA	2.00	0.44
3:N:4:GLU:CB	3:N:6:ARG:NE	2.69	0.44
3:P:17:PRO:CG	3:P:22:SER:OG	2.42	0.44
3:P:36:VAL:HG23	3:P:36:VAL:O	2.17	0.44
3:P:75:LEU:HD23	3:P:77:GLU:CD	2.38	0.44
3:P:75:LEU:HD21	3:P:76:VAL:HG23	2.00	0.44
3:Q:41:SER:HG	3:Q:72:TYR:HE2	1.65	0.44
1:A:122:ASN:OD1	1:C:785:PRO:HD2	2.17	0.44
1:A:639:SER:O	1:A:878:LEU:N	2.51	0.44
1:B:142:HIS:HB3	1:C:409:SER:HB2	2.00	0.44
1:B:161:ASN:O	1:B:162:ASP:CB	2.66	0.44
1:B:698:LEU:HD13	1:B:714:TYR:CE1	2.53	0.44
1:B:776:LEU:HD23	1:B:806:LEU:H	1.83	0.44
1:C:334:GLU:HG3	1:C:668:LEU:HD22	1.99	0.44
1:C:799:HIS:HD2	1:C:800:PRO:CD	2.25	0.44
1:D:677:THR:O	1:D:866:MET:HB2	2.18	0.44
1:E:160:ASN:HB2	1:F:398:ARG:HE	1.83	0.44

Continued on next page...

Continued from previous page...

Atom-1	Atom-2	Interatomic distance (Å)	Clash overlap (Å)
1:E:274:ALA:O	1:E:275:ASP:HB3	2.18	0.44
1:E:639:SER:O	1:E:878:LEU:N	2.50	0.44
1:E:776:LEU:HD23	1:E:806:LEU:H	1.83	0.44
1:F:202:ALA:O	1:F:251:THR:HA	2.17	0.44
1:G:122:ASN:OD1	1:I:785:PRO:HD2	2.17	0.44
1:G:285:HIS:ND1	1:G:795:PRO:HD3	2.32	0.44
1:G:323:ASN:HD22	1:G:324:ALA:H	1.66	0.44
1:G:618:ILE:HG12	1:G:625:LEU:HD11	2.00	0.44
1:G:803:GLN:CD	1:H:121:TYR:HA	2.38	0.44
1:H:366:ARG:HH11	1:H:496:PRO:HB3	1.82	0.44
1:I:651:LEU:CD1	1:I:667:TYR:HE2	2.30	0.44
1:J:156:ILE:CD1	1:J:164:GLN:HE21	2.30	0.44
1:J:208:ARG:NH2	1:J:233:ASN:ND2	2.65	0.44
1:J:229:ILE:HG23	1:L:804:LEU:HD12	2.00	0.44
1:J:323:ASN:HD22	1:J:324:ALA:H	1.65	0.44
1:J:419:LEU:CD1	1:K:786:ALA:HB1	2.45	0.44
1:J:790:ARG:CZ	1:K:186:LEU:HD23	2.47	0.44
1:J:814:HIS:CE1	1:K:516:ARG:HB3	2.52	0.44
1:K:332:ASN:N	1:K:613:ASN:HD21	2.16	0.44
1:K:401:GLN:NE2	1:K:404:GLN:HB2	2.33	0.44
1:K:884:VAL:HG12	1:K:885:ALA:N	2.33	0.44
1:L:621:ASN:HD22	1:L:621:ASN:N	2.16	0.44
2:M:199:ILE:HG23	2:M:228:ASP:O	2.17	0.44
2:M:455:THR:CG2	2:M:459:ARG:HA	2.48	0.44
1:A:78:TYR:OH	2:M:79:GLN:CG	2.65	0.44
1:A:367:VAL:HG11	1:A:759:ILE:HD12	1.99	0.44
1:A:618:ILE:HG12	1:A:625:LEU:HD11	1.99	0.44
1:A:780:ASN:ND2	1:B:226:HIS:O	2.51	0.44
1:A:803:GLN:CD	1:B:121:TYR:HA	2.38	0.44
1:B:133:THR:CG2	1:B:212:GLN:HG3	2.44	0.44
1:B:366:ARG:HH11	1:B:496:PRO:HB3	1.82	0.44
1:B:804:LEU:HD12	1:C:229:ILE:HG23	2.00	0.44
1:C:635:PHE:HB2	1:C:880:GLU:O	2.18	0.44
1:C:713:GLY:C	1:C:715:ASN:H	2.20	0.44
1:D:148:ALA:HB1	1:F:799:HIS:HE1	1.82	0.44
1:D:156:ILE:CD1	1:D:164:GLN:HE21	2.30	0.44
1:D:602:ASP:OD1	1:D:888:HIS:HA	2.18	0.44
1:D:639:SER:O	1:D:878:LEU:N	2.51	0.44
1:D:784:THR:OG1	1:E:122:ASN:HA	2.18	0.44
1:E:143:PRO:HB2	1:F:408:ASN:HD22	1.82	0.44
1:E:315:LEU:HD23	1:E:531:ILE:HG21	2.00	0.44

Continued on next page...

Continued from previous page...

Atom-1	Atom-2	Interatomic distance (Å)	Clash overlap (Å)
1:E:537:LEU:HB3	1:E:538:PRO:HD2	2.00	0.44
1:G:804:LEU:HD12	1:H:229:ILE:HG23	1.99	0.44
1:H:142:HIS:HB3	1:I:409:SER:HB2	2.00	0.44
1:H:315:LEU:HD23	1:H:531:ILE:HG21	2.00	0.44
1:H:776:LEU:HD23	1:H:806:LEU:H	1.83	0.44
1:H:783:THR:HA	1:H:803:GLN:HB2	1.99	0.44
1:H:789:PHE:HE1	1:H:791:PHE:CD2	2.35	0.44
1:H:809:HIS:HA	1:H:814:HIS:NE2	2.32	0.44
1:I:315:LEU:HD23	1:I:531:ILE:HG21	1.99	0.44
1:I:324:ALA:O	1:I:897:VAL:HG11	2.18	0.44
1:J:10:TRP:CZ3	4:R:17:MET:HG3	2.53	0.44
1:J:396:VAL:CG1	1:J:403:TRP:HD1	2.23	0.44
1:J:409:SER:HB2	1:L:142:HIS:CA	2.48	0.44
1:K:143:PRO:HB2	1:L:408:ASN:HD22	1.83	0.44
1:K:161:ASN:O	1:K:162:ASP:CB	2.66	0.44
1:K:208:ARG:NH1	1:K:256:GLU:CA	2.79	0.44
1:K:618:ILE:HG12	1:K:625:LEU:HD11	2.00	0.44
1:K:639:SER:O	1:K:878:LEU:N	2.50	0.44
1:K:799:HIS:CE1	1:L:132:ASN:ND2	2.80	0.44
1:L:334:GLU:HG3	1:L:668:LEU:HD22	1.99	0.44
1:L:360:SER:H	1:L:502:ASN:HD21	1.65	0.44
1:L:794:ALA:CB	1:L:795:PRO:CD	2.94	0.44
2:M:62:LYS:HD3	2:M:64:TYR:OH	2.17	0.44
2:M:406:VAL:O	2:M:409:ARG:HG3	2.17	0.44
3:N:97:LEU:HD13	3:P:97:LEU:CD2	2.35	0.44
3:O:32:LEU:HD22	3:O:33:GLY:H	1.82	0.44
3:O:75:LEU:HD21	3:O:76:VAL:HG23	2.00	0.44
3:P:4:GLU:CB	3:P:6:ARG:NE	2.69	0.44
1:A:606:ASN:HB3	1:A:884:VAL:HG22	2.00	0.44
1:B:709:VAL:HG23	1:B:709:VAL:O	2.16	0.44
1:C:208:ARG:NH2	1:C:233:ASN:ND2	2.66	0.44
1:C:360:SER:H	1:C:502:ASN:HD21	1.65	0.44
1:C:610:SER:HB3	1:C:881:VAL:O	2.17	0.44
1:C:809:HIS:HA	1:C:814:HIS:NE2	2.32	0.44
1:C:817:ARG:N	1:C:817:ARG:NE	2.54	0.44
1:D:122:ASN:OD1	1:F:785:PRO:HD2	2.17	0.44
1:D:324:ALA:O	1:D:897:VAL:HG11	2.17	0.44
1:D:780:ASN:ND2	1:E:226:HIS:O	2.51	0.44
1:D:789:PHE:HE1	1:D:791:PHE:CD2	2.36	0.44
1:E:115:PRO:O	1:E:116:TYR:HB3	2.18	0.44
1:E:143:PRO:HB2	1:F:408:ASN:ND2	2.33	0.44

Continued on next page...

Continued from previous page...

Atom-1	Atom-2	Interatomic distance (Å)	Clash overlap (Å)
1:E:155:THR:HG21	1:E:163:LEU:HG	1.99	0.44
1:E:401:GLN:NE2	1:E:404:GLN:HB2	2.33	0.44
1:G:242:ARG:HH11	1:H:396:VAL:HG23	1.82	0.44
1:G:533:ASN:HB2	1:G:605:PHE:CE2	2.52	0.44
1:G:620:PRO:O	1:G:621:ASN:HB2	2.17	0.44
1:G:780:ASN:ND2	1:H:226:HIS:O	2.51	0.44
1:H:132:ASN:ND2	1:H:148:ALA:HB1	2.32	0.44
1:H:294:ILE:HA	1:H:556:GLN:O	2.17	0.44
1:H:401:GLN:HB2	1:H:402:GLN:H	1.51	0.44
1:I:334:GLU:HG3	1:I:668:LEU:HD22	1.99	0.44
1:I:618:ILE:HG12	1:I:625:LEU:HD11	1.99	0.44
1:J:10:TRP:CE2	4:R:16:GLN:CB	2.98	0.44
1:J:28:LEU:HD21	1:J:45:PHE:CZ	2.53	0.44
1:J:135:PHE:HE1	1:J:145:GLN:HG2	1.83	0.44
1:J:242:ARG:HG3	1:J:243:THR:N	2.32	0.44
1:J:395:GLU:H	1:J:395:GLU:CD	2.20	0.44
1:J:490:VAL:HG22	1:J:490:VAL:O	2.18	0.44
1:J:502:ASN:C	1:J:502:ASN:HD22	2.20	0.44
1:J:606:ASN:HB3	1:J:884:VAL:HG22	2.00	0.44
1:J:639:SER:O	1:J:878:LEU:N	2.51	0.44
1:J:641:THR:CG2	1:J:642:ARG:H	2.02	0.44
1:J:794:ALA:CB	1:J:795:PRO:HD2	2.36	0.44
1:J:799:HIS:CE1	1:K:132:ASN:ND2	2.86	0.44
1:L:208:ARG:NH2	1:L:233:ASN:ND2	2.65	0.44
1:L:610:SER:HB3	1:L:881:VAL:O	2.17	0.44
2:M:140:LYS:HB2	2:M:154:TRP:CD2	2.52	0.44
3:N:34:GLY:C	3:N:35:VAL:HG22	2.38	0.44
3:O:90:LEU:HD22	3:P:90:LEU:CD2	1.00	0.44
3:Q:36:VAL:O	3:Q:36:VAL:HG23	2.17	0.44
1:A:61:SER:HA	1:C:694:ASN:HB3	1.99	0.44
1:A:248:ASN:OD1	1:A:249:PRO:HD2	2.18	0.44
1:A:271:VAL:HG13	1:B:189:GLU:OE2	2.18	0.44
1:A:436:TYR:OH	1:A:441:LEU:HD21	2.17	0.44
1:A:482:ILE:HG13	1:A:482:ILE:O	2.18	0.44
1:A:533:ASN:HB2	1:A:605:PHE:CE2	2.52	0.44
1:A:782:ARG:HB3	1:B:185:GLN:HE21	1.83	0.44
1:B:884:VAL:HG12	1:B:885:ALA:N	2.33	0.44
1:C:264:ASP:HA	1:C:289:ASN:HD22	1.82	0.44
1:D:13:MET:HG3	1:F:900:LEU:CD2	2.45	0.44
1:D:61:SER:HA	1:F:694:ASN:HB3	1.99	0.44
1:D:135:PHE:HE1	1:D:145:GLN:HG2	1.83	0.44

Continued on next page...

Continued from previous page...

Atom-1	Atom-2	Interatomic distance (Å)	Clash overlap (Å)
1:D:409:SER:HB2	1:F:142:HIS:CA	2.48	0.44
1:D:490:VAL:O	1:D:490:VAL:HG22	2.18	0.44
1:E:388:GLN:CG	1:E:420:PRO:HG3	2.47	0.44
1:E:783:THR:HA	1:E:803:GLN:HB2	1.98	0.44
1:F:761:MET:HE3	1:F:824:LEU:HD13	2.00	0.44
1:G:28:LEU:HD21	1:G:45:PHE:CZ	2.53	0.44
1:G:186:LEU:HD23	1:I:790:ARG:CZ	2.48	0.44
1:G:293:PHE:HB2	1:G:558:THR:HG23	2.00	0.44
1:G:482:ILE:HG13	1:G:482:ILE:O	2.18	0.44
1:G:606:ASN:HB3	1:G:884:VAL:HG22	2.00	0.44
1:G:677:THR:O	1:G:866:MET:HB2	2.18	0.44
1:I:155:THR:HG21	1:I:163:LEU:CD1	2.47	0.44
1:I:776:LEU:HD23	1:I:806:LEU:H	1.83	0.44
1:J:148:ALA:HB1	1:L:799:HIS:HE1	1.82	0.44
1:J:360:SER:H	1:J:502:ASN:HD21	1.65	0.44
1:J:394:HIS:HB3	1:L:242:ARG:HH11	1.79	0.44
1:J:684:GLN:NE2	1:J:687:SER:HA	2.33	0.44
1:J:780:ASN:ND2	1:K:226:HIS:O	2.51	0.44
1:K:606:ASN:HB3	1:K:884:VAL:HG22	2.00	0.44
1:K:658:TYR:HH	3:P:39:PRO:HB3	1.79	0.44
1:K:789:PHE:HE1	1:K:791:PHE:CD2	2.35	0.44
2:M:277:ASP:OD2	2:M:285:LYS:HE2	2.18	0.44
3:O:8:TYR:CD1	3:O:8:TYR:N	2.69	0.44
3:O:69:GLN:NE2	3:P:4:GLU:N	2.60	0.44
3:Q:32:LEU:HD22	3:Q:33:GLY:H	1.83	0.44
3:Q:57:ASN:HD22	3:Q:59:HIS:H	1.65	0.44
3:Q:77:GLU:CD	3:Q:80:LEU:HD13	2.39	0.44
4:R:203:ARG:HG3	4:R:204:HIS:H	1.82	0.44
1:A:189:GLU:OE2	1:C:271:VAL:HG13	2.18	0.43
1:A:635:PHE:N	1:A:635:PHE:CD1	2.81	0.43
1:B:315:LEU:HD23	1:B:531:ILE:HG21	2.00	0.43
1:B:789:PHE:HE1	1:B:791:PHE:CD2	2.35	0.43
1:B:861:ASP:OD2	1:D:908:ASN:O	2.36	0.43
1:C:242:ARG:HG3	1:C:243:THR:N	2.32	0.43
1:C:807:PRO:HA	1:C:808:PRO:HD3	1.93	0.43
1:D:625:LEU:HD23	1:D:625:LEU:C	2.39	0.43
1:E:534:LEU:HA	1:E:605:PHE:CZ	2.53	0.43
1:E:691:TRP:CD1	1:E:692:PRO:HA	2.53	0.43
1:E:789:PHE:HE1	1:E:791:PHE:CD2	2.35	0.43
1:E:817:ARG:HB2	1:E:818:ASP:H	1.70	0.43
1:E:890:PRO:HG2	1:E:891:HIS:H	1.82	0.43

Continued on next page...

Continued from previous page...

Atom-1	Atom-2	Interatomic distance (Å)	Clash overlap (Å)
1:F:208:ARG:NH1	1:F:256:GLU:CA	2.81	0.43
1:F:610:SER:HB3	1:F:881:VAL:O	2.17	0.43
1:F:786:ALA:CB	1:F:800:PRO:HD3	2.48	0.43
1:G:148:ALA:HB1	1:I:799:HIS:HE1	1.82	0.43
1:G:360:SER:H	1:G:502:ASN:HD21	1.65	0.43
1:G:423:GLU:HB2	1:I:384:LEU:HD23	2.00	0.43
1:G:789:PHE:HE1	1:G:791:PHE:CD2	2.36	0.43
1:H:133:THR:HB	1:H:212:GLN:NE2	2.33	0.43
1:H:202:ALA:O	1:H:251:THR:HA	2.17	0.43
1:H:618:ILE:HG12	1:H:625:LEU:HD11	2.00	0.43
1:H:767:ASN:CB	1:H:770:THR:HG23	2.44	0.43
1:I:388:GLN:CG	1:I:420:PRO:HG3	2.45	0.43
1:I:761:MET:HE1	1:I:824:LEU:HD13	2.00	0.43
1:I:786:ALA:CB	1:I:800:PRO:HD3	2.48	0.43
1:I:807:PRO:HA	1:I:808:PRO:HD3	1.93	0.43
1:J:8:PRO:HD2	4:R:18:GLY:CA	2.47	0.43
1:J:242:ARG:HH11	1:K:394:HIS:HB3	1.82	0.43
1:J:248:ASN:OD1	1:J:249:PRO:HD2	2.17	0.43
1:J:271:VAL:HG13	1:K:189:GLU:OE2	2.18	0.43
1:J:324:ALA:O	1:J:897:VAL:HG11	2.18	0.43
1:J:533:ASN:HB2	1:J:605:PHE:CE2	2.52	0.43
1:J:709:VAL:HG23	1:J:709:VAL:O	2.17	0.43
1:J:784:THR:OG1	1:K:122:ASN:HA	2.18	0.43
1:K:508:ARG:O	1:K:511:LEU:HB3	2.18	0.43
1:K:809:HIS:O	1:L:515:GLY:HA2	2.17	0.43
1:L:192:THR:HG23	1:L:193:ALA:N	2.32	0.43
1:L:208:ARG:NH1	1:L:256:GLU:CA	2.81	0.43
1:L:242:ARG:HG3	1:L:243:THR:N	2.32	0.43
3:N:76:VAL:HB	3:N:80:LEU:HD11	1.99	0.43
3:P:25:ASP:O	3:P:69:GLN:HA	2.17	0.43
1:A:132:ASN:HB3	1:A:206:VAL:CG2	2.34	0.43
1:A:332:ASN:N	1:A:613:ASN:HD21	2.16	0.43
1:A:783:THR:HA	1:A:803:GLN:CB	2.48	0.43
1:A:783:THR:HA	1:A:803:GLN:HB2	2.01	0.43
1:B:248:ASN:OD1	1:B:249:PRO:HD2	2.17	0.43
1:B:360:SER:H	1:B:502:ASN:HD21	1.65	0.43
1:C:767:ASN:CB	1:C:770:THR:HG23	2.45	0.43
1:D:142:HIS:HA	1:E:409:SER:HB2	1.98	0.43
1:D:170:ARG:CG	1:D:171:GLN:N	2.81	0.43
1:D:332:ASN:N	1:D:613:ASN:HD21	2.16	0.43
1:D:347:ARG:HH21	1:D:356:GLN:CG	2.27	0.43

Continued on next page...

Continued from previous page...

Atom-1	Atom-2	Interatomic distance (Å)	Clash overlap (Å)
1:D:394:HIS:HB3	1:F:242:ARG:HH11	1.79	0.43
1:D:483:GLY:HA2	1:E:115:PRO:O	2.18	0.43
1:E:618:ILE:HG12	1:E:625:LEU:HD11	2.00	0.43
1:F:324:ALA:O	1:F:897:VAL:HG11	2.18	0.43
1:F:776:LEU:HD23	1:F:806:LEU:H	1.83	0.43
1:G:242:ARG:HG3	1:G:243:THR:N	2.32	0.43
1:G:537:LEU:HB3	1:G:538:PRO:HD2	2.00	0.43
1:G:639:SER:O	1:G:878:LEU:N	2.51	0.43
1:G:776:LEU:HD23	1:G:806:LEU:H	1.83	0.43
1:G:814:HIS:CE1	1:H:516:ARG:HB3	2.52	0.43
1:G:817:ARG:CD	1:H:517:PHE:HB2	2.48	0.43
1:G:857:ALA:O	4:R:12:THR:HB	2.16	0.43
1:H:106:THR:HG22	1:H:519:ASP:OD1	2.18	0.43
1:H:809:HIS:O	1:I:515:GLY:HA2	2.17	0.43
1:I:156:ILE:CD1	1:I:164:GLN:HE21	2.31	0.43
1:J:192:THR:HG23	1:J:193:ALA:N	2.33	0.43
1:J:387:VAL:HG13	1:J:387:VAL:O	2.17	0.43
1:J:783:THR:HA	1:J:803:GLN:HB2	2.00	0.43
1:K:106:THR:HG22	1:K:519:ASP:OD1	2.19	0.43
1:K:534:LEU:HA	1:K:605:PHE:CZ	2.53	0.43
1:K:635:PHE:HB2	1:K:880:GLU:O	2.19	0.43
1:K:794:ALA:CB	1:K:795:PRO:HD2	2.38	0.43
1:K:804:LEU:HD12	1:L:229:ILE:HG23	2.00	0.43
3:Q:35:VAL:H	3:Q:64:ARG:CD	2.31	0.43
3:Q:77:GLU:OE1	3:Q:80:LEU:CD1	2.60	0.43
1:A:67:ARG:HH11	1:A:576:ASN:ND2	2.12	0.43
1:A:409:SER:HB2	1:C:142:HIS:CA	2.48	0.43
1:A:423:GLU:HB2	1:C:384:LEU:CD2	2.48	0.43
1:B:233:ASN:ND2	1:B:235:GLN:HB2	2.32	0.43
1:C:109:ARG:NH1	1:C:113:PHE:CZ	2.86	0.43
1:C:208:ARG:NH1	1:C:256:GLU:CA	2.81	0.43
1:C:332:ASN:N	1:C:613:ASN:HD21	2.17	0.43
1:D:28:LEU:HD21	1:D:45:PHE:CZ	2.53	0.43
1:D:186:LEU:HD23	1:F:790:ARG:CZ	2.48	0.43
1:D:242:ARG:HH11	1:E:394:HIS:HB3	1.82	0.43
1:D:323:ASN:HD22	1:D:324:ALA:H	1.65	0.43
1:D:782:ARG:HB3	1:E:185:GLN:HE21	1.83	0.43
1:D:890:PRO:HG2	1:D:891:HIS:H	1.83	0.43
1:E:109:ARG:HH21	1:E:512:LEU:HD12	1.82	0.43
1:E:202:ALA:O	1:E:251:THR:HA	2.17	0.43
1:G:226:HIS:O	1:I:780:ASN:ND2	2.52	0.43

Continued on next page...

Continued from previous page...

Atom-1	Atom-2	Interatomic distance (Å)	Clash overlap (Å)
1:G:409:SER:HB2	1:I:142:HIS:CA	2.48	0.43
1:G:783:THR:HA	1:G:803:GLN:HB2	2.00	0.43
1:G:784:THR:OG1	1:H:122:ASN:HA	2.18	0.43
1:H:143:PRO:HB2	1:I:408:ASN:ND2	2.33	0.43
1:H:160:ASN:HB2	1:I:398:ARG:HE	1.83	0.43
1:H:323:ASN:HD22	1:H:324:ALA:H	1.67	0.43
1:I:297:ARG:HG2	1:I:297:ARG:HH11	1.82	0.43
1:I:362:ASP:HB3	1:I:365:VAL:HG23	2.01	0.43
1:I:621:ASN:HD22	1:I:621:ASN:N	2.16	0.43
1:J:133:THR:HB	1:J:212:GLN:NE2	2.33	0.43
1:J:176:ALA:HB1	1:J:181:GLN:CB	2.49	0.43
1:J:376:GLU:H	1:J:376:GLU:CD	2.22	0.43
1:J:412:ASN:HB3	1:L:146:THR:O	2.18	0.43
1:J:425:ASN:OD1	1:J:428:ALA:HB2	2.19	0.43
1:J:482:ILE:O	1:J:482:ILE:HG13	2.18	0.43
1:J:537:LEU:HB3	1:J:538:PRO:HD2	2.00	0.43
1:J:783:THR:HA	1:J:803:GLN:CB	2.47	0.43
1:J:804:LEU:HD12	1:K:229:ILE:HG23	1.99	0.43
1:J:885:ALA:HA	1:K:13:MET:HE1	1.99	0.43
1:K:142:HIS:HB3	1:L:409:SER:HB2	2.00	0.43
1:K:366:ARG:HH11	1:K:496:PRO:HB3	1.82	0.43
1:L:135:PHE:CE2	1:L:147:ILE:HG21	2.54	0.43
1:L:324:ALA:O	1:L:897:VAL:HG11	2.18	0.43
1:L:502:ASN:C	1:L:502:ASN:HD22	2.20	0.43
3:N:32:LEU:HD22	3:N:33:GLY:H	1.83	0.43
3:P:34:GLY:C	3:P:35:VAL:HG22	2.38	0.43
3:Q:76:VAL:HB	3:Q:80:LEU:HD11	1.99	0.43
4:R:172:ILE:HG23	4:R:176:GLN:OE1	2.19	0.43
1:A:208:ARG:HH12	1:A:256:GLU:CA	2.23	0.43
1:A:371:VAL:O	1:A:371:VAL:HG22	2.18	0.43
1:A:625:LEU:HD23	1:A:625:LEU:C	2.39	0.43
1:A:630:ARG:HG2	1:A:630:ARG:NH1	2.33	0.43
1:D:242:ARG:HG3	1:D:243:THR:N	2.32	0.43
1:D:900:LEU:CD2	1:E:13:MET:HG3	2.44	0.43
1:E:297:ARG:HH11	1:E:297:ARG:HG2	1.84	0.43
1:E:332:ASN:N	1:E:613:ASN:HD21	2.16	0.43
1:F:208:ARG:NH2	1:F:233:ASN:ND2	2.65	0.43
1:F:502:ASN:C	1:F:502:ASN:HD22	2.20	0.43
1:F:635:PHE:HB2	1:F:880:GLU:O	2.18	0.43
1:F:799:HIS:HD2	1:F:800:PRO:CD	2.25	0.43
1:G:625:LEU:HD23	1:G:625:LEU:C	2.39	0.43

Continued on next page...

Continued from previous page...

Atom-1	Atom-2	Interatomic distance (Å)	Clash overlap (Å)
1:G:701:ASN:ND2	1:L:326:VAL:HG11	2.33	0.43
1:G:890:PRO:HG2	1:G:891:HIS:H	1.83	0.43
1:H:115:PRO:O	1:H:116:TYR:HB3	2.18	0.43
1:H:208:ARG:NH1	1:H:256:GLU:CA	2.80	0.43
1:H:502:ASN:HD22	1:H:502:ASN:C	2.20	0.43
1:H:711:GLY:O	3:Q:52:GLU:OE1	2.35	0.43
1:I:602:ASP:OD1	1:I:888:HIS:HA	2.17	0.43
1:I:635:PHE:HB2	1:I:880:GLU:O	2.18	0.43
1:J:401:GLN:NE2	1:J:404:GLN:HB2	2.34	0.43
1:J:766:PRO:HG3	1:J:807:PRO:HG3	1.99	0.43
1:J:810:TRP:HZ2	1:K:116:TYR:HH	1.64	0.43
1:J:817:ARG:N	1:J:817:ARG:NE	2.55	0.43
1:K:109:ARG:HH21	1:K:512:LEU:HD12	1.82	0.43
1:K:325:VAL:HG13	1:K:528:PHE:CE2	2.54	0.43
1:K:360:SER:H	1:K:502:ASN:HD21	1.65	0.43
1:L:504:GLY:O	1:L:508:ARG:HD3	2.18	0.43
1:L:534:LEU:HD12	1:L:535:LEU:H	1.84	0.43
1:L:625:LEU:HD23	1:L:625:LEU:C	2.39	0.43
2:M:423:THR:HB	2:M:424:ILE:HD12	2.01	0.43
3:N:75:LEU:HD23	3:N:77:GLU:CD	2.38	0.43
3:O:75:LEU:HD23	3:O:77:GLU:CD	2.38	0.43
3:O:76:VAL:HB	3:O:80:LEU:HD11	1.99	0.43
3:O:79:SER:O	3:O:83:LEU:N	2.39	0.43
3:P:56:ASP:OD1	3:P:56:ASP:N	2.50	0.43
4:R:50:ALA:O	4:R:53:ARG:HB3	2.19	0.43
1:A:28:LEU:HD21	1:A:45:PHE:CZ	2.53	0.43
1:A:186:LEU:HD23	1:C:790:ARG:CZ	2.48	0.43
1:A:388:GLN:CG	1:A:420:PRO:HG3	2.44	0.43
1:A:425:ASN:OD1	1:A:428:ALA:HB2	2.18	0.43
1:A:602:ASP:OD1	1:A:888:HIS:HA	2.18	0.43
1:A:784:THR:OG1	1:B:122:ASN:HA	2.18	0.43
1:B:246:ASN:HD21	1:B:248:ASN:HB3	1.84	0.43
1:B:537:LEU:HB3	1:B:538:PRO:HD2	2.00	0.43
1:B:691:TRP:CD1	1:B:692:PRO:HA	2.54	0.43
1:B:720:ASN:OD1	1:B:822:LYS:HA	2.18	0.43
1:C:621:ASN:HD22	1:C:621:ASN:N	2.16	0.43
1:D:223:THR:HA	1:F:774:PHE:CE2	2.54	0.43
1:D:248:ASN:OD1	1:D:249:PRO:HD2	2.18	0.43
1:D:261:LEU:HD12	1:F:813:ARG:NH1	2.33	0.43
1:D:376:GLU:H	1:D:376:GLU:CD	2.22	0.43
1:D:823:PHE:C	1:D:824:LEU:HD12	2.39	0.43

Continued on next page...

Continued from previous page...

Atom-1	Atom-2	Interatomic distance (Å)	Clash overlap (Å)
1:F:332:ASN:N	1:F:613:ASN:HD21	2.17	0.43
1:F:551:VAL:HG11	1:F:568:ALA:O	2.19	0.43
1:G:192:THR:HG23	1:G:193:ALA:N	2.33	0.43
1:G:271:VAL:HG13	1:H:189:GLU:OE2	2.18	0.43
1:G:376:GLU:H	1:G:376:GLU:CD	2.22	0.43
1:G:412:ASN:HB3	1:I:146:THR:O	2.18	0.43
1:G:423:GLU:HB2	1:I:384:LEU:CD2	2.48	0.43
1:G:602:ASP:OD1	1:G:888:HIS:HA	2.18	0.43
1:G:885:ALA:HA	1:H:13:MET:HE1	2.00	0.43
1:I:192:THR:HG23	1:I:193:ALA:N	2.32	0.43
1:I:436:TYR:OH	1:I:441:LEU:HD21	2.19	0.43
1:I:452:HIS:O	1:I:454:ILE:HG13	2.19	0.43
1:I:817:ARG:NE	1:I:817:ARG:N	2.54	0.43
1:J:223:THR:HA	1:L:774:PHE:CE2	2.54	0.43
1:J:677:THR:O	1:J:866:MET:HB2	2.18	0.43
1:J:890:PRO:HG2	1:J:891:HIS:H	1.83	0.43
1:K:274:ALA:O	1:K:275:ASP:HB3	2.18	0.43
1:L:109:ARG:NH1	1:L:113:PHE:CZ	2.86	0.43
1:L:264:ASP:HA	1:L:289:ASN:HD22	1.82	0.43
1:L:436:TYR:OH	1:L:441:LEU:HD21	2.19	0.43
3:N:74:ILE:HG23	3:N:78:ASP:CB	2.46	0.43
3:O:62:GLY:O	3:O:63:ALA:CB	2.67	0.43
3:Q:56:ASP:OD1	3:Q:56:ASP:N	2.50	0.43
1:A:176:ALA:HB1	1:A:181:GLN:CB	2.49	0.43
1:A:490:VAL:O	1:A:490:VAL:HG22	2.18	0.43
1:B:143:PRO:HB2	1:C:408:ASN:HD22	1.83	0.43
1:B:143:PRO:HB2	1:C:408:ASN:ND2	2.33	0.43
1:B:325:VAL:HG13	1:B:528:PHE:CE2	2.54	0.43
1:B:332:ASN:N	1:B:613:ASN:HD21	2.16	0.43
1:B:426:LEU:HD11	1:C:426:LEU:HD23	2.01	0.43
1:B:684:GLN:C	1:D:909:ALA:HB2	2.31	0.43
1:C:135:PHE:CE2	1:C:147:ILE:HG21	2.54	0.43
1:C:490:VAL:O	1:C:490:VAL:HG22	2.19	0.43
1:C:625:LEU:C	1:C:625:LEU:HD23	2.39	0.43
1:C:715:ASN:HA	1:C:721:MET:O	2.19	0.43
1:D:412:ASN:HB3	1:F:146:THR:O	2.19	0.43
1:D:776:LEU:HD23	1:D:806:LEU:H	1.83	0.43
1:E:582:PHE:HD1	1:E:584:MET:N	2.17	0.43
1:E:804:LEU:HD12	1:F:229:ILE:HG23	2.00	0.43
1:F:109:ARG:NH1	1:F:113:PHE:CZ	2.86	0.43
1:F:362:ASP:HB3	1:F:365:VAL:HG23	2.01	0.43

Continued on next page...

Continued from previous page...

Atom-1	Atom-2	Interatomic distance (Å)	Clash overlap (Å)
1:F:715:ASN:HA	1:F:721:MET:O	2.19	0.43
1:G:106:THR:HG22	1:G:519:ASP:OD1	2.19	0.43
1:G:161:ASN:O	1:G:162:ASP:CB	2.65	0.43
1:G:223:THR:HA	1:I:774:PHE:CE2	2.54	0.43
1:G:483:GLY:HA2	1:H:115:PRO:O	2.18	0.43
1:G:686:ASP:HB3	4:R:15:PRO:HG2	2.00	0.43
1:H:426:LEU:HD11	1:I:426:LEU:HD23	2.01	0.43
1:I:625:LEU:HD23	1:I:625:LEU:C	2.39	0.43
1:J:186:LEU:HD23	1:L:790:ARG:CZ	2.48	0.43
1:J:274:ALA:O	1:J:275:ASP:HB3	2.19	0.43
1:K:143:PRO:HB2	1:L:408:ASN:ND2	2.33	0.43
1:K:396:VAL:CG2	1:K:405:ASN:HA	2.44	0.43
1:K:677:THR:O	1:K:866:MET:HB2	2.18	0.43
1:K:900:LEU:CD2	1:L:9:GLN:HE21	2.23	0.43
1:L:635:PHE:HB2	1:L:880:GLU:O	2.18	0.43
2:M:143:ALA:HB3	2:M:151:GLN:HE21	1.84	0.43
3:P:57:ASN:HD22	3:P:59:HIS:H	1.65	0.43
1:A:106:THR:HG22	1:A:519:ASP:OD1	2.19	0.43
1:A:249:PRO:HD3	1:B:403:TRP:CZ2	2.54	0.43
1:A:297:ARG:HG2	1:A:297:ARG:HH11	1.84	0.43
1:A:360:SER:H	1:A:502:ASN:HD21	1.66	0.43
1:A:884:VAL:HG12	1:A:885:ALA:N	2.34	0.43
1:B:146:THR:O	1:C:412:ASN:HB3	2.19	0.43
1:B:534:LEU:HA	1:B:605:PHE:CZ	2.53	0.43
1:B:582:PHE:HD1	1:B:584:MET:N	2.17	0.43
1:B:635:PHE:HB2	1:B:880:GLU:O	2.19	0.43
1:C:367:VAL:HG11	1:C:759:ILE:HD12	2.00	0.43
1:C:436:TYR:OH	1:C:441:LEU:HD21	2.19	0.43
1:C:761:MET:HE1	1:C:824:LEU:HD13	2.00	0.43
1:C:789:PHE:HB3	1:C:792:CYS:HA	2.00	0.43
1:D:176:ALA:HB1	1:D:181:GLN:CB	2.49	0.43
1:D:537:LEU:HB3	1:D:538:PRO:HD2	2.00	0.43
1:D:783:THR:HA	1:D:803:GLN:CB	2.48	0.43
1:D:783:THR:HA	1:D:803:GLN:HB2	2.01	0.43
1:E:32:ALA:HB2	1:E:41:ILE:HD11	2.01	0.43
1:E:142:HIS:HB3	1:F:409:SER:HB2	2.00	0.43
1:E:208:ARG:NH2	1:E:233:ASN:ND2	2.67	0.43
1:E:307:ASN:HD21	1:E:333:THR:N	1.99	0.43
1:E:563:LEU:HB3	1:E:568:ALA:CB	2.49	0.43
1:F:401:GLN:NE2	1:F:404:GLN:HB2	2.33	0.43
1:F:452:HIS:O	1:F:454:ILE:HG13	2.19	0.43

Continued on next page...

Continued from previous page...

Atom-1	Atom-2	Interatomic distance (Å)	Clash overlap (Å)
1:F:534:LEU:HD12	1:F:535:LEU:H	1.84	0.43
1:G:135:PHE:HE1	1:G:145:GLN:HG2	1.83	0.43
1:G:248:ASN:OD1	1:G:249:PRO:HD2	2.18	0.43
1:G:274:ALA:C	1:G:276:ARG:N	2.72	0.43
1:G:395:GLU:H	1:G:395:GLU:CD	2.20	0.43
1:G:799:HIS:CE1	1:H:132:ASN:ND2	2.86	0.43
1:H:146:THR:O	1:I:412:ASN:HB3	2.19	0.43
1:H:534:LEU:HA	1:H:605:PHE:CZ	2.53	0.43
1:H:538:PRO:HD2	1:H:593:GLU:OE2	2.19	0.43
1:H:582:PHE:HD1	1:H:584:MET:N	2.17	0.43
1:I:109:ARG:NH1	1:I:113:PHE:CZ	2.86	0.43
1:I:490:VAL:O	1:I:490:VAL:HG22	2.19	0.43
1:I:635:PHE:CD1	1:I:635:PHE:N	2.81	0.43
1:J:106:THR:HG22	1:J:519:ASP:OD1	2.19	0.43
1:J:483:GLY:HA2	1:K:115:PRO:O	2.18	0.43
1:J:630:ARG:HG2	1:J:630:ARG:NH1	2.33	0.43
1:J:790:ARG:HH11	1:J:790:ARG:HG3	1.84	0.43
1:K:426:LEU:HD11	1:L:426:LEU:HD23	2.01	0.43
1:K:458:PRO:HD2	3:P:65:ARG:O	2.18	0.43
1:K:537:LEU:HB3	1:K:538:PRO:HD2	2.00	0.43
1:K:658:TYR:CB	3:P:26:LYS:HG3	2.20	0.43
1:L:208:ARG:NH1	1:L:208:ARG:HG2	2.34	0.43
1:L:425:ASN:OD1	1:L:428:ALA:HB2	2.19	0.43
1:L:776:LEU:HD23	1:L:806:LEU:H	1.83	0.43
3:Q:25:ASP:O	3:Q:69:GLN:HA	2.17	0.43
3:Q:34:GLY:C	3:Q:35:VAL:HG22	2.38	0.43
4:R:7:THR:HG22	4:R:26:ASP:OD1	2.18	0.43
4:R:27:TYR:CD1	4:R:27:TYR:N	2.87	0.43
1:A:135:PHE:HE1	1:A:145:GLN:HG2	1.83	0.43
1:A:229:ILE:HG23	1:C:804:LEU:HD12	2.00	0.43
1:A:396:VAL:CG2	1:A:405:ASN:HA	2.43	0.43
1:A:790:ARG:HG3	1:A:790:ARG:HH11	1.84	0.43
1:B:106:THR:HG22	1:B:519:ASP:OD1	2.18	0.43
1:B:388:GLN:CG	1:B:420:PRO:HG3	2.47	0.43
1:B:563:LEU:HB3	1:B:568:ALA:CB	2.48	0.43
1:B:784:THR:HG22	1:B:784:THR:O	2.19	0.43
1:C:192:THR:HG23	1:C:193:ALA:N	2.32	0.43
1:C:551:VAL:HG11	1:C:568:ALA:O	2.19	0.43
1:C:582:PHE:HD1	1:C:584:MET:N	2.17	0.43
1:D:249:PRO:HD3	1:E:403:TRP:CZ2	2.54	0.43
1:D:360:SER:H	1:D:502:ASN:HD21	1.65	0.43

Continued on next page...

Continued from previous page...

Atom-1	Atom-2	Interatomic distance (Å)	Clash overlap (Å)
1:D:717:ALA:HA	1:E:353:MET:HA	2.01	0.43
1:D:808:PRO:HG3	1:E:121:TYR:OH	2.19	0.43
1:E:426:LEU:HD11	1:F:426:LEU:HD23	2.01	0.43
1:E:635:PHE:N	1:E:635:PHE:CD1	2.82	0.43
1:E:641:THR:CG2	1:E:642:ARG:N	2.70	0.43
1:E:698:LEU:HD13	1:E:714:TYR:CE1	2.53	0.43
1:F:367:VAL:HG11	1:F:759:ILE:HD12	2.00	0.43
1:F:425:ASN:OD1	1:F:428:ALA:HB2	2.19	0.43
1:F:482:ILE:HG13	1:F:482:ILE:O	2.19	0.43
1:F:504:GLY:O	1:F:508:ARG:HD3	2.19	0.43
1:F:618:ILE:HG12	1:F:625:LEU:HD11	1.99	0.43
1:F:789:PHE:HB3	1:F:792:CYS:HA	2.00	0.43
1:F:794:ALA:CB	1:F:795:PRO:HD2	2.41	0.43
1:G:384:LEU:CD2	1:H:423:GLU:HB2	2.49	0.43
1:G:630:ARG:HG2	1:G:630:ARG:NH1	2.33	0.43
1:G:641:THR:CG2	1:G:642:ARG:N	2.71	0.43
1:G:884:VAL:HG12	1:G:885:ALA:N	2.34	0.43
1:G:900:LEU:CD2	1:H:13:MET:HG3	2.44	0.43
1:H:102:ASP:CG	1:H:521:HIS:HE2	2.22	0.43
1:H:233:ASN:ND2	1:H:235:GLN:HB2	2.32	0.43
1:H:419:LEU:CD1	1:I:786:ALA:HB1	2.48	0.43
1:I:208:ARG:NH1	1:I:256:GLU:CA	2.81	0.43
1:I:882:PHE:O	1:I:901:ARG:HA	2.19	0.43
1:J:261:LEU:HD12	1:L:813:ARG:NH1	2.33	0.43
1:J:297:ARG:HG2	1:J:297:ARG:HH11	1.84	0.43
1:J:625:LEU:HD23	1:J:625:LEU:C	2.39	0.43
1:K:115:PRO:O	1:K:116:TYR:HB3	2.18	0.43
1:K:170:ARG:CG	1:K:171:GLN:N	2.81	0.43
1:K:367:VAL:HG11	1:K:759:ILE:HD12	2.00	0.43
1:K:890:PRO:HG2	1:K:891:HIS:H	1.82	0.43
1:L:490:VAL:O	1:L:490:VAL:HG22	2.19	0.43
2:M:253:ARG:C	2:M:254:PHE:HD1	2.22	0.43
2:M:355:MET:HB2	2:M:450:GLN:OE1	2.19	0.43
3:N:40:ASN:O	3:N:41:SER:CB	2.51	0.43
3:N:75:LEU:HD21	3:N:76:VAL:HG23	1.99	0.43
3:P:72:TYR:C	3:P:73:MET:HG3	2.39	0.43
1:A:226:HIS:O	1:C:780:ASN:ND2	2.52	0.43
1:A:321:GLN:HB3	2:M:364:ALA:HB2	2.00	0.43
1:A:684:GLN:NE2	1:A:687:SER:HA	2.33	0.43
1:A:794:ALA:CB	1:A:795:PRO:CD	2.94	0.43
1:A:799:HIS:CE1	1:B:132:ASN:ND2	2.86	0.43

Continued on next page...

Continued from previous page...

Atom-1	Atom-2	Interatomic distance (Å)	Clash overlap (Å)
1:B:379:ASN:N	1:B:379:ASN:ND2	2.67	0.43
1:B:813:ARG:HH22	1:C:261:LEU:HB2	1.84	0.43
1:C:786:ALA:CB	1:C:800:PRO:HD3	2.48	0.43
1:D:885:ALA:HA	1:E:13:MET:HE1	2.01	0.43
1:E:102:ASP:CG	1:E:521:HIS:HE2	2.22	0.43
1:E:142:HIS:CA	1:F:409:SER:HB2	2.49	0.43
1:E:640:LEU:HD23	1:E:640:LEU:C	2.39	0.43
1:E:784:THR:HG22	1:E:784:THR:O	2.19	0.43
1:E:794:ALA:CB	1:E:795:PRO:HD2	2.38	0.43
1:E:882:PHE:O	1:E:901:ARG:HA	2.19	0.43
1:E:884:VAL:HG12	1:E:885:ALA:N	2.33	0.43
1:F:156:ILE:CD1	1:F:164:GLN:HE21	2.31	0.43
1:F:630:ARG:HB3	1:F:859:ALA:HA	2.01	0.43
1:G:189:GLU:OE2	1:I:271:VAL:HG13	2.19	0.43
1:G:691:TRP:CG	1:G:692:PRO:HA	2.54	0.43
1:G:717:ALA:HA	1:H:353:MET:HA	2.01	0.43
1:G:823:PHE:C	1:G:824:LEU:HD12	2.39	0.43
1:H:107:LEU:HD12	1:H:108:ASP:N	2.34	0.43
1:H:170:ARG:CG	1:H:171:GLN:N	2.81	0.43
1:H:274:ALA:O	1:H:275:ASP:HB3	2.18	0.43
1:H:691:TRP:CD1	1:H:692:PRO:HA	2.54	0.43
1:H:698:LEU:HD13	1:H:714:TYR:CE1	2.53	0.43
1:H:884:VAL:HG12	1:H:885:ALA:N	2.33	0.43
1:I:425:ASN:OD1	1:I:428:ALA:HB2	2.19	0.43
1:I:482:ILE:HG13	1:I:482:ILE:O	2.19	0.43
1:I:582:PHE:HD1	1:I:584:MET:N	2.17	0.43
1:J:803:GLN:CD	1:K:121:TYR:HA	2.38	0.43
1:J:873:THR:O	1:J:874:LEU:HD23	2.19	0.43
1:J:884:VAL:HG12	1:J:885:ALA:N	2.34	0.43
1:K:621:ASN:HD22	1:K:621:ASN:N	2.16	0.43
1:K:767:ASN:HD21	3:O:58:LEU:HB3	1.82	0.43
1:L:367:VAL:HG11	1:L:759:ILE:HD12	2.00	0.43
1:L:715:ASN:HA	1:L:721:MET:O	2.19	0.43
3:Q:77:GLU:HA	3:Q:80:LEU:HD12	1.97	0.43
1:A:394:HIS:HB3	1:C:242:ARG:HH11	1.79	0.43
1:A:484:THR:HG23	1:B:514:ASN:CB	2.38	0.43
1:A:534:LEU:HA	1:A:605:PHE:CZ	2.54	0.43
1:A:761:MET:HE3	1:A:824:LEU:HD13	2.01	0.43
1:A:789:PHE:HE1	1:A:791:PHE:CD2	2.36	0.43
1:A:873:THR:O	1:A:874:LEU:HD23	2.19	0.43
1:B:32:ALA:HB2	1:B:41:ILE:HD11	2.01	0.43

Continued on next page...

Continued from previous page...

Atom-1	Atom-2	Interatomic distance (Å)	Clash overlap (Å)
1:B:297:ARG:HG2	1:B:297:ARG:HH11	1.84	0.43
1:B:323:ASN:HD22	1:B:324:ALA:H	1.66	0.43
1:B:347:ARG:HH21	1:B:356:GLN:CG	2.29	0.43
1:B:849:GLN:O	1:B:849:GLN:HG2	2.19	0.43
1:C:534:LEU:HD12	1:C:535:LEU:H	1.84	0.43
1:D:293:PHE:HB2	1:D:558:THR:HG23	2.00	0.43
1:D:635:PHE:HB2	1:D:880:GLU:O	2.19	0.43
1:E:106:THR:HG22	1:E:519:ASP:OD1	2.18	0.43
1:E:677:THR:O	1:E:866:MET:HB2	2.18	0.43
1:E:849:GLN:O	1:E:849:GLN:HG2	2.19	0.43
1:F:651:LEU:CD1	1:F:667:TYR:HE2	2.30	0.43
1:G:176:ALA:HB1	1:G:181:GLN:CB	2.49	0.43
1:G:249:PRO:HD3	1:H:403:TRP:CZ2	2.54	0.43
1:G:347:ARG:HH21	1:G:356:GLN:CG	2.27	0.43
1:G:782:ARG:HB3	1:H:185:GLN:HE21	1.83	0.43
1:G:785:PRO:O	1:G:786:ALA:HB3	2.19	0.43
1:H:325:VAL:HG13	1:H:528:PHE:CE2	2.54	0.43
1:H:401:GLN:NE2	1:H:404:GLN:HB2	2.33	0.43
1:H:537:LEU:HB3	1:H:538:PRO:HD2	2.00	0.43
1:H:630:ARG:HG2	1:H:630:ARG:NH1	2.34	0.43
1:I:504:GLY:O	1:I:508:ARG:HD3	2.19	0.43
1:J:189:GLU:OE2	1:L:271:VAL:HG13	2.18	0.43
1:J:249:PRO:HD3	1:K:403:TRP:CZ2	2.54	0.43
1:J:332:ASN:N	1:J:613:ASN:HD21	2.16	0.43
1:K:208:ARG:NH2	1:K:233:ASN:ND2	2.67	0.43
1:K:379:ASN:N	1:K:379:ASN:ND2	2.67	0.43
1:K:538:PRO:HD2	1:K:593:GLU:OE2	2.19	0.43
1:K:691:TRP:CD1	1:K:692:PRO:HA	2.54	0.43
1:K:698:LEU:HD13	1:K:714:TYR:CE1	2.53	0.43
1:K:776:LEU:HD23	1:K:806:LEU:H	1.83	0.43
1:L:452:HIS:O	1:L:454:ILE:HG13	2.19	0.43
1:L:786:ALA:CB	1:L:800:PRO:HD3	2.48	0.43
2:M:66:ILE:HG22	2:M:469:LEU:CD2	2.48	0.43
4:R:13:PHE:HB2	4:R:177:PHE:CE2	2.54	0.43
1:A:13:MET:HG3	1:C:900:LEU:CD2	2.45	0.42
1:A:223:THR:HA	1:C:774:PHE:CE2	2.54	0.42
1:A:401:GLN:NE2	1:A:404:GLN:HB2	2.34	0.42
1:B:115:PRO:O	1:B:116:TYR:HB3	2.18	0.42
1:B:208:ARG:NH2	1:B:233:ASN:ND2	2.67	0.42
1:B:274:ALA:O	1:B:275:ASP:HB3	2.18	0.42
1:B:606:ASN:HB3	1:B:884:VAL:HG22	2.00	0.42

Continued on next page...

Continued from previous page...

Atom-1	Atom-2	Interatomic distance (Å)	Clash overlap (Å)
1:B:677:THR:O	1:B:866:MET:HB2	2.18	0.42
1:C:67:ARG:HH22	1:D:81:LYS:CE	2.32	0.42
1:C:425:ASN:OD1	1:C:428:ALA:HB2	2.19	0.42
1:D:106:THR:HG22	1:D:519:ASP:OD1	2.19	0.42
1:D:423:GLU:HB2	1:F:384:LEU:CD2	2.49	0.42
1:D:803:GLN:OE1	1:E:121:TYR:HA	2.19	0.42
1:E:309:GLY:HA3	1:G:654:PRO:HG3	1.99	0.42
1:E:325:VAL:HG13	1:E:528:PHE:CE2	2.54	0.42
1:E:836:SER:CB	1:F:57:THR:HG21	2.42	0.42
1:F:135:PHE:CE2	1:F:147:ILE:HG21	2.54	0.42
1:F:625:LEU:HD23	1:F:625:LEU:C	2.39	0.42
1:G:115:PRO:O	1:I:483:GLY:HA2	2.19	0.42
1:G:315:LEU:HD23	1:G:531:ILE:HG21	2.01	0.42
1:G:651:LEU:CD1	1:G:667:TYR:HE2	2.31	0.42
1:G:684:GLN:NE2	1:G:687:SER:HA	2.33	0.42
1:G:799:HIS:CE1	1:H:148:ALA:HB1	2.42	0.42
1:G:803:GLN:OE1	1:H:121:TYR:HA	2.19	0.42
1:H:172:LEU:HA	1:H:173:PRO:HD3	1.89	0.42
1:H:508:ARG:O	1:H:511:LEU:HB3	2.18	0.42
1:H:606:ASN:HB3	1:H:884:VAL:HG22	2.00	0.42
1:H:625:LEU:C	1:H:625:LEU:HD23	2.39	0.42
1:H:882:PHE:O	1:H:901:ARG:HA	2.19	0.42
1:I:135:PHE:CE2	1:I:147:ILE:HG21	2.54	0.42
1:I:691:TRP:CD1	1:I:692:PRO:HA	2.55	0.42
1:I:720:ASN:OD1	1:I:822:LYS:HA	2.19	0.42
1:J:226:HIS:O	1:L:780:ASN:ND2	2.51	0.42
1:J:371:VAL:O	1:J:371:VAL:HG22	2.18	0.42
1:J:635:PHE:HB2	1:J:880:GLU:O	2.19	0.42
1:J:643:LEU:HD21	1:J:672:PHE:CD1	2.54	0.42
1:K:133:THR:HB	1:K:212:GLN:NE2	2.33	0.42
1:K:142:HIS:CA	1:L:409:SER:HB2	2.48	0.42
1:K:563:LEU:HB3	1:K:568:ALA:CB	2.48	0.42
1:K:625:LEU:C	1:K:625:LEU:HD23	2.39	0.42
1:K:794:ALA:CB	1:K:795:PRO:CD	2.94	0.42
1:L:93:VAL:HG23	1:L:93:VAL:O	2.19	0.42
1:L:109:ARG:HB3	1:L:113:PHE:HB2	1.99	0.42
1:L:551:VAL:HG11	1:L:568:ALA:O	2.19	0.42
1:L:630:ARG:HG2	1:L:630:ARG:NH1	2.34	0.42
1:L:882:PHE:O	1:L:901:ARG:HA	2.19	0.42
3:N:77:GLU:CD	3:N:80:LEU:HD13	2.39	0.42
3:P:7:ILE:O	3:P:8:TYR:C	2.57	0.42

Continued on next page...

Continued from previous page...

Atom-1	Atom-2	Interatomic distance (Å)	Clash overlap (Å)
3:Q:72:TYR:CD1	3:Q:73:MET:HG3	2.54	0.42
4:R:33:TRP:HE1	4:R:41:ILE:CG1	2.29	0.42
4:R:41:ILE:O	4:R:44:VAL:HG12	2.19	0.42
4:R:190:TYR:O	4:R:191:SER:C	2.56	0.42
1:A:155:THR:HG21	1:A:163:LEU:HG	2.01	0.42
1:A:188:ILE:O	1:C:797:GLU:CD	2.58	0.42
1:A:808:PRO:HG3	1:B:121:TYR:OH	2.19	0.42
1:A:823:PHE:C	1:A:824:LEU:HD12	2.39	0.42
1:B:28:LEU:HD21	1:B:45:PHE:CZ	2.55	0.42
1:B:107:LEU:HD12	1:B:108:ASP:N	2.34	0.42
1:B:362:ASP:HB3	1:B:365:VAL:HG23	2.01	0.42
1:B:508:ARG:O	1:B:511:LEU:HB3	2.18	0.42
1:B:529:PHE:CG	1:B:530:ALA:N	2.88	0.42
1:B:621:ASN:N	1:B:621:ASN:HD22	2.16	0.42
1:B:641:THR:CG2	1:B:642:ARG:N	2.70	0.42
1:C:720:ASN:OD1	1:C:822:LYS:HA	2.19	0.42
1:C:882:PHE:O	1:C:901:ARG:HA	2.19	0.42
1:D:271:VAL:HG13	1:E:189:GLU:OE2	2.18	0.42
1:D:384:LEU:CD2	1:E:423:GLU:HB2	2.49	0.42
1:D:504:GLY:O	1:D:508:ARG:HD3	2.20	0.42
1:D:817:ARG:HB2	1:D:818:ASP:H	1.63	0.42
1:E:170:ARG:CG	1:E:171:GLN:N	2.81	0.42
1:E:504:GLY:O	1:E:508:ARG:HD3	2.19	0.42
1:E:508:ARG:O	1:E:511:LEU:HB3	2.18	0.42
1:E:625:LEU:HD23	1:E:625:LEU:C	2.39	0.42
1:F:93:VAL:O	1:F:93:VAL:HG23	2.19	0.42
1:F:582:PHE:HD1	1:F:584:MET:N	2.17	0.42
1:G:155:THR:HG21	1:G:163:LEU:HG	2.01	0.42
1:G:188:ILE:O	1:I:797:GLU:CD	2.58	0.42
1:G:425:ASN:OD1	1:G:428:ALA:HB2	2.19	0.42
1:G:534:LEU:HA	1:G:605:PHE:CZ	2.54	0.42
1:G:688:SER:OG	4:R:15:PRO:HG2	2.19	0.42
1:G:790:ARG:HH11	1:G:790:ARG:HG3	1.84	0.42
1:G:863:THR:CB	1:L:909:ALA:HB3	2.47	0.42
1:G:873:THR:O	1:G:874:LEU:HD23	2.19	0.42
1:H:156:ILE:CD1	1:H:164:GLN:HE21	2.32	0.42
1:H:208:ARG:NH2	1:H:233:ASN:ND2	2.67	0.42
1:H:621:ASN:N	1:H:621:ASN:HD22	2.16	0.42
1:H:784:THR:HG22	1:H:784:THR:O	2.19	0.42
1:H:890:PRO:HG2	1:H:891:HIS:H	1.82	0.42
1:I:161:ASN:O	1:I:162:ASP:CB	2.65	0.42

Continued on next page...

Continued from previous page...

Atom-1	Atom-2	Interatomic distance (Å)	Clash overlap (Å)
1:I:274:ALA:O	1:I:275:ASP:HB3	2.19	0.42
1:I:379:ASN:N	1:I:379:ASN:ND2	2.67	0.42
1:I:789:PHE:HB3	1:I:792:CYS:HA	2.00	0.42
1:J:396:VAL:CG2	1:J:405:ASN:HA	2.43	0.42
1:K:297:ARG:HG2	1:K:297:ARG:HH11	1.84	0.42
1:L:170:ARG:CG	1:L:171:GLN:N	2.81	0.42
2:M:211:GLN:CG	2:M:212:THR:H	2.32	0.42
3:N:37:LEU:HD12	3:N:38:PRO:CD	2.48	0.42
3:O:7:ILE:O	3:O:8:TYR:C	2.57	0.42
3:O:36:VAL:O	3:O:36:VAL:HG23	2.17	0.42
3:Q:77:GLU:CA	3:Q:80:LEU:HD13	2.47	0.42
1:A:643:LEU:HD21	1:A:672:PHE:CD1	2.54	0.42
1:A:677:THR:O	1:A:866:MET:HB2	2.18	0.42
1:A:727:LEU:HD22	1:B:65:GLN:OE1	2.19	0.42
1:B:395:GLU:H	1:B:395:GLU:CD	2.19	0.42
1:B:625:LEU:HD23	1:B:625:LEU:C	2.39	0.42
1:B:630:ARG:NH1	1:B:630:ARG:HG2	2.34	0.42
1:B:640:LEU:HD23	1:B:640:LEU:C	2.39	0.42
1:D:188:ILE:O	1:F:797:GLU:CD	2.58	0.42
1:D:189:GLU:OE2	1:F:271:VAL:HG13	2.18	0.42
1:D:362:ASP:HB3	1:D:365:VAL:HG23	2.02	0.42
1:D:479:TYR:O	1:D:482:ILE:HG23	2.19	0.42
1:D:610:SER:HB3	1:D:881:VAL:O	2.19	0.42
1:D:727:LEU:HD22	1:E:65:GLN:OE1	2.19	0.42
1:D:790:ARG:HH11	1:D:790:ARG:HG3	1.84	0.42
1:E:28:LEU:HD21	1:E:45:PHE:CZ	2.55	0.42
1:F:274:ALA:C	1:F:276:ARG:N	2.73	0.42
1:F:328:LEU:HD12	1:F:901:ARG:HH21	1.84	0.42
1:F:767:ASN:CB	1:F:770:THR:HG23	2.45	0.42
1:F:882:PHE:O	1:F:901:ARG:HA	2.19	0.42
1:G:242:ARG:HH11	1:H:394:HIS:HB3	1.82	0.42
1:G:371:VAL:O	1:G:371:VAL:HG22	2.18	0.42
1:H:142:HIS:CA	1:I:409:SER:HB2	2.49	0.42
1:H:246:ASN:HD21	1:H:248:ASN:HB3	1.84	0.42
1:H:563:LEU:HB3	1:H:568:ALA:CB	2.48	0.42
1:H:820:GLU:CG	3:Q:46:THR:HG23	2.11	0.42
1:I:367:VAL:HG11	1:I:759:ILE:HD12	2.00	0.42
1:I:551:VAL:HG11	1:I:568:ALA:O	2.19	0.42
1:I:630:ARG:HB3	1:I:859:ALA:HA	2.01	0.42
1:I:884:VAL:HG12	1:I:885:ALA:N	2.35	0.42
1:J:651:LEU:CD1	1:J:667:TYR:HE2	2.31	0.42

Continued on next page...

Continued from previous page...

Atom-1	Atom-2	Interatomic distance (Å)	Clash overlap (Å)
1:J:717:ALA:HA	1:K:353:MET:HA	2.01	0.42
1:J:789:PHE:HE1	1:J:791:PHE:CD2	2.36	0.42
1:K:32:ALA:HB2	1:K:41:ILE:HD11	2.01	0.42
1:K:246:ASN:HD21	1:K:248:ASN:HB3	1.84	0.42
1:K:315:LEU:HD23	1:K:531:ILE:HG21	2.00	0.42
1:K:582:PHE:HD1	1:K:584:MET:N	2.17	0.42
1:K:630:ARG:HB3	1:K:859:ALA:HA	2.02	0.42
1:K:882:PHE:O	1:K:901:ARG:HA	2.19	0.42
2:M:117:LEU:HD23	2:M:117:LEU:O	2.20	0.42
2:M:303:GLU:HG2	2:M:309:GLU:OE1	2.19	0.42
3:N:7:ILE:O	3:N:8:TYR:C	2.57	0.42
3:N:72:TYR:CD1	3:N:73:MET:HG3	2.54	0.42
3:O:72:TYR:CD1	3:O:73:MET:HG3	2.54	0.42
3:P:32:LEU:HD21	3:P:55:ARG:H	1.85	0.42
3:Q:32:LEU:HD21	3:Q:55:ARG:H	1.85	0.42
1:A:261:LEU:HD12	1:C:813:ARG:NH1	2.34	0.42
1:A:529:PHE:CG	1:A:530:ALA:N	2.88	0.42
1:A:785:PRO:O	1:A:786:ALA:HB3	2.19	0.42
1:B:504:GLY:O	1:B:508:ARG:HD3	2.19	0.42
1:B:767:ASN:CB	1:B:770:THR:HG23	2.44	0.42
1:B:882:PHE:O	1:B:901:ARG:HA	2.19	0.42
1:C:274:ALA:O	1:C:275:ASP:HB3	2.19	0.42
1:C:630:ARG:HG2	1:C:630:ARG:NH1	2.34	0.42
1:C:640:LEU:HD23	1:C:640:LEU:C	2.40	0.42
1:C:884:VAL:HG12	1:C:885:ALA:N	2.35	0.42
1:D:109:ARG:NH1	1:D:113:PHE:CZ	2.87	0.42
1:D:274:ALA:C	1:D:276:ARG:N	2.72	0.42
1:D:401:GLN:NE2	1:D:404:GLN:HB2	2.33	0.42
1:D:807:PRO:HA	1:D:808:PRO:HD3	1.94	0.42
1:E:61:SER:N	1:J:61:SER:HB2	2.35	0.42
1:E:246:ASN:HD21	1:E:248:ASN:HB3	1.84	0.42
1:E:347:ARG:HH21	1:E:356:GLN:CG	2.29	0.42
1:E:379:ASN:N	1:E:379:ASN:ND2	2.67	0.42
1:E:419:LEU:CD1	1:F:786:ALA:HB1	2.48	0.42
1:E:534:LEU:HD12	1:E:535:LEU:H	1.84	0.42
1:E:599:ASP:H	4:R:25:GLN:HE22	1.67	0.42
1:E:779:VAL:HG23	1:E:780:ASN:OD1	2.20	0.42
1:F:170:ARG:CG	1:F:171:GLN:N	2.81	0.42
1:G:170:ARG:CG	1:G:171:GLN:N	2.81	0.42
1:G:297:ARG:HG2	1:G:297:ARG:HH11	1.84	0.42
1:G:538:PRO:HD2	1:G:593:GLU:OE2	2.20	0.42

Continued on next page...

Continued from previous page...

Atom-1	Atom-2	Interatomic distance (Å)	Clash overlap (Å)
1:G:808:PRO:HG3	1:H:121:TYR:OH	2.19	0.42
1:H:136:ARG:O	1:H:279:VAL:HG23	2.20	0.42
1:H:669:ASP:OD1	1:H:671:THR:HG23	2.20	0.42
1:H:849:GLN:O	1:H:849:GLN:HG2	2.19	0.42
1:J:7:LEU:HD22	4:R:14:GLN:O	2.12	0.42
1:J:538:PRO:HD2	1:J:593:GLU:OE2	2.20	0.42
1:J:635:PHE:N	1:J:635:PHE:CD1	2.81	0.42
1:J:823:PHE:C	1:J:824:LEU:HD12	2.39	0.42
1:K:388:GLN:CG	1:K:420:PRO:HG3	2.47	0.42
1:L:682:ALA:O	1:L:862:MET:HA	2.20	0.42
2:M:88:THR:HG22	2:M:449:VAL:HG12	2.02	0.42
3:O:32:LEU:HD21	3:O:55:ARG:H	1.85	0.42
1:A:135:PHE:CE2	1:A:147:ILE:HG21	2.55	0.42
1:A:376:GLU:H	1:A:376:GLU:CD	2.22	0.42
1:A:395:GLU:H	1:A:395:GLU:CD	2.20	0.42
1:A:635:PHE:HB2	1:A:880:GLU:O	2.19	0.42
1:A:717:ALA:HA	1:B:353:MET:HA	2.01	0.42
1:B:109:ARG:NH1	1:B:113:PHE:CZ	2.88	0.42
1:B:136:ARG:O	1:B:279:VAL:HG23	2.20	0.42
1:B:380:TYR:HB2	1:B:382:PHE:CZ	2.55	0.42
1:B:779:VAL:HG23	1:B:780:ASN:OD1	2.20	0.42
1:C:504:GLY:O	1:C:508:ARG:HD3	2.19	0.42
1:C:691:TRP:CD1	1:C:692:PRO:HA	2.54	0.42
1:D:379:ASN:N	1:D:379:ASN:ND2	2.67	0.42
1:D:482:ILE:HG13	1:D:482:ILE:O	2.18	0.42
1:D:488:PRO:HG2	1:D:491:MET:HB2	2.01	0.42
1:D:803:GLN:CD	1:E:121:TYR:HA	2.38	0.42
1:E:107:LEU:HD12	1:E:108:ASP:N	2.34	0.42
1:E:360:SER:H	1:E:502:ASN:HD21	1.65	0.42
1:E:635:PHE:HB2	1:E:880:GLU:O	2.19	0.42
1:G:541:TYR:CD1	1:G:541:TYR:N	2.87	0.42
1:G:715:ASN:HA	1:G:721:MET:O	2.20	0.42
1:G:727:LEU:HD22	1:H:65:GLN:OE1	2.19	0.42
1:H:109:ARG:NH1	1:H:113:PHE:CZ	2.88	0.42
1:H:436:TYR:OH	1:H:441:LEU:HD21	2.19	0.42
1:I:93:VAL:O	1:I:93:VAL:HG23	2.19	0.42
1:I:332:ASN:N	1:I:613:ASN:HD21	2.17	0.42
1:I:630:ARG:HG2	1:I:630:ARG:NH1	2.34	0.42
1:J:227:GLY:O	1:J:228:GLY:C	2.58	0.42
1:J:315:LEU:HD23	1:J:531:ILE:HG21	2.01	0.42
1:J:479:TYR:O	1:J:482:ILE:HG23	2.19	0.42

Continued on next page...

Continued from previous page...

Atom-1	Atom-2	Interatomic distance (Å)	Clash overlap (Å)
1:J:785:PRO:O	1:J:786:ALA:HB3	2.19	0.42
1:J:808:PRO:HG3	1:K:121:TYR:OH	2.19	0.42
1:K:274:ALA:C	1:K:276:ARG:N	2.73	0.42
1:K:640:LEU:HD23	1:K:640:LEU:C	2.39	0.42
1:L:395:GLU:H	1:L:395:GLU:CD	2.21	0.42
1:L:720:ASN:OD1	1:L:822:LYS:HA	2.19	0.42
2:M:215:VAL:HG12	2:M:217:PRO:HD2	2.01	0.42
2:M:342:THR:HG22	2:M:381:LEU:HG	2.01	0.42
3:N:62:GLY:O	3:N:63:ALA:CB	2.67	0.42
3:P:6:ARG:O	3:P:6:ARG:CG	2.59	0.42
3:P:23:VAL:HG22	3:P:26:LYS:HG2	1.98	0.42
3:P:72:TYR:CD1	3:P:73:MET:HG3	2.54	0.42
1:A:208:ARG:NH1	1:A:208:ARG:HG2	2.35	0.42
1:A:541:TYR:N	1:A:541:TYR:CD1	2.87	0.42
1:A:803:GLN:OE1	1:B:121:TYR:HA	2.19	0.42
1:A:900:LEU:CD2	1:B:9:GLN:HE21	2.26	0.42
1:B:102:ASP:CG	1:B:521:HIS:HE2	2.22	0.42
1:B:142:HIS:CA	1:C:409:SER:HB2	2.49	0.42
1:B:653:SER:CB	1:J:78:TYR:CE2	3.02	0.42
1:B:836:SER:CB	1:C:57:THR:HG21	2.42	0.42
1:C:156:ILE:CD1	1:C:164:GLN:HE21	2.31	0.42
1:C:452:HIS:O	1:C:454:ILE:HG13	2.19	0.42
1:D:115:PRO:O	1:F:483:GLY:HA2	2.20	0.42
1:D:529:PHE:CG	1:D:530:ALA:N	2.88	0.42
1:D:534:LEU:HA	1:D:605:PHE:CZ	2.55	0.42
1:D:606:ASN:HB3	1:D:884:VAL:HG22	2.00	0.42
1:D:789:PHE:CE2	1:D:797:GLU:HG3	2.55	0.42
1:E:367:VAL:HG11	1:E:759:ILE:HD12	2.00	0.42
1:E:621:ASN:HD22	1:E:621:ASN:N	2.16	0.42
1:F:379:ASN:N	1:F:379:ASN:ND2	2.67	0.42
1:F:691:TRP:CD1	1:F:692:PRO:HA	2.54	0.42
1:F:877:VAL:HG12	1:F:878:LEU:N	2.35	0.42
1:G:261:LEU:HD12	1:I:813:ARG:NH1	2.34	0.42
1:G:490:VAL:HG22	1:G:490:VAL:O	2.18	0.42
1:G:504:GLY:O	1:G:508:ARG:HD3	2.20	0.42
1:G:610:SER:HB3	1:G:881:VAL:O	2.19	0.42
1:H:109:ARG:HB3	1:H:113:PHE:HB2	2.02	0.42
1:H:161:ASN:O	1:H:162:ASP:CB	2.66	0.42
1:H:362:ASP:HB3	1:H:365:VAL:HG23	2.01	0.42
1:H:635:PHE:HB2	1:H:880:GLU:O	2.19	0.42
1:H:720:ASN:OD1	1:H:822:LYS:HA	2.18	0.42

Continued on next page...

Continued from previous page...

Atom-1	Atom-2	Interatomic distance (Å)	Clash overlap (Å)
1:H:799:HIS:CE1	1:I:132:ASN:ND2	2.80	0.42
1:I:208:ARG:NH1	1:I:208:ARG:HG2	2.34	0.42
1:I:698:LEU:HD13	1:I:714:TYR:CE1	2.55	0.42
1:J:9:GLN:HB3	4:R:15:PRO:O	2.06	0.42
1:J:149:GLN:NE2	1:K:417:GLY:O	2.53	0.42
1:J:188:ILE:O	1:L:797:GLU:CD	2.58	0.42
1:J:379:ASN:N	1:J:379:ASN:ND2	2.67	0.42
1:J:388:GLN:HA	1:J:388:GLN:OE1	2.20	0.42
1:J:508:ARG:O	1:J:511:LEU:HB3	2.20	0.42
1:K:102:ASP:CG	1:K:521:HIS:HE2	2.22	0.42
1:K:107:LEU:HD12	1:K:108:ASP:N	2.34	0.42
1:K:534:LEU:HD12	1:K:535:LEU:H	1.84	0.42
1:K:630:ARG:HG2	1:K:630:ARG:NH1	2.34	0.42
1:K:651:LEU:CD1	1:K:667:TYR:HE2	2.32	0.42
1:K:784:THR:HG22	1:K:784:THR:O	2.19	0.42
1:L:274:ALA:O	1:L:275:ASP:HB3	2.19	0.42
1:L:582:PHE:HD1	1:L:584:MET:N	2.17	0.42
2:M:164:PHE:O	2:M:168:MET:HB3	2.19	0.42
3:N:77:GLU:OE1	3:N:80:LEU:CD1	2.60	0.42
3:P:62:GLY:O	3:P:63:ALA:CB	2.67	0.42
1:A:107:LEU:HD12	1:A:108:ASP:N	2.35	0.42
1:A:172:LEU:HA	1:A:173:PRO:HD3	1.88	0.42
1:A:183:GLU:HA	1:A:184:PRO:HD3	1.93	0.42
1:A:227:GLY:O	1:A:228:GLY:C	2.58	0.42
1:A:384:LEU:CD2	1:B:423:GLU:HB2	2.49	0.42
1:A:396:VAL:CG1	1:A:403:TRP:HD1	2.23	0.42
1:A:483:GLY:HA2	1:B:115:PRO:O	2.18	0.42
1:A:890:PRO:HG2	1:A:891:HIS:H	1.83	0.42
1:B:109:ARG:HB3	1:B:113:PHE:HB2	2.02	0.42
1:B:133:THR:HB	1:B:212:GLN:NE2	2.33	0.42
1:B:890:PRO:HG2	1:J:909:ALA:CA	2.49	0.42
1:C:227:GLY:O	1:C:228:GLY:C	2.58	0.42
1:D:149:GLN:NE2	1:E:417:GLY:O	2.53	0.42
1:D:155:THR:HG21	1:D:163:LEU:HG	2.01	0.42
1:D:226:HIS:O	1:F:780:ASN:ND2	2.52	0.42
1:D:395:GLU:H	1:D:395:GLU:CD	2.20	0.42
1:D:508:ARG:O	1:D:511:LEU:HB3	2.20	0.42
1:D:538:PRO:HD2	1:D:593:GLU:OE2	2.20	0.42
1:D:809:HIS:HA	1:D:814:HIS:NE2	2.35	0.42
1:E:109:ARG:NH1	1:E:113:PHE:CZ	2.88	0.42
1:E:436:TYR:OH	1:E:441:LEU:HD21	2.19	0.42

Continued on next page...

Continued from previous page...

Atom-1	Atom-2	Interatomic distance (Å)	Clash overlap (Å)
1:F:32:ALA:HB2	1:F:41:ILE:HD11	2.02	0.42
1:F:176:ALA:HB1	1:F:181:GLN:CB	2.50	0.42
1:F:402:GLN:O	1:F:403:TRP:CB	2.56	0.42
1:F:640:LEU:HD23	1:F:640:LEU:C	2.40	0.42
1:F:682:ALA:O	1:F:862:MET:HA	2.20	0.42
1:F:785:PRO:O	1:F:786:ALA:HB3	2.20	0.42
1:F:884:VAL:HG12	1:F:885:ALA:N	2.35	0.42
1:G:229:ILE:HG23	1:I:804:LEU:HD12	2.00	0.42
1:G:274:ALA:O	1:G:275:ASP:HB3	2.19	0.42
1:H:768:PRO:HG2	3:Q:57:ASN:ND2	2.35	0.42
1:I:640:LEU:C	1:I:640:LEU:HD23	2.40	0.42
1:I:715:ASN:HA	1:I:721:MET:O	2.19	0.42
1:J:384:LEU:CD2	1:K:423:GLU:HB2	2.49	0.42
1:J:423:GLU:HB2	1:L:384:LEU:CD2	2.49	0.42
1:J:541:TYR:CD1	1:J:541:TYR:N	2.87	0.42
1:J:610:SER:HB3	1:J:881:VAL:O	2.19	0.42
1:J:799:HIS:CE1	1:K:148:ALA:HB1	2.42	0.42
1:J:803:GLN:OE1	1:K:121:TYR:HA	2.19	0.42
1:K:849:GLN:O	1:K:849:GLN:HG2	2.19	0.42
1:L:473:SER:HB2	1:L:792:CYS:CB	2.34	0.42
1:L:789:PHE:HB3	1:L:792:CYS:HA	2.00	0.42
3:N:39:PRO:HA	3:N:44:HIS:HD2	1.79	0.42
3:N:97:LEU:O	3:N:100:THR:OG1	2.28	0.42
3:P:77:GLU:CD	3:P:80:LEU:HD13	2.39	0.42
3:Q:79:SER:O	3:Q:83:LEU:N	2.39	0.42
1:A:315:LEU:HD23	1:A:531:ILE:HG21	2.01	0.42
1:A:337:TYR:HD1	1:A:532:ARG:NH2	2.15	0.42
1:A:504:GLY:O	1:A:508:ARG:HD3	2.20	0.42
1:A:538:PRO:HD2	1:A:593:GLU:OE2	2.20	0.42
1:A:610:SER:HB3	1:A:881:VAL:O	2.20	0.42
1:A:651:LEU:CD1	1:A:667:TYR:HE2	2.31	0.42
1:A:814:HIS:CE1	1:B:516:ARG:H	2.38	0.42
1:B:891:HIS:CD2	1:J:630:ARG:NH2	2.78	0.42
1:C:170:ARG:CG	1:C:171:GLN:N	2.81	0.42
1:D:274:ALA:O	1:D:275:ASP:HB3	2.19	0.42
1:D:367:VAL:HA	1:D:487:SER:HB3	2.02	0.42
1:D:643:LEU:HD21	1:D:672:PHE:CD1	2.54	0.42
1:D:651:LEU:CD1	1:D:667:TYR:HE2	2.31	0.42
1:D:687:SER:OG	1:J:69:VAL:CG2	2.56	0.42
1:D:761:MET:HE1	1:D:824:LEU:HD13	2.02	0.42
1:E:242:ARG:HH11	1:F:394:HIS:HB3	1.80	0.42

Continued on next page...

Continued from previous page...

Atom-1	Atom-2	Interatomic distance (Å)	Clash overlap (Å)
1:E:251:THR:HB	1:E:253:PHE:HE1	1.84	0.42
1:F:137:GLN:NE2	1:F:142:HIS:ND1	2.68	0.42
1:F:698:LEU:HD13	1:F:714:TYR:CE1	2.55	0.42
1:F:817:ARG:NE	1:F:817:ARG:N	2.54	0.42
1:G:635:PHE:HB2	1:G:880:GLU:O	2.19	0.42
1:H:251:THR:HB	1:H:253:PHE:HE1	1.84	0.42
1:H:396:VAL:CG2	1:H:405:ASN:HA	2.44	0.42
1:H:541:TYR:CD1	1:H:541:TYR:N	2.88	0.42
1:H:804:LEU:HD12	1:I:229:ILE:HG23	2.00	0.42
1:I:227:GLY:O	1:I:228:GLY:C	2.58	0.42
1:I:534:LEU:HD12	1:I:535:LEU:H	1.84	0.42
1:J:109:ARG:NH1	1:J:113:PHE:CZ	2.87	0.42
1:K:28:LEU:HD21	1:K:45:PHE:CZ	2.54	0.42
1:K:233:ASN:ND2	1:K:235:GLN:HB2	2.32	0.42
1:K:761:MET:HE3	1:K:824:LEU:HD13	2.00	0.42
1:K:779:VAL:HG23	1:K:780:ASN:OD1	2.20	0.42
1:K:821:ARG:O	3:O:47:GLU:N	2.53	0.42
1:L:107:LEU:HD12	1:L:108:ASP:N	2.35	0.42
1:L:176:ALA:HB1	1:L:181:GLN:CB	2.50	0.42
1:L:294:ILE:HA	1:L:556:GLN:O	2.20	0.42
1:L:332:ASN:N	1:L:613:ASN:HD21	2.17	0.42
1:L:362:ASP:HB3	1:L:365:VAL:HG23	2.01	0.42
1:L:482:ILE:HG13	1:L:482:ILE:O	2.19	0.42
1:L:640:LEU:C	1:L:640:LEU:HD23	2.40	0.42
1:L:691:TRP:CD1	1:L:692:PRO:HA	2.55	0.42
3:N:34:GLY:HA3	3:N:64:ARG:NH1	2.34	0.42
3:N:79:SER:O	3:N:83:LEU:N	2.39	0.42
3:O:17:PRO:HG3	3:O:22:SER:HG	1.73	0.42
3:O:34:GLY:C	3:O:35:VAL:HG22	2.38	0.42
3:O:41:SER:HG	3:O:72:TYR:HE2	1.64	0.42
1:A:109:ARG:NH1	1:A:113:PHE:CZ	2.87	0.42
1:A:362:ASP:HB3	1:A:365:VAL:HG23	2.02	0.42
1:A:423:GLU:HB2	1:C:384:LEU:HD23	2.00	0.42
1:A:640:LEU:HG	1:A:641:THR:N	2.35	0.42
1:B:208:ARG:HH12	1:B:256:GLU:CA	2.26	0.42
1:B:367:VAL:HA	1:B:487:SER:HB3	2.02	0.42
1:C:32:ALA:HB2	1:C:41:ILE:HD11	2.02	0.42
1:C:93:VAL:HG23	1:C:93:VAL:O	2.19	0.42
1:C:388:GLN:OE1	1:C:388:GLN:HA	2.20	0.42
1:C:877:VAL:HG12	1:C:878:LEU:N	2.35	0.42
1:D:388:GLN:CG	1:D:420:PRO:HG3	2.45	0.42

Continued on next page...

Continued from previous page...

Atom-1	Atom-2	Interatomic distance (Å)	Clash overlap (Å)
1:D:810:TRP:C	1:D:814:HIS:HB2	2.40	0.42
1:E:57:THR:HA	1:E:583:PRO:O	2.20	0.42
1:E:630:ARG:NH1	1:E:630:ARG:HG2	2.34	0.42
1:F:172:LEU:HA	1:F:173:PRO:HD3	1.89	0.42
1:F:294:ILE:HA	1:F:556:GLN:O	2.20	0.42
1:F:436:TYR:OH	1:F:441:LEU:HD21	2.19	0.42
1:G:384:LEU:HD23	1:H:423:GLU:HB2	2.02	0.42
1:G:401:GLN:NE2	1:G:404:GLN:HB2	2.34	0.42
1:G:529:PHE:CG	1:G:530:ALA:N	2.88	0.42
1:H:32:ALA:HB2	1:H:41:ILE:HD11	2.01	0.42
1:H:388:GLN:CG	1:H:420:PRO:HG3	2.47	0.42
1:H:779:VAL:HG23	1:H:780:ASN:OD1	2.20	0.42
1:H:785:PRO:O	1:H:786:ALA:HB3	2.20	0.42
1:J:362:ASP:HB3	1:J:365:VAL:HG23	2.02	0.42
1:J:504:GLY:O	1:J:508:ARG:HD3	2.20	0.42
1:J:691:TRP:CG	1:J:692:PRO:HA	2.54	0.42
1:K:384:LEU:CD2	1:L:423:GLU:HB2	2.50	0.42
1:K:419:LEU:CD1	1:L:786:ALA:HB1	2.48	0.42
1:K:488:PRO:HG2	1:K:491:MET:HB2	2.02	0.42
1:K:669:ASP:OD1	1:K:671:THR:HG23	2.20	0.42
1:K:821:ARG:C	3:O:47:GLU:HB2	2.36	0.42
1:L:137:GLN:NE2	1:L:142:HIS:ND1	2.68	0.42
1:L:274:ALA:C	1:L:276:ARG:N	2.73	0.42
1:L:376:GLU:H	1:L:376:GLU:CD	2.23	0.42
1:L:439:VAL:HG21	1:L:476:ILE:HG12	2.02	0.42
3:N:29:SER:HG	3:N:34:GLY:HA2	1.64	0.42
3:N:32:LEU:HD21	3:N:55:ARG:H	1.85	0.42
3:N:72:TYR:C	3:N:73:MET:HG3	2.39	0.42
3:O:104:LEU:CD2	3:P:104:LEU:HB3	2.50	0.42
3:P:57:ASN:ND2	3:P:57:ASN:O	2.53	0.42
1:A:488:PRO:HG2	1:A:491:MET:HB2	2.01	0.42
1:B:197:ALA:O	1:B:198:VAL:HB	2.20	0.42
1:B:274:ALA:C	1:B:276:ARG:N	2.73	0.42
1:B:807:PRO:HA	1:B:808:PRO:HD3	1.93	0.42
1:C:208:ARG:NH1	1:C:208:ARG:HG2	2.34	0.42
1:C:328:LEU:HD12	1:C:901:ARG:HH21	1.84	0.42
1:C:379:ASN:N	1:C:379:ASN:ND2	2.67	0.42
1:C:482:ILE:HG13	1:C:482:ILE:O	2.19	0.42
1:D:392:ARG:H	1:D:392:ARG:CD	2.26	0.42
1:D:799:HIS:CE1	1:E:132:ASN:ND2	2.86	0.42
1:D:813:ARG:HG2	1:D:813:ARG:O	2.20	0.42

Continued on next page...

Continued from previous page...

Atom-1	Atom-2	Interatomic distance (Å)	Clash overlap (Å)
1:D:817:ARG:N	1:D:817:ARG:NE	2.55	0.42
1:D:884:VAL:HG12	1:D:885:ALA:N	2.34	0.42
1:E:630:ARG:HB3	1:E:859:ALA:HA	2.01	0.42
1:E:891:HIS:NE2	4:R:24:SER:CB	2.80	0.42
1:G:137:GLN:NE2	1:G:142:HIS:ND1	2.68	0.42
1:G:197:ALA:O	1:G:198:VAL:HB	2.20	0.42
1:G:479:TYR:O	1:G:482:ILE:HG23	2.20	0.42
1:G:643:LEU:HD21	1:G:672:PHE:CD1	2.54	0.42
1:H:28:LEU:HD21	1:H:45:PHE:CZ	2.55	0.42
1:H:379:ASN:N	1:H:379:ASN:ND2	2.67	0.42
1:H:534:LEU:HD12	1:H:535:LEU:H	1.85	0.42
1:H:640:LEU:HD23	1:H:640:LEU:C	2.39	0.42
1:I:294:ILE:HA	1:I:556:GLN:O	2.20	0.42
1:I:376:GLU:H	1:I:376:GLU:CD	2.23	0.42
1:I:810:TRP:C	1:I:814:HIS:HB2	2.41	0.42
1:J:137:GLN:NE2	1:J:142:HIS:ND1	2.68	0.42
1:J:172:LEU:HA	1:J:173:PRO:HD3	1.88	0.42
1:J:423:GLU:HB2	1:L:384:LEU:HD23	2.01	0.42
1:J:727:LEU:HD22	1:K:65:GLN:OE1	2.19	0.42
1:J:782:ARG:HB3	1:K:185:GLN:HE21	1.83	0.42
1:K:146:THR:O	1:L:412:ASN:HB3	2.19	0.42
1:K:436:TYR:OH	1:K:441:LEU:HD21	2.19	0.42
1:K:504:GLY:O	1:K:508:ARG:HD3	2.19	0.42
1:K:529:PHE:CG	1:K:530:ALA:N	2.88	0.42
1:K:813:ARG:HH22	1:L:261:LEU:HB2	1.84	0.42
1:L:227:GLY:O	1:L:228:GLY:C	2.58	0.42
1:L:379:ASN:N	1:L:379:ASN:ND2	2.67	0.42
1:L:698:LEU:HD13	1:L:714:TYR:CE1	2.55	0.42
1:L:884:VAL:HG12	1:L:885:ALA:N	2.35	0.42
3:Q:7:ILE:O	3:Q:8:TYR:C	2.57	0.42
1:A:149:GLN:NE2	1:B:417:GLY:O	2.53	0.41
1:A:197:ALA:O	1:A:198:VAL:HB	2.20	0.41
1:A:379:ASN:N	1:A:379:ASN:ND2	2.67	0.41
1:A:412:ASN:HB3	1:C:146:THR:O	2.19	0.41
1:A:691:TRP:CG	1:A:692:PRO:HA	2.54	0.41
1:B:156:ILE:CD1	1:B:164:GLN:HE21	2.32	0.41
1:B:251:THR:HB	1:B:253:PHE:HE1	1.85	0.41
1:B:436:TYR:OH	1:B:441:LEU:HD21	2.19	0.41
1:B:538:PRO:HD2	1:B:593:GLU:OE2	2.19	0.41
1:C:529:PHE:CG	1:C:530:ALA:N	2.88	0.41
1:C:630:ARG:HB3	1:C:859:ALA:HA	2.01	0.41

Continued on next page...

Continued from previous page...

Atom-1	Atom-2	Interatomic distance (Å)	Clash overlap (Å)
1:D:135:PHE:CE2	1:D:147:ILE:HG21	2.55	0.41
1:D:208:ARG:NH1	1:D:208:ARG:HG2	2.35	0.41
1:D:423:GLU:HB2	1:F:384:LEU:HD23	2.01	0.41
1:D:439:VAL:HG21	1:D:476:ILE:HG12	2.02	0.41
1:D:640:LEU:HG	1:D:641:THR:N	2.35	0.41
1:D:873:THR:O	1:D:874:LEU:HD23	2.19	0.41
1:E:109:ARG:HB3	1:E:113:PHE:HB2	2.02	0.41
1:E:233:ASN:ND2	1:E:235:GLN:HB2	2.32	0.41
1:E:488:PRO:HG2	1:E:491:MET:HB2	2.02	0.41
1:E:529:PHE:CG	1:E:530:ALA:N	2.88	0.41
1:F:168:ASP:HB2	1:F:174:VAL:CB	2.38	0.41
1:F:388:GLN:OE1	1:F:388:GLN:HA	2.20	0.41
1:F:424:ILE:HG23	1:F:424:ILE:O	2.20	0.41
1:F:490:VAL:O	1:F:490:VAL:HG22	2.19	0.41
1:F:529:PHE:CG	1:F:530:ALA:N	2.88	0.41
1:G:109:ARG:NH1	1:G:113:PHE:CZ	2.87	0.41
1:G:782:ARG:O	1:G:782:ARG:HG3	2.20	0.41
1:G:810:TRP:C	1:G:814:HIS:HB2	2.40	0.41
1:H:242:ARG:HH11	1:I:394:HIS:HB3	1.80	0.41
1:I:32:ALA:HB2	1:I:41:ILE:HD11	2.02	0.41
1:I:109:ARG:HH21	1:I:512:LEU:HB2	1.76	0.41
1:I:137:GLN:NE2	1:I:142:HIS:ND1	2.68	0.41
1:I:439:VAL:HG21	1:I:476:ILE:HG12	2.02	0.41
1:I:643:LEU:HD21	1:I:672:PHE:CD1	2.55	0.41
1:J:121:TYR:HA	1:L:803:GLN:CD	2.41	0.41
1:J:197:ALA:O	1:J:198:VAL:HB	2.20	0.41
1:J:367:VAL:HA	1:J:487:SER:HB3	2.02	0.41
1:J:810:TRP:C	1:J:814:HIS:HB2	2.40	0.41
1:K:57:THR:HA	1:K:583:PRO:O	2.20	0.41
1:K:109:ARG:NH1	1:K:113:PHE:CZ	2.88	0.41
1:K:380:TYR:HB2	1:K:382:PHE:CZ	2.55	0.41
1:K:532:ARG:HD2	1:K:533:ASN:HD21	1.85	0.41
1:K:541:TYR:CD1	1:K:541:TYR:N	2.88	0.41
1:L:529:PHE:CG	1:L:530:ALA:N	2.88	0.41
1:L:534:LEU:HA	1:L:605:PHE:CZ	2.55	0.41
1:L:767:ASN:CB	1:L:770:THR:HG23	2.45	0.41
1:L:810:TRP:C	1:L:814:HIS:HB2	2.41	0.41
2:M:141:MET:HB2	2:M:155:PHE:HE2	1.85	0.41
3:Q:62:GLY:O	3:Q:63:ALA:CB	2.67	0.41
4:R:185:VAL:O	4:R:185:VAL:HG23	2.20	0.41
1:A:231:LYS:HG3	1:A:257:GLU:O	2.21	0.41

Continued on next page...

Continued from previous page...

Atom-1	Atom-2	Interatomic distance (Å)	Clash overlap (Å)
1:A:274:ALA:O	1:A:275:ASP:HB3	2.19	0.41
1:A:376:GLU:HB3	1:B:436:TYR:HE2	1.85	0.41
1:A:388:GLN:OE1	1:A:388:GLN:HA	2.20	0.41
1:A:479:TYR:O	1:A:482:ILE:HG23	2.19	0.41
1:A:809:HIS:HA	1:A:814:HIS:NE2	2.35	0.41
1:B:209:ASN:N	1:B:210:PRO:CD	2.82	0.41
1:B:384:LEU:CD2	1:C:423:GLU:HB2	2.50	0.41
1:B:488:PRO:HG2	1:B:491:MET:HB2	2.02	0.41
1:B:785:PRO:O	1:B:786:ALA:HB3	2.20	0.41
1:B:909:ALA:HB3	1:J:544:GLU:CD	2.34	0.41
1:C:233:ASN:ND2	1:C:235:GLN:HB2	2.30	0.41
1:C:362:ASP:HB3	1:C:365:VAL:HG23	2.01	0.41
1:C:439:VAL:HG21	1:C:476:ILE:HG12	2.02	0.41
1:C:640:LEU:HG	1:C:641:THR:N	2.35	0.41
1:C:810:TRP:C	1:C:814:HIS:HB2	2.41	0.41
1:D:107:LEU:HD12	1:D:108:ASP:N	2.35	0.41
1:D:227:GLY:O	1:D:228:GLY:C	2.58	0.41
1:D:425:ASN:OD1	1:D:428:ALA:HB2	2.19	0.41
1:D:516:ARG:HB2	1:F:810:TRP:HA	2.02	0.41
1:D:541:TYR:CD1	1:D:541:TYR:N	2.87	0.41
1:E:146:THR:O	1:F:412:ASN:HB3	2.19	0.41
1:E:538:PRO:HD2	1:E:593:GLU:OE2	2.19	0.41
1:F:388:GLN:CG	1:F:420:PRO:HG3	2.45	0.41
1:F:640:LEU:HG	1:F:641:THR:N	2.36	0.41
1:G:376:GLU:HB3	1:H:436:TYR:HE2	1.85	0.41
1:G:380:TYR:HB2	1:G:382:PHE:CZ	2.56	0.41
1:G:508:ARG:O	1:G:511:LEU:HB3	2.20	0.41
1:G:687:SER:CB	1:L:632:TRP:CE2	2.75	0.41
1:G:784:THR:HG22	1:G:784:THR:O	2.20	0.41
1:G:789:PHE:CE2	1:G:797:GLU:HG3	2.55	0.41
1:H:380:TYR:HB2	1:H:382:PHE:CZ	2.55	0.41
1:H:384:LEU:CD2	1:I:423:GLU:HB2	2.50	0.41
1:H:504:GLY:O	1:H:508:ARG:HD3	2.19	0.41
1:I:328:LEU:HD12	1:I:901:ARG:HH21	1.84	0.41
1:I:424:ILE:O	1:I:424:ILE:HG23	2.20	0.41
1:I:785:PRO:O	1:I:786:ALA:HB3	2.20	0.41
1:J:107:LEU:HD12	1:J:108:ASP:N	2.35	0.41
1:J:337:TYR:HD1	1:J:532:ARG:NH2	2.15	0.41
1:J:534:LEU:HA	1:J:605:PHE:CZ	2.54	0.41
1:J:640:LEU:HG	1:J:641:THR:N	2.35	0.41
1:K:142:HIS:HA	1:L:409:SER:HB2	2.02	0.41

Continued on next page...

Continued from previous page...

Atom-1	Atom-2	Interatomic distance (Å)	Clash overlap (Å)
1:L:99:THR:HG22	1:L:579:ALA:CB	2.50	0.41
1:L:541:TYR:CD1	1:L:541:TYR:N	2.88	0.41
3:N:57:ASN:ND2	3:N:57:ASN:O	2.53	0.41
3:O:4:GLU:CB	3:O:6:ARG:NE	2.69	0.41
3:Q:42:GLN:N	3:Q:42:GLN:CD	2.74	0.41
1:A:137:GLN:NE2	1:A:142:HIS:ND1	2.68	0.41
1:A:551:VAL:HG11	1:A:568:ALA:O	2.21	0.41
1:B:630:ARG:HB3	1:B:859:ALA:HA	2.02	0.41
1:B:780:ASN:ND2	1:C:226:HIS:O	2.53	0.41
1:C:698:LEU:HD13	1:C:714:TYR:CE1	2.55	0.41
1:C:849:GLN:O	1:C:849:GLN:HG2	2.21	0.41
1:E:93:VAL:HG23	1:E:93:VAL:O	2.21	0.41
1:E:208:ARG:NH1	1:E:208:ARG:HG2	2.35	0.41
1:E:425:ASN:OD1	1:E:428:ALA:HB2	2.20	0.41
1:E:725:TRP:O	1:E:729:GLN:HG2	2.20	0.41
1:E:785:PRO:O	1:E:786:ALA:HB3	2.20	0.41
1:E:908:ASN:HB3	1:G:83:ARG:NH1	2.35	0.41
1:F:274:ALA:O	1:F:275:ASP:HB3	2.19	0.41
1:F:376:GLU:H	1:F:376:GLU:CD	2.23	0.41
1:F:810:TRP:C	1:F:814:HIS:HB2	2.41	0.41
1:G:488:PRO:HG2	1:G:491:MET:HB2	2.01	0.41
1:G:551:VAL:HG11	1:G:568:ALA:O	2.21	0.41
1:G:701:ASN:O	1:G:702:GLU:HB3	2.21	0.41
1:H:529:PHE:CG	1:H:530:ALA:N	2.88	0.41
1:I:274:ALA:C	1:I:276:ARG:N	2.73	0.41
1:I:541:TYR:CD1	1:I:541:TYR:N	2.88	0.41
1:I:784:THR:HG22	1:I:784:THR:O	2.21	0.41
1:I:877:VAL:HG12	1:I:878:LEU:N	2.35	0.41
1:J:376:GLU:HB3	1:K:436:TYR:HE2	1.85	0.41
1:J:384:LEU:HD23	1:K:423:GLU:HB2	2.02	0.41
1:J:516:ARG:HB2	1:L:810:TRP:HA	2.02	0.41
1:J:782:ARG:O	1:J:782:ARG:HG3	2.20	0.41
1:K:136:ARG:O	1:K:279:VAL:HG23	2.20	0.41
1:K:323:ASN:HD22	1:K:324:ALA:H	1.67	0.41
1:L:388:GLN:HA	1:L:388:GLN:OE1	2.20	0.41
1:L:630:ARG:HB3	1:L:859:ALA:HA	2.01	0.41
1:L:640:LEU:HG	1:L:641:THR:N	2.35	0.41
2:M:94:ASP:OD1	2:M:95:PHE:CE2	2.73	0.41
2:M:166:GLU:O	2:M:170:ILE:HG13	2.20	0.41
2:M:194:ASP:HB2	2:M:300:HIS:CE1	2.54	0.41
3:N:97:LEU:CB	3:P:97:LEU:HD23	2.48	0.41

Continued on next page...

Continued from previous page...

Atom-1	Atom-2	Interatomic distance (Å)	Clash overlap (Å)
3:O:77:GLU:CD	3:O:80:LEU:HD13	2.39	0.41
3:Q:19:TRP:CD2	3:Q:19:TRP:O	2.74	0.41
1:A:328:LEU:HD22	2:M:101:SER:O	2.20	0.41
1:B:630:ARG:NH2	1:J:83:ARG:HE	2.18	0.41
1:C:137:GLN:NE2	1:C:142:HIS:ND1	2.68	0.41
1:C:534:LEU:HA	1:C:605:PHE:CZ	2.55	0.41
1:C:541:TYR:CD1	1:C:541:TYR:N	2.88	0.41
1:D:116:TYR:HH	1:F:810:TRP:HZ2	1.67	0.41
1:D:121:TYR:HA	1:F:803:GLN:CD	2.40	0.41
1:D:691:TRP:CG	1:D:692:PRO:HA	2.54	0.41
1:F:293:PHE:HB2	1:F:558:THR:HG23	2.03	0.41
1:F:538:PRO:HD2	1:F:593:GLU:OE2	2.21	0.41
1:F:606:ASN:HB3	1:F:884:VAL:HG22	2.03	0.41
1:F:630:ARG:HG2	1:F:630:ARG:NH1	2.34	0.41
1:F:720:ASN:OD1	1:F:822:LYS:HA	2.19	0.41
1:G:107:LEU:HD12	1:G:108:ASP:N	2.35	0.41
1:G:276:ARG:O	1:G:281:GLY:HA3	2.20	0.41
1:G:302:GLY:N	1:G:334:GLU:OE2	2.54	0.41
1:H:231:LYS:HE3	1:H:231:LYS:HB3	1.92	0.41
1:H:782:ARG:O	1:H:782:ARG:HG3	2.20	0.41
1:H:873:THR:O	1:H:874:LEU:HD23	2.21	0.41
1:I:20:ALA:C	1:I:22:GLU:H	2.24	0.41
1:I:532:ARG:HD2	1:I:533:ASN:HD21	1.86	0.41
1:J:209:ASN:N	1:J:210:PRO:CD	2.82	0.41
1:J:529:PHE:CG	1:J:530:ALA:N	2.88	0.41
1:J:715:ASN:HA	1:J:721:MET:O	2.20	0.41
1:J:789:PHE:CE2	1:J:797:GLU:HG3	2.55	0.41
1:K:104:ARG:O	1:K:572:ILE:HD12	2.20	0.41
1:K:362:ASP:HB3	1:K:365:VAL:HG23	2.01	0.41
1:K:725:TRP:O	1:K:729:GLN:HG2	2.20	0.41
1:K:873:THR:O	1:K:874:LEU:HD23	2.21	0.41
3:N:42:GLN:N	3:N:42:GLN:CD	2.73	0.41
3:N:69:GLN:HG3	3:O:4:GLU:N	2.35	0.41
3:N:72:TYR:O	3:N:73:MET:SD	2.79	0.41
3:O:72:TYR:C	3:O:73:MET:HG3	2.39	0.41
3:O:86:ARG:O	3:O:90:LEU:HG	2.21	0.41
3:Q:57:ASN:O	3:Q:57:ASN:ND2	2.53	0.41
4:R:33:TRP:C	4:R:35:SER:N	2.74	0.41
1:A:789:PHE:CE2	1:A:797:GLU:HG3	2.55	0.41
1:A:813:ARG:HG2	1:A:813:ARG:O	2.20	0.41
1:B:172:LEU:HA	1:B:173:PRO:HD3	1.89	0.41

Continued on next page...

Continued from previous page...

Atom-1	Atom-2	Interatomic distance (Å)	Clash overlap (Å)
1:B:337:TYR:HD1	1:B:532:ARG:NH2	2.19	0.41
1:B:396:VAL:CG2	1:B:405:ASN:HA	2.44	0.41
1:C:67:ARG:NH2	1:D:81:LYS:CE	2.80	0.41
1:C:99:THR:HG22	1:C:579:ALA:CB	2.50	0.41
1:C:293:PHE:HB2	1:C:558:THR:HG23	2.03	0.41
1:C:794:ALA:CB	1:C:795:PRO:CD	2.94	0.41
1:D:57:THR:HA	1:D:583:PRO:O	2.21	0.41
1:D:137:GLN:NE2	1:D:142:HIS:ND1	2.68	0.41
1:D:231:LYS:HG3	1:D:257:GLU:O	2.21	0.41
1:D:297:ARG:HG2	1:D:297:ARG:HH11	1.84	0.41
1:D:516:ARG:HB3	1:F:814:HIS:CE1	2.56	0.41
1:D:785:PRO:O	1:D:786:ALA:HB3	2.19	0.41
1:E:104:ARG:O	1:E:572:ILE:HD12	2.20	0.41
1:E:136:ARG:O	1:E:279:VAL:HG23	2.20	0.41
1:E:241:TYR:HD2	1:F:393:SER:HG	1.63	0.41
1:E:367:VAL:HA	1:E:487:SER:HB3	2.02	0.41
1:E:532:ARG:HD2	1:E:533:ASN:HD21	1.85	0.41
1:E:669:ASP:OD1	1:E:671:THR:HG23	2.20	0.41
1:F:144:ALA:O	1:F:145:GLN:HB2	2.21	0.41
1:F:643:LEU:HD21	1:F:672:PHE:CD1	2.56	0.41
1:G:13:MET:HG3	1:I:900:LEU:CD2	2.45	0.41
1:G:367:VAL:HA	1:G:487:SER:HB3	2.02	0.41
1:G:516:ARG:HB2	1:I:810:TRP:HA	2.02	0.41
1:H:104:ARG:O	1:H:572:ILE:HD12	2.20	0.41
1:H:209:ASN:N	1:H:210:PRO:CD	2.82	0.41
1:H:302:GLY:N	1:H:334:GLU:OE2	2.53	0.41
1:I:682:ALA:O	1:I:862:MET:HA	2.20	0.41
1:J:276:ARG:O	1:J:281:GLY:HA3	2.20	0.41
1:J:720:ASN:OD1	1:J:822:LYS:HA	2.20	0.41
1:J:817:ARG:HB2	1:J:818:ASP:H	1.63	0.41
1:K:804:LEU:HD11	1:L:222:PRO:CB	2.33	0.41
1:K:808:PRO:HG3	1:L:121:TYR:OH	2.21	0.41
1:L:643:LEU:HD21	1:L:672:PHE:CD1	2.55	0.41
2:M:446:LEU:HD23	2:M:447:GLY:O	2.20	0.41
3:P:8:TYR:HA	3:P:9:VAL:HA	1.73	0.41
3:P:86:ARG:O	3:P:90:LEU:HG	2.21	0.41
3:Q:72:TYR:C	3:Q:73:MET:HG3	2.39	0.41
1:A:508:ARG:O	1:A:511:LEU:HB3	2.20	0.41
1:B:490:VAL:HG22	1:B:490:VAL:O	2.21	0.41
1:B:789:PHE:HB3	1:B:792:CYS:HA	2.03	0.41
1:B:799:HIS:HE1	1:C:148:ALA:HB1	1.86	0.41

Continued on next page...

Continued from previous page...

Atom-1	Atom-2	Interatomic distance (Å)	Clash overlap (Å)
1:B:810:TRP:HZ2	1:C:116:TYR:HH	1.65	0.41
1:C:144:ALA:O	1:C:145:GLN:HB2	2.21	0.41
1:C:176:ALA:HB1	1:C:181:GLN:CB	2.50	0.41
1:D:240:TYR:HD2	1:D:249:PRO:HB3	1.86	0.41
1:D:315:LEU:HD23	1:D:531:ILE:HG21	2.01	0.41
1:D:701:ASN:O	1:D:702:GLU:HB3	2.21	0.41
1:D:784:THR:HG22	1:D:784:THR:O	2.20	0.41
1:D:814:HIS:CE1	1:E:516:ARG:H	2.38	0.41
1:E:133:THR:HB	1:E:212:GLN:NE2	2.33	0.41
1:E:197:ALA:O	1:E:198:VAL:HB	2.20	0.41
1:E:362:ASP:HB3	1:E:365:VAL:HG23	2.01	0.41
1:E:384:LEU:CD2	1:F:423:GLU:HB2	2.50	0.41
1:E:782:ARG:O	1:E:782:ARG:HG3	2.20	0.41
1:E:810:TRP:C	1:E:814:HIS:HB2	2.41	0.41
1:F:20:ALA:C	1:F:22:GLU:H	2.24	0.41
1:F:208:ARG:NH1	1:F:208:ARG:HG2	2.34	0.41
1:F:849:GLN:HG2	1:F:849:GLN:O	2.21	0.41
1:G:75:ASP:HA	1:G:80:TYR:HD1	1.85	0.41
1:G:93:VAL:HG23	1:G:93:VAL:O	2.21	0.41
1:G:227:GLY:O	1:G:228:GLY:C	2.58	0.41
1:G:388:GLN:HA	1:G:388:GLN:OE1	2.20	0.41
1:G:516:ARG:HB3	1:I:814:HIS:CE1	2.56	0.41
1:G:767:ASN:CB	1:G:770:THR:HG23	2.46	0.41
1:G:809:HIS:HA	1:G:814:HIS:NE2	2.35	0.41
1:G:813:ARG:HG2	1:G:813:ARG:O	2.20	0.41
1:G:814:HIS:CE1	1:H:516:ARG:H	2.38	0.41
1:H:813:ARG:HH22	1:I:261:LEU:HB2	1.84	0.41
1:I:176:ALA:HB1	1:I:181:GLN:CB	2.50	0.41
1:I:388:GLN:OE1	1:I:388:GLN:HA	2.20	0.41
1:I:534:LEU:HA	1:I:605:PHE:CZ	2.55	0.41
1:I:538:PRO:HD2	1:I:593:GLU:OE2	2.21	0.41
1:I:794:ALA:CB	1:I:795:PRO:HD2	2.41	0.41
1:J:155:THR:HG21	1:J:163:LEU:HG	2.01	0.41
1:J:231:LYS:HE3	1:J:231:LYS:HB3	1.93	0.41
1:J:322:LEU:C	1:J:322:LEU:HD13	2.41	0.41
1:J:439:VAL:HG21	1:J:476:ILE:HG12	2.02	0.41
1:J:488:PRO:HG2	1:J:491:MET:HB2	2.01	0.41
1:J:646:ARG:HG3	1:J:647:GLU:N	2.36	0.41
1:J:761:MET:HE1	1:J:824:LEU:HD13	2.02	0.41
1:K:20:ALA:C	1:K:22:GLU:H	2.24	0.41
1:K:156:ILE:CD1	1:K:164:GLN:HE21	2.32	0.41

Continued on next page...

Continued from previous page...

Atom-1	Atom-2	Interatomic distance (Å)	Clash overlap (Å)
1:K:251:THR:HB	1:K:253:PHE:HE1	1.85	0.41
1:L:207:LEU:HA	1:L:256:GLU:O	2.21	0.41
1:L:328:LEU:HD12	1:L:901:ARG:HH21	1.85	0.41
1:L:480:VAL:O	1:L:480:VAL:HG23	2.21	0.41
1:L:785:PRO:O	1:L:786:ALA:HB3	2.20	0.41
2:M:280:GLU:HB3	2:M:285:LYS:HD2	2.02	0.41
3:N:97:LEU:CD2	3:P:97:LEU:HD23	1.59	0.41
3:O:23:VAL:HG22	3:O:26:LYS:HG2	1.98	0.41
3:O:30:ASN:H	3:O:34:GLY:N	2.08	0.41
3:O:42:GLN:N	3:O:42:GLN:CD	2.74	0.41
3:O:65:ARG:NH1	3:O:65:ARG:C	2.65	0.41
3:Q:72:TYR:O	3:Q:73:MET:SD	2.79	0.41
1:A:240:TYR:HD2	1:A:249:PRO:HB3	1.86	0.41
1:A:322:LEU:C	1:A:322:LEU:HD13	2.41	0.41
1:A:715:ASN:HA	1:A:721:MET:O	2.20	0.41
1:A:782:ARG:O	1:A:782:ARG:HG3	2.20	0.41
1:A:810:TRP:C	1:A:814:HIS:HB2	2.40	0.41
1:B:20:ALA:C	1:B:22:GLU:H	2.24	0.41
1:B:419:LEU:CD1	1:C:786:ALA:HB1	2.48	0.41
1:B:534:LEU:HD12	1:B:535:LEU:H	1.85	0.41
1:B:810:TRP:C	1:B:814:HIS:HB2	2.41	0.41
1:C:28:LEU:HD21	1:C:45:PHE:CZ	2.56	0.41
1:C:107:LEU:HD12	1:C:108:ASP:N	2.35	0.41
1:C:424:ILE:HG23	1:C:424:ILE:O	2.20	0.41
1:C:480:VAL:HG23	1:C:480:VAL:O	2.21	0.41
1:C:682:ALA:O	1:C:862:MET:HA	2.20	0.41
1:C:784:THR:HG22	1:C:784:THR:O	2.21	0.41
1:D:93:VAL:HG23	1:D:93:VAL:O	2.21	0.41
1:D:183:GLU:O	1:D:185:GLN:N	2.53	0.41
1:D:384:LEU:HD23	1:E:423:GLU:HB2	2.02	0.41
1:E:715:ASN:HA	1:E:721:MET:O	2.21	0.41
1:E:808:PRO:HG3	1:F:121:TYR:OH	2.21	0.41
1:F:541:TYR:CD1	1:F:541:TYR:N	2.88	0.41
1:F:669:ASP:OD1	1:F:671:THR:HG23	2.20	0.41
1:G:57:THR:HA	1:G:583:PRO:O	2.21	0.41
1:H:197:ALA:O	1:H:198:VAL:HB	2.20	0.41
1:H:208:ARG:NH1	1:H:208:ARG:HG2	2.35	0.41
1:H:297:ARG:HG2	1:H:297:ARG:HH11	1.84	0.41
1:H:799:HIS:HE1	1:I:148:ALA:HB1	1.86	0.41
1:H:821:ARG:O	3:Q:47:GLU:CA	2.69	0.41
1:I:529:PHE:CG	1:I:530:ALA:N	2.88	0.41

Continued on next page...

Continued from previous page...

Atom-1	Atom-2	Interatomic distance (Å)	Clash overlap (Å)
1:I:669:ASP:OD1	1:I:671:THR:HG23	2.20	0.41
1:J:115:PRO:O	1:L:483:GLY:HA2	2.19	0.41
1:J:767:ASN:CB	1:J:770:THR:HG23	2.46	0.41
1:J:784:THR:HG22	1:J:784:THR:O	2.20	0.41
1:J:813:ARG:HG2	1:J:813:ARG:O	2.20	0.41
1:J:882:PHE:O	1:J:901:ARG:HA	2.21	0.41
1:K:436:TYR:O	1:K:440:ALA:HB3	2.21	0.41
1:L:20:ALA:C	1:L:22:GLU:H	2.24	0.41
1:L:94:LEU:HD11	1:L:579:ALA:HB1	2.03	0.41
1:L:761:MET:HE3	1:L:824:LEU:HD13	2.02	0.41
1:L:849:GLN:HG2	1:L:849:GLN:O	2.20	0.41
2:M:90:VAL:HG13	2:M:91:GLN:N	2.31	0.41
2:M:349:TYR:CD1	2:M:373:VAL:HG11	2.55	0.41
3:O:57:ASN:O	3:O:57:ASN:ND2	2.53	0.41
3:O:72:TYR:O	3:O:73:MET:SD	2.79	0.41
3:Q:86:ARG:O	3:Q:90:LEU:HG	2.21	0.41
1:A:93:VAL:O	1:A:93:VAL:HG23	2.21	0.41
1:A:367:VAL:HA	1:A:487:SER:HB3	2.02	0.41
1:A:439:VAL:HG21	1:A:476:ILE:HG12	2.02	0.41
1:A:516:ARG:HB2	1:C:810:TRP:HA	2.02	0.41
1:B:142:HIS:HA	1:C:409:SER:HB2	2.03	0.41
1:B:208:ARG:NH1	1:B:208:ARG:HG2	2.36	0.41
1:B:436:TYR:O	1:B:440:ALA:HB3	2.21	0.41
1:B:725:TRP:O	1:B:729:GLN:HG2	2.20	0.41
1:B:808:PRO:HG3	1:C:121:TYR:OH	2.21	0.41
1:B:894:VAL:CG2	1:J:908:ASN:O	2.69	0.41
1:D:388:GLN:OE1	1:D:388:GLN:HA	2.20	0.41
1:E:249:PRO:HD3	1:F:403:TRP:CZ2	2.56	0.41
1:E:323:ASN:HD22	1:E:324:ALA:H	1.67	0.41
1:E:395:GLU:H	1:E:395:GLU:CD	2.19	0.41
1:E:490:VAL:HG22	1:E:490:VAL:O	2.21	0.41
1:E:780:ASN:ND2	1:F:226:HIS:O	2.53	0.41
1:G:207:LEU:HA	1:G:256:GLU:O	2.21	0.41
1:G:392:ARG:HD3	1:G:392:ARG:N	2.22	0.41
1:G:682:ALA:O	1:G:862:MET:HA	2.21	0.41
1:G:720:ASN:OD1	1:G:822:LYS:HA	2.20	0.41
1:G:882:PHE:O	1:G:901:ARG:HA	2.21	0.41
1:H:337:TYR:HD1	1:H:532:ARG:NH2	2.19	0.41
1:I:94:LEU:HD11	1:I:579:ALA:HB1	2.03	0.41
1:I:480:VAL:HG23	1:I:480:VAL:O	2.21	0.41
1:J:93:VAL:HG23	1:J:93:VAL:O	2.21	0.41

Continued on next page...

Continued from previous page...

Atom-1	Atom-2	Interatomic distance (Å)	Clash overlap (Å)
1:J:135:PHE:CE2	1:J:147:ILE:HG21	2.55	0.41
1:J:183:GLU:O	1:J:185:GLN:N	2.53	0.41
1:K:231:LYS:HE3	1:K:231:LYS:HB3	1.92	0.41
1:K:490:VAL:O	1:K:490:VAL:HG22	2.21	0.41
1:K:782:ARG:HG2	1:K:782:ARG:HH11	1.86	0.41
1:K:789:PHE:HB3	1:K:792:CYS:HA	2.03	0.41
1:L:156:ILE:CD1	1:L:164:GLN:HE21	2.31	0.41
1:L:605:PHE:CD1	1:L:605:PHE:N	2.89	0.41
1:L:877:VAL:HG12	1:L:878:LEU:N	2.35	0.41
2:M:90:VAL:CG1	2:M:91:GLN:H	2.30	0.41
3:N:86:ARG:O	3:N:90:LEU:HG	2.21	0.41
3:P:72:TYR:O	3:P:73:MET:SD	2.79	0.41
3:Q:83:LEU:O	3:Q:87:MET:HG2	2.21	0.41
1:A:94:LEU:HD11	1:A:579:ALA:HB1	2.03	0.41
1:A:121:TYR:HA	1:C:803:GLN:CD	2.40	0.41
1:A:144:ALA:O	1:A:145:GLN:HB2	2.21	0.41
1:A:276:ARG:O	1:A:281:GLY:HA3	2.20	0.41
1:A:302:GLY:N	1:A:334:GLU:OE2	2.54	0.41
1:A:366:ARG:HH11	1:A:496:PRO:HB3	1.86	0.41
1:A:393:SER:O	1:A:394:HIS:CG	2.74	0.41
1:A:516:ARG:HB3	1:C:814:HIS:CE1	2.56	0.41
1:A:669:ASP:OD1	1:A:671:THR:HG23	2.21	0.41
1:A:720:ASN:OD1	1:A:822:LYS:HA	2.20	0.41
1:A:813:ARG:NH1	1:B:261:LEU:HD12	2.36	0.41
1:B:384:LEU:HD23	1:C:423:GLU:HB2	2.02	0.41
1:B:472:VAL:CG2	1:B:474:GLY:H	2.34	0.41
1:B:669:ASP:OD1	1:B:671:THR:HG23	2.19	0.41
1:B:782:ARG:O	1:B:782:ARG:HG3	2.20	0.41
1:B:823:PHE:C	1:B:824:LEU:HD12	2.41	0.41
1:B:859:ALA:CB	1:D:630:ARG:HH22	1.61	0.41
1:B:873:THR:O	1:B:874:LEU:HD23	2.21	0.41
1:B:909:ALA:HB1	1:J:83:ARG:HA	1.94	0.41
1:C:20:ALA:C	1:C:22:GLU:H	2.24	0.41
1:C:67:ARG:HH11	1:C:576:ASN:ND2	2.16	0.41
1:C:168:ASP:HB2	1:C:174:VAL:CB	2.39	0.41
1:C:294:ILE:HA	1:C:556:GLN:O	2.20	0.41
1:C:605:PHE:CD1	1:C:605:PHE:N	2.89	0.41
1:C:606:ASN:HB3	1:C:884:VAL:HG22	2.03	0.41
1:C:785:PRO:O	1:C:786:ALA:HB3	2.20	0.41
1:D:133:THR:HB	1:D:212:GLN:NE2	2.33	0.41
1:D:197:ALA:O	1:D:198:VAL:HB	2.20	0.41

Continued on next page...

Continued from previous page...

Atom-1	Atom-2	Interatomic distance (Å)	Clash overlap (Å)
1:D:403:TRP:CZ2	1:F:249:PRO:HD3	2.56	0.41
1:D:782:ARG:O	1:D:782:ARG:HG3	2.20	0.41
1:D:817:ARG:CD	1:E:517:PHE:HB2	2.48	0.41
1:E:76:THR:HG23	1:G:658:TYR:HE1	1.79	0.41
1:E:142:HIS:HA	1:F:409:SER:HB2	2.02	0.41
1:E:170:ARG:HG3	1:E:170:ARG:NH1	2.36	0.41
1:E:274:ALA:C	1:E:276:ARG:N	2.73	0.41
1:E:328:LEU:HD12	1:E:901:ARG:HH21	1.86	0.41
1:E:376:GLU:CD	1:E:376:GLU:H	2.24	0.41
1:E:380:TYR:HB2	1:E:382:PHE:CZ	2.55	0.41
1:E:472:VAL:CG2	1:E:474:GLY:H	2.34	0.41
1:E:541:TYR:CD1	1:E:541:TYR:N	2.88	0.41
1:E:651:LEU:CD1	1:E:667:TYR:HE2	2.33	0.41
1:E:799:HIS:HE1	1:F:148:ALA:HB1	1.86	0.41
1:E:813:ARG:HH22	1:F:261:LEU:HB2	1.84	0.41
1:E:877:VAL:HG12	1:E:878:LEU:N	2.36	0.41
1:F:106:THR:HG22	1:F:519:ASP:OD1	2.21	0.41
1:F:395:GLU:H	1:F:395:GLU:CD	2.21	0.41
1:F:439:VAL:HG21	1:F:476:ILE:HG12	2.02	0.41
1:F:480:VAL:HG23	1:F:480:VAL:O	2.21	0.41
1:F:784:THR:HG22	1:F:784:THR:O	2.21	0.41
1:G:67:ARG:HH11	1:G:576:ASN:ND2	2.12	0.41
1:G:149:GLN:NE2	1:H:417:GLY:O	2.53	0.41
1:G:231:LYS:HG3	1:G:257:GLU:O	2.21	0.41
1:G:362:ASP:HB3	1:G:365:VAL:HG23	2.02	0.41
1:G:392:ARG:H	1:G:392:ARG:CD	2.26	0.41
1:G:393:SER:O	1:G:394:HIS:CG	2.74	0.41
1:G:403:TRP:CZ2	1:I:249:PRO:HD3	2.56	0.41
1:G:605:PHE:CD1	1:G:605:PHE:N	2.89	0.41
1:G:640:LEU:HG	1:G:641:THR:N	2.35	0.41
1:H:67:ARG:NH1	1:H:576:ASN:ND2	2.69	0.41
1:H:170:ARG:HG3	1:H:170:ARG:NH1	2.36	0.41
1:H:274:ALA:C	1:H:276:ARG:N	2.73	0.41
1:H:376:GLU:H	1:H:376:GLU:CD	2.24	0.41
1:H:425:ASN:OD1	1:H:428:ALA:HB2	2.20	0.41
1:H:488:PRO:HG2	1:H:491:MET:HB2	2.02	0.41
1:H:808:PRO:HG3	1:I:121:TYR:OH	2.21	0.41
1:H:817:ARG:NE	1:H:817:ARG:N	2.53	0.41
1:H:817:ARG:HB2	1:H:818:ASP:H	1.70	0.41
1:H:823:PHE:C	1:H:824:LEU:HD12	2.42	0.41
1:I:28:LEU:HD21	1:I:45:PHE:CZ	2.56	0.41

Continued on next page...

Continued from previous page...

Atom-1	Atom-2	Interatomic distance (Å)	Clash overlap (Å)
1:I:144:ALA:O	1:I:145:GLN:HB2	2.21	0.41
1:I:207:LEU:HA	1:I:256:GLU:O	2.21	0.41
1:I:401:GLN:HB2	1:I:402:GLN:H	1.51	0.41
1:I:606:ASN:HB3	1:I:884:VAL:HG22	2.03	0.41
1:I:640:LEU:HG	1:I:641:THR:N	2.35	0.41
1:I:813:ARG:O	1:I:813:ARG:HG2	2.21	0.41
1:I:849:GLN:HG2	1:I:849:GLN:O	2.21	0.41
1:J:13:MET:HG3	1:L:900:LEU:CD2	2.45	0.41
1:J:274:ALA:C	1:J:276:ARG:N	2.72	0.41
1:J:393:SER:O	1:J:394:HIS:CG	2.74	0.41
1:K:109:ARG:HB3	1:K:113:PHE:HB2	2.02	0.41
1:K:197:ALA:O	1:K:198:VAL:HB	2.20	0.41
1:K:268:VAL:HG12	1:K:285:HIS:C	2.42	0.41
1:K:482:ILE:HG13	1:K:482:ILE:O	2.21	0.41
1:K:782:ARG:O	1:K:782:ARG:HG3	2.21	0.41
1:K:784:THR:OG1	1:L:122:ASN:HA	2.21	0.41
1:K:785:PRO:O	1:K:786:ALA:HB3	2.20	0.41
1:L:28:LEU:HD21	1:L:45:PHE:CZ	2.56	0.41
1:L:197:ALA:O	1:L:198:VAL:HB	2.21	0.41
1:L:538:PRO:HD2	1:L:593:GLU:OE2	2.21	0.41
2:M:86:LEU:HD23	2:M:451:ARG:HA	2.03	0.41
2:M:212:THR:CG2	2:M:276:MET:HE1	2.49	0.41
2:M:280:GLU:HG2	2:M:285:LYS:HZ3	1.85	0.41
2:M:357:LEU:HD23	2:M:358:ASP:O	2.20	0.41
2:M:357:LEU:HD23	2:M:358:ASP:N	2.36	0.41
2:M:368:THR:HA	2:M:371:TYR:CZ	2.55	0.41
3:N:83:LEU:O	3:N:87:MET:HG2	2.21	0.41
3:N:85:ARG:O	3:N:89:LEU:HG	2.21	0.41
3:N:90:LEU:O	3:N:93:SER:OG	2.28	0.41
3:Q:75:LEU:HD23	3:Q:77:GLU:CD	2.38	0.41
3:Q:88:ASP:O	3:Q:92:GLU:HG3	2.21	0.41
4:R:173:GLY:O	4:R:177:PHE:HB2	2.21	0.41
1:A:57:THR:HA	1:A:583:PRO:O	2.21	0.41
1:A:115:PRO:O	1:C:483:GLY:HA2	2.19	0.41
1:A:380:TYR:HB2	1:A:382:PHE:CZ	2.56	0.41
1:A:396:VAL:HG22	1:A:405:ASN:CA	2.45	0.41
1:A:472:VAL:CG2	1:A:474:GLY:H	2.34	0.41
1:A:646:ARG:HG3	1:A:647:GLU:N	2.36	0.41
1:A:807:PRO:HA	1:A:808:PRO:HD3	1.94	0.41
1:B:57:THR:HA	1:B:583:PRO:O	2.20	0.41
1:B:93:VAL:HG23	1:B:93:VAL:O	2.21	0.41

Continued on next page...

Continued from previous page...

Atom-1	Atom-2	Interatomic distance (Å)	Clash overlap (Å)
1:B:170:ARG:CG	1:B:171:GLN:N	2.81	0.41
1:B:482:ILE:O	1:B:482:ILE:HG13	2.21	0.41
1:B:784:THR:OG1	1:C:122:ASN:HA	2.21	0.41
1:B:785:PRO:C	1:B:787:TYR:N	2.74	0.41
1:C:472:VAL:CG2	1:C:474:GLY:H	2.34	0.41
1:C:538:PRO:HD2	1:C:593:GLU:OE2	2.20	0.41
1:D:75:ASP:HA	1:D:80:TYR:HD1	1.85	0.41
1:D:380:TYR:HB2	1:D:382:PHE:CZ	2.56	0.41
1:D:646:ARG:HG3	1:D:647:GLU:N	2.36	0.41
1:D:826:ASP:O	1:D:827:ARG:HG2	2.21	0.41
1:E:302:GLY:N	1:E:334:GLU:OE2	2.53	0.41
1:E:823:PHE:C	1:E:824:LEU:HD12	2.42	0.41
1:F:28:LEU:HD21	1:F:45:PHE:CZ	2.56	0.41
1:F:207:LEU:HA	1:F:256:GLU:O	2.21	0.41
1:G:135:PHE:CE2	1:G:147:ILE:HG21	2.55	0.41
1:G:830:TRP:HA	1:G:830:TRP:HE3	1.86	0.41
1:G:896:GLU:OE2	4:R:38:PRO:HD2	2.21	0.41
1:H:57:THR:HA	1:H:583:PRO:O	2.20	0.41
1:H:93:VAL:O	1:H:93:VAL:HG23	2.21	0.41
1:H:227:GLY:O	1:H:228:GLY:C	2.60	0.41
1:H:784:THR:OG1	1:I:122:ASN:HA	2.21	0.41
1:H:789:PHE:HB3	1:H:792:CYS:HA	2.03	0.41
1:H:877:VAL:HG12	1:H:878:LEU:N	2.36	0.41
1:I:99:THR:HG22	1:I:579:ALA:CB	2.50	0.41
1:J:302:GLY:N	1:J:334:GLU:OE2	2.54	0.41
1:J:669:ASP:OD1	1:J:671:THR:HG23	2.21	0.41
1:J:701:ASN:O	1:J:702:GLU:HB3	2.21	0.41
1:J:830:TRP:HA	1:J:830:TRP:HE3	1.86	0.41
1:K:93:VAL:HG23	1:K:93:VAL:O	2.21	0.41
1:K:229:ILE:O	1:K:229:ILE:HG13	2.21	0.41
1:K:302:GLY:N	1:K:334:GLU:OE2	2.53	0.41
1:K:780:ASN:ND2	1:L:226:HIS:O	2.53	0.41
1:K:877:VAL:HG12	1:K:878:LEU:N	2.36	0.41
1:L:669:ASP:OD1	1:L:671:THR:HG23	2.20	0.41
3:O:85:ARG:O	3:O:89:LEU:HG	2.21	0.41
1:A:384:LEU:HD23	1:B:423:GLU:HB2	2.02	0.40
1:B:104:ARG:O	1:B:572:ILE:HD12	2.20	0.40
1:B:425:ASN:OD1	1:B:428:ALA:HB2	2.20	0.40
1:B:782:ARG:HG2	1:B:782:ARG:HH11	1.86	0.40
1:C:88:VAL:C	1:D:321:GLN:HE22	2.25	0.40
1:C:163:LEU:HD22	1:C:203:GLY:HA3	2.03	0.40

Continued on next page...

Continued from previous page...

Atom-1	Atom-2	Interatomic distance (Å)	Clash overlap (Å)
1:C:231:LYS:HG3	1:C:257:GLU:O	2.21	0.40
1:C:376:GLU:H	1:C:376:GLU:CD	2.23	0.40
1:C:532:ARG:HD2	1:C:533:ASN:HD21	1.86	0.40
1:C:643:LEU:HD21	1:C:672:PHE:CD1	2.56	0.40
1:D:144:ALA:O	1:D:145:GLN:HB2	2.21	0.40
1:D:322:LEU:HD13	1:D:322:LEU:C	2.41	0.40
1:D:424:ILE:O	1:D:424:ILE:HG23	2.21	0.40
1:D:715:ASN:HA	1:D:721:MET:O	2.20	0.40
1:E:67:ARG:NH1	1:E:576:ASN:HD22	2.18	0.40
1:E:605:PHE:CD1	1:E:605:PHE:N	2.89	0.40
1:E:784:THR:OG1	1:F:122:ASN:HA	2.21	0.40
1:E:789:PHE:HB3	1:E:792:CYS:HA	2.03	0.40
1:F:99:THR:HG22	1:F:579:ALA:CB	2.50	0.40
1:F:276:ARG:O	1:F:281:GLY:HA3	2.21	0.40
1:G:121:TYR:HA	1:I:803:GLN:CD	2.41	0.40
1:G:163:LEU:HD22	1:G:203:GLY:HA3	2.04	0.40
1:G:826:ASP:O	1:G:827:ARG:HG2	2.21	0.40
1:H:20:ALA:C	1:H:22:GLU:H	2.24	0.40
1:H:176:ALA:HB1	1:H:181:GLN:CB	2.51	0.40
1:H:605:PHE:CD1	1:H:605:PHE:N	2.89	0.40
1:H:715:ASN:HA	1:H:721:MET:O	2.21	0.40
1:I:106:THR:HG22	1:I:519:ASP:OD1	2.21	0.40
1:I:209:ASN:N	1:I:210:PRO:CD	2.82	0.40
1:I:276:ARG:O	1:I:281:GLY:HA3	2.21	0.40
1:I:782:ARG:HH11	1:I:782:ARG:HG2	1.87	0.40
1:J:380:TYR:HB2	1:J:382:PHE:CZ	2.56	0.40
1:J:403:TRP:CZ2	1:L:249:PRO:HD3	2.56	0.40
1:J:472:VAL:CG2	1:J:474:GLY:H	2.34	0.40
1:J:495:ASN:OD1	1:J:497:PHE:HB2	2.22	0.40
1:J:809:HIS:HA	1:J:814:HIS:NE2	2.35	0.40
1:J:813:ARG:NH1	1:K:261:LEU:HD12	2.36	0.40
1:J:814:HIS:CE1	1:K:516:ARG:H	2.38	0.40
1:K:180:TYR:CD1	1:K:226:HIS:HB3	2.57	0.40
1:K:322:LEU:C	1:K:322:LEU:HD13	2.41	0.40
1:K:425:ASN:OD1	1:K:428:ALA:HB2	2.20	0.40
1:K:495:ASN:OD1	1:K:497:PHE:HB2	2.22	0.40
1:L:144:ALA:O	1:L:145:GLN:HB2	2.21	0.40
1:L:293:PHE:HB2	1:L:558:THR:HG23	2.03	0.40
1:L:302:GLY:N	1:L:334:GLU:OE2	2.54	0.40
1:L:388:GLN:CG	1:L:420:PRO:HG3	2.46	0.40
1:L:405:ASN:ND2	1:L:407:ALA:H	2.20	0.40

Continued on next page...

Continued from previous page...

Atom-1	Atom-2	Interatomic distance (Å)	Clash overlap (Å)
1:L:472:VAL:CG2	1:L:474:GLY:H	2.34	0.40
1:L:784:THR:HG22	1:L:784:THR:O	2.21	0.40
3:N:90:LEU:HD21	3:P:90:LEU:HD21	0.85	0.40
3:O:81:GLY:O	3:O:85:ARG:HG3	2.21	0.40
3:P:81:GLY:O	3:P:85:ARG:HG3	2.21	0.40
3:Q:8:TYR:HA	3:Q:9:VAL:HA	1.73	0.40
3:Q:11:TYR:O	3:Q:11:TYR:CD1	2.74	0.40
3:Q:75:LEU:HD21	3:Q:76:VAL:HG23	2.00	0.40
1:A:667:TYR:HE1	1:A:876:TYR:CE1	2.39	0.40
1:A:701:ASN:O	1:A:702:GLU:HB3	2.21	0.40
1:A:877:VAL:HG12	1:A:878:LEU:N	2.36	0.40
1:B:541:TYR:CD1	1:B:541:TYR:N	2.88	0.40
1:C:694:ASN:HB3	1:C:696:ARG:NH1	2.37	0.40
1:D:813:ARG:NH1	1:E:261:LEU:HD12	2.36	0.40
1:E:156:ILE:CD1	1:E:164:GLN:HE21	2.32	0.40
1:E:180:TYR:CD1	1:E:226:HIS:HB3	2.57	0.40
1:E:227:GLY:O	1:E:228:GLY:C	2.60	0.40
1:F:302:GLY:N	1:F:334:GLU:OE2	2.54	0.40
1:F:534:LEU:HA	1:F:605:PHE:CZ	2.56	0.40
1:F:635:PHE:H	1:F:635:PHE:HD1	1.68	0.40
1:F:813:ARG:O	1:F:813:ARG:HG2	2.21	0.40
1:G:208:ARG:NH1	1:G:208:ARG:HG2	2.35	0.40
1:H:137:GLN:NE2	1:H:142:HIS:ND1	2.69	0.40
1:H:630:ARG:HB3	1:H:859:ALA:HA	2.01	0.40
1:H:768:PRO:CG	3:Q:59:HIS:H	2.35	0.40
1:H:782:ARG:HH11	1:H:782:ARG:HG2	1.86	0.40
1:I:337:TYR:HD1	1:I:532:ARG:NH2	2.19	0.40
1:I:537:LEU:HB3	1:I:538:PRO:CD	2.51	0.40
1:J:75:ASP:HA	1:J:80:TYR:HD1	1.86	0.40
1:J:144:ALA:O	1:J:145:GLN:HB2	2.21	0.40
1:J:826:ASP:O	1:J:827:ARG:HG2	2.21	0.40
1:J:877:VAL:HG12	1:J:878:LEU:N	2.36	0.40
1:K:208:ARG:NH1	1:K:208:ARG:HG2	2.35	0.40
1:K:328:LEU:HD12	1:K:901:ARG:HH21	1.86	0.40
1:K:388:GLN:OE1	1:K:388:GLN:HA	2.21	0.40
1:K:565:VAL:HA	3:P:64:ARG:HH12	1.87	0.40
1:K:810:TRP:C	1:K:814:HIS:HB2	2.41	0.40
1:K:817:ARG:NE	1:K:817:ARG:N	2.53	0.40
1:L:106:THR:HG22	1:L:519:ASP:OD1	2.21	0.40
1:L:393:SER:O	1:L:394:HIS:CG	2.74	0.40
1:L:495:ASN:OD1	1:L:497:PHE:HB2	2.21	0.40

Continued on next page...

Continued from previous page...

Atom-1	Atom-2	Interatomic distance (Å)	Clash overlap (Å)
1:L:675:SER:HB3	1:L:830:TRP:CE2	2.57	0.40
2:M:35:VAL:HA	2:M:36:PRO:HD2	1.97	0.40
2:M:50:ARG:HD2	2:M:106:GLU:OE1	2.22	0.40
2:M:64:TYR:N	2:M:64:TYR:CD1	2.90	0.40
3:N:11:TYR:CD1	3:N:11:TYR:O	2.74	0.40
3:N:41:SER:HG	3:N:72:TYR:HE2	1.63	0.40
3:P:42:GLN:N	3:P:42:GLN:CD	2.73	0.40
3:P:83:LEU:O	3:P:87:MET:HG2	2.21	0.40
3:P:87:MET:O	3:P:91:GLU:HG3	2.22	0.40
1:A:231:LYS:HE3	1:A:231:LYS:HB3	1.93	0.40
1:A:682:ALA:O	1:A:862:MET:HA	2.21	0.40
1:A:830:TRP:HA	1:A:830:TRP:HE3	1.86	0.40
1:B:392:ARG:H	1:B:392:ARG:CD	2.26	0.40
1:B:480:VAL:HG23	1:B:480:VAL:O	2.21	0.40
1:B:689:VAL:CG2	1:D:906:ALA:N	2.84	0.40
1:B:794:ALA:CB	1:B:795:PRO:CD	2.94	0.40
1:C:183:GLU:HB2	1:C:186:LEU:HD12	2.04	0.40
1:C:830:TRP:HA	1:C:830:TRP:HE3	1.86	0.40
1:D:143:PRO:HB2	1:E:408:ASN:HD22	1.87	0.40
1:D:376:GLU:HB3	1:E:436:TYR:HE2	1.86	0.40
1:D:393:SER:O	1:D:394:HIS:CG	2.74	0.40
1:D:396:VAL:CG1	1:D:403:TRP:HD1	2.23	0.40
1:D:605:PHE:CD1	1:D:605:PHE:N	2.89	0.40
1:D:720:ASN:OD1	1:D:822:LYS:HA	2.20	0.40
1:D:767:ASN:CB	1:D:770:THR:HG23	2.46	0.40
1:E:384:LEU:HD23	1:F:423:GLU:HB2	2.02	0.40
1:E:472:VAL:HG13	1:E:475:LEU:HD12	2.03	0.40
1:E:890:PRO:HB2	1:E:891:HIS:ND1	2.37	0.40
1:F:163:LEU:HD22	1:F:203:GLY:HA3	2.04	0.40
1:F:675:SER:HB3	1:F:830:TRP:CE2	2.57	0.40
1:G:322:LEU:HD13	1:G:322:LEU:C	2.41	0.40
1:G:396:VAL:HG22	1:G:405:ASN:CA	2.45	0.40
1:G:439:VAL:HG21	1:G:476:ILE:HG12	2.02	0.40
1:G:632:TRP:HE1	4:R:29:THR:HG23	1.87	0.40
1:G:646:ARG:HG3	1:G:647:GLU:N	2.36	0.40
1:G:669:ASP:OD1	1:G:671:THR:HG23	2.21	0.40
1:H:142:HIS:HA	1:I:409:SER:HB2	2.03	0.40
1:H:249:PRO:HD3	1:I:403:TRP:CZ2	2.56	0.40
1:H:328:LEU:HD12	1:H:901:ARG:HH21	1.86	0.40
1:H:785:PRO:C	1:H:787:TYR:N	2.74	0.40
1:I:107:LEU:HD12	1:I:108:ASP:N	2.35	0.40

Continued on next page...

Continued from previous page...

Atom-1	Atom-2	Interatomic distance (Å)	Clash overlap (Å)
1:I:293:PHE:HB2	1:I:558:THR:HG23	2.03	0.40
1:I:302:GLY:N	1:I:334:GLU:OE2	2.54	0.40
1:I:495:ASN:OD1	1:I:497:PHE:HB2	2.21	0.40
1:I:694:ASN:HB3	1:I:696:ARG:NH1	2.37	0.40
1:J:163:LEU:HD22	1:J:203:GLY:HA3	2.03	0.40
1:J:231:LYS:HG3	1:J:257:GLU:O	2.21	0.40
1:J:396:VAL:HG21	1:L:242:ARG:HH11	1.86	0.40
1:J:424:ILE:HG23	1:J:424:ILE:O	2.21	0.40
1:J:480:VAL:HG23	1:J:480:VAL:O	2.22	0.40
1:K:384:LEU:HD23	1:L:423:GLU:HB2	2.02	0.40
1:K:597:ARG:HG2	1:K:597:ARG:NH1	2.37	0.40
1:K:682:ALA:O	1:K:862:MET:HA	2.21	0.40
1:K:768:PRO:CG	3:O:58:LEU:CA	2.95	0.40
1:K:830:TRP:HA	1:K:830:TRP:HE3	1.86	0.40
1:K:890:PRO:HB2	1:K:891:HIS:ND1	2.36	0.40
1:L:532:ARG:HD2	1:L:533:ASN:HD21	1.86	0.40
1:L:606:ASN:HB3	1:L:884:VAL:HG22	2.02	0.40
3:N:81:GLY:O	3:N:85:ARG:HG3	2.21	0.40
3:O:19:TRP:O	3:O:19:TRP:CD2	2.74	0.40
3:O:65:ARG:HA	3:O:65:ARG:NE	2.09	0.40
1:A:163:LEU:HD22	1:A:203:GLY:HA3	2.04	0.40
1:A:424:ILE:HG23	1:A:424:ILE:O	2.21	0.40
1:A:784:THR:HG22	1:A:784:THR:O	2.20	0.40
1:B:180:TYR:CD1	1:B:226:HIS:HB3	2.56	0.40
1:B:268:VAL:HG12	1:B:285:HIS:C	2.42	0.40
1:B:396:VAL:CG1	1:B:403:TRP:HD1	2.23	0.40
1:B:452:HIS:O	1:B:454:ILE:HG13	2.22	0.40
1:B:653:SER:HA	1:J:78:TYR:CZ	2.42	0.40
1:B:682:ALA:O	1:B:862:MET:HA	2.21	0.40
1:C:172:LEU:HA	1:C:173:PRO:HD3	1.89	0.40
1:C:207:LEU:HA	1:C:256:GLU:O	2.21	0.40
1:C:537:LEU:HB3	1:C:538:PRO:CD	2.51	0.40
1:C:669:ASP:OD1	1:C:671:THR:HG23	2.20	0.40
1:C:873:THR:O	1:C:874:LEU:HD23	2.22	0.40
1:D:243:THR:HB	1:D:250:GLU:OE1	2.22	0.40
1:D:551:VAL:HG11	1:D:568:ALA:O	2.21	0.40
1:D:877:VAL:HG12	1:D:878:LEU:N	2.36	0.40
1:E:137:GLN:NE2	1:E:142:HIS:ND1	2.70	0.40
1:E:208:ARG:HH12	1:E:256:GLU:CA	2.26	0.40
1:E:482:ILE:HG13	1:E:482:ILE:O	2.21	0.40
1:E:694:ASN:HB3	1:E:696:ARG:NH1	2.36	0.40

Continued on next page...

Continued from previous page...

Atom-1	Atom-2	Interatomic distance (Å)	Clash overlap (Å)
1:E:782:ARG:HG2	1:E:782:ARG:HH11	1.86	0.40
1:E:873:THR:O	1:E:874:LEU:HD23	2.21	0.40
1:F:472:VAL:CG2	1:F:474:GLY:H	2.34	0.40
1:F:605:PHE:N	1:F:605:PHE:CD1	2.89	0.40
1:F:785:PRO:C	1:F:787:TYR:N	2.75	0.40
1:F:830:TRP:HA	1:F:830:TRP:HE3	1.87	0.40
1:G:170:ARG:HG3	1:G:170:ARG:NH1	2.37	0.40
1:G:813:ARG:NH1	1:H:261:LEU:HD12	2.36	0.40
1:G:857:ALA:O	4:R:12:THR:CA	2.69	0.40
1:H:183:GLU:HA	1:H:184:PRO:HD3	1.92	0.40
1:H:436:TYR:O	1:H:440:ALA:HB3	2.21	0.40
1:H:472:VAL:CG2	1:H:474:GLY:H	2.34	0.40
1:H:490:VAL:O	1:H:490:VAL:HG22	2.21	0.40
1:H:686:ASP:OD1	1:H:686:ASP:O	2.40	0.40
1:H:761:MET:HE1	1:H:824:LEU:HD13	2.03	0.40
1:H:810:TRP:C	1:H:814:HIS:HB2	2.41	0.40
1:I:208:ARG:HH12	1:I:256:GLU:CA	2.27	0.40
1:I:231:LYS:HG3	1:I:257:GLU:O	2.21	0.40
1:I:465:TYR:CE1	1:I:469:ARG:HD3	2.57	0.40
1:I:605:PHE:CD1	1:I:605:PHE:N	2.89	0.40
1:J:57:THR:HA	1:J:583:PRO:O	2.21	0.40
1:J:544:GLU:HG2	1:J:545:TRP:N	2.37	0.40
1:J:605:PHE:CD1	1:J:605:PHE:N	2.89	0.40
1:J:786:ALA:HB2	1:J:799:HIS:HA	2.02	0.40
1:K:137:GLN:NE2	1:K:142:HIS:ND1	2.70	0.40
1:K:249:PRO:HD3	1:L:403:TRP:CZ2	2.56	0.40
1:K:650:ALA:HB1	3:P:20:SER:CB	2.48	0.40
1:L:32:ALA:HB2	1:L:41:ILE:HD11	2.02	0.40
1:L:813:ARG:HG2	1:L:813:ARG:O	2.21	0.40
2:M:63:ILE:HD12	2:M:355:MET:SD	2.62	0.40
2:M:72:ASP:HB3	2:M:97:PRO:HB3	2.02	0.40
2:M:128:ILE:O	2:M:129:THR:HG23	2.22	0.40
2:M:208:TYR:CZ	2:M:213:GLN:HA	2.55	0.40
2:M:304:ASP:HB3	2:M:305:PRO:HD3	2.02	0.40
3:Q:81:GLY:O	3:Q:85:ARG:HG3	2.21	0.40
1:A:143:PRO:HB2	1:B:408:ASN:HD22	1.87	0.40
1:A:640:LEU:HG	1:A:641:THR:H	1.87	0.40
1:A:779:VAL:HG23	1:A:780:ASN:OD1	2.22	0.40
1:A:817:ARG:CD	1:B:517:PHE:HB2	2.48	0.40
1:B:176:ALA:HB1	1:B:181:GLN:CB	2.52	0.40
1:B:229:ILE:O	1:B:229:ILE:HG13	2.21	0.40

Continued on next page...

Continued from previous page...

Atom-1	Atom-2	Interatomic distance (Å)	Clash overlap (Å)
1:B:328:LEU:HD12	1:B:901:ARG:HH21	1.86	0.40
1:C:393:SER:O	1:C:394:HIS:CG	2.75	0.40
1:C:395:GLU:H	1:C:395:GLU:CD	2.21	0.40
1:C:399:ASN:O	1:C:400:GLN:CB	2.70	0.40
1:D:94:LEU:HD11	1:D:579:ALA:HB1	2.04	0.40
1:D:302:GLY:N	1:D:334:GLU:OE2	2.54	0.40
1:D:334:GLU:HA	1:D:334:GLU:OE1	2.21	0.40
1:D:337:TYR:HD1	1:D:532:ARG:NH2	2.15	0.40
1:D:544:GLU:HG2	1:D:545:TRP:N	2.37	0.40
1:D:786:ALA:HB2	1:D:799:HIS:HA	2.03	0.40
1:D:882:PHE:O	1:D:901:ARG:HA	2.21	0.40
1:F:322:LEU:HD13	1:F:322:LEU:C	2.42	0.40
1:F:537:LEU:HB3	1:F:538:PRO:CD	2.51	0.40
1:G:472:VAL:CG2	1:G:474:GLY:H	2.34	0.40
1:H:206:VAL:HG22	1:H:207:LEU:O	2.22	0.40
1:H:229:ILE:HG13	1:H:229:ILE:O	2.21	0.40
1:H:388:GLN:HA	1:H:388:GLN:OE1	2.22	0.40
1:H:482:ILE:HG13	1:H:482:ILE:O	2.21	0.40
1:H:780:ASN:ND2	1:I:226:HIS:O	2.53	0.40
1:H:783:THR:HG22	1:H:803:GLN:NE2	2.36	0.40
1:H:807:PRO:HA	1:H:808:PRO:HD3	1.93	0.40
1:I:109:ARG:HH21	1:I:512:LEU:HD12	1.87	0.40
1:J:208:ARG:NH1	1:J:208:ARG:HG2	2.35	0.40
1:J:682:ALA:O	1:J:862:MET:HA	2.21	0.40
1:K:206:VAL:HG22	1:K:207:LEU:O	2.22	0.40
1:L:57:THR:HA	1:L:583:PRO:O	2.22	0.40
1:L:548:ARG:C	1:L:554:ILE:HD11	2.42	0.40
1:L:694:ASN:HB3	1:L:696:ARG:NH1	2.37	0.40
3:N:19:TRP:O	3:N:19:TRP:CD2	2.74	0.40
3:N:90:LEU:HD21	3:P:90:LEU:HD11	1.95	0.40
3:N:97:LEU:HB3	3:P:97:LEU:HD23	2.04	0.40
3:O:35:VAL:H	3:O:64:ARG:CD	2.31	0.40
3:O:77:GLU:CA	3:O:80:LEU:HD13	2.47	0.40
3:Q:85:ARG:O	3:Q:89:LEU:HG	2.21	0.40

There are no symmetry-related clashes.

5.3 Torsion angles (i)

5.3.1 Protein backbone (i)

In the following table, the Percentiles column shows the percent Ramachandran outliers of the chain as a percentile score with respect to all PDB entries followed by that with respect to all EM entries.

The Analysed column shows the number of residues for which the backbone conformation was analysed, and the total number of residues.

Mol	Chain	Analysed	Favoured	Allowed	Outliers	Percentiles	
1	A	901/911 (99%)	722 (80%)	132 (15%)	47 (5%)	2	22
1	B	901/911 (99%)	722 (80%)	133 (15%)	46 (5%)	2	22
1	C	901/911 (99%)	726 (81%)	131 (14%)	44 (5%)	2	23
1	D	901/911 (99%)	720 (80%)	134 (15%)	47 (5%)	2	22
1	E	901/911 (99%)	722 (80%)	132 (15%)	47 (5%)	2	22
1	F	901/911 (99%)	726 (81%)	131 (14%)	44 (5%)	2	23
1	G	901/911 (99%)	721 (80%)	133 (15%)	47 (5%)	2	22
1	H	901/911 (99%)	723 (80%)	131 (14%)	47 (5%)	2	22
1	I	901/911 (99%)	726 (81%)	131 (14%)	44 (5%)	2	23
1	J	902/911 (99%)	722 (80%)	133 (15%)	47 (5%)	2	22
1	K	901/911 (99%)	723 (80%)	131 (14%)	47 (5%)	2	22
1	L	901/911 (99%)	726 (81%)	131 (14%)	44 (5%)	2	23
2	M	448/482 (93%)	321 (72%)	90 (20%)	37 (8%)	1	13
3	N	105/125 (84%)	64 (61%)	26 (25%)	15 (14%)	0	4
3	O	105/125 (84%)	64 (61%)	26 (25%)	15 (14%)	0	4
3	P	105/125 (84%)	64 (61%)	26 (25%)	15 (14%)	0	4
3	Q	105/125 (84%)	64 (61%)	26 (25%)	15 (14%)	0	4
4	R	99/216 (46%)	80 (81%)	12 (12%)	7 (7%)	1	16
All	All	11780/12130 (97%)	9336 (79%)	1789 (15%)	655 (6%)	3	21

All (655) Ramachandran outliers are listed below:

Mol	Chain	Res	Type
1	A	138	ALA
1	A	140	ASN
1	A	162	ASP
1	A	169	GLU

Continued on next page...

Continued from previous page...

Mol	Chain	Res	Type
1	A	170	ARG
1	A	387	VAL
1	A	403	TRP
1	A	792	CYS
1	B	138	ALA
1	B	140	ASN
1	B	162	ASP
1	B	169	GLU
1	B	170	ARG
1	B	387	VAL
1	B	403	TRP
1	B	792	CYS
1	C	138	ALA
1	C	140	ASN
1	C	162	ASP
1	C	169	GLU
1	C	170	ARG
1	C	387	VAL
1	C	403	TRP
1	C	792	CYS
1	C	794	ALA
1	D	138	ALA
1	D	140	ASN
1	D	162	ASP
1	D	169	GLU
1	D	170	ARG
1	D	387	VAL
1	D	403	TRP
1	D	792	CYS
1	E	138	ALA
1	E	140	ASN
1	E	162	ASP
1	E	169	GLU
1	E	170	ARG
1	E	387	VAL
1	E	403	TRP
1	E	792	CYS
1	F	138	ALA
1	F	140	ASN
1	F	162	ASP
1	F	169	GLU
1	F	170	ARG

Continued on next page...

Continued from previous page...

Mol	Chain	Res	Type
1	F	387	VAL
1	F	403	TRP
1	F	792	CYS
1	F	794	ALA
1	G	138	ALA
1	G	140	ASN
1	G	162	ASP
1	G	169	GLU
1	G	170	ARG
1	G	387	VAL
1	G	403	TRP
1	G	792	CYS
1	H	138	ALA
1	H	140	ASN
1	H	162	ASP
1	H	169	GLU
1	H	170	ARG
1	H	387	VAL
1	H	403	TRP
1	H	792	CYS
1	I	138	ALA
1	I	140	ASN
1	I	162	ASP
1	I	169	GLU
1	I	170	ARG
1	I	387	VAL
1	I	403	TRP
1	I	792	CYS
1	I	794	ALA
1	J	138	ALA
1	J	140	ASN
1	J	162	ASP
1	J	169	GLU
1	J	170	ARG
1	J	387	VAL
1	J	403	TRP
1	J	792	CYS
1	K	138	ALA
1	K	140	ASN
1	K	162	ASP
1	K	169	GLU
1	K	170	ARG

Continued on next page...

Continued from previous page...

Mol	Chain	Res	Type
1	K	387	VAL
1	K	403	TRP
1	K	792	CYS
1	L	138	ALA
1	L	140	ASN
1	L	162	ASP
1	L	169	GLU
1	L	170	ARG
1	L	387	VAL
1	L	403	TRP
1	L	792	CYS
1	L	794	ALA
2	M	44	ALA
2	M	74	GLN
2	M	75	THR
2	M	93	SER
2	M	97	PRO
2	M	139	VAL
2	M	285	LYS
2	M	286	THR
2	M	310	ASN
3	N	7	ILE
3	N	68	ASP
3	O	7	ILE
3	O	68	ASP
3	P	7	ILE
3	P	68	ASP
3	Q	7	ILE
3	Q	68	ASP
4	R	187	LEU
4	R	191	SER
1	A	155	THR
1	A	198	VAL
1	A	228	GLY
1	A	394	HIS
1	A	405	ASN
1	A	793	ARG
1	A	794	ALA
1	B	149	GLN
1	B	155	THR
1	B	198	VAL
1	B	228	GLY

Continued on next page...

Continued from previous page...

Mol	Chain	Res	Type
1	B	394	HIS
1	B	405	ASN
1	B	793	ARG
1	C	145	GLN
1	C	155	THR
1	C	198	VAL
1	C	228	GLY
1	C	394	HIS
1	C	405	ASN
1	C	793	ARG
1	D	155	THR
1	D	198	VAL
1	D	228	GLY
1	D	394	HIS
1	D	405	ASN
1	D	793	ARG
1	D	794	ALA
1	E	149	GLN
1	E	155	THR
1	E	198	VAL
1	E	228	GLY
1	E	394	HIS
1	E	405	ASN
1	E	793	ARG
1	F	145	GLN
1	F	155	THR
1	F	198	VAL
1	F	228	GLY
1	F	394	HIS
1	F	405	ASN
1	F	793	ARG
1	G	155	THR
1	G	198	VAL
1	G	228	GLY
1	G	394	HIS
1	G	405	ASN
1	G	793	ARG
1	G	794	ALA
1	H	149	GLN
1	H	155	THR
1	H	198	VAL
1	H	228	GLY

Continued on next page...

Continued from previous page...

Mol	Chain	Res	Type
1	H	394	HIS
1	H	405	ASN
1	H	793	ARG
1	I	145	GLN
1	I	155	THR
1	I	198	VAL
1	I	228	GLY
1	I	394	HIS
1	I	405	ASN
1	I	793	ARG
1	J	155	THR
1	J	198	VAL
1	J	228	GLY
1	J	394	HIS
1	J	405	ASN
1	J	793	ARG
1	J	794	ALA
1	K	149	GLN
1	K	155	THR
1	K	198	VAL
1	K	228	GLY
1	K	394	HIS
1	K	405	ASN
1	K	793	ARG
1	L	145	GLN
1	L	155	THR
1	L	198	VAL
1	L	228	GLY
1	L	394	HIS
1	L	405	ASN
1	L	793	ARG
2	M	54	LEU
2	M	197	VAL
2	M	360	VAL
2	M	370	ASN
3	N	33	GLY
3	N	40	ASN
3	N	56	ASP
3	N	69	GLN
3	O	33	GLY
3	O	40	ASN
3	O	56	ASP

Continued on next page...

Continued from previous page...

Mol	Chain	Res	Type
3	O	69	GLN
3	P	33	GLY
3	P	40	ASN
3	P	56	ASP
3	P	69	GLN
3	Q	33	GLY
3	Q	40	ASN
3	Q	56	ASP
3	Q	69	GLN
4	R	189	PRO
4	R	199	ASP
1	A	135	PHE
1	A	145	GLN
1	A	263	PRO
1	A	277	ALA
1	A	409	SER
1	A	476	ILE
1	A	478	THR
1	A	688	SER
1	B	145	GLN
1	B	148	ALA
1	B	263	PRO
1	B	277	ALA
1	B	408	ASN
1	B	409	SER
1	B	478	THR
1	B	688	SER
1	C	36	GLU
1	C	148	ALA
1	C	263	PRO
1	C	277	ALA
1	C	409	SER
1	C	478	THR
1	C	673	TYR
1	C	688	SER
1	D	135	PHE
1	D	145	GLN
1	D	263	PRO
1	D	277	ALA
1	D	409	SER
1	D	476	ILE
1	D	478	THR

Continued on next page...

Continued from previous page...

Mol	Chain	Res	Type
1	D	688	SER
1	E	145	GLN
1	E	148	ALA
1	E	263	PRO
1	E	277	ALA
1	E	408	ASN
1	E	409	SER
1	E	478	THR
1	E	688	SER
1	F	148	ALA
1	F	263	PRO
1	F	277	ALA
1	F	409	SER
1	F	478	THR
1	F	673	TYR
1	F	688	SER
1	G	135	PHE
1	G	145	GLN
1	G	263	PRO
1	G	277	ALA
1	G	409	SER
1	G	476	ILE
1	G	478	THR
1	G	688	SER
1	H	145	GLN
1	H	148	ALA
1	H	263	PRO
1	H	277	ALA
1	H	408	ASN
1	H	409	SER
1	H	478	THR
1	H	688	SER
1	I	148	ALA
1	I	263	PRO
1	I	277	ALA
1	I	409	SER
1	I	478	THR
1	I	673	TYR
1	I	688	SER
1	J	135	PHE
1	J	145	GLN
1	J	263	PRO

Continued on next page...

Continued from previous page...

Mol	Chain	Res	Type
1	J	277	ALA
1	J	409	SER
1	J	476	ILE
1	J	478	THR
1	J	688	SER
1	K	145	GLN
1	K	148	ALA
1	K	263	PRO
1	K	277	ALA
1	K	408	ASN
1	K	409	SER
1	K	478	THR
1	K	688	SER
1	L	148	ALA
1	L	263	PRO
1	L	277	ALA
1	L	409	SER
1	L	478	THR
1	L	673	TYR
1	L	688	SER
2	M	79	GLN
2	M	163	ASN
2	M	205	SER
2	M	311	GLU
3	N	18	LYS
3	N	41	SER
3	O	18	LYS
3	O	41	SER
3	P	18	LYS
3	P	41	SER
3	Q	18	LYS
3	Q	41	SER
4	R	33	TRP
1	A	127	LYS
1	A	144	ALA
1	A	148	ALA
1	A	168	ASP
1	A	272	PRO
1	A	358	MET
1	A	390	GLY
1	A	426	LEU
1	A	673	TYR

Continued on next page...

Continued from previous page...

Mol	Chain	Res	Type
1	B	36	GLU
1	B	127	LYS
1	B	135	PHE
1	B	144	ALA
1	B	168	ASP
1	B	272	PRO
1	B	358	MET
1	B	390	GLY
1	B	399	ASN
1	B	426	LEU
1	B	673	TYR
1	B	711	GLY
1	C	127	LYS
1	C	135	PHE
1	C	144	ALA
1	C	168	ASP
1	C	272	PRO
1	C	347	ARG
1	C	390	GLY
1	C	399	ASN
1	C	408	ASN
1	C	476	ILE
1	D	127	LYS
1	D	144	ALA
1	D	148	ALA
1	D	168	ASP
1	D	272	PRO
1	D	358	MET
1	D	390	GLY
1	D	399	ASN
1	D	426	LEU
1	D	673	TYR
1	E	36	GLU
1	E	127	LYS
1	E	135	PHE
1	E	144	ALA
1	E	168	ASP
1	E	272	PRO
1	E	358	MET
1	E	390	GLY
1	E	399	ASN
1	E	426	LEU

Continued on next page...

Continued from previous page...

Mol	Chain	Res	Type
1	E	673	TYR
1	E	711	GLY
1	F	36	GLU
1	F	127	LYS
1	F	135	PHE
1	F	144	ALA
1	F	168	ASP
1	F	272	PRO
1	F	347	ARG
1	F	390	GLY
1	F	399	ASN
1	F	408	ASN
1	F	476	ILE
1	G	127	LYS
1	G	144	ALA
1	G	148	ALA
1	G	168	ASP
1	G	272	PRO
1	G	358	MET
1	G	390	GLY
1	G	399	ASN
1	G	426	LEU
1	G	673	TYR
1	H	36	GLU
1	H	127	LYS
1	H	135	PHE
1	H	144	ALA
1	H	168	ASP
1	H	272	PRO
1	H	358	MET
1	H	390	GLY
1	H	399	ASN
1	H	426	LEU
1	H	673	TYR
1	H	711	GLY
1	I	36	GLU
1	I	127	LYS
1	I	135	PHE
1	I	144	ALA
1	I	168	ASP
1	I	272	PRO
1	I	347	ARG

Continued on next page...

Continued from previous page...

Mol	Chain	Res	Type
1	I	390	GLY
1	I	408	ASN
1	I	476	ILE
1	J	127	LYS
1	J	144	ALA
1	J	148	ALA
1	J	154	ALA
1	J	168	ASP
1	J	272	PRO
1	J	358	MET
1	J	390	GLY
1	J	399	ASN
1	J	426	LEU
1	J	673	TYR
1	K	36	GLU
1	K	127	LYS
1	K	135	PHE
1	K	144	ALA
1	K	168	ASP
1	K	272	PRO
1	K	358	MET
1	K	390	GLY
1	K	399	ASN
1	K	426	LEU
1	K	673	TYR
1	K	711	GLY
1	L	36	GLU
1	L	127	LYS
1	L	135	PHE
1	L	144	ALA
1	L	168	ASP
1	L	272	PRO
1	L	347	ARG
1	L	390	GLY
1	L	399	ASN
1	L	408	ASN
1	L	476	ILE
2	M	145	LYS
2	M	165	SER
2	M	340	ASP
3	N	15	ARG
3	N	27	THR

Continued on next page...

Continued from previous page...

Mol	Chain	Res	Type
3	N	63	ALA
3	N	66	PRO
3	O	15	ARG
3	O	27	THR
3	O	63	ALA
3	O	66	PRO
3	P	15	ARG
3	P	27	THR
3	P	63	ALA
3	P	66	PRO
3	Q	15	ARG
3	Q	27	THR
3	Q	63	ALA
3	Q	66	PRO
4	R	190	TYR
4	R	192	GLY
1	A	36	GLU
1	A	154	ALA
1	A	184	PRO
1	A	347	ARG
1	A	370	ASN
1	A	399	ASN
1	A	408	ASN
1	A	806	LEU
1	B	96	MET
1	B	184	PRO
1	B	347	ARG
1	B	794	ALA
1	B	806	LEU
1	C	184	PRO
1	C	358	MET
1	C	806	LEU
1	D	36	GLU
1	D	154	ALA
1	D	184	PRO
1	D	347	ARG
1	D	370	ASN
1	D	408	ASN
1	D	806	LEU
1	E	96	MET
1	E	184	PRO
1	E	347	ARG

Continued on next page...

Continued from previous page...

Mol	Chain	Res	Type
1	E	794	ALA
1	E	806	LEU
1	F	184	PRO
1	F	806	LEU
1	G	36	GLU
1	G	154	ALA
1	G	184	PRO
1	G	347	ARG
1	G	370	ASN
1	G	408	ASN
1	G	806	LEU
1	H	96	MET
1	H	184	PRO
1	H	347	ARG
1	H	794	ALA
1	H	806	LEU
1	I	184	PRO
1	I	399	ASN
1	I	806	LEU
1	J	36	GLU
1	J	184	PRO
1	J	347	ARG
1	J	370	ASN
1	J	408	ASN
1	J	806	LEU
1	K	96	MET
1	K	184	PRO
1	K	347	ARG
1	K	794	ALA
1	K	806	LEU
1	L	184	PRO
1	L	806	LEU
2	M	35	VAL
2	M	151	GLN
2	M	293	ASP
2	M	296	GLY
2	M	417	VAL
3	N	19	TRP
3	O	19	TRP
3	P	19	TRP
3	Q	19	TRP
1	A	86	LEU

Continued on next page...

Continued from previous page...

Mol	Chain	Res	Type
1	A	795	PRO
1	A	803	GLN
1	B	86	LEU
1	C	154	ALA
1	C	426	LEU
1	D	86	LEU
1	D	795	PRO
1	D	803	GLN
1	E	86	LEU
1	E	610	SER
1	F	154	ALA
1	F	358	MET
1	F	426	LEU
1	G	86	LEU
1	G	795	PRO
1	G	803	GLN
1	H	86	LEU
1	H	610	SER
1	I	154	ALA
1	I	358	MET
1	I	426	LEU
1	J	86	LEU
1	J	795	PRO
1	J	803	GLN
1	K	86	LEU
1	K	610	SER
1	L	154	ALA
1	L	358	MET
1	L	426	LEU
2	M	55	PRO
2	M	185	GLY
2	M	424	ILE
3	N	21	GLY
3	O	21	GLY
3	P	21	GLY
3	Q	21	GLY
1	B	476	ILE
1	C	153	VAL
1	C	209	ASN
1	C	711	GLY
1	C	795	PRO
1	E	476	ILE

Continued on next page...

Continued from previous page...

Mol	Chain	Res	Type
1	F	153	VAL
1	F	209	ASN
1	F	795	PRO
1	H	476	ILE
1	I	153	VAL
1	I	209	ASN
1	I	711	GLY
1	I	795	PRO
1	K	476	ILE
1	L	153	VAL
1	L	209	ASN
1	L	711	GLY
1	L	795	PRO
2	M	150	PRO
2	M	326	PRO
2	M	463	PRO
1	A	153	VAL
1	B	156	ILE
1	B	209	ASN
1	B	795	PRO
1	D	153	VAL
1	E	156	ILE
1	E	209	ASN
1	E	795	PRO
1	F	711	GLY
1	G	153	VAL
1	H	156	ILE
1	H	209	ASN
1	H	795	PRO
1	J	153	VAL
1	K	156	ILE
1	K	209	ASN
1	K	795	PRO
2	M	89	ILE
1	A	156	ILE
1	A	209	ASN
1	B	153	VAL
1	C	156	ILE
1	D	156	ILE
1	D	209	ASN
1	E	153	VAL
1	F	156	ILE

Continued on next page...

Continued from previous page...

Mol	Chain	Res	Type
1	G	156	ILE
1	G	209	ASN
1	H	153	VAL
1	I	156	ILE
1	J	156	ILE
1	J	209	ASN
1	K	153	VAL
1	L	156	ILE
2	M	189	GLY
2	M	345	VAL
2	M	392	VAL
1	A	711	GLY
1	D	711	GLY
1	G	711	GLY
1	J	711	GLY
2	M	380	PRO
3	N	107	GLY
3	O	107	GLY
3	P	107	GLY
3	Q	107	GLY
2	M	114	GLY

5.3.2 Protein sidechains (i)

In the following table, the Percentiles column shows the percent sidechain outliers of the chain as a percentile score with respect to all PDB entries followed by that with respect to all EM entries.

The Analysed column shows the number of residues for which the sidechain conformation was analysed, and the total number of residues.

Mol	Chain	Analysed	Rotameric	Outliers	Percentiles	
1	A	779/786 (99%)	752 (96%)	27 (4%)	36	60
1	B	779/786 (99%)	751 (96%)	28 (4%)	35	60
1	C	779/786 (99%)	752 (96%)	27 (4%)	36	60
1	D	779/786 (99%)	752 (96%)	27 (4%)	36	60
1	E	779/786 (99%)	751 (96%)	28 (4%)	35	60
1	F	779/786 (99%)	752 (96%)	27 (4%)	36	60
1	G	779/786 (99%)	752 (96%)	27 (4%)	36	60
1	H	779/786 (99%)	751 (96%)	28 (4%)	35	60

Continued on next page...

Continued from previous page...

Mol	Chain	Analysed	Rotameric	Outliers	Percentiles	
1	I	779/786 (99%)	752 (96%)	27 (4%)	36	60
1	J	779/786 (99%)	752 (96%)	27 (4%)	36	60
1	K	779/786 (99%)	751 (96%)	28 (4%)	35	60
1	L	779/786 (99%)	752 (96%)	27 (4%)	36	60
2	M	401/432 (93%)	393 (98%)	8 (2%)	55	73
3	N	89/103 (86%)	51 (57%)	38 (43%)	0	0
3	O	89/103 (86%)	51 (57%)	38 (43%)	0	0
3	P	89/103 (86%)	51 (57%)	38 (43%)	0	0
3	Q	89/103 (86%)	51 (57%)	38 (43%)	0	0
4	R	87/179 (49%)	77 (88%)	10 (12%)	5	23
All	All	10192/10455 (98%)	9694 (95%)	498 (5%)	29	51

All (498) residues with a non-rotameric sidechain are listed below:

Mol	Chain	Res	Type
1	A	38	TYR
1	A	46	ARG
1	A	63	ARG
1	A	78	TYR
1	A	90	ASP
1	A	135	PHE
1	A	136	ARG
1	A	147	ILE
1	A	185	GLN
1	A	272	PRO
1	A	323	ASN
1	A	347	ARG
1	A	392	ARG
1	A	401	GLN
1	A	403	TRP
1	A	408	ASN
1	A	410	ASP
1	A	426	LEU
1	A	472	VAL
1	A	502	ASN
1	A	545	TRP
1	A	635	PHE
1	A	646	ARG

Continued on next page...

Continued from previous page...

Mol	Chain	Res	Type
1	A	749	ASP
1	A	792	CYS
1	A	796	ARG
1	A	817	ARG
1	B	38	TYR
1	B	46	ARG
1	B	63	ARG
1	B	78	TYR
1	B	135	PHE
1	B	136	ARG
1	B	147	ILE
1	B	185	GLN
1	B	272	PRO
1	B	323	ASN
1	B	347	ARG
1	B	392	ARG
1	B	394	HIS
1	B	401	GLN
1	B	403	TRP
1	B	408	ASN
1	B	410	ASP
1	B	426	LEU
1	B	472	VAL
1	B	502	ASN
1	B	545	TRP
1	B	635	PHE
1	B	646	ARG
1	B	749	ASP
1	B	792	CYS
1	B	796	ARG
1	B	806	LEU
1	B	817	ARG
1	C	38	TYR
1	C	46	ARG
1	C	63	ARG
1	C	78	TYR
1	C	90	ASP
1	C	135	PHE
1	C	136	ARG
1	C	147	ILE
1	C	185	GLN
1	C	272	PRO

Continued on next page...

Continued from previous page...

Mol	Chain	Res	Type
1	C	323	ASN
1	C	347	ARG
1	C	392	ARG
1	C	401	GLN
1	C	403	TRP
1	C	410	ASP
1	C	426	LEU
1	C	472	VAL
1	C	502	ASN
1	C	545	TRP
1	C	587	ASN
1	C	635	PHE
1	C	646	ARG
1	C	749	ASP
1	C	792	CYS
1	C	796	ARG
1	C	817	ARG
1	D	38	TYR
1	D	46	ARG
1	D	63	ARG
1	D	78	TYR
1	D	90	ASP
1	D	135	PHE
1	D	136	ARG
1	D	147	ILE
1	D	185	GLN
1	D	272	PRO
1	D	323	ASN
1	D	347	ARG
1	D	392	ARG
1	D	401	GLN
1	D	403	TRP
1	D	408	ASN
1	D	410	ASP
1	D	426	LEU
1	D	472	VAL
1	D	502	ASN
1	D	545	TRP
1	D	635	PHE
1	D	646	ARG
1	D	749	ASP
1	D	792	CYS

Continued on next page...

Continued from previous page...

Mol	Chain	Res	Type
1	D	796	ARG
1	D	817	ARG
1	E	38	TYR
1	E	46	ARG
1	E	63	ARG
1	E	78	TYR
1	E	135	PHE
1	E	136	ARG
1	E	147	ILE
1	E	185	GLN
1	E	272	PRO
1	E	323	ASN
1	E	347	ARG
1	E	392	ARG
1	E	394	HIS
1	E	401	GLN
1	E	403	TRP
1	E	408	ASN
1	E	410	ASP
1	E	426	LEU
1	E	472	VAL
1	E	502	ASN
1	E	545	TRP
1	E	635	PHE
1	E	646	ARG
1	E	749	ASP
1	E	792	CYS
1	E	796	ARG
1	E	806	LEU
1	E	817	ARG
1	F	38	TYR
1	F	46	ARG
1	F	63	ARG
1	F	78	TYR
1	F	90	ASP
1	F	135	PHE
1	F	136	ARG
1	F	147	ILE
1	F	185	GLN
1	F	272	PRO
1	F	323	ASN
1	F	347	ARG

Continued on next page...

Continued from previous page...

Mol	Chain	Res	Type
1	F	392	ARG
1	F	401	GLN
1	F	403	TRP
1	F	410	ASP
1	F	426	LEU
1	F	472	VAL
1	F	502	ASN
1	F	545	TRP
1	F	587	ASN
1	F	635	PHE
1	F	646	ARG
1	F	749	ASP
1	F	792	CYS
1	F	796	ARG
1	F	817	ARG
1	G	38	TYR
1	G	46	ARG
1	G	63	ARG
1	G	78	TYR
1	G	90	ASP
1	G	135	PHE
1	G	136	ARG
1	G	147	ILE
1	G	185	GLN
1	G	272	PRO
1	G	323	ASN
1	G	347	ARG
1	G	392	ARG
1	G	401	GLN
1	G	403	TRP
1	G	408	ASN
1	G	410	ASP
1	G	426	LEU
1	G	472	VAL
1	G	502	ASN
1	G	545	TRP
1	G	635	PHE
1	G	646	ARG
1	G	749	ASP
1	G	792	CYS
1	G	796	ARG
1	G	817	ARG

Continued on next page...

Continued from previous page...

Mol	Chain	Res	Type
1	H	38	TYR
1	H	46	ARG
1	H	63	ARG
1	H	78	TYR
1	H	135	PHE
1	H	136	ARG
1	H	147	ILE
1	H	185	GLN
1	H	272	PRO
1	H	323	ASN
1	H	347	ARG
1	H	392	ARG
1	H	394	HIS
1	H	401	GLN
1	H	403	TRP
1	H	408	ASN
1	H	410	ASP
1	H	426	LEU
1	H	472	VAL
1	H	502	ASN
1	H	545	TRP
1	H	635	PHE
1	H	646	ARG
1	H	749	ASP
1	H	792	CYS
1	H	796	ARG
1	H	806	LEU
1	H	817	ARG
1	I	38	TYR
1	I	46	ARG
1	I	63	ARG
1	I	78	TYR
1	I	90	ASP
1	I	135	PHE
1	I	136	ARG
1	I	147	ILE
1	I	185	GLN
1	I	272	PRO
1	I	323	ASN
1	I	347	ARG
1	I	392	ARG
1	I	401	GLN

Continued on next page...

Continued from previous page...

Mol	Chain	Res	Type
1	I	403	TRP
1	I	410	ASP
1	I	426	LEU
1	I	472	VAL
1	I	502	ASN
1	I	545	TRP
1	I	587	ASN
1	I	635	PHE
1	I	646	ARG
1	I	749	ASP
1	I	792	CYS
1	I	796	ARG
1	I	817	ARG
1	J	38	TYR
1	J	46	ARG
1	J	63	ARG
1	J	78	TYR
1	J	90	ASP
1	J	135	PHE
1	J	136	ARG
1	J	147	ILE
1	J	185	GLN
1	J	272	PRO
1	J	323	ASN
1	J	347	ARG
1	J	392	ARG
1	J	401	GLN
1	J	403	TRP
1	J	408	ASN
1	J	410	ASP
1	J	426	LEU
1	J	472	VAL
1	J	502	ASN
1	J	545	TRP
1	J	635	PHE
1	J	646	ARG
1	J	749	ASP
1	J	792	CYS
1	J	796	ARG
1	J	817	ARG
1	K	38	TYR
1	K	46	ARG

Continued on next page...

Continued from previous page...

Mol	Chain	Res	Type
1	K	63	ARG
1	K	78	TYR
1	K	135	PHE
1	K	136	ARG
1	K	147	ILE
1	K	185	GLN
1	K	272	PRO
1	K	323	ASN
1	K	347	ARG
1	K	392	ARG
1	K	394	HIS
1	K	401	GLN
1	K	403	TRP
1	K	408	ASN
1	K	410	ASP
1	K	426	LEU
1	K	472	VAL
1	K	502	ASN
1	K	545	TRP
1	K	635	PHE
1	K	646	ARG
1	K	749	ASP
1	K	792	CYS
1	K	796	ARG
1	K	806	LEU
1	K	817	ARG
1	L	38	TYR
1	L	46	ARG
1	L	63	ARG
1	L	78	TYR
1	L	90	ASP
1	L	135	PHE
1	L	136	ARG
1	L	147	ILE
1	L	185	GLN
1	L	272	PRO
1	L	323	ASN
1	L	347	ARG
1	L	392	ARG
1	L	401	GLN
1	L	403	TRP
1	L	410	ASP

Continued on next page...

Continued from previous page...

Mol	Chain	Res	Type
1	L	426	LEU
1	L	472	VAL
1	L	502	ASN
1	L	545	TRP
1	L	587	ASN
1	L	635	PHE
1	L	646	ARG
1	L	749	ASP
1	L	792	CYS
1	L	796	ARG
1	L	817	ARG
2	M	78	TYR
2	M	124	ASN
2	M	127	ASN
2	M	163	ASN
2	M	260	PHE
2	M	315	ARG
2	M	340	ASP
2	M	347	GLN
3	N	4	GLU
3	N	6	ARG
3	N	8	TYR
3	N	9	VAL
3	N	15	ARG
3	N	16	LEU
3	N	20	SER
3	N	22	SER
3	N	24	GLN
3	N	25	ASP
3	N	26	LYS
3	N	27	THR
3	N	30	ASN
3	N	31	MET
3	N	32	LEU
3	N	37	LEU
3	N	40	ASN
3	N	41	SER
3	N	42	GLN
3	N	44	HIS
3	N	45	ARG
3	N	46	THR
3	N	47	GLU

Continued on next page...

Continued from previous page...

Mol	Chain	Res	Type
3	N	51	THR
3	N	54	THR
3	N	55	ARG
3	N	56	ASP
3	N	57	ASN
3	N	58	LEU
3	N	64	ARG
3	N	65	ARG
3	N	72	TYR
3	N	73	MET
3	N	76	VAL
3	N	77	GLU
3	N	78	ASP
3	N	79	SER
3	N	80	LEU
3	O	4	GLU
3	O	6	ARG
3	O	8	TYR
3	O	9	VAL
3	O	15	ARG
3	O	16	LEU
3	O	20	SER
3	O	22	SER
3	O	24	GLN
3	O	25	ASP
3	O	26	LYS
3	O	27	THR
3	O	30	ASN
3	O	31	MET
3	O	32	LEU
3	O	37	LEU
3	O	40	ASN
3	O	41	SER
3	O	42	GLN
3	O	44	HIS
3	O	45	ARG
3	O	46	THR
3	O	47	GLU
3	O	51	THR
3	O	54	THR
3	O	55	ARG
3	O	56	ASP

Continued on next page...

Continued from previous page...

Mol	Chain	Res	Type
3	O	57	ASN
3	O	58	LEU
3	O	64	ARG
3	O	65	ARG
3	O	72	TYR
3	O	73	MET
3	O	76	VAL
3	O	77	GLU
3	O	78	ASP
3	O	79	SER
3	O	80	LEU
3	P	4	GLU
3	P	6	ARG
3	P	8	TYR
3	P	9	VAL
3	P	15	ARG
3	P	16	LEU
3	P	20	SER
3	P	22	SER
3	P	24	GLN
3	P	25	ASP
3	P	26	LYS
3	P	27	THR
3	P	30	ASN
3	P	31	MET
3	P	32	LEU
3	P	37	LEU
3	P	40	ASN
3	P	41	SER
3	P	42	GLN
3	P	44	HIS
3	P	45	ARG
3	P	46	THR
3	P	47	GLU
3	P	51	THR
3	P	54	THR
3	P	55	ARG
3	P	56	ASP
3	P	57	ASN
3	P	58	LEU
3	P	64	ARG
3	P	65	ARG

Continued on next page...

Continued from previous page...

Mol	Chain	Res	Type
3	P	72	TYR
3	P	73	MET
3	P	76	VAL
3	P	77	GLU
3	P	78	ASP
3	P	79	SER
3	P	80	LEU
3	Q	4	GLU
3	Q	6	ARG
3	Q	8	TYR
3	Q	9	VAL
3	Q	15	ARG
3	Q	16	LEU
3	Q	20	SER
3	Q	22	SER
3	Q	24	GLN
3	Q	25	ASP
3	Q	26	LYS
3	Q	27	THR
3	Q	30	ASN
3	Q	31	MET
3	Q	32	LEU
3	Q	37	LEU
3	Q	40	ASN
3	Q	41	SER
3	Q	42	GLN
3	Q	44	HIS
3	Q	45	ARG
3	Q	46	THR
3	Q	47	GLU
3	Q	51	THR
3	Q	54	THR
3	Q	55	ARG
3	Q	56	ASP
3	Q	57	ASN
3	Q	58	LEU
3	Q	64	ARG
3	Q	65	ARG
3	Q	72	TYR
3	Q	73	MET
3	Q	76	VAL
3	Q	77	GLU

Continued on next page...

Continued from previous page...

Mol	Chain	Res	Type
3	Q	78	ASP
3	Q	79	SER
3	Q	80	LEU
4	R	4	GLU
4	R	5	ILE
4	R	14	GLN
4	R	33	TRP
4	R	34	PHE
4	R	41	ILE
4	R	53	ARG
4	R	187	LEU
4	R	188	ASN
4	R	206	ASN

Sometimes sidechains can be flipped to improve hydrogen bonding and reduce clashes. All (420) such sidechains are listed below:

Mol	Chain	Res	Type
1	A	9	GLN
1	A	62	GLN
1	A	77	GLN
1	A	137	GLN
1	A	164	GLN
1	A	185	GLN
1	A	233	ASN
1	A	246	ASN
1	A	307	ASN
1	A	311	ASN
1	A	321	GLN
1	A	323	ASN
1	A	379	ASN
1	A	399	ASN
1	A	405	ASN
1	A	408	ASN
1	A	412	ASN
1	A	453	ASN
1	A	455	GLN
1	A	502	ASN
1	A	510	GLN
1	A	533	ASN
1	A	552	ASN
1	A	556	GLN
1	A	576	ASN

Continued on next page...

Continued from previous page...

Mol	Chain	Res	Type
1	A	587	ASN
1	A	621	ASN
1	A	684	GLN
1	A	735	ASN
1	A	799	HIS
1	A	850	ASN
1	A	889	GLN
1	B	9	GLN
1	B	62	GLN
1	B	77	GLN
1	B	132	ASN
1	B	137	GLN
1	B	164	GLN
1	B	185	GLN
1	B	233	ASN
1	B	246	ASN
1	B	307	ASN
1	B	311	ASN
1	B	323	ASN
1	B	379	ASN
1	B	399	ASN
1	B	405	ASN
1	B	408	ASN
1	B	412	ASN
1	B	453	ASN
1	B	455	GLN
1	B	502	ASN
1	B	510	GLN
1	B	533	ASN
1	B	552	ASN
1	B	556	GLN
1	B	576	ASN
1	B	587	ASN
1	B	621	ASN
1	B	684	GLN
1	B	701	ASN
1	B	735	ASN
1	B	799	HIS
1	B	850	ASN
1	B	889	GLN
1	C	9	GLN
1	C	62	GLN

Continued on next page...

Continued from previous page...

Mol	Chain	Res	Type
1	C	77	GLN
1	C	85	GLN
1	C	137	GLN
1	C	164	GLN
1	C	233	ASN
1	C	246	ASN
1	C	307	ASN
1	C	311	ASN
1	C	323	ASN
1	C	356	GLN
1	C	399	ASN
1	C	405	ASN
1	C	408	ASN
1	C	412	ASN
1	C	418	ASN
1	C	453	ASN
1	C	455	GLN
1	C	502	ASN
1	C	510	GLN
1	C	533	ASN
1	C	552	ASN
1	C	556	GLN
1	C	576	ASN
1	C	587	ASN
1	C	621	ASN
1	C	684	GLN
1	C	735	ASN
1	C	799	HIS
1	C	850	ASN
1	C	870	ASN
1	C	889	GLN
1	D	9	GLN
1	D	62	GLN
1	D	77	GLN
1	D	137	GLN
1	D	164	GLN
1	D	185	GLN
1	D	233	ASN
1	D	246	ASN
1	D	307	ASN
1	D	311	ASN
1	D	323	ASN

Continued on next page...

Continued from previous page...

Mol	Chain	Res	Type
1	D	379	ASN
1	D	399	ASN
1	D	405	ASN
1	D	408	ASN
1	D	412	ASN
1	D	453	ASN
1	D	455	GLN
1	D	502	ASN
1	D	510	GLN
1	D	533	ASN
1	D	552	ASN
1	D	556	GLN
1	D	576	ASN
1	D	587	ASN
1	D	621	ASN
1	D	684	GLN
1	D	735	ASN
1	D	799	HIS
1	D	850	ASN
1	D	889	GLN
1	E	9	GLN
1	E	62	GLN
1	E	77	GLN
1	E	132	ASN
1	E	137	GLN
1	E	164	GLN
1	E	185	GLN
1	E	233	ASN
1	E	246	ASN
1	E	307	ASN
1	E	311	ASN
1	E	323	ASN
1	E	379	ASN
1	E	399	ASN
1	E	405	ASN
1	E	408	ASN
1	E	412	ASN
1	E	453	ASN
1	E	455	GLN
1	E	502	ASN
1	E	510	GLN
1	E	533	ASN

Continued on next page...

Continued from previous page...

Mol	Chain	Res	Type
1	E	552	ASN
1	E	556	GLN
1	E	576	ASN
1	E	587	ASN
1	E	598	ASN
1	E	621	ASN
1	E	684	GLN
1	E	735	ASN
1	E	799	HIS
1	E	850	ASN
1	E	889	GLN
1	E	891	HIS
1	F	9	GLN
1	F	62	GLN
1	F	77	GLN
1	F	137	GLN
1	F	164	GLN
1	F	233	ASN
1	F	246	ASN
1	F	307	ASN
1	F	311	ASN
1	F	323	ASN
1	F	356	GLN
1	F	399	ASN
1	F	405	ASN
1	F	408	ASN
1	F	412	ASN
1	F	418	ASN
1	F	453	ASN
1	F	455	GLN
1	F	502	ASN
1	F	510	GLN
1	F	533	ASN
1	F	552	ASN
1	F	556	GLN
1	F	576	ASN
1	F	587	ASN
1	F	621	ASN
1	F	684	GLN
1	F	735	ASN
1	F	799	HIS
1	F	850	ASN

Continued on next page...

Continued from previous page...

Mol	Chain	Res	Type
1	F	889	GLN
1	G	9	GLN
1	G	62	GLN
1	G	77	GLN
1	G	137	GLN
1	G	164	GLN
1	G	185	GLN
1	G	233	ASN
1	G	246	ASN
1	G	307	ASN
1	G	311	ASN
1	G	323	ASN
1	G	356	GLN
1	G	379	ASN
1	G	399	ASN
1	G	405	ASN
1	G	408	ASN
1	G	412	ASN
1	G	453	ASN
1	G	455	GLN
1	G	502	ASN
1	G	510	GLN
1	G	533	ASN
1	G	552	ASN
1	G	556	GLN
1	G	576	ASN
1	G	587	ASN
1	G	621	ASN
1	G	684	GLN
1	G	701	ASN
1	G	735	ASN
1	G	799	HIS
1	G	850	ASN
1	G	855	ASN
1	G	889	GLN
1	H	9	GLN
1	H	62	GLN
1	H	77	GLN
1	H	132	ASN
1	H	137	GLN
1	H	164	GLN
1	H	185	GLN

Continued on next page...

Continued from previous page...

Mol	Chain	Res	Type
1	H	233	ASN
1	H	246	ASN
1	H	307	ASN
1	H	311	ASN
1	H	323	ASN
1	H	379	ASN
1	H	399	ASN
1	H	405	ASN
1	H	408	ASN
1	H	412	ASN
1	H	453	ASN
1	H	455	GLN
1	H	493	ASN
1	H	502	ASN
1	H	510	GLN
1	H	533	ASN
1	H	552	ASN
1	H	556	GLN
1	H	576	ASN
1	H	587	ASN
1	H	621	ASN
1	H	684	GLN
1	H	735	ASN
1	H	799	HIS
1	H	850	ASN
1	H	870	ASN
1	H	889	GLN
1	I	9	GLN
1	I	62	GLN
1	I	77	GLN
1	I	137	GLN
1	I	164	GLN
1	I	233	ASN
1	I	246	ASN
1	I	307	ASN
1	I	311	ASN
1	I	323	ASN
1	I	356	GLN
1	I	399	ASN
1	I	405	ASN
1	I	408	ASN
1	I	412	ASN

Continued on next page...

Continued from previous page...

Mol	Chain	Res	Type
1	I	418	ASN
1	I	453	ASN
1	I	455	GLN
1	I	502	ASN
1	I	510	GLN
1	I	533	ASN
1	I	552	ASN
1	I	556	GLN
1	I	576	ASN
1	I	587	ASN
1	I	621	ASN
1	I	684	GLN
1	I	735	ASN
1	I	799	HIS
1	I	850	ASN
1	I	889	GLN
1	J	9	GLN
1	J	62	GLN
1	J	77	GLN
1	J	85	GLN
1	J	137	GLN
1	J	164	GLN
1	J	185	GLN
1	J	233	ASN
1	J	246	ASN
1	J	307	ASN
1	J	311	ASN
1	J	323	ASN
1	J	379	ASN
1	J	399	ASN
1	J	405	ASN
1	J	408	ASN
1	J	412	ASN
1	J	453	ASN
1	J	455	GLN
1	J	502	ASN
1	J	510	GLN
1	J	533	ASN
1	J	552	ASN
1	J	556	GLN
1	J	576	ASN
1	J	587	ASN

Continued on next page...

Continued from previous page...

Mol	Chain	Res	Type
1	J	621	ASN
1	J	684	GLN
1	J	735	ASN
1	J	799	HIS
1	J	850	ASN
1	J	870	ASN
1	J	889	GLN
1	K	9	GLN
1	K	62	GLN
1	K	77	GLN
1	K	132	ASN
1	K	137	GLN
1	K	164	GLN
1	K	185	GLN
1	K	209	ASN
1	K	233	ASN
1	K	246	ASN
1	K	307	ASN
1	K	311	ASN
1	K	323	ASN
1	K	379	ASN
1	K	399	ASN
1	K	405	ASN
1	K	408	ASN
1	K	412	ASN
1	K	453	ASN
1	K	455	GLN
1	K	493	ASN
1	K	502	ASN
1	K	510	GLN
1	K	533	ASN
1	K	552	ASN
1	K	556	GLN
1	K	576	ASN
1	K	587	ASN
1	K	624	GLN
1	K	684	GLN
1	K	735	ASN
1	K	799	HIS
1	K	850	ASN
1	K	889	GLN
1	L	9	GLN

Continued on next page...

Continued from previous page...

Mol	Chain	Res	Type
1	L	62	GLN
1	L	77	GLN
1	L	137	GLN
1	L	164	GLN
1	L	171	GLN
1	L	233	ASN
1	L	246	ASN
1	L	307	ASN
1	L	311	ASN
1	L	323	ASN
1	L	356	GLN
1	L	379	ASN
1	L	399	ASN
1	L	405	ASN
1	L	408	ASN
1	L	412	ASN
1	L	418	ASN
1	L	453	ASN
1	L	455	GLN
1	L	502	ASN
1	L	510	GLN
1	L	533	ASN
1	L	552	ASN
1	L	556	GLN
1	L	576	ASN
1	L	587	ASN
1	L	621	ASN
1	L	684	GLN
1	L	735	ASN
1	L	799	HIS
1	L	850	ASN
1	L	889	GLN
2	M	47	ASN
2	M	92	ASN
2	M	124	ASN
2	M	127	ASN
2	M	151	GLN
2	M	226	HIS
2	M	402	ASN
2	M	408	ASN
2	M	414	GLN
3	N	30	ASN

Continued on next page...

Continued from previous page...

Mol	Chain	Res	Type
3	N	44	HIS
3	N	57	ASN
3	O	30	ASN
3	O	44	HIS
3	O	57	ASN
3	P	30	ASN
3	P	44	HIS
3	P	57	ASN
3	Q	30	ASN
3	Q	44	HIS
3	Q	57	ASN
4	R	16	GLN
4	R	45	ASN
4	R	51	GLN
4	R	58	GLN
4	R	200	GLN
4	R	206	ASN

5.3.3 RNA (i)

There are no RNA molecules in this entry.

5.4 Non-standard residues in protein, DNA, RNA chains (i)

There are no non-standard protein/DNA/RNA residues in this entry.

5.5 Carbohydrates (i)

There are no monosaccharides in this entry.

5.6 Ligand geometry (i)

There are no ligands in this entry.

5.7 Other polymers (i)

There are no such residues in this entry.

5.8 Polymer linkage issues (i)

The following chains have linkage breaks:

Mol	Chain	Number of breaks
2	M	1

All chain breaks are listed below:

Model	Chain	Residue-1	Atom-1	Residue-2	Atom-2	Distance (Å)
1	M	65:LEU	C	66:ILE	N	1.18

6 Map visualisation (i)

This section contains visualisations of the EMDB entry EMD-2273. These allow visual inspection of the internal detail of the map and identification of artifacts.

No raw map or half-maps were deposited for this entry and therefore no images, graphs, etc. pertaining to the raw map can be shown.

6.1 Orthogonal projections (i)

6.1.1 Primary map



X



Y



Z

The images above show the map projected in three orthogonal directions.

6.2 Central slices (i)

6.2.1 Primary map



X Index: 400



Y Index: 400



Z Index: 400

The images above show central slices of the map in three orthogonal directions.

6.3 Largest variance slices (i)

6.3.1 Primary map

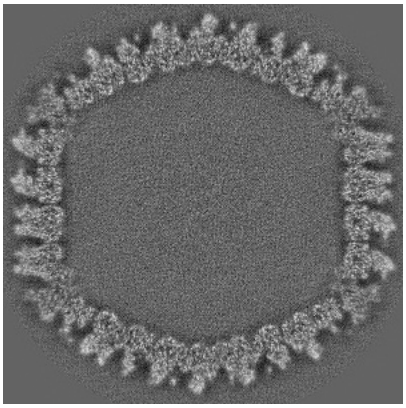

X Index: 383

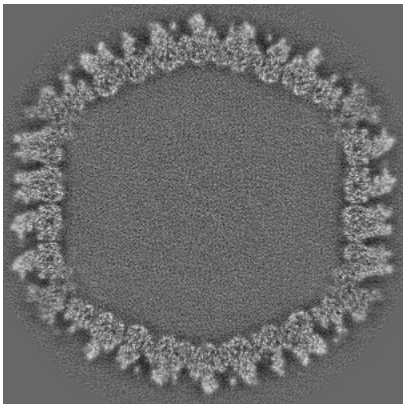

Y Index: 417

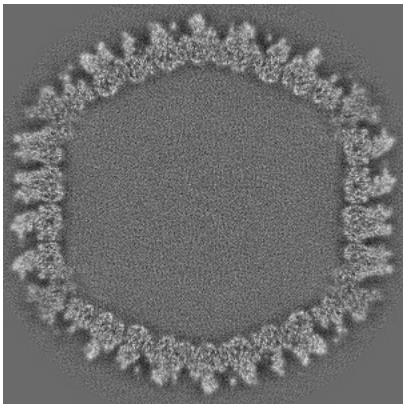

Z Index: 417

The images above show the largest variance slices of the map in three orthogonal directions.

6.4 Orthogonal surface views (i)

6.4.1 Primary map

X

Y

Z

The images above show the 3D surface view of the map at the recommended contour level 9.0. These images, in conjunction with the slice images, may facilitate assessment of whether an appropriate contour level has been provided.

6.5 Mask visualisation (i)

This section was not generated. No masks/segmentation were deposited.

7 Map analysis (i)

This section contains the results of statistical analysis of the map.

7.1 Map-value distribution (i)

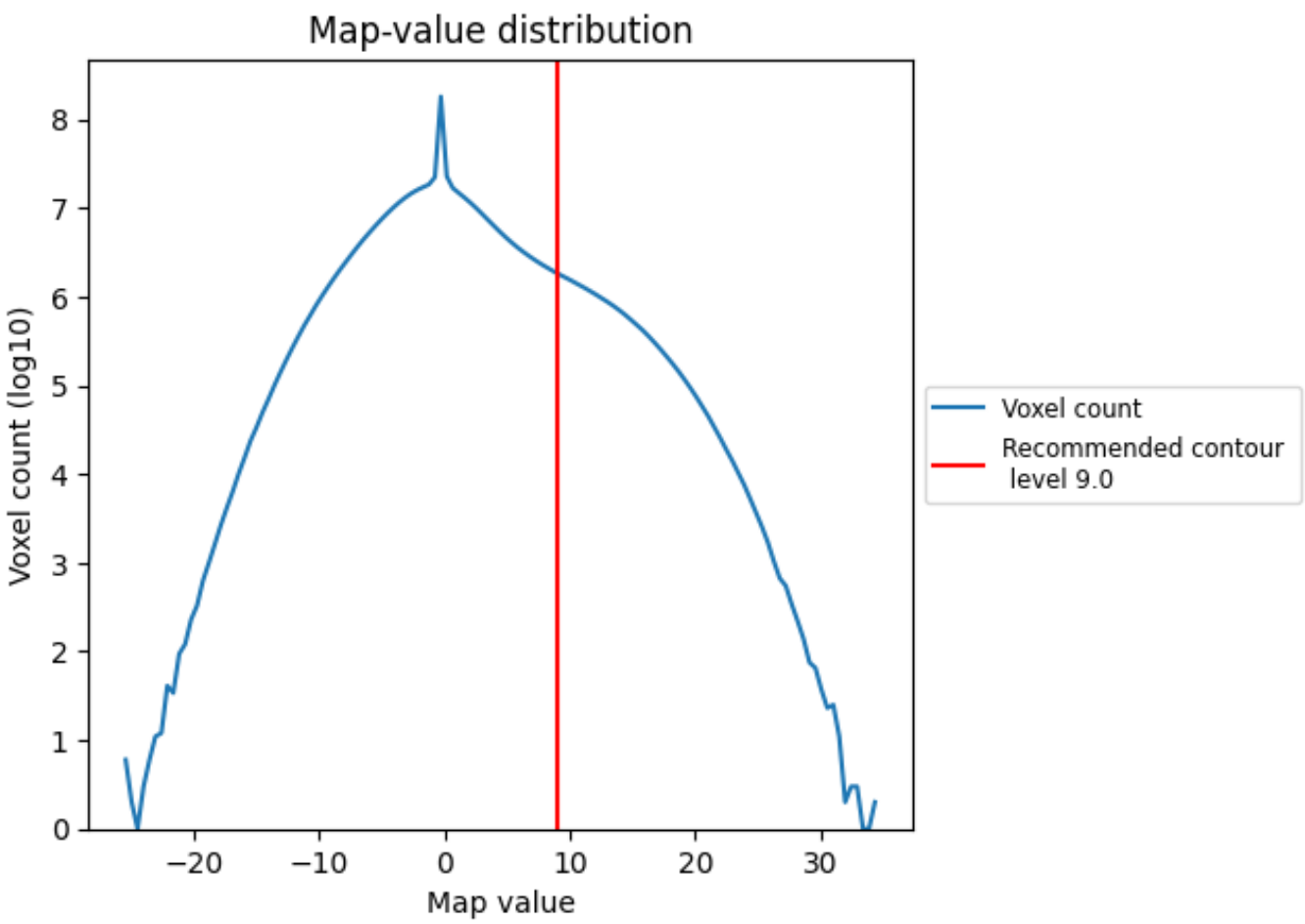

The map-value distribution is plotted in 128 intervals along the x-axis. The y-axis is logarithmic. A spike in this graph at zero usually indicates that the volume has been masked.

7.2 Volume estimate (i)

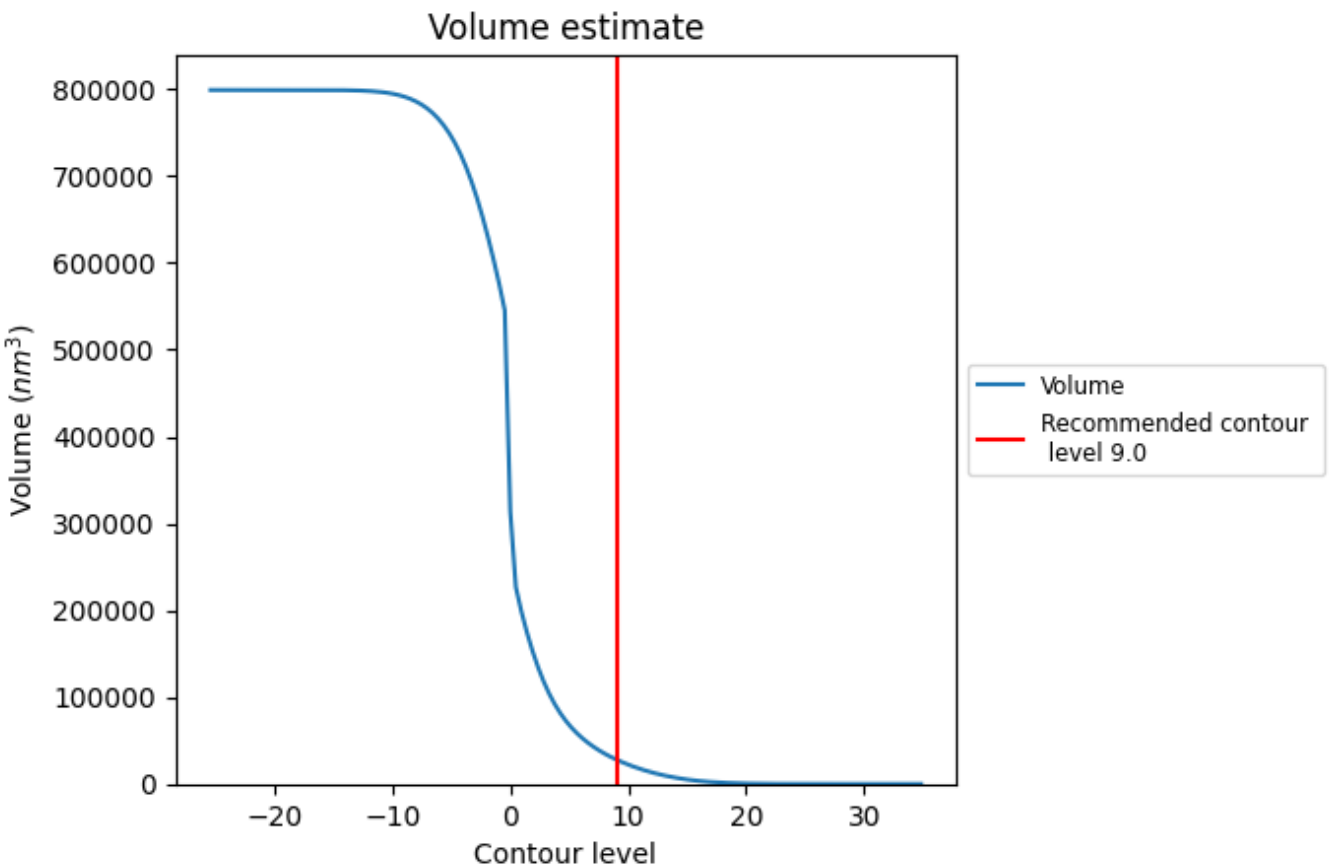

The volume at the recommended contour level is 28074 nm^3; this corresponds to an approximate mass of 25360 kDa.

The volume estimate graph shows how the enclosed volume varies with the contour level. The recommended contour level is shown as a vertical line and the intersection between the line and the curve gives the volume of the enclosed surface at the given level.

7.3 Rotationally averaged power spectrum (i)

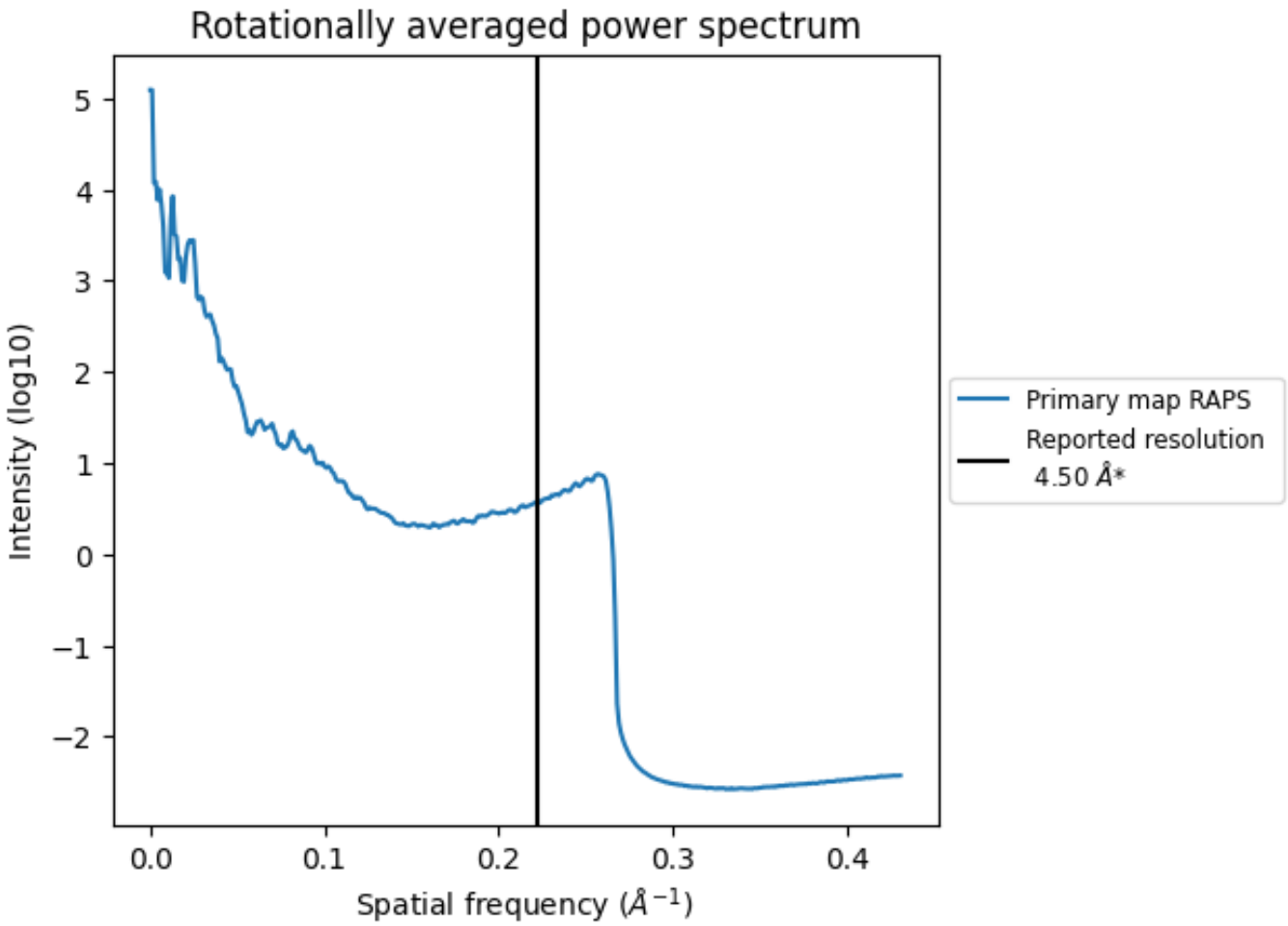

*Reported resolution corresponds to spatial frequency of 0.222 Å^{-1}

8 Fourier-Shell correlation (i)

This section was not generated. No FSC curve or half-maps provided.

9 Map-model fit (i)

This section contains information regarding the fit between EMDB map EMD-2273 and PDB model 3ZIF. Per-residue inclusion information can be found in section 3 on page 6.

9.1 Map-model overlays

9.1.1 Map-model overlay (i)

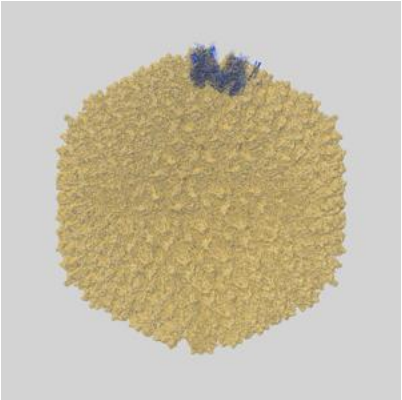

X

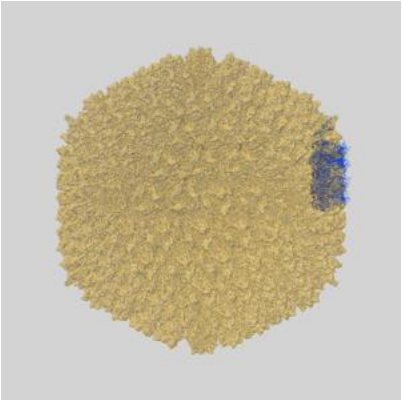

Y

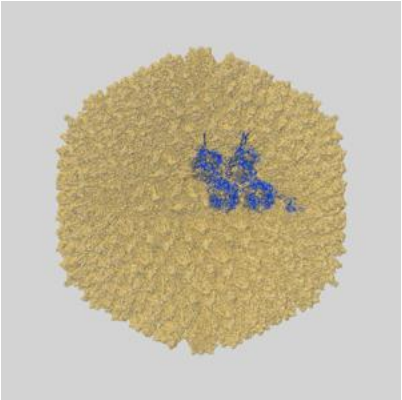

Z

9.1.2 Map-model assembly overlay (i)



X



Y



Z

The images above show the 3D surface view of the map at the recommended contour level 9.0 at 50% transparency in yellow overlaid with a ribbon representation of the model coloured in blue. These images allow for the visual assessment of the quality of fit between the atomic model and the map.

9.2 Q-score mapped to coordinate model (i)



The images above show the model with each residue coloured according its Q-score. This shows their resolvability in the map with higher Q-score values reflecting better resolvability. Please note: Q-score is calculating the resolvability of atoms, and thus high values are only expected at resolutions at which atoms can be resolved. Low Q-score values may therefore be expected for many entries.

9.3 Atom inclusion mapped to coordinate model (i)



The images above show the model with each residue coloured according to its atom inclusion. This shows to what extent they are inside the map at the recommended contour level (9.0).

9.4 Atom inclusion (i)

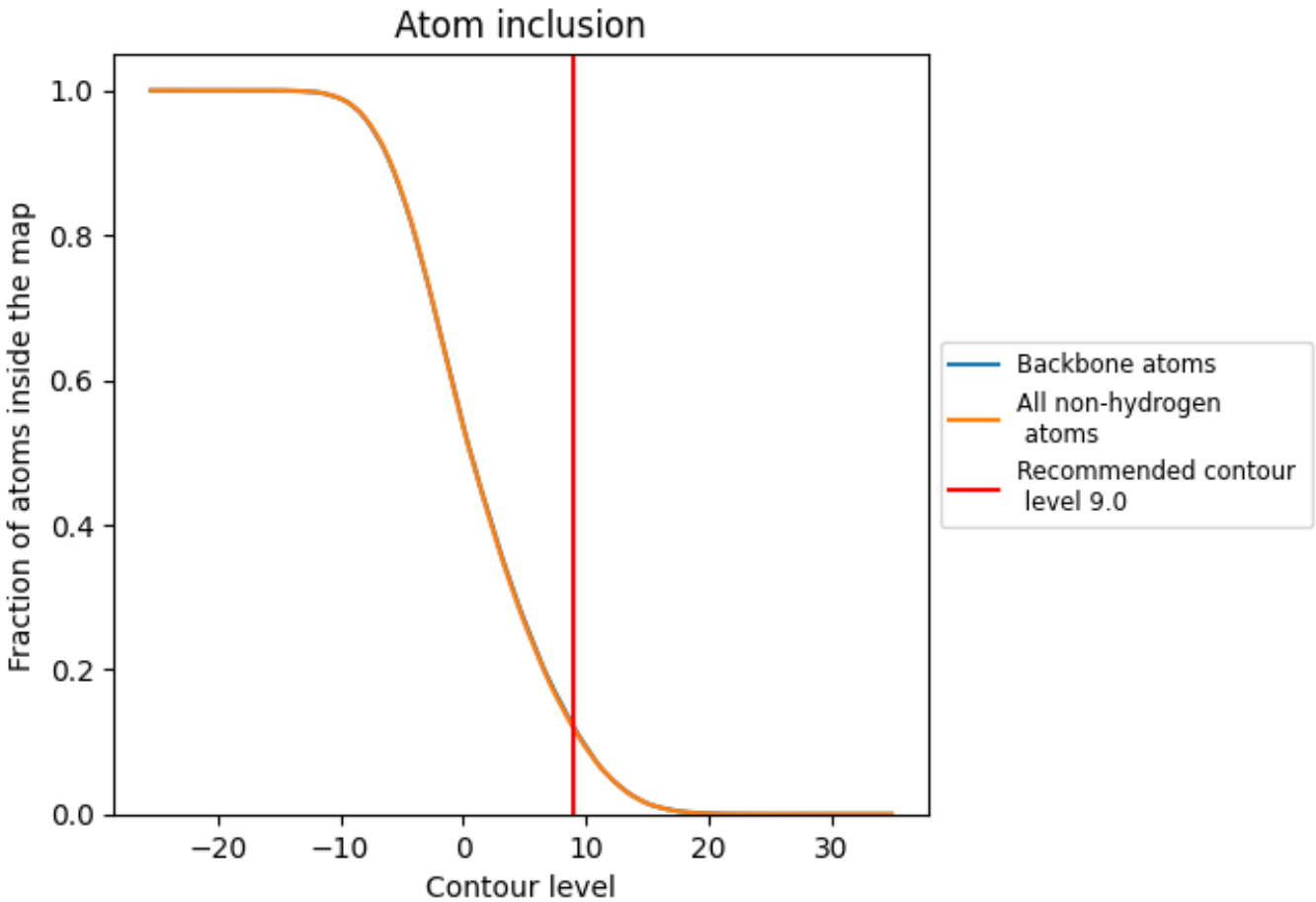

At the recommended contour level, 12% of all backbone atoms, 12% of all non-hydrogen atoms, are inside the map.

9.5 Map-model fit summary (i)

The table lists the average atom inclusion at the recommended contour level (9.0) and Q-score for the entire model and for each chain.

Chain	Atom inclusion	Q-score
All	0.1174	-0.0080
A	0.0827	-0.0010
B	0.1065	-0.0080
C	0.1242	-0.0050
D	0.0861	-0.0150
E	0.1363	0.0030
F	0.1206	-0.0210
G	0.1455	-0.0010
H	0.0889	-0.0110
I	0.1496	-0.0120
J	0.1427	-0.0090
K	0.0920	-0.0060
L	0.1668	-0.0150
M	0.0390	-0.0070
N	0.0399	-0.0360
O	0.1870	0.0280
P	0.1309	-0.0070
Q	0.1272	-0.0020
R	0.1564	0.0330