



Full wwPDB X-ray Structure Validation Report ⓘ

May 22, 2020 – 01:21 am BST

PDB ID : 2Z67
Title : Crystal structure of archaeal O-phosphoseryl-tRNA(Sec) selenium transferase (SepSecS)
Authors : Araiso, Y.; Ishitani, R.; Pailouer, S.; Oshikane, H.; Domae, N.; Soll, D.; Nureki, O.
Deposited on : 2007-07-23
Resolution : 2.50 Å(reported)

This is a Full wwPDB X-ray Structure Validation Report for a publicly released PDB entry.

We welcome your comments at validation@mail.wwpdb.org

A user guide is available at

<https://www.wwpdb.org/validation/2017/XrayValidationReportHelp>

with specific help available everywhere you see the ⓘ symbol.

The following versions of software and data (see [references ⓘ](#)) were used in the production of this report:

MolProbity : 4.02b-467
Mogul : 1.8.5 (274361), CSD as541be (2020)
Xtriage (Phenix) : 1.13
EDS : 2.11
Percentile statistics : 20191225.v01 (using entries in the PDB archive December 25th 2019)
Refmac : 5.8.0158
CCP4 : 7.0.044 (Gargrove)
Ideal geometry (proteins) : Engh & Huber (2001)
Ideal geometry (DNA, RNA) : Parkinson et al. (1996)
Validation Pipeline (wwPDB-VP) : 2.11

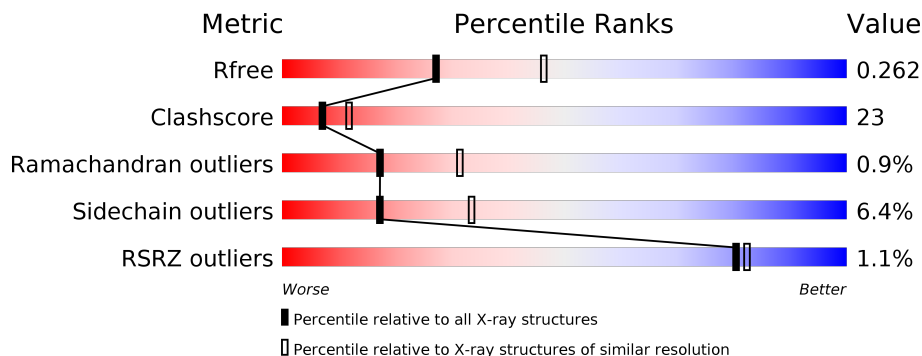
1 Overall quality at a glance

The following experimental techniques were used to determine the structure:

X-RAY DIFFRACTION

The reported resolution of this entry is 2.50 Å.

Percentile scores (ranging between 0-100) for global validation metrics of the entry are shown in the following graphic. The table shows the number of entries on which the scores are based.



Metric	Whole archive (#Entries)	Similar resolution (#Entries, resolution range(Å))
R_{free}	130704	4661 (2.50-2.50)
Clashscore	141614	5346 (2.50-2.50)
Ramachandran outliers	138981	5231 (2.50-2.50)
Sidechain outliers	138945	5233 (2.50-2.50)
RSRZ outliers	127900	4559 (2.50-2.50)

The table below summarises the geometric issues observed across the polymeric chains and their fit to the electron density. The red, orange, yellow and green segments on the lower bar indicate the fraction of residues that contain outliers for ≥ 3 , 2, 1 and 0 types of geometric quality criteria respectively. A grey segment represents the fraction of residues that are not modelled. The numeric value for each fraction is indicated below the corresponding segment, with a dot representing fractions $\leq 5\%$. The upper red bar (where present) indicates the fraction of residues that have poor fit to the electron density. The numeric value is given above the bar.

Mol	Chain	Length	Quality of chain
1	A	456	
1	B	456	
1	C	456	
1	D	456	

The following table lists non-polymeric compounds, carbohydrate monomers and non-standard residues in protein, DNA, RNA chains that are outliers for geometric or electron-density-fit crite-

ria:

Mol	Type	Chain	Res	Chirality	Geometry	Clashes	Electron density
2	PLP	A	1001	-	-	X	-
2	PLP	B	1001	-	-	X	-
2	PLP	C	1001	-	-	X	-
2	PLP	D	1001	-	-	X	-

2 Entry composition [i](#)

There are 4 unique types of molecules in this entry. The entry contains 13764 atoms, of which 0 are hydrogens and 0 are deuteriums.

In the tables below, the ZeroOcc column contains the number of atoms modelled with zero occupancy, the AltConf column contains the number of residues with at least one atom in alternate conformation and the Trace column contains the number of residues modelled with at most 2 atoms.

- Molecule 1 is a protein called O-phosphoseryl-tRNA(Sec) selenium transferase.

Mol	Chain	Residues	Atoms						ZeroOcc	AltConf	Trace
			Total	C	N	O	S	Se			
1	A	434	3387	2156	569	646	6	10	0	0	0
1	B	434	3387	2156	569	646	6	10	0	0	0
1	C	434	3387	2156	569	646	6	10	0	0	0
1	D	434	3387	2156	569	646	6	10	0	0	0

There are 80 discrepancies between the modelled and reference sequences:

Chain	Residue	Modelled	Actual	Comment	Reference
A	-19	MET	-	EXPRESSION TAG	UNP Q6LZM9
A	-18	GLY	-	EXPRESSION TAG	UNP Q6LZM9
A	-17	SER	-	EXPRESSION TAG	UNP Q6LZM9
A	-16	SER	-	EXPRESSION TAG	UNP Q6LZM9
A	-15	HIS	-	EXPRESSION TAG	UNP Q6LZM9
A	-14	HIS	-	EXPRESSION TAG	UNP Q6LZM9
A	-13	HIS	-	EXPRESSION TAG	UNP Q6LZM9
A	-12	HIS	-	EXPRESSION TAG	UNP Q6LZM9
A	-11	HIS	-	EXPRESSION TAG	UNP Q6LZM9
A	-10	HIS	-	EXPRESSION TAG	UNP Q6LZM9
A	-9	SER	-	EXPRESSION TAG	UNP Q6LZM9
A	-8	SER	-	EXPRESSION TAG	UNP Q6LZM9
A	-7	GLY	-	EXPRESSION TAG	UNP Q6LZM9
A	-6	LEU	-	EXPRESSION TAG	UNP Q6LZM9
A	-5	VAL	-	EXPRESSION TAG	UNP Q6LZM9
A	-4	PRO	-	EXPRESSION TAG	UNP Q6LZM9
A	-3	ARG	-	EXPRESSION TAG	UNP Q6LZM9
A	-2	GLY	-	EXPRESSION TAG	UNP Q6LZM9
A	-1	SER	-	EXPRESSION TAG	UNP Q6LZM9
A	0	HIS	-	EXPRESSION TAG	UNP Q6LZM9
B	-19	MET	-	EXPRESSION TAG	UNP Q6LZM9

Continued on next page...

Continued from previous page...

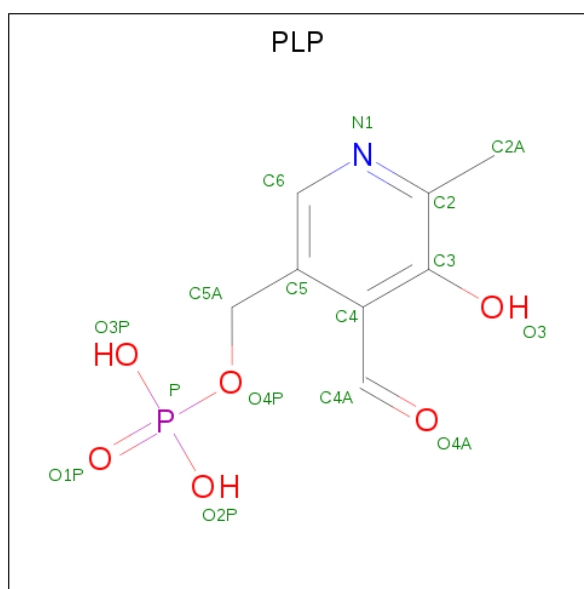
Chain	Residue	Modelled	Actual	Comment	Reference
B	-18	GLY	-	EXPRESSION TAG	UNP Q6LZM9
B	-17	SER	-	EXPRESSION TAG	UNP Q6LZM9
B	-16	SER	-	EXPRESSION TAG	UNP Q6LZM9
B	-15	HIS	-	EXPRESSION TAG	UNP Q6LZM9
B	-14	HIS	-	EXPRESSION TAG	UNP Q6LZM9
B	-13	HIS	-	EXPRESSION TAG	UNP Q6LZM9
B	-12	HIS	-	EXPRESSION TAG	UNP Q6LZM9
B	-11	HIS	-	EXPRESSION TAG	UNP Q6LZM9
B	-10	HIS	-	EXPRESSION TAG	UNP Q6LZM9
B	-9	SER	-	EXPRESSION TAG	UNP Q6LZM9
B	-8	SER	-	EXPRESSION TAG	UNP Q6LZM9
B	-7	GLY	-	EXPRESSION TAG	UNP Q6LZM9
B	-6	LEU	-	EXPRESSION TAG	UNP Q6LZM9
B	-5	VAL	-	EXPRESSION TAG	UNP Q6LZM9
B	-4	PRO	-	EXPRESSION TAG	UNP Q6LZM9
B	-3	ARG	-	EXPRESSION TAG	UNP Q6LZM9
B	-2	GLY	-	EXPRESSION TAG	UNP Q6LZM9
B	-1	SER	-	EXPRESSION TAG	UNP Q6LZM9
B	0	HIS	-	EXPRESSION TAG	UNP Q6LZM9
C	-19	MET	-	EXPRESSION TAG	UNP Q6LZM9
C	-18	GLY	-	EXPRESSION TAG	UNP Q6LZM9
C	-17	SER	-	EXPRESSION TAG	UNP Q6LZM9
C	-16	SER	-	EXPRESSION TAG	UNP Q6LZM9
C	-15	HIS	-	EXPRESSION TAG	UNP Q6LZM9
C	-14	HIS	-	EXPRESSION TAG	UNP Q6LZM9
C	-13	HIS	-	EXPRESSION TAG	UNP Q6LZM9
C	-12	HIS	-	EXPRESSION TAG	UNP Q6LZM9
C	-11	HIS	-	EXPRESSION TAG	UNP Q6LZM9
C	-10	HIS	-	EXPRESSION TAG	UNP Q6LZM9
C	-9	SER	-	EXPRESSION TAG	UNP Q6LZM9
C	-8	SER	-	EXPRESSION TAG	UNP Q6LZM9
C	-7	GLY	-	EXPRESSION TAG	UNP Q6LZM9
C	-6	LEU	-	EXPRESSION TAG	UNP Q6LZM9
C	-5	VAL	-	EXPRESSION TAG	UNP Q6LZM9
C	-4	PRO	-	EXPRESSION TAG	UNP Q6LZM9
C	-3	ARG	-	EXPRESSION TAG	UNP Q6LZM9
C	-2	GLY	-	EXPRESSION TAG	UNP Q6LZM9
C	-1	SER	-	EXPRESSION TAG	UNP Q6LZM9
C	0	HIS	-	EXPRESSION TAG	UNP Q6LZM9
D	-19	MET	-	EXPRESSION TAG	UNP Q6LZM9
D	-18	GLY	-	EXPRESSION TAG	UNP Q6LZM9
D	-17	SER	-	EXPRESSION TAG	UNP Q6LZM9

Continued on next page...

Continued from previous page...

Chain	Residue	Modelled	Actual	Comment	Reference
D	-16	SER	-	EXPRESSION TAG	UNP Q6LZM9
D	-15	HIS	-	EXPRESSION TAG	UNP Q6LZM9
D	-14	HIS	-	EXPRESSION TAG	UNP Q6LZM9
D	-13	HIS	-	EXPRESSION TAG	UNP Q6LZM9
D	-12	HIS	-	EXPRESSION TAG	UNP Q6LZM9
D	-11	HIS	-	EXPRESSION TAG	UNP Q6LZM9
D	-10	HIS	-	EXPRESSION TAG	UNP Q6LZM9
D	-9	SER	-	EXPRESSION TAG	UNP Q6LZM9
D	-8	SER	-	EXPRESSION TAG	UNP Q6LZM9
D	-7	GLY	-	EXPRESSION TAG	UNP Q6LZM9
D	-6	LEU	-	EXPRESSION TAG	UNP Q6LZM9
D	-5	VAL	-	EXPRESSION TAG	UNP Q6LZM9
D	-4	PRO	-	EXPRESSION TAG	UNP Q6LZM9
D	-3	ARG	-	EXPRESSION TAG	UNP Q6LZM9
D	-2	GLY	-	EXPRESSION TAG	UNP Q6LZM9
D	-1	SER	-	EXPRESSION TAG	UNP Q6LZM9
D	0	HIS	-	EXPRESSION TAG	UNP Q6LZM9

- Molecule 2 is PYRIDOXAL-5'-PHOSPHATE (three-letter code: PLP) (formula: C₈H₁₀NO₆P).



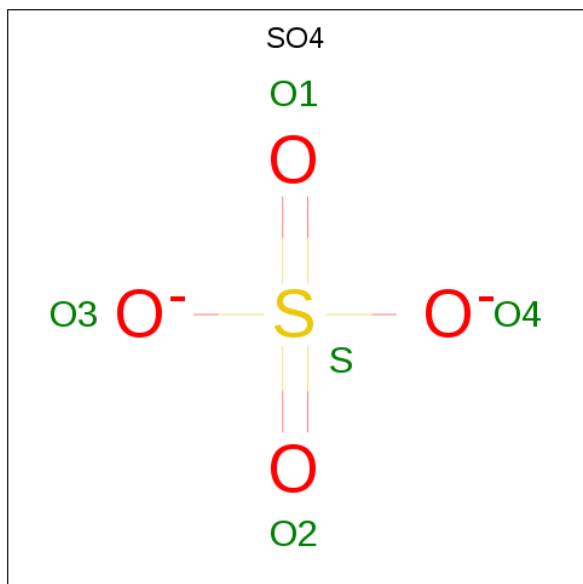
Mol	Chain	Residues	Atoms					ZeroOcc	AltConf
2	A	1	Total	C	N	O	P	0	0
			15	8	1	5	1		
2	B	1	Total	C	N	O	P	0	0
			15	8	1	5	1		
2	C	1	Total	C	N	O	P	0	0
			15	8	1	5	1		

Continued on next page...

Continued from previous page...

Mol	Chain	Residues	Atoms					ZeroOcc	AltConf
			Total	C	N	O	P		
2	D	1	15	8	1	5	1	0	0

- Molecule 3 is SULFATE ION (three-letter code: SO4) (formula: O₄S).



Mol	Chain	Residues	Atoms			ZeroOcc	AltConf
			Total	O	S		
3	B	1	5	4	1	0	0
3	C	1	5	4	1	0	0

- Molecule 4 is water.

Mol	Chain	Residues	Atoms		ZeroOcc	AltConf
4	A	53	Total	O	0	0
			53	53		
4	B	38	Total	O	0	0
			38	38		
4	C	25	Total	O	0	0
			25	25		
4	D	30	Total	O	0	0
			30	30		

4 Data and refinement statistics

Property	Value	Source
Space group	P 1 21 1	Depositor
Cell constants a, b, c, α , β , γ	75.75Å 108.14Å 110.39Å 90.00° 96.50° 90.00°	Depositor
Resolution (Å)	50.00 – 2.50 48.91 – 2.50	Depositor EDS
% Data completeness (in resolution range)	97.7 (50.00-2.50) 97.8 (48.91-2.50)	Depositor EDS
R_{merge}	(Not available)	Depositor
R_{sym}	0.14	Depositor
$\langle I/\sigma(I) \rangle$ ¹	3.21 (at 2.51Å)	Xtrriage
Refinement program	CNS 1.1	Depositor
R, R_{free}	0.208 , 0.270 0.199 , 0.262	Depositor DCC
R_{free} test set	3020 reflections (5.04%)	wwPDB-VP
Wilson B-factor (Å ²)	38.5	Xtrriage
Anisotropy	0.160	Xtrriage
Bulk solvent k_{sol} (e/Å ³), B_{sol} (Å ²)	0.31 , 35.1	EDS
L-test for twinning ²	$\langle L \rangle = 0.47$, $\langle L^2 \rangle = 0.30$	Xtrriage
Estimated twinning fraction	No twinning to report.	Xtrriage
F_o, F_c correlation	0.93	EDS
Total number of atoms	13764	wwPDB-VP
Average B, all atoms (Å ²)	38.0	wwPDB-VP

Xtrriage's analysis on translational NCS is as follows: *The largest off-origin peak in the Patterson function is 4.19% of the height of the origin peak. No significant pseudotranslation is detected.*

¹Intensities estimated from amplitudes.

²Theoretical values of $\langle |L| \rangle$, $\langle L^2 \rangle$ for acentric reflections are 0.5, 0.333 respectively for untwinned datasets, and 0.375, 0.2 for perfectly twinned datasets.

5 Model quality [i](#)

5.1 Standard geometry [i](#)

Bond lengths and bond angles in the following residue types are not validated in this section: SO4, PLP

The Z score for a bond length (or angle) is the number of standard deviations the observed value is removed from the expected value. A bond length (or angle) with $|Z| > 5$ is considered an outlier worth inspection. RMSZ is the root-mean-square of all Z scores of the bond lengths (or angles).

Mol	Chain	Bond lengths		Bond angles	
		RMSZ	# Z >5	RMSZ	# Z >5
1	A	0.38	0/3437	0.64	1/4626 (0.0%)
1	B	0.37	0/3437	0.65	1/4626 (0.0%)
1	C	0.36	0/3437	0.62	1/4626 (0.0%)
1	D	0.36	0/3437	0.62	1/4626 (0.0%)
All	All	0.37	0/13748	0.63	4/18504 (0.0%)

There are no bond length outliers.

All (4) bond angle outliers are listed below:

Mol	Chain	Res	Type	Atoms	Z	Observed(°)	Ideal(°)
1	A	409	ASP	N-CA-C	-6.31	93.95	111.00
1	B	409	ASP	N-CA-C	-6.25	94.13	111.00
1	C	409	ASP	N-CA-C	-5.06	97.33	111.00
1	D	409	ASP	N-CA-C	-5.02	97.44	111.00

There are no chirality outliers.

There are no planarity outliers.

5.2 Too-close contacts [i](#)

In the following table, the Non-H and H(model) columns list the number of non-hydrogen atoms and hydrogen atoms in the chain respectively. The H(added) column lists the number of hydrogen atoms added and optimized by MolProbity. The Clashes column lists the number of clashes within the asymmetric unit, whereas Symm-Clashes lists symmetry related clashes.

Mol	Chain	Non-H	H(model)	H(added)	Clashes	Symm-Clashes
1	A	3387	0	3465	133	0
1	B	3387	0	3465	177	0
1	C	3387	0	3465	170	0

Continued on next page...

Continued from previous page...

Mol	Chain	Non-H	H(model)	H(added)	Clashes	Symm-Clashes
1	D	3387	0	3465	196	0
2	A	15	0	6	10	0
2	B	15	0	6	9	0
2	C	15	0	6	7	0
2	D	15	0	6	10	0
3	B	5	0	0	1	0
3	C	5	0	0	0	0
4	A	53	0	0	2	0
4	B	38	0	0	0	0
4	C	25	0	0	0	0
4	D	30	0	0	2	0
All	All	13764	0	13884	619	0

The all-atom clashscore is defined as the number of clashes found per 1000 atoms (including hydrogen atoms). The all-atom clashscore for this structure is 23.

All (619) close contacts within the same asymmetric unit are listed below, sorted by their clash magnitude.

Atom-1	Atom-2	Interatomic distance (Å)	Clash overlap (Å)
1:C:278:LYS:HZ1	2:C:1001:PLP:C4A	1.28	1.37
1:A:278:LYS:HZ1	2:A:1001:PLP:C4A	1.36	1.30
1:D:278:LYS:HZ1	2:D:1001:PLP:C4A	1.37	1.23
1:B:278:LYS:HZ2	2:B:1001:PLP:C4A	1.36	1.20
1:D:278:LYS:CE	2:D:1001:PLP:C4A	2.24	1.15
1:C:72:ARG:HD2	1:D:284:ILE:HD11	1.40	1.03
1:A:1:MSE:HE2	1:D:4:PHE:HB3	1.40	1.01
1:B:1:MSE:HE3	1:C:4:PHE:HB3	1.41	1.00
1:B:110:ILE:HD13	1:C:6:ILE:HD12	1.44	0.98
1:A:278:LYS:HZ2	2:A:1001:PLP:C4A	1.55	0.97
1:A:364:ILE:HD11	1:A:414:ASN:HD22	1.27	0.97
1:C:68:ARG:HB2	1:C:68:ARG:HH11	1.28	0.95
1:D:278:LYS:HZ2	2:D:1001:PLP:C4A	1.73	0.94
1:B:278:LYS:HZ1	2:B:1001:PLP:C4A	1.51	0.93
1:D:68:ARG:HB3	1:D:73:GLU:HG2	1.52	0.92
1:B:364:ILE:HD11	1:B:414:ASN:HD22	1.33	0.91
1:C:278:LYS:CE	2:C:1001:PLP:C4A	2.47	0.91
1:D:278:LYS:HE3	2:D:1001:PLP:C4A	1.98	0.91
1:C:278:LYS:HZ2	2:C:1001:PLP:C4A	1.69	0.90
1:B:137:ILE:HD12	1:B:141:MSE:HG3	1.57	0.86
1:B:78:SER:H	1:B:81:HIS:CD2	1.95	0.84
1:C:78:SER:H	1:C:81:HIS:HD2	1.23	0.84

Continued on next page...

Continued from previous page...

Atom-1	Atom-2	Interatomic distance (Å)	Clash overlap (Å)
1:B:394:LYS:HB2	1:B:406:TYR:O	1.80	0.81
1:C:105:ALA:O	1:C:106:SER:HB2	1.79	0.81
1:B:63:ASP:HB3	1:B:66:SER:HB3	1.62	0.80
1:B:181:ARG:NH2	1:B:205:LYS:HD3	1.97	0.80
1:C:364:ILE:CD1	1:C:414:ASN:HD22	1.93	0.80
1:A:278:LYS:CE	2:A:1001:PLP:C4A	2.60	0.79
1:A:278:LYS:HZ2	2:A:1001:PLP:C4	1.94	0.79
1:A:102:GLN:NE2	1:A:104:LYS:H	1.80	0.79
1:C:1:MSE:HE2	1:C:26:LEU:HD13	1.62	0.79
1:B:78:SER:H	1:B:81:HIS:HD2	1.27	0.79
1:D:151:ARG:HG3	1:D:178:MSE:HE2	1.65	0.79
1:C:364:ILE:HD11	1:C:414:ASN:HD22	1.46	0.78
1:D:340:LYS:O	1:D:344:GLU:HG2	1.84	0.78
1:D:137:ILE:HD12	1:D:141:MSE:HG3	1.64	0.78
1:B:218:THR:HB	1:B:225:ARG:HH21	1.47	0.78
1:B:139:THR:CG2	2:B:1001:PLP:H5A2	2.14	0.78
1:A:278:LYS:NZ	2:A:1001:PLP:C4	2.46	0.77
1:B:364:ILE:HD11	1:B:414:ASN:ND2	1.98	0.77
1:A:106:SER:O	1:A:110:ILE:HG12	1.86	0.76
1:C:420:ARG:NH1	1:D:75:ARG:HH12	1.83	0.76
1:A:223:PRO:HG3	1:A:365:ALA:HB3	1.68	0.75
1:C:78:SER:H	1:C:81:HIS:CD2	2.04	0.75
1:B:10:ILE:HD11	1:B:14:MSE:HB3	1.68	0.74
1:D:407:THR:HG23	1:D:408:HIS:CD2	2.23	0.74
1:C:139:THR:HG21	1:C:275:SER:OG	1.87	0.74
1:B:139:THR:HG23	2:B:1001:PLP:H5A2	1.67	0.74
1:B:25:TYR:O	1:B:47:LYS:HE3	1.87	0.74
1:D:214:CYS:CB	1:D:243:PRO:HG2	2.17	0.73
1:C:54:PHE:HA	1:C:57:MSE:HE2	1.69	0.73
1:C:238:GLU:HG3	1:C:267:TYR:HB3	1.70	0.73
1:A:225:ARG:HD2	1:A:401:CYS:SG	2.29	0.73
1:D:345:LEU:HD22	1:D:428:VAL:HG11	1.72	0.72
1:C:94:ARG:HD3	1:C:103:PRO:HD2	1.72	0.72
1:D:157:ASN:ND2	1:D:158:VAL:HG12	2.04	0.72
1:D:157:ASN:HD22	1:D:158:VAL:N	1.86	0.72
1:A:102:GLN:HE21	1:A:104:LYS:H	1.37	0.71
1:A:377:ILE:HG21	1:A:411:ILE:HD11	1.71	0.71
1:B:24:GLU:HG3	1:C:64:PRO:HG2	1.72	0.71
1:D:214:CYS:HB2	1:D:243:PRO:HG2	1.73	0.71
1:B:158:VAL:HG13	1:B:213:PRO:HA	1.71	0.71
1:A:347:ASN:O	1:A:350:SER:HB3	1.90	0.70

Continued on next page...

Continued from previous page...

Atom-1	Atom-2	Interatomic distance (Å)	Clash overlap (Å)
1:A:71:GLU:HG2	1:B:222:PHE:HZ	1.57	0.70
1:A:6:ILE:HG12	1:D:110:ILE:HD13	1.74	0.70
1:A:213:PRO:O	1:A:242:ILE:HG13	1.92	0.69
1:C:158:VAL:HG13	1:C:213:PRO:HA	1.74	0.69
1:B:101:PRO:HB3	1:C:10:ILE:HD11	1.74	0.68
1:D:160:ILE:HD13	1:D:213:PRO:HB2	1.75	0.68
1:C:282:THR:OG1	1:C:315:ASN:HB3	1.94	0.68
1:C:137:ILE:HD12	1:C:141:MSE:HG3	1.76	0.68
1:D:97:ASN:ND2	1:D:100:ASP:HB2	2.08	0.67
1:D:349:LEU:HD23	1:D:432:GLU:HG2	1.75	0.67
1:D:372:SER:HB2	1:D:377:ILE:HD11	1.75	0.67
1:C:5:ASN:HD21	1:C:7:GLU:HG2	1.59	0.67
1:D:278:LYS:NZ	2:D:1001:PLP:C4	2.55	0.67
1:D:223:PRO:HG3	1:D:365:ALA:HB3	1.77	0.67
1:D:278:LYS:HZ2	2:D:1001:PLP:C4	2.07	0.67
1:B:137:ILE:HD12	1:B:141:MSE:CG	2.25	0.67
1:A:171:LYS:HE3	1:B:96:GLY:HA3	1.76	0.67
1:D:223:PRO:HB2	1:D:224:PRO:HD3	1.76	0.66
1:D:258:LEU:O	1:D:262:LYS:HG3	1.94	0.66
1:C:277:ASP:HA	1:C:282:THR:HG22	1.75	0.66
1:D:205:LYS:O	1:D:209:LEU:HD13	1.96	0.66
1:D:185:THR:HG22	1:D:194:VAL:HG22	1.76	0.66
1:C:278:LYS:HE3	2:C:1001:PLP:C4A	2.25	0.66
1:A:6:ILE:HD11	1:D:110:ILE:HG21	1.78	0.66
1:B:60:THR:HB	1:B:104:LYS:O	1.95	0.66
1:C:356:LYS:HB3	1:C:369:SER:OG	1.96	0.66
1:C:125:GLN:HE21	1:C:125:GLN:HA	1.61	0.66
1:C:63:ASP:HB3	1:C:66:SER:HB3	1.77	0.66
1:C:353:THR:HG23	1:C:355:GLY:H	1.61	0.65
1:C:230:ILE:HG22	1:C:264:ALA:HB2	1.78	0.65
1:D:380:LYS:HD2	1:D:434:ILE:HD13	1.79	0.65
1:A:68:ARG:HG2	1:A:68:ARG:HH11	1.62	0.65
1:D:102:GLN:OE1	1:D:104:LYS:HB2	1.97	0.65
1:A:116:ASN:O	1:A:120:GLU:HG3	1.97	0.65
1:A:110:ILE:HG21	1:D:6:ILE:HD11	1.78	0.64
1:A:389:PRO:HD3	1:B:69:ILE:HD11	1.79	0.64
1:B:10:ILE:HD11	1:B:14:MSE:HE2	1.80	0.64
1:C:383:ASN:O	1:C:384:LEU:HD23	1.98	0.64
1:A:69:ILE:HD13	1:B:413:MSE:HB3	1.79	0.64
1:B:218:THR:HB	1:B:225:ARG:NH2	2.13	0.64
1:B:235:LYS:HG2	1:B:267:TYR:CE2	2.33	0.64

Continued on next page...

Continued from previous page...

Atom-1	Atom-2	Interatomic distance (Å)	Clash overlap (Å)
1:B:55:LEU:HD13	1:B:111:MSE:HB3	1.80	0.64
1:B:109:SER:HB3	1:C:10:ILE:HD11	1.79	0.63
1:C:238:GLU:HG2	1:C:268:ARG:HB2	1.80	0.63
1:B:93:GLY:O	1:B:102:GLN:HG2	1.98	0.63
1:D:390:ARG:HB2	1:D:412:VAL:HG13	1.80	0.63
1:A:390:ARG:HB2	1:A:412:VAL:HB	1.80	0.63
1:C:370:VAL:HG21	1:C:377:ILE:CD1	2.28	0.63
1:D:55:LEU:HA	1:D:58:MSE:HE3	1.80	0.63
1:A:277:ASP:OD2	1:B:72:ARG:HD2	1.99	0.63
1:C:139:THR:HG23	2:C:1001:PLP:O2P	1.99	0.62
1:D:223:PRO:HG2	1:D:412:VAL:HG21	1.81	0.62
1:B:278:LYS:CE	2:B:1001:PLP:C4A	2.74	0.62
1:D:392:ILE:HD12	1:D:392:ILE:N	2.14	0.62
1:C:377:ILE:HG21	1:C:411:ILE:HD11	1.82	0.62
1:B:341:LEU:HD22	1:B:345:LEU:HG	1.82	0.62
1:B:422:GLU:O	1:B:426:ASN:HB2	2.00	0.62
1:A:364:ILE:HD11	1:A:414:ASN:ND2	2.08	0.62
1:C:204:LYS:O	1:C:208:GLU:HG3	2.00	0.62
1:D:139:THR:HG21	1:D:275:SER:HB2	1.82	0.62
1:A:71:GLU:HG2	1:B:222:PHE:CZ	2.35	0.61
1:C:182:LEU:HD23	1:C:183:VAL:N	2.15	0.61
1:D:391:GLY:C	1:D:392:ILE:HD12	2.20	0.61
1:B:417:ILE:HG23	1:B:418:GLY:N	2.16	0.61
1:C:99:VAL:O	1:C:99:VAL:HG12	2.00	0.61
1:A:223:PRO:HG3	1:A:365:ALA:CB	2.29	0.61
1:D:373:ASP:O	1:D:377:ILE:HG13	2.01	0.61
1:B:356:LYS:HG3	1:B:358:LEU:HD23	1.81	0.61
1:B:96:GLY:O	1:B:302:LEU:HA	1.99	0.60
1:C:111:MSE:CE	1:C:314:VAL:HG22	2.30	0.60
1:A:206:GLU:HA	1:A:209:LEU:HD11	1.83	0.60
1:B:181:ARG:HH22	1:B:205:LYS:HD3	1.64	0.60
1:D:157:ASN:C	1:D:157:ASN:HD22	2.04	0.60
1:D:277:ASP:HA	1:D:282:THR:HG22	1.83	0.60
1:A:314:VAL:O	1:A:318:VAL:HG23	2.02	0.60
1:B:282:THR:HG23	1:B:283:PRO:O	2.02	0.60
1:D:185:THR:HB	1:D:192:VAL:HG13	1.84	0.59
1:D:100:ASP:OD2	1:D:101:PRO:HD2	2.01	0.59
1:B:94:ARG:HB3	3:B:1002:SO4:O1	2.02	0.59
1:B:112:TYR:CD1	1:B:313:VAL:HG11	2.37	0.59
1:B:139:THR:HG23	2:B:1001:PLP:O2P	2.03	0.59
1:C:68:ARG:HB2	1:C:68:ARG:NH1	2.09	0.59

Continued on next page...

Continued from previous page...

Atom-1	Atom-2	Interatomic distance (Å)	Clash overlap (Å)
1:A:69:ILE:HD12	1:A:69:ILE:O	2.03	0.59
1:B:213:PRO:HG2	1:B:242:ILE:HG12	1.85	0.59
1:D:152:LYS:HD2	1:D:299:GLU:OE1	2.03	0.59
1:C:139:THR:OG1	2:C:1001:PLP:H5A1	2.03	0.59
1:D:139:THR:OG1	2:D:1001:PLP:H5A1	2.02	0.58
1:B:276:SER:OG	1:B:282:THR:HG21	2.03	0.58
1:C:213:PRO:O	1:C:242:ILE:HG13	2.03	0.58
1:A:94:ARG:HG2	1:A:95:SER:H	1.68	0.58
1:A:94:ARG:HG2	1:A:95:SER:N	2.18	0.58
1:B:205:LYS:HA	1:B:208:GLU:OE1	2.04	0.58
1:C:92:ILE:HG12	1:C:310:ALA:HA	1.85	0.58
1:D:139:THR:HG23	2:D:1001:PLP:O2P	2.04	0.58
1:C:175:PHE:CE1	1:D:175:PHE:HE1	2.21	0.58
1:A:1:MSE:HE2	1:D:4:PHE:CB	2.25	0.58
1:A:55:LEU:HD23	1:A:58:MSE:CE	2.33	0.58
1:C:319:SER:O	1:C:323:MSE:HB2	2.03	0.58
1:D:282:THR:OG1	1:D:315:ASN:HB3	2.04	0.58
1:A:17:ARG:HG2	1:A:17:ARG:HH11	1.68	0.58
1:D:282:THR:HG23	1:D:283:PRO:O	2.04	0.58
1:C:263:LYS:O	1:C:266:LYS:HB2	2.03	0.58
1:D:115:THR:OG1	1:D:317:LEU:HB2	2.04	0.58
1:C:277:ASP:CA	1:C:282:THR:HG22	2.34	0.57
1:C:60:THR:HB	1:C:104:LYS:O	2.04	0.57
1:B:120:GLU:OE2	1:B:131:HIS:HA	2.05	0.57
1:D:341:LEU:HD22	1:D:345:LEU:HD12	1.87	0.57
1:B:232:GLU:HA	1:B:232:GLU:OE2	2.04	0.57
1:D:9:LEU:O	1:D:10:ILE:HD12	2.05	0.57
1:B:319:SER:O	1:B:323:MSE:HG3	2.05	0.57
1:C:291:SER:HB3	1:C:297:ILE:CD1	2.35	0.57
1:C:342:LEU:HD12	1:C:415:ALA:HB2	1.85	0.57
1:C:278:LYS:HZ2	2:C:1001:PLP:C4	2.17	0.57
1:D:230:ILE:HG22	1:D:264:ALA:CB	2.34	0.57
1:B:151:ARG:NH2	1:B:176:VAL:HG13	2.20	0.56
1:D:59:ASP:HA	1:D:105:ALA:O	2.06	0.56
1:B:364:ILE:HD12	1:B:364:ILE:C	2.26	0.56
1:C:347:ASN:O	1:C:350:SER:HB3	2.06	0.56
1:C:350:SER:O	1:C:351:LYS:HB2	2.06	0.56
1:A:181:ARG:HD2	1:A:206:GLU:OE2	2.05	0.56
1:C:40:GLU:HA	1:C:325:SER:OG	2.06	0.56
1:C:40:GLU:O	1:C:326:LYS:HB2	2.06	0.56
1:D:55:LEU:HD12	1:D:58:MSE:CE	2.35	0.56

Continued on next page...

Continued from previous page...

Atom-1	Atom-2	Interatomic distance (Å)	Clash overlap (Å)
1:A:330:GLU:HG3	1:A:330:GLU:O	2.05	0.56
1:B:230:ILE:HG22	1:B:264:ALA:CB	2.36	0.56
1:B:364:ILE:HD12	1:B:364:ILE:O	2.06	0.56
1:C:213:PRO:HG2	1:C:242:ILE:HG12	1.86	0.56
1:A:114:LEU:O	1:A:118:ILE:HG13	2.06	0.56
1:B:139:THR:HG23	2:B:1001:PLP:C5A	2.36	0.56
1:B:6:ILE:CG2	1:B:6:ILE:O	2.54	0.56
1:C:388:GLY:N	1:C:389:PRO:HD2	2.20	0.56
1:C:277:ASP:OD2	1:D:72:ARG:HD2	2.05	0.55
1:A:209:LEU:HD13	1:A:211:ASN:ND2	2.21	0.55
1:B:281:LEU:HD21	1:B:417:ILE:CG2	2.36	0.55
1:B:180:MSE:HE3	1:B:182:LEU:HB2	1.87	0.55
1:C:380:LYS:O	1:C:383:ASN:HB2	2.06	0.55
1:D:243:PRO:HA	1:D:270:ASP:OD2	2.07	0.55
1:D:116:ASN:O	1:D:120:GLU:HG3	2.05	0.55
1:A:284:ILE:HD13	1:B:90:HIS:HA	1.88	0.55
1:D:157:ASN:HD21	1:D:211:ASN:HB3	1.72	0.55
1:C:358:LEU:HB2	1:C:367:CYS:HB2	1.89	0.55
1:A:364:ILE:HG13	1:A:365:ALA:N	2.21	0.55
1:A:5:ASN:HD22	1:A:6:ILE:N	2.05	0.55
1:A:390:ARG:HB3	1:A:392:ILE:CD1	2.37	0.54
1:A:69:ILE:HD11	1:B:389:PRO:HD3	1.88	0.54
1:C:151:ARG:HG3	1:C:178:MSE:HE2	1.87	0.54
1:C:44:ASP:OD1	1:C:46:GLU:HG2	2.07	0.54
1:B:116:ASN:O	1:B:120:GLU:HG3	2.08	0.54
1:A:60:THR:HB	1:A:104:LYS:O	2.07	0.54
1:C:79:LYS:HB3	1:C:79:LYS:NZ	2.22	0.54
1:B:293:ASP:OD1	1:B:295:GLU:HB2	2.07	0.54
1:C:157:ASN:HD21	1:C:211:ASN:HB3	1.72	0.54
1:A:392:ILE:N	1:A:392:ILE:HD12	2.23	0.54
1:A:102:GLN:NE2	1:A:104:LYS:HB2	2.22	0.54
1:A:353:THR:HG23	4:A:1021:HOH:O	2.07	0.54
1:B:65:LYS:HG3	1:C:24:GLU:CD	2.28	0.54
1:C:348:ASP:O	1:C:350:SER:O	2.26	0.54
1:A:139:THR:HG23	2:A:1001:PLP:P	2.48	0.54
1:A:213:PRO:HG2	1:A:242:ILE:HG12	1.89	0.54
1:C:293:ASP:OD1	1:C:295:GLU:HB3	2.08	0.54
1:C:78:SER:O	1:C:81:HIS:HB2	2.08	0.54
1:D:214:CYS:HB3	1:D:243:PRO:HG2	1.87	0.54
1:A:364:ILE:HD11	1:A:414:ASN:HB3	1.90	0.54
1:B:350:SER:O	1:B:355:GLY:HA2	2.07	0.54

Continued on next page...

Continued from previous page...

Atom-1	Atom-2	Interatomic distance (Å)	Clash overlap (Å)
1:B:78:SER:N	1:B:81:HIS:HD2	2.02	0.54
1:C:97:ASN:ND2	1:C:100:ASP:HB2	2.23	0.54
1:C:364:ILE:HD12	1:C:364:ILE:C	2.29	0.54
1:A:5:ASN:C	1:A:5:ASN:HD22	2.11	0.53
1:B:10:ILE:HG23	1:B:15:GLU:HG3	1.91	0.53
1:B:17:ARG:NH1	1:D:382:TYR:CE1	2.76	0.53
1:D:105:ALA:O	1:D:106:SER:HB3	2.09	0.53
1:A:205:LYS:O	1:A:208:GLU:HB3	2.08	0.53
1:B:326:LYS:NZ	1:B:326:LYS:HB2	2.23	0.53
1:C:94:ARG:HD3	1:C:103:PRO:CD	2.37	0.53
1:D:185:THR:HB	1:D:192:VAL:CG1	2.39	0.53
1:A:364:ILE:HD12	1:A:415:ALA:H	1.74	0.53
1:A:304:TYR:CE1	1:B:141:MSE:HE2	2.43	0.53
1:B:277:ASP:HA	1:B:282:THR:HG22	1.90	0.53
1:A:206:GLU:HA	1:A:209:LEU:CD1	2.40	0.53
1:A:391:GLY:C	1:A:392:ILE:HD12	2.29	0.53
1:B:356:LYS:HB3	1:B:369:SER:OG	2.08	0.53
1:D:278:LYS:NZ	2:D:1001:PLP:O3	2.41	0.53
1:B:256:TYR:CZ	1:B:260:LYS:HE2	2.45	0.52
1:B:54:PHE:CE2	1:C:2:LEU:HD11	2.44	0.52
1:B:6:ILE:HG22	1:B:6:ILE:O	2.08	0.52
1:D:196:VAL:HG11	1:D:232:GLU:HB3	1.91	0.52
1:A:110:ILE:HD12	1:D:6:ILE:HG13	1.91	0.52
1:B:271:ALA:HA	1:B:291:SER:HB3	1.92	0.52
1:D:217:SER:OG	1:D:246:ILE:HG12	2.09	0.52
1:A:4:PHE:CE1	1:A:6:ILE:HD13	2.45	0.52
1:B:222:PHE:HD2	1:B:223:PRO:HD2	1.75	0.52
1:B:220:THR:HG22	1:B:257:TYR:CE1	2.45	0.52
1:D:219:LEU:HD13	1:D:230:ILE:HG13	1.92	0.52
1:A:187:LEU:HB2	1:A:402:TYR:CZ	2.44	0.52
1:C:10:ILE:HG13	1:C:11:PRO:HD2	1.92	0.52
1:C:73:GLU:HG2	1:C:75:ARG:HG3	1.91	0.52
1:D:55:LEU:HA	1:D:58:MSE:CE	2.40	0.52
1:B:92:ILE:CD1	1:B:313:VAL:HG21	2.40	0.52
1:C:390:ARG:HB2	1:C:412:VAL:CG1	2.40	0.52
1:D:157:ASN:HD21	1:D:158:VAL:HG12	1.73	0.52
1:B:204:LYS:O	1:B:208:GLU:HG3	2.09	0.52
1:B:131:HIS:NE2	1:B:294:ALA:HB2	2.24	0.52
1:C:238:GLU:HG2	1:C:268:ARG:CB	2.40	0.52
1:D:105:ALA:O	1:D:106:SER:CB	2.57	0.51
1:D:121:SER:O	1:D:125:GLN:HG2	2.10	0.51

Continued on next page...

Continued from previous page...

Atom-1	Atom-2	Interatomic distance (Å)	Clash overlap (Å)
1:D:204:LYS:O	1:D:208:GLU:HG3	2.09	0.51
1:D:277:ASP:CA	1:D:282:THR:HG22	2.40	0.51
1:A:282:THR:HG23	1:A:283:PRO:O	2.10	0.51
1:B:2:LEU:HD22	1:B:4:PHE:CD2	2.45	0.51
1:C:385:ARG:HB3	1:D:66:SER:HA	1.90	0.51
1:B:163:TYR:HB3	1:B:185:THR:HG23	1.92	0.51
1:A:223:PRO:HG2	1:A:412:VAL:HG13	1.92	0.51
1:C:111:MSE:HE3	1:C:314:VAL:HG22	1.91	0.51
1:C:28:GLU:O	1:C:32:VAL:HG23	2.10	0.51
1:B:374:PRO:CG	1:B:409:ASP:HB3	2.40	0.51
1:A:78:SER:H	1:A:81:HIS:CD2	2.27	0.51
1:D:225:ARG:HD2	1:D:401:CYS:SG	2.51	0.51
1:D:237:CYS:SG	1:D:244:HIS:HB2	2.51	0.51
1:B:101:PRO:HB2	1:C:14:MSE:HE1	1.93	0.51
1:C:390:ARG:HB2	1:C:412:VAL:HG12	1.93	0.51
1:A:206:GLU:O	1:A:209:LEU:HD12	2.11	0.51
1:A:68:ARG:NH1	1:A:68:ARG:HG2	2.25	0.51
1:B:55:LEU:O	1:B:107:GLY:HA3	2.10	0.51
1:B:281:LEU:HD21	1:B:417:ILE:HG21	1.93	0.51
1:C:73:GLU:HG3	1:C:75:ARG:CZ	2.41	0.51
1:A:139:THR:HG23	2:A:1001:PLP:O4P	2.11	0.50
1:A:182:LEU:HD12	1:A:182:LEU:N	2.25	0.50
1:C:282:THR:HG23	1:C:283:PRO:O	2.10	0.50
1:B:222:PHE:C	1:B:224:PRO:HD2	2.32	0.50
1:B:223:PRO:O	1:B:224:PRO:C	2.50	0.50
1:B:289:VAL:HG11	1:B:300:ILE:HD13	1.93	0.50
1:C:291:SER:HB3	1:C:297:ILE:HD11	1.93	0.50
1:D:349:LEU:HD13	1:D:349:LEU:O	2.10	0.50
1:A:54:PHE:HA	1:A:57:MSE:CE	2.41	0.50
1:A:78:SER:H	1:A:81:HIS:HD2	1.59	0.50
1:A:225:ARG:HH22	1:A:228:ASP:CG	2.15	0.50
1:C:427:SER:OG	1:D:69:ILE:HD13	2.11	0.50
1:A:9:LEU:O	1:A:10:ILE:HD13	2.11	0.50
1:B:24:GLU:HG3	1:C:64:PRO:CG	2.38	0.50
1:B:235:LYS:HE2	1:B:267:TYR:CZ	2.46	0.50
1:D:223:PRO:HG2	1:D:412:VAL:CG2	2.41	0.50
1:D:355:GLY:O	1:D:356:LYS:HB3	2.11	0.50
1:A:10:ILE:HG23	1:A:11:PRO:HD2	1.93	0.50
1:A:6:ILE:CG1	1:D:110:ILE:HD13	2.40	0.49
1:D:151:ARG:HB2	1:D:178:MSE:HE1	1.94	0.49
1:D:133:ILE:HD12	1:D:297:ILE:HG23	1.94	0.49

Continued on next page...

Continued from previous page...

Atom-1	Atom-2	Interatomic distance (Å)	Clash overlap (Å)
1:A:243:PRO:HA	1:A:270:ASP:OD2	2.11	0.49
1:A:377:ILE:HG21	1:A:411:ILE:CD1	2.39	0.49
1:B:6:ILE:HG23	1:C:110:ILE:HD12	1.93	0.49
1:C:128:LEU:HD23	1:C:262:LYS:HG3	1.93	0.49
1:C:420:ARG:HB2	1:C:423:ASP:OD2	2.12	0.49
1:D:378:ALA:O	1:D:381:LEU:HB2	2.12	0.49
1:B:384:LEU:C	1:B:385:ARG:HD3	2.32	0.49
1:D:341:LEU:CD2	1:D:345:LEU:HD12	2.42	0.49
1:D:388:GLY:N	1:D:389:PRO:HD2	2.27	0.49
1:C:166:HIS:HB2	1:C:221:PHE:HE1	1.77	0.49
1:D:78:SER:H	1:D:81:HIS:CD2	2.29	0.49
1:A:289:VAL:HG11	1:A:300:ILE:HD13	1.94	0.49
1:B:277:ASP:CA	1:B:282:THR:HG22	2.42	0.49
1:D:184:GLU:CG	1:D:403:LEU:HD12	2.42	0.49
1:B:1:MSE:HE3	1:C:4:PHE:CB	2.29	0.49
1:C:230:ILE:HG22	1:C:264:ALA:CB	2.42	0.49
1:D:10:ILE:HG23	1:D:14:MSE:HB2	1.95	0.49
1:A:4:PHE:HB3	1:D:1:MSE:HE3	1.94	0.49
1:D:384:LEU:O	1:D:385:ARG:HB2	2.12	0.49
1:C:106:SER:O	1:C:110:ILE:HG12	2.13	0.49
1:C:165:SER:O	1:C:221:PHE:HZ	1.96	0.49
1:B:388:GLY:N	1:B:389:PRO:HD2	2.27	0.49
1:C:407:THR:HG23	1:C:408:HIS:CD2	2.48	0.49
1:B:100:ASP:OD2	1:B:101:PRO:HD2	2.13	0.49
1:B:68:ARG:HD2	1:B:73:GLU:HB3	1.95	0.49
1:A:195:PRO:O	1:A:198:ASP:HB2	2.13	0.48
1:A:432:GLU:C	1:A:434:ILE:H	2.16	0.48
1:C:55:LEU:O	1:C:107:GLY:HA3	2.12	0.48
1:C:137:ILE:HD12	1:C:141:MSE:CG	2.42	0.48
1:C:219:LEU:HD13	1:C:230:ILE:HG13	1.94	0.48
1:C:318:VAL:O	1:C:322:SER:HB3	2.14	0.48
1:D:157:ASN:C	1:D:157:ASN:ND2	2.67	0.48
1:D:182:LEU:HD12	1:D:182:LEU:H	1.78	0.48
1:D:335:GLN:HB3	4:D:1004:HOH:O	2.12	0.48
1:A:6:ILE:HG23	1:A:6:ILE:O	2.13	0.48
1:D:165:SER:HB2	1:D:398:PHE:CE1	2.49	0.48
1:D:181:ARG:CZ	1:D:206:GLU:OE2	2.61	0.48
1:A:133:ILE:HG22	1:A:289:VAL:HB	1.95	0.48
1:B:384:LEU:O	1:B:385:ARG:HB2	2.14	0.48
1:C:423:ASP:HA	1:D:67:VAL:HG13	1.95	0.48
1:A:96:GLY:HA2	1:A:304:TYR:O	2.13	0.48

Continued on next page...

Continued from previous page...

Atom-1	Atom-2	Interatomic distance (Å)	Clash overlap (Å)
1:D:165:SER:HB2	1:D:398:PHE:CD1	2.49	0.48
1:D:250:TYR:HB2	1:D:253:GLN:HE21	1.78	0.48
1:C:68:ARG:CB	1:C:68:ARG:HH11	2.14	0.48
1:D:92:ILE:HD12	1:D:108:ALA:HB1	1.96	0.48
1:D:179:ASN:HD22	1:D:179:ASN:HA	1.54	0.48
1:D:388:GLY:N	1:D:389:PRO:CD	2.77	0.48
1:B:139:THR:HG21	2:B:1001:PLP:H5A2	1.92	0.48
1:C:377:ILE:HG21	1:C:411:ILE:CD1	2.44	0.48
1:B:382:TYR:HE2	1:D:17:ARG:NH2	2.12	0.48
1:B:296:PHE:O	1:B:300:ILE:HG13	2.14	0.47
1:B:54:PHE:HA	1:B:57:MSE:CE	2.43	0.47
1:C:220:THR:HG22	1:C:257:TYR:CZ	2.49	0.47
1:B:161:TYR:CE1	1:B:216:LEU:HD13	2.49	0.47
1:C:96:GLY:HA2	1:C:304:TYR:O	2.14	0.47
1:B:176:VAL:CG1	1:B:176:VAL:O	2.61	0.47
1:B:387:THR:C	1:B:389:PRO:HD2	2.34	0.47
1:D:184:GLU:HG3	1:D:403:LEU:HD12	1.96	0.47
1:B:181:ARG:NH1	1:B:206:GLU:HG2	2.30	0.47
1:A:70:GLY:CA	1:B:388:GLY:HA3	2.44	0.47
1:D:394:LYS:HB2	1:D:406:TYR:O	2.14	0.47
1:C:105:ALA:O	1:C:106:SER:CB	2.53	0.47
1:A:342:LEU:HD13	1:A:366:SER:OG	2.15	0.47
1:B:182:LEU:HD23	1:B:182:LEU:C	2.34	0.47
1:C:187:LEU:HD23	1:C:188:ASP:N	2.29	0.47
1:C:277:ASP:HA	1:C:282:THR:H	1.80	0.47
1:C:392:ILE:HG21	1:C:400:ASN:OD1	2.14	0.47
1:A:364:ILE:CD1	1:A:414:ASN:HB3	2.44	0.47
1:B:123:PHE:CE2	1:B:252:ILE:HD12	2.50	0.47
1:C:339:LYS:HG3	1:C:363:PRO:O	2.15	0.47
1:B:364:ILE:CD1	1:B:414:ASN:HD22	2.16	0.47
1:C:133:ILE:HD13	1:C:297:ILE:HG21	1.96	0.47
1:D:115:THR:OG1	1:D:317:LEU:HD22	2.14	0.47
1:D:80:ILE:O	1:D:84:LEU:HG	2.15	0.47
1:D:341:LEU:O	1:D:345:LEU:HB2	2.13	0.47
1:B:417:ILE:CG2	1:B:418:GLY:N	2.77	0.47
1:B:263:LYS:HA	1:B:266:LYS:HE3	1.97	0.46
1:B:235:LYS:HG2	1:B:267:TYR:CD2	2.51	0.46
1:A:276:SER:O	1:A:282:THR:HB	2.14	0.46
1:D:133:ILE:CD1	1:D:297:ILE:HG23	2.45	0.46
1:C:392:ILE:N	1:C:392:ILE:HD12	2.30	0.46
1:C:69:ILE:HG12	1:D:413:MSE:HE2	1.96	0.46

Continued on next page...

Continued from previous page...

Atom-1	Atom-2	Interatomic distance (Å)	Clash overlap (Å)
1:D:164:ALA:HB1	1:D:221:PHE:CE1	2.50	0.46
1:D:277:ASP:CG	1:D:284:ILE:HD13	2.35	0.46
1:D:394:LYS:HE3	1:D:409:ASP:OD2	2.15	0.46
1:A:252:ILE:HA	1:A:258:LEU:HD21	1.98	0.46
1:D:225:ARG:HH11	1:D:225:ARG:HG3	1.79	0.46
1:D:349:LEU:CD2	1:D:432:GLU:HG2	2.44	0.46
1:D:44:ASP:OD2	1:D:47:LYS:HE3	2.15	0.46
1:A:368:ILE:O	1:A:368:ILE:HG23	2.16	0.46
1:A:55:LEU:HA	1:A:58:MSE:CE	2.45	0.46
1:B:110:ILE:HD13	1:C:6:ILE:CD1	2.33	0.46
1:D:28:GLU:HG3	4:D:1024:HOH:O	2.15	0.46
1:A:53:LYS:HE2	1:D:46:GLU:OE1	2.15	0.46
1:B:131:HIS:CD2	1:B:294:ALA:HB2	2.50	0.46
1:D:140:GLY:HA3	1:D:168:SER:OG	2.15	0.46
1:D:53:LYS:O	1:D:57:MSE:HG3	2.16	0.46
1:D:187:LEU:HD23	1:D:191:ARG:O	2.16	0.46
1:C:133:ILE:HD13	1:C:297:ILE:CG2	2.46	0.46
1:B:223:PRO:N	1:B:224:PRO:HD2	2.30	0.45
1:D:139:THR:O	1:D:143:ILE:HG13	2.16	0.45
1:B:230:ILE:HG22	1:B:264:ALA:HB1	1.98	0.45
1:B:298:LYS:O	1:B:302:LEU:HG	2.16	0.45
1:B:2:LEU:HD22	1:B:4:PHE:HD2	1.80	0.45
1:C:187:LEU:HD23	1:C:189:GLY:H	1.81	0.45
1:D:355:GLY:O	1:D:356:LYS:CB	2.64	0.45
1:B:181:ARG:HH22	1:B:205:LYS:CD	2.28	0.45
1:C:235:LYS:O	1:C:238:GLU:HB2	2.17	0.45
1:D:386:VAL:HG12	1:D:389:PRO:HD3	1.98	0.45
1:A:370:VAL:HG23	4:A:1015:HOH:O	2.16	0.45
1:C:200:GLU:O	1:C:203:ILE:HB	2.16	0.45
1:D:296:PHE:O	1:D:300:ILE:HG13	2.17	0.45
1:D:4:PHE:CD1	1:D:6:ILE:HD13	2.52	0.45
1:A:180:MSE:HE3	1:A:182:LEU:HG	1.99	0.45
1:B:101:PRO:HB3	1:C:10:ILE:CD1	2.43	0.45
1:B:368:ILE:O	1:B:368:ILE:HG23	2.17	0.45
1:B:374:PRO:HG3	1:B:409:ASP:HB3	1.97	0.45
1:B:53:LYS:O	1:B:57:MSE:HG3	2.16	0.45
1:C:385:ARG:HH11	1:C:385:ARG:HG2	1.82	0.45
1:D:10:ILE:CG2	1:D:14:MSE:HB2	2.47	0.45
1:D:397:HIS:NE2	1:D:403:LEU:O	2.50	0.45
1:D:68:ARG:HB3	1:D:73:GLU:CG	2.36	0.45
1:A:278:LYS:NZ	2:A:1001:PLP:C3	2.79	0.45

Continued on next page...

Continued from previous page...

Atom-1	Atom-2	Interatomic distance (Å)	Clash overlap (Å)
1:B:196:VAL:HG11	1:B:232:GLU:HB3	1.99	0.45
1:B:422:GLU:H	1:B:422:GLU:CD	2.20	0.45
1:C:121:SER:O	1:C:125:GLN:HG2	2.17	0.45
1:B:380:LYS:HB2	1:B:434:ILE:HD13	1.97	0.45
1:A:238:GLU:HB2	1:A:268:ARG:HB2	1.99	0.45
1:C:125:GLN:NE2	1:C:125:GLN:HA	2.29	0.45
1:C:314:VAL:O	1:C:318:VAL:HG23	2.17	0.45
1:D:314:VAL:O	1:D:318:VAL:HG23	2.17	0.45
1:D:169:PRO:O	1:D:173:VAL:HG23	2.17	0.45
1:D:392:ILE:N	1:D:392:ILE:CD1	2.79	0.45
1:A:223:PRO:HB2	1:A:224:PRO:HD3	1.99	0.44
1:A:136:PRO:HA	1:A:312:PRO:HB2	1.99	0.44
1:C:167:LYS:HB2	1:D:95:SER:OG	2.17	0.44
1:C:189:GLY:O	1:C:407:THR:HG21	2.17	0.44
1:B:230:ILE:HG23	1:B:246:ILE:HD11	1.98	0.44
1:B:223:PRO:CG	1:B:365:ALA:HB3	2.47	0.44
1:D:181:ARG:HG2	1:D:181:ARG:HH11	1.83	0.44
1:D:278:LYS:NZ	2:D:1001:PLP:C3	2.80	0.44
1:D:373:ASP:OD2	1:D:393:LYS:HE2	2.17	0.44
1:A:17:ARG:NH1	1:A:17:ARG:HG2	2.29	0.44
1:B:235:LYS:HE2	1:B:267:TYR:OH	2.18	0.44
1:C:368:ILE:O	1:C:368:ILE:HG23	2.17	0.44
1:C:390:ARG:HB3	1:C:392:ILE:HD11	1.98	0.44
1:D:254:ASN:HD21	1:D:363:PRO:CG	2.30	0.44
1:A:225:ARG:HG2	1:A:226:ASN:O	2.18	0.44
1:D:370:VAL:HG21	1:D:377:ILE:HD13	1.98	0.44
1:B:160:ILE:HA	1:B:181:ARG:HB3	2.00	0.44
1:B:323:MSE:HE2	1:B:331:LEU:HD11	1.99	0.44
1:B:380:LYS:HD2	1:B:434:ILE:HG23	1.99	0.44
1:B:54:PHE:HA	1:B:57:MSE:HE2	2.00	0.44
1:C:304:TYR:CE2	1:C:308:ALA:HB2	2.53	0.44
1:D:94:ARG:HG3	1:D:102:GLN:HE21	1.82	0.44
1:C:345:LEU:HD12	1:C:424:ILE:HG22	1.98	0.44
1:D:423:ASP:O	1:D:427:SER:HB3	2.17	0.44
1:B:184:GLU:H	1:B:184:GLU:HG2	1.54	0.44
1:B:22:LEU:HD12	1:B:22:LEU:O	2.18	0.44
1:B:252:ILE:HB	1:B:279:ASN:HB3	2.00	0.43
1:D:98:LEU:HB2	1:D:301:SER:HB2	2.00	0.43
1:A:223:PRO:HG2	1:A:412:VAL:CG1	2.48	0.43
1:A:388:GLY:N	1:A:389:PRO:HD2	2.32	0.43
1:C:223:PRO:O	1:C:224:PRO:C	2.57	0.43

Continued on next page...

Continued from previous page...

Atom-1	Atom-2	Interatomic distance (Å)	Clash overlap (Å)
1:C:388:GLY:N	1:C:389:PRO:CD	2.81	0.43
1:D:158:VAL:HG13	1:D:213:PRO:HA	1.99	0.43
1:B:426:ASN:HD22	1:B:426:ASN:HA	1.63	0.43
1:C:111:MSE:HG3	1:C:112:TYR:N	2.34	0.43
1:C:349:LEU:CD2	1:C:431:LEU:HD13	2.47	0.43
1:A:228:ASP:O	1:A:230:ILE:N	2.50	0.43
1:A:392:ILE:HG23	1:A:396:ASP:HB3	1.99	0.43
1:B:278:LYS:NZ	2:B:1001:PLP:O3	2.51	0.43
1:B:17:ARG:O	1:B:21:VAL:HG23	2.18	0.43
1:C:138:SER:HB3	1:D:307:ARG:O	2.18	0.43
1:C:84:LEU:HD12	1:D:315:ASN:OD1	2.18	0.43
1:A:282:THR:CG2	1:A:283:PRO:O	2.66	0.43
1:A:354:GLY:O	1:A:355:GLY:O	2.36	0.43
1:A:390:ARG:HB3	1:A:392:ILE:HD11	1.99	0.43
1:C:143:ILE:O	1:C:147:LEU:HG	2.17	0.43
1:D:73:GLU:O	1:D:74:ALA:HB3	2.19	0.43
1:B:181:ARG:HH21	1:B:205:LYS:HD3	1.78	0.43
1:C:290:TYR:N	1:C:290:TYR:CD2	2.87	0.43
1:D:194:VAL:HG23	1:D:225:ARG:HH12	1.83	0.43
1:D:218:THR:HB	1:D:225:ARG:HH21	1.84	0.43
1:D:343:ASP:C	1:D:345:LEU:H	2.22	0.43
1:C:181:ARG:HH11	1:C:181:ARG:HG3	1.84	0.43
1:C:417:ILE:HG23	1:C:417:ILE:O	2.19	0.43
1:D:410:TYR:N	1:D:410:TYR:CD2	2.86	0.43
1:D:413:MSE:CE	1:D:427:SER:HB2	2.48	0.43
1:D:200:GLU:HB2	1:D:236:ILE:HD13	2.01	0.43
1:B:10:ILE:HG12	1:B:14:MSE:HB2	2.00	0.43
1:B:232:GLU:OE2	1:B:235:LYS:HD2	2.19	0.43
1:B:223:PRO:HG3	1:B:365:ALA:HB3	1.99	0.43
1:C:200:GLU:HB2	1:C:236:ILE:HD13	2.00	0.43
1:D:349:LEU:HD12	1:D:368:ILE:CD1	2.48	0.43
1:D:367:CYS:SG	1:D:412:VAL:HB	2.58	0.43
1:A:28:GLU:O	1:A:32:VAL:HG23	2.19	0.42
1:B:211:ASN:HA	1:B:212:ARG:HH21	1.84	0.42
1:C:281:LEU:O	1:D:76:THR:HA	2.19	0.42
1:D:413:MSE:HE1	1:D:427:SER:HB2	2.02	0.42
2:A:1001:PLP:O3P	1:B:72:ARG:NH2	2.51	0.42
1:A:181:ARG:NH2	1:A:205:LYS:NZ	2.67	0.42
1:A:248:GLY:O	1:A:249:ALA:C	2.57	0.42
1:A:99:VAL:HG12	1:A:301:SER:OG	2.19	0.42
1:B:241:ASP:O	1:B:242:ILE:HD12	2.18	0.42

Continued on next page...

Continued from previous page...

Atom-1	Atom-2	Interatomic distance (Å)	Clash overlap (Å)
1:B:6:ILE:HD12	1:C:110:ILE:HG21	2.01	0.42
1:A:10:ILE:HD12	1:D:101:PRO:HB3	2.00	0.42
1:D:230:ILE:HG22	1:D:264:ALA:HB2	2.01	0.42
1:D:424:ILE:O	1:D:428:VAL:HG23	2.19	0.42
1:A:168:SER:HB3	1:A:169:PRO:CD	2.50	0.42
1:A:182:LEU:HD12	1:A:182:LEU:H	1.83	0.42
1:A:54:PHE:HA	1:A:57:MSE:HE2	2.01	0.42
1:A:55:LEU:HA	1:A:58:MSE:HE3	2.01	0.42
1:B:225:ARG:HG2	1:B:226:ASN:O	2.19	0.42
1:C:185:THR:HB	1:C:192:VAL:HG13	2.02	0.42
1:D:271:ALA:HA	1:D:291:SER:HB2	2.00	0.42
1:A:193:TYR:CE1	1:A:195:PRO:HG3	2.54	0.42
1:C:228:ASP:O	1:C:230:ILE:N	2.52	0.42
1:C:256:TYR:CD2	1:C:363:PRO:HG3	2.54	0.42
1:C:49:LYS:HB3	1:C:49:LYS:HE2	1.93	0.42
1:C:69:ILE:HD11	1:D:389:PRO:HD3	2.01	0.42
1:B:10:ILE:CD1	1:B:14:MSE:HE2	2.48	0.42
1:C:190:ASP:OD2	1:C:358:LEU:HD22	2.18	0.42
1:C:305:PRO:HD2	1:D:141:MSE:HE2	2.00	0.42
1:C:63:ASP:OD2	1:D:385:ARG:NH1	2.52	0.42
1:A:161:TYR:CE1	1:A:216:LEU:HD13	2.55	0.42
1:A:81:HIS:HE1	1:B:315:ASN:O	2.02	0.42
1:B:17:ARG:HD2	1:D:382:TYR:CE2	2.54	0.42
1:B:258:LEU:O	1:B:262:LYS:HG3	2.19	0.42
1:B:294:ALA:O	1:B:298:LYS:HG3	2.20	0.42
1:B:6:ILE:HD13	1:B:6:ILE:HA	1.86	0.42
1:D:181:ARG:NH1	1:D:181:ARG:HG2	2.34	0.42
1:D:38:ILE:O	1:D:38:ILE:HG23	2.19	0.42
1:A:385:ARG:HH11	1:A:385:ARG:HG2	1.85	0.42
1:B:253:GLN:HB2	1:B:417:ILE:HD13	2.01	0.42
1:B:358:LEU:HD21	1:B:408:HIS:CD2	2.55	0.42
1:C:162:PRO:HA	1:C:183:VAL:HB	2.02	0.42
1:D:230:ILE:HG22	1:D:264:ALA:HB1	2.01	0.42
1:D:428:VAL:O	1:D:431:LEU:HB3	2.20	0.42
1:B:140:GLY:HA3	1:B:168:SER:OG	2.19	0.42
1:C:105:ALA:HB1	1:C:108:ALA:HB3	2.02	0.42
1:A:171:LYS:HD2	1:B:305:PRO:HA	2.01	0.42
1:B:180:MSE:CE	1:B:182:LEU:HB2	2.50	0.42
1:B:290:TYR:CD2	1:B:290:TYR:N	2.87	0.42
1:C:364:ILE:HD11	1:C:414:ASN:ND2	2.26	0.42
1:D:28:GLU:O	1:D:32:VAL:HG23	2.20	0.42

Continued on next page...

Continued from previous page...

Atom-1	Atom-2	Interatomic distance (Å)	Clash overlap (Å)
1:D:347:ASN:O	1:D:350:SER:HB2	2.20	0.42
1:B:186:VAL:HG12	1:B:187:LEU:N	2.35	0.41
1:C:323:MSE:HE3	1:C:328:TYR:CD1	2.55	0.41
1:D:432:GLU:C	1:D:434:ILE:H	2.24	0.41
1:A:1:MSE:CE	1:D:4:PHE:HB3	2.29	0.41
1:A:384:LEU:O	1:A:385:ARG:HB2	2.19	0.41
1:B:97:ASN:ND2	1:B:100:ASP:HB2	2.35	0.41
1:B:329:LEU:HA	1:B:329:LEU:HD23	1.92	0.41
1:C:9:LEU:O	1:C:10:ILE:HD12	2.20	0.41
1:C:382:TYR:C	1:C:384:LEU:H	2.23	0.41
1:D:338:SER:HB3	1:D:424:ILE:HD11	2.02	0.41
1:C:75:ARG:HB2	1:D:281:LEU:HD22	2.01	0.41
1:D:319:SER:HB3	1:D:323:MSE:HE2	2.02	0.41
1:D:59:ASP:OD2	1:D:107:GLY:N	2.50	0.41
1:D:162:PRO:HA	1:D:183:VAL:HB	2.03	0.41
1:D:160:ILE:CD1	1:D:213:PRO:HB2	2.48	0.41
1:A:171:LYS:HE3	1:B:96:GLY:CA	2.47	0.41
1:B:277:ASP:HA	1:B:282:THR:H	1.85	0.41
1:C:350:SER:O	1:C:351:LYS:CB	2.67	0.41
1:A:139:THR:HG22	2:A:1001:PLP:O2P	2.20	0.41
1:A:345:LEU:HA	1:A:345:LEU:HD23	1.92	0.41
1:A:346:LEU:HA	1:A:346:LEU:HD23	1.91	0.41
1:B:185:THR:HG22	1:B:194:VAL:HG22	2.03	0.41
1:D:181:ARG:NH2	1:D:206:GLU:OE2	2.54	0.41
1:A:353:THR:OG1	1:A:354:GLY:N	2.53	0.41
1:B:231:VAL:O	1:B:235:LYS:HG3	2.21	0.41
1:B:390:ARG:CZ	1:B:392:ILE:HD11	2.50	0.41
1:C:139:THR:HG22	1:C:275:SER:HA	2.02	0.41
1:D:217:SER:HG	1:D:246:ILE:HG12	1.86	0.41
1:A:111:MSE:HG3	1:A:112:TYR:N	2.36	0.41
1:A:63:ASP:HA	1:A:64:PRO:HD2	1.95	0.41
1:A:4:PHE:CD1	1:A:6:ILE:HD13	2.55	0.41
1:B:340:LYS:NZ	1:B:340:LYS:HB2	2.36	0.41
1:C:220:THR:HG22	1:C:257:TYR:CE2	2.56	0.41
1:D:155:GLY:O	1:D:156:SER:C	2.59	0.41
1:B:225:ARG:NH2	1:B:228:ASP:OD2	2.51	0.41
1:C:355:GLY:O	1:C:356:LYS:CB	2.69	0.41
1:D:168:SER:HB3	1:D:169:PRO:CD	2.51	0.41
1:D:394:LYS:HB3	1:D:408:HIS:O	2.21	0.41
1:A:388:GLY:N	1:A:389:PRO:CD	2.84	0.40
1:B:36:ARG:HG2	1:B:114:LEU:CD2	2.51	0.40

Continued on next page...

Continued from previous page...

Atom-1	Atom-2	Interatomic distance (Å)	Clash overlap (Å)
1:B:187:LEU:HB2	1:B:402:TYR:CZ	2.56	0.40
1:B:367:CYS:SG	1:B:412:VAL:HB	2.60	0.40
1:C:73:GLU:OE1	1:C:75:ARG:NH2	2.54	0.40
1:D:290:TYR:CD2	1:D:290:TYR:N	2.88	0.40
1:D:432:GLU:C	1:D:434:ILE:N	2.75	0.40
1:A:282:THR:HG23	1:A:283:PRO:N	2.37	0.40
1:C:51:PHE:HE2	1:C:317:LEU:HD21	1.86	0.40
1:C:60:THR:HG22	1:C:61:ASP:N	2.35	0.40
1:D:223:PRO:HB2	1:D:224:PRO:CD	2.48	0.40
1:D:276:SER:C	1:D:282:THR:HG22	2.41	0.40
1:C:112:TYR:CD1	1:C:313:VAL:HG11	2.57	0.40
1:C:187:LEU:HD23	1:C:189:GLY:N	2.36	0.40
1:C:59:ASP:HA	1:C:105:ALA:O	2.22	0.40
1:B:123:PHE:HE2	1:B:252:ILE:HD12	1.87	0.40
1:C:355:GLY:O	1:C:356:LYS:HB3	2.21	0.40
1:D:223:PRO:HG3	1:D:365:ALA:CB	2.50	0.40
1:D:225:ARG:NH2	1:D:228:ASP:OD2	2.54	0.40
1:D:25:TYR:CZ	1:D:47:LYS:HE2	2.56	0.40
1:D:131:HIS:CD2	1:D:294:ALA:HB2	2.57	0.40
1:D:349:LEU:HD12	1:D:368:ILE:HD13	2.03	0.40
1:D:390:ARG:O	1:D:411:ILE:HA	2.21	0.40
1:C:377:ILE:CG2	1:C:411:ILE:HD11	2.48	0.40
1:D:257:TYR:OH	1:D:363:PRO:HD2	2.21	0.40

There are no symmetry-related clashes.

5.3 Torsion angles [i](#)

5.3.1 Protein backbone [i](#)

In the following table, the Percentiles column shows the percent Ramachandran outliers of the chain as a percentile score with respect to all X-ray entries followed by that with respect to entries of similar resolution.

The Analysed column shows the number of residues for which the backbone conformation was analysed, and the total number of residues.

Mol	Chain	Analysed	Favoured	Allowed	Outliers	Percentiles
1	A	432/456 (95%)	398 (92%)	31 (7%)	3 (1%)	22 39
1	B	432/456 (95%)	402 (93%)	26 (6%)	4 (1%)	17 31

Continued on next page...

Continued from previous page...

Mol	Chain	Analysed	Favoured	Allowed	Outliers	Percentiles	
1	C	432/456 (95%)	393 (91%)	36 (8%)	3 (1%)	22	39
1	D	432/456 (95%)	389 (90%)	38 (9%)	5 (1%)	13	24
All	All	1728/1824 (95%)	1582 (92%)	131 (8%)	15 (1%)	17	31

All (15) Ramachandran outliers are listed below:

Mol	Chain	Res	Type
1	A	355	GLY
1	C	106	SER
1	D	356	LYS
1	C	356	LYS
1	D	372	SER
1	B	223	PRO
1	B	356	LYS
1	C	223	PRO
1	D	249	ALA
1	D	344	GLU
1	A	97	ASN
1	A	223	PRO
1	D	223	PRO
1	B	354	GLY
1	B	417	ILE

5.3.2 Protein sidechains [i](#)

In the following table, the Percentiles column shows the percent sidechain outliers of the chain as a percentile score with respect to all X-ray entries followed by that with respect to entries of similar resolution.

The Analysed column shows the number of residues for which the sidechain conformation was analysed, and the total number of residues.

Mol	Chain	Analysed	Rotameric	Outliers	Percentiles	
1	A	382/391 (98%)	353 (92%)	29 (8%)	13	25
1	B	382/391 (98%)	357 (94%)	25 (6%)	17	33
1	C	382/391 (98%)	358 (94%)	24 (6%)	18	34
1	D	382/391 (98%)	362 (95%)	20 (5%)	23	44
All	All	1528/1564 (98%)	1430 (94%)	98 (6%)	17	33

All (98) residues with a non-rotameric sidechain are listed below:

Mol	Chain	Res	Type
1	A	5	ASN
1	A	17	ARG
1	A	19	GLU
1	A	60	THR
1	A	65	LYS
1	A	68	ARG
1	A	71	GLU
1	A	76	THR
1	A	102	GLN
1	A	111	MSE
1	A	112	TYR
1	A	139	THR
1	A	184	GLU
1	A	209	LEU
1	A	216	LEU
1	A	223	PRO
1	A	242	ILE
1	A	275	SER
1	A	282	THR
1	A	291	SER
1	A	330	GLU
1	A	335	GLN
1	A	342	LEU
1	A	353	THR
1	A	364	ILE
1	A	367	CYS
1	A	385	ARG
1	A	394	LYS
1	A	431	LEU
1	B	2	LEU
1	B	60	THR
1	B	72	ARG
1	B	102	GLN
1	B	111	MSE
1	B	139	THR
1	B	184	GLU
1	B	187	LEU
1	B	212	ARG
1	B	216	LEU
1	B	223	PRO
1	B	242	ILE
1	B	275	SER
1	B	282	THR

Continued on next page...

Continued from previous page...

Mol	Chain	Res	Type
1	B	341	LEU
1	B	342	LEU
1	B	347	ASN
1	B	353	THR
1	B	364	ILE
1	B	385	ARG
1	B	407	THR
1	B	412	VAL
1	B	422	GLU
1	B	426	ASN
1	B	431	LEU
1	C	2	LEU
1	C	5	ASN
1	C	10	ILE
1	C	17	ARG
1	C	20	LEU
1	C	46	GLU
1	C	68	ARG
1	C	71	GLU
1	C	106	SER
1	C	111	MSE
1	C	125	GLN
1	C	133	ILE
1	C	139	THR
1	C	157	ASN
1	C	190	ASP
1	C	216	LEU
1	C	223	PRO
1	C	255	ASN
1	C	290	TYR
1	C	330	GLU
1	C	335	GLN
1	C	342	LEU
1	C	348	ASP
1	C	431	LEU
1	D	2	LEU
1	D	3	ASP
1	D	44	ASP
1	D	55	LEU
1	D	71	GLU
1	D	73	GLU
1	D	102	GLN

Continued on next page...

Continued from previous page...

Mol	Chain	Res	Type
1	D	111	MSE
1	D	112	TYR
1	D	117	LYS
1	D	139	THR
1	D	157	ASN
1	D	179	ASN
1	D	187	LEU
1	D	216	LEU
1	D	297	ILE
1	D	333	LYS
1	D	341	LEU
1	D	345	LEU
1	D	385	ARG

Some sidechains can be flipped to improve hydrogen bonding and reduce clashes. All (35) such sidechains are listed below:

Mol	Chain	Res	Type
1	A	5	ASN
1	A	23	ASN
1	A	81	HIS
1	A	102	GLN
1	A	129	ASN
1	A	179	ASN
1	A	211	ASN
1	A	337	ASN
1	A	383	ASN
1	A	414	ASN
1	B	5	ASN
1	B	81	HIS
1	B	129	ASN
1	B	327	ASN
1	B	414	ASN
1	B	426	ASN
1	C	5	ASN
1	C	41	ASN
1	C	81	HIS
1	C	125	GLN
1	C	157	ASN
1	C	226	ASN
1	C	327	ASN
1	C	334	ASN
1	C	371	ASN

Continued on next page...

Continued from previous page...

Mol	Chain	Res	Type
1	C	408	HIS
1	C	414	ASN
1	C	426	ASN
1	D	81	HIS
1	D	157	ASN
1	D	179	ASN
1	D	254	ASN
1	D	327	ASN
1	D	383	ASN
1	D	408	HIS

5.3.3 RNA [i](#)

There are no RNA molecules in this entry.

5.4 Non-standard residues in protein, DNA, RNA chains [i](#)

There are no non-standard protein/DNA/RNA residues in this entry.

5.5 Carbohydrates [i](#)

There are no carbohydrates in this entry.

5.6 Ligand geometry [i](#)

6 ligands are modelled in this entry.

In the following table, the Counts columns list the number of bonds (or angles) for which Mogul statistics could be retrieved, the number of bonds (or angles) that are observed in the model and the number of bonds (or angles) that are defined in the Chemical Component Dictionary. The Link column lists molecule types, if any, to which the group is linked. The Z score for a bond length (or angle) is the number of standard deviations the observed value is removed from the expected value. A bond length (or angle) with $|Z| > 2$ is considered an outlier worth inspection. RMSZ is the root-mean-square of all Z scores of the bond lengths (or angles).

Mol	Type	Chain	Res	Link	Bond lengths			Bond angles		
					Counts	RMSZ	$\# Z > 2$	Counts	RMSZ	$\# Z > 2$
2	PLP	D	1001	1	15,15,16	1.03	0	20,22,23	0.98	1 (5%)
3	SO4	B	1002	-	4,4,4	0.96	0	6,6,6	1.58	1 (16%)
2	PLP	A	1001	1	15,15,16	1.04	0	20,22,23	0.92	1 (5%)

Mol	Type	Chain	Res	Link	Bond lengths			Bond angles		
					Counts	RMSZ	# Z > 2	Counts	RMSZ	# Z > 2
2	PLP	C	1001	1	15,15,16	1.04	0	20,22,23	1.01	2 (10%)
3	SO4	C	1002	-	4,4,4	1.04	0	6,6,6	1.55	1 (16%)
2	PLP	B	1001	1	15,15,16	1.04	0	20,22,23	1.09	2 (10%)

In the following table, the Chirals column lists the number of chiral outliers, the number of chiral centers analysed, the number of these observed in the model and the number defined in the Chemical Component Dictionary. Similar counts are reported in the Torsion and Rings columns. '-' means no outliers of that kind were identified.

Mol	Type	Chain	Res	Link	Chirals	Torsions	Rings
2	PLP	C	1001	1	-	3/6/6/8	0/1/1/1
2	PLP	D	1001	1	-	2/6/6/8	0/1/1/1
2	PLP	A	1001	1	-	3/6/6/8	0/1/1/1
2	PLP	B	1001	1	-	0/6/6/8	0/1/1/1

There are no bond length outliers.

All (8) bond angle outliers are listed below:

Mol	Chain	Res	Type	Atoms	Z	Observed(°)	Ideal(°)
3	B	1002	SO4	O4-S-O3	3.61	124.47	109.06
3	C	1002	SO4	O4-S-O3	3.58	124.32	109.06
2	B	1001	PLP	O4P-C5A-C5	2.91	114.89	109.35
2	A	1001	PLP	O4P-P-O1P	2.11	112.40	106.47
2	B	1001	PLP	O4P-P-O1P	2.10	112.37	106.47
2	C	1001	PLP	O4P-C5A-C5	2.10	113.36	109.35
2	C	1001	PLP	O4P-P-O1P	2.09	112.34	106.47
2	D	1001	PLP	O4P-P-O1P	2.09	112.32	106.47

There are no chirality outliers.

All (8) torsion outliers are listed below:

Mol	Chain	Res	Type	Atoms
2	A	1001	PLP	C5A-O4P-P-O2P
2	C	1001	PLP	C5A-O4P-P-O1P
2	C	1001	PLP	C5A-O4P-P-O3P
2	D	1001	PLP	C5A-O4P-P-O1P
2	A	1001	PLP	C5A-O4P-P-O1P
2	A	1001	PLP	C5A-O4P-P-O3P
2	C	1001	PLP	C4-C5-C5A-O4P
2	D	1001	PLP	C5A-O4P-P-O3P

There are no ring outliers.

5 monomers are involved in 37 short contacts:

Mol	Chain	Res	Type	Clashes	Symm-Clashes
2	D	1001	PLP	10	0
3	B	1002	SO4	1	0
2	A	1001	PLP	10	0
2	C	1001	PLP	7	0
2	B	1001	PLP	9	0

5.7 Other polymers [i](#)

There are no such residues in this entry.

5.8 Polymer linkage issues [i](#)

There are no chain breaks in this entry.

6 Fit of model and data

6.1 Protein, DNA and RNA chains

In the following table, the column labelled ‘#RSRZ> 2’ contains the number (and percentage) of RSRZ outliers, followed by percent RSRZ outliers for the chain as percentile scores relative to all X-ray entries and entries of similar resolution. The OWAB column contains the minimum, median, 95th percentile and maximum values of the occupancy-weighted average B-factor per residue. The column labelled ‘Q< 0.9’ lists the number of (and percentage) of residues with an average occupancy less than 0.9.

Mol	Chain	Analysed	<RSRZ>	#RSRZ>2	OWAB(Å ²)	Q<0.9
1	A	424/456 (92%)	-0.12	1 (0%) 95 95	18, 34, 50, 59	0
1	B	424/456 (92%)	-0.14	2 (0%) 91 91	18, 37, 51, 65	0
1	C	424/456 (92%)	0.06	7 (1%) 70 72	21, 39, 58, 70	0
1	D	424/456 (92%)	0.07	9 (2%) 63 66	21, 39, 62, 78	0
All	All	1696/1824 (92%)	-0.03	19 (1%) 80 82	18, 37, 56, 78	0

All (19) RSRZ outliers are listed below:

Mol	Chain	Res	Type	RSRZ
1	D	349	LEU	4.2
1	C	385	ARG	3.3
1	D	184	GLU	2.8
1	A	223	PRO	2.8
1	D	371	ASN	2.7
1	C	135	THR	2.6
1	D	71	GLU	2.6
1	D	223	PRO	2.6
1	D	406	TYR	2.4
1	B	222	PHE	2.4
1	C	200	GLU	2.3
1	C	16	LYS	2.3
1	D	394	LYS	2.1
1	B	382	TYR	2.1
1	C	142	SER	2.1
1	D	373	ASP	2.1
1	C	433	LYS	2.1
1	C	137	ILE	2.0
1	D	326	LYS	2.0

6.2 Non-standard residues in protein, DNA, RNA chains [i](#)

There are no non-standard protein/DNA/RNA residues in this entry.

6.3 Carbohydrates [i](#)

There are no carbohydrates in this entry.

6.4 Ligands [i](#)

In the following table, the Atoms column lists the number of modelled atoms in the group and the number defined in the chemical component dictionary. The B-factors column lists the minimum, median, 95th percentile and maximum values of B factors of atoms in the group. The column labelled 'Q< 0.9' lists the number of atoms with occupancy less than 0.9.

Mol	Type	Chain	Res	Atoms	RSCC	RSR	B-factors(\AA^2)	Q<0.9
3	SO4	C	1002	5/5	0.95	0.18	71,71,72,73	0
2	PLP	A	1001	15/16	0.96	0.16	25,35,36,38	0
2	PLP	C	1001	15/16	0.96	0.16	31,36,38,41	0
2	PLP	D	1001	15/16	0.96	0.15	32,35,37,37	0
2	PLP	B	1001	15/16	0.96	0.15	22,31,33,33	0
3	SO4	B	1002	5/5	0.98	0.12	61,61,63,63	0

6.5 Other polymers [i](#)

There are no such residues in this entry.