



# Full wwPDB X-ray Structure Validation Report ⓘ

Aug 29, 2020 – 11:04 AM BST

PDB ID : 6YFS  
Title : Virus-like particle of bacteriophage PQ-465  
Authors : Rumnieks, J.; Kalnins, G.; Sisovs, M.; Lieknina, I.; Tars, K.  
Deposited on : 2020-03-26  
Resolution : 3.50 Å(reported)

This is a Full wwPDB X-ray Structure Validation Report for a publicly released PDB entry.

We welcome your comments at [validation@mail.wwpdb.org](mailto:validation@mail.wwpdb.org)

A user guide is available at

<https://www.wwpdb.org/validation/2017/XrayValidationReportHelp>

with specific help available everywhere you see the ⓘ symbol.

---

The following versions of software and data (see [references ⓘ](#)) were used in the production of this report:

MolProbity : 4.02b-467  
Xtriage (Phenix) : 1.13  
EDS : 2.13  
Percentile statistics : 20191225.v01 (using entries in the PDB archive December 25th 2019)  
Refmac : 5.8.0158  
CCP4 : 7.0.044 (Gargrove)  
Ideal geometry (proteins) : Engh & Huber (2001)  
Ideal geometry (DNA, RNA) : Parkinson et al. (1996)  
Validation Pipeline (wwPDB-VP) : 2.13

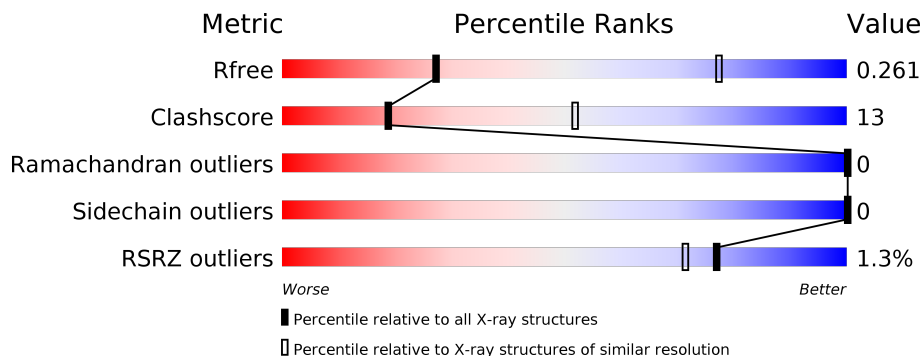
# 1 Overall quality at a glance

The following experimental techniques were used to determine the structure:

*X-RAY DIFFRACTION*

The reported resolution of this entry is 3.50 Å.

Percentile scores (ranging between 0-100) for global validation metrics of the entry are shown in the following graphic. The table shows the number of entries on which the scores are based.




























Metric	Whole archive (#Entries)	Similar resolution (#Entries, resolution range(Å))
$R_{free}$	130704	1659 (3.60-3.40)
Clashscore	141614	1036 (3.58-3.42)
Ramachandran outliers	138981	1005 (3.58-3.42)
Sidechain outliers	138945	1006 (3.58-3.42)
RSRZ outliers	127900	1559 (3.60-3.40)

The table below summarises the geometric issues observed across the polymeric chains and their fit to the electron density. The red, orange, yellow and green segments on the lower bar indicate the fraction of residues that contain outliers for  $\geq 3$ , 2, 1 and 0 types of geometric quality criteria respectively. A grey segment represents the fraction of residues that are not modelled. The numeric value for each fraction is indicated below the corresponding segment, with a dot representing fractions  $\leq 5\%$ . The upper red bar (where present) indicates the fraction of residues that have poor fit to the electron density. The numeric value is given above the bar.

Mol	Chain	Length	Quality of chain
1	AA	126	
1	AB	126	
1	AC	126	
1	AD	126	
1	AE	126	
1	AF	126	

*Continued on next page...*

Continued from previous page...

Mol	Chain	Length	Quality of chain
1	AG	126	 65% 34%
1	AH	126	 70% 29%
1	AI	126	 73% 25%
1	AJ	126	 67% 33%
1	AK	126	 70% 29%
1	AL	126	 67% 31%
1	AM	126	 66% 33%
1	AN	126	 71% 27%
1	AO	126	 61% 37%
1	AP	126	 66% 33%
1	AQ	126	 70% 29%
1	AR	126	 69% 29%
1	AS	126	 66% 33%
1	AT	126	 71% 27%
1	AU	126	 67% 31%
1	AV	126	 65% 34%
1	AW	126	 68% 30%
1	AX	126	 60% 38%
1	AY	126	 64% 35%
1	AZ	126	 68% 30%
1	BA	126	 70% 29%
1	BB	126	 65% 34%
1	BC	126	 71% 28%
1	BD	126	 65% 33%
1	BE	126	 64% 35%














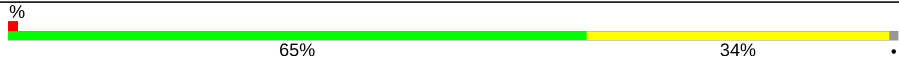
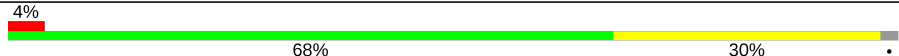
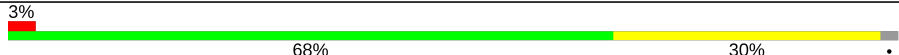









Continued on next page...

Continued from previous page...

Mol	Chain	Length	Quality of chain
1	BF	126	 2% 69% 29%
1	BG	126	 2% 67% 31%
1	BH	126	 % 63% 36%
1	BI	126	 % 70% 29%
1	BJ	126	 % 63% 36%
1	BK	126	 % 66% 33%
1	BL	126	 % 71% 28%
1	BM	126	 2% 76% 22%
1	BN	126	 % 63% 36%
1	BO	126	 % 72% 26%
1	BP	126	 % 74% 25%
1	BQ	126	 % 63% 36%
1	BR	126	 6% 70% 29%
1	BS	126	 2% 67% 31%
1	BT	126	 % 65% 34%
1	BU	126	 % 70% 29%
1	BV	126	 % 60% 39%
1	BW	126	 % 63% 36%
1	BX	126	 % 68% 30%
1	BY	126	 % 68% 30%
1	BZ	126	 % 65% 34%
1	CA	126	 % 71% 28%
1	CB	126	 % 66% 33%
1	CC	126	 % 66% 33%
1	CD	126	 % 72% 26%

Continued on next page...

Continued from previous page...

Mol	Chain	Length	Quality of chain
1	CE	126	 77% 21%
1	CF	126	 5% 65% 34%
1	CG	126	 % 70% 29%
1	CH	126	 % 59% 40%
1	CI	126	 % 66% 33%
1	CJ	126	 71% 27%
1	CK	126	 2% 78% 21%
1	CL	126	 % 64% 35%
1	CM	126	 % 73% 25%
1	CN	126	 72% 26%
1	CO	126	 66% 33%
1	CP	126	 3% 71% 28%
1	CQ	126	 5% 63% 35%
1	CR	126	 % 65% 34%
1	CS	126	 4% 68% 30%
1	CT	126	 3% 68% 30%
1	CU	126	 % 66% 33%
1	CV	126	 71% 27%
1	CW	126	 2% 78% 21%
1	CX	126	 65% 34%
1	CY	126	 71% 27%
1	CZ	126	 2% 77% 21%
1	DA	126	 % 67% 32%
1	DB	126	 % 67% 31%
1	DC	126	 2% 78% 21%

Continued on next page...

*Continued from previous page...*

Mol	Chain	Length	Quality of chain
1	DD	126	<p>2% 65% 34%</p>
1	DE	126	<p>4% 71% 27%</p>
1	DF	126	<p>78% 21%</p>
1	DG	126	<p>67% 32%</p>
1	DH	126	<p>71% 27%</p>
1	DI	126	<p>77% 21%</p>
1	DJ	126	<p>64% 35%</p>
1	DK	126	<p>2% 72% 26%</p>
1	DL	126	<p>2% 78% 21%</p>

## 2 Entry composition [i](#)

There is only 1 type of molecule in this entry. The entry contains 84900 atoms, of which 0 are hydrogens and 0 are deuteriums.

In the tables below, the ZeroOcc column contains the number of atoms modelled with zero occupancy, the AltConf column contains the number of residues with at least one atom in alternate conformation and the Trace column contains the number of residues modelled with at most 2 atoms.

- Molecule 1 is a protein called coat protein.

Mol	Chain	Residues	Atoms					ZeroOcc	AltConf	Trace
			Total	C	N	O	S			
1	AA	125	Total 946	C 586	N 173	O 184	S 3	0	0	0
1	AB	124	Total 942	C 584	N 172	O 183	S 3	0	0	0
1	AC	124	Total 942	C 584	N 172	O 183	S 3	0	0	0
1	AD	125	Total 946	C 586	N 173	O 184	S 3	0	0	0
1	AE	124	Total 942	C 584	N 172	O 183	S 3	0	0	0
1	AF	124	Total 942	C 584	N 172	O 183	S 3	0	0	0
1	AG	125	Total 946	C 586	N 173	O 184	S 3	0	0	0
1	AH	124	Total 942	C 584	N 172	O 183	S 3	0	0	0
1	AI	124	Total 942	C 584	N 172	O 183	S 3	0	0	0
1	AJ	125	Total 946	C 586	N 173	O 184	S 3	0	0	0
1	AK	124	Total 942	C 584	N 172	O 183	S 3	0	0	0
1	AL	124	Total 942	C 584	N 172	O 183	S 3	0	0	0
1	AM	125	Total 946	C 586	N 173	O 184	S 3	0	0	0
1	AN	124	Total 942	C 584	N 172	O 183	S 3	0	0	0
1	AO	124	Total 942	C 584	N 172	O 183	S 3	0	0	0
1	AP	125	Total 946	C 586	N 173	O 184	S 3	0	0	0

*Continued on next page...*

*Continued from previous page...*

Mol	Chain	Residues	Atoms					ZeroOcc	AltConf	Trace
			Total	C	N	O	S			
1	AQ	124	942	584	172	183	3	0	0	0
1	AR	124	942	584	172	183	3	0	0	0
1	AS	125	946	586	173	184	3	0	0	0
1	AT	124	942	584	172	183	3	0	0	0
1	AU	124	942	584	172	183	3	0	0	0
1	AV	125	946	586	173	184	3	0	0	0
1	AW	124	942	584	172	183	3	0	0	0
1	AX	124	942	584	172	183	3	0	0	0
1	AY	125	946	586	173	184	3	0	0	0
1	AZ	124	942	584	172	183	3	0	0	0
1	BA	124	942	584	172	183	3	0	0	0
1	BB	125	946	586	173	184	3	0	0	0
1	BC	124	942	584	172	183	3	0	0	0
1	BD	124	942	584	172	183	3	0	0	0
1	BE	125	946	586	173	184	3	0	0	0
1	BF	124	942	584	172	183	3	0	0	0
1	BG	124	942	584	172	183	3	0	0	0
1	BH	125	946	586	173	184	3	0	0	0
1	BI	124	942	584	172	183	3	0	0	0
1	BJ	124	942	584	172	183	3	0	0	0
1	BK	125	946	586	173	184	3	0	0	0

*Continued on next page...*



*Continued from previous page...*

Mol	Chain	Residues	Atoms					ZeroOcc	AltConf	Trace
			Total	C	N	O	S			
1	BL	124	942	584	172	183	3	0	0	0
1	BM	124	942	584	172	183	3	0	0	0
1	BN	125	946	586	173	184	3	0	0	0
1	BO	124	942	584	172	183	3	0	0	0
1	BP	124	942	584	172	183	3	0	0	0
1	BQ	125	946	586	173	184	3	0	0	0
1	BR	124	942	584	172	183	3	0	0	0
1	BS	124	942	584	172	183	3	0	0	0
1	BT	125	946	586	173	184	3	0	0	0
1	BU	124	942	584	172	183	3	0	0	0
1	BV	124	942	584	172	183	3	0	0	0
1	BW	125	946	586	173	184	3	0	0	0
1	BX	124	942	584	172	183	3	0	0	0
1	BY	124	942	584	172	183	3	0	0	0
1	BZ	125	946	586	173	184	3	0	0	0
1	CA	124	942	584	172	183	3	0	0	0
1	CB	124	942	584	172	183	3	0	0	0
1	CC	125	946	586	173	184	3	0	0	0
1	CD	124	942	584	172	183	3	0	0	0
1	CE	124	942	584	172	183	3	0	0	0
1	CF	125	946	586	173	184	3	0	0	0

*Continued on next page...*

*Continued from previous page...*

Mol	Chain	Residues	Atoms					ZeroOcc	AltConf	Trace
			Total	C	N	O	S			
1	CG	124	942	584	172	183	3	0	0	0
1	CH	124	942	584	172	183	3	0	0	0
1	CI	125	946	586	173	184	3	0	0	0
1	CJ	124	942	584	172	183	3	0	0	0
1	CK	124	942	584	172	183	3	0	0	0
1	CL	125	946	586	173	184	3	0	0	0
1	CM	124	942	584	172	183	3	0	0	0
1	CN	124	942	584	172	183	3	0	0	0
1	CO	125	946	586	173	184	3	0	0	0
1	CP	124	942	584	172	183	3	0	0	0
1	CQ	124	942	584	172	183	3	0	0	0
1	CR	125	946	586	173	184	3	0	0	0
1	CS	124	942	584	172	183	3	0	0	0
1	CT	124	942	584	172	183	3	0	0	0
1	CU	125	946	586	173	184	3	0	0	0
1	CV	124	942	584	172	183	3	0	0	0
1	CW	124	942	584	172	183	3	0	0	0
1	CX	125	946	586	173	184	3	0	0	0
1	CY	124	942	584	172	183	3	0	0	0
1	CZ	124	942	584	172	183	3	0	0	0
1	DA	125	946	586	173	184	3	0	0	0

*Continued on next page...*

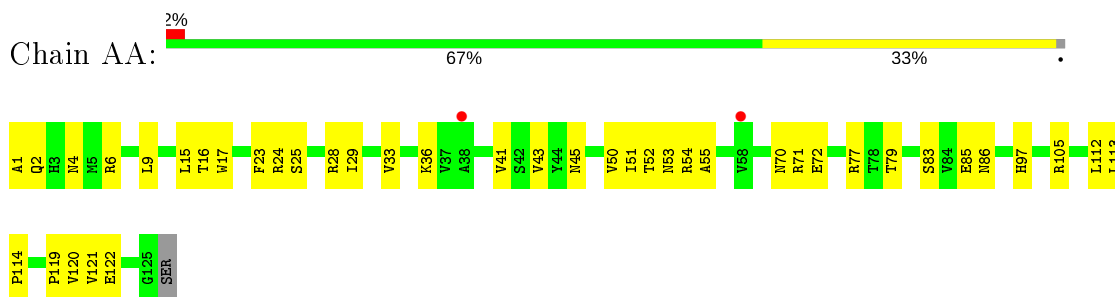
*Continued from previous page...*

Mol	Chain	Residues	Atoms					ZeroOcc	AltConf	Trace
			Total	C	N	O	S			
1	DB	124	942	584	172	183	3	0	0	0
1	DC	124	942	584	172	183	3	0	0	0
1	DD	125	946	586	173	184	3	0	0	0
1	DE	124	942	584	172	183	3	0	0	0
1	DF	124	942	584	172	183	3	0	0	0
1	DG	125	946	586	173	184	3	0	0	0
1	DH	124	942	584	172	183	3	0	0	0
1	DI	124	942	584	172	183	3	0	0	0
1	DJ	125	946	586	173	184	3	0	0	0
1	DK	124	942	584	172	183	3	0	0	0
1	DL	124	942	584	172	183	3	0	0	0

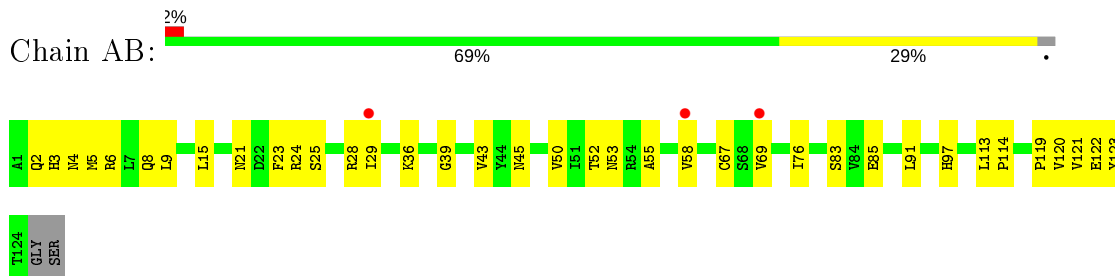
### 3 Residue-property plots [i](#)

These plots are drawn for all protein, RNA, DNA and oligosaccharide chains in the entry. The first graphic for a chain summarises the proportions of the various outlier classes displayed in the second graphic. The second graphic shows the sequence view annotated by issues in geometry and electron density. Residues are color-coded according to the number of geometric quality criteria for which they contain at least one outlier: green = 0, yellow = 1, orange = 2 and red = 3 or more. A red dot above a residue indicates a poor fit to the electron density ( $RSRZ > 2$ ). Stretches of 2 or more consecutive residues without any outlier are shown as a green connector. Residues present in the sample, but not in the model, are shown in grey.

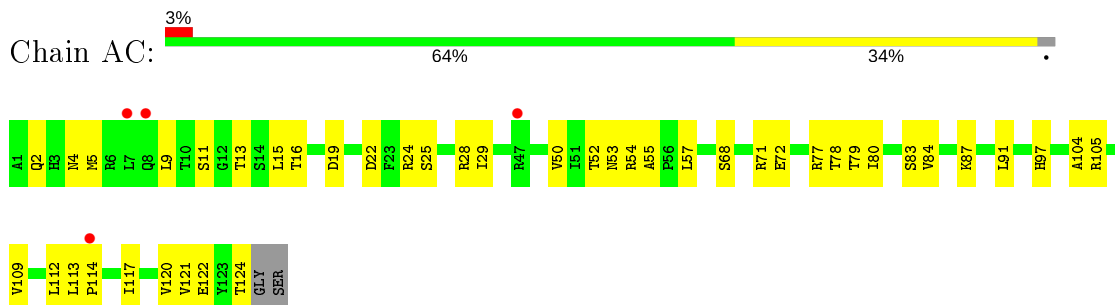
- Molecule 1: coat protein



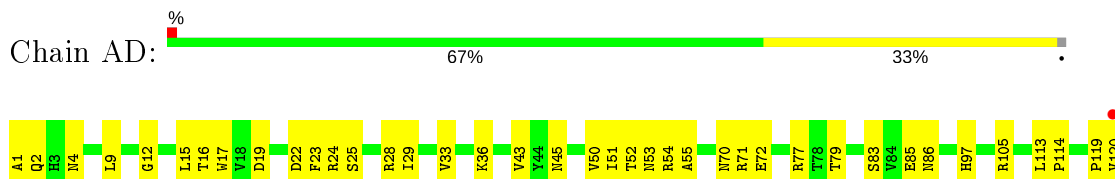
- Molecule 1: coat protein



- Molecule 1: coat protein

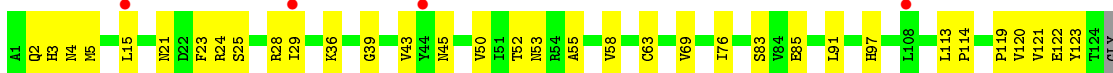
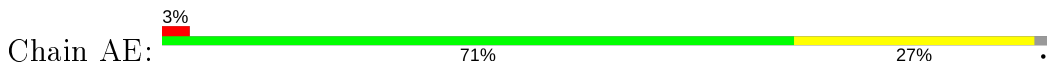


- Molecule 1: coat protein


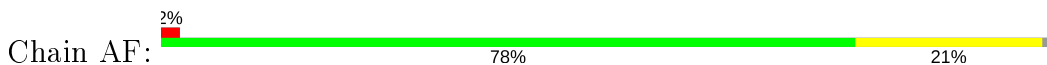





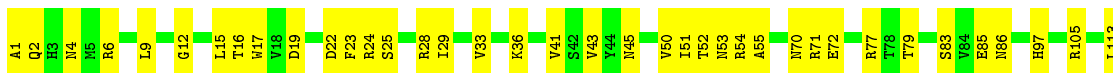
• Molecule 1: coat protein



• Molecule 1: coat protein



• Molecule 1: coat protein



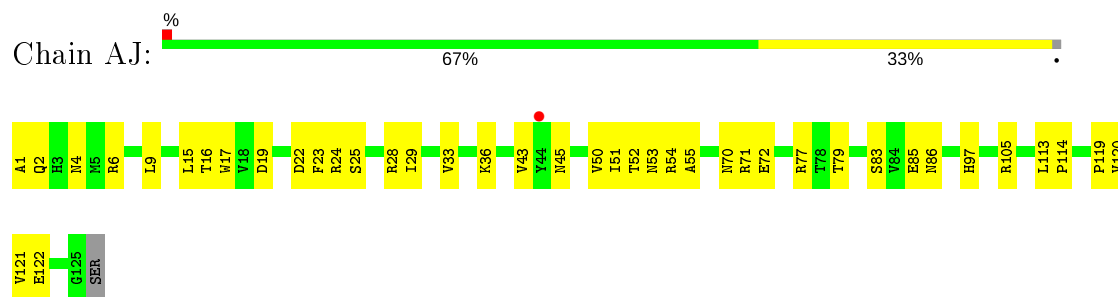
• Molecule 1: coat protein



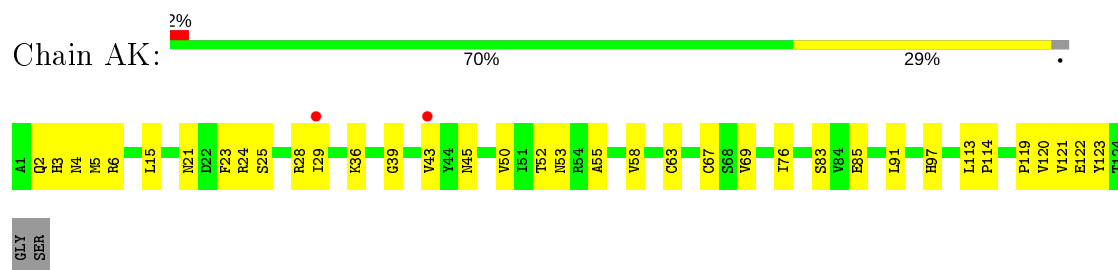
• Molecule 1: coat protein



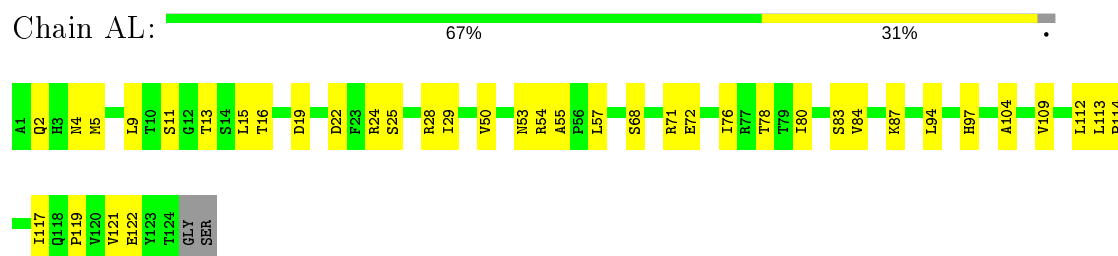
• Molecule 1: coat protein



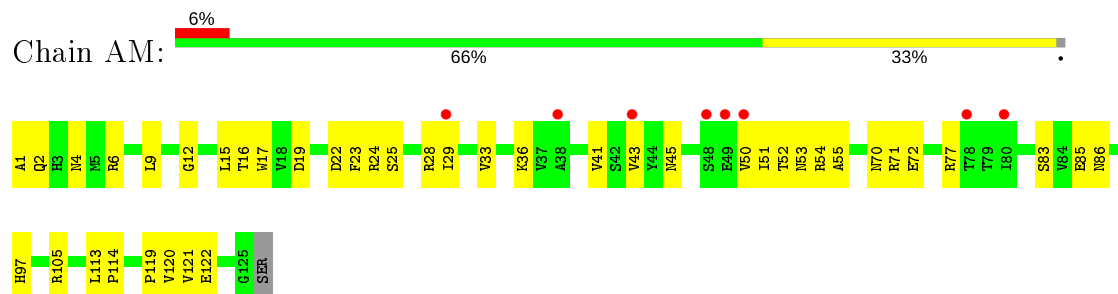
- Molecule 1: coat protein



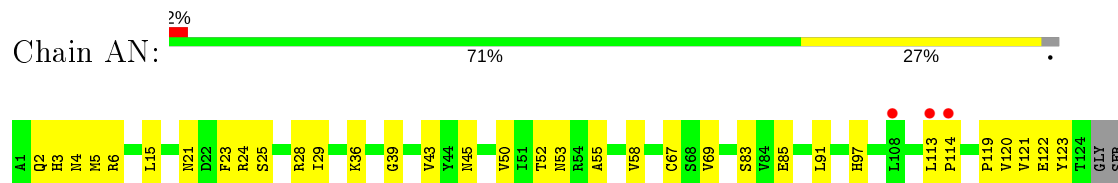
- Molecule 1: coat protein



- Molecule 1: coat protein

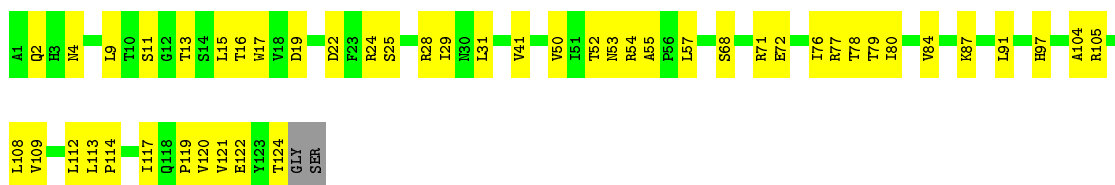


- Molecule 1: coat protein

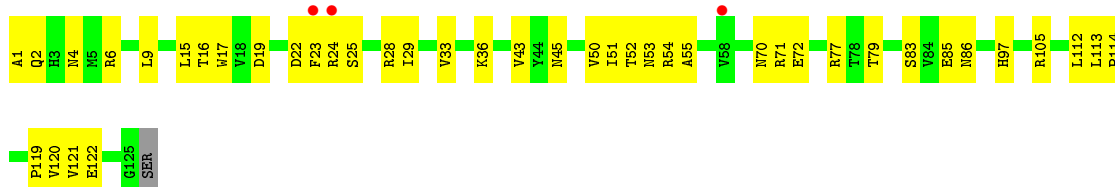


- Molecule 1: coat protein

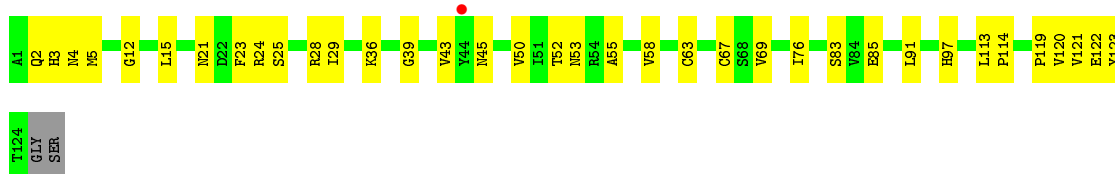




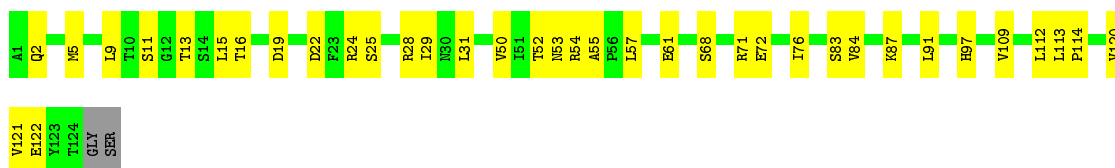
- Molecule 1: coat protein



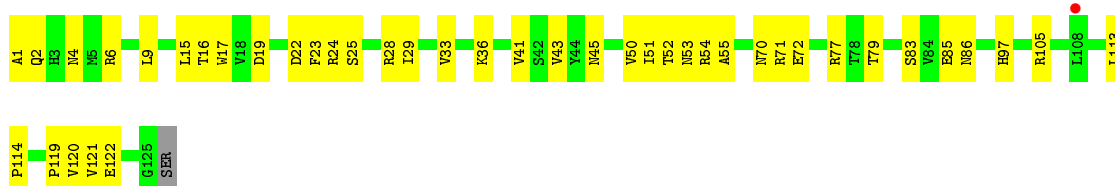
- Molecule 1: coat protein



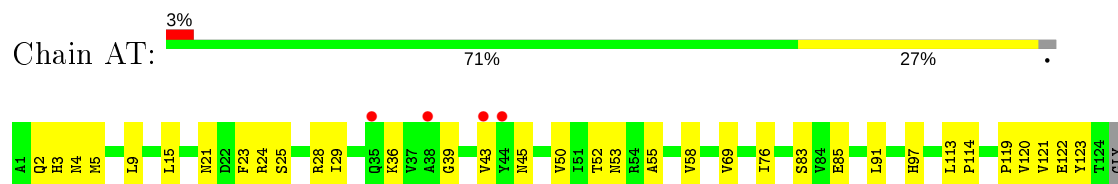
- Molecule 1: coat protein



- Molecule 1: coat protein

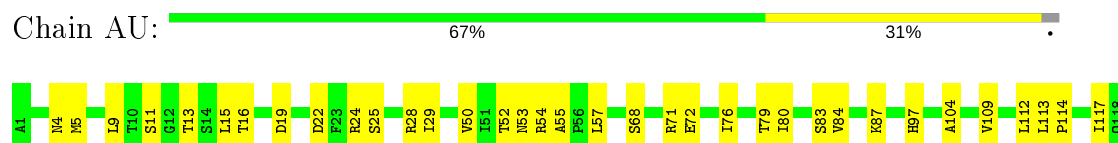


- Molecule 1: coat protein



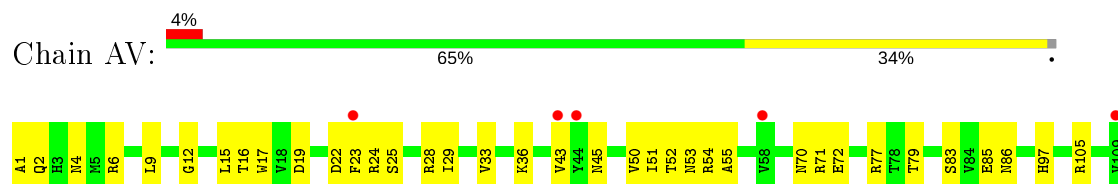
SER

- Molecule 1: coat protein



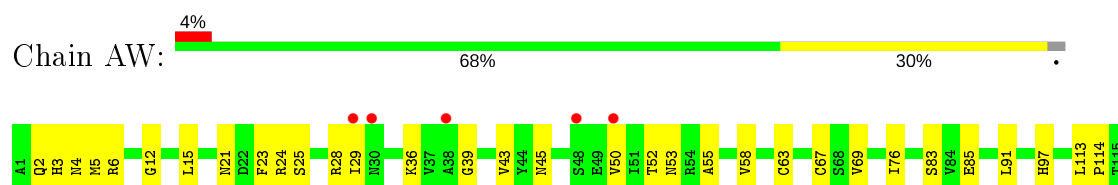
P119  
V120  
E122  
Y123  
T124  
GLY  
SER

- Molecule 1: coat protein



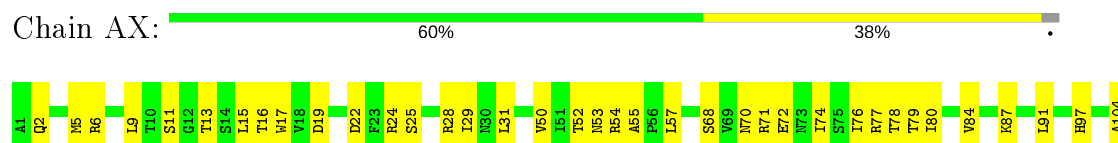
L112  
L113  
P114  
P119  
V120  
V121  
E122  
G125  
SER

- Molecule 1: coat protein



T116  
P119  
V120  
E122  
Y123  
T124  
GLY  
SER

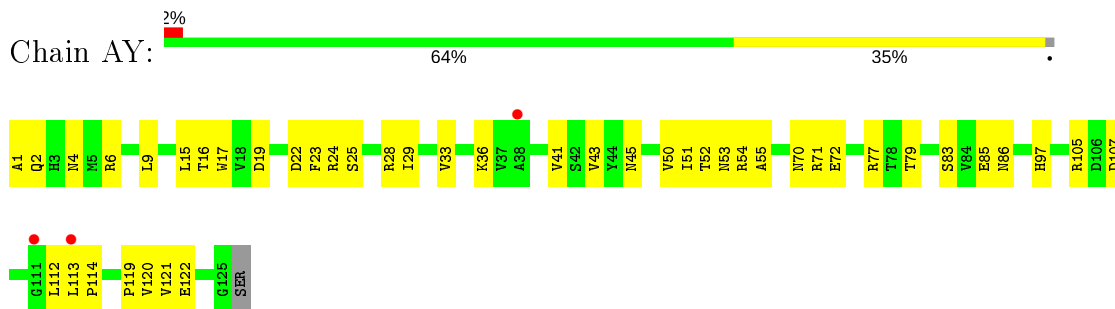
- Molecule 1: coat protein



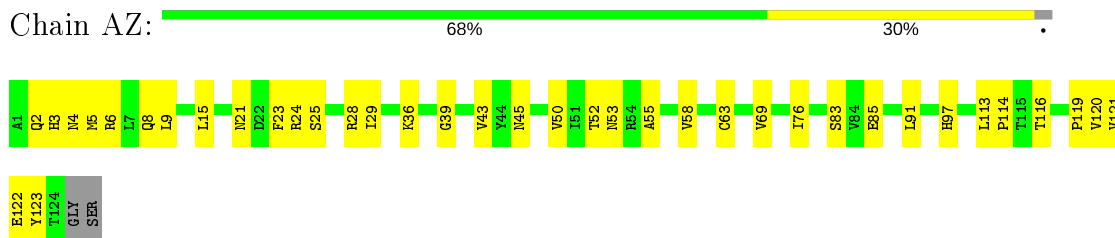
R105  
V109  
L112  
L113  
P114  
I117  
Q118  
P119  
V120  
V121  
E122  
Y123  
T124  
GLY  
SER

- Molecule 1: coat protein

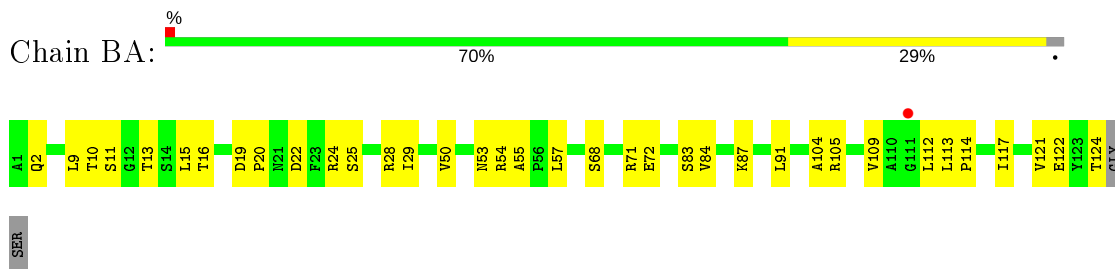




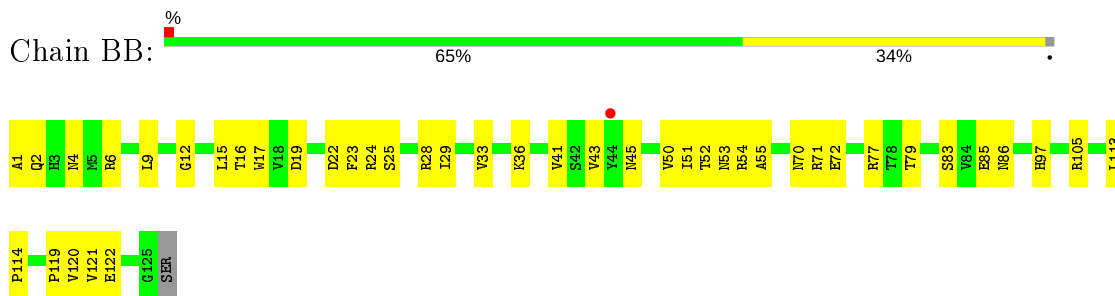
- Molecule 1: coat protein



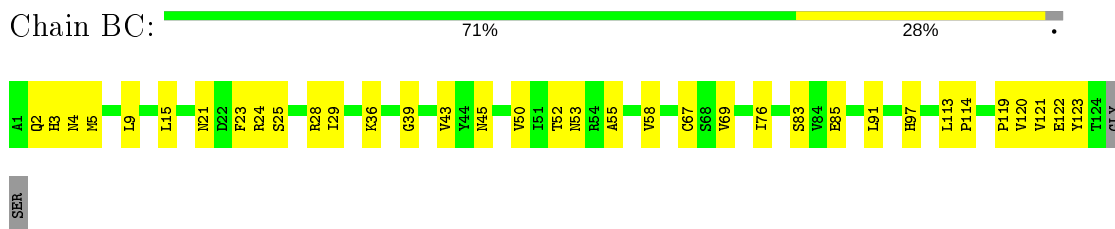
- Molecule 1: coat protein



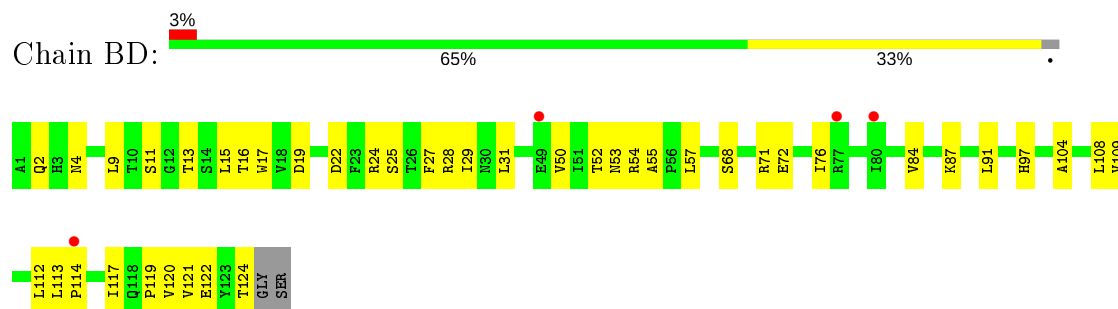
- Molecule 1: coat protein



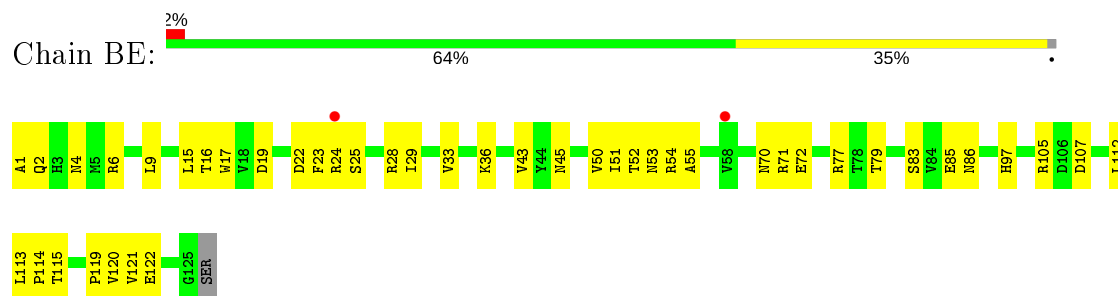
- Molecule 1: coat protein



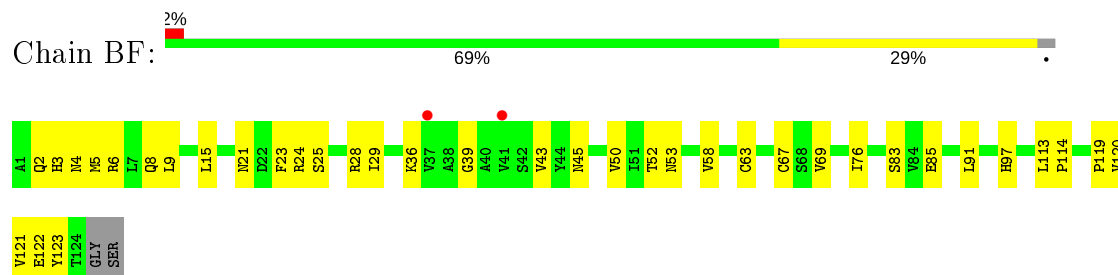
- Molecule 1: coat protein



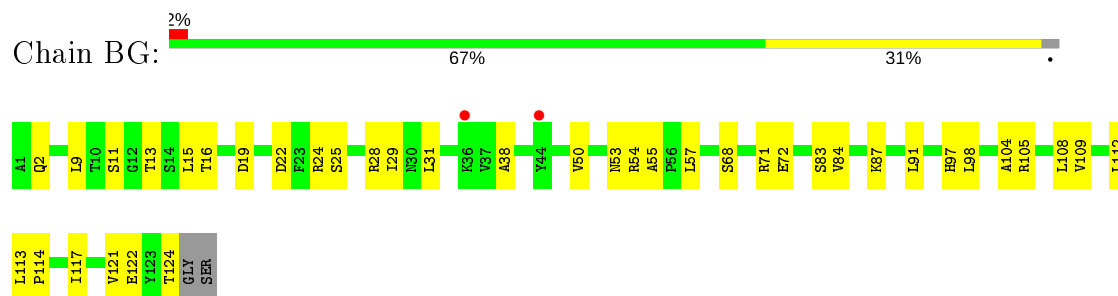
- Molecule 1: coat protein



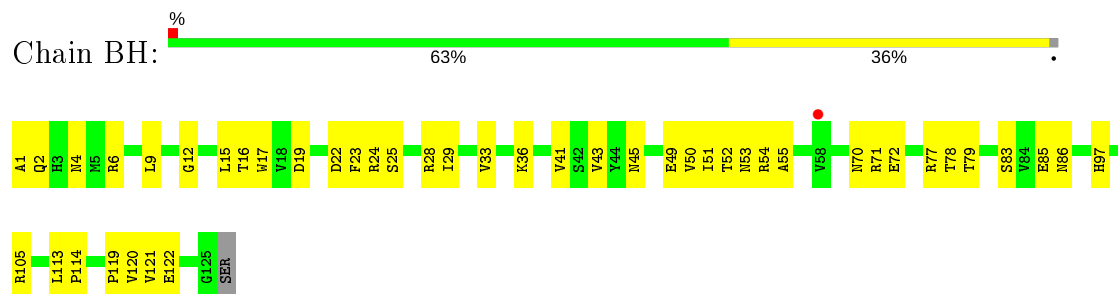
- Molecule 1: coat protein



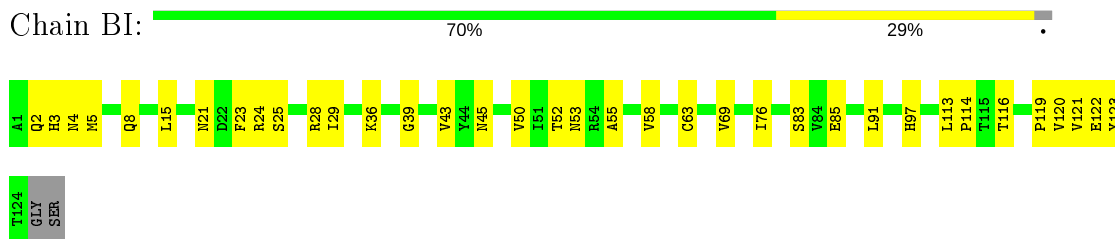
- Molecule 1: coat protein



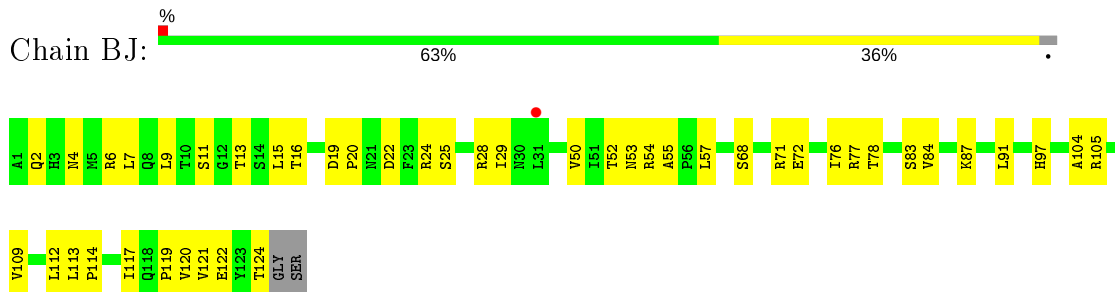
- Molecule 1: coat protein



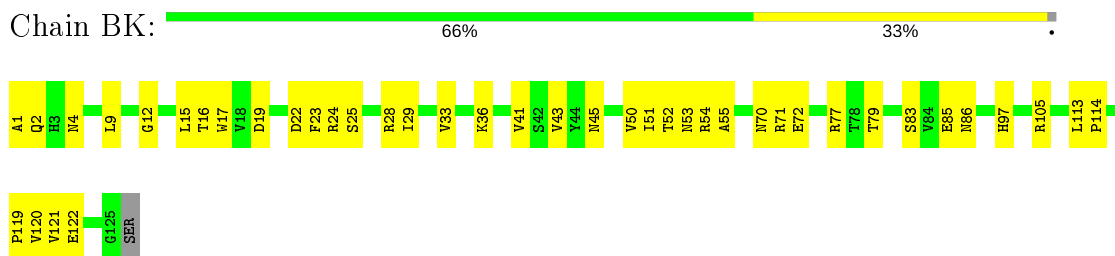
• Molecule 1: coat protein



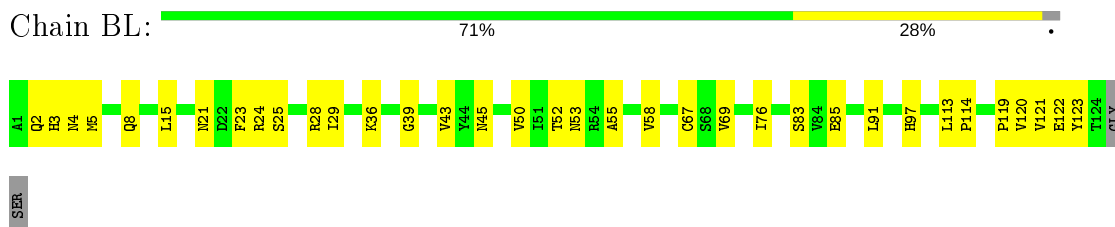
• Molecule 1: coat protein



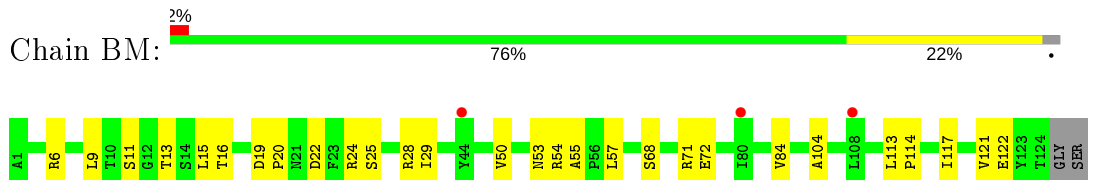
• Molecule 1: coat protein



• Molecule 1: coat protein

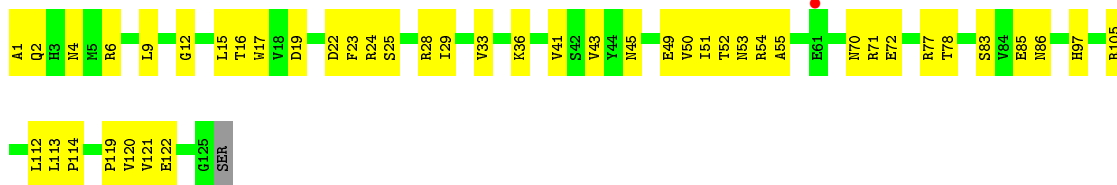


• Molecule 1: coat protein



• Molecule 1: coat protein

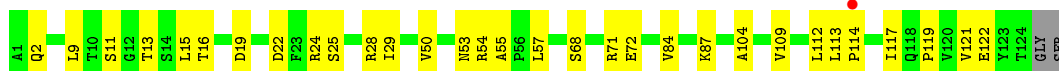
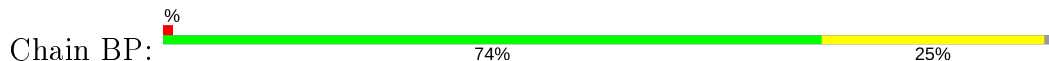




• Molecule 1: coat protein



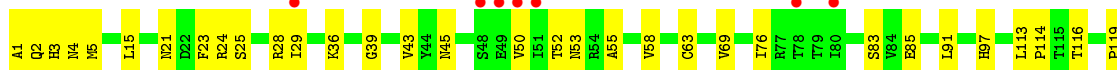
• Molecule 1: coat protein




• Molecule 1: coat protein



• Molecule 1: coat protein


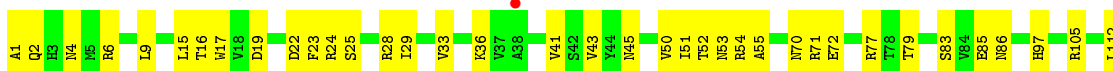


• Molecule 1: coat protein

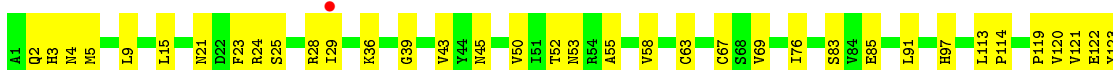
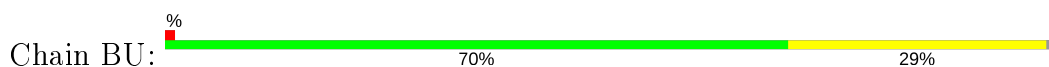





• Molecule 1: coat protein




• Molecule 1: coat protein



• Molecule 1: coat protein

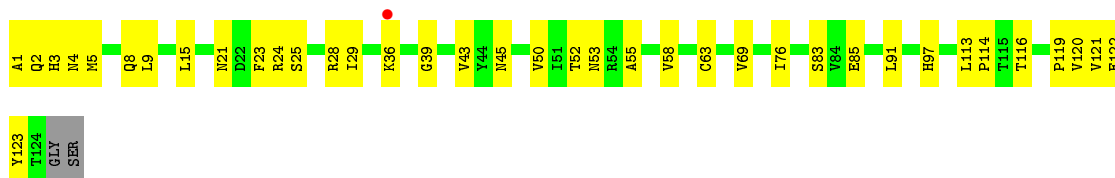


• Molecule 1: coat protein

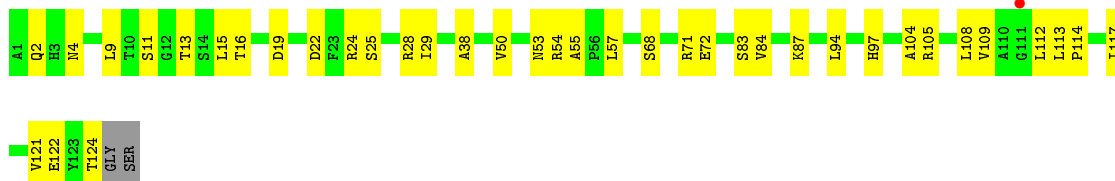


• Molecule 1: coat protein

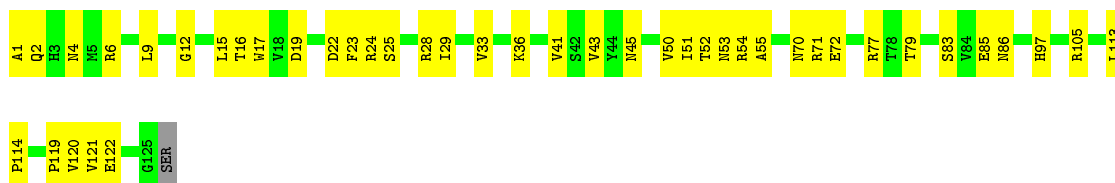




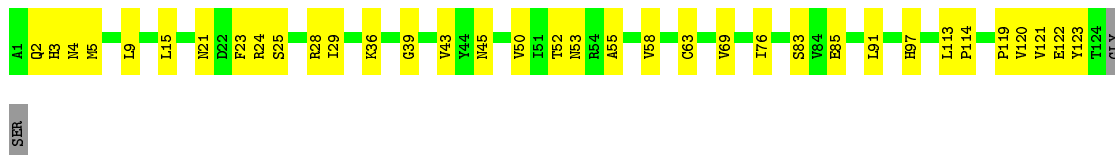
• Molecule 1: coat protein



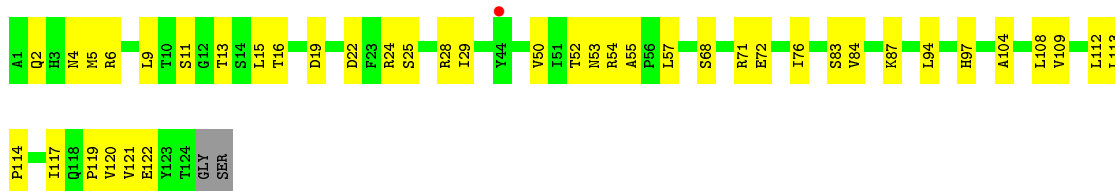
• Molecule 1: coat protein



• Molecule 1: coat protein

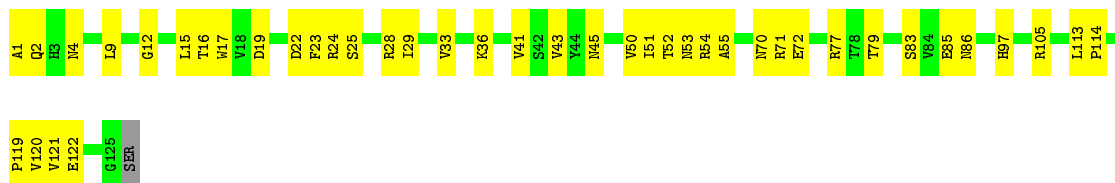


• Molecule 1: coat protein



• Molecule 1: coat protein

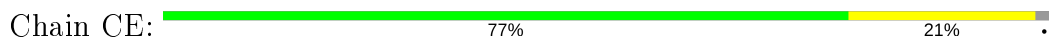




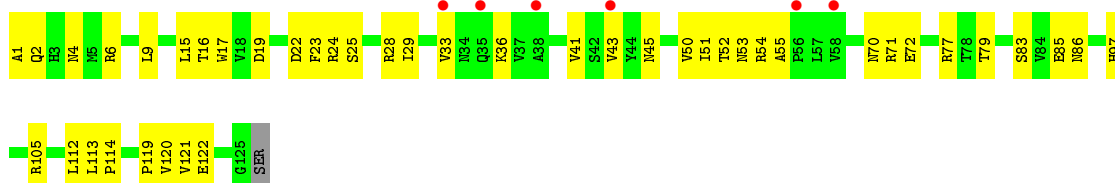
• Molecule 1: coat protein



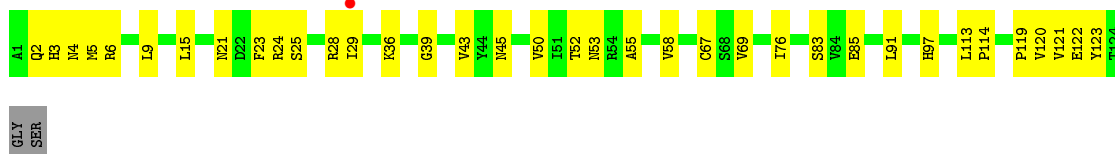
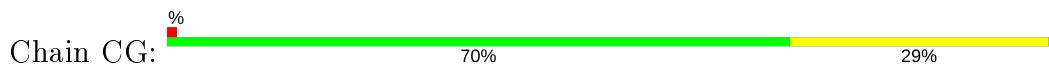
• Molecule 1: coat protein



• Molecule 1: coat protein




• Molecule 1: coat protein

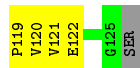


• Molecule 1: coat protein





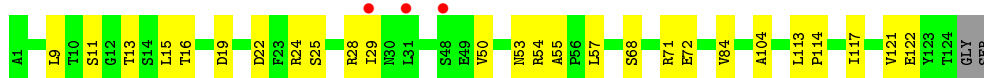
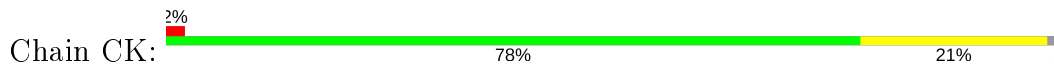
• Molecule 1: coat protein




• Molecule 1: coat protein



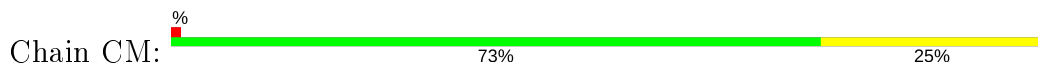
• Molecule 1: coat protein



• Molecule 1: coat protein



• Molecule 1: coat protein



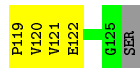
• Molecule 1: coat protein







• Molecule 1: coat protein




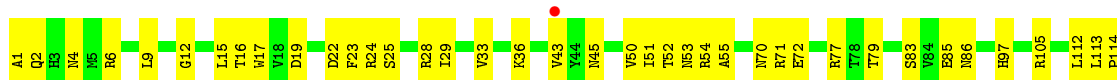
• Molecule 1: coat protein



• Molecule 1: coat protein

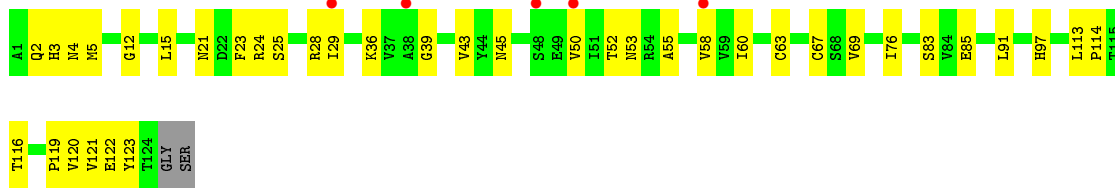


• Molecule 1: coat protein

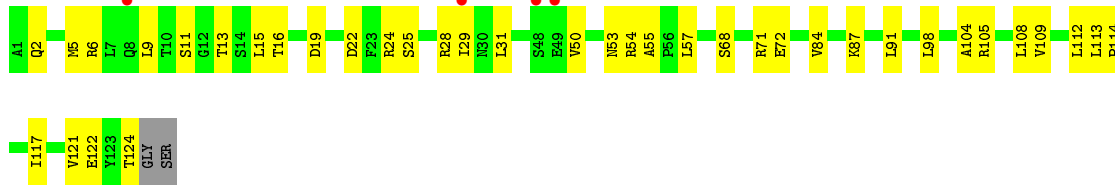


• Molecule 1: coat protein

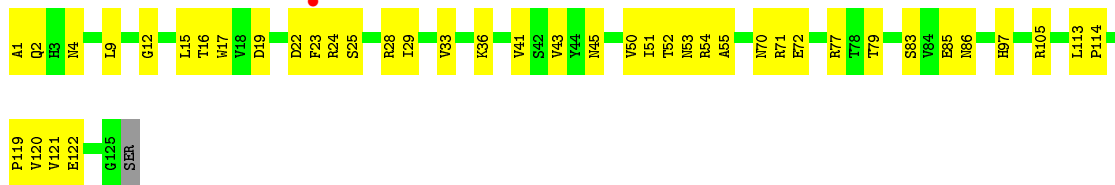




• Molecule 1: coat protein



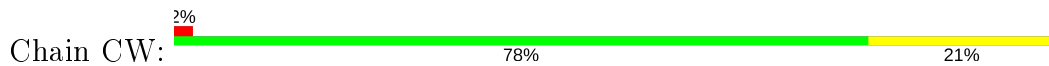
• Molecule 1: coat protein



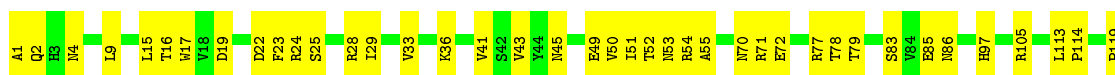
• Molecule 1: coat protein



• Molecule 1: coat protein




• Molecule 1: coat protein

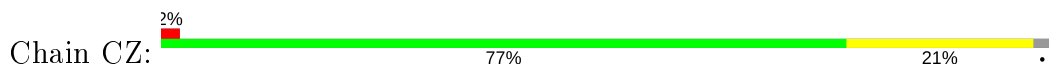




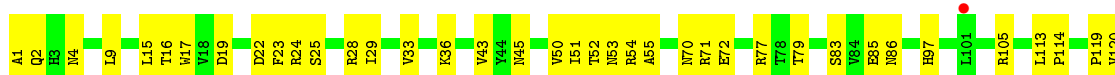
• Molecule 1: coat protein



• Molecule 1: coat protein



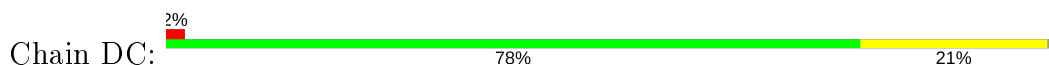
• Molecule 1: coat protein



• Molecule 1: coat protein



• Molecule 1: coat protein

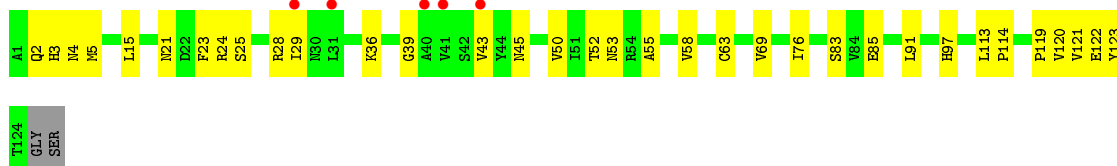
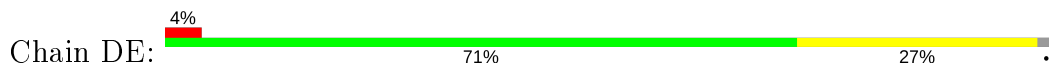


• Molecule 1: coat protein

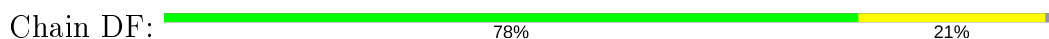




• Molecule 1: coat protein



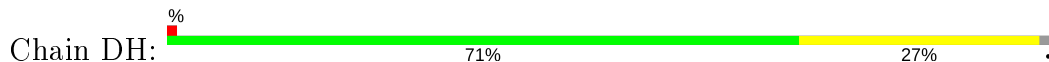
• Molecule 1: coat protein



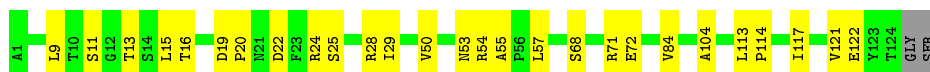
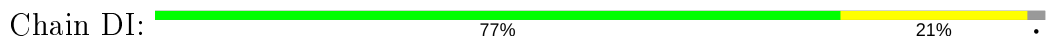
• Molecule 1: coat protein



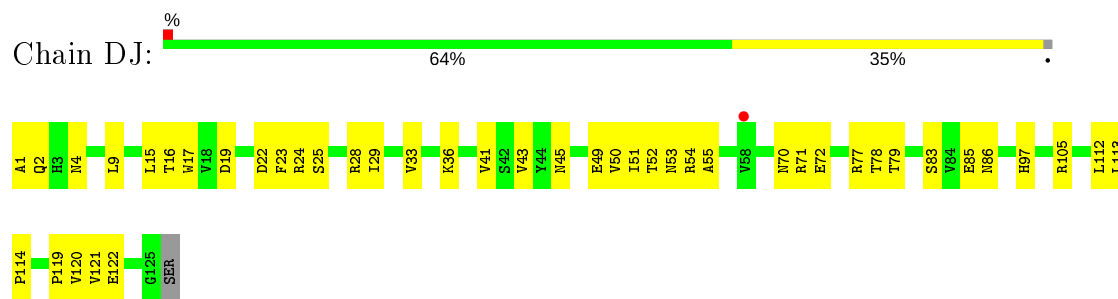
• Molecule 1: coat protein



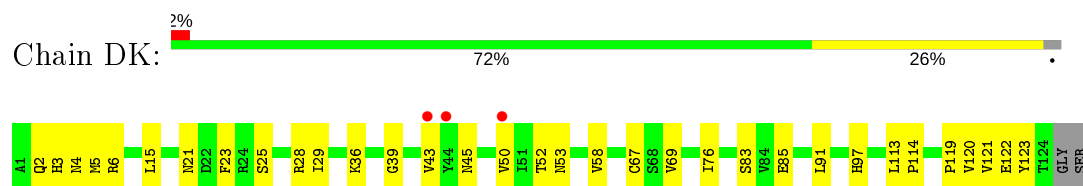
• Molecule 1: coat protein



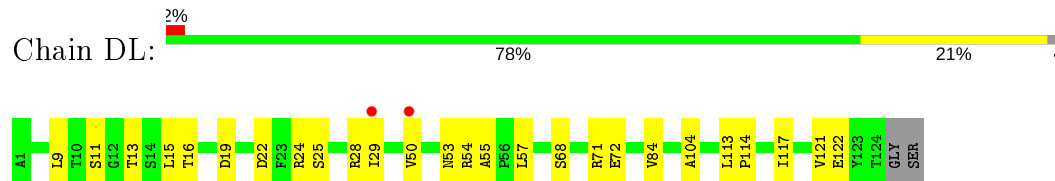
• Molecule 1: coat protein



- Molecule 1: coat protein



- Molecule 1: coat protein



## 4 Data and refinement statistics

Property	Value	Source
Space group	C 1 2 1	Depositor
Cell constants a, b, c, $\alpha$ , $\beta$ , $\gamma$	453.15Å 309.76Å 294.60Å 90.00° 130.08° 90.00°	Depositor
Resolution (Å)	49.34 – 3.50 49.34 – 3.50	Depositor EDS
% Data completeness (in resolution range)	91.5 (49.34-3.50) 97.3 (49.34-3.50)	Depositor EDS
$R_{merge}$	0.47	Depositor
$R_{sym}$	(Not available)	Depositor
$\langle I/\sigma(I) \rangle$ <sup>1</sup>	0.96 (at 3.48Å)	Xtrriage
Refinement program	PHENIX 1.14_3260	Depositor
R, $R_{free}$	0.252 , 0.259 0.255 , 0.261	Depositor DCC
$R_{free}$ test set	9862 reflections (2.60%)	wwPDB-VP
Wilson B-factor (Å <sup>2</sup> )	142.1	Xtrriage
Anisotropy	0.051	Xtrriage
Bulk solvent $k_{sol}$ (e/Å <sup>3</sup> ), $B_{sol}$ (Å <sup>2</sup> )	0.27 , 77.0	EDS
L-test for twinning <sup>2</sup>	$\langle  L  \rangle = 0.36$ , $\langle L^2 \rangle = 0.20$	Xtrriage
Estimated twinning fraction	0.098 for -h+k-l,-l,-k 0.094 for -h-k-l,l,k 0.110 for -h-2*l,-k,l	Xtrriage
$F_o, F_c$ correlation	0.93	EDS
Total number of atoms	84900	wwPDB-VP
Average B, all atoms (Å <sup>2</sup> )	120.0	wwPDB-VP

Xtrriage's analysis on translational NCS is as follows: *The largest off-origin peak in the Patterson function is 1.58% of the height of the origin peak. No significant pseudotranslation is detected.*

<sup>1</sup>Intensities estimated from amplitudes.

<sup>2</sup>Theoretical values of  $\langle |L| \rangle$ ,  $\langle L^2 \rangle$  for acentric reflections are 0.5, 0.333 respectively for untwinned datasets, and 0.375, 0.2 for perfectly twinned datasets.

## 5 Model quality

### 5.1 Standard geometry

The Z score for a bond length (or angle) is the number of standard deviations the observed value is removed from the expected value. A bond length (or angle) with  $|Z| > 5$  is considered an outlier worth inspection. RMSZ is the root-mean-square of all Z scores of the bond lengths (or angles).

Mol	Chain	Bond lengths		Bond angles	
		RMSZ	# Z  >5	RMSZ	# Z  >5
1	AA	0.28	0/958	0.52	0/1308
1	AB	0.28	0/954	0.53	0/1303
1	AC	0.29	0/954	0.52	0/1303
1	AD	0.28	0/958	0.52	0/1308
1	AE	0.28	0/954	0.53	0/1303
1	AF	0.29	0/954	0.52	0/1303
1	AG	0.28	0/958	0.52	0/1308
1	AH	0.28	0/954	0.53	0/1303
1	AI	0.29	0/954	0.52	0/1303
1	AJ	0.28	0/958	0.52	0/1308
1	AK	0.28	0/954	0.53	0/1303
1	AL	0.29	0/954	0.52	0/1303
1	AM	0.28	0/958	0.52	0/1308
1	AN	0.28	0/954	0.53	0/1303
1	AO	0.29	0/954	0.52	0/1303
1	AP	0.28	0/958	0.52	0/1308
1	AQ	0.28	0/954	0.53	0/1303
1	AR	0.29	0/954	0.52	0/1303
1	AS	0.28	0/958	0.52	0/1308
1	AT	0.28	0/954	0.53	0/1303
1	AU	0.29	0/954	0.52	0/1303
1	AV	0.28	0/958	0.52	0/1308
1	AW	0.28	0/954	0.53	0/1303
1	AX	0.29	0/954	0.52	0/1303
1	AY	0.28	0/958	0.52	0/1308
1	AZ	0.28	0/954	0.53	0/1303
1	BA	0.29	0/954	0.52	0/1303
1	BB	0.28	0/958	0.52	0/1308
1	BC	0.28	0/954	0.53	0/1303
1	BD	0.29	0/954	0.52	0/1303
1	BE	0.28	0/958	0.52	0/1308
1	BF	0.28	0/954	0.53	0/1303
1	BG	0.29	0/954	0.52	0/1303
1	BH	0.28	0/958	0.52	0/1308

Mol	Chain	Bond lengths		Bond angles	
		RMSZ	# Z  >5	RMSZ	# Z  >5
1	BI	0.28	0/954	0.53	0/1303
1	BJ	0.29	0/954	0.52	0/1303
1	BK	0.28	0/958	0.52	0/1308
1	BL	0.28	0/954	0.53	0/1303
1	BM	0.29	0/954	0.52	0/1303
1	BN	0.28	0/958	0.52	0/1308
1	BO	0.28	0/954	0.53	0/1303
1	BP	0.29	0/954	0.52	0/1303
1	BQ	0.28	0/958	0.52	0/1308
1	BR	0.28	0/954	0.53	0/1303
1	BS	0.29	0/954	0.52	0/1303
1	BT	0.28	0/958	0.52	0/1308
1	BU	0.28	0/954	0.53	0/1303
1	BV	0.29	0/954	0.52	0/1303
1	BW	0.28	0/958	0.52	0/1308
1	BX	0.28	0/954	0.53	0/1303
1	BY	0.29	0/954	0.52	0/1303
1	BZ	0.28	0/958	0.52	0/1308
1	CA	0.28	0/954	0.53	0/1303
1	CB	0.29	0/954	0.52	0/1303
1	CC	0.28	0/958	0.52	0/1308
1	CD	0.28	0/954	0.53	0/1303
1	CE	0.29	0/954	0.52	0/1303
1	CF	0.28	0/958	0.52	0/1308
1	CG	0.28	0/954	0.53	0/1303
1	CH	0.29	0/954	0.52	0/1303
1	CI	0.28	0/958	0.52	0/1308
1	CJ	0.28	0/954	0.53	0/1303
1	CK	0.29	0/954	0.52	0/1303
1	CL	0.28	0/958	0.52	0/1308
1	CM	0.28	0/954	0.53	0/1303
1	CN	0.29	0/954	0.52	0/1303
1	CO	0.28	0/958	0.52	0/1308
1	CP	0.28	0/954	0.54	0/1303
1	CQ	0.29	0/954	0.52	0/1303
1	CR	0.28	0/958	0.52	0/1308
1	CS	0.28	0/954	0.53	0/1303
1	CT	0.29	0/954	0.52	0/1303
1	CU	0.28	0/958	0.52	0/1308
1	CV	0.28	0/954	0.53	0/1303
1	CW	0.29	0/954	0.52	0/1303
1	CX	0.28	0/958	0.52	0/1308
1	CY	0.28	0/954	0.53	0/1303



Mol	Chain	Bond lengths		Bond angles	
		RMSZ	# Z  >5	RMSZ	# Z  >5
1	CZ	0.29	0/954	0.52	0/1303
1	DA	0.28	0/958	0.52	0/1308
1	DB	0.28	0/954	0.53	0/1303
1	DC	0.29	0/954	0.52	0/1303
1	DD	0.28	0/958	0.52	0/1308
1	DE	0.28	0/954	0.53	0/1303
1	DF	0.29	0/954	0.52	0/1303
1	DG	0.28	0/958	0.52	0/1308
1	DH	0.28	0/954	0.54	0/1303
1	DI	0.29	0/954	0.52	0/1303
1	DJ	0.28	0/958	0.52	0/1308
1	DK	0.28	0/954	0.53	0/1303
1	DL	0.29	0/954	0.52	0/1303
All	All	0.28	0/85980	0.52	0/117420

There are no bond length outliers.

There are no bond angle outliers.

There are no chirality outliers.

There are no planarity outliers.

## 5.2 Too-close contacts

In the following table, the Non-H and H(model) columns list the number of non-hydrogen atoms and hydrogen atoms in the chain respectively. The H(added) column lists the number of hydrogen atoms added and optimized by MolProbity. The Clashes column lists the number of clashes within the asymmetric unit, whereas Symm-Clashes lists symmetry related clashes.

Mol	Chain	Non-H	H(model)	H(added)	Clashes	Symm-Clashes
1	AA	946	0	956	37	0
1	AB	942	0	953	37	0
1	AC	942	0	953	38	0
1	AD	946	0	957	36	0
1	AE	942	0	953	33	0
1	AF	942	0	954	17	0
1	AG	946	0	956	39	0
1	AH	942	0	953	34	0
1	AI	942	0	953	23	0
1	AJ	946	0	956	35	0
1	AK	942	0	953	34	0
1	AL	942	0	953	33	0

*Continued on next page...*

*Continued from previous page...*

Mol	Chain	Non-H	H(model)	H(added)	Clashes	Symm-Clashes
1	AM	946	0	956	38	0
1	AN	942	0	953	32	0
1	AO	942	0	953	45	0
1	AP	946	0	956	36	0
1	AQ	942	0	953	35	0
1	AR	942	0	953	37	1
1	AS	946	0	956	37	0
1	AT	942	0	953	34	0
1	AU	942	0	953	34	0
1	AV	946	0	956	40	0
1	AW	942	0	953	40	0
1	AX	942	0	953	60	0
1	AY	946	0	956	41	0
1	AZ	942	0	953	39	0
1	BA	942	0	953	29	0
1	BB	946	0	956	39	0
1	BC	942	0	953	35	0
1	BD	942	0	953	37	0
1	BE	946	0	956	39	0
1	BF	942	0	953	38	0
1	BG	942	0	953	35	0
1	BH	946	0	956	40	0
1	BI	942	0	953	38	0
1	BJ	942	0	953	42	0
1	BK	946	0	957	39	0
1	BL	942	0	953	37	0
1	BM	942	0	954	20	0
1	BN	946	0	956	39	0
1	BO	942	0	953	33	0
1	BP	942	0	953	24	0
1	BQ	946	0	956	39	0
1	BR	942	0	953	36	0
1	BS	942	0	953	34	0
1	BT	946	0	956	38	0
1	BU	942	0	953	37	0
1	BV	942	0	953	47	0
1	BW	946	0	956	39	0
1	BX	942	0	953	39	0
1	BY	942	0	953	38	0
1	BZ	946	0	956	39	0
1	CA	942	0	953	35	0
1	CB	942	0	953	34	0

*Continued on next page...*

*Continued from previous page...*

Mol	Chain	Non-H	H(model)	H(added)	Clashes	Symm-Clashes
1	CC	946	0	957	39	0
1	CD	942	0	953	34	0
1	CE	942	0	954	18	0
1	CF	946	0	956	39	0
1	CG	942	0	953	36	0
1	CH	942	0	953	60	0
1	CI	946	0	957	37	0
1	CJ	942	0	953	30	0
1	CK	942	0	954	17	0
1	CL	946	0	956	39	0
1	CM	942	0	953	31	0
1	CN	942	0	953	27	1
1	CO	946	0	956	36	0
1	CP	942	0	953	35	0
1	CQ	942	0	953	40	0
1	CR	946	0	956	38	0
1	CS	942	0	953	38	0
1	CT	942	0	953	36	0
1	CU	946	0	957	38	0
1	CV	942	0	953	34	0
1	CW	942	0	954	16	0
1	CX	946	0	957	38	0
1	CY	942	0	953	34	0
1	CZ	942	0	954	17	1
1	DA	946	0	957	34	0
1	DB	942	0	953	39	0
1	DC	942	0	954	17	1
1	DD	946	0	957	38	0
1	DE	942	0	953	34	0
1	DF	942	0	954	16	0
1	DG	946	0	957	36	0
1	DH	942	0	953	32	0
1	DI	942	0	954	18	0
1	DJ	946	0	957	39	0
1	DK	942	0	953	31	0
1	DL	942	0	954	17	0
All	All	84900	0	85880	2232	2

The all-atom clashscore is defined as the number of clashes found per 1000 atoms (including hydrogen atoms). The all-atom clashscore for this structure is 13.

All (2232) close contacts within the same asymmetric unit are listed below, sorted by their clash magnitude.

Atom-1	Atom-2	Interatomic distance (Å)	Clash overlap (Å)
1:AZ:23:PHE:HE2	1:BK:33:VAL:HG11	1.09	1.09
1:AX:112:LEU:HD13	1:CF:6:ARG:HD3	1.25	1.08
1:BX:23:PHE:HE2	1:CC:33:VAL:HG11	1.07	1.08
1:AX:2:GLN:OE1	1:CH:124:THR:OG1	1.76	1.01
1:BF:23:PHE:HE2	1:BH:33:VAL:HG11	1.22	1.01
1:AA:6:ARG:HD3	1:BJ:112:LEU:HD13	1.43	0.98
1:AO:112:LEU:HD13	1:BT:6:ARG:HD3	1.46	0.97
1:BX:23:PHE:CE2	1:CC:33:VAL:HG11	1.99	0.97
1:CD:23:PHE:HE2	1:CX:33:VAL:HG11	1.30	0.97
1:CL:33:VAL:HG11	1:CY:23:PHE:HE2	1.30	0.96
1:BD:112:LEU:HD13	1:CO:6:ARG:HD3	1.48	0.96
1:AZ:23:PHE:CE2	1:BK:33:VAL:HG11	2.01	0.96
1:AM:33:VAL:HG11	1:CP:23:PHE:HE2	1.33	0.94
1:AT:23:PHE:HE2	1:BB:33:VAL:HG11	1.32	0.92
1:BG:109:VAL:HG12	1:CT:87:LYS:HB2	1.50	0.92
1:BU:23:PHE:HE2	1:BZ:33:VAL:HG11	1.35	0.91
1:BL:23:PHE:HE2	1:DD:33:VAL:HG11	1.35	0.89
1:AR:112:LEU:HD13	1:BW:6:ARG:HD3	1.52	0.89
1:AR:109:VAL:HG12	1:BY:87:LYS:HB2	1.54	0.88
1:AS:6:ARG:HD3	1:CB:112:LEU:HD13	1.54	0.87
1:CA:23:PHE:HE2	1:CU:33:VAL:HG11	1.39	0.87
1:AB:23:PHE:HE2	1:AV:33:VAL:HG11	1.37	0.87
1:BI:23:PHE:HE2	1:DJ:33:VAL:HG11	1.40	0.86
1:BE:6:ARG:HD3	1:CT:112:LEU:HD13	1.55	0.86
1:AY:6:ARG:HD3	1:CN:112:LEU:HD13	1.58	0.86
1:BF:23:PHE:CE2	1:BH:33:VAL:HG11	2.13	0.82
1:AP:6:ARG:HD3	1:BY:112:LEU:HD13	1.60	0.81
1:BR:23:PHE:HE2	1:CF:33:VAL:HG11	1.45	0.81
1:AR:57:LEU:HD11	1:AR:71:ARG:HH21	1.46	0.81
1:CQ:57:LEU:HD11	1:CQ:71:ARG:HH21	1.46	0.81
1:CT:57:LEU:HD11	1:CT:71:ARG:HH21	1.46	0.81
1:BO:23:PHE:HE2	1:DG:33:VAL:HG11	1.45	0.81
1:AR:87:LYS:HB2	1:BY:109:VAL:HG12	1.62	0.81
1:BG:57:LEU:HD11	1:BG:71:ARG:HH21	1.46	0.81
1:AC:57:LEU:HD11	1:AC:71:ARG:HH21	1.46	0.81
1:AU:57:LEU:HD11	1:AU:71:ARG:HH21	1.46	0.81
1:BG:87:LYS:HB2	1:CT:109:VAL:HG12	1.62	0.81
1:BD:57:LEU:HD11	1:BD:71:ARG:HH21	1.46	0.81
1:DC:57:LEU:HD11	1:DC:71:ARG:HH21	1.46	0.81
1:AO:2:GLN:OE1	1:BV:124:THR:OG1	1.98	0.81
1:CE:57:LEU:HD11	1:CE:71:ARG:HH21	1.46	0.81
1:AI:57:LEU:HD11	1:AI:71:ARG:HH21	1.46	0.81

*Continued on next page...*

*Continued from previous page...*

Atom-1	Atom-2	Interatomic distance (Å)	Clash overlap (Å)
1:CZ:57:LEU:HD11	1:CZ:71:ARG:HH21	1.46	0.81
1:AF:57:LEU:HD11	1:AF:71:ARG:HH21	1.46	0.80
1:BA:57:LEU:HD11	1:BA:71:ARG:HH21	1.46	0.80
1:BY:57:LEU:HD11	1:BY:71:ARG:HH21	1.46	0.80
1:DL:57:LEU:HD11	1:DL:71:ARG:HH21	1.46	0.80
1:CI:33:VAL:HG11	1:CV:23:PHE:HE2	1.43	0.80
1:AL:57:LEU:HD11	1:AL:71:ARG:HH21	1.46	0.80
1:BJ:57:LEU:HD11	1:BJ:71:ARG:HH21	1.46	0.80
1:CB:57:LEU:HD11	1:CB:71:ARG:HH21	1.46	0.80
1:DI:57:LEU:HD11	1:DI:71:ARG:HH21	1.46	0.80
1:BV:57:LEU:HD11	1:BV:71:ARG:HH21	1.46	0.80
1:CH:57:LEU:HD11	1:CH:71:ARG:HH21	1.46	0.80
1:BM:57:LEU:HD11	1:BM:71:ARG:HH21	1.46	0.80
1:CK:57:LEU:HD11	1:CK:71:ARG:HH21	1.46	0.79
1:BS:57:LEU:HD11	1:BS:71:ARG:HH21	1.46	0.79
1:DF:57:LEU:HD11	1:DF:71:ARG:HH21	1.46	0.79
1:AC:112:LEU:HD13	1:BH:6:ARG:HD3	1.64	0.79
1:AX:57:LEU:HD11	1:AX:71:ARG:HH21	1.46	0.79
1:CW:57:LEU:HD11	1:CW:71:ARG:HH21	1.46	0.79
1:BP:57:LEU:HD11	1:BP:71:ARG:HH21	1.46	0.79
1:AO:57:LEU:HD11	1:AO:71:ARG:HH21	1.46	0.79
1:CN:57:LEU:HD11	1:CN:71:ARG:HH21	1.46	0.79
1:AJ:6:ARG:HD3	1:BS:112:LEU:HD13	1.63	0.78
1:BA:109:VAL:HG12	1:CN:87:LYS:HB2	1.65	0.78
1:BD:2:GLN:OE1	1:CQ:124:THR:OG1	2.02	0.78
1:BA:87:LYS:HB2	1:CN:109:VAL:HG12	1.66	0.78
1:AG:6:ARG:HD3	1:BP:112:LEU:HD13	1.65	0.78
1:AV:6:ARG:HD3	1:CH:112:LEU:HD13	1.66	0.77
1:AX:87:LYS:HB2	1:CH:109:VAL:HG12	1.66	0.77
1:CD:23:PHE:CE2	1:CX:33:VAL:HG11	2.19	0.76
1:BH:121:VAL:HG12	1:BH:122:GLU:HG3	1.68	0.76
1:AG:33:VAL:HG11	1:DB:23:PHE:HE2	1.50	0.76
1:BT:121:VAL:HG12	1:BT:122:GLU:HG3	1.68	0.76
1:CC:121:VAL:HG12	1:CC:122:GLU:HG3	1.68	0.76
1:AG:121:VAL:HG12	1:AG:122:GLU:HG3	1.68	0.76
1:AJ:121:VAL:HG12	1:AJ:122:GLU:HG3	1.68	0.76
1:AP:121:VAL:HG12	1:AP:122:GLU:HG3	1.68	0.75
1:CO:121:VAL:HG12	1:CO:122:GLU:HG3	1.68	0.75
1:BZ:121:VAL:HG12	1:BZ:122:GLU:HG3	1.68	0.75
1:AA:121:VAL:HG12	1:AA:122:GLU:HG3	1.68	0.75
1:BE:121:VAL:HG12	1:BE:122:GLU:HG3	1.68	0.75

*Continued on next page...*

*Continued from previous page...*

Atom-1	Atom-2	Interatomic distance (Å)	Clash overlap (Å)
1:BK:121:VAL:HG12	1:BK:122:GLU:HG3	1.68	0.75
1:CF:121:VAL:HG12	1:CF:122:GLU:HG3	1.68	0.75
1:DA:121:VAL:HG12	1:DA:122:GLU:HG3	1.68	0.75
1:AM:121:VAL:HG12	1:AM:122:GLU:HG3	1.68	0.75
1:BB:121:VAL:HG12	1:BB:122:GLU:HG3	1.68	0.75
1:AL:121:VAL:HG12	1:AL:122:GLU:HG3	1.69	0.74
1:AS:121:VAL:HG12	1:AS:122:GLU:HG3	1.68	0.74
1:BN:121:VAL:HG12	1:BN:122:GLU:HG3	1.68	0.74
1:AU:121:VAL:HG12	1:AU:122:GLU:HG3	1.70	0.74
1:AO:121:VAL:HG12	1:AO:122:GLU:HG3	1.69	0.74
1:AV:121:VAL:HG12	1:AV:122:GLU:HG3	1.68	0.74
1:DJ:121:VAL:HG12	1:DJ:122:GLU:HG3	1.68	0.74
1:AR:121:VAL:HG12	1:AR:122:GLU:HG3	1.69	0.74
1:AY:121:VAL:HG12	1:AY:122:GLU:HG3	1.68	0.74
1:BA:112:LEU:HD13	1:CL:6:ARG:HD3	1.68	0.74
1:CR:121:VAL:HG12	1:CR:122:GLU:HG3	1.68	0.74
1:DF:121:VAL:HG12	1:DF:122:GLU:HG3	1.69	0.74
1:CN:121:VAL:HG12	1:CN:122:GLU:HG3	1.70	0.74
1:CW:121:VAL:HG12	1:CW:122:GLU:HG3	1.70	0.74
1:AD:121:VAL:HG12	1:AD:122:GLU:HG3	1.68	0.74
1:AF:121:VAL:HG12	1:AF:122:GLU:HG3	1.69	0.74
1:BQ:121:VAL:HG12	1:BQ:122:GLU:HG3	1.68	0.74
1:CU:121:VAL:HG12	1:CU:122:GLU:HG3	1.68	0.74
1:DG:121:VAL:HG12	1:DG:122:GLU:HG3	1.68	0.74
1:AX:121:VAL:HG12	1:AX:122:GLU:HG3	1.69	0.74
1:CQ:121:VAL:HG12	1:CQ:122:GLU:HG3	1.69	0.74
1:DI:121:VAL:HG12	1:DI:122:GLU:HG3	1.69	0.74
1:BM:121:VAL:HG12	1:BM:122:GLU:HG3	1.69	0.74
1:BV:121:VAL:HG12	1:BV:122:GLU:HG3	1.69	0.74
1:CT:121:VAL:HG12	1:CT:122:GLU:HG3	1.69	0.74
1:CX:121:VAL:HG12	1:CX:122:GLU:HG3	1.68	0.74
1:AI:121:VAL:HG12	1:AI:122:GLU:HG3	1.69	0.74
1:CE:121:VAL:HG12	1:CE:122:GLU:HG3	1.69	0.74
1:DD:121:VAL:HG12	1:DD:122:GLU:HG3	1.68	0.74
1:AM:6:ARG:HD3	1:BV:112:LEU:HD13	1.69	0.73
1:BD:121:VAL:HG12	1:BD:122:GLU:HG3	1.69	0.73
1:BS:121:VAL:HG12	1:BS:122:GLU:HG3	1.69	0.73
1:CH:121:VAL:HG12	1:CH:122:GLU:HG3	1.69	0.73
1:AA:33:VAL:HG11	1:DE:23:PHE:HE2	1.52	0.73
1:BJ:121:VAL:HG12	1:BJ:122:GLU:HG3	1.69	0.73
1:BP:121:VAL:HG12	1:BP:122:GLU:HG3	1.69	0.73

*Continued on next page...*

*Continued from previous page...*

Atom-1	Atom-2	Interatomic distance (Å)	Clash overlap (Å)
1:BW:121:VAL:HG12	1:BW:122:GLU:HG3	1.68	0.73
1:CL:121:VAL:HG12	1:CL:122:GLU:HG3	1.68	0.73
1:CI:121:VAL:HG12	1:CI:122:GLU:HG3	1.68	0.73
1:DC:121:VAL:HG12	1:DC:122:GLU:HG3	1.70	0.73
1:DL:121:VAL:HG12	1:DL:122:GLU:HG3	1.69	0.73
1:BA:121:VAL:HG12	1:BA:122:GLU:HG3	1.70	0.73
1:BG:121:VAL:HG12	1:BG:122:GLU:HG3	1.70	0.73
1:AU:112:LEU:HD13	1:BZ:6:ARG:HD3	1.71	0.72
1:AZ:24:ARG:NH1	1:BK:85:GLU:OE2	2.22	0.72
1:CK:121:VAL:HG12	1:CK:122:GLU:HG3	1.69	0.72
1:AC:121:VAL:HG12	1:AC:122:GLU:HG3	1.69	0.72
1:AN:23:PHE:HE2	1:BQ:33:VAL:HG11	1.54	0.72
1:AX:91:LEU:HD22	1:CH:105:ARG:NH2	2.04	0.72
1:BC:23:PHE:HE2	1:BN:33:VAL:HG11	1.54	0.72
1:BY:121:VAL:HG12	1:BY:122:GLU:HG3	1.69	0.71
1:CZ:121:VAL:HG12	1:CZ:122:GLU:HG3	1.69	0.71
1:AP:33:VAL:HG11	1:CJ:23:PHE:HE2	1.56	0.71
1:CB:121:VAL:HG12	1:CB:122:GLU:HG3	1.70	0.71
1:AC:124:THR:OG1	1:BJ:2:GLN:OE1	2.07	0.71
1:AL:112:LEU:HD13	1:BQ:6:ARG:HD3	1.72	0.71
1:AC:109:VAL:HG12	1:BJ:87:LYS:HB2	1.71	0.70
1:AW:23:PHE:HE2	1:AY:33:VAL:HG11	1.55	0.70
1:AB:67:CYS:HA	1:AW:63:CYS:HB2	1.74	0.70
1:BX:24:ARG:NH1	1:CC:85:GLU:OE2	2.25	0.70
1:AD:1:ALA:N	1:AE:122:GLU:OE1	2.23	0.69
1:AP:36:LYS:HD2	1:AP:45:ASN:HB2	1.75	0.69
1:AK:23:PHE:HE2	1:BW:33:VAL:HG11	1.56	0.69
1:CF:36:LYS:HD2	1:CF:45:ASN:HB2	1.75	0.69
1:CU:36:LYS:HD2	1:CU:45:ASN:HB2	1.75	0.69
1:CI:36:LYS:HD2	1:CI:45:ASN:HB2	1.75	0.69
1:AD:36:LYS:HD2	1:AD:45:ASN:HB2	1.75	0.69
1:DG:36:LYS:HD2	1:DG:45:ASN:HB2	1.75	0.69
1:AJ:33:VAL:HG11	1:CM:23:PHE:HE2	1.58	0.69
1:AM:36:LYS:HD2	1:AM:45:ASN:HB2	1.75	0.69
1:AV:36:LYS:HD2	1:AV:45:ASN:HB2	1.75	0.69
1:AX:72:GLU:OE2	1:CH:83:SER:N	2.25	0.69
1:BK:36:LYS:HD2	1:BK:45:ASN:HB2	1.75	0.69
1:BN:36:LYS:HD2	1:BN:45:ASN:HB2	1.75	0.69
1:CL:36:LYS:HD2	1:CL:45:ASN:HB2	1.75	0.69
1:BT:36:LYS:HD2	1:BT:45:ASN:HB2	1.75	0.69
1:CX:36:LYS:HD2	1:CX:45:ASN:HB2	1.75	0.69

*Continued on next page...*

*Continued from previous page...*

Atom-1	Atom-2	Interatomic distance (Å)	Clash overlap (Å)
1:DA:36:LYS:HD2	1:DA:45:ASN:HB2	1.75	0.69
1:AJ:36:LYS:HD2	1:AJ:45:ASN:HB2	1.75	0.69
1:CR:36:LYS:HD2	1:CR:45:ASN:HB2	1.75	0.69
1:AG:36:LYS:HD2	1:AG:45:ASN:HB2	1.75	0.69
1:BW:36:LYS:HD2	1:BW:45:ASN:HB2	1.75	0.69
1:AS:36:LYS:HD2	1:AS:45:ASN:HB2	1.75	0.69
1:CO:36:LYS:HD2	1:CO:45:ASN:HB2	1.75	0.69
1:AX:109:VAL:HG12	1:CH:87:LYS:HB2	1.74	0.68
1:AY:4:ASN:HB3	1:AZ:120:VAL:HG12	1.76	0.68
1:BK:4:ASN:HB3	1:BL:120:VAL:HG12	1.76	0.68
1:DD:4:ASN:HB3	1:DE:120:VAL:HG12	1.76	0.68
1:BW:4:ASN:HB3	1:BX:120:VAL:HG12	1.75	0.68
1:DJ:4:ASN:HB3	1:DK:120:VAL:HG12	1.76	0.68
1:BH:9:LEU:HB2	1:BH:16:THR:HB	1.76	0.68
1:BQ:9:LEU:HB2	1:BQ:16:THR:HB	1.76	0.68
1:CC:4:ASN:HB3	1:CD:120:VAL:HG12	1.76	0.68
1:CF:9:LEU:HB2	1:CF:16:THR:HB	1.76	0.68
1:CO:4:ASN:HB3	1:CP:120:VAL:HG12	1.76	0.68
1:AY:9:LEU:HB2	1:AY:16:THR:HB	1.75	0.68
1:BT:4:ASN:HB3	1:BU:120:VAL:HG12	1.76	0.68
1:BZ:9:LEU:HB2	1:BZ:16:THR:HB	1.76	0.68
1:BZ:4:ASN:HB3	1:CA:120:VAL:HG12	1.76	0.68
1:DC:20:PRO:HB3	1:DJ:112:LEU:HD21	1.74	0.68
1:AA:9:LEU:HB2	1:AA:16:THR:HB	1.76	0.68
1:AS:4:ASN:HB3	1:AT:120:VAL:HG12	1.76	0.68
1:BZ:36:LYS:HD2	1:BZ:45:ASN:HB2	1.75	0.68
1:CL:4:ASN:HB3	1:CM:120:VAL:HG12	1.76	0.68
1:CU:9:LEU:HB2	1:CU:16:THR:HB	1.76	0.68
1:AL:87:LYS:HB2	1:BS:109:VAL:HG12	1.74	0.68
1:BB:9:LEU:HB2	1:BB:16:THR:HB	1.76	0.68
1:AT:23:PHE:CE2	1:BB:33:VAL:HG11	2.23	0.68
1:BK:9:LEU:HB2	1:BK:16:THR:HB	1.76	0.68
1:CL:9:LEU:HB2	1:CL:16:THR:HB	1.76	0.68
1:AD:4:ASN:HB3	1:AE:120:VAL:HG12	1.76	0.68
1:BB:36:LYS:HD2	1:BB:45:ASN:HB2	1.75	0.68
1:CX:4:ASN:HB3	1:CY:120:VAL:HG12	1.76	0.68
1:DJ:36:LYS:HD2	1:DJ:45:ASN:HB2	1.75	0.68
1:BE:9:LEU:HB2	1:BE:16:THR:HB	1.76	0.68
1:CC:36:LYS:HD2	1:CC:45:ASN:HB2	1.75	0.68
1:AA:36:LYS:HD2	1:AA:45:ASN:HB2	1.75	0.67
1:BB:4:ASN:HB3	1:BC:120:VAL:HG12	1.76	0.67

*Continued on next page...*



*Continued from previous page...*

Atom-1	Atom-2	Interatomic distance (Å)	Clash overlap (Å)
1:BW:9:LEU:HB2	1:BW:16:THR:HB	1.76	0.67
1:DD:36:LYS:HD2	1:DD:45:ASN:HB2	1.75	0.67
1:DG:9:LEU:HB2	1:DG:16:THR:HB	1.76	0.67
1:AD:9:LEU:HB2	1:AD:16:THR:HB	1.76	0.67
1:AJ:9:LEU:HB2	1:AJ:16:THR:HB	1.76	0.67
1:AM:9:LEU:HB2	1:AM:16:THR:HB	1.76	0.67
1:CX:9:LEU:HB2	1:CX:16:THR:HB	1.76	0.67
1:AJ:4:ASN:HB3	1:AK:120:VAL:HG12	1.76	0.67
1:AP:9:LEU:HB2	1:AP:16:THR:HB	1.76	0.67
1:AI:109:VAL:HG12	1:BP:87:LYS:HB2	1.75	0.67
1:CI:4:ASN:HB3	1:CJ:120:VAL:HG12	1.76	0.67
1:CR:4:ASN:HB3	1:CS:120:VAL:HG12	1.76	0.67
1:DA:9:LEU:HB2	1:DA:16:THR:HB	1.76	0.67
1:AI:9:LEU:HB2	1:AI:16:THR:HB	1.77	0.67
1:AY:36:LYS:HD2	1:AY:45:ASN:HB2	1.75	0.67
1:BJ:9:LEU:HB2	1:BJ:16:THR:HB	1.77	0.67
1:AZ:9:LEU:HD22	1:BK:12:GLY:HA3	1.76	0.67
1:BN:9:LEU:HB2	1:BN:16:THR:HB	1.76	0.67
1:BW:1:ALA:N	1:BX:122:GLU:OE1	2.23	0.67
1:CC:9:LEU:HB2	1:CC:16:THR:HB	1.76	0.67
1:DC:9:LEU:HB2	1:DC:16:THR:HB	1.77	0.67
1:AL:9:LEU:HB2	1:AL:16:THR:HB	1.77	0.67
1:BQ:36:LYS:HD2	1:BQ:45:ASN:HB2	1.75	0.67
1:CR:9:LEU:HB2	1:CR:16:THR:HB	1.76	0.67
1:DF:9:LEU:HB2	1:DF:16:THR:HB	1.77	0.67
1:AG:9:LEU:HB2	1:AG:16:THR:HB	1.76	0.67
1:AG:4:ASN:HB3	1:AH:120:VAL:HG12	1.76	0.67
1:AM:4:ASN:HB3	1:AN:120:VAL:HG12	1.76	0.67
1:AX:5:MET:CG	1:CH:121:VAL:HG23	2.25	0.67
1:BA:9:LEU:HB2	1:BA:16:THR:HB	1.77	0.67
1:BN:4:ASN:HB3	1:BO:120:VAL:HG12	1.76	0.67
1:BT:9:LEU:HB2	1:BT:16:THR:HB	1.76	0.67
1:CQ:9:LEU:HB2	1:CQ:16:THR:HB	1.77	0.67
1:DD:9:LEU:HB2	1:DD:16:THR:HB	1.76	0.67
1:AA:4:ASN:HB3	1:AB:120:VAL:HG12	1.76	0.67
1:CT:9:LEU:HB2	1:CT:16:THR:HB	1.77	0.67
1:DJ:9:LEU:HB2	1:DJ:16:THR:HB	1.76	0.67
1:DL:9:LEU:HB2	1:DL:16:THR:HB	1.77	0.67
1:AS:9:LEU:HB2	1:AS:16:THR:HB	1.76	0.67
1:AV:9:LEU:HB2	1:AV:16:THR:HB	1.76	0.67
1:AV:4:ASN:HB3	1:AW:120:VAL:HG12	1.76	0.67

*Continued on next page...*

*Continued from previous page...*

Atom-1	Atom-2	Interatomic distance (Å)	Clash overlap (Å)
1:BE:36:LYS:HD2	1:BE:45:ASN:HB2	1.75	0.67
1:CI:9:LEU:HB2	1:CI:16:THR:HB	1.76	0.67
1:BE:4:ASN:HB3	1:BF:120:VAL:HG12	1.76	0.67
1:BH:36:LYS:HD2	1:BH:45:ASN:HB2	1.75	0.67
1:BM:9:LEU:HB2	1:BM:16:THR:HB	1.77	0.67
1:BY:9:LEU:HB2	1:BY:16:THR:HB	1.77	0.67
1:CO:9:LEU:HB2	1:CO:16:THR:HB	1.76	0.67
1:AP:4:ASN:HB3	1:AQ:120:VAL:HG12	1.76	0.66
1:AU:9:LEU:HB2	1:AU:16:THR:HB	1.77	0.66
1:AW:29:ILE:HG12	1:AW:50:VAL:HG22	1.78	0.66
1:BL:29:ILE:HG12	1:BL:50:VAL:HG22	1.78	0.66
1:DA:4:ASN:HB3	1:DB:120:VAL:HG12	1.75	0.66
1:AQ:29:ILE:HG12	1:AQ:50:VAL:HG22	1.78	0.66
1:BD:9:LEU:HB2	1:BD:16:THR:HB	1.77	0.66
1:AL:109:VAL:HG12	1:BS:87:LYS:HB2	1.77	0.66
1:CU:4:ASN:HB3	1:CV:120:VAL:HG12	1.76	0.66
1:CV:29:ILE:HG12	1:CV:50:VAL:HG22	1.78	0.66
1:AX:17:TRP:CD2	1:CH:119:PRO:HG3	2.31	0.66
1:BU:29:ILE:HG12	1:BU:50:VAL:HG22	1.78	0.66
1:DB:29:ILE:HG12	1:DB:50:VAL:HG22	1.78	0.66
1:AL:2:GLN:HA	1:BS:121:VAL:O	1.95	0.66
1:CG:29:ILE:HG12	1:CG:50:VAL:HG22	1.78	0.66
1:CM:29:ILE:HG12	1:CM:50:VAL:HG22	1.78	0.66
1:DG:4:ASN:HB3	1:DH:120:VAL:HG12	1.76	0.66
1:CJ:29:ILE:HG12	1:CJ:50:VAL:HG22	1.78	0.66
1:CZ:9:LEU:HB2	1:CZ:16:THR:HB	1.77	0.66
1:AT:29:ILE:HG12	1:AT:50:VAL:HG22	1.78	0.66
1:CK:9:LEU:HB2	1:CK:16:THR:HB	1.77	0.66
1:CN:9:LEU:HB2	1:CN:16:THR:HB	1.77	0.66
1:CY:29:ILE:HG12	1:CY:50:VAL:HG22	1.78	0.66
1:AX:5:MET:HG3	1:CH:121:VAL:HG23	1.78	0.66
1:BH:4:ASN:HB3	1:BI:120:VAL:HG12	1.76	0.66
1:BO:29:ILE:HG12	1:BO:50:VAL:HG22	1.78	0.66
1:BR:29:ILE:HG12	1:BR:50:VAL:HG22	1.78	0.66
1:BS:9:LEU:HB2	1:BS:16:THR:HB	1.77	0.66
1:BB:1:ALA:N	1:BC:122:GLU:OE1	2.23	0.66
1:BP:9:LEU:HB2	1:BP:16:THR:HB	1.77	0.66
1:BX:29:ILE:HG12	1:BX:50:VAL:HG22	1.78	0.66
1:AU:109:VAL:HG12	1:CB:87:LYS:HB2	1.78	0.66
1:BQ:4:ASN:HB3	1:BR:120:VAL:HG12	1.75	0.66
1:DE:29:ILE:HG12	1:DE:50:VAL:HG22	1.78	0.66

*Continued on next page...*

*Continued from previous page...*

Atom-1	Atom-2	Interatomic distance (Å)	Clash overlap (Å)
1:CE:9:LEU:HB2	1:CE:16:THR:HB	1.77	0.65
1:AB:29:ILE:HG12	1:AB:50:VAL:HG22	1.78	0.65
1:AK:29:ILE:HG12	1:AK:50:VAL:HG22	1.78	0.65
1:AO:9:LEU:HB2	1:AO:16:THR:HB	1.77	0.65
1:AR:9:LEU:HB2	1:AR:16:THR:HB	1.77	0.65
1:BF:29:ILE:HG12	1:BF:50:VAL:HG22	1.78	0.65
1:CH:9:LEU:HB2	1:CH:16:THR:HB	1.77	0.65
1:CF:4:ASN:HB3	1:CG:120:VAL:HG12	1.76	0.65
1:DI:9:LEU:HB2	1:DI:16:THR:HB	1.77	0.65
1:AC:9:LEU:HB2	1:AC:16:THR:HB	1.77	0.65
1:AE:29:ILE:HG12	1:AE:50:VAL:HG22	1.78	0.65
1:AM:33:VAL:HG11	1:CP:23:PHE:CE2	2.25	0.65
1:BG:9:LEU:HB2	1:BG:16:THR:HB	1.77	0.65
1:CB:9:LEU:HB2	1:CB:16:THR:HB	1.77	0.65
1:CL:33:VAL:HG11	1:CY:23:PHE:CE2	2.21	0.65
1:CW:9:LEU:HB2	1:CW:16:THR:HB	1.77	0.65
1:DH:29:ILE:HG12	1:DH:50:VAL:HG22	1.78	0.65
1:AX:9:LEU:HB2	1:AX:16:THR:HB	1.77	0.65
1:AQ:23:PHE:HE2	1:BT:33:VAL:HG11	1.60	0.65
1:AZ:29:ILE:HG12	1:AZ:50:VAL:HG22	1.78	0.65
1:AF:9:LEU:HB2	1:AF:16:THR:HB	1.77	0.65
1:BV:9:LEU:HB2	1:BV:16:THR:HB	1.77	0.65
1:CD:29:ILE:HG12	1:CD:50:VAL:HG22	1.78	0.65
1:CP:29:ILE:HG12	1:CP:50:VAL:HG22	1.78	0.65
1:BG:124:THR:OG1	1:CT:2:GLN:OE1	2.11	0.65
1:AE:23:PHE:HE2	1:AS:33:VAL:HG11	1.62	0.65
1:AH:29:ILE:HG12	1:AH:50:VAL:HG22	1.78	0.65
1:CA:29:ILE:HG12	1:CA:50:VAL:HG22	1.78	0.64
1:BI:29:ILE:HG12	1:BI:50:VAL:HG22	1.78	0.64
1:AZ:69:VAL:HB	1:BK:41:VAL:HG11	1.78	0.64
1:AV:1:ALA:N	1:AW:122:GLU:OE1	2.23	0.64
1:CS:29:ILE:HG12	1:CS:50:VAL:HG22	1.78	0.64
1:AN:29:ILE:HG12	1:AN:50:VAL:HG22	1.78	0.64
1:BB:4:ASN:HA	1:BC:120:VAL:HA	1.80	0.64
1:BK:29:ILE:HG12	1:BK:50:VAL:HG22	1.80	0.64
1:AP:4:ASN:HA	1:AQ:120:VAL:HA	1.80	0.64
1:AX:31:LEU:HD12	1:CH:108:LEU:HD23	1.80	0.64
1:BW:29:ILE:HG12	1:BW:50:VAL:HG22	1.80	0.64
1:DG:4:ASN:HA	1:DH:120:VAL:HA	1.80	0.64
1:DJ:29:ILE:HG12	1:DJ:50:VAL:HG22	1.80	0.64
1:DJ:4:ASN:HA	1:DK:120:VAL:HA	1.80	0.64

*Continued on next page...*

*Continued from previous page...*

Atom-1	Atom-2	Interatomic distance (Å)	Clash overlap (Å)
1:AM:4:ASN:HA	1:AN:120:VAL:HA	1.80	0.64
1:AY:29:ILE:HG12	1:AY:50:VAL:HG22	1.80	0.64
1:BC:29:ILE:HG12	1:BC:50:VAL:HG22	1.78	0.64
1:CO:29:ILE:HG12	1:CO:50:VAL:HG22	1.80	0.64
1:DD:29:ILE:HG12	1:DD:50:VAL:HG22	1.80	0.64
1:AS:29:ILE:HG12	1:AS:50:VAL:HG22	1.80	0.64
1:AY:4:ASN:HA	1:AZ:120:VAL:HA	1.80	0.64
1:BT:29:ILE:HG12	1:BT:50:VAL:HG22	1.80	0.64
1:BW:4:ASN:HA	1:BX:120:VAL:HA	1.80	0.64
1:CC:29:ILE:HG12	1:CC:50:VAL:HG22	1.80	0.64
1:CF:4:ASN:HA	1:CG:120:VAL:HA	1.80	0.64
1:AX:50:VAL:HG12	1:CH:97:HIS:CE1	2.33	0.64
1:CO:4:ASN:HA	1:CP:120:VAL:HA	1.80	0.64
1:AP:1:ALA:N	1:AQ:122:GLU:OE1	2.23	0.64
1:BZ:29:ILE:HG12	1:BZ:50:VAL:HG22	1.80	0.64
1:BB:6:ARG:HD3	1:CQ:112:LEU:HD13	1.80	0.64
1:BE:4:ASN:HA	1:BF:120:VAL:HA	1.80	0.64
1:CL:29:ILE:HG12	1:CL:50:VAL:HG22	1.80	0.64
1:CG:67:CYS:HA	1:CS:63:CYS:HB2	1.79	0.64
1:DK:29:ILE:HG12	1:DK:50:VAL:HG22	1.78	0.64
1:AA:4:ASN:HA	1:AB:120:VAL:HA	1.80	0.63
1:AD:4:ASN:HA	1:AE:120:VAL:HA	1.80	0.63
1:AG:4:ASN:HA	1:AH:120:VAL:HA	1.80	0.63
1:BT:4:ASN:HA	1:BU:120:VAL:HA	1.80	0.63
1:AX:71:ARG:O	1:CH:38:ALA:HB1	1.99	0.63
1:CU:1:ALA:N	1:CV:122:GLU:OE1	2.23	0.63
1:BZ:4:ASN:HA	1:CA:120:VAL:HA	1.80	0.63
1:CX:29:ILE:HG12	1:CX:50:VAL:HG22	1.80	0.63
1:DD:4:ASN:HA	1:DE:120:VAL:HA	1.80	0.63
1:AJ:4:ASN:HA	1:AK:120:VAL:HA	1.80	0.63
1:AJ:1:ALA:N	1:AK:122:GLU:OE1	2.23	0.63
1:CI:29:ILE:HG12	1:CI:50:VAL:HG22	1.80	0.63
1:AA:29:ILE:HG12	1:AA:50:VAL:HG22	1.80	0.63
1:AD:29:ILE:HG12	1:AD:50:VAL:HG22	1.80	0.63
1:AG:29:ILE:HG12	1:AG:50:VAL:HG22	1.80	0.63
1:AJ:29:ILE:HG12	1:AJ:50:VAL:HG22	1.80	0.63
1:BX:69:VAL:HB	1:CC:41:VAL:HG11	1.79	0.63
1:AB:9:LEU:HD22	1:AV:12:GLY:HA3	1.79	0.63
1:AM:29:ILE:HG12	1:AM:50:VAL:HG22	1.80	0.63
1:AV:4:ASN:HA	1:AW:120:VAL:HA	1.80	0.63
1:BB:29:ILE:HG12	1:BB:50:VAL:HG22	1.80	0.63

*Continued on next page...*

*Continued from previous page...*

Atom-1	Atom-2	Interatomic distance (Å)	Clash overlap (Å)
1:BZ:1:ALA:N	1:CA:122:GLU:OE1	2.23	0.63
1:DA:4:ASN:HA	1:DB:120:VAL:HA	1.80	0.63
1:AV:29:ILE:HG12	1:AV:50:VAL:HG22	1.80	0.63
1:BE:29:ILE:HG12	1:BE:50:VAL:HG22	1.80	0.63
1:AH:23:PHE:HE2	1:BE:33:VAL:HG11	1.63	0.63
1:CR:29:ILE:HG12	1:CR:50:VAL:HG22	1.80	0.63
1:BR:69:VAL:HB	1:CF:41:VAL:HG11	1.80	0.62
1:BG:112:LEU:HD13	1:CR:6:ARG:HD3	1.80	0.62
1:BN:29:ILE:HG12	1:BN:50:VAL:HG22	1.80	0.62
1:CJ:113:LEU:HD12	1:CJ:114:PRO:HD2	1.82	0.62
1:AB:113:LEU:HD12	1:AB:114:PRO:HD2	1.82	0.62
1:AD:33:VAL:HG11	1:DH:23:PHE:HE2	1.64	0.62
1:AK:113:LEU:HD12	1:AK:114:PRO:HD2	1.82	0.62
1:AS:4:ASN:HA	1:AT:120:VAL:HA	1.80	0.62
1:AT:113:LEU:HD12	1:AT:114:PRO:HD2	1.82	0.62
1:BN:4:ASN:HA	1:BO:120:VAL:HA	1.80	0.62
1:BR:113:LEU:HD12	1:BR:114:PRO:HD2	1.82	0.62
1:BQ:4:ASN:HA	1:BR:120:VAL:HA	1.80	0.62
1:CC:4:ASN:HA	1:CD:120:VAL:HA	1.80	0.62
1:CI:4:ASN:HA	1:CJ:120:VAL:HA	1.80	0.62
1:CX:4:ASN:HA	1:CY:120:VAL:HA	1.80	0.62
1:BL:23:PHE:CE2	1:DD:33:VAL:HG11	2.25	0.62
1:BK:97:HIS:HB2	1:BL:52:THR:HG21	1.82	0.62
1:BO:113:LEU:HD12	1:BO:114:PRO:HD2	1.81	0.62
1:BT:97:HIS:HB2	1:BU:52:THR:HG21	1.82	0.62
1:BW:97:HIS:HB2	1:BX:52:THR:HG21	1.82	0.62
1:CL:4:ASN:HA	1:CM:120:VAL:HA	1.80	0.62
1:CY:113:LEU:HD12	1:CY:114:PRO:HD2	1.82	0.62
1:DA:1:ALA:N	1:DB:122:GLU:OE1	2.23	0.62
1:AA:97:HIS:HB2	1:AB:52:THR:HG21	1.82	0.62
1:AP:29:ILE:HG12	1:AP:50:VAL:HG22	1.80	0.62
1:BC:113:LEU:HD12	1:BC:114:PRO:HD2	1.82	0.62
1:BD:87:LYS:HB2	1:CQ:109:VAL:HG12	1.81	0.62
1:BF:113:LEU:HD12	1:BF:114:PRO:HD2	1.82	0.62
1:BK:4:ASN:HA	1:BL:120:VAL:HA	1.80	0.62
1:CG:113:LEU:HD12	1:CG:114:PRO:HD2	1.82	0.62
1:CG:9:LEU:HD22	1:CR:12:GLY:HA3	1.81	0.62
1:CR:4:ASN:HA	1:CS:120:VAL:HA	1.80	0.62
1:CR:1:ALA:N	1:CS:122:GLU:OE1	2.23	0.62
1:BG:91:LEU:HD22	1:CT:105:ARG:NH2	2.14	0.62
1:AM:97:HIS:HB2	1:AN:52:THR:HG21	1.82	0.62

*Continued on next page...*

*Continued from previous page...*

Atom-1	Atom-2	Interatomic distance (Å)	Clash overlap (Å)
1:AP:97:HIS:HB2	1:AQ:52:THR:HG21	1.82	0.62
1:AY:97:HIS:HB2	1:AZ:52:THR:HG21	1.82	0.62
1:BH:29:ILE:HG12	1:BH:50:VAL:HG22	1.80	0.62
1:BH:4:ASN:HA	1:BI:120:VAL:HA	1.80	0.62
1:BU:9:LEU:HD22	1:BZ:12:GLY:HA3	1.81	0.62
1:DH:113:LEU:HD12	1:DH:114:PRO:HD2	1.82	0.62
1:AD:97:HIS:HB2	1:AE:52:THR:HG21	1.82	0.62
1:AN:113:LEU:HD12	1:AN:114:PRO:HD2	1.82	0.62
1:BL:113:LEU:HD12	1:BL:114:PRO:HD2	1.82	0.62
1:CU:29:ILE:HG12	1:CU:50:VAL:HG22	1.80	0.62
1:BB:97:HIS:HB2	1:BC:52:THR:HG21	1.82	0.62
1:BI:113:LEU:HD12	1:BI:114:PRO:HD2	1.82	0.62
1:BQ:97:HIS:HB2	1:BR:52:THR:HG21	1.82	0.62
1:BX:113:LEU:HD12	1:BX:114:PRO:HD2	1.82	0.62
1:CI:1:ALA:N	1:CJ:122:GLU:OE1	2.23	0.62
1:DA:29:ILE:HG12	1:DA:50:VAL:HG22	1.80	0.62
1:DJ:1:ALA:N	1:DK:122:GLU:OE1	2.23	0.62
1:AW:113:LEU:HD12	1:AW:114:PRO:HD2	1.82	0.62
1:BZ:97:HIS:HB2	1:CA:52:THR:HG21	1.82	0.62
1:CP:113:LEU:HD12	1:CP:114:PRO:HD2	1.82	0.62
1:CU:4:ASN:HA	1:CV:120:VAL:HA	1.80	0.62
1:DB:113:LEU:HD12	1:DB:114:PRO:HD2	1.82	0.62
1:AG:97:HIS:HB2	1:AH:52:THR:HG21	1.82	0.61
1:CC:97:HIS:HB2	1:CD:52:THR:HG21	1.82	0.61
1:CF:29:ILE:HG12	1:CF:50:VAL:HG22	1.80	0.61
1:DE:113:LEU:HD12	1:DE:114:PRO:HD2	1.82	0.61
1:DG:29:ILE:HG12	1:DG:50:VAL:HG22	1.80	0.61
1:DJ:97:HIS:HB2	1:DK:52:THR:HG21	1.82	0.61
1:AA:1:ALA:N	1:AB:122:GLU:OE1	2.23	0.61
1:AE:113:LEU:HD12	1:AE:114:PRO:HD2	1.82	0.61
1:AQ:113:LEU:HD12	1:AQ:114:PRO:HD2	1.82	0.61
1:CX:1:ALA:N	1:CY:122:GLU:OE1	2.23	0.61
1:BQ:29:ILE:HG12	1:BQ:50:VAL:HG22	1.80	0.61
1:CA:113:LEU:HD12	1:CA:114:PRO:HD2	1.82	0.61
1:DD:1:ALA:N	1:DE:122:GLU:OE1	2.23	0.61
1:AI:112:LEU:HD13	1:BN:6:ARG:HD3	1.82	0.61
1:CO:97:HIS:HB2	1:CP:52:THR:HG21	1.82	0.61
1:CR:97:HIS:HB2	1:CS:52:THR:HG21	1.82	0.61
1:BN:1:ALA:N	1:BO:122:GLU:OE1	2.23	0.61
1:BU:113:LEU:HD12	1:BU:114:PRO:HD2	1.82	0.61
1:CU:97:HIS:HB2	1:CV:52:THR:HG21	1.82	0.61

*Continued on next page...*

*Continued from previous page...*

Atom-1	Atom-2	Interatomic distance (Å)	Clash overlap (Å)
1:DD:97:HIS:HB2	1:DE:52:THR:HG21	1.82	0.61
1:CO:1:ALA:N	1:CP:122:GLU:OE1	2.23	0.61
1:AV:97:HIS:HB2	1:AW:52:THR:HG21	1.82	0.61
1:AZ:113:LEU:HD12	1:AZ:114:PRO:HD2	1.81	0.61
1:AR:72:GLU:OE2	1:BY:83:SER:N	2.34	0.61
1:CV:113:LEU:HD12	1:CV:114:PRO:HD2	1.82	0.61
1:CX:97:HIS:HB2	1:CY:52:THR:HG21	1.82	0.61
1:AI:87:LYS:HB2	1:BP:109:VAL:HG12	1.82	0.61
1:AK:67:CYS:HA	1:BX:63:CYS:HB2	1.82	0.61
1:DG:1:ALA:N	1:DH:122:GLU:OE1	2.23	0.61
1:BI:69:VAL:HB	1:DJ:41:VAL:HG11	1.83	0.61
1:AH:113:LEU:HD12	1:AH:114:PRO:HD2	1.82	0.60
1:AJ:70:ASN:HD22	1:AK:39:GLY:HA3	1.66	0.60
1:AJ:97:HIS:HB2	1:AK:52:THR:HG21	1.82	0.60
1:AS:97:HIS:HB2	1:AT:52:THR:HG21	1.82	0.60
1:CC:70:ASN:HD22	1:CD:39:GLY:HA3	1.66	0.60
1:CF:70:ASN:HD22	1:CG:39:GLY:HA3	1.66	0.60
1:CI:97:HIS:HB2	1:CJ:52:THR:HG21	1.82	0.60
1:DA:97:HIS:HB2	1:DB:52:THR:HG21	1.82	0.60
1:AA:70:ASN:HD22	1:AB:39:GLY:HA3	1.66	0.60
1:BE:97:HIS:HB2	1:BF:52:THR:HG21	1.82	0.60
1:BH:70:ASN:HD22	1:BI:39:GLY:HA3	1.66	0.60
1:BK:70:ASN:HD22	1:BL:39:GLY:HA3	1.66	0.60
1:BX:36:LYS:HD2	1:BX:45:ASN:HD22	1.67	0.60
1:AX:124:THR:OG1	1:CH:2:GLN:OE1	2.10	0.60
1:CO:33:VAL:HG11	1:CS:23:PHE:HE2	1.65	0.60
1:BO:36:LYS:HD2	1:BO:45:ASN:HD22	1.67	0.60
1:BT:70:ASN:HD22	1:BU:39:GLY:HA3	1.66	0.60
1:CF:97:HIS:HB2	1:CG:52:THR:HG21	1.82	0.60
1:CM:113:LEU:HD12	1:CM:114:PRO:HD2	1.82	0.60
1:AM:70:ASN:HD22	1:AN:39:GLY:HA3	1.66	0.60
1:BH:97:HIS:HB2	1:BI:52:THR:HG21	1.82	0.60
1:BU:36:LYS:HD2	1:BU:45:ASN:HD22	1.67	0.60
1:CD:36:LYS:HD2	1:CD:45:ASN:HD22	1.67	0.60
1:CS:113:LEU:HD12	1:CS:114:PRO:HD2	1.82	0.60
1:CV:36:LYS:HD2	1:CV:45:ASN:HD22	1.67	0.60
1:DH:36:LYS:HD2	1:DH:45:ASN:HD22	1.67	0.60
1:DJ:70:ASN:HD22	1:DK:39:GLY:HA3	1.66	0.60
1:CU:70:ASN:HD22	1:CV:39:GLY:HA3	1.66	0.60
1:DK:36:LYS:HD2	1:DK:45:ASN:HD22	1.67	0.60
1:AV:70:ASN:HD22	1:AW:39:GLY:HA3	1.66	0.60

*Continued on next page...*

*Continued from previous page...*

Atom-1	Atom-2	Interatomic distance (Å)	Clash overlap (Å)
1:BE:70:ASN:HD22	1:BF:39:GLY:HA3	1.66	0.60
1:BN:97:HIS:HB2	1:BO:52:THR:HG21	1.82	0.60
1:BR:36:LYS:HD2	1:BR:45:ASN:HD22	1.67	0.60
1:CM:36:LYS:HD2	1:CM:45:ASN:HD22	1.67	0.60
1:CR:70:ASN:HD22	1:CS:39:GLY:HA3	1.66	0.60
1:DG:70:ASN:HD22	1:DH:39:GLY:HA3	1.66	0.60
1:DK:113:LEU:HD12	1:DK:114:PRO:HD2	1.82	0.60
1:AB:36:LYS:HD2	1:AB:45:ASN:HD22	1.67	0.60
1:AK:36:LYS:HD2	1:AK:45:ASN:HD22	1.67	0.60
1:AY:1:ALA:N	1:AZ:122:GLU:OE1	2.23	0.60
1:BC:36:LYS:HD2	1:BC:45:ASN:HD22	1.67	0.60
1:AL:83:SER:N	1:BS:72:GLU:OE2	2.32	0.60
1:BX:9:LEU:HD22	1:CC:12:GLY:HA3	1.83	0.60
1:CO:70:ASN:HD22	1:CP:39:GLY:HA3	1.66	0.60
1:DA:70:ASN:HD22	1:DB:39:GLY:HA3	1.66	0.60
1:DB:36:LYS:HD2	1:DB:45:ASN:HD22	1.67	0.60
1:DE:36:LYS:HD2	1:DE:45:ASN:HD22	1.67	0.60
1:AP:70:ASN:HD22	1:AQ:39:GLY:HA3	1.66	0.60
1:CD:113:LEU:HD12	1:CD:114:PRO:HD2	1.82	0.60
1:CL:97:HIS:HB2	1:CM:52:THR:HG21	1.82	0.60
1:AQ:36:LYS:HD2	1:AQ:45:ASN:HD22	1.67	0.60
1:CA:36:LYS:HD2	1:CA:45:ASN:HD22	1.67	0.60
1:CL:70:ASN:HD22	1:CM:39:GLY:HA3	1.66	0.60
1:AZ:36:LYS:HD2	1:AZ:45:ASN:HD22	1.67	0.59
1:CJ:36:LYS:HD2	1:CJ:45:ASN:HD22	1.67	0.59
1:AB:45:ASN:HA	1:AB:83:SER:HA	1.85	0.59
1:AS:1:ALA:N	1:AT:122:GLU:OE1	2.23	0.59
1:BF:45:ASN:HA	1:BF:83:SER:HA	1.84	0.59
1:CC:1:ALA:N	1:CD:122:GLU:OE1	2.23	0.59
1:DE:45:ASN:HA	1:DE:83:SER:HA	1.85	0.59
1:DG:97:HIS:HB2	1:DH:52:THR:HG21	1.82	0.59
1:DH:45:ASN:HA	1:DH:83:SER:HA	1.85	0.59
1:AE:36:LYS:HD2	1:AE:45:ASN:HD22	1.67	0.59
1:AH:36:LYS:HD2	1:AH:45:ASN:HD22	1.67	0.59
1:AN:36:LYS:HD2	1:AN:45:ASN:HD22	1.67	0.59
1:BC:45:ASN:HA	1:BC:83:SER:HA	1.85	0.59
1:BI:36:LYS:HD2	1:BI:45:ASN:HD22	1.67	0.59
1:BQ:70:ASN:HD22	1:BR:39:GLY:HA3	1.66	0.59
1:BZ:70:ASN:HD22	1:CA:39:GLY:HA3	1.66	0.59
1:CM:45:ASN:HA	1:CM:83:SER:HA	1.84	0.59
1:BI:23:PHE:CE2	1:DJ:33:VAL:HG11	2.31	0.59

*Continued on next page...*



*Continued from previous page...*

Atom-1	Atom-2	Interatomic distance (Å)	Clash overlap (Å)
1:AS:70:ASN:HD22	1:AT:39:GLY:HA3	1.66	0.59
1:AW:45:ASN:HA	1:AW:83:SER:HA	1.84	0.59
1:BL:36:LYS:HD2	1:BL:45:ASN:HD22	1.67	0.59
1:BN:70:ASN:HD22	1:BO:39:GLY:HA3	1.66	0.59
1:CJ:45:ASN:HA	1:CJ:83:SER:HA	1.84	0.59
1:CX:70:ASN:HD22	1:CY:39:GLY:HA3	1.66	0.59
1:DK:45:ASN:HA	1:DK:83:SER:HA	1.85	0.59
1:CI:70:ASN:HD22	1:CJ:39:GLY:HA3	1.66	0.59
1:CS:45:ASN:HA	1:CS:83:SER:HA	1.85	0.59
1:CY:45:ASN:HA	1:CY:83:SER:HA	1.85	0.59
1:AW:36:LYS:HD2	1:AW:45:ASN:HD22	1.67	0.59
1:AY:70:ASN:HD22	1:AZ:39:GLY:HA3	1.66	0.59
1:BF:36:LYS:HD2	1:BF:45:ASN:HD22	1.67	0.59
1:CP:45:ASN:HA	1:CP:83:SER:HA	1.85	0.59
1:BQ:1:ALA:N	1:BR:122:GLU:OE1	2.23	0.59
1:BR:45:ASN:HA	1:BR:83:SER:HA	1.85	0.59
1:AV:6:ARG:NH1	1:CH:107:ASP:OD1	2.29	0.59
1:AX:17:TRP:CE3	1:CH:119:PRO:HG3	2.38	0.59
1:DD:70:ASN:HD22	1:DE:39:GLY:HA3	1.66	0.59
1:AG:70:ASN:HD22	1:AH:39:GLY:HA3	1.66	0.59
1:AH:63:CYS:HB2	1:DB:67:CYS:HA	1.85	0.59
1:AM:1:ALA:N	1:AN:122:GLU:OE1	2.23	0.59
1:AH:45:ASN:HA	1:AH:83:SER:HA	1.85	0.59
1:BH:1:ALA:N	1:BI:122:GLU:OE1	2.23	0.59
1:CS:36:LYS:HD2	1:CS:45:ASN:HD22	1.67	0.59
1:BB:70:ASN:HD22	1:BC:39:GLY:HA3	1.67	0.59
1:AO:120:VAL:HA	1:BV:4:ASN:HA	1.85	0.59
1:BW:70:ASN:HD22	1:BX:39:GLY:HA3	1.66	0.59
1:CP:36:LYS:HD2	1:CP:45:ASN:HD22	1.67	0.59
1:CD:69:VAL:HB	1:CX:41:VAL:HG11	1.84	0.59
1:AD:70:ASN:HD22	1:AE:39:GLY:HA3	1.66	0.58
1:AT:45:ASN:HA	1:AT:83:SER:HA	1.85	0.58
1:BI:45:ASN:HA	1:BI:83:SER:HA	1.85	0.58
1:BO:45:ASN:HA	1:BO:83:SER:HA	1.84	0.58
1:CA:45:ASN:HA	1:CA:83:SER:HA	1.85	0.58
1:CG:36:LYS:HD2	1:CG:45:ASN:HD22	1.67	0.58
1:AT:36:LYS:HD2	1:AT:45:ASN:HD22	1.67	0.58
1:BU:45:ASN:HA	1:BU:83:SER:HA	1.84	0.58
1:CG:45:ASN:HA	1:CG:83:SER:HA	1.84	0.58
1:AX:105:ARG:NH2	1:CH:91:LEU:HD22	2.19	0.58
1:BX:45:ASN:HA	1:BX:83:SER:HA	1.84	0.58

*Continued on next page...*

*Continued from previous page...*

Atom-1	Atom-2	Interatomic distance (Å)	Clash overlap (Å)
1:BL:45:ASN:HA	1:BL:83:SER:HA	1.85	0.58
1:CD:45:ASN:HA	1:CD:83:SER:HA	1.85	0.58
1:CY:36:LYS:HD2	1:CY:45:ASN:HD22	1.67	0.58
1:CV:45:ASN:HA	1:CV:83:SER:HA	1.84	0.58
1:DB:45:ASN:HA	1:DB:83:SER:HA	1.84	0.58
1:AE:45:ASN:HA	1:AE:83:SER:HA	1.85	0.58
1:AN:45:ASN:HA	1:AN:83:SER:HA	1.84	0.58
1:CA:69:VAL:HB	1:CU:41:VAL:HG11	1.86	0.58
1:CF:1:ALA:N	1:CG:122:GLU:OE1	2.23	0.58
1:CQ:10:THR:O	1:CS:12:GLY:N	2.29	0.58
1:AQ:45:ASN:HA	1:AQ:83:SER:HA	1.85	0.58
1:AK:45:ASN:HA	1:AK:83:SER:HA	1.85	0.58
1:AZ:45:ASN:HA	1:AZ:83:SER:HA	1.84	0.58
1:AM:120:VAL:HA	1:AN:4:ASN:HA	1.87	0.57
1:AG:120:VAL:HA	1:AH:4:ASN:HA	1.87	0.57
1:AY:120:VAL:HA	1:AZ:4:ASN:HA	1.86	0.57
1:BT:1:ALA:N	1:BU:122:GLU:OE1	2.23	0.57
1:AO:124:THR:OG1	1:BV:2:GLN:OE1	2.17	0.57
1:DD:120:VAL:HA	1:DE:4:ASN:HA	1.87	0.57
1:BE:120:VAL:HA	1:BF:4:ASN:HA	1.87	0.57
1:BQ:120:VAL:HA	1:BR:4:ASN:HA	1.87	0.57
1:AM:85:GLU:OE2	1:CP:24:ARG:NH1	2.38	0.57
1:AR:2:GLN:OE1	1:BY:124:THR:OG1	2.19	0.57
1:CI:120:VAL:HA	1:CJ:4:ASN:HA	1.87	0.57
1:AO:87:LYS:HB2	1:BV:109:VAL:HG12	1.86	0.57
1:AC:87:LYS:HB2	1:BJ:109:VAL:HG12	1.86	0.57
1:CU:120:VAL:HA	1:CV:4:ASN:HA	1.87	0.57
1:AJ:120:VAL:HA	1:AK:4:ASN:HA	1.87	0.57
1:BB:120:VAL:HA	1:BC:4:ASN:HA	1.87	0.57
1:CX:120:VAL:HA	1:CY:4:ASN:HA	1.86	0.57
1:AV:121:VAL:O	1:AW:2:GLN:HA	2.05	0.57
1:BB:121:VAL:O	1:BC:2:GLN:HA	2.05	0.57
1:BD:52:THR:HG21	1:CQ:97:HIS:HB2	1.85	0.57
1:BG:105:ARG:NH2	1:CT:91:LEU:HD22	2.20	0.57
1:CC:120:VAL:HA	1:CD:4:ASN:HA	1.87	0.57
1:CO:120:VAL:HA	1:CP:4:ASN:HA	1.86	0.57
1:AG:121:VAL:O	1:AH:2:GLN:HA	2.05	0.57
1:AR:91:LEU:HD22	1:BY:105:ARG:NH2	2.20	0.57
1:AV:120:VAL:HA	1:AW:4:ASN:HA	1.86	0.57
1:BK:120:VAL:HA	1:BL:4:ASN:HA	1.86	0.57
1:BT:120:VAL:HA	1:BU:4:ASN:HA	1.87	0.57

*Continued on next page...*

*Continued from previous page...*

Atom-1	Atom-2	Interatomic distance (Å)	Clash overlap (Å)
1:CQ:20:PRO:HB3	1:CR:112:LEU:HD21	1.87	0.57
1:BE:121:VAL:O	1:BF:2:GLN:HA	2.05	0.56
1:BW:119:PRO:HG2	1:BX:5:MET:HB2	1.88	0.56
1:CL:121:VAL:O	1:CM:2:GLN:HA	2.05	0.56
1:CR:120:VAL:HA	1:CS:4:ASN:HA	1.86	0.56
1:BH:120:VAL:HA	1:BI:4:ASN:HA	1.86	0.56
1:AO:52:THR:HG21	1:BV:97:HIS:HB2	1.87	0.56
1:CL:120:VAL:HA	1:CM:4:ASN:HA	1.87	0.56
1:DA:120:VAL:HA	1:DB:4:ASN:HA	1.87	0.56
1:AD:120:VAL:HA	1:AE:4:ASN:HA	1.87	0.56
1:BE:1:ALA:N	1:BF:122:GLU:OE1	2.23	0.56
1:CR:119:PRO:HG2	1:CS:5:MET:HB2	1.88	0.56
1:AY:121:VAL:O	1:AZ:2:GLN:HA	2.05	0.56
1:BG:109:VAL:HG12	1:CT:87:LYS:CB	2.29	0.56
1:BT:121:VAL:O	1:BU:2:GLN:HA	2.05	0.56
1:AX:52:THR:HG21	1:CH:97:HIS:HB2	1.88	0.56
1:DA:119:PRO:HG2	1:DB:5:MET:HB2	1.88	0.56
1:DJ:120:VAL:HA	1:DK:4:ASN:HA	1.87	0.56
1:AA:120:VAL:HA	1:AB:4:ASN:HA	1.86	0.56
1:AD:121:VAL:O	1:AE:2:GLN:HA	2.05	0.56
1:CR:121:VAL:O	1:CS:2:GLN:HA	2.05	0.56
1:CU:119:PRO:HG2	1:CV:5:MET:HB2	1.88	0.56
1:DG:121:VAL:O	1:DH:2:GLN:HA	2.05	0.56
1:BH:119:PRO:HG2	1:BI:5:MET:HB2	1.88	0.56
1:BK:121:VAL:O	1:BL:2:GLN:HA	2.05	0.56
1:BN:121:VAL:O	1:BO:2:GLN:HA	2.05	0.56
1:BQ:121:VAL:O	1:BR:2:GLN:HA	2.05	0.56
1:BU:24:ARG:NH1	1:BZ:85:GLU:OE2	2.38	0.56
1:BW:120:VAL:HA	1:BX:4:ASN:HA	1.86	0.56
1:CX:119:PRO:HG2	1:CY:5:MET:HB2	1.88	0.56
1:DJ:121:VAL:O	1:DK:2:GLN:HA	2.05	0.56
1:AD:119:PRO:HG2	1:AE:5:MET:HB2	1.88	0.56
1:CC:119:PRO:HG2	1:CD:5:MET:HB2	1.88	0.56
1:CL:1:ALA:N	1:CM:122:GLU:OE1	2.23	0.56
1:AS:120:VAL:HA	1:AT:4:ASN:HA	1.87	0.56
1:AB:24:ARG:NH1	1:AV:85:GLU:OE2	2.39	0.56
1:AV:119:PRO:HG2	1:AW:5:MET:HB2	1.88	0.56
1:BB:113:LEU:HD12	1:BB:114:PRO:HD2	1.88	0.56
1:CC:121:VAL:O	1:CD:2:GLN:HA	2.05	0.56
1:BD:119:PRO:HG2	1:CQ:5:MET:HB2	1.86	0.56
1:DD:121:VAL:O	1:DE:2:GLN:HA	2.05	0.56

*Continued on next page...*

*Continued from previous page...*

Atom-1	Atom-2	Interatomic distance (Å)	Clash overlap (Å)
1:AG:119:PRO:HG2	1:AH:5:MET:HB2	1.88	0.56
1:AP:113:LEU:HD12	1:AP:114:PRO:HD2	1.88	0.56
1:AP:120:VAL:HA	1:AQ:4:ASN:HA	1.87	0.56
1:AT:24:ARG:NH1	1:BB:85:GLU:OE2	2.39	0.56
1:BH:121:VAL:O	1:BI:2:GLN:HA	2.05	0.56
1:BN:120:VAL:HA	1:BO:4:ASN:HA	1.86	0.56
1:BW:113:LEU:HD12	1:BW:114:PRO:HD2	1.88	0.56
1:BZ:119:PRO:HG2	1:CA:5:MET:HB2	1.88	0.56
1:CF:113:LEU:HD12	1:CF:114:PRO:HD2	1.88	0.56
1:CF:120:VAL:HA	1:CG:4:ASN:HA	1.87	0.56
1:AX:120:VAL:HA	1:CH:4:ASN:HA	1.87	0.56
1:CI:121:VAL:O	1:CJ:2:GLN:HA	2.05	0.56
1:CU:121:VAL:O	1:CV:2:GLN:HA	2.05	0.56
1:CX:121:VAL:O	1:CY:2:GLN:HA	2.05	0.56
1:DA:121:VAL:O	1:DB:2:GLN:HA	2.05	0.56
1:AS:119:PRO:HG2	1:AT:5:MET:HB2	1.88	0.56
1:BZ:121:VAL:O	1:CA:2:GLN:HA	2.05	0.56
1:CC:113:LEU:HD12	1:CC:114:PRO:HD2	1.88	0.56
1:CO:121:VAL:O	1:CP:2:GLN:HA	2.05	0.56
1:CO:119:PRO:HG2	1:CP:5:MET:HB2	1.88	0.56
1:AM:121:VAL:O	1:AN:2:GLN:HA	2.05	0.56
1:AV:113:LEU:HD12	1:AV:114:PRO:HD2	1.88	0.56
1:AY:112:LEU:HD13	1:BM:6:ARG:HD3	1.88	0.56
1:BT:119:PRO:HG2	1:BU:5:MET:HB2	1.88	0.56
1:BZ:120:VAL:HA	1:CA:4:ASN:HA	1.87	0.56
1:DG:113:LEU:HD12	1:DG:114:PRO:HD2	1.88	0.56
1:DG:120:VAL:HA	1:DH:4:ASN:HA	1.86	0.56
1:AA:121:VAL:O	1:AB:2:GLN:HA	2.05	0.55
1:AM:113:LEU:HD12	1:AM:114:PRO:HD2	1.88	0.55
1:BN:113:LEU:HD12	1:BN:114:PRO:HD2	1.88	0.55
1:CF:121:VAL:O	1:CG:2:GLN:HA	2.05	0.55
1:BD:120:VAL:HA	1:CQ:4:ASN:HA	1.88	0.55
1:DJ:113:LEU:HD12	1:DJ:114:PRO:HD2	1.88	0.55
1:DJ:119:PRO:HG2	1:DK:5:MET:HB2	1.88	0.55
1:AA:119:PRO:HG2	1:AB:5:MET:HB2	1.88	0.55
1:AJ:121:VAL:O	1:AK:2:GLN:HA	2.05	0.55
1:AS:121:VAL:O	1:AT:2:GLN:HA	2.05	0.55
1:BZ:113:LEU:HD12	1:BZ:114:PRO:HD2	1.88	0.55
1:CL:119:PRO:HG2	1:CM:5:MET:HB2	1.88	0.55
1:AA:113:LEU:HD12	1:AA:114:PRO:HD2	1.88	0.55
1:AU:5:MET:HB2	1:CB:119:PRO:HG2	1.87	0.55

*Continued on next page...*

*Continued from previous page...*

Atom-1	Atom-2	Interatomic distance (Å)	Clash overlap (Å)
1:AY:113:LEU:HD12	1:AY:114:PRO:HD2	1.88	0.55
1:BK:119:PRO:HG2	1:BL:5:MET:HB2	1.88	0.55
1:BT:113:LEU:HD12	1:BT:114:PRO:HD2	1.88	0.55
1:BW:121:VAL:O	1:BX:2:GLN:HA	2.05	0.55
1:CF:119:PRO:HG2	1:CG:5:MET:HB2	1.88	0.55
1:AG:113:LEU:HD12	1:AG:114:PRO:HD2	1.88	0.55
1:AN:23:PHE:HD1	1:AN:23:PHE:H	1.55	0.55
1:BK:113:LEU:HD12	1:BK:114:PRO:HD2	1.88	0.55
1:BQ:113:LEU:HD12	1:BQ:114:PRO:HD2	1.88	0.55
1:CA:23:PHE:H	1:CA:23:PHE:HD1	1.55	0.55
1:CG:23:PHE:HD1	1:CG:23:PHE:H	1.55	0.55
1:DG:119:PRO:HG2	1:DH:5:MET:HB2	1.88	0.55
1:AD:113:LEU:HD12	1:AD:114:PRO:HD2	1.88	0.55
1:AQ:23:PHE:H	1:AQ:23:PHE:HD1	1.55	0.55
1:AS:113:LEU:HD12	1:AS:114:PRO:HD2	1.88	0.55
1:CL:113:LEU:HD12	1:CL:114:PRO:HD2	1.88	0.55
1:CR:113:LEU:HD12	1:CR:114:PRO:HD2	1.88	0.55
1:DD:113:LEU:HD12	1:DD:114:PRO:HD2	1.88	0.55
1:AU:52:THR:HG21	1:CB:97:HIS:HB2	1.88	0.55
1:CY:23:PHE:H	1:CY:23:PHE:HD1	1.55	0.55
1:BB:119:PRO:HG2	1:BC:5:MET:HB2	1.88	0.55
1:BH:113:LEU:HD12	1:BH:114:PRO:HD2	1.88	0.55
1:AC:83:SER:N	1:BJ:72:GLU:OE2	2.39	0.55
1:BL:23:PHE:H	1:BL:23:PHE:HD1	1.55	0.55
1:AR:121:VAL:O	1:BY:2:GLN:HA	2.06	0.55
1:BG:121:VAL:HG23	1:CT:5:MET:HG3	1.89	0.55
1:DE:23:PHE:H	1:DE:23:PHE:HD1	1.55	0.55
1:AJ:119:PRO:HG2	1:AK:5:MET:HB2	1.88	0.55
1:AP:121:VAL:O	1:AQ:2:GLN:HA	2.05	0.55
1:BN:119:PRO:HG2	1:BO:5:MET:HB2	1.88	0.55
1:AO:72:GLU:OE2	1:BV:83:SER:N	2.40	0.55
1:BX:23:PHE:H	1:BX:23:PHE:HD1	1.55	0.55
1:CU:113:LEU:HD12	1:CU:114:PRO:HD2	1.88	0.55
1:AJ:113:LEU:HD12	1:AJ:114:PRO:HD2	1.88	0.55
1:BD:109:VAL:HG12	1:CQ:87:LYS:HB2	1.89	0.55
1:BQ:119:PRO:HG2	1:BR:5:MET:HB2	1.88	0.55
1:CS:23:PHE:HD1	1:CS:23:PHE:H	1.55	0.55
1:AB:23:PHE:HD1	1:AB:23:PHE:H	1.55	0.54
1:BI:23:PHE:H	1:BI:23:PHE:HD1	1.55	0.54
1:AW:23:PHE:H	1:AW:23:PHE:HD1	1.55	0.54
1:AZ:23:PHE:HD1	1:AZ:23:PHE:H	1.55	0.54

*Continued on next page...*

*Continued from previous page...*

Atom-1	Atom-2	Interatomic distance (Å)	Clash overlap (Å)
1:AY:119:PRO:HG2	1:AZ:5:MET:HB2	1.88	0.54
1:BU:23:PHE:HD1	1:BU:23:PHE:H	1.55	0.54
1:CD:23:PHE:HD1	1:CD:23:PHE:H	1.55	0.54
1:DA:113:LEU:HD12	1:DA:114:PRO:HD2	1.88	0.54
1:AA:43:VAL:HB	1:AA:85:GLU:HG3	1.90	0.54
1:CI:119:PRO:HG2	1:CJ:5:MET:HB2	1.88	0.54
1:DD:119:PRO:HG2	1:DE:5:MET:HB2	1.88	0.54
1:AM:119:PRO:HG2	1:AN:5:MET:HB2	1.88	0.54
1:BG:109:VAL:CG1	1:CT:87:LYS:HB2	2.30	0.54
1:DD:43:VAL:HB	1:DD:85:GLU:HG3	1.90	0.54
1:AG:1:ALA:N	1:AH:122:GLU:OE1	2.23	0.54
1:BC:23:PHE:H	1:BC:23:PHE:HD1	1.55	0.54
1:BD:72:GLU:OE2	1:CQ:83:SER:N	2.38	0.54
1:BE:113:LEU:HD12	1:BE:114:PRO:HD2	1.88	0.54
1:BF:8:GLN:HE21	1:BI:113:LEU:HB3	1.73	0.54
1:BW:43:VAL:HB	1:BW:85:GLU:HG3	1.90	0.54
1:CI:113:LEU:HD12	1:CI:114:PRO:HD2	1.88	0.54
1:DH:23:PHE:HD1	1:DH:23:PHE:H	1.55	0.54
1:AS:43:VAL:HB	1:AS:85:GLU:HG3	1.90	0.54
1:BE:119:PRO:HG2	1:BF:5:MET:HB2	1.88	0.54
1:BQ:120:VAL:HG23	1:BR:4:ASN:HA	1.90	0.54
1:BT:43:VAL:HB	1:BT:85:GLU:HG3	1.90	0.54
1:CN:24:ARG:HB3	1:CN:55:ALA:HB3	1.90	0.54
1:CR:43:VAL:HB	1:CR:85:GLU:HG3	1.90	0.54
1:AK:23:PHE:HD1	1:AK:23:PHE:H	1.55	0.54
1:AX:24:ARG:HB3	1:AX:55:ALA:HB3	1.90	0.54
1:AR:109:VAL:CG1	1:BY:87:LYS:HB2	2.34	0.54
1:CO:113:LEU:HD12	1:CO:114:PRO:HD2	1.88	0.54
1:CO:43:VAL:HB	1:CO:85:GLU:HG3	1.90	0.54
1:CU:43:VAL:HB	1:CU:85:GLU:HG3	1.90	0.54
1:DK:23:PHE:H	1:DK:23:PHE:HD1	1.55	0.54
1:AP:119:PRO:HG2	1:AQ:5:MET:HB2	1.88	0.54
1:BK:43:VAL:HB	1:BK:85:GLU:HG3	1.90	0.54
1:BZ:43:VAL:HB	1:BZ:85:GLU:HG3	1.90	0.54
1:CI:43:VAL:HB	1:CI:85:GLU:HG3	1.90	0.54
1:CJ:23:PHE:HD1	1:CJ:23:PHE:H	1.55	0.54
1:CM:23:PHE:H	1:CM:23:PHE:HD1	1.55	0.54
1:CW:24:ARG:HB3	1:CW:55:ALA:HB3	1.90	0.54
1:BL:69:VAL:HB	1:DD:41:VAL:HG11	1.90	0.54
1:AD:43:VAL:HB	1:AD:85:GLU:HG3	1.90	0.54
1:AM:120:VAL:HG23	1:AN:4:ASN:HA	1.90	0.54

*Continued on next page...*

*Continued from previous page...*

Atom-1	Atom-2	Interatomic distance (Å)	Clash overlap (Å)
1:CF:120:VAL:HG23	1:CG:4:ASN:HA	1.90	0.54
1:AP:43:VAL:HB	1:AP:85:GLU:HG3	1.90	0.54
1:BE:43:VAL:HB	1:BE:85:GLU:HG3	1.90	0.54
1:BH:43:VAL:HB	1:BH:85:GLU:HG3	1.90	0.54
1:BK:120:VAL:HG23	1:BL:4:ASN:HA	1.90	0.54
1:BW:120:VAL:HG23	1:BX:4:ASN:HA	1.90	0.54
1:CC:43:VAL:HB	1:CC:85:GLU:HG3	1.90	0.54
1:CX:120:VAL:HG23	1:CY:4:ASN:HA	1.90	0.54
1:DA:120:VAL:HG23	1:DB:4:ASN:HA	1.90	0.54
1:DA:43:VAL:HB	1:DA:85:GLU:HG3	1.90	0.54
1:DJ:43:VAL:HB	1:DJ:85:GLU:HG3	1.90	0.54
1:AA:120:VAL:HG23	1:AB:4:ASN:HA	1.90	0.53
1:AF:24:ARG:HB3	1:AF:55:ALA:HB3	1.90	0.53
1:AL:24:ARG:HB3	1:AL:55:ALA:HB3	1.90	0.53
1:AO:91:LEU:HD22	1:BV:105:ARG:NH2	2.24	0.53
1:AC:4:ASN:HA	1:BJ:120:VAL:HA	1.91	0.53
1:AC:52:THR:HG21	1:BJ:97:HIS:HB2	1.89	0.53
1:BR:23:PHE:H	1:BR:23:PHE:HD1	1.55	0.53
1:BS:24:ARG:HB3	1:BS:55:ALA:HB3	1.90	0.53
1:BV:24:ARG:HB3	1:BV:55:ALA:HB3	1.90	0.53
1:BU:23:PHE:CE2	1:BZ:33:VAL:HG11	2.27	0.53
1:CV:23:PHE:HD1	1:CV:23:PHE:H	1.55	0.53
1:CZ:24:ARG:HB3	1:CZ:55:ALA:HB3	1.90	0.53
1:AC:24:ARG:HB3	1:AC:55:ALA:HB3	1.90	0.53
1:AJ:120:VAL:HG23	1:AK:4:ASN:HA	1.90	0.53
1:AV:120:VAL:HG23	1:AW:4:ASN:HA	1.90	0.53
1:CB:24:ARG:HB3	1:CB:55:ALA:HB3	1.90	0.53
1:CL:43:VAL:HB	1:CL:85:GLU:HG3	1.90	0.53
1:CT:24:ARG:HB3	1:CT:55:ALA:HB3	1.90	0.53
1:DI:24:ARG:HB3	1:DI:55:ALA:HB3	1.90	0.53
1:AR:24:ARG:HB3	1:AR:55:ALA:HB3	1.90	0.53
1:AY:120:VAL:HG23	1:AZ:4:ASN:HA	1.90	0.53
1:BF:23:PHE:HD1	1:BF:23:PHE:H	1.55	0.53
1:BY:24:ARG:HB3	1:BY:55:ALA:HB3	1.90	0.53
1:AH:23:PHE:HD1	1:AH:23:PHE:H	1.55	0.53
1:CX:113:LEU:HD12	1:CX:114:PRO:HD2	1.88	0.53
1:DG:120:VAL:HG23	1:DH:4:ASN:HA	1.90	0.53
1:AO:119:PRO:HG2	1:BV:5:MET:HB2	1.89	0.53
1:BO:23:PHE:H	1:BO:23:PHE:HD1	1.55	0.53
1:CI:120:VAL:HG23	1:CJ:4:ASN:HA	1.90	0.53
1:DJ:120:VAL:HG23	1:DK:4:ASN:HA	1.90	0.53

*Continued on next page...*

*Continued from previous page...*

Atom-1	Atom-2	Interatomic distance (Å)	Clash overlap (Å)
1:AI:24:ARG:HB3	1:AI:55:ALA:HB3	1.90	0.53
1:AO:24:ARG:HB3	1:AO:55:ALA:HB3	1.90	0.53
1:AS:120:VAL:HG23	1:AT:4:ASN:HA	1.90	0.53
1:BB:43:VAL:HB	1:BB:85:GLU:HG3	1.90	0.53
1:CI:41:VAL:HG11	1:CV:69:VAL:HB	1.91	0.53
1:CP:23:PHE:HD1	1:CP:23:PHE:H	1.55	0.53
1:CX:43:VAL:HB	1:CX:85:GLU:HG3	1.90	0.53
1:DB:23:PHE:HD1	1:DB:23:PHE:H	1.55	0.53
1:BO:23:PHE:CE2	1:DG:33:VAL:HG11	2.36	0.53
1:AD:120:VAL:HG23	1:AE:4:ASN:HA	1.90	0.53
1:BE:120:VAL:HG23	1:BF:4:ASN:HA	1.90	0.53
1:DD:120:VAL:HG23	1:DE:4:ASN:HA	1.90	0.53
1:AE:23:PHE:H	1:AE:23:PHE:HD1	1.55	0.53
1:AV:43:VAL:HB	1:AV:85:GLU:HG3	1.90	0.53
1:AI:121:VAL:O	1:BP:2:GLN:HA	2.09	0.53
1:BQ:43:VAL:HB	1:BQ:85:GLU:HG3	1.90	0.53
1:CA:24:ARG:NH1	1:CU:85:GLU:OE2	2.41	0.53
1:DF:24:ARG:HB3	1:DF:55:ALA:HB3	1.90	0.53
1:AM:43:VAL:HB	1:AM:85:GLU:HG3	1.90	0.53
1:CE:24:ARG:HB3	1:CE:55:ALA:HB3	1.90	0.53
1:CQ:24:ARG:HB3	1:CQ:55:ALA:HB3	1.90	0.53
1:CU:120:VAL:HG23	1:CV:4:ASN:HA	1.90	0.53
1:BO:69:VAL:HB	1:DG:41:VAL:HG11	1.90	0.53
1:DG:43:VAL:HB	1:DG:85:GLU:HG3	1.90	0.53
1:DL:24:ARG:HB3	1:DL:55:ALA:HB3	1.90	0.53
1:AU:87:LYS:HB2	1:CB:109:VAL:HG12	1.91	0.53
1:AY:43:VAL:HB	1:AY:85:GLU:HG3	1.90	0.53
1:AY:52:THR:HG21	1:AZ:97:HIS:HB2	1.91	0.53
1:AL:4:ASN:ND2	1:BS:118:GLN:NE2	2.57	0.53
1:CG:67:CYS:CB	1:CS:63:CYS:SG	2.96	0.53
1:DJ:52:THR:HG21	1:DK:97:HIS:HB2	1.92	0.53
1:AG:120:VAL:HG23	1:AH:4:ASN:HA	1.90	0.52
1:AJ:43:VAL:HB	1:AJ:85:GLU:HG3	1.90	0.52
1:AP:52:THR:HG21	1:AQ:97:HIS:HB2	1.92	0.52
1:BB:120:VAL:HG23	1:BC:4:ASN:HA	1.90	0.52
1:AC:2:GLN:OE1	1:BJ:124:THR:OG1	2.19	0.52
1:AP:120:VAL:HG23	1:AQ:4:ASN:HA	1.90	0.52
1:BN:120:VAL:HG23	1:BO:4:ASN:HA	1.90	0.52
1:DC:24:ARG:HB3	1:DC:55:ALA:HB3	1.90	0.52
1:DG:52:THR:HG21	1:DH:97:HIS:HB2	1.91	0.52
1:BA:24:ARG:HB3	1:BA:55:ALA:HB3	1.90	0.52

*Continued on next page...*



*Continued from previous page...*

Atom-1	Atom-2	Interatomic distance (Å)	Clash overlap (Å)
1:BE:52:THR:HG21	1:BF:97:HIS:HB2	1.92	0.52
1:BK:1:ALA:N	1:BL:122:GLU:OE1	2.23	0.52
1:BZ:120:VAL:HG23	1:CA:4:ASN:HA	1.90	0.52
1:CK:24:ARG:HB3	1:CK:55:ALA:HB3	1.90	0.52
1:CL:120:VAL:HG23	1:CM:4:ASN:HA	1.90	0.52
1:CO:120:VAL:HG23	1:CP:4:ASN:HA	1.90	0.52
1:AO:76:ILE:HG12	1:BV:80:ILE:HG12	1.91	0.52
1:BB:52:THR:HG21	1:BC:97:HIS:HB2	1.92	0.52
1:BJ:24:ARG:HB3	1:BJ:55:ALA:HB3	1.90	0.52
1:BK:52:THR:HG21	1:BL:97:HIS:HB2	1.92	0.52
1:BN:43:VAL:HB	1:BN:85:GLU:HG3	1.90	0.52
1:BH:52:THR:HG21	1:BI:97:HIS:HB2	1.91	0.52
1:AX:97:HIS:CE1	1:CH:50:VAL:HG12	2.45	0.52
1:CO:52:THR:HG21	1:CP:97:HIS:HB2	1.92	0.52
1:AU:83:SER:N	1:CB:72:GLU:OE2	2.43	0.52
1:BA:105:ARG:NH2	1:CN:91:LEU:HD22	2.25	0.52
1:BG:24:ARG:HB3	1:BG:55:ALA:HB3	1.90	0.52
1:BM:24:ARG:HB3	1:BM:55:ALA:HB3	1.90	0.52
1:BN:52:THR:HG21	1:BO:97:HIS:HB2	1.92	0.52
1:BQ:52:THR:HG21	1:BR:97:HIS:HB2	1.91	0.52
1:CH:24:ARG:HB3	1:CH:55:ALA:HB3	1.90	0.52
1:AG:43:VAL:HB	1:AG:85:GLU:HG3	1.90	0.52
1:AT:23:PHE:H	1:AT:23:PHE:HD1	1.55	0.52
1:AU:24:ARG:HB3	1:AU:55:ALA:HB3	1.90	0.52
1:BH:120:VAL:HG23	1:BI:4:ASN:HA	1.90	0.52
1:BN:112:LEU:HD21	1:DI:20:PRO:HB3	1.91	0.52
1:AC:91:LEU:HD22	1:BJ:105:ARG:NH2	2.23	0.52
1:CF:43:VAL:HB	1:CF:85:GLU:HG3	1.90	0.52
1:AS:52:THR:HG21	1:AT:97:HIS:HB2	1.92	0.52
1:BT:120:VAL:HG23	1:BU:4:ASN:HA	1.90	0.52
1:CC:120:VAL:HG23	1:CD:4:ASN:HA	1.90	0.52
1:CX:52:THR:HG21	1:CY:97:HIS:HB2	1.91	0.52
1:AE:63:CYS:HB2	1:DH:67:CYS:HA	1.91	0.52
1:AX:76:ILE:HG12	1:CH:80:ILE:HG12	1.91	0.52
1:CG:23:PHE:HE2	1:CR:33:VAL:HG11	1.75	0.52
1:AX:72:GLU:CD	1:CH:83:SER:HB2	2.31	0.52
1:AJ:52:THR:HG21	1:AK:97:HIS:HB2	1.92	0.51
1:AI:5:MET:HB2	1:BP:119:PRO:HG2	1.91	0.51
1:BP:24:ARG:HB3	1:BP:55:ALA:HB3	1.90	0.51
1:AX:70:ASN:OD1	1:CH:41:VAL:HG23	2.10	0.51
1:CR:120:VAL:HG23	1:CS:4:ASN:HA	1.90	0.51

*Continued on next page...*

*Continued from previous page...*

Atom-1	Atom-2	Interatomic distance (Å)	Clash overlap (Å)
1:CR:52:THR:HG21	1:CS:97:HIS:HB2	1.92	0.51
1:CA:23:PHE:CE2	1:CU:33:VAL:HG11	2.31	0.51
1:AA:52:THR:HG21	1:AB:97:HIS:HB2	1.92	0.51
1:AG:52:THR:HG21	1:AH:97:HIS:HB2	1.92	0.51
1:AR:15:LEU:O	1:AR:28:ARG:HA	2.11	0.51
1:AV:52:THR:HG21	1:AW:97:HIS:HB2	1.92	0.51
1:BA:25:SER:CB	1:BA:54:ARG:HG2	2.41	0.51
1:BV:25:SER:CB	1:BV:54:ARG:HG2	2.41	0.51
1:CB:25:SER:CB	1:CB:54:ARG:HG2	2.41	0.51
1:CQ:25:SER:CB	1:CQ:54:ARG:HG2	2.41	0.51
1:DL:25:SER:CB	1:DL:54:ARG:HG2	2.41	0.51
1:AS:15:LEU:O	1:AS:28:ARG:HA	2.11	0.51
1:AS:24:ARG:NH1	1:AS:71:ARG:HH11	2.09	0.51
1:AT:69:VAL:HB	1:BB:41:VAL:HG11	1.92	0.51
1:CK:25:SER:CB	1:CK:54:ARG:HG2	2.41	0.51
1:CT:15:LEU:O	1:CT:28:ARG:HA	2.11	0.51
1:AC:25:SER:CB	1:AC:54:ARG:HG2	2.41	0.51
1:AL:25:SER:CB	1:AL:54:ARG:HG2	2.41	0.51
1:AM:12:GLY:HA3	1:CP:9:LEU:HD22	1.92	0.51
1:AM:15:LEU:O	1:AM:28:ARG:HA	2.11	0.51
1:AU:15:LEU:O	1:AU:28:ARG:HA	2.11	0.51
1:BD:24:ARG:HB3	1:BD:55:ALA:HB3	1.90	0.51
1:BE:24:ARG:NH1	1:BE:71:ARG:HH11	2.09	0.51
1:BF:24:ARG:NH1	1:BH:85:GLU:OE2	2.42	0.51
1:BG:15:LEU:O	1:BG:28:ARG:HA	2.11	0.51
1:BH:24:ARG:NH1	1:BH:71:ARG:HH11	2.09	0.51
1:BQ:15:LEU:O	1:BQ:28:ARG:HA	2.11	0.51
1:BS:15:LEU:O	1:BS:28:ARG:HA	2.11	0.51
1:BT:15:LEU:O	1:BT:28:ARG:HA	2.11	0.51
1:CL:52:THR:HG21	1:CM:97:HIS:HB2	1.91	0.51
1:CW:15:LEU:O	1:CW:28:ARG:HA	2.11	0.51
1:AA:24:ARG:NH1	1:AA:71:ARG:HH11	2.09	0.51
1:BB:15:LEU:O	1:BB:28:ARG:HA	2.11	0.51
1:BB:24:ARG:NH1	1:BB:71:ARG:HH11	2.09	0.51
1:BY:15:LEU:O	1:BY:28:ARG:HA	2.11	0.51
1:BR:23:PHE:CE2	1:CF:33:VAL:HG11	2.35	0.51
1:CF:52:THR:HG21	1:CG:97:HIS:HB2	1.92	0.51
1:CI:85:GLU:OE2	1:CV:24:ARG:NH1	2.43	0.51
1:DA:15:LEU:O	1:DA:28:ARG:HA	2.11	0.51
1:AD:15:LEU:O	1:AD:28:ARG:HA	2.11	0.51
1:AG:15:LEU:O	1:AG:28:ARG:HA	2.11	0.51

*Continued on next page...*

*Continued from previous page...*

Atom-1	Atom-2	Interatomic distance (Å)	Clash overlap (Å)
1:AV:24:ARG:NH1	1:AV:71:ARG:HH11	2.09	0.51
1:AX:25:SER:CB	1:AX:54:ARG:HG2	2.41	0.51
1:BI:24:ARG:NH1	1:DJ:85:GLU:OE2	2.43	0.51
1:BN:15:LEU:O	1:BN:28:ARG:HA	2.11	0.51
1:BS:25:SER:CB	1:BS:54:ARG:HG2	2.41	0.51
1:BZ:52:THR:HG21	1:CA:97:HIS:HB2	1.92	0.51
1:AU:121:VAL:O	1:CB:2:GLN:HA	2.11	0.51
1:CE:25:SER:CB	1:CE:54:ARG:HG2	2.41	0.51
1:CQ:15:LEU:O	1:CQ:28:ARG:HA	2.11	0.51
1:CU:15:LEU:O	1:CU:28:ARG:HA	2.11	0.51
1:CU:52:THR:HG21	1:CV:97:HIS:HB2	1.91	0.51
1:DD:52:THR:HG21	1:DE:97:HIS:HB2	1.91	0.51
1:DG:24:ARG:NH1	1:DG:71:ARG:HH11	2.09	0.51
1:DI:15:LEU:O	1:DI:28:ARG:HA	2.11	0.51
1:DJ:15:LEU:O	1:DJ:28:ARG:HA	2.11	0.51
1:AD:52:THR:HG21	1:AE:97:HIS:HB2	1.92	0.51
1:AI:15:LEU:O	1:AI:28:ARG:HA	2.11	0.51
1:AM:52:THR:HG21	1:AN:97:HIS:HB2	1.92	0.51
1:AM:24:ARG:NH1	1:AM:71:ARG:HH11	2.09	0.51
1:AO:25:SER:CB	1:AO:54:ARG:HG2	2.41	0.51
1:AZ:8:GLN:HE21	1:BL:113:LEU:HB3	1.76	0.51
1:BG:25:SER:CB	1:BG:54:ARG:HG2	2.41	0.51
1:CB:15:LEU:O	1:CB:28:ARG:HA	2.11	0.51
1:CL:24:ARG:NH1	1:CL:71:ARG:HH11	2.09	0.51
1:CO:15:LEU:O	1:CO:28:ARG:HA	2.11	0.51
1:CR:24:ARG:NH1	1:CR:71:ARG:HH11	2.09	0.51
1:CW:25:SER:CB	1:CW:54:ARG:HG2	2.41	0.51
1:DA:52:THR:HG21	1:DB:97:HIS:HB2	1.92	0.51
1:DA:24:ARG:NH1	1:DA:71:ARG:HH11	2.09	0.51
1:DC:25:SER:CB	1:DC:54:ARG:HG2	2.41	0.51
1:AD:24:ARG:NH1	1:AD:71:ARG:HH11	2.09	0.51
1:AI:25:SER:CB	1:AI:54:ARG:HG2	2.41	0.51
1:AP:15:LEU:O	1:AP:28:ARG:HA	2.11	0.51
1:AX:15:LEU:O	1:AX:28:ARG:HA	2.11	0.51
1:AY:24:ARG:NH1	1:AY:71:ARG:HH11	2.09	0.51
1:BF:9:LEU:HD22	1:BH:12:GLY:HA3	1.93	0.51
1:BQ:24:ARG:NH1	1:BQ:71:ARG:HH11	2.09	0.51
1:AR:52:THR:HG21	1:BY:97:HIS:HB2	1.91	0.51
1:AU:4:ASN:HA	1:CB:120:VAL:HA	1.93	0.51
1:CI:52:THR:HG21	1:CJ:97:HIS:HB2	1.91	0.51
1:CK:15:LEU:O	1:CK:28:ARG:HA	2.11	0.51

*Continued on next page...*

*Continued from previous page...*

Atom-1	Atom-2	Interatomic distance (Å)	Clash overlap (Å)
1:CL:15:LEU:O	1:CL:28:ARG:HA	2.11	0.51
1:CR:15:LEU:O	1:CR:28:ARG:HA	2.11	0.51
1:CX:24:ARG:NH1	1:CX:71:ARG:HH11	2.09	0.51
1:DL:15:LEU:O	1:DL:28:ARG:HA	2.11	0.51
1:AJ:24:ARG:NH1	1:AJ:71:ARG:HH11	2.09	0.51
1:AQ:69:VAL:HB	1:BT:41:VAL:HG11	1.93	0.51
1:BT:52:THR:HG21	1:BU:97:HIS:HB2	1.91	0.51
1:CC:24:ARG:NH1	1:CC:71:ARG:HH11	2.09	0.51
1:CE:15:LEU:O	1:CE:28:ARG:HA	2.11	0.51
1:CH:25:SER:CB	1:CH:54:ARG:HG2	2.41	0.51
1:CN:15:LEU:O	1:CN:28:ARG:HA	2.11	0.51
1:CN:25:SER:CB	1:CN:54:ARG:HG2	2.41	0.51
1:DI:25:SER:CB	1:DI:54:ARG:HG2	2.41	0.51
1:AA:15:LEU:O	1:AA:28:ARG:HA	2.11	0.50
1:AG:24:ARG:NH1	1:AG:71:ARG:HH11	2.09	0.50
1:AG:51:ILE:HG12	1:AG:77:ARG:HG2	1.93	0.50
1:AR:25:SER:CB	1:AR:54:ARG:HG2	2.41	0.50
1:AX:5:MET:HG2	1:CH:121:VAL:HG23	1.93	0.50
1:BA:15:LEU:O	1:BA:28:ARG:HA	2.11	0.50
1:BK:24:ARG:NH1	1:BK:71:ARG:HH11	2.09	0.50
1:BP:25:SER:CB	1:BP:54:ARG:HG2	2.41	0.50
1:CO:24:ARG:NH1	1:CO:71:ARG:HH11	2.09	0.50
1:DJ:24:ARG:NH1	1:DJ:71:ARG:HH11	2.09	0.50
1:AF:25:SER:CB	1:AF:54:ARG:HG2	2.41	0.50
1:AM:51:ILE:HG12	1:AM:77:ARG:HG2	1.94	0.50
1:BE:112:LEU:HD11	1:BJ:20:PRO:HB3	1.93	0.50
1:BM:25:SER:CB	1:BM:54:ARG:HG2	2.41	0.50
1:BN:51:ILE:HG12	1:BN:77:ARG:HG2	1.94	0.50
1:BN:24:ARG:NH1	1:BN:71:ARG:HH11	2.09	0.50
1:BV:15:LEU:O	1:BV:28:ARG:HA	2.11	0.50
1:BW:52:THR:HG21	1:BX:97:HIS:HB2	1.92	0.50
1:DF:15:LEU:O	1:DF:28:ARG:HA	2.11	0.50
1:AD:51:ILE:HG12	1:AD:77:ARG:HG2	1.93	0.50
1:BM:15:LEU:O	1:BM:28:ARG:HA	2.11	0.50
1:BZ:15:LEU:O	1:BZ:28:ARG:HA	2.11	0.50
1:CC:15:LEU:O	1:CC:28:ARG:HA	2.11	0.50
1:CI:15:LEU:O	1:CI:28:ARG:HA	2.11	0.50
1:CX:15:LEU:O	1:CX:28:ARG:HA	2.11	0.50
1:DC:15:LEU:O	1:DC:28:ARG:HA	2.11	0.50
1:DB:116:THR:HG21	1:DK:6:ARG:HD2	1.93	0.50
1:AA:51:ILE:HG12	1:AA:77:ARG:HG2	1.94	0.50

*Continued on next page...*

*Continued from previous page...*

Atom-1	Atom-2	Interatomic distance (Å)	Clash overlap (Å)
1:AL:15:LEU:O	1:AL:28:ARG:HA	2.11	0.50
1:AP:24:ARG:NH1	1:AP:71:ARG:HH11	2.09	0.50
1:AX:50:VAL:O	1:CH:97:HIS:HE1	1.93	0.50
1:BB:51:ILE:HG12	1:BB:77:ARG:HG2	1.93	0.50
1:BE:51:ILE:HG12	1:BE:77:ARG:HG2	1.94	0.50
1:BK:15:LEU:O	1:BK:28:ARG:HA	2.11	0.50
1:CF:15:LEU:O	1:CF:28:ARG:HA	2.11	0.50
1:CF:24:ARG:NH1	1:CF:71:ARG:HH11	2.09	0.50
1:CF:51:ILE:HG12	1:CF:77:ARG:HG2	1.93	0.50
1:CU:51:ILE:HG12	1:CU:77:ARG:HG2	1.94	0.50
1:DD:24:ARG:NH1	1:DD:71:ARG:HH11	2.09	0.50
1:DG:51:ILE:HG12	1:DG:77:ARG:HG2	1.94	0.50
1:AC:15:LEU:O	1:AC:28:ARG:HA	2.11	0.50
1:AJ:15:LEU:O	1:AJ:28:ARG:HA	2.11	0.50
1:AO:15:LEU:O	1:AO:28:ARG:HA	2.11	0.50
1:AU:25:SER:CB	1:AU:54:ARG:HG2	2.41	0.50
1:AB:23:PHE:CE2	1:AV:33:VAL:HG11	2.30	0.50
1:AX:87:LYS:HB2	1:CH:109:VAL:CG1	2.40	0.50
1:BD:25:SER:CB	1:BD:54:ARG:HG2	2.41	0.50
1:BE:15:LEU:O	1:BE:28:ARG:HA	2.11	0.50
1:BF:36:LYS:HD2	1:BF:45:ASN:ND2	2.27	0.50
1:BH:15:LEU:O	1:BH:28:ARG:HA	2.11	0.50
1:BY:25:SER:CB	1:BY:54:ARG:HG2	2.41	0.50
1:CH:15:LEU:O	1:CH:28:ARG:HA	2.11	0.50
1:AX:121:VAL:O	1:CH:2:GLN:HA	2.11	0.50
1:CY:36:LYS:HD2	1:CY:45:ASN:ND2	2.27	0.50
1:AV:15:LEU:O	1:AV:28:ARG:HA	2.11	0.50
1:BP:15:LEU:O	1:BP:28:ARG:HA	2.11	0.50
1:BW:51:ILE:HG12	1:BW:77:ARG:HG2	1.94	0.50
1:CC:52:THR:HG21	1:CD:97:HIS:HB2	1.92	0.50
1:DD:15:LEU:O	1:DD:28:ARG:HA	2.11	0.50
1:DF:25:SER:CB	1:DF:54:ARG:HG2	2.41	0.50
1:BW:15:LEU:O	1:BW:28:ARG:HA	2.11	0.50
1:CG:36:LYS:HD2	1:CG:45:ASN:ND2	2.27	0.50
1:CT:25:SER:CB	1:CT:54:ARG:HG2	2.41	0.50
1:CX:51:ILE:HG12	1:CX:77:ARG:HG2	1.94	0.50
1:DG:15:LEU:O	1:DG:28:ARG:HA	2.11	0.50
1:AP:51:ILE:HG12	1:AP:77:ARG:HG2	1.93	0.50
1:BI:36:LYS:HD2	1:BI:45:ASN:ND2	2.27	0.50
1:BO:36:LYS:HD2	1:BO:45:ASN:ND2	2.27	0.50
1:AO:109:VAL:HG12	1:BV:87:LYS:HB2	1.93	0.50

*Continued on next page...*

*Continued from previous page...*

Atom-1	Atom-2	Interatomic distance (Å)	Clash overlap (Å)
1:AO:105:ARG:NH2	1:BV:91:LEU:HD22	2.26	0.50
1:BZ:24:ARG:NH1	1:BZ:71:ARG:HH11	2.09	0.50
1:CZ:15:LEU:O	1:CZ:28:ARG:HA	2.11	0.50
1:AO:97:HIS:HB2	1:BV:52:THR:HG21	1.93	0.50
1:AY:15:LEU:O	1:AY:28:ARG:HA	2.11	0.50
1:BJ:25:SER:CB	1:BJ:54:ARG:HG2	2.41	0.50
1:BW:24:ARG:NH1	1:BW:71:ARG:HH11	2.09	0.50
1:CZ:25:SER:CB	1:CZ:54:ARG:HG2	2.41	0.50
1:AO:113:LEU:HD12	1:AO:114:PRO:HD2	1.94	0.49
1:AX:76:ILE:HG23	1:CH:80:ILE:HG12	1.94	0.49
1:AY:107:ASP:OD1	1:BM:6:ARG:NH1	2.44	0.49
1:BD:15:LEU:O	1:BD:28:ARG:HA	2.11	0.49
1:BQ:51:ILE:HG12	1:BQ:77:ARG:HG2	1.93	0.49
1:CI:24:ARG:NH1	1:CI:71:ARG:HH11	2.09	0.49
1:AF:15:LEU:O	1:AF:28:ARG:HA	2.11	0.49
1:AG:12:GLY:HA3	1:DB:9:LEU:HD22	1.94	0.49
1:AX:113:LEU:HD12	1:AX:114:PRO:HD2	1.94	0.49
1:BC:36:LYS:HD2	1:BC:45:ASN:ND2	2.27	0.49
1:BJ:15:LEU:O	1:BJ:28:ARG:HA	2.11	0.49
1:CI:51:ILE:HG12	1:CI:77:ARG:HG2	1.93	0.49
1:CK:113:LEU:HD12	1:CK:114:PRO:HD2	1.94	0.49
1:CM:36:LYS:HD2	1:CM:45:ASN:ND2	2.27	0.49
1:AC:113:LEU:HD12	1:AC:114:PRO:HD2	1.94	0.49
1:AI:2:GLN:HA	1:BP:121:VAL:O	2.11	0.49
1:AW:36:LYS:HD2	1:AW:45:ASN:ND2	2.27	0.49
1:AW:67:CYS:HA	1:AZ:63:CYS:HB2	1.94	0.49
1:BH:51:ILE:HG12	1:BH:77:ARG:HG2	1.93	0.49
1:CO:51:ILE:HG12	1:CO:77:ARG:HG2	1.94	0.49
1:CU:24:ARG:NH1	1:CU:71:ARG:HH11	2.09	0.49
1:DC:113:LEU:HD12	1:DC:114:PRO:HD2	1.94	0.49
1:DE:36:LYS:HD2	1:DE:45:ASN:ND2	2.27	0.49
1:AA:41:VAL:HG11	1:DE:69:VAL:HB	1.95	0.49
1:AH:36:LYS:HD2	1:AH:45:ASN:ND2	2.27	0.49
1:AL:113:LEU:HD12	1:AL:114:PRO:HD2	1.94	0.49
1:AN:36:LYS:HD2	1:AN:45:ASN:ND2	2.27	0.49
1:AS:51:ILE:HG12	1:AS:77:ARG:HG2	1.94	0.49
1:AW:69:VAL:HB	1:AY:41:VAL:HG11	1.94	0.49
1:BG:113:LEU:HD12	1:BG:114:PRO:HD2	1.94	0.49
1:AI:83:SER:N	1:BP:72:GLU:OE2	2.45	0.49
1:BQ:17:TRP:CD2	1:BR:119:PRO:HG2	2.48	0.49
1:BZ:51:ILE:HG12	1:BZ:77:ARG:HG2	1.94	0.49

*Continued on next page...*

*Continued from previous page...*

Atom-1	Atom-2	Interatomic distance (Å)	Clash overlap (Å)
1:CF:17:TRP:CD2	1:CG:119:PRO:HG2	2.48	0.49
1:AX:72:GLU:OE2	1:CH:83:SER:HB2	2.12	0.49
1:CM:25:SER:HA	1:CM:53:ASN:O	2.13	0.49
1:CW:113:LEU:HD12	1:CW:114:PRO:HD2	1.95	0.49
1:AE:36:LYS:HD2	1:AE:45:ASN:ND2	2.27	0.49
1:AQ:36:LYS:HD2	1:AQ:45:ASN:ND2	2.27	0.49
1:AS:17:TRP:CD2	1:AT:119:PRO:HG2	2.48	0.49
1:BA:113:LEU:HD12	1:BA:114:PRO:HD2	1.94	0.49
1:BL:25:SER:HA	1:BL:53:ASN:O	2.13	0.49
1:BR:36:LYS:HD2	1:BR:45:ASN:ND2	2.27	0.49
1:AR:50:VAL:HG12	1:BY:97:HIS:CE1	2.48	0.49
1:BZ:17:TRP:CD2	1:CA:119:PRO:HG2	2.48	0.49
1:CA:25:SER:HA	1:CA:53:ASN:O	2.13	0.49
1:CH:113:LEU:HD12	1:CH:114:PRO:HD2	1.94	0.49
1:CL:51:ILE:HG12	1:CL:77:ARG:HG2	1.94	0.49
1:CP:25:SER:HA	1:CP:53:ASN:O	2.13	0.49
1:CR:51:ILE:HG12	1:CR:77:ARG:HG2	1.94	0.49
1:CZ:113:LEU:HD12	1:CZ:114:PRO:HD2	1.95	0.49
1:AD:17:TRP:CD2	1:AE:119:PRO:HG2	2.48	0.49
1:AP:24:ARG:HH11	1:AP:71:ARG:HH11	1.61	0.49
1:AX:77:ARG:O	1:CH:78:THR:HA	2.13	0.49
1:BH:17:TRP:CD2	1:BI:119:PRO:HG2	2.48	0.49
1:BP:113:LEU:HD12	1:BP:114:PRO:HD2	1.94	0.49
1:CF:112:LEU:HD13	1:CT:6:ARG:HD3	1.95	0.49
1:CJ:25:SER:HA	1:CJ:53:ASN:O	2.13	0.49
1:CO:24:ARG:HH11	1:CO:71:ARG:HH11	1.61	0.49
1:AM:41:VAL:HG11	1:CP:69:VAL:HB	1.94	0.49
1:DA:17:TRP:CD2	1:DB:119:PRO:HG2	2.48	0.49
1:DJ:17:TRP:CD2	1:DK:119:PRO:HG2	2.48	0.49
1:AJ:51:ILE:HG12	1:AJ:77:ARG:HG2	1.94	0.49
1:AP:17:TRP:CD2	1:AQ:119:PRO:HG2	2.48	0.49
1:AT:25:SER:HA	1:AT:53:ASN:O	2.13	0.49
1:AY:51:ILE:HG12	1:AY:77:ARG:HG2	1.93	0.49
1:BT:17:TRP:CD2	1:BU:119:PRO:HG2	2.48	0.49
1:BT:24:ARG:HH11	1:BT:71:ARG:HH11	1.61	0.49
1:BU:36:LYS:HD2	1:BU:45:ASN:ND2	2.27	0.49
1:BR:24:ARG:NH1	1:CF:85:GLU:OE2	2.45	0.49
1:BA:2:GLN:HA	1:CN:121:VAL:O	2.11	0.49
1:CP:36:LYS:HD2	1:CP:45:ASN:ND2	2.27	0.49
1:DD:17:TRP:CD2	1:DE:119:PRO:HG2	2.48	0.49
1:DD:24:ARG:HH11	1:DD:71:ARG:HH11	1.61	0.49

*Continued on next page...*

*Continued from previous page...*

Atom-1	Atom-2	Interatomic distance (Å)	Clash overlap (Å)
1:AA:17:TRP:CD2	1:AB:119:PRO:HG2	2.48	0.49
1:AD:24:ARG:HH11	1:AD:71:ARG:HH11	1.61	0.49
1:AG:17:TRP:CD2	1:AH:119:PRO:HG2	2.48	0.49
1:AK:25:SER:HA	1:AK:53:ASN:O	2.13	0.49
1:AT:36:LYS:HD2	1:AT:45:ASN:ND2	2.27	0.49
1:AV:51:ILE:HG12	1:AV:77:ARG:HG2	1.94	0.49
1:AY:17:TRP:CD2	1:AZ:119:PRO:HG2	2.48	0.49
1:BE:24:ARG:HH11	1:BE:71:ARG:HH11	1.61	0.49
1:BM:113:LEU:HD12	1:BM:114:PRO:HD2	1.94	0.49
1:BS:113:LEU:HD12	1:BS:114:PRO:HD2	1.94	0.49
1:CC:24:ARG:HH11	1:CC:71:ARG:HH11	1.61	0.49
1:CS:36:LYS:HD2	1:CS:45:ASN:ND2	2.27	0.49
1:DA:51:ILE:HG12	1:DA:77:ARG:HG2	1.93	0.49
1:DB:25:SER:HA	1:DB:53:ASN:O	2.13	0.49
1:AW:25:SER:HA	1:AW:53:ASN:O	2.13	0.49
1:BF:25:SER:HA	1:BF:53:ASN:O	2.13	0.49
1:BR:25:SER:HA	1:BR:53:ASN:O	2.13	0.49
1:CF:24:ARG:HH11	1:CF:71:ARG:HH11	1.61	0.49
1:CS:25:SER:HA	1:CS:53:ASN:O	2.13	0.49
1:CV:25:SER:HA	1:CV:53:ASN:O	2.13	0.49
1:DH:25:SER:HA	1:DH:53:ASN:O	2.13	0.49
1:DJ:51:ILE:HG12	1:DJ:77:ARG:HG2	1.94	0.49
1:AA:24:ARG:HH11	1:AA:71:ARG:HH11	1.61	0.49
1:AB:25:SER:HA	1:AB:53:ASN:O	2.13	0.49
1:BE:17:TRP:CD2	1:BF:119:PRO:HG2	2.48	0.49
1:BJ:113:LEU:HD12	1:BJ:114:PRO:HD2	1.94	0.49
1:BL:36:LYS:HD2	1:BL:45:ASN:ND2	2.27	0.49
1:BX:25:SER:HA	1:BX:53:ASN:O	2.13	0.49
1:CQ:113:LEU:HD12	1:CQ:114:PRO:HD2	1.94	0.49
1:CT:113:LEU:HD12	1:CT:114:PRO:HD2	1.94	0.49
1:CU:17:TRP:CD2	1:CV:119:PRO:HG2	2.48	0.49
1:CX:24:ARG:HH11	1:CX:71:ARG:HH11	1.61	0.49
1:AG:24:ARG:HH11	1:AG:71:ARG:HH11	1.61	0.48
1:AM:17:TRP:CD2	1:AN:119:PRO:HG2	2.48	0.48
1:AM:45:ASN:HA	1:AM:83:SER:HA	1.95	0.48
1:AQ:15:LEU:O	1:AQ:28:ARG:HA	2.13	0.48
1:AP:86:ASN:ND2	1:AQ:58:VAL:HA	2.28	0.48
1:AR:50:VAL:O	1:BY:97:HIS:HE1	1.96	0.48
1:AV:86:ASN:ND2	1:AW:58:VAL:HA	2.28	0.48
1:BN:17:TRP:CD2	1:BO:119:PRO:HG2	2.48	0.48
1:BT:51:ILE:HG12	1:BT:77:ARG:HG2	1.93	0.48

*Continued on next page...*



*Continued from previous page...*

Atom-1	Atom-2	Interatomic distance (Å)	Clash overlap (Å)
1:BY:113:LEU:HD12	1:BY:114:PRO:HD2	1.94	0.48
1:AX:54:ARG:HD2	1:CH:93:ALA:HB2	1.93	0.48
1:CO:17:TRP:CD2	1:CP:119:PRO:HG2	2.48	0.48
1:DG:17:TRP:CD2	1:DH:119:PRO:HG2	2.48	0.48
1:DH:15:LEU:O	1:DH:28:ARG:HA	2.14	0.48
1:DK:25:SER:HA	1:DK:53:ASN:O	2.13	0.48
1:AD:86:ASN:ND2	1:AE:58:VAL:HA	2.28	0.48
1:AI:113:LEU:HD12	1:AI:114:PRO:HD2	1.94	0.48
1:AZ:9:LEU:HD13	1:BK:12:GLY:N	2.28	0.48
1:BC:15:LEU:O	1:BC:28:ARG:HA	2.13	0.48
1:BI:15:LEU:O	1:BI:28:ARG:HA	2.14	0.48
1:BO:15:LEU:O	1:BO:28:ARG:HA	2.14	0.48
1:CC:51:ILE:HG12	1:CC:77:ARG:HG2	1.93	0.48
1:CI:24:ARG:HH11	1:CI:71:ARG:HH11	1.61	0.48
1:CI:17:TRP:CD2	1:CJ:119:PRO:HG2	2.48	0.48
1:CN:113:LEU:HD12	1:CN:114:PRO:HD2	1.95	0.48
1:CS:15:LEU:O	1:CS:28:ARG:HA	2.14	0.48
1:DD:45:ASN:HA	1:DD:83:SER:HA	1.96	0.48
1:DF:113:LEU:HD12	1:DF:114:PRO:HD2	1.94	0.48
1:AE:15:LEU:O	1:AE:28:ARG:HA	2.14	0.48
1:AE:25:SER:HA	1:AE:53:ASN:O	2.13	0.48
1:AH:25:SER:HA	1:AH:53:ASN:O	2.13	0.48
1:AY:86:ASN:ND2	1:AZ:58:VAL:HA	2.29	0.48
1:AZ:25:SER:HA	1:AZ:53:ASN:O	2.13	0.48
1:BG:87:LYS:HB2	1:CT:109:VAL:CG1	2.37	0.48
1:BH:24:ARG:HH11	1:BH:71:ARG:HH11	1.61	0.48
1:BK:45:ASN:HA	1:BK:83:SER:HA	1.96	0.48
1:BL:15:LEU:O	1:BL:28:ARG:HA	2.14	0.48
1:BR:15:LEU:O	1:BR:28:ARG:HA	2.14	0.48
1:BT:24:ARG:NH1	1:BT:71:ARG:HH11	2.09	0.48
1:BV:113:LEU:HD12	1:BV:114:PRO:HD2	1.94	0.48
1:BZ:45:ASN:HA	1:BZ:83:SER:HA	1.96	0.48
1:CD:25:SER:HA	1:CD:53:ASN:O	2.13	0.48
1:CG:25:SER:HA	1:CG:53:ASN:O	2.13	0.48
1:CM:15:LEU:O	1:CM:28:ARG:HA	2.14	0.48
1:CX:86:ASN:ND2	1:CY:58:VAL:HA	2.29	0.48
1:CY:25:SER:HA	1:CY:53:ASN:O	2.13	0.48
1:DD:86:ASN:ND2	1:DE:58:VAL:HA	2.28	0.48
1:DH:36:LYS:HD2	1:DH:45:ASN:ND2	2.27	0.48
1:AA:86:ASN:ND2	1:AB:58:VAL:HA	2.28	0.48
1:AC:80:ILE:HG12	1:BJ:76:ILE:HG12	1.95	0.48

*Continued on next page...*

*Continued from previous page...*

Atom-1	Atom-2	Interatomic distance (Å)	Clash overlap (Å)
1:AN:15:LEU:O	1:AN:28:ARG:HA	2.13	0.48
1:AQ:25:SER:HA	1:AQ:53:ASN:O	2.13	0.48
1:AZ:36:LYS:HD2	1:AZ:45:ASN:ND2	2.27	0.48
1:BB:17:TRP:CD2	1:BC:119:PRO:HG2	2.48	0.48
1:BD:113:LEU:HD12	1:BD:114:PRO:HD2	1.94	0.48
1:BK:51:ILE:HG12	1:BK:77:ARG:HG2	1.94	0.48
1:BK:17:TRP:CD2	1:BL:119:PRO:HG2	2.48	0.48
1:CI:33:VAL:HG11	1:CV:23:PHE:CE2	2.35	0.48
1:CR:45:ASN:HA	1:CR:83:SER:HA	1.96	0.48
1:BG:108:LEU:HD23	1:CT:31:LEU:HD12	1.95	0.48
1:DA:45:ASN:HA	1:DA:83:SER:HA	1.96	0.48
1:DD:51:ILE:HG12	1:DD:77:ARG:HG2	1.93	0.48
1:DG:86:ASN:ND2	1:DH:58:VAL:HA	2.28	0.48
1:AM:24:ARG:HH11	1:AM:71:ARG:HH11	1.61	0.48
1:AN:25:SER:HA	1:AN:53:ASN:O	2.13	0.48
1:AR:113:LEU:HD12	1:AR:114:PRO:HD2	1.94	0.48
1:AT:15:LEU:O	1:AT:28:ARG:HA	2.14	0.48
1:AU:113:LEU:HD12	1:AU:114:PRO:HD2	1.94	0.48
1:AV:45:ASN:HA	1:AV:83:SER:HA	1.96	0.48
1:BB:86:ASN:ND2	1:BC:58:VAL:HA	2.28	0.48
1:BC:25:SER:HA	1:BC:53:ASN:O	2.13	0.48
1:BH:86:ASN:ND2	1:BI:58:VAL:HA	2.28	0.48
1:BW:86:ASN:ND2	1:BX:58:VAL:HA	2.28	0.48
1:CA:15:LEU:O	1:CA:28:ARG:HA	2.14	0.48
1:CA:36:LYS:HD2	1:CA:45:ASN:ND2	2.27	0.48
1:CJ:36:LYS:HD2	1:CJ:45:ASN:ND2	2.27	0.48
1:CL:45:ASN:HA	1:CL:83:SER:HA	1.96	0.48
1:CL:86:ASN:ND2	1:CM:58:VAL:HA	2.28	0.48
1:CR:17:TRP:CD2	1:CS:119:PRO:HG2	2.48	0.48
1:CX:17:TRP:CD2	1:CY:119:PRO:HG2	2.48	0.48
1:DJ:86:ASN:ND2	1:DK:58:VAL:HA	2.28	0.48
1:AA:45:ASN:HA	1:AA:83:SER:HA	1.96	0.48
1:AV:17:TRP:CD2	1:AW:119:PRO:HG2	2.48	0.48
1:BN:24:ARG:HH11	1:BN:71:ARG:HH11	1.61	0.48
1:AU:120:VAL:HA	1:CB:4:ASN:HA	1.94	0.48
1:CC:86:ASN:ND2	1:CD:58:VAL:HA	2.29	0.48
1:CO:45:ASN:HA	1:CO:83:SER:HA	1.95	0.48
1:DE:25:SER:HA	1:DE:53:ASN:O	2.13	0.48
1:DJ:24:ARG:HH11	1:DJ:71:ARG:HH11	1.61	0.48
1:DK:36:LYS:HD2	1:DK:45:ASN:ND2	2.27	0.48
1:AH:15:LEU:O	1:AH:28:ARG:HA	2.13	0.48

*Continued on next page...*

*Continued from previous page...*

Atom-1	Atom-2	Interatomic distance (Å)	Clash overlap (Å)
1:BE:86:ASN:ND2	1:BF:58:VAL:HA	2.28	0.48
1:BH:45:ASN:HA	1:BH:83:SER:HA	1.96	0.48
1:BQ:24:ARG:HH11	1:BQ:71:ARG:HH11	1.61	0.48
1:AL:5:MET:HB2	1:BS:119:PRO:HG2	1.94	0.48
1:BU:15:LEU:O	1:BU:28:ARG:HA	2.14	0.48
1:BX:36:LYS:HD2	1:BX:45:ASN:ND2	2.27	0.48
1:CE:113:LEU:HD12	1:CE:114:PRO:HD2	1.94	0.48
1:CR:86:ASN:ND2	1:CS:58:VAL:HA	2.28	0.48
1:AD:12:GLY:HA3	1:DH:9:LEU:HD22	1.95	0.48
1:AB:15:LEU:O	1:AB:28:ARG:HA	2.14	0.48
1:AG:86:ASN:ND2	1:AH:58:VAL:HA	2.28	0.48
1:AJ:17:TRP:CD2	1:AK:119:PRO:HG2	2.48	0.48
1:AJ:24:ARG:HH11	1:AJ:71:ARG:HH11	1.61	0.48
1:BO:25:SER:HA	1:BO:53:ASN:O	2.13	0.48
1:CB:113:LEU:HD12	1:CB:114:PRO:HD2	1.94	0.48
1:CF:86:ASN:ND2	1:CG:58:VAL:HA	2.28	0.48
1:CI:45:ASN:HA	1:CI:83:SER:HA	1.96	0.48
1:CI:86:ASN:ND2	1:CJ:58:VAL:HA	2.29	0.48
1:DL:113:LEU:HD12	1:DL:114:PRO:HD2	1.94	0.48
1:AC:120:VAL:HA	1:BJ:4:ASN:HA	1.96	0.48
1:AF:113:LEU:HD12	1:AF:114:PRO:HD2	1.94	0.48
1:AJ:45:ASN:HA	1:AJ:83:SER:HA	1.96	0.48
1:AK:36:LYS:HD2	1:AK:45:ASN:ND2	2.27	0.48
1:AS:86:ASN:ND2	1:AT:58:VAL:HA	2.28	0.48
1:BI:25:SER:HA	1:BI:53:ASN:O	2.13	0.48
1:BZ:24:ARG:HH11	1:BZ:71:ARG:HH11	1.61	0.48
1:BZ:86:ASN:ND2	1:CA:58:VAL:HA	2.28	0.48
1:CL:17:TRP:CD2	1:CM:119:PRO:HG2	2.48	0.48
1:CU:45:ASN:HA	1:CU:83:SER:HA	1.96	0.48
1:DB:36:LYS:HD2	1:DB:45:ASN:ND2	2.27	0.48
1:DA:86:ASN:ND2	1:DB:58:VAL:HA	2.28	0.48
1:DI:113:LEU:HD12	1:DI:114:PRO:HD2	1.94	0.48
1:DK:15:LEU:O	1:DK:28:ARG:HA	2.14	0.48
1:AB:36:LYS:HD2	1:AB:45:ASN:ND2	2.27	0.48
1:AZ:15:LEU:O	1:AZ:28:ARG:HA	2.14	0.48
1:BA:91:LEU:HD22	1:CN:105:ARG:NH2	2.29	0.48
1:BB:24:ARG:HH11	1:BB:71:ARG:HH11	1.61	0.48
1:BQ:86:ASN:ND2	1:BR:58:VAL:HA	2.28	0.48
1:AL:121:VAL:O	1:BS:2:GLN:HA	2.13	0.48
1:BX:15:LEU:O	1:BX:28:ARG:HA	2.14	0.48
1:AR:71:ARG:O	1:BY:38:ALA:HB1	2.14	0.48

*Continued on next page...*

*Continued from previous page...*

Atom-1	Atom-2	Interatomic distance (Å)	Clash overlap (Å)
1:BA:83:SER:N	1:CN:72:GLU:OE2	2.47	0.48
1:CP:15:LEU:O	1:CP:28:ARG:HA	2.14	0.48
1:DB:15:LEU:O	1:DB:28:ARG:HA	2.14	0.48
1:DE:15:LEU:O	1:DE:28:ARG:HA	2.14	0.48
1:AC:97:HIS:HB2	1:BJ:52:THR:HG21	1.96	0.47
1:AV:24:ARG:HH11	1:AV:71:ARG:HH11	1.61	0.47
1:BQ:45:ASN:HA	1:BQ:83:SER:HA	1.96	0.47
1:BW:17:TRP:CD2	1:BX:119:PRO:HG2	2.48	0.47
1:AJ:86:ASN:ND2	1:AK:58:VAL:HA	2.28	0.47
1:BK:24:ARG:HH11	1:BK:71:ARG:HH11	1.61	0.47
1:CD:36:LYS:HD2	1:CD:45:ASN:ND2	2.27	0.47
1:CG:15:LEU:O	1:CG:28:ARG:HA	2.14	0.47
1:CV:15:LEU:O	1:CV:28:ARG:HA	2.14	0.47
1:CV:36:LYS:HD2	1:CV:45:ASN:ND2	2.27	0.47
1:CY:15:LEU:O	1:CY:28:ARG:HA	2.14	0.47
1:AQ:67:CYS:HA	1:BU:63:CYS:HB2	1.95	0.47
1:AS:24:ARG:HH11	1:AS:71:ARG:HH11	1.61	0.47
1:AL:4:ASN:HB2	1:BS:119:PRO:O	2.13	0.47
1:AO:121:VAL:O	1:BV:2:GLN:HA	2.13	0.47
1:CC:17:TRP:CD2	1:CD:119:PRO:HG2	2.48	0.47
1:CL:24:ARG:HH11	1:CL:71:ARG:HH11	1.61	0.47
1:CO:86:ASN:ND2	1:CP:58:VAL:HA	2.28	0.47
1:CR:24:ARG:HH11	1:CR:71:ARG:HH11	1.61	0.47
1:CU:24:ARG:HH11	1:CU:71:ARG:HH11	1.61	0.47
1:AG:45:ASN:HA	1:AG:83:SER:HA	1.96	0.47
1:AK:15:LEU:O	1:AK:28:ARG:HA	2.14	0.47
1:AM:86:ASN:ND2	1:AN:58:VAL:HA	2.29	0.47
1:AO:4:ASN:HA	1:BV:120:VAL:HA	1.94	0.47
1:AB:8:GLN:HE21	1:AW:113:LEU:HB3	1.79	0.47
1:BE:107:ASP:OD1	1:BJ:6:ARG:NH1	2.41	0.47
1:BU:25:SER:HA	1:BU:53:ASN:O	2.13	0.47
1:CU:86:ASN:ND2	1:CV:58:VAL:HA	2.29	0.47
1:AO:108:LEU:HD21	1:BV:29:ILE:CG2	2.45	0.47
1:AW:15:LEU:O	1:AW:28:ARG:HA	2.14	0.47
1:BF:69:VAL:HB	1:BH:41:VAL:HG11	1.95	0.47
1:CJ:15:LEU:O	1:CJ:28:ARG:HA	2.14	0.47
1:DC:20:PRO:CB	1:DJ:112:LEU:HD21	2.41	0.47
1:BT:86:ASN:ND2	1:BU:58:VAL:HA	2.28	0.47
1:CC:45:ASN:HA	1:CC:83:SER:HA	1.96	0.47
1:AG:41:VAL:HG11	1:DB:69:VAL:HB	1.97	0.47
1:BB:45:ASN:HA	1:BB:83:SER:HA	1.96	0.47

*Continued on next page...*

*Continued from previous page...*

Atom-1	Atom-2	Interatomic distance (Å)	Clash overlap (Å)
1:BF:15:LEU:O	1:BF:28:ARG:HA	2.14	0.47
1:BN:86:ASN:ND2	1:BO:58:VAL:HA	2.29	0.47
1:BW:24:ARG:HH11	1:BW:71:ARG:HH11	1.61	0.47
1:CF:45:ASN:HA	1:CF:83:SER:HA	1.96	0.47
1:BD:97:HIS:HB2	1:CQ:52:THR:HG21	1.97	0.47
1:CZ:25:SER:HA	1:CZ:53:ASN:O	2.15	0.47
1:AG:85:GLU:OE2	1:DB:24:ARG:NH1	2.46	0.47
1:BN:45:ASN:HA	1:BN:83:SER:HA	1.96	0.47
1:BT:45:ASN:HA	1:BT:83:SER:HA	1.96	0.47
1:AO:120:VAL:HG22	1:BV:4:ASN:HB3	1.96	0.47
1:BW:45:ASN:HA	1:BW:83:SER:HA	1.96	0.47
1:CX:45:ASN:HA	1:CX:83:SER:HA	1.96	0.47
1:AO:25:SER:HA	1:AO:53:ASN:O	2.15	0.47
1:BG:2:GLN:OE1	1:CT:124:THR:OG1	2.24	0.47
1:BK:86:ASN:ND2	1:BL:58:VAL:HA	2.28	0.47
1:AO:77:ARG:O	1:BV:78:THR:HA	2.14	0.47
1:CD:15:LEU:O	1:CD:28:ARG:HA	2.14	0.47
1:AX:31:LEU:HD12	1:CH:108:LEU:CD2	2.43	0.47
1:CL:85:GLU:OE2	1:CY:24:ARG:NH1	2.47	0.47
1:DG:45:ASN:HA	1:DG:83:SER:HA	1.96	0.47
1:DL:25:SER:HA	1:DL:53:ASN:O	2.15	0.47
1:AI:25:SER:HA	1:AI:53:ASN:O	2.15	0.47
1:AU:25:SER:HA	1:AU:53:ASN:O	2.15	0.47
1:AY:45:ASN:HA	1:AY:83:SER:HA	1.96	0.47
1:BP:25:SER:HA	1:BP:53:ASN:O	2.15	0.47
1:BV:25:SER:HA	1:BV:53:ASN:O	2.15	0.47
1:CK:25:SER:HA	1:CK:53:ASN:O	2.15	0.47
1:DC:25:SER:HA	1:DC:53:ASN:O	2.15	0.47
1:DI:25:SER:HA	1:DI:53:ASN:O	2.15	0.47
1:DJ:45:ASN:HA	1:DJ:83:SER:HA	1.96	0.47
1:AC:25:SER:HA	1:AC:53:ASN:O	2.15	0.47
1:AD:45:ASN:HA	1:AD:83:SER:HA	1.96	0.47
1:BG:25:SER:HB2	1:BG:54:ARG:HG2	1.98	0.47
1:BO:24:ARG:NH1	1:DG:85:GLU:OE2	2.48	0.47
1:BS:25:SER:HA	1:BS:53:ASN:O	2.15	0.47
1:CT:25:SER:HA	1:CT:53:ASN:O	2.15	0.47
1:DB:63:CYS:HB2	1:DK:67:CYS:HA	1.96	0.47
1:DG:24:ARG:HH11	1:DG:71:ARG:HH11	1.61	0.47
1:AC:5:MET:HB2	1:BJ:119:PRO:HG2	1.96	0.46
1:AS:45:ASN:HA	1:AS:83:SER:HA	1.96	0.46
1:AY:24:ARG:HH11	1:AY:71:ARG:HH11	1.61	0.46

*Continued on next page...*

*Continued from previous page...*

Atom-1	Atom-2	Interatomic distance (Å)	Clash overlap (Å)
1:BD:25:SER:HB2	1:BD:54:ARG:HG2	1.98	0.46
1:BL:24:ARG:NH1	1:DD:85:GLU:OE2	2.47	0.46
1:BY:25:SER:HA	1:BY:53:ASN:O	2.15	0.46
1:AL:97:HIS:HB2	1:BS:52:THR:HG21	1.97	0.46
1:BB:25:SER:HA	1:BB:53:ASN:O	2.16	0.46
1:BE:25:SER:HA	1:BE:53:ASN:O	2.16	0.46
1:BJ:25:SER:HB2	1:BJ:54:ARG:HG2	1.98	0.46
1:BX:9:LEU:HD13	1:CC:12:GLY:N	2.30	0.46
1:BZ:25:SER:HA	1:BZ:53:ASN:O	2.16	0.46
1:CW:25:SER:HB2	1:CW:54:ARG:HG2	1.98	0.46
1:AN:67:CYS:HA	1:BR:63:CYS:HB2	1.97	0.46
1:AP:45:ASN:HA	1:AP:83:SER:HA	1.96	0.46
1:AR:87:LYS:HB2	1:BY:109:VAL:CG1	2.39	0.46
1:AX:25:SER:HA	1:AX:53:ASN:O	2.15	0.46
1:CB:25:SER:HB2	1:CB:54:ARG:HG2	1.98	0.46
1:CE:25:SER:HB2	1:CE:54:ARG:HG2	1.98	0.46
1:CK:25:SER:HB2	1:CK:54:ARG:HG2	1.98	0.46
1:CL:25:SER:HA	1:CL:53:ASN:O	2.16	0.46
1:CO:41:VAL:HG11	1:CS:69:VAL:HB	1.97	0.46
1:CU:25:SER:HA	1:CU:53:ASN:O	2.16	0.46
1:AG:25:SER:HA	1:AG:53:ASN:O	2.16	0.46
1:AM:23:PHE:HE2	1:AO:84:VAL:HG11	1.81	0.46
1:AP:25:SER:HA	1:AP:53:ASN:O	2.16	0.46
1:BE:45:ASN:HA	1:BE:83:SER:HA	1.96	0.46
1:CB:25:SER:HA	1:CB:53:ASN:O	2.15	0.46
1:CR:25:SER:HA	1:CR:53:ASN:O	2.16	0.46
1:CW:25:SER:HA	1:CW:53:ASN:O	2.15	0.46
1:DL:25:SER:HB2	1:DL:54:ARG:HG2	1.98	0.46
1:AA:25:SER:HA	1:AA:53:ASN:O	2.16	0.46
1:AF:25:SER:HA	1:AF:53:ASN:O	2.15	0.46
1:AP:112:LEU:HD21	1:BV:20:PRO:HB3	1.97	0.46
1:BS:25:SER:HB2	1:BS:54:ARG:HG2	1.98	0.46
1:DC:25:SER:HB2	1:DC:54:ARG:HG2	1.98	0.46
1:DF:25:SER:HA	1:DF:53:ASN:O	2.15	0.46
1:AD:23:PHE:HE2	1:AF:84:VAL:HG11	1.81	0.46
1:AE:69:VAL:HB	1:AS:41:VAL:HG11	1.97	0.46
1:AJ:23:PHE:HE2	1:AL:84:VAL:HG11	1.81	0.46
1:AT:9:LEU:HD22	1:BB:12:GLY:HA3	1.96	0.46
1:BK:25:SER:HA	1:BK:53:ASN:O	2.16	0.46
1:CO:25:SER:HA	1:CO:53:ASN:O	2.16	0.46
1:DA:24:ARG:HH11	1:DA:71:ARG:HH11	1.61	0.46

*Continued on next page...*

*Continued from previous page...*

Atom-1	Atom-2	Interatomic distance (Å)	Clash overlap (Å)
1:AA:112:LEU:HD13	1:AX:6:ARG:HD3	1.97	0.46
1:AC:105:ARG:NH2	1:BJ:91:LEU:HD22	2.31	0.46
1:AL:25:SER:HA	1:AL:53:ASN:O	2.15	0.46
1:AR:25:SER:HB2	1:AR:54:ARG:HG2	1.98	0.46
1:AX:25:SER:HB2	1:AX:54:ARG:HG2	1.98	0.46
1:AY:25:SER:HA	1:AY:53:ASN:O	2.16	0.46
1:BJ:25:SER:HA	1:BJ:53:ASN:O	2.15	0.46
1:BP:25:SER:HB2	1:BP:54:ARG:HG2	1.98	0.46
1:BV:25:SER:HB2	1:BV:54:ARG:HG2	1.98	0.46
1:CD:24:ARG:NH1	1:CX:85:GLU:OE2	2.48	0.46
1:BQ:112:LEU:HD21	1:CH:20:PRO:HB3	1.98	0.46
1:CH:25:SER:HA	1:CH:53:ASN:O	2.15	0.46
1:CN:25:SER:HA	1:CN:53:ASN:O	2.15	0.46
1:CQ:25:SER:HA	1:CQ:53:ASN:O	2.15	0.46
1:BD:108:LEU:HD21	1:CQ:29:ILE:HG21	1.98	0.46
1:DI:25:SER:HB2	1:DI:54:ARG:HG2	1.98	0.46
1:DJ:25:SER:HA	1:DJ:53:ASN:O	2.16	0.46
1:AG:23:PHE:HE2	1:AI:84:VAL:HG11	1.81	0.46
1:AL:25:SER:HB2	1:AL:54:ARG:HG2	1.98	0.46
1:BN:25:SER:HA	1:BN:53:ASN:O	2.16	0.46
1:BQ:25:SER:HA	1:BQ:53:ASN:O	2.16	0.46
1:BY:25:SER:HB2	1:BY:54:ARG:HG2	1.98	0.46
1:BZ:23:PHE:HE2	1:CB:84:VAL:HG11	1.81	0.46
1:BX:8:GLN:HE21	1:CD:113:LEU:HB3	1.80	0.46
1:CC:23:PHE:HE2	1:CE:84:VAL:HG11	1.81	0.46
1:CI:23:PHE:HE2	1:CK:84:VAL:HG11	1.81	0.46
1:DD:23:PHE:HE2	1:DF:84:VAL:HG11	1.81	0.46
1:DG:23:PHE:HE2	1:DI:84:VAL:HG11	1.81	0.46
1:AC:25:SER:HB2	1:AC:54:ARG:HG2	1.98	0.46
1:AU:11:SER:C	1:AU:13:THR:H	2.20	0.46
1:BK:23:PHE:HE2	1:BM:84:VAL:HG11	1.81	0.46
1:BN:23:PHE:HE2	1:BP:84:VAL:HG11	1.81	0.46
1:BW:25:SER:HA	1:BW:53:ASN:O	2.16	0.46
1:BY:57:LEU:HD21	1:BY:68:SER:HB2	1.98	0.46
1:CE:25:SER:HA	1:CE:53:ASN:O	2.15	0.46
1:CE:57:LEU:HD21	1:CE:68:SER:HB2	1.98	0.46
1:AX:109:VAL:CG1	1:CH:87:LYS:HB2	2.43	0.46
1:CL:41:VAL:HG11	1:CY:69:VAL:HB	1.98	0.46
1:CU:23:PHE:HE2	1:CW:84:VAL:HG11	1.81	0.46
1:DF:11:SER:C	1:DF:13:THR:H	2.20	0.46
1:AX:57:LEU:HD21	1:AX:68:SER:HB2	1.98	0.46

*Continued on next page...*

*Continued from previous page...*

Atom-1	Atom-2	Interatomic distance (Å)	Clash overlap (Å)
1:AV:23:PHE:HE2	1:AX:84:VAL:HG11	1.81	0.46
1:BE:23:PHE:HE2	1:BG:84:VAL:HG11	1.81	0.46
1:BH:23:PHE:HE2	1:BJ:84:VAL:HG11	1.81	0.46
1:BT:25:SER:HA	1:BT:53:ASN:O	2.16	0.46
1:BW:23:PHE:HE2	1:BY:84:VAL:HG11	1.81	0.46
1:CF:23:PHE:HE2	1:CH:84:VAL:HG11	1.81	0.46
1:CN:57:LEU:HD21	1:CN:68:SER:HB2	1.98	0.46
1:BG:87:LYS:CB	1:CT:109:VAL:HG12	2.41	0.46
1:AO:57:LEU:HD21	1:AO:68:SER:HB2	1.98	0.45
1:AS:25:SER:HA	1:AS:53:ASN:O	2.16	0.45
1:BA:25:SER:HA	1:BA:53:ASN:O	2.15	0.45
1:BF:6:ARG:HD2	1:BI:116:THR:CG2	2.46	0.45
1:BG:25:SER:HA	1:BG:53:ASN:O	2.15	0.45
1:BJ:11:SER:C	1:BJ:13:THR:H	2.20	0.45
1:AO:17:TRP:CD2	1:BV:119:PRO:HG3	2.51	0.45
1:AO:76:ILE:HA	1:BV:79:THR:O	2.16	0.45
1:CN:11:SER:C	1:CN:13:THR:H	2.20	0.45
1:CL:23:PHE:HE2	1:CN:84:VAL:HG11	1.81	0.45
1:CQ:57:LEU:HD21	1:CQ:68:SER:HB2	1.98	0.45
1:CO:23:PHE:HE2	1:CQ:84:VAL:HG11	1.81	0.45
1:AC:11:SER:C	1:AC:13:THR:H	2.20	0.45
1:AV:25:SER:HA	1:AV:53:ASN:O	2.16	0.45
1:BB:23:PHE:HE2	1:BD:84:VAL:HG11	1.81	0.45
1:BM:25:SER:HA	1:BM:53:ASN:O	2.15	0.45
1:BP:57:LEU:HD21	1:BP:68:SER:HB2	1.98	0.45
1:BT:23:PHE:HE2	1:BV:84:VAL:HG11	1.81	0.45
1:CR:23:PHE:HE2	1:CT:84:VAL:HG11	1.81	0.45
1:CW:57:LEU:HD21	1:CW:68:SER:HB2	1.98	0.45
1:DA:33:VAL:HG11	1:DK:23:PHE:HE2	1.81	0.45
1:AM:25:SER:HA	1:AM:53:ASN:O	2.16	0.45
1:AO:108:LEU:HD21	1:BV:29:ILE:HG21	1.97	0.45
1:AR:25:SER:HA	1:AR:53:ASN:O	2.15	0.45
1:BM:57:LEU:HD21	1:BM:68:SER:HB2	1.98	0.45
1:BP:11:SER:C	1:BP:13:THR:H	2.20	0.45
1:CT:11:SER:C	1:CT:13:THR:H	2.20	0.45
1:CZ:57:LEU:HD21	1:CZ:68:SER:HB2	1.98	0.45
1:DA:23:PHE:HE2	1:DC:84:VAL:HG11	1.81	0.45
1:DF:25:SER:HB2	1:DF:54:ARG:HG2	1.98	0.45
1:AD:25:SER:HA	1:AD:53:ASN:O	2.16	0.45
1:AF:57:LEU:HD21	1:AF:68:SER:HB2	1.98	0.45
1:AH:116:THR:HG21	1:DB:6:ARG:HD2	1.99	0.45

*Continued on next page...*



*Continued from previous page...*

Atom-1	Atom-2	Interatomic distance (Å)	Clash overlap (Å)
1:AR:31:LEU:HD12	1:BY:108:LEU:HD23	1.98	0.45
1:AY:2:GLN:OE1	1:AZ:123:TYR:HA	2.17	0.45
1:BA:25:SER:HB2	1:BA:54:ARG:HG2	1.98	0.45
1:BD:11:SER:C	1:BD:13:THR:H	2.20	0.45
1:BF:67:CYS:HA	1:BI:63:CYS:HB2	1.98	0.45
1:BK:2:GLN:OE1	1:BL:123:TYR:HA	2.17	0.45
1:BM:25:SER:HB2	1:BM:54:ARG:HG2	1.98	0.45
1:AQ:12:GLY:N	1:BV:10:THR:O	2.39	0.45
1:BY:11:SER:C	1:BY:13:THR:H	2.20	0.45
1:CE:11:SER:C	1:CE:13:THR:H	2.20	0.45
1:CI:2:GLN:OE1	1:CJ:123:TYR:HA	2.17	0.45
1:CK:57:LEU:HD21	1:CK:68:SER:HB2	1.99	0.45
1:BD:17:TRP:CE3	1:CQ:119:PRO:HG3	2.52	0.45
1:BG:98:LEU:HD22	1:CT:98:LEU:HD22	1.99	0.45
1:DA:25:SER:HA	1:DA:53:ASN:O	2.16	0.45
1:DD:25:SER:HA	1:DD:53:ASN:O	2.16	0.45
1:DG:25:SER:HA	1:DG:53:ASN:O	2.16	0.45
1:DI:11:SER:C	1:DI:13:THR:H	2.20	0.45
1:AC:57:LEU:HD21	1:AC:68:SER:HB2	1.98	0.45
1:AW:12:GLY:N	1:BA:10:THR:O	2.36	0.45
1:BA:57:LEU:HD21	1:BA:68:SER:HB2	1.98	0.45
1:BD:25:SER:HA	1:BD:53:ASN:O	2.15	0.45
1:BM:11:SER:C	1:BM:13:THR:H	2.20	0.45
1:BP:29:ILE:HG12	1:BP:50:VAL:HG22	1.99	0.45
1:AU:97:HIS:HB2	1:CB:52:THR:HG21	1.99	0.45
1:CH:57:LEU:HD21	1:CH:68:SER:HB2	1.98	0.45
1:DA:2:GLN:OE1	1:DB:123:TYR:HA	2.17	0.45
1:AJ:2:GLN:OE1	1:AK:123:TYR:HA	2.17	0.45
1:AL:57:LEU:HD21	1:AL:68:SER:HB2	1.98	0.45
1:AN:6:ARG:HD2	1:BR:116:THR:HG21	1.98	0.45
1:AV:2:GLN:OE1	1:AW:123:TYR:HA	2.17	0.45
1:AX:11:SER:C	1:AX:13:THR:H	2.20	0.45
1:BB:2:GLN:OE1	1:BC:123:TYR:HA	2.17	0.45
1:BE:115:THR:HG21	1:BJ:7:LEU:HB3	1.99	0.45
1:BH:25:SER:HA	1:BH:53:ASN:O	2.16	0.45
1:BC:9:LEU:HD22	1:BN:12:GLY:HA3	1.98	0.45
1:BN:2:GLN:OE1	1:BO:123:TYR:HA	2.17	0.45
1:BS:11:SER:C	1:BS:13:THR:H	2.20	0.45
1:BV:57:LEU:HD21	1:BV:68:SER:HB2	1.98	0.45
1:CI:25:SER:HA	1:CI:53:ASN:O	2.16	0.45
1:CK:11:SER:C	1:CK:13:THR:H	2.20	0.45

*Continued on next page...*

*Continued from previous page...*

Atom-1	Atom-2	Interatomic distance (Å)	Clash overlap (Å)
1:CK:29:ILE:HG12	1:CK:50:VAL:HG22	1.99	0.45
1:BD:108:LEU:HD21	1:CQ:29:ILE:CG2	2.47	0.45
1:BG:121:VAL:HG23	1:CT:5:MET:CG	2.47	0.45
1:CX:23:PHE:HE2	1:CZ:84:VAL:HG11	1.81	0.45
1:CZ:11:SER:C	1:CZ:13:THR:H	2.20	0.45
1:CZ:29:ILE:HG12	1:CZ:50:VAL:HG22	1.99	0.45
1:CZ:25:SER:HB2	1:CZ:54:ARG:HG2	1.98	0.45
1:AD:2:GLN:OE1	1:AE:123:TYR:HA	2.17	0.45
1:AF:11:SER:C	1:AF:13:THR:H	2.20	0.45
1:AI:11:SER:C	1:AI:13:THR:H	2.20	0.45
1:AO:31:LEU:HD12	1:BV:108:LEU:HD23	1.99	0.45
1:AQ:121:VAL:HG12	1:AQ:122:GLU:HG3	1.99	0.45
1:AR:11:SER:C	1:AR:13:THR:H	2.20	0.45
1:AU:29:ILE:CG2	1:CB:108:LEU:HD21	2.47	0.45
1:BG:11:SER:C	1:BG:13:THR:H	2.20	0.45
1:BG:57:LEU:HD21	1:BG:68:SER:HB2	1.98	0.45
1:BJ:57:LEU:HD21	1:BJ:68:SER:HB2	1.98	0.45
1:BC:24:ARG:NH1	1:BN:85:GLU:OE2	2.49	0.45
1:BQ:23:PHE:HE2	1:BS:84:VAL:HG11	1.81	0.45
1:BT:2:GLN:OE1	1:BU:123:TYR:HA	2.17	0.45
1:AU:29:ILE:HG21	1:CB:108:LEU:HD21	1.99	0.45
1:CE:29:ILE:HG12	1:CE:50:VAL:HG22	1.99	0.45
1:CF:2:GLN:OE1	1:CG:123:TYR:HA	2.17	0.45
1:CH:25:SER:HB2	1:CH:54:ARG:HG2	1.98	0.45
1:CL:2:GLN:OE1	1:CM:123:TYR:HA	2.17	0.45
1:BD:76:ILE:HG12	1:CQ:80:ILE:HG12	1.98	0.45
1:CU:2:GLN:OE1	1:CV:123:TYR:HA	2.17	0.45
1:AA:23:PHE:HE2	1:AC:84:VAL:HG11	1.81	0.45
1:AD:25:SER:CB	1:AD:54:ARG:HG2	2.47	0.45
1:AF:29:ILE:HG12	1:AF:50:VAL:HG22	1.99	0.45
1:AF:25:SER:HB2	1:AF:54:ARG:HG2	1.98	0.45
1:AS:25:SER:CB	1:AS:54:ARG:HG2	2.47	0.45
1:AY:25:SER:CB	1:AY:54:ARG:HG2	2.47	0.45
1:BU:121:VAL:HG12	1:BU:122:GLU:HG3	1.99	0.45
1:CS:121:VAL:HG12	1:CS:122:GLU:HG3	1.99	0.45
1:CT:57:LEU:HD21	1:CT:68:SER:HB2	1.98	0.45
1:DJ:23:PHE:HE2	1:DL:84:VAL:HG11	1.81	0.45
1:DJ:2:GLN:OE1	1:DK:123:TYR:HA	2.17	0.45
1:AA:2:GLN:OE1	1:AB:123:TYR:HA	2.17	0.45
1:AI:25:SER:HB2	1:AI:54:ARG:HG2	1.98	0.45
1:AJ:25:SER:HA	1:AJ:53:ASN:O	2.16	0.45

*Continued on next page...*

*Continued from previous page...*

Atom-1	Atom-2	Interatomic distance (Å)	Clash overlap (Å)
1:AU:57:LEU:HD21	1:AU:68:SER:HB2	1.98	0.45
1:AW:6:ARG:HD2	1:AZ:116:THR:HG21	1.99	0.45
1:BL:121:VAL:HG12	1:BL:122:GLU:HG3	1.99	0.45
1:BS:29:ILE:HG12	1:BS:50:VAL:HG22	1.99	0.45
1:BS:57:LEU:HD21	1:BS:68:SER:HB2	1.98	0.45
1:BW:25:SER:CB	1:BW:54:ARG:HG2	2.47	0.45
1:BW:2:GLN:OE1	1:BX:123:TYR:HA	2.17	0.45
1:BZ:25:SER:CB	1:BZ:54:ARG:HG2	2.47	0.45
1:CD:121:VAL:HG12	1:CD:122:GLU:HG3	1.99	0.45
1:CF:25:SER:HA	1:CF:53:ASN:O	2.16	0.45
1:CN:25:SER:HB2	1:CN:54:ARG:HG2	1.98	0.45
1:CQ:11:SER:C	1:CQ:13:THR:H	2.20	0.45
1:CQ:25:SER:HB2	1:CQ:54:ARG:HG2	1.98	0.45
1:CR:2:GLN:OE1	1:CS:123:TYR:HA	2.17	0.45
1:CX:2:GLN:OE1	1:CY:123:TYR:HA	2.17	0.45
1:DA:25:SER:CB	1:DA:54:ARG:HG2	2.47	0.45
1:DI:29:ILE:HG12	1:DI:50:VAL:HG22	1.99	0.45
1:AP:23:PHE:HE2	1:AR:84:VAL:HG11	1.81	0.45
1:AS:2:GLN:OE1	1:AT:123:TYR:HA	2.17	0.45
1:AU:25:SER:HB2	1:AU:54:ARG:HG2	1.98	0.45
1:AY:23:PHE:HE2	1:BA:84:VAL:HG11	1.81	0.45
1:BF:121:VAL:HG12	1:BF:122:GLU:HG3	1.99	0.45
1:BH:25:SER:CB	1:BH:54:ARG:HG2	2.47	0.45
1:BV:29:ILE:HG12	1:BV:50:VAL:HG22	1.99	0.45
1:AO:41:VAL:HG21	1:BV:60:ILE:HD12	1.99	0.45
1:CC:2:GLN:OE1	1:CD:123:TYR:HA	2.17	0.45
1:CP:121:VAL:HG12	1:CP:122:GLU:HG3	1.99	0.45
1:CX:25:SER:HA	1:CX:53:ASN:O	2.16	0.45
1:DC:29:ILE:HG12	1:DC:50:VAL:HG22	1.99	0.45
1:DD:25:SER:CB	1:DD:54:ARG:HG2	2.47	0.45
1:DF:57:LEU:HD21	1:DF:68:SER:HB2	1.98	0.45
1:AE:121:VAL:HG12	1:AE:122:GLU:HG3	1.99	0.44
1:AG:25:SER:CB	1:AG:54:ARG:HG2	2.47	0.44
1:AM:2:GLN:OE1	1:AN:123:TYR:HA	2.17	0.44
1:AO:78:THR:HA	1:BV:77:ARG:O	2.17	0.44
1:AS:23:PHE:HE2	1:AU:84:VAL:HG11	1.81	0.44
1:BB:25:SER:CB	1:BB:54:ARG:HG2	2.47	0.44
1:BI:121:VAL:HG12	1:BI:122:GLU:HG3	1.99	0.44
1:BV:11:SER:C	1:BV:13:THR:H	2.20	0.44
1:CB:57:LEU:HD21	1:CB:68:SER:HB2	1.98	0.44
1:BD:91:LEU:HD22	1:CQ:105:ARG:NH2	2.32	0.44

*Continued on next page...*

*Continued from previous page...*

Atom-1	Atom-2	Interatomic distance (Å)	Clash overlap (Å)
1:DB:121:VAL:HG12	1:DB:122:GLU:HG3	1.99	0.44
1:DL:29:ILE:HG12	1:DL:50:VAL:HG22	1.99	0.44
1:AI:29:ILE:HG12	1:AI:50:VAL:HG22	1.99	0.44
1:AO:11:SER:C	1:AO:13:THR:H	2.20	0.44
1:AO:29:ILE:HG12	1:AO:50:VAL:HG22	1.99	0.44
1:AP:25:SER:CB	1:AP:54:ARG:HG2	2.47	0.44
1:AV:112:LEU:HD21	1:BA:20:PRO:HB3	1.99	0.44
1:BA:29:ILE:HG12	1:BA:50:VAL:HG22	1.99	0.44
1:BD:57:LEU:HD21	1:BD:68:SER:HB2	1.98	0.44
1:BE:2:GLN:OE1	1:BF:123:TYR:HA	2.17	0.44
1:BG:29:ILE:HG12	1:BG:50:VAL:HG22	1.99	0.44
1:BL:67:CYS:HA	1:DE:63:CYS:HB2	1.99	0.44
1:BC:67:CYS:HA	1:BO:63:CYS:HB2	1.98	0.44
1:BQ:2:GLN:OE1	1:BR:123:TYR:HA	2.17	0.44
1:BZ:2:GLN:OE1	1:CA:123:TYR:HA	2.17	0.44
1:BU:67:CYS:HA	1:CA:63:CYS:HB2	1.99	0.44
1:CB:29:ILE:HG12	1:CB:50:VAL:HG22	1.99	0.44
1:DC:57:LEU:HD21	1:DC:68:SER:HB2	1.98	0.44
1:DI:57:LEU:HD21	1:DI:68:SER:HB2	1.98	0.44
1:AG:2:GLN:OE1	1:AH:123:TYR:HA	2.17	0.44
1:AO:25:SER:HB2	1:AO:54:ARG:HG2	1.98	0.44
1:AZ:121:VAL:HG12	1:AZ:122:GLU:HG3	1.99	0.44
1:BA:11:SER:C	1:BA:13:THR:H	2.20	0.44
1:BC:121:VAL:HG12	1:BC:122:GLU:HG3	1.99	0.44
1:BH:2:GLN:OE1	1:BI:123:TYR:HA	2.17	0.44
1:BJ:29:ILE:HG12	1:BJ:50:VAL:HG22	1.99	0.44
1:AC:77:ARG:O	1:BJ:78:THR:HA	2.18	0.44
1:BQ:122:GLU:OE1	1:BR:1:ALA:N	2.40	0.44
1:CC:25:SER:CB	1:CC:54:ARG:HG2	2.47	0.44
1:CX:25:SER:CB	1:CX:54:ARG:HG2	2.47	0.44
1:AA:25:SER:CB	1:AA:54:ARG:HG2	2.47	0.44
1:AJ:25:SER:CB	1:AJ:54:ARG:HG2	2.47	0.44
1:AM:25:SER:CB	1:AM:54:ARG:HG2	2.47	0.44
1:AP:2:GLN:OE1	1:AQ:123:TYR:HA	2.17	0.44
1:BE:25:SER:CB	1:BE:54:ARG:HG2	2.47	0.44
1:BQ:25:SER:CB	1:BQ:54:ARG:HG2	2.47	0.44
1:BY:29:ILE:HG12	1:BY:50:VAL:HG22	1.99	0.44
1:BD:31:LEU:HD12	1:CQ:108:LEU:HD23	1.99	0.44
1:CR:25:SER:CB	1:CR:54:ARG:HG2	2.47	0.44
1:CT:25:SER:HB2	1:CT:54:ARG:HG2	1.98	0.44
1:CV:121:VAL:HG12	1:CV:122:GLU:HG3	1.99	0.44

*Continued on next page...*

*Continued from previous page...*

Atom-1	Atom-2	Interatomic distance (Å)	Clash overlap (Å)
1:AI:57:LEU:HD21	1:AI:68:SER:HB2	1.98	0.44
1:AR:57:LEU:HD21	1:AR:68:SER:HB2	1.98	0.44
1:BK:25:SER:CB	1:BK:54:ARG:HG2	2.47	0.44
1:BC:69:VAL:HB	1:BN:41:VAL:HG11	1.99	0.44
1:CC:25:SER:HA	1:CC:53:ASN:O	2.16	0.44
1:CG:6:ARG:HD2	1:CS:116:THR:HG21	1.99	0.44
1:AX:120:VAL:HG22	1:CH:4:ASN:HB3	2.00	0.44
1:CA:9:LEU:HD22	1:CU:12:GLY:HA3	1.98	0.44
1:DG:25:SER:CB	1:DG:54:ARG:HG2	2.47	0.44
1:DL:11:SER:C	1:DL:13:THR:H	2.20	0.44
1:AD:85:GLU:OE2	1:DH:24:ARG:NH1	2.51	0.44
1:AL:29:ILE:HG12	1:AL:50:VAL:HG22	1.99	0.44
1:AV:25:SER:CB	1:AV:54:ARG:HG2	2.47	0.44
1:BN:25:SER:CB	1:BN:54:ARG:HG2	2.47	0.44
1:BT:25:SER:CB	1:BT:54:ARG:HG2	2.47	0.44
1:CG:9:LEU:HD22	1:CR:12:GLY:CA	2.46	0.44
1:CH:11:SER:C	1:CH:13:THR:H	2.20	0.44
1:CI:25:SER:CB	1:CI:54:ARG:HG2	2.47	0.44
1:AC:29:ILE:HG12	1:AC:50:VAL:HG22	1.99	0.44
1:AR:29:ILE:HG12	1:AR:50:VAL:HG22	1.99	0.44
1:AU:29:ILE:HG12	1:AU:50:VAL:HG22	1.99	0.44
1:CA:121:VAL:HG12	1:CA:122:GLU:HG3	1.99	0.44
1:CL:25:SER:CB	1:CL:54:ARG:HG2	2.47	0.44
1:CO:2:GLN:OE1	1:CP:123:TYR:HA	2.17	0.44
1:CO:25:SER:CB	1:CO:54:ARG:HG2	2.47	0.44
1:CT:29:ILE:HG12	1:CT:50:VAL:HG22	1.99	0.44
1:CW:11:SER:C	1:CW:13:THR:H	2.20	0.44
1:CW:29:ILE:HG12	1:CW:50:VAL:HG22	1.99	0.44
1:AB:121:VAL:HG12	1:AB:122:GLU:HG3	1.99	0.44
1:AC:19:ASP:HB3	1:AC:22:ASP:O	2.18	0.44
1:AU:19:ASP:HB3	1:AU:22:ASP:O	2.18	0.44
1:BA:19:ASP:HB3	1:BA:22:ASP:O	2.18	0.44
1:AC:121:VAL:O	1:BJ:2:GLN:HA	2.17	0.44
1:BO:121:VAL:HG12	1:BO:122:GLU:HG3	1.99	0.44
1:BY:19:ASP:HB3	1:BY:22:ASP:O	2.18	0.44
1:CG:121:VAL:HG12	1:CG:122:GLU:HG3	1.99	0.44
1:CW:19:ASP:HB3	1:CW:22:ASP:O	2.18	0.44
1:DC:11:SER:C	1:DC:13:THR:H	2.20	0.44
1:DG:2:GLN:OE1	1:DH:123:TYR:HA	2.17	0.44
1:DL:57:LEU:HD21	1:DL:68:SER:HB2	1.98	0.44
1:AC:79:THR:O	1:BJ:76:ILE:HA	2.17	0.44

*Continued on next page...*

*Continued from previous page...*

Atom-1	Atom-2	Interatomic distance (Å)	Clash overlap (Å)
1:AT:121:VAL:HG12	1:AT:122:GLU:HG3	1.99	0.44
1:CB:19:ASP:HB3	1:CB:22:ASP:O	2.18	0.44
1:AX:87:LYS:CB	1:CH:109:VAL:HG12	2.42	0.44
1:CJ:121:VAL:HG12	1:CJ:122:GLU:HG3	1.99	0.44
1:CN:29:ILE:HG12	1:CN:50:VAL:HG22	1.99	0.44
1:BD:120:VAL:HG22	1:CQ:4:ASN:HB3	1.99	0.44
1:DK:121:VAL:HG12	1:DK:122:GLU:HG3	1.99	0.44
1:AC:78:THR:HA	1:BJ:77:ARG:O	2.18	0.43
1:AH:121:VAL:HG12	1:AH:122:GLU:HG3	1.99	0.43
1:AX:17:TRP:CD2	1:CH:119:PRO:CG	3.01	0.43
1:AX:19:ASP:HB3	1:AX:22:ASP:O	2.18	0.43
1:AX:29:ILE:HG12	1:AX:50:VAL:HG22	1.99	0.43
1:CQ:29:ILE:HG12	1:CQ:50:VAL:HG22	1.99	0.43
1:CU:25:SER:CB	1:CU:54:ARG:HG2	2.47	0.43
1:DI:19:ASP:HB3	1:DI:22:ASP:O	2.18	0.43
1:DJ:25:SER:CB	1:DJ:54:ARG:HG2	2.47	0.43
1:AL:11:SER:C	1:AL:13:THR:H	2.20	0.43
1:AL:72:GLU:OE2	1:BS:83:SER:N	2.51	0.43
1:CB:11:SER:C	1:CB:13:THR:H	2.20	0.43
1:CH:19:ASP:HB3	1:CH:22:ASP:O	2.18	0.43
1:CI:2:GLN:O	1:CI:2:GLN:HG3	2.19	0.43
1:BG:97:HIS:CE1	1:CT:50:VAL:HG12	2.53	0.43
1:CY:121:VAL:HG12	1:CY:122:GLU:HG3	1.99	0.43
1:AA:85:GLU:OE2	1:DE:24:ARG:NH1	2.51	0.43
1:AB:6:ARG:HD2	1:AW:116:THR:HG21	2.00	0.43
1:AW:24:ARG:NH1	1:AY:85:GLU:OE2	2.51	0.43
1:BD:121:VAL:O	1:CQ:2:GLN:HA	2.17	0.43
1:BN:2:GLN:HG3	1:BN:2:GLN:O	2.19	0.43
1:AQ:24:ARG:NH1	1:BT:85:GLU:OE2	2.49	0.43
1:CF:25:SER:CB	1:CF:54:ARG:HG2	2.47	0.43
1:DB:69:VAL:O	1:DB:69:VAL:HG12	2.19	0.43
1:DF:55:ALA:HA	1:DF:72:GLU:O	2.19	0.43
1:AE:69:VAL:O	1:AE:69:VAL:HG12	2.19	0.43
1:AG:105:ARG:HH11	1:AH:91:LEU:HD22	1.84	0.43
1:AK:121:VAL:HG12	1:AK:122:GLU:HG3	1.99	0.43
1:AX:74:ILE:HG22	1:CH:82:GLY:HA2	2.01	0.43
1:BA:55:ALA:HA	1:BA:72:GLU:O	2.19	0.43
1:BD:19:ASP:HB3	1:BD:22:ASP:O	2.18	0.43
1:BG:19:ASP:HB3	1:BG:22:ASP:O	2.18	0.43
1:BH:2:GLN:HG3	1:BH:2:GLN:O	2.19	0.43
1:BI:69:VAL:O	1:BI:69:VAL:HG12	2.19	0.43

*Continued on next page...*

*Continued from previous page...*

Atom-1	Atom-2	Interatomic distance (Å)	Clash overlap (Å)
1:CA:69:VAL:HG12	1:CA:69:VAL:O	2.19	0.43
1:CS:69:VAL:O	1:CS:69:VAL:HG12	2.19	0.43
1:CZ:19:ASP:HB3	1:CZ:22:ASP:O	2.18	0.43
1:DC:19:ASP:HB3	1:DC:22:ASP:O	2.18	0.43
1:DD:2:GLN:OE1	1:DE:123:TYR:HA	2.17	0.43
1:DE:121:VAL:HG12	1:DE:122:GLU:HG3	1.99	0.43
1:DF:29:ILE:HG12	1:DF:50:VAL:HG22	1.99	0.43
1:AL:19:ASP:HB3	1:AL:22:ASP:O	2.18	0.43
1:BQ:105:ARG:HH11	1:BR:91:LEU:HD22	1.84	0.43
1:BR:121:VAL:HG12	1:BR:122:GLU:HG3	1.99	0.43
1:BW:112:LEU:HD13	1:CE:6:ARG:HD3	2.00	0.43
1:BU:69:VAL:HB	1:BZ:41:VAL:HG11	2.00	0.43
1:CB:55:ALA:HA	1:CB:72:GLU:O	2.19	0.43
1:AX:78:THR:HA	1:CH:77:ARG:O	2.18	0.43
1:CJ:69:VAL:O	1:CJ:69:VAL:HG12	2.19	0.43
1:CI:105:ARG:HH11	1:CJ:91:LEU:HD22	1.84	0.43
1:CM:121:VAL:HG12	1:CM:122:GLU:HG3	1.99	0.43
1:CO:105:ARG:HH11	1:CP:91:LEU:HD22	1.84	0.43
1:CR:2:GLN:HG3	1:CR:2:GLN:O	2.19	0.43
1:BG:31:LEU:HD12	1:CT:108:LEU:HD23	2.00	0.43
1:CT:19:ASP:HB3	1:CT:22:ASP:O	2.18	0.43
1:DH:121:VAL:HG12	1:DH:122:GLU:HG3	1.99	0.43
1:DJ:2:GLN:O	1:DJ:2:GLN:HG3	2.19	0.43
1:AJ:2:GLN:HG3	1:AJ:2:GLN:O	2.19	0.43
1:AN:121:VAL:HG12	1:AN:122:GLU:HG3	1.99	0.43
1:AO:55:ALA:HA	1:AO:72:GLU:O	2.19	0.43
1:AW:43:VAL:HB	1:AW:85:GLU:OE1	2.19	0.43
1:BJ:55:ALA:HA	1:BJ:72:GLU:O	2.19	0.43
1:BM:55:ALA:HA	1:BM:72:GLU:O	2.19	0.43
1:BP:19:ASP:HB3	1:BP:22:ASP:O	2.18	0.43
1:BW:2:GLN:O	1:BW:2:GLN:HG3	2.19	0.43
1:BX:121:VAL:HG12	1:BX:122:GLU:HG3	1.99	0.43
1:AR:72:GLU:OE2	1:BY:83:SER:HB2	2.18	0.43
1:CD:69:VAL:O	1:CD:69:VAL:HG12	2.19	0.43
1:CH:55:ALA:HA	1:CH:72:GLU:O	2.19	0.43
1:CO:2:GLN:O	1:CO:2:GLN:HG3	2.19	0.43
1:DD:2:GLN:O	1:DD:2:GLN:HG3	2.19	0.43
1:DH:43:VAL:HB	1:DH:85:GLU:OE1	2.19	0.43
1:AC:55:ALA:HA	1:AC:72:GLU:O	2.19	0.43
1:AI:55:ALA:HA	1:AI:72:GLU:O	2.19	0.43
1:AK:69:VAL:HG12	1:AK:69:VAL:O	2.19	0.43

*Continued on next page...*

*Continued from previous page...*

Atom-1	Atom-2	Interatomic distance (Å)	Clash overlap (Å)
1:AO:19:ASP:HB3	1:AO:22:ASP:O	2.18	0.43
1:AO:79:THR:O	1:BV:76:ILE:HA	2.19	0.43
1:AS:105:ARG:HH11	1:AT:91:LEU:HD22	1.84	0.43
1:AV:2:GLN:O	1:AV:2:GLN:HG3	2.19	0.43
1:BA:121:VAL:O	1:CN:2:GLN:HA	2.19	0.43
1:BD:17:TRP:CD2	1:CQ:119:PRO:HG3	2.53	0.43
1:BI:43:VAL:HB	1:BI:85:GLU:OE1	2.19	0.43
1:BJ:19:ASP:HB3	1:BJ:22:ASP:O	2.18	0.43
1:BL:43:VAL:HB	1:BL:85:GLU:OE1	2.19	0.43
1:BQ:2:GLN:HG3	1:BQ:2:GLN:O	2.19	0.43
1:BV:55:ALA:HA	1:BV:72:GLU:O	2.19	0.43
1:CP:69:VAL:HG12	1:CP:69:VAL:O	2.19	0.43
1:CY:69:VAL:O	1:CY:69:VAL:HG12	2.19	0.43
1:AB:43:VAL:HB	1:AB:85:GLU:OE1	2.19	0.43
1:AB:69:VAL:O	1:AB:69:VAL:HG12	2.19	0.43
1:AF:55:ALA:HA	1:AF:72:GLU:O	2.19	0.43
1:AH:113:LEU:HB3	1:DB:8:GLN:HE21	1.84	0.43
1:AQ:43:VAL:HB	1:AQ:85:GLU:OE1	2.19	0.43
1:AQ:69:VAL:O	1:AQ:69:VAL:HG12	2.19	0.43
1:AT:69:VAL:O	1:AT:69:VAL:HG12	2.19	0.43
1:AU:80:ILE:HG12	1:CB:76:ILE:HG12	2.00	0.43
1:AX:55:ALA:HA	1:AX:72:GLU:O	2.19	0.43
1:BS:55:ALA:HA	1:BS:72:GLU:O	2.19	0.43
1:BX:69:VAL:HG12	1:BX:69:VAL:O	2.19	0.43
1:AR:87:LYS:CB	1:BY:109:VAL:HG12	2.42	0.43
1:CC:105:ARG:HH11	1:CD:91:LEU:HD22	1.84	0.43
1:CE:19:ASP:HB3	1:CE:22:ASP:O	2.18	0.43
1:CN:19:ASP:HB3	1:CN:22:ASP:O	2.18	0.43
1:CP:43:VAL:HB	1:CP:85:GLU:OE1	2.19	0.43
1:DA:105:ARG:HH11	1:DB:91:LEU:HD22	1.84	0.43
1:AJ:105:ARG:HH11	1:AK:91:LEU:HD22	1.84	0.43
1:AM:105:ARG:HH11	1:AN:91:LEU:HD22	1.84	0.43
1:AR:19:ASP:HB3	1:AR:22:ASP:O	2.18	0.43
1:AW:121:VAL:HG12	1:AW:122:GLU:HG3	1.99	0.43
1:AZ:69:VAL:O	1:AZ:69:VAL:HG12	2.19	0.43
1:BC:43:VAL:HB	1:BC:85:GLU:OE1	2.19	0.43
1:BD:29:ILE:HG12	1:BD:50:VAL:HG22	1.99	0.43
1:BD:55:ALA:HA	1:BD:72:GLU:O	2.19	0.43
1:BK:2:GLN:HG3	1:BK:2:GLN:O	2.19	0.43
1:BO:69:VAL:HG12	1:BO:69:VAL:O	2.19	0.43
1:BZ:2:GLN:O	1:BZ:2:GLN:HG3	2.19	0.43

*Continued on next page...*



*Continued from previous page...*

Atom-1	Atom-2	Interatomic distance (Å)	Clash overlap (Å)
1:CH:29:ILE:HG12	1:CH:50:VAL:HG22	1.99	0.43
1:CZ:55:ALA:HA	1:CZ:72:GLU:O	2.19	0.43
1:DA:2:GLN:O	1:DA:2:GLN:HG3	2.19	0.43
1:DH:69:VAL:HG12	1:DH:69:VAL:O	2.19	0.43
1:AA:2:GLN:HG3	1:AA:2:GLN:O	2.19	0.43
1:AN:69:VAL:O	1:AN:69:VAL:HG12	2.19	0.43
1:AU:119:PRO:HG2	1:CB:5:MET:HB2	2.01	0.43
1:AY:105:ARG:HH11	1:AZ:91:LEU:HD22	1.84	0.43
1:BF:43:VAL:HB	1:BF:85:GLU:OE1	2.19	0.43
1:BU:69:VAL:O	1:BU:69:VAL:HG12	2.19	0.43
1:BV:19:ASP:HB3	1:BV:22:ASP:O	2.18	0.43
1:BW:105:ARG:HH11	1:BX:91:LEU:HD22	1.84	0.43
1:CC:2:GLN:O	1:CC:2:GLN:HG3	2.19	0.43
1:CE:55:ALA:HA	1:CE:72:GLU:O	2.19	0.43
1:CK:55:ALA:HA	1:CK:72:GLU:O	2.19	0.43
1:CL:2:GLN:HG3	1:CL:2:GLN:O	2.19	0.43
1:CT:55:ALA:HA	1:CT:72:GLU:O	2.19	0.43
1:CV:43:VAL:HB	1:CV:85:GLU:OE1	2.19	0.43
1:DB:43:VAL:HB	1:DB:85:GLU:OE1	2.19	0.43
1:BM:19:ASP:HB3	1:BM:22:ASP:O	2.18	0.42
1:BM:29:ILE:HG12	1:BM:50:VAL:HG22	1.99	0.42
1:BR:43:VAL:HB	1:BR:85:GLU:OE1	2.19	0.42
1:BT:2:GLN:O	1:BT:2:GLN:HG3	2.19	0.42
1:BW:122:GLU:OE1	1:BX:1:ALA:N	2.40	0.42
1:AK:6:ARG:HD2	1:BX:116:THR:HG21	2.01	0.42
1:CD:43:VAL:HB	1:CD:85:GLU:OE1	2.19	0.42
1:CM:113:LEU:HB3	1:CY:8:GLN:HE21	1.84	0.42
1:CL:105:ARG:HH11	1:CM:91:LEU:HD22	1.84	0.42
1:BD:4:ASN:HA	1:CQ:120:VAL:HA	2.01	0.42
1:CU:105:ARG:HH11	1:CV:91:LEU:HD22	1.84	0.42
1:CU:2:GLN:O	1:CU:2:GLN:HG3	2.19	0.42
1:CU:55:ALA:HA	1:CU:72:GLU:O	2.20	0.42
1:CV:69:VAL:HG12	1:CV:69:VAL:O	2.19	0.42
1:DF:19:ASP:HB3	1:DF:22:ASP:O	2.18	0.42
1:DG:2:GLN:O	1:DG:2:GLN:HG3	2.19	0.42
1:DG:55:ALA:HA	1:DG:72:GLU:O	2.20	0.42
1:DL:19:ASP:HB3	1:DL:22:ASP:O	2.18	0.42
1:DL:55:ALA:HA	1:DL:72:GLU:O	2.19	0.42
1:AA:105:ARG:HH11	1:AB:91:LEU:HD22	1.84	0.42
1:AL:78:THR:HA	1:BS:77:ARG:O	2.18	0.42
1:AM:2:GLN:O	1:AM:2:GLN:HG3	2.19	0.42

*Continued on next page...*

*Continued from previous page...*

Atom-1	Atom-2	Interatomic distance (Å)	Clash overlap (Å)
1:AP:2:GLN:O	1:AP:2:GLN:HG3	2.19	0.42
1:AW:69:VAL:HG12	1:AW:69:VAL:O	2.19	0.42
1:AY:2:GLN:O	1:AY:2:GLN:HG3	2.19	0.42
1:BE:2:GLN:O	1:BE:2:GLN:HG3	2.19	0.42
1:BP:55:ALA:HA	1:BP:72:GLU:O	2.19	0.42
1:CK:19:ASP:HB3	1:CK:22:ASP:O	2.18	0.42
1:CM:69:VAL:HG12	1:CM:69:VAL:O	2.19	0.42
1:CM:43:VAL:HB	1:CM:85:GLU:OE1	2.19	0.42
1:BG:83:SER:N	1:CT:72:GLU:OE2	2.53	0.42
1:DE:69:VAL:O	1:DE:69:VAL:HG12	2.19	0.42
1:AD:2:GLN:O	1:AD:2:GLN:HG3	2.19	0.42
1:AP:55:ALA:HA	1:AP:72:GLU:O	2.19	0.42
1:AZ:43:VAL:HB	1:AZ:85:GLU:OE1	2.19	0.42
1:BH:105:ARG:HH11	1:BI:91:LEU:HD22	1.84	0.42
1:BR:69:VAL:HG12	1:BR:69:VAL:O	2.19	0.42
1:BT:55:ALA:HA	1:BT:72:GLU:O	2.19	0.42
1:CF:2:GLN:O	1:CF:2:GLN:HG3	2.19	0.42
1:CF:105:ARG:HH11	1:CG:91:LEU:HD22	1.84	0.42
1:CJ:43:VAL:HB	1:CJ:85:GLU:OE1	2.19	0.42
1:CQ:19:ASP:HB3	1:CQ:22:ASP:O	2.18	0.42
1:CQ:55:ALA:HA	1:CQ:72:GLU:O	2.19	0.42
1:AD:105:ARG:HH11	1:AE:91:LEU:HD22	1.84	0.42
1:AR:97:HIS:CE1	1:BY:50:VAL:HG12	2.54	0.42
1:BL:69:VAL:O	1:BL:69:VAL:HG12	2.19	0.42
1:BN:105:ARG:HH11	1:BO:91:LEU:HD22	1.84	0.42
1:BT:112:LEU:HD13	1:CB:6:ARG:HD3	2.02	0.42
1:CH:104:ALA:HB2	1:CH:117:ILE:HD13	2.02	0.42
1:CI:55:ALA:HA	1:CI:72:GLU:O	2.19	0.42
1:CQ:104:ALA:HB2	1:CQ:117:ILE:HD13	2.02	0.42
1:CX:105:ARG:HH11	1:CY:91:LEU:HD22	1.84	0.42
1:CY:43:VAL:HB	1:CY:85:GLU:OE1	2.19	0.42
1:DD:105:ARG:HH11	1:DE:91:LEU:HD22	1.84	0.42
1:AE:43:VAL:HB	1:AE:85:GLU:OE1	2.19	0.42
1:AF:19:ASP:HB3	1:AF:22:ASP:O	2.18	0.42
1:AI:19:ASP:HB3	1:AI:22:ASP:O	2.18	0.42
1:AS:2:GLN:HG3	1:AS:2:GLN:O	2.19	0.42
1:AT:43:VAL:HB	1:AT:85:GLU:OE1	2.19	0.42
1:AU:55:ALA:HA	1:AU:72:GLU:O	2.19	0.42
1:AV:55:ALA:HA	1:AV:72:GLU:O	2.19	0.42
1:AX:79:THR:O	1:CH:76:ILE:HA	2.20	0.42
1:BD:104:ALA:HB2	1:BD:117:ILE:HD13	2.02	0.42

*Continued on next page...*

*Continued from previous page...*

Atom-1	Atom-2	Interatomic distance (Å)	Clash overlap (Å)
1:BF:6:ARG:HD2	1:BI:116:THR:HG21	2.00	0.42
1:BW:55:ALA:HA	1:BW:72:GLU:O	2.19	0.42
1:CF:55:ALA:HA	1:CF:72:GLU:O	2.19	0.42
1:CN:55:ALA:HA	1:CN:72:GLU:O	2.19	0.42
1:CS:43:VAL:HB	1:CS:85:GLU:OE1	2.19	0.42
1:DD:55:ALA:HA	1:DD:72:GLU:O	2.20	0.42
1:DI:104:ALA:HB2	1:DI:117:ILE:HD13	2.02	0.42
1:DJ:55:ALA:HA	1:DJ:72:GLU:O	2.19	0.42
1:AG:33:VAL:HG11	1:DB:23:PHE:CE2	2.41	0.42
1:BC:69:VAL:HG12	1:BC:69:VAL:O	2.19	0.42
1:BS:19:ASP:HB3	1:BS:22:ASP:O	2.18	0.42
1:BZ:55:ALA:HA	1:BZ:72:GLU:O	2.20	0.42
1:AX:2:GLN:HA	1:CH:122:GLU:HB2	2.01	0.42
1:DA:55:ALA:HA	1:DA:72:GLU:O	2.19	0.42
1:DJ:105:ARG:HH11	1:DK:91:LEU:HD22	1.84	0.42
1:AK:43:VAL:HB	1:AK:85:GLU:OE1	2.19	0.42
1:AM:55:ALA:HA	1:AM:72:GLU:O	2.19	0.42
1:AR:55:ALA:HA	1:AR:72:GLU:O	2.19	0.42
1:BB:2:GLN:O	1:BB:2:GLN:HG3	2.19	0.42
1:BB:55:ALA:HA	1:BB:72:GLU:O	2.20	0.42
1:BE:55:ALA:HA	1:BE:72:GLU:O	2.19	0.42
1:BO:43:VAL:HB	1:BO:85:GLU:OE1	2.19	0.42
1:BW:107:ASP:OD1	1:CE:6:ARG:NH1	2.49	0.42
1:BX:43:VAL:HB	1:BX:85:GLU:OE1	2.19	0.42
1:AR:120:VAL:HA	1:BY:4:ASN:HA	2.01	0.42
1:CB:104:ALA:HB2	1:CB:117:ILE:HD13	2.02	0.42
1:CC:55:ALA:HA	1:CC:72:GLU:O	2.19	0.42
1:CL:55:ALA:HA	1:CL:72:GLU:O	2.19	0.42
1:CI:12:GLY:HA3	1:CV:9:LEU:HD22	2.00	0.42
1:DC:55:ALA:HA	1:DC:72:GLU:O	2.19	0.42
1:DK:69:VAL:HG12	1:DK:69:VAL:O	2.19	0.42
1:AI:104:ALA:HB2	1:AI:117:ILE:HD13	2.02	0.42
1:AJ:72:GLU:HG3	1:AK:36:LYS:HE2	2.02	0.42
1:AH:67:CYS:HA	1:BF:63:CYS:HB2	2.00	0.42
1:AO:80:ILE:HG12	1:BV:76:ILE:HG12	2.01	0.42
1:AR:5:MET:HG3	1:BY:121:VAL:HG23	2.00	0.42
1:CO:55:ALA:HA	1:CO:72:GLU:O	2.19	0.42
1:CW:55:ALA:HA	1:CW:72:GLU:O	2.19	0.42
1:CX:2:GLN:O	1:CX:2:GLN:HG3	2.19	0.42
1:CX:55:ALA:HA	1:CX:72:GLU:O	2.19	0.42
1:DE:43:VAL:HB	1:DE:85:GLU:OE1	2.19	0.42

*Continued on next page...*

*Continued from previous page...*

Atom-1	Atom-2	Interatomic distance (Å)	Clash overlap (Å)
1:DG:105:ARG:HH11	1:DH:91:LEU:HD22	1.84	0.42
1:AA:55:ALA:HA	1:AA:72:GLU:O	2.19	0.42
1:AB:24:ARG:HB3	1:AB:55:ALA:HB3	2.02	0.42
1:AH:69:VAL:HG12	1:AH:69:VAL:O	2.19	0.42
1:AL:55:ALA:HA	1:AL:72:GLU:O	2.19	0.42
1:BE:105:ARG:HH11	1:BF:91:LEU:HD22	1.84	0.42
1:BN:55:ALA:HA	1:BN:72:GLU:O	2.20	0.42
1:BT:105:ARG:HH11	1:BU:91:LEU:HD22	1.84	0.42
1:BU:24:ARG:HB3	1:BU:55:ALA:HB3	2.02	0.42
1:BY:55:ALA:HA	1:BY:72:GLU:O	2.19	0.42
1:CL:72:GLU:HG3	1:CM:36:LYS:HE2	2.02	0.42
1:BG:38:ALA:HB1	1:CT:71:ARG:O	2.20	0.42
1:DF:104:ALA:HB2	1:DF:117:ILE:HD13	2.02	0.42
1:DI:55:ALA:HA	1:DI:72:GLU:O	2.19	0.42
1:DL:104:ALA:HB2	1:DL:117:ILE:HD13	2.02	0.42
1:AA:72:GLU:HG3	1:AB:36:LYS:HE2	2.02	0.42
1:AH:3:HIS:CE1	1:AH:21:ASN:HD22	2.38	0.42
1:AH:43:VAL:HB	1:AH:85:GLU:OE1	2.19	0.42
1:AN:24:ARG:HB3	1:AN:55:ALA:HB3	2.02	0.42
1:AN:43:VAL:HB	1:AN:85:GLU:OE1	2.19	0.42
1:AV:105:ARG:HH11	1:AW:91:LEU:HD22	1.84	0.42
1:BC:24:ARG:HB3	1:BC:55:ALA:HB3	2.02	0.42
1:BG:55:ALA:HA	1:BG:72:GLU:O	2.19	0.42
1:BN:72:GLU:HG3	1:BO:36:LYS:HE2	2.02	0.42
1:BS:104:ALA:HB2	1:BS:117:ILE:HD13	2.02	0.42
1:BU:43:VAL:HB	1:BU:85:GLU:OE1	2.19	0.42
1:CA:24:ARG:HB3	1:CA:55:ALA:HB3	2.02	0.42
1:CC:72:GLU:HG3	1:CD:36:LYS:HE2	2.02	0.42
1:CG:69:VAL:HG12	1:CG:69:VAL:O	2.19	0.42
1:AX:70:ASN:CG	1:CH:41:VAL:HG23	2.40	0.42
1:CS:3:HIS:CE1	1:CS:21:ASN:HD22	2.38	0.42
1:CW:104:ALA:HB2	1:CW:117:ILE:HD13	2.02	0.42
1:CZ:104:ALA:HB2	1:CZ:117:ILE:HD13	2.02	0.42
1:DE:24:ARG:HB3	1:DE:55:ALA:HB3	2.02	0.42
1:DK:43:VAL:HB	1:DK:85:GLU:OE1	2.19	0.42
1:AE:3:HIS:CE1	1:AE:21:ASN:HD22	2.38	0.41
1:AJ:19:ASP:HB3	1:AJ:22:ASP:O	2.20	0.41
1:AR:83:SER:N	1:BY:72:GLU:OE2	2.52	0.41
1:AY:72:GLU:HG3	1:AZ:36:LYS:HE2	2.02	0.41
1:BF:69:VAL:HG12	1:BF:69:VAL:O	2.19	0.41
1:BH:55:ALA:HA	1:BH:72:GLU:O	2.20	0.41

*Continued on next page...*

*Continued from previous page...*

Atom-1	Atom-2	Interatomic distance (Å)	Clash overlap (Å)
1:BJ:104:ALA:HB2	1:BJ:117:ILE:HD13	2.02	0.41
1:BK:105:ARG:HH11	1:BL:91:LEU:HD22	1.84	0.41
1:BM:104:ALA:HB2	1:BM:117:ILE:HD13	2.02	0.41
1:BN:19:ASP:HB3	1:BN:22:ASP:O	2.20	0.41
1:BO:3:HIS:CE1	1:BO:21:ASN:HD22	2.38	0.41
1:BZ:105:ARG:HH11	1:CA:91:LEU:HD22	1.84	0.41
1:CA:43:VAL:HB	1:CA:85:GLU:OE1	2.19	0.41
1:CD:24:ARG:HB3	1:CD:55:ALA:HB3	2.02	0.41
1:CF:72:GLU:HG3	1:CG:36:LYS:HE2	2.02	0.41
1:CO:19:ASP:HB3	1:CO:22:ASP:O	2.21	0.41
1:CU:72:GLU:HG3	1:CV:36:LYS:HE2	2.02	0.41
1:CV:24:ARG:HB3	1:CV:55:ALA:HB3	2.02	0.41
1:DD:19:ASP:HB3	1:DD:22:ASP:O	2.20	0.41
1:DH:3:HIS:CE1	1:DH:21:ASN:HD22	2.38	0.41
1:AB:6:ARG:HD2	1:AW:116:THR:CG2	2.51	0.41
1:AD:19:ASP:HB3	1:AD:22:ASP:O	2.20	0.41
1:AD:55:ALA:HA	1:AD:72:GLU:O	2.20	0.41
1:AD:72:GLU:HG3	1:AE:36:LYS:HE2	2.02	0.41
1:AG:2:GLN:HG3	1:AG:2:GLN:O	2.19	0.41
1:BB:105:ARG:HH11	1:BC:91:LEU:HD22	1.84	0.41
1:BQ:19:ASP:HB3	1:BQ:22:ASP:O	2.20	0.41
1:BX:3:HIS:CE1	1:BX:21:ASN:HD22	2.38	0.41
1:CO:72:GLU:HG3	1:CP:36:LYS:HE2	2.02	0.41
1:CY:3:HIS:CE1	1:CY:21:ASN:HD22	2.38	0.41
1:DH:24:ARG:HB3	1:DH:55:ALA:HB3	2.02	0.41
1:AE:24:ARG:HB3	1:AE:55:ALA:HB3	2.02	0.41
1:AP:19:ASP:HB3	1:AP:22:ASP:O	2.21	0.41
1:AQ:3:HIS:CE1	1:AQ:21:ASN:HD22	2.38	0.41
1:AU:104:ALA:HB2	1:AU:117:ILE:HD13	2.02	0.41
1:BB:72:GLU:HG3	1:BC:36:LYS:HE2	2.02	0.41
1:BI:3:HIS:CE1	1:BI:21:ASN:HD22	2.38	0.41
1:BK:55:ALA:HA	1:BK:72:GLU:O	2.19	0.41
1:AO:17:TRP:CE3	1:BV:119:PRO:HG3	2.55	0.41
1:CC:19:ASP:HB3	1:CC:22:ASP:O	2.21	0.41
1:CD:3:HIS:CE1	1:CD:21:ASN:HD22	2.38	0.41
1:CJ:3:HIS:CE1	1:CJ:21:ASN:HD22	2.38	0.41
1:CP:24:ARG:HB3	1:CP:55:ALA:HB3	2.02	0.41
1:CX:72:GLU:HG3	1:CY:36:LYS:HE2	2.02	0.41
1:DB:3:HIS:CE1	1:DB:21:ASN:HD22	2.38	0.41
1:AG:72:GLU:HG3	1:AH:36:LYS:HE2	2.02	0.41
1:AJ:55:ALA:HA	1:AJ:72:GLU:O	2.19	0.41

*Continued on next page...*

*Continued from previous page...*

Atom-1	Atom-2	Interatomic distance (Å)	Clash overlap (Å)
1:AM:19:ASP:HB3	1:AM:22:ASP:O	2.21	0.41
1:AQ:24:ARG:HB3	1:AQ:55:ALA:HB3	2.02	0.41
1:AX:76:ILE:HA	1:CH:79:THR:O	2.21	0.41
1:BE:72:GLU:HG3	1:BF:36:LYS:HE2	2.02	0.41
1:BQ:55:ALA:HA	1:BQ:72:GLU:O	2.19	0.41
1:AL:76:ILE:HA	1:BS:79:THR:O	2.20	0.41
1:BV:104:ALA:HB2	1:BV:117:ILE:HD13	2.02	0.41
1:CG:43:VAL:HB	1:CG:85:GLU:OE1	2.19	0.41
1:CG:24:ARG:HB3	1:CG:55:ALA:HB3	2.02	0.41
1:DG:19:ASP:HB3	1:DG:22:ASP:O	2.21	0.41
1:AF:104:ALA:HB2	1:AF:117:ILE:HD13	2.02	0.41
1:AK:3:HIS:CE1	1:AK:21:ASN:HD22	2.38	0.41
1:AN:3:HIS:CE1	1:AN:21:ASN:HD22	2.38	0.41
1:AN:69:VAL:HB	1:BQ:41:VAL:HG11	2.02	0.41
1:AR:76:ILE:HD13	1:BY:94:LEU:HA	2.03	0.41
1:AE:24:ARG:NH1	1:AS:85:GLU:OE2	2.52	0.41
1:AU:79:THR:O	1:CB:76:ILE:HA	2.20	0.41
1:AW:3:HIS:CE1	1:AW:21:ASN:HD22	2.38	0.41
1:AY:55:ALA:HA	1:AY:72:GLU:O	2.20	0.41
1:AZ:3:HIS:CE1	1:AZ:21:ASN:HD22	2.38	0.41
1:BA:104:ALA:HB2	1:BA:117:ILE:HD13	2.02	0.41
1:AC:97:HIS:CE1	1:BJ:50:VAL:HG12	2.56	0.41
1:BW:19:ASP:HB3	1:BW:22:ASP:O	2.21	0.41
1:CF:19:ASP:HB3	1:CF:22:ASP:O	2.21	0.41
1:CP:63:CYS:HB2	1:CS:67:CYS:HA	2.01	0.41
1:DK:3:HIS:CE1	1:DK:21:ASN:HD22	2.38	0.41
1:AA:79:THR:O	1:AB:76:ILE:HA	2.21	0.41
1:AB:3:HIS:CE1	1:AB:21:ASN:HD22	2.38	0.41
1:AG:19:ASP:HB3	1:AG:22:ASP:O	2.21	0.41
1:AK:24:ARG:HB3	1:AK:55:ALA:HB3	2.02	0.41
1:AO:41:VAL:HG11	1:BV:60:ILE:HD11	2.03	0.41
1:AS:19:ASP:HB3	1:AS:22:ASP:O	2.20	0.41
1:AT:3:HIS:CE1	1:AT:21:ASN:HD22	2.38	0.41
1:AW:24:ARG:HB3	1:AW:55:ALA:HB3	2.02	0.41
1:BB:19:ASP:HB3	1:BB:22:ASP:O	2.20	0.41
1:BK:72:GLU:HG3	1:BL:36:LYS:HE2	2.02	0.41
1:AL:94:LEU:HA	1:BS:76:ILE:HD13	2.03	0.41
1:BT:19:ASP:HB3	1:BT:22:ASP:O	2.21	0.41
1:CN:104:ALA:HB2	1:CN:117:ILE:HD13	2.02	0.41
1:CR:105:ARG:HH11	1:CS:91:LEU:HD22	1.84	0.41
1:CR:19:ASP:HB3	1:CR:22:ASP:O	2.21	0.41

*Continued on next page...*

*Continued from previous page...*

Atom-1	Atom-2	Interatomic distance (Å)	Clash overlap (Å)
1:CG:69:VAL:CG2	1:CS:60:ILE:HD13	2.50	0.41
1:DA:19:ASP:HB3	1:DA:22:ASP:O	2.20	0.41
1:DA:79:THR:O	1:DB:76:ILE:HA	2.21	0.41
1:AG:55:ALA:HA	1:AG:72:GLU:O	2.19	0.41
1:AL:104:ALA:HB2	1:AL:117:ILE:HD13	2.02	0.41
1:AP:72:GLU:HG3	1:AQ:36:LYS:HE2	2.02	0.41
1:AX:104:ALA:HB2	1:AX:117:ILE:HD13	2.02	0.41
1:AZ:24:ARG:HB3	1:AZ:55:ALA:HB3	2.02	0.41
1:BG:104:ALA:HB2	1:BG:117:ILE:HD13	2.02	0.41
1:AC:4:ASN:HB3	1:BJ:120:VAL:HG22	2.01	0.41
1:BE:112:LEU:HD13	1:BJ:6:ARG:HD3	2.01	0.41
1:BT:72:GLU:HG3	1:BU:36:LYS:HE2	2.02	0.41
1:CA:3:HIS:CE1	1:CA:21:ASN:HD22	2.38	0.41
1:AU:76:ILE:HD13	1:CB:94:LEU:HA	2.02	0.41
1:CF:79:THR:O	1:CG:76:ILE:HA	2.21	0.41
1:CG:3:HIS:CE1	1:CG:21:ASN:HD22	2.38	0.41
1:CI:19:ASP:HB3	1:CI:22:ASP:O	2.20	0.41
1:CI:79:THR:O	1:CJ:76:ILE:HA	2.21	0.41
1:CM:3:HIS:CE1	1:CM:21:ASN:HD22	2.38	0.41
1:CT:104:ALA:HB2	1:CT:117:ILE:HD13	2.02	0.41
1:DJ:19:ASP:HB3	1:DJ:22:ASP:O	2.20	0.41
1:AT:24:ARG:HB3	1:AT:55:ALA:HB3	2.02	0.41
1:AV:72:GLU:HG3	1:AW:36:LYS:HE2	2.02	0.41
1:BH:79:THR:O	1:BI:76:ILE:HA	2.21	0.41
1:BH:72:GLU:HG3	1:BI:36:LYS:HE2	2.02	0.41
1:BK:19:ASP:HB3	1:BK:22:ASP:O	2.21	0.41
1:BL:3:HIS:CE1	1:BL:21:ASN:HD22	2.38	0.41
1:BR:3:HIS:CE1	1:BR:21:ASN:HD22	2.38	0.41
1:CE:104:ALA:HB2	1:CE:117:ILE:HD13	2.02	0.41
1:CL:79:THR:O	1:CM:76:ILE:HA	2.21	0.41
1:CO:79:THR:O	1:CP:76:ILE:HA	2.21	0.41
1:CU:79:THR:O	1:CV:76:ILE:HA	2.21	0.41
1:CX:19:ASP:HB3	1:CX:22:ASP:O	2.20	0.41
1:DG:72:GLU:HG3	1:DH:36:LYS:HE2	2.02	0.41
1:AD:79:THR:O	1:AE:76:ILE:HA	2.21	0.41
1:AS:55:ALA:HA	1:AS:72:GLU:O	2.19	0.41
1:AU:72:GLU:OE2	1:CB:83:SER:N	2.53	0.41
1:BA:87:LYS:HB2	1:CN:109:VAL:CG1	2.45	0.41
1:BE:19:ASP:HB3	1:BE:22:ASP:O	2.21	0.41
1:BL:8:GLN:HE21	1:DE:113:LEU:HB3	1.86	0.41
1:BP:104:ALA:HB2	1:BP:117:ILE:HD13	2.02	0.41

*Continued on next page...*

*Continued from previous page...*

Atom-1	Atom-2	Interatomic distance (Å)	Clash overlap (Å)
1:BW:72:GLU:HG3	1:BX:36:LYS:HE2	2.02	0.41
1:BY:104:ALA:HB2	1:BY:117:ILE:HD13	2.02	0.41
1:AX:80:ILE:HG12	1:CH:76:ILE:HG23	2.03	0.41
1:CV:3:HIS:CE1	1:CV:21:ASN:HD22	2.38	0.41
1:CX:79:THR:O	1:CY:76:ILE:HA	2.21	0.41
1:DB:24:ARG:HB3	1:DB:55:ALA:HB3	2.02	0.41
1:AP:105:ARG:HH11	1:AQ:91:LEU:HD22	1.84	0.41
1:AP:79:THR:O	1:AQ:76:ILE:HA	2.21	0.41
1:AR:22:ASP:OD2	1:AR:24:ARG:HB2	2.21	0.41
1:BZ:19:ASP:HB3	1:BZ:22:ASP:O	2.20	0.41
1:CK:22:ASP:OD2	1:CK:24:ARG:HB2	2.21	0.41
1:CR:55:ALA:HA	1:CR:72:GLU:O	2.19	0.41
1:CY:24:ARG:HB3	1:CY:55:ALA:HB3	2.02	0.41
1:AC:104:ALA:HB2	1:AC:117:ILE:HD13	2.02	0.41
1:AO:104:ALA:HB2	1:AO:117:ILE:HD13	2.02	0.41
1:AU:22:ASP:OD2	1:AU:24:ARG:HB2	2.21	0.41
1:AX:119:PRO:HG2	1:CH:5:MET:HB2	2.03	0.41
1:AW:23:PHE:CE2	1:AY:33:VAL:HG11	2.45	0.41
1:AZ:6:ARG:NH2	1:BL:113:LEU:O	2.54	0.41
1:BF:3:HIS:CE1	1:BF:21:ASN:HD22	2.38	0.41
1:BL:24:ARG:HB3	1:BL:55:ALA:HB3	2.02	0.41
1:BU:23:PHE:N	1:BU:23:PHE:CD1	2.89	0.41
1:BX:24:ARG:HB3	1:BX:55:ALA:HB3	2.02	0.41
1:BZ:79:THR:O	1:CA:76:ILE:HA	2.21	0.41
1:CK:104:ALA:HB2	1:CK:117:ILE:HD13	2.02	0.41
1:CS:23:PHE:N	1:CS:23:PHE:CD1	2.89	0.41
1:CU:19:ASP:HB3	1:CU:22:ASP:O	2.21	0.41
1:DA:72:GLU:HG3	1:DB:36:LYS:HE2	2.02	0.41
1:DD:79:THR:O	1:DE:76:ILE:HA	2.21	0.41
1:DI:22:ASP:OD2	1:DI:24:ARG:HB2	2.21	0.41
1:DJ:79:THR:O	1:DK:76:ILE:HA	2.21	0.41
1:AC:72:GLU:OE2	1:BJ:83:SER:N	2.53	0.40
1:AQ:63:CYS:HB2	1:CJ:67:CYS:HA	2.03	0.40
1:AY:79:THR:O	1:AZ:76:ILE:HA	2.21	0.40
1:BA:22:ASP:OD2	1:BA:24:ARG:HB2	2.21	0.40
1:BC:23:PHE:CD1	1:BC:23:PHE:N	2.89	0.40
1:BP:22:ASP:OD2	1:BP:24:ARG:HB2	2.21	0.40
1:BR:24:ARG:HB3	1:BR:55:ALA:HB3	2.02	0.40
1:BS:22:ASP:OD2	1:BS:24:ARG:HB2	2.21	0.40
1:AL:80:ILE:HG12	1:BS:76:ILE:HG12	2.03	0.40
1:BY:22:ASP:OD2	1:BY:24:ARG:HB2	2.21	0.40

*Continued on next page...*



*Continued from previous page...*

Atom-1	Atom-2	Interatomic distance (Å)	Clash overlap (Å)
1:BZ:72:GLU:HG3	1:CA:36:LYS:HE2	2.02	0.40
1:CQ:22:ASP:OD2	1:CQ:24:ARG:HB2	2.21	0.40
1:BD:124:THR:OG1	1:CQ:2:GLN:OE1	2.31	0.40
1:AL:119:PRO:HG2	1:BS:5:MET:HB2	2.03	0.40
1:AL:4:ASN:HA	1:BS:120:VAL:HA	2.03	0.40
1:AS:72:GLU:HG3	1:AT:36:LYS:HE2	2.02	0.40
1:AX:22:ASP:OD2	1:AX:24:ARG:HB2	2.22	0.40
1:BH:19:ASP:HB3	1:BH:22:ASP:O	2.21	0.40
1:BI:24:ARG:HB3	1:BI:55:ALA:HB3	2.02	0.40
1:BK:79:THR:O	1:BL:76:ILE:HA	2.21	0.40
1:BW:49:GLU:HA	1:BW:78:THR:O	2.22	0.40
1:CL:19:ASP:HB3	1:CL:22:ASP:O	2.21	0.40
1:CP:3:HIS:CE1	1:CP:21:ASN:HD22	2.38	0.40
1:CS:24:ARG:HB3	1:CS:55:ALA:HB3	2.02	0.40
1:CZ:22:ASP:OD2	1:CZ:24:ARG:HB2	2.21	0.40
1:DL:22:ASP:OD2	1:DL:24:ARG:HB2	2.21	0.40
1:AF:22:ASP:OD2	1:AF:24:ARG:HB2	2.21	0.40
1:AK:23:PHE:CD1	1:AK:23:PHE:N	2.89	0.40
1:AM:72:GLU:HG3	1:AN:36:LYS:HE2	2.02	0.40
1:AV:79:THR:O	1:AW:76:ILE:HA	2.21	0.40
1:BB:79:THR:O	1:BC:76:ILE:HA	2.21	0.40
1:BC:3:HIS:CE1	1:BC:21:ASN:HD22	2.38	0.40
1:BO:24:ARG:HB3	1:BO:55:ALA:HB3	2.02	0.40
1:BT:79:THR:O	1:BU:76:ILE:HA	2.21	0.40
1:BW:79:THR:O	1:BX:76:ILE:HA	2.21	0.40
1:CJ:24:ARG:HB3	1:CJ:55:ALA:HB3	2.02	0.40
1:CN:22:ASP:OD2	1:CN:24:ARG:HB2	2.21	0.40
1:DE:3:HIS:CE1	1:DE:21:ASN:HD22	2.38	0.40
1:DD:72:GLU:HG3	1:DE:36:LYS:HE2	2.02	0.40
1:DJ:49:GLU:HA	1:DJ:78:THR:O	2.22	0.40
1:AO:22:ASP:OD2	1:AO:24:ARG:HB2	2.21	0.40
1:AS:79:THR:O	1:AT:76:ILE:HA	2.21	0.40
1:AV:19:ASP:HB3	1:AV:22:ASP:O	2.21	0.40
1:AY:19:ASP:HB3	1:AY:22:ASP:O	2.21	0.40
1:BD:27:PHE:CZ	1:CQ:100:ASN:HB3	2.57	0.40
1:BH:49:GLU:HA	1:BH:78:THR:O	2.22	0.40
1:BM:22:ASP:OD2	1:BM:24:ARG:HB2	2.21	0.40
1:BN:49:GLU:HA	1:BN:78:THR:O	2.22	0.40
1:BQ:72:GLU:HG3	1:BR:36:LYS:HE2	2.02	0.40
1:BQ:49:GLU:HA	1:BQ:78:THR:O	2.22	0.40
1:CC:79:THR:O	1:CD:76:ILE:HA	2.21	0.40

*Continued on next page...*

Continued from previous page...

Atom-1	Atom-2	Interatomic distance (Å)	Clash overlap (Å)
1:CL:49:GLU:HA	1:CL:78:THR:O	2.22	0.40
1:CR:72:GLU:HG3	1:CS:36:LYS:HE2	2.02	0.40
1:AC:2:GLN:HA	1:BJ:121:VAL:O	2.22	0.40
1:AG:79:THR:O	1:AH:76:ILE:HA	2.21	0.40
1:AH:24:ARG:HB3	1:AH:55:ALA:HB3	2.02	0.40
1:AK:63:CYS:HB2	1:CM:67:CYS:HA	2.02	0.40
1:AJ:79:THR:O	1:AK:76:ILE:HA	2.21	0.40
1:AY:112:LEU:HD11	1:BM:20:PRO:HB3	2.04	0.40
1:BE:79:THR:O	1:BF:76:ILE:HA	2.21	0.40
1:BI:8:GLN:HE21	1:DK:113:LEU:HB3	1.87	0.40
1:BQ:79:THR:O	1:BR:76:ILE:HA	2.21	0.40
1:BU:3:HIS:CE1	1:BU:21:ASN:HD22	2.38	0.40
1:BV:22:ASP:OD2	1:BV:24:ARG:HB2	2.21	0.40
1:BA:124:THR:OG1	1:CN:2:GLN:OE1	2.31	0.40
1:CR:79:THR:O	1:CS:76:ILE:HA	2.21	0.40
1:CX:49:GLU:HA	1:CX:78:THR:O	2.22	0.40
1:DD:49:GLU:HA	1:DD:78:THR:O	2.22	0.40

All (2) symmetry-related close contacts are listed below. The label for Atom-2 includes the symmetry operator and encoded unit-cell translations to be applied.

Atom-1	Atom-2	Interatomic distance (Å)	Clash overlap (Å)
1:AR:61:GLU:OE2	1:CN:61:GLU:OE1[4_546]	2.16	0.04
1:CZ:124:THR:OG1	1:DC:2:GLN:OE1[2_555]	2.17	0.03

## 5.3 Torsion angles [i](#)

### 5.3.1 Protein backbone [i](#)

In the following table, the Percentiles column shows the percent Ramachandran outliers of the chain as a percentile score with respect to all X-ray entries followed by that with respect to entries of similar resolution.

The Analysed column shows the number of residues for which the backbone conformation was analysed, and the total number of residues.

Mol	Chain	Analysed	Favoured	Allowed	Outliers	Percentiles	
1	AA	123/126 (98%)	121 (98%)	2 (2%)	0	100	100
1	AB	122/126 (97%)	119 (98%)	3 (2%)	0	100	100

Continued on next page...

*Continued from previous page...*

Mol	Chain	Analysed	Favoured	Allowed	Outliers	Percentiles	
1	AC	122/126 (97%)	120 (98%)	2 (2%)	0	100	100
1	AD	123/126 (98%)	121 (98%)	2 (2%)	0	100	100
1	AE	122/126 (97%)	119 (98%)	3 (2%)	0	100	100
1	AF	122/126 (97%)	120 (98%)	2 (2%)	0	100	100
1	AG	123/126 (98%)	121 (98%)	2 (2%)	0	100	100
1	AH	122/126 (97%)	119 (98%)	3 (2%)	0	100	100
1	AI	122/126 (97%)	120 (98%)	2 (2%)	0	100	100
1	AJ	123/126 (98%)	121 (98%)	2 (2%)	0	100	100
1	AK	122/126 (97%)	119 (98%)	3 (2%)	0	100	100
1	AL	122/126 (97%)	120 (98%)	2 (2%)	0	100	100
1	AM	123/126 (98%)	121 (98%)	2 (2%)	0	100	100
1	AN	122/126 (97%)	119 (98%)	3 (2%)	0	100	100
1	AO	122/126 (97%)	120 (98%)	2 (2%)	0	100	100
1	AP	123/126 (98%)	121 (98%)	2 (2%)	0	100	100
1	AQ	122/126 (97%)	119 (98%)	3 (2%)	0	100	100
1	AR	122/126 (97%)	120 (98%)	2 (2%)	0	100	100
1	AS	123/126 (98%)	121 (98%)	2 (2%)	0	100	100
1	AT	122/126 (97%)	119 (98%)	3 (2%)	0	100	100
1	AU	122/126 (97%)	120 (98%)	2 (2%)	0	100	100
1	AV	123/126 (98%)	121 (98%)	2 (2%)	0	100	100
1	AW	122/126 (97%)	119 (98%)	3 (2%)	0	100	100
1	AX	122/126 (97%)	120 (98%)	2 (2%)	0	100	100
1	AY	123/126 (98%)	121 (98%)	2 (2%)	0	100	100
1	AZ	122/126 (97%)	119 (98%)	3 (2%)	0	100	100
1	BA	122/126 (97%)	120 (98%)	2 (2%)	0	100	100
1	BB	123/126 (98%)	121 (98%)	2 (2%)	0	100	100
1	BC	122/126 (97%)	119 (98%)	3 (2%)	0	100	100
1	BD	122/126 (97%)	120 (98%)	2 (2%)	0	100	100
1	BE	123/126 (98%)	121 (98%)	2 (2%)	0	100	100
1	BF	122/126 (97%)	119 (98%)	3 (2%)	0	100	100
1	BG	122/126 (97%)	120 (98%)	2 (2%)	0	100	100

*Continued on next page...*

*Continued from previous page...*

Mol	Chain	Analysed	Favoured	Allowed	Outliers	Percentiles	
1	BH	123/126 (98%)	121 (98%)	2 (2%)	0	100	100
1	BI	122/126 (97%)	119 (98%)	3 (2%)	0	100	100
1	BJ	122/126 (97%)	120 (98%)	2 (2%)	0	100	100
1	BK	123/126 (98%)	121 (98%)	2 (2%)	0	100	100
1	BL	122/126 (97%)	119 (98%)	3 (2%)	0	100	100
1	BM	122/126 (97%)	120 (98%)	2 (2%)	0	100	100
1	BN	123/126 (98%)	121 (98%)	2 (2%)	0	100	100
1	BO	122/126 (97%)	119 (98%)	3 (2%)	0	100	100
1	BP	122/126 (97%)	120 (98%)	2 (2%)	0	100	100
1	BQ	123/126 (98%)	121 (98%)	2 (2%)	0	100	100
1	BR	122/126 (97%)	119 (98%)	3 (2%)	0	100	100
1	BS	122/126 (97%)	120 (98%)	2 (2%)	0	100	100
1	BT	123/126 (98%)	121 (98%)	2 (2%)	0	100	100
1	BU	122/126 (97%)	119 (98%)	3 (2%)	0	100	100
1	BV	122/126 (97%)	120 (98%)	2 (2%)	0	100	100
1	BW	123/126 (98%)	121 (98%)	2 (2%)	0	100	100
1	BX	122/126 (97%)	119 (98%)	3 (2%)	0	100	100
1	BY	122/126 (97%)	120 (98%)	2 (2%)	0	100	100
1	BZ	123/126 (98%)	121 (98%)	2 (2%)	0	100	100
1	CA	122/126 (97%)	119 (98%)	3 (2%)	0	100	100
1	CB	122/126 (97%)	120 (98%)	2 (2%)	0	100	100
1	CC	123/126 (98%)	121 (98%)	2 (2%)	0	100	100
1	CD	122/126 (97%)	119 (98%)	3 (2%)	0	100	100
1	CE	122/126 (97%)	120 (98%)	2 (2%)	0	100	100
1	CF	123/126 (98%)	121 (98%)	2 (2%)	0	100	100
1	CG	122/126 (97%)	119 (98%)	3 (2%)	0	100	100
1	CH	122/126 (97%)	120 (98%)	2 (2%)	0	100	100
1	CI	123/126 (98%)	121 (98%)	2 (2%)	0	100	100
1	CJ	122/126 (97%)	119 (98%)	3 (2%)	0	100	100
1	CK	122/126 (97%)	120 (98%)	2 (2%)	0	100	100
1	CL	123/126 (98%)	121 (98%)	2 (2%)	0	100	100

*Continued on next page...*

*Continued from previous page...*

Mol	Chain	Analysed	Favoured	Allowed	Outliers	Percentiles	
1	CM	122/126 (97%)	119 (98%)	3 (2%)	0	100	100
1	CN	122/126 (97%)	120 (98%)	2 (2%)	0	100	100
1	CO	123/126 (98%)	121 (98%)	2 (2%)	0	100	100
1	CP	122/126 (97%)	119 (98%)	3 (2%)	0	100	100
1	CQ	122/126 (97%)	120 (98%)	2 (2%)	0	100	100
1	CR	123/126 (98%)	121 (98%)	2 (2%)	0	100	100
1	CS	122/126 (97%)	119 (98%)	3 (2%)	0	100	100
1	CT	122/126 (97%)	120 (98%)	2 (2%)	0	100	100
1	CU	123/126 (98%)	121 (98%)	2 (2%)	0	100	100
1	CV	122/126 (97%)	119 (98%)	3 (2%)	0	100	100
1	CW	122/126 (97%)	120 (98%)	2 (2%)	0	100	100
1	CX	123/126 (98%)	121 (98%)	2 (2%)	0	100	100
1	CY	122/126 (97%)	119 (98%)	3 (2%)	0	100	100
1	CZ	122/126 (97%)	120 (98%)	2 (2%)	0	100	100
1	DA	123/126 (98%)	121 (98%)	2 (2%)	0	100	100
1	DB	122/126 (97%)	119 (98%)	3 (2%)	0	100	100
1	DC	122/126 (97%)	120 (98%)	2 (2%)	0	100	100
1	DD	123/126 (98%)	121 (98%)	2 (2%)	0	100	100
1	DE	122/126 (97%)	119 (98%)	3 (2%)	0	100	100
1	DF	122/126 (97%)	120 (98%)	2 (2%)	0	100	100
1	DG	123/126 (98%)	121 (98%)	2 (2%)	0	100	100
1	DH	122/126 (97%)	119 (98%)	3 (2%)	0	100	100
1	DI	122/126 (97%)	120 (98%)	2 (2%)	0	100	100
1	DJ	123/126 (98%)	121 (98%)	2 (2%)	0	100	100
1	DK	122/126 (97%)	119 (98%)	3 (2%)	0	100	100
1	DL	122/126 (97%)	120 (98%)	2 (2%)	0	100	100
All	All	11010/11340 (97%)	10800 (98%)	210 (2%)	0	100	100

There are no Ramachandran outliers to report.

### 5.3.2 Protein sidechains [i](#)

In the following table, the Percentiles column shows the percent sidechain outliers of the chain as a percentile score with respect to all X-ray entries followed by that with respect to entries of similar resolution.

The Analysed column shows the number of residues for which the sidechain conformation was analysed, and the total number of residues.

Mol	Chain	Analysed	Rotameric	Outliers	Percentiles	
1	AA	106/107 (99%)	106 (100%)	0	100	100
1	AB	106/107 (99%)	106 (100%)	0	100	100
1	AC	106/107 (99%)	106 (100%)	0	100	100
1	AD	106/107 (99%)	106 (100%)	0	100	100
1	AE	106/107 (99%)	106 (100%)	0	100	100
1	AF	106/107 (99%)	106 (100%)	0	100	100
1	AG	106/107 (99%)	106 (100%)	0	100	100
1	AH	106/107 (99%)	106 (100%)	0	100	100
1	AI	106/107 (99%)	106 (100%)	0	100	100
1	AJ	106/107 (99%)	106 (100%)	0	100	100
1	AK	106/107 (99%)	106 (100%)	0	100	100
1	AL	106/107 (99%)	106 (100%)	0	100	100
1	AM	106/107 (99%)	106 (100%)	0	100	100
1	AN	106/107 (99%)	106 (100%)	0	100	100
1	AO	106/107 (99%)	106 (100%)	0	100	100
1	AP	106/107 (99%)	106 (100%)	0	100	100
1	AQ	106/107 (99%)	106 (100%)	0	100	100
1	AR	106/107 (99%)	106 (100%)	0	100	100
1	AS	106/107 (99%)	106 (100%)	0	100	100
1	AT	106/107 (99%)	106 (100%)	0	100	100
1	AU	106/107 (99%)	106 (100%)	0	100	100
1	AV	106/107 (99%)	106 (100%)	0	100	100
1	AW	106/107 (99%)	106 (100%)	0	100	100
1	AX	106/107 (99%)	106 (100%)	0	100	100
1	AY	106/107 (99%)	106 (100%)	0	100	100
1	AZ	106/107 (99%)	106 (100%)	0	100	100

*Continued on next page...*

*Continued from previous page...*

Mol	Chain	Analysed	Rotameric	Outliers	Percentiles	
1	BA	106/107 (99%)	106 (100%)	0	100	100
1	BB	106/107 (99%)	106 (100%)	0	100	100
1	BC	106/107 (99%)	106 (100%)	0	100	100
1	BD	106/107 (99%)	106 (100%)	0	100	100
1	BE	106/107 (99%)	106 (100%)	0	100	100
1	BF	106/107 (99%)	106 (100%)	0	100	100
1	BG	106/107 (99%)	106 (100%)	0	100	100
1	BH	106/107 (99%)	106 (100%)	0	100	100
1	BI	106/107 (99%)	106 (100%)	0	100	100
1	BJ	106/107 (99%)	106 (100%)	0	100	100
1	BK	106/107 (99%)	106 (100%)	0	100	100
1	BL	106/107 (99%)	106 (100%)	0	100	100
1	BM	106/107 (99%)	106 (100%)	0	100	100
1	BN	106/107 (99%)	106 (100%)	0	100	100
1	BO	106/107 (99%)	106 (100%)	0	100	100
1	BP	106/107 (99%)	106 (100%)	0	100	100
1	BQ	106/107 (99%)	106 (100%)	0	100	100
1	BR	106/107 (99%)	106 (100%)	0	100	100
1	BS	106/107 (99%)	106 (100%)	0	100	100
1	BT	106/107 (99%)	106 (100%)	0	100	100
1	BU	106/107 (99%)	106 (100%)	0	100	100
1	BV	106/107 (99%)	106 (100%)	0	100	100
1	BW	106/107 (99%)	106 (100%)	0	100	100
1	BX	106/107 (99%)	106 (100%)	0	100	100
1	BY	106/107 (99%)	106 (100%)	0	100	100
1	BZ	106/107 (99%)	106 (100%)	0	100	100
1	CA	106/107 (99%)	106 (100%)	0	100	100
1	CB	106/107 (99%)	106 (100%)	0	100	100
1	CC	106/107 (99%)	106 (100%)	0	100	100
1	CD	106/107 (99%)	106 (100%)	0	100	100
1	CE	106/107 (99%)	106 (100%)	0	100	100

*Continued on next page...*

*Continued from previous page...*

Mol	Chain	Analysed	Rotameric	Outliers	Percentiles	
1	CF	106/107 (99%)	106 (100%)	0	100	100
1	CG	106/107 (99%)	106 (100%)	0	100	100
1	CH	106/107 (99%)	106 (100%)	0	100	100
1	CI	106/107 (99%)	106 (100%)	0	100	100
1	CJ	106/107 (99%)	106 (100%)	0	100	100
1	CK	106/107 (99%)	106 (100%)	0	100	100
1	CL	106/107 (99%)	106 (100%)	0	100	100
1	CM	106/107 (99%)	106 (100%)	0	100	100
1	CN	106/107 (99%)	106 (100%)	0	100	100
1	CO	106/107 (99%)	106 (100%)	0	100	100
1	CP	106/107 (99%)	106 (100%)	0	100	100
1	CQ	106/107 (99%)	106 (100%)	0	100	100
1	CR	106/107 (99%)	106 (100%)	0	100	100
1	CS	106/107 (99%)	106 (100%)	0	100	100
1	CT	106/107 (99%)	106 (100%)	0	100	100
1	CU	106/107 (99%)	106 (100%)	0	100	100
1	CV	106/107 (99%)	106 (100%)	0	100	100
1	CW	106/107 (99%)	106 (100%)	0	100	100
1	CX	106/107 (99%)	106 (100%)	0	100	100
1	CY	106/107 (99%)	106 (100%)	0	100	100
1	CZ	106/107 (99%)	106 (100%)	0	100	100
1	DA	106/107 (99%)	106 (100%)	0	100	100
1	DB	106/107 (99%)	106 (100%)	0	100	100
1	DC	106/107 (99%)	106 (100%)	0	100	100
1	DD	106/107 (99%)	106 (100%)	0	100	100
1	DE	106/107 (99%)	106 (100%)	0	100	100
1	DF	106/107 (99%)	106 (100%)	0	100	100
1	DG	106/107 (99%)	106 (100%)	0	100	100
1	DH	106/107 (99%)	106 (100%)	0	100	100
1	DI	106/107 (99%)	106 (100%)	0	100	100
1	DJ	106/107 (99%)	106 (100%)	0	100	100

*Continued on next page...*



*Continued from previous page...*

Mol	Chain	Analysed	Rotameric	Outliers	Percentiles	
1	DK	106/107 (99%)	106 (100%)	0	100	100
1	DL	106/107 (99%)	106 (100%)	0	100	100
All	All	9540/9630 (99%)	9540 (100%)	0	100	100

There are no protein residues with a non-rotameric sidechain to report.

Some sidechains can be flipped to improve hydrogen bonding and reduce clashes. All (39) such sidechains are listed below:

Mol	Chain	Res	Type
1	AB	8	GLN
1	AB	21	ASN
1	AE	21	ASN
1	AH	21	ASN
1	AI	118	GLN
1	AK	21	ASN
1	AL	118	GLN
1	AN	21	ASN
1	AQ	21	ASN
1	AT	21	ASN
1	AW	21	ASN
1	AZ	8	GLN
1	AZ	21	ASN
1	BC	21	ASN
1	BF	8	GLN
1	BF	21	ASN
1	BI	21	ASN
1	BL	21	ASN
1	BO	21	ASN
1	BP	118	GLN
1	BR	21	ASN
1	BS	118	GLN
1	BU	21	ASN
1	BX	8	GLN
1	BX	21	ASN
1	CA	21	ASN
1	CD	21	ASN
1	CG	21	ASN
1	CJ	21	ASN
1	CM	21	ASN
1	CP	21	ASN
1	CS	21	ASN

*Continued on next page...*

*Continued from previous page...*

Mol	Chain	Res	Type
1	CV	21	ASN
1	CY	21	ASN
1	DB	8	GLN
1	DB	21	ASN
1	DE	21	ASN
1	DH	21	ASN
1	DK	21	ASN

### 5.3.3 RNA [i](#)

There are no RNA molecules in this entry.

### 5.4 Non-standard residues in protein, DNA, RNA chains [i](#)

There are no non-standard protein/DNA/RNA residues in this entry.

### 5.5 Carbohydrates [i](#)

There are no monosaccharides in this entry.

### 5.6 Ligand geometry [i](#)

There are no ligands in this entry.

### 5.7 Other polymers [i](#)

There are no such residues in this entry.

### 5.8 Polymer linkage issues [i](#)

There are no chain breaks in this entry.

## 6 Fit of model and data i

### 6.1 Protein, DNA and RNA chains i

In the following table, the column labelled ‘#RSRZ> 2’ contains the number (and percentage) of RSRZ outliers, followed by percent RSRZ outliers for the chain as percentile scores relative to all X-ray entries and entries of similar resolution. The OWAB column contains the minimum, median, 95<sup>th</sup> percentile and maximum values of the occupancy-weighted average B-factor per residue. The column labelled ‘Q< 0.9’ lists the number of (and percentage) of residues with an average occupancy less than 0.9.

Mol	Chain	Analysed	<RSRZ>	#RSRZ>2	OWAB(Å <sup>2</sup> )	Q<0.9
1	AA	125/126 (99%)	-0.03	2 (1%) 72 66	80, 119, 153, 190	0
1	AB	124/126 (98%)	-0.03	3 (2%) 59 53	78, 117, 144, 167	0
1	AC	124/126 (98%)	-0.02	4 (3%) 47 42	83, 121, 153, 187	0
1	AD	125/126 (99%)	-0.11	1 (0%) 86 81	80, 119, 153, 190	0
1	AE	124/126 (98%)	-0.09	4 (3%) 47 42	78, 117, 144, 167	0
1	AF	124/126 (98%)	-0.06	3 (2%) 59 53	83, 121, 153, 187	0
1	AG	125/126 (99%)	-0.17	0 100 100	80, 119, 153, 190	0
1	AH	124/126 (98%)	-0.11	1 (0%) 86 81	78, 117, 144, 167	0
1	AI	124/126 (98%)	-0.20	0 100 100	83, 121, 153, 187	0
1	AJ	125/126 (99%)	-0.01	1 (0%) 86 81	80, 119, 153, 190	0
1	AK	124/126 (98%)	-0.03	2 (1%) 72 66	78, 117, 144, 167	0
1	AL	124/126 (98%)	-0.33	0 100 100	83, 121, 153, 187	0
1	AM	125/126 (99%)	0.07	8 (6%) 19 18	80, 119, 153, 190	0
1	AN	124/126 (98%)	-0.12	3 (2%) 59 53	78, 117, 144, 167	0
1	AO	124/126 (98%)	-0.07	0 100 100	83, 121, 153, 187	0
1	AP	125/126 (99%)	-0.01	3 (2%) 59 53	80, 119, 153, 190	0
1	AQ	124/126 (98%)	-0.01	1 (0%) 86 81	78, 117, 144, 167	0
1	AR	124/126 (98%)	-0.12	0 100 100	83, 121, 153, 187	0
1	AS	125/126 (99%)	-0.13	1 (0%) 86 81	80, 119, 153, 190	0
1	AT	124/126 (98%)	0.15	4 (3%) 47 42	78, 117, 144, 167	0
1	AU	124/126 (98%)	-0.10	0 100 100	83, 121, 153, 187	0
1	AV	125/126 (99%)	0.02	5 (4%) 38 33	80, 119, 153, 190	0
1	AW	124/126 (98%)	-0.14	5 (4%) 38 33	78, 117, 144, 167	0
1	AX	124/126 (98%)	-0.23	0 100 100	83, 121, 153, 187	0

*Continued on next page...*

Continued from previous page...

Mol	Chain	Analysed	<RSRZ>	#RSRZ>2	OWAB(Å <sup>2</sup> )	Q<0.9
1	AY	125/126 (99%)	-0.04	3 (2%) 59 53	80, 119, 153, 190	0
1	AZ	124/126 (98%)	-0.01	0 100 100	78, 117, 144, 167	0
1	BA	124/126 (98%)	-0.13	1 (0%) 86 81	83, 121, 153, 187	0
1	BB	125/126 (99%)	-0.04	1 (0%) 86 81	80, 119, 153, 190	0
1	BC	124/126 (98%)	-0.21	0 100 100	78, 117, 144, 167	0
1	BD	124/126 (98%)	-0.17	4 (3%) 47 42	83, 121, 153, 187	0
1	BE	125/126 (99%)	0.04	2 (1%) 72 66	80, 119, 153, 190	0
1	BF	124/126 (98%)	-0.09	2 (1%) 72 66	78, 117, 144, 167	0
1	BG	124/126 (98%)	-0.03	2 (1%) 72 66	83, 121, 153, 187	0
1	BH	125/126 (99%)	-0.12	1 (0%) 86 81	80, 119, 153, 190	0
1	BI	124/126 (98%)	-0.25	0 100 100	78, 117, 144, 167	0
1	BJ	124/126 (98%)	-0.18	1 (0%) 86 81	83, 121, 153, 187	0
1	BK	125/126 (99%)	-0.27	0 100 100	80, 119, 153, 190	0
1	BL	124/126 (98%)	-0.32	0 100 100	78, 117, 144, 167	0
1	BM	124/126 (98%)	-0.01	3 (2%) 59 53	83, 121, 153, 187	0
1	BN	125/126 (99%)	-0.10	1 (0%) 86 81	80, 119, 153, 190	0
1	BO	124/126 (98%)	-0.11	0 100 100	78, 117, 144, 167	0
1	BP	124/126 (98%)	-0.05	1 (0%) 86 81	83, 121, 153, 187	0
1	BQ	125/126 (99%)	-0.08	1 (0%) 86 81	80, 119, 153, 190	0
1	BR	124/126 (98%)	0.16	7 (5%) 24 22	78, 117, 144, 167	0
1	BS	124/126 (98%)	0.06	3 (2%) 59 53	83, 121, 153, 187	0
1	BT	125/126 (99%)	0.02	1 (0%) 86 81	80, 119, 153, 190	0
1	BU	124/126 (98%)	-0.08	1 (0%) 86 81	78, 117, 144, 167	0
1	BV	124/126 (98%)	-0.07	1 (0%) 86 81	83, 121, 153, 187	0
1	BW	125/126 (99%)	-0.08	1 (0%) 86 81	80, 119, 153, 190	0
1	BX	124/126 (98%)	0.01	1 (0%) 86 81	78, 117, 144, 167	0
1	BY	124/126 (98%)	0.03	1 (0%) 86 81	83, 121, 153, 187	0
1	BZ	125/126 (99%)	-0.13	0 100 100	80, 119, 153, 190	0
1	CA	124/126 (98%)	-0.20	0 100 100	78, 117, 144, 167	0
1	CB	124/126 (98%)	-0.10	1 (0%) 86 81	83, 121, 153, 187	0
1	CC	125/126 (99%)	-0.11	0 100 100	80, 119, 153, 190	0

Continued on next page...

*Continued from previous page...*

Mol	Chain	Analysed	<RSRZ>	#RSRZ>2	OWAB(Å <sup>2</sup> )	Q<0.9
1	CD	124/126 (98%)	-0.19	0 100 100	78, 117, 144, 167	0
1	CE	124/126 (98%)	-0.13	0 100 100	83, 121, 153, 187	0
1	CF	125/126 (99%)	0.10	6 (4%) 30 27	80, 119, 153, 190	0
1	CG	124/126 (98%)	-0.26	1 (0%) 86 81	78, 117, 144, 167	0
1	CH	124/126 (98%)	-0.07	1 (0%) 86 81	83, 121, 153, 187	0
1	CI	125/126 (99%)	0.08	1 (0%) 86 81	80, 119, 153, 190	0
1	CJ	124/126 (98%)	0.01	0 100 100	78, 117, 144, 167	0
1	CK	124/126 (98%)	0.15	3 (2%) 59 53	83, 121, 153, 187	0
1	CL	125/126 (99%)	-0.08	1 (0%) 86 81	80, 119, 153, 190	0
1	CM	124/126 (98%)	-0.03	1 (0%) 86 81	78, 117, 144, 167	0
1	CN	124/126 (98%)	-0.11	0 100 100	83, 121, 153, 187	0
1	CO	125/126 (99%)	-0.13	0 100 100	80, 119, 153, 190	0
1	CP	124/126 (98%)	0.02	4 (3%) 47 42	78, 117, 144, 167	0
1	CQ	124/126 (98%)	0.02	6 (4%) 30 27	83, 121, 153, 187	0
1	CR	125/126 (99%)	-0.01	1 (0%) 86 81	80, 119, 153, 190	0
1	CS	124/126 (98%)	-0.01	5 (4%) 38 33	78, 117, 144, 167	0
1	CT	124/126 (98%)	-0.05	4 (3%) 47 42	83, 121, 153, 187	0
1	CU	125/126 (99%)	-0.09	1 (0%) 86 81	80, 119, 153, 190	0
1	CV	124/126 (98%)	-0.02	0 100 100	78, 117, 144, 167	0
1	CW	124/126 (98%)	-0.10	2 (1%) 72 66	83, 121, 153, 187	0
1	CX	125/126 (99%)	0.02	0 100 100	80, 119, 153, 190	0
1	CY	124/126 (98%)	-0.08	0 100 100	78, 117, 144, 167	0
1	CZ	124/126 (98%)	-0.03	3 (2%) 59 53	83, 121, 153, 187	0
1	DA	125/126 (99%)	-0.13	1 (0%) 86 81	80, 119, 153, 190	0
1	DB	124/126 (98%)	-0.23	1 (0%) 86 81	78, 117, 144, 167	0
1	DC	124/126 (98%)	-0.21	2 (1%) 72 66	83, 121, 153, 187	0
1	DD	125/126 (99%)	-0.25	2 (1%) 72 66	80, 119, 153, 190	0
1	DE	124/126 (98%)	-0.10	5 (4%) 38 33	78, 117, 144, 167	0
1	DF	124/126 (98%)	-0.22	0 100 100	83, 121, 153, 187	0
1	DG	125/126 (99%)	-0.15	0 100 100	80, 119, 153, 190	0
1	DH	124/126 (98%)	-0.10	1 (0%) 86 81	78, 117, 144, 167	0

*Continued on next page...*

*Continued from previous page...*

Mol	Chain	Analysed	<RSRZ>	#RSRZ>2	OWAB(Å <sup>2</sup> )	Q<0.9
1	DI	124/126 (98%)	-0.13	0 100 100	83, 121, 153, 187	0
1	DJ	125/126 (99%)	-0.23	1 (0%) 86 81	80, 119, 153, 190	0
1	DK	124/126 (98%)	0.00	3 (2%) 59 53	78, 117, 144, 167	0
1	DL	124/126 (98%)	-0.15	2 (1%) 72 66	83, 121, 153, 187	0
All	All	11190/11340 (98%)	-0.08	149 (1%) 77 71	78, 120, 150, 190	0

All (149) RSRZ outliers are listed below:

Mol	Chain	Res	Type	RSRZ
1	BR	50	VAL	4.2
1	BR	49	GLU	3.9
1	CM	44	TYR	3.8
1	CF	38	ALA	3.7
1	AV	44	TYR	3.6
1	AV	58	VAL	3.6
1	CR	43	VAL	3.6
1	AM	29	ILE	3.5
1	BT	38	ALA	3.3
1	AM	49	GLU	3.3
1	BR	48	SER	3.3
1	AK	29	ILE	3.2
1	BR	29	ILE	3.2
1	CS	58	VAL	3.2
1	DE	41	VAL	3.2
1	BP	114	PRO	3.1
1	CZ	111	GLY	3.1
1	BY	111	GLY	3.1
1	BE	24	ARG	3.1
1	AM	50	VAL	3.0
1	AE	29	ILE	3.0
1	CQ	29	ILE	3.0
1	DK	50	VAL	3.0
1	DC	108	LEU	3.0
1	AW	29	ILE	3.0
1	CT	8	GLN	2.9
1	CQ	49	GLU	2.9
1	AV	23	PHE	2.9
1	BF	37	VAL	2.8
1	CZ	108	LEU	2.7
1	AT	43	VAL	2.7
1	BX	36	LYS	2.7

*Continued on next page...*

*Continued from previous page...*

<b>Mol</b>	<b>Chain</b>	<b>Res</b>	<b>Type</b>	<b>RSRZ</b>
1	DE	31	LEU	2.6
1	AA	58	VAL	2.6
1	AW	48	SER	2.6
1	BR	78	THR	2.6
1	AY	113	LEU	2.6
1	DK	44	TYR	2.6
1	BB	44	TYR	2.6
1	CQ	50	VAL	2.6
1	AC	47	ARG	2.6
1	AM	78	THR	2.6
1	CL	111	GLY	2.6
1	BG	44	TYR	2.5
1	DA	101	LEU	2.5
1	AH	29	ILE	2.5
1	BS	44	TYR	2.5
1	BH	58	VAL	2.5
1	CK	48	SER	2.5
1	AV	43	VAL	2.5
1	AE	108	LEU	2.5
1	AF	78	THR	2.5
1	DE	40	ALA	2.5
1	AW	30	ASN	2.4
1	AN	114	PRO	2.4
1	AT	44	TYR	2.4
1	BW	101	LEU	2.4
1	DJ	58	VAL	2.4
1	DB	27	PHE	2.4
1	DH	29	ILE	2.4
1	CG	29	ILE	2.4
1	AN	108	LEU	2.4
1	BM	108	LEU	2.4
1	CT	49	GLU	2.4
1	AP	58	VAL	2.3
1	DL	50	VAL	2.3
1	BS	49	GLU	2.3
1	BM	44	TYR	2.3
1	BM	80	ILE	2.3
1	BD	77	ARG	2.3
1	BR	51	ILE	2.3
1	BD	114	PRO	2.3
1	CB	44	TYR	2.3
1	CF	33	VAL	2.3

*Continued on next page...*

*Continued from previous page...*

<b>Mol</b>	<b>Chain</b>	<b>Res</b>	<b>Type</b>	<b>RSRZ</b>
1	CP	41	VAL	2.3
1	DC	114	PRO	2.3
1	CT	29	ILE	2.3
1	AM	48	SER	2.3
1	CP	8	GLN	2.3
1	AY	38	ALA	2.3
1	AE	15	LEU	2.3
1	AM	38	ALA	2.3
1	CP	36	LYS	2.3
1	DL	29	ILE	2.3
1	AT	38	ALA	2.3
1	DE	43	VAL	2.3
1	DK	43	VAL	2.3
1	AP	24	ARG	2.2
1	CQ	79	THR	2.2
1	BG	36	LYS	2.2
1	AA	38	ALA	2.2
1	CS	38	ALA	2.2
1	AT	35	GLN	2.2
1	CZ	29	ILE	2.2
1	CS	50	VAL	2.2
1	CP	35	GLN	2.2
1	DE	29	ILE	2.2
1	AW	38	ALA	2.2
1	BN	61	GLU	2.2
1	AC	8	GLN	2.2
1	AS	108	LEU	2.2
1	AB	58	VAL	2.2
1	BA	111	GLY	2.2
1	BF	41	VAL	2.2
1	CS	29	ILE	2.2
1	CK	29	ILE	2.2
1	CF	35	GLN	2.1
1	BD	49	GLU	2.1
1	DD	58	VAL	2.1
1	AF	108	LEU	2.1
1	BS	29	ILE	2.1
1	CI	29	ILE	2.1
1	CF	58	VAL	2.1
1	CW	80	ILE	2.1
1	AC	7	LEU	2.1
1	AF	114	PRO	2.1

*Continued on next page...*



*Continued from previous page...*

Mol	Chain	Res	Type	RSRZ
1	AP	23	PHE	2.1
1	CF	56	PRO	2.1
1	AM	80	ILE	2.1
1	AW	50	VAL	2.1
1	BR	80	ILE	2.1
1	CQ	48	SER	2.1
1	AD	120	VAL	2.1
1	AM	43	VAL	2.1
1	BD	80	ILE	2.1
1	CS	48	SER	2.1
1	AN	113	LEU	2.1
1	CU	23	PHE	2.1
1	AE	44	TYR	2.1
1	AQ	44	TYR	2.1
1	CF	43	VAL	2.1
1	AC	114	PRO	2.0
1	BE	58	VAL	2.0
1	BQ	74	ILE	2.0
1	CT	48	SER	2.0
1	AB	29	ILE	2.0
1	BU	29	ILE	2.0
1	CW	108	LEU	2.0
1	DD	70	ASN	2.0
1	AB	69	VAL	2.0
1	CK	31	LEU	2.0
1	AK	43	VAL	2.0
1	CH	33	VAL	2.0
1	BV	29	ILE	2.0
1	CQ	80	ILE	2.0
1	AV	109	VAL	2.0
1	AY	111	GLY	2.0
1	AJ	44	TYR	2.0
1	BJ	31	LEU	2.0

## 6.2 Non-standard residues in protein, DNA, RNA chains [i](#)

There are no non-standard protein/DNA/RNA residues in this entry.

## 6.3 Carbohydrates [i](#)

There are no monosaccharides in this entry.

## 6.4 Ligands

There are no ligands in this entry.

## 6.5 Other polymers

There are no such residues in this entry.