Full wwPDB X-ray Structure Validation Report (i)

Jun 24, 2024 – 09:31 PM EDT

PDB ID	:	6YFG
Title	:	Virus-like particle of Beihai levi-like virus 32
Authors	:	Rumnieks, J.; Kalnins, G.; Sisovs, M.; Lieknina, I.; Tars, K.
Deposited on	:	2020-03-26
Resolution	:	3.90 Å(reported)

This is a Full wwPDB X-ray Structure Validation Report for a publicly released PDB entry.

We welcome your comments at *validation@mail.wwpdb.org*
A user guide is available at
https://www.wwpdb.org/validation/2017/XrayValidationReportHelp
with specific help available everywhere you see the (i) symbol.

The types of validation reports are described at
http://www.wwpdb.org/validation/2017/FAQs#types.

The following versions of software and data (see references (1)) were used in the production of this report:

MolProbity	:	4.02b-467
Xtriage (Phenix)	:	1.20.1
EDS	:	2.37.1
Percentile statistics	:	20191225.v01 (using entries in the PDB archive December 25th 2019)
Refmac	:	5.8.0158
CCP4	:	7.0.044 (Gargrove)
Ideal geometry (proteins)	:	Engh & Huber (2001)
Ideal geometry (DNA, RNA)	:	Parkinson et al. (1996)
Validation Pipeline (wwPDB-VP)	:	2.37.1

1 Overall quality at a glance (i)

The following experimental techniques were used to determine the structure:
X-RAY DIFFRACTION

The reported resolution of this entry is 3.90 Å.

Percentile scores (ranging between 0-100) for global validation metrics of the entry are shown in the following graphic. The table shows the number of entries on which the scores are based.

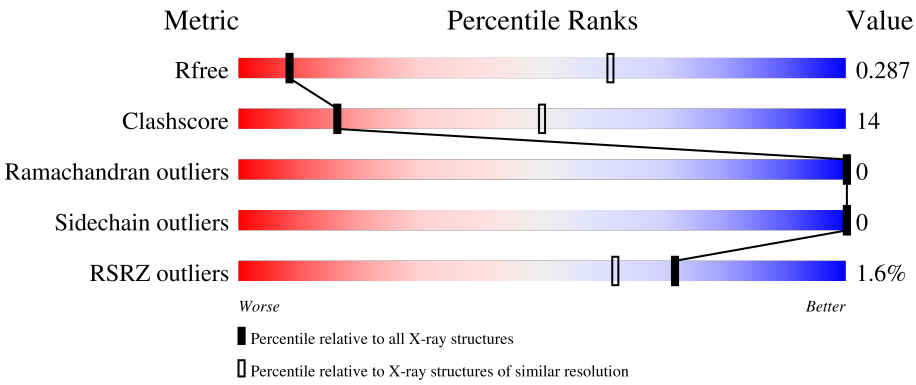

Metric	Whole archive (#Entries)	Similar resolution (#Entries, resolution range(Å))
R_{free}	130704	1002 (4.14-3.66)
Clashscore	141614	1004 (4.12-3.68)
Ramachandran outliers	138981	1021 (4.14-3.66)
Sidechain outliers	138945	1014 (4.14-3.66)
RSRZ outliers	127900	1275 (4.20-3.60)

The table below summarises the geometric issues observed across the polymeric chains and their fit to the electron density. The red, orange, yellow and green segments of the lower bar indicate the fraction of residues that contain outliers for >=3, 2, 1 and 0 types of geometric quality criteria respectively. A grey segment represents the fraction of residues that are not modelled. The numeric value for each fraction is indicated below the corresponding segment, with a dot representing fractions <=5% The upper red bar (where present) indicates the fraction of residues that have poor fit to the electron density. The numeric value is given above the bar.

Mol	Chain	Length	Quality of chain
1	AA	130	67% 33%
1	AB	130	2% 65% 35%
1	AC	130	2% 58% 42%
1	AD	130	% 65% 35%
1	AE	130	3% 65% 35%

Continued on next page...

Continued from previous page...

Mol	Chain	Length	Quality of chain
1	AF	130	2% 61% 39%
1	AG	130	66% 34%
1	AH	130	2% 67% 33%
1	AI	130	% 60% 40%
1	AJ	130	2% 67% 33%
1	AK	130	2% 66% 34%
1	AL	130	2% 63% 37%
1	AM	130	2% 67% 33%
1	AN	130	3% 67% 33%
1	AO	130	% 63% 37%
1	AP	130	2% 66% 34%
1	AQ	130	% 67% 33%
1	AR	130	% 62% 38%
1	AS	130	2% 67% 33%
1	AT	130	2% 66% 34%
1	AU	130	2% 64% 36%
1	AV	130	65% 35%
1	AW	130	% 65% 35%
1	AX	130	% 64% 36%
1	AY	130	68% 32%
1	AZ	130	5% 66% 34%
1	BA	130	2% 64% 36%
1	BB	130	% 65% 35%
1	BC	130	2% 67% 33%
1	BD	130	2% 63% 37%

Continued on next page...

Continued from previous page...

Mol	Chain	Length	Quality of chain
1	BE	130	%, 65%, 35%
1	BF	130	2%, 65%, 35%
1	BG	130	%, 64%, 36%
1	BH	130	2%, 65%, 35%
1	BI	130	3%, 67%, 33%
1	BJ	130	2%, 62%, 38%
1	BK	130	2%, 68%, 32%
1	BL	130	67%, 33%
1	BM	130	2%, 62%, 38%
1	BN	130	3%, 67%, 33%
1	BO	130	3%, 67%, 33%
1	BP	130	2%, 61%, 39%
1	BQ	130	2%, 69%, 31%
1	BR	130	2%, 68%, 32%
1	BS	130	2%, 61%, 39%
1	BT	130	66%, 34%
1	BU	130	2%, 68%, 32%
1	BV	130	62%, 38%
1	BW	130	%, 67%, 33%
1	BX	130	%, 68%, 32%
1	BY	130	%, 65%, 35%
1	BZ	130	3%, 68%, 32%
1	CA	130	%, 68%, 32%
1	CB	130	2%, 58%, 42%
1	CC	130	2%, 66%, 34%

Continued on next page...

Continued from previous page...

Mol	Chain	Length	Quality of chain
1	CD	130	2% 65% 35%
1	CE	130	3% 62% 38%
1	CF	130	% 68% 32%
1	CG	130	2% 68% 32%
1	CH	130	3% 64% 36%
1	CI	130	% 65% 35%
1	CJ	130	3% 67% 33%
1	CK	130	62% 38%
1	CL	130	65% 35%
1	CM	130	3% 65% 35%
1	CN	130	% 59% 41%
1	CO	130	2% 66% 34%
1	CP	130	% 67% 33%
1	CQ	130	2% 61% 39%
1	CR	130	2% 67% 33%
1	CS	130	% 66% 34%
1	CT	130	3% 63% 37%
1	CU	130	% 68% 32%
1	CV	130	2% 65% 35%
1	CW	130	% 62% 38%
1	CX	130	2% 67% 33%
1	CY	130	2% 66% 34%
1	CZ	130	2% 64% 36%
1	DA	130	66% 34%
1	DB	130	2% 64% 36%

Continued on next page...

Continued from previous page...

Mol	Chain	Length	Quality of chain
1	DC	130	2% 62% 38%
1	DD	130	2% 68% 32%
1	DE	130	% 68% 32%
1	DF	130	% 63% 37%
1	DG	130	% 68% 32%
1	DH	130	% 68% 32%
1	DI	130	2% 61% 39%
1	DJ	130	2% 68% 32%
1	DK	130	2% 65% 35%
1	DL	130	2% 62% 38%
1	DM	130	2% 68% 32%
1	DN	130	% 66% 34%
1	DO	130	2% 59% 41%
1	DP	130	5% 68% 32%
1	DQ	130	2% 66% 34%
1	DR	130	3% 62% 38%
1	DS	130	68% 32%
1	DT	130	5% 67% 33%
1	DU	130	% 64% 36%
1	DV	130	% 65% 35%
1	DW	130	2% 66% 34%
1	DX	130	62% 38%
1	DY	130	% 65% 35%
1	DZ	130	67% 33%
1	EA	130	3% 62% 38%

Continued on next page...

Continued from previous page...

Mol	Chain	Length	Quality of chain
1	EB	130	%, 68%, 32%
1	EC	130	2%, 67%, 33%
1	ED	130	2%, 61%, 39%
1	EE	130	%, 68%, 32%
1	EF	130	4%, 66%, 34%
1	EG	130	%, 64%, 36%
1	EH	130	67%, 33%
1	EI	130	%, 67%, 33%
1	EJ	130	2%, 62%, 38%
1	EK	130	2%, 65%, 35%
1	EL	130	%, 65%, 35%
1	EM	130	2%, 64%, 36%
1	EN	130	%, 68%, 32%
1	EO	130	2%, 65%, 35%
1	EP	130	%, 62%, 38%
1	EQ	130	69%, 31%
1	ER	130	2%, 67%, 33%
1	ES	130	%, 62%, 38%
1	ET	130	2%, 68%, 32%
1	EU	130	2%, 65%, 35%
1	EV	130	3%, 62%, 38%
1	EW	130	68%, 32%
1	EX	130	2%, 67%, 33%
1	EY	130	2%, 65%, 35%
1	EZ	130	%, 65%, 35%

Continued on next page...

Continued from previous page...

Mol	Chain	Length	Quality of chain
1	FA	130	%, 68%, 32%
1	FB	130	%, 62%, 38%
1	FC	130	2%, 66%, 34%
1	FD	130	%, 65%, 35%
1	FE	130	%, 64%, 36%
1	FF	130	67%, 33%
1	FG	130	2%, 68%, 32%
1	FH	130	2%, 62%, 38%
1	FI	130	69%, 31%
1	FJ	130	2%, 66%, 34%
1	FK	130	2%, 65%, 35%
1	FL	130	3%, 67%, 33%
1	FM	130	64%, 36%
1	FN	130	%, 56%, 44%
1	FO	130	3%, 68%, 32%
1	FP	130	2%, 67%, 33%
1	FQ	130	2%, 63%, 37%
1	FR	130	3%, 67%, 33%
1	FS	130	3%, 65%, 35%
1	FT	130	2%, 62%, 38%
1	FU	130	66%, 34%
1	FV	130	%, 65%, 35%
1	FW	130	61%, 39%
1	FX	130	65%, 35%
1	FY	130	2%, 65%, 35%

Continued on next page...

Continued from previous page...

Mol	Chain	Length	Quality of chain
1	FZ	130	2% 61% 39%
1	GA	130	2% 68% 32%
1	GB	130	4% 65% 35%
1	GC	130	3% 59% 41%
1	GD	130	% 66% 34%
1	GE	130	% 65% 35%
1	GF	130	2% 62% 38%
1	GG	130	66% 34%
1	GH	130	% 65% 35%
1	GI	130	2% 62% 38%
1	GJ	130	2% 66% 34%
1	GK	130	% 66% 34%
1	GL	130	3% 65% 35%
1	GM	130	2% 67% 33%
1	GN	130	% 65% 35%
1	GO	130	3% 63% 37%
1	GP	130	2% 67% 33%
1	GQ	130	3% 66% 34%
1	GR	130	2% 62% 38%
1	GS	130	65% 35%
1	GT	130	2% 68% 32%
1	GU	130	2% 60% 40%
1	GV	130	% 69% 31%
1	GW	130	2% 68% 32%
1	GX	130	2% 62% 38%

Continued on next page...

Continued from previous page...

Mol	Chain	Length	Quality of chain
1	GY	130	2% 66% 34%
1	GZ	130	% 66% 34%
1	HA	130	% 62% 38%
1	HB	130	2% 67% 33%
1	HC	130	3% 68% 32%
1	HD	130	4% 63% 37%
1	HE	130	2% 65% 35%
1	HF	130	2% 65% 35%
1	HG	130	% 61% 39%
1	HH	130	% 66% 34%
1	HI	130	3% 66% 34%
1	HJ	130	2% 64% 36%
1	HK	130	% 66% 34%
1	HL	130	2% 66% 34%
1	HM	130	2% 62% 38%
1	HN	130	2% 67% 33%
1	HO	130	% 66% 34%
1	HP	130	% 61% 39%
1	HQ	130	% 68% 32%
1	HR	130	2% 66% 34%
1	HS	130	3% 60% 40%
1	HT	130	68% 32%
1	HU	130	2% 65% 35%
1	HV	130	2% 62% 38%
1	HW	130	2% 66% 34%

Continued on next page...

Continued from previous page...

Mol	Chain	Length	Quality of chain
1	HX	130	3% 66% 34%
1	HY	130	2% 65% 35%
1	HZ	130	% 66% 34%
1	IA	130	2% 66% 34%
1	IB	130	2% 64% 36%
1	IC	130	% 65% 35%
1	ID	130	5% 66% 34%
1	IE	130	61% 39%
1	IF	130	69% 31%
1	IG	130	3% 67% 33%
1	IH	130	% 62% 38%
1	II	130	2% 66% 34%
1	IJ	130	2% 64% 36%
1	IK	130	2% 62% 38%
1	IL	130	2% 67% 33%
1	IM	130	3% 67% 33%
1	IN	130	3% 62% 38%
1	IO	130	2% 66% 34%
1	IP	130	2% 64% 36%
1	IQ	130	2% 62% 38%
1	IR	130	65% 35%
1	IS	130	% 65% 35%
1	IT	130	60% 40%
1	IU	130	65% 35%
1	IV	130	2% 64% 36%

Continued on next page...

Continued from previous page...

Mol	Chain	Length	Quality of chain
1	IW	130	3% 63% 37%
1	IX	130	% 70% 30%
1	IY	130	2% 68% 32%
1	IZ	130	2% 62% 38%
1	JA	130	% 66% 34%
1	JB	130	% 67% 33%
1	JC	130	5% 60% 40%
1	JD	130	2% 67% 33%
1	JE	130	2% 67% 33%
1	JF	130	3% 55% 45%
1	JG	130	2% 67% 33%
1	JH	130	% 65% 35%
1	JI	130	2% 64% 36%
1	JJ	130	67% 33%
1	JK	130	4% 64% 36%
1	JL	130	2% 63% 37%
1	JM	130	68% 32%
1	JN	130	67% 33%
1	JO	130	3% 62% 38%
1	JP	130	2% 65% 35%
1	JQ	130	4% 66% 34%
1	JR	130	2% 64% 36%
1	JS	130	2% 68% 32%
1	JT	130	2% 68% 32%
1	JU	130	2% 62% 38%

Continued on next page...

Continued from previous page...

Mol	Chain	Length	Quality of chain
1	JV	130	2% 65% 35%
1	JW	130	2% 65% 35%
1	JX	130	2% 62% 38%
1	JY	130	% 67% 33%
1	JZ	130	2% 66% 34%
1	KA	130	% 62% 38%
1	KB	130	4% 68% 32%
1	KC	130	% 66% 34%
1	KD	130	2% 62% 38%
1	KE	130	2% 66% 34%
1	KF	130	2% 64% 36%
1	KG	130	2% 63% 37%
1	KH	130	2% 68% 32%
1	KI	130	% 68% 32%
1	KJ	130	4% 59% 41%
1	KK	130	67% 33%
1	KL	130	% 65% 35%
1	KM	130	2% 61% 39%
1	KN	130	% 68% 32%
1	KO	130	4% 65% 35%
1	KP	130	2% 62% 38%
1	KQ	130	2% 65% 35%
1	KR	130	2% 68% 32%
1	KS	130	5% 58% 42%
1	KT	130	% 66% 34%

Continued on next page...

Continued from previous page...

Mol	Chain	Length	Quality of chain
1	KU	130	2% 65% 35%
1	KV	130	3% 65% 35%
1	KW	130	% 67% 33%
1	KX	130	2% 65% 35%
1	KY	130	3% 62% 38%
1	KZ	130	2% 66% 34%
1	LA	130	% 67% 33%
1	LB	130	2% 62% 38%
1	LC	130	67% 33%
1	LD	130	2% 65% 35%
1	LE	130	% 62% 38%
1	LF	130	% 64% 36%
1	LG	130	2% 64% 36%
1	LH	130	2% 62% 38%
1	LI	130	2% 67% 33%
1	LJ	130	2% 65% 35%
1	LK	130	2% 62% 38%
1	LL	130	% 66% 34%
1	LM	130	2% 66% 34%
1	LN	130	2% 62% 38%
1	LO	130	% 66% 34%
1	LP	130	2% 66% 34%
1	LQ	130	4% 62% 38%
1	LR	130	68% 32%
1	LS	130	% 68% 32%

Continued on next page...

Continued from previous page...

Mol	Chain	Length	Quality of chain
1	LT	130	2% 62% 38%
1	LU	130	2% 68% 32%
1	LV	130	2% 67% 33%
1	LW	130	2% 62% 38%
1	LX	130	2% 66% 34%
1	LY	130	2% 65% 35%
1	LZ	130	% 64% 36%
1	MA	130	2% 66% 34%
1	MB	130	2% 65% 35%
1	MC	130	2% 61% 39%
1	MD	130	% 64% 36%
1	ME	130	3% 67% 33%
1	MF	130	% 62% 38%
1	MG	130	% 68% 32%
1	MH	130	2% 68% 32%
1	MI	130	2% 62% 38%
1	MJ	130	65% 35%
1	MK	130	% 68% 32%
1	ML	130	2% 63% 37%
1	MM	130	3% 66% 34%
1	MN	130	67% 33%
1	MO	130	% 61% 39%
1	MP	130	67% 33%
1	MQ	130	3% 67% 33%
1	MR	130	2% 54% 46%

Continued on next page...

Continued from previous page...

Mol	Chain	Length	Quality of chain
1	MS	130	%, 69%, 31%
1	MT	130	2%, 68%, 32%
1	MU	130	63%, 37%
1	MV	130	2%, 67%, 33%
1	MW	130	%, 68%, 32%
1	MX	130	2%, 65%, 35%
1	MY	130	%, 67%, 33%
1	MZ	130	2%, 67%, 33%
1	NA	130	2%, 62%, 38%
1	NB	130	68%, 32%
1	NC	130	%, 65%, 35%
1	ND	130	2%, 63%, 37%
1	NE	130	66%, 34%
1	NF	130	3%, 65%, 35%
1	NG	130	2%, 61%, 39%
1	NH	130	66%, 34%
1	NI	130	2%, 65%, 35%
1	NJ	130	3%, 58%, 42%
1	NK	130	2%, 67%, 33%
1	NL	130	2%, 68%, 32%
1	NM	130	2%, 62%, 38%
1	NN	130	2%, 67%, 33%
1	NO	130	%, 66%, 34%
1	NP	130	3%, 62%, 38%
1	NQ	130	2%, 69%, 31%

Continued on next page...

Continued from previous page...

Mol	Chain	Length	Quality of chain
1	NR	130	3% 66% 34%
1	NS	130	% 62% 38%
1	NT	130	4% 65% 35%
1	NU	130	2% 66% 34%
1	NV	130	4% 58% 42%

2 Entry composition (i)

There are 2 unique types of molecules in this entry. The entry contains 363000 atoms, of which 0 are hydrogens and 0 are deuteriums.

In the tables below, the ZeroOcc column contains the number of atoms modelled with zero occupancy, the AltConf column contains the number of residues with at least one atom in alternate conformation and the Trace column contains the number of residues modelled with at most 2 atoms.

- Molecule 1 is a protein called coat protein.

Mol	Chain	Residues	Atoms					ZeroOcc	AltConf	Trace
			Total	C	N	O	S			
1	AA	130	1008	641	169	196	2	0	0	0
1	AB	130	1008	641	169	196	2	0	0	0
1	AC	130	1008	641	169	196	2	0	0	0
1	AD	130	1008	641	169	196	2	0	0	0
1	AE	130	1008	641	169	196	2	0	0	0
1	AF	130	1008	641	169	196	2	0	0	0
1	AG	130	1008	641	169	196	2	0	0	0
1	AH	130	1008	641	169	196	2	0	0	0
1	AI	130	1008	641	169	196	2	0	0	0
1	AJ	130	1008	641	169	196	2	0	0	0
1	AK	130	1008	641	169	196	2	0	0	0
1	AL	130	1008	641	169	196	2	0	0	0
1	AM	130	1008	641	169	196	2	0	0	0
1	AN	130	1008	641	169	196	2	0	0	0
1	AO	130	1008	641	169	196	2	0	0	0
1	AP	130	1008	641	169	196	2	0	0	0

Continued on next page...

Continued from previous page...

Mol	Chain	Residues	Atoms					ZeroOcc	AltConf	Trace
			Total	C	N	O	S			
1	AQ	130	1008	641	169	196	2	0	0	0
			Total	C	N	O	S			
1	AR	130	1008	641	169	196	2	0	0	0
			Total	C	N	O	S			
1	AS	130	1008	641	169	196	2	0	0	0
			Total	C	N	O	S			
1	AT	130	1008	641	169	196	2	0	0	0
			Total	C	N	O	S			
1	AU	130	1008	641	169	196	2	0	0	0
			Total	C	N	O	S			
1	AV	130	1008	641	169	196	2	0	0	0
			Total	C	N	O	S			
1	AW	130	1008	641	169	196	2	0	0	0
			Total	C	N	O	S			
1	AX	130	1008	641	169	196	2	0	0	0
			Total	C	N	O	S			
1	AY	130	1008	641	169	196	2	0	0	0
			Total	C	N	O	S			
1	AZ	130	1008	641	169	196	2	0	0	0
			Total	C	N	O	S			
1	BA	130	1008	641	169	196	2	0	0	0
			Total	C	N	O	S			
1	BB	130	1008	641	169	196	2	0	0	0
			Total	C	N	O	S			
1	BC	130	1008	641	169	196	2	0	0	0
			Total	C	N	O	S			
1	BD	130	1008	641	169	196	2	0	0	0
			Total	C	N	O	S			
1	BE	130	1008	641	169	196	2	0	0	0
			Total	C	N	O	S			
1	BF	130	1008	641	169	196	2	0	0	0
			Total	C	N	O	S			
1	BG	130	1008	641	169	196	2	0	0	0
			Total	C	N	O	S			
1	BH	130	1008	641	169	196	2	0	0	0
			Total	C	N	O	S			
1	BI	130	1008	641	169	196	2	0	0	0
			Total	C	N	O	S			
1	BJ	130	1008	641	169	196	2	0	0	0
			Total	C	N	O	S			
1	BK	130	1008	641	169	196	2	0	0	0

Continued on next page...

Continued from previous page...

Mol	Chain	Residues	Atoms					ZeroOcc	AltConf	Trace
			Total	C	N	O	S			
1	BL	130	1008	641	169	196	2	0	0	0
			Total	C	N	O	S			
1	BM	130	1008	641	169	196	2	0	0	0
			Total	C	N	O	S			
1	BN	130	1008	641	169	196	2	0	0	0
			Total	C	N	O	S			
1	BO	130	1008	641	169	196	2	0	0	0
			Total	C	N	O	S			
1	BP	130	1008	641	169	196	2	0	0	0
			Total	C	N	O	S			
1	BQ	130	1008	641	169	196	2	0	0	0
			Total	C	N	O	S			
1	BR	130	1008	641	169	196	2	0	0	0
			Total	C	N	O	S			
1	BS	130	1008	641	169	196	2	0	0	0
			Total	C	N	O	S			
1	BT	130	1008	641	169	196	2	0	0	0
			Total	C	N	O	S			
1	BU	130	1008	641	169	196	2	0	0	0
			Total	C	N	O	S			
1	BV	130	1008	641	169	196	2	0	0	0
			Total	C	N	O	S			
1	BW	130	1008	641	169	196	2	0	0	0
			Total	C	N	O	S			
1	BX	130	1008	641	169	196	2	0	0	0
			Total	C	N	O	S			
1	BY	130	1008	641	169	196	2	0	0	0
			Total	C	N	O	S			
1	BZ	130	1008	641	169	196	2	0	0	0
			Total	C	N	O	S			
1	CA	130	1008	641	169	196	2	0	0	0
			Total	C	N	O	S			
1	CB	130	1008	641	169	196	2	0	0	0
			Total	C	N	O	S			
1	CC	130	1008	641	169	196	2	0	0	0
			Total	C	N	O	S			
1	CD	130	1008	641	169	196	2	0	0	0
			Total	C	N	O	S			
1	CE	130	1008	641	169	196	2	0	0	0
			Total	C	N	O	S			
1	CF	130	1008	641	169	196	2	0	0	0

Continued on next page...

Continued from previous page...

Mol	Chain	Residues	Atoms					ZeroOcc	AltConf	Trace
			Total	C	N	O	S			
1	CG	130	1008	641	169	196	2	0	0	0
			Total	C	N	O	S			
1	CH	130	1008	641	169	196	2	0	0	0
			Total	C	N	O	S			
1	CI	130	1008	641	169	196	2	0	0	0
			Total	C	N	O	S			
1	CJ	130	1008	641	169	196	2	0	0	0
			Total	C	N	O	S			
1	CK	130	1008	641	169	196	2	0	0	0
			Total	C	N	O	S			
1	CL	130	1008	641	169	196	2	0	0	0
			Total	C	N	O	S			
1	CM	130	1008	641	169	196	2	0	0	0
			Total	C	N	O	S			
1	CN	130	1008	641	169	196	2	0	0	0
			Total	C	N	O	S			
1	CO	130	1008	641	169	196	2	0	0	0
			Total	C	N	O	S			
1	CP	130	1008	641	169	196	2	0	0	0
			Total	C	N	O	S			
1	CQ	130	1008	641	169	196	2	0	0	0
			Total	C	N	O	S			
1	CR	130	1008	641	169	196	2	0	0	0
			Total	C	N	O	S			
1	CS	130	1008	641	169	196	2	0	0	0
			Total	C	N	O	S			
1	CT	130	1008	641	169	196	2	0	0	0
			Total	C	N	O	S			
1	CU	130	1008	641	169	196	2	0	0	0
			Total	C	N	O	S			
1	CV	130	1008	641	169	196	2	0	0	0
			Total	C	N	O	S			
1	CW	130	1008	641	169	196	2	0	0	0
			Total	C	N	O	S			
1	CX	130	1008	641	169	196	2	0	0	0
			Total	C	N	O	S			
1	CY	130	1008	641	169	196	2	0	0	0
			Total	C	N	O	S			
1	CZ	130	1008	641	169	196	2	0	0	0
			Total	C	N	O	S			
1	DA	130	1008	641	169	196	2	0	0	0

Continued on next page...

Continued from previous page...

Mol	Chain	Residues	Atoms					ZeroOcc	AltConf	Trace
			Total	C	N	O	S			
1	DB	130	1008	641	169	196	2	0	0	0
			Total	C	N	O	S			
1	DC	130	1008	641	169	196	2	0	0	0
			Total	C	N	O	S			
1	DD	130	1008	641	169	196	2	0	0	0
			Total	C	N	O	S			
1	DE	130	1008	641	169	196	2	0	0	0
			Total	C	N	O	S			
1	DF	130	1008	641	169	196	2	0	0	0
			Total	C	N	O	S			
1	DG	130	1008	641	169	196	2	0	0	0
			Total	C	N	O	S			
1	DH	130	1008	641	169	196	2	0	0	0
			Total	C	N	O	S			
1	DI	130	1008	641	169	196	2	0	0	0
			Total	C	N	O	S			
1	DJ	130	1008	641	169	196	2	0	0	0
			Total	C	N	O	S			
1	DK	130	1008	641	169	196	2	0	0	0
			Total	C	N	O	S			
1	DL	130	1008	641	169	196	2	0	0	0
			Total	C	N	O	S			
1	DM	130	1008	641	169	196	2	0	0	0
			Total	C	N	O	S			
1	DN	130	1008	641	169	196	2	0	0	0
			Total	C	N	O	S			
1	DO	130	1008	641	169	196	2	0	0	0
			Total	C	N	O	S			
1	DP	130	1008	641	169	196	2	0	0	0
			Total	C	N	O	S			
1	DQ	130	1008	641	169	196	2	0	0	0
			Total	C	N	O	S			
1	DR	130	1008	641	169	196	2	0	0	0
			Total	C	N	O	S			
1	DS	130	1008	641	169	196	2	0	0	0
			Total	C	N	O	S			
1	DT	130	1008	641	169	196	2	0	0	0
			Total	C	N	O	S			
1	DU	130	1008	641	169	196	2	0	0	0
			Total	C	N	O	S			
1	DV	130	1008	641	169	196	2	0	0	0

Continued on next page...

Continued from previous page...

Mol	Chain	Residues	Atoms					ZeroOcc	AltConf	Trace
			Total	C	N	O	S			
1	DW	130	1008	641	169	196	2	0	0	0
			Total	C	N	O	S			
1	DX	130	1008	641	169	196	2	0	0	0
			Total	C	N	O	S			
1	DY	130	1008	641	169	196	2	0	0	0
			Total	C	N	O	S			
1	DZ	130	1008	641	169	196	2	0	0	0
			Total	C	N	O	S			
1	EA	130	1008	641	169	196	2	0	0	0
			Total	C	N	O	S			
1	EB	130	1008	641	169	196	2	0	0	0
			Total	C	N	O	S			
1	EC	130	1008	641	169	196	2	0	0	0
			Total	C	N	O	S			
1	ED	130	1008	641	169	196	2	0	0	0
			Total	C	N	O	S			
1	EE	130	1008	641	169	196	2	0	0	0
			Total	C	N	O	S			
1	EF	130	1008	641	169	196	2	0	0	0
			Total	C	N	O	S			
1	EG	130	1008	641	169	196	2	0	0	0
			Total	C	N	O	S			
1	EH	130	1008	641	169	196	2	0	0	0
			Total	C	N	O	S			
1	EI	130	1008	641	169	196	2	0	0	0
			Total	C	N	O	S			
1	EJ	130	1008	641	169	196	2	0	0	0
			Total	C	N	O	S			
1	EK	130	1008	641	169	196	2	0	0	0
			Total	C	N	O	S			
1	EL	130	1008	641	169	196	2	0	0	0
			Total	C	N	O	S			
1	EM	130	1008	641	169	196	2	0	0	0
			Total	C	N	O	S			
1	EN	130	1008	641	169	196	2	0	0	0
			Total	C	N	O	S			
1	EO	130	1008	641	169	196	2	0	0	0
			Total	C	N	O	S			
1	EP	130	1008	641	169	196	2	0	0	0
			Total	C	N	O	S			
1	EQ	130	1008	641	169	196	2	0	0	0

Continued on next page...

Continued from previous page...

Mol	Chain	Residues	Atoms					ZeroOcc	AltConf	Trace
			Total	C	N	O	S			
1	ER	130	1008	641	169	196	2	0	0	0
			Total	C	N	O	S			
1	ES	130	1008	641	169	196	2	0	0	0
			Total	C	N	O	S			
1	ET	130	1008	641	169	196	2	0	0	0
			Total	C	N	O	S			
1	EU	130	1008	641	169	196	2	0	0	0
			Total	C	N	O	S			
1	EV	130	1008	641	169	196	2	0	0	0
			Total	C	N	O	S			
1	EW	130	1008	641	169	196	2	0	0	0
			Total	C	N	O	S			
1	EX	130	1008	641	169	196	2	0	0	0
			Total	C	N	O	S			
1	EY	130	1008	641	169	196	2	0	0	0
			Total	C	N	O	S			
1	EZ	130	1008	641	169	196	2	0	0	0
			Total	C	N	O	S			
1	FA	130	1008	641	169	196	2	0	0	0
			Total	C	N	O	S			
1	FB	130	1008	641	169	196	2	0	0	0
			Total	C	N	O	S			
1	FC	130	1008	641	169	196	2	0	0	0
			Total	C	N	O	S			
1	FD	130	1008	641	169	196	2	0	0	0
			Total	C	N	O	S			
1	FE	130	1008	641	169	196	2	0	0	0
			Total	C	N	O	S			
1	FF	130	1008	641	169	196	2	0	0	0
			Total	C	N	O	S			
1	FG	130	1008	641	169	196	2	0	0	0
			Total	C	N	O	S			
1	FH	130	1008	641	169	196	2	0	0	0
			Total	C	N	O	S			
1	FI	130	1008	641	169	196	2	0	0	0
			Total	C	N	O	S			
1	FJ	130	1008	641	169	196	2	0	0	0
			Total	C	N	O	S			
1	FK	130	1008	641	169	196	2	0	0	0
			Total	C	N	O	S			
1	FL	130	1008	641	169	196	2	0	0	0

Continued on next page...

Continued from previous page...

Mol	Chain	Residues	Atoms					ZeroOcc	AltConf	Trace
			Total	C	N	O	S			
1	FM	130	1008	641	169	196	2	0	0	0
			Total	C	N	O	S			
1	FN	130	1008	641	169	196	2	0	0	0
			Total	C	N	O	S			
1	FO	130	1008	641	169	196	2	0	0	0
			Total	C	N	O	S			
1	FP	130	1008	641	169	196	2	0	0	0
			Total	C	N	O	S			
1	FQ	130	1008	641	169	196	2	0	0	0
			Total	C	N	O	S			
1	FR	130	1008	641	169	196	2	0	0	0
			Total	C	N	O	S			
1	FS	130	1008	641	169	196	2	0	0	0
			Total	C	N	O	S			
1	FT	130	1008	641	169	196	2	0	0	0
			Total	C	N	O	S			
1	FU	130	1008	641	169	196	2	0	0	0
			Total	C	N	O	S			
1	FV	130	1008	641	169	196	2	0	0	0
			Total	C	N	O	S			
1	FW	130	1008	641	169	196	2	0	0	0
			Total	C	N	O	S			
1	FX	130	1008	641	169	196	2	0	0	0
			Total	C	N	O	S			
1	FY	130	1008	641	169	196	2	0	0	0
			Total	C	N	O	S			
1	FZ	130	1008	641	169	196	2	0	0	0
			Total	C	N	O	S			
1	GA	130	1008	641	169	196	2	0	0	0
			Total	C	N	O	S			
1	GB	130	1008	641	169	196	2	0	0	0
			Total	C	N	O	S			
1	GC	130	1008	641	169	196	2	0	0	0
			Total	C	N	O	S			
1	GD	130	1008	641	169	196	2	0	0	0
			Total	C	N	O	S			
1	GE	130	1008	641	169	196	2	0	0	0
			Total	C	N	O	S			
1	GF	130	1008	641	169	196	2	0	0	0
			Total	C	N	O	S			
1	GG	130	1008	641	169	196	2	0	0	0

Continued on next page...

Continued from previous page...

Mol	Chain	Residues	Atoms					ZeroOcc	AltConf	Trace
			Total	C	N	O	S			
1	GH	130	1008	641	169	196	2	0	0	0
			Total	C	N	O	S			
1	GI	130	1008	641	169	196	2	0	0	0
			Total	C	N	O	S			
1	GJ	130	1008	641	169	196	2	0	0	0
			Total	C	N	O	S			
1	GK	130	1008	641	169	196	2	0	0	0
			Total	C	N	O	S			
1	GL	130	1008	641	169	196	2	0	0	0
			Total	C	N	O	S			
1	GM	130	1008	641	169	196	2	0	0	0
			Total	C	N	O	S			
1	GN	130	1008	641	169	196	2	0	0	0
			Total	C	N	O	S			
1	GO	130	1008	641	169	196	2	0	0	0
			Total	C	N	O	S			
1	GP	130	1008	641	169	196	2	0	0	0
			Total	C	N	O	S			
1	GQ	130	1008	641	169	196	2	0	0	0
			Total	C	N	O	S			
1	GR	130	1008	641	169	196	2	0	0	0
			Total	C	N	O	S			
1	GS	130	1008	641	169	196	2	0	0	0
			Total	C	N	O	S			
1	GT	130	1008	641	169	196	2	0	0	0
			Total	C	N	O	S			
1	GU	130	1008	641	169	196	2	0	0	0
			Total	C	N	O	S			
1	GV	130	1008	641	169	196	2	0	0	0
			Total	C	N	O	S			
1	GW	130	1008	641	169	196	2	0	0	0
			Total	C	N	O	S			
1	GX	130	1008	641	169	196	2	0	0	0
			Total	C	N	O	S			
1	GY	130	1008	641	169	196	2	0	0	0
			Total	C	N	O	S			
1	GZ	130	1008	641	169	196	2	0	0	0
			Total	C	N	O	S			
1	HA	130	1008	641	169	196	2	0	0	0
			Total	C	N	O	S			
1	HB	130	1008	641	169	196	2	0	0	0

Continued on next page...

Continued from previous page...

Mol	Chain	Residues	Atoms					ZeroOcc	AltConf	Trace
			Total	C	N	O	S			
1	HC	130	1008	641	169	196	2	0	0	0
			Total	C	N	O	S			
1	HD	130	1008	641	169	196	2	0	0	0
			Total	C	N	O	S			
1	HE	130	1008	641	169	196	2	0	0	0
			Total	C	N	O	S			
1	HF	130	1008	641	169	196	2	0	0	0
			Total	C	N	O	S			
1	HG	130	1008	641	169	196	2	0	0	0
			Total	C	N	O	S			
1	HH	130	1008	641	169	196	2	0	0	0
			Total	C	N	O	S			
1	HI	130	1008	641	169	196	2	0	0	0
			Total	C	N	O	S			
1	HJ	130	1008	641	169	196	2	0	0	0
			Total	C	N	O	S			
1	HK	130	1008	641	169	196	2	0	0	0
			Total	C	N	O	S			
1	HL	130	1008	641	169	196	2	0	0	0
			Total	C	N	O	S			
1	HM	130	1008	641	169	196	2	0	0	0
			Total	C	N	O	S			
1	HN	130	1008	641	169	196	2	0	0	0
			Total	C	N	O	S			
1	HO	130	1008	641	169	196	2	0	0	0
			Total	C	N	O	S			
1	HP	130	1008	641	169	196	2	0	0	0
			Total	C	N	O	S			
1	HQ	130	1008	641	169	196	2	0	0	0
			Total	C	N	O	S			
1	HR	130	1008	641	169	196	2	0	0	0
			Total	C	N	O	S			
1	HS	130	1008	641	169	196	2	0	0	0
			Total	C	N	O	S			
1	HT	130	1008	641	169	196	2	0	0	0
			Total	C	N	O	S			
1	HU	130	1008	641	169	196	2	0	0	0
			Total	C	N	O	S			
1	HV	130	1008	641	169	196	2	0	0	0
			Total	C	N	O	S			
1	HW	130	1008	641	169	196	2	0	0	0

Continued on next page...

Continued from previous page...

Mol	Chain	Residues	Atoms					ZeroOcc	AltConf	Trace
			Total	C	N	O	S			
1	HX	130	1008	641	169	196	2	0	0	0
			Total	C	N	O	S			
1	HY	130	1008	641	169	196	2	0	0	0
			Total	C	N	O	S			
1	HZ	130	1008	641	169	196	2	0	0	0
			Total	C	N	O	S			
1	IA	130	1008	641	169	196	2	0	0	0
			Total	C	N	O	S			
1	IB	130	1008	641	169	196	2	0	0	0
			Total	C	N	O	S			
1	IC	130	1008	641	169	196	2	0	0	0
			Total	C	N	O	S			
1	ID	130	1008	641	169	196	2	0	0	0
			Total	C	N	O	S			
1	IE	130	1008	641	169	196	2	0	0	0
			Total	C	N	O	S			
1	IF	130	1008	641	169	196	2	0	0	0
			Total	C	N	O	S			
1	IG	130	1008	641	169	196	2	0	0	0
			Total	C	N	O	S			
1	IH	130	1008	641	169	196	2	0	0	0
			Total	C	N	O	S			
1	II	130	1008	641	169	196	2	0	0	0
			Total	C	N	O	S			
1	IJ	130	1008	641	169	196	2	0	0	0
			Total	C	N	O	S			
1	IK	130	1008	641	169	196	2	0	0	0
			Total	C	N	O	S			
1	IL	130	1008	641	169	196	2	0	0	0
			Total	C	N	O	S			
1	IM	130	1008	641	169	196	2	0	0	0
			Total	C	N	O	S			
1	IN	130	1008	641	169	196	2	0	0	0
			Total	C	N	O	S			
1	IO	130	1008	641	169	196	2	0	0	0
			Total	C	N	O	S			
1	IP	130	1008	641	169	196	2	0	0	0
			Total	C	N	O	S			
1	IQ	130	1008	641	169	196	2	0	0	0
			Total	C	N	O	S			
1	IR	130	1008	641	169	196	2	0	0	0

Continued on next page...

Continued from previous page...

Mol	Chain	Residues	Atoms					ZeroOcc	AltConf	Trace
			Total	C	N	O	S			
1	IS	130	1008	641	169	196	2	0	0	0
			Total	C	N	O	S			
1	IT	130	1008	641	169	196	2	0	0	0
			Total	C	N	O	S			
1	IU	130	1008	641	169	196	2	0	0	0
			Total	C	N	O	S			
1	IV	130	1008	641	169	196	2	0	0	0
			Total	C	N	O	S			
1	IW	130	1008	641	169	196	2	0	0	0
			Total	C	N	O	S			
1	IX	130	1008	641	169	196	2	0	0	0
			Total	C	N	O	S			
1	IY	130	1008	641	169	196	2	0	0	0
			Total	C	N	O	S			
1	IZ	130	1008	641	169	196	2	0	0	0
			Total	C	N	O	S			
1	JA	130	1008	641	169	196	2	0	0	0
			Total	C	N	O	S			
1	JB	130	1008	641	169	196	2	0	0	0
			Total	C	N	O	S			
1	JC	130	1008	641	169	196	2	0	0	0
			Total	C	N	O	S			
1	JD	130	1008	641	169	196	2	0	0	0
			Total	C	N	O	S			
1	JE	130	1008	641	169	196	2	0	0	0
			Total	C	N	O	S			
1	JF	130	1008	641	169	196	2	0	0	0
			Total	C	N	O	S			
1	JG	130	1008	641	169	196	2	0	0	0
			Total	C	N	O	S			
1	JH	130	1008	641	169	196	2	0	0	0
			Total	C	N	O	S			
1	JI	130	1008	641	169	196	2	0	0	0
			Total	C	N	O	S			
1	JJ	130	1008	641	169	196	2	0	0	0
			Total	C	N	O	S			
1	JK	130	1008	641	169	196	2	0	0	0
			Total	C	N	O	S			
1	JL	130	1008	641	169	196	2	0	0	0
			Total	C	N	O	S			
1	JM	130	1008	641	169	196	2	0	0	0

Continued on next page...

Continued from previous page...

Mol	Chain	Residues	Atoms					ZeroOcc	AltConf	Trace
			Total	C	N	O	S			
1	JN	130	1008	641	169	196	2	0	0	0
			Total	C	N	O	S			
1	JO	130	1008	641	169	196	2	0	0	0
			Total	C	N	O	S			
1	JP	130	1008	641	169	196	2	0	0	0
			Total	C	N	O	S			
1	JQ	130	1008	641	169	196	2	0	0	0
			Total	C	N	O	S			
1	JR	130	1008	641	169	196	2	0	0	0
			Total	C	N	O	S			
1	JS	130	1008	641	169	196	2	0	0	0
			Total	C	N	O	S			
1	JT	130	1008	641	169	196	2	0	0	0
			Total	C	N	O	S			
1	JU	130	1008	641	169	196	2	0	0	0
			Total	C	N	O	S			
1	JV	130	1008	641	169	196	2	0	0	0
			Total	C	N	O	S			
1	JW	130	1008	641	169	196	2	0	0	0
			Total	C	N	O	S			
1	JX	130	1008	641	169	196	2	0	0	0
			Total	C	N	O	S			
1	JY	130	1008	641	169	196	2	0	0	0
			Total	C	N	O	S			
1	JZ	130	1008	641	169	196	2	0	0	0
			Total	C	N	O	S			
1	KA	130	1008	641	169	196	2	0	0	0
			Total	C	N	O	S			
1	KB	130	1008	641	169	196	2	0	0	0
			Total	C	N	O	S			
1	KC	130	1008	641	169	196	2	0	0	0
			Total	C	N	O	S			
1	KD	130	1008	641	169	196	2	0	0	0
			Total	C	N	O	S			
1	KE	130	1008	641	169	196	2	0	0	0
			Total	C	N	O	S			
1	KF	130	1008	641	169	196	2	0	0	0
			Total	C	N	O	S			
1	KG	130	1008	641	169	196	2	0	0	0
			Total	C	N	O	S			
1	KH	130	1008	641	169	196	2	0	0	0

Continued on next page...

Continued from previous page...

Mol	Chain	Residues	Atoms					ZeroOcc	AltConf	Trace
			Total	C	N	O	S			
1	KI	130	1008	641	169	196	2	0	0	0
			Total	C	N	O	S			
1	KJ	130	1008	641	169	196	2	0	0	0
			Total	C	N	O	S			
1	KK	130	1008	641	169	196	2	0	0	0
			Total	C	N	O	S			
1	KL	130	1008	641	169	196	2	0	0	0
			Total	C	N	O	S			
1	KM	130	1008	641	169	196	2	0	0	0
			Total	C	N	O	S			
1	KN	130	1008	641	169	196	2	0	0	0
			Total	C	N	O	S			
1	KO	130	1008	641	169	196	2	0	0	0
			Total	C	N	O	S			
1	KP	130	1008	641	169	196	2	0	0	0
			Total	C	N	O	S			
1	KQ	130	1008	641	169	196	2	0	0	0
			Total	C	N	O	S			
1	KR	130	1008	641	169	196	2	0	0	0
			Total	C	N	O	S			
1	KS	130	1008	641	169	196	2	0	0	0
			Total	C	N	O	S			
1	KT	130	1008	641	169	196	2	0	0	0
			Total	C	N	O	S			
1	KU	130	1008	641	169	196	2	0	0	0
			Total	C	N	O	S			
1	KV	130	1008	641	169	196	2	0	0	0
			Total	C	N	O	S			
1	KW	130	1008	641	169	196	2	0	0	0
			Total	C	N	O	S			
1	KX	130	1008	641	169	196	2	0	0	0
			Total	C	N	O	S			
1	KY	130	1008	641	169	196	2	0	0	0
			Total	C	N	O	S			
1	KZ	130	1008	641	169	196	2	0	0	0
			Total	C	N	O	S			
1	LA	130	1008	641	169	196	2	0	0	0
			Total	C	N	O	S			
1	LB	130	1008	641	169	196	2	0	0	0
			Total	C	N	O	S			
1	LC	130	1008	641	169	196	2	0	0	0

Continued on next page...

Continued from previous page...

Mol	Chain	Residues	Atoms					ZeroOcc	AltConf	Trace
			Total	C	N	O	S			
1	LD	130	1008	641	169	196	2	0	0	0
			Total	C	N	O	S			
1	LE	130	1008	641	169	196	2	0	0	0
			Total	C	N	O	S			
1	LF	130	1008	641	169	196	2	0	0	0
			Total	C	N	O	S			
1	LG	130	1008	641	169	196	2	0	0	0
			Total	C	N	O	S			
1	LH	130	1008	641	169	196	2	0	0	0
			Total	C	N	O	S			
1	LI	130	1008	641	169	196	2	0	0	0
			Total	C	N	O	S			
1	LJ	130	1008	641	169	196	2	0	0	0
			Total	C	N	O	S			
1	LK	130	1008	641	169	196	2	0	0	0
			Total	C	N	O	S			
1	LL	130	1008	641	169	196	2	0	0	0
			Total	C	N	O	S			
1	LM	130	1008	641	169	196	2	0	0	0
			Total	C	N	O	S			
1	LN	130	1008	641	169	196	2	0	0	0
			Total	C	N	O	S			
1	LO	130	1008	641	169	196	2	0	0	0
			Total	C	N	O	S			
1	LP	130	1008	641	169	196	2	0	0	0
			Total	C	N	O	S			
1	LQ	130	1008	641	169	196	2	0	0	0
			Total	C	N	O	S			
1	LR	130	1008	641	169	196	2	0	0	0
			Total	C	N	O	S			
1	LS	130	1008	641	169	196	2	0	0	0
			Total	C	N	O	S			
1	LT	130	1008	641	169	196	2	0	0	0
			Total	C	N	O	S			
1	LU	130	1008	641	169	196	2	0	0	0
			Total	C	N	O	S			
1	LV	130	1008	641	169	196	2	0	0	0
			Total	C	N	O	S			
1	LW	130	1008	641	169	196	2	0	0	0
			Total	C	N	O	S			
1	LX	130	1008	641	169	196	2	0	0	0

Continued on next page...

Continued from previous page...

Mol	Chain	Residues	Atoms					ZeroOcc	AltConf	Trace
			Total	C	N	O	S			
1	LY	130	1008	641	169	196	2	0	0	0
			Total	C	N	O	S			
1	LZ	130	1008	641	169	196	2	0	0	0
			Total	C	N	O	S			
1	MA	130	1008	641	169	196	2	0	0	0
			Total	C	N	O	S			
1	MB	130	1008	641	169	196	2	0	0	0
			Total	C	N	O	S			
1	MC	130	1008	641	169	196	2	0	0	0
			Total	C	N	O	S			
1	MD	130	1008	641	169	196	2	0	0	0
			Total	C	N	O	S			
1	ME	130	1008	641	169	196	2	0	0	0
			Total	C	N	O	S			
1	MF	130	1008	641	169	196	2	0	0	0
			Total	C	N	O	S			
1	MG	130	1008	641	169	196	2	0	0	0
			Total	C	N	O	S			
1	MH	130	1008	641	169	196	2	0	0	0
			Total	C	N	O	S			
1	MI	130	1008	641	169	196	2	0	0	0
			Total	C	N	O	S			
1	MJ	130	1008	641	169	196	2	0	0	0
			Total	C	N	O	S			
1	MK	130	1008	641	169	196	2	0	0	0
			Total	C	N	O	S			
1	ML	130	1008	641	169	196	2	0	0	0
			Total	C	N	O	S			
1	MM	130	1008	641	169	196	2	0	0	0
			Total	C	N	O	S			
1	MN	130	1008	641	169	196	2	0	0	0
			Total	C	N	O	S			
1	MO	130	1008	641	169	196	2	0	0	0
			Total	C	N	O	S			
1	MP	130	1008	641	169	196	2	0	0	0
			Total	C	N	O	S			
1	MQ	130	1008	641	169	196	2	0	0	0
			Total	C	N	O	S			
1	MR	130	1008	641	169	196	2	0	0	0
			Total	C	N	O	S			
1	MS	130	1008	641	169	196	2	0	0	0

Continued on next page...

Continued from previous page...

Mol	Chain	Residues	Atoms					ZeroOcc	AltConf	Trace
			Total	C	N	O	S			
1	MT	130	1008	641	169	196	2	0	0	0
			Total	C	N	O	S			
1	MU	130	1008	641	169	196	2	0	0	0
			Total	C	N	O	S			
1	MV	130	1008	641	169	196	2	0	0	0
			Total	C	N	O	S			
1	MW	130	1008	641	169	196	2	0	0	0
			Total	C	N	O	S			
1	MX	130	1008	641	169	196	2	0	0	0
			Total	C	N	O	S			
1	MY	130	1008	641	169	196	2	0	0	0
			Total	C	N	O	S			
1	MZ	130	1008	641	169	196	2	0	0	0
			Total	C	N	O	S			
1	NA	130	1008	641	169	196	2	0	0	0
			Total	C	N	O	S			
1	NB	130	1008	641	169	196	2	0	0	0
			Total	C	N	O	S			
1	NC	130	1008	641	169	196	2	0	0	0
			Total	C	N	O	S			
1	ND	130	1008	641	169	196	2	0	0	0
			Total	C	N	O	S			
1	NE	130	1008	641	169	196	2	0	0	0
			Total	C	N	O	S			
1	NF	130	1008	641	169	196	2	0	0	0
			Total	C	N	O	S			
1	NG	130	1008	641	169	196	2	0	0	0
			Total	C	N	O	S			
1	NH	130	1008	641	169	196	2	0	0	0
			Total	C	N	O	S			
1	NI	130	1008	641	169	196	2	0	0	0
			Total	C	N	O	S			
1	NJ	130	1008	641	169	196	2	0	0	0
			Total	C	N	O	S			
1	NK	130	1008	641	169	196	2	0	0	0
			Total	C	N	O	S			
1	NL	130	1008	641	169	196	2	0	0	0
			Total	C	N	O	S			
1	NM	130	1008	641	169	196	2	0	0	0
			Total	C	N	O	S			
1	NN	130	1008	641	169	196	2	0	0	0

Continued on next page...

Continued from previous page...

Mol	Chain	Residues	Atoms					ZeroOcc	AltConf	Trace
			Total	C	N	O	S			
1	NO	130	1008	641	169	196	2	0	0	0
			Total	C	N	O	S			
1	NP	130	1008	641	169	196	2	0	0	0
			Total	C	N	O	S			
1	NQ	130	1008	641	169	196	2	0	0	0
			Total	C	N	O	S			
1	NR	130	1008	641	169	196	2	0	0	0
			Total	C	N	O	S			
1	NS	130	1008	641	169	196	2	0	0	0
			Total	C	N	O	S			
1	NT	130	1008	641	169	196	2	0	0	0
			Total	C	N	O	S			
1	NU	130	1008	641	169	196	2	0	0	0
			Total	C	N	O	S			
1	NV	130	1008	641	169	196	2	0	0	0

- Molecule 2 is CALCIUM ION (three-letter code: CA) (formula: Ca).

Mol	Chain	Residues	Atoms		ZeroOcc	AltConf
			Total	Ca		
2	AB	1	1	1	0	0
			Total	Ca		
2	AH	1	1	1	0	0
			Total	Ca		
2	AJ	1	1	1	0	0
			Total	Ca		
2	AK	1	1	1	0	0
			Total	Ca		
2	AN	1	1	1	0	0
			Total	Ca		
2	AQ	1	1	1	0	0
			Total	Ca		
2	AT	1	1	1	0	0
			Total	Ca		
2	AW	1	1	1	0	0
			Total	Ca		
2	AZ	1	1	1	0	0
			Total	Ca		
2	BB	1	1	1	0	0
			Total	Ca		
2	BC	1	1	1	0	0

Continued on next page...

Continued from previous page...

Mol	Chain	Residues	Atoms		ZeroOcc	AltConf
			Total	Ca		
2	BF	1	1	1	0	0
2	BI	1	1	1	0	0
2	BL	1	1	1	0	0
2	BO	1	1	1	0	0
2	BU	1	1	1	0	0
2	BX	1	1	1	0	0
2	CA	1	1	1	0	0
2	CD	1	1	1	0	0
2	CG	1	1	1	0	0
2	CJ	1	1	1	0	0
2	CM	1	1	1	0	0
2	CO	1	1	1	0	0
2	CP	1	1	1	0	0
2	CS	1	1	1	0	0
2	CV	1	1	1	0	0
2	CY	1	1	1	0	0
2	DB	1	1	1	0	0
2	DE	1	1	1	0	0
2	DH	1	1	1	0	0
2	DQ	1	1	1	0	0
2	DT	1	1	1	0	0

Continued on next page...

Continued from previous page...

Mol	Chain	Residues	Atoms		ZeroOcc	AltConf
			Total	Ca		
2	DW	1	1	1	0	0
2	DZ	1	1	1	0	0
2	EB	1	1	1	0	0
2	EC	1	1	1	0	0
2	EF	1	1	1	0	0
2	EI	1	1	1	0	0
2	EL	1	1	1	0	0
2	EO	1	1	1	0	0
2	ER	1	1	1	0	0
2	EU	1	1	1	0	0
2	EX	1	1	1	0	0
2	FA	1	1	1	0	0
2	FD	1	1	1	0	0
2	FG	1	1	1	0	0
2	FJ	1	1	1	0	0
2	FM	1	1	1	0	0
2	FS	1	1	1	0	0
2	FV	1	1	1	0	0
2	FY	1	1	1	0	0
2	GB	1	1	1	0	0
2	GE	1	1	1	0	0

Continued on next page...

Continued from previous page...

Mol	Chain	Residues	Atoms		ZeroOcc	AltConf
			Total	Ca		
2	GH	1	1	1	0	0
2	GK	1	1	1	0	0
2	GN	1	1	1	0	0
2	GQ	1	1	1	0	0
2	GS	1	1	1	0	0
2	GT	1	1	1	0	0
2	GW	1	1	1	0	0
2	GZ	1	1	1	0	0
2	HC	1	1	1	0	0
2	HF	1	1	1	0	0
2	HI	1	1	1	0	0
2	HL	1	1	1	0	0
2	HO	1	1	1	0	0
2	HR	1	1	1	0	0
2	HU	1	1	1	0	0
2	HX	1	1	1	0	0
2	IA	1	1	1	0	0
2	ID	1	1	1	0	0
2	IG	1	1	1	0	0
2	IJ	1	1	1	0	0
2	IM	1	1	1	0	0

Continued on next page...

Continued from previous page...

Mol	Chain	Residues	Atoms		ZeroOcc	AltConf
			Total	Ca		
2	IS	1	1	1	0	0
2	IV	1	1	1	0	0
2	IY	1	1	1	0	0
2	JB	1	1	1	0	0
2	JD	1	1	1	0	0
2	JE	1	1	1	0	0
2	JH	1	1	1	0	0
2	JN	1	1	1	0	0
2	JQ	1	1	1	0	0
2	JT	1	1	1	0	0
2	JW	1	1	1	0	0
2	JZ	1	1	1	0	0
2	KC	1	1	1	0	0
2	KF	1	1	1	0	0
2	KI	1	1	1	0	0
2	KL	1	1	1	0	0
2	KO	1	1	1	0	0
2	KR	1	1	1	0	0
2	KU	1	1	1	0	0
2	KX	1	1	1	0	0
2	KZ	1	1	1	0	0

Continued on next page...

Continued from previous page...

Mol	Chain	Residues	Atoms		ZeroOcc	AltConf
			Total	Ca		
2	LA	1	1	1	0	0
2	LD	1	1	1	0	0
2	LG	1	1	1	0	0
2	LJ	1	1	1	0	0
2	LM	1	1	1	0	0
2	LP	1	1	1	0	0
2	LS	1	1	1	0	0
2	LV	1	1	1	0	0
2	LY	1	1	1	0	0
2	MB	1	1	1	0	0
2	ME	1	1	1	0	0
2	MH	1	1	1	0	0
2	MK	1	1	1	0	0
2	MN	1	1	1	0	0
2	MQ	1	1	1	0	0
2	MT	1	1	1	0	0
2	MW	1	1	1	0	0
2	MZ	1	1	1	0	0
2	NC	1	1	1	0	0
2	NF	1	1	1	0	0
2	NI	1	1	1	0	0

Continued on next page...

Continued from previous page...

Mol	Chain	Residues	Atoms		ZeroOcc	AltConf
			Total	Ca		
2	NL	1	1	1	0	0
			Total	Ca		
2	NO	1	1	1	0	0
			Total	Ca		
2	NR	1	1	1	0	0
			Total	Ca		
2	NU	1	1	1	0	0

3 Residue-property plots (i)

These plots are drawn for all protein, RNA, DNA and oligosaccharide chains in the entry. The first graphic for a chain summarises the proportions of the various outlier classes displayed in the second graphic. The second graphic shows the sequence view annotated by issues in geometry and electron density. Residues are color-coded according to the number of geometric quality criteria for which they contain at least one outlier: green = 0, yellow = 1, orange = 2 and red = 3 or more. A red dot above a residue indicates a poor fit to the electron density (RSRZ > 2). Stretches of 2 or more consecutive residues without any outlier are shown as a green connector. Residues present in the sample, but not in the model, are shown in grey.

• Molecule 1: coat protein

Chain AA:

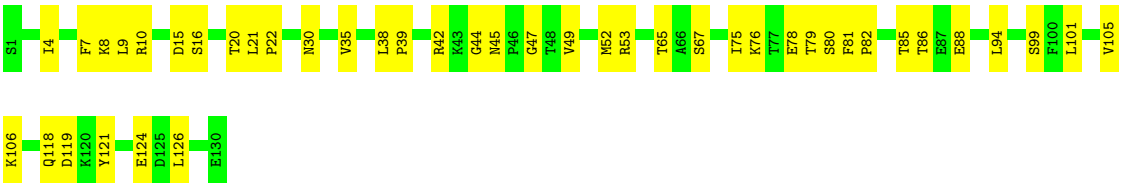

• Molecule 1: coat protein

Chain AB:

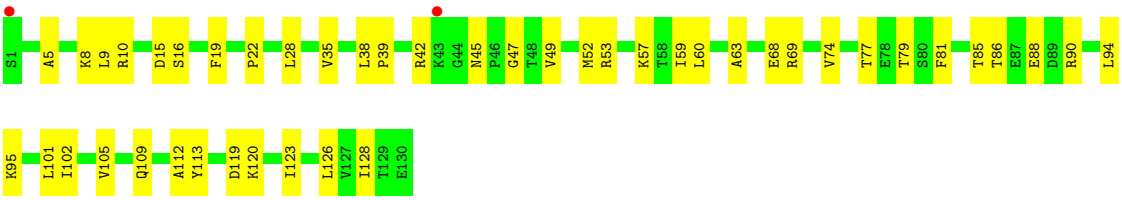

• Molecule 1: coat protein

Chain AC:

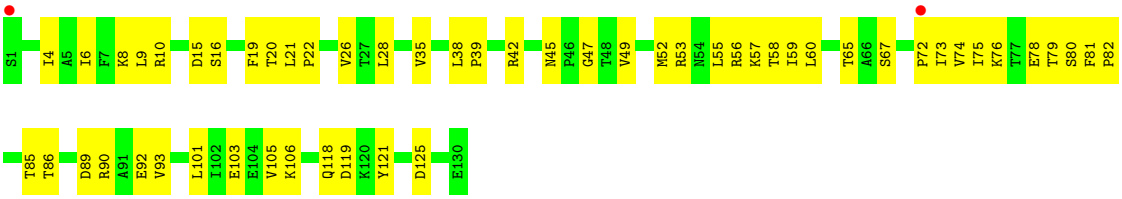

• Molecule 1: coat protein

Chain AD:

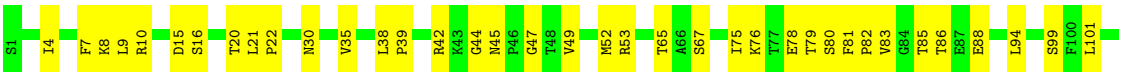

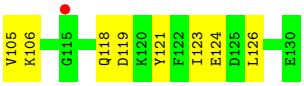

• Molecule 1: coat protein

Chain AE:

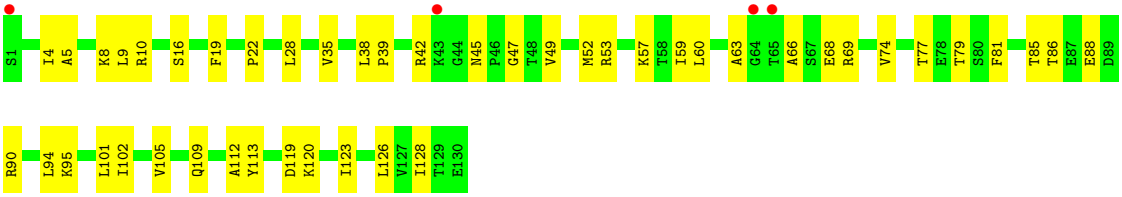

• Molecule 1: coat protein

Chain AF:

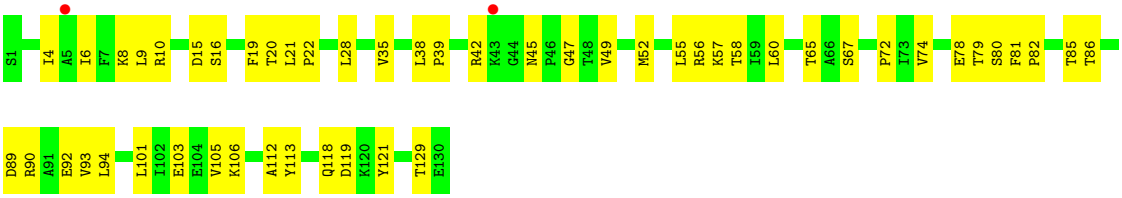

• Molecule 1: coat protein

Chain AG:

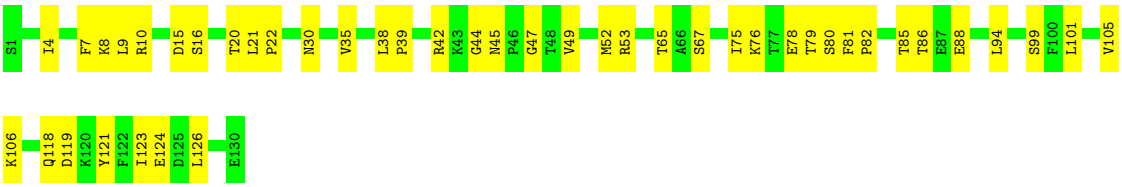

• Molecule 1: coat protein

Chain AH:

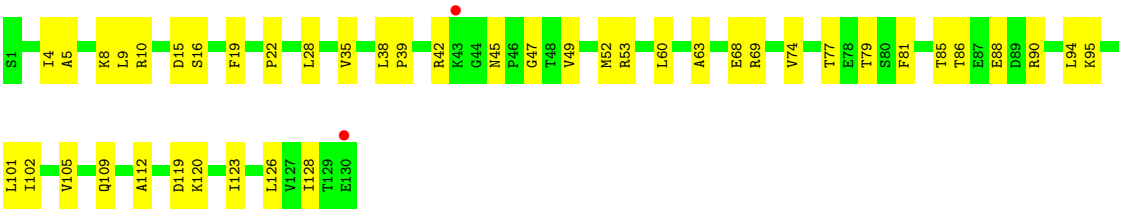

• Molecule 1: coat protein

Chain AI:

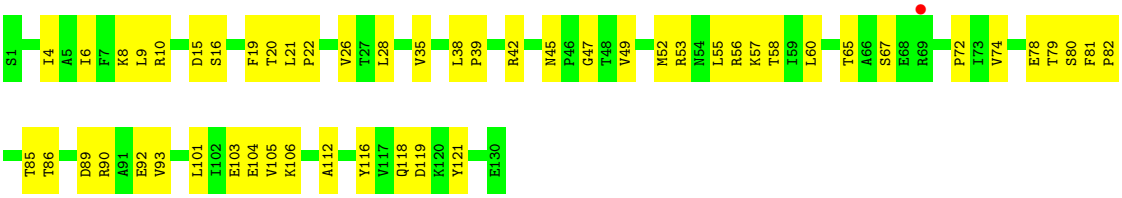

• Molecule 1: coat protein

Chain AJ:

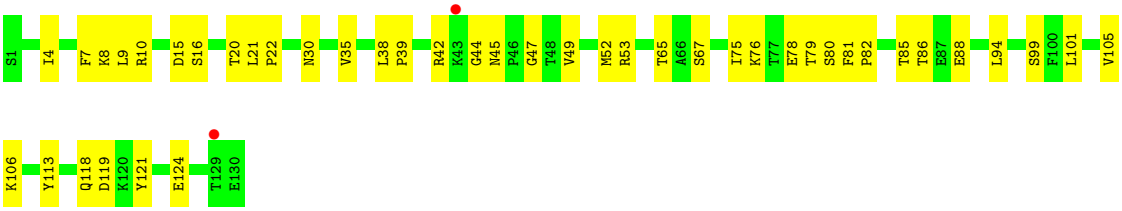

• Molecule 1: coat protein

Chain AK:

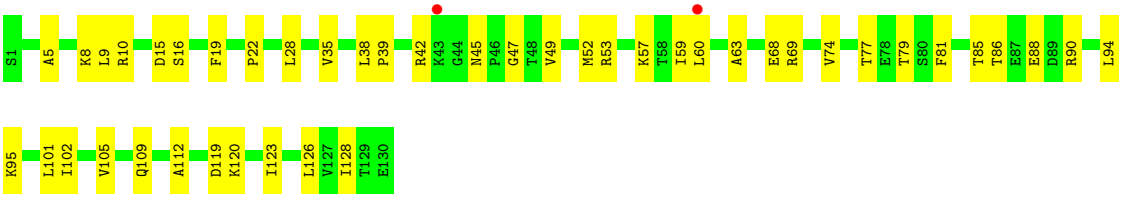

• Molecule 1: coat protein

Chain AL:

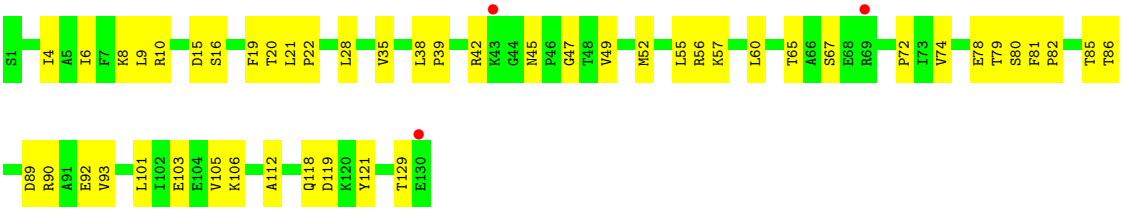

• Molecule 1: coat protein

Chain AM:

• Molecule 1: coat protein

Chain AN:

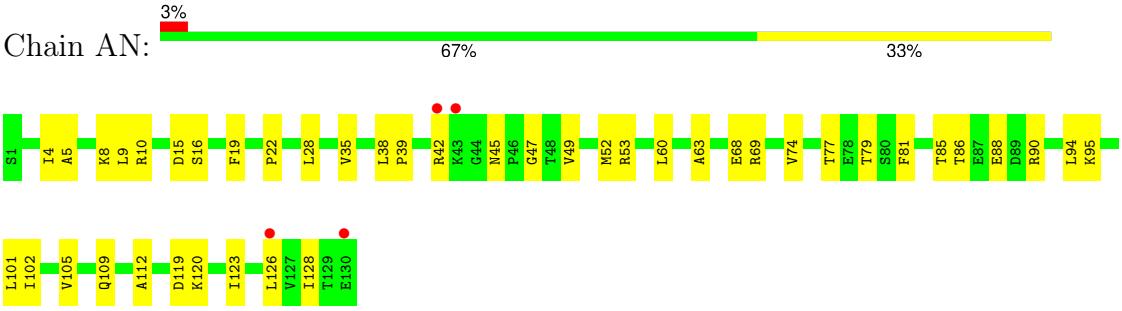

• Molecule 1: coat protein

Chain AO:

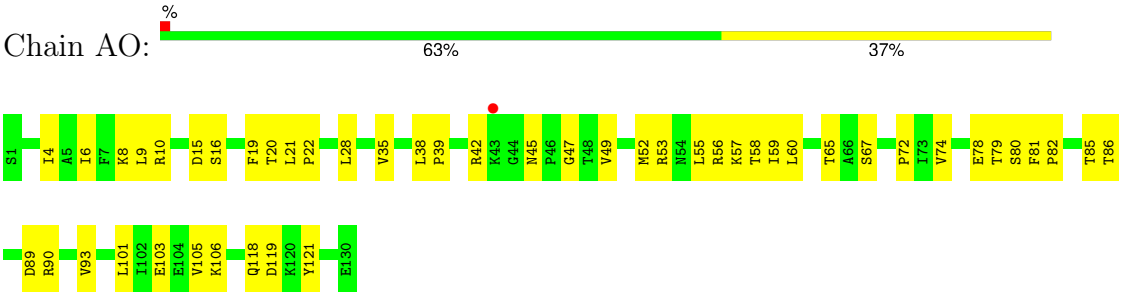

• Molecule 1: coat protein

Chain AP:

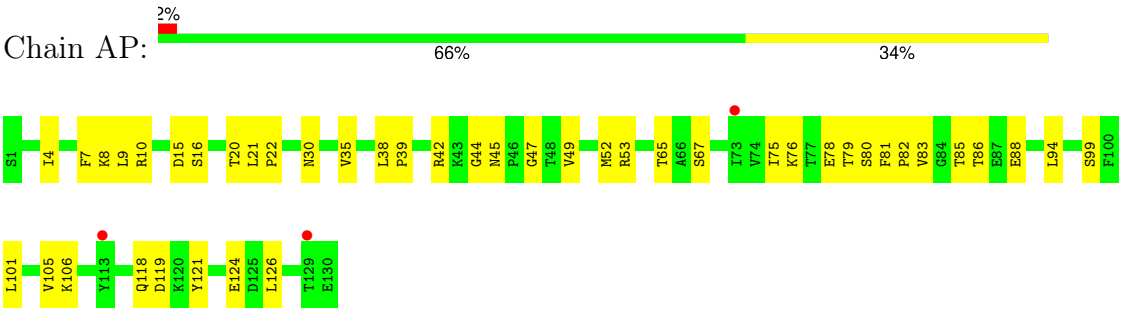

• Molecule 1: coat protein

Chain AQ:

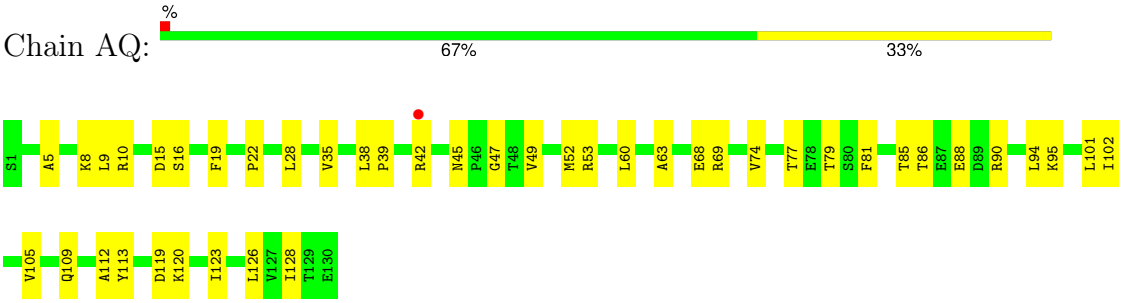

• Molecule 1: coat protein

Chain AR:

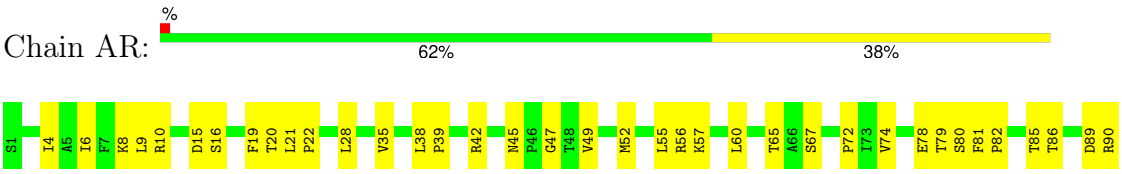

• Molecule 1: coat protein

Chain AS:

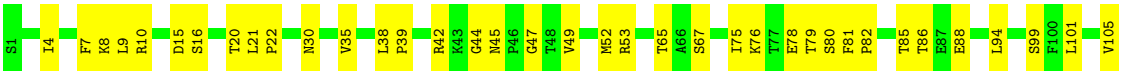

• Molecule 1: coat protein

Chain AT:

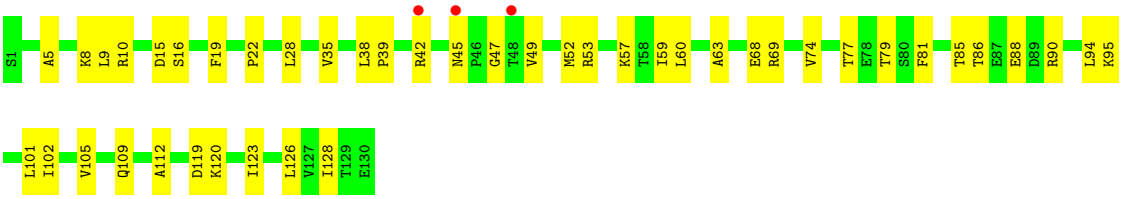

• Molecule 1: coat protein

Chain AU:

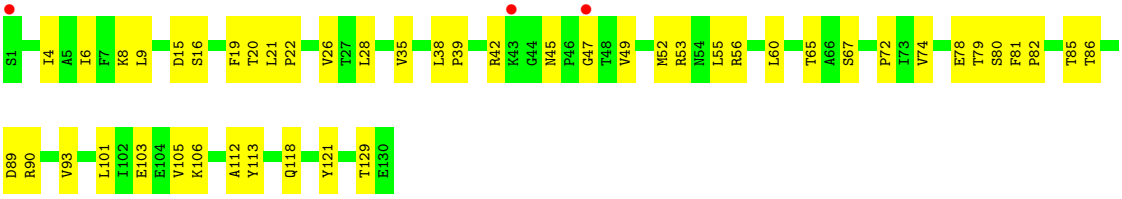

• Molecule 1: coat protein

Chain AV:

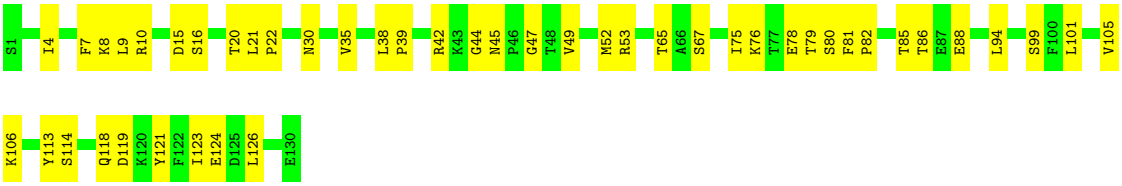

• Molecule 1: coat protein

Chain AW:

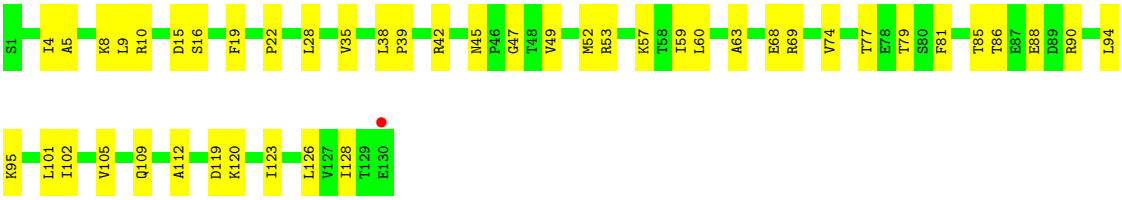

• Molecule 1: coat protein

Chain AX:

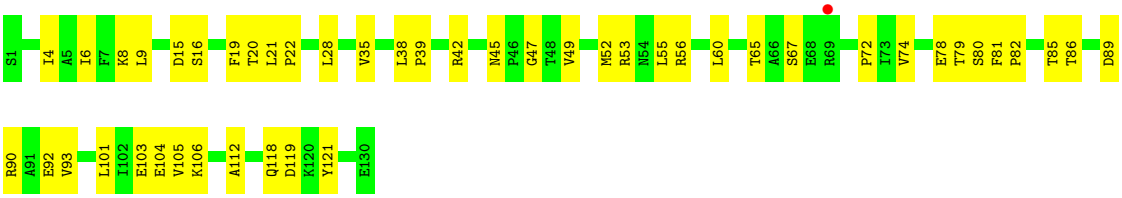

• Molecule 1: coat protein

Chain AY:

• Molecule 1: coat protein

Chain AZ:

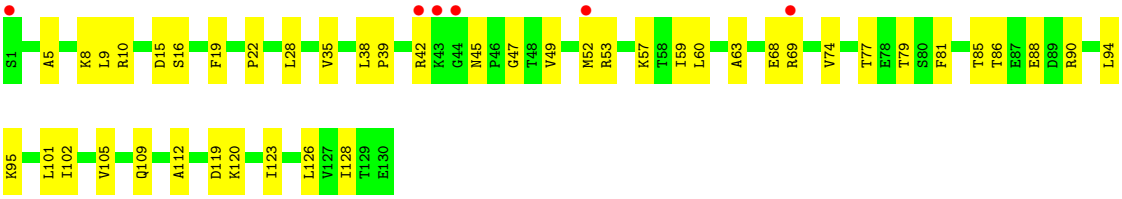

• Molecule 1: coat protein

Chain BA:

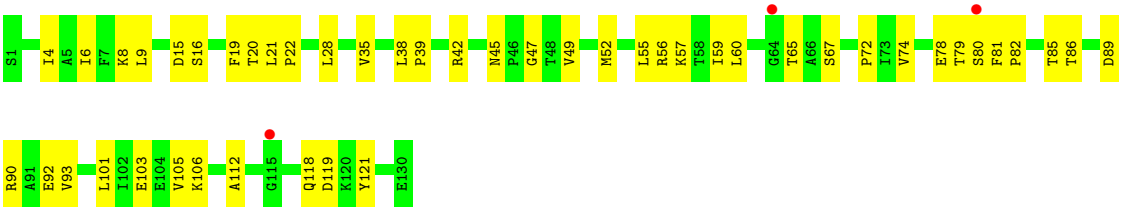

• Molecule 1: coat protein

Chain BB:

• Molecule 1: coat protein

Chain BC:

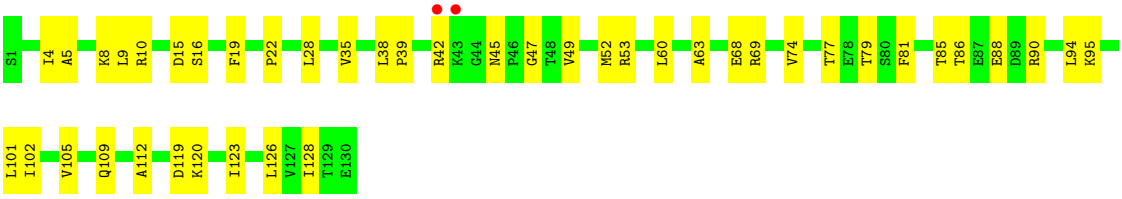

• Molecule 1: coat protein

Chain BD:

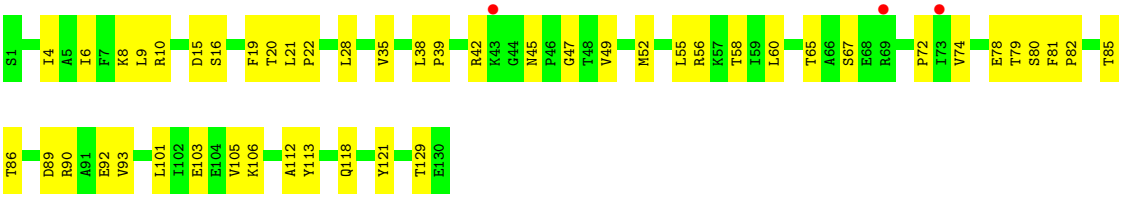

• Molecule 1: coat protein

Chain BE:

• Molecule 1: coat protein

Chain BF:

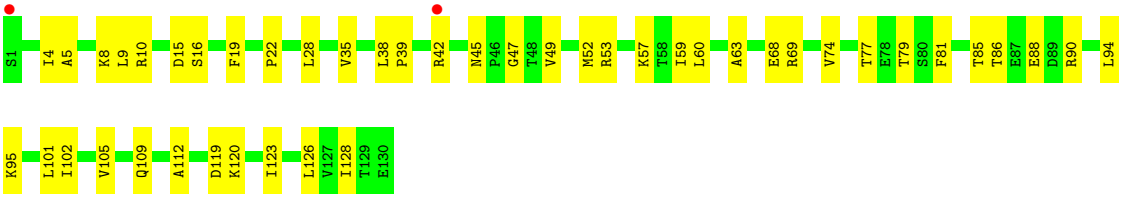

• Molecule 1: coat protein

Chain BG: %
64% 36%

S1 I4 A5 I6 F7 K8 L9 R10 D15 S16 F19 T20 L21 P22 L28 V35 L38 P39 R42 N45 P46 G47 T48 V49 M52 L55 R56 K57 T58 I59 L60 T65 A66 S67 P72 I73 V74 E78 T79 S80 F81 P82 T85 T86 D89

R90 A91 E92 V93 L101 I102 E103 E104 V105 K106 Q118 D119 K120 Y121 E130

• Molecule 1: coat protein

Chain BH: 2%
65% 35%

S1 I4 F7 K8 L9 R10 D15 S16 T20 L21 P22 N30 V35 L38 P39 R42 K43 G44 N45 P46 G47 T48 V49 M52 R53 T65 A66 S67 I75 K76 T77 E78 T79 S80 F81 P82 T85 T86 E87 E88 L94 S99 F100 L101 V105

K106 Y113 S114 Q118 D119 K120 Y121 E124 D125 L126 V127 E130

• Molecule 1: coat protein

Chain BI: 3%
67% 33%

S1 A5 K8 L9 R10 S16 F19 P22 L28 V35 L38 P39 R42 K43 G44 N45 P46 G47 T48 V49 M52 R53 K57 T58 I59 L60 A63 E68 R69 V74 T77 E78 T79 S80 F81 T85 T86 E87 E88 D89 R90 L94 K95

L101 I102 V105 Q109 A112 D119 K120 I123 L126 V127 I128 T129 E130

• Molecule 1: coat protein

Chain BJ: 2%
62% 38%

S1 I4 A5 I6 F7 K8 L9 R10 D15 S16 F19 T20 L21 P22 L28 V35 L38 P39 R42 N45 P46 G47 T48 V49 M52 L55 R56 K57 T58 I59 L60 T65 A66 S67 P72 I73 V74 E78 T79 S80 F81 P82 T85 T86 D89

R90 A91 E92 V93 L94 L101 I102 E103 E104 V105 K106 A112 Q118 D119 K120 Y121 D125 E130

• Molecule 1: coat protein

Chain BK: 2%
68% 32%

S1 I4 F7 K8 L9 R10 D15 S16 T20 L21 P22 N30 V35 L38 P39 R42 K43 G44 N45 P46 G47 T48 V49 M52 R53 T65 A66 S67 I75 K76 T77 E78 T79 S80 F81 P82 T85 T86 E87 E88 L94 L101 V105 K106

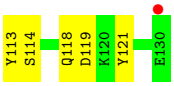

• Molecule 1: coat protein

Chain BL:

• Molecule 1: coat protein

Chain BM:

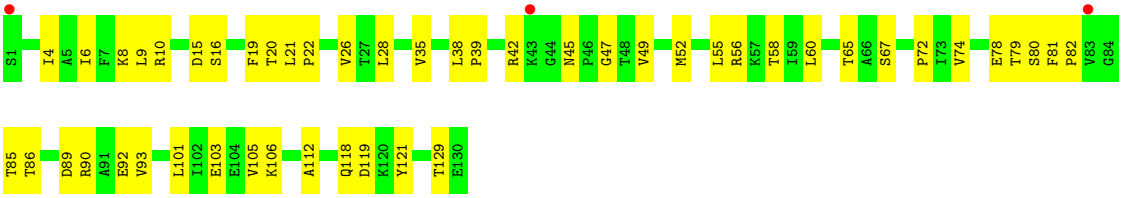

• Molecule 1: coat protein

Chain BN:

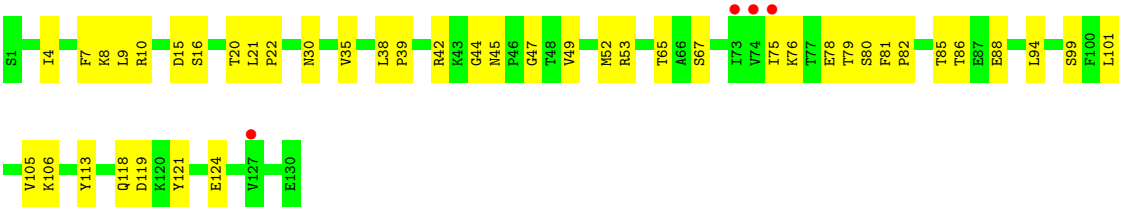

• Molecule 1: coat protein

Chain BO:

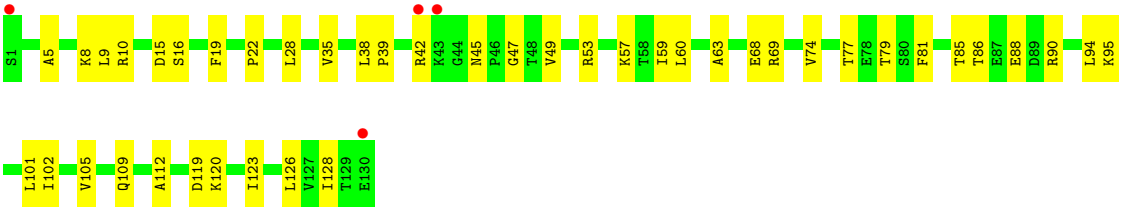

• Molecule 1: coat protein

Chain BP:

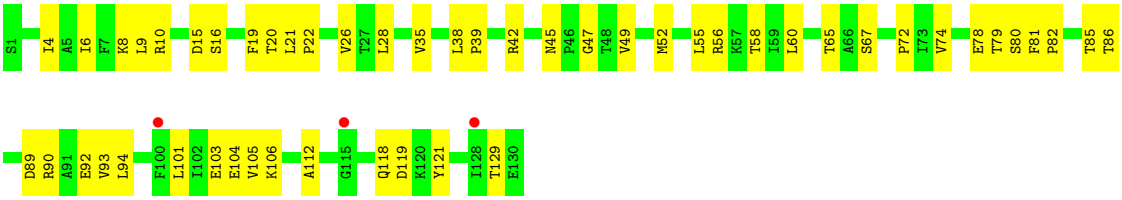

• Molecule 1: coat protein

Chain BQ:

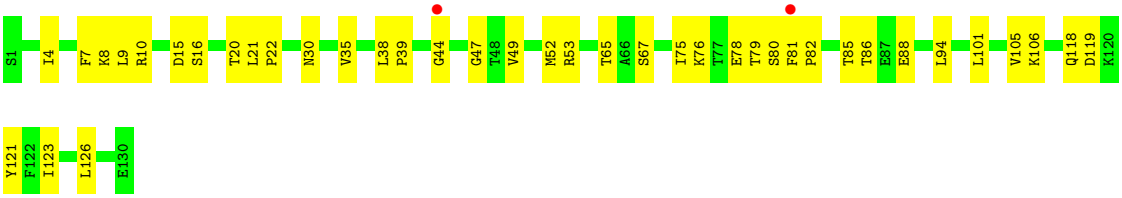

• Molecule 1: coat protein

Chain BR:

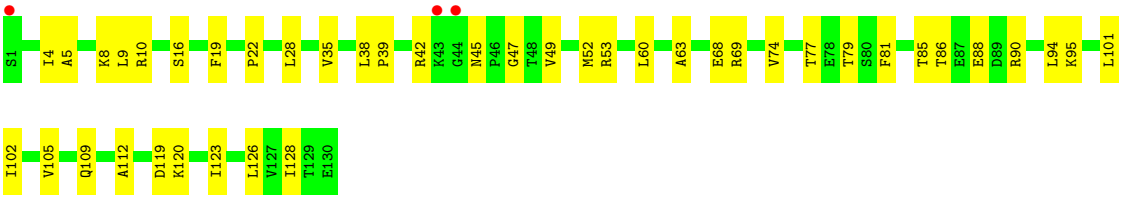

• Molecule 1: coat protein

Chain BS:

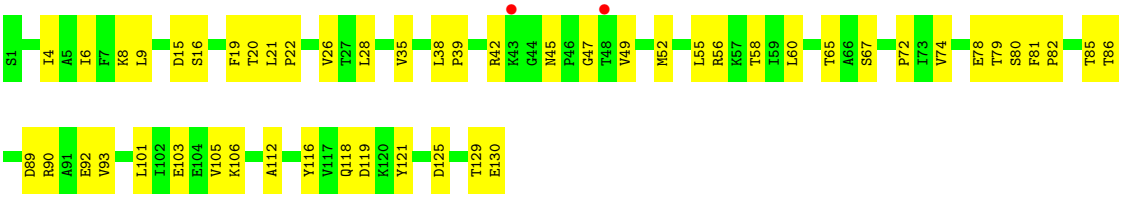

• Molecule 1: coat protein

Chain BT:

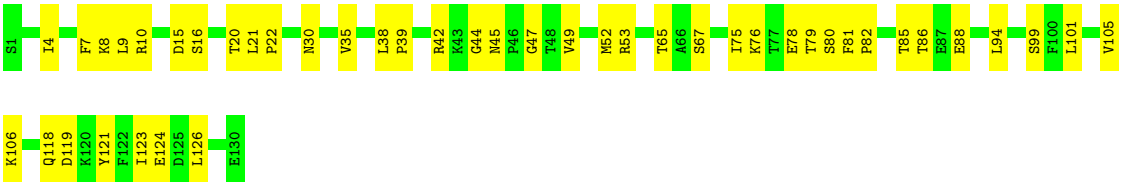

• Molecule 1: coat protein

Chain BU:

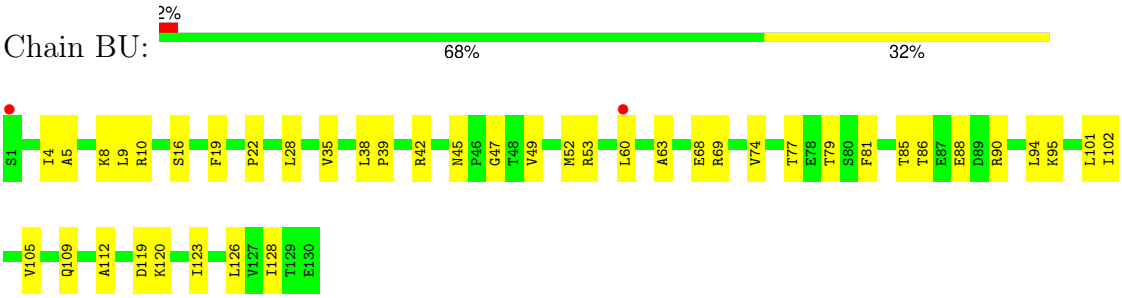

• Molecule 1: coat protein

Chain BV:

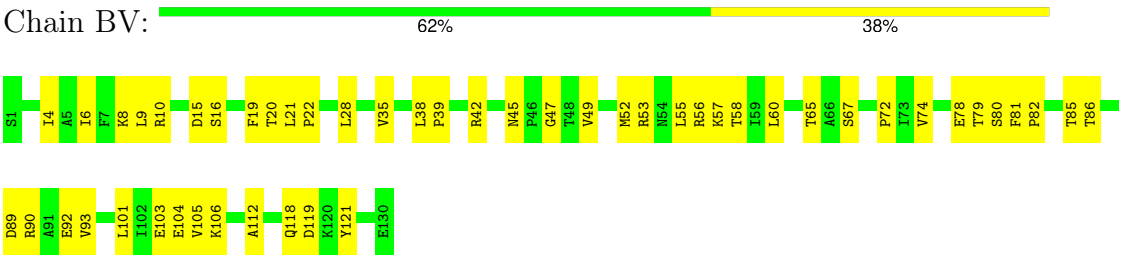

• Molecule 1: coat protein

Chain BW:

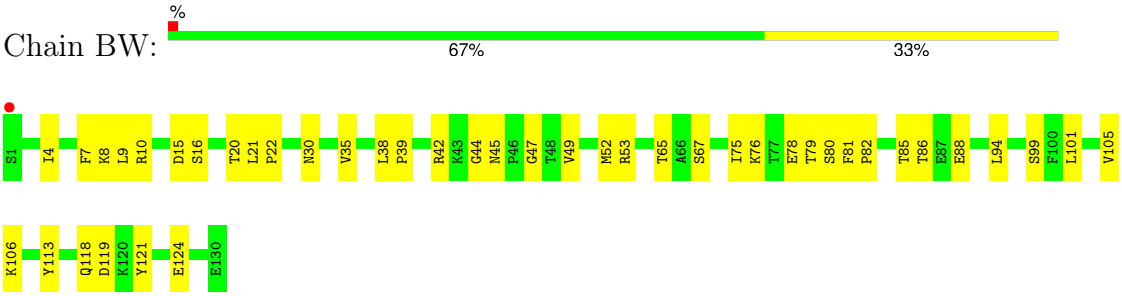

• Molecule 1: coat protein

Chain BX:

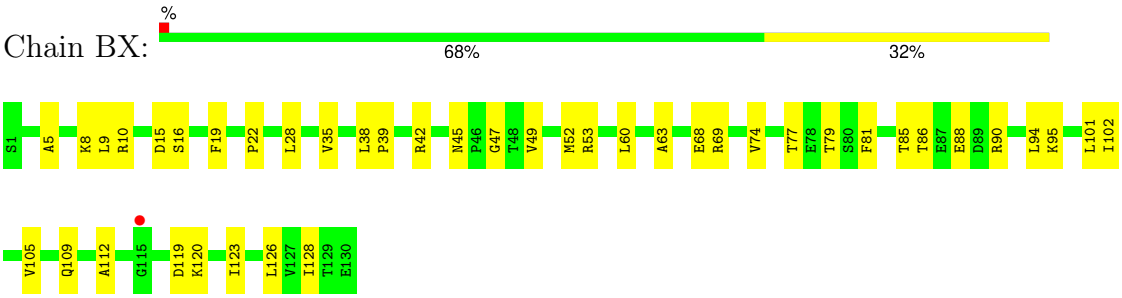

• Molecule 1: coat protein

Chain BY:

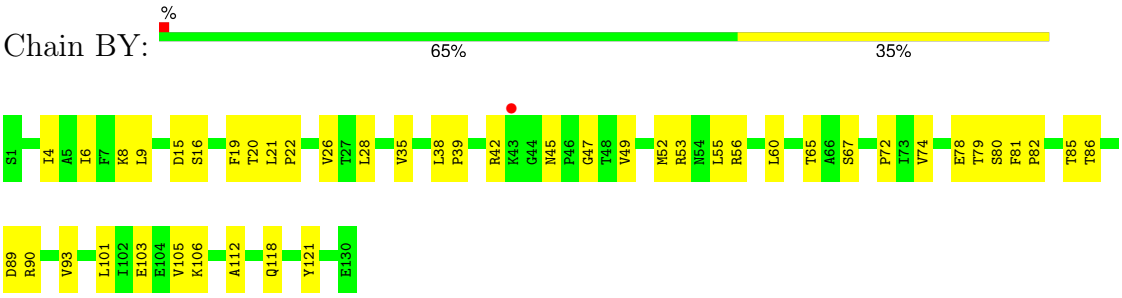

• Molecule 1: coat protein

Chain BZ:

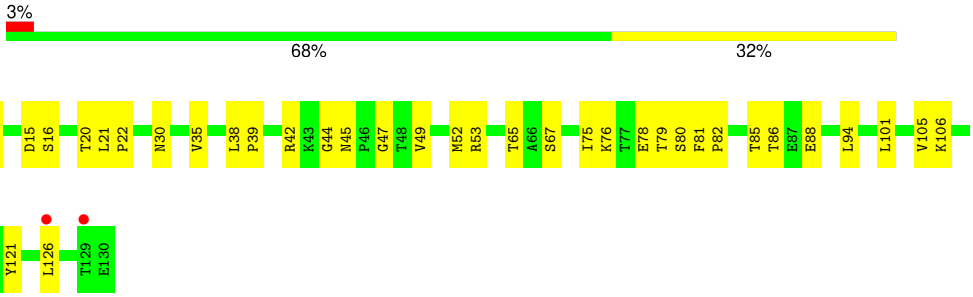

• Molecule 1: coat protein

Chain CA:

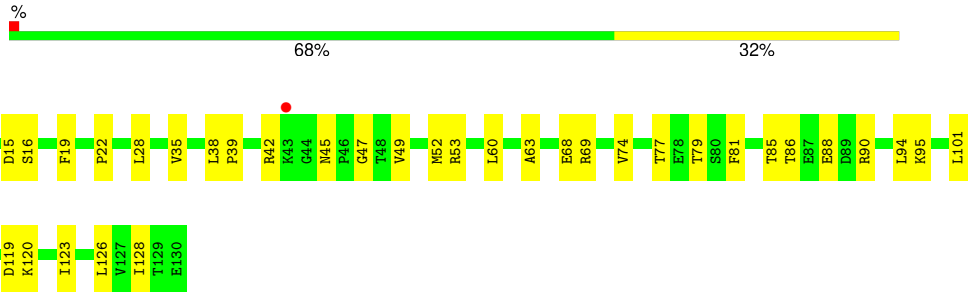

• Molecule 1: coat protein

Chain CB:

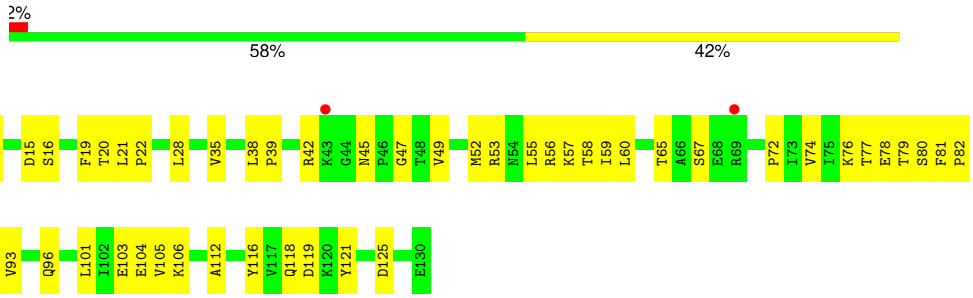

• Molecule 1: coat protein

Chain CC:

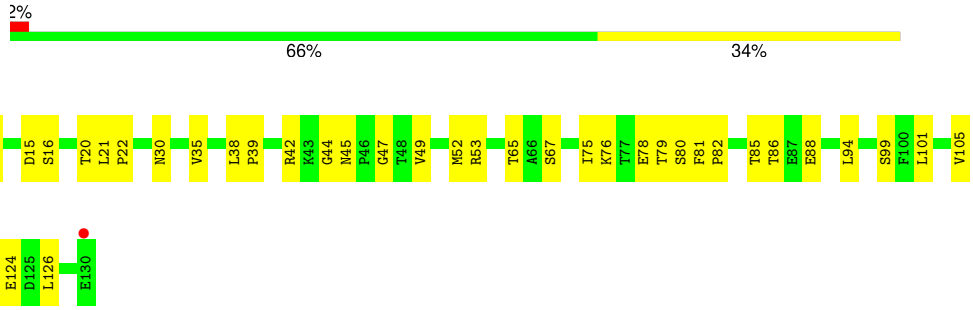

• Molecule 1: coat protein

Chain CD:

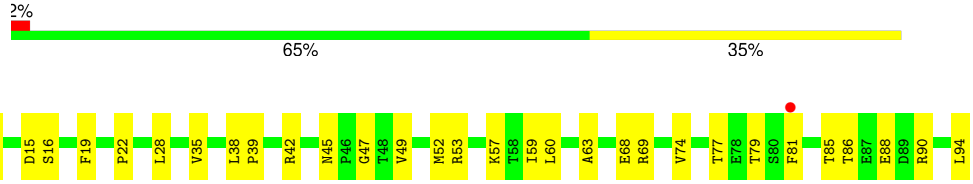

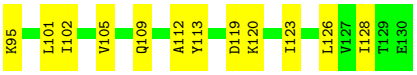

• Molecule 1: coat protein

Chain CE:

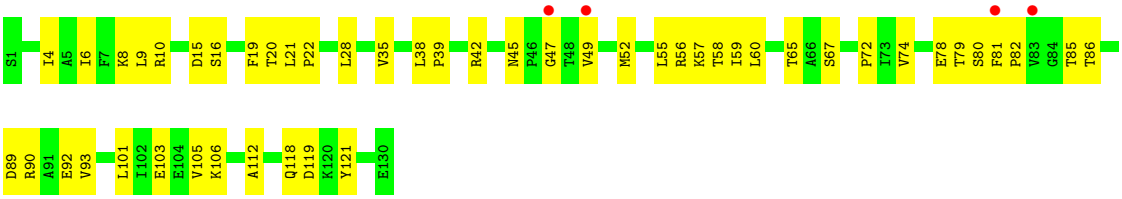

• Molecule 1: coat protein

Chain CF:

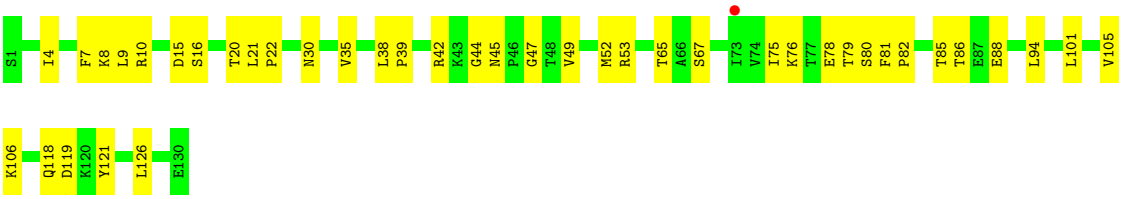

• Molecule 1: coat protein

Chain CG:

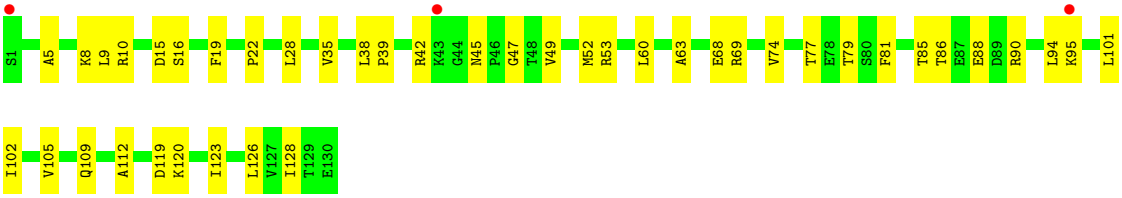

• Molecule 1: coat protein

Chain CH:

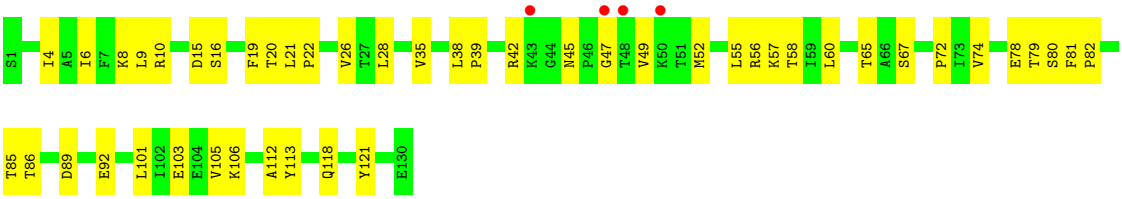

• Molecule 1: coat protein

Chain CI:

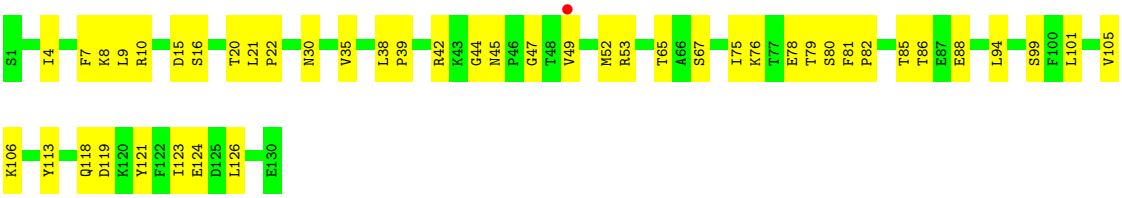

• Molecule 1: coat protein

Chain CJ:

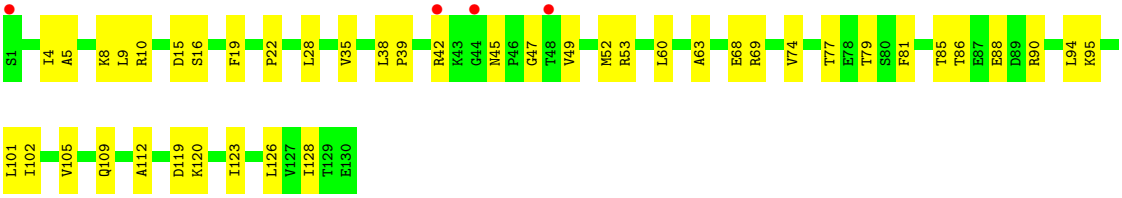

• Molecule 1: coat protein

Chain CK:

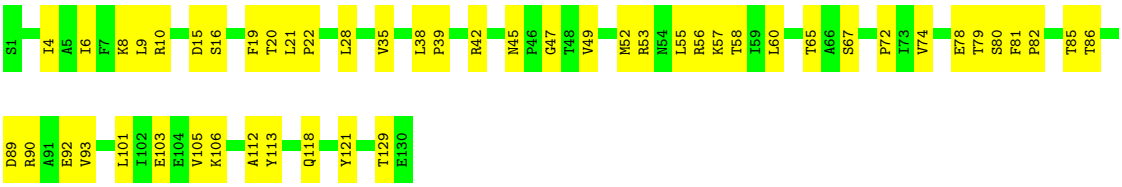

• Molecule 1: coat protein

Chain CL:

• Molecule 1: coat protein

Chain CM:

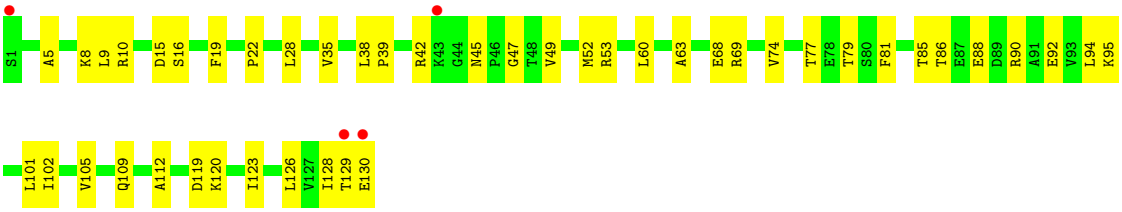

• Molecule 1: coat protein

Chain CN:

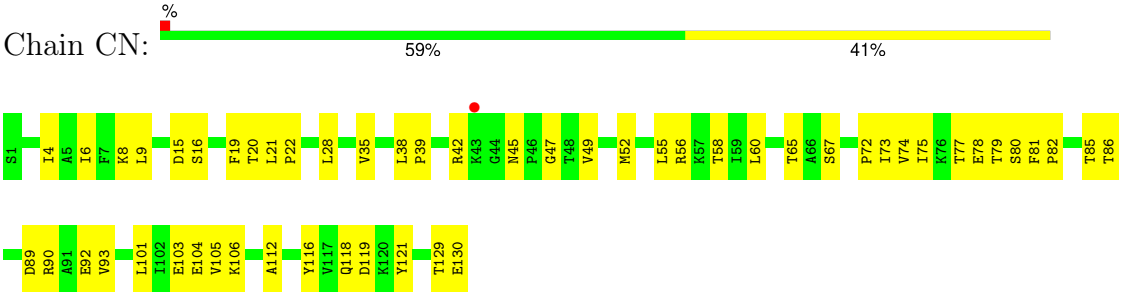

- Molecule 1: coat protein

Chain CO:

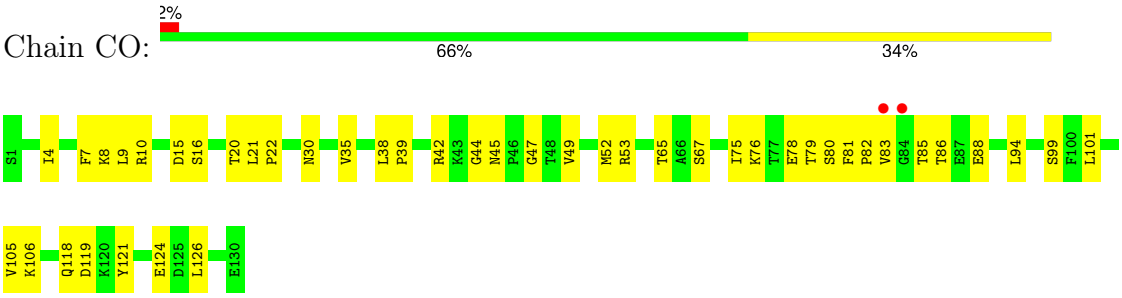

- Molecule 1: coat protein

Chain CP:

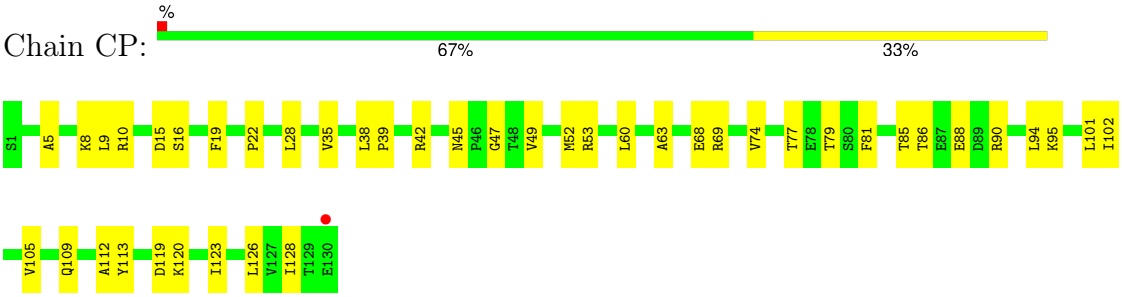

- Molecule 1: coat protein

Chain CQ:

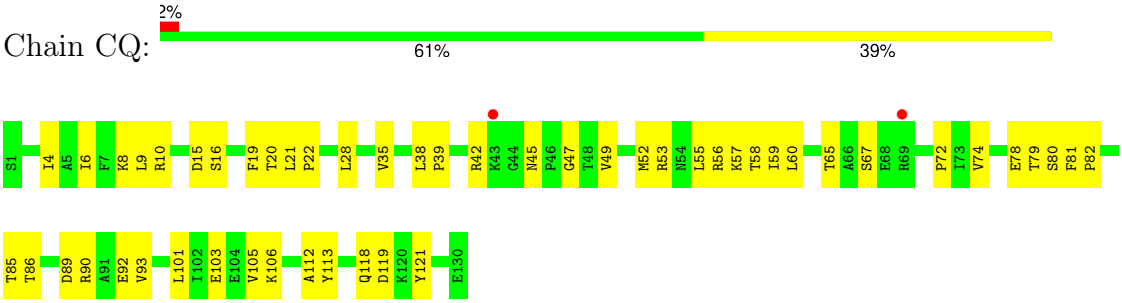

- Molecule 1: coat protein

Chain CR:

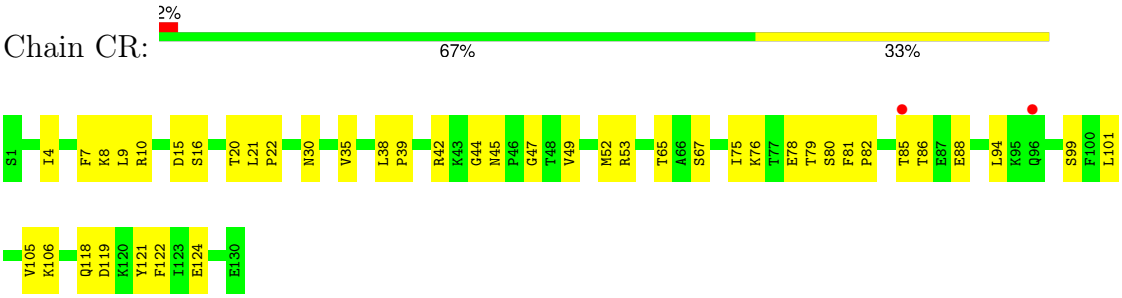

• Molecule 1: coat protein

Chain CS:

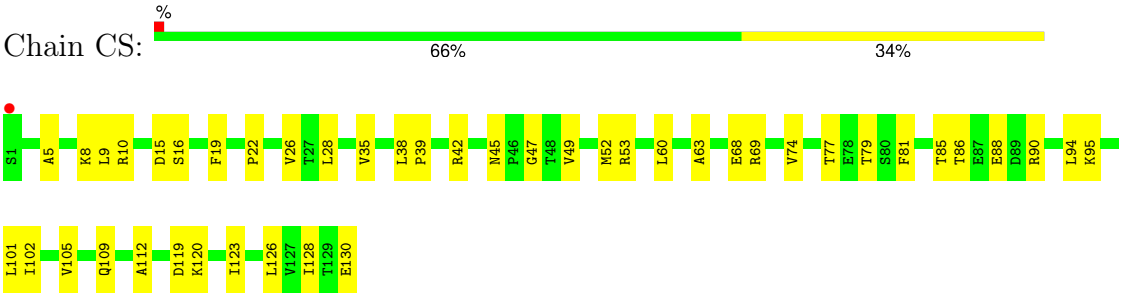

• Molecule 1: coat protein

Chain CT:

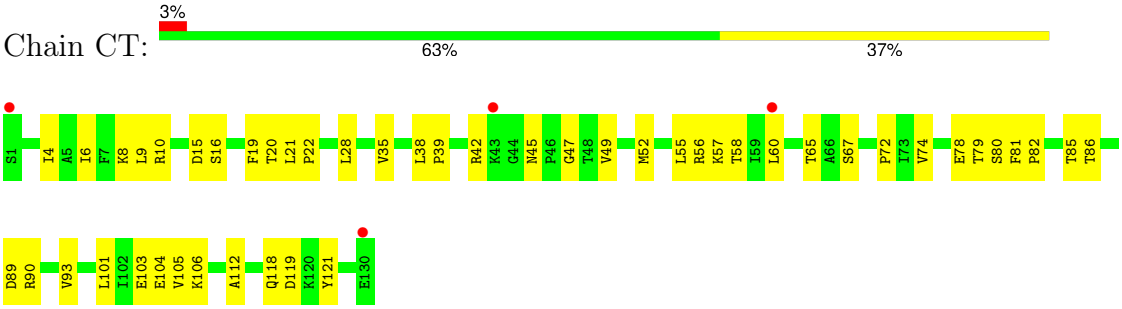

• Molecule 1: coat protein

Chain CU:

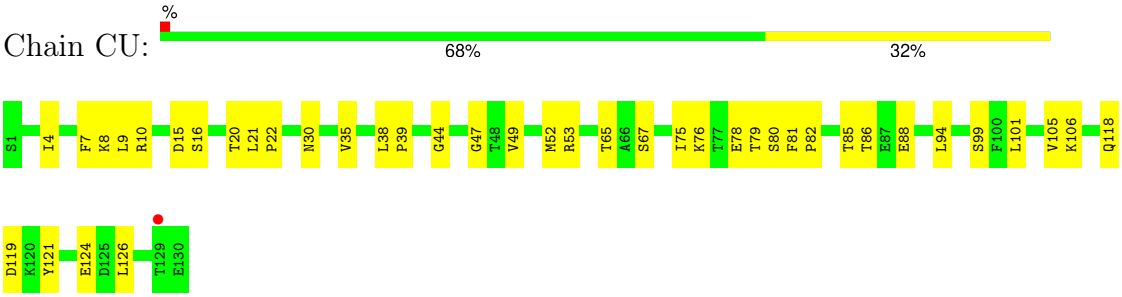

• Molecule 1: coat protein

Chain CV:

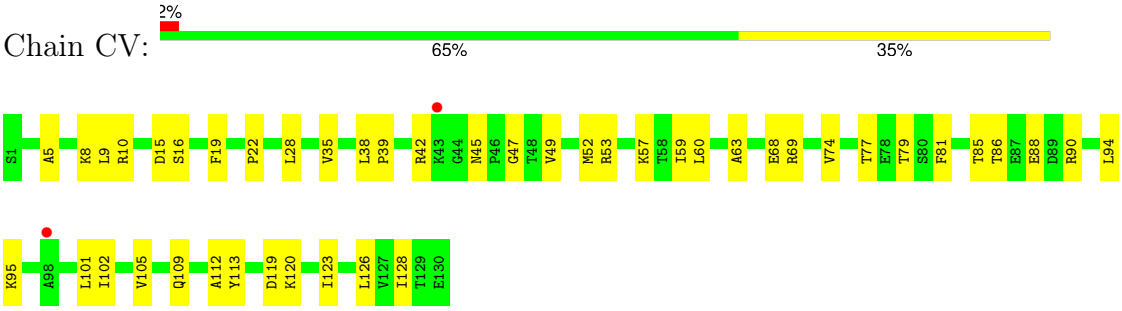

• Molecule 1: coat protein

Chain CW:

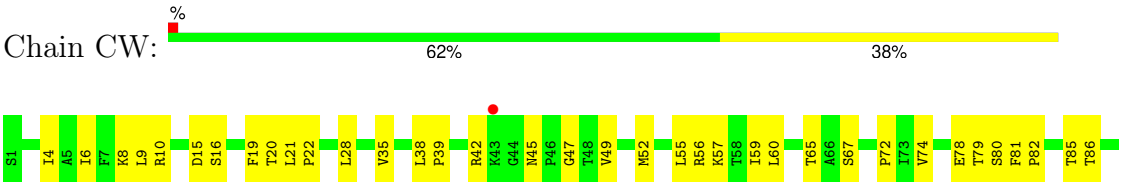

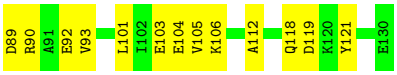

• Molecule 1: coat protein

Chain CX:

• Molecule 1: coat protein

Chain CY:

• Molecule 1: coat protein

Chain CZ:

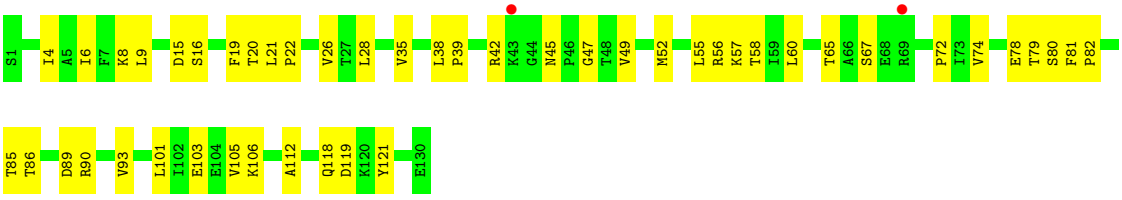

• Molecule 1: coat protein

Chain DA:

• Molecule 1: coat protein

Chain DB:

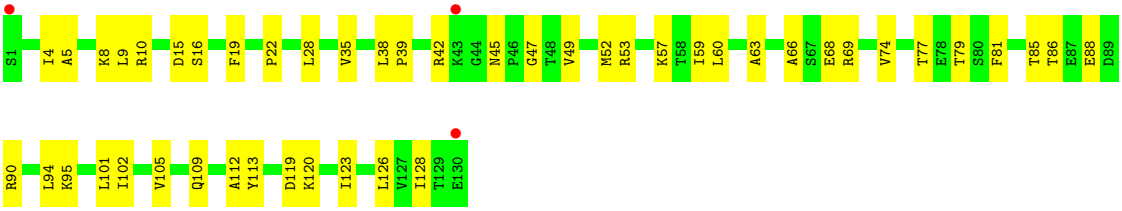

• Molecule 1: coat protein

Chain DC:

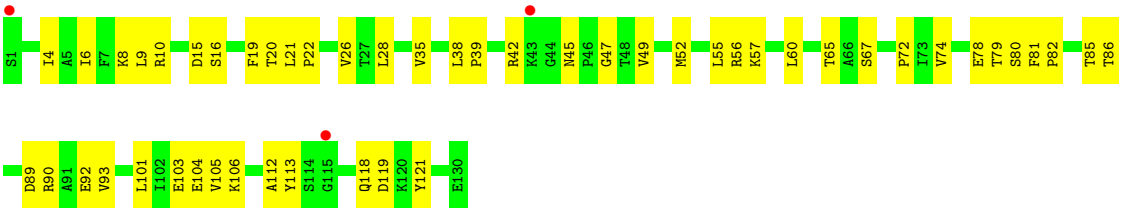

• Molecule 1: coat protein

Chain DD:

• Molecule 1: coat protein

Chain DE:

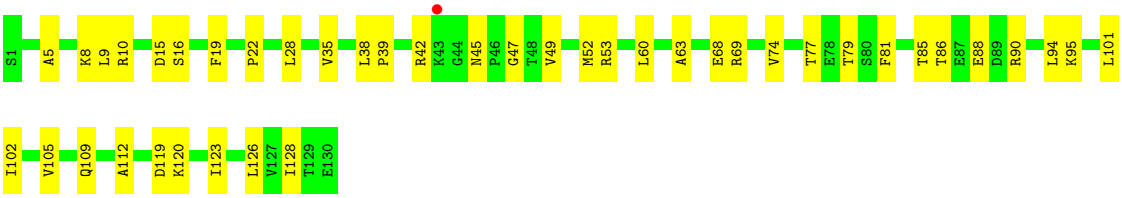

• Molecule 1: coat protein

Chain DF:

• Molecule 1: coat protein

Chain DG:

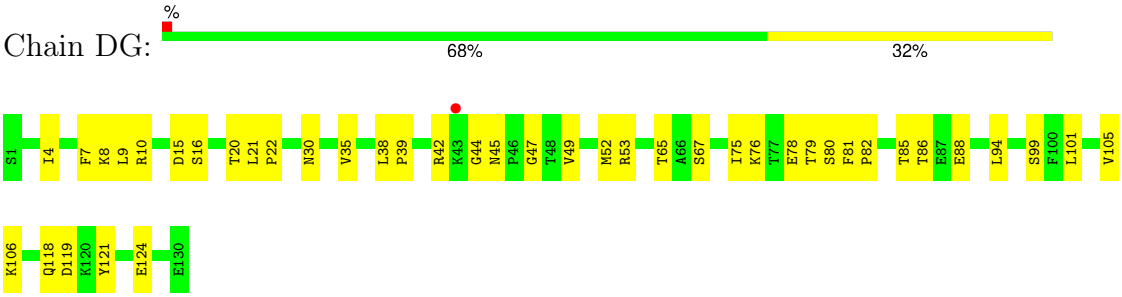

• Molecule 1: coat protein

Chain DH:

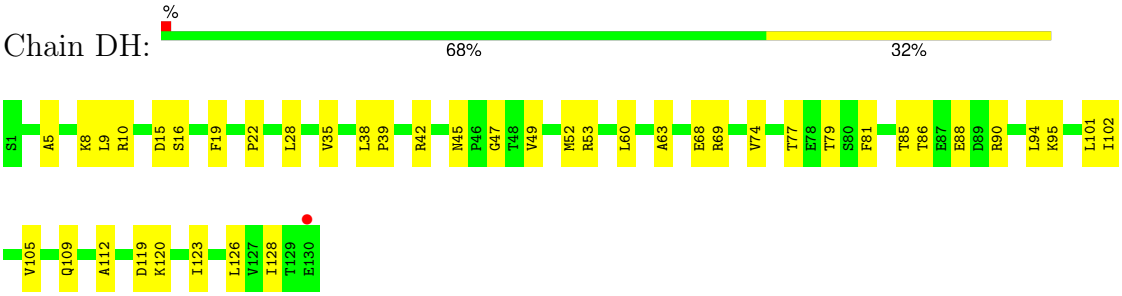

• Molecule 1: coat protein

Chain DI:

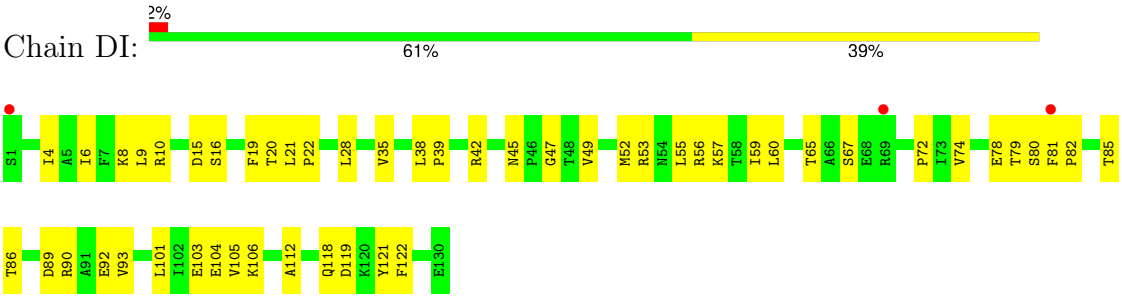

• Molecule 1: coat protein

Chain DJ:

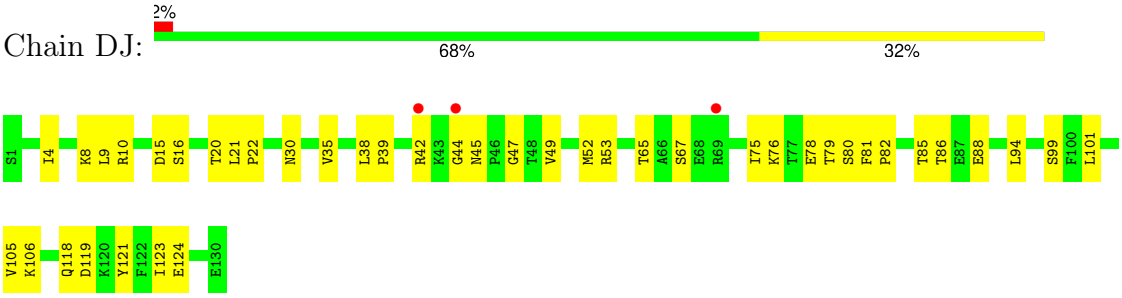

• Molecule 1: coat protein

Chain DK:

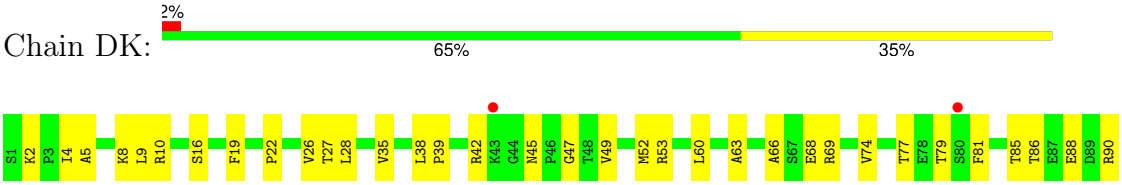

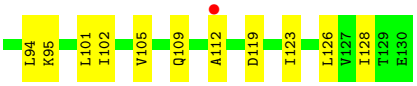

• Molecule 1: coat protein

Chain DL:

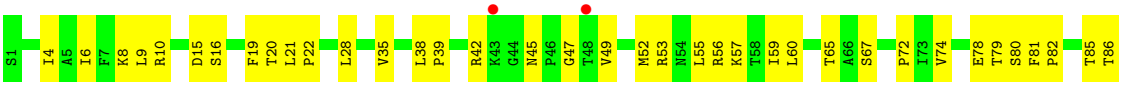

• Molecule 1: coat protein

Chain DM:

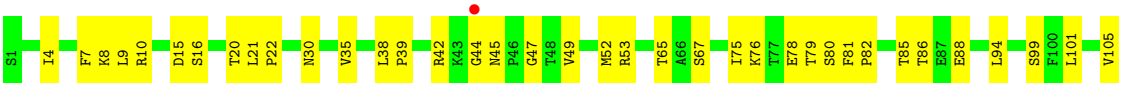

• Molecule 1: coat protein

Chain DN:

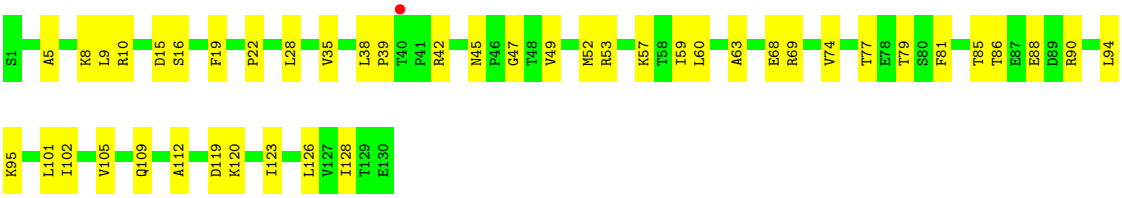

• Molecule 1: coat protein

Chain DO:

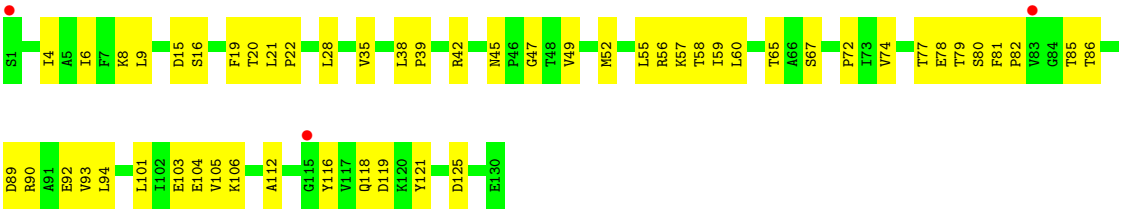

• Molecule 1: coat protein

Chain DP:

• Molecule 1: coat protein

Chain DQ:

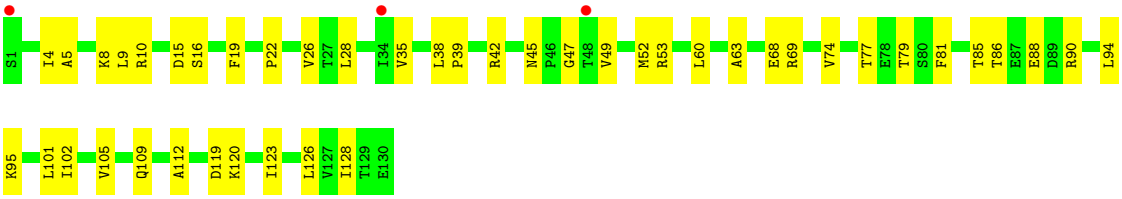

• Molecule 1: coat protein

Chain DR:

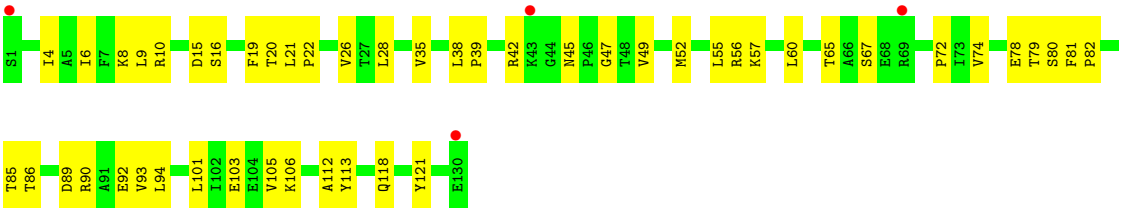

• Molecule 1: coat protein

Chain DS:

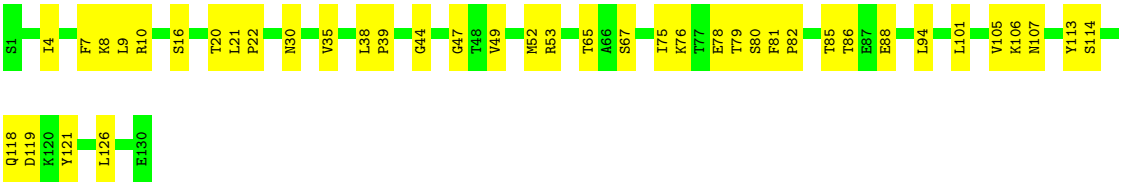

• Molecule 1: coat protein

Chain DT:

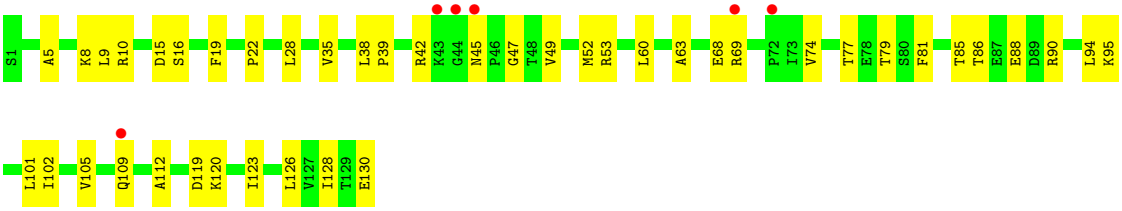

• Molecule 1: coat protein

Chain DU:

• Molecule 1: coat protein

Chain DV:

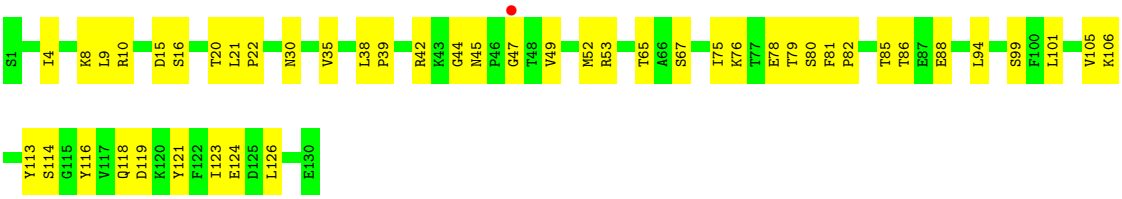

• Molecule 1: coat protein

Chain DW:

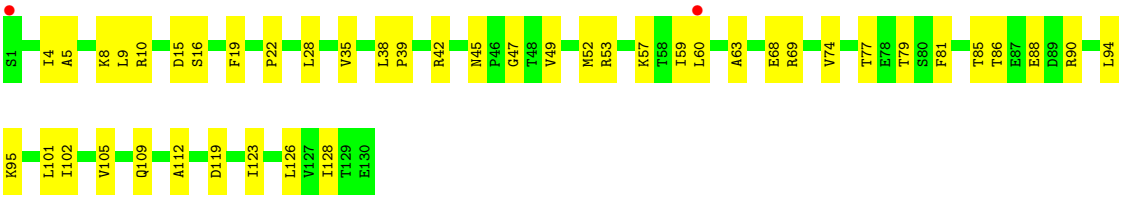

• Molecule 1: coat protein

Chain DX:

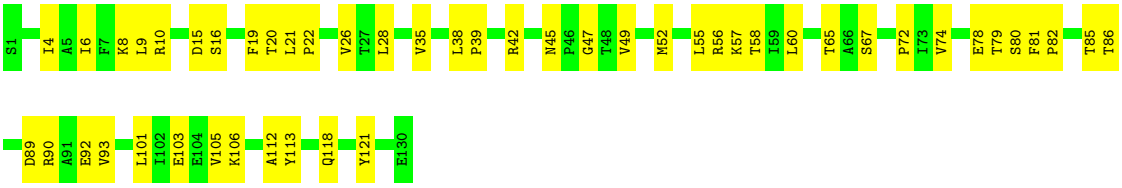

• Molecule 1: coat protein

Chain DY:

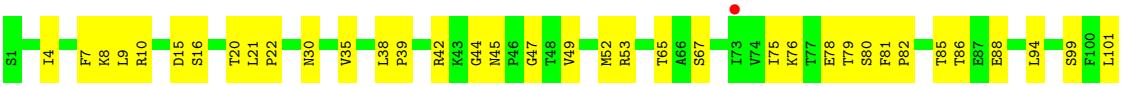

• Molecule 1: coat protein

Chain DZ:

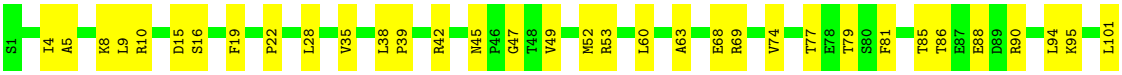

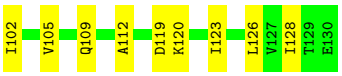

• Molecule 1: coat protein

Chain EA:

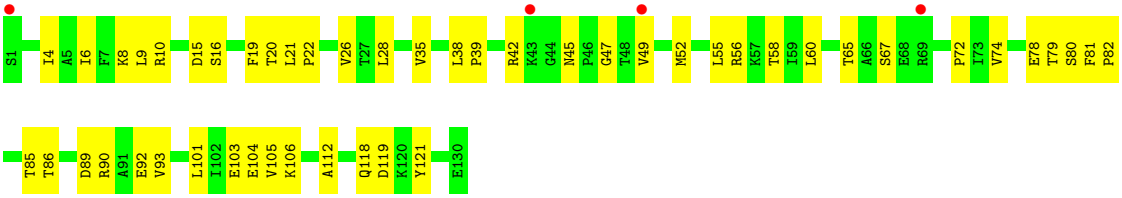

• Molecule 1: coat protein

Chain EB:

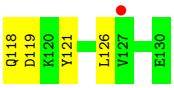

• Molecule 1: coat protein

Chain EC:

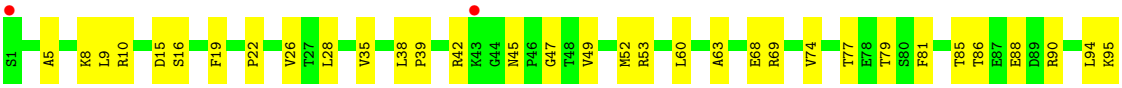

• Molecule 1: coat protein

Chain ED:

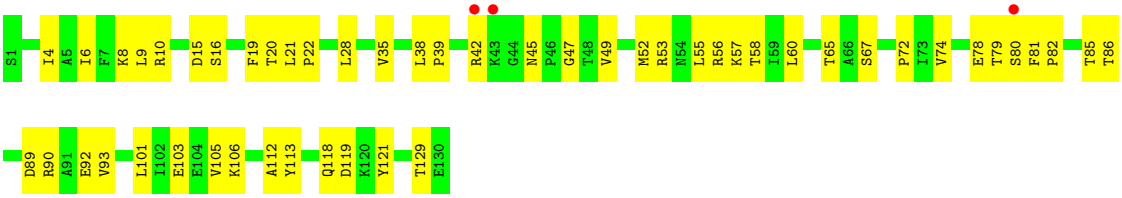

• Molecule 1: coat protein

Chain EE:

• Molecule 1: coat protein

Chain EF:

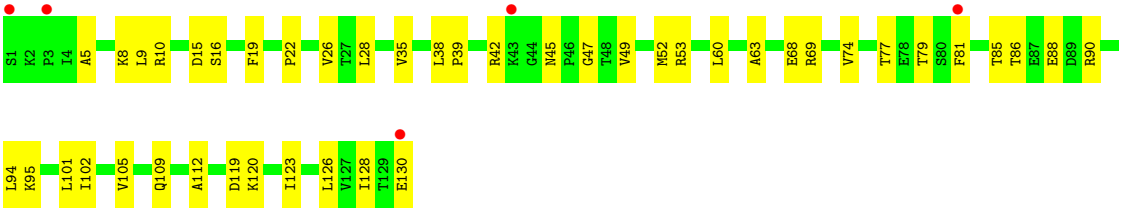

• Molecule 1: coat protein

Chain EG:

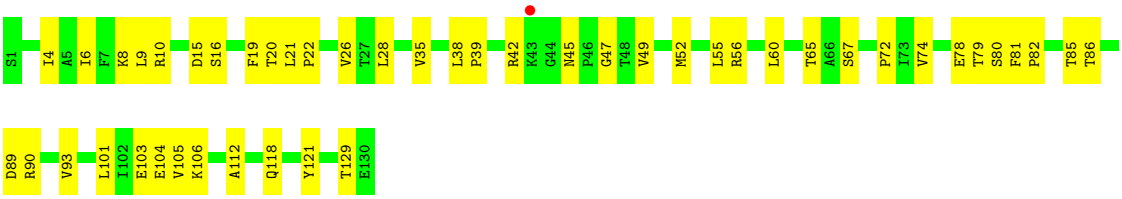

• Molecule 1: coat protein

Chain EH:

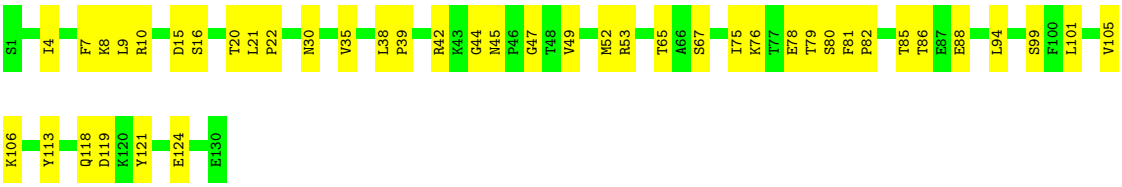

• Molecule 1: coat protein

Chain EI:

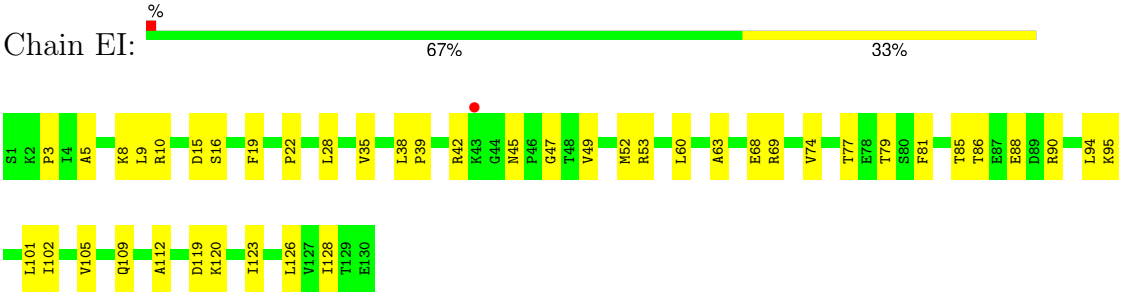

• Molecule 1: coat protein

Chain EJ:

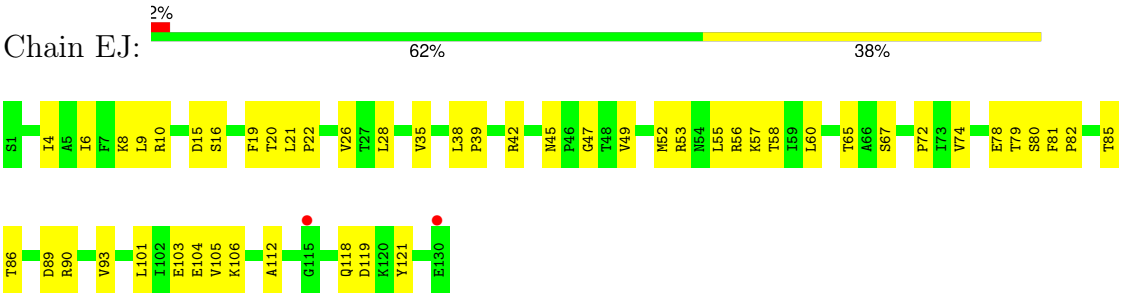

• Molecule 1: coat protein

Chain EK:

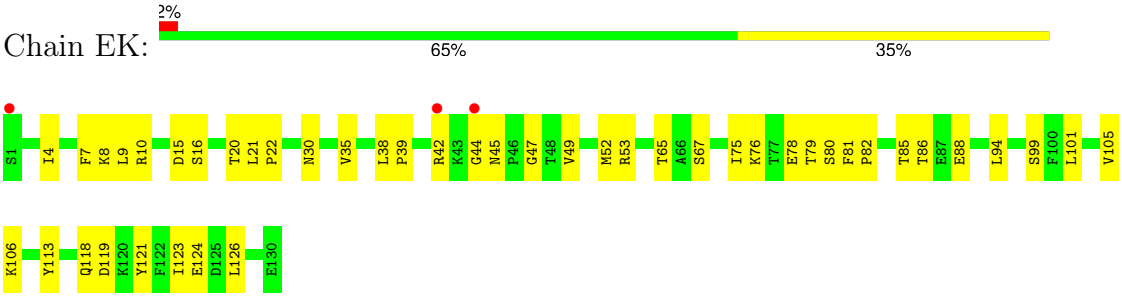

• Molecule 1: coat protein

Chain EL:

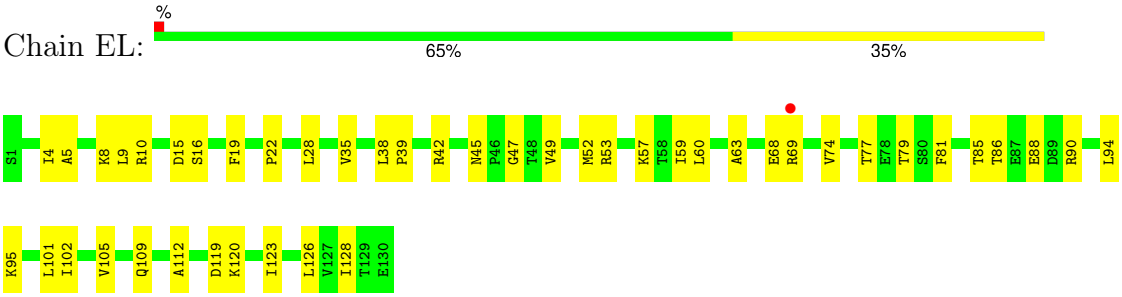

• Molecule 1: coat protein

Chain EM:

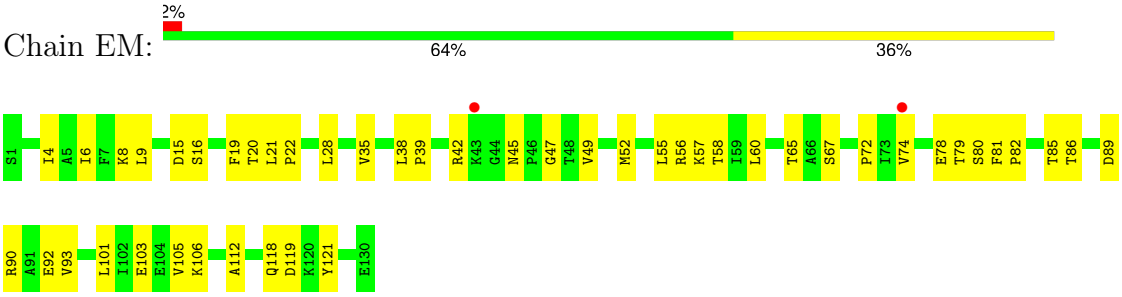

• Molecule 1: coat protein

Chain EN:

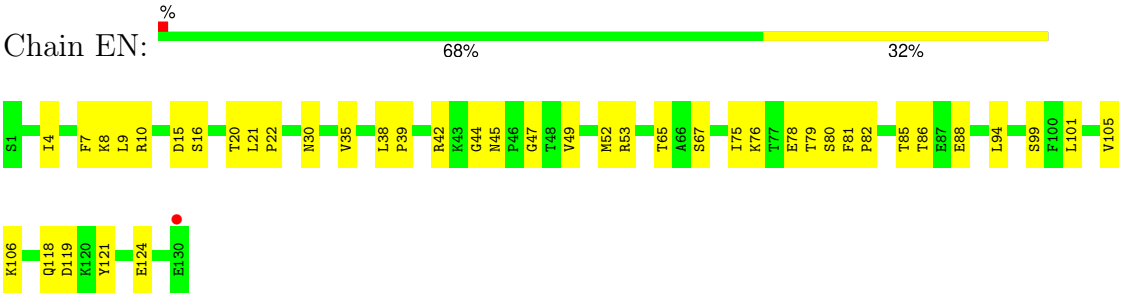

• Molecule 1: coat protein

Chain EO:

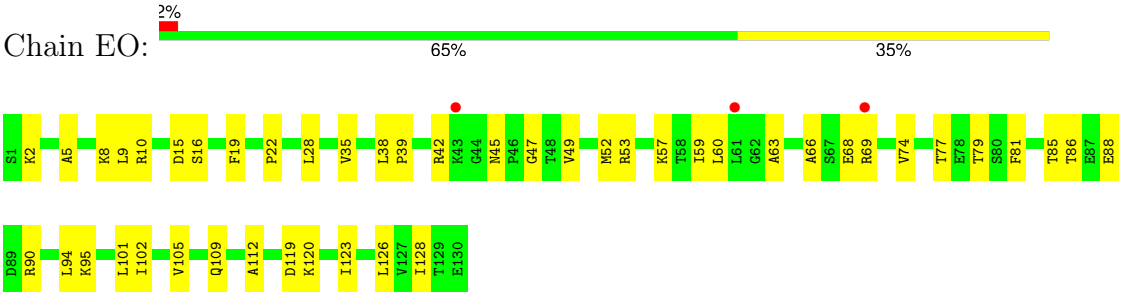

• Molecule 1: coat protein

Chain EP:

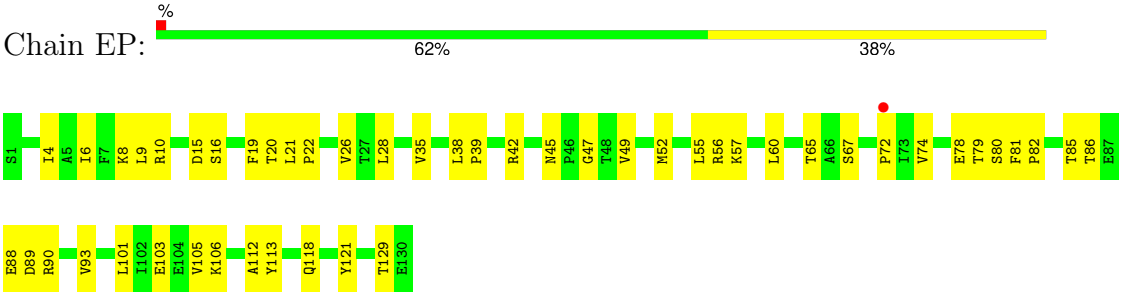

• Molecule 1: coat protein

Chain EQ:

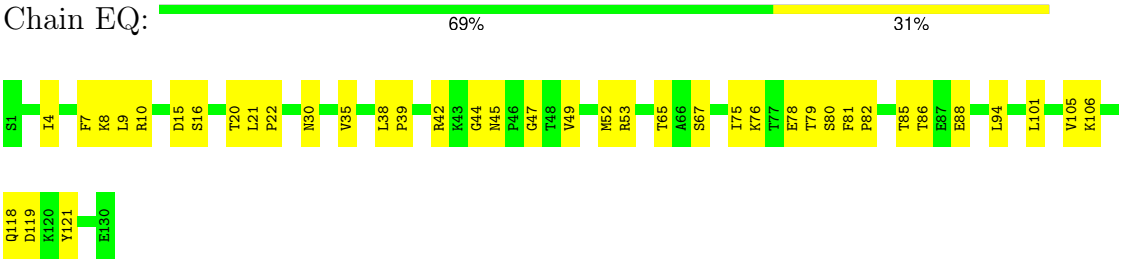

• Molecule 1: coat protein

Chain ER:

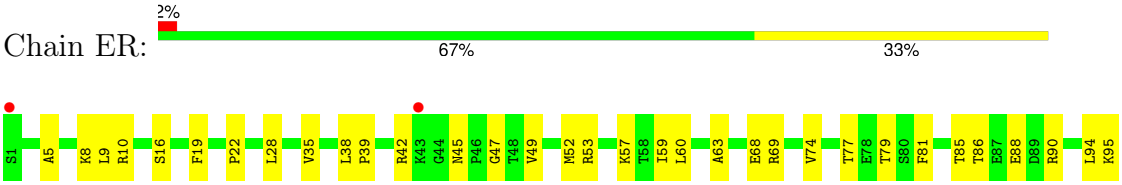

• Molecule 1: coat protein

Chain ES:

• Molecule 1: coat protein

Chain ET:

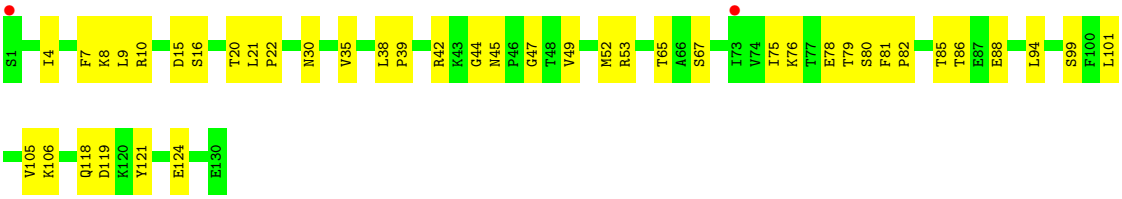

• Molecule 1: coat protein

Chain EU:

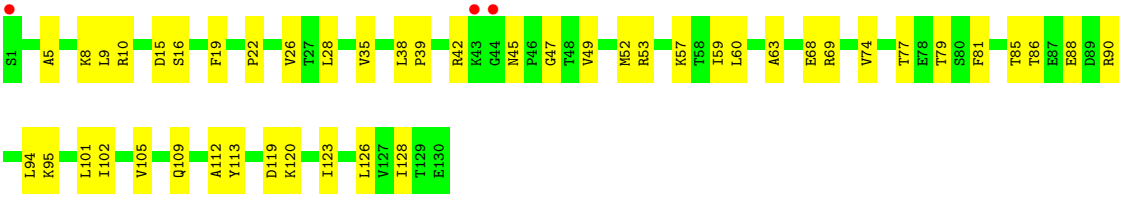

• Molecule 1: coat protein

Chain EV:

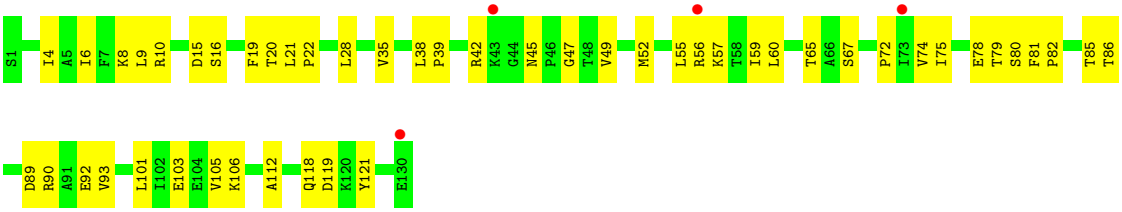

• Molecule 1: coat protein

Chain EW:

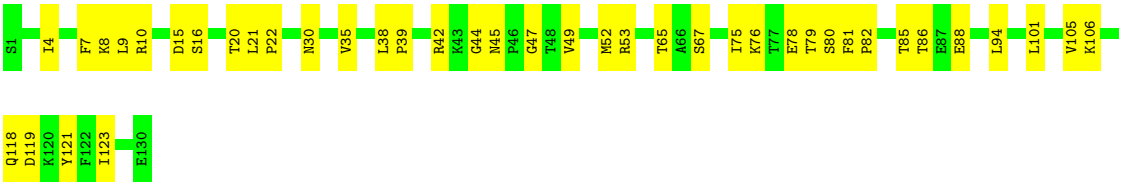

• Molecule 1: coat protein

Chain EX:

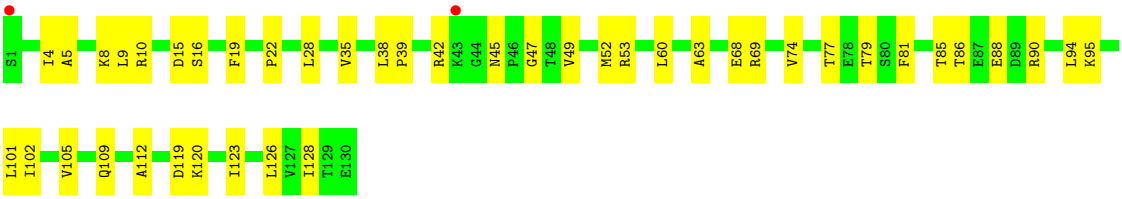

• Molecule 1: coat protein

Chain EY:

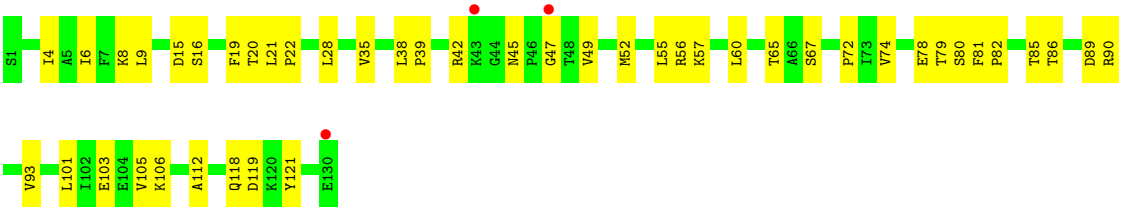

• Molecule 1: coat protein

Chain EZ:

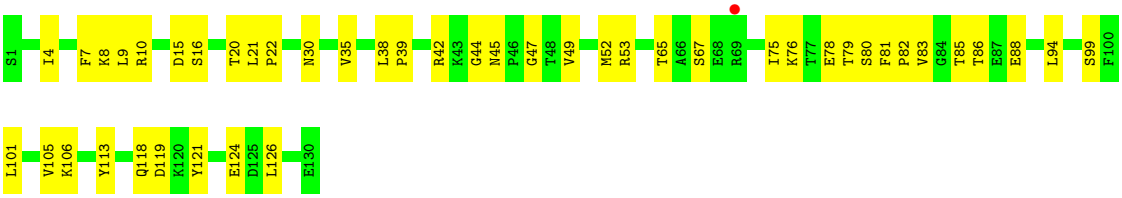

• Molecule 1: coat protein

Chain FA:

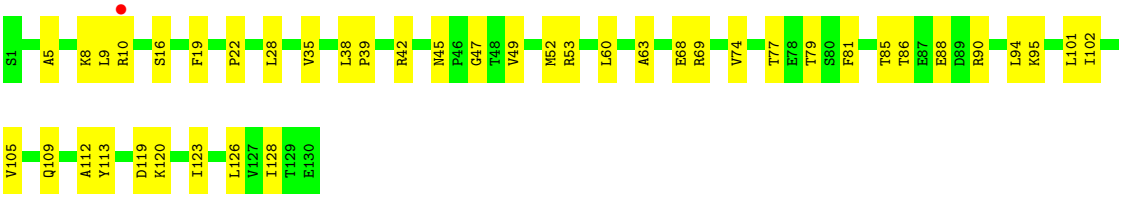

• Molecule 1: coat protein

Chain FB:

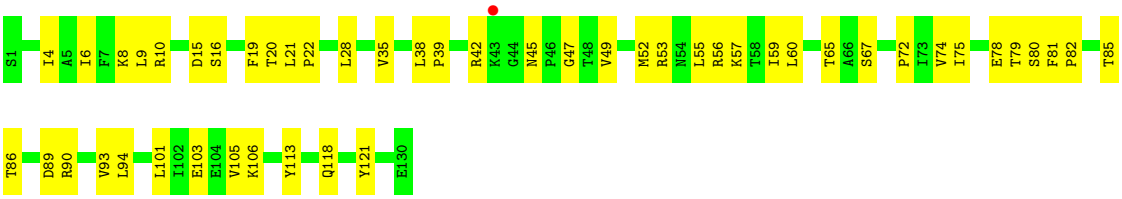

• Molecule 1: coat protein

Chain FC:

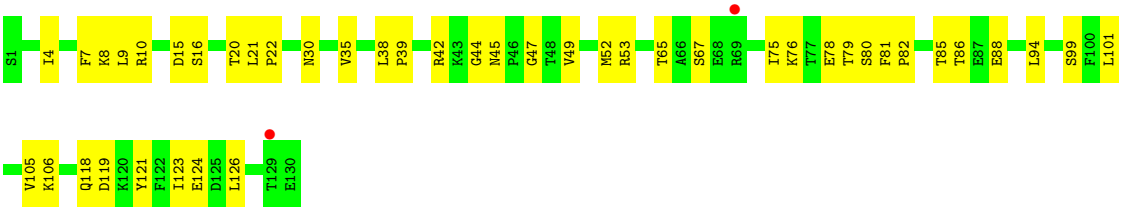

• Molecule 1: coat protein

Chain FD:

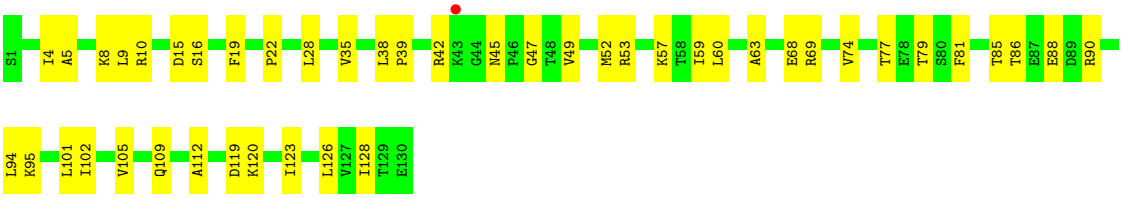

• Molecule 1: coat protein

Chain FE:

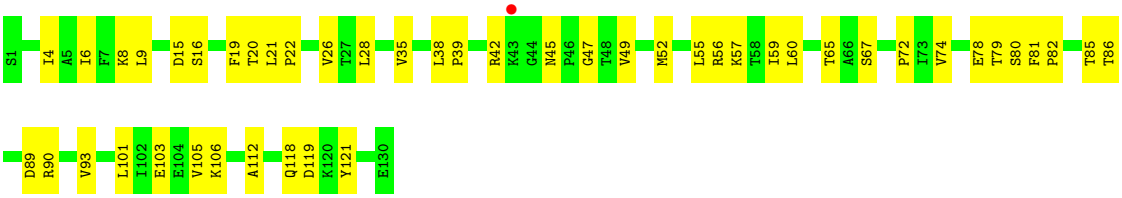

• Molecule 1: coat protein

Chain FF:

• Molecule 1: coat protein

Chain FG:

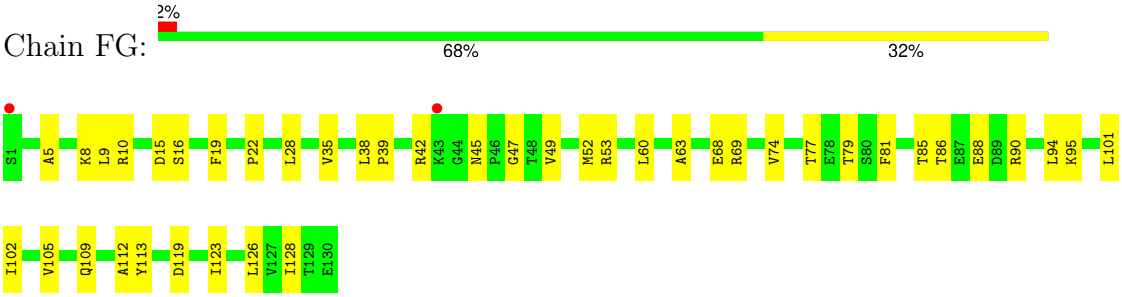

• Molecule 1: coat protein

Chain FH:

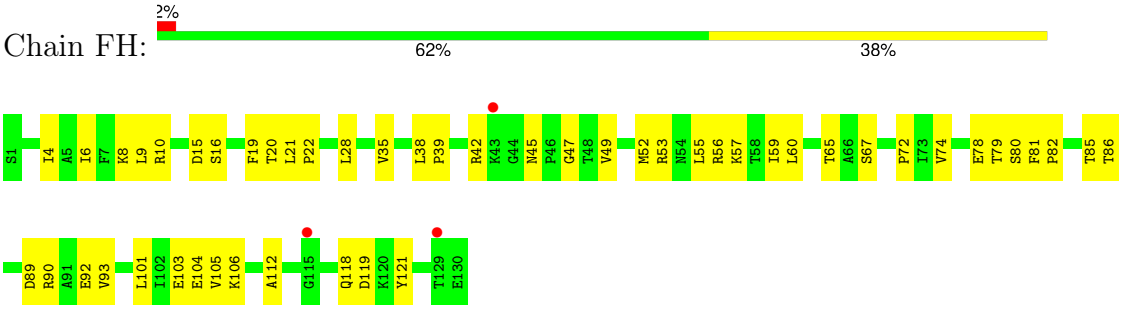

• Molecule 1: coat protein

Chain FI:

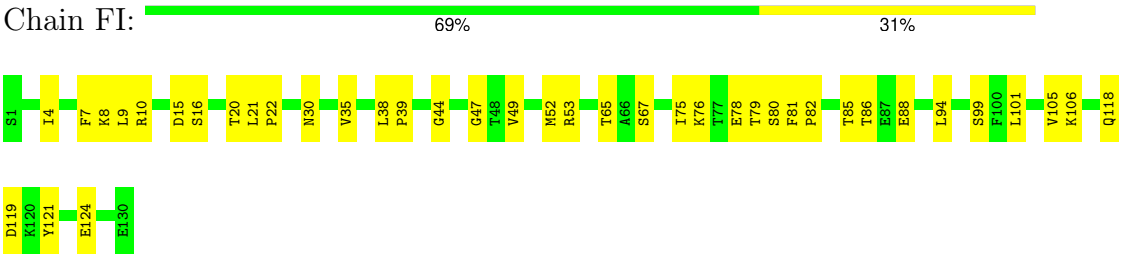

• Molecule 1: coat protein

Chain FJ:

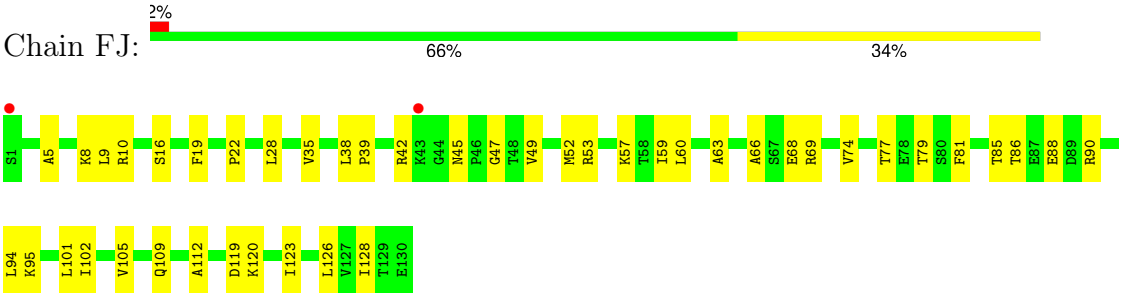

• Molecule 1: coat protein

Chain FK:

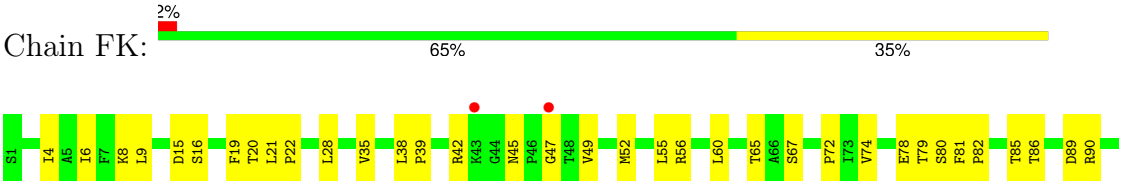

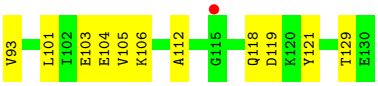

• Molecule 1: coat protein

Chain FL:

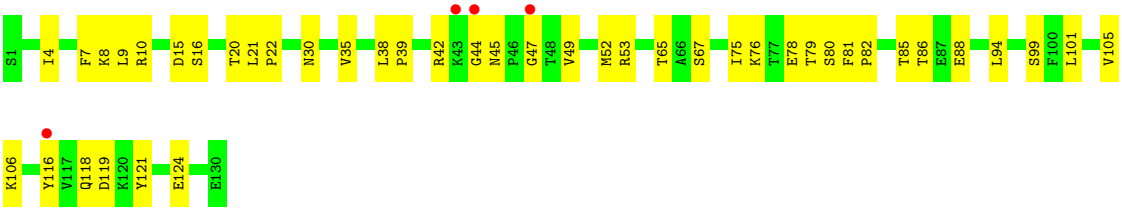

• Molecule 1: coat protein

Chain FM:

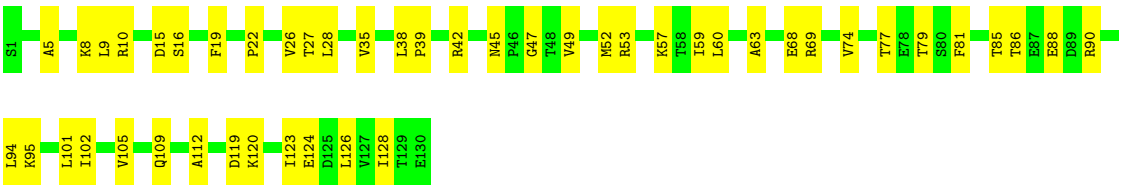

• Molecule 1: coat protein

Chain FN:

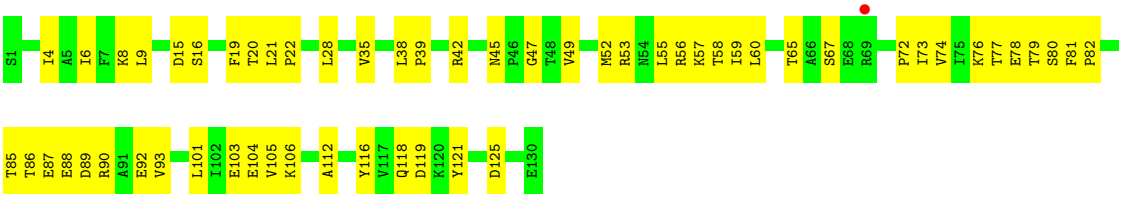

• Molecule 1: coat protein

Chain FO:

• Molecule 1: coat protein

Chain FP:

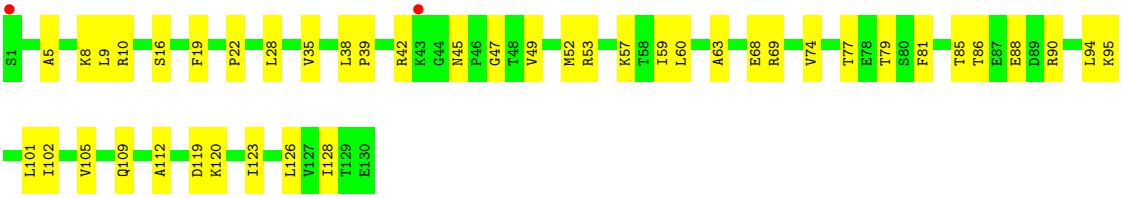

• Molecule 1: coat protein

Chain FQ:

• Molecule 1: coat protein

Chain FR:

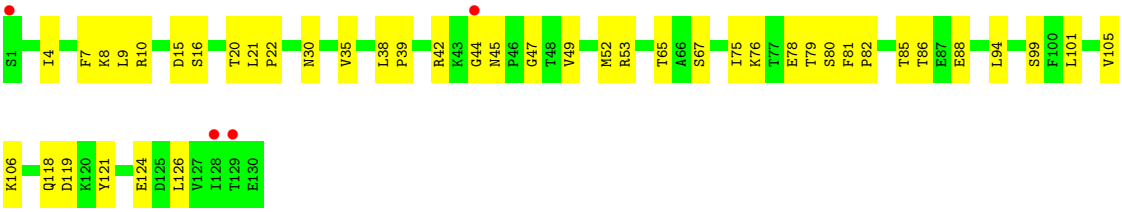

• Molecule 1: coat protein

Chain FS:

• Molecule 1: coat protein

Chain FT:

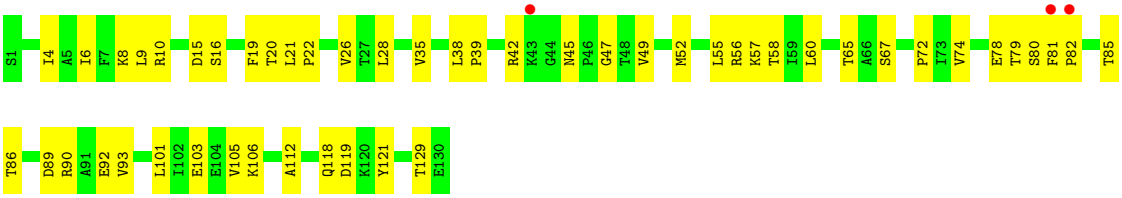

• Molecule 1: coat protein

Chain FU:

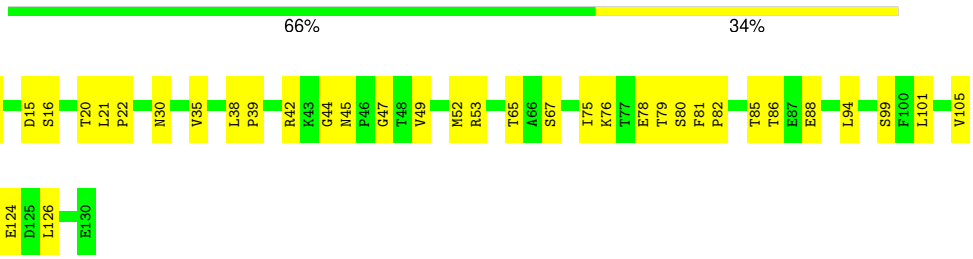

• Molecule 1: coat protein

Chain FV:

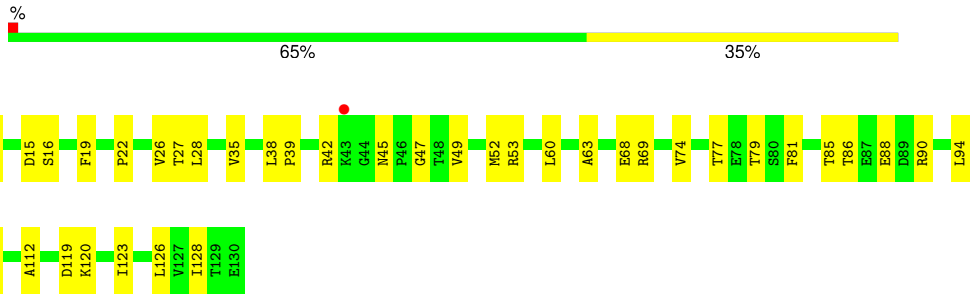

• Molecule 1: coat protein

Chain FW:

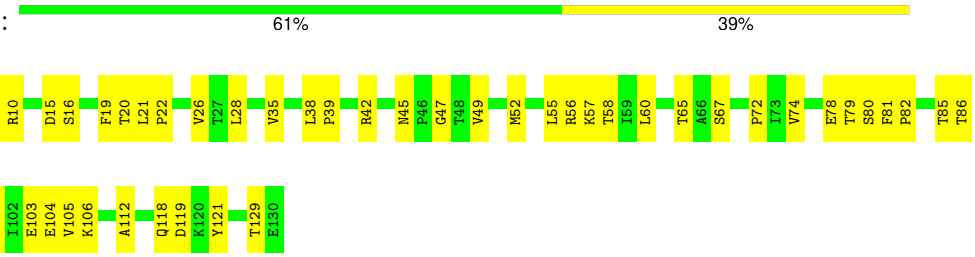

• Molecule 1: coat protein

Chain FX:

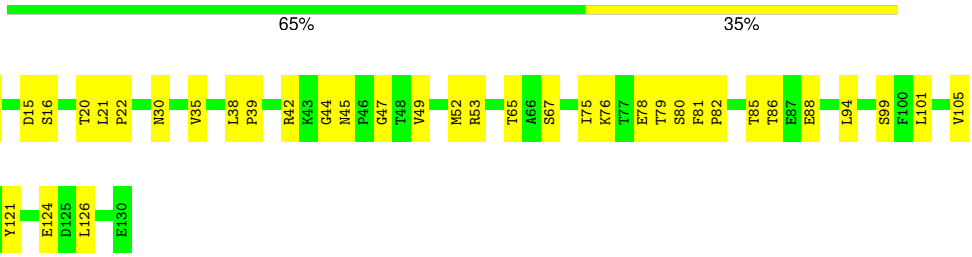

• Molecule 1: coat protein

Chain FY:

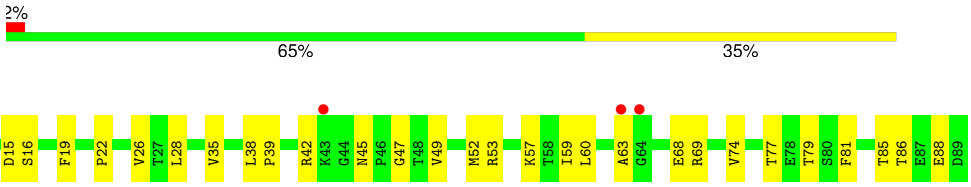

• Molecule 1: coat protein

Chain FZ:

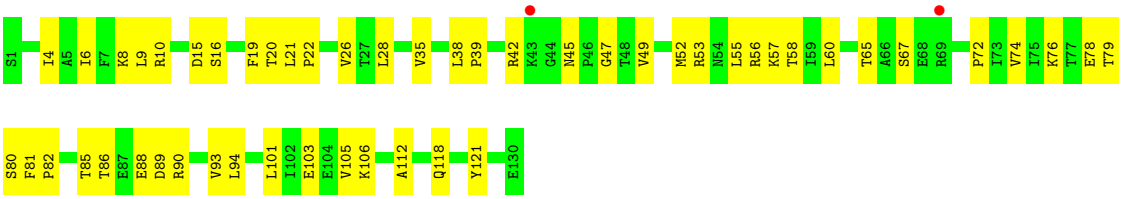

• Molecule 1: coat protein

Chain GA:

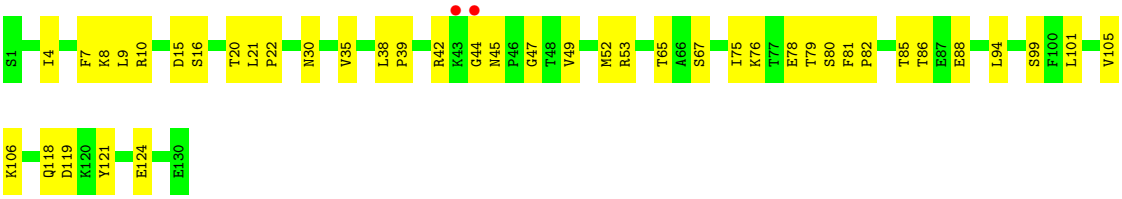

• Molecule 1: coat protein

Chain GB:

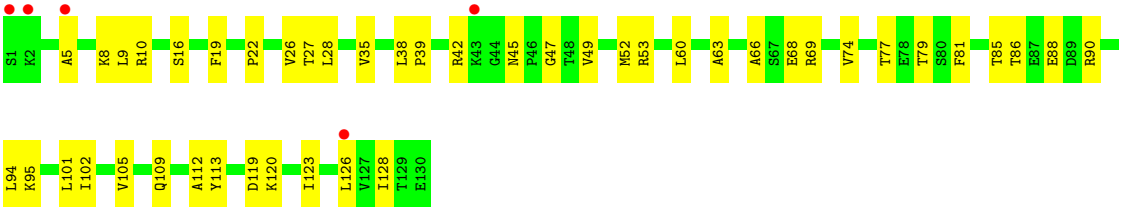

• Molecule 1: coat protein

Chain GC:

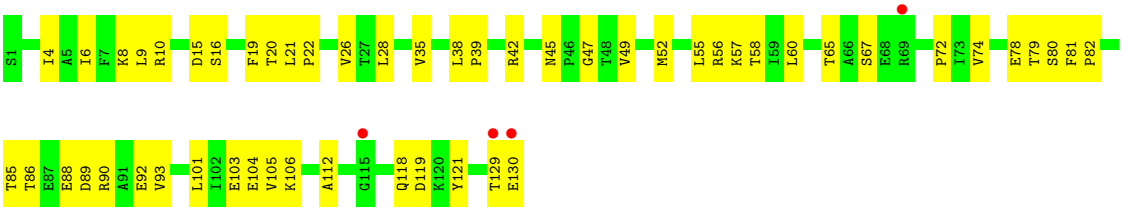

• Molecule 1: coat protein

Chain GD:

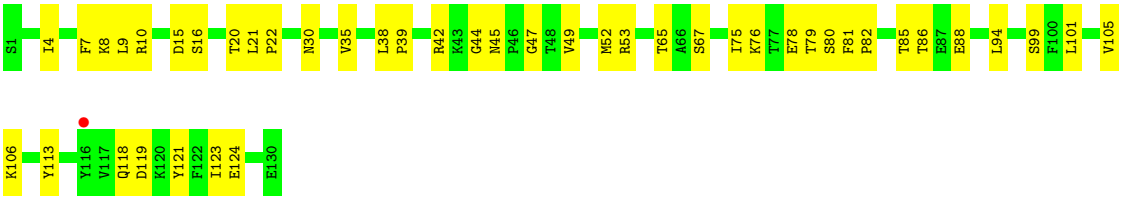

• Molecule 1: coat protein

Chain GE:

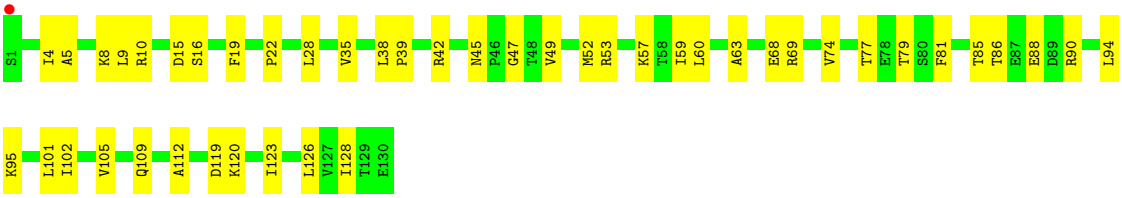

• Molecule 1: coat protein

Chain GF:

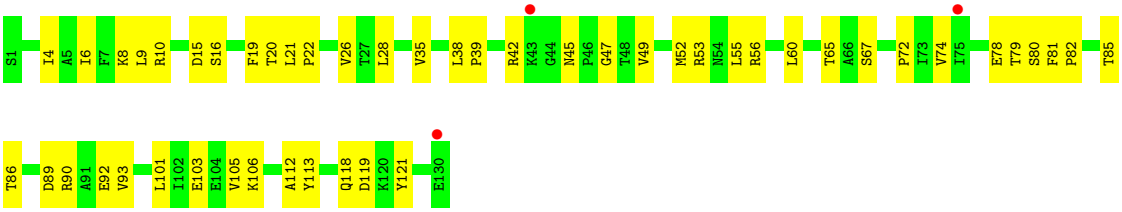

• Molecule 1: coat protein

Chain GG:

• Molecule 1: coat protein

Chain GH:

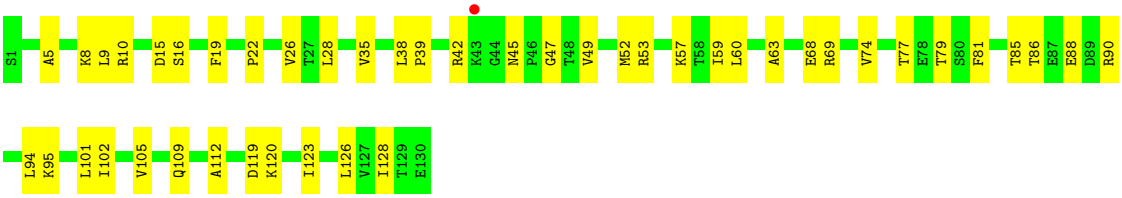

• Molecule 1: coat protein

Chain GI:

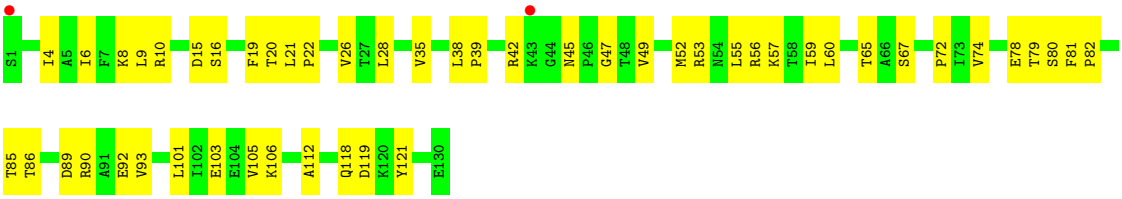

- Molecule 1: coat protein

Chain GJ:

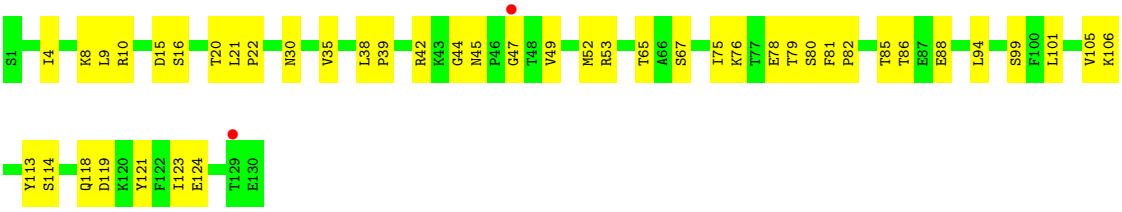

- Molecule 1: coat protein

Chain GK:

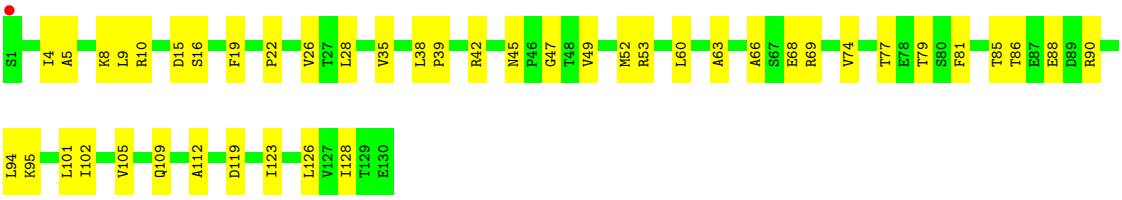

- Molecule 1: coat protein

Chain GL:

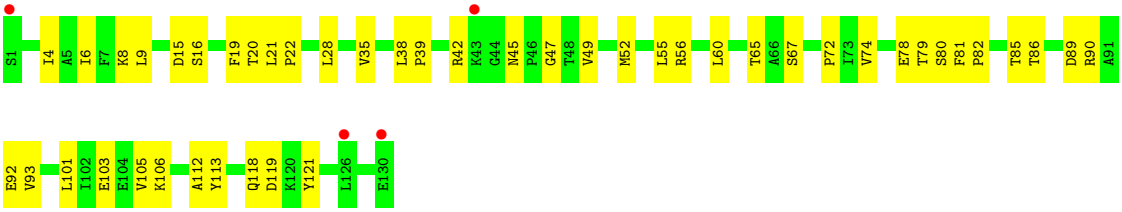

- Molecule 1: coat protein

Chain GM:

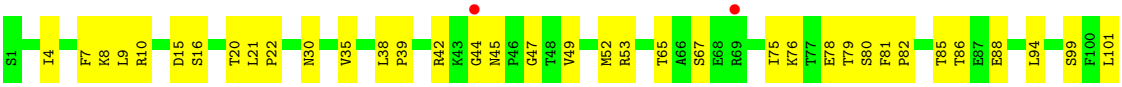

• Molecule 1: coat protein

Chain GN:

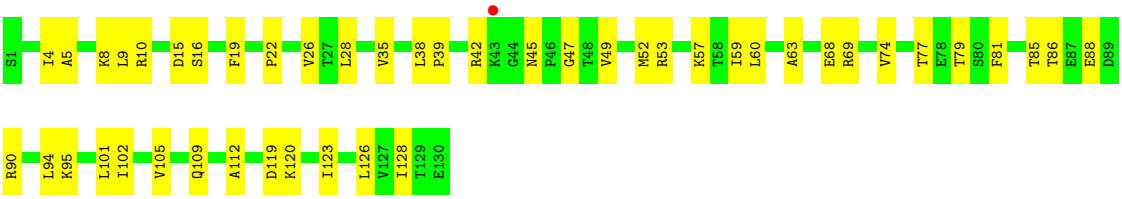

• Molecule 1: coat protein

Chain GO:

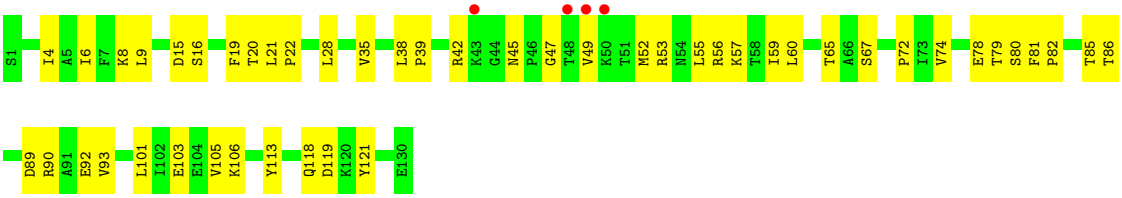

• Molecule 1: coat protein

Chain GP:

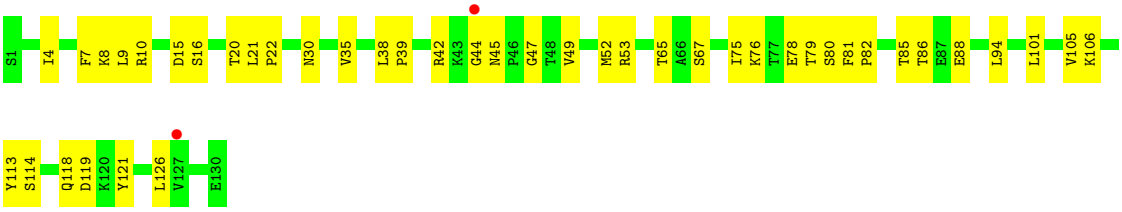

• Molecule 1: coat protein

Chain GQ:

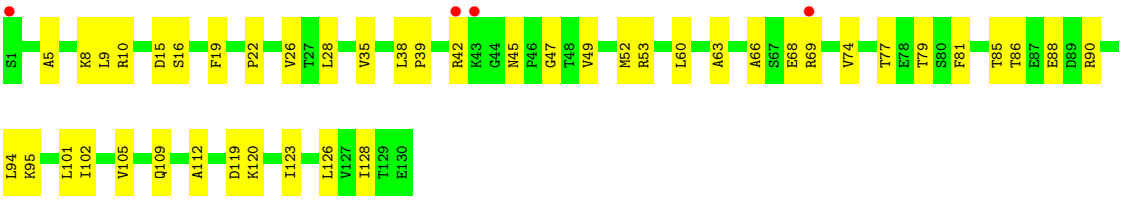

• Molecule 1: coat protein

Chain GR:

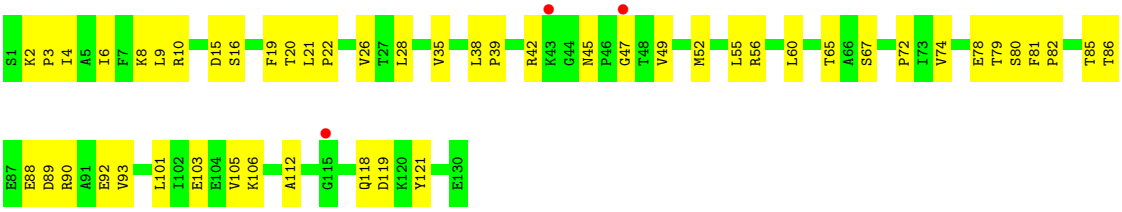

• Molecule 1: coat protein

Chain GS:

• Molecule 1: coat protein

Chain GT:

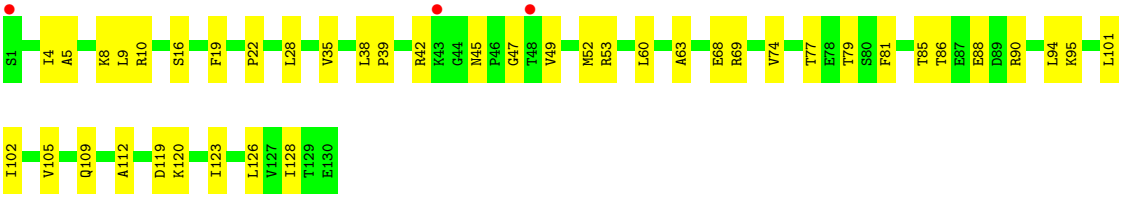

• Molecule 1: coat protein

Chain GU:

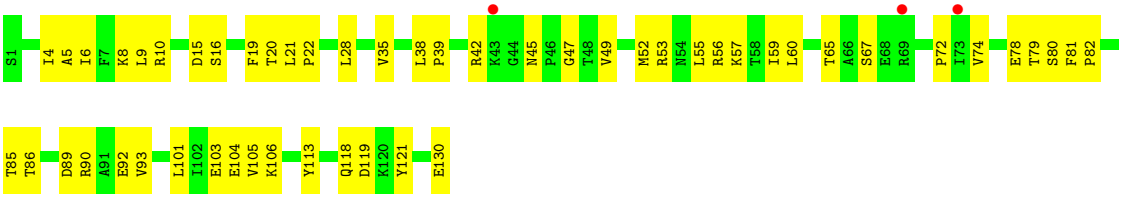

• Molecule 1: coat protein

Chain GV:

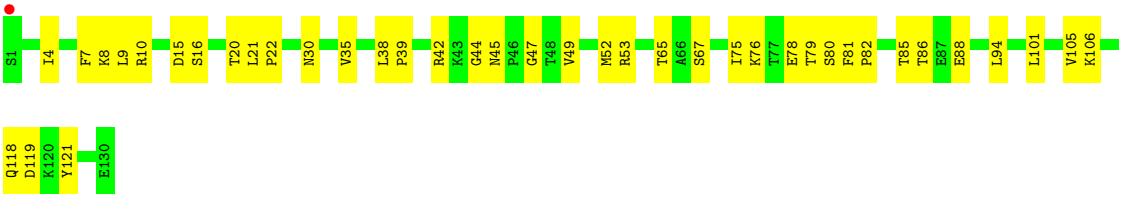

• Molecule 1: coat protein

Chain GW:

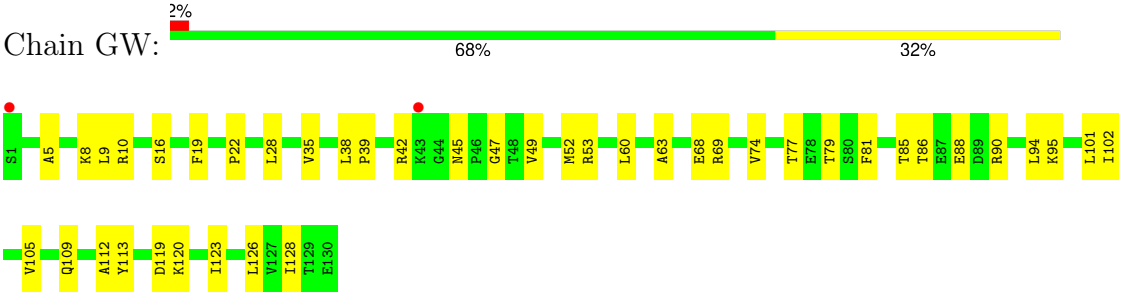

• Molecule 1: coat protein

Chain GX:

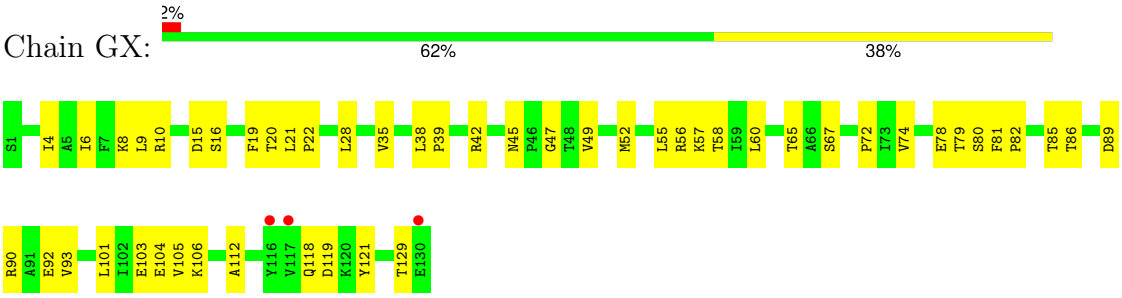

• Molecule 1: coat protein

Chain GY:

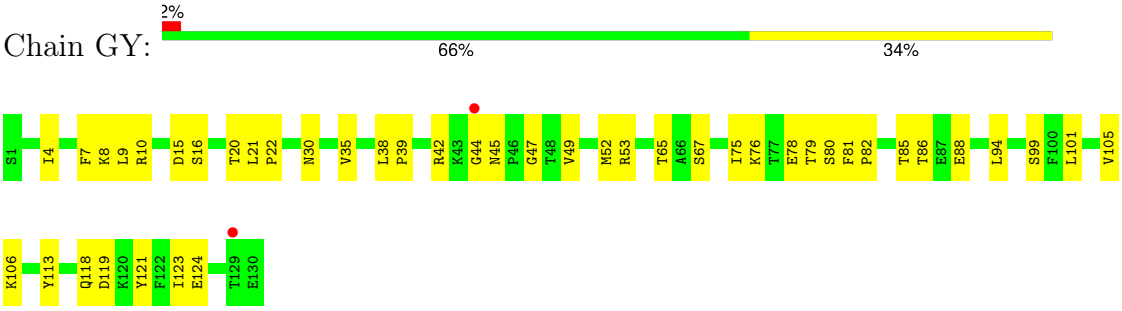

• Molecule 1: coat protein

Chain GZ:

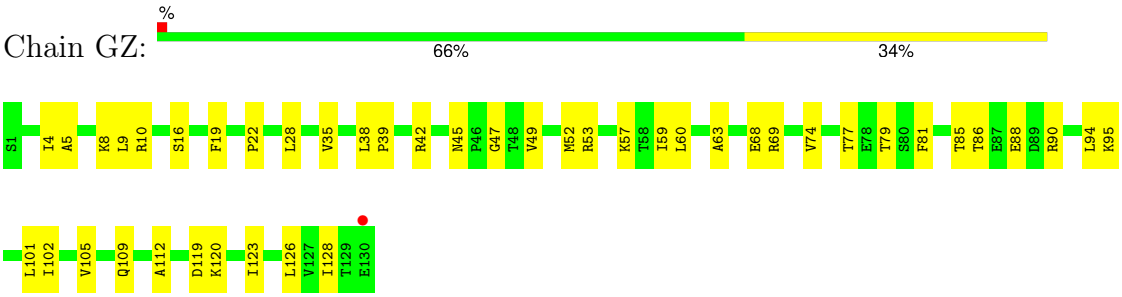

• Molecule 1: coat protein

Chain HA:

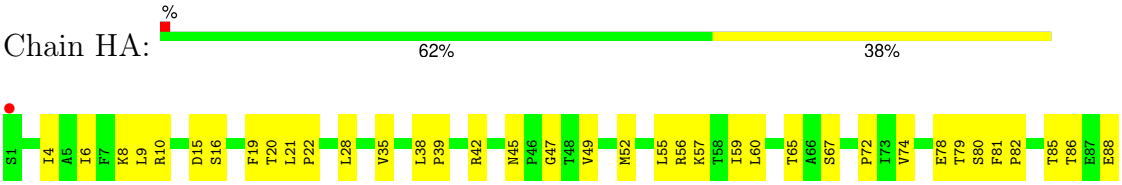

• Molecule 1: coat protein

Chain HB:

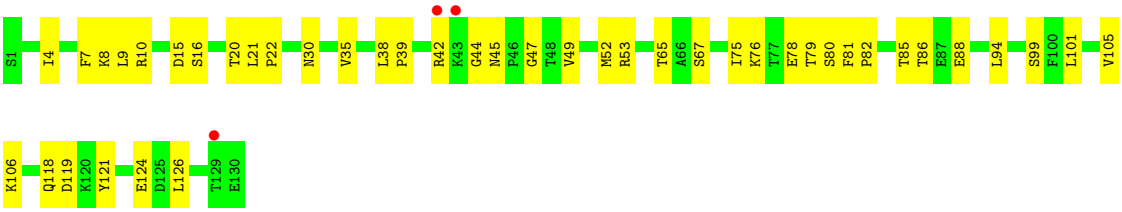

• Molecule 1: coat protein

Chain HC:

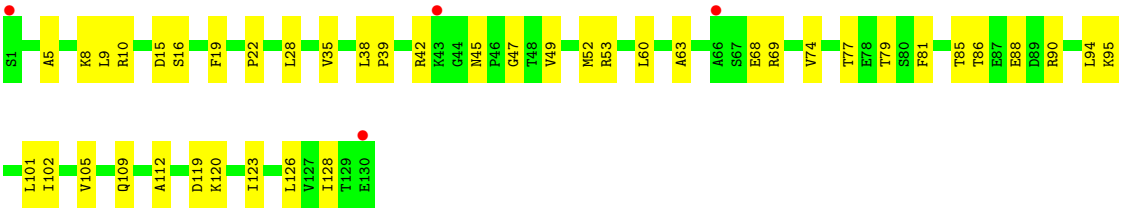

• Molecule 1: coat protein

Chain HD:

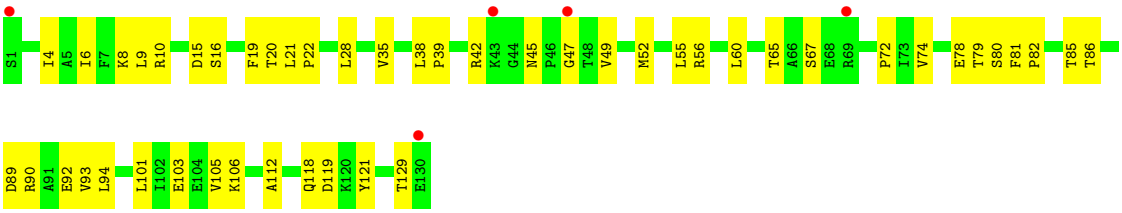

• Molecule 1: coat protein

Chain HE:

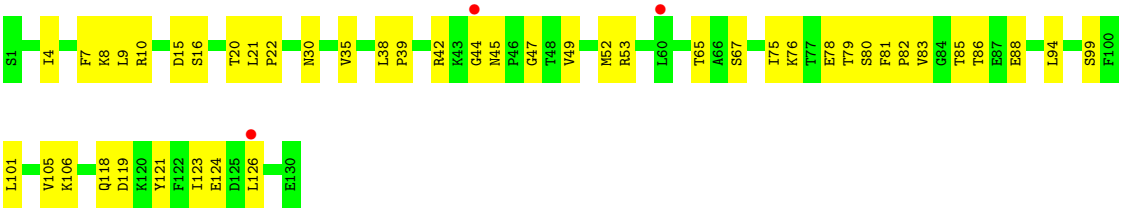

• Molecule 1: coat protein

Chain HF:

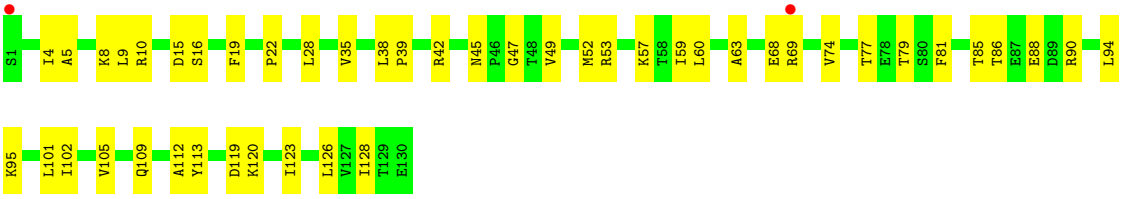

• Molecule 1: coat protein

Chain HG:

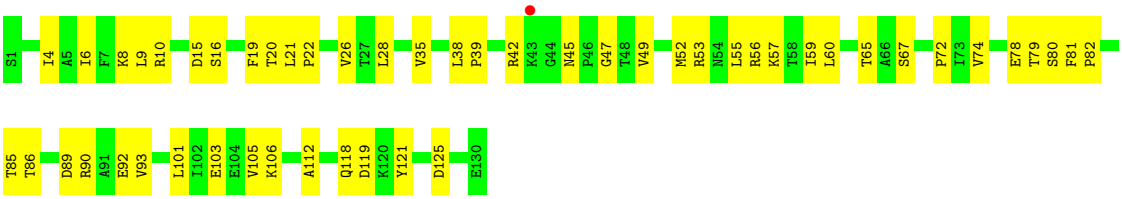

• Molecule 1: coat protein

Chain HH:

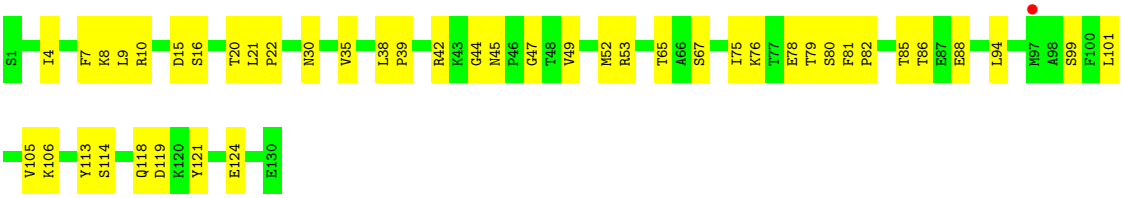

• Molecule 1: coat protein

Chain HI:

• Molecule 1: coat protein

Chain HJ:

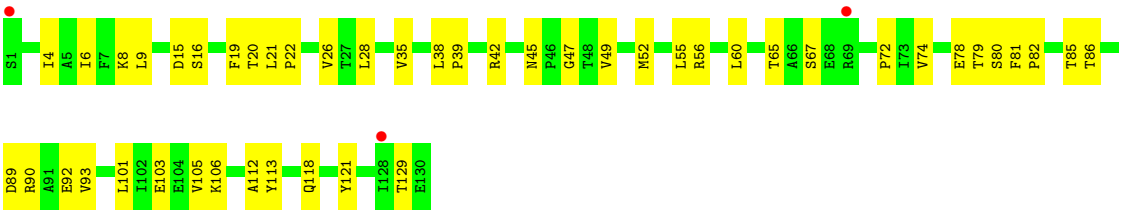

• Molecule 1: coat protein

Chain HK:

• Molecule 1: coat protein

Chain HL:

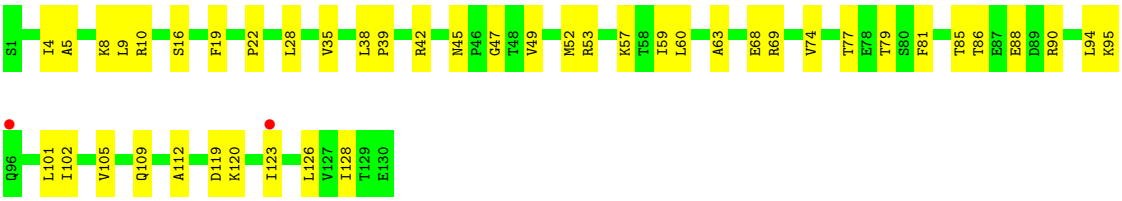

• Molecule 1: coat protein

Chain HM:

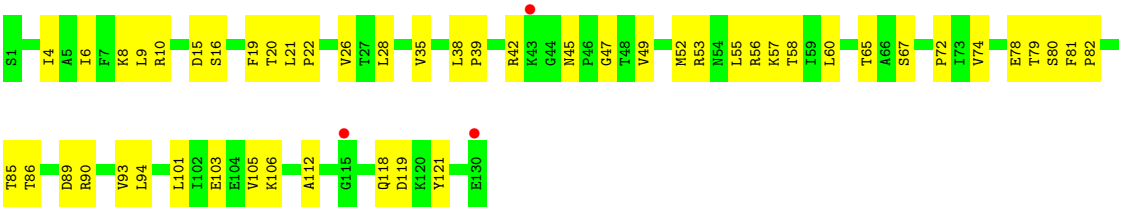

• Molecule 1: coat protein

Chain HN:

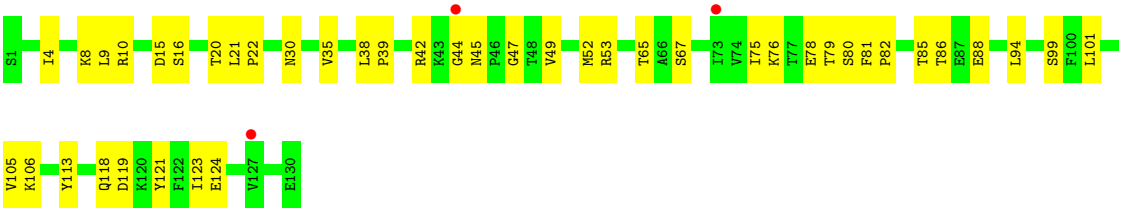

• Molecule 1: coat protein

Chain HO:

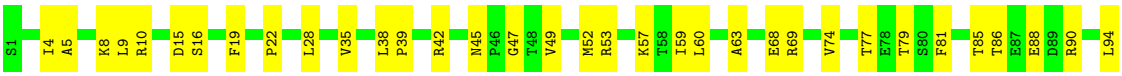

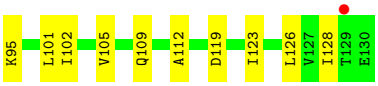

• Molecule 1: coat protein

Chain HP:

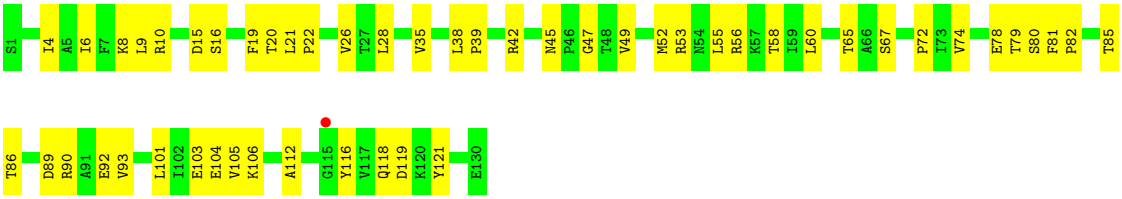

• Molecule 1: coat protein

Chain HQ:

• Molecule 1: coat protein

Chain HR:

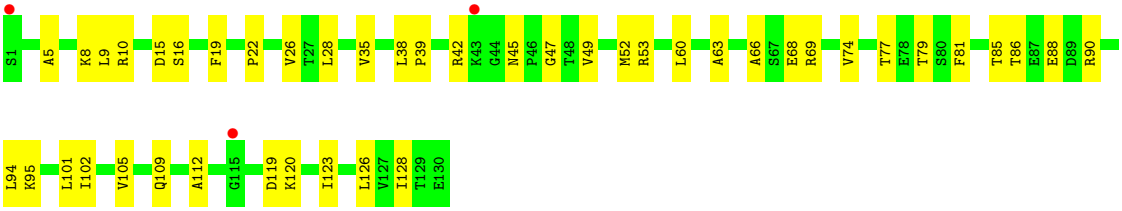

• Molecule 1: coat protein

Chain HS:

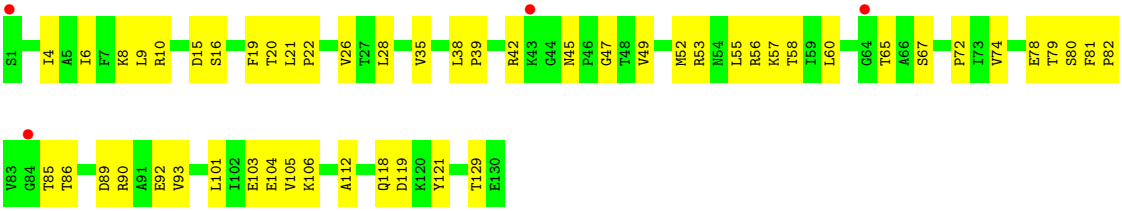

• Molecule 1: coat protein

Chain HT:

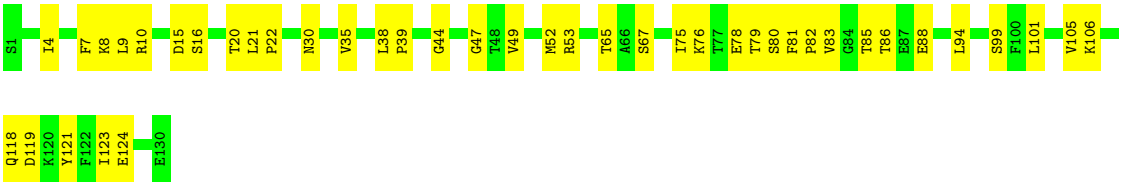

• Molecule 1: coat protein

Chain HU:

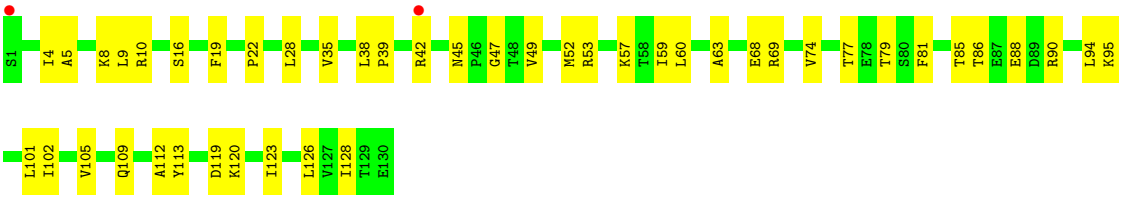

• Molecule 1: coat protein

Chain HV:

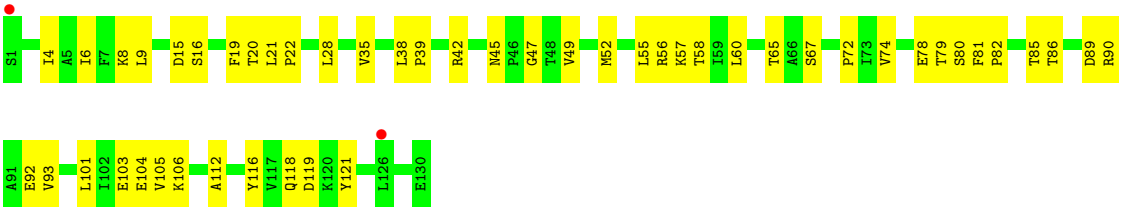

• Molecule 1: coat protein

Chain HW:

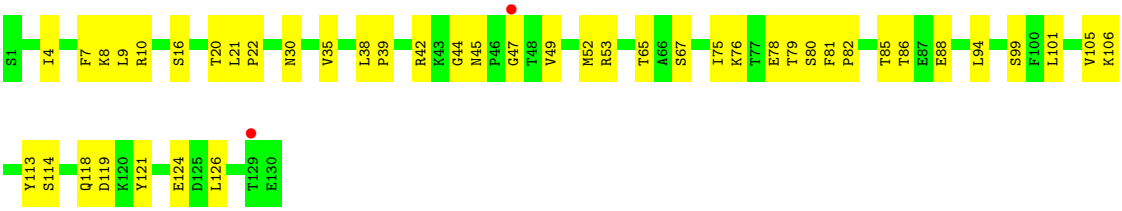

• Molecule 1: coat protein

Chain HX:

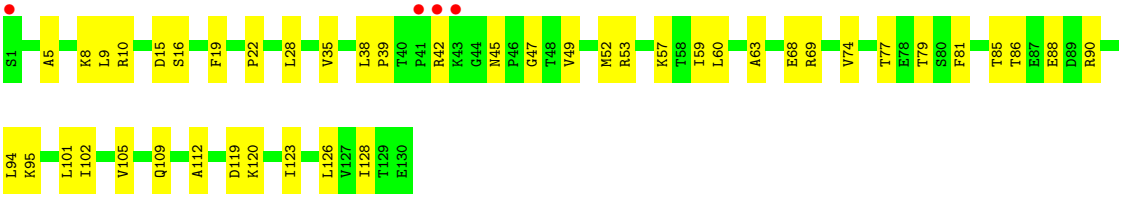

• Molecule 1: coat protein

Chain HY:

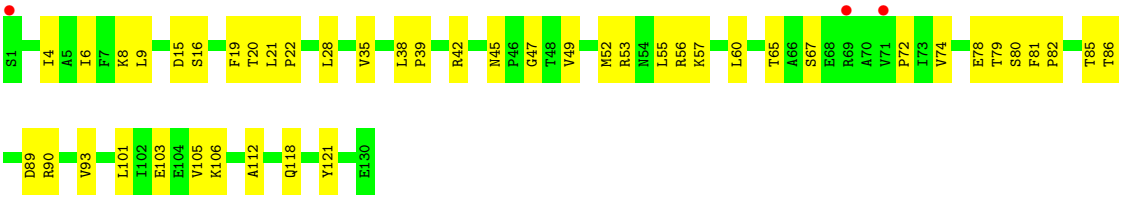

• Molecule 1: coat protein

Chain HZ:

• Molecule 1: coat protein

Chain IA:

• Molecule 1: coat protein

Chain IB:

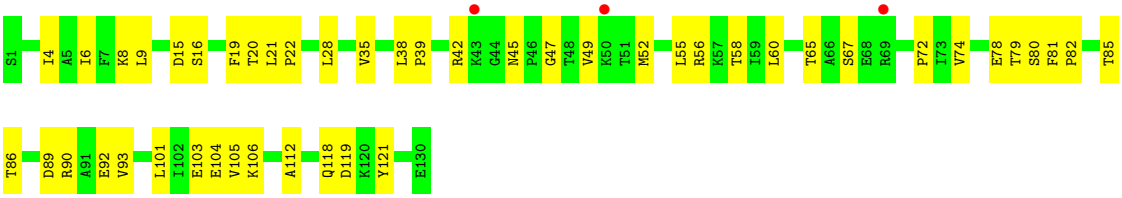

• Molecule 1: coat protein

Chain IC:

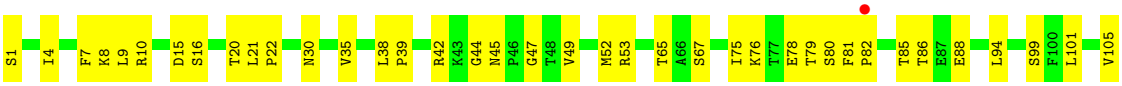

• Molecule 1: coat protein

Chain ID:

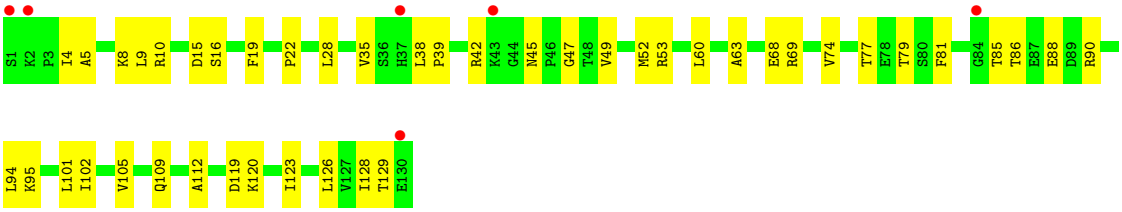

• Molecule 1: coat protein

Chain IE:

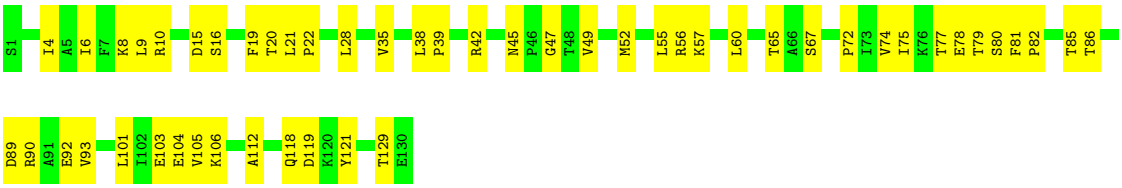

• Molecule 1: coat protein

Chain IF:

• Molecule 1: coat protein

Chain IG:

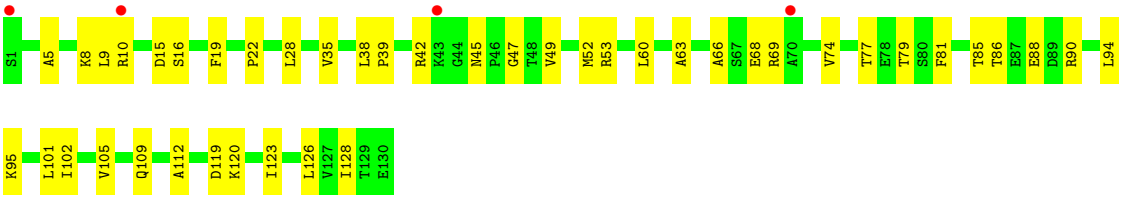

• Molecule 1: coat protein

Chain IH:

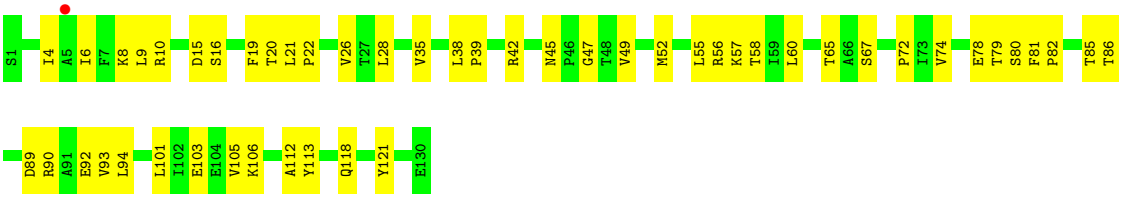

• Molecule 1: coat protein

Chain II:

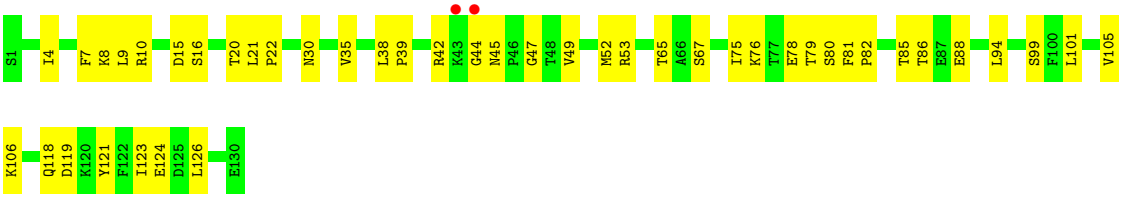

• Molecule 1: coat protein

Chain IJ:

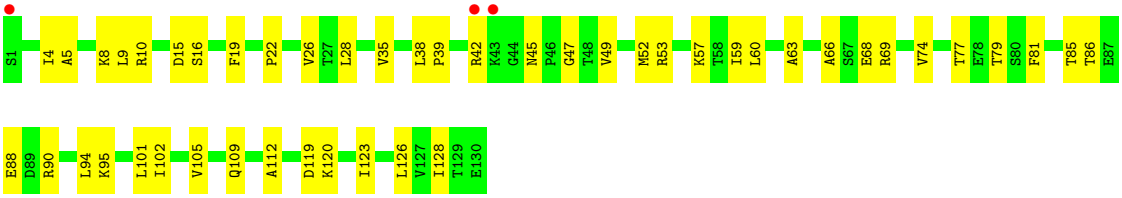

• Molecule 1: coat protein

Chain IK:

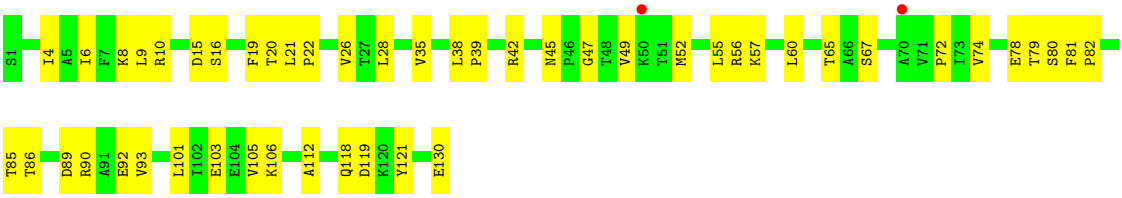

• Molecule 1: coat protein

Chain IL:

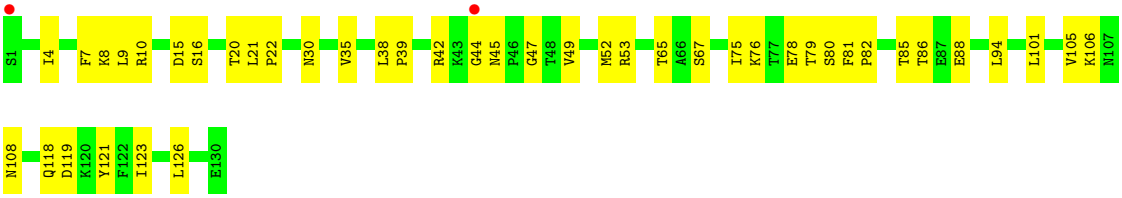

• Molecule 1: coat protein

Chain IM:

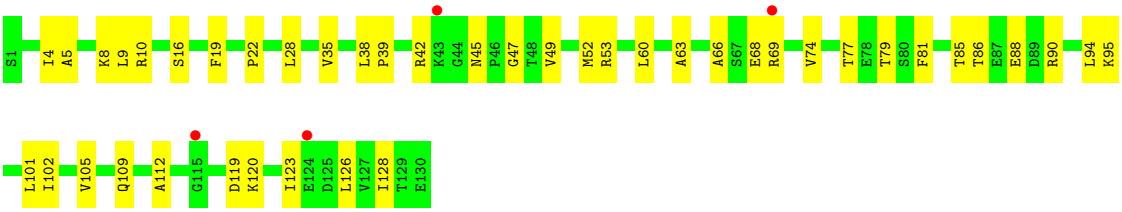

- Molecule 1: coat protein

Chain IN:

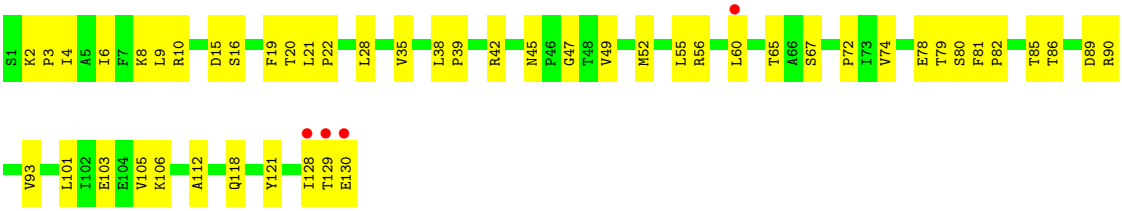

- Molecule 1: coat protein

Chain IO:

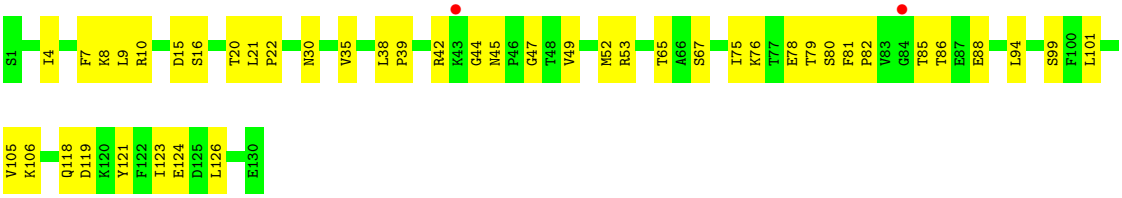

- Molecule 1: coat protein

Chain IP:

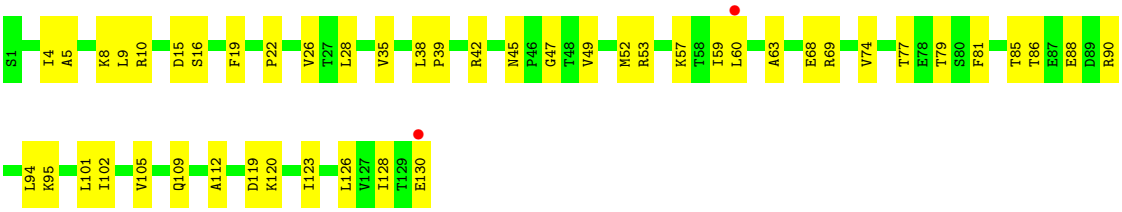

- Molecule 1: coat protein

Chain IQ:

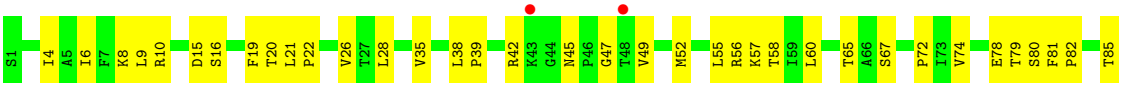

• Molecule 1: coat protein

Chain IR:

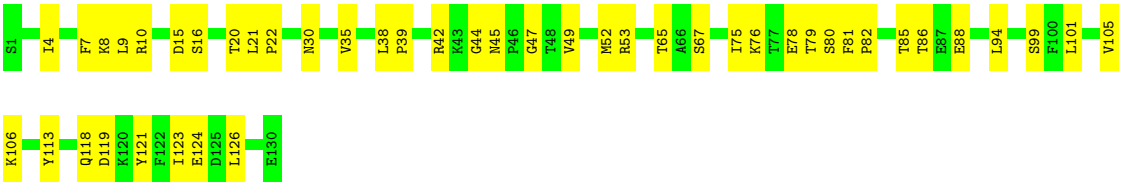

• Molecule 1: coat protein

Chain IS:

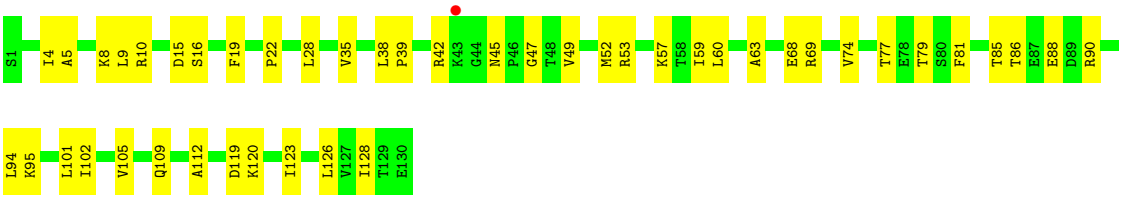

• Molecule 1: coat protein

Chain IT:

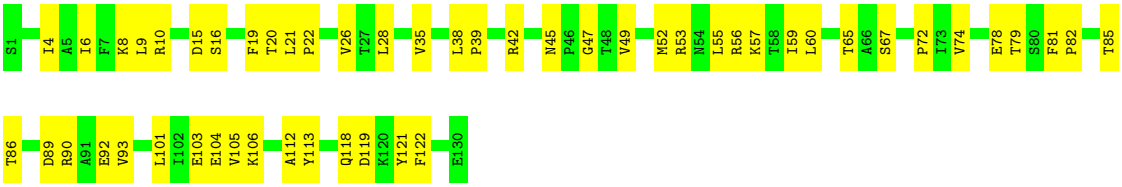

• Molecule 1: coat protein

Chain IU:

• Molecule 1: coat protein

Chain IV:

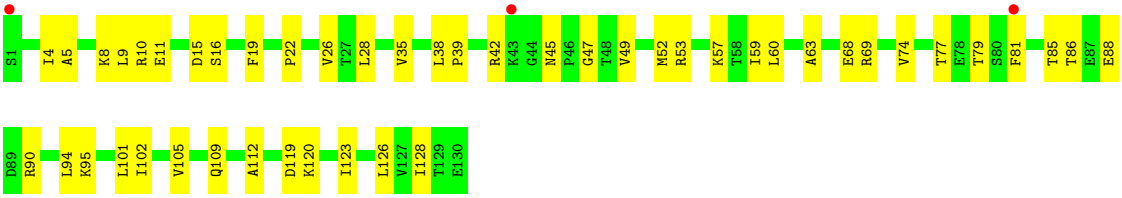

• Molecule 1: coat protein

Chain IW:

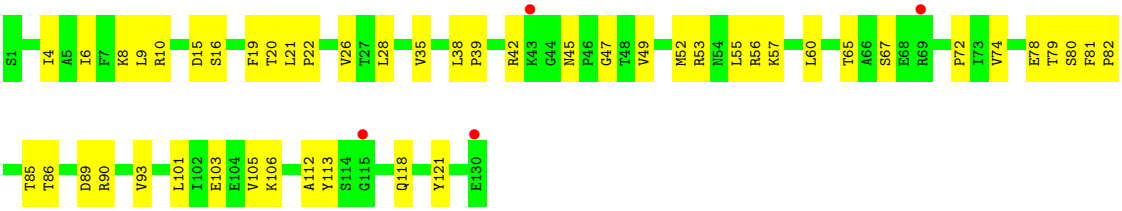

• Molecule 1: coat protein

Chain IX:

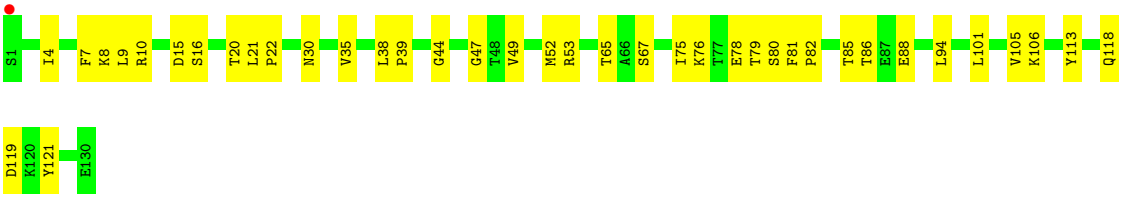

• Molecule 1: coat protein

Chain IY:

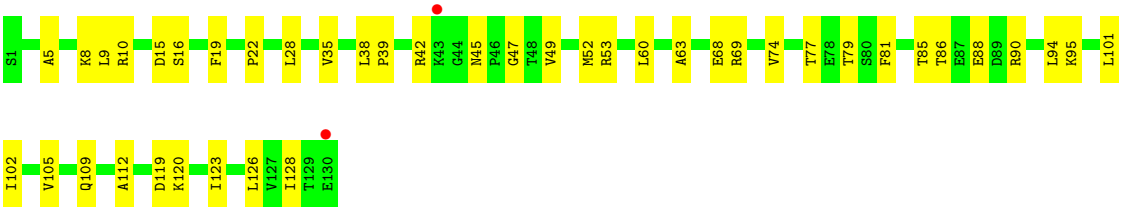

• Molecule 1: coat protein

Chain IZ:

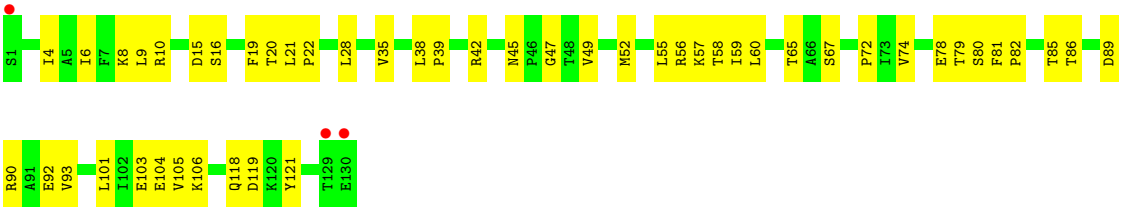

• Molecule 1: coat protein

Chain JA:

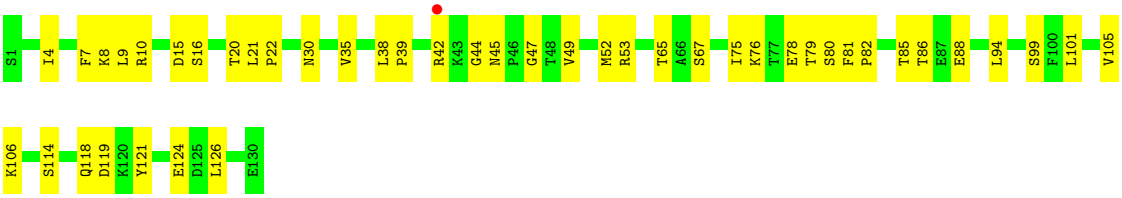

• Molecule 1: coat protein

Chain JB:

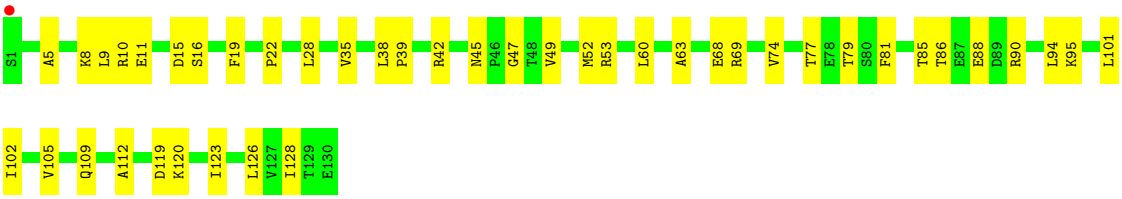

• Molecule 1: coat protein

Chain JC:

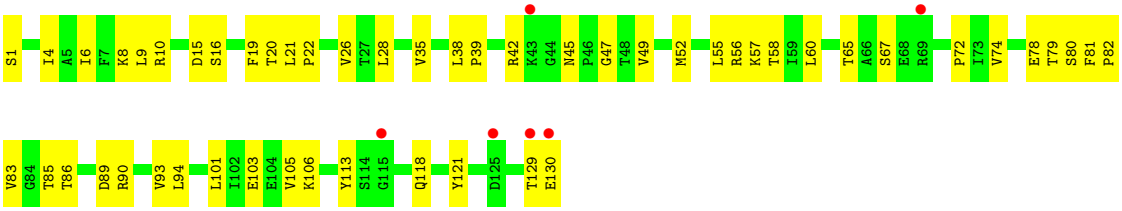

• Molecule 1: coat protein

Chain JD:

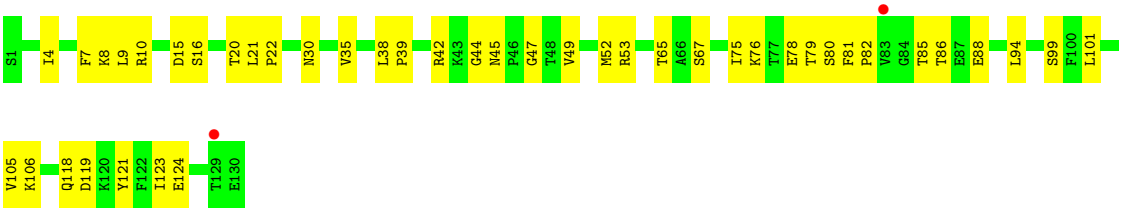

• Molecule 1: coat protein

Chain JE:

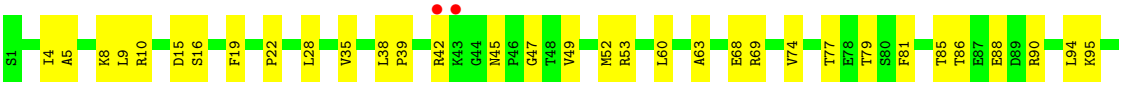

• Molecule 1: coat protein

Chain JF:

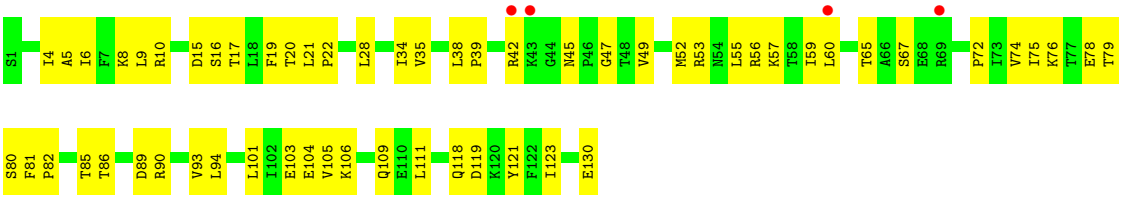

• Molecule 1: coat protein

Chain JG:

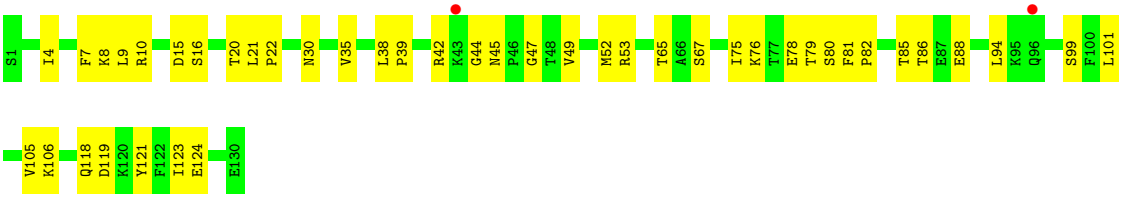

• Molecule 1: coat protein

Chain JH:

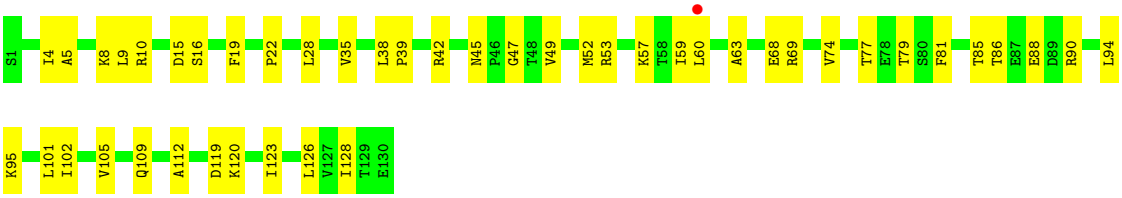

• Molecule 1: coat protein

Chain JI:

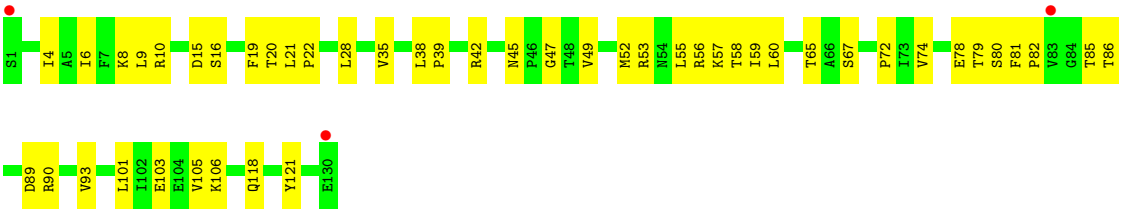

• Molecule 1: coat protein

Chain JJ:

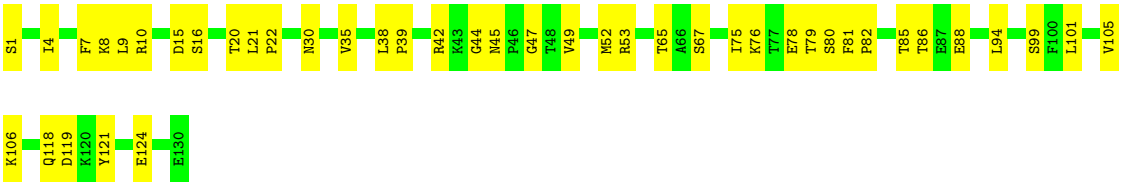

• Molecule 1: coat protein

Chain JK:

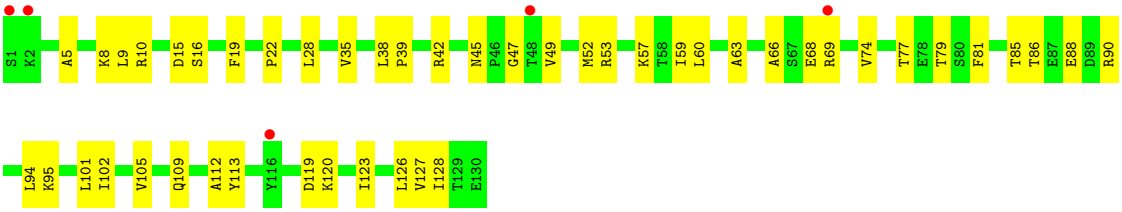

• Molecule 1: coat protein

Chain JL:

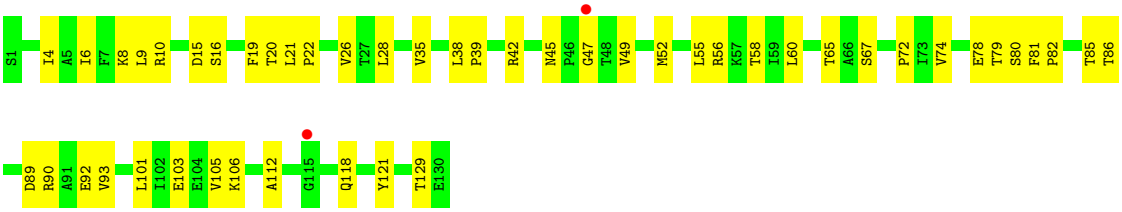

• Molecule 1: coat protein

Chain JM:

• Molecule 1: coat protein

Chain JN:

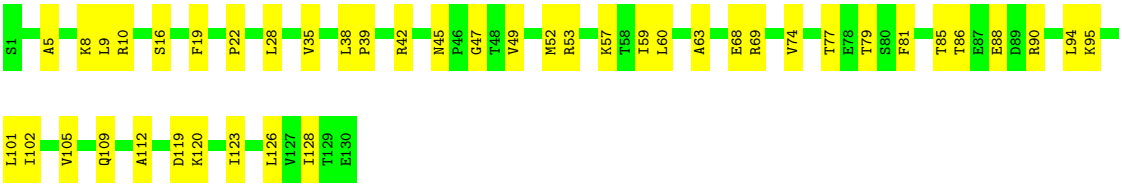

• Molecule 1: coat protein

Chain JO:

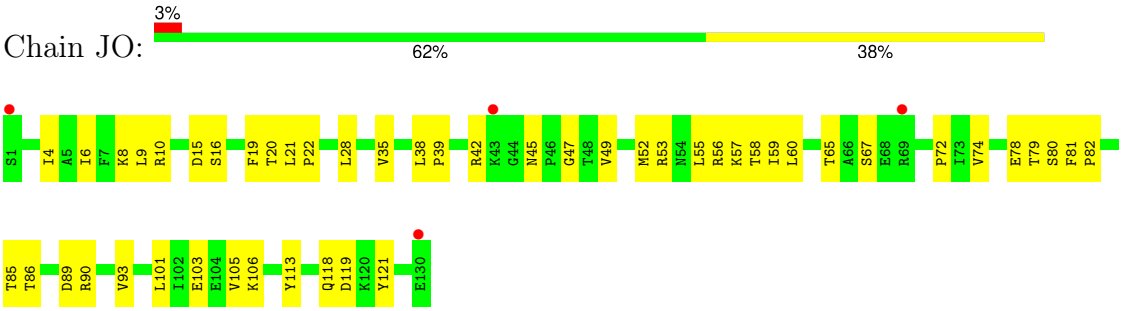

- Molecule 1: coat protein

Chain JP:

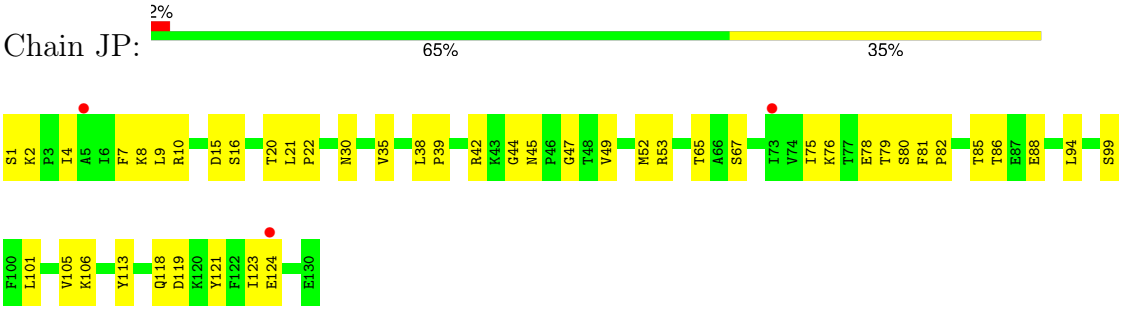

- Molecule 1: coat protein

Chain JQ:

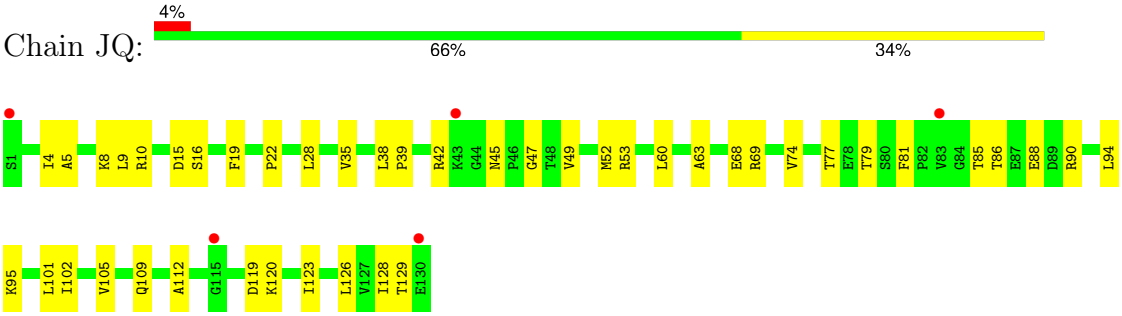

- Molecule 1: coat protein

Chain JR:

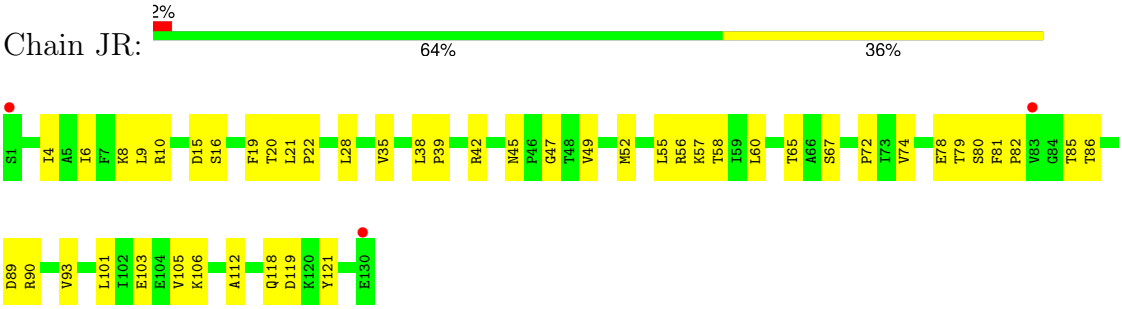

- Molecule 1: coat protein

Chain JS:

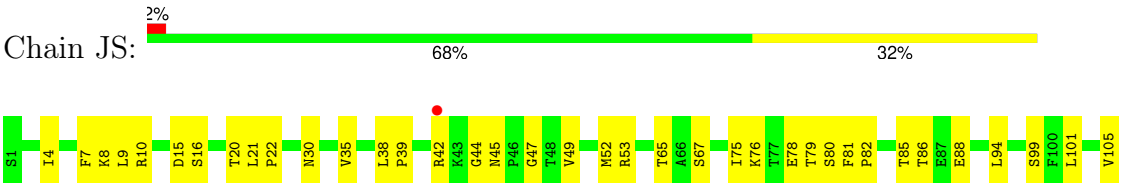

• Molecule 1: coat protein

Chain JT:

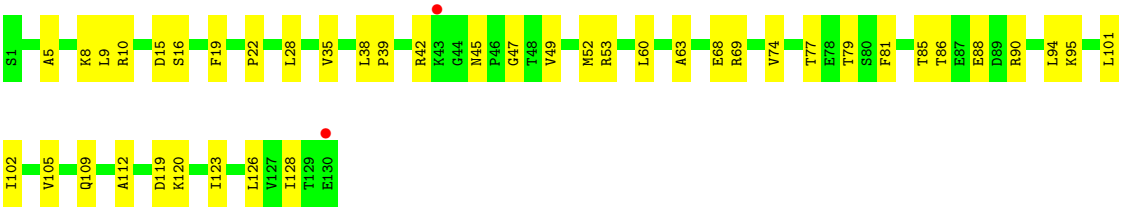

• Molecule 1: coat protein

Chain JU:

• Molecule 1: coat protein

Chain JV:

• Molecule 1: coat protein

Chain JW:

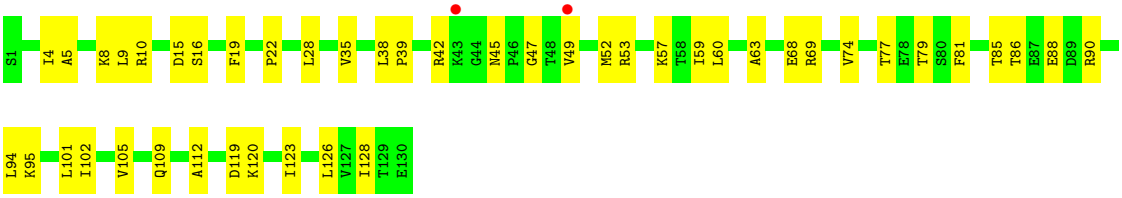

• Molecule 1: coat protein

Chain JX:

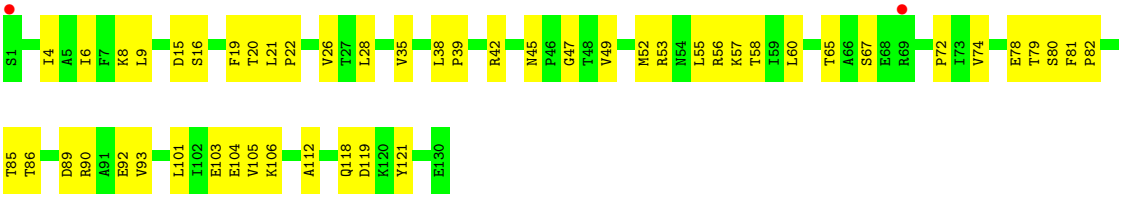

• Molecule 1: coat protein

Chain JY:

• Molecule 1: coat protein

Chain JZ:

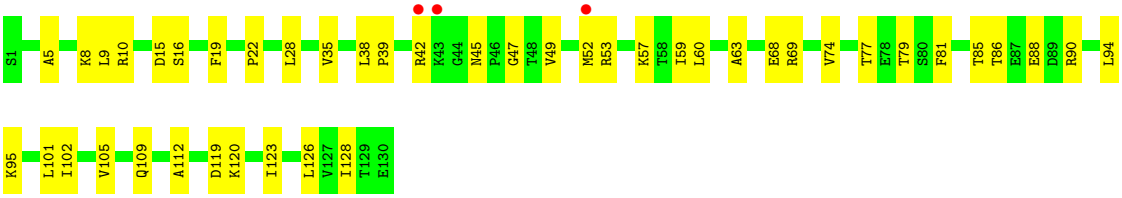

• Molecule 1: coat protein

Chain KA:

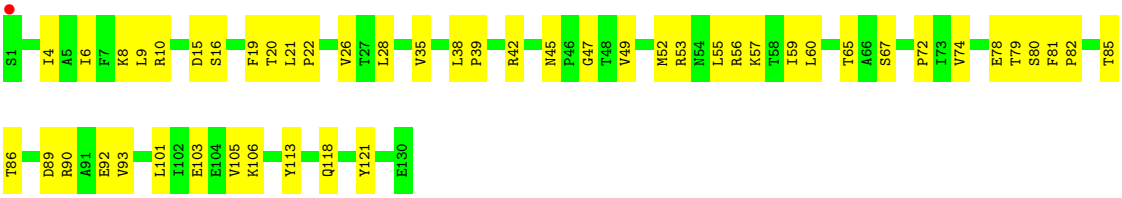

• Molecule 1: coat protein

Chain KB:

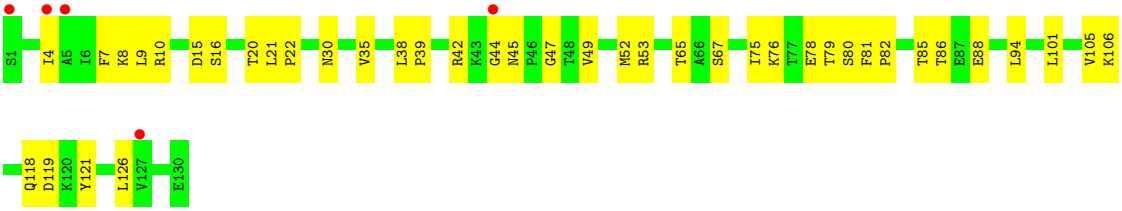

• Molecule 1: coat protein

Chain KC:

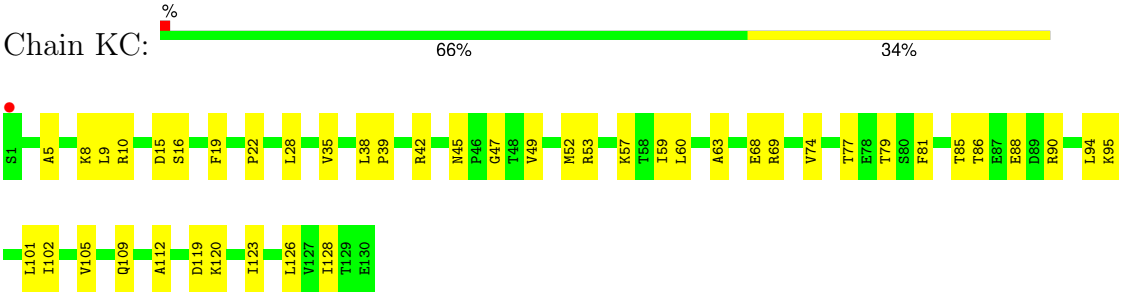

• Molecule 1: coat protein

Chain KD:

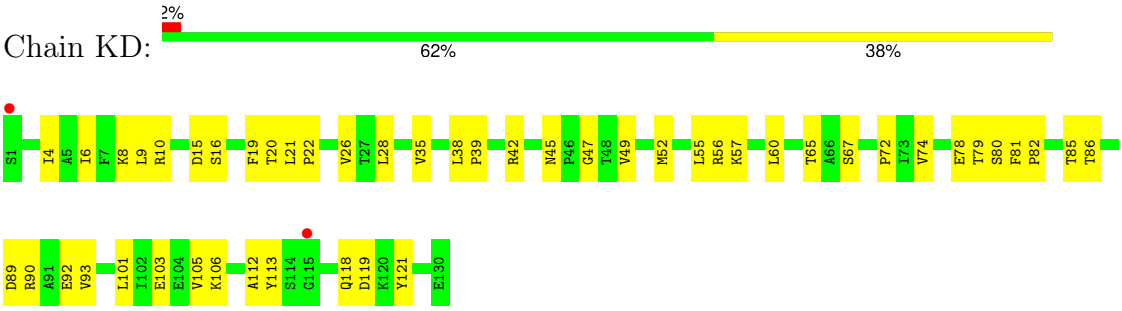

• Molecule 1: coat protein

Chain KE:

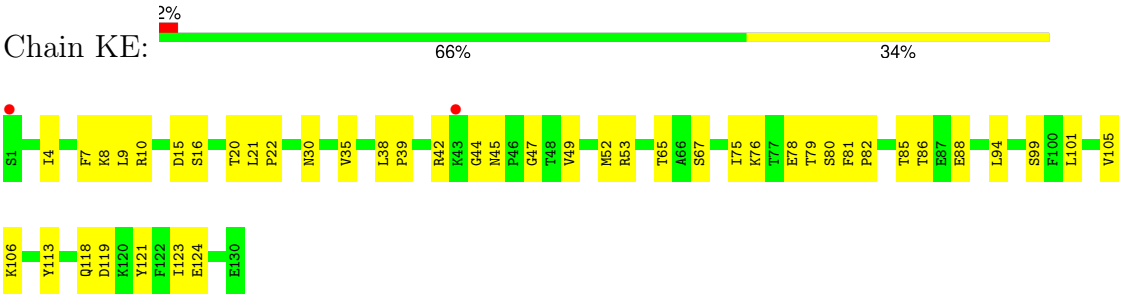

• Molecule 1: coat protein

Chain KF:

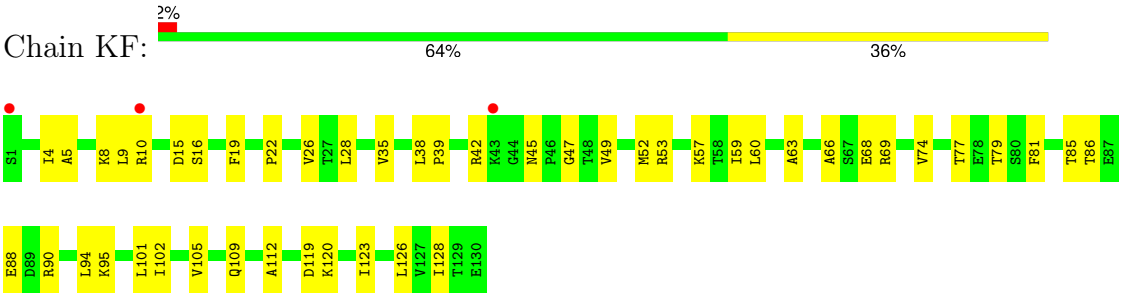

• Molecule 1: coat protein

Chain KG:

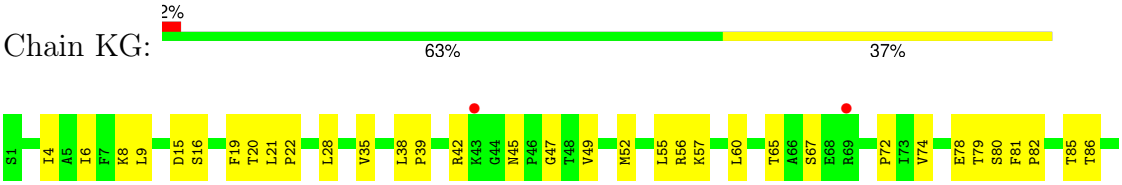

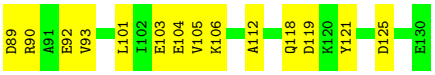

• Molecule 1: coat protein

Chain KH:

• Molecule 1: coat protein

Chain KI:

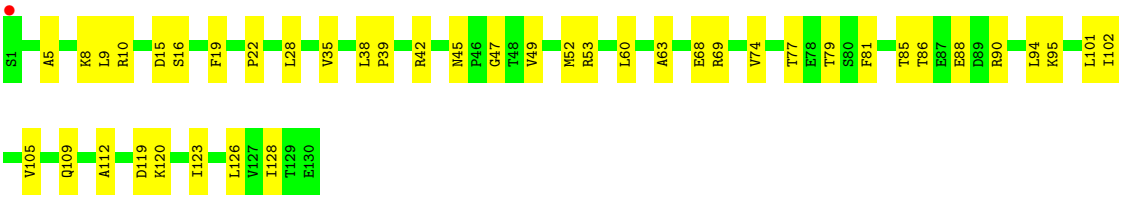

• Molecule 1: coat protein

Chain KJ:

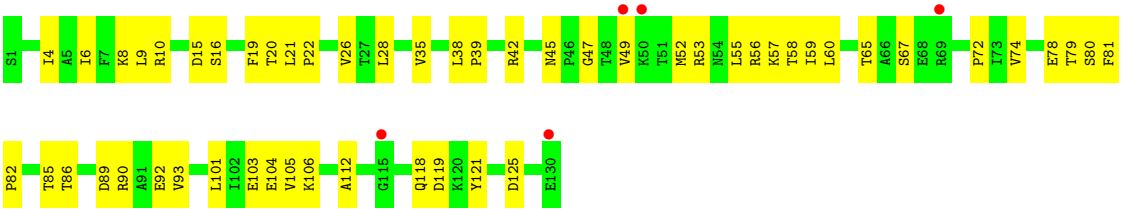

• Molecule 1: coat protein

Chain KK:

• Molecule 1: coat protein

Chain KL:

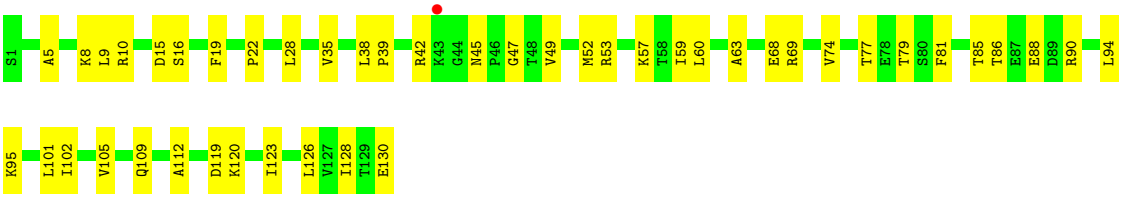

• Molecule 1: coat protein

Chain KM:

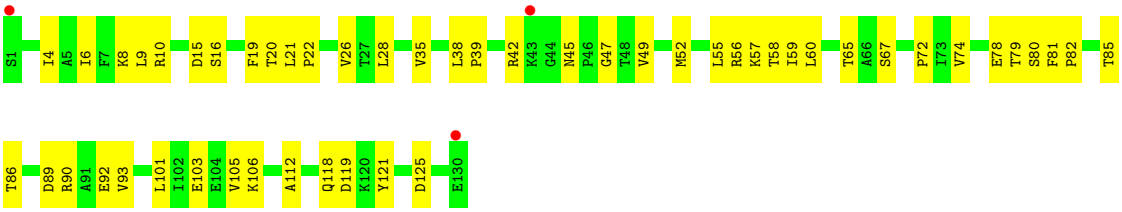

• Molecule 1: coat protein

Chain KN:

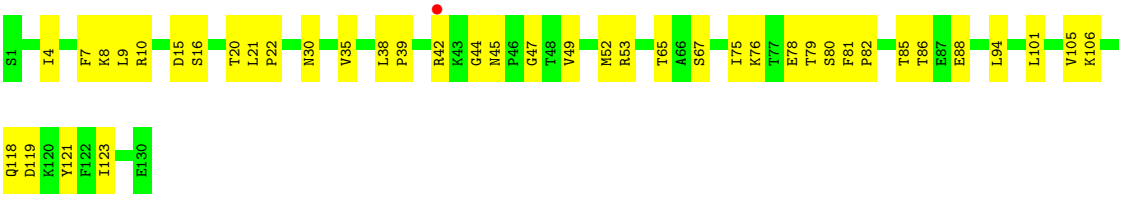

• Molecule 1: coat protein

Chain KO:

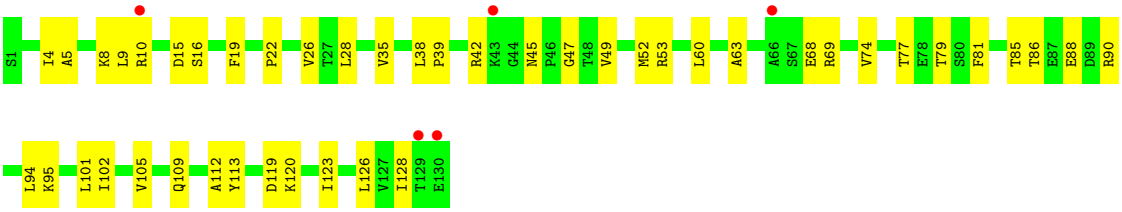

• Molecule 1: coat protein

Chain KP:

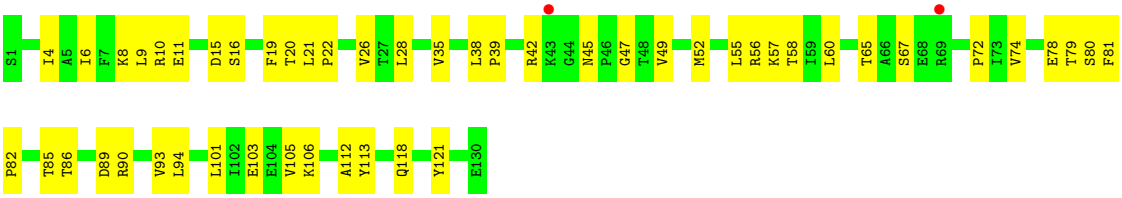

• Molecule 1: coat protein

Chain KQ:

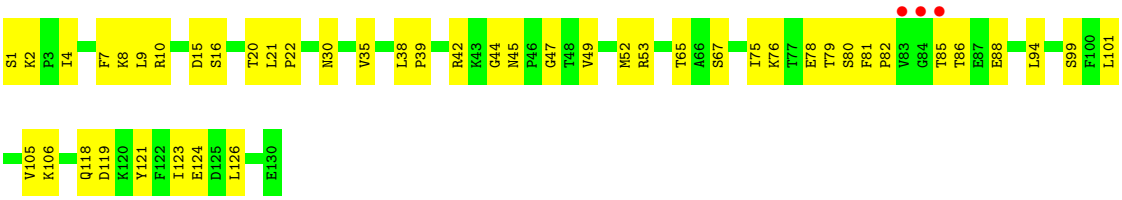

• Molecule 1: coat protein

Chain KR:

• Molecule 1: coat protein

Chain KS:

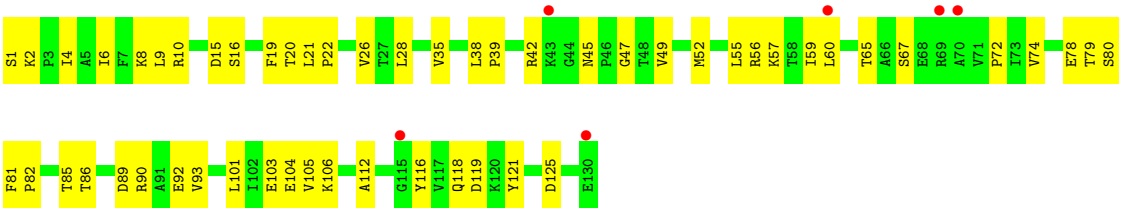

• Molecule 1: coat protein

Chain KT:

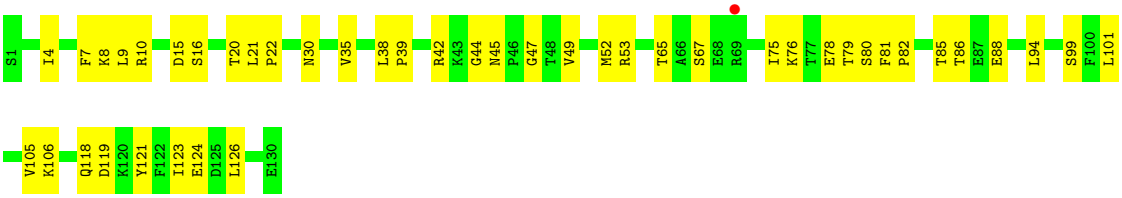

• Molecule 1: coat protein

Chain KU:

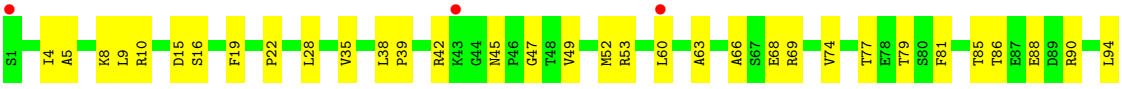

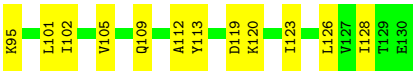

• Molecule 1: coat protein

Chain KV:

• Molecule 1: coat protein

Chain KW:

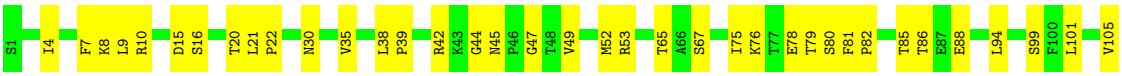

• Molecule 1: coat protein

Chain KX:

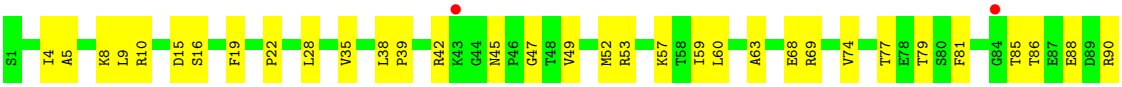

• Molecule 1: coat protein

Chain KY:

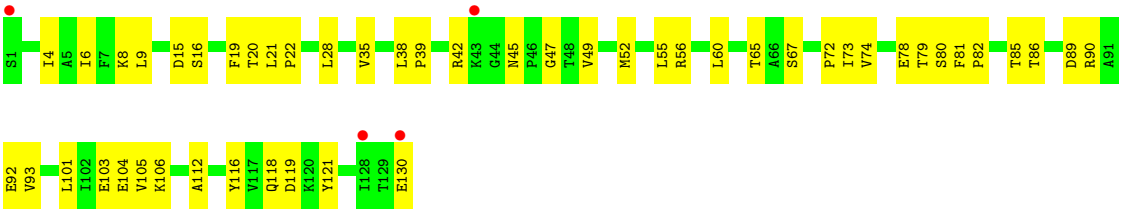

• Molecule 1: coat protein

Chain KZ:

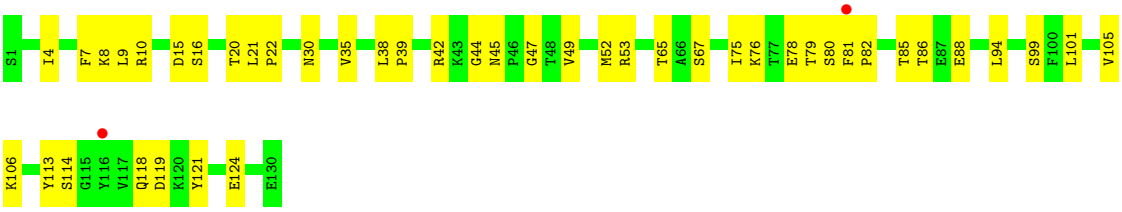

• Molecule 1: coat protein

Chain LA:

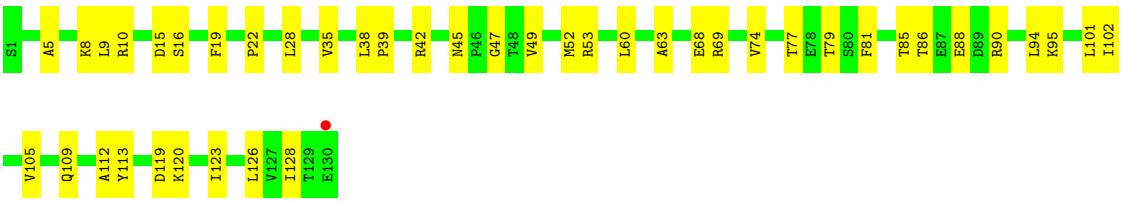

• Molecule 1: coat protein

Chain LB:

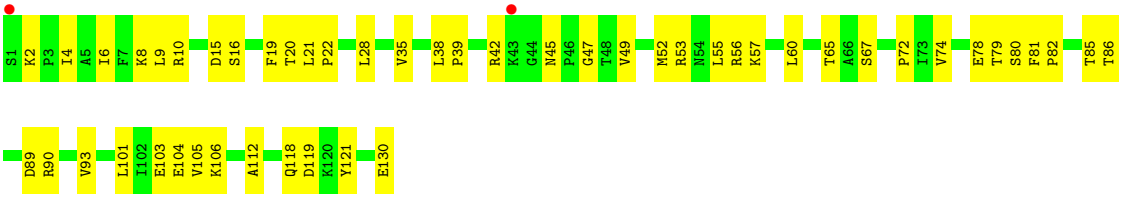

• Molecule 1: coat protein

Chain LC:

• Molecule 1: coat protein

Chain LD:

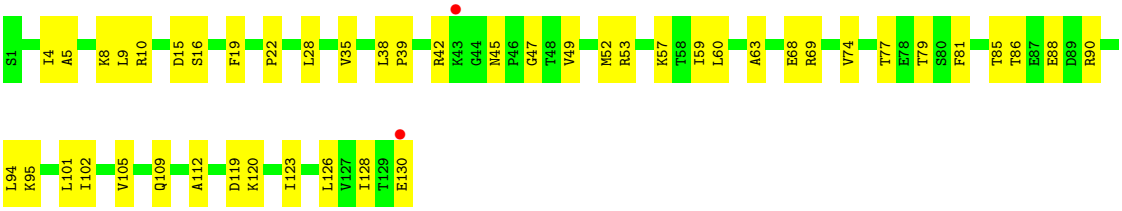

• Molecule 1: coat protein

Chain LE:

• Molecule 1: coat protein

Chain LF:

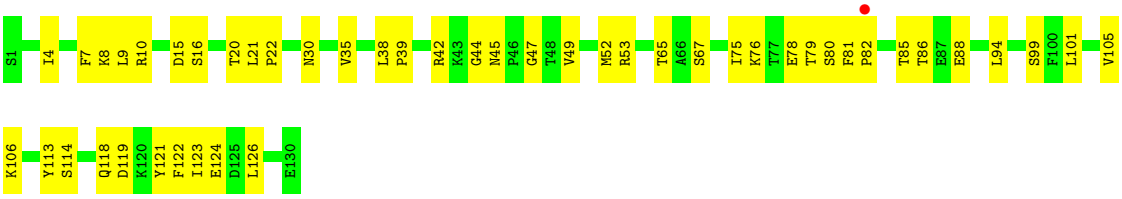

• Molecule 1: coat protein

Chain LG:

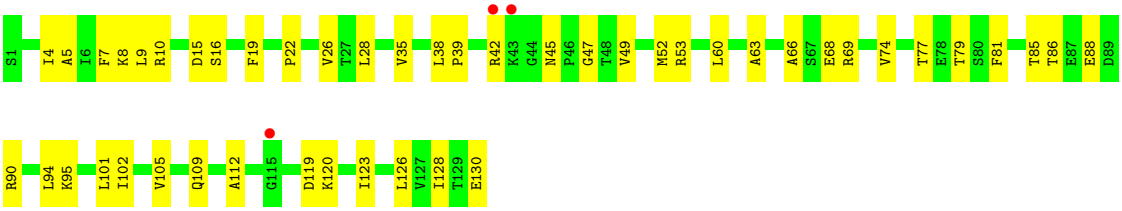

• Molecule 1: coat protein

Chain LH:

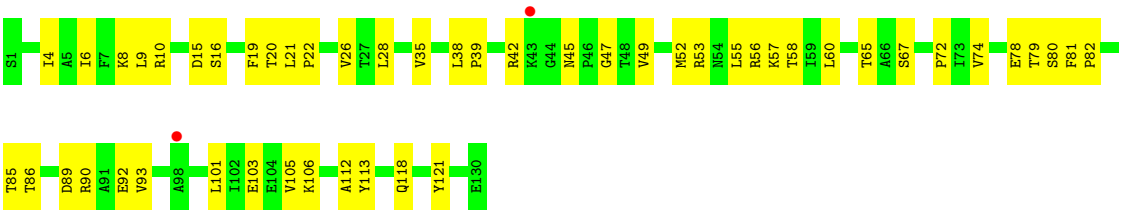

• Molecule 1: coat protein

Chain LI:

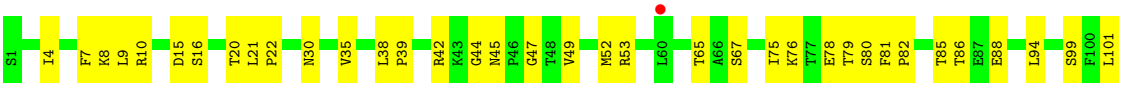

• Molecule 1: coat protein

Chain LJ:

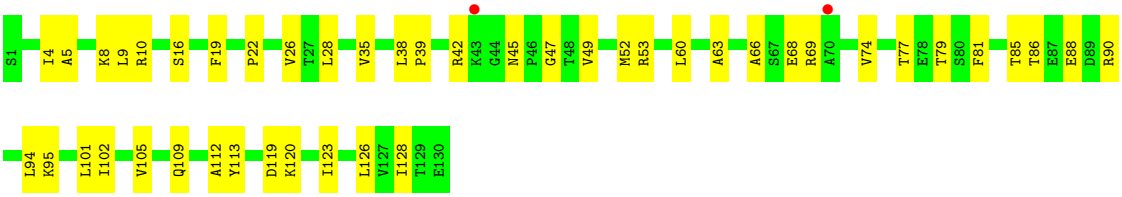

• Molecule 1: coat protein

Chain LK:

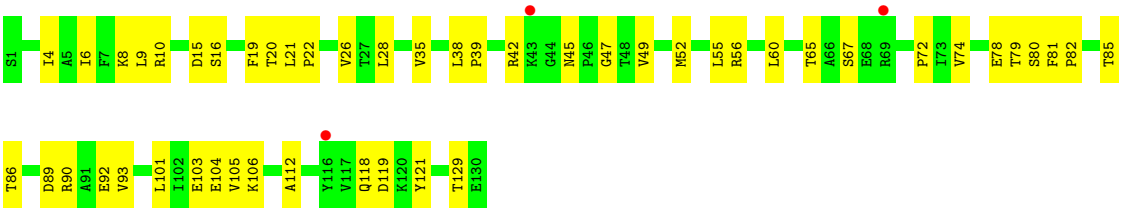

• Molecule 1: coat protein

Chain LL:

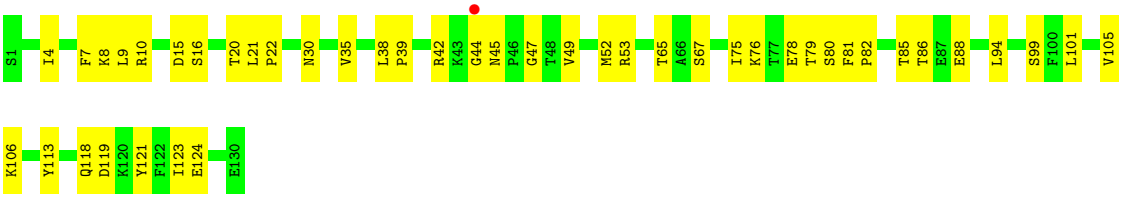

• Molecule 1: coat protein

Chain LM:

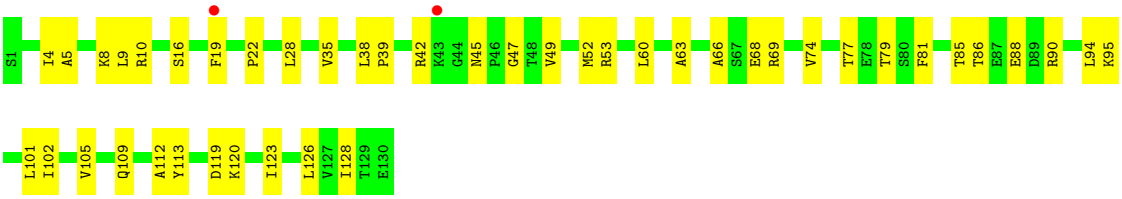

• Molecule 1: coat protein

Chain LN:

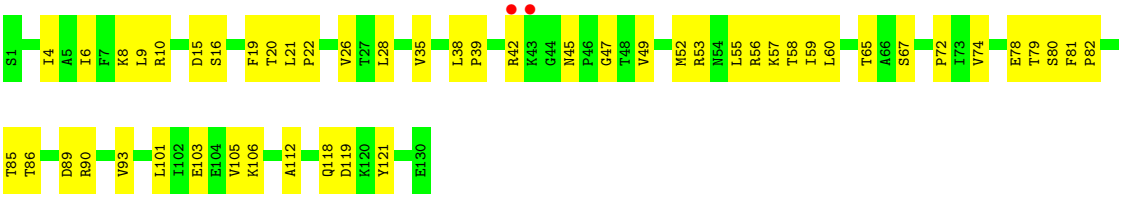

• Molecule 1: coat protein

Chain LO:

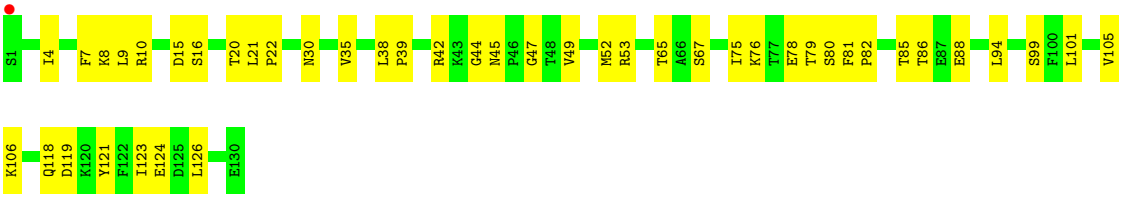

• Molecule 1: coat protein

Chain LP:

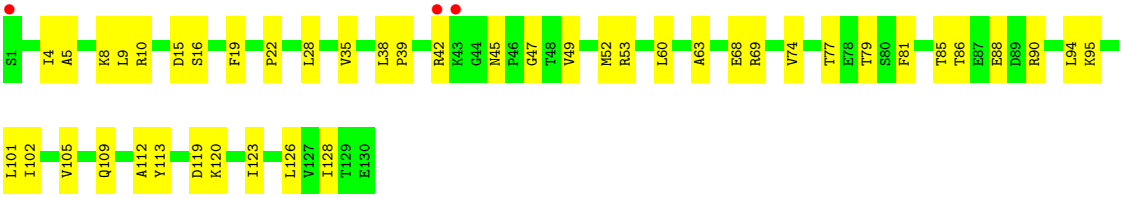

• Molecule 1: coat protein

Chain LQ:

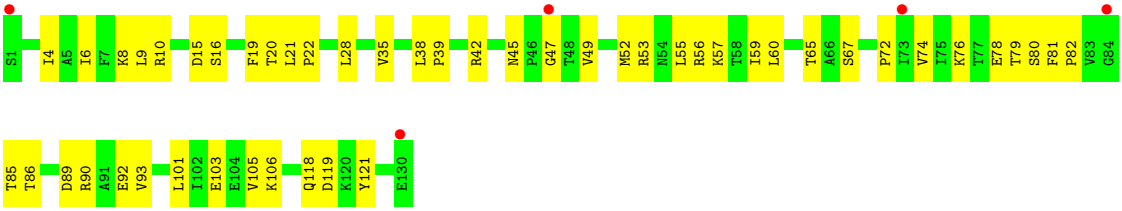

• Molecule 1: coat protein

Chain LR:

• Molecule 1: coat protein

Chain LS:

• Molecule 1: coat protein

Chain LT:

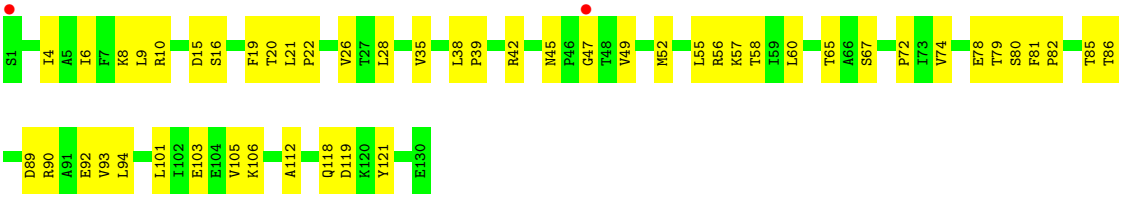

• Molecule 1: coat protein

Chain LU:

• Molecule 1: coat protein

Chain LV:

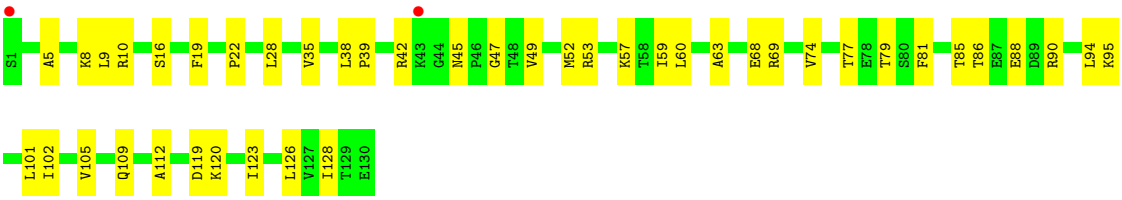

• Molecule 1: coat protein

Chain LW:

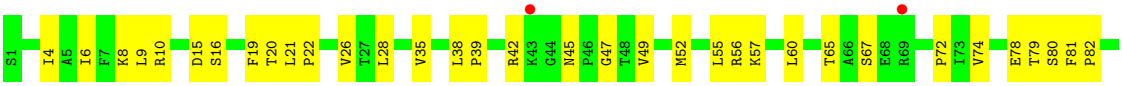

• Molecule 1: coat protein

Chain LX:

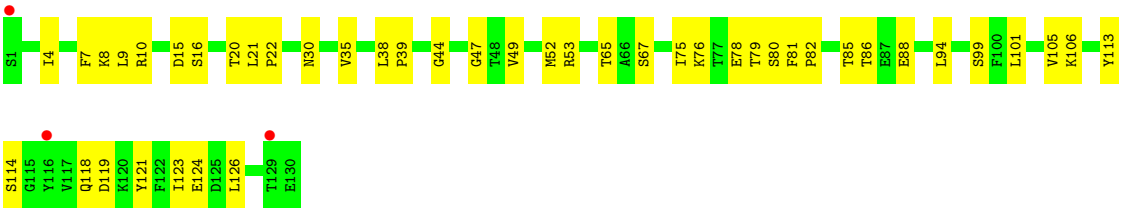

• Molecule 1: coat protein

Chain LY:

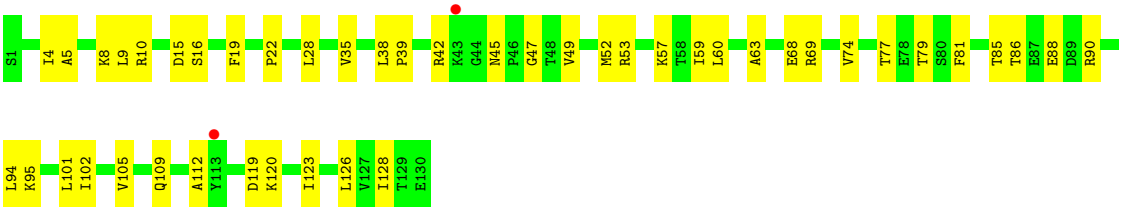

• Molecule 1: coat protein

Chain LZ:

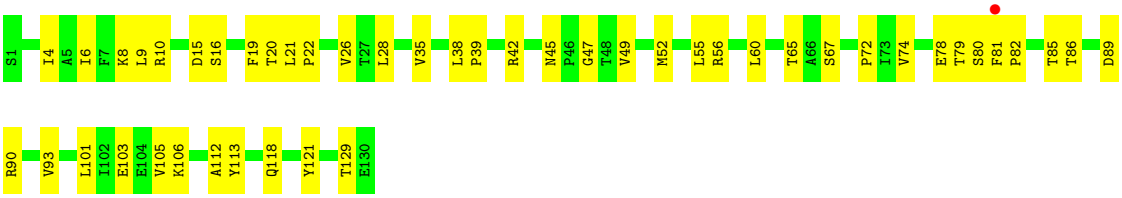

• Molecule 1: coat protein

Chain MA:

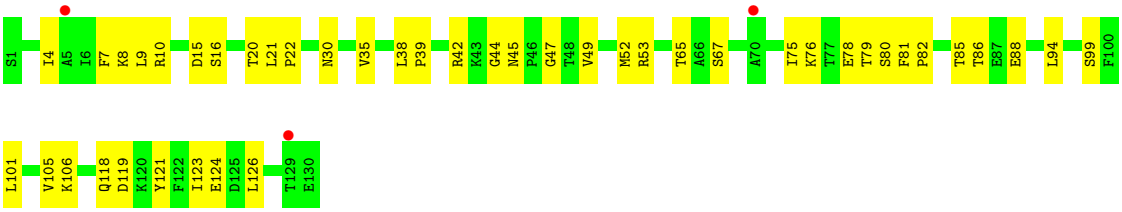

• Molecule 1: coat protein

Chain MB:

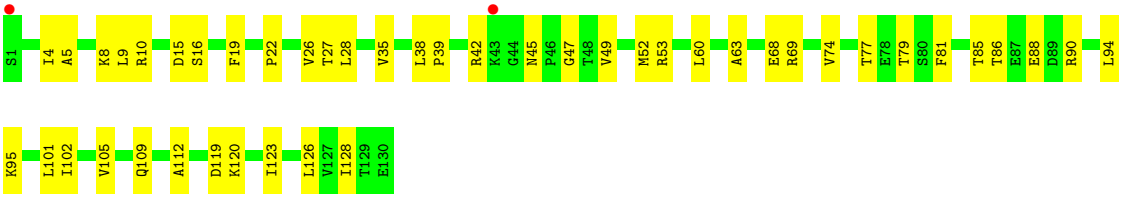

• Molecule 1: coat protein

Chain MC:

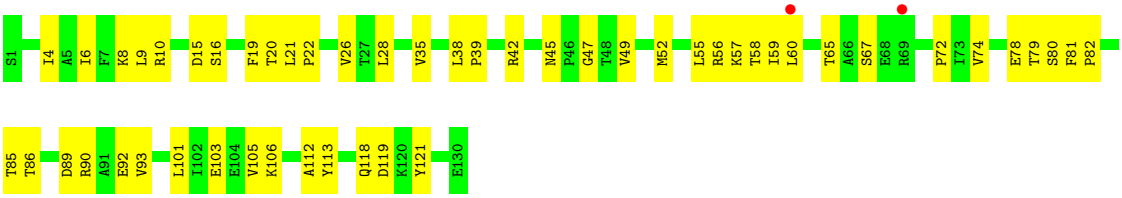

• Molecule 1: coat protein

Chain MD:

• Molecule 1: coat protein

Chain ME:

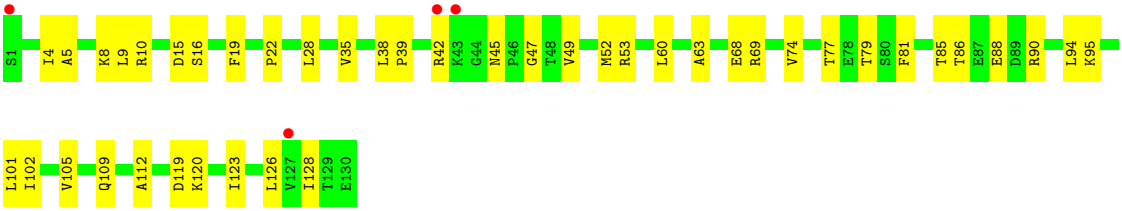

• Molecule 1: coat protein

Chain MF:

• Molecule 1: coat protein

Chain MG:

- Molecule 1: coat protein

Chain MH:

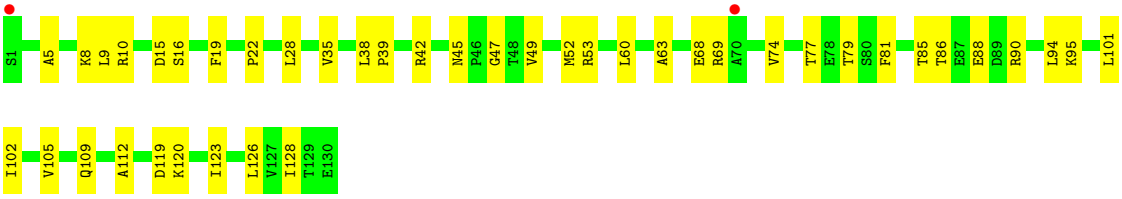

- Molecule 1: coat protein

Chain MI:

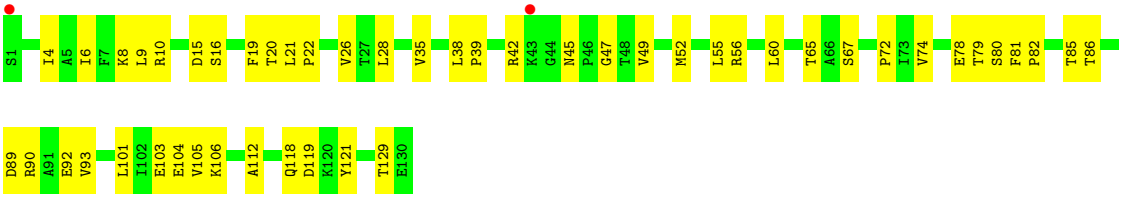

- Molecule 1: coat protein

Chain MJ:

- Molecule 1: coat protein

Chain MK:

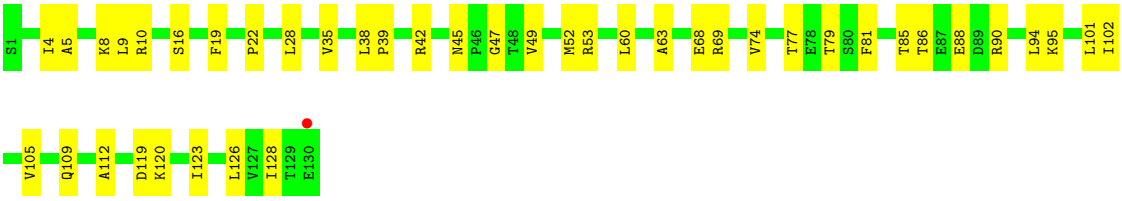

• Molecule 1: coat protein

Chain ML:

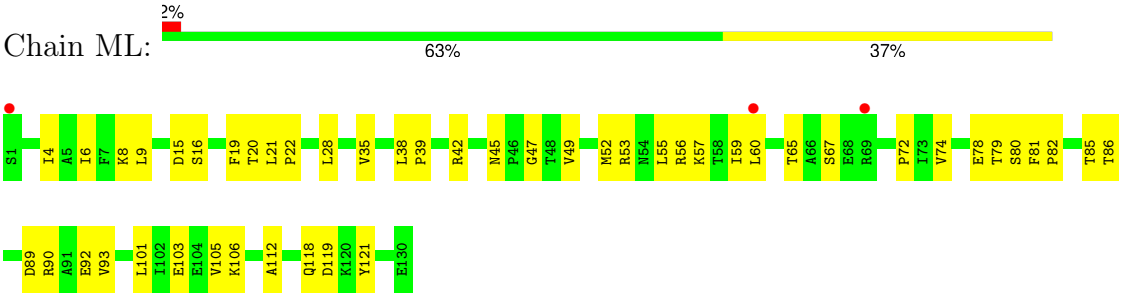

• Molecule 1: coat protein

Chain MM:

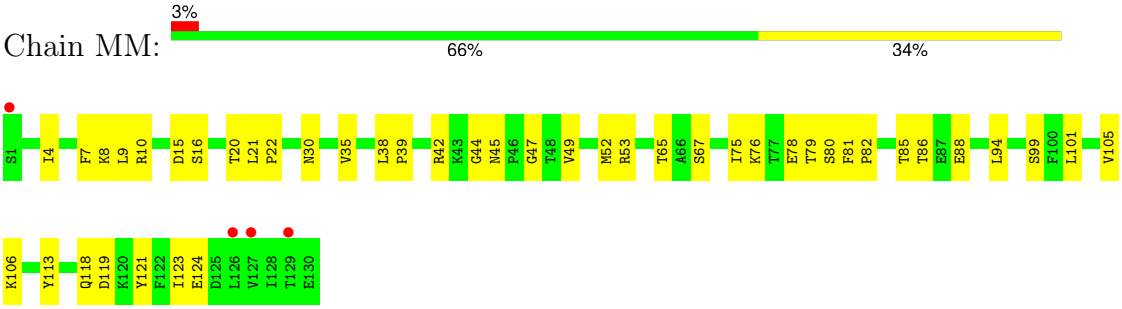

• Molecule 1: coat protein

Chain MN:

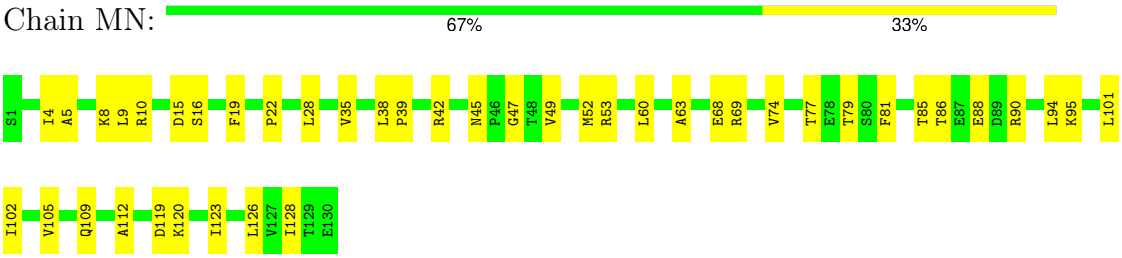

• Molecule 1: coat protein

Chain MO:

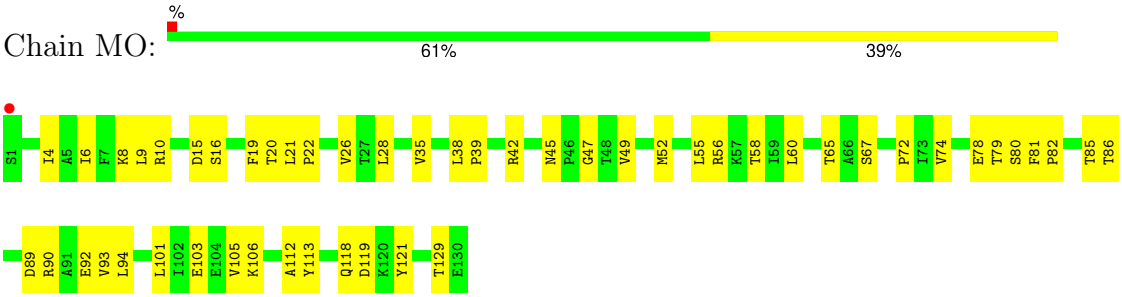

• Molecule 1: coat protein

Chain MP:

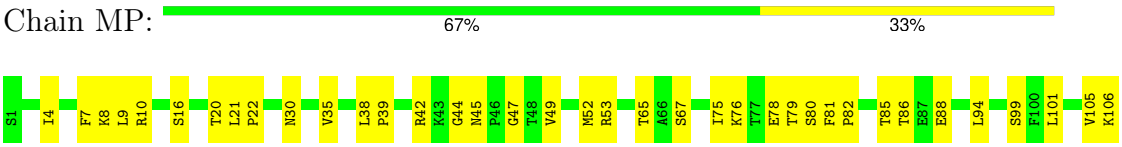



• Molecule 1: coat protein

Chain MQ:

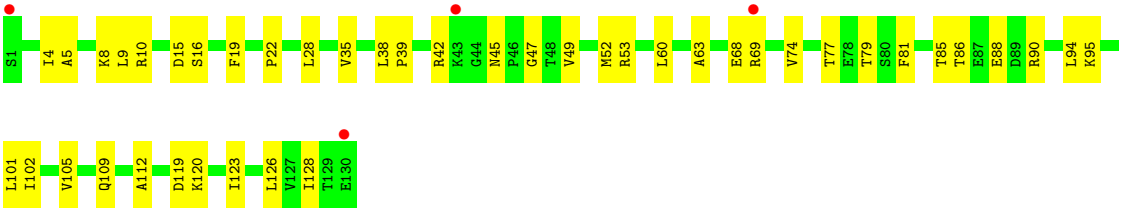

• Molecule 1: coat protein

Chain MR:

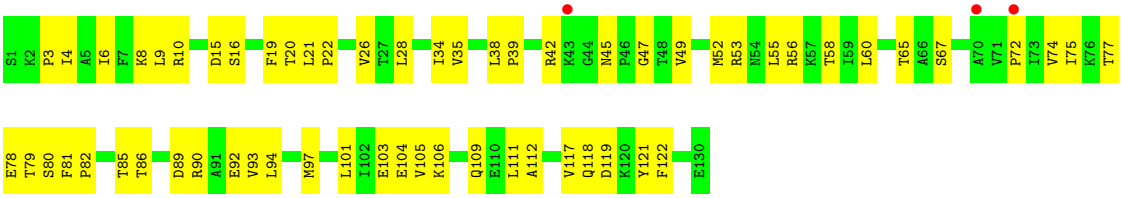

• Molecule 1: coat protein

Chain MS:

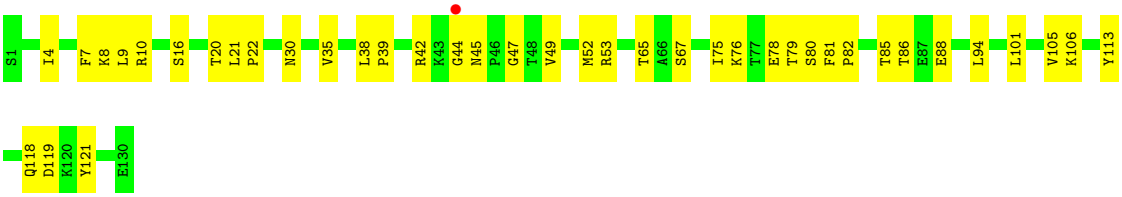

• Molecule 1: coat protein

Chain MT:

• Molecule 1: coat protein

Chain MU:

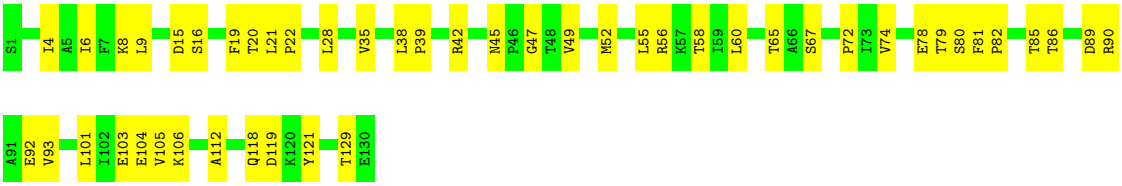

• Molecule 1: coat protein

Chain MV:

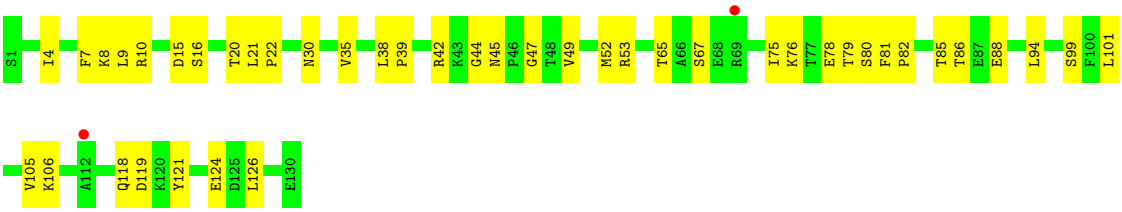

• Molecule 1: coat protein

Chain MW:

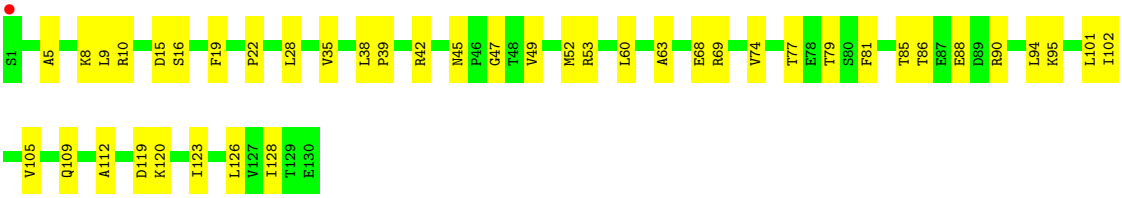

• Molecule 1: coat protein

Chain MX:

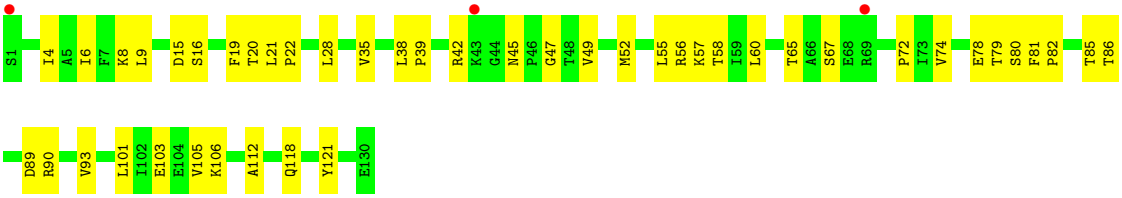

• Molecule 1: coat protein

Chain MY:

• Molecule 1: coat protein

Chain MZ:

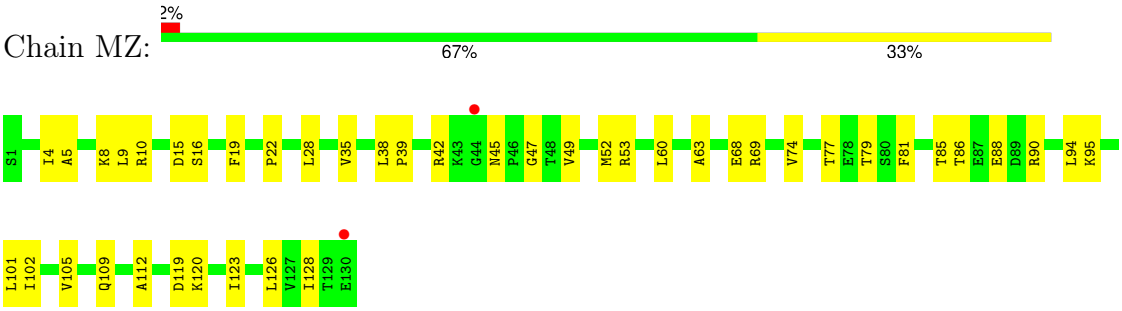

- Molecule 1: coat protein

Chain NA:

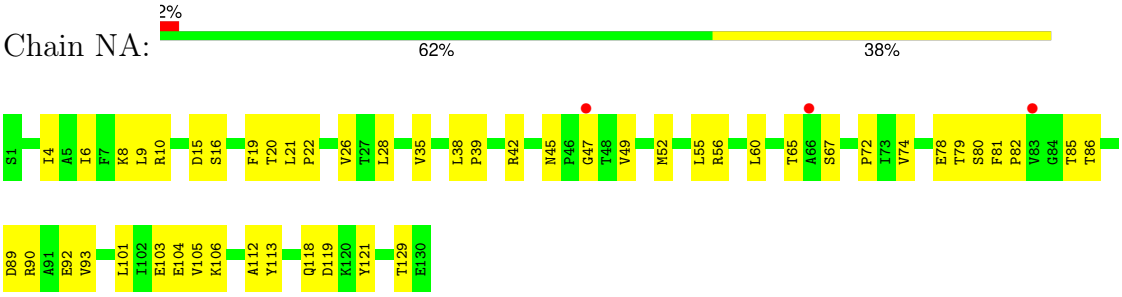

- Molecule 1: coat protein

Chain NB:

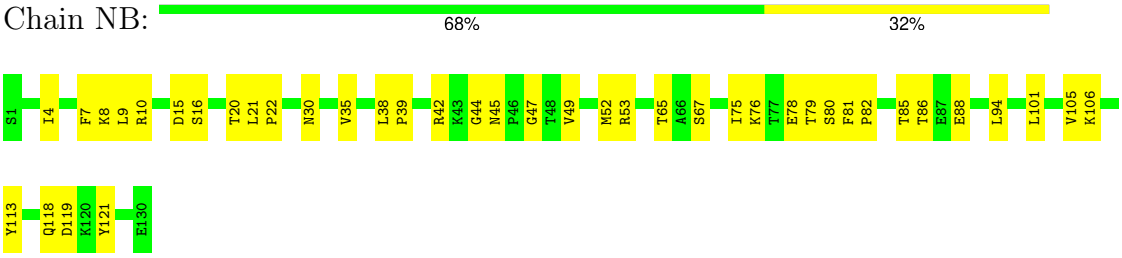

- Molecule 1: coat protein

Chain NC:

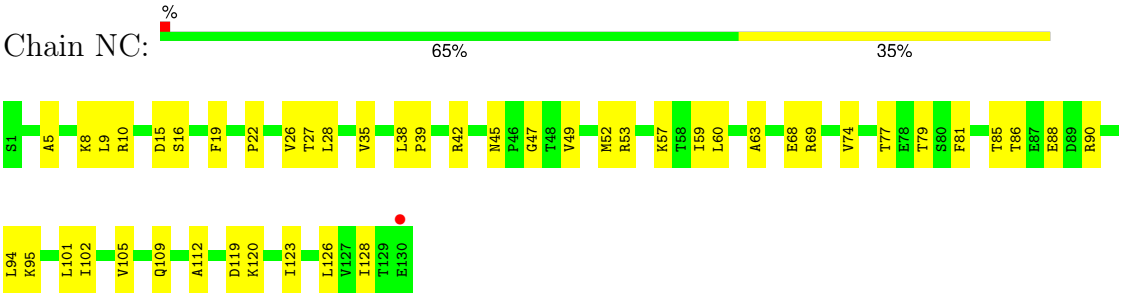

- Molecule 1: coat protein

Chain ND:

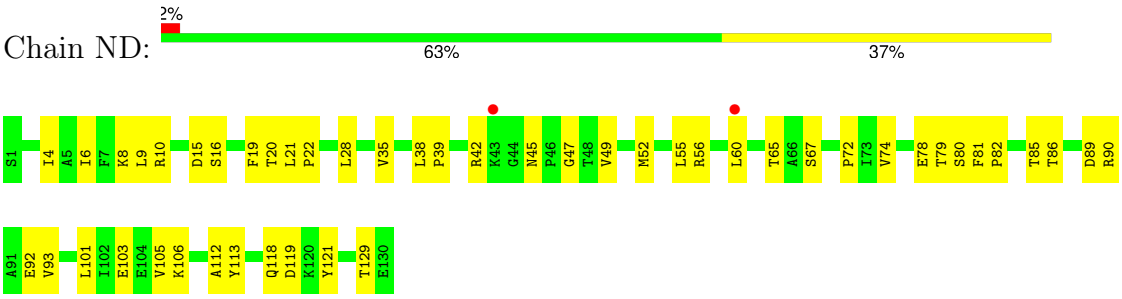

• Molecule 1: coat protein

Chain NE:

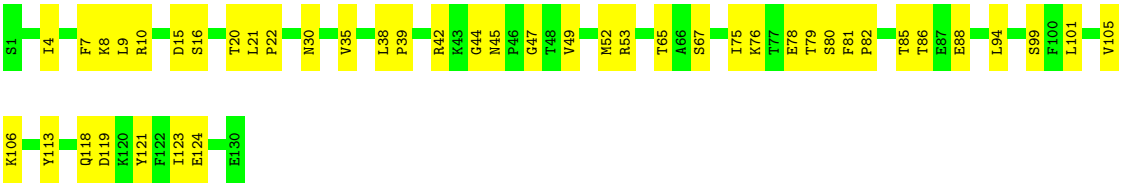

• Molecule 1: coat protein

Chain NF:

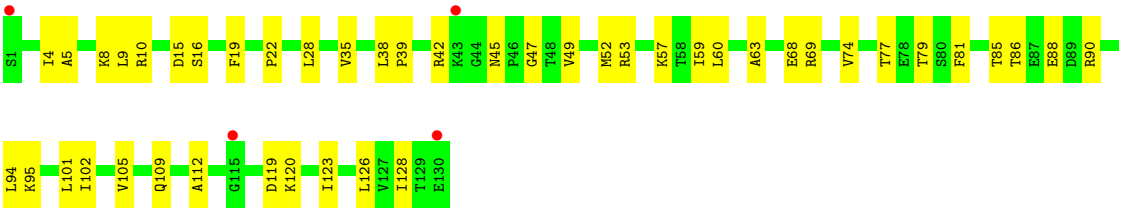

• Molecule 1: coat protein

Chain NG:

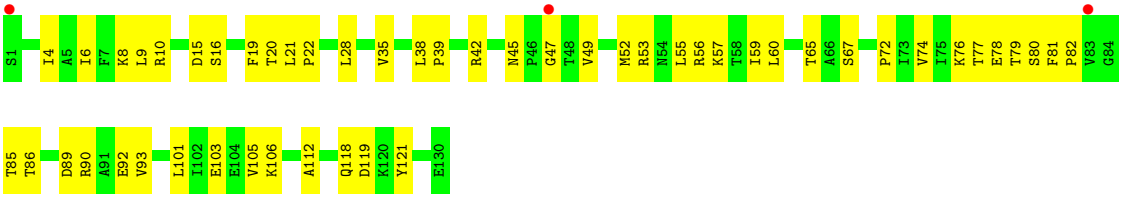

• Molecule 1: coat protein

Chain NH:

• Molecule 1: coat protein

Chain NI:

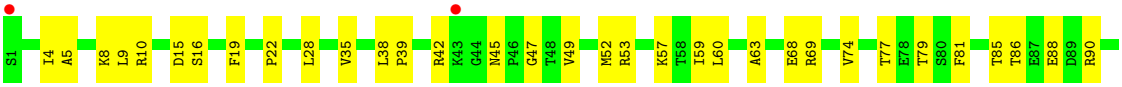

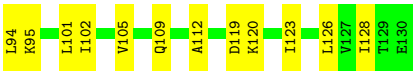

• Molecule 1: coat protein

Chain NJ:

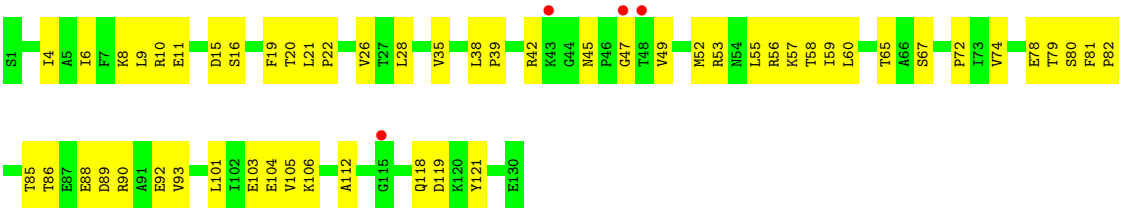

• Molecule 1: coat protein

Chain NK:

• Molecule 1: coat protein

Chain NL:

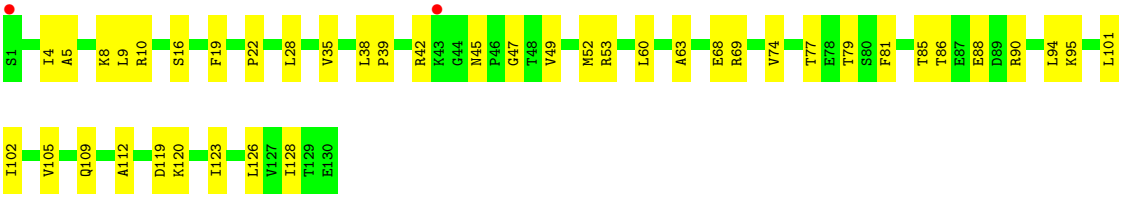

• Molecule 1: coat protein

Chain NM:

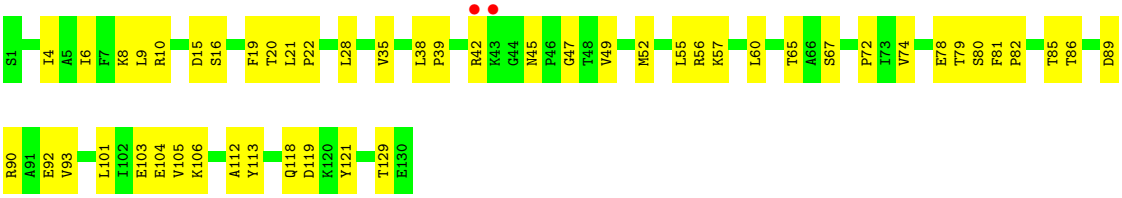

• Molecule 1: coat protein

Chain NN:

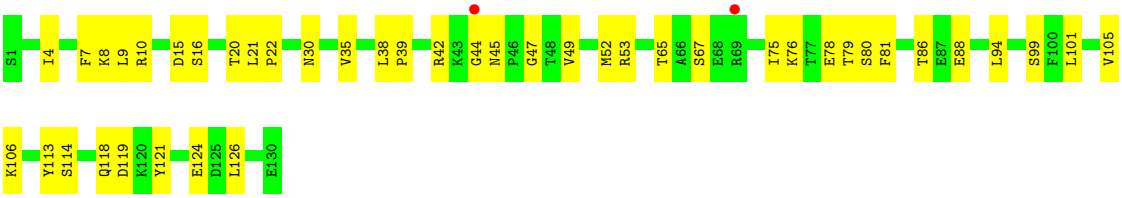

• Molecule 1: coat protein

Chain NO:

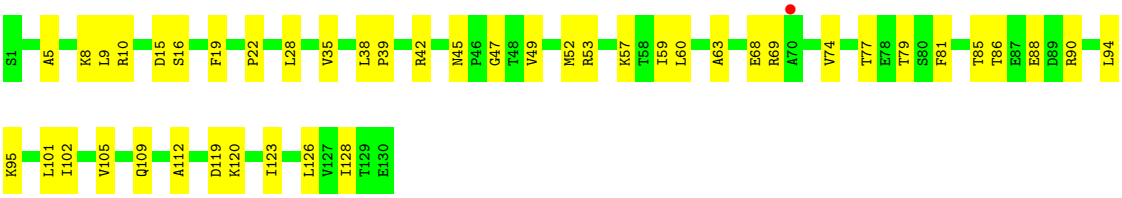

• Molecule 1: coat protein

Chain NP:

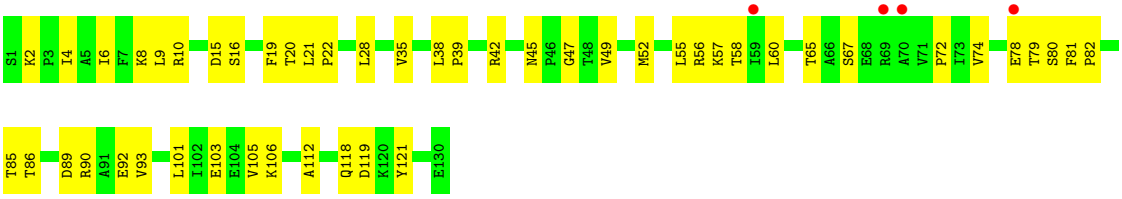

• Molecule 1: coat protein

Chain NQ:

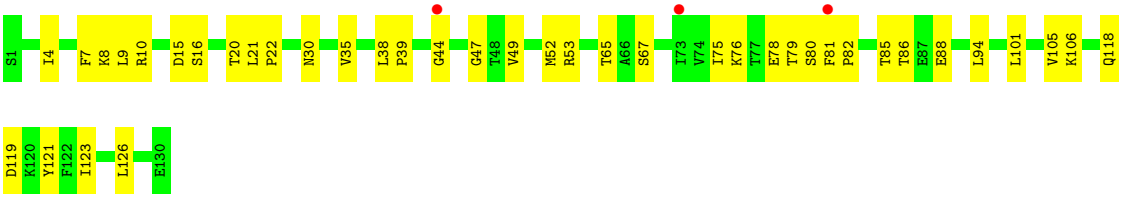

• Molecule 1: coat protein

Chain NR:

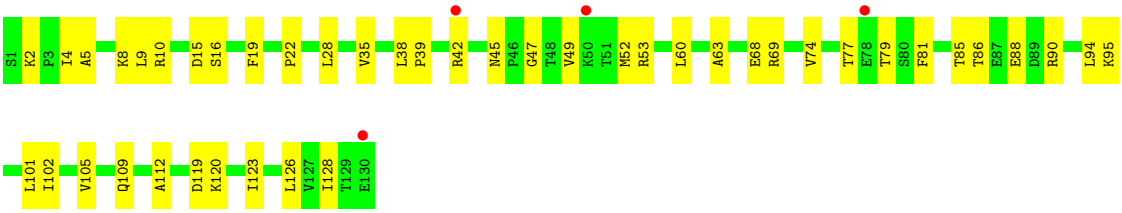

• Molecule 1: coat protein

Chain NS:

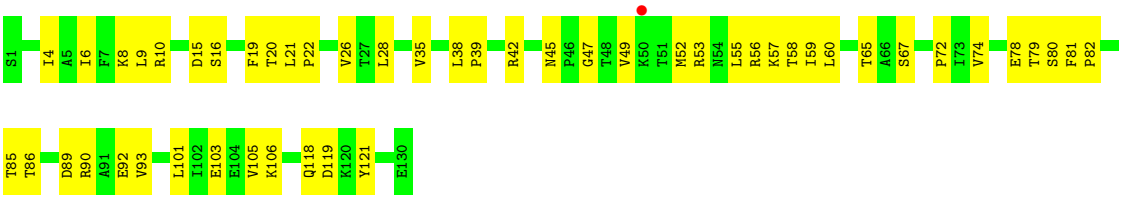

- Molecule 1: coat protein

Chain NT:

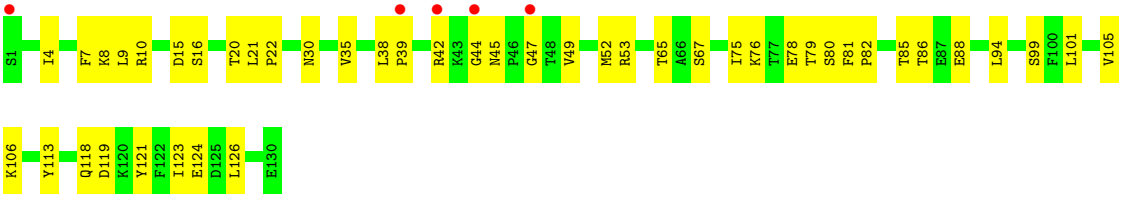

- Molecule 1: coat protein

Chain NU:

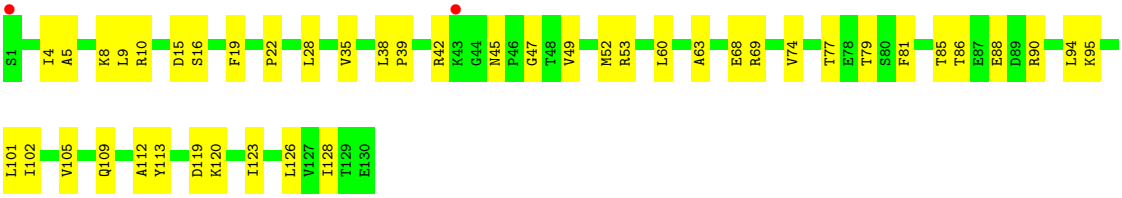

- Molecule 1: coat protein

Chain NV:

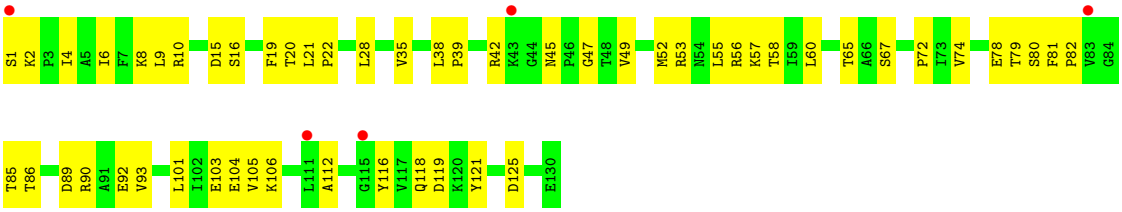

4 Data and refinement statistics (i)

Property	Value	Source
Space group	P 1	Depositor
Cell constants a, b, c, α, β, γ	291.94Å 292.53Å 469.20Å 75.79° 77.92° 69.51°	Depositor
Resolution (Å)	49.83 – 3.90 49.83 – 3.90	Depositor EDS
% Data completeness (in resolution range)	95.4 (49.83-3.90) 96.3 (49.83-3.90)	Depositor EDS
R_{merge}	0.21	Depositor
R_{sym}	(Not available)	Depositor
$< I/\sigma(I) >$ [1]	1.02 (at 3.88Å)	Xtriage
Refinement program	PHENIX 1.14_3260	Depositor
R, R_{free}	0.282 , 0.285 0.283 , 0.287	Depositor DCC
R_{free} test set	20042 reflections (1.63%)	wwPDB-VP
Wilson B-factor (Å^2)	146.8	Xtriage
Anisotropy	0.146	Xtriage
Bulk solvent k_{sol}(e/Å^3), B_{sol}(Å^2)	0.27 , 128.6	EDS
L-test for twinning[2]	$< \|L\| > = 0.38$, $< L^2 > = 0.21$	Xtriage
Estimated twinning fraction	0.087 for -k,-h,-l	Xtriage
F_o,F_c correlation	0.88	EDS
Total number of atoms	363000	wwPDB-VP
Average B, all atoms (Å^2)	170.0	wwPDB-VP

Xtriage's analysis on translational NCS is as follows: *The largest off-origin peak in the Patterson function is 2.26% of the height of the origin peak. No significant pseudotranslation is detected.*

[1]Intensities estimated from amplitudes.

[2]Theoretical values of $< |L| >$, $< L^2 >$ for acentric reflections are 0.5, 0.333 respectively for untwinned datasets, and 0.375, 0.2 for perfectly twinned datasets.

5 Model quality (i)

5.1 Standard geometry (i)

Bond lengths and bond angles in the following residue types are not validated in this section: CA

The Z score for a bond length (or angle) is the number of standard deviations the observed value is removed from the expected value. A bond length (or angle) with $|Z| > 5$ is considered an outlier worth inspection. RMSZ is the root-mean-square of all Z scores of the bond lengths (or angles).

Mol	Chain	Bond lengths		Bond angles	
		RMSZ	#|Z| >5	RMSZ	#|Z| >5
1	AA	0.39	0/1025	0.54	0/1389
1	AB	0.34	0/1025	0.54	0/1389
1	AC	0.37	0/1025	0.62	0/1389
1	AD	0.39	0/1025	0.54	0/1389
1	AE	0.35	0/1025	0.54	0/1389
1	AF	0.37	0/1025	0.62	0/1389
1	AG	0.39	0/1025	0.54	0/1389
1	AH	0.35	0/1025	0.54	0/1389
1	AI	0.37	0/1025	0.62	0/1389
1	AJ	0.39	0/1025	0.54	0/1389
1	AK	0.34	0/1025	0.54	0/1389
1	AL	0.37	0/1025	0.62	0/1389
1	AM	0.39	0/1025	0.54	0/1389
1	AN	0.34	0/1025	0.54	0/1389
1	AO	0.37	0/1025	0.62	0/1389
1	AP	0.39	0/1025	0.54	0/1389
1	AQ	0.34	0/1025	0.54	0/1389
1	AR	0.37	0/1025	0.62	0/1389
1	AS	0.39	0/1025	0.54	0/1389
1	AT	0.34	0/1025	0.54	0/1389
1	AU	0.37	0/1025	0.62	0/1389
1	AV	0.39	0/1025	0.54	0/1389
1	AW	0.35	0/1025	0.54	0/1389
1	AX	0.37	0/1025	0.62	0/1389
1	AY	0.39	0/1025	0.54	0/1389
1	AZ	0.34	0/1025	0.54	0/1389
1	BA	0.37	0/1025	0.62	0/1389
1	BB	0.39	0/1025	0.54	0/1389
1	BC	0.35	0/1025	0.54	0/1389
1	BD	0.37	0/1025	0.62	0/1389
1	BE	0.39	0/1025	0.53	0/1389
1	BF	0.34	0/1025	0.54	0/1389

Mol	Chain	Bond lengths		Bond angles	
		RMSZ	#|Z| >5	RMSZ	#|Z| >5
1	BG	0.37	0/1025	0.62	0/1389
1	BH	0.39	0/1025	0.53	0/1389
1	BI	0.35	0/1025	0.54	0/1389
1	BJ	0.37	0/1025	0.62	0/1389
1	BK	0.39	0/1025	0.54	0/1389
1	BL	0.35	0/1025	0.54	0/1389
1	BM	0.37	0/1025	0.62	0/1389
1	BN	0.39	0/1025	0.53	0/1389
1	BO	0.35	0/1025	0.54	0/1389
1	BP	0.37	0/1025	0.62	0/1389
1	BQ	0.39	0/1025	0.54	0/1389
1	BR	0.35	0/1025	0.54	0/1389
1	BS	0.37	0/1025	0.62	0/1389
1	BT	0.39	0/1025	0.54	0/1389
1	BU	0.35	0/1025	0.54	0/1389
1	BV	0.37	0/1025	0.62	0/1389
1	BW	0.39	0/1025	0.54	0/1389
1	BX	0.34	0/1025	0.54	0/1389
1	BY	0.37	0/1025	0.62	0/1389
1	BZ	0.39	0/1025	0.54	0/1389
1	CA	0.35	0/1025	0.54	0/1389
1	CB	0.37	0/1025	0.62	0/1389
1	CC	0.39	0/1025	0.54	0/1389
1	CD	0.34	0/1025	0.54	0/1389
1	CE	0.37	0/1025	0.62	0/1389
1	CF	0.39	0/1025	0.54	0/1389
1	CG	0.34	0/1025	0.54	0/1389
1	CH	0.37	0/1025	0.62	0/1389
1	CI	0.39	0/1025	0.54	0/1389
1	CJ	0.34	0/1025	0.54	0/1389
1	CK	0.37	0/1025	0.62	0/1389
1	CL	0.39	0/1025	0.54	0/1389
1	CM	0.34	0/1025	0.54	0/1389
1	CN	0.37	0/1025	0.62	0/1389
1	CO	0.39	0/1025	0.54	0/1389
1	CP	0.35	0/1025	0.54	0/1389
1	CQ	0.37	0/1025	0.62	0/1389
1	CR	0.39	0/1025	0.54	0/1389
1	CS	0.35	0/1025	0.54	0/1389
1	CT	0.37	0/1025	0.62	0/1389
1	CU	0.39	0/1025	0.54	0/1389
1	CV	0.35	0/1025	0.54	0/1389
1	CW	0.37	0/1025	0.62	0/1389

Mol	Chain	Bond lengths		Bond angles	
		RMSZ	#|Z| >5	RMSZ	#|Z| >5
1	CX	0.39	0/1025	0.53	0/1389
1	CY	0.34	0/1025	0.54	0/1389
1	CZ	0.37	0/1025	0.62	0/1389
1	DA	0.39	0/1025	0.53	0/1389
1	DB	0.34	0/1025	0.54	0/1389
1	DC	0.37	0/1025	0.62	0/1389
1	DD	0.39	0/1025	0.54	0/1389
1	DE	0.34	0/1025	0.54	0/1389
1	DF	0.37	0/1025	0.62	0/1389
1	DG	0.39	0/1025	0.53	0/1389
1	DH	0.34	0/1025	0.54	0/1389
1	DI	0.37	0/1025	0.62	0/1389
1	DJ	0.39	0/1025	0.54	0/1389
1	DK	0.35	0/1025	0.54	0/1389
1	DL	0.37	0/1025	0.62	0/1389
1	DM	0.39	0/1025	0.54	0/1389
1	DN	0.34	0/1025	0.54	0/1389
1	DO	0.37	0/1025	0.62	0/1389
1	DP	0.39	0/1025	0.53	0/1389
1	DQ	0.34	0/1025	0.54	0/1389
1	DR	0.37	0/1025	0.62	0/1389
1	DS	0.39	0/1025	0.54	0/1389
1	DT	0.35	0/1025	0.54	0/1389
1	DU	0.37	0/1025	0.62	0/1389
1	DV	0.39	0/1025	0.54	0/1389
1	DW	0.35	0/1025	0.54	0/1389
1	DX	0.37	0/1025	0.62	0/1389
1	DY	0.39	0/1025	0.54	0/1389
1	DZ	0.34	0/1025	0.54	0/1389
1	EA	0.37	0/1025	0.62	0/1389
1	EB	0.39	0/1025	0.54	0/1389
1	EC	0.35	0/1025	0.54	0/1389
1	ED	0.37	0/1025	0.62	0/1389
1	EE	0.39	0/1025	0.54	0/1389
1	EF	0.35	0/1025	0.54	0/1389
1	EG	0.37	0/1025	0.62	0/1389
1	EH	0.39	0/1025	0.54	0/1389
1	EI	0.35	0/1025	0.54	0/1389
1	EJ	0.37	0/1025	0.62	0/1389
1	EK	0.39	0/1025	0.54	0/1389
1	EL	0.35	0/1025	0.54	0/1389
1	EM	0.37	0/1025	0.62	0/1389
1	EN	0.39	0/1025	0.53	0/1389

Mol	Chain	Bond lengths		Bond angles	
		RMSZ	#|Z| >5	RMSZ	#|Z| >5
1	EO	0.34	0/1025	0.54	0/1389
1	EP	0.37	0/1025	0.62	0/1389
1	EQ	0.39	0/1025	0.54	0/1389
1	ER	0.34	0/1025	0.54	0/1389
1	ES	0.37	0/1025	0.62	0/1389
1	ET	0.39	0/1025	0.54	0/1389
1	EU	0.34	0/1025	0.54	0/1389
1	EV	0.37	0/1025	0.62	0/1389
1	EW	0.39	0/1025	0.54	0/1389
1	EX	0.34	0/1025	0.54	0/1389
1	EY	0.37	0/1025	0.62	0/1389
1	EZ	0.39	0/1025	0.54	0/1389
1	FA	0.35	0/1025	0.54	0/1389
1	FB	0.37	0/1025	0.62	0/1389
1	FC	0.39	0/1025	0.54	0/1389
1	FD	0.34	0/1025	0.54	0/1389
1	FE	0.37	0/1025	0.62	0/1389
1	FF	0.39	0/1025	0.54	0/1389
1	FG	0.35	0/1025	0.54	0/1389
1	FH	0.37	0/1025	0.62	0/1389
1	FI	0.39	0/1025	0.54	0/1389
1	FJ	0.35	0/1025	0.54	0/1389
1	FK	0.37	0/1025	0.62	0/1389
1	FL	0.39	0/1025	0.54	0/1389
1	FM	0.34	0/1025	0.54	0/1389
1	FN	0.37	0/1025	0.62	0/1389
1	FO	0.39	0/1025	0.54	0/1389
1	FP	0.34	0/1025	0.54	0/1389
1	FQ	0.37	0/1025	0.62	0/1389
1	FR	0.39	0/1025	0.54	0/1389
1	FS	0.34	0/1025	0.54	0/1389
1	FT	0.37	0/1025	0.62	0/1389
1	FU	0.39	0/1025	0.54	0/1389
1	FV	0.34	0/1025	0.54	0/1389
1	FW	0.37	0/1025	0.62	0/1389
1	FX	0.39	0/1025	0.54	0/1389
1	FY	0.35	0/1025	0.54	0/1389
1	FZ	0.37	0/1025	0.62	0/1389
1	GA	0.39	0/1025	0.53	0/1389
1	GB	0.35	0/1025	0.54	0/1389
1	GC	0.37	0/1025	0.62	0/1389
1	GD	0.39	0/1025	0.54	0/1389
1	GE	0.35	0/1025	0.54	0/1389

Mol	Chain	Bond lengths		Bond angles	
		RMSZ	#|Z| >5	RMSZ	#|Z| >5
1	GF	0.37	0/1025	0.62	0/1389
1	GG	0.39	0/1025	0.54	0/1389
1	GH	0.34	0/1025	0.54	0/1389
1	GI	0.37	0/1025	0.62	0/1389
1	GJ	0.39	0/1025	0.53	0/1389
1	GK	0.34	0/1025	0.54	0/1389
1	GL	0.37	0/1025	0.62	0/1389
1	GM	0.39	0/1025	0.54	0/1389
1	GN	0.34	0/1025	0.54	0/1389
1	GO	0.37	0/1025	0.62	0/1389
1	GP	0.39	0/1025	0.54	0/1389
1	GQ	0.35	0/1025	0.54	0/1389
1	GR	0.37	0/1025	0.62	0/1389
1	GS	0.39	0/1025	0.54	0/1389
1	GT	0.35	0/1025	0.54	0/1389
1	GU	0.37	0/1025	0.62	0/1389
1	GV	0.39	0/1025	0.54	0/1389
1	GW	0.34	0/1025	0.54	0/1389
1	GX	0.37	0/1025	0.62	0/1389
1	GY	0.39	0/1025	0.54	0/1389
1	GZ	0.35	0/1025	0.54	0/1389
1	HA	0.37	0/1025	0.62	0/1389
1	HB	0.39	0/1025	0.54	0/1389
1	HC	0.34	0/1025	0.54	0/1389
1	HD	0.37	0/1025	0.62	0/1389
1	HE	0.39	0/1025	0.54	0/1389
1	HF	0.34	0/1025	0.54	0/1389
1	HG	0.37	0/1025	0.62	0/1389
1	HH	0.39	0/1025	0.54	0/1389
1	HI	0.35	0/1025	0.54	0/1389
1	HJ	0.37	0/1025	0.62	0/1389
1	HK	0.39	0/1025	0.54	0/1389
1	HL	0.35	0/1025	0.54	0/1389
1	HM	0.37	0/1025	0.62	0/1389
1	HN	0.39	0/1025	0.54	0/1389
1	HO	0.34	0/1025	0.54	0/1389
1	HP	0.37	0/1025	0.62	0/1389
1	HQ	0.39	0/1025	0.54	0/1389
1	HR	0.34	0/1025	0.54	0/1389
1	HS	0.37	0/1025	0.62	0/1389
1	HT	0.39	0/1025	0.54	0/1389
1	HU	0.35	0/1025	0.54	0/1389
1	HV	0.37	0/1025	0.62	0/1389

Mol	Chain	Bond lengths		Bond angles	
		RMSZ	#|Z| >5	RMSZ	#|Z| >5
1	HW	0.39	0/1025	0.54	0/1389
1	HX	0.35	0/1025	0.54	0/1389
1	HY	0.37	0/1025	0.62	0/1389
1	HZ	0.39	0/1025	0.54	0/1389
1	IA	0.35	0/1025	0.54	0/1389
1	IB	0.37	0/1025	0.62	0/1389
1	IC	0.39	0/1025	0.54	0/1389
1	ID	0.35	0/1025	0.54	0/1389
1	IE	0.37	0/1025	0.62	0/1389
1	IF	0.39	0/1025	0.54	0/1389
1	IG	0.34	0/1025	0.54	0/1389
1	IH	0.37	0/1025	0.62	0/1389
1	II	0.39	0/1025	0.54	0/1389
1	IJ	0.34	0/1025	0.54	0/1389
1	IK	0.37	0/1025	0.62	0/1389
1	IL	0.39	0/1025	0.54	0/1389
1	IM	0.35	0/1025	0.54	0/1389
1	IN	0.37	0/1025	0.62	0/1389
1	IO	0.39	0/1025	0.54	0/1389
1	IP	0.34	0/1025	0.54	0/1389
1	IQ	0.37	0/1025	0.62	0/1389
1	IR	0.39	0/1025	0.54	0/1389
1	IS	0.35	0/1025	0.54	0/1389
1	IT	0.37	0/1025	0.62	0/1389
1	IU	0.39	0/1025	0.54	0/1389
1	IV	0.35	0/1025	0.54	0/1389
1	IW	0.37	0/1025	0.62	0/1389
1	IX	0.39	0/1025	0.54	0/1389
1	IY	0.35	0/1025	0.54	0/1389
1	IZ	0.37	0/1025	0.62	0/1389
1	JA	0.39	0/1025	0.54	0/1389
1	JB	0.35	0/1025	0.54	0/1389
1	JC	0.37	0/1025	0.62	0/1389
1	JD	0.39	0/1025	0.54	0/1389
1	JE	0.34	0/1025	0.54	0/1389
1	JF	0.37	0/1025	0.62	0/1389
1	JG	0.39	0/1025	0.54	0/1389
1	JH	0.34	0/1025	0.54	0/1389
1	JI	0.37	0/1025	0.62	0/1389
1	JJ	0.39	0/1025	0.53	0/1389
1	JK	0.34	0/1025	0.54	0/1389
1	JL	0.37	0/1025	0.62	0/1389
1	JM	0.39	0/1025	0.54	0/1389

Mol	Chain	Bond lengths		Bond angles	
		RMSZ	#|Z| >5	RMSZ	#|Z| >5
1	JN	0.34	0/1025	0.54	0/1389
1	JO	0.37	0/1025	0.62	0/1389
1	JP	0.39	0/1025	0.54	0/1389
1	JQ	0.35	0/1025	0.54	0/1389
1	JR	0.37	0/1025	0.62	0/1389
1	JS	0.39	0/1025	0.54	0/1389
1	JT	0.34	0/1025	0.54	0/1389
1	JU	0.37	0/1025	0.62	0/1389
1	JV	0.39	0/1025	0.54	0/1389
1	JW	0.34	0/1025	0.54	0/1389
1	JX	0.37	0/1025	0.62	0/1389
1	JY	0.39	0/1025	0.54	0/1389
1	JZ	0.34	0/1025	0.54	0/1389
1	KA	0.37	0/1025	0.62	0/1389
1	KB	0.39	0/1025	0.54	0/1389
1	KC	0.35	0/1025	0.54	0/1389
1	KD	0.37	0/1025	0.62	0/1389
1	KE	0.39	0/1025	0.54	0/1389
1	KF	0.34	0/1025	0.54	0/1389
1	KG	0.37	0/1025	0.62	0/1389
1	KH	0.39	0/1025	0.54	0/1389
1	KI	0.34	0/1025	0.54	0/1389
1	KJ	0.37	0/1025	0.62	0/1389
1	KK	0.39	0/1025	0.54	0/1389
1	KL	0.34	0/1025	0.54	0/1389
1	KM	0.37	0/1025	0.62	0/1389
1	KN	0.39	0/1025	0.54	0/1389
1	KO	0.34	0/1025	0.54	0/1389
1	KP	0.37	0/1025	0.62	0/1389
1	KQ	0.39	0/1025	0.54	0/1389
1	KR	0.34	0/1025	0.54	0/1389
1	KS	0.37	0/1025	0.62	0/1389
1	KT	0.39	0/1025	0.53	0/1389
1	KU	0.34	0/1025	0.54	0/1389
1	KV	0.37	0/1025	0.62	0/1389
1	KW	0.39	0/1025	0.53	0/1389
1	KX	0.34	0/1025	0.54	0/1389
1	KY	0.37	0/1025	0.62	0/1389
1	KZ	0.39	0/1025	0.53	0/1389
1	LA	0.34	0/1025	0.54	0/1389
1	LB	0.37	0/1025	0.62	0/1389
1	LC	0.39	0/1025	0.54	0/1389
1	LD	0.35	0/1025	0.54	0/1389

Mol	Chain	Bond lengths		Bond angles	
		RMSZ	#|Z| >5	RMSZ	#|Z| >5
1	LE	0.37	0/1025	0.62	0/1389
1	LF	0.39	0/1025	0.53	0/1389
1	LG	0.35	0/1025	0.54	0/1389
1	LH	0.37	0/1025	0.62	0/1389
1	LI	0.39	0/1025	0.54	0/1389
1	LJ	0.35	0/1025	0.54	0/1389
1	LK	0.37	0/1025	0.62	0/1389
1	LL	0.39	0/1025	0.54	0/1389
1	LM	0.35	0/1025	0.54	0/1389
1	LN	0.37	0/1025	0.62	0/1389
1	LO	0.39	0/1025	0.54	0/1389
1	LP	0.35	0/1025	0.54	0/1389
1	LQ	0.37	0/1025	0.62	0/1389
1	LR	0.39	0/1025	0.54	0/1389
1	LS	0.34	0/1025	0.54	0/1389
1	LT	0.37	0/1025	0.62	0/1389
1	LU	0.39	0/1025	0.54	0/1389
1	LV	0.35	0/1025	0.54	0/1389
1	LW	0.37	0/1025	0.62	0/1389
1	LX	0.39	0/1025	0.54	0/1389
1	LY	0.34	0/1025	0.54	0/1389
1	LZ	0.37	0/1025	0.62	0/1389
1	MA	0.39	0/1025	0.54	0/1389
1	MB	0.35	0/1025	0.54	0/1389
1	MC	0.37	0/1025	0.62	0/1389
1	MD	0.39	0/1025	0.54	0/1389
1	ME	0.34	0/1025	0.54	0/1389
1	MF	0.37	0/1025	0.62	0/1389
1	MG	0.39	0/1025	0.53	0/1389
1	MH	0.34	0/1025	0.54	0/1389
1	MI	0.37	0/1025	0.62	0/1389
1	MJ	0.39	0/1025	0.54	0/1389
1	MK	0.34	0/1025	0.54	0/1389
1	ML	0.37	0/1025	0.62	0/1389
1	MM	0.39	0/1025	0.54	0/1389
1	MN	0.35	0/1025	0.54	0/1389
1	MO	0.37	0/1025	0.62	0/1389
1	MP	0.39	0/1025	0.53	0/1389
1	MQ	0.35	0/1025	0.54	0/1389
1	MR	0.37	0/1025	0.62	0/1389
1	MS	0.39	0/1025	0.54	0/1389
1	MT	0.35	0/1025	0.54	0/1389
1	MU	0.37	0/1025	0.62	0/1389

Mol	Chain	Bond lengths		Bond angles	
		RMSZ	#|Z| >5	RMSZ	#|Z| >5
1	MV	0.39	0/1025	0.54	0/1389
1	MW	0.35	0/1025	0.54	0/1389
1	MX	0.37	0/1025	0.62	0/1389
1	MY	0.39	0/1025	0.54	0/1389
1	MZ	0.35	0/1025	0.54	0/1389
1	NA	0.37	0/1025	0.62	0/1389
1	NB	0.39	0/1025	0.54	0/1389
1	NC	0.34	0/1025	0.54	0/1389
1	ND	0.37	0/1025	0.62	0/1389
1	NE	0.39	0/1025	0.54	0/1389
1	NF	0.34	0/1025	0.54	0/1389
1	NG	0.37	0/1025	0.62	0/1389
1	NH	0.39	0/1025	0.53	0/1389
1	NI	0.35	0/1025	0.54	0/1389
1	NJ	0.37	0/1025	0.62	0/1389
1	NK	0.39	0/1025	0.54	0/1389
1	NL	0.35	0/1025	0.54	0/1389
1	NM	0.37	0/1025	0.62	0/1389
1	NN	0.39	0/1025	0.54	0/1389
1	NO	0.34	0/1025	0.54	0/1389
1	NP	0.37	0/1025	0.62	0/1389
1	NQ	0.39	0/1025	0.53	0/1389
1	NR	0.34	0/1025	0.54	0/1389
1	NS	0.37	0/1025	0.62	0/1389
1	NT	0.39	0/1025	0.54	0/1389
1	NU	0.34	0/1025	0.54	0/1389
1	NV	0.37	0/1025	0.62	0/1389
All	All	0.37	0/369000	0.57	0/500040

There are no bond length outliers.

There are no bond angle outliers.

There are no chirality outliers.

There are no planarity outliers.

5.2 Too-close contacts (i)

In the following table, the Non-H and H(model) columns list the number of non-hydrogen atoms and hydrogen atoms in the chain respectively. The H(added) column lists the number of hydrogen atoms added and optimized by MolProbity. The Clashes column lists the number of clashes within the asymmetric unit, whereas Symm-Clashes lists symmetry-related clashes.

Mol	Chain	Non-H	H(model)	H(added)	Clashes	Symm-Clashes
1	AA	1008	0	1043	37	0
1	AB	1008	0	1043	41	0
1	AC	1008	0	1043	49	0
1	AD	1008	0	1043	41	0
1	AE	1008	0	1043	53	0
1	AF	1008	0	1043	42	0
1	AG	1008	0	1043	39	0
1	AH	1008	0	1043	40	0
1	AI	1008	0	1043	39	0
1	AJ	1008	0	1043	40	0
1	AK	1008	0	1043	36	0
1	AL	1008	0	1043	37	0
1	AM	1008	0	1043	38	0
1	AN	1008	0	1043	39	0
1	AO	1008	0	1043	36	0
1	AP	1008	0	1043	41	0
1	AQ	1008	0	1043	47	0
1	AR	1008	0	1043	38	0
1	AS	1008	0	1043	37	0
1	AT	1008	0	1043	39	0
1	AU	1008	0	1043	33	0
1	AV	1008	0	1043	43	0
1	AW	1008	0	1043	38	0
1	AX	1008	0	1043	33	0
1	AY	1008	0	1043	37	0
1	AZ	1008	0	1043	38	0
1	BA	1008	0	1043	35	0
1	BB	1008	0	1043	47	0
1	BC	1008	0	1043	39	0
1	BD	1008	0	1043	41	0
1	BE	1008	0	1043	41	0
1	BF	1008	0	1043	38	0
1	BG	1008	0	1043	39	0
1	BH	1008	0	1043	41	0
1	BI	1008	0	1043	36	0
1	BJ	1008	0	1043	42	0
1	BK	1008	0	1043	37	0
1	BL	1008	0	1043	36	2
1	BM	1008	0	1043	36	0
1	BN	1008	0	1043	37	0
1	BO	1008	0	1043	35	0
1	BP	1008	0	1043	44	0
1	BQ	1008	0	1043	38	0

Continued on next page...

Continued from previous page...

Mol	Chain	Non-H	H(model)	H(added)	Clashes	Symm-Clashes
1	BR	1008	0	1043	39	8
1	BS	1008	0	1043	41	17
1	BT	1008	0	1043	45	0
1	BU	1008	0	1043	38	0
1	BV	1008	0	1043	41	0
1	BW	1008	0	1043	36	0
1	BX	1008	0	1043	35	0
1	BY	1008	0	1043	33	0
1	BZ	1008	0	1043	42	0
1	CA	1008	0	1043	36	0
1	CB	1008	0	1043	53	0
1	CC	1008	0	1043	39	0
1	CD	1008	0	1043	38	0
1	CE	1008	0	1043	38	0
1	CF	1008	0	1043	36	0
1	CG	1008	0	1043	37	0
1	CH	1008	0	1043	39	0
1	CI	1008	0	1043	42	0
1	CJ	1008	0	1043	38	0
1	CK	1008	0	1043	40	0
1	CL	1008	0	1043	41	1
1	CM	1008	0	1043	36	4
1	CN	1008	0	1043	44	0
1	CO	1008	0	1043	40	0
1	CP	1008	0	1043	40	0
1	CQ	1008	0	1043	39	0
1	CR	1008	0	1043	39	1
1	CS	1008	0	1043	40	9
1	CT	1008	0	1043	36	0
1	CU	1008	0	1043	37	0
1	CV	1008	0	1043	40	0
1	CW	1008	0	1043	39	0
1	CX	1008	0	1043	37	0
1	CY	1008	0	1043	44	0
1	CZ	1008	0	1043	34	0
1	DA	1008	0	1043	37	0
1	DB	1008	0	1043	40	0
1	DC	1008	0	1043	42	0
1	DD	1008	0	1043	37	0
1	DE	1008	0	1043	40	0
1	DF	1008	0	1043	34	0
1	DG	1008	0	1043	37	0

Continued on next page...

Continued from previous page...

Mol	Chain	Non-H	H(model)	H(added)	Clashes	Symm-Clashes
1	DH	1008	0	1043	38	0
1	DI	1008	0	1043	38	0
1	DJ	1008	0	1043	37	0
1	DK	1008	0	1043	42	2
1	DL	1008	0	1043	39	0
1	DM	1008	0	1043	38	0
1	DN	1008	0	1043	39	0
1	DO	1008	0	1043	48	0
1	DP	1008	0	1043	35	0
1	DQ	1008	0	1043	39	0
1	DR	1008	0	1043	40	0
1	DS	1008	0	1043	39	2
1	DT	1008	0	1043	37	3
1	DU	1008	0	1043	35	0
1	DV	1008	0	1043	41	0
1	DW	1008	0	1043	37	0
1	DX	1008	0	1043	39	0
1	DY	1008	0	1043	38	0
1	DZ	1008	0	1043	36	0
1	EA	1008	0	1043	36	0
1	EB	1008	0	1043	39	0
1	EC	1008	0	1043	36	0
1	ED	1008	0	1043	37	1
1	EE	1008	0	1043	34	9
1	EF	1008	0	1043	39	1
1	EG	1008	0	1043	37	0
1	EH	1008	0	1043	38	1
1	EI	1008	0	1043	35	2
1	EJ	1008	0	1043	36	0
1	EK	1008	0	1043	40	0
1	EL	1008	0	1043	41	0
1	EM	1008	0	1043	36	0
1	EN	1008	0	1043	36	0
1	EO	1008	0	1043	40	9
1	EP	1008	0	1043	38	0
1	EQ	1008	0	1043	36	0
1	ER	1008	0	1043	34	0
1	ES	1008	0	1043	40	0
1	ET	1008	0	1043	38	0
1	EU	1008	0	1043	41	0
1	EV	1008	0	1043	41	0
1	EW	1008	0	1043	37	0

Continued on next page...

Continued from previous page...

Mol	Chain	Non-H	H(model)	H(added)	Clashes	Symm-Clashes
1	EX	1008	0	1043	38	0
1	EY	1008	0	1043	32	0
1	EZ	1008	0	1043	41	0
1	FA	1008	0	1043	35	0
1	FB	1008	0	1043	44	0
1	FC	1008	0	1043	38	0
1	FD	1008	0	1043	39	0
1	FE	1008	0	1043	38	0
1	FF	1008	0	1043	39	0
1	FG	1008	0	1043	35	0
1	FH	1008	0	1043	38	0
1	FI	1008	0	1043	36	0
1	FJ	1008	0	1043	39	0
1	FK	1008	0	1043	31	0
1	FL	1008	0	1043	39	0
1	FM	1008	0	1043	43	2
1	FN	1008	0	1043	54	14
1	FO	1008	0	1043	37	0
1	FP	1008	0	1043	41	0
1	FQ	1008	0	1043	38	0
1	FR	1008	0	1043	36	0
1	FS	1008	0	1043	40	0
1	FT	1008	0	1043	40	0
1	FU	1008	0	1043	39	0
1	FV	1008	0	1043	44	0
1	FW	1008	0	1043	39	0
1	FX	1008	0	1043	40	0
1	FY	1008	0	1043	37	0
1	FZ	1008	0	1043	47	0
1	GA	1008	0	1043	35	0
1	GB	1008	0	1043	42	0
1	GC	1008	0	1043	42	14
1	GD	1008	0	1043	37	0
1	GE	1008	0	1043	39	0
1	GF	1008	0	1043	37	0
1	GG	1008	0	1043	37	0
1	GH	1008	0	1043	37	0
1	GI	1008	0	1043	40	0
1	GJ	1008	0	1043	40	0
1	GK	1008	0	1043	39	0
1	GL	1008	0	1043	32	0
1	GM	1008	0	1043	38	0

Continued on next page...

Continued from previous page...

Mol	Chain	Non-H	H(model)	H(added)	Clashes	Symm-Clashes
1	GN	1008	0	1043	43	0
1	GO	1008	0	1043	38	0
1	GP	1008	0	1043	37	0
1	GQ	1008	0	1043	38	0
1	GR	1008	0	1043	35	3
1	GS	1008	0	1043	41	0
1	GT	1008	0	1043	39	0
1	GU	1008	0	1043	39	2
1	GV	1008	0	1043	36	0
1	GW	1008	0	1043	38	0
1	GX	1008	0	1043	38	0
1	GY	1008	0	1043	39	0
1	GZ	1008	0	1043	37	0
1	HA	1008	0	1043	46	0
1	HB	1008	0	1043	39	0
1	HC	1008	0	1043	38	0
1	HD	1008	0	1043	40	0
1	HE	1008	0	1043	38	0
1	HF	1008	0	1043	42	0
1	HG	1008	0	1043	46	0
1	HH	1008	0	1043	39	0
1	HI	1008	0	1043	38	0
1	HJ	1008	0	1043	37	0
1	HK	1008	0	1043	40	0
1	HL	1008	0	1043	41	0
1	HM	1008	0	1043	42	0
1	HN	1008	0	1043	37	0
1	HO	1008	0	1043	37	0
1	HP	1008	0	1043	39	0
1	HQ	1008	0	1043	37	0
1	HR	1008	0	1043	41	0
1	HS	1008	0	1043	40	0
1	HT	1008	0	1043	38	0
1	HU	1008	0	1043	38	0
1	HV	1008	0	1043	36	0
1	HW	1008	0	1043	40	0
1	HX	1008	0	1043	36	0
1	HY	1008	0	1043	32	0
1	HZ	1008	0	1043	39	0
1	IA	1008	0	1043	36	0
1	IB	1008	0	1043	35	0
1	IC	1008	0	1043	42	1

Continued on next page...

Continued from previous page...

Mol	Chain	Non-H	H(model)	H(added)	Clashes	Symm-Clashes
1	ID	1008	0	1043	37	2
1	IE	1008	0	1043	39	0
1	IF	1008	0	1043	34	0
1	IG	1008	0	1043	42	0
1	IH	1008	0	1043	40	0
1	II	1008	0	1043	38	0
1	IJ	1008	0	1043	44	0
1	IK	1008	0	1043	39	5
1	IL	1008	0	1043	37	2
1	IM	1008	0	1043	37	0
1	IN	1008	0	1043	35	14
1	IO	1008	0	1043	38	0
1	IP	1008	0	1043	42	2
1	IQ	1008	0	1043	39	0
1	IR	1008	0	1043	39	0
1	IS	1008	0	1043	42	0
1	IT	1008	0	1043	44	0
1	IU	1008	0	1043	39	0
1	IV	1008	0	1043	40	0
1	IW	1008	0	1043	38	0
1	IX	1008	0	1043	36	0
1	IY	1008	0	1043	39	0
1	IZ	1008	0	1043	41	0
1	JA	1008	0	1043	39	0
1	JB	1008	0	1043	37	0
1	JC	1008	0	1043	42	5
1	JD	1008	0	1043	39	0
1	JE	1008	0	1043	40	0
1	JF	1008	0	1043	53	8
1	JG	1008	0	1043	39	0
1	JH	1008	0	1043	40	0
1	JI	1008	0	1043	34	0
1	JJ	1008	0	1043	38	1
1	JK	1008	0	1043	44	2
1	JL	1008	0	1043	37	0
1	JM	1008	0	1043	38	0
1	JN	1008	0	1043	39	0
1	JO	1008	0	1043	39	0
1	JP	1008	0	1043	38	2
1	JQ	1008	0	1043	37	2
1	JR	1008	0	1043	35	0
1	JS	1008	0	1043	38	0

Continued on next page...

Continued from previous page...

Mol	Chain	Non-H	H(model)	H(added)	Clashes	Symm-Clashes
1	JT	1008	0	1043	35	0
1	JU	1008	0	1043	39	0
1	JV	1008	0	1043	40	0
1	JW	1008	0	1043	37	0
1	JX	1008	0	1043	38	0
1	JY	1008	0	1043	37	0
1	JZ	1008	0	1043	37	0
1	KA	1008	0	1043	41	0
1	KB	1008	0	1043	35	0
1	KC	1008	0	1043	37	0
1	KD	1008	0	1043	37	0
1	KE	1008	0	1043	38	0
1	KF	1008	0	1043	45	0
1	KG	1008	0	1043	37	0
1	KH	1008	0	1043	38	0
1	KI	1008	0	1043	40	0
1	KJ	1008	0	1043	48	0
1	KK	1008	0	1043	38	2
1	KL	1008	0	1043	36	1
1	KM	1008	0	1043	47	0
1	KN	1008	0	1043	36	0
1	KO	1008	0	1043	39	2
1	KP	1008	0	1043	44	0
1	KQ	1008	0	1043	39	8
1	KR	1008	0	1043	37	0
1	KS	1008	0	1043	49	17
1	KT	1008	0	1043	40	0
1	KU	1008	0	1043	45	0
1	KV	1008	0	1043	38	0
1	KW	1008	0	1043	38	0
1	KX	1008	0	1043	40	0
1	KY	1008	0	1043	39	0
1	KZ	1008	0	1043	41	0
1	LA	1008	0	1043	35	0
1	LB	1008	0	1043	36	6
1	LC	1008	0	1043	38	2
1	LD	1008	0	1043	38	2
1	LE	1008	0	1043	35	0
1	LF	1008	0	1043	42	2
1	LG	1008	0	1043	42	3
1	LH	1008	0	1043	40	0
1	LI	1008	0	1043	36	0

Continued on next page...

Continued from previous page...

Mol	Chain	Non-H	H(model)	H(added)	Clashes	Symm-Clashes
1	LJ	1008	0	1043	44	0
1	LK	1008	0	1043	34	0
1	LL	1008	0	1043	37	0
1	LM	1008	0	1043	42	0
1	LN	1008	0	1043	40	0
1	LO	1008	0	1043	40	0
1	LP	1008	0	1043	38	0
1	LQ	1008	0	1043	39	0
1	LR	1008	0	1043	34	1
1	LS	1008	0	1043	36	4
1	LT	1008	0	1043	40	0
1	LU	1008	0	1043	37	0
1	LV	1008	0	1043	36	0
1	LW	1008	0	1043	37	0
1	LX	1008	0	1043	39	0
1	LY	1008	0	1043	37	0
1	LZ	1008	0	1043	34	0
1	MA	1008	0	1043	37	0
1	MB	1008	0	1043	40	0
1	MC	1008	0	1043	43	0
1	MD	1008	0	1043	44	0
1	ME	1008	0	1043	34	0
1	MF	1008	0	1043	42	0
1	MG	1008	0	1043	39	0
1	MH	1008	0	1043	39	0
1	MI	1008	0	1043	38	0
1	MJ	1008	0	1043	40	0
1	MK	1008	0	1043	36	0
1	ML	1008	0	1043	39	0
1	MM	1008	0	1043	38	0
1	MN	1008	0	1043	34	0
1	MO	1008	0	1043	44	0
1	MP	1008	0	1043	37	0
1	MQ	1008	0	1043	38	0
1	MR	1008	0	1043	57	1
1	MS	1008	0	1043	38	0
1	MT	1008	0	1043	35	0
1	MU	1008	0	1043	33	0
1	MV	1008	0	1043	39	0
1	MW	1008	0	1043	39	0
1	MX	1008	0	1043	33	0
1	MY	1008	0	1043	37	0

Continued on next page...

Continued from previous page...

Mol	Chain	Non-H	H(model)	H(added)	Clashes	Symm-Clashes
1	MZ	1008	0	1043	41	0
1	NA	1008	0	1043	41	0
1	NB	1008	0	1043	38	0
1	NC	1008	0	1043	38	0
1	ND	1008	0	1043	35	0
1	NE	1008	0	1043	41	0
1	NF	1008	0	1043	37	0
1	NG	1008	0	1043	39	0
1	NH	1008	0	1043	36	0
1	NI	1008	0	1043	41	0
1	NJ	1008	0	1043	41	0
1	NK	1008	0	1043	38	0
1	NL	1008	0	1043	39	0
1	NM	1008	0	1043	38	0
1	NN	1008	0	1043	41	0
1	NO	1008	0	1043	37	0
1	NP	1008	0	1043	37	1
1	NQ	1008	0	1043	35	0
1	NR	1008	0	1043	37	5
1	NS	1008	0	1043	39	0
1	NT	1008	0	1043	38	0
1	NU	1008	0	1043	41	0
1	NV	1008	0	1043	49	14
2	AB	1	0	0	0	0
2	AH	1	0	0	0	0
2	AJ	1	0	0	0	0
2	AK	1	0	0	0	0
2	AN	1	0	0	0	0
2	AQ	1	0	0	0	0
2	AT	1	0	0	0	0
2	AW	1	0	0	0	0
2	AZ	1	0	0	0	0
2	BB	1	0	0	0	0
2	BC	1	0	0	0	0
2	BF	1	0	0	0	0
2	BI	1	0	0	0	0
2	BL	1	0	0	0	0
2	BO	1	0	0	0	0
2	BU	1	0	0	0	0
2	BX	1	0	0	0	0
2	CA	1	0	0	0	0
2	CD	1	0	0	0	0

Continued on next page...

Continued from previous page...

Mol	Chain	Non-H	H(model)	H(added)	Clashes	Symm-Clashes
2	CG	1	0	0	0	0
2	CJ	1	0	0	0	0
2	CM	1	0	0	0	0
2	CO	1	0	0	0	0
2	CP	1	0	0	0	0
2	CS	1	0	0	0	0
2	CV	1	0	0	0	0
2	CY	1	0	0	0	0
2	DB	1	0	0	0	0
2	DE	1	0	0	0	0
2	DH	1	0	0	0	0
2	DQ	1	0	0	0	0
2	DT	1	0	0	0	0
2	DW	1	0	0	0	0
2	DZ	1	0	0	0	0
2	EB	1	0	0	0	0
2	EC	1	0	0	0	0
2	EF	1	0	0	0	0
2	EI	1	0	0	0	0
2	EL	1	0	0	0	0
2	EO	1	0	0	0	0
2	ER	1	0	0	0	0
2	EU	1	0	0	0	0
2	EX	1	0	0	0	0
2	FA	1	0	0	0	0
2	FD	1	0	0	0	0
2	FG	1	0	0	0	0
2	FJ	1	0	0	0	0
2	FM	1	0	0	0	0
2	FS	1	0	0	0	0
2	FV	1	0	0	0	0
2	FY	1	0	0	0	0
2	GB	1	0	0	0	0
2	GE	1	0	0	0	0
2	GH	1	0	0	0	0
2	GK	1	0	0	0	0
2	GN	1	0	0	0	0
2	GQ	1	0	0	0	0
2	GS	1	0	0	0	0
2	GT	1	0	0	0	0
2	GW	1	0	0	0	0
2	GZ	1	0	0	0	0

Continued on next page...

Continued from previous page...

Mol	Chain	Non-H	H(model)	H(added)	Clashes	Symm-Clashes
2	HC	1	0	0	0	0
2	HF	1	0	0	0	0
2	HI	1	0	0	0	0
2	HL	1	0	0	0	0
2	HO	1	0	0	0	0
2	HR	1	0	0	0	0
2	HU	1	0	0	0	0
2	HX	1	0	0	0	0
2	IA	1	0	0	0	0
2	ID	1	0	0	0	0
2	IG	1	0	0	0	0
2	IJ	1	0	0	0	0
2	IM	1	0	0	0	0
2	IS	1	0	0	0	0
2	IV	1	0	0	0	0
2	IY	1	0	0	0	0
2	JB	1	0	0	0	0
2	JD	1	0	0	0	0
2	JE	1	0	0	0	0
2	JH	1	0	0	0	0
2	JN	1	0	0	0	0
2	JQ	1	0	0	0	0
2	JT	1	0	0	0	0
2	JW	1	0	0	0	0
2	JZ	1	0	0	0	0
2	KC	1	0	0	0	0
2	KF	1	0	0	0	0
2	KI	1	0	0	0	0
2	KL	1	0	0	0	0
2	KO	1	0	0	0	0
2	KR	1	0	0	0	0
2	KU	1	0	0	0	0
2	KX	1	0	0	0	0
2	KZ	1	0	0	0	0
2	LA	1	0	0	0	0
2	LD	1	0	0	0	0
2	LG	1	0	0	0	0
2	LJ	1	0	0	0	0
2	LM	1	0	0	0	0
2	LP	1	0	0	0	0
2	LS	1	0	0	0	0
2	LV	1	0	0	0	0

Continued on next page...

Continued from previous page...

Mol	Chain	Non-H	H(model)	H(added)	Clashes	Symm-Clashes
2	LY	1	0	0	0	0
2	MB	1	0	0	0	0
2	ME	1	0	0	0	0
2	MH	1	0	0	0	0
2	MK	1	0	0	0	0
2	MN	1	0	0	0	0
2	MQ	1	0	0	0	0
2	MT	1	0	0	0	0
2	MW	1	0	0	0	0
2	MZ	1	0	0	0	0
2	NC	1	0	0	0	0
2	NF	1	0	0	0	0
2	NI	1	0	0	0	0
2	NL	1	0	0	0	0
2	NO	1	0	0	0	0
2	NR	1	0	0	0	0
2	NU	1	0	0	0	0
All	All	363000	0	375480	10612	112

The all-atom clashscore is defined as the number of clashes found per 1000 atoms (including hydrogen atoms). The all-atom clashscore for this structure is 14.

All (10612) close contacts within the same asymmetric unit are listed below, sorted by their clash magnitude.

Atom-1	Atom-2	Interatomic distance (Å)	Clash overlap (Å)
1:EZ:15:ASP:OD1	1:FM:10:ARG:NH2	1.85	1.09
1:FB:10:ARG:HH21	1:FM:38:LEU:HD22	1.18	1.08
1:AE:10:ARG:NH1	1:BB:38:LEU:HB2	1.72	1.03
1:JF:53:ARG:NH1	1:MR:104:GLU:OE1	2.01	0.93
1:AQ:10:ARG:NH1	1:BT:38:LEU:HB2	1.86	0.91
1:CO:15:ASP:OD1	1:DK:10:ARG:NH2	2.05	0.90
1:AD:15:ASP:OD1	1:GB:10:ARG:NH2	2.06	0.89
1:CU:15:ASP:OD1	1:GN:10:ARG:NH2	2.05	0.89
1:HE:15:ASP:OD1	1:NC:10:ARG:NH2	2.06	0.88
1:IJ:10:ARG:NH2	1:KT:15:ASP:OD1	2.07	0.87
1:IP:10:ARG:NH2	1:KZ:15:ASP:OD1	2.06	0.87
1:HM:49:VAL:HG11	1:KY:112:ALA:O	1.75	0.87
1:AP:15:ASP:OD1	1:FV:10:ARG:NH2	2.07	0.87
1:EF:10:ARG:NH2	1:ET:15:ASP:OD1	2.08	0.87
1:CN:74:VAL:HG22	1:FZ:80:SER:HB2	1.57	0.86
1:AE:10:ARG:HH11	1:BB:38:LEU:HB2	1.39	0.86

Continued on next page...

Continued from previous page...

Atom-1	Atom-2	Interatomic distance (Å)	Clash overlap (Å)
1:LJ:10:ARG:NH2	1:LO:15:ASP:OD1	2.08	0.86
1:CN:112:ALA:O	1:FZ:49:VAL:HG11	1.75	0.86
1:HG:57:LYS:NZ	1:KS:92:GLU:OE2	2.09	0.84
1:AC:8:LYS:HB2	1:DO:119:ASP:O	1.78	0.84
1:FB:10:ARG:HH21	1:FM:38:LEU:CD2	1.91	0.83
1:AC:57:LYS:NZ	1:DO:92:GLU:OE2	2.12	0.82
1:CX:15:ASP:OD1	1:GH:10:ARG:NH2	2.12	0.82
1:BP:92:GLU:OE2	1:FB:57:LYS:NZ	2.13	0.81
1:CC:15:ASP:OD1	1:CS:10:ARG:NH2	2.13	0.81
1:HL:10:ARG:NH2	1:IX:15:ASP:OD1	2.14	0.81
1:DQ:10:ARG:NH2	1:GV:15:ASP:OD1	2.14	0.81
1:AC:80:SER:HB2	1:DO:74:VAL:HG22	1.61	0.81
1:JU:74:VAL:HG22	1:NG:80:SER:HB2	1.62	0.81
1:EU:10:ARG:NH2	1:FF:15:ASP:OD1	2.15	0.80
1:MC:26:VAL:HG21	1:MD:113:TYR:O	1.80	0.80
1:IY:10:ARG:NH2	1:KQ:15:ASP:OD1	2.14	0.80
1:AH:10:ARG:NH2	1:BE:15:ASP:OD1	2.15	0.80
1:GZ:10:ARG:NH2	1:IF:15:ASP:OD1	2.14	0.80
1:JF:8:LYS:HB2	1:MR:119:ASP:O	1.82	0.79
1:HP:112:ALA:O	1:LB:49:VAL:HG11	1.82	0.79
1:KO:10:ARG:NH2	1:NT:15:ASP:OD1	2.15	0.79
1:JJ:15:ASP:OD1	1:KF:10:ARG:NH2	2.15	0.79
1:HV:119:ASP:O	1:LH:8:LYS:HB2	1.82	0.79
1:KJ:8:LYS:HB2	1:NV:119:ASP:O	1.82	0.79
1:HA:74:VAL:HG22	1:KM:80:SER:HB2	1.65	0.78
1:CY:10:ARG:NH1	1:DJ:38:LEU:HB2	1.99	0.78
1:AE:38:LEU:HD22	1:BD:10:ARG:HH21	1.48	0.78
1:HG:8:LYS:HB2	1:KS:119:ASP:O	1.83	0.78
1:JD:15:ASP:OD1	1:JK:10:ARG:NH2	2.16	0.78
1:CB:80:SER:HB2	1:FN:74:VAL:HG22	1.63	0.78
1:BS:112:ALA:O	1:FE:49:VAL:HG11	1.83	0.78
1:HM:26:VAL:HG21	1:MP:113:TYR:O	1.84	0.78
1:BJ:80:SER:HB2	1:EV:74:VAL:HG22	1.66	0.77
1:IW:49:VAL:HG11	1:MI:112:ALA:O	1.85	0.77
1:LM:10:ARG:NH2	1:MG:15:ASP:OD1	2.18	0.77
1:IG:10:ARG:NH2	1:IL:15:ASP:OD1	2.18	0.77
1:JU:80:SER:HB2	1:NG:74:VAL:HG22	1.67	0.76
1:KJ:49:VAL:HG11	1:NV:112:ALA:O	1.84	0.76
1:GY:15:ASP:OD1	1:MW:10:ARG:NH2	2.18	0.76
1:JS:15:ASP:OD1	1:NL:10:ARG:NH2	2.19	0.76
1:HV:74:VAL:HG22	1:LH:80:SER:HB2	1.68	0.76

Continued on next page...

Continued from previous page...

Atom-1	Atom-2	Interatomic distance (Å)	Clash overlap (Å)
1:HY:80:SER:HB2	1:LK:74:VAL:HG22	1.68	0.76
1:HT:15:ASP:OD1	1:MB:10:ARG:NH2	2.19	0.76
1:IU:113:TYR:O	1:KP:26:VAL:HG21	1.85	0.76
1:JC:49:VAL:HG11	1:MO:112:ALA:O	1.85	0.76
1:HA:80:SER:HB2	1:KM:74:VAL:HG22	1.66	0.76
1:BP:112:ALA:O	1:FB:49:VAL:HG11	1.85	0.76
1:CB:8:LYS:HB2	1:FN:119:ASP:O	1.85	0.75
1:CE:80:SER:HB2	1:FQ:74:VAL:HG22	1.68	0.75
1:IP:38:LEU:HD22	1:LB:10:ARG:HH21	1.50	0.75
1:BA:74:VAL:HG22	1:EM:80:SER:HB2	1.65	0.75
1:BJ:74:VAL:HG22	1:EV:80:SER:HB2	1.68	0.75
1:CB:74:VAL:HG22	1:FN:80:SER:HB2	1.65	0.75
1:DS:113:TYR:O	1:GR:26:VAL:HG21	1.86	0.75
1:HO:10:ARG:NH2	1:IR:15:ASP:OD1	2.20	0.75
1:BR:10:ARG:NH2	1:EB:15:ASP:OD1	2.19	0.74
1:DV:113:TYR:O	1:GF:26:VAL:HG21	1.87	0.74
1:IZ:74:VAL:HG22	1:ML:80:SER:HB2	1.68	0.74
1:AM:15:ASP:OD1	1:FS:10:ARG:NH2	2.20	0.74
1:CW:10:ARG:HH21	1:GN:38:LEU:HD22	1.50	0.74
1:IJ:38:LEU:HD22	1:KV:10:ARG:HH21	1.51	0.74
1:FO:15:ASP:OD1	1:GW:10:ARG:NH2	2.21	0.73
1:CB:119:ASP:O	1:FN:8:LYS:HB2	1.88	0.73
1:CG:39:PRO:HD3	1:CG:49:VAL:HG12	1.71	0.73
1:EI:39:PRO:HD3	1:EI:49:VAL:HG12	1.71	0.73
1:GZ:39:PRO:HD3	1:GZ:49:VAL:HG12	1.71	0.73
1:KC:39:PRO:HD3	1:KC:49:VAL:HG12	1.71	0.73
1:CY:39:PRO:HD3	1:CY:49:VAL:HG12	1.71	0.73
1:DT:39:PRO:HD3	1:DT:49:VAL:HG12	1.71	0.73
1:HG:119:ASP:O	1:KS:8:LYS:HB2	1.88	0.73
1:LV:39:PRO:HD3	1:LV:49:VAL:HG12	1.71	0.73
1:AR:119:ASP:O	1:ED:8:LYS:HB2	1.87	0.73
1:CA:39:PRO:HD3	1:CA:49:VAL:HG12	1.71	0.73
1:JQ:39:PRO:HD3	1:JQ:49:VAL:HG12	1.71	0.73
1:LG:39:PRO:HD3	1:LG:49:VAL:HG12	1.71	0.73
1:BR:39:PRO:HD3	1:BR:49:VAL:HG12	1.71	0.73
1:CN:80:SER:HB2	1:FZ:74:VAL:HG22	1.70	0.73
1:CP:39:PRO:HD3	1:CP:49:VAL:HG12	1.71	0.73
1:IE:74:VAL:HG22	1:LQ:80:SER:HB2	1.69	0.73
1:IP:39:PRO:HD3	1:IP:49:VAL:HG12	1.71	0.73
1:IS:39:PRO:HD3	1:IS:49:VAL:HG12	1.71	0.73
1:KG:92:GLU:OE2	1:NS:57:LYS:NZ	2.21	0.73

Continued on next page...

Continued from previous page...

Atom-1	Atom-2	Interatomic distance (Å)	Clash overlap (Å)
1:MB:39:PRO:HD3	1:MB:49:VAL:HG12	1.71	0.73
1:BL:39:PRO:HD3	1:BL:49:VAL:HG12	1.71	0.73
1:FA:39:PRO:HD3	1:FA:49:VAL:HG12	1.71	0.73
1:FJ:39:PRO:HD3	1:FJ:49:VAL:HG12	1.71	0.73
1:GT:39:PRO:HD3	1:GT:49:VAL:HG12	1.71	0.73
1:HF:39:PRO:HD3	1:HF:49:VAL:HG12	1.71	0.73
1:HQ:15:ASP:OD1	1:LY:10:ARG:NH2	2.22	0.73
1:JK:39:PRO:HD3	1:JK:49:VAL:HG12	1.71	0.73
1:ER:39:PRO:HD3	1:ER:49:VAL:HG12	1.71	0.73
1:IM:39:PRO:HD3	1:IM:49:VAL:HG12	1.71	0.73
1:KJ:57:LYS:NZ	1:NV:92:GLU:OE2	2.22	0.73
1:KO:39:PRO:HD3	1:KO:49:VAL:HG12	1.71	0.73
1:MW:39:PRO:HD3	1:MW:49:VAL:HG12	1.71	0.73
1:AQ:39:PRO:HD3	1:AQ:49:VAL:HG12	1.71	0.73
1:BC:39:PRO:HD3	1:BC:49:VAL:HG12	1.71	0.73
1:DE:39:PRO:HD3	1:DE:49:VAL:HG12	1.71	0.73
1:HR:39:PRO:HD3	1:HR:49:VAL:HG12	1.71	0.73
1:JH:39:PRO:HD3	1:JH:49:VAL:HG12	1.71	0.73
1:JL:74:VAL:HG22	1:MX:80:SER:HB2	1.71	0.73
1:NI:39:PRO:HD3	1:NI:49:VAL:HG12	1.71	0.73
1:AK:39:PRO:HD3	1:AK:49:VAL:HG12	1.71	0.73
1:FG:39:PRO:HD3	1:FG:49:VAL:HG12	1.71	0.73
1:FM:39:PRO:HD3	1:FM:49:VAL:HG12	1.71	0.73
1:GE:39:PRO:HD3	1:GE:49:VAL:HG12	1.71	0.73
1:ID:10:ARG:NH2	1:II:15:ASP:OD1	2.22	0.73
1:JZ:39:PRO:HD3	1:JZ:49:VAL:HG12	1.71	0.73
1:KU:39:PRO:HD3	1:KU:49:VAL:HG12	1.71	0.73
1:LD:39:PRO:HD3	1:LD:49:VAL:HG12	1.71	0.73
1:AT:39:PRO:HD3	1:AT:49:VAL:HG12	1.71	0.73
1:BA:80:SER:HB2	1:EM:74:VAL:HG22	1.69	0.73
1:BI:39:PRO:HD3	1:BI:49:VAL:HG12	1.71	0.73
1:GK:39:PRO:HD3	1:GK:49:VAL:HG12	1.70	0.73
1:GQ:39:PRO:HD3	1:GQ:49:VAL:HG12	1.71	0.73
1:HL:39:PRO:HD3	1:HL:49:VAL:HG12	1.71	0.73
1:KF:39:PRO:HD3	1:KF:49:VAL:HG12	1.70	0.73
1:KI:39:PRO:HD3	1:KI:49:VAL:HG12	1.71	0.73
1:AE:38:LEU:CD2	1:BD:10:ARG:HH21	2.00	0.72
1:CJ:39:PRO:HD3	1:CJ:49:VAL:HG12	1.71	0.72
1:FV:39:PRO:HD3	1:FV:49:VAL:HG12	1.71	0.72
1:NF:39:PRO:HD3	1:NF:49:VAL:HG12	1.71	0.72
1:AT:10:ARG:NH2	1:EK:15:ASP:OD1	2.21	0.72

Continued on next page...

Continued from previous page...

Atom-1	Atom-2	Interatomic distance (Å)	Clash overlap (Å)
1:CD:39:PRO:HD3	1:CD:49:VAL:HG12	1.71	0.72
1:DF:112:ALA:O	1:GR:49:VAL:HG11	1.89	0.72
1:DZ:39:PRO:HD3	1:DZ:49:VAL:HG12	1.71	0.72
1:EC:39:PRO:HD3	1:EC:49:VAL:HG12	1.71	0.72
1:MK:39:PRO:HD3	1:MK:49:VAL:HG12	1.71	0.72
1:DW:15:ASP:OD1	1:GF:10:ARG:NH1	2.23	0.72
1:JB:39:PRO:HD3	1:JB:49:VAL:HG12	1.71	0.72
1:KJ:119:ASP:O	1:NV:8:LYS:HB2	1.88	0.72
1:LP:39:PRO:HD3	1:LP:49:VAL:HG12	1.71	0.72
1:MN:39:PRO:HD3	1:MN:49:VAL:HG12	1.71	0.72
1:MZ:39:PRO:HD3	1:MZ:49:VAL:HG12	1.71	0.72
1:AE:10:ARG:HH11	1:BB:38:LEU:CB	2.02	0.72
1:DN:39:PRO:HD3	1:DN:49:VAL:HG12	1.71	0.72
1:EF:39:PRO:HD3	1:EF:49:VAL:HG12	1.71	0.72
1:HI:39:PRO:HD3	1:HI:49:VAL:HG12	1.71	0.72
1:HX:39:PRO:HD3	1:HX:49:VAL:HG12	1.71	0.72
1:KL:39:PRO:HD3	1:KL:49:VAL:HG12	1.71	0.72
1:LU:15:ASP:OD1	1:MH:10:ARG:NH2	2.23	0.72
1:BO:39:PRO:HD3	1:BO:49:VAL:HG12	1.71	0.72
1:BX:39:PRO:HD3	1:BX:49:VAL:HG12	1.71	0.72
1:GH:39:PRO:HD3	1:GH:49:VAL:HG12	1.71	0.72
1:HC:39:PRO:HD3	1:HC:49:VAL:HG12	1.71	0.72
1:IA:39:PRO:HD3	1:IA:49:VAL:HG12	1.71	0.72
1:KR:39:PRO:HD3	1:KR:49:VAL:HG12	1.71	0.72
1:AN:39:PRO:HD3	1:AN:49:VAL:HG12	1.71	0.72
1:AO:57:LYS:HZ1	1:EA:92:GLU:CD	1.92	0.72
1:DW:39:PRO:HD3	1:DW:49:VAL:HG12	1.71	0.72
1:EX:39:PRO:HD3	1:EX:49:VAL:HG12	1.71	0.72
1:IY:39:PRO:HD3	1:IY:49:VAL:HG12	1.71	0.72
1:JN:39:PRO:HD3	1:JN:49:VAL:HG12	1.71	0.72
1:AW:39:PRO:HD3	1:AW:49:VAL:HG12	1.71	0.72
1:BY:80:SER:HB2	1:FK:74:VAL:HG22	1.71	0.72
1:CS:39:PRO:HD3	1:CS:49:VAL:HG12	1.70	0.72
1:GW:39:PRO:HD3	1:GW:49:VAL:HG12	1.71	0.72
1:MH:39:PRO:HD3	1:MH:49:VAL:HG12	1.71	0.72
1:BF:39:PRO:HD3	1:BF:49:VAL:HG12	1.71	0.72
1:CF:15:ASP:OD1	1:CM:10:ARG:NH2	2.23	0.72
1:EL:39:PRO:HD3	1:EL:49:VAL:HG12	1.71	0.72
1:FS:39:PRO:HD3	1:FS:49:VAL:HG12	1.71	0.72
1:ID:39:PRO:HD3	1:ID:49:VAL:HG12	1.71	0.72
1:LA:39:PRO:HD3	1:LA:49:VAL:HG12	1.71	0.72

Continued on next page...

Continued from previous page...

Atom-1	Atom-2	Interatomic distance (Å)	Clash overlap (Å)
1:NL:39:PRO:HD3	1:NL:49:VAL:HG12	1.71	0.72
1:AC:59:ILE:HD12	1:DO:89:ASP:OD2	1.88	0.72
1:DH:39:PRO:HD3	1:DH:49:VAL:HG12	1.71	0.72
1:EO:10:ARG:NH2	1:FI:15:ASP:OD1	2.23	0.72
1:FY:39:PRO:HD3	1:FY:49:VAL:HG12	1.71	0.72
1:EU:39:PRO:HD3	1:EU:49:VAL:HG12	1.71	0.71
1:FP:39:PRO:HD3	1:FP:49:VAL:HG12	1.71	0.71
1:HO:39:PRO:HD3	1:HO:49:VAL:HG12	1.71	0.71
1:IZ:92:GLU:CD	1:ML:57:LYS:HZ3	1.93	0.71
1:JW:39:PRO:HD3	1:JW:49:VAL:HG12	1.71	0.71
1:LM:39:PRO:HD3	1:LM:49:VAL:HG12	1.71	0.71
1:NO:39:PRO:HD3	1:NO:49:VAL:HG12	1.71	0.71
1:AH:39:PRO:HD3	1:AH:49:VAL:HG12	1.71	0.71
1:AI:112:ALA:O	1:DU:49:VAL:HG11	1.89	0.71
1:CY:10:ARG:HH11	1:DJ:38:LEU:HB2	1.55	0.71
1:HG:92:GLU:OE2	1:KS:57:LYS:NZ	2.22	0.71
1:IG:39:PRO:HD3	1:IG:49:VAL:HG12	1.71	0.71
1:LJ:39:PRO:HD3	1:LJ:49:VAL:HG12	1.71	0.71
1:ME:39:PRO:HD3	1:ME:49:VAL:HG12	1.71	0.71
1:AE:39:PRO:HD3	1:AE:49:VAL:HG12	1.71	0.71
1:AZ:39:PRO:HD3	1:AZ:49:VAL:HG12	1.71	0.71
1:CR:38:LEU:HB2	1:DE:10:ARG:NH1	2.03	0.71
1:FO:38:LEU:HB2	1:GW:10:ARG:NH1	2.05	0.71
1:IV:39:PRO:HD3	1:IV:49:VAL:HG12	1.71	0.71
1:JE:39:PRO:HD3	1:JE:49:VAL:HG12	1.71	0.71
1:AB:39:PRO:HD3	1:AB:49:VAL:HG12	1.71	0.71
1:AL:74:VAL:HG22	1:DX:80:SER:HB2	1.71	0.71
1:DB:39:PRO:HD3	1:DB:49:VAL:HG12	1.71	0.71
1:CV:39:PRO:HD3	1:CV:49:VAL:HG12	1.71	0.71
1:GN:39:PRO:HD3	1:GN:49:VAL:HG12	1.71	0.71
1:HU:39:PRO:HD3	1:HU:49:VAL:HG12	1.71	0.71
1:JT:39:PRO:HD3	1:JT:49:VAL:HG12	1.71	0.71
1:LY:39:PRO:HD3	1:LY:49:VAL:HG12	1.71	0.71
1:NR:39:PRO:HD3	1:NR:49:VAL:HG12	1.71	0.71
1:BU:39:PRO:HD3	1:BU:49:VAL:HG12	1.71	0.71
1:CE:74:VAL:HG22	1:FQ:80:SER:HB2	1.71	0.71
1:DQ:39:PRO:HD3	1:DQ:49:VAL:HG12	1.71	0.71
1:EZ:38:LEU:HB2	1:FM:10:ARG:HH11	1.53	0.71
1:FD:39:PRO:HD3	1:FD:49:VAL:HG12	1.71	0.71
1:IZ:80:SER:HB2	1:ML:74:VAL:HG22	1.72	0.71
1:KL:10:ARG:NH2	1:NQ:15:ASP:OD1	2.24	0.71

Continued on next page...

Continued from previous page...

Atom-1	Atom-2	Interatomic distance (Å)	Clash overlap (Å)
1:CY:10:ARG:NH2	1:DJ:15:ASP:OD1	2.23	0.71
1:EO:39:PRO:HD3	1:EO:49:VAL:HG12	1.71	0.71
1:IJ:39:PRO:HD3	1:IJ:49:VAL:HG12	1.71	0.71
1:MT:39:PRO:HD3	1:MT:49:VAL:HG12	1.71	0.71
1:DK:39:PRO:HD3	1:DK:49:VAL:HG12	1.71	0.71
1:HG:92:GLU:CD	1:KS:57:LYS:HZ3	1.94	0.71
1:HM:8:LYS:HB2	1:KY:119:ASP:O	1.91	0.71
1:NC:39:PRO:HD3	1:NC:49:VAL:HG12	1.71	0.71
1:NU:39:PRO:HD3	1:NU:49:VAL:HG12	1.71	0.71
1:AC:74:VAL:HG22	1:DO:80:SER:HB2	1.73	0.71
1:GB:39:PRO:HD3	1:GB:49:VAL:HG12	1.71	0.71
1:KX:39:PRO:HD3	1:KX:49:VAL:HG12	1.71	0.71
1:CW:80:SER:HB2	1:GI:74:VAL:HG22	1.72	0.71
1:LS:39:PRO:HD3	1:LS:49:VAL:HG12	1.71	0.71
1:MQ:39:PRO:HD3	1:MQ:49:VAL:HG12	1.71	0.71
1:HM:80:SER:HB2	1:KY:74:VAL:HG22	1.70	0.70
1:AA:15:ASP:OD1	1:FY:10:ARG:NH2	2.24	0.70
1:IH:49:VAL:HG11	1:LT:112:ALA:O	1.91	0.70
1:FQ:10:ARG:HH21	1:GW:38:LEU:HD22	1.56	0.70
1:HA:57:LYS:HZ1	1:KM:92:GLU:CD	1.95	0.70
1:BA:39:PRO:HD3	1:BA:49:VAL:HG22	1.74	0.70
1:CB:112:ALA:O	1:FN:49:VAL:HG11	1.91	0.70
1:CZ:39:PRO:HD3	1:CZ:49:VAL:HG22	1.74	0.70
1:HG:49:VAL:HG11	1:KS:112:ALA:O	1.91	0.70
1:AC:39:PRO:HD3	1:AC:49:VAL:HG22	1.74	0.70
1:BY:39:PRO:HD3	1:BY:49:VAL:HG22	1.74	0.70
1:CM:39:PRO:HD3	1:CM:49:VAL:HG12	1.71	0.70
1:CN:119:ASP:O	1:FZ:8:LYS:HB2	1.91	0.70
1:CW:74:VAL:HG22	1:GI:80:SER:HB2	1.74	0.70
1:FT:39:PRO:HD3	1:FT:49:VAL:HG22	1.74	0.70
1:GL:39:PRO:HD3	1:GL:49:VAL:HG22	1.74	0.70
1:IN:39:PRO:HD3	1:IN:49:VAL:HG22	1.74	0.70
1:JA:114:SER:HA	1:NJ:26:VAL:HG21	1.74	0.70
1:JU:39:PRO:HD3	1:JU:49:VAL:HG22	1.74	0.70
1:KD:39:PRO:HD3	1:KD:49:VAL:HG22	1.74	0.70
1:KS:39:PRO:HD3	1:KS:49:VAL:HG22	1.74	0.70
1:LH:39:PRO:HD3	1:LH:49:VAL:HG22	1.74	0.70
1:MI:39:PRO:HD3	1:MI:49:VAL:HG22	1.74	0.70
1:NS:39:PRO:HD3	1:NS:49:VAL:HG22	1.74	0.70
1:AI:39:PRO:HD3	1:AI:49:VAL:HG22	1.74	0.70
1:EM:39:PRO:HD3	1:EM:49:VAL:HG22	1.74	0.70

Continued on next page...

Continued from previous page...

Atom-1	Atom-2	Interatomic distance (Å)	Clash overlap (Å)
1:HS:39:PRO:HD3	1:HS:49:VAL:HG22	1.74	0.70
1:KA:39:PRO:HD3	1:KA:49:VAL:HG22	1.74	0.70
1:LE:39:PRO:HD3	1:LE:49:VAL:HG22	1.74	0.70
1:BP:39:PRO:HD3	1:BP:49:VAL:HG22	1.74	0.70
1:BS:74:VAL:HG22	1:FE:80:SER:HB2	1.72	0.70
1:CN:39:PRO:HD3	1:CN:49:VAL:HG22	1.74	0.70
1:ED:39:PRO:HD3	1:ED:49:VAL:HG22	1.74	0.70
1:FE:39:PRO:HD3	1:FE:49:VAL:HG22	1.74	0.70
1:GC:39:PRO:HD3	1:GC:49:VAL:HG22	1.74	0.70
1:GR:39:PRO:HD3	1:GR:49:VAL:HG22	1.74	0.70
1:GU:39:PRO:HD3	1:GU:49:VAL:HG22	1.74	0.70
1:HV:112:ALA:O	1:LH:49:VAL:HG11	1.91	0.70
1:IK:39:PRO:HD3	1:IK:49:VAL:HG22	1.74	0.70
1:MR:39:PRO:HD3	1:MR:49:VAL:HG22	1.74	0.70
1:EG:39:PRO:HD3	1:EG:49:VAL:HG22	1.74	0.70
1:FQ:39:PRO:HD3	1:FQ:49:VAL:HG22	1.74	0.70
1:HG:39:PRO:HD3	1:HG:49:VAL:HG22	1.74	0.70
1:IQ:39:PRO:HD3	1:IQ:49:VAL:HG22	1.74	0.70
1:KP:39:PRO:HD3	1:KP:49:VAL:HG22	1.74	0.70
1:LK:39:PRO:HD3	1:LK:49:VAL:HG22	1.74	0.70
1:LN:39:PRO:HD3	1:LN:49:VAL:HG22	1.74	0.70
1:LT:39:PRO:HD3	1:LT:49:VAL:HG22	1.74	0.70
1:LZ:39:PRO:HD3	1:LZ:49:VAL:HG22	1.74	0.70
1:NA:39:PRO:HD3	1:NA:49:VAL:HG22	1.74	0.70
1:AQ:10:ARG:HH11	1:BT:38:LEU:HB2	1.55	0.70
1:BM:39:PRO:HD3	1:BM:49:VAL:HG22	1.74	0.70
1:DO:39:PRO:HD3	1:DO:49:VAL:HG22	1.74	0.70
1:DR:39:PRO:HD3	1:DR:49:VAL:HG22	1.74	0.70
1:EA:39:PRO:HD3	1:EA:49:VAL:HG22	1.74	0.70
1:GI:39:PRO:HD3	1:GI:49:VAL:HG22	1.74	0.70
1:HY:39:PRO:HD3	1:HY:49:VAL:HG22	1.74	0.70
1:JR:39:PRO:HD3	1:JR:49:VAL:HG22	1.74	0.70
1:LW:39:PRO:HD3	1:LW:49:VAL:HG22	1.74	0.70
1:MO:39:PRO:HD3	1:MO:49:VAL:HG22	1.74	0.70
1:CK:39:PRO:HD3	1:CK:49:VAL:HG22	1.74	0.69
1:CQ:39:PRO:HD3	1:CQ:49:VAL:HG22	1.74	0.69
1:IW:39:PRO:HD3	1:IW:49:VAL:HG22	1.74	0.69
1:MF:39:PRO:HD3	1:MF:49:VAL:HG22	1.74	0.69
1:ML:39:PRO:HD3	1:ML:49:VAL:HG22	1.74	0.69
1:MX:39:PRO:HD3	1:MX:49:VAL:HG22	1.74	0.69
1:AJ:15:ASP:OD1	1:FP:10:ARG:NH2	2.25	0.69

Continued on next page...

Continued from previous page...

Atom-1	Atom-2	Interatomic distance (Å)	Clash overlap (Å)
1:AJ:38:LEU:HB2	1:FP:10:ARG:NH1	2.07	0.69
1:BS:39:PRO:HD3	1:BS:49:VAL:HG22	1.74	0.69
1:BV:74:VAL:HG22	1:FH:80:SER:HB2	1.74	0.69
1:DI:39:PRO:HD3	1:DI:49:VAL:HG22	1.74	0.69
1:GX:39:PRO:HD3	1:GX:49:VAL:HG22	1.74	0.69
1:JF:39:PRO:HD3	1:JF:49:VAL:HG22	1.74	0.69
1:LQ:39:PRO:HD3	1:LQ:49:VAL:HG22	1.74	0.69
1:AC:49:VAL:HG11	1:DO:112:ALA:O	1.93	0.69
1:AO:39:PRO:HD3	1:AO:49:VAL:HG22	1.74	0.69
1:BV:80:SER:HB2	1:FH:74:VAL:HG22	1.73	0.69
1:EJ:39:PRO:HD3	1:EJ:49:VAL:HG22	1.74	0.69
1:IH:80:SER:HB2	1:LT:74:VAL:HG22	1.74	0.69
1:KY:39:PRO:HD3	1:KY:49:VAL:HG22	1.74	0.69
1:MU:39:PRO:HD3	1:MU:49:VAL:HG22	1.74	0.69
1:NP:39:PRO:HD3	1:NP:49:VAL:HG22	1.74	0.69
1:AL:39:PRO:HD3	1:AL:49:VAL:HG22	1.74	0.69
1:HB:38:LEU:HB2	1:MZ:10:ARG:NH1	2.08	0.69
1:NJ:39:PRO:HD3	1:NJ:49:VAL:HG22	1.74	0.69
1:NM:39:PRO:HD3	1:NM:49:VAL:HG22	1.74	0.69
1:AF:39:PRO:HD3	1:AF:49:VAL:HG22	1.74	0.69
1:BD:39:PRO:HD3	1:BD:49:VAL:HG22	1.74	0.69
1:FN:39:PRO:HD3	1:FN:49:VAL:HG22	1.74	0.69
1:JX:39:PRO:HD3	1:JX:49:VAL:HG22	1.74	0.69
1:KM:39:PRO:HD3	1:KM:49:VAL:HG22	1.74	0.69
1:KV:39:PRO:HD3	1:KV:49:VAL:HG22	1.74	0.69
1:BJ:92:GLU:CD	1:EV:57:LYS:HZ1	1.96	0.69
1:FK:39:PRO:HD3	1:FK:49:VAL:HG22	1.74	0.69
1:IE:39:PRO:HD3	1:IE:49:VAL:HG22	1.74	0.69
1:IV:15:ASP:OD1	1:KP:10:ARG:NH1	2.25	0.69
1:KJ:39:PRO:HD3	1:KJ:49:VAL:HG22	1.74	0.69
1:LB:39:PRO:HD3	1:LB:49:VAL:HG22	1.74	0.69
1:CE:39:PRO:HD3	1:CE:49:VAL:HG22	1.74	0.69
1:EP:39:PRO:HD3	1:EP:49:VAL:HG22	1.74	0.69
1:FH:39:PRO:HD3	1:FH:49:VAL:HG22	1.74	0.69
1:MC:39:PRO:HD3	1:MC:49:VAL:HG22	1.74	0.69
1:BJ:39:PRO:HD3	1:BJ:49:VAL:HG22	1.74	0.69
1:CB:39:PRO:HD3	1:CB:49:VAL:HG22	1.74	0.69
1:CW:39:PRO:HD3	1:CW:49:VAL:HG22	1.74	0.69
1:DU:39:PRO:HD3	1:DU:49:VAL:HG22	1.74	0.69
1:ES:39:PRO:HD3	1:ES:49:VAL:HG22	1.74	0.69
1:FU:15:ASP:OD1	1:GT:10:ARG:NH2	2.26	0.69

Continued on next page...

Continued from previous page...

Atom-1	Atom-2	Interatomic distance (Å)	Clash overlap (Å)
1:HD:39:PRO:HD3	1:HD:49:VAL:HG22	1.74	0.69
1:HM:10:ARG:NH1	1:MQ:15:ASP:OD1	2.26	0.69
1:HR:10:ARG:NH2	1:LI:15:ASP:OD1	2.25	0.69
1:HV:39:PRO:HD3	1:HV:49:VAL:HG22	1.74	0.69
1:JL:39:PRO:HD3	1:JL:49:VAL:HG22	1.74	0.69
1:AR:39:PRO:HD3	1:AR:49:VAL:HG22	1.74	0.69
1:CB:49:VAL:HG11	1:FN:112:ALA:O	1.93	0.69
1:DF:39:PRO:HD3	1:DF:49:VAL:HG22	1.74	0.69
1:EV:39:PRO:HD3	1:EV:49:VAL:HG22	1.74	0.69
1:FZ:39:PRO:HD3	1:FZ:49:VAL:HG22	1.74	0.69
1:HJ:39:PRO:HD3	1:HJ:49:VAL:HG22	1.74	0.69
1:HM:39:PRO:HD3	1:HM:49:VAL:HG22	1.74	0.69
1:IZ:39:PRO:HD3	1:IZ:49:VAL:HG22	1.74	0.69
1:AF:10:ARG:HH21	1:GB:38:LEU:HD22	1.57	0.69
1:CH:39:PRO:HD3	1:CH:49:VAL:HG22	1.74	0.69
1:HP:39:PRO:HD3	1:HP:49:VAL:HG22	1.74	0.69
1:JI:39:PRO:HD3	1:JI:49:VAL:HG22	1.74	0.69
1:JL:80:SER:HB2	1:MX:74:VAL:HG22	1.73	0.69
1:KG:92:GLU:CD	1:NS:57:LYS:HZ1	1.96	0.69
1:CT:39:PRO:HD3	1:CT:49:VAL:HG22	1.74	0.68
1:DX:39:PRO:HD3	1:DX:49:VAL:HG22	1.74	0.68
1:EO:10:ARG:NH1	1:FI:38:LEU:HB2	2.07	0.68
1:IB:112:ALA:O	1:LN:49:VAL:HG11	1.93	0.68
1:IT:39:PRO:HD3	1:IT:49:VAL:HG22	1.74	0.68
1:JO:39:PRO:HD3	1:JO:49:VAL:HG22	1.74	0.68
1:DI:92:GLU:OE2	1:GU:57:LYS:NZ	2.23	0.68
1:FW:39:PRO:HD3	1:FW:49:VAL:HG22	1.74	0.68
1:GO:39:PRO:HD3	1:GO:49:VAL:HG22	1.74	0.68
1:HA:39:PRO:HD3	1:HA:49:VAL:HG22	1.74	0.68
1:IE:119:ASP:O	1:LQ:8:LYS:HB2	1.93	0.68
1:IS:10:ARG:NH2	1:KK:15:ASP:OD1	2.26	0.68
1:DL:39:PRO:HD3	1:DL:49:VAL:HG22	1.74	0.68
1:JG:15:ASP:OD1	1:JN:10:ARG:NH2	2.25	0.68
1:KG:39:PRO:HD3	1:KG:49:VAL:HG22	1.74	0.68
1:ND:39:PRO:HD3	1:ND:49:VAL:HG22	1.74	0.68
1:CE:49:VAL:HG11	1:FQ:112:ALA:O	1.94	0.68
1:DW:10:ARG:NH2	1:GD:15:ASP:OD1	2.26	0.68
1:GF:39:PRO:HD3	1:GF:49:VAL:HG22	1.74	0.68
1:AI:119:ASP:O	1:DU:8:LYS:HB2	1.94	0.68
1:AX:39:PRO:HD3	1:AX:49:VAL:HG22	1.74	0.68
1:BS:80:SER:HB2	1:FE:74:VAL:HG22	1.74	0.68

Continued on next page...

Continued from previous page...

Atom-1	Atom-2	Interatomic distance (Å)	Clash overlap (Å)
1:ET:80:SER:HB2	1:EU:74:VAL:HG22	1.76	0.68
1:KW:80:SER:HB2	1:KX:74:VAL:HG22	1.76	0.68
1:AJ:80:SER:HB2	1:AK:74:VAL:HG22	1.76	0.68
1:BH:80:SER:HB2	1:BI:74:VAL:HG22	1.76	0.68
1:BX:10:ARG:NH2	1:DP:15:ASP:OD1	2.26	0.68
1:DV:80:SER:HB2	1:DW:74:VAL:HG22	1.76	0.68
1:IH:39:PRO:HD3	1:IH:49:VAL:HG22	1.74	0.68
1:KT:80:SER:HB2	1:KU:74:VAL:HG22	1.76	0.68
1:NV:39:PRO:HD3	1:NV:49:VAL:HG22	1.74	0.68
1:AD:80:SER:HB2	1:AE:74:VAL:HG22	1.76	0.68
1:HK:80:SER:HB2	1:HL:74:VAL:HG22	1.76	0.68
1:IC:80:SER:HB2	1:ID:74:VAL:HG22	1.76	0.68
1:MS:80:SER:HB2	1:MT:74:VAL:HG22	1.76	0.68
1:NG:39:PRO:HD3	1:NG:49:VAL:HG22	1.74	0.68
1:AZ:10:ARG:NH2	1:EH:15:ASP:OD1	2.27	0.68
1:FF:80:SER:HB2	1:FG:74:VAL:HG22	1.76	0.68
1:GV:80:SER:HB2	1:GW:74:VAL:HG22	1.76	0.68
1:HD:112:ALA:O	1:KP:49:VAL:HG11	1.94	0.68
1:IO:80:SER:HB2	1:IP:74:VAL:HG22	1.76	0.68
1:IU:80:SER:HB2	1:IV:74:VAL:HG22	1.76	0.68
1:JC:39:PRO:HD3	1:JC:49:VAL:HG22	1.74	0.68
1:JG:80:SER:HB2	1:JH:74:VAL:HG22	1.76	0.68
1:MG:80:SER:HB2	1:MH:74:VAL:HG22	1.76	0.68
1:AB:10:ARG:NH2	1:BH:15:ASP:OD1	2.27	0.68
1:BG:39:PRO:HD3	1:BG:49:VAL:HG22	1.74	0.68
1:BP:92:GLU:CD	1:FB:57:LYS:HZ3	1.96	0.68
1:EN:80:SER:HB2	1:EO:74:VAL:HG22	1.76	0.68
1:EY:39:PRO:HD3	1:EY:49:VAL:HG22	1.74	0.68
1:FB:10:ARG:NH2	1:FM:38:LEU:HD22	2.00	0.68
1:HH:80:SER:HB2	1:HI:74:VAL:HG22	1.76	0.68
1:MA:80:SER:HB2	1:MB:74:VAL:HG22	1.76	0.68
1:BH:106:LYS:HE3	1:BI:128:ILE:HG22	1.76	0.68
1:BT:80:SER:HB2	1:BU:74:VAL:HG22	1.76	0.68
1:DJ:80:SER:HB2	1:DK:74:VAL:HG22	1.76	0.68
1:DP:80:SER:HB2	1:DQ:74:VAL:HG22	1.76	0.68
1:DV:106:LYS:HE3	1:DW:128:ILE:HG22	1.77	0.68
1:FB:39:PRO:HD3	1:FB:49:VAL:HG22	1.74	0.68
1:FO:80:SER:HB2	1:FP:74:VAL:HG22	1.76	0.68
1:HB:80:SER:HB2	1:HC:74:VAL:HG22	1.76	0.68
1:KN:80:SER:HB2	1:KO:74:VAL:HG22	1.76	0.68
1:KZ:106:LYS:HE3	1:LA:128:ILE:HG22	1.77	0.68

Continued on next page...

Continued from previous page...

Atom-1	Atom-2	Interatomic distance (Å)	Clash overlap (Å)
1:LO:80:SER:HB2	1:LP:74:VAL:HG22	1.76	0.68
1:BB:106:LYS:HE3	1:BC:128:ILE:HG22	1.77	0.67
1:BP:119:ASP:O	1:FB:8:LYS:HB2	1.93	0.67
1:CU:80:SER:HB2	1:CV:74:VAL:HG22	1.76	0.67
1:DC:39:PRO:HD3	1:DC:49:VAL:HG22	1.74	0.67
1:EK:106:LYS:HE3	1:EL:128:ILE:HG22	1.77	0.67
1:IB:39:PRO:HD3	1:IB:49:VAL:HG22	1.74	0.67
1:JP:106:LYS:HE3	1:JQ:128:ILE:HG22	1.77	0.67
1:KB:80:SER:HB2	1:KC:74:VAL:HG22	1.76	0.67
1:MC:20:THR:HG1	1:MD:116:TYR:HH	1.41	0.67
1:NQ:80:SER:HB2	1:NR:74:VAL:HG22	1.76	0.67
1:NQ:106:LYS:HE3	1:NR:128:ILE:HG22	1.77	0.67
1:AE:10:ARG:NH1	1:BB:38:LEU:CB	2.52	0.67
1:AG:106:LYS:HE3	1:AH:128:ILE:HG22	1.77	0.67
1:AM:80:SER:HB2	1:AN:74:VAL:HG22	1.76	0.67
1:BZ:80:SER:HB2	1:CA:74:VAL:HG22	1.76	0.67
1:CC:80:SER:HB2	1:CD:74:VAL:HG22	1.76	0.67
1:CF:80:SER:HB2	1:CG:74:VAL:HG22	1.76	0.67
1:DA:80:SER:HB2	1:DB:74:VAL:HG22	1.76	0.67
1:DG:80:SER:HB2	1:DH:74:VAL:HG22	1.76	0.67
1:EK:39:PRO:HD3	1:EK:49:VAL:HG22	1.77	0.67
1:FL:80:SER:HB2	1:FM:74:VAL:HG22	1.76	0.67
1:FL:106:LYS:HE3	1:FM:128:ILE:HG22	1.77	0.67
1:FU:80:SER:HB2	1:FV:74:VAL:HG22	1.76	0.67
1:GY:80:SER:HB2	1:GZ:74:VAL:HG22	1.76	0.67
1:JM:106:LYS:HE3	1:JN:128:ILE:HG22	1.77	0.67
1:JV:106:LYS:HE3	1:JW:128:ILE:HG22	1.77	0.67
1:KH:39:PRO:HD3	1:KH:49:VAL:HG22	1.77	0.67
1:KK:80:SER:HB2	1:KL:74:VAL:HG22	1.76	0.67
1:LR:39:PRO:HD3	1:LR:49:VAL:HG22	1.77	0.67
1:NN:80:SER:HB2	1:NO:74:VAL:HG22	1.76	0.67
1:AG:39:PRO:HD3	1:AG:49:VAL:HG22	1.77	0.67
1:AU:39:PRO:HD3	1:AU:49:VAL:HG22	1.74	0.67
1:BM:112:ALA:O	1:EY:49:VAL:HG11	1.94	0.67
1:BZ:106:LYS:HE3	1:CA:128:ILE:HG22	1.77	0.67
1:CI:106:LYS:HE3	1:CJ:128:ILE:HG22	1.77	0.67
1:CX:39:PRO:HD3	1:CX:49:VAL:HG22	1.77	0.67
1:DD:106:LYS:HE3	1:DE:128:ILE:HG22	1.77	0.67
1:DG:39:PRO:HD3	1:DG:49:VAL:HG22	1.77	0.67
1:DL:74:VAL:HG22	1:GX:80:SER:HB2	1.75	0.67
1:EB:39:PRO:HD3	1:EB:49:VAL:HG22	1.77	0.67

Continued on next page...

Continued from previous page...

Atom-1	Atom-2	Interatomic distance (Å)	Clash overlap (Å)
1:EL:10:ARG:NH2	1:EQ:15:ASP:OD1	2.27	0.67
1:GG:80:SER:HB2	1:GH:74:VAL:HG22	1.76	0.67
1:GG:106:LYS:HE3	1:GH:128:ILE:HG22	1.77	0.67
1:HD:74:VAL:HG22	1:KP:80:SER:HB2	1.75	0.67
1:HK:106:LYS:HE3	1:HL:128:ILE:HG22	1.77	0.67
1:HN:106:LYS:HE3	1:HO:128:ILE:HG22	1.77	0.67
1:HQ:39:PRO:HD3	1:HQ:49:VAL:HG22	1.77	0.67
1:IF:39:PRO:HD3	1:IF:49:VAL:HG22	1.77	0.67
1:JS:80:SER:HB2	1:JT:74:VAL:HG22	1.76	0.67
1:KT:39:PRO:HD3	1:KT:49:VAL:HG22	1.77	0.67
1:LF:106:LYS:HE3	1:LG:128:ILE:HG22	1.77	0.67
1:LL:39:PRO:HD3	1:LL:49:VAL:HG22	1.77	0.67
1:LS:10:ARG:NH2	1:MD:15:ASP:OD1	2.28	0.67
1:MG:39:PRO:HD3	1:MG:49:VAL:HG22	1.77	0.67
1:NH:39:PRO:HD3	1:NH:49:VAL:HG22	1.77	0.67
1:NN:106:LYS:HE3	1:NO:128:ILE:HG22	1.77	0.67
1:NT:106:LYS:HE3	1:NU:128:ILE:HG22	1.77	0.67
1:AI:74:VAL:HG22	1:DU:80:SER:HB2	1.77	0.67
1:AP:39:PRO:HD3	1:AP:49:VAL:HG22	1.77	0.67
1:AR:112:ALA:O	1:ED:49:VAL:HG11	1.95	0.67
1:BB:80:SER:HB2	1:BC:74:VAL:HG22	1.76	0.67
1:BW:106:LYS:HE3	1:BX:128:ILE:HG22	1.77	0.67
1:CC:106:LYS:HE3	1:CD:128:ILE:HG22	1.77	0.67
1:CR:80:SER:HB2	1:CS:74:VAL:HG22	1.76	0.67
1:DA:39:PRO:HD3	1:DA:49:VAL:HG22	1.77	0.67
1:DL:80:SER:HB2	1:GX:74:VAL:HG22	1.77	0.67
1:EH:39:PRO:HD3	1:EH:49:VAL:HG22	1.76	0.67
1:EQ:80:SER:HB2	1:ER:74:VAL:HG22	1.76	0.67
1:FC:106:LYS:HE3	1:FD:128:ILE:HG22	1.77	0.67
1:FF:106:LYS:HE3	1:FG:128:ILE:HG22	1.77	0.67
1:FR:80:SER:HB2	1:FS:74:VAL:HG22	1.76	0.67
1:GM:106:LYS:HE3	1:GN:128:ILE:HG22	1.77	0.67
1:HY:74:VAL:HG22	1:LK:80:SER:HB2	1.75	0.67
1:HZ:80:SER:HB2	1:IA:74:VAL:HG22	1.76	0.67
1:IR:39:PRO:HD3	1:IR:49:VAL:HG22	1.77	0.67
1:IZ:59:ILE:HD12	1:ML:89:ASP:OD2	1.93	0.67
1:KK:39:PRO:HD3	1:KK:49:VAL:HG22	1.77	0.67
1:AJ:39:PRO:HD3	1:AJ:49:VAL:HG22	1.77	0.67
1:AJ:106:LYS:HE3	1:AK:128:ILE:HG22	1.77	0.67
1:BE:39:PRO:HD3	1:BE:49:VAL:HG22	1.77	0.67
1:BH:39:PRO:HD3	1:BH:49:VAL:HG22	1.77	0.67

Continued on next page...

Continued from previous page...

Atom-1	Atom-2	Interatomic distance (Å)	Clash overlap (Å)
1:BV:39:PRO:HD3	1:BV:49:VAL:HG22	1.74	0.67
1:DC:26:VAL:HG21	1:GJ:113:TYR:O	1.93	0.67
1:DD:39:PRO:HD3	1:DD:49:VAL:HG22	1.77	0.67
1:DG:106:LYS:HE3	1:DH:128:ILE:HG22	1.77	0.67
1:DY:80:SER:HB2	1:DZ:74:VAL:HG22	1.76	0.67
1:EH:106:LYS:HE3	1:EI:128:ILE:HG22	1.76	0.67
1:EZ:106:LYS:HE3	1:FA:128:ILE:HG22	1.77	0.67
1:GD:80:SER:HB2	1:GE:74:VAL:HG22	1.76	0.67
1:GJ:39:PRO:HD3	1:GJ:49:VAL:HG22	1.77	0.67
1:GM:80:SER:HB2	1:GN:74:VAL:HG22	1.76	0.67
1:GP:39:PRO:HD3	1:GP:49:VAL:HG22	1.77	0.67
1:GS:39:PRO:HD3	1:GS:49:VAL:HG22	1.77	0.67
1:GV:39:PRO:HD3	1:GV:49:VAL:HG22	1.77	0.67
1:JJ:39:PRO:HD3	1:JJ:49:VAL:HG22	1.77	0.67
1:JM:80:SER:HB2	1:JN:74:VAL:HG22	1.76	0.67
1:KE:80:SER:HB2	1:KF:74:VAL:HG22	1.76	0.67
1:KN:106:LYS:HE3	1:KO:128:ILE:HG22	1.77	0.67
1:KW:39:PRO:HD3	1:KW:49:VAL:HG22	1.77	0.67
1:LO:106:LYS:HE3	1:LP:128:ILE:HG22	1.77	0.67
1:LU:80:SER:HB2	1:LV:74:VAL:HG22	1.76	0.67
1:LX:39:PRO:HD3	1:LX:49:VAL:HG22	1.77	0.67
1:NB:80:SER:HB2	1:NC:74:VAL:HG22	1.76	0.67
1:NE:80:SER:HB2	1:NF:74:VAL:HG22	1.76	0.67
1:AA:80:SER:HB2	1:AB:74:VAL:HG22	1.76	0.67
1:AS:80:SER:HB2	1:AT:74:VAL:HG22	1.76	0.67
1:BC:10:ARG:NH2	1:BQ:15:ASP:OD1	2.28	0.67
1:BK:80:SER:HB2	1:BL:74:VAL:HG22	1.76	0.67
1:CI:80:SER:HB2	1:CJ:74:VAL:HG22	1.76	0.67
1:CL:80:SER:HB2	1:CM:74:VAL:HG22	1.76	0.67
1:CU:106:LYS:HE3	1:CV:128:ILE:HG22	1.77	0.67
1:DF:74:VAL:HG22	1:GR:80:SER:HB2	1.77	0.67
1:DS:80:SER:HB2	1:DT:74:VAL:HG22	1.76	0.67
1:EN:106:LYS:HE3	1:EO:128:ILE:HG22	1.77	0.67
1:FU:39:PRO:HD3	1:FU:49:VAL:HG22	1.77	0.67
1:FX:39:PRO:HD3	1:FX:49:VAL:HG22	1.77	0.67
1:GD:106:LYS:HE3	1:GE:128:ILE:HG22	1.77	0.67
1:GS:80:SER:HB2	1:GT:74:VAL:HG22	1.76	0.67
1:HH:39:PRO:HD3	1:HH:49:VAL:HG22	1.77	0.67
1:HL:38:LEU:HD22	1:IZ:10:ARG:HH21	1.60	0.67
1:HQ:106:LYS:HE3	1:HR:128:ILE:HG22	1.77	0.67
1:HW:80:SER:HB2	1:HX:74:VAL:HG22	1.76	0.67

Continued on next page...

Continued from previous page...

Atom-1	Atom-2	Interatomic distance (Å)	Clash overlap (Å)
1:IA:9:LEU:HG	1:IA:10:ARG:H	1.60	0.67
1:JJ:106:LYS:HE3	1:JK:128:ILE:HG22	1.77	0.67
1:JM:39:PRO:HD3	1:JM:49:VAL:HG22	1.77	0.67
1:JP:80:SER:HB2	1:JQ:74:VAL:HG22	1.76	0.67
1:KH:106:LYS:HE3	1:KI:128:ILE:HG22	1.77	0.67
1:KZ:39:PRO:HD3	1:KZ:49:VAL:HG22	1.77	0.67
1:MD:39:PRO:HD3	1:MD:49:VAL:HG22	1.77	0.67
1:NB:39:PRO:HD3	1:NB:49:VAL:HG22	1.77	0.67
1:AG:80:SER:HB2	1:AH:74:VAL:HG22	1.76	0.67
1:AY:106:LYS:HE3	1:AZ:128:ILE:HG22	1.76	0.67
1:BQ:106:LYS:HE3	1:BR:128:ILE:HG22	1.77	0.67
1:CC:39:PRO:HD3	1:CC:49:VAL:HG22	1.77	0.67
1:CG:9:LEU:HG	1:CG:10:ARG:H	1.60	0.67
1:DM:80:SER:HB2	1:DN:74:VAL:HG22	1.76	0.67
1:DM:106:LYS:HE3	1:DN:128:ILE:HG22	1.76	0.67
1:DY:106:LYS:HE3	1:DZ:128:ILE:HG22	1.76	0.67
1:EE:39:PRO:HD3	1:EE:49:VAL:HG22	1.77	0.67
1:EE:80:SER:HB2	1:EF:74:VAL:HG22	1.76	0.67
1:EZ:39:PRO:HD3	1:EZ:49:VAL:HG22	1.77	0.67
1:FI:39:PRO:HD3	1:FI:49:VAL:HG22	1.77	0.67
1:FI:106:LYS:HE3	1:FJ:128:ILE:HG22	1.77	0.67
1:GP:80:SER:HB2	1:GQ:74:VAL:HG22	1.76	0.67
1:HE:106:LYS:HE3	1:HF:128:ILE:HG22	1.77	0.67
1:IE:104:GLU:OE1	1:LQ:53:ARG:NH1	2.20	0.67
1:IG:9:LEU:HG	1:IG:10:ARG:H	1.60	0.67
1:JD:106:LYS:HE3	1:JE:128:ILE:HG22	1.77	0.67
1:LI:106:LYS:HE3	1:LJ:128:ILE:HG22	1.77	0.67
1:LL:80:SER:HB2	1:LM:74:VAL:HG22	1.76	0.67
1:LR:106:LYS:HE3	1:LS:128:ILE:HG22	1.77	0.67
1:LU:106:LYS:HE3	1:LV:128:ILE:HG22	1.76	0.67
1:MA:39:PRO:HD3	1:MA:49:VAL:HG22	1.77	0.67
1:MJ:39:PRO:HD3	1:MJ:49:VAL:HG22	1.77	0.67
1:NH:106:LYS:HE3	1:NI:128:ILE:HG22	1.77	0.67
1:BE:80:SER:HB2	1:BF:74:VAL:HG22	1.76	0.67
1:BK:39:PRO:HD3	1:BK:49:VAL:HG22	1.77	0.67
1:BX:9:LEU:HG	1:BX:10:ARG:H	1.60	0.67
1:DB:9:LEU:HG	1:DB:10:ARG:H	1.60	0.67
1:DW:9:LEU:HG	1:DW:10:ARG:H	1.60	0.67
1:EF:9:LEU:HG	1:EF:10:ARG:H	1.60	0.67
1:FX:80:SER:HB2	1:FY:74:VAL:HG22	1.76	0.67
1:GA:106:LYS:HE3	1:GB:128:ILE:HG22	1.76	0.67

Continued on next page...

Continued from previous page...

Atom-1	Atom-2	Interatomic distance (Å)	Clash overlap (Å)
1:HB:106:LYS:HE3	1:HC:128:ILE:HG22	1.77	0.67
1:HN:39:PRO:HD3	1:HN:49:VAL:HG22	1.77	0.67
1:II:80:SER:HB2	1:IJ:74:VAL:HG22	1.76	0.67
1:JK:9:LEU:HG	1:JK:10:ARG:H	1.60	0.67
1:LI:80:SER:HB2	1:LJ:74:VAL:HG22	1.76	0.67
1:LJ:9:LEU:HG	1:LJ:10:ARG:H	1.60	0.67
1:MY:80:SER:HB2	1:MZ:74:VAL:HG22	1.76	0.67
1:MY:106:LYS:HE3	1:MZ:128:ILE:HG22	1.77	0.67
1:NC:9:LEU:HG	1:NC:10:ARG:H	1.60	0.67
1:NI:9:LEU:HG	1:NI:10:ARG:H	1.60	0.67
1:AB:9:LEU:HG	1:AB:10:ARG:H	1.60	0.67
1:BB:39:PRO:HD3	1:BB:49:VAL:HG22	1.77	0.67
1:BC:9:LEU:HG	1:BC:10:ARG:H	1.60	0.67
1:BR:9:LEU:HG	1:BR:10:ARG:H	1.60	0.67
1:CL:39:PRO:HD3	1:CL:49:VAL:HG22	1.77	0.67
1:CU:39:PRO:HD3	1:CU:49:VAL:HG22	1.77	0.67
1:CX:80:SER:HB2	1:CY:74:VAL:HG22	1.76	0.67
1:DD:80:SER:HB2	1:DE:74:VAL:HG22	1.76	0.67
1:DK:9:LEU:HG	1:DK:10:ARG:H	1.60	0.67
1:EE:106:LYS:HE3	1:EF:128:ILE:HG22	1.77	0.67
1:FA:9:LEU:HG	1:FA:10:ARG:H	1.60	0.67
1:FO:39:PRO:HD3	1:FO:49:VAL:HG22	1.77	0.67
1:GK:9:LEU:HG	1:GK:10:ARG:H	1.60	0.67
1:GZ:38:LEU:HD22	1:IH:10:ARG:HH21	1.60	0.67
1:IS:9:LEU:HG	1:IS:10:ARG:H	1.60	0.67
1:IX:80:SER:HB2	1:IY:74:VAL:HG22	1.76	0.67
1:JA:39:PRO:HD3	1:JA:49:VAL:HG22	1.77	0.67
1:JE:10:ARG:NH2	1:NK:15:ASP:OD1	2.28	0.67
1:KD:80:SER:HB2	1:NP:74:VAL:HG22	1.77	0.67
1:KL:9:LEU:HG	1:KL:10:ARG:H	1.60	0.67
1:KZ:80:SER:HB2	1:LA:74:VAL:HG22	1.76	0.67
1:LV:9:LEU:HG	1:LV:10:ARG:H	1.60	0.67
1:MQ:9:LEU:HG	1:MQ:10:ARG:H	1.60	0.67
1:MV:106:LYS:HE3	1:MW:128:ILE:HG22	1.76	0.67
1:MZ:9:LEU:HG	1:MZ:10:ARG:H	1.60	0.67
1:NK:39:PRO:HD3	1:NK:49:VAL:HG22	1.77	0.67
1:AA:106:LYS:HE3	1:AB:128:ILE:HG22	1.77	0.67
1:AD:39:PRO:HD3	1:AD:49:VAL:HG22	1.77	0.67
1:AE:9:LEU:HG	1:AE:10:ARG:H	1.60	0.67
1:AX:74:VAL:HG22	1:EJ:80:SER:HB2	1.75	0.67
1:BQ:39:PRO:HD3	1:BQ:49:VAL:HG22	1.77	0.67

Continued on next page...

Continued from previous page...

Atom-1	Atom-2	Interatomic distance (Å)	Clash overlap (Å)
1:DS:106:LYS:HE3	1:DT:128:ILE:HG22	1.77	0.67
1:EQ:39:PRO:HD3	1:EQ:49:VAL:HG22	1.77	0.67
1:EU:9:LEU:HG	1:EU:10:ARG:H	1.60	0.67
1:EW:80:SER:HB2	1:EX:74:VAL:HG22	1.76	0.67
1:FF:39:PRO:HD3	1:FF:49:VAL:HG22	1.77	0.67
1:FL:39:PRO:HD3	1:FL:49:VAL:HG22	1.77	0.67
1:HC:9:LEU:HG	1:HC:10:ARG:H	1.60	0.67
1:HN:80:SER:HB2	1:HO:74:VAL:HG22	1.76	0.67
1:IX:39:PRO:HD3	1:IX:49:VAL:HG22	1.76	0.67
1:JJ:80:SER:HB2	1:JK:74:VAL:HG22	1.76	0.67
1:KH:80:SER:HB2	1:KI:74:VAL:HG22	1.76	0.67
1:KN:39:PRO:HD3	1:KN:49:VAL:HG22	1.77	0.67
1:KX:9:LEU:HG	1:KX:10:ARG:H	1.60	0.67
1:LD:9:LEU:HG	1:LD:10:ARG:H	1.60	0.67
1:MJ:80:SER:HB2	1:MK:74:VAL:HG22	1.76	0.67
1:NF:9:LEU:HG	1:NF:10:ARG:H	1.60	0.67
1:NT:80:SER:HB2	1:NU:74:VAL:HG22	1.76	0.67
1:AA:39:PRO:HD3	1:AA:49:VAL:HG22	1.77	0.66
1:AD:106:LYS:HE3	1:AE:128:ILE:HG22	1.77	0.66
1:AV:80:SER:HB2	1:AW:74:VAL:HG22	1.76	0.66
1:BL:9:LEU:HG	1:BL:10:ARG:H	1.60	0.66
1:CJ:9:LEU:HG	1:CJ:10:ARG:H	1.60	0.66
1:FC:39:PRO:HD3	1:FC:49:VAL:HG22	1.77	0.66
1:FM:9:LEU:HG	1:FM:10:ARG:H	1.60	0.66
1:FU:106:LYS:HE3	1:FV:128:ILE:HG22	1.77	0.66
1:GN:9:LEU:HG	1:GN:10:ARG:H	1.60	0.66
1:II:106:LYS:HE3	1:IJ:128:ILE:HG22	1.77	0.66
1:JB:9:LEU:HG	1:JB:10:ARG:H	1.60	0.66
1:JT:9:LEU:HG	1:JT:10:ARG:H	1.60	0.66
1:LC:80:SER:HB2	1:LD:74:VAL:HG22	1.76	0.66
1:LR:80:SER:HB2	1:LS:74:VAL:HG22	1.76	0.66
1:MB:9:LEU:HG	1:MB:10:ARG:H	1.60	0.66
1:AV:106:LYS:HE3	1:AW:128:ILE:HG22	1.77	0.66
1:BO:9:LEU:HG	1:BO:10:ARG:H	1.60	0.66
1:CP:9:LEU:HG	1:CP:10:ARG:H	1.60	0.66
1:DE:9:LEU:HG	1:DE:10:ARG:H	1.60	0.66
1:DI:104:GLU:OE1	1:GU:53:ARG:NH1	2.23	0.66
1:DJ:39:PRO:HD3	1:DJ:49:VAL:HG22	1.77	0.66
1:DN:10:ARG:NH2	1:GS:15:ASP:OD1	2.28	0.66
1:DS:39:PRO:HD3	1:DS:49:VAL:HG22	1.77	0.66
1:EH:80:SER:HB2	1:EI:74:VAL:HG22	1.76	0.66

Continued on next page...

Continued from previous page...

Atom-1	Atom-2	Interatomic distance (Å)	Clash overlap (Å)
1:EQ:106:LYS:HE3	1:ER:128:ILE:HG22	1.77	0.66
1:EW:106:LYS:HE3	1:EX:128:ILE:HG22	1.76	0.66
1:FG:9:LEU:HG	1:FG:10:ARG:H	1.60	0.66
1:FJ:9:LEU:HG	1:FJ:10:ARG:H	1.60	0.66
1:FO:38:LEU:HB2	1:GW:10:ARG:HH11	1.60	0.66
1:FP:9:LEU:HG	1:FP:10:ARG:H	1.60	0.66
1:FR:39:PRO:HD3	1:FR:49:VAL:HG22	1.77	0.66
1:FS:9:LEU:HG	1:FS:10:ARG:H	1.60	0.66
1:GA:39:PRO:HD3	1:GA:49:VAL:HG22	1.77	0.66
1:GJ:80:SER:HB2	1:GK:74:VAL:HG22	1.76	0.66
1:IF:80:SER:HB2	1:IG:74:VAL:HG22	1.76	0.66
1:JO:57:LYS:NZ	1:NA:92:GLU:OE2	2.25	0.66
1:KB:39:PRO:HD3	1:KB:49:VAL:HG22	1.77	0.66
1:KI:9:LEU:HG	1:KI:10:ARG:H	1.60	0.66
1:NV:21:LEU:HD11	1:NV:55:LEU:HD11	1.78	0.66
1:AR:21:LEU:HD11	1:AR:55:LEU:HD11	1.78	0.66
1:BG:74:VAL:HG22	1:ES:80:SER:HB2	1.77	0.66
1:BN:113:TYR:O	1:EA:26:VAL:HG21	1.95	0.66
1:BY:21:LEU:HD11	1:BY:55:LEU:HD11	1.78	0.66
1:CQ:8:LYS:HB2	1:GC:119:ASP:O	1.95	0.66
1:CX:106:LYS:HE3	1:CY:128:ILE:HG22	1.77	0.66
1:EB:106:LYS:HE3	1:EC:128:ILE:HG22	1.76	0.66
1:EI:10:ARG:NH2	1:EN:15:ASP:OD1	2.28	0.66
1:FE:21:LEU:HD11	1:FE:55:LEU:HD11	1.78	0.66
1:FO:106:LYS:HE3	1:FP:128:ILE:HG22	1.77	0.66
1:GG:39:PRO:HD3	1:GG:49:VAL:HG22	1.77	0.66
1:HT:80:SER:HB2	1:HU:74:VAL:HG22	1.76	0.66
1:HW:39:PRO:HD3	1:HW:49:VAL:HG22	1.77	0.66
1:IP:9:LEU:HG	1:IP:10:ARG:H	1.60	0.66
1:JV:39:PRO:HD3	1:JV:49:VAL:HG22	1.77	0.66
1:KO:9:LEU:HG	1:KO:10:ARG:H	1.60	0.66
1:KQ:80:SER:HB2	1:KR:74:VAL:HG22	1.76	0.66
1:LF:80:SER:HB2	1:LG:74:VAL:HG22	1.76	0.66
1:LH:21:LEU:HD11	1:LH:55:LEU:HD11	1.78	0.66
1:MV:80:SER:HB2	1:MW:74:VAL:HG22	1.76	0.66
1:NO:9:LEU:HG	1:NO:10:ARG:H	1.60	0.66
1:BE:106:LYS:HE3	1:BF:128:ILE:HG22	1.77	0.66
1:CB:21:LEU:HD11	1:CB:55:LEU:HD11	1.78	0.66
1:DA:106:LYS:HE3	1:DB:128:ILE:HG22	1.77	0.66
1:DF:21:LEU:HD11	1:DF:55:LEU:HD11	1.78	0.66
1:DI:119:ASP:O	1:GU:8:LYS:HB2	1.95	0.66

Continued on next page...

Continued from previous page...

Atom-1	Atom-2	Interatomic distance (Å)	Clash overlap (Å)
1:DM:39:PRO:HD3	1:DM:49:VAL:HG22	1.77	0.66
1:DO:21:LEU:HD11	1:DO:55:LEU:HD11	1.78	0.66
1:EN:39:PRO:HD3	1:EN:49:VAL:HG22	1.77	0.66
1:EW:39:PRO:HD3	1:EW:49:VAL:HG22	1.77	0.66
1:FZ:21:LEU:HD11	1:FZ:55:LEU:HD11	1.78	0.66
1:GE:9:LEU:HG	1:GE:10:ARG:H	1.60	0.66
1:HE:80:SER:HB2	1:HF:74:VAL:HG22	1.76	0.66
1:HJ:21:LEU:HD11	1:HJ:55:LEU:HD11	1.78	0.66
1:HM:21:LEU:HD11	1:HM:55:LEU:HD11	1.78	0.66
1:HW:106:LYS:HE3	1:HX:128:ILE:HG22	1.77	0.66
1:HW:113:TYR:O	1:LH:26:VAL:HG21	1.93	0.66
1:ID:9:LEU:HG	1:ID:10:ARG:H	1.60	0.66
1:IE:21:LEU:HD11	1:IE:55:LEU:HD11	1.78	0.66
1:JA:80:SER:HB2	1:JB:74:VAL:HG22	1.76	0.66
1:JO:21:LEU:HD11	1:JO:55:LEU:HD11	1.78	0.66
1:JP:39:PRO:HD3	1:JP:49:VAL:HG22	1.77	0.66
1:JY:80:SER:HB2	1:JZ:74:VAL:HG22	1.76	0.66
1:KD:21:LEU:HD11	1:KD:55:LEU:HD11	1.78	0.66
1:KT:106:LYS:HE3	1:KU:128:ILE:HG22	1.77	0.66
1:MM:80:SER:HB2	1:MN:74:VAL:HG22	1.76	0.66
1:MP:80:SER:HB2	1:MQ:74:VAL:HG22	1.76	0.66
1:MV:39:PRO:HD3	1:MV:49:VAL:HG22	1.77	0.66
1:NE:106:LYS:HE3	1:NF:128:ILE:HG22	1.77	0.66
1:NK:80:SER:HB2	1:NL:74:VAL:HG22	1.76	0.66
1:NU:9:LEU:HG	1:NU:10:ARG:H	1.60	0.66
1:AL:21:LEU:HD11	1:AL:55:LEU:HD11	1.78	0.66
1:BQ:80:SER:HB2	1:BR:74:VAL:HG22	1.76	0.66
1:BW:80:SER:HB2	1:BX:74:VAL:HG22	1.76	0.66
1:CO:39:PRO:HD3	1:CO:49:VAL:HG22	1.77	0.66
1:CZ:21:LEU:HD11	1:CZ:55:LEU:HD11	1.78	0.66
1:DN:9:LEU:HG	1:DN:10:ARG:H	1.60	0.66
1:EL:9:LEU:HG	1:EL:10:ARG:H	1.60	0.66
1:FI:80:SER:HB2	1:FJ:74:VAL:HG22	1.76	0.66
1:GD:39:PRO:HD3	1:GD:49:VAL:HG22	1.77	0.66
1:GV:106:LYS:HE3	1:GW:128:ILE:HG22	1.77	0.66
1:GX:21:LEU:HD11	1:GX:55:LEU:HD11	1.78	0.66
1:HF:9:LEU:HG	1:HF:10:ARG:H	1.60	0.66
1:HH:106:LYS:HE3	1:HI:128:ILE:HG22	1.77	0.66
1:HI:9:LEU:HG	1:HI:10:ARG:H	1.60	0.66
1:HR:9:LEU:HG	1:HR:10:ARG:H	1.60	0.66
1:HX:9:LEU:HG	1:HX:10:ARG:H	1.60	0.66

Continued on next page...

Continued from previous page...

Atom-1	Atom-2	Interatomic distance (Å)	Clash overlap (Å)
1:IC:39:PRO:HD3	1:IC:49:VAL:HG22	1.77	0.66
1:II:39:PRO:HD3	1:II:49:VAL:HG22	1.77	0.66
1:IK:21:LEU:HD11	1:IK:55:LEU:HD11	1.78	0.66
1:IO:39:PRO:HD3	1:IO:49:VAL:HG22	1.77	0.66
1:IU:106:LYS:HE3	1:IV:128:ILE:HG22	1.77	0.66
1:KB:106:LYS:HE3	1:KC:128:ILE:HG22	1.77	0.66
1:LO:39:PRO:HD3	1:LO:49:VAL:HG22	1.77	0.66
1:LX:106:LYS:HE3	1:LY:128:ILE:HG22	1.77	0.66
1:NM:21:LEU:HD11	1:NM:55:LEU:HD11	1.78	0.66
1:NN:39:PRO:HD3	1:NN:49:VAL:HG22	1.77	0.66
1:AO:21:LEU:HD11	1:AO:55:LEU:HD11	1.78	0.66
1:BT:106:LYS:HE3	1:BU:128:ILE:HG22	1.77	0.66
1:CR:39:PRO:HD3	1:CR:49:VAL:HG22	1.77	0.66
1:CW:21:LEU:HD11	1:CW:55:LEU:HD11	1.78	0.66
1:DI:21:LEU:HD11	1:DI:55:LEU:HD11	1.78	0.66
1:GI:21:LEU:HD11	1:GI:55:LEU:HD11	1.78	0.66
1:GP:106:LYS:HE3	1:GQ:128:ILE:HG22	1.77	0.66
1:HK:39:PRO:HD3	1:HK:49:VAL:HG22	1.77	0.66
1:HP:21:LEU:HD11	1:HP:55:LEU:HD11	1.78	0.66
1:IC:106:LYS:HE3	1:ID:128:ILE:HG22	1.77	0.66
1:IL:39:PRO:HD3	1:IL:49:VAL:HG22	1.77	0.66
1:IL:106:LYS:HE3	1:IM:128:ILE:HG22	1.77	0.66
1:IO:106:LYS:HE3	1:IP:128:ILE:HG22	1.77	0.66
1:IY:9:LEU:HG	1:IY:10:ARG:H	1.60	0.66
1:JA:106:LYS:HE3	1:JB:128:ILE:HG22	1.77	0.66
1:JD:80:SER:HB2	1:JE:74:VAL:HG22	1.76	0.66
1:JV:80:SER:HB2	1:JW:74:VAL:HG22	1.76	0.66
1:JY:106:LYS:HE3	1:JZ:128:ILE:HG22	1.77	0.66
1:KQ:106:LYS:HE3	1:KR:128:ILE:HG22	1.77	0.66
1:MM:39:PRO:HD3	1:MM:49:VAL:HG22	1.77	0.66
1:MR:21:LEU:HD11	1:MR:55:LEU:HD11	1.78	0.66
1:MY:39:PRO:HD3	1:MY:49:VAL:HG22	1.76	0.66
1:NP:21:LEU:HD11	1:NP:55:LEU:HD11	1.78	0.66
1:AF:21:LEU:HD11	1:AF:55:LEU:HD11	1.78	0.66
1:AM:106:LYS:HE3	1:AN:128:ILE:HG22	1.77	0.66
1:AT:9:LEU:HG	1:AT:10:ARG:H	1.60	0.66
1:AY:39:PRO:HD3	1:AY:49:VAL:HG22	1.77	0.66
1:BD:21:LEU:HD11	1:BD:55:LEU:HD11	1.78	0.66
1:BK:106:LYS:HE3	1:BL:128:ILE:HG22	1.77	0.66
1:CE:21:LEU:HD11	1:CE:55:LEU:HD11	1.78	0.66
1:CO:80:SER:HB2	1:CP:74:VAL:HG22	1.76	0.66

Continued on next page...

Continued from previous page...

Atom-1	Atom-2	Interatomic distance (Å)	Clash overlap (Å)
1:CV:9:LEU:HG	1:CV:10:ARG:H	1.60	0.66
1:DU:21:LEU:HD11	1:DU:55:LEU:HD11	1.78	0.66
1:DZ:9:LEU:HG	1:DZ:10:ARG:H	1.60	0.66
1:ET:106:LYS:HE3	1:EU:128:ILE:HG22	1.77	0.66
1:EX:9:LEU:HG	1:EX:10:ARG:H	1.60	0.66
1:FC:80:SER:HB2	1:FD:74:VAL:HG22	1.76	0.66
1:GA:80:SER:HB2	1:GB:74:VAL:HG22	1.76	0.66
1:GH:9:LEU:HG	1:GH:10:ARG:H	1.60	0.66
1:GT:9:LEU:HG	1:GT:10:ARG:H	1.60	0.66
1:HB:15:ASP:OD1	1:MZ:10:ARG:NH2	2.29	0.66
1:HB:39:PRO:HD3	1:HB:49:VAL:HG22	1.77	0.66
1:HO:9:LEU:HG	1:HO:10:ARG:H	1.60	0.66
1:HQ:80:SER:HB2	1:HR:74:VAL:HG22	1.76	0.66
1:HS:21:LEU:HD11	1:HS:55:LEU:HD11	1.78	0.66
1:HZ:39:PRO:HD3	1:HZ:49:VAL:HG22	1.77	0.66
1:IH:21:LEU:HD11	1:IH:55:LEU:HD11	1.78	0.66
1:IR:106:LYS:HE3	1:IS:128:ILE:HG22	1.76	0.66
1:JI:80:SER:HB2	1:MU:74:VAL:HG22	1.77	0.66
1:JN:9:LEU:HG	1:JN:10:ARG:H	1.60	0.66
1:KM:21:LEU:HD11	1:KM:55:LEU:HD11	1.78	0.66
1:KU:9:LEU:HG	1:KU:10:ARG:H	1.60	0.66
1:LU:39:PRO:HD3	1:LU:49:VAL:HG22	1.77	0.66
1:BF:9:LEU:HG	1:BF:10:ARG:H	1.60	0.66
1:BN:106:LYS:HE3	1:BO:128:ILE:HG22	1.77	0.66
1:BP:21:LEU:HD11	1:BP:55:LEU:HD11	1.78	0.66
1:BS:21:LEU:HD11	1:BS:55:LEU:HD11	1.78	0.66
1:GQ:9:LEU:HG	1:GQ:10:ARG:H	1.60	0.66
1:HL:10:ARG:HH11	1:IX:38:LEU:HB2	1.61	0.66
1:JX:119:ASP:O	1:NJ:8:LYS:HB2	1.95	0.66
1:KR:9:LEU:HG	1:KR:10:ARG:H	1.60	0.66
1:LB:21:LEU:HD11	1:LB:55:LEU:HD11	1.78	0.66
1:MA:106:LYS:HE3	1:MB:128:ILE:HG22	1.77	0.66
1:MG:106:LYS:HE3	1:MH:128:ILE:HG22	1.76	0.66
1:MM:106:LYS:HE3	1:MN:128:ILE:HG22	1.77	0.66
1:MN:9:LEU:HG	1:MN:10:ARG:H	1.60	0.66
1:MO:21:LEU:HD11	1:MO:55:LEU:HD11	1.78	0.66
1:MU:21:LEU:HD11	1:MU:55:LEU:HD11	1.78	0.66
1:MW:9:LEU:HG	1:MW:10:ARG:H	1.60	0.66
1:NR:9:LEU:HG	1:NR:10:ARG:H	1.60	0.66
1:NT:39:PRO:HD3	1:NT:49:VAL:HG22	1.77	0.66
1:AP:106:LYS:HE3	1:AQ:128:ILE:HG22	1.77	0.66

Continued on next page...

Continued from previous page...

Atom-1	Atom-2	Interatomic distance (Å)	Clash overlap (Å)
1:AS:106:LYS:HE3	1:AT:128:ILE:HG22	1.77	0.66
1:BZ:39:PRO:HD3	1:BZ:49:VAL:HG22	1.77	0.66
1:DP:39:PRO:HD3	1:DP:49:VAL:HG22	1.77	0.66
1:DR:21:LEU:HD11	1:DR:55:LEU:HD11	1.78	0.66
1:FB:21:LEU:HD11	1:FB:55:LEU:HD11	1.78	0.66
1:FV:9:LEU:HG	1:FV:10:ARG:H	1.60	0.66
1:GY:106:LYS:HE3	1:GZ:128:ILE:HG22	1.77	0.66
1:GZ:9:LEU:HG	1:GZ:10:ARG:H	1.60	0.66
1:HT:39:PRO:HD3	1:HT:49:VAL:HG22	1.77	0.66
1:IX:106:LYS:HE3	1:IY:128:ILE:HG22	1.77	0.66
1:JF:21:LEU:HD11	1:JF:55:LEU:HD11	1.78	0.66
1:JS:39:PRO:HD3	1:JS:49:VAL:HG22	1.77	0.66
1:JS:106:LYS:HE3	1:JT:128:ILE:HG22	1.76	0.66
1:JY:39:PRO:HD3	1:JY:49:VAL:HG22	1.77	0.66
1:KA:21:LEU:HD11	1:KA:55:LEU:HD11	1.78	0.66
1:LC:106:LYS:HE3	1:LD:128:ILE:HG22	1.77	0.66
1:LM:9:LEU:HG	1:LM:10:ARG:H	1.60	0.66
1:NA:21:LEU:HD11	1:NA:55:LEU:HD11	1.78	0.66
1:NH:80:SER:HB2	1:NI:74:VAL:HG22	1.76	0.66
1:BJ:21:LEU:HD11	1:BJ:55:LEU:HD11	1.78	0.66
1:BN:80:SER:HB2	1:BO:74:VAL:HG22	1.76	0.66
1:CD:9:LEU:HG	1:CD:10:ARG:H	1.60	0.66
1:CI:39:PRO:HD3	1:CI:49:VAL:HG22	1.77	0.66
1:DH:9:LEU:HG	1:DH:10:ARG:H	1.60	0.66
1:EP:21:LEU:HD11	1:EP:55:LEU:HD11	1.78	0.66
1:GJ:106:LYS:HE3	1:GK:128:ILE:HG22	1.76	0.66
1:GL:21:LEU:HD11	1:GL:55:LEU:HD11	1.78	0.66
1:GW:9:LEU:HG	1:GW:10:ARG:H	1.60	0.66
1:HL:9:LEU:HG	1:HL:10:ARG:H	1.60	0.66
1:HT:106:LYS:HE3	1:HU:128:ILE:HG22	1.77	0.66
1:HU:9:LEU:HG	1:HU:10:ARG:H	1.60	0.66
1:HZ:106:LYS:HE3	1:IA:128:ILE:HG22	1.77	0.66
1:JL:21:LEU:HD11	1:JL:55:LEU:HD11	1.78	0.66
1:KG:21:LEU:HD11	1:KG:55:LEU:HD11	1.78	0.66
1:LG:10:ARG:NH2	1:LL:15:ASP:OD1	2.29	0.66
1:MS:106:LYS:HE3	1:MT:128:ILE:HG22	1.77	0.66
1:ND:21:LEU:HD11	1:ND:55:LEU:HD11	1.78	0.66
1:AI:21:LEU:HD11	1:AI:55:LEU:HD11	1.78	0.65
1:AQ:9:LEU:HG	1:AQ:10:ARG:H	1.60	0.65
1:AY:80:SER:HB2	1:AZ:74:VAL:HG22	1.76	0.65
1:BA:21:LEU:HD11	1:BA:55:LEU:HD11	1.78	0.65

Continued on next page...

Continued from previous page...

Atom-1	Atom-2	Interatomic distance (Å)	Clash overlap (Å)
1:BG:21:LEU:HD11	1:BG:55:LEU:HD11	1.78	0.65
1:BT:39:PRO:HD3	1:BT:49:VAL:HG22	1.77	0.65
1:CF:106:LYS:HE3	1:CG:128:ILE:HG22	1.77	0.65
1:CT:21:LEU:HD11	1:CT:55:LEU:HD11	1.78	0.65
1:EC:15:ASP:OD1	1:GC:10:ARG:NH1	2.30	0.65
1:EH:119:ASP:HB3	1:EI:8:LYS:HE3	1.79	0.65
1:ET:39:PRO:HD3	1:ET:49:VAL:HG22	1.77	0.65
1:FY:9:LEU:HG	1:FY:10:ARG:H	1.60	0.65
1:GS:106:LYS:HE3	1:GT:128:ILE:HG22	1.77	0.65
1:GY:39:PRO:HD3	1:GY:49:VAL:HG22	1.77	0.65
1:HV:21:LEU:HD11	1:HV:55:LEU:HD11	1.78	0.65
1:IR:80:SER:HB2	1:IS:74:VAL:HG22	1.76	0.65
1:JH:9:LEU:HG	1:JH:10:ARG:H	1.60	0.65
1:JI:21:LEU:HD11	1:JI:55:LEU:HD11	1.78	0.65
1:KK:106:LYS:HE3	1:KL:128:ILE:HG22	1.77	0.65
1:KW:106:LYS:HE3	1:KX:128:ILE:HG22	1.77	0.65
1:LK:21:LEU:HD11	1:LK:55:LEU:HD11	1.78	0.65
1:LT:21:LEU:HD11	1:LT:55:LEU:HD11	1.78	0.65
1:LY:9:LEU:HG	1:LY:10:ARG:H	1.60	0.65
1:AM:39:PRO:HD3	1:AM:49:VAL:HG22	1.77	0.65
1:AP:80:SER:HB2	1:AQ:74:VAL:HG22	1.76	0.65
1:AS:39:PRO:HD3	1:AS:49:VAL:HG22	1.77	0.65
1:AV:39:PRO:HD3	1:AV:49:VAL:HG22	1.77	0.65
1:AZ:9:LEU:HG	1:AZ:10:ARG:H	1.60	0.65
1:CI:119:ASP:HB3	1:CJ:8:LYS:HE3	1.79	0.65
1:CQ:21:LEU:HD11	1:CQ:55:LEU:HD11	1.78	0.65
1:DP:106:LYS:HE3	1:DQ:128:ILE:HG22	1.77	0.65
1:EB:80:SER:HB2	1:EC:74:VAL:HG22	1.76	0.65
1:EI:9:LEU:HG	1:EI:10:ARG:H	1.60	0.65
1:EK:80:SER:HB2	1:EL:74:VAL:HG22	1.76	0.65
1:GM:39:PRO:HD3	1:GM:49:VAL:HG22	1.77	0.65
1:GR:21:LEU:HD11	1:GR:55:LEU:HD11	1.78	0.65
1:GU:21:LEU:HD11	1:GU:55:LEU:HD11	1.78	0.65
1:HG:21:LEU:HD11	1:HG:55:LEU:HD11	1.78	0.65
1:IB:21:LEU:HD11	1:IB:55:LEU:HD11	1.78	0.65
1:IL:80:SER:HB2	1:IM:74:VAL:HG22	1.76	0.65
1:IT:21:LEU:HD11	1:IT:55:LEU:HD11	1.78	0.65
1:KE:39:PRO:HD3	1:KE:49:VAL:HG22	1.77	0.65
1:KQ:39:PRO:HD3	1:KQ:49:VAL:HG22	1.77	0.65
1:LL:106:LYS:HE3	1:LM:128:ILE:HG22	1.77	0.65
1:LP:9:LEU:HG	1:LP:10:ARG:H	1.60	0.65

Continued on next page...

Continued from previous page...

Atom-1	Atom-2	Interatomic distance (Å)	Clash overlap (Å)
1:MG:119:ASP:HB3	1:MH:8:LYS:HE3	1.79	0.65
1:MH:9:LEU:HG	1:MH:10:ARG:H	1.60	0.65
1:ML:21:LEU:HD11	1:ML:55:LEU:HD11	1.78	0.65
1:MP:106:LYS:HE3	1:MQ:128:ILE:HG22	1.77	0.65
1:AX:21:LEU:HD11	1:AX:55:LEU:HD11	1.78	0.65
1:AY:119:ASP:HB3	1:AZ:8:LYS:HE3	1.79	0.65
1:BH:119:ASP:HB3	1:BI:8:LYS:HE3	1.79	0.65
1:BW:39:PRO:HD3	1:BW:49:VAL:HG22	1.77	0.65
1:CY:9:LEU:HG	1:CY:10:ARG:H	1.60	0.65
1:EM:21:LEU:HD11	1:EM:55:LEU:HD11	1.78	0.65
1:ER:9:LEU:HG	1:ER:10:ARG:H	1.60	0.65
1:FX:106:LYS:HE3	1:FY:128:ILE:HG22	1.77	0.65
1:IF:106:LYS:HE3	1:IG:128:ILE:HG22	1.76	0.65
1:KY:21:LEU:HD11	1:KY:55:LEU:HD11	1.78	0.65
1:LA:9:LEU:HG	1:LA:10:ARG:H	1.60	0.65
1:LI:39:PRO:HD3	1:LI:49:VAL:HG22	1.77	0.65
1:LQ:21:LEU:HD11	1:LQ:55:LEU:HD11	1.78	0.65
1:LU:119:ASP:HB3	1:LV:8:LYS:HE3	1.79	0.65
1:MD:106:LYS:HE3	1:ME:128:ILE:HG22	1.77	0.65
1:NJ:21:LEU:HD11	1:NJ:55:LEU:HD11	1.78	0.65
1:NK:106:LYS:HE3	1:NL:128:ILE:HG22	1.77	0.65
1:NN:119:ASP:HB3	1:NO:8:LYS:HE3	1.79	0.65
1:NQ:39:PRO:HD3	1:NQ:49:VAL:HG22	1.77	0.65
1:BV:21:LEU:HD11	1:BV:55:LEU:HD11	1.78	0.65
1:DJ:106:LYS:HE3	1:DK:128:ILE:HG22	1.77	0.65
1:DV:39:PRO:HD3	1:DV:49:VAL:HG22	1.77	0.65
1:EA:21:LEU:HD11	1:EA:55:LEU:HD11	1.78	0.65
1:HA:8:LYS:HB2	1:KM:119:ASP:O	1.97	0.65
1:HL:10:ARG:NH1	1:IX:38:LEU:HB2	2.10	0.65
1:HN:119:ASP:HB3	1:HO:8:LYS:HE3	1.79	0.65
1:IQ:4:ILE:HG23	1:IQ:22:PRO:HG3	1.79	0.65
1:IT:57:LYS:NZ	1:MF:92:GLU:OE2	2.26	0.65
1:JG:106:LYS:HE3	1:JH:128:ILE:HG22	1.77	0.65
1:JY:119:ASP:HB3	1:JZ:8:LYS:HE3	1.79	0.65
1:LS:9:LEU:HG	1:LS:10:ARG:H	1.60	0.65
1:LX:80:SER:HB2	1:LY:74:VAL:HG22	1.76	0.65
1:MX:21:LEU:HD11	1:MX:55:LEU:HD11	1.78	0.65
1:NB:106:LYS:HE3	1:NC:128:ILE:HG22	1.77	0.65
1:AR:4:ILE:HG23	1:AR:22:PRO:HG3	1.79	0.65
1:CN:21:LEU:HD11	1:CN:55:LEU:HD11	1.78	0.65
1:CO:106:LYS:HE3	1:CP:128:ILE:HG22	1.77	0.65

Continued on next page...

Continued from previous page...

Atom-1	Atom-2	Interatomic distance (Å)	Clash overlap (Å)
1:CR:106:LYS:HE3	1:CS:128:ILE:HG22	1.77	0.65
1:DX:21:LEU:HD11	1:DX:55:LEU:HD11	1.78	0.65
1:DY:39:PRO:HD3	1:DY:49:VAL:HG22	1.77	0.65
1:EG:21:LEU:HD11	1:EG:55:LEU:HD11	1.78	0.65
1:FF:119:ASP:HB3	1:FG:8:LYS:HE3	1.79	0.65
1:FN:21:LEU:HD11	1:FN:55:LEU:HD11	1.78	0.65
1:FZ:4:ILE:HG23	1:FZ:22:PRO:HG3	1.79	0.65
1:GJ:119:ASP:HB3	1:GK:8:LYS:HE3	1.79	0.65
1:GY:119:ASP:HB3	1:GZ:8:LYS:HE3	1.79	0.65
1:HB:119:ASP:HB3	1:HC:8:LYS:HE3	1.79	0.65
1:HY:21:LEU:HD11	1:HY:55:LEU:HD11	1.78	0.65
1:IJ:9:LEU:HG	1:IJ:10:ARG:H	1.60	0.65
1:IL:119:ASP:HB3	1:IM:8:LYS:HE3	1.79	0.65
1:IZ:57:LYS:NZ	1:ML:92:GLU:OE2	2.25	0.65
1:JD:39:PRO:HD3	1:JD:49:VAL:HG22	1.77	0.65
1:JE:9:LEU:HG	1:JE:10:ARG:H	1.60	0.65
1:KC:9:LEU:HG	1:KC:10:ARG:H	1.60	0.65
1:LC:119:ASP:HB3	1:LD:8:LYS:HE3	1.79	0.65
1:MD:80:SER:HB2	1:ME:74:VAL:HG22	1.76	0.65
1:MV:119:ASP:HB3	1:MW:8:LYS:HE3	1.79	0.65
1:NE:39:PRO:HD3	1:NE:49:VAL:HG22	1.77	0.65
1:NS:4:ILE:HG23	1:NS:22:PRO:HG3	1.79	0.65
1:AC:53:ARG:NH1	1:DO:104:GLU:OE1	2.25	0.65
1:AC:57:LYS:HZ1	1:DO:92:GLU:CD	1.99	0.65
1:AO:74:VAL:HG22	1:EA:80:SER:HB2	1.78	0.65
1:BN:39:PRO:HD3	1:BN:49:VAL:HG22	1.77	0.65
1:BQ:119:ASP:HB3	1:BR:8:LYS:HE3	1.79	0.65
1:BU:9:LEU:HG	1:BU:10:ARG:H	1.60	0.65
1:CA:9:LEU:HG	1:CA:10:ARG:H	1.60	0.65
1:CC:119:ASP:HB3	1:CD:8:LYS:HE3	1.78	0.65
1:CF:39:PRO:HD3	1:CF:49:VAL:HG22	1.77	0.65
1:CS:9:LEU:HG	1:CS:10:ARG:H	1.60	0.65
1:CZ:49:VAL:HG11	1:GL:112:ALA:O	1.96	0.65
1:DQ:9:LEU:HG	1:DQ:10:ARG:H	1.60	0.65
1:EO:9:LEU:HG	1:EO:10:ARG:H	1.60	0.65
1:ES:21:LEU:HD11	1:ES:55:LEU:HD11	1.78	0.65
1:EZ:80:SER:HB2	1:FA:74:VAL:HG22	1.76	0.65
1:FR:106:LYS:HE3	1:FS:128:ILE:HG22	1.77	0.65
1:FW:4:ILE:HG23	1:FW:22:PRO:HG3	1.79	0.65
1:GO:4:ILE:HG23	1:GO:22:PRO:HG3	1.79	0.65
1:HH:119:ASP:HB3	1:HI:8:LYS:HE3	1.79	0.65

Continued on next page...

Continued from previous page...

Atom-1	Atom-2	Interatomic distance (Å)	Clash overlap (Å)
1:HQ:119:ASP:HB3	1:HR:8:LYS:HE3	1.79	0.65
1:IU:39:PRO:HD3	1:IU:49:VAL:HG22	1.77	0.65
1:JC:21:LEU:HD11	1:JC:55:LEU:HD11	1.78	0.65
1:JQ:9:LEU:HG	1:JQ:10:ARG:H	1.60	0.65
1:KE:119:ASP:HB3	1:KF:8:LYS:HE3	1.79	0.65
1:KS:4:ILE:HG23	1:KS:22:PRO:HG3	1.79	0.65
1:MI:21:LEU:HD11	1:MI:55:LEU:HD11	1.78	0.65
1:MJ:106:LYS:HE3	1:MK:128:ILE:HG22	1.77	0.65
1:NB:119:ASP:HB3	1:NC:8:LYS:HE3	1.79	0.65
1:NV:4:ILE:HG23	1:NV:22:PRO:HG3	1.79	0.65
1:AH:9:LEU:HG	1:AH:10:ARG:H	1.60	0.65
1:AJ:119:ASP:HB3	1:AK:8:LYS:HE3	1.79	0.65
1:AN:9:LEU:HG	1:AN:10:ARG:H	1.60	0.65
1:BM:4:ILE:HG23	1:BM:22:PRO:HG3	1.79	0.65
1:CH:4:ILE:HG23	1:CH:22:PRO:HG3	1.79	0.65
1:CH:21:LEU:HD11	1:CH:55:LEU:HD11	1.78	0.65
1:CM:9:LEU:HG	1:CM:10:ARG:H	1.60	0.65
1:CQ:4:ILE:HG23	1:CQ:22:PRO:HG3	1.79	0.65
1:DF:49:VAL:HG11	1:GR:112:ALA:O	1.96	0.65
1:DT:9:LEU:HG	1:DT:10:ARG:H	1.60	0.65
1:EQ:119:ASP:HB3	1:ER:8:LYS:HE3	1.79	0.65
1:ET:119:ASP:HB3	1:EU:8:LYS:HE3	1.79	0.65
1:GV:119:ASP:HB3	1:GW:8:LYS:HE3	1.79	0.65
1:HD:4:ILE:HG23	1:HD:22:PRO:HG3	1.79	0.65
1:HK:119:ASP:HB3	1:HL:8:LYS:HE3	1.79	0.65
1:IN:74:VAL:HG22	1:LZ:80:SER:HB2	1.78	0.65
1:JF:49:VAL:HG11	1:MR:112:ALA:O	1.96	0.65
1:JS:119:ASP:HB3	1:JT:8:LYS:HE3	1.79	0.65
1:JX:4:ILE:HG23	1:JX:22:PRO:HG3	1.79	0.65
1:LR:119:ASP:HB3	1:LS:8:LYS:HE3	1.79	0.65
1:LX:119:ASP:HB3	1:LY:8:LYS:HE3	1.79	0.65
1:MT:9:LEU:HG	1:MT:10:ARG:H	1.60	0.65
1:NG:21:LEU:HD11	1:NG:55:LEU:HD11	1.78	0.65
1:AK:9:LEU:HG	1:AK:10:ARG:H	1.60	0.65
1:AU:21:LEU:HD11	1:AU:55:LEU:HD11	1.78	0.65
1:BY:49:VAL:HG11	1:FK:112:ALA:O	1.97	0.65
1:DC:4:ILE:HG23	1:DC:22:PRO:HG3	1.79	0.65
1:DX:4:ILE:HG23	1:DX:22:PRO:HG3	1.79	0.65
1:FR:119:ASP:HB3	1:FS:8:LYS:HE3	1.79	0.65
1:GL:4:ILE:HG23	1:GL:22:PRO:HG3	1.79	0.65
1:GX:4:ILE:HG23	1:GX:22:PRO:HG3	1.79	0.65

Continued on next page...

Continued from previous page...

Atom-1	Atom-2	Interatomic distance (Å)	Clash overlap (Å)
1:HT:119:ASP:HB3	1:HU:8:LYS:HE3	1.79	0.65
1:HV:4:ILE:HG23	1:HV:22:PRO:HG3	1.79	0.65
1:IM:9:LEU:HG	1:IM:10:ARG:H	1.60	0.65
1:IW:4:ILE:HG23	1:IW:22:PRO:HG3	1.79	0.65
1:JG:39:PRO:HD3	1:JG:49:VAL:HG22	1.77	0.65
1:JM:15:ASP:OD1	1:KI:10:ARG:NH2	2.30	0.65
1:KD:4:ILE:HG23	1:KD:22:PRO:HG3	1.79	0.65
1:KJ:4:ILE:HG23	1:KJ:22:PRO:HG3	1.79	0.65
1:LG:9:LEU:HG	1:LG:10:ARG:H	1.60	0.65
1:ME:9:LEU:HG	1:ME:10:ARG:H	1.60	0.65
1:ML:4:ILE:HG23	1:ML:22:PRO:HG3	1.79	0.65
1:NL:9:LEU:HG	1:NL:10:ARG:H	1.60	0.65
1:CL:106:LYS:HE3	1:CM:128:ILE:HG22	1.77	0.65
1:EG:4:ILE:HG23	1:EG:22:PRO:HG3	1.79	0.65
1:EJ:4:ILE:HG23	1:EJ:22:PRO:HG3	1.79	0.65
1:EM:4:ILE:HG23	1:EM:22:PRO:HG3	1.79	0.65
1:EV:4:ILE:HG23	1:EV:22:PRO:HG3	1.79	0.65
1:FX:119:ASP:HB3	1:FY:8:LYS:HE3	1.79	0.65
1:GO:21:LEU:HD11	1:GO:55:LEU:HD11	1.78	0.65
1:GS:119:ASP:HB3	1:GT:8:LYS:HE3	1.79	0.65
1:HG:4:ILE:CG1	1:KS:125:ASP:HB2	2.27	0.65
1:HM:53:ARG:NH1	1:KY:104:GLU:OE1	2.23	0.65
1:HS:4:ILE:HG23	1:HS:22:PRO:HG3	1.79	0.65
1:IN:4:ILE:HG23	1:IN:22:PRO:HG3	1.79	0.65
1:IZ:4:ILE:HG23	1:IZ:22:PRO:HG3	1.79	0.65
1:JU:4:ILE:HG23	1:JU:22:PRO:HG3	1.79	0.65
1:JW:9:LEU:HG	1:JW:10:ARG:H	1.60	0.65
1:JX:112:ALA:O	1:NJ:49:VAL:HG11	1.97	0.65
1:KV:4:ILE:HG23	1:KV:22:PRO:HG3	1.79	0.65
1:LW:21:LEU:HD11	1:LW:55:LEU:HD11	1.78	0.65
1:MM:119:ASP:HB3	1:MN:8:LYS:HE3	1.79	0.65
1:MS:39:PRO:HD3	1:MS:49:VAL:HG22	1.77	0.65
1:AG:119:ASP:HB3	1:AH:8:LYS:HE3	1.79	0.65
1:AO:49:VAL:HG11	1:EA:112:ALA:O	1.97	0.65
1:BA:4:ILE:HG23	1:BA:22:PRO:HG3	1.79	0.65
1:BI:9:LEU:HG	1:BI:10:ARG:H	1.60	0.65
1:BM:21:LEU:HD11	1:BM:55:LEU:HD11	1.78	0.65
1:CK:4:ILE:HG23	1:CK:22:PRO:HG3	1.79	0.65
1:CT:4:ILE:HG23	1:CT:22:PRO:HG3	1.79	0.65
1:DD:119:ASP:HB3	1:DE:8:LYS:HE3	1.79	0.65
1:DM:119:ASP:HB3	1:DN:8:LYS:HE3	1.79	0.65

Continued on next page...

Continued from previous page...

Atom-1	Atom-2	Interatomic distance (Å)	Clash overlap (Å)
1:EC:9:LEU:HG	1:EC:10:ARG:H	1.60	0.65
1:ED:21:LEU:HD11	1:ED:55:LEU:HD11	1.78	0.65
1:FT:4:ILE:HG23	1:FT:22:PRO:HG3	1.79	0.65
1:FU:119:ASP:HB3	1:FV:8:LYS:HE3	1.79	0.65
1:GA:119:ASP:HB3	1:GB:8:LYS:HE3	1.79	0.65
1:GC:21:LEU:HD11	1:GC:55:LEU:HD11	1.78	0.65
1:GF:21:LEU:HD11	1:GF:55:LEU:HD11	1.78	0.65
1:HZ:119:ASP:HB3	1:IA:8:LYS:HE3	1.79	0.65
1:IW:21:LEU:HD11	1:IW:55:LEU:HD11	1.78	0.65
1:JI:4:ILE:HG23	1:JI:22:PRO:HG3	1.79	0.65
1:KE:106:LYS:HE3	1:KF:128:ILE:HG22	1.77	0.65
1:KJ:57:LYS:HZ1	1:NV:92:GLU:CD	2.00	0.65
1:KN:119:ASP:HB3	1:KO:8:LYS:HE3	1.79	0.65
1:KP:21:LEU:HD11	1:KP:55:LEU:HD11	1.78	0.65
1:LB:4:ILE:HG23	1:LB:22:PRO:HG3	1.79	0.65
1:LC:39:PRO:HD3	1:LC:49:VAL:HG22	1.77	0.65
1:LF:39:PRO:HD3	1:LF:49:VAL:HG22	1.77	0.65
1:LH:4:ILE:HG23	1:LH:22:PRO:HG3	1.79	0.65
1:LM:10:ARG:NH1	1:MG:38:LEU:HB2	2.12	0.65
1:MO:4:ILE:HG23	1:MO:22:PRO:HG3	1.79	0.65
1:NG:4:ILE:HG23	1:NG:22:PRO:HG3	1.79	0.65
1:NQ:119:ASP:HB3	1:NR:8:LYS:HE3	1.79	0.65
1:AW:9:LEU:HG	1:AW:10:ARG:H	1.60	0.64
1:CF:119:ASP:HB3	1:CG:8:LYS:HE3	1.79	0.64
1:DY:119:ASP:HB3	1:DZ:8:LYS:HE3	1.79	0.64
1:EB:119:ASP:HB3	1:EC:8:LYS:HE3	1.79	0.64
1:FC:119:ASP:HB3	1:FD:8:LYS:HE3	1.79	0.64
1:FE:4:ILE:HG23	1:FE:22:PRO:HG3	1.79	0.64
1:FK:21:LEU:HD11	1:FK:55:LEU:HD11	1.78	0.64
1:GG:119:ASP:HB3	1:GH:8:LYS:HE3	1.79	0.64
1:IE:92:GLU:CD	1:LQ:57:LYS:HZ3	2.01	0.64
1:IF:119:ASP:HB3	1:IG:8:LYS:HE3	1.79	0.64
1:JF:52:MET:HG2	1:JF:78:GLU:HG3	1.80	0.64
1:JO:53:ARG:NH1	1:NA:104:GLU:OE1	2.24	0.64
1:JZ:9:LEU:HG	1:JZ:10:ARG:H	1.60	0.64
1:KG:74:VAL:HG22	1:NS:80:SER:HB2	1.79	0.64
1:KJ:52:MET:HG2	1:KJ:78:GLU:HG3	1.80	0.64
1:KQ:119:ASP:HB3	1:KR:8:LYS:HE3	1.79	0.64
1:KY:4:ILE:HG23	1:KY:22:PRO:HG3	1.79	0.64
1:LN:21:LEU:HD11	1:LN:55:LEU:HD11	1.78	0.64
1:MJ:119:ASP:HB3	1:MK:8:LYS:HE3	1.79	0.64

Continued on next page...

Continued from previous page...

Atom-1	Atom-2	Interatomic distance (Å)	Clash overlap (Å)
1:AC:21:LEU:HD11	1:AC:55:LEU:HD11	1.78	0.64
1:BI:10:ARG:NH2	1:BN:15:ASP:OD1	2.30	0.64
1:CN:4:ILE:HG23	1:CN:22:PRO:HG3	1.79	0.64
1:CT:52:MET:HG2	1:CT:78:GLU:HG3	1.80	0.64
1:DC:21:LEU:HD11	1:DC:55:LEU:HD11	1.78	0.64
1:DV:119:ASP:HB3	1:DW:8:LYS:HE3	1.79	0.64
1:EJ:21:LEU:HD11	1:EJ:55:LEU:HD11	1.78	0.64
1:EK:119:ASP:HB3	1:EL:8:LYS:HE3	1.79	0.64
1:EY:21:LEU:HD11	1:EY:55:LEU:HD11	1.78	0.64
1:GD:119:ASP:HB3	1:GE:8:LYS:HE3	1.79	0.64
1:GM:119:ASP:HB3	1:GN:8:LYS:HE3	1.79	0.64
1:HE:39:PRO:HD3	1:HE:49:VAL:HG22	1.77	0.64
1:II:119:ASP:HB3	1:IJ:8:LYS:HE3	1.79	0.64
1:KM:52:MET:HG2	1:KM:78:GLU:HG3	1.80	0.64
1:KZ:119:ASP:HB3	1:LA:8:LYS:HE3	1.79	0.64
1:LA:15:ASP:OD1	1:NA:10:ARG:NH1	2.30	0.64
1:LO:119:ASP:HB3	1:LP:8:LYS:HE3	1.79	0.64
1:MI:4:ILE:HG23	1:MI:22:PRO:HG3	1.79	0.64
1:MK:9:LEU:HG	1:MK:10:ARG:H	1.60	0.64
1:BJ:52:MET:HG2	1:BJ:78:GLU:HG3	1.80	0.64
1:BR:38:LEU:HD22	1:ED:10:ARG:HH21	1.62	0.64
1:CQ:57:LYS:HZ3	1:GC:92:GLU:CD	2.01	0.64
1:DC:52:MET:HG2	1:DC:78:GLU:HG3	1.80	0.64
1:DI:52:MET:HG2	1:DI:78:GLU:HG3	1.80	0.64
1:DR:4:ILE:HG23	1:DR:22:PRO:HG3	1.79	0.64
1:EV:21:LEU:HD11	1:EV:55:LEU:HD11	1.78	0.64
1:EZ:38:LEU:HB2	1:FM:10:ARG:NH1	2.12	0.64
1:FE:52:MET:HG2	1:FE:78:GLU:HG3	1.80	0.64
1:FW:21:LEU:HD11	1:FW:55:LEU:HD11	1.78	0.64
1:GB:9:LEU:HG	1:GB:10:ARG:H	1.60	0.64
1:GF:52:MET:HG2	1:GF:78:GLU:HG3	1.80	0.64
1:HM:74:VAL:HG22	1:KY:80:SER:HB2	1.80	0.64
1:IZ:21:LEU:HD11	1:IZ:55:LEU:HD11	1.78	0.64
1:KG:4:ILE:HG23	1:KG:22:PRO:HG3	1.79	0.64
1:MF:21:LEU:HD11	1:MF:55:LEU:HD11	1.78	0.64
1:AD:119:ASP:HB3	1:AE:8:LYS:HE3	1.79	0.64
1:AI:4:ILE:HG23	1:AI:22:PRO:HG3	1.79	0.64
1:AX:52:MET:HG2	1:AX:78:GLU:HG3	1.80	0.64
1:BG:4:ILE:HG23	1:BG:22:PRO:HG3	1.79	0.64
1:BG:52:MET:HG2	1:BG:78:GLU:HG3	1.80	0.64
1:BP:104:GLU:OE1	1:FB:53:ARG:NH1	2.21	0.64

Continued on next page...

Continued from previous page...

Atom-1	Atom-2	Interatomic distance (Å)	Clash overlap (Å)
1:DB:10:ARG:NH2	1:DD:15:ASP:OD1	2.31	0.64
1:DO:4:ILE:HG23	1:DO:22:PRO:HG3	1.79	0.64
1:DS:119:ASP:HB3	1:DT:8:LYS:HE3	1.79	0.64
1:FH:4:ILE:HG23	1:FH:22:PRO:HG3	1.79	0.64
1:FI:119:ASP:HB3	1:FJ:8:LYS:HE3	1.79	0.64
1:GR:4:ILE:HG23	1:GR:22:PRO:HG3	1.79	0.64
1:GR:52:MET:HG2	1:GR:78:GLU:HG3	1.80	0.64
1:HA:119:ASP:O	1:KM:8:LYS:HB2	1.97	0.64
1:HS:80:SER:HB2	1:LE:74:VAL:HG22	1.80	0.64
1:IC:119:ASP:HB3	1:ID:8:LYS:HE3	1.79	0.64
1:IW:8:LYS:HB2	1:MI:119:ASP:O	1.97	0.64
1:JC:106:LYS:NZ	1:MO:129:THR:O	2.31	0.64
1:JO:52:MET:HG2	1:JO:78:GLU:HG3	1.80	0.64
1:JP:119:ASP:HB3	1:JQ:8:LYS:HE3	1.79	0.64
1:KD:52:MET:HG2	1:KD:78:GLU:HG3	1.80	0.64
1:KJ:21:LEU:HD11	1:KJ:55:LEU:HD11	1.78	0.64
1:KS:21:LEU:HD11	1:KS:55:LEU:HD11	1.78	0.64
1:KS:52:MET:HG2	1:KS:78:GLU:HG3	1.80	0.64
1:KT:119:ASP:HB3	1:KU:8:LYS:HE3	1.79	0.64
1:LH:52:MET:HG2	1:LH:78:GLU:HG3	1.80	0.64
1:MF:52:MET:HG2	1:MF:78:GLU:HG3	1.80	0.64
1:MP:39:PRO:HD3	1:MP:49:VAL:HG22	1.77	0.64
1:ND:4:ILE:HG23	1:ND:22:PRO:HG3	1.79	0.64
1:AU:52:MET:HG2	1:AU:78:GLU:HG3	1.80	0.64
1:AV:119:ASP:HB3	1:AW:8:LYS:HE3	1.79	0.64
1:BV:4:ILE:HG23	1:BV:22:PRO:HG3	1.79	0.64
1:BV:52:MET:HG2	1:BV:78:GLU:HG3	1.80	0.64
1:BZ:119:ASP:HB3	1:CA:8:LYS:HE3	1.79	0.64
1:DP:119:ASP:HB3	1:DQ:8:LYS:HE3	1.79	0.64
1:EB:113:TYR:O	1:GC:26:VAL:HG21	1.96	0.64
1:EN:119:ASP:HB3	1:EO:8:LYS:HE3	1.79	0.64
1:FD:9:LEU:HG	1:FD:10:ARG:H	1.60	0.64
1:FH:21:LEU:HD11	1:FH:55:LEU:HD11	1.78	0.64
1:FQ:4:ILE:HG23	1:FQ:22:PRO:HG3	1.79	0.64
1:HA:21:LEU:HD11	1:HA:55:LEU:HD11	1.78	0.64
1:HE:119:ASP:HB3	1:HF:8:LYS:HE3	1.79	0.64
1:HG:4:ILE:HG23	1:HG:22:PRO:HG3	1.79	0.64
1:IE:52:MET:HG2	1:IE:78:GLU:HG3	1.80	0.64
1:IH:52:MET:HG2	1:IH:78:GLU:HG3	1.80	0.64
1:IN:9:LEU:HB2	1:IN:20:THR:HG23	1.80	0.64
1:IV:9:LEU:HG	1:IV:10:ARG:H	1.60	0.64

Continued on next page...

Continued from previous page...

Atom-1	Atom-2	Interatomic distance (Å)	Clash overlap (Å)
1:IZ:57:LYS:HZ1	1:ML:92:GLU:CD	2.01	0.64
1:JX:21:LEU:HD11	1:JX:55:LEU:HD11	1.78	0.64
1:KG:9:LEU:HB2	1:KG:20:THR:HG23	1.80	0.64
1:KH:119:ASP:HB3	1:KI:8:LYS:HE3	1.79	0.64
1:KV:21:LEU:HD11	1:KV:55:LEU:HD11	1.78	0.64
1:KY:52:MET:HG2	1:KY:78:GLU:HG3	1.80	0.64
1:LE:21:LEU:HD11	1:LE:55:LEU:HD11	1.78	0.64
1:LT:52:MET:HG2	1:LT:78:GLU:HG3	1.80	0.64
1:LZ:21:LEU:HD11	1:LZ:55:LEU:HD11	1.78	0.64
1:ND:52:MET:HG2	1:ND:78:GLU:HG3	1.80	0.64
1:NM:52:MET:HG2	1:NM:78:GLU:HG3	1.80	0.64
1:BJ:4:ILE:HG23	1:BJ:22:PRO:HG3	1.79	0.64
1:BJ:9:LEU:HB2	1:BJ:20:THR:HG23	1.80	0.64
1:BM:9:LEU:HB2	1:BM:20:THR:HG23	1.80	0.64
1:BY:74:VAL:HG22	1:FK:80:SER:HB2	1.80	0.64
1:CE:9:LEU:HB2	1:CE:20:THR:HG23	1.80	0.64
1:DL:4:ILE:HG23	1:DL:22:PRO:HG3	1.79	0.64
1:DS:114:SER:HA	1:GR:26:VAL:HG21	1.80	0.64
1:ES:9:LEU:HB2	1:ES:20:THR:HG23	1.80	0.64
1:FZ:9:LEU:HB2	1:FZ:20:THR:HG23	1.80	0.64
1:HD:21:LEU:HD11	1:HD:55:LEU:HD11	1.78	0.64
1:HS:9:LEU:HB2	1:HS:20:THR:HG23	1.80	0.64
1:HY:52:MET:HG2	1:HY:78:GLU:HG3	1.80	0.64
1:IE:80:SER:HB2	1:LQ:74:VAL:HG22	1.79	0.64
1:IE:112:ALA:O	1:LQ:49:VAL:HG11	1.98	0.64
1:IN:21:LEU:HD11	1:IN:55:LEU:HD11	1.78	0.64
1:IT:9:LEU:HB2	1:IT:20:THR:HG23	1.80	0.64
1:JL:4:ILE:HG23	1:JL:22:PRO:HG3	1.79	0.64
1:KG:112:ALA:O	1:NS:49:VAL:HG11	1.97	0.64
1:KP:52:MET:HG2	1:KP:78:GLU:HG3	1.80	0.64
1:MX:9:LEU:HB2	1:MX:20:THR:HG23	1.80	0.64
1:MY:119:ASP:HB3	1:MZ:8:LYS:HE3	1.79	0.64
1:AF:52:MET:HG2	1:AF:78:GLU:HG3	1.80	0.64
1:AO:4:ILE:HG23	1:AO:22:PRO:HG3	1.79	0.64
1:BD:9:LEU:HB2	1:BD:20:THR:HG23	1.80	0.64
1:BT:119:ASP:HB3	1:BU:8:LYS:HE3	1.79	0.64
1:BW:119:ASP:HB3	1:BX:8:LYS:HE3	1.79	0.64
1:CB:125:ASP:HB2	1:FN:4:ILE:CG1	2.28	0.64
1:CH:26:VAL:HG21	1:CL:113:TYR:O	1.98	0.64
1:CK:21:LEU:HD11	1:CK:55:LEU:HD11	1.78	0.64
1:CZ:74:VAL:HG22	1:GL:80:SER:HB2	1.79	0.64

Continued on next page...

Continued from previous page...

Atom-1	Atom-2	Interatomic distance (Å)	Clash overlap (Å)
1:DU:4:ILE:HG23	1:DU:22:PRO:HG3	1.79	0.64
1:EG:9:LEU:HB2	1:EG:20:THR:HG23	1.80	0.64
1:ES:4:ILE:HG23	1:ES:22:PRO:HG3	1.79	0.64
1:FB:52:MET:HG2	1:FB:78:GLU:HG3	1.80	0.64
1:FN:9:LEU:HB2	1:FN:20:THR:HG23	1.80	0.64
1:FQ:21:LEU:HD11	1:FQ:55:LEU:HD11	1.78	0.64
1:GC:52:MET:HG2	1:GC:78:GLU:HG3	1.80	0.64
1:GX:9:LEU:HB2	1:GX:20:THR:HG23	1.80	0.64
1:HJ:4:ILE:HG23	1:HJ:22:PRO:HG3	1.79	0.64
1:HP:119:ASP:O	1:LB:8:LYS:HB2	1.97	0.64
1:IQ:9:LEU:HB2	1:IQ:20:THR:HG23	1.80	0.64
1:IT:119:ASP:O	1:MF:8:LYS:HB2	1.98	0.64
1:JD:119:ASP:HB3	1:JE:8:LYS:HE3	1.79	0.64
1:JV:119:ASP:HB3	1:JW:8:LYS:HE3	1.79	0.64
1:LE:9:LEU:HB2	1:LE:20:THR:HG23	1.80	0.64
1:LN:52:MET:HG2	1:LN:78:GLU:HG3	1.80	0.64
1:LT:4:ILE:HG23	1:LT:22:PRO:HG3	1.79	0.64
1:MI:9:LEU:HB2	1:MI:20:THR:HG23	1.80	0.64
1:MS:119:ASP:HB3	1:MT:8:LYS:HE3	1.79	0.64
1:MU:4:ILE:HG23	1:MU:22:PRO:HG3	1.79	0.64
1:NA:9:LEU:HB2	1:NA:20:THR:HG23	1.80	0.64
1:AA:119:ASP:HB3	1:AB:8:LYS:HE3	1.79	0.64
1:AI:52:MET:HG2	1:AI:78:GLU:HG3	1.80	0.64
1:AL:52:MET:HG2	1:AL:78:GLU:HG3	1.80	0.64
1:AP:119:ASP:HB3	1:AQ:8:LYS:HE3	1.79	0.64
1:AR:52:MET:HG2	1:AR:78:GLU:HG3	1.80	0.64
1:AS:119:ASP:HB3	1:AT:8:LYS:HE3	1.79	0.64
1:AV:113:TYR:O	1:EG:26:VAL:HG21	1.98	0.64
1:BK:119:ASP:HB3	1:BL:8:LYS:HE3	1.79	0.64
1:BP:9:LEU:HB2	1:BP:20:THR:HG23	1.80	0.64
1:CB:9:LEU:HB2	1:CB:20:THR:HG23	1.80	0.64
1:DJ:119:ASP:HB3	1:DK:8:LYS:HE3	1.79	0.64
1:ED:52:MET:HG2	1:ED:78:GLU:HG3	1.80	0.64
1:EM:52:MET:HG2	1:EM:78:GLU:HG3	1.80	0.64
1:EY:4:ILE:HG23	1:EY:22:PRO:HG3	1.79	0.64
1:FB:4:ILE:HG23	1:FB:22:PRO:HG3	1.79	0.64
1:FE:9:LEU:HB2	1:FE:20:THR:HG23	1.80	0.64
1:FQ:52:MET:HG2	1:FQ:78:GLU:HG3	1.80	0.64
1:HA:4:ILE:HG23	1:HA:22:PRO:HG3	1.79	0.64
1:IZ:52:MET:HG2	1:IZ:78:GLU:HG3	1.80	0.64
1:JC:52:MET:HG2	1:JC:78:GLU:HG3	1.80	0.64

Continued on next page...

Continued from previous page...

Atom-1	Atom-2	Interatomic distance (Å)	Clash overlap (Å)
1:JR:4:ILE:HG23	1:JR:22:PRO:HG3	1.79	0.64
1:JR:21:LEU:HD11	1:JR:55:LEU:HD11	1.78	0.64
1:JU:21:LEU:HD11	1:JU:55:LEU:HD11	1.78	0.64
1:KB:119:ASP:HB3	1:KC:8:LYS:HE3	1.79	0.64
1:LB:9:LEU:HB2	1:LB:20:THR:HG23	1.80	0.64
1:LB:52:MET:HG2	1:LB:78:GLU:HG3	1.80	0.64
1:LK:4:ILE:HG23	1:LK:22:PRO:HG3	1.79	0.64
1:NA:4:ILE:HG23	1:NA:22:PRO:HG3	1.79	0.64
1:AI:9:LEU:HB2	1:AI:20:THR:HG23	1.80	0.64
1:AL:9:LEU:HB2	1:AL:20:THR:HG23	1.80	0.64
1:BB:119:ASP:HB3	1:BC:8:LYS:HE3	1.79	0.64
1:BS:9:LEU:HB2	1:BS:20:THR:HG23	1.80	0.64
1:CB:4:ILE:HG23	1:CB:22:PRO:HG3	1.79	0.64
1:DL:21:LEU:HD11	1:DL:55:LEU:HD11	1.78	0.64
1:DU:9:LEU:HB2	1:DU:20:THR:HG23	1.80	0.64
1:EE:119:ASP:HB3	1:EF:8:LYS:HE3	1.79	0.64
1:EJ:9:LEU:HB2	1:EJ:20:THR:HG23	1.80	0.64
1:EP:9:LEU:HB2	1:EP:20:THR:HG23	1.80	0.64
1:FH:52:MET:HG2	1:FH:78:GLU:HG3	1.80	0.64
1:FT:52:MET:HG2	1:FT:78:GLU:HG3	1.80	0.64
1:HG:9:LEU:HB2	1:HG:20:THR:HG23	1.80	0.64
1:HP:9:LEU:HB2	1:HP:20:THR:HG23	1.80	0.64
1:HY:49:VAL:HG11	1:LK:112:ALA:O	1.98	0.64
1:IB:4:ILE:HG23	1:IB:22:PRO:HG3	1.79	0.64
1:IE:4:ILE:HG23	1:IE:22:PRO:HG3	1.79	0.64
1:IK:9:LEU:HB2	1:IK:20:THR:HG23	1.80	0.64
1:IO:119:ASP:HB3	1:IP:8:LYS:HE3	1.79	0.64
1:IQ:21:LEU:HD11	1:IQ:55:LEU:HD11	1.78	0.64
1:IT:57:LYS:HZ3	1:MF:92:GLU:CD	2.00	0.64
1:JI:52:MET:HG2	1:JI:78:GLU:HG3	1.80	0.64
1:KF:9:LEU:HG	1:KF:10:ARG:H	1.60	0.64
1:LZ:4:ILE:HG23	1:LZ:22:PRO:HG3	1.79	0.64
1:NK:119:ASP:HB3	1:NL:8:LYS:HE3	1.79	0.64
1:AM:119:ASP:HB3	1:AN:8:LYS:HE3	1.79	0.64
1:AQ:10:ARG:HH11	1:BT:38:LEU:HD22	1.62	0.64
1:AX:4:ILE:HG23	1:AX:22:PRO:HG3	1.79	0.64
1:BE:119:ASP:HB3	1:BF:8:LYS:HE3	1.79	0.64
1:CK:9:LEU:HB2	1:CK:20:THR:HG23	1.80	0.64
1:CX:119:ASP:HB3	1:CY:8:LYS:HE3	1.79	0.64
1:DF:4:ILE:HG23	1:DF:22:PRO:HG3	1.79	0.64
1:DG:119:ASP:HB3	1:DH:8:LYS:HE3	1.79	0.64

Continued on next page...

Continued from previous page...

Atom-1	Atom-2	Interatomic distance (Å)	Clash overlap (Å)
1:ED:4:ILE:HG23	1:ED:22:PRO:HG3	1.79	0.64
1:ES:52:MET:HG2	1:ES:78:GLU:HG3	1.80	0.64
1:EY:52:MET:HG2	1:EY:78:GLU:HG3	1.80	0.64
1:FH:9:LEU:HB2	1:FH:20:THR:HG23	1.80	0.64
1:FK:4:ILE:HG23	1:FK:22:PRO:HG3	1.79	0.64
1:FK:52:MET:HG2	1:FK:78:GLU:HG3	1.80	0.64
1:GP:119:ASP:HB3	1:GQ:8:LYS:HE3	1.79	0.64
1:GU:4:ILE:HG23	1:GU:22:PRO:HG3	1.79	0.64
1:HJ:52:MET:HG2	1:HJ:78:GLU:HG3	1.80	0.64
1:HY:9:LEU:HB2	1:HY:20:THR:HG23	1.80	0.64
1:IW:80:SER:HB2	1:MI:74:VAL:HG22	1.80	0.64
1:JO:9:LEU:HB2	1:JO:20:THR:HG23	1.80	0.64
1:JX:52:MET:HG2	1:JX:78:GLU:HG3	1.80	0.64
1:KY:9:LEU:HB2	1:KY:20:THR:HG23	1.80	0.64
1:KZ:113:TYR:O	1:NA:26:VAL:HG21	1.98	0.64
1:LW:9:LEU:HB2	1:LW:20:THR:HG23	1.80	0.64
1:MP:119:ASP:HB3	1:MQ:8:LYS:HE3	1.79	0.64
1:NP:9:LEU:HB2	1:NP:20:THR:HG23	1.80	0.64
1:NS:52:MET:HG2	1:NS:78:GLU:HG3	1.80	0.64
1:AF:4:ILE:HG23	1:AF:22:PRO:HG3	1.79	0.63
1:AO:52:MET:HG2	1:AO:78:GLU:HG3	1.80	0.63
1:BS:4:ILE:HG23	1:BS:22:PRO:HG3	1.79	0.63
1:DI:4:ILE:HG23	1:DI:22:PRO:HG3	1.79	0.63
1:EC:10:ARG:NH2	1:GA:15:ASP:OD1	2.31	0.63
1:EZ:119:ASP:HB3	1:FA:8:LYS:HE3	1.79	0.63
1:FL:119:ASP:HB3	1:FM:8:LYS:HE3	1.79	0.63
1:GC:4:ILE:HG23	1:GC:22:PRO:HG3	1.79	0.63
1:HN:10:ARG:NH2	1:HP:15:ASP:HA	2.14	0.63
1:IQ:52:MET:HG2	1:IQ:78:GLU:HG3	1.80	0.63
1:IW:9:LEU:HB2	1:IW:20:THR:HG23	1.80	0.63
1:JR:74:VAL:HG22	1:ND:80:SER:HB2	1.79	0.63
1:KK:119:ASP:HB3	1:KL:8:LYS:HE3	1.79	0.63
1:KV:9:LEU:HB2	1:KV:20:THR:HG23	1.80	0.63
1:LI:119:ASP:HB3	1:LJ:8:LYS:HE3	1.79	0.63
1:LN:4:ILE:HG23	1:LN:22:PRO:HG3	1.79	0.63
1:MC:4:ILE:HG23	1:MC:22:PRO:HG3	1.79	0.63
1:NA:52:MET:HG2	1:NA:78:GLU:HG3	1.80	0.63
1:NE:10:ARG:NH2	1:NG:15:ASP:HA	2.14	0.63
1:NM:4:ILE:HG23	1:NM:22:PRO:HG3	1.79	0.63
1:NP:4:ILE:HG23	1:NP:22:PRO:HG3	1.79	0.63
1:NS:9:LEU:HB2	1:NS:20:THR:HG23	1.80	0.63

Continued on next page...

Continued from previous page...

Atom-1	Atom-2	Interatomic distance (Å)	Clash overlap (Å)
1:AL:4:ILE:HG23	1:AL:22:PRO:HG3	1.79	0.63
1:AO:9:LEU:HB2	1:AO:20:THR:HG23	1.80	0.63
1:AU:9:LEU:HB2	1:AU:20:THR:HG23	1.80	0.63
1:BK:10:ARG:NH2	1:BM:15:ASP:HA	2.14	0.63
1:BW:10:ARG:NH2	1:BY:15:ASP:HA	2.14	0.63
1:BZ:10:ARG:NH2	1:CB:15:ASP:HA	2.14	0.63
1:CC:10:ARG:NH2	1:CE:15:ASP:HA	2.14	0.63
1:CI:10:ARG:NH2	1:CK:15:ASP:HA	2.14	0.63
1:CN:52:MET:HG2	1:CN:78:GLU:HG3	1.80	0.63
1:CU:10:ARG:NH2	1:CW:15:ASP:HA	2.14	0.63
1:CW:4:ILE:HG23	1:CW:22:PRO:HG3	1.79	0.63
1:DC:10:ARG:NH1	1:GK:15:ASP:OD1	2.31	0.63
1:DG:10:ARG:NH2	1:DI:15:ASP:HA	2.14	0.63
1:ET:10:ARG:NH2	1:EV:15:ASP:HA	2.14	0.63
1:EW:10:ARG:NH2	1:EY:15:ASP:HA	2.14	0.63
1:FX:10:ARG:NH2	1:FZ:15:ASP:HA	2.14	0.63
1:GD:10:ARG:NH2	1:GF:15:ASP:HA	2.14	0.63
1:HD:52:MET:HG2	1:HD:78:GLU:HG3	1.80	0.63
1:HJ:92:GLU:OE2	1:KV:57:LYS:NZ	2.30	0.63
1:HP:4:ILE:HG23	1:HP:22:PRO:HG3	1.79	0.63
1:HY:4:ILE:HG23	1:HY:22:PRO:HG3	1.79	0.63
1:IB:92:GLU:OE2	1:LN:57:LYS:NZ	2.28	0.63
1:IE:9:LEU:HB2	1:IE:20:THR:HG23	1.80	0.63
1:IH:4:ILE:HG23	1:IH:22:PRO:HG3	1.79	0.63
1:JA:10:ARG:NH2	1:JC:15:ASP:HA	2.14	0.63
1:JA:119:ASP:HB3	1:JB:8:LYS:HE3	1.79	0.63
1:JJ:119:ASP:HB3	1:JK:8:LYS:HE3	1.79	0.63
1:JX:9:LEU:HB2	1:JX:20:THR:HG23	1.80	0.63
1:KM:4:ILE:HG23	1:KM:22:PRO:HG3	1.79	0.63
1:KP:4:ILE:HG23	1:KP:22:PRO:HG3	1.79	0.63
1:KW:119:ASP:HB3	1:KX:8:LYS:HE3	1.79	0.63
1:LE:4:ILE:HG23	1:LE:22:PRO:HG3	1.79	0.63
1:LT:9:LEU:HB2	1:LT:20:THR:HG23	1.80	0.63
1:MA:119:ASP:HB3	1:MB:8:LYS:HE3	1.79	0.63
1:MF:4:ILE:HG23	1:MF:22:PRO:HG3	1.79	0.63
1:MX:4:ILE:HG23	1:MX:22:PRO:HG3	1.79	0.63
1:NJ:4:ILE:HG23	1:NJ:22:PRO:HG3	1.79	0.63
1:NS:21:LEU:HD11	1:NS:55:LEU:HD11	1.78	0.63
1:NV:52:MET:HG2	1:NV:78:GLU:HG3	1.80	0.63
1:AF:9:LEU:HB2	1:AF:20:THR:HG23	1.80	0.63
1:AM:10:ARG:NH2	1:AO:15:ASP:HA	2.14	0.63

Continued on next page...

Continued from previous page...

Atom-1	Atom-2	Interatomic distance (Å)	Clash overlap (Å)
1:AS:10:ARG:NH2	1:AU:15:ASP:HA	2.14	0.63
1:BY:9:LEU:HB2	1:BY:20:THR:HG23	1.80	0.63
1:CU:119:ASP:HB3	1:CV:8:LYS:HE3	1.79	0.63
1:CW:9:LEU:HB2	1:CW:20:THR:HG23	1.80	0.63
1:DA:119:ASP:HB3	1:DB:8:LYS:HE3	1.79	0.63
1:DD:10:ARG:NH2	1:DF:15:ASP:HA	2.14	0.63
1:DU:52:MET:HG2	1:DU:78:GLU:HG3	1.80	0.63
1:EK:10:ARG:NH2	1:EM:15:ASP:HA	2.14	0.63
1:EW:119:ASP:HB3	1:EX:8:LYS:HE3	1.79	0.63
1:FC:10:ARG:NH2	1:FE:15:ASP:HA	2.14	0.63
1:FL:10:ARG:NH2	1:FN:15:ASP:HA	2.14	0.63
1:FO:119:ASP:HB3	1:FP:8:LYS:HE3	1.79	0.63
1:GV:10:ARG:NH2	1:GX:15:ASP:HA	2.14	0.63
1:HG:52:MET:HG2	1:HG:78:GLU:HG3	1.80	0.63
1:JM:10:ARG:NH2	1:JO:15:ASP:HA	2.14	0.63
1:JR:49:VAL:HG11	1:ND:112:ALA:O	1.97	0.63
1:JU:52:MET:HG2	1:JU:78:GLU:HG3	1.80	0.63
1:KA:9:LEU:HB2	1:KA:20:THR:HG23	1.80	0.63
1:KN:10:ARG:NH2	1:KP:15:ASP:HA	2.14	0.63
1:LO:10:ARG:NH2	1:LQ:15:ASP:HA	2.14	0.63
1:MC:21:LEU:HD11	1:MC:55:LEU:HD11	1.78	0.63
1:MM:10:ARG:NH2	1:MO:15:ASP:HA	2.14	0.63
1:MR:9:LEU:HB2	1:MR:20:THR:HG23	1.80	0.63
1:MU:52:MET:HG2	1:MU:78:GLU:HG3	1.80	0.63
1:NG:9:LEU:HB2	1:NG:20:THR:HG23	1.80	0.63
1:NM:9:LEU:HB2	1:NM:20:THR:HG23	1.80	0.63
1:NT:119:ASP:HB3	1:NU:8:LYS:HE3	1.79	0.63
1:AC:9:LEU:HB2	1:AC:20:THR:HG23	1.80	0.63
1:AJ:10:ARG:NH2	1:AL:15:ASP:HA	2.14	0.63
1:AX:9:LEU:HB2	1:AX:20:THR:HG23	1.80	0.63
1:AX:80:SER:HB2	1:EJ:74:VAL:HG22	1.79	0.63
1:BB:10:ARG:NH2	1:BD:15:ASP:HA	2.14	0.63
1:BM:74:VAL:HG22	1:EY:80:SER:HB2	1.79	0.63
1:BP:52:MET:HG2	1:BP:78:GLU:HG3	1.80	0.63
1:BV:9:LEU:HB2	1:BV:20:THR:HG23	1.80	0.63
1:CE:4:ILE:HG23	1:CE:22:PRO:HG3	1.79	0.63
1:CN:9:LEU:HB2	1:CN:20:THR:HG23	1.80	0.63
1:CR:119:ASP:HB3	1:CS:8:LYS:HE3	1.79	0.63
1:CZ:52:MET:HG2	1:CZ:78:GLU:HG3	1.80	0.63
1:DL:9:LEU:HB2	1:DL:20:THR:HG23	1.80	0.63
1:DY:10:ARG:NH2	1:EA:15:ASP:HA	2.14	0.63

Continued on next page...

Continued from previous page...

Atom-1	Atom-2	Interatomic distance (Å)	Clash overlap (Å)
1:EA:4:ILE:HG23	1:EA:22:PRO:HG3	1.79	0.63
1:EA:52:MET:HG2	1:EA:78:GLU:HG3	1.80	0.63
1:EZ:10:ARG:NH2	1:FB:15:ASP:HA	2.14	0.63
1:FN:4:ILE:HG23	1:FN:22:PRO:HG3	1.79	0.63
1:GF:4:ILE:HG23	1:GF:22:PRO:HG3	1.79	0.63
1:GF:9:LEU:HB2	1:GF:20:THR:HG23	1.80	0.63
1:GX:52:MET:HG2	1:GX:78:GLU:HG3	1.80	0.63
1:HA:57:LYS:NZ	1:KM:92:GLU:OE2	2.31	0.63
1:HQ:10:ARG:NH2	1:HS:15:ASP:HA	2.14	0.63
1:IT:4:ILE:HG23	1:IT:22:PRO:HG3	1.79	0.63
1:IZ:92:GLU:OE2	1:ML:57:LYS:NZ	2.28	0.63
1:JC:4:ILE:HG23	1:JC:22:PRO:HG3	1.79	0.63
1:JH:10:ARG:NH2	1:NE:15:ASP:OD1	2.31	0.63
1:KA:4:ILE:HG23	1:KA:22:PRO:HG3	1.79	0.63
1:KD:49:VAL:HG11	1:NP:112:ALA:O	1.97	0.63
1:LF:10:ARG:NH2	1:LH:15:ASP:HA	2.14	0.63
1:LH:9:LEU:HB2	1:LH:20:THR:HG23	1.80	0.63
1:LL:10:ARG:NH2	1:LN:15:ASP:HA	2.13	0.63
1:LU:10:ARG:NH2	1:LW:15:ASP:HA	2.14	0.63
1:LW:4:ILE:HG23	1:LW:22:PRO:HG3	1.79	0.63
1:LZ:9:LEU:HB2	1:LZ:20:THR:HG23	1.80	0.63
1:NE:119:ASP:HB3	1:NF:8:LYS:HE3	1.79	0.63
1:NH:119:ASP:HB3	1:NI:8:LYS:HE3	1.79	0.63
1:CO:119:ASP:HB3	1:CP:8:LYS:HE3	1.79	0.63
1:CY:66:ALA:HB1	1:DK:66:ALA:CB	2.28	0.63
1:DA:10:ARG:NH2	1:DC:15:ASP:HA	2.14	0.63
1:DG:38:LEU:HG	1:DG:39:PRO:HD2	1.81	0.63
1:DJ:10:ARG:NH2	1:DL:15:ASP:HA	2.14	0.63
1:DS:10:ARG:NH2	1:DU:15:ASP:HA	2.14	0.63
1:EV:52:MET:HG2	1:EV:78:GLU:HG3	1.80	0.63
1:FT:21:LEU:HD11	1:FT:55:LEU:HD11	1.78	0.63
1:FW:9:LEU:HB2	1:FW:20:THR:HG23	1.80	0.63
1:FW:52:MET:HG2	1:FW:78:GLU:HG3	1.80	0.63
1:GJ:10:ARG:NH2	1:GL:15:ASP:HA	2.14	0.63
1:HB:10:ARG:NH2	1:HD:15:ASP:HA	2.14	0.63
1:HE:10:ARG:NH2	1:HG:15:ASP:HA	2.14	0.63
1:HT:10:ARG:NH2	1:HV:15:ASP:HA	2.14	0.63
1:HV:52:MET:HG2	1:HV:78:GLU:HG3	1.80	0.63
1:HW:119:ASP:HB3	1:HX:8:LYS:HE3	1.79	0.63
1:IC:10:ARG:NH2	1:IE:15:ASP:HA	2.14	0.63
1:IQ:92:GLU:OE2	1:MC:57:LYS:NZ	2.29	0.63

Continued on next page...

Continued from previous page...

Atom-1	Atom-2	Interatomic distance (Å)	Clash overlap (Å)
1:IR:10:ARG:NH2	1:IT:15:ASP:HA	2.14	0.63
1:IS:10:ARG:NH1	1:KK:38:LEU:HB2	2.13	0.63
1:IU:119:ASP:HB3	1:IV:8:LYS:HE3	1.79	0.63
1:JM:119:ASP:HB3	1:JN:8:LYS:HE3	1.79	0.63
1:JR:9:LEU:HB2	1:JR:20:THR:HG23	1.80	0.63
1:KH:10:ARG:NH2	1:KJ:15:ASP:HA	2.14	0.63
1:KJ:9:LEU:HB2	1:KJ:20:THR:HG23	1.80	0.63
1:LE:52:MET:HG2	1:LE:78:GLU:HG3	1.80	0.63
1:LZ:52:MET:HG2	1:LZ:78:GLU:HG3	1.80	0.63
1:MD:119:ASP:HB3	1:ME:8:LYS:HE3	1.79	0.63
1:MR:26:VAL:HG21	1:NN:113:TYR:O	1.98	0.63
1:MY:10:ARG:NH2	1:NA:15:ASP:HA	2.14	0.63
1:NH:10:ARG:NH2	1:NJ:15:ASP:HA	2.14	0.63
1:AX:112:ALA:O	1:EJ:49:VAL:HG11	1.98	0.63
1:BG:9:LEU:HB2	1:BG:20:THR:HG23	1.80	0.63
1:BN:10:ARG:NH2	1:BP:15:ASP:HA	2.14	0.63
1:CH:52:MET:HG2	1:CH:78:GLU:HG3	1.80	0.63
1:CK:80:SER:HB2	1:FW:74:VAL:HG22	1.81	0.63
1:CL:119:ASP:HB3	1:CM:8:LYS:HE3	1.79	0.63
1:DY:38:LEU:HG	1:DY:39:PRO:HD2	1.81	0.63
1:EO:10:ARG:HH11	1:FI:38:LEU:HB2	1.62	0.63
1:EW:15:ASP:OD1	1:FJ:10:ARG:NH2	2.32	0.63
1:FQ:9:LEU:HB2	1:FQ:20:THR:HG23	1.80	0.63
1:GI:4:ILE:HG23	1:GI:22:PRO:HG3	1.79	0.63
1:GU:52:MET:HG2	1:GU:78:GLU:HG3	1.80	0.63
1:IB:92:GLU:CD	1:LN:57:LYS:HZ1	2.02	0.63
1:IZ:9:LEU:HB2	1:IZ:20:THR:HG23	1.80	0.63
1:JO:4:ILE:HG23	1:JO:22:PRO:HG3	1.79	0.63
1:JV:113:TYR:O	1:KJ:26:VAL:HG21	1.98	0.63
1:JY:10:ARG:NH2	1:KA:15:ASP:HA	2.14	0.63
1:LC:10:ARG:NH2	1:LE:15:ASP:HA	2.14	0.63
1:LI:10:ARG:NH2	1:LK:15:ASP:HA	2.14	0.63
1:LQ:4:ILE:HG23	1:LQ:22:PRO:HG3	1.79	0.63
1:MC:52:MET:HG2	1:MC:78:GLU:HG3	1.80	0.63
1:MR:4:ILE:HG23	1:MR:22:PRO:HG3	1.79	0.63
1:NB:38:LEU:HG	1:NB:39:PRO:HD2	1.81	0.63
1:AO:57:LYS:NZ	1:EA:92:GLU:OE2	2.27	0.63
1:AU:4:ILE:HG23	1:AU:22:PRO:HG3	1.79	0.63
1:BD:4:ILE:HG23	1:BD:22:PRO:HG3	1.79	0.63
1:BE:10:ARG:NH2	1:BG:15:ASP:HA	2.14	0.63
1:BQ:38:LEU:HG	1:BQ:39:PRO:HD2	1.81	0.63

Continued on next page...

Continued from previous page...

Atom-1	Atom-2	Interatomic distance (Å)	Clash overlap (Å)
1:BT:38:LEU:HG	1:BT:39:PRO:HD2	1.81	0.63
1:CF:38:LEU:HG	1:CF:39:PRO:HD2	1.81	0.63
1:CO:38:LEU:HG	1:CO:39:PRO:HD2	1.81	0.63
1:CQ:52:MET:HG2	1:CQ:78:GLU:HG3	1.80	0.63
1:CR:10:ARG:NH2	1:CT:15:ASP:HA	2.14	0.63
1:CT:9:LEU:HB2	1:CT:20:THR:HG23	1.80	0.63
1:CX:38:LEU:HG	1:CX:39:PRO:HD2	1.81	0.63
1:DA:38:LEU:HG	1:DA:39:PRO:HD2	1.81	0.63
1:DM:10:ARG:NH2	1:DO:15:ASP:HA	2.14	0.63
1:DO:9:LEU:HB2	1:DO:20:THR:HG23	1.80	0.63
1:EG:52:MET:HG2	1:EG:78:GLU:HG3	1.80	0.63
1:EN:10:ARG:NH2	1:EP:15:ASP:HA	2.14	0.63
1:EY:9:LEU:HB2	1:EY:20:THR:HG23	1.80	0.63
1:FF:10:ARG:NH2	1:FH:15:ASP:HA	2.14	0.63
1:GA:10:ARG:NH2	1:GC:15:ASP:HA	2.14	0.63
1:HA:52:MET:HG2	1:HA:78:GLU:HG3	1.80	0.63
1:HK:10:ARG:NH2	1:HM:15:ASP:HA	2.14	0.63
1:JF:57:LYS:HZ1	1:MR:92:GLU:CD	2.02	0.63
1:JG:10:ARG:NH2	1:JI:15:ASP:HA	2.14	0.63
1:JG:38:LEU:HG	1:JG:39:PRO:HD2	1.81	0.63
1:JV:38:LEU:HG	1:JV:39:PRO:HD2	1.81	0.63
1:JZ:10:ARG:NH2	1:KB:15:ASP:OD1	2.32	0.63
1:KA:80:SER:HB2	1:NM:74:VAL:HG22	1.80	0.63
1:KM:9:LEU:HB2	1:KM:20:THR:HG23	1.80	0.63
1:KZ:10:ARG:NH2	1:LB:15:ASP:HA	2.14	0.63
1:LK:52:MET:HG2	1:LK:78:GLU:HG3	1.80	0.63
1:LL:38:LEU:HG	1:LL:39:PRO:HD2	1.81	0.63
1:LL:119:ASP:HB3	1:LM:8:LYS:HE3	1.79	0.63
1:LX:10:ARG:NH2	1:LZ:15:ASP:HA	2.14	0.63
1:LX:15:ASP:OD1	1:MK:10:ARG:NH2	2.32	0.63
1:LX:38:LEU:HG	1:LX:39:PRO:HD2	1.81	0.63
1:MF:9:LEU:HB2	1:MF:20:THR:HG23	1.80	0.63
1:MS:38:LEU:HG	1:MS:39:PRO:HD2	1.81	0.63
1:MV:38:LEU:HG	1:MV:39:PRO:HD2	1.81	0.63
1:NV:9:LEU:HB2	1:NV:20:THR:HG23	1.80	0.63
1:AP:10:ARG:NH2	1:AR:15:ASP:HA	2.14	0.63
1:BY:4:ILE:HG23	1:BY:22:PRO:HG3	1.79	0.63
1:CK:52:MET:HG2	1:CK:78:GLU:HG3	1.80	0.63
1:CZ:9:LEU:HB2	1:CZ:20:THR:HG23	1.80	0.63
1:DS:38:LEU:HG	1:DS:39:PRO:HD2	1.81	0.63
1:EP:4:ILE:HG23	1:EP:22:PRO:HG3	1.79	0.63

Continued on next page...

Continued from previous page...

Atom-1	Atom-2	Interatomic distance (Å)	Clash overlap (Å)
1:FI:38:LEU:HG	1:FI:39:PRO:HD2	1.81	0.63
1:GC:9:LEU:HB2	1:GC:20:THR:HG23	1.80	0.63
1:GG:10:ARG:NH2	1:GI:15:ASP:HA	2.14	0.63
1:GR:9:LEU:HB2	1:GR:20:THR:HG23	1.80	0.63
1:HM:52:MET:HG2	1:HM:78:GLU:HG3	1.80	0.63
1:HV:104:GLU:OE1	1:LH:53:ARG:NH1	2.23	0.63
1:IK:4:ILE:HG23	1:IK:22:PRO:HG3	1.79	0.63
1:JI:74:VAL:HG22	1:MU:80:SER:HB2	1.80	0.63
1:JP:10:ARG:NH2	1:JR:15:ASP:HA	2.14	0.63
1:JR:52:MET:HG2	1:JR:78:GLU:HG3	1.80	0.63
1:LF:38:LEU:HG	1:LF:39:PRO:HD2	1.81	0.63
1:MV:10:ARG:NH2	1:MX:15:ASP:HA	2.14	0.63
1:MX:52:MET:HG2	1:MX:78:GLU:HG3	1.80	0.63
1:NK:10:ARG:NH2	1:NM:15:ASP:HA	2.14	0.63
1:NK:38:LEU:HG	1:NK:39:PRO:HD2	1.81	0.63
1:AA:10:ARG:NH2	1:AC:15:ASP:HA	2.14	0.63
1:AV:10:ARG:NH2	1:AX:15:ASP:HA	2.14	0.63
1:AY:10:ARG:NH2	1:BA:15:ASP:HA	2.14	0.63
1:BE:113:TYR:O	1:BM:26:VAL:HG21	1.99	0.63
1:BH:38:LEU:HG	1:BH:39:PRO:HD2	1.81	0.63
1:BY:52:MET:HG2	1:BY:78:GLU:HG3	1.80	0.63
1:CF:10:ARG:NH2	1:CH:15:ASP:HA	2.14	0.63
1:CV:10:ARG:NH2	1:DG:15:ASP:OD1	2.32	0.63
1:DF:9:LEU:HB2	1:DF:20:THR:HG23	1.80	0.63
1:DI:9:LEU:HB2	1:DI:20:THR:HG23	1.80	0.63
1:DV:38:LEU:HG	1:DV:39:PRO:HD2	1.81	0.63
1:EB:10:ARG:NH2	1:ED:15:ASP:HA	2.14	0.63
1:EP:52:MET:HG2	1:EP:78:GLU:HG3	1.80	0.63
1:FN:52:MET:HG2	1:FN:78:GLU:HG3	1.80	0.63
1:GS:10:ARG:NH2	1:GU:15:ASP:HA	2.14	0.63
1:GU:9:LEU:HB2	1:GU:20:THR:HG23	1.80	0.63
1:GV:38:LEU:HG	1:GV:39:PRO:HD2	1.81	0.63
1:HK:38:LEU:HG	1:HK:39:PRO:HD2	1.81	0.63
1:IB:52:MET:HG2	1:IB:78:GLU:HG3	1.80	0.63
1:IC:38:LEU:HG	1:IC:39:PRO:HD2	1.81	0.63
1:IR:119:ASP:HB3	1:IS:8:LYS:HE3	1.79	0.63
1:IW:52:MET:HG2	1:IW:78:GLU:HG3	1.80	0.63
1:IX:10:ARG:NH2	1:IZ:15:ASP:HA	2.14	0.63
1:JD:10:ARG:NH2	1:JF:15:ASP:HA	2.14	0.63
1:JD:38:LEU:HG	1:JD:39:PRO:HD2	1.81	0.63
1:JF:9:LEU:HB2	1:JF:20:THR:HG23	1.80	0.63

Continued on next page...

Continued from previous page...

Atom-1	Atom-2	Interatomic distance (Å)	Clash overlap (Å)
1:JJ:10:ARG:NH2	1:JL:15:ASP:HA	2.14	0.63
1:KQ:38:LEU:HG	1:KQ:39:PRO:HD2	1.81	0.63
1:LQ:52:MET:HG2	1:LQ:78:GLU:HG3	1.80	0.63
1:LW:52:MET:HG2	1:LW:78:GLU:HG3	1.80	0.63
1:MJ:10:ARG:NH2	1:ML:15:ASP:HA	2.14	0.63
1:MS:10:ARG:NH2	1:MU:15:ASP:HA	2.14	0.63
1:NN:10:ARG:NH2	1:NP:15:ASP:HA	2.14	0.63
1:AF:112:ALA:O	1:DR:49:VAL:HG11	1.98	0.62
1:AY:38:LEU:HG	1:AY:39:PRO:HD2	1.81	0.62
1:BA:9:LEU:HB2	1:BA:20:THR:HG23	1.80	0.62
1:BA:52:MET:HG2	1:BA:78:GLU:HG3	1.80	0.62
1:BM:52:MET:HG2	1:BM:78:GLU:HG3	1.80	0.62
1:BP:4:ILE:HG23	1:BP:22:PRO:HG3	1.79	0.62
1:CL:38:LEU:HG	1:CL:39:PRO:HD2	1.81	0.62
1:CU:38:LEU:HG	1:CU:39:PRO:HD2	1.81	0.62
1:CZ:4:ILE:HG23	1:CZ:22:PRO:HG3	1.79	0.62
1:DF:52:MET:HG2	1:DF:78:GLU:HG3	1.80	0.62
1:DP:10:ARG:NH2	1:DR:15:ASP:HA	2.14	0.62
1:DP:38:LEU:HG	1:DP:39:PRO:HD2	1.81	0.62
1:EJ:52:MET:HG2	1:EJ:78:GLU:HG3	1.80	0.62
1:FU:38:LEU:HG	1:FU:39:PRO:HD2	1.81	0.62
1:FX:38:LEU:HG	1:FX:39:PRO:HD2	1.81	0.62
1:GI:9:LEU:HB2	1:GI:20:THR:HG23	1.80	0.62
1:GO:9:LEU:HB2	1:GO:20:THR:HG23	1.80	0.62
1:GY:10:ARG:NH2	1:HA:15:ASP:HA	2.14	0.62
1:HA:9:LEU:HB2	1:HA:20:THR:HG23	1.80	0.62
1:HS:52:MET:HG2	1:HS:78:GLU:HG3	1.80	0.62
1:HW:10:ARG:NH2	1:HY:15:ASP:HA	2.14	0.62
1:IL:10:ARG:NH2	1:IN:15:ASP:HA	2.14	0.62
1:IN:52:MET:HG2	1:IN:78:GLU:HG3	1.80	0.62
1:IO:10:ARG:NH2	1:IQ:15:ASP:HA	2.14	0.62
1:IT:52:MET:HG2	1:IT:78:GLU:HG3	1.80	0.62
1:IX:38:LEU:HG	1:IX:39:PRO:HD2	1.81	0.62
1:JA:38:LEU:HG	1:JA:39:PRO:HD2	1.81	0.62
1:JF:4:ILE:HG23	1:JF:22:PRO:HG3	1.79	0.62
1:JL:9:LEU:HB2	1:JL:20:THR:HG23	1.80	0.62
1:KK:10:ARG:NH2	1:KM:15:ASP:HA	2.14	0.62
1:KQ:10:ARG:NH2	1:KS:15:ASP:HA	2.14	0.62
1:LO:38:LEU:HG	1:LO:39:PRO:HD2	1.81	0.62
1:MA:38:LEU:HG	1:MA:39:PRO:HD2	1.81	0.62
1:MC:10:ARG:NH1	1:ME:15:ASP:OD1	2.32	0.62

Continued on next page...

Continued from previous page...

Atom-1	Atom-2	Interatomic distance (Å)	Clash overlap (Å)
1:ML:52:MET:HG2	1:ML:78:GLU:HG3	1.80	0.62
1:MO:9:LEU:HB2	1:MO:20:THR:HG23	1.80	0.62
1:NG:52:MET:HG2	1:NG:78:GLU:HG3	1.80	0.62
1:NJ:52:MET:HG2	1:NJ:78:GLU:HG3	1.80	0.62
1:NP:52:MET:HG2	1:NP:78:GLU:HG3	1.80	0.62
1:AC:4:ILE:HG23	1:AC:22:PRO:HG3	1.79	0.62
1:AP:38:LEU:HG	1:AP:39:PRO:HD2	1.81	0.62
1:AR:9:LEU:HB2	1:AR:20:THR:HG23	1.80	0.62
1:BD:52:MET:HG2	1:BD:78:GLU:HG3	1.80	0.62
1:BE:38:LEU:HG	1:BE:39:PRO:HD2	1.81	0.62
1:DJ:38:LEU:HG	1:DJ:39:PRO:HD2	1.81	0.62
1:DR:52:MET:HG2	1:DR:78:GLU:HG3	1.80	0.62
1:DX:9:LEU:HB2	1:DX:20:THR:HG23	1.80	0.62
1:EB:38:LEU:HG	1:EB:39:PRO:HD2	1.81	0.62
1:EZ:38:LEU:HG	1:EZ:39:PRO:HD2	1.81	0.62
1:FI:10:ARG:NH2	1:FK:15:ASP:HA	2.14	0.62
1:FK:9:LEU:HB2	1:FK:20:THR:HG23	1.80	0.62
1:FU:10:ARG:NH2	1:FW:15:ASP:HA	2.14	0.62
1:GM:10:ARG:NH2	1:GO:15:ASP:HA	2.14	0.62
1:GP:38:LEU:HG	1:GP:39:PRO:HD2	1.81	0.62
1:HM:4:ILE:HG23	1:HM:22:PRO:HG3	1.79	0.62
1:HT:38:LEU:HG	1:HT:39:PRO:HD2	1.81	0.62
1:JY:15:ASP:OD1	1:NI:10:ARG:NH2	2.32	0.62
1:LM:10:ARG:HH11	1:MG:38:LEU:HB2	1.64	0.62
1:LR:38:LEU:HG	1:LR:39:PRO:HD2	1.81	0.62
1:MG:10:ARG:NH2	1:MI:15:ASP:HA	2.14	0.62
1:MJ:38:LEU:HG	1:MJ:39:PRO:HD2	1.81	0.62
1:NT:10:ARG:NH2	1:NV:15:ASP:HA	2.14	0.62
1:AC:52:MET:HG2	1:AC:78:GLU:HG3	1.80	0.62
1:BN:119:ASP:HB3	1:BO:8:LYS:HE3	1.79	0.62
1:BZ:38:LEU:HG	1:BZ:39:PRO:HD2	1.81	0.62
1:CJ:10:ARG:NH2	1:GG:15:ASP:OD1	2.32	0.62
1:DL:52:MET:HG2	1:DL:78:GLU:HG3	1.80	0.62
1:GD:38:LEU:HG	1:GD:39:PRO:HD2	1.81	0.62
1:GL:52:MET:HG2	1:GL:78:GLU:HG3	1.80	0.62
1:HZ:10:ARG:NH2	1:IB:15:ASP:HA	2.14	0.62
1:IX:119:ASP:HB3	1:IY:8:LYS:HE3	1.79	0.62
1:KD:9:LEU:HB2	1:KD:20:THR:HG23	1.80	0.62
1:KT:38:LEU:HG	1:KT:39:PRO:HD2	1.81	0.62
1:LF:119:ASP:HB3	1:LG:8:LYS:HE3	1.79	0.62
1:NQ:38:LEU:HG	1:NQ:39:PRO:HD2	1.81	0.62

Continued on next page...

Continued from previous page...

Atom-1	Atom-2	Interatomic distance (Å)	Clash overlap (Å)
1:AV:38:LEU:HG	1:AV:39:PRO:HD2	1.81	0.62
1:BM:80:SER:HB2	1:EY:74:VAL:HG22	1.80	0.62
1:CH:49:VAL:HG11	1:FT:112:ALA:O	1.99	0.62
1:CI:38:LEU:HG	1:CI:39:PRO:HD2	1.81	0.62
1:CL:10:ARG:NH2	1:CN:15:ASP:HA	2.14	0.62
1:CQ:9:LEU:HB2	1:CQ:20:THR:HG23	1.80	0.62
1:DD:38:LEU:HG	1:DD:39:PRO:HD2	1.81	0.62
1:DO:52:MET:HG2	1:DO:78:GLU:HG3	1.80	0.62
1:DV:10:ARG:NH2	1:DX:15:ASP:HA	2.14	0.62
1:DX:52:MET:HG2	1:DX:78:GLU:HG3	1.80	0.62
1:EM:9:LEU:HB2	1:EM:20:THR:HG23	1.80	0.62
1:HH:10:ARG:NH2	1:HJ:15:ASP:HA	2.14	0.62
1:HQ:38:LEU:HG	1:HQ:39:PRO:HD2	1.81	0.62
1:IU:10:ARG:NH2	1:IW:15:ASP:HA	2.14	0.62
1:JG:119:ASP:HB3	1:JH:8:LYS:HE3	1.79	0.62
1:JL:52:MET:HG2	1:JL:78:GLU:HG3	1.80	0.62
1:JM:38:LEU:HG	1:JM:39:PRO:HD2	1.81	0.62
1:JS:10:ARG:NH2	1:JU:15:ASP:HA	2.14	0.62
1:JV:10:ARG:NH2	1:JX:15:ASP:HA	2.14	0.62
1:KB:10:ARG:NH2	1:KD:15:ASP:HA	2.14	0.62
1:KE:10:ARG:NH2	1:KG:15:ASP:HA	2.14	0.62
1:KG:52:MET:HG2	1:KG:78:GLU:HG3	1.80	0.62
1:KZ:38:LEU:HG	1:KZ:39:PRO:HD2	1.81	0.62
1:LR:10:ARG:NH2	1:LT:15:ASP:HA	2.14	0.62
1:MC:9:LEU:HB2	1:MC:20:THR:HG23	1.80	0.62
1:MY:38:LEU:HG	1:MY:39:PRO:HD2	1.81	0.62
1:NT:38:LEU:HG	1:NT:39:PRO:HD2	1.81	0.62
1:AE:10:ARG:HH11	1:BB:38:LEU:HD22	1.63	0.62
1:AG:10:ARG:NH2	1:AI:15:ASP:HA	2.13	0.62
1:AL:112:ALA:O	1:DX:49:VAL:HG11	2.00	0.62
1:BB:38:LEU:HG	1:BB:39:PRO:HD2	1.81	0.62
1:BH:10:ARG:NH2	1:BJ:15:ASP:HA	2.14	0.62
1:BQ:10:ARG:NH2	1:BS:15:ASP:HA	2.14	0.62
1:CE:52:MET:HG2	1:CE:78:GLU:HG3	1.80	0.62
1:EH:10:ARG:NH2	1:EJ:15:ASP:HA	2.14	0.62
1:GP:10:ARG:NH2	1:GR:15:ASP:HA	2.14	0.62
1:HA:92:GLU:CD	1:KM:57:LYS:HZ1	2.03	0.62
1:HD:9:LEU:HB2	1:HD:20:THR:HG23	1.80	0.62
1:HJ:9:LEU:HB2	1:HJ:20:THR:HG23	1.80	0.62
1:IB:9:LEU:HB2	1:IB:20:THR:HG23	1.80	0.62
1:II:10:ARG:NH2	1:IK:15:ASP:HA	2.14	0.62

Continued on next page...

Continued from previous page...

Atom-1	Atom-2	Interatomic distance (Å)	Clash overlap (Å)
1:JX:92:GLU:CD	1:NJ:57:LYS:HZ3	2.02	0.62
1:KN:38:LEU:HG	1:KN:39:PRO:HD2	1.81	0.62
1:KV:52:MET:HG2	1:KV:78:GLU:HG3	1.80	0.62
1:LC:38:LEU:HG	1:LC:39:PRO:HD2	1.81	0.62
1:MA:10:ARG:NH2	1:MC:15:ASP:HA	2.14	0.62
1:MD:10:ARG:NH2	1:MF:15:ASP:HA	2.14	0.62
1:ML:9:LEU:HB2	1:ML:20:THR:HG23	1.80	0.62
1:MO:52:MET:HG2	1:MO:78:GLU:HG3	1.80	0.62
1:MU:9:LEU:HB2	1:MU:20:THR:HG23	1.80	0.62
1:NB:10:ARG:NH2	1:ND:15:ASP:HA	2.14	0.62
1:NJ:9:LEU:HB2	1:NJ:20:THR:HG23	1.80	0.62
1:NN:38:LEU:HG	1:NN:39:PRO:HD2	1.81	0.62
1:BW:38:LEU:HG	1:BW:39:PRO:HD2	1.81	0.62
1:CH:9:LEU:HB2	1:CH:20:THR:HG23	1.80	0.62
1:CX:10:ARG:NH2	1:CZ:15:ASP:HA	2.14	0.62
1:DR:9:LEU:HB2	1:DR:20:THR:HG23	1.80	0.62
1:EE:38:LEU:HG	1:EE:39:PRO:HD2	1.81	0.62
1:FF:38:LEU:HG	1:FF:39:PRO:HD2	1.81	0.62
1:GL:9:LEU:HB2	1:GL:20:THR:HG23	1.80	0.62
1:HF:38:LEU:HD22	1:IE:10:ARG:HH21	1.64	0.62
1:IF:38:LEU:HG	1:IF:39:PRO:HD2	1.81	0.62
1:IQ:92:GLU:CD	1:MC:57:LYS:HZ3	2.03	0.62
1:KS:9:LEU:HB2	1:KS:20:THR:HG23	1.80	0.62
1:KT:10:ARG:NH2	1:KV:15:ASP:HA	2.14	0.62
1:DC:9:LEU:HB2	1:DC:20:THR:HG23	1.80	0.62
1:FR:10:ARG:NH2	1:FT:15:ASP:HA	2.14	0.62
1:GO:52:MET:HG2	1:GO:78:GLU:HG3	1.80	0.62
1:HZ:38:LEU:HG	1:HZ:39:PRO:HD2	1.81	0.62
1:IH:9:LEU:HB2	1:IH:20:THR:HG23	1.80	0.62
1:KA:52:MET:HG2	1:KA:78:GLU:HG3	1.80	0.62
1:LU:38:LEU:HG	1:LU:39:PRO:HD2	1.81	0.62
1:NQ:10:ARG:NH2	1:NS:15:ASP:HA	2.14	0.62
1:CN:104:GLU:OE1	1:FZ:53:ARG:NH1	2.26	0.62
1:CT:74:VAL:HG22	1:GF:80:SER:HB2	1.81	0.62
1:EE:10:ARG:NH2	1:EG:15:ASP:HA	2.14	0.62
1:EV:9:LEU:HB2	1:EV:20:THR:HG23	1.80	0.62
1:FT:9:LEU:HB2	1:FT:20:THR:HG23	1.80	0.62
1:FZ:52:MET:HG2	1:FZ:78:GLU:HG3	1.80	0.62
1:HP:52:MET:HG2	1:HP:78:GLU:HG3	1.80	0.62
1:HW:38:LEU:HG	1:HW:39:PRO:HD2	1.81	0.62
1:IF:10:ARG:NH2	1:IH:15:ASP:HA	2.14	0.62

Continued on next page...

Continued from previous page...

Atom-1	Atom-2	Interatomic distance (Å)	Clash overlap (Å)
1:JU:9:LEU:HB2	1:JU:20:THR:HG23	1.80	0.62
1:JY:38:LEU:HG	1:JY:39:PRO:HD2	1.81	0.62
1:LQ:9:LEU:HB2	1:LQ:20:THR:HG23	1.80	0.62
1:MP:10:ARG:NH2	1:MR:15:ASP:HA	2.14	0.62
1:MR:52:MET:HG2	1:MR:78:GLU:HG3	1.80	0.62
1:AD:10:ARG:NH2	1:AF:15:ASP:HA	2.14	0.62
1:AL:80:SER:HB2	1:DX:74:VAL:HG22	1.81	0.62
1:AS:38:LEU:HG	1:AS:39:PRO:HD2	1.81	0.62
1:BG:57:LYS:HZ1	1:ES:92:GLU:CD	2.02	0.62
1:CB:4:ILE:CG1	1:FN:125:ASP:HB2	2.30	0.62
1:CB:52:MET:HG2	1:CB:78:GLU:HG3	1.80	0.62
1:EQ:10:ARG:NH2	1:ES:15:ASP:HA	2.14	0.62
1:GM:38:LEU:HG	1:GM:39:PRO:HD2	1.81	0.62
1:HD:16:SER:HA	1:HD:35:VAL:HG12	1.82	0.62
1:IK:52:MET:HG2	1:IK:78:GLU:HG3	1.80	0.62
1:IK:112:ALA:O	1:LW:49:VAL:HG11	2.00	0.62
1:IQ:119:ASP:O	1:MC:8:LYS:HB2	2.00	0.62
1:JB:10:ARG:NH2	1:NH:15:ASP:OD1	2.33	0.62
1:JC:9:LEU:HB2	1:JC:20:THR:HG23	1.80	0.62
1:JF:57:LYS:NZ	1:MR:92:GLU:OE2	2.27	0.62
1:KW:10:ARG:NH2	1:KY:15:ASP:HA	2.14	0.62
1:LK:9:LEU:HB2	1:LK:20:THR:HG23	1.80	0.62
1:LN:9:LEU:HB2	1:LN:20:THR:HG23	1.80	0.62
1:MI:52:MET:HG2	1:MI:78:GLU:HG3	1.80	0.62
1:MM:38:LEU:HG	1:MM:39:PRO:HD2	1.81	0.62
1:AA:38:LEU:HG	1:AA:39:PRO:HD2	1.81	0.62
1:AJ:38:LEU:HB2	1:FP:10:ARG:HH11	1.63	0.62
1:BD:16:SER:HA	1:BD:35:VAL:HG12	1.82	0.62
1:BK:38:LEU:HG	1:BK:39:PRO:HD2	1.81	0.62
1:BS:52:MET:HG2	1:BS:78:GLU:HG3	1.80	0.62
1:CO:10:ARG:NH2	1:CQ:15:ASP:HA	2.14	0.62
1:DU:16:SER:HA	1:DU:35:VAL:HG12	1.82	0.62
1:GW:85:THR:O	1:GW:90:ARG:NH2	2.33	0.62
1:HB:38:LEU:HG	1:HB:39:PRO:HD2	1.81	0.62
1:HP:16:SER:HA	1:HP:35:VAL:HG12	1.82	0.62
1:HV:9:LEU:HB2	1:HV:20:THR:HG23	1.80	0.62
1:JI:9:LEU:HB2	1:JI:20:THR:HG23	1.80	0.62
1:JP:38:LEU:HG	1:JP:39:PRO:HD2	1.81	0.62
1:KG:80:SER:HB2	1:NS:74:VAL:HG22	1.81	0.62
1:KH:38:LEU:HG	1:KH:39:PRO:HD2	1.81	0.62
1:KK:38:LEU:HG	1:KK:39:PRO:HD2	1.81	0.62

Continued on next page...

Continued from previous page...

Atom-1	Atom-2	Interatomic distance (Å)	Clash overlap (Å)
1:KP:9:LEU:HB2	1:KP:20:THR:HG23	1.80	0.62
1:LI:38:LEU:HG	1:LI:39:PRO:HD2	1.81	0.62
1:MC:16:SER:HA	1:MC:35:VAL:HG12	1.82	0.62
1:NE:38:LEU:HG	1:NE:39:PRO:HD2	1.81	0.62
1:AC:16:SER:HA	1:AC:35:VAL:HG12	1.82	0.61
1:AQ:38:LEU:CD2	1:BV:10:ARG:HH21	2.13	0.61
1:BO:85:THR:O	1:BO:90:ARG:NH2	2.33	0.61
1:BS:16:SER:HA	1:BS:35:VAL:HG12	1.82	0.61
1:EA:9:LEU:HB2	1:EA:20:THR:HG23	1.80	0.61
1:EP:16:SER:HA	1:EP:35:VAL:HG12	1.82	0.61
1:EY:16:SER:HA	1:EY:35:VAL:HG12	1.82	0.61
1:FB:16:SER:HA	1:FB:35:VAL:HG12	1.82	0.61
1:FO:10:ARG:NH2	1:FQ:15:ASP:HA	2.14	0.61
1:FQ:16:SER:HA	1:FQ:35:VAL:HG12	1.83	0.61
1:FT:16:SER:HA	1:FT:35:VAL:HG12	1.82	0.61
1:GA:38:LEU:HG	1:GA:39:PRO:HD2	1.81	0.61
1:HH:38:LEU:HG	1:HH:39:PRO:HD2	1.81	0.61
1:HL:85:THR:O	1:HL:90:ARG:NH2	2.33	0.61
1:HM:16:SER:HA	1:HM:35:VAL:HG12	1.82	0.61
1:HR:85:THR:O	1:HR:90:ARG:NH2	2.33	0.61
1:IG:85:THR:O	1:IG:90:ARG:NH2	2.33	0.61
1:IN:80:SER:HB2	1:LZ:74:VAL:HG22	1.82	0.61
1:IT:16:SER:HA	1:IT:35:VAL:HG12	1.82	0.61
1:JX:16:SER:HA	1:JX:35:VAL:HG12	1.82	0.61
1:LJ:85:THR:O	1:LJ:90:ARG:NH2	2.33	0.61
1:ML:16:SER:HA	1:ML:35:VAL:HG12	1.82	0.61
1:NO:85:THR:O	1:NO:90:ARG:NH2	2.33	0.61
1:AK:85:THR:O	1:AK:90:ARG:NH2	2.33	0.61
1:AU:16:SER:HA	1:AU:35:VAL:HG12	1.82	0.61
1:AW:85:THR:O	1:AW:90:ARG:NH2	2.33	0.61
1:BJ:112:ALA:O	1:EV:49:VAL:HG11	1.99	0.61
1:DC:16:SER:HA	1:DC:35:VAL:HG12	1.83	0.61
1:DE:85:THR:O	1:DE:90:ARG:NH2	2.33	0.61
1:EI:85:THR:O	1:EI:90:ARG:NH2	2.33	0.61
1:EK:38:LEU:HG	1:EK:39:PRO:HD2	1.81	0.61
1:EQ:38:LEU:HG	1:EQ:39:PRO:HD2	1.81	0.61
1:FK:16:SER:HA	1:FK:35:VAL:HG12	1.82	0.61
1:GG:38:LEU:HG	1:GG:39:PRO:HD2	1.81	0.61
1:GK:85:THR:O	1:GK:90:ARG:NH2	2.34	0.61
1:GR:16:SER:HA	1:GR:35:VAL:HG12	1.82	0.61
1:GU:16:SER:HA	1:GU:35:VAL:HG12	1.82	0.61

Continued on next page...

Continued from previous page...

Atom-1	Atom-2	Interatomic distance (Å)	Clash overlap (Å)
1:IL:38:LEU:HG	1:IL:39:PRO:HD2	1.81	0.61
1:IU:38:LEU:HG	1:IU:39:PRO:HD2	1.81	0.61
1:KO:85:THR:O	1:KO:90:ARG:NH2	2.33	0.61
1:LH:16:SER:HA	1:LH:35:VAL:HG12	1.82	0.61
1:NF:85:THR:O	1:NF:90:ARG:NH2	2.33	0.61
1:AI:80:SER:HB2	1:DU:74:VAL:HG22	1.80	0.61
1:AJ:38:LEU:HG	1:AJ:39:PRO:HD2	1.81	0.61
1:BG:57:LYS:NZ	1:ES:92:GLU:OE2	2.32	0.61
1:BT:10:ARG:NH2	1:BV:15:ASP:HA	2.14	0.61
1:CK:16:SER:HA	1:CK:35:VAL:HG12	1.82	0.61
1:CR:38:LEU:HG	1:CR:39:PRO:HD2	1.81	0.61
1:CW:52:MET:HG2	1:CW:78:GLU:HG3	1.80	0.61
1:EC:85:THR:O	1:EC:90:ARG:NH2	2.33	0.61
1:ED:9:LEU:HB2	1:ED:20:THR:HG23	1.80	0.61
1:EW:38:LEU:HG	1:EW:39:PRO:HD2	1.81	0.61
1:FA:85:THR:O	1:FA:90:ARG:NH2	2.33	0.61
1:FC:38:LEU:HG	1:FC:39:PRO:HD2	1.81	0.61
1:FW:16:SER:HA	1:FW:35:VAL:HG12	1.82	0.61
1:GI:52:MET:HG2	1:GI:78:GLU:HG3	1.80	0.61
1:GX:16:SER:HA	1:GX:35:VAL:HG12	1.82	0.61
1:HM:9:LEU:HB2	1:HM:20:THR:HG23	1.80	0.61
1:HX:85:THR:O	1:HX:90:ARG:NH2	2.33	0.61
1:IA:85:THR:O	1:IA:90:ARG:NH2	2.33	0.61
1:IE:16:SER:HA	1:IE:35:VAL:HG12	1.82	0.61
1:II:38:LEU:HG	1:II:39:PRO:HD2	1.81	0.61
1:JS:38:LEU:HG	1:JS:39:PRO:HD2	1.81	0.61
1:JT:10:ARG:NH2	1:KE:15:ASP:OD1	2.32	0.61
1:JX:104:GLU:OE1	1:NJ:53:ARG:NH1	2.26	0.61
1:MW:85:THR:O	1:MW:90:ARG:NH2	2.33	0.61
1:ND:9:LEU:HB2	1:ND:20:THR:HG23	1.80	0.61
1:AD:38:LEU:HG	1:AD:39:PRO:HD2	1.81	0.61
1:AE:38:LEU:HD22	1:BD:10:ARG:NH2	2.15	0.61
1:ET:38:LEU:HG	1:ET:39:PRO:HD2	1.81	0.61
1:FB:9:LEU:HB2	1:FB:20:THR:HG23	1.80	0.61
1:FE:16:SER:HA	1:FE:35:VAL:HG12	1.82	0.61
1:FG:85:THR:O	1:FG:90:ARG:NH2	2.33	0.61
1:FL:38:LEU:HG	1:FL:39:PRO:HD2	1.81	0.61
1:HG:16:SER:HA	1:HG:35:VAL:HG12	1.82	0.61
1:HN:38:LEU:HG	1:HN:39:PRO:HD2	1.81	0.61
1:IJ:85:THR:O	1:IJ:90:ARG:NH2	2.33	0.61
1:IQ:16:SER:HA	1:IQ:35:VAL:HG12	1.82	0.61

Continued on next page...

Continued from previous page...

Atom-1	Atom-2	Interatomic distance (Å)	Clash overlap (Å)
1:IQ:112:ALA:O	1:MC:49:VAL:HG11	2.00	0.61
1:KE:38:LEU:HG	1:KE:39:PRO:HD2	1.81	0.61
1:KJ:16:SER:HA	1:KJ:35:VAL:HG12	1.82	0.61
1:KP:16:SER:HA	1:KP:35:VAL:HG12	1.82	0.61
1:LD:85:THR:O	1:LD:90:ARG:NH2	2.33	0.61
1:LW:16:SER:HA	1:LW:35:VAL:HG12	1.83	0.61
1:MI:16:SER:HA	1:MI:35:VAL:HG12	1.82	0.61
1:BF:85:THR:O	1:BF:90:ARG:NH2	2.34	0.61
1:BJ:92:GLU:OE2	1:EV:57:LYS:NZ	2.32	0.61
1:BR:85:THR:O	1:BR:90:ARG:NH2	2.33	0.61
1:BX:85:THR:O	1:BX:90:ARG:NH2	2.33	0.61
1:CQ:57:LYS:NZ	1:GC:92:GLU:OE2	2.29	0.61
1:DR:16:SER:HA	1:DR:35:VAL:HG12	1.82	0.61
1:GJ:38:LEU:HG	1:GJ:39:PRO:HD2	1.81	0.61
1:HA:16:SER:HA	1:HA:35:VAL:HG12	1.82	0.61
1:HV:16:SER:HA	1:HV:35:VAL:HG12	1.82	0.61
1:IN:16:SER:HA	1:IN:35:VAL:HG12	1.82	0.61
1:IO:38:LEU:HG	1:IO:39:PRO:HD2	1.81	0.61
1:JT:85:THR:O	1:JT:90:ARG:NH2	2.33	0.61
1:KG:119:ASP:O	1:NS:8:LYS:HB2	2.01	0.61
1:KL:85:THR:O	1:KL:90:ARG:NH2	2.34	0.61
1:LB:16:SER:HA	1:LB:35:VAL:HG12	1.83	0.61
1:MX:16:SER:HA	1:MX:35:VAL:HG12	1.82	0.61
1:NP:16:SER:HA	1:NP:35:VAL:HG12	1.82	0.61
1:AR:104:GLU:OE1	1:ED:53:ARG:NH1	2.27	0.61
1:CM:85:THR:O	1:CM:90:ARG:NH2	2.33	0.61
1:DM:38:LEU:HG	1:DM:39:PRO:HD2	1.81	0.61
1:EA:16:SER:HA	1:EA:35:VAL:HG12	1.83	0.61
1:FS:85:THR:O	1:FS:90:ARG:NH2	2.33	0.61
1:GB:85:THR:O	1:GB:90:ARG:NH2	2.33	0.61
1:GS:38:LEU:HG	1:GS:39:PRO:HD2	1.81	0.61
1:HE:38:LEU:HG	1:HE:39:PRO:HD2	1.81	0.61
1:HF:85:THR:O	1:HF:90:ARG:NH2	2.33	0.61
1:HP:80:SER:HB2	1:LB:74:VAL:HG22	1.81	0.61
1:IK:119:ASP:O	1:LW:8:LYS:HB2	2.00	0.61
1:IR:38:LEU:HG	1:IR:39:PRO:HD2	1.81	0.61
1:IZ:16:SER:HA	1:IZ:35:VAL:HG12	1.82	0.61
1:IZ:119:ASP:O	1:ML:8:LYS:HB2	2.00	0.61
1:JC:16:SER:HA	1:JC:35:VAL:HG12	1.82	0.61
1:JQ:85:THR:O	1:JQ:90:ARG:NH2	2.34	0.61
1:KD:8:LYS:HB2	1:NP:119:ASP:O	2.01	0.61

Continued on next page...

Continued from previous page...

Atom-1	Atom-2	Interatomic distance (Å)	Clash overlap (Å)
1:MG:38:LEU:HG	1:MG:39:PRO:HD2	1.81	0.61
1:MH:85:THR:O	1:MH:90:ARG:NH2	2.33	0.61
1:MQ:85:THR:O	1:MQ:90:ARG:NH2	2.33	0.61
1:NC:85:THR:O	1:NC:90:ARG:NH2	2.33	0.61
1:NH:38:LEU:HG	1:NH:39:PRO:HD2	1.81	0.61
1:NI:85:THR:O	1:NI:90:ARG:NH2	2.33	0.61
1:AM:38:LEU:HG	1:AM:39:PRO:HD2	1.81	0.61
1:CS:85:THR:O	1:CS:90:ARG:NH2	2.33	0.61
1:DB:85:THR:O	1:DB:90:ARG:NH2	2.33	0.61
1:EG:16:SER:HA	1:EG:35:VAL:HG12	1.82	0.61
1:FM:85:THR:O	1:FM:90:ARG:NH2	2.33	0.61
1:FO:38:LEU:HG	1:FO:39:PRO:HD2	1.81	0.61
1:GC:16:SER:HA	1:GC:35:VAL:HG12	1.82	0.61
1:GE:85:THR:O	1:GE:90:ARG:NH2	2.33	0.61
1:GY:38:LEU:HG	1:GY:39:PRO:HD2	1.81	0.61
1:HP:26:VAL:HG21	1:MS:113:TYR:O	2.00	0.61
1:HU:10:ARG:HH11	1:LC:38:LEU:HD22	1.65	0.61
1:IK:16:SER:HA	1:IK:35:VAL:HG12	1.82	0.61
1:IV:85:THR:O	1:IV:90:ARG:NH2	2.33	0.61
1:JZ:85:THR:O	1:JZ:90:ARG:NH2	2.33	0.61
1:KC:85:THR:O	1:KC:90:ARG:NH2	2.33	0.61
1:KM:16:SER:HA	1:KM:35:VAL:HG12	1.82	0.61
1:LD:10:ARG:NH2	1:LR:15:ASP:OD1	2.34	0.61
1:LQ:16:SER:HA	1:LQ:35:VAL:HG12	1.82	0.61
1:MA:15:ASP:OD1	1:ME:10:ARG:NH2	2.34	0.61
1:ME:85:THR:O	1:ME:90:ARG:NH2	2.33	0.61
1:MN:85:THR:O	1:MN:90:ARG:NH2	2.33	0.61
1:MO:10:ARG:HH21	1:NU:38:LEU:HD22	1.66	0.61
1:MP:38:LEU:HG	1:MP:39:PRO:HD2	1.81	0.61
1:MT:85:THR:O	1:MT:90:ARG:NH2	2.33	0.61
1:NA:16:SER:HA	1:NA:35:VAL:HG12	1.82	0.61
1:AH:85:THR:O	1:AH:90:ARG:NH2	2.33	0.61
1:AI:49:VAL:HG11	1:DU:112:ALA:O	2.01	0.61
1:BJ:16:SER:HA	1:BJ:35:VAL:HG12	1.82	0.61
1:BU:85:THR:O	1:BU:90:ARG:NH2	2.33	0.61
1:CH:16:SER:HA	1:CH:35:VAL:HG12	1.82	0.61
1:CT:16:SER:HA	1:CT:35:VAL:HG12	1.82	0.61
1:EH:38:LEU:HG	1:EH:39:PRO:HD2	1.81	0.61
1:ER:85:THR:O	1:ER:90:ARG:NH2	2.33	0.61
1:GL:16:SER:HA	1:GL:35:VAL:HG12	1.82	0.61
1:HJ:16:SER:HA	1:HJ:35:VAL:HG12	1.82	0.61

Continued on next page...

Continued from previous page...

Atom-1	Atom-2	Interatomic distance (Å)	Clash overlap (Å)
1:HN:15:ASP:OD1	1:MT:10:ARG:NH2	2.34	0.61
1:HS:74:VAL:HG22	1:LE:80:SER:HB2	1.82	0.61
1:KG:89:ASP:OD2	1:NS:59:ILE:HD12	2.01	0.61
1:KY:16:SER:HA	1:KY:35:VAL:HG12	1.82	0.61
1:LS:85:THR:O	1:LS:90:ARG:NH2	2.33	0.61
1:LZ:16:SER:HA	1:LZ:35:VAL:HG12	1.82	0.61
1:MB:85:THR:O	1:MB:90:ARG:NH2	2.33	0.61
1:MD:38:LEU:HG	1:MD:39:PRO:HD2	1.81	0.61
1:AG:38:LEU:HG	1:AG:39:PRO:HD2	1.81	0.61
1:AI:104:GLU:OE1	1:DU:53:ARG:NH1	2.28	0.61
1:BM:16:SER:HA	1:BM:35:VAL:HG12	1.82	0.61
1:CC:38:LEU:HG	1:CC:39:PRO:HD2	1.81	0.61
1:CE:16:SER:HA	1:CE:35:VAL:HG12	1.83	0.61
1:CJ:85:THR:O	1:CJ:90:ARG:NH2	2.33	0.61
1:CW:16:SER:HA	1:CW:35:VAL:HG12	1.82	0.61
1:CY:85:THR:O	1:CY:90:ARG:NH2	2.33	0.61
1:HO:85:THR:O	1:HO:90:ARG:NH2	2.33	0.61
1:HY:16:SER:HA	1:HY:35:VAL:HG12	1.82	0.61
1:JJ:38:LEU:HG	1:JJ:39:PRO:HD2	1.81	0.61
1:JO:8:LYS:HB2	1:NA:119:ASP:O	2.01	0.61
1:KD:16:SER:HA	1:KD:35:VAL:HG12	1.82	0.61
1:KU:85:THR:O	1:KU:90:ARG:NH2	2.34	0.61
1:ND:16:SER:HA	1:ND:35:VAL:HG12	1.82	0.61
1:AL:16:SER:HA	1:AL:35:VAL:HG12	1.82	0.61
1:BD:74:VAL:HG22	1:EP:80:SER:HB2	1.83	0.61
1:BN:9:LEU:HB2	1:BN:20:THR:HG23	1.83	0.61
1:BP:16:SER:HA	1:BP:35:VAL:HG12	1.82	0.61
1:DF:16:SER:HA	1:DF:35:VAL:HG12	1.82	0.61
1:DI:16:SER:HA	1:DI:35:VAL:HG12	1.82	0.61
1:ED:16:SER:HA	1:ED:35:VAL:HG12	1.82	0.61
1:IG:38:LEU:HD22	1:IN:10:ARG:HH21	1.65	0.61
1:JC:106:LYS:HZ2	1:MO:129:THR:C	2.04	0.61
1:JU:16:SER:HA	1:JU:35:VAL:HG12	1.82	0.61
1:LE:16:SER:HA	1:LE:35:VAL:HG12	1.82	0.61
1:MO:16:SER:HA	1:MO:35:VAL:HG12	1.82	0.61
1:AF:74:VAL:HG22	1:DR:80:SER:HB2	1.83	0.60
1:AO:16:SER:HA	1:AO:35:VAL:HG12	1.82	0.60
1:AQ:38:LEU:HD22	1:BV:10:ARG:HH21	1.65	0.60
1:BU:10:ARG:NH2	1:DM:15:ASP:OD1	2.34	0.60
1:CT:119:ASP:O	1:GF:8:LYS:HB2	2.00	0.60
1:HB:38:LEU:HB2	1:MZ:10:ARG:HH11	1.65	0.60

Continued on next page...

Continued from previous page...

Atom-1	Atom-2	Interatomic distance (Å)	Clash overlap (Å)
1:HP:74:VAL:HG22	1:LB:80:SER:HB2	1.83	0.60
1:HS:16:SER:HA	1:HS:35:VAL:HG12	1.82	0.60
1:KW:38:LEU:HG	1:KW:39:PRO:HD2	1.81	0.60
1:LA:85:THR:O	1:LA:90:ARG:NH2	2.33	0.60
1:LI:9:LEU:HB2	1:LI:20:THR:HG23	1.83	0.60
1:AE:85:THR:O	1:AE:90:ARG:NH2	2.33	0.60
1:AI:16:SER:HA	1:AI:35:VAL:HG12	1.82	0.60
1:BN:38:LEU:HG	1:BN:39:PRO:HD2	1.81	0.60
1:BV:16:SER:HA	1:BV:35:VAL:HG12	1.82	0.60
1:CX:9:LEU:HB2	1:CX:20:THR:HG23	1.83	0.60
1:DO:16:SER:HA	1:DO:35:VAL:HG12	1.82	0.60
1:DS:9:LEU:HB2	1:DS:20:THR:HG23	1.84	0.60
1:DW:85:THR:O	1:DW:90:ARG:NH2	2.33	0.60
1:DY:113:TYR:O	1:FZ:26:VAL:HG21	2.01	0.60
1:EB:9:LEU:HB2	1:EB:20:THR:HG23	1.84	0.60
1:EN:9:LEU:HB2	1:EN:20:THR:HG23	1.83	0.60
1:EW:9:LEU:HB2	1:EW:20:THR:HG23	1.83	0.60
1:FR:38:LEU:HG	1:FR:39:PRO:HD2	1.81	0.60
1:GH:85:THR:O	1:GH:90:ARG:NH2	2.33	0.60
1:GP:9:LEU:HB2	1:GP:20:THR:HG23	1.84	0.60
1:HQ:9:LEU:HB2	1:HQ:20:THR:HG23	1.84	0.60
1:JR:16:SER:HA	1:JR:35:VAL:HG12	1.82	0.60
1:NK:9:LEU:HB2	1:NK:20:THR:HG23	1.84	0.60
1:AE:10:ARG:NH2	1:BB:15:ASP:OD1	2.34	0.60
1:AX:16:SER:HA	1:AX:35:VAL:HG12	1.82	0.60
1:BB:9:LEU:HB2	1:BB:20:THR:HG23	1.84	0.60
1:BG:16:SER:HA	1:BG:35:VAL:HG12	1.82	0.60
1:BQ:9:LEU:HB2	1:BQ:20:THR:HG23	1.84	0.60
1:BT:9:LEU:HB2	1:BT:20:THR:HG23	1.83	0.60
1:BW:9:LEU:HB2	1:BW:20:THR:HG23	1.84	0.60
1:CZ:119:ASP:O	1:GL:8:LYS:HB2	2.01	0.60
1:DL:16:SER:HA	1:DL:35:VAL:HG12	1.82	0.60
1:DX:16:SER:HA	1:DX:35:VAL:HG12	1.82	0.60
1:EN:38:LEU:HG	1:EN:39:PRO:HD2	1.81	0.60
1:EO:85:THR:O	1:EO:90:ARG:NH2	2.33	0.60
1:FO:9:LEU:HB2	1:FO:20:THR:HG23	1.83	0.60
1:FU:9:LEU:HB2	1:FU:20:THR:HG23	1.83	0.60
1:GN:85:THR:O	1:GN:90:ARG:NH2	2.33	0.60
1:GO:16:SER:HA	1:GO:35:VAL:HG12	1.82	0.60
1:HB:9:LEU:HB2	1:HB:20:THR:HG23	1.84	0.60
1:JK:85:THR:O	1:JK:90:ARG:NH2	2.33	0.60

Continued on next page...

Continued from previous page...

Atom-1	Atom-2	Interatomic distance (Å)	Clash overlap (Å)
1:KG:16:SER:HA	1:KG:35:VAL:HG12	1.82	0.60
1:KT:9:LEU:HB2	1:KT:20:THR:HG23	1.83	0.60
1:LX:9:LEU:HB2	1:LX:20:THR:HG23	1.83	0.60
1:MD:9:LEU:HB2	1:MD:20:THR:HG23	1.83	0.60
1:AQ:85:THR:O	1:AQ:90:ARG:NH2	2.33	0.60
1:AX:49:VAL:HG11	1:EJ:112:ALA:O	2.00	0.60
1:BL:85:THR:O	1:BL:90:ARG:NH2	2.33	0.60
1:CB:16:SER:HA	1:CB:35:VAL:HG12	1.82	0.60
1:CI:9:LEU:HB2	1:CI:20:THR:HG23	1.84	0.60
1:CN:16:SER:HA	1:CN:35:VAL:HG12	1.82	0.60
1:CO:83:VAL:CG1	1:DK:27:THR:HG22	2.32	0.60
1:DZ:85:THR:O	1:DZ:90:ARG:NH2	2.33	0.60
1:EJ:16:SER:HA	1:EJ:35:VAL:HG12	1.82	0.60
1:FL:9:LEU:HB2	1:FL:20:THR:HG23	1.84	0.60
1:FV:85:THR:O	1:FV:90:ARG:NH2	2.33	0.60
1:GF:16:SER:HA	1:GF:35:VAL:HG12	1.82	0.60
1:GI:16:SER:HA	1:GI:35:VAL:HG12	1.82	0.60
1:IB:16:SER:HA	1:IB:35:VAL:HG12	1.82	0.60
1:IF:9:LEU:HB2	1:IF:20:THR:HG23	1.83	0.60
1:IM:85:THR:O	1:IM:90:ARG:NH2	2.33	0.60
1:JF:16:SER:HA	1:JF:35:VAL:HG12	1.82	0.60
1:JP:15:ASP:OD1	1:KC:10:ARG:NH2	2.34	0.60
1:JW:85:THR:O	1:JW:90:ARG:NH2	2.33	0.60
1:KB:9:LEU:HB2	1:KB:20:THR:HG23	1.84	0.60
1:KF:85:THR:O	1:KF:90:ARG:NH2	2.33	0.60
1:NM:16:SER:HA	1:NM:35:VAL:HG12	1.82	0.60
1:AA:9:LEU:HB2	1:AA:20:THR:HG23	1.83	0.60
1:AM:9:LEU:HB2	1:AM:20:THR:HG23	1.84	0.60
1:AR:16:SER:HA	1:AR:35:VAL:HG12	1.82	0.60
1:BS:92:GLU:OE2	1:FE:57:LYS:NZ	2.34	0.60
1:BY:16:SER:HA	1:BY:35:VAL:HG12	1.83	0.60
1:CQ:16:SER:HA	1:CQ:35:VAL:HG12	1.82	0.60
1:DN:38:LEU:HD22	1:GU:10:ARG:HH21	1.66	0.60
1:FN:16:SER:HA	1:FN:35:VAL:HG12	1.82	0.60
1:HA:49:VAL:HG11	1:KM:112:ALA:O	2.01	0.60
1:HG:4:ILE:HG13	1:KS:125:ASP:HB2	1.83	0.60
1:IH:16:SER:HA	1:IH:35:VAL:HG12	1.82	0.60
1:IY:85:THR:O	1:IY:90:ARG:NH2	2.33	0.60
1:JB:85:THR:O	1:JB:90:ARG:NH2	2.33	0.60
1:JL:16:SER:HA	1:JL:35:VAL:HG12	1.82	0.60
1:JM:9:LEU:HB2	1:JM:20:THR:HG23	1.84	0.60

Continued on next page...

Continued from previous page...

Atom-1	Atom-2	Interatomic distance (Å)	Clash overlap (Å)
1:KB:38:LEU:HG	1:KB:39:PRO:HD2	1.81	0.60
1:MA:9:LEU:HB2	1:MA:20:THR:HG23	1.83	0.60
1:MF:16:SER:HA	1:MF:35:VAL:HG12	1.82	0.60
1:MK:85:THR:O	1:MK:90:ARG:NH2	2.33	0.60
1:AB:85:THR:O	1:AB:90:ARG:NH2	2.33	0.60
1:BC:85:THR:O	1:BC:90:ARG:NH2	2.33	0.60
1:BD:80:SER:HB2	1:EP:74:VAL:HG22	1.83	0.60
1:BE:9:LEU:HB2	1:BE:20:THR:HG23	1.84	0.60
1:CQ:53:ARG:NH1	1:GC:104:GLU:OE1	2.27	0.60
1:DI:74:VAL:HG22	1:GU:80:SER:HB2	1.82	0.60
1:DQ:85:THR:O	1:DQ:90:ARG:NH2	2.34	0.60
1:EF:85:THR:O	1:EF:90:ARG:NH2	2.33	0.60
1:EM:16:SER:HA	1:EM:35:VAL:HG12	1.83	0.60
1:EU:85:THR:O	1:EU:90:ARG:NH2	2.33	0.60
1:GV:9:LEU:HB2	1:GV:20:THR:HG23	1.83	0.60
1:HK:9:LEU:HB2	1:HK:20:THR:HG23	1.83	0.60
1:JO:16:SER:HA	1:JO:35:VAL:HG12	1.82	0.60
1:JP:9:LEU:HB2	1:JP:20:THR:HG23	1.83	0.60
1:LY:85:THR:O	1:LY:90:ARG:NH2	2.33	0.60
1:MO:26:VAL:HG21	1:NT:113:TYR:O	2.02	0.60
1:MP:9:LEU:HB2	1:MP:20:THR:HG23	1.84	0.60
1:MV:9:LEU:HB2	1:MV:20:THR:HG23	1.84	0.60
1:NU:85:THR:O	1:NU:90:ARG:NH2	2.33	0.60
1:AJ:9:LEU:HB2	1:AJ:20:THR:HG23	1.84	0.60
1:AU:80:SER:HB2	1:EG:74:VAL:HG22	1.83	0.60
1:CZ:16:SER:HA	1:CZ:35:VAL:HG12	1.82	0.60
1:EX:85:THR:O	1:EX:90:ARG:NH2	2.34	0.60
1:FT:10:ARG:NH1	1:GQ:15:ASP:OD1	2.34	0.60
1:HG:59:ILE:HD12	1:KS:89:ASP:OD2	2.02	0.60
1:HT:9:LEU:HB2	1:HT:20:THR:HG23	1.84	0.60
1:IK:92:GLU:OE2	1:LW:57:LYS:NZ	2.34	0.60
1:IS:85:THR:O	1:IS:90:ARG:NH2	2.33	0.60
1:JX:74:VAL:HG22	1:NJ:80:SER:HB2	1.84	0.60
1:KA:16:SER:HA	1:KA:35:VAL:HG12	1.82	0.60
1:KJ:112:ALA:O	1:NV:49:VAL:HG11	2.02	0.60
1:KW:9:LEU:HB2	1:KW:20:THR:HG23	1.84	0.60
1:KX:85:THR:O	1:KX:90:ARG:NH2	2.33	0.60
1:KZ:9:LEU:HB2	1:KZ:20:THR:HG23	1.83	0.60
1:LT:16:SER:HA	1:LT:35:VAL:HG12	1.82	0.60
1:NG:16:SER:HA	1:NG:35:VAL:HG12	1.83	0.60
1:AF:16:SER:HA	1:AF:35:VAL:HG12	1.83	0.60

Continued on next page...

Continued from previous page...

Atom-1	Atom-2	Interatomic distance (Å)	Clash overlap (Å)
1:AS:9:LEU:HB2	1:AS:20:THR:HG23	1.83	0.60
1:CP:85:THR:O	1:CP:90:ARG:NH2	2.33	0.60
1:FH:16:SER:HA	1:FH:35:VAL:HG12	1.82	0.60
1:FJ:85:THR:O	1:FJ:90:ARG:NH2	2.33	0.60
1:FP:85:THR:O	1:FP:90:ARG:NH2	2.33	0.60
1:FZ:16:SER:HA	1:FZ:35:VAL:HG12	1.82	0.60
1:II:9:LEU:HB2	1:II:20:THR:HG23	1.83	0.60
1:KK:9:LEU:HB2	1:KK:20:THR:HG23	1.84	0.60
1:KS:16:SER:HA	1:KS:35:VAL:HG12	1.82	0.60
1:NB:9:LEU:HB2	1:NB:20:THR:HG23	1.84	0.60
1:NN:9:LEU:HB2	1:NN:20:THR:HG23	1.84	0.60
1:AD:38:LEU:HB2	1:GB:10:ARG:HH11	1.66	0.60
1:AU:26:VAL:HG21	1:EZ:113:TYR:O	2.02	0.60
1:CV:85:THR:O	1:CV:90:ARG:NH2	2.33	0.60
1:DF:119:ASP:O	1:GR:8:LYS:HB2	2.01	0.60
1:FF:9:LEU:HB2	1:FF:20:THR:HG23	1.83	0.60
1:FQ:10:ARG:HH21	1:GW:38:LEU:CD2	2.14	0.60
1:GM:9:LEU:HB2	1:GM:20:THR:HG23	1.84	0.60
1:HW:9:LEU:HB2	1:HW:20:THR:HG23	1.83	0.60
1:KH:9:LEU:HB2	1:KH:20:THR:HG23	1.83	0.60
1:LO:9:LEU:HB2	1:LO:20:THR:HG23	1.83	0.60
1:LR:9:LEU:HB2	1:LR:20:THR:HG23	1.84	0.60
1:MZ:85:THR:O	1:MZ:90:ARG:NH2	2.33	0.60
1:NQ:9:LEU:HB2	1:NQ:20:THR:HG23	1.84	0.60
1:NR:85:THR:O	1:NR:90:ARG:NH2	2.33	0.60
1:AD:9:LEU:HB2	1:AD:20:THR:HG23	1.83	0.60
1:BA:16:SER:HA	1:BA:35:VAL:HG12	1.82	0.60
1:BZ:9:LEU:HB2	1:BZ:20:THR:HG23	1.84	0.60
1:DA:9:LEU:HB2	1:DA:20:THR:HG23	1.84	0.60
1:EF:38:LEU:HD22	1:EV:10:ARG:HH21	1.67	0.60
1:FD:85:THR:O	1:FD:90:ARG:NH2	2.34	0.60
1:FI:9:LEU:HB2	1:FI:20:THR:HG23	1.84	0.60
1:GG:9:LEU:HB2	1:GG:20:THR:HG23	1.83	0.60
1:GJ:9:LEU:HB2	1:GJ:20:THR:HG23	1.83	0.60
1:HN:9:LEU:HB2	1:HN:20:THR:HG23	1.83	0.60
1:JE:85:THR:O	1:JE:90:ARG:NH2	2.33	0.60
1:JS:9:LEU:HB2	1:JS:20:THR:HG23	1.84	0.60
1:KD:57:LYS:HZ3	1:NP:92:GLU:CD	2.06	0.60
1:LF:9:LEU:HB2	1:LF:20:THR:HG23	1.84	0.60
1:MR:16:SER:HA	1:MR:35:VAL:HG12	1.82	0.60
1:NJ:16:SER:HA	1:NJ:35:VAL:HG12	1.82	0.60

Continued on next page...

Continued from previous page...

Atom-1	Atom-2	Interatomic distance (Å)	Clash overlap (Å)
1:EL:85:THR:O	1:EL:90:ARG:NH2	2.33	0.59
1:ES:16:SER:HA	1:ES:35:VAL:HG12	1.82	0.59
1:EV:16:SER:HA	1:EV:35:VAL:HG12	1.83	0.59
1:EZ:9:LEU:HB2	1:EZ:20:THR:HG23	1.83	0.59
1:JG:9:LEU:HB2	1:JG:20:THR:HG23	1.83	0.59
1:KU:10:ARG:NH1	1:NB:38:LEU:HB2	2.17	0.59
1:LP:85:THR:O	1:LP:90:ARG:NH2	2.33	0.59
1:LU:9:LEU:HB2	1:LU:20:THR:HG23	1.84	0.59
1:AV:9:LEU:HB2	1:AV:20:THR:HG23	1.84	0.59
1:AZ:85:THR:O	1:AZ:90:ARG:NH2	2.33	0.59
1:BG:80:SER:HB2	1:ES:74:VAL:HG22	1.84	0.59
1:BK:9:LEU:HB2	1:BK:20:THR:HG23	1.84	0.59
1:DI:92:GLU:CD	1:GU:57:LYS:HZ3	2.06	0.59
1:DN:85:THR:O	1:DN:90:ARG:NH2	2.33	0.59
1:FY:85:THR:O	1:FY:90:ARG:NH2	2.33	0.59
1:HG:125:ASP:HB2	1:KS:4:ILE:CG1	2.32	0.59
1:IL:9:LEU:HB2	1:IL:20:THR:HG23	1.83	0.59
1:IZ:89:ASP:OD2	1:ML:59:ILE:HD12	2.01	0.59
1:JI:16:SER:HA	1:JI:35:VAL:HG12	1.82	0.59
1:KE:9:LEU:HB2	1:KE:20:THR:HG23	1.84	0.59
1:KQ:9:LEU:HB2	1:KQ:20:THR:HG23	1.83	0.59
1:LK:16:SER:HA	1:LK:35:VAL:HG12	1.82	0.59
1:LN:16:SER:HA	1:LN:35:VAL:HG12	1.82	0.59
1:MU:16:SER:HA	1:MU:35:VAL:HG12	1.82	0.59
1:NL:85:THR:O	1:NL:90:ARG:NH2	2.33	0.59
1:NV:16:SER:HA	1:NV:35:VAL:HG12	1.82	0.59
1:AG:9:LEU:HB2	1:AG:20:THR:HG23	1.84	0.59
1:CO:9:LEU:HB2	1:CO:20:THR:HG23	1.83	0.59
1:CZ:112:ALA:O	1:GL:49:VAL:HG11	2.02	0.59
1:DK:85:THR:O	1:DK:90:ARG:NH2	2.33	0.59
1:EE:9:LEU:HB2	1:EE:20:THR:HG23	1.84	0.59
1:HC:85:THR:O	1:HC:90:ARG:NH2	2.33	0.59
1:IT:8:LYS:HB2	1:MF:119:ASP:O	2.02	0.59
1:JD:9:LEU:HB2	1:JD:20:THR:HG23	1.84	0.59
1:JH:85:THR:O	1:JH:90:ARG:NH2	2.33	0.59
1:JJ:9:LEU:HB2	1:JJ:20:THR:HG23	1.83	0.59
1:KJ:53:ARG:NH1	1:NV:104:GLU:OE1	2.26	0.59
1:MY:9:LEU:HB2	1:MY:20:THR:HG23	1.83	0.59
1:CC:9:LEU:HB2	1:CC:20:THR:HG23	1.83	0.59
1:JR:80:SER:HB2	1:ND:74:VAL:HG22	1.85	0.59
1:NH:9:LEU:HB2	1:NH:20:THR:HG23	1.83	0.59

Continued on next page...

Continued from previous page...

Atom-1	Atom-2	Interatomic distance (Å)	Clash overlap (Å)
1:AB:38:LEU:HD22	1:BJ:10:ARG:HH21	1.67	0.59
1:AI:26:VAL:HG21	1:GD:113:TYR:O	2.03	0.59
1:AL:10:ARG:HH21	1:FP:38:LEU:HD22	1.68	0.59
1:AR:74:VAL:HG22	1:ED:80:SER:HB2	1.85	0.59
1:BS:119:ASP:O	1:FE:8:LYS:HB2	2.02	0.59
1:CD:85:THR:O	1:CD:90:ARG:NH2	2.33	0.59
1:DG:9:LEU:HB2	1:DG:20:THR:HG23	1.83	0.59
1:DM:9:LEU:HB2	1:DM:20:THR:HG23	1.83	0.59
1:DP:9:LEU:HB2	1:DP:20:THR:HG23	1.83	0.59
1:GD:9:LEU:HB2	1:GD:20:THR:HG23	1.84	0.59
1:HH:15:ASP:OD1	1:MN:10:ARG:NH2	2.36	0.59
1:IH:74:VAL:HG22	1:LT:80:SER:HB2	1.85	0.59
1:IW:16:SER:HA	1:IW:35:VAL:HG12	1.83	0.59
1:JC:80:SER:HB2	1:MO:74:VAL:HG22	1.83	0.59
1:NS:16:SER:HA	1:NS:35:VAL:HG12	1.82	0.59
1:AN:85:THR:O	1:AN:90:ARG:NH2	2.33	0.59
1:AO:80:SER:HB2	1:EA:74:VAL:HG22	1.83	0.59
1:BH:9:LEU:HB2	1:BH:20:THR:HG23	1.84	0.59
1:BV:119:ASP:O	1:FH:8:LYS:HB2	2.03	0.59
1:CR:9:LEU:HB2	1:CR:20:THR:HG23	1.83	0.59
1:KI:85:THR:O	1:KI:90:ARG:NH2	2.34	0.59
1:KV:16:SER:HA	1:KV:35:VAL:HG12	1.82	0.59
1:NT:9:LEU:HB2	1:NT:20:THR:HG23	1.84	0.59
1:AY:9:LEU:HB2	1:AY:20:THR:HG23	1.84	0.59
1:BJ:80:SER:HB2	1:EV:74:VAL:CG2	2.33	0.59
1:CL:76:LYS:O	1:CM:77:THR:HA	2.03	0.59
1:CU:9:LEU:HB2	1:CU:20:THR:HG23	1.83	0.59
1:DF:80:SER:HB2	1:GR:74:VAL:HG22	1.84	0.59
1:EE:76:LYS:O	1:EF:77:THR:HA	2.03	0.59
1:FF:76:LYS:O	1:FG:77:THR:HA	2.03	0.59
1:FX:9:LEU:HB2	1:FX:20:THR:HG23	1.84	0.59
1:GT:85:THR:O	1:GT:90:ARG:NH2	2.33	0.59
1:HH:76:LYS:O	1:HI:77:THR:HA	2.03	0.59
1:IP:85:THR:O	1:IP:90:ARG:NH2	2.33	0.59
1:IT:92:GLU:OE2	1:MF:57:LYS:NZ	2.34	0.59
1:JA:9:LEU:HB2	1:JA:20:THR:HG23	1.83	0.59
1:JN:85:THR:O	1:JN:90:ARG:NH2	2.33	0.59
1:NE:9:LEU:HB2	1:NE:20:THR:HG23	1.83	0.59
1:CA:85:THR:O	1:CA:90:ARG:NH2	2.33	0.59
1:CL:9:LEU:HB2	1:CL:20:THR:HG23	1.84	0.59
1:CT:112:ALA:O	1:GF:49:VAL:HG11	2.02	0.59

Continued on next page...

Continued from previous page...

Atom-1	Atom-2	Interatomic distance (Å)	Clash overlap (Å)
1:EH:9:LEU:HB2	1:EH:20:THR:HG23	1.83	0.59
1:FO:76:LYS:O	1:FP:77:THR:HA	2.03	0.59
1:FU:76:LYS:O	1:FV:77:THR:HA	2.03	0.59
1:GS:9:LEU:HB2	1:GS:20:THR:HG23	1.83	0.59
1:HU:85:THR:O	1:HU:90:ARG:NH2	2.33	0.59
1:ID:85:THR:O	1:ID:90:ARG:NH2	2.33	0.59
1:IX:9:LEU:HB2	1:IX:20:THR:HG23	1.83	0.59
1:JD:38:LEU:HB2	1:JK:10:ARG:NH1	2.18	0.59
1:LX:76:LYS:O	1:LY:77:THR:HA	2.03	0.59
1:MM:15:ASP:OD1	1:NU:10:ARG:NH2	2.36	0.59
1:NK:76:LYS:O	1:NL:77:THR:HA	2.03	0.59
1:AM:76:LYS:O	1:AN:77:THR:HA	2.03	0.59
1:AT:85:THR:O	1:AT:90:ARG:NH2	2.33	0.59
1:BE:76:LYS:O	1:BF:77:THR:HA	2.03	0.59
1:CG:85:THR:O	1:CG:90:ARG:NH2	2.33	0.59
1:CQ:49:VAL:HG11	1:GC:112:ALA:O	2.02	0.59
1:CX:76:LYS:O	1:CY:77:THR:HA	2.03	0.59
1:DA:76:LYS:O	1:DB:77:THR:HA	2.03	0.59
1:DD:9:LEU:HB2	1:DD:20:THR:HG23	1.84	0.59
1:DS:114:SER:HA	1:GR:26:VAL:CG2	2.32	0.59
1:ET:9:LEU:HB2	1:ET:20:THR:HG23	1.84	0.59
1:GA:9:LEU:HB2	1:GA:20:THR:HG23	1.83	0.59
1:GZ:85:THR:O	1:GZ:90:ARG:NH2	2.33	0.59
1:HN:76:LYS:O	1:HO:77:THR:HA	2.03	0.59
1:IO:76:LYS:O	1:IP:77:THR:HA	2.03	0.59
1:IU:76:LYS:O	1:IV:77:THR:HA	2.03	0.59
1:JA:76:LYS:O	1:JB:77:THR:HA	2.03	0.59
1:MG:76:LYS:O	1:MH:77:THR:HA	2.03	0.59
1:MJ:9:LEU:HB2	1:MJ:20:THR:HG23	1.84	0.59
1:AV:15:ASP:OD1	1:FD:10:ARG:NH2	2.36	0.59
1:BT:76:LYS:O	1:BU:77:THR:HA	2.03	0.59
1:CY:38:LEU:HD22	1:DL:10:ARG:HH21	1.67	0.59
1:DC:92:GLU:OE2	1:GO:57:LYS:NZ	2.31	0.59
1:DJ:76:LYS:O	1:DK:77:THR:HA	2.03	0.59
1:DM:76:LYS:O	1:DN:77:THR:HA	2.03	0.59
1:DP:76:LYS:O	1:DQ:77:THR:HA	2.03	0.59
1:DS:76:LYS:O	1:DT:77:THR:HA	2.03	0.59
1:DY:9:LEU:HB2	1:DY:20:THR:HG23	1.83	0.59
1:EQ:9:LEU:HB2	1:EQ:20:THR:HG23	1.84	0.59
1:ET:76:LYS:O	1:EU:77:THR:HA	2.03	0.59
1:EW:76:LYS:O	1:EX:77:THR:HA	2.03	0.59

Continued on next page...

Continued from previous page...

Atom-1	Atom-2	Interatomic distance (Å)	Clash overlap (Å)
1:FI:76:LYS:O	1:FJ:77:THR:HA	2.03	0.59
1:GD:76:LYS:O	1:GE:77:THR:HA	2.03	0.59
1:GG:76:LYS:O	1:GH:77:THR:HA	2.03	0.59
1:GY:9:LEU:HB2	1:GY:20:THR:HG23	1.84	0.59
1:HA:59:ILE:HD12	1:KM:89:ASP:OD2	2.03	0.59
1:IC:9:LEU:HB2	1:IC:20:THR:HG23	1.84	0.59
1:JG:76:LYS:O	1:JH:77:THR:HA	2.03	0.59
1:JL:112:ALA:O	1:MX:49:VAL:HG11	2.03	0.59
1:JS:76:LYS:O	1:JT:77:THR:HA	2.03	0.59
1:JV:9:LEU:HB2	1:JV:20:THR:HG23	1.84	0.59
1:KB:76:LYS:O	1:KC:77:THR:HA	2.03	0.59
1:LC:76:LYS:O	1:LD:77:THR:HA	2.03	0.59
1:LG:85:THR:O	1:LG:90:ARG:NH2	2.33	0.59
1:MG:9:LEU:HB2	1:MG:20:THR:HG23	1.83	0.59
1:NQ:76:LYS:O	1:NR:77:THR:HA	2.03	0.59
1:AS:76:LYS:O	1:AT:77:THR:HA	2.03	0.58
1:CC:76:LYS:O	1:CD:77:THR:HA	2.03	0.58
1:CF:76:LYS:O	1:CG:77:THR:HA	2.03	0.58
1:EH:76:LYS:O	1:EI:77:THR:HA	2.03	0.58
1:EN:76:LYS:O	1:EO:77:THR:HA	2.03	0.58
1:FC:9:LEU:HB2	1:FC:20:THR:HG23	1.84	0.58
1:FT:26:VAL:HG21	1:GP:113:TYR:O	2.03	0.58
1:GP:76:LYS:O	1:GQ:77:THR:HA	2.03	0.58
1:GQ:85:THR:O	1:GQ:90:ARG:NH2	2.33	0.58
1:HG:112:ALA:O	1:KS:49:VAL:HG11	2.03	0.58
1:II:76:LYS:O	1:IJ:77:THR:HA	2.03	0.58
1:KN:9:LEU:HB2	1:KN:20:THR:HG23	1.84	0.58
1:KZ:76:LYS:O	1:LA:77:THR:HA	2.03	0.58
1:MA:76:LYS:O	1:MB:77:THR:HA	2.03	0.58
1:MM:9:LEU:HB2	1:MM:20:THR:HG23	1.84	0.58
1:MM:76:LYS:O	1:MN:77:THR:HA	2.03	0.58
1:AJ:52:MET:HG2	1:AJ:78:GLU:HG3	1.86	0.58
1:AM:52:MET:HG2	1:AM:78:GLU:HG3	1.86	0.58
1:AV:52:MET:HG2	1:AV:78:GLU:HG3	1.86	0.58
1:BB:76:LYS:O	1:BC:77:THR:HA	2.03	0.58
1:BK:76:LYS:O	1:BL:77:THR:HA	2.03	0.58
1:BN:76:LYS:O	1:BO:77:THR:HA	2.03	0.58
1:BZ:76:LYS:O	1:CA:77:THR:HA	2.03	0.58
1:CB:125:ASP:HB2	1:FN:4:ILE:HG12	1.85	0.58
1:DD:76:LYS:O	1:DE:77:THR:HA	2.03	0.58
1:DT:85:THR:O	1:DT:90:ARG:NH2	2.33	0.58

Continued on next page...

Continued from previous page...

Atom-1	Atom-2	Interatomic distance (Å)	Clash overlap (Å)
1:FC:76:LYS:O	1:FD:77:THR:HA	2.03	0.58
1:GY:76:LYS:O	1:GZ:77:THR:HA	2.03	0.58
1:HF:10:ARG:NH1	1:IC:38:LEU:HB2	2.18	0.58
1:IC:76:LYS:O	1:ID:77:THR:HA	2.03	0.58
1:IO:52:MET:HG2	1:IO:78:GLU:HG3	1.86	0.58
1:IU:9:LEU:HB2	1:IU:20:THR:HG23	1.84	0.58
1:JD:76:LYS:O	1:JE:77:THR:HA	2.03	0.58
1:JS:86:THR:HG22	1:JS:88:GLU:H	1.69	0.58
1:JV:52:MET:HG2	1:JV:78:GLU:HG3	1.86	0.58
1:JY:9:LEU:HB2	1:JY:20:THR:HG23	1.84	0.58
1:JY:86:THR:HG22	1:JY:88:GLU:H	1.69	0.58
1:KR:85:THR:O	1:KR:90:ARG:NH2	2.33	0.58
1:LR:52:MET:HG2	1:LR:78:GLU:HG3	1.86	0.58
1:NH:76:LYS:O	1:NI:77:THR:HA	2.03	0.58
1:AF:92:GLU:CD	1:DR:57:LYS:HZ3	2.07	0.58
1:AU:74:VAL:HG22	1:EG:80:SER:HB2	1.85	0.58
1:BV:8:LYS:HB2	1:FH:119:ASP:O	2.02	0.58
1:BV:92:GLU:CD	1:FH:57:LYS:HZ3	2.06	0.58
1:CO:52:MET:HG2	1:CO:78:GLU:HG3	1.86	0.58
1:CO:86:THR:HG22	1:CO:88:GLU:H	1.69	0.58
1:DC:92:GLU:CD	1:GO:57:LYS:HZ3	2.06	0.58
1:DD:86:THR:HG22	1:DD:88:GLU:H	1.69	0.58
1:DV:9:LEU:HB2	1:DV:20:THR:HG23	1.83	0.58
1:EQ:76:LYS:O	1:ER:77:THR:HA	2.03	0.58
1:ET:86:THR:HG22	1:ET:88:GLU:H	1.69	0.58
1:FR:9:LEU:HB2	1:FR:20:THR:HG23	1.84	0.58
1:FR:52:MET:HG2	1:FR:78:GLU:HG3	1.86	0.58
1:GJ:76:LYS:O	1:GK:77:THR:HA	2.03	0.58
1:HE:9:LEU:HB2	1:HE:20:THR:HG23	1.84	0.58
1:HH:9:LEU:HB2	1:HH:20:THR:HG23	1.83	0.58
1:HN:86:THR:HG22	1:HN:88:GLU:H	1.69	0.58
1:IG:66:ALA:HB1	1:IM:66:ALA:HB3	1.84	0.58
1:IS:10:ARG:HH11	1:KK:38:LEU:HB2	1.68	0.58
1:IX:76:LYS:O	1:IY:77:THR:HA	2.03	0.58
1:IX:86:THR:HG22	1:IX:88:GLU:H	1.69	0.58
1:IY:38:LEU:HD22	1:KS:10:ARG:HH21	1.68	0.58
1:JA:86:THR:HG22	1:JA:88:GLU:H	1.69	0.58
1:JF:59:ILE:HD12	1:MR:89:ASP:OD2	2.03	0.58
1:JP:86:THR:HG22	1:JP:88:GLU:H	1.69	0.58
1:LF:86:THR:HG22	1:LF:88:GLU:H	1.69	0.58
1:LL:9:LEU:HB2	1:LL:20:THR:HG23	1.83	0.58

Continued on next page...

Continued from previous page...

Atom-1	Atom-2	Interatomic distance (Å)	Clash overlap (Å)
1:LM:85:THR:O	1:LM:90:ARG:NH2	2.33	0.58
1:LO:86:THR:HG22	1:LO:88:GLU:H	1.69	0.58
1:MG:86:THR:HG22	1:MG:88:GLU:H	1.69	0.58
1:MS:76:LYS:O	1:MT:77:THR:HA	2.03	0.58
1:MY:76:LYS:O	1:MZ:77:THR:HA	2.03	0.58
1:MY:86:THR:HG22	1:MY:88:GLU:H	1.68	0.58
1:NB:76:LYS:O	1:NC:77:THR:HA	2.03	0.58
1:NK:52:MET:HG2	1:NK:78:GLU:HG3	1.86	0.58
1:AD:52:MET:HG2	1:AD:78:GLU:HG3	1.86	0.58
1:AO:59:ILE:HD12	1:EA:89:ASP:OD2	2.03	0.58
1:AP:9:LEU:HB2	1:AP:20:THR:HG23	1.84	0.58
1:AY:52:MET:HG2	1:AY:78:GLU:HG3	1.86	0.58
1:BE:52:MET:HG2	1:BE:78:GLU:HG3	1.86	0.58
1:BK:86:THR:HG22	1:BK:88:GLU:H	1.69	0.58
1:BZ:52:MET:HG2	1:BZ:78:GLU:HG3	1.86	0.58
1:CF:52:MET:HG2	1:CF:78:GLU:HG3	1.86	0.58
1:CU:76:LYS:O	1:CV:77:THR:HA	2.03	0.58
1:DD:52:MET:HG2	1:DD:78:GLU:HG3	1.85	0.58
1:DH:85:THR:O	1:DH:90:ARG:NH2	2.33	0.58
1:DS:52:MET:HG2	1:DS:78:GLU:HG3	1.86	0.58
1:EE:86:THR:HG22	1:EE:88:GLU:H	1.69	0.58
1:EN:86:THR:HG22	1:EN:88:GLU:H	1.69	0.58
1:ER:10:ARG:NH2	1:FL:15:ASP:OD1	2.36	0.58
1:FL:86:THR:HG22	1:FL:88:GLU:H	1.69	0.58
1:GV:76:LYS:O	1:GW:77:THR:HA	2.03	0.58
1:JG:52:MET:HG2	1:JG:78:GLU:HG3	1.86	0.58
1:JV:76:LYS:O	1:JW:77:THR:HA	2.03	0.58
1:JX:8:LYS:HB2	1:NJ:119:ASP:O	2.03	0.58
1:JY:52:MET:HG2	1:JY:78:GLU:HG3	1.85	0.58
1:KB:86:THR:HG22	1:KB:88:GLU:H	1.69	0.58
1:KN:76:LYS:O	1:KO:77:THR:HA	2.03	0.58
1:KQ:86:THR:HG22	1:KQ:88:GLU:H	1.68	0.58
1:KT:76:LYS:O	1:KU:77:THR:HA	2.03	0.58
1:KZ:52:MET:HG2	1:KZ:78:GLU:HG3	1.86	0.58
1:LC:9:LEU:HB2	1:LC:20:THR:HG23	1.84	0.58
1:LG:15:ASP:OD1	1:LN:10:ARG:NH1	2.37	0.58
1:MV:86:THR:HG22	1:MV:88:GLU:H	1.69	0.58
1:MY:52:MET:HG2	1:MY:78:GLU:HG3	1.86	0.58
1:NK:86:THR:HG22	1:NK:88:GLU:H	1.69	0.58
1:NT:76:LYS:O	1:NU:77:THR:HA	2.03	0.58
1:AV:76:LYS:O	1:AW:77:THR:HA	2.03	0.58

Continued on next page...

Continued from previous page...

Atom-1	Atom-2	Interatomic distance (Å)	Clash overlap (Å)
1:BB:99:SER:OG	1:BB:124:GLU:O	2.20	0.58
1:CO:76:LYS:O	1:CP:77:THR:HA	2.03	0.58
1:DG:76:LYS:O	1:DH:77:THR:HA	2.03	0.58
1:DV:86:THR:HG22	1:DV:88:GLU:H	1.69	0.58
1:EQ:52:MET:HG2	1:EQ:78:GLU:HG3	1.86	0.58
1:FC:86:THR:HG22	1:FC:88:GLU:H	1.69	0.58
1:FL:76:LYS:O	1:FM:77:THR:HA	2.03	0.58
1:GA:52:MET:HG2	1:GA:78:GLU:HG3	1.85	0.58
1:GS:76:LYS:O	1:GT:77:THR:HA	2.03	0.58
1:HQ:52:MET:HG2	1:HQ:78:GLU:HG3	1.86	0.58
1:HW:86:THR:HG22	1:HW:88:GLU:H	1.69	0.58
1:HZ:76:LYS:O	1:IA:77:THR:HA	2.03	0.58
1:IR:9:LEU:HB2	1:IR:20:THR:HG23	1.84	0.58
1:JP:76:LYS:O	1:JQ:77:THR:HA	2.03	0.58
1:KT:52:MET:HG2	1:KT:78:GLU:HG3	1.86	0.58
1:LO:76:LYS:O	1:LP:77:THR:HA	2.03	0.58
1:LX:52:MET:HG2	1:LX:78:GLU:HG3	1.86	0.58
1:MA:86:THR:HG22	1:MA:88:GLU:H	1.69	0.58
1:MD:76:LYS:O	1:ME:77:THR:HA	2.03	0.58
1:BW:86:THR:HG22	1:BW:88:GLU:H	1.69	0.58
1:DP:52:MET:HG2	1:DP:78:GLU:HG3	1.85	0.58
1:DV:76:LYS:O	1:DW:77:THR:HA	2.03	0.58
1:EB:76:LYS:O	1:EC:77:THR:HA	2.03	0.58
1:EH:52:MET:HG2	1:EH:78:GLU:HG3	1.86	0.58
1:GG:52:MET:HG2	1:GG:78:GLU:HG3	1.86	0.58
1:GN:16:SER:HA	1:GN:35:VAL:HG12	1.86	0.58
1:IO:9:LEU:HB2	1:IO:20:THR:HG23	1.83	0.58
1:JA:52:MET:HG2	1:JA:78:GLU:HG3	1.86	0.58
1:JJ:86:THR:HG22	1:JJ:88:GLU:H	1.69	0.58
1:JU:104:GLU:OE1	1:NG:53:ARG:NH1	2.33	0.58
1:KO:16:SER:HA	1:KO:35:VAL:HG12	1.86	0.58
1:LV:85:THR:O	1:LV:90:ARG:NH2	2.33	0.58
1:MP:101:LEU:HD22	1:MQ:94:LEU:HD22	1.86	0.58
1:MS:52:MET:HG2	1:MS:78:GLU:HG3	1.86	0.58
1:NB:86:THR:HG22	1:NB:88:GLU:H	1.69	0.58
1:NC:16:SER:HA	1:NC:35:VAL:HG12	1.86	0.58
1:NE:76:LYS:O	1:NF:77:THR:HA	2.03	0.58
1:NF:16:SER:HA	1:NF:35:VAL:HG12	1.86	0.58
1:NT:52:MET:HG2	1:NT:78:GLU:HG3	1.86	0.58
1:AG:76:LYS:O	1:AH:77:THR:HA	2.03	0.58
1:AG:86:THR:HG22	1:AG:88:GLU:H	1.69	0.58

Continued on next page...

Continued from previous page...

Atom-1	Atom-2	Interatomic distance (Å)	Clash overlap (Å)
1:AP:86:THR:HG22	1:AP:88:GLU:H	1.69	0.58
1:AQ:16:SER:HA	1:AQ:35:VAL:HG12	1.86	0.58
1:CF:9:LEU:HB2	1:CF:20:THR:HG23	1.84	0.58
1:CF:86:THR:HG22	1:CF:88:GLU:H	1.69	0.58
1:DS:101:LEU:HD22	1:DT:94:LEU:HD22	1.86	0.58
1:EB:86:THR:HG22	1:EB:88:GLU:H	1.69	0.58
1:FO:86:THR:HG22	1:FO:88:GLU:H	1.69	0.58
1:GA:86:THR:HG22	1:GA:88:GLU:H	1.69	0.58
1:GV:86:THR:HG22	1:GV:88:GLU:H	1.69	0.58
1:HH:86:THR:HG22	1:HH:88:GLU:H	1.69	0.58
1:HL:16:SER:HA	1:HL:35:VAL:HG12	1.86	0.58
1:HZ:86:THR:HG22	1:HZ:88:GLU:H	1.69	0.58
1:IG:16:SER:HA	1:IG:35:VAL:HG12	1.86	0.58
1:II:86:THR:HG22	1:II:88:GLU:H	1.69	0.58
1:JD:52:MET:HG2	1:JD:78:GLU:HG3	1.86	0.58
1:JJ:76:LYS:O	1:JK:77:THR:HA	2.03	0.58
1:JW:15:ASP:OD1	1:KJ:10:ARG:NH1	2.37	0.58
1:KH:52:MET:HG2	1:KH:78:GLU:HG3	1.86	0.58
1:KN:52:MET:HG2	1:KN:78:GLU:HG3	1.85	0.58
1:KT:86:THR:HG22	1:KT:88:GLU:H	1.69	0.58
1:KT:101:LEU:HD22	1:KU:94:LEU:HD22	1.86	0.58
1:KW:76:LYS:O	1:KX:77:THR:HA	2.03	0.58
1:KZ:99:SER:OG	1:KZ:124:GLU:O	2.20	0.58
1:LC:101:LEU:HD22	1:LD:94:LEU:HD22	1.86	0.58
1:LL:52:MET:HG2	1:LL:78:GLU:HG3	1.86	0.58
1:LU:86:THR:HG22	1:LU:88:GLU:H	1.69	0.58
1:LX:86:THR:HG22	1:LX:88:GLU:H	1.69	0.58
1:MK:16:SER:HA	1:MK:35:VAL:HG12	1.86	0.58
1:MS:9:LEU:HB2	1:MS:20:THR:HG23	1.84	0.58
1:MY:101:LEU:HD22	1:MZ:94:LEU:HD22	1.86	0.58
1:NO:16:SER:HA	1:NO:35:VAL:HG12	1.86	0.58
1:AA:86:THR:HG22	1:AA:88:GLU:H	1.69	0.58
1:AH:38:LEU:HD22	1:BG:10:ARG:HH21	1.69	0.58
1:AM:86:THR:HG22	1:AM:88:GLU:H	1.69	0.58
1:AY:76:LYS:O	1:AZ:77:THR:HA	2.03	0.58
1:BH:52:MET:HG2	1:BH:78:GLU:HG3	1.86	0.58
1:BI:85:THR:O	1:BI:90:ARG:NH2	2.33	0.58
1:BQ:52:MET:HG2	1:BQ:78:GLU:HG3	1.86	0.58
1:BQ:101:LEU:HD22	1:BR:94:LEU:HD22	1.86	0.58
1:BU:16:SER:HA	1:BU:35:VAL:HG12	1.86	0.58
1:CD:16:SER:HA	1:CD:35:VAL:HG12	1.86	0.58

Continued on next page...

Continued from previous page...

Atom-1	Atom-2	Interatomic distance (Å)	Clash overlap (Å)
1:CG:16:SER:HA	1:CG:35:VAL:HG12	1.86	0.58
1:CJ:16:SER:HA	1:CJ:35:VAL:HG12	1.86	0.58
1:DG:99:SER:OG	1:DG:124:GLU:O	2.20	0.58
1:DM:52:MET:HG2	1:DM:78:GLU:HG3	1.86	0.58
1:DY:76:LYS:O	1:DZ:77:THR:HA	2.03	0.58
1:DZ:16:SER:HA	1:DZ:35:VAL:HG12	1.86	0.58
1:EK:9:LEU:HB2	1:EK:20:THR:HG23	1.84	0.58
1:EK:52:MET:HG2	1:EK:78:GLU:HG3	1.86	0.58
1:FC:101:LEU:HD22	1:FD:94:LEU:HD22	1.86	0.58
1:GM:86:THR:HG22	1:GM:88:GLU:H	1.69	0.58
1:GS:86:THR:HG22	1:GS:88:GLU:H	1.69	0.58
1:HB:101:LEU:HD22	1:HC:94:LEU:HD22	1.86	0.58
1:HE:76:LYS:O	1:HF:77:THR:HA	2.03	0.58
1:HK:101:LEU:HD22	1:HL:94:LEU:HD22	1.86	0.58
1:HW:76:LYS:O	1:HX:77:THR:HA	2.03	0.58
1:IF:101:LEU:HD22	1:IG:94:LEU:HD22	1.86	0.58
1:JJ:52:MET:HG2	1:JJ:78:GLU:HG3	1.86	0.58
1:JQ:16:SER:HA	1:JQ:35:VAL:HG12	1.86	0.58
1:JT:16:SER:HA	1:JT:35:VAL:HG12	1.86	0.58
1:KK:76:LYS:O	1:KL:77:THR:HA	2.03	0.58
1:LL:76:LYS:O	1:LM:77:THR:HA	2.03	0.58
1:LM:16:SER:HA	1:LM:35:VAL:HG12	1.86	0.58
1:LP:16:SER:HA	1:LP:35:VAL:HG12	1.86	0.58
1:LU:76:LYS:O	1:LV:77:THR:HA	2.03	0.58
1:MM:86:THR:HG22	1:MM:88:GLU:H	1.69	0.58
1:MP:76:LYS:O	1:MQ:77:THR:HA	2.03	0.58
1:MS:86:THR:HG22	1:MS:88:GLU:H	1.69	0.58
1:NH:86:THR:HG22	1:NH:88:GLU:H	1.69	0.58
1:NN:86:THR:HG22	1:NN:88:GLU:H	1.69	0.58
1:AG:99:SER:OG	1:AG:124:GLU:O	2.20	0.58
1:AS:52:MET:HG2	1:AS:78:GLU:HG3	1.86	0.58
1:BN:86:THR:HG22	1:BN:88:GLU:H	1.69	0.58
1:CH:80:SER:HB2	1:FT:74:VAL:HG22	1.86	0.58
1:CK:10:ARG:HH21	1:CP:38:LEU:HD22	1.69	0.58
1:CX:86:THR:HG22	1:CX:88:GLU:H	1.68	0.58
1:DA:101:LEU:HD22	1:DB:94:LEU:HD22	1.86	0.58
1:DE:16:SER:HA	1:DE:35:VAL:HG12	1.86	0.58
1:EF:16:SER:HA	1:EF:35:VAL:HG12	1.86	0.58
1:EX:16:SER:HA	1:EX:35:VAL:HG12	1.86	0.58
1:FR:76:LYS:O	1:FS:77:THR:HA	2.03	0.58
1:GY:101:LEU:HD22	1:GZ:94:LEU:HD22	1.86	0.58

Continued on next page...

Continued from previous page...

Atom-1	Atom-2	Interatomic distance (Å)	Clash overlap (Å)
1:HG:57:LYS:NZ	1:KS:92:GLU:CD	2.57	0.58
1:HI:85:THR:O	1:HI:90:ARG:NH2	2.33	0.58
1:HT:86:THR:HG22	1:HT:88:GLU:H	1.69	0.58
1:HZ:52:MET:HG2	1:HZ:78:GLU:HG3	1.86	0.58
1:IF:52:MET:HG2	1:IF:78:GLU:HG3	1.86	0.58
1:II:101:LEU:HD22	1:IJ:94:LEU:HD22	1.86	0.58
1:JC:113:TYR:CG	1:MO:90:ARG:NH2	2.72	0.58
1:JE:16:SER:HA	1:JE:35:VAL:HG12	1.86	0.58
1:JM:86:THR:HG22	1:JM:88:GLU:H	1.69	0.58
1:JP:52:MET:HG2	1:JP:78:GLU:HG3	1.86	0.58
1:KH:76:LYS:O	1:KI:77:THR:HA	2.03	0.58
1:LZ:26:VAL:HG21	1:MJ:113:TYR:O	2.04	0.58
1:MH:16:SER:HA	1:MH:35:VAL:HG12	1.86	0.58
1:MJ:76:LYS:O	1:MK:77:THR:HA	2.03	0.58
1:MJ:86:THR:HG22	1:MJ:88:GLU:H	1.69	0.58
1:MN:16:SER:HA	1:MN:35:VAL:HG12	1.86	0.58
1:NN:76:LYS:O	1:NO:77:THR:HA	2.03	0.58
1:BE:101:LEU:HD22	1:BF:94:LEU:HD22	1.86	0.58
1:BZ:86:THR:HG22	1:BZ:88:GLU:H	1.69	0.58
1:CI:86:THR:HG22	1:CI:88:GLU:H	1.69	0.58
1:CU:101:LEU:HD22	1:CV:94:LEU:HD22	1.86	0.58
1:DB:16:SER:HA	1:DB:35:VAL:HG12	1.86	0.58
1:DJ:86:THR:HG22	1:DJ:88:GLU:H	1.69	0.58
1:DV:52:MET:HG2	1:DV:78:GLU:HG3	1.86	0.58
1:DY:52:MET:HG2	1:DY:78:GLU:HG3	1.86	0.58
1:EL:16:SER:HA	1:EL:35:VAL:HG12	1.86	0.58
1:ET:101:LEU:HD22	1:EU:94:LEU:HD22	1.86	0.58
1:EU:16:SER:HA	1:EU:35:VAL:HG12	1.86	0.58
1:FD:16:SER:HA	1:FD:35:VAL:HG12	1.86	0.58
1:FR:86:THR:HG22	1:FR:88:GLU:H	1.69	0.58
1:GE:16:SER:HA	1:GE:35:VAL:HG12	1.86	0.58
1:GG:86:THR:HG22	1:GG:88:GLU:H	1.69	0.58
1:GJ:86:THR:HG22	1:GJ:88:GLU:H	1.69	0.58
1:GS:101:LEU:HD22	1:GT:94:LEU:HD22	1.86	0.58
1:IF:76:LYS:O	1:IG:77:THR:HA	2.03	0.58
1:IR:101:LEU:HD22	1:IS:94:LEU:HD22	1.86	0.58
1:JA:101:LEU:HD22	1:JB:94:LEU:HD22	1.86	0.58
1:JH:16:SER:HA	1:JH:35:VAL:HG12	1.86	0.58
1:JM:52:MET:HG2	1:JM:78:GLU:HG3	1.85	0.58
1:JM:76:LYS:O	1:JN:77:THR:HA	2.03	0.58
1:JP:101:LEU:HD22	1:JQ:94:LEU:HD22	1.86	0.58

Continued on next page...

Continued from previous page...

Atom-1	Atom-2	Interatomic distance (Å)	Clash overlap (Å)
1:KE:76:LYS:O	1:KF:77:THR:HA	2.03	0.58
1:KJ:4:ILE:CG1	1:NV:125:ASP:HB2	2.33	0.58
1:MJ:101:LEU:HD22	1:MK:94:LEU:HD22	1.86	0.58
1:MM:101:LEU:HD22	1:MN:94:LEU:HD22	1.86	0.58
1:MS:38:LEU:HB2	1:NR:10:ARG:NH1	2.18	0.58
1:AA:76:LYS:O	1:AB:77:THR:HA	2.03	0.57
1:AB:16:SER:HA	1:AB:35:VAL:HG12	1.86	0.57
1:AH:16:SER:HA	1:AH:35:VAL:HG12	1.86	0.57
1:AJ:76:LYS:O	1:AK:77:THR:HA	2.03	0.57
1:AT:16:SER:HA	1:AT:35:VAL:HG12	1.86	0.57
1:BK:113:TYR:O	1:DX:26:VAL:HG21	2.04	0.57
1:BZ:101:LEU:HD22	1:CA:94:LEU:HD22	1.86	0.57
1:CR:38:LEU:HB2	1:DE:10:ARG:HH11	1.66	0.57
1:DJ:9:LEU:HB2	1:DJ:20:THR:HG23	1.83	0.57
1:DK:16:SER:HA	1:DK:35:VAL:HG12	1.86	0.57
1:DM:86:THR:HG22	1:DM:88:GLU:H	1.68	0.57
1:DV:101:LEU:HD22	1:DW:94:LEU:HD22	1.86	0.57
1:EB:101:LEU:HD22	1:EC:94:LEU:HD22	1.86	0.57
1:EE:52:MET:HG2	1:EE:78:GLU:HG3	1.86	0.57
1:FF:86:THR:HG22	1:FF:88:GLU:H	1.69	0.57
1:FL:52:MET:HG2	1:FL:78:GLU:HG3	1.86	0.57
1:FU:52:MET:HG2	1:FU:78:GLU:HG3	1.85	0.57
1:HB:86:THR:HG22	1:HB:88:GLU:H	1.69	0.57
1:HE:86:THR:HG22	1:HE:88:GLU:H	1.69	0.57
1:HI:16:SER:HA	1:HI:35:VAL:HG12	1.86	0.57
1:HK:86:THR:HG22	1:HK:88:GLU:H	1.69	0.57
1:HZ:9:LEU:HB2	1:HZ:20:THR:HG23	1.84	0.57
1:JO:49:VAL:HG11	1:NA:112:ALA:O	2.04	0.57
1:KH:101:LEU:HD22	1:KI:94:LEU:HD22	1.86	0.57
1:LF:113:TYR:O	1:LN:26:VAL:HG21	2.04	0.57
1:LI:76:LYS:O	1:LJ:77:THR:HA	2.03	0.57
1:LO:52:MET:HG2	1:LO:78:GLU:HG3	1.86	0.57
1:LR:76:LYS:O	1:LS:77:THR:HA	2.03	0.57
1:LR:101:LEU:HD22	1:LS:94:LEU:HD22	1.86	0.57
1:MP:86:THR:HG22	1:MP:88:GLU:H	1.69	0.57
1:NE:52:MET:HG2	1:NE:78:GLU:HG3	1.85	0.57
1:NT:86:THR:HG22	1:NT:88:GLU:H	1.69	0.57
1:NT:101:LEU:HD22	1:NU:94:LEU:HD22	1.86	0.57
1:AE:16:SER:HA	1:AE:35:VAL:HG12	1.86	0.57
1:AP:52:MET:HG2	1:AP:78:GLU:HG3	1.86	0.57
1:AY:86:THR:HG22	1:AY:88:GLU:H	1.69	0.57

Continued on next page...

Continued from previous page...

Atom-1	Atom-2	Interatomic distance (Å)	Clash overlap (Å)
1:BH:86:THR:HG22	1:BH:88:GLU:H	1.69	0.57
1:BV:112:ALA:O	1:FH:49:VAL:HG11	2.03	0.57
1:BW:76:LYS:O	1:BX:77:THR:HA	2.03	0.57
1:CC:86:THR:HG22	1:CC:88:GLU:H	1.69	0.57
1:CP:16:SER:HA	1:CP:35:VAL:HG12	1.86	0.57
1:CR:76:LYS:O	1:CS:77:THR:HA	2.03	0.57
1:CS:16:SER:HA	1:CS:35:VAL:HG12	1.86	0.57
1:CX:101:LEU:HD22	1:CY:94:LEU:HD22	1.86	0.57
1:CY:16:SER:HA	1:CY:35:VAL:HG12	1.86	0.57
1:DA:86:THR:HG22	1:DA:88:GLU:H	1.69	0.57
1:DP:86:THR:HG22	1:DP:88:GLU:H	1.69	0.57
1:EK:76:LYS:O	1:EL:77:THR:HA	2.03	0.57
1:FF:52:MET:HG2	1:FF:78:GLU:HG3	1.86	0.57
1:FU:86:THR:HG22	1:FU:88:GLU:H	1.69	0.57
1:GD:52:MET:HG2	1:GD:78:GLU:HG3	1.86	0.57
1:HG:10:ARG:NH1	1:NC:15:ASP:OD1	2.37	0.57
1:HK:76:LYS:O	1:HL:77:THR:HA	2.03	0.57
1:HN:52:MET:HG2	1:HN:78:GLU:HG3	1.86	0.57
1:ID:16:SER:HA	1:ID:35:VAL:HG12	1.86	0.57
1:IP:16:SER:HA	1:IP:35:VAL:HG12	1.86	0.57
1:IT:53:ARG:NH1	1:MF:104:GLU:OE1	2.29	0.57
1:JD:101:LEU:HD22	1:JE:94:LEU:HD22	1.86	0.57
1:JK:16:SER:HA	1:JK:35:VAL:HG12	1.86	0.57
1:JY:76:LYS:O	1:JZ:77:THR:HA	2.03	0.57
1:KI:16:SER:HA	1:KI:35:VAL:HG12	1.86	0.57
1:KK:101:LEU:HD22	1:KL:94:LEU:HD22	1.86	0.57
1:KU:16:SER:HA	1:KU:35:VAL:HG12	1.86	0.57
1:LG:16:SER:HA	1:LG:35:VAL:HG12	1.86	0.57
1:LI:101:LEU:HD22	1:LJ:94:LEU:HD22	1.86	0.57
1:LR:86:THR:HG22	1:LR:88:GLU:H	1.68	0.57
1:NQ:52:MET:HG2	1:NQ:78:GLU:HG3	1.86	0.57
1:AD:86:THR:HG22	1:AD:88:GLU:H	1.69	0.57
1:AG:52:MET:HG2	1:AG:78:GLU:HG3	1.86	0.57
1:AO:8:LYS:HB2	1:EA:119:ASP:O	2.04	0.57
1:AS:86:THR:HG22	1:AS:88:GLU:H	1.69	0.57
1:BC:16:SER:HA	1:BC:35:VAL:HG12	1.86	0.57
1:BK:52:MET:HG2	1:BK:78:GLU:HG3	1.86	0.57
1:BQ:76:LYS:O	1:BR:77:THR:HA	2.03	0.57
1:BT:101:LEU:HD22	1:BU:94:LEU:HD22	1.86	0.57
1:CI:101:LEU:HD22	1:CJ:94:LEU:HD22	1.86	0.57
1:CL:38:LEU:HB2	1:DH:10:ARG:NH1	2.19	0.57

Continued on next page...

Continued from previous page...

Atom-1	Atom-2	Interatomic distance (Å)	Clash overlap (Å)
1:CT:49:VAL:HG11	1:GF:112:ALA:O	2.04	0.57
1:DN:16:SER:HA	1:DN:35:VAL:HG12	1.86	0.57
1:EI:16:SER:HA	1:EI:35:VAL:HG12	1.86	0.57
1:EW:101:LEU:HD22	1:EX:94:LEU:HD22	1.86	0.57
1:FA:16:SER:HA	1:FA:35:VAL:HG12	1.86	0.57
1:FG:16:SER:HA	1:FG:35:VAL:HG12	1.86	0.57
1:FI:52:MET:HG2	1:FI:78:GLU:HG3	1.85	0.57
1:FI:86:THR:HG22	1:FI:88:GLU:H	1.69	0.57
1:FU:101:LEU:HD22	1:FV:94:LEU:HD22	1.86	0.57
1:GA:76:LYS:O	1:GB:77:THR:HA	2.03	0.57
1:GP:52:MET:HG2	1:GP:78:GLU:HG3	1.86	0.57
1:GP:86:THR:HG22	1:GP:88:GLU:H	1.69	0.57
1:GY:86:THR:HG22	1:GY:88:GLU:H	1.69	0.57
1:HB:52:MET:HG2	1:HB:78:GLU:HG3	1.86	0.57
1:HO:16:SER:HA	1:HO:35:VAL:HG12	1.86	0.57
1:HP:49:VAL:HG11	1:LB:112:ALA:O	2.03	0.57
1:HQ:86:THR:HG22	1:HQ:88:GLU:H	1.69	0.57
1:IJ:16:SER:HA	1:IJ:35:VAL:HG12	1.86	0.57
1:IL:52:MET:HG2	1:IL:78:GLU:HG3	1.86	0.57
1:IL:76:LYS:O	1:IM:77:THR:HA	2.03	0.57
1:KA:74:VAL:HG22	1:NM:80:SER:HB2	1.84	0.57
1:KC:16:SER:HA	1:KC:35:VAL:HG12	1.86	0.57
1:KL:16:SER:HA	1:KL:35:VAL:HG12	1.86	0.57
1:LA:16:SER:HA	1:LA:35:VAL:HG12	1.86	0.57
1:LF:76:LYS:O	1:LG:77:THR:HA	2.03	0.57
1:LF:101:LEU:HD22	1:LG:94:LEU:HD22	1.86	0.57
1:LI:86:THR:HG22	1:LI:88:GLU:H	1.69	0.57
1:LY:16:SER:HA	1:LY:35:VAL:HG12	1.86	0.57
1:MA:52:MET:HG2	1:MA:78:GLU:HG3	1.86	0.57
1:MD:101:LEU:HD22	1:ME:94:LEU:HD22	1.86	0.57
1:ME:16:SER:HA	1:ME:35:VAL:HG12	1.86	0.57
1:MV:52:MET:HG2	1:MV:78:GLU:HG3	1.86	0.57
1:MZ:16:SER:HA	1:MZ:35:VAL:HG12	1.86	0.57
1:NB:52:MET:HG2	1:NB:78:GLU:HG3	1.86	0.57
1:NH:52:MET:HG2	1:NH:78:GLU:HG3	1.86	0.57
1:NU:16:SER:HA	1:NU:35:VAL:HG12	1.86	0.57
1:AJ:101:LEU:HD22	1:AK:94:LEU:HD22	1.86	0.57
1:AK:16:SER:HA	1:AK:35:VAL:HG12	1.86	0.57
1:AM:101:LEU:HD22	1:AN:94:LEU:HD22	1.86	0.57
1:AP:76:LYS:O	1:AQ:77:THR:HA	2.03	0.57
1:AV:86:THR:HG22	1:AV:88:GLU:H	1.69	0.57

Continued on next page...

Continued from previous page...

Atom-1	Atom-2	Interatomic distance (Å)	Clash overlap (Å)
1:BF:16:SER:HA	1:BF:35:VAL:HG12	1.86	0.57
1:BH:76:LYS:O	1:BI:77:THR:HA	2.03	0.57
1:CA:16:SER:HA	1:CA:35:VAL:HG12	1.86	0.57
1:CB:92:GLU:OE2	1:FN:57:LYS:NZ	2.37	0.57
1:CB:92:GLU:CD	1:FN:57:LYS:HZ1	2.08	0.57
1:CL:52:MET:HG2	1:CL:78:GLU:HG3	1.86	0.57
1:CM:16:SER:HA	1:CM:35:VAL:HG12	1.86	0.57
1:CR:101:LEU:HD22	1:CS:94:LEU:HD22	1.86	0.57
1:EH:86:THR:HG22	1:EH:88:GLU:H	1.69	0.57
1:FX:76:LYS:O	1:FY:77:THR:HA	2.03	0.57
1:GD:86:THR:HG22	1:GD:88:GLU:H	1.69	0.57
1:GG:101:LEU:HD22	1:GH:94:LEU:HD22	1.86	0.57
1:GZ:16:SER:HA	1:GZ:35:VAL:HG12	1.86	0.57
1:HM:112:ALA:O	1:KY:49:VAL:HG11	2.05	0.57
1:HQ:113:TYR:O	1:LK:26:VAL:HG21	2.05	0.57
1:HT:76:LYS:O	1:HU:77:THR:HA	2.03	0.57
1:HW:52:MET:HG2	1:HW:78:GLU:HG3	1.86	0.57
1:IR:86:THR:HG22	1:IR:88:GLU:H	1.69	0.57
1:IY:28:LEU:HD21	1:IY:60:LEU:HG	1.87	0.57
1:KB:101:LEU:HD22	1:KC:94:LEU:HD22	1.86	0.57
1:LB:86:THR:OG1	1:LB:89:ASP:OD2	2.23	0.57
1:LC:52:MET:HG2	1:LC:78:GLU:HG3	1.86	0.57
1:LF:52:MET:HG2	1:LF:78:GLU:HG3	1.86	0.57
1:LL:86:THR:HG22	1:LL:88:GLU:H	1.69	0.57
1:LX:101:LEU:HD22	1:LY:94:LEU:HD22	1.86	0.57
1:LZ:86:THR:OG1	1:LZ:89:ASP:OD2	2.23	0.57
1:MP:52:MET:HG2	1:MP:78:GLU:HG3	1.86	0.57
1:AD:38:LEU:HB2	1:GB:10:ARG:NH1	2.20	0.57
1:AD:76:LYS:O	1:AE:77:THR:HA	2.03	0.57
1:AQ:28:LEU:HD21	1:AQ:60:LEU:HG	1.87	0.57
1:BQ:86:THR:HG22	1:BQ:88:GLU:H	1.69	0.57
1:CH:8:LYS:HB2	1:FT:119:ASP:O	2.04	0.57
1:CH:86:THR:OG1	1:CH:89:ASP:OD2	2.23	0.57
1:CI:76:LYS:O	1:CJ:77:THR:HA	2.03	0.57
1:CK:86:THR:OG1	1:CK:89:ASP:OD2	2.23	0.57
1:CL:86:THR:HG22	1:CL:88:GLU:H	1.69	0.57
1:CR:15:ASP:OD1	1:DE:10:ARG:NH2	2.38	0.57
1:CS:28:LEU:HD21	1:CS:60:LEU:HG	1.87	0.57
1:CY:38:LEU:CD2	1:DL:10:ARG:HH21	2.16	0.57
1:DG:101:LEU:HD22	1:DH:94:LEU:HD22	1.86	0.57
1:DP:101:LEU:HD22	1:DQ:94:LEU:HD22	1.86	0.57

Continued on next page...

Continued from previous page...

Atom-1	Atom-2	Interatomic distance (Å)	Clash overlap (Å)
1:EZ:76:LYS:O	1:FA:77:THR:HA	2.03	0.57
1:EZ:101:LEU:HD22	1:FA:94:LEU:HD22	1.86	0.57
1:FG:28:LEU:HD21	1:FG:60:LEU:HG	1.87	0.57
1:FW:86:THR:OG1	1:FW:89:ASP:OD2	2.23	0.57
1:GB:28:LEU:HD21	1:GB:60:LEU:HG	1.87	0.57
1:GE:28:LEU:HD21	1:GE:60:LEU:HG	1.87	0.57
1:GF:86:THR:OG1	1:GF:89:ASP:OD2	2.23	0.57
1:GT:16:SER:HA	1:GT:35:VAL:HG12	1.86	0.57
1:HB:76:LYS:O	1:HC:77:THR:HA	2.03	0.57
1:HF:16:SER:HA	1:HF:35:VAL:HG12	1.86	0.57
1:IL:86:THR:HG22	1:IL:88:GLU:H	1.69	0.57
1:IM:28:LEU:HD21	1:IM:60:LEU:HG	1.87	0.57
1:IU:52:MET:HG2	1:IU:78:GLU:HG3	1.86	0.57
1:JD:86:THR:HG22	1:JD:88:GLU:H	1.69	0.57
1:JF:104:GLU:OE1	1:MR:53:ARG:NH1	2.32	0.57
1:JG:86:THR:HG22	1:JG:88:GLU:H	1.69	0.57
1:JG:101:LEU:HD22	1:JH:94:LEU:HD22	1.86	0.57
1:JI:49:VAL:HG11	1:MU:112:ALA:O	2.04	0.57
1:KC:28:LEU:HD21	1:KC:60:LEU:HG	1.87	0.57
1:KE:52:MET:HG2	1:KE:78:GLU:HG3	1.86	0.57
1:KF:16:SER:HA	1:KF:35:VAL:HG12	1.86	0.57
1:LA:28:LEU:HD21	1:LA:60:LEU:HG	1.87	0.57
1:LG:28:LEU:HD21	1:LG:60:LEU:HG	1.87	0.57
1:MO:86:THR:OG1	1:MO:89:ASP:OD2	2.23	0.57
1:MV:76:LYS:O	1:MW:77:THR:HA	2.03	0.57
1:NQ:86:THR:HG22	1:NQ:88:GLU:H	1.69	0.57
1:AR:49:VAL:HG11	1:ED:112:ALA:O	2.04	0.57
1:BL:28:LEU:HD21	1:BL:60:LEU:HG	1.87	0.57
1:BN:52:MET:HG2	1:BN:78:GLU:HG3	1.86	0.57
1:DB:28:LEU:HD21	1:DB:60:LEU:HG	1.87	0.57
1:DR:86:THR:OG1	1:DR:89:ASP:OD2	2.23	0.57
1:DS:86:THR:HG22	1:DS:88:GLU:H	1.69	0.57
1:EG:86:THR:OG1	1:EG:89:ASP:OD2	2.23	0.57
1:EW:86:THR:HG22	1:EW:88:GLU:H	1.69	0.57
1:EX:28:LEU:HD21	1:EX:60:LEU:HG	1.87	0.57
1:FJ:16:SER:HA	1:FJ:35:VAL:HG12	1.86	0.57
1:GA:101:LEU:HD22	1:GB:94:LEU:HD22	1.86	0.57
1:GB:16:SER:HA	1:GB:35:VAL:HG12	1.86	0.57
1:GD:101:LEU:HD22	1:GE:94:LEU:HD22	1.86	0.57
1:GS:52:MET:HG2	1:GS:78:GLU:HG3	1.86	0.57
1:GT:28:LEU:HD21	1:GT:60:LEU:HG	1.87	0.57

Continued on next page...

Continued from previous page...

Atom-1	Atom-2	Interatomic distance (Å)	Clash overlap (Å)
1:GX:86:THR:OG1	1:GX:89:ASP:OD2	2.23	0.57
1:HY:86:THR:OG1	1:HY:89:ASP:OD2	2.23	0.57
1:IA:28:LEU:HD21	1:IA:60:LEU:HG	1.87	0.57
1:II:52:MET:HG2	1:II:78:GLU:HG3	1.86	0.57
1:IO:86:THR:HG22	1:IO:88:GLU:H	1.69	0.57
1:IS:16:SER:HA	1:IS:35:VAL:HG12	1.86	0.57
1:IV:28:LEU:HD21	1:IV:60:LEU:HG	1.87	0.57
1:JH:28:LEU:HD21	1:JH:60:LEU:HG	1.87	0.57
1:JN:28:LEU:HD21	1:JN:60:LEU:HG	1.87	0.57
1:JS:52:MET:HG2	1:JS:78:GLU:HG3	1.86	0.57
1:MJ:52:MET:HG2	1:MJ:78:GLU:HG3	1.86	0.57
1:MW:16:SER:HA	1:MW:35:VAL:HG12	1.86	0.57
1:NP:86:THR:OG1	1:NP:89:ASP:OD2	2.23	0.57
1:AP:101:LEU:HD22	1:AQ:94:LEU:HD22	1.86	0.57
1:AS:101:LEU:HD22	1:AT:94:LEU:HD22	1.86	0.57
1:AT:28:LEU:HD21	1:AT:60:LEU:HG	1.87	0.57
1:AW:16:SER:HA	1:AW:35:VAL:HG12	1.86	0.57
1:BB:52:MET:HG2	1:BB:78:GLU:HG3	1.86	0.57
1:BX:16:SER:HA	1:BX:35:VAL:HG12	1.86	0.57
1:BY:86:THR:OG1	1:BY:89:ASP:OD2	2.23	0.57
1:CB:86:THR:OG1	1:CB:89:ASP:OD2	2.23	0.57
1:CU:52:MET:HG2	1:CU:78:GLU:HG3	1.85	0.57
1:DA:52:MET:HG2	1:DA:78:GLU:HG3	1.85	0.57
1:DK:28:LEU:HD21	1:DK:60:LEU:HG	1.87	0.57
1:DN:28:LEU:HD21	1:DN:60:LEU:HG	1.87	0.57
1:DW:16:SER:HA	1:DW:35:VAL:HG12	1.86	0.57
1:EJ:86:THR:OG1	1:EJ:89:ASP:OD2	2.23	0.57
1:EO:16:SER:HA	1:EO:35:VAL:HG12	1.86	0.57
1:EQ:86:THR:HG22	1:EQ:88:GLU:H	1.69	0.57
1:ET:52:MET:HG2	1:ET:78:GLU:HG3	1.86	0.57
1:FI:101:LEU:HD22	1:FJ:94:LEU:HD22	1.86	0.57
1:FM:16:SER:HA	1:FM:35:VAL:HG12	1.86	0.57
1:FP:16:SER:HA	1:FP:35:VAL:HG12	1.86	0.57
1:FX:52:MET:HG2	1:FX:78:GLU:HG3	1.86	0.57
1:FX:86:THR:HG22	1:FX:88:GLU:H	1.69	0.57
1:GM:101:LEU:HD22	1:GN:94:LEU:HD22	1.86	0.57
1:GO:86:THR:OG1	1:GO:89:ASP:OD2	2.23	0.57
1:GV:52:MET:HG2	1:GV:78:GLU:HG3	1.85	0.57
1:HC:16:SER:HA	1:HC:35:VAL:HG12	1.86	0.57
1:HK:15:ASP:OD1	1:MQ:10:ARG:NH2	2.38	0.57
1:HX:28:LEU:HD21	1:HX:60:LEU:HG	1.87	0.57

Continued on next page...

Continued from previous page...

Atom-1	Atom-2	Interatomic distance (Å)	Clash overlap (Å)
1:IB:119:ASP:O	1:LN:8:LYS:HB2	2.03	0.57
1:IG:28:LEU:HD21	1:IG:60:LEU:HG	1.87	0.57
1:IX:52:MET:HG2	1:IX:78:GLU:HG3	1.86	0.57
1:JB:28:LEU:HD21	1:JB:60:LEU:HG	1.87	0.57
1:JN:16:SER:HA	1:JN:35:VAL:HG12	1.86	0.57
1:KU:10:ARG:NH2	1:NB:15:ASP:OD1	2.38	0.57
1:LO:101:LEU:HD22	1:LP:94:LEU:HD22	1.86	0.57
1:MD:86:THR:HG22	1:MD:88:GLU:H	1.69	0.57
1:NL:16:SER:HA	1:NL:35:VAL:HG12	1.86	0.57
1:NN:52:MET:HG2	1:NN:78:GLU:HG3	1.85	0.57
1:AC:119:ASP:O	1:DO:8:LYS:HB2	2.05	0.57
1:AG:101:LEU:HD22	1:AH:94:LEU:HD22	1.86	0.57
1:AN:16:SER:HA	1:AN:35:VAL:HG12	1.86	0.57
1:BB:101:LEU:HD22	1:BC:94:LEU:HD22	1.86	0.57
1:BD:86:THR:OG1	1:BD:89:ASP:OD2	2.23	0.57
1:BO:16:SER:HA	1:BO:35:VAL:HG12	1.86	0.57
1:CE:57:LYS:HZ3	1:FQ:92:GLU:CD	2.08	0.57
1:CR:86:THR:HG22	1:CR:88:GLU:H	1.69	0.57
1:CT:86:THR:OG1	1:CT:89:ASP:OD2	2.23	0.57
1:DF:86:THR:OG1	1:DF:89:ASP:OD2	2.23	0.57
1:DG:86:THR:HG22	1:DG:88:GLU:H	1.69	0.57
1:DJ:52:MET:HG2	1:DJ:78:GLU:HG3	1.86	0.57
1:EA:86:THR:OG1	1:EA:89:ASP:OD2	2.23	0.57
1:EC:28:LEU:HD21	1:EC:60:LEU:HG	1.87	0.57
1:EK:101:LEU:HD22	1:EL:94:LEU:HD22	1.86	0.57
1:EM:86:THR:OG1	1:EM:89:ASP:OD2	2.23	0.57
1:EZ:86:THR:HG22	1:EZ:88:GLU:H	1.69	0.57
1:FC:52:MET:HG2	1:FC:78:GLU:HG3	1.86	0.57
1:FD:28:LEU:HD21	1:FD:60:LEU:HG	1.87	0.57
1:FR:101:LEU:HD22	1:FS:94:LEU:HD22	1.86	0.57
1:FS:28:LEU:HD21	1:FS:60:LEU:HG	1.87	0.57
1:GI:86:THR:OG1	1:GI:89:ASP:OD2	2.23	0.57
1:GJ:101:LEU:HD22	1:GK:94:LEU:HD22	1.86	0.57
1:GW:16:SER:HA	1:GW:35:VAL:HG12	1.86	0.57
1:GY:52:MET:HG2	1:GY:78:GLU:HG3	1.86	0.57
1:HM:57:LYS:HZ3	1:KY:92:GLU:CD	2.07	0.57
1:HM:86:THR:OG1	1:HM:89:ASP:OD2	2.23	0.57
1:HQ:76:LYS:O	1:HR:77:THR:HA	2.03	0.57
1:HV:86:THR:OG1	1:HV:89:ASP:OD2	2.23	0.57
1:IC:99:SER:OG	1:IC:124:GLU:O	2.20	0.57
1:ID:28:LEU:HD21	1:ID:60:LEU:HG	1.87	0.57

Continued on next page...

Continued from previous page...

Atom-1	Atom-2	Interatomic distance (Å)	Clash overlap (Å)
1:IO:101:LEU:HD22	1:IP:94:LEU:HD22	1.86	0.57
1:JF:86:THR:OG1	1:JF:89:ASP:OD2	2.23	0.57
1:JV:86:THR:HG22	1:JV:88:GLU:H	1.69	0.57
1:JZ:28:LEU:HD21	1:JZ:60:LEU:HG	1.87	0.57
1:KB:52:MET:HG2	1:KB:78:GLU:HG3	1.86	0.57
1:KL:28:LEU:HD21	1:KL:60:LEU:HG	1.87	0.57
1:KQ:52:MET:HG2	1:KQ:78:GLU:HG3	1.86	0.57
1:KV:86:THR:OG1	1:KV:89:ASP:OD2	2.23	0.57
1:KW:52:MET:HG2	1:KW:78:GLU:HG3	1.86	0.57
1:KW:86:THR:HG22	1:KW:88:GLU:H	1.69	0.57
1:LJ:28:LEU:HD21	1:LJ:60:LEU:HG	1.87	0.57
1:LN:86:THR:OG1	1:LN:89:ASP:OD2	2.23	0.57
1:MF:86:THR:OG1	1:MF:89:ASP:OD2	2.23	0.57
1:MG:52:MET:HG2	1:MG:78:GLU:HG3	1.86	0.57
1:MK:28:LEU:HD21	1:MK:60:LEU:HG	1.87	0.57
1:MT:16:SER:HA	1:MT:35:VAL:HG12	1.86	0.57
1:MT:28:LEU:HD21	1:MT:60:LEU:HG	1.87	0.57
1:NF:28:LEU:HD21	1:NF:60:LEU:HG	1.87	0.57
1:NR:16:SER:HA	1:NR:35:VAL:HG12	1.86	0.57
1:NU:28:LEU:HD21	1:NU:60:LEU:HG	1.87	0.57
1:AA:52:MET:HG2	1:AA:78:GLU:HG3	1.86	0.57
1:AD:101:LEU:HD22	1:AE:94:LEU:HD22	1.86	0.57
1:AV:101:LEU:HD22	1:AW:94:LEU:HD22	1.86	0.57
1:BB:86:THR:HG22	1:BB:88:GLU:H	1.69	0.57
1:CH:10:ARG:NH1	1:CM:15:ASP:OD1	2.37	0.57
1:CI:15:ASP:OD1	1:CP:10:ARG:NH2	2.37	0.57
1:CI:52:MET:HG2	1:CI:78:GLU:HG3	1.86	0.57
1:CP:28:LEU:HD21	1:CP:60:LEU:HG	1.87	0.57
1:CQ:86:THR:OG1	1:CQ:89:ASP:OD2	2.23	0.57
1:DX:86:THR:OG1	1:DX:89:ASP:OD2	2.23	0.57
1:EN:101:LEU:HD22	1:EO:94:LEU:HD22	1.86	0.57
1:FH:42:ARG:HB2	1:FH:45:ASN:HB3	1.87	0.57
1:FH:86:THR:OG1	1:FH:89:ASP:OD2	2.23	0.57
1:FT:42:ARG:HB2	1:FT:45:ASN:HB3	1.87	0.57
1:FY:28:LEU:HD21	1:FY:60:LEU:HG	1.87	0.57
1:GJ:52:MET:HG2	1:GJ:78:GLU:HG3	1.86	0.57
1:HA:86:THR:OG1	1:HA:89:ASP:OD2	2.23	0.57
1:HH:52:MET:HG2	1:HH:78:GLU:HG3	1.86	0.57
1:HH:113:TYR:O	1:IW:26:VAL:HG21	2.03	0.57
1:HJ:86:THR:OG1	1:HJ:89:ASP:OD2	2.23	0.57
1:HP:8:LYS:HB2	1:LB:119:ASP:O	2.04	0.57

Continued on next page...

Continued from previous page...

Atom-1	Atom-2	Interatomic distance (Å)	Clash overlap (Å)
1:HR:28:LEU:HD21	1:HR:60:LEU:HG	1.87	0.57
1:HS:86:THR:OG1	1:HS:89:ASP:OD2	2.23	0.57
1:HV:92:GLU:CD	1:LH:57:LYS:HZ3	2.08	0.57
1:HX:16:SER:HA	1:HX:35:VAL:HG12	1.86	0.57
1:IG:66:ALA:HB1	1:IM:66:ALA:CB	2.35	0.57
1:IU:101:LEU:HD22	1:IV:94:LEU:HD22	1.86	0.57
1:IV:16:SER:HA	1:IV:35:VAL:HG12	1.86	0.57
1:JR:86:THR:OG1	1:JR:89:ASP:OD2	2.23	0.57
1:JW:16:SER:HA	1:JW:35:VAL:HG12	1.86	0.57
1:KA:10:ARG:HH21	1:NI:38:LEU:HD22	1.69	0.57
1:KO:28:LEU:HD21	1:KO:60:LEU:HG	1.87	0.57
1:KQ:76:LYS:O	1:KR:77:THR:HA	2.03	0.57
1:KQ:101:LEU:HD22	1:KR:94:LEU:HD22	1.86	0.57
1:KR:28:LEU:HD21	1:KR:60:LEU:HG	1.87	0.57
1:KW:101:LEU:HD22	1:KX:94:LEU:HD22	1.86	0.57
1:KX:16:SER:HA	1:KX:35:VAL:HG12	1.86	0.57
1:LI:52:MET:HG2	1:LI:78:GLU:HG3	1.85	0.57
1:MC:86:THR:OG1	1:MC:89:ASP:OD2	2.23	0.57
1:MG:101:LEU:HD22	1:MH:94:LEU:HD22	1.86	0.57
1:MR:10:ARG:NH1	1:NO:15:ASP:OD1	2.38	0.57
1:NA:86:THR:OG1	1:NA:89:ASP:OD2	2.23	0.57
1:NE:86:THR:HG22	1:NE:88:GLU:H	1.69	0.57
1:AH:28:LEU:HD21	1:AH:60:LEU:HG	1.87	0.57
1:AI:8:LYS:HB2	1:DU:119:ASP:O	2.04	0.57
1:BN:101:LEU:HD22	1:BO:94:LEU:HD22	1.86	0.57
1:BP:42:ARG:HB2	1:BP:45:ASN:HB3	1.87	0.57
1:BP:90:ARG:NH2	1:FB:113:TYR:CD1	2.72	0.57
1:BZ:9:LEU:HG	1:BZ:10:ARG:HG3	1.87	0.57
1:CC:101:LEU:HD22	1:CD:94:LEU:HD22	1.86	0.57
1:CM:28:LEU:HD21	1:CM:60:LEU:HG	1.87	0.57
1:CR:52:MET:HG2	1:CR:78:GLU:HG3	1.86	0.57
1:CT:42:ARG:HB2	1:CT:45:ASN:HB3	1.87	0.57
1:DH:16:SER:HA	1:DH:35:VAL:HG12	1.86	0.57
1:EW:52:MET:HG2	1:EW:78:GLU:HG3	1.86	0.57
1:FF:101:LEU:HD22	1:FG:94:LEU:HD22	1.86	0.57
1:FX:101:LEU:HD22	1:FY:94:LEU:HD22	1.86	0.57
1:FY:16:SER:HA	1:FY:35:VAL:HG12	1.86	0.57
1:GK:16:SER:HA	1:GK:35:VAL:HG12	1.86	0.57
1:GM:76:LYS:O	1:GN:77:THR:HA	2.03	0.57
1:GQ:28:LEU:HD21	1:GQ:60:LEU:HG	1.87	0.57
1:HD:86:THR:OG1	1:HD:89:ASP:OD2	2.23	0.57

Continued on next page...

Continued from previous page...

Atom-1	Atom-2	Interatomic distance (Å)	Clash overlap (Å)
1:HF:28:LEU:HD21	1:HF:60:LEU:HG	1.87	0.57
1:HI:28:LEU:HD21	1:HI:60:LEU:HG	1.87	0.57
1:HQ:101:LEU:HD22	1:HR:94:LEU:HD22	1.86	0.57
1:HT:101:LEU:HD22	1:HU:94:LEU:HD22	1.86	0.57
1:HU:28:LEU:HD21	1:HU:60:LEU:HG	1.87	0.57
1:IA:16:SER:HA	1:IA:35:VAL:HG12	1.86	0.57
1:IN:86:THR:OG1	1:IN:89:ASP:OD2	2.23	0.57
1:IR:52:MET:HG2	1:IR:78:GLU:HG3	1.86	0.57
1:IV:10:ARG:NH2	1:KN:15:ASP:OD1	2.37	0.57
1:IW:42:ARG:HB2	1:IW:45:ASN:HB3	1.87	0.57
1:JI:53:ARG:NH1	1:MU:104:GLU:OE1	2.29	0.57
1:JQ:28:LEU:HD21	1:JQ:60:LEU:HG	1.87	0.57
1:JX:80:SER:HB2	1:NJ:74:VAL:HG22	1.86	0.57
1:KE:9:LEU:HG	1:KE:10:ARG:HG3	1.87	0.57
1:KR:16:SER:HA	1:KR:35:VAL:HG12	1.86	0.57
1:LQ:86:THR:OG1	1:LQ:89:ASP:OD2	2.23	0.57
1:LU:52:MET:HG2	1:LU:78:GLU:HG3	1.86	0.57
1:ND:42:ARG:HB2	1:ND:45:ASN:HB3	1.87	0.57
1:NJ:86:THR:OG1	1:NJ:89:ASP:OD2	2.23	0.57
1:NN:101:LEU:HD22	1:NO:94:LEU:HD22	1.86	0.57
1:AE:28:LEU:HD21	1:AE:60:LEU:HG	1.87	0.56
1:AJ:86:THR:HG22	1:AJ:88:GLU:H	1.69	0.56
1:BL:16:SER:HA	1:BL:35:VAL:HG12	1.86	0.56
1:BP:74:VAL:HG22	1:FB:80:SER:HB2	1.86	0.56
1:BR:16:SER:HA	1:BR:35:VAL:HG12	1.86	0.56
1:BT:86:THR:HG22	1:BT:88:GLU:H	1.69	0.56
1:DT:28:LEU:HD21	1:DT:60:LEU:HG	1.87	0.56
1:FS:16:SER:HA	1:FS:35:VAL:HG12	1.86	0.56
1:FV:28:LEU:HD21	1:FV:60:LEU:HG	1.87	0.56
1:GL:42:ARG:HB2	1:GL:45:ASN:HB3	1.87	0.56
1:HA:112:ALA:O	1:KM:49:VAL:HG11	2.05	0.56
1:HE:52:MET:HG2	1:HE:78:GLU:HG3	1.86	0.56
1:HN:9:LEU:HG	1:HN:10:ARG:HG3	1.87	0.56
1:IB:86:THR:OG1	1:IB:89:ASP:OD2	2.23	0.56
1:IJ:38:LEU:CD2	1:KV:10:ARG:HH21	2.17	0.56
1:IR:76:LYS:O	1:IS:77:THR:HA	2.03	0.56
1:IY:16:SER:HA	1:IY:35:VAL:HG12	1.86	0.56
1:JV:101:LEU:HD22	1:JW:94:LEU:HD22	1.86	0.56
1:KE:86:THR:HG22	1:KE:88:GLU:H	1.69	0.56
1:KK:86:THR:HG22	1:KK:88:GLU:H	1.69	0.56
1:KN:86:THR:HG22	1:KN:88:GLU:H	1.69	0.56

Continued on next page...

Continued from previous page...

Atom-1	Atom-2	Interatomic distance (Å)	Clash overlap (Å)
1:KZ:86:THR:HG22	1:KZ:88:GLU:H	1.69	0.56
1:LC:86:THR:HG22	1:LC:88:GLU:H	1.69	0.56
1:LW:86:THR:OG1	1:LW:89:ASP:OD2	2.23	0.56
1:NI:16:SER:HA	1:NI:35:VAL:HG12	1.86	0.56
1:NO:28:LEU:HD21	1:NO:60:LEU:HG	1.87	0.56
1:AC:4:ILE:CG1	1:DO:125:ASP:HB2	2.35	0.56
1:AP:9:LEU:HG	1:AP:10:ARG:HG3	1.88	0.56
1:AR:57:LYS:HZ3	1:ED:92:GLU:CD	2.08	0.56
1:AY:9:LEU:HG	1:AY:10:ARG:HG3	1.88	0.56
1:AY:101:LEU:HD22	1:AZ:94:LEU:HD22	1.86	0.56
1:BE:86:THR:HG22	1:BE:88:GLU:H	1.69	0.56
1:BH:101:LEU:HD22	1:BI:94:LEU:HD22	1.86	0.56
1:BU:28:LEU:HD21	1:BU:60:LEU:HG	1.87	0.56
1:BV:42:ARG:HB2	1:BV:45:ASN:HB3	1.87	0.56
1:BV:86:THR:OG1	1:BV:89:ASP:OD2	2.23	0.56
1:CB:57:LYS:NZ	1:FN:92:GLU:OE2	2.38	0.56
1:CN:42:ARG:HB2	1:CN:45:ASN:HB3	1.87	0.56
1:CV:16:SER:HA	1:CV:35:VAL:HG12	1.86	0.56
1:CW:86:THR:OG1	1:CW:89:ASP:OD2	2.23	0.56
1:CX:52:MET:HG2	1:CX:78:GLU:HG3	1.86	0.56
1:DI:42:ARG:HB2	1:DI:45:ASN:HB3	1.87	0.56
1:DL:42:ARG:HB2	1:DL:45:ASN:HB3	1.87	0.56
1:DM:9:LEU:HG	1:DM:10:ARG:HG3	1.88	0.56
1:DP:9:LEU:HG	1:DP:10:ARG:HG3	1.87	0.56
1:DT:16:SER:HA	1:DT:35:VAL:HG12	1.86	0.56
1:DY:9:LEU:HG	1:DY:10:ARG:HG3	1.87	0.56
1:EB:52:MET:HG2	1:EB:78:GLU:HG3	1.86	0.56
1:ED:42:ARG:HB2	1:ED:45:ASN:HB3	1.87	0.56
1:EN:52:MET:HG2	1:EN:78:GLU:HG3	1.85	0.56
1:EQ:101:LEU:HD22	1:ER:94:LEU:HD22	1.86	0.56
1:ER:16:SER:HA	1:ER:35:VAL:HG12	1.86	0.56
1:FC:9:LEU:HG	1:FC:10:ARG:HG3	1.87	0.56
1:FE:42:ARG:HB2	1:FE:45:ASN:HB3	1.87	0.56
1:FO:52:MET:HG2	1:FO:78:GLU:HG3	1.86	0.56
1:GC:42:ARG:HB2	1:GC:45:ASN:HB3	1.87	0.56
1:GM:52:MET:HG2	1:GM:78:GLU:HG3	1.85	0.56
1:HE:9:LEU:HG	1:HE:10:ARG:HG3	1.87	0.56
1:HT:52:MET:HG2	1:HT:78:GLU:HG3	1.86	0.56
1:IC:9:LEU:HG	1:IC:10:ARG:HG3	1.87	0.56
1:IC:52:MET:HG2	1:IC:78:GLU:HG3	1.86	0.56
1:IJ:28:LEU:HD21	1:IJ:60:LEU:HG	1.87	0.56

Continued on next page...

Continued from previous page...

Atom-1	Atom-2	Interatomic distance (Å)	Clash overlap (Å)
1:JE:28:LEU:HD21	1:JE:60:LEU:HG	1.87	0.56
1:JO:86:THR:OG1	1:JO:89:ASP:OD2	2.23	0.56
1:JS:9:LEU:HG	1:JS:10:ARG:HG3	1.87	0.56
1:JS:101:LEU:HD22	1:JT:94:LEU:HD22	1.86	0.56
1:KN:9:LEU:HG	1:KN:10:ARG:HG3	1.88	0.56
1:LC:113:TYR:O	1:LT:26:VAL:HG21	2.05	0.56
1:LK:42:ARG:HB2	1:LK:45:ASN:HB3	1.87	0.56
1:LS:28:LEU:HD21	1:LS:60:LEU:HG	1.87	0.56
1:LT:42:ARG:HB2	1:LT:45:ASN:HB3	1.87	0.56
1:MD:52:MET:HG2	1:MD:78:GLU:HG3	1.86	0.56
1:MJ:9:LEU:HG	1:MJ:10:ARG:HG3	1.87	0.56
1:MM:52:MET:HG2	1:MM:78:GLU:HG3	1.86	0.56
1:MY:9:LEU:HG	1:MY:10:ARG:HG3	1.88	0.56
1:NG:86:THR:OG1	1:NG:89:ASP:OD2	2.23	0.56
1:NK:9:LEU:HG	1:NK:10:ARG:HG3	1.87	0.56
1:NS:86:THR:OG1	1:NS:89:ASP:OD2	2.23	0.56
1:AB:28:LEU:HD21	1:AB:60:LEU:HG	1.87	0.56
1:AF:10:ARG:HH21	1:GB:38:LEU:CD2	2.18	0.56
1:AI:42:ARG:HB2	1:AI:45:ASN:HB3	1.87	0.56
1:AL:42:ARG:HB2	1:AL:45:ASN:HB3	1.87	0.56
1:AR:86:THR:OG1	1:AR:89:ASP:OD2	2.23	0.56
1:AX:42:ARG:HB2	1:AX:45:ASN:HB3	1.87	0.56
1:BB:9:LEU:HG	1:BB:10:ARG:HG3	1.88	0.56
1:BG:42:ARG:HB2	1:BG:45:ASN:HB3	1.87	0.56
1:BK:9:LEU:HG	1:BK:10:ARG:HG3	1.88	0.56
1:BS:86:THR:OG1	1:BS:89:ASP:OD2	2.23	0.56
1:BS:92:GLU:CD	1:FE:57:LYS:HZ1	2.07	0.56
1:BT:52:MET:HG2	1:BT:78:GLU:HG3	1.86	0.56
1:BY:42:ARG:HB2	1:BY:45:ASN:HB3	1.87	0.56
1:BY:112:ALA:O	1:FK:49:VAL:HG11	2.05	0.56
1:CD:28:LEU:HD21	1:CD:60:LEU:HG	1.87	0.56
1:CF:9:LEU:HG	1:CF:10:ARG:HG3	1.88	0.56
1:CF:101:LEU:HD22	1:CG:94:LEU:HD22	1.86	0.56
1:CG:28:LEU:HD21	1:CG:60:LEU:HG	1.87	0.56
1:CO:9:LEU:HG	1:CO:10:ARG:HG3	1.88	0.56
1:CR:9:LEU:HG	1:CR:10:ARG:HG3	1.88	0.56
1:CU:86:THR:HG22	1:CU:88:GLU:H	1.69	0.56
1:CZ:42:ARG:HB2	1:CZ:45:ASN:HB3	1.87	0.56
1:DA:9:LEU:HG	1:DA:10:ARG:HG3	1.88	0.56
1:DC:42:ARG:HB2	1:DC:45:ASN:HB3	1.87	0.56
1:DD:9:LEU:HG	1:DD:10:ARG:HG3	1.88	0.56

Continued on next page...

Continued from previous page...

Atom-1	Atom-2	Interatomic distance (Å)	Clash overlap (Å)
1:DD:101:LEU:HD22	1:DE:94:LEU:HD22	1.86	0.56
1:DJ:9:LEU:HG	1:DJ:10:ARG:HG3	1.87	0.56
1:DQ:16:SER:HA	1:DQ:35:VAL:HG12	1.86	0.56
1:DW:28:LEU:HD21	1:DW:60:LEU:HG	1.87	0.56
1:DY:86:THR:HG22	1:DY:88:GLU:H	1.69	0.56
1:DY:101:LEU:HD22	1:DZ:94:LEU:HD22	1.86	0.56
1:EE:9:LEU:HG	1:EE:10:ARG:HG3	1.87	0.56
1:EK:86:THR:HG22	1:EK:88:GLU:H	1.69	0.56
1:EZ:52:MET:HG2	1:EZ:78:GLU:HG3	1.85	0.56
1:FB:42:ARG:HB2	1:FB:45:ASN:HB3	1.87	0.56
1:FL:101:LEU:HD22	1:FM:94:LEU:HD22	1.86	0.56
1:FW:42:ARG:HB2	1:FW:45:ASN:HB3	1.87	0.56
1:GR:42:ARG:HB2	1:GR:45:ASN:HB3	1.87	0.56
1:GW:28:LEU:HD21	1:GW:60:LEU:HG	1.87	0.56
1:GZ:28:LEU:HD21	1:GZ:60:LEU:HG	1.87	0.56
1:HA:92:GLU:OE2	1:KM:57:LYS:NZ	2.35	0.56
1:HE:101:LEU:HD22	1:HF:94:LEU:HD22	1.86	0.56
1:HJ:92:GLU:CD	1:KV:57:LYS:HZ3	2.08	0.56
1:HO:28:LEU:HD21	1:HO:60:LEU:HG	1.87	0.56
1:HQ:9:LEU:HG	1:HQ:10:ARG:HG3	1.87	0.56
1:IE:42:ARG:HB2	1:IE:45:ASN:HB3	1.87	0.56
1:IL:101:LEU:HD22	1:IM:94:LEU:HD22	1.86	0.56
1:IO:9:LEU:HG	1:IO:10:ARG:HG3	1.87	0.56
1:IU:9:LEU:HG	1:IU:10:ARG:HG3	1.87	0.56
1:IU:86:THR:HG22	1:IU:88:GLU:H	1.69	0.56
1:IU:114:SER:HA	1:KP:26:VAL:CG2	2.36	0.56
1:IU:114:SER:HA	1:KP:26:VAL:HG21	1.87	0.56
1:IZ:8:LYS:HB2	1:ML:119:ASP:O	2.04	0.56
1:JB:16:SER:HA	1:JB:35:VAL:HG12	1.86	0.56
1:JC:86:THR:OG1	1:JC:89:ASP:OD2	2.23	0.56
1:JD:9:LEU:HG	1:JD:10:ARG:HG3	1.88	0.56
1:JF:42:ARG:HB2	1:JF:45:ASN:HB3	1.87	0.56
1:JI:42:ARG:HB2	1:JI:45:ASN:HB3	1.87	0.56
1:JT:28:LEU:HD21	1:JT:60:LEU:HG	1.87	0.56
1:JU:86:THR:OG1	1:JU:89:ASP:OD2	2.23	0.56
1:KA:57:LYS:HZ3	1:NM:92:GLU:CD	2.07	0.56
1:KA:86:THR:OG1	1:KA:89:ASP:OD2	2.23	0.56
1:KH:86:THR:HG22	1:KH:88:GLU:H	1.69	0.56
1:KK:52:MET:HG2	1:KK:78:GLU:HG3	1.85	0.56
1:KP:42:ARG:HB2	1:KP:45:ASN:HB3	1.87	0.56
1:KQ:9:LEU:HG	1:KQ:10:ARG:HG3	1.87	0.56

Continued on next page...

Continued from previous page...

Atom-1	Atom-2	Interatomic distance (Å)	Clash overlap (Å)
1:KS:42:ARG:HB2	1:KS:45:ASN:HB3	1.87	0.56
1:KX:10:ARG:NH2	1:MV:15:ASP:OD1	2.39	0.56
1:LD:28:LEU:HD21	1:LD:60:LEU:HG	1.87	0.56
1:LM:28:LEU:HD21	1:LM:60:LEU:HG	1.87	0.56
1:LR:9:LEU:HG	1:LR:10:ARG:HG3	1.87	0.56
1:LU:9:LEU:HG	1:LU:10:ARG:HG3	1.87	0.56
1:LV:28:LEU:HD21	1:LV:60:LEU:HG	1.87	0.56
1:MA:101:LEU:HD22	1:MB:94:LEU:HD22	1.86	0.56
1:MB:28:LEU:HD21	1:MB:60:LEU:HG	1.87	0.56
1:MV:101:LEU:HD22	1:MW:94:LEU:HD22	1.86	0.56
1:MW:28:LEU:HD21	1:MW:60:LEU:HG	1.87	0.56
1:NA:42:ARG:HB2	1:NA:45:ASN:HB3	1.87	0.56
1:NE:9:LEU:HG	1:NE:10:ARG:HG3	1.87	0.56
1:NE:101:LEU:HD22	1:NF:94:LEU:HD22	1.86	0.56
1:AF:86:THR:OG1	1:AF:89:ASP:OD2	2.23	0.56
1:AG:9:LEU:HG	1:AG:10:ARG:HG3	1.88	0.56
1:AZ:16:SER:HA	1:AZ:35:VAL:HG12	1.86	0.56
1:BM:86:THR:OG1	1:BM:89:ASP:OD2	2.23	0.56
1:CL:101:LEU:HD22	1:CM:94:LEU:HD22	1.86	0.56
1:CO:101:LEU:HD22	1:CP:94:LEU:HD22	1.86	0.56
1:CY:28:LEU:HD21	1:CY:60:LEU:HG	1.87	0.56
1:DO:42:ARG:HB2	1:DO:45:ASN:HB3	1.87	0.56
1:EE:101:LEU:HD22	1:EF:94:LEU:HD22	1.86	0.56
1:EW:9:LEU:HG	1:EW:10:ARG:HG3	1.88	0.56
1:EY:86:THR:OG1	1:EY:89:ASP:OD2	2.23	0.56
1:EZ:9:LEU:HG	1:EZ:10:ARG:HG3	1.87	0.56
1:FA:28:LEU:HD21	1:FA:60:LEU:HG	1.87	0.56
1:FK:86:THR:OG1	1:FK:89:ASP:OD2	2.23	0.56
1:FZ:86:THR:OG1	1:FZ:89:ASP:OD2	2.23	0.56
1:GK:28:LEU:HD21	1:GK:60:LEU:HG	1.87	0.56
1:GQ:16:SER:HA	1:GQ:35:VAL:HG12	1.86	0.56
1:HA:42:ARG:HB2	1:HA:45:ASN:HB3	1.87	0.56
1:HD:42:ARG:HB2	1:HD:45:ASN:HB3	1.87	0.56
1:IC:86:THR:HG22	1:IC:88:GLU:H	1.69	0.56
1:IH:42:ARG:HB2	1:IH:45:ASN:HB3	1.87	0.56
1:IM:16:SER:HA	1:IM:35:VAL:HG12	1.86	0.56
1:JM:101:LEU:HD22	1:JN:94:LEU:HD22	1.86	0.56
1:JO:42:ARG:HB2	1:JO:45:ASN:HB3	1.87	0.56
1:JW:28:LEU:HD21	1:JW:60:LEU:HG	1.87	0.56
1:JX:86:THR:OG1	1:JX:89:ASP:OD2	2.23	0.56
1:KB:9:LEU:HG	1:KB:10:ARG:HG3	1.87	0.56

Continued on next page...

Continued from previous page...

Atom-1	Atom-2	Interatomic distance (Å)	Clash overlap (Å)
1:LS:16:SER:HA	1:LS:35:VAL:HG12	1.86	0.56
1:LW:42:ARG:HB2	1:LW:45:ASN:HB3	1.87	0.56
1:MR:86:THR:OG1	1:MR:89:ASP:OD2	2.23	0.56
1:NH:9:LEU:HG	1:NH:10:ARG:HG3	1.87	0.56
1:NP:42:ARG:HB2	1:NP:45:ASN:HB3	1.87	0.56
1:NV:42:ARG:HB2	1:NV:45:ASN:HB3	1.87	0.56
1:AA:101:LEU:HD22	1:AB:94:LEU:HD22	1.86	0.56
1:AC:42:ARG:HB2	1:AC:45:ASN:HB3	1.87	0.56
1:AI:86:THR:OG1	1:AI:89:ASP:OD2	2.23	0.56
1:AJ:9:LEU:HG	1:AJ:10:ARG:HG3	1.88	0.56
1:AO:86:THR:OG1	1:AO:89:ASP:OD2	2.23	0.56
1:AS:9:LEU:HG	1:AS:10:ARG:HG3	1.87	0.56
1:CE:42:ARG:HB2	1:CE:45:ASN:HB3	1.87	0.56
1:CL:9:LEU:HG	1:CL:10:ARG:HG3	1.88	0.56
1:DG:9:LEU:HG	1:DG:10:ARG:HG3	1.87	0.56
1:DJ:101:LEU:HD22	1:DK:94:LEU:HD22	1.86	0.56
1:DU:86:THR:OG1	1:DU:89:ASP:OD2	2.23	0.56
1:EF:28:LEU:HD21	1:EF:60:LEU:HG	1.87	0.56
1:EK:9:LEU:HG	1:EK:10:ARG:HG3	1.87	0.56
1:FV:16:SER:HA	1:FV:35:VAL:HG12	1.86	0.56
1:GF:42:ARG:HB2	1:GF:45:ASN:HB3	1.87	0.56
1:GH:16:SER:HA	1:GH:35:VAL:HG12	1.86	0.56
1:GP:101:LEU:HD22	1:GQ:94:LEU:HD22	1.86	0.56
1:HB:9:LEU:HG	1:HB:10:ARG:HG3	1.87	0.56
1:HH:9:LEU:HG	1:HH:10:ARG:HG3	1.87	0.56
1:HT:9:LEU:HG	1:HT:10:ARG:HG3	1.87	0.56
1:HV:42:ARG:HB2	1:HV:45:ASN:HB3	1.87	0.56
1:HY:53:ARG:NH1	1:LK:104:GLU:OE1	2.31	0.56
1:HZ:101:LEU:HD22	1:IA:94:LEU:HD22	1.86	0.56
1:IF:86:THR:HG22	1:IF:88:GLU:H	1.69	0.56
1:IK:42:ARG:HB2	1:IK:45:ASN:HB3	1.87	0.56
1:IK:57:LYS:HZ3	1:LW:92:GLU:CD	2.07	0.56
1:JJ:9:LEU:HG	1:JJ:10:ARG:HG3	1.88	0.56
1:JL:86:THR:OG1	1:JL:89:ASP:OD2	2.23	0.56
1:KD:112:ALA:O	1:NP:49:VAL:HG11	2.06	0.56
1:KE:101:LEU:HD22	1:KF:94:LEU:HD22	1.86	0.56
1:KJ:42:ARG:HB2	1:KJ:45:ASN:HB3	1.87	0.56
1:KP:21:LEU:HB3	1:KP:22:PRO:HD2	1.88	0.56
1:KS:86:THR:OG1	1:KS:89:ASP:OD2	2.23	0.56
1:LZ:42:ARG:HB2	1:LZ:45:ASN:HB3	1.87	0.56
1:MD:9:LEU:HG	1:MD:10:ARG:HG3	1.87	0.56

Continued on next page...

Continued from previous page...

Atom-1	Atom-2	Interatomic distance (Å)	Clash overlap (Å)
1:MV:9:LEU:HG	1:MV:10:ARG:HG3	1.87	0.56
1:NB:101:LEU:HD22	1:NC:94:LEU:HD22	1.86	0.56
1:NM:42:ARG:HB2	1:NM:45:ASN:HB3	1.87	0.56
1:NS:21:LEU:HB3	1:NS:22:PRO:HD2	1.88	0.56
1:AC:10:ARG:NH1	1:FY:15:ASP:OD1	2.39	0.56
1:AR:42:ARG:HB2	1:AR:45:ASN:HB3	1.87	0.56
1:AV:9:LEU:HG	1:AV:10:ARG:HG3	1.88	0.56
1:AW:28:LEU:HD21	1:AW:60:LEU:HG	1.87	0.56
1:AY:15:ASP:OD1	1:EX:10:ARG:NH2	2.38	0.56
1:BE:9:LEU:HG	1:BE:10:ARG:HG3	1.87	0.56
1:BM:21:LEU:HB3	1:BM:22:PRO:HD2	1.88	0.56
1:BT:9:LEU:HG	1:BT:10:ARG:HG3	1.88	0.56
1:BV:49:VAL:HG11	1:FH:112:ALA:O	2.05	0.56
1:BW:52:MET:HG2	1:BW:78:GLU:HG3	1.86	0.56
1:BW:101:LEU:HD22	1:BX:94:LEU:HD22	1.86	0.56
1:CH:21:LEU:HB3	1:CH:22:PRO:HD2	1.88	0.56
1:CJ:28:LEU:HD21	1:CJ:60:LEU:HG	1.87	0.56
1:CV:28:LEU:HD21	1:CV:60:LEU:HG	1.87	0.56
1:CX:9:LEU:HG	1:CX:10:ARG:HG3	1.87	0.56
1:DE:28:LEU:HD21	1:DE:60:LEU:HG	1.87	0.56
1:DF:21:LEU:HB3	1:DF:22:PRO:HD2	1.88	0.56
1:DL:86:THR:OG1	1:DL:89:ASP:OD2	2.23	0.56
1:DU:42:ARG:HB2	1:DU:45:ASN:HB3	1.87	0.56
1:DX:42:ARG:HB2	1:DX:45:ASN:HB3	1.87	0.56
1:EG:21:LEU:HB3	1:EG:22:PRO:HD2	1.88	0.56
1:EM:42:ARG:HB2	1:EM:45:ASN:HB3	1.87	0.56
1:EO:28:LEU:HD21	1:EO:60:LEU:HG	1.87	0.56
1:ER:28:LEU:HD21	1:ER:60:LEU:HG	1.87	0.56
1:FK:42:ARG:HB2	1:FK:45:ASN:HB3	1.87	0.56
1:FO:101:LEU:HD22	1:FP:94:LEU:HD22	1.86	0.56
1:FT:86:THR:OG1	1:FT:89:ASP:OD2	2.23	0.56
1:GD:9:LEU:HG	1:GD:10:ARG:HG3	1.87	0.56
1:HH:101:LEU:HD22	1:HI:94:LEU:HD22	1.86	0.56
1:HU:16:SER:HA	1:HU:35:VAL:HG12	1.86	0.56
1:HW:38:LEU:HD22	1:LV:10:ARG:HH11	1.71	0.56
1:HW:101:LEU:HD22	1:HX:94:LEU:HD22	1.86	0.56
1:IK:86:THR:OG1	1:IK:89:ASP:OD2	2.23	0.56
1:IQ:86:THR:OG1	1:IQ:89:ASP:OD2	2.23	0.56
1:IS:28:LEU:HD21	1:IS:60:LEU:HG	1.87	0.56
1:IT:42:ARG:HB2	1:IT:45:ASN:HB3	1.87	0.56
1:IX:101:LEU:HD22	1:IY:94:LEU:HD22	1.86	0.56

Continued on next page...

Continued from previous page...

Atom-1	Atom-2	Interatomic distance (Å)	Clash overlap (Å)
1:JA:9:LEU:HG	1:JA:10:ARG:HG3	1.88	0.56
1:JI:86:THR:OG1	1:JI:89:ASP:OD2	2.23	0.56
1:JV:9:LEU:HG	1:JV:10:ARG:HG3	1.88	0.56
1:KD:42:ARG:HB2	1:KD:45:ASN:HB3	1.87	0.56
1:KH:9:LEU:HG	1:KH:10:ARG:HG3	1.88	0.56
1:KN:101:LEU:HD22	1:KO:94:LEU:HD22	1.86	0.56
1:LL:9:LEU:HG	1:LL:10:ARG:HG3	1.87	0.56
1:LU:101:LEU:HD22	1:LV:94:LEU:HD22	1.86	0.56
1:ML:86:THR:OG1	1:ML:89:ASP:OD2	2.23	0.56
1:MP:9:LEU:HG	1:MP:10:ARG:HG3	1.88	0.56
1:NH:101:LEU:HD22	1:NI:94:LEU:HD22	1.86	0.56
1:NK:101:LEU:HD22	1:NL:94:LEU:HD22	1.86	0.56
1:NP:21:LEU:HB3	1:NP:22:PRO:HD2	1.88	0.56
1:AF:42:ARG:HB2	1:AF:45:ASN:HB3	1.87	0.56
1:AR:92:GLU:OE2	1:ED:57:LYS:NZ	2.36	0.56
1:BA:21:LEU:HB3	1:BA:22:PRO:HD2	1.88	0.56
1:BI:16:SER:HA	1:BI:35:VAL:HG12	1.86	0.56
1:BJ:21:LEU:HB3	1:BJ:22:PRO:HD2	1.88	0.56
1:BK:101:LEU:HD22	1:BL:94:LEU:HD22	1.86	0.56
1:BR:28:LEU:HD21	1:BR:60:LEU:HG	1.87	0.56
1:BS:42:ARG:HB2	1:BS:45:ASN:HB3	1.87	0.56
1:DM:101:LEU:HD22	1:DN:94:LEU:HD22	1.86	0.56
1:EL:28:LEU:HD21	1:EL:60:LEU:HG	1.87	0.56
1:EP:86:THR:OG1	1:EP:89:ASP:OD2	2.23	0.56
1:FT:21:LEU:HB3	1:FT:22:PRO:HD2	1.88	0.56
1:FU:9:LEU:HG	1:FU:10:ARG:HG3	1.88	0.56
1:GC:86:THR:OG1	1:GC:89:ASP:OD2	2.23	0.56
1:GI:21:LEU:HB3	1:GI:22:PRO:HD2	1.88	0.56
1:GN:28:LEU:HD21	1:GN:60:LEU:HG	1.87	0.56
1:GV:101:LEU:HD22	1:GW:94:LEU:HD22	1.86	0.56
1:HG:86:THR:OG1	1:HG:89:ASP:OD2	2.23	0.56
1:HJ:112:ALA:O	1:KV:49:VAL:HG11	2.05	0.56
1:HS:21:LEU:HB3	1:HS:22:PRO:HD2	1.88	0.56
1:HV:21:LEU:HB3	1:HV:22:PRO:HD2	1.88	0.56
1:HW:9:LEU:HG	1:HW:10:ARG:HG3	1.87	0.56
1:IH:112:ALA:O	1:LT:49:VAL:HG11	2.05	0.56
1:JU:21:LEU:HB3	1:JU:22:PRO:HD2	1.88	0.56
1:KD:74:VAL:HG22	1:NP:80:SER:HB2	1.88	0.56
1:KZ:101:LEU:HD22	1:LA:94:LEU:HD22	1.86	0.56
1:LB:42:ARG:HB2	1:LB:45:ASN:HB3	1.87	0.56
1:LD:16:SER:HA	1:LD:35:VAL:HG12	1.86	0.56

Continued on next page...

Continued from previous page...

Atom-1	Atom-2	Interatomic distance (Å)	Clash overlap (Å)
1:LH:42:ARG:HB2	1:LH:45:ASN:HB3	1.87	0.56
1:LI:9:LEU:HG	1:LI:10:ARG:HG3	1.87	0.56
1:LJ:16:SER:HA	1:LJ:35:VAL:HG12	1.86	0.56
1:LL:101:LEU:HD22	1:LM:94:LEU:HD22	1.86	0.56
1:LQ:42:ARG:HB2	1:LQ:45:ASN:HB3	1.87	0.56
1:MO:42:ARG:HB2	1:MO:45:ASN:HB3	1.87	0.56
1:MQ:16:SER:HA	1:MQ:35:VAL:HG12	1.86	0.56
1:MQ:28:LEU:HD21	1:MQ:60:LEU:HG	1.87	0.56
1:MS:101:LEU:HD22	1:MT:94:LEU:HD22	1.86	0.56
1:NB:9:LEU:HG	1:NB:10:ARG:HG3	1.88	0.56
1:NS:42:ARG:HB2	1:NS:45:ASN:HB3	1.87	0.56
1:NT:9:LEU:HG	1:NT:10:ARG:HG3	1.88	0.56
1:AU:86:THR:OG1	1:AU:89:ASP:OD2	2.23	0.56
1:BC:28:LEU:HD21	1:BC:60:LEU:HG	1.87	0.56
1:BG:21:LEU:HB3	1:BG:22:PRO:HD2	1.88	0.56
1:DG:52:MET:HG2	1:DG:78:GLU:HG3	1.86	0.56
1:DO:86:THR:OG1	1:DO:89:ASP:OD2	2.23	0.56
1:EB:9:LEU:HG	1:EB:10:ARG:HG3	1.87	0.56
1:EH:101:LEU:HD22	1:EI:94:LEU:HD22	1.86	0.56
1:HM:42:ARG:HB2	1:HM:45:ASN:HB3	1.87	0.56
1:II:9:LEU:HG	1:II:10:ARG:HG3	1.87	0.56
1:IQ:74:VAL:HG22	1:MC:80:SER:HB2	1.87	0.56
1:JH:10:ARG:NH1	1:NE:38:LEU:HB2	2.20	0.56
1:JJ:101:LEU:HD22	1:JK:94:LEU:HD22	1.86	0.56
1:JL:10:ARG:HH21	1:KF:38:LEU:HD22	1.70	0.56
1:JZ:16:SER:HA	1:JZ:35:VAL:HG12	1.86	0.56
1:KA:42:ARG:HB2	1:KA:45:ASN:HB3	1.87	0.56
1:KF:28:LEU:HD21	1:KF:60:LEU:HG	1.87	0.56
1:KT:9:LEU:HG	1:KT:10:ARG:HG3	1.88	0.56
1:KV:21:LEU:HB3	1:KV:22:PRO:HD2	1.88	0.56
1:KW:9:LEU:HG	1:KW:10:ARG:HG3	1.87	0.56
1:LN:42:ARG:HB2	1:LN:45:ASN:HB3	1.87	0.56
1:LO:9:LEU:HG	1:LO:10:ARG:HG3	1.87	0.56
1:LP:28:LEU:HD21	1:LP:60:LEU:HG	1.87	0.56
1:LZ:21:LEU:HB3	1:LZ:22:PRO:HD2	1.88	0.56
1:MB:16:SER:HA	1:MB:35:VAL:HG12	1.86	0.56
1:MC:21:LEU:HB3	1:MC:22:PRO:HD2	1.88	0.56
1:ME:28:LEU:HD21	1:ME:60:LEU:HG	1.87	0.56
1:MS:9:LEU:HG	1:MS:10:ARG:HG3	1.87	0.56
1:MS:38:LEU:HD22	1:NR:10:ARG:HH11	1.70	0.56
1:AC:86:THR:OG1	1:AC:89:ASP:OD2	2.23	0.56

Continued on next page...

Continued from previous page...

Atom-1	Atom-2	Interatomic distance (Å)	Clash overlap (Å)
1:AG:15:ASP:OD1	1:GE:10:ARG:NH2	2.39	0.56
1:AI:21:LEU:HB3	1:AI:22:PRO:HD2	1.88	0.56
1:BA:42:ARG:HB2	1:BA:45:ASN:HB3	1.87	0.56
1:BJ:42:ARG:HB2	1:BJ:45:ASN:HB3	1.87	0.56
1:BQ:9:LEU:HG	1:BQ:10:ARG:HG3	1.87	0.56
1:CC:52:MET:HG2	1:CC:78:GLU:HG3	1.86	0.56
1:CE:86:THR:OG1	1:CE:89:ASP:OD2	2.23	0.56
1:CH:42:ARG:HB2	1:CH:45:ASN:HB3	1.87	0.56
1:DC:86:THR:OG1	1:DC:89:ASP:OD2	2.23	0.56
1:DS:9:LEU:HG	1:DS:10:ARG:HG3	1.88	0.56
1:DU:21:LEU:HB3	1:DU:22:PRO:HD2	1.88	0.56
1:EU:28:LEU:HD21	1:EU:60:LEU:HG	1.87	0.56
1:EY:42:ARG:HB2	1:EY:45:ASN:HB3	1.87	0.56
1:FB:21:LEU:HB3	1:FB:22:PRO:HD2	1.88	0.56
1:FE:21:LEU:HB3	1:FE:22:PRO:HD2	1.88	0.56
1:FE:86:THR:OG1	1:FE:89:ASP:OD2	2.23	0.56
1:FJ:28:LEU:HD21	1:FJ:60:LEU:HG	1.87	0.56
1:FK:21:LEU:HB3	1:FK:22:PRO:HD2	1.88	0.56
1:FN:21:LEU:HB3	1:FN:22:PRO:HD2	1.88	0.56
1:FQ:42:ARG:HB2	1:FQ:45:ASN:HB3	1.87	0.56
1:FW:21:LEU:HB3	1:FW:22:PRO:HD2	1.88	0.56
1:HG:21:LEU:HB3	1:HG:22:PRO:HD2	1.88	0.56
1:HK:52:MET:HG2	1:HK:78:GLU:HG3	1.86	0.56
1:HR:16:SER:HA	1:HR:35:VAL:HG12	1.86	0.56
1:IE:86:THR:OG1	1:IE:89:ASP:OD2	2.23	0.56
1:IH:21:LEU:HB3	1:IH:22:PRO:HD2	1.88	0.56
1:IN:42:ARG:HB2	1:IN:45:ASN:HB3	1.87	0.56
1:JF:21:LEU:HB3	1:JF:22:PRO:HD2	1.88	0.56
1:JU:42:ARG:HB2	1:JU:45:ASN:HB3	1.87	0.56
1:JX:42:ARG:HB2	1:JX:45:ASN:HB3	1.87	0.56
1:KJ:21:LEU:HB3	1:KJ:22:PRO:HD2	1.88	0.56
1:LE:42:ARG:HB2	1:LE:45:ASN:HB3	1.87	0.56
1:LJ:10:ARG:HH11	1:LO:38:LEU:HB2	1.71	0.56
1:LT:21:LEU:HB3	1:LT:22:PRO:HD2	1.88	0.56
1:MF:42:ARG:HB2	1:MF:45:ASN:HB3	1.87	0.56
1:ML:42:ARG:HB2	1:ML:45:ASN:HB3	1.87	0.56
1:MO:21:LEU:HB3	1:MO:22:PRO:HD2	1.88	0.56
1:NJ:21:LEU:HB3	1:NJ:22:PRO:HD2	1.88	0.56
1:NL:28:LEU:HD21	1:NL:60:LEU:HG	1.87	0.56
1:NV:86:THR:OG1	1:NV:89:ASP:OD2	2.23	0.56
1:AE:10:ARG:HE	1:BB:38:LEU:HD13	1.71	0.56

Continued on next page...

Continued from previous page...

Atom-1	Atom-2	Interatomic distance (Å)	Clash overlap (Å)
1:AL:21:LEU:HB3	1:AL:22:PRO:HD2	1.88	0.56
1:AO:42:ARG:HB2	1:AO:45:ASN:HB3	1.87	0.56
1:BO:28:LEU:HD21	1:BO:60:LEU:HG	1.87	0.56
1:DO:21:LEU:HB3	1:DO:22:PRO:HD2	1.88	0.56
1:EC:16:SER:HA	1:EC:35:VAL:HG12	1.86	0.56
1:EG:42:ARG:HB2	1:EG:45:ASN:HB3	1.87	0.56
1:EJ:42:ARG:HB2	1:EJ:45:ASN:HB3	1.87	0.56
1:EN:9:LEU:HG	1:EN:10:ARG:HG3	1.88	0.56
1:EP:21:LEU:HB3	1:EP:22:PRO:HD2	1.88	0.56
1:EV:42:ARG:HB2	1:EV:45:ASN:HB3	1.87	0.56
1:FF:9:LEU:HG	1:FF:10:ARG:HG3	1.87	0.56
1:GI:42:ARG:HB2	1:GI:45:ASN:HB3	1.87	0.56
1:GL:86:THR:OG1	1:GL:89:ASP:OD2	2.23	0.56
1:GR:21:LEU:HB3	1:GR:22:PRO:HD2	1.88	0.56
1:GU:42:ARG:HB2	1:GU:45:ASN:HB3	1.87	0.56
1:HA:21:LEU:HB3	1:HA:22:PRO:HD2	1.88	0.56
1:HB:99:SER:OG	1:HB:124:GLU:O	2.20	0.56
1:HD:28:LEU:HD21	1:HD:60:LEU:HG	1.88	0.56
1:IB:42:ARG:HB2	1:IB:45:ASN:HB3	1.87	0.56
1:IK:74:VAL:HG22	1:LW:80:SER:HB2	1.87	0.56
1:IZ:42:ARG:HB2	1:IZ:45:ASN:HB3	1.87	0.56
1:JD:38:LEU:HB2	1:JK:10:ARG:HH11	1.69	0.56
1:JI:57:LYS:HZ3	1:MU:92:GLU:CD	2.08	0.56
1:JK:28:LEU:HD21	1:JK:60:LEU:HG	1.87	0.56
1:KG:21:LEU:HB3	1:KG:22:PRO:HD2	1.88	0.56
1:KJ:92:GLU:CD	1:NV:57:LYS:HZ3	2.09	0.56
1:KY:21:LEU:HB3	1:KY:22:PRO:HD2	1.88	0.56
1:LK:21:LEU:HB3	1:LK:22:PRO:HD2	1.88	0.56
1:LV:16:SER:HA	1:LV:35:VAL:HG12	1.86	0.56
1:LW:21:LEU:HB3	1:LW:22:PRO:HD2	1.88	0.56
1:LZ:28:LEU:HD21	1:LZ:60:LEU:HG	1.89	0.56
1:MG:9:LEU:HG	1:MG:10:ARG:HG3	1.87	0.56
1:ND:21:LEU:HB3	1:ND:22:PRO:HD2	1.88	0.56
1:NQ:101:LEU:HD22	1:NR:94:LEU:HD22	1.86	0.56
1:NV:21:LEU:HB3	1:NV:22:PRO:HD2	1.88	0.56
1:AF:92:GLU:OE2	1:DR:57:LYS:NZ	2.35	0.55
1:AK:28:LEU:HD21	1:AK:60:LEU:HG	1.87	0.55
1:AO:10:ARG:HH21	1:FS:38:LEU:HD22	1.71	0.55
1:AR:21:LEU:HB3	1:AR:22:PRO:HD2	1.88	0.55
1:CB:4:ILE:HG12	1:FN:125:ASP:HB2	1.87	0.55
1:CC:9:LEU:HG	1:CC:10:ARG:HG3	1.87	0.55

Continued on next page...

Continued from previous page...

Atom-1	Atom-2	Interatomic distance (Å)	Clash overlap (Å)
1:CE:21:LEU:HB3	1:CE:22:PRO:HD2	1.88	0.55
1:DI:28:LEU:HD21	1:DI:60:LEU:HG	1.88	0.55
1:DI:80:SER:HB2	1:GU:74:VAL:HG22	1.89	0.55
1:DU:28:LEU:HD21	1:DU:60:LEU:HG	1.89	0.55
1:ED:21:LEU:HB3	1:ED:22:PRO:HD2	1.88	0.55
1:EI:28:LEU:HD21	1:EI:60:LEU:HG	1.87	0.55
1:ES:42:ARG:HB2	1:ES:45:ASN:HB3	1.87	0.55
1:EV:21:LEU:HB3	1:EV:22:PRO:HD2	1.88	0.55
1:FN:28:LEU:HD21	1:FN:60:LEU:HG	1.89	0.55
1:FN:42:ARG:HB2	1:FN:45:ASN:HB3	1.87	0.55
1:GC:21:LEU:HB3	1:GC:22:PRO:HD2	1.88	0.55
1:GF:28:LEU:HD21	1:GF:60:LEU:HG	1.88	0.55
1:GY:9:LEU:HG	1:GY:10:ARG:HG3	1.88	0.55
1:HD:21:LEU:HB3	1:HD:22:PRO:HD2	1.88	0.55
1:HP:28:LEU:HD21	1:HP:60:LEU:HG	1.88	0.55
1:HP:86:THR:OG1	1:HP:89:ASP:OD2	2.23	0.55
1:HY:42:ARG:HB2	1:HY:45:ASN:HB3	1.87	0.55
1:IL:9:LEU:HG	1:IL:10:ARG:HG3	1.88	0.55
1:IQ:42:ARG:HB2	1:IQ:45:ASN:HB3	1.87	0.55
1:IZ:21:LEU:HB3	1:IZ:22:PRO:HD2	1.88	0.55
1:JY:101:LEU:HD22	1:JZ:94:LEU:HD22	1.86	0.55
1:LH:86:THR:OG1	1:LH:89:ASP:OD2	2.23	0.55
1:LQ:21:LEU:HB3	1:LQ:22:PRO:HD2	1.88	0.55
1:MN:28:LEU:HD21	1:MN:60:LEU:HG	1.87	0.55
1:MR:42:ARG:HB2	1:MR:45:ASN:HB3	1.87	0.55
1:MZ:28:LEU:HD21	1:MZ:60:LEU:HG	1.87	0.55
1:NM:21:LEU:HB3	1:NM:22:PRO:HD2	1.88	0.55
1:NP:28:LEU:HD21	1:NP:60:LEU:HG	1.88	0.55
1:AD:94:LEU:HD22	1:AE:101:LEU:HD22	1.89	0.55
1:AF:28:LEU:HD21	1:AF:60:LEU:HG	1.89	0.55
1:AX:119:ASP:O	1:EJ:8:LYS:HB2	2.05	0.55
1:AZ:28:LEU:HD21	1:AZ:60:LEU:HG	1.87	0.55
1:BH:9:LEU:HG	1:BH:10:ARG:HG3	1.87	0.55
1:BJ:86:THR:OG1	1:BJ:89:ASP:OD2	2.23	0.55
1:BP:28:LEU:HD21	1:BP:60:LEU:HG	1.88	0.55
1:BS:28:LEU:HD21	1:BS:60:LEU:HG	1.89	0.55
1:CK:42:ARG:HB2	1:CK:45:ASN:HB3	1.87	0.55
1:CZ:86:THR:OG1	1:CZ:89:ASP:OD2	2.23	0.55
1:DA:94:LEU:HD22	1:DB:101:LEU:HD22	1.89	0.55
1:DH:28:LEU:HD21	1:DH:60:LEU:HG	1.87	0.55
1:DI:86:THR:OG1	1:DI:89:ASP:OD2	2.23	0.55

Continued on next page...

Continued from previous page...

Atom-1	Atom-2	Interatomic distance (Å)	Clash overlap (Å)
1:DR:42:ARG:HB2	1:DR:45:ASN:HB3	1.87	0.55
1:DX:21:LEU:HB3	1:DX:22:PRO:HD2	1.88	0.55
1:EP:42:ARG:HB2	1:EP:45:ASN:HB3	1.87	0.55
1:ES:28:LEU:HD21	1:ES:60:LEU:HG	1.88	0.55
1:FL:94:LEU:HD22	1:FM:101:LEU:HD22	1.89	0.55
1:FM:28:LEU:HD21	1:FM:60:LEU:HG	1.87	0.55
1:FO:9:LEU:HG	1:FO:10:ARG:HG3	1.87	0.55
1:FQ:86:THR:OG1	1:FQ:89:ASP:OD2	2.23	0.55
1:FU:94:LEU:HD22	1:FV:101:LEU:HD22	1.89	0.55
1:GP:9:LEU:HG	1:GP:10:ARG:HG3	1.87	0.55
1:HM:28:LEU:HD21	1:HM:60:LEU:HG	1.88	0.55
1:HN:101:LEU:HD22	1:HO:94:LEU:HD22	1.86	0.55
1:IH:86:THR:OG1	1:IH:89:ASP:OD2	2.23	0.55
1:IQ:28:LEU:HD21	1:IQ:60:LEU:HG	1.89	0.55
1:JM:9:LEU:HG	1:JM:10:ARG:HG3	1.87	0.55
1:KG:42:ARG:HB2	1:KG:45:ASN:HB3	1.87	0.55
1:KI:28:LEU:HD21	1:KI:60:LEU:HG	1.87	0.55
1:KJ:28:LEU:HD21	1:KJ:60:LEU:HG	1.88	0.55
1:LE:21:LEU:HB3	1:LE:22:PRO:HD2	1.88	0.55
1:MF:21:LEU:HB3	1:MF:22:PRO:HD2	1.88	0.55
1:MX:21:LEU:HB3	1:MX:22:PRO:HD2	1.88	0.55
1:MX:42:ARG:HB2	1:MX:45:ASN:HB3	1.87	0.55
1:NG:28:LEU:HD21	1:NG:60:LEU:HG	1.89	0.55
1:NI:28:LEU:HD21	1:NI:60:LEU:HG	1.87	0.55
1:AA:94:LEU:HD22	1:AB:101:LEU:HD22	1.89	0.55
1:AM:9:LEU:HG	1:AM:10:ARG:HG3	1.87	0.55
1:AO:28:LEU:HD21	1:AO:60:LEU:HG	1.88	0.55
1:AV:38:LEU:HB2	1:FD:10:ARG:NH1	2.21	0.55
1:AX:28:LEU:HD21	1:AX:60:LEU:HG	1.88	0.55
1:BP:21:LEU:HB3	1:BP:22:PRO:HD2	1.88	0.55
1:BX:28:LEU:HD21	1:BX:60:LEU:HG	1.87	0.55
1:CI:94:LEU:HD22	1:CJ:101:LEU:HD22	1.89	0.55
1:CU:9:LEU:HG	1:CU:10:ARG:HG3	1.87	0.55
1:CU:94:LEU:HD22	1:CV:101:LEU:HD22	1.89	0.55
1:DV:9:LEU:HG	1:DV:10:ARG:HG3	1.88	0.55
1:EB:94:LEU:HD22	1:EC:101:LEU:HD22	1.89	0.55
1:EJ:21:LEU:HB3	1:EJ:22:PRO:HD2	1.88	0.55
1:FH:28:LEU:HD21	1:FH:60:LEU:HG	1.89	0.55
1:FI:9:LEU:HG	1:FI:10:ARG:HG3	1.88	0.55
1:FZ:42:ARG:HB2	1:FZ:45:ASN:HB3	1.87	0.55
1:GG:9:LEU:HG	1:GG:10:ARG:HG3	1.88	0.55

Continued on next page...

Continued from previous page...

Atom-1	Atom-2	Interatomic distance (Å)	Clash overlap (Å)
1:HL:28:LEU:HD21	1:HL:60:LEU:HG	1.87	0.55
1:HQ:94:LEU:HD22	1:HR:101:LEU:HD22	1.89	0.55
1:HT:94:LEU:HD22	1:HU:101:LEU:HD22	1.89	0.55
1:IC:101:LEU:HD22	1:ID:94:LEU:HD22	1.86	0.55
1:IH:28:LEU:HD21	1:IH:60:LEU:HG	1.89	0.55
1:IK:28:LEU:HD21	1:IK:60:LEU:HG	1.89	0.55
1:IL:94:LEU:HD22	1:IM:101:LEU:HD22	1.89	0.55
1:IP:28:LEU:HD21	1:IP:60:LEU:HG	1.87	0.55
1:JC:42:ARG:HB2	1:JC:45:ASN:HB3	1.87	0.55
1:JR:42:ARG:HB2	1:JR:45:ASN:HB3	1.87	0.55
1:KJ:59:ILE:HD12	1:NV:89:ASP:OD2	2.07	0.55
1:KP:28:LEU:HD21	1:KP:60:LEU:HG	1.89	0.55
1:KX:28:LEU:HD21	1:KX:60:LEU:HG	1.87	0.55
1:KY:28:LEU:HD21	1:KY:60:LEU:HG	1.89	0.55
1:KY:42:ARG:HB2	1:KY:45:ASN:HB3	1.87	0.55
1:LB:28:LEU:HD21	1:LB:60:LEU:HG	1.88	0.55
1:LF:94:LEU:HD22	1:LG:101:LEU:HD22	1.89	0.55
1:LO:94:LEU:HD22	1:LP:101:LEU:HD22	1.89	0.55
1:MD:94:LEU:HD22	1:ME:101:LEU:HD22	1.89	0.55
1:MX:86:THR:OG1	1:MX:89:ASP:OD2	2.23	0.55
1:ND:28:LEU:HD21	1:ND:60:LEU:HG	1.89	0.55
1:ND:86:THR:OG1	1:ND:89:ASP:OD2	2.23	0.55
1:NG:42:ARG:HB2	1:NG:45:ASN:HB3	1.87	0.55
1:AA:9:LEU:HG	1:AA:10:ARG:HG3	1.87	0.55
1:AN:28:LEU:HD21	1:AN:60:LEU:HG	1.87	0.55
1:AU:21:LEU:HB3	1:AU:22:PRO:HD2	1.88	0.55
1:AU:28:LEU:HD21	1:AU:60:LEU:HG	1.89	0.55
1:AU:42:ARG:HB2	1:AU:45:ASN:HB3	1.87	0.55
1:BF:28:LEU:HD21	1:BF:60:LEU:HG	1.87	0.55
1:BG:28:LEU:HD21	1:BG:60:LEU:HG	1.89	0.55
1:BM:28:LEU:HD21	1:BM:60:LEU:HG	1.89	0.55
1:BM:92:GLU:CD	1:EY:57:LYS:HZ3	2.10	0.55
1:CB:28:LEU:HD21	1:CB:60:LEU:HG	1.88	0.55
1:CB:42:ARG:HB2	1:CB:45:ASN:HB3	1.87	0.55
1:CI:9:LEU:HG	1:CI:10:ARG:HG3	1.87	0.55
1:CK:21:LEU:HB3	1:CK:22:PRO:HD2	1.88	0.55
1:CW:42:ARG:HB2	1:CW:45:ASN:HB3	1.87	0.55
1:CY:113:TYR:O	1:GH:26:VAL:HG21	2.06	0.55
1:DQ:28:LEU:HD21	1:DQ:60:LEU:HG	1.87	0.55
1:DT:15:ASP:OD1	1:GR:10:ARG:NH1	2.40	0.55
1:DZ:28:LEU:HD21	1:DZ:60:LEU:HG	1.87	0.55

Continued on next page...

Continued from previous page...

Atom-1	Atom-2	Interatomic distance (Å)	Clash overlap (Å)
1:EA:42:ARG:HB2	1:EA:45:ASN:HB3	1.87	0.55
1:EY:28:LEU:HD21	1:EY:60:LEU:HG	1.89	0.55
1:FC:94:LEU:HD22	1:FD:101:LEU:HD22	1.89	0.55
1:GJ:9:LEU:HG	1:GJ:10:ARG:HG3	1.87	0.55
1:GL:28:LEU:HD21	1:GL:60:LEU:HG	1.89	0.55
1:HC:28:LEU:HD21	1:HC:60:LEU:HG	1.87	0.55
1:HJ:21:LEU:HB3	1:HJ:22:PRO:HD2	1.88	0.55
1:IZ:28:LEU:HD21	1:IZ:60:LEU:HG	1.89	0.55
1:JD:94:LEU:HD22	1:JE:101:LEU:HD22	1.89	0.55
1:JF:10:ARG:HH21	1:JK:38:LEU:HD22	1.71	0.55
1:JR:28:LEU:HD21	1:JR:60:LEU:HG	1.89	0.55
1:KD:86:THR:OG1	1:KD:89:ASP:OD2	2.23	0.55
1:KJ:86:THR:OG1	1:KJ:89:ASP:OD2	2.23	0.55
1:LE:28:LEU:HD21	1:LE:60:LEU:HG	1.89	0.55
1:LN:21:LEU:HB3	1:LN:22:PRO:HD2	1.88	0.55
1:LY:28:LEU:HD21	1:LY:60:LEU:HG	1.87	0.55
1:MR:28:LEU:HD21	1:MR:60:LEU:HG	1.88	0.55
1:NN:9:LEU:HG	1:NN:10:ARG:HG3	1.87	0.55
1:AA:99:SER:OG	1:AA:124:GLU:O	2.20	0.55
1:AL:86:THR:OG1	1:AL:89:ASP:OD2	2.23	0.55
1:AM:94:LEU:HD22	1:AN:101:LEU:HD22	1.89	0.55
1:AY:113:TYR:O	1:EJ:26:VAL:HG21	2.07	0.55
1:BB:94:LEU:HD22	1:BC:101:LEU:HD22	1.89	0.55
1:BD:42:ARG:HB2	1:BD:45:ASN:HB3	1.87	0.55
1:BP:86:THR:OG1	1:BP:89:ASP:OD2	2.23	0.55
1:BY:21:LEU:HB3	1:BY:22:PRO:HD2	1.88	0.55
1:BZ:94:LEU:HD22	1:CA:101:LEU:HD22	1.89	0.55
1:CK:74:VAL:HG22	1:FW:80:SER:HB2	1.89	0.55
1:CQ:42:ARG:HB2	1:CQ:45:ASN:HB3	1.87	0.55
1:CZ:28:LEU:HD21	1:CZ:60:LEU:HG	1.89	0.55
1:DF:42:ARG:HB2	1:DF:45:ASN:HB3	1.87	0.55
1:DO:28:LEU:HD21	1:DO:60:LEU:HG	1.89	0.55
1:DR:21:LEU:HB3	1:DR:22:PRO:HD2	1.88	0.55
1:EJ:28:LEU:HD21	1:EJ:60:LEU:HG	1.89	0.55
1:FK:28:LEU:HD21	1:FK:60:LEU:HG	1.89	0.55
1:GL:21:LEU:HB3	1:GL:22:PRO:HD2	1.88	0.55
1:GU:86:THR:OG1	1:GU:89:ASP:OD2	2.23	0.55
1:GX:42:ARG:HB2	1:GX:45:ASN:HB3	1.87	0.55
1:HX:15:ASP:OD1	1:LH:10:ARG:NH1	2.39	0.55
1:HY:28:LEU:HD21	1:HY:60:LEU:HG	1.89	0.55
1:HZ:9:LEU:HG	1:HZ:10:ARG:HG3	1.87	0.55

Continued on next page...

Continued from previous page...

Atom-1	Atom-2	Interatomic distance (Å)	Clash overlap (Å)
1:IC:94:LEU:HD22	1:ID:101:LEU:HD22	1.89	0.55
1:IT:86:THR:OG1	1:IT:89:ASP:OD2	2.23	0.55
1:IZ:86:THR:OG1	1:IZ:89:ASP:OD2	2.23	0.55
1:JA:94:LEU:HD22	1:JB:101:LEU:HD22	1.89	0.55
1:JL:28:LEU:HD21	1:JL:60:LEU:HG	1.89	0.55
1:JO:21:LEU:HB3	1:JO:22:PRO:HD2	1.88	0.55
1:JU:28:LEU:HD21	1:JU:60:LEU:HG	1.88	0.55
1:JX:28:LEU:HD21	1:JX:60:LEU:HG	1.89	0.55
1:JY:9:LEU:HG	1:JY:10:ARG:HG3	1.87	0.55
1:KA:57:LYS:NZ	1:NM:92:GLU:OE2	2.33	0.55
1:KD:21:LEU:HB3	1:KD:22:PRO:HD2	1.88	0.55
1:KD:28:LEU:HD21	1:KD:60:LEU:HG	1.88	0.55
1:KG:86:THR:OG1	1:KG:89:ASP:OD2	2.23	0.55
1:KK:94:LEU:HD22	1:KL:101:LEU:HD22	1.89	0.55
1:KM:42:ARG:HB2	1:KM:45:ASN:HB3	1.87	0.55
1:KQ:94:LEU:HD22	1:KR:101:LEU:HD22	1.89	0.55
1:KW:94:LEU:HD22	1:KX:101:LEU:HD22	1.89	0.55
1:MG:94:LEU:HD22	1:MH:101:LEU:HD22	1.89	0.55
1:MI:42:ARG:HB2	1:MI:45:ASN:HB3	1.87	0.55
1:MU:42:ARG:HB2	1:MU:45:ASN:HB3	1.87	0.55
1:NC:28:LEU:HD21	1:NC:60:LEU:HG	1.87	0.55
1:NN:94:LEU:HD22	1:NO:101:LEU:HD22	1.89	0.55
1:BD:28:LEU:HD21	1:BD:60:LEU:HG	1.88	0.55
1:BG:59:ILE:HD12	1:ES:89:ASP:OD2	2.07	0.55
1:BM:42:ARG:HB2	1:BM:45:ASN:HB3	1.87	0.55
1:CA:28:LEU:HD21	1:CA:60:LEU:HG	1.87	0.55
1:CQ:21:LEU:HB3	1:CQ:22:PRO:HD2	1.88	0.55
1:CX:94:LEU:HD22	1:CY:101:LEU:HD22	1.89	0.55
1:DC:21:LEU:HB3	1:DC:22:PRO:HD2	1.88	0.55
1:DM:94:LEU:HD22	1:DN:101:LEU:HD22	1.89	0.55
1:DT:10:ARG:NH2	1:GP:15:ASP:OD1	2.40	0.55
1:EA:21:LEU:HB3	1:EA:22:PRO:HD2	1.88	0.55
1:EG:28:LEU:HD21	1:EG:60:LEU:HG	1.89	0.55
1:EN:94:LEU:HD22	1:EO:101:LEU:HD22	1.89	0.55
1:EP:28:LEU:HD21	1:EP:60:LEU:HG	1.89	0.55
1:FP:28:LEU:HD21	1:FP:60:LEU:HG	1.87	0.55
1:FR:9:LEU:HG	1:FR:10:ARG:HG3	1.87	0.55
1:FZ:28:LEU:HD21	1:FZ:60:LEU:HG	1.89	0.55
1:GA:94:LEU:HD22	1:GB:101:LEU:HD22	1.89	0.55
1:GC:28:LEU:HD21	1:GC:60:LEU:HG	1.89	0.55
1:GG:94:LEU:HD22	1:GH:101:LEU:HD22	1.89	0.55

Continued on next page...

Continued from previous page...

Atom-1	Atom-2	Interatomic distance (Å)	Clash overlap (Å)
1:GO:42:ARG:HB2	1:GO:45:ASN:HB3	1.87	0.55
1:GV:49:VAL:HG11	1:GW:112:ALA:O	2.07	0.55
1:HE:94:LEU:HD22	1:HF:101:LEU:HD22	1.89	0.55
1:HJ:28:LEU:HD21	1:HJ:60:LEU:HG	1.89	0.55
1:HP:42:ARG:HB2	1:HP:45:ASN:HB3	1.87	0.55
1:HU:10:ARG:NH1	1:LC:38:LEU:HB2	2.22	0.55
1:IJ:10:ARG:HH11	1:KT:38:LEU:HB2	1.72	0.55
1:IX:94:LEU:HD22	1:IY:101:LEU:HD22	1.89	0.55
1:KH:94:LEU:HD22	1:KI:101:LEU:HD22	1.89	0.55
1:KJ:92:GLU:OE2	1:NV:57:LYS:NZ	2.39	0.55
1:KV:42:ARG:HB2	1:KV:45:ASN:HB3	1.87	0.55
1:LL:94:LEU:HD22	1:LM:101:LEU:HD22	1.89	0.55
1:LT:86:THR:OG1	1:LT:89:ASP:OD2	2.23	0.55
1:MH:28:LEU:HD21	1:MH:60:LEU:HG	1.87	0.55
1:MO:28:LEU:HD21	1:MO:60:LEU:HG	1.88	0.55
1:MP:94:LEU:HD22	1:MQ:101:LEU:HD22	1.89	0.55
1:NJ:28:LEU:HD21	1:NJ:60:LEU:HG	1.88	0.55
1:NM:28:LEU:HD21	1:NM:60:LEU:HG	1.88	0.55
1:AO:21:LEU:HB3	1:AO:22:PRO:HD2	1.88	0.55
1:AX:21:LEU:HB3	1:AX:22:PRO:HD2	1.88	0.55
1:BI:28:LEU:HD21	1:BI:60:LEU:HG	1.87	0.55
1:BV:21:LEU:HB3	1:BV:22:PRO:HD2	1.88	0.55
1:CW:21:LEU:HB3	1:CW:22:PRO:HD2	1.88	0.55
1:DI:21:LEU:HB3	1:DI:22:PRO:HD2	1.88	0.55
1:DI:89:ASP:OD2	1:GU:59:ILE:HD12	2.05	0.55
1:DM:49:VAL:HG11	1:DN:112:ALA:O	2.07	0.55
1:DP:94:LEU:HD22	1:DQ:101:LEU:HD22	1.89	0.55
1:DV:94:LEU:HD22	1:DW:101:LEU:HD22	1.89	0.55
1:ED:86:THR:OG1	1:ED:89:ASP:OD2	2.23	0.55
1:EM:21:LEU:HB3	1:EM:22:PRO:HD2	1.88	0.55
1:ES:86:THR:OG1	1:ES:89:ASP:OD2	2.23	0.55
1:EY:21:LEU:HB3	1:EY:22:PRO:HD2	1.88	0.55
1:FL:49:VAL:HG11	1:FM:112:ALA:O	2.07	0.55
1:GH:28:LEU:HD21	1:GH:60:LEU:HG	1.87	0.55
1:GJ:94:LEU:HD22	1:GK:101:LEU:HD22	1.89	0.55
1:GM:49:VAL:HG11	1:GN:112:ALA:O	2.07	0.55
1:GM:94:LEU:HD22	1:GN:101:LEU:HD22	1.89	0.55
1:GR:86:THR:OG1	1:GR:89:ASP:OD2	2.23	0.55
1:GX:28:LEU:HD21	1:GX:60:LEU:HG	1.89	0.55
1:HJ:80:SER:HB2	1:KV:74:VAL:HG22	1.88	0.55
1:HS:42:ARG:HB2	1:HS:45:ASN:HB3	1.87	0.55

Continued on next page...

Continued from previous page...

Atom-1	Atom-2	Interatomic distance (Å)	Clash overlap (Å)
1:HZ:49:VAL:HG11	1:IA:112:ALA:O	2.07	0.55
1:IF:9:LEU:HG	1:IF:10:ARG:HG3	1.88	0.55
1:IR:94:LEU:HD22	1:IS:101:LEU:HD22	1.89	0.55
1:IW:28:LEU:HD21	1:IW:60:LEU:HG	1.89	0.55
1:IX:9:LEU:HG	1:IX:10:ARG:HG3	1.87	0.55
1:JL:42:ARG:HB2	1:JL:45:ASN:HB3	1.87	0.55
1:JP:49:VAL:HG11	1:JQ:112:ALA:O	2.07	0.55
1:JU:112:ALA:O	1:NG:49:VAL:HG11	2.07	0.55
1:JV:15:ASP:OD1	1:NF:10:ARG:NH2	2.40	0.55
1:JX:92:GLU:OE2	1:NJ:57:LYS:NZ	2.34	0.55
1:KJ:74:VAL:HG22	1:NV:80:SER:HB2	1.89	0.55
1:KK:9:LEU:HG	1:KK:10:ARG:HG3	1.88	0.55
1:KS:28:LEU:HD21	1:KS:60:LEU:HG	1.89	0.55
1:KU:28:LEU:HD21	1:KU:60:LEU:HG	1.87	0.55
1:KV:28:LEU:HD21	1:KV:60:LEU:HG	1.88	0.55
1:LC:9:LEU:HG	1:LC:10:ARG:HG3	1.87	0.55
1:LR:94:LEU:HD22	1:LS:101:LEU:HD22	1.89	0.55
1:MA:9:LEU:HG	1:MA:10:ARG:HG3	1.88	0.55
1:MU:21:LEU:HB3	1:MU:22:PRO:HD2	1.88	0.55
1:MU:86:THR:OG1	1:MU:89:ASP:OD2	2.23	0.55
1:NM:86:THR:OG1	1:NM:89:ASP:OD2	2.23	0.55
1:NS:28:LEU:HD21	1:NS:60:LEU:HG	1.88	0.55
1:AP:94:LEU:HD22	1:AQ:101:LEU:HD22	1.89	0.55
1:BA:112:ALA:O	1:EM:49:VAL:HG11	2.06	0.55
1:BH:49:VAL:HG11	1:BI:112:ALA:O	2.07	0.55
1:BJ:28:LEU:HD21	1:BJ:60:LEU:HG	1.89	0.55
1:BM:92:GLU:OE2	1:EY:57:LYS:NZ	2.39	0.55
1:BT:94:LEU:HD22	1:BU:101:LEU:HD22	1.89	0.55
1:CC:49:VAL:HG11	1:CD:112:ALA:O	2.07	0.55
1:CN:86:THR:OG1	1:CN:89:ASP:OD2	2.23	0.55
1:CT:21:LEU:HB3	1:CT:22:PRO:HD2	1.88	0.55
1:EH:9:LEU:HG	1:EH:10:ARG:HG3	1.87	0.55
1:EQ:49:VAL:HG11	1:ER:112:ALA:O	2.07	0.55
1:FB:28:LEU:HD21	1:FB:60:LEU:HG	1.89	0.55
1:FI:99:SER:OG	1:FI:124:GLU:O	2.20	0.55
1:FN:86:THR:OG1	1:FN:89:ASP:OD2	2.23	0.55
1:FS:66:ALA:HB3	1:GQ:66:ALA:HB1	1.88	0.55
1:FT:28:LEU:HD21	1:FT:60:LEU:HG	1.88	0.55
1:GM:9:LEU:HG	1:GM:10:ARG:HG3	1.87	0.55
1:GS:9:LEU:HG	1:GS:10:ARG:HG3	1.87	0.55
1:GS:94:LEU:HD22	1:GT:101:LEU:HD22	1.89	0.55

Continued on next page...

Continued from previous page...

Atom-1	Atom-2	Interatomic distance (Å)	Clash overlap (Å)
1:GU:28:LEU:HD21	1:GU:60:LEU:HG	1.89	0.55
1:GV:94:LEU:HD12	1:GW:109:GLN:HE21	1.72	0.55
1:HB:49:VAL:HG11	1:HC:112:ALA:O	2.07	0.55
1:HK:9:LEU:HG	1:HK:10:ARG:HG3	1.87	0.55
1:HW:94:LEU:HD12	1:HX:109:GLN:HE21	1.72	0.55
1:II:94:LEU:HD22	1:IJ:101:LEU:HD22	1.89	0.55
1:IU:94:LEU:HD22	1:IV:101:LEU:HD22	1.89	0.55
1:JP:9:LEU:HG	1:JP:10:ARG:HG3	1.88	0.55
1:JP:94:LEU:HD12	1:JQ:109:GLN:HE21	1.72	0.55
1:JU:92:GLU:CD	1:NG:57:LYS:HZ3	2.10	0.55
1:JW:10:ARG:NH2	1:KH:15:ASP:OD1	2.40	0.55
1:KN:49:VAL:HG11	1:KO:112:ALA:O	2.07	0.55
1:KW:49:VAL:HG11	1:KX:112:ALA:O	2.07	0.55
1:KY:86:THR:OG1	1:KY:89:ASP:OD2	2.23	0.55
1:KZ:9:LEU:HG	1:KZ:10:ARG:HG3	1.88	0.55
1:LC:49:VAL:HG11	1:LD:112:ALA:O	2.07	0.55
1:LF:49:VAL:HG11	1:LG:112:ALA:O	2.07	0.55
1:LO:94:LEU:HD12	1:LP:109:GLN:HE21	1.72	0.55
1:LR:49:VAL:HG11	1:LS:112:ALA:O	2.07	0.55
1:LX:9:LEU:HG	1:LX:10:ARG:HG3	1.87	0.55
1:LX:94:LEU:HD22	1:LY:101:LEU:HD22	1.89	0.55
1:MF:28:LEU:HD21	1:MF:60:LEU:HG	1.89	0.55
1:MI:28:LEU:HD21	1:MI:60:LEU:HG	1.88	0.55
1:MI:86:THR:OG1	1:MI:89:ASP:OD2	2.23	0.55
1:NQ:9:LEU:HG	1:NQ:10:ARG:HG3	1.88	0.55
1:AD:49:VAL:HG11	1:AE:112:ALA:O	2.07	0.55
1:AL:28:LEU:HD21	1:AL:60:LEU:HG	1.89	0.55
1:AN:10:ARG:NH1	1:BZ:38:LEU:HB2	2.21	0.55
1:AO:119:ASP:O	1:EA:8:LYS:HB2	2.07	0.55
1:AP:49:VAL:HG11	1:AQ:112:ALA:O	2.07	0.55
1:BG:86:THR:OG1	1:BG:89:ASP:OD2	2.23	0.55
1:BJ:89:ASP:OD2	1:EV:59:ILE:HD12	2.06	0.55
1:BQ:94:LEU:HD22	1:BR:101:LEU:HD22	1.89	0.55
1:CN:21:LEU:HB3	1:CN:22:PRO:HD2	1.88	0.55
1:CQ:28:LEU:HD21	1:CQ:60:LEU:HG	1.88	0.55
1:CR:94:LEU:HD12	1:CS:109:GLN:HE21	1.72	0.55
1:DG:49:VAL:HG11	1:DH:112:ALA:O	2.07	0.55
1:DL:21:LEU:HB3	1:DL:22:PRO:HD2	1.88	0.55
1:DR:28:LEU:HD21	1:DR:60:LEU:HG	1.89	0.55
1:DY:49:VAL:HG11	1:DZ:112:ALA:O	2.07	0.55
1:DY:94:LEU:HD22	1:DZ:101:LEU:HD22	1.89	0.55

Continued on next page...

Continued from previous page...

Atom-1	Atom-2	Interatomic distance (Å)	Clash overlap (Å)
1:ED:28:LEU:HD21	1:ED:60:LEU:HG	1.88	0.55
1:EK:94:LEU:HD12	1:EL:109:GLN:HE21	1.72	0.55
1:ET:9:LEU:HG	1:ET:10:ARG:HG3	1.88	0.55
1:FX:9:LEU:HG	1:FX:10:ARG:HG3	1.87	0.55
1:GG:49:VAL:HG11	1:GH:112:ALA:O	2.07	0.55
1:GG:94:LEU:HD12	1:GH:109:GLN:HE21	1.72	0.55
1:GP:94:LEU:HD12	1:GQ:109:GLN:HE21	1.72	0.55
1:HQ:49:VAL:HG11	1:HR:112:ALA:O	2.07	0.55
1:HZ:94:LEU:HD22	1:IA:101:LEU:HD22	1.89	0.55
1:HZ:94:LEU:HD12	1:IA:109:GLN:HE21	1.72	0.55
1:IC:49:VAL:HG11	1:ID:112:ALA:O	2.07	0.55
1:IE:21:LEU:HB3	1:IE:22:PRO:HD2	1.88	0.55
1:IF:94:LEU:HD12	1:IG:109:GLN:HE21	1.72	0.55
1:IR:9:LEU:HG	1:IR:10:ARG:HG3	1.88	0.55
1:IR:49:VAL:HG11	1:IS:112:ALA:O	2.07	0.55
1:IW:86:THR:OG1	1:IW:89:ASP:OD2	2.23	0.55
1:JG:49:VAL:HG11	1:JH:112:ALA:O	2.07	0.55
1:JG:94:LEU:HD22	1:JH:101:LEU:HD22	1.89	0.55
1:JI:28:LEU:HD21	1:JI:60:LEU:HG	1.89	0.55
1:JY:49:VAL:HG11	1:JZ:112:ALA:O	2.07	0.55
1:KA:21:LEU:HB3	1:KA:22:PRO:HD2	1.88	0.55
1:KM:28:LEU:HD21	1:KM:60:LEU:HG	1.89	0.55
1:KZ:94:LEU:HD12	1:LA:109:GLN:HE21	1.72	0.55
1:LB:21:LEU:HB3	1:LB:22:PRO:HD2	1.88	0.55
1:LE:86:THR:OG1	1:LE:89:ASP:OD2	2.23	0.55
1:LF:9:LEU:HG	1:LF:10:ARG:HG3	1.87	0.55
1:LI:49:VAL:HG11	1:LJ:112:ALA:O	2.07	0.55
1:LI:94:LEU:HD22	1:LJ:101:LEU:HD22	1.89	0.55
1:MC:42:ARG:HB2	1:MC:45:ASN:HB3	1.87	0.55
1:MD:94:LEU:HD12	1:ME:109:GLN:HE21	1.72	0.55
1:MG:49:VAL:HG11	1:MH:112:ALA:O	2.07	0.55
1:MI:21:LEU:HB3	1:MI:22:PRO:HD2	1.88	0.55
1:ML:21:LEU:HB3	1:ML:22:PRO:HD2	1.88	0.55
1:MM:94:LEU:HD22	1:MN:101:LEU:HD22	1.89	0.55
1:MR:21:LEU:HB3	1:MR:22:PRO:HD2	1.88	0.55
1:MU:28:LEU:HD21	1:MU:60:LEU:HG	1.89	0.55
1:MY:94:LEU:HD12	1:MZ:109:GLN:HE21	1.72	0.55
1:NE:49:VAL:HG11	1:NF:112:ALA:O	2.07	0.55
1:NR:28:LEU:HD21	1:NR:60:LEU:HG	1.87	0.55
1:BA:49:VAL:HG11	1:EM:112:ALA:O	2.07	0.55
1:BE:94:LEU:HD12	1:BF:109:GLN:HE21	1.72	0.55

Continued on next page...

Continued from previous page...

Atom-1	Atom-2	Interatomic distance (Å)	Clash overlap (Å)
1:CG:10:ARG:NH2	1:GM:15:ASP:OD1	2.41	0.55
1:CO:39:PRO:HB2	1:CO:47:GLY:HA3	1.89	0.55
1:CO:83:VAL:HG12	1:DK:27:THR:HG22	1.88	0.55
1:CO:94:LEU:HD12	1:CP:109:GLN:HE21	1.72	0.55
1:CR:39:PRO:HB2	1:CR:47:GLY:HA3	1.89	0.55
1:DP:49:VAL:HG11	1:DQ:112:ALA:O	2.07	0.55
1:DY:94:LEU:HD12	1:DZ:109:GLN:HE21	1.72	0.55
1:EQ:9:LEU:HG	1:EQ:10:ARG:HG3	1.87	0.55
1:ET:49:VAL:HG11	1:EU:112:ALA:O	2.07	0.55
1:FW:28:LEU:HD21	1:FW:60:LEU:HG	1.89	0.55
1:GA:9:LEU:HG	1:GA:10:ARG:HG3	1.88	0.55
1:GD:94:LEU:HD12	1:GE:109:GLN:HE21	1.72	0.55
1:GF:21:LEU:HB3	1:GF:22:PRO:HD2	1.88	0.55
1:GJ:39:PRO:HB2	1:GJ:47:GLY:HA3	1.90	0.55
1:GP:94:LEU:HD22	1:GQ:101:LEU:HD22	1.89	0.55
1:HD:80:SER:HB2	1:KP:74:VAL:HG22	1.88	0.55
1:HG:42:ARG:HB2	1:HG:45:ASN:HB3	1.87	0.55
1:HJ:42:ARG:HB2	1:HJ:45:ASN:HB3	1.87	0.55
1:HK:94:LEU:HD22	1:HL:101:LEU:HD22	1.89	0.55
1:HP:21:LEU:HB3	1:HP:22:PRO:HD2	1.88	0.55
1:IB:28:LEU:HD21	1:IB:60:LEU:HG	1.89	0.55
1:IB:80:SER:HB2	1:LN:74:VAL:HG22	1.89	0.55
1:IT:21:LEU:HB3	1:IT:22:PRO:HD2	1.88	0.55
1:IU:39:PRO:HB2	1:IU:47:GLY:HA3	1.89	0.55
1:IU:49:VAL:HG11	1:IV:112:ALA:O	2.07	0.55
1:IW:21:LEU:HB3	1:IW:22:PRO:HD2	1.88	0.55
1:JA:94:LEU:HD12	1:JB:109:GLN:HE21	1.72	0.55
1:JC:21:LEU:HB3	1:JC:22:PRO:HD2	1.88	0.55
1:JM:39:PRO:HB2	1:JM:47:GLY:HA3	1.89	0.55
1:JO:28:LEU:HD21	1:JO:60:LEU:HG	1.89	0.55
1:JS:94:LEU:HD12	1:JT:109:GLN:HE21	1.72	0.55
1:JV:94:LEU:HD22	1:JW:101:LEU:HD22	1.89	0.55
1:LK:86:THR:OG1	1:LK:89:ASP:OD2	2.23	0.55
1:MG:94:LEU:HD12	1:MH:109:GLN:HE21	1.72	0.55
1:MM:49:VAL:HG11	1:MN:112:ALA:O	2.07	0.55
1:MP:94:LEU:HD12	1:MQ:109:GLN:HE21	1.72	0.55
1:MV:94:LEU:HD22	1:MW:101:LEU:HD22	1.89	0.55
1:NQ:49:VAL:HG11	1:NR:112:ALA:O	2.07	0.55
1:NQ:94:LEU:HD12	1:NR:109:GLN:HE21	1.72	0.55
1:AB:10:ARG:NH1	1:BH:38:LEU:HB2	2.21	0.54
1:AM:49:VAL:HG11	1:AN:112:ALA:O	2.07	0.54

Continued on next page...

Continued from previous page...

Atom-1	Atom-2	Interatomic distance (Å)	Clash overlap (Å)
1:AP:39:PRO:HB2	1:AP:47:GLY:HA3	1.90	0.54
1:AR:92:GLU:CD	1:ED:57:LYS:HZ3	2.10	0.54
1:AV:39:PRO:HB2	1:AV:47:GLY:HA3	1.90	0.54
1:BN:39:PRO:HB2	1:BN:47:GLY:HA3	1.90	0.54
1:BT:39:PRO:HB2	1:BT:47:GLY:HA3	1.90	0.54
1:CF:49:VAL:HG11	1:CG:112:ALA:O	2.07	0.54
1:CF:94:LEU:HD12	1:CG:109:GLN:HE21	1.72	0.54
1:CU:94:LEU:HD12	1:CV:109:GLN:HE21	1.72	0.54
1:DD:94:LEU:HD12	1:DE:109:GLN:HE21	1.72	0.54
1:DP:94:LEU:HD12	1:DQ:109:GLN:HE21	1.72	0.54
1:DV:49:VAL:HG11	1:DW:112:ALA:O	2.07	0.54
1:DV:94:LEU:HD12	1:DW:109:GLN:HE21	1.72	0.54
1:EA:28:LEU:HD21	1:EA:60:LEU:HG	1.89	0.54
1:EH:94:LEU:HD12	1:EI:109:GLN:HE21	1.72	0.54
1:EK:94:LEU:HD22	1:EL:101:LEU:HD22	1.89	0.54
1:EN:49:VAL:HG11	1:EO:112:ALA:O	2.07	0.54
1:ET:94:LEU:HD12	1:EU:109:GLN:HE21	1.72	0.54
1:FB:86:THR:OG1	1:FB:89:ASP:OD2	2.23	0.54
1:FI:94:LEU:HD12	1:FJ:109:GLN:HE21	1.72	0.54
1:FI:94:LEU:HD22	1:FJ:101:LEU:HD22	1.89	0.54
1:FX:94:LEU:HD12	1:FY:109:GLN:HE21	1.72	0.54
1:GA:49:VAL:HG11	1:GB:112:ALA:O	2.07	0.54
1:HG:28:LEU:HD21	1:HG:60:LEU:HG	1.89	0.54
1:HI:10:ARG:NH2	1:IU:15:ASP:OD1	2.40	0.54
1:HN:94:LEU:HD12	1:HO:109:GLN:HE21	1.72	0.54
1:II:49:VAL:HG11	1:IJ:112:ALA:O	2.07	0.54
1:JA:15:ASP:OD1	1:JQ:10:ARG:NH2	2.39	0.54
1:JF:119:ASP:O	1:MR:8:LYS:HB2	2.07	0.54
1:JG:9:LEU:HG	1:JG:10:ARG:HG3	1.87	0.54
1:JL:21:LEU:HB3	1:JL:22:PRO:HD2	1.88	0.54
1:JS:99:SER:OG	1:JS:124:GLU:O	2.20	0.54
1:KH:49:VAL:HG11	1:KI:112:ALA:O	2.07	0.54
1:KJ:80:SER:HB2	1:NV:74:VAL:HG22	1.88	0.54
1:KK:94:LEU:HD12	1:KL:109:GLN:HE21	1.72	0.54
1:KM:21:LEU:HB3	1:KM:22:PRO:HD2	1.88	0.54
1:KT:39:PRO:HB2	1:KT:47:GLY:HA3	1.89	0.54
1:LX:94:LEU:HD12	1:LY:109:GLN:HE21	1.72	0.54
1:MJ:49:VAL:HG11	1:MK:112:ALA:O	2.07	0.54
1:MJ:94:LEU:HD22	1:MK:101:LEU:HD22	1.89	0.54
1:MM:9:LEU:HG	1:MM:10:ARG:HG3	1.88	0.54
1:MS:49:VAL:HG11	1:MT:112:ALA:O	2.07	0.54

Continued on next page...

Continued from previous page...

Atom-1	Atom-2	Interatomic distance (Å)	Clash overlap (Å)
1:MY:49:VAL:HG11	1:MZ:112:ALA:O	2.07	0.54
1:NG:21:LEU:HB3	1:NG:22:PRO:HD2	1.88	0.54
1:NT:94:LEU:HD22	1:NU:101:LEU:HD22	1.89	0.54
1:AC:28:LEU:HD21	1:AC:60:LEU:HG	1.89	0.54
1:AM:94:LEU:HD12	1:AN:109:GLN:HE21	1.72	0.54
1:AR:8:LYS:HB2	1:ED:119:ASP:O	2.07	0.54
1:AR:28:LEU:HD21	1:AR:60:LEU:HG	1.89	0.54
1:BE:94:LEU:HD22	1:BF:101:LEU:HD22	1.89	0.54
1:BN:9:LEU:HG	1:BN:10:ARG:HG3	1.88	0.54
1:BN:94:LEU:HD12	1:BO:109:GLN:HE21	1.72	0.54
1:BS:21:LEU:HB3	1:BS:22:PRO:HD2	1.88	0.54
1:CH:28:LEU:HD21	1:CH:60:LEU:HG	1.89	0.54
1:CO:94:LEU:HD22	1:CP:101:LEU:HD22	1.89	0.54
1:CR:94:LEU:HD22	1:CS:101:LEU:HD22	1.89	0.54
1:CU:49:VAL:HG11	1:CV:112:ALA:O	2.07	0.54
1:EB:49:VAL:HG11	1:EC:112:ALA:O	2.07	0.54
1:EB:94:LEU:HD12	1:EC:109:GLN:HE21	1.72	0.54
1:FH:21:LEU:HB3	1:FH:22:PRO:HD2	1.88	0.54
1:FL:9:LEU:HG	1:FL:10:ARG:HG3	1.87	0.54
1:FO:94:LEU:HD22	1:FP:101:LEU:HD22	1.89	0.54
1:FX:49:VAL:HG11	1:FY:112:ALA:O	2.07	0.54
1:GG:39:PRO:HB2	1:GG:47:GLY:HA3	1.90	0.54
1:GY:94:LEU:HD12	1:GZ:109:GLN:HE21	1.72	0.54
1:HA:4:ILE:CG1	1:KM:125:ASP:HB2	2.38	0.54
1:HD:129:THR:O	1:KP:106:LYS:NZ	2.40	0.54
1:HW:94:LEU:HD22	1:HX:101:LEU:HD22	1.89	0.54
1:IF:49:VAL:HG11	1:IG:112:ALA:O	2.07	0.54
1:IN:21:LEU:HB3	1:IN:22:PRO:HD2	1.88	0.54
1:JG:39:PRO:HB2	1:JG:47:GLY:HA3	1.90	0.54
1:JG:94:LEU:HD12	1:JH:109:GLN:HE21	1.72	0.54
1:JJ:39:PRO:HB2	1:JJ:47:GLY:HA3	1.89	0.54
1:JU:119:ASP:O	1:NG:8:LYS:HB2	2.07	0.54
1:JV:39:PRO:HB2	1:JV:47:GLY:HA3	1.90	0.54
1:JV:94:LEU:HD12	1:JW:109:GLN:HE21	1.72	0.54
1:KB:39:PRO:HB2	1:KB:47:GLY:HA3	1.90	0.54
1:KB:44:GLY:O	1:KC:69:ARG:NH2	2.41	0.54
1:KB:94:LEU:HD22	1:KC:101:LEU:HD22	1.89	0.54
1:KE:39:PRO:HB2	1:KE:47:GLY:HA3	1.89	0.54
1:KZ:49:VAL:HG11	1:LA:112:ALA:O	2.07	0.54
1:LF:94:LEU:HD12	1:LG:109:GLN:HE21	1.72	0.54
1:LI:39:PRO:HB2	1:LI:47:GLY:HA3	1.90	0.54

Continued on next page...

Continued from previous page...

Atom-1	Atom-2	Interatomic distance (Å)	Clash overlap (Å)
1:MP:39:PRO:HB2	1:MP:47:GLY:HA3	1.90	0.54
1:MP:44:GLY:O	1:MQ:69:ARG:NH2	2.41	0.54
1:MP:49:VAL:HG11	1:MQ:112:ALA:O	2.07	0.54
1:MS:39:PRO:HB2	1:MS:47:GLY:HA3	1.90	0.54
1:NA:21:LEU:HB3	1:NA:22:PRO:HD2	1.88	0.54
1:NK:94:LEU:HD22	1:NL:101:LEU:HD22	1.89	0.54
1:NT:39:PRO:HB2	1:NT:47:GLY:HA3	1.90	0.54
1:AA:44:GLY:O	1:AB:69:ARG:NH2	2.41	0.54
1:AC:57:LYS:NZ	1:DO:92:GLU:CD	2.58	0.54
1:AD:9:LEU:HG	1:AD:10:ARG:HG3	1.88	0.54
1:AI:28:LEU:HD21	1:AI:60:LEU:HG	1.89	0.54
1:AJ:94:LEU:HD22	1:AK:101:LEU:HD22	1.89	0.54
1:AM:44:GLY:O	1:AN:69:ARG:NH2	2.41	0.54
1:AP:38:LEU:HB2	1:FV:10:ARG:HH11	1.72	0.54
1:AP:44:GLY:O	1:AQ:69:ARG:NH2	2.41	0.54
1:AU:65:THR:HG22	1:AU:67:SER:H	1.73	0.54
1:AV:94:LEU:HD22	1:AW:101:LEU:HD22	1.89	0.54
1:BB:44:GLY:O	1:BC:69:ARG:NH2	2.41	0.54
1:BK:44:GLY:O	1:BL:69:ARG:NH2	2.41	0.54
1:BT:49:VAL:HG11	1:BU:112:ALA:O	2.07	0.54
1:BW:94:LEU:HD12	1:BX:109:GLN:HE21	1.72	0.54
1:BY:28:LEU:HD21	1:BY:60:LEU:HG	1.88	0.54
1:CE:28:LEU:HD21	1:CE:60:LEU:HG	1.89	0.54
1:CF:39:PRO:HB2	1:CF:47:GLY:HA3	1.89	0.54
1:CL:39:PRO:HB2	1:CL:47:GLY:HA3	1.90	0.54
1:CN:116:TYR:CE1	1:FX:9:LEU:HA	2.43	0.54
1:CR:44:GLY:O	1:CS:69:ARG:NH2	2.41	0.54
1:CR:49:VAL:HG11	1:CS:112:ALA:O	2.07	0.54
1:DA:94:LEU:HD12	1:DB:109:GLN:HE21	1.72	0.54
1:DD:44:GLY:O	1:DE:69:ARG:NH2	2.41	0.54
1:DD:49:VAL:HG11	1:DE:112:ALA:O	2.07	0.54
1:DJ:39:PRO:HB2	1:DJ:47:GLY:HA3	1.89	0.54
1:EB:39:PRO:HB2	1:EB:47:GLY:HA3	1.89	0.54
1:EK:49:VAL:HG11	1:EL:112:ALA:O	2.07	0.54
1:EN:44:GLY:O	1:EO:69:ARG:NH2	2.41	0.54
1:EN:94:LEU:HD12	1:EO:109:GLN:HE21	1.72	0.54
1:EQ:94:LEU:HD22	1:ER:101:LEU:HD22	1.89	0.54
1:ES:21:LEU:HB3	1:ES:22:PRO:HD2	1.88	0.54
1:FC:49:VAL:HG11	1:FD:112:ALA:O	2.07	0.54
1:FF:39:PRO:HB2	1:FF:47:GLY:HA3	1.90	0.54
1:FQ:21:LEU:HB3	1:FQ:22:PRO:HD2	1.88	0.54

Continued on next page...

Continued from previous page...

Atom-1	Atom-2	Interatomic distance (Å)	Clash overlap (Å)
1:FU:44:GLY:O	1:FV:69:ARG:NH2	2.41	0.54
1:GA:44:GLY:O	1:GB:69:ARG:NH2	2.41	0.54
1:GD:49:VAL:HG11	1:GE:112:ALA:O	2.07	0.54
1:GS:44:GLY:O	1:GT:69:ARG:NH2	2.41	0.54
1:GY:39:PRO:HB2	1:GY:47:GLY:HA3	1.90	0.54
1:HE:94:LEU:HD12	1:HF:109:GLN:HE21	1.72	0.54
1:HN:49:VAL:HG11	1:HO:112:ALA:O	2.07	0.54
1:HS:28:LEU:HD21	1:HS:60:LEU:HG	1.89	0.54
1:HT:94:LEU:HD12	1:HU:109:GLN:HE21	1.72	0.54
1:IB:21:LEU:HB3	1:IB:22:PRO:HD2	1.88	0.54
1:IE:65:THR:HG22	1:IE:67:SER:H	1.73	0.54
1:IO:49:VAL:HG11	1:IP:112:ALA:O	2.07	0.54
1:IR:39:PRO:HB2	1:IR:47:GLY:HA3	1.90	0.54
1:IX:49:VAL:HG11	1:IY:112:ALA:O	2.07	0.54
1:JS:39:PRO:HB2	1:JS:47:GLY:HA3	1.90	0.54
1:KE:49:VAL:HG11	1:KF:112:ALA:O	2.07	0.54
1:KN:44:GLY:O	1:KO:69:ARG:NH2	2.41	0.54
1:KP:86:THR:OG1	1:KP:89:ASP:OD2	2.23	0.54
1:KQ:39:PRO:HB2	1:KQ:47:GLY:HA3	1.89	0.54
1:KR:38:LEU:HD22	1:NP:10:ARG:HH21	1.72	0.54
1:LI:94:LEU:HD12	1:LJ:109:GLN:HE21	1.72	0.54
1:LL:39:PRO:HB2	1:LL:47:GLY:HA3	1.89	0.54
1:LX:49:VAL:HG11	1:LY:112:ALA:O	2.07	0.54
1:MD:49:VAL:HG11	1:ME:112:ALA:O	2.07	0.54
1:MY:94:LEU:HD22	1:MZ:101:LEU:HD22	1.89	0.54
1:NE:44:GLY:O	1:NF:69:ARG:NH2	2.41	0.54
1:NH:94:LEU:HD12	1:NI:109:GLN:HE21	1.72	0.54
1:NJ:42:ARG:HB2	1:NJ:45:ASN:HB3	1.87	0.54
1:NV:28:LEU:HD21	1:NV:60:LEU:HG	1.88	0.54
1:AC:80:SER:HB2	1:DO:74:VAL:CG2	2.36	0.54
1:AF:80:SER:HB2	1:DR:74:VAL:HG22	1.90	0.54
1:AG:44:GLY:O	1:AH:69:ARG:NH2	2.41	0.54
1:AG:94:LEU:HD22	1:AH:101:LEU:HD22	1.89	0.54
1:AK:10:ARG:NH2	1:BW:15:ASP:OD1	2.41	0.54
1:AL:65:THR:HG22	1:AL:67:SER:H	1.73	0.54
1:AP:16:SER:HA	1:AP:35:VAL:HG12	1.90	0.54
1:AS:44:GLY:O	1:AT:69:ARG:NH2	2.41	0.54
1:BB:49:VAL:HG11	1:BC:112:ALA:O	2.07	0.54
1:BN:16:SER:HA	1:BN:35:VAL:HG12	1.90	0.54
1:BN:44:GLY:O	1:BO:69:ARG:NH2	2.41	0.54
1:BW:9:LEU:HG	1:BW:10:ARG:HG3	1.87	0.54

Continued on next page...

Continued from previous page...

Atom-1	Atom-2	Interatomic distance (Å)	Clash overlap (Å)
1:CI:38:LEU:HB2	1:CP:10:ARG:NH1	2.23	0.54
1:CK:65:THR:HG22	1:CK:67:SER:H	1.73	0.54
1:DC:28:LEU:HD21	1:DC:60:LEU:HG	1.89	0.54
1:DG:94:LEU:HD22	1:DH:101:LEU:HD22	1.89	0.54
1:DP:39:PRO:HB2	1:DP:47:GLY:HA3	1.89	0.54
1:DV:44:GLY:O	1:DW:69:ARG:NH2	2.41	0.54
1:EG:65:THR:HG22	1:EG:67:SER:H	1.73	0.54
1:ET:39:PRO:HB2	1:ET:47:GLY:HA3	1.90	0.54
1:FF:49:VAL:HG11	1:FG:112:ALA:O	2.07	0.54
1:FO:39:PRO:HB2	1:FO:47:GLY:HA3	1.90	0.54
1:FR:49:VAL:HG11	1:FS:112:ALA:O	2.07	0.54
1:FU:49:VAL:HG11	1:FV:112:ALA:O	2.07	0.54
1:FZ:21:LEU:HB3	1:FZ:22:PRO:HD2	1.88	0.54
1:GD:44:GLY:O	1:GE:69:ARG:NH2	2.41	0.54
1:GJ:16:SER:HA	1:GJ:35:VAL:HG12	1.90	0.54
1:GO:21:LEU:HB3	1:GO:22:PRO:HD2	1.88	0.54
1:GO:28:LEU:HD21	1:GO:60:LEU:HG	1.89	0.54
1:GS:94:LEU:HD12	1:GT:109:GLN:HE21	1.72	0.54
1:HA:28:LEU:HD21	1:HA:60:LEU:HG	1.89	0.54
1:HE:44:GLY:O	1:HF:69:ARG:NH2	2.41	0.54
1:HK:49:VAL:HG11	1:HL:112:ALA:O	2.07	0.54
1:HM:49:VAL:CG1	1:KY:112:ALA:O	2.52	0.54
1:HN:44:GLY:O	1:HO:69:ARG:NH2	2.41	0.54
1:HQ:44:GLY:O	1:HR:69:ARG:NH2	2.41	0.54
1:HV:65:THR:HG22	1:HV:67:SER:H	1.73	0.54
1:HW:16:SER:HA	1:HW:35:VAL:HG12	1.90	0.54
1:HW:49:VAL:HG11	1:HX:112:ALA:O	2.07	0.54
1:HZ:16:SER:HA	1:HZ:35:VAL:HG12	1.90	0.54
1:HZ:39:PRO:HB2	1:HZ:47:GLY:HA3	1.90	0.54
1:IH:65:THR:HG22	1:IH:67:SER:H	1.73	0.54
1:IT:65:THR:HG22	1:IT:67:SER:H	1.73	0.54
1:JG:44:GLY:O	1:JH:69:ARG:NH2	2.41	0.54
1:JP:44:GLY:O	1:JQ:69:ARG:NH2	2.41	0.54
1:JP:94:LEU:HD22	1:JQ:101:LEU:HD22	1.89	0.54
1:JR:21:LEU:HB3	1:JR:22:PRO:HD2	1.88	0.54
1:JY:39:PRO:HB2	1:JY:47:GLY:HA3	1.89	0.54
1:JY:94:LEU:HD12	1:JZ:109:GLN:HE21	1.72	0.54
1:KG:57:LYS:HZ3	1:NS:92:GLU:CD	2.10	0.54
1:KS:21:LEU:HB3	1:KS:22:PRO:HD2	1.88	0.54
1:KY:65:THR:HG22	1:KY:67:SER:H	1.73	0.54
1:LC:94:LEU:HD12	1:LD:109:GLN:HE21	1.72	0.54

Continued on next page...

Continued from previous page...

Atom-1	Atom-2	Interatomic distance (Å)	Clash overlap (Å)
1:LH:21:LEU:HB3	1:LH:22:PRO:HD2	1.88	0.54
1:LK:28:LEU:HD21	1:LK:60:LEU:HG	1.89	0.54
1:LO:39:PRO:HB2	1:LO:47:GLY:HA3	1.90	0.54
1:LQ:28:LEU:HD21	1:LQ:60:LEU:HG	1.89	0.54
1:LU:94:LEU:HD22	1:LV:101:LEU:HD22	1.89	0.54
1:LX:44:GLY:O	1:LY:69:ARG:NH2	2.41	0.54
1:MI:65:THR:HG22	1:MI:67:SER:H	1.73	0.54
1:MJ:44:GLY:O	1:MK:69:ARG:NH2	2.41	0.54
1:MJ:94:LEU:HD12	1:MK:109:GLN:HE21	1.72	0.54
1:ML:28:LEU:HD21	1:ML:60:LEU:HG	1.89	0.54
1:MV:94:LEU:HD12	1:MW:109:GLN:HE21	1.72	0.54
1:MX:28:LEU:HD21	1:MX:60:LEU:HG	1.88	0.54
1:NB:44:GLY:O	1:NC:69:ARG:NH2	2.41	0.54
1:NH:94:LEU:HD22	1:NI:101:LEU:HD22	1.89	0.54
1:NN:94:LEU:HD12	1:NO:109:GLN:HE21	1.72	0.54
1:AD:39:PRO:HB2	1:AD:47:GLY:HA3	1.90	0.54
1:AD:44:GLY:O	1:AE:69:ARG:NH2	2.41	0.54
1:AG:16:SER:HA	1:AG:35:VAL:HG12	1.90	0.54
1:AG:94:LEU:HD12	1:AH:109:GLN:HE21	1.72	0.54
1:AJ:44:GLY:O	1:AK:69:ARG:NH2	2.41	0.54
1:AJ:94:LEU:HD12	1:AK:109:GLN:HE21	1.72	0.54
1:BA:65:THR:HG22	1:BA:67:SER:H	1.73	0.54
1:BB:94:LEU:HD12	1:BC:109:GLN:HE21	1.72	0.54
1:BE:49:VAL:HG11	1:BF:112:ALA:O	2.07	0.54
1:BT:44:GLY:O	1:BU:69:ARG:NH2	2.41	0.54
1:BT:94:LEU:HD12	1:BU:109:GLN:HE21	1.72	0.54
1:CC:44:GLY:O	1:CD:69:ARG:NH2	2.41	0.54
1:CI:44:GLY:O	1:CJ:69:ARG:NH2	2.41	0.54
1:CI:49:VAL:HG11	1:CJ:112:ALA:O	2.07	0.54
1:CO:49:VAL:HG11	1:CP:112:ALA:O	2.07	0.54
1:CT:65:THR:HG22	1:CT:67:SER:H	1.73	0.54
1:CU:38:LEU:HB2	1:GN:10:ARG:HH11	1.73	0.54
1:CW:10:ARG:HH21	1:GN:38:LEU:CD2	2.19	0.54
1:CX:39:PRO:HB2	1:CX:47:GLY:HA3	1.90	0.54
1:DF:28:LEU:HD21	1:DF:60:LEU:HG	1.89	0.54
1:DJ:44:GLY:O	1:DK:69:ARG:NH2	2.41	0.54
1:EB:16:SER:HA	1:EB:35:VAL:HG12	1.90	0.54
1:EB:44:GLY:O	1:EC:69:ARG:NH2	2.41	0.54
1:EE:44:GLY:O	1:EF:69:ARG:NH2	2.41	0.54
1:EH:44:GLY:O	1:EI:69:ARG:NH2	2.41	0.54
1:EQ:16:SER:HA	1:EQ:35:VAL:HG12	1.90	0.54

Continued on next page...

Continued from previous page...

Atom-1	Atom-2	Interatomic distance (Å)	Clash overlap (Å)
1:EZ:39:PRO:HB2	1:EZ:47:GLY:HA3	1.89	0.54
1:FI:39:PRO:HB2	1:FI:47:GLY:HA3	1.90	0.54
1:FO:44:GLY:O	1:FP:69:ARG:NH2	2.41	0.54
1:FX:44:GLY:O	1:FY:69:ARG:NH2	2.41	0.54
1:GA:94:LEU:HD12	1:GB:109:GLN:HE21	1.72	0.54
1:GI:28:LEU:HD21	1:GI:60:LEU:HG	1.89	0.54
1:GM:94:LEU:HD12	1:GN:109:GLN:HE21	1.72	0.54
1:GP:16:SER:HA	1:GP:35:VAL:HG12	1.90	0.54
1:GP:49:VAL:HG11	1:GQ:112:ALA:O	2.07	0.54
1:GS:49:VAL:HG11	1:GT:112:ALA:O	2.07	0.54
1:GU:21:LEU:HB3	1:GU:22:PRO:HD2	1.88	0.54
1:GV:9:LEU:HG	1:GV:10:ARG:HG3	1.87	0.54
1:GX:21:LEU:HB3	1:GX:22:PRO:HD2	1.88	0.54
1:GX:65:THR:HG22	1:GX:67:SER:H	1.73	0.54
1:GY:94:LEU:HD22	1:GZ:101:LEU:HD22	1.89	0.54
1:HD:90:ARG:NH2	1:KP:113:TYR:CG	2.75	0.54
1:HH:44:GLY:O	1:HI:69:ARG:NH2	2.41	0.54
1:HH:94:LEU:HD22	1:HI:101:LEU:HD22	1.89	0.54
1:HN:113:TYR:O	1:IT:26:VAL:HG21	2.05	0.54
1:HP:10:ARG:NH1	1:MT:15:ASP:OD1	2.41	0.54
1:HW:44:GLY:O	1:HX:69:ARG:NH2	2.41	0.54
1:HY:21:LEU:HB3	1:HY:22:PRO:HD2	1.88	0.54
1:IB:65:THR:HG22	1:IB:67:SER:H	1.73	0.54
1:IE:28:LEU:HD21	1:IE:60:LEU:HG	1.89	0.54
1:IE:92:GLU:OE2	1:LQ:57:LYS:NZ	2.33	0.54
1:IF:44:GLY:O	1:IG:69:ARG:NH2	2.41	0.54
1:IO:94:LEU:HD22	1:IP:101:LEU:HD22	1.89	0.54
1:IT:104:GLU:OE1	1:MF:53:ARG:NH1	2.33	0.54
1:JD:44:GLY:O	1:JE:69:ARG:NH2	2.41	0.54
1:KA:28:LEU:HD21	1:KA:60:LEU:HG	1.89	0.54
1:KH:44:GLY:O	1:KI:69:ARG:NH2	2.41	0.54
1:LC:16:SER:HA	1:LC:35:VAL:HG12	1.90	0.54
1:LC:94:LEU:HD22	1:LD:101:LEU:HD22	1.89	0.54
1:LF:39:PRO:HB2	1:LF:47:GLY:HA3	1.90	0.54
1:LH:65:THR:HG22	1:LH:67:SER:H	1.73	0.54
1:LN:28:LEU:HD21	1:LN:60:LEU:HG	1.88	0.54
1:MS:94:LEU:HD12	1:MT:109:GLN:HE21	1.72	0.54
1:NE:16:SER:HA	1:NE:35:VAL:HG12	1.90	0.54
1:NP:65:THR:HG22	1:NP:67:SER:H	1.73	0.54
1:NQ:39:PRO:HB2	1:NQ:47:GLY:HA3	1.90	0.54
1:AI:65:THR:HG22	1:AI:67:SER:H	1.73	0.54

Continued on next page...

Continued from previous page...

Atom-1	Atom-2	Interatomic distance (Å)	Clash overlap (Å)
1:AJ:39:PRO:HB2	1:AJ:47:GLY:HA3	1.90	0.54
1:AS:39:PRO:HB2	1:AS:47:GLY:HA3	1.90	0.54
1:AY:44:GLY:O	1:AZ:69:ARG:NH2	2.41	0.54
1:BD:21:LEU:HB3	1:BD:22:PRO:HD2	1.88	0.54
1:BQ:44:GLY:O	1:BR:69:ARG:NH2	2.41	0.54
1:BQ:49:VAL:HG11	1:BR:112:ALA:O	2.07	0.54
1:BV:65:THR:HG22	1:BV:67:SER:H	1.73	0.54
1:BW:44:GLY:O	1:BX:69:ARG:NH2	2.41	0.54
1:BZ:44:GLY:O	1:CA:69:ARG:NH2	2.41	0.54
1:BZ:49:VAL:HG11	1:CA:112:ALA:O	2.07	0.54
1:CF:44:GLY:O	1:CG:69:ARG:NH2	2.41	0.54
1:CI:113:TYR:O	1:GI:26:VAL:HG21	2.08	0.54
1:CL:49:VAL:HG11	1:CM:112:ALA:O	2.07	0.54
1:CN:65:THR:HG22	1:CN:67:SER:H	1.73	0.54
1:CZ:21:LEU:HB3	1:CZ:22:PRO:HD2	1.88	0.54
1:DA:39:PRO:HB2	1:DA:47:GLY:HA3	1.89	0.54
1:DA:49:VAL:HG11	1:DB:112:ALA:O	2.07	0.54
1:DD:39:PRO:HB2	1:DD:47:GLY:HA3	1.90	0.54
1:DG:39:PRO:HB2	1:DG:47:GLY:HA3	1.89	0.54
1:DG:44:GLY:O	1:DH:69:ARG:NH2	2.41	0.54
1:DV:39:PRO:HB2	1:DV:47:GLY:HA3	1.90	0.54
1:DY:39:PRO:HB2	1:DY:47:GLY:HA3	1.90	0.54
1:EH:49:VAL:HG11	1:EI:112:ALA:O	2.07	0.54
1:EV:86:THR:OG1	1:EV:89:ASP:OD2	2.23	0.54
1:EZ:94:LEU:HD22	1:FA:101:LEU:HD22	1.89	0.54
1:FC:16:SER:HA	1:FC:35:VAL:HG12	1.90	0.54
1:FO:49:VAL:HG11	1:FP:112:ALA:O	2.07	0.54
1:FQ:65:THR:HG22	1:FQ:67:SER:H	1.73	0.54
1:FU:39:PRO:HB2	1:FU:47:GLY:HA3	1.90	0.54
1:GA:39:PRO:HB2	1:GA:47:GLY:HA3	1.90	0.54
1:GS:16:SER:HA	1:GS:35:VAL:HG12	1.90	0.54
1:GV:16:SER:HA	1:GV:35:VAL:HG12	1.90	0.54
1:HA:89:ASP:OD2	1:KM:59:ILE:HD12	2.08	0.54
1:HE:39:PRO:HB2	1:HE:47:GLY:HA3	1.90	0.54
1:HH:16:SER:HA	1:HH:35:VAL:HG12	1.90	0.54
1:HH:114:SER:HA	1:IW:26:VAL:HG21	1.89	0.54
1:HJ:74:VAL:HG22	1:KV:80:SER:HB2	1.90	0.54
1:HJ:113:TYR:CG	1:KV:90:ARG:NH2	2.76	0.54
1:HK:9:LEU:HA	1:KY:116:TYR:CE1	2.43	0.54
1:HM:21:LEU:HB3	1:HM:22:PRO:HD2	1.88	0.54
1:HV:28:LEU:HD21	1:HV:60:LEU:HG	1.89	0.54

Continued on next page...

Continued from previous page...

Atom-1	Atom-2	Interatomic distance (Å)	Clash overlap (Å)
1:IF:16:SER:HA	1:IF:35:VAL:HG12	1.90	0.54
1:IK:21:LEU:HB3	1:IK:22:PRO:HD2	1.88	0.54
1:IR:16:SER:HA	1:IR:35:VAL:HG12	1.90	0.54
1:IR:94:LEU:HD12	1:IS:109:GLN:HE21	1.72	0.54
1:JA:16:SER:HA	1:JA:35:VAL:HG12	1.90	0.54
1:JD:39:PRO:HB2	1:JD:47:GLY:HA3	1.90	0.54
1:JF:65:THR:HG22	1:JF:67:SER:H	1.73	0.54
1:JS:94:LEU:HD22	1:JT:101:LEU:HD22	1.89	0.54
1:JV:49:VAL:HG11	1:JW:112:ALA:O	2.07	0.54
1:KB:49:VAL:HG11	1:KC:112:ALA:O	2.07	0.54
1:KQ:94:LEU:HD12	1:KR:109:GLN:HE21	1.72	0.54
1:KV:65:THR:HG22	1:KV:67:SER:H	1.73	0.54
1:KW:44:GLY:O	1:KX:69:ARG:NH2	2.41	0.54
1:LF:44:GLY:O	1:LG:69:ARG:NH2	2.41	0.54
1:LH:28:LEU:HD21	1:LH:60:LEU:HG	1.88	0.54
1:LR:94:LEU:HD12	1:LS:109:GLN:HE21	1.72	0.54
1:MM:44:GLY:O	1:MN:69:ARG:NH2	2.41	0.54
1:MX:65:THR:HG22	1:MX:67:SER:H	1.73	0.54
1:NB:49:VAL:HG11	1:NC:112:ALA:O	2.07	0.54
1:NH:49:VAL:HG11	1:NI:112:ALA:O	2.07	0.54
1:NK:39:PRO:HB2	1:NK:47:GLY:HA3	1.90	0.54
1:NT:94:LEU:HD12	1:NU:109:GLN:HE21	1.72	0.54
1:AC:89:ASP:OD2	1:DO:59:ILE:HD12	2.08	0.54
1:AE:10:ARG:CZ	1:BB:38:LEU:HB2	2.37	0.54
1:AM:39:PRO:HB2	1:AM:47:GLY:HA3	1.89	0.54
1:AP:94:LEU:HD12	1:AQ:109:GLN:HE21	1.72	0.54
1:AV:16:SER:HA	1:AV:35:VAL:HG12	1.90	0.54
1:AV:94:LEU:HD12	1:AW:109:GLN:HE21	1.72	0.54
1:AY:39:PRO:HB2	1:AY:47:GLY:HA3	1.90	0.54
1:BH:44:GLY:O	1:BI:69:ARG:NH2	2.41	0.54
1:BQ:94:LEU:HD12	1:BR:109:GLN:HE21	1.72	0.54
1:BS:65:THR:HG22	1:BS:67:SER:H	1.73	0.54
1:BZ:94:LEU:HD12	1:CA:109:GLN:HE21	1.72	0.54
1:CB:65:THR:HG22	1:CB:67:SER:H	1.73	0.54
1:CC:94:LEU:HD22	1:CD:101:LEU:HD22	1.89	0.54
1:CI:94:LEU:HD12	1:CJ:109:GLN:HE21	1.72	0.54
1:DD:94:LEU:HD22	1:DE:101:LEU:HD22	1.89	0.54
1:DJ:16:SER:HA	1:DJ:35:VAL:HG12	1.90	0.54
1:DS:44:GLY:O	1:DT:69:ARG:NH2	2.41	0.54
1:DU:65:THR:HG22	1:DU:67:SER:H	1.73	0.54
1:DY:44:GLY:O	1:DZ:69:ARG:NH2	2.41	0.54

Continued on next page...

Continued from previous page...

Atom-1	Atom-2	Interatomic distance (Å)	Clash overlap (Å)
1:EH:94:LEU:HD22	1:EI:101:LEU:HD22	1.89	0.54
1:EQ:44:GLY:O	1:ER:69:ARG:NH2	2.41	0.54
1:ET:44:GLY:O	1:EU:69:ARG:NH2	2.41	0.54
1:EW:94:LEU:HD12	1:EX:109:GLN:HE21	1.72	0.54
1:EZ:49:VAL:HG11	1:FA:112:ALA:O	2.07	0.54
1:FF:94:LEU:HD22	1:FG:101:LEU:HD22	1.89	0.54
1:FI:16:SER:HA	1:FI:35:VAL:HG12	1.90	0.54
1:FI:49:VAL:HG11	1:FJ:112:ALA:O	2.07	0.54
1:FL:44:GLY:O	1:FM:69:ARG:NH2	2.41	0.54
1:GV:94:LEU:HD22	1:GW:101:LEU:HD22	1.89	0.54
1:HB:44:GLY:O	1:HC:69:ARG:NH2	2.41	0.54
1:HE:49:VAL:HG11	1:HF:112:ALA:O	2.07	0.54
1:IF:94:LEU:HD22	1:IG:101:LEU:HD22	1.89	0.54
1:IZ:65:THR:HG22	1:IZ:67:SER:H	1.73	0.54
1:JA:44:GLY:O	1:JB:69:ARG:NH2	2.41	0.54
1:JA:114:SER:HA	1:NJ:26:VAL:CG2	2.38	0.54
1:JC:28:LEU:HD21	1:JC:60:LEU:HG	1.88	0.54
1:JJ:44:GLY:O	1:JK:69:ARG:NH2	2.41	0.54
1:JJ:49:VAL:HG11	1:JK:112:ALA:O	2.07	0.54
1:JM:94:LEU:HD12	1:JN:109:GLN:HE21	1.72	0.54
1:JU:10:ARG:HH21	1:NL:38:LEU:HD22	1.72	0.54
1:JY:94:LEU:HD22	1:JZ:101:LEU:HD22	1.89	0.54
1:KE:44:GLY:O	1:KF:69:ARG:NH2	2.41	0.54
1:KJ:65:THR:HG22	1:KJ:67:SER:H	1.73	0.54
1:KZ:114:SER:HA	1:NA:26:VAL:HG21	1.90	0.54
1:LG:66:ALA:HB1	1:LM:66:ALA:HB3	1.90	0.54
1:LJ:38:LEU:HD22	1:LQ:10:ARG:HH21	1.71	0.54
1:LL:44:GLY:O	1:LM:69:ARG:NH2	2.41	0.54
1:LT:65:THR:HG22	1:LT:67:SER:H	1.73	0.54
1:MC:28:LEU:HD21	1:MC:60:LEU:HG	1.89	0.54
1:MC:65:THR:HG22	1:MC:67:SER:H	1.73	0.54
1:MF:65:THR:HG22	1:MF:67:SER:H	1.73	0.54
1:MM:39:PRO:HB2	1:MM:47:GLY:HA3	1.90	0.54
1:MS:94:LEU:HD22	1:MT:101:LEU:HD22	1.89	0.54
1:NA:65:THR:HG22	1:NA:67:SER:H	1.73	0.54
1:NB:94:LEU:HD12	1:NC:109:GLN:HE21	1.72	0.54
1:NK:16:SER:HA	1:NK:35:VAL:HG12	1.90	0.54
1:NK:44:GLY:O	1:NL:69:ARG:NH2	2.41	0.54
1:NK:49:VAL:HG11	1:NL:112:ALA:O	2.07	0.54
1:NT:44:GLY:O	1:NU:69:ARG:NH2	2.41	0.54
1:AF:21:LEU:HB3	1:AF:22:PRO:HD2	1.88	0.54

Continued on next page...

Continued from previous page...

Atom-1	Atom-2	Interatomic distance (Å)	Clash overlap (Å)
1:AS:94:LEU:HD22	1:AT:101:LEU:HD22	1.89	0.54
1:BA:28:LEU:HD21	1:BA:60:LEU:HG	1.88	0.54
1:BE:16:SER:HA	1:BE:35:VAL:HG12	1.90	0.54
1:BH:94:LEU:HD12	1:BI:109:GLN:HE21	1.72	0.54
1:BK:94:LEU:HD22	1:BL:101:LEU:HD22	1.89	0.54
1:BN:49:VAL:HG11	1:BO:112:ALA:O	2.07	0.54
1:BO:15:ASP:OD1	1:EA:10:ARG:NH1	2.41	0.54
1:BW:39:PRO:HB2	1:BW:47:GLY:HA3	1.90	0.54
1:CB:21:LEU:HB3	1:CB:22:PRO:HD2	1.88	0.54
1:CL:94:LEU:HD22	1:CM:101:LEU:HD22	1.89	0.54
1:CO:44:GLY:O	1:CP:69:ARG:NH2	2.41	0.54
1:CQ:80:SER:HB2	1:GC:74:VAL:HG22	1.89	0.54
1:CT:28:LEU:HD21	1:CT:60:LEU:HG	1.89	0.54
1:CX:94:LEU:HD12	1:CY:109:GLN:HE21	1.72	0.54
1:DA:44:GLY:O	1:DB:69:ARG:NH2	2.41	0.54
1:DS:16:SER:HA	1:DS:35:VAL:HG12	1.90	0.54
1:EA:65:THR:HG22	1:EA:67:SER:H	1.73	0.54
1:EE:39:PRO:HB2	1:EE:47:GLY:HA3	1.90	0.54
1:EV:28:LEU:HD21	1:EV:60:LEU:HG	1.89	0.54
1:EZ:94:LEU:HD12	1:FA:109:GLN:HE21	1.72	0.54
1:FE:65:THR:HG22	1:FE:67:SER:H	1.73	0.54
1:FN:65:THR:HG22	1:FN:67:SER:H	1.73	0.54
1:FO:94:LEU:HD12	1:FP:109:GLN:HE21	1.72	0.54
1:FR:16:SER:HA	1:FR:35:VAL:HG12	1.90	0.54
1:FT:65:THR:HG22	1:FT:67:SER:H	1.73	0.54
1:FX:39:PRO:HB2	1:FX:47:GLY:HA3	1.89	0.54
1:GO:65:THR:HG22	1:GO:67:SER:H	1.73	0.54
1:GP:39:PRO:HB2	1:GP:47:GLY:HA3	1.90	0.54
1:HB:39:PRO:HB2	1:HB:47:GLY:HA3	1.90	0.54
1:HB:94:LEU:HD12	1:HC:109:GLN:HE21	1.72	0.54
1:HE:16:SER:HA	1:HE:35:VAL:HG12	1.90	0.54
1:HH:49:VAL:HG11	1:HI:112:ALA:O	2.07	0.54
1:HM:65:THR:HG22	1:HM:67:SER:H	1.73	0.54
1:HW:39:PRO:HB2	1:HW:47:GLY:HA3	1.89	0.54
1:IC:44:GLY:O	1:ID:69:ARG:NH2	2.41	0.54
1:IN:28:LEU:HD21	1:IN:60:LEU:HG	1.89	0.54
1:IO:16:SER:HA	1:IO:35:VAL:HG12	1.90	0.54
1:IX:16:SER:HA	1:IX:35:VAL:HG12	1.90	0.54
1:JA:49:VAL:HG11	1:JB:112:ALA:O	2.07	0.54
1:JG:16:SER:HA	1:JG:35:VAL:HG12	1.90	0.54
1:JI:21:LEU:HB3	1:JI:22:PRO:HD2	1.88	0.54

Continued on next page...

Continued from previous page...

Atom-1	Atom-2	Interatomic distance (Å)	Clash overlap (Å)
1:JL:49:VAL:HG11	1:MX:112:ALA:O	2.08	0.54
1:JL:65:THR:HG22	1:JL:67:SER:H	1.73	0.54
1:JP:39:PRO:HB2	1:JP:47:GLY:HA3	1.90	0.54
1:JV:44:GLY:O	1:JW:69:ARG:NH2	2.41	0.54
1:JX:21:LEU:HB3	1:JX:22:PRO:HD2	1.88	0.54
1:KM:86:THR:OG1	1:KM:89:ASP:OD2	2.23	0.54
1:KT:94:LEU:HD22	1:KU:101:LEU:HD22	1.89	0.54
1:KW:16:SER:HA	1:KW:35:VAL:HG12	1.90	0.54
1:LI:44:GLY:O	1:LJ:69:ARG:NH2	2.41	0.54
1:LR:39:PRO:HB2	1:LR:47:GLY:HA3	1.90	0.54
1:LU:44:GLY:O	1:LV:69:ARG:NH2	2.41	0.54
1:LW:28:LEU:HD21	1:LW:60:LEU:HG	1.89	0.54
1:LX:16:SER:HA	1:LX:35:VAL:HG12	1.90	0.54
1:MA:94:LEU:HD12	1:MB:109:GLN:HE21	1.72	0.54
1:MG:44:GLY:O	1:MH:69:ARG:NH2	2.41	0.54
1:MV:49:VAL:HG11	1:MW:112:ALA:O	2.07	0.54
1:NT:49:VAL:HG11	1:NU:112:ALA:O	2.07	0.54
1:AG:49:VAL:HG11	1:AH:112:ALA:O	2.07	0.54
1:AV:49:VAL:HG11	1:AW:112:ALA:O	2.07	0.54
1:AY:49:VAL:HG11	1:AZ:112:ALA:O	2.07	0.54
1:AY:94:LEU:HD22	1:AZ:101:LEU:HD22	1.89	0.54
1:BD:65:THR:HG22	1:BD:67:SER:H	1.73	0.54
1:BE:39:PRO:HB2	1:BE:47:GLY:HA3	1.90	0.54
1:BG:65:THR:HG22	1:BG:67:SER:H	1.73	0.54
1:BT:16:SER:HA	1:BT:35:VAL:HG12	1.90	0.54
1:CN:73:ILE:HG12	1:FZ:82:PRO:HD2	1.90	0.54
1:CU:44:GLY:O	1:CV:69:ARG:NH2	2.41	0.54
1:CX:16:SER:HA	1:CX:35:VAL:HG12	1.90	0.54
1:DM:94:LEU:HD12	1:DN:109:GLN:HE21	1.72	0.54
1:DS:94:LEU:HD12	1:DT:109:GLN:HE21	1.72	0.54
1:EH:16:SER:HA	1:EH:35:VAL:HG12	1.90	0.54
1:EQ:94:LEU:HD12	1:ER:109:GLN:HE21	1.72	0.54
1:EW:49:VAL:HG11	1:EX:112:ALA:O	2.07	0.54
1:EZ:44:GLY:O	1:FA:69:ARG:NH2	2.41	0.54
1:FF:44:GLY:O	1:FG:69:ARG:NH2	2.41	0.54
1:FF:94:LEU:HD12	1:FG:109:GLN:HE21	1.72	0.54
1:FL:39:PRO:HB2	1:FL:47:GLY:HA3	1.90	0.54
1:FL:94:LEU:HD12	1:FM:109:GLN:HE21	1.72	0.54
1:FR:39:PRO:HB2	1:FR:47:GLY:HA3	1.89	0.54
1:FR:44:GLY:O	1:FS:69:ARG:NH2	2.41	0.54
1:GD:39:PRO:HB2	1:GD:47:GLY:HA3	1.89	0.54

Continued on next page...

Continued from previous page...

Atom-1	Atom-2	Interatomic distance (Å)	Clash overlap (Å)
1:GD:94:LEU:HD22	1:GE:101:LEU:HD22	1.89	0.54
1:GJ:49:VAL:HG11	1:GK:112:ALA:O	2.07	0.54
1:GR:28:LEU:HD21	1:GR:60:LEU:HG	1.89	0.54
1:HB:16:SER:HA	1:HB:35:VAL:HG12	1.90	0.54
1:HO:15:ASP:OD1	1:IT:10:ARG:NH1	2.40	0.54
1:IC:39:PRO:HB2	1:IC:47:GLY:HA3	1.90	0.54
1:IW:65:THR:HG22	1:IW:67:SER:H	1.73	0.54
1:IX:94:LEU:HD12	1:IY:109:GLN:HE21	1.72	0.54
1:JC:113:TYR:CD1	1:MO:90:ARG:NH2	2.76	0.54
1:JJ:94:LEU:HD22	1:JK:101:LEU:HD22	1.89	0.54
1:JM:16:SER:HA	1:JM:35:VAL:HG12	1.90	0.54
1:JM:44:GLY:O	1:JN:69:ARG:NH2	2.41	0.54
1:JS:44:GLY:O	1:JT:69:ARG:NH2	2.41	0.54
1:JS:49:VAL:HG11	1:JT:112:ALA:O	2.07	0.54
1:KH:39:PRO:HB2	1:KH:47:GLY:HA3	1.89	0.54
1:KT:49:VAL:HG11	1:KU:112:ALA:O	2.07	0.54
1:KZ:44:GLY:O	1:LA:69:ARG:NH2	2.41	0.54
1:LL:49:VAL:HG11	1:LM:112:ALA:O	2.07	0.54
1:LQ:65:THR:HG22	1:LQ:67:SER:H	1.73	0.54
1:MM:94:LEU:HD12	1:MN:109:GLN:HE21	1.72	0.54
1:MP:16:SER:HA	1:MP:35:VAL:HG12	1.90	0.54
1:NB:39:PRO:HB2	1:NB:47:GLY:HA3	1.90	0.54
1:AA:94:LEU:HD12	1:AB:109:GLN:HE21	1.72	0.54
1:AM:16:SER:HA	1:AM:35:VAL:HG12	1.90	0.54
1:AX:86:THR:OG1	1:AX:89:ASP:OD2	2.23	0.54
1:BP:65:THR:HG22	1:BP:67:SER:H	1.73	0.54
1:BW:94:LEU:HD22	1:BX:101:LEU:HD22	1.89	0.54
1:CB:89:ASP:OD2	1:FN:59:ILE:HD12	2.07	0.54
1:CC:94:LEU:HD12	1:CD:109:GLN:HE21	1.72	0.54
1:CL:15:ASP:OD1	1:DH:10:ARG:NH2	2.41	0.54
1:CL:16:SER:HA	1:CL:35:VAL:HG12	1.90	0.54
1:CL:44:GLY:O	1:CM:69:ARG:NH2	2.41	0.54
1:CN:74:VAL:CG2	1:FZ:80:SER:HB2	2.35	0.54
1:CO:16:SER:HA	1:CO:35:VAL:HG12	1.90	0.54
1:CW:28:LEU:HD21	1:CW:60:LEU:HG	1.89	0.54
1:DI:65:THR:HG22	1:DI:67:SER:H	1.73	0.54
1:DL:28:LEU:HD21	1:DL:60:LEU:HG	1.89	0.54
1:DP:44:GLY:O	1:DQ:69:ARG:NH2	2.41	0.54
1:EE:49:VAL:HG11	1:EF:112:ALA:O	2.07	0.54
1:EE:94:LEU:HD12	1:EF:109:GLN:HE21	1.72	0.54
1:EQ:39:PRO:HB2	1:EQ:47:GLY:HA3	1.89	0.54

Continued on next page...

Continued from previous page...

Atom-1	Atom-2	Interatomic distance (Å)	Clash overlap (Å)
1:EW:16:SER:HA	1:EW:35:VAL:HG12	1.90	0.54
1:EY:65:THR:HG22	1:EY:67:SER:H	1.73	0.54
1:FC:94:LEU:HD12	1:FD:109:GLN:HE21	1.72	0.54
1:FI:44:GLY:O	1:FJ:69:ARG:NH2	2.41	0.54
1:GG:44:GLY:O	1:GH:69:ARG:NH2	2.41	0.54
1:GJ:44:GLY:O	1:GK:69:ARG:NH2	2.41	0.54
1:GP:44:GLY:O	1:GQ:69:ARG:NH2	2.41	0.54
1:HK:94:LEU:HD12	1:HL:109:GLN:HE21	1.72	0.54
1:HT:44:GLY:O	1:HU:69:ARG:NH2	2.41	0.54
1:II:94:LEU:HD12	1:IJ:109:GLN:HE21	1.72	0.54
1:IQ:57:LYS:HZ3	1:MC:92:GLU:CD	2.11	0.54
1:JS:38:LEU:HB2	1:NL:10:ARG:NH1	2.23	0.54
1:JU:65:THR:HG22	1:JU:67:SER:H	1.73	0.54
1:KE:94:LEU:HD12	1:KF:109:GLN:HE21	1.72	0.54
1:KK:44:GLY:O	1:KL:69:ARG:NH2	2.41	0.54
1:KZ:39:PRO:HB2	1:KZ:47:GLY:HA3	1.90	0.54
1:LI:16:SER:HA	1:LI:35:VAL:HG12	1.90	0.54
1:LO:44:GLY:O	1:LP:69:ARG:NH2	2.41	0.54
1:LR:44:GLY:O	1:LS:69:ARG:NH2	2.41	0.54
1:LT:28:LEU:HD21	1:LT:60:LEU:HG	1.88	0.54
1:LZ:65:THR:HG22	1:LZ:67:SER:H	1.73	0.54
1:MA:44:GLY:O	1:MB:69:ARG:NH2	2.41	0.54
1:MA:94:LEU:HD22	1:MB:101:LEU:HD22	1.89	0.54
1:MJ:39:PRO:HB2	1:MJ:47:GLY:HA3	1.89	0.54
1:MY:16:SER:HA	1:MY:35:VAL:HG12	1.90	0.54
1:NA:28:LEU:HD21	1:NA:60:LEU:HG	1.88	0.54
1:AA:49:VAL:HG11	1:AB:112:ALA:O	2.07	0.53
1:AH:10:ARG:HH11	1:BE:38:LEU:HB2	1.72	0.53
1:BA:86:THR:OG1	1:BA:89:ASP:OD2	2.23	0.53
1:BJ:74:VAL:CG2	1:EV:80:SER:HB2	2.36	0.53
1:BK:49:VAL:HG11	1:BL:112:ALA:O	2.07	0.53
1:BW:16:SER:HA	1:BW:35:VAL:HG12	1.90	0.53
1:BW:49:VAL:HG11	1:BX:112:ALA:O	2.07	0.53
1:BW:99:SER:OG	1:BW:124:GLU:O	2.20	0.53
1:BZ:39:PRO:HB2	1:BZ:47:GLY:HA3	1.90	0.53
1:CR:16:SER:HA	1:CR:35:VAL:HG12	1.90	0.53
1:CU:39:PRO:HB2	1:CU:47:GLY:HA3	1.90	0.53
1:DS:39:PRO:HB2	1:DS:47:GLY:HA3	1.90	0.53
1:DX:65:THR:HG22	1:DX:67:SER:H	1.73	0.53
1:EH:39:PRO:HB2	1:EH:47:GLY:HA3	1.90	0.53
1:EM:65:THR:HG22	1:EM:67:SER:H	1.73	0.53

Continued on next page...

Continued from previous page...

Atom-1	Atom-2	Interatomic distance (Å)	Clash overlap (Å)
1:ES:65:THR:HG22	1:ES:67:SER:H	1.73	0.53
1:FE:28:LEU:HD21	1:FE:60:LEU:HG	1.89	0.53
1:FR:94:LEU:HD22	1:FS:101:LEU:HD22	1.89	0.53
1:GI:65:THR:HG22	1:GI:67:SER:H	1.73	0.53
1:GM:44:GLY:O	1:GN:69:ARG:NH2	2.41	0.53
1:GS:39:PRO:HB2	1:GS:47:GLY:HA3	1.90	0.53
1:GY:49:VAL:HG11	1:GZ:112:ALA:O	2.07	0.53
1:HC:10:ARG:NH1	1:HZ:38:LEU:HB2	2.23	0.53
1:HD:65:THR:HG22	1:HD:67:SER:H	1.73	0.53
1:HH:39:PRO:HB2	1:HH:47:GLY:HA3	1.90	0.53
1:HJ:65:THR:HG22	1:HJ:67:SER:H	1.73	0.53
1:HQ:94:LEU:HD12	1:HR:109:GLN:HE21	1.72	0.53
1:IC:94:LEU:HD12	1:ID:109:GLN:HE21	1.72	0.53
1:IC:113:TYR:O	1:IK:26:VAL:HG21	2.08	0.53
1:II:39:PRO:HB2	1:II:47:GLY:HA3	1.90	0.53
1:II:44:GLY:O	1:IJ:69:ARG:NH2	2.41	0.53
1:IO:39:PRO:HB2	1:IO:47:GLY:HA3	1.90	0.53
1:IP:10:ARG:HH11	1:KZ:38:LEU:HB2	1.73	0.53
1:IQ:65:THR:HG22	1:IQ:67:SER:H	1.73	0.53
1:IR:44:GLY:O	1:IS:69:ARG:NH2	2.41	0.53
1:JF:80:SER:HB2	1:MR:74:VAL:HG22	1.90	0.53
1:JJ:94:LEU:HD12	1:JK:109:GLN:HE21	1.72	0.53
1:KN:94:LEU:HD22	1:KO:101:LEU:HD22	1.89	0.53
1:KQ:44:GLY:O	1:KR:69:ARG:NH2	2.41	0.53
1:KQ:49:VAL:HG11	1:KR:112:ALA:O	2.07	0.53
1:KW:94:LEU:HD12	1:KX:109:GLN:HE21	1.72	0.53
1:KZ:94:LEU:HD22	1:LA:101:LEU:HD22	1.89	0.53
1:LF:16:SER:HA	1:LF:35:VAL:HG12	1.90	0.53
1:LL:94:LEU:HD12	1:LM:109:GLN:HE21	1.72	0.53
1:LN:65:THR:HG22	1:LN:67:SER:H	1.73	0.53
1:MA:49:VAL:HG11	1:MB:112:ALA:O	2.07	0.53
1:MD:44:GLY:O	1:ME:69:ARG:NH2	2.41	0.53
1:MJ:16:SER:HA	1:MJ:35:VAL:HG12	1.90	0.53
1:MS:44:GLY:O	1:MT:69:ARG:NH2	2.41	0.53
1:NB:94:LEU:HD22	1:NC:101:LEU:HD22	1.89	0.53
1:NE:94:LEU:HD22	1:NF:101:LEU:HD22	1.89	0.53
1:NH:44:GLY:O	1:NI:69:ARG:NH2	2.41	0.53
1:NN:44:GLY:O	1:NO:69:ARG:NH2	2.41	0.53
1:NQ:94:LEU:HD22	1:NR:101:LEU:HD22	1.89	0.53
1:AA:16:SER:HA	1:AA:35:VAL:HG12	1.90	0.53
1:AG:39:PRO:HB2	1:AG:47:GLY:HA3	1.90	0.53

Continued on next page...

Continued from previous page...

Atom-1	Atom-2	Interatomic distance (Å)	Clash overlap (Å)
1:BE:44:GLY:O	1:BF:69:ARG:NH2	2.41	0.53
1:BH:39:PRO:HB2	1:BH:47:GLY:HA3	1.90	0.53
1:CN:28:LEU:HD21	1:CN:60:LEU:HG	1.88	0.53
1:DG:16:SER:HA	1:DG:35:VAL:HG12	1.90	0.53
1:DS:49:VAL:HG11	1:DT:112:ALA:O	2.07	0.53
1:ED:65:THR:HG22	1:ED:67:SER:H	1.73	0.53
1:EZ:16:SER:HA	1:EZ:35:VAL:HG12	1.90	0.53
1:FL:16:SER:HA	1:FL:35:VAL:HG12	1.90	0.53
1:FX:94:LEU:HD22	1:FY:101:LEU:HD22	1.89	0.53
1:GA:16:SER:HA	1:GA:35:VAL:HG12	1.90	0.53
1:GF:65:THR:HG22	1:GF:67:SER:H	1.73	0.53
1:GV:44:GLY:O	1:GW:69:ARG:NH2	2.41	0.53
1:HA:80:SER:HB2	1:KM:74:VAL:CG2	2.37	0.53
1:HF:10:ARG:NH2	1:IC:15:ASP:OD1	2.41	0.53
1:HG:26:VAL:HG21	1:NB:113:TYR:O	2.08	0.53
1:HN:16:SER:HA	1:HN:35:VAL:HG12	1.90	0.53
1:HN:94:LEU:HD22	1:HO:101:LEU:HD22	1.89	0.53
1:IK:65:THR:HG22	1:IK:67:SER:H	1.73	0.53
1:JM:49:VAL:HG11	1:JN:112:ALA:O	2.07	0.53
1:JM:94:LEU:HD22	1:JN:101:LEU:HD22	1.89	0.53
1:JR:65:THR:HG22	1:JR:67:SER:H	1.73	0.53
1:JS:16:SER:HA	1:JS:35:VAL:HG12	1.90	0.53
1:JY:16:SER:HA	1:JY:35:VAL:HG12	1.90	0.53
1:KB:94:LEU:HD12	1:KC:109:GLN:HE21	1.72	0.53
1:KG:28:LEU:HD21	1:KG:60:LEU:HG	1.89	0.53
1:KT:16:SER:HA	1:KT:35:VAL:HG12	1.90	0.53
1:KW:39:PRO:HB2	1:KW:47:GLY:HA3	1.90	0.53
1:LJ:10:ARG:NH1	1:LO:38:LEU:HB2	2.24	0.53
1:LU:49:VAL:HG11	1:LV:112:ALA:O	2.07	0.53
1:MY:39:PRO:HB2	1:MY:47:GLY:HA3	1.90	0.53
1:AD:94:LEU:HD12	1:AE:109:GLN:HE21	1.72	0.53
1:AJ:49:VAL:HG11	1:AK:112:ALA:O	2.07	0.53
1:AS:16:SER:HA	1:AS:35:VAL:HG12	1.90	0.53
1:BA:119:ASP:O	1:EM:8:LYS:HB2	2.08	0.53
1:BH:94:LEU:HD22	1:BI:101:LEU:HD22	1.89	0.53
1:BJ:65:THR:HG22	1:BJ:67:SER:H	1.73	0.53
1:BN:94:LEU:HD22	1:BO:101:LEU:HD22	1.89	0.53
1:BY:65:THR:HG22	1:BY:67:SER:H	1.73	0.53
1:CI:39:PRO:HB2	1:CI:47:GLY:HA3	1.90	0.53
1:CX:49:VAL:HG11	1:CY:112:ALA:O	2.07	0.53
1:DS:94:LEU:HD22	1:DT:101:LEU:HD22	1.89	0.53

Continued on next page...

Continued from previous page...

Atom-1	Atom-2	Interatomic distance (Å)	Clash overlap (Å)
1:EE:94:LEU:HD22	1:EF:101:LEU:HD22	1.89	0.53
1:EW:94:LEU:HD22	1:EX:101:LEU:HD22	1.89	0.53
1:FZ:65:THR:HG22	1:FZ:67:SER:H	1.73	0.53
1:GV:39:PRO:HB2	1:GV:47:GLY:HA3	1.90	0.53
1:HG:65:THR:HG22	1:HG:67:SER:H	1.73	0.53
1:HK:39:PRO:HB2	1:HK:47:GLY:HA3	1.89	0.53
1:IB:74:VAL:HG22	1:LN:80:SER:HB2	1.91	0.53
1:IB:104:GLU:OE1	1:LN:53:ARG:NH1	2.28	0.53
1:IF:39:PRO:HB2	1:IF:47:GLY:HA3	1.90	0.53
1:IL:44:GLY:O	1:IM:69:ARG:NH2	2.41	0.53
1:KE:94:LEU:HD22	1:KF:101:LEU:HD22	1.89	0.53
1:LO:49:VAL:HG11	1:LP:112:ALA:O	2.07	0.53
1:LX:39:PRO:HB2	1:LX:47:GLY:HA3	1.89	0.53
1:MV:44:GLY:O	1:MW:69:ARG:NH2	2.41	0.53
1:NG:65:THR:HG22	1:NG:67:SER:H	1.73	0.53
1:NH:99:SER:OG	1:NH:124:GLU:O	2.20	0.53
1:NJ:65:THR:HG22	1:NJ:67:SER:H	1.73	0.53
1:NK:94:LEU:HD12	1:NL:109:GLN:HE21	1.72	0.53
1:NM:65:THR:HG22	1:NM:67:SER:H	1.73	0.53
1:AC:21:LEU:HB3	1:AC:22:PRO:HD2	1.88	0.53
1:AF:65:THR:HG22	1:AF:67:SER:H	1.73	0.53
1:BQ:16:SER:HA	1:BQ:35:VAL:HG12	1.90	0.53
1:BQ:39:PRO:HB2	1:BQ:47:GLY:HA3	1.90	0.53
1:BV:28:LEU:HD21	1:BV:60:LEU:HG	1.89	0.53
1:CC:16:SER:HA	1:CC:35:VAL:HG12	1.90	0.53
1:DD:16:SER:HA	1:DD:35:VAL:HG12	1.90	0.53
1:DM:39:PRO:HB2	1:DM:47:GLY:HA3	1.90	0.53
1:EJ:65:THR:HG22	1:EJ:67:SER:H	1.73	0.53
1:EK:39:PRO:HB2	1:EK:47:GLY:HA3	1.90	0.53
1:EM:28:LEU:HD21	1:EM:60:LEU:HG	1.89	0.53
1:FB:65:THR:HG22	1:FB:67:SER:H	1.73	0.53
1:FF:16:SER:HA	1:FF:35:VAL:HG12	1.90	0.53
1:FQ:28:LEU:HD21	1:FQ:60:LEU:HG	1.88	0.53
1:FW:65:THR:HG22	1:FW:67:SER:H	1.73	0.53
1:FX:16:SER:HA	1:FX:35:VAL:HG12	1.90	0.53
1:GY:44:GLY:O	1:GZ:69:ARG:NH2	2.41	0.53
1:HN:39:PRO:HB2	1:HN:47:GLY:HA3	1.90	0.53
1:IC:16:SER:HA	1:IC:35:VAL:HG12	1.90	0.53
1:IL:39:PRO:HB2	1:IL:47:GLY:HA3	1.90	0.53
1:IL:49:VAL:HG11	1:IM:112:ALA:O	2.07	0.53
1:IL:94:LEU:HD12	1:IM:109:GLN:HE21	1.72	0.53

Continued on next page...

Continued from previous page...

Atom-1	Atom-2	Interatomic distance (Å)	Clash overlap (Å)
1:IO:44:GLY:O	1:IP:69:ARG:NH2	2.41	0.53
1:IO:94:LEU:HD12	1:IP:109:GLN:HE21	1.72	0.53
1:IQ:21:LEU:HB3	1:IQ:22:PRO:HD2	1.88	0.53
1:JC:65:THR:HG22	1:JC:67:SER:H	1.73	0.53
1:JD:49:VAL:HG11	1:JE:112:ALA:O	2.07	0.53
1:JF:28:LEU:HD21	1:JF:60:LEU:HG	1.89	0.53
1:JJ:16:SER:HA	1:JJ:35:VAL:HG12	1.90	0.53
1:KB:16:SER:HA	1:KB:35:VAL:HG12	1.90	0.53
1:KK:39:PRO:HB2	1:KK:47:GLY:HA3	1.89	0.53
1:KN:39:PRO:HB2	1:KN:47:GLY:HA3	1.90	0.53
1:LB:65:THR:HG22	1:LB:67:SER:H	1.73	0.53
1:MM:16:SER:HA	1:MM:35:VAL:HG12	1.90	0.53
1:NN:49:VAL:HG11	1:NO:112:ALA:O	2.07	0.53
1:NV:65:THR:HG22	1:NV:67:SER:H	1.73	0.53
1:AN:10:ARG:NH2	1:BZ:15:ASP:OD1	2.41	0.53
1:BK:16:SER:HA	1:BK:35:VAL:HG12	1.90	0.53
1:BK:94:LEU:HD12	1:BL:109:GLN:HE21	1.72	0.53
1:CE:65:THR:HG22	1:CE:67:SER:H	1.73	0.53
1:CL:94:LEU:HD12	1:CM:109:GLN:HE21	1.72	0.53
1:DF:65:THR:HG22	1:DF:67:SER:H	1.73	0.53
1:DJ:49:VAL:HG11	1:DK:112:ALA:O	2.07	0.53
1:DJ:94:LEU:HD12	1:DK:109:GLN:HE21	1.72	0.53
1:DJ:94:LEU:HD22	1:DK:101:LEU:HD22	1.89	0.53
1:DM:44:GLY:O	1:DN:69:ARG:NH2	2.41	0.53
1:DX:28:LEU:HD21	1:DX:60:LEU:HG	1.89	0.53
1:EN:16:SER:HA	1:EN:35:VAL:HG12	1.90	0.53
1:ET:94:LEU:HD22	1:EU:101:LEU:HD22	1.89	0.53
1:FC:44:GLY:O	1:FD:69:ARG:NH2	2.41	0.53
1:GY:16:SER:HA	1:GY:35:VAL:HG12	1.90	0.53
1:HA:65:THR:HG22	1:HA:67:SER:H	1.73	0.53
1:HF:113:TYR:O	1:NC:26:VAL:HG21	2.09	0.53
1:HY:65:THR:HG22	1:HY:67:SER:H	1.73	0.53
1:IL:16:SER:HA	1:IL:35:VAL:HG12	1.90	0.53
1:IU:16:SER:HA	1:IU:35:VAL:HG12	1.90	0.53
1:IU:44:GLY:O	1:IV:69:ARG:NH2	2.41	0.53
1:IX:44:GLY:O	1:IY:69:ARG:NH2	2.41	0.53
1:JD:94:LEU:HD12	1:JE:109:GLN:HE21	1.72	0.53
1:JV:16:SER:HA	1:JV:35:VAL:HG12	1.90	0.53
1:KH:94:LEU:HD12	1:KI:109:GLN:HE21	1.72	0.53
1:MD:16:SER:HA	1:MD:35:VAL:HG12	1.90	0.53
1:MR:65:THR:HG22	1:MR:67:SER:H	1.73	0.53

Continued on next page...

Continued from previous page...

Atom-1	Atom-2	Interatomic distance (Å)	Clash overlap (Å)
1:MS:16:SER:HA	1:MS:35:VAL:HG12	1.90	0.53
1:MU:65:THR:HG22	1:MU:67:SER:H	1.73	0.53
1:MV:39:PRO:HB2	1:MV:47:GLY:HA3	1.90	0.53
1:NT:16:SER:HA	1:NT:35:VAL:HG12	1.90	0.53
1:AJ:16:SER:HA	1:AJ:35:VAL:HG12	1.90	0.53
1:BB:39:PRO:HB2	1:BB:47:GLY:HA3	1.90	0.53
1:BU:10:ARG:NH1	1:DM:38:LEU:HB2	2.24	0.53
1:CF:94:LEU:HD22	1:CG:101:LEU:HD22	1.89	0.53
1:CK:28:LEU:HD21	1:CK:60:LEU:HG	1.89	0.53
1:CX:44:GLY:O	1:CY:69:ARG:NH2	2.41	0.53
1:DL:57:LYS:NZ	1:GX:92:GLU:OE2	2.37	0.53
1:DP:16:SER:HA	1:DP:35:VAL:HG12	1.90	0.53
1:EK:44:GLY:O	1:EL:69:ARG:NH2	2.41	0.53
1:EW:44:GLY:O	1:EX:69:ARG:NH2	2.41	0.53
1:FU:94:LEU:HD12	1:FV:109:GLN:HE21	1.72	0.53
1:GM:39:PRO:HB2	1:GM:47:GLY:HA3	1.89	0.53
1:HH:94:LEU:HD12	1:HI:109:GLN:HE21	1.72	0.53
1:HT:16:SER:HA	1:HT:35:VAL:HG12	1.90	0.53
1:HT:49:VAL:HG11	1:HU:112:ALA:O	2.07	0.53
1:IT:28:LEU:HD21	1:IT:60:LEU:HG	1.88	0.53
1:KN:94:LEU:HD12	1:KO:109:GLN:HE21	1.72	0.53
1:LC:39:PRO:HB2	1:LC:47:GLY:HA3	1.90	0.53
1:LC:44:GLY:O	1:LD:69:ARG:NH2	2.41	0.53
1:LE:65:THR:HG22	1:LE:67:SER:H	1.73	0.53
1:LU:94:LEU:HD12	1:LV:109:GLN:HE21	1.72	0.53
1:MY:44:GLY:O	1:MZ:69:ARG:NH2	2.41	0.53
1:NB:16:SER:HA	1:NB:35:VAL:HG12	1.90	0.53
1:NQ:44:GLY:O	1:NR:69:ARG:NH2	2.41	0.53
1:AC:65:THR:HG22	1:AC:67:SER:H	1.73	0.53
1:AH:10:ARG:NH1	1:BE:38:LEU:HB2	2.23	0.53
1:AO:65:THR:HG22	1:AO:67:SER:H	1.73	0.53
1:AS:49:VAL:HG11	1:AT:112:ALA:O	2.07	0.53
1:AY:16:SER:HA	1:AY:35:VAL:HG12	1.90	0.53
1:CH:65:THR:HG22	1:CH:67:SER:H	1.73	0.53
1:CQ:65:THR:HG22	1:CQ:67:SER:H	1.73	0.53
1:FC:39:PRO:HB2	1:FC:47:GLY:HA3	1.90	0.53
1:GU:65:THR:HG22	1:GU:67:SER:H	1.73	0.53
1:HA:74:VAL:CG2	1:KM:80:SER:HB2	2.36	0.53
1:HK:44:GLY:O	1:HL:69:ARG:NH2	2.41	0.53
1:HS:92:GLU:CD	1:LE:57:LYS:HZ3	2.12	0.53
1:HZ:44:GLY:O	1:IA:69:ARG:NH2	2.41	0.53

Continued on next page...

Continued from previous page...

Atom-1	Atom-2	Interatomic distance (Å)	Clash overlap (Å)
1:IN:65:THR:HG22	1:IN:67:SER:H	1.73	0.53
1:IX:39:PRO:HB2	1:IX:47:GLY:HA3	1.90	0.53
1:JA:39:PRO:HB2	1:JA:47:GLY:HA3	1.90	0.53
1:JX:65:THR:HG22	1:JX:67:SER:H	1.73	0.53
1:KG:65:THR:HG22	1:KG:67:SER:H	1.73	0.53
1:KK:16:SER:HA	1:KK:35:VAL:HG12	1.90	0.53
1:KK:49:VAL:HG11	1:KL:112:ALA:O	2.07	0.53
1:KM:65:THR:HG22	1:KM:67:SER:H	1.73	0.53
1:KT:44:GLY:O	1:KU:69:ARG:NH2	2.41	0.53
1:MC:26:VAL:CG2	1:MD:114:SER:HA	2.39	0.53
1:NE:39:PRO:HB2	1:NE:47:GLY:HA3	1.90	0.53
1:AV:44:GLY:O	1:AW:69:ARG:NH2	2.41	0.53
1:BH:16:SER:HA	1:BH:35:VAL:HG12	1.90	0.53
1:BK:39:PRO:HB2	1:BK:47:GLY:HA3	1.90	0.53
1:CC:38:LEU:HB2	1:CS:10:ARG:HH11	1.73	0.53
1:CE:8:LYS:HB2	1:FQ:119:ASP:O	2.09	0.53
1:DA:16:SER:HA	1:DA:35:VAL:HG12	1.90	0.53
1:DR:65:THR:HG22	1:DR:67:SER:H	1.73	0.53
1:EN:39:PRO:HB2	1:EN:47:GLY:HA3	1.90	0.53
1:EP:65:THR:HG22	1:EP:67:SER:H	1.73	0.53
1:EW:39:PRO:HB2	1:EW:47:GLY:HA3	1.89	0.53
1:FH:65:THR:HG22	1:FH:67:SER:H	1.73	0.53
1:GJ:94:LEU:HD12	1:GK:109:GLN:HE21	1.72	0.53
1:HJ:129:THR:O	1:KV:106:LYS:NZ	2.40	0.53
1:HS:65:THR:HG22	1:HS:67:SER:H	1.73	0.53
1:IW:57:LYS:HZ3	1:MI:92:GLU:CD	2.12	0.53
1:JP:16:SER:HA	1:JP:35:VAL:HG12	1.90	0.53
1:JY:44:GLY:O	1:JZ:69:ARG:NH2	2.41	0.53
1:LK:65:THR:HG22	1:LK:67:SER:H	1.73	0.53
1:LU:39:PRO:HB2	1:LU:47:GLY:HA3	1.89	0.53
1:ML:65:THR:HG22	1:ML:67:SER:H	1.73	0.53
1:NH:16:SER:HA	1:NH:35:VAL:HG12	1.90	0.53
1:AY:94:LEU:HD12	1:AZ:109:GLN:HE21	1.72	0.53
1:BM:65:THR:HG22	1:BM:67:SER:H	1.73	0.53
1:CR:38:LEU:HD22	1:DE:10:ARG:HH11	1.73	0.53
1:DC:65:THR:HG22	1:DC:67:SER:H	1.73	0.53
1:DO:65:THR:HG22	1:DO:67:SER:H	1.73	0.53
1:FR:94:LEU:HD12	1:FS:109:GLN:HE21	1.72	0.53
1:GC:65:THR:HG22	1:GC:67:SER:H	1.73	0.53
1:GD:16:SER:HA	1:GD:35:VAL:HG12	1.90	0.53
1:GR:65:THR:HG22	1:GR:67:SER:H	1.73	0.53

Continued on next page...

Continued from previous page...

Atom-1	Atom-2	Interatomic distance (Å)	Clash overlap (Å)
1:HJ:90:ARG:NH2	1:KV:113:TYR:CD1	2.77	0.53
1:HR:66:ALA:HB1	1:LJ:66:ALA:HB3	1.90	0.53
1:IJ:10:ARG:NH1	1:KT:38:LEU:HB2	2.24	0.53
1:IU:94:LEU:HD12	1:IV:109:GLN:HE21	1.72	0.53
1:JC:26:VAL:HG21	1:JP:113:TYR:O	2.09	0.53
1:KB:65:THR:HG22	1:KB:67:SER:H	1.74	0.53
1:KH:16:SER:HA	1:KH:35:VAL:HG12	1.90	0.53
1:KK:65:THR:HG22	1:KK:67:SER:H	1.74	0.53
1:KP:65:THR:HG22	1:KP:67:SER:H	1.73	0.53
1:KZ:16:SER:HA	1:KZ:35:VAL:HG12	1.90	0.53
1:LW:65:THR:HG22	1:LW:67:SER:H	1.73	0.53
1:MA:16:SER:HA	1:MA:35:VAL:HG12	1.90	0.53
1:MD:39:PRO:HB2	1:MD:47:GLY:HA3	1.89	0.53
1:AA:39:PRO:HB2	1:AA:47:GLY:HA3	1.90	0.53
1:CC:39:PRO:HB2	1:CC:47:GLY:HA3	1.90	0.53
1:CD:10:ARG:HH11	1:GJ:38:LEU:HD22	1.73	0.53
1:CF:16:SER:HA	1:CF:35:VAL:HG12	1.90	0.53
1:CU:16:SER:HA	1:CU:35:VAL:HG12	1.90	0.53
1:DF:57:LYS:HZ3	1:GR:92:GLU:CD	2.12	0.53
1:DJ:65:THR:HG22	1:DJ:67:SER:H	1.74	0.53
1:DV:16:SER:HA	1:DV:35:VAL:HG12	1.90	0.53
1:EN:65:THR:HG22	1:EN:67:SER:H	1.74	0.53
1:GM:16:SER:HA	1:GM:35:VAL:HG12	1.90	0.53
1:HB:94:LEU:HD22	1:HC:101:LEU:HD22	1.89	0.53
1:HP:65:THR:HG22	1:HP:67:SER:H	1.73	0.53
1:JD:16:SER:HA	1:JD:35:VAL:HG12	1.90	0.53
1:JD:65:THR:HG22	1:JD:67:SER:H	1.74	0.53
1:JO:65:THR:HG22	1:JO:67:SER:H	1.73	0.53
1:KD:65:THR:HG22	1:KD:67:SER:H	1.73	0.53
1:KZ:65:THR:HG22	1:KZ:67:SER:H	1.74	0.53
1:LA:10:ARG:NH2	1:MY:15:ASP:OD1	2.42	0.53
1:LO:65:THR:HG22	1:LO:67:SER:H	1.74	0.53
1:ND:65:THR:HG22	1:ND:67:SER:H	1.73	0.53
1:NH:65:THR:HG22	1:NH:67:SER:H	1.74	0.53
1:NN:39:PRO:HB2	1:NN:47:GLY:HA3	1.89	0.53
1:NQ:16:SER:HA	1:NQ:35:VAL:HG12	1.90	0.53
1:AD:16:SER:HA	1:AD:35:VAL:HG12	1.90	0.52
1:AL:101:LEU:O	1:AL:105:VAL:HG23	2.10	0.52
1:AQ:38:LEU:HD22	1:BV:10:ARG:HE	1.73	0.52
1:AS:94:LEU:HD12	1:AT:109:GLN:HE21	1.72	0.52
1:AX:65:THR:HG22	1:AX:67:SER:H	1.73	0.52

Continued on next page...

Continued from previous page...

Atom-1	Atom-2	Interatomic distance (Å)	Clash overlap (Å)
1:BE:65:THR:HG22	1:BE:67:SER:H	1.74	0.52
1:BV:57:LYS:HZ1	1:FH:92:GLU:CD	2.12	0.52
1:BZ:16:SER:HA	1:BZ:35:VAL:HG12	1.90	0.52
1:CZ:65:THR:HG22	1:CZ:67:SER:H	1.73	0.52
1:DG:94:LEU:HD12	1:DH:109:GLN:HE21	1.72	0.52
1:EZ:65:THR:HG22	1:EZ:67:SER:H	1.74	0.52
1:FC:65:THR:HG22	1:FC:67:SER:H	1.74	0.52
1:FO:16:SER:HA	1:FO:35:VAL:HG12	1.90	0.52
1:GG:16:SER:HA	1:GG:35:VAL:HG12	1.90	0.52
1:GL:65:THR:HG22	1:GL:67:SER:H	1.73	0.52
1:HM:101:LEU:O	1:HM:105:VAL:HG23	2.10	0.52
1:HY:101:LEU:O	1:HY:105:VAL:HG23	2.10	0.52
1:HY:112:ALA:O	1:LK:49:VAL:HG11	2.09	0.52
1:II:16:SER:HA	1:II:35:VAL:HG12	1.90	0.52
1:IO:65:THR:HG22	1:IO:67:SER:H	1.74	0.52
1:JA:65:THR:HG22	1:JA:67:SER:H	1.74	0.52
1:JY:65:THR:HG22	1:JY:67:SER:H	1.74	0.52
1:KP:101:LEU:O	1:KP:105:VAL:HG23	2.10	0.52
1:KS:65:THR:HG22	1:KS:67:SER:H	1.73	0.52
1:KW:65:THR:HG22	1:KW:67:SER:H	1.74	0.52
1:LL:65:THR:HG22	1:LL:67:SER:H	1.75	0.52
1:LO:16:SER:HA	1:LO:35:VAL:HG12	1.90	0.52
1:LU:16:SER:HA	1:LU:35:VAL:HG12	1.90	0.52
1:MG:39:PRO:HB2	1:MG:47:GLY:HA3	1.90	0.52
1:NN:16:SER:HA	1:NN:35:VAL:HG12	1.90	0.52
1:AG:65:THR:HG22	1:AG:67:SER:H	1.75	0.52
1:AM:38:LEU:HB2	1:FS:10:ARG:NH1	2.25	0.52
1:AQ:10:ARG:HH11	1:BT:38:LEU:CB	2.21	0.52
1:BB:16:SER:HA	1:BB:35:VAL:HG12	1.90	0.52
1:BG:101:LEU:O	1:BG:105:VAL:HG23	2.10	0.52
1:BM:101:LEU:O	1:BM:105:VAL:HG23	2.10	0.52
1:BP:89:ASP:OD2	1:FB:59:ILE:HD12	2.08	0.52
1:CL:65:THR:HG22	1:CL:67:SER:H	1.74	0.52
1:CR:65:THR:HG22	1:CR:67:SER:H	1.74	0.52
1:CU:65:THR:HG22	1:CU:67:SER:H	1.74	0.52
1:CY:66:ALA:HB1	1:DK:66:ALA:HB3	1.91	0.52
1:CZ:101:LEU:O	1:CZ:105:VAL:HG23	2.10	0.52
1:DL:65:THR:HG22	1:DL:67:SER:H	1.73	0.52
1:DM:16:SER:HA	1:DM:35:VAL:HG12	1.90	0.52
1:DY:65:THR:HG22	1:DY:67:SER:H	1.75	0.52
1:EW:65:THR:HG22	1:EW:67:SER:H	1.74	0.52

Continued on next page...

Continued from previous page...

Atom-1	Atom-2	Interatomic distance (Å)	Clash overlap (Å)
1:FW:101:LEU:O	1:FW:105:VAL:HG23	2.10	0.52
1:GD:65:THR:HG22	1:GD:67:SER:H	1.74	0.52
1:GJ:65:THR:HG22	1:GJ:67:SER:H	1.75	0.52
1:GX:101:LEU:O	1:GX:105:VAL:HG23	2.10	0.52
1:HN:65:THR:HG22	1:HN:67:SER:H	1.74	0.52
1:HQ:16:SER:HA	1:HQ:35:VAL:HG12	1.90	0.52
1:HQ:65:THR:HG22	1:HQ:67:SER:H	1.74	0.52
1:HT:65:THR:HG22	1:HT:67:SER:H	1.74	0.52
1:HW:99:SER:OG	1:HW:124:GLU:O	2.20	0.52
1:HY:8:LYS:HB2	1:LK:119:ASP:O	2.09	0.52
1:IT:101:LEU:O	1:IT:105:VAL:HG23	2.10	0.52
1:IW:101:LEU:O	1:IW:105:VAL:HG23	2.10	0.52
1:JU:118:GLN:HB2	1:JU:121:TYR:CZ	2.45	0.52
1:KA:65:THR:HG22	1:KA:67:SER:H	1.73	0.52
1:KE:16:SER:HA	1:KE:35:VAL:HG12	1.90	0.52
1:MA:39:PRO:HB2	1:MA:47:GLY:HA3	1.89	0.52
1:MG:65:THR:HG22	1:MG:67:SER:H	1.75	0.52
1:MI:101:LEU:O	1:MI:105:VAL:HG23	2.10	0.52
1:MJ:65:THR:HG22	1:MJ:67:SER:H	1.74	0.52
1:MO:101:LEU:O	1:MO:105:VAL:HG23	2.10	0.52
1:MS:65:THR:HG22	1:MS:67:SER:H	1.74	0.52
1:MU:101:LEU:O	1:MU:105:VAL:HG23	2.10	0.52
1:MV:16:SER:HA	1:MV:35:VAL:HG12	1.90	0.52
1:NE:94:LEU:HD12	1:NF:109:GLN:HE21	1.72	0.52
1:NV:101:LEU:O	1:NV:105:VAL:HG23	2.10	0.52
1:AA:65:THR:HG22	1:AA:67:SER:H	1.74	0.52
1:AS:65:THR:HG22	1:AS:67:SER:H	1.74	0.52
1:AX:101:LEU:O	1:AX:105:VAL:HG23	2.10	0.52
1:BJ:101:LEU:O	1:BJ:105:VAL:HG23	2.10	0.52
1:BS:101:LEU:O	1:BS:105:VAL:HG23	2.10	0.52
1:CO:65:THR:HG22	1:CO:67:SER:H	1.75	0.52
1:CW:65:THR:HG22	1:CW:67:SER:H	1.73	0.52
1:DC:118:GLN:HB2	1:DC:121:TYR:CZ	2.45	0.52
1:DM:65:THR:HG22	1:DM:67:SER:H	1.74	0.52
1:DO:101:LEU:O	1:DO:105:VAL:HG23	2.10	0.52
1:DR:118:GLN:HB2	1:DR:121:TYR:CZ	2.45	0.52
1:DY:16:SER:HA	1:DY:35:VAL:HG12	1.90	0.52
1:EJ:101:LEU:O	1:EJ:105:VAL:HG23	2.10	0.52
1:ET:16:SER:HA	1:ET:35:VAL:HG12	1.90	0.52
1:EV:65:THR:HG22	1:EV:67:SER:H	1.73	0.52
1:GL:101:LEU:O	1:GL:105:VAL:HG23	2.10	0.52

Continued on next page...

Continued from previous page...

Atom-1	Atom-2	Interatomic distance (Å)	Clash overlap (Å)
1:GR:101:LEU:O	1:GR:105:VAL:HG23	2.10	0.52
1:HD:94:LEU:HD22	1:KP:101:LEU:HD22	1.91	0.52
1:HY:118:GLN:HB2	1:HY:121:TYR:CZ	2.45	0.52
1:IE:101:LEU:O	1:IE:105:VAL:HG23	2.10	0.52
1:JC:101:LEU:O	1:JC:105:VAL:HG23	2.10	0.52
1:JJ:65:THR:HG22	1:JJ:67:SER:H	1.74	0.52
1:JR:112:ALA:O	1:ND:49:VAL:HG11	2.10	0.52
1:JU:101:LEU:O	1:JU:105:VAL:HG23	2.10	0.52
1:KD:118:GLN:HB2	1:KD:121:TYR:CZ	2.45	0.52
1:KJ:101:LEU:O	1:KJ:105:VAL:HG23	2.10	0.52
1:KM:101:LEU:O	1:KM:105:VAL:HG23	2.10	0.52
1:KN:16:SER:HA	1:KN:35:VAL:HG12	1.90	0.52
1:KN:65:THR:HG22	1:KN:67:SER:H	1.74	0.52
1:KY:118:GLN:HB2	1:KY:121:TYR:CZ	2.45	0.52
1:LH:101:LEU:O	1:LH:105:VAL:HG23	2.10	0.52
1:LI:65:THR:HG22	1:LI:67:SER:H	1.75	0.52
1:LK:101:LEU:O	1:LK:105:VAL:HG23	2.10	0.52
1:LK:118:GLN:HB2	1:LK:121:TYR:CZ	2.45	0.52
1:MD:65:THR:HG22	1:MD:67:SER:H	1.74	0.52
1:MR:26:VAL:HG21	1:NN:114:SER:HA	1.89	0.52
1:NB:65:THR:HG22	1:NB:67:SER:H	1.74	0.52
1:NE:65:THR:HG22	1:NE:67:SER:H	1.74	0.52
1:NG:118:GLN:HB2	1:NG:121:TYR:CZ	2.45	0.52
1:NH:39:PRO:HB2	1:NH:47:GLY:HA3	1.90	0.52
1:NK:65:THR:HG22	1:NK:67:SER:H	1.74	0.52
1:AF:101:LEU:O	1:AF:105:VAL:HG23	2.10	0.52
1:BB:65:THR:HG22	1:BB:67:SER:H	1.75	0.52
1:BP:101:LEU:O	1:BP:105:VAL:HG23	2.10	0.52
1:CB:118:GLN:HB2	1:CB:121:TYR:CZ	2.45	0.52
1:CH:113:TYR:CG	1:FT:90:ARG:NH2	2.77	0.52
1:CK:101:LEU:O	1:CK:105:VAL:HG23	2.10	0.52
1:DA:65:THR:HG22	1:DA:67:SER:H	1.74	0.52
1:DC:101:LEU:O	1:DC:105:VAL:HG23	2.10	0.52
1:DL:118:GLN:HB2	1:DL:121:TYR:CZ	2.45	0.52
1:DP:65:THR:HG22	1:DP:67:SER:H	1.74	0.52
1:DS:65:THR:HG22	1:DS:67:SER:H	1.74	0.52
1:FB:118:GLN:HB2	1:FB:121:TYR:CZ	2.45	0.52
1:FT:118:GLN:HB2	1:FT:121:TYR:CZ	2.45	0.52
1:FW:118:GLN:HB2	1:FW:121:TYR:CZ	2.45	0.52
1:GS:65:THR:HG22	1:GS:67:SER:H	1.75	0.52
1:HJ:101:LEU:O	1:HJ:105:VAL:HG23	2.10	0.52

Continued on next page...

Continued from previous page...

Atom-1	Atom-2	Interatomic distance (Å)	Clash overlap (Å)
1:HQ:39:PRO:HB2	1:HQ:47:GLY:HA3	1.90	0.52
1:IK:49:VAL:HG11	1:LW:112:ALA:O	2.09	0.52
1:IK:101:LEU:O	1:IK:105:VAL:HG23	2.10	0.52
1:IM:10:ARG:NH1	1:KW:38:LEU:HB2	2.25	0.52
1:IQ:118:GLN:HB2	1:IQ:121:TYR:CZ	2.45	0.52
1:IZ:101:LEU:O	1:IZ:105:VAL:HG23	2.10	0.52
1:JC:101:LEU:HD22	1:MO:94:LEU:HD22	1.92	0.52
1:JI:101:LEU:O	1:JI:105:VAL:HG23	2.10	0.52
1:JV:65:THR:HG22	1:JV:67:SER:H	1.74	0.52
1:KA:118:GLN:HB2	1:KA:121:TYR:CZ	2.45	0.52
1:KT:94:LEU:HD12	1:KU:109:GLN:HE21	1.72	0.52
1:LU:65:THR:HG22	1:LU:67:SER:H	1.74	0.52
1:MI:118:GLN:HB2	1:MI:121:TYR:CZ	2.45	0.52
1:MU:118:GLN:HB2	1:MU:121:TYR:CZ	2.45	0.52
1:NA:118:GLN:HB2	1:NA:121:TYR:CZ	2.45	0.52
1:NS:65:THR:HG22	1:NS:67:SER:H	1.73	0.52
1:CN:118:GLN:HB2	1:CN:121:TYR:CZ	2.45	0.52
1:CT:101:LEU:O	1:CT:105:VAL:HG23	2.10	0.52
1:DC:10:ARG:HD2	1:GK:15:ASP:OD1	2.09	0.52
1:DX:101:LEU:O	1:DX:105:VAL:HG23	2.10	0.52
1:EB:114:SER:HA	1:GC:26:VAL:HG21	1.91	0.52
1:EK:16:SER:HA	1:EK:35:VAL:HG12	1.90	0.52
1:EK:65:THR:HG22	1:EK:67:SER:H	1.74	0.52
1:FF:65:THR:HG22	1:FF:67:SER:H	1.74	0.52
1:FU:16:SER:HA	1:FU:35:VAL:HG12	1.90	0.52
1:GG:99:SER:OG	1:GG:124:GLU:O	2.20	0.52
1:HK:99:SER:OG	1:HK:124:GLU:O	2.20	0.52
1:HT:39:PRO:HB2	1:HT:47:GLY:HA3	1.89	0.52
1:IB:118:GLN:HB2	1:IB:121:TYR:CZ	2.45	0.52
1:IN:118:GLN:HB2	1:IN:121:TYR:CZ	2.45	0.52
1:JG:65:THR:HG22	1:JG:67:SER:H	1.74	0.52
1:JI:118:GLN:HB2	1:JI:121:TYR:CZ	2.45	0.52
1:KV:118:GLN:HB2	1:KV:121:TYR:CZ	2.45	0.52
1:LF:65:THR:HG22	1:LF:67:SER:H	1.74	0.52
1:LT:101:LEU:O	1:LT:105:VAL:HG23	2.10	0.52
1:LZ:118:GLN:HB2	1:LZ:121:TYR:CZ	2.45	0.52
1:MR:101:LEU:O	1:MR:105:VAL:HG23	2.10	0.52
1:MV:65:THR:HG22	1:MV:67:SER:H	1.74	0.52
1:MX:101:LEU:O	1:MX:105:VAL:HG23	2.10	0.52
1:NT:65:THR:HG22	1:NT:67:SER:H	1.74	0.52
1:AL:119:ASP:O	1:DX:8:LYS:HB2	2.08	0.52

Continued on next page...

Continued from previous page...

Atom-1	Atom-2	Interatomic distance (Å)	Clash overlap (Å)
1:BQ:65:THR:HG22	1:BQ:67:SER:H	1.75	0.52
1:BS:118:GLN:HB2	1:BS:121:TYR:CZ	2.45	0.52
1:CE:57:LYS:NZ	1:FQ:92:GLU:OE2	2.38	0.52
1:CE:101:LEU:O	1:CE:105:VAL:HG23	2.10	0.52
1:DD:99:SER:OG	1:DD:124:GLU:O	2.20	0.52
1:DU:118:GLN:HB2	1:DU:121:TYR:CZ	2.45	0.52
1:EA:118:GLN:HB2	1:EA:121:TYR:CZ	2.45	0.52
1:ED:101:LEU:O	1:ED:105:VAL:HG23	2.10	0.52
1:ED:118:GLN:HB2	1:ED:121:TYR:CZ	2.45	0.52
1:ES:118:GLN:HB2	1:ES:121:TYR:CZ	2.45	0.52
1:FI:65:THR:HG22	1:FI:67:SER:H	1.74	0.52
1:FO:65:THR:HG22	1:FO:67:SER:H	1.74	0.52
1:FZ:118:GLN:HB2	1:FZ:121:TYR:CZ	2.45	0.52
1:GU:101:LEU:O	1:GU:105:VAL:HG23	2.10	0.52
1:GU:118:GLN:HB2	1:GU:121:TYR:CZ	2.45	0.52
1:GX:118:GLN:HB2	1:GX:121:TYR:CZ	2.45	0.52
1:HC:10:ARG:NH2	1:HZ:15:ASP:OD1	2.43	0.52
1:HG:118:GLN:HB2	1:HG:121:TYR:CZ	2.45	0.52
1:HK:16:SER:HA	1:HK:35:VAL:HG12	1.90	0.52
1:HT:38:LEU:HB2	1:MB:10:ARG:HH11	1.75	0.52
1:IB:101:LEU:O	1:IB:105:VAL:HG23	2.10	0.52
1:IF:65:THR:HG22	1:IF:67:SER:H	1.75	0.52
1:II:65:THR:HG22	1:II:67:SER:H	1.74	0.52
1:IK:118:GLN:HB2	1:IK:121:TYR:CZ	2.45	0.52
1:IR:65:THR:HG22	1:IR:67:SER:H	1.74	0.52
1:IU:65:THR:HG22	1:IU:67:SER:H	1.75	0.52
1:JO:101:LEU:O	1:JO:105:VAL:HG23	2.10	0.52
1:KQ:65:THR:HG22	1:KQ:67:SER:H	1.75	0.52
1:LB:101:LEU:O	1:LB:105:VAL:HG23	2.10	0.52
1:LB:118:GLN:HB2	1:LB:121:TYR:CZ	2.45	0.52
1:LL:16:SER:HA	1:LL:35:VAL:HG12	1.90	0.52
1:LQ:118:GLN:HB2	1:LQ:121:TYR:CZ	2.45	0.52
1:MC:101:LEU:O	1:MC:105:VAL:HG23	2.10	0.52
1:MG:16:SER:HA	1:MG:35:VAL:HG12	1.90	0.52
1:MM:65:THR:HG22	1:MM:67:SER:H	1.74	0.52
1:MP:65:THR:HG22	1:MP:67:SER:H	1.74	0.52
1:NV:118:GLN:HB2	1:NV:121:TYR:CZ	2.45	0.52
1:AC:101:LEU:O	1:AC:105:VAL:HG23	2.10	0.52
1:AR:65:THR:HG22	1:AR:67:SER:H	1.73	0.52
1:AR:101:LEU:O	1:AR:105:VAL:HG23	2.10	0.52
1:AS:15:ASP:OD1	1:FA:10:ARG:NH2	2.43	0.52

Continued on next page...

Continued from previous page...

Atom-1	Atom-2	Interatomic distance (Å)	Clash overlap (Å)
1:BD:118:GLN:HB2	1:BD:121:TYR:CZ	2.45	0.52
1:BT:65:THR:HG22	1:BT:67:SER:H	1.74	0.52
1:DI:101:LEU:O	1:DI:105:VAL:HG23	2.10	0.52
1:DL:101:LEU:O	1:DL:105:VAL:HG23	2.10	0.52
1:DQ:38:LEU:HD22	1:GX:10:ARG:HH21	1.74	0.52
1:DR:101:LEU:O	1:DR:105:VAL:HG23	2.10	0.52
1:DU:101:LEU:O	1:DU:105:VAL:HG23	2.10	0.52
1:DZ:10:ARG:NH2	1:FX:15:ASP:OD1	2.43	0.52
1:EE:16:SER:HA	1:EE:35:VAL:HG12	1.90	0.52
1:ET:99:SER:OG	1:ET:124:GLU:O	2.20	0.52
1:EY:118:GLN:HB2	1:EY:121:TYR:CZ	2.45	0.52
1:FH:101:LEU:O	1:FH:105:VAL:HG23	2.10	0.52
1:GO:118:GLN:HB2	1:GO:121:TYR:CZ	2.45	0.52
1:GR:118:GLN:HB2	1:GR:121:TYR:CZ	2.45	0.52
1:HP:118:GLN:HB2	1:HP:121:TYR:CZ	2.45	0.52
1:HV:80:SER:HB2	1:LH:74:VAL:HG22	1.92	0.52
1:IT:90:ARG:NH2	1:MF:113:TYR:CG	2.78	0.52
1:JM:38:LEU:HB2	1:KI:10:ARG:NH1	2.25	0.52
1:JO:10:ARG:HH21	1:KI:38:LEU:HD22	1.75	0.52
1:JR:101:LEU:O	1:JR:105:VAL:HG23	2.10	0.52
1:JX:118:GLN:HB2	1:JX:121:TYR:CZ	2.45	0.52
1:KG:118:GLN:HB2	1:KG:121:TYR:CZ	2.45	0.52
1:KY:101:LEU:O	1:KY:105:VAL:HG23	2.10	0.52
1:LE:118:GLN:HB2	1:LE:121:TYR:CZ	2.45	0.52
1:LR:16:SER:HA	1:LR:35:VAL:HG12	1.90	0.52
1:LW:101:LEU:O	1:LW:105:VAL:HG23	2.10	0.52
1:LW:118:GLN:HB2	1:LW:121:TYR:CZ	2.45	0.52
1:ND:101:LEU:O	1:ND:105:VAL:HG23	2.10	0.52
1:NG:101:LEU:O	1:NG:105:VAL:HG23	2.10	0.52
1:NM:118:GLN:HB2	1:NM:121:TYR:CZ	2.45	0.52
1:NN:65:THR:HG22	1:NN:67:SER:H	1.75	0.52
1:NS:118:GLN:HB2	1:NS:121:TYR:CZ	2.45	0.52
1:AD:65:THR:HG22	1:AD:67:SER:H	1.74	0.52
1:BH:65:THR:HG22	1:BH:67:SER:H	1.74	0.52
1:BV:101:LEU:O	1:BV:105:VAL:HG23	2.10	0.52
1:CB:101:LEU:O	1:CB:105:VAL:HG23	2.10	0.52
1:CN:101:LEU:O	1:CN:105:VAL:HG23	2.10	0.52
1:CW:101:LEU:O	1:CW:105:VAL:HG23	2.10	0.52
1:CW:118:GLN:HB2	1:CW:121:TYR:CZ	2.45	0.52
1:CZ:118:GLN:HB2	1:CZ:121:TYR:CZ	2.45	0.52
1:DF:118:GLN:HB2	1:DF:121:TYR:CZ	2.45	0.52

Continued on next page...

Continued from previous page...

Atom-1	Atom-2	Interatomic distance (Å)	Clash overlap (Å)
1:ES:101:LEU:O	1:ES:105:VAL:HG23	2.10	0.52
1:FL:65:THR:HG22	1:FL:67:SER:H	1.75	0.52
1:FZ:101:LEU:O	1:FZ:105:VAL:HG23	2.10	0.52
1:GC:118:GLN:HB2	1:GC:121:TYR:CZ	2.45	0.52
1:GF:101:LEU:O	1:GF:105:VAL:HG23	2.10	0.52
1:HA:10:ARG:HH21	1:MW:38:LEU:HD22	1.73	0.52
1:HB:65:THR:HG22	1:HB:67:SER:H	1.74	0.52
1:HP:104:GLU:OE1	1:LB:53:ARG:NH1	2.25	0.52
1:HX:10:ARG:NH2	1:LF:15:ASP:OD1	2.43	0.52
1:IZ:118:GLN:HB2	1:IZ:121:TYR:CZ	2.45	0.52
1:JF:101:LEU:O	1:JF:105:VAL:HG23	2.10	0.52
1:JI:8:LYS:HB2	1:MU:119:ASP:O	2.09	0.52
1:JL:101:LEU:O	1:JL:105:VAL:HG23	2.10	0.52
1:JO:118:GLN:HB2	1:JO:121:TYR:CZ	2.45	0.52
1:KR:10:ARG:NH2	1:NN:15:ASP:OD1	2.42	0.52
1:LH:118:GLN:HB2	1:LH:121:TYR:CZ	2.45	0.52
1:LQ:101:LEU:O	1:LQ:105:VAL:HG23	2.10	0.52
1:MO:65:THR:HG22	1:MO:67:SER:H	1.73	0.52
1:AO:101:LEU:O	1:AO:105:VAL:HG23	2.10	0.52
1:AY:65:THR:HG22	1:AY:67:SER:H	1.74	0.52
1:BD:101:LEU:O	1:BD:105:VAL:HG23	2.10	0.52
1:BV:118:GLN:HB2	1:BV:121:TYR:CZ	2.45	0.52
1:CO:99:SER:OG	1:CO:124:GLU:O	2.20	0.52
1:CT:57:LYS:HZ3	1:GF:92:GLU:CD	2.11	0.52
1:EV:101:LEU:O	1:EV:105:VAL:HG23	2.10	0.52
1:FB:101:LEU:O	1:FB:105:VAL:HG23	2.10	0.52
1:FE:101:LEU:O	1:FE:105:VAL:HG23	2.10	0.52
1:FN:101:LEU:O	1:FN:105:VAL:HG23	2.10	0.52
1:FR:99:SER:OG	1:FR:124:GLU:O	2.20	0.52
1:GI:118:GLN:HB2	1:GI:121:TYR:CZ	2.45	0.52
1:GL:118:GLN:HB2	1:GL:121:TYR:CZ	2.45	0.52
1:GO:101:LEU:O	1:GO:105:VAL:HG23	2.10	0.52
1:HD:118:GLN:HB2	1:HD:121:TYR:CZ	2.45	0.52
1:HE:65:THR:HG22	1:HE:67:SER:H	1.75	0.52
1:HO:39:PRO:HB2	1:HO:47:GLY:HA3	1.92	0.52
1:HS:118:GLN:HB2	1:HS:121:TYR:CZ	2.45	0.52
1:IP:10:ARG:NH1	1:KZ:38:LEU:HB2	2.25	0.52
1:JF:118:GLN:HB2	1:JF:121:TYR:CZ	2.45	0.52
1:JL:118:GLN:HB2	1:JL:121:TYR:CZ	2.45	0.52
1:KR:39:PRO:HB2	1:KR:47:GLY:HA3	1.92	0.52
1:LE:101:LEU:O	1:LE:105:VAL:HG23	2.10	0.52

Continued on next page...

Continued from previous page...

Atom-1	Atom-2	Interatomic distance (Å)	Clash overlap (Å)
1:MF:118:GLN:HB2	1:MF:121:TYR:CZ	2.45	0.52
1:ML:118:GLN:HB2	1:ML:121:TYR:CZ	2.45	0.52
1:NT:99:SER:OG	1:NT:124:GLU:O	2.20	0.52
1:BA:118:GLN:HB2	1:BA:121:TYR:CZ	2.45	0.52
1:BL:39:PRO:HB2	1:BL:47:GLY:HA3	1.93	0.52
1:BM:118:GLN:HB2	1:BM:121:TYR:CZ	2.45	0.52
1:BW:65:THR:HG22	1:BW:67:SER:H	1.74	0.52
1:BY:101:LEU:O	1:BY:105:VAL:HG23	2.10	0.52
1:CC:38:LEU:HB2	1:CS:10:ARG:NH1	2.24	0.52
1:CE:118:GLN:HB2	1:CE:121:TYR:CZ	2.45	0.52
1:CH:101:LEU:O	1:CH:105:VAL:HG23	2.10	0.52
1:CI:21:LEU:HB3	1:CI:22:PRO:HD2	1.92	0.52
1:CI:65:THR:HG22	1:CI:67:SER:H	1.75	0.52
1:DV:65:THR:HG22	1:DV:67:SER:H	1.74	0.52
1:DZ:39:PRO:HB2	1:DZ:47:GLY:HA3	1.92	0.52
1:EK:113:TYR:O	1:ES:26:VAL:HG21	2.09	0.52
1:EP:101:LEU:O	1:EP:105:VAL:HG23	2.10	0.52
1:ET:21:LEU:HB3	1:ET:22:PRO:HD2	1.92	0.52
1:EV:118:GLN:HB2	1:EV:121:TYR:CZ	2.45	0.52
1:FG:39:PRO:HB2	1:FG:47:GLY:HA3	1.92	0.52
1:FK:65:THR:HG22	1:FK:67:SER:H	1.73	0.52
1:FN:118:GLN:HB2	1:FN:121:TYR:CZ	2.45	0.52
1:FR:65:THR:HG22	1:FR:67:SER:H	1.75	0.52
1:HA:101:LEU:O	1:HA:105:VAL:HG23	2.10	0.52
1:HB:21:LEU:HB3	1:HB:22:PRO:HD2	1.92	0.52
1:HD:101:LEU:O	1:HD:105:VAL:HG23	2.10	0.52
1:HM:118:GLN:HB2	1:HM:121:TYR:CZ	2.45	0.52
1:HV:101:LEU:O	1:HV:105:VAL:HG23	2.10	0.52
1:IH:118:GLN:HB2	1:IH:121:TYR:CZ	2.45	0.52
1:IM:10:ARG:HH11	1:KW:38:LEU:HD22	1.73	0.52
1:IN:101:LEU:O	1:IN:105:VAL:HG23	2.10	0.52
1:IW:118:GLN:HB2	1:IW:121:TYR:CZ	2.45	0.52
1:IX:65:THR:HG22	1:IX:67:SER:H	1.74	0.52
1:JM:65:THR:HG22	1:JM:67:SER:H	1.74	0.52
1:JR:118:GLN:HB2	1:JR:121:TYR:CZ	2.45	0.52
1:JZ:39:PRO:HB2	1:JZ:47:GLY:HA3	1.92	0.52
1:KA:113:TYR:CD1	1:NM:90:ARG:NH2	2.78	0.52
1:KJ:4:ILE:HG13	1:NV:125:ASP:HB2	1.92	0.52
1:KJ:118:GLN:HB2	1:KJ:121:TYR:CZ	2.45	0.52
1:KS:118:GLN:HB2	1:KS:121:TYR:CZ	2.45	0.52
1:LL:99:SER:OG	1:LL:124:GLU:O	2.20	0.52

Continued on next page...

Continued from previous page...

Atom-1	Atom-2	Interatomic distance (Å)	Clash overlap (Å)
1:LN:118:GLN:HB2	1:LN:121:TYR:CZ	2.45	0.52
1:LS:38:LEU:HD22	1:MF:10:ARG:HH21	1.76	0.52
1:LX:21:LEU:HB3	1:LX:22:PRO:HD2	1.93	0.52
1:LZ:101:LEU:O	1:LZ:105:VAL:HG23	2.10	0.52
1:MH:39:PRO:HB2	1:MH:47:GLY:HA3	1.92	0.52
1:MQ:39:PRO:HB2	1:MQ:47:GLY:HA3	1.92	0.52
1:NA:101:LEU:O	1:NA:105:VAL:HG23	2.10	0.52
1:NE:21:LEU:HB3	1:NE:22:PRO:HD2	1.92	0.52
1:NF:39:PRO:HB2	1:NF:47:GLY:HA3	1.93	0.52
1:AL:118:GLN:HB2	1:AL:121:TYR:CZ	2.45	0.51
1:BZ:21:LEU:HB3	1:BZ:22:PRO:HD2	1.92	0.51
1:CC:65:THR:HG22	1:CC:67:SER:H	1.74	0.51
1:CK:118:GLN:HB2	1:CK:121:TYR:CZ	2.45	0.51
1:CN:92:GLU:OE2	1:FZ:57:LYS:NZ	2.42	0.51
1:CN:116:TYR:CD1	1:FX:9:LEU:HA	2.45	0.51
1:CU:21:LEU:HB3	1:CU:22:PRO:HD2	1.92	0.51
1:CX:65:THR:HG22	1:CX:67:SER:H	1.75	0.51
1:DI:118:GLN:HB2	1:DI:121:TYR:CZ	2.45	0.51
1:EE:65:THR:HG22	1:EE:67:SER:H	1.75	0.51
1:EG:101:LEU:O	1:EG:105:VAL:HG23	2.10	0.51
1:EN:21:LEU:HB3	1:EN:22:PRO:HD2	1.93	0.51
1:EQ:21:LEU:HB3	1:EQ:22:PRO:HD2	1.92	0.51
1:ET:65:THR:HG22	1:ET:67:SER:H	1.75	0.51
1:FA:39:PRO:HB2	1:FA:47:GLY:HA3	1.92	0.51
1:FC:21:LEU:HB3	1:FC:22:PRO:HD2	1.93	0.51
1:FY:39:PRO:HB2	1:FY:47:GLY:HA3	1.92	0.51
1:GF:118:GLN:HB2	1:GF:121:TYR:CZ	2.45	0.51
1:GM:65:THR:HG22	1:GM:67:SER:H	1.74	0.51
1:HG:10:ARG:HH21	1:NC:38:LEU:HD22	1.75	0.51
1:ID:39:PRO:HB2	1:ID:47:GLY:HA3	1.92	0.51
1:IE:118:GLN:HB2	1:IE:121:TYR:CZ	2.45	0.51
1:II:21:LEU:HB3	1:II:22:PRO:HD2	1.92	0.51
1:IN:112:ALA:O	1:LZ:49:VAL:HG11	2.10	0.51
1:JA:21:LEU:HB3	1:JA:22:PRO:HD2	1.92	0.51
1:JA:99:SER:OG	1:JA:124:GLU:O	2.20	0.51
1:JH:39:PRO:HB2	1:JH:47:GLY:HA3	1.93	0.51
1:JS:65:THR:HG22	1:JS:67:SER:H	1.74	0.51
1:KA:101:LEU:O	1:KA:105:VAL:HG23	2.10	0.51
1:KH:65:THR:HG22	1:KH:67:SER:H	1.74	0.51
1:MW:39:PRO:HB2	1:MW:47:GLY:HA3	1.92	0.51
1:MX:118:GLN:HB2	1:MX:121:TYR:CZ	2.45	0.51

Continued on next page...

Continued from previous page...

Atom-1	Atom-2	Interatomic distance (Å)	Clash overlap (Å)
1:NK:21:LEU:HB3	1:NK:22:PRO:HD2	1.93	0.51
1:NP:101:LEU:O	1:NP:105:VAL:HG23	2.10	0.51
1:AC:118:GLN:HB2	1:AC:121:TYR:CZ	2.45	0.51
1:AF:118:GLN:HB2	1:AF:121:TYR:CZ	2.45	0.51
1:AU:118:GLN:HB2	1:AU:121:TYR:CZ	2.45	0.51
1:BB:21:LEU:HB3	1:BB:22:PRO:HD2	1.93	0.51
1:BE:21:LEU:HB3	1:BE:22:PRO:HD2	1.93	0.51
1:BL:10:ARG:NH2	1:DV:15:ASP:OD1	2.44	0.51
1:BP:118:GLN:HB2	1:BP:121:TYR:CZ	2.45	0.51
1:BP:129:THR:O	1:FB:106:LYS:NZ	2.42	0.51
1:BU:39:PRO:HB2	1:BU:47:GLY:HA3	1.92	0.51
1:CJ:39:PRO:HB2	1:CJ:47:GLY:HA3	1.92	0.51
1:CS:39:PRO:HB2	1:CS:47:GLY:HA3	1.92	0.51
1:CY:39:PRO:HB2	1:CY:47:GLY:HA3	1.93	0.51
1:DC:57:LYS:HZ3	1:GO:92:GLU:CD	2.13	0.51
1:DQ:39:PRO:HB2	1:DQ:47:GLY:HA3	1.93	0.51
1:EA:101:LEU:O	1:EA:105:VAL:HG23	2.10	0.51
1:EP:118:GLN:HB2	1:EP:121:TYR:CZ	2.45	0.51
1:FJ:39:PRO:HB2	1:FJ:47:GLY:HA3	1.93	0.51
1:FK:101:LEU:O	1:FK:105:VAL:HG23	2.10	0.51
1:FK:118:GLN:HB2	1:FK:121:TYR:CZ	2.45	0.51
1:GQ:39:PRO:HB2	1:GQ:47:GLY:HA3	1.92	0.51
1:GY:65:THR:HG22	1:GY:67:SER:H	1.74	0.51
1:HD:129:THR:C	1:KP:106:LYS:HZ2	2.13	0.51
1:HK:65:THR:HG22	1:HK:67:SER:H	1.75	0.51
1:HR:39:PRO:HB2	1:HR:47:GLY:HA3	1.92	0.51
1:IL:21:LEU:HB3	1:IL:22:PRO:HD2	1.93	0.51
1:IQ:80:SER:HB2	1:MC:74:VAL:HG22	1.92	0.51
1:IR:99:SER:OG	1:IR:124:GLU:O	2.20	0.51
1:IV:39:PRO:HB2	1:IV:47:GLY:HA3	1.92	0.51
1:JC:118:GLN:HB2	1:JC:121:TYR:CZ	2.45	0.51
1:JI:65:THR:HG22	1:JI:67:SER:H	1.73	0.51
1:JP:21:LEU:HB3	1:JP:22:PRO:HD2	1.93	0.51
1:JQ:39:PRO:HB2	1:JQ:47:GLY:HA3	1.93	0.51
1:JX:57:LYS:HZ3	1:NJ:92:GLU:CD	2.13	0.51
1:KC:39:PRO:HB2	1:KC:47:GLY:HA3	1.92	0.51
1:KG:8:LYS:HB2	1:NS:119:ASP:O	2.10	0.51
1:KG:101:LEU:O	1:KG:105:VAL:HG23	2.10	0.51
1:KM:118:GLN:HB2	1:KM:121:TYR:CZ	2.45	0.51
1:KP:118:GLN:HB2	1:KP:121:TYR:CZ	2.45	0.51
1:KQ:16:SER:HA	1:KQ:35:VAL:HG12	1.90	0.51

Continued on next page...

Continued from previous page...

Atom-1	Atom-2	Interatomic distance (Å)	Clash overlap (Å)
1:KU:39:PRO:HB2	1:KU:47:GLY:HA3	1.92	0.51
1:LM:39:PRO:HB2	1:LM:47:GLY:HA3	1.93	0.51
1:MA:65:THR:HG22	1:MA:67:SER:H	1.74	0.51
1:MJ:99:SER:OG	1:MJ:124:GLU:O	2.20	0.51
1:ML:101:LEU:O	1:ML:105:VAL:HG23	2.10	0.51
1:MO:118:GLN:HB2	1:MO:121:TYR:CZ	2.45	0.51
1:MR:118:GLN:HB2	1:MR:121:TYR:CZ	2.45	0.51
1:NJ:118:GLN:HB2	1:NJ:121:TYR:CZ	2.45	0.51
1:AI:92:GLU:CD	1:DU:57:LYS:HZ3	2.13	0.51
1:AI:101:LEU:O	1:AI:105:VAL:HG23	2.10	0.51
1:AP:65:THR:HG22	1:AP:67:SER:H	1.74	0.51
1:BO:39:PRO:HB2	1:BO:47:GLY:HA3	1.92	0.51
1:BQ:21:LEU:HB3	1:BQ:22:PRO:HD2	1.93	0.51
1:BR:39:PRO:HB2	1:BR:47:GLY:HA3	1.92	0.51
1:BX:39:PRO:HB2	1:BX:47:GLY:HA3	1.92	0.51
1:CI:16:SER:HA	1:CI:35:VAL:HG12	1.90	0.51
1:CN:112:ALA:O	1:FZ:49:VAL:CG1	2.55	0.51
1:CQ:101:LEU:O	1:CQ:105:VAL:HG23	2.10	0.51
1:DF:101:LEU:O	1:DF:105:VAL:HG23	2.10	0.51
1:DS:21:LEU:HB3	1:DS:22:PRO:HD2	1.92	0.51
1:DV:21:LEU:HB3	1:DV:22:PRO:HD2	1.93	0.51
1:EF:39:PRO:HB2	1:EF:47:GLY:HA3	1.92	0.51
1:EI:39:PRO:HB2	1:EI:47:GLY:HA3	1.92	0.51
1:EM:118:GLN:HB2	1:EM:121:TYR:CZ	2.45	0.51
1:ER:39:PRO:HB2	1:ER:47:GLY:HA3	1.93	0.51
1:FL:99:SER:OG	1:FL:124:GLU:O	2.20	0.51
1:FO:21:LEU:HB3	1:FO:22:PRO:HD2	1.93	0.51
1:FQ:101:LEU:O	1:FQ:105:VAL:HG23	2.10	0.51
1:GG:21:LEU:HB3	1:GG:22:PRO:HD2	1.93	0.51
1:GP:21:LEU:HB3	1:GP:22:PRO:HD2	1.93	0.51
1:GP:65:THR:HG22	1:GP:67:SER:H	1.74	0.51
1:GW:39:PRO:HB2	1:GW:47:GLY:HA3	1.92	0.51
1:HT:38:LEU:HB2	1:MB:10:ARG:NH1	2.26	0.51
1:HW:21:LEU:HB3	1:HW:22:PRO:HD2	1.93	0.51
1:HW:65:THR:HG22	1:HW:67:SER:H	1.75	0.51
1:HZ:21:LEU:HB3	1:HZ:22:PRO:HD2	1.93	0.51
1:IC:65:THR:HG22	1:IC:67:SER:H	1.75	0.51
1:IH:57:LYS:HZ3	1:LT:92:GLU:CD	2.14	0.51
1:IM:39:PRO:HB2	1:IM:47:GLY:HA3	1.92	0.51
1:IQ:101:LEU:O	1:IQ:105:VAL:HG23	2.10	0.51
1:IY:10:ARG:NH1	1:KQ:38:LEU:HB2	2.25	0.51

Continued on next page...

Continued from previous page...

Atom-1	Atom-2	Interatomic distance (Å)	Clash overlap (Å)
1:JM:21:LEU:HB3	1:JM:22:PRO:HD2	1.92	0.51
1:JS:21:LEU:HB3	1:JS:22:PRO:HD2	1.92	0.51
1:LF:21:LEU:HB3	1:LF:22:PRO:HD2	1.93	0.51
1:LL:21:LEU:HB3	1:LL:22:PRO:HD2	1.93	0.51
1:LV:39:PRO:HB2	1:LV:47:GLY:HA3	1.92	0.51
1:MC:118:GLN:HB2	1:MC:121:TYR:CZ	2.45	0.51
1:MJ:21:LEU:HB3	1:MJ:22:PRO:HD2	1.93	0.51
1:NQ:65:THR:HG22	1:NQ:67:SER:H	1.74	0.51
1:NR:39:PRO:HB2	1:NR:47:GLY:HA3	1.92	0.51
1:NT:21:LEU:HB3	1:NT:22:PRO:HD2	1.93	0.51
1:AI:118:GLN:HB2	1:AI:121:TYR:CZ	2.45	0.51
1:AX:118:GLN:HB2	1:AX:121:TYR:CZ	2.45	0.51
1:AY:21:LEU:HB3	1:AY:22:PRO:HD2	1.92	0.51
1:BK:65:THR:HG22	1:BK:67:SER:H	1.75	0.51
1:BN:65:THR:HG22	1:BN:67:SER:H	1.75	0.51
1:CC:21:LEU:HB3	1:CC:22:PRO:HD2	1.93	0.51
1:CO:21:LEU:HB3	1:CO:22:PRO:HD2	1.93	0.51
1:CQ:118:GLN:HB2	1:CQ:121:TYR:CZ	2.45	0.51
1:CQ:119:ASP:O	1:GC:8:LYS:HB2	2.10	0.51
1:DH:39:PRO:HB2	1:DH:47:GLY:HA3	1.92	0.51
1:DO:118:GLN:HB2	1:DO:121:TYR:CZ	2.45	0.51
1:EB:21:LEU:HB3	1:EB:22:PRO:HD2	1.93	0.51
1:EC:39:PRO:HB2	1:EC:47:GLY:HA3	1.92	0.51
1:EJ:118:GLN:HB2	1:EJ:121:TYR:CZ	2.45	0.51
1:EL:38:LEU:HD22	1:ES:10:ARG:HH21	1.75	0.51
1:EW:38:LEU:HB2	1:FJ:10:ARG:NH1	2.26	0.51
1:EY:101:LEU:O	1:EY:105:VAL:HG23	2.10	0.51
1:FL:21:LEU:HB3	1:FL:22:PRO:HD2	1.93	0.51
1:FR:21:LEU:HB3	1:FR:22:PRO:HD2	1.93	0.51
1:GC:101:LEU:O	1:GC:105:VAL:HG23	2.10	0.51
1:GI:101:LEU:O	1:GI:105:VAL:HG23	2.10	0.51
1:GM:21:LEU:HB3	1:GM:22:PRO:HD2	1.93	0.51
1:GN:39:PRO:HB2	1:GN:47:GLY:HA3	1.92	0.51
1:HI:39:PRO:HB2	1:HI:47:GLY:HA3	1.92	0.51
1:HL:39:PRO:HB2	1:HL:47:GLY:HA3	1.92	0.51
1:HT:21:LEU:HB3	1:HT:22:PRO:HD2	1.92	0.51
1:II:99:SER:OG	1:II:124:GLU:O	2.20	0.51
1:IO:21:LEU:HB3	1:IO:22:PRO:HD2	1.93	0.51
1:IR:21:LEU:HB3	1:IR:22:PRO:HD2	1.93	0.51
1:JP:65:THR:HG22	1:JP:67:SER:H	1.75	0.51
1:KS:101:LEU:O	1:KS:105:VAL:HG23	2.10	0.51

Continued on next page...

Continued from previous page...

Atom-1	Atom-2	Interatomic distance (Å)	Clash overlap (Å)
1:KT:65:THR:HG22	1:KT:67:SER:H	1.74	0.51
1:LU:38:LEU:HB2	1:MH:10:ARG:NH1	2.25	0.51
1:MF:101:LEU:O	1:MF:105:VAL:HG23	2.10	0.51
1:MK:39:PRO:HB2	1:MK:47:GLY:HA3	1.93	0.51
1:MT:39:PRO:HB2	1:MT:47:GLY:HA3	1.93	0.51
1:NH:21:LEU:HB3	1:NH:22:PRO:HD2	1.93	0.51
1:NL:39:PRO:HB2	1:NL:47:GLY:HA3	1.92	0.51
1:NQ:21:LEU:HB3	1:NQ:22:PRO:HD2	1.93	0.51
1:AD:99:SER:OG	1:AD:124:GLU:O	2.20	0.51
1:AR:118:GLN:HB2	1:AR:121:TYR:CZ	2.45	0.51
1:CA:39:PRO:HB2	1:CA:47:GLY:HA3	1.92	0.51
1:CD:39:PRO:HB2	1:CD:47:GLY:HA3	1.92	0.51
1:CX:99:SER:OG	1:CX:124:GLU:O	2.20	0.51
1:DD:21:LEU:HB3	1:DD:22:PRO:HD2	1.92	0.51
1:DM:21:LEU:HB3	1:DM:22:PRO:HD2	1.93	0.51
1:FD:39:PRO:HB2	1:FD:47:GLY:HA3	1.92	0.51
1:FH:118:GLN:HB2	1:FH:121:TYR:CZ	2.45	0.51
1:FT:101:LEU:O	1:FT:105:VAL:HG23	2.10	0.51
1:GK:39:PRO:HB2	1:GK:47:GLY:HA3	1.92	0.51
1:GY:21:LEU:HB3	1:GY:22:PRO:HD2	1.93	0.51
1:HC:39:PRO:HB2	1:HC:47:GLY:HA3	1.93	0.51
1:HS:101:LEU:O	1:HS:105:VAL:HG23	2.10	0.51
1:HZ:65:THR:HG22	1:HZ:67:SER:H	1.74	0.51
1:IH:101:LEU:O	1:IH:105:VAL:HG23	2.10	0.51
1:JB:39:PRO:HB2	1:JB:47:GLY:HA3	1.92	0.51
1:JG:21:LEU:HB3	1:JG:22:PRO:HD2	1.93	0.51
1:JO:80:SER:HB2	1:NA:74:VAL:HG22	1.92	0.51
1:JT:39:PRO:HB2	1:JT:47:GLY:HA3	1.92	0.51
1:LC:65:THR:HG22	1:LC:67:SER:H	1.74	0.51
1:LR:65:THR:HG22	1:LR:67:SER:H	1.74	0.51
1:MA:21:LEU:HB3	1:MA:22:PRO:HD2	1.93	0.51
1:MN:39:PRO:HB2	1:MN:47:GLY:HA3	1.92	0.51
1:NC:39:PRO:HB2	1:NC:47:GLY:HA3	1.93	0.51
1:NI:39:PRO:HB2	1:NI:47:GLY:HA3	1.92	0.51
1:NN:21:LEU:HB3	1:NN:22:PRO:HD2	1.93	0.51
1:AK:39:PRO:HB2	1:AK:47:GLY:HA3	1.92	0.51
1:AU:101:LEU:O	1:AU:105:VAL:HG23	2.10	0.51
1:BG:49:VAL:HG11	1:ES:112:ALA:O	2.11	0.51
1:BH:21:LEU:HB3	1:BH:22:PRO:HD2	1.93	0.51
1:BI:39:PRO:HB2	1:BI:47:GLY:HA3	1.92	0.51
1:CF:21:LEU:HB3	1:CF:22:PRO:HD2	1.93	0.51

Continued on next page...

Continued from previous page...

Atom-1	Atom-2	Interatomic distance (Å)	Clash overlap (Å)
1:CT:118:GLN:HB2	1:CT:121:TYR:CZ	2.45	0.51
1:DG:21:LEU:HB3	1:DG:22:PRO:HD2	1.93	0.51
1:EH:65:THR:HG22	1:EH:67:SER:H	1.74	0.51
1:EK:21:LEU:HB3	1:EK:22:PRO:HD2	1.93	0.51
1:FM:39:PRO:HB2	1:FM:47:GLY:HA3	1.93	0.51
1:FX:65:THR:HG22	1:FX:67:SER:H	1.75	0.51
1:GT:39:PRO:HB2	1:GT:47:GLY:HA3	1.92	0.51
1:GV:21:LEU:HB3	1:GV:22:PRO:HD2	1.93	0.51
1:HE:21:LEU:HB3	1:HE:22:PRO:HD2	1.93	0.51
1:HH:65:THR:HG22	1:HH:67:SER:H	1.74	0.51
1:HL:38:LEU:CD2	1:IZ:10:ARG:HH21	2.23	0.51
1:HU:39:PRO:HB2	1:HU:47:GLY:HA3	1.92	0.51
1:HV:118:GLN:HB2	1:HV:121:TYR:CZ	2.45	0.51
1:IG:39:PRO:HB2	1:IG:47:GLY:HA3	1.92	0.51
1:IN:49:VAL:HG11	1:LZ:112:ALA:O	2.11	0.51
1:IP:39:PRO:HB2	1:IP:47:GLY:HA3	1.92	0.51
1:JN:39:PRO:HB2	1:JN:47:GLY:HA3	1.93	0.51
1:KD:101:LEU:O	1:KD:105:VAL:HG23	2.10	0.51
1:LF:114:SER:HA	1:LN:26:VAL:HG21	1.93	0.51
1:LI:21:LEU:HB3	1:LI:22:PRO:HD2	1.93	0.51
1:LR:21:LEU:HB3	1:LR:22:PRO:HD2	1.92	0.51
1:LU:21:LEU:HB3	1:LU:22:PRO:HD2	1.93	0.51
1:LW:10:ARG:HH21	1:MH:38:LEU:HD22	1.75	0.51
1:MD:21:LEU:HB3	1:MD:22:PRO:HD2	1.93	0.51
1:MP:21:LEU:HB3	1:MP:22:PRO:HD2	1.92	0.51
1:NB:21:LEU:HB3	1:NB:22:PRO:HD2	1.93	0.51
1:ND:118:GLN:HB2	1:ND:121:TYR:CZ	2.45	0.51
1:AC:4:ILE:HG13	1:DO:125:ASP:HB2	1.90	0.51
1:AJ:65:THR:HG22	1:AJ:67:SER:H	1.75	0.51
1:AO:118:GLN:HB2	1:AO:121:TYR:CZ	2.45	0.51
1:AW:39:PRO:HB2	1:AW:47:GLY:HA3	1.92	0.51
1:BA:101:LEU:O	1:BA:105:VAL:HG23	2.10	0.51
1:BG:118:GLN:HB2	1:BG:121:TYR:CZ	2.45	0.51
1:BM:119:ASP:O	1:EY:8:LYS:HB2	2.11	0.51
1:DG:65:THR:HG22	1:DG:67:SER:H	1.74	0.51
1:DI:112:ALA:O	1:GU:49:VAL:HG11	2.10	0.51
1:DL:59:ILE:HD12	1:GX:89:ASP:OD2	2.10	0.51
1:DP:21:LEU:HB3	1:DP:22:PRO:HD2	1.93	0.51
1:DT:39:PRO:HB2	1:DT:47:GLY:HA3	1.92	0.51
1:DX:118:GLN:HB2	1:DX:121:TYR:CZ	2.45	0.51
1:DY:21:LEU:HB3	1:DY:22:PRO:HD2	1.93	0.51

Continued on next page...

Continued from previous page...

Atom-1	Atom-2	Interatomic distance (Å)	Clash overlap (Å)
1:EZ:21:LEU:HB3	1:EZ:22:PRO:HD2	1.93	0.51
1:GG:65:THR:HG22	1:GG:67:SER:H	1.74	0.51
1:HA:118:GLN:HB2	1:HA:121:TYR:CZ	2.45	0.51
1:HJ:118:GLN:HB2	1:HJ:121:TYR:CZ	2.45	0.51
1:HK:21:LEU:HB3	1:HK:22:PRO:HD2	1.92	0.51
1:KE:65:THR:HG22	1:KE:67:SER:H	1.74	0.51
1:KF:39:PRO:HB2	1:KF:47:GLY:HA3	1.93	0.51
1:KH:21:LEU:HB3	1:KH:22:PRO:HD2	1.93	0.51
1:KN:21:LEU:HB3	1:KN:22:PRO:HD2	1.92	0.51
1:KV:101:LEU:O	1:KV:105:VAL:HG23	2.10	0.51
1:LD:39:PRO:HB2	1:LD:47:GLY:HA3	1.92	0.51
1:LP:39:PRO:HB2	1:LP:47:GLY:HA3	1.92	0.51
1:LY:39:PRO:HB2	1:LY:47:GLY:HA3	1.93	0.51
1:MM:21:LEU:HB3	1:MM:22:PRO:HD2	1.93	0.51
1:MY:65:THR:HG22	1:MY:67:SER:H	1.74	0.51
1:AG:21:LEU:HB3	1:AG:22:PRO:HD2	1.92	0.51
1:AM:65:THR:HG22	1:AM:67:SER:H	1.74	0.51
1:AP:38:LEU:HB2	1:FV:10:ARG:NH1	2.26	0.51
1:AV:65:THR:HG22	1:AV:67:SER:H	1.74	0.51
1:BY:118:GLN:HB2	1:BY:121:TYR:CZ	2.45	0.51
1:CU:38:LEU:HB2	1:GN:10:ARG:NH1	2.25	0.51
1:CV:39:PRO:HB2	1:CV:47:GLY:HA3	1.92	0.51
1:DC:119:ASP:O	1:GO:8:LYS:HB2	2.10	0.51
1:DD:65:THR:HG22	1:DD:67:SER:H	1.74	0.51
1:DU:103:GLU:HA	1:DU:106:LYS:HD3	1.93	0.51
1:EB:65:THR:HG22	1:EB:67:SER:H	1.74	0.51
1:EP:103:GLU:HA	1:EP:106:LYS:HD3	1.93	0.51
1:FE:118:GLN:HB2	1:FE:121:TYR:CZ	2.45	0.51
1:FX:21:LEU:HB3	1:FX:22:PRO:HD2	1.93	0.51
1:GH:39:PRO:HB2	1:GH:47:GLY:HA3	1.93	0.51
1:GI:103:GLU:HA	1:GI:106:LYS:HD3	1.93	0.51
1:HA:125:ASP:HB2	1:KM:4:ILE:CG1	2.41	0.51
1:HG:101:LEU:O	1:HG:105:VAL:HG23	2.10	0.51
1:HN:21:LEU:HB3	1:HN:22:PRO:HD2	1.93	0.51
1:HX:39:PRO:HB2	1:HX:47:GLY:HA3	1.93	0.51
1:IL:65:THR:HG22	1:IL:67:SER:H	1.74	0.51
1:JP:99:SER:OG	1:JP:124:GLU:O	2.20	0.51
1:KT:21:LEU:HB3	1:KT:22:PRO:HD2	1.92	0.51
1:KZ:21:LEU:HB3	1:KZ:22:PRO:HD2	1.92	0.51
1:LN:101:LEU:O	1:LN:105:VAL:HG23	2.10	0.51
1:LQ:103:GLU:HA	1:LQ:106:LYS:HD3	1.93	0.51

Continued on next page...

Continued from previous page...

Atom-1	Atom-2	Interatomic distance (Å)	Clash overlap (Å)
1:NJ:101:LEU:O	1:NJ:105:VAL:HG23	2.10	0.51
1:NM:101:LEU:O	1:NM:105:VAL:HG23	2.10	0.51
1:AE:10:ARG:HH11	1:BB:38:LEU:CD2	2.23	0.51
1:AH:39:PRO:HB2	1:AH:47:GLY:HA3	1.92	0.51
1:AV:21:LEU:HB3	1:AV:22:PRO:HD2	1.93	0.51
1:BA:57:LYS:HZ1	1:EM:92:GLU:CD	2.14	0.51
1:BS:103:GLU:HA	1:BS:106:LYS:HD3	1.93	0.51
1:BZ:65:THR:HG22	1:BZ:67:SER:H	1.75	0.51
1:CO:83:VAL:HG11	1:DK:27:THR:HA	1.93	0.51
1:EG:118:GLN:HB2	1:EG:121:TYR:CZ	2.45	0.51
1:EQ:65:THR:HG22	1:EQ:67:SER:H	1.75	0.51
1:EX:39:PRO:HB2	1:EX:47:GLY:HA3	1.92	0.51
1:FI:21:LEU:HB3	1:FI:22:PRO:HD2	1.93	0.51
1:FU:65:THR:HG22	1:FU:67:SER:H	1.74	0.51
1:GA:21:LEU:HB3	1:GA:22:PRO:HD2	1.93	0.51
1:GA:65:THR:HG22	1:GA:67:SER:H	1.74	0.51
1:GJ:21:LEU:HB3	1:GJ:22:PRO:HD2	1.93	0.51
1:IE:103:GLU:HA	1:IE:106:LYS:HD3	1.93	0.51
1:IJ:39:PRO:HB2	1:IJ:47:GLY:HA3	1.93	0.51
1:IQ:8:LYS:HB2	1:MC:119:ASP:O	2.11	0.51
1:IT:118:GLN:HB2	1:IT:121:TYR:CZ	2.45	0.51
1:JD:21:LEU:HB3	1:JD:22:PRO:HD2	1.93	0.51
1:JI:103:GLU:HA	1:JI:106:LYS:HD3	1.93	0.51
1:JS:53:ARG:HH12	1:JS:79:THR:HG21	1.76	0.51
1:JX:101:LEU:O	1:JX:105:VAL:HG23	2.10	0.51
1:MS:21:LEU:HB3	1:MS:22:PRO:HD2	1.93	0.51
1:MY:21:LEU:HB3	1:MY:22:PRO:HD2	1.93	0.51
1:NP:118:GLN:HB2	1:NP:121:TYR:CZ	2.45	0.51
1:AS:53:ARG:HH12	1:AS:79:THR:HG21	1.76	0.51
1:AX:104:GLU:OE1	1:EJ:53:ARG:NH1	2.32	0.51
1:BN:21:LEU:HB3	1:BN:22:PRO:HD2	1.93	0.51
1:CG:39:PRO:HB2	1:CG:47:GLY:HA3	1.92	0.51
1:CI:53:ARG:HH12	1:CI:79:THR:HG21	1.76	0.51
1:CX:21:LEU:HB3	1:CX:22:PRO:HD2	1.92	0.51
1:EO:39:PRO:HB2	1:EO:47:GLY:HA3	1.93	0.51
1:EW:53:ARG:HH12	1:EW:79:THR:HG21	1.77	0.51
1:GM:53:ARG:HH12	1:GM:79:THR:HG21	1.76	0.51
1:HG:125:ASP:HB2	1:KS:4:ILE:HG13	1.92	0.51
1:HH:21:LEU:HB3	1:HH:22:PRO:HD2	1.93	0.51
1:IU:21:LEU:HB3	1:IU:22:PRO:HD2	1.93	0.51
1:IX:21:LEU:HB3	1:IX:22:PRO:HD2	1.93	0.51

Continued on next page...

Continued from previous page...

Atom-1	Atom-2	Interatomic distance (Å)	Clash overlap (Å)
1:IY:10:ARG:HH11	1:KQ:38:LEU:HB2	1.75	0.51
1:JD:99:SER:OG	1:JD:124:GLU:O	2.20	0.51
1:JF:111:LEU:HD21	1:MR:34:ILE:HD11	1.93	0.51
1:JJ:21:LEU:HB3	1:JJ:22:PRO:HD2	1.93	0.51
1:JU:103:GLU:HA	1:JU:106:LYS:HD3	1.93	0.51
1:JY:53:ARG:HH12	1:JY:79:THR:HG21	1.76	0.51
1:KK:21:LEU:HB3	1:KK:22:PRO:HD2	1.93	0.51
1:KR:10:ARG:HH11	1:NN:38:LEU:HD22	1.76	0.51
1:LC:21:LEU:HB3	1:LC:22:PRO:HD2	1.93	0.51
1:LF:53:ARG:HH12	1:LF:79:THR:HG21	1.76	0.51
1:LN:103:GLU:HA	1:LN:106:LYS:HD3	1.93	0.51
1:LT:118:GLN:HB2	1:LT:121:TYR:CZ	2.45	0.51
1:LX:65:THR:HG22	1:LX:67:SER:H	1.74	0.51
1:ML:103:GLU:HA	1:ML:106:LYS:HD3	1.93	0.51
1:AJ:21:LEU:HB3	1:AJ:22:PRO:HD2	1.93	0.50
1:AX:8:LYS:HB2	1:EJ:119:ASP:O	2.11	0.50
1:AY:53:ARG:HH12	1:AY:79:THR:HG21	1.76	0.50
1:BA:74:VAL:CG2	1:EM:80:SER:HB2	2.40	0.50
1:BJ:118:GLN:HB2	1:BJ:121:TYR:CZ	2.45	0.50
1:BW:53:ARG:HH12	1:BW:79:THR:HG21	1.76	0.50
1:CB:59:ILE:HD12	1:FN:89:ASP:OD2	2.10	0.50
1:CE:103:GLU:HA	1:CE:106:LYS:HD3	1.93	0.50
1:CF:65:THR:HG22	1:CF:67:SER:H	1.75	0.50
1:CM:39:PRO:HB2	1:CM:47:GLY:HA3	1.92	0.50
1:CZ:80:SER:HB2	1:GL:74:VAL:HG22	1.93	0.50
1:CZ:103:GLU:HA	1:CZ:106:LYS:HD3	1.93	0.50
1:DL:53:ARG:NH1	1:GX:104:GLU:OE1	2.35	0.50
1:DO:103:GLU:HA	1:DO:106:LYS:HD3	1.93	0.50
1:EH:21:LEU:HB3	1:EH:22:PRO:HD2	1.93	0.50
1:EM:101:LEU:O	1:EM:105:VAL:HG23	2.10	0.50
1:ET:53:ARG:HH12	1:ET:79:THR:HG21	1.76	0.50
1:FH:103:GLU:HA	1:FH:106:LYS:HD3	1.93	0.50
1:FU:21:LEU:HB3	1:FU:22:PRO:HD2	1.93	0.50
1:GE:39:PRO:HB2	1:GE:47:GLY:HA3	1.92	0.50
1:GQ:38:LEU:HG	1:GQ:39:PRO:HD2	1.94	0.50
1:GU:103:GLU:HA	1:GU:106:LYS:HD3	1.93	0.50
1:GV:65:THR:HG22	1:GV:67:SER:H	1.74	0.50
1:IA:39:PRO:HB2	1:IA:47:GLY:HA3	1.92	0.50
1:IG:10:ARG:NH1	1:IL:38:LEU:HB2	2.26	0.50
1:IU:53:ARG:HH12	1:IU:79:THR:HG21	1.76	0.50
1:IW:112:ALA:O	1:MI:49:VAL:HG11	2.11	0.50

Continued on next page...

Continued from previous page...

Atom-1	Atom-2	Interatomic distance (Å)	Clash overlap (Å)
1:IX:53:ARG:HH12	1:IX:79:THR:HG21	1.76	0.50
1:IX:113:TYR:O	1:KS:26:VAL:HG21	2.12	0.50
1:JC:103:GLU:HA	1:JC:106:LYS:HD3	1.93	0.50
1:JE:38:LEU:HD22	1:NM:10:ARG:HH21	1.76	0.50
1:JJ:99:SER:OG	1:JJ:124:GLU:O	2.20	0.50
1:JT:38:LEU:HG	1:JT:39:PRO:HD2	1.94	0.50
1:JX:103:GLU:HA	1:JX:106:LYS:HD3	1.93	0.50
1:KW:21:LEU:HB3	1:KW:22:PRO:HD2	1.93	0.50
1:LU:53:ARG:HH12	1:LU:79:THR:HG21	1.76	0.50
1:NU:39:PRO:HB2	1:NU:47:GLY:HA3	1.92	0.50
1:AE:38:LEU:HD22	1:BD:10:ARG:HE	1.76	0.50
1:AF:94:LEU:HD22	1:DR:101:LEU:HD22	1.92	0.50
1:BC:39:PRO:HB2	1:BC:47:GLY:HA3	1.93	0.50
1:BF:38:LEU:HG	1:BF:39:PRO:HD2	1.94	0.50
1:BV:103:GLU:HA	1:BV:106:LYS:HD3	1.93	0.50
1:CE:74:VAL:CG2	1:FQ:80:SER:HB2	2.41	0.50
1:CH:118:GLN:HB2	1:CH:121:TYR:CZ	2.45	0.50
1:CL:53:ARG:HH12	1:CL:79:THR:HG21	1.76	0.50
1:CN:103:GLU:HA	1:CN:106:LYS:HD3	1.93	0.50
1:CW:103:GLU:HA	1:CW:106:LYS:HD3	1.93	0.50
1:CY:38:LEU:HG	1:CY:39:PRO:HD2	1.94	0.50
1:DC:103:GLU:HA	1:DC:106:LYS:HD3	1.93	0.50
1:DH:38:LEU:HG	1:DH:39:PRO:HD2	1.94	0.50
1:FA:113:TYR:O	1:FM:26:VAL:HG21	2.11	0.50
1:FC:53:ARG:HH12	1:FC:79:THR:HG21	1.76	0.50
1:FN:103:GLU:HA	1:FN:106:LYS:HD3	1.93	0.50
1:GK:38:LEU:HG	1:GK:39:PRO:HD2	1.94	0.50
1:GS:53:ARG:HH12	1:GS:79:THR:HG21	1.77	0.50
1:GT:38:LEU:HG	1:GT:39:PRO:HD2	1.94	0.50
1:HH:53:ARG:HH12	1:HH:79:THR:HG21	1.76	0.50
1:HV:103:GLU:HA	1:HV:106:LYS:HD3	1.93	0.50
1:IF:53:ARG:HH12	1:IF:79:THR:HG21	1.76	0.50
1:IH:8:LYS:HB2	1:LT:119:ASP:O	2.11	0.50
1:IV:38:LEU:HG	1:IV:39:PRO:HD2	1.94	0.50
1:JK:66:ALA:HB3	1:KF:66:ALA:HB1	1.93	0.50
1:KB:21:LEU:HB3	1:KB:22:PRO:HD2	1.93	0.50
1:KB:53:ARG:HH12	1:KB:79:THR:HG21	1.76	0.50
1:KG:103:GLU:HA	1:KG:106:LYS:HD3	1.93	0.50
1:KX:38:LEU:HG	1:KX:39:PRO:HD2	1.94	0.50
1:LF:99:SER:OG	1:LF:124:GLU:O	2.20	0.50
1:LR:53:ARG:HH12	1:LR:79:THR:HG21	1.76	0.50

Continued on next page...

Continued from previous page...

Atom-1	Atom-2	Interatomic distance (Å)	Clash overlap (Å)
1:MC:103:GLU:HA	1:MC:106:LYS:HD3	1.93	0.50
1:MM:53:ARG:HH12	1:MM:79:THR:HG21	1.76	0.50
1:MO:103:GLU:HA	1:MO:106:LYS:HD3	1.93	0.50
1:NC:38:LEU:HG	1:NC:39:PRO:HD2	1.94	0.50
1:NG:103:GLU:HA	1:NG:106:LYS:HD3	1.93	0.50
1:NS:101:LEU:O	1:NS:105:VAL:HG23	2.10	0.50
1:AC:92:GLU:OE2	1:DO:57:LYS:NZ	2.44	0.50
1:AP:83:VAL:CG1	1:FV:27:THR:HA	2.41	0.50
1:AU:106:LYS:NZ	1:EG:129:THR:O	2.44	0.50
1:AW:38:LEU:HG	1:AW:39:PRO:HD2	1.94	0.50
1:BS:49:VAL:HG11	1:FE:112:ALA:O	2.10	0.50
1:CT:10:ARG:HH21	1:DE:38:LEU:HD22	1.77	0.50
1:CT:103:GLU:HA	1:CT:106:LYS:HD3	1.93	0.50
1:DI:103:GLU:HA	1:DI:106:LYS:HD3	1.93	0.50
1:DJ:53:ARG:HH12	1:DJ:79:THR:HG21	1.77	0.50
1:EC:38:LEU:HG	1:EC:39:PRO:HD2	1.94	0.50
1:ED:103:GLU:HA	1:ED:106:LYS:HD3	1.93	0.50
1:EW:21:LEU:HB3	1:EW:22:PRO:HD2	1.92	0.50
1:EX:38:LEU:HG	1:EX:39:PRO:HD2	1.94	0.50
1:FJ:38:LEU:HG	1:FJ:39:PRO:HD2	1.94	0.50
1:FL:53:ARG:HH12	1:FL:79:THR:HG21	1.76	0.50
1:FM:38:LEU:HG	1:FM:39:PRO:HD2	1.94	0.50
1:FQ:118:GLN:HB2	1:FQ:121:TYR:CZ	2.45	0.50
1:FV:39:PRO:HB2	1:FV:47:GLY:HA3	1.92	0.50
1:GL:103:GLU:HA	1:GL:106:LYS:HD3	1.93	0.50
1:HL:38:LEU:HG	1:HL:39:PRO:HD2	1.94	0.50
1:HP:112:ALA:O	1:LB:49:VAL:CG1	2.56	0.50
1:IA:38:LEU:HG	1:IA:39:PRO:HD2	1.94	0.50
1:ID:38:LEU:HG	1:ID:39:PRO:HD2	1.94	0.50
1:IT:49:VAL:HG11	1:MF:112:ALA:O	2.11	0.50
1:JB:38:LEU:HG	1:JB:39:PRO:HD2	1.94	0.50
1:JK:38:LEU:HG	1:JK:39:PRO:HD2	1.94	0.50
1:JK:39:PRO:HB2	1:JK:47:GLY:HA3	1.93	0.50
1:JS:38:LEU:HB2	1:NL:10:ARG:HH11	1.75	0.50
1:JV:21:LEU:HB3	1:JV:22:PRO:HD2	1.92	0.50
1:KQ:21:LEU:HB3	1:KQ:22:PRO:HD2	1.93	0.50
1:KQ:53:ARG:HH12	1:KQ:79:THR:HG21	1.77	0.50
1:KY:103:GLU:HA	1:KY:106:LYS:HD3	1.93	0.50
1:LO:53:ARG:HH12	1:LO:79:THR:HG21	1.76	0.50
1:LS:39:PRO:HB2	1:LS:47:GLY:HA3	1.92	0.50
1:LX:53:ARG:HH12	1:LX:79:THR:HG21	1.76	0.50

Continued on next page...

Continued from previous page...

Atom-1	Atom-2	Interatomic distance (Å)	Clash overlap (Å)
1:MX:103:GLU:HA	1:MX:106:LYS:HD3	1.93	0.50
1:NB:53:ARG:HH12	1:NB:79:THR:HG21	1.77	0.50
1:AC:103:GLU:HA	1:AC:106:LYS:HD3	1.93	0.50
1:AL:103:GLU:HA	1:AL:106:LYS:HD3	1.93	0.50
1:AT:38:LEU:HG	1:AT:39:PRO:HD2	1.94	0.50
1:AX:103:GLU:HA	1:AX:106:LYS:HD3	1.93	0.50
1:BW:21:LEU:HB3	1:BW:22:PRO:HD2	1.93	0.50
1:CO:53:ARG:HH12	1:CO:79:THR:HG21	1.76	0.50
1:CS:38:LEU:HG	1:CS:39:PRO:HD2	1.94	0.50
1:CV:38:LEU:HG	1:CV:39:PRO:HD2	1.94	0.50
1:DB:39:PRO:HB2	1:DB:47:GLY:HA3	1.92	0.50
1:DG:53:ARG:HH12	1:DG:79:THR:HG21	1.77	0.50
1:DM:53:ARG:HH12	1:DM:79:THR:HG21	1.77	0.50
1:EI:38:LEU:HG	1:EI:39:PRO:HD2	1.94	0.50
1:FS:39:PRO:HB2	1:FS:47:GLY:HA3	1.92	0.50
1:FW:10:ARG:HH21	1:GT:38:LEU:HD22	1.76	0.50
1:GA:99:SER:OG	1:GA:124:GLU:O	2.20	0.50
1:GR:103:GLU:HA	1:GR:106:LYS:HD3	1.93	0.50
1:HB:53:ARG:HH12	1:HB:79:THR:HG21	1.76	0.50
1:HD:74:VAL:CG2	1:KP:80:SER:HB2	2.42	0.50
1:HE:99:SER:OG	1:HE:124:GLU:O	2.20	0.50
1:HY:103:GLU:HA	1:HY:106:LYS:HD3	1.93	0.50
1:IG:38:LEU:HG	1:IG:39:PRO:HD2	1.94	0.50
1:IK:103:GLU:HA	1:IK:106:LYS:HD3	1.93	0.50
1:IW:74:VAL:HG22	1:MI:80:SER:HB2	1.92	0.50
1:JH:10:ARG:HH11	1:NE:38:LEU:HB2	1.77	0.50
1:JP:53:ARG:HH12	1:JP:79:THR:HG21	1.77	0.50
1:JX:49:VAL:HG11	1:NJ:112:ALA:O	2.11	0.50
1:KI:38:LEU:HG	1:KI:39:PRO:HD2	1.94	0.50
1:KN:53:ARG:HH12	1:KN:79:THR:HG21	1.76	0.50
1:KO:39:PRO:HB2	1:KO:47:GLY:HA3	1.92	0.50
1:KR:38:LEU:HG	1:KR:39:PRO:HD2	1.94	0.50
1:LV:38:LEU:HG	1:LV:39:PRO:HD2	1.93	0.50
1:MD:53:ARG:HH12	1:MD:79:THR:HG21	1.76	0.50
1:MG:21:LEU:HB3	1:MG:22:PRO:HD2	1.92	0.50
1:MS:53:ARG:HH12	1:MS:79:THR:HG21	1.76	0.50
1:NA:103:GLU:HA	1:NA:106:LYS:HD3	1.93	0.50
1:NF:38:LEU:HG	1:NF:39:PRO:HD2	1.94	0.50
1:NQ:53:ARG:HH12	1:NQ:79:THR:HG21	1.76	0.50
1:AB:39:PRO:HB2	1:AB:47:GLY:HA3	1.92	0.50
1:AG:53:ARG:HH12	1:AG:79:THR:HG21	1.76	0.50

Continued on next page...

Continued from previous page...

Atom-1	Atom-2	Interatomic distance (Å)	Clash overlap (Å)
1:AY:101:LEU:O	1:AY:105:VAL:HG23	2.12	0.50
1:BJ:119:ASP:O	1:EV:8:LYS:HB2	2.12	0.50
1:BO:38:LEU:HG	1:BO:39:PRO:HD2	1.94	0.50
1:BY:8:LYS:HB2	1:FK:119:ASP:O	2.11	0.50
1:BY:103:GLU:HA	1:BY:106:LYS:HD3	1.93	0.50
1:CC:53:ARG:HH12	1:CC:79:THR:HG21	1.77	0.50
1:CZ:57:LYS:HZ3	1:GL:92:GLU:CD	2.15	0.50
1:DL:103:GLU:HA	1:DL:106:LYS:HD3	1.93	0.50
1:DN:39:PRO:HB2	1:DN:47:GLY:HA3	1.93	0.50
1:DW:38:LEU:HG	1:DW:39:PRO:HD2	1.94	0.50
1:EL:38:LEU:HG	1:EL:39:PRO:HD2	1.94	0.50
1:EN:53:ARG:HH12	1:EN:79:THR:HG21	1.77	0.50
1:FB:103:GLU:HA	1:FB:106:LYS:HD3	1.93	0.50
1:FF:21:LEU:HB3	1:FF:22:PRO:HD2	1.93	0.50
1:FO:53:ARG:HH12	1:FO:79:THR:HG21	1.76	0.50
1:FP:39:PRO:HB2	1:FP:47:GLY:HA3	1.93	0.50
1:FV:38:LEU:HG	1:FV:39:PRO:HD2	1.94	0.50
1:GB:39:PRO:HB2	1:GB:47:GLY:HA3	1.93	0.50
1:GD:21:LEU:HB3	1:GD:22:PRO:HD2	1.93	0.50
1:GD:53:ARG:HH12	1:GD:79:THR:HG21	1.76	0.50
1:GO:103:GLU:HA	1:GO:106:LYS:HD3	1.93	0.50
1:HC:38:LEU:HG	1:HC:39:PRO:HD2	1.94	0.50
1:HK:53:ARG:HH12	1:HK:79:THR:HG21	1.76	0.50
1:HP:101:LEU:O	1:HP:105:VAL:HG23	2.10	0.50
1:HX:38:LEU:HG	1:HX:39:PRO:HD2	1.94	0.50
1:IM:38:LEU:HG	1:IM:39:PRO:HD2	1.94	0.50
1:IS:39:PRO:HB2	1:IS:47:GLY:HA3	1.92	0.50
1:JJ:53:ARG:HH12	1:JJ:79:THR:HG21	1.76	0.50
1:JO:103:GLU:HA	1:JO:106:LYS:HD3	1.93	0.50
1:KE:21:LEU:HB3	1:KE:22:PRO:HD2	1.93	0.50
1:KX:39:PRO:HB2	1:KX:47:GLY:HA3	1.92	0.50
1:LC:53:ARG:HH12	1:LC:79:THR:HG21	1.76	0.50
1:LY:38:LEU:HG	1:LY:39:PRO:HD2	1.94	0.50
1:MB:39:PRO:HB2	1:MB:47:GLY:HA3	1.93	0.50
1:MR:10:ARG:HD2	1:NO:15:ASP:OD1	2.11	0.50
1:MV:53:ARG:HH12	1:MV:79:THR:HG21	1.76	0.50
1:NH:53:ARG:HH12	1:NH:79:THR:HG21	1.77	0.50
1:AB:38:LEU:HG	1:AB:39:PRO:HD2	1.94	0.50
1:AQ:39:PRO:HB2	1:AQ:47:GLY:HA3	1.92	0.50
1:AZ:38:LEU:HG	1:AZ:39:PRO:HD2	1.94	0.50
1:BK:53:ARG:HH12	1:BK:79:THR:HG21	1.76	0.50

Continued on next page...

Continued from previous page...

Atom-1	Atom-2	Interatomic distance (Å)	Clash overlap (Å)
1:BQ:53:ARG:HH12	1:BQ:79:THR:HG21	1.77	0.50
1:CH:26:VAL:HG21	1:CL:114:SER:HA	1.94	0.50
1:CW:49:VAL:HG11	1:GI:112:ALA:O	2.11	0.50
1:DB:38:LEU:HG	1:DB:39:PRO:HD2	1.94	0.50
1:DJ:21:LEU:HB3	1:DJ:22:PRO:HD2	1.93	0.50
1:DK:39:PRO:HB2	1:DK:47:GLY:HA3	1.92	0.50
1:DN:38:LEU:HG	1:DN:39:PRO:HD2	1.94	0.50
1:DV:53:ARG:HH12	1:DV:79:THR:HG21	1.76	0.50
1:DY:101:LEU:O	1:DY:105:VAL:HG23	2.12	0.50
1:EE:21:LEU:HB3	1:EE:22:PRO:HD2	1.93	0.50
1:EK:101:LEU:O	1:EK:105:VAL:HG23	2.12	0.50
1:EL:39:PRO:HB2	1:EL:47:GLY:HA3	1.92	0.50
1:EW:101:LEU:O	1:EW:105:VAL:HG23	2.12	0.50
1:FA:38:LEU:HG	1:FA:39:PRO:HD2	1.94	0.50
1:FR:101:LEU:O	1:FR:105:VAL:HG23	2.12	0.50
1:FZ:103:GLU:HA	1:FZ:106:LYS:HD3	1.93	0.50
1:GA:101:LEU:O	1:GA:105:VAL:HG23	2.12	0.50
1:GS:21:LEU:HB3	1:GS:22:PRO:HD2	1.93	0.50
1:GV:53:ARG:HH12	1:GV:79:THR:HG21	1.77	0.50
1:HC:10:ARG:HH11	1:HZ:38:LEU:HD22	1.76	0.50
1:HI:38:LEU:HG	1:HI:39:PRO:HD2	1.94	0.50
1:HQ:21:LEU:HB3	1:HQ:22:PRO:HD2	1.93	0.50
1:HR:38:LEU:HG	1:HR:39:PRO:HD2	1.94	0.50
1:HW:53:ARG:HH12	1:HW:79:THR:HG21	1.76	0.50
1:IC:101:LEU:O	1:IC:105:VAL:HG23	2.12	0.50
1:IF:101:LEU:O	1:IF:105:VAL:HG23	2.12	0.50
1:IH:80:SER:HB2	1:LT:74:VAL:CG2	2.41	0.50
1:II:53:ARG:HH12	1:II:79:THR:HG21	1.76	0.50
1:IO:101:LEU:O	1:IO:105:VAL:HG23	2.12	0.50
1:JD:53:ARG:HH12	1:JD:79:THR:HG21	1.76	0.50
1:JH:38:LEU:HG	1:JH:39:PRO:HD2	1.94	0.50
1:JL:103:GLU:HA	1:JL:106:LYS:HD3	1.93	0.50
1:JW:38:LEU:HG	1:JW:39:PRO:HD2	1.94	0.50
1:KA:103:GLU:HA	1:KA:106:LYS:HD3	1.93	0.50
1:KC:38:LEU:HG	1:KC:39:PRO:HD2	1.94	0.50
1:KH:99:SER:OG	1:KH:124:GLU:O	2.20	0.50
1:KL:39:PRO:HB2	1:KL:47:GLY:HA3	1.92	0.50
1:LJ:38:LEU:HG	1:LJ:39:PRO:HD2	1.94	0.50
1:LJ:39:PRO:HB2	1:LJ:47:GLY:HA3	1.93	0.50
1:LO:21:LEU:HB3	1:LO:22:PRO:HD2	1.92	0.50
1:ME:39:PRO:HB2	1:ME:47:GLY:HA3	1.92	0.50

Continued on next page...

Continued from previous page...

Atom-1	Atom-2	Interatomic distance (Å)	Clash overlap (Å)
1:MH:38:LEU:HG	1:MH:39:PRO:HD2	1.94	0.50
1:MJ:53:ARG:HH12	1:MJ:79:THR:HG21	1.76	0.50
1:MN:38:LEU:HG	1:MN:39:PRO:HD2	1.94	0.50
1:MY:101:LEU:O	1:MY:105:VAL:HG23	2.12	0.50
1:NK:101:LEU:O	1:NK:105:VAL:HG23	2.12	0.50
1:NL:38:LEU:HG	1:NL:39:PRO:HD2	1.94	0.50
1:NQ:101:LEU:O	1:NQ:105:VAL:HG23	2.12	0.50
1:AA:21:LEU:HB3	1:AA:22:PRO:HD2	1.93	0.50
1:AA:53:ARG:HH12	1:AA:79:THR:HG21	1.77	0.50
1:AI:103:GLU:HA	1:AI:106:LYS:HD3	1.93	0.50
1:AT:39:PRO:HB2	1:AT:47:GLY:HA3	1.93	0.50
1:BH:53:ARG:HH12	1:BH:79:THR:HG21	1.76	0.50
1:BL:15:ASP:OD1	1:DX:10:ARG:NH1	2.44	0.50
1:BN:53:ARG:HH12	1:BN:79:THR:HG21	1.76	0.50
1:CB:103:GLU:HA	1:CB:106:LYS:HD3	1.93	0.50
1:CC:101:LEU:O	1:CC:105:VAL:HG23	2.12	0.50
1:CF:53:ARG:HH12	1:CF:79:THR:HG21	1.77	0.50
1:CF:101:LEU:O	1:CF:105:VAL:HG23	2.12	0.50
1:CL:101:LEU:O	1:CL:105:VAL:HG23	2.12	0.50
1:DE:39:PRO:HB2	1:DE:47:GLY:HA3	1.93	0.50
1:DM:101:LEU:O	1:DM:105:VAL:HG23	2.12	0.50
1:EE:101:LEU:O	1:EE:105:VAL:HG23	2.12	0.50
1:EK:53:ARG:HH12	1:EK:79:THR:HG21	1.76	0.50
1:FI:101:LEU:O	1:FI:105:VAL:HG23	2.12	0.50
1:FW:103:GLU:HA	1:FW:106:LYS:HD3	1.93	0.50
1:FX:101:LEU:O	1:FX:105:VAL:HG23	2.12	0.50
1:FY:38:LEU:HG	1:FY:39:PRO:HD2	1.94	0.50
1:GG:53:ARG:HH12	1:GG:79:THR:HG21	1.76	0.50
1:GP:101:LEU:O	1:GP:105:VAL:HG23	2.12	0.50
1:GV:101:LEU:O	1:GV:105:VAL:HG23	2.12	0.50
1:HA:103:GLU:HA	1:HA:106:LYS:HD3	1.93	0.50
1:HK:9:LEU:HA	1:KY:116:TYR:CD1	2.47	0.50
1:HN:53:ARG:HH12	1:HN:79:THR:HG21	1.77	0.50
1:HQ:101:LEU:O	1:HQ:105:VAL:HG23	2.12	0.50
1:HT:101:LEU:O	1:HT:105:VAL:HG23	2.12	0.50
1:HV:92:GLU:OE2	1:LH:57:LYS:NZ	2.32	0.50
1:IB:8:LYS:HB2	1:LN:119:ASP:O	2.11	0.50
1:IF:21:LEU:HB3	1:IF:22:PRO:HD2	1.93	0.50
1:IQ:103:GLU:HA	1:IQ:106:LYS:HD3	1.93	0.50
1:IY:39:PRO:HB2	1:IY:47:GLY:HA3	1.92	0.50
1:JA:101:LEU:O	1:JA:105:VAL:HG23	2.12	0.50

Continued on next page...

Continued from previous page...

Atom-1	Atom-2	Interatomic distance (Å)	Clash overlap (Å)
1:JD:101:LEU:O	1:JD:105:VAL:HG23	2.12	0.50
1:JF:74:VAL:HG22	1:MR:80:SER:HB2	1.92	0.50
1:JW:39:PRO:HB2	1:JW:47:GLY:HA3	1.93	0.50
1:KD:57:LYS:NZ	1:NP:92:GLU:OE2	2.39	0.50
1:KD:103:GLU:HA	1:KD:106:LYS:HD3	1.93	0.50
1:KL:38:LEU:HG	1:KL:39:PRO:HD2	1.94	0.50
1:KM:103:GLU:HA	1:KM:106:LYS:HD3	1.93	0.50
1:KP:103:GLU:HA	1:KP:106:LYS:HD3	1.93	0.50
1:KQ:101:LEU:O	1:KQ:105:VAL:HG23	2.12	0.50
1:LA:39:PRO:HB2	1:LA:47:GLY:HA3	1.92	0.50
1:LL:53:ARG:HH12	1:LL:79:THR:HG21	1.76	0.50
1:LW:103:GLU:HA	1:LW:106:LYS:HD3	1.93	0.50
1:MW:38:LEU:HG	1:MW:39:PRO:HD2	1.94	0.50
1:NI:38:LEU:HG	1:NI:39:PRO:HD2	1.94	0.50
1:NM:103:GLU:HA	1:NM:106:LYS:HD3	1.93	0.50
1:NR:38:LEU:HG	1:NR:39:PRO:HD2	1.94	0.50
1:AG:101:LEU:O	1:AG:105:VAL:HG23	2.12	0.50
1:AM:53:ARG:HH12	1:AM:79:THR:HG21	1.76	0.50
1:AN:39:PRO:HB2	1:AN:47:GLY:HA3	1.92	0.50
1:AP:53:ARG:HH12	1:AP:79:THR:HG21	1.77	0.50
1:AQ:38:LEU:HG	1:AQ:39:PRO:HD2	1.94	0.50
1:AV:53:ARG:HH12	1:AV:79:THR:HG21	1.77	0.50
1:BJ:8:LYS:HB2	1:EV:119:ASP:O	2.12	0.50
1:BW:113:TYR:O	1:DR:26:VAL:HG21	2.12	0.50
1:BX:38:LEU:HG	1:BX:39:PRO:HD2	1.94	0.50
1:CH:103:GLU:HA	1:CH:106:LYS:HD3	1.93	0.50
1:DL:49:VAL:HG11	1:GX:112:ALA:O	2.12	0.50
1:EZ:101:LEU:O	1:EZ:105:VAL:HG23	2.12	0.50
1:FU:53:ARG:HH12	1:FU:79:THR:HG21	1.77	0.50
1:GJ:53:ARG:HH12	1:GJ:79:THR:HG21	1.76	0.50
1:HD:103:GLU:HA	1:HD:106:LYS:HD3	1.93	0.50
1:HO:38:LEU:HD22	1:IT:10:ARG:HH21	1.76	0.50
1:HW:114:SER:HA	1:LH:26:VAL:HG21	1.93	0.50
1:IB:103:GLU:HA	1:IB:106:LYS:HD3	1.93	0.50
1:IE:89:ASP:OD2	1:LQ:59:ILE:HD12	2.11	0.50
1:IL:53:ARG:HH12	1:IL:79:THR:HG21	1.76	0.50
1:IZ:103:GLU:HA	1:IZ:106:LYS:HD3	1.93	0.50
1:JE:39:PRO:HB2	1:JE:47:GLY:HA3	1.93	0.50
1:JG:101:LEU:O	1:JG:105:VAL:HG23	2.12	0.50
1:JM:53:ARG:HH12	1:JM:79:THR:HG21	1.77	0.50
1:JY:21:LEU:HB3	1:JY:22:PRO:HD2	1.93	0.50

Continued on next page...

Continued from previous page...

Atom-1	Atom-2	Interatomic distance (Å)	Clash overlap (Å)
1:KI:39:PRO:HB2	1:KI:47:GLY:HA3	1.92	0.50
1:KT:101:LEU:O	1:KT:105:VAL:HG23	2.12	0.50
1:LF:101:LEU:O	1:LF:105:VAL:HG23	2.12	0.50
1:MT:38:LEU:HG	1:MT:39:PRO:HD2	1.94	0.50
1:NJ:103:GLU:HA	1:NJ:106:LYS:HD3	1.93	0.50
1:NN:53:ARG:HH12	1:NN:79:THR:HG21	1.76	0.50
1:NO:39:PRO:HB2	1:NO:47:GLY:HA3	1.92	0.50
1:AD:101:LEU:O	1:AD:105:VAL:HG23	2.12	0.50
1:AE:39:PRO:HB2	1:AE:47:GLY:HA3	1.92	0.50
1:BG:103:GLU:HA	1:BG:106:LYS:HD3	1.93	0.50
1:BK:21:LEU:HB3	1:BK:22:PRO:HD2	1.93	0.50
1:BP:103:GLU:HA	1:BP:106:LYS:HD3	1.93	0.50
1:BV:53:ARG:NH1	1:FH:104:GLU:OE1	2.36	0.50
1:CI:101:LEU:O	1:CI:105:VAL:HG23	2.12	0.50
1:DI:8:LYS:HB2	1:GU:119:ASP:O	2.12	0.50
1:DW:39:PRO:HB2	1:DW:47:GLY:HA3	1.92	0.50
1:ET:101:LEU:O	1:ET:105:VAL:HG23	2.12	0.50
1:EU:38:LEU:HG	1:EU:39:PRO:HD2	1.94	0.50
1:FG:38:LEU:HG	1:FG:39:PRO:HD2	1.94	0.50
1:FI:53:ARG:HH12	1:FI:79:THR:HG21	1.76	0.50
1:FU:38:LEU:HB2	1:GT:10:ARG:NH1	2.26	0.50
1:GF:103:GLU:HA	1:GF:106:LYS:HD3	1.93	0.50
1:GW:38:LEU:HG	1:GW:39:PRO:HD2	1.94	0.50
1:HF:39:PRO:HB2	1:HF:47:GLY:HA3	1.92	0.50
1:HG:89:ASP:OD2	1:KS:59:ILE:HD12	2.11	0.50
1:HW:101:LEU:O	1:HW:105:VAL:HG23	2.12	0.50
1:IC:21:LEU:HB3	1:IC:22:PRO:HD2	1.93	0.50
1:IT:103:GLU:HA	1:IT:106:LYS:HD3	1.93	0.50
1:IU:101:LEU:O	1:IU:105:VAL:HG23	2.12	0.50
1:JM:101:LEU:O	1:JM:105:VAL:HG23	2.12	0.50
1:JN:38:LEU:HG	1:JN:39:PRO:HD2	1.94	0.50
1:JO:113:TYR:CD1	1:NA:90:ARG:NH2	2.80	0.50
1:JV:53:ARG:HH12	1:JV:79:THR:HG21	1.76	0.50
1:KE:101:LEU:O	1:KE:105:VAL:HG23	2.12	0.50
1:KT:53:ARG:HH12	1:KT:79:THR:HG21	1.77	0.50
1:LC:101:LEU:O	1:LC:105:VAL:HG23	2.12	0.50
1:LD:15:ASP:OD1	1:LT:10:ARG:NH1	2.45	0.50
1:LG:39:PRO:HB2	1:LG:47:GLY:HA3	1.92	0.50
1:LR:101:LEU:O	1:LR:105:VAL:HG23	2.12	0.50
1:MC:26:VAL:HG21	1:MD:114:SER:HA	1.93	0.50
1:MF:103:GLU:HA	1:MF:106:LYS:HD3	1.93	0.50

Continued on next page...

Continued from previous page...

Atom-1	Atom-2	Interatomic distance (Å)	Clash overlap (Å)
1:MP:53:ARG:HH12	1:MP:79:THR:HG21	1.77	0.50
1:MY:99:SER:OG	1:MY:124:GLU:O	2.20	0.50
1:ND:103:GLU:HA	1:ND:106:LYS:HD3	1.93	0.50
1:AL:92:GLU:OE2	1:DX:57:LYS:NZ	2.44	0.49
1:AN:10:ARG:HH11	1:BZ:38:LEU:HD22	1.77	0.49
1:AP:21:LEU:HB3	1:AP:22:PRO:HD2	1.93	0.49
1:AS:21:LEU:HB3	1:AS:22:PRO:HD2	1.93	0.49
1:AU:103:GLU:HA	1:AU:106:LYS:HD3	1.93	0.49
1:BE:53:ARG:HH12	1:BE:79:THR:HG21	1.76	0.49
1:BJ:103:GLU:HA	1:BJ:106:LYS:HD3	1.93	0.49
1:BZ:53:ARG:HH12	1:BZ:79:THR:HG21	1.76	0.49
1:CN:49:VAL:HG11	1:FZ:112:ALA:O	2.12	0.49
1:CO:101:LEU:O	1:CO:105:VAL:HG23	2.12	0.49
1:CP:38:LEU:HG	1:CP:39:PRO:HD2	1.94	0.49
1:DA:21:LEU:HB3	1:DA:22:PRO:HD2	1.93	0.49
1:DB:113:TYR:O	1:GK:26:VAL:HG11	2.12	0.49
1:DX:103:GLU:HA	1:DX:106:LYS:HD3	1.93	0.49
1:EM:103:GLU:HA	1:EM:106:LYS:HD3	1.93	0.49
1:EN:101:LEU:O	1:EN:105:VAL:HG23	2.12	0.49
1:EO:38:LEU:HG	1:EO:39:PRO:HD2	1.94	0.49
1:EQ:101:LEU:O	1:EQ:105:VAL:HG23	2.12	0.49
1:FL:101:LEU:O	1:FL:105:VAL:HG23	2.12	0.49
1:GD:101:LEU:O	1:GD:105:VAL:HG23	2.12	0.49
1:GS:101:LEU:O	1:GS:105:VAL:HG23	2.12	0.49
1:HB:101:LEU:O	1:HB:105:VAL:HG23	2.12	0.49
1:HQ:53:ARG:HH12	1:HQ:79:THR:HG21	1.76	0.49
1:HU:38:LEU:HG	1:HU:39:PRO:HD2	1.94	0.49
1:HZ:53:ARG:HH12	1:HZ:79:THR:HG21	1.76	0.49
1:II:101:LEU:O	1:II:105:VAL:HG23	2.12	0.49
1:IX:101:LEU:O	1:IX:105:VAL:HG23	2.12	0.49
1:JA:53:ARG:HH12	1:JA:79:THR:HG21	1.76	0.49
1:JC:74:VAL:HG22	1:MO:80:SER:HB2	1.94	0.49
1:JJ:101:LEU:O	1:JJ:105:VAL:HG23	2.12	0.49
1:KH:53:ARG:HH12	1:KH:79:THR:HG21	1.76	0.49
1:KH:101:LEU:O	1:KH:105:VAL:HG23	2.12	0.49
1:LI:53:ARG:HH12	1:LI:79:THR:HG21	1.76	0.49
1:LO:101:LEU:O	1:LO:105:VAL:HG23	2.12	0.49
1:LU:38:LEU:HB2	1:MH:10:ARG:HH11	1.77	0.49
1:MG:101:LEU:O	1:MG:105:VAL:HG23	2.12	0.49
1:MS:101:LEU:O	1:MS:105:VAL:HG23	2.12	0.49
1:MV:21:LEU:HB3	1:MV:22:PRO:HD2	1.93	0.49

Continued on next page...

Continued from previous page...

Atom-1	Atom-2	Interatomic distance (Å)	Clash overlap (Å)
1:MV:101:LEU:O	1:MV:105:VAL:HG23	2.12	0.49
1:NE:53:ARG:HH12	1:NE:79:THR:HG21	1.77	0.49
1:NK:53:ARG:HH12	1:NK:79:THR:HG21	1.76	0.49
1:NN:101:LEU:O	1:NN:105:VAL:HG23	2.12	0.49
1:AF:90:ARG:NH2	1:DR:113:TYR:CG	2.80	0.49
1:AM:101:LEU:O	1:AM:105:VAL:HG23	2.12	0.49
1:AP:101:LEU:O	1:AP:105:VAL:HG23	2.12	0.49
1:AS:101:LEU:O	1:AS:105:VAL:HG23	2.12	0.49
1:BB:53:ARG:HH12	1:BB:79:THR:HG21	1.76	0.49
1:BF:39:PRO:HB2	1:BF:47:GLY:HA3	1.93	0.49
1:BH:101:LEU:O	1:BH:105:VAL:HG23	2.12	0.49
1:BW:101:LEU:O	1:BW:105:VAL:HG23	2.12	0.49
1:CQ:10:ARG:HH21	1:DK:38:LEU:HD22	1.76	0.49
1:CR:101:LEU:O	1:CR:105:VAL:HG23	2.12	0.49
1:CX:101:LEU:O	1:CX:105:VAL:HG23	2.12	0.49
1:DD:53:ARG:HH12	1:DD:79:THR:HG21	1.76	0.49
1:DP:101:LEU:O	1:DP:105:VAL:HG23	2.12	0.49
1:EF:38:LEU:HG	1:EF:39:PRO:HD2	1.94	0.49
1:EV:103:GLU:HA	1:EV:106:LYS:HD3	1.93	0.49
1:FD:38:LEU:HG	1:FD:39:PRO:HD2	1.94	0.49
1:FU:101:LEU:O	1:FU:105:VAL:HG23	2.12	0.49
1:FX:53:ARG:HH12	1:FX:79:THR:HG21	1.76	0.49
1:GB:38:LEU:HG	1:GB:39:PRO:HD2	1.94	0.49
1:GH:38:LEU:HG	1:GH:39:PRO:HD2	1.94	0.49
1:GJ:101:LEU:O	1:GJ:105:VAL:HG23	2.12	0.49
1:GY:101:LEU:O	1:GY:105:VAL:HG23	2.12	0.49
1:HM:103:GLU:HA	1:HM:106:LYS:HD3	1.93	0.49
1:HT:53:ARG:HH12	1:HT:79:THR:HG21	1.76	0.49
1:IB:89:ASP:OD2	1:LN:59:ILE:HD12	2.12	0.49
1:IL:101:LEU:O	1:IL:105:VAL:HG23	2.12	0.49
1:IN:103:GLU:HA	1:IN:106:LYS:HD3	1.93	0.49
1:IS:38:LEU:HD22	1:KM:10:ARG:HH21	1.77	0.49
1:JB:79:THR:HB	1:JB:81:PHE:CE2	2.48	0.49
1:KB:101:LEU:O	1:KB:105:VAL:HG23	2.12	0.49
1:KX:10:ARG:NH1	1:MV:38:LEU:HB2	2.27	0.49
1:KZ:53:ARG:HH12	1:KZ:79:THR:HG21	1.76	0.49
1:LK:103:GLU:HA	1:LK:106:LYS:HD3	1.93	0.49
1:LS:38:LEU:HG	1:LS:39:PRO:HD2	1.94	0.49
1:LS:79:THR:HB	1:LS:81:PHE:CE2	2.48	0.49
1:MI:103:GLU:HA	1:MI:106:LYS:HD3	1.93	0.49
1:MQ:38:LEU:HG	1:MQ:39:PRO:HD2	1.94	0.49

Continued on next page...

Continued from previous page...

Atom-1	Atom-2	Interatomic distance (Å)	Clash overlap (Å)
1:NH:101:LEU:O	1:NH:105:VAL:HG23	2.12	0.49
1:AD:53:ARG:HH12	1:AD:79:THR:HG21	1.76	0.49
1:AF:90:ARG:NH2	1:DR:113:TYR:CD1	2.81	0.49
1:BF:79:THR:HB	1:BF:81:PHE:CE2	2.48	0.49
1:BP:90:ARG:NH2	1:FB:113:TYR:CG	2.80	0.49
1:BT:21:LEU:HB3	1:BT:22:PRO:HD2	1.93	0.49
1:CK:113:TYR:CG	1:FW:90:ARG:NH2	2.80	0.49
1:DC:113:TYR:CG	1:GO:90:ARG:NH2	2.80	0.49
1:DQ:10:ARG:HH11	1:GV:38:LEU:HB2	1.77	0.49
1:DS:53:ARG:HH12	1:DS:79:THR:HG21	1.76	0.49
1:EC:79:THR:HB	1:EC:81:PHE:CE2	2.48	0.49
1:EQ:53:ARG:HH12	1:EQ:79:THR:HG21	1.76	0.49
1:EU:38:LEU:HD22	1:FH:10:ARG:HH21	1.76	0.49
1:FC:101:LEU:O	1:FC:105:VAL:HG23	2.12	0.49
1:FG:79:THR:HB	1:FG:81:PHE:CE2	2.48	0.49
1:FT:103:GLU:HA	1:FT:106:LYS:HD3	1.93	0.49
1:GZ:39:PRO:HB2	1:GZ:47:GLY:HA3	1.93	0.49
1:HF:38:LEU:HG	1:HF:39:PRO:HD2	1.94	0.49
1:HF:38:LEU:CD2	1:IE:10:ARG:HH21	2.26	0.49
1:HH:99:SER:OG	1:HH:124:GLU:O	2.20	0.49
1:JX:26:VAL:HG21	1:NE:113:TYR:O	2.13	0.49
1:LB:103:GLU:HA	1:LB:106:LYS:HD3	1.93	0.49
1:LD:38:LEU:HG	1:LD:39:PRO:HD2	1.94	0.49
1:LE:103:GLU:HA	1:LE:106:LYS:HD3	1.93	0.49
1:LM:79:THR:HB	1:LM:81:PHE:CE2	2.48	0.49
1:MD:101:LEU:O	1:MD:105:VAL:HG23	2.12	0.49
1:MH:79:THR:HB	1:MH:81:PHE:CE2	2.48	0.49
1:MJ:101:LEU:O	1:MJ:105:VAL:HG23	2.12	0.49
1:MP:101:LEU:O	1:MP:105:VAL:HG23	2.12	0.49
1:MU:103:GLU:HA	1:MU:106:LYS:HD3	1.93	0.49
1:NC:79:THR:HB	1:NC:81:PHE:CE2	2.48	0.49
1:AH:79:THR:HB	1:AH:81:PHE:CE2	2.48	0.49
1:AK:38:LEU:HG	1:AK:39:PRO:HD2	1.94	0.49
1:AM:21:LEU:HB3	1:AM:22:PRO:HD2	1.93	0.49
1:AR:103:GLU:HA	1:AR:106:LYS:HD3	1.93	0.49
1:AZ:39:PRO:HB2	1:AZ:47:GLY:HA3	1.92	0.49
1:AZ:79:THR:HB	1:AZ:81:PHE:CE2	2.48	0.49
1:BB:101:LEU:O	1:BB:105:VAL:HG23	2.12	0.49
1:BI:79:THR:HB	1:BI:81:PHE:CE2	2.48	0.49
1:BL:38:LEU:HG	1:BL:39:PRO:HD2	1.94	0.49
1:BR:79:THR:HB	1:BR:81:PHE:CE2	2.48	0.49

Continued on next page...

Continued from previous page...

Atom-1	Atom-2	Interatomic distance (Å)	Clash overlap (Å)
1:BX:79:THR:HB	1:BX:81:PHE:CE2	2.48	0.49
1:CA:79:THR:HB	1:CA:81:PHE:CE2	2.48	0.49
1:CD:38:LEU:HG	1:CD:39:PRO:HD2	1.94	0.49
1:CJ:38:LEU:HG	1:CJ:39:PRO:HD2	1.94	0.49
1:CK:103:GLU:HA	1:CK:106:LYS:HD3	1.93	0.49
1:CS:79:THR:HB	1:CS:81:PHE:CE2	2.48	0.49
1:CW:8:LYS:HB2	1:GI:119:ASP:O	2.12	0.49
1:DA:53:ARG:HH12	1:DA:79:THR:HG21	1.76	0.49
1:DE:38:LEU:HG	1:DE:39:PRO:HD2	1.94	0.49
1:DT:79:THR:HB	1:DT:81:PHE:CE2	2.48	0.49
1:EA:103:GLU:HA	1:EA:106:LYS:HD3	1.93	0.49
1:EJ:103:GLU:HA	1:EJ:106:LYS:HD3	1.93	0.49
1:EU:39:PRO:HB2	1:EU:47:GLY:HA3	1.92	0.49
1:FY:79:THR:HB	1:FY:81:PHE:CE2	2.48	0.49
1:GN:38:LEU:HG	1:GN:39:PRO:HD2	1.94	0.49
1:GN:79:THR:HB	1:GN:81:PHE:CE2	2.48	0.49
1:HF:79:THR:HB	1:HF:81:PHE:CE2	2.48	0.49
1:HG:4:ILE:HG12	1:KS:125:ASP:HB2	1.93	0.49
1:IS:38:LEU:HG	1:IS:39:PRO:HD2	1.94	0.49
1:JE:38:LEU:HG	1:JE:39:PRO:HD2	1.94	0.49
1:JQ:38:LEU:HG	1:JQ:39:PRO:HD2	1.94	0.49
1:JR:10:ARG:HH21	1:KC:38:LEU:HD22	1.78	0.49
1:JW:79:THR:HB	1:JW:81:PHE:CE2	2.48	0.49
1:JY:101:LEU:O	1:JY:105:VAL:HG23	2.12	0.49
1:LH:103:GLU:HA	1:LH:106:LYS:HD3	1.93	0.49
1:LM:38:LEU:HG	1:LM:39:PRO:HD2	1.94	0.49
1:LM:38:LEU:HD22	1:MI:10:ARG:HH21	1.77	0.49
1:MA:101:LEU:O	1:MA:105:VAL:HG23	2.12	0.49
1:NR:79:THR:HB	1:NR:81:PHE:CE2	2.48	0.49
1:NV:103:GLU:HA	1:NV:106:LYS:HD3	1.93	0.49
1:AJ:101:LEU:O	1:AJ:105:VAL:HG23	2.12	0.49
1:AK:79:THR:HB	1:AK:81:PHE:CE2	2.48	0.49
1:BE:101:LEU:O	1:BE:105:VAL:HG23	2.12	0.49
1:BK:101:LEU:O	1:BK:105:VAL:HG23	2.12	0.49
1:BL:79:THR:HB	1:BL:81:PHE:CE2	2.48	0.49
1:BM:103:GLU:HA	1:BM:106:LYS:HD3	1.93	0.49
1:BO:79:THR:HB	1:BO:81:PHE:CE2	2.48	0.49
1:BT:53:ARG:HH12	1:BT:79:THR:HG21	1.76	0.49
1:CB:125:ASP:HB2	1:FN:4:ILE:HG13	1.94	0.49
1:CD:79:THR:HB	1:CD:81:PHE:CE2	2.48	0.49
1:CR:21:LEU:HB3	1:CR:22:PRO:HD2	1.93	0.49

Continued on next page...

Continued from previous page...

Atom-1	Atom-2	Interatomic distance (Å)	Clash overlap (Å)
1:CU:53:ARG:HH12	1:CU:79:THR:HG21	1.77	0.49
1:DQ:38:LEU:HG	1:DQ:39:PRO:HD2	1.94	0.49
1:DV:101:LEU:O	1:DV:105:VAL:HG23	2.12	0.49
1:EB:53:ARG:HH12	1:EB:79:THR:HG21	1.76	0.49
1:EF:79:THR:HB	1:EF:81:PHE:CE2	2.48	0.49
1:EG:103:GLU:HA	1:EG:106:LYS:HD3	1.93	0.49
1:EN:99:SER:OG	1:EN:124:GLU:O	2.20	0.49
1:ER:38:LEU:HG	1:ER:39:PRO:HD2	1.94	0.49
1:FO:101:LEU:O	1:FO:105:VAL:HG23	2.12	0.49
1:FQ:103:GLU:HA	1:FQ:106:LYS:HD3	1.93	0.49
1:GH:79:THR:HB	1:GH:81:PHE:CE2	2.48	0.49
1:HG:103:GLU:HA	1:HG:106:LYS:HD3	1.93	0.49
1:HN:101:LEU:O	1:HN:105:VAL:HG23	2.12	0.49
1:HP:103:GLU:HA	1:HP:106:LYS:HD3	1.93	0.49
1:IC:53:ARG:HH12	1:IC:79:THR:HG21	1.76	0.49
1:IG:10:ARG:HH11	1:IL:38:LEU:HB2	1.77	0.49
1:IH:103:GLU:HA	1:IH:106:LYS:HD3	1.93	0.49
1:IR:101:LEU:O	1:IR:105:VAL:HG23	2.12	0.49
1:JZ:79:THR:HB	1:JZ:81:PHE:CE2	2.48	0.49
1:KC:79:THR:HB	1:KC:81:PHE:CE2	2.48	0.49
1:KF:79:THR:HB	1:KF:81:PHE:CE2	2.48	0.49
1:KK:101:LEU:O	1:KK:105:VAL:HG23	2.12	0.49
1:KL:79:THR:HB	1:KL:81:PHE:CE2	2.48	0.49
1:KO:38:LEU:HG	1:KO:39:PRO:HD2	1.94	0.49
1:LI:101:LEU:O	1:LI:105:VAL:HG23	2.12	0.49
1:LL:101:LEU:O	1:LL:105:VAL:HG23	2.12	0.49
1:MB:79:THR:HB	1:MB:81:PHE:CE2	2.48	0.49
1:MK:38:LEU:HG	1:MK:39:PRO:HD2	1.94	0.49
1:MN:79:THR:HB	1:MN:81:PHE:CE2	2.48	0.49
1:NL:79:THR:HB	1:NL:81:PHE:CE2	2.48	0.49
1:NU:79:THR:HB	1:NU:81:PHE:CE2	2.48	0.49
1:AQ:10:ARG:NH2	1:BT:15:ASP:OD1	2.45	0.49
1:AV:114:SER:HA	1:EG:26:VAL:HG21	1.94	0.49
1:BA:103:GLU:HA	1:BA:106:LYS:HD3	1.93	0.49
1:BI:38:LEU:HG	1:BI:39:PRO:HD2	1.94	0.49
1:BN:101:LEU:O	1:BN:105:VAL:HG23	2.12	0.49
1:CG:38:LEU:HG	1:CG:39:PRO:HD2	1.94	0.49
1:CL:21:LEU:HB3	1:CL:22:PRO:HD2	1.93	0.49
1:CX:53:ARG:HH12	1:CX:79:THR:HG21	1.76	0.49
1:DB:79:THR:HB	1:DB:81:PHE:CE2	2.48	0.49
1:DN:79:THR:HB	1:DN:81:PHE:CE2	2.48	0.49

Continued on next page...

Continued from previous page...

Atom-1	Atom-2	Interatomic distance (Å)	Clash overlap (Å)
1:DQ:79:THR:HB	1:DQ:81:PHE:CE2	2.48	0.49
1:DR:103:GLU:HA	1:DR:106:LYS:HD3	1.93	0.49
1:EE:53:ARG:HH12	1:EE:79:THR:HG21	1.76	0.49
1:EH:101:LEU:O	1:EH:105:VAL:HG23	2.12	0.49
1:EL:79:THR:HB	1:EL:81:PHE:CE2	2.48	0.49
1:EY:103:GLU:HA	1:EY:106:LYS:HD3	1.93	0.49
1:FE:103:GLU:HA	1:FE:106:LYS:HD3	1.93	0.49
1:FF:53:ARG:HH12	1:FF:79:THR:HG21	1.76	0.49
1:FR:53:ARG:HH12	1:FR:79:THR:HG21	1.76	0.49
1:FV:79:THR:HB	1:FV:81:PHE:CE2	2.48	0.49
1:GJ:99:SER:OG	1:GJ:124:GLU:O	2.20	0.49
1:GW:79:THR:HB	1:GW:81:PHE:CE2	2.48	0.49
1:GY:53:ARG:HH12	1:GY:79:THR:HG21	1.76	0.49
1:HC:79:THR:HB	1:HC:81:PHE:CE2	2.48	0.49
1:HE:101:LEU:O	1:HE:105:VAL:HG23	2.12	0.49
1:HK:101:LEU:O	1:HK:105:VAL:HG23	2.12	0.49
1:HS:26:VAL:HG21	1:LX:114:SER:HA	1.95	0.49
1:IG:79:THR:HB	1:IG:81:PHE:CE2	2.48	0.49
1:IM:10:ARG:NH2	1:KW:15:ASP:OD1	2.46	0.49
1:IS:79:THR:HB	1:IS:81:PHE:CE2	2.48	0.49
1:IW:53:ARG:NH1	1:MI:104:GLU:OE1	2.26	0.49
1:IY:38:LEU:HG	1:IY:39:PRO:HD2	1.94	0.49
1:KN:101:LEU:O	1:KN:105:VAL:HG23	2.12	0.49
1:KU:38:LEU:HG	1:KU:39:PRO:HD2	1.94	0.49
1:KU:79:THR:HB	1:KU:81:PHE:CE2	2.48	0.49
1:KV:103:GLU:HA	1:KV:106:LYS:HD3	1.93	0.49
1:LZ:103:GLU:HA	1:LZ:106:LYS:HD3	1.93	0.49
1:ME:38:LEU:HG	1:ME:39:PRO:HD2	1.94	0.49
1:MM:99:SER:OG	1:MM:124:GLU:O	2.20	0.49
1:MZ:38:LEU:HG	1:MZ:39:PRO:HD2	1.94	0.49
1:MZ:39:PRO:HB2	1:MZ:47:GLY:HA3	1.92	0.49
1:NF:79:THR:HB	1:NF:81:PHE:CE2	2.48	0.49
1:NG:39:PRO:HB2	1:NG:47:GLY:HA3	1.95	0.49
1:AA:101:LEU:O	1:AA:105:VAL:HG23	2.12	0.49
1:AB:79:THR:HB	1:AB:81:PHE:CE2	2.48	0.49
1:AD:21:LEU:HB3	1:AD:22:PRO:HD2	1.93	0.49
1:AH:38:LEU:HG	1:AH:39:PRO:HD2	1.94	0.49
1:AJ:53:ARG:HH12	1:AJ:79:THR:HG21	1.76	0.49
1:AM:38:LEU:HB2	1:FS:10:ARG:HH11	1.76	0.49
1:AW:79:THR:HB	1:AW:81:PHE:CE2	2.48	0.49
1:AY:99:SER:OG	1:AY:124:GLU:O	2.20	0.49

Continued on next page...

Continued from previous page...

Atom-1	Atom-2	Interatomic distance (Å)	Clash overlap (Å)
1:BC:38:LEU:HG	1:BC:39:PRO:HD2	1.94	0.49
1:BC:79:THR:HB	1:BC:81:PHE:CE2	2.48	0.49
1:BD:103:GLU:HA	1:BD:106:LYS:HD3	1.93	0.49
1:BR:38:LEU:HG	1:BR:39:PRO:HD2	1.94	0.49
1:CG:79:THR:HB	1:CG:81:PHE:CE2	2.48	0.49
1:CM:38:LEU:HG	1:CM:39:PRO:HD2	1.93	0.49
1:CP:39:PRO:HB2	1:CP:47:GLY:HA3	1.92	0.49
1:CW:39:PRO:HB2	1:CW:47:GLY:HA3	1.95	0.49
1:DC:112:ALA:O	1:GO:49:VAL:HG11	2.12	0.49
1:DG:101:LEU:O	1:DG:105:VAL:HG23	2.12	0.49
1:DK:79:THR:HB	1:DK:81:PHE:CE2	2.48	0.49
1:DS:101:LEU:O	1:DS:105:VAL:HG23	2.12	0.49
1:EI:79:THR:HB	1:EI:81:PHE:CE2	2.48	0.49
1:FF:101:LEU:O	1:FF:105:VAL:HG23	2.12	0.49
1:FS:38:LEU:HG	1:FS:39:PRO:HD2	1.94	0.49
1:GE:79:THR:HB	1:GE:81:PHE:CE2	2.48	0.49
1:GT:79:THR:HB	1:GT:81:PHE:CE2	2.48	0.49
1:JE:79:THR:HB	1:JE:81:PHE:CE2	2.48	0.49
1:JG:53:ARG:HH12	1:JG:79:THR:HG21	1.77	0.49
1:JH:79:THR:HB	1:JH:81:PHE:CE2	2.48	0.49
1:JJ:38:LEU:HB2	1:KF:10:ARG:HH11	1.78	0.49
1:JS:101:LEU:O	1:JS:105:VAL:HG23	2.12	0.49
1:JT:79:THR:HB	1:JT:81:PHE:CE2	2.48	0.49
1:JV:101:LEU:O	1:JV:105:VAL:HG23	2.12	0.49
1:JZ:38:LEU:HG	1:JZ:39:PRO:HD2	1.94	0.49
1:KI:79:THR:HB	1:KI:81:PHE:CE2	2.48	0.49
1:KJ:103:GLU:HA	1:KJ:106:LYS:HD3	1.93	0.49
1:KW:101:LEU:O	1:KW:105:VAL:HG23	2.12	0.49
1:KZ:101:LEU:O	1:KZ:105:VAL:HG23	2.12	0.49
1:LN:39:PRO:HB2	1:LN:47:GLY:HA3	1.95	0.49
1:NE:101:LEU:O	1:NE:105:VAL:HG23	2.12	0.49
1:NI:79:THR:HB	1:NI:81:PHE:CE2	2.48	0.49
1:NK:99:SER:OG	1:NK:124:GLU:O	2.20	0.49
1:NO:79:THR:HB	1:NO:81:PHE:CE2	2.48	0.49
1:AC:26:VAL:HG21	1:FX:113:TYR:O	2.13	0.49
1:AT:79:THR:HB	1:AT:81:PHE:CE2	2.48	0.49
1:CE:80:SER:HB2	1:FQ:74:VAL:CG2	2.40	0.49
1:CN:130:GLU:HA	1:FZ:106:LYS:NZ	2.28	0.49
1:CQ:103:GLU:HA	1:CQ:106:LYS:HD3	1.93	0.49
1:CV:79:THR:HB	1:CV:81:PHE:CE2	2.48	0.49
1:DA:101:LEU:O	1:DA:105:VAL:HG23	2.12	0.49

Continued on next page...

Continued from previous page...

Atom-1	Atom-2	Interatomic distance (Å)	Clash overlap (Å)
1:DW:79:THR:HB	1:DW:81:PHE:CE2	2.48	0.49
1:FN:39:PRO:HB2	1:FN:47:GLY:HA3	1.95	0.49
1:FP:79:THR:HB	1:FP:81:PHE:CE2	2.48	0.49
1:FS:79:THR:HB	1:FS:81:PHE:CE2	2.48	0.49
1:FT:26:VAL:HG21	1:GP:114:SER:HA	1.94	0.49
1:GE:38:LEU:HG	1:GE:39:PRO:HD2	1.94	0.49
1:GZ:38:LEU:HG	1:GZ:39:PRO:HD2	1.94	0.49
1:HI:79:THR:HB	1:HI:81:PHE:CE2	2.48	0.49
1:HL:79:THR:HB	1:HL:81:PHE:CE2	2.48	0.49
1:HP:92:GLU:CD	1:LB:57:LYS:HZ3	2.15	0.49
1:HX:79:THR:HB	1:HX:81:PHE:CE2	2.48	0.49
1:IJ:38:LEU:HG	1:IJ:39:PRO:HD2	1.94	0.49
1:IO:53:ARG:HH12	1:IO:79:THR:HG21	1.76	0.49
1:IT:59:ILE:HD12	1:MF:89:ASP:OD2	2.13	0.49
1:IY:79:THR:HB	1:IY:81:PHE:CE2	2.48	0.49
1:JF:75:ILE:CD1	1:MR:97:MET:HG2	2.43	0.49
1:KA:106:LYS:NZ	1:NM:129:THR:O	2.45	0.49
1:KF:38:LEU:HG	1:KF:39:PRO:HD2	1.94	0.49
1:KO:79:THR:HB	1:KO:81:PHE:CE2	2.48	0.49
1:KR:79:THR:HB	1:KR:81:PHE:CE2	2.48	0.49
1:KX:79:THR:HB	1:KX:81:PHE:CE2	2.48	0.49
1:LG:26:VAL:HG11	1:LM:113:TYR:O	2.13	0.49
1:LT:103:GLU:HA	1:LT:106:LYS:HD3	1.93	0.49
1:LV:79:THR:HB	1:LV:81:PHE:CE2	2.48	0.49
1:MM:101:LEU:O	1:MM:105:VAL:HG23	2.12	0.49
1:MQ:79:THR:HB	1:MQ:81:PHE:CE2	2.48	0.49
1:AE:79:THR:HB	1:AE:81:PHE:CE2	2.48	0.49
1:AF:39:PRO:HB2	1:AF:47:GLY:HA3	1.95	0.49
1:AF:103:GLU:HA	1:AF:106:LYS:HD3	1.93	0.49
1:AO:103:GLU:HA	1:AO:106:LYS:HD3	1.93	0.49
1:AW:15:ASP:OD1	1:EG:10:ARG:NH1	2.45	0.49
1:BT:101:LEU:O	1:BT:105:VAL:HG23	2.12	0.49
1:CE:10:ARG:HH21	1:CS:38:LEU:HD22	1.77	0.49
1:CY:79:THR:HB	1:CY:81:PHE:CE2	2.48	0.49
1:DK:38:LEU:HG	1:DK:39:PRO:HD2	1.94	0.49
1:DT:38:LEU:HG	1:DT:39:PRO:HD2	1.94	0.49
1:DV:116:TYR:HH	1:GF:20:THR:HG1	1.58	0.49
1:DY:53:ARG:HH12	1:DY:79:THR:HG21	1.77	0.49
1:ER:79:THR:HB	1:ER:81:PHE:CE2	2.48	0.49
1:GM:101:LEU:O	1:GM:105:VAL:HG23	2.12	0.49
1:GX:103:GLU:HA	1:GX:106:LYS:HD3	1.93	0.49

Continued on next page...

Continued from previous page...

Atom-1	Atom-2	Interatomic distance (Å)	Clash overlap (Å)
1:GY:99:SER:OG	1:GY:124:GLU:O	2.20	0.49
1:HD:90:ARG:NH2	1:KP:113:TYR:CD1	2.81	0.49
1:HO:38:LEU:HG	1:HO:39:PRO:HD2	1.94	0.49
1:HP:39:PRO:HB2	1:HP:47:GLY:HA3	1.95	0.49
1:ID:79:THR:HB	1:ID:81:PHE:CE2	2.48	0.49
1:IW:103:GLU:HA	1:IW:106:LYS:HD3	1.93	0.49
1:JN:79:THR:HB	1:JN:81:PHE:CE2	2.48	0.49
1:KD:92:GLU:CD	1:NP:57:LYS:HZ3	2.16	0.49
1:KR:10:ARG:NH1	1:NN:38:LEU:HB2	2.28	0.49
1:LG:38:LEU:HG	1:LG:39:PRO:HD2	1.94	0.49
1:LH:39:PRO:HB2	1:LH:47:GLY:HA3	1.95	0.49
1:LY:79:THR:HB	1:LY:81:PHE:CE2	2.48	0.49
1:MB:53:ARG:HH22	1:MB:79:THR:HG21	1.78	0.49
1:NV:39:PRO:HB2	1:NV:47:GLY:HA3	1.95	0.49
1:AJ:113:TYR:O	1:BY:26:VAL:HG21	2.13	0.49
1:AQ:79:THR:HB	1:AQ:81:PHE:CE2	2.48	0.49
1:BC:53:ARG:HH22	1:BC:79:THR:HG21	1.78	0.49
1:BG:39:PRO:HB2	1:BG:47:GLY:HA3	1.95	0.49
1:CH:112:ALA:O	1:FT:49:VAL:HG11	2.13	0.49
1:CJ:53:ARG:HH22	1:CJ:79:THR:HG21	1.78	0.49
1:CQ:92:GLU:CD	1:GC:57:LYS:HZ3	2.14	0.49
1:DD:101:LEU:O	1:DD:105:VAL:HG23	2.12	0.49
1:DF:103:GLU:HA	1:DF:106:LYS:HD3	1.93	0.49
1:DP:53:ARG:HH12	1:DP:79:THR:HG21	1.76	0.49
1:EB:101:LEU:O	1:EB:105:VAL:HG23	2.12	0.49
1:EL:53:ARG:HH22	1:EL:79:THR:HG21	1.78	0.49
1:EO:53:ARG:HH22	1:EO:79:THR:HG21	1.78	0.49
1:EV:39:PRO:HB2	1:EV:47:GLY:HA3	1.95	0.49
1:EX:53:ARG:HH22	1:EX:79:THR:HG21	1.78	0.49
1:EZ:53:ARG:HH12	1:EZ:79:THR:HG21	1.76	0.49
1:FA:53:ARG:HH22	1:FA:79:THR:HG21	1.78	0.49
1:FK:103:GLU:HA	1:FK:106:LYS:HD3	1.93	0.49
1:FP:53:ARG:HH22	1:FP:79:THR:HG21	1.78	0.49
1:FV:53:ARG:HH22	1:FV:79:THR:HG21	1.78	0.49
1:GT:53:ARG:HH22	1:GT:79:THR:HG21	1.78	0.49
1:GW:53:ARG:HH22	1:GW:79:THR:HG21	1.78	0.49
1:HR:53:ARG:HH22	1:HR:79:THR:HG21	1.78	0.49
1:HU:79:THR:HB	1:HU:81:PHE:CE2	2.48	0.49
1:IA:79:THR:HB	1:IA:81:PHE:CE2	2.48	0.49
1:IG:53:ARG:HH22	1:IG:79:THR:HG21	1.78	0.49
1:IP:38:LEU:HG	1:IP:39:PRO:HD2	1.94	0.49

Continued on next page...

Continued from previous page...

Atom-1	Atom-2	Interatomic distance (Å)	Clash overlap (Å)
1:IS:53:ARG:HH22	1:IS:79:THR:HG21	1.78	0.49
1:IT:39:PRO:HB2	1:IT:47:GLY:HA3	1.95	0.49
1:JJ:38:LEU:HB2	1:KF:10:ARG:NH1	2.28	0.49
1:JW:53:ARG:HH22	1:JW:79:THR:HG21	1.78	0.49
1:JX:39:PRO:HB2	1:JX:47:GLY:HA3	1.95	0.49
1:LA:79:THR:HB	1:LA:81:PHE:CE2	2.48	0.49
1:LP:38:LEU:HG	1:LP:39:PRO:HD2	1.94	0.49
1:LZ:39:PRO:HB2	1:LZ:47:GLY:HA3	1.95	0.49
1:ME:79:THR:HB	1:ME:81:PHE:CE2	2.48	0.49
1:MG:53:ARG:HH12	1:MG:79:THR:HG21	1.77	0.49
1:MT:79:THR:HB	1:MT:81:PHE:CE2	2.48	0.49
1:MW:53:ARG:HH22	1:MW:79:THR:HG21	1.78	0.49
1:NO:38:LEU:HG	1:NO:39:PRO:HD2	1.94	0.49
1:NP:39:PRO:HB2	1:NP:47:GLY:HA3	1.95	0.49
1:NP:103:GLU:HA	1:NP:106:LYS:HD3	1.93	0.49
1:NS:103:GLU:HA	1:NS:106:LYS:HD3	1.93	0.49
1:NU:38:LEU:HG	1:NU:39:PRO:HD2	1.94	0.49
1:AE:38:LEU:HG	1:AE:39:PRO:HD2	1.94	0.48
1:AO:39:PRO:HB2	1:AO:47:GLY:HA3	1.95	0.48
1:AT:53:ARG:HH22	1:AT:79:THR:HG21	1.78	0.48
1:AV:101:LEU:O	1:AV:105:VAL:HG23	2.12	0.48
1:BL:53:ARG:HH22	1:BL:79:THR:HG21	1.78	0.48
1:BR:53:ARG:HH22	1:BR:79:THR:HG21	1.78	0.48
1:BU:38:LEU:HG	1:BU:39:PRO:HD2	1.94	0.48
1:CA:38:LEU:HG	1:CA:39:PRO:HD2	1.94	0.48
1:CM:79:THR:HB	1:CM:81:PHE:CE2	2.48	0.48
1:CN:105:VAL:HG22	1:FZ:94:LEU:HD13	1.95	0.48
1:CV:38:LEU:HD22	1:DI:10:ARG:HH21	1.78	0.48
1:DB:53:ARG:HH22	1:DB:79:THR:HG21	1.78	0.48
1:DH:79:THR:HB	1:DH:81:PHE:CE2	2.48	0.48
1:DJ:101:LEU:O	1:DJ:105:VAL:HG23	2.12	0.48
1:DT:53:ARG:HH22	1:DT:79:THR:HG21	1.78	0.48
1:DZ:53:ARG:HH22	1:DZ:79:THR:HG21	1.78	0.48
1:FD:79:THR:HB	1:FD:81:PHE:CE2	2.48	0.48
1:FM:79:THR:HB	1:FM:81:PHE:CE2	2.48	0.48
1:GK:79:THR:HB	1:GK:81:PHE:CE2	2.48	0.48
1:GQ:79:THR:HB	1:GQ:81:PHE:CE2	2.48	0.48
1:HC:53:ARG:HH22	1:HC:79:THR:HG21	1.78	0.48
1:HE:53:ARG:HH12	1:HE:79:THR:HG21	1.76	0.48
1:IV:79:THR:HB	1:IV:81:PHE:CE2	2.48	0.48
1:JL:80:SER:HB2	1:MX:74:VAL:CG2	2.43	0.48

Continued on next page...

Continued from previous page...

Atom-1	Atom-2	Interatomic distance (Å)	Clash overlap (Å)
1:JT:53:ARG:HH22	1:JT:79:THR:HG21	1.78	0.48
1:KK:53:ARG:HH12	1:KK:79:THR:HG21	1.77	0.48
1:KL:38:LEU:HD22	1:NS:10:ARG:HH21	1.78	0.48
1:KW:53:ARG:HH12	1:KW:79:THR:HG21	1.76	0.48
1:LA:38:LEU:HG	1:LA:39:PRO:HD2	1.94	0.48
1:LA:53:ARG:HH22	1:LA:79:THR:HG21	1.78	0.48
1:LD:79:THR:HB	1:LD:81:PHE:CE2	2.48	0.48
1:LV:53:ARG:HH22	1:LV:79:THR:HG21	1.78	0.48
1:MA:53:ARG:HH12	1:MA:79:THR:HG21	1.76	0.48
1:MK:53:ARG:HH22	1:MK:79:THR:HG21	1.78	0.48
1:MR:103:GLU:HA	1:MR:106:LYS:HD3	1.93	0.48
1:MY:53:ARG:HH12	1:MY:79:THR:HG21	1.76	0.48
1:NB:101:LEU:O	1:NB:105:VAL:HG23	2.12	0.48
1:NI:53:ARG:HH22	1:NI:79:THR:HG21	1.78	0.48
1:NT:53:ARG:HH12	1:NT:79:THR:HG21	1.76	0.48
1:BP:39:PRO:HB2	1:BP:47:GLY:HA3	1.95	0.48
1:CR:53:ARG:HH12	1:CR:79:THR:HG21	1.76	0.48
1:CY:53:ARG:HH22	1:CY:79:THR:HG21	1.78	0.48
1:ED:39:PRO:HB2	1:ED:47:GLY:HA3	1.95	0.48
1:EF:53:ARG:HH22	1:EF:79:THR:HG21	1.78	0.48
1:EO:79:THR:HB	1:EO:81:PHE:CE2	2.48	0.48
1:ES:39:PRO:HB2	1:ES:47:GLY:HA3	1.95	0.48
1:ES:103:GLU:HA	1:ES:106:LYS:HD3	1.93	0.48
1:FE:39:PRO:HB2	1:FE:47:GLY:HA3	1.95	0.48
1:FS:113:TYR:O	1:GQ:26:VAL:HG11	2.11	0.48
1:GC:103:GLU:HA	1:GC:106:LYS:HD3	1.93	0.48
1:GF:39:PRO:HB2	1:GF:47:GLY:HA3	1.95	0.48
1:GL:39:PRO:HB2	1:GL:47:GLY:HA3	1.95	0.48
1:GQ:53:ARG:HH22	1:GQ:79:THR:HG21	1.78	0.48
1:HG:125:ASP:HB2	1:KS:4:ILE:HG12	1.94	0.48
1:HZ:101:LEU:O	1:HZ:105:VAL:HG23	2.12	0.48
1:IJ:79:THR:HB	1:IJ:81:PHE:CE2	2.48	0.48
1:IR:53:ARG:HH12	1:IR:79:THR:HG21	1.76	0.48
1:JC:106:LYS:NZ	1:MO:129:THR:C	2.66	0.48
1:JQ:79:THR:HB	1:JQ:81:PHE:CE2	2.48	0.48
1:JU:39:PRO:HB2	1:JU:47:GLY:HA3	1.95	0.48
1:KI:53:ARG:HH22	1:KI:79:THR:HG21	1.78	0.48
1:LG:53:ARG:HH22	1:LG:79:THR:HG21	1.78	0.48
1:NR:53:ARG:HH22	1:NR:79:THR:HG21	1.78	0.48
1:AB:53:ARG:HH22	1:AB:79:THR:HG21	1.78	0.48
1:AI:39:PRO:HB2	1:AI:47:GLY:HA3	1.95	0.48

Continued on next page...

Continued from previous page...

Atom-1	Atom-2	Interatomic distance (Å)	Clash overlap (Å)
1:AN:53:ARG:HH22	1:AN:79:THR:HG21	1.78	0.48
1:AZ:53:ARG:HH22	1:AZ:79:THR:HG21	1.78	0.48
1:BJ:39:PRO:HB2	1:BJ:47:GLY:HA3	1.95	0.48
1:BZ:101:LEU:O	1:BZ:105:VAL:HG23	2.12	0.48
1:CT:90:ARG:NH2	1:GF:113:TYR:CG	2.80	0.48
1:DE:79:THR:HB	1:DE:81:PHE:CE2	2.48	0.48
1:DZ:38:LEU:HG	1:DZ:39:PRO:HD2	1.94	0.48
1:EP:39:PRO:HB2	1:EP:47:GLY:HA3	1.95	0.48
1:EX:79:THR:HB	1:EX:81:PHE:CE2	2.48	0.48
1:FP:38:LEU:HG	1:FP:39:PRO:HD2	1.94	0.48
1:FS:53:ARG:HH22	1:FS:79:THR:HG21	1.78	0.48
1:GA:53:ARG:HH12	1:GA:79:THR:HG21	1.76	0.48
1:GZ:53:ARG:HH22	1:GZ:79:THR:HG21	1.78	0.48
1:HD:10:ARG:HH21	1:MZ:38:LEU:HD22	1.79	0.48
1:HG:57:LYS:HZ1	1:KS:92:GLU:CD	2.15	0.48
1:HH:101:LEU:O	1:HH:105:VAL:HG23	2.12	0.48
1:HJ:103:GLU:HA	1:HJ:106:LYS:HD3	1.93	0.48
1:IG:38:LEU:CD2	1:IN:10:ARG:HH21	2.27	0.48
1:IH:101:LEU:HD22	1:LT:94:LEU:HD22	1.94	0.48
1:IZ:74:VAL:CG2	1:ML:80:SER:HB2	2.40	0.48
1:KE:53:ARG:HH12	1:KE:79:THR:HG21	1.76	0.48
1:KJ:39:PRO:HB2	1:KJ:47:GLY:HA3	1.95	0.48
1:KS:103:GLU:HA	1:KS:106:LYS:HD3	1.93	0.48
1:LD:53:ARG:HH22	1:LD:79:THR:HG21	1.78	0.48
1:LP:79:THR:HB	1:LP:81:PHE:CE2	2.48	0.48
1:LQ:39:PRO:HB2	1:LQ:47:GLY:HA3	1.95	0.48
1:MH:53:ARG:HH22	1:MH:79:THR:HG21	1.78	0.48
1:AN:38:LEU:HG	1:AN:39:PRO:HD2	1.93	0.48
1:AX:39:PRO:HB2	1:AX:47:GLY:HA3	1.95	0.48
1:BA:39:PRO:HB2	1:BA:47:GLY:HA3	1.95	0.48
1:BU:53:ARG:HH22	1:BU:79:THR:HG21	1.78	0.48
1:BU:79:THR:HB	1:BU:81:PHE:CE2	2.48	0.48
1:BX:53:ARG:HH22	1:BX:79:THR:HG21	1.78	0.48
1:BY:39:PRO:HB2	1:BY:47:GLY:HA3	1.95	0.48
1:CB:53:ARG:NH1	1:FN:104:GLU:OE1	2.37	0.48
1:CB:57:LYS:HZ1	1:FN:92:GLU:CD	2.17	0.48
1:CJ:79:THR:HB	1:CJ:81:PHE:CE2	2.48	0.48
1:CU:101:LEU:O	1:CU:105:VAL:HG23	2.12	0.48
1:DW:53:ARG:HH22	1:DW:79:THR:HG21	1.78	0.48
1:EH:53:ARG:HH12	1:EH:79:THR:HG21	1.76	0.48
1:FJ:53:ARG:HH22	1:FJ:79:THR:HG21	1.78	0.48

Continued on next page...

Continued from previous page...

Atom-1	Atom-2	Interatomic distance (Å)	Clash overlap (Å)
1:GB:79:THR:HB	1:GB:81:PHE:CE2	2.48	0.48
1:GI:39:PRO:HB2	1:GI:47:GLY:HA3	1.95	0.48
1:HR:79:THR:HB	1:HR:81:PHE:CE2	2.48	0.48
1:HS:103:GLU:HA	1:HS:106:LYS:HD3	1.93	0.48
1:IA:10:ARG:NH2	1:IO:15:ASP:OD1	2.46	0.48
1:JC:39:PRO:HB2	1:JC:47:GLY:HA3	1.95	0.48
1:JP:101:LEU:O	1:JP:105:VAL:HG23	2.12	0.48
1:JQ:53:ARG:HH22	1:JQ:79:THR:HG21	1.78	0.48
1:JR:103:GLU:HA	1:JR:106:LYS:HD3	1.93	0.48
1:KV:39:PRO:HB2	1:KV:47:GLY:HA3	1.95	0.48
1:KY:39:PRO:HB2	1:KY:47:GLY:HA3	1.95	0.48
1:LJ:79:THR:HB	1:LJ:81:PHE:CE2	2.48	0.48
1:LS:53:ARG:HH22	1:LS:79:THR:HG21	1.78	0.48
1:LU:101:LEU:O	1:LU:105:VAL:HG23	2.12	0.48
1:LX:101:LEU:O	1:LX:105:VAL:HG23	2.12	0.48
1:NM:39:PRO:HB2	1:NM:47:GLY:HA3	1.95	0.48
1:BQ:101:LEU:O	1:BQ:105:VAL:HG23	2.12	0.48
1:CH:57:LYS:HZ3	1:FT:92:GLU:CD	2.17	0.48
1:DC:90:ARG:NH2	1:GO:113:TYR:CD1	2.81	0.48
1:DI:39:PRO:HB2	1:DI:47:GLY:HA3	1.95	0.48
1:DM:99:SER:OG	1:DM:124:GLU:O	2.20	0.48
1:DQ:53:ARG:HH22	1:DQ:79:THR:HG21	1.78	0.48
1:EC:53:ARG:HH22	1:EC:79:THR:HG21	1.78	0.48
1:EF:10:ARG:HH11	1:ET:38:LEU:HB2	1.78	0.48
1:EM:39:PRO:HB2	1:EM:47:GLY:HA3	1.95	0.48
1:EU:53:ARG:HH22	1:EU:79:THR:HG21	1.78	0.48
1:GZ:79:THR:HB	1:GZ:81:PHE:CE2	2.48	0.48
1:HS:53:ARG:NH1	1:LE:104:GLU:OE1	2.38	0.48
1:IK:92:GLU:CD	1:LW:57:LYS:HZ3	2.16	0.48
1:IP:79:THR:HB	1:IP:81:PHE:CE2	2.48	0.48
1:JK:79:THR:HB	1:JK:81:PHE:CE2	2.48	0.48
1:JY:38:LEU:HB2	1:NI:10:ARG:NH1	2.29	0.48
1:KL:53:ARG:HH22	1:KL:79:THR:HG21	1.78	0.48
1:KR:53:ARG:HH22	1:KR:79:THR:HG21	1.78	0.48
1:MK:79:THR:HB	1:MK:81:PHE:CE2	2.48	0.48
1:MW:79:THR:HB	1:MW:81:PHE:CE2	2.48	0.48
1:NJ:39:PRO:HB2	1:NJ:47:GLY:HA3	1.95	0.48
1:NT:101:LEU:O	1:NT:105:VAL:HG23	2.12	0.48
1:AL:10:ARG:HH21	1:FP:38:LEU:CD2	2.26	0.48
1:BA:8:LYS:HB2	1:EM:119:ASP:O	2.13	0.48
1:BG:119:ASP:O	1:ES:8:LYS:HB2	2.13	0.48

Continued on next page...

Continued from previous page...

Atom-1	Atom-2	Interatomic distance (Å)	Clash overlap (Å)
1:BH:113:TYR:O	1:BP:26:VAL:HG21	2.14	0.48
1:BJ:57:LYS:HZ3	1:EV:92:GLU:CD	2.17	0.48
1:CN:39:PRO:HB2	1:CN:47:GLY:HA3	1.95	0.48
1:CP:79:THR:HB	1:CP:81:PHE:CE2	2.48	0.48
1:CP:113:TYR:O	1:DK:26:VAL:HG21	2.14	0.48
1:CT:39:PRO:HB2	1:CT:47:GLY:HA3	1.95	0.48
1:CT:80:SER:HB2	1:GF:74:VAL:HG22	1.95	0.48
1:DC:26:VAL:HG21	1:GJ:114:SER:HA	1.95	0.48
1:DH:53:ARG:HH22	1:DH:79:THR:HG21	1.78	0.48
1:DN:53:ARG:HH22	1:DN:79:THR:HG21	1.78	0.48
1:EI:53:ARG:HH22	1:EI:79:THR:HG21	1.78	0.48
1:FJ:79:THR:HB	1:FJ:81:PHE:CE2	2.48	0.48
1:GG:101:LEU:O	1:GG:105:VAL:HG23	2.12	0.48
1:GP:53:ARG:HH12	1:GP:79:THR:HG21	1.76	0.48
1:GU:39:PRO:HB2	1:GU:47:GLY:HA3	1.95	0.48
1:HF:53:ARG:HH22	1:HF:79:THR:HG21	1.78	0.48
1:HI:53:ARG:HH22	1:HI:79:THR:HG21	1.78	0.48
1:IM:53:ARG:HH22	1:IM:79:THR:HG21	1.78	0.48
1:IY:53:ARG:HH22	1:IY:79:THR:HG21	1.78	0.48
1:JL:92:GLU:CD	1:MX:57:LYS:HZ3	2.17	0.48
1:KJ:125:ASP:HB2	1:NV:4:ILE:CG1	2.42	0.48
1:MM:38:LEU:HB2	1:NU:10:ARG:NH1	2.29	0.48
1:MZ:79:THR:HB	1:MZ:81:PHE:CE2	2.48	0.48
1:AH:86:THR:HG22	1:AH:88:GLU:H	1.79	0.48
1:BA:92:GLU:CD	1:EM:57:LYS:HZ3	2.17	0.48
1:BD:129:THR:O	1:EP:106:LYS:NZ	2.46	0.48
1:CG:53:ARG:HH22	1:CG:79:THR:HG21	1.78	0.48
1:DQ:10:ARG:NH1	1:GV:38:LEU:HB2	2.29	0.48
1:DR:39:PRO:HB2	1:DR:47:GLY:HA3	1.95	0.48
1:EF:26:VAL:HG21	1:EU:113:TYR:O	2.13	0.48
1:FQ:39:PRO:HB2	1:FQ:47:GLY:HA3	1.95	0.48
1:GN:53:ARG:HH22	1:GN:79:THR:HG21	1.78	0.48
1:HV:90:ARG:NH2	1:LH:113:TYR:CG	2.82	0.48
1:HX:86:THR:HG22	1:HX:88:GLU:H	1.79	0.48
1:HY:39:PRO:HB2	1:HY:47:GLY:HA3	1.95	0.48
1:IB:39:PRO:HB2	1:IB:47:GLY:HA3	1.95	0.48
1:JB:53:ARG:HH22	1:JB:79:THR:HG21	1.78	0.48
1:JC:49:VAL:CG1	1:MO:112:ALA:O	2.60	0.48
1:JF:103:GLU:HA	1:JF:106:LYS:HD3	1.93	0.48
1:JL:26:VAL:HG21	1:KE:113:TYR:O	2.14	0.48
1:KC:53:ARG:HH22	1:KC:79:THR:HG21	1.78	0.48

Continued on next page...

Continued from previous page...

Atom-1	Atom-2	Interatomic distance (Å)	Clash overlap (Å)
1:KD:39:PRO:HB2	1:KD:47:GLY:HA3	1.95	0.48
1:KO:53:ARG:HH22	1:KO:79:THR:HG21	1.78	0.48
1:KU:53:ARG:HH22	1:KU:79:THR:HG21	1.78	0.48
1:MC:39:PRO:HB2	1:MC:47:GLY:HA3	1.95	0.48
1:MO:39:PRO:HB2	1:MO:47:GLY:HA3	1.95	0.48
1:MR:39:PRO:HB2	1:MR:47:GLY:HA3	1.95	0.48
1:AB:10:ARG:HH11	1:BH:38:LEU:HB2	1.77	0.48
1:AL:39:PRO:HB2	1:AL:47:GLY:HA3	1.95	0.48
1:AN:79:THR:HB	1:AN:81:PHE:CE2	2.48	0.48
1:AT:101:LEU:O	1:AT:105:VAL:HG23	2.14	0.48
1:BC:86:THR:HG22	1:BC:88:GLU:H	1.79	0.48
1:BV:104:GLU:OE1	1:FH:53:ARG:NH1	2.35	0.48
1:CA:86:THR:HG22	1:CA:88:GLU:H	1.79	0.48
1:CD:86:THR:HG22	1:CD:88:GLU:H	1.79	0.48
1:CK:39:PRO:HB2	1:CK:47:GLY:HA3	1.95	0.48
1:CV:53:ARG:HH22	1:CV:79:THR:HG21	1.78	0.48
1:DE:86:THR:HG22	1:DE:88:GLU:H	1.79	0.48
1:DL:39:PRO:HB2	1:DL:47:GLY:HA3	1.95	0.48
1:DN:86:THR:HG22	1:DN:88:GLU:H	1.79	0.48
1:FA:79:THR:HB	1:FA:81:PHE:CE2	2.48	0.48
1:FE:26:VAL:HG21	1:FF:113:TYR:O	2.13	0.48
1:FH:39:PRO:HB2	1:FH:47:GLY:HA3	1.95	0.48
1:FT:39:PRO:HB2	1:FT:47:GLY:HA3	1.95	0.48
1:FX:99:SER:OG	1:FX:124:GLU:O	2.20	0.48
1:GS:99:SER:OG	1:GS:124:GLU:O	2.20	0.48
1:GX:39:PRO:HB2	1:GX:47:GLY:HA3	1.95	0.48
1:HL:86:THR:HG22	1:HL:88:GLU:H	1.79	0.48
1:HO:79:THR:HB	1:HO:81:PHE:CE2	2.48	0.48
1:HR:66:ALA:HB1	1:LJ:66:ALA:CB	2.44	0.48
1:IA:101:LEU:O	1:IA:105:VAL:HG23	2.14	0.48
1:IJ:53:ARG:HH22	1:IJ:79:THR:HG21	1.78	0.48
1:IS:86:THR:HG22	1:IS:88:GLU:H	1.79	0.48
1:JE:10:ARG:NH1	1:NK:38:LEU:HB2	2.28	0.48
1:JE:101:LEU:O	1:JE:105:VAL:HG23	2.14	0.48
1:JN:86:THR:HG22	1:JN:88:GLU:H	1.79	0.48
1:JO:59:ILE:HD12	1:NA:89:ASP:OD2	2.13	0.48
1:JV:99:SER:OG	1:JV:124:GLU:O	2.20	0.48
1:KL:86:THR:HG22	1:KL:88:GLU:H	1.79	0.48
1:KR:86:THR:HG22	1:KR:88:GLU:H	1.79	0.48
1:KX:53:ARG:HH22	1:KX:79:THR:HG21	1.78	0.48
1:LG:79:THR:HB	1:LG:81:PHE:CE2	2.48	0.48

Continued on next page...

Continued from previous page...

Atom-1	Atom-2	Interatomic distance (Å)	Clash overlap (Å)
1:LP:53:ARG:HH22	1:LP:79:THR:HG21	1.78	0.48
1:LY:86:THR:HG22	1:LY:88:GLU:H	1.79	0.48
1:ME:101:LEU:O	1:ME:105:VAL:HG23	2.14	0.48
1:ML:39:PRO:HB2	1:ML:47:GLY:HA3	1.95	0.48
1:NO:53:ARG:HH22	1:NO:79:THR:HG21	1.78	0.48
1:NS:39:PRO:HB2	1:NS:47:GLY:HA3	1.95	0.48
1:AB:101:LEU:O	1:AB:105:VAL:HG23	2.14	0.48
1:BM:39:PRO:HB2	1:BM:47:GLY:HA3	1.95	0.48
1:CY:86:THR:HG22	1:CY:88:GLU:H	1.79	0.48
1:DB:101:LEU:O	1:DB:105:VAL:HG23	2.14	0.48
1:DC:8:LYS:HB2	1:GO:119:ASP:O	2.12	0.48
1:DK:53:ARG:HH22	1:DK:79:THR:HG21	1.78	0.48
1:EJ:39:PRO:HB2	1:EJ:47:GLY:HA3	1.95	0.48
1:FD:101:LEU:O	1:FD:105:VAL:HG23	2.14	0.48
1:FG:101:LEU:O	1:FG:105:VAL:HG23	2.14	0.48
1:FK:39:PRO:HB2	1:FK:47:GLY:HA3	1.95	0.48
1:FP:101:LEU:O	1:FP:105:VAL:HG23	2.14	0.48
1:GB:53:ARG:HH22	1:GB:79:THR:HG21	1.78	0.48
1:GE:101:LEU:O	1:GE:105:VAL:HG23	2.14	0.48
1:GT:101:LEU:O	1:GT:105:VAL:HG23	2.14	0.48
1:HF:101:LEU:O	1:HF:105:VAL:HG23	2.14	0.48
1:HG:39:PRO:HB2	1:HG:47:GLY:HA3	1.95	0.48
1:HG:80:SER:HB2	1:KS:74:VAL:HG22	1.96	0.48
1:ID:53:ARG:HH22	1:ID:79:THR:HG21	1.78	0.48
1:IM:79:THR:HB	1:IM:81:PHE:CE2	2.48	0.48
1:IM:101:LEU:O	1:IM:105:VAL:HG23	2.14	0.48
1:IY:86:THR:HG22	1:IY:88:GLU:H	1.79	0.48
1:JB:86:THR:HG22	1:JB:88:GLU:H	1.79	0.48
1:JC:83:VAL:HA	1:MO:113:TYR:HE1	1.78	0.48
1:JW:101:LEU:O	1:JW:105:VAL:HG23	2.14	0.48
1:KC:101:LEU:O	1:KC:105:VAL:HG23	2.14	0.48
1:LY:53:ARG:HH22	1:LY:79:THR:HG21	1.78	0.48
1:MB:38:LEU:HG	1:MB:39:PRO:HD2	1.94	0.48
1:MI:39:PRO:HB2	1:MI:47:GLY:HA3	1.95	0.48
1:MN:53:ARG:HH22	1:MN:79:THR:HG21	1.78	0.48
1:MQ:101:LEU:O	1:MQ:105:VAL:HG23	2.14	0.48
1:MZ:53:ARG:HH22	1:MZ:79:THR:HG21	1.78	0.48
1:NI:101:LEU:O	1:NI:105:VAL:HG23	2.14	0.48
1:NU:101:LEU:O	1:NU:105:VAL:HG23	2.14	0.48
1:AE:86:THR:HG22	1:AE:88:GLU:H	1.79	0.48
1:AK:53:ARG:HH22	1:AK:79:THR:HG21	1.78	0.48

Continued on next page...

Continued from previous page...

Atom-1	Atom-2	Interatomic distance (Å)	Clash overlap (Å)
1:AQ:113:TYR:O	1:FV:26:VAL:HG21	2.12	0.48
1:BI:86:THR:HG22	1:BI:88:GLU:H	1.79	0.48
1:BO:53:ARG:HH22	1:BO:79:THR:HG21	1.78	0.48
1:CB:116:TYR:CD1	1:FL:9:LEU:HA	2.49	0.48
1:CG:86:THR:HG22	1:CG:88:GLU:H	1.79	0.48
1:DF:39:PRO:HB2	1:DF:47:GLY:HA3	1.95	0.48
1:DJ:99:SER:OG	1:DJ:124:GLU:O	2.20	0.48
1:DU:39:PRO:HB2	1:DU:47:GLY:HA3	1.95	0.48
1:EC:101:LEU:O	1:EC:105:VAL:HG23	2.14	0.48
1:EI:101:LEU:O	1:EI:105:VAL:HG23	2.14	0.48
1:FJ:86:THR:HG22	1:FJ:88:GLU:H	1.79	0.48
1:FY:86:THR:HG22	1:FY:88:GLU:H	1.79	0.48
1:GN:86:THR:HG22	1:GN:88:GLU:H	1.79	0.48
1:GR:39:PRO:HB2	1:GR:47:GLY:HA3	1.95	0.48
1:HC:86:THR:HG22	1:HC:88:GLU:H	1.79	0.48
1:HI:101:LEU:O	1:HI:105:VAL:HG23	2.14	0.48
1:HL:53:ARG:HH22	1:HL:79:THR:HG21	1.78	0.48
1:ID:101:LEU:O	1:ID:105:VAL:HG23	2.14	0.48
1:IV:101:LEU:O	1:IV:105:VAL:HG23	2.14	0.48
1:JG:38:LEU:HB2	1:JN:10:ARG:NH1	2.28	0.48
1:JR:39:PRO:HB2	1:JR:47:GLY:HA3	1.95	0.48
1:KA:39:PRO:HB2	1:KA:47:GLY:HA3	1.95	0.48
1:KF:86:THR:HG22	1:KF:88:GLU:H	1.79	0.48
1:KS:39:PRO:HB2	1:KS:47:GLY:HA3	1.95	0.48
1:LB:39:PRO:HB2	1:LB:47:GLY:HA3	1.95	0.48
1:LE:39:PRO:HB2	1:LE:47:GLY:HA3	1.95	0.48
1:LG:86:THR:HG22	1:LG:88:GLU:H	1.79	0.48
1:LP:101:LEU:O	1:LP:105:VAL:HG23	2.14	0.48
1:MN:101:LEU:O	1:MN:105:VAL:HG23	2.14	0.48
1:MU:39:PRO:HB2	1:MU:47:GLY:HA3	1.95	0.48
1:MW:101:LEU:O	1:MW:105:VAL:HG23	2.14	0.48
1:MX:39:PRO:HB2	1:MX:47:GLY:HA3	1.95	0.48
1:NA:39:PRO:HB2	1:NA:47:GLY:HA3	1.95	0.48
1:NL:53:ARG:HH22	1:NL:79:THR:HG21	1.78	0.48
1:NR:101:LEU:O	1:NR:105:VAL:HG23	2.14	0.48
1:AE:101:LEU:O	1:AE:105:VAL:HG23	2.14	0.47
1:AN:101:LEU:O	1:AN:105:VAL:HG23	2.14	0.47
1:AO:53:ARG:NH1	1:EA:104:GLU:OE1	2.29	0.47
1:AQ:53:ARG:HH22	1:AQ:79:THR:HG21	1.78	0.47
1:AR:39:PRO:HB2	1:AR:47:GLY:HA3	1.95	0.47
1:AU:129:THR:O	1:EG:106:LYS:NZ	2.46	0.47

Continued on next page...

Continued from previous page...

Atom-1	Atom-2	Interatomic distance (Å)	Clash overlap (Å)
1:BI:53:ARG:HH22	1:BI:79:THR:HG21	1.78	0.47
1:BI:102:ILE:HD12	1:BI:126:LEU:HD11	1.97	0.47
1:CB:4:ILE:HG13	1:FN:125:ASP:HB2	1.96	0.47
1:CD:53:ARG:HH22	1:CD:79:THR:HG21	1.78	0.47
1:CJ:101:LEU:O	1:CJ:105:VAL:HG23	2.14	0.47
1:CM:53:ARG:HH22	1:CM:79:THR:HG21	1.78	0.47
1:CS:53:ARG:HH22	1:CS:79:THR:HG21	1.78	0.47
1:CS:101:LEU:O	1:CS:105:VAL:HG23	2.14	0.47
1:DB:86:THR:HG22	1:DB:88:GLU:H	1.79	0.47
1:DC:80:SER:HB2	1:GO:74:VAL:HG22	1.95	0.47
1:DL:8:LYS:HB2	1:GX:119:ASP:O	2.14	0.47
1:DQ:101:LEU:O	1:DQ:105:VAL:HG23	2.14	0.47
1:DW:102:ILE:HD12	1:DW:126:LEU:HD11	1.96	0.47
1:DX:39:PRO:HB2	1:DX:47:GLY:HA3	1.95	0.47
1:DZ:79:THR:HB	1:DZ:81:PHE:CE2	2.48	0.47
1:EA:39:PRO:HB2	1:EA:47:GLY:HA3	1.95	0.47
1:EG:39:PRO:HB2	1:EG:47:GLY:HA3	1.95	0.47
1:EL:101:LEU:O	1:EL:105:VAL:HG23	2.14	0.47
1:ER:101:LEU:O	1:ER:105:VAL:HG23	2.14	0.47
1:EX:102:ILE:HD12	1:EX:126:LEU:HD11	1.97	0.47
1:FM:53:ARG:HH22	1:FM:79:THR:HG21	1.78	0.47
1:FM:86:THR:HG22	1:FM:88:GLU:H	1.79	0.47
1:FS:101:LEU:O	1:FS:105:VAL:HG23	2.14	0.47
1:GC:39:PRO:HB2	1:GC:47:GLY:HA3	1.95	0.47
1:GK:101:LEU:O	1:GK:105:VAL:HG23	2.14	0.47
1:HL:101:LEU:O	1:HL:105:VAL:HG23	2.14	0.47
1:HM:94:LEU:HD13	1:KY:105:VAL:HG22	1.96	0.47
1:HS:39:PRO:HB2	1:HS:47:GLY:HA3	1.95	0.47
1:HX:101:LEU:O	1:HX:105:VAL:HG23	2.14	0.47
1:ID:102:ILE:HD12	1:ID:126:LEU:HD11	1.96	0.47
1:IM:86:THR:HG22	1:IM:88:GLU:H	1.79	0.47
1:IP:86:THR:HG22	1:IP:88:GLU:H	1.79	0.47
1:JE:86:THR:HG22	1:JE:88:GLU:H	1.79	0.47
1:JI:106:LYS:NZ	1:MU:129:THR:O	2.47	0.47
1:JL:39:PRO:HB2	1:JL:47:GLY:HA3	1.95	0.47
1:KA:59:ILE:HD12	1:NM:89:ASP:OD2	2.14	0.47
1:KF:53:ARG:HH22	1:KF:79:THR:HG21	1.78	0.47
1:KM:39:PRO:HB2	1:KM:47:GLY:HA3	1.95	0.47
1:KU:86:THR:HG22	1:KU:88:GLU:H	1.79	0.47
1:LK:39:PRO:HB2	1:LK:47:GLY:HA3	1.95	0.47
1:LM:102:ILE:HD12	1:LM:126:LEU:HD11	1.96	0.47

Continued on next page...

Continued from previous page...

Atom-1	Atom-2	Interatomic distance (Å)	Clash overlap (Å)
1:LT:39:PRO:HB2	1:LT:47:GLY:HA3	1.95	0.47
1:LV:101:LEU:O	1:LV:105:VAL:HG23	2.14	0.47
1:MQ:53:ARG:HH22	1:MQ:79:THR:HG21	1.78	0.47
1:NC:53:ARG:HH22	1:NC:79:THR:HG21	1.78	0.47
1:NF:101:LEU:O	1:NF:105:VAL:HG23	2.14	0.47
1:NF:102:ILE:HD12	1:NF:126:LEU:HD11	1.96	0.47
1:NO:101:LEU:O	1:NO:105:VAL:HG23	2.14	0.47
1:AB:102:ILE:HD12	1:AB:126:LEU:HD11	1.97	0.47
1:AC:39:PRO:HB2	1:AC:47:GLY:HA3	1.95	0.47
1:AE:53:ARG:HH22	1:AE:79:THR:HG21	1.78	0.47
1:AH:53:ARG:HH22	1:AH:79:THR:HG21	1.78	0.47
1:AH:101:LEU:O	1:AH:105:VAL:HG23	2.14	0.47
1:AH:102:ILE:HD12	1:AH:126:LEU:HD11	1.97	0.47
1:AN:102:ILE:HD12	1:AN:126:LEU:HD11	1.96	0.47
1:AQ:86:THR:HG22	1:AQ:88:GLU:H	1.79	0.47
1:AW:53:ARG:HH22	1:AW:79:THR:HG21	1.78	0.47
1:BC:102:ILE:HD12	1:BC:126:LEU:HD11	1.96	0.47
1:BD:39:PRO:HB2	1:BD:47:GLY:HA3	1.95	0.47
1:BS:39:PRO:HB2	1:BS:47:GLY:HA3	1.95	0.47
1:CB:74:VAL:CG2	1:FN:80:SER:HB2	2.40	0.47
1:CV:102:ILE:HD12	1:CV:126:LEU:HD11	1.96	0.47
1:CY:101:LEU:O	1:CY:105:VAL:HG23	2.14	0.47
1:DO:39:PRO:HB2	1:DO:47:GLY:HA3	1.95	0.47
1:EF:86:THR:HG22	1:EF:88:GLU:H	1.79	0.47
1:EL:102:ILE:HD12	1:EL:126:LEU:HD11	1.97	0.47
1:ER:53:ARG:HH22	1:ER:79:THR:HG21	1.78	0.47
1:EU:101:LEU:O	1:EU:105:VAL:HG23	2.14	0.47
1:FA:102:ILE:HD12	1:FA:126:LEU:HD11	1.97	0.47
1:FC:15:ASP:OD1	1:FG:10:ARG:NH2	2.47	0.47
1:FC:99:SER:OG	1:FC:124:GLU:O	2.20	0.47
1:FD:53:ARG:HH22	1:FD:79:THR:HG21	1.78	0.47
1:FD:102:ILE:HD12	1:FD:126:LEU:HD11	1.96	0.47
1:FJ:102:ILE:HD12	1:FJ:126:LEU:HD11	1.96	0.47
1:FM:102:ILE:HD12	1:FM:126:LEU:HD11	1.97	0.47
1:FT:10:ARG:HD2	1:GQ:15:ASP:OD1	2.14	0.47
1:FY:53:ARG:HH22	1:FY:79:THR:HG21	1.78	0.47
1:GK:53:ARG:HH22	1:GK:79:THR:HG21	1.78	0.47
1:HM:39:PRO:HB2	1:HM:47:GLY:HA3	1.95	0.47
1:HO:53:ARG:HH22	1:HO:79:THR:HG21	1.78	0.47
1:HX:53:ARG:HH22	1:HX:79:THR:HG21	1.78	0.47
1:IK:39:PRO:HB2	1:IK:47:GLY:HA3	1.95	0.47

Continued on next page...

Continued from previous page...

Atom-1	Atom-2	Interatomic distance (Å)	Clash overlap (Å)
1:IK:80:SER:HB2	1:LW:74:VAL:HG22	1.95	0.47
1:IY:102:ILE:HD12	1:IY:126:LEU:HD11	1.96	0.47
1:JE:102:ILE:HD12	1:JE:126:LEU:HD11	1.97	0.47
1:JH:102:ILE:HD12	1:JH:126:LEU:HD11	1.96	0.47
1:JW:102:ILE:HD12	1:JW:126:LEU:HD11	1.97	0.47
1:KI:102:ILE:HD12	1:KI:126:LEU:HD11	1.96	0.47
1:KJ:49:VAL:CG1	1:NV:112:ALA:O	2.60	0.47
1:KO:102:ILE:HD12	1:KO:126:LEU:HD11	1.97	0.47
1:KP:39:PRO:HB2	1:KP:47:GLY:HA3	1.95	0.47
1:KR:102:ILE:HD12	1:KR:126:LEU:HD11	1.96	0.47
1:KU:101:LEU:O	1:KU:105:VAL:HG23	2.14	0.47
1:LJ:53:ARG:HH22	1:LJ:79:THR:HG21	1.78	0.47
1:LV:86:THR:HG22	1:LV:88:GLU:H	1.79	0.47
1:MP:99:SER:OG	1:MP:124:GLU:O	2.20	0.47
1:MQ:102:ILE:HD12	1:MQ:126:LEU:HD11	1.97	0.47
1:MT:86:THR:HG22	1:MT:88:GLU:H	1.79	0.47
1:AE:102:ILE:HD12	1:AE:126:LEU:HD11	1.96	0.47
1:AT:102:ILE:HD12	1:AT:126:LEU:HD11	1.97	0.47
1:AZ:101:LEU:O	1:AZ:105:VAL:HG23	2.14	0.47
1:BF:102:ILE:HD12	1:BF:126:LEU:HD11	1.96	0.47
1:BL:86:THR:HG22	1:BL:88:GLU:H	1.79	0.47
1:BR:101:LEU:O	1:BR:105:VAL:HG23	2.14	0.47
1:CA:53:ARG:HH22	1:CA:79:THR:HG21	1.78	0.47
1:CL:38:LEU:HB2	1:DH:10:ARG:HH11	1.79	0.47
1:CP:53:ARG:HH22	1:CP:79:THR:HG21	1.78	0.47
1:CS:102:ILE:HD12	1:CS:126:LEU:HD11	1.96	0.47
1:CV:10:ARG:NH1	1:DG:38:LEU:HB2	2.29	0.47
1:DE:101:LEU:O	1:DE:105:VAL:HG23	2.14	0.47
1:DF:8:LYS:HB2	1:GR:119:ASP:O	2.14	0.47
1:DH:86:THR:HG22	1:DH:88:GLU:H	1.79	0.47
1:DT:86:THR:HG22	1:DT:88:GLU:H	1.79	0.47
1:EL:15:ASP:OD1	1:ES:10:ARG:NH1	2.47	0.47
1:FG:53:ARG:HH22	1:FG:79:THR:HG21	1.78	0.47
1:FM:101:LEU:O	1:FM:105:VAL:HG23	2.14	0.47
1:FP:102:ILE:HD12	1:FP:126:LEU:HD11	1.97	0.47
1:FV:86:THR:HG22	1:FV:88:GLU:H	1.79	0.47
1:FZ:39:PRO:HB2	1:FZ:47:GLY:HA3	1.95	0.47
1:GB:102:ILE:HD12	1:GB:126:LEU:HD11	1.96	0.47
1:GW:86:THR:HG22	1:GW:88:GLU:H	1.79	0.47
1:HR:15:ASP:OD1	1:LK:10:ARG:NH1	2.48	0.47
1:HU:53:ARG:HH22	1:HU:79:THR:HG21	1.78	0.47

Continued on next page...

Continued from previous page...

Atom-1	Atom-2	Interatomic distance (Å)	Clash overlap (Å)
1:HU:101:LEU:O	1:HU:105:VAL:HG23	2.14	0.47
1:HV:116:TYR:CE1	1:LF:9:LEU:HA	2.49	0.47
1:IF:99:SER:OG	1:IF:124:GLU:O	2.20	0.47
1:IH:39:PRO:HB2	1:IH:47:GLY:HA3	1.95	0.47
1:IJ:101:LEU:O	1:IJ:105:VAL:HG23	2.14	0.47
1:IJ:102:ILE:HD12	1:IJ:126:LEU:HD11	1.96	0.47
1:IP:102:ILE:HD12	1:IP:126:LEU:HD11	1.96	0.47
1:IZ:39:PRO:HB2	1:IZ:47:GLY:HA3	1.95	0.47
1:JE:53:ARG:HH22	1:JE:79:THR:HG21	1.78	0.47
1:KC:102:ILE:HD12	1:KC:126:LEU:HD11	1.97	0.47
1:KL:102:ILE:HD12	1:KL:126:LEU:HD11	1.97	0.47
1:LM:86:THR:HG22	1:LM:88:GLU:H	1.79	0.47
1:MB:101:LEU:O	1:MB:105:VAL:HG23	2.14	0.47
1:MF:39:PRO:HB2	1:MF:47:GLY:HA3	1.95	0.47
1:MT:102:ILE:HD12	1:MT:126:LEU:HD11	1.97	0.47
1:MZ:101:LEU:O	1:MZ:105:VAL:HG23	2.14	0.47
1:NU:86:THR:HG22	1:NU:88:GLU:H	1.79	0.47
1:AN:86:THR:HG22	1:AN:88:GLU:H	1.79	0.47
1:AQ:101:LEU:O	1:AQ:105:VAL:HG23	2.14	0.47
1:BI:38:LEU:HD22	1:BP:10:ARG:HH21	1.80	0.47
1:BR:10:ARG:NH1	1:EB:38:LEU:HB2	2.28	0.47
1:BS:80:SER:HB2	1:FE:74:VAL:CG2	2.43	0.47
1:BV:39:PRO:HB2	1:BV:47:GLY:HA3	1.95	0.47
1:CH:39:PRO:HB2	1:CH:47:GLY:HA3	1.95	0.47
1:CV:101:LEU:O	1:CV:105:VAL:HG23	2.14	0.47
1:CW:112:ALA:O	1:GI:49:VAL:HG11	2.14	0.47
1:DE:53:ARG:HH22	1:DE:79:THR:HG21	1.78	0.47
1:DZ:15:ASP:OD1	1:FZ:10:ARG:NH1	2.47	0.47
1:DZ:86:THR:HG22	1:DZ:88:GLU:H	1.79	0.47
1:EY:39:PRO:HB2	1:EY:47:GLY:HA3	1.95	0.47
1:FB:39:PRO:HB2	1:FB:47:GLY:HA3	1.95	0.47
1:FD:86:THR:HG22	1:FD:88:GLU:H	1.79	0.47
1:FS:86:THR:HG22	1:FS:88:GLU:H	1.79	0.47
1:GH:86:THR:HG22	1:GH:88:GLU:H	1.79	0.47
1:GK:86:THR:HG22	1:GK:88:GLU:H	1.79	0.47
1:GW:101:LEU:O	1:GW:105:VAL:HG23	2.14	0.47
1:HA:39:PRO:HB2	1:HA:47:GLY:HA3	1.95	0.47
1:IE:39:PRO:HB2	1:IE:47:GLY:HA3	1.95	0.47
1:IK:57:LYS:NZ	1:LW:92:GLU:OE2	2.43	0.47
1:IQ:39:PRO:HB2	1:IQ:47:GLY:HA3	1.95	0.47
1:IV:86:THR:HG22	1:IV:88:GLU:H	1.79	0.47

Continued on next page...

Continued from previous page...

Atom-1	Atom-2	Interatomic distance (Å)	Clash overlap (Å)
1:JK:53:ARG:HH22	1:JK:79:THR:HG21	1.78	0.47
1:JN:53:ARG:HH22	1:JN:79:THR:HG21	1.78	0.47
1:JU:57:LYS:HZ3	1:NG:92:GLU:CD	2.16	0.47
1:JZ:53:ARG:HH22	1:JZ:79:THR:HG21	1.78	0.47
1:KI:101:LEU:O	1:KI:105:VAL:HG23	2.14	0.47
1:KL:101:LEU:O	1:KL:105:VAL:HG23	2.14	0.47
1:KX:102:ILE:HD12	1:KX:126:LEU:HD11	1.97	0.47
1:KZ:114:SER:HA	1:NA:26:VAL:CG2	2.44	0.47
1:LX:99:SER:OG	1:LX:124:GLU:O	2.20	0.47
1:MZ:86:THR:HG22	1:MZ:88:GLU:H	1.79	0.47
1:MZ:102:ILE:HD12	1:MZ:126:LEU:HD11	1.97	0.47
1:NC:101:LEU:O	1:NC:105:VAL:HG23	2.14	0.47
1:NL:86:THR:HG22	1:NL:88:GLU:H	1.79	0.47
1:NU:53:ARG:HH22	1:NU:79:THR:HG21	1.78	0.47
1:AQ:102:ILE:HD12	1:AQ:126:LEU:HD11	1.96	0.47
1:AY:38:LEU:HB2	1:EX:10:ARG:NH1	2.29	0.47
1:BF:53:ARG:HH22	1:BF:79:THR:HG21	1.78	0.47
1:BL:101:LEU:O	1:BL:105:VAL:HG23	2.14	0.47
1:BR:86:THR:HG22	1:BR:88:GLU:H	1.79	0.47
1:BU:101:LEU:O	1:BU:105:VAL:HG23	2.14	0.47
1:CA:102:ILE:HD12	1:CA:126:LEU:HD11	1.96	0.47
1:EF:101:LEU:O	1:EF:105:VAL:HG23	2.14	0.47
1:EO:101:LEU:O	1:EO:105:VAL:HG23	2.14	0.47
1:ER:102:ILE:HD12	1:ER:126:LEU:HD11	1.96	0.47
1:FG:102:ILE:HD12	1:FG:126:LEU:HD11	1.96	0.47
1:FY:101:LEU:O	1:FY:105:VAL:HG23	2.14	0.47
1:GE:53:ARG:HH22	1:GE:79:THR:HG21	1.78	0.47
1:GH:101:LEU:O	1:GH:105:VAL:HG23	2.14	0.47
1:GK:102:ILE:HD12	1:GK:126:LEU:HD11	1.97	0.47
1:GN:101:LEU:O	1:GN:105:VAL:HG23	2.14	0.47
1:GO:39:PRO:HB2	1:GO:47:GLY:HA3	1.95	0.47
1:HJ:39:PRO:HB2	1:HJ:47:GLY:HA3	1.95	0.47
1:HU:102:ILE:HD12	1:HU:126:LEU:HD11	1.97	0.47
1:HX:102:ILE:HD12	1:HX:126:LEU:HD11	1.97	0.47
1:IA:86:THR:HG22	1:IA:88:GLU:H	1.79	0.47
1:JF:39:PRO:HB2	1:JF:47:GLY:HA3	1.95	0.47
1:JI:39:PRO:HB2	1:JI:47:GLY:HA3	1.95	0.47
1:KF:101:LEU:O	1:KF:105:VAL:HG23	2.14	0.47
1:KG:39:PRO:HB2	1:KG:47:GLY:HA3	1.95	0.47
1:KJ:4:ILE:HG12	1:NV:125:ASP:HB2	1.96	0.47
1:KU:38:LEU:HD22	1:ND:10:ARG:HH21	1.78	0.47

Continued on next page...

Continued from previous page...

Atom-1	Atom-2	Interatomic distance (Å)	Clash overlap (Å)
1:KU:102:ILE:HD12	1:KU:126:LEU:HD11	1.96	0.47
1:KX:101:LEU:O	1:KX:105:VAL:HG23	2.14	0.47
1:LA:86:THR:HG22	1:LA:88:GLU:H	1.79	0.47
1:LG:102:ILE:HD12	1:LG:126:LEU:HD11	1.97	0.47
1:LJ:86:THR:HG22	1:LJ:88:GLU:H	1.79	0.47
1:LS:10:ARG:NH1	1:MD:38:LEU:HB2	2.29	0.47
1:ME:86:THR:HG22	1:ME:88:GLU:H	1.79	0.47
1:MT:101:LEU:O	1:MT:105:VAL:HG23	2.14	0.47
1:NU:102:ILE:HD12	1:NU:126:LEU:HD11	1.97	0.47
1:AK:102:ILE:HD12	1:AK:126:LEU:HD11	1.97	0.47
1:AW:86:THR:HG22	1:AW:88:GLU:H	1.79	0.47
1:BU:102:ILE:HD12	1:BU:126:LEU:HD11	1.97	0.47
1:BZ:9:LEU:HA	1:FN:116:TYR:CE1	2.49	0.47
1:CM:102:ILE:HD12	1:CM:126:LEU:HD11	1.97	0.47
1:CQ:74:VAL:HG22	1:GC:80:SER:HB2	1.96	0.47
1:DB:102:ILE:HD12	1:DB:126:LEU:HD11	1.96	0.47
1:DQ:86:THR:HG22	1:DQ:88:GLU:H	1.79	0.47
1:DZ:101:LEU:O	1:DZ:105:VAL:HG23	2.14	0.47
1:EO:102:ILE:HD12	1:EO:126:LEU:HD11	1.96	0.47
1:EU:79:THR:HB	1:EU:81:PHE:CE2	2.48	0.47
1:EX:101:LEU:O	1:EX:105:VAL:HG23	2.14	0.47
1:FV:101:LEU:O	1:FV:105:VAL:HG23	2.14	0.47
1:FY:102:ILE:HD12	1:FY:126:LEU:HD11	1.96	0.47
1:GE:86:THR:HG22	1:GE:88:GLU:H	1.79	0.47
1:GH:53:ARG:HH22	1:GH:79:THR:HG21	1.78	0.47
1:GT:102:ILE:HD12	1:GT:126:LEU:HD11	1.97	0.47
1:HJ:26:VAL:HG21	1:MM:113:TYR:O	2.14	0.47
1:IG:102:ILE:HD12	1:IG:126:LEU:HD11	1.97	0.47
1:IP:101:LEU:O	1:IP:105:VAL:HG23	2.14	0.47
1:JI:10:ARG:HH21	1:JN:38:LEU:HD22	1.79	0.47
1:KR:101:LEU:O	1:KR:105:VAL:HG23	2.14	0.47
1:MK:101:LEU:O	1:MK:105:VAL:HG23	2.14	0.47
1:MO:10:ARG:HH21	1:NU:38:LEU:CD2	2.27	0.47
1:NO:86:THR:HG22	1:NO:88:GLU:H	1.79	0.47
1:NR:102:ILE:HD12	1:NR:126:LEU:HD11	1.96	0.47
1:AB:86:THR:HG22	1:AB:88:GLU:H	1.79	0.47
1:AK:86:THR:HG22	1:AK:88:GLU:H	1.79	0.47
1:AL:49:VAL:HG11	1:DX:112:ALA:O	2.14	0.47
1:AM:99:SER:OG	1:AM:124:GLU:O	2.20	0.47
1:AV:38:LEU:HB2	1:FD:10:ARG:HH11	1.79	0.47
1:AW:102:ILE:HD12	1:AW:126:LEU:HD11	1.97	0.47

Continued on next page...

Continued from previous page...

Atom-1	Atom-2	Interatomic distance (Å)	Clash overlap (Å)
1:AZ:86:THR:HG22	1:AZ:88:GLU:H	1.79	0.47
1:BL:102:ILE:HD12	1:BL:126:LEU:HD11	1.96	0.47
1:BN:99:SER:OG	1:BN:124:GLU:O	2.20	0.47
1:BO:101:LEU:O	1:BO:105:VAL:HG23	2.14	0.47
1:BU:10:ARG:HH11	1:DM:38:LEU:HB2	1.79	0.47
1:BX:101:LEU:O	1:BX:105:VAL:HG23	2.14	0.47
1:BZ:9:LEU:HA	1:FN:116:TYR:CD1	2.49	0.47
1:CA:101:LEU:O	1:CA:105:VAL:HG23	2.14	0.47
1:CD:101:LEU:O	1:CD:105:VAL:HG23	2.14	0.47
1:CJ:86:THR:HG22	1:CJ:88:GLU:H	1.79	0.47
1:CQ:39:PRO:HB2	1:CQ:47:GLY:HA3	1.95	0.47
1:CV:86:THR:HG22	1:CV:88:GLU:H	1.79	0.47
1:DC:39:PRO:HB2	1:DC:47:GLY:HA3	1.95	0.47
1:DC:90:ARG:NH2	1:GO:113:TYR:CG	2.83	0.47
1:DK:86:THR:HG22	1:DK:88:GLU:H	1.79	0.47
1:DN:101:LEU:O	1:DN:105:VAL:HG23	2.14	0.47
1:DZ:102:ILE:HD12	1:DZ:126:LEU:HD11	1.97	0.47
1:EC:102:ILE:HD12	1:EC:126:LEU:HD11	1.97	0.47
1:EF:102:ILE:HD12	1:EF:126:LEU:HD11	1.97	0.47
1:EO:86:THR:HG22	1:EO:88:GLU:H	1.79	0.47
1:EX:86:THR:HG22	1:EX:88:GLU:H	1.79	0.47
1:FS:102:ILE:HD12	1:FS:126:LEU:HD11	1.97	0.47
1:FW:39:PRO:HB2	1:FW:47:GLY:HA3	1.95	0.47
1:GE:102:ILE:HD12	1:GE:126:LEU:HD11	1.97	0.47
1:GH:102:ILE:HD12	1:GH:126:LEU:HD11	1.96	0.47
1:GQ:86:THR:HG22	1:GQ:88:GLU:H	1.79	0.47
1:GZ:86:THR:HG22	1:GZ:88:GLU:H	1.79	0.47
1:GZ:101:LEU:O	1:GZ:105:VAL:HG23	2.14	0.47
1:HC:101:LEU:O	1:HC:105:VAL:HG23	2.14	0.47
1:HR:86:THR:HG22	1:HR:88:GLU:H	1.79	0.47
1:HV:39:PRO:HB2	1:HV:47:GLY:HA3	1.95	0.47
1:IA:15:ASP:OD1	1:IQ:10:ARG:NH1	2.48	0.47
1:IA:53:ARG:HH22	1:IA:79:THR:HG21	1.78	0.47
1:IA:102:ILE:HD12	1:IA:126:LEU:HD11	1.96	0.47
1:IK:8:LYS:HB2	1:LW:119:ASP:O	2.15	0.47
1:IK:90:ARG:NH2	1:LW:113:TYR:CG	2.82	0.47
1:IS:101:LEU:O	1:IS:105:VAL:HG23	2.14	0.47
1:IS:102:ILE:HD12	1:IS:126:LEU:HD11	1.97	0.47
1:IW:39:PRO:HB2	1:IW:47:GLY:HA3	1.95	0.47
1:JB:102:ILE:HD12	1:JB:126:LEU:HD11	1.96	0.47
1:JK:102:ILE:HD12	1:JK:126:LEU:HD11	1.96	0.47

Continued on next page...

Continued from previous page...

Atom-1	Atom-2	Interatomic distance (Å)	Clash overlap (Å)
1:JL:74:VAL:CG2	1:MX:80:SER:HB2	2.41	0.47
1:JO:39:PRO:HB2	1:JO:47:GLY:HA3	1.95	0.47
1:KA:8:LYS:HB2	1:NM:119:ASP:O	2.15	0.47
1:KI:86:THR:HG22	1:KI:88:GLU:H	1.79	0.47
1:KO:101:LEU:O	1:KO:105:VAL:HG23	2.14	0.47
1:LG:101:LEU:O	1:LG:105:VAL:HG23	2.14	0.47
1:LJ:101:LEU:O	1:LJ:105:VAL:HG23	2.14	0.47
1:LS:102:ILE:HD12	1:LS:126:LEU:HD11	1.97	0.47
1:LY:101:LEU:O	1:LY:105:VAL:HG23	2.14	0.47
1:MB:86:THR:HG22	1:MB:88:GLU:H	1.79	0.47
1:MH:101:LEU:O	1:MH:105:VAL:HG23	2.14	0.47
1:MK:102:ILE:HD12	1:MK:126:LEU:HD11	1.96	0.47
1:MT:53:ARG:HH22	1:MT:79:THR:HG21	1.78	0.47
1:NC:102:ILE:HD12	1:NC:126:LEU:HD11	1.96	0.47
1:NL:101:LEU:O	1:NL:105:VAL:HG23	2.14	0.47
1:NL:102:ILE:HD12	1:NL:126:LEU:HD11	1.96	0.47
1:NR:86:THR:HG22	1:NR:88:GLU:H	1.79	0.47
1:AK:101:LEU:O	1:AK:105:VAL:HG23	2.14	0.47
1:AR:80:SER:HB2	1:ED:74:VAL:HG22	1.97	0.47
1:AU:39:PRO:HB2	1:AU:47:GLY:HA3	1.95	0.47
1:BS:8:LYS:HB2	1:FE:119:ASP:O	2.14	0.47
1:CB:39:PRO:HB2	1:CB:47:GLY:HA3	1.95	0.47
1:CH:74:VAL:HG22	1:FT:80:SER:HB2	1.97	0.47
1:DH:101:LEU:O	1:DH:105:VAL:HG23	2.14	0.47
1:DK:101:LEU:O	1:DK:105:VAL:HG23	2.14	0.47
1:DW:101:LEU:O	1:DW:105:VAL:HG23	2.14	0.47
1:EL:86:THR:HG22	1:EL:88:GLU:H	1.79	0.47
1:FJ:101:LEU:O	1:FJ:105:VAL:HG23	2.14	0.47
1:GW:102:ILE:HD12	1:GW:126:LEU:HD11	1.96	0.47
1:HF:86:THR:HG22	1:HF:88:GLU:H	1.79	0.47
1:HI:15:ASP:OD1	1:IW:10:ARG:NH1	2.48	0.47
1:IG:86:THR:HG22	1:IG:88:GLU:H	1.79	0.47
1:IG:101:LEU:O	1:IG:105:VAL:HG23	2.14	0.47
1:JH:53:ARG:HH22	1:JH:79:THR:HG21	1.78	0.47
1:JN:101:LEU:O	1:JN:105:VAL:HG23	2.14	0.47
1:JN:102:ILE:HD12	1:JN:126:LEU:HD11	1.96	0.47
1:JZ:86:THR:HG22	1:JZ:88:GLU:H	1.79	0.47
1:KO:86:THR:HG22	1:KO:88:GLU:H	1.79	0.47
1:KU:10:ARG:HH11	1:NB:38:LEU:HD22	1.80	0.47
1:ND:39:PRO:HB2	1:ND:47:GLY:HA3	1.95	0.47
1:NI:86:THR:HG22	1:NI:88:GLU:H	1.79	0.47

Continued on next page...

Continued from previous page...

Atom-1	Atom-2	Interatomic distance (Å)	Clash overlap (Å)
1:BD:106:LYS:NZ	1:EP:129:THR:O	2.48	0.47
1:BF:86:THR:HG22	1:BF:88:GLU:H	1.79	0.47
1:BJ:57:LYS:NZ	1:EV:92:GLU:OE2	2.47	0.47
1:BO:102:ILE:HD12	1:BO:126:LEU:HD11	1.97	0.47
1:BX:102:ILE:HD12	1:BX:126:LEU:HD11	1.97	0.47
1:CM:101:LEU:O	1:CM:105:VAL:HG23	2.14	0.47
1:CP:102:ILE:HD12	1:CP:126:LEU:HD11	1.96	0.47
1:CS:86:THR:HG22	1:CS:88:GLU:H	1.79	0.47
1:CW:119:ASP:O	1:GI:8:LYS:HB2	2.15	0.47
1:DE:102:ILE:HD12	1:DE:126:LEU:HD11	1.96	0.47
1:FA:86:THR:HG22	1:FA:88:GLU:H	1.79	0.47
1:GB:86:THR:HG22	1:GB:88:GLU:H	1.79	0.47
1:HI:102:ILE:HD12	1:HI:126:LEU:HD11	1.96	0.47
1:HL:102:ILE:HD12	1:HL:126:LEU:HD11	1.96	0.47
1:HR:101:LEU:O	1:HR:105:VAL:HG23	2.14	0.47
1:IJ:86:THR:HG22	1:IJ:88:GLU:H	1.79	0.47
1:IP:53:ARG:HH22	1:IP:79:THR:HG21	1.78	0.47
1:JW:86:THR:HG22	1:JW:88:GLU:H	1.79	0.47
1:LA:101:LEU:O	1:LA:105:VAL:HG23	2.14	0.47
1:LA:102:ILE:HD12	1:LA:126:LEU:HD11	1.96	0.47
1:LD:86:THR:HG22	1:LD:88:GLU:H	1.79	0.47
1:LM:53:ARG:HH22	1:LM:79:THR:HG21	1.78	0.47
1:LP:86:THR:HG22	1:LP:88:GLU:H	1.79	0.47
1:LW:39:PRO:HB2	1:LW:47:GLY:HA3	1.95	0.47
1:MK:86:THR:HG22	1:MK:88:GLU:H	1.79	0.47
1:NC:86:THR:HG22	1:NC:88:GLU:H	1.79	0.47
1:NF:53:ARG:HH22	1:NF:79:THR:HG21	1.78	0.47
1:NF:86:THR:HG22	1:NF:88:GLU:H	1.79	0.47
1:AU:112:ALA:O	1:EG:49:VAL:HG11	2.15	0.47
1:BC:101:LEU:O	1:BC:105:VAL:HG23	2.14	0.47
1:BK:114:SER:HA	1:DX:26:VAL:HG21	1.97	0.47
1:BO:86:THR:HG22	1:BO:88:GLU:H	1.79	0.47
1:CY:8:LYS:HA	1:CY:19:PHE:CD1	2.51	0.47
1:DH:102:ILE:HD12	1:DH:126:LEU:HD11	1.96	0.47
1:DT:101:LEU:O	1:DT:105:VAL:HG23	2.14	0.47
1:FA:101:LEU:O	1:FA:105:VAL:HG23	2.14	0.47
1:GT:86:THR:HG22	1:GT:88:GLU:H	1.79	0.47
1:HD:39:PRO:HB2	1:HD:47:GLY:HA3	1.95	0.47
1:HV:57:LYS:HZ3	1:LH:92:GLU:CD	2.18	0.47
1:HZ:99:SER:OG	1:HZ:124:GLU:O	2.20	0.47
1:JB:101:LEU:O	1:JB:105:VAL:HG23	2.14	0.47

Continued on next page...

Continued from previous page...

Atom-1	Atom-2	Interatomic distance (Å)	Clash overlap (Å)
1:JH:86:THR:HG22	1:JH:88:GLU:H	1.79	0.47
1:JH:101:LEU:O	1:JH:105:VAL:HG23	2.14	0.47
1:JK:66:ALA:CB	1:KF:66:ALA:HB1	2.44	0.47
1:KC:86:THR:HG22	1:KC:88:GLU:H	1.79	0.47
1:KF:102:ILE:HD12	1:KF:126:LEU:HD11	1.96	0.47
1:MO:10:ARG:NH1	1:NU:15:ASP:OD1	2.48	0.47
1:MW:86:THR:HG22	1:MW:88:GLU:H	1.79	0.47
1:AS:99:SER:OG	1:AS:124:GLU:O	2.20	0.46
1:AU:49:VAL:HG11	1:EG:112:ALA:O	2.13	0.46
1:AW:8:LYS:HA	1:AW:19:PHE:CD1	2.51	0.46
1:BC:8:LYS:HA	1:BC:19:PHE:CD1	2.51	0.46
1:BR:102:ILE:HD12	1:BR:126:LEU:HD11	1.97	0.46
1:CE:39:PRO:HB2	1:CE:47:GLY:HA3	1.95	0.46
1:CM:86:THR:HG22	1:CM:88:GLU:H	1.79	0.46
1:CP:86:THR:HG22	1:CP:88:GLU:H	1.79	0.46
1:CZ:39:PRO:HB2	1:CZ:47:GLY:HA3	1.95	0.46
1:DC:74:VAL:HG22	1:GO:80:SER:HB2	1.96	0.46
1:DE:8:LYS:HA	1:DE:19:PHE:CD1	2.50	0.46
1:DN:8:LYS:HA	1:DN:19:PHE:CD1	2.51	0.46
1:DQ:8:LYS:HA	1:DQ:19:PHE:CD1	2.51	0.46
1:DW:8:LYS:HA	1:DW:19:PHE:CD1	2.50	0.46
1:DW:86:THR:HG22	1:DW:88:GLU:H	1.79	0.46
1:EC:86:THR:HG22	1:EC:88:GLU:H	1.79	0.46
1:EL:8:LYS:HA	1:EL:19:PHE:CD1	2.50	0.46
1:FV:8:LYS:HA	1:FV:19:PHE:CD1	2.51	0.46
1:GQ:101:LEU:O	1:GQ:105:VAL:HG23	2.14	0.46
1:GQ:102:ILE:HD12	1:GQ:126:LEU:HD11	1.96	0.46
1:HF:102:ILE:HD12	1:HF:126:LEU:HD11	1.96	0.46
1:HO:86:THR:HG22	1:HO:88:GLU:H	1.79	0.46
1:ID:15:ASP:OD1	1:IK:10:ARG:NH1	2.47	0.46
1:ID:86:THR:HG22	1:ID:88:GLU:H	1.79	0.46
1:IM:8:LYS:HA	1:IM:19:PHE:CD1	2.50	0.46
1:IN:90:ARG:NH2	1:LZ:113:TYR:CG	2.83	0.46
1:IV:26:VAL:HG11	1:KO:113:TYR:O	2.15	0.46
1:JB:8:LYS:HA	1:JB:19:PHE:CD1	2.51	0.46
1:JP:38:LEU:HB2	1:KC:10:ARG:NH1	2.30	0.46
1:KO:8:LYS:HA	1:KO:19:PHE:CD1	2.50	0.46
1:LM:8:LYS:HA	1:LM:19:PHE:CD1	2.50	0.46
1:LX:38:LEU:HB2	1:MK:10:ARG:NH1	2.30	0.46
1:MB:8:LYS:HA	1:MB:19:PHE:CD1	2.51	0.46
1:MQ:86:THR:HG22	1:MQ:88:GLU:H	1.79	0.46

Continued on next page...

Continued from previous page...

Atom-1	Atom-2	Interatomic distance (Å)	Clash overlap (Å)
1:NL:8:LYS:HA	1:NL:19:PHE:CD1	2.51	0.46
1:AC:125:ASP:HB2	1:DO:4:ILE:CG1	2.45	0.46
1:AE:8:LYS:HA	1:AE:19:PHE:CD1	2.51	0.46
1:BF:101:LEU:O	1:BF:105:VAL:HG23	2.14	0.46
1:CA:8:LYS:HA	1:CA:19:PHE:CD1	2.51	0.46
1:CM:8:LYS:HA	1:CM:19:PHE:CD1	2.50	0.46
1:CY:38:LEU:HD22	1:DL:10:ARG:HE	1.80	0.46
1:DA:99:SER:OG	1:DA:124:GLU:O	2.20	0.46
1:DB:8:LYS:HA	1:DB:19:PHE:CD1	2.51	0.46
1:EC:8:LYS:HA	1:EC:19:PHE:CD1	2.51	0.46
1:EF:8:LYS:HA	1:EF:19:PHE:CD1	2.51	0.46
1:ER:86:THR:HG22	1:ER:88:GLU:H	1.79	0.46
1:FG:8:LYS:HA	1:FG:19:PHE:CD1	2.51	0.46
1:FY:8:LYS:HA	1:FY:19:PHE:CD1	2.51	0.46
1:GN:102:ILE:HD12	1:GN:126:LEU:HD11	1.96	0.46
1:HO:102:ILE:HD12	1:HO:126:LEU:HD11	1.96	0.46
1:HR:102:ILE:HD12	1:HR:126:LEU:HD11	1.97	0.46
1:IA:8:LYS:HA	1:IA:19:PHE:CD1	2.50	0.46
1:JC:57:LYS:NZ	1:MO:92:GLU:OE2	2.45	0.46
1:JT:101:LEU:O	1:JT:105:VAL:HG23	2.14	0.46
1:KH:9:LEU:HA	1:NV:116:TYR:CD1	2.50	0.46
1:KU:10:ARG:HH11	1:NB:38:LEU:HB2	1.78	0.46
1:KX:86:THR:HG22	1:KX:88:GLU:H	1.79	0.46
1:LM:101:LEU:O	1:LM:105:VAL:HG23	2.14	0.46
1:LS:101:LEU:O	1:LS:105:VAL:HG23	2.14	0.46
1:MW:102:ILE:HD12	1:MW:126:LEU:HD11	1.97	0.46
1:NF:8:LYS:HA	1:NF:19:PHE:CD1	2.51	0.46
1:NO:102:ILE:HD12	1:NO:126:LEU:HD11	1.97	0.46
1:BI:8:LYS:HA	1:BI:19:PHE:CD1	2.51	0.46
1:BL:8:LYS:HA	1:BL:19:PHE:CD1	2.50	0.46
1:BU:8:LYS:HA	1:BU:19:PHE:CD1	2.51	0.46
1:BU:86:THR:HG22	1:BU:88:GLU:H	1.79	0.46
1:CE:59:ILE:HD12	1:FQ:89:ASP:OD2	2.15	0.46
1:CH:26:VAL:CG2	1:CL:114:SER:HA	2.45	0.46
1:CP:101:LEU:O	1:CP:105:VAL:HG23	2.14	0.46
1:DH:8:LYS:HA	1:DH:19:PHE:CD1	2.51	0.46
1:EI:102:ILE:HD12	1:EI:126:LEU:HD11	1.96	0.46
1:EZ:83:VAL:CG1	1:FM:27:THR:HA	2.45	0.46
1:FP:86:THR:HG22	1:FP:88:GLU:H	1.79	0.46
1:FW:26:VAL:HG21	1:GS:113:TYR:O	2.16	0.46
1:GW:8:LYS:HA	1:GW:19:PHE:CD1	2.51	0.46

Continued on next page...

Continued from previous page...

Atom-1	Atom-2	Interatomic distance (Å)	Clash overlap (Å)
1:HU:8:LYS:HA	1:HU:19:PHE:CD1	2.50	0.46
1:IN:39:PRO:HB2	1:IN:47:GLY:HA3	1.95	0.46
1:IV:53:ARG:HH22	1:IV:79:THR:HG21	1.78	0.46
1:IY:101:LEU:O	1:IY:105:VAL:HG23	2.14	0.46
1:JE:8:LYS:HA	1:JE:19:PHE:CD1	2.50	0.46
1:JF:78:GLU:O	1:MR:75:ILE:HA	2.15	0.46
1:JZ:101:LEU:O	1:JZ:105:VAL:HG23	2.14	0.46
1:KU:8:LYS:HA	1:KU:19:PHE:CD1	2.51	0.46
1:LP:102:ILE:HD12	1:LP:126:LEU:HD11	1.97	0.46
1:LV:8:LYS:HA	1:LV:19:PHE:CD1	2.51	0.46
1:ME:53:ARG:HH22	1:ME:79:THR:HG21	1.78	0.46
1:MH:102:ILE:HD12	1:MH:126:LEU:HD11	1.97	0.46
1:MN:102:ILE:HD12	1:MN:126:LEU:HD11	1.97	0.46
1:MR:26:VAL:CG2	1:NN:114:SER:HA	2.46	0.46
1:MW:8:LYS:HA	1:MW:19:PHE:CD1	2.51	0.46
1:NC:8:LYS:HA	1:NC:19:PHE:CD1	2.50	0.46
1:AT:86:THR:HG22	1:AT:88:GLU:H	1.79	0.46
1:AZ:8:LYS:HA	1:AZ:19:PHE:CD1	2.51	0.46
1:BO:10:ARG:NH2	1:DY:15:ASP:OD1	2.49	0.46
1:BS:89:ASP:OD2	1:FE:59:ILE:HD12	2.15	0.46
1:CB:80:SER:HB2	1:FN:74:VAL:CG2	2.38	0.46
1:DZ:8:LYS:HA	1:DZ:19:PHE:CD1	2.51	0.46
1:EI:86:THR:HG22	1:EI:88:GLU:H	1.79	0.46
1:EL:10:ARG:NH1	1:EQ:38:LEU:HB2	2.31	0.46
1:FM:8:LYS:HA	1:FM:19:PHE:CD1	2.51	0.46
1:GB:101:LEU:O	1:GB:105:VAL:HG23	2.14	0.46
1:GQ:8:LYS:HA	1:GQ:19:PHE:CD1	2.51	0.46
1:GT:8:LYS:HA	1:GT:19:PHE:CD1	2.51	0.46
1:HI:86:THR:HG22	1:HI:88:GLU:H	1.79	0.46
1:HO:8:LYS:HA	1:HO:19:PHE:CD1	2.51	0.46
1:HU:86:THR:HG22	1:HU:88:GLU:H	1.79	0.46
1:IT:92:GLU:CD	1:MF:57:LYS:HZ3	2.16	0.46
1:IV:102:ILE:HD12	1:IV:126:LEU:HD11	1.96	0.46
1:JK:8:LYS:HA	1:JK:19:PHE:CD1	2.51	0.46
1:JN:8:LYS:HA	1:JN:19:PHE:CD1	2.51	0.46
1:JO:74:VAL:HG22	1:NA:80:SER:HB2	1.96	0.46
1:JQ:8:LYS:HA	1:JQ:19:PHE:CD1	2.51	0.46
1:JT:8:LYS:HA	1:JT:19:PHE:CD1	2.51	0.46
1:JZ:102:ILE:HD12	1:JZ:126:LEU:HD11	1.96	0.46
1:LD:101:LEU:O	1:LD:105:VAL:HG23	2.14	0.46
1:LS:8:LYS:HA	1:LS:19:PHE:CD1	2.51	0.46

Continued on next page...

Continued from previous page...

Atom-1	Atom-2	Interatomic distance (Å)	Clash overlap (Å)
1:MT:8:LYS:HA	1:MT:19:PHE:CD1	2.51	0.46
1:MZ:8:LYS:HA	1:MZ:19:PHE:CD1	2.51	0.46
1:AI:10:ARG:NH1	1:GE:15:ASP:OD1	2.48	0.46
1:AP:83:VAL:HG11	1:FV:27:THR:HA	1.98	0.46
1:AQ:8:LYS:HA	1:AQ:19:PHE:CD1	2.50	0.46
1:AW:101:LEU:O	1:AW:105:VAL:HG23	2.14	0.46
1:BI:101:LEU:O	1:BI:105:VAL:HG23	2.14	0.46
1:BX:8:LYS:HA	1:BX:19:PHE:CD1	2.51	0.46
1:CC:99:SER:OG	1:CC:124:GLU:O	2.20	0.46
1:CG:101:LEU:O	1:CG:105:VAL:HG23	2.14	0.46
1:EU:8:LYS:HA	1:EU:19:PHE:CD1	2.51	0.46
1:EU:86:THR:HG22	1:EU:88:GLU:H	1.79	0.46
1:EX:8:LYS:HA	1:EX:19:PHE:CD1	2.51	0.46
1:HO:101:LEU:O	1:HO:105:VAL:HG23	2.14	0.46
1:IG:8:LYS:HA	1:IG:19:PHE:CD1	2.51	0.46
1:IP:38:LEU:CD2	1:LB:10:ARG:HH21	2.22	0.46
1:IQ:49:VAL:HG11	1:MC:112:ALA:O	2.16	0.46
1:IY:8:LYS:HA	1:IY:19:PHE:CD1	2.51	0.46
1:JH:38:LEU:HD22	1:NG:10:ARG:HH21	1.80	0.46
1:JX:89:ASP:OD2	1:NJ:59:ILE:HD12	2.16	0.46
1:KL:8:LYS:HA	1:KL:19:PHE:CD1	2.50	0.46
1:LD:8:LYS:HA	1:LD:19:PHE:CD1	2.51	0.46
1:LG:8:LYS:HA	1:LG:19:PHE:CD1	2.51	0.46
1:MN:86:THR:HG22	1:MN:88:GLU:H	1.79	0.46
1:NO:8:LYS:HA	1:NO:19:PHE:CD1	2.51	0.46
1:NR:8:LYS:HA	1:NR:19:PHE:CD1	2.51	0.46
1:AF:101:LEU:HD22	1:DR:94:LEU:HD22	1.98	0.46
1:AH:8:LYS:HA	1:AH:19:PHE:CD1	2.51	0.46
1:AK:8:LYS:HA	1:AK:19:PHE:CD1	2.50	0.46
1:AZ:102:ILE:HD12	1:AZ:126:LEU:HD11	1.96	0.46
1:CK:8:LYS:HB2	1:FW:119:ASP:O	2.16	0.46
1:DQ:102:ILE:HD12	1:DQ:126:LEU:HD11	1.97	0.46
1:EH:113:TYR:O	1:EP:26:VAL:HG21	2.15	0.46
1:EO:8:LYS:HA	1:EO:19:PHE:CD1	2.51	0.46
1:FA:8:LYS:HA	1:FA:19:PHE:CD1	2.51	0.46
1:FR:8:LYS:HB2	1:FS:119:ASP:O	2.16	0.46
1:HH:8:LYS:HB2	1:HI:119:ASP:O	2.16	0.46
1:HS:57:LYS:HZ3	1:LE:92:GLU:CD	2.19	0.46
1:KQ:8:LYS:HB2	1:KR:119:ASP:O	2.16	0.46
1:LA:8:LYS:HA	1:LA:19:PHE:CD1	2.50	0.46
1:MN:8:LYS:HA	1:MN:19:PHE:CD1	2.50	0.46

Continued on next page...

Continued from previous page...

Atom-1	Atom-2	Interatomic distance (Å)	Clash overlap (Å)
1:NI:8:LYS:HA	1:NI:19:PHE:CD1	2.50	0.46
1:NI:102:ILE:HD12	1:NI:126:LEU:HD11	1.96	0.46
1:NT:8:LYS:HB2	1:NU:119:ASP:O	2.16	0.46
1:BO:8:LYS:HA	1:BO:19:PHE:CD1	2.51	0.46
1:BP:94:LEU:HD23	1:FB:75:ILE:HD12	1.98	0.46
1:BX:86:THR:HG22	1:BX:88:GLU:H	1.79	0.46
1:CD:102:ILE:HD12	1:CD:126:LEU:HD11	1.97	0.46
1:CJ:8:LYS:HA	1:CJ:19:PHE:CD1	2.51	0.46
1:CK:113:TYR:CD1	1:FW:90:ARG:NH2	2.84	0.46
1:CX:8:LYS:HB2	1:CY:119:ASP:O	2.16	0.46
1:DA:8:LYS:HB2	1:DB:119:ASP:O	2.16	0.46
1:DJ:8:LYS:HB2	1:DK:119:ASP:O	2.16	0.46
1:DK:8:LYS:HA	1:DK:19:PHE:CD1	2.51	0.46
1:DY:8:LYS:HB2	1:DZ:119:ASP:O	2.16	0.46
1:EK:8:LYS:HB2	1:EL:119:ASP:O	2.16	0.46
1:FD:8:LYS:HA	1:FD:19:PHE:CD1	2.50	0.46
1:FF:8:LYS:HB2	1:FG:119:ASP:O	2.16	0.46
1:HE:4:ILE:HB	1:HF:123:ILE:HG13	1.98	0.46
1:HE:8:LYS:HB2	1:HF:119:ASP:O	2.16	0.46
1:HI:8:LYS:HA	1:HI:19:PHE:CD1	2.50	0.46
1:HK:8:LYS:HB2	1:HL:119:ASP:O	2.16	0.46
1:HN:8:LYS:HB2	1:HO:119:ASP:O	2.16	0.46
1:HN:99:SER:OG	1:HN:124:GLU:O	2.20	0.46
1:HR:8:LYS:HA	1:HR:19:PHE:CD1	2.51	0.46
1:ID:8:LYS:HA	1:ID:19:PHE:CD1	2.51	0.46
1:IO:8:LYS:HB2	1:IP:119:ASP:O	2.16	0.46
1:IW:49:VAL:CG1	1:MI:112:ALA:O	2.60	0.46
1:JF:94:LEU:HD12	1:MR:109:GLN:HE21	1.81	0.46
1:JH:8:LYS:HA	1:JH:19:PHE:CD1	2.50	0.46
1:JK:101:LEU:O	1:JK:105:VAL:HG23	2.14	0.46
1:JO:119:ASP:O	1:NA:8:LYS:HB2	2.16	0.46
1:JQ:86:THR:HG22	1:JQ:88:GLU:H	1.79	0.46
1:JQ:101:LEU:O	1:JQ:105:VAL:HG23	2.14	0.46
1:JT:86:THR:HG22	1:JT:88:GLU:H	1.79	0.46
1:JW:8:LYS:HA	1:JW:19:PHE:CD1	2.51	0.46
1:KG:104:GLU:OE1	1:NS:53:ARG:NH1	2.32	0.46
1:KK:99:SER:OG	1:KK:124:GLU:O	2.20	0.46
1:KT:99:SER:OG	1:KT:124:GLU:O	2.20	0.46
1:KZ:4:ILE:HB	1:LA:123:ILE:HG13	1.98	0.46
1:LI:8:LYS:HB2	1:LJ:119:ASP:O	2.16	0.46
1:LS:86:THR:HG22	1:LS:88:GLU:H	1.79	0.46

Continued on next page...

Continued from previous page...

Atom-1	Atom-2	Interatomic distance (Å)	Clash overlap (Å)
1:MB:102:ILE:HD12	1:MB:126:LEU:HD11	1.96	0.46
1:NE:8:LYS:HB2	1:NF:119:ASP:O	2.16	0.46
1:NU:8:LYS:HA	1:NU:19:PHE:CD1	2.51	0.46
1:AA:8:LYS:HB2	1:AB:119:ASP:O	2.16	0.46
1:AT:8:LYS:HA	1:AT:19:PHE:CD1	2.51	0.46
1:BG:8:LYS:HB2	1:ES:119:ASP:O	2.16	0.46
1:BJ:125:ASP:HB2	1:EV:4:ILE:CG1	2.46	0.46
1:BM:49:VAL:HG11	1:EY:112:ALA:O	2.15	0.46
1:BP:80:SER:HB2	1:FB:74:VAL:HG22	1.98	0.46
1:CE:92:GLU:CD	1:FQ:57:LYS:HZ3	2.19	0.46
1:CT:104:GLU:OE1	1:GF:53:ARG:NH1	2.36	0.46
1:CV:8:LYS:HA	1:CV:19:PHE:CD1	2.51	0.46
1:DP:4:ILE:HB	1:DQ:123:ILE:HG13	1.98	0.46
1:EB:114:SER:HA	1:GC:26:VAL:CG2	2.45	0.46
1:EH:8:LYS:HB2	1:EI:119:ASP:O	2.16	0.46
1:EN:4:ILE:HB	1:EO:123:ILE:HG13	1.98	0.46
1:EW:4:ILE:HB	1:EX:123:ILE:HG13	1.98	0.46
1:FU:8:LYS:HB2	1:FV:119:ASP:O	2.16	0.46
1:FX:4:ILE:HB	1:FY:123:ILE:HG13	1.98	0.46
1:GV:8:LYS:HB2	1:GW:119:ASP:O	2.16	0.46
1:GY:38:LEU:HB2	1:MW:10:ARG:NH1	2.31	0.46
1:GZ:102:ILE:HD12	1:GZ:126:LEU:HD11	1.96	0.46
1:HB:126:LEU:HD23	1:HB:126:LEU:HA	1.85	0.46
1:HV:49:VAL:HG11	1:LH:112:ALA:O	2.16	0.46
1:HW:8:LYS:HB2	1:HX:119:ASP:O	2.16	0.46
1:HW:114:SER:HA	1:LH:26:VAL:CG2	2.46	0.46
1:HZ:113:TYR:O	1:IQ:26:VAL:HG21	2.15	0.46
1:IC:4:ILE:HB	1:ID:123:ILE:HG13	1.98	0.46
1:IF:8:LYS:HB2	1:IG:119:ASP:O	2.16	0.46
1:IL:8:LYS:HB2	1:IM:119:ASP:O	2.16	0.46
1:IM:102:ILE:HD12	1:IM:126:LEU:HD11	1.96	0.46
1:JQ:102:ILE:HD12	1:JQ:126:LEU:HD11	1.96	0.46
1:JZ:8:LYS:HA	1:JZ:19:PHE:CD1	2.51	0.46
1:KA:26:VAL:HG21	1:NH:113:TYR:O	2.16	0.46
1:KB:8:LYS:HB2	1:KC:119:ASP:O	2.16	0.46
1:LJ:8:LYS:HA	1:LJ:19:PHE:CD1	2.51	0.46
1:LJ:102:ILE:HD12	1:LJ:126:LEU:HD11	1.97	0.46
1:LY:102:ILE:HD12	1:LY:126:LEU:HD11	1.97	0.46
1:MA:4:ILE:HB	1:MB:123:ILE:HG13	1.98	0.46
1:MG:8:LYS:HB2	1:MH:119:ASP:O	2.16	0.46
1:NN:8:LYS:HB2	1:NO:119:ASP:O	2.16	0.46

Continued on next page...

Continued from previous page...

Atom-1	Atom-2	Interatomic distance (Å)	Clash overlap (Å)
1:NQ:8:LYS:HB2	1:NR:119:ASP:O	2.16	0.46
1:AC:59:ILE:CD1	1:DO:89:ASP:OD2	2.61	0.46
1:AP:4:ILE:HB	1:AQ:123:ILE:HG13	1.98	0.46
1:AS:4:ILE:HB	1:AT:123:ILE:HG13	1.98	0.46
1:BE:4:ILE:HB	1:BF:123:ILE:HG13	1.98	0.46
1:BF:8:LYS:HA	1:BF:19:PHE:CD1	2.50	0.46
1:BH:8:LYS:HB2	1:BI:119:ASP:O	2.16	0.46
1:BT:8:LYS:HB2	1:BU:119:ASP:O	2.16	0.46
1:CD:8:LYS:HA	1:CD:19:PHE:CD1	2.50	0.46
1:CF:4:ILE:HB	1:CG:123:ILE:HG13	1.98	0.46
1:CG:8:LYS:HA	1:CG:19:PHE:CD1	2.51	0.46
1:CJ:102:ILE:HD12	1:CJ:126:LEU:HD11	1.97	0.46
1:DK:102:ILE:HD12	1:DK:126:LEU:HD11	1.97	0.46
1:EU:102:ILE:HD12	1:EU:126:LEU:HD11	1.97	0.46
1:FB:6:ILE:HG22	1:FB:19:PHE:HB3	1.98	0.46
1:FV:102:ILE:HD12	1:FV:126:LEU:HD11	1.96	0.46
1:GM:8:LYS:HB2	1:GN:119:ASP:O	2.16	0.46
1:GY:8:LYS:HB2	1:GZ:119:ASP:O	2.16	0.46
1:GY:38:LEU:HB2	1:MW:10:ARG:HH11	1.81	0.46
1:HB:4:ILE:HB	1:HC:123:ILE:HG13	1.98	0.46
1:HC:102:ILE:HD12	1:HC:126:LEU:HD11	1.97	0.46
1:HJ:90:ARG:NH2	1:KV:113:TYR:CG	2.84	0.46
1:HW:38:LEU:HB2	1:LV:10:ARG:NH1	2.31	0.46
1:IC:114:SER:HA	1:IK:26:VAL:HG21	1.98	0.46
1:IL:4:ILE:HB	1:IM:123:ILE:HG13	1.98	0.46
1:IX:8:LYS:HB2	1:IY:119:ASP:O	2.16	0.46
1:JJ:8:LYS:HB2	1:JK:119:ASP:O	2.16	0.46
1:KB:4:ILE:HB	1:KC:123:ILE:HG13	1.98	0.46
1:KK:126:LEU:HD23	1:KK:126:LEU:HA	1.85	0.46
1:KM:79:THR:HB	1:KM:81:PHE:CE2	2.51	0.46
1:LP:8:LYS:HA	1:LP:19:PHE:CD1	2.51	0.46
1:LV:102:ILE:HD12	1:LV:126:LEU:HD11	1.96	0.46
1:MC:20:THR:OG1	1:MD:116:TYR:OH	2.26	0.46
1:ME:8:LYS:HA	1:ME:19:PHE:CD1	2.51	0.46
1:MH:86:THR:HG22	1:MH:88:GLU:H	1.79	0.46
1:MM:4:ILE:HB	1:MN:123:ILE:HG13	1.98	0.46
1:AB:8:LYS:HA	1:AB:19:PHE:CD1	2.51	0.46
1:AF:79:THR:HB	1:AF:81:PHE:CE2	2.51	0.46
1:AN:8:LYS:HA	1:AN:19:PHE:CD1	2.51	0.46
1:AQ:10:ARG:HE	1:BT:38:LEU:HD13	1.80	0.46
1:AX:6:ILE:HG22	1:AX:19:PHE:HB3	1.98	0.46

Continued on next page...

Continued from previous page...

Atom-1	Atom-2	Interatomic distance (Å)	Clash overlap (Å)
1:AY:8:LYS:HB2	1:AZ:119:ASP:O	2.16	0.46
1:BE:8:LYS:HB2	1:BF:119:ASP:O	2.16	0.46
1:CH:79:THR:HB	1:CH:81:PHE:CE2	2.51	0.46
1:CI:99:SER:OG	1:CI:124:GLU:O	2.20	0.46
1:CN:79:THR:HB	1:CN:81:PHE:CE2	2.51	0.46
1:CS:8:LYS:HA	1:CS:19:PHE:CD1	2.51	0.46
1:CY:102:ILE:HD12	1:CY:126:LEU:HD11	1.96	0.46
1:DD:4:ILE:HB	1:DE:123:ILE:HG13	1.98	0.46
1:DN:102:ILE:HD12	1:DN:126:LEU:HD11	1.96	0.46
1:DO:79:THR:HB	1:DO:81:PHE:CE2	2.51	0.46
1:DR:79:THR:HB	1:DR:81:PHE:CE2	2.51	0.46
1:EQ:8:LYS:HB2	1:ER:119:ASP:O	2.16	0.46
1:EZ:4:ILE:HB	1:FA:123:ILE:HG13	1.98	0.46
1:FH:6:ILE:HG22	1:FH:19:PHE:HB3	1.98	0.46
1:FI:4:ILE:HB	1:FJ:123:ILE:HG13	1.98	0.46
1:FJ:8:LYS:HA	1:FJ:19:PHE:CD1	2.51	0.46
1:FO:8:LYS:HB2	1:FP:119:ASP:O	2.16	0.46
1:FQ:79:THR:HB	1:FQ:81:PHE:CE2	2.51	0.46
1:FU:38:LEU:HB2	1:GT:10:ARG:HH11	1.81	0.46
1:FU:99:SER:OG	1:FU:124:GLU:O	2.20	0.46
1:GG:8:LYS:HB2	1:GH:119:ASP:O	2.16	0.46
1:GJ:8:LYS:HB2	1:GK:119:ASP:O	2.16	0.46
1:GS:4:ILE:HB	1:GT:123:ILE:HG13	1.98	0.46
1:GV:4:ILE:HB	1:GW:123:ILE:HG13	1.98	0.46
1:GY:4:ILE:HB	1:GZ:123:ILE:HG13	1.98	0.46
1:GZ:8:LYS:HA	1:GZ:19:PHE:CD1	2.51	0.46
1:HH:4:ILE:HB	1:HI:123:ILE:HG13	1.98	0.46
1:HJ:89:ASP:OD2	1:KV:59:ILE:HD12	2.16	0.46
1:IH:57:LYS:NZ	1:LT:92:GLU:OE2	2.47	0.46
1:IJ:8:LYS:HA	1:IJ:19:PHE:CD1	2.51	0.46
1:IJ:66:ALA:HB1	1:KU:66:ALA:HB3	1.98	0.46
1:IZ:79:THR:HB	1:IZ:81:PHE:CE2	2.51	0.46
1:JC:79:THR:HB	1:JC:81:PHE:CE2	2.51	0.46
1:JD:8:LYS:HB2	1:JE:119:ASP:O	2.16	0.46
1:KH:8:LYS:HB2	1:KI:119:ASP:O	2.16	0.46
1:KP:79:THR:HB	1:KP:81:PHE:CE2	2.51	0.46
1:KX:8:LYS:HA	1:KX:19:PHE:CD1	2.51	0.46
1:KZ:8:LYS:HB2	1:LA:119:ASP:O	2.16	0.46
1:LE:6:ILE:HG22	1:LE:19:PHE:HB3	1.98	0.46
1:LP:10:ARG:NH2	1:MJ:15:ASP:OD1	2.49	0.46
1:LY:8:LYS:HA	1:LY:19:PHE:CD1	2.51	0.46

Continued on next page...

Continued from previous page...

Atom-1	Atom-2	Interatomic distance (Å)	Clash overlap (Å)
1:MA:8:LYS:HB2	1:MB:119:ASP:O	2.16	0.46
1:ME:102:ILE:HD12	1:ME:126:LEU:HD11	1.97	0.46
1:MF:79:THR:HB	1:MF:81:PHE:CE2	2.51	0.46
1:MJ:4:ILE:HB	1:MK:123:ILE:HG13	1.98	0.46
1:MM:8:LYS:HB2	1:MN:119:ASP:O	2.16	0.46
1:MX:79:THR:HB	1:MX:81:PHE:CE2	2.51	0.46
1:NT:4:ILE:HB	1:NU:123:ILE:HG13	1.98	0.46
1:AR:10:ARG:HH21	1:FV:38:LEU:HD22	1.82	0.45
1:AV:4:ILE:HB	1:AW:123:ILE:HG13	1.98	0.45
1:BJ:49:VAL:HG11	1:EV:112:ALA:O	2.16	0.45
1:BY:6:ILE:HG22	1:BY:19:PHE:HB3	1.99	0.45
1:BZ:4:ILE:HB	1:CA:123:ILE:HG13	1.98	0.45
1:CB:104:GLU:OE1	1:FN:53:ARG:NH1	2.37	0.45
1:CF:8:LYS:HB2	1:CG:119:ASP:O	2.16	0.45
1:CL:8:LYS:HB2	1:CM:119:ASP:O	2.16	0.45
1:CU:8:LYS:HB2	1:CV:119:ASP:O	2.16	0.45
1:DC:79:THR:HB	1:DC:81:PHE:CE2	2.52	0.45
1:DF:6:ILE:HG22	1:DF:19:PHE:HB3	1.99	0.45
1:DI:90:ARG:NH2	1:GU:113:TYR:CD1	2.84	0.45
1:DL:79:THR:HB	1:DL:81:PHE:CE2	2.51	0.45
1:EA:79:THR:HB	1:EA:81:PHE:CE2	2.52	0.45
1:EN:8:LYS:HB2	1:EO:119:ASP:O	2.16	0.45
1:ER:8:LYS:HA	1:ER:19:PHE:CD1	2.50	0.45
1:ET:4:ILE:HB	1:EU:123:ILE:HG13	1.98	0.45
1:ET:8:LYS:HB2	1:EU:119:ASP:O	2.16	0.45
1:FK:6:ILE:HG22	1:FK:19:PHE:HB3	1.99	0.45
1:FS:8:LYS:HA	1:FS:19:PHE:CD1	2.51	0.45
1:GA:8:LYS:HB2	1:GB:119:ASP:O	2.16	0.45
1:GC:79:THR:HB	1:GC:81:PHE:CE2	2.52	0.45
1:GF:79:THR:HB	1:GF:81:PHE:CE2	2.51	0.45
1:GL:79:THR:HB	1:GL:81:PHE:CE2	2.51	0.45
1:GP:4:ILE:HB	1:GQ:123:ILE:HG13	1.98	0.45
1:HH:114:SER:HA	1:IW:26:VAL:CG2	2.45	0.45
1:HQ:79:THR:HB	1:HQ:81:PHE:CE2	2.52	0.45
1:HS:79:THR:HB	1:HS:81:PHE:CE2	2.51	0.45
1:HT:4:ILE:HB	1:HU:123:ILE:HG13	1.98	0.45
1:HZ:4:ILE:HB	1:IA:123:ILE:HG13	1.98	0.45
1:IR:4:ILE:HB	1:IS:123:ILE:HG13	1.98	0.45
1:IT:6:ILE:HG22	1:IT:19:PHE:HB3	1.99	0.45
1:IY:38:LEU:CD2	1:KS:10:ARG:HH21	2.28	0.45
1:JG:8:LYS:HB2	1:JH:119:ASP:O	2.16	0.45

Continued on next page...

Continued from previous page...

Atom-1	Atom-2	Interatomic distance (Å)	Clash overlap (Å)
1:JK:86:THR:HG22	1:JK:88:GLU:H	1.79	0.45
1:JL:6:ILE:HG22	1:JL:19:PHE:HB3	1.99	0.45
1:JR:6:ILE:HG22	1:JR:19:PHE:HB3	1.99	0.45
1:JU:49:VAL:HG11	1:NG:112:ALA:O	2.17	0.45
1:JV:8:LYS:HB2	1:JW:119:ASP:O	2.16	0.45
1:KA:6:ILE:HG22	1:KA:19:PHE:HB3	1.99	0.45
1:KI:8:LYS:HA	1:KI:19:PHE:CD1	2.51	0.45
1:KJ:6:ILE:HG22	1:KJ:19:PHE:HB3	1.98	0.45
1:KK:8:LYS:HB2	1:KL:119:ASP:O	2.16	0.45
1:KV:79:THR:HB	1:KV:81:PHE:CE2	2.51	0.45
1:LC:8:LYS:HB2	1:LD:119:ASP:O	2.16	0.45
1:LD:102:ILE:HD12	1:LD:126:LEU:HD11	1.96	0.45
1:LH:79:THR:HB	1:LH:81:PHE:CE2	2.52	0.45
1:LZ:79:THR:HB	1:LZ:81:PHE:CE2	2.51	0.45
1:MA:79:THR:HB	1:MA:81:PHE:CE2	2.52	0.45
1:MD:8:LYS:HB2	1:ME:119:ASP:O	2.16	0.45
1:MD:99:SER:OG	1:MD:124:GLU:O	2.20	0.45
1:MH:8:LYS:HA	1:MH:19:PHE:CD1	2.51	0.45
1:MK:8:LYS:HA	1:MK:19:PHE:CD1	2.51	0.45
1:MQ:8:LYS:HA	1:MQ:19:PHE:CD1	2.50	0.45
1:NQ:4:ILE:HB	1:NR:123:ILE:HG13	1.98	0.45
1:NS:79:THR:HB	1:NS:81:PHE:CE2	2.51	0.45
1:AD:126:LEU:HD23	1:AD:126:LEU:HA	1.85	0.45
1:AG:38:LEU:HB2	1:GE:10:ARG:NH1	2.31	0.45
1:AJ:79:THR:HB	1:AJ:81:PHE:CE2	2.52	0.45
1:AM:8:LYS:HB2	1:AN:119:ASP:O	2.16	0.45
1:AS:8:LYS:HB2	1:AT:119:ASP:O	2.16	0.45
1:BD:79:THR:HB	1:BD:81:PHE:CE2	2.52	0.45
1:BP:112:ALA:O	1:FB:49:VAL:CG1	2.59	0.45
1:BV:79:THR:HB	1:BV:81:PHE:CE2	2.51	0.45
1:CC:8:LYS:HB2	1:CD:119:ASP:O	2.16	0.45
1:CD:63:ALA:HA	1:CD:68:GLU:HG2	1.99	0.45
1:CR:8:LYS:HB2	1:CS:119:ASP:O	2.16	0.45
1:CZ:6:ILE:HG22	1:CZ:19:PHE:HB3	1.98	0.45
1:DG:8:LYS:HB2	1:DH:119:ASP:O	2.16	0.45
1:DI:6:ILE:HG22	1:DI:19:PHE:HB3	1.98	0.45
1:DP:8:LYS:HB2	1:DQ:119:ASP:O	2.16	0.45
1:DT:8:LYS:HA	1:DT:19:PHE:CD1	2.51	0.45
1:DV:8:LYS:HB2	1:DW:119:ASP:O	2.16	0.45
1:DY:79:THR:HB	1:DY:81:PHE:CE2	2.52	0.45
1:EA:6:ILE:HG22	1:EA:19:PHE:HB3	1.99	0.45

Continued on next page...

Continued from previous page...

Atom-1	Atom-2	Interatomic distance (Å)	Clash overlap (Å)
1:ED:6:ILE:HG22	1:ED:19:PHE:HB3	1.98	0.45
1:ED:79:THR:HB	1:ED:81:PHE:CE2	2.51	0.45
1:EG:79:THR:HB	1:EG:81:PHE:CE2	2.52	0.45
1:EJ:6:ILE:HG22	1:EJ:19:PHE:HB3	1.99	0.45
1:EK:99:SER:OG	1:EK:124:GLU:O	2.20	0.45
1:EY:6:ILE:HG22	1:EY:19:PHE:HB3	1.99	0.45
1:EY:79:THR:HB	1:EY:81:PHE:CE2	2.52	0.45
1:FE:79:THR:HB	1:FE:81:PHE:CE2	2.51	0.45
1:FO:4:ILE:HB	1:FP:123:ILE:HG13	1.98	0.45
1:FO:126:LEU:HD23	1:FO:126:LEU:HA	1.85	0.45
1:GA:79:THR:HB	1:GA:81:PHE:CE2	2.52	0.45
1:GB:8:LYS:HA	1:GB:19:PHE:CD1	2.51	0.45
1:GE:8:LYS:HA	1:GE:19:PHE:CD1	2.51	0.45
1:GF:6:ILE:HG22	1:GF:19:PHE:HB3	1.99	0.45
1:GI:79:THR:HB	1:GI:81:PHE:CE2	2.52	0.45
1:GJ:4:ILE:HB	1:GK:123:ILE:HG13	1.98	0.45
1:GK:8:LYS:HA	1:GK:19:PHE:CD1	2.50	0.45
1:GN:8:LYS:HA	1:GN:19:PHE:CD1	2.51	0.45
1:GR:6:ILE:HG22	1:GR:19:PHE:HB3	1.98	0.45
1:HB:8:LYS:HB2	1:HC:119:ASP:O	2.16	0.45
1:HB:79:THR:HB	1:HB:81:PHE:CE2	2.52	0.45
1:HK:4:ILE:HB	1:HL:123:ILE:HG13	1.98	0.45
1:HQ:8:LYS:HB2	1:HR:119:ASP:O	2.16	0.45
1:HY:79:THR:HB	1:HY:81:PHE:CE2	2.51	0.45
1:IF:79:THR:HB	1:IF:81:PHE:CE2	2.52	0.45
1:IH:79:THR:HB	1:IH:81:PHE:CE2	2.51	0.45
1:IR:8:LYS:HB2	1:IS:119:ASP:O	2.16	0.45
1:IR:79:THR:HB	1:IR:81:PHE:CE2	2.52	0.45
1:IU:4:ILE:HB	1:IV:123:ILE:HG13	1.98	0.45
1:IW:79:THR:HB	1:IW:81:PHE:CE2	2.51	0.45
1:IW:113:TYR:CG	1:MI:90:ARG:NH2	2.85	0.45
1:JG:79:THR:HB	1:JG:81:PHE:CE2	2.52	0.45
1:JR:79:THR:HB	1:JR:81:PHE:CE2	2.52	0.45
1:JT:102:ILE:HD12	1:JT:126:LEU:HD11	1.97	0.45
1:JX:79:THR:HB	1:JX:81:PHE:CE2	2.52	0.45
1:KH:9:LEU:HA	1:NV:116:TYR:CE1	2.51	0.45
1:KK:4:ILE:HB	1:KL:123:ILE:HG13	1.98	0.45
1:KN:79:THR:HB	1:KN:81:PHE:CE2	2.52	0.45
1:KQ:126:LEU:HD23	1:KQ:126:LEU:HA	1.85	0.45
1:KT:4:ILE:HB	1:KU:123:ILE:HG13	1.98	0.45
1:KW:8:LYS:HB2	1:KX:119:ASP:O	2.16	0.45

Continued on next page...

Continued from previous page...

Atom-1	Atom-2	Interatomic distance (Å)	Clash overlap (Å)
1:LB:79:THR:HB	1:LB:81:PHE:CE2	2.51	0.45
1:LE:79:THR:HB	1:LE:81:PHE:CE2	2.51	0.45
1:LT:6:ILE:HG22	1:LT:19:PHE:HB3	1.99	0.45
1:MX:6:ILE:HG22	1:MX:19:PHE:HB3	1.99	0.45
1:NA:6:ILE:HG22	1:NA:19:PHE:HB3	1.99	0.45
1:NK:4:ILE:HB	1:NL:123:ILE:HG13	1.98	0.45
1:NN:126:LEU:HD23	1:NN:126:LEU:HA	1.85	0.45
1:AC:79:THR:HB	1:AC:81:PHE:CE2	2.51	0.45
1:AP:79:THR:HB	1:AP:81:PHE:CE2	2.52	0.45
1:AQ:10:ARG:HH11	1:BT:38:LEU:CD2	2.29	0.45
1:AR:79:THR:HB	1:AR:81:PHE:CE2	2.51	0.45
1:AV:79:THR:HB	1:AV:81:PHE:CE2	2.52	0.45
1:BB:4:ILE:HB	1:BC:123:ILE:HG13	1.98	0.45
1:BJ:6:ILE:HG22	1:BJ:19:PHE:HB3	1.99	0.45
1:BL:63:ALA:HA	1:BL:68:GLU:HG2	1.99	0.45
1:BN:8:LYS:HB2	1:BO:119:ASP:O	2.16	0.45
1:BN:79:THR:HB	1:BN:81:PHE:CE2	2.52	0.45
1:BQ:8:LYS:HB2	1:BR:119:ASP:O	2.16	0.45
1:BQ:79:THR:HB	1:BQ:81:PHE:CE2	2.52	0.45
1:BS:74:VAL:CG2	1:FE:80:SER:HB2	2.43	0.45
1:BT:4:ILE:HB	1:BU:123:ILE:HG13	1.98	0.45
1:BZ:8:LYS:HB2	1:CA:119:ASP:O	2.16	0.45
1:BZ:79:THR:HB	1:BZ:81:PHE:CE2	2.52	0.45
1:CB:79:THR:HB	1:CB:81:PHE:CE2	2.52	0.45
1:CE:112:ALA:O	1:FQ:49:VAL:HG11	2.16	0.45
1:CG:102:ILE:HD12	1:CG:126:LEU:HD11	1.96	0.45
1:CL:99:SER:OG	1:CL:124:GLU:O	2.20	0.45
1:CQ:79:THR:HB	1:CQ:81:PHE:CE2	2.51	0.45
1:CW:92:GLU:OE2	1:GI:57:LYS:NZ	2.47	0.45
1:DD:79:THR:HB	1:DD:81:PHE:CE2	2.52	0.45
1:DL:92:GLU:CD	1:GX:57:LYS:HZ3	2.20	0.45
1:DY:4:ILE:HB	1:DZ:123:ILE:HG13	1.98	0.45
1:EB:79:THR:HB	1:EB:81:PHE:CE2	2.52	0.45
1:EF:10:ARG:NH1	1:ET:38:LEU:HB2	2.31	0.45
1:EG:6:ILE:HG22	1:EG:19:PHE:HB3	1.99	0.45
1:EH:79:THR:HB	1:EH:81:PHE:CE2	2.52	0.45
1:EI:15:ASP:OD1	1:EP:10:ARG:NH1	2.49	0.45
1:ES:6:ILE:HG22	1:ES:19:PHE:HB3	1.98	0.45
1:FY:63:ALA:HA	1:FY:68:GLU:HG2	1.99	0.45
1:GD:8:LYS:HB2	1:GE:119:ASP:O	2.16	0.45
1:GO:79:THR:HB	1:GO:81:PHE:CE2	2.52	0.45

Continued on next page...

Continued from previous page...

Atom-1	Atom-2	Interatomic distance (Å)	Clash overlap (Å)
1:GR:79:THR:HB	1:GR:81:PHE:CE2	2.51	0.45
1:GX:79:THR:HB	1:GX:81:PHE:CE2	2.52	0.45
1:GY:79:THR:HB	1:GY:81:PHE:CE2	2.52	0.45
1:GZ:63:ALA:HA	1:GZ:68:GLU:HG2	1.99	0.45
1:HE:79:THR:HB	1:HE:81:PHE:CE2	2.52	0.45
1:HG:6:ILE:HG22	1:HG:19:PHE:HB3	1.99	0.45
1:HN:79:THR:HB	1:HN:81:PHE:CE2	2.52	0.45
1:HT:79:THR:HB	1:HT:81:PHE:CE2	2.52	0.45
1:HX:8:LYS:HA	1:HX:19:PHE:CD1	2.51	0.45
1:II:8:LYS:HB2	1:IJ:119:ASP:O	2.16	0.45
1:JF:79:THR:HB	1:JF:81:PHE:CE2	2.51	0.45
1:JI:6:ILE:HG22	1:JI:19:PHE:HB3	1.99	0.45
1:JM:4:ILE:HB	1:JN:123:ILE:HG13	1.98	0.45
1:JO:6:ILE:HG22	1:JO:19:PHE:HB3	1.98	0.45
1:JQ:63:ALA:HA	1:JQ:68:GLU:HG2	1.99	0.45
1:JS:8:LYS:HB2	1:JT:119:ASP:O	2.16	0.45
1:JY:4:ILE:HB	1:JZ:123:ILE:HG13	1.98	0.45
1:JY:99:SER:OG	1:JY:124:GLU:O	2.20	0.45
1:KR:8:LYS:HA	1:KR:19:PHE:CD1	2.50	0.45
1:KT:79:THR:HB	1:KT:81:PHE:CE2	2.52	0.45
1:LF:8:LYS:HB2	1:LG:119:ASP:O	2.16	0.45
1:LI:99:SER:OG	1:LI:124:GLU:O	2.20	0.45
1:LL:8:LYS:HB2	1:LM:119:ASP:O	2.16	0.45
1:LP:10:ARG:NH1	1:MJ:38:LEU:HB2	2.31	0.45
1:MV:4:ILE:HB	1:MW:123:ILE:HG13	1.98	0.45
1:MV:8:LYS:HB2	1:MW:119:ASP:O	2.16	0.45
1:NE:4:ILE:HB	1:NF:123:ILE:HG13	1.98	0.45
1:NE:99:SER:OG	1:NE:124:GLU:O	2.20	0.45
1:NP:79:THR:HB	1:NP:81:PHE:CE2	2.52	0.45
1:AA:4:ILE:HB	1:AB:123:ILE:HG13	1.98	0.45
1:AC:26:VAL:HG21	1:FX:114:SER:HA	1.97	0.45
1:AL:6:ILE:HG22	1:AL:19:PHE:HB3	1.99	0.45
1:AN:10:ARG:HH11	1:BZ:38:LEU:HB2	1.82	0.45
1:AT:63:ALA:HA	1:AT:68:GLU:HG2	1.99	0.45
1:BP:79:THR:HB	1:BP:81:PHE:CE2	2.51	0.45
1:BR:63:ALA:HA	1:BR:68:GLU:HG2	1.99	0.45
1:CE:79:THR:HB	1:CE:81:PHE:CE2	2.52	0.45
1:CF:79:THR:HB	1:CF:81:PHE:CE2	2.52	0.45
1:CO:8:LYS:HB2	1:CP:119:ASP:O	2.16	0.45
1:CR:4:ILE:HB	1:CS:123:ILE:HG13	1.98	0.45
1:CU:4:ILE:HB	1:CV:123:ILE:HG13	1.98	0.45

Continued on next page...

Continued from previous page...

Atom-1	Atom-2	Interatomic distance (Å)	Clash overlap (Å)
1:CZ:90:ARG:NH2	1:GL:113:TYR:CG	2.84	0.45
1:DD:8:LYS:HB2	1:DE:119:ASP:O	2.16	0.45
1:DF:79:THR:HB	1:DF:81:PHE:CE2	2.52	0.45
1:DM:4:ILE:HB	1:DN:123:ILE:HG13	1.98	0.45
1:DM:8:LYS:HB2	1:DN:119:ASP:O	2.16	0.45
1:DS:79:THR:HB	1:DS:81:PHE:CE2	2.52	0.45
1:EE:8:LYS:HB2	1:EF:119:ASP:O	2.16	0.45
1:EJ:79:THR:HB	1:EJ:81:PHE:CE2	2.51	0.45
1:EZ:8:LYS:HB2	1:FA:119:ASP:O	2.16	0.45
1:FA:63:ALA:HA	1:FA:68:GLU:HG2	1.99	0.45
1:FF:79:THR:HB	1:FF:81:PHE:CE2	2.52	0.45
1:FR:4:ILE:HB	1:FS:123:ILE:HG13	1.98	0.45
1:FT:6:ILE:HG22	1:FT:19:PHE:HB3	1.98	0.45
1:FU:118:GLN:HB3	1:FU:121:TYR:CZ	2.52	0.45
1:GB:9:LEU:CG	1:GB:10:ARG:H	2.29	0.45
1:GH:8:LYS:HA	1:GH:19:PHE:CD1	2.50	0.45
1:GL:6:ILE:HG22	1:GL:19:PHE:HB3	1.99	0.45
1:GN:63:ALA:HA	1:GN:68:GLU:HG2	1.99	0.45
1:GP:8:LYS:HB2	1:GQ:119:ASP:O	2.16	0.45
1:HF:8:LYS:HA	1:HF:19:PHE:CD1	2.50	0.45
1:HF:63:ALA:HA	1:HF:68:GLU:HG2	1.99	0.45
1:HG:74:VAL:HG22	1:KS:80:SER:HB2	1.98	0.45
1:HG:79:THR:HB	1:HG:81:PHE:CE2	2.51	0.45
1:HN:4:ILE:HB	1:HO:123:ILE:HG13	1.98	0.45
1:HP:53:ARG:NH1	1:LB:104:GLU:OE1	2.39	0.45
1:HW:79:THR:HB	1:HW:81:PHE:CE2	2.52	0.45
1:HY:6:ILE:HG22	1:HY:19:PHE:HB3	1.99	0.45
1:IS:8:LYS:HA	1:IS:19:PHE:CD1	2.51	0.45
1:JF:6:ILE:HG22	1:JF:19:PHE:HB3	1.99	0.45
1:JL:79:THR:HB	1:JL:81:PHE:CE2	2.51	0.45
1:JM:38:LEU:HB2	1:KI:10:ARG:HH11	1.80	0.45
1:JU:77:THR:HA	1:NG:76:LYS:O	2.16	0.45
1:KE:4:ILE:HB	1:KF:123:ILE:HG13	1.98	0.45
1:KG:79:THR:HB	1:KG:81:PHE:CE2	2.51	0.45
1:LH:6:ILE:HG22	1:LH:19:PHE:HB3	1.99	0.45
1:LN:79:THR:HB	1:LN:81:PHE:CE2	2.52	0.45
1:LU:8:LYS:HB2	1:LV:119:ASP:O	2.16	0.45
1:LV:63:ALA:HA	1:LV:68:GLU:HG2	1.99	0.45
1:LW:79:THR:HB	1:LW:81:PHE:CE2	2.52	0.45
1:LX:8:LYS:HB2	1:LY:119:ASP:O	2.16	0.45
1:ML:79:THR:HB	1:ML:81:PHE:CE2	2.52	0.45

Continued on next page...

Continued from previous page...

Atom-1	Atom-2	Interatomic distance (Å)	Clash overlap (Å)
1:MS:4:ILE:HB	1:MT:123:ILE:HG13	1.98	0.45
1:MS:79:THR:HB	1:MS:81:PHE:CE2	2.52	0.45
1:NA:79:THR:HB	1:NA:81:PHE:CE2	2.52	0.45
1:NH:4:ILE:HB	1:NI:123:ILE:HG13	1.98	0.45
1:NK:79:THR:HB	1:NK:81:PHE:CE2	2.52	0.45
1:NN:4:ILE:HB	1:NO:123:ILE:HG13	1.98	0.45
1:NN:79:THR:HB	1:NN:81:PHE:CE2	2.52	0.45
1:NR:63:ALA:HA	1:NR:68:GLU:HG2	1.99	0.45
1:NT:118:GLN:HB3	1:NT:121:TYR:CZ	2.52	0.45
1:AC:74:VAL:CG2	1:DO:80:SER:HB2	2.45	0.45
1:AG:118:GLN:HB3	1:AG:121:TYR:CZ	2.52	0.45
1:AW:63:ALA:HA	1:AW:68:GLU:HG2	1.99	0.45
1:AY:79:THR:HB	1:AY:81:PHE:CE2	2.52	0.45
1:BB:8:LYS:HB2	1:BC:119:ASP:O	2.16	0.45
1:BB:79:THR:HB	1:BB:81:PHE:CE2	2.52	0.45
1:BJ:79:THR:HB	1:BJ:81:PHE:CE2	2.52	0.45
1:BK:8:LYS:HB2	1:BL:119:ASP:O	2.16	0.45
1:BM:79:THR:HB	1:BM:81:PHE:CE2	2.51	0.45
1:BP:6:ILE:HG22	1:BP:19:PHE:HB3	1.98	0.45
1:BQ:4:ILE:HB	1:BR:123:ILE:HG13	1.98	0.45
1:CB:116:TYR:CE1	1:FL:9:LEU:HA	2.52	0.45
1:CC:79:THR:HB	1:CC:81:PHE:CE2	2.52	0.45
1:CJ:63:ALA:HA	1:CJ:68:GLU:HG2	1.99	0.45
1:CP:8:LYS:HA	1:CP:19:PHE:CD1	2.51	0.45
1:CT:79:THR:HB	1:CT:81:PHE:CE2	2.52	0.45
1:CX:4:ILE:HB	1:CY:123:ILE:HG13	1.98	0.45
1:CX:79:THR:HB	1:CX:81:PHE:CE2	2.52	0.45
1:DC:6:ILE:HG22	1:DC:19:PHE:HB3	1.98	0.45
1:DS:4:ILE:HB	1:DT:123:ILE:HG13	1.98	0.45
1:DT:102:ILE:HD12	1:DT:126:LEU:HD11	1.96	0.45
1:DU:6:ILE:HG22	1:DU:19:PHE:HB3	1.98	0.45
1:EN:79:THR:HB	1:EN:81:PHE:CE2	2.52	0.45
1:EN:118:GLN:HB3	1:EN:121:TYR:CZ	2.52	0.45
1:EQ:118:GLN:HB3	1:EQ:121:TYR:CZ	2.52	0.45
1:ET:79:THR:HB	1:ET:81:PHE:CE2	2.52	0.45
1:EW:8:LYS:HB2	1:EX:119:ASP:O	2.16	0.45
1:EX:63:ALA:HA	1:EX:68:GLU:HG2	1.99	0.45
1:FJ:63:ALA:HA	1:FJ:68:GLU:HG2	1.99	0.45
1:FK:79:THR:HB	1:FK:81:PHE:CE2	2.52	0.45
1:FL:79:THR:HB	1:FL:81:PHE:CE2	2.52	0.45
1:FS:9:LEU:CG	1:FS:10:ARG:H	2.29	0.45

Continued on next page...

Continued from previous page...

Atom-1	Atom-2	Interatomic distance (Å)	Clash overlap (Å)
1:GD:118:GLN:HB3	1:GD:121:TYR:CZ	2.52	0.45
1:GG:4:ILE:HB	1:GH:123:ILE:HG13	1.98	0.45
1:GS:8:LYS:HB2	1:GT:119:ASP:O	2.16	0.45
1:GY:118:GLN:HB3	1:GY:121:TYR:CZ	2.52	0.45
1:HL:8:LYS:HA	1:HL:19:PHE:CD1	2.51	0.45
1:HS:6:ILE:HG22	1:HS:19:PHE:HB3	1.99	0.45
1:HU:63:ALA:HA	1:HU:68:GLU:HG2	1.99	0.45
1:HY:57:LYS:HZ3	1:LK:92:GLU:CD	2.20	0.45
1:IC:79:THR:HB	1:IC:81:PHE:CE2	2.52	0.45
1:IK:6:ILE:HG22	1:IK:19:PHE:HB3	1.99	0.45
1:IM:63:ALA:HA	1:IM:68:GLU:HG2	1.99	0.45
1:IP:8:LYS:HA	1:IP:19:PHE:CD1	2.51	0.45
1:IV:8:LYS:HA	1:IV:19:PHE:CD1	2.51	0.45
1:JA:4:ILE:HB	1:JB:123:ILE:HG13	1.98	0.45
1:JA:118:GLN:HB3	1:JA:121:TYR:CZ	2.52	0.45
1:JD:79:THR:HB	1:JD:81:PHE:CE2	2.52	0.45
1:JI:79:THR:HB	1:JI:81:PHE:CE2	2.52	0.45
1:JJ:79:THR:HB	1:JJ:81:PHE:CE2	2.52	0.45
1:JO:79:THR:HB	1:JO:81:PHE:CE2	2.51	0.45
1:KE:79:THR:HB	1:KE:81:PHE:CE2	2.52	0.45
1:KF:8:LYS:HA	1:KF:19:PHE:CD1	2.51	0.45
1:KK:79:THR:HB	1:KK:81:PHE:CE2	2.52	0.45
1:KK:118:GLN:HB3	1:KK:121:TYR:CZ	2.52	0.45
1:LI:4:ILE:HB	1:LJ:123:ILE:HG13	1.98	0.45
1:LI:79:THR:HB	1:LI:81:PHE:CE2	2.52	0.45
1:LM:9:LEU:CG	1:LM:10:ARG:H	2.29	0.45
1:LM:38:LEU:CD2	1:MI:10:ARG:HH21	2.29	0.45
1:LO:79:THR:HB	1:LO:81:PHE:CE2	2.52	0.45
1:LO:99:SER:OG	1:LO:124:GLU:O	2.20	0.45
1:LR:8:LYS:HB2	1:LS:119:ASP:O	2.16	0.45
1:LU:79:THR:HB	1:LU:81:PHE:CE2	2.52	0.45
1:MA:126:LEU:HD23	1:MA:126:LEU:HA	1.85	0.45
1:MG:4:ILE:HB	1:MH:123:ILE:HG13	1.98	0.45
1:MN:63:ALA:HA	1:MN:68:GLU:HG2	1.99	0.45
1:MP:8:LYS:HB2	1:MQ:119:ASP:O	2.16	0.45
1:MY:8:LYS:HB2	1:MZ:119:ASP:O	2.16	0.45
1:NB:8:LYS:HB2	1:NC:119:ASP:O	2.16	0.45
1:NL:63:ALA:HA	1:NL:68:GLU:HG2	1.99	0.45
1:AA:118:GLN:HB3	1:AA:121:TYR:CZ	2.52	0.45
1:AF:119:ASP:O	1:DR:8:LYS:HB2	2.17	0.45
1:AI:92:GLU:OE2	1:DU:57:LYS:NZ	2.45	0.45

Continued on next page...

Continued from previous page...

Atom-1	Atom-2	Interatomic distance (Å)	Clash overlap (Å)
1:AM:79:THR:HB	1:AM:81:PHE:CE2	2.52	0.45
1:BG:90:ARG:NH2	1:ES:113:TYR:CG	2.84	0.45
1:BK:79:THR:HB	1:BK:81:PHE:CE2	2.52	0.45
1:BN:118:GLN:HB3	1:BN:121:TYR:CZ	2.52	0.45
1:BW:79:THR:HB	1:BW:81:PHE:CE2	2.52	0.45
1:BY:79:THR:HB	1:BY:81:PHE:CE2	2.52	0.45
1:DA:79:THR:HB	1:DA:81:PHE:CE2	2.52	0.45
1:DG:118:GLN:HB3	1:DG:121:TYR:CZ	2.52	0.45
1:DR:6:ILE:HG22	1:DR:19:PHE:HB3	1.99	0.45
1:EB:8:LYS:HB2	1:EC:119:ASP:O	2.16	0.45
1:EM:6:ILE:HG22	1:EM:19:PHE:HB3	1.98	0.45
1:EV:79:THR:HB	1:EV:81:PHE:CE2	2.52	0.45
1:EZ:118:GLN:HB3	1:EZ:121:TYR:CZ	2.52	0.45
1:FL:4:ILE:HB	1:FM:123:ILE:HG13	1.98	0.45
1:FL:118:GLN:HB3	1:FL:121:TYR:CZ	2.52	0.45
1:FP:8:LYS:HA	1:FP:19:PHE:CD1	2.51	0.45
1:FW:6:ILE:HG22	1:FW:19:PHE:HB3	1.99	0.45
1:GD:79:THR:HB	1:GD:81:PHE:CE2	2.52	0.45
1:GK:5:ALA:O	1:GK:22:PRO:HD3	2.17	0.45
1:GK:63:ALA:HA	1:GK:68:GLU:HG2	1.99	0.45
1:HD:6:ILE:HG22	1:HD:19:PHE:HB3	1.99	0.45
1:HK:79:THR:HB	1:HK:81:PHE:CE2	2.52	0.45
1:HM:79:THR:HB	1:HM:81:PHE:CE2	2.52	0.45
1:HN:118:GLN:HB3	1:HN:121:TYR:CZ	2.52	0.45
1:HQ:4:ILE:HB	1:HR:123:ILE:HG13	1.98	0.45
1:HQ:118:GLN:HB3	1:HQ:121:TYR:CZ	2.52	0.45
1:HR:63:ALA:HA	1:HR:68:GLU:HG2	1.99	0.45
1:IB:79:THR:HB	1:IB:81:PHE:CE2	2.51	0.45
1:IC:8:LYS:HB2	1:ID:119:ASP:O	2.16	0.45
1:IH:92:GLU:CD	1:LT:57:LYS:HZ3	2.18	0.45
1:IS:63:ALA:HA	1:IS:68:GLU:HG2	1.99	0.45
1:IV:5:ALA:O	1:IV:22:PRO:HD3	2.17	0.45
1:IW:6:ILE:HG22	1:IW:19:PHE:HB3	1.99	0.45
1:IX:4:ILE:HB	1:IY:123:ILE:HG13	1.98	0.45
1:JM:79:THR:HB	1:JM:81:PHE:CE2	2.52	0.45
1:JO:57:LYS:HZ3	1:NA:92:GLU:CD	2.16	0.45
1:JO:113:TYR:CG	1:NA:90:ARG:NH2	2.84	0.45
1:JR:57:LYS:HZ3	1:ND:92:GLU:CD	2.20	0.45
1:JU:79:THR:HB	1:JU:81:PHE:CE2	2.51	0.45
1:KH:118:GLN:HB3	1:KH:121:TYR:CZ	2.52	0.45
1:KV:6:ILE:HG22	1:KV:19:PHE:HB3	1.98	0.45

Continued on next page...

Continued from previous page...

Atom-1	Atom-2	Interatomic distance (Å)	Clash overlap (Å)
1:KW:4:ILE:HB	1:KX:123:ILE:HG13	1.98	0.45
1:KW:118:GLN:HB3	1:KW:121:TYR:CZ	2.52	0.45
1:KZ:79:THR:HB	1:KZ:81:PHE:CE2	2.52	0.45
1:LF:79:THR:HB	1:LF:81:PHE:CE2	2.52	0.45
1:LK:79:THR:HB	1:LK:81:PHE:CE2	2.51	0.45
1:LL:79:THR:HB	1:LL:81:PHE:CE2	2.52	0.45
1:LO:8:LYS:HB2	1:LP:119:ASP:O	2.16	0.45
1:LQ:79:THR:HB	1:LQ:81:PHE:CE2	2.51	0.45
1:LR:79:THR:HB	1:LR:81:PHE:CE2	2.52	0.45
1:MD:118:GLN:HB3	1:MD:121:TYR:CZ	2.52	0.45
1:MG:79:THR:HB	1:MG:81:PHE:CE2	2.52	0.45
1:MJ:8:LYS:HB2	1:MK:119:ASP:O	2.16	0.45
1:MM:79:THR:HB	1:MM:81:PHE:CE2	2.52	0.45
1:MV:79:THR:HB	1:MV:81:PHE:CE2	2.52	0.45
1:MV:118:GLN:HB3	1:MV:121:TYR:CZ	2.52	0.45
1:MY:118:GLN:HB3	1:MY:121:TYR:CZ	2.52	0.45
1:MZ:63:ALA:HA	1:MZ:68:GLU:HG2	1.99	0.45
1:NK:8:LYS:HB2	1:NL:119:ASP:O	2.16	0.45
1:NQ:79:THR:HB	1:NQ:81:PHE:CE2	2.52	0.45
1:NS:6:ILE:HG22	1:NS:19:PHE:HB3	1.99	0.45
1:NT:79:THR:HB	1:NT:81:PHE:CE2	2.52	0.45
1:AD:79:THR:HB	1:AD:81:PHE:CE2	2.52	0.45
1:AJ:99:SER:OG	1:AJ:124:GLU:O	2.20	0.45
1:AK:63:ALA:HA	1:AK:68:GLU:HG2	1.99	0.45
1:AO:79:THR:HB	1:AO:81:PHE:CE2	2.51	0.45
1:AV:8:LYS:HB2	1:AW:119:ASP:O	2.16	0.45
1:AV:118:GLN:HB3	1:AV:121:TYR:CZ	2.52	0.45
1:AX:79:THR:HB	1:AX:81:PHE:CE2	2.51	0.45
1:AY:4:ILE:HB	1:AZ:123:ILE:HG13	1.98	0.45
1:BF:5:ALA:O	1:BF:22:PRO:HD3	2.17	0.45
1:BF:63:ALA:HA	1:BF:68:GLU:HG2	1.99	0.45
1:BG:79:THR:HB	1:BG:81:PHE:CE2	2.51	0.45
1:BH:79:THR:HB	1:BH:81:PHE:CE2	2.52	0.45
1:BM:6:ILE:HG22	1:BM:19:PHE:HB3	1.99	0.45
1:BN:4:ILE:HB	1:BO:123:ILE:HG13	1.98	0.45
1:BW:8:LYS:HB2	1:BX:119:ASP:O	2.16	0.45
1:BX:9:LEU:CG	1:BX:10:ARG:H	2.30	0.45
1:CG:5:ALA:O	1:CG:22:PRO:HD3	2.17	0.45
1:CI:8:LYS:HB2	1:CJ:119:ASP:O	2.16	0.45
1:CJ:5:ALA:O	1:CJ:22:PRO:HD3	2.17	0.45
1:CL:4:ILE:HB	1:CM:123:ILE:HG13	1.98	0.45

Continued on next page...

Continued from previous page...

Atom-1	Atom-2	Interatomic distance (Å)	Clash overlap (Å)
1:CQ:6:ILE:HG22	1:CQ:19:PHE:HB3	1.98	0.45
1:CS:5:ALA:O	1:CS:22:PRO:HD3	2.17	0.45
1:CY:5:ALA:O	1:CY:22:PRO:HD3	2.17	0.45
1:DG:4:ILE:HB	1:DH:123:ILE:HG13	1.98	0.45
1:DG:79:THR:HB	1:DG:81:PHE:CE2	2.52	0.45
1:DH:63:ALA:HA	1:DH:68:GLU:HG2	1.99	0.45
1:DJ:79:THR:HB	1:DJ:81:PHE:CE2	2.52	0.45
1:DN:63:ALA:HA	1:DN:68:GLU:HG2	1.99	0.45
1:DS:126:LEU:HD23	1:DS:126:LEU:HA	1.85	0.45
1:DW:95:LYS:HE3	1:DW:126:LEU:O	2.17	0.45
1:EX:9:LEU:CG	1:EX:10:ARG:H	2.30	0.45
1:FB:79:THR:HB	1:FB:81:PHE:CE2	2.51	0.45
1:FH:79:THR:HB	1:FH:81:PHE:CE2	2.52	0.45
1:FO:118:GLN:HB3	1:FO:121:TYR:CZ	2.52	0.45
1:FW:79:THR:HB	1:FW:81:PHE:CE2	2.51	0.45
1:FX:8:LYS:HB2	1:FY:119:ASP:O	2.16	0.45
1:FX:79:THR:HB	1:FX:81:PHE:CE2	2.52	0.45
1:FY:95:LYS:HE3	1:FY:126:LEU:O	2.17	0.45
1:GB:95:LYS:HE3	1:GB:126:LEU:O	2.17	0.45
1:GH:63:ALA:HA	1:GH:68:GLU:HG2	1.99	0.45
1:GP:79:THR:HB	1:GP:81:PHE:CE2	2.52	0.45
1:GS:118:GLN:HB3	1:GS:121:TYR:CZ	2.52	0.45
1:GU:6:ILE:HG22	1:GU:19:PHE:HB3	1.99	0.45
1:HA:4:ILE:HG12	1:KM:125:ASP:HB2	1.97	0.45
1:HD:79:THR:HB	1:HD:81:PHE:CE2	2.51	0.45
1:HG:53:ARG:NH1	1:KS:104:GLU:OE1	2.33	0.45
1:IJ:5:ALA:O	1:IJ:22:PRO:HD3	2.17	0.45
1:IL:118:GLN:HB3	1:IL:121:TYR:CZ	2.52	0.45
1:IN:79:THR:HB	1:IN:81:PHE:CE2	2.51	0.45
1:IO:4:ILE:HB	1:IP:123:ILE:HG13	1.98	0.45
1:JA:8:LYS:HB2	1:JB:119:ASP:O	2.16	0.45
1:JH:5:ALA:O	1:JH:22:PRO:HD3	2.17	0.45
1:JH:63:ALA:HA	1:JH:68:GLU:HG2	1.99	0.45
1:JK:5:ALA:O	1:JK:22:PRO:HD3	2.17	0.45
1:JN:63:ALA:HA	1:JN:68:GLU:HG2	1.99	0.45
1:JV:4:ILE:HB	1:JW:123:ILE:HG13	1.98	0.45
1:JV:126:LEU:HD23	1:JV:126:LEU:HA	1.85	0.45
1:JY:8:LYS:HB2	1:JZ:119:ASP:O	2.16	0.45
1:KC:8:LYS:HA	1:KC:19:PHE:CD1	2.51	0.45
1:KT:8:LYS:HB2	1:KU:119:ASP:O	2.16	0.45
1:KW:79:THR:HB	1:KW:81:PHE:CE2	2.52	0.45

Continued on next page...

Continued from previous page...

Atom-1	Atom-2	Interatomic distance (Å)	Clash overlap (Å)
1:KX:95:LYS:HE3	1:KX:126:LEU:O	2.17	0.45
1:LG:5:ALA:O	1:LG:22:PRO:HD3	2.17	0.45
1:LM:5:ALA:O	1:LM:22:PRO:HD3	2.17	0.45
1:LR:118:GLN:HB3	1:LR:121:TYR:CZ	2.52	0.45
1:LX:118:GLN:HB3	1:LX:121:TYR:CZ	2.52	0.45
1:MA:118:GLN:HB3	1:MA:121:TYR:CZ	2.52	0.45
1:MB:5:ALA:O	1:MB:22:PRO:HD3	2.17	0.45
1:MH:95:LYS:HE3	1:MH:126:LEU:O	2.17	0.45
1:MK:5:ALA:O	1:MK:22:PRO:HD3	2.17	0.45
1:MP:4:ILE:HB	1:MQ:123:ILE:HG13	1.98	0.45
1:MQ:5:ALA:O	1:MQ:22:PRO:HD3	2.17	0.45
1:NF:9:LEU:CG	1:NF:10:ARG:H	2.29	0.45
1:NF:63:ALA:HA	1:NF:68:GLU:HG2	1.99	0.45
1:NN:118:GLN:HB3	1:NN:121:TYR:CZ	2.52	0.45
1:AN:5:ALA:O	1:AN:22:PRO:HD3	2.17	0.45
1:AN:95:LYS:HE3	1:AN:126:LEU:O	2.17	0.45
1:AO:6:ILE:HG22	1:AO:19:PHE:HB3	1.98	0.45
1:AP:8:LYS:HB2	1:AQ:119:ASP:O	2.16	0.45
1:AS:118:GLN:HB3	1:AS:121:TYR:CZ	2.52	0.45
1:AU:79:THR:HB	1:AU:81:PHE:CE2	2.51	0.45
1:AY:118:GLN:HB3	1:AY:121:TYR:CZ	2.52	0.45
1:AZ:63:ALA:HA	1:AZ:68:GLU:HG2	1.99	0.45
1:BC:5:ALA:O	1:BC:22:PRO:HD3	2.17	0.45
1:BG:6:ILE:HG22	1:BG:19:PHE:HB3	1.99	0.45
1:BH:4:ILE:HB	1:BI:123:ILE:HG13	1.98	0.45
1:BO:5:ALA:O	1:BO:22:PRO:HD3	2.17	0.45
1:BO:9:LEU:CG	1:BO:10:ARG:H	2.29	0.45
1:BR:8:LYS:HA	1:BR:19:PHE:CD1	2.50	0.45
1:BS:79:THR:HB	1:BS:81:PHE:CE2	2.52	0.45
1:BS:125:ASP:HB2	1:FE:4:ILE:CG1	2.47	0.45
1:BT:79:THR:HB	1:BT:81:PHE:CE2	2.52	0.45
1:BV:6:ILE:HG22	1:BV:19:PHE:HB3	1.98	0.45
1:CC:4:ILE:HB	1:CD:123:ILE:HG13	1.98	0.45
1:CD:95:LYS:HE3	1:CD:126:LEU:O	2.17	0.45
1:CE:6:ILE:HG22	1:CE:19:PHE:HB3	1.98	0.45
1:CH:113:TYR:CD1	1:FT:90:ARG:NH2	2.84	0.45
1:CI:4:ILE:HB	1:CJ:123:ILE:HG13	1.98	0.45
1:CO:4:ILE:HB	1:CP:123:ILE:HG13	1.98	0.45
1:CP:5:ALA:O	1:CP:22:PRO:HD3	2.17	0.45
1:CS:95:LYS:HE3	1:CS:126:LEU:O	2.17	0.45
1:CU:79:THR:HB	1:CU:81:PHE:CE2	2.52	0.45

Continued on next page...

Continued from previous page...

Atom-1	Atom-2	Interatomic distance (Å)	Clash overlap (Å)
1:CV:63:ALA:HA	1:CV:68:GLU:HG2	1.99	0.45
1:CZ:79:THR:HB	1:CZ:81:PHE:CE2	2.51	0.45
1:DC:113:TYR:CD1	1:GO:90:ARG:NH2	2.85	0.45
1:DO:6:ILE:HG22	1:DO:19:PHE:HB3	1.99	0.45
1:DU:79:THR:HB	1:DU:81:PHE:CE2	2.52	0.45
1:DY:118:GLN:HB3	1:DY:121:TYR:CZ	2.52	0.45
1:EH:4:ILE:HB	1:EI:123:ILE:HG13	1.98	0.45
1:EH:118:GLN:HB3	1:EH:121:TYR:CZ	2.52	0.45
1:ER:95:LYS:HE3	1:ER:126:LEU:O	2.17	0.45
1:FG:95:LYS:HE3	1:FG:126:LEU:O	2.17	0.45
1:FP:9:LEU:CG	1:FP:10:ARG:H	2.29	0.45
1:FS:95:LYS:HE3	1:FS:126:LEU:O	2.17	0.45
1:GA:4:ILE:HB	1:GB:123:ILE:HG13	1.98	0.45
1:GG:79:THR:HB	1:GG:81:PHE:CE2	2.52	0.45
1:GM:118:GLN:HB3	1:GM:121:TYR:CZ	2.52	0.45
1:GN:5:ALA:O	1:GN:22:PRO:HD3	2.17	0.45
1:GN:95:LYS:HE3	1:GN:126:LEU:O	2.17	0.45
1:GT:5:ALA:O	1:GT:22:PRO:HD3	2.17	0.45
1:HA:6:ILE:HG22	1:HA:19:PHE:HB3	1.99	0.45
1:HA:79:THR:HB	1:HA:81:PHE:CE2	2.52	0.45
1:HC:95:LYS:HE3	1:HC:126:LEU:O	2.17	0.45
1:HL:95:LYS:HE3	1:HL:126:LEU:O	2.17	0.45
1:HP:79:THR:HB	1:HP:81:PHE:CE2	2.51	0.45
1:HR:5:ALA:O	1:HR:22:PRO:HD3	2.17	0.45
1:HV:79:THR:HB	1:HV:81:PHE:CE2	2.52	0.45
1:IE:79:THR:HB	1:IE:81:PHE:CE2	2.52	0.45
1:IF:4:ILE:HB	1:IG:123:ILE:HG13	1.98	0.45
1:IG:9:LEU:CG	1:IG:10:ARG:H	2.29	0.45
1:IJ:95:LYS:HE3	1:IJ:126:LEU:O	2.17	0.45
1:IR:126:LEU:HD23	1:IR:126:LEU:HA	1.85	0.45
1:IT:90:ARG:NH2	1:MF:113:TYR:CD1	2.84	0.45
1:JP:8:LYS:HB2	1:JQ:119:ASP:O	2.16	0.45
1:JP:118:GLN:HB3	1:JP:121:TYR:CZ	2.52	0.45
1:JS:79:THR:HB	1:JS:81:PHE:CE2	2.52	0.45
1:JU:74:VAL:CG2	1:NG:80:SER:HB2	2.40	0.45
1:JV:79:THR:HB	1:JV:81:PHE:CE2	2.52	0.45
1:JW:5:ALA:O	1:JW:22:PRO:HD3	2.17	0.45
1:KA:53:ARG:NH1	1:NM:104:GLU:OE1	2.35	0.45
1:KR:5:ALA:O	1:KR:22:PRO:HD3	2.17	0.45
1:KS:6:ILE:HG22	1:KS:19:PHE:HB3	1.98	0.45
1:KS:79:THR:HB	1:KS:81:PHE:CE2	2.51	0.45

Continued on next page...

Continued from previous page...

Atom-1	Atom-2	Interatomic distance (Å)	Clash overlap (Å)
1:LJ:63:ALA:HA	1:LJ:68:GLU:HG2	1.99	0.45
1:LP:95:LYS:HE3	1:LP:126:LEU:O	2.17	0.45
1:LU:4:ILE:HB	1:LV:123:ILE:HG13	1.98	0.45
1:LX:79:THR:HB	1:LX:81:PHE:CE2	2.52	0.45
1:LY:5:ALA:O	1:LY:22:PRO:HD3	2.17	0.45
1:MA:99:SER:OG	1:MA:124:GLU:O	2.20	0.45
1:MP:79:THR:HB	1:MP:81:PHE:CE2	2.52	0.45
1:MQ:63:ALA:HA	1:MQ:68:GLU:HG2	1.99	0.45
1:MR:79:THR:HB	1:MR:81:PHE:CE2	2.52	0.45
1:NI:5:ALA:O	1:NI:22:PRO:HD3	2.17	0.45
1:NI:63:ALA:HA	1:NI:68:GLU:HG2	1.99	0.45
1:NL:9:LEU:CG	1:NL:10:ARG:H	2.29	0.45
1:NL:95:LYS:HE3	1:NL:126:LEU:O	2.17	0.45
1:NM:79:THR:HB	1:NM:81:PHE:CE2	2.51	0.45
1:AI:79:THR:HB	1:AI:81:PHE:CE2	2.52	0.45
1:AJ:4:ILE:HB	1:AK:123:ILE:HG13	1.98	0.45
1:AK:5:ALA:O	1:AK:22:PRO:HD3	2.17	0.45
1:AM:4:ILE:HB	1:AN:123:ILE:HG13	1.98	0.45
1:AQ:10:ARG:NH1	1:BT:38:LEU:CB	2.69	0.45
1:AS:126:LEU:HA	1:AS:126:LEU:HD23	1.85	0.45
1:AW:5:ALA:O	1:AW:22:PRO:HD3	2.17	0.45
1:BF:10:ARG:NH2	1:BK:15:ASP:OD1	2.50	0.45
1:BF:15:ASP:OD1	1:BM:10:ARG:NH1	2.50	0.45
1:BI:63:ALA:HA	1:BI:68:GLU:HG2	1.99	0.45
1:BI:95:LYS:HE3	1:BI:126:LEU:O	2.17	0.45
1:BR:10:ARG:HH11	1:EB:38:LEU:HB2	1.81	0.45
1:BS:6:ILE:HG22	1:BS:19:PHE:HB3	1.99	0.45
1:BU:5:ALA:O	1:BU:22:PRO:HD3	2.17	0.45
1:CA:10:ARG:HH11	1:DS:38:LEU:HD22	1.82	0.45
1:CA:95:LYS:HE3	1:CA:126:LEU:O	2.17	0.45
1:CB:56:ARG:HH21	1:CB:72:PRO:HG3	1.82	0.45
1:CG:95:LYS:HE3	1:CG:126:LEU:O	2.17	0.45
1:CK:79:THR:HB	1:CK:81:PHE:CE2	2.51	0.45
1:CM:5:ALA:O	1:CM:22:PRO:HD3	2.17	0.45
1:CR:79:THR:HB	1:CR:81:PHE:CE2	2.52	0.45
1:DE:63:ALA:HA	1:DE:68:GLU:HG2	1.99	0.45
1:DH:95:LYS:HE3	1:DH:126:LEU:O	2.17	0.45
1:DJ:4:ILE:HB	1:DK:123:ILE:HG13	1.98	0.45
1:DK:5:ALA:O	1:DK:22:PRO:HD3	2.17	0.45
1:DM:118:GLN:HB3	1:DM:121:TYR:CZ	2.52	0.45
1:DP:79:THR:HB	1:DP:81:PHE:CE2	2.52	0.45

Continued on next page...

Continued from previous page...

Atom-1	Atom-2	Interatomic distance (Å)	Clash overlap (Å)
1:DS:8:LYS:HB2	1:DT:119:ASP:O	2.16	0.45
1:DV:4:ILE:HB	1:DW:123:ILE:HG13	1.98	0.45
1:DV:79:THR:HB	1:DV:81:PHE:CE2	2.52	0.45
1:DW:5:ALA:O	1:DW:22:PRO:HD3	2.17	0.45
1:DX:79:THR:HB	1:DX:81:PHE:CE2	2.52	0.45
1:EB:118:GLN:HB3	1:EB:121:TYR:CZ	2.52	0.45
1:EF:9:LEU:CG	1:EF:10:ARG:H	2.29	0.45
1:EF:95:LYS:HE3	1:EF:126:LEU:O	2.17	0.45
1:EI:95:LYS:HE3	1:EI:126:LEU:O	2.17	0.45
1:EK:4:ILE:HB	1:EL:123:ILE:HG13	1.98	0.45
1:EK:118:GLN:HB3	1:EK:121:TYR:CZ	2.52	0.45
1:EW:118:GLN:HB3	1:EW:121:TYR:CZ	2.52	0.45
1:FC:8:LYS:HB2	1:FD:119:ASP:O	2.16	0.45
1:FF:4:ILE:HB	1:FG:123:ILE:HG13	1.98	0.45
1:FG:5:ALA:O	1:FG:22:PRO:HD3	2.17	0.45
1:FN:79:THR:HB	1:FN:81:PHE:CE2	2.52	0.45
1:FU:79:THR:HB	1:FU:81:PHE:CE2	2.52	0.45
1:FV:95:LYS:HE3	1:FV:126:LEU:O	2.17	0.45
1:GE:95:LYS:HE3	1:GE:126:LEU:O	2.17	0.45
1:HC:8:LYS:HA	1:HC:19:PHE:CD1	2.51	0.45
1:HF:10:ARG:HH11	1:IC:38:LEU:HB2	1.80	0.45
1:HK:21:LEU:HD12	1:HK:30:ASN:OD1	2.17	0.45
1:HM:10:ARG:HD2	1:MQ:15:ASP:OD1	2.17	0.45
1:HZ:8:LYS:HB2	1:IA:119:ASP:O	2.16	0.45
1:ID:5:ALA:O	1:ID:22:PRO:HD3	2.17	0.45
1:IF:118:GLN:HB3	1:IF:121:TYR:CZ	2.52	0.45
1:IK:79:THR:HB	1:IK:81:PHE:CE2	2.52	0.45
1:IQ:6:ILE:HG22	1:IQ:19:PHE:HB3	1.99	0.45
1:IQ:79:THR:HB	1:IQ:81:PHE:CE2	2.52	0.45
1:IS:5:ALA:O	1:IS:22:PRO:HD3	2.17	0.45
1:JE:63:ALA:HA	1:JE:68:GLU:HG2	1.99	0.45
1:JK:95:LYS:HE3	1:JK:126:LEU:O	2.17	0.45
1:KB:79:THR:HB	1:KB:81:PHE:CE2	2.52	0.45
1:KN:8:LYS:HB2	1:KO:119:ASP:O	2.16	0.45
1:KO:95:LYS:HE3	1:KO:126:LEU:O	2.17	0.45
1:KU:5:ALA:O	1:KU:22:PRO:HD3	2.17	0.45
1:LC:79:THR:HB	1:LC:81:PHE:CE2	2.52	0.45
1:LJ:5:ALA:O	1:LJ:22:PRO:HD3	2.17	0.45
1:LJ:95:LYS:HE3	1:LJ:126:LEU:O	2.17	0.45
1:LV:5:ALA:O	1:LV:22:PRO:HD3	2.17	0.45
1:LZ:56:ARG:HH21	1:LZ:72:PRO:HG3	1.82	0.45

Continued on next page...

Continued from previous page...

Atom-1	Atom-2	Interatomic distance (Å)	Clash overlap (Å)
1:MC:79:THR:HB	1:MC:81:PHE:CE2	2.51	0.45
1:MD:4:ILE:HB	1:ME:123:ILE:HG13	1.98	0.45
1:MG:118:GLN:HB3	1:MG:121:TYR:CZ	2.52	0.45
1:MH:5:ALA:O	1:MH:22:PRO:HD3	2.17	0.45
1:MO:6:ILE:HG22	1:MO:19:PHE:HB3	1.99	0.45
1:MZ:5:ALA:O	1:MZ:22:PRO:HD3	2.17	0.45
1:NH:79:THR:HB	1:NH:81:PHE:CE2	2.52	0.45
1:NI:95:LYS:HE3	1:NI:126:LEU:O	2.17	0.45
1:NR:95:LYS:HE3	1:NR:126:LEU:O	2.17	0.45
1:AA:21:LEU:HD12	1:AA:30:ASN:OD1	2.17	0.45
1:AD:4:ILE:HB	1:AE:123:ILE:HG13	1.98	0.45
1:AE:5:ALA:O	1:AE:22:PRO:HD3	2.17	0.45
1:AG:8:LYS:HB2	1:AH:119:ASP:O	2.16	0.45
1:AG:126:LEU:HD23	1:AG:126:LEU:HA	1.85	0.45
1:AK:95:LYS:HE3	1:AK:126:LEU:O	2.17	0.45
1:BJ:56:ARG:HH21	1:BJ:72:PRO:HG3	1.82	0.45
1:BZ:118:GLN:HB3	1:BZ:121:TYR:CZ	2.52	0.45
1:CN:75:ILE:HA	1:FZ:78:GLU:O	2.16	0.45
1:CO:83:VAL:HG22	1:DK:26:VAL:HG12	1.99	0.45
1:CU:118:GLN:HB3	1:CU:121:TYR:CZ	2.52	0.45
1:DB:95:LYS:HE3	1:DB:126:LEU:O	2.17	0.45
1:DE:95:LYS:HE3	1:DE:126:LEU:O	2.17	0.45
1:DG:21:LEU:HD12	1:DG:30:ASN:OD1	2.17	0.45
1:DH:5:ALA:O	1:DH:22:PRO:HD3	2.17	0.45
1:DM:79:THR:HB	1:DM:81:PHE:CE2	2.52	0.45
1:DN:5:ALA:O	1:DN:22:PRO:HD3	2.17	0.45
1:DS:118:GLN:HB3	1:DS:121:TYR:CZ	2.52	0.45
1:DZ:63:ALA:HA	1:DZ:68:GLU:HG2	1.99	0.45
1:EE:21:LEU:HD12	1:EE:30:ASN:OD1	2.18	0.45
1:EE:79:THR:HB	1:EE:81:PHE:CE2	2.52	0.45
1:EI:8:LYS:HA	1:EI:19:PHE:CD1	2.51	0.45
1:EM:79:THR:HB	1:EM:81:PHE:CE2	2.52	0.45
1:ES:79:THR:HB	1:ES:81:PHE:CE2	2.52	0.45
1:EX:95:LYS:HE3	1:EX:126:LEU:O	2.17	0.45
1:FF:118:GLN:HB3	1:FF:121:TYR:CZ	2.52	0.45
1:FG:86:THR:HG22	1:FG:88:GLU:H	1.79	0.45
1:FI:79:THR:HB	1:FI:81:PHE:CE2	2.52	0.45
1:FJ:95:LYS:HE3	1:FJ:126:LEU:O	2.17	0.45
1:FM:95:LYS:HE3	1:FM:126:LEU:O	2.17	0.45
1:FV:63:ALA:HA	1:FV:68:GLU:HG2	1.99	0.45
1:FX:21:LEU:HD12	1:FX:30:ASN:OD1	2.17	0.45

Continued on next page...

Continued from previous page...

Atom-1	Atom-2	Interatomic distance (Å)	Clash overlap (Å)
1:GP:21:LEU:HD12	1:GP:30:ASN:OD1	2.17	0.45
1:GS:79:THR:HB	1:GS:81:PHE:CE2	2.52	0.45
1:GW:95:LYS:HE3	1:GW:126:LEU:O	2.17	0.45
1:HH:79:THR:HB	1:HH:81:PHE:CE2	2.52	0.45
1:HJ:79:THR:HB	1:HJ:81:PHE:CE2	2.52	0.45
1:HX:5:ALA:O	1:HX:22:PRO:HD3	2.17	0.45
1:HX:63:ALA:HA	1:HX:68:GLU:HG2	1.99	0.45
1:IA:95:LYS:HE3	1:IA:126:LEU:O	2.17	0.45
1:IB:6:ILE:HG22	1:IB:19:PHE:HB3	1.99	0.45
1:II:79:THR:HB	1:II:81:PHE:CE2	2.52	0.45
1:IJ:9:LEU:CG	1:IJ:10:ARG:H	2.29	0.45
1:IM:5:ALA:O	1:IM:22:PRO:HD3	2.17	0.45
1:IM:95:LYS:HE3	1:IM:126:LEU:O	2.17	0.45
1:IR:21:LEU:HD12	1:IR:30:ASN:OD1	2.17	0.45
1:IU:8:LYS:HB2	1:IV:119:ASP:O	2.16	0.45
1:IX:21:LEU:HD12	1:IX:30:ASN:OD1	2.17	0.45
1:IZ:6:ILE:HG22	1:IZ:19:PHE:HB3	1.99	0.45
1:JF:56:ARG:HH21	1:JF:72:PRO:HG3	1.82	0.45
1:JG:118:GLN:HB3	1:JG:121:TYR:CZ	2.52	0.45
1:JP:79:THR:HB	1:JP:81:PHE:CE2	2.52	0.45
1:JQ:9:LEU:CG	1:JQ:10:ARG:H	2.30	0.45
1:JQ:95:LYS:HE3	1:JQ:126:LEU:O	2.17	0.45
1:JS:21:LEU:HD12	1:JS:30:ASN:OD1	2.17	0.45
1:JT:9:LEU:CG	1:JT:10:ARG:H	2.29	0.45
1:JY:79:THR:HB	1:JY:81:PHE:CE2	2.52	0.45
1:KF:63:ALA:HA	1:KF:68:GLU:HG2	1.99	0.45
1:KH:21:LEU:HD12	1:KH:30:ASN:OD1	2.18	0.45
1:KI:95:LYS:HE3	1:KI:126:LEU:O	2.17	0.45
1:KM:6:ILE:HG22	1:KM:19:PHE:HB3	1.99	0.45
1:KS:56:ARG:HH21	1:KS:72:PRO:HG3	1.82	0.45
1:KT:126:LEU:HD23	1:KT:126:LEU:HA	1.85	0.45
1:LA:5:ALA:O	1:LA:22:PRO:HD3	2.17	0.45
1:LD:95:LYS:HE3	1:LD:126:LEU:O	2.17	0.45
1:LK:6:ILE:HG22	1:LK:19:PHE:HB3	1.98	0.45
1:LL:4:ILE:HB	1:LM:123:ILE:HG13	1.98	0.45
1:LM:95:LYS:HE3	1:LM:126:LEU:O	2.17	0.45
1:LT:79:THR:HB	1:LT:81:PHE:CE2	2.52	0.45
1:LY:95:LYS:HE3	1:LY:126:LEU:O	2.17	0.45
1:MI:79:THR:HB	1:MI:81:PHE:CE2	2.52	0.45
1:MS:118:GLN:HB3	1:MS:121:TYR:CZ	2.52	0.45
1:MT:5:ALA:O	1:MT:22:PRO:HD3	2.17	0.45

Continued on next page...

Continued from previous page...

Atom-1	Atom-2	Interatomic distance (Å)	Clash overlap (Å)
1:MV:99:SER:OG	1:MV:124:GLU:O	2.20	0.45
1:MW:5:ALA:O	1:MW:22:PRO:HD3	2.17	0.45
1:NJ:79:THR:HB	1:NJ:81:PHE:CE2	2.52	0.45
1:NV:79:THR:HB	1:NV:81:PHE:CE2	2.51	0.45
1:AF:56:ARG:HH21	1:AF:72:PRO:HG3	1.82	0.44
1:AJ:8:LYS:HB2	1:AK:119:ASP:O	2.16	0.44
1:AL:56:ARG:HH21	1:AL:72:PRO:HG3	1.82	0.44
1:AR:6:ILE:HG22	1:AR:19:PHE:HB3	1.99	0.44
1:BD:90:ARG:NH2	1:EP:113:TYR:CG	2.85	0.44
1:BE:79:THR:HB	1:BE:81:PHE:CE2	2.52	0.44
1:BH:21:LEU:HD12	1:BH:30:ASN:OD1	2.18	0.44
1:CA:5:ALA:O	1:CA:22:PRO:HD3	2.17	0.44
1:CG:63:ALA:HA	1:CG:68:GLU:HG2	1.99	0.44
1:CL:21:LEU:HD12	1:CL:30:ASN:OD1	2.18	0.44
1:CQ:112:ALA:O	1:GC:49:VAL:HG11	2.17	0.44
1:CT:6:ILE:HG22	1:CT:19:PHE:HB3	1.98	0.44
1:CU:21:LEU:HD12	1:CU:30:ASN:OD1	2.18	0.44
1:CY:95:LYS:HE3	1:CY:126:LEU:O	2.17	0.44
1:DA:4:ILE:HB	1:DB:123:ILE:HG13	1.98	0.44
1:DC:89:ASP:OD2	1:GO:59:ILE:HD12	2.18	0.44
1:DN:10:ARG:NH1	1:GS:38:LEU:HB2	2.32	0.44
1:DP:118:GLN:HB3	1:DP:121:TYR:CZ	2.52	0.44
1:DR:56:ARG:HH21	1:DR:72:PRO:HG3	1.83	0.44
1:DW:63:ALA:HA	1:DW:68:GLU:HG2	1.99	0.44
1:ED:56:ARG:HH21	1:ED:72:PRO:HG3	1.83	0.44
1:EE:4:ILE:HB	1:EF:123:ILE:HG13	1.98	0.44
1:EH:21:LEU:HD12	1:EH:30:ASN:OD1	2.17	0.44
1:EO:63:ALA:HA	1:EO:68:GLU:HG2	1.99	0.44
1:EQ:4:ILE:HB	1:ER:123:ILE:HG13	1.98	0.44
1:ER:5:ALA:O	1:ER:22:PRO:HD3	2.17	0.44
1:ER:63:ALA:HA	1:ER:68:GLU:HG2	1.99	0.44
1:EU:63:ALA:HA	1:EU:68:GLU:HG2	1.99	0.44
1:FA:95:LYS:HE3	1:FA:126:LEU:O	2.17	0.44
1:FD:63:ALA:HA	1:FD:68:GLU:HG2	1.99	0.44
1:FE:56:ARG:HH21	1:FE:72:PRO:HG3	1.83	0.44
1:FJ:5:ALA:O	1:FJ:22:PRO:HD3	2.17	0.44
1:FO:79:THR:HB	1:FO:81:PHE:CE2	2.52	0.44
1:FP:5:ALA:O	1:FP:22:PRO:HD3	2.17	0.44
1:FT:79:THR:HB	1:FT:81:PHE:CE2	2.51	0.44
1:FY:9:LEU:CG	1:FY:10:ARG:H	2.29	0.44
1:FZ:79:THR:HB	1:FZ:81:PHE:CE2	2.52	0.44

Continued on next page...

Continued from previous page...

Atom-1	Atom-2	Interatomic distance (Å)	Clash overlap (Å)
1:GE:63:ALA:HA	1:GE:68:GLU:HG2	1.99	0.44
1:GI:56:ARG:HH21	1:GI:72:PRO:HG3	1.83	0.44
1:GJ:79:THR:HB	1:GJ:81:PHE:CE2	2.52	0.44
1:GK:95:LYS:HE3	1:GK:126:LEU:O	2.17	0.44
1:GU:56:ARG:HH21	1:GU:72:PRO:HG3	1.83	0.44
1:GV:79:THR:HB	1:GV:81:PHE:CE2	2.52	0.44
1:GW:63:ALA:HA	1:GW:68:GLU:HG2	1.99	0.44
1:HD:10:ARG:HH21	1:MZ:38:LEU:CD2	2.30	0.44
1:HM:6:ILE:HG22	1:HM:19:PHE:HB3	1.99	0.44
1:HS:56:ARG:HH21	1:HS:72:PRO:HG3	1.83	0.44
1:HT:99:SER:OG	1:HT:124:GLU:O	2.20	0.44
1:HV:90:ARG:NH2	1:LH:113:TYR:CD1	2.85	0.44
1:HW:118:GLN:HB3	1:HW:121:TYR:CZ	2.52	0.44
1:IH:6:ILE:HG22	1:IH:19:PHE:HB3	1.99	0.44
1:IK:56:ARG:HH21	1:IK:72:PRO:HG3	1.82	0.44
1:IO:21:LEU:HD12	1:IO:30:ASN:OD1	2.17	0.44
1:IT:79:THR:HB	1:IT:81:PHE:CE2	2.52	0.44
1:IU:118:GLN:HB3	1:IU:121:TYR:CZ	2.52	0.44
1:IV:63:ALA:HA	1:IV:68:GLU:HG2	1.99	0.44
1:JF:34:ILE:HD11	1:MR:111:LEU:HD21	2.00	0.44
1:JF:109:GLN:HE21	1:MR:94:LEU:HD12	1.81	0.44
1:JG:4:ILE:HB	1:JH:123:ILE:HG13	1.98	0.44
1:JM:8:LYS:HB2	1:JN:119:ASP:O	2.16	0.44
1:JT:5:ALA:O	1:JT:22:PRO:HD3	2.17	0.44
1:JT:63:ALA:HA	1:JT:68:GLU:HG2	1.99	0.44
1:JX:6:ILE:HG22	1:JX:19:PHE:HB3	1.99	0.44
1:JY:21:LEU:HD12	1:JY:30:ASN:OD1	2.17	0.44
1:KD:6:ILE:HG22	1:KD:19:PHE:HB3	1.98	0.44
1:KE:21:LEU:HD12	1:KE:30:ASN:OD1	2.17	0.44
1:KI:5:ALA:O	1:KI:22:PRO:HD3	2.17	0.44
1:KK:21:LEU:HD12	1:KK:30:ASN:OD1	2.17	0.44
1:KN:118:GLN:HB3	1:KN:121:TYR:CZ	2.52	0.44
1:KV:56:ARG:HH21	1:KV:72:PRO:HG3	1.82	0.44
1:KX:5:ALA:O	1:KX:22:PRO:HD3	2.17	0.44
1:LA:63:ALA:HA	1:LA:68:GLU:HG2	1.99	0.44
1:LC:21:LEU:HD12	1:LC:30:ASN:OD1	2.17	0.44
1:LD:63:ALA:HA	1:LD:68:GLU:HG2	1.99	0.44
1:LQ:6:ILE:HG22	1:LQ:19:PHE:HB3	1.99	0.44
1:LS:95:LYS:HE3	1:LS:126:LEU:O	2.17	0.44
1:LT:56:ARG:HH21	1:LT:72:PRO:HG3	1.82	0.44
1:ME:63:ALA:HA	1:ME:68:GLU:HG2	1.99	0.44

Continued on next page...

Continued from previous page...

Atom-1	Atom-2	Interatomic distance (Å)	Clash overlap (Å)
1:MJ:21:LEU:HD12	1:MJ:30:ASN:OD1	2.18	0.44
1:ML:56:ARG:HH21	1:ML:72:PRO:HG3	1.83	0.44
1:MM:21:LEU:HD12	1:MM:30:ASN:OD1	2.18	0.44
1:MO:56:ARG:HH21	1:MO:72:PRO:HG3	1.82	0.44
1:MQ:95:LYS:HE3	1:MQ:126:LEU:O	2.17	0.44
1:MR:6:ILE:HG22	1:MR:19:PHE:HB3	1.99	0.44
1:MY:4:ILE:HB	1:MZ:123:ILE:HG13	1.98	0.44
1:NA:56:ARG:HH21	1:NA:72:PRO:HG3	1.82	0.44
1:NB:79:THR:HB	1:NB:81:PHE:CE2	2.52	0.44
1:NB:118:GLN:HB3	1:NB:121:TYR:CZ	2.52	0.44
1:ND:6:ILE:HG22	1:ND:19:PHE:HB3	1.99	0.44
1:ND:56:ARG:HH21	1:ND:72:PRO:HG3	1.82	0.44
1:NF:5:ALA:O	1:NF:22:PRO:HD3	2.17	0.44
1:NH:21:LEU:HD12	1:NH:30:ASN:OD1	2.18	0.44
1:NM:6:ILE:HG22	1:NM:19:PHE:HB3	1.99	0.44
1:NN:21:LEU:HD12	1:NN:30:ASN:OD1	2.18	0.44
1:NO:95:LYS:HE3	1:NO:126:LEU:O	2.17	0.44
1:NP:6:ILE:HG22	1:NP:19:PHE:HB3	1.99	0.44
1:NQ:21:LEU:HD12	1:NQ:30:ASN:OD1	2.17	0.44
1:AE:95:LYS:HE3	1:AE:126:LEU:O	2.17	0.44
1:BQ:118:GLN:HB3	1:BQ:121:TYR:CZ	2.52	0.44
1:BR:5:ALA:O	1:BR:22:PRO:HD3	2.17	0.44
1:CC:118:GLN:HB3	1:CC:121:TYR:CZ	2.52	0.44
1:CJ:95:LYS:HE3	1:CJ:126:LEU:O	2.17	0.44
1:CN:92:GLU:CD	1:FZ:57:LYS:HZ3	2.20	0.44
1:CO:79:THR:HB	1:CO:81:PHE:CE2	2.52	0.44
1:CS:9:LEU:CG	1:CS:10:ARG:H	2.29	0.44
1:CX:118:GLN:HB3	1:CX:121:TYR:CZ	2.52	0.44
1:DI:79:THR:HB	1:DI:81:PHE:CE2	2.52	0.44
1:DO:56:ARG:HH21	1:DO:72:PRO:HG3	1.82	0.44
1:DQ:5:ALA:O	1:DQ:22:PRO:HD3	2.17	0.44
1:EL:95:LYS:HE3	1:EL:126:LEU:O	2.17	0.44
1:ES:56:ARG:HH21	1:ES:72:PRO:HG3	1.82	0.44
1:EU:5:ALA:O	1:EU:22:PRO:HD3	2.17	0.44
1:EW:21:LEU:HD12	1:EW:30:ASN:OD1	2.17	0.44
1:EW:38:LEU:HB2	1:FJ:10:ARG:HH11	1.81	0.44
1:FC:118:GLN:HB3	1:FC:121:TYR:CZ	2.52	0.44
1:FH:56:ARG:HH21	1:FH:72:PRO:HG3	1.83	0.44
1:FT:56:ARG:HH21	1:FT:72:PRO:HG3	1.82	0.44
1:GA:21:LEU:HD12	1:GA:30:ASN:OD1	2.17	0.44
1:GG:21:LEU:HD12	1:GG:30:ASN:OD1	2.18	0.44

Continued on next page...

Continued from previous page...

Atom-1	Atom-2	Interatomic distance (Å)	Clash overlap (Å)
1:GQ:5:ALA:O	1:GQ:22:PRO:HD3	2.17	0.44
1:GT:95:LYS:HE3	1:GT:126:LEU:O	2.17	0.44
1:HA:125:ASP:HB2	1:KM:4:ILE:HG12	1.99	0.44
1:HD:101:LEU:HD22	1:KP:94:LEU:HD22	1.99	0.44
1:HI:95:LYS:HE3	1:HI:126:LEU:O	2.17	0.44
1:HT:118:GLN:HB3	1:HT:121:TYR:CZ	2.52	0.44
1:HU:95:LYS:HE3	1:HU:126:LEU:O	2.17	0.44
1:HZ:79:THR:HB	1:HZ:81:PHE:CE2	2.52	0.44
1:IC:21:LEU:HD12	1:IC:30:ASN:OD1	2.18	0.44
1:ID:63:ALA:HA	1:ID:68:GLU:HG2	1.99	0.44
1:IE:129:THR:O	1:LQ:106:LYS:NZ	2.50	0.44
1:IH:56:ARG:HH21	1:IH:72:PRO:HG3	1.82	0.44
1:IQ:89:ASP:OD2	1:MC:59:ILE:HD12	2.17	0.44
1:IR:118:GLN:HB3	1:IR:121:TYR:CZ	2.52	0.44
1:IS:95:LYS:HE3	1:IS:126:LEU:O	2.17	0.44
1:IY:15:ASP:OD1	1:KS:10:ARG:NH1	2.50	0.44
1:IZ:80:SER:HB2	1:ML:74:VAL:CG2	2.44	0.44
1:IZ:104:GLU:OE1	1:ML:53:ARG:NH1	2.40	0.44
1:JC:6:ILE:HG22	1:JC:19:PHE:HB3	1.98	0.44
1:JD:21:LEU:HD12	1:JD:30:ASN:OD1	2.17	0.44
1:JE:95:LYS:HE3	1:JE:126:LEU:O	2.17	0.44
1:JF:94:LEU:HD12	1:MR:109:GLN:NE2	2.33	0.44
1:JF:121:TYR:HB2	1:MR:6:ILE:HB	1.97	0.44
1:JG:99:SER:OG	1:JG:124:GLU:O	2.20	0.44
1:JJ:118:GLN:HB3	1:JJ:121:TYR:CZ	2.52	0.44
1:JL:56:ARG:HH21	1:JL:72:PRO:HG3	1.82	0.44
1:JS:4:ILE:HB	1:JT:123:ILE:HG13	1.98	0.44
1:KA:56:ARG:HH21	1:KA:72:PRO:HG3	1.82	0.44
1:KF:95:LYS:HE3	1:KF:126:LEU:O	2.17	0.44
1:KH:4:ILE:HB	1:KI:123:ILE:HG13	1.98	0.44
1:KL:5:ALA:O	1:KL:22:PRO:HD3	2.17	0.44
1:KO:15:ASP:OD1	1:NV:10:ARG:NH1	2.49	0.44
1:KT:21:LEU:HD12	1:KT:30:ASN:OD1	2.18	0.44
1:KU:63:ALA:HA	1:KU:68:GLU:HG2	1.99	0.44
1:LF:126:LEU:HD23	1:LF:126:LEU:HA	1.85	0.44
1:LS:63:ALA:HA	1:LS:68:GLU:HG2	1.99	0.44
1:LU:118:GLN:HB3	1:LU:121:TYR:CZ	2.52	0.44
1:LV:95:LYS:HE3	1:LV:126:LEU:O	2.17	0.44
1:LX:21:LEU:HD12	1:LX:30:ASN:OD1	2.17	0.44
1:MD:79:THR:HB	1:MD:81:PHE:CE2	2.52	0.44
1:MP:21:LEU:HD12	1:MP:30:ASN:OD1	2.18	0.44

Continued on next page...

Continued from previous page...

Atom-1	Atom-2	Interatomic distance (Å)	Clash overlap (Å)
1:MS:8:LYS:HB2	1:MT:119:ASP:O	2.16	0.44
1:NF:95:LYS:HE3	1:NF:126:LEU:O	2.17	0.44
1:NG:56:ARG:HH21	1:NG:72:PRO:HG3	1.83	0.44
1:NG:79:THR:HB	1:NG:81:PHE:CE2	2.52	0.44
1:NH:118:GLN:HB3	1:NH:121:TYR:CZ	2.52	0.44
1:NL:5:ALA:O	1:NL:22:PRO:HD3	2.17	0.44
1:NU:63:ALA:HA	1:NU:68:GLU:HG2	1.99	0.44
1:AD:8:LYS:HB2	1:AE:119:ASP:O	2.16	0.44
1:AD:21:LEU:HD12	1:AD:30:ASN:OD1	2.17	0.44
1:AD:118:GLN:HB3	1:AD:121:TYR:CZ	2.52	0.44
1:AG:79:THR:HB	1:AG:81:PHE:CE2	2.52	0.44
1:AH:5:ALA:O	1:AH:22:PRO:HD3	2.17	0.44
1:AH:95:LYS:HE3	1:AH:126:LEU:O	2.17	0.44
1:AI:56:ARG:HH21	1:AI:72:PRO:HG3	1.82	0.44
1:AL:79:THR:HB	1:AL:81:PHE:CE2	2.52	0.44
1:AR:56:ARG:HH21	1:AR:72:PRO:HG3	1.83	0.44
1:AT:5:ALA:O	1:AT:22:PRO:HD3	2.17	0.44
1:AT:95:LYS:HE3	1:AT:126:LEU:O	2.17	0.44
1:AU:6:ILE:HG22	1:AU:19:PHE:HB3	1.98	0.44
1:AW:95:LYS:HE3	1:AW:126:LEU:O	2.17	0.44
1:AY:21:LEU:HD12	1:AY:30:ASN:OD1	2.18	0.44
1:BA:79:THR:HB	1:BA:81:PHE:CE2	2.51	0.44
1:BE:21:LEU:HD12	1:BE:30:ASN:OD1	2.17	0.44
1:BI:5:ALA:O	1:BI:22:PRO:HD3	2.17	0.44
1:BQ:21:LEU:HD12	1:BQ:30:ASN:OD1	2.18	0.44
1:BZ:21:LEU:HD12	1:BZ:30:ASN:OD1	2.18	0.44
1:CH:6:ILE:HG22	1:CH:19:PHE:HB3	1.99	0.44
1:CK:6:ILE:HG22	1:CK:19:PHE:HB3	1.99	0.44
1:CL:38:LEU:HD22	1:DH:10:ARG:HH11	1.83	0.44
1:CO:118:GLN:HB3	1:CO:121:TYR:CZ	2.52	0.44
1:CW:6:ILE:HG22	1:CW:19:PHE:HB3	1.98	0.44
1:DA:118:GLN:HB3	1:DA:121:TYR:CZ	2.52	0.44
1:DB:5:ALA:O	1:DB:22:PRO:HD3	2.17	0.44
1:DL:57:LYS:HZ3	1:GX:92:GLU:CD	2.20	0.44
1:DS:21:LEU:HD12	1:DS:30:ASN:OD1	2.17	0.44
1:DU:56:ARG:HH21	1:DU:72:PRO:HG3	1.83	0.44
1:DX:6:ILE:HG22	1:DX:19:PHE:HB3	1.98	0.44
1:EE:118:GLN:HB3	1:EE:121:TYR:CZ	2.52	0.44
1:EK:21:LEU:HD12	1:EK:30:ASN:OD1	2.17	0.44
1:EO:9:LEU:CG	1:EO:10:ARG:H	2.29	0.44
1:FD:95:LYS:HE3	1:FD:126:LEU:O	2.17	0.44

Continued on next page...

Continued from previous page...

Atom-1	Atom-2	Interatomic distance (Å)	Clash overlap (Å)
1:FI:21:LEU:HD12	1:FI:30:ASN:OD1	2.18	0.44
1:FL:8:LYS:HB2	1:FM:119:ASP:O	2.16	0.44
1:FO:21:LEU:HD12	1:FO:30:ASN:OD1	2.17	0.44
1:GC:6:ILE:HG22	1:GC:19:PHE:HB3	1.99	0.44
1:GH:95:LYS:HE3	1:GH:126:LEU:O	2.17	0.44
1:GJ:118:GLN:HB3	1:GJ:121:TYR:CZ	2.52	0.44
1:GM:79:THR:HB	1:GM:81:PHE:CE2	2.52	0.44
1:GT:63:ALA:HA	1:GT:68:GLU:HG2	1.99	0.44
1:GU:79:THR:HB	1:GU:81:PHE:CE2	2.51	0.44
1:GX:6:ILE:HG22	1:GX:19:PHE:HB3	1.99	0.44
1:HH:118:GLN:HB3	1:HH:121:TYR:CZ	2.52	0.44
1:HZ:118:GLN:HB3	1:HZ:121:TYR:CZ	2.52	0.44
1:ID:95:LYS:HE3	1:ID:126:LEU:O	2.17	0.44
1:II:21:LEU:HD12	1:II:30:ASN:OD1	2.18	0.44
1:IO:118:GLN:HB3	1:IO:121:TYR:CZ	2.52	0.44
1:IP:95:LYS:HE3	1:IP:126:LEU:O	2.17	0.44
1:IQ:56:ARG:HH21	1:IQ:72:PRO:HG3	1.82	0.44
1:IU:79:THR:HB	1:IU:81:PHE:CE2	2.52	0.44
1:IX:79:THR:HB	1:IX:81:PHE:CE2	2.52	0.44
1:IX:118:GLN:HB3	1:IX:121:TYR:CZ	2.52	0.44
1:JA:79:THR:HB	1:JA:81:PHE:CE2	2.52	0.44
1:JQ:5:ALA:O	1:JQ:22:PRO:HD3	2.17	0.44
1:KA:113:TYR:CG	1:NM:90:ARG:NH2	2.85	0.44
1:KD:79:THR:HB	1:KD:81:PHE:CE2	2.52	0.44
1:KE:8:LYS:HB2	1:KF:119:ASP:O	2.16	0.44
1:KE:118:GLN:HB3	1:KE:121:TYR:CZ	2.52	0.44
1:KQ:118:GLN:HB3	1:KQ:121:TYR:CZ	2.52	0.44
1:KT:118:GLN:HB3	1:KT:121:TYR:CZ	2.52	0.44
1:KU:9:LEU:CG	1:KU:10:ARG:H	2.29	0.44
1:KY:6:ILE:HG22	1:KY:19:PHE:HB3	1.98	0.44
1:LD:9:LEU:CG	1:LD:10:ARG:H	2.29	0.44
1:LF:4:ILE:HB	1:LG:123:ILE:HG13	1.98	0.44
1:LI:118:GLN:HB3	1:LI:121:TYR:CZ	2.52	0.44
1:LO:21:LEU:HD12	1:LO:30:ASN:OD1	2.17	0.44
1:LS:5:ALA:O	1:LS:22:PRO:HD3	2.17	0.44
1:LU:21:LEU:HD12	1:LU:30:ASN:OD1	2.17	0.44
1:MB:63:ALA:HA	1:MB:68:GLU:HG2	1.99	0.44
1:MI:6:ILE:HG22	1:MI:19:PHE:HB3	1.98	0.44
1:MJ:79:THR:HB	1:MJ:81:PHE:CE2	2.52	0.44
1:MN:5:ALA:O	1:MN:22:PRO:HD3	2.17	0.44
1:MV:21:LEU:HD12	1:MV:30:ASN:OD1	2.17	0.44

Continued on next page...

Continued from previous page...

Atom-1	Atom-2	Interatomic distance (Å)	Clash overlap (Å)
1:NB:4:ILE:HB	1:NC:123:ILE:HG13	1.98	0.44
1:NC:5:ALA:O	1:NC:22:PRO:HD3	2.17	0.44
1:NG:6:ILE:HG22	1:NG:19:PHE:HB3	1.99	0.44
1:NH:8:LYS:HB2	1:NI:119:ASP:O	2.16	0.44
1:NM:56:ARG:HH21	1:NM:72:PRO:HG3	1.82	0.44
1:NV:6:ILE:HG22	1:NV:19:PHE:HB3	1.98	0.44
1:AC:6:ILE:HG22	1:AC:19:PHE:HB3	1.99	0.44
1:AF:6:ILE:HG22	1:AF:19:PHE:HB3	1.98	0.44
1:AM:21:LEU:HD12	1:AM:30:ASN:OD1	2.17	0.44
1:AM:118:GLN:HB3	1:AM:121:TYR:CZ	2.52	0.44
1:AS:79:THR:HB	1:AS:81:PHE:CE2	2.52	0.44
1:AU:56:ARG:HH21	1:AU:72:PRO:HG3	1.82	0.44
1:AZ:5:ALA:O	1:AZ:22:PRO:HD3	2.17	0.44
1:BC:10:ARG:NH1	1:BQ:38:LEU:HB2	2.32	0.44
1:BC:95:LYS:HE3	1:BC:126:LEU:O	2.17	0.44
1:BD:56:ARG:HH21	1:BD:72:PRO:HG3	1.82	0.44
1:BE:118:GLN:HB3	1:BE:121:TYR:CZ	2.52	0.44
1:BF:95:LYS:HE3	1:BF:126:LEU:O	2.17	0.44
1:BK:118:GLN:HB3	1:BK:121:TYR:CZ	2.52	0.44
1:BU:95:LYS:HE3	1:BU:126:LEU:O	2.17	0.44
1:BW:4:ILE:HB	1:BX:123:ILE:HG13	1.98	0.44
1:BY:53:ARG:NH1	1:FK:104:GLU:OE1	2.35	0.44
1:CA:63:ALA:HA	1:CA:68:GLU:HG2	1.99	0.44
1:CB:6:ILE:HG22	1:CB:19:PHE:HB3	1.99	0.44
1:CD:5:ALA:O	1:CD:22:PRO:HD3	2.17	0.44
1:CG:9:LEU:CG	1:CG:10:ARG:H	2.29	0.44
1:CI:79:THR:HB	1:CI:81:PHE:CE2	2.52	0.44
1:CL:79:THR:HB	1:CL:81:PHE:CE2	2.52	0.44
1:CP:95:LYS:HE3	1:CP:126:LEU:O	2.17	0.44
1:CV:95:LYS:HE3	1:CV:126:LEU:O	2.17	0.44
1:CW:79:THR:HB	1:CW:81:PHE:CE2	2.52	0.44
1:DI:57:LYS:HZ3	1:GU:92:GLU:CD	2.18	0.44
1:DJ:21:LEU:HD12	1:DJ:30:ASN:OD1	2.17	0.44
1:EC:63:ALA:HA	1:EC:68:GLU:HG2	1.99	0.44
1:EI:5:ALA:O	1:EI:22:PRO:HD3	2.17	0.44
1:EK:79:THR:HB	1:EK:81:PHE:CE2	2.52	0.44
1:EL:63:ALA:HA	1:EL:68:GLU:HG2	1.99	0.44
1:EP:6:ILE:HG22	1:EP:19:PHE:HB3	1.98	0.44
1:EP:79:THR:HB	1:EP:81:PHE:CE2	2.52	0.44
1:EW:79:THR:HB	1:EW:81:PHE:CE2	2.52	0.44
1:FI:118:GLN:HB3	1:FI:121:TYR:CZ	2.52	0.44

Continued on next page...

Continued from previous page...

Atom-1	Atom-2	Interatomic distance (Å)	Clash overlap (Å)
1:FK:56:ARG:HH21	1:FK:72:PRO:HG3	1.83	0.44
1:FM:5:ALA:O	1:FM:22:PRO:HD3	2.17	0.44
1:FP:95:LYS:HE3	1:FP:126:LEU:O	2.17	0.44
1:FR:79:THR:HB	1:FR:81:PHE:CE2	2.52	0.44
1:GA:118:GLN:HB3	1:GA:121:TYR:CZ	2.52	0.44
1:GE:5:ALA:O	1:GE:22:PRO:HD3	2.17	0.44
1:GH:5:ALA:O	1:GH:22:PRO:HD3	2.17	0.44
1:GV:118:GLN:HB3	1:GV:121:TYR:CZ	2.52	0.44
1:GY:21:LEU:HD12	1:GY:30:ASN:OD1	2.18	0.44
1:HA:56:ARG:HH21	1:HA:72:PRO:HG3	1.82	0.44
1:HB:118:GLN:HB3	1:HB:121:TYR:CZ	2.52	0.44
1:HO:95:LYS:HE3	1:HO:126:LEU:O	2.17	0.44
1:HV:6:ILE:HG22	1:HV:19:PHE:HB3	1.98	0.44
1:IE:6:ILE:HG22	1:IE:19:PHE:HB3	1.99	0.44
1:IN:6:ILE:HG22	1:IN:19:PHE:HB3	1.99	0.44
1:IN:129:THR:O	1:LZ:106:LYS:NZ	2.51	0.44
1:IX:75:ILE:HG23	1:IY:79:THR:HG22	2.00	0.44
1:JG:38:LEU:HB2	1:JN:10:ARG:HH11	1.82	0.44
1:JJ:4:ILE:HB	1:JK:123:ILE:HG13	1.98	0.44
1:JO:56:ARG:HH21	1:JO:72:PRO:HG3	1.83	0.44
1:JS:118:GLN:HB3	1:JS:121:TYR:CZ	2.52	0.44
1:JT:95:LYS:HE3	1:JT:126:LEU:O	2.17	0.44
1:JU:6:ILE:HG22	1:JU:19:PHE:HB3	1.98	0.44
1:JU:56:ARG:HH21	1:JU:72:PRO:HG3	1.82	0.44
1:KB:118:GLN:HB3	1:KB:121:TYR:CZ	2.52	0.44
1:KC:5:ALA:O	1:KC:22:PRO:HD3	2.17	0.44
1:KI:63:ALA:HA	1:KI:68:GLU:HG2	1.99	0.44
1:KP:6:ILE:HG22	1:KP:19:PHE:HB3	1.99	0.44
1:KX:9:LEU:CG	1:KX:10:ARG:H	2.29	0.44
1:KY:79:THR:HB	1:KY:81:PHE:CE2	2.52	0.44
1:KZ:118:GLN:HB3	1:KZ:121:TYR:CZ	2.52	0.44
1:LC:4:ILE:HB	1:LD:123:ILE:HG13	1.98	0.44
1:LC:75:ILE:HG23	1:LD:79:THR:HG22	2.00	0.44
1:LG:95:LYS:HE3	1:LG:126:LEU:O	2.17	0.44
1:LM:63:ALA:HA	1:LM:68:GLU:HG2	1.99	0.44
1:LN:6:ILE:HG22	1:LN:19:PHE:HB3	1.99	0.44
1:LP:63:ALA:HA	1:LP:68:GLU:HG2	1.99	0.44
1:LZ:6:ILE:HG22	1:LZ:19:PHE:HB3	1.99	0.44
1:MM:118:GLN:HB3	1:MM:121:TYR:CZ	2.52	0.44
1:NI:9:LEU:CG	1:NI:10:ARG:H	2.29	0.44
1:NQ:118:GLN:HB3	1:NQ:121:TYR:CZ	2.52	0.44

Continued on next page...

Continued from previous page...

Atom-1	Atom-2	Interatomic distance (Å)	Clash overlap (Å)
1:NR:5:ALA:O	1:NR:22:PRO:HD3	2.17	0.44
1:AA:79:THR:HB	1:AA:81:PHE:CE2	2.52	0.44
1:AB:9:LEU:CG	1:AB:10:ARG:H	2.29	0.44
1:AF:74:VAL:CG2	1:DR:80:SER:HB2	2.46	0.44
1:AG:75:ILE:HG23	1:AH:79:THR:HG22	2.00	0.44
1:AO:56:ARG:HH21	1:AO:72:PRO:HG3	1.82	0.44
1:BB:118:GLN:HB3	1:BB:121:TYR:CZ	2.52	0.44
1:BK:4:ILE:HB	1:BL:123:ILE:HG13	1.98	0.44
1:BT:75:ILE:HG23	1:BU:79:THR:HG22	2.00	0.44
1:BU:9:LEU:CG	1:BU:10:ARG:H	2.29	0.44
1:BW:118:GLN:HB3	1:BW:121:TYR:CZ	2.52	0.44
1:BX:5:ALA:O	1:BX:22:PRO:HD3	2.17	0.44
1:CI:118:GLN:HB3	1:CI:121:TYR:CZ	2.52	0.44
1:CQ:56:ARG:HH21	1:CQ:72:PRO:HG3	1.83	0.44
1:CQ:113:TYR:CG	1:GC:90:ARG:NH2	2.85	0.44
1:CY:63:ALA:HA	1:CY:68:GLU:HG2	1.99	0.44
1:DA:21:LEU:HD12	1:DA:30:ASN:OD1	2.18	0.44
1:DD:118:GLN:HB3	1:DD:121:TYR:CZ	2.52	0.44
1:DL:6:ILE:HG22	1:DL:19:PHE:HB3	1.99	0.44
1:DN:95:LYS:HE3	1:DN:126:LEU:O	2.17	0.44
1:DT:5:ALA:O	1:DT:22:PRO:HD3	2.17	0.44
1:DV:118:GLN:HB3	1:DV:121:TYR:CZ	2.52	0.44
1:EA:56:ARG:HH21	1:EA:72:PRO:HG3	1.82	0.44
1:EF:63:ALA:HA	1:EF:68:GLU:HG2	1.99	0.44
1:EQ:79:THR:HB	1:EQ:81:PHE:CE2	2.52	0.44
1:EY:56:ARG:HH21	1:EY:72:PRO:HG3	1.83	0.44
1:EZ:21:LEU:HD12	1:EZ:30:ASN:OD1	2.18	0.44
1:FA:5:ALA:O	1:FA:22:PRO:HD3	2.17	0.44
1:FC:21:LEU:HD12	1:FC:30:ASN:OD1	2.18	0.44
1:FI:8:LYS:HB2	1:FJ:119:ASP:O	2.16	0.44
1:FN:6:ILE:HG22	1:FN:19:PHE:HB3	1.99	0.44
1:FR:126:LEU:HD23	1:FR:126:LEU:HA	1.85	0.44
1:GD:21:LEU:HD12	1:GD:30:ASN:OD1	2.18	0.44
1:GG:75:ILE:HG23	1:GH:79:THR:HG22	2.00	0.44
1:GG:118:GLN:HB3	1:GG:121:TYR:CZ	2.52	0.44
1:GI:6:ILE:HG22	1:GI:19:PHE:HB3	1.99	0.44
1:GM:4:ILE:HB	1:GN:123:ILE:HG13	1.98	0.44
1:GX:56:ARG:HH21	1:GX:72:PRO:HG3	1.83	0.44
1:GZ:9:LEU:CG	1:GZ:10:ARG:H	2.29	0.44
1:HD:49:VAL:HG11	1:KP:112:ALA:O	2.18	0.44
1:HI:63:ALA:HA	1:HI:68:GLU:HG2	1.99	0.44

Continued on next page...

Continued from previous page...

Atom-1	Atom-2	Interatomic distance (Å)	Clash overlap (Å)
1:HK:118:GLN:HB3	1:HK:121:TYR:CZ	2.52	0.44
1:HR:26:VAL:HG11	1:LJ:113:TYR:O	2.17	0.44
1:HS:104:GLU:OE1	1:LE:53:ARG:NH1	2.35	0.44
1:HT:8:LYS:HB2	1:HU:119:ASP:O	2.16	0.44
1:HV:56:ARG:HH21	1:HV:72:PRO:HG3	1.83	0.44
1:IA:63:ALA:HA	1:IA:68:GLU:HG2	1.99	0.44
1:IH:113:TYR:CG	1:LT:90:ARG:NH2	2.86	0.44
1:II:4:ILE:HB	1:IJ:123:ILE:HG13	1.98	0.44
1:II:118:GLN:HB3	1:II:121:TYR:CZ	2.52	0.44
1:IU:21:LEU:HD12	1:IU:30:ASN:OD1	2.18	0.44
1:IY:5:ALA:O	1:IY:22:PRO:HD3	2.17	0.44
1:JB:95:LYS:HE3	1:JB:126:LEU:O	2.17	0.44
1:JD:4:ILE:HB	1:JE:123:ILE:HG13	1.98	0.44
1:JF:76:LYS:O	1:MR:77:THR:HA	2.17	0.44
1:JK:9:LEU:CG	1:JK:10:ARG:H	2.29	0.44
1:JN:9:LEU:CG	1:JN:10:ARG:H	2.30	0.44
1:JV:114:SER:HA	1:KJ:26:VAL:HG21	2.00	0.44
1:JV:118:GLN:HB3	1:JV:121:TYR:CZ	2.52	0.44
1:JY:113:TYR:O	1:KD:26:VAL:HG21	2.17	0.44
1:KH:79:THR:HB	1:KH:81:PHE:CE2	2.52	0.44
1:KQ:21:LEU:HD12	1:KQ:30:ASN:OD1	2.17	0.44
1:KQ:79:THR:HB	1:KQ:81:PHE:CE2	2.52	0.44
1:KU:95:LYS:HE3	1:KU:126:LEU:O	2.17	0.44
1:KY:56:ARG:HH21	1:KY:72:PRO:HG3	1.82	0.44
1:LF:118:GLN:HB3	1:LF:121:TYR:CZ	2.52	0.44
1:LH:56:ARG:HH21	1:LH:72:PRO:HG3	1.83	0.44
1:LN:56:ARG:HH21	1:LN:72:PRO:HG3	1.82	0.44
1:LO:4:ILE:HB	1:LP:123:ILE:HG13	1.98	0.44
1:LU:75:ILE:HG23	1:LV:79:THR:HG22	2.00	0.44
1:LX:4:ILE:HB	1:LY:123:ILE:HG13	1.98	0.44
1:MG:21:LEU:HD12	1:MG:30:ASN:OD1	2.18	0.44
1:MJ:118:GLN:HB3	1:MJ:121:TYR:CZ	2.52	0.44
1:MP:75:ILE:HG23	1:MQ:79:THR:HG22	2.00	0.44
1:MS:21:LEU:HD12	1:MS:30:ASN:OD1	2.17	0.44
1:MU:56:ARG:HH21	1:MU:72:PRO:HG3	1.82	0.44
1:NB:75:ILE:HG23	1:NC:79:THR:HG22	2.00	0.44
1:ND:79:THR:HB	1:ND:81:PHE:CE2	2.52	0.44
1:NE:79:THR:HB	1:NE:81:PHE:CE2	2.52	0.44
1:NV:56:ARG:HH21	1:NV:72:PRO:HG3	1.82	0.44
1:AG:21:LEU:HD12	1:AG:30:ASN:OD1	2.18	0.44
1:AJ:118:GLN:HB3	1:AJ:121:TYR:CZ	2.52	0.44

Continued on next page...

Continued from previous page...

Atom-1	Atom-2	Interatomic distance (Å)	Clash overlap (Å)
1:AQ:95:LYS:HE3	1:AQ:126:LEU:O	2.17	0.44
1:AT:9:LEU:CG	1:AT:10:ARG:H	2.29	0.44
1:BB:21:LEU:HD12	1:BB:30:ASN:OD1	2.18	0.44
1:BG:56:ARG:HH21	1:BG:72:PRO:HG3	1.82	0.44
1:BK:75:ILE:HG23	1:BL:79:THR:HG22	2.00	0.44
1:BP:56:ARG:HH21	1:BP:72:PRO:HG3	1.82	0.44
1:BT:118:GLN:HB3	1:BT:121:TYR:CZ	2.52	0.44
1:CC:75:ILE:HG23	1:CD:79:THR:HG22	2.00	0.44
1:CL:118:GLN:HB3	1:CL:121:TYR:CZ	2.52	0.44
1:CM:95:LYS:HE3	1:CM:126:LEU:O	2.17	0.44
1:CU:75:ILE:HG23	1:CV:79:THR:HG22	2.00	0.44
1:CV:9:LEU:CG	1:CV:10:ARG:H	2.29	0.44
1:CX:21:LEU:HD12	1:CX:30:ASN:OD1	2.18	0.44
1:CX:75:ILE:HG23	1:CY:79:THR:HG22	2.00	0.44
1:DK:63:ALA:HA	1:DK:68:GLU:HG2	1.99	0.44
1:DS:75:ILE:HG23	1:DT:79:THR:HG22	2.00	0.44
1:DT:63:ALA:HA	1:DT:68:GLU:HG2	1.99	0.44
1:DZ:95:LYS:HE3	1:DZ:126:LEU:O	2.17	0.44
1:EB:4:ILE:HB	1:EC:123:ILE:HG13	1.98	0.44
1:EB:21:LEU:HD12	1:EB:30:ASN:OD1	2.17	0.44
1:EC:5:ALA:O	1:EC:22:PRO:HD3	2.17	0.44
1:EC:95:LYS:HE3	1:EC:126:LEU:O	2.17	0.44
1:EG:56:ARG:HH21	1:EG:72:PRO:HG3	1.82	0.44
1:EI:63:ALA:HA	1:EI:68:GLU:HG2	1.99	0.44
1:EO:5:ALA:O	1:EO:22:PRO:HD3	2.17	0.44
1:EQ:21:LEU:HD12	1:EQ:30:ASN:OD1	2.17	0.44
1:ET:21:LEU:HD12	1:ET:30:ASN:OD1	2.18	0.44
1:FN:56:ARG:HH21	1:FN:72:PRO:HG3	1.82	0.44
1:FQ:56:ARG:HH21	1:FQ:72:PRO:HG3	1.82	0.44
1:FU:21:LEU:HD12	1:FU:30:ASN:OD1	2.17	0.44
1:GD:4:ILE:HB	1:GE:123:ILE:HG13	1.98	0.44
1:HE:21:LEU:HD12	1:HE:30:ASN:OD1	2.17	0.44
1:HF:5:ALA:O	1:HF:22:PRO:HD3	2.17	0.44
1:HF:10:ARG:HH11	1:IC:38:LEU:HD22	1.83	0.44
1:HL:5:ALA:O	1:HL:22:PRO:HD3	2.17	0.44
1:HQ:75:ILE:HG23	1:HR:79:THR:HG22	2.00	0.44
1:HX:95:LYS:HE3	1:HX:126:LEU:O	2.17	0.44
1:IA:5:ALA:O	1:IA:22:PRO:HD3	2.17	0.44
1:IF:75:ILE:HG23	1:IG:79:THR:HG22	2.00	0.44
1:IH:94:LEU:HD22	1:LT:101:LEU:HD22	1.99	0.44
1:IL:75:ILE:HG23	1:IM:79:THR:HG22	2.00	0.44

Continued on next page...

Continued from previous page...

Atom-1	Atom-2	Interatomic distance (Å)	Clash overlap (Å)
1:IL:79:THR:HB	1:IL:81:PHE:CE2	2.52	0.44
1:IO:75:ILE:HG23	1:IP:79:THR:HG22	2.00	0.44
1:IO:79:THR:HB	1:IO:81:PHE:CE2	2.52	0.44
1:IS:38:LEU:CD2	1:KM:10:ARG:HH21	2.30	0.44
1:IY:9:LEU:CG	1:IY:10:ARG:H	2.29	0.44
1:JD:118:GLN:HB3	1:JD:121:TYR:CZ	2.52	0.44
1:JK:63:ALA:HA	1:JK:68:GLU:HG2	1.99	0.44
1:JM:75:ILE:HG23	1:JN:79:THR:HG22	2.00	0.44
1:JP:4:ILE:HB	1:JQ:123:ILE:HG13	1.98	0.44
1:JR:56:ARG:HH21	1:JR:72:PRO:HG3	1.82	0.44
1:JX:56:ARG:HH21	1:JX:72:PRO:HG3	1.83	0.44
1:KA:79:THR:HB	1:KA:81:PHE:CE2	2.51	0.44
1:KD:113:TYR:CG	1:NP:90:ARG:NH2	2.86	0.44
1:KG:6:ILE:HG22	1:KG:19:PHE:HB3	1.99	0.44
1:KQ:4:ILE:HB	1:KR:123:ILE:HG13	1.98	0.44
1:KW:75:ILE:HG23	1:KX:79:THR:HG22	2.00	0.44
1:KX:63:ALA:HA	1:KX:68:GLU:HG2	1.99	0.44
1:KZ:21:LEU:HD12	1:KZ:30:ASN:OD1	2.18	0.44
1:LP:5:ALA:O	1:LP:22:PRO:HD3	2.17	0.44
1:LX:75:ILE:HG23	1:LY:79:THR:HG22	2.00	0.44
1:MC:6:ILE:HG22	1:MC:19:PHE:HB3	1.98	0.44
1:MC:56:ARG:HH21	1:MC:72:PRO:HG3	1.82	0.44
1:NE:21:LEU:HD12	1:NE:30:ASN:OD1	2.17	0.44
1:NE:118:GLN:HB3	1:NE:121:TYR:CZ	2.52	0.44
1:NU:95:LYS:HE3	1:NU:126:LEU:O	2.17	0.44
1:AG:4:ILE:HB	1:AH:123:ILE:HG13	1.98	0.44
1:AJ:21:LEU:HD12	1:AJ:30:ASN:OD1	2.17	0.44
1:AK:9:LEU:CG	1:AK:10:ARG:H	2.29	0.44
1:AQ:5:ALA:O	1:AQ:22:PRO:HD3	2.17	0.44
1:AQ:9:LEU:CG	1:AQ:10:ARG:H	2.29	0.44
1:AS:21:LEU:HD12	1:AS:30:ASN:OD1	2.18	0.44
1:BA:6:ILE:HG22	1:BA:19:PHE:HB3	1.99	0.44
1:BN:21:LEU:HD12	1:BN:30:ASN:OD1	2.17	0.44
1:BS:130:GLU:HA	1:FE:106:LYS:NZ	2.33	0.44
1:CH:56:ARG:HH21	1:CH:72:PRO:HG3	1.83	0.44
1:CI:21:LEU:HD12	1:CI:30:ASN:OD1	2.17	0.44
1:CK:106:LYS:NZ	1:FW:129:THR:O	2.51	0.44
1:CV:5:ALA:O	1:CV:22:PRO:HD3	2.17	0.44
1:CW:57:LYS:HZ3	1:GI:92:GLU:CD	2.19	0.44
1:DB:63:ALA:HA	1:DB:68:GLU:HG2	1.99	0.44
1:DJ:75:ILE:HG23	1:DK:79:THR:HG22	2.00	0.44

Continued on next page...

Continued from previous page...

Atom-1	Atom-2	Interatomic distance (Å)	Clash overlap (Å)
1:DM:21:LEU:HD12	1:DM:30:ASN:OD1	2.17	0.44
1:DM:75:ILE:HG23	1:DN:79:THR:HG22	2.00	0.44
1:DP:75:ILE:HG23	1:DQ:79:THR:HG22	2.00	0.44
1:DQ:63:ALA:HA	1:DQ:68:GLU:HG2	1.99	0.44
1:EZ:79:THR:HB	1:EZ:81:PHE:CE2	2.52	0.44
1:FE:6:ILE:HG22	1:FE:19:PHE:HB3	1.99	0.44
1:FO:75:ILE:HG23	1:FP:79:THR:HG22	2.00	0.44
1:FR:118:GLN:HB3	1:FR:121:TYR:CZ	2.52	0.44
1:FS:5:ALA:O	1:FS:22:PRO:HD3	2.17	0.44
1:FZ:56:ARG:HH21	1:FZ:72:PRO:HG3	1.83	0.44
1:GR:56:ARG:HH21	1:GR:72:PRO:HG3	1.83	0.44
1:HH:21:LEU:HD12	1:HH:30:ASN:OD1	2.17	0.44
1:HH:75:ILE:HG23	1:HI:79:THR:HG22	2.00	0.44
1:HN:21:LEU:HD12	1:HN:30:ASN:OD1	2.17	0.44
1:HN:75:ILE:HG23	1:HO:79:THR:HG22	2.00	0.44
1:HS:119:ASP:O	1:LE:8:LYS:HB2	2.18	0.44
1:IR:75:ILE:HG23	1:IS:79:THR:HG22	2.00	0.44
1:IT:74:VAL:HG22	1:MF:80:SER:HB2	2.00	0.44
1:IT:112:ALA:O	1:MF:49:VAL:HG11	2.18	0.44
1:IV:95:LYS:HE3	1:IV:126:LEU:O	2.17	0.44
1:JS:75:ILE:HG23	1:JT:79:THR:HG22	2.00	0.44
1:JW:9:LEU:CG	1:JW:10:ARG:H	2.29	0.44
1:JY:75:ILE:HG23	1:JZ:79:THR:HG22	2.00	0.44
1:KC:95:LYS:HE3	1:KC:126:LEU:O	2.17	0.44
1:KD:56:ARG:HH21	1:KD:72:PRO:HG3	1.83	0.44
1:KF:5:ALA:O	1:KF:22:PRO:HD3	2.17	0.44
1:KF:9:LEU:CG	1:KF:10:ARG:H	2.29	0.44
1:KN:4:ILE:HB	1:KO:123:ILE:HG13	1.98	0.44
1:LE:56:ARG:HH21	1:LE:72:PRO:HG3	1.83	0.44
1:LG:63:ALA:HA	1:LG:68:GLU:HG2	1.99	0.44
1:LL:21:LEU:HD12	1:LL:30:ASN:OD1	2.17	0.44
1:LL:75:ILE:HG23	1:LM:79:THR:HG22	2.00	0.44
1:LR:4:ILE:HB	1:LS:123:ILE:HG13	1.98	0.44
1:LY:9:LEU:CG	1:LY:10:ARG:H	2.29	0.44
1:MD:21:LEU:HD12	1:MD:30:ASN:OD1	2.18	0.44
1:ML:6:ILE:HG22	1:ML:19:PHE:HB3	1.99	0.44
1:MM:75:ILE:HG23	1:MN:79:THR:HG22	2.00	0.44
1:MT:63:ALA:HA	1:MT:68:GLU:HG2	1.99	0.44
1:MW:95:LYS:HE3	1:MW:126:LEU:O	2.17	0.44
1:AJ:10:ARG:HH22	1:AL:15:ASP:HA	1.83	0.44
1:AP:75:ILE:HG23	1:AQ:79:THR:HG22	2.00	0.44

Continued on next page...

Continued from previous page...

Atom-1	Atom-2	Interatomic distance (Å)	Clash overlap (Å)
1:AP:99:SER:OG	1:AP:124:GLU:O	2.20	0.44
1:AQ:63:ALA:HA	1:AQ:68:GLU:HG2	1.99	0.44
1:AV:75:ILE:HG23	1:AW:79:THR:HG22	2.00	0.44
1:AZ:9:LEU:CG	1:AZ:10:ARG:H	2.29	0.44
1:AZ:95:LYS:HE3	1:AZ:126:LEU:O	2.17	0.44
1:BG:92:GLU:CD	1:ES:57:LYS:HZ3	2.19	0.44
1:BH:126:LEU:HD23	1:BH:126:LEU:HA	1.85	0.44
1:BK:21:LEU:HD12	1:BK:30:ASN:OD1	2.18	0.44
1:BY:56:ARG:HH21	1:BY:72:PRO:HG3	1.83	0.44
1:BZ:113:TYR:O	1:DU:26:VAL:HG21	2.18	0.44
1:CF:118:GLN:HB3	1:CF:121:TYR:CZ	2.52	0.44
1:CI:126:LEU:HD23	1:CI:126:LEU:HA	1.85	0.44
1:CR:21:LEU:HD12	1:CR:30:ASN:OD1	2.18	0.44
1:CS:63:ALA:HA	1:CS:68:GLU:HG2	1.99	0.44
1:DG:75:ILE:HG23	1:DH:79:THR:HG22	2.00	0.44
1:DL:119:ASP:O	1:GX:8:LYS:HB2	2.17	0.44
1:DY:99:SER:OG	1:DY:124:GLU:O	2.20	0.44
1:EN:75:ILE:HG23	1:EO:79:THR:HG22	2.00	0.44
1:FF:21:LEU:HD12	1:FF:30:ASN:OD1	2.18	0.44
1:FL:75:ILE:HG23	1:FM:79:THR:HG22	2.00	0.44
1:FU:4:ILE:HB	1:FV:123:ILE:HG13	1.98	0.44
1:FU:75:ILE:HG23	1:FV:79:THR:HG22	2.00	0.44
1:FV:5:ALA:O	1:FV:22:PRO:HD3	2.17	0.44
1:FV:9:LEU:CG	1:FV:10:ARG:H	2.29	0.44
1:FX:10:ARG:HH22	1:FZ:15:ASP:HA	1.83	0.44
1:FZ:6:ILE:HG22	1:FZ:19:PHE:HB3	1.98	0.44
1:GL:56:ARG:HH21	1:GL:72:PRO:HG3	1.82	0.44
1:GM:21:LEU:HD12	1:GM:30:ASN:OD1	2.17	0.44
1:GO:6:ILE:HG22	1:GO:19:PHE:HB3	1.99	0.44
1:GP:118:GLN:HB3	1:GP:121:TYR:CZ	2.52	0.44
1:GQ:95:LYS:HE3	1:GQ:126:LEU:O	2.17	0.44
1:GS:75:ILE:HG23	1:GT:79:THR:HG22	2.00	0.44
1:GT:9:LEU:CG	1:GT:10:ARG:H	2.29	0.44
1:HC:5:ALA:O	1:HC:22:PRO:HD3	2.17	0.44
1:HJ:6:ILE:HG22	1:HJ:19:PHE:HB3	1.99	0.44
1:HQ:21:LEU:HD12	1:HQ:30:ASN:OD1	2.17	0.44
1:HR:95:LYS:HE3	1:HR:126:LEU:O	2.17	0.44
1:HW:4:ILE:HB	1:HX:123:ILE:HG13	1.98	0.44
1:HZ:21:LEU:HD12	1:HZ:30:ASN:OD1	2.17	0.44
1:IG:95:LYS:HE3	1:IG:126:LEU:O	2.17	0.44
1:IP:5:ALA:O	1:IP:22:PRO:HD3	2.17	0.44

Continued on next page...

Continued from previous page...

Atom-1	Atom-2	Interatomic distance (Å)	Clash overlap (Å)
1:IY:63:ALA:HA	1:IY:68:GLU:HG2	1.99	0.44
1:JB:5:ALA:O	1:JB:22:PRO:HD3	2.17	0.44
1:JB:63:ALA:HA	1:JB:68:GLU:HG2	1.99	0.44
1:JD:75:ILE:HG23	1:JE:79:THR:HG22	2.00	0.44
1:JN:5:ALA:O	1:JN:22:PRO:HD3	2.17	0.44
1:JU:76:LYS:O	1:NG:77:THR:HA	2.18	0.44
1:JV:21:LEU:HD12	1:JV:30:ASN:OD1	2.17	0.44
1:JY:10:ARG:HH22	1:KA:15:ASP:HA	1.83	0.44
1:JY:118:GLN:HB3	1:JY:121:TYR:CZ	2.52	0.44
1:JZ:63:ALA:HA	1:JZ:68:GLU:HG2	1.99	0.44
1:KE:75:ILE:HG23	1:KF:79:THR:HG22	2.00	0.44
1:KJ:79:THR:HB	1:KJ:81:PHE:CE2	2.51	0.44
1:KK:114:SER:HA	1:NS:26:VAL:HG21	2.00	0.44
1:KN:21:LEU:HD12	1:KN:30:ASN:OD1	2.18	0.44
1:KR:63:ALA:HA	1:KR:68:GLU:HG2	1.99	0.44
1:LB:6:ILE:HG22	1:LB:19:PHE:HB3	1.99	0.44
1:MA:21:LEU:HD12	1:MA:30:ASN:OD1	2.18	0.44
1:MD:75:ILE:HG23	1:ME:79:THR:HG22	2.00	0.44
1:MF:6:ILE:HG22	1:MF:19:PHE:HB3	1.99	0.44
1:MK:9:LEU:CG	1:MK:10:ARG:H	2.29	0.44
1:MK:63:ALA:HA	1:MK:68:GLU:HG2	1.99	0.44
1:MP:118:GLN:HB3	1:MP:121:TYR:CZ	2.52	0.44
1:MY:79:THR:HB	1:MY:81:PHE:CE2	2.52	0.44
1:MZ:95:LYS:HE3	1:MZ:126:LEU:O	2.17	0.44
1:NP:56:ARG:HH21	1:NP:72:PRO:HG3	1.83	0.44
1:NT:10:ARG:HH22	1:NV:15:ASP:HA	1.83	0.44
1:AB:5:ALA:O	1:AB:22:PRO:HD3	2.17	0.44
1:AI:6:ILE:HG22	1:AI:19:PHE:HB3	1.99	0.44
1:AN:63:ALA:HA	1:AN:68:GLU:HG2	1.99	0.44
1:AP:126:LEU:HD23	1:AP:126:LEU:HA	1.85	0.44
1:AU:113:TYR:CG	1:EG:90:ARG:NH2	2.86	0.44
1:BA:56:ARG:HH21	1:BA:72:PRO:HG3	1.82	0.44
1:BE:10:ARG:HH22	1:BG:15:ASP:HA	1.83	0.44
1:BN:75:ILE:HG23	1:BO:79:THR:HG22	2.00	0.44
1:BQ:10:ARG:HH22	1:BS:15:ASP:HA	1.83	0.44
1:BU:63:ALA:HA	1:BU:68:GLU:HG2	1.99	0.44
1:BW:21:LEU:HD12	1:BW:30:ASN:OD1	2.17	0.44
1:CK:56:ARG:HH21	1:CK:72:PRO:HG3	1.82	0.44
1:CK:92:GLU:OE2	1:FW:57:LYS:NZ	2.46	0.44
1:CL:75:ILE:HG23	1:CM:79:THR:HG22	2.00	0.44
1:CN:6:ILE:HG22	1:CN:19:PHE:HB3	1.99	0.44

Continued on next page...

Continued from previous page...

Atom-1	Atom-2	Interatomic distance (Å)	Clash overlap (Å)
1:CO:126:LEU:HD23	1:CO:126:LEU:HA	1.85	0.44
1:DE:5:ALA:O	1:DE:22:PRO:HD3	2.17	0.44
1:DJ:118:GLN:HB3	1:DJ:121:TYR:CZ	2.52	0.44
1:DK:95:LYS:HE3	1:DK:126:LEU:O	2.17	0.44
1:DQ:95:LYS:HE3	1:DQ:126:LEU:O	2.17	0.44
1:EN:21:LEU:HD12	1:EN:30:ASN:OD1	2.18	0.44
1:EP:56:ARG:HH21	1:EP:72:PRO:HG3	1.82	0.44
1:EQ:75:ILE:HG23	1:ER:79:THR:HG22	2.00	0.44
1:ET:118:GLN:HB3	1:ET:121:TYR:CZ	2.52	0.44
1:EV:6:ILE:HG22	1:EV:19:PHE:HB3	1.99	0.44
1:EV:56:ARG:HH21	1:EV:72:PRO:HG3	1.82	0.44
1:FC:4:ILE:HB	1:FD:123:ILE:HG13	1.98	0.44
1:FC:75:ILE:HG23	1:FD:79:THR:HG22	2.00	0.44
1:FC:79:THR:HB	1:FC:81:PHE:CE2	2.52	0.44
1:FF:10:ARG:HH22	1:FH:15:ASP:HA	1.83	0.44
1:FR:21:LEU:HD12	1:FR:30:ASN:OD1	2.18	0.44
1:GC:56:ARG:HH21	1:GC:72:PRO:HG3	1.83	0.44
1:GJ:75:ILE:HG23	1:GK:79:THR:HG22	2.00	0.44
1:GQ:63:ALA:HA	1:GQ:68:GLU:HG2	1.99	0.44
1:HB:21:LEU:HD12	1:HB:30:ASN:OD1	2.18	0.44
1:HC:63:ALA:HA	1:HC:68:GLU:HG2	1.99	0.44
1:HE:75:ILE:HG23	1:HF:79:THR:HG22	2.00	0.44
1:HJ:56:ARG:HH21	1:HJ:72:PRO:HG3	1.83	0.44
1:HJ:113:TYR:CD1	1:KV:90:ARG:NH2	2.86	0.44
1:HL:63:ALA:HA	1:HL:68:GLU:HG2	1.99	0.44
1:HM:94:LEU:CD1	1:KY:105:VAL:HG22	2.48	0.44
1:HT:21:LEU:HD12	1:HT:30:ASN:OD1	2.18	0.44
1:HY:56:ARG:HH21	1:HY:72:PRO:HG3	1.82	0.44
1:IE:56:ARG:HH21	1:IE:72:PRO:HG3	1.82	0.44
1:IN:56:ARG:HH21	1:IN:72:PRO:HG3	1.82	0.44
1:IU:75:ILE:HG23	1:IV:79:THR:HG22	2.00	0.44
1:JH:95:LYS:HE3	1:JH:126:LEU:O	2.17	0.44
1:JJ:21:LEU:HD12	1:JJ:30:ASN:OD1	2.17	0.44
1:JM:21:LEU:HD12	1:JM:30:ASN:OD1	2.18	0.44
1:JU:89:ASP:OD2	1:NG:59:ILE:HD12	2.18	0.44
1:KC:63:ALA:HA	1:KC:68:GLU:HG2	1.99	0.44
1:KO:5:ALA:O	1:KO:22:PRO:HD3	2.17	0.44
1:KR:95:LYS:HE3	1:KR:126:LEU:O	2.17	0.44
1:LB:56:ARG:HH21	1:LB:72:PRO:HG3	1.82	0.44
1:LC:118:GLN:HB3	1:LC:121:TYR:CZ	2.52	0.44
1:LF:114:SER:HA	1:LN:26:VAL:CG2	2.48	0.44

Continued on next page...

Continued from previous page...

Atom-1	Atom-2	Interatomic distance (Å)	Clash overlap (Å)
1:LJ:26:VAL:HG21	1:LP:113:TYR:O	2.17	0.44
1:LK:56:ARG:HH21	1:LK:72:PRO:HG3	1.82	0.44
1:LL:10:ARG:HH22	1:LN:15:ASP:HA	1.83	0.44
1:LL:113:TYR:O	1:MI:26:VAL:HG21	2.18	0.44
1:LR:10:ARG:HH22	1:LT:15:ASP:HA	1.83	0.44
1:LY:63:ALA:HA	1:LY:68:GLU:HG2	1.99	0.44
1:ME:95:LYS:HE3	1:ME:126:LEU:O	2.17	0.44
1:MU:6:ILE:HG22	1:MU:19:PHE:HB3	1.98	0.44
1:MU:79:THR:HB	1:MU:81:PHE:CE2	2.51	0.44
1:NB:21:LEU:HD12	1:NB:30:ASN:OD1	2.17	0.44
1:NJ:6:ILE:HG22	1:NJ:19:PHE:HB3	1.98	0.44
1:NK:118:GLN:HB3	1:NK:121:TYR:CZ	2.52	0.44
1:AB:63:ALA:HA	1:AB:68:GLU:HG2	1.99	0.43
1:AE:63:ALA:HA	1:AE:68:GLU:HG2	1.99	0.43
1:AL:92:GLU:CD	1:DX:57:LYS:HZ3	2.20	0.43
1:AP:118:GLN:HB3	1:AP:121:TYR:CZ	2.52	0.43
1:BD:6:ILE:HG22	1:BD:19:PHE:HB3	1.98	0.43
1:BH:10:ARG:HH22	1:BJ:15:ASP:HA	1.83	0.43
1:BH:118:GLN:HB3	1:BH:121:TYR:CZ	2.52	0.43
1:BL:5:ALA:O	1:BL:22:PRO:HD3	2.17	0.43
1:BL:95:LYS:HE3	1:BL:126:LEU:O	2.17	0.43
1:BQ:75:ILE:HG23	1:BR:79:THR:HG22	2.00	0.43
1:BV:56:ARG:HH21	1:BV:72:PRO:HG3	1.83	0.43
1:BV:89:ASP:OD2	1:FH:59:ILE:HD12	2.19	0.43
1:CF:21:LEU:HD12	1:CF:30:ASN:OD1	2.17	0.43
1:CO:75:ILE:HG23	1:CP:79:THR:HG22	2.00	0.43
1:CR:118:GLN:HB3	1:CR:121:TYR:CZ	2.52	0.43
1:DB:10:ARG:NH1	1:DD:38:LEU:HB2	2.33	0.43
1:DS:80:SER:HB2	1:DT:74:VAL:CG2	2.47	0.43
1:DX:56:ARG:HH21	1:DX:72:PRO:HG3	1.82	0.43
1:EF:5:ALA:O	1:EF:22:PRO:HD3	2.17	0.43
1:EJ:56:ARG:HH21	1:EJ:72:PRO:HG3	1.82	0.43
1:EL:5:ALA:O	1:EL:22:PRO:HD3	2.17	0.43
1:EM:56:ARG:HH21	1:EM:72:PRO:HG3	1.82	0.43
1:FG:63:ALA:HA	1:FG:68:GLU:HG2	1.99	0.43
1:FL:21:LEU:HD12	1:FL:30:ASN:OD1	2.18	0.43
1:FM:63:ALA:HA	1:FM:68:GLU:HG2	1.99	0.43
1:FP:63:ALA:HA	1:FP:68:GLU:HG2	1.99	0.43
1:FQ:6:ILE:HG22	1:FQ:19:PHE:HB3	1.98	0.43
1:FW:56:ARG:HH21	1:FW:72:PRO:HG3	1.83	0.43
1:FY:5:ALA:O	1:FY:22:PRO:HD3	2.17	0.43

Continued on next page...

Continued from previous page...

Atom-1	Atom-2	Interatomic distance (Å)	Clash overlap (Å)
1:GY:75:ILE:HG23	1:GZ:79:THR:HG22	2.00	0.43
1:GZ:5:ALA:O	1:GZ:22:PRO:HD3	2.17	0.43
1:GZ:95:LYS:HE3	1:GZ:126:LEU:O	2.17	0.43
1:HE:118:GLN:HB3	1:HE:121:TYR:CZ	2.52	0.43
1:HF:95:LYS:HE3	1:HF:126:LEU:O	2.17	0.43
1:HO:63:ALA:HA	1:HO:68:GLU:HG2	1.99	0.43
1:HP:6:ILE:HG22	1:HP:19:PHE:HB3	1.99	0.43
1:HU:5:ALA:O	1:HU:22:PRO:HD3	2.17	0.43
1:HW:75:ILE:HG23	1:HX:79:THR:HG22	2.00	0.43
1:IJ:63:ALA:HA	1:IJ:68:GLU:HG2	1.99	0.43
1:IL:21:LEU:HD12	1:IL:30:ASN:OD1	2.18	0.43
1:IW:56:ARG:HH21	1:IW:72:PRO:HG3	1.83	0.43
1:JA:21:LEU:HD12	1:JA:30:ASN:OD1	2.18	0.43
1:JE:5:ALA:O	1:JE:22:PRO:HD3	2.17	0.43
1:JI:59:ILE:HD12	1:MU:89:ASP:OD2	2.18	0.43
1:JM:118:GLN:HB3	1:JM:121:TYR:CZ	2.52	0.43
1:KQ:99:SER:OG	1:KQ:124:GLU:O	2.20	0.43
1:MG:10:ARG:HH22	1:MI:15:ASP:HA	1.83	0.43
1:MH:63:ALA:HA	1:MH:68:GLU:HG2	1.99	0.43
1:MK:95:LYS:HE3	1:MK:126:LEU:O	2.17	0.43
1:MN:95:LYS:HE3	1:MN:126:LEU:O	2.17	0.43
1:MQ:9:LEU:CG	1:MQ:10:ARG:H	2.29	0.43
1:MY:21:LEU:HD12	1:MY:30:ASN:OD1	2.17	0.43
1:MY:75:ILE:HG23	1:MZ:79:THR:HG22	2.00	0.43
1:NB:10:ARG:HH22	1:ND:15:ASP:HA	1.83	0.43
1:AB:38:LEU:CD2	1:BJ:10:ARG:HH21	2.30	0.43
1:AC:56:ARG:HH21	1:AC:72:PRO:HG3	1.82	0.43
1:AC:75:ILE:HD12	1:DO:94:LEU:HD23	2.00	0.43
1:AL:129:THR:O	1:DX:106:LYS:NZ	2.51	0.43
1:AM:75:ILE:HG23	1:AN:79:THR:HG22	2.00	0.43
1:BC:63:ALA:HA	1:BC:68:GLU:HG2	1.99	0.43
1:BQ:80:SER:HB2	1:BR:74:VAL:CG2	2.48	0.43
1:BW:10:ARG:HH22	1:BY:15:ASP:HA	1.83	0.43
1:CC:21:LEU:HD12	1:CC:30:ASN:OD1	2.18	0.43
1:CK:92:GLU:CD	1:FW:57:LYS:HZ3	2.20	0.43
1:CR:75:ILE:HG23	1:CS:79:THR:HG22	2.00	0.43
1:DA:80:SER:HB2	1:DB:74:VAL:CG2	2.48	0.43
1:DB:9:LEU:CG	1:DB:10:ARG:H	2.29	0.43
1:DB:66:ALA:HB3	1:GK:66:ALA:HB1	2.00	0.43
1:DD:21:LEU:HD12	1:DD:30:ASN:OD1	2.18	0.43
1:DI:56:ARG:HH21	1:DI:72:PRO:HG3	1.83	0.43

Continued on next page...

Continued from previous page...

Atom-1	Atom-2	Interatomic distance (Å)	Clash overlap (Å)
1:DN:9:LEU:CG	1:DN:10:ARG:H	2.29	0.43
1:DP:21:LEU:HD12	1:DP:30:ASN:OD1	2.18	0.43
1:EU:26:VAL:HG21	1:FG:113:TYR:O	2.18	0.43
1:FD:5:ALA:O	1:FD:22:PRO:HD3	2.17	0.43
1:FI:75:ILE:HG23	1:FJ:79:THR:HG22	2.00	0.43
1:GM:75:ILE:HG23	1:GN:79:THR:HG22	2.00	0.43
1:GV:21:LEU:HD12	1:GV:30:ASN:OD1	2.17	0.43
1:HB:75:ILE:HG23	1:HC:79:THR:HG22	2.00	0.43
1:HG:56:ARG:HH21	1:HG:72:PRO:HG3	1.82	0.43
1:HK:80:SER:HB2	1:HL:74:VAL:CG2	2.48	0.43
1:HP:56:ARG:HH21	1:HP:72:PRO:HG3	1.82	0.43
1:II:75:ILE:HG23	1:IJ:79:THR:HG22	2.00	0.43
1:IT:56:ARG:HH21	1:IT:72:PRO:HG3	1.82	0.43
1:JA:10:ARG:HH22	1:JC:15:ASP:HA	1.83	0.43
1:JC:56:ARG:HH21	1:JC:72:PRO:HG3	1.82	0.43
1:JD:80:SER:HB2	1:JE:74:VAL:CG2	2.48	0.43
1:JG:21:LEU:HD12	1:JG:30:ASN:OD1	2.18	0.43
1:JO:106:LYS:NZ	1:NA:129:THR:O	2.51	0.43
1:JP:21:LEU:HD12	1:JP:30:ASN:OD1	2.18	0.43
1:JZ:5:ALA:O	1:JZ:22:PRO:HD3	2.17	0.43
1:KE:10:ARG:HH22	1:KG:15:ASP:HA	1.83	0.43
1:KH:75:ILE:HG23	1:KI:79:THR:HG22	2.00	0.43
1:KH:80:SER:HB2	1:KI:74:VAL:CG2	2.48	0.43
1:KL:63:ALA:HA	1:KL:68:GLU:HG2	1.99	0.43
1:KO:63:ALA:HA	1:KO:68:GLU:HG2	1.99	0.43
1:KT:75:ILE:HG23	1:KU:79:THR:HG22	2.00	0.43
1:LD:5:ALA:O	1:LD:22:PRO:HD3	2.17	0.43
1:LF:21:LEU:HD12	1:LF:30:ASN:OD1	2.17	0.43
1:LL:118:GLN:HB3	1:LL:121:TYR:CZ	2.52	0.43
1:LR:21:LEU:HD12	1:LR:30:ASN:OD1	2.18	0.43
1:LW:6:ILE:HG22	1:LW:19:PHE:HB3	1.99	0.43
1:LW:56:ARG:HH21	1:LW:72:PRO:HG3	1.83	0.43
1:MB:95:LYS:HE3	1:MB:126:LEU:O	2.17	0.43
1:ME:5:ALA:O	1:ME:22:PRO:HD3	2.17	0.43
1:MJ:75:ILE:HG23	1:MK:79:THR:HG22	2.00	0.43
1:NO:63:ALA:HA	1:NO:68:GLU:HG2	1.99	0.43
1:NT:21:LEU:HD12	1:NT:30:ASN:OD1	2.17	0.43
1:AB:95:LYS:HE3	1:AB:126:LEU:O	2.17	0.43
1:AC:76:LYS:O	1:DO:77:THR:HA	2.17	0.43
1:AP:21:LEU:HD12	1:AP:30:ASN:OD1	2.18	0.43
1:BN:10:ARG:HH22	1:BP:15:ASP:HA	1.83	0.43

Continued on next page...

Continued from previous page...

Atom-1	Atom-2	Interatomic distance (Å)	Clash overlap (Å)
1:BQ:126:LEU:HD23	1:BQ:126:LEU:HA	1.85	0.43
1:BX:95:LYS:HE3	1:BX:126:LEU:O	2.17	0.43
1:CE:56:ARG:HH21	1:CE:72:PRO:HG3	1.82	0.43
1:CK:57:LYS:HZ3	1:FW:92:GLU:CD	2.21	0.43
1:CP:63:ALA:HA	1:CP:68:GLU:HG2	1.99	0.43
1:CU:80:SER:HB2	1:CV:74:VAL:CG2	2.48	0.43
1:DS:10:ARG:HH22	1:DU:15:ASP:HA	1.83	0.43
1:DT:95:LYS:HE3	1:DT:126:LEU:O	2.17	0.43
1:DV:21:LEU:HD12	1:DV:30:ASN:OD1	2.18	0.43
1:DV:114:SER:HA	1:GF:26:VAL:CG2	2.48	0.43
1:EH:75:ILE:HG23	1:EI:79:THR:HG22	2.00	0.43
1:FX:118:GLN:HB3	1:FX:121:TYR:CZ	2.52	0.43
1:GM:10:ARG:HH22	1:GO:15:ASP:HA	1.83	0.43
1:GW:5:ALA:O	1:GW:22:PRO:HD3	2.17	0.43
1:HA:4:ILE:HG13	1:KM:125:ASP:HB2	2.00	0.43
1:HE:9:LEU:HA	1:KS:116:TYR:CD1	2.53	0.43
1:HM:82:PRO:HD2	1:KY:73:ILE:HG12	2.00	0.43
1:HU:9:LEU:CG	1:HU:10:ARG:H	2.29	0.43
1:HZ:75:ILE:HG23	1:IA:79:THR:HG22	2.00	0.43
1:IF:21:LEU:HD12	1:IF:30:ASN:OD1	2.18	0.43
1:IG:5:ALA:O	1:IG:22:PRO:HD3	2.17	0.43
1:JN:95:LYS:HE3	1:JN:126:LEU:O	2.17	0.43
1:JU:8:LYS:HB2	1:NG:119:ASP:O	2.18	0.43
1:JV:10:ARG:HH22	1:JX:15:ASP:HA	1.83	0.43
1:JV:75:ILE:HG23	1:JW:79:THR:HG22	2.00	0.43
1:JW:95:LYS:HE3	1:JW:126:LEU:O	2.17	0.43
1:KG:56:ARG:HH21	1:KG:72:PRO:HG3	1.83	0.43
1:KO:26:VAL:HG21	1:NU:113:TYR:O	2.18	0.43
1:KW:21:LEU:HD12	1:KW:30:ASN:OD1	2.18	0.43
1:LA:95:LYS:HE3	1:LA:126:LEU:O	2.17	0.43
1:LU:99:SER:OG	1:LU:124:GLU:O	2.20	0.43
1:MV:126:LEU:HD23	1:MV:126:LEU:HA	1.85	0.43
1:NE:10:ARG:HH22	1:NG:15:ASP:HA	1.83	0.43
1:NH:75:ILE:HG23	1:NI:79:THR:HG22	2.00	0.43
1:NK:21:LEU:HD12	1:NK:30:ASN:OD1	2.17	0.43
1:NN:99:SER:OG	1:NN:124:GLU:O	2.20	0.43
1:NO:5:ALA:O	1:NO:22:PRO:HD3	2.17	0.43
1:AJ:80:SER:HB2	1:AK:74:VAL:CG2	2.48	0.43
1:AZ:15:ASP:OD1	1:EJ:10:ARG:NH1	2.52	0.43
1:BO:42:ARG:HB3	1:BO:45:ASN:HB3	2.01	0.43
1:BT:21:LEU:HD12	1:BT:30:ASN:OD1	2.17	0.43

Continued on next page...

Continued from previous page...

Atom-1	Atom-2	Interatomic distance (Å)	Clash overlap (Å)
1:BT:99:SER:OG	1:BT:124:GLU:O	2.20	0.43
1:CD:42:ARG:HB3	1:CD:45:ASN:HB3	2.01	0.43
1:CN:77:THR:HA	1:FZ:76:LYS:O	2.18	0.43
1:CQ:59:ILE:HD12	1:GC:89:ASP:OD2	2.18	0.43
1:CR:10:ARG:HH22	1:CT:15:ASP:HA	1.83	0.43
1:CT:10:ARG:HH21	1:DE:38:LEU:CD2	2.31	0.43
1:CZ:26:VAL:HG21	1:GG:114:SER:HA	2.00	0.43
1:DB:15:ASP:OD1	1:DF:10:ARG:NH1	2.51	0.43
1:DN:42:ARG:HB3	1:DN:45:ASN:HB3	2.01	0.43
1:EQ:10:ARG:HH22	1:ES:15:ASP:HA	1.83	0.43
1:EU:95:LYS:HE3	1:EU:126:LEU:O	2.17	0.43
1:EX:5:ALA:O	1:EX:22:PRO:HD3	2.17	0.43
1:FJ:42:ARG:HB3	1:FJ:45:ASN:HB3	2.01	0.43
1:GA:75:ILE:HG23	1:GB:79:THR:HG22	2.00	0.43
1:GJ:21:LEU:HD12	1:GJ:30:ASN:OD1	2.18	0.43
1:GJ:80:SER:HB2	1:GK:74:VAL:CG2	2.48	0.43
1:GK:42:ARG:HB3	1:GK:45:ASN:HB3	2.01	0.43
1:GP:75:ILE:HG23	1:GQ:79:THR:HG22	2.00	0.43
1:GZ:42:ARG:HB3	1:GZ:45:ASN:HB3	2.01	0.43
1:HW:21:LEU:HD12	1:HW:30:ASN:OD1	2.17	0.43
1:IC:118:GLN:HB3	1:IC:121:TYR:CZ	2.52	0.43
1:IZ:56:ARG:HH21	1:IZ:72:PRO:HG3	1.82	0.43
1:JE:9:LEU:CG	1:JE:10:ARG:H	2.29	0.43
1:JI:56:ARG:HH21	1:JI:72:PRO:HG3	1.82	0.43
1:JR:119:ASP:O	1:ND:8:LYS:HB2	2.18	0.43
1:KA:92:GLU:CD	1:NM:57:LYS:HZ3	2.19	0.43
1:LP:10:ARG:HH11	1:MJ:38:LEU:HD22	1.83	0.43
1:MO:79:THR:HB	1:MO:81:PHE:CE2	2.52	0.43
1:MT:95:LYS:HE3	1:MT:126:LEU:O	2.17	0.43
1:NC:63:ALA:HA	1:NC:68:GLU:HG2	1.99	0.43
1:NE:75:ILE:HG23	1:NF:79:THR:HG22	2.00	0.43
1:AH:63:ALA:HA	1:AH:68:GLU:HG2	1.99	0.43
1:AN:42:ARG:HB3	1:AN:45:ASN:HB3	2.01	0.43
1:AV:80:SER:HB2	1:AW:74:VAL:CG2	2.48	0.43
1:AY:75:ILE:HG23	1:AZ:79:THR:HG22	2.00	0.43
1:BE:75:ILE:HG23	1:BF:79:THR:HG22	2.00	0.43
1:BO:95:LYS:HE3	1:BO:126:LEU:O	2.17	0.43
1:BX:63:ALA:HA	1:BX:68:GLU:HG2	1.99	0.43
1:CF:75:ILE:HG23	1:CG:79:THR:HG22	2.00	0.43
1:CN:80:SER:HB2	1:FZ:74:VAL:CG2	2.45	0.43
1:CX:80:SER:HB2	1:CY:74:VAL:CG2	2.48	0.43

Continued on next page...

Continued from previous page...

Atom-1	Atom-2	Interatomic distance (Å)	Clash overlap (Å)
1:DA:113:TYR:O	1:DF:26:VAL:HG21	2.18	0.43
1:DC:104:GLU:OE1	1:GO:53:ARG:NH1	2.34	0.43
1:DF:56:ARG:HH21	1:DF:72:PRO:HG3	1.82	0.43
1:DL:56:ARG:HH21	1:DL:72:PRO:HG3	1.83	0.43
1:DY:21:LEU:HD12	1:DY:30:ASN:OD1	2.18	0.43
1:DZ:5:ALA:O	1:DZ:22:PRO:HD3	2.17	0.43
1:EB:75:ILE:HG23	1:EC:79:THR:HG22	2.00	0.43
1:EE:99:SER:OG	1:EE:124:GLU:O	2.20	0.43
1:EO:42:ARG:HB3	1:EO:45:ASN:HB3	2.01	0.43
1:ET:75:ILE:HG23	1:EU:79:THR:HG22	2.00	0.43
1:EZ:75:ILE:HG23	1:FA:79:THR:HG22	2.00	0.43
1:FF:75:ILE:HG23	1:FG:79:THR:HG22	2.00	0.43
1:GD:75:ILE:HG23	1:GE:79:THR:HG22	2.00	0.43
1:GS:126:LEU:HD23	1:GS:126:LEU:HA	1.85	0.43
1:HI:5:ALA:O	1:HI:22:PRO:HD3	2.17	0.43
1:JF:5:ALA:HB2	1:MR:122:PHE:CE1	2.53	0.43
1:JQ:42:ARG:HB3	1:JQ:45:ASN:HB3	2.01	0.43
1:JX:53:ARG:NH1	1:NJ:104:GLU:OE1	2.37	0.43
1:JZ:42:ARG:HB3	1:JZ:45:ASN:HB3	2.01	0.43
1:KJ:56:ARG:HH21	1:KJ:72:PRO:HG3	1.82	0.43
1:KJ:57:LYS:NZ	1:NV:92:GLU:CD	2.68	0.43
1:KL:95:LYS:HE3	1:KL:126:LEU:O	2.17	0.43
1:LO:118:GLN:HB3	1:LO:121:TYR:CZ	2.52	0.43
1:LR:75:ILE:HG23	1:LS:79:THR:HG22	2.00	0.43
1:LS:10:ARG:HH11	1:MD:38:LEU:HB2	1.83	0.43
1:LV:42:ARG:HB3	1:LV:45:ASN:HB3	2.01	0.43
1:MA:10:ARG:HH22	1:MC:15:ASP:HA	1.83	0.43
1:MA:75:ILE:HG23	1:MB:79:THR:HG22	2.00	0.43
1:MG:75:ILE:HG23	1:MH:79:THR:HG22	2.00	0.43
1:MS:75:ILE:HG23	1:MT:79:THR:HG22	2.00	0.43
1:NR:42:ARG:HB3	1:NR:45:ASN:HB3	2.01	0.43
1:NS:56:ARG:HH21	1:NS:72:PRO:HG3	1.83	0.43
1:NU:5:ALA:O	1:NU:22:PRO:HD3	2.17	0.43
1:AV:21:LEU:HD12	1:AV:30:ASN:OD1	2.17	0.43
1:AW:15:ASP:OD1	1:EG:10:ARG:HD2	2.18	0.43
1:AY:10:ARG:HH22	1:BA:15:ASP:HA	1.83	0.43
1:BO:63:ALA:HA	1:BO:68:GLU:HG2	1.99	0.43
1:BR:95:LYS:HE3	1:BR:126:LEU:O	2.17	0.43
1:BW:75:ILE:HG23	1:BX:79:THR:HG22	2.00	0.43
1:CQ:113:TYR:CD1	1:GC:90:ARG:NH2	2.86	0.43
1:DC:26:VAL:CG2	1:GJ:114:SER:HA	2.48	0.43

Continued on next page...

Continued from previous page...

Atom-1	Atom-2	Interatomic distance (Å)	Clash overlap (Å)
1:DC:56:ARG:HH21	1:DC:72:PRO:HG3	1.82	0.43
1:DE:42:ARG:HB3	1:DE:45:ASN:HB3	2.01	0.43
1:DI:59:ILE:HD12	1:GU:89:ASP:OD2	2.18	0.43
1:DY:75:ILE:HG23	1:DZ:79:THR:HG22	2.00	0.43
1:EI:42:ARG:HB3	1:EI:45:ASN:HB3	2.01	0.43
1:EK:10:ARG:HH22	1:EM:15:ASP:HA	1.83	0.43
1:FM:42:ARG:HB3	1:FM:45:ASN:HB3	2.01	0.43
1:FS:63:ALA:HA	1:FS:68:GLU:HG2	1.99	0.43
1:GE:42:ARG:HB3	1:GE:45:ASN:HB3	2.01	0.43
1:GF:56:ARG:HH21	1:GF:72:PRO:HG3	1.82	0.43
1:GS:21:LEU:HD12	1:GS:30:ASN:OD1	2.18	0.43
1:IG:63:ALA:HA	1:IG:68:GLU:HG2	1.99	0.43
1:IO:99:SER:OG	1:IO:124:GLU:O	2.20	0.43
1:IT:113:TYR:CD1	1:MF:90:ARG:NH2	2.87	0.43
1:IV:42:ARG:HB3	1:IV:45:ASN:HB3	2.01	0.43
1:IY:95:LYS:HE3	1:IY:126:LEU:O	2.17	0.43
1:JJ:75:ILE:HG23	1:JK:79:THR:HG22	2.00	0.43
1:JN:42:ARG:HB3	1:JN:45:ASN:HB3	2.01	0.43
1:KD:80:SER:HB2	1:NP:74:VAL:CG2	2.46	0.43
1:KK:75:ILE:HG23	1:KL:79:THR:HG22	2.00	0.43
1:KX:42:ARG:HB3	1:KX:45:ASN:HB3	2.01	0.43
1:KZ:75:ILE:HG23	1:LA:79:THR:HG22	2.00	0.43
1:LA:42:ARG:HB3	1:LA:45:ASN:HB3	2.01	0.43
1:LC:80:SER:HB2	1:LD:74:VAL:CG2	2.48	0.43
1:LJ:9:LEU:CG	1:LJ:10:ARG:H	2.29	0.43
1:LQ:56:ARG:HH21	1:LQ:72:PRO:HG3	1.82	0.43
1:LX:126:LEU:HD23	1:LX:126:LEU:HA	1.85	0.43
1:MZ:42:ARG:HB3	1:MZ:45:ASN:HB3	2.01	0.43
1:AD:75:ILE:HG23	1:AE:79:THR:HG22	2.00	0.43
1:AF:49:VAL:HG11	1:DR:112:ALA:O	2.18	0.43
1:AJ:38:LEU:HD22	1:FP:10:ARG:HH11	1.83	0.43
1:AX:92:GLU:CD	1:EJ:57:LYS:HZ3	2.22	0.43
1:BB:75:ILE:HG23	1:BC:79:THR:HG22	2.00	0.43
1:BD:113:TYR:CG	1:EP:90:ARG:NH2	2.86	0.43
1:BF:9:LEU:CG	1:BF:10:ARG:H	2.29	0.43
1:BK:10:ARG:HH22	1:BM:15:ASP:HA	1.83	0.43
1:CF:10:ARG:HH22	1:CH:15:ASP:HA	1.83	0.43
1:CI:75:ILE:HG23	1:CJ:79:THR:HG22	2.00	0.43
1:CM:63:ALA:HA	1:CM:68:GLU:HG2	1.99	0.43
1:CO:21:LEU:HD12	1:CO:30:ASN:OD1	2.18	0.43
1:CW:56:ARG:HH21	1:CW:72:PRO:HG3	1.82	0.43

Continued on next page...

Continued from previous page...

Atom-1	Atom-2	Interatomic distance (Å)	Clash overlap (Å)
1:CY:9:LEU:CG	1:CY:10:ARG:H	2.29	0.43
1:CY:42:ARG:HB3	1:CY:45:ASN:HB3	2.01	0.43
1:EE:10:ARG:HH22	1:EG:15:ASP:HA	1.83	0.43
1:EH:10:ARG:HH22	1:EJ:15:ASP:HA	1.83	0.43
1:EO:95:LYS:HE3	1:EO:126:LEU:O	2.17	0.43
1:GB:5:ALA:O	1:GB:22:PRO:HD3	2.17	0.43
1:GV:10:ARG:HH22	1:GX:15:ASP:HA	1.83	0.43
1:GY:113:TYR:O	1:IH:26:VAL:HG21	2.18	0.43
1:HS:8:LYS:HB2	1:LE:119:ASP:O	2.17	0.43
1:HS:89:ASP:OD2	1:LE:59:ILE:HD12	2.19	0.43
1:HY:106:LYS:NZ	1:LK:129:THR:O	2.52	0.43
1:IA:9:LEU:CG	1:IA:10:ARG:H	2.29	0.43
1:IC:80:SER:HB2	1:ID:74:VAL:CG2	2.48	0.43
1:ID:42:ARG:HB3	1:ID:45:ASN:HB3	2.01	0.43
1:II:10:ARG:HH22	1:IK:15:ASP:HA	1.83	0.43
1:IM:42:ARG:HB3	1:IM:45:ASN:HB3	2.01	0.43
1:IP:42:ARG:HB3	1:IP:45:ASN:HB3	2.01	0.43
1:JE:42:ARG:HB3	1:JE:45:ASN:HB3	2.01	0.43
1:JW:63:ALA:HA	1:JW:68:GLU:HG2	1.99	0.43
1:JZ:95:LYS:HE3	1:JZ:126:LEU:O	2.17	0.43
1:KN:75:ILE:HG23	1:KO:79:THR:HG22	2.00	0.43
1:KN:80:SER:HB2	1:KO:74:VAL:CG2	2.48	0.43
1:KO:42:ARG:HB3	1:KO:45:ASN:HB3	2.01	0.43
1:KQ:75:ILE:HG23	1:KR:79:THR:HG22	2.00	0.43
1:LO:10:ARG:HH22	1:LQ:15:ASP:HA	1.83	0.43
1:MB:9:LEU:CG	1:MB:10:ARG:H	2.29	0.43
1:MB:42:ARG:HB3	1:MB:45:ASN:HB3	2.01	0.43
1:MF:56:ARG:HH21	1:MF:72:PRO:HG3	1.82	0.43
1:MI:56:ARG:HH21	1:MI:72:PRO:HG3	1.83	0.43
1:MS:80:SER:HB2	1:MT:74:VAL:CG2	2.48	0.43
1:NJ:56:ARG:HH21	1:NJ:72:PRO:HG3	1.82	0.43
1:AQ:42:ARG:HB3	1:AQ:45:ASN:HB3	2.01	0.43
1:AR:90:ARG:NH2	1:ED:113:TYR:CG	2.87	0.43
1:AW:9:LEU:CG	1:AW:10:ARG:H	2.29	0.43
1:AX:56:ARG:HH21	1:AX:72:PRO:HG3	1.83	0.43
1:BI:42:ARG:HB3	1:BI:45:ASN:HB3	2.01	0.43
1:CJ:9:LEU:CG	1:CJ:10:ARG:H	2.29	0.43
1:DA:126:LEU:HD23	1:DA:126:LEU:HA	1.85	0.43
1:ER:42:ARG:HB3	1:ER:45:ASN:HB3	2.01	0.43
1:FB:56:ARG:HH21	1:FB:72:PRO:HG3	1.82	0.43
1:FU:80:SER:HB2	1:FV:74:VAL:CG2	2.48	0.43

Continued on next page...

Continued from previous page...

Atom-1	Atom-2	Interatomic distance (Å)	Clash overlap (Å)
1:HK:10:ARG:HH22	1:HM:15:ASP:HA	1.83	0.43
1:HM:106:LYS:NZ	1:KY:130:GLU:HA	2.34	0.43
1:HO:5:ALA:O	1:HO:22:PRO:HD3	2.17	0.43
1:HR:42:ARG:HB3	1:HR:45:ASN:HB3	2.01	0.43
1:IW:106:LYS:NZ	1:MI:129:THR:O	2.51	0.43
1:JB:11:GLU:OE1	1:NJ:11:GLU:OE1	2.37	0.43
1:JE:10:ARG:HH11	1:NK:38:LEU:HB2	1.83	0.43
1:JP:80:SER:HB2	1:JQ:74:VAL:CG2	2.48	0.43
1:KG:82:PRO:HD2	1:KG:85:THR:HG21	2.01	0.43
1:KI:9:LEU:CG	1:KI:10:ARG:H	2.29	0.43
1:KM:56:ARG:HH21	1:KM:72:PRO:HG3	1.83	0.43
1:LJ:42:ARG:HB3	1:LJ:45:ASN:HB3	2.01	0.43
1:MI:82:PRO:HD2	1:MI:85:THR:HG21	2.01	0.43
1:MM:10:ARG:HH22	1:MO:15:ASP:HA	1.83	0.43
1:MN:42:ARG:HB3	1:MN:45:ASN:HB3	2.01	0.43
1:MW:63:ALA:HA	1:MW:68:GLU:HG2	1.99	0.43
1:NI:42:ARG:HB3	1:NI:45:ASN:HB3	2.01	0.43
1:NL:42:ARG:HB3	1:NL:45:ASN:HB3	2.01	0.43
1:NN:75:ILE:HG23	1:NO:79:THR:HG22	2.00	0.43
1:AA:75:ILE:HG23	1:AB:79:THR:HG22	2.00	0.43
1:AC:82:PRO:HD2	1:AC:85:THR:HG21	2.01	0.43
1:AS:10:ARG:HD2	1:AU:38:LEU:HD11	2.01	0.43
1:AS:75:ILE:HG23	1:AT:79:THR:HG22	2.00	0.43
1:BB:10:ARG:HH22	1:BD:15:ASP:HA	1.83	0.43
1:BM:56:ARG:HH21	1:BM:72:PRO:HG3	1.83	0.43
1:BV:57:LYS:NZ	1:FH:92:GLU:OE2	2.46	0.43
1:BV:92:GLU:OE2	1:FH:57:LYS:NZ	2.44	0.43
1:CB:82:PRO:HD2	1:CB:85:THR:HG21	2.01	0.43
1:CT:56:ARG:HH21	1:CT:72:PRO:HG3	1.83	0.43
1:DG:10:ARG:HD2	1:DI:38:LEU:HD11	2.01	0.43
1:DG:80:SER:HB2	1:DH:74:VAL:CG2	2.48	0.43
1:DH:42:ARG:HB3	1:DH:45:ASN:HB3	2.01	0.43
1:DI:122:PHE:CE1	1:GU:5:ALA:HB2	2.54	0.43
1:DK:9:LEU:CG	1:DK:10:ARG:H	2.29	0.43
1:DS:10:ARG:HD2	1:DU:38:LEU:HD11	2.01	0.43
1:DT:9:LEU:CG	1:DT:10:ARG:H	2.29	0.43
1:EB:126:LEU:HD23	1:EB:126:LEU:HA	1.85	0.43
1:ES:82:PRO:HD2	1:ES:85:THR:HG21	2.01	0.43
1:EU:9:LEU:CG	1:EU:10:ARG:H	2.29	0.43
1:FN:82:PRO:HD2	1:FN:85:THR:HG21	2.01	0.43
1:FR:75:ILE:HG23	1:FS:79:THR:HG22	2.00	0.43

Continued on next page...

Continued from previous page...

Atom-1	Atom-2	Interatomic distance (Å)	Clash overlap (Å)
1:GB:63:ALA:HA	1:GB:68:GLU:HG2	1.99	0.43
1:GO:56:ARG:HH21	1:GO:72:PRO:HG3	1.83	0.43
1:HB:80:SER:HB2	1:HC:74:VAL:CG2	2.48	0.43
1:HD:56:ARG:HH21	1:HD:72:PRO:HG3	1.83	0.43
1:HS:129:THR:O	1:LE:106:LYS:NZ	2.52	0.43
1:HW:80:SER:HB2	1:HX:74:VAL:CG2	2.48	0.43
1:IK:90:ARG:NH2	1:LW:113:TYR:CD1	2.87	0.43
1:IP:63:ALA:HA	1:IP:68:GLU:HG2	1.99	0.43
1:JC:94:LEU:CD1	1:MO:105:VAL:HG22	2.49	0.43
1:JI:82:PRO:HD2	1:JI:85:THR:HG21	2.01	0.43
1:JL:10:ARG:NH1	1:KF:15:ASP:OD1	2.52	0.43
1:KE:80:SER:HB2	1:KF:74:VAL:CG2	2.48	0.43
1:LU:80:SER:HB2	1:LV:74:VAL:CG2	2.48	0.43
1:LV:9:LEU:CG	1:LV:10:ARG:H	2.29	0.43
1:MG:80:SER:HB2	1:MH:74:VAL:CG2	2.48	0.43
1:MJ:10:ARG:HD2	1:ML:38:LEU:HD11	2.01	0.43
1:NC:95:LYS:HE3	1:NC:126:LEU:O	2.17	0.43
1:NE:10:ARG:HD2	1:NG:38:LEU:HD11	2.01	0.43
1:NO:9:LEU:CG	1:NO:10:ARG:H	2.30	0.43
1:NQ:126:LEU:HD23	1:NQ:126:LEU:HA	1.85	0.43
1:AF:129:THR:O	1:DR:106:LYS:NZ	2.51	0.43
1:AL:82:PRO:HD2	1:AL:85:THR:HG21	2.01	0.43
1:AO:82:PRO:HD2	1:AO:85:THR:HG21	2.01	0.43
1:AS:10:ARG:HH22	1:AU:15:ASP:HA	1.83	0.43
1:AU:53:ARG:NH1	1:EG:104:GLU:OE1	2.38	0.43
1:AW:42:ARG:HB3	1:AW:45:ASN:HB3	2.01	0.43
1:AZ:10:ARG:NH1	1:EH:38:LEU:HB2	2.33	0.43
1:BD:92:GLU:CD	1:EP:57:LYS:HZ3	2.20	0.43
1:BH:10:ARG:HD2	1:BJ:38:LEU:HD11	2.01	0.43
1:BP:129:THR:C	1:FB:106:LYS:HZ2	2.22	0.43
1:BX:42:ARG:HB3	1:BX:45:ASN:HB3	2.01	0.43
1:CF:10:ARG:HD2	1:CH:38:LEU:HD11	2.01	0.43
1:CZ:8:LYS:HB2	1:GL:119:ASP:O	2.19	0.43
1:DA:75:ILE:HG23	1:DB:79:THR:HG22	2.00	0.43
1:DD:75:ILE:HG23	1:DE:79:THR:HG22	2.00	0.43
1:DV:114:SER:HA	1:GF:26:VAL:HG21	2.01	0.43
1:EB:10:ARG:HD2	1:ED:38:LEU:HD11	2.01	0.43
1:EV:82:PRO:HD2	1:EV:85:THR:HG21	2.01	0.43
1:FD:9:LEU:CG	1:FD:10:ARG:H	2.29	0.43
1:FG:42:ARG:HB3	1:FG:45:ASN:HB3	2.01	0.43
1:FV:42:ARG:HB3	1:FV:45:ASN:HB3	2.01	0.43

Continued on next page...

Continued from previous page...

Atom-1	Atom-2	Interatomic distance (Å)	Clash overlap (Å)
1:GD:10:ARG:HD2	1:GF:38:LEU:HD11	2.01	0.43
1:GT:42:ARG:HB3	1:GT:45:ASN:HB3	2.01	0.43
1:GV:10:ARG:HD2	1:GX:38:LEU:HD11	2.01	0.43
1:HK:75:ILE:HG23	1:HL:79:THR:HG22	2.00	0.43
1:IB:56:ARG:HH21	1:IB:72:PRO:HG3	1.83	0.43
1:IE:77:THR:HA	1:LQ:76:LYS:O	2.19	0.43
1:IQ:82:PRO:HD2	1:IQ:85:THR:HG21	2.01	0.43
1:JA:80:SER:HB2	1:JB:74:VAL:CG2	2.48	0.43
1:JV:10:ARG:HD2	1:JX:38:LEU:HD11	2.01	0.43
1:KB:21:LEU:HD12	1:KB:30:ASN:OD1	2.17	0.43
1:KD:82:PRO:HD2	1:KD:85:THR:HG21	2.01	0.43
1:KE:99:SER:OG	1:KE:124:GLU:O	2.20	0.43
1:KP:56:ARG:HH21	1:KP:72:PRO:HG3	1.83	0.43
1:LI:21:LEU:HD12	1:LI:30:ASN:OD1	2.18	0.43
1:LO:75:ILE:HG23	1:LP:79:THR:HG22	2.00	0.43
1:MX:56:ARG:HH21	1:MX:72:PRO:HG3	1.83	0.43
1:NK:75:ILE:HG23	1:NL:79:THR:HG22	2.00	0.43
1:AI:57:LYS:HZ3	1:DU:92:GLU:CD	2.23	0.42
1:AL:74:VAL:CG2	1:DX:80:SER:HB2	2.43	0.42
1:BA:82:PRO:HD2	1:BA:85:THR:HG21	2.01	0.42
1:BD:90:ARG:NH2	1:EP:113:TYR:CD1	2.86	0.42
1:BQ:10:ARG:HD2	1:BS:38:LEU:HD11	2.01	0.42
1:BZ:75:ILE:HG23	1:CA:79:THR:HG22	2.00	0.42
1:CD:113:TYR:O	1:CS:26:VAL:HG21	2.19	0.42
1:CK:10:ARG:HH21	1:CP:38:LEU:CD2	2.32	0.42
1:CR:99:SER:OG	1:CR:124:GLU:O	2.20	0.42
1:DJ:80:SER:HB2	1:DK:74:VAL:CG2	2.48	0.42
1:DP:126:LEU:HD23	1:DP:126:LEU:HA	1.85	0.42
1:EH:80:SER:HB2	1:EI:74:VAL:CG2	2.48	0.42
1:EK:75:ILE:HG23	1:EL:79:THR:HG22	2.00	0.42
1:EM:82:PRO:HD2	1:EM:85:THR:HG21	2.01	0.42
1:EP:82:PRO:HD2	1:EP:85:THR:HG21	2.01	0.42
1:FR:10:ARG:HD2	1:FT:38:LEU:HD11	2.01	0.42
1:FS:42:ARG:HB3	1:FS:45:ASN:HB3	2.01	0.42
1:FT:82:PRO:HD2	1:FT:85:THR:HG21	2.01	0.42
1:FX:10:ARG:HD2	1:FZ:38:LEU:HD11	2.01	0.42
1:GE:9:LEU:CG	1:GE:10:ARG:H	2.29	0.42
1:GI:82:PRO:HD2	1:GI:85:THR:HG21	2.01	0.42
1:HC:10:ARG:HH11	1:HZ:38:LEU:HB2	1.84	0.42
1:HF:42:ARG:HB3	1:HF:45:ASN:HB3	2.01	0.42
1:HI:9:LEU:CG	1:HI:10:ARG:H	2.29	0.42

Continued on next page...

Continued from previous page...

Atom-1	Atom-2	Interatomic distance (Å)	Clash overlap (Å)
1:HK:10:ARG:HD2	1:HM:38:LEU:HD11	2.01	0.42
1:IF:10:ARG:HH22	1:IH:15:ASP:HA	1.83	0.42
1:JA:75:ILE:HG23	1:JB:79:THR:HG22	2.00	0.42
1:JG:75:ILE:HG23	1:JH:79:THR:HG22	2.00	0.42
1:JO:82:PRO:HD2	1:JO:85:THR:HG21	2.01	0.42
1:JP:10:ARG:HD2	1:JR:38:LEU:HD11	2.01	0.42
1:JS:10:ARG:HH22	1:JU:15:ASP:HA	1.83	0.42
1:KB:75:ILE:HG23	1:KC:79:THR:HG22	2.00	0.42
1:KK:10:ARG:HH22	1:KM:15:ASP:HA	1.83	0.42
1:KZ:80:SER:HB2	1:LA:74:VAL:CG2	2.48	0.42
1:LB:82:PRO:HD2	1:LB:85:THR:HG21	2.01	0.42
1:LF:10:ARG:HD2	1:LH:38:LEU:HD11	2.01	0.42
1:LF:75:ILE:HG23	1:LG:79:THR:HG22	2.00	0.42
1:LI:75:ILE:HG23	1:LJ:79:THR:HG22	2.00	0.42
1:MA:10:ARG:HD2	1:MC:38:LEU:HD11	2.01	0.42
1:NN:10:ARG:HH22	1:NP:15:ASP:HA	1.83	0.42
1:NT:75:ILE:HG23	1:NU:79:THR:HG22	2.00	0.42
1:NU:42:ARG:HB3	1:NU:45:ASN:HB3	2.01	0.42
1:AA:9:LEU:HA	1:DO:116:TYR:CE1	2.54	0.42
1:AE:113:TYR:O	1:GB:26:VAL:HG21	2.19	0.42
1:AJ:10:ARG:HD2	1:AL:38:LEU:HD11	2.01	0.42
1:AL:57:LYS:HZ3	1:DX:92:GLU:CD	2.23	0.42
1:AX:53:ARG:NH1	1:EJ:104:GLU:OE1	2.34	0.42
1:AZ:42:ARG:HB3	1:AZ:45:ASN:HB3	2.01	0.42
1:BA:80:SER:HB2	1:EM:74:VAL:CG2	2.43	0.42
1:BD:82:PRO:HD2	1:BD:85:THR:HG21	2.01	0.42
1:BG:74:VAL:CG2	1:ES:80:SER:HB2	2.48	0.42
1:BS:56:ARG:HH21	1:BS:72:PRO:HG3	1.83	0.42
1:CK:112:ALA:O	1:FW:49:VAL:HG11	2.19	0.42
1:CO:10:ARG:HD2	1:CQ:38:LEU:HD11	2.01	0.42
1:CU:99:SER:OG	1:CU:124:GLU:O	2.20	0.42
1:DO:82:PRO:HD2	1:DO:85:THR:HG21	2.01	0.42
1:DX:82:PRO:HD2	1:DX:85:THR:HG21	2.01	0.42
1:EQ:10:ARG:HD2	1:ES:38:LEU:HD11	2.01	0.42
1:EW:75:ILE:HG23	1:EX:79:THR:HG22	2.00	0.42
1:FG:9:LEU:CG	1:FG:10:ARG:H	2.29	0.42
1:FU:82:PRO:HD2	1:FU:85:THR:HG21	2.02	0.42
1:GH:42:ARG:HB3	1:GH:45:ASN:HB3	2.01	0.42
1:GM:99:SER:OG	1:GM:124:GLU:O	2.20	0.42
1:GO:90:ARG:HA	1:GO:93:VAL:HG22	2.02	0.42
1:HD:82:PRO:HD2	1:HD:85:THR:HG21	2.01	0.42

Continued on next page...

Continued from previous page...

Atom-1	Atom-2	Interatomic distance (Å)	Clash overlap (Å)
1:HM:56:ARG:HH21	1:HM:72:PRO:HG3	1.83	0.42
1:HN:10:ARG:HH22	1:HP:15:ASP:HA	1.83	0.42
1:HN:80:SER:HB2	1:HO:74:VAL:CG2	2.48	0.42
1:HQ:80:SER:HB2	1:HR:74:VAL:CG2	2.48	0.42
1:HT:75:ILE:HG23	1:HU:79:THR:HG22	2.00	0.42
1:HY:82:PRO:HD2	1:HY:85:THR:HG21	2.01	0.42
1:IC:10:ARG:HH22	1:IE:15:ASP:HA	1.83	0.42
1:IQ:90:ARG:NH2	1:MC:113:TYR:CG	2.87	0.42
1:IR:10:ARG:HD2	1:IT:38:LEU:HD11	2.01	0.42
1:IU:10:ARG:HD2	1:IW:38:LEU:HD11	2.01	0.42
1:JM:80:SER:HB2	1:JN:74:VAL:CG2	2.48	0.42
1:KA:82:PRO:HD2	1:KA:85:THR:HG21	2.01	0.42
1:KK:10:ARG:HD2	1:KM:38:LEU:HD11	2.01	0.42
1:LG:26:VAL:HG21	1:LM:113:TYR:O	2.19	0.42
1:MM:10:ARG:HD2	1:MO:38:LEU:HD11	2.01	0.42
1:MP:10:ARG:HH22	1:MR:15:ASP:HA	1.83	0.42
1:MR:56:ARG:HH21	1:MR:72:PRO:HG3	1.82	0.42
1:AA:10:ARG:HD2	1:AC:38:LEU:HD11	2.01	0.42
1:AA:126:LEU:HD23	1:AA:126:LEU:HA	1.85	0.42
1:AB:113:TYR:O	1:FY:26:VAL:HG21	2.19	0.42
1:AE:9:LEU:CG	1:AE:10:ARG:H	2.29	0.42
1:AK:42:ARG:HB3	1:AK:45:ASN:HB3	2.01	0.42
1:AM:10:ARG:HH22	1:AO:15:ASP:HA	1.83	0.42
1:AP:82:PRO:HD2	1:AP:85:THR:HG21	2.02	0.42
1:BE:10:ARG:HD2	1:BG:38:LEU:HD11	2.02	0.42
1:BL:42:ARG:HB3	1:BL:45:ASN:HB3	2.01	0.42
1:BM:8:LYS:HB2	1:EY:119:ASP:O	2.19	0.42
1:BR:38:LEU:CD2	1:ED:10:ARG:HH21	2.31	0.42
1:CI:38:LEU:HD22	1:CP:10:ARG:HH11	1.84	0.42
1:CM:9:LEU:CG	1:CM:10:ARG:H	2.29	0.42
1:CT:82:PRO:HD2	1:CT:85:THR:HG21	2.01	0.42
1:CZ:56:ARG:HH21	1:CZ:72:PRO:HG3	1.82	0.42
1:DA:82:PRO:HD2	1:DA:85:THR:HG21	2.02	0.42
1:DM:10:ARG:HH22	1:DO:15:ASP:HA	1.83	0.42
1:DQ:9:LEU:CG	1:DQ:10:ARG:H	2.29	0.42
1:EU:42:ARG:HB3	1:EU:45:ASN:HB3	2.01	0.42
1:EW:82:PRO:HD2	1:EW:85:THR:HG21	2.02	0.42
1:FR:82:PRO:HD2	1:FR:85:THR:HG21	2.02	0.42
1:FX:126:LEU:HD23	1:FX:126:LEU:HA	1.85	0.42
1:GM:82:PRO:HD2	1:GM:85:THR:HG21	2.02	0.42
1:GO:82:PRO:HD2	1:GO:85:THR:HG21	2.01	0.42

Continued on next page...

Continued from previous page...

Atom-1	Atom-2	Interatomic distance (Å)	Clash overlap (Å)
1:GP:10:ARG:HD2	1:GR:38:LEU:HD11	2.01	0.42
1:GP:126:LEU:HD23	1:GP:126:LEU:HA	1.85	0.42
1:GQ:42:ARG:HB3	1:GQ:45:ASN:HB3	2.01	0.42
1:GY:10:ARG:HH22	1:HA:15:ASP:HA	1.83	0.42
1:HI:42:ARG:HB3	1:HI:45:ASN:HB3	2.01	0.42
1:HS:82:PRO:HD2	1:HS:85:THR:HG21	2.01	0.42
1:HW:126:LEU:HD23	1:HW:126:LEU:HA	1.85	0.42
1:HX:9:LEU:CG	1:HX:10:ARG:H	2.29	0.42
1:IA:42:ARG:HB3	1:IA:45:ASN:HB3	2.01	0.42
1:IH:82:PRO:HD2	1:IH:85:THR:HG21	2.01	0.42
1:IJ:42:ARG:HB3	1:IJ:45:ASN:HB3	2.01	0.42
1:IP:9:LEU:CG	1:IP:10:ARG:H	2.29	0.42
1:IY:42:ARG:HB3	1:IY:45:ASN:HB3	2.01	0.42
1:JK:42:ARG:HB3	1:JK:45:ASN:HB3	2.01	0.42
1:JL:90:ARG:HA	1:JL:93:VAL:HG22	2.02	0.42
1:JR:90:ARG:HA	1:JR:93:VAL:HG22	2.02	0.42
1:KH:10:ARG:HD2	1:KJ:38:LEU:HD11	2.01	0.42
1:KH:10:ARG:HH22	1:KJ:15:ASP:HA	1.83	0.42
1:KI:42:ARG:HB3	1:KI:45:ASN:HB3	2.01	0.42
1:KQ:10:ARG:HD2	1:KS:38:LEU:HD11	2.01	0.42
1:KT:10:ARG:HH22	1:KV:15:ASP:HA	1.83	0.42
1:KW:99:SER:OG	1:KW:124:GLU:O	2.20	0.42
1:KY:90:ARG:HA	1:KY:93:VAL:HG22	2.02	0.42
1:LO:80:SER:HB2	1:LP:74:VAL:CG2	2.48	0.42
1:LS:42:ARG:HB3	1:LS:45:ASN:HB3	2.01	0.42
1:LX:10:ARG:HD2	1:LZ:38:LEU:HD11	2.01	0.42
1:MG:126:LEU:HD23	1:MG:126:LEU:HA	1.85	0.42
1:MU:90:ARG:HA	1:MU:93:VAL:HG22	2.02	0.42
1:MW:42:ARG:HB3	1:MW:45:ASN:HB3	2.01	0.42
1:MZ:9:LEU:CG	1:MZ:10:ARG:H	2.29	0.42
1:NB:82:PRO:HD2	1:NB:85:THR:HG21	2.02	0.42
1:NQ:75:ILE:HG23	1:NR:79:THR:HG22	2.00	0.42
1:NQ:82:PRO:HD2	1:NQ:85:THR:HG21	2.02	0.42
1:AD:10:ARG:HD2	1:AF:38:LEU:HD11	2.01	0.42
1:AJ:75:ILE:HG23	1:AK:79:THR:HG22	2.00	0.42
1:BF:42:ARG:HB3	1:BF:45:ASN:HB3	2.01	0.42
1:BH:75:ILE:HG23	1:BI:79:THR:HG22	2.00	0.42
1:BP:82:PRO:HD2	1:BP:85:THR:HG21	2.01	0.42
1:BU:42:ARG:HB3	1:BU:45:ASN:HB3	2.01	0.42
1:BZ:10:ARG:HH22	1:CB:15:ASP:HA	1.83	0.42
1:CE:82:PRO:HD2	1:CE:85:THR:HG21	2.01	0.42

Continued on next page...

Continued from previous page...

Atom-1	Atom-2	Interatomic distance (Å)	Clash overlap (Å)
1:CL:82:PRO:HD2	1:CL:85:THR:HG21	2.02	0.42
1:CN:82:PRO:HD2	1:CN:85:THR:HG21	2.01	0.42
1:CR:82:PRO:HD2	1:CR:85:THR:HG21	2.01	0.42
1:CX:10:ARG:HH22	1:CZ:15:ASP:HA	1.83	0.42
1:CX:126:LEU:HD23	1:CX:126:LEU:HA	1.85	0.42
1:DL:82:PRO:HD2	1:DL:85:THR:HG21	2.01	0.42
1:DW:42:ARG:HB3	1:DW:45:ASN:HB3	2.01	0.42
1:DY:114:SER:HA	1:FZ:26:VAL:HG21	2.01	0.42
1:EE:75:ILE:HG23	1:EF:79:THR:HG22	2.00	0.42
1:EH:82:PRO:HD2	1:EH:85:THR:HG21	2.02	0.42
1:EK:82:PRO:HD2	1:EK:85:THR:HG21	2.02	0.42
1:FE:82:PRO:HD2	1:FE:85:THR:HG21	2.01	0.42
1:FE:90:ARG:HA	1:FE:93:VAL:HG22	2.02	0.42
1:FJ:9:LEU:CG	1:FJ:10:ARG:H	2.29	0.42
1:FT:90:ARG:HA	1:FT:93:VAL:HG22	2.02	0.42
1:FU:10:ARG:HD2	1:FW:38:LEU:HD11	2.01	0.42
1:FY:42:ARG:HB3	1:FY:45:ASN:HB3	2.01	0.42
1:GA:82:PRO:HD2	1:GA:85:THR:HG21	2.02	0.42
1:GC:90:ARG:HA	1:GC:93:VAL:HG22	2.02	0.42
1:GU:90:ARG:HA	1:GU:93:VAL:HG22	2.02	0.42
1:HH:80:SER:HB2	1:HI:74:VAL:CG2	2.48	0.42
1:HM:119:ASP:O	1:KY:8:LYS:HB2	2.19	0.42
1:HP:82:PRO:HD2	1:HP:85:THR:HG21	2.01	0.42
1:HZ:10:ARG:HD2	1:IB:38:LEU:HD11	2.01	0.42
1:IC:75:ILE:HG23	1:ID:79:THR:HG22	2.00	0.42
1:IO:10:ARG:HD2	1:IQ:38:LEU:HD11	2.01	0.42
1:IT:113:TYR:CG	1:MF:90:ARG:NH2	2.87	0.42
1:IU:82:PRO:HD2	1:IU:85:THR:HG21	2.02	0.42
1:JA:82:PRO:HD2	1:JA:85:THR:HG21	2.02	0.42
1:JD:82:PRO:HD2	1:JD:85:THR:HG21	2.02	0.42
1:JG:10:ARG:HD2	1:JI:38:LEU:HD11	2.01	0.42
1:JL:82:PRO:HD2	1:JL:85:THR:HG21	2.01	0.42
1:JM:10:ARG:HH22	1:JO:15:ASP:HA	1.83	0.42
1:JX:82:PRO:HD2	1:JX:85:THR:HG21	2.01	0.42
1:KA:49:VAL:HG11	1:NM:112:ALA:O	2.19	0.42
1:KA:90:ARG:HA	1:KA:93:VAL:HG22	2.02	0.42
1:KB:10:ARG:HD2	1:KD:38:LEU:HD11	2.01	0.42
1:KB:126:LEU:HD23	1:KB:126:LEU:HA	1.85	0.42
1:KK:82:PRO:HD2	1:KK:85:THR:HG21	2.02	0.42
1:KN:10:ARG:HH22	1:KP:15:ASP:HA	1.83	0.42
1:KQ:82:PRO:HD2	1:KQ:85:THR:HG21	2.02	0.42

Continued on next page...

Continued from previous page...

Atom-1	Atom-2	Interatomic distance (Å)	Clash overlap (Å)
1:KT:10:ARG:HD2	1:KV:38:LEU:HD11	2.01	0.42
1:LK:82:PRO:HD2	1:LK:85:THR:HG21	2.01	0.42
1:LZ:82:PRO:HD2	1:LZ:85:THR:HG21	2.01	0.42
1:NK:10:ARG:HD2	1:NM:38:LEU:HD11	2.01	0.42
1:AA:82:PRO:HD2	1:AA:85:THR:HG21	2.02	0.42
1:AF:90:ARG:HA	1:AF:93:VAL:HG22	2.02	0.42
1:AO:90:ARG:HA	1:AO:93:VAL:HG22	2.02	0.42
1:AV:10:ARG:HD2	1:AX:38:LEU:HD11	2.01	0.42
1:BB:113:TYR:O	1:BS:26:VAL:HG21	2.20	0.42
1:BC:42:ARG:HB3	1:BC:45:ASN:HB3	2.01	0.42
1:BE:80:SER:HB2	1:BF:74:VAL:CG2	2.48	0.42
1:BN:10:ARG:HD2	1:BP:38:LEU:HD11	2.01	0.42
1:BP:90:ARG:HA	1:BP:93:VAL:HG22	2.02	0.42
1:BY:90:ARG:HA	1:BY:93:VAL:HG22	2.02	0.42
1:CB:77:THR:HA	1:FN:76:LYS:O	2.20	0.42
1:CD:10:ARG:NH2	1:GJ:15:ASP:OD1	2.52	0.42
1:CF:80:SER:HB2	1:CG:74:VAL:CG2	2.48	0.42
1:CH:92:GLU:CD	1:FT:57:LYS:HZ3	2.23	0.42
1:CK:129:THR:O	1:FW:106:LYS:NZ	2.52	0.42
1:CM:42:ARG:HB3	1:CM:45:ASN:HB3	2.01	0.42
1:CN:56:ARG:HH21	1:CN:72:PRO:HG3	1.83	0.42
1:CT:90:ARG:HA	1:CT:93:VAL:HG22	2.02	0.42
1:CX:10:ARG:HD2	1:CZ:38:LEU:HD11	2.01	0.42
1:EB:82:PRO:HD2	1:EB:85:THR:HG21	2.02	0.42
1:EU:10:ARG:HH11	1:FF:38:LEU:HB2	1.84	0.42
1:EV:90:ARG:HA	1:EV:93:VAL:HG22	2.02	0.42
1:EY:82:PRO:HD2	1:EY:85:THR:HG21	2.01	0.42
1:FA:42:ARG:HB3	1:FA:45:ASN:HB3	2.01	0.42
1:FM:9:LEU:CG	1:FM:10:ARG:H	2.29	0.42
1:FN:90:ARG:HA	1:FN:93:VAL:HG22	2.02	0.42
1:FQ:82:PRO:HD2	1:FQ:85:THR:HG21	2.01	0.42
1:GB:42:ARG:HB3	1:GB:45:ASN:HB3	2.01	0.42
1:GL:90:ARG:HA	1:GL:93:VAL:HG22	2.02	0.42
1:GX:8:LYS:HA	1:GX:19:PHE:CD1	2.55	0.42
1:GY:82:PRO:HD2	1:GY:85:THR:HG21	2.02	0.42
1:HD:8:LYS:HA	1:HD:19:PHE:CD1	2.55	0.42
1:HJ:129:THR:C	1:KV:106:LYS:HZ2	2.22	0.42
1:IN:90:ARG:HA	1:IN:93:VAL:HG22	2.02	0.42
1:IQ:90:ARG:NH2	1:MC:113:TYR:CD1	2.87	0.42
1:JF:82:PRO:HD2	1:JF:85:THR:HG21	2.01	0.42
1:JP:82:PRO:HD2	1:JP:85:THR:HG21	2.02	0.42

Continued on next page...

Continued from previous page...

Atom-1	Atom-2	Interatomic distance (Å)	Clash overlap (Å)
1:JV:82:PRO:HD2	1:JV:85:THR:HG21	2.02	0.42
1:KR:42:ARG:HB3	1:KR:45:ASN:HB3	2.01	0.42
1:KY:82:PRO:HD2	1:KY:85:THR:HG21	2.01	0.42
1:LL:82:PRO:HD2	1:LL:85:THR:HG21	2.02	0.42
1:MD:82:PRO:HD2	1:MD:85:THR:HG21	2.02	0.42
1:MH:9:LEU:CG	1:MH:10:ARG:H	2.29	0.42
1:MO:90:ARG:HA	1:MO:93:VAL:HG22	2.02	0.42
1:MV:82:PRO:HD2	1:MV:85:THR:HG21	2.02	0.42
1:MX:82:PRO:HD2	1:MX:85:THR:HG21	2.01	0.42
1:NF:42:ARG:HB3	1:NF:45:ASN:HB3	2.01	0.42
1:NJ:90:ARG:HA	1:NJ:93:VAL:HG22	2.02	0.42
1:AG:10:ARG:HH22	1:AI:15:ASP:HA	1.83	0.42
1:AT:42:ARG:HB3	1:AT:45:ASN:HB3	2.01	0.42
1:BH:82:PRO:HD2	1:BH:85:THR:HG21	2.02	0.42
1:BT:82:PRO:HD2	1:BT:85:THR:HG21	2.02	0.42
1:CK:53:ARG:NH1	1:FW:104:GLU:OE1	2.38	0.42
1:CK:90:ARG:HA	1:CK:93:VAL:HG22	2.02	0.42
1:CO:82:PRO:HD2	1:CO:85:THR:HG21	2.02	0.42
1:CR:7:PHE:HD1	1:CS:120:LYS:HD3	1.85	0.42
1:DC:8:LYS:HA	1:DC:19:PHE:CD1	2.55	0.42
1:DD:82:PRO:HD2	1:DD:85:THR:HG21	2.02	0.42
1:DV:75:ILE:HG23	1:DW:79:THR:HG22	2.00	0.42
1:EH:10:ARG:HD2	1:EJ:38:LEU:HD11	2.01	0.42
1:EJ:82:PRO:HD2	1:EJ:85:THR:HG21	2.01	0.42
1:EK:10:ARG:HD2	1:EM:38:LEU:HD11	2.01	0.42
1:ES:8:LYS:HA	1:ES:19:PHE:CD1	2.55	0.42
1:FF:82:PRO:HD2	1:FF:85:THR:HG21	2.02	0.42
1:FO:82:PRO:HD2	1:FO:85:THR:HG21	2.02	0.42
1:FT:8:LYS:HA	1:FT:19:PHE:CD1	2.55	0.42
1:FU:126:LEU:HD23	1:FU:126:LEU:HA	1.85	0.42
1:GA:10:ARG:HD2	1:GC:38:LEU:HD11	2.01	0.42
1:GD:99:SER:OG	1:GD:124:GLU:O	2.20	0.42
1:GN:35:VAL:HG22	1:GN:52:MET:HB2	2.02	0.42
1:GN:42:ARG:HB3	1:GN:45:ASN:HB3	2.01	0.42
1:GP:82:PRO:HD2	1:GP:85:THR:HG21	2.02	0.42
1:GR:82:PRO:HD2	1:GR:85:THR:HG21	2.01	0.42
1:HC:35:VAL:HG22	1:HC:52:MET:HB2	2.02	0.42
1:HC:42:ARG:HB3	1:HC:45:ASN:HB3	2.01	0.42
1:HL:9:LEU:CG	1:HL:10:ARG:H	2.29	0.42
1:ID:35:VAL:HG22	1:ID:52:MET:HB2	2.02	0.42
1:IE:8:LYS:HA	1:IE:19:PHE:CD1	2.55	0.42

Continued on next page...

Continued from previous page...

Atom-1	Atom-2	Interatomic distance (Å)	Clash overlap (Å)
1:IK:82:PRO:HD2	1:IK:85:THR:HG21	2.01	0.42
1:IL:82:PRO:HD2	1:IL:85:THR:HG21	2.02	0.42
1:IN:8:LYS:HA	1:IN:19:PHE:CD1	2.55	0.42
1:IN:106:LYS:NZ	1:LZ:129:THR:O	2.52	0.42
1:IT:8:LYS:HA	1:IT:19:PHE:CD1	2.55	0.42
1:IW:82:PRO:HD2	1:IW:85:THR:HG21	2.01	0.42
1:JC:8:LYS:HA	1:JC:19:PHE:CD1	2.55	0.42
1:JC:10:ARG:NH1	1:JQ:15:ASP:OD1	2.52	0.42
1:JF:123:ILE:O	1:MR:3:PRO:HA	2.20	0.42
1:JK:39:PRO:CD	1:JK:49:VAL:HG12	2.47	0.42
1:JO:8:LYS:HA	1:JO:19:PHE:CD1	2.55	0.42
1:JP:75:ILE:HG23	1:JQ:79:THR:HG22	2.00	0.42
1:KD:90:ARG:HA	1:KD:93:VAL:HG22	2.02	0.42
1:KO:35:VAL:HG22	1:KO:52:MET:HB2	2.02	0.42
1:KW:80:SER:HB2	1:KX:74:VAL:CG2	2.48	0.42
1:KY:8:LYS:HA	1:KY:19:PHE:CD1	2.55	0.42
1:LU:82:PRO:HD2	1:LU:85:THR:HG21	2.02	0.42
1:MD:10:ARG:HD2	1:MF:38:LEU:HD11	2.01	0.42
1:MG:10:ARG:HD2	1:MI:38:LEU:HD11	2.01	0.42
1:MH:35:VAL:HG22	1:MH:52:MET:HB2	2.02	0.42
1:ML:90:ARG:HA	1:ML:93:VAL:HG22	2.02	0.42
1:MR:90:ARG:HA	1:MR:93:VAL:HG22	2.02	0.42
1:MS:7:PHE:HD1	1:MT:120:LYS:HD3	1.85	0.42
1:MT:42:ARG:HB3	1:MT:45:ASN:HB3	2.01	0.42
1:MX:8:LYS:HA	1:MX:19:PHE:CD1	2.55	0.42
1:ND:82:PRO:HD2	1:ND:85:THR:HG21	2.01	0.42
1:NQ:10:ARG:HD2	1:NS:38:LEU:HD11	2.01	0.42
1:AD:83:VAL:CG1	1:GB:27:THR:HA	2.49	0.42
1:AE:35:VAL:HG22	1:AE:52:MET:HB2	2.02	0.42
1:AG:82:PRO:HD2	1:AG:85:THR:HG21	2.02	0.42
1:AH:9:LEU:CG	1:AH:10:ARG:H	2.29	0.42
1:AI:90:ARG:HA	1:AI:93:VAL:HG22	2.02	0.42
1:AI:116:TYR:CE1	1:DS:9:LEU:HA	2.55	0.42
1:AK:35:VAL:HG22	1:AK:52:MET:HB2	2.02	0.42
1:AL:90:ARG:HA	1:AL:93:VAL:HG22	2.02	0.42
1:AR:10:ARG:NH1	1:FV:15:ASP:OD1	2.53	0.42
1:AR:90:ARG:HA	1:AR:93:VAL:HG22	2.02	0.42
1:AS:7:PHE:HD1	1:AT:120:LYS:HD3	1.85	0.42
1:AV:82:PRO:HD2	1:AV:85:THR:HG21	2.02	0.42
1:AV:114:SER:HA	1:EG:26:VAL:CG2	2.49	0.42
1:BH:80:SER:HB2	1:BI:74:VAL:CG2	2.48	0.42

Continued on next page...

Continued from previous page...

Atom-1	Atom-2	Interatomic distance (Å)	Clash overlap (Å)
1:BM:8:LYS:HA	1:BM:19:PHE:CD1	2.55	0.42
1:BP:105:VAL:HG22	1:FB:94:LEU:HD13	2.01	0.42
1:BR:35:VAL:HG22	1:BR:52:MET:HB2	2.02	0.42
1:BW:7:PHE:HD1	1:BX:120:LYS:HD3	1.85	0.42
1:BZ:7:PHE:HD1	1:CA:120:LYS:HD3	1.85	0.42
1:CC:7:PHE:HD1	1:CD:120:LYS:HD3	1.85	0.42
1:CI:82:PRO:HD2	1:CI:85:THR:HG21	2.02	0.42
1:CN:90:ARG:HA	1:CN:93:VAL:HG22	2.02	0.42
1:CQ:8:LYS:HA	1:CQ:19:PHE:CD1	2.55	0.42
1:CS:35:VAL:HG22	1:CS:52:MET:HB2	2.02	0.42
1:CW:8:LYS:HA	1:CW:19:PHE:CD1	2.55	0.42
1:DB:42:ARG:HB3	1:DB:45:ASN:HB3	2.01	0.42
1:DL:90:ARG:HA	1:DL:93:VAL:HG22	2.02	0.42
1:DL:106:LYS:NZ	1:GX:129:THR:O	2.52	0.42
1:DM:7:PHE:HD1	1:DN:120:LYS:HD3	1.85	0.42
1:DS:7:PHE:HD1	1:DT:120:LYS:HD3	1.85	0.42
1:DV:82:PRO:HD2	1:DV:85:THR:HG21	2.02	0.42
1:DZ:35:VAL:HG22	1:DZ:52:MET:HB2	2.02	0.42
1:EB:7:PHE:HD1	1:EC:120:LYS:HD3	1.85	0.42
1:ED:8:LYS:HA	1:ED:19:PHE:CD1	2.55	0.42
1:EE:82:PRO:HD2	1:EE:85:THR:HG21	2.02	0.42
1:EG:8:LYS:HA	1:EG:19:PHE:CD1	2.55	0.42
1:EJ:90:ARG:HA	1:EJ:93:VAL:HG22	2.02	0.42
1:EL:35:VAL:HG22	1:EL:52:MET:HB2	2.02	0.42
1:EM:90:ARG:HA	1:EM:93:VAL:HG22	2.02	0.42
1:EP:90:ARG:HA	1:EP:93:VAL:HG22	2.02	0.42
1:ET:82:PRO:HD2	1:ET:85:THR:HG21	2.02	0.42
1:FA:35:VAL:HG22	1:FA:52:MET:HB2	2.02	0.42
1:FF:80:SER:HB2	1:FG:74:VAL:CG2	2.48	0.42
1:FH:90:ARG:HA	1:FH:93:VAL:HG22	2.02	0.42
1:FJ:39:PRO:CD	1:FJ:49:VAL:HG12	2.47	0.42
1:FN:8:LYS:HA	1:FN:19:PHE:CD1	2.55	0.42
1:FW:8:LYS:HA	1:FW:19:PHE:CD1	2.55	0.42
1:FX:7:PHE:HD1	1:FY:120:LYS:HD3	1.85	0.42
1:FZ:8:LYS:HA	1:FZ:19:PHE:CD1	2.55	0.42
1:GN:9:LEU:CG	1:GN:10:ARG:H	2.29	0.42
1:GU:82:PRO:HD2	1:GU:85:THR:HG21	2.01	0.42
1:HD:92:GLU:OE2	1:KP:57:LYS:NZ	2.49	0.42
1:HE:10:ARG:HD2	1:HG:38:LEU:HD11	2.01	0.42
1:HE:126:LEU:HD23	1:HE:126:LEU:HA	1.85	0.42
1:HG:82:PRO:HD2	1:HG:85:THR:HG21	2.01	0.42

Continued on next page...

Continued from previous page...

Atom-1	Atom-2	Interatomic distance (Å)	Clash overlap (Å)
1:HG:90:ARG:HA	1:HG:93:VAL:HG22	2.02	0.42
1:HS:8:LYS:HA	1:HS:19:PHE:CD1	2.55	0.42
1:HV:8:LYS:HA	1:HV:19:PHE:CD1	2.55	0.42
1:IB:82:PRO:HD2	1:IB:85:THR:HG21	2.01	0.42
1:IE:82:PRO:HD2	1:IE:85:THR:HG21	2.01	0.42
1:IJ:26:VAL:HG21	1:KU:113:TYR:O	2.20	0.42
1:JB:9:LEU:CG	1:JB:10:ARG:H	2.29	0.42
1:JB:35:VAL:HG22	1:JB:52:MET:HB2	2.02	0.42
1:JF:8:LYS:HA	1:JF:19:PHE:CD1	2.55	0.42
1:JG:7:PHE:HD1	1:JH:120:LYS:HD3	1.85	0.42
1:JL:8:LYS:HA	1:JL:19:PHE:CD1	2.55	0.42
1:JM:7:PHE:HD1	1:JN:120:LYS:HD3	1.85	0.42
1:JP:7:PHE:HD1	1:JQ:120:LYS:HD3	1.85	0.42
1:JY:10:ARG:HD2	1:KA:38:LEU:HD11	2.01	0.42
1:KE:7:PHE:HD1	1:KF:120:LYS:HD3	1.85	0.42
1:KE:10:ARG:HD2	1:KG:38:LEU:HD11	2.01	0.42
1:KJ:125:ASP:HB2	1:NV:4:ILE:HG12	2.00	0.42
1:KR:35:VAL:HG22	1:KR:52:MET:HB2	2.02	0.42
1:KT:80:SER:HB2	1:KU:74:VAL:CG2	2.48	0.42
1:KU:42:ARG:HB3	1:KU:45:ASN:HB3	2.01	0.42
1:LC:10:ARG:HD2	1:LE:38:LEU:HD11	2.01	0.42
1:LE:82:PRO:HD2	1:LE:85:THR:HG21	2.01	0.42
1:LL:10:ARG:HD2	1:LN:38:LEU:HD11	2.01	0.42
1:LM:42:ARG:HB3	1:LM:45:ASN:HB3	2.01	0.42
1:LQ:90:ARG:HA	1:LQ:93:VAL:HG22	2.02	0.42
1:LT:8:LYS:HA	1:LT:19:PHE:CD1	2.55	0.42
1:LY:42:ARG:HB3	1:LY:45:ASN:HB3	2.01	0.42
1:LZ:8:LYS:HA	1:LZ:19:PHE:CD1	2.55	0.42
1:ME:42:ARG:HB3	1:ME:45:ASN:HB3	2.01	0.42
1:MF:82:PRO:HD2	1:MF:85:THR:HG21	2.01	0.42
1:MY:82:PRO:HD2	1:MY:85:THR:HG21	2.02	0.42
1:NS:8:LYS:HA	1:NS:19:PHE:CD1	2.55	0.42
1:AD:82:PRO:HD2	1:AD:85:THR:HG21	2.02	0.42
1:AI:8:LYS:HA	1:AI:19:PHE:CD1	2.55	0.42
1:AM:7:PHE:HD1	1:AN:120:LYS:HD3	1.85	0.42
1:AM:10:ARG:HD2	1:AO:38:LEU:HD11	2.01	0.42
1:AN:35:VAL:HG22	1:AN:52:MET:HB2	2.02	0.42
1:AP:7:PHE:HD1	1:AQ:120:LYS:HD3	1.85	0.42
1:AU:90:ARG:HA	1:AU:93:VAL:HG22	2.02	0.42
1:AV:10:ARG:HH22	1:AX:15:ASP:HA	1.83	0.42
1:AY:7:PHE:HD1	1:AZ:120:LYS:HD3	1.85	0.42

Continued on next page...

Continued from previous page...

Atom-1	Atom-2	Interatomic distance (Å)	Clash overlap (Å)
1:BD:112:ALA:O	1:EP:49:VAL:HG11	2.20	0.42
1:BI:35:VAL:HG22	1:BI:52:MET:HB2	2.02	0.42
1:BN:7:PHE:HD1	1:BO:120:LYS:HD3	1.85	0.42
1:BT:126:LEU:HD23	1:BT:126:LEU:HA	1.85	0.42
1:BY:82:PRO:HD2	1:BY:85:THR:HG21	2.01	0.42
1:CG:42:ARG:HB3	1:CG:45:ASN:HB3	2.01	0.42
1:CW:59:ILE:HD12	1:GI:89:ASP:OD2	2.20	0.42
1:CX:7:PHE:HD1	1:CY:120:LYS:HD3	1.85	0.42
1:DD:80:SER:HB2	1:DE:74:VAL:CG2	2.48	0.42
1:DF:90:ARG:HA	1:DF:93:VAL:HG22	2.02	0.42
1:DG:82:PRO:HD2	1:DG:85:THR:HG21	2.02	0.42
1:DJ:82:PRO:HD2	1:DJ:85:THR:HG21	2.02	0.42
1:DQ:35:VAL:HG22	1:DQ:52:MET:HB2	2.02	0.42
1:EA:8:LYS:HA	1:EA:19:PHE:CD1	2.55	0.42
1:ED:82:PRO:HD2	1:ED:85:THR:HG21	2.01	0.42
1:EL:42:ARG:HB3	1:EL:45:ASN:HB3	2.01	0.42
1:ES:90:ARG:HA	1:ES:93:VAL:HG22	2.02	0.42
1:ET:80:SER:HB2	1:EU:74:VAL:CG2	2.48	0.42
1:EW:7:PHE:HD1	1:EX:120:LYS:HD3	1.85	0.42
1:FC:7:PHE:HD1	1:FD:120:LYS:HD3	1.85	0.42
1:FL:82:PRO:HD2	1:FL:85:THR:HG21	2.02	0.42
1:FP:35:VAL:HG22	1:FP:52:MET:HB2	2.02	0.42
1:GI:90:ARG:HA	1:GI:93:VAL:HG22	2.02	0.42
1:GJ:10:ARG:HD2	1:GL:38:LEU:HD11	2.01	0.42
1:GS:10:ARG:HD2	1:GU:38:LEU:HD11	2.01	0.42
1:GV:75:ILE:HG23	1:GW:79:THR:HG22	2.00	0.42
1:GW:42:ARG:HB3	1:GW:45:ASN:HB3	2.01	0.42
1:HB:10:ARG:HD2	1:HD:38:LEU:HD11	2.01	0.42
1:HD:90:ARG:HA	1:HD:93:VAL:HG22	2.02	0.42
1:HH:10:ARG:HH22	1:HJ:15:ASP:HA	1.83	0.42
1:HK:7:PHE:HD1	1:HL:120:LYS:HD3	1.85	0.42
1:HP:8:LYS:HA	1:HP:19:PHE:CD1	2.55	0.42
1:HP:90:ARG:HA	1:HP:93:VAL:HG22	2.02	0.42
1:HR:35:VAL:HG22	1:HR:52:MET:HB2	2.02	0.42
1:HU:35:VAL:HG22	1:HU:52:MET:HB2	2.02	0.42
1:HU:42:ARG:HB3	1:HU:45:ASN:HB3	2.01	0.42
1:HW:10:ARG:HD2	1:HY:38:LEU:HD11	2.01	0.42
1:HW:82:PRO:HD2	1:HW:85:THR:HG21	2.02	0.42
1:HY:8:LYS:HA	1:HY:19:PHE:CD1	2.55	0.42
1:IB:90:ARG:HA	1:IB:93:VAL:HG22	2.02	0.42
1:IE:90:ARG:HA	1:IE:93:VAL:HG22	2.02	0.42

Continued on next page...

Continued from previous page...

Atom-1	Atom-2	Interatomic distance (Å)	Clash overlap (Å)
1:IH:8:LYS:HA	1:IH:19:PHE:CD1	2.55	0.42
1:II:10:ARG:HD2	1:IK:38:LEU:HD11	2.01	0.42
1:IP:26:VAL:HG21	1:LA:113:TYR:O	2.20	0.42
1:IU:80:SER:HB2	1:IV:74:VAL:CG2	2.48	0.42
1:IW:8:LYS:HA	1:IW:19:PHE:CD1	2.55	0.42
1:IX:7:PHE:HD1	1:IY:120:LYS:HD3	1.85	0.42
1:IZ:49:VAL:HG11	1:ML:112:ALA:O	2.20	0.42
1:JA:7:PHE:HD1	1:JB:120:LYS:HD3	1.85	0.42
1:JA:126:LEU:HD23	1:JA:126:LEU:HA	1.85	0.42
1:JD:7:PHE:HD1	1:JE:120:LYS:HD3	1.85	0.42
1:JG:82:PRO:HD2	1:JG:85:THR:HG21	2.02	0.42
1:JI:8:LYS:HA	1:JI:19:PHE:CD1	2.55	0.42
1:JI:90:ARG:HA	1:JI:93:VAL:HG22	2.02	0.42
1:JM:82:PRO:HD2	1:JM:85:THR:HG21	2.02	0.42
1:JP:42:ARG:HB3	1:JP:45:ASN:HB3	2.02	0.42
1:JU:82:PRO:HD2	1:JU:85:THR:HG21	2.01	0.42
1:JY:42:ARG:HB3	1:JY:45:ASN:HB3	2.02	0.42
1:JY:82:PRO:HD2	1:JY:85:THR:HG21	2.02	0.42
1:JZ:9:LEU:CG	1:JZ:10:ARG:H	2.29	0.42
1:KJ:90:ARG:HA	1:KJ:93:VAL:HG22	2.02	0.42
1:KK:7:PHE:HD1	1:KL:120:LYS:HD3	1.85	0.42
1:KN:10:ARG:HD2	1:KP:38:LEU:HD11	2.01	0.42
1:KW:42:ARG:HB3	1:KW:45:ASN:HB3	2.02	0.42
1:LC:82:PRO:HD2	1:LC:85:THR:HG21	2.02	0.42
1:LE:8:LYS:HA	1:LE:19:PHE:CD1	2.55	0.42
1:LH:90:ARG:HA	1:LH:93:VAL:HG22	2.02	0.42
1:LI:80:SER:HB2	1:LJ:74:VAL:CG2	2.48	0.42
1:LI:82:PRO:HD2	1:LI:85:THR:HG21	2.02	0.42
1:LR:42:ARG:HB3	1:LR:45:ASN:HB3	2.02	0.42
1:LR:99:SER:OG	1:LR:124:GLU:O	2.20	0.42
1:LU:42:ARG:HB3	1:LU:45:ASN:HB3	2.02	0.42
1:LV:35:VAL:HG22	1:LV:52:MET:HB2	2.02	0.42
1:MJ:7:PHE:HD1	1:MK:120:LYS:HD3	1.85	0.42
1:MO:8:LYS:HA	1:MO:19:PHE:CD1	2.55	0.42
1:MV:75:ILE:HG23	1:MW:79:THR:HG22	2.00	0.42
1:MY:7:PHE:HD1	1:MZ:120:LYS:HD3	1.85	0.42
1:NA:8:LYS:HA	1:NA:19:PHE:CD1	2.55	0.42
1:NE:7:PHE:HD1	1:NF:120:LYS:HD3	1.85	0.42
1:NG:82:PRO:HD2	1:NG:85:THR:HG21	2.01	0.42
1:NH:42:ARG:HB3	1:NH:45:ASN:HB3	2.02	0.42
1:NP:82:PRO:HD2	1:NP:85:THR:HG21	2.01	0.42

Continued on next page...

Continued from previous page...

Atom-1	Atom-2	Interatomic distance (Å)	Clash overlap (Å)
1:NV:90:ARG:HA	1:NV:93:VAL:HG22	2.02	0.42
1:AC:8:LYS:HA	1:AC:19:PHE:CD1	2.55	0.42
1:AC:73:ILE:HG23	1:DO:81:PHE:CD1	2.54	0.42
1:AE:42:ARG:HB3	1:AE:45:ASN:HB3	2.01	0.42
1:AG:7:PHE:HD1	1:AH:120:LYS:HD3	1.85	0.42
1:AJ:7:PHE:HD1	1:AK:120:LYS:HD3	1.85	0.42
1:AN:9:LEU:CG	1:AN:10:ARG:H	2.29	0.42
1:AV:7:PHE:HD1	1:AW:120:LYS:HD3	1.85	0.42
1:AY:38:LEU:HD22	1:EX:10:ARG:HH11	1.84	0.42
1:BJ:8:LYS:HA	1:BJ:19:PHE:CD1	2.55	0.42
1:BT:7:PHE:HD1	1:BU:120:LYS:HD3	1.85	0.42
1:BT:42:ARG:HB3	1:BT:45:ASN:HB3	2.02	0.42
1:BW:82:PRO:HD2	1:BW:85:THR:HG21	2.02	0.42
1:BY:106:LYS:NZ	1:FK:129:THR:O	2.53	0.42
1:BZ:126:LEU:HD23	1:BZ:126:LEU:HA	1.85	0.42
1:CA:35:VAL:HG22	1:CA:52:MET:HB2	2.02	0.42
1:CB:96:GLN:OE1	1:FN:21:LEU:HD13	2.20	0.42
1:CC:10:ARG:HH22	1:CE:15:ASP:HA	1.83	0.42
1:CC:82:PRO:HD2	1:CC:85:THR:HG21	2.02	0.42
1:CD:9:LEU:CG	1:CD:10:ARG:H	2.29	0.42
1:CJ:42:ARG:HB3	1:CJ:45:ASN:HB3	2.01	0.42
1:CP:42:ARG:HB3	1:CP:45:ASN:HB3	2.01	0.42
1:CT:8:LYS:HB2	1:GF:119:ASP:O	2.20	0.42
1:CW:82:PRO:HD2	1:CW:85:THR:HG21	2.01	0.42
1:CX:42:ARG:HB3	1:CX:45:ASN:HB3	2.02	0.42
1:DG:42:ARG:HB3	1:DG:45:ASN:HB3	2.02	0.42
1:DK:42:ARG:HB3	1:DK:45:ASN:HB3	2.01	0.42
1:DU:8:LYS:HA	1:DU:19:PHE:CD1	2.55	0.42
1:DV:126:LEU:HD23	1:DV:126:LEU:HA	1.85	0.42
1:EE:10:ARG:HD2	1:EG:38:LEU:HD11	2.01	0.42
1:EH:42:ARG:HB3	1:EH:45:ASN:HB3	2.02	0.42
1:EM:8:LYS:HA	1:EM:19:PHE:CD1	2.55	0.42
1:ET:10:ARG:HD2	1:EV:38:LEU:HD11	2.01	0.42
1:EW:42:ARG:HB3	1:EW:45:ASN:HB3	2.02	0.42
1:FB:8:LYS:HA	1:FB:19:PHE:CD1	2.55	0.42
1:FP:42:ARG:HB3	1:FP:45:ASN:HB3	2.01	0.42
1:FW:82:PRO:HD2	1:FW:85:THR:HG21	2.01	0.42
1:FW:90:ARG:HA	1:FW:93:VAL:HG22	2.02	0.42
1:FZ:82:PRO:HD2	1:FZ:85:THR:HG21	2.01	0.42
1:GA:7:PHE:HD1	1:GB:120:LYS:HD3	1.85	0.42
1:GC:8:LYS:HA	1:GC:19:PHE:CD1	2.55	0.42

Continued on next page...

Continued from previous page...

Atom-1	Atom-2	Interatomic distance (Å)	Clash overlap (Å)
1:GD:82:PRO:HD2	1:GD:85:THR:HG21	2.02	0.42
1:GG:80:SER:HB2	1:GH:74:VAL:CG2	2.48	0.42
1:GS:42:ARG:HB3	1:GS:45:ASN:HB3	2.02	0.42
1:GV:7:PHE:HD1	1:GW:120:LYS:HD3	1.85	0.42
1:GX:82:PRO:HD2	1:GX:85:THR:HG21	2.01	0.42
1:GZ:35:VAL:HG22	1:GZ:52:MET:HB2	2.02	0.42
1:HB:42:ARG:HB3	1:HB:45:ASN:HB3	2.02	0.42
1:HE:83:VAL:CG1	1:NC:27:THR:HG22	2.50	0.42
1:HG:8:LYS:HA	1:HG:19:PHE:CD1	2.55	0.42
1:HJ:90:ARG:HA	1:HJ:93:VAL:HG22	2.02	0.42
1:HQ:82:PRO:HD2	1:HQ:85:THR:HG21	2.02	0.42
1:HV:82:PRO:HD2	1:HV:85:THR:HG21	2.01	0.42
1:HX:42:ARG:HB3	1:HX:45:ASN:HB3	2.01	0.42
1:II:7:PHE:HD1	1:IJ:120:LYS:HD3	1.85	0.42
1:II:82:PRO:HD2	1:II:85:THR:HG21	2.02	0.42
1:IQ:8:LYS:HA	1:IQ:19:PHE:CD1	2.55	0.42
1:IQ:90:ARG:HA	1:IQ:93:VAL:HG22	2.02	0.42
1:IS:35:VAL:HG22	1:IS:52:MET:HB2	2.02	0.42
1:JA:10:ARG:HD2	1:JC:38:LEU:HD11	2.01	0.42
1:JB:15:ASP:OD1	1:NJ:10:ARG:NH1	2.53	0.42
1:JB:42:ARG:HB3	1:JB:45:ASN:HB3	2.01	0.42
1:JC:8:LYS:HB2	1:MO:119:ASP:O	2.20	0.42
1:JC:82:PRO:HD2	1:JC:85:THR:HG21	2.01	0.42
1:KD:119:ASP:O	1:NP:8:LYS:HB2	2.19	0.42
1:KW:82:PRO:HD2	1:KW:85:THR:HG21	2.02	0.42
1:LB:90:ARG:HA	1:LB:93:VAL:HG22	2.02	0.42
1:LF:7:PHE:HD1	1:LG:120:LYS:HD3	1.85	0.42
1:LF:80:SER:HB2	1:LG:74:VAL:CG2	2.48	0.42
1:LH:8:LYS:HA	1:LH:19:PHE:CD1	2.55	0.42
1:LJ:35:VAL:HG22	1:LJ:52:MET:HB2	2.02	0.42
1:MF:8:LYS:HA	1:MF:19:PHE:CD1	2.55	0.42
1:MI:90:ARG:HA	1:MI:93:VAL:HG22	2.02	0.42
1:ML:8:LYS:HA	1:ML:19:PHE:CD1	2.55	0.42
1:MQ:35:VAL:HG22	1:MQ:52:MET:HB2	2.02	0.42
1:MR:82:PRO:HD2	1:MR:85:THR:HG21	2.01	0.42
1:NI:35:VAL:HG22	1:NI:52:MET:HB2	2.02	0.42
1:NJ:8:LYS:HA	1:NJ:19:PHE:CD1	2.55	0.42
1:NT:7:PHE:HD1	1:NU:120:LYS:HD3	1.85	0.42
1:AD:42:ARG:HB3	1:AD:45:ASN:HB3	2.02	0.42
1:AG:42:ARG:HB3	1:AG:45:ASN:HB3	2.02	0.42
1:AP:10:ARG:HH22	1:AR:15:ASP:HA	1.83	0.42

Continued on next page...

Continued from previous page...

Atom-1	Atom-2	Interatomic distance (Å)	Clash overlap (Å)
1:AR:82:PRO:HD2	1:AR:85:THR:HG21	2.01	0.42
1:BB:42:ARG:HB3	1:BB:45:ASN:HB3	2.02	0.42
1:BC:10:ARG:HH11	1:BQ:38:LEU:HB2	1.85	0.42
1:BC:35:VAL:HG22	1:BC:52:MET:HB2	2.02	0.42
1:BE:7:PHE:HD1	1:BF:120:LYS:HD3	1.85	0.42
1:BJ:82:PRO:HD2	1:BJ:85:THR:HG21	2.01	0.42
1:BS:112:ALA:O	1:FE:49:VAL:CG1	2.61	0.42
1:BX:15:ASP:OD1	1:DR:10:ARG:NH1	2.53	0.42
1:BY:8:LYS:HA	1:BY:19:PHE:CD1	2.55	0.42
1:BZ:42:ARG:HB3	1:BZ:45:ASN:HB3	2.02	0.42
1:CI:42:ARG:HB3	1:CI:45:ASN:HB3	2.02	0.42
1:CL:57:LYS:NZ	1:CM:92:GLU:OE1	2.48	0.42
1:CN:105:VAL:HG22	1:FZ:94:LEU:CD1	2.49	0.42
1:CP:35:VAL:HG22	1:CP:52:MET:HB2	2.02	0.42
1:CR:10:ARG:HD2	1:CT:38:LEU:HD11	2.01	0.42
1:CU:126:LEU:HD23	1:CU:126:LEU:HA	1.85	0.42
1:DC:82:PRO:HD2	1:DC:85:THR:HG21	2.01	0.42
1:DI:53:ARG:NH1	1:GU:104:GLU:OE1	2.40	0.42
1:DM:42:ARG:HB3	1:DM:45:ASN:HB3	2.02	0.42
1:DQ:42:ARG:HB3	1:DQ:45:ASN:HB3	2.01	0.42
1:DT:35:VAL:HG22	1:DT:52:MET:HB2	2.02	0.42
1:DT:42:ARG:HB3	1:DT:45:ASN:HB3	2.01	0.42
1:DX:8:LYS:HA	1:DX:19:PHE:CD1	2.55	0.42
1:DY:7:PHE:HD1	1:DZ:120:LYS:HD3	1.85	0.42
1:ED:90:ARG:HA	1:ED:93:VAL:HG22	2.02	0.42
1:EJ:8:LYS:HA	1:EJ:19:PHE:CD1	2.55	0.42
1:EO:66:ALA:HB1	1:FJ:66:ALA:CB	2.50	0.42
1:EU:35:VAL:HG22	1:EU:52:MET:HB2	2.02	0.42
1:EZ:80:SER:HB2	1:FA:74:VAL:CG2	2.48	0.42
1:EZ:82:PRO:HD2	1:EZ:85:THR:HG21	2.02	0.42
1:FC:82:PRO:HD2	1:FC:85:THR:HG21	2.02	0.42
1:FF:10:ARG:HD2	1:FH:38:LEU:HD11	2.01	0.42
1:FJ:35:VAL:HG22	1:FJ:52:MET:HB2	2.02	0.42
1:FZ:90:ARG:HA	1:FZ:93:VAL:HG22	2.02	0.42
1:GG:7:PHE:HD1	1:GH:120:LYS:HD3	1.85	0.42
1:GL:82:PRO:HD2	1:GL:85:THR:HG21	2.01	0.42
1:GO:8:LYS:HA	1:GO:19:PHE:CD1	2.55	0.42
1:GS:80:SER:HB2	1:GT:74:VAL:CG2	2.48	0.42
1:GW:35:VAL:HG22	1:GW:52:MET:HB2	2.02	0.42
1:GX:90:ARG:HA	1:GX:93:VAL:HG22	2.02	0.42
1:HA:8:LYS:HA	1:HA:19:PHE:CD1	2.55	0.42

Continued on next page...

Continued from previous page...

Atom-1	Atom-2	Interatomic distance (Å)	Clash overlap (Å)
1:HI:39:PRO:CD	1:HI:49:VAL:HG12	2.47	0.42
1:HM:82:PRO:HD2	1:HM:85:THR:HG21	2.01	0.42
1:HS:90:ARG:HA	1:HS:93:VAL:HG22	2.02	0.42
1:HT:7:PHE:HD1	1:HU:120:LYS:HD3	1.85	0.42
1:HT:83:VAL:CG1	1:MB:27:THR:HA	2.50	0.42
1:IF:7:PHE:HD1	1:IG:120:LYS:HD3	1.85	0.42
1:IH:90:ARG:HA	1:IH:93:VAL:HG22	2.02	0.42
1:IL:42:ARG:HB3	1:IL:45:ASN:HB3	2.02	0.42
1:IX:10:ARG:HD2	1:IZ:38:LEU:HD11	2.01	0.42
1:JG:10:ARG:HH22	1:JI:15:ASP:HA	1.83	0.42
1:JH:42:ARG:HB3	1:JH:45:ASN:HB3	2.01	0.42
1:JJ:80:SER:HB2	1:JK:74:VAL:CG2	2.48	0.42
1:KC:42:ARG:HB3	1:KC:45:ASN:HB3	2.01	0.42
1:KF:42:ARG:HB3	1:KF:45:ASN:HB3	2.01	0.42
1:KG:90:ARG:HA	1:KG:93:VAL:HG22	2.02	0.42
1:KL:42:ARG:HB3	1:KL:45:ASN:HB3	2.01	0.42
1:KN:82:PRO:HD2	1:KN:85:THR:HG21	2.02	0.42
1:KP:90:ARG:HA	1:KP:93:VAL:HG22	2.02	0.42
1:KS:8:LYS:HA	1:KS:19:PHE:CD1	2.55	0.42
1:KV:8:LYS:HA	1:KV:19:PHE:CD1	2.55	0.42
1:LL:42:ARG:HB3	1:LL:45:ASN:HB3	2.02	0.42
1:LN:90:ARG:HA	1:LN:93:VAL:HG22	2.02	0.42
1:LQ:82:PRO:HD2	1:LQ:85:THR:HG21	2.01	0.42
1:LU:10:ARG:HD2	1:LW:38:LEU:HD11	2.01	0.42
1:LX:7:PHE:HD1	1:LY:120:LYS:HD3	1.85	0.42
1:MB:35:VAL:HG22	1:MB:52:MET:HB2	2.02	0.42
1:MG:82:PRO:HD2	1:MG:85:THR:HG21	2.02	0.42
1:ML:82:PRO:HD2	1:ML:85:THR:HG21	2.01	0.42
1:MM:82:PRO:HD2	1:MM:85:THR:HG21	2.02	0.42
1:MS:10:ARG:HD2	1:MU:38:LEU:HD11	2.01	0.42
1:MS:42:ARG:HB3	1:MS:45:ASN:HB3	2.02	0.42
1:MU:82:PRO:HD2	1:MU:85:THR:HG21	2.01	0.42
1:NA:90:ARG:HA	1:NA:93:VAL:HG22	2.02	0.42
1:NE:42:ARG:HB3	1:NE:45:ASN:HB3	2.02	0.42
1:NM:82:PRO:HD2	1:NM:85:THR:HG21	2.01	0.42
1:NO:42:ARG:HB3	1:NO:45:ASN:HB3	2.01	0.42
1:NP:8:LYS:HA	1:NP:19:PHE:CD1	2.55	0.42
1:NT:10:ARG:HD2	1:NV:38:LEU:HD11	2.01	0.42
1:AD:7:PHE:HD1	1:AE:120:LYS:HD3	1.85	0.41
1:AY:10:ARG:HD2	1:BA:38:LEU:HD11	2.01	0.41
1:AZ:35:VAL:HG22	1:AZ:52:MET:HB2	2.02	0.41

Continued on next page...

Continued from previous page...

Atom-1	Atom-2	Interatomic distance (Å)	Clash overlap (Å)
1:BC:9:LEU:CG	1:BC:10:ARG:H	2.29	0.41
1:BD:113:TYR:CD1	1:EP:90:ARG:NH2	2.88	0.41
1:BH:7:PHE:HD1	1:BI:120:LYS:HD3	1.85	0.41
1:BJ:94:LEU:HD23	1:EV:75:ILE:HD12	2.02	0.41
1:BK:82:PRO:HD2	1:BK:85:THR:HG21	2.02	0.41
1:BR:42:ARG:HB3	1:BR:45:ASN:HB3	2.01	0.41
1:BV:8:LYS:HA	1:BV:19:PHE:CD1	2.55	0.41
1:BZ:80:SER:HB2	1:CA:74:VAL:CG2	2.48	0.41
1:CH:106:LYS:NZ	1:FT:129:THR:O	2.53	0.41
1:CU:82:PRO:HD2	1:CU:85:THR:HG21	2.02	0.41
1:CW:92:GLU:CD	1:GI:57:LYS:HZ3	2.23	0.41
1:CZ:8:LYS:HA	1:CZ:19:PHE:CD1	2.55	0.41
1:DD:10:ARG:HH22	1:DF:15:ASP:HA	1.83	0.41
1:DL:8:LYS:HA	1:DL:19:PHE:CD1	2.55	0.41
1:DM:82:PRO:HD2	1:DM:85:THR:HG21	2.02	0.41
1:DP:7:PHE:HD1	1:DQ:120:LYS:HD3	1.85	0.41
1:DP:10:ARG:HD2	1:DR:38:LEU:HD11	2.01	0.41
1:DY:126:LEU:HD23	1:DY:126:LEU:HA	1.85	0.41
1:DZ:42:ARG:HB3	1:DZ:45:ASN:HB3	2.01	0.41
1:EN:7:PHE:HD1	1:EO:120:LYS:HD3	1.85	0.41
1:EN:80:SER:HB2	1:EO:74:VAL:CG2	2.48	0.41
1:FI:7:PHE:HD1	1:FJ:120:LYS:HD3	1.85	0.41
1:FL:10:ARG:HH22	1:FN:15:ASP:HA	1.83	0.41
1:FR:15:ASP:OD1	1:GQ:10:ARG:NH2	2.53	0.41
1:FU:7:PHE:HD1	1:FV:120:LYS:HD3	1.85	0.41
1:GB:35:VAL:HG22	1:GB:52:MET:HB2	2.02	0.41
1:GC:82:PRO:HD2	1:GC:85:THR:HG21	2.01	0.41
1:GG:82:PRO:HD2	1:GG:85:THR:HG21	2.02	0.41
1:GH:35:VAL:HG22	1:GH:52:MET:HB2	2.02	0.41
1:GI:8:LYS:HA	1:GI:19:PHE:CD1	2.55	0.41
1:GJ:10:ARG:HH22	1:GL:15:ASP:HA	1.83	0.41
1:GJ:42:ARG:HB3	1:GJ:45:ASN:HB3	2.02	0.41
1:GR:8:LYS:HA	1:GR:19:PHE:CD1	2.55	0.41
1:HA:90:ARG:HA	1:HA:93:VAL:HG22	2.02	0.41
1:HB:10:ARG:HH22	1:HD:15:ASP:HA	1.83	0.41
1:HF:39:PRO:CD	1:HF:49:VAL:HG12	2.47	0.41
1:HH:42:ARG:HB3	1:HH:45:ASN:HB3	2.02	0.41
1:HL:35:VAL:HG22	1:HL:52:MET:HB2	2.02	0.41
1:HS:10:ARG:NH1	1:LY:15:ASP:OD1	2.53	0.41
1:HS:112:ALA:O	1:LE:49:VAL:HG11	2.19	0.41
1:HV:90:ARG:HA	1:HV:93:VAL:HG22	2.02	0.41

Continued on next page...

Continued from previous page...

Atom-1	Atom-2	Interatomic distance (Å)	Clash overlap (Å)
1:HX:35:VAL:HG22	1:HX:52:MET:HB2	2.02	0.41
1:IB:49:VAL:HG11	1:LN:112:ALA:O	2.20	0.41
1:IG:42:ARG:HB3	1:IG:45:ASN:HB3	2.01	0.41
1:IS:42:ARG:HB3	1:IS:45:ASN:HB3	2.01	0.41
1:IX:82:PRO:HD2	1:IX:85:THR:HG21	2.02	0.41
1:IZ:90:ARG:HA	1:IZ:93:VAL:HG22	2.02	0.41
1:JC:90:ARG:HA	1:JC:93:VAL:HG22	2.02	0.41
1:JE:35:VAL:HG22	1:JE:52:MET:HB2	2.02	0.41
1:JH:35:VAL:HG22	1:JH:52:MET:HB2	2.02	0.41
1:JO:90:ARG:NH2	1:NA:113:TYR:CG	2.88	0.41
1:JR:90:ARG:NH2	1:ND:113:TYR:CG	2.88	0.41
1:JS:10:ARG:HD2	1:JU:38:LEU:HD11	2.01	0.41
1:JT:35:VAL:HG22	1:JT:52:MET:HB2	2.02	0.41
1:KB:7:PHE:HD1	1:KC:120:LYS:HD3	1.85	0.41
1:KD:8:LYS:HA	1:KD:19:PHE:CD1	2.55	0.41
1:KG:8:LYS:HA	1:KG:19:PHE:CD1	2.55	0.41
1:KH:82:PRO:HD2	1:KH:85:THR:HG21	2.02	0.41
1:KM:82:PRO:HD2	1:KM:85:THR:HG21	2.01	0.41
1:KT:7:PHE:HD1	1:KU:120:LYS:HD3	1.85	0.41
1:KT:42:ARG:HB3	1:KT:45:ASN:HB3	2.02	0.41
1:KV:90:ARG:HA	1:KV:93:VAL:HG22	2.02	0.41
1:KX:10:ARG:HH11	1:MV:38:LEU:HB2	1.84	0.41
1:KX:35:VAL:HG22	1:KX:52:MET:HB2	2.02	0.41
1:KZ:82:PRO:HD2	1:KZ:85:THR:HG21	2.02	0.41
1:LC:7:PHE:HD1	1:LD:120:LYS:HD3	1.85	0.41
1:LG:42:ARG:HB3	1:LG:45:ASN:HB3	2.01	0.41
1:LK:8:LYS:HA	1:LK:19:PHE:CD1	2.55	0.41
1:LO:10:ARG:HD2	1:LQ:38:LEU:HD11	2.01	0.41
1:LQ:8:LYS:HA	1:LQ:19:PHE:CD1	2.55	0.41
1:LS:39:PRO:CD	1:LS:49:VAL:HG12	2.47	0.41
1:LT:82:PRO:HD2	1:LT:85:THR:HG21	2.01	0.41
1:MD:10:ARG:HH22	1:MF:15:ASP:HA	1.83	0.41
1:MI:8:LYS:HA	1:MI:19:PHE:CD1	2.55	0.41
1:MT:35:VAL:HG22	1:MT:52:MET:HB2	2.02	0.41
1:MW:35:VAL:HG22	1:MW:52:MET:HB2	2.02	0.41
1:NH:82:PRO:HD2	1:NH:85:THR:HG21	2.02	0.41
1:NV:8:LYS:HA	1:NV:19:PHE:CD1	2.55	0.41
1:AB:35:VAL:HG22	1:AB:52:MET:HB2	2.02	0.41
1:AF:8:LYS:HA	1:AF:19:PHE:CD1	2.55	0.41
1:AF:82:PRO:HD2	1:AF:85:THR:HG21	2.01	0.41
1:AL:90:ARG:NH2	1:DX:113:TYR:CG	2.88	0.41

Continued on next page...

Continued from previous page...

Atom-1	Atom-2	Interatomic distance (Å)	Clash overlap (Å)
1:AM:42:ARG:HB3	1:AM:45:ASN:HB3	2.02	0.41
1:AP:10:ARG:HD2	1:AR:38:LEU:HD11	2.01	0.41
1:AR:8:LYS:HA	1:AR:19:PHE:CD1	2.55	0.41
1:AV:99:SER:OG	1:AV:124:GLU:O	2.20	0.41
1:BE:42:ARG:HB3	1:BE:45:ASN:HB3	2.02	0.41
1:BN:82:PRO:HD2	1:BN:85:THR:HG21	2.02	0.41
1:BP:8:LYS:HA	1:BP:19:PHE:CD1	2.55	0.41
1:BU:35:VAL:HG22	1:BU:52:MET:HB2	2.02	0.41
1:CA:42:ARG:HB3	1:CA:45:ASN:HB3	2.01	0.41
1:CB:90:ARG:HA	1:CB:93:VAL:HG22	2.02	0.41
1:CG:10:ARG:NH1	1:GM:38:LEU:HB2	2.34	0.41
1:CJ:35:VAL:HG22	1:CJ:52:MET:HB2	2.02	0.41
1:CL:10:ARG:HD2	1:CN:38:LEU:HD11	2.01	0.41
1:CU:7:PHE:HD1	1:CV:120:LYS:HD3	1.85	0.41
1:CU:10:ARG:HD2	1:CW:38:LEU:HD11	2.01	0.41
1:CV:42:ARG:HB3	1:CV:45:ASN:HB3	2.01	0.41
1:DD:10:ARG:HD2	1:DF:38:LEU:HD11	2.01	0.41
1:DH:39:PRO:CD	1:DH:49:VAL:HG12	2.47	0.41
1:DN:35:VAL:HG22	1:DN:52:MET:HB2	2.02	0.41
1:EE:42:ARG:HB3	1:EE:45:ASN:HB3	2.02	0.41
1:EK:7:PHE:HD1	1:EL:120:LYS:HD3	1.85	0.41
1:EP:8:LYS:HA	1:EP:19:PHE:CD1	2.55	0.41
1:EQ:42:ARG:HB3	1:EQ:45:ASN:HB3	2.02	0.41
1:EX:35:VAL:HG22	1:EX:52:MET:HB2	2.02	0.41
1:EX:42:ARG:HB3	1:EX:45:ASN:HB3	2.01	0.41
1:EY:90:ARG:HA	1:EY:93:VAL:HG22	2.02	0.41
1:FB:82:PRO:HD2	1:FB:85:THR:HG21	2.01	0.41
1:FE:8:LYS:HA	1:FE:19:PHE:CD1	2.55	0.41
1:FI:80:SER:HB2	1:FJ:74:VAL:CG2	2.48	0.41
1:FI:82:PRO:HD2	1:FI:85:THR:HG21	2.02	0.41
1:FK:82:PRO:HD2	1:FK:85:THR:HG21	2.01	0.41
1:FL:10:ARG:HD2	1:FN:38:LEU:HD11	2.01	0.41
1:FO:7:PHE:HD1	1:FP:120:LYS:HD3	1.85	0.41
1:FR:42:ARG:HB3	1:FR:45:ASN:HB3	2.02	0.41
1:FS:35:VAL:HG22	1:FS:52:MET:HB2	2.02	0.41
1:FX:75:ILE:HG23	1:FY:79:THR:HG22	2.00	0.41
1:GD:80:SER:HB2	1:GE:74:VAL:CG2	2.48	0.41
1:GR:90:ARG:HA	1:GR:93:VAL:HG22	2.02	0.41
1:HE:82:PRO:HD2	1:HE:85:THR:HG21	2.02	0.41
1:HK:42:ARG:HB3	1:HK:45:ASN:HB3	2.02	0.41
1:ID:9:LEU:CG	1:ID:10:ARG:H	2.29	0.41

Continued on next page...

Continued from previous page...

Atom-1	Atom-2	Interatomic distance (Å)	Clash overlap (Å)
1:IJ:66:ALA:HB1	1:KU:66:ALA:CB	2.50	0.41
1:JA:42:ARG:HB3	1:JA:45:ASN:HB3	2.02	0.41
1:JF:17:THR:HG21	1:MR:117:VAL:HG11	2.01	0.41
1:JF:34:ILE:HD11	1:MR:111:LEU:CD2	2.50	0.41
1:JF:94:LEU:HD13	1:MR:105:VAL:HG22	2.01	0.41
1:JK:113:TYR:O	1:KF:26:VAL:HG21	2.19	0.41
1:JL:10:ARG:HH21	1:KF:38:LEU:CD2	2.31	0.41
1:JO:90:ARG:HA	1:JO:93:VAL:HG22	2.02	0.41
1:JR:82:PRO:HD2	1:JR:85:THR:HG21	2.01	0.41
1:JU:8:LYS:HA	1:JU:19:PHE:CD1	2.55	0.41
1:JU:90:ARG:HA	1:JU:93:VAL:HG22	2.02	0.41
1:JZ:15:ASP:OD1	1:KD:10:ARG:NH1	2.53	0.41
1:JZ:35:VAL:HG22	1:JZ:52:MET:HB2	2.02	0.41
1:KC:35:VAL:HG22	1:KC:52:MET:HB2	2.02	0.41
1:KJ:8:LYS:HA	1:KJ:19:PHE:CD1	2.55	0.41
1:KP:8:LYS:HA	1:KP:19:PHE:CD1	2.55	0.41
1:KP:82:PRO:HD2	1:KP:85:THR:HG21	2.01	0.41
1:KV:82:PRO:HD2	1:KV:85:THR:HG21	2.01	0.41
1:KZ:42:ARG:HB3	1:KZ:45:ASN:HB3	2.02	0.41
1:LA:35:VAL:HG22	1:LA:52:MET:HB2	2.02	0.41
1:LE:90:ARG:HA	1:LE:93:VAL:HG22	2.02	0.41
1:LG:39:PRO:CD	1:LG:49:VAL:HG12	2.47	0.41
1:LL:7:PHE:HD1	1:LM:120:LYS:HD3	1.85	0.41
1:LM:35:VAL:HG22	1:LM:52:MET:HB2	2.02	0.41
1:LN:8:LYS:HA	1:LN:19:PHE:CD1	2.55	0.41
1:MD:7:PHE:HD1	1:ME:120:LYS:HD3	1.85	0.41
1:MG:7:PHE:HD1	1:MH:120:LYS:HD3	1.85	0.41
1:MG:42:ARG:HB3	1:MG:45:ASN:HB3	2.02	0.41
1:MJ:42:ARG:HB3	1:MJ:45:ASN:HB3	2.02	0.41
1:MN:35:VAL:HG22	1:MN:52:MET:HB2	2.02	0.41
1:ND:8:LYS:HA	1:ND:19:PHE:CD1	2.55	0.41
1:NE:82:PRO:HD2	1:NE:85:THR:HG21	2.02	0.41
1:NH:7:PHE:HD1	1:NI:120:LYS:HD3	1.85	0.41
1:NJ:82:PRO:HD2	1:NJ:85:THR:HG21	2.01	0.41
1:NN:42:ARG:HB3	1:NN:45:ASN:HB3	2.02	0.41
1:AB:42:ARG:HB3	1:AB:45:ASN:HB3	2.01	0.41
1:AH:35:VAL:HG22	1:AH:52:MET:HB2	2.02	0.41
1:AS:42:ARG:HB3	1:AS:45:ASN:HB3	2.02	0.41
1:AU:82:PRO:HD2	1:AU:85:THR:HG21	2.01	0.41
1:BG:82:PRO:HD2	1:BG:85:THR:HG21	2.01	0.41
1:BS:82:PRO:HD2	1:BS:85:THR:HG21	2.01	0.41

Continued on next page...

Continued from previous page...

Atom-1	Atom-2	Interatomic distance (Å)	Clash overlap (Å)
1:BT:10:ARG:HD2	1:BV:38:LEU:HD11	2.01	0.41
1:BV:82:PRO:HD2	1:BV:85:THR:HG21	2.01	0.41
1:BV:90:ARG:HA	1:BV:93:VAL:HG22	2.02	0.41
1:CB:76:LYS:O	1:FN:77:THR:HA	2.20	0.41
1:CQ:90:ARG:HA	1:CQ:93:VAL:HG22	2.02	0.41
1:CR:42:ARG:HB3	1:CR:45:ASN:HB3	2.02	0.41
1:CV:10:ARG:HH11	1:DG:38:LEU:HB2	1.85	0.41
1:DA:10:ARG:HD2	1:DC:38:LEU:HD11	2.01	0.41
1:DC:90:ARG:HA	1:DC:93:VAL:HG22	2.02	0.41
1:DE:35:VAL:HG22	1:DE:52:MET:HB2	2.02	0.41
1:DF:8:LYS:HA	1:DF:19:PHE:CD1	2.55	0.41
1:DJ:10:ARG:HD2	1:DL:38:LEU:HD11	2.01	0.41
1:DO:90:ARG:HA	1:DO:93:VAL:HG22	2.02	0.41
1:DV:10:ARG:HD2	1:DX:38:LEU:HD11	2.01	0.41
1:DV:80:SER:HB2	1:DW:74:VAL:CG2	2.48	0.41
1:EC:26:VAL:HG11	1:GB:113:TYR:O	2.20	0.41
1:EG:90:ARG:HA	1:EG:93:VAL:HG22	2.02	0.41
1:EL:10:ARG:HH11	1:EQ:38:LEU:HB2	1.84	0.41
1:FG:35:VAL:HG22	1:FG:52:MET:HB2	2.02	0.41
1:GF:82:PRO:HD2	1:GF:85:THR:HG21	2.01	0.41
1:GM:10:ARG:HD2	1:GO:38:LEU:HD11	2.01	0.41
1:GY:7:PHE:HD1	1:GZ:120:LYS:HD3	1.85	0.41
1:GY:42:ARG:HB3	1:GY:45:ASN:HB3	2.02	0.41
1:HN:42:ARG:HB3	1:HN:45:ASN:HB3	2.02	0.41
1:HQ:42:ARG:HB3	1:HQ:45:ASN:HB3	2.02	0.41
1:HR:9:LEU:CG	1:HR:10:ARG:H	2.29	0.41
1:HZ:82:PRO:HD2	1:HZ:85:THR:HG21	2.02	0.41
1:IL:126:LEU:HD23	1:IL:126:LEU:HA	1.85	0.41
1:IP:35:VAL:HG22	1:IP:52:MET:HB2	2.02	0.41
1:IV:35:VAL:HG22	1:IV:52:MET:HB2	2.02	0.41
1:JF:111:LEU:HD21	1:MR:34:ILE:CD1	2.50	0.41
1:JS:42:ARG:HB3	1:JS:45:ASN:HB3	2.02	0.41
1:JU:80:SER:HB2	1:NG:74:VAL:CG2	2.44	0.41
1:JV:42:ARG:HB3	1:JV:45:ASN:HB3	2.02	0.41
1:JW:42:ARG:HB3	1:JW:45:ASN:HB3	2.01	0.41
1:JX:90:ARG:HA	1:JX:93:VAL:HG22	2.02	0.41
1:KA:8:LYS:HA	1:KA:19:PHE:CD1	2.55	0.41
1:KB:82:PRO:HD2	1:KB:85:THR:HG21	2.02	0.41
1:KG:80:SER:HB2	1:NS:74:VAL:CG2	2.49	0.41
1:KL:9:LEU:CG	1:KL:10:ARG:H	2.29	0.41
1:KN:42:ARG:HB3	1:KN:45:ASN:HB3	2.02	0.41

Continued on next page...

Continued from previous page...

Atom-1	Atom-2	Interatomic distance (Å)	Clash overlap (Å)
1:KU:35:VAL:HG22	1:KU:52:MET:HB2	2.02	0.41
1:KZ:7:PHE:HD1	1:LA:120:LYS:HD3	1.85	0.41
1:LD:42:ARG:HB3	1:LD:45:ASN:HB3	2.01	0.41
1:LG:35:VAL:HG22	1:LG:52:MET:HB2	2.02	0.41
1:LK:90:ARG:HA	1:LK:93:VAL:HG22	2.02	0.41
1:LW:8:LYS:HA	1:LW:19:PHE:CD1	2.55	0.41
1:MA:42:ARG:HB3	1:MA:45:ASN:HB3	2.02	0.41
1:MQ:42:ARG:HB3	1:MQ:45:ASN:HB3	2.01	0.41
1:MS:10:ARG:HH22	1:MU:15:ASP:HA	1.83	0.41
1:MV:80:SER:HB2	1:MW:74:VAL:CG2	2.48	0.41
1:MY:10:ARG:HD2	1:NA:38:LEU:HD11	2.01	0.41
1:MZ:39:PRO:CD	1:MZ:49:VAL:HG12	2.47	0.41
1:NC:42:ARG:HB3	1:NC:45:ASN:HB3	2.01	0.41
1:NG:90:ARG:HA	1:NG:93:VAL:HG22	2.02	0.41
1:AG:80:SER:HB2	1:AH:74:VAL:CG2	2.48	0.41
1:AH:38:LEU:CD2	1:BG:10:ARG:HH21	2.31	0.41
1:AI:53:ARG:NH1	1:DU:104:GLU:OE1	2.37	0.41
1:AL:8:LYS:HA	1:AL:19:PHE:CD1	2.55	0.41
1:AP:42:ARG:HB3	1:AP:45:ASN:HB3	2.02	0.41
1:AS:82:PRO:HD2	1:AS:85:THR:HG21	2.02	0.41
1:AT:35:VAL:HG22	1:AT:52:MET:HB2	2.02	0.41
1:BD:8:LYS:HA	1:BD:19:PHE:CD1	2.55	0.41
1:BG:90:ARG:HA	1:BG:93:VAL:HG22	2.02	0.41
1:BK:7:PHE:HD1	1:BL:120:LYS:HD3	1.85	0.41
1:BK:42:ARG:HB3	1:BK:45:ASN:HB3	2.02	0.41
1:BL:39:PRO:CD	1:BL:49:VAL:HG12	2.47	0.41
1:BZ:10:ARG:HD2	1:CB:38:LEU:HD11	2.01	0.41
1:CB:8:LYS:HA	1:CB:19:PHE:CD1	2.55	0.41
1:CG:35:VAL:HG22	1:CG:52:MET:HB2	2.02	0.41
1:CH:8:LYS:HA	1:CH:19:PHE:CD1	2.55	0.41
1:CI:38:LEU:HB2	1:CP:10:ARG:HH11	1.83	0.41
1:CI:80:SER:HB2	1:CJ:74:VAL:CG2	2.48	0.41
1:CJ:15:ASP:OD1	1:GI:10:ARG:NH1	2.54	0.41
1:CL:7:PHE:HD1	1:CM:120:LYS:HD3	1.85	0.41
1:CO:10:ARG:HH22	1:CQ:15:ASP:HA	1.83	0.41
1:CQ:82:PRO:HD2	1:CQ:85:THR:HG21	2.01	0.41
1:DD:7:PHE:HD1	1:DE:120:LYS:HD3	1.85	0.41
1:DL:74:VAL:CG2	1:GX:80:SER:HB2	2.48	0.41
1:DR:8:LYS:HA	1:DR:19:PHE:CD1	2.55	0.41
1:DR:90:ARG:HA	1:DR:93:VAL:HG22	2.02	0.41
1:DS:82:PRO:HD2	1:DS:85:THR:HG21	2.02	0.41

Continued on next page...

Continued from previous page...

Atom-1	Atom-2	Interatomic distance (Å)	Clash overlap (Å)
1:DW:35:VAL:HG22	1:DW:52:MET:HB2	2.02	0.41
1:EC:42:ARG:HB3	1:EC:45:ASN:HB3	2.01	0.41
1:EF:35:VAL:HG22	1:EF:52:MET:HB2	2.02	0.41
1:EF:42:ARG:HB3	1:EF:45:ASN:HB3	2.01	0.41
1:EK:126:LEU:HD23	1:EK:126:LEU:HA	1.85	0.41
1:EO:35:VAL:HG22	1:EO:52:MET:HB2	2.02	0.41
1:EW:10:ARG:HD2	1:EY:38:LEU:HD11	2.01	0.41
1:EY:8:LYS:HA	1:EY:19:PHE:CD1	2.55	0.41
1:EZ:7:PHE:HD1	1:FA:120:LYS:HD3	1.85	0.41
1:FA:9:LEU:CG	1:FA:10:ARG:H	2.29	0.41
1:FC:42:ARG:HB3	1:FC:45:ASN:HB3	2.02	0.41
1:FM:35:VAL:HG22	1:FM:52:MET:HB2	2.02	0.41
1:FO:10:ARG:HD2	1:FQ:38:LEU:HD11	2.01	0.41
1:GN:39:PRO:CD	1:GN:49:VAL:HG12	2.47	0.41
1:HL:39:PRO:CD	1:HL:49:VAL:HG12	2.47	0.41
1:HM:8:LYS:HA	1:HM:19:PHE:CD1	2.55	0.41
1:HR:26:VAL:HG21	1:LJ:113:TYR:O	2.21	0.41
1:IB:8:LYS:HA	1:IB:19:PHE:CD1	2.55	0.41
1:IE:75:ILE:HA	1:LQ:78:GLU:O	2.20	0.41
1:IF:10:ARG:HD2	1:IH:38:LEU:HD11	2.01	0.41
1:IF:82:PRO:HD2	1:IF:85:THR:HG21	2.02	0.41
1:IL:10:ARG:HD2	1:IN:38:LEU:HD11	2.01	0.41
1:IR:113:TYR:O	1:KM:26:VAL:HG21	2.21	0.41
1:IT:82:PRO:HD2	1:IT:85:THR:HG21	2.01	0.41
1:IU:7:PHE:HD1	1:IV:120:LYS:HD3	1.85	0.41
1:JD:10:ARG:HD2	1:JF:38:LEU:HD11	2.01	0.41
1:JJ:10:ARG:HD2	1:JL:38:LEU:HD11	2.01	0.41
1:JJ:82:PRO:HD2	1:JJ:85:THR:HG21	2.02	0.41
1:KH:42:ARG:HB3	1:KH:45:ASN:HB3	2.02	0.41
1:KS:82:PRO:HD2	1:KS:85:THR:HG21	2.01	0.41
1:KX:39:PRO:CD	1:KX:49:VAL:HG12	2.47	0.41
1:LB:8:LYS:HA	1:LB:19:PHE:CD1	2.55	0.41
1:LC:126:LEU:HD23	1:LC:126:LEU:HA	1.85	0.41
1:LD:35:VAL:HG22	1:LD:52:MET:HB2	2.02	0.41
1:LI:10:ARG:HD2	1:LK:38:LEU:HD11	2.01	0.41
1:LN:82:PRO:HD2	1:LN:85:THR:HG21	2.01	0.41
1:LP:35:VAL:HG22	1:LP:52:MET:HB2	2.02	0.41
1:LP:42:ARG:HB3	1:LP:45:ASN:HB3	2.01	0.41
1:LR:10:ARG:HD2	1:LT:38:LEU:HD11	2.01	0.41
1:LT:90:ARG:HA	1:LT:93:VAL:HG22	2.02	0.41
1:MB:39:PRO:CD	1:MB:49:VAL:HG12	2.47	0.41

Continued on next page...

Continued from previous page...

Atom-1	Atom-2	Interatomic distance (Å)	Clash overlap (Å)
1:MC:8:LYS:HA	1:MC:19:PHE:CD1	2.55	0.41
1:MC:82:PRO:HD2	1:MC:85:THR:HG21	2.01	0.41
1:MH:39:PRO:CD	1:MH:49:VAL:HG12	2.47	0.41
1:MS:82:PRO:HD2	1:MS:85:THR:HG21	2.02	0.41
1:NH:10:ARG:HD2	1:NJ:38:LEU:HD11	2.01	0.41
1:NI:39:PRO:CD	1:NI:49:VAL:HG12	2.47	0.41
1:NK:80:SER:HB2	1:NL:74:VAL:CG2	2.48	0.41
1:NM:90:ARG:HA	1:NM:93:VAL:HG22	2.02	0.41
1:NR:35:VAL:HG22	1:NR:52:MET:HB2	2.02	0.41
1:NT:42:ARG:HB3	1:NT:45:ASN:HB3	2.02	0.41
1:NT:82:PRO:HD2	1:NT:85:THR:HG21	2.02	0.41
1:AE:101:LEU:HD23	1:AE:101:LEU:HA	1.94	0.41
1:AG:10:ARG:HD2	1:AI:38:LEU:HD11	2.01	0.41
1:AI:82:PRO:HD2	1:AI:85:THR:HG21	2.01	0.41
1:AP:80:SER:HB2	1:AQ:74:VAL:CG2	2.48	0.41
1:BB:10:ARG:HD2	1:BD:38:LEU:HD11	2.01	0.41
1:BE:82:PRO:HD2	1:BE:85:THR:HG21	2.02	0.41
1:BH:42:ARG:HB3	1:BH:45:ASN:HB3	2.02	0.41
1:BJ:90:ARG:HA	1:BJ:93:VAL:HG22	2.02	0.41
1:BM:82:PRO:HD2	1:BM:85:THR:HG21	2.01	0.41
1:BR:9:LEU:CG	1:BR:10:ARG:H	2.29	0.41
1:BS:8:LYS:HA	1:BS:19:PHE:CD1	2.55	0.41
1:BW:10:ARG:HD2	1:BY:38:LEU:HD11	2.01	0.41
1:BW:42:ARG:HB3	1:BW:45:ASN:HB3	2.02	0.41
1:CM:35:VAL:HG22	1:CM:52:MET:HB2	2.02	0.41
1:CN:8:LYS:HA	1:CN:19:PHE:CD1	2.55	0.41
1:CS:39:PRO:CD	1:CS:49:VAL:HG12	2.47	0.41
1:CS:42:ARG:HB3	1:CS:45:ASN:HB3	2.01	0.41
1:CT:8:LYS:HA	1:CT:19:PHE:CD1	2.55	0.41
1:CZ:82:PRO:HD2	1:CZ:85:THR:HG21	2.01	0.41
1:DR:82:PRO:HD2	1:DR:85:THR:HG21	2.01	0.41
1:DX:90:ARG:HA	1:DX:93:VAL:HG22	2.02	0.41
1:DY:10:ARG:HD2	1:EA:38:LEU:HD11	2.01	0.41
1:EK:42:ARG:HB3	1:EK:45:ASN:HB3	2.02	0.41
1:FC:10:ARG:HD2	1:FE:38:LEU:HD11	2.01	0.41
1:FH:82:PRO:HD2	1:FH:85:THR:HG21	2.01	0.41
1:FL:42:ARG:HB3	1:FL:45:ASN:HB3	2.02	0.41
1:GL:8:LYS:HA	1:GL:19:PHE:CD1	2.55	0.41
1:GS:7:PHE:HD1	1:GT:120:LYS:HD3	1.85	0.41
1:GS:82:PRO:HD2	1:GS:85:THR:HG21	2.02	0.41
1:HA:10:ARG:NH1	1:MW:15:ASP:OD1	2.54	0.41

Continued on next page...

Continued from previous page...

Atom-1	Atom-2	Interatomic distance (Å)	Clash overlap (Å)
1:IK:90:ARG:HA	1:IK:93:VAL:HG22	2.02	0.41
1:IN:82:PRO:HD2	1:IN:85:THR:HG21	2.01	0.41
1:IV:39:PRO:CD	1:IV:49:VAL:HG12	2.47	0.41
1:IX:80:SER:HB2	1:IY:74:VAL:CG2	2.48	0.41
1:IZ:8:LYS:HA	1:IZ:19:PHE:CD1	2.55	0.41
1:IZ:59:ILE:CD1	1:ML:89:ASP:OD2	2.65	0.41
1:JM:42:ARG:HB3	1:JM:45:ASN:HB3	2.02	0.41
1:JM:99:SER:OG	1:JM:124:GLU:O	2.20	0.41
1:KZ:10:ARG:HD2	1:LB:38:LEU:HD11	2.01	0.41
1:LF:82:PRO:HD2	1:LF:85:THR:HG21	2.02	0.41
1:LG:9:LEU:CG	1:LG:10:ARG:H	2.29	0.41
1:LH:82:PRO:HD2	1:LH:85:THR:HG21	2.01	0.41
1:LR:82:PRO:HD2	1:LR:85:THR:HG21	2.02	0.41
1:LX:80:SER:HB2	1:LY:74:VAL:CG2	2.48	0.41
1:LY:35:VAL:HG22	1:LY:52:MET:HB2	2.02	0.41
1:MP:7:PHE:HD1	1:MQ:120:LYS:HD3	1.85	0.41
1:MW:9:LEU:CG	1:MW:10:ARG:H	2.29	0.41
1:NL:39:PRO:CD	1:NL:49:VAL:HG12	2.47	0.41
1:NQ:80:SER:HB2	1:NR:74:VAL:CG2	2.48	0.41
1:AC:90:ARG:HA	1:AC:93:VAL:HG22	2.02	0.41
1:AF:113:TYR:CG	1:DR:90:ARG:NH2	2.89	0.41
1:AM:82:PRO:HD2	1:AM:85:THR:HG21	2.02	0.41
1:BE:99:SER:OG	1:BE:124:GLU:O	2.20	0.41
1:BG:106:LYS:NZ	1:ES:129:THR:O	2.54	0.41
1:BU:39:PRO:CD	1:BU:49:VAL:HG12	2.47	0.41
1:CC:10:ARG:HD2	1:CE:38:LEU:HD11	2.01	0.41
1:CE:8:LYS:HA	1:CE:19:PHE:CD1	2.55	0.41
1:CH:82:PRO:HD2	1:CH:85:THR:HG21	2.01	0.41
1:CI:10:ARG:HD2	1:CK:38:LEU:HD11	2.01	0.41
1:CK:82:PRO:HD2	1:CK:85:THR:HG21	2.01	0.41
1:CO:42:ARG:HB3	1:CO:45:ASN:HB3	2.02	0.41
1:CV:35:VAL:HG22	1:CV:52:MET:HB2	2.02	0.41
1:CX:82:PRO:HD2	1:CX:85:THR:HG21	2.02	0.41
1:DA:7:PHE:HD1	1:DB:120:LYS:HD3	1.85	0.41
1:DB:35:VAL:HG22	1:DB:52:MET:HB2	2.02	0.41
1:DI:8:LYS:HA	1:DI:19:PHE:CD1	2.55	0.41
1:DI:82:PRO:HD2	1:DI:85:THR:HG21	2.01	0.41
1:DM:10:ARG:HD2	1:DO:38:LEU:HD11	2.01	0.41
1:DY:82:PRO:HD2	1:DY:85:THR:HG21	2.02	0.41
1:EH:7:PHE:HD1	1:EI:120:LYS:HD3	1.85	0.41
1:EN:10:ARG:HD2	1:EP:38:LEU:HD11	2.01	0.41

Continued on next page...

Continued from previous page...

Atom-1	Atom-2	Interatomic distance (Å)	Clash overlap (Å)
1:EV:8:LYS:HA	1:EV:19:PHE:CD1	2.55	0.41
1:FD:35:VAL:HG22	1:FD:52:MET:HB2	2.02	0.41
1:FF:99:SER:OG	1:FF:124:GLU:O	2.20	0.41
1:GA:42:ARG:HB3	1:GA:45:ASN:HB3	2.02	0.41
1:GD:7:PHE:HD1	1:GE:120:LYS:HD3	1.85	0.41
1:GF:8:LYS:HA	1:GF:19:PHE:CD1	2.55	0.41
1:GF:90:ARG:HA	1:GF:93:VAL:HG22	2.02	0.41
1:GH:9:LEU:CG	1:GH:10:ARG:H	2.29	0.41
1:GP:7:PHE:HD1	1:GQ:120:LYS:HD3	1.85	0.41
1:HB:82:PRO:HD2	1:HB:85:THR:HG21	2.02	0.41
1:HD:129:THR:C	1:KP:106:LYS:NZ	2.74	0.41
1:HE:7:PHE:HD1	1:HF:120:LYS:HD3	1.85	0.41
1:HF:35:VAL:HG22	1:HF:52:MET:HB2	2.02	0.41
1:HH:7:PHE:HD1	1:HI:120:LYS:HD3	1.85	0.41
1:HK:126:LEU:HA	1:HK:126:LEU:HD23	1.85	0.41
1:HN:82:PRO:HD2	1:HN:85:THR:HG21	2.02	0.41
1:HQ:126:LEU:HD23	1:HQ:126:LEU:HA	1.85	0.41
1:IC:82:PRO:HD2	1:IC:85:THR:HG21	2.02	0.41
1:IN:74:VAL:CG2	1:LZ:80:SER:HB2	2.46	0.41
1:IO:7:PHE:HD1	1:IP:120:LYS:HD3	1.85	0.41
1:IR:7:PHE:HD1	1:IS:120:LYS:HD3	1.85	0.41
1:JJ:10:ARG:HH22	1:JL:15:ASP:HA	1.83	0.41
1:JR:8:LYS:HA	1:JR:19:PHE:CD1	2.55	0.41
1:KB:42:ARG:HB3	1:KB:45:ASN:HB3	2.02	0.41
1:KI:101:LEU:HD23	1:KI:101:LEU:HA	1.93	0.41
1:KJ:82:PRO:HD2	1:KJ:85:THR:HG21	2.01	0.41
1:KJ:104:GLU:OE1	1:NV:53:ARG:NH1	2.38	0.41
1:KL:35:VAL:HG22	1:KL:52:MET:HB2	2.02	0.41
1:LW:82:PRO:HD2	1:LW:85:THR:HG21	2.01	0.41
1:ME:35:VAL:HG22	1:ME:52:MET:HB2	2.02	0.41
1:MK:35:VAL:HG22	1:MK:52:MET:HB2	2.02	0.41
1:MO:82:PRO:HD2	1:MO:85:THR:HG21	2.01	0.41
1:NB:42:ARG:HB3	1:NB:45:ASN:HB3	2.02	0.41
1:AA:42:ARG:HB3	1:AA:45:ASN:HB3	2.02	0.41
1:AC:125:ASP:HB2	1:DO:4:ILE:HG12	2.03	0.41
1:AE:38:LEU:HD23	1:BD:10:ARG:HH21	1.82	0.41
1:AJ:82:PRO:HD2	1:AJ:85:THR:HG21	2.02	0.41
1:AQ:35:VAL:HG22	1:AQ:52:MET:HB2	2.02	0.41
1:AX:82:PRO:HD2	1:AX:85:THR:HG21	2.01	0.41
1:BB:7:PHE:HD1	1:BC:120:LYS:HD3	1.85	0.41
1:BE:126:LEU:HA	1:BE:126:LEU:HD23	1.85	0.41

Continued on next page...

Continued from previous page...

Atom-1	Atom-2	Interatomic distance (Å)	Clash overlap (Å)
1:BH:99:SER:OG	1:BH:124:GLU:O	2.20	0.41
1:BK:10:ARG:HD2	1:BM:38:LEU:HD11	2.01	0.41
1:BM:90:ARG:HA	1:BM:93:VAL:HG22	2.02	0.41
1:BY:80:SER:HB2	1:FK:74:VAL:CG2	2.47	0.41
1:BZ:82:PRO:HD2	1:BZ:85:THR:HG21	2.02	0.41
1:CA:9:LEU:CG	1:CA:10:ARG:H	2.29	0.41
1:CK:49:VAL:HG11	1:FW:112:ALA:O	2.21	0.41
1:CZ:90:ARG:HA	1:CZ:93:VAL:HG22	2.02	0.41
1:DE:9:LEU:CG	1:DE:10:ARG:H	2.29	0.41
1:DJ:42:ARG:HB3	1:DJ:45:ASN:HB3	2.02	0.41
1:DP:42:ARG:HB3	1:DP:45:ASN:HB3	2.02	0.41
1:DP:82:PRO:HD2	1:DP:85:THR:HG21	2.02	0.41
1:DU:82:PRO:HD2	1:DU:85:THR:HG21	2.01	0.41
1:EC:26:VAL:HG21	1:GB:113:TYR:O	2.20	0.41
1:EH:99:SER:OG	1:EH:124:GLU:O	2.20	0.41
1:EL:9:LEU:CG	1:EL:10:ARG:H	2.29	0.41
1:EL:57:LYS:HE3	1:EL:59:ILE:HD11	2.03	0.41
1:EQ:82:PRO:HD2	1:EQ:85:THR:HG21	2.02	0.41
1:FH:8:LYS:HA	1:FH:19:PHE:CD1	2.55	0.41
1:FK:90:ARG:HA	1:FK:93:VAL:HG22	2.02	0.41
1:FL:80:SER:HB2	1:FM:74:VAL:CG2	2.48	0.41
1:FQ:8:LYS:HA	1:FQ:19:PHE:CD1	2.55	0.41
1:FR:7:PHE:HD1	1:FS:120:LYS:HD3	1.85	0.41
1:FV:35:VAL:HG22	1:FV:52:MET:HB2	2.02	0.41
1:GE:35:VAL:HG22	1:GE:52:MET:HB2	2.02	0.41
1:GK:39:PRO:CD	1:GK:49:VAL:HG12	2.47	0.41
1:GU:8:LYS:HA	1:GU:19:PHE:CD1	2.55	0.41
1:GV:42:ARG:HB3	1:GV:45:ASN:HB3	2.02	0.41
1:GZ:101:LEU:HD23	1:GZ:101:LEU:HA	1.93	0.41
1:HC:9:LEU:CG	1:HC:10:ARG:H	2.29	0.41
1:HY:80:SER:HB2	1:LK:74:VAL:CG2	2.46	0.41
1:HZ:7:PHE:HD1	1:IA:120:LYS:HD3	1.85	0.41
1:IT:90:ARG:HA	1:IT:93:VAL:HG22	2.02	0.41
1:IY:35:VAL:HG22	1:IY:52:MET:HB2	2.02	0.41
1:JQ:35:VAL:HG22	1:JQ:52:MET:HB2	2.02	0.41
1:JS:7:PHE:HD1	1:JT:120:LYS:HD3	1.85	0.41
1:JT:42:ARG:HB3	1:JT:45:ASN:HB3	2.01	0.41
1:JY:7:PHE:HD1	1:JZ:120:LYS:HD3	1.85	0.41
1:KM:8:LYS:HA	1:KM:19:PHE:CD1	2.55	0.41
1:KO:38:LEU:HD22	1:NV:10:ARG:HH21	1.85	0.41
1:KQ:7:PHE:HD1	1:KR:120:LYS:HD3	1.85	0.41

Continued on next page...

Continued from previous page...

Atom-1	Atom-2	Interatomic distance (Å)	Clash overlap (Å)
1:KT:82:PRO:HD2	1:KT:85:THR:HG21	2.02	0.41
1:KU:39:PRO:CD	1:KU:49:VAL:HG12	2.47	0.41
1:LD:39:PRO:CD	1:LD:49:VAL:HG12	2.47	0.41
1:LO:82:PRO:HD2	1:LO:85:THR:HG21	2.02	0.41
1:LX:82:PRO:HD2	1:LX:85:THR:HG21	2.02	0.41
1:MF:90:ARG:HA	1:MF:93:VAL:HG22	2.02	0.41
1:MV:42:ARG:HB3	1:MV:45:ASN:HB3	2.02	0.41
1:NF:35:VAL:HG22	1:NF:52:MET:HB2	2.02	0.41
1:NK:42:ARG:HB3	1:NK:45:ASN:HB3	2.02	0.41
1:NN:80:SER:HB2	1:NO:74:VAL:CG2	2.48	0.41
1:NV:82:PRO:HD2	1:NV:85:THR:HG21	2.01	0.41
1:AD:10:ARG:HH22	1:AF:15:ASP:HA	1.83	0.41
1:AD:80:SER:HB2	1:AE:74:VAL:CG2	2.48	0.41
1:AH:42:ARG:HB3	1:AH:45:ASN:HB3	2.01	0.41
1:AT:10:ARG:NH1	1:EK:38:LEU:HB2	2.36	0.41
1:AU:8:LYS:HA	1:AU:19:PHE:CD1	2.55	0.41
1:AV:42:ARG:HB3	1:AV:45:ASN:HB3	2.02	0.41
1:AX:8:LYS:HA	1:AX:19:PHE:CD1	2.55	0.41
1:BA:90:ARG:HA	1:BA:93:VAL:HG22	2.02	0.41
1:BB:82:PRO:HD2	1:BB:85:THR:HG21	2.02	0.41
1:BG:8:LYS:HA	1:BG:19:PHE:CD1	2.55	0.41
1:BG:90:ARG:NH2	1:ES:113:TYR:CD1	2.88	0.41
1:BQ:82:PRO:HD2	1:BQ:85:THR:HG21	2.02	0.41
1:BX:35:VAL:HG22	1:BX:52:MET:HB2	2.02	0.41
1:CJ:15:ASP:O	1:CJ:35:VAL:HA	2.21	0.41
1:CK:8:LYS:HA	1:CK:19:PHE:CD1	2.55	0.41
1:CY:101:LEU:HD23	1:CY:101:LEU:HA	1.94	0.41
1:DF:82:PRO:HD2	1:DF:85:THR:HG21	2.01	0.41
1:DQ:15:ASP:O	1:DQ:35:VAL:HA	2.21	0.41
1:EA:90:ARG:HA	1:EA:93:VAL:HG22	2.02	0.41
1:EC:9:LEU:CG	1:EC:10:ARG:H	2.29	0.41
1:ER:9:LEU:CG	1:ER:10:ARG:H	2.29	0.41
1:ET:7:PHE:HD1	1:EU:120:LYS:HD3	1.85	0.41
1:EZ:42:ARG:HB3	1:EZ:45:ASN:HB3	2.02	0.41
1:FF:126:LEU:HD23	1:FF:126:LEU:HA	1.85	0.41
1:FY:39:PRO:CD	1:FY:49:VAL:HG12	2.47	0.41
1:GK:35:VAL:HG22	1:GK:52:MET:HB2	2.02	0.41
1:HH:10:ARG:HD2	1:HJ:38:LEU:HD11	2.01	0.41
1:HI:35:VAL:HG22	1:HI:52:MET:HB2	2.02	0.41
1:HO:42:ARG:HB3	1:HO:45:ASN:HB3	2.01	0.41
1:HY:90:ARG:HA	1:HY:93:VAL:HG22	2.02	0.41

Continued on next page...

Continued from previous page...

Atom-1	Atom-2	Interatomic distance (Å)	Clash overlap (Å)
1:IC:10:ARG:HD2	1:IE:38:LEU:HD11	2.01	0.41
1:IC:42:ARG:HB3	1:IC:45:ASN:HB3	2.02	0.41
1:IO:42:ARG:HB3	1:IO:45:ASN:HB3	2.02	0.41
1:IO:126:LEU:HA	1:IO:126:LEU:HD23	1.85	0.41
1:IS:57:LYS:HE3	1:IS:59:ILE:HD11	2.03	0.41
1:IT:122:PHE:CE1	1:MF:5:ALA:HB2	2.55	0.41
1:IW:57:LYS:NZ	1:MI:92:GLU:OE2	2.43	0.41
1:IW:90:ARG:HA	1:IW:93:VAL:HG22	2.02	0.41
1:JG:80:SER:HB2	1:JH:74:VAL:CG2	2.48	0.41
1:JH:10:ARG:HH11	1:NE:38:LEU:HD22	1.85	0.41
1:JM:10:ARG:HD2	1:JO:38:LEU:HD11	2.01	0.41
1:KH:7:PHE:HD1	1:KI:120:LYS:HD3	1.85	0.41
1:KS:90:ARG:HA	1:KS:93:VAL:HG22	2.02	0.41
1:LI:7:PHE:HD1	1:LJ:120:LYS:HD3	1.85	0.41
1:LS:35:VAL:HG22	1:LS:52:MET:HB2	2.02	0.41
1:LW:90:ARG:HA	1:LW:93:VAL:HG22	2.02	0.41
1:MA:82:PRO:HD2	1:MA:85:THR:HG21	2.02	0.41
1:MX:90:ARG:HA	1:MX:93:VAL:HG22	2.02	0.41
1:MY:10:ARG:HH22	1:NA:15:ASP:HA	1.83	0.41
1:NA:82:PRO:HD2	1:NA:85:THR:HG21	2.01	0.41
1:NB:7:PHE:HD1	1:NC:120:LYS:HD3	1.85	0.41
1:NE:80:SER:HB2	1:NF:74:VAL:CG2	2.48	0.41
1:NK:7:PHE:HD1	1:NL:120:LYS:HD3	1.85	0.41
1:NM:8:LYS:HA	1:NM:19:PHE:CD1	2.55	0.41
1:NN:10:ARG:HD2	1:NP:38:LEU:HD11	2.01	0.41
1:AA:7:PHE:HD1	1:AB:120:LYS:HD3	1.85	0.41
1:AB:15:ASP:O	1:AB:35:VAL:HA	2.21	0.41
1:AC:28:LEU:HB3	1:AC:58:THR:O	2.21	0.41
1:AE:66:ALA:HB3	1:GB:66:ALA:HB1	2.02	0.41
1:AN:101:LEU:HD23	1:AN:101:LEU:HA	1.94	0.41
1:AO:28:LEU:HB3	1:AO:58:THR:O	2.21	0.41
1:AQ:39:PRO:CD	1:AQ:49:VAL:HG12	2.47	0.41
1:AW:57:LYS:HE3	1:AW:59:ILE:HD11	2.03	0.41
1:AZ:39:PRO:CD	1:AZ:49:VAL:HG12	2.47	0.41
1:AZ:57:LYS:HE3	1:AZ:59:ILE:HD11	2.03	0.41
1:BB:80:SER:HB2	1:BC:74:VAL:CG2	2.48	0.41
1:BF:57:LYS:HE3	1:BF:59:ILE:HD11	2.03	0.41
1:BH:114:SER:HA	1:BP:26:VAL:HG21	2.01	0.41
1:BI:57:LYS:HE3	1:BI:59:ILE:HD11	2.03	0.41
1:BK:80:SER:HB2	1:BL:74:VAL:CG2	2.48	0.41
1:BP:28:LEU:HB3	1:BP:58:THR:O	2.21	0.41

Continued on next page...

Continued from previous page...

Atom-1	Atom-2	Interatomic distance (Å)	Clash overlap (Å)
1:BP:105:VAL:HG22	1:FB:94:LEU:CD1	2.51	0.41
1:BQ:7:PHE:HD1	1:BR:120:LYS:HD3	1.85	0.41
1:BT:80:SER:HB2	1:BU:74:VAL:CG2	2.48	0.41
1:BX:15:ASP:O	1:BX:35:VAL:HA	2.21	0.41
1:CC:126:LEU:HD23	1:CC:126:LEU:HA	1.85	0.41
1:CD:15:ASP:O	1:CD:35:VAL:HA	2.21	0.41
1:CD:57:LYS:HE3	1:CD:59:ILE:HD11	2.03	0.41
1:CE:90:ARG:HA	1:CE:93:VAL:HG22	2.02	0.41
1:CE:119:ASP:O	1:FQ:8:LYS:HB2	2.20	0.41
1:CF:7:PHE:HD1	1:CG:120:LYS:HD3	1.85	0.41
1:CF:126:LEU:HD23	1:CF:126:LEU:HA	1.85	0.41
1:CH:10:ARG:HH21	1:CM:38:LEU:HD22	1.86	0.41
1:CL:42:ARG:HB3	1:CL:45:ASN:HB3	2.02	0.41
1:CV:15:ASP:O	1:CV:35:VAL:HA	2.21	0.41
1:CW:57:LYS:NZ	1:GI:92:GLU:OE2	2.44	0.41
1:CW:90:ARG:HA	1:CW:93:VAL:HG22	2.02	0.41
1:DD:42:ARG:HB3	1:DD:45:ASN:HB3	2.02	0.41
1:DG:7:PHE:HD1	1:DH:120:LYS:HD3	1.85	0.41
1:DH:35:VAL:HG22	1:DH:52:MET:HB2	2.02	0.41
1:DI:90:ARG:HA	1:DI:93:VAL:HG22	2.02	0.41
1:DK:35:VAL:HG22	1:DK:52:MET:HB2	2.02	0.41
1:DM:80:SER:HB2	1:DN:74:VAL:CG2	2.48	0.41
1:DN:15:ASP:O	1:DN:35:VAL:HA	2.21	0.41
1:DO:8:LYS:HA	1:DO:19:PHE:CD1	2.55	0.41
1:DT:101:LEU:HD23	1:DT:101:LEU:HA	1.94	0.41
1:DV:10:ARG:HH22	1:DX:15:ASP:HA	1.83	0.41
1:DW:39:PRO:CD	1:DW:49:VAL:HG12	2.47	0.41
1:DZ:9:LEU:CG	1:DZ:10:ARG:H	2.29	0.41
1:EA:82:PRO:HD2	1:EA:85:THR:HG21	2.01	0.41
1:EE:7:PHE:HD1	1:EF:120:LYS:HD3	1.85	0.41
1:EF:15:ASP:O	1:EF:35:VAL:HA	2.21	0.41
1:EG:82:PRO:HD2	1:EG:85:THR:HG21	2.01	0.41
1:EL:39:PRO:CD	1:EL:49:VAL:HG12	2.47	0.41
1:EN:42:ARG:HB3	1:EN:45:ASN:HB3	2.02	0.41
1:EO:15:ASP:O	1:EO:35:VAL:HA	2.21	0.41
1:EQ:7:PHE:HD1	1:ER:120:LYS:HD3	1.85	0.41
1:EX:15:ASP:O	1:EX:35:VAL:HA	2.21	0.41
1:EZ:10:ARG:HH22	1:FB:15:ASP:HA	1.83	0.41
1:FB:90:ARG:HA	1:FB:93:VAL:HG22	2.02	0.41
1:FD:15:ASP:O	1:FD:35:VAL:HA	2.21	0.41
1:FD:42:ARG:HB3	1:FD:45:ASN:HB3	2.01	0.41

Continued on next page...

Continued from previous page...

Atom-1	Atom-2	Interatomic distance (Å)	Clash overlap (Å)
1:FF:42:ARG:HB3	1:FF:45:ASN:HB3	2.02	0.41
1:FK:8:LYS:HA	1:FK:19:PHE:CD1	2.55	0.41
1:FL:7:PHE:HD1	1:FM:120:LYS:HD3	1.85	0.41
1:FM:15:ASP:O	1:FM:35:VAL:HA	2.21	0.41
1:FO:42:ARG:HB3	1:FO:45:ASN:HB3	2.02	0.41
1:FQ:28:LEU:HB3	1:FQ:58:THR:O	2.21	0.41
1:FS:15:ASP:O	1:FS:35:VAL:HA	2.21	0.41
1:FS:57:LYS:HE3	1:FS:59:ILE:HD11	2.03	0.41
1:FV:101:LEU:HD23	1:FV:101:LEU:HA	1.94	0.41
1:FX:42:ARG:HB3	1:FX:45:ASN:HB3	2.02	0.41
1:FY:35:VAL:HG22	1:FY:52:MET:HB2	2.02	0.41
1:GD:42:ARG:HB3	1:GD:45:ASN:HB3	2.02	0.41
1:GG:10:ARG:HD2	1:GI:38:LEU:HD11	2.01	0.41
1:GM:42:ARG:HB3	1:GM:45:ASN:HB3	2.02	0.41
1:GQ:15:ASP:O	1:GQ:35:VAL:HA	2.21	0.41
1:GQ:35:VAL:HG22	1:GQ:52:MET:HB2	2.02	0.41
1:GS:10:ARG:HH22	1:GU:15:ASP:HA	1.83	0.41
1:GW:9:LEU:CG	1:GW:10:ARG:H	2.29	0.41
1:GY:10:ARG:HD2	1:HA:38:LEU:HD11	2.01	0.41
1:GZ:57:LYS:HE3	1:GZ:59:ILE:HD11	2.03	0.41
1:HF:15:ASP:O	1:HF:35:VAL:HA	2.21	0.41
1:HH:82:PRO:HD2	1:HH:85:THR:HG21	2.02	0.41
1:HI:57:LYS:HE3	1:HI:59:ILE:HD11	2.03	0.41
1:HJ:8:LYS:HA	1:HJ:19:PHE:CD1	2.55	0.41
1:HK:82:PRO:HD2	1:HK:85:THR:HG21	2.02	0.41
1:HL:42:ARG:HB3	1:HL:45:ASN:HB3	2.01	0.41
1:HP:92:GLU:OE2	1:LB:57:LYS:NZ	2.44	0.41
1:HP:116:TYR:CE1	1:KZ:9:LEU:HA	2.56	0.41
1:HQ:7:PHE:HD1	1:HR:120:LYS:HD3	1.85	0.41
1:HQ:10:ARG:HD2	1:HS:38:LEU:HD11	2.01	0.41
1:HS:28:LEU:HB3	1:HS:58:THR:O	2.21	0.41
1:HU:113:TYR:O	1:MB:26:VAL:HG21	2.21	0.41
1:IA:57:LYS:HE3	1:IA:59:ILE:HD11	2.03	0.41
1:IG:15:ASP:OD1	1:IN:10:ARG:NH1	2.54	0.41
1:IG:35:VAL:HG22	1:IG:52:MET:HB2	2.02	0.41
1:IG:101:LEU:HD23	1:IG:101:LEU:HA	1.94	0.41
1:II:123:ILE:HG13	1:IJ:4:ILE:HB	2.03	0.41
1:IN:80:SER:HB2	1:LZ:74:VAL:CG2	2.50	0.41
1:IO:82:PRO:HD2	1:IO:85:THR:HG21	2.02	0.41
1:IR:82:PRO:HD2	1:IR:85:THR:HG21	2.02	0.41
1:IS:15:ASP:O	1:IS:35:VAL:HA	2.21	0.41

Continued on next page...

Continued from previous page...

Atom-1	Atom-2	Interatomic distance (Å)	Clash overlap (Å)
1:JC:80:SER:HB2	1:MO:74:VAL:CG2	2.51	0.41
1:JD:42:ARG:HB3	1:JD:45:ASN:HB3	2.02	0.41
1:JF:90:ARG:HA	1:JF:93:VAL:HG22	2.02	0.41
1:JK:15:ASP:O	1:JK:35:VAL:HA	2.21	0.41
1:JK:57:LYS:HE3	1:JK:59:ILE:HD11	2.03	0.41
1:JR:8:LYS:HB2	1:ND:119:ASP:O	2.21	0.41
1:JX:8:LYS:HA	1:JX:19:PHE:CD1	2.55	0.41
1:KC:15:ASP:O	1:KC:35:VAL:HA	2.21	0.41
1:KC:39:PRO:CD	1:KC:49:VAL:HG12	2.47	0.41
1:KE:82:PRO:HD2	1:KE:85:THR:HG21	2.02	0.41
1:KG:125:ASP:HB2	1:NS:4:ILE:CG1	2.51	0.41
1:KN:7:PHE:HD1	1:KO:120:LYS:HD3	1.85	0.41
1:KQ:10:ARG:HH22	1:KS:15:ASP:HA	1.83	0.41
1:KR:101:LEU:HD23	1:KR:101:LEU:HA	1.93	0.41
1:KU:101:LEU:HD23	1:KU:101:LEU:HA	1.94	0.41
1:LD:57:LYS:HE3	1:LD:59:ILE:HD11	2.03	0.41
1:LF:42:ARG:HB3	1:LF:45:ASN:HB3	2.02	0.41
1:LG:15:ASP:O	1:LG:35:VAL:HA	2.21	0.41
1:LI:42:ARG:HB3	1:LI:45:ASN:HB3	2.02	0.41
1:LM:101:LEU:HD23	1:LM:101:LEU:HA	1.93	0.41
1:LN:28:LEU:HB3	1:LN:58:THR:O	2.21	0.41
1:LO:7:PHE:HD1	1:LP:120:LYS:HD3	1.85	0.41
1:LP:15:ASP:O	1:LP:35:VAL:HA	2.21	0.41
1:LV:57:LYS:HE3	1:LV:59:ILE:HD11	2.03	0.41
1:LZ:90:ARG:HA	1:LZ:93:VAL:HG22	2.02	0.41
1:MC:90:ARG:HA	1:MC:93:VAL:HG22	2.02	0.41
1:MH:42:ARG:HB3	1:MH:45:ASN:HB3	2.01	0.41
1:MK:42:ARG:HB3	1:MK:45:ASN:HB3	2.01	0.41
1:MP:10:ARG:HD2	1:MR:38:LEU:HD11	2.01	0.41
1:MP:42:ARG:HB3	1:MP:45:ASN:HB3	2.02	0.41
1:MP:123:ILE:HG13	1:MQ:4:ILE:HB	2.03	0.41
1:MR:8:LYS:HA	1:MR:19:PHE:CD1	2.55	0.41
1:MT:9:LEU:CG	1:MT:10:ARG:H	2.29	0.41
1:MU:8:LYS:HA	1:MU:19:PHE:CD1	2.55	0.41
1:MY:80:SER:HB2	1:MZ:74:VAL:CG2	2.48	0.41
1:MZ:35:VAL:HG22	1:MZ:52:MET:HB2	2.02	0.41
1:NB:10:ARG:HD2	1:ND:38:LEU:HD11	2.01	0.41
1:NC:15:ASP:O	1:NC:35:VAL:HA	2.21	0.41
1:ND:90:ARG:HA	1:ND:93:VAL:HG22	2.02	0.41
1:NE:123:ILE:HG13	1:NF:4:ILE:HB	2.03	0.41
1:NK:82:PRO:HD2	1:NK:85:THR:HG21	2.02	0.41

Continued on next page...

Continued from previous page...

Atom-1	Atom-2	Interatomic distance (Å)	Clash overlap (Å)
1:NO:35:VAL:HG22	1:NO:52:MET:HB2	2.02	0.41
1:NS:82:PRO:HD2	1:NS:85:THR:HG21	2.01	0.41
1:NU:9:LEU:CG	1:NU:10:ARG:H	2.29	0.41
1:NU:15:ASP:O	1:NU:35:VAL:HA	2.21	0.41
1:AA:80:SER:HB2	1:AB:74:VAL:CG2	2.48	0.41
1:AB:57:LYS:HE3	1:AB:59:ILE:HD11	2.03	0.41
1:AE:39:PRO:CD	1:AE:49:VAL:HG12	2.47	0.41
1:AH:15:ASP:O	1:AH:35:VAL:HA	2.21	0.41
1:AT:10:ARG:HH11	1:EK:38:LEU:HB2	1.86	0.41
1:AT:39:PRO:CD	1:AT:49:VAL:HG12	2.47	0.41
1:AW:15:ASP:O	1:AW:35:VAL:HA	2.21	0.41
1:BA:8:LYS:HA	1:BA:19:PHE:CD1	2.55	0.41
1:BB:126:LEU:HA	1:BB:126:LEU:HD23	1.85	0.41
1:BC:39:PRO:CD	1:BC:49:VAL:HG12	2.47	0.41
1:BL:35:VAL:HG22	1:BL:52:MET:HB2	2.02	0.41
1:BS:90:ARG:HA	1:BS:93:VAL:HG22	2.02	0.41
1:CI:123:ILE:HG13	1:CJ:4:ILE:HB	2.03	0.41
1:CJ:38:LEU:HD22	1:GI:10:ARG:HH21	1.86	0.41
1:CN:129:THR:O	1:FZ:106:LYS:NZ	2.54	0.41
1:CP:15:ASP:O	1:CP:35:VAL:HA	2.21	0.41
1:CW:80:SER:HB2	1:GI:74:VAL:CG2	2.46	0.41
1:DH:15:ASP:O	1:DH:35:VAL:HA	2.21	0.41
1:DY:42:ARG:HB3	1:DY:45:ASN:HB3	2.02	0.41
1:EA:28:LEU:HB3	1:EA:58:THR:O	2.21	0.41
1:EF:38:LEU:CD2	1:EV:10:ARG:HH21	2.33	0.41
1:EL:15:ASP:O	1:EL:35:VAL:HA	2.21	0.41
1:EP:88:GLU:H	1:EP:88:GLU:HG3	1.69	0.41
1:ER:35:VAL:HG22	1:ER:52:MET:HB2	2.02	0.41
1:EU:15:ASP:O	1:EU:35:VAL:HA	2.21	0.41
1:EZ:99:SER:OG	1:EZ:124:GLU:O	2.20	0.41
1:FC:80:SER:HB2	1:FD:74:VAL:CG2	2.48	0.41
1:FI:10:ARG:HD2	1:FK:38:LEU:HD11	2.01	0.41
1:FN:88:GLU:H	1:FN:88:GLU:HG3	1.69	0.41
1:FP:101:LEU:HD23	1:FP:101:LEU:HA	1.94	0.41
1:FQ:90:ARG:HA	1:FQ:93:VAL:HG22	2.02	0.41
1:FR:10:ARG:HH22	1:FT:15:ASP:HA	1.83	0.41
1:FY:57:LYS:HE3	1:FY:59:ILE:HD11	2.03	0.41
1:FZ:28:LEU:HB3	1:FZ:58:THR:O	2.21	0.41
1:GC:28:LEU:HB3	1:GC:58:THR:O	2.21	0.41
1:GE:15:ASP:O	1:GE:35:VAL:HA	2.21	0.41
1:GG:126:LEU:HD23	1:GG:126:LEU:HA	1.85	0.41

Continued on next page...

Continued from previous page...

Atom-1	Atom-2	Interatomic distance (Å)	Clash overlap (Å)
1:GH:15:ASP:O	1:GH:35:VAL:HA	2.21	0.41
1:GH:57:LYS:HE3	1:GH:59:ILE:HD11	2.03	0.41
1:GJ:82:PRO:HD2	1:GJ:85:THR:HG21	2.02	0.41
1:GK:9:LEU:CG	1:GK:10:ARG:H	2.29	0.41
1:GQ:9:LEU:CG	1:GQ:10:ARG:H	2.29	0.41
1:GT:35:VAL:HG22	1:GT:52:MET:HB2	2.02	0.41
1:GV:82:PRO:HD2	1:GV:85:THR:HG21	2.02	0.41
1:HA:82:PRO:HD2	1:HA:85:THR:HG21	2.01	0.41
1:HC:15:ASP:O	1:HC:35:VAL:HA	2.21	0.41
1:HD:119:ASP:O	1:KP:8:LYS:HB2	2.20	0.41
1:HE:42:ARG:HB3	1:HE:45:ASN:HB3	2.02	0.41
1:HF:57:LYS:HE3	1:HF:59:ILE:HD11	2.03	0.41
1:HL:57:LYS:HE3	1:HL:59:ILE:HD11	2.03	0.41
1:HM:28:LEU:HB3	1:HM:58:THR:O	2.21	0.41
1:HN:123:ILE:HG13	1:HO:4:ILE:HB	2.03	0.41
1:HR:39:PRO:CD	1:HR:49:VAL:HG12	2.47	0.41
1:HS:26:VAL:HG21	1:LX:113:TYR:O	2.21	0.41
1:HS:106:LYS:NZ	1:LE:129:THR:O	2.54	0.41
1:HU:57:LYS:HE3	1:HU:59:ILE:HD11	2.03	0.41
1:HW:7:PHE:HD1	1:HX:120:LYS:HD3	1.85	0.41
1:IA:15:ASP:O	1:IA:35:VAL:HA	2.21	0.41
1:ID:15:ASP:O	1:ID:35:VAL:HA	2.21	0.41
1:II:80:SER:HB2	1:IJ:74:VAL:CG2	2.48	0.41
1:IJ:57:LYS:HE3	1:IJ:59:ILE:HD11	2.03	0.41
1:IK:8:LYS:HA	1:IK:19:PHE:CD1	2.55	0.41
1:IL:123:ILE:HG13	1:IM:4:ILE:HB	2.03	0.41
1:IR:42:ARG:HB3	1:IR:45:ASN:HB3	2.02	0.41
1:IZ:28:LEU:HB3	1:IZ:58:THR:O	2.21	0.41
1:JJ:7:PHE:HD1	1:JK:120:LYS:HD3	1.85	0.41
1:JJ:42:ARG:HB3	1:JJ:45:ASN:HB3	2.02	0.41
1:JL:28:LEU:HB3	1:JL:58:THR:O	2.21	0.41
1:JN:57:LYS:HE3	1:JN:59:ILE:HD11	2.03	0.41
1:JV:7:PHE:HD1	1:JW:120:LYS:HD3	1.85	0.41
1:JV:123:ILE:HG13	1:JW:4:ILE:HB	2.03	0.41
1:JW:57:LYS:HE3	1:JW:59:ILE:HD11	2.03	0.41
1:JX:28:LEU:HB3	1:JX:58:THR:O	2.21	0.41
1:KA:10:ARG:HH21	1:NI:38:LEU:CD2	2.32	0.41
1:KJ:28:LEU:HB3	1:KJ:58:THR:O	2.21	0.41
1:KL:15:ASP:O	1:KL:35:VAL:HA	2.21	0.41
1:KP:28:LEU:HB3	1:KP:58:THR:O	2.21	0.41
1:KW:10:ARG:HD2	1:KY:38:LEU:HD11	2.01	0.41

Continued on next page...

Continued from previous page...

Atom-1	Atom-2	Interatomic distance (Å)	Clash overlap (Å)
1:KX:57:LYS:HE3	1:KX:59:ILE:HD11	2.03	0.41
1:LF:123:ILE:HG13	1:LG:4:ILE:HB	2.03	0.41
1:LI:123:ILE:HG13	1:LJ:4:ILE:HB	2.03	0.41
1:LS:15:ASP:O	1:LS:35:VAL:HA	2.21	0.41
1:LT:28:LEU:HB3	1:LT:58:THR:O	2.21	0.41
1:MJ:10:ARG:HH22	1:ML:15:ASP:HA	1.83	0.41
1:MM:7:PHE:HD1	1:MN:120:LYS:HD3	1.85	0.41
1:MP:80:SER:HB2	1:MQ:74:VAL:CG2	2.48	0.41
1:MP:82:PRO:HD2	1:MP:85:THR:HG21	2.02	0.41
1:NC:35:VAL:HG22	1:NC:52:MET:HB2	2.02	0.41
1:NI:15:ASP:O	1:NI:35:VAL:HA	2.21	0.41
1:AI:28:LEU:HB3	1:AI:58:THR:O	2.21	0.40
1:AK:15:ASP:O	1:AK:35:VAL:HA	2.21	0.40
1:AN:15:ASP:O	1:AN:35:VAL:HA	2.21	0.40
1:AO:8:LYS:HA	1:AO:19:PHE:CD1	2.55	0.40
1:AQ:15:ASP:O	1:AQ:35:VAL:HA	2.21	0.40
1:AR:116:TYR:CE1	1:EB:9:LEU:HA	2.56	0.40
1:AT:57:LYS:HE3	1:AT:59:ILE:HD11	2.03	0.40
1:AW:35:VAL:HG22	1:AW:52:MET:HB2	2.02	0.40
1:AX:90:ARG:HA	1:AX:93:VAL:HG22	2.02	0.40
1:AY:82:PRO:HD2	1:AY:85:THR:HG21	2.02	0.40
1:BD:28:LEU:HB3	1:BD:58:THR:O	2.21	0.40
1:BL:15:ASP:O	1:BL:35:VAL:HA	2.21	0.40
1:BS:28:LEU:HB3	1:BS:58:THR:O	2.21	0.40
1:BT:10:ARG:HH22	1:BV:15:ASP:HA	1.83	0.40
1:BV:28:LEU:HB3	1:BV:58:THR:O	2.21	0.40
1:CF:82:PRO:HD2	1:CF:85:THR:HG21	2.02	0.40
1:CI:7:PHE:HD1	1:CJ:120:LYS:HD3	1.85	0.40
1:CI:10:ARG:HH22	1:CK:15:ASP:HA	1.83	0.40
1:CO:7:PHE:HD1	1:CP:120:LYS:HD3	1.85	0.40
1:CP:39:PRO:CD	1:CP:49:VAL:HG12	2.47	0.40
1:CY:35:VAL:HG22	1:CY:52:MET:HB2	2.02	0.40
1:DB:57:LYS:HE3	1:DB:59:ILE:HD11	2.03	0.40
1:DN:57:LYS:HE3	1:DN:59:ILE:HD11	2.03	0.40
1:DV:99:SER:OG	1:DV:124:GLU:O	2.20	0.40
1:DW:15:ASP:O	1:DW:35:VAL:HA	2.21	0.40
1:DW:57:LYS:HE3	1:DW:59:ILE:HD11	2.03	0.40
1:ED:28:LEU:HB3	1:ED:58:THR:O	2.21	0.40
1:EI:15:ASP:O	1:EI:35:VAL:HA	2.21	0.40
1:EM:28:LEU:HB3	1:EM:58:THR:O	2.21	0.40
1:EN:10:ARG:HH22	1:EP:15:ASP:HA	1.83	0.40

Continued on next page...

Continued from previous page...

Atom-1	Atom-2	Interatomic distance (Å)	Clash overlap (Å)
1:EO:57:LYS:HE3	1:EO:59:ILE:HD11	2.03	0.40
1:EO:101:LEU:HD23	1:EO:101:LEU:HA	1.94	0.40
1:ER:57:LYS:HE3	1:ER:59:ILE:HD11	2.03	0.40
1:EU:57:LYS:HE3	1:EU:59:ILE:HD11	2.03	0.40
1:EZ:126:LEU:HD23	1:EZ:126:LEU:HA	1.85	0.40
1:FC:123:ILE:HG13	1:FD:4:ILE:HB	2.03	0.40
1:FU:123:ILE:HG13	1:FV:4:ILE:HB	2.03	0.40
1:FX:82:PRO:HD2	1:FX:85:THR:HG21	2.02	0.40
1:GM:7:PHE:HD1	1:GN:120:LYS:HD3	1.85	0.40
1:GT:101:LEU:HD23	1:GT:101:LEU:HA	1.94	0.40
1:GY:123:ILE:HG13	1:GZ:4:ILE:HB	2.03	0.40
1:HB:7:PHE:HD1	1:HC:120:LYS:HD3	1.85	0.40
1:HN:10:ARG:HD2	1:HP:38:LEU:HD11	2.01	0.40
1:HO:101:LEU:HD23	1:HO:101:LEU:HA	1.93	0.40
1:IB:28:LEU:HB3	1:IB:58:THR:O	2.21	0.40
1:IC:123:ILE:HG13	1:ID:4:ILE:HB	2.04	0.40
1:IE:8:LYS:HB2	1:LQ:119:ASP:O	2.21	0.40
1:IE:57:LYS:HZ3	1:LQ:92:GLU:CD	2.24	0.40
1:IG:39:PRO:CD	1:IG:49:VAL:HG12	2.47	0.40
1:IP:15:ASP:O	1:IP:35:VAL:HA	2.21	0.40
1:IP:57:LYS:HE3	1:IP:59:ILE:HD11	2.03	0.40
1:IV:9:LEU:CG	1:IV:10:ARG:H	2.30	0.40
1:IV:57:LYS:HE3	1:IV:59:ILE:HD11	2.03	0.40
1:IZ:82:PRO:HD2	1:IZ:85:THR:HG21	2.01	0.40
1:JC:28:LEU:HB3	1:JC:58:THR:O	2.22	0.40
1:JE:15:ASP:O	1:JE:35:VAL:HA	2.21	0.40
1:JF:6:ILE:HB	1:MR:121:TYR:HB2	2.03	0.40
1:JH:15:ASP:O	1:JH:35:VAL:HA	2.21	0.40
1:JH:57:LYS:HE3	1:JH:59:ILE:HD11	2.03	0.40
1:JN:35:VAL:HG22	1:JN:52:MET:HB2	2.02	0.40
1:JN:39:PRO:CD	1:JN:49:VAL:HG12	2.47	0.40
1:JS:82:PRO:HD2	1:JS:85:THR:HG21	2.02	0.40
1:JT:15:ASP:O	1:JT:35:VAL:HA	2.21	0.40
1:JV:80:SER:HB2	1:JW:74:VAL:CG2	2.48	0.40
1:JZ:57:LYS:HE3	1:JZ:59:ILE:HD11	2.03	0.40
1:KA:90:ARG:NH2	1:NM:113:TYR:CD1	2.89	0.40
1:KF:57:LYS:HE3	1:KF:59:ILE:HD11	2.03	0.40
1:KI:15:ASP:O	1:KI:35:VAL:HA	2.21	0.40
1:KI:39:PRO:CD	1:KI:49:VAL:HG12	2.47	0.40
1:KM:90:ARG:HA	1:KM:93:VAL:HG22	2.02	0.40
1:KW:7:PHE:HD1	1:KX:120:LYS:HD3	1.85	0.40

Continued on next page...

Continued from previous page...

Atom-1	Atom-2	Interatomic distance (Å)	Clash overlap (Å)
1:KW:123:ILE:HG13	1:KX:4:ILE:HB	2.04	0.40
1:KX:15:ASP:O	1:KX:35:VAL:HA	2.21	0.40
1:LC:123:ILE:HG13	1:LD:4:ILE:HB	2.03	0.40
1:LL:123:ILE:HG13	1:LM:4:ILE:HB	2.03	0.40
1:LY:57:LYS:HE3	1:LY:59:ILE:HD11	2.03	0.40
1:MJ:126:LEU:HA	1:MJ:126:LEU:HD23	1.85	0.40
1:MR:28:LEU:HB3	1:MR:58:THR:O	2.21	0.40
1:MU:28:LEU:HB3	1:MU:58:THR:O	2.21	0.40
1:MV:10:ARG:HD2	1:MX:38:LEU:HD11	2.01	0.40
1:NF:57:LYS:HE3	1:NF:59:ILE:HD11	2.03	0.40
1:NG:8:LYS:HA	1:NG:19:PHE:CD1	2.55	0.40
1:NJ:28:LEU:HB3	1:NJ:58:THR:O	2.21	0.40
1:NL:35:VAL:HG22	1:NL:52:MET:HB2	2.02	0.40
1:NP:90:ARG:HA	1:NP:93:VAL:HG22	2.02	0.40
1:NQ:123:ILE:HG13	1:NR:4:ILE:HB	2.03	0.40
1:NR:15:ASP:O	1:NR:35:VAL:HA	2.21	0.40
1:NT:123:ILE:HG13	1:NU:4:ILE:HB	2.03	0.40
1:AF:57:LYS:HZ3	1:DR:92:GLU:CD	2.24	0.40
1:AG:123:ILE:HG13	1:AH:4:ILE:HB	2.04	0.40
1:AJ:42:ARG:HB3	1:AJ:45:ASN:HB3	2.02	0.40
1:AO:74:VAL:CG2	1:EA:80:SER:HB2	2.50	0.40
1:AS:80:SER:HB2	1:AT:74:VAL:CG2	2.48	0.40
1:AT:15:ASP:O	1:AT:35:VAL:HA	2.21	0.40
1:BD:49:VAL:HG11	1:EP:112:ALA:O	2.21	0.40
1:BN:42:ARG:HB3	1:BN:45:ASN:HB3	2.02	0.40
1:BQ:123:ILE:HG13	1:BR:4:ILE:HB	2.03	0.40
1:CC:42:ARG:HB3	1:CC:45:ASN:HB3	2.02	0.40
1:CC:123:ILE:HG13	1:CD:4:ILE:HB	2.03	0.40
1:CE:28:LEU:HB3	1:CE:58:THR:O	2.22	0.40
1:CF:42:ARG:HB3	1:CF:45:ASN:HB3	2.02	0.40
1:CG:101:LEU:HD23	1:CG:101:LEU:HA	1.94	0.40
1:CQ:28:LEU:HB3	1:CQ:58:THR:O	2.21	0.40
1:DA:123:ILE:HG13	1:DB:4:ILE:HB	2.03	0.40
1:DE:15:ASP:O	1:DE:35:VAL:HA	2.21	0.40
1:DO:28:LEU:HB3	1:DO:58:THR:O	2.21	0.40
1:EK:123:ILE:HG13	1:EL:4:ILE:HB	2.04	0.40
1:EU:10:ARG:NH1	1:FF:38:LEU:HB2	2.36	0.40
1:FD:57:LYS:HE3	1:FD:59:ILE:HD11	2.03	0.40
1:FM:57:LYS:HE3	1:FM:59:ILE:HD11	2.03	0.40
1:FO:80:SER:HB2	1:FP:74:VAL:CG2	2.48	0.40
1:FU:42:ARG:HB3	1:FU:45:ASN:HB3	2.02	0.40

Continued on next page...

Continued from previous page...

Atom-1	Atom-2	Interatomic distance (Å)	Clash overlap (Å)
1:FV:15:ASP:O	1:FV:35:VAL:HA	2.21	0.40
1:GK:15:ASP:O	1:GK:35:VAL:HA	2.21	0.40
1:GM:80:SER:HB2	1:GN:74:VAL:CG2	2.48	0.40
1:GM:123:ILE:HG13	1:GN:4:ILE:HB	2.03	0.40
1:GN:57:LYS:HE3	1:GN:59:ILE:HD11	2.03	0.40
1:HJ:82:PRO:HD2	1:HJ:85:THR:HG21	2.01	0.40
1:HO:57:LYS:HE3	1:HO:59:ILE:HD11	2.03	0.40
1:HR:15:ASP:O	1:HR:35:VAL:HA	2.21	0.40
1:HT:10:ARG:HD2	1:HV:38:LEU:HD11	2.02	0.40
1:HT:82:PRO:HD2	1:HT:85:THR:HG21	2.02	0.40
1:HT:123:ILE:HG13	1:HU:4:ILE:HB	2.03	0.40
1:IC:7:PHE:HD1	1:ID:120:LYS:HD3	1.85	0.40
1:IJ:15:ASP:O	1:IJ:35:VAL:HA	2.21	0.40
1:IM:35:VAL:HG22	1:IM:52:MET:HB2	2.02	0.40
1:IR:10:ARG:HH22	1:IT:15:ASP:HA	1.83	0.40
1:IR:123:ILE:HG13	1:IS:4:ILE:HB	2.03	0.40
1:IS:9:LEU:CG	1:IS:10:ARG:H	2.29	0.40
1:IU:42:ARG:HB3	1:IU:45:ASN:HB3	2.02	0.40
1:IV:11:GLU:OE1	1:KP:11:GLU:OE1	2.38	0.40
1:JE:101:LEU:HD23	1:JE:101:LEU:HA	1.93	0.40
1:JF:59:ILE:CD1	1:MR:89:ASP:OD2	2.69	0.40
1:JK:35:VAL:HG22	1:JK:52:MET:HB2	2.02	0.40
1:JP:123:ILE:HG13	1:JQ:4:ILE:HB	2.03	0.40
1:JQ:15:ASP:O	1:JQ:35:VAL:HA	2.21	0.40
1:JS:80:SER:HB2	1:JT:74:VAL:CG2	2.48	0.40
1:KC:57:LYS:HE3	1:KC:59:ILE:HD11	2.03	0.40
1:KE:42:ARG:HB3	1:KE:45:ASN:HB3	2.02	0.40
1:KF:35:VAL:HG22	1:KF:52:MET:HB2	2.02	0.40
1:KL:57:LYS:HE3	1:KL:59:ILE:HD11	2.03	0.40
1:KN:123:ILE:HG13	1:KO:4:ILE:HB	2.03	0.40
1:LH:28:LEU:HB3	1:LH:58:THR:O	2.21	0.40
1:LW:26:VAL:HG21	1:MG:113:TYR:O	2.21	0.40
1:LX:123:ILE:HG13	1:LY:4:ILE:HB	2.03	0.40
1:MA:7:PHE:HD1	1:MB:120:LYS:HD3	1.85	0.40
1:MD:126:LEU:HD23	1:MD:126:LEU:HA	1.85	0.40
1:MH:15:ASP:O	1:MH:35:VAL:HA	2.21	0.40
1:MJ:82:PRO:HD2	1:MJ:85:THR:HG21	2.02	0.40
1:MN:15:ASP:O	1:MN:35:VAL:HA	2.21	0.40
1:MV:7:PHE:HD1	1:MW:120:LYS:HD3	1.85	0.40
1:NP:28:LEU:HB3	1:NP:58:THR:O	2.21	0.40
1:NS:90:ARG:HA	1:NS:93:VAL:HG22	2.02	0.40

Continued on next page...

Continued from previous page...

Atom-1	Atom-2	Interatomic distance (Å)	Clash overlap (Å)
1:NT:126:LEU:HD23	1:NT:126:LEU:HA	1.85	0.40
1:NU:35:VAL:HG22	1:NU:52:MET:HB2	2.02	0.40
1:AD:123:ILE:HG13	1:AE:4:ILE:HB	2.03	0.40
1:AE:57:LYS:HE3	1:AE:59:ILE:HD11	2.03	0.40
1:AV:126:LEU:HD23	1:AV:126:LEU:HA	1.85	0.40
1:BB:123:ILE:HG13	1:BC:4:ILE:HB	2.03	0.40
1:BD:90:ARG:HA	1:BD:93:VAL:HG22	2.02	0.40
1:BI:39:PRO:CD	1:BI:49:VAL:HG12	2.47	0.40
1:BM:129:THR:O	1:EY:106:LYS:NZ	2.54	0.40
1:BO:57:LYS:HE3	1:BO:59:ILE:HD11	2.03	0.40
1:BS:116:TYR:CD1	1:FC:9:LEU:HA	2.56	0.40
1:CB:28:LEU:HB3	1:CB:58:THR:O	2.21	0.40
1:CB:81:PHE:CD1	1:FN:73:ILE:HG23	2.57	0.40
1:CR:80:SER:HB2	1:CS:74:VAL:CG2	2.48	0.40
1:CS:15:ASP:O	1:CS:35:VAL:HA	2.21	0.40
1:CV:57:LYS:HE3	1:CV:59:ILE:HD11	2.03	0.40
1:CV:113:TYR:O	1:GN:26:VAL:HG21	2.21	0.40
1:CW:89:ASP:OD2	1:GI:59:ILE:HD12	2.22	0.40
1:CW:104:GLU:OE1	1:GI:53:ARG:NH1	2.42	0.40
1:DA:42:ARG:HB3	1:DA:45:ASN:HB3	2.02	0.40
1:DF:28:LEU:HB3	1:DF:58:THR:O	2.21	0.40
1:EC:35:VAL:HG22	1:EC:52:MET:HB2	2.02	0.40
1:EI:35:VAL:HG22	1:EI:52:MET:HB2	2.02	0.40
1:EN:82:PRO:HD2	1:EN:85:THR:HG21	2.02	0.40
1:EZ:10:ARG:HD2	1:FB:38:LEU:HD11	2.01	0.40
1:FB:20:THR:OG1	1:FL:116:TYR:OH	2.10	0.40
1:FC:126:LEU:HD23	1:FC:126:LEU:HA	1.85	0.40
1:FG:15:ASP:O	1:FG:35:VAL:HA	2.21	0.40
1:FP:57:LYS:HE3	1:FP:59:ILE:HD11	2.03	0.40
1:FT:28:LEU:HB3	1:FT:58:THR:O	2.21	0.40
1:GD:123:ILE:HG13	1:GE:4:ILE:HB	2.03	0.40
1:GE:57:LYS:HE3	1:GE:59:ILE:HD11	2.03	0.40
1:GG:42:ARG:HB3	1:GG:45:ASN:HB3	2.02	0.40
1:GS:123:ILE:HG13	1:GT:4:ILE:HB	2.03	0.40
1:GX:28:LEU:HB3	1:GX:58:THR:O	2.21	0.40
1:HA:88:GLU:H	1:HA:88:GLU:HG3	1.69	0.40
1:HI:15:ASP:O	1:HI:35:VAL:HA	2.21	0.40
1:HK:123:ILE:HG13	1:HL:4:ILE:HB	2.04	0.40
1:HO:35:VAL:HG22	1:HO:52:MET:HB2	2.02	0.40
1:HP:28:LEU:HB3	1:HP:58:THR:O	2.21	0.40
1:HT:80:SER:HB2	1:HU:74:VAL:CG2	2.48	0.40

Continued on next page...

Continued from previous page...

Atom-1	Atom-2	Interatomic distance (Å)	Clash overlap (Å)
1:HW:42:ARG:HB3	1:HW:45:ASN:HB3	2.02	0.40
1:HZ:42:ARG:HB3	1:HZ:45:ASN:HB3	2.02	0.40
1:IB:112:ALA:O	1:LN:49:VAL:CG1	2.67	0.40
1:IH:28:LEU:HB3	1:IH:58:THR:O	2.21	0.40
1:IH:74:VAL:CG2	1:LT:80:SER:HB2	2.50	0.40
1:II:126:LEU:HD23	1:II:126:LEU:HA	1.85	0.40
1:IS:39:PRO:CD	1:IS:49:VAL:HG12	2.47	0.40
1:IU:99:SER:OG	1:IU:124:GLU:O	2.20	0.40
1:JB:39:PRO:CD	1:JB:49:VAL:HG12	2.47	0.40
1:JF:10:ARG:HH21	1:JK:38:LEU:CD2	2.34	0.40
1:JG:42:ARG:HB3	1:JG:45:ASN:HB3	2.02	0.40
1:JG:123:ILE:HG13	1:JH:4:ILE:HB	2.03	0.40
1:JI:28:LEU:HB3	1:JI:58:THR:O	2.21	0.40
1:JO:28:LEU:HB3	1:JO:58:THR:O	2.21	0.40
1:JR:28:LEU:HB3	1:JR:58:THR:O	2.21	0.40
1:JR:57:LYS:NZ	1:ND:92:GLU:OE2	2.50	0.40
1:JZ:39:PRO:CD	1:JZ:49:VAL:HG12	2.47	0.40
1:KF:15:ASP:O	1:KF:35:VAL:HA	2.21	0.40
1:KI:35:VAL:HG22	1:KI:52:MET:HB2	2.02	0.40
1:KO:15:ASP:O	1:KO:35:VAL:HA	2.21	0.40
1:KT:123:ILE:HG13	1:KU:4:ILE:HB	2.03	0.40
1:LC:42:ARG:HB3	1:LC:45:ASN:HB3	2.02	0.40
1:LO:123:ILE:HG13	1:LP:4:ILE:HB	2.04	0.40
1:LO:126:LEU:HD23	1:LO:126:LEU:HA	1.85	0.40
1:LZ:10:ARG:HH21	1:MK:38:LEU:HD22	1.86	0.40
1:MJ:123:ILE:HG13	1:MK:4:ILE:HB	2.03	0.40
1:MM:42:ARG:HB3	1:MM:45:ASN:HB3	2.02	0.40
1:MY:42:ARG:HB3	1:MY:45:ASN:HB3	2.02	0.40
1:NQ:7:PHE:HD1	1:NR:120:LYS:HD3	1.85	0.40
1:NS:28:LEU:HB3	1:NS:58:THR:O	2.21	0.40
1:AM:123:ILE:HG13	1:AN:4:ILE:HB	2.03	0.40
1:AV:123:ILE:HG13	1:AW:4:ILE:HB	2.03	0.40
1:AZ:15:ASP:O	1:AZ:35:VAL:HA	2.21	0.40
1:BA:59:ILE:HD12	1:EM:89:ASP:OD2	2.21	0.40
1:BE:123:ILE:HG13	1:BF:4:ILE:HB	2.04	0.40
1:BF:101:LEU:HD23	1:BF:101:LEU:HA	1.94	0.40
1:BM:28:LEU:HB3	1:BM:58:THR:O	2.21	0.40
1:BT:123:ILE:HG13	1:BU:4:ILE:HB	2.03	0.40
1:CA:15:ASP:O	1:CA:35:VAL:HA	2.21	0.40
1:CA:39:PRO:CD	1:CA:49:VAL:HG12	2.47	0.40
1:CG:15:ASP:O	1:CG:35:VAL:HA	2.21	0.40

Continued on next page...

Continued from previous page...

Atom-1	Atom-2	Interatomic distance (Å)	Clash overlap (Å)
1:CK:28:LEU:HB3	1:CK:58:THR:O	2.21	0.40
1:CN:28:LEU:HB3	1:CN:58:THR:O	2.21	0.40
1:DL:88:GLU:H	1:DL:88:GLU:HG3	1.69	0.40
1:DV:42:ARG:HB3	1:DV:45:ASN:HB3	2.02	0.40
1:DV:123:ILE:HG13	1:DW:4:ILE:HB	2.03	0.40
1:DY:123:ILE:HG13	1:DZ:4:ILE:HB	2.03	0.40
1:EJ:28:LEU:HB3	1:EJ:58:THR:O	2.21	0.40
1:ET:10:ARG:HH22	1:EV:15:ASP:HA	1.83	0.40
1:EW:80:SER:HB2	1:EX:74:VAL:CG2	2.48	0.40
1:FJ:57:LYS:HE3	1:FJ:59:ILE:HD11	2.03	0.40
1:FN:28:LEU:HB3	1:FN:58:THR:O	2.21	0.40
1:FT:26:VAL:CG2	1:GP:114:SER:HA	2.51	0.40
1:FZ:88:GLU:H	1:FZ:88:GLU:HG3	1.69	0.40
1:GA:10:ARG:HH22	1:GC:15:ASP:HA	1.83	0.40
1:GJ:123:ILE:HG13	1:GK:4:ILE:HB	2.03	0.40
1:GN:15:ASP:O	1:GN:35:VAL:HA	2.21	0.40
1:HE:123:ILE:HG13	1:HF:4:ILE:HB	2.03	0.40
1:HQ:10:ARG:HH22	1:HS:15:ASP:HA	1.83	0.40
1:HV:28:LEU:HB3	1:HV:58:THR:O	2.21	0.40
1:HX:57:LYS:HE3	1:HX:59:ILE:HD11	2.03	0.40
1:HZ:123:ILE:HG13	1:IA:4:ILE:HB	2.03	0.40
1:IL:7:PHE:HD1	1:IM:120:LYS:HD3	1.85	0.40
1:IO:10:ARG:HH22	1:IQ:15:ASP:HA	1.83	0.40
1:IO:80:SER:HB2	1:IP:74:VAL:CG2	2.48	0.40
1:IO:123:ILE:HG13	1:IP:4:ILE:HB	2.04	0.40
1:IQ:28:LEU:HB3	1:IQ:58:THR:O	2.21	0.40
1:IR:80:SER:HB2	1:IS:74:VAL:CG2	2.48	0.40
1:IU:123:ILE:HG13	1:IV:4:ILE:HB	2.03	0.40
1:JD:10:ARG:HH22	1:JF:15:ASP:HA	1.83	0.40
1:JD:123:ILE:HG13	1:JE:4:ILE:HB	2.03	0.40
1:KU:15:ASP:O	1:KU:35:VAL:HA	2.21	0.40
1:LF:10:ARG:HH22	1:LH:15:ASP:HA	1.83	0.40
1:LG:101:LEU:HD23	1:LG:101:LEU:HA	1.94	0.40
1:LJ:38:LEU:CD2	1:LQ:10:ARG:HH21	2.33	0.40
1:LO:42:ARG:HB3	1:LO:45:ASN:HB3	2.02	0.40
1:MC:28:LEU:HB3	1:MC:58:THR:O	2.21	0.40
1:MD:42:ARG:HB3	1:MD:45:ASN:HB3	2.02	0.40
1:MD:123:ILE:HG13	1:ME:4:ILE:HB	2.03	0.40
1:MO:28:LEU:HB3	1:MO:58:THR:O	2.21	0.40
1:MS:38:LEU:HB2	1:NR:10:ARG:HH11	1.87	0.40
1:MX:28:LEU:HB3	1:MX:58:THR:O	2.21	0.40

Continued on next page...

Continued from previous page...

Atom-1	Atom-2	Interatomic distance (Å)	Clash overlap (Å)
1:MY:123:ILE:HG13	1:MZ:4:ILE:HB	2.03	0.40
1:MZ:15:ASP:O	1:MZ:35:VAL:HA	2.21	0.40
1:NH:123:ILE:HG13	1:NI:4:ILE:HB	2.03	0.40
1:NI:57:LYS:HE3	1:NI:59:ILE:HD11	2.03	0.40
1:NJ:88:GLU:H	1:NJ:88:GLU:HG3	1.69	0.40
1:NN:7:PHE:HD1	1:NO:120:LYS:HD3	1.85	0.40
1:NO:39:PRO:CD	1:NO:49:VAL:HG12	2.47	0.40
1:NU:101:LEU:HD23	1:NU:101:LEU:HA	1.93	0.40
1:AF:28:LEU:HB3	1:AF:58:THR:O	2.21	0.40
1:AK:57:LYS:HE3	1:AK:59:ILE:HD11	2.03	0.40
1:BC:15:ASP:O	1:BC:35:VAL:HA	2.21	0.40
1:BF:35:VAL:HG22	1:BF:52:MET:HB2	2.02	0.40
1:BJ:28:LEU:HB3	1:BJ:58:THR:O	2.21	0.40
1:BN:80:SER:HB2	1:BO:74:VAL:CG2	2.48	0.40
1:CD:35:VAL:HG22	1:CD:52:MET:HB2	2.02	0.40
1:CH:28:LEU:HB3	1:CH:58:THR:O	2.21	0.40
1:CT:28:LEU:HB3	1:CT:58:THR:O	2.21	0.40
1:CY:15:ASP:O	1:CY:35:VAL:HA	2.21	0.40
1:CZ:28:LEU:HB3	1:CZ:58:THR:O	2.21	0.40
1:DJ:123:ILE:HG13	1:DK:4:ILE:HB	2.03	0.40
1:DN:10:ARG:HH11	1:GS:38:LEU:HB2	1.87	0.40
1:DP:123:ILE:HG13	1:DQ:4:ILE:HB	2.03	0.40
1:DQ:26:VAL:HG21	1:GW:113:TYR:O	2.22	0.40
1:DT:15:ASP:O	1:DT:35:VAL:HA	2.21	0.40
1:DX:28:LEU:HB3	1:DX:58:THR:O	2.21	0.40
1:DZ:39:PRO:CD	1:DZ:49:VAL:HG12	2.47	0.40
1:ET:42:ARG:HB3	1:ET:45:ASN:HB3	2.02	0.40
1:EW:123:ILE:HG13	1:EX:4:ILE:HB	2.03	0.40
1:FW:28:LEU:HB3	1:FW:58:THR:O	2.21	0.40
1:GP:42:ARG:HB3	1:GP:45:ASN:HB3	2.02	0.40
1:GR:88:GLU:H	1:GR:88:GLU:HG3	1.69	0.40
1:HM:57:LYS:NZ	1:KY:92:GLU:OE2	2.45	0.40
1:HM:90:ARG:HA	1:HM:93:VAL:HG22	2.02	0.40
1:II:42:ARG:HB3	1:II:45:ASN:HB3	2.02	0.40
1:IJ:35:VAL:HG22	1:IJ:52:MET:HB2	2.02	0.40
1:JL:129:THR:O	1:MX:106:LYS:NZ	2.55	0.40
1:JR:106:LYS:NZ	1:ND:129:THR:O	2.54	0.40
1:JW:35:VAL:HG22	1:JW:52:MET:HB2	2.02	0.40
1:JZ:15:ASP:O	1:JZ:35:VAL:HA	2.21	0.40
1:KA:90:ARG:NH2	1:NM:113:TYR:CG	2.90	0.40
1:KB:10:ARG:HH22	1:KD:15:ASP:HA	1.83	0.40

Continued on next page...

Continued from previous page...

Atom-1	Atom-2	Interatomic distance (Å)	Clash overlap (Å)
1:KE:123:ILE:HG13	1:KF:4:ILE:HB	2.03	0.40
1:KG:92:GLU:CD	1:NS:57:LYS:NZ	2.69	0.40
1:KM:28:LEU:HB3	1:KM:58:THR:O	2.21	0.40
1:KQ:42:ARG:HB3	1:KQ:45:ASN:HB3	2.02	0.40
1:KQ:123:ILE:HG13	1:KR:4:ILE:HB	2.03	0.40
1:LU:7:PHE:HD1	1:LV:120:LYS:HD3	1.85	0.40
1:MA:123:ILE:HG13	1:MB:4:ILE:HB	2.03	0.40
1:MB:15:ASP:O	1:MB:35:VAL:HA	2.21	0.40
1:MM:123:ILE:HG13	1:MN:4:ILE:HB	2.03	0.40
1:MQ:15:ASP:O	1:MQ:35:VAL:HA	2.21	0.40
1:MV:10:ARG:HH22	1:MX:15:ASP:HA	1.83	0.40
1:MW:15:ASP:O	1:MW:35:VAL:HA	2.21	0.40
1:NC:57:LYS:HE3	1:NC:59:ILE:HD11	2.03	0.40
1:NF:15:ASP:O	1:NF:35:VAL:HA	2.21	0.40
1:NI:101:LEU:HD23	1:NI:101:LEU:HA	1.94	0.40
1:NK:123:ILE:HG13	1:NL:4:ILE:HB	2.04	0.40
1:NO:57:LYS:HE3	1:NO:59:ILE:HD11	2.03	0.40
1:NV:28:LEU:HB3	1:NV:58:THR:O	2.21	0.40

All (112) symmetry-related close contacts are listed below. The label for Atom-2 includes the symmetry operator and encoded unit-cell translations to be applied.

Atom-1	Atom-2	Interatomic distance (Å)	Clash overlap (Å)
1:FN:88:GLU:CG	1:NV:1:SER:N[1_545]	1.02	1.18
1:BS:130:GLU:CD	1:KS:1:SER:O[1_554]	1.07	1.13
1:GC:129:THR:CG2	1:IN:3:PRO:CG[1_454]	1.08	1.12
1:BS:129:THR:O	1:KS:2:LYS:NZ[1_554]	1.12	1.08
1:CS:130:GLU:CD	1:EE:1:SER:OG[1_455]	1.14	1.06
1:FN:88:GLU:CD	1:NV:1:SER:OG[1_545]	1.20	1.00
1:CS:130:GLU:OE2	1:EE:1:SER:CA[1_455]	1.23	0.97
1:GC:88:GLU:OE1	1:IN:129:THR:N[1_454]	1.23	0.97
1:BS:130:GLU:CG	1:KS:1:SER:O[1_554]	1.24	0.96
1:CS:130:GLU:OE2	1:EE:1:SER:C[1_455]	1.25	0.95
1:EO:2:LYS:CD	1:JF:130:GLU:CB[1_544]	1.25	0.95
1:BR:88:GLU:OE2	1:KQ:1:SER:O[1_554]	1.29	0.91
1:CM:129:THR:OG1	1:LF:122:PHE:CZ[1_455]	1.29	0.91
1:BS:130:GLU:CB	1:KS:1:SER:C[1_554]	1.32	0.88
1:DT:88:GLU:CB	1:IP:130:GLU:OE2[1_445]	1.33	0.87
1:CM:129:THR:OG1	1:LF:122:PHE:CE1[1_455]	1.40	0.80
1:GC:129:THR:CB	1:IN:3:PRO:CG[1_454]	1.40	0.80

Continued on next page...

Continued from previous page...

Atom-1	Atom-2	Interatomic distance (Å)	Clash overlap (Å)
1:FN:87:GLU:OE1	1:NV:2:LYS:NZ[1_545]	1.42	0.78
1:BS:130:GLU:OE1	1:KS:1:SER:O[1_554]	1.44	0.76
1:EI:3:PRO:CG	1:JK:127:VAL:CG1[1_544]	1.45	0.75
1:DK:2:LYS:NZ	1:IL:108:ASN:ND2[1_454]	1.46	0.74
1:FN:88:GLU:CG	1:NV:1:SER:CA[1_545]	1.46	0.74
1:GR:3:PRO:CG	1:LB:130:GLU:O[1_445]	1.47	0.73
1:CS:130:GLU:OE2	1:EE:1:SER:CB[1_455]	1.48	0.72
1:FN:88:GLU:OE1	1:NV:1:SER:OG[1_545]	1.51	0.69
1:BS:130:GLU:CB	1:KS:2:LYS:N[1_554]	1.52	0.68
1:CM:130:GLU:OXT	1:LG:7:PHE:CZ[1_455]	1.53	0.67
1:EO:2:LYS:CG	1:JF:130:GLU:OE1[1_544]	1.53	0.67
1:EO:2:LYS:CD	1:JF:130:GLU:CA[1_544]	1.56	0.64
1:GC:129:THR:CB	1:IN:3:PRO:CD[1_454]	1.56	0.64
1:IK:130:GLU:CG	1:NR:2:LYS:CD[1_545]	1.61	0.59
1:BR:88:GLU:OE2	1:KQ:1:SER:C[1_554]	1.62	0.58
1:JC:130:GLU:CG	1:LS:2:LYS:CD[1_455]	1.62	0.58
1:ID:129:THR:OG1	1:KK:122:PHE:CE1[1_545]	1.63	0.57
1:BR:88:GLU:OE2	1:KQ:2:LYS:CA[1_554]	1.66	0.54
1:BS:130:GLU:CB	1:KS:1:SER:O[1_554]	1.68	0.52
1:CS:130:GLU:OE1	1:EE:1:SER:OG[1_455]	1.69	0.51
1:EO:2:LYS:NZ	1:MR:106:LYS:NZ[1_544]	1.70	0.50
1:EO:2:LYS:CG	1:JF:130:GLU:CB[1_544]	1.72	0.48
1:FN:87:GLU:OE1	1:NV:2:LYS:CE[1_545]	1.72	0.48
1:GC:88:GLU:OE2	1:IN:128:ILE:CG2[1_454]	1.74	0.46
1:IK:130:GLU:CG	1:NR:2:LYS:CE[1_545]	1.74	0.46
1:BR:88:GLU:OE2	1:KQ:2:LYS:N[1_554]	1.76	0.44
1:BR:88:GLU:CD	1:KQ:2:LYS:CA[1_554]	1.76	0.44
1:CS:130:GLU:CG	1:EE:1:SER:OG[1_455]	1.76	0.44
1:CM:130:GLU:OXT	1:LG:7:PHE:CE1[1_455]	1.77	0.43
1:CS:130:GLU:OE2	1:EE:1:SER:OG[1_455]	1.77	0.43
1:GC:88:GLU:O	1:IN:130:GLU:O[1_454]	1.77	0.43
1:BS:129:THR:C	1:KS:2:LYS:NZ[1_554]	1.78	0.42
1:FM:124:GLU:OE2	1:KO:88:GLU:OE2[1_545]	1.78	0.42
1:DK:2:LYS:CE	1:IL:108:ASN:ND2[1_454]	1.80	0.40
1:GC:129:THR:OG1	1:IN:3:PRO:CG[1_454]	1.81	0.39
1:BS:130:GLU:N	1:KS:2:LYS:CG[1_554]	1.82	0.38
1:FN:88:GLU:OE2	1:NV:1:SER:OG[1_545]	1.83	0.37
1:GC:129:THR:CG2	1:IN:3:PRO:CD[1_454]	1.84	0.36
1:GR:3:PRO:CD	1:LB:130:GLU:CB[1_445]	1.84	0.36
1:GR:2:LYS:CG	1:LB:130:GLU:OE1[1_445]	1.85	0.35
1:BL:2:LYS:CD	1:GU:130:GLU:OE1[1_545]	1.86	0.34

Continued on next page...

Continued from previous page...

Atom-1	Atom-2	Interatomic distance (Å)	Clash overlap (Å)
1:GC:88:GLU:CD	1:IN:129:THR:N[1_454]	1.86	0.34
1:IC:1:SER:O	1:KL:130:GLU:OE2[1_545]	1.86	0.34
1:JC:130:GLU:CG	1:LS:2:LYS:CG[1_455]	1.86	0.34
1:CS:130:GLU:OE2	1:EE:1:SER:O[1_455]	1.88	0.32
1:JP:1:SER:C	1:LD:130:GLU:OE2[1_455]	1.89	0.31
1:EO:2:LYS:CG	1:JF:130:GLU:CD[1_544]	1.91	0.29
1:FN:88:GLU:CB	1:NV:1:SER:N[1_545]	1.91	0.29
1:BS:129:THR:OG1	1:KS:2:LYS:CE[1_554]	1.92	0.28
1:FN:88:GLU:CG	1:NV:1:SER:CB[1_545]	1.92	0.28
1:CS:130:GLU:CD	1:EE:1:SER:CB[1_455]	1.93	0.27
1:FN:88:GLU:CD	1:NV:1:SER:CB[1_545]	1.94	0.26
1:ID:129:THR:OG1	1:KK:122:PHE:CZ[1_545]	1.95	0.25
1:EH:124:GLU:OE2	1:JJ:1:SER:OG[1_544]	1.96	0.24
1:JQ:129:THR:OG1	1:LC:122:PHE:CZ[1_455]	1.97	0.23
1:CR:122:PHE:CZ	1:EF:130:GLU:OXT[1_455]	1.98	0.22
1:DS:107:ASN:OD1	1:LB:2:LYS:CE[1_445]	1.99	0.21
1:BS:130:GLU:CG	1:KS:1:SER:C[1_554]	2.00	0.20
1:GC:88:GLU:OE1	1:IN:129:THR:CA[1_454]	2.02	0.18
1:JP:2:LYS:N	1:LD:130:GLU:OE2[1_455]	2.02	0.18
1:IK:130:GLU:OE2	1:NR:2:LYS:CE[1_545]	2.04	0.16
1:ED:129:THR:O	1:NP:2:LYS:NZ[1_554]	2.05	0.15
1:FN:88:GLU:CG	1:NV:1:SER:OG[1_545]	2.05	0.15
1:BS:129:THR:OG1	1:KS:2:LYS:CD[1_554]	2.06	0.14
1:BR:88:GLU:OE2	1:KQ:2:LYS:C[1_554]	2.08	0.12
1:EO:2:LYS:CG	1:JF:130:GLU:CG[1_544]	2.09	0.11
1:JC:129:THR:CA	1:LS:2:LYS:NZ[1_455]	2.09	0.11
1:IK:130:GLU:CG	1:NR:2:LYS:NZ[1_545]	2.10	0.10
1:FM:124:GLU:CD	1:KO:88:GLU:OE2[1_545]	2.11	0.09
1:FN:88:GLU:N	1:NV:1:SER:N[1_545]	2.11	0.09
1:DS:107:ASN:OD1	1:LB:2:LYS:NZ[1_445]	2.12	0.08
1:EO:2:LYS:CE	1:JF:130:GLU:CA[1_544]	2.12	0.08
1:IK:130:GLU:CD	1:NR:2:LYS:CE[1_545]	2.12	0.08
1:BS:129:THR:C	1:KS:2:LYS:CE[1_554]	2.13	0.07
1:FN:88:GLU:CD	1:NV:1:SER:CA[1_545]	2.13	0.07
1:GC:129:THR:CG2	1:IN:3:PRO:CB[1_454]	2.13	0.07
1:JC:130:GLU:CG	1:LS:2:LYS:CE[1_455]	2.13	0.07
1:BR:88:GLU:CG	1:KQ:2:LYS:N[1_554]	2.14	0.06
1:BS:130:GLU:O	1:KS:2:LYS:CG[1_554]	2.14	0.06
1:BS:130:GLU:CB	1:KS:2:LYS:CA[1_554]	2.14	0.06
1:GC:88:GLU:OE1	1:IN:129:THR:OG1[1_454]	2.14	0.06
1:JC:1:SER:O	1:LR:88:GLU:OE2[1_455]	2.16	0.04

Continued on next page...

Continued from previous page...

Atom-1	Atom-2	Interatomic distance (Å)	Clash overlap (Å)
1:BR:88:GLU:CD	1:KQ:2:LYS:N[1_554]	2.17	0.03
1:DT:88:GLU:CB	1:IP:130:GLU:CD[1_445]	2.17	0.03
1:EI:3:PRO:CB	1:JK:127:VAL:CG1[1_544]	2.17	0.03
1:FN:88:GLU:OE2	1:NV:1:SER:CB[1_545]	2.17	0.03
1:GC:88:GLU:OE2	1:IN:129:THR:N[1_454]	2.17	0.03
1:GC:130:GLU:CG	1:IN:2:LYS:CG[1_454]	2.17	0.03
1:BL:2:LYS:CG	1:GU:130:GLU:OE1[1_545]	2.18	0.02
1:CL:2:LYS:CE	1:LG:130:GLU:OXT[1_455]	2.18	0.02
1:DT:130:GLU:OE2	1:LB:4:ILE:CD1[1_445]	2.18	0.02
1:JQ:129:THR:OG1	1:LC:122:PHE:CE2[1_455]	2.18	0.02
1:BS:130:GLU:CA	1:KS:2:LYS:CG[1_554]	2.19	0.01
1:BS:130:GLU:OE2	1:KS:1:SER:O[1_554]	2.19	0.01
1:EO:2:LYS:NZ	1:JF:130:GLU:CA[1_544]	2.19	0.01

5.3 Torsion angles (i)

5.3.1 Protein backbone (i)

In the following table, the Percentiles column shows the percent Ramachandran outliers of the chain as a percentile score with respect to all X-ray entries followed by that with respect to entries of similar resolution.

The Analysed column shows the number of residues for which the backbone conformation was analysed, and the total number of residues.

Mol	Chain	Analysed	Favoured	Allowed	Outliers	Percentiles	
1	AA	128/130 (98%)	126 (98%)	2 (2%)	0	100	100
1	AB	128/130 (98%)	126 (98%)	2 (2%)	0	100	100
1	AC	128/130 (98%)	125 (98%)	3 (2%)	0	100	100
1	AD	128/130 (98%)	126 (98%)	2 (2%)	0	100	100
1	AE	128/130 (98%)	126 (98%)	2 (2%)	0	100	100
1	AF	128/130 (98%)	125 (98%)	3 (2%)	0	100	100
1	AG	128/130 (98%)	126 (98%)	2 (2%)	0	100	100
1	AH	128/130 (98%)	126 (98%)	2 (2%)	0	100	100
1	AI	128/130 (98%)	125 (98%)	3 (2%)	0	100	100
1	AJ	128/130 (98%)	126 (98%)	2 (2%)	0	100	100
1	AK	128/130 (98%)	126 (98%)	2 (2%)	0	100	100

Continued on next page...

Continued from previous page...

Mol	Chain	Analysed	Favoured	Allowed	Outliers	Percentiles	
1	AL	128/130 (98%)	125 (98%)	3 (2%)	0	100	100
1	AM	128/130 (98%)	126 (98%)	2 (2%)	0	100	100
1	AN	128/130 (98%)	126 (98%)	2 (2%)	0	100	100
1	AO	128/130 (98%)	125 (98%)	3 (2%)	0	100	100
1	AP	128/130 (98%)	126 (98%)	2 (2%)	0	100	100
1	AQ	128/130 (98%)	126 (98%)	2 (2%)	0	100	100
1	AR	128/130 (98%)	125 (98%)	3 (2%)	0	100	100
1	AS	128/130 (98%)	126 (98%)	2 (2%)	0	100	100
1	AT	128/130 (98%)	126 (98%)	2 (2%)	0	100	100
1	AU	128/130 (98%)	125 (98%)	3 (2%)	0	100	100
1	AV	128/130 (98%)	126 (98%)	2 (2%)	0	100	100
1	AW	128/130 (98%)	126 (98%)	2 (2%)	0	100	100
1	AX	128/130 (98%)	125 (98%)	3 (2%)	0	100	100
1	AY	128/130 (98%)	126 (98%)	2 (2%)	0	100	100
1	AZ	128/130 (98%)	126 (98%)	2 (2%)	0	100	100
1	BA	128/130 (98%)	125 (98%)	3 (2%)	0	100	100
1	BB	128/130 (98%)	126 (98%)	2 (2%)	0	100	100
1	BC	128/130 (98%)	126 (98%)	2 (2%)	0	100	100
1	BD	128/130 (98%)	125 (98%)	3 (2%)	0	100	100
1	BE	128/130 (98%)	126 (98%)	2 (2%)	0	100	100
1	BF	128/130 (98%)	126 (98%)	2 (2%)	0	100	100
1	BG	128/130 (98%)	125 (98%)	3 (2%)	0	100	100
1	BH	128/130 (98%)	126 (98%)	2 (2%)	0	100	100
1	BI	128/130 (98%)	126 (98%)	2 (2%)	0	100	100
1	BJ	128/130 (98%)	125 (98%)	3 (2%)	0	100	100
1	BK	128/130 (98%)	126 (98%)	2 (2%)	0	100	100
1	BL	128/130 (98%)	126 (98%)	2 (2%)	0	100	100
1	BM	128/130 (98%)	125 (98%)	3 (2%)	0	100	100
1	BN	128/130 (98%)	126 (98%)	2 (2%)	0	100	100
1	BO	128/130 (98%)	126 (98%)	2 (2%)	0	100	100
1	BP	128/130 (98%)	125 (98%)	3 (2%)	0	100	100

Continued on next page...

Continued from previous page...

Mol	Chain	Analysed	Favoured	Allowed	Outliers	Percentiles	
1	BQ	128/130 (98%)	126 (98%)	2 (2%)	0	100	100
1	BR	128/130 (98%)	126 (98%)	2 (2%)	0	100	100
1	BS	128/130 (98%)	125 (98%)	3 (2%)	0	100	100
1	BT	128/130 (98%)	126 (98%)	2 (2%)	0	100	100
1	BU	128/130 (98%)	126 (98%)	2 (2%)	0	100	100
1	BV	128/130 (98%)	125 (98%)	3 (2%)	0	100	100
1	BW	128/130 (98%)	126 (98%)	2 (2%)	0	100	100
1	BX	128/130 (98%)	126 (98%)	2 (2%)	0	100	100
1	BY	128/130 (98%)	125 (98%)	3 (2%)	0	100	100
1	BZ	128/130 (98%)	126 (98%)	2 (2%)	0	100	100
1	CA	128/130 (98%)	126 (98%)	2 (2%)	0	100	100
1	CB	128/130 (98%)	125 (98%)	3 (2%)	0	100	100
1	CC	128/130 (98%)	126 (98%)	2 (2%)	0	100	100
1	CD	128/130 (98%)	126 (98%)	2 (2%)	0	100	100
1	CE	128/130 (98%)	125 (98%)	3 (2%)	0	100	100
1	CF	128/130 (98%)	126 (98%)	2 (2%)	0	100	100
1	CG	128/130 (98%)	126 (98%)	2 (2%)	0	100	100
1	CH	128/130 (98%)	125 (98%)	3 (2%)	0	100	100
1	CI	128/130 (98%)	126 (98%)	2 (2%)	0	100	100
1	CJ	128/130 (98%)	126 (98%)	2 (2%)	0	100	100
1	CK	128/130 (98%)	125 (98%)	3 (2%)	0	100	100
1	CL	128/130 (98%)	126 (98%)	2 (2%)	0	100	100
1	CM	128/130 (98%)	126 (98%)	2 (2%)	0	100	100
1	CN	128/130 (98%)	125 (98%)	3 (2%)	0	100	100
1	CO	128/130 (98%)	126 (98%)	2 (2%)	0	100	100
1	CP	128/130 (98%)	126 (98%)	2 (2%)	0	100	100
1	CQ	128/130 (98%)	125 (98%)	3 (2%)	0	100	100
1	CR	128/130 (98%)	126 (98%)	2 (2%)	0	100	100
1	CS	128/130 (98%)	126 (98%)	2 (2%)	0	100	100
1	CT	128/130 (98%)	125 (98%)	3 (2%)	0	100	100
1	CU	128/130 (98%)	126 (98%)	2 (2%)	0	100	100

Continued on next page...

Continued from previous page...

Mol	Chain	Analysed	Favoured	Allowed	Outliers	Percentiles	
1	CV	128/130 (98%)	126 (98%)	2 (2%)	0	100	100
1	CW	128/130 (98%)	125 (98%)	3 (2%)	0	100	100
1	CX	128/130 (98%)	126 (98%)	2 (2%)	0	100	100
1	CY	128/130 (98%)	126 (98%)	2 (2%)	0	100	100
1	CZ	128/130 (98%)	125 (98%)	3 (2%)	0	100	100
1	DA	128/130 (98%)	126 (98%)	2 (2%)	0	100	100
1	DB	128/130 (98%)	126 (98%)	2 (2%)	0	100	100
1	DC	128/130 (98%)	125 (98%)	3 (2%)	0	100	100
1	DD	128/130 (98%)	126 (98%)	2 (2%)	0	100	100
1	DE	128/130 (98%)	126 (98%)	2 (2%)	0	100	100
1	DF	128/130 (98%)	125 (98%)	3 (2%)	0	100	100
1	DG	128/130 (98%)	126 (98%)	2 (2%)	0	100	100
1	DH	128/130 (98%)	126 (98%)	2 (2%)	0	100	100
1	DI	128/130 (98%)	125 (98%)	3 (2%)	0	100	100
1	DJ	128/130 (98%)	126 (98%)	2 (2%)	0	100	100
1	DK	128/130 (98%)	126 (98%)	2 (2%)	0	100	100
1	DL	128/130 (98%)	125 (98%)	3 (2%)	0	100	100
1	DM	128/130 (98%)	126 (98%)	2 (2%)	0	100	100
1	DN	128/130 (98%)	126 (98%)	2 (2%)	0	100	100
1	DO	128/130 (98%)	125 (98%)	3 (2%)	0	100	100
1	DP	128/130 (98%)	126 (98%)	2 (2%)	0	100	100
1	DQ	128/130 (98%)	126 (98%)	2 (2%)	0	100	100
1	DR	128/130 (98%)	125 (98%)	3 (2%)	0	100	100
1	DS	128/130 (98%)	126 (98%)	2 (2%)	0	100	100
1	DT	128/130 (98%)	126 (98%)	2 (2%)	0	100	100
1	DU	128/130 (98%)	125 (98%)	3 (2%)	0	100	100
1	DV	128/130 (98%)	126 (98%)	2 (2%)	0	100	100
1	DW	128/130 (98%)	126 (98%)	2 (2%)	0	100	100
1	DX	128/130 (98%)	125 (98%)	3 (2%)	0	100	100
1	DY	128/130 (98%)	126 (98%)	2 (2%)	0	100	100
1	DZ	128/130 (98%)	126 (98%)	2 (2%)	0	100	100

Continued on next page...

Continued from previous page...

Mol	Chain	Analysed	Favoured	Allowed	Outliers	Percentiles	
1	EA	128/130 (98%)	125 (98%)	3 (2%)	0	100	100
1	EB	128/130 (98%)	126 (98%)	2 (2%)	0	100	100
1	EC	128/130 (98%)	126 (98%)	2 (2%)	0	100	100
1	ED	128/130 (98%)	125 (98%)	3 (2%)	0	100	100
1	EE	128/130 (98%)	126 (98%)	2 (2%)	0	100	100
1	EF	128/130 (98%)	126 (98%)	2 (2%)	0	100	100
1	EG	128/130 (98%)	125 (98%)	3 (2%)	0	100	100
1	EH	128/130 (98%)	126 (98%)	2 (2%)	0	100	100
1	EI	128/130 (98%)	126 (98%)	2 (2%)	0	100	100
1	EJ	128/130 (98%)	125 (98%)	3 (2%)	0	100	100
1	EK	128/130 (98%)	126 (98%)	2 (2%)	0	100	100
1	EL	128/130 (98%)	126 (98%)	2 (2%)	0	100	100
1	EM	128/130 (98%)	125 (98%)	3 (2%)	0	100	100
1	EN	128/130 (98%)	126 (98%)	2 (2%)	0	100	100
1	EO	128/130 (98%)	126 (98%)	2 (2%)	0	100	100
1	EP	128/130 (98%)	125 (98%)	3 (2%)	0	100	100
1	EQ	128/130 (98%)	126 (98%)	2 (2%)	0	100	100
1	ER	128/130 (98%)	126 (98%)	2 (2%)	0	100	100
1	ES	128/130 (98%)	125 (98%)	3 (2%)	0	100	100
1	ET	128/130 (98%)	126 (98%)	2 (2%)	0	100	100
1	EU	128/130 (98%)	126 (98%)	2 (2%)	0	100	100
1	EV	128/130 (98%)	125 (98%)	3 (2%)	0	100	100
1	EW	128/130 (98%)	126 (98%)	2 (2%)	0	100	100
1	EX	128/130 (98%)	126 (98%)	2 (2%)	0	100	100
1	EY	128/130 (98%)	125 (98%)	3 (2%)	0	100	100
1	EZ	128/130 (98%)	126 (98%)	2 (2%)	0	100	100
1	FA	128/130 (98%)	126 (98%)	2 (2%)	0	100	100
1	FB	128/130 (98%)	125 (98%)	3 (2%)	0	100	100
1	FC	128/130 (98%)	126 (98%)	2 (2%)	0	100	100
1	FD	128/130 (98%)	126 (98%)	2 (2%)	0	100	100
1	FE	128/130 (98%)	125 (98%)	3 (2%)	0	100	100

Continued on next page...

Continued from previous page...

Mol	Chain	Analysed	Favoured	Allowed	Outliers	Percentiles	
1	FF	128/130 (98%)	126 (98%)	2 (2%)	0	100	100
1	FG	128/130 (98%)	126 (98%)	2 (2%)	0	100	100
1	FH	128/130 (98%)	125 (98%)	3 (2%)	0	100	100
1	FI	128/130 (98%)	126 (98%)	2 (2%)	0	100	100
1	FJ	128/130 (98%)	126 (98%)	2 (2%)	0	100	100
1	FK	128/130 (98%)	125 (98%)	3 (2%)	0	100	100
1	FL	128/130 (98%)	126 (98%)	2 (2%)	0	100	100
1	FM	128/130 (98%)	126 (98%)	2 (2%)	0	100	100
1	FN	128/130 (98%)	125 (98%)	3 (2%)	0	100	100
1	FO	128/130 (98%)	126 (98%)	2 (2%)	0	100	100
1	FP	128/130 (98%)	126 (98%)	2 (2%)	0	100	100
1	FQ	128/130 (98%)	125 (98%)	3 (2%)	0	100	100
1	FR	128/130 (98%)	126 (98%)	2 (2%)	0	100	100
1	FS	128/130 (98%)	126 (98%)	2 (2%)	0	100	100
1	FT	128/130 (98%)	125 (98%)	3 (2%)	0	100	100
1	FU	128/130 (98%)	126 (98%)	2 (2%)	0	100	100
1	FV	128/130 (98%)	126 (98%)	2 (2%)	0	100	100
1	FW	128/130 (98%)	125 (98%)	3 (2%)	0	100	100
1	FX	128/130 (98%)	126 (98%)	2 (2%)	0	100	100
1	FY	128/130 (98%)	126 (98%)	2 (2%)	0	100	100
1	FZ	128/130 (98%)	125 (98%)	3 (2%)	0	100	100
1	GA	128/130 (98%)	126 (98%)	2 (2%)	0	100	100
1	GB	128/130 (98%)	126 (98%)	2 (2%)	0	100	100
1	GC	128/130 (98%)	125 (98%)	3 (2%)	0	100	100
1	GD	128/130 (98%)	126 (98%)	2 (2%)	0	100	100
1	GE	128/130 (98%)	126 (98%)	2 (2%)	0	100	100
1	GF	128/130 (98%)	125 (98%)	3 (2%)	0	100	100
1	GG	128/130 (98%)	126 (98%)	2 (2%)	0	100	100
1	GH	128/130 (98%)	126 (98%)	2 (2%)	0	100	100
1	GI	128/130 (98%)	125 (98%)	3 (2%)	0	100	100
1	GJ	128/130 (98%)	126 (98%)	2 (2%)	0	100	100

Continued on next page...

Continued from previous page...

Mol	Chain	Analysed	Favoured	Allowed	Outliers	Percentiles	
1	GK	128/130 (98%)	126 (98%)	2 (2%)	0	100	100
1	GL	128/130 (98%)	125 (98%)	3 (2%)	0	100	100
1	GM	128/130 (98%)	126 (98%)	2 (2%)	0	100	100
1	GN	128/130 (98%)	126 (98%)	2 (2%)	0	100	100
1	GO	128/130 (98%)	125 (98%)	3 (2%)	0	100	100
1	GP	128/130 (98%)	126 (98%)	2 (2%)	0	100	100
1	GQ	128/130 (98%)	126 (98%)	2 (2%)	0	100	100
1	GR	128/130 (98%)	125 (98%)	3 (2%)	0	100	100
1	GS	128/130 (98%)	126 (98%)	2 (2%)	0	100	100
1	GT	128/130 (98%)	126 (98%)	2 (2%)	0	100	100
1	GU	128/130 (98%)	125 (98%)	3 (2%)	0	100	100
1	GV	128/130 (98%)	126 (98%)	2 (2%)	0	100	100
1	GW	128/130 (98%)	126 (98%)	2 (2%)	0	100	100
1	GX	128/130 (98%)	125 (98%)	3 (2%)	0	100	100
1	GY	128/130 (98%)	126 (98%)	2 (2%)	0	100	100
1	GZ	128/130 (98%)	126 (98%)	2 (2%)	0	100	100
1	HA	128/130 (98%)	125 (98%)	3 (2%)	0	100	100
1	HB	128/130 (98%)	126 (98%)	2 (2%)	0	100	100
1	HC	128/130 (98%)	126 (98%)	2 (2%)	0	100	100
1	HD	128/130 (98%)	125 (98%)	3 (2%)	0	100	100
1	HE	128/130 (98%)	126 (98%)	2 (2%)	0	100	100
1	HF	128/130 (98%)	126 (98%)	2 (2%)	0	100	100
1	HG	128/130 (98%)	125 (98%)	3 (2%)	0	100	100
1	HH	128/130 (98%)	126 (98%)	2 (2%)	0	100	100
1	HI	128/130 (98%)	126 (98%)	2 (2%)	0	100	100
1	HJ	128/130 (98%)	125 (98%)	3 (2%)	0	100	100
1	HK	128/130 (98%)	126 (98%)	2 (2%)	0	100	100
1	HL	128/130 (98%)	126 (98%)	2 (2%)	0	100	100
1	HM	128/130 (98%)	125 (98%)	3 (2%)	0	100	100
1	HN	128/130 (98%)	126 (98%)	2 (2%)	0	100	100
1	HO	128/130 (98%)	126 (98%)	2 (2%)	0	100	100

Continued on next page...

Continued from previous page...

Mol	Chain	Analysed	Favoured	Allowed	Outliers	Percentiles	
1	HP	128/130 (98%)	125 (98%)	3 (2%)	0	100	100
1	HQ	128/130 (98%)	126 (98%)	2 (2%)	0	100	100
1	HR	128/130 (98%)	126 (98%)	2 (2%)	0	100	100
1	HS	128/130 (98%)	125 (98%)	3 (2%)	0	100	100
1	HT	128/130 (98%)	126 (98%)	2 (2%)	0	100	100
1	HU	128/130 (98%)	126 (98%)	2 (2%)	0	100	100
1	HV	128/130 (98%)	125 (98%)	3 (2%)	0	100	100
1	HW	128/130 (98%)	126 (98%)	2 (2%)	0	100	100
1	HX	128/130 (98%)	126 (98%)	2 (2%)	0	100	100
1	HY	128/130 (98%)	125 (98%)	3 (2%)	0	100	100
1	HZ	128/130 (98%)	126 (98%)	2 (2%)	0	100	100
1	IA	128/130 (98%)	126 (98%)	2 (2%)	0	100	100
1	IB	128/130 (98%)	125 (98%)	3 (2%)	0	100	100
1	IC	128/130 (98%)	126 (98%)	2 (2%)	0	100	100
1	ID	128/130 (98%)	126 (98%)	2 (2%)	0	100	100
1	IE	128/130 (98%)	125 (98%)	3 (2%)	0	100	100
1	IF	128/130 (98%)	126 (98%)	2 (2%)	0	100	100
1	IG	128/130 (98%)	126 (98%)	2 (2%)	0	100	100
1	IH	128/130 (98%)	125 (98%)	3 (2%)	0	100	100
1	II	128/130 (98%)	126 (98%)	2 (2%)	0	100	100
1	IJ	128/130 (98%)	126 (98%)	2 (2%)	0	100	100
1	IK	128/130 (98%)	125 (98%)	3 (2%)	0	100	100
1	IL	128/130 (98%)	126 (98%)	2 (2%)	0	100	100
1	IM	128/130 (98%)	126 (98%)	2 (2%)	0	100	100
1	IN	128/130 (98%)	125 (98%)	3 (2%)	0	100	100
1	IO	128/130 (98%)	126 (98%)	2 (2%)	0	100	100
1	IP	128/130 (98%)	126 (98%)	2 (2%)	0	100	100
1	IQ	128/130 (98%)	125 (98%)	3 (2%)	0	100	100
1	IR	128/130 (98%)	126 (98%)	2 (2%)	0	100	100
1	IS	128/130 (98%)	126 (98%)	2 (2%)	0	100	100
1	IT	128/130 (98%)	125 (98%)	3 (2%)	0	100	100

Continued on next page...

Continued from previous page...

Mol	Chain	Analysed	Favoured	Allowed	Outliers	Percentiles	
1	IU	128/130 (98%)	126 (98%)	2 (2%)	0	100	100
1	IV	128/130 (98%)	126 (98%)	2 (2%)	0	100	100
1	IW	128/130 (98%)	125 (98%)	3 (2%)	0	100	100
1	IX	128/130 (98%)	126 (98%)	2 (2%)	0	100	100
1	IY	128/130 (98%)	126 (98%)	2 (2%)	0	100	100
1	IZ	128/130 (98%)	125 (98%)	3 (2%)	0	100	100
1	JA	128/130 (98%)	126 (98%)	2 (2%)	0	100	100
1	JB	128/130 (98%)	126 (98%)	2 (2%)	0	100	100
1	JC	128/130 (98%)	125 (98%)	3 (2%)	0	100	100
1	JD	128/130 (98%)	126 (98%)	2 (2%)	0	100	100
1	JE	128/130 (98%)	126 (98%)	2 (2%)	0	100	100
1	JF	128/130 (98%)	125 (98%)	3 (2%)	0	100	100
1	JG	128/130 (98%)	126 (98%)	2 (2%)	0	100	100
1	JH	128/130 (98%)	126 (98%)	2 (2%)	0	100	100
1	JI	128/130 (98%)	125 (98%)	3 (2%)	0	100	100
1	JJ	128/130 (98%)	126 (98%)	2 (2%)	0	100	100
1	JK	128/130 (98%)	126 (98%)	2 (2%)	0	100	100
1	JL	128/130 (98%)	125 (98%)	3 (2%)	0	100	100
1	JM	128/130 (98%)	126 (98%)	2 (2%)	0	100	100
1	JN	128/130 (98%)	126 (98%)	2 (2%)	0	100	100
1	JO	128/130 (98%)	125 (98%)	3 (2%)	0	100	100
1	JP	128/130 (98%)	126 (98%)	2 (2%)	0	100	100
1	JQ	128/130 (98%)	126 (98%)	2 (2%)	0	100	100
1	JR	128/130 (98%)	125 (98%)	3 (2%)	0	100	100
1	JS	128/130 (98%)	126 (98%)	2 (2%)	0	100	100
1	JT	128/130 (98%)	126 (98%)	2 (2%)	0	100	100
1	JU	128/130 (98%)	125 (98%)	3 (2%)	0	100	100
1	JV	128/130 (98%)	126 (98%)	2 (2%)	0	100	100
1	JW	128/130 (98%)	126 (98%)	2 (2%)	0	100	100
1	JX	128/130 (98%)	125 (98%)	3 (2%)	0	100	100
1	JY	128/130 (98%)	126 (98%)	2 (2%)	0	100	100

Continued on next page...

Continued from previous page...

Mol	Chain	Analysed	Favoured	Allowed	Outliers	Percentiles	
1	JZ	128/130 (98%)	126 (98%)	2 (2%)	0	100	100
1	KA	128/130 (98%)	125 (98%)	3 (2%)	0	100	100
1	KB	128/130 (98%)	126 (98%)	2 (2%)	0	100	100
1	KC	128/130 (98%)	126 (98%)	2 (2%)	0	100	100
1	KD	128/130 (98%)	125 (98%)	3 (2%)	0	100	100
1	KE	128/130 (98%)	126 (98%)	2 (2%)	0	100	100
1	KF	128/130 (98%)	126 (98%)	2 (2%)	0	100	100
1	KG	128/130 (98%)	125 (98%)	3 (2%)	0	100	100
1	KH	128/130 (98%)	126 (98%)	2 (2%)	0	100	100
1	KI	128/130 (98%)	126 (98%)	2 (2%)	0	100	100
1	KJ	128/130 (98%)	125 (98%)	3 (2%)	0	100	100
1	KK	128/130 (98%)	126 (98%)	2 (2%)	0	100	100
1	KL	128/130 (98%)	126 (98%)	2 (2%)	0	100	100
1	KM	128/130 (98%)	125 (98%)	3 (2%)	0	100	100
1	KN	128/130 (98%)	126 (98%)	2 (2%)	0	100	100
1	KO	128/130 (98%)	126 (98%)	2 (2%)	0	100	100
1	KP	128/130 (98%)	125 (98%)	3 (2%)	0	100	100
1	KQ	128/130 (98%)	126 (98%)	2 (2%)	0	100	100
1	KR	128/130 (98%)	126 (98%)	2 (2%)	0	100	100
1	KS	128/130 (98%)	125 (98%)	3 (2%)	0	100	100
1	KT	128/130 (98%)	126 (98%)	2 (2%)	0	100	100
1	KU	128/130 (98%)	126 (98%)	2 (2%)	0	100	100
1	KV	128/130 (98%)	125 (98%)	3 (2%)	0	100	100
1	KW	128/130 (98%)	126 (98%)	2 (2%)	0	100	100
1	KX	128/130 (98%)	126 (98%)	2 (2%)	0	100	100
1	KY	128/130 (98%)	125 (98%)	3 (2%)	0	100	100
1	KZ	128/130 (98%)	126 (98%)	2 (2%)	0	100	100
1	LA	128/130 (98%)	126 (98%)	2 (2%)	0	100	100
1	LB	128/130 (98%)	125 (98%)	3 (2%)	0	100	100
1	LC	128/130 (98%)	126 (98%)	2 (2%)	0	100	100
1	LD	128/130 (98%)	126 (98%)	2 (2%)	0	100	100

Continued on next page...

Continued from previous page...

Mol	Chain	Analysed	Favoured	Allowed	Outliers	Percentiles	
1	LE	128/130 (98%)	125 (98%)	3 (2%)	0	100	100
1	LF	128/130 (98%)	126 (98%)	2 (2%)	0	100	100
1	LG	128/130 (98%)	126 (98%)	2 (2%)	0	100	100
1	LH	128/130 (98%)	125 (98%)	3 (2%)	0	100	100
1	LI	128/130 (98%)	126 (98%)	2 (2%)	0	100	100
1	LJ	128/130 (98%)	126 (98%)	2 (2%)	0	100	100
1	LK	128/130 (98%)	125 (98%)	3 (2%)	0	100	100
1	LL	128/130 (98%)	126 (98%)	2 (2%)	0	100	100
1	LM	128/130 (98%)	126 (98%)	2 (2%)	0	100	100
1	LN	128/130 (98%)	125 (98%)	3 (2%)	0	100	100
1	LO	128/130 (98%)	126 (98%)	2 (2%)	0	100	100
1	LP	128/130 (98%)	126 (98%)	2 (2%)	0	100	100
1	LQ	128/130 (98%)	125 (98%)	3 (2%)	0	100	100
1	LR	128/130 (98%)	126 (98%)	2 (2%)	0	100	100
1	LS	128/130 (98%)	126 (98%)	2 (2%)	0	100	100
1	LT	128/130 (98%)	125 (98%)	3 (2%)	0	100	100
1	LU	128/130 (98%)	126 (98%)	2 (2%)	0	100	100
1	LV	128/130 (98%)	126 (98%)	2 (2%)	0	100	100
1	LW	128/130 (98%)	125 (98%)	3 (2%)	0	100	100
1	LX	128/130 (98%)	126 (98%)	2 (2%)	0	100	100
1	LY	128/130 (98%)	126 (98%)	2 (2%)	0	100	100
1	LZ	128/130 (98%)	125 (98%)	3 (2%)	0	100	100
1	MA	128/130 (98%)	126 (98%)	2 (2%)	0	100	100
1	MB	128/130 (98%)	126 (98%)	2 (2%)	0	100	100
1	MC	128/130 (98%)	125 (98%)	3 (2%)	0	100	100
1	MD	128/130 (98%)	126 (98%)	2 (2%)	0	100	100
1	ME	128/130 (98%)	126 (98%)	2 (2%)	0	100	100
1	MF	128/130 (98%)	125 (98%)	3 (2%)	0	100	100
1	MG	128/130 (98%)	126 (98%)	2 (2%)	0	100	100
1	MH	128/130 (98%)	126 (98%)	2 (2%)	0	100	100
1	MI	128/130 (98%)	125 (98%)	3 (2%)	0	100	100

Continued on next page...

Continued from previous page...

Mol	Chain	Analysed	Favoured	Allowed	Outliers	Percentiles	
1	MJ	128/130 (98%)	126 (98%)	2 (2%)	0	100	100
1	MK	128/130 (98%)	126 (98%)	2 (2%)	0	100	100
1	ML	128/130 (98%)	125 (98%)	3 (2%)	0	100	100
1	MM	128/130 (98%)	126 (98%)	2 (2%)	0	100	100
1	MN	128/130 (98%)	126 (98%)	2 (2%)	0	100	100
1	MO	128/130 (98%)	125 (98%)	3 (2%)	0	100	100
1	MP	128/130 (98%)	126 (98%)	2 (2%)	0	100	100
1	MQ	128/130 (98%)	126 (98%)	2 (2%)	0	100	100
1	MR	128/130 (98%)	125 (98%)	3 (2%)	0	100	100
1	MS	128/130 (98%)	126 (98%)	2 (2%)	0	100	100
1	MT	128/130 (98%)	126 (98%)	2 (2%)	0	100	100
1	MU	128/130 (98%)	125 (98%)	3 (2%)	0	100	100
1	MV	128/130 (98%)	126 (98%)	2 (2%)	0	100	100
1	MW	128/130 (98%)	126 (98%)	2 (2%)	0	100	100
1	MX	128/130 (98%)	125 (98%)	3 (2%)	0	100	100
1	MY	128/130 (98%)	126 (98%)	2 (2%)	0	100	100
1	MZ	128/130 (98%)	126 (98%)	2 (2%)	0	100	100
1	NA	128/130 (98%)	125 (98%)	3 (2%)	0	100	100
1	NB	128/130 (98%)	126 (98%)	2 (2%)	0	100	100
1	NC	128/130 (98%)	126 (98%)	2 (2%)	0	100	100
1	ND	128/130 (98%)	125 (98%)	3 (2%)	0	100	100
1	NE	128/130 (98%)	126 (98%)	2 (2%)	0	100	100
1	NF	128/130 (98%)	126 (98%)	2 (2%)	0	100	100
1	NG	128/130 (98%)	125 (98%)	3 (2%)	0	100	100
1	NH	128/130 (98%)	126 (98%)	2 (2%)	0	100	100
1	NI	128/130 (98%)	126 (98%)	2 (2%)	0	100	100
1	NJ	128/130 (98%)	125 (98%)	3 (2%)	0	100	100
1	NK	128/130 (98%)	126 (98%)	2 (2%)	0	100	100
1	NL	128/130 (98%)	126 (98%)	2 (2%)	0	100	100
1	NM	128/130 (98%)	125 (98%)	3 (2%)	0	100	100
1	NN	128/130 (98%)	126 (98%)	2 (2%)	0	100	100

Continued on next page...

Continued from previous page...

Mol	Chain	Analysed	Favoured	Allowed	Outliers	Percentiles	
1	NO	128/130 (98%)	126 (98%)	2 (2%)	0	100	100
1	NP	128/130 (98%)	125 (98%)	3 (2%)	0	100	100
1	NQ	128/130 (98%)	126 (98%)	2 (2%)	0	100	100
1	NR	128/130 (98%)	126 (98%)	2 (2%)	0	100	100
1	NS	128/130 (98%)	125 (98%)	3 (2%)	0	100	100
1	NT	128/130 (98%)	126 (98%)	2 (2%)	0	100	100
1	NU	128/130 (98%)	126 (98%)	2 (2%)	0	100	100
1	NV	128/130 (98%)	125 (98%)	3 (2%)	0	100	100
All	All	46080/46800 (98%)	45240 (98%)	840 (2%)	0	100	100

There are no Ramachandran outliers to report.

5.3.2 Protein sidechains (i)

In the following table, the Percentiles column shows the percent sidechain outliers of the chain as a percentile score with respect to all X-ray entries followed by that with respect to entries of similar resolution.

The Analysed column shows the number of residues for which the sidechain conformation was analysed, and the total number of residues.

Mol	Chain	Analysed	Rotameric	Outliers	Percentiles	
1	AA	115/115 (100%)	115 (100%)	0	100	100
1	AB	115/115 (100%)	115 (100%)	0	100	100
1	AC	115/115 (100%)	115 (100%)	0	100	100
1	AD	115/115 (100%)	115 (100%)	0	100	100
1	AE	115/115 (100%)	115 (100%)	0	100	100
1	AF	115/115 (100%)	115 (100%)	0	100	100
1	AG	115/115 (100%)	115 (100%)	0	100	100
1	AH	115/115 (100%)	115 (100%)	0	100	100
1	AI	115/115 (100%)	115 (100%)	0	100	100
1	AJ	115/115 (100%)	115 (100%)	0	100	100
1	AK	115/115 (100%)	115 (100%)	0	100	100
1	AL	115/115 (100%)	115 (100%)	0	100	100
1	AM	115/115 (100%)	115 (100%)	0	100	100

Continued on next page...

Continued from previous page...

Mol	Chain	Analysed	Rotameric	Outliers	Percentiles	
1	AN	115/115 (100%)	115 (100%)	0	100	100
1	AO	115/115 (100%)	115 (100%)	0	100	100
1	AP	115/115 (100%)	115 (100%)	0	100	100
1	AQ	115/115 (100%)	115 (100%)	0	100	100
1	AR	115/115 (100%)	115 (100%)	0	100	100
1	AS	115/115 (100%)	115 (100%)	0	100	100
1	AT	115/115 (100%)	115 (100%)	0	100	100
1	AU	115/115 (100%)	115 (100%)	0	100	100
1	AV	115/115 (100%)	115 (100%)	0	100	100
1	AW	115/115 (100%)	115 (100%)	0	100	100
1	AX	115/115 (100%)	115 (100%)	0	100	100
1	AY	115/115 (100%)	115 (100%)	0	100	100
1	AZ	115/115 (100%)	115 (100%)	0	100	100
1	BA	115/115 (100%)	115 (100%)	0	100	100
1	BB	115/115 (100%)	115 (100%)	0	100	100
1	BC	115/115 (100%)	115 (100%)	0	100	100
1	BD	115/115 (100%)	115 (100%)	0	100	100
1	BE	115/115 (100%)	115 (100%)	0	100	100
1	BF	115/115 (100%)	115 (100%)	0	100	100
1	BG	115/115 (100%)	115 (100%)	0	100	100
1	BH	115/115 (100%)	115 (100%)	0	100	100
1	BI	115/115 (100%)	115 (100%)	0	100	100
1	BJ	115/115 (100%)	115 (100%)	0	100	100
1	BK	115/115 (100%)	115 (100%)	0	100	100
1	BL	115/115 (100%)	115 (100%)	0	100	100
1	BM	115/115 (100%)	115 (100%)	0	100	100
1	BN	115/115 (100%)	115 (100%)	0	100	100
1	BO	115/115 (100%)	115 (100%)	0	100	100
1	BP	115/115 (100%)	115 (100%)	0	100	100
1	BQ	115/115 (100%)	115 (100%)	0	100	100
1	BR	115/115 (100%)	115 (100%)	0	100	100

Continued on next page...

Continued from previous page...

Mol	Chain	Analysed	Rotameric	Outliers	Percentiles	
1	BS	115/115 (100%)	115 (100%)	0	100	100
1	BT	115/115 (100%)	115 (100%)	0	100	100
1	BU	115/115 (100%)	115 (100%)	0	100	100
1	BV	115/115 (100%)	115 (100%)	0	100	100
1	BW	115/115 (100%)	115 (100%)	0	100	100
1	BX	115/115 (100%)	115 (100%)	0	100	100
1	BY	115/115 (100%)	115 (100%)	0	100	100
1	BZ	115/115 (100%)	115 (100%)	0	100	100
1	CA	115/115 (100%)	115 (100%)	0	100	100
1	CB	115/115 (100%)	115 (100%)	0	100	100
1	CC	115/115 (100%)	115 (100%)	0	100	100
1	CD	115/115 (100%)	115 (100%)	0	100	100
1	CE	115/115 (100%)	115 (100%)	0	100	100
1	CF	115/115 (100%)	115 (100%)	0	100	100
1	CG	115/115 (100%)	115 (100%)	0	100	100
1	CH	115/115 (100%)	115 (100%)	0	100	100
1	CI	115/115 (100%)	115 (100%)	0	100	100
1	CJ	115/115 (100%)	115 (100%)	0	100	100
1	CK	115/115 (100%)	115 (100%)	0	100	100
1	CL	115/115 (100%)	115 (100%)	0	100	100
1	CM	115/115 (100%)	115 (100%)	0	100	100
1	CN	115/115 (100%)	115 (100%)	0	100	100
1	CO	115/115 (100%)	115 (100%)	0	100	100
1	CP	115/115 (100%)	115 (100%)	0	100	100
1	CQ	115/115 (100%)	115 (100%)	0	100	100
1	CR	115/115 (100%)	115 (100%)	0	100	100
1	CS	115/115 (100%)	115 (100%)	0	100	100
1	CT	115/115 (100%)	115 (100%)	0	100	100
1	CU	115/115 (100%)	115 (100%)	0	100	100
1	CV	115/115 (100%)	115 (100%)	0	100	100
1	CW	115/115 (100%)	115 (100%)	0	100	100

Continued on next page...

Continued from previous page...

Mol	Chain	Analysed	Rotameric	Outliers	Percentiles	
1	CX	115/115 (100%)	115 (100%)	0	100	100
1	CY	115/115 (100%)	115 (100%)	0	100	100
1	CZ	115/115 (100%)	115 (100%)	0	100	100
1	DA	115/115 (100%)	115 (100%)	0	100	100
1	DB	115/115 (100%)	115 (100%)	0	100	100
1	DC	115/115 (100%)	115 (100%)	0	100	100
1	DD	115/115 (100%)	115 (100%)	0	100	100
1	DE	115/115 (100%)	115 (100%)	0	100	100
1	DF	115/115 (100%)	115 (100%)	0	100	100
1	DG	115/115 (100%)	115 (100%)	0	100	100
1	DH	115/115 (100%)	115 (100%)	0	100	100
1	DI	115/115 (100%)	115 (100%)	0	100	100
1	DJ	115/115 (100%)	115 (100%)	0	100	100
1	DK	115/115 (100%)	115 (100%)	0	100	100
1	DL	115/115 (100%)	115 (100%)	0	100	100
1	DM	115/115 (100%)	115 (100%)	0	100	100
1	DN	115/115 (100%)	115 (100%)	0	100	100
1	DO	115/115 (100%)	115 (100%)	0	100	100
1	DP	115/115 (100%)	115 (100%)	0	100	100
1	DQ	115/115 (100%)	115 (100%)	0	100	100
1	DR	115/115 (100%)	115 (100%)	0	100	100
1	DS	115/115 (100%)	115 (100%)	0	100	100
1	DT	115/115 (100%)	115 (100%)	0	100	100
1	DU	115/115 (100%)	115 (100%)	0	100	100
1	DV	115/115 (100%)	115 (100%)	0	100	100
1	DW	115/115 (100%)	115 (100%)	0	100	100
1	DX	115/115 (100%)	115 (100%)	0	100	100
1	DY	115/115 (100%)	115 (100%)	0	100	100
1	DZ	115/115 (100%)	115 (100%)	0	100	100
1	EA	115/115 (100%)	115 (100%)	0	100	100
1	EB	115/115 (100%)	115 (100%)	0	100	100

Continued on next page...

Continued from previous page...

Mol	Chain	Analysed	Rotameric	Outliers	Percentiles	
1	EC	115/115 (100%)	115 (100%)	0	100	100
1	ED	115/115 (100%)	115 (100%)	0	100	100
1	EE	115/115 (100%)	115 (100%)	0	100	100
1	EF	115/115 (100%)	115 (100%)	0	100	100
1	EG	115/115 (100%)	115 (100%)	0	100	100
1	EH	115/115 (100%)	115 (100%)	0	100	100
1	EI	115/115 (100%)	115 (100%)	0	100	100
1	EJ	115/115 (100%)	115 (100%)	0	100	100
1	EK	115/115 (100%)	115 (100%)	0	100	100
1	EL	115/115 (100%)	115 (100%)	0	100	100
1	EM	115/115 (100%)	115 (100%)	0	100	100
1	EN	115/115 (100%)	115 (100%)	0	100	100
1	EO	115/115 (100%)	115 (100%)	0	100	100
1	EP	115/115 (100%)	115 (100%)	0	100	100
1	EQ	115/115 (100%)	115 (100%)	0	100	100
1	ER	115/115 (100%)	115 (100%)	0	100	100
1	ES	115/115 (100%)	115 (100%)	0	100	100
1	ET	115/115 (100%)	115 (100%)	0	100	100
1	EU	115/115 (100%)	115 (100%)	0	100	100
1	EV	115/115 (100%)	115 (100%)	0	100	100
1	EW	115/115 (100%)	115 (100%)	0	100	100
1	EX	115/115 (100%)	115 (100%)	0	100	100
1	EY	115/115 (100%)	115 (100%)	0	100	100
1	EZ	115/115 (100%)	115 (100%)	0	100	100
1	FA	115/115 (100%)	115 (100%)	0	100	100
1	FB	115/115 (100%)	115 (100%)	0	100	100
1	FC	115/115 (100%)	115 (100%)	0	100	100
1	FD	115/115 (100%)	115 (100%)	0	100	100
1	FE	115/115 (100%)	115 (100%)	0	100	100
1	FF	115/115 (100%)	115 (100%)	0	100	100
1	FG	115/115 (100%)	115 (100%)	0	100	100

Continued on next page...

Continued from previous page...

Mol	Chain	Analysed	Rotameric	Outliers	Percentiles	
1	FH	115/115 (100%)	115 (100%)	0	100	100
1	FI	115/115 (100%)	115 (100%)	0	100	100
1	FJ	115/115 (100%)	115 (100%)	0	100	100
1	FK	115/115 (100%)	115 (100%)	0	100	100
1	FL	115/115 (100%)	115 (100%)	0	100	100
1	FM	115/115 (100%)	115 (100%)	0	100	100
1	FN	115/115 (100%)	115 (100%)	0	100	100
1	FO	115/115 (100%)	115 (100%)	0	100	100
1	FP	115/115 (100%)	115 (100%)	0	100	100
1	FQ	115/115 (100%)	115 (100%)	0	100	100
1	FR	115/115 (100%)	115 (100%)	0	100	100
1	FS	115/115 (100%)	115 (100%)	0	100	100
1	FT	115/115 (100%)	115 (100%)	0	100	100
1	FU	115/115 (100%)	115 (100%)	0	100	100
1	FV	115/115 (100%)	115 (100%)	0	100	100
1	FW	115/115 (100%)	115 (100%)	0	100	100
1	FX	115/115 (100%)	115 (100%)	0	100	100
1	FY	115/115 (100%)	115 (100%)	0	100	100
1	FZ	115/115 (100%)	115 (100%)	0	100	100
1	GA	115/115 (100%)	115 (100%)	0	100	100
1	GB	115/115 (100%)	115 (100%)	0	100	100
1	GC	115/115 (100%)	115 (100%)	0	100	100
1	GD	115/115 (100%)	115 (100%)	0	100	100
1	GE	115/115 (100%)	115 (100%)	0	100	100
1	GF	115/115 (100%)	115 (100%)	0	100	100
1	GG	115/115 (100%)	115 (100%)	0	100	100
1	GH	115/115 (100%)	115 (100%)	0	100	100
1	GI	115/115 (100%)	115 (100%)	0	100	100
1	GJ	115/115 (100%)	115 (100%)	0	100	100
1	GK	115/115 (100%)	115 (100%)	0	100	100
1	GL	115/115 (100%)	115 (100%)	0	100	100

Continued on next page...

Continued from previous page...

Mol	Chain	Analysed	Rotameric	Outliers	Percentiles	
1	GM	115/115 (100%)	115 (100%)	0	100	100
1	GN	115/115 (100%)	115 (100%)	0	100	100
1	GO	115/115 (100%)	115 (100%)	0	100	100
1	GP	115/115 (100%)	115 (100%)	0	100	100
1	GQ	115/115 (100%)	115 (100%)	0	100	100
1	GR	115/115 (100%)	115 (100%)	0	100	100
1	GS	115/115 (100%)	115 (100%)	0	100	100
1	GT	115/115 (100%)	115 (100%)	0	100	100
1	GU	115/115 (100%)	115 (100%)	0	100	100
1	GV	115/115 (100%)	115 (100%)	0	100	100
1	GW	115/115 (100%)	115 (100%)	0	100	100
1	GX	115/115 (100%)	115 (100%)	0	100	100
1	GY	115/115 (100%)	115 (100%)	0	100	100
1	GZ	115/115 (100%)	115 (100%)	0	100	100
1	HA	115/115 (100%)	115 (100%)	0	100	100
1	HB	115/115 (100%)	115 (100%)	0	100	100
1	HC	115/115 (100%)	115 (100%)	0	100	100
1	HD	115/115 (100%)	115 (100%)	0	100	100
1	HE	115/115 (100%)	115 (100%)	0	100	100
1	HF	115/115 (100%)	115 (100%)	0	100	100
1	HG	115/115 (100%)	115 (100%)	0	100	100
1	HH	115/115 (100%)	115 (100%)	0	100	100
1	HI	115/115 (100%)	115 (100%)	0	100	100
1	HJ	115/115 (100%)	115 (100%)	0	100	100
1	HK	115/115 (100%)	115 (100%)	0	100	100
1	HL	115/115 (100%)	115 (100%)	0	100	100
1	HM	115/115 (100%)	115 (100%)	0	100	100
1	HN	115/115 (100%)	115 (100%)	0	100	100
1	HO	115/115 (100%)	115 (100%)	0	100	100
1	HP	115/115 (100%)	115 (100%)	0	100	100
1	HQ	115/115 (100%)	115 (100%)	0	100	100

Continued on next page...

Continued from previous page...

Mol	Chain	Analysed	Rotameric	Outliers	Percentiles	
1	HR	115/115 (100%)	115 (100%)	0	100	100
1	HS	115/115 (100%)	115 (100%)	0	100	100
1	HT	115/115 (100%)	115 (100%)	0	100	100
1	HU	115/115 (100%)	115 (100%)	0	100	100
1	HV	115/115 (100%)	115 (100%)	0	100	100
1	HW	115/115 (100%)	115 (100%)	0	100	100
1	HX	115/115 (100%)	115 (100%)	0	100	100
1	HY	115/115 (100%)	115 (100%)	0	100	100
1	HZ	115/115 (100%)	115 (100%)	0	100	100
1	IA	115/115 (100%)	115 (100%)	0	100	100
1	IB	115/115 (100%)	115 (100%)	0	100	100
1	IC	115/115 (100%)	115 (100%)	0	100	100
1	ID	115/115 (100%)	115 (100%)	0	100	100
1	IE	115/115 (100%)	115 (100%)	0	100	100
1	IF	115/115 (100%)	115 (100%)	0	100	100
1	IG	115/115 (100%)	115 (100%)	0	100	100
1	IH	115/115 (100%)	115 (100%)	0	100	100
1	II	115/115 (100%)	115 (100%)	0	100	100
1	IJ	115/115 (100%)	115 (100%)	0	100	100
1	IK	115/115 (100%)	115 (100%)	0	100	100
1	IL	115/115 (100%)	115 (100%)	0	100	100
1	IM	115/115 (100%)	115 (100%)	0	100	100
1	IN	115/115 (100%)	115 (100%)	0	100	100
1	IO	115/115 (100%)	115 (100%)	0	100	100
1	IP	115/115 (100%)	115 (100%)	0	100	100
1	IQ	115/115 (100%)	115 (100%)	0	100	100
1	IR	115/115 (100%)	115 (100%)	0	100	100
1	IS	115/115 (100%)	115 (100%)	0	100	100
1	IT	115/115 (100%)	115 (100%)	0	100	100
1	IU	115/115 (100%)	115 (100%)	0	100	100
1	IV	115/115 (100%)	115 (100%)	0	100	100

Continued on next page...

Continued from previous page...

Mol	Chain	Analysed	Rotameric	Outliers	Percentiles	
1	IW	115/115 (100%)	115 (100%)	0	100	100
1	IX	115/115 (100%)	115 (100%)	0	100	100
1	IY	115/115 (100%)	115 (100%)	0	100	100
1	IZ	115/115 (100%)	115 (100%)	0	100	100
1	JA	115/115 (100%)	115 (100%)	0	100	100
1	JB	115/115 (100%)	115 (100%)	0	100	100
1	JC	115/115 (100%)	115 (100%)	0	100	100
1	JD	115/115 (100%)	115 (100%)	0	100	100
1	JE	115/115 (100%)	115 (100%)	0	100	100
1	JF	115/115 (100%)	115 (100%)	0	100	100
1	JG	115/115 (100%)	115 (100%)	0	100	100
1	JH	115/115 (100%)	115 (100%)	0	100	100
1	JI	115/115 (100%)	115 (100%)	0	100	100
1	JJ	115/115 (100%)	115 (100%)	0	100	100
1	JK	115/115 (100%)	115 (100%)	0	100	100
1	JL	115/115 (100%)	115 (100%)	0	100	100
1	JM	115/115 (100%)	115 (100%)	0	100	100
1	JN	115/115 (100%)	115 (100%)	0	100	100
1	JO	115/115 (100%)	115 (100%)	0	100	100
1	JP	115/115 (100%)	115 (100%)	0	100	100
1	JQ	115/115 (100%)	115 (100%)	0	100	100
1	JR	115/115 (100%)	115 (100%)	0	100	100
1	JS	115/115 (100%)	115 (100%)	0	100	100
1	JT	115/115 (100%)	115 (100%)	0	100	100
1	JU	115/115 (100%)	115 (100%)	0	100	100
1	JV	115/115 (100%)	115 (100%)	0	100	100
1	JW	115/115 (100%)	115 (100%)	0	100	100
1	JX	115/115 (100%)	115 (100%)	0	100	100
1	JY	115/115 (100%)	115 (100%)	0	100	100
1	JZ	115/115 (100%)	115 (100%)	0	100	100
1	KA	115/115 (100%)	115 (100%)	0	100	100

Continued on next page...

Continued from previous page...

Mol	Chain	Analysed	Rotameric	Outliers	Percentiles	
1	KB	115/115 (100%)	115 (100%)	0	100	100
1	KC	115/115 (100%)	115 (100%)	0	100	100
1	KD	115/115 (100%)	115 (100%)	0	100	100
1	KE	115/115 (100%)	115 (100%)	0	100	100
1	KF	115/115 (100%)	115 (100%)	0	100	100
1	KG	115/115 (100%)	115 (100%)	0	100	100
1	KH	115/115 (100%)	115 (100%)	0	100	100
1	KI	115/115 (100%)	115 (100%)	0	100	100
1	KJ	115/115 (100%)	115 (100%)	0	100	100
1	KK	115/115 (100%)	115 (100%)	0	100	100
1	KL	115/115 (100%)	115 (100%)	0	100	100
1	KM	115/115 (100%)	115 (100%)	0	100	100
1	KN	115/115 (100%)	115 (100%)	0	100	100
1	KO	115/115 (100%)	115 (100%)	0	100	100
1	KP	115/115 (100%)	115 (100%)	0	100	100
1	KQ	115/115 (100%)	115 (100%)	0	100	100
1	KR	115/115 (100%)	115 (100%)	0	100	100
1	KS	115/115 (100%)	115 (100%)	0	100	100
1	KT	115/115 (100%)	115 (100%)	0	100	100
1	KU	115/115 (100%)	115 (100%)	0	100	100
1	KV	115/115 (100%)	115 (100%)	0	100	100
1	KW	115/115 (100%)	115 (100%)	0	100	100
1	KX	115/115 (100%)	115 (100%)	0	100	100
1	KY	115/115 (100%)	115 (100%)	0	100	100
1	KZ	115/115 (100%)	115 (100%)	0	100	100
1	LA	115/115 (100%)	115 (100%)	0	100	100
1	LB	115/115 (100%)	115 (100%)	0	100	100
1	LC	115/115 (100%)	115 (100%)	0	100	100
1	LD	115/115 (100%)	115 (100%)	0	100	100
1	LE	115/115 (100%)	115 (100%)	0	100	100
1	LF	115/115 (100%)	115 (100%)	0	100	100

Continued on next page...

Continued from previous page...

Mol	Chain	Analysed	Rotameric	Outliers	Percentiles	
1	LG	115/115 (100%)	115 (100%)	0	100	100
1	LH	115/115 (100%)	115 (100%)	0	100	100
1	LI	115/115 (100%)	115 (100%)	0	100	100
1	LJ	115/115 (100%)	115 (100%)	0	100	100
1	LK	115/115 (100%)	115 (100%)	0	100	100
1	LL	115/115 (100%)	115 (100%)	0	100	100
1	LM	115/115 (100%)	115 (100%)	0	100	100
1	LN	115/115 (100%)	115 (100%)	0	100	100
1	LO	115/115 (100%)	115 (100%)	0	100	100
1	LP	115/115 (100%)	115 (100%)	0	100	100
1	LQ	115/115 (100%)	115 (100%)	0	100	100
1	LR	115/115 (100%)	115 (100%)	0	100	100
1	LS	115/115 (100%)	115 (100%)	0	100	100
1	LT	115/115 (100%)	115 (100%)	0	100	100
1	LU	115/115 (100%)	115 (100%)	0	100	100
1	LV	115/115 (100%)	115 (100%)	0	100	100
1	LW	115/115 (100%)	115 (100%)	0	100	100
1	LX	115/115 (100%)	115 (100%)	0	100	100
1	LY	115/115 (100%)	115 (100%)	0	100	100
1	LZ	115/115 (100%)	115 (100%)	0	100	100
1	MA	115/115 (100%)	115 (100%)	0	100	100
1	MB	115/115 (100%)	115 (100%)	0	100	100
1	MC	115/115 (100%)	115 (100%)	0	100	100
1	MD	115/115 (100%)	115 (100%)	0	100	100
1	ME	115/115 (100%)	115 (100%)	0	100	100
1	MF	115/115 (100%)	115 (100%)	0	100	100
1	MG	115/115 (100%)	115 (100%)	0	100	100
1	MH	115/115 (100%)	115 (100%)	0	100	100
1	MI	115/115 (100%)	115 (100%)	0	100	100
1	MJ	115/115 (100%)	115 (100%)	0	100	100
1	MK	115/115 (100%)	115 (100%)	0	100	100

Continued on next page...

Continued from previous page...

Mol	Chain	Analysed	Rotameric	Outliers	Percentiles	
1	ML	115/115 (100%)	115 (100%)	0	100	100
1	MM	115/115 (100%)	115 (100%)	0	100	100
1	MN	115/115 (100%)	115 (100%)	0	100	100
1	MO	115/115 (100%)	115 (100%)	0	100	100
1	MP	115/115 (100%)	115 (100%)	0	100	100
1	MQ	115/115 (100%)	115 (100%)	0	100	100
1	MR	115/115 (100%)	115 (100%)	0	100	100
1	MS	115/115 (100%)	115 (100%)	0	100	100
1	MT	115/115 (100%)	115 (100%)	0	100	100
1	MU	115/115 (100%)	115 (100%)	0	100	100
1	MV	115/115 (100%)	115 (100%)	0	100	100
1	MW	115/115 (100%)	115 (100%)	0	100	100
1	MX	115/115 (100%)	115 (100%)	0	100	100
1	MY	115/115 (100%)	115 (100%)	0	100	100
1	MZ	115/115 (100%)	115 (100%)	0	100	100
1	NA	115/115 (100%)	115 (100%)	0	100	100
1	NB	115/115 (100%)	115 (100%)	0	100	100
1	NC	115/115 (100%)	115 (100%)	0	100	100
1	ND	115/115 (100%)	115 (100%)	0	100	100
1	NE	115/115 (100%)	115 (100%)	0	100	100
1	NF	115/115 (100%)	115 (100%)	0	100	100
1	NG	115/115 (100%)	115 (100%)	0	100	100
1	NH	115/115 (100%)	115 (100%)	0	100	100
1	NI	115/115 (100%)	115 (100%)	0	100	100
1	NJ	115/115 (100%)	115 (100%)	0	100	100
1	NK	115/115 (100%)	115 (100%)	0	100	100
1	NL	115/115 (100%)	115 (100%)	0	100	100
1	NM	115/115 (100%)	115 (100%)	0	100	100
1	NN	115/115 (100%)	115 (100%)	0	100	100
1	NO	115/115 (100%)	115 (100%)	0	100	100
1	NP	115/115 (100%)	115 (100%)	0	100	100

Continued on next page...

Continued from previous page...

Mol	Chain	Analysed	Rotameric	Outliers	Percentiles	
1	NQ	115/115 (100%)	115 (100%)	0	100	100
1	NR	115/115 (100%)	115 (100%)	0	100	100
1	NS	115/115 (100%)	115 (100%)	0	100	100
1	NT	115/115 (100%)	115 (100%)	0	100	100
1	NU	115/115 (100%)	115 (100%)	0	100	100
1	NV	115/115 (100%)	115 (100%)	0	100	100
All	All	41400/41400 (100%)	41400 (100%)	0	100	100

There are no protein residues with a non-rotameric sidechain to report.

Sometimes sidechains can be flipped to improve hydrogen bonding and reduce clashes. All (1) such sidechains are listed below:

Mol	Chain	Res	Type
1	AC	30	ASN

5.3.3 RNA (i)

There are no RNA molecules in this entry.

5.4 Non-standard residues in protein, DNA, RNA chains (i)

There are no non-standard protein/DNA/RNA residues in this entry.

5.5 Carbohydrates (i)

There are no monosaccharides in this entry.

5.6 Ligand geometry (i)

Of 120 ligands modelled in this entry, 120 are monoatomic - leaving 0 for Mogul analysis.

There are no bond length outliers.

There are no bond angle outliers.

There are no chirality outliers.

There are no torsion outliers.

There are no ring outliers.

No monomer is involved in short contacts.

5.7 Other polymers (i)

There are no such residues in this entry.

5.8 Polymer linkage issues (i)

There are no chain breaks in this entry.

6 Fit of model and data (i)

6.1 Protein, DNA and RNA chains (i)

In the following table, the column labelled '#RSRZ> 2' contains the number (and percentage) of RSRZ outliers, followed by percent RSRZ outliers for the chain as percentile scores relative to all X-ray entries and entries of similar resolution. The OWAB column contains the minimum, median, 95th percentile and maximum values of the occupancy-weighted average B-factor per residue. The column labelled 'Q< 0.9' lists the number of (and percentage) of residues with an average occupancy less than 0.9.

Mol	Chain	Analysed	<RSRZ>	#RSRZ>2			OWAB(Å^2)	Q<0.9
1	AA	130/130 (100%)	-0.24	0	100	100	111, 164, 226, 246	0
1	AB	130/130 (100%)	-0.32	2 (1%)	73	64	110, 166, 236, 289	0
1	AC	130/130 (100%)	-0.14	2 (1%)	73	64	110, 168, 223, 278	0
1	AD	130/130 (100%)	-0.28	1 (0%)	86	79	111, 164, 226, 246	0
1	AE	130/130 (100%)	-0.02	4 (3%)	49	38	110, 166, 236, 289	0
1	AF	130/130 (100%)	-0.08	2 (1%)	73	64	110, 168, 223, 278	0
1	AG	130/130 (100%)	-0.19	0	100	100	111, 164, 226, 246	0
1	AH	130/130 (100%)	-0.26	2 (1%)	73	64	110, 166, 236, 289	0
1	AI	130/130 (100%)	-0.10	1 (0%)	86	79	110, 168, 223, 278	0
1	AJ	130/130 (100%)	-0.23	2 (1%)	73	64	111, 164, 226, 246	0
1	AK	130/130 (100%)	-0.17	2 (1%)	73	64	110, 166, 236, 289	0
1	AL	130/130 (100%)	-0.13	3 (2%)	60	50	110, 168, 223, 278	0
1	AM	130/130 (100%)	0.01	3 (2%)	60	50	111, 164, 226, 246	0
1	AN	130/130 (100%)	0.04	4 (3%)	49	38	110, 166, 236, 289	0
1	AO	130/130 (100%)	-0.22	1 (0%)	86	79	110, 168, 223, 278	0
1	AP	130/130 (100%)	-0.19	3 (2%)	60	50	111, 164, 226, 246	0
1	AQ	130/130 (100%)	-0.17	1 (0%)	86	79	110, 166, 236, 289	0
1	AR	130/130 (100%)	-0.17	1 (0%)	86	79	110, 168, 223, 278	0
1	AS	130/130 (100%)	-0.17	2 (1%)	73	64	111, 164, 226, 246	0
1	AT	130/130 (100%)	-0.13	3 (2%)	60	50	110, 166, 236, 289	0
1	AU	130/130 (100%)	-0.06	3 (2%)	60	50	110, 168, 223, 278	0
1	AV	130/130 (100%)	-0.17	0	100	100	111, 164, 226, 246	0
1	AW	130/130 (100%)	-0.10	1 (0%)	86	79	110, 166, 236, 289	0
1	AX	130/130 (100%)	-0.22	1 (0%)	86	79	110, 168, 223, 278	0

Continued on next page...

Continued from previous page...

Mol	Chain	Analysed	<RSRZ>	#RSRZ>2			OWAB(Å^2)	Q<0.9
1	AY	130/130 (100%)	-0.12	0	100	100	111, 164, 226, 246	0
1	AZ	130/130 (100%)	-0.07	6 (4%)	32	26	110, 166, 236, 289	0
1	BA	130/130 (100%)	-0.05	3 (2%)	60	50	110, 168, 223, 278	0
1	BB	130/130 (100%)	-0.18	1 (0%)	86	79	111, 164, 226, 246	0
1	BC	130/130 (100%)	-0.04	2 (1%)	73	64	110, 166, 236, 289	0
1	BD	130/130 (100%)	-0.10	3 (2%)	60	50	110, 168, 223, 278	0
1	BE	130/130 (100%)	-0.16	1 (0%)	86	79	111, 164, 226, 246	0
1	BF	130/130 (100%)	0.05	2 (1%)	73	64	110, 166, 236, 289	0
1	BG	130/130 (100%)	-0.14	1 (0%)	86	79	110, 168, 223, 278	0
1	BH	130/130 (100%)	-0.23	3 (2%)	60	50	111, 164, 226, 246	0
1	BI	130/130 (100%)	-0.11	4 (3%)	49	38	110, 166, 236, 289	0
1	BJ	130/130 (100%)	-0.16	2 (1%)	73	64	110, 168, 223, 278	0
1	BK	130/130 (100%)	-0.10	2 (1%)	73	64	111, 164, 226, 246	0
1	BL	130/130 (100%)	-0.07	0	100	100	110, 166, 236, 289	0
1	BM	130/130 (100%)	-0.00	3 (2%)	60	50	110, 168, 223, 278	0
1	BN	130/130 (100%)	-0.19	4 (3%)	49	38	111, 164, 226, 246	0
1	BO	130/130 (100%)	-0.05	4 (3%)	49	38	110, 166, 236, 289	0
1	BP	130/130 (100%)	-0.19	3 (2%)	60	50	110, 168, 223, 278	0
1	BQ	130/130 (100%)	-0.10	2 (1%)	73	64	111, 164, 226, 246	0
1	BR	130/130 (100%)	-0.02	3 (2%)	60	50	110, 166, 236, 289	0
1	BS	130/130 (100%)	-0.05	2 (1%)	73	64	110, 168, 223, 278	0
1	BT	130/130 (100%)	-0.20	0	100	100	111, 164, 226, 246	0
1	BU	130/130 (100%)	-0.19	2 (1%)	73	64	110, 166, 236, 289	0
1	BV	130/130 (100%)	-0.22	0	100	100	110, 168, 223, 278	0
1	BW	130/130 (100%)	-0.18	1 (0%)	86	79	111, 164, 226, 246	0
1	BX	130/130 (100%)	-0.17	1 (0%)	86	79	110, 166, 236, 289	0
1	BY	130/130 (100%)	-0.10	1 (0%)	86	79	110, 168, 223, 278	0
1	BZ	130/130 (100%)	-0.16	4 (3%)	49	38	111, 164, 226, 246	0
1	CA	130/130 (100%)	-0.24	1 (0%)	86	79	110, 166, 236, 289	0
1	CB	130/130 (100%)	-0.04	2 (1%)	73	64	110, 168, 223, 278	0
1	CC	130/130 (100%)	-0.01	2 (1%)	73	64	111, 164, 226, 246	0

Continued on next page...

Continued from previous page...

Mol	Chain	Analysed	<RSRZ>	#RSRZ>2			OWAB(Å^2)	Q<0.9
1	CD	130/130 (100%)	-0.03	2 (1%)	73	64	110, 166, 236, 289	0
1	CE	130/130 (100%)	-0.05	4 (3%)	49	38	110, 168, 223, 278	0
1	CF	130/130 (100%)	-0.18	1 (0%)	86	79	111, 164, 226, 246	0
1	CG	130/130 (100%)	-0.19	3 (2%)	60	50	110, 166, 236, 289	0
1	CH	130/130 (100%)	0.11	4 (3%)	49	38	110, 168, 223, 278	0
1	CI	130/130 (100%)	-0.19	1 (0%)	86	79	111, 164, 226, 246	0
1	CJ	130/130 (100%)	-0.01	4 (3%)	49	38	110, 166, 236, 289	0
1	CK	130/130 (100%)	-0.25	0	100	100	110, 168, 223, 278	0
1	CL	130/130 (100%)	-0.07	0	100	100	111, 164, 226, 246	0
1	CM	130/130 (100%)	0.09	4 (3%)	49	38	110, 166, 236, 289	0
1	CN	130/130 (100%)	-0.12	1 (0%)	86	79	110, 168, 223, 278	0
1	CO	130/130 (100%)	-0.16	2 (1%)	73	64	111, 164, 226, 246	0
1	CP	130/130 (100%)	-0.15	1 (0%)	86	79	110, 166, 236, 289	0
1	CQ	130/130 (100%)	0.02	2 (1%)	73	64	110, 168, 223, 278	0
1	CR	130/130 (100%)	-0.03	2 (1%)	73	64	111, 164, 226, 246	0
1	CS	130/130 (100%)	-0.08	1 (0%)	86	79	110, 166, 236, 289	0
1	CT	130/130 (100%)	-0.02	4 (3%)	49	38	110, 168, 223, 278	0
1	CU	130/130 (100%)	-0.23	1 (0%)	86	79	111, 164, 226, 246	0
1	CV	130/130 (100%)	-0.28	2 (1%)	73	64	110, 166, 236, 289	0
1	CW	130/130 (100%)	-0.22	1 (0%)	86	79	110, 168, 223, 278	0
1	CX	130/130 (100%)	-0.14	3 (2%)	60	50	111, 164, 226, 246	0
1	CY	130/130 (100%)	-0.05	3 (2%)	60	50	110, 166, 236, 289	0
1	CZ	130/130 (100%)	-0.07	2 (1%)	73	64	110, 168, 223, 278	0
1	DA	130/130 (100%)	-0.16	0	100	100	111, 164, 226, 246	0
1	DB	130/130 (100%)	-0.12	3 (2%)	60	50	110, 166, 236, 289	0
1	DC	130/130 (100%)	-0.26	3 (2%)	60	50	110, 168, 223, 278	0
1	DD	130/130 (100%)	-0.28	2 (1%)	73	64	111, 164, 226, 246	0
1	DE	130/130 (100%)	-0.26	1 (0%)	86	79	110, 166, 236, 289	0
1	DF	130/130 (100%)	-0.08	1 (0%)	86	79	110, 168, 223, 278	0
1	DG	130/130 (100%)	-0.23	1 (0%)	86	79	111, 164, 226, 246	0
1	DH	130/130 (100%)	-0.15	1 (0%)	86	79	110, 166, 236, 289	0

Continued on next page...

Continued from previous page...

Mol	Chain	Analysed	<RSRZ>	#RSRZ>2			OWAB(Å^2)	Q<0.9
1	DI	130/130 (100%)	-0.10	3 (2%)	60	50	110, 168, 223, 278	0
1	DJ	130/130 (100%)	-0.15	3 (2%)	60	50	111, 164, 226, 246	0
1	DK	130/130 (100%)	0.02	3 (2%)	60	50	110, 166, 236, 289	0
1	DL	130/130 (100%)	-0.12	3 (2%)	60	50	110, 168, 223, 278	0
1	DM	130/130 (100%)	0.04	2 (1%)	73	64	111, 164, 226, 246	0
1	DN	130/130 (100%)	-0.04	1 (0%)	86	79	110, 166, 236, 289	0
1	DO	130/130 (100%)	0.00	3 (2%)	60	50	110, 168, 223, 278	0
1	DP	130/130 (100%)	-0.08	6 (4%)	32	26	111, 164, 226, 246	0
1	DQ	130/130 (100%)	-0.11	3 (2%)	60	50	110, 166, 236, 289	0
1	DR	130/130 (100%)	-0.17	4 (3%)	49	38	110, 168, 223, 278	0
1	DS	130/130 (100%)	-0.20	0	100	100	111, 164, 226, 246	0
1	DT	130/130 (100%)	0.04	6 (4%)	32	26	110, 166, 236, 289	0
1	DU	130/130 (100%)	-0.15	1 (0%)	86	79	110, 168, 223, 278	0
1	DV	130/130 (100%)	-0.12	1 (0%)	86	79	111, 164, 226, 246	0
1	DW	130/130 (100%)	-0.00	2 (1%)	73	64	110, 166, 236, 289	0
1	DX	130/130 (100%)	-0.16	0	100	100	110, 168, 223, 278	0
1	DY	130/130 (100%)	-0.29	1 (0%)	86	79	111, 164, 226, 246	0
1	DZ	130/130 (100%)	-0.21	0	100	100	110, 166, 236, 289	0
1	EA	130/130 (100%)	-0.08	4 (3%)	49	38	110, 168, 223, 278	0
1	EB	130/130 (100%)	-0.28	1 (0%)	86	79	111, 164, 226, 246	0
1	EC	130/130 (100%)	-0.08	3 (2%)	60	50	110, 166, 236, 289	0
1	ED	130/130 (100%)	-0.05	3 (2%)	60	50	110, 168, 223, 278	0
1	EE	130/130 (100%)	-0.02	1 (0%)	86	79	111, 164, 226, 246	0
1	EF	130/130 (100%)	0.12	5 (3%)	40	31	110, 166, 236, 289	0
1	EG	130/130 (100%)	-0.12	1 (0%)	86	79	110, 168, 223, 278	0
1	EH	130/130 (100%)	-0.20	0	100	100	111, 164, 226, 246	0
1	EI	130/130 (100%)	-0.05	1 (0%)	86	79	110, 166, 236, 289	0
1	EJ	130/130 (100%)	-0.10	2 (1%)	73	64	110, 168, 223, 278	0
1	EK	130/130 (100%)	0.01	3 (2%)	60	50	111, 164, 226, 246	0
1	EL	130/130 (100%)	-0.18	1 (0%)	86	79	110, 166, 236, 289	0
1	EM	130/130 (100%)	-0.16	2 (1%)	73	64	110, 168, 223, 278	0

Continued on next page...

Continued from previous page...

Mol	Chain	Analysed	<RSRZ>	#RSRZ>2			OWAB(Å^2)	Q<0.9
1	EN	130/130 (100%)	-0.08	1 (0%)	86	79	111, 164, 226, 246	0
1	EO	130/130 (100%)	-0.01	3 (2%)	60	50	110, 166, 236, 289	0
1	EP	130/130 (100%)	-0.14	1 (0%)	86	79	110, 168, 223, 278	0
1	EQ	130/130 (100%)	-0.19	0	100	100	111, 164, 226, 246	0
1	ER	130/130 (100%)	-0.07	2 (1%)	73	64	110, 166, 236, 289	0
1	ES	130/130 (100%)	-0.23	1 (0%)	86	79	110, 168, 223, 278	0
1	ET	130/130 (100%)	-0.26	2 (1%)	73	64	111, 164, 226, 246	0
1	EU	130/130 (100%)	-0.06	3 (2%)	60	50	110, 166, 236, 289	0
1	EV	130/130 (100%)	0.03	4 (3%)	49	38	110, 168, 223, 278	0
1	EW	130/130 (100%)	-0.23	0	100	100	111, 164, 226, 246	0
1	EX	130/130 (100%)	-0.24	2 (1%)	73	64	110, 166, 236, 289	0
1	EY	130/130 (100%)	-0.00	3 (2%)	60	50	110, 168, 223, 278	0
1	EZ	130/130 (100%)	-0.12	1 (0%)	86	79	111, 164, 226, 246	0
1	FA	130/130 (100%)	-0.24	1 (0%)	86	79	110, 166, 236, 289	0
1	FB	130/130 (100%)	-0.08	1 (0%)	86	79	110, 168, 223, 278	0
1	FC	130/130 (100%)	-0.18	2 (1%)	73	64	111, 164, 226, 246	0
1	FD	130/130 (100%)	-0.20	1 (0%)	86	79	110, 166, 236, 289	0
1	FE	130/130 (100%)	-0.04	1 (0%)	86	79	110, 168, 223, 278	0
1	FF	130/130 (100%)	-0.27	0	100	100	111, 164, 226, 246	0
1	FG	130/130 (100%)	-0.26	2 (1%)	73	64	110, 166, 236, 289	0
1	FH	130/130 (100%)	-0.08	3 (2%)	60	50	110, 168, 223, 278	0
1	FI	130/130 (100%)	-0.09	0	100	100	111, 164, 226, 246	0
1	FJ	130/130 (100%)	-0.21	2 (1%)	73	64	110, 166, 236, 289	0
1	FK	130/130 (100%)	-0.13	3 (2%)	60	50	110, 168, 223, 278	0
1	FL	130/130 (100%)	-0.08	4 (3%)	49	38	111, 164, 226, 246	0
1	FM	130/130 (100%)	-0.15	0	100	100	110, 166, 236, 289	0
1	FN	130/130 (100%)	-0.00	1 (0%)	86	79	110, 168, 223, 278	0
1	FO	130/130 (100%)	-0.18	4 (3%)	49	38	111, 164, 226, 246	0
1	FP	130/130 (100%)	-0.19	2 (1%)	73	64	110, 166, 236, 289	0
1	FQ	130/130 (100%)	-0.01	2 (1%)	73	64	110, 168, 223, 278	0
1	FR	130/130 (100%)	-0.32	4 (3%)	49	38	111, 164, 226, 246	0

Continued on next page...

Continued from previous page...

Mol	Chain	Analysed	<RSRZ>	#RSRZ>2			OWAB(Å^2)	Q<0.9
1	FS	130/130 (100%)	-0.13	4 (3%)	49	38	110, 166, 236, 289	0
1	FT	130/130 (100%)	-0.05	3 (2%)	60	50	110, 168, 223, 278	0
1	FU	130/130 (100%)	-0.19	0	100	100	111, 164, 226, 246	0
1	FV	130/130 (100%)	-0.23	1 (0%)	86	79	110, 166, 236, 289	0
1	FW	130/130 (100%)	-0.26	0	100	100	110, 168, 223, 278	0
1	FX	130/130 (100%)	-0.29	0	100	100	111, 164, 226, 246	0
1	FY	130/130 (100%)	-0.16	3 (2%)	60	50	110, 166, 236, 289	0
1	FZ	130/130 (100%)	-0.14	2 (1%)	73	64	110, 168, 223, 278	0
1	GA	130/130 (100%)	-0.06	2 (1%)	73	64	111, 164, 226, 246	0
1	GB	130/130 (100%)	0.14	5 (3%)	40	31	110, 166, 236, 289	0
1	GC	130/130 (100%)	-0.02	4 (3%)	49	38	110, 168, 223, 278	0
1	GD	130/130 (100%)	-0.17	1 (0%)	86	79	111, 164, 226, 246	0
1	GE	130/130 (100%)	-0.22	1 (0%)	86	79	110, 166, 236, 289	0
1	GF	130/130 (100%)	-0.13	3 (2%)	60	50	110, 168, 223, 278	0
1	GG	130/130 (100%)	-0.26	0	100	100	111, 164, 226, 246	0
1	GH	130/130 (100%)	-0.10	1 (0%)	86	79	110, 166, 236, 289	0
1	GI	130/130 (100%)	-0.03	2 (1%)	73	64	110, 168, 223, 278	0
1	GJ	130/130 (100%)	-0.06	2 (1%)	73	64	111, 164, 226, 246	0
1	GK	130/130 (100%)	-0.15	1 (0%)	86	79	110, 166, 236, 289	0
1	GL	130/130 (100%)	0.01	4 (3%)	49	38	110, 168, 223, 278	0
1	GM	130/130 (100%)	-0.10	2 (1%)	73	64	111, 164, 226, 246	0
1	GN	130/130 (100%)	-0.15	1 (0%)	86	79	110, 166, 236, 289	0
1	GO	130/130 (100%)	0.01	4 (3%)	49	38	110, 168, 223, 278	0
1	GP	130/130 (100%)	-0.15	2 (1%)	73	64	111, 164, 226, 246	0
1	GQ	130/130 (100%)	-0.06	4 (3%)	49	38	110, 166, 236, 289	0
1	GR	130/130 (100%)	0.06	3 (2%)	60	50	110, 168, 223, 278	0
1	GS	130/130 (100%)	-0.15	0	100	100	111, 164, 226, 246	0
1	GT	130/130 (100%)	-0.16	3 (2%)	60	50	110, 166, 236, 289	0
1	GU	130/130 (100%)	-0.07	3 (2%)	60	50	110, 168, 223, 278	0
1	GV	130/130 (100%)	-0.26	1 (0%)	86	79	111, 164, 226, 246	0
1	GW	130/130 (100%)	-0.12	2 (1%)	73	64	110, 166, 236, 289	0

Continued on next page...

Continued from previous page...

Mol	Chain	Analysed	<RSRZ>	#RSRZ>2			OWAB(Å^2)	Q<0.9
1	GX	130/130 (100%)	-0.04	3 (2%)	60	50	110, 168, 223, 278	0
1	GY	130/130 (100%)	-0.19	2 (1%)	73	64	111, 164, 226, 246	0
1	GZ	130/130 (100%)	-0.22	1 (0%)	86	79	110, 166, 236, 289	0
1	HA	130/130 (100%)	-0.06	1 (0%)	86	79	110, 168, 223, 278	0
1	HB	130/130 (100%)	-0.25	3 (2%)	60	50	111, 164, 226, 246	0
1	HC	130/130 (100%)	-0.09	4 (3%)	49	38	110, 166, 236, 289	0
1	HD	130/130 (100%)	0.07	5 (3%)	40	31	110, 168, 223, 278	0
1	HE	130/130 (100%)	-0.05	3 (2%)	60	50	111, 164, 226, 246	0
1	HF	130/130 (100%)	-0.23	2 (1%)	73	64	110, 166, 236, 289	0
1	HG	130/130 (100%)	-0.17	1 (0%)	86	79	110, 168, 223, 278	0
1	HH	130/130 (100%)	-0.19	1 (0%)	86	79	111, 164, 226, 246	0
1	HI	130/130 (100%)	0.00	4 (3%)	49	38	110, 166, 236, 289	0
1	HJ	130/130 (100%)	-0.13	3 (2%)	60	50	110, 168, 223, 278	0
1	HK	130/130 (100%)	-0.13	1 (0%)	86	79	111, 164, 226, 246	0
1	HL	130/130 (100%)	-0.09	2 (1%)	73	64	110, 166, 236, 289	0
1	HM	130/130 (100%)	-0.08	3 (2%)	60	50	110, 168, 223, 278	0
1	HN	130/130 (100%)	-0.18	3 (2%)	60	50	111, 164, 226, 246	0
1	HO	130/130 (100%)	-0.29	1 (0%)	86	79	110, 166, 236, 289	0
1	HP	130/130 (100%)	0.06	1 (0%)	86	79	110, 168, 223, 278	0
1	HQ	130/130 (100%)	-0.20	1 (0%)	86	79	111, 164, 226, 246	0
1	HR	130/130 (100%)	-0.16	3 (2%)	60	50	110, 166, 236, 289	0
1	HS	130/130 (100%)	-0.06	4 (3%)	49	38	110, 168, 223, 278	0
1	HT	130/130 (100%)	-0.23	0	100	100	111, 164, 226, 246	0
1	HU	130/130 (100%)	-0.24	2 (1%)	73	64	110, 166, 236, 289	0
1	HV	130/130 (100%)	-0.17	2 (1%)	73	64	110, 168, 223, 278	0
1	HW	130/130 (100%)	-0.17	2 (1%)	73	64	111, 164, 226, 246	0
1	HX	130/130 (100%)	-0.10	4 (3%)	49	38	110, 166, 236, 289	0
1	HY	130/130 (100%)	-0.08	3 (2%)	60	50	110, 168, 223, 278	0
1	HZ	130/130 (100%)	-0.18	1 (0%)	86	79	111, 164, 226, 246	0
1	IA	130/130 (100%)	-0.27	2 (1%)	73	64	110, 166, 236, 289	0
1	IB	130/130 (100%)	-0.05	3 (2%)	60	50	110, 168, 223, 278	0

Continued on next page...

Continued from previous page...

Mol	Chain	Analysed	<RSRZ>	#RSRZ>2			OWAB(Å^2)	Q<0.9
1	IC	130/130 (100%)	0.03	1 (0%)	86	79	111, 164, 226, 246	0
1	ID	130/130 (100%)	0.11	6 (4%)	32	26	110, 166, 236, 289	0
1	IE	130/130 (100%)	-0.13	0	100	100	110, 168, 223, 278	0
1	IF	130/130 (100%)	-0.19	0	100	100	111, 164, 226, 246	0
1	IG	130/130 (100%)	-0.16	4 (3%)	49	38	110, 166, 236, 289	0
1	IH	130/130 (100%)	-0.07	1 (0%)	86	79	110, 168, 223, 278	0
1	II	130/130 (100%)	-0.14	2 (1%)	73	64	111, 164, 226, 246	0
1	IJ	130/130 (100%)	-0.08	3 (2%)	60	50	110, 166, 236, 289	0
1	IK	130/130 (100%)	0.03	2 (1%)	73	64	110, 168, 223, 278	0
1	IL	130/130 (100%)	0.00	2 (1%)	73	64	111, 164, 226, 246	0
1	IM	130/130 (100%)	-0.07	4 (3%)	49	38	110, 166, 236, 289	0
1	IN	130/130 (100%)	-0.06	4 (3%)	49	38	110, 168, 223, 278	0
1	IO	130/130 (100%)	-0.16	2 (1%)	73	64	111, 164, 226, 246	0
1	IP	130/130 (100%)	-0.05	2 (1%)	73	64	110, 166, 236, 289	0
1	IQ	130/130 (100%)	-0.01	3 (2%)	60	50	110, 168, 223, 278	0
1	IR	130/130 (100%)	-0.21	0	100	100	111, 164, 226, 246	0
1	IS	130/130 (100%)	-0.26	1 (0%)	86	79	110, 166, 236, 289	0
1	IT	130/130 (100%)	-0.18	0	100	100	110, 168, 223, 278	0
1	IU	130/130 (100%)	-0.27	0	100	100	111, 164, 226, 246	0
1	IV	130/130 (100%)	-0.23	3 (2%)	60	50	110, 166, 236, 289	0
1	IW	130/130 (100%)	-0.16	4 (3%)	49	38	110, 168, 223, 278	0
1	IX	130/130 (100%)	-0.25	1 (0%)	86	79	111, 164, 226, 246	0
1	IY	130/130 (100%)	-0.06	2 (1%)	73	64	110, 166, 236, 289	0
1	IZ	130/130 (100%)	-0.00	3 (2%)	60	50	110, 168, 223, 278	0
1	JA	130/130 (100%)	-0.25	1 (0%)	86	79	111, 164, 226, 246	0
1	JB	130/130 (100%)	-0.10	1 (0%)	86	79	110, 166, 236, 289	0
1	JC	130/130 (100%)	0.06	6 (4%)	32	26	110, 168, 223, 278	0
1	JD	130/130 (100%)	-0.15	2 (1%)	73	64	111, 164, 226, 246	0
1	JE	130/130 (100%)	-0.10	2 (1%)	73	64	110, 166, 236, 289	0
1	JF	130/130 (100%)	0.06	4 (3%)	49	38	110, 168, 223, 278	0
1	JG	130/130 (100%)	-0.14	2 (1%)	73	64	111, 164, 226, 246	0

Continued on next page...

Continued from previous page...

Mol	Chain	Analysed	<RSRZ>	#RSRZ>2			OWAB(Å^2)	Q<0.9
1	JH	130/130 (100%)	-0.04	1 (0%)	86	79	110, 166, 236, 289	0
1	JI	130/130 (100%)	-0.15	3 (2%)	60	50	110, 168, 223, 278	0
1	JJ	130/130 (100%)	-0.17	0	100	100	111, 164, 226, 246	0
1	JK	130/130 (100%)	0.01	5 (3%)	40	31	110, 166, 236, 289	0
1	JL	130/130 (100%)	-0.09	2 (1%)	73	64	110, 168, 223, 278	0
1	JM	130/130 (100%)	-0.25	0	100	100	111, 164, 226, 246	0
1	JN	130/130 (100%)	-0.18	0	100	100	110, 166, 236, 289	0
1	JO	130/130 (100%)	-0.08	4 (3%)	49	38	110, 168, 223, 278	0
1	JP	130/130 (100%)	-0.02	3 (2%)	60	50	111, 164, 226, 246	0
1	JQ	130/130 (100%)	0.05	5 (3%)	40	31	110, 166, 236, 289	0
1	JR	130/130 (100%)	-0.10	3 (2%)	60	50	110, 168, 223, 278	0
1	JS	130/130 (100%)	-0.13	3 (2%)	60	50	111, 164, 226, 246	0
1	JT	130/130 (100%)	-0.18	2 (1%)	73	64	110, 166, 236, 289	0
1	JU	130/130 (100%)	-0.16	2 (1%)	73	64	110, 168, 223, 278	0
1	JV	130/130 (100%)	-0.04	3 (2%)	60	50	111, 164, 226, 246	0
1	JW	130/130 (100%)	-0.01	2 (1%)	73	64	110, 166, 236, 289	0
1	JX	130/130 (100%)	-0.20	2 (1%)	73	64	110, 168, 223, 278	0
1	JY	130/130 (100%)	-0.18	1 (0%)	86	79	111, 164, 226, 246	0
1	JZ	130/130 (100%)	-0.05	3 (2%)	60	50	110, 166, 236, 289	0
1	KA	130/130 (100%)	-0.26	1 (0%)	86	79	110, 168, 223, 278	0
1	KB	130/130 (100%)	-0.11	5 (3%)	40	31	111, 164, 226, 246	0
1	KC	130/130 (100%)	-0.24	1 (0%)	86	79	110, 166, 236, 289	0
1	KD	130/130 (100%)	-0.21	2 (1%)	73	64	110, 168, 223, 278	0
1	KE	130/130 (100%)	-0.10	2 (1%)	73	64	111, 164, 226, 246	0
1	KF	130/130 (100%)	-0.09	3 (2%)	60	50	110, 166, 236, 289	0
1	KG	130/130 (100%)	-0.09	2 (1%)	73	64	110, 168, 223, 278	0
1	KH	130/130 (100%)	-0.01	3 (2%)	60	50	111, 164, 226, 246	0
1	KI	130/130 (100%)	-0.07	1 (0%)	86	79	110, 166, 236, 289	0
1	KJ	130/130 (100%)	-0.02	5 (3%)	40	31	110, 168, 223, 278	0
1	KK	130/130 (100%)	-0.26	0	100	100	111, 164, 226, 246	0
1	KL	130/130 (100%)	-0.04	1 (0%)	86	79	110, 166, 236, 289	0

Continued on next page...

Continued from previous page...

Mol	Chain	Analysed	<RSRZ>	#RSRZ>2			OWAB(Å^2)	Q<0.9
1	KM	130/130 (100%)	-0.06	3 (2%)	60	50	110, 168, 223, 278	0
1	KN	130/130 (100%)	-0.21	1 (0%)	86	79	111, 164, 226, 246	0
1	KO	130/130 (100%)	0.18	5 (3%)	40	31	110, 166, 236, 289	0
1	KP	130/130 (100%)	-0.04	2 (1%)	73	64	110, 168, 223, 278	0
1	KQ	130/130 (100%)	-0.13	3 (2%)	60	50	111, 164, 226, 246	0
1	KR	130/130 (100%)	-0.04	3 (2%)	60	50	110, 166, 236, 289	0
1	KS	130/130 (100%)	0.01	6 (4%)	32	26	110, 168, 223, 278	0
1	KT	130/130 (100%)	-0.29	1 (0%)	86	79	111, 164, 226, 246	0
1	KU	130/130 (100%)	-0.22	3 (2%)	60	50	110, 166, 236, 289	0
1	KV	130/130 (100%)	-0.06	4 (3%)	49	38	110, 168, 223, 278	0
1	KW	130/130 (100%)	-0.23	1 (0%)	86	79	111, 164, 226, 246	0
1	KX	130/130 (100%)	-0.18	2 (1%)	73	64	110, 166, 236, 289	0
1	KY	130/130 (100%)	-0.00	4 (3%)	49	38	110, 168, 223, 278	0
1	KZ	130/130 (100%)	-0.12	2 (1%)	73	64	111, 164, 226, 246	0
1	LA	130/130 (100%)	-0.18	1 (0%)	86	79	110, 166, 236, 289	0
1	LB	130/130 (100%)	-0.09	2 (1%)	73	64	110, 168, 223, 278	0
1	LC	130/130 (100%)	-0.23	0	100	100	111, 164, 226, 246	0
1	LD	130/130 (100%)	-0.10	2 (1%)	73	64	110, 166, 236, 289	0
1	LE	130/130 (100%)	-0.10	1 (0%)	86	79	110, 168, 223, 278	0
1	LF	130/130 (100%)	-0.24	1 (0%)	86	79	111, 164, 226, 246	0
1	LG	130/130 (100%)	-0.06	3 (2%)	60	50	110, 166, 236, 289	0
1	LH	130/130 (100%)	-0.17	2 (1%)	73	64	110, 168, 223, 278	0
1	LI	130/130 (100%)	-0.16	2 (1%)	73	64	111, 164, 226, 246	0
1	LJ	130/130 (100%)	-0.12	2 (1%)	73	64	110, 166, 236, 289	0
1	LK	130/130 (100%)	-0.02	3 (2%)	60	50	110, 168, 223, 278	0
1	LL	130/130 (100%)	-0.19	1 (0%)	86	79	111, 164, 226, 246	0
1	LM	130/130 (100%)	-0.08	2 (1%)	73	64	110, 166, 236, 289	0
1	LN	130/130 (100%)	-0.04	2 (1%)	73	64	110, 168, 223, 278	0
1	LO	130/130 (100%)	-0.13	1 (0%)	86	79	111, 164, 226, 246	0
1	LP	130/130 (100%)	-0.19	3 (2%)	60	50	110, 166, 236, 289	0
1	LQ	130/130 (100%)	-0.08	5 (3%)	40	31	110, 168, 223, 278	0

Continued on next page...

Continued from previous page...

Mol	Chain	Analysed	<RSRZ>	#RSRZ>2			OWAB(Å^2)	Q<0.9
1	LR	130/130 (100%)	-0.06	0	100	100	111, 164, 226, 246	0
1	LS	130/130 (100%)	-0.06	1 (0%)	86	79	110, 166, 236, 289	0
1	LT	130/130 (100%)	-0.11	2 (1%)	73	64	110, 168, 223, 278	0
1	LU	130/130 (100%)	-0.18	2 (1%)	73	64	111, 164, 226, 246	0
1	LV	130/130 (100%)	-0.21	2 (1%)	73	64	110, 166, 236, 289	0
1	LW	130/130 (100%)	-0.10	2 (1%)	73	64	110, 168, 223, 278	0
1	LX	130/130 (100%)	-0.13	3 (2%)	60	50	111, 164, 226, 246	0
1	LY	130/130 (100%)	-0.10	2 (1%)	73	64	110, 166, 236, 289	0
1	LZ	130/130 (100%)	-0.11	1 (0%)	86	79	110, 168, 223, 278	0
1	MA	130/130 (100%)	-0.04	3 (2%)	60	50	111, 164, 226, 246	0
1	MB	130/130 (100%)	-0.17	2 (1%)	73	64	110, 166, 236, 289	0
1	MC	130/130 (100%)	-0.07	2 (1%)	73	64	110, 168, 223, 278	0
1	MD	130/130 (100%)	-0.17	1 (0%)	86	79	111, 164, 226, 246	0
1	ME	130/130 (100%)	-0.15	4 (3%)	49	38	110, 166, 236, 289	0
1	MF	130/130 (100%)	-0.14	1 (0%)	86	79	110, 168, 223, 278	0
1	MG	130/130 (100%)	-0.16	1 (0%)	86	79	111, 164, 226, 246	0
1	MH	130/130 (100%)	-0.14	2 (1%)	73	64	110, 166, 236, 289	0
1	MI	130/130 (100%)	-0.04	2 (1%)	73	64	110, 168, 223, 278	0
1	MJ	130/130 (100%)	-0.15	0	100	100	111, 164, 226, 246	0
1	MK	130/130 (100%)	-0.10	1 (0%)	86	79	110, 166, 236, 289	0
1	ML	130/130 (100%)	-0.04	3 (2%)	60	50	110, 168, 223, 278	0
1	MM	130/130 (100%)	-0.19	4 (3%)	49	38	111, 164, 226, 246	0
1	MN	130/130 (100%)	-0.20	0	100	100	110, 166, 236, 289	0
1	MO	130/130 (100%)	-0.22	1 (0%)	86	79	110, 168, 223, 278	0
1	MP	130/130 (100%)	-0.29	0	100	100	111, 164, 226, 246	0
1	MQ	130/130 (100%)	-0.23	4 (3%)	49	38	110, 166, 236, 289	0
1	MR	130/130 (100%)	-0.12	3 (2%)	60	50	110, 168, 223, 278	0
1	MS	130/130 (100%)	-0.24	1 (0%)	86	79	111, 164, 226, 246	0
1	MT	130/130 (100%)	-0.13	3 (2%)	60	50	110, 166, 236, 289	0
1	MU	130/130 (100%)	-0.05	0	100	100	110, 168, 223, 278	0
1	MV	130/130 (100%)	-0.15	2 (1%)	73	64	111, 164, 226, 246	0

Continued on next page...

Continued from previous page...

Mol	Chain	Analysed	<RSRZ>	#RSRZ>2			OWAB(Å^2)	Q<0.9
1	MW	130/130 (100%)	-0.16	1 (0%)	86	79	110, 166, 236, 289	0
1	MX	130/130 (100%)	-0.16	3 (2%)	60	50	110, 168, 223, 278	0
1	MY	130/130 (100%)	-0.06	1 (0%)	86	79	111, 164, 226, 246	0
1	MZ	130/130 (100%)	-0.15	2 (1%)	73	64	110, 166, 236, 289	0
1	NA	130/130 (100%)	-0.02	3 (2%)	60	50	110, 168, 223, 278	0
1	NB	130/130 (100%)	-0.19	0	100	100	111, 164, 226, 246	0
1	NC	130/130 (100%)	-0.09	1 (0%)	86	79	110, 166, 236, 289	0
1	ND	130/130 (100%)	-0.19	2 (1%)	73	64	110, 168, 223, 278	0
1	NE	130/130 (100%)	-0.14	0	100	100	111, 164, 226, 246	0
1	NF	130/130 (100%)	-0.05	4 (3%)	49	38	110, 166, 236, 289	0
1	NG	130/130 (100%)	-0.12	3 (2%)	60	50	110, 168, 223, 278	0
1	NH	130/130 (100%)	-0.26	0	100	100	111, 164, 226, 246	0
1	NI	130/130 (100%)	-0.15	2 (1%)	73	64	110, 166, 236, 289	0
1	NJ	130/130 (100%)	0.03	4 (3%)	49	38	110, 168, 223, 278	0
1	NK	130/130 (100%)	-0.19	2 (1%)	73	64	111, 164, 226, 246	0
1	NL	130/130 (100%)	-0.07	2 (1%)	73	64	110, 166, 236, 289	0
1	NM	130/130 (100%)	-0.17	2 (1%)	73	64	110, 168, 223, 278	0
1	NN	130/130 (100%)	-0.12	2 (1%)	73	64	111, 164, 226, 246	0
1	NO	130/130 (100%)	-0.13	1 (0%)	86	79	110, 166, 236, 289	0
1	NP	130/130 (100%)	-0.01	4 (3%)	49	38	110, 168, 223, 278	0
1	NQ	130/130 (100%)	0.09	3 (2%)	60	50	111, 164, 226, 246	0
1	NR	130/130 (100%)	0.08	4 (3%)	49	38	110, 166, 236, 289	0
1	NS	130/130 (100%)	-0.05	1 (0%)	86	79	110, 168, 223, 278	0
1	NT	130/130 (100%)	-0.10	5 (3%)	40	31	111, 164, 226, 246	0
1	NU	130/130 (100%)	-0.15	2 (1%)	73	64	110, 166, 236, 289	0
1	NV	130/130 (100%)	-0.03	5 (3%)	40	31	110, 168, 223, 278	0
All	All	46800/46800 (100%)	-0.12	754 (1%)	72	62	110, 166, 232, 289	0

All (754) RSRZ outliers are listed below:

Mol	Chain	Res	Type	RSRZ
1	HJ	1	SER	8.6
1	DO	1	SER	7.1

Continued on next page...

Continued from previous page...

Mol	Chain	Res	Type	RSRZ
1	EU	43	LYS	6.4
1	GK	1	SER	6.4
1	GB	1	SER	6.2
1	AF	43	LYS	6.1
1	KR	43	LYS	5.7
1	CH	43	LYS	5.7
1	FK	115	GLY	5.4
1	DK	43	LYS	5.4
1	AZ	43	LYS	5.3
1	CB	43	LYS	5.3
1	NV	115	GLY	5.2
1	EX	1	SER	5.2
1	JZ	43	LYS	5.2
1	LQ	1	SER	5.1
1	MM	1	SER	5.1
1	FK	43	LYS	5.0
1	BC	43	LYS	5.0
1	IQ	43	LYS	5.0
1	KF	1	SER	4.9
1	GQ	1	SER	4.8
1	DR	1	SER	4.8
1	HN	44	GLY	4.8
1	KO	43	LYS	4.7
1	BR	1	SER	4.7
1	MX	1	SER	4.7
1	IL	44	GLY	4.6
1	KY	1	SER	4.6
1	KM	130	GLU	4.6
1	LP	1	SER	4.6
1	HI	1	SER	4.5
1	GR	43	LYS	4.5
1	JO	1	SER	4.5
1	EA	1	SER	4.5
1	LB	1	SER	4.5
1	FY	43	LYS	4.4
1	LG	43	LYS	4.4
1	KH	116	TYR	4.4
1	EO	43	LYS	4.4
1	MO	1	SER	4.4
1	CM	43	LYS	4.3
1	GW	43	LYS	4.3
1	EV	130	GLU	4.3

Continued on next page...

Continued from previous page...

Mol	Chain	Res	Type	RSRZ
1	CM	1	SER	4.3
1	MB	1	SER	4.2
1	IY	130	GLU	4.2
1	FJ	43	LYS	4.2
1	KF	43	LYS	4.2
1	EU	1	SER	4.2
1	CM	130	GLU	4.2
1	IJ	43	LYS	4.2
1	KU	1	SER	4.2
1	HA	1	SER	4.2
1	CN	43	LYS	4.1
1	JF	43	LYS	4.1
1	GU	69	ARG	4.1
1	LB	43	LYS	4.1
1	JZ	42	ARG	4.1
1	KM	43	LYS	4.1
1	NJ	115	GLY	4.1
1	NT	1	SER	4.1
1	GT	43	LYS	4.1
1	MW	1	SER	4.0
1	NJ	43	LYS	4.0
1	HD	43	LYS	4.0
1	CT	130	GLU	4.0
1	NU	1	SER	4.0
1	LN	43	LYS	4.0
1	LH	43	LYS	4.0
1	KM	1	SER	4.0
1	IW	115	GLY	3.9
1	HX	43	LYS	3.9
1	NN	44	GLY	3.9
1	KI	1	SER	3.9
1	KL	43	LYS	3.8
1	HV	1	SER	3.8
1	KR	130	GLU	3.8
1	EC	130	GLU	3.8
1	ML	1	SER	3.8
1	HS	1	SER	3.8
1	BH	44	GLY	3.7
1	GF	43	LYS	3.7
1	HX	42	ARG	3.7
1	KR	44	GLY	3.7
1	FZ	69	ARG	3.7

Continued on next page...

Continued from previous page...

Mol	Chain	Res	Type	RSRZ
1	AK	43	LYS	3.7
1	KC	1	SER	3.7
1	BC	42	ARG	3.7
1	IA	42	ARG	3.7
1	JS	127	VAL	3.6
1	JS	129	THR	3.6
1	BO	130	GLU	3.6
1	HD	1	SER	3.6
1	KE	1	SER	3.6
1	JL	47	GLY	3.6
1	LA	130	GLU	3.6
1	FH	129	THR	3.6
1	FP	1	SER	3.6
1	EK	1	SER	3.6
1	LW	43	LYS	3.6
1	AL	43	LYS	3.6
1	HQ	116	TYR	3.6
1	BZ	116	TYR	3.5
1	JQ	43	LYS	3.5
1	BR	43	LYS	3.5
1	JI	130	GLU	3.5
1	KQ	84	GLY	3.5
1	CW	43	LYS	3.5
1	DR	43	LYS	3.5
1	LT	1	SER	3.5
1	IN	129	THR	3.5
1	KY	43	LYS	3.5
1	BM	1	SER	3.5
1	HB	42	ARG	3.5
1	HI	43	LYS	3.5
1	KW	129	THR	3.5
1	GC	130	GLU	3.5
1	ML	69	ARG	3.4
1	GL	1	SER	3.4
1	DC	1	SER	3.4
1	IV	43	LYS	3.4
1	HE	60	LEU	3.4
1	KV	42	ARG	3.4
1	JC	130	GLU	3.4
1	GO	43	LYS	3.4
1	GJ	47	GLY	3.4
1	IN	130	GLU	3.4

Continued on next page...

Continued from previous page...

Mol	Chain	Res	Type	RSRZ
1	CQ	43	LYS	3.3
1	FP	43	LYS	3.3
1	AU	1	SER	3.3
1	IJ	1	SER	3.3
1	IB	43	LYS	3.3
1	NP	70	ALA	3.3
1	DT	44	GLY	3.3
1	LM	43	LYS	3.3
1	HX	41	PRO	3.3
1	GZ	130	GLU	3.3
1	AZ	44	GLY	3.3
1	GL	130	GLU	3.3
1	GH	43	LYS	3.3
1	BW	1	SER	3.3
1	JR	130	GLU	3.3
1	MS	44	GLY	3.3
1	DP	115	GLY	3.2
1	JE	43	LYS	3.2
1	KP	43	LYS	3.2
1	EB	127	VAL	3.2
1	DW	1	SER	3.2
1	EF	3	PRO	3.2
1	AD	115	GLY	3.2
1	KS	69	ARG	3.2
1	ND	60	LEU	3.2
1	GA	44	GLY	3.2
1	HG	43	LYS	3.2
1	FY	63	ALA	3.2
1	FO	69	ARG	3.2
1	JX	69	ARG	3.2
1	IY	43	LYS	3.1
1	GE	1	SER	3.1
1	CP	130	GLU	3.1
1	EA	69	ARG	3.1
1	JL	115	GLY	3.1
1	EF	130	GLU	3.1
1	HI	42	ARG	3.1
1	GQ	43	LYS	3.1
1	DQ	1	SER	3.1
1	AJ	129	THR	3.1
1	GY	44	GLY	3.1
1	MT	130	GLU	3.1

Continued on next page...

Continued from previous page...

Mol	Chain	Res	Type	RSRZ
1	AB	1	SER	3.1
1	AZ	69	ARG	3.1
1	KV	43	LYS	3.1
1	HC	43	LYS	3.1
1	NF	115	GLY	3.1
1	AH	130	GLU	3.1
1	IG	1	SER	3.1
1	JQ	1	SER	3.1
1	KD	1	SER	3.1
1	IP	130	GLU	3.1
1	EM	43	LYS	3.1
1	CS	1	SER	3.1
1	GI	1	SER	3.1
1	IZ	1	SER	3.1
1	NL	1	SER	3.1
1	AH	43	LYS	3.1
1	IK	50	LYS	3.1
1	AF	5	ALA	3.0
1	IM	115	GLY	3.0
1	AO	43	LYS	3.0
1	KE	43	LYS	3.0
1	EC	1	SER	3.0
1	KF	10	ARG	3.0
1	HC	130	GLU	3.0
1	AE	43	LYS	3.0
1	AZ	1	SER	3.0
1	BH	127	VAL	3.0
1	CX	129	THR	3.0
1	LX	116	TYR	3.0
1	BP	115	GLY	3.0
1	BS	43	LYS	3.0
1	CX	1	SER	3.0
1	NC	130	GLU	3.0
1	NK	116	TYR	3.0
1	FT	43	LYS	3.0
1	KO	130	GLU	3.0
1	MT	1	SER	3.0
1	KS	115	GLY	3.0
1	MQ	130	GLU	3.0
1	ED	43	LYS	3.0
1	IV	1	SER	3.0
1	LP	43	LYS	3.0

Continued on next page...

Continued from previous page...

Mol	Chain	Res	Type	RSRZ
1	EY	47	GLY	2.9
1	NT	47	GLY	2.9
1	MM	129	THR	2.9
1	JC	43	LYS	2.9
1	BJ	1	SER	2.9
1	IM	43	LYS	2.9
1	FL	43	LYS	2.9
1	IN	128	ILE	2.9
1	HD	130	GLU	2.9
1	ER	43	LYS	2.9
1	KS	43	LYS	2.9
1	HF	1	SER	2.9
1	BD	43	LYS	2.9
1	GB	5	ALA	2.9
1	EO	69	ARG	2.9
1	BQ	81	PHE	2.9
1	CH	48	THR	2.9
1	MG	129	THR	2.9
1	HP	115	GLY	2.9
1	HS	64	GLY	2.9
1	IJ	42	ARG	2.9
1	JI	1	SER	2.9
1	AK	60	LEU	2.9
1	KJ	115	GLY	2.9
1	GC	129	THR	2.9
1	JU	1	SER	2.9
1	GJ	129	THR	2.9
1	GT	48	THR	2.9
1	JT	43	LYS	2.9
1	NT	42	ARG	2.9
1	LV	1	SER	2.9
1	IA	126	LEU	2.9
1	DI	1	SER	2.9
1	EF	1	SER	2.9
1	GQ	42	ARG	2.9
1	GV	1	SER	2.9
1	NU	43	LYS	2.9
1	DO	115	GLY	2.9
1	IO	84	GLY	2.9
1	LX	1	SER	2.9
1	DF	43	LYS	2.8
1	FL	44	GLY	2.8

Continued on next page...

Continued from previous page...

Mol	Chain	Res	Type	RSRZ
1	HS	43	LYS	2.8
1	IO	43	LYS	2.8
1	IG	10	ARG	2.8
1	NT	39	PRO	2.8
1	IP	60	LEU	2.8
1	MM	126	LEU	2.8
1	HK	129	THR	2.8
1	KJ	50	LYS	2.8
1	DT	43	LYS	2.8
1	IG	43	LYS	2.8
1	AE	1	SER	2.8
1	FH	115	GLY	2.8
1	CY	43	LYS	2.8
1	HM	43	LYS	2.8
1	HR	43	LYS	2.8
1	MI	43	LYS	2.8
1	NP	59	ILE	2.8
1	AI	69	ARG	2.8
1	CE	47	GLY	2.8
1	JK	2	LYS	2.8
1	HJ	128	ILE	2.8
1	LX	129	THR	2.8
1	HH	97	MET	2.8
1	BF	1	SER	2.8
1	CZ	43	LYS	2.8
1	LO	1	SER	2.8
1	NV	43	LYS	2.8
1	GX	130	GLU	2.8
1	LQ	130	GLU	2.8
1	NS	50	LYS	2.8
1	DB	1	SER	2.8
1	FL	116	TYR	2.7
1	BK	44	GLY	2.7
1	BU	60	LEU	2.7
1	HZ	129	THR	2.7
1	KJ	69	ARG	2.7
1	JF	60	LEU	2.7
1	DP	128	ILE	2.7
1	DR	130	GLU	2.7
1	EC	43	LYS	2.7
1	CV	43	LYS	2.7
1	AL	130	GLU	2.7

Continued on next page...

Continued from previous page...

Mol	Chain	Res	Type	RSRZ
1	JQ	130	GLU	2.7
1	NV	1	SER	2.7
1	ML	60	LEU	2.7
1	CH	47	GLY	2.7
1	HL	96	GLN	2.7
1	HN	127	VAL	2.7
1	ER	1	SER	2.7
1	IB	69	ARG	2.7
1	ES	128	ILE	2.7
1	HM	130	GLU	2.7
1	HE	126	LEU	2.7
1	EG	43	LYS	2.7
1	HU	42	ARG	2.7
1	KG	43	LYS	2.7
1	MA	5	ALA	2.7
1	CD	81	PHE	2.7
1	GO	50	LYS	2.7
1	AR	130	GLU	2.7
1	FT	82	PRO	2.7
1	GW	1	SER	2.7
1	MQ	43	LYS	2.7
1	DI	81	PHE	2.7
1	DL	43	LYS	2.7
1	FC	129	THR	2.7
1	BI	42	ARG	2.7
1	EA	43	LYS	2.7
1	EY	43	LYS	2.7
1	FS	130	GLU	2.7
1	IM	124	GLU	2.7
1	GX	117	VAL	2.7
1	ET	73	ILE	2.7
1	DE	43	LYS	2.7
1	ID	1	SER	2.7
1	FS	129	THR	2.7
1	ID	37	HIS	2.7
1	GN	43	LYS	2.7
1	MB	43	LYS	2.6
1	GO	48	THR	2.6
1	GU	43	LYS	2.6
1	JF	42	ARG	2.6
1	GY	129	THR	2.6
1	KO	129	THR	2.6

Continued on next page...

Continued from previous page...

Mol	Chain	Res	Type	RSRZ
1	IQ	130	GLU	2.6
1	BP	128	ILE	2.6
1	CG	1	SER	2.6
1	GC	115	GLY	2.6
1	NI	1	SER	2.6
1	BB	126	LEU	2.6
1	JR	1	SER	2.6
1	FH	43	LYS	2.6
1	GI	43	LYS	2.6
1	BK	130	GLU	2.6
1	IL	1	SER	2.6
1	DR	69	ARG	2.6
1	NM	42	ARG	2.6
1	HW	47	GLY	2.6
1	IH	5	ALA	2.6
1	MA	129	THR	2.6
1	CG	43	LYS	2.6
1	CT	43	LYS	2.6
1	FV	43	LYS	2.6
1	JZ	52	MET	2.6
1	KB	127	VAL	2.6
1	NT	44	GLY	2.6
1	ID	43	LYS	2.6
1	NO	70	ALA	2.6
1	AM	129	THR	2.6
1	DN	40	THR	2.6
1	DP	116	TYR	2.6
1	LM	19	PHE	2.6
1	MK	130	GLU	2.6
1	BE	127	VAL	2.6
1	FE	43	LYS	2.6
1	DC	115	GLY	2.6
1	EJ	115	GLY	2.6
1	CE	81	PHE	2.6
1	CZ	69	ARG	2.6
1	FQ	69	ARG	2.6
1	KA	1	SER	2.6
1	AN	43	LYS	2.6
1	KB	4	ILE	2.6
1	CE	83	VAL	2.6
1	LQ	47	GLY	2.6
1	ME	42	ARG	2.6

Continued on next page...

Continued from previous page...

Mol	Chain	Res	Type	RSRZ
1	KU	43	LYS	2.5
1	MF	130	GLU	2.5
1	NF	43	LYS	2.5
1	FL	47	GLY	2.5
1	KY	128	ILE	2.5
1	HM	115	GLY	2.5
1	LQ	84	GLY	2.5
1	JU	59	ILE	2.5
1	AZ	52	MET	2.5
1	JP	124	GLU	2.5
1	MQ	1	SER	2.5
1	LK	69	ARG	2.5
1	MT	115	GLY	2.5
1	HB	43	LYS	2.5
1	MV	112	ALA	2.5
1	BI	130	GLU	2.5
1	DB	130	GLU	2.5
1	FK	47	GLY	2.5
1	KZ	81	PHE	2.5
1	HB	129	THR	2.5
1	LL	44	GLY	2.5
1	MR	43	LYS	2.5
1	MM	127	VAL	2.5
1	HD	69	ARG	2.5
1	DL	48	THR	2.5
1	LU	129	THR	2.5
1	HY	71	VAL	2.5
1	CQ	69	ARG	2.5
1	AT	48	THR	2.5
1	CC	1	SER	2.5
1	BD	69	ARG	2.5
1	CM	129	THR	2.5
1	GP	127	VAL	2.5
1	HO	129	THR	2.5
1	LW	69	ARG	2.5
1	EI	43	LYS	2.5
1	AX	69	ARG	2.5
1	BD	73	ILE	2.5
1	CU	129	THR	2.5
1	JW	43	LYS	2.5
1	JQ	83	VAL	2.5
1	AN	130	GLU	2.5

Continued on next page...

Continued from previous page...

Mol	Chain	Res	Type	RSRZ
1	BG	130	GLU	2.5
1	ID	130	GLU	2.5
1	HV	126	LEU	2.5
1	EY	130	GLU	2.4
1	DB	43	LYS	2.4
1	FB	43	LYS	2.4
1	ME	127	VAL	2.4
1	NR	50	LYS	2.4
1	DT	72	PRO	2.4
1	BO	1	SER	2.4
1	DV	47	GLY	2.4
1	JI	83	VAL	2.4
1	AN	126	LEU	2.4
1	KJ	130	GLU	2.4
1	GM	44	GLY	2.4
1	II	44	GLY	2.4
1	FT	81	PHE	2.4
1	LE	130	GLU	2.4
1	MR	72	PRO	2.4
1	FO	116	TYR	2.4
1	LH	98	ALA	2.4
1	GA	43	LYS	2.4
1	GL	126	LEU	2.4
1	KO	10	ARG	2.4
1	NJ	48	THR	2.4
1	AU	47	GLY	2.4
1	CV	98	ALA	2.4
1	DW	60	LEU	2.4
1	CC	130	GLU	2.4
1	ED	80	SER	2.4
1	IZ	130	GLU	2.4
1	JF	69	ARG	2.4
1	NK	69	ARG	2.4
1	CO	84	GLY	2.4
1	MR	70	ALA	2.4
1	LN	42	ARG	2.4
1	KX	84	GLY	2.4
1	NR	78	GLU	2.4
1	CT	1	SER	2.4
1	FS	42	ARG	2.4
1	GB	126	LEU	2.4
1	GC	69	ARG	2.4

Continued on next page...

Continued from previous page...

Mol	Chain	Res	Type	RSRZ
1	AW	130	GLU	2.4
1	BN	75	ILE	2.4
1	EF	43	LYS	2.4
1	MZ	44	GLY	2.4
1	IQ	48	THR	2.4
1	KH	115	GLY	2.4
1	FG	43	LYS	2.4
1	JA	42	ARG	2.4
1	JW	49	VAL	2.4
1	DK	80	SER	2.4
1	JC	129	THR	2.4
1	HS	84	GLY	2.3
1	NL	43	LYS	2.3
1	HL	123	ILE	2.3
1	HJ	69	ARG	2.3
1	HR	1	SER	2.3
1	LK	116	TYR	2.3
1	HY	69	ARG	2.3
1	LG	42	ARG	2.3
1	GB	2	LYS	2.3
1	LJ	43	LYS	2.3
1	LS	130	GLU	2.3
1	ME	1	SER	2.3
1	MV	69	ARG	2.3
1	EO	61	LEU	2.3
1	AS	129	THR	2.3
1	BS	48	THR	2.3
1	KS	70	ALA	2.3
1	LD	43	LYS	2.3
1	BI	43	LYS	2.3
1	EV	73	ILE	2.3
1	FS	43	LYS	2.3
1	IV	81	PHE	2.3
1	JO	130	GLU	2.3
1	KY	130	GLU	2.3
1	MZ	130	GLU	2.3
1	NP	78	GLU	2.3
1	AM	69	ARG	2.3
1	KH	73	ILE	2.3
1	BO	43	LYS	2.3
1	LD	130	GLU	2.3
1	CJ	44	GLY	2.3

Continued on next page...

Continued from previous page...

Mol	Chain	Res	Type	RSRZ
1	FC	69	ARG	2.3
1	CF	73	ILE	2.3
1	JO	43	LYS	2.3
1	JD	129	THR	2.3
1	KB	44	GLY	2.3
1	IW	69	ARG	2.3
1	HN	73	ILE	2.3
1	NJ	47	GLY	2.3
1	DD	109	GLN	2.3
1	JY	127	VAL	2.3
1	NM	43	LYS	2.3
1	EJ	130	GLU	2.3
1	ED	42	ARG	2.3
1	JP	73	ILE	2.3
1	ME	43	LYS	2.3
1	GO	49	VAL	2.3
1	AC	72	PRO	2.3
1	JK	1	SER	2.3
1	CB	69	ARG	2.3
1	AB	43	LYS	2.3
1	IG	70	ALA	2.3
1	BM	83	VAL	2.3
1	BF	42	ARG	2.3
1	BI	1	SER	2.3
1	GF	130	GLU	2.3
1	IW	130	GLU	2.3
1	IX	1	SER	2.3
1	GD	116	TYR	2.3
1	LF	82	PRO	2.2
1	LU	42	ARG	2.2
1	BH	1	SER	2.2
1	DY	73	ILE	2.2
1	JR	83	VAL	2.2
1	JK	116	TYR	2.2
1	EK	42	ARG	2.2
1	EN	130	GLU	2.2
1	FR	44	GLY	2.2
1	HC	1	SER	2.2
1	JH	60	LEU	2.2
1	BP	100	PHE	2.2
1	GM	69	ARG	2.2
1	BA	64	GLY	2.2

Continued on next page...

Continued from previous page...

Mol	Chain	Res	Type	RSRZ
1	CH	50	LYS	2.2
1	FY	64	GLY	2.2
1	ID	84	GLY	2.2
1	DH	130	GLU	2.2
1	FD	43	LYS	2.2
1	EA	49	VAL	2.2
1	NA	83	VAL	2.2
1	JK	69	ARG	2.2
1	AT	45	ASN	2.2
1	EU	44	GLY	2.2
1	IN	60	LEU	2.2
1	KD	115	GLY	2.2
1	NV	111	LEU	2.2
1	BO	42	ARG	2.2
1	GL	43	LYS	2.2
1	MH	1	SER	2.2
1	JG	96	GLN	2.2
1	AT	42	ARG	2.2
1	KT	69	ARG	2.2
1	JX	1	SER	2.2
1	LV	43	LYS	2.2
1	CJ	48	THR	2.2
1	DT	69	ARG	2.2
1	MA	70	ALA	2.2
1	AC	1	SER	2.2
1	GT	1	SER	2.2
1	DM	115	GLY	2.2
1	GB	43	LYS	2.2
1	FG	1	SER	2.2
1	IS	43	LYS	2.2
1	KO	66	ALA	2.2
1	DT	109	GLN	2.2
1	CT	60	LEU	2.2
1	AJ	43	LYS	2.2
1	AN	42	ARG	2.2
1	CA	43	LYS	2.2
1	DP	1	SER	2.2
1	NR	42	ARG	2.2
1	EZ	69	ARG	2.2
1	IZ	129	THR	2.2
1	II	43	LYS	2.2
1	HI	97	MET	2.2

Continued on next page...

Continued from previous page...

Mol	Chain	Res	Type	RSRZ
1	DL	96	GLN	2.2
1	NG	83	VAL	2.2
1	AU	43	LYS	2.2
1	LY	43	LYS	2.2
1	NN	69	ARG	2.2
1	NQ	44	GLY	2.2
1	FR	1	SER	2.2
1	BN	73	ILE	2.2
1	BY	43	LYS	2.2
1	EV	56	ARG	2.2
1	FO	126	LEU	2.2
1	FO	127	VAL	2.2
1	IW	43	LYS	2.2
1	KP	69	ARG	2.2
1	DJ	44	GLY	2.2
1	EF	81	PHE	2.2
1	GR	47	GLY	2.2
1	KB	1	SER	2.2
1	NG	1	SER	2.2
1	EM	74	VAL	2.2
1	MQ	69	ARG	2.2
1	BQ	44	GLY	2.2
1	BA	80	SER	2.2
1	HX	1	SER	2.2
1	ND	43	LYS	2.2
1	NQ	81	PHE	2.2
1	GX	116	TYR	2.1
1	DC	43	LYS	2.1
1	JD	83	VAL	2.1
1	LI	60	LEU	2.1
1	AE	65	THR	2.1
1	FZ	43	LYS	2.1
1	IK	70	ALA	2.1
1	IM	69	ARG	2.1
1	NF	130	GLU	2.1
1	AM	95	LYS	2.1
1	GU	73	ILE	2.1
1	JC	125	ASP	2.1
1	EX	43	LYS	2.1
1	AP	113	TYR	2.1
1	BJ	47	GLY	2.1
1	DP	129	THR	2.1

Continued on next page...

Continued from previous page...

Mol	Chain	Res	Type	RSRZ
1	KQ	85	THR	2.1
1	LI	129	THR	2.1
1	KV	41	PRO	2.1
1	LZ	81	PHE	2.1
1	EK	44	GLY	2.1
1	GP	44	GLY	2.1
1	AP	129	THR	2.1
1	DK	112	ALA	2.1
1	JE	42	ARG	2.1
1	KJ	49	VAL	2.1
1	KU	60	LEU	2.1
1	DQ	34	ILE	2.1
1	GF	75	ILE	2.1
1	DM	44	GLY	2.1
1	GR	115	GLY	2.1
1	HE	44	GLY	2.1
1	KX	43	LYS	2.1
1	CE	49	VAL	2.1
1	JV	127	VAL	2.1
1	MX	69	ARG	2.1
1	CR	96	GLN	2.1
1	CX	116	TYR	2.1
1	DT	45	ASN	2.1
1	EP	72	PRO	2.1
1	FQ	6	ILE	2.1
1	LQ	73	ILE	2.1
1	JT	130	GLU	2.1
1	DU	117	VAL	2.1
1	KB	5	ALA	2.1
1	DQ	48	THR	2.1
1	HY	1	SER	2.1
1	LK	43	LYS	2.1
1	BR	44	GLY	2.1
1	FN	69	ARG	2.1
1	EL	69	ARG	2.1
1	BZ	126	LEU	2.1
1	CY	126	LEU	2.1
1	DO	83	VAL	2.1
1	MC	60	LEU	2.1
1	MY	126	LEU	2.1
1	AQ	42	ARG	2.1
1	CI	49	VAL	2.1

Continued on next page...

Continued from previous page...

Mol	Chain	Res	Type	RSRZ
1	FR	129	THR	2.1
1	JQ	115	GLY	2.1
1	KQ	83	VAL	2.1
1	FR	128	ILE	2.1
1	NQ	73	ILE	2.1
1	CJ	1	SER	2.1
1	LG	115	GLY	2.1
1	NV	83	VAL	2.1
1	BZ	129	THR	2.1
1	CR	85	THR	2.1
1	JK	48	THR	2.1
1	AS	116	TYR	2.1
1	KG	69	ARG	2.1
1	KN	42	ARG	2.1
1	CO	83	VAL	2.1
1	DD	1	SER	2.1
1	JC	115	GLY	2.1
1	ID	2	LYS	2.1
1	NA	66	ALA	2.1
1	AL	69	ARG	2.1
1	JO	69	ARG	2.1
1	BN	127	VAL	2.1
1	MD	127	VAL	2.1
1	NR	130	GLU	2.1
1	BU	1	SER	2.0
1	CG	95	LYS	2.0
1	JG	43	LYS	2.0
1	CJ	42	ARG	2.0
1	DI	69	ARG	2.0
1	KZ	116	TYR	2.0
1	NP	69	ARG	2.0
1	AE	64	GLY	2.0
1	HR	115	GLY	2.0
1	MX	43	LYS	2.0
1	NA	47	GLY	2.0
1	FJ	1	SER	2.0
1	HC	66	ALA	2.0
1	IC	82	PRO	2.0
1	HF	69	ARG	2.0
1	JC	69	ARG	2.0
1	LP	42	ARG	2.0
1	DP	117	VAL	2.0

Continued on next page...

Continued from previous page...

Mol	Chain	Res	Type	RSRZ
1	CD	1	SER	2.0
1	ET	1	SER	2.0
1	FA	10	ARG	2.0
1	JP	5	ALA	2.0
1	MC	69	ARG	2.0
1	DG	43	LYS	2.0
1	BA	115	GLY	2.0
1	KS	130	GLU	2.0
1	CY	102	ILE	2.0
1	JV	128	ILE	2.0
1	LJ	70	ALA	2.0
1	BZ	114	SER	2.0
1	JB	1	SER	2.0
1	BM	43	LYS	2.0
1	EV	43	LYS	2.0
1	DJ	69	ARG	2.0
1	GQ	69	ARG	2.0
1	JS	42	ARG	2.0
1	KV	1	SER	2.0
1	LY	113	TYR	2.0
1	EE	43	LYS	2.0
1	IB	50	LYS	2.0
1	MI	1	SER	2.0
1	NF	1	SER	2.0
1	NI	43	LYS	2.0
1	HD	47	GLY	2.0
1	HW	129	THR	2.0
1	LT	47	GLY	2.0
1	NG	47	GLY	2.0
1	JV	42	ARG	2.0
1	BN	74	VAL	2.0
1	HU	1	SER	2.0
1	AZ	42	ARG	2.0
1	DJ	42	ARG	2.0
1	AP	73	ILE	2.0
1	MH	70	ALA	2.0
1	KS	60	LEU	2.0
1	BX	115	GLY	2.0

6.2 Non-standard residues in protein, DNA, RNA chains (i)

There are no non-standard protein/DNA/RNA residues in this entry.

6.3 Carbohydrates (i)

There are no monosaccharides in this entry.

6.4 Ligands (i)

In the following table, the Atoms column lists the number of modelled atoms in the group and the number defined in the chemical component dictionary. The B-factors column lists the minimum, median, 95th percentile and maximum values of B factors of atoms in the group. The column labelled 'Q< 0.9' lists the number of atoms with occupancy less than 0.9.

Mol	Type	Chain	Res	Atoms	RSCC	RSR	B-factors(Å^2)	Q<0.9
2	CA	NU	201	1/1	0.87	0.33	148,148,148,148	0
2	CA	AJ	201	1/1	0.89	0.36	148,148,148,148	0
2	CA	MN	201	1/1	0.91	0.34	148,148,148,148	0
2	CA	CM	201	1/1	0.91	0.36	148,148,148,148	0
2	CA	EI	201	1/1	0.92	0.27	148,148,148,148	0
2	CA	FM	201	1/1	0.92	0.25	148,148,148,148	0
2	CA	FY	201	1/1	0.93	0.28	148,148,148,148	0
2	CA	GZ	201	1/1	0.93	0.50	148,148,148,148	0
2	CA	JT	201	1/1	0.93	0.65	148,148,148,148	0
2	CA	DH	201	1/1	0.93	0.29	148,148,148,148	0
2	CA	NL	201	1/1	0.93	0.40	148,148,148,148	0
2	CA	DT	201	1/1	0.93	0.32	148,148,148,148	0
2	CA	CD	201	1/1	0.94	0.34	148,148,148,148	0
2	CA	IS	201	1/1	0.94	0.46	148,148,148,148	0
2	CA	NO	201	1/1	0.94	0.34	148,148,148,148	0
2	CA	FJ	201	1/1	0.94	0.36	148,148,148,148	0
2	CA	DZ	201	1/1	0.95	0.34	148,148,148,148	0
2	CA	CO	201	1/1	0.95	0.41	148,148,148,148	0
2	CA	JQ	201	1/1	0.95	0.32	148,148,148,148	0
2	CA	FA	201	1/1	0.95	0.36	148,148,148,148	0
2	CA	JZ	201	1/1	0.95	0.42	148,148,148,148	0
2	CA	KR	201	1/1	0.95	0.26	148,148,148,148	0
2	CA	LJ	201	1/1	0.95	0.35	148,148,148,148	0
2	CA	LM	201	1/1	0.95	0.29	148,148,148,148	0
2	CA	FG	201	1/1	0.95	0.29	148,148,148,148	0
2	CA	DE	201	1/1	0.95	0.47	148,148,148,148	0
2	CA	AQ	201	1/1	0.95	0.38	148,148,148,148	0
2	CA	AZ	201	1/1	0.95	0.36	148,148,148,148	0
2	CA	HC	201	1/1	0.96	0.51	148,148,148,148	0
2	CA	KL	201	1/1	0.96	0.41	148,148,148,148	0
2	CA	HO	201	1/1	0.96	0.32	148,148,148,148	0
2	CA	IJ	201	1/1	0.96	0.37	148,148,148,148	0

Continued on next page...

Continued from previous page...

Mol	Type	Chain	Res	Atoms	RSCC	RSR	B-factors(Å^2)	Q<0.9
2	CA	EF	201	1/1	0.96	0.36	148,148,148,148	0
2	CA	LS	201	1/1	0.96	0.28	148,148,148,148	0
2	CA	JH	201	1/1	0.96	0.34	148,148,148,148	0
2	CA	JN	201	1/1	0.96	0.37	148,148,148,148	0
2	CA	EC	201	1/1	0.96	0.26	148,148,148,148	0
2	CA	EU	201	1/1	0.96	0.43	148,148,148,148	0
2	CA	EX	201	1/1	0.97	0.32	148,148,148,148	0
2	CA	BU	201	1/1	0.97	0.29	148,148,148,148	0
2	CA	DQ	201	1/1	0.97	0.32	148,148,148,148	0
2	CA	BX	201	1/1	0.97	0.38	148,148,148,148	0
2	CA	AT	201	1/1	0.97	0.29	148,148,148,148	0
2	CA	KF	201	1/1	0.97	0.27	148,148,148,148	0
2	CA	FV	201	1/1	0.97	0.21	148,148,148,148	0
2	CA	EB	201	1/1	0.97	0.26	148,148,148,148	0
2	CA	LG	201	1/1	0.97	0.33	148,148,148,148	0
2	CA	GK	201	1/1	0.97	0.33	148,148,148,148	0
2	CA	AH	201	1/1	0.97	0.37	148,148,148,148	0
2	CA	BF	201	1/1	0.97	0.33	148,148,148,148	0
2	CA	LV	201	1/1	0.97	0.34	148,148,148,148	0
2	CA	MK	201	1/1	0.97	0.29	148,148,148,148	0
2	CA	CV	201	1/1	0.97	0.34	148,148,148,148	0
2	CA	MW	201	1/1	0.97	0.40	148,148,148,148	0
2	CA	MZ	201	1/1	0.97	0.25	148,148,148,148	0
2	CA	NF	201	1/1	0.97	0.30	148,148,148,148	0
2	CA	ID	201	1/1	0.97	0.36	148,148,148,148	0
2	CA	EO	201	1/1	0.97	0.37	148,148,148,148	0
2	CA	NR	201	1/1	0.97	0.42	148,148,148,148	0
2	CA	BL	201	1/1	0.97	0.27	148,148,148,148	0
2	CA	BC	201	1/1	0.98	0.28	148,148,148,148	0
2	CA	AN	201	1/1	0.98	0.34	148,148,148,148	0
2	CA	GB	201	1/1	0.98	0.35	148,148,148,148	0
2	CA	GE	201	1/1	0.98	0.33	148,148,148,148	0
2	CA	GH	201	1/1	0.98	0.34	148,148,148,148	0
2	CA	ER	201	1/1	0.98	0.36	148,148,148,148	0
2	CA	GQ	201	1/1	0.98	0.41	148,148,148,148	0
2	CA	KO	201	1/1	0.98	0.17	148,148,148,148	0
2	CA	GS	201	1/1	0.98	0.42	148,148,148,148	0
2	CA	KU	201	1/1	0.98	0.33	148,148,148,148	0
2	CA	KX	201	1/1	0.98	0.34	148,148,148,148	0
2	CA	LD	201	1/1	0.98	0.32	148,148,148,148	0
2	CA	BI	201	1/1	0.98	0.33	148,148,148,148	0
2	CA	DW	201	1/1	0.98	0.34	148,148,148,148	0

Continued on next page...

Continued from previous page...

Mol	Type	Chain	Res	Atoms	RSCC	RSR	B-factors(Å^2)	Q<0.9
2	CA	HF	201	1/1	0.98	0.35	148,148,148,148	0
2	CA	LP	201	1/1	0.98	0.26	148,148,148,148	0
2	CA	AB	201	1/1	0.98	0.36	148,148,148,148	0
2	CA	HR	201	1/1	0.98	0.37	148,148,148,148	0
2	CA	ME	201	1/1	0.98	0.43	148,148,148,148	0
2	CA	MH	201	1/1	0.98	0.39	148,148,148,148	0
2	CA	HU	201	1/1	0.98	0.46	148,148,148,148	0
2	CA	IA	201	1/1	0.98	0.20	148,148,148,148	0
2	CA	MQ	201	1/1	0.98	0.21	148,148,148,148	0
2	CA	MT	201	1/1	0.98	0.32	148,148,148,148	0
2	CA	CS	201	1/1	0.98	0.39	148,148,148,148	0
2	CA	IG	201	1/1	0.98	0.32	148,148,148,148	0
2	CA	NC	201	1/1	0.98	0.27	148,148,148,148	0
2	CA	BO	201	1/1	0.98	0.35	148,148,148,148	0
2	CA	IM	201	1/1	0.98	0.34	148,148,148,148	0
2	CA	BB	201	1/1	0.98	0.60	148,148,148,148	0
2	CA	IY	201	1/1	0.98	0.25	148,148,148,148	0
2	CA	JE	201	1/1	0.98	0.31	148,148,148,148	0
2	CA	KZ	201	1/1	0.99	0.33	148,148,148,148	0
2	CA	LA	201	1/1	0.99	0.27	148,148,148,148	0
2	CA	GT	201	1/1	0.99	0.42	148,148,148,148	0
2	CA	GW	201	1/1	0.99	0.31	148,148,148,148	0
2	CA	IV	201	1/1	0.99	0.23	148,148,148,148	0
2	CA	FS	201	1/1	0.99	0.31	148,148,148,148	0
2	CA	JB	201	1/1	0.99	0.42	148,148,148,148	0
2	CA	JD	201	1/1	0.99	0.37	148,148,148,148	0
2	CA	CY	201	1/1	0.99	0.25	148,148,148,148	0
2	CA	LY	201	1/1	0.99	0.37	148,148,148,148	0
2	CA	MB	201	1/1	0.99	0.34	148,148,148,148	0
2	CA	AK	201	1/1	0.99	0.33	148,148,148,148	0
2	CA	HI	201	1/1	0.99	0.23	148,148,148,148	0
2	CA	HL	201	1/1	0.99	0.32	148,148,148,148	0
2	CA	CA	201	1/1	0.99	0.24	148,148,148,148	0
2	CA	JW	201	1/1	0.99	0.20	148,148,148,148	0
2	CA	CP	201	1/1	0.99	0.39	148,148,148,148	0
2	CA	KC	201	1/1	0.99	0.24	148,148,148,148	0
2	CA	FD	201	1/1	0.99	0.35	148,148,148,148	0
2	CA	KI	201	1/1	0.99	0.24	148,148,148,148	0
2	CA	HX	201	1/1	0.99	0.32	148,148,148,148	0
2	CA	NI	201	1/1	0.99	0.33	148,148,148,148	0
2	CA	AW	201	1/1	0.99	0.42	148,148,148,148	0
2	CA	GN	201	1/1	0.99	0.40	148,148,148,148	0

Continued on next page...

Continued from previous page...

Mol	Type	Chain	Res	Atoms	RSCC	RSR	B-factors(Å^2)	Q<0.9
2	CA	EL	201	1/1	0.99	0.47	148,148,148,148	0
2	CA	CG	201	1/1	0.99	0.31	148,148,148,148	0
2	CA	CJ	201	1/1	1.00	0.41	148,148,148,148	0
2	CA	DB	201	1/1	1.00	0.33	148,148,148,148	0

6.5 Other polymers (i)

There are no such residues in this entry.