



Full wwPDB X-ray Structure Validation Report ⓘ

Dec 12, 2023 – 05:20 pm GMT

PDB ID : 2YEY
Title : Crystal structure of the allosteric-defective chaperonin GroEL E434K mutant
Authors : Cabo-Bilbao, A.; Mechaly, A.E.; Agirre, J.; Spinelli, S.; Sot, B.; Muga, A.;
Guerin, D.M.A.
Deposited on : 2011-03-31
Resolution : 4.50 Å(reported)

This is a Full wwPDB X-ray Structure Validation Report for a publicly released PDB entry.

We welcome your comments at validation@mail.wwpdb.org

A user guide is available at

<https://www.wwpdb.org/validation/2017/XrayValidationReportHelp>

with specific help available everywhere you see the ⓘ symbol.

The types of validation reports are described at

<http://www.wwpdb.org/validation/2017/FAQs#types>.

The following versions of software and data (see [references ⓘ](#)) were used in the production of this report:

MolProbity : 4.02b-467
Xtriage (Phenix) : 1.13
EDS : 2.36
Percentile statistics : 20191225.v01 (using entries in the PDB archive December 25th 2019)
Refmac : 5.8.0158
CCP4 : 7.0.044 (Gargrove)
Ideal geometry (proteins) : Engh & Huber (2001)
Ideal geometry (DNA, RNA) : Parkinson et al. (1996)
Validation Pipeline (wwPDB-VP) : 2.36

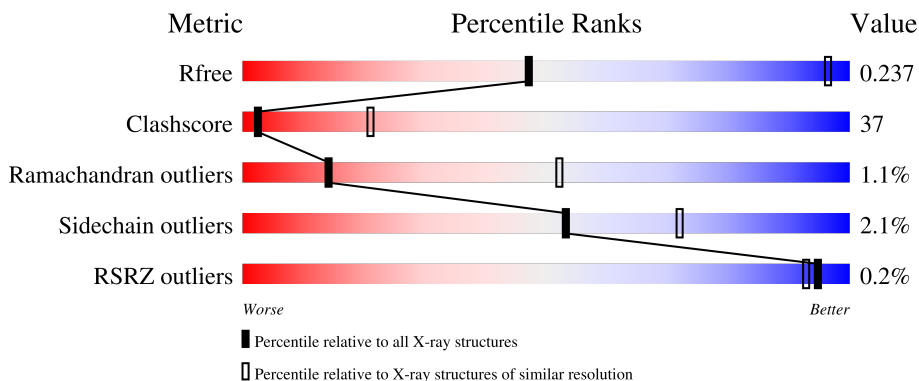
1 Overall quality at a glance

The following experimental techniques were used to determine the structure:

X-RAY DIFFRACTION

The reported resolution of this entry is 4.50 Å.

Percentile scores (ranging between 0-100) for global validation metrics of the entry are shown in the following graphic. The table shows the number of entries on which the scores are based.



Metric	Whole archive (#Entries)	Similar resolution (#Entries, resolution range(Å))
R_{free}	130704	1055 (5.20-3.80)
Clashscore	141614	1123 (5.20-3.80)
Ramachandran outliers	138981	1069 (5.20-3.80)
Sidechain outliers	138945	1050 (5.20-3.80)
RSRZ outliers	127900	1101 (5.30-3.70)

The table below summarises the geometric issues observed across the polymeric chains and their fit to the electron density. The red, orange, yellow and green segments of the lower bar indicate the fraction of residues that contain outliers for ≥ 3 , 2, 1 and 0 types of geometric quality criteria respectively. A grey segment represents the fraction of residues that are not modelled. The numeric value for each fraction is indicated below the corresponding segment, with a dot representing fractions $\leq 5\%$. The upper red bar (where present) indicates the fraction of residues that have poor fit to the electron density. The numeric value is given above the bar.

Mol	Chain	Length	Quality of chain
1	A	524	
1	B	524	
1	C	524	
1	D	524	
1	E	524	

Continued on next page...

Continued from previous page...

Mol	Chain	Length	Quality of chain	
1	F	524	47%	50%
1	G	524	50%	48%
1	H	524	46%	51%
1	I	524	46%	51%
1	J	524	44%	53%
1	K	524	47%	50%
1	L	524	45%	53%
1	M	524	46%	52%
1	N	524	48%	49%

2 Entry composition [i](#)

There is only 1 type of molecule in this entry. The entry contains 53984 atoms, of which 0 are hydrogens and 0 are deuteriums.

In the tables below, the ZeroOcc column contains the number of atoms modelled with zero occupancy, the AltConf column contains the number of residues with at least one atom in alternate conformation and the Trace column contains the number of residues modelled with at most 2 atoms.

- Molecule 1 is a protein called 60 KDA CHAPERONIN.

Mol	Chain	Residues	Atoms					ZeroOcc	AltConf	Trace
			Total	C	N	O	S			
1	A	524	3856	2398	666	772	20	0	0	0
1	B	524	3856	2398	666	772	20	0	0	0
1	C	524	3856	2398	666	772	20	0	0	0
1	D	524	3856	2398	666	772	20	0	0	0
1	E	524	3856	2398	666	772	20	0	0	0
1	F	524	3856	2398	666	772	20	0	0	0
1	G	524	3856	2398	666	772	20	0	0	0
1	H	524	3856	2398	666	772	20	0	0	0
1	I	524	3856	2398	666	772	20	0	0	0
1	J	524	3856	2398	666	772	20	0	0	0
1	K	524	3856	2398	666	772	20	0	0	0
1	L	524	3856	2398	666	772	20	0	0	0
1	M	524	3856	2398	666	772	20	0	0	0
1	N	524	3856	2398	666	772	20	0	0	0

There are 14 discrepancies between the modelled and reference sequences:

Chain	Residue	Modelled	Actual	Comment	Reference
A	434	LYS	GLU	engineered mutation	UNP P0A6F5

Continued on next page...

Continued from previous page...

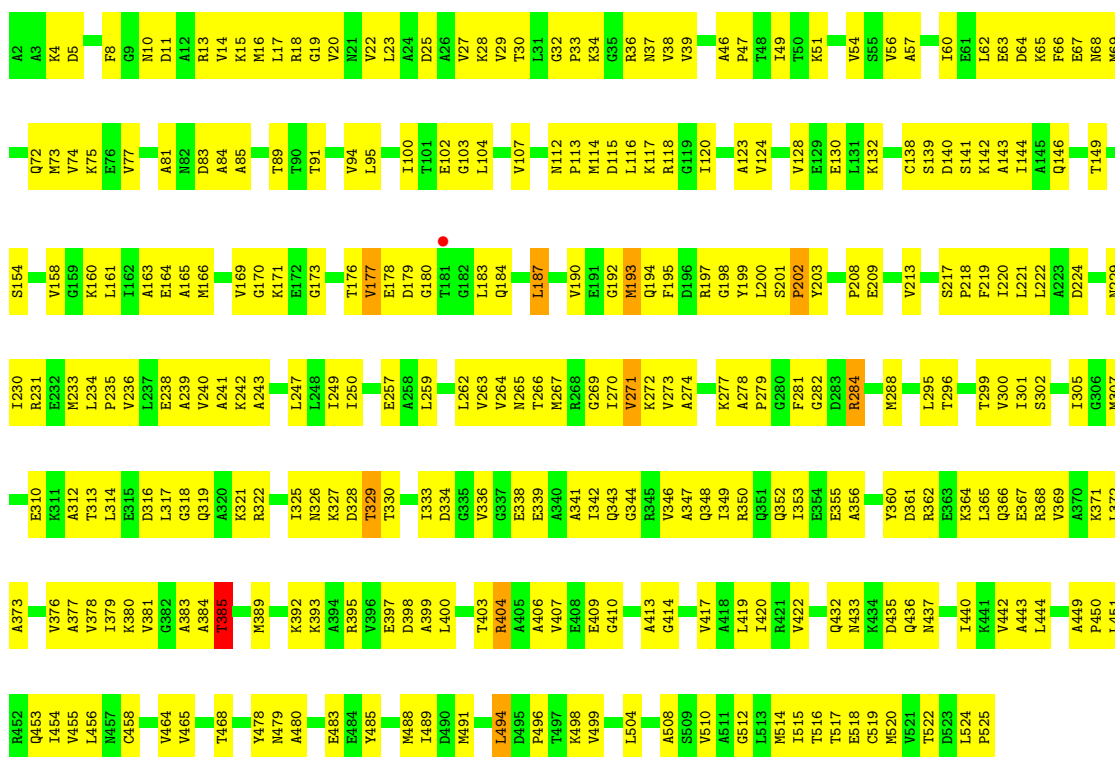
Chain	Residue	Modelled	Actual	Comment	Reference
B	434	LYS	GLU	engineered mutation	UNP P0A6F5
C	434	LYS	GLU	engineered mutation	UNP P0A6F5
D	434	LYS	GLU	engineered mutation	UNP P0A6F5
E	434	LYS	GLU	engineered mutation	UNP P0A6F5
F	434	LYS	GLU	engineered mutation	UNP P0A6F5
G	434	LYS	GLU	engineered mutation	UNP P0A6F5
H	434	LYS	GLU	engineered mutation	UNP P0A6F5
I	434	LYS	GLU	engineered mutation	UNP P0A6F5
J	434	LYS	GLU	engineered mutation	UNP P0A6F5
K	434	LYS	GLU	engineered mutation	UNP P0A6F5
L	434	LYS	GLU	engineered mutation	UNP P0A6F5
M	434	LYS	GLU	engineered mutation	UNP P0A6F5
N	434	LYS	GLU	engineered mutation	UNP P0A6F5

3 Residue-property plots

These plots are drawn for all protein, RNA, DNA and oligosaccharide chains in the entry. The first graphic for a chain summarises the proportions of the various outlier classes displayed in the second graphic. The second graphic shows the sequence view annotated by issues in geometry and electron density. Residues are color-coded according to the number of geometric quality criteria for which they contain at least one outlier: green = 0, yellow = 1, orange = 2 and red = 3 or more. A red dot above a residue indicates a poor fit to the electron density ($RSRZ > 2$). Stretches of 2 or more consecutive residues without any outlier are shown as a green connector. Residues present in the sample, but not in the model, are shown in grey.

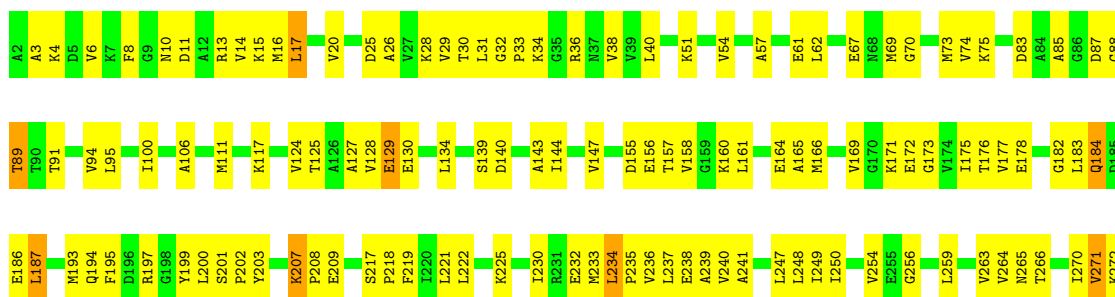
• Molecule 1: 60 KDA CHAPERONIN


Chain A: 



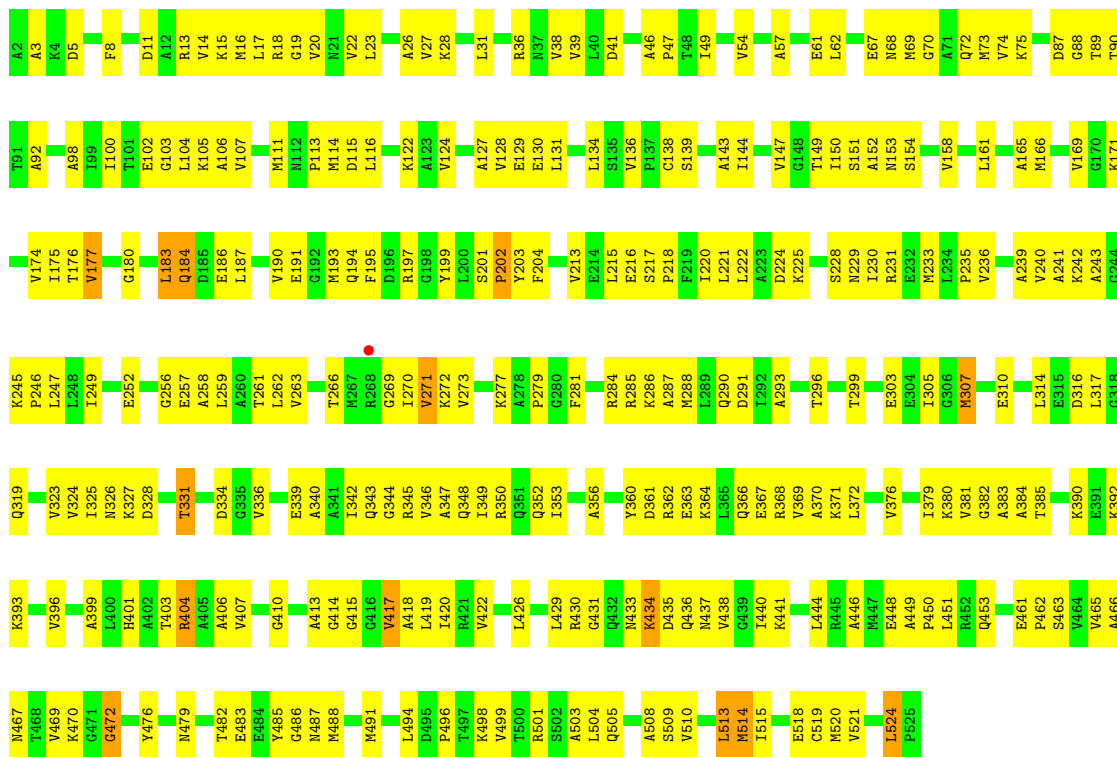
• Molecule 1: 60 KDA CHAPERONIN

Chain B: 

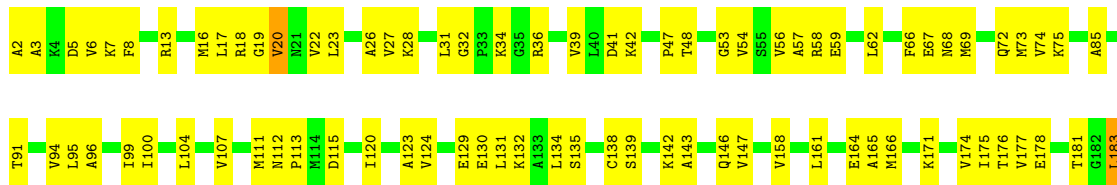


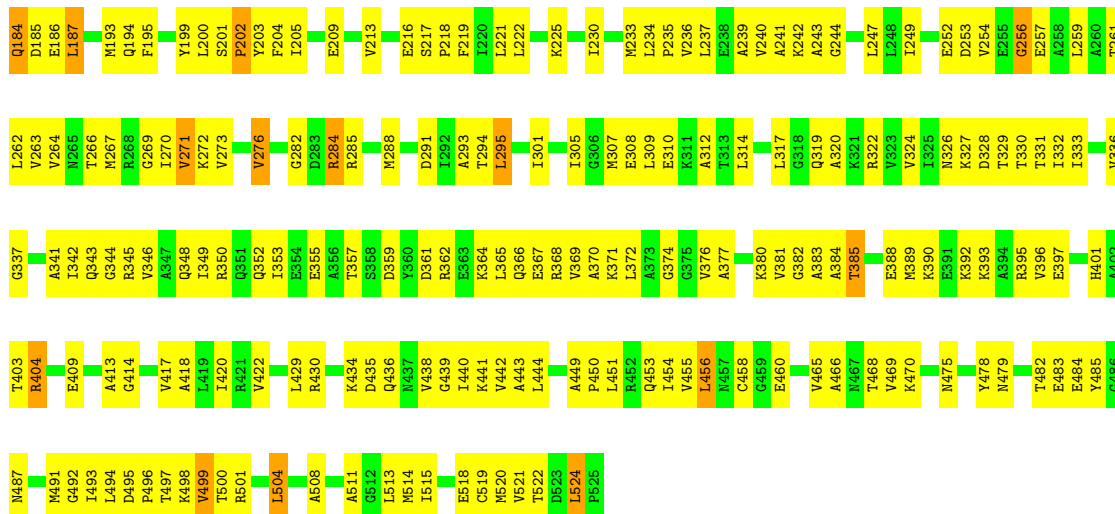


● Molecule 1: 60 KDA CHAPERONIN

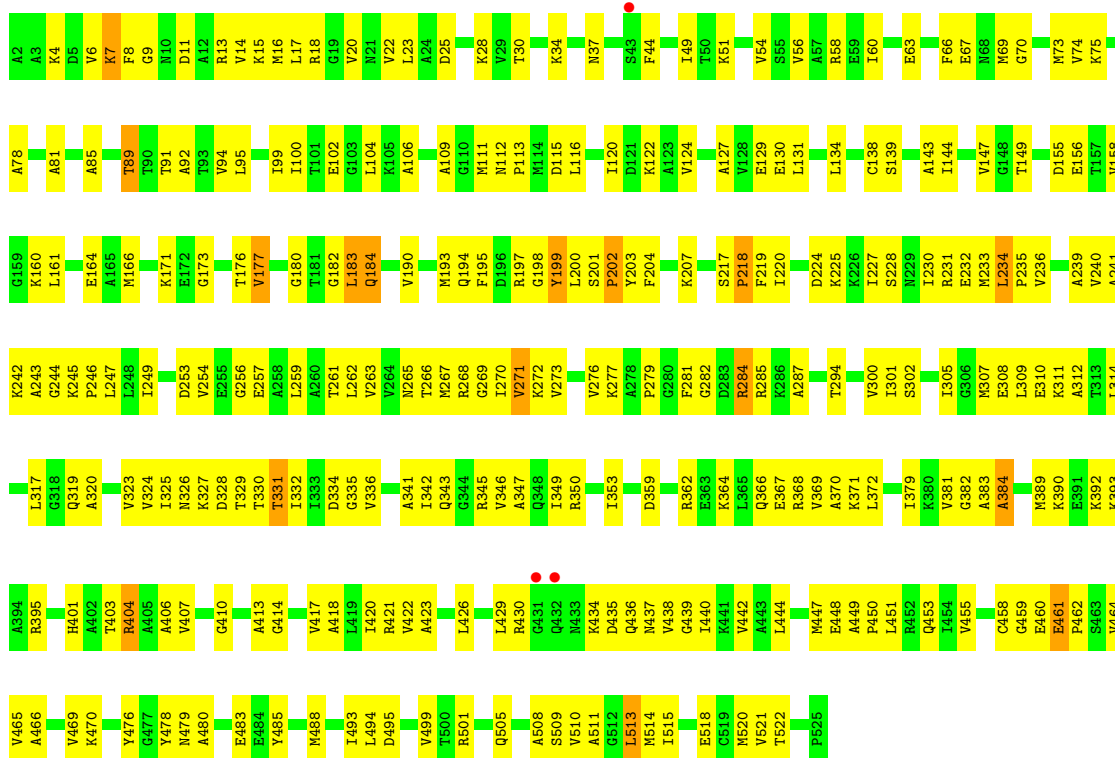


● Molecule 1: 60 KDA CHAPERONIN



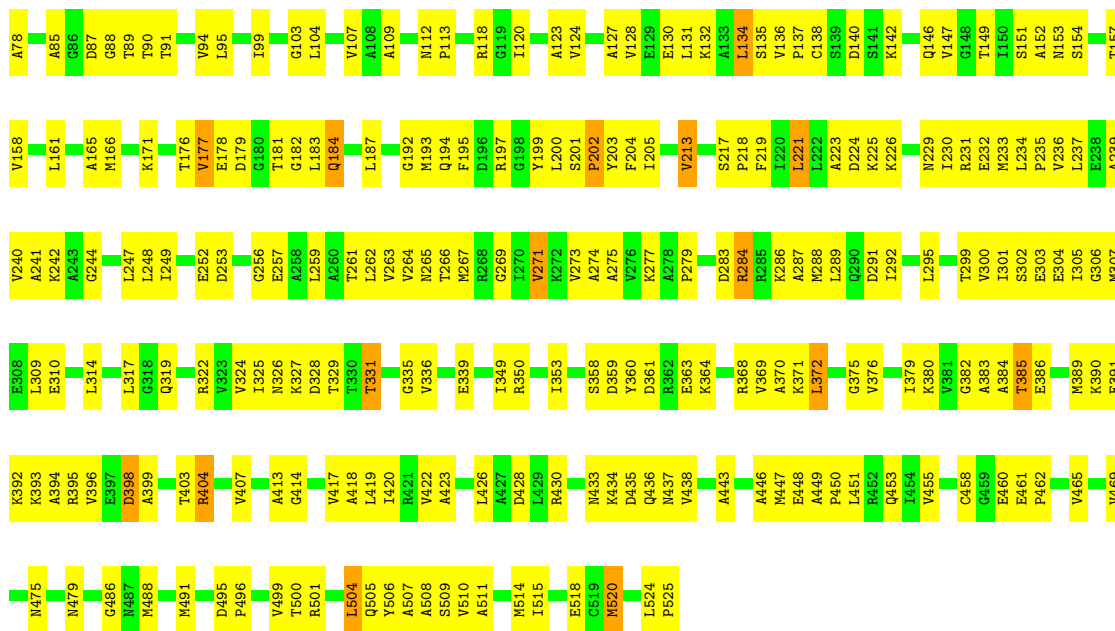


• Molecule 1: 60 KDA CHAPERONIN

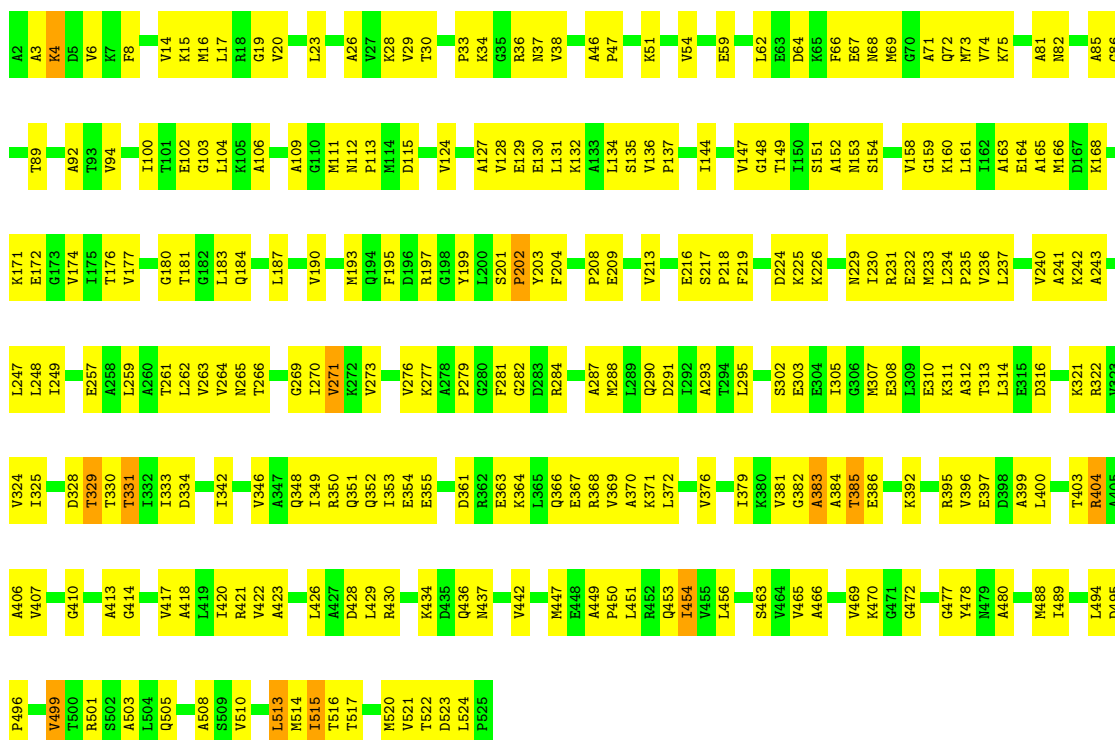


• Molecule 1: 60 KDA CHAPERONIN






• Molecule 1: 60 KDA CHAPERONIN



• Molecule 1: 60 KDA CHAPERONIN

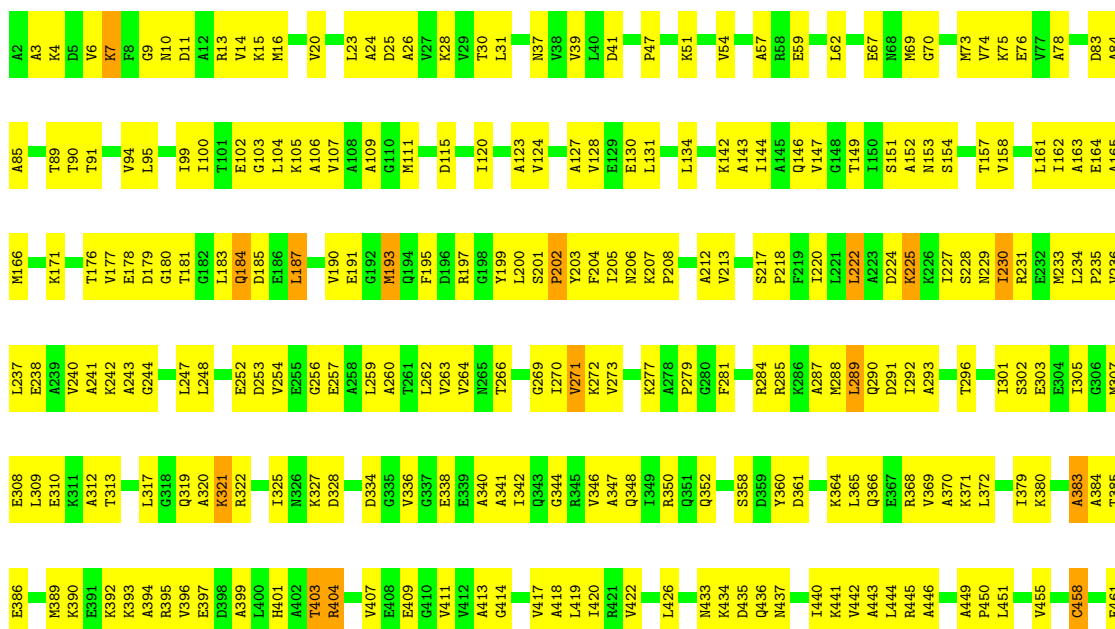


Chain J: 44% 53%



• Molecule 1: 60 KDA CHAPERONIN

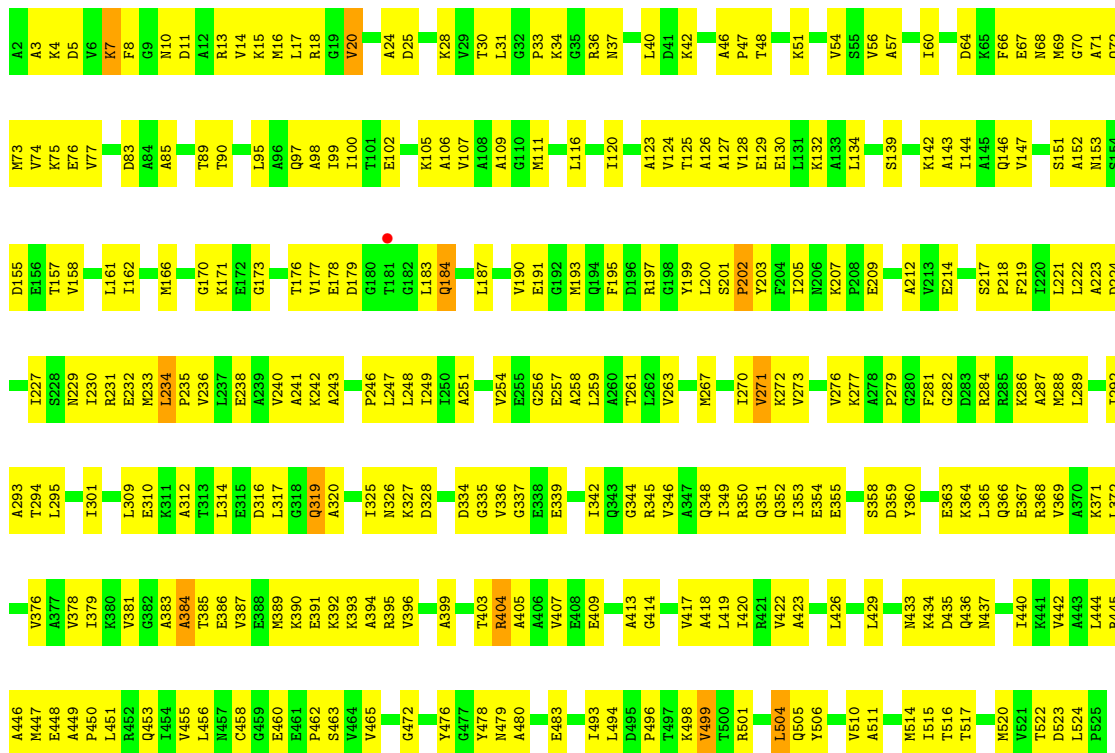
Chain K: 47% 50%





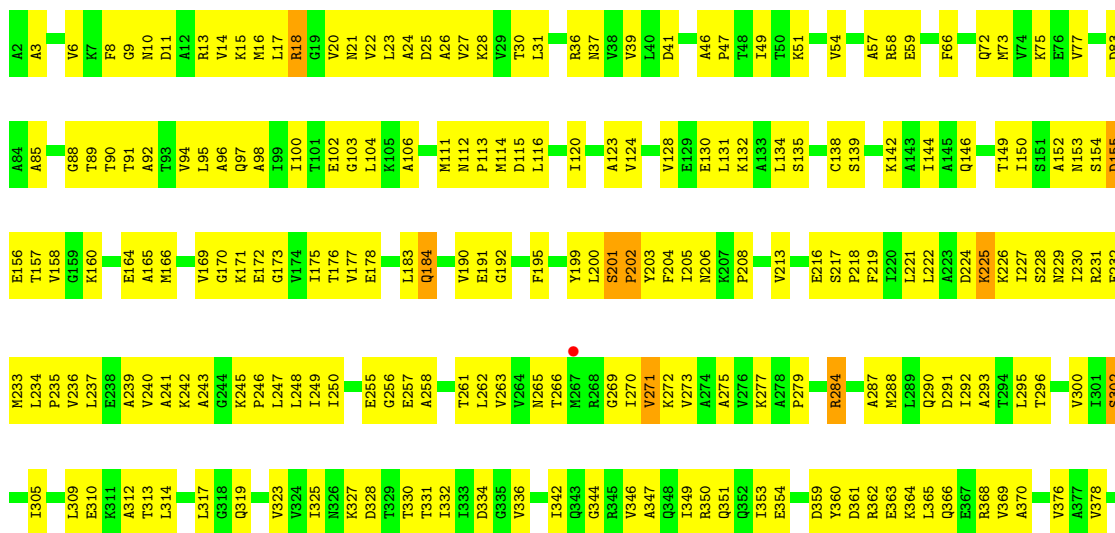
● Molecule 1: 60 KDA CHAPERONIN


Chain L: 45% 53%




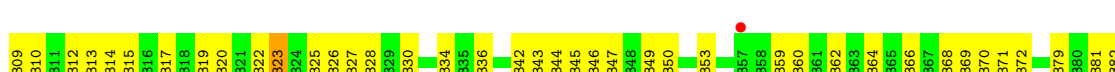
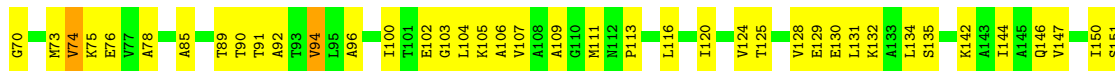
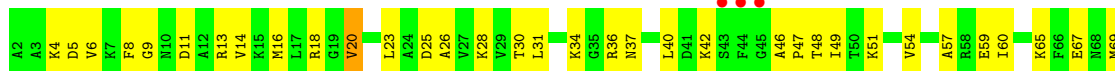
● Molecule 1: 60 KDA CHAPERONIN

Chain M: 46% 52%





• Molecule 1: 60 KDA CHAPERONIN



4 Data and refinement statistics i

Property	Value	Source
Space group	P 32	Depositor
Cell constants a, b, c, α , β , γ	171.91Å 171.91Å 454.59Å 90.00° 90.00° 120.00°	Depositor
Resolution (Å)	19.99 – 4.50 19.99 – 4.50	Depositor EDS
% Data completeness (in resolution range)	96.4 (19.99-4.50) 99.4 (19.99-4.50)	Depositor EDS
R_{merge}	0.15	Depositor
R_{sym}	(Not available)	Depositor
$\langle I/\sigma(I) \rangle$ ¹	2.23 (at 4.54Å)	Xtriage
Refinement program	PHENIX (PHENIX.REFINE)	Depositor
R, R_{free}	0.167 , 0.240 0.181 , 0.237	Depositor DCC
R_{free} test set	2006 reflections (2.29%)	wwPDB-VP
Wilson B-factor (Å ²)	157.4	Xtriage
Anisotropy	0.151	Xtriage
Bulk solvent k_{sol} (e/Å ³), B_{sol} (Å ²)	0.25 , 96.8	EDS
L-test for twinning ²	$\langle L \rangle = 0.36$, $\langle L^2 \rangle = 0.18$	Xtriage
Estimated twinning fraction	0.118 for -h,-k,l 0.369 for h,-h-k,-l 0.118 for -k,-h,-l	Xtriage
Reported twinning fraction	0.500 for h,-h-k,-l	Depositor
Outliers	0 of 87570 reflections	Xtriage
F_o, F_c correlation	0.94	EDS
Total number of atoms	53984	wwPDB-VP
Average B, all atoms (Å ²)	174.0	wwPDB-VP

Xtriage's analysis on translational NCS is as follows: *The largest off-origin peak in the Patterson function is 2.19% of the height of the origin peak. No significant pseudotranslation is detected.*

¹Intensities estimated from amplitudes.

²Theoretical values of $\langle |L| \rangle$, $\langle L^2 \rangle$ for acentric reflections are 0.5, 0.333 respectively for untwinned datasets, and 0.375, 0.2 for perfectly twinned datasets.

5 Model quality i

5.1 Standard geometry i

The Z score for a bond length (or angle) is the number of standard deviations the observed value is removed from the expected value. A bond length (or angle) with $|Z| > 5$ is considered an outlier worth inspection. RMSZ is the root-mean-square of all Z scores of the bond lengths (or angles).

Mol	Chain	Bond lengths		Bond angles	
		RMSZ	# Z >5	RMSZ	# Z >5
1	A	0.79	0/3884	1.11	6/5242 (0.1%)
1	B	0.84	2/3884 (0.1%)	1.09	9/5242 (0.2%)
1	C	0.77	0/3884	1.08	6/5242 (0.1%)
1	D	0.76	1/3884 (0.0%)	1.05	7/5242 (0.1%)
1	E	0.77	1/3884 (0.0%)	1.04	6/5242 (0.1%)
1	F	0.93	4/3884 (0.1%)	1.18	11/5242 (0.2%)
1	G	0.81	1/3884 (0.0%)	1.08	4/5242 (0.1%)
1	H	0.87	0/3884	1.13	7/5242 (0.1%)
1	I	0.85	2/3884 (0.1%)	1.13	10/5242 (0.2%)
1	J	0.84	0/3884	1.10	8/5242 (0.2%)
1	K	0.82	3/3884 (0.1%)	1.10	10/5242 (0.2%)
1	L	0.81	0/3884	1.07	5/5242 (0.1%)
1	M	0.78	0/3884	1.05	2/5242 (0.0%)
1	N	0.76	0/3884	1.04	5/5242 (0.1%)
All	All	0.82	14/54376 (0.0%)	1.09	96/73388 (0.1%)

Chiral center outliers are detected by calculating the chiral volume of a chiral center and verifying if the center is modelled as a planar moiety or with the opposite hand. A planarity outlier is detected by checking planarity of atoms in a peptide group, atoms in a mainchain group or atoms of a sidechain that are expected to be planar.

Mol	Chain	#Chirality outliers	#Planarity outliers
1	A	0	1
1	D	0	1
1	H	0	2
1	I	0	1
1	J	0	1
1	M	0	1
All	All	0	7

All (14) bond length outliers are listed below:

Mol	Chain	Res	Type	Atoms	Z	Observed(Å)	Ideal(Å)
1	I	90	THR	CA-CB	6.74	1.70	1.53
1	F	458	CYS	CB-SG	-6.39	1.71	1.82
1	B	519	CYS	CB-SG	-6.07	1.72	1.82
1	F	339	GLU	CG-CD	-5.82	1.43	1.51
1	F	77	VAL	CA-CB	-5.65	1.42	1.54
1	D	54	VAL	CA-CB	-5.43	1.43	1.54
1	K	371	LYS	CD-CE	5.36	1.64	1.51
1	I	164	GLU	CG-CD	5.26	1.59	1.51
1	G	515	ILE	CA-CB	-5.24	1.42	1.54
1	F	30	THR	CA-CB	-5.21	1.39	1.53
1	K	7	LYS	CD-CE	5.13	1.64	1.51
1	E	120	ILE	CA-CB	-5.12	1.43	1.54
1	K	458	CYS	CB-SG	-5.09	1.73	1.81
1	B	315	GLU	CG-CD	5.03	1.59	1.51

All (96) bond angle outliers are listed below:

Mol	Chain	Res	Type	Atoms	Z	Observed(°)	Ideal(°)
1	I	504	LEU	CB-CG-CD1	-13.84	87.47	111.00
1	I	221	LEU	CA-CB-CG	-9.57	93.29	115.30
1	C	513	LEU	CA-CB-CG	-9.52	93.39	115.30
1	K	371	LYS	CD-CE-NZ	8.82	131.99	111.70
1	F	504	LEU	CB-CG-CD1	-8.67	96.26	111.00
1	D	187	LEU	CA-CB-CG	8.63	135.14	115.30
1	F	398	ASP	CB-CG-OD1	8.53	125.97	118.30
1	J	456	LEU	CB-CG-CD1	-8.10	97.23	111.00
1	J	494	LEU	CB-CG-CD1	-7.91	97.55	111.00
1	G	513	LEU	CA-CB-CG	-7.89	97.14	115.30
1	J	504	LEU	CB-CG-CD1	-7.83	97.69	111.00
1	G	295	LEU	CA-CB-CG	7.48	132.50	115.30
1	L	187	LEU	CA-CB-CG	7.41	132.33	115.30
1	K	187	LEU	CA-CB-CG	7.40	132.32	115.30
1	K	7	LYS	CD-CE-NZ	7.27	128.41	111.70
1	D	7	LYS	CD-CE-NZ	7.20	128.26	111.70
1	E	513	LEU	CA-CB-CG	-7.20	98.75	115.30
1	H	295	LEU	CA-CB-CG	7.12	131.69	115.30
1	J	104	LEU	CA-CB-CG	-7.11	98.95	115.30
1	I	519	CYS	CA-CB-SG	-7.04	101.33	114.00
1	J	513	LEU	CA-CB-CG	-7.01	99.19	115.30
1	B	513	LEU	CB-CG-CD2	-6.88	99.30	111.00
1	E	384	ALA	C-N-CA	6.59	138.17	121.70
1	L	7	LYS	CD-CE-NZ	6.59	126.85	111.70
1	N	513	LEU	CA-CB-CG	-6.55	100.23	115.30

Continued on next page...

Continued from previous page...

Mol	Chain	Res	Type	Atoms	Z	Observed(°)	Ideal(°)
1	H	425	LYS	CD-CE-NZ	6.50	126.64	111.70
1	F	221	LEU	CB-CG-CD1	-6.49	99.96	111.00
1	N	504	LEU	CB-CG-CD1	-6.42	100.09	111.00
1	H	161	LEU	CA-CB-CG	-6.29	100.84	115.30
1	A	295	LEU	CA-CB-CG	6.28	129.74	115.30
1	N	323	VAL	CG1-CB-CG2	6.27	120.94	110.90
1	A	187	LEU	CA-CB-CG	6.27	129.72	115.30
1	E	7	LYS	CD-CE-NZ	6.26	126.09	111.70
1	F	398	ASP	CB-CG-OD2	-6.23	112.69	118.30
1	H	233	MET	CB-CG-SD	-6.23	93.71	112.40
1	K	458	CYS	N-CA-CB	-6.23	99.39	110.60
1	E	44	PHE	N-CA-CB	6.15	121.68	110.60
1	C	136	VAL	N-CA-C	-6.14	94.41	111.00
1	B	314	LEU	CA-CB-CG	-6.07	101.34	115.30
1	B	519	CYS	N-CA-C	6.07	127.38	111.00
1	B	494	LEU	CB-CG-CD1	-6.03	100.75	111.00
1	N	445	ARG	CG-CD-NE	6.00	124.40	111.80
1	E	23	LEU	CA-CB-CG	5.93	128.93	115.30
1	I	90	THR	CA-CB-OG1	5.84	121.26	109.00
1	I	295	LEU	CA-CB-CG	5.83	128.70	115.30
1	D	276	VAL	CB-CA-C	-5.81	100.36	111.40
1	J	404	ARG	CA-CB-CG	5.81	126.17	113.40
1	B	234	LEU	CA-CB-CG	-5.80	101.96	115.30
1	K	504	LEU	CB-CG-CD1	-5.79	101.15	111.00
1	J	89	THR	N-CA-C	-5.76	95.45	111.00
1	B	187	LEU	CA-CB-CG	5.74	128.49	115.30
1	B	207	LYS	CA-CB-CG	5.72	125.99	113.40
1	F	350	ARG	CG-CD-NE	5.72	123.82	111.80
1	C	514	MET	CA-CB-CG	5.71	123.01	113.30
1	H	62	LEU	CA-CB-CG	-5.68	102.23	115.30
1	D	456	LEU	CB-CG-CD1	-5.68	101.35	111.00
1	A	193	MET	CA-CB-CG	5.65	122.90	113.30
1	B	342	ILE	N-CA-C	5.57	126.05	111.00
1	D	504	LEU	CA-CB-CG	-5.56	102.51	115.30
1	I	17	LEU	CB-CG-CD1	-5.55	101.57	111.00
1	K	193	MET	N-CA-CB	-5.54	100.64	110.60
1	L	381	VAL	N-CA-C	5.54	125.95	111.00
1	I	18	ARG	CA-CB-CG	5.51	125.53	113.40
1	H	173	GLY	N-CA-C	5.50	126.86	113.10
1	C	504	LEU	CB-CG-CD1	-5.48	101.68	111.00
1	H	104	LEU	CA-CB-CG	-5.48	102.71	115.30
1	K	321	LYS	CD-CE-NZ	5.45	124.23	111.70

Continued on next page...

Continued from previous page...

Mol	Chain	Res	Type	Atoms	Z	Observed(°)	Ideal(°)
1	F	213	VAL	CB-CA-C	-5.43	101.07	111.40
1	I	391	GLU	N-CA-CB	-5.43	100.83	110.60
1	D	504	LEU	CB-CG-CD1	-5.42	101.78	111.00
1	M	155	ASP	CB-CG-OD1	5.39	123.15	118.30
1	L	381	VAL	CB-CA-C	-5.38	101.17	111.40
1	A	114	MET	CB-CG-SD	-5.32	96.45	112.40
1	I	522	THR	CA-CB-CG2	-5.30	104.99	112.40
1	F	7	LYS	CD-CE-NZ	5.28	123.84	111.70
1	F	134	LEU	CA-CB-CG	5.26	127.40	115.30
1	A	494	LEU	CB-CG-CD2	-5.24	102.09	111.00
1	F	520	MET	CB-CG-SD	-5.23	96.70	112.40
1	J	494	LEU	CB-CG-CD2	-5.23	102.11	111.00
1	D	295	LEU	CA-CB-CG	5.21	127.27	115.30
1	B	17	LEU	CB-CG-CD1	-5.19	102.17	111.00
1	A	385	THR	N-CA-C	-5.18	97.02	111.00
1	F	18	ARG	NE-CZ-NH1	-5.18	117.71	120.30
1	N	383	ALA	N-CA-C	5.17	124.95	111.00
1	G	4	LYS	CA-CB-CG	-5.15	102.07	113.40
1	K	403	THR	CA-CB-CG2	-5.14	105.20	112.40
1	F	339	GLU	CA-CB-CG	-5.11	102.15	113.40
1	G	4	LYS	CD-CE-NZ	-5.11	99.95	111.70
1	E	207	LYS	N-CA-CB	5.10	119.78	110.60
1	L	234	LEU	CA-CB-CG	-5.10	103.57	115.30
1	K	352	GLN	CA-CB-CG	-5.07	102.24	113.40
1	I	509	SER	N-CA-CB	5.06	118.09	110.50
1	K	519	CYS	N-CA-C	5.03	124.59	111.00
1	M	494	LEU	CB-CG-CD1	-5.03	102.45	111.00
1	C	307	MET	CA-CB-CG	-5.02	104.76	113.30
1	C	472	GLY	N-CA-C	-5.00	100.59	113.10

There are no chirality outliers.

All (7) planarity outliers are listed below:

Mol	Chain	Res	Type	Group
1	A	432	GLN	Mainchain
1	D	256	GLY	Mainchain
1	H	163	ALA	Mainchain
1	H	385	THR	Peptide
1	I	359	ASP	Mainchain
1	J	345	ARG	Sidechain
1	M	431	GLY	Mainchain

5.2 Too-close contacts [i](#)

In the following table, the Non-H and H(model) columns list the number of non-hydrogen atoms and hydrogen atoms in the chain respectively. The H(added) column lists the number of hydrogen atoms added and optimized by MolProbity. The Clashes column lists the number of clashes within the asymmetric unit, whereas Symm-Clashes lists symmetry-related clashes.

Mol	Chain	Non-H	H(model)	H(added)	Clashes	Symm-Clashes
1	A	3856	0	3983	311	0
1	B	3856	0	3983	272	0
1	C	3856	0	3983	305	0
1	D	3856	0	3983	310	0
1	E	3856	0	3983	313	0
1	F	3856	0	3983	307	1
1	G	3856	0	3983	297	0
1	H	3856	0	3983	321	1
1	I	3856	0	3983	317	0
1	J	3856	0	3983	336	0
1	K	3856	0	3983	330	0
1	L	3856	0	3983	327	0
1	M	3856	0	3983	306	0
1	N	3856	0	3983	297	0
All	All	53984	0	55762	4071	1

The all-atom clashscore is defined as the number of clashes found per 1000 atoms (including hydrogen atoms). The all-atom clashscore for this structure is 37.

All (4071) close contacts within the same asymmetric unit are listed below, sorted by their clash magnitude.

Atom-1	Atom-2	Interatomic distance (Å)	Clash overlap (Å)
1:H:511:ALA:O	1:H:515:ILE:HD12	1.38	1.21
1:B:85:ALA:HB1	1:B:499:VAL:HG12	1.22	1.19
1:E:319:GLN:O	1:E:336:VAL:HG23	1.43	1.19
1:F:131:LEU:CD1	1:F:422:VAL:HG21	1.73	1.18
1:F:57:ALA:O	1:F:75:LYS:HE3	1.43	1.15
1:L:130:GLU:HB3	1:L:422:VAL:HG13	1.28	1.14
1:J:85:ALA:HB1	1:J:499:VAL:HG12	1.28	1.14
1:K:183:LEU:O	1:K:184:GLN:HG3	1.45	1.12
1:E:70:GLY:HA2	1:E:73:MET:HE3	1.21	1.12
1:B:325:ILE:HG12	1:B:330:THR:HG23	1.29	1.11
1:M:241:ALA:HA	1:M:271:VAL:HG21	1.34	1.09
1:K:25:ASP:HA	1:K:28:LYS:HE2	1.34	1.09
1:L:195:PHE:CD2	1:L:279:PRO:HG3	1.86	1.09

Continued on next page...

Continued from previous page...

Atom-1	Atom-2	Interatomic distance (Å)	Clash overlap (Å)
1:H:31:LEU:HD13	1:H:90:THR:HG22	1.24	1.08
1:J:235:PRO:HG3	1:J:310:GLU:HA	1.34	1.08
1:H:235:PRO:HG3	1:H:310:GLU:HA	1.29	1.07
1:M:235:PRO:HG3	1:M:310:GLU:HA	1.37	1.07
1:A:130:GLU:HB3	1:A:422:VAL:HG13	1.36	1.07
1:B:345:ARG:HA	1:B:348:GLN:NE2	1.69	1.07
1:M:85:ALA:HB1	1:M:499:VAL:HG12	1.32	1.06
1:D:142:LYS:O	1:D:146:GLN:HG3	1.53	1.06
1:H:219:PHE:HB3	1:H:317:LEU:HD23	1.33	1.06
1:E:13:ARG:HD3	1:E:104:LEU:HD22	1.33	1.06
1:N:57:ALA:O	1:N:75:LYS:HE3	1.55	1.06
1:F:131:LEU:HD13	1:F:422:VAL:HG21	1.35	1.05
1:C:166:MET:CE	1:C:171:LYS:HA	1.86	1.05
1:E:350:ARG:HA	1:E:353:ILE:HD12	1.33	1.05
1:H:85:ALA:HB1	1:H:499:VAL:HG12	1.07	1.05
1:B:200:LEU:HD21	1:B:277:LYS:HG3	1.37	1.05
1:F:31:LEU:HD13	1:F:90:THR:HG22	1.37	1.04
1:K:57:ALA:O	1:K:75:LYS:HE3	1.58	1.04
1:C:247:LEU:HB3	1:C:273:VAL:HG22	1.37	1.04
1:M:183:LEU:O	1:M:184:GLN:HG3	1.57	1.04
1:J:176:THR:HG21	1:J:322:ARG:HH12	1.21	1.03
1:I:421:ARG:HD2	1:I:425:LYS:HZ2	1.23	1.03
1:J:166:MET:CE	1:J:171:LYS:HA	1.89	1.03
1:H:241:ALA:HA	1:H:271:VAL:CG2	1.88	1.02
1:N:217:SER:N	1:N:218:PRO:HD3	1.75	1.02
1:L:34:LYS:HG3	1:L:458:CYS:SG	1.99	1.02
1:G:130:GLU:HB3	1:G:422:VAL:HG13	1.41	1.01
1:J:183:LEU:O	1:J:184:GLN:HG3	1.59	1.01
1:C:363:GLU:O	1:C:367:GLU:HG3	1.59	1.01
1:F:13:ARG:HD2	1:F:104:LEU:HD22	1.43	1.00
1:B:363:GLU:O	1:B:367:GLU:HG3	1.61	1.00
1:H:241:ALA:HA	1:H:271:VAL:HG21	1.04	1.00
1:L:434:LYS:HD3	1:L:437:ASN:HB2	1.42	0.99
1:A:166:MET:CE	1:A:171:LYS:HA	1.92	0.99
1:E:109:ALA:HB2	1:L:109:ALA:HB2	1.44	0.99
1:D:217:SER:N	1:D:218:PRO:HD3	1.76	0.99
1:E:235:PRO:HG3	1:E:310:GLU:HA	1.44	0.99
1:C:31:LEU:HD13	1:C:90:THR:CG2	1.92	0.98
1:F:25:ASP:HA	1:F:28:LYS:HE2	1.45	0.98
1:E:247:LEU:HB3	1:E:273:VAL:HG22	1.43	0.98
1:B:130:GLU:HB3	1:B:422:VAL:HG13	1.46	0.98

Continued on next page...

Continued from previous page...

Atom-1	Atom-2	Interatomic distance (Å)	Clash overlap (Å)
1:A:301:ILE:HA	1:A:307:MET:SD	2.03	0.98
1:H:31:LEU:HD13	1:H:90:THR:CG2	1.93	0.98
1:H:130:GLU:HB3	1:H:422:VAL:HG13	1.44	0.98
1:H:241:ALA:CA	1:H:271:VAL:HG21	1.93	0.97
1:A:247:LEU:HB3	1:A:273:VAL:HG22	1.41	0.97
1:J:254:VAL:HG12	1:J:259:LEU:HB2	1.45	0.97
1:K:269:GLY:HA3	1:L:257:GLU:HB2	1.44	0.97
1:G:158:VAL:HG13	1:G:396:VAL:HG22	1.43	0.97
1:B:128:VAL:HG21	1:B:505:GLN:HE21	1.27	0.97
1:D:31:LEU:HD12	1:D:32:GLY:H	1.29	0.97
1:L:287:ALA:HB1	1:L:368:ARG:NH1	1.78	0.97
1:F:305:ILE:HD12	1:F:307:MET:HE1	1.47	0.97
1:H:16:MET:HB3	1:H:514:MET:HE3	1.44	0.97
1:H:183:LEU:O	1:H:184:GLN:HG3	1.65	0.97
1:M:59:GLU:OE1	1:N:4:LYS:HE2	1.65	0.96
1:A:282:GLY:HA3	1:G:181:THR:O	1.65	0.96
1:N:13:ARG:HD2	1:N:104:LEU:HD22	1.45	0.96
1:A:437:ASN:HA	1:A:440:ILE:HD12	1.46	0.96
1:F:78:ALA:HB1	1:F:89:THR:HG23	1.45	0.95
1:I:219:PHE:HB3	1:I:317:LEU:HD23	1.45	0.95
1:K:496:PRO:HB2	1:K:499:VAL:HG13	1.46	0.95
1:B:184:GLN:O	1:B:382:GLY:HA3	1.66	0.95
1:H:70:GLY:HA2	1:H:73:MET:HE3	1.49	0.95
1:B:124:VAL:HG21	1:B:508:ALA:HB2	1.47	0.95
1:E:70:GLY:HA2	1:E:73:MET:CE	1.97	0.95
1:J:413:ALA:HB2	1:J:475:ASN:HD22	1.31	0.94
1:C:350:ARG:HA	1:C:353:ILE:HD12	1.48	0.94
1:C:230:ILE:HD13	1:C:261:THR:CG2	1.96	0.94
1:K:414:GLY:O	1:K:417:VAL:HG13	1.68	0.94
1:A:519:CYS:HB3	1:G:38:VAL:HG22	1.49	0.94
1:H:25:ASP:HA	1:H:28:LYS:HE2	1.47	0.94
1:C:31:LEU:HD13	1:C:90:THR:HG22	1.48	0.94
1:F:241:ALA:HA	1:F:271:VAL:HG21	1.48	0.93
1:J:54:VAL:HG22	1:J:89:THR:HB	1.48	0.93
1:F:230:ILE:HG22	1:F:257:GLU:OE2	1.69	0.93
1:E:219:PHE:HB3	1:E:317:LEU:HD23	1.48	0.93
1:N:85:ALA:HB1	1:N:499:VAL:HG12	1.50	0.93
1:I:183:LEU:O	1:I:184:GLN:HG3	1.67	0.93
1:K:13:ARG:HD2	1:K:104:LEU:HD22	1.47	0.93
1:N:247:LEU:HB3	1:N:273:VAL:HG22	1.47	0.93
1:L:85:ALA:HB1	1:L:499:VAL:HG12	1.51	0.93

Continued on next page...

Continued from previous page...

Atom-1	Atom-2	Interatomic distance (Å)	Clash overlap (Å)
1:I:247:LEU:HB3	1:I:273:VAL:HG22	1.50	0.93
1:H:414:GLY:HA2	1:H:495:ASP:OD2	1.68	0.92
1:M:241:ALA:HA	1:M:271:VAL:CG2	1.99	0.92
1:B:239:ALA:HB1	1:B:314:LEU:HD11	1.51	0.92
1:L:31:LEU:HD13	1:L:90:THR:HG22	1.51	0.92
1:H:166:MET:CE	1:H:171:LYS:HA	1.99	0.92
1:N:319:GLN:O	1:N:336:VAL:HG23	1.69	0.92
1:I:421:ARG:HD2	1:I:425:LYS:NZ	1.83	0.92
1:K:30:THR:HB	1:K:51:LYS:O	1.68	0.92
1:K:165:ALA:HB2	1:K:379:ILE:HD11	1.51	0.92
1:B:441:LYS:HD3	1:B:444:LEU:HD12	1.52	0.92
1:F:131:LEU:HD12	1:F:422:VAL:HG21	1.51	0.92
1:L:16:MET:HB3	1:L:514:MET:HE3	1.51	0.92
1:H:11:ASP:O	1:H:14:VAL:HG22	1.70	0.91
1:H:217:SER:N	1:H:218:PRO:HD3	1.85	0.91
1:N:381:VAL:HG11	1:N:392:LYS:HB3	1.51	0.91
1:A:221:LEU:HD23	1:A:249:ILE:HG23	1.50	0.91
1:K:200:LEU:HD21	1:K:277:LYS:HG3	1.52	0.91
1:M:59:GLU:O	1:N:4:LYS:HG3	1.69	0.91
1:N:5:ASP:HB2	1:N:524:LEU:HD12	1.51	0.91
1:B:85:ALA:CB	1:B:499:VAL:HG12	1.99	0.91
1:I:31:LEU:HD13	1:I:90:THR:HG22	1.50	0.91
1:B:34:LYS:HD2	1:C:114:MET:HE2	1.49	0.91
1:B:259:LEU:O	1:B:263:VAL:HG23	1.71	0.91
1:G:414:GLY:O	1:G:417:VAL:HG13	1.69	0.91
1:A:392:LYS:HG3	1:A:395:ARG:NH2	1.85	0.91
1:G:363:GLU:O	1:G:367:GLU:HG3	1.72	0.90
1:J:25:ASP:HA	1:J:28:LYS:HE2	1.53	0.90
1:M:13:ARG:HD2	1:M:104:LEU:HD22	1.50	0.90
1:L:247:LEU:HB3	1:L:273:VAL:HG22	1.53	0.90
1:M:130:GLU:HB3	1:M:422:VAL:HG13	1.53	0.90
1:A:37:ASN:ND2	1:A:51:LYS:HE3	1.85	0.90
1:G:247:LEU:HB3	1:G:273:VAL:HG22	1.54	0.90
1:I:208:PRO:HD2	1:I:209:GLU:OE2	1.72	0.90
1:C:195:PHE:CD2	1:C:279:PRO:HG3	2.05	0.90
1:D:34:LYS:HG3	1:D:458:CYS:SG	2.12	0.90
1:M:41:ASP:HB2	1:N:69:MET:CE	2.01	0.90
1:E:85:ALA:HB1	1:E:499:VAL:HG12	1.52	0.90
1:E:217:SER:N	1:E:218:PRO:HD3	1.87	0.90
1:A:140:ASP:OD2	1:A:142:LYS:HB3	1.70	0.89
1:M:247:LEU:HB3	1:M:273:VAL:HG22	1.54	0.89

Continued on next page...

Continued from previous page...

Atom-1	Atom-2	Interatomic distance (Å)	Clash overlap (Å)
1:F:183:LEU:HB2	1:F:384:ALA:HB2	1.52	0.89
1:I:217:SER:N	1:I:218:PRO:HD3	1.87	0.89
1:I:349:ILE:O	1:I:353:ILE:HG13	1.71	0.89
1:L:364:LYS:HD3	1:L:367:GLU:OE2	1.72	0.89
1:A:349:ILE:HG23	1:A:365:LEU:HD22	1.54	0.89
1:K:392:LYS:HG3	1:K:395:ARG:NH2	1.87	0.89
1:N:440:ILE:O	1:N:444:LEU:HG	1.73	0.89
1:G:128:VAL:HG12	1:G:132:LYS:HE3	1.55	0.89
1:I:229:ASN:HA	1:I:257:GLU:OE1	1.72	0.89
1:F:13:ARG:HD2	1:F:104:LEU:CD2	2.02	0.89
1:F:78:ALA:CB	1:F:89:THR:HG23	2.03	0.89
1:N:218:PRO:HB3	1:N:246:PRO:HB2	1.53	0.89
1:I:272:LYS:NZ	1:J:228:SER:HB2	1.88	0.89
1:K:241:ALA:HA	1:K:271:VAL:HG21	1.52	0.89
1:K:361:ASP:O	1:K:365:LEU:HG	1.73	0.89
1:F:85:ALA:HB1	1:F:499:VAL:HG12	1.55	0.89
1:L:193:MET:CG	1:L:371:LYS:HB3	2.02	0.88
1:A:16:MET:HB3	1:A:514:MET:CE	2.03	0.88
1:L:319:GLN:O	1:L:336:VAL:HG23	1.73	0.88
1:D:13:ARG:HD2	1:D:104:LEU:HD22	1.55	0.88
1:H:116:LEU:HD23	1:H:435:ASP:O	1.72	0.88
1:K:242:LYS:HG2	1:L:231:ARG:NH2	1.88	0.88
1:N:193:MET:HG3	1:N:371:LYS:HB3	1.56	0.88
1:E:184:GLN:H	1:E:382:GLY:HA3	1.37	0.88
1:I:235:PRO:HG3	1:I:310:GLU:HA	1.56	0.88
1:M:131:LEU:HD13	1:M:422:VAL:HG21	1.55	0.88
1:K:69:MET:O	1:K:73:MET:HG3	1.72	0.87
1:J:326:ASN:HD22	1:J:329:THR:HB	1.39	0.87
1:N:183:LEU:O	1:N:184:GLN:HG3	1.75	0.87
1:H:181:THR:O	1:I:282:GLY:HA3	1.75	0.87
1:E:70:GLY:CA	1:E:73:MET:HE3	2.05	0.87
1:H:26:ALA:HA	1:I:8:PHE:HE1	1.39	0.87
1:E:13:ARG:CD	1:E:104:LEU:HD22	2.04	0.87
1:H:70:GLY:HA2	1:H:73:MET:CE	2.04	0.87
1:C:356:ALA:O	1:C:362:ARG:NH2	2.08	0.87
1:H:131:LEU:HD13	1:H:422:VAL:HG21	1.54	0.87
1:C:430:ARG:HD2	1:C:437:ASN:ND2	1.88	0.87
1:F:195:PHE:CD2	1:F:279:PRO:HG3	2.10	0.87
1:G:496:PRO:HB2	1:G:499:VAL:HG13	1.57	0.87
1:C:501:ARG:HG2	1:C:505:GLN:OE1	1.75	0.86
1:I:269:GLY:O	1:J:229:ASN:ND2	2.06	0.86

Continued on next page...

Continued from previous page...

Atom-1	Atom-2	Interatomic distance (Å)	Clash overlap (Å)
1:E:69:MET:O	1:E:73:MET:HG3	1.76	0.86
1:C:360:TYR:CE1	1:C:364:LYS:HE3	2.10	0.86
1:H:240:VAL:HG12	1:H:271:VAL:HG11	1.58	0.86
1:F:158:VAL:HG13	1:F:396:VAL:HG22	1.56	0.86
1:J:191:GLU:O	1:J:334:ASP:HA	1.74	0.86
1:L:31:LEU:HD13	1:L:90:THR:CG2	2.06	0.86
1:C:496:PRO:HB2	1:C:499:VAL:HG13	1.58	0.86
1:E:116:LEU:HD23	1:E:435:ASP:O	1.76	0.86
1:K:171:LYS:O	1:K:404:ARG:NH1	2.09	0.86
1:D:193:MET:HG3	1:D:371:LYS:HB3	1.58	0.86
1:H:423:ALA:HB2	1:H:447:MET:SD	2.16	0.86
1:K:181:THR:HA	1:L:282:GLY:HA3	1.56	0.85
1:B:193:MET:HG3	1:B:371:LYS:HB3	1.56	0.85
1:L:134:LEU:O	1:L:134:LEU:HD13	1.76	0.85
1:K:70:GLY:HA2	1:K:73:MET:HE3	1.57	0.85
1:N:5:ASP:HB2	1:N:524:LEU:CD1	2.05	0.85
1:D:138:CYS:SG	1:D:147:VAL:HG21	2.17	0.85
1:E:236:VAL:HG22	1:E:312:ALA:HB3	1.56	0.85
1:A:224:ASP:HB3	1:A:302:SER:HB3	1.57	0.85
1:C:57:ALA:O	1:C:75:LYS:HE3	1.76	0.85
1:I:166:MET:CE	1:I:171:LYS:HA	2.07	0.85
1:C:414:GLY:O	1:C:417:VAL:HG13	1.77	0.85
1:C:230:ILE:HD13	1:C:261:THR:HG21	1.58	0.85
1:E:236:VAL:CG2	1:E:312:ALA:HB3	2.06	0.85
1:J:34:LYS:HG3	1:J:458:CYS:SG	2.17	0.85
1:D:165:ALA:HA	1:D:187:LEU:HD11	1.60	0.84
1:E:434:LYS:HE3	1:L:434:LYS:HE3	1.60	0.84
1:F:420:ILE:HG13	1:F:448:GLU:HG2	1.57	0.84
1:I:213:VAL:HB	1:I:325:ILE:HB	1.57	0.84
1:H:430:ARG:HH12	1:H:441:LYS:HE2	1.42	0.84
1:J:13:ARG:HD2	1:J:104:LEU:HD22	1.60	0.84
1:J:413:ALA:CB	1:J:475:ASN:HD22	1.90	0.84
1:F:200:LEU:HD21	1:F:277:LYS:HG3	1.59	0.84
1:C:166:MET:HE2	1:C:171:LYS:HA	1.58	0.84
1:L:171:LYS:O	1:L:404:ARG:NH1	2.11	0.84
1:E:102:GLU:HB2	1:E:442:VAL:HG13	1.58	0.83
1:H:69:MET:O	1:H:73:MET:HE2	1.78	0.83
1:B:194:GLN:O	1:B:371:LYS:HE3	1.78	0.83
1:E:171:LYS:HB3	1:E:407:VAL:HG11	1.61	0.83
1:L:16:MET:HB3	1:L:514:MET:CE	2.07	0.83
1:E:122:LYS:HE2	1:E:429:LEU:HD11	1.60	0.83

Continued on next page...

Continued from previous page...

Atom-1	Atom-2	Interatomic distance (Å)	Clash overlap (Å)
1:A:117:LYS:HZ3	1:A:512:GLY:HA3	1.44	0.83
1:D:41:ASP:HB2	1:E:69:MET:SD	2.18	0.83
1:H:85:ALA:CB	1:H:499:VAL:HG12	2.01	0.83
1:K:235:PRO:HG3	1:K:310:GLU:HA	1.60	0.83
1:E:383:ALA:O	1:E:384:ALA:HB3	1.78	0.83
1:F:262:LEU:O	1:F:266:THR:HG23	1.78	0.83
1:J:368:ARG:O	1:J:372:LEU:HD13	1.79	0.83
1:K:83:ASP:OD2	1:K:327:LYS:HD3	1.79	0.83
1:C:222:LEU:HD13	1:C:293:ALA:HB2	1.60	0.83
1:H:39:VAL:HB	1:I:520:MET:HG2	1.61	0.83
1:K:241:ALA:HA	1:K:271:VAL:CG2	2.08	0.82
1:L:287:ALA:HB1	1:L:368:ARG:HH12	1.43	0.82
1:C:217:SER:N	1:C:218:PRO:HD3	1.93	0.82
1:E:144:ILE:HG23	1:E:403:THR:HG21	1.62	0.82
1:I:85:ALA:HB1	1:I:499:VAL:HG12	1.60	0.82
1:D:496:PRO:HB2	1:D:499:VAL:HG13	1.60	0.82
1:F:368:ARG:O	1:F:372:LEU:HD13	1.78	0.82
1:G:109:ALA:O	1:J:105:LYS:HD3	1.79	0.82
1:D:284:ARG:NH1	1:D:364:LYS:HD2	1.95	0.82
1:M:217:SER:N	1:M:218:PRO:HD3	1.95	0.82
1:G:177:VAL:CG1	1:G:397:GLU:HG2	2.10	0.82
1:A:16:MET:HB3	1:A:514:MET:HE1	1.62	0.81
1:A:178:GLU:HB3	1:A:322:ARG:NH2	1.95	0.81
1:F:4:LYS:C	1:F:524:LEU:HD11	2.00	0.81
1:G:414:GLY:HA2	1:G:495:ASP:OD2	1.80	0.81
1:B:124:VAL:HG21	1:B:508:ALA:CB	2.10	0.81
1:F:417:VAL:O	1:F:420:ILE:HG22	1.80	0.81
1:N:343:GLN:NE2	1:N:346:VAL:HG11	1.96	0.81
1:B:266:THR:CG2	1:B:273:VAL:H	1.93	0.81
1:D:241:ALA:HB1	1:E:231:ARG:NH1	1.95	0.81
1:N:325:ILE:HG12	1:N:330:THR:HG23	1.61	0.81
1:K:171:LYS:HB3	1:K:407:VAL:HG11	1.62	0.81
1:D:100:ILE:HD13	1:D:514:MET:SD	2.20	0.81
1:A:365:LEU:CD2	1:A:368:ARG:HH21	1.93	0.81
1:B:235:PRO:HG3	1:B:310:GLU:HA	1.62	0.81
1:D:17:LEU:HD13	1:D:100:ILE:HG22	1.63	0.81
1:D:194:GLN:O	1:D:371:LYS:HE3	1.81	0.81
1:E:350:ARG:HA	1:E:353:ILE:CD1	2.10	0.81
1:H:235:PRO:CG	1:H:310:GLU:HA	2.11	0.81
1:K:161:LEU:HD11	1:K:185:ASP:HB3	1.63	0.81
1:M:158:VAL:HG13	1:M:396:VAL:HG22	1.63	0.81

Continued on next page...

Continued from previous page...

Atom-1	Atom-2	Interatomic distance (Å)	Clash overlap (Å)
1:H:132:LYS:O	1:H:135:SER:HB3	1.81	0.81
1:E:383:ALA:CB	1:E:389:MET:HA	2.11	0.80
1:E:465:VAL:HG13	1:E:485:TYR:OH	1.82	0.80
1:I:200:LEU:HD21	1:I:277:LYS:HG3	1.63	0.80
1:C:319:GLN:O	1:C:336:VAL:HG23	1.81	0.80
1:A:257:GLU:HB2	1:G:269:GLY:HA3	1.63	0.80
1:I:272:LYS:HZ3	1:J:228:SER:HB2	1.42	0.80
1:J:202:PRO:O	1:J:203:TYR:HB2	1.80	0.80
1:L:128:VAL:HG21	1:L:505:GLN:HE21	1.43	0.80
1:J:236:VAL:CG2	1:J:312:ALA:HB3	2.11	0.80
1:J:413:ALA:H	1:J:475:ASN:ND2	1.79	0.80
1:M:195:PHE:CD2	1:M:279:PRO:HG3	2.17	0.80
1:H:69:MET:C	1:H:73:MET:HE2	2.02	0.80
1:D:319:GLN:O	1:D:336:VAL:HG23	1.82	0.80
1:K:413:ALA:O	1:K:418:ALA:HB2	1.81	0.80
1:N:178:GLU:OE2	1:N:322:ARG:HD3	1.81	0.80
1:M:139:SER:HB3	1:M:171:LYS:NZ	1.97	0.80
1:M:230:ILE:HD13	1:M:261:THR:CG2	2.12	0.80
1:J:241:ALA:HB1	1:K:231:ARG:NH1	1.96	0.80
1:L:193:MET:HG3	1:L:371:LYS:HB3	1.62	0.80
1:A:517:THR:HA	1:G:37:ASN:O	1.81	0.79
1:B:34:LYS:HD2	1:C:114:MET:CE	2.11	0.79
1:D:131:LEU:CD1	1:D:422:VAL:HG21	2.11	0.79
1:K:287:ALA:HB1	1:K:368:ARG:HH12	1.47	0.79
1:A:124:VAL:HG21	1:A:508:ALA:HB2	1.64	0.79
1:J:166:MET:HE2	1:J:171:LYS:HA	1.64	0.79
1:L:130:GLU:CB	1:L:422:VAL:HG13	2.10	0.79
1:F:182:GLY:HA2	1:G:281:PHE:CE2	2.17	0.79
1:L:128:VAL:HG12	1:L:132:LYS:HE3	1.62	0.79
1:B:254:VAL:HG12	1:B:259:LEU:HB2	1.64	0.79
1:C:360:TYR:CZ	1:C:364:LYS:HE3	2.16	0.79
1:K:233:MET:HB3	1:K:237:LEU:HD12	1.64	0.79
1:M:240:VAL:HG12	1:M:271:VAL:HG11	1.63	0.79
1:A:217:SER:N	1:A:218:PRO:HD3	1.98	0.79
1:A:265:ASN:OD1	1:A:270:ILE:HD12	1.83	0.79
1:E:13:ARG:HD3	1:E:104:LEU:CD2	2.12	0.79
1:I:383:ALA:O	1:I:384:ALA:HB3	1.83	0.79
1:L:83:ASP:OD2	1:L:327:LYS:HD3	1.82	0.79
1:L:259:LEU:O	1:L:263:VAL:HG23	1.83	0.79
1:N:417:VAL:HG21	1:N:488:MET:HG3	1.64	0.79
1:B:182:GLY:HA2	1:C:281:PHE:CE2	2.18	0.79

Continued on next page...

Continued from previous page...

Atom-1	Atom-2	Interatomic distance (Å)	Clash overlap (Å)
1:F:3:ALA:O	1:F:524:LEU:HD13	1.82	0.79
1:G:235:PRO:HG3	1:G:310:GLU:HA	1.65	0.79
1:B:247:LEU:HB3	1:B:273:VAL:HG22	1.64	0.79
1:L:124:VAL:HG13	1:L:504:LEU:HD23	1.65	0.79
1:C:174:VAL:HG12	1:C:376:VAL:HG13	1.64	0.78
1:F:224:ASP:HB3	1:F:302:SER:HB3	1.64	0.78
1:F:230:ILE:HD12	1:F:261:THR:HB	1.63	0.78
1:L:139:SER:HB3	1:L:171:LYS:NZ	1.99	0.78
1:C:122:LYS:NZ	1:C:430:ARG:O	2.14	0.78
1:D:235:PRO:HG3	1:D:310:GLU:HA	1.64	0.78
1:E:319:GLN:O	1:E:336:VAL:CG2	2.29	0.78
1:A:437:ASN:HA	1:A:440:ILE:CD1	2.13	0.78
1:E:420:ILE:HG13	1:E:448:GLU:HG2	1.65	0.78
1:G:131:LEU:HD13	1:G:422:VAL:HG21	1.63	0.78
1:K:181:THR:CA	1:L:282:GLY:HA3	2.13	0.78
1:E:326:ASN:HD22	1:E:329:THR:HB	1.47	0.78
1:C:28:LYS:HD2	1:C:453:GLN:OE1	1.84	0.78
1:E:478:TYR:CZ	1:E:483:GLU:HA	2.18	0.78
1:G:151:SER:HB3	1:G:399:ALA:HA	1.65	0.78
1:J:195:PHE:CD2	1:J:279:PRO:HG3	2.19	0.78
1:H:169:VAL:HG23	1:H:170:GLY:H	1.49	0.78
1:N:313:THR:O	1:N:317:LEU:HD13	1.82	0.78
1:C:436:GLN:O	1:C:440:ILE:HG13	1.83	0.78
1:K:259:LEU:O	1:K:263:VAL:HG23	1.84	0.78
1:N:362:ARG:HG2	1:N:366:GLN:NE2	1.99	0.78
1:F:4:LYS:O	1:F:524:LEU:HD11	1.84	0.77
1:D:247:LEU:HB3	1:D:273:VAL:HG22	1.63	0.77
1:G:449:ALA:HB3	1:G:450:PRO:HD3	1.64	0.77
1:H:224:ASP:HB3	1:H:302:SER:HB3	1.66	0.77
1:I:219:PHE:CB	1:I:317:LEU:HD23	2.14	0.77
1:I:519:CYS:SG	1:I:520:MET:N	2.57	0.77
1:J:447:MET:HE1	1:J:504:LEU:HD21	1.65	0.77
1:K:131:LEU:CD1	1:K:422:VAL:HG21	2.14	0.77
1:E:171:LYS:HD3	1:E:407:VAL:HG13	1.64	0.77
1:I:421:ARG:CD	1:I:425:LYS:HZ2	1.98	0.77
1:B:344:GLY:O	1:B:348:GLN:HG3	1.84	0.77
1:D:272:LYS:NZ	1:E:228:SER:HB3	1.99	0.77
1:D:438:VAL:O	1:D:442:VAL:HG23	1.85	0.77
1:F:183:LEU:O	1:F:184:GLN:HG3	1.84	0.77
1:K:389:MET:HG3	1:L:281:PHE:CE2	2.19	0.77
1:L:70:GLY:HA2	1:L:73:MET:HE3	1.65	0.77

Continued on next page...

Continued from previous page...

Atom-1	Atom-2	Interatomic distance (Å)	Clash overlap (Å)
1:H:513:LEU:HD13	1:N:49:ILE:HD13	1.66	0.77
1:A:166:MET:HE3	1:A:171:LYS:HA	1.67	0.77
1:C:350:ARG:HA	1:C:353:ILE:CD1	2.15	0.77
1:M:227:ILE:HG12	1:M:309:LEU:HD11	1.67	0.77
1:M:290:GLN:NE2	1:M:293:ALA:HB3	1.99	0.77
1:C:187:LEU:HD13	1:C:379:ILE:HG12	1.67	0.77
1:E:91:THR:O	1:E:94:VAL:HG22	1.85	0.77
1:I:166:MET:HE1	1:I:171:LYS:HA	1.66	0.77
1:J:221:LEU:HD23	1:J:249:ILE:HD12	1.65	0.77
1:L:451:LEU:O	1:L:455:VAL:HG23	1.85	0.77
1:C:39:VAL:HG12	1:D:69:MET:HE2	1.65	0.77
1:K:217:SER:N	1:K:218:PRO:HD3	1.98	0.77
1:C:305:ILE:HD12	1:C:307:MET:HE1	1.68	0.76
1:G:54:VAL:HG22	1:G:89:THR:HB	1.67	0.76
1:K:321:LYS:HD2	1:K:334:ASP:OD2	1.84	0.76
1:A:221:LEU:HD22	1:A:233:MET:CE	2.15	0.76
1:C:193:MET:HG3	1:C:371:LYS:HB3	1.68	0.76
1:F:319:GLN:O	1:F:336:VAL:HG23	1.85	0.76
1:K:224:ASP:HB3	1:K:302:SER:HB3	1.66	0.76
1:C:356:ALA:CB	1:C:362:ARG:HG3	2.14	0.76
1:G:171:LYS:O	1:G:404:ARG:NH1	2.17	0.76
1:H:321:LYS:HD2	1:H:334:ASP:OD2	1.84	0.76
1:K:392:LYS:HG3	1:K:395:ARG:HH22	1.48	0.76
1:B:144:ILE:HD13	1:B:166:MET:SD	2.26	0.76
1:I:130:GLU:HB3	1:I:422:VAL:HG13	1.66	0.76
1:B:85:ALA:HB1	1:B:499:VAL:CG1	2.10	0.76
1:B:183:LEU:O	1:B:183:LEU:HD13	1.86	0.76
1:H:241:ALA:HB1	1:I:231:ARG:NH1	2.00	0.76
1:J:134:LEU:HD13	1:J:134:LEU:O	1.86	0.76
1:I:385:THR:H	1:J:281:PHE:HE1	1.33	0.76
1:N:239:ALA:O	1:N:314:LEU:HD21	1.84	0.76
1:F:305:ILE:O	1:F:305:ILE:HG22	1.84	0.76
1:M:139:SER:HB3	1:M:171:LYS:HZ1	1.49	0.76
1:F:181:THR:O	1:G:282:GLY:HA3	1.85	0.76
1:I:30:THR:HB	1:I:51:LYS:O	1.85	0.76
1:K:287:ALA:HB1	1:K:368:ARG:NH1	2.01	0.76
1:M:417:VAL:HG21	1:M:488:MET:HG3	1.67	0.76
1:A:403:THR:O	1:A:407:VAL:HG23	1.85	0.76
1:B:478:TYR:CZ	1:B:483:GLU:HA	2.20	0.76
1:H:430:ARG:HH12	1:H:441:LYS:CE	1.98	0.76
1:M:124:VAL:HG21	1:M:508:ALA:CB	2.16	0.76

Continued on next page...

Continued from previous page...

Atom-1	Atom-2	Interatomic distance (Å)	Clash overlap (Å)
1:N:230:ILE:HG22	1:N:257:GLU:OE2	1.86	0.76
1:B:234:LEU:O	1:B:238:GLU:HG3	1.86	0.75
1:A:516:THR:OG1	1:G:37:ASN:OD1	2.04	0.75
1:F:3:ALA:HB1	1:F:524:LEU:HD22	1.67	0.75
1:H:39:VAL:N	1:I:519:CYS:O	2.17	0.75
1:J:289:LEU:HA	1:J:292:ILE:HD12	1.66	0.75
1:K:131:LEU:HD12	1:K:422:VAL:HG21	1.67	0.75
1:D:414:GLY:HA2	1:D:495:ASP:OD2	1.87	0.75
1:F:120:ILE:O	1:F:124:VAL:HG23	1.86	0.75
1:J:31:LEU:HD13	1:J:90:THR:HG22	1.67	0.75
1:B:236:VAL:CG2	1:B:312:ALA:HB3	2.16	0.75
1:L:36:ARG:HB3	1:M:516:THR:O	1.86	0.75
1:A:124:VAL:HG21	1:A:508:ALA:CB	2.16	0.75
1:A:178:GLU:HB3	1:A:322:ARG:CZ	2.16	0.75
1:D:230:ILE:HG22	1:D:257:GLU:OE2	1.86	0.75
1:G:193:MET:HG3	1:G:371:LYS:HB3	1.67	0.75
1:H:36:ARG:HG3	1:I:518:GLU:HG3	1.69	0.75
1:H:140:ASP:OD2	1:H:142:LYS:HB3	1.87	0.75
1:N:195:PHE:CD2	1:N:279:PRO:HG3	2.22	0.75
1:N:479:ASN:CG	1:N:493:ILE:HD11	2.07	0.75
1:A:284:ARG:O	1:A:288:MET:HG3	1.87	0.75
1:B:440:ILE:O	1:B:444:LEU:HG	1.86	0.75
1:C:39:VAL:HG12	1:D:69:MET:CE	2.17	0.75
1:G:195:PHE:CD2	1:G:279:PRO:HG3	2.20	0.75
1:A:166:MET:HE2	1:A:171:LYS:HA	1.68	0.75
1:J:166:MET:HE3	1:J:171:LYS:HA	1.69	0.75
1:H:284:ARG:NH1	1:H:364:LYS:HD2	2.02	0.75
1:I:414:GLY:HA2	1:I:495:ASP:OD2	1.87	0.75
1:J:18:ARG:O	1:J:22:VAL:HG23	1.87	0.75
1:L:478:TYR:CZ	1:L:483:GLU:HA	2.22	0.75
1:E:308:GLU:HB2	1:E:311:LYS:CG	2.16	0.74
1:F:39:VAL:HB	1:G:520:MET:HG2	1.69	0.74
1:A:349:ILE:CG2	1:A:365:LEU:HD22	2.17	0.74
1:B:232:GLU:OE1	1:B:309:LEU:HD12	1.86	0.74
1:C:242:LYS:O	1:C:243:ALA:HB3	1.87	0.74
1:C:299:THR:N	1:C:316:ASP:O	2.19	0.74
1:D:31:LEU:HD12	1:D:32:GLY:N	2.02	0.74
1:E:17:LEU:HD13	1:E:100:ILE:HG22	1.69	0.74
1:E:308:GLU:HB2	1:E:311:LYS:HG2	1.68	0.74
1:K:229:ASN:HA	1:K:257:GLU:OE1	1.86	0.74
1:C:235:PRO:HG3	1:C:310:GLU:HA	1.68	0.74

Continued on next page...

Continued from previous page...

Atom-1	Atom-2	Interatomic distance (Å)	Clash overlap (Å)
1:H:219:PHE:CB	1:H:317:LEU:HD23	2.16	0.74
1:I:262:LEU:O	1:I:266:THR:HG23	1.86	0.74
1:B:345:ARG:HA	1:B:348:GLN:HE21	1.51	0.74
1:H:158:VAL:HG21	1:H:395:ARG:NH1	2.02	0.74
1:K:183:LEU:O	1:K:184:GLN:CG	2.32	0.74
1:L:183:LEU:O	1:L:184:GLN:HG3	1.87	0.74
1:B:266:THR:HG21	1:B:273:VAL:H	1.52	0.74
1:F:31:LEU:CD1	1:F:90:THR:HG22	2.17	0.74
1:F:287:ALA:HB1	1:F:368:ARG:NH1	2.01	0.74
1:I:301:ILE:HD13	1:I:312:ALA:HB2	1.70	0.74
1:K:233:MET:HE2	1:K:237:LEU:HD11	1.69	0.74
1:N:54:VAL:HG22	1:N:89:THR:HB	1.70	0.74
1:D:131:LEU:HD12	1:D:422:VAL:HG21	1.70	0.74
1:F:236:VAL:O	1:F:240:VAL:HG23	1.88	0.74
1:D:326:ASN:HD22	1:D:329:THR:HB	1.52	0.74
1:B:32:GLY:HA3	1:B:454:ILE:HG23	1.70	0.74
1:B:130:GLU:CB	1:B:422:VAL:HG13	2.16	0.74
1:D:28:LYS:HD2	1:D:453:GLN:OE1	1.88	0.74
1:E:301:ILE:HG23	1:E:307:MET:HB3	1.70	0.74
1:I:22:VAL:HG11	1:I:62:LEU:HD21	1.70	0.74
1:D:85:ALA:HB1	1:D:499:VAL:HG12	1.69	0.73
1:H:100:ILE:HD13	1:H:514:MET:SD	2.28	0.73
1:A:366:GLN:O	1:A:369:VAL:HG23	1.89	0.73
1:H:37:ASN:HB2	1:I:516:THR:O	1.88	0.73
1:H:59:GLU:O	1:I:4:LYS:HG3	1.88	0.73
1:H:270:ILE:O	1:H:271:VAL:O	2.05	0.73
1:J:144:ILE:HD13	1:J:166:MET:SD	2.27	0.73
1:C:417:VAL:O	1:C:420:ILE:HG22	1.88	0.73
1:I:74:VAL:HG12	1:I:510:VAL:HG21	1.69	0.73
1:J:131:LEU:CD1	1:J:422:VAL:HG21	2.19	0.73
1:M:24:ALA:HB3	1:M:97:GLN:NE2	2.03	0.73
1:A:301:ILE:HG23	1:A:307:MET:HB3	1.71	0.73
1:G:434:LYS:HZ2	1:J:434:LYS:HE3	1.53	0.73
1:N:177:VAL:HG11	1:N:397:GLU:HG3	1.69	0.73
1:B:239:ALA:HB1	1:B:314:LEU:CD1	2.19	0.73
1:K:180:GLY:HA2	1:K:380:LYS:HB3	1.70	0.73
1:L:460:GLU:O	1:L:462:PRO:HD3	1.89	0.73
1:M:241:ALA:CA	1:M:271:VAL:HG21	2.17	0.73
1:L:364:LYS:O	1:L:367:GLU:HB2	1.88	0.73
1:M:469:VAL:HG23	1:M:485:TYR:HE2	1.53	0.73
1:N:34:LYS:HG3	1:N:458:CYS:SG	2.29	0.73

Continued on next page...

Continued from previous page...

Atom-1	Atom-2	Interatomic distance (Å)	Clash overlap (Å)
1:A:16:MET:O	1:A:20:VAL:HG13	1.88	0.73
1:D:107:VAL:HG21	1:D:515:ILE:HG23	1.69	0.73
1:D:344:GLY:O	1:D:348:GLN:HG3	1.89	0.73
1:I:359:ASP:HA	1:I:362:ARG:NH1	2.04	0.73
1:L:478:TYR:OH	1:L:483:GLU:HA	1.89	0.73
1:D:183:LEU:O	1:D:184:GLN:HG3	1.88	0.73
1:I:434:LYS:HE2	1:I:434:LYS:HA	1.71	0.73
1:L:166:MET:CE	1:L:171:LYS:HA	2.19	0.73
1:E:74:VAL:HA	1:E:510:VAL:HG21	1.68	0.73
1:G:128:VAL:CG1	1:G:132:LYS:HE3	2.18	0.73
1:H:236:VAL:CG2	1:H:312:ALA:HB3	2.19	0.73
1:L:57:ALA:O	1:L:75:LYS:HE3	1.88	0.73
1:A:265:ASN:OD1	1:A:270:ILE:CD1	2.37	0.73
1:A:494:LEU:C	1:A:494:LEU:HD12	2.08	0.73
1:M:17:LEU:O	1:M:20:VAL:HG22	1.87	0.73
1:C:235:PRO:HG2	1:C:236:VAL:HG23	1.71	0.72
1:C:419:LEU:HD13	1:C:450:PRO:HG2	1.71	0.72
1:H:131:LEU:CD1	1:H:422:VAL:HG21	2.19	0.72
1:C:420:ILE:HD12	1:C:451:LEU:HD13	1.70	0.72
1:E:102:GLU:HB3	1:E:442:VAL:HG22	1.70	0.72
1:E:166:MET:CE	1:E:171:LYS:HA	2.19	0.72
1:N:235:PRO:HG2	1:N:310:GLU:HA	1.71	0.72
1:B:173:GLY:O	1:B:404:ARG:NH2	2.23	0.72
1:D:353:ILE:HD13	1:D:366:GLN:HG3	1.70	0.72
1:F:16:MET:HB3	1:F:514:MET:CE	2.19	0.72
1:I:417:VAL:HG21	1:I:488:MET:HG3	1.70	0.72
1:J:134:LEU:HD11	1:J:475:ASN:HD21	1.54	0.72
1:C:39:VAL:CG1	1:D:69:MET:HE2	2.18	0.72
1:D:23:LEU:HD23	1:D:74:VAL:HG23	1.70	0.72
1:E:359:ASP:HA	1:E:362:ARG:NH1	2.03	0.72
1:J:70:GLY:HA2	1:J:73:MET:HE2	1.70	0.72
1:K:59:GLU:O	1:L:4:LYS:HG3	1.89	0.72
1:L:34:LYS:HD2	1:M:114:MET:HE2	1.71	0.72
1:N:42:LYS:HD2	1:N:48:THR:OG1	1.90	0.72
1:F:240:VAL:HG21	1:F:247:LEU:HD22	1.71	0.72
1:I:101:THR:O	1:I:105:LYS:HG3	1.89	0.72
1:M:36:ARG:NH1	1:N:113:PRO:HG2	2.04	0.72
1:H:247:LEU:HB3	1:H:273:VAL:HG22	1.71	0.72
1:K:165:ALA:CB	1:K:379:ILE:HD11	2.20	0.72
1:K:205:ILE:HA	1:K:213:VAL:HG22	1.71	0.72
1:M:270:ILE:O	1:M:271:VAL:O	2.08	0.72

Continued on next page...

Continued from previous page...

Atom-1	Atom-2	Interatomic distance (Å)	Clash overlap (Å)
1:M:420:ILE:CD1	1:M:451:LEU:HD13	2.20	0.72
1:M:262:LEU:O	1:M:266:THR:HG23	1.90	0.72
1:N:401:HIS:O	1:N:404:ARG:HB2	1.89	0.72
1:I:180:GLY:HA3	1:I:381:VAL:O	1.89	0.72
1:I:342:ILE:O	1:I:346:VAL:HG23	1.90	0.72
1:L:100:ILE:HD11	1:L:511:ALA:HA	1.72	0.72
1:N:130:GLU:HB3	1:N:422:VAL:HG13	1.71	0.72
1:C:72:GLN:OE1	1:C:75:LYS:HD3	1.90	0.72
1:D:219:PHE:O	1:D:247:LEU:HD12	1.89	0.72
1:E:130:GLU:HB3	1:E:422:VAL:HG22	1.70	0.72
1:M:200:LEU:HD21	1:M:277:LYS:HG3	1.70	0.72
1:A:343:GLN:O	1:A:346:VAL:HB	1.89	0.72
1:I:131:LEU:CD1	1:I:422:VAL:HG21	2.19	0.72
1:K:419:LEU:CD1	1:K:450:PRO:HG2	2.20	0.72
1:L:139:SER:HB3	1:L:171:LYS:HZ1	1.54	0.72
1:M:41:ASP:HB2	1:N:69:MET:HE3	1.70	0.72
1:A:16:MET:HB3	1:A:514:MET:HE3	1.71	0.71
1:A:235:PRO:HG3	1:A:310:GLU:HA	1.72	0.71
1:D:324:VAL:HB	1:D:331:THR:HG22	1.71	0.71
1:D:478:TYR:CZ	1:D:483:GLU:HA	2.25	0.71
1:F:140:ASP:OD2	1:F:142:LYS:HB3	1.89	0.71
1:F:240:VAL:HG11	1:F:247:LEU:HB2	1.72	0.71
1:I:78:ALA:HB1	1:I:89:THR:HG23	1.71	0.71
1:K:158:VAL:HG13	1:K:396:VAL:HG22	1.70	0.71
1:L:158:VAL:HG13	1:L:396:VAL:HG22	1.72	0.71
1:F:221:LEU:HD23	1:F:249:ILE:HD12	1.71	0.71
1:H:92:ALA:O	1:H:95:LEU:HB2	1.90	0.71
1:K:166:MET:CE	1:K:171:LYS:HA	2.20	0.71
1:B:195:PHE:CE2	1:B:197:ARG:HB2	2.26	0.71
1:D:247:LEU:HD21	1:D:249:ILE:HD11	1.72	0.71
1:E:414:GLY:HA2	1:E:495:ASP:OD2	1.90	0.71
1:F:59:GLU:OE1	1:G:4:LYS:HE2	1.89	0.71
1:G:466:ALA:O	1:G:470:LYS:HG3	1.90	0.71
1:I:101:THR:HG22	1:I:105:LYS:HE3	1.71	0.71
1:I:91:THR:O	1:I:94:VAL:HG22	1.90	0.71
1:A:37:ASN:HD21	1:A:51:LYS:HE3	1.54	0.71
1:A:190:VAL:HG21	1:A:334:ASP:HB2	1.73	0.71
1:B:305:ILE:HB	1:B:307:MET:HE2	1.73	0.71
1:E:239:ALA:HB1	1:E:314:LEU:HG	1.72	0.71
1:K:419:LEU:HD12	1:K:450:PRO:HG2	1.72	0.71
1:A:221:LEU:HD22	1:A:233:MET:HE1	1.71	0.71

Continued on next page...

Continued from previous page...

Atom-1	Atom-2	Interatomic distance (Å)	Clash overlap (Å)
1:B:28:LYS:HD2	1:B:453:GLN:OE1	1.91	0.71
1:C:26:ALA:HA	1:D:8:PHE:HE2	1.54	0.71
1:D:184:GLN:H	1:D:382:GLY:HA3	1.55	0.71
1:H:130:GLU:CB	1:H:422:VAL:HG13	2.20	0.71
1:A:34:LYS:HG3	1:A:458:CYS:SG	2.31	0.71
1:A:139:SER:HB3	1:A:171:LYS:NZ	2.06	0.71
1:G:131:LEU:CD1	1:G:422:VAL:HG21	2.21	0.71
1:I:224:ASP:HB3	1:I:302:SER:HB3	1.72	0.71
1:B:34:LYS:CD	1:C:114:MET:HE2	2.20	0.71
1:B:182:GLY:HA2	1:C:281:PHE:CZ	2.26	0.71
1:F:224:ASP:HB3	1:F:302:SER:CB	2.20	0.71
1:H:18:ARG:HG2	1:H:67:GLU:CD	2.11	0.71
1:D:39:VAL:HG12	1:E:69:MET:CE	2.21	0.71
1:H:241:ALA:CB	1:I:231:ARG:HH12	2.04	0.71
1:L:501:ARG:O	1:L:505:GLN:HG3	1.90	0.71
1:M:202:PRO:O	1:M:203:TYR:HB2	1.91	0.71
1:N:194:GLN:O	1:N:371:LYS:HE3	1.91	0.71
1:F:193:MET:HG3	1:F:371:LYS:HB3	1.73	0.70
1:G:28:LYS:HD2	1:G:453:GLN:OE1	1.91	0.70
1:H:414:GLY:O	1:H:417:VAL:HG13	1.91	0.70
1:I:385:THR:HA	1:J:284:ARG:NH2	2.07	0.70
1:N:392:LYS:HG3	1:N:395:ARG:NH2	2.05	0.70
1:H:26:ALA:CA	1:I:8:PHE:HE1	2.03	0.70
1:J:494:LEU:C	1:J:494:LEU:HD12	2.11	0.70
1:K:26:ALA:HA	1:L:8:PHE:HE1	1.56	0.70
1:B:106:ALA:HB1	1:B:111:MET:HE3	1.73	0.70
1:C:158:VAL:HG13	1:C:396:VAL:HG22	1.73	0.70
1:C:166:MET:HE3	1:C:171:LYS:HA	1.73	0.70
1:F:392:LYS:HG3	1:F:395:ARG:NH2	2.06	0.70
1:D:42:LYS:HD2	1:D:48:THR:OG1	1.90	0.70
1:J:200:LEU:CD1	1:J:254:VAL:HB	2.20	0.70
1:E:319:GLN:C	1:E:336:VAL:HG23	2.11	0.70
1:J:134:LEU:HD11	1:J:475:ASN:ND2	2.07	0.70
1:M:411:VAL:HB	1:M:494:LEU:HD13	1.73	0.70
1:A:5:ASP:HB3	1:A:522:THR:HG23	1.73	0.70
1:D:511:ALA:O	1:D:515:ILE:HD12	1.91	0.70
1:F:3:ALA:C	1:F:524:LEU:HD13	2.11	0.70
1:H:7:LYS:HG3	1:H:66:PHE:CZ	2.26	0.70
1:H:158:VAL:HG21	1:H:395:ARG:HH12	1.57	0.70
1:K:165:ALA:HA	1:K:187:LEU:HD11	1.73	0.70
1:L:124:VAL:O	1:L:128:VAL:HG23	1.92	0.70

Continued on next page...

Continued from previous page...

Atom-1	Atom-2	Interatomic distance (Å)	Clash overlap (Å)
1:M:390:LYS:O	1:M:393:LYS:HB3	1.91	0.70
1:N:16:MET:HG3	1:N:520:MET:SD	2.32	0.70
1:N:205:ILE:HG23	1:N:212:ALA:O	1.91	0.70
1:B:423:ALA:HB2	1:B:447:MET:SD	2.32	0.70
1:G:177:VAL:HG11	1:G:397:GLU:HG2	1.74	0.70
1:L:420:ILE:CD1	1:L:451:LEU:HD13	2.22	0.70
1:M:213:VAL:HB	1:M:325:ILE:HB	1.73	0.70
1:F:74:VAL:HG12	1:F:510:VAL:HG21	1.74	0.70
1:H:39:VAL:HG23	1:I:517:THR:HG21	1.72	0.70
1:H:107:VAL:HG21	1:H:515:ILE:HG23	1.73	0.70
1:M:381:VAL:HG11	1:M:392:LYS:HG2	1.74	0.70
1:M:437:ASN:HA	1:M:440:ILE:HD12	1.73	0.70
1:D:264:VAL:HA	1:D:267:MET:HE2	1.73	0.70
1:F:16:MET:HB3	1:F:514:MET:HE1	1.74	0.70
1:F:392:LYS:HG3	1:F:395:ARG:HH22	1.56	0.70
1:H:33:PRO:HG2	1:H:480:ALA:HB3	1.73	0.70
1:K:147:VAL:HG11	1:K:403:THR:HG23	1.73	0.70
1:B:349:ILE:CG2	1:B:369:VAL:HG13	2.22	0.69
1:C:356:ALA:HB3	1:C:362:ARG:NE	2.07	0.69
1:E:25:ASP:HA	1:E:28:LYS:HE2	1.73	0.69
1:J:383:ALA:O	1:J:384:ALA:HB3	1.89	0.69
1:L:33:PRO:HG2	1:L:480:ALA:HB3	1.72	0.69
1:L:414:GLY:N	1:L:494:LEU:HA	2.07	0.69
1:H:235:PRO:HG3	1:H:310:GLU:CA	2.14	0.69
1:K:103:GLY:O	1:K:107:VAL:HG23	1.93	0.69
1:K:390:LYS:O	1:K:393:LYS:HB3	1.92	0.69
1:M:237:LEU:CD2	1:M:273:VAL:HG21	2.23	0.69
1:D:147:VAL:HG12	1:D:403:THR:OG1	1.92	0.69
1:G:30:THR:HB	1:G:51:LYS:O	1.92	0.69
1:G:151:SER:CB	1:G:399:ALA:HA	2.22	0.69
1:C:252:GLU:HG3	1:C:285:ARG:CZ	2.22	0.69
1:D:31:LEU:HG	1:D:454:ILE:CG1	2.22	0.69
1:G:127:ALA:HA	1:G:426:LEU:HD11	1.74	0.69
1:M:85:ALA:CB	1:M:499:VAL:HG12	2.18	0.69
1:M:236:VAL:CG2	1:M:312:ALA:HB3	2.23	0.69
1:E:16:MET:HB3	1:E:514:MET:CE	2.22	0.69
1:H:169:VAL:HG23	1:H:170:GLY:N	2.07	0.69
1:K:143:ALA:O	1:K:147:VAL:HG23	1.92	0.69
1:A:224:ASP:HB3	1:A:302:SER:CB	2.23	0.69
1:E:225:LYS:NZ	1:E:232:GLU:OE1	2.26	0.69
1:F:37:ASN:O	1:G:517:THR:HA	1.92	0.69

Continued on next page...

Continued from previous page...

Atom-1	Atom-2	Interatomic distance (Å)	Clash overlap (Å)
1:G:172:GLU:C	1:G:404:ARG:HH22	1.96	0.69
1:M:496:PRO:HB2	1:M:499:VAL:HG13	1.73	0.69
1:A:120:ILE:HG23	1:A:443:ALA:HB2	1.73	0.69
1:D:217:SER:HA	1:D:320:ALA:O	1.93	0.69
1:K:102:GLU:O	1:K:105:LYS:HB2	1.92	0.69
1:K:240:VAL:HG12	1:K:271:VAL:HG11	1.74	0.69
1:F:202:PRO:O	1:F:203:TYR:HB2	1.92	0.69
1:A:437:ASN:CA	1:A:440:ILE:HD12	2.23	0.69
1:C:122:LYS:NZ	1:C:431:GLY:HA2	2.08	0.69
1:D:177:VAL:CG1	1:D:397:GLU:HG3	2.22	0.69
1:J:390:LYS:O	1:J:393:LYS:HB3	1.92	0.68
1:D:47:PRO:HG2	1:E:73:MET:HG2	1.75	0.68
1:H:92:ALA:HA	1:H:95:LEU:HD12	1.75	0.68
1:H:430:ARG:NH1	1:H:441:LYS:HE2	2.07	0.68
1:I:228:SER:O	1:I:257:GLU:HB3	1.94	0.68
1:I:429:LEU:HG	1:I:440:ILE:HD13	1.75	0.68
1:J:305:ILE:O	1:J:305:ILE:HG22	1.93	0.68
1:L:433:ASN:O	1:L:436:GLN:HB2	1.94	0.68
1:A:149:THR:HG22	1:A:154:SER:HA	1.75	0.68
1:E:230:ILE:HD12	1:E:261:THR:HB	1.75	0.68
1:I:186:GLU:HB2	1:I:380:LYS:HB2	1.74	0.68
1:E:190:VAL:HG21	1:E:334:ASP:HB2	1.74	0.68
1:G:302:SER:H	1:G:307:MET:HE3	1.59	0.68
1:H:16:MET:HB3	1:H:514:MET:CE	2.23	0.68
1:H:39:VAL:O	1:I:520:MET:HA	1.94	0.68
1:H:146:GLN:O	1:H:150:ILE:HG13	1.93	0.68
1:M:130:GLU:CB	1:M:422:VAL:HG13	2.23	0.68
1:N:383:ALA:HB3	1:N:389:MET:HB2	1.74	0.68
1:G:166:MET:CE	1:G:171:LYS:HA	2.24	0.68
1:G:230:ILE:HD12	1:G:261:THR:HB	1.75	0.68
1:G:324:VAL:HB	1:G:331:THR:HG23	1.75	0.68
1:K:195:PHE:CD2	1:K:279:PRO:HG3	2.28	0.68
1:M:138:CYS:O	1:M:407:VAL:HA	1.93	0.68
1:L:339:GLU:HA	1:L:342:ILE:HD12	1.74	0.68
1:N:70:GLY:HA2	1:N:73:MET:CE	2.23	0.68
1:A:72:GLN:OE1	1:A:75:LYS:HD3	1.94	0.68
1:H:17:LEU:HD13	1:H:100:ILE:HG22	1.76	0.68
1:N:417:VAL:O	1:N:420:ILE:HG22	1.92	0.68
1:B:288:MET:HG3	1:B:368:ARG:HD3	1.74	0.68
1:D:221:LEU:HD23	1:D:249:ILE:HG23	1.75	0.68
1:D:324:VAL:HB	1:D:331:THR:CG2	2.24	0.68

Continued on next page...

Continued from previous page...

Atom-1	Atom-2	Interatomic distance (Å)	Clash overlap (Å)
1:E:16:MET:O	1:E:20:VAL:HG13	1.94	0.68
1:E:478:TYR:CE2	1:E:480:ALA:HA	2.29	0.68
1:H:37:ASN:HD21	1:H:51:LYS:HE3	1.58	0.68
1:M:83:ASP:OD2	1:M:327:LYS:HD3	1.93	0.68
1:A:496:PRO:HB2	1:A:499:VAL:HG13	1.76	0.68
1:C:184:GLN:H	1:C:382:GLY:HA3	1.59	0.68
1:N:184:GLN:O	1:N:382:GLY:HA3	1.93	0.68
1:N:219:PHE:HB3	1:N:317:LEU:HD23	1.76	0.68
1:A:419:LEU:CD1	1:A:450:PRO:HG2	2.23	0.67
1:B:57:ALA:O	1:B:75:LYS:HE3	1.93	0.67
1:C:501:ARG:CG	1:C:505:GLN:OE1	2.41	0.67
1:D:34:LYS:CG	1:D:458:CYS:SG	2.82	0.67
1:D:241:ALA:HB1	1:E:231:ARG:HH12	1.57	0.67
1:D:346:VAL:O	1:D:350:ARG:HB2	1.93	0.67
1:L:171:LYS:HB3	1:L:407:VAL:HG11	1.75	0.67
1:N:305:ILE:HD12	1:N:307:MET:HE1	1.76	0.67
1:E:437:ASN:O	1:E:440:ILE:HB	1.94	0.67
1:G:350:ARG:O	1:G:353:ILE:HB	1.95	0.67
1:H:41:ASP:HB2	1:I:69:MET:SD	2.34	0.67
1:H:230:ILE:HB	1:H:258:ALA:HA	1.76	0.67
1:I:40:LEU:HD13	1:I:59:GLU:HG3	1.75	0.67
1:K:199:TYR:CZ	1:K:205:ILE:HD11	2.29	0.67
1:L:455:VAL:HG11	1:L:465:VAL:HG21	1.75	0.67
1:A:160:LYS:HG2	1:A:164:GLU:OE2	1.95	0.67
1:A:234:LEU:O	1:A:238:GLU:HG3	1.95	0.67
1:A:381:VAL:HG11	1:A:392:LYS:HB3	1.77	0.67
1:A:440:ILE:O	1:A:444:LEU:HG	1.93	0.67
1:G:217:SER:N	1:G:218:PRO:HD3	2.09	0.67
1:I:131:LEU:HD13	1:I:422:VAL:HG21	1.76	0.67
1:N:134:LEU:HD12	1:N:412:VAL:HG12	1.77	0.67
1:E:138:CYS:SG	1:E:147:VAL:HG21	2.34	0.67
1:E:349:ILE:O	1:E:353:ILE:HG13	1.95	0.67
1:L:40:LEU:HD11	1:L:56:VAL:HA	1.75	0.67
1:A:365:LEU:HD23	1:A:368:ARG:HH21	1.59	0.67
1:C:31:LEU:HD13	1:C:90:THR:HG21	1.75	0.67
1:C:218:PRO:O	1:C:319:GLN:HG3	1.94	0.67
1:I:392:LYS:HG3	1:I:395:ARG:HH22	1.59	0.67
1:M:230:ILE:HB	1:M:258:ALA:HA	1.77	0.67
1:M:319:GLN:HB3	1:M:336:VAL:HG21	1.76	0.67
1:A:356:ALA:O	1:A:362:ARG:NH2	2.28	0.67
1:A:385:THR:H	1:B:281:PHE:HE1	1.41	0.67

Continued on next page...

Continued from previous page...

Atom-1	Atom-2	Interatomic distance (Å)	Clash overlap (Å)
1:C:151:SER:HB2	1:C:399:ALA:CB	2.23	0.67
1:K:181:THR:O	1:L:282:GLY:HA3	1.94	0.67
1:M:219:PHE:HE2	1:M:245:LYS:HB2	1.58	0.67
1:C:252:GLU:CD	1:C:285:ARG:NH1	2.48	0.67
1:D:440:ILE:O	1:D:444:LEU:HG	1.95	0.67
1:E:420:ILE:CD1	1:E:448:GLU:HG2	2.24	0.67
1:L:342:ILE:O	1:L:346:VAL:HG23	1.95	0.67
1:N:488:MET:HA	1:N:491:MET:HE3	1.76	0.67
1:A:117:LYS:NZ	1:A:512:GLY:HA3	2.09	0.67
1:C:420:ILE:CD1	1:C:451:LEU:HD13	2.25	0.67
1:H:242:LYS:O	1:H:243:ALA:HB3	1.95	0.67
1:J:17:LEU:O	1:J:20:VAL:HG22	1.94	0.67
1:A:409:GLU:OE1	1:A:498:LYS:HA	1.94	0.67
1:A:516:THR:O	1:G:37:ASN:N	2.23	0.67
1:B:130:GLU:HB3	1:B:422:VAL:CG1	2.24	0.67
1:E:16:MET:HB3	1:E:514:MET:HE1	1.76	0.67
1:H:358:SER:HB3	1:H:361:ASP:OD1	1.95	0.67
1:I:16:MET:HG3	1:I:520:MET:SD	2.35	0.67
1:I:34:LYS:HD2	1:J:114:MET:CE	2.25	0.67
1:I:478:TYR:OH	1:I:483:GLU:HA	1.95	0.67
1:I:392:LYS:HG3	1:I:395:ARG:NH2	2.09	0.67
1:L:414:GLY:H	1:L:494:LEU:HA	1.60	0.67
1:L:455:VAL:CG1	1:L:465:VAL:HG21	2.25	0.67
1:N:106:ALA:O	1:N:111:MET:HB2	1.95	0.67
1:C:195:PHE:CG	1:C:279:PRO:HG3	2.30	0.66
1:H:57:ALA:O	1:H:75:LYS:HE3	1.94	0.66
1:L:511:ALA:O	1:L:515:ILE:HD12	1.96	0.66
1:M:17:LEU:HD13	1:M:100:ILE:HG22	1.77	0.66
1:A:392:LYS:CG	1:A:395:ARG:NH2	2.58	0.66
1:F:349:ILE:HG21	1:F:369:VAL:HG13	1.77	0.66
1:G:434:LYS:HE3	1:J:434:LYS:HD2	1.76	0.66
1:I:7:LYS:HG3	1:I:66:PHE:CZ	2.30	0.66
1:M:21:ASN:HA	1:M:97:GLN:HE21	1.59	0.66
1:N:25:ASP:HA	1:N:28:LYS:HE2	1.77	0.66
1:F:183:LEU:HD22	1:F:184:GLN:N	2.09	0.66
1:H:10:ASN:HA	1:H:13:ARG:NH1	2.10	0.66
1:B:202:PRO:O	1:B:203:TYR:HB2	1.94	0.66
1:E:413:ALA:O	1:E:418:ALA:HB2	1.94	0.66
1:G:183:LEU:HB2	1:G:384:ALA:HB2	1.78	0.66
1:N:16:MET:HB3	1:N:514:MET:CE	2.24	0.66
1:A:220:ILE:HD12	1:A:296:THR:HG21	1.78	0.66

Continued on next page...

Continued from previous page...

Atom-1	Atom-2	Interatomic distance (Å)	Clash overlap (Å)
1:B:10:ASN:HB2	1:B:13:ARG:HH21	1.61	0.66
1:C:197:ARG:HD2	1:C:277:LYS:HB2	1.78	0.66
1:D:397:GLU:O	1:D:401:HIS:HB2	1.95	0.66
1:E:364:LYS:O	1:E:367:GLU:HB2	1.96	0.66
1:F:239:ALA:HB1	1:F:314:LEU:HG	1.77	0.66
1:I:40:LEU:HD13	1:I:59:GLU:CG	2.25	0.66
1:I:169:VAL:HG23	1:I:173:GLY:HA3	1.78	0.66
1:I:417:VAL:O	1:I:420:ILE:HG22	1.95	0.66
1:N:366:GLN:HA	1:N:369:VAL:HG22	1.78	0.66
1:B:187:LEU:HD13	1:B:379:ILE:HG12	1.77	0.66
1:L:128:VAL:HG21	1:L:505:GLN:NE2	2.10	0.66
1:L:496:PRO:HB2	1:L:499:VAL:HG13	1.77	0.66
1:A:91:THR:O	1:A:94:VAL:HG22	1.96	0.66
1:A:193:MET:HG3	1:A:371:LYS:HB3	1.77	0.66
1:B:13:ARG:NH1	1:B:518:GLU:OE2	2.29	0.66
1:B:383:ALA:O	1:B:384:ALA:HB3	1.95	0.66
1:C:247:LEU:HD21	1:C:249:ILE:HD11	1.78	0.66
1:H:4:LYS:C	1:H:524:LEU:HD11	2.16	0.66
1:H:85:ALA:HB1	1:H:499:VAL:CG1	2.04	0.66
1:H:111:MET:SD	1:H:438:VAL:HG21	2.36	0.66
1:K:106:ALA:O	1:K:111:MET:HB2	1.96	0.66
1:F:288:MET:O	1:F:291:ASP:N	2.29	0.66
1:I:248:LEU:HD12	1:I:274:ALA:O	1.95	0.66
1:J:7:LYS:HG3	1:J:66:PHE:CZ	2.30	0.66
1:A:63:GLU:HB2	1:B:524:LEU:HD21	1.78	0.66
1:A:366:GLN:O	1:A:369:VAL:CG2	2.43	0.66
1:B:183:LEU:O	1:B:184:GLN:HG3	1.96	0.66
1:F:131:LEU:HD12	1:F:422:VAL:CG2	2.26	0.66
1:G:383:ALA:O	1:G:384:ALA:HB3	1.96	0.66
1:K:296:THR:HB	1:K:319:GLN:H	1.60	0.66
1:L:202:PRO:O	1:L:203:TYR:HB2	1.96	0.66
1:A:360:TYR:OH	1:A:364:LYS:HE3	1.95	0.66
1:G:115:ASP:O	1:G:436:GLN:HG2	1.96	0.66
1:K:181:THR:HA	1:L:282:GLY:CA	2.24	0.66
1:N:325:ILE:HG23	1:N:330:THR:OG1	1.95	0.66
1:A:128:VAL:O	1:A:132:LYS:HG3	1.96	0.65
1:A:364:LYS:O	1:A:367:GLU:HB2	1.96	0.65
1:E:17:LEU:O	1:E:20:VAL:HG22	1.96	0.65
1:M:152:ALA:O	1:M:153:ASN:HB3	1.96	0.65
1:A:199:TYR:CZ	1:A:327:LYS:HA	2.30	0.65
1:C:383:ALA:O	1:C:384:ALA:HB3	1.95	0.65

Continued on next page...

Continued from previous page...

Atom-1	Atom-2	Interatomic distance (Å)	Clash overlap (Å)
1:H:183:LEU:O	1:H:184:GLN:CG	2.43	0.65
1:K:346:VAL:O	1:K:350:ARG:HB2	1.95	0.65
1:A:8:PHE:HE2	1:G:26:ALA:HA	1.61	0.65
1:C:149:THR:HG22	1:C:154:SER:HA	1.76	0.65
1:D:239:ALA:HB1	1:D:314:LEU:HG	1.78	0.65
1:E:323:VAL:HG12	1:E:332:ILE:HA	1.79	0.65
1:G:290:GLN:NE2	1:G:293:ALA:HB3	2.12	0.65
1:K:171:LYS:HD3	1:K:407:VAL:CG1	2.26	0.65
1:K:409:GLU:OE1	1:K:498:LYS:HA	1.96	0.65
1:L:383:ALA:HB3	1:L:389:MET:CA	2.26	0.65
1:M:176:THR:HG22	1:M:177:VAL:N	2.11	0.65
1:D:365:LEU:CD2	1:D:368:ARG:HH21	2.09	0.65
1:F:419:LEU:HD21	1:F:500:THR:HG23	1.77	0.65
1:G:165:ALA:HB2	1:G:379:ILE:HD11	1.77	0.65
1:I:54:VAL:HG22	1:I:89:THR:HB	1.78	0.65
1:I:248:LEU:HA	1:I:274:ALA:O	1.97	0.65
1:J:183:LEU:HG	1:J:384:ALA:HB2	1.79	0.65
1:M:229:ASN:C	1:M:231:ARG:H	1.97	0.65
1:B:166:MET:CE	1:B:171:LYS:HA	2.27	0.65
1:B:171:LYS:O	1:B:404:ARG:NH1	2.29	0.65
1:C:183:LEU:HD23	1:C:383:ALA:HA	1.79	0.65
1:E:109:ALA:HB2	1:L:109:ALA:CB	2.24	0.65
1:G:259:LEU:O	1:G:263:VAL:HG23	1.97	0.65
1:I:397:GLU:O	1:I:401:HIS:CD2	2.49	0.65
1:J:472:GLY:HA3	1:J:476:TYR:CD2	2.31	0.65
1:N:177:VAL:CG1	1:N:397:GLU:HG3	2.27	0.65
1:B:208:PRO:HG2	1:B:209:GLU:OE2	1.96	0.65
1:C:430:ARG:CD	1:C:437:ASN:ND2	2.58	0.65
1:F:230:ILE:CG2	1:F:257:GLU:OE2	2.44	0.65
1:H:496:PRO:O	1:H:499:VAL:HG22	1.97	0.65
1:E:287:ALA:HB1	1:E:368:ARG:NH1	2.12	0.65
1:F:138:CYS:SG	1:F:147:VAL:HG21	2.37	0.65
1:F:241:ALA:HA	1:F:271:VAL:CG2	2.23	0.65
1:F:420:ILE:HD13	1:F:451:LEU:HD13	1.79	0.65
1:H:288:MET:O	1:H:292:ILE:HG13	1.95	0.65
1:J:222:LEU:HD21	1:J:292:ILE:CG2	2.25	0.65
1:K:13:ARG:HD2	1:K:104:LEU:CD2	2.22	0.65
1:D:217:SER:N	1:D:218:PRO:CD	2.58	0.65
1:E:420:ILE:CG1	1:E:448:GLU:HG2	2.25	0.65
1:G:366:GLN:HA	1:G:369:VAL:HG22	1.77	0.65
1:J:131:LEU:HD12	1:J:422:VAL:HG21	1.78	0.65

Continued on next page...

Continued from previous page...

Atom-1	Atom-2	Interatomic distance (Å)	Clash overlap (Å)
1:J:385:THR:H	1:K:281:PHE:HE1	1.44	0.65
1:L:501:ARG:HG2	1:L:505:GLN:OE1	1.97	0.65
1:C:434:LYS:HD2	1:N:434:LYS:HD2	1.78	0.65
1:F:176:THR:HG22	1:F:177:VAL:N	2.12	0.65
1:I:209:GLU:H	1:I:209:GLU:CD	1.99	0.65
1:L:219:PHE:O	1:L:247:LEU:HD12	1.97	0.65
1:A:130:GLU:CB	1:A:422:VAL:HG13	2.22	0.65
1:D:241:ALA:HA	1:D:271:VAL:HG21	1.78	0.65
1:L:4:LYS:C	1:L:524:LEU:HD11	2.17	0.65
1:B:385:THR:H	1:C:281:PHE:HE1	1.46	0.64
1:C:305:ILE:HB	1:C:307:MET:CE	2.27	0.64
1:F:524:LEU:HD12	1:F:524:LEU:N	2.12	0.64
1:H:360:TYR:OH	1:N:384:ALA:HA	1.97	0.64
1:I:385:THR:HA	1:J:284:ARG:HH21	1.61	0.64
1:I:496:PRO:HB2	1:I:499:VAL:HG13	1.78	0.64
1:N:413:ALA:HB1	1:N:488:MET:HG3	1.79	0.64
1:E:102:GLU:HB2	1:E:442:VAL:CG1	2.28	0.64
1:H:440:ILE:O	1:H:444:LEU:HG	1.97	0.64
1:J:225:LYS:HD2	1:J:303:GLU:OE2	1.96	0.64
1:J:233:MET:HB3	1:J:237:LEU:CD1	2.27	0.64
1:L:284:ARG:HH12	1:L:364:LYS:NZ	1.95	0.64
1:B:453:GLN:O	1:B:456:LEU:HB3	1.97	0.64
1:G:106:ALA:O	1:G:111:MET:HE3	1.97	0.64
1:J:111:MET:HG2	1:J:435:ASP:OD1	1.98	0.64
1:K:197:ARG:HD2	1:K:277:LYS:HB2	1.77	0.64
1:L:116:LEU:HD23	1:L:435:ASP:O	1.97	0.64
1:M:230:ILE:CD1	1:M:261:THR:HB	2.28	0.64
1:A:284:ARG:NH1	1:A:364:LYS:HD2	2.12	0.64
1:G:69:MET:CE	1:G:520:MET:HE2	2.28	0.64
1:N:191:GLU:HB3	1:N:295:LEU:CD2	2.26	0.64
1:A:17:LEU:O	1:A:20:VAL:HG22	1.97	0.64
1:C:122:LYS:HZ2	1:C:431:GLY:HA2	1.62	0.64
1:F:57:ALA:O	1:F:75:LYS:CE	2.36	0.64
1:I:127:ALA:HA	1:I:426:LEU:HD11	1.79	0.64
1:I:478:TYR:CZ	1:I:483:GLU:HA	2.33	0.64
1:M:224:ASP:O	1:M:225:LYS:HB3	1.98	0.64
1:M:319:GLN:O	1:M:336:VAL:HG23	1.98	0.64
1:N:150:ILE:HD13	1:N:492:GLY:O	1.98	0.64
1:B:25:ASP:HA	1:B:28:LYS:HG2	1.80	0.64
1:D:58:ARG:HA	1:D:75:LYS:HE3	1.78	0.64
1:G:229:ASN:C	1:G:231:ARG:H	2.01	0.64

Continued on next page...

Continued from previous page...

Atom-1	Atom-2	Interatomic distance (Å)	Clash overlap (Å)
1:H:37:ASN:O	1:I:517:THR:HA	1.97	0.64
1:H:74:VAL:HG12	1:H:510:VAL:HG21	1.78	0.64
1:I:38:VAL:HG22	1:J:519:CYS:HB3	1.79	0.64
1:I:199:TYR:CZ	1:I:327:LYS:HA	2.33	0.64
1:J:411:VAL:HB	1:J:494:LEU:HD13	1.80	0.64
1:J:447:MET:CE	1:J:504:LEU:HD21	2.27	0.64
1:B:3:ALA:CB	1:B:524:LEU:HD22	2.28	0.64
1:I:10:ASN:O	1:I:14:VAL:HG22	1.98	0.64
1:M:96:ALA:O	1:M:100:ILE:HG13	1.97	0.64
1:M:237:LEU:HD11	1:M:262:LEU:HD21	1.79	0.64
1:N:224:ASP:O	1:N:225:LYS:HB3	1.97	0.64
1:C:144:ILE:HG23	1:C:403:THR:HG21	1.78	0.64
1:D:57:ALA:O	1:D:75:LYS:HE3	1.97	0.64
1:I:103:GLY:HA3	1:I:515:ILE:CD1	2.26	0.64
1:J:30:THR:HB	1:J:51:LYS:O	1.98	0.64
1:M:224:ASP:HB3	1:M:302:SER:HB3	1.80	0.64
1:F:130:GLU:HB3	1:F:422:VAL:HG13	1.80	0.64
1:F:131:LEU:HD21	1:F:500:THR:HG22	1.78	0.64
1:I:169:VAL:CG2	1:I:173:GLY:HA3	2.28	0.64
1:J:28:LYS:HD2	1:J:453:GLN:OE1	1.98	0.64
1:K:401:HIS:O	1:K:404:ARG:HB2	1.98	0.64
1:L:120:ILE:O	1:L:123:ALA:HB3	1.97	0.64
1:N:496:PRO:O	1:N:499:VAL:HG22	1.96	0.64
1:C:180:GLY:HA2	1:C:380:LYS:HB3	1.80	0.64
1:C:202:PRO:C	1:C:204:PHE:H	2.01	0.64
1:C:381:VAL:HG11	1:C:392:LYS:HG2	1.80	0.64
1:F:305:ILE:O	1:F:305:ILE:CG2	2.46	0.64
1:G:234:LEU:N	1:G:235:PRO:HD2	2.13	0.64
1:M:242:LYS:O	1:M:243:ALA:HB3	1.98	0.64
1:B:128:VAL:HG21	1:B:505:GLN:NE2	2.08	0.63
1:C:349:ILE:O	1:C:353:ILE:HG13	1.98	0.63
1:F:217:SER:N	1:F:218:PRO:HD3	2.11	0.63
1:G:6:VAL:HG13	1:G:521:VAL:HG22	1.81	0.63
1:H:47:PRO:HG2	1:I:73:MET:HG3	1.80	0.63
1:K:106:ALA:HB1	1:K:111:MET:CE	2.27	0.63
1:M:420:ILE:HD12	1:M:451:LEU:HD13	1.79	0.63
1:N:217:SER:N	1:N:218:PRO:CD	2.59	0.63
1:N:319:GLN:C	1:N:336:VAL:HG23	2.19	0.63
1:A:420:ILE:HD13	1:A:451:LEU:HD13	1.79	0.63
1:C:269:GLY:HA2	1:C:272:LYS:NZ	2.14	0.63
1:G:176:THR:HG21	1:G:333:ILE:HD11	1.80	0.63

Continued on next page...

Continued from previous page...

Atom-1	Atom-2	Interatomic distance (Å)	Clash overlap (Å)
1:H:24:ALA:O	1:H:28:LYS:HG2	1.98	0.63
1:J:127:ALA:HA	1:J:426:LEU:HD11	1.79	0.63
1:N:11:ASP:O	1:N:14:VAL:HG22	1.99	0.63
1:B:34:LYS:CD	1:C:114:MET:CE	2.76	0.63
1:C:165:ALA:HA	1:C:187:LEU:HD21	1.78	0.63
1:D:95:LEU:HD13	1:D:504:LEU:HD12	1.80	0.63
1:K:166:MET:HE2	1:K:171:LYS:HA	1.79	0.63
1:N:184:GLN:H	1:N:382:GLY:HA3	1.61	0.63
1:N:215:LEU:HB2	1:N:323:VAL:HG22	1.80	0.63
1:B:10:ASN:HB2	1:B:13:ARG:NH2	2.13	0.63
1:C:47:PRO:CG	1:D:69:MET:HG2	2.28	0.63
1:F:157:THR:HG21	1:F:392:LYS:NZ	2.14	0.63
1:H:30:THR:O	1:H:35:GLY:HA3	1.97	0.63
1:K:127:ALA:HA	1:K:426:LEU:HD11	1.80	0.63
1:M:26:ALA:HA	1:N:8:PHE:HE1	1.62	0.63
1:A:420:ILE:CD1	1:A:451:LEU:HD13	2.27	0.63
1:E:455:VAL:HG13	1:E:460:GLU:HB2	1.79	0.63
1:I:225:LYS:HD2	1:I:303:GLU:HG3	1.79	0.63
1:J:123:ALA:HA	1:J:429:LEU:CD2	2.29	0.63
1:K:62:LEU:HD12	1:K:67:GLU:C	2.18	0.63
1:A:478:TYR:CZ	1:A:483:GLU:HA	2.33	0.63
1:J:230:ILE:HD13	1:J:261:THR:CG2	2.29	0.63
1:J:288:MET:HG2	1:J:368:ARG:HD3	1.80	0.63
1:H:155:ASP:OD2	1:H:392:LYS:HE3	1.99	0.63
1:H:199:TYR:HA	1:H:276:VAL:HG12	1.80	0.63
1:C:213:VAL:HB	1:C:325:ILE:HB	1.80	0.63
1:D:5:ASP:HB2	1:D:524:LEU:HD12	1.81	0.63
1:E:434:LYS:O	1:E:434:LYS:HD3	1.99	0.63
1:E:488:MET:HB3	1:E:493:ILE:O	1.99	0.63
1:F:31:LEU:HD13	1:F:90:THR:CG2	2.23	0.63
1:I:100:ILE:O	1:I:104:LEU:HG	1.98	0.63
1:J:293:ALA:HB1	1:J:298:GLY:O	1.97	0.63
1:J:381:VAL:HG11	1:J:392:LYS:HB3	1.81	0.63
1:L:7:LYS:HG3	1:L:66:PHE:CZ	2.34	0.63
1:A:352:GLN:HA	1:A:355:GLU:OE1	1.99	0.63
1:B:117:LYS:HZ3	1:B:512:GLY:HA3	1.63	0.63
1:B:494:LEU:C	1:B:494:LEU:HD12	2.19	0.63
1:D:69:MET:O	1:D:73:MET:HG3	1.99	0.63
1:D:100:ILE:CD1	1:D:514:MET:SD	2.87	0.63
1:E:230:ILE:HD13	1:E:261:THR:HG21	1.81	0.63
1:N:217:SER:O	1:N:245:LYS:HD3	1.99	0.63

Continued on next page...

Continued from previous page...

Atom-1	Atom-2	Interatomic distance (Å)	Clash overlap (Å)
1:B:305:ILE:O	1:B:305:ILE:HG22	1.97	0.62
1:D:492:GLY:O	1:D:494:LEU:HG	1.99	0.62
1:F:3:ALA:CB	1:F:524:LEU:HD22	2.29	0.62
1:G:180:GLY:HA3	1:G:381:VAL:O	1.99	0.62
1:G:241:ALA:HA	1:G:271:VAL:HG21	1.81	0.62
1:J:57:ALA:O	1:J:75:LYS:HE3	1.99	0.62
1:N:13:ARG:HD2	1:N:104:LEU:CD2	2.26	0.62
1:A:139:SER:HB3	1:A:171:LYS:HZ1	1.62	0.62
1:A:199:TYR:CD2	1:A:326:ASN:O	2.52	0.62
1:C:13:ARG:NH1	1:C:518:GLU:OE2	2.30	0.62
1:H:218:PRO:O	1:H:319:GLN:HG3	1.99	0.62
1:I:350:ARG:HA	1:I:353:ILE:HD12	1.81	0.62
1:M:183:LEU:O	1:M:184:GLN:CG	2.42	0.62
1:B:233:MET:HB3	1:B:237:LEU:CD1	2.29	0.62
1:C:247:LEU:CD2	1:C:249:ILE:HD11	2.29	0.62
1:D:272:LYS:HZ2	1:E:228:SER:HB3	1.64	0.62
1:H:305:ILE:HG22	1:H:305:ILE:O	1.98	0.62
1:K:130:GLU:HB3	1:K:422:VAL:HG13	1.79	0.62
1:N:69:MET:O	1:N:73:MET:HE2	2.00	0.62
1:B:184:GLN:O	1:B:382:GLY:CA	2.45	0.62
1:C:103:GLY:O	1:C:106:ALA:HB3	1.99	0.62
1:C:199:TYR:CE2	1:C:326:ASN:O	2.52	0.62
1:F:39:VAL:O	1:G:520:MET:HA	2.00	0.62
1:G:74:VAL:HG12	1:G:510:VAL:CG1	2.29	0.62
1:G:106:ALA:O	1:G:111:MET:HB2	2.00	0.62
1:I:363:GLU:O	1:I:367:GLU:HG3	1.98	0.62
1:I:386:GLU:HB2	1:J:281:PHE:HB3	1.81	0.62
1:J:31:LEU:HD13	1:J:90:THR:CG2	2.28	0.62
1:J:176:THR:HG21	1:J:322:ARG:NH1	2.05	0.62
1:J:453:GLN:NE2	1:J:456:LEU:HD23	2.14	0.62
1:A:171:LYS:O	1:A:404:ARG:NH1	2.32	0.62
1:A:213:VAL:HB	1:A:325:ILE:HB	1.80	0.62
1:C:183:LEU:HD23	1:C:383:ALA:CA	2.29	0.62
1:F:109:ALA:HB2	1:K:109:ALA:HB2	1.81	0.62
1:H:111:MET:HE3	1:H:438:VAL:HG11	1.80	0.62
1:H:225:LYS:HD2	1:H:303:GLU:CG	2.30	0.62
1:I:3:ALA:O	1:I:524:LEU:HD13	1.98	0.62
1:I:193:MET:HG3	1:I:371:LYS:HB3	1.81	0.62
1:J:193:MET:HG3	1:J:371:LYS:HB3	1.81	0.62
1:L:36:ARG:HH12	1:M:113:PRO:HG2	1.65	0.62
1:A:208:PRO:HG2	1:A:209:GLU:OE2	2.00	0.62

Continued on next page...

Continued from previous page...

Atom-1	Atom-2	Interatomic distance (Å)	Clash overlap (Å)
1:A:265:ASN:CG	1:A:270:ILE:HD12	2.18	0.62
1:D:368:ARG:O	1:D:372:LEU:HD13	2.00	0.62
1:F:66:PHE:HD1	1:F:520:MET:SD	2.22	0.62
1:H:295:LEU:O	1:H:337:GLY:HA3	2.00	0.62
1:L:227:ILE:HG12	1:L:309:LEU:HD11	1.81	0.62
1:M:160:LYS:O	1:M:164:GLU:HG3	2.00	0.62
1:N:151:SER:HB3	1:N:399:ALA:HA	1.81	0.62
1:B:161:LEU:HD22	1:B:379:ILE:CG2	2.29	0.62
1:B:184:GLN:H	1:B:382:GLY:HA3	1.63	0.62
1:B:324:VAL:HB	1:B:331:THR:CG2	2.29	0.62
1:I:284:ARG:NH1	1:I:364:LYS:HD2	2.15	0.62
1:J:319:GLN:HB3	1:J:336:VAL:HG21	1.80	0.62
1:K:179:ASP:OD1	1:K:393:LYS:HE3	1.99	0.62
1:K:240:VAL:HG11	1:K:247:LEU:HB2	1.82	0.62
1:M:230:ILE:HD13	1:M:261:THR:HB	1.80	0.62
1:N:142:LYS:O	1:N:146:GLN:HG3	1.99	0.62
1:C:36:ARG:NH1	1:D:113:PRO:HG2	2.14	0.62
1:D:384:ALA:O	1:D:385:THR:HG23	1.99	0.62
1:E:92:ALA:HA	1:E:95:LEU:HD12	1.82	0.62
1:G:224:ASP:HB3	1:G:302:SER:CB	2.29	0.62
1:I:351:GLN:O	1:I:355:GLU:HG3	2.00	0.62
1:J:176:THR:CG2	1:J:322:ARG:HH12	2.03	0.62
1:K:70:GLY:HA2	1:K:73:MET:CE	2.29	0.62
1:B:350:ARG:O	1:B:353:ILE:HB	2.00	0.62
1:C:13:ARG:HA	1:C:16:MET:CE	2.30	0.62
1:H:155:ASP:HB3	1:H:395:ARG:HH12	1.64	0.62
1:I:434:LYS:HA	1:I:434:LYS:CE	2.27	0.62
1:J:236:VAL:HG22	1:J:312:ALA:HB3	1.80	0.62
1:K:183:LEU:O	1:K:183:LEU:HD13	1.99	0.62
1:K:336:VAL:HG12	1:K:336:VAL:O	2.00	0.62
1:M:226:LYS:HD3	1:M:255:GLU:OE2	2.00	0.62
1:B:6:VAL:HG11	1:B:8:PHE:CZ	2.35	0.62
1:C:384:ALA:O	1:C:385:THR:OG1	2.11	0.62
1:D:131:LEU:HD13	1:D:422:VAL:HG21	1.80	0.62
1:H:46:ALA:HA	1:I:72:GLN:HB3	1.81	0.62
1:J:123:ALA:HB2	1:J:440:ILE:HG23	1.81	0.62
1:J:200:LEU:HD12	1:J:254:VAL:HB	1.81	0.62
1:K:106:ALA:CA	1:K:111:MET:HE3	2.30	0.62
1:L:183:LEU:O	1:L:183:LEU:HD13	1.99	0.62
1:C:69:MET:O	1:C:73:MET:HG3	2.00	0.61
1:C:130:GLU:HB3	1:C:422:VAL:HG22	1.83	0.61

Continued on next page...

Continued from previous page...

Atom-1	Atom-2	Interatomic distance (Å)	Clash overlap (Å)
1:D:177:VAL:HG11	1:D:397:GLU:HG3	1.81	0.61
1:E:139:SER:HA	1:E:171:LYS:HZ1	1.65	0.61
1:F:131:LEU:CD1	1:F:422:VAL:CG2	2.66	0.61
1:F:233:MET:HB3	1:F:237:LEU:CD1	2.30	0.61
1:G:54:VAL:HG22	1:G:89:THR:CB	2.30	0.61
1:G:64:ASP:OD1	1:G:67:GLU:N	2.26	0.61
1:J:413:ALA:O	1:J:418:ALA:HB2	2.00	0.61
1:J:413:ALA:N	1:J:475:ASN:ND2	2.48	0.61
1:K:201:SER:HB2	1:K:259:LEU:HD11	1.81	0.61
1:K:233:MET:HB3	1:K:237:LEU:CD1	2.28	0.61
1:L:72:GLN:OE1	1:L:75:LYS:HD3	2.00	0.61
1:N:247:LEU:O	1:N:273:VAL:HA	1.99	0.61
1:B:6:VAL:HG12	1:B:8:PHE:CE1	2.35	0.61
1:D:364:LYS:O	1:D:367:GLU:HB2	2.00	0.61
1:E:190:VAL:HB	1:E:334:ASP:OD1	2.00	0.61
1:F:28:LYS:HD2	1:F:453:GLN:OE1	2.00	0.61
1:F:197:ARG:HD2	1:F:277:LYS:HB2	1.82	0.61
1:K:16:MET:HG3	1:K:520:MET:SD	2.39	0.61
1:K:229:ASN:C	1:K:231:ARG:H	2.03	0.61
1:L:25:ASP:OD1	1:L:28:LYS:HE2	2.00	0.61
1:L:241:ALA:HA	1:L:271:VAL:HG21	1.81	0.61
1:N:230:ILE:HD13	1:N:261:THR:CG2	2.30	0.61
1:A:202:PRO:O	1:A:203:TYR:HB2	2.00	0.61
1:E:173:GLY:O	1:E:404:ARG:NH2	2.31	0.61
1:E:430:ARG:HD2	1:E:437:ASN:ND2	2.15	0.61
1:F:488:MET:HA	1:F:491:MET:HE3	1.83	0.61
1:H:103:GLY:O	1:H:107:VAL:HG23	1.99	0.61
1:H:197:ARG:HH22	1:N:386:GLU:CD	2.02	0.61
1:N:158:VAL:HG13	1:N:396:VAL:HG22	1.81	0.61
1:A:187:LEU:CD1	1:A:379:ILE:HG12	2.31	0.61
1:D:178:GLU:HB3	1:D:322:ARG:CZ	2.29	0.61
1:G:74:VAL:HG12	1:G:510:VAL:HG11	1.82	0.61
1:H:240:VAL:HG12	1:H:271:VAL:CG1	2.29	0.61
1:J:6:VAL:CG1	1:J:8:PHE:CE2	2.83	0.61
1:K:205:ILE:HG23	1:K:212:ALA:O	2.00	0.61
1:L:209:GLU:H	1:L:209:GLU:CD	2.01	0.61
1:B:463:SER:CB	1:N:461:GLU:OE2	2.48	0.61
1:E:345:ARG:O	1:E:349:ILE:HG13	1.99	0.61
1:F:269:GLY:HA3	1:G:257:GLU:HB2	1.82	0.61
1:C:5:ASP:HB2	1:C:524:LEU:HD12	1.81	0.61
1:C:103:GLY:HA3	1:C:515:ILE:HD13	1.82	0.61

Continued on next page...

Continued from previous page...

Atom-1	Atom-2	Interatomic distance (Å)	Clash overlap (Å)
1:H:225:LYS:HD2	1:H:303:GLU:CD	2.20	0.61
1:I:200:LEU:O	1:I:201:SER:HB2	2.00	0.61
1:L:193:MET:HG2	1:L:371:LYS:HB3	1.81	0.61
1:N:16:MET:HB3	1:N:514:MET:HE1	1.81	0.61
1:A:349:ILE:HG23	1:A:365:LEU:CD2	2.27	0.61
1:D:13:ARG:HD2	1:D:104:LEU:CD2	2.29	0.61
1:G:160:LYS:HG2	1:G:164:GLU:OE2	2.01	0.61
1:H:17:LEU:HG	1:H:21:ASN:ND2	2.15	0.61
1:H:349:ILE:O	1:H:353:ILE:HG13	1.99	0.61
1:K:62:LEU:HD12	1:K:67:GLU:O	2.01	0.61
1:K:207:LYS:NZ	1:K:390:LYS:NZ	2.49	0.61
1:K:236:VAL:O	1:K:240:VAL:HG23	2.00	0.61
1:K:241:ALA:CA	1:K:271:VAL:HG21	2.29	0.61
1:L:409:GLU:OE2	1:L:498:LYS:HG3	2.00	0.61
1:M:112:ASN:O	1:M:116:LEU:HG	2.01	0.61
1:M:247:LEU:HD21	1:M:249:ILE:HD11	1.81	0.61
1:B:195:PHE:CG	1:B:279:PRO:HG3	2.36	0.61
1:C:13:ARG:HD2	1:C:104:LEU:HD22	1.83	0.61
1:G:177:VAL:HG11	1:G:397:GLU:CG	2.31	0.61
1:G:313:THR:O	1:G:316:ASP:HB2	2.01	0.61
1:L:319:GLN:C	1:L:336:VAL:HG23	2.21	0.61
1:B:345:ARG:O	1:B:348:GLN:HB2	2.01	0.61
1:E:161:LEU:HD22	1:E:379:ILE:HG23	1.82	0.61
1:H:294:THR:HG21	1:H:345:ARG:HB2	1.83	0.61
1:H:413:ALA:O	1:H:418:ALA:HB2	2.01	0.61
1:J:242:LYS:O	1:J:243:ALA:HB3	1.99	0.61
1:J:262:LEU:O	1:J:266:THR:HG23	2.00	0.61
1:K:161:LEU:HD11	1:K:185:ASP:CB	2.30	0.61
1:K:360:TYR:OH	1:K:364:LYS:HE3	2.00	0.61
1:L:152:ALA:O	1:L:153:ASN:HB3	2.00	0.61
1:L:420:ILE:HD12	1:L:451:LEU:HD13	1.83	0.61
1:M:417:VAL:O	1:M:420:ILE:HG22	2.01	0.61
1:B:519:CYS:SG	1:B:520:MET:N	2.74	0.61
1:C:124:VAL:O	1:C:128:VAL:HG23	2.00	0.61
1:E:269:GLY:HA3	1:F:229:ASN:OD1	2.01	0.61
1:F:420:ILE:CD1	1:F:451:LEU:HD13	2.31	0.61
1:H:166:MET:HE1	1:H:171:LYS:HA	1.83	0.61
1:H:241:ALA:HB1	1:I:231:ARG:HH12	1.63	0.61
1:J:359:ASP:HA	1:J:362:ARG:NH1	2.16	0.61
1:L:230:ILE:O	1:L:234:LEU:HG	2.00	0.61
1:N:362:ARG:HG2	1:N:366:GLN:HE22	1.66	0.61

Continued on next page...

Continued from previous page...

Atom-1	Atom-2	Interatomic distance (Å)	Clash overlap (Å)
1:N:396:VAL:O	1:N:400:LEU:HB2	2.01	0.61
1:A:238:GLU:O	1:A:241:ALA:HB3	2.01	0.60
1:C:23:LEU:O	1:C:27:VAL:HG23	2.01	0.60
1:C:242:LYS:O	1:C:243:ALA:CB	2.47	0.60
1:C:288:MET:HG2	1:C:368:ARG:HD3	1.82	0.60
1:C:430:ARG:HD2	1:C:437:ASN:HD21	1.64	0.60
1:D:434:LYS:O	1:D:438:VAL:HG23	2.00	0.60
1:L:229:ASN:C	1:L:231:ARG:H	2.04	0.60
1:B:463:SER:HB3	1:N:461:GLU:OE2	2.01	0.60
1:C:201:SER:HB2	1:C:259:LEU:HD21	1.83	0.60
1:C:230:ILE:HG22	1:C:257:GLU:OE2	2.00	0.60
1:C:305:ILE:HG22	1:C:305:ILE:O	2.01	0.60
1:D:242:LYS:C	1:D:244:GLY:H	2.05	0.60
1:D:272:LYS:HZ3	1:E:228:SER:HB3	1.64	0.60
1:E:230:ILE:HG22	1:E:257:GLU:OE2	2.00	0.60
1:I:440:ILE:O	1:I:444:LEU:HG	2.00	0.60
1:K:224:ASP:O	1:K:225:LYS:HB3	2.00	0.60
1:M:149:THR:HG21	1:M:156:GLU:HG2	1.83	0.60
1:N:70:GLY:HA2	1:N:73:MET:HE3	1.82	0.60
1:N:359:ASP:OD1	1:N:362:ARG:NH1	2.34	0.60
1:A:193:MET:SD	1:A:372:LEU:CD1	2.90	0.60
1:B:187:LEU:CD1	1:B:379:ILE:HG12	2.31	0.60
1:B:461:GLU:OE1	1:N:463:SER:HB3	2.00	0.60
1:C:139:SER:HB3	1:C:171:LYS:NZ	2.16	0.60
1:E:501:ARG:O	1:E:505:GLN:HG3	2.01	0.60
1:J:409:GLU:O	1:J:497:THR:HB	2.01	0.60
1:K:171:LYS:HD3	1:K:407:VAL:HG13	1.83	0.60
1:M:144:ILE:HG23	1:M:403:THR:HG21	1.82	0.60
1:N:240:VAL:HG11	1:N:247:LEU:HB2	1.83	0.60
1:B:414:GLY:HA2	1:B:495:ASP:OD2	2.00	0.60
1:D:247:LEU:CD2	1:D:249:ILE:HD11	2.31	0.60
1:D:266:THR:HG21	1:D:273:VAL:O	2.01	0.60
1:D:276:VAL:HG23	1:D:276:VAL:O	2.00	0.60
1:D:434:LYS:HZ1	1:M:434:LYS:HE3	1.66	0.60
1:I:522:THR:HG23	1:I:523:ASP:O	2.02	0.60
1:K:31:LEU:HD13	1:K:90:THR:CG2	2.31	0.60
1:L:363:GLU:O	1:L:367:GLU:HG3	2.01	0.60
1:M:224:ASP:HB3	1:M:302:SER:HA	1.83	0.60
1:A:62:LEU:HD12	1:A:68:ASN:HA	1.83	0.60
1:D:392:LYS:HG3	1:D:395:ARG:NH2	2.17	0.60
1:F:506:TYR:O	1:F:509:SER:HB3	2.01	0.60

Continued on next page...

Continued from previous page...

Atom-1	Atom-2	Interatomic distance (Å)	Clash overlap (Å)
1:I:242:LYS:O	1:I:243:ALA:HB3	2.02	0.60
1:I:343:GLN:HE22	1:I:346:VAL:HG11	1.66	0.60
1:J:205:ILE:HA	1:J:213:VAL:HG22	1.83	0.60
1:K:106:ALA:HB1	1:K:111:MET:HE3	1.82	0.60
1:L:4:LYS:C	1:L:524:LEU:CD1	2.70	0.60
1:M:166:MET:HE1	1:M:171:LYS:HA	1.83	0.60
1:N:144:ILE:HG23	1:N:403:THR:HG21	1.84	0.60
1:F:230:ILE:N	1:F:257:GLU:OE1	2.31	0.60
1:F:288:MET:O	1:F:291:ASP:HB2	2.01	0.60
1:H:134:LEU:O	1:H:134:LEU:HD23	2.02	0.60
1:I:225:LYS:HD2	1:I:303:GLU:CG	2.31	0.60
1:E:74:VAL:HG12	1:E:510:VAL:CG2	2.31	0.60
1:E:343:GLN:O	1:E:346:VAL:HB	2.02	0.60
1:F:182:GLY:HA2	1:G:281:PHE:CZ	2.37	0.60
1:F:385:THR:H	1:G:281:PHE:HE1	1.49	0.60
1:H:26:ALA:HB2	1:I:8:PHE:CZ	2.37	0.60
1:I:34:LYS:HD2	1:J:114:MET:HE2	1.83	0.60
1:I:478:TYR:N	1:I:488:MET:SD	2.75	0.60
1:K:441:LYS:O	1:K:445:ARG:HB2	2.02	0.60
1:L:191:GLU:HG3	1:L:342:ILE:CD1	2.31	0.60
1:L:472:GLY:HA3	1:L:476:TYR:CD2	2.36	0.60
1:A:197:ARG:HH22	1:G:386:GLU:CD	2.05	0.60
1:B:30:THR:HB	1:B:51:LYS:O	2.01	0.60
1:B:143:ALA:O	1:B:147:VAL:HG23	2.02	0.60
1:D:449:ALA:HB3	1:D:450:PRO:HD3	1.83	0.60
1:G:366:GLN:O	1:G:369:VAL:HG22	2.02	0.60
1:H:144:ILE:HG23	1:H:403:THR:HG21	1.84	0.60
1:H:440:ILE:HG22	1:H:444:LEU:CD1	2.31	0.60
1:I:161:LEU:HD22	1:I:379:ILE:HG23	1.83	0.60
1:J:241:ALA:HA	1:J:271:VAL:HG21	1.82	0.60
1:J:472:GLY:HA3	1:J:476:TYR:HD2	1.67	0.60
1:K:41:ASP:HB2	1:L:69:MET:SD	2.42	0.60
1:K:54:VAL:HG22	1:K:89:THR:HB	1.84	0.60
1:K:151:SER:CB	1:K:399:ALA:HA	2.30	0.60
1:L:85:ALA:HB1	1:L:499:VAL:CG1	2.30	0.60
1:B:176:THR:HG21	1:B:333:ILE:HD11	1.82	0.60
1:B:209:GLU:H	1:B:209:GLU:CD	2.04	0.60
1:B:247:LEU:HD21	1:B:249:ILE:HD11	1.83	0.60
1:C:202:PRO:O	1:C:203:TYR:HB2	2.01	0.60
1:E:449:ALA:HB3	1:E:450:PRO:HD3	1.82	0.60
1:G:264:VAL:HG12	1:G:265:ASN:N	2.16	0.60

Continued on next page...

Continued from previous page...

Atom-1	Atom-2	Interatomic distance (Å)	Clash overlap (Å)
1:H:224:ASP:O	1:H:225:LYS:HB3	2.02	0.60
1:H:420:ILE:CD1	1:H:451:LEU:HD13	2.31	0.60
1:J:173:GLY:O	1:J:404:ARG:NH2	2.35	0.60
1:J:254:VAL:HG12	1:J:259:LEU:CB	2.28	0.60
1:L:178:GLU:OE2	1:L:378:VAL:HG11	2.02	0.60
1:L:207:LYS:HE3	1:L:214:GLU:OE1	2.02	0.60
1:A:419:LEU:HD12	1:A:450:PRO:HG2	1.84	0.60
1:I:384:ALA:CB	1:J:360:TYR:OH	2.49	0.60
1:J:392:LYS:HG3	1:J:395:ARG:NH2	2.16	0.60
1:K:205:ILE:HG23	1:K:212:ALA:C	2.22	0.60
1:L:16:MET:O	1:L:20:VAL:HG13	2.02	0.60
1:M:6:VAL:HG22	1:M:521:VAL:HG22	1.84	0.60
1:M:219:PHE:CE2	1:M:245:LYS:HB2	2.36	0.60
1:M:265:ASN:O	1:M:270:ILE:HB	2.01	0.60
1:N:344:GLY:O	1:N:347:ALA:HB3	2.02	0.60
1:A:414:GLY:N	1:A:494:LEU:HA	2.16	0.59
1:A:516:THR:O	1:G:37:ASN:HB2	2.01	0.59
1:B:14:VAL:HG23	1:B:15:LYS:N	2.17	0.59
1:B:359:ASP:HA	1:B:362:ARG:NH1	2.17	0.59
1:C:106:ALA:HB1	1:C:111:MET:HE3	1.83	0.59
1:F:384:ALA:O	1:F:385:THR:HG23	2.01	0.59
1:A:269:GLY:HA2	1:A:272:LYS:NZ	2.17	0.59
1:C:221:LEU:HD23	1:C:249:ILE:HG23	1.84	0.59
1:A:349:ILE:HA	1:A:352:GLN:OE1	2.02	0.59
1:B:368:ARG:O	1:B:372:LEU:HD13	2.01	0.59
1:D:284:ARG:CZ	1:D:364:LYS:HD2	2.32	0.59
1:G:381:VAL:HG12	1:G:382:GLY:N	2.17	0.59
1:J:440:ILE:O	1:J:444:LEU:HG	2.02	0.59
1:B:83:ASP:OD2	1:B:327:LYS:HD3	2.03	0.59
1:G:209:GLU:H	1:G:209:GLU:CD	2.06	0.59
1:H:106:ALA:HB1	1:H:111:MET:HE3	1.84	0.59
1:H:169:VAL:HG23	1:H:173:GLY:HA3	1.84	0.59
1:L:34:LYS:CG	1:L:458:CYS:SG	2.84	0.59
1:A:349:ILE:O	1:A:352:GLN:HB2	2.02	0.59
1:B:287:ALA:HB1	1:B:368:ARG:HH12	1.67	0.59
1:B:390:LYS:O	1:B:393:LYS:HB3	2.01	0.59
1:L:10:ASN:HA	1:L:13:ARG:NH1	2.18	0.59
1:L:166:MET:HE2	1:L:171:LYS:HA	1.84	0.59
1:N:201:SER:C	1:N:202:PRO:O	2.40	0.59
1:N:392:LYS:O	1:N:396:VAL:HG23	2.02	0.59
1:A:201:SER:C	1:A:202:PRO:O	2.36	0.59

Continued on next page...

Continued from previous page...

Atom-1	Atom-2	Interatomic distance (Å)	Clash overlap (Å)
1:A:262:LEU:O	1:A:266:THR:HG23	2.02	0.59
1:C:221:LEU:HD13	1:C:236:VAL:HG11	1.83	0.59
1:F:124:VAL:O	1:F:128:VAL:HG23	2.03	0.59
1:I:336:VAL:O	1:I:336:VAL:HG12	2.03	0.59
1:J:161:LEU:HD22	1:J:379:ILE:HG23	1.84	0.59
1:K:120:ILE:HG23	1:K:443:ALA:HB2	1.83	0.59
1:K:397:GLU:O	1:K:401:HIS:CD2	2.55	0.59
1:M:155:ASP:OD2	1:M:157:THR:HB	2.01	0.59
1:N:423:ALA:HB2	1:N:447:MET:SD	2.41	0.59
1:C:176:THR:HG22	1:C:177:VAL:N	2.18	0.59
1:H:16:MET:O	1:H:20:VAL:HG13	2.03	0.59
1:H:384:ALA:O	1:H:385:THR:OG1	2.20	0.59
1:I:479:ASN:OD1	1:I:493:ILE:HD11	2.02	0.59
1:J:338:GLU:O	1:J:341:ALA:N	2.35	0.59
1:L:248:LEU:C	1:L:249:ILE:HD13	2.23	0.59
1:L:295:LEU:HD13	1:L:335:GLY:HA3	1.85	0.59
1:L:434:LYS:O	1:L:435:ASP:C	2.41	0.59
1:B:240:VAL:HG11	1:B:247:LEU:HB2	1.83	0.59
1:F:383:ALA:O	1:F:384:ALA:HB3	2.03	0.59
1:G:423:ALA:HB2	1:G:447:MET:SD	2.42	0.59
1:I:367:GLU:O	1:I:371:LYS:HG3	2.03	0.59
1:J:349:ILE:O	1:J:353:ILE:HG13	2.03	0.59
1:M:383:ALA:O	1:M:384:ALA:HB3	2.02	0.59
1:N:155:ASP:OD2	1:N:158:VAL:HG23	2.02	0.59
1:A:11:ASP:O	1:A:14:VAL:HG22	2.03	0.59
1:A:17:LEU:HD13	1:A:100:ILE:HG22	1.84	0.59
1:B:16:MET:HG3	1:B:520:MET:SD	2.42	0.59
1:E:263:VAL:O	1:E:267:MET:HB2	2.02	0.59
1:J:234:LEU:N	1:J:235:PRO:HD2	2.18	0.59
1:J:385:THR:N	1:K:281:PHE:HE1	2.01	0.59
1:M:124:VAL:HG21	1:M:508:ALA:HB1	1.84	0.59
1:N:236:VAL:CG2	1:N:312:ALA:HB3	2.33	0.59
1:N:496:PRO:HB2	1:N:499:VAL:HG13	1.85	0.59
1:B:40:LEU:HD23	1:C:521:VAL:HB	1.84	0.59
1:B:176:THR:HG22	1:B:177:VAL:N	2.17	0.59
1:E:217:SER:HA	1:E:320:ALA:O	2.03	0.59
1:G:224:ASP:HB3	1:G:302:SER:HB3	1.84	0.59
1:H:31:LEU:CD1	1:H:90:THR:HG22	2.16	0.59
1:I:102:GLU:HB2	1:I:442:VAL:HG13	1.83	0.59
1:I:348:GLN:O	1:I:352:GLN:HG3	2.01	0.59
1:B:17:LEU:HD13	1:B:100:ILE:HG22	1.83	0.58

Continued on next page...

Continued from previous page...

Atom-1	Atom-2	Interatomic distance (Å)	Clash overlap (Å)
1:E:479:ASN:O	1:E:483:GLU:N	2.36	0.58
1:F:295:LEU:HD13	1:F:295:LEU:O	2.02	0.58
1:F:360:TYR:O	1:F:363:GLU:N	2.36	0.58
1:L:36:ARG:NH1	1:M:113:PRO:HG2	2.18	0.58
1:M:171:LYS:O	1:M:404:ARG:NH1	2.31	0.58
1:N:106:ALA:CB	1:N:111:MET:HE1	2.33	0.58
1:D:372:LEU:N	1:D:372:LEU:CD1	2.66	0.58
1:G:113:PRO:HB3	1:G:516:THR:HA	1.85	0.58
1:G:216:GLU:OE2	1:G:322:ARG:HD2	2.03	0.58
1:H:163:ALA:O	1:H:167:ASP:HB2	2.03	0.58
1:H:383:ALA:O	1:H:384:ALA:HB3	2.03	0.58
1:J:130:GLU:HB3	1:J:422:VAL:HG22	1.84	0.58
1:B:433:ASN:OD1	1:B:436:GLN:HG3	2.02	0.58
1:C:199:TYR:CZ	1:C:327:LYS:HA	2.38	0.58
1:D:95:LEU:O	1:D:99:ILE:HD12	2.02	0.58
1:G:434:LYS:HZ2	1:J:434:LYS:CE	2.14	0.58
1:H:61:GLU:HG2	1:I:3:ALA:HA	1.85	0.58
1:K:78:ALA:HB1	1:K:89:THR:HG23	1.84	0.58
1:M:103:GLY:HA3	1:M:515:ILE:HD13	1.85	0.58
1:M:222:LEU:HD21	1:M:292:ILE:HG22	1.85	0.58
1:M:230:ILE:HD13	1:M:261:THR:CB	2.33	0.58
1:A:115:ASP:HB3	1:A:436:GLN:HG2	1.86	0.58
1:A:449:ALA:HB3	1:A:450:PRO:HD3	1.85	0.58
1:B:124:VAL:HG13	1:B:504:LEU:CD2	2.33	0.58
1:D:181:THR:O	1:E:282:GLY:HA3	2.03	0.58
1:E:440:ILE:HG22	1:E:444:LEU:CD1	2.33	0.58
1:F:391:GLU:O	1:F:394:ALA:HB3	2.03	0.58
1:F:479:ASN:HB2	1:F:491:MET:SD	2.43	0.58
1:G:213:VAL:HB	1:G:325:ILE:HB	1.85	0.58
1:H:228:SER:O	1:H:257:GLU:HB3	2.03	0.58
1:J:284:ARG:HH12	1:J:364:LYS:NZ	2.01	0.58
1:K:181:THR:C	1:L:282:GLY:HA3	2.23	0.58
1:L:107:VAL:HG21	1:L:515:ILE:HG23	1.85	0.58
1:M:178:GLU:OE2	1:M:378:VAL:HG11	2.03	0.58
1:A:234:LEU:N	1:A:235:PRO:HD2	2.19	0.58
1:F:390:LYS:O	1:F:393:LYS:HB3	2.03	0.58
1:H:10:ASN:O	1:H:14:VAL:HG13	2.03	0.58
1:H:433:ASN:OD1	1:H:436:GLN:HG3	2.04	0.58
1:H:434:LYS:O	1:H:437:ASN:HB2	2.03	0.58
1:K:202:PRO:HA	1:K:205:ILE:HD12	1.85	0.58
1:K:383:ALA:O	1:K:384:ALA:HB3	2.03	0.58

Continued on next page...

Continued from previous page...

Atom-1	Atom-2	Interatomic distance (Å)	Clash overlap (Å)
1:L:77:VAL:HG12	1:L:77:VAL:O	2.01	0.58
1:L:106:ALA:HB1	1:L:111:MET:HE3	1.86	0.58
1:M:39:VAL:HG23	1:N:517:THR:CG2	2.33	0.58
1:M:240:VAL:HG11	1:M:247:LEU:HB2	1.85	0.58
1:N:430:ARG:HD2	1:N:437:ASN:ND2	2.18	0.58
1:B:155:ASP:OD2	1:B:157:THR:HB	2.03	0.58
1:C:437:ASN:O	1:C:441:LYS:HG2	2.03	0.58
1:D:26:ALA:HA	1:E:8:PHE:HE2	1.67	0.58
1:E:166:MET:HE2	1:E:171:LYS:HA	1.84	0.58
1:G:240:VAL:HG12	1:G:271:VAL:HG11	1.86	0.58
1:H:184:GLN:O	1:H:382:GLY:HA3	2.02	0.58
1:I:383:ALA:O	1:I:384:ALA:CB	2.50	0.58
1:I:413:ALA:O	1:I:418:ALA:HB2	2.03	0.58
1:J:225:LYS:HD2	1:J:303:GLU:CD	2.24	0.58
1:L:440:ILE:O	1:L:444:LEU:HG	2.02	0.58
1:M:39:VAL:HB	1:N:520:MET:HG2	1.86	0.58
1:M:465:VAL:HA	1:M:485:TYR:OH	2.04	0.58
1:N:230:ILE:HG21	1:N:261:THR:HG21	1.85	0.58
1:B:3:ALA:HB3	1:B:524:LEU:HD22	1.84	0.58
1:E:230:ILE:HD13	1:E:261:THR:CG2	2.33	0.58
1:F:4:LYS:C	1:F:524:LEU:CD1	2.72	0.58
1:G:64:ASP:HB3	1:G:67:GLU:HB2	1.85	0.58
1:K:248:LEU:HD13	1:K:325:ILE:HD11	1.84	0.58
1:C:5:ASP:HB2	1:C:524:LEU:CD1	2.34	0.58
1:C:26:ALA:HA	1:D:8:PHE:CE2	2.36	0.58
1:C:199:TYR:CD2	1:C:326:ASN:O	2.57	0.58
1:C:372:LEU:HD12	1:C:372:LEU:N	2.17	0.58
1:G:187:LEU:HD13	1:G:379:ILE:HG12	1.84	0.58
1:H:6:VAL:HG22	1:H:521:VAL:HG22	1.84	0.58
1:H:171:LYS:HB3	1:H:407:VAL:HG11	1.85	0.58
1:H:216:GLU:OE2	1:H:322:ARG:HD2	2.03	0.58
1:I:103:GLY:HA3	1:I:515:ILE:HD13	1.85	0.58
1:J:236:VAL:HG21	1:J:312:ALA:HB3	1.84	0.58
1:J:413:ALA:HB2	1:J:475:ASN:ND2	2.12	0.58
1:L:383:ALA:HB3	1:L:389:MET:HA	1.86	0.58
1:M:225:LYS:NZ	1:M:232:GLU:OE1	2.34	0.58
1:M:351:GLN:O	1:M:354:GLU:HB2	2.04	0.58
1:M:381:VAL:CG1	1:M:392:LYS:HG2	2.33	0.58
1:D:165:ALA:CA	1:D:187:LEU:HD11	2.34	0.58
1:F:74:VAL:HG12	1:F:510:VAL:CG2	2.34	0.58
1:F:199:TYR:CZ	1:F:205:ILE:HD11	2.38	0.58

Continued on next page...

Continued from previous page...

Atom-1	Atom-2	Interatomic distance (Å)	Clash overlap (Å)
1:F:418:ALA:O	1:F:422:VAL:HG23	2.03	0.58
1:G:71:ALA:O	1:G:75:LYS:HB2	2.04	0.58
1:I:229:ASN:C	1:I:231:ARG:H	2.07	0.58
1:I:270:ILE:HG23	1:J:231:ARG:HH11	1.69	0.58
1:N:383:ALA:O	1:N:384:ALA:HB3	2.04	0.58
1:N:479:ASN:CG	1:N:493:ILE:CD1	2.71	0.58
1:N:479:ASN:ND2	1:N:493:ILE:HD11	2.19	0.58
1:A:346:VAL:CG1	1:A:350:ARG:NH1	2.67	0.58
1:B:449:ALA:HB3	1:B:450:PRO:HD3	1.86	0.58
1:D:240:VAL:HG11	1:D:247:LEU:HB2	1.86	0.58
1:D:383:ALA:O	1:D:384:ALA:HB3	2.03	0.58
1:E:198:GLY:O	1:E:276:VAL:HG12	2.03	0.58
1:E:247:LEU:CD2	1:E:249:ILE:HD11	2.33	0.58
1:E:383:ALA:HB3	1:E:389:MET:HA	1.86	0.58
1:E:404:ARG:HG2	1:E:404:ARG:HH11	1.69	0.58
1:F:305:ILE:HD12	1:F:307:MET:CE	2.26	0.58
1:G:324:VAL:HB	1:G:331:THR:CG2	2.34	0.58
1:H:166:MET:HE2	1:H:171:LYS:HA	1.85	0.58
1:H:236:VAL:HG21	1:H:312:ALA:HB3	1.85	0.58
1:L:383:ALA:CB	1:L:389:MET:HA	2.34	0.58
1:E:423:ALA:HB2	1:E:447:MET:SD	2.44	0.57
1:F:91:THR:O	1:F:94:VAL:HG22	2.03	0.57
1:F:229:ASN:HA	1:F:257:GLU:OE1	2.02	0.57
1:H:7:LYS:HG3	1:H:66:PHE:CE2	2.39	0.57
1:J:241:ALA:HA	1:J:271:VAL:CG2	2.34	0.57
1:K:147:VAL:CG1	1:K:403:THR:HG23	2.33	0.57
1:K:414:GLY:HA2	1:K:495:ASP:OD2	2.04	0.57
1:K:417:VAL:HA	1:K:451:LEU:HD12	1.85	0.57
1:L:420:ILE:HD13	1:L:451:LEU:HD13	1.86	0.57
1:M:16:MET:O	1:M:20:VAL:HG13	2.04	0.57
1:A:494:LEU:HD12	1:A:494:LEU:O	2.04	0.57
1:N:383:ALA:CB	1:N:389:MET:HA	2.33	0.57
1:B:195:PHE:CD2	1:B:197:ARG:HB2	2.39	0.57
1:C:138:CYS:SG	1:C:147:VAL:HG21	2.43	0.57
1:C:319:GLN:HB3	1:C:336:VAL:HG21	1.86	0.57
1:D:47:PRO:HG2	1:E:73:MET:CG	2.34	0.57
1:E:253:ASP:CG	1:E:277:LYS:HE2	2.24	0.57
1:J:158:VAL:HG13	1:J:396:VAL:HG22	1.87	0.57
1:K:242:LYS:O	1:K:243:ALA:HB3	2.03	0.57
1:N:343:GLN:HE22	1:N:346:VAL:HG11	1.67	0.57
1:B:247:LEU:CD2	1:B:249:ILE:HD11	2.34	0.57

Continued on next page...

Continued from previous page...

Atom-1	Atom-2	Interatomic distance (Å)	Clash overlap (Å)
1:D:263:VAL:O	1:D:267:MET:HB2	2.04	0.57
1:E:16:MET:HG3	1:E:520:MET:SD	2.44	0.57
1:G:102:GLU:HB2	1:G:442:VAL:HG13	1.86	0.57
1:G:515:ILE:O	1:G:515:ILE:HG22	2.03	0.57
1:J:183:LEU:O	1:J:184:GLN:CG	2.44	0.57
1:M:92:ALA:O	1:M:95:LEU:HB2	2.04	0.57
1:C:222:LEU:HD13	1:C:293:ALA:CB	2.34	0.57
1:H:171:LYS:O	1:H:404:ARG:NH1	2.37	0.57
1:J:47:PRO:HG3	1:K:69:MET:HG2	1.86	0.57
1:J:453:GLN:HE22	1:J:456:LEU:HD23	1.69	0.57
1:L:144:ILE:HG23	1:L:403:THR:HG21	1.87	0.57
1:N:234:LEU:HB2	1:N:235:PRO:HD3	1.87	0.57
1:B:266:THR:HG21	1:B:273:VAL:O	2.04	0.57
1:F:183:LEU:HD22	1:F:183:LEU:C	2.24	0.57
1:F:221:LEU:HB3	1:F:249:ILE:HD13	1.85	0.57
1:F:229:ASN:C	1:F:231:ARG:H	2.06	0.57
1:H:74:VAL:HG12	1:H:510:VAL:CG2	2.34	0.57
1:H:141:SER:HA	1:H:144:ILE:HD12	1.86	0.57
1:H:230:ILE:HG22	1:H:257:GLU:OE1	2.04	0.57
1:I:64:ASP:HB3	1:I:67:GLU:HB2	1.86	0.57
1:J:202:PRO:O	1:J:203:TYR:CB	2.50	0.57
1:J:290:GLN:OE1	1:J:300:VAL:HG23	2.05	0.57
1:N:103:GLY:O	1:N:107:VAL:HG23	2.04	0.57
1:A:77:VAL:HG11	1:A:510:VAL:HB	1.86	0.57
1:F:183:LEU:O	1:F:184:GLN:CG	2.51	0.57
1:G:313:THR:N	1:G:316:ASP:OD2	2.28	0.57
1:H:478:TYR:CZ	1:H:483:GLU:HA	2.39	0.57
1:I:16:MET:HB3	1:I:514:MET:HE1	1.85	0.57
1:J:322:ARG:NH1	1:J:333:ILE:CD1	2.67	0.57
1:L:345:ARG:HG3	1:L:349:ILE:HD11	1.87	0.57
1:N:239:ALA:HB1	1:N:314:LEU:HG	1.85	0.57
1:B:183:LEU:HD22	1:B:184:GLN:N	2.20	0.57
1:B:233:MET:HB3	1:B:237:LEU:HD11	1.86	0.57
1:D:209:GLU:H	1:D:209:GLU:CD	2.08	0.57
1:F:165:ALA:HA	1:F:187:LEU:HD11	1.87	0.57
1:G:165:ALA:O	1:G:168:LYS:HB2	2.05	0.57
1:I:139:SER:HB3	1:I:171:LYS:NZ	2.20	0.57
1:J:131:LEU:HD13	1:J:422:VAL:HG21	1.86	0.57
1:L:16:MET:HG3	1:L:520:MET:SD	2.45	0.57
1:A:241:ALA:HA	1:A:271:VAL:HG21	1.87	0.57
1:B:3:ALA:O	1:B:524:LEU:HD13	2.03	0.57

Continued on next page...

Continued from previous page...

Atom-1	Atom-2	Interatomic distance (Å)	Clash overlap (Å)
1:B:195:PHE:HE2	1:B:197:ARG:HB2	1.70	0.57
1:C:139:SER:HB3	1:C:171:LYS:HZ1	1.69	0.57
1:D:31:LEU:HG	1:D:454:ILE:HG12	1.86	0.57
1:D:326:ASN:ND2	1:D:329:THR:HB	2.20	0.57
1:F:303:GLU:O	1:F:304:GLU:C	2.40	0.57
1:F:403:THR:O	1:F:407:VAL:HG23	2.04	0.57
1:I:234:LEU:N	1:I:235:PRO:HD2	2.19	0.57
1:I:368:ARG:O	1:I:372:LEU:HD13	2.05	0.57
1:J:34:LYS:CG	1:J:458:CYS:SG	2.90	0.57
1:K:16:MET:HB3	1:K:514:MET:CE	2.35	0.57
1:K:262:LEU:O	1:K:266:THR:HG23	2.05	0.57
1:M:305:ILE:O	1:M:305:ILE:HG22	2.05	0.57
1:A:130:GLU:HB3	1:A:422:VAL:CG1	2.25	0.57
1:D:171:LYS:O	1:D:404:ARG:NH1	2.38	0.57
1:E:320:ALA:HB1	1:E:334:ASP:O	2.05	0.57
1:E:326:ASN:HB2	1:E:329:THR:H	1.70	0.57
1:F:10:ASN:N	1:F:13:ARG:NH2	2.52	0.57
1:F:39:VAL:HG23	1:G:517:THR:HG21	1.86	0.57
1:H:451:LEU:HD23	1:H:451:LEU:C	2.25	0.57
1:I:202:PRO:O	1:I:203:TYR:HB2	2.04	0.57
1:J:6:VAL:HG12	1:J:8:PHE:CE2	2.40	0.57
1:M:166:MET:O	1:M:170:GLY:N	2.37	0.57
1:C:496:PRO:HB2	1:C:499:VAL:CG1	2.33	0.56
1:E:383:ALA:HB3	1:E:389:MET:CB	2.35	0.56
1:G:381:VAL:HG11	1:G:392:LYS:HB3	1.87	0.56
1:J:3:ALA:O	1:J:524:LEU:HD13	2.05	0.56
1:K:455:VAL:O	1:K:458:CYS:HB2	2.04	0.56
1:M:106:ALA:HB1	1:M:111:MET:HE3	1.85	0.56
1:N:124:VAL:O	1:N:128:VAL:HG23	2.05	0.56
1:A:296:THR:HB	1:A:319:GLN:H	1.69	0.56
1:B:406:ALA:O	1:B:410:GLY:N	2.32	0.56
1:D:68:ASN:O	1:D:72:GLN:HG2	2.05	0.56
1:J:134:LEU:HD12	1:J:412:VAL:HB	1.87	0.56
1:K:202:PRO:O	1:K:203:TYR:HB2	2.04	0.56
1:K:217:SER:N	1:K:218:PRO:CD	2.67	0.56
1:K:358:SER:HB3	1:K:361:ASP:OD1	2.05	0.56
1:A:344:GLY:O	1:A:347:ALA:HB3	2.05	0.56
1:A:451:LEU:O	1:A:455:VAL:HG23	2.06	0.56
1:C:41:ASP:HB2	1:D:69:MET:SD	2.46	0.56
1:D:176:THR:HG22	1:D:177:VAL:N	2.20	0.56
1:D:372:LEU:N	1:D:372:LEU:HD12	2.20	0.56

Continued on next page...

Continued from previous page...

Atom-1	Atom-2	Interatomic distance (Å)	Clash overlap (Å)
1:G:287:ALA:HB1	1:G:368:ARG:NH1	2.19	0.56
1:H:70:GLY:HA2	1:H:73:MET:HE2	1.87	0.56
1:H:193:MET:HG3	1:H:371:LYS:HB3	1.86	0.56
1:I:179:ASP:OD1	1:I:393:LYS:HD2	2.05	0.56
1:I:264:VAL:O	1:I:268:ARG:HG3	2.06	0.56
1:I:420:ILE:CD1	1:I:451:LEU:HD13	2.35	0.56
1:J:123:ALA:HA	1:J:429:LEU:HD21	1.86	0.56
1:J:258:ALA:O	1:J:262:LEU:HG	2.06	0.56
1:K:3:ALA:O	1:K:524:LEU:HD13	2.05	0.56
1:K:389:MET:HG3	1:L:281:PHE:CD2	2.39	0.56
1:L:5:ASP:N	1:L:524:LEU:CD1	2.69	0.56
1:L:47:PRO:HG2	1:M:73:MET:HG3	1.87	0.56
1:M:413:ALA:O	1:M:418:ALA:HB2	2.04	0.56
1:N:177:VAL:CG1	1:N:397:GLU:CG	2.83	0.56
1:N:234:LEU:O	1:N:238:GLU:HG3	2.05	0.56
1:A:221:LEU:HD22	1:A:233:MET:HE2	1.88	0.56
1:B:26:ALA:HA	1:C:8:PHE:HE2	1.70	0.56
1:D:39:VAL:HG12	1:E:69:MET:HE3	1.87	0.56
1:D:389:MET:HG3	1:E:281:PHE:CE2	2.41	0.56
1:F:103:GLY:O	1:F:107:VAL:HG23	2.06	0.56
1:F:176:THR:HG21	1:F:322:ARG:HH12	1.71	0.56
1:H:17:LEU:HG	1:H:21:ASN:HD21	1.70	0.56
1:H:294:THR:OG1	1:H:345:ARG:HD3	2.06	0.56
1:K:433:ASN:CG	1:K:436:GLN:HG3	2.26	0.56
1:A:180:GLY:HA2	1:A:380:LYS:HB3	1.88	0.56
1:B:264:VAL:HG12	1:B:265:ASN:N	2.20	0.56
1:B:451:LEU:HD23	1:B:451:LEU:C	2.26	0.56
1:C:122:LYS:HE2	1:C:429:LEU:HD11	1.87	0.56
1:F:248:LEU:O	1:F:249:ILE:HD13	2.05	0.56
1:K:433:ASN:O	1:K:436:GLN:HB2	2.06	0.56
1:N:228:SER:O	1:N:257:GLU:HB3	2.06	0.56
1:N:454:ILE:O	1:N:457:ASN:HB2	2.04	0.56
1:A:197:ARG:HD2	1:A:277:LYS:HB2	1.88	0.56
1:A:305:ILE:HD12	1:A:307:MET:HE2	1.85	0.56
1:B:25:ASP:OD1	1:B:28:LYS:HE2	2.05	0.56
1:B:478:TYR:OH	1:B:483:GLU:HA	2.03	0.56
1:E:230:ILE:CD1	1:E:261:THR:HB	2.35	0.56
1:F:10:ASN:HA	1:F:13:ARG:NH2	2.20	0.56
1:F:71:ALA:O	1:F:74:VAL:HG22	2.06	0.56
1:G:100:ILE:O	1:G:104:LEU:HG	2.04	0.56
1:G:230:ILE:HG22	1:G:257:GLU:OE2	2.06	0.56

Continued on next page...

Continued from previous page...

Atom-1	Atom-2	Interatomic distance (Å)	Clash overlap (Å)
1:J:254:VAL:O	1:J:259:LEU:HD22	2.06	0.56
1:N:177:VAL:HG11	1:N:397:GLU:CG	2.36	0.56
1:N:202:PRO:O	1:N:203:TYR:HB2	2.05	0.56
1:N:488:MET:HA	1:N:491:MET:CE	2.35	0.56
1:F:183:LEU:CB	1:F:384:ALA:HB2	2.31	0.56
1:G:62:LEU:HD13	1:G:67:GLU:HB3	1.88	0.56
1:K:489:ILE:HD13	1:K:494:LEU:HB3	1.87	0.56
1:L:183:LEU:O	1:L:184:GLN:CG	2.53	0.56
1:N:130:GLU:CB	1:N:422:VAL:HG13	2.35	0.56
1:A:417:VAL:O	1:A:420:ILE:HG22	2.05	0.56
1:E:311:LYS:HE2	1:E:311:LYS:HA	1.88	0.56
1:F:9:GLY:N	1:F:518:GLU:O	2.37	0.56
1:G:16:MET:HB3	1:G:514:MET:HE1	1.87	0.56
1:G:242:LYS:O	1:G:243:ALA:HB3	2.06	0.56
1:G:290:GLN:HE22	1:G:293:ALA:HB3	1.71	0.56
1:H:36:ARG:HG3	1:I:518:GLU:CG	2.34	0.56
1:L:99:ILE:HG21	1:L:120:ILE:HD13	1.86	0.56
1:L:155:ASP:OD2	1:L:157:THR:HB	2.06	0.56
1:M:39:VAL:HG23	1:N:517:THR:HG21	1.86	0.56
1:B:414:GLY:O	1:B:417:VAL:HG13	2.05	0.56
1:D:219:PHE:HB3	1:D:317:LEU:HD23	1.88	0.56
1:H:201:SER:O	1:H:204:PHE:CD2	2.59	0.56
1:H:384:ALA:C	1:H:385:THR:HG23	2.25	0.56
1:K:394:ALA:HA	1:K:397:GLU:OE1	2.06	0.56
1:M:31:LEU:HD13	1:M:90:THR:CG2	2.36	0.56
1:A:193:MET:SD	1:A:372:LEU:HD11	2.46	0.56
1:G:201:SER:C	1:G:202:PRO:O	2.42	0.56
1:I:230:ILE:N	1:I:257:GLU:OE1	2.38	0.56
1:K:449:ALA:HB3	1:K:450:PRO:HD3	1.87	0.56
1:L:54:VAL:HG22	1:L:89:THR:HB	1.88	0.56
1:L:176:THR:HG22	1:L:177:VAL:N	2.20	0.56
1:B:16:MET:HB3	1:B:514:MET:HE3	1.87	0.55
1:B:266:THR:CG2	1:B:273:VAL:N	2.67	0.55
1:C:186:GLU:O	1:C:379:ILE:HA	2.06	0.55
1:D:107:VAL:CG2	1:D:515:ILE:HG23	2.35	0.55
1:D:434:LYS:NZ	1:M:434:LYS:HE3	2.21	0.55
1:E:383:ALA:HB3	1:E:389:MET:CA	2.36	0.55
1:G:177:VAL:HG13	1:G:397:GLU:HG2	1.86	0.55
1:I:131:LEU:HD12	1:I:422:VAL:HG21	1.87	0.55
1:J:197:ARG:HD2	1:J:277:LYS:HB2	1.88	0.55
1:L:24:ALA:HB3	1:L:97:GLN:NE2	2.21	0.55

Continued on next page...

Continued from previous page...

Atom-1	Atom-2	Interatomic distance (Å)	Clash overlap (Å)
1:L:124:VAL:HG22	1:L:504:LEU:HD21	1.88	0.55
1:L:179:ASP:OD1	1:L:393:LYS:HE3	2.06	0.55
1:M:361:ASP:O	1:M:365:LEU:HG	2.05	0.55
1:N:195:PHE:CG	1:N:279:PRO:HG3	2.40	0.55
1:N:266:THR:HG21	1:N:273:VAL:O	2.06	0.55
1:N:383:ALA:HB2	1:N:389:MET:HA	1.88	0.55
1:A:199:TYR:CE2	1:A:326:ASN:O	2.60	0.55
1:A:300:VAL:O	1:A:307:MET:HE1	2.06	0.55
1:A:313:THR:O	1:A:317:LEU:HD13	2.05	0.55
1:C:127:ALA:HA	1:C:426:LEU:HD11	1.87	0.55
1:C:381:VAL:CG1	1:C:392:LYS:HG2	2.36	0.55
1:D:41:ASP:HB2	1:E:69:MET:CE	2.36	0.55
1:D:365:LEU:HD23	1:D:368:ARG:HH21	1.69	0.55
1:F:229:ASN:C	1:F:231:ARG:N	2.60	0.55
1:F:372:LEU:CD1	1:F:372:LEU:H	2.19	0.55
1:F:434:LYS:HD3	1:F:437:ASN:HB2	1.87	0.55
1:G:420:ILE:CD1	1:G:451:LEU:HD13	2.36	0.55
1:G:421:ARG:NH1	1:G:472:GLY:O	2.39	0.55
1:H:183:LEU:HB2	1:H:384:ALA:HB2	1.87	0.55
1:I:74:VAL:HG12	1:I:510:VAL:CG2	2.36	0.55
1:L:224:ASP:HB2	1:L:289:LEU:CD1	2.37	0.55
1:L:453:GLN:O	1:L:456:LEU:HB3	2.05	0.55
1:M:409:GLU:OE1	1:M:498:LYS:HA	2.06	0.55
1:N:70:GLY:HA2	1:N:73:MET:HE2	1.87	0.55
1:N:176:THR:HG21	1:N:322:ARG:HH12	1.71	0.55
1:E:320:ALA:HB2	1:E:335:GLY:HA2	1.87	0.55
1:F:273:VAL:HG12	1:F:274:ALA:N	2.21	0.55
1:G:302:SER:H	1:G:307:MET:CE	2.18	0.55
1:I:30:THR:CB	1:I:51:LYS:O	2.54	0.55
1:I:123:ALA:HA	1:I:429:LEU:CD2	2.36	0.55
1:I:130:GLU:CB	1:I:422:VAL:HG13	2.36	0.55
1:I:434:LYS:O	1:I:434:LYS:HD3	2.06	0.55
1:J:368:ARG:O	1:J:372:LEU:CD1	2.51	0.55
1:K:199:TYR:CE2	1:K:205:ILE:HD11	2.41	0.55
1:K:233:MET:HE3	1:K:237:LEU:HD21	1.89	0.55
1:L:339:GLU:HA	1:L:342:ILE:HB	1.88	0.55
1:B:69:MET:O	1:B:73:MET:HG3	2.06	0.55
1:C:349:ILE:HB	1:C:369:VAL:CG1	2.37	0.55
1:F:183:LEU:O	1:F:184:GLN:CB	2.54	0.55
1:H:26:ALA:O	1:H:29:VAL:HG22	2.07	0.55
1:H:202:PRO:C	1:H:204:PHE:H	2.09	0.55

Continued on next page...

Continued from previous page...

Atom-1	Atom-2	Interatomic distance (Å)	Clash overlap (Å)
1:K:131:LEU:HD13	1:K:422:VAL:HG21	1.89	0.55
1:K:269:GLY:HA3	1:L:257:GLU:CB	2.27	0.55
1:N:383:ALA:HB3	1:N:389:MET:CB	2.36	0.55
1:B:325:ILE:HG12	1:B:330:THR:CG2	2.19	0.55
1:D:383:ALA:HB3	1:D:389:MET:CA	2.36	0.55
1:F:127:ALA:HA	1:F:426:LEU:HD11	1.88	0.55
1:G:225:LYS:NZ	1:G:232:GLU:OE1	2.36	0.55
1:H:155:ASP:CB	1:H:395:ARG:HH12	2.19	0.55
1:J:509:SER:O	1:J:513:LEU:HG	2.06	0.55
1:A:18:ARG:HG2	1:A:67:GLU:CD	2.27	0.55
1:B:219:PHE:O	1:B:248:LEU:N	2.32	0.55
1:B:349:ILE:HB	1:B:369:VAL:CG1	2.36	0.55
1:D:413:ALA:HB1	1:D:417:VAL:CG2	2.37	0.55
1:F:182:GLY:CA	1:G:281:PHE:CE2	2.89	0.55
1:G:72:GLN:OE1	1:G:75:LYS:HD3	2.07	0.55
1:G:366:GLN:HA	1:G:369:VAL:CG2	2.37	0.55
1:J:135:SER:HA	1:J:412:VAL:HG12	1.88	0.55
1:J:144:ILE:HG23	1:J:403:THR:HG21	1.88	0.55
1:K:153:ASN:O	1:K:154:SER:HB2	2.06	0.55
1:K:178:GLU:HG3	1:K:380:LYS:HG2	1.88	0.55
1:L:130:GLU:HB3	1:L:422:VAL:CG1	2.17	0.55
1:L:155:ASP:HB3	1:L:395:ARG:HH12	1.72	0.55
1:M:146:GLN:O	1:M:150:ILE:HG13	2.06	0.55
1:M:413:ALA:HB1	1:M:488:MET:HG3	1.88	0.55
1:C:106:ALA:O	1:C:111:MET:HB2	2.06	0.55
1:C:252:GLU:OE1	1:C:285:ARG:NH1	2.40	0.55
1:C:343:GLN:NE2	1:C:346:VAL:HB	2.22	0.55
1:D:352:GLN:HA	1:D:355:GLU:OE1	2.06	0.55
1:E:85:ALA:CB	1:E:499:VAL:HG12	2.33	0.55
1:K:131:LEU:HD12	1:K:422:VAL:CG2	2.35	0.55
1:M:290:GLN:HE22	1:M:293:ALA:HB3	1.71	0.55
1:A:65:LYS:HB3	1:A:522:THR:OG1	2.07	0.55
1:A:141:SER:HA	1:A:144:ILE:HB	1.89	0.55
1:A:192:GLY:HA3	1:A:376:VAL:CG2	2.36	0.55
1:D:23:LEU:O	1:D:27:VAL:HG23	2.06	0.55
1:E:458:CYS:SG	1:E:480:ALA:HB1	2.46	0.55
1:F:368:ARG:O	1:F:372:LEU:CD1	2.52	0.55
1:I:362:ARG:HG2	1:I:366:GLN:NE2	2.21	0.55
1:N:125:THR:O	1:N:129:GLU:OE1	2.25	0.55
1:B:195:PHE:CD2	1:B:279:PRO:HG3	2.41	0.55
1:B:342:ILE:O	1:B:346:VAL:HG23	2.07	0.55

Continued on next page...

Continued from previous page...

Atom-1	Atom-2	Interatomic distance (Å)	Clash overlap (Å)
1:C:487:ASN:N	1:C:491:MET:HE2	2.21	0.55
1:D:177:VAL:CG1	1:D:397:GLU:CG	2.84	0.55
1:D:326:ASN:HB2	1:D:329:THR:HB	1.88	0.55
1:E:13:ARG:HB3	1:E:104:LEU:HD13	1.88	0.55
1:E:488:MET:HE1	1:E:493:ILE:HG21	1.88	0.55
1:F:87:ASP:CG	1:F:88:GLY:H	2.10	0.55
1:H:41:ASP:HA	1:H:47:PRO:HB3	1.88	0.55
1:H:223:ALA:HB2	1:H:309:LEU:HD21	1.89	0.55
1:I:230:ILE:HD13	1:I:261:THR:CG2	2.37	0.55
1:L:289:LEU:HA	1:L:292:ILE:HD12	1.89	0.55
1:M:30:THR:HB	1:M:51:LYS:O	2.07	0.55
1:M:269:GLY:HA3	1:N:257:GLU:HB2	1.89	0.55
1:N:183:LEU:O	1:N:184:GLN:CG	2.51	0.55
1:N:288:MET:O	1:N:291:ASP:HB2	2.07	0.55
1:A:339:GLU:HA	1:A:342:ILE:HB	1.89	0.55
1:G:219:PHE:CE2	1:G:314:LEU:HD22	2.42	0.55
1:H:472:GLY:HA3	1:H:476:TYR:CD2	2.41	0.55
1:K:6:VAL:HG22	1:K:521:VAL:HG22	1.89	0.55
1:A:33:PRO:HG2	1:A:480:ALA:HB3	1.89	0.54
1:A:236:VAL:CG2	1:A:312:ALA:HB3	2.37	0.54
1:D:413:ALA:CB	1:D:417:VAL:CG2	2.84	0.54
1:F:181:THR:C	1:G:282:GLY:HA3	2.28	0.54
1:F:324:VAL:HB	1:F:331:THR:HG23	1.89	0.54
1:F:414:GLY:HA2	1:F:495:ASP:OD2	2.06	0.54
1:G:144:ILE:HG21	1:G:163:ALA:HA	1.87	0.54
1:I:195:PHE:CZ	1:I:330:THR:HB	2.42	0.54
1:J:6:VAL:HG11	1:J:8:PHE:CE2	2.42	0.54
1:J:290:GLN:NE2	1:J:293:ALA:HB3	2.23	0.54
1:M:66:PHE:CZ	1:M:522:THR:HG22	2.41	0.54
1:M:149:THR:HG22	1:M:154:SER:HA	1.88	0.54
1:N:100:ILE:O	1:N:104:LEU:HG	2.07	0.54
1:N:199:TYR:CD2	1:N:326:ASN:O	2.60	0.54
1:N:456:LEU:HD13	1:N:462:PRO:HG2	1.88	0.54
1:B:440:ILE:HG22	1:B:444:LEU:HD11	1.89	0.54
1:C:143:ALA:O	1:C:147:VAL:HG23	2.07	0.54
1:C:262:LEU:O	1:C:266:THR:HG23	2.07	0.54
1:D:453:GLN:NE2	1:D:456:LEU:HD23	2.22	0.54
1:J:222:LEU:HD21	1:J:292:ILE:HG22	1.87	0.54
1:K:180:GLY:O	1:L:281:PHE:HD2	1.90	0.54
1:L:205:ILE:HG23	1:L:212:ALA:O	2.07	0.54
1:L:434:LYS:O	1:L:437:ASN:N	2.40	0.54

Continued on next page...

Continued from previous page...

Atom-1	Atom-2	Interatomic distance (Å)	Clash overlap (Å)
1:M:229:ASN:C	1:M:231:ARG:N	2.61	0.54
1:M:349:ILE:CG2	1:M:369:VAL:HG13	2.37	0.54
1:N:152:ALA:HB1	1:N:155:ASP:HB3	1.88	0.54
1:A:229:ASN:C	1:A:231:ARG:H	2.10	0.54
1:B:202:PRO:O	1:B:203:TYR:CB	2.54	0.54
1:C:305:ILE:HB	1:C:307:MET:HE2	1.90	0.54
1:D:216:GLU:C	1:D:218:PRO:HD3	2.27	0.54
1:D:383:ALA:HB3	1:D:389:MET:N	2.23	0.54
1:D:409:GLU:O	1:D:497:THR:HB	2.06	0.54
1:E:28:LYS:HD2	1:E:453:GLN:OE1	2.07	0.54
1:E:131:LEU:HD13	1:E:422:VAL:HG21	1.88	0.54
1:F:13:ARG:NH1	1:F:518:GLU:OE2	2.36	0.54
1:G:69:MET:O	1:G:73:MET:HG3	2.07	0.54
1:G:241:ALA:HA	1:G:271:VAL:CG2	2.36	0.54
1:H:37:ASN:HB2	1:I:517:THR:HA	1.89	0.54
1:H:513:LEU:CD1	1:N:49:ILE:HD13	2.37	0.54
1:J:224:ASP:HB3	1:J:302:SER:HB3	1.88	0.54
1:K:151:SER:HB3	1:K:399:ALA:HA	1.89	0.54
1:K:201:SER:C	1:K:202:PRO:O	2.41	0.54
1:K:207:LYS:NZ	1:K:390:LYS:HZ1	2.04	0.54
1:L:126:ALA:CB	1:L:429:LEU:HD22	2.38	0.54
1:N:28:LYS:HD2	1:N:453:GLN:OE1	2.06	0.54
1:N:368:ARG:O	1:N:372:LEU:HD13	2.08	0.54
1:A:406:ALA:O	1:A:410:GLY:N	2.40	0.54
1:D:200:LEU:HD13	1:D:254:VAL:HB	1.88	0.54
1:E:190:VAL:HG21	1:E:334:ASP:CB	2.37	0.54
1:E:236:VAL:HG22	1:E:312:ALA:CB	2.35	0.54
1:E:478:TYR:OH	1:E:483:GLU:HA	2.07	0.54
1:F:419:LEU:HD12	1:F:450:PRO:HG2	1.88	0.54
1:H:356:ALA:HB3	1:H:362:ARG:HE	1.73	0.54
1:H:466:ALA:O	1:H:470:LYS:HD2	2.07	0.54
1:J:326:ASN:ND2	1:J:329:THR:HB	2.17	0.54
1:K:124:VAL:HG21	1:K:508:ALA:CB	2.36	0.54
1:L:195:PHE:HD2	1:L:279:PRO:HG3	1.62	0.54
1:N:37:ASN:HB3	1:N:49:ILE:CG2	2.38	0.54
1:A:124:VAL:HG13	1:A:504:LEU:HD23	1.90	0.54
1:B:124:VAL:O	1:B:128:VAL:HG23	2.08	0.54
1:D:392:LYS:HG3	1:D:395:ARG:HH22	1.73	0.54
1:D:479:ASN:OD1	1:D:493:ILE:HD11	2.07	0.54
1:E:224:ASP:HB3	1:E:302:SER:HB3	1.90	0.54
1:F:419:LEU:CD2	1:F:500:THR:HG23	2.36	0.54

Continued on next page...

Continued from previous page...

Atom-1	Atom-2	Interatomic distance (Å)	Clash overlap (Å)
1:G:16:MET:HB3	1:G:514:MET:CE	2.37	0.54
1:I:132:LYS:O	1:I:135:SER:HB3	2.07	0.54
1:J:319:GLN:HB3	1:J:336:VAL:CG2	2.37	0.54
1:K:321:LYS:CD	1:K:334:ASP:OD2	2.53	0.54
1:M:384:ALA:O	1:M:385:THR:OG1	2.23	0.54
1:N:153:ASN:O	1:N:154:SER:HB2	2.08	0.54
1:N:176:THR:HG22	1:N:177:VAL:N	2.23	0.54
1:N:227:ILE:HG12	1:N:309:LEU:HD11	1.90	0.54
1:A:102:GLU:HB2	1:A:442:VAL:HG13	1.90	0.54
1:C:449:ALA:N	1:C:450:PRO:CD	2.71	0.54
1:D:284:ARG:NH1	1:D:364:LYS:CD	2.68	0.54
1:E:127:ALA:HA	1:E:426:LEU:HD11	1.89	0.54
1:G:147:VAL:HG12	1:G:403:THR:OG1	2.07	0.54
1:K:180:GLY:O	1:L:281:PHE:CD2	2.60	0.54
1:K:207:LYS:N	1:K:208:PRO:HD3	2.22	0.54
1:L:246:PRO:HA	1:L:272:LYS:O	2.08	0.54
1:L:336:VAL:O	1:L:336:VAL:HG12	2.07	0.54
1:M:183:LEU:O	1:M:183:LEU:HD13	2.07	0.54
1:A:100:ILE:O	1:A:104:LEU:HG	2.08	0.54
1:A:209:GLU:H	1:A:209:GLU:CD	2.09	0.54
1:A:296:THR:HB	1:A:319:GLN:N	2.22	0.54
1:A:397:GLU:O	1:A:400:LEU:HB3	2.07	0.54
1:C:70:GLY:HA2	1:C:73:MET:HE2	1.88	0.54
1:C:466:ALA:O	1:C:470:LYS:HG3	2.08	0.54
1:D:254:VAL:HG12	1:D:259:LEU:HB2	1.88	0.54
1:E:124:VAL:HG21	1:E:508:ALA:HB2	1.89	0.54
1:F:202:PRO:C	1:F:204:PHE:H	2.11	0.54
1:F:428:ASP:O	1:F:430:ARG:HG2	2.08	0.54
1:G:17:LEU:HD13	1:G:100:ILE:HG22	1.89	0.54
1:G:54:VAL:CG2	1:G:89:THR:HB	2.38	0.54
1:H:202:PRO:O	1:H:203:TYR:HB2	2.07	0.54
1:J:200:LEU:HD21	1:J:277:LYS:HG3	1.89	0.54
1:K:16:MET:HB3	1:K:514:MET:HE1	1.89	0.54
1:K:247:LEU:O	1:K:273:VAL:HA	2.07	0.54
1:K:260:ALA:O	1:K:264:VAL:HG23	2.08	0.54
1:K:433:ASN:OD1	1:K:436:GLN:HG3	2.08	0.54
1:L:158:VAL:O	1:L:162:ILE:HG13	2.07	0.54
1:L:183:LEU:HB2	1:L:384:ALA:HB2	1.89	0.54
1:L:235:PRO:HG3	1:L:310:GLU:HA	1.89	0.54
1:L:241:ALA:HA	1:L:271:VAL:CG2	2.38	0.54
1:N:241:ALA:HA	1:N:271:VAL:HG21	1.90	0.54

Continued on next page...

Continued from previous page...

Atom-1	Atom-2	Interatomic distance (Å)	Clash overlap (Å)
1:N:241:ALA:HA	1:N:271:VAL:CG2	2.37	0.54
1:C:230:ILE:HD12	1:C:261:THR:HB	1.88	0.54
1:I:184:GLN:H	1:I:382:GLY:HA3	1.71	0.54
1:I:288:MET:CG	1:I:368:ARG:HD3	2.38	0.54
1:J:152:ALA:O	1:J:153:ASN:HB3	2.08	0.54
1:J:296:THR:HB	1:J:319:GLN:N	2.22	0.54
1:L:242:LYS:O	1:L:243:ALA:HB3	2.07	0.54
1:L:349:ILE:O	1:L:353:ILE:HG13	2.07	0.54
1:N:30:THR:HB	1:N:51:LYS:O	2.08	0.54
1:A:74:VAL:HA	1:A:510:VAL:HG21	1.89	0.54
1:B:466:ALA:O	1:B:470:LYS:HG3	2.08	0.54
1:C:54:VAL:HG22	1:C:89:THR:HB	1.89	0.54
1:C:269:GLY:HA2	1:C:272:LYS:HZ1	1.72	0.54
1:C:356:ALA:HB3	1:C:362:ARG:HE	1.71	0.54
1:D:177:VAL:HG13	1:D:397:GLU:HG3	1.89	0.54
1:E:383:ALA:CB	1:E:389:MET:CA	2.86	0.54
1:F:176:THR:CG2	1:F:177:VAL:N	2.71	0.54
1:F:326:ASN:N	1:F:329:THR:O	2.26	0.54
1:G:16:MET:HG3	1:G:520:MET:SD	2.47	0.54
1:I:248:LEU:HD13	1:I:325:ILE:HD11	1.90	0.54
1:J:9:GLY:HA2	1:J:518:GLU:OE1	2.07	0.54
1:J:134:LEU:CD1	1:J:475:ASN:HD21	2.20	0.54
1:A:192:GLY:HA3	1:A:376:VAL:HG23	1.90	0.54
1:B:222:LEU:HD13	1:B:293:ALA:HB2	1.89	0.54
1:B:372:LEU:N	1:B:372:LEU:HD12	2.22	0.54
1:C:230:ILE:HD13	1:C:261:THR:HG22	1.87	0.54
1:D:5:ASP:HB2	1:D:524:LEU:CD1	2.38	0.54
1:E:15:LYS:O	1:E:67:GLU:HA	2.07	0.54
1:E:217:SER:N	1:E:218:PRO:CD	2.68	0.54
1:F:303:GLU:O	1:F:306:GLY:N	2.37	0.54
1:J:16:MET:O	1:J:20:VAL:HG13	2.07	0.54
1:J:224:ASP:O	1:J:225:LYS:HB3	2.08	0.54
1:J:347:ALA:O	1:J:348:GLN:C	2.46	0.54
1:M:235:PRO:CG	1:M:310:GLU:HA	2.23	0.54
1:M:284:ARG:NH1	1:M:364:LYS:HD2	2.22	0.54
1:M:359:ASP:O	1:M:363:GLU:CD	2.46	0.54
1:N:452:ARG:HH12	1:N:463:SER:HA	1.73	0.54
1:A:465:VAL:HG22	1:A:485:TYR:OH	2.08	0.53
1:B:31:LEU:HG	1:B:454:ILE:HG12	1.90	0.53
1:E:184:GLN:N	1:E:382:GLY:HA3	2.17	0.53
1:I:68:ASN:HD21	1:I:72:GLN:HG3	1.73	0.53

Continued on next page...

Continued from previous page...

Atom-1	Atom-2	Interatomic distance (Å)	Clash overlap (Å)
1:L:284:ARG:NH1	1:L:364:LYS:NZ	2.56	0.53
1:L:405:ALA:HB1	1:L:498:LYS:HB3	1.90	0.53
1:M:204:PHE:CZ	1:M:263:VAL:HG22	2.43	0.53
1:M:449:ALA:HB3	1:M:450:PRO:HD3	1.90	0.53
1:M:510:VAL:HA	1:M:513:LEU:HD12	1.88	0.53
1:A:69:MET:O	1:A:73:MET:HG3	2.09	0.53
1:C:230:ILE:HG21	1:C:261:THR:HG21	1.90	0.53
1:C:479:ASN:C	1:C:479:ASN:OD1	2.47	0.53
1:E:242:LYS:O	1:E:243:ALA:HB3	2.07	0.53
1:F:249:ILE:HB	1:F:275:ALA:HA	1.89	0.53
1:H:116:LEU:CD2	1:H:435:ASP:O	2.52	0.53
1:J:13:ARG:NH1	1:J:107:VAL:HG11	2.24	0.53
1:K:228:SER:O	1:K:257:GLU:HB3	2.08	0.53
1:M:72:GLN:OE1	1:M:75:LYS:HD3	2.09	0.53
1:A:284:ARG:CZ	1:A:364:LYS:HD2	2.37	0.53
1:B:266:THR:HG21	1:B:273:VAL:N	2.21	0.53
1:F:59:GLU:O	1:G:4:LYS:HG3	2.08	0.53
1:I:16:MET:HB3	1:I:514:MET:CE	2.37	0.53
1:J:33:PRO:HG2	1:J:480:ALA:HB3	1.90	0.53
1:J:54:VAL:HG22	1:J:89:THR:CB	2.30	0.53
1:K:151:SER:HB2	1:K:399:ALA:CB	2.39	0.53
1:L:221:LEU:HB3	1:L:249:ILE:HD12	1.91	0.53
1:M:217:SER:N	1:M:218:PRO:CD	2.70	0.53
1:M:218:PRO:HB3	1:M:246:PRO:HB2	1.88	0.53
1:N:199:TYR:HA	1:N:276:VAL:HG12	1.91	0.53
1:A:305:ILE:HD12	1:A:307:MET:CE	2.38	0.53
1:B:161:LEU:HD22	1:B:379:ILE:HG23	1.89	0.53
1:B:183:LEU:HD22	1:B:183:LEU:C	2.29	0.53
1:D:366:GLN:O	1:D:369:VAL:HG23	2.08	0.53
1:E:195:PHE:CE1	1:E:197:ARG:HB2	2.43	0.53
1:E:241:ALA:HA	1:E:271:VAL:HG21	1.89	0.53
1:F:78:ALA:HB3	1:F:89:THR:HG23	1.89	0.53
1:G:113:PRO:CB	1:G:516:THR:HG22	2.38	0.53
1:H:4:LYS:C	1:H:524:LEU:CD1	2.77	0.53
1:H:433:ASN:CG	1:H:436:GLN:HG3	2.29	0.53
1:I:5:ASP:HB3	1:I:522:THR:HG22	1.91	0.53
1:J:177:VAL:HG21	1:J:396:VAL:HG12	1.90	0.53
1:J:430:ARG:HD2	1:J:437:ASN:ND2	2.23	0.53
1:K:240:VAL:HG21	1:K:247:LEU:HD22	1.91	0.53
1:L:74:VAL:HG12	1:L:510:VAL:HG21	1.89	0.53
1:M:296:THR:HB	1:M:319:GLN:H	1.73	0.53

Continued on next page...

Continued from previous page...

Atom-1	Atom-2	Interatomic distance (Å)	Clash overlap (Å)
1:M:350:ARG:HA	1:M:353:ILE:HG13	1.90	0.53
1:M:418:ALA:O	1:M:422:VAL:HG23	2.08	0.53
1:G:152:ALA:O	1:G:153:ASN:HB3	2.09	0.53
1:G:166:MET:HE2	1:G:171:LYS:HA	1.89	0.53
1:G:428:ASP:O	1:G:430:ARG:HG2	2.09	0.53
1:J:41:ASP:HB2	1:K:69:MET:SD	2.48	0.53
1:J:284:ARG:NH1	1:J:364:LYS:NZ	2.56	0.53
1:L:151:SER:HB3	1:L:399:ALA:HA	1.91	0.53
1:M:313:THR:O	1:M:317:LEU:HD13	2.09	0.53
1:M:385:THR:H	1:N:281:PHE:HE1	1.55	0.53
1:C:18:ARG:O	1:C:22:VAL:HG23	2.09	0.53
1:G:115:ASP:HB3	1:G:436:GLN:HG3	1.91	0.53
1:I:229:ASN:CA	1:I:257:GLU:OE1	2.50	0.53
1:I:288:MET:HG2	1:I:368:ARG:HD3	1.89	0.53
1:I:385:THR:HG22	1:J:364:LYS:HZ2	1.73	0.53
1:J:194:GLN:OE1	1:J:331:THR:HB	2.09	0.53
1:K:26:ALA:HB2	1:L:8:PHE:HZ	1.73	0.53
1:L:240:VAL:HG11	1:L:247:LEU:HB2	1.91	0.53
1:L:319:GLN:HB3	1:L:336:VAL:HG21	1.91	0.53
1:M:360:TYR:HA	1:M:363:GLU:OE1	2.09	0.53
1:B:200:LEU:O	1:B:201:SER:HB2	2.09	0.53
1:B:272:LYS:NZ	1:C:228:SER:HB3	2.24	0.53
1:C:13:ARG:HD2	1:C:104:LEU:CD2	2.38	0.53
1:D:203:TYR:HB3	1:D:267:MET:SD	2.48	0.53
1:D:401:HIS:O	1:D:404:ARG:HB2	2.09	0.53
1:D:478:TYR:OH	1:D:483:GLU:HA	2.08	0.53
1:F:183:LEU:HB2	1:F:384:ALA:CB	2.33	0.53
1:F:420:ILE:CG1	1:F:448:GLU:HG2	2.32	0.53
1:G:287:ALA:HB1	1:G:368:ARG:HH12	1.72	0.53
1:J:14:VAL:HG23	1:J:15:LYS:N	2.23	0.53
1:K:25:ASP:HA	1:K:28:LYS:CE	2.23	0.53
1:L:287:ALA:CB	1:L:368:ARG:NH1	2.64	0.53
1:N:236:VAL:HG21	1:N:312:ALA:HB3	1.91	0.53
1:N:383:ALA:CB	1:N:389:MET:CA	2.87	0.53
1:A:124:VAL:HG13	1:A:504:LEU:CD2	2.39	0.53
1:A:519:CYS:HB3	1:G:38:VAL:CG2	2.31	0.53
1:B:183:LEU:O	1:B:184:GLN:CB	2.56	0.53
1:B:183:LEU:HD23	1:B:383:ALA:HA	1.90	0.53
1:B:291:ASP:OD2	1:B:368:ARG:HD2	2.09	0.53
1:B:324:VAL:HB	1:B:331:THR:HG23	1.91	0.53
1:D:120:ILE:HG23	1:D:443:ALA:HB2	1.91	0.53

Continued on next page...

Continued from previous page...

Atom-1	Atom-2	Interatomic distance (Å)	Clash overlap (Å)
1:F:183:LEU:O	1:F:183:LEU:HD13	2.09	0.53
1:G:202:PRO:O	1:G:203:TYR:HB2	2.09	0.53
1:G:384:ALA:O	1:G:385:THR:HG23	2.08	0.53
1:J:47:PRO:HD2	1:K:73:MET:HG2	1.91	0.53
1:J:127:ALA:CA	1:J:426:LEU:HD11	2.38	0.53
1:J:201:SER:C	1:J:202:PRO:O	2.45	0.53
1:M:237:LEU:HD21	1:M:273:VAL:HG21	1.91	0.53
1:N:42:LYS:HD2	1:N:48:THR:HG1	1.74	0.53
1:N:242:LYS:O	1:N:243:ALA:HB3	2.08	0.53
1:N:383:ALA:HB3	1:N:389:MET:CA	2.38	0.53
1:N:479:ASN:OD1	1:N:493:ILE:HD11	2.07	0.53
1:A:217:SER:N	1:A:218:PRO:CD	2.69	0.53
1:C:23:LEU:HD23	1:C:74:VAL:HG23	1.90	0.53
1:C:252:GLU:CD	1:C:285:ARG:HH12	2.12	0.53
1:D:130:GLU:HB3	1:D:422:VAL:HG13	1.90	0.53
1:F:134:LEU:HD21	1:F:475:ASN:ND2	2.24	0.53
1:G:69:MET:HE2	1:G:520:MET:CE	2.39	0.53
1:I:37:ASN:O	1:J:517:THR:HG23	2.09	0.53
1:I:193:MET:HG3	1:I:371:LYS:CB	2.38	0.53
1:I:360:TYR:HA	1:I:363:GLU:OE1	2.09	0.53
1:J:70:GLY:HA2	1:J:73:MET:CE	2.36	0.53
1:J:151:SER:CB	1:J:399:ALA:HA	2.39	0.53
1:N:336:VAL:HG12	1:N:336:VAL:O	2.08	0.53
1:A:464:VAL:HA	1:H:464:VAL:HG22	1.90	0.53
1:B:32:GLY:HA3	1:B:454:ILE:CG2	2.37	0.53
1:C:420:ILE:HG13	1:C:448:GLU:HG2	1.91	0.53
1:F:99:ILE:HG22	1:F:515:ILE:HD11	1.91	0.53
1:F:230:ILE:HD13	1:F:261:THR:HG21	1.90	0.53
1:G:229:ASN:C	1:G:231:ARG:N	2.61	0.53
1:G:351:GLN:NE2	1:G:355:GLU:OE2	2.42	0.53
1:H:106:ALA:HB1	1:H:111:MET:CE	2.38	0.53
1:I:152:ALA:O	1:I:153:ASN:HB3	2.09	0.53
1:I:479:ASN:HA	1:I:493:ILE:HD12	1.91	0.53
1:J:222:LEU:HD13	1:J:293:ALA:HA	1.91	0.53
1:J:413:ALA:H	1:J:475:ASN:HD21	1.54	0.53
1:N:151:SER:HB2	1:N:399:ALA:HB1	1.91	0.53
1:A:247:LEU:CD2	1:A:249:ILE:HD11	2.39	0.52
1:B:124:VAL:HG13	1:B:504:LEU:HD23	1.90	0.52
1:D:66:PHE:CZ	1:D:522:THR:HG22	2.44	0.52
1:D:175:ILE:HG12	1:D:377:ALA:HB3	1.90	0.52
1:D:429:LEU:HG	1:D:440:ILE:HD13	1.91	0.52

Continued on next page...

Continued from previous page...

Atom-1	Atom-2	Interatomic distance (Å)	Clash overlap (Å)
1:H:23:LEU:HD23	1:H:74:VAL:HG23	1.92	0.52
1:H:397:GLU:O	1:H:401:HIS:CD2	2.62	0.52
1:I:151:SER:HB3	1:I:399:ALA:HA	1.91	0.52
1:J:291:ASP:OD2	1:J:372:LEU:HD11	2.10	0.52
1:K:47:PRO:HG3	1:L:69:MET:HG2	1.91	0.52
1:K:187:LEU:HD13	1:K:379:ILE:HG12	1.90	0.52
1:L:74:VAL:HG12	1:L:510:VAL:CG2	2.38	0.52
1:L:383:ALA:O	1:L:384:ALA:HB3	2.09	0.52
1:N:413:ALA:HB1	1:N:417:VAL:CG2	2.40	0.52
1:C:68:ASN:O	1:C:72:GLN:HG2	2.09	0.52
1:D:202:PRO:C	1:D:204:PHE:H	2.12	0.52
1:E:326:ASN:ND2	1:E:329:THR:HB	2.21	0.52
1:F:10:ASN:CA	1:F:13:ARG:NH2	2.72	0.52
1:F:219:PHE:HB3	1:F:317:LEU:HD23	1.91	0.52
1:G:68:ASN:O	1:G:72:GLN:HG2	2.09	0.52
1:G:172:GLU:O	1:G:404:ARG:NH2	2.41	0.52
1:G:369:VAL:HG23	1:G:370:ALA:N	2.24	0.52
1:J:212:ALA:HB1	1:J:325:ILE:O	2.09	0.52
1:J:324:VAL:HB	1:J:331:THR:HG23	1.91	0.52
1:K:201:SER:O	1:K:202:PRO:O	2.27	0.52
1:K:236:VAL:CG2	1:K:312:ALA:HB3	2.39	0.52
1:L:68:ASN:O	1:L:72:GLN:HG2	2.08	0.52
1:L:514:MET:O	1:L:517:THR:HB	2.09	0.52
1:M:221:LEU:HD13	1:M:236:VAL:HG11	1.91	0.52
1:M:478:TYR:HB2	1:M:485:TYR:CE2	2.44	0.52
1:N:262:LEU:O	1:N:266:THR:HG23	2.09	0.52
1:C:187:LEU:CD1	1:C:379:ILE:HG12	2.36	0.52
1:E:449:ALA:N	1:E:450:PRO:CD	2.72	0.52
1:G:82:ASN:O	1:G:86:GLY:N	2.41	0.52
1:H:165:ALA:CB	1:H:379:ILE:HD11	2.40	0.52
1:H:254:VAL:HG12	1:H:259:LEU:HB2	1.90	0.52
1:H:346:VAL:O	1:H:350:ARG:HB2	2.10	0.52
1:I:449:ALA:O	1:I:450:PRO:C	2.45	0.52
1:I:451:LEU:C	1:I:451:LEU:HD23	2.29	0.52
1:J:326:ASN:N	1:J:329:THR:O	2.35	0.52
1:K:197:ARG:HG3	1:K:277:LYS:O	2.10	0.52
1:K:433:ASN:ND2	1:K:436:GLN:HG3	2.25	0.52
1:N:6:VAL:HG22	1:N:521:VAL:HG22	1.91	0.52
1:N:217:SER:HA	1:N:320:ALA:O	2.09	0.52
1:N:417:VAL:CG2	1:N:488:MET:HG3	2.35	0.52
1:A:489:ILE:HA	1:A:494:LEU:HD23	1.92	0.52

Continued on next page...

Continued from previous page...

Atom-1	Atom-2	Interatomic distance (Å)	Clash overlap (Å)
1:D:164:GLU:HB3	1:D:187:LEU:CD2	2.40	0.52
1:E:414:GLY:O	1:E:417:VAL:HG22	2.09	0.52
1:I:174:VAL:HG11	1:I:376:VAL:HG22	1.91	0.52
1:J:191:GLU:O	1:J:334:ASP:CA	2.53	0.52
1:K:39:VAL:HG12	1:L:69:MET:HE3	1.92	0.52
1:K:91:THR:O	1:K:94:VAL:HG22	2.08	0.52
1:K:234:LEU:N	1:K:235:PRO:HD2	2.25	0.52
1:L:222:LEU:HD21	1:L:292:ILE:CG2	2.39	0.52
1:M:57:ALA:O	1:M:75:LYS:HE3	2.09	0.52
1:M:247:LEU:CD2	1:M:249:ILE:HD11	2.39	0.52
1:M:420:ILE:HD13	1:M:451:LEU:HD13	1.90	0.52
1:N:102:GLU:HB2	1:N:442:VAL:HG13	1.92	0.52
1:A:247:LEU:HD21	1:A:249:ILE:HD11	1.90	0.52
1:A:419:LEU:HD13	1:A:450:PRO:HG2	1.90	0.52
1:C:13:ARG:HA	1:C:16:MET:HE2	1.91	0.52
1:C:151:SER:CB	1:C:399:ALA:HA	2.40	0.52
1:C:230:ILE:CD1	1:C:261:THR:CG2	2.82	0.52
1:C:233:MET:C	1:C:235:PRO:HD2	2.29	0.52
1:D:16:MET:HB3	1:D:514:MET:HE3	1.92	0.52
1:F:120:ILE:O	1:F:123:ALA:HB3	2.09	0.52
1:I:199:TYR:HA	1:I:276:VAL:HG12	1.91	0.52
1:K:178:GLU:O	1:K:380:LYS:HA	2.09	0.52
1:K:305:ILE:HG22	1:K:305:ILE:O	2.09	0.52
1:L:199:TYR:HA	1:L:276:VAL:HG12	1.91	0.52
1:M:113:PRO:HA	1:M:116:LEU:HD12	1.92	0.52
1:M:230:ILE:HG21	1:M:261:THR:HG21	1.91	0.52
1:A:14:VAL:HG23	1:A:15:LYS:N	2.24	0.52
1:A:178:GLU:O	1:A:380:LYS:HA	2.10	0.52
1:A:193:MET:SD	1:A:372:LEU:HD12	2.50	0.52
1:B:17:LEU:O	1:B:20:VAL:HG22	2.09	0.52
1:B:139:SER:O	1:B:171:LYS:HE2	2.10	0.52
1:D:262:LEU:O	1:D:266:THR:HG23	2.09	0.52
1:E:171:LYS:CD	1:E:407:VAL:HG13	2.38	0.52
1:F:16:MET:HB3	1:F:514:MET:HE3	1.92	0.52
1:I:359:ASP:HA	1:I:362:ARG:HH12	1.71	0.52
1:K:134:LEU:O	1:K:134:LEU:HD13	2.09	0.52
1:L:413:ALA:HB3	1:L:417:VAL:CG2	2.40	0.52
1:M:249:ILE:HB	1:M:275:ALA:HA	1.91	0.52
1:N:91:THR:O	1:N:94:VAL:HG22	2.10	0.52
1:N:414:GLY:HA2	1:N:495:ASP:OD2	2.09	0.52
1:B:238:GLU:O	1:B:241:ALA:HB3	2.08	0.52

Continued on next page...

Continued from previous page...

Atom-1	Atom-2	Interatomic distance (Å)	Clash overlap (Å)
1:E:349:ILE:CG2	1:E:369:VAL:HG13	2.40	0.52
1:F:24:ALA:O	1:F:28:LYS:HG2	2.08	0.52
1:F:59:GLU:OE1	1:G:4:LYS:CE	2.57	0.52
1:H:138:CYS:O	1:H:407:VAL:HA	2.09	0.52
1:I:39:VAL:HG11	1:J:69:MET:HE3	1.90	0.52
1:I:385:THR:HG22	1:J:364:LYS:NZ	2.23	0.52
1:J:338:GLU:O	1:J:341:ALA:HB3	2.10	0.52
1:J:384:ALA:O	1:J:385:THR:OG1	2.27	0.52
1:J:510:VAL:HG13	1:J:511:ALA:N	2.25	0.52
1:K:74:VAL:HG12	1:K:510:VAL:HG21	1.90	0.52
1:K:115:ASP:HB3	1:K:436:GLN:HG2	1.91	0.52
1:K:225:LYS:HD2	1:K:303:GLU:CG	2.39	0.52
1:K:338:GLU:O	1:K:342:ILE:HG13	2.10	0.52
1:N:23:LEU:HD23	1:N:74:VAL:HG22	1.92	0.52
1:N:315:GLU:O	1:N:315:GLU:HG2	2.09	0.52
1:N:366:GLN:O	1:N:369:VAL:HG22	2.10	0.52
1:A:19:GLY:HA3	1:A:67:GLU:O	2.10	0.52
1:A:269:GLY:HA2	1:A:272:LYS:HZ2	1.75	0.52
1:C:417:VAL:HG21	1:C:488:MET:HG3	1.91	0.52
1:E:176:THR:HG22	1:E:177:VAL:N	2.25	0.52
1:F:224:ASP:N	1:F:301:ILE:O	2.34	0.52
1:F:295:LEU:HD13	1:F:335:GLY:HA3	1.91	0.52
1:G:501:ARG:NH1	1:G:505:GLN:OE1	2.42	0.52
1:I:183:LEU:O	1:I:183:LEU:HD13	2.10	0.52
1:K:220:ILE:HD12	1:K:296:THR:HG21	1.92	0.52
1:L:207:LYS:NZ	1:L:390:LYS:NZ	2.58	0.52
1:M:453:GLN:OE1	1:M:456:LEU:HD23	2.10	0.52
1:N:16:MET:HB3	1:N:514:MET:HE3	1.91	0.52
1:N:191:GLU:HB3	1:N:295:LEU:HD21	1.92	0.52
1:A:344:GLY:O	1:A:348:GLN:HG3	2.10	0.52
1:A:383:ALA:O	1:A:384:ALA:HB3	2.10	0.52
1:C:369:VAL:HG23	1:C:370:ALA:N	2.24	0.52
1:F:224:ASP:CB	1:F:302:SER:HB3	2.38	0.52
1:F:359:ASP:O	1:F:363:GLU:HG3	2.09	0.52
1:G:165:ALA:CB	1:G:379:ILE:HD11	2.39	0.52
1:G:291:ASP:OD2	1:G:368:ARG:HD2	2.09	0.52
1:H:195:PHE:CD2	1:H:279:PRO:HG3	2.45	0.52
1:I:437:ASN:HD22	1:I:437:ASN:N	2.08	0.52
1:K:41:ASP:HB3	1:L:522:THR:HA	1.91	0.52
1:K:106:ALA:CB	1:K:111:MET:HE3	2.40	0.52
1:L:200:LEU:HD13	1:L:254:VAL:HB	1.92	0.52

Continued on next page...

Continued from previous page...

Atom-1	Atom-2	Interatomic distance (Å)	Clash overlap (Å)
1:M:417:VAL:HA	1:M:451:LEU:HD12	1.92	0.52
1:A:519:CYS:SG	1:A:520:MET:N	2.83	0.52
1:D:269:GLY:HA3	1:E:257:GLU:HB2	1.91	0.52
1:E:406:ALA:O	1:E:410:GLY:N	2.40	0.52
1:F:7:LYS:HD2	1:F:66:PHE:CE2	2.45	0.52
1:F:178:GLU:O	1:F:380:LYS:HA	2.10	0.52
1:F:423:ALA:HB2	1:F:447:MET:SD	2.50	0.52
1:G:144:ILE:HD13	1:G:166:MET:SD	2.49	0.52
1:I:349:ILE:HG23	1:I:365:LEU:HD22	1.92	0.52
1:J:296:THR:HB	1:J:319:GLN:H	1.74	0.52
1:K:366:GLN:O	1:K:369:VAL:HG22	2.10	0.52
1:M:88:GLY:O	1:M:91:THR:HB	2.10	0.52
1:M:139:SER:CB	1:M:171:LYS:NZ	2.72	0.52
1:B:464:VAL:HA	1:N:464:VAL:HG22	1.91	0.51
1:C:74:VAL:HG12	1:C:510:VAL:HG21	1.91	0.51
1:E:202:PRO:C	1:E:204:PHE:H	2.12	0.51
1:E:359:ASP:HA	1:E:362:ARG:HH12	1.74	0.51
1:H:31:LEU:CD1	1:H:90:THR:CG2	2.80	0.51
1:I:138:CYS:O	1:I:407:VAL:HA	2.09	0.51
1:I:272:LYS:NZ	1:J:228:SER:CB	2.69	0.51
1:I:441:LYS:HD3	1:I:444:LEU:HD12	1.91	0.51
1:J:449:ALA:HB3	1:J:450:PRO:HD3	1.92	0.51
1:K:308:GLU:HB3	1:K:310:GLU:OE1	2.10	0.51
1:K:361:ASP:O	1:K:365:LEU:CG	2.53	0.51
1:L:125:THR:O	1:L:129:GLU:HG2	2.10	0.51
1:L:445:ARG:O	1:L:448:GLU:HG3	2.10	0.51
1:N:239:ALA:C	1:N:314:LEU:HD21	2.29	0.51
1:B:74:VAL:HG12	1:B:510:VAL:HG21	1.92	0.51
1:C:36:ARG:NH2	1:D:113:PRO:HD2	2.25	0.51
1:C:224:ASP:OD2	1:C:286:LYS:HD3	2.09	0.51
1:C:364:LYS:O	1:C:367:GLU:HB2	2.10	0.51
1:D:434:LYS:HE3	1:M:434:LYS:NZ	2.26	0.51
1:F:284:ARG:NH1	1:F:364:LYS:HD2	2.25	0.51
1:G:183:LEU:HD23	1:G:383:ALA:HA	1.92	0.51
1:G:197:ARG:HG3	1:G:277:LYS:O	2.10	0.51
1:H:445:ARG:O	1:H:448:GLU:HG3	2.10	0.51
1:I:224:ASP:O	1:I:225:LYS:HB3	2.10	0.51
1:J:104:LEU:HD21	1:J:515:ILE:HA	1.91	0.51
1:J:389:MET:SD	1:J:389:MET:C	2.89	0.51
1:L:455:VAL:HG11	1:L:465:VAL:CG2	2.40	0.51
1:A:32:GLY:HA3	1:A:454:ILE:HG23	1.93	0.51

Continued on next page...

Continued from previous page...

Atom-1	Atom-2	Interatomic distance (Å)	Clash overlap (Å)
1:B:305:ILE:HB	1:B:307:MET:CE	2.40	0.51
1:D:176:THR:CG2	1:D:177:VAL:N	2.73	0.51
1:D:414:GLY:N	1:D:494:LEU:HA	2.25	0.51
1:F:349:ILE:CG2	1:F:369:VAL:HG13	2.39	0.51
1:F:423:ALA:HB2	1:F:447:MET:HB2	1.92	0.51
1:H:142:LYS:O	1:H:145:ALA:HB3	2.09	0.51
1:H:203:TYR:HB2	1:H:263:VAL:HG13	1.92	0.51
1:H:516:THR:O	1:N:36:ARG:HB3	2.10	0.51
1:J:100:ILE:HD13	1:J:514:MET:SD	2.49	0.51
1:K:281:PHE:HA	1:K:285:ARG:NH2	2.24	0.51
1:N:199:TYR:CZ	1:N:327:LYS:HA	2.45	0.51
1:C:290:GLN:HB3	1:C:345:ARG:NH2	2.26	0.51
1:D:319:GLN:C	1:D:336:VAL:HG23	2.30	0.51
1:G:208:PRO:HG2	1:G:209:GLU:OE2	2.09	0.51
1:H:241:ALA:CB	1:I:231:ARG:NH1	2.64	0.51
1:I:7:LYS:HG3	1:I:66:PHE:CE2	2.45	0.51
1:K:10:ASN:HA	1:K:13:ARG:NH2	2.25	0.51
1:K:11:ASP:O	1:K:14:VAL:HG22	2.09	0.51
1:L:69:MET:O	1:L:73:MET:HG3	2.10	0.51
1:L:230:ILE:HG13	1:L:233:MET:HB2	1.92	0.51
1:M:128:VAL:HG21	1:M:505:GLN:HE21	1.74	0.51
1:N:225:LYS:NZ	1:N:232:GLU:OE1	2.41	0.51
1:N:434:LYS:O	1:N:437:ASN:HB2	2.10	0.51
1:A:36:ARG:HG3	1:B:518:GLU:HG3	1.91	0.51
1:C:291:ASP:HB3	1:C:372:LEU:HD21	1.92	0.51
1:F:153:ASN:O	1:F:154:SER:HB2	2.11	0.51
1:G:463:SER:HB2	1:I:461:GLU:OE1	2.11	0.51
1:H:262:LEU:O	1:H:266:THR:HG23	2.10	0.51
1:I:486:GLY:C	1:I:491:MET:HE2	2.30	0.51
1:J:217:SER:N	1:J:218:PRO:CD	2.73	0.51
1:J:270:ILE:O	1:J:271:VAL:O	2.28	0.51
1:K:179:ASP:OD1	1:K:393:LYS:CE	2.59	0.51
1:B:6:VAL:CG1	1:B:8:PHE:CE1	2.94	0.51
1:B:161:LEU:HD22	1:B:379:ILE:HG21	1.93	0.51
1:C:229:ASN:C	1:C:231:ARG:H	2.12	0.51
1:E:122:LYS:HG2	1:E:429:LEU:HD21	1.93	0.51
1:E:241:ALA:HA	1:E:271:VAL:CG2	2.40	0.51
1:H:11:ASP:O	1:H:14:VAL:CG2	2.50	0.51
1:I:195:PHE:CD2	1:I:197:ARG:HB2	2.46	0.51
1:L:385:THR:HG22	1:M:364:LYS:NZ	2.26	0.51
1:D:494:LEU:C	1:D:494:LEU:HD12	2.30	0.51

Continued on next page...

Continued from previous page...

Atom-1	Atom-2	Interatomic distance (Å)	Clash overlap (Å)
1:E:17:LEU:HD12	1:E:20:VAL:CG2	2.41	0.51
1:E:183:LEU:O	1:E:184:GLN:HG3	2.10	0.51
1:I:69:MET:SD	1:I:520:MET:HE2	2.51	0.51
1:J:72:GLN:OE1	1:J:75:LYS:HD3	2.10	0.51
1:J:127:ALA:O	1:J:131:LEU:HB2	2.11	0.51
1:A:240:VAL:HG11	1:A:247:LEU:HB2	1.92	0.51
1:C:401:HIS:O	1:C:404:ARG:HB2	2.10	0.51
1:D:202:PRO:O	1:D:203:TYR:HB2	2.11	0.51
1:D:496:PRO:O	1:D:499:VAL:HG22	2.11	0.51
1:G:392:LYS:HG3	1:G:395:ARG:NH2	2.26	0.51
1:H:173:GLY:O	1:H:175:ILE:HG13	2.10	0.51
1:I:420:ILE:HG13	1:I:448:GLU:HG2	1.92	0.51
1:I:487:ASN:N	1:I:491:MET:HE2	2.25	0.51
1:J:409:GLU:O	1:J:497:THR:CB	2.58	0.51
1:M:383:ALA:HB3	1:M:389:MET:CA	2.41	0.51
1:B:349:ILE:HG21	1:B:369:VAL:HG13	1.92	0.51
1:B:434:LYS:O	1:B:438:VAL:HG23	2.11	0.51
1:D:366:GLN:O	1:D:369:VAL:CG2	2.59	0.51
1:E:14:VAL:HG23	1:E:15:LYS:N	2.25	0.51
1:E:180:GLY:HA3	1:E:381:VAL:O	2.10	0.51
1:G:366:GLN:CA	1:G:369:VAL:HG22	2.41	0.51
1:L:106:ALA:HB1	1:L:111:MET:CE	2.39	0.51
1:N:40:LEU:HD13	1:N:59:GLU:HG3	1.93	0.51
1:N:134:LEU:HD12	1:N:412:VAL:CG1	2.41	0.51
1:N:417:VAL:HG21	1:N:488:MET:CG	2.37	0.51
1:A:18:ARG:O	1:A:22:VAL:HG23	2.11	0.51
1:B:324:VAL:C	1:B:325:ILE:HG13	2.32	0.51
1:C:224:ASP:OD1	1:C:224:ASP:O	2.29	0.51
1:C:230:ILE:CD1	1:C:261:THR:HB	2.40	0.51
1:D:294:THR:HG23	1:D:341:ALA:HB1	1.93	0.51
1:F:264:VAL:O	1:F:267:MET:N	2.36	0.51
1:I:166:MET:O	1:I:170:GLY:N	2.43	0.51
1:I:183:LEU:O	1:I:184:GLN:CG	2.50	0.51
1:L:69:MET:C	1:L:73:MET:HE2	2.32	0.51
1:M:37:ASN:HB3	1:M:49:ILE:CG2	2.40	0.51
1:M:524:LEU:N	1:M:524:LEU:CD1	2.73	0.51
1:A:169:VAL:HG13	1:A:377:ALA:HB2	1.93	0.50
1:C:343:GLN:O	1:C:346:VAL:HB	2.10	0.50
1:D:91:THR:O	1:D:94:VAL:HG22	2.11	0.50
1:I:103:GLY:HA3	1:I:515:ILE:HD11	1.93	0.50
1:I:190:VAL:HB	1:I:334:ASP:OD1	2.11	0.50

Continued on next page...

Continued from previous page...

Atom-1	Atom-2	Interatomic distance (Å)	Clash overlap (Å)
1:J:222:LEU:HD21	1:J:292:ILE:HG21	1.92	0.50
1:K:420:ILE:HD11	1:K:470:LYS:HE3	1.92	0.50
1:L:240:VAL:HG12	1:L:271:VAL:HG11	1.94	0.50
1:M:113:PRO:O	1:M:116:LEU:HB2	2.11	0.50
1:M:222:LEU:HD21	1:M:292:ILE:CG2	2.41	0.50
1:A:138:CYS:O	1:A:407:VAL:HA	2.11	0.50
1:A:346:VAL:HG21	1:A:373:ALA:HB2	1.93	0.50
1:C:221:LEU:HA	1:C:317:LEU:HG	1.93	0.50
1:D:95:LEU:HD13	1:D:504:LEU:CD1	2.40	0.50
1:G:515:ILE:O	1:G:515:ILE:CG2	2.59	0.50
1:H:241:ALA:HB3	1:I:231:ARG:HH12	1.76	0.50
1:I:112:ASN:N	1:I:435:ASP:OD2	2.35	0.50
1:J:284:ARG:HH11	1:J:364:LYS:HD2	1.75	0.50
1:J:372:LEU:N	1:J:372:LEU:HD12	2.26	0.50
1:K:70:GLY:CA	1:K:73:MET:HE3	2.37	0.50
1:L:70:GLY:HA2	1:L:73:MET:CE	2.37	0.50
1:L:142:LYS:O	1:L:146:GLN:HG3	2.11	0.50
1:L:166:MET:CE	1:L:407:VAL:HG21	2.41	0.50
1:M:230:ILE:HD12	1:M:262:LEU:HG	1.92	0.50
1:A:197:ARG:HG3	1:A:277:LYS:O	2.11	0.50
1:A:299:THR:N	1:A:316:ASP:O	2.37	0.50
1:C:13:ARG:HA	1:C:16:MET:HE3	1.94	0.50
1:E:7:LYS:HD3	1:E:11:ASP:OD2	2.11	0.50
1:E:74:VAL:HG12	1:E:510:VAL:HG21	1.91	0.50
1:E:478:TYR:HE2	1:E:480:ALA:HA	1.75	0.50
1:F:41:ASP:HB3	1:G:522:THR:HA	1.92	0.50
1:G:202:PRO:C	1:G:204:PHE:H	2.14	0.50
1:H:305:ILE:HD12	1:H:307:MET:CE	2.41	0.50
1:I:18:ARG:HG3	1:I:67:GLU:HG2	1.91	0.50
1:K:183:LEU:HD23	1:K:383:ALA:HA	1.93	0.50
1:K:233:MET:CE	1:K:237:LEU:HD21	2.41	0.50
1:A:365:LEU:HD21	1:A:368:ARG:HH21	1.70	0.50
1:C:39:VAL:HG22	1:C:49:ILE:HG12	1.93	0.50
1:C:343:GLN:HE22	1:C:346:VAL:HG11	1.76	0.50
1:D:58:ARG:CA	1:D:75:LYS:HE3	2.41	0.50
1:D:453:GLN:HE22	1:D:456:LEU:HD23	1.77	0.50
1:G:16:MET:SD	1:G:514:MET:HE3	2.52	0.50
1:H:158:VAL:CG2	1:H:395:ARG:HH12	2.24	0.50
1:H:366:GLN:HA	1:H:369:VAL:HG22	1.94	0.50
1:I:153:ASN:O	1:I:154:SER:HB2	2.11	0.50
1:K:176:THR:HG22	1:K:177:VAL:N	2.26	0.50

Continued on next page...

Continued from previous page...

Atom-1	Atom-2	Interatomic distance (Å)	Clash overlap (Å)
1:L:366:GLN:O	1:L:369:VAL:HG22	2.11	0.50
1:M:152:ALA:O	1:M:153:ASN:CB	2.59	0.50
1:M:386:GLU:HG3	1:M:389:MET:HE3	1.93	0.50
1:N:219:PHE:O	1:N:247:LEU:HD12	2.11	0.50
1:D:16:MET:HB3	1:D:514:MET:CE	2.40	0.50
1:D:124:VAL:HG21	1:D:508:ALA:CB	2.41	0.50
1:D:186:GLU:HB2	1:D:380:LYS:HB2	1.94	0.50
1:G:230:ILE:O	1:G:234:LEU:HG	2.12	0.50
1:G:329:THR:O	1:G:329:THR:HG22	2.12	0.50
1:H:224:ASP:HB3	1:H:302:SER:CB	2.39	0.50
1:I:217:SER:N	1:I:218:PRO:CD	2.67	0.50
1:I:230:ILE:HD13	1:I:261:THR:HG21	1.92	0.50
1:K:26:ALA:HA	1:L:8:PHE:CE1	2.41	0.50
1:L:34:LYS:CD	1:M:114:MET:HE2	2.41	0.50
1:L:71:ALA:O	1:L:75:LYS:HB2	2.10	0.50
1:L:344:GLY:O	1:L:348:GLN:HG3	2.12	0.50
1:M:230:ILE:HD13	1:M:261:THR:HG22	1.94	0.50
1:N:42:LYS:CD	1:N:48:THR:OG1	2.59	0.50
1:B:343:GLN:NE2	1:B:346:VAL:HG11	2.27	0.50
1:C:36:ARG:HG3	1:D:518:GLU:HG3	1.93	0.50
1:C:47:PRO:HG2	1:D:69:MET:HG2	1.91	0.50
1:C:372:LEU:HD12	1:C:372:LEU:H	1.77	0.50
1:E:124:VAL:HG21	1:E:508:ALA:CB	2.41	0.50
1:E:195:PHE:CD1	1:E:197:ARG:HB2	2.47	0.50
1:H:420:ILE:HD13	1:H:451:LEU:HD13	1.93	0.50
1:I:144:ILE:HG23	1:I:403:THR:CG2	2.42	0.50
1:I:384:ALA:HB1	1:J:360:TYR:OH	2.10	0.50
1:K:31:LEU:HD13	1:K:90:THR:HG22	1.92	0.50
1:K:202:PRO:O	1:K:204:PHE:N	2.42	0.50
1:K:301:ILE:HG21	1:K:308:GLU:O	2.10	0.50
1:L:64:ASP:HB3	1:L:67:GLU:HB2	1.94	0.50
1:M:165:ALA:CB	1:M:175:ILE:HD13	2.41	0.50
1:A:54:VAL:HG22	1:A:89:THR:HG21	1.93	0.50
1:A:392:LYS:HG3	1:A:395:ARG:HH21	1.72	0.50
1:D:19:GLY:HA2	1:D:62:LEU:CD1	2.42	0.50
1:E:139:SER:HA	1:E:171:LYS:NZ	2.26	0.50
1:G:127:ALA:O	1:G:422:VAL:HG11	2.11	0.50
1:I:128:VAL:HG21	1:I:505:GLN:NE2	2.26	0.50
1:J:284:ARG:NH1	1:J:364:LYS:HD2	2.26	0.50
1:J:366:GLN:O	1:J:369:VAL:HG22	2.11	0.50
1:K:193:MET:CE	1:K:292:ILE:HG12	2.41	0.50

Continued on next page...

Continued from previous page...

Atom-1	Atom-2	Interatomic distance (Å)	Clash overlap (Å)
1:L:152:ALA:O	1:L:395:ARG:HD2	2.10	0.50
1:M:366:GLN:HA	1:M:369:VAL:HG22	1.92	0.50
1:C:107:VAL:HG21	1:C:515:ILE:HG23	1.93	0.50
1:E:401:HIS:O	1:E:404:ARG:HB2	2.12	0.50
1:E:465:VAL:O	1:E:469:VAL:HG23	2.11	0.50
1:G:149:THR:HG22	1:G:154:SER:HA	1.94	0.50
1:H:263:VAL:O	1:H:267:MET:HB2	2.12	0.50
1:I:34:LYS:HG3	1:I:458:CYS:SG	2.52	0.50
1:L:60:ILE:O	1:L:75:LYS:NZ	2.35	0.50
1:L:166:MET:HE1	1:L:171:LYS:HA	1.92	0.50
1:L:200:LEU:HD21	1:L:277:LYS:HG3	1.93	0.50
1:M:54:VAL:HG22	1:M:89:THR:HB	1.94	0.50
1:M:236:VAL:HG21	1:M:312:ALA:HB3	1.91	0.50
1:N:414:GLY:N	1:N:494:LEU:HA	2.27	0.50
1:A:62:LEU:HB2	1:A:68:ASN:HB2	1.94	0.50
1:C:61:GLU:OE1	1:D:2:ALA:N	2.45	0.50
1:H:219:PHE:O	1:H:247:LEU:HD12	2.12	0.50
1:I:345:ARG:HG3	1:I:349:ILE:HD11	1.93	0.50
1:K:164:GLU:HB3	1:K:187:LEU:CD2	2.42	0.50
1:L:161:LEU:HD22	1:L:379:ILE:HG23	1.93	0.50
1:N:349:ILE:O	1:N:353:ILE:HG13	2.12	0.50
1:N:499:VAL:HG23	1:N:500:THR:N	2.25	0.50
1:A:143:ALA:O	1:A:146:GLN:HB2	2.12	0.49
1:A:200:LEU:HD21	1:A:277:LYS:HG3	1.94	0.49
1:A:433:ASN:OD1	1:A:435:ASP:HB2	2.13	0.49
1:B:440:ILE:HG22	1:B:444:LEU:CD1	2.42	0.49
1:C:344:GLY:O	1:C:347:ALA:HB3	2.12	0.49
1:D:123:ALA:HA	1:D:429:LEU:CD2	2.42	0.49
1:E:478:TYR:CE1	1:E:483:GLU:HA	2.46	0.49
1:F:6:VAL:HG13	1:F:520:MET:O	2.12	0.49
1:F:391:GLU:O	1:F:394:ALA:N	2.45	0.49
1:H:281:PHE:HB3	1:N:386:GLU:HG3	1.95	0.49
1:I:139:SER:HB3	1:I:171:LYS:HZ1	1.77	0.49
1:I:207:LYS:NZ	1:I:390:LYS:NZ	2.60	0.49
1:J:143:ALA:O	1:J:147:VAL:HG23	2.12	0.49
1:M:166:MET:HA	1:M:175:ILE:HD11	1.93	0.49
1:A:166:MET:O	1:A:170:GLY:N	2.45	0.49
1:B:178:GLU:HB3	1:B:322:ARG:CZ	2.42	0.49
1:B:303:GLU:O	1:B:306:GLY:N	2.45	0.49
1:D:381:VAL:HG11	1:D:392:LYS:HB3	1.94	0.49
1:E:155:ASP:HB3	1:E:395:ARG:NH1	2.27	0.49

Continued on next page...

Continued from previous page...

Atom-1	Atom-2	Interatomic distance (Å)	Clash overlap (Å)
1:E:434:LYS:O	1:E:438:VAL:HG23	2.12	0.49
1:F:146:GLN:O	1:F:149:THR:HB	2.12	0.49
1:F:253:ASP:OD2	1:F:277:LYS:HE2	2.12	0.49
1:F:291:ASP:OD2	1:F:368:ARG:HD2	2.12	0.49
1:H:420:ILE:HD12	1:H:451:LEU:HD13	1.94	0.49
1:J:230:ILE:HD13	1:J:261:THR:HG21	1.93	0.49
1:M:23:LEU:O	1:M:27:VAL:HG23	2.12	0.49
1:N:69:MET:C	1:N:73:MET:HE2	2.32	0.49
1:N:106:ALA:HB1	1:N:111:MET:CE	2.42	0.49
1:N:169:VAL:HB	1:N:173:GLY:HA3	1.93	0.49
1:B:463:SER:HB2	1:N:461:GLU:CD	2.32	0.49
1:C:202:PRO:C	1:C:204:PHE:N	2.65	0.49
1:D:264:VAL:O	1:D:267:MET:HB3	2.12	0.49
1:E:305:ILE:HG22	1:E:305:ILE:O	2.12	0.49
1:H:47:PRO:HG2	1:I:73:MET:CG	2.41	0.49
1:I:364:LYS:O	1:I:367:GLU:HB2	2.12	0.49
1:I:384:ALA:HA	1:J:360:TYR:OH	2.12	0.49
1:M:237:LEU:HD22	1:M:273:VAL:HG21	1.93	0.49
1:M:401:HIS:O	1:M:404:ARG:HB2	2.13	0.49
1:N:392:LYS:CG	1:N:395:ARG:NH2	2.75	0.49
1:N:465:VAL:HG22	1:N:485:TYR:OH	2.12	0.49
1:B:4:LYS:C	1:B:524:LEU:CD1	2.81	0.49
1:B:240:VAL:HG21	1:B:247:LEU:HD13	1.94	0.49
1:E:269:GLY:O	1:F:229:ASN:ND2	2.46	0.49
1:E:440:ILE:HG22	1:E:444:LEU:HD12	1.93	0.49
1:H:223:ALA:HA	1:H:301:ILE:O	2.11	0.49
1:I:99:ILE:O	1:I:99:ILE:HG22	2.12	0.49
1:J:161:LEU:HD22	1:J:379:ILE:CG2	2.42	0.49
1:A:36:ARG:HG3	1:B:518:GLU:CG	2.42	0.49
1:F:302:SER:H	1:F:307:MET:CE	2.26	0.49
1:G:127:ALA:CA	1:G:426:LEU:HD11	2.42	0.49
1:G:148:GLY:HA3	1:G:159:GLY:HA2	1.94	0.49
1:G:197:ARG:HD2	1:G:277:LYS:HB2	1.94	0.49
1:G:202:PRO:O	1:G:204:PHE:N	2.39	0.49
1:G:236:VAL:CG2	1:G:312:ALA:HB3	2.41	0.49
1:K:124:VAL:O	1:K:128:VAL:HG23	2.11	0.49
1:N:176:THR:CG2	1:N:322:ARG:HH12	2.26	0.49
1:B:157:THR:HG21	1:B:392:LYS:NZ	2.28	0.49
1:D:166:MET:CE	1:D:171:LYS:HA	2.42	0.49
1:D:479:ASN:N	1:D:484:GLU:O	2.34	0.49
1:E:253:ASP:OD2	1:E:277:LYS:HE2	2.13	0.49

Continued on next page...

Continued from previous page...

Atom-1	Atom-2	Interatomic distance (Å)	Clash overlap (Å)
1:E:383:ALA:HB3	1:E:389:MET:HB2	1.94	0.49
1:F:61:GLU:CD	1:G:3:ALA:HA	2.33	0.49
1:F:247:LEU:CD2	1:F:249:ILE:HD11	2.43	0.49
1:G:33:PRO:HG2	1:G:480:ALA:HB3	1.94	0.49
1:G:130:GLU:CB	1:G:422:VAL:HG13	2.27	0.49
1:G:366:GLN:C	1:G:369:VAL:HG22	2.31	0.49
1:H:229:ASN:C	1:H:231:ARG:H	2.16	0.49
1:I:174:VAL:CG1	1:I:376:VAL:HG22	2.43	0.49
1:K:369:VAL:HG23	1:K:370:ALA:N	2.28	0.49
1:M:41:ASP:HB2	1:N:69:MET:HE2	1.92	0.49
1:N:18:ARG:HG2	1:N:67:GLU:CD	2.32	0.49
1:N:247:LEU:HD21	1:N:249:ILE:HD11	1.93	0.49
1:N:479:ASN:OD1	1:N:481:ALA:N	2.45	0.49
1:A:195:PHE:CE2	1:A:197:ARG:HB2	2.47	0.49
1:A:305:ILE:O	1:A:305:ILE:HG22	2.12	0.49
1:B:360:TYR:OH	1:B:364:LYS:HE3	2.12	0.49
1:C:171:LYS:HD3	1:C:407:VAL:CG1	2.42	0.49
1:C:183:LEU:HD22	1:C:184:GLN:N	2.27	0.49
1:D:183:LEU:O	1:D:184:GLN:CG	2.60	0.49
1:D:301:ILE:HG23	1:D:307:MET:HB3	1.95	0.49
1:E:34:LYS:HB2	1:E:458:CYS:SG	2.53	0.49
1:E:34:LYS:HG3	1:E:458:CYS:SG	2.52	0.49
1:E:369:VAL:HG23	1:E:370:ALA:N	2.28	0.49
1:E:392:LYS:HG3	1:E:395:ARG:NH2	2.28	0.49
1:F:71:ALA:O	1:F:74:VAL:CG2	2.60	0.49
1:G:366:GLN:O	1:G:369:VAL:CG2	2.61	0.49
1:J:384:ALA:C	1:J:385:THR:HG23	2.33	0.49
1:K:183:LEU:HD23	1:K:383:ALA:N	2.27	0.49
1:K:222:LEU:HD23	1:K:289:LEU:HD23	1.93	0.49
1:L:3:ALA:O	1:L:524:LEU:HD13	2.12	0.49
1:L:155:ASP:CB	1:L:395:ARG:HH12	2.25	0.49
1:M:36:ARG:HB3	1:N:516:THR:O	2.11	0.49
1:N:201:SER:O	1:N:202:PRO:O	2.30	0.49
1:N:360:TYR:CZ	1:N:364:LYS:HE3	2.47	0.49
1:A:194:GLN:O	1:A:371:LYS:HE3	2.13	0.49
1:A:336:VAL:O	1:A:336:VAL:HG12	2.11	0.49
1:A:518:GLU:HB3	1:G:29:VAL:HG11	1.93	0.49
1:B:372:LEU:H	1:B:372:LEU:CD1	2.25	0.49
1:C:360:TYR:CE1	1:C:364:LYS:CE	2.92	0.49
1:D:383:ALA:HB1	1:D:388:GLU:CB	2.42	0.49
1:E:171:LYS:HD3	1:E:407:VAL:CG1	2.41	0.49

Continued on next page...

Continued from previous page...

Atom-1	Atom-2	Interatomic distance (Å)	Clash overlap (Å)
1:E:324:VAL:HB	1:E:331:THR:HG23	1.94	0.49
1:E:326:ASN:HB2	1:E:329:THR:N	2.27	0.49
1:F:14:VAL:HG23	1:F:15:LYS:N	2.28	0.49
1:F:161:LEU:HD22	1:F:379:ILE:HG23	1.94	0.49
1:F:501:ARG:O	1:F:505:GLN:HG3	2.12	0.49
1:G:195:PHE:CG	1:G:279:PRO:HG3	2.46	0.49
1:I:13:ARG:NH1	1:I:518:GLU:OE2	2.42	0.49
1:J:199:TYR:HA	1:J:276:VAL:HG12	1.95	0.49
1:K:247:LEU:HB3	1:K:273:VAL:HG22	1.94	0.49
1:L:413:ALA:CB	1:L:417:VAL:CG2	2.91	0.49
1:N:6:VAL:HG13	1:N:521:VAL:HG22	1.95	0.49
1:N:413:ALA:HB3	1:N:417:VAL:HG23	1.95	0.49
1:A:113:PRO:HA	1:A:116:LEU:HD12	1.95	0.49
1:A:229:ASN:HA	1:A:257:GLU:OE1	2.12	0.49
1:B:236:VAL:HG22	1:B:312:ALA:HB3	1.91	0.49
1:B:325:ILE:HG23	1:B:330:THR:OG1	2.13	0.49
1:C:105:LYS:HD3	1:N:109:ALA:O	2.12	0.49
1:C:305:ILE:HB	1:C:307:MET:HE1	1.93	0.49
1:E:183:LEU:O	1:E:184:GLN:CB	2.59	0.49
1:E:414:GLY:CA	1:E:495:ASP:OD2	2.59	0.49
1:F:87:ASP:CG	1:F:88:GLY:N	2.66	0.49
1:F:443:ALA:O	1:F:446:ALA:HB3	2.12	0.49
1:I:272:LYS:HZ1	1:J:228:SER:CB	2.26	0.49
1:I:522:THR:HG23	1:I:523:ASP:N	2.25	0.49
1:J:236:VAL:O	1:J:240:VAL:HG23	2.13	0.49
1:J:383:ALA:CB	1:J:389:MET:HA	2.43	0.49
1:K:202:PRO:HA	1:K:205:ILE:CD1	2.43	0.49
1:K:236:VAL:CG1	1:K:317:LEU:HD21	2.42	0.49
1:K:269:GLY:HA2	1:K:272:LYS:NZ	2.27	0.49
1:K:313:THR:O	1:K:317:LEU:HD13	2.12	0.49
1:K:440:ILE:O	1:K:444:LEU:HG	2.13	0.49
1:L:36:ARG:NH2	1:M:113:PRO:HD2	2.27	0.49
1:M:202:PRO:O	1:M:203:TYR:CB	2.61	0.49
1:N:69:MET:O	1:N:73:MET:HG3	2.13	0.49
1:B:272:LYS:HZ1	1:C:228:SER:HB3	1.77	0.49
1:E:74:VAL:HG12	1:E:510:VAL:HG22	1.94	0.49
1:E:193:MET:HG3	1:E:371:LYS:HB3	1.94	0.49
1:E:242:LYS:C	1:E:244:GLY:H	2.15	0.49
1:E:265:ASN:O	1:E:268:ARG:HB2	2.12	0.49
1:H:417:VAL:O	1:H:420:ILE:HG22	2.12	0.49
1:H:440:ILE:HG22	1:H:444:LEU:HD12	1.94	0.49

Continued on next page...

Continued from previous page...

Atom-1	Atom-2	Interatomic distance (Å)	Clash overlap (Å)
1:K:206:ASN:C	1:K:208:PRO:HD3	2.34	0.49
1:K:207:LYS:HZ1	1:K:390:LYS:NZ	2.08	0.49
1:N:107:VAL:HG21	1:N:515:ILE:HG23	1.95	0.49
1:N:366:GLN:CA	1:N:369:VAL:HG22	2.43	0.49
1:A:392:LYS:HG3	1:A:395:ARG:HH22	1.75	0.48
1:B:28:LYS:HB2	1:B:453:GLN:HG2	1.94	0.48
1:B:183:LEU:O	1:B:184:GLN:CG	2.61	0.48
1:C:498:LYS:HG3	1:C:501:ARG:HH21	1.78	0.48
1:D:264:VAL:HA	1:D:267:MET:CE	2.42	0.48
1:E:460:GLU:OE2	1:E:483:GLU:OE2	2.30	0.48
1:F:259:LEU:O	1:F:262:LEU:HB2	2.12	0.48
1:F:434:LYS:O	1:F:438:VAL:HG23	2.13	0.48
1:H:26:ALA:CA	1:I:8:PHE:CE1	2.92	0.48
1:H:104:LEU:HD23	1:H:104:LEU:HA	1.53	0.48
1:J:217:SER:N	1:J:218:PRO:HD3	2.28	0.48
1:J:230:ILE:CD1	1:J:261:THR:HB	2.43	0.48
1:K:37:ASN:HB2	1:L:516:THR:O	2.13	0.48
1:N:106:ALA:HB1	1:N:111:MET:SD	2.53	0.48
1:N:346:VAL:O	1:N:350:ARG:HB2	2.12	0.48
1:C:151:SER:HB2	1:C:399:ALA:HB1	1.95	0.48
1:D:161:LEU:HD11	1:D:185:ASP:HB3	1.95	0.48
1:D:178:GLU:HB3	1:D:322:ARG:NH1	2.29	0.48
1:D:233:MET:HB3	1:D:237:LEU:CD1	2.43	0.48
1:D:242:LYS:O	1:D:243:ALA:HB3	2.13	0.48
1:E:158:VAL:HG21	1:E:395:ARG:NH1	2.29	0.48
1:E:200:LEU:HD11	1:E:254:VAL:H	1.77	0.48
1:E:383:ALA:O	1:E:384:ALA:CB	2.48	0.48
1:E:488:MET:CE	1:E:493:ILE:HG21	2.43	0.48
1:F:386:GLU:OE1	1:G:197:ARG:NH1	2.43	0.48
1:G:291:ASP:HB3	1:G:372:LEU:HD11	1.95	0.48
1:H:40:LEU:HD21	1:H:56:VAL:HG13	1.94	0.48
1:H:61:GLU:HB3	1:I:4:LYS:H	1.77	0.48
1:H:351:GLN:O	1:H:354:GLU:HB2	2.13	0.48
1:K:310:GLU:OE1	1:K:310:GLU:N	2.39	0.48
1:M:157:THR:HG21	1:M:392:LYS:NZ	2.28	0.48
1:M:232:GLU:HB3	1:M:309:LEU:HB2	1.95	0.48
1:N:202:PRO:C	1:N:204:PHE:H	2.16	0.48
1:N:209:GLU:CD	1:N:209:GLU:H	2.16	0.48
1:A:69:MET:HE1	1:A:520:MET:HB3	1.96	0.48
1:A:197:ARG:NH1	1:G:386:GLU:OE1	2.44	0.48
1:B:128:VAL:CG2	1:B:505:GLN:HE21	2.14	0.48

Continued on next page...

Continued from previous page...

Atom-1	Atom-2	Interatomic distance (Å)	Clash overlap (Å)
1:B:423:ALA:O	1:B:426:LEU:N	2.40	0.48
1:D:53:GLY:O	1:D:56:VAL:HB	2.13	0.48
1:E:17:LEU:HD12	1:E:20:VAL:HG22	1.95	0.48
1:E:430:ARG:CD	1:E:437:ASN:ND2	2.77	0.48
1:F:235:PRO:HG3	1:F:310:GLU:HA	1.94	0.48
1:F:349:ILE:O	1:F:353:ILE:HG13	2.12	0.48
1:F:443:ALA:O	1:F:447:MET:HG3	2.13	0.48
1:G:103:GLY:O	1:G:106:ALA:HB3	2.13	0.48
1:G:414:GLY:N	1:G:494:LEU:HA	2.29	0.48
1:H:23:LEU:CD2	1:H:74:VAL:HG23	2.42	0.48
1:H:69:MET:O	1:H:73:MET:HG3	2.13	0.48
1:H:158:VAL:O	1:H:161:LEU:HB2	2.13	0.48
1:I:392:LYS:HA	1:I:395:ARG:NH2	2.29	0.48
1:K:443:ALA:O	1:K:446:ALA:HB3	2.14	0.48
1:L:433:ASN:OD1	1:L:436:GLN:HG3	2.13	0.48
1:M:224:ASP:CB	1:M:302:SER:HB3	2.43	0.48
1:B:16:MET:HB3	1:B:514:MET:CE	2.43	0.48
1:B:160:LYS:HG2	1:B:164:GLU:OE2	2.13	0.48
1:C:339:GLU:O	1:C:340:ALA:C	2.48	0.48
1:E:366:GLN:HA	1:E:369:VAL:HG22	1.94	0.48
1:F:31:LEU:CD1	1:F:90:THR:CG2	2.88	0.48
1:G:201:SER:O	1:G:202:PRO:O	2.32	0.48
1:G:248:LEU:HD13	1:G:325:ILE:HD11	1.95	0.48
1:H:152:ALA:O	1:H:153:ASN:HB3	2.14	0.48
1:H:178:GLU:HA	1:H:393:LYS:HE2	1.94	0.48
1:H:221:LEU:HD23	1:H:249:ILE:HD12	1.95	0.48
1:H:242:LYS:O	1:H:243:ALA:CB	2.60	0.48
1:I:230:ILE:HG13	1:I:233:MET:HB2	1.96	0.48
1:I:259:LEU:O	1:I:263:VAL:HG23	2.14	0.48
1:K:434:LYS:NZ	1:K:437:ASN:ND2	2.62	0.48
1:L:346:VAL:O	1:L:350:ARG:HB2	2.13	0.48
1:M:199:TYR:CZ	1:M:205:ILE:HD11	2.49	0.48
1:M:224:ASP:HB3	1:M:302:SER:CB	2.44	0.48
1:B:359:ASP:O	1:B:363:GLU:HG3	2.13	0.48
1:B:372:LEU:N	1:B:372:LEU:CD1	2.76	0.48
1:C:115:ASP:HB3	1:C:436:GLN:HG2	1.95	0.48
1:D:34:LYS:HG3	1:D:458:CYS:HG	1.77	0.48
1:D:478:TYR:OH	1:D:483:GLU:HG2	2.14	0.48
1:G:428:ASP:O	1:G:429:LEU:C	2.49	0.48
1:I:420:ILE:HD13	1:I:451:LEU:HD13	1.94	0.48
1:J:201:SER:O	1:J:202:PRO:O	2.32	0.48

Continued on next page...

Continued from previous page...

Atom-1	Atom-2	Interatomic distance (Å)	Clash overlap (Å)
1:J:445:ARG:O	1:J:448:GLU:HB2	2.13	0.48
1:K:225:LYS:HD2	1:K:303:GLU:HG3	1.96	0.48
1:L:270:ILE:O	1:L:271:VAL:O	2.31	0.48
1:M:96:ALA:O	1:M:100:ILE:CG1	2.60	0.48
1:M:183:LEU:HB3	1:N:360:TYR:CE2	2.49	0.48
1:M:472:GLY:HA3	1:M:476:TYR:CD2	2.48	0.48
1:N:102:GLU:O	1:N:105:LYS:HB2	2.12	0.48
1:A:218:PRO:O	1:A:319:GLN:HG3	2.14	0.48
1:B:6:VAL:CG1	1:B:8:PHE:CZ	2.95	0.48
1:B:176:THR:CG2	1:B:177:VAL:N	2.76	0.48
1:B:239:ALA:HB1	1:B:314:LEU:CG	2.44	0.48
1:C:220:ILE:HD12	1:C:296:THR:HG21	1.96	0.48
1:E:199:TYR:CD1	1:E:199:TYR:O	2.67	0.48
1:E:308:GLU:HB2	1:E:311:LYS:HG3	1.93	0.48
1:I:221:LEU:HG	1:I:222:LEU:N	2.19	0.48
1:J:482:THR:O	1:J:484:GLU:HG2	2.14	0.48
1:K:183:LEU:HD23	1:K:383:ALA:CA	2.44	0.48
1:B:172:GLU:O	1:B:404:ARG:NH2	2.47	0.48
1:D:201:SER:C	1:D:202:PRO:O	2.49	0.48
1:D:366:GLN:HA	1:D:369:VAL:HG22	1.96	0.48
1:F:38:VAL:HG11	1:F:56:VAL:HG22	1.95	0.48
1:J:392:LYS:CG	1:J:395:ARG:NH2	2.77	0.48
1:L:31:LEU:HD13	1:L:90:THR:HG21	1.94	0.48
1:L:195:PHE:CD2	1:L:279:PRO:CG	2.79	0.48
1:M:386:GLU:HG3	1:M:389:MET:CE	2.43	0.48
1:A:65:LYS:O	1:A:69:MET:HG3	2.14	0.48
1:A:239:ALA:HB1	1:A:314:LEU:HG	1.96	0.48
1:E:199:TYR:O	1:E:199:TYR:HD1	1.96	0.48
1:F:157:THR:HG21	1:F:392:LYS:HZ1	1.77	0.48
1:F:179:ASP:OD2	1:F:390:LYS:NZ	2.46	0.48
1:F:233:MET:C	1:F:235:PRO:HD2	2.34	0.48
1:G:102:GLU:HB2	1:G:442:VAL:CG1	2.44	0.48
1:H:18:ARG:HG2	1:H:67:GLU:CG	2.44	0.48
1:H:126:ALA:O	1:H:129:GLU:HB2	2.14	0.48
1:I:25:ASP:HA	1:I:28:LYS:HG2	1.95	0.48
1:I:123:ALA:HA	1:I:429:LEU:HD23	1.93	0.48
1:I:219:PHE:CG	1:I:317:LEU:HD23	2.48	0.48
1:K:106:ALA:CB	1:K:111:MET:CE	2.92	0.48
1:K:202:PRO:C	1:K:204:PHE:H	2.17	0.48
1:K:252:GLU:O	1:K:253:ASP:HB2	2.14	0.48
1:L:85:ALA:CB	1:L:499:VAL:HA	2.44	0.48

Continued on next page...

Continued from previous page...

Atom-1	Atom-2	Interatomic distance (Å)	Clash overlap (Å)
1:L:173:GLY:O	1:L:404:ARG:NH2	2.47	0.48
1:L:223:ALA:CB	1:L:309:LEU:HD21	2.44	0.48
1:L:351:GLN:C	1:L:353:ILE:N	2.67	0.48
1:M:400:LEU:O	1:M:404:ARG:HB2	2.13	0.48
1:N:166:MET:CE	1:N:407:VAL:HG21	2.43	0.48
1:A:169:VAL:HG23	1:A:173:GLY:HA3	1.95	0.48
1:A:451:LEU:C	1:A:451:LEU:HD23	2.33	0.48
1:A:494:LEU:C	1:A:494:LEU:CD1	2.82	0.48
1:D:17:LEU:HD22	1:D:104:LEU:HD12	1.96	0.48
1:D:59:GLU:O	1:E:4:LYS:HG3	2.13	0.48
1:H:165:ALA:HB2	1:H:379:ILE:HD11	1.95	0.48
1:H:217:SER:N	1:H:218:PRO:CD	2.67	0.48
1:H:336:VAL:O	1:H:336:VAL:HG12	2.13	0.48
1:I:202:PRO:C	1:I:204:PHE:H	2.16	0.48
1:I:479:ASN:HA	1:I:493:ILE:CD1	2.43	0.48
1:J:247:LEU:CD2	1:J:249:ILE:HD11	2.43	0.48
1:J:370:ALA:O	1:J:374:GLY:HA3	2.14	0.48
1:K:74:VAL:HG12	1:K:510:VAL:CG2	2.43	0.48
1:K:95:LEU:HD13	1:K:504:LEU:HD12	1.96	0.48
1:K:144:ILE:HG23	1:K:403:THR:HG21	1.96	0.48
1:K:288:MET:HG2	1:K:368:ARG:HD3	1.95	0.48
1:L:351:GLN:O	1:L:354:GLU:N	2.43	0.48
1:L:352:GLN:HA	1:L:355:GLU:OE1	2.13	0.48
1:L:413:ALA:O	1:L:418:ALA:HB2	2.14	0.48
1:M:383:ALA:HB3	1:M:389:MET:N	2.28	0.48
1:A:64:ASP:HB3	1:A:67:GLU:HB2	1.96	0.48
1:A:265:ASN:OD1	1:A:270:ILE:HD13	2.12	0.48
1:B:74:VAL:HG12	1:B:510:VAL:CG2	2.44	0.48
1:B:158:VAL:HG13	1:B:396:VAL:HG22	1.96	0.48
1:B:166:MET:HE3	1:B:171:LYS:HA	1.94	0.48
1:B:479:ASN:C	1:B:479:ASN:OD1	2.52	0.48
1:C:38:VAL:HG22	1:D:519:CYS:HB3	1.94	0.48
1:D:247:LEU:HD21	1:D:249:ILE:CD1	2.41	0.48
1:E:9:GLY:N	1:E:518:GLU:O	2.44	0.48
1:E:144:ILE:HG23	1:E:403:THR:CG2	2.39	0.48
1:E:161:LEU:HD22	1:E:379:ILE:CG2	2.44	0.48
1:F:107:VAL:HG21	1:F:515:ILE:HG23	1.96	0.48
1:H:174:VAL:C	1:H:175:ILE:HG13	2.34	0.48
1:I:359:ASP:OD1	1:I:362:ARG:NH1	2.47	0.48
1:J:232:GLU:OE1	1:J:309:LEU:HD12	2.13	0.48
1:K:191:GLU:O	1:K:334:ASP:HA	2.13	0.48

Continued on next page...

Continued from previous page...

Atom-1	Atom-2	Interatomic distance (Å)	Clash overlap (Å)
1:L:42:LYS:HD2	1:L:48:THR:OG1	2.14	0.48
1:M:41:ASP:HB2	1:N:69:MET:SD	2.54	0.48
1:D:31:LEU:HG	1:D:454:ILE:HG13	1.95	0.47
1:D:99:ILE:CG2	1:D:511:ALA:HB1	2.44	0.47
1:E:233:MET:O	1:E:234:LEU:C	2.52	0.47
1:F:455:VAL:HG13	1:F:460:GLU:HB2	1.96	0.47
1:F:507:ALA:O	1:F:510:VAL:HG12	2.14	0.47
1:G:64:ASP:OD1	1:G:66:PHE:N	2.47	0.47
1:G:100:ILE:HG23	1:G:104:LEU:HD11	1.96	0.47
1:H:496:PRO:HD2	1:H:499:VAL:HG21	1.95	0.47
1:J:195:PHE:CG	1:J:279:PRO:HG3	2.49	0.47
1:K:200:LEU:HD13	1:K:254:VAL:HB	1.96	0.47
1:L:127:ALA:HA	1:L:426:LEU:HD11	1.95	0.47
1:L:222:LEU:HD21	1:L:292:ILE:HG22	1.96	0.47
1:L:423:ALA:HB2	1:L:447:MET:SD	2.54	0.47
1:M:183:LEU:HG	1:M:384:ALA:HB2	1.94	0.47
1:M:242:LYS:O	1:M:243:ALA:CB	2.62	0.47
1:N:132:LYS:O	1:N:135:SER:HB3	2.14	0.47
1:C:165:ALA:HB2	1:C:379:ILE:HD11	1.95	0.47
1:D:131:LEU:HD21	1:D:500:THR:HG22	1.95	0.47
1:D:519:CYS:SG	1:D:520:MET:N	2.87	0.47
1:E:16:MET:HB3	1:E:514:MET:HE3	1.94	0.47
1:F:41:ASP:HB2	1:G:69:MET:HE3	1.95	0.47
1:F:142:LYS:O	1:F:146:GLN:HG3	2.14	0.47
1:I:193:MET:HG2	1:I:194:GLN:N	2.28	0.47
1:I:287:ALA:HB1	1:I:368:ARG:NH1	2.30	0.47
1:K:106:ALA:O	1:K:111:MET:HE3	2.13	0.47
1:L:312:ALA:HA	1:L:316:ASP:OD2	2.14	0.47
1:N:247:LEU:HG	1:N:273:VAL:HG13	1.96	0.47
1:B:363:GLU:O	1:B:367:GLU:CG	2.49	0.47
1:C:319:GLN:C	1:C:336:VAL:HG23	2.34	0.47
1:G:321:LYS:HE3	1:G:334:ASP:OD2	2.14	0.47
1:H:38:VAL:HG13	1:I:519:CYS:HB3	1.96	0.47
1:H:272:LYS:HD2	1:H:272:LYS:N	2.28	0.47
1:H:449:ALA:HB3	1:H:450:PRO:HD3	1.94	0.47
1:H:517:THR:HG23	1:N:37:ASN:O	2.14	0.47
1:K:222:LEU:HD13	1:K:293:ALA:HA	1.96	0.47
1:K:290:GLN:O	1:K:291:ASP:C	2.52	0.47
1:K:434:LYS:O	1:K:435:ASP:C	2.53	0.47
1:M:190:VAL:HG21	1:M:334:ASP:HB2	1.97	0.47
1:M:243:ALA:O	1:M:245:LYS:HG3	2.13	0.47

Continued on next page...

Continued from previous page...

Atom-1	Atom-2	Interatomic distance (Å)	Clash overlap (Å)
1:M:250:ILE:HD13	1:M:292:ILE:HD13	1.95	0.47
1:N:8:PHE:CE1	1:N:519:CYS:SG	3.04	0.47
1:N:414:GLY:O	1:N:417:VAL:HG22	2.13	0.47
1:N:472:GLY:HA3	1:N:476:TYR:CD2	2.50	0.47
1:B:91:THR:O	1:B:94:VAL:HG22	2.14	0.47
1:D:366:GLN:HA	1:D:369:VAL:CG2	2.45	0.47
1:D:434:LYS:HE3	1:M:434:LYS:HZ1	1.77	0.47
1:F:46:ALA:HA	1:G:72:GLN:HB3	1.96	0.47
1:J:218:PRO:HD2	1:J:320:ALA:O	2.13	0.47
1:L:247:LEU:HD21	1:L:249:ILE:HD11	1.96	0.47
1:M:172:GLU:C	1:M:404:ARG:HH22	2.17	0.47
1:M:266:THR:CG2	1:M:273:VAL:H	2.28	0.47
1:M:323:VAL:HG12	1:M:332:ILE:HA	1.96	0.47
1:M:405:ALA:HB1	1:M:498:LYS:HB3	1.97	0.47
1:N:215:LEU:HB2	1:N:323:VAL:CG2	2.44	0.47
1:N:225:LYS:CE	1:N:226:LYS:O	2.63	0.47
1:A:346:VAL:O	1:A:350:ARG:HB2	2.15	0.47
1:C:193:MET:CG	1:C:371:LYS:HB3	2.42	0.47
1:C:486:GLY:C	1:C:491:MET:HE2	2.34	0.47
1:C:520:MET:HB3	1:C:520:MET:HE2	1.80	0.47
1:E:232:GLU:HB3	1:E:310:GLU:OE1	2.14	0.47
1:E:294:THR:HG21	1:E:341:ALA:O	2.14	0.47
1:G:106:ALA:CA	1:G:111:MET:HE3	2.45	0.47
1:G:430:ARG:HD2	1:G:437:ASN:ND2	2.30	0.47
1:H:406:ALA:O	1:H:410:GLY:N	2.46	0.47
1:I:417:VAL:CG2	1:I:488:MET:HG3	2.42	0.47
1:I:420:ILE:HD12	1:I:451:LEU:HD13	1.96	0.47
1:J:228:SER:O	1:J:257:GLU:HB3	2.14	0.47
1:M:195:PHE:CZ	1:M:330:THR:HB	2.50	0.47
1:M:344:GLY:O	1:M:347:ALA:HB3	2.14	0.47
1:N:124:VAL:HG21	1:N:508:ALA:CB	2.45	0.47
1:B:29:VAL:O	1:B:36:ARG:N	2.39	0.47
1:E:440:ILE:HG22	1:E:444:LEU:HD11	1.97	0.47
1:F:52:ASP:OD1	1:F:54:VAL:HG23	2.15	0.47
1:G:247:LEU:HD21	1:G:249:ILE:HD11	1.95	0.47
1:H:17:LEU:O	1:H:20:VAL:HG22	2.15	0.47
1:H:37:ASN:O	1:I:518:GLU:N	2.43	0.47
1:H:201:SER:O	1:H:204:PHE:HD2	1.96	0.47
1:I:34:LYS:HD2	1:J:114:MET:HE1	1.94	0.47
1:K:222:LEU:CD1	1:K:293:ALA:HA	2.45	0.47
1:K:411:VAL:HG12	1:K:495:ASP:O	2.15	0.47

Continued on next page...

Continued from previous page...

Atom-1	Atom-2	Interatomic distance (Å)	Clash overlap (Å)
1:M:401:HIS:O	1:M:404:ARG:CB	2.62	0.47
1:A:38:VAL:HG22	1:B:519:CYS:HB3	1.96	0.47
1:A:69:MET:SD	1:A:520:MET:HE2	2.54	0.47
1:A:103:GLY:HA3	1:A:515:ILE:CD1	2.45	0.47
1:A:128:VAL:HG12	1:A:132:LYS:HE3	1.97	0.47
1:B:346:VAL:O	1:B:350:ARG:HB2	2.15	0.47
1:B:366:GLN:HA	1:B:369:VAL:HG22	1.95	0.47
1:B:515:ILE:HG22	1:B:515:ILE:O	2.15	0.47
1:C:305:ILE:CD1	1:C:307:MET:HE1	2.43	0.47
1:D:359:ASP:HA	1:D:362:ARG:NH1	2.29	0.47
1:D:383:ALA:CB	1:D:389:MET:N	2.78	0.47
1:D:453:GLN:O	1:D:456:LEU:HB3	2.15	0.47
1:F:179:ASP:OD1	1:F:393:LYS:HE3	2.14	0.47
1:F:194:GLN:O	1:F:371:LYS:CE	2.63	0.47
1:G:69:MET:CE	1:G:520:MET:CE	2.92	0.47
1:G:69:MET:HE2	1:G:520:MET:HE3	1.96	0.47
1:G:213:VAL:O	1:G:324:VAL:HA	2.15	0.47
1:I:482:THR:O	1:I:484:GLU:HG2	2.14	0.47
1:J:233:MET:HB3	1:J:237:LEU:HD11	1.95	0.47
1:J:392:LYS:HG3	1:J:395:ARG:HH21	1.79	0.47
1:J:419:LEU:HD12	1:J:450:PRO:HG2	1.96	0.47
1:K:124:VAL:HG21	1:K:508:ALA:HB2	1.95	0.47
1:K:153:ASN:O	1:K:153:ASN:CG	2.53	0.47
1:K:205:ILE:CA	1:K:213:VAL:HG22	2.42	0.47
1:K:401:HIS:O	1:K:404:ARG:CB	2.62	0.47
1:L:152:ALA:O	1:L:153:ASN:CB	2.61	0.47
1:L:249:ILE:HD13	1:L:249:ILE:N	2.30	0.47
1:L:284:ARG:HH11	1:L:364:LYS:HD2	1.80	0.47
1:M:236:VAL:HG22	1:M:312:ALA:HB3	1.96	0.47
1:N:65:LYS:O	1:N:69:MET:HG3	2.13	0.47
1:A:107:VAL:HG21	1:A:515:ILE:HG23	1.97	0.47
1:A:192:GLY:CA	1:A:376:VAL:HG23	2.45	0.47
1:A:398:ASP:O	1:A:399:ALA:C	2.51	0.47
1:A:518:GLU:HG3	1:G:36:ARG:HG3	1.96	0.47
1:D:39:VAL:CG1	1:E:69:MET:HE2	2.44	0.47
1:D:120:ILE:HD11	1:D:442:VAL:HG11	1.97	0.47
1:D:174:VAL:CG1	1:D:376:VAL:HG22	2.45	0.47
1:E:451:LEU:HD23	1:E:451:LEU:C	2.35	0.47
1:F:41:ASP:HB2	1:G:69:MET:SD	2.54	0.47
1:F:91:THR:HG22	1:F:95:LEU:HD12	1.97	0.47
1:F:132:LYS:O	1:F:135:SER:HB3	2.14	0.47

Continued on next page...

Continued from previous page...

Atom-1	Atom-2	Interatomic distance (Å)	Clash overlap (Å)
1:F:449:ALA:O	1:F:450:PRO:C	2.48	0.47
1:G:144:ILE:CG2	1:G:163:ALA:HA	2.45	0.47
1:H:429:LEU:HG	1:H:440:ILE:HD13	1.97	0.47
1:H:440:ILE:HG22	1:H:444:LEU:HD11	1.97	0.47
1:H:524:LEU:CB	1:H:525:PRO:HD2	2.44	0.47
1:I:345:ARG:O	1:I:349:ILE:HG13	2.15	0.47
1:J:419:LEU:CD1	1:J:450:PRO:HG2	2.45	0.47
1:K:83:ASP:OD2	1:K:327:LYS:CD	2.57	0.47
1:K:360:TYR:CE1	1:K:364:LYS:HE2	2.50	0.47
1:M:176:THR:CG2	1:M:177:VAL:N	2.76	0.47
1:N:187:LEU:CD1	1:N:379:ILE:HG12	2.45	0.47
1:A:281:PHE:HE1	1:G:385:THR:H	1.63	0.47
1:C:413:ALA:HB1	1:C:488:MET:HB2	1.96	0.47
1:D:282:GLY:O	1:D:285:ARG:HB3	2.15	0.47
1:E:246:PRO:HA	1:E:272:LYS:O	2.14	0.47
1:E:513:LEU:HA	1:E:513:LEU:HD23	1.44	0.47
1:G:151:SER:HB2	1:G:399:ALA:CB	2.45	0.47
1:G:413:ALA:CB	1:G:417:VAL:HG22	2.45	0.47
1:H:183:LEU:HB3	1:I:360:TYR:CE2	2.50	0.47
1:H:460:GLU:O	1:H:462:PRO:HD3	2.13	0.47
1:H:511:ALA:O	1:H:515:ILE:CD1	2.33	0.47
1:H:524:LEU:HB3	1:H:525:PRO:HD2	1.97	0.47
1:J:119:GLY:O	1:J:440:ILE:HG12	2.15	0.47
1:J:224:ASP:HB3	1:J:302:SER:CB	2.45	0.47
1:L:36:ARG:HH22	1:M:113:PRO:HD2	1.79	0.47
1:M:230:ILE:CD1	1:M:262:LEU:HG	2.45	0.47
1:M:479:ASN:C	1:M:479:ASN:OD1	2.51	0.47
1:N:487:ASN:C	1:N:491:MET:HE2	2.35	0.47
1:A:15:LYS:O	1:A:67:GLU:HA	2.15	0.47
1:B:3:ALA:HB1	1:B:524:LEU:HD22	1.96	0.47
1:D:41:ASP:CB	1:E:69:MET:SD	2.98	0.47
1:D:439:GLY:O	1:D:442:VAL:HB	2.14	0.47
1:F:247:LEU:HD21	1:F:249:ILE:HD11	1.97	0.47
1:H:225:LYS:HD2	1:H:303:GLU:OE2	2.15	0.47
1:J:144:ILE:HG23	1:J:403:THR:CG2	2.45	0.47
1:J:383:ALA:HB3	1:J:389:MET:CA	2.45	0.47
1:J:478:TYR:CZ	1:J:483:GLU:HA	2.50	0.47
1:K:233:MET:C	1:K:235:PRO:HD2	2.36	0.47
1:K:240:VAL:HG12	1:K:271:VAL:CG1	2.45	0.47
1:L:221:LEU:HD12	1:L:317:LEU:HD11	1.96	0.47
1:L:229:ASN:C	1:L:231:ARG:N	2.67	0.47

Continued on next page...

Continued from previous page...

Atom-1	Atom-2	Interatomic distance (Å)	Clash overlap (Å)
1:N:57:ALA:C	1:N:75:LYS:HE3	2.31	0.47
1:N:294:THR:HG21	1:N:345:ARG:HB2	1.97	0.47
1:C:360:TYR:OH	1:C:364:LYS:HE3	2.14	0.46
1:E:262:LEU:O	1:E:266:THR:HG23	2.15	0.46
1:E:368:ARG:O	1:E:371:LYS:HB2	2.15	0.46
1:E:429:LEU:HG	1:E:440:ILE:HD13	1.97	0.46
1:F:39:VAL:HG13	1:F:47:PRO:HB2	1.97	0.46
1:F:62:LEU:HB2	1:F:68:ASN:HB2	1.97	0.46
1:F:372:LEU:H	1:F:372:LEU:HD12	1.79	0.46
1:H:223:ALA:CB	1:H:309:LEU:HD21	2.46	0.46
1:H:513:LEU:HD23	1:H:513:LEU:HA	1.66	0.46
1:I:241:ALA:HA	1:I:271:VAL:HG22	1.96	0.46
1:I:249:ILE:HB	1:I:275:ALA:CB	2.45	0.46
1:K:142:LYS:O	1:K:146:GLN:HG3	2.15	0.46
1:L:151:SER:HB2	1:L:399:ALA:CB	2.46	0.46
1:L:472:GLY:HA3	1:L:476:TYR:HD2	1.79	0.46
1:M:233:MET:C	1:M:235:PRO:HD2	2.35	0.46
1:N:319:GLN:HB3	1:N:336:VAL:HG21	1.97	0.46
1:N:369:VAL:HG23	1:N:370:ALA:N	2.30	0.46
1:A:66:PHE:O	1:A:69:MET:HB2	2.16	0.46
1:B:4:LYS:C	1:B:524:LEU:HD11	2.36	0.46
1:B:165:ALA:HA	1:B:187:LEU:HD21	1.96	0.46
1:C:166:MET:HA	1:C:175:ILE:HD11	1.96	0.46
1:C:413:ALA:O	1:C:418:ALA:HB2	2.15	0.46
1:D:96:ALA:O	1:D:100:ILE:HG13	2.15	0.46
1:D:383:ALA:HB1	1:D:388:GLU:HB2	1.96	0.46
1:E:160:LYS:HG2	1:E:164:GLU:OE2	2.15	0.46
1:E:197:ARG:HD2	1:E:277:LYS:HB2	1.97	0.46
1:F:91:THR:HG22	1:F:95:LEU:CD1	2.45	0.46
1:F:242:LYS:C	1:F:244:GLY:H	2.18	0.46
1:H:359:ASP:O	1:H:363:GLU:HG3	2.15	0.46
1:I:66:PHE:O	1:I:69:MET:HB2	2.15	0.46
1:I:383:ALA:HB3	1:I:389:MET:HB2	1.97	0.46
1:J:135:SER:HA	1:J:412:VAL:CG1	2.45	0.46
1:J:138:CYS:SG	1:J:147:VAL:HG21	2.56	0.46
1:K:23:LEU:HD23	1:K:74:VAL:HG23	1.97	0.46
1:M:465:VAL:HG13	1:M:485:TYR:OH	2.14	0.46
1:N:147:VAL:HG12	1:N:403:THR:OG1	2.15	0.46
1:N:252:GLU:O	1:N:253:ASP:HB2	2.16	0.46
1:A:28:LYS:HD2	1:A:453:GLN:OE1	2.16	0.46
1:A:30:THR:HB	1:A:51:LYS:O	2.16	0.46

Continued on next page...

Continued from previous page...

Atom-1	Atom-2	Interatomic distance (Å)	Clash overlap (Å)
1:C:291:ASP:HB3	1:C:372:LEU:HD11	1.97	0.46
1:D:195:PHE:CZ	1:D:330:THR:HG21	2.49	0.46
1:D:236:VAL:CG2	1:D:312:ALA:HB3	2.45	0.46
1:D:282:GLY:H	1:D:285:ARG:NH2	2.12	0.46
1:D:384:ALA:C	1:D:385:THR:HG23	2.36	0.46
1:F:56:VAL:O	1:F:57:ALA:C	2.51	0.46
1:H:74:VAL:CG1	1:H:510:VAL:HG21	2.44	0.46
1:H:524:LEU:CD1	1:H:524:LEU:N	2.79	0.46
1:I:195:PHE:CD2	1:I:279:PRO:HG3	2.50	0.46
1:J:350:ARG:HA	1:J:353:ILE:HD12	1.97	0.46
1:K:409:GLU:OE2	1:K:498:LYS:HG3	2.15	0.46
1:K:417:VAL:O	1:K:420:ILE:HG22	2.14	0.46
1:L:16:MET:SD	1:L:73:MET:HE1	2.55	0.46
1:L:434:LYS:CD	1:L:437:ASN:HB2	2.30	0.46
1:M:310:GLU:OE1	1:M:310:GLU:N	2.46	0.46
1:B:193:MET:HE2	1:B:292:ILE:HG12	1.96	0.46
1:E:30:THR:HB	1:E:51:LYS:O	2.16	0.46
1:E:460:GLU:O	1:E:462:PRO:HD3	2.16	0.46
1:G:199:TYR:HA	1:G:276:VAL:HG12	1.97	0.46
1:G:420:ILE:HD13	1:G:451:LEU:HD13	1.97	0.46
1:H:8:PHE:HE1	1:N:26:ALA:HA	1.80	0.46
1:J:134:LEU:HD12	1:J:412:VAL:CG1	2.46	0.46
1:J:186:GLU:O	1:J:379:ILE:HA	2.15	0.46
1:J:269:GLY:HA2	1:J:272:LYS:HZ2	1.80	0.46
1:M:149:THR:O	1:M:154:SER:N	2.44	0.46
1:M:384:ALA:C	1:M:385:THR:HG23	2.35	0.46
1:N:165:ALA:O	1:N:169:VAL:HG22	2.15	0.46
1:A:158:VAL:HG21	1:A:395:ARG:NH1	2.30	0.46
1:A:176:THR:HG22	1:A:177:VAL:N	2.29	0.46
1:B:305:ILE:HD12	1:B:307:MET:HE1	1.97	0.46
1:C:461:GLU:HA	1:C:462:PRO:HD3	1.77	0.46
1:D:132:LYS:O	1:D:135:SER:HB3	2.14	0.46
1:F:295:LEU:HD13	1:F:295:LEU:C	2.36	0.46
1:F:319:GLN:C	1:F:336:VAL:HG23	2.36	0.46
1:G:501:ARG:O	1:G:505:GLN:HG3	2.15	0.46
1:H:216:GLU:C	1:H:218:PRO:HD3	2.36	0.46
1:J:152:ALA:HB1	1:J:395:ARG:HH11	1.80	0.46
1:J:230:ILE:HD12	1:J:261:THR:HB	1.98	0.46
1:K:149:THR:HG22	1:K:154:SER:HA	1.97	0.46
1:L:230:ILE:HG22	1:L:257:GLU:OE2	2.15	0.46
1:L:522:THR:OG1	1:L:523:ASP:N	2.48	0.46

Continued on next page...

Continued from previous page...

Atom-1	Atom-2	Interatomic distance (Å)	Clash overlap (Å)
1:M:130:GLU:HB3	1:M:422:VAL:CG1	2.37	0.46
1:M:384:ALA:O	1:M:385:THR:CB	2.62	0.46
1:N:287:ALA:HB1	1:N:368:ARG:NH1	2.31	0.46
1:A:56:VAL:O	1:A:60:ILE:HG12	2.15	0.46
1:A:333:ILE:HG21	1:A:378:VAL:HG21	1.98	0.46
1:A:414:GLY:H	1:A:494:LEU:HA	1.80	0.46
1:C:87:ASP:CG	1:C:88:GLY:H	2.18	0.46
1:C:230:ILE:HB	1:C:258:ALA:HA	1.97	0.46
1:D:177:VAL:HG21	1:D:396:VAL:HG11	1.97	0.46
1:E:109:ALA:CB	1:L:109:ALA:HB2	2.32	0.46
1:F:10:ASN:HA	1:F:13:ARG:HH21	1.81	0.46
1:F:39:VAL:HG23	1:G:517:THR:CG2	2.45	0.46
1:F:134:LEU:CD2	1:F:475:ASN:ND2	2.79	0.46
1:F:213:VAL:HB	1:F:325:ILE:HB	1.98	0.46
1:F:273:VAL:CG1	1:F:274:ALA:N	2.79	0.46
1:F:305:ILE:CD1	1:F:307:MET:HE1	2.32	0.46
1:G:62:LEU:HD12	1:G:67:GLU:C	2.36	0.46
1:G:451:LEU:HD23	1:G:451:LEU:C	2.35	0.46
1:H:37:ASN:CB	1:I:516:THR:O	2.61	0.46
1:J:176:THR:HG22	1:J:177:VAL:N	2.30	0.46
1:L:77:VAL:HG12	1:L:506:TYR:HB3	1.97	0.46
1:M:413:ALA:CB	1:M:488:MET:HB2	2.46	0.46
1:B:11:ASP:O	1:B:14:VAL:HG22	2.15	0.46
1:C:102:GLU:O	1:C:105:LYS:HB2	2.16	0.46
1:C:392:LYS:O	1:C:396:VAL:HG23	2.16	0.46
1:D:28:LYS:HB2	1:D:453:GLN:HG2	1.97	0.46
1:D:266:THR:CG2	1:D:273:VAL:H	2.28	0.46
1:F:192:GLY:N	1:F:295:LEU:HD21	2.31	0.46
1:F:510:VAL:HG13	1:F:511:ALA:N	2.31	0.46
1:G:308:GLU:HB2	1:G:311:LYS:HG3	1.97	0.46
1:G:465:VAL:O	1:G:469:VAL:HG23	2.15	0.46
1:H:70:GLY:CA	1:H:73:MET:CE	2.87	0.46
1:I:139:SER:CB	1:I:171:LYS:HZ3	2.29	0.46
1:I:421:ARG:CD	1:I:425:LYS:NZ	2.65	0.46
1:K:151:SER:HB2	1:K:399:ALA:HA	1.96	0.46
1:K:272:LYS:N	1:K:272:LYS:HD2	2.31	0.46
1:K:281:PHE:HA	1:K:285:ARG:CZ	2.46	0.46
1:K:384:ALA:O	1:K:385:THR:OG1	2.33	0.46
1:L:3:ALA:HB3	1:L:524:LEU:HD22	1.98	0.46
1:L:37:ASN:OD1	1:M:513:LEU:HD23	2.16	0.46
1:L:100:ILE:HG13	1:L:511:ALA:CB	2.45	0.46

Continued on next page...

Continued from previous page...

Atom-1	Atom-2	Interatomic distance (Å)	Clash overlap (Å)
1:L:102:GLU:O	1:L:105:LYS:HB2	2.16	0.46
1:L:236:VAL:CG2	1:L:312:ALA:HB3	2.46	0.46
1:B:217:SER:N	1:B:218:PRO:CD	2.78	0.46
1:C:39:VAL:CG1	1:D:69:MET:CE	2.85	0.46
1:C:124:VAL:HG21	1:C:508:ALA:CB	2.46	0.46
1:D:143:ALA:O	1:D:147:VAL:HG23	2.14	0.46
1:D:174:VAL:HG21	1:D:194:GLN:HB3	1.97	0.46
1:D:181:THR:C	1:E:282:GLY:HA3	2.36	0.46
1:E:420:ILE:HG13	1:E:448:GLU:CG	2.41	0.46
1:E:511:ALA:O	1:E:515:ILE:HG13	2.14	0.46
1:F:455:VAL:CG1	1:F:460:GLU:HB2	2.46	0.46
1:G:37:ASN:HD21	1:G:51:LYS:HE3	1.81	0.46
1:I:344:GLY:O	1:I:347:ALA:HB3	2.16	0.46
1:L:191:GLU:O	1:L:334:ASP:HA	2.16	0.46
1:L:358:SER:OG	1:L:359:ASP:N	2.49	0.46
1:M:413:ALA:HB1	1:M:488:MET:CB	2.46	0.46
1:N:195:PHE:N	1:N:195:PHE:CD1	2.84	0.46
1:A:64:ASP:OD1	1:A:66:PHE:N	2.49	0.46
1:B:449:ALA:N	1:B:450:PRO:CD	2.79	0.46
1:C:494:LEU:HD12	1:C:494:LEU:O	2.16	0.46
1:D:6:VAL:HG22	1:D:521:VAL:HG22	1.96	0.46
1:D:420:ILE:CD1	1:D:451:LEU:HD13	2.46	0.46
1:E:193:MET:HG2	1:E:194:GLN:N	2.31	0.46
1:F:232:GLU:HG2	1:F:310:GLU:OE2	2.15	0.46
1:G:225:LYS:CB	1:G:303:GLU:OE2	2.64	0.46
1:G:305:ILE:O	1:G:305:ILE:HG22	2.15	0.46
1:H:18:ARG:HG2	1:H:67:GLU:HG2	1.97	0.46
1:H:170:GLY:C	1:H:173:GLY:H	2.19	0.46
1:I:366:GLN:HA	1:I:369:VAL:HG22	1.97	0.46
1:J:433:ASN:OD1	1:J:436:GLN:HG3	2.16	0.46
1:J:468:THR:HG21	1:J:485:TYR:CZ	2.50	0.46
1:K:16:MET:SD	1:K:73:MET:HE1	2.56	0.46
1:K:95:LEU:HD23	1:K:95:LEU:HA	1.74	0.46
1:N:168:LYS:HA	1:N:168:LYS:HD3	1.71	0.46
1:B:236:VAL:HG21	1:B:312:ALA:HB3	1.97	0.46
1:C:23:LEU:CD2	1:C:74:VAL:HG23	2.45	0.46
1:C:417:VAL:HA	1:C:451:LEU:HD12	1.97	0.46
1:D:177:VAL:HG13	1:D:397:GLU:CG	2.46	0.46
1:D:259:LEU:O	1:D:263:VAL:HG23	2.16	0.46
1:F:419:LEU:CD1	1:F:450:PRO:HG2	2.46	0.46
1:G:478:TYR:O	1:G:488:MET:CE	2.64	0.46

Continued on next page...

Continued from previous page...

Atom-1	Atom-2	Interatomic distance (Å)	Clash overlap (Å)
1:H:383:ALA:CB	1:H:389:MET:HA	2.45	0.46
1:I:399:ALA:O	1:I:403:THR:OG1	2.25	0.46
1:I:460:GLU:O	1:I:462:PRO:HD3	2.16	0.46
1:J:194:GLN:O	1:J:371:LYS:HE3	2.16	0.46
1:J:279:PRO:O	1:J:285:ARG:HG3	2.16	0.46
1:J:319:GLN:O	1:J:336:VAL:HG23	2.16	0.46
1:L:151:SER:CB	1:L:399:ALA:HA	2.45	0.46
1:M:14:VAL:HG23	1:M:15:LYS:N	2.31	0.46
1:M:132:LYS:O	1:M:135:SER:HB3	2.15	0.46
1:M:166:MET:HG2	1:M:175:ILE:CD1	2.47	0.46
1:M:216:GLU:C	1:M:218:PRO:HD3	2.36	0.46
1:N:92:ALA:HB2	1:N:503:ALA:HB1	1.97	0.46
1:N:218:PRO:HA	1:N:246:PRO:HD2	1.98	0.46
1:N:409:GLU:O	1:N:497:THR:HB	2.16	0.46
1:A:5:ASP:HB3	1:A:522:THR:CG2	2.42	0.45
1:A:38:VAL:HG21	1:A:56:VAL:HG21	1.97	0.45
1:A:66:PHE:HA	1:A:69:MET:SD	2.56	0.45
1:A:348:GLN:O	1:A:352:GLN:HG3	2.16	0.45
1:B:87:ASP:CG	1:B:88:GLY:H	2.19	0.45
1:B:234:LEU:N	1:B:235:PRO:HD2	2.31	0.45
1:C:217:SER:N	1:C:218:PRO:CD	2.73	0.45
1:C:270:ILE:O	1:C:271:VAL:O	2.34	0.45
1:C:305:ILE:O	1:C:305:ILE:CG2	2.64	0.45
1:C:349:ILE:CG2	1:C:369:VAL:HG13	2.46	0.45
1:D:230:ILE:HD13	1:D:261:THR:CG2	2.45	0.45
1:F:166:MET:CE	1:F:171:LYS:HA	2.46	0.45
1:F:419:LEU:HD21	1:F:500:THR:CG2	2.42	0.45
1:G:420:ILE:HD12	1:G:451:LEU:HD13	1.97	0.45
1:H:70:GLY:CA	1:H:73:MET:HE2	2.46	0.45
1:H:74:VAL:HA	1:H:510:VAL:HG21	1.98	0.45
1:I:476:TYR:OH	1:I:485:TYR:HB3	2.16	0.45
1:K:161:LEU:HD22	1:K:379:ILE:HG23	1.97	0.45
1:L:462:PRO:O	1:L:463:SER:C	2.54	0.45
1:M:404:ARG:HD2	1:M:408:GLU:OE2	2.16	0.45
1:N:116:LEU:O	1:N:120:ILE:HG13	2.16	0.45
1:N:191:GLU:OE1	1:N:342:ILE:HD13	2.17	0.45
1:N:254:VAL:O	1:N:259:LEU:HD22	2.16	0.45
1:A:25:ASP:HA	1:A:28:LYS:HG2	1.98	0.45
1:A:113:PRO:O	1:A:116:LEU:HB2	2.17	0.45
1:E:106:ALA:HB1	1:E:111:MET:HE3	1.97	0.45
1:E:342:ILE:O	1:E:346:VAL:HG23	2.16	0.45

Continued on next page...

Continued from previous page...

Atom-1	Atom-2	Interatomic distance (Å)	Clash overlap (Å)
1:E:466:ALA:O	1:E:470:LYS:HG3	2.16	0.45
1:F:36:ARG:NH1	1:G:113:PRO:HD2	2.32	0.45
1:G:23:LEU:CD2	1:G:74:VAL:HG23	2.46	0.45
1:G:69:MET:SD	1:G:520:MET:HE2	2.56	0.45
1:H:286:LYS:HA	1:H:289:LEU:HD12	1.99	0.45
1:H:349:ILE:CG2	1:H:369:VAL:HG13	2.46	0.45
1:I:272:LYS:HZ1	1:J:228:SER:HB2	1.71	0.45
1:K:69:MET:O	1:K:70:GLY:C	2.54	0.45
1:K:234:LEU:O	1:K:238:GLU:HG3	2.15	0.45
1:L:272:LYS:N	1:L:272:LYS:HD2	2.31	0.45
1:M:413:ALA:HB1	1:M:488:MET:HB2	1.97	0.45
1:N:366:GLN:O	1:N:369:VAL:CG2	2.65	0.45
1:A:468:THR:HG21	1:A:485:TYR:CZ	2.52	0.45
1:B:199:TYR:CZ	1:B:327:LYS:HA	2.51	0.45
1:D:203:TYR:HB2	1:D:263:VAL:HG13	1.99	0.45
1:E:127:ALA:CA	1:E:426:LEU:HD11	2.47	0.45
1:E:171:LYS:HB3	1:E:407:VAL:CG1	2.38	0.45
1:H:26:ALA:HB2	1:I:8:PHE:CE1	2.52	0.45
1:H:169:VAL:CG2	1:H:170:GLY:H	2.26	0.45
1:I:346:VAL:O	1:I:350:ARG:HB2	2.16	0.45
1:A:81:ALA:O	1:A:85:ALA:HB3	2.16	0.45
1:A:259:LEU:O	1:A:263:VAL:HG23	2.16	0.45
1:C:39:VAL:HG11	1:D:69:MET:HE2	1.98	0.45
1:C:201:SER:HB2	1:C:259:LEU:HD11	1.98	0.45
1:D:234:LEU:N	1:D:235:PRO:HD2	2.31	0.45
1:D:475:ASN:O	1:D:487:ASN:HA	2.16	0.45
1:E:240:VAL:HG12	1:E:271:VAL:HG11	1.99	0.45
1:F:496:PRO:O	1:F:499:VAL:HG22	2.17	0.45
1:G:171:LYS:HB3	1:G:407:VAL:HG11	1.99	0.45
1:G:230:ILE:CD1	1:G:261:THR:HB	2.45	0.45
1:H:26:ALA:HB2	1:I:8:PHE:HZ	1.82	0.45
1:H:468:THR:HG21	1:H:485:TYR:CE2	2.52	0.45
1:I:151:SER:CB	1:I:399:ALA:HA	2.46	0.45
1:I:195:PHE:CG	1:I:279:PRO:HG3	2.52	0.45
1:I:429:LEU:HB3	1:I:440:ILE:HG21	1.98	0.45
1:I:465:VAL:HA	1:I:485:TYR:OH	2.16	0.45
1:J:326:ASN:HB2	1:J:329:THR:N	2.31	0.45
1:K:486:GLY:C	1:K:491:MET:HE2	2.36	0.45
1:L:202:PRO:O	1:L:203:TYR:CB	2.64	0.45
1:L:455:VAL:HB	1:L:462:PRO:HG3	1.98	0.45
1:M:139:SER:CB	1:M:171:LYS:HZ3	2.30	0.45

Continued on next page...

Continued from previous page...

Atom-1	Atom-2	Interatomic distance (Å)	Clash overlap (Å)
1:M:239:ALA:O	1:M:314:LEU:HD21	2.17	0.45
1:N:151:SER:HB2	1:N:399:ALA:CB	2.46	0.45
1:A:39:VAL:HG22	1:A:49:ILE:HG12	1.99	0.45
1:A:187:LEU:HD13	1:A:379:ILE:HG12	1.97	0.45
1:B:61:GLU:O	1:C:3:ALA:HA	2.17	0.45
1:C:100:ILE:HD13	1:C:514:MET:SD	2.57	0.45
1:C:266:THR:HG21	1:C:273:VAL:O	2.15	0.45
1:D:177:VAL:HG21	1:D:396:VAL:CG1	2.47	0.45
1:D:319:GLN:HB3	1:D:336:VAL:HG21	1.97	0.45
1:D:504:LEU:HD12	1:D:504:LEU:HA	1.42	0.45
1:E:284:ARG:NH1	1:E:364:LYS:HD2	2.32	0.45
1:F:118:ARG:HD2	1:F:436:GLN:NE2	2.32	0.45
1:F:283:ASP:O	1:F:286:LYS:HB2	2.17	0.45
1:F:461:GLU:HA	1:F:462:PRO:HD3	1.81	0.45
1:G:197:ARG:NE	1:G:277:LYS:HB3	2.31	0.45
1:H:39:VAL:HG23	1:I:517:THR:CG2	2.42	0.45
1:I:146:GLN:O	1:I:150:ILE:HG13	2.15	0.45
1:K:115:ASP:HB3	1:K:436:GLN:CG	2.46	0.45
1:K:229:ASN:CA	1:K:257:GLU:OE1	2.61	0.45
1:K:270:ILE:O	1:K:271:VAL:O	2.34	0.45
1:L:227:ILE:HD12	1:L:251:ALA:HB2	1.98	0.45
1:M:290:GLN:OE1	1:M:300:VAL:HG23	2.16	0.45
1:M:469:VAL:HG23	1:M:485:TYR:CE2	2.42	0.45
1:A:456:LEU:HA	1:A:456:LEU:HD12	1.66	0.45
1:B:250:ILE:HG12	1:B:276:VAL:CG2	2.46	0.45
1:C:366:GLN:HA	1:C:369:VAL:HG22	1.98	0.45
1:C:434:LYS:HA	1:C:434:LYS:HD3	1.67	0.45
1:C:449:ALA:HB3	1:C:450:PRO:HD3	1.99	0.45
1:D:111:MET:HG2	1:D:435:ASP:OD1	2.17	0.45
1:D:515:ILE:O	1:D:515:ILE:HG22	2.16	0.45
1:E:254:VAL:HG12	1:E:259:LEU:HB2	1.98	0.45
1:E:336:VAL:O	1:E:336:VAL:HG12	2.17	0.45
1:E:404:ARG:HG2	1:E:404:ARG:NH1	2.29	0.45
1:F:13:ARG:CD	1:F:104:LEU:HD22	2.31	0.45
1:G:81:ALA:O	1:G:85:ALA:HB3	2.16	0.45
1:G:106:ALA:HB1	1:G:111:MET:CE	2.47	0.45
1:H:190:VAL:HG21	1:H:334:ASP:HB2	1.99	0.45
1:H:354:GLU:C	1:H:356:ALA:H	2.19	0.45
1:H:468:THR:CG2	1:H:485:TYR:CE2	3.00	0.45
1:I:406:ALA:O	1:I:410:GLY:N	2.49	0.45
1:J:102:GLU:O	1:J:105:LYS:HB2	2.16	0.45

Continued on next page...

Continued from previous page...

Atom-1	Atom-2	Interatomic distance (Å)	Clash overlap (Å)
1:J:419:LEU:HA	1:J:419:LEU:HD23	1.68	0.45
1:J:524:LEU:N	1:J:524:LEU:HD12	2.32	0.45
1:K:7:LYS:HD2	1:K:15:LYS:HE3	1.99	0.45
1:K:31:LEU:HD13	1:K:90:THR:HG21	1.98	0.45
1:L:28:LYS:HB2	1:L:453:GLN:HG2	1.98	0.45
1:L:183:LEU:O	1:L:184:GLN:CB	2.65	0.45
1:L:207:LYS:HZ1	1:L:390:LYS:NZ	2.15	0.45
1:M:10:ASN:N	1:M:13:ARG:NH2	2.65	0.45
1:N:305:ILE:HG22	1:N:305:ILE:O	2.17	0.45
1:A:4:LYS:HG3	1:G:59:GLU:O	2.17	0.45
1:A:365:LEU:CD2	1:A:368:ARG:NH2	2.72	0.45
1:A:384:ALA:O	1:A:385:THR:HG23	2.16	0.45
1:C:98:ALA:HB3	1:C:446:ALA:HB1	1.98	0.45
1:E:201:SER:O	1:E:204:PHE:HD2	1.99	0.45
1:E:383:ALA:HB2	1:E:389:MET:HA	1.94	0.45
1:H:176:THR:HG21	1:H:333:ILE:HD11	1.99	0.45
1:H:414:GLY:HA2	1:H:495:ASP:CG	2.34	0.45
1:I:65:LYS:HB3	1:I:522:THR:OG1	2.16	0.45
1:J:104:LEU:HA	1:J:104:LEU:HD23	1.54	0.45
1:J:383:ALA:HB3	1:J:389:MET:N	2.32	0.45
1:L:3:ALA:CB	1:L:524:LEU:HD22	2.47	0.45
1:L:143:ALA:O	1:L:147:VAL:HG23	2.17	0.45
1:L:455:VAL:HG13	1:L:465:VAL:HG21	1.98	0.45
1:N:291:ASP:HB3	1:N:372:LEU:HD11	1.98	0.45
1:A:413:ALA:HB1	1:A:488:MET:HB2	1.99	0.45
1:C:191:GLU:OE1	1:C:342:ILE:HG21	2.16	0.45
1:D:58:ARG:HA	1:D:75:LYS:CE	2.47	0.45
1:E:102:GLU:CB	1:E:442:VAL:HG13	2.39	0.45
1:E:233:MET:O	1:E:236:VAL:N	2.49	0.45
1:F:25:ASP:O	1:F:29:VAL:HG13	2.17	0.45
1:F:226:LYS:HE3	1:F:252:GLU:OE2	2.17	0.45
1:F:419:LEU:CD2	1:F:500:THR:CG2	2.95	0.45
1:G:240:VAL:HG12	1:G:271:VAL:CG1	2.46	0.45
1:J:179:ASP:OD1	1:J:393:LYS:HE3	2.16	0.45
1:L:449:ALA:N	1:L:450:PRO:CD	2.80	0.45
1:M:102:GLU:HB2	1:M:442:VAL:HG13	1.99	0.45
1:M:234:LEU:N	1:M:235:PRO:HD2	2.31	0.45
1:N:343:GLN:NE2	1:N:346:VAL:CG1	2.75	0.45
1:B:178:GLU:HB3	1:B:322:ARG:NH2	2.32	0.45
1:B:384:ALA:O	1:B:385:THR:OG1	2.17	0.45
1:E:143:ALA:O	1:E:147:VAL:HG23	2.17	0.45

Continued on next page...

Continued from previous page...

Atom-1	Atom-2	Interatomic distance (Å)	Clash overlap (Å)
1:E:183:LEU:HG	1:E:384:ALA:HB2	1.98	0.45
1:F:171:LYS:O	1:F:404:ARG:NH1	2.42	0.45
1:F:230:ILE:CD1	1:F:261:THR:HB	2.41	0.45
1:G:477:GLY:HA3	1:G:488:MET:HG2	1.99	0.45
1:H:30:THR:O	1:H:31:LEU:C	2.55	0.45
1:H:412:VAL:HG13	1:H:497:THR:OG1	2.17	0.45
1:J:269:GLY:O	1:K:229:ASN:OD1	2.35	0.45
1:J:291:ASP:OD2	1:J:368:ARG:HD2	2.17	0.45
1:J:384:ALA:H	1:K:281:PHE:HZ	1.64	0.45
1:J:429:LEU:HG	1:J:440:ILE:HD13	1.98	0.45
1:K:193:MET:HE2	1:K:292:ILE:HG12	1.97	0.45
1:L:16:MET:SD	1:L:73:MET:CE	3.05	0.45
1:L:83:ASP:OD2	1:L:327:LYS:CD	2.60	0.45
1:L:284:ARG:NH1	1:L:364:LYS:HD2	2.30	0.45
1:M:247:LEU:N	1:M:272:LYS:O	2.45	0.45
1:N:134:LEU:O	1:N:134:LEU:HD13	2.16	0.45
1:B:217:SER:N	1:B:218:PRO:HD3	2.32	0.45
1:C:349:ILE:HB	1:C:369:VAL:HG12	1.99	0.45
1:E:17:LEU:CD1	1:E:100:ILE:HG22	2.42	0.45
1:E:155:ASP:HB3	1:E:395:ARG:HH12	1.82	0.45
1:F:486:GLY:C	1:F:491:MET:HE2	2.38	0.45
1:H:385:THR:H	1:I:281:PHE:HE1	1.63	0.45
1:J:124:VAL:HG21	1:J:508:ALA:CB	2.47	0.45
1:J:233:MET:HB3	1:J:237:LEU:HD12	1.99	0.45
1:J:501:ARG:NH1	1:J:505:GLN:OE1	2.49	0.45
1:L:11:ASP:O	1:L:14:VAL:HG22	2.16	0.45
1:L:95:LEU:HD11	1:L:419:LEU:HD11	1.99	0.45
1:L:391:GLU:O	1:L:394:ALA:HB3	2.16	0.45
1:M:224:ASP:HB3	1:M:302:SER:CA	2.46	0.45
1:N:413:ALA:CB	1:N:417:VAL:CG2	2.95	0.45
1:A:46:ALA:HA	1:A:47:PRO:HD3	1.58	0.44
1:B:17:LEU:HA	1:B:17:LEU:HD12	1.55	0.44
1:C:221:LEU:HB3	1:C:249:ILE:HD13	1.99	0.44
1:D:384:ALA:O	1:D:385:THR:CG2	2.65	0.44
1:D:384:ALA:O	1:D:385:THR:OG1	2.30	0.44
1:D:455:VAL:HG13	1:D:460:GLU:HB2	1.99	0.44
1:D:498:LYS:HG3	1:D:501:ARG:HH21	1.82	0.44
1:F:152:ALA:HB1	1:F:395:ARG:HH11	1.82	0.44
1:G:288:MET:HG2	1:G:368:ARG:HD3	1.97	0.44
1:H:39:VAL:HG12	1:I:69:MET:CE	2.47	0.44
1:H:46:ALA:HA	1:I:72:GLN:CB	2.45	0.44

Continued on next page...

Continued from previous page...

Atom-1	Atom-2	Interatomic distance (Å)	Clash overlap (Å)
1:I:314:LEU:HD23	1:I:317:LEU:HD22	1.99	0.44
1:J:383:ALA:HB2	1:J:389:MET:HA	1.99	0.44
1:K:384:ALA:C	1:K:385:THR:HG23	2.38	0.44
1:L:100:ILE:HG13	1:L:511:ALA:HB1	1.98	0.44
1:M:206:ASN:C	1:M:208:PRO:HD3	2.37	0.44
1:N:187:LEU:HD13	1:N:379:ILE:HG12	1.99	0.44
1:N:270:ILE:O	1:N:271:VAL:O	2.36	0.44
1:A:213:VAL:HG11	1:A:274:ALA:HB2	2.00	0.44
1:A:229:ASN:C	1:A:231:ARG:N	2.71	0.44
1:A:360:TYR:CZ	1:A:364:LYS:HE3	2.52	0.44
1:A:517:THR:HA	1:G:37:ASN:HB2	1.99	0.44
1:C:287:ALA:HB1	1:C:368:ARG:NH1	2.32	0.44
1:E:149:THR:HG23	1:E:156:GLU:HA	1.99	0.44
1:E:488:MET:HE3	1:E:493:ILE:CG2	2.47	0.44
1:F:433:ASN:OD1	1:F:435:ASP:HB2	2.17	0.44
1:G:183:LEU:HD23	1:G:383:ALA:CA	2.47	0.44
1:H:39:VAL:HG12	1:I:69:MET:HE3	1.99	0.44
1:H:111:MET:CE	1:H:438:VAL:HG11	2.46	0.44
1:K:4:LYS:C	1:K:524:LEU:HD11	2.38	0.44
1:K:183:LEU:HD13	1:K:183:LEU:C	2.38	0.44
1:K:229:ASN:C	1:K:231:ARG:N	2.70	0.44
1:K:340:ALA:O	1:K:341:ALA:C	2.55	0.44
1:K:434:LYS:NZ	1:K:437:ASN:HD22	2.15	0.44
1:K:468:THR:HG21	1:K:485:TYR:CZ	2.53	0.44
1:L:190:VAL:HG21	1:L:334:ASP:HB2	1.99	0.44
1:L:230:ILE:HD13	1:L:261:THR:CG2	2.47	0.44
1:M:100:ILE:O	1:M:104:LEU:HG	2.17	0.44
1:N:16:MET:O	1:N:20:VAL:HG13	2.17	0.44
1:N:23:LEU:CD2	1:N:74:VAL:HG22	2.47	0.44
1:N:199:TYR:CE2	1:N:326:ASN:O	2.70	0.44
1:A:107:VAL:HG22	1:A:113:PRO:HG3	1.99	0.44
1:C:199:TYR:CE2	1:C:326:ASN:C	2.90	0.44
1:C:509:SER:O	1:C:513:LEU:HG	2.17	0.44
1:D:301:ILE:HG21	1:D:308:GLU:O	2.18	0.44
1:D:383:ALA:CB	1:D:389:MET:HA	2.48	0.44
1:F:194:GLN:O	1:F:371:LYS:HE2	2.17	0.44
1:F:465:VAL:O	1:F:469:VAL:HG23	2.17	0.44
1:G:23:LEU:HD23	1:G:74:VAL:CG2	2.47	0.44
1:G:23:LEU:HD23	1:G:74:VAL:HG23	1.99	0.44
1:G:176:THR:HG21	1:G:333:ILE:CD1	2.46	0.44
1:H:17:LEU:HD12	1:H:17:LEU:HA	1.57	0.44

Continued on next page...

Continued from previous page...

Atom-1	Atom-2	Interatomic distance (Å)	Clash overlap (Å)
1:H:100:ILE:CD1	1:H:514:MET:SD	3.03	0.44
1:H:510:VAL:HG13	1:H:511:ALA:N	2.31	0.44
1:I:240:VAL:CG1	1:I:245:LYS:O	2.64	0.44
1:J:305:ILE:O	1:J:305:ILE:CG2	2.63	0.44
1:K:236:VAL:HG21	1:K:312:ALA:HB3	1.97	0.44
1:K:360:TYR:CZ	1:K:364:LYS:HE3	2.52	0.44
1:K:409:GLU:O	1:K:497:THR:HB	2.16	0.44
1:L:212:ALA:HB1	1:L:325:ILE:O	2.17	0.44
1:L:434:LYS:C	1:L:436:GLN:N	2.68	0.44
1:M:31:LEU:HD13	1:M:90:THR:HG22	1.98	0.44
1:M:290:GLN:O	1:M:291:ASP:C	2.55	0.44
1:M:405:ALA:O	1:M:408:GLU:HB2	2.17	0.44
1:A:169:VAL:O	1:A:173:GLY:HA3	2.17	0.44
1:A:349:ILE:CG2	1:A:365:LEU:CD2	2.91	0.44
1:A:440:ILE:HG22	1:A:444:LEU:HG	2.00	0.44
1:B:117:LYS:NZ	1:B:512:GLY:HA3	2.30	0.44
1:C:46:ALA:HA	1:C:47:PRO:HD3	1.70	0.44
1:C:229:ASN:C	1:C:231:ARG:N	2.70	0.44
1:C:406:ALA:O	1:C:410:GLY:N	2.45	0.44
1:C:465:VAL:O	1:C:469:VAL:HG23	2.17	0.44
1:E:230:ILE:CG2	1:E:257:GLU:OE2	2.64	0.44
1:H:230:ILE:HG22	1:H:257:GLU:OE2	2.17	0.44
1:I:112:ASN:HA	1:I:113:PRO:HD3	1.92	0.44
1:I:124:VAL:O	1:I:128:VAL:HG23	2.18	0.44
1:J:231:ARG:O	1:J:234:LEU:HD12	2.17	0.44
1:K:134:LEU:HD11	1:K:475:ASN:OD1	2.17	0.44
1:K:183:LEU:HD22	1:K:184:GLN:N	2.32	0.44
1:K:344:GLY:O	1:K:348:GLN:HG3	2.17	0.44
1:L:247:LEU:N	1:L:272:LYS:O	2.47	0.44
1:A:139:SER:CB	1:A:171:LYS:NZ	2.78	0.44
1:A:144:ILE:HG21	1:A:163:ALA:HA	1.99	0.44
1:B:31:LEU:HG	1:B:454:ILE:CG1	2.47	0.44
1:B:54:VAL:HG22	1:B:89:THR:HB	1.97	0.44
1:B:314:LEU:HD23	1:B:317:LEU:HD22	2.00	0.44
1:C:288:MET:HG2	1:C:368:ARG:CD	2.48	0.44
1:C:288:MET:CG	1:C:368:ARG:HD3	2.47	0.44
1:C:360:TYR:HA	1:C:363:GLU:OE1	2.16	0.44
1:E:233:MET:C	1:E:235:PRO:HD2	2.38	0.44
1:F:46:ALA:HA	1:F:47:PRO:HD3	1.68	0.44
1:F:202:PRO:C	1:F:204:PHE:N	2.71	0.44
1:F:524:LEU:N	1:F:524:LEU:CD1	2.79	0.44

Continued on next page...

Continued from previous page...

Atom-1	Atom-2	Interatomic distance (Å)	Clash overlap (Å)
1:H:102:GLU:HB2	1:H:442:VAL:HG13	1.99	0.44
1:I:40:LEU:HD13	1:I:59:GLU:HG2	1.98	0.44
1:L:139:SER:HB3	1:L:171:LYS:HZ3	1.81	0.44
1:L:514:MET:HE2	1:L:514:MET:HB3	1.86	0.44
1:M:413:ALA:HB1	1:M:488:MET:CG	2.48	0.44
1:N:413:ALA:CB	1:N:417:VAL:HG23	2.48	0.44
1:B:165:ALA:HB2	1:B:379:ILE:HD11	2.00	0.44
1:D:513:LEU:HD23	1:D:513:LEU:HA	1.85	0.44
1:E:18:ARG:O	1:E:22:VAL:HG23	2.18	0.44
1:G:190:VAL:HG21	1:G:334:ASP:HB2	1.99	0.44
1:H:511:ALA:C	1:H:515:ILE:HD12	2.28	0.44
1:I:199:TYR:CE2	1:I:326:ASN:O	2.70	0.44
1:I:249:ILE:HB	1:I:275:ALA:HB2	2.00	0.44
1:J:149:THR:OG1	1:J:156:GLU:HA	2.18	0.44
1:J:524:LEU:N	1:J:524:LEU:CD1	2.80	0.44
1:L:100:ILE:CD1	1:L:511:ALA:HA	2.44	0.44
1:M:58:ARG:HA	1:M:75:LYS:HE3	1.99	0.44
1:M:384:ALA:O	1:M:385:THR:HG23	2.18	0.44
1:N:287:ALA:O	1:N:290:GLN:HB3	2.17	0.44
1:A:420:ILE:HD12	1:A:451:LEU:HD13	1.99	0.44
1:B:404:ARG:HD2	1:B:408:GLU:OE2	2.17	0.44
1:B:501:ARG:O	1:B:505:GLN:HG3	2.18	0.44
1:C:61:GLU:O	1:D:3:ALA:HA	2.18	0.44
1:C:472:GLY:HA3	1:C:476:TYR:CD2	2.53	0.44
1:E:6:VAL:HG22	1:E:521:VAL:HG22	2.00	0.44
1:F:319:GLN:O	1:F:336:VAL:CG2	2.61	0.44
1:G:413:ALA:HB1	1:G:417:VAL:HG22	1.99	0.44
1:I:74:VAL:CG1	1:I:510:VAL:HG21	2.43	0.44
1:K:222:LEU:HD21	1:K:292:ILE:HB	1.99	0.44
1:K:434:LYS:HZ3	1:K:437:ASN:ND2	2.16	0.44
1:L:223:ALA:HA	1:L:301:ILE:O	2.18	0.44
1:M:16:MET:SD	1:M:514:MET:HG2	2.57	0.44
1:M:166:MET:CE	1:M:171:LYS:HA	2.46	0.44
1:M:247:LEU:O	1:M:273:VAL:HA	2.18	0.44
1:M:469:VAL:CG2	1:M:485:TYR:HE2	2.28	0.44
1:N:513:LEU:HA	1:N:513:LEU:HD23	1.23	0.44
1:A:326:ASN:HB2	1:A:329:THR:H	1.83	0.44
1:B:62:LEU:HD13	1:B:67:GLU:OE1	2.18	0.44
1:B:266:THR:HB	1:B:272:LYS:HA	1.98	0.44
1:D:201:SER:O	1:D:202:PRO:O	2.36	0.44
1:D:241:ALA:HA	1:D:271:VAL:CG2	2.45	0.44

Continued on next page...

Continued from previous page...

Atom-1	Atom-2	Interatomic distance (Å)	Clash overlap (Å)
1:E:34:LYS:CG	1:E:458:CYS:SG	3.06	0.44
1:E:56:VAL:O	1:E:60:ILE:HG12	2.18	0.44
1:F:157:THR:HG21	1:F:392:LYS:HZ3	1.83	0.44
1:F:319:GLN:HB3	1:F:336:VAL:HG21	2.00	0.44
1:G:177:VAL:CG1	1:G:397:GLU:CG	2.87	0.44
1:G:195:PHE:CZ	1:G:330:THR:HB	2.53	0.44
1:H:34:LYS:HG3	1:H:458:CYS:SG	2.57	0.44
1:H:202:PRO:C	1:H:204:PHE:N	2.71	0.44
1:H:434:LYS:O	1:H:438:VAL:HG23	2.18	0.44
1:I:191:GLU:O	1:I:334:ASP:HA	2.18	0.44
1:K:230:ILE:HG13	1:K:233:MET:HB2	2.00	0.44
1:M:319:GLN:HB3	1:M:336:VAL:CG2	2.44	0.44
1:A:489:ILE:HG23	1:A:494:LEU:CD2	2.48	0.44
1:C:47:PRO:HG3	1:D:69:MET:HG2	2.00	0.44
1:C:413:ALA:CB	1:C:488:MET:HB2	2.48	0.44
1:E:37:ASN:OD1	1:E:49:ILE:HG22	2.18	0.44
1:E:202:PRO:O	1:E:204:PHE:N	2.38	0.44
1:F:369:VAL:HG23	1:F:370:ALA:N	2.32	0.44
1:G:19:GLY:HA3	1:G:67:GLU:O	2.17	0.44
1:G:136:VAL:HA	1:G:137:PRO:HD3	1.78	0.44
1:J:368:ARG:O	1:J:371:LYS:HB2	2.17	0.44
1:L:227:ILE:HD12	1:L:251:ALA:CB	2.48	0.44
1:L:449:ALA:HB3	1:L:450:PRO:HD3	1.99	0.44
1:M:116:LEU:HD23	1:M:435:ASP:O	2.18	0.44
1:M:240:VAL:HG12	1:M:271:VAL:CG1	2.41	0.44
1:M:524:LEU:O	1:M:525:PRO:OXT	2.36	0.44
1:N:286:LYS:HA	1:N:289:LEU:HD12	2.00	0.44
1:N:465:VAL:HG13	1:N:485:TYR:OH	2.17	0.44
1:A:231:ARG:NH1	1:G:241:ALA:HB1	2.32	0.43
1:C:158:VAL:O	1:C:161:LEU:HB2	2.18	0.43
1:C:225:LYS:HD2	1:C:303:GLU:CG	2.48	0.43
1:C:230:ILE:O	1:C:233:MET:HB2	2.18	0.43
1:C:364:LYS:HA	1:C:367:GLU:CD	2.38	0.43
1:D:18:ARG:O	1:D:22:VAL:HG23	2.18	0.43
1:D:205:ILE:HA	1:D:213:VAL:HG22	2.00	0.43
1:D:222:LEU:HD13	1:D:293:ALA:HB2	1.99	0.43
1:E:63:GLU:HB2	1:F:3:ALA:HB1	2.00	0.43
1:E:115:ASP:O	1:E:436:GLN:HG2	2.18	0.43
1:E:219:PHE:CE2	1:E:245:LYS:HD2	2.53	0.43
1:E:310:GLU:OE1	1:E:310:GLU:N	2.51	0.43
1:E:440:ILE:CG2	1:E:444:LEU:HD11	2.48	0.43

Continued on next page...

Continued from previous page...

Atom-1	Atom-2	Interatomic distance (Å)	Clash overlap (Å)
1:F:151:SER:HB3	1:F:399:ALA:HA	1.99	0.43
1:F:158:VAL:CG1	1:F:396:VAL:HG22	2.39	0.43
1:F:288:MET:O	1:F:289:LEU:C	2.56	0.43
1:G:364:LYS:O	1:G:367:GLU:HB2	2.17	0.43
1:G:381:VAL:HG12	1:G:382:GLY:H	1.83	0.43
1:H:242:LYS:C	1:H:244:GLY:H	2.21	0.43
1:H:259:LEU:O	1:H:263:VAL:HG23	2.17	0.43
1:H:305:ILE:HD12	1:H:307:MET:HE2	1.99	0.43
1:I:16:MET:CG	1:I:520:MET:SD	3.06	0.43
1:J:47:PRO:CG	1:K:69:MET:HG2	2.47	0.43
1:J:120:ILE:HG23	1:J:443:ALA:HB2	2.00	0.43
1:J:218:PRO:HB3	1:J:246:PRO:HB2	1.99	0.43
1:K:39:VAL:HG12	1:L:69:MET:CE	2.48	0.43
1:K:85:ALA:HB1	1:K:499:VAL:HG12	1.99	0.43
1:K:95:LEU:O	1:K:99:ILE:HG13	2.17	0.43
1:M:192:GLY:C	1:M:376:VAL:HG23	2.38	0.43
1:A:176:THR:CG2	1:A:177:VAL:N	2.81	0.43
1:B:16:MET:CG	1:B:520:MET:SD	3.05	0.43
1:B:450:PRO:O	1:B:451:LEU:C	2.55	0.43
1:D:183:LEU:O	1:D:184:GLN:CB	2.66	0.43
1:D:252:GLU:O	1:D:253:ASP:HB2	2.16	0.43
1:D:336:VAL:O	1:D:336:VAL:HG12	2.18	0.43
1:E:294:THR:CG2	1:E:341:ALA:O	2.67	0.43
1:F:134:LEU:CD2	1:F:475:ASN:HD21	2.31	0.43
1:F:413:ALA:HB2	1:F:475:ASN:HD22	1.82	0.43
1:G:14:VAL:HG23	1:G:15:LYS:N	2.32	0.43
1:G:16:MET:CG	1:G:520:MET:SD	3.07	0.43
1:G:302:SER:N	1:G:307:MET:HE3	2.31	0.43
1:H:281:PHE:HE1	1:N:385:THR:H	1.65	0.43
1:H:440:ILE:CG2	1:H:444:LEU:HD11	2.49	0.43
1:I:504:LEU:HA	1:I:504:LEU:HD12	1.61	0.43
1:L:350:ARG:HA	1:L:353:ILE:CD1	2.48	0.43
1:M:16:MET:HB3	1:M:514:MET:CE	2.48	0.43
1:M:120:ILE:O	1:M:123:ALA:HB3	2.18	0.43
1:N:106:ALA:CB	1:N:111:MET:CE	2.96	0.43
1:B:38:VAL:HG22	1:C:519:CYS:HB3	2.00	0.43
1:B:349:ILE:HB	1:B:369:VAL:HG12	2.00	0.43
1:C:414:GLY:O	1:C:415:GLY:C	2.54	0.43
1:C:465:VAL:HG22	1:C:485:TYR:OH	2.18	0.43
1:D:305:ILE:O	1:D:305:ILE:HG22	2.19	0.43
1:E:420:ILE:CG2	1:E:421:ARG:N	2.81	0.43

Continued on next page...

Continued from previous page...

Atom-1	Atom-2	Interatomic distance (Å)	Clash overlap (Å)
1:F:26:ALA:HB2	1:G:8:PHE:CZ	2.53	0.43
1:F:112:ASN:HA	1:F:113:PRO:HD3	1.82	0.43
1:F:263:VAL:O	1:F:267:MET:HB2	2.19	0.43
1:G:69:MET:O	1:G:73:MET:HE2	2.19	0.43
1:G:174:VAL:HG11	1:G:376:VAL:HG22	2.00	0.43
1:H:112:ASN:HA	1:H:113:PRO:HD3	1.91	0.43
1:I:7:LYS:HD3	1:I:11:ASP:OD2	2.18	0.43
1:I:106:ALA:O	1:I:111:MET:HE3	2.18	0.43
1:I:301:ILE:HA	1:I:307:MET:HE3	2.00	0.43
1:J:449:ALA:N	1:J:450:PRO:CD	2.82	0.43
1:J:487:ASN:C	1:J:491:MET:HE2	2.38	0.43
1:J:496:PRO:HB2	1:J:499:VAL:HG13	2.00	0.43
1:J:522:THR:OG1	1:J:523:ASP:N	2.51	0.43
1:K:200:LEU:CD2	1:K:277:LYS:HG3	2.36	0.43
1:K:218:PRO:HD2	1:K:320:ALA:O	2.18	0.43
1:L:95:LEU:HD23	1:L:95:LEU:HA	1.75	0.43
1:N:300:VAL:O	1:N:307:MET:HE3	2.19	0.43
1:A:23:LEU:HD23	1:A:74:VAL:HG23	2.00	0.43
1:A:198:GLY:HA3	1:A:328:ASP:HA	2.00	0.43
1:A:220:ILE:CD1	1:A:296:THR:HG21	2.45	0.43
1:A:264:VAL:HG12	1:A:265:ASN:N	2.34	0.43
1:B:240:VAL:HG12	1:B:271:VAL:HG11	2.00	0.43
1:B:287:ALA:HB1	1:B:368:ARG:NH1	2.32	0.43
1:B:409:GLU:OE2	1:B:501:ARG:NH2	2.49	0.43
1:C:225:LYS:HD2	1:C:303:GLU:CD	2.38	0.43
1:D:16:MET:O	1:D:20:VAL:HG13	2.18	0.43
1:D:384:ALA:O	1:D:385:THR:CB	2.67	0.43
1:D:409:GLU:HG3	1:D:498:LYS:HB2	2.00	0.43
1:E:183:LEU:O	1:E:184:GLN:HB2	2.17	0.43
1:E:200:LEU:HD13	1:E:254:VAL:HB	1.99	0.43
1:F:287:ALA:HB1	1:F:368:ARG:HH12	1.79	0.43
1:G:132:LYS:O	1:G:135:SER:HB3	2.19	0.43
1:G:233:MET:O	1:G:237:LEU:HG	2.19	0.43
1:G:383:ALA:O	1:G:384:ALA:CB	2.63	0.43
1:J:142:LYS:O	1:J:146:GLN:HG3	2.18	0.43
1:J:220:ILE:CD1	1:J:296:THR:HG21	2.48	0.43
1:J:454:ILE:O	1:J:457:ASN:HB2	2.19	0.43
1:K:461:GLU:HA	1:K:462:PRO:HD3	1.88	0.43
1:L:195:PHE:CG	1:L:279:PRO:HG3	2.45	0.43
1:M:265:ASN:HA	1:M:270:ILE:HD12	2.00	0.43
1:N:90:THR:O	1:N:94:VAL:HG13	2.18	0.43

Continued on next page...

Continued from previous page...

Atom-1	Atom-2	Interatomic distance (Å)	Clash overlap (Å)
1:N:202:PRO:O	1:N:204:PHE:N	2.45	0.43
1:A:165:ALA:HA	1:A:187:LEU:HD21	2.00	0.43
1:B:345:ARG:CA	1:B:348:GLN:HE21	2.25	0.43
1:D:57:ALA:C	1:D:75:LYS:HE3	2.38	0.43
1:F:183:LEU:O	1:F:184:GLN:HB2	2.19	0.43
1:G:26:ALA:O	1:G:29:VAL:HG22	2.18	0.43
1:G:100:ILE:HG23	1:G:104:LEU:CD1	2.49	0.43
1:G:262:LEU:HD23	1:G:262:LEU:HA	1.85	0.43
1:H:240:VAL:HG21	1:H:247:LEU:HD13	2.00	0.43
1:H:350:ARG:HA	1:H:353:ILE:HD12	2.01	0.43
1:I:343:GLN:HE22	1:I:346:VAL:CG1	2.31	0.43
1:L:17:LEU:HD12	1:L:20:VAL:HG22	1.99	0.43
1:M:46:ALA:HA	1:M:47:PRO:HD3	1.80	0.43
1:B:230:ILE:HG13	1:B:233:MET:HB2	2.00	0.43
1:B:289:LEU:HD23	1:B:289:LEU:HA	1.74	0.43
1:C:201:SER:O	1:C:204:PHE:CD2	2.72	0.43
1:C:252:GLU:HG3	1:C:285:ARG:NH1	2.33	0.43
1:D:123:ALA:HA	1:D:429:LEU:HD21	2.01	0.43
1:G:349:ILE:CG2	1:G:369:VAL:CG1	2.96	0.43
1:G:513:LEU:HD23	1:G:513:LEU:HA	1.63	0.43
1:H:30:THR:HG22	1:H:36:ARG:O	2.19	0.43
1:H:155:ASP:CB	1:H:395:ARG:NH1	2.80	0.43
1:H:213:VAL:HB	1:H:325:ILE:HB	2.01	0.43
1:H:240:VAL:HG11	1:H:247:LEU:HB2	2.00	0.43
1:I:461:GLU:HA	1:I:462:PRO:HD3	1.81	0.43
1:J:65:LYS:HA	1:J:68:ASN:HB3	2.01	0.43
1:K:106:ALA:HA	1:K:111:MET:HE3	2.01	0.43
1:L:14:VAL:HG23	1:L:15:LYS:N	2.33	0.43
1:M:369:VAL:HG23	1:M:370:ALA:N	2.33	0.43
1:N:366:GLN:HA	1:N:369:VAL:CG2	2.46	0.43
1:A:84:ALA:O	1:A:498:LYS:HE2	2.19	0.43
1:A:118:ARG:HH22	1:G:34:LYS:HE2	1.84	0.43
1:A:242:LYS:O	1:A:243:ALA:HB3	2.18	0.43
1:B:26:ALA:HA	1:C:8:PHE:CE2	2.53	0.43
1:C:62:LEU:HD13	1:C:67:GLU:HB3	2.00	0.43
1:C:106:ALA:CB	1:C:111:MET:HE3	2.48	0.43
1:C:440:ILE:O	1:C:444:LEU:HD12	2.18	0.43
1:D:39:VAL:HG12	1:E:69:MET:HE2	1.94	0.43
1:D:120:ILE:HG12	1:D:439:GLY:O	2.18	0.43
1:D:199:TYR:CZ	1:D:327:LYS:HA	2.53	0.43
1:E:195:PHE:CG	1:E:279:PRO:HG3	2.54	0.43

Continued on next page...

Continued from previous page...

Atom-1	Atom-2	Interatomic distance (Å)	Clash overlap (Å)
1:E:227:ILE:HG12	1:E:309:LEU:HD11	2.01	0.43
1:E:438:VAL:O	1:E:439:GLY:C	2.57	0.43
1:F:184:GLN:H	1:F:382:GLY:HA3	1.84	0.43
1:F:299:THR:HG22	1:F:300:VAL:O	2.18	0.43
1:G:151:SER:HB2	1:G:399:ALA:HA	2.00	0.43
1:I:197:ARG:HD2	1:I:277:LYS:HB2	2.01	0.43
1:I:451:LEU:C	1:I:451:LEU:CD2	2.86	0.43
1:J:350:ARG:HA	1:J:353:ILE:CD1	2.49	0.43
1:K:227:ILE:HG12	1:K:309:LEU:HD11	2.01	0.43
1:K:468:THR:CG2	1:K:485:TYR:CE2	3.02	0.43
1:L:201:SER:C	1:L:202:PRO:O	2.54	0.43
1:L:390:LYS:O	1:L:393:LYS:HB3	2.19	0.43
1:M:6:VAL:HA	1:M:520:MET:O	2.19	0.43
1:M:73:MET:O	1:M:77:VAL:HG23	2.17	0.43
1:M:346:VAL:HG13	1:M:350:ARG:NH2	2.34	0.43
1:N:54:VAL:HG22	1:N:89:THR:CB	2.43	0.43
1:N:65:LYS:HB3	1:N:522:THR:HG21	2.00	0.43
1:B:20:VAL:HG12	1:B:70:GLY:O	2.19	0.43
1:D:28:LYS:HD2	1:D:453:GLN:CD	2.38	0.43
1:E:131:LEU:CD1	1:E:422:VAL:HG21	2.49	0.43
1:E:305:ILE:HD12	1:E:307:MET:CE	2.49	0.43
1:F:199:TYR:CZ	1:F:327:LYS:HA	2.54	0.43
1:G:225:LYS:HB2	1:G:303:GLU:OE2	2.19	0.43
1:H:228:SER:HB3	1:N:272:LYS:HZ3	1.84	0.43
1:I:39:VAL:CG1	1:I:47:PRO:HB2	2.48	0.43
1:I:384:ALA:CA	1:J:360:TYR:OH	2.67	0.43
1:J:74:VAL:HG12	1:J:510:VAL:CG2	2.49	0.43
1:J:513:LEU:HD23	1:J:513:LEU:HA	1.58	0.43
1:K:13:ARG:HA	1:K:16:MET:CE	2.49	0.43
1:L:40:LEU:CD1	1:L:56:VAL:HA	2.44	0.43
1:M:417:VAL:CG2	1:M:488:MET:HG3	2.44	0.43
1:N:16:MET:CG	1:N:520:MET:SD	3.04	0.43
1:A:366:GLN:HA	1:A:369:VAL:CG2	2.49	0.43
1:C:193:MET:HG2	1:C:194:GLN:N	2.34	0.43
1:C:433:ASN:OD1	1:C:436:GLN:HG3	2.18	0.43
1:D:158:VAL:HG13	1:D:396:VAL:HG22	2.00	0.43
1:D:420:ILE:HD13	1:D:451:LEU:HD13	2.01	0.43
1:E:115:ASP:HB3	1:E:436:GLN:HG2	2.01	0.43
1:E:202:PRO:O	1:E:203:TYR:HB2	2.19	0.43
1:E:325:ILE:HG12	1:E:330:THR:HG23	2.00	0.43
1:G:4:LYS:HD3	1:G:523:ASP:OD1	2.19	0.43

Continued on next page...

Continued from previous page...

Atom-1	Atom-2	Interatomic distance (Å)	Clash overlap (Å)
1:H:169:VAL:CG2	1:H:173:GLY:HA3	2.48	0.43
1:I:56:VAL:O	1:I:60:ILE:HG12	2.18	0.43
1:I:234:LEU:HB2	1:I:235:PRO:CD	2.48	0.43
1:I:351:GLN:O	1:I:351:GLN:HG2	2.18	0.43
1:J:66:PHE:O	1:J:67:GLU:C	2.56	0.43
1:J:151:SER:HB3	1:J:399:ALA:HA	1.99	0.43
1:J:183:LEU:CG	1:J:384:ALA:HB2	2.48	0.43
1:J:400:LEU:HD12	1:J:400:LEU:HA	1.74	0.43
1:J:496:PRO:O	1:J:499:VAL:HG22	2.18	0.43
1:K:287:ALA:CB	1:K:368:ARG:NH1	2.78	0.43
1:L:365:LEU:CD2	1:L:368:ARG:HH21	2.32	0.43
1:M:6:VAL:CG1	1:M:519:CYS:SG	3.06	0.43
1:M:239:ALA:HB1	1:M:314:LEU:HG	1.99	0.43
1:N:46:ALA:HA	1:N:47:PRO:HD3	1.75	0.43
1:B:186:GLU:HB2	1:B:380:LYS:HB2	2.00	0.43
1:B:305:ILE:O	1:B:305:ILE:CG2	2.64	0.43
1:B:437:ASN:HA	1:B:440:ILE:HD12	2.01	0.43
1:C:17:LEU:HD13	1:C:100:ILE:HG22	2.00	0.43
1:D:413:ALA:HB3	1:D:417:VAL:CG2	2.48	0.43
1:D:468:THR:HG21	1:D:485:TYR:CE2	2.53	0.43
1:E:69:MET:HE1	1:E:521:VAL:O	2.19	0.43
1:E:112:ASN:N	1:E:435:ASP:OD2	2.42	0.43
1:F:56:VAL:O	1:F:60:ILE:HG12	2.18	0.43
1:H:227:ILE:O	1:H:254:VAL:HG13	2.19	0.43
1:J:414:GLY:N	1:J:494:LEU:HA	2.34	0.43
1:K:384:ALA:O	1:K:385:THR:CB	2.66	0.43
1:L:144:ILE:HD13	1:L:166:MET:SD	2.59	0.43
1:L:456:LEU:HA	1:L:456:LEU:HD12	1.77	0.43
1:M:349:ILE:HB	1:M:369:VAL:HG12	2.00	0.43
1:N:320:ALA:HB1	1:N:334:ASP:O	2.18	0.43
1:A:392:LYS:CG	1:A:395:ARG:HH22	2.32	0.42
1:B:28:LYS:HD2	1:B:453:GLN:CD	2.40	0.42
1:D:39:VAL:HG13	1:D:47:PRO:HB2	2.01	0.42
1:D:479:ASN:HB2	1:D:491:MET:SD	2.59	0.42
1:E:476:TYR:CE1	1:E:485:TYR:HB3	2.54	0.42
1:F:136:VAL:HA	1:F:137:PRO:HD3	1.84	0.42
1:H:180:GLY:HA3	1:H:381:VAL:O	2.19	0.42
1:H:230:ILE:HG22	1:H:257:GLU:CD	2.39	0.42
1:H:445:ARG:HA	1:H:448:GLU:OE2	2.19	0.42
1:I:230:ILE:O	1:I:234:LEU:HG	2.18	0.42
1:I:253:ASP:OD2	1:I:277:LYS:HE2	2.19	0.42

Continued on next page...

Continued from previous page...

Atom-1	Atom-2	Interatomic distance (Å)	Clash overlap (Å)
1:I:339:GLU:O	1:I:343:GLN:HB2	2.19	0.42
1:J:38:VAL:HG21	1:J:56:VAL:HG21	2.01	0.42
1:J:417:VAL:HA	1:J:451:LEU:HD12	2.01	0.42
1:J:461:GLU:HA	1:J:462:PRO:HD3	1.66	0.42
1:K:360:TYR:CE1	1:K:364:LYS:CE	3.02	0.42
1:L:16:MET:SD	1:L:514:MET:CE	3.07	0.42
1:L:230:ILE:HA	1:L:233:MET:CG	2.49	0.42
1:M:37:ASN:HB3	1:M:49:ILE:HG23	2.00	0.42
1:M:120:ILE:O	1:M:124:VAL:HG23	2.19	0.42
1:M:219:PHE:HB3	1:M:317:LEU:HD23	2.01	0.42
1:M:288:MET:O	1:M:291:ASP:HB2	2.19	0.42
1:A:8:PHE:HE2	1:G:26:ALA:CA	2.30	0.42
1:A:72:GLN:HB3	1:G:46:ALA:HA	2.00	0.42
1:A:489:ILE:HD13	1:A:494:LEU:HB3	2.00	0.42
1:C:131:LEU:HD13	1:C:422:VAL:HG21	1.99	0.42
1:E:349:ILE:HG21	1:E:369:VAL:HG13	2.01	0.42
1:F:138:CYS:SG	1:F:147:VAL:CG2	3.07	0.42
1:F:201:SER:C	1:F:202:PRO:O	2.56	0.42
1:F:524:LEU:HA	1:F:525:PRO:HD3	1.80	0.42
1:G:17:LEU:HD12	1:G:20:VAL:HG22	2.02	0.42
1:H:467:ASN:HA	1:H:470:LYS:HD2	2.01	0.42
1:I:401:HIS:O	1:I:404:ARG:HB2	2.20	0.42
1:I:476:TYR:CZ	1:I:485:TYR:HB3	2.54	0.42
1:J:153:ASN:O	1:J:154:SER:HB2	2.20	0.42
1:K:57:ALA:O	1:K:75:LYS:CE	2.48	0.42
1:K:230:ILE:HG13	1:K:233:MET:CB	2.48	0.42
1:K:230:ILE:HG13	1:K:233:MET:HG3	2.00	0.42
1:L:46:ALA:HA	1:L:47:PRO:HD3	1.72	0.42
1:M:25:ASP:HA	1:M:28:LYS:HE2	1.99	0.42
1:M:449:ALA:N	1:M:450:PRO:CD	2.82	0.42
1:M:475:ASN:HB3	1:M:489:ILE:HG12	2.01	0.42
1:B:125:THR:O	1:B:129:GLU:OE1	2.37	0.42
1:B:127:ALA:HA	1:B:426:LEU:HD11	2.00	0.42
1:B:155:ASP:O	1:B:156:GLU:C	2.56	0.42
1:C:151:SER:HB2	1:C:399:ALA:HA	2.00	0.42
1:C:348:GLN:O	1:C:352:GLN:HG3	2.20	0.42
1:D:19:GLY:HA3	1:D:67:GLU:O	2.19	0.42
1:D:115:ASP:O	1:D:436:GLN:HG2	2.19	0.42
1:D:482:THR:O	1:D:483:GLU:HB2	2.19	0.42
1:E:54:VAL:HG22	1:E:89:THR:HB	2.02	0.42
1:E:464:VAL:HG23	1:K:463:SER:HB3	2.00	0.42

Continued on next page...

Continued from previous page...

Atom-1	Atom-2	Interatomic distance (Å)	Clash overlap (Å)
1:G:217:SER:N	1:G:218:PRO:CD	2.82	0.42
1:G:225:LYS:HE2	1:G:226:LYS:O	2.18	0.42
1:G:262:LEU:O	1:G:266:THR:HG23	2.19	0.42
1:H:161:LEU:HD23	1:H:161:LEU:HA	1.76	0.42
1:J:141:SER:HA	1:J:144:ILE:HB	2.01	0.42
1:J:266:THR:HG21	1:J:273:VAL:HB	2.01	0.42
1:K:220:ILE:CD1	1:K:296:THR:HG21	2.49	0.42
1:K:386:GLU:CD	1:L:197:ARG:HH22	2.22	0.42
1:L:284:ARG:HH12	1:L:364:LYS:HZ2	1.64	0.42
1:L:288:MET:O	1:L:292:ILE:HD12	2.19	0.42
1:L:386:GLU:O	1:L:387:VAL:C	2.56	0.42
1:M:130:GLU:O	1:M:134:LEU:HB2	2.19	0.42
1:N:36:ARG:HG3	1:N:36:ARG:HH11	1.83	0.42
1:N:449:ALA:HB3	1:N:450:PRO:HD3	2.01	0.42
1:A:321:LYS:HG3	1:A:334:ASP:OD2	2.20	0.42
1:A:338:GLU:O	1:A:341:ALA:N	2.53	0.42
1:A:516:THR:O	1:G:37:ASN:CB	2.68	0.42
1:B:200:LEU:O	1:B:201:SER:CB	2.66	0.42
1:B:413:ALA:CB	1:B:417:VAL:HG22	2.49	0.42
1:C:151:SER:HB3	1:C:399:ALA:HA	2.01	0.42
1:C:183:LEU:HD22	1:C:183:LEU:C	2.40	0.42
1:C:216:GLU:C	1:C:218:PRO:HD3	2.37	0.42
1:D:131:LEU:HD21	1:D:500:THR:CG2	2.50	0.42
1:D:294:THR:O	1:D:337:GLY:HA3	2.19	0.42
1:D:390:LYS:O	1:D:393:LYS:HB3	2.18	0.42
1:G:92:ALA:HA	1:G:503:ALA:HB1	2.01	0.42
1:G:161:LEU:O	1:G:164:GLU:HB2	2.20	0.42
1:G:489:ILE:HG23	1:G:494:LEU:HD23	2.01	0.42
1:I:34:LYS:CG	1:I:458:CYS:SG	3.07	0.42
1:I:231:ARG:HA	1:I:234:LEU:HD11	2.01	0.42
1:J:326:ASN:HB2	1:J:329:THR:H	1.84	0.42
1:J:468:THR:CG2	1:J:485:TYR:CE2	3.02	0.42
1:K:120:ILE:O	1:K:123:ALA:HB3	2.19	0.42
1:M:124:VAL:O	1:M:128:VAL:HG23	2.18	0.42
1:M:142:LYS:O	1:M:146:GLN:HG3	2.18	0.42
1:M:225:LYS:HE2	1:M:226:LYS:O	2.18	0.42
1:A:112:ASN:HA	1:A:113:PRO:HD3	1.92	0.42
1:A:366:GLN:O	1:A:369:VAL:HG22	2.19	0.42
1:A:518:GLU:CG	1:G:36:ARG:HG3	2.48	0.42
1:B:515:ILE:O	1:B:515:ILE:CG2	2.65	0.42
1:D:230:ILE:HD13	1:D:261:THR:HG21	2.01	0.42

Continued on next page...

Continued from previous page...

Atom-1	Atom-2	Interatomic distance (Å)	Clash overlap (Å)
1:D:385:THR:H	1:E:281:PHE:HE1	1.68	0.42
1:E:202:PRO:C	1:E:204:PHE:N	2.73	0.42
1:F:234:LEU:N	1:F:235:PRO:HD2	2.35	0.42
1:F:262:LEU:O	1:F:266:THR:CG2	2.60	0.42
1:F:383:ALA:O	1:F:384:ALA:CB	2.67	0.42
1:G:342:ILE:O	1:G:346:VAL:HG23	2.19	0.42
1:G:348:GLN:O	1:G:352:GLN:HG3	2.19	0.42
1:J:13:ARG:NH1	1:J:518:GLU:OE2	2.51	0.42
1:J:193:MET:HG2	1:J:194:GLN:N	2.35	0.42
1:L:320:ALA:HB2	1:L:335:GLY:HA2	2.00	0.42
1:M:3:ALA:CB	1:M:524:LEU:HD22	2.49	0.42
1:M:13:ARG:HD2	1:M:104:LEU:CD2	2.37	0.42
1:M:169:VAL:HG23	1:M:173:GLY:HA3	2.01	0.42
1:N:31:LEU:HD12	1:N:31:LEU:HA	1.77	0.42
1:N:452:ARG:NH1	1:N:463:SER:HA	2.34	0.42
1:N:453:GLN:NE2	1:N:456:LEU:HD23	2.34	0.42
1:A:29:VAL:HB	1:A:36:ARG:HB2	2.01	0.42
1:C:28:LYS:HB2	1:C:453:GLN:HG2	2.01	0.42
1:C:524:LEU:HD12	1:C:524:LEU:HA	1.61	0.42
1:E:326:ASN:HB3	1:E:327:LYS:H	1.74	0.42
1:E:372:LEU:N	1:E:372:LEU:CD1	2.82	0.42
1:F:372:LEU:HD12	1:F:372:LEU:N	2.34	0.42
1:G:270:ILE:O	1:G:271:VAL:O	2.37	0.42
1:H:18:ARG:HG2	1:H:67:GLU:OE1	2.18	0.42
1:H:38:VAL:HG21	1:H:56:VAL:HG21	2.00	0.42
1:J:116:LEU:HD23	1:J:435:ASP:O	2.20	0.42
1:J:383:ALA:O	1:J:384:ALA:CB	2.55	0.42
1:K:317:LEU:N	1:K:317:LEU:CD1	2.83	0.42
1:K:419:LEU:HD13	1:K:450:PRO:HG2	2.01	0.42
1:L:16:MET:HG2	1:L:73:MET:CE	2.50	0.42
1:M:177:VAL:CG1	1:M:397:GLU:HG3	2.50	0.42
1:N:36:ARG:HA	1:N:36:ARG:HD3	1.62	0.42
1:A:16:MET:SD	1:A:73:MET:HE1	2.60	0.42
1:A:343:GLN:NE2	1:A:346:VAL:HG11	2.34	0.42
1:B:489:ILE:HG23	1:B:489:ILE:HD12	1.60	0.42
1:C:235:PRO:HG2	1:C:236:VAL:H	1.84	0.42
1:C:440:ILE:O	1:C:444:LEU:HG	2.20	0.42
1:C:463:SER:O	1:C:467:ASN:HB2	2.20	0.42
1:E:139:SER:CA	1:E:171:LYS:HZ1	2.32	0.42
1:G:406:ALA:O	1:G:410:GLY:N	2.49	0.42
1:J:225:LYS:HD2	1:J:303:GLU:CG	2.49	0.42

Continued on next page...

Continued from previous page...

Atom-1	Atom-2	Interatomic distance (Å)	Clash overlap (Å)
1:K:301:ILE:HG23	1:K:307:MET:HB3	2.01	0.42
1:L:25:ASP:OD1	1:L:28:LYS:CE	2.66	0.42
1:L:98:ALA:HB3	1:L:446:ALA:HB1	2.01	0.42
1:M:230:ILE:HD13	1:M:261:THR:HG21	1.98	0.42
1:M:230:ILE:HD12	1:M:261:THR:HB	2.01	0.42
1:M:349:ILE:HB	1:M:369:VAL:CG1	2.49	0.42
1:M:433:ASN:OD1	1:M:436:GLN:HG3	2.20	0.42
1:A:27:VAL:HG21	1:A:57:ALA:HB2	2.02	0.42
1:A:230:ILE:N	1:A:257:GLU:OE1	2.40	0.42
1:A:343:GLN:HE22	1:A:346:VAL:HG11	1.84	0.42
1:A:360:TYR:CE1	1:A:364:LYS:HE2	2.55	0.42
1:B:478:TYR:O	1:B:488:MET:CE	2.67	0.42
1:D:343:GLN:HG3	1:D:343:GLN:O	2.20	0.42
1:D:466:ALA:O	1:D:470:LYS:HG3	2.19	0.42
1:E:7:LYS:HE3	1:E:15:LYS:HE3	2.02	0.42
1:E:183:LEU:HB2	1:E:384:ALA:HB2	2.02	0.42
1:E:414:GLY:N	1:E:494:LEU:HA	2.35	0.42
1:F:151:SER:HB2	1:F:399:ALA:CB	2.49	0.42
1:F:221:LEU:HA	1:F:221:LEU:HD12	1.78	0.42
1:G:174:VAL:CG1	1:G:376:VAL:HG22	2.50	0.42
1:H:32:GLY:HA2	1:H:33:PRO:HD3	1.70	0.42
1:H:78:ALA:HB1	1:H:89:THR:HG23	2.01	0.42
1:H:203:TYR:CB	1:H:263:VAL:HG13	2.49	0.42
1:H:384:ALA:O	1:H:385:THR:HG23	2.19	0.42
1:I:201:SER:C	1:I:202:PRO:O	2.58	0.42
1:I:252:GLU:O	1:I:253:ASP:HB2	2.20	0.42
1:J:17:LEU:HA	1:J:20:VAL:HG22	2.02	0.42
1:J:46:ALA:HA	1:J:47:PRO:HD3	1.91	0.42
1:J:105:LYS:O	1:J:108:ALA:HB3	2.20	0.42
1:J:284:ARG:NH1	1:J:364:LYS:HZ2	2.16	0.42
1:K:515:ILE:O	1:K:515:ILE:HG22	2.18	0.42
1:N:392:LYS:HG3	1:N:395:ARG:HH21	1.80	0.42
1:A:39:VAL:CG1	1:A:47:PRO:HB2	2.50	0.42
1:A:192:GLY:C	1:A:376:VAL:HG23	2.40	0.42
1:B:87:ASP:CG	1:B:88:GLY:N	2.73	0.42
1:B:420:ILE:HG13	1:B:448:GLU:HG2	2.02	0.42
1:B:478:TYR:OH	1:B:483:GLU:CA	2.68	0.42
1:C:113:PRO:HA	1:C:116:LEU:HD12	2.02	0.42
1:C:190:VAL:HG21	1:C:334:ASP:HB2	2.02	0.42
1:C:203:TYR:HB2	1:C:263:VAL:HG13	2.02	0.42
1:C:434:LYS:O	1:C:438:VAL:HG23	2.19	0.42

Continued on next page...

Continued from previous page...

Atom-1	Atom-2	Interatomic distance (Å)	Clash overlap (Å)
1:D:131:LEU:HD12	1:D:422:VAL:CG2	2.46	0.42
1:D:288:MET:O	1:D:291:ASP:HB2	2.20	0.42
1:D:370:ALA:O	1:D:374:GLY:HA3	2.20	0.42
1:E:184:GLN:H	1:E:382:GLY:CA	2.21	0.42
1:F:26:ALA:CA	1:G:8:PHE:HE2	2.33	0.42
1:F:120:ILE:HG21	1:F:120:ILE:HD13	1.81	0.42
1:F:223:ALA:HB2	1:F:309:LEU:HD21	2.02	0.42
1:G:4:LYS:C	1:G:524:LEU:CD1	2.88	0.42
1:G:100:ILE:CG2	1:G:104:LEU:CD1	2.98	0.42
1:G:403:THR:O	1:G:406:ALA:HB3	2.20	0.42
1:H:384:ALA:O	1:H:385:THR:CB	2.68	0.42
1:I:69:MET:O	1:I:70:GLY:C	2.56	0.42
1:I:166:MET:HG2	1:I:175:ILE:HD11	2.01	0.42
1:J:230:ILE:HB	1:J:258:ALA:HA	2.01	0.42
1:K:26:ALA:HB2	1:L:8:PHE:CZ	2.53	0.42
1:L:147:VAL:HG12	1:L:403:THR:OG1	2.19	0.42
1:L:217:SER:N	1:L:218:PRO:CD	2.82	0.42
1:L:222:LEU:HD13	1:L:293:ALA:HA	2.02	0.42
1:N:37:ASN:HB3	1:N:49:ILE:HG23	2.01	0.42
1:N:247:LEU:CD2	1:N:249:ILE:HD11	2.50	0.42
1:A:54:VAL:HG22	1:A:89:THR:CG2	2.50	0.42
1:A:115:ASP:HB3	1:A:436:GLN:CG	2.49	0.42
1:A:161:LEU:O	1:A:164:GLU:HB2	2.19	0.42
1:A:468:THR:CG2	1:A:485:TYR:CE2	3.03	0.42
1:B:230:ILE:O	1:B:234:LEU:HG	2.20	0.42
1:C:14:VAL:HG23	1:C:15:LYS:N	2.35	0.42
1:C:36:ARG:HG3	1:D:518:GLU:CG	2.50	0.42
1:C:364:LYS:HD3	1:C:367:GLU:OE2	2.20	0.42
1:D:195:PHE:HE1	1:D:332:ILE:HD11	1.85	0.42
1:E:199:TYR:HA	1:E:276:VAL:HG12	2.02	0.42
1:E:247:LEU:O	1:E:273:VAL:HA	2.19	0.42
1:E:459:GLY:HA3	1:F:112:ASN:ND2	2.35	0.42
1:G:176:THR:HG22	1:G:177:VAL:N	2.35	0.42
1:H:23:LEU:HD23	1:H:74:VAL:CG2	2.49	0.42
1:H:383:ALA:O	1:H:384:ALA:CB	2.68	0.42
1:J:131:LEU:HD12	1:J:422:VAL:CG2	2.48	0.42
1:J:132:LYS:O	1:J:135:SER:HB3	2.20	0.42
1:J:220:ILE:HD12	1:J:296:THR:HG21	2.01	0.42
1:J:305:ILE:HD12	1:J:307:MET:CE	2.49	0.42
1:J:367:GLU:O	1:J:370:ALA:HB3	2.19	0.42
1:L:69:MET:O	1:L:73:MET:HE2	2.19	0.42

Continued on next page...

Continued from previous page...

Atom-1	Atom-2	Interatomic distance (Å)	Clash overlap (Å)
1:L:479:ASN:OD1	1:L:493:ILE:HD11	2.19	0.42
1:M:3:ALA:HB1	1:M:524:LEU:HD22	2.02	0.42
1:M:134:LEU:O	1:M:134:LEU:HD23	2.20	0.42
1:M:248:LEU:HD22	1:M:323:VAL:HG11	2.01	0.42
1:N:74:VAL:O	1:N:78:ALA:HB2	2.20	0.42
1:N:178:GLU:HG2	1:N:322:ARG:NH1	2.34	0.42
1:A:16:MET:HG3	1:A:520:MET:SD	2.60	0.41
1:A:262:LEU:HA	1:A:262:LEU:HD23	1.82	0.41
1:B:413:ALA:O	1:B:418:ALA:HB2	2.20	0.41
1:B:478:TYR:OH	1:B:483:GLU:HB3	2.20	0.41
1:D:242:LYS:C	1:D:244:GLY:N	2.71	0.41
1:D:345:ARG:O	1:D:348:GLN:HB2	2.20	0.41
1:E:155:ASP:CB	1:E:395:ARG:NH1	2.83	0.41
1:F:10:ASN:CA	1:F:13:ARG:HH21	2.32	0.41
1:F:39:VAL:HG13	1:F:47:PRO:CB	2.50	0.41
1:F:389:MET:C	1:F:389:MET:SD	2.99	0.41
1:F:434:LYS:NZ	1:F:437:ASN:HD22	2.17	0.41
1:F:460:GLU:O	1:F:462:PRO:HD3	2.19	0.41
1:G:46:ALA:HA	1:G:47:PRO:HD3	1.77	0.41
1:H:326:ASN:HB3	1:H:327:LYS:H	1.70	0.41
1:H:499:VAL:HG23	1:H:500:THR:N	2.35	0.41
1:I:201:SER:O	1:I:202:PRO:O	2.38	0.41
1:I:207:LYS:HZ1	1:I:390:LYS:NZ	2.18	0.41
1:I:321:LYS:HD2	1:I:334:ASP:OD2	2.19	0.41
1:J:162:ILE:HD11	1:J:399:ALA:HB3	2.02	0.41
1:J:207:LYS:HA	1:J:208:PRO:HD2	1.85	0.41
1:J:247:LEU:HD21	1:J:249:ILE:HD11	2.02	0.41
1:J:366:GLN:HA	1:J:369:VAL:HG22	2.01	0.41
1:J:478:TYR:CE1	1:J:483:GLU:HA	2.55	0.41
1:J:501:ARG:O	1:J:505:GLN:HG3	2.19	0.41
1:K:242:LYS:C	1:K:244:GLY:H	2.23	0.41
1:M:8:PHE:CE1	1:M:519:CYS:SG	3.05	0.41
1:M:434:LYS:HD3	1:M:434:LYS:HA	1.78	0.41
1:A:123:ALA:HB2	1:A:440:ILE:HG23	2.01	0.41
1:A:222:LEU:HD23	1:A:250:ILE:HB	2.02	0.41
1:C:150:ILE:CD1	1:C:494:LEU:HD21	2.50	0.41
1:C:202:PRO:O	1:C:204:PHE:N	2.49	0.41
1:C:225:LYS:HB3	1:C:303:GLU:HG3	2.02	0.41
1:D:100:ILE:HA	1:D:515:ILE:HD11	2.02	0.41
1:E:346:VAL:O	1:E:350:ARG:HB2	2.20	0.41
1:H:56:VAL:O	1:H:57:ALA:C	2.58	0.41

Continued on next page...

Continued from previous page...

Atom-1	Atom-2	Interatomic distance (Å)	Clash overlap (Å)
1:I:123:ALA:HB2	1:I:440:ILE:HG23	2.01	0.41
1:I:254:VAL:O	1:I:259:LEU:HD22	2.19	0.41
1:J:433:ASN:CG	1:J:436:GLN:HG3	2.40	0.41
1:K:100:ILE:HD13	1:K:100:ILE:HG21	1.85	0.41
1:K:183:LEU:HB3	1:L:360:TYR:CE2	2.55	0.41
1:K:233:MET:O	1:K:234:LEU:C	2.57	0.41
1:L:18:ARG:O	1:L:18:ARG:HG3	2.15	0.41
1:M:138:CYS:O	1:M:407:VAL:HG22	2.19	0.41
1:N:166:MET:HE3	1:N:407:VAL:HG21	2.01	0.41
1:A:201:SER:O	1:A:202:PRO:O	2.38	0.41
1:A:219:PHE:HB3	1:A:317:LEU:HD23	2.02	0.41
1:A:278:ALA:HA	1:A:279:PRO:HD3	1.81	0.41
1:B:169:VAL:HG21	1:B:175:ILE:HG13	2.02	0.41
1:B:321:LYS:HD2	1:B:334:ASP:OD2	2.20	0.41
1:B:513:LEU:HA	1:B:513:LEU:HD23	1.60	0.41
1:E:139:SER:CB	1:E:171:LYS:NZ	2.83	0.41
1:E:417:VAL:HG21	1:E:488:MET:HG3	2.01	0.41
1:F:30:THR:HB	1:F:51:LYS:O	2.19	0.41
1:F:120:ILE:HG12	1:F:443:ALA:HB2	2.02	0.41
1:F:449:ALA:HB3	1:F:450:PRO:HD3	2.03	0.41
1:G:201:SER:HB3	1:G:204:PHE:CE2	2.55	0.41
1:J:151:SER:HB2	1:J:399:ALA:HA	2.01	0.41
1:J:152:ALA:O	1:J:153:ASN:CB	2.67	0.41
1:L:201:SER:O	1:L:202:PRO:O	2.37	0.41
1:M:18:ARG:O	1:M:22:VAL:HG23	2.21	0.41
1:N:266:THR:CG2	1:N:273:VAL:H	2.33	0.41
1:N:414:GLY:C	1:N:416:GLY:N	2.73	0.41
1:A:103:GLY:HA3	1:A:515:ILE:HD13	2.01	0.41
1:A:158:VAL:CG2	1:A:395:ARG:HH12	2.32	0.41
1:C:11:ASP:O	1:C:14:VAL:HG22	2.21	0.41
1:C:324:VAL:HB	1:C:331:THR:HG23	2.01	0.41
1:D:166:MET:HE2	1:D:171:LYS:HA	2.02	0.41
1:E:220:ILE:C	1:E:317:LEU:HG	2.40	0.41
1:E:461:GLU:HA	1:E:462:PRO:HD3	1.89	0.41
1:F:224:ASP:HB3	1:F:302:SER:CA	2.49	0.41
1:H:142:LYS:HE2	1:H:146:GLN:OE1	2.19	0.41
1:H:308:GLU:HB2	1:H:311:LYS:HG3	2.02	0.41
1:J:88:GLY:O	1:J:89:THR:C	2.56	0.41
1:K:152:ALA:O	1:K:153:ASN:HB3	2.20	0.41
1:K:190:VAL:HG21	1:K:334:ASP:HB2	2.03	0.41
1:K:269:GLY:CA	1:L:257:GLU:HB2	2.31	0.41

Continued on next page...

Continued from previous page...

Atom-1	Atom-2	Interatomic distance (Å)	Clash overlap (Å)
1:K:342:ILE:O	1:K:346:VAL:HG23	2.20	0.41
1:M:245:LYS:HA	1:M:246:PRO:HD3	1.62	0.41
1:N:349:ILE:HG12	1:N:368:ARG:NH2	2.35	0.41
1:A:10:ASN:HA	1:A:13:ARG:NH1	2.36	0.41
1:A:350:ARG:O	1:A:353:ILE:HB	2.19	0.41
1:A:479:ASN:C	1:A:479:ASN:OD1	2.59	0.41
1:B:183:LEU:O	1:B:184:GLN:HB2	2.19	0.41
1:B:207:LYS:NZ	1:B:390:LYS:NZ	2.69	0.41
1:C:383:ALA:O	1:C:384:ALA:CB	2.63	0.41
1:D:225:LYS:HE3	1:D:225:LYS:HB2	1.96	0.41
1:D:240:VAL:HG21	1:D:247:LEU:HD13	2.03	0.41
1:E:300:VAL:O	1:E:307:MET:HE1	2.20	0.41
1:F:124:VAL:HG21	1:F:508:ALA:CB	2.51	0.41
1:G:113:PRO:C	1:G:516:THR:HG22	2.41	0.41
1:G:195:PHE:CE2	1:G:330:THR:HB	2.56	0.41
1:H:293:ALA:O	1:H:297:GLY:N	2.54	0.41
1:I:72:GLN:OE1	1:I:75:LYS:HD3	2.20	0.41
1:I:193:MET:HG2	1:I:194:GLN:H	1.86	0.41
1:J:23:LEU:O	1:J:27:VAL:HG23	2.21	0.41
1:J:227:ILE:HG12	1:J:309:LEU:HD11	2.02	0.41
1:J:386:GLU:O	1:J:387:VAL:C	2.57	0.41
1:K:59:GLU:OE1	1:L:4:LYS:HE2	2.21	0.41
1:L:157:THR:HG21	1:L:392:LYS:CE	2.51	0.41
1:L:240:VAL:HG21	1:L:247:LEU:HD13	2.01	0.41
1:M:228:SER:O	1:M:257:GLU:HB3	2.20	0.41
1:M:295:LEU:HA	1:M:342:ILE:HG12	2.03	0.41
1:A:342:ILE:HD13	1:A:342:ILE:HG21	1.88	0.41
1:A:524:LEU:HA	1:A:525:PRO:HD3	1.95	0.41
1:C:116:LEU:HD23	1:C:435:ASP:O	2.20	0.41
1:E:201:SER:O	1:E:204:PHE:CD2	2.74	0.41
1:E:509:SER:O	1:E:513:LEU:HG	2.20	0.41
1:F:420:ILE:HD13	1:F:420:ILE:HG21	1.87	0.41
1:I:448:GLU:O	1:I:449:ALA:C	2.57	0.41
1:K:291:ASP:HB3	1:K:372:LEU:HD11	2.01	0.41
1:L:183:LEU:HD13	1:L:183:LEU:C	2.40	0.41
1:L:230:ILE:HB	1:L:258:ALA:HA	2.03	0.41
1:L:295:LEU:HB2	1:L:372:LEU:HD11	2.01	0.41
1:M:287:ALA:HB1	1:M:368:ARG:NH1	2.36	0.41
1:N:131:LEU:CD1	1:N:422:VAL:HG21	2.50	0.41
1:N:177:VAL:CG1	1:N:397:GLU:HG2	2.50	0.41
1:N:403:THR:O	1:N:407:VAL:HG23	2.20	0.41

Continued on next page...

Continued from previous page...

Atom-1	Atom-2	Interatomic distance (Å)	Clash overlap (Å)
1:A:336:VAL:O	1:A:336:VAL:CG1	2.69	0.41
1:B:183:LEU:HD13	1:B:183:LEU:C	2.40	0.41
1:B:221:LEU:HB3	1:B:249:ILE:CD1	2.51	0.41
1:C:152:ALA:O	1:C:153:ASN:HB3	2.21	0.41
1:D:20:VAL:HG13	1:D:20:VAL:H	1.66	0.41
1:D:242:LYS:O	1:D:244:GLY:N	2.52	0.41
1:D:430:ARG:NH1	1:D:441:LYS:HE2	2.36	0.41
1:D:520:MET:HE2	1:D:520:MET:HB3	1.97	0.41
1:E:390:LYS:O	1:E:393:LYS:HB3	2.21	0.41
1:F:384:ALA:H	1:G:281:PHE:HZ	1.68	0.41
1:G:351:GLN:HA	1:G:354:GLU:HG2	2.03	0.41
1:H:31:LEU:HA	1:H:31:LEU:HD12	1.69	0.41
1:H:155:ASP:HB3	1:H:395:ARG:NH1	2.34	0.41
1:H:489:ILE:H	1:H:489:ILE:HG12	1.72	0.41
1:I:7:LYS:HB2	1:I:66:PHE:CE1	2.55	0.41
1:I:11:ASP:O	1:I:14:VAL:HG23	2.21	0.41
1:I:39:VAL:HB	1:J:69:MET:HE1	2.01	0.41
1:I:441:LYS:HD3	1:I:441:LYS:HA	1.55	0.41
1:J:149:THR:HG21	1:J:156:GLU:HG2	2.01	0.41
1:J:221:LEU:HB2	1:J:247:LEU:HD11	2.01	0.41
1:K:384:ALA:O	1:K:385:THR:HG23	2.20	0.41
1:K:409:GLU:O	1:K:497:THR:CB	2.69	0.41
1:L:219:PHE:CZ	1:L:314:LEU:HD22	2.56	0.41
1:L:286:LYS:O	1:L:289:LEU:HB2	2.20	0.41
1:L:376:VAL:O	1:L:376:VAL:HG12	2.21	0.41
1:M:98:ALA:HB3	1:M:446:ALA:HB1	2.02	0.41
1:A:142:LYS:O	1:A:146:GLN:HG3	2.21	0.41
1:B:270:ILE:H	1:B:270:ILE:HG13	1.63	0.41
1:B:340:ALA:O	1:B:341:ALA:C	2.59	0.41
1:C:100:ILE:HA	1:C:515:ILE:HD11	2.03	0.41
1:C:169:VAL:HG21	1:C:175:ILE:HG13	2.02	0.41
1:C:342:ILE:O	1:C:346:VAL:HG23	2.21	0.41
1:C:482:THR:O	1:C:483:GLU:HB2	2.21	0.41
1:D:176:THR:CG2	1:D:322:ARG:HH12	2.32	0.41
1:D:309:LEU:HD23	1:D:309:LEU:HA	1.96	0.41
1:D:384:ALA:H	1:E:281:PHE:HZ	1.69	0.41
1:E:58:ARG:HA	1:E:75:LYS:HE3	2.02	0.41
1:E:66:PHE:CZ	1:E:522:THR:HG22	2.55	0.41
1:E:319:GLN:O	1:E:336:VAL:N	2.53	0.41
1:E:401:HIS:O	1:E:404:ARG:CB	2.69	0.41
1:F:57:ALA:C	1:F:75:LYS:HE3	2.29	0.41

Continued on next page...

Continued from previous page...

Atom-1	Atom-2	Interatomic distance (Å)	Clash overlap (Å)
1:G:124:VAL:HG21	1:G:508:ALA:CB	2.51	0.41
1:I:139:SER:CB	1:I:171:LYS:NZ	2.84	0.41
1:I:409:GLU:OE2	1:I:498:LYS:HG3	2.21	0.41
1:I:479:ASN:OD1	1:I:479:ASN:C	2.59	0.41
1:J:68:ASN:O	1:J:72:GLN:HG2	2.20	0.41
1:K:24:ALA:O	1:K:28:LYS:HG2	2.20	0.41
1:K:157:THR:HG21	1:K:392:LYS:NZ	2.36	0.41
1:L:230:ILE:HD13	1:L:261:THR:HG21	2.03	0.41
1:M:233:MET:O	1:M:234:LEU:C	2.59	0.41
1:N:165:ALA:HB2	1:N:187:LEU:HD11	2.02	0.41
1:A:69:MET:O	1:A:73:MET:HE2	2.21	0.41
1:A:83:ASP:OD2	1:A:327:LYS:HD3	2.21	0.41
1:A:95:LEU:HD13	1:A:504:LEU:HA	2.03	0.41
1:A:179:ASP:OD1	1:A:393:LYS:HD2	2.21	0.41
1:A:183:LEU:O	1:A:183:LEU:HD13	2.21	0.41
1:A:296:THR:OG1	1:A:318:GLY:HA3	2.20	0.41
1:A:325:ILE:HG23	1:A:330:THR:OG1	2.21	0.41
1:A:338:GLU:O	1:A:341:ALA:HB3	2.21	0.41
1:A:383:ALA:HB3	1:A:389:MET:CA	2.51	0.41
1:A:517:THR:CA	1:G:37:ASN:O	2.60	0.41
1:B:14:VAL:HG23	1:B:15:LYS:H	1.86	0.41
1:B:140:ASP:OD1	1:B:140:ASP:N	2.53	0.41
1:B:234:LEU:HA	1:B:234:LEU:HD23	1.74	0.41
1:C:19:GLY:HA3	1:C:67:GLU:O	2.20	0.41
1:C:104:LEU:O	1:C:105:LYS:C	2.59	0.41
1:C:239:ALA:HB1	1:C:314:LEU:HG	2.03	0.41
1:C:245:LYS:HA	1:C:246:PRO:HD3	1.80	0.41
1:D:36:ARG:NH1	1:E:113:PRO:HG2	2.35	0.41
1:D:176:THR:HG21	1:D:333:ILE:CD1	2.51	0.41
1:D:276:VAL:O	1:D:276:VAL:CG2	2.67	0.41
1:D:349:ILE:HA	1:D:352:GLN:OE1	2.21	0.41
1:D:413:ALA:O	1:D:418:ALA:HB2	2.21	0.41
1:E:166:MET:HE3	1:E:171:LYS:HA	1.99	0.41
1:E:247:LEU:N	1:E:272:LYS:O	2.52	0.41
1:E:300:VAL:O	1:E:307:MET:CE	2.69	0.41
1:E:311:LYS:HA	1:E:311:LYS:CE	2.51	0.41
1:E:347:ALA:O	1:E:350:ARG:HB3	2.21	0.41
1:F:41:ASP:HB2	1:G:69:MET:CE	2.50	0.41
1:F:41:ASP:CB	1:G:522:THR:HB	2.50	0.41
1:G:106:ALA:HA	1:G:111:MET:CE	2.51	0.41
1:G:106:ALA:HA	1:G:111:MET:HE3	2.02	0.41

Continued on next page...

Continued from previous page...

Atom-1	Atom-2	Interatomic distance (Å)	Clash overlap (Å)
1:G:346:VAL:O	1:G:350:ARG:HB2	2.20	0.41
1:G:450:PRO:O	1:G:454:ILE:HG13	2.20	0.41
1:H:200:LEU:HD21	1:H:277:LYS:HG3	2.02	0.41
1:H:433:ASN:ND2	1:H:436:GLN:HG3	2.35	0.41
1:I:144:ILE:HG23	1:I:403:THR:HG21	2.02	0.41
1:I:366:GLN:O	1:I:369:VAL:HG22	2.21	0.41
1:J:42:LYS:HD2	1:J:48:THR:OG1	2.20	0.41
1:J:100:ILE:O	1:J:104:LEU:HG	2.21	0.41
1:J:157:THR:HG21	1:J:392:LYS:NZ	2.36	0.41
1:J:225:LYS:HD2	1:J:303:GLU:HG3	2.02	0.41
1:J:282:GLY:O	1:J:286:LYS:HG3	2.21	0.41
1:J:294:THR:O	1:J:337:GLY:HA3	2.21	0.41
1:J:303:GLU:O	1:J:306:GLY:N	2.39	0.41
1:K:177:VAL:CG1	1:K:397:GLU:HG2	2.51	0.41
1:K:222:LEU:HD23	1:K:289:LEU:CD2	2.51	0.41
1:K:321:LYS:O	1:K:322:ARG:HB2	2.21	0.41
1:K:434:LYS:HZ2	1:K:437:ASN:HD22	1.67	0.41
1:K:449:ALA:N	1:K:450:PRO:CD	2.83	0.41
1:K:510:VAL:HG13	1:K:511:ALA:N	2.35	0.41
1:K:522:THR:OG1	1:K:523:ASP:N	2.54	0.41
1:L:30:THR:HB	1:L:51:LYS:O	2.21	0.41
1:L:207:LYS:NZ	1:L:390:LYS:HZ2	2.18	0.41
1:L:232:GLU:OE1	1:L:309:LEU:HD12	2.21	0.41
1:L:294:THR:O	1:L:337:GLY:HA3	2.21	0.41
1:M:115:ASP:HB3	1:M:436:GLN:CG	2.51	0.41
1:M:191:GLU:OE1	1:M:342:ILE:HG21	2.21	0.41
1:M:342:ILE:C	1:M:344:GLY:N	2.74	0.41
1:M:410:GLY:O	1:M:497:THR:N	2.45	0.41
1:M:477:GLY:HA3	1:M:488:MET:SD	2.61	0.41
1:N:131:LEU:HD12	1:N:422:VAL:HG21	2.03	0.41
1:N:494:LEU:C	1:N:494:LEU:HD12	2.40	0.41
1:B:95:LEU:HD13	1:B:504:LEU:HA	2.03	0.41
1:C:106:ALA:CA	1:C:111:MET:HE3	2.50	0.41
1:C:240:VAL:HG11	1:C:247:LEU:HB2	2.01	0.41
1:D:165:ALA:CB	1:D:187:LEU:HD11	2.50	0.41
1:D:413:ALA:HB1	1:D:417:VAL:HG22	2.03	0.41
1:D:468:THR:CG2	1:D:485:TYR:CE2	3.03	0.41
1:E:78:ALA:O	1:E:81:ALA:HB3	2.21	0.41
1:E:240:VAL:HG12	1:E:271:VAL:CG1	2.51	0.41
1:E:301:ILE:HG23	1:E:307:MET:CB	2.46	0.41
1:G:197:ARG:CZ	1:G:277:LYS:HD3	2.50	0.41

Continued on next page...

Continued from previous page...

Atom-1	Atom-2	Interatomic distance (Å)	Clash overlap (Å)
1:G:236:VAL:HG22	1:G:312:ALA:HB3	2.02	0.41
1:G:349:ILE:HB	1:G:369:VAL:HG12	2.02	0.41
1:G:453:GLN:HE22	1:G:456:LEU:HD23	1.86	0.41
1:H:504:LEU:HA	1:H:504:LEU:HD12	1.82	0.41
1:I:417:VAL:HG21	1:I:488:MET:CG	2.46	0.41
1:J:288:MET:SD	1:J:368:ARG:HG2	2.60	0.41
1:J:351:GLN:O	1:J:354:GLU:HB2	2.20	0.41
1:K:504:LEU:HD12	1:K:504:LEU:HA	1.87	0.41
1:K:513:LEU:HA	1:K:513:LEU:HD23	1.84	0.41
1:L:34:LYS:HA	1:M:114:MET:HE1	2.03	0.41
1:L:234:LEU:O	1:L:238:GLU:HG3	2.21	0.41
1:M:115:ASP:O	1:M:436:GLN:HG2	2.20	0.41
1:M:201:SER:O	1:M:202:PRO:O	2.38	0.41
1:N:120:ILE:O	1:N:124:VAL:HG23	2.21	0.41
1:N:184:GLN:O	1:N:382:GLY:CA	2.65	0.41
1:A:263:VAL:O	1:A:267:MET:HB2	2.21	0.40
1:B:10:ASN:CA	1:B:13:ARG:NH2	2.84	0.40
1:B:165:ALA:CB	1:B:187:LEU:HD11	2.51	0.40
1:B:367:GLU:O	1:B:370:ALA:HB3	2.20	0.40
1:C:92:ALA:CA	1:C:503:ALA:HB1	2.52	0.40
1:C:367:GLU:O	1:C:370:ALA:HB3	2.21	0.40
1:D:295:LEU:HD22	1:D:342:ILE:CD1	2.52	0.40
1:E:99:ILE:HD13	1:E:99:ILE:HG21	1.78	0.40
1:F:72:GLN:OE1	1:F:75:LYS:HD3	2.21	0.40
1:F:375:GLY:C	1:F:376:VAL:HG23	2.42	0.40
1:I:39:VAL:CG1	1:J:69:MET:HE3	2.52	0.40
1:I:234:LEU:O	1:I:238:GLU:HG3	2.22	0.40
1:I:242:LYS:O	1:I:243:ALA:CB	2.67	0.40
1:I:253:ASP:CG	1:I:277:LYS:HE2	2.42	0.40
1:J:250:ILE:HG21	1:J:292:ILE:HD13	2.02	0.40
1:L:267:MET:HG2	1:L:267:MET:O	2.21	0.40
1:L:352:GLN:HG2	1:L:355:GLU:OE1	2.21	0.40
1:M:11:ASP:O	1:M:14:VAL:HG22	2.21	0.40
1:M:489:ILE:HG12	1:M:489:ILE:H	1.70	0.40
1:A:17:LEU:HD12	1:A:20:VAL:HG22	2.03	0.40
1:A:479:ASN:HB2	1:A:491:MET:SD	2.60	0.40
1:B:386:GLU:HB2	1:C:281:PHE:HB3	2.03	0.40
1:D:270:ILE:H	1:D:270:ILE:HG13	1.64	0.40
1:D:383:ALA:CB	1:D:389:MET:CA	2.99	0.40
1:F:183:LEU:C	1:F:183:LEU:HD13	2.40	0.40
1:F:264:VAL:HG12	1:F:265:ASN:N	2.32	0.40

Continued on next page...

Continued from previous page...

Atom-1	Atom-2	Interatomic distance (Å)	Clash overlap (Å)
1:F:326:ASN:HB3	1:F:327:LYS:H	1.57	0.40
1:H:187:LEU:HD13	1:H:379:ILE:HG12	2.04	0.40
1:H:241:ALA:CB	1:H:271:VAL:HG21	2.46	0.40
1:H:281:PHE:CE1	1:N:385:THR:CA	3.04	0.40
1:I:247:LEU:CD2	1:I:249:ILE:HD11	2.51	0.40
1:I:438:VAL:O	1:I:441:LYS:HB2	2.21	0.40
1:J:16:MET:HB3	1:J:514:MET:CE	2.50	0.40
1:J:17:LEU:HD12	1:J:20:VAL:CG2	2.51	0.40
1:J:19:GLY:HA2	1:J:62:LEU:CD1	2.50	0.40
1:J:413:ALA:HB2	1:J:475:ASN:HB3	2.04	0.40
1:K:84:ALA:O	1:K:498:LYS:HE2	2.20	0.40
1:K:344:GLY:O	1:K:347:ALA:HB3	2.20	0.40
1:L:166:MET:O	1:L:170:GLY:CA	2.69	0.40
1:N:96:ALA:O	1:N:100:ILE:HG13	2.21	0.40
1:C:87:ASP:CG	1:C:88:GLY:N	2.74	0.40
1:C:363:GLU:O	1:C:367:GLU:CG	2.47	0.40
1:D:112:ASN:HA	1:D:113:PRO:HD3	1.97	0.40
1:D:345:ARG:HA	1:D:348:GLN:NE2	2.35	0.40
1:E:182:GLY:O	1:E:184:GLN:N	2.55	0.40
1:E:270:ILE:O	1:E:271:VAL:HB	2.20	0.40
1:F:202:PRO:O	1:F:203:TYR:CB	2.62	0.40
1:G:413:ALA:O	1:G:418:ALA:HB2	2.21	0.40
1:I:63:GLU:HB2	1:J:3:ALA:CB	2.51	0.40
1:I:498:LYS:O	1:I:501:ARG:HB3	2.21	0.40
1:J:84:ALA:O	1:J:498:LYS:HE2	2.21	0.40
1:K:102:GLU:HB2	1:K:442:VAL:HG13	2.03	0.40
1:K:158:VAL:HG12	1:K:162:ILE:CD1	2.50	0.40
1:L:102:GLU:HB2	1:L:442:VAL:HG13	2.02	0.40
1:M:262:LEU:HD23	1:M:262:LEU:HA	1.69	0.40
1:M:272:LYS:HZ3	1:N:228:SER:HB3	1.85	0.40
1:M:353:ILE:O	1:M:353:ILE:HG22	2.20	0.40
1:M:362:ARG:HH11	1:M:362:ARG:HD2	1.75	0.40
1:N:23:LEU:HD23	1:N:74:VAL:CG2	2.51	0.40
1:N:230:ILE:HB	1:N:258:ALA:HA	2.03	0.40
1:N:254:VAL:O	1:N:259:LEU:HB2	2.22	0.40
1:N:453:GLN:O	1:N:456:LEU:HB3	2.21	0.40
1:C:241:ALA:HA	1:C:271:VAL:CG2	2.51	0.40
1:C:401:HIS:O	1:C:404:ARG:CB	2.69	0.40
1:D:465:VAL:O	1:D:469:VAL:HG23	2.21	0.40
1:F:47:PRO:HD2	1:G:73:MET:HG2	2.02	0.40
1:F:233:MET:HB3	1:F:237:LEU:HD11	2.01	0.40

Continued on next page...

Continued from previous page...

Atom-1	Atom-2	Interatomic distance (Å)	Clash overlap (Å)
1:F:289:LEU:HA	1:F:292:ILE:HD12	2.03	0.40
1:H:94:VAL:H	1:H:94:VAL:HG13	1.70	0.40
1:H:239:ALA:O	1:H:314:LEU:HD21	2.21	0.40
1:H:324:VAL:HB	1:H:331:THR:HG23	2.03	0.40
1:I:149:THR:HG22	1:I:154:SER:HA	2.03	0.40
1:J:417:VAL:HG12	1:J:451:LEU:CD1	2.51	0.40
1:K:99:ILE:CG2	1:K:120:ILE:HD13	2.51	0.40
1:K:284:ARG:NH1	1:K:364:LYS:HD2	2.37	0.40
1:L:230:ILE:HG13	1:L:233:MET:CB	2.50	0.40
1:L:383:ALA:HB3	1:L:389:MET:N	2.37	0.40
1:M:91:THR:O	1:M:94:VAL:HG22	2.22	0.40
1:M:262:LEU:HD22	1:M:273:VAL:HG11	2.02	0.40
1:N:197:ARG:HD2	1:N:277:LYS:HB2	2.03	0.40
1:B:33:PRO:HD2	1:B:480:ALA:CB	2.51	0.40
1:B:343:GLN:HE22	1:B:346:VAL:HG11	1.87	0.40
1:C:215:LEU:HB2	1:C:323:VAL:HG22	2.04	0.40
1:C:390:LYS:O	1:C:393:LYS:HB3	2.21	0.40
1:C:434:LYS:HZ3	1:C:437:ASN:ND2	2.19	0.40
1:D:39:VAL:CG1	1:E:69:MET:CE	2.95	0.40
1:D:142:LYS:HG2	1:D:146:GLN:OE1	2.21	0.40
1:E:269:GLY:CA	1:F:229:ASN:OD1	2.68	0.40
1:E:282:GLY:O	1:E:285:ARG:HB3	2.21	0.40
1:E:465:VAL:HA	1:E:485:TYR:OH	2.22	0.40
1:F:118:ARG:HD2	1:F:436:GLN:HE22	1.84	0.40
1:G:112:ASN:HA	1:G:113:PRO:HD3	1.82	0.40
1:H:201:SER:HA	1:H:202:PRO:HD3	1.96	0.40
1:H:350:ARG:HA	1:H:353:ILE:CD1	2.51	0.40
1:J:99:ILE:HD13	1:J:99:ILE:HG21	1.73	0.40
1:J:270:ILE:HD13	1:J:270:ILE:HG21	1.93	0.40
1:J:290:GLN:CD	1:J:293:ALA:HB3	2.42	0.40
1:K:162:ILE:O	1:K:163:ALA:C	2.60	0.40
1:K:199:TYR:CZ	1:K:327:LYS:HA	2.57	0.40
1:K:204:PHE:C	1:K:213:VAL:HG22	2.42	0.40
1:K:511:ALA:O	1:K:515:ILE:HD12	2.22	0.40
1:L:120:ILE:HD13	1:L:120:ILE:HG21	1.81	0.40
1:L:161:LEU:HD22	1:L:379:ILE:CG2	2.51	0.40
1:L:326:ASN:HB3	1:L:327:LYS:H	1.69	0.40
1:L:351:GLN:C	1:L:353:ILE:H	2.24	0.40
1:M:423:ALA:HB2	1:M:447:MET:SD	2.61	0.40
1:N:504:LEU:HA	1:N:504:LEU:HD12	1.85	0.40

All (1) symmetry-related close contacts are listed below. The label for Atom-2 includes the sym-

metry operator and encoded unit-cell translations to be applied.

Atom-1	Atom-2	Interatomic distance (Å)	Clash overlap (Å)
1:F:358:SER:CB	1:H:167:ASP:OD1[2_554]	2.19	0.01

5.3 Torsion angles [i](#)

5.3.1 Protein backbone [i](#)

In the following table, the Percentiles column shows the percent Ramachandran outliers of the chain as a percentile score with respect to all X-ray entries followed by that with respect to entries of similar resolution.

The Analysed column shows the number of residues for which the backbone conformation was analysed, and the total number of residues.

Mol	Chain	Analysed	Favoured	Allowed	Outliers	Percentiles	
1	A	522/524 (100%)	497 (95%)	21 (4%)	4 (1%)	19	60
1	B	522/524 (100%)	495 (95%)	23 (4%)	4 (1%)	19	60
1	C	522/524 (100%)	500 (96%)	18 (3%)	4 (1%)	19	60
1	D	522/524 (100%)	498 (95%)	19 (4%)	5 (1%)	15	54
1	E	522/524 (100%)	496 (95%)	21 (4%)	5 (1%)	15	54
1	F	522/524 (100%)	496 (95%)	20 (4%)	6 (1%)	14	52
1	G	522/524 (100%)	499 (96%)	18 (3%)	5 (1%)	15	54
1	H	522/524 (100%)	489 (94%)	26 (5%)	7 (1%)	12	48
1	I	522/524 (100%)	496 (95%)	18 (3%)	8 (2%)	10	46
1	J	522/524 (100%)	496 (95%)	21 (4%)	5 (1%)	15	54
1	K	522/524 (100%)	494 (95%)	20 (4%)	8 (2%)	10	46
1	L	522/524 (100%)	495 (95%)	22 (4%)	5 (1%)	15	54
1	M	522/524 (100%)	490 (94%)	25 (5%)	7 (1%)	12	48
1	N	522/524 (100%)	495 (95%)	21 (4%)	6 (1%)	14	52
All	All	7308/7336 (100%)	6936 (95%)	293 (4%)	79 (1%)	14	52

All (79) Ramachandran outliers are listed below:

Mol	Chain	Res	Type
1	A	184	GLN
1	B	271	VAL

Continued on next page...

Continued from previous page...

Mol	Chain	Res	Type
1	C	184	GLN
1	C	271	VAL
1	D	184	GLN
1	E	184	GLN
1	F	184	GLN
1	F	271	VAL
1	G	184	GLN
1	H	271	VAL
1	I	184	GLN
1	J	271	VAL
1	K	271	VAL
1	L	184	GLN
1	L	271	VAL
1	M	271	VAL
1	N	271	VAL
1	A	385	THR
1	B	184	GLN
1	D	256	GLY
1	D	385	THR
1	F	256	GLY
1	F	385	THR
1	G	271	VAL
1	G	385	THR
1	H	184	GLN
1	I	271	VAL
1	J	184	GLN
1	J	225	LYS
1	J	256	GLY
1	K	184	GLN
1	K	256	GLY
1	L	256	GLY
1	M	184	GLN
1	N	184	GLN
1	A	202	PRO
1	C	202	PRO
1	C	256	GLY
1	D	202	PRO
1	E	202	PRO
1	F	225	LYS
1	G	202	PRO
1	K	202	PRO
1	L	202	PRO

Continued on next page...

Continued from previous page...

Mol	Chain	Res	Type
1	M	202	PRO
1	M	225	LYS
1	M	256	GLY
1	N	202	PRO
1	N	225	LYS
1	A	271	VAL
1	B	256	GLY
1	E	271	VAL
1	H	202	PRO
1	I	202	PRO
1	I	383	ALA
1	J	202	PRO
1	K	225	LYS
1	K	383	ALA
1	B	225	LYS
1	D	271	VAL
1	F	202	PRO
1	H	384	ALA
1	I	225	LYS
1	I	256	GLY
1	I	384	ALA
1	L	384	ALA
1	M	201	SER
1	G	383	ALA
1	H	385	THR
1	I	9	GLY
1	N	256	GLY
1	E	256	GLY
1	K	9	GLY
1	K	230	ILE
1	M	9	GLY
1	E	234	LEU
1	H	9	GLY
1	N	9	GLY
1	H	256	GLY

5.3.2 Protein sidechains

In the following table, the Percentiles column shows the percent sidechain outliers of the chain as a percentile score with respect to all X-ray entries followed by that with respect to entries of similar resolution.

The Analysed column shows the number of residues for which the sidechain conformation was

analysed, and the total number of residues.

Mol	Chain	Analysed	Rotameric	Outliers	Percentiles	
1	A	404/404 (100%)	399 (99%)	5 (1%)	71	84
1	B	404/404 (100%)	396 (98%)	8 (2%)	55	73
1	C	404/404 (100%)	391 (97%)	13 (3%)	39	62
1	D	404/404 (100%)	392 (97%)	12 (3%)	41	63
1	E	404/404 (100%)	392 (97%)	12 (3%)	41	63
1	F	404/404 (100%)	394 (98%)	10 (2%)	47	68
1	G	404/404 (100%)	392 (97%)	12 (3%)	41	63
1	H	404/404 (100%)	398 (98%)	6 (2%)	65	80
1	I	404/404 (100%)	398 (98%)	6 (2%)	65	80
1	J	404/404 (100%)	398 (98%)	6 (2%)	65	80
1	K	404/404 (100%)	397 (98%)	7 (2%)	60	78
1	L	404/404 (100%)	397 (98%)	7 (2%)	60	78
1	M	404/404 (100%)	398 (98%)	6 (2%)	65	80
1	N	404/404 (100%)	394 (98%)	10 (2%)	47	68
All	All	5656/5656 (100%)	5536 (98%)	120 (2%)	53	72

All (120) residues with a non-rotameric sidechain are listed below:

Mol	Chain	Res	Type
1	A	177	VAL
1	A	284	ARG
1	A	329	THR
1	A	361	ASP
1	A	404	ARG
1	B	89	THR
1	B	129	GLU
1	B	134	LEU
1	B	284	ARG
1	B	361	ASP
1	B	372	LEU
1	B	404	ARG
1	B	504	LEU
1	C	20	VAL
1	C	129	GLU
1	C	134	LEU
1	C	177	VAL

Continued on next page...

Continued from previous page...

Mol	Chain	Res	Type
1	C	183	LEU
1	C	284	ARG
1	C	328	ASP
1	C	331	THR
1	C	361	ASP
1	C	404	ARG
1	C	417	VAL
1	C	434	LYS
1	C	524	LEU
1	D	20	VAL
1	D	129	GLU
1	D	134	LEU
1	D	139	SER
1	D	183	LEU
1	D	284	ARG
1	D	328	ASP
1	D	357	THR
1	D	361	ASP
1	D	404	ARG
1	D	499	VAL
1	D	524	LEU
1	E	89	THR
1	E	129	GLU
1	E	134	LEU
1	E	177	VAL
1	E	183	LEU
1	E	199	TYR
1	E	218	PRO
1	E	284	ARG
1	E	328	ASP
1	E	331	THR
1	E	404	ARG
1	E	461	GLU
1	F	58	ARG
1	F	177	VAL
1	F	284	ARG
1	F	328	ASP
1	F	331	THR
1	F	361	ASP
1	F	372	LEU
1	F	398	ASP
1	F	404	ARG

Continued on next page...

Continued from previous page...

Mol	Chain	Res	Type
1	F	504	LEU
1	G	94	VAL
1	G	129	GLU
1	G	134	LEU
1	G	284	ARG
1	G	328	ASP
1	G	329	THR
1	G	331	THR
1	G	361	ASP
1	G	400	LEU
1	G	404	ARG
1	G	454	ILE
1	G	499	VAL
1	H	18	ARG
1	H	76	GLU
1	H	177	VAL
1	H	183	LEU
1	H	328	ASP
1	H	404	ARG
1	I	328	ASP
1	I	331	THR
1	I	404	ARG
1	I	437	ASN
1	I	447	MET
1	I	499	VAL
1	J	18	ARG
1	J	48	THR
1	J	289	LEU
1	J	328	ASP
1	J	331	THR
1	J	404	ARG
1	K	20	VAL
1	K	76	GLU
1	K	222	LEU
1	K	289	LEU
1	K	328	ASP
1	K	404	ARG
1	K	499	VAL
1	L	20	VAL
1	L	76	GLU
1	L	319	GLN
1	L	328	ASP

Continued on next page...

Continued from previous page...

Mol	Chain	Res	Type
1	L	404	ARG
1	L	499	VAL
1	L	504	LEU
1	M	18	ARG
1	M	284	ARG
1	M	302	SER
1	M	328	ASP
1	M	331	THR
1	M	404	ARG
1	N	20	VAL
1	N	60	ILE
1	N	74	VAL
1	N	76	GLU
1	N	94	VAL
1	N	169	VAL
1	N	209	GLU
1	N	328	ASP
1	N	401	HIS
1	N	404	ARG

Sometimes sidechains can be flipped to improve hydrogen bonding and reduce clashes. All (37) such sidechains are listed below:

Mol	Chain	Res	Type
1	A	37	ASN
1	A	146	GLN
1	A	343	GLN
1	A	351	GLN
1	B	21	ASN
1	B	97	GLN
1	B	348	GLN
1	B	505	GLN
1	C	343	GLN
1	C	348	GLN
1	C	437	ASN
1	D	326	ASN
1	D	348	GLN
1	D	437	ASN
1	E	326	ASN
1	F	437	ASN
1	F	475	ASN
1	G	229	ASN
1	G	326	ASN

Continued on next page...

Continued from previous page...

Mol	Chain	Res	Type
1	G	437	ASN
1	H	21	ASN
1	H	97	GLN
1	H	290	GLN
1	H	401	HIS
1	I	343	GLN
1	I	401	HIS
1	I	437	ASN
1	J	326	ASN
1	J	475	ASN
1	K	265	ASN
1	K	401	HIS
1	K	437	ASN
1	M	21	ASN
1	M	97	GLN
1	M	401	HIS
1	M	505	GLN
1	N	343	GLN

5.3.3 RNA [i](#)

There are no RNA molecules in this entry.

5.4 Non-standard residues in protein, DNA, RNA chains [i](#)

There are no non-standard protein/DNA/RNA residues in this entry.

5.5 Carbohydrates [i](#)

There are no monosaccharides in this entry.

5.6 Ligand geometry [i](#)

There are no ligands in this entry.

5.7 Other polymers [i](#)

There are no such residues in this entry.

5.8 Polymer linkage issues

There are no chain breaks in this entry.

6 Fit of model and data

6.1 Protein, DNA and RNA chains

In the following table, the column labelled ‘#RSRZ > 2’ contains the number (and percentage) of RSRZ outliers, followed by percent RSRZ outliers for the chain as percentile scores relative to all X-ray entries and entries of similar resolution. The OWAB column contains the minimum, median, 95th percentile and maximum values of the occupancy-weighted average B-factor per residue. The column labelled ‘Q < 0.9’ lists the number of (and percentage) of residues with an average occupancy less than 0.9.

Mol	Chain	Analysed	<RSRZ>	#RSRZ>2	OWAB(Å ²)	Q<0.9
1	A	524/524 (100%)	-0.47	1 (0%) 95 93	88, 174, 251, 296	0
1	B	524/524 (100%)	-0.52	0 100 100	96, 172, 231, 280	0
1	C	524/524 (100%)	-0.50	1 (0%) 95 93	84, 177, 238, 293	0
1	D	524/524 (100%)	-0.48	0 100 100	89, 180, 263, 409	0
1	E	524/524 (100%)	-0.47	3 (0%) 89 84	78, 191, 247, 350	0
1	F	524/524 (100%)	-0.63	0 100 100	54, 140, 193, 240	0
1	G	524/524 (100%)	-0.54	0 100 100	85, 165, 231, 320	0
1	H	524/524 (100%)	-0.59	0 100 100	64, 154, 237, 308	0
1	I	524/524 (100%)	-0.52	1 (0%) 95 93	68, 174, 240, 308	0
1	J	524/524 (100%)	-0.56	1 (0%) 95 93	82, 155, 227, 300	0
1	K	524/524 (100%)	-0.57	0 100 100	75, 162, 228, 263	0
1	L	524/524 (100%)	-0.51	1 (0%) 95 93	70, 184, 260, 317	0
1	M	524/524 (100%)	-0.49	1 (0%) 95 93	92, 181, 259, 500	0
1	N	524/524 (100%)	-0.38	7 (1%) 77 68	92, 190, 273, 428	0
All	All	7336/7336 (100%)	-0.52	16 (0%) 95 93	54, 171, 246, 500	0

All (16) RSRZ outliers are listed below:

Mol	Chain	Res	Type	RSRZ
1	L	181	THR	4.4
1	N	44	PHE	3.9
1	A	181	THR	3.7
1	C	268	ARG	3.4
1	E	431	GLY	3.3
1	N	209	GLU	3.0
1	M	267	MET	2.6
1	N	211	GLY	2.6

Continued on next page...

Continued from previous page...

Mol	Chain	Res	Type	RSRZ
1	N	45	GLY	2.5
1	N	210	THR	2.5
1	J	45	GLY	2.5
1	E	43	SER	2.5
1	E	432	GLN	2.4
1	I	139	SER	2.3
1	N	43	SER	2.2
1	N	357	THR	2.1

6.2 Non-standard residues in protein, DNA, RNA chains [i](#)

There are no non-standard protein/DNA/RNA residues in this entry.

6.3 Carbohydrates [i](#)

There are no monosaccharides in this entry.

6.4 Ligands [i](#)

There are no ligands in this entry.

6.5 Other polymers [i](#)

There are no such residues in this entry.