



# Full wwPDB NMR Structure Validation Report ⓘ

Jun 5, 2023 – 01:56 PM JST

PDB ID : 5XOA  
BMRB ID : 36092  
Title : Thanatin M21F in complex with LPS  
Authors : Sinha, S.; Bhattacharyya, S.  
Deposited on : 2017-05-27

This is a Full wwPDB NMR Structure Validation Report for a publicly released PDB entry.

We welcome your comments at [validation@mail.wwpdb.org](mailto:validation@mail.wwpdb.org)

A user guide is available at

<https://www.wwpdb.org/validation/2017/NMRValidationReportHelp>

with specific help available everywhere you see the ⓘ symbol.

The types of validation reports are described at

<http://www.wwpdb.org/validation/2017/FAQs#types>.

---

The following versions of software and data (see [references ⓘ](#)) were used in the production of this report:

MolProbity : 4.02b-467  
Percentile statistics : 20191225.v01 (using entries in the PDB archive December 25th 2019)  
wwPDB-RCI : v\_1n\_11\_5\_13\_A (Berjanski et al., 2005)  
PANAV : Wang et al. (2010)  
wwPDB-ShiftChecker : v1.2  
BMRB Restraints Analysis : v1.2  
Ideal geometry (proteins) : Engh & Huber (2001)  
Ideal geometry (DNA, RNA) : Parkinson et al. (1996)  
Validation Pipeline (wwPDB-VP) : 2.33

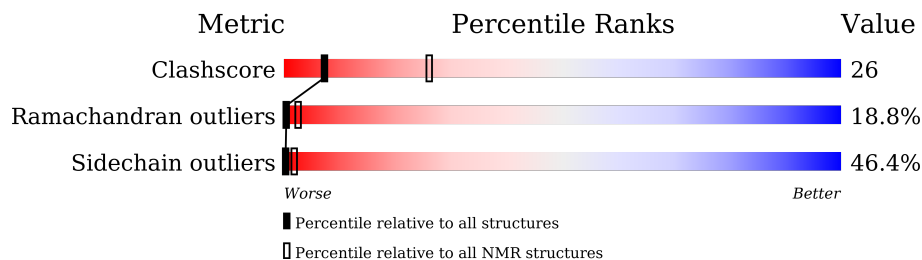
# 1 Overall quality at a glance

The following experimental techniques were used to determine the structure:

*SOLUTION NMR*

The overall completeness of chemical shifts assignment is 13%.

Percentile scores (ranging between 0-100) for global validation metrics of the entry are shown in the following graphic. The table shows the number of entries on which the scores are based.



Metric	Whole archive (#Entries)	NMR archive (#Entries)
Clashscore	158937	12864
Ramachandran outliers	154571	11451
Sidechain outliers	154315	11428

The table below summarises the geometric issues observed across the polymeric chains and their fit to the experimental data. The red, orange, yellow and green segments indicate the fraction of residues that contain outliers for  $\geq 3$ , 2, 1 and 0 types of geometric quality criteria. A cyan segment indicates the fraction of residues that are not part of the well-defined cores, and a grey segment represents the fraction of residues that are not modelled. The numeric value for each fraction is indicated below the corresponding segment, with a dot representing fractions  $\leq 5\%$

Mol	Chain	Length	Quality of chain
1	A	21	
1	B	21	

## 2 Ensemble composition and analysis i

This entry contains 20 models. Model 20 is the overall representative, medoid model (most similar to other models). The authors have identified model 1 as representative, based on the following criterion: *lowest energy*.

The following residues are included in the computation of the global validation metrics.

Well-defined (core) protein residues			
Well-defined core	Residue range (total)	Backbone RMSD (Å)	Medoid model
1	A:5-A:21, B:33-B:35 (20)	0.54	20
2	B:39-B:53 (15)	0.04	18

Ill-defined regions of proteins are excluded from the global statistics.

Ligands and non-protein polymers are included in the analysis.

The models can be grouped into 5 clusters and 1 single-model cluster was found.

Cluster number	Models
1	10, 11, 16, 19, 20
2	1, 4, 6, 8, 9
3	15, 17, 18
4	12, 13, 14
5	2, 3, 5
Single-model clusters	7

### 3 Entry composition

There is only 1 type of molecule in this entry. The entry contains 702 atoms, of which 362 are hydrogens and 0 are deuteriums.

- Molecule 1 is a protein called Thanatin.

Mol	Chain	Residues	Atoms						Trace
			Total	C	H	N	O	S	
1	A	21	351	107	181	35	26	2	0
1	B	21	351	107	181	35	26	2	0

There are 2 discrepancies between the modelled and reference sequences:

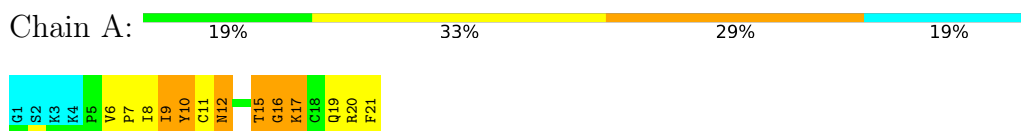
Chain	Residue	Modelled	Actual	Comment	Reference
A	21	PHE	MET	engineered mutation	UNP P55788
B	53	PHE	MET	engineered mutation	UNP P55788

## 4 Residue-property plots [i](#)

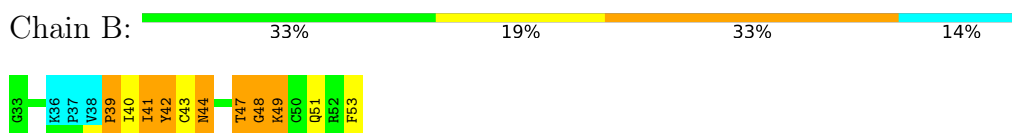
### 4.1 Average score per residue in the NMR ensemble

These plots are provided for all protein, RNA, DNA and oligosaccharide chains in the entry. The first graphic is the same as shown in the summary in section 1 of this report. The second graphic shows the sequence where residues are colour-coded according to the number of geometric quality criteria for which they contain at least one outlier: green = 0, yellow = 1, orange = 2 and red = 3 or more. Stretches of 2 or more consecutive residues without any outliers are shown as green connectors. Residues which are classified as ill-defined in the NMR ensemble, are shown in cyan with an underline colour-coded according to the previous scheme. Residues which were present in the experimental sample, but not modelled in the final structure are shown in grey.

- Molecule 1: Thanatin



- Molecule 1: Thanatin

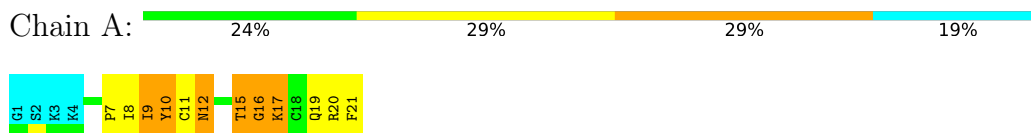


### 4.2 Scores per residue for each member of the ensemble

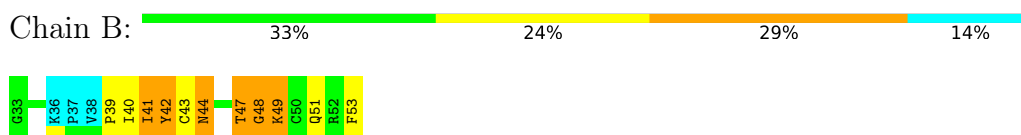
Colouring as in section 4.1 above.

#### 4.2.1 Score per residue for model 1

- Molecule 1: Thanatin

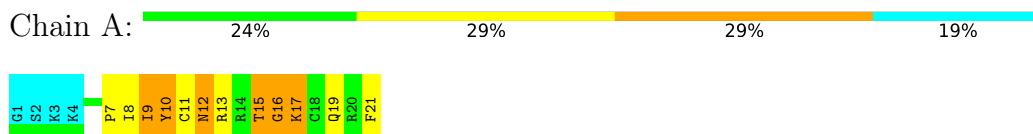


- Molecule 1: Thanatin

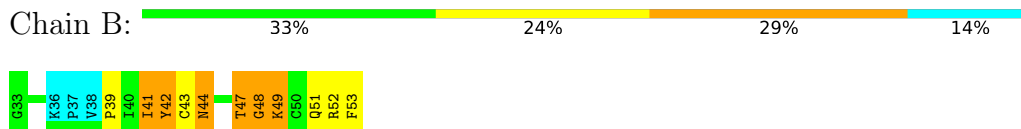


### 4.2.2 Score per residue for model 2

- Molecule 1: Thanatin

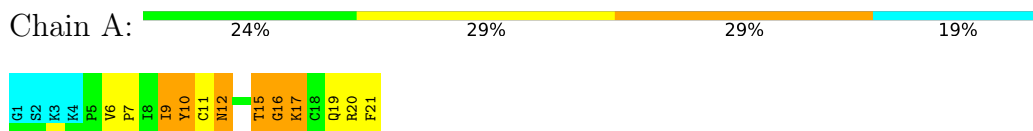


- Molecule 1: Thanatin

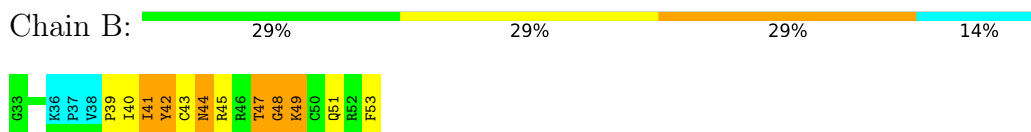


### 4.2.3 Score per residue for model 3

- Molecule 1: Thanatin

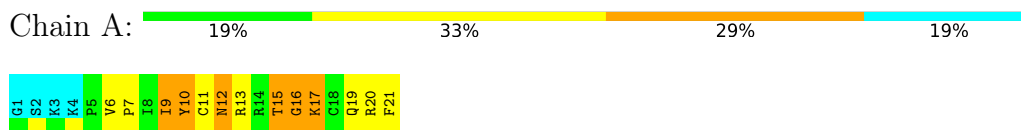


- Molecule 1: Thanatin

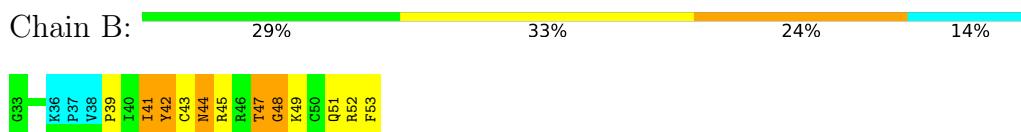


### 4.2.4 Score per residue for model 4

- Molecule 1: Thanatin

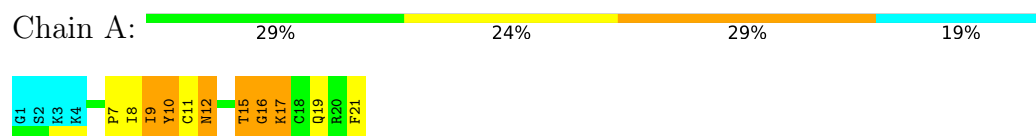


- Molecule 1: Thanatin

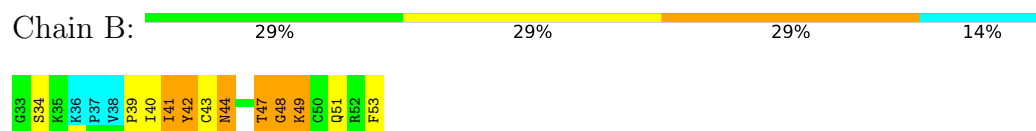


### 4.2.5 Score per residue for model 5

- Molecule 1: Thanatin

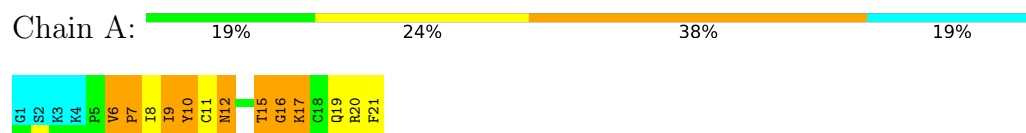


- Molecule 1: Thanatin

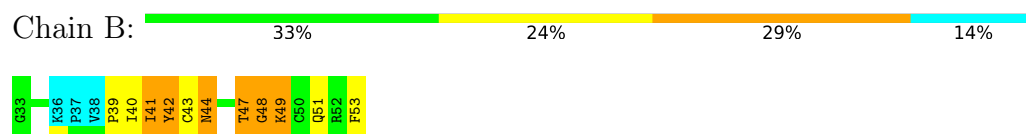


### 4.2.6 Score per residue for model 6

- Molecule 1: Thanatin

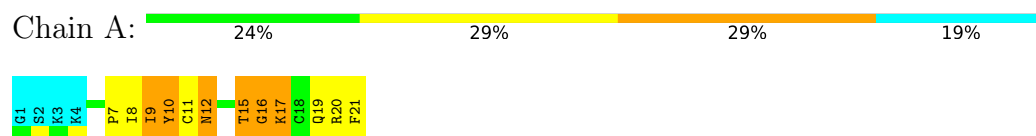


- Molecule 1: Thanatin

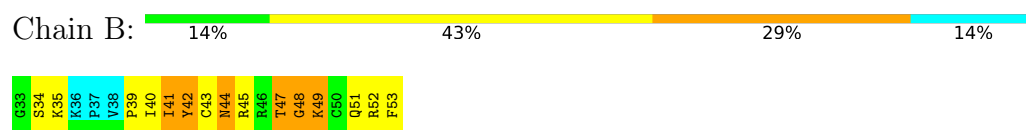


### 4.2.7 Score per residue for model 7

- Molecule 1: Thanatin

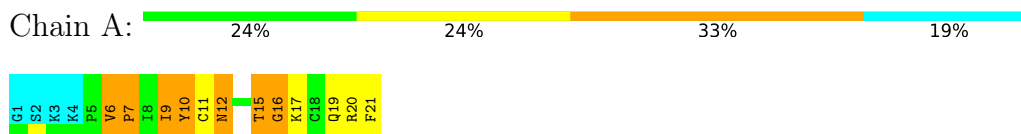


- Molecule 1: Thanatin

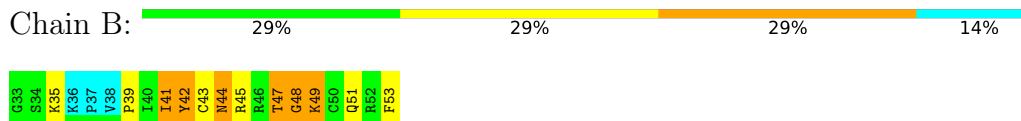


### 4.2.8 Score per residue for model 8

- Molecule 1: Thanatin

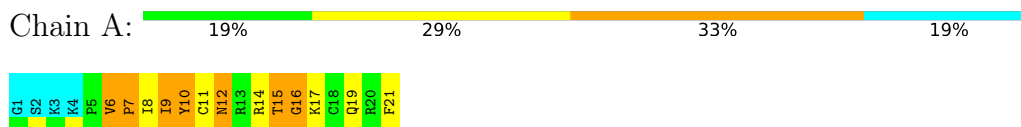


- Molecule 1: Thanatin

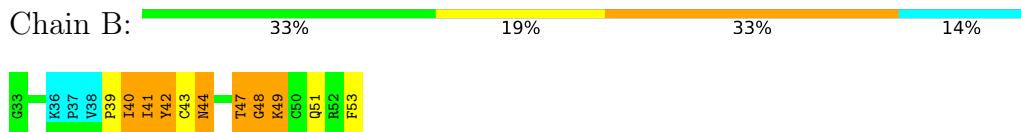


### 4.2.9 Score per residue for model 9

- Molecule 1: Thanatin

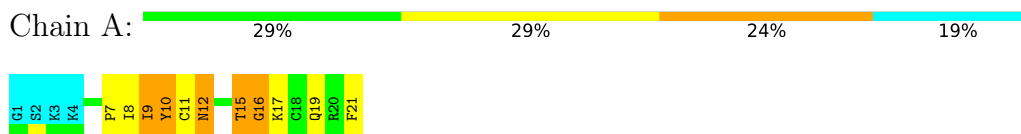


- Molecule 1: Thanatin

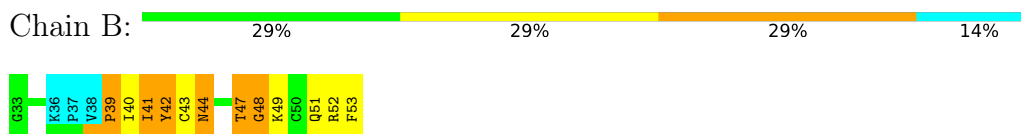


### 4.2.10 Score per residue for model 10

- Molecule 1: Thanatin



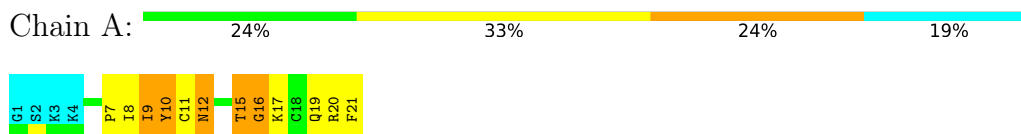
- Molecule 1: Thanatin



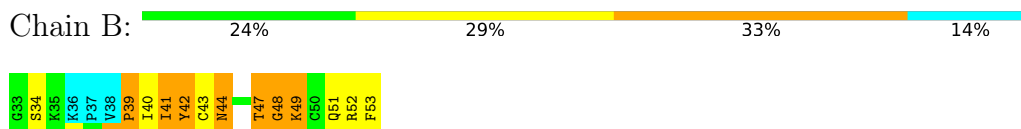


### 4.2.11 Score per residue for model 11

- Molecule 1: Thanatin

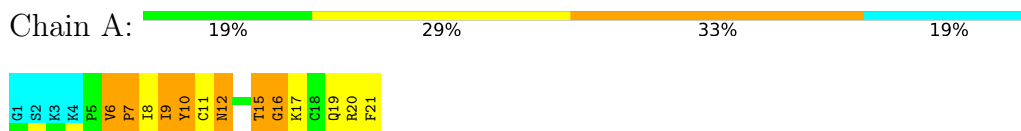


- Molecule 1: Thanatin

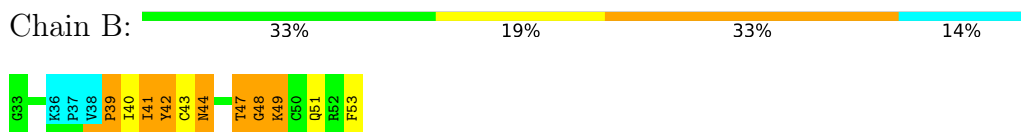


### 4.2.12 Score per residue for model 12

- Molecule 1: Thanatin

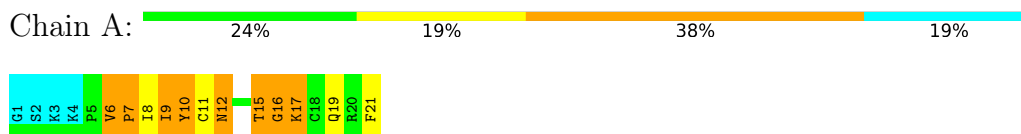


- Molecule 1: Thanatin

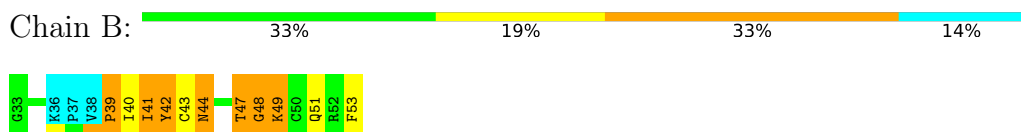


### 4.2.13 Score per residue for model 13

- Molecule 1: Thanatin

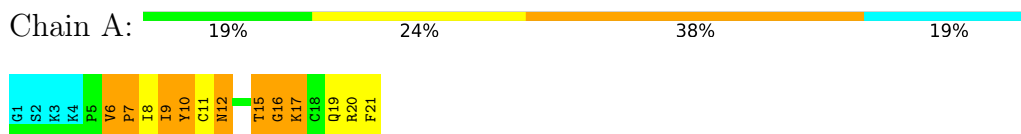


- Molecule 1: Thanatin

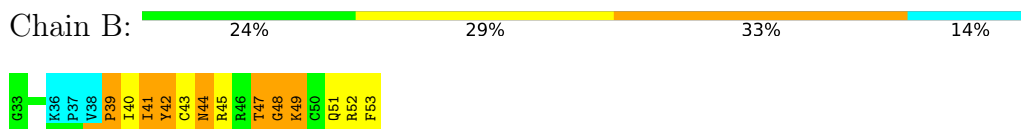


#### 4.2.14 Score per residue for model 14

- Molecule 1: Thanatin

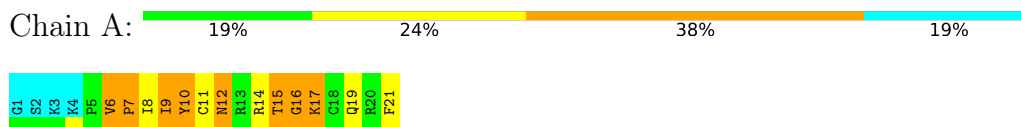


- Molecule 1: Thanatin

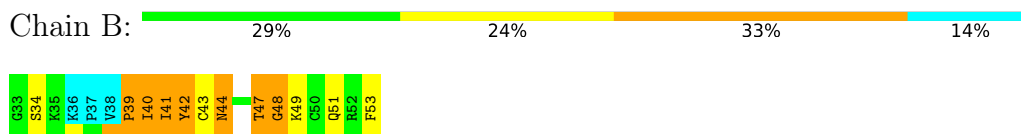


#### 4.2.15 Score per residue for model 15

- Molecule 1: Thanatin

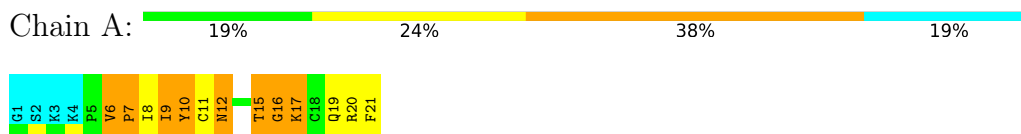


- Molecule 1: Thanatin

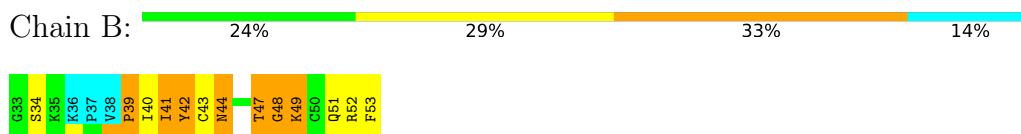


#### 4.2.16 Score per residue for model 16

- Molecule 1: Thanatin

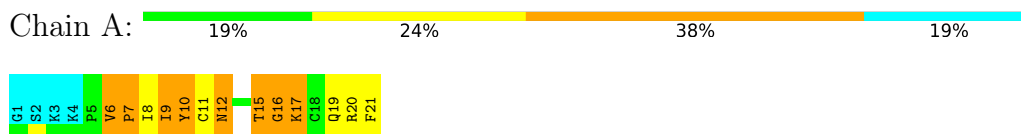


- Molecule 1: Thanatin

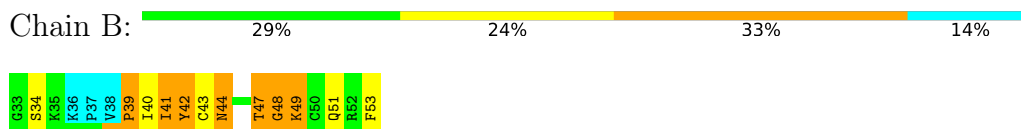


#### 4.2.17 Score per residue for model 17

- Molecule 1: Thanatin

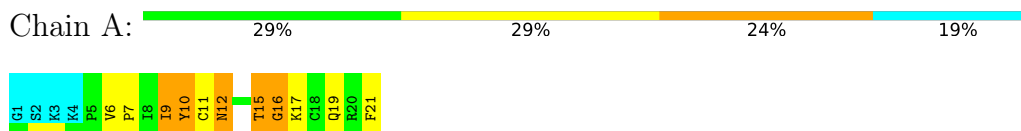


- Molecule 1: Thanatin

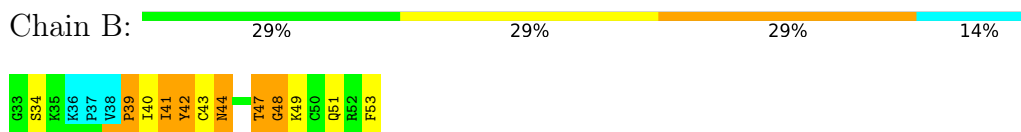


#### 4.2.18 Score per residue for model 18

- Molecule 1: Thanatin

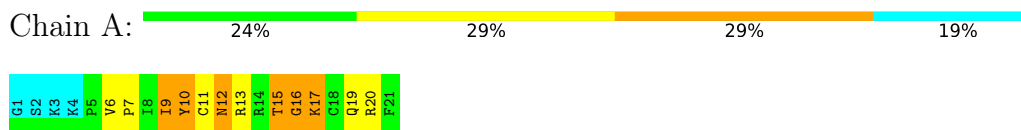


- Molecule 1: Thanatin

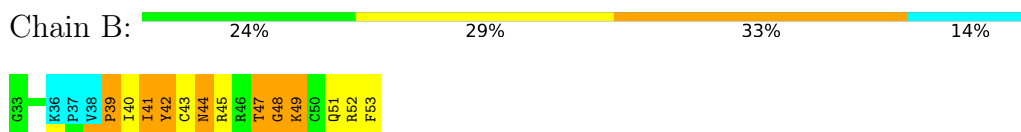


#### 4.2.19 Score per residue for model 19

- Molecule 1: Thanatin



- Molecule 1: Thanatin



#### 4.2.20 Score per residue for model 20 (medoid)

- Molecule 1: Thanatin

Chain A:  19% 33% 29% 19%



- Molecule 1: Thanatin

Chain B:  24% 24% 38% 14%



## 5 Refinement protocol and experimental data overview

The models were refined using the following method: *na*.

Of the 100 calculated structures, 20 were deposited, based on the following criterion: *structures with the lowest energy*.

The following table shows the software used for structure solution, optimisation and refinement.

Software name	Classification	Version
CYANA	refinement	

The following table shows chemical shift validation statistics as aggregates over all chemical shift files. Detailed validation can be found in section 7 of this report.

Chemical shift file(s)	working_cs.cif
Number of chemical shift lists	1
Total number of shifts	76
Number of shifts mapped to atoms	76
Number of unparsed shifts	0
Number of shifts with mapping errors	0
Number of shifts with mapping warnings	0
Assignment completeness (well-defined parts)	13%

## 6 Model quality i

### 6.1 Standard geometry i

There are no covalent bond-length or bond-angle outliers.

There are no bond-length outliers.

There are no bond-angle outliers.

There are no chirality outliers.

There are no planarity outliers.

### 6.2 Too-close contacts i

In the following table, the Non-H and H(model) columns list the number of non-hydrogen atoms and hydrogen atoms in each chain respectively. The H(added) column lists the number of hydrogen atoms added and optimized by MolProbity. The Clashes column lists the number of clashes averaged over the ensemble.

Mol	Chain	Non-H	H(model)	H(added)	Clashes
1	A	142	147	147	8±1
1	B	147	152	151	8±1
All	All	5780	5980	5960	311

The all-atom clashscore is defined as the number of clashes found per 1000 atoms (including hydrogen atoms). The all-atom clashscore for this structure is 26.

All unique clashes are listed below, sorted by their clash magnitude.

Atom-1	Atom-2	Clash(Å)	Distance(Å)	Models	
				Worst	Total
1:B:44:ASN:ND2	1:B:44:ASN:O	0.70	2.25	20	20
1:A:12:ASN:ND2	1:A:12:ASN:O	0.70	2.25	5	20
1:A:15:THR:O	1:A:16:GLY:C	0.58	2.42	18	20
1:A:6:VAL:HG23	1:A:21:PHE:O	0.58	1.99	4	3
1:B:47:THR:O	1:B:48:GLY:C	0.57	2.42	7	20
1:A:6:VAL:HG12	1:A:7:PRO:HD2	0.53	1.81	16	9
1:B:42:TYR:CD2	1:B:42:TYR:N	0.51	2.78	7	14
1:A:10:TYR:N	1:A:10:TYR:CD2	0.51	2.79	5	12
1:A:10:TYR:CD1	1:A:10:TYR:N	0.51	2.79	16	8
1:A:14:ARG:NH2	1:B:40:ILE:HG23	0.51	2.21	15	2
1:B:42:TYR:CD1	1:B:42:TYR:N	0.51	2.79	11	6
1:A:14:ARG:HH21	1:B:40:ILE:HG23	0.49	1.66	15	1
1:B:47:THR:O	1:B:47:THR:HG23	0.49	2.08	12	20

*Continued on next page...*

Continued from previous page...

Atom-1	Atom-2	Clash(Å)	Distance(Å)	Models	
				Worst	Total
1:A:15:THR:O	1:A:15:THR:HG23	0.49	2.08	12	20
1:A:12:ASN:ND2	1:A:17:LYS:HB2	0.47	2.24	9	20
1:B:44:ASN:ND2	1:B:49:LYS:HB2	0.47	2.24	2	20
1:B:42:TYR:CD2	1:B:51:GLN:HG2	0.47	2.44	2	14
1:A:10:TYR:CD1	1:A:19:GLN:HG2	0.46	2.46	8	8
1:B:42:TYR:CD1	1:B:51:GLN:HG2	0.46	2.46	11	6
1:A:8:ILE:HD11	1:A:21:PHE:CE1	0.46	2.46	11	3
1:A:8:ILE:HD11	1:A:21:PHE:CE2	0.46	2.46	10	3
1:A:10:TYR:CD2	1:A:19:GLN:HG2	0.46	2.46	17	12
1:A:13:ARG:CG	1:B:40:ILE:HG21	0.46	2.40	20	1
1:A:13:ARG:HG2	1:B:40:ILE:HG21	0.44	1.89	20	1
1:B:41:ILE:CD1	1:B:51:GLN:O	0.42	2.68	11	20
1:A:9:ILE:CD1	1:A:19:GLN:O	0.42	2.68	17	20
1:B:42:TYR:O	1:B:42:TYR:HD2	0.41	1.99	2	2
1:B:42:TYR:O	1:B:42:TYR:HD1	0.41	1.99	11	3
1:B:42:TYR:HD2	1:B:42:TYR:O	0.40	1.99	4	2
1:A:10:TYR:O	1:A:10:TYR:HD1	0.40	1.99	8	1

## 6.3 Torsion angles [i](#)

### 6.3.1 Protein backbone [i](#)

In the following table, the Percentiles column shows the percent Ramachandran outliers of the chain as a percentile score with respect to all PDB entries followed by that with respect to all NMR entries. The Analysed column shows the number of residues for which the backbone conformation was analysed and the total number of residues.

Mol	Chain	Analysed	Favoured	Allowed	Outliers	Percentiles
1	A	16/21 (76%)	10±0 (62±1%)	3±0 (19±1%)	3±0 (19±0%)	<b>0</b> <b>2</b>
1	B	16/21 (76%)	10±1 (60±5%)	3±1 (21±5%)	3±0 (19±0%)	<b>0</b> <b>2</b>
All	All	640/840 (76%)	392 (61%)	128 (20%)	120 (19%)	<b>0</b> <b>2</b>

All 6 unique Ramachandran outliers are listed below. They are sorted by the frequency of occurrence in the ensemble.

Mol	Chain	Res	Type	Models (Total)
1	A	7	PRO	20
1	A	15	THR	20
1	A	16	GLY	20
1	B	39	PRO	20

Continued on next page...

*Continued from previous page...*

Mol	Chain	Res	Type	Models (Total)
1	B	47	THR	20
1	B	48	GLY	20

### 6.3.2 Protein sidechains [i](#)

In the following table, the Percentiles column shows the percent sidechain outliers of the chain as a percentile score with respect to all PDB entries followed by that with respect to all NMR entries. The Analysed column shows the number of residues for which the sidechain conformation was analysed and the total number of residues.

Mol	Chain	Analysed	Rotameric	Outliers	Percentiles	
1	A	16/19 (84%)	9±2 (57±10%)	7±2 (43±10%)	0	3
1	B	16/19 (84%)	8±1 (51±7%)	8±1 (49±7%)	0	1
All	All	640/760 (84%)	343 (54%)	297 (46%)	0	2

All 21 unique residues with a non-rotameric sidechain are listed below. They are sorted by the frequency of occurrence in the ensemble.

Mol	Chain	Res	Type	Models (Total)
1	A	9	ILE	20
1	A	10	TYR	20
1	A	11	CYS	20
1	A	12	ASN	20
1	B	41	ILE	20
1	B	42	TYR	20
1	B	43	CYS	20
1	B	44	ASN	20
1	B	53	PHE	20
1	B	40	ILE	17
1	B	49	LYS	16
1	A	17	LYS	13
1	A	20	ARG	13
1	A	6	VAL	10
1	A	21	PHE	10
1	B	52	ARG	9
1	A	8	ILE	9
1	B	45	ARG	7
1	B	34	SER	7
1	A	13	ARG	4
1	B	35	LYS	2



### 6.3.3 RNA [i](#)

There are no RNA molecules in this entry.

### 6.4 Non-standard residues in protein, DNA, RNA chains [i](#)

There are no non-standard protein/DNA/RNA residues in this entry.

### 6.5 Carbohydrates [i](#)

There are no monosaccharides in this entry.

### 6.6 Ligand geometry [i](#)

There are no ligands in this entry.

### 6.7 Other polymers [i](#)

There are no such molecules in this entry.

### 6.8 Polymer linkage issues [i](#)

There are no chain breaks in this entry.

## 7 Chemical shift validation [i](#)

The completeness of assignment taking into account all chemical shift lists is 13% for the well-defined parts and 12% for the entire structure.

### 7.1 Chemical shift list 1

File name: working\_cs.cif

Chemical shift list name: *GF21-LPS.NMR-STAR*

#### 7.1.1 Bookkeeping [i](#)

The following table shows the results of parsing the chemical shift list and reports the number of nuclei with statistically unusual chemical shifts.

Total number of shifts	76
Number of shifts mapped to atoms	76
Number of unparsed shifts	0
Number of shifts with mapping errors	0
Number of shifts with mapping warnings	0
Number of shift outliers (ShiftChecker)	0

#### 7.1.2 Chemical shift referencing [i](#)

No chemical shift referencing corrections were calculated (not enough data).

#### 7.1.3 Completeness of resonance assignments [i](#)

The following table shows the completeness of the chemical shift assignments for the well-defined regions of the structure. The overall completeness is 13%, i.e. 65 atoms were assigned a chemical shift out of a possible 519. 0 out of 1 assigned methyl groups (LEU and VAL) were assigned stereospecifically.

	Total	<sup>1</sup> H	<sup>13</sup> C	<sup>15</sup> N
Backbone	65/172 (38%)	65/70 (93%)	0/70 (0%)	0/32 (0%)
Sidechain	0/309 (0%)	0/197 (0%)	0/87 (0%)	0/25 (0%)
Aromatic	0/38 (0%)	0/18 (0%)	0/20 (0%)	0/0 (—%)
Overall	65/519 (13%)	65/285 (23%)	0/177 (0%)	0/57 (0%)

The following table shows the completeness of the chemical shift assignments for the full structure. The overall completeness is 12%, i.e. 76 atoms were assigned a chemical shift out of a possible 614. 0 out of 2 assigned methyl groups (LEU and VAL) were assigned stereospecifically.

	Total	<sup>1</sup> H	<sup>13</sup> C	<sup>15</sup> N
Backbone	76/206 (37%)	76/84 (90%)	0/84 (0%)	0/38 (0%)
Sidechain	0/370 (0%)	0/236 (0%)	0/106 (0%)	0/28 (0%)
Aromatic	0/38 (0%)	0/18 (0%)	0/20 (0%)	0/0 (—%)
Overall	76/614 (12%)	76/338 (22%)	0/210 (0%)	0/66 (0%)

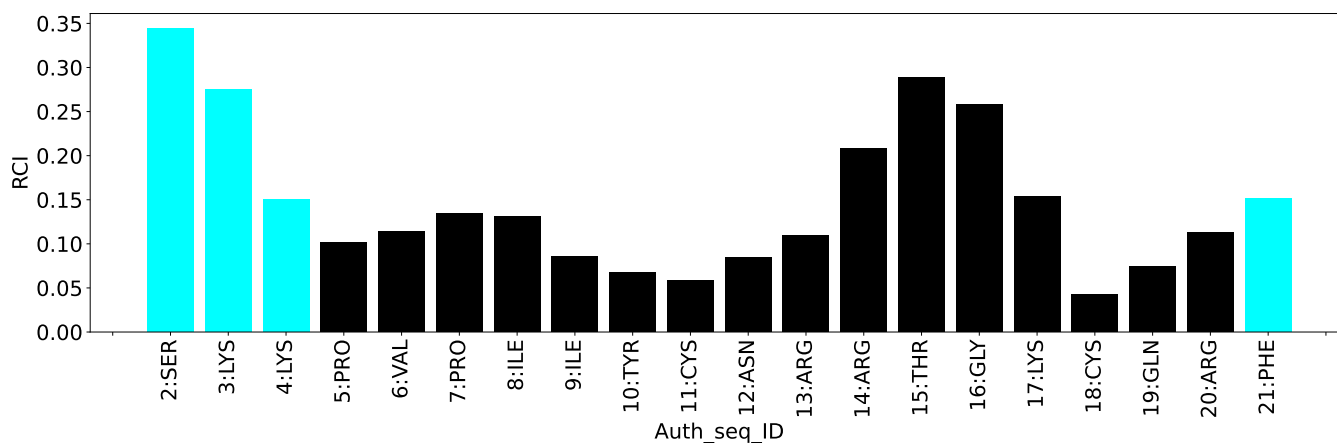
### 7.1.4 Statistically unusual chemical shifts [i](#)

There are no statistically unusual chemical shifts.

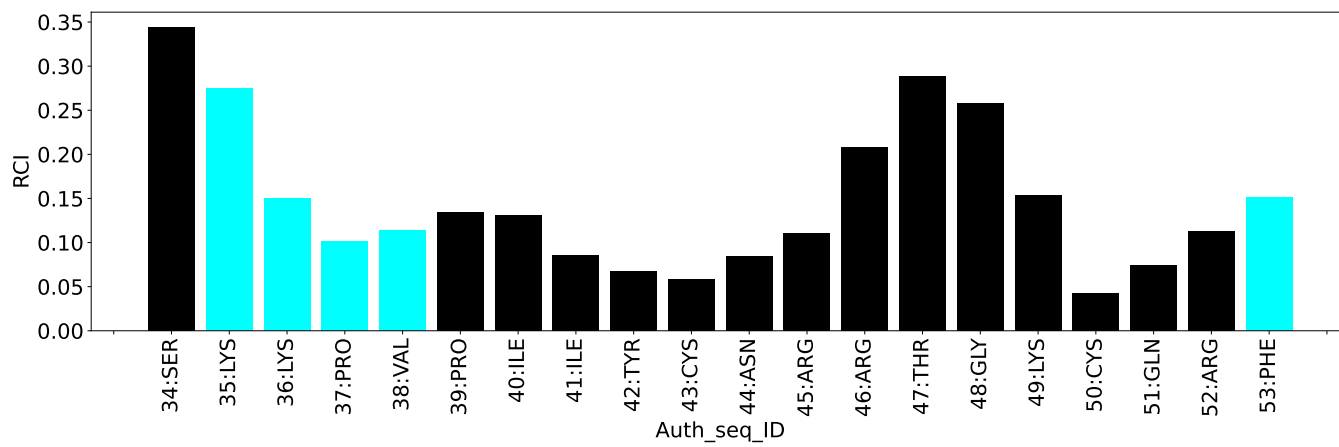
### 7.1.5 Random Coil Index (RCI) plots [i](#)

The image below reports *random coil index* values for the protein chains in the structure. The height of each bar gives a probability of a given residue to be disordered, as predicted from the available chemical shifts and the amino acid sequence. A value above 0.2 is an indication of significant predicted disorder. The colour of the bar shows whether the residue is in the well-defined core (black) or in the ill-defined residue ranges (cyan), as described in section 2 on ensemble composition. If well-defined core and ill-defined regions are not identified then it is shown as gray bars.

Random coil index (RCI) for chain A:



Random coil index (RCI) for chain B:



## 8 NMR restraints analysis

### 8.1 Conformationally restricting restraints

The following table provides the summary of experimentally observed NMR restraints in different categories. Restraints are classified into different categories based on the sequence separation of the atoms involved.

Description	Value
Total distance restraints	358
Intra-residue ( $ i-j =0$ )	148
Sequential ( $ i-j =1$ )	90
Medium range ( $ i-j >1$ and $ i-j <5$ )	40
Long range ( $ i-j \geq 5$ )	74
Inter-chain	6
Hydrogen bond restraints	0
Disulfide bond restraints	0
Total dihedral-angle restraints	0
Number of unmapped restraints	0
Number of restraints per residue	8.5
Number of long range restraints per residue <sup>1</sup>	1.8

<sup>1</sup>Long range hydrogen bonds and disulfide bonds are counted as long range restraints while calculating the number of long range restraints per residue

### 8.2 Residual restraint violations

This section provides the overview of the restraint violations analysis. The violations are binned as small, medium and large violations based on its absolute value. Average number of violations per model is calculated by dividing the total number of violations in each bin by the size of the ensemble.

#### 8.2.1 Average number of distance violations per model

Distance violations less than 0.1 Å are not included in the calculation.

Bins (Å)	Average number of violations per model	Max (Å)
0.1-0.2 (Small)	34.1	0.2
0.2-0.5 (Medium)	16.0	0.38
>0.5 (Large)	None	None

### 8.2.2 Average number of dihedral-angle violations per model

Dihedral-angle violations less than  $1^\circ$  are not included in the calculation. There are no dihedral-angle violations

## 9 Distance violation analysis i

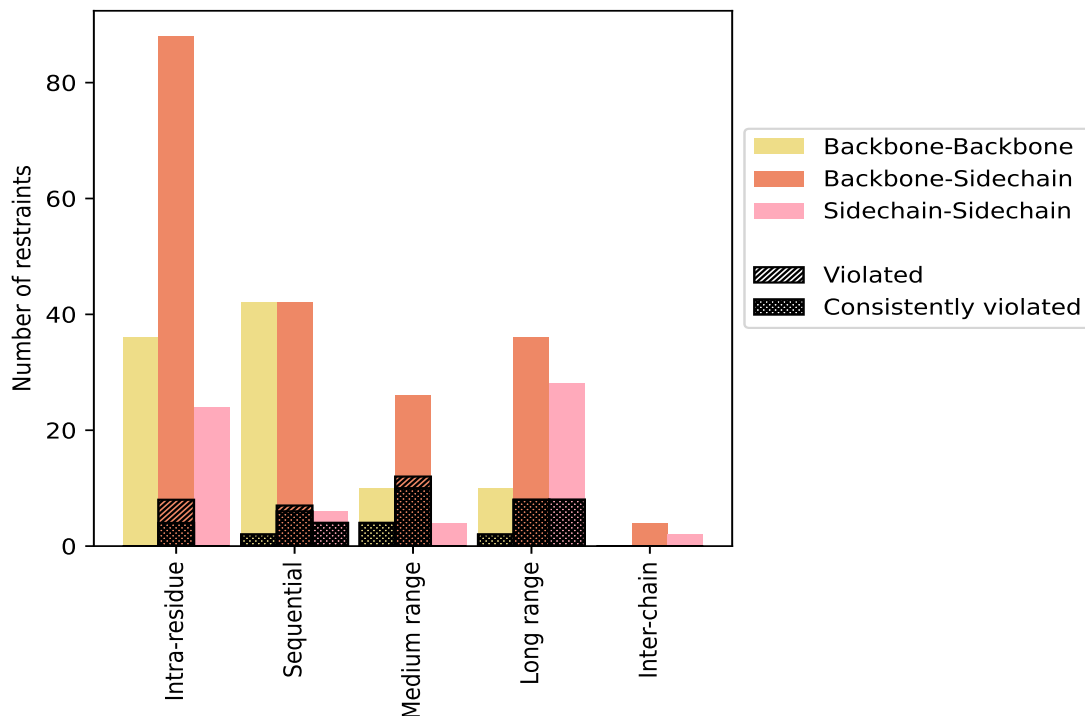
### 9.1 Summary of distance violations i

The following table shows the summary of distance violations in different restraint categories based on the sequence separation of the atoms involved. Each category is further sub-divided into three sub-categories based on the atoms involved. Violations less than 0.1 Å are not included in the statistics.

Restrains type	Count	% <sup>1</sup>	Violated <sup>3</sup>			Consistently Violated <sup>4</sup>		
			Count	% <sup>2</sup>	% <sup>1</sup>	Count	% <sup>2</sup>	% <sup>1</sup>
<b>Intra-residue (<math> i-j =0</math>)</b>	<b>148</b>	<b>41.3</b>	<b>8</b>	<b>5.4</b>	<b>2.2</b>	<b>4</b>	<b>2.7</b>	<b>1.1</b>
Backbone-Backbone	36	10.1	0	0.0	0.0	0	0.0	0.0
Backbone-Sidechain	88	24.6	8	9.1	2.2	4	4.5	1.1
Sidechain-Sidechain	24	6.7	0	0.0	0.0	0	0.0	0.0
<b>Sequential (<math> i-j =1</math>)</b>	<b>90</b>	<b>25.1</b>	<b>13</b>	<b>14.4</b>	<b>3.6</b>	<b>12</b>	<b>13.3</b>	<b>3.4</b>
Backbone-Backbone	42	11.7	2	4.8	0.6	2	4.8	0.6
Backbone-Sidechain	42	11.7	7	16.7	2.0	6	14.3	1.7
Sidechain-Sidechain	6	1.7	4	66.7	1.1	4	66.7	1.1
<b>Medium range (<math> i-j &gt;1</math> &amp; <math> i-j &lt;5</math>)</b>	<b>40</b>	<b>11.2</b>	<b>16</b>	<b>40.0</b>	<b>4.5</b>	<b>14</b>	<b>35.0</b>	<b>3.9</b>
Backbone-Backbone	10	2.8	4	40.0	1.1	4	40.0	1.1
Backbone-Sidechain	26	7.3	12	46.2	3.4	10	38.5	2.8
Sidechain-Sidechain	4	1.1	0	0.0	0.0	0	0.0	0.0
<b>Long range (<math> i-j \geq 5</math>)</b>	<b>74</b>	<b>20.7</b>	<b>18</b>	<b>24.3</b>	<b>5.0</b>	<b>18</b>	<b>24.3</b>	<b>5.0</b>
Backbone-Backbone	10	2.8	2	20.0	0.6	2	20.0	0.6
Backbone-Sidechain	36	10.1	8	22.2	2.2	8	22.2	2.2
Sidechain-Sidechain	28	7.8	8	28.6	2.2	8	28.6	2.2
<b>Inter-chain</b>	<b>6</b>	<b>1.7</b>	<b>0</b>	<b>0.0</b>	<b>0.0</b>	<b>0</b>	<b>0.0</b>	<b>0.0</b>
Backbone-Backbone	0	0.0	0	0.0	0.0	0	0.0	0.0
Backbone-Sidechain	4	1.1	0	0.0	0.0	0	0.0	0.0
Sidechain-Sidechain	2	0.6	0	0.0	0.0	0	0.0	0.0
Hydrogen bond	0	0.0	0	0.0	0.0	0	0.0	0.0
Disulfide bond	0	0.0	0	0.0	0.0	0	0.0	0.0
<b>Total</b>	<b>358</b>	<b>100.0</b>	<b>55</b>	<b>15.4</b>	<b>15.4</b>	<b>48</b>	<b>13.4</b>	<b>13.4</b>
Backbone-Backbone	98	27.4	8	8.2	2.2	8	8.2	2.2
Backbone-Sidechain	196	54.7	35	17.9	9.8	28	14.3	7.8
Sidechain-Sidechain	64	17.9	12	18.8	3.4	12	18.8	3.4

<sup>1</sup> percentage calculated with respect to the total number of distance restraints, <sup>2</sup> percentage calculated with respect to the number of restraints in a particular restraint category, <sup>3</sup> violated in at least one model, <sup>4</sup> violated in all the models

### 9.1.1 Bar chart : Distribution of distance restraints and violations [i](#)



Violated and consistently violated restraints are shown using different hatch patterns in their respective categories. The hydrogen bonds and disulfid bonds are counted in their appropriate category on the x-axis

## 9.2 Distance violation statistics for each model [i](#)

The following table provides the distance violation statistics for each model in the ensemble. Violations less than 0.1 Å are not included in the statistics.

Model ID	Number of violations						Mean (Å)	Max (Å)	SD <sup>6</sup> (Å)	Median (Å)
	IR <sup>1</sup>	SQ <sup>2</sup>	MR <sup>3</sup>	LR <sup>4</sup>	IC <sup>5</sup>	Total				
1	6	12	15	18	0	51	0.19	0.37	0.06	0.16
2	5	12	14	18	0	49	0.19	0.37	0.06	0.17
3	5	12	14	18	0	49	0.19	0.37	0.06	0.17
4	5	12	14	18	0	49	0.19	0.37	0.06	0.17
5	6	12	14	18	0	50	0.19	0.37	0.06	0.16
6	6	12	15	18	0	51	0.18	0.37	0.06	0.16
7	6	12	16	18	0	52	0.18	0.37	0.06	0.16
8	6	12	14	18	0	50	0.19	0.37	0.06	0.16
9	6	12	14	18	0	50	0.18	0.37	0.06	0.16
10	6	12	14	18	0	50	0.19	0.37	0.06	0.16
11	6	12	14	18	0	50	0.19	0.37	0.06	0.16

*Continued on next page...*

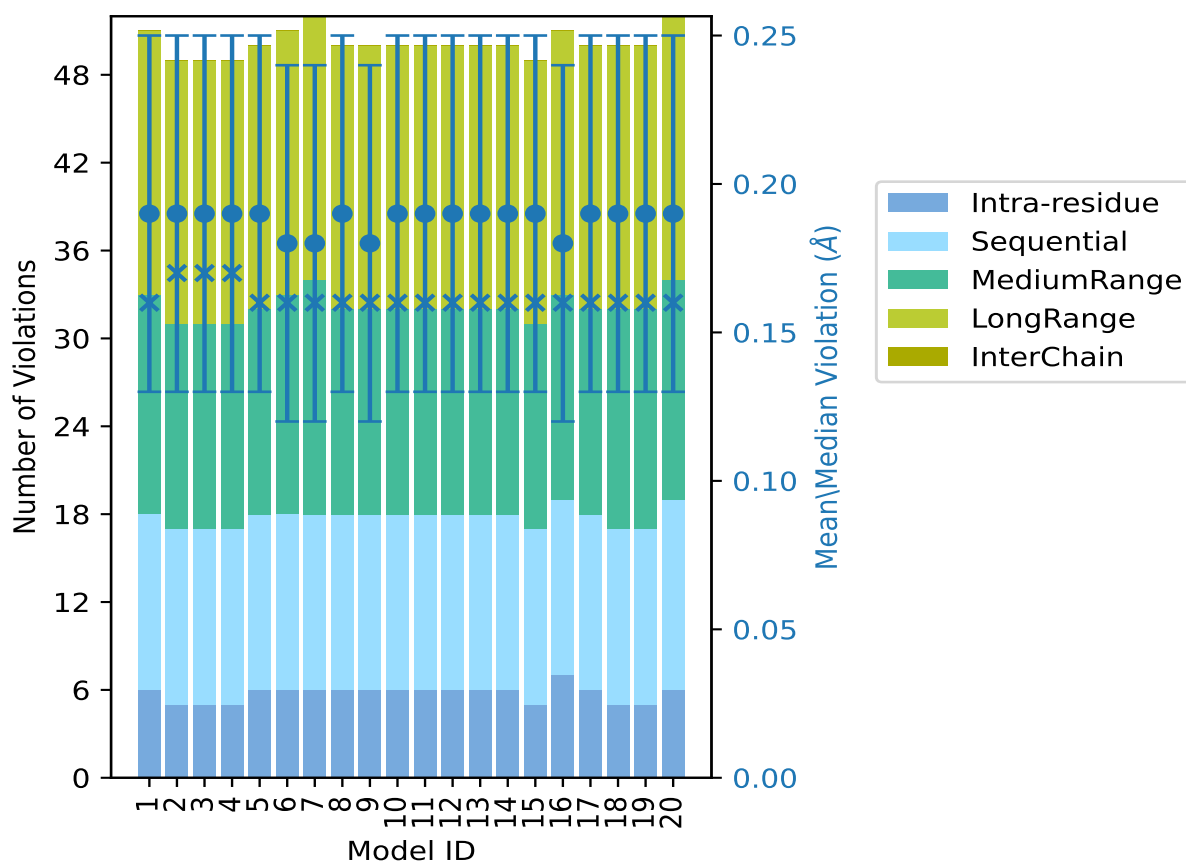


Continued from previous page...

Model ID	Number of violations					Total	Mean (Å)	Max (Å)	SD <sup>6</sup> (Å)	Median (Å)
	IR <sup>1</sup>	SQ <sup>2</sup>	MR <sup>3</sup>	LR <sup>4</sup>	IC <sup>5</sup>					
12	6	12	14	18	0	50	0.19	0.37	0.06	0.16
13	6	12	14	18	0	50	0.19	0.38	0.06	0.16
14	6	12	14	18	0	50	0.19	0.37	0.06	0.16
15	5	12	14	18	0	49	0.19	0.37	0.06	0.16
16	7	12	14	18	0	51	0.18	0.37	0.06	0.16
17	6	12	14	18	0	50	0.19	0.37	0.06	0.16
18	5	12	15	18	0	50	0.19	0.37	0.06	0.16
19	5	12	15	18	0	50	0.19	0.37	0.06	0.16
20	6	13	15	18	0	52	0.19	0.37	0.06	0.16

<sup>1</sup>Intra-residue restraints, <sup>2</sup>Sequential restraints, <sup>3</sup>Medium range restraints, <sup>4</sup>Long range restraints, <sup>5</sup>Inter-chain restraints, <sup>6</sup>Standard deviation

### 9.2.1 Bar graph : Distance Violation statistics for each model [i](#)



The mean(dot),median(x) and the standard deviation are shown in blue with respect to the y axis on the right

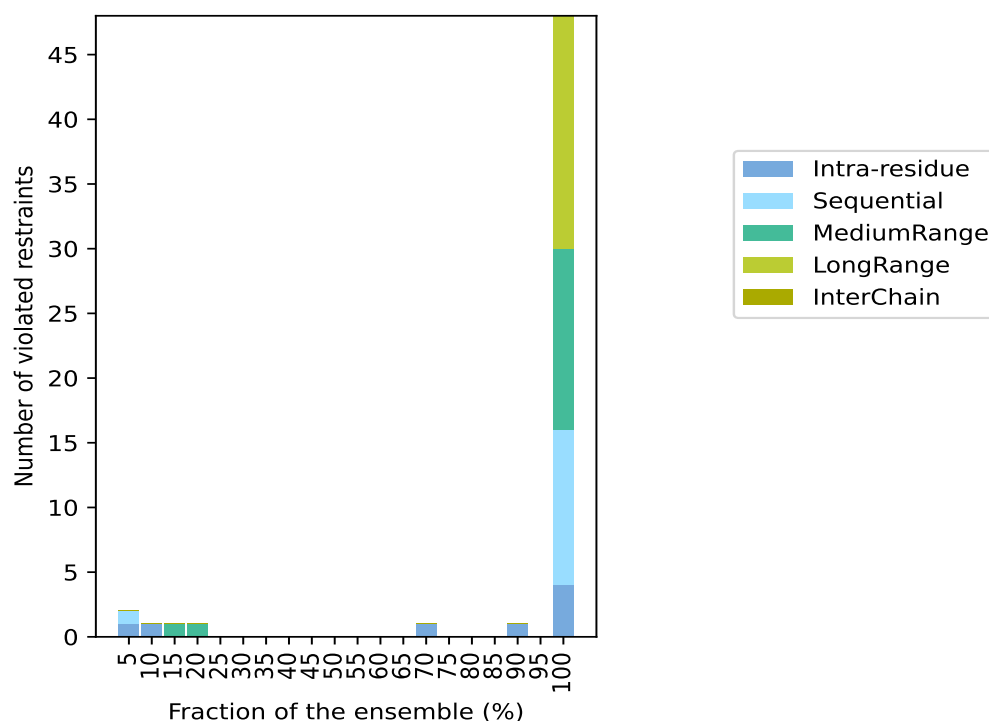
### 9.3 Distance violation statistics for the ensemble

Violation analysis may find that some restraints are violated in few models and some are violated in most of models. The following table provides this information as number of violated restraints for a given fraction of the ensemble. In total, 303(IR:140, SQ:77, MR:24, LR:56, IC:6) restraints are not violated in the ensemble.

Number of violated restraints						Fraction of the ensemble	
IR <sup>1</sup>	SQ <sup>2</sup>	MR <sup>3</sup>	LR <sup>4</sup>	IC <sup>5</sup>	Total	Count <sup>6</sup>	%
1	1	0	0	0	2	1	5.0
1	0	0	0	0	1	2	10.0
0	0	1	0	0	1	3	15.0
0	0	1	0	0	1	4	20.0
0	0	0	0	0	0	5	25.0
0	0	0	0	0	0	6	30.0
0	0	0	0	0	0	7	35.0
0	0	0	0	0	0	8	40.0
0	0	0	0	0	0	9	45.0
0	0	0	0	0	0	10	50.0
0	0	0	0	0	0	11	55.0
0	0	0	0	0	0	12	60.0
0	0	0	0	0	0	13	65.0
1	0	0	0	0	1	14	70.0
0	0	0	0	0	0	15	75.0
0	0	0	0	0	0	16	80.0
0	0	0	0	0	0	17	85.0
1	0	0	0	0	1	18	90.0
0	0	0	0	0	0	19	95.0
4	12	14	18	0	48	20	100.0

<sup>1</sup>Intra-residue restraints, <sup>2</sup>Sequential restraints, <sup>3</sup>Medium range restraints, <sup>4</sup>Long range restraints, <sup>5</sup>Inter-chain restraints, <sup>6</sup> Number of models with violations

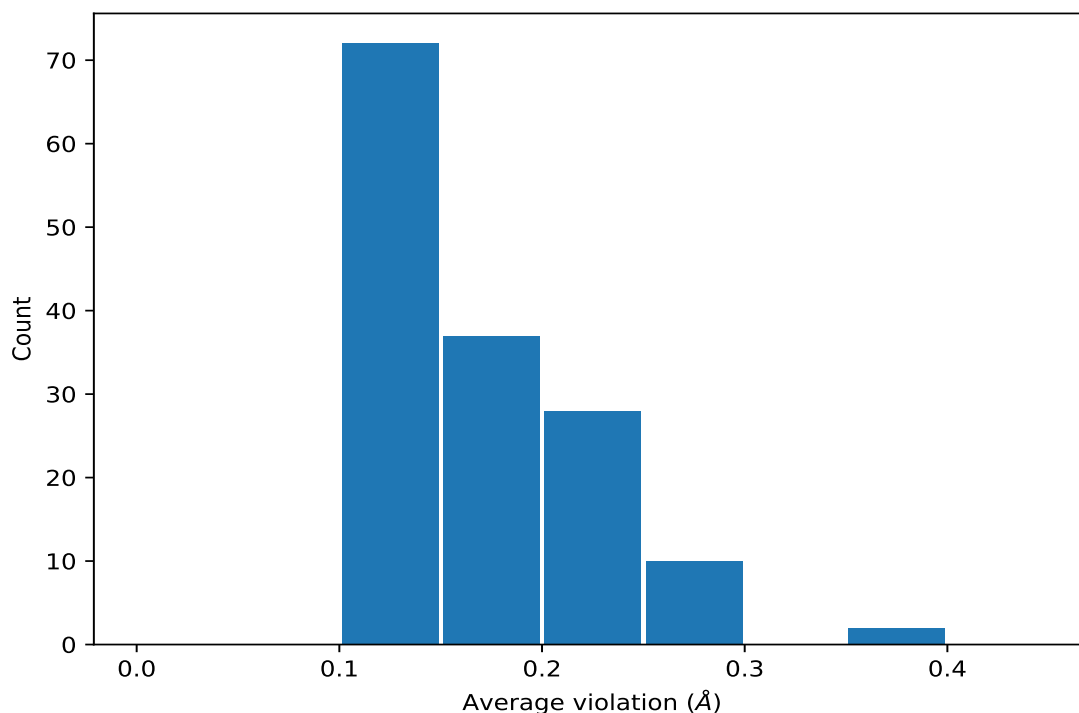
### 9.3.1 Bar graph : Distance violation statistics for the ensemble [i](#)



## 9.4 Most violated distance restraints in the ensemble [i](#)

### 9.4.1 Histogram : Distribution of mean distance violations [i](#)

The following histogram shows the distribution of the average value of the violation. The average is calculated for each restraint that is violated in more than one model over all the violated models in the ensemble



#### 9.4.2 Table: Most violated distance restraints [i](#)

The following table provides the mean and the standard deviation of the violation for each restraint sorted by number of violated models and the mean value. The Key (restraint list ID, restraint ID) is the unique identifier for a given restraint. Rows with same key represent combinatorial or ambiguous restraints and are counted as a single restraint.

Key	Atom-1	Atom-2	Models <sup>1</sup>	Mean (Å)	SD <sup>1</sup> (Å)	Median (Å)
(1,328)	1:B:46:ARG:HA	1:B:48:GLY:H	20	0.37	0.0	0.37
(1,308)	1:A:14:ARG:HA	1:A:16:GLY:H	20	0.37	0.0	0.37
(1,352)	1:B:37:PRO:HG2	1:B:36:LYS:H	20	0.27	0.0	0.27
(1,352)	1:B:37:PRO:HG3	1:B:36:LYS:H	20	0.27	0.0	0.27
(1,312)	1:A:12:ASN:HB2	1:A:17:LYS:H	20	0.27	0.0	0.27
(1,312)	1:A:12:ASN:HB3	1:A:17:LYS:H	20	0.27	0.0	0.27
(1,332)	1:B:44:ASN:HB2	1:B:49:LYS:H	20	0.27	0.0	0.27
(1,332)	1:B:44:ASN:HB3	1:B:49:LYS:H	20	0.27	0.0	0.27
(1,345)	1:A:5:PRO:HG2	1:A:4:LYS:H	20	0.27	0.01	0.27
(1,345)	1:A:5:PRO:HG3	1:A:4:LYS:H	20	0.27	0.01	0.27
(1,233)	1:A:21:PHE:HB2	1:A:9:ILE:H	20	0.25	0.02	0.26
(1,233)	1:A:21:PHE:HB3	1:A:9:ILE:H	20	0.25	0.02	0.26
(1,260)	1:A:12:ASN:HD21	1:A:19:GLN:HE21	20	0.24	0.0	0.24
(1,260)	1:A:12:ASN:HD21	1:A:19:GLN:HE22	20	0.24	0.0	0.24
(1,260)	1:A:12:ASN:HD22	1:A:19:GLN:HE21	20	0.24	0.0	0.24
(1,260)	1:A:12:ASN:HD22	1:A:19:GLN:HE22	20	0.24	0.0	0.24

*Continued on next page...*

Continued from previous page...

Key	Atom-1	Atom-2	Models <sup>1</sup>	Mean (Å)	SD <sup>1</sup> (Å)	Median (Å)
(1,292)	1:B:44:ASN:HD21	1:B:51:GLN:HE21	20	0.24	0.0	0.24
(1,292)	1:B:44:ASN:HD21	1:B:51:GLN:HE22	20	0.24	0.0	0.24
(1,292)	1:B:44:ASN:HD22	1:B:51:GLN:HE21	20	0.24	0.0	0.24
(1,292)	1:B:44:ASN:HD22	1:B:51:GLN:HE22	20	0.24	0.0	0.24
(1,237)	1:A:19:GLN:HA	1:A:10:TYR:HD1	20	0.24	0.0	0.24
(1,237)	1:A:19:GLN:HA	1:A:10:TYR:HD2	20	0.24	0.0	0.24
(1,269)	1:B:51:GLN:HA	1:B:42:TYR:HD1	20	0.24	0.01	0.24
(1,269)	1:B:51:GLN:HA	1:B:42:TYR:HD2	20	0.24	0.01	0.24
(1,265)	1:B:53:PHE:HB2	1:B:41:ILE:H	20	0.24	0.01	0.24
(1,265)	1:B:53:PHE:HB3	1:B:41:ILE:H	20	0.24	0.01	0.24
(1,305)	1:A:17:LYS:HB2	1:A:15:THR:H	20	0.23	0.0	0.23
(1,305)	1:A:17:LYS:HB3	1:A:15:THR:H	20	0.23	0.0	0.23
(1,325)	1:B:49:LYS:HB2	1:B:47:THR:H	20	0.23	0.0	0.23
(1,325)	1:B:49:LYS:HB3	1:B:47:THR:H	20	0.23	0.0	0.23
(1,293)	1:B:41:ILE:HD11	1:B:52:ARG:H	20	0.22	0.0	0.22
(1,293)	1:B:41:ILE:HD12	1:B:52:ARG:H	20	0.22	0.0	0.22
(1,293)	1:B:41:ILE:HD13	1:B:52:ARG:H	20	0.22	0.0	0.22
(1,261)	1:A:9:ILE:HD11	1:A:20:ARG:H	20	0.21	0.01	0.21
(1,261)	1:A:9:ILE:HD12	1:A:20:ARG:H	20	0.21	0.01	0.21
(1,261)	1:A:9:ILE:HD13	1:A:20:ARG:H	20	0.21	0.01	0.21
(1,310)	1:A:14:ARG:HB2	1:A:16:GLY:H	20	0.2	0.0	0.2
(1,310)	1:A:14:ARG:HB3	1:A:16:GLY:H	20	0.2	0.0	0.2
(1,330)	1:B:46:ARG:HB2	1:B:48:GLY:H	20	0.2	0.0	0.2
(1,330)	1:B:46:ARG:HB3	1:B:48:GLY:H	20	0.2	0.0	0.2
(1,314)	1:A:15:THR:HG21	1:A:17:LYS:H	20	0.18	0.0	0.18
(1,314)	1:A:15:THR:HG22	1:A:17:LYS:H	20	0.18	0.0	0.18
(1,314)	1:A:15:THR:HG23	1:A:17:LYS:H	20	0.18	0.0	0.18
(1,334)	1:B:47:THR:HG21	1:B:49:LYS:H	20	0.18	0.0	0.18
(1,334)	1:B:47:THR:HG22	1:B:49:LYS:H	20	0.18	0.0	0.18
(1,334)	1:B:47:THR:HG23	1:B:49:LYS:H	20	0.18	0.0	0.18
(1,73)	1:B:47:THR:HG21	1:B:48:GLY:H	20	0.17	0.0	0.17
(1,73)	1:B:47:THR:HG22	1:B:48:GLY:H	20	0.17	0.0	0.17
(1,73)	1:B:47:THR:HG23	1:B:48:GLY:H	20	0.17	0.0	0.17
(1,306)	1:A:17:LYS:HG2	1:A:15:THR:H	20	0.17	0.0	0.17
(1,306)	1:A:17:LYS:HG3	1:A:15:THR:H	20	0.17	0.0	0.17
(1,33)	1:A:15:THR:HG21	1:A:16:GLY:H	20	0.17	0.0	0.17
(1,33)	1:A:15:THR:HG22	1:A:16:GLY:H	20	0.17	0.0	0.17
(1,33)	1:A:15:THR:HG23	1:A:16:GLY:H	20	0.17	0.0	0.17
(1,326)	1:B:49:LYS:HG2	1:B:47:THR:H	20	0.17	0.0	0.17
(1,326)	1:B:49:LYS:HG3	1:B:47:THR:H	20	0.17	0.0	0.17
(1,258)	1:A:10:TYR:HE1	1:A:19:GLN:HE21	20	0.16	0.01	0.16
(1,258)	1:A:10:TYR:HE1	1:A:19:GLN:HE22	20	0.16	0.01	0.16

Continued on next page...

Continued from previous page...

Key	Atom-1	Atom-2	Models <sup>1</sup>	Mean (Å)	SD <sup>1</sup> (Å)	Median (Å)
(1,258)	1:A:10:TYR:HE2	1:A:19:GLN:HE21	20	0.16	0.01	0.16
(1,258)	1:A:10:TYR:HE2	1:A:19:GLN:HE22	20	0.16	0.01	0.16
(1,40)	1:A:20:ARG:H	1:A:21:PHE:H	20	0.16	0.0	0.16
(1,108)	1:A:10:TYR:HB2	1:A:10:TYR:H	20	0.16	0.0	0.16
(1,108)	1:A:10:TYR:HB3	1:A:10:TYR:H	20	0.16	0.0	0.16
(1,182)	1:B:42:TYR:HB2	1:B:42:TYR:H	20	0.16	0.0	0.16
(1,182)	1:B:42:TYR:HB3	1:B:42:TYR:H	20	0.16	0.0	0.16
(1,80)	1:B:52:ARG:H	1:B:53:PHE:H	20	0.16	0.0	0.16
(1,311)	1:A:12:ASN:H	1:A:17:LYS:H	20	0.16	0.0	0.16
(1,290)	1:B:42:TYR:HE1	1:B:51:GLN:HE21	20	0.16	0.0	0.16
(1,290)	1:B:42:TYR:HE1	1:B:51:GLN:HE22	20	0.16	0.0	0.16
(1,290)	1:B:42:TYR:HE2	1:B:51:GLN:HE21	20	0.16	0.0	0.16
(1,290)	1:B:42:TYR:HE2	1:B:51:GLN:HE22	20	0.16	0.0	0.16
(1,288)	1:B:41:ILE:HD11	1:B:51:GLN:HE21	20	0.16	0.0	0.16
(1,288)	1:B:41:ILE:HD11	1:B:51:GLN:HE22	20	0.16	0.0	0.16
(1,288)	1:B:41:ILE:HD12	1:B:51:GLN:HE21	20	0.16	0.0	0.16
(1,288)	1:B:41:ILE:HD12	1:B:51:GLN:HE22	20	0.16	0.0	0.16
(1,288)	1:B:41:ILE:HD13	1:B:51:GLN:HE21	20	0.16	0.0	0.16
(1,288)	1:B:41:ILE:HD13	1:B:51:GLN:HE22	20	0.16	0.0	0.16
(1,331)	1:B:44:ASN:H	1:B:49:LYS:H	20	0.15	0.0	0.15
(1,256)	1:A:9:ILE:HD11	1:A:19:GLN:HE21	20	0.15	0.0	0.15
(1,256)	1:A:9:ILE:HD11	1:A:19:GLN:HE22	20	0.15	0.0	0.15
(1,256)	1:A:9:ILE:HD12	1:A:19:GLN:HE21	20	0.15	0.0	0.15
(1,256)	1:A:9:ILE:HD12	1:A:19:GLN:HE22	20	0.15	0.0	0.15
(1,256)	1:A:9:ILE:HD13	1:A:19:GLN:HE21	20	0.15	0.0	0.15
(1,256)	1:A:9:ILE:HD13	1:A:19:GLN:HE22	20	0.15	0.0	0.15
(1,110)	1:A:10:TYR:HA	1:A:10:TYR:HD1	20	0.15	0.0	0.15
(1,110)	1:A:10:TYR:HA	1:A:10:TYR:HD2	20	0.15	0.0	0.15
(1,297)	1:A:15:THR:HA	1:A:12:ASN:HD21	20	0.15	0.0	0.15
(1,297)	1:A:15:THR:HA	1:A:12:ASN:HD22	20	0.15	0.0	0.15
(1,317)	1:B:47:THR:HA	1:B:44:ASN:HD21	20	0.15	0.0	0.15
(1,317)	1:B:47:THR:HA	1:B:44:ASN:HD22	20	0.15	0.0	0.15
(1,184)	1:B:42:TYR:HA	1:B:42:TYR:HD1	20	0.15	0.0	0.15
(1,184)	1:B:42:TYR:HA	1:B:42:TYR:HD2	20	0.15	0.0	0.15
(1,309)	1:A:14:ARG:H	1:A:16:GLY:H	20	0.14	0.0	0.14
(1,329)	1:B:46:ARG:H	1:B:48:GLY:H	20	0.14	0.0	0.14
(1,19)	1:A:9:ILE:HD11	1:A:10:TYR:HE1	20	0.13	0.01	0.13
(1,19)	1:A:9:ILE:HD11	1:A:10:TYR:HE2	20	0.13	0.01	0.13
(1,19)	1:A:9:ILE:HD12	1:A:10:TYR:HE1	20	0.13	0.01	0.13
(1,19)	1:A:9:ILE:HD12	1:A:10:TYR:HE2	20	0.13	0.01	0.13
(1,19)	1:A:9:ILE:HD13	1:A:10:TYR:HE1	20	0.13	0.01	0.13
(1,19)	1:A:9:ILE:HD13	1:A:10:TYR:HE2	20	0.13	0.01	0.13

Continued on next page...

Continued from previous page...

Key	Atom-1	Atom-2	Models <sup>1</sup>	Mean (Å)	SD <sup>1</sup> (Å)	Median (Å)
(1,59)	1:B:41:ILE:HD11	1:B:42:TYR:HE1	20	0.13	0.0	0.13
(1,59)	1:B:41:ILE:HD11	1:B:42:TYR:HE2	20	0.13	0.0	0.13
(1,59)	1:B:41:ILE:HD12	1:B:42:TYR:HE1	20	0.13	0.0	0.13
(1,59)	1:B:41:ILE:HD12	1:B:42:TYR:HE2	20	0.13	0.0	0.13
(1,59)	1:B:41:ILE:HD13	1:B:42:TYR:HE1	20	0.13	0.0	0.13
(1,59)	1:B:41:ILE:HD13	1:B:42:TYR:HE2	20	0.13	0.0	0.13
(1,18)	1:A:9:ILE:HG21	1:A:10:TYR:HD1	20	0.13	0.01	0.13
(1,18)	1:A:9:ILE:HG21	1:A:10:TYR:HD2	20	0.13	0.01	0.13
(1,18)	1:A:9:ILE:HG22	1:A:10:TYR:HD1	20	0.13	0.01	0.13
(1,18)	1:A:9:ILE:HG22	1:A:10:TYR:HD2	20	0.13	0.01	0.13
(1,18)	1:A:9:ILE:HG23	1:A:10:TYR:HD1	20	0.13	0.01	0.13
(1,18)	1:A:9:ILE:HG23	1:A:10:TYR:HD2	20	0.13	0.01	0.13
(1,58)	1:B:41:ILE:HG21	1:B:42:TYR:HD1	20	0.12	0.01	0.12
(1,58)	1:B:41:ILE:HG21	1:B:42:TYR:HD2	20	0.12	0.01	0.12
(1,58)	1:B:41:ILE:HG22	1:B:42:TYR:HD1	20	0.12	0.01	0.12
(1,58)	1:B:41:ILE:HG22	1:B:42:TYR:HD2	20	0.12	0.01	0.12
(1,58)	1:B:41:ILE:HG23	1:B:42:TYR:HD1	20	0.12	0.01	0.12
(1,58)	1:B:41:ILE:HG23	1:B:42:TYR:HD2	20	0.12	0.01	0.12
(1,272)	1:B:51:GLN:HB2	1:B:42:TYR:HD1	20	0.12	0.0	0.12
(1,272)	1:B:51:GLN:HB2	1:B:42:TYR:HD2	20	0.12	0.0	0.12
(1,272)	1:B:51:GLN:HB3	1:B:42:TYR:HD1	20	0.12	0.0	0.12
(1,272)	1:B:51:GLN:HB3	1:B:42:TYR:HD2	20	0.12	0.0	0.12
(1,24)	1:A:12:ASN:HD21	1:A:13:ARG:H	20	0.12	0.0	0.12
(1,24)	1:A:12:ASN:HD22	1:A:13:ARG:H	20	0.12	0.0	0.12
(1,64)	1:B:44:ASN:HD21	1:B:45:ARG:H	20	0.12	0.0	0.12
(1,64)	1:B:44:ASN:HD22	1:B:45:ARG:H	20	0.12	0.0	0.12
(1,240)	1:A:19:GLN:HB2	1:A:10:TYR:HD1	20	0.12	0.0	0.12
(1,240)	1:A:19:GLN:HB2	1:A:10:TYR:HD2	20	0.12	0.0	0.12
(1,240)	1:A:19:GLN:HB3	1:A:10:TYR:HD1	20	0.12	0.0	0.12
(1,240)	1:A:19:GLN:HB3	1:A:10:TYR:HD2	20	0.12	0.0	0.12
(1,174)	1:B:40:ILE:HD11	1:B:40:ILE:H	18	0.12	0.01	0.12
(1,174)	1:B:40:ILE:HD12	1:B:40:ILE:H	18	0.12	0.01	0.12
(1,174)	1:B:40:ILE:HD13	1:B:40:ILE:H	18	0.12	0.01	0.12
(1,100)	1:A:8:ILE:HD11	1:A:8:ILE:H	14	0.12	0.01	0.11
(1,100)	1:A:8:ILE:HD12	1:A:8:ILE:H	14	0.12	0.01	0.11
(1,100)	1:A:8:ILE:HD13	1:A:8:ILE:H	14	0.12	0.01	0.11
(1,340)	1:A:6:VAL:HG11	1:A:4:LYS:H	4	0.12	0.01	0.12
(1,340)	1:A:6:VAL:HG12	1:A:4:LYS:H	4	0.12	0.01	0.12
(1,340)	1:A:6:VAL:HG13	1:A:4:LYS:H	4	0.12	0.01	0.12
(1,340)	1:A:6:VAL:HG21	1:A:4:LYS:H	4	0.12	0.01	0.12
(1,340)	1:A:6:VAL:HG22	1:A:4:LYS:H	4	0.12	0.01	0.12
(1,340)	1:A:6:VAL:HG23	1:A:4:LYS:H	4	0.12	0.01	0.12

Continued on next page...

Continued from previous page...

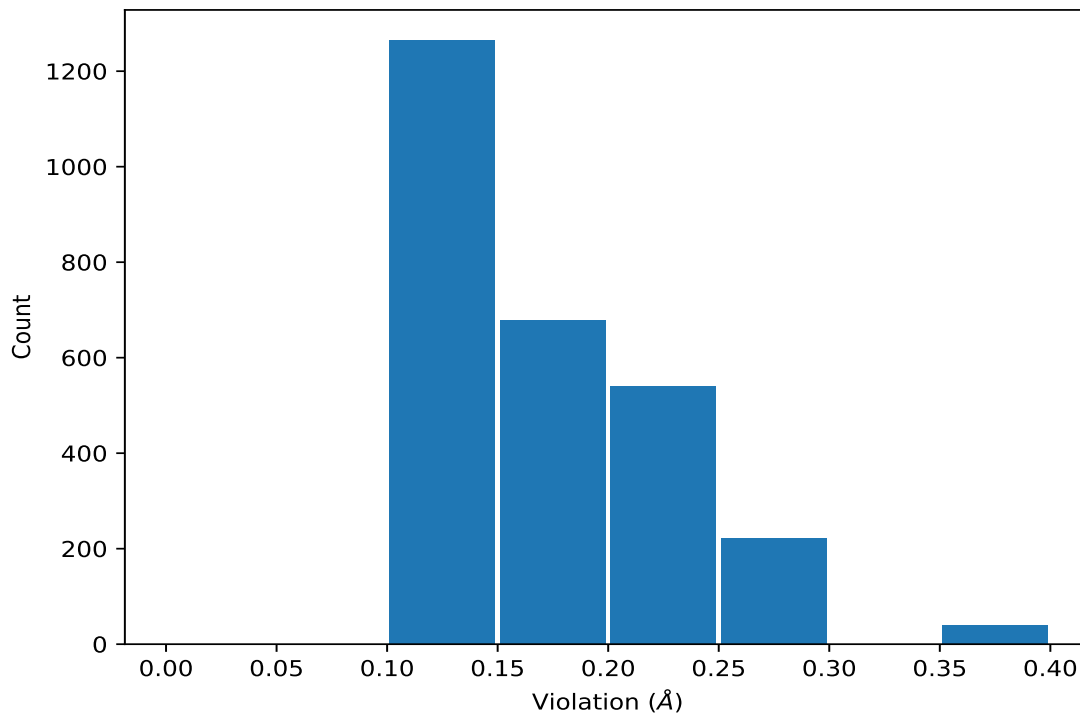
Key	Atom-1	Atom-2	Models <sup>1</sup>	Mean (Å)	SD <sup>1</sup> (Å)	Median (Å)
(1,347)	1:B:38:VAL:HG11	1:B:36:LYS:H	3	0.12	0.0	0.12
(1,347)	1:B:38:VAL:HG12	1:B:36:LYS:H	3	0.12	0.0	0.12
(1,347)	1:B:38:VAL:HG13	1:B:36:LYS:H	3	0.12	0.0	0.12
(1,347)	1:B:38:VAL:HG21	1:B:36:LYS:H	3	0.12	0.0	0.12
(1,347)	1:B:38:VAL:HG22	1:B:36:LYS:H	3	0.12	0.0	0.12
(1,347)	1:B:38:VAL:HG23	1:B:36:LYS:H	3	0.12	0.0	0.12
(1,93)	1:A:6:VAL:HB	1:A:6:VAL:H	2	0.11	0.0	0.11

<sup>1</sup>Number of violated models, <sup>2</sup>Standard deviation

## 9.5 All violated distance restraints [i](#)

### 9.5.1 Histogram : Distribution of distance violations [i](#)

The following histogram shows the distribution of the absolute value of the violation for all violated restraints in the ensemble.



### 9.5.2 Table : All distance violations [i](#)

The following table lists the absolute value of the violation for each restraint in the ensemble sorted by its value. The Key (restraint list ID, restraint ID) is the unique identifier for a given restraint. Rows with same key represent combinatorial or ambiguous restraints and are counted as a single restraint.



Key	Atom-1	Atom-2	Model ID	Violation (Å)
(1,328)	1:B:46:ARG:HA	1:B:48:GLY:H	13	0.38
(1,328)	1:B:46:ARG:HA	1:B:48:GLY:H	1	0.37
(1,328)	1:B:46:ARG:HA	1:B:48:GLY:H	2	0.37
(1,328)	1:B:46:ARG:HA	1:B:48:GLY:H	3	0.37
(1,328)	1:B:46:ARG:HA	1:B:48:GLY:H	4	0.37
(1,328)	1:B:46:ARG:HA	1:B:48:GLY:H	5	0.37
(1,328)	1:B:46:ARG:HA	1:B:48:GLY:H	6	0.37
(1,328)	1:B:46:ARG:HA	1:B:48:GLY:H	7	0.37
(1,328)	1:B:46:ARG:HA	1:B:48:GLY:H	8	0.37
(1,328)	1:B:46:ARG:HA	1:B:48:GLY:H	9	0.37
(1,328)	1:B:46:ARG:HA	1:B:48:GLY:H	10	0.37
(1,328)	1:B:46:ARG:HA	1:B:48:GLY:H	11	0.37
(1,328)	1:B:46:ARG:HA	1:B:48:GLY:H	12	0.37
(1,328)	1:B:46:ARG:HA	1:B:48:GLY:H	14	0.37
(1,328)	1:B:46:ARG:HA	1:B:48:GLY:H	15	0.37
(1,328)	1:B:46:ARG:HA	1:B:48:GLY:H	16	0.37
(1,328)	1:B:46:ARG:HA	1:B:48:GLY:H	17	0.37
(1,328)	1:B:46:ARG:HA	1:B:48:GLY:H	18	0.37
(1,328)	1:B:46:ARG:HA	1:B:48:GLY:H	19	0.37
(1,328)	1:B:46:ARG:HA	1:B:48:GLY:H	20	0.37
(1,308)	1:A:14:ARG:HA	1:A:16:GLY:H	1	0.37
(1,308)	1:A:14:ARG:HA	1:A:16:GLY:H	2	0.37
(1,308)	1:A:14:ARG:HA	1:A:16:GLY:H	3	0.37
(1,308)	1:A:14:ARG:HA	1:A:16:GLY:H	4	0.37
(1,308)	1:A:14:ARG:HA	1:A:16:GLY:H	5	0.37
(1,308)	1:A:14:ARG:HA	1:A:16:GLY:H	6	0.37
(1,308)	1:A:14:ARG:HA	1:A:16:GLY:H	7	0.37
(1,308)	1:A:14:ARG:HA	1:A:16:GLY:H	8	0.37
(1,308)	1:A:14:ARG:HA	1:A:16:GLY:H	9	0.37
(1,308)	1:A:14:ARG:HA	1:A:16:GLY:H	10	0.37
(1,308)	1:A:14:ARG:HA	1:A:16:GLY:H	11	0.37
(1,308)	1:A:14:ARG:HA	1:A:16:GLY:H	12	0.37
(1,308)	1:A:14:ARG:HA	1:A:16:GLY:H	13	0.37
(1,308)	1:A:14:ARG:HA	1:A:16:GLY:H	14	0.37
(1,308)	1:A:14:ARG:HA	1:A:16:GLY:H	15	0.37
(1,308)	1:A:14:ARG:HA	1:A:16:GLY:H	16	0.37
(1,308)	1:A:14:ARG:HA	1:A:16:GLY:H	17	0.37
(1,308)	1:A:14:ARG:HA	1:A:16:GLY:H	18	0.37
(1,308)	1:A:14:ARG:HA	1:A:16:GLY:H	19	0.37
(1,308)	1:A:14:ARG:HA	1:A:16:GLY:H	20	0.37
(1,352)	1:B:37:PRO:HG2	1:B:36:LYS:H	3	0.28
(1,352)	1:B:37:PRO:HG3	1:B:36:LYS:H	3	0.28
(1,352)	1:B:37:PRO:HG2	1:B:36:LYS:H	4	0.28

*Continued on next page...*

*Continued from previous page...*

Key	Atom-1	Atom-2	Model ID	Violation (Å)
(1,352)	1:B:37:PRO:HG3	1:B:36:LYS:H	4	0.28
(1,352)	1:B:37:PRO:HG2	1:B:36:LYS:H	5	0.28
(1,352)	1:B:37:PRO:HG3	1:B:36:LYS:H	5	0.28
(1,352)	1:B:37:PRO:HG2	1:B:36:LYS:H	6	0.28
(1,352)	1:B:37:PRO:HG3	1:B:36:LYS:H	6	0.28
(1,352)	1:B:37:PRO:HG2	1:B:36:LYS:H	7	0.28
(1,352)	1:B:37:PRO:HG3	1:B:36:LYS:H	7	0.28
(1,352)	1:B:37:PRO:HG2	1:B:36:LYS:H	8	0.28
(1,352)	1:B:37:PRO:HG3	1:B:36:LYS:H	8	0.28
(1,345)	1:A:5:PRO:HG2	1:A:4:LYS:H	3	0.28
(1,345)	1:A:5:PRO:HG3	1:A:4:LYS:H	3	0.28
(1,345)	1:A:5:PRO:HG2	1:A:4:LYS:H	4	0.28
(1,345)	1:A:5:PRO:HG3	1:A:4:LYS:H	4	0.28
(1,345)	1:A:5:PRO:HG2	1:A:4:LYS:H	5	0.28
(1,345)	1:A:5:PRO:HG3	1:A:4:LYS:H	5	0.28
(1,345)	1:A:5:PRO:HG2	1:A:4:LYS:H	7	0.28
(1,345)	1:A:5:PRO:HG3	1:A:4:LYS:H	7	0.28
(1,345)	1:A:5:PRO:HG2	1:A:4:LYS:H	10	0.28
(1,345)	1:A:5:PRO:HG3	1:A:4:LYS:H	10	0.28
(1,332)	1:B:44:ASN:HB2	1:B:49:LYS:H	4	0.28
(1,332)	1:B:44:ASN:HB3	1:B:49:LYS:H	4	0.28
(1,332)	1:B:44:ASN:HB2	1:B:49:LYS:H	5	0.28
(1,332)	1:B:44:ASN:HB3	1:B:49:LYS:H	5	0.28
(1,332)	1:B:44:ASN:HB2	1:B:49:LYS:H	7	0.28
(1,332)	1:B:44:ASN:HB3	1:B:49:LYS:H	7	0.28
(1,332)	1:B:44:ASN:HB2	1:B:49:LYS:H	8	0.28
(1,332)	1:B:44:ASN:HB3	1:B:49:LYS:H	8	0.28
(1,312)	1:A:12:ASN:HB2	1:A:17:LYS:H	6	0.28
(1,312)	1:A:12:ASN:HB3	1:A:17:LYS:H	6	0.28
(1,312)	1:A:12:ASN:HB2	1:A:17:LYS:H	9	0.28
(1,312)	1:A:12:ASN:HB3	1:A:17:LYS:H	9	0.28
(1,312)	1:A:12:ASN:HB2	1:A:17:LYS:H	11	0.28
(1,312)	1:A:12:ASN:HB3	1:A:17:LYS:H	11	0.28
(1,312)	1:A:12:ASN:HB2	1:A:17:LYS:H	13	0.28
(1,312)	1:A:12:ASN:HB3	1:A:17:LYS:H	13	0.28
(1,233)	1:A:21:PHE:HB2	1:A:9:ILE:H	4	0.28
(1,233)	1:A:21:PHE:HB3	1:A:9:ILE:H	4	0.28
(1,352)	1:B:37:PRO:HG2	1:B:36:LYS:H	1	0.27
(1,352)	1:B:37:PRO:HG3	1:B:36:LYS:H	1	0.27
(1,352)	1:B:37:PRO:HG2	1:B:36:LYS:H	2	0.27
(1,352)	1:B:37:PRO:HG3	1:B:36:LYS:H	2	0.27
(1,352)	1:B:37:PRO:HG2	1:B:36:LYS:H	9	0.27

*Continued on next page...*

*Continued from previous page...*

Key	Atom-1	Atom-2	Model ID	Violation (Å)
(1,352)	1:B:37:PRO:HG3	1:B:36:LYS:H	9	0.27
(1,352)	1:B:37:PRO:HG2	1:B:36:LYS:H	10	0.27
(1,352)	1:B:37:PRO:HG3	1:B:36:LYS:H	10	0.27
(1,352)	1:B:37:PRO:HG2	1:B:36:LYS:H	11	0.27
(1,352)	1:B:37:PRO:HG3	1:B:36:LYS:H	11	0.27
(1,352)	1:B:37:PRO:HG2	1:B:36:LYS:H	12	0.27
(1,352)	1:B:37:PRO:HG3	1:B:36:LYS:H	12	0.27
(1,352)	1:B:37:PRO:HG2	1:B:36:LYS:H	13	0.27
(1,352)	1:B:37:PRO:HG3	1:B:36:LYS:H	13	0.27
(1,352)	1:B:37:PRO:HG2	1:B:36:LYS:H	14	0.27
(1,352)	1:B:37:PRO:HG3	1:B:36:LYS:H	14	0.27
(1,352)	1:B:37:PRO:HG2	1:B:36:LYS:H	15	0.27
(1,352)	1:B:37:PRO:HG3	1:B:36:LYS:H	15	0.27
(1,352)	1:B:37:PRO:HG2	1:B:36:LYS:H	16	0.27
(1,352)	1:B:37:PRO:HG3	1:B:36:LYS:H	16	0.27
(1,352)	1:B:37:PRO:HG2	1:B:36:LYS:H	17	0.27
(1,352)	1:B:37:PRO:HG3	1:B:36:LYS:H	17	0.27
(1,352)	1:B:37:PRO:HG2	1:B:36:LYS:H	18	0.27
(1,352)	1:B:37:PRO:HG3	1:B:36:LYS:H	18	0.27
(1,352)	1:B:37:PRO:HG2	1:B:36:LYS:H	19	0.27
(1,352)	1:B:37:PRO:HG3	1:B:36:LYS:H	19	0.27
(1,352)	1:B:37:PRO:HG2	1:B:36:LYS:H	20	0.27
(1,352)	1:B:37:PRO:HG3	1:B:36:LYS:H	20	0.27
(1,345)	1:A:5:PRO:HG2	1:A:4:LYS:H	1	0.27
(1,345)	1:A:5:PRO:HG3	1:A:4:LYS:H	1	0.27
(1,345)	1:A:5:PRO:HG2	1:A:4:LYS:H	2	0.27
(1,345)	1:A:5:PRO:HG3	1:A:4:LYS:H	2	0.27
(1,345)	1:A:5:PRO:HG2	1:A:4:LYS:H	6	0.27
(1,345)	1:A:5:PRO:HG3	1:A:4:LYS:H	6	0.27
(1,345)	1:A:5:PRO:HG2	1:A:4:LYS:H	8	0.27
(1,345)	1:A:5:PRO:HG3	1:A:4:LYS:H	8	0.27
(1,345)	1:A:5:PRO:HG2	1:A:4:LYS:H	9	0.27
(1,345)	1:A:5:PRO:HG3	1:A:4:LYS:H	9	0.27
(1,345)	1:A:5:PRO:HG2	1:A:4:LYS:H	11	0.27
(1,345)	1:A:5:PRO:HG3	1:A:4:LYS:H	11	0.27
(1,345)	1:A:5:PRO:HG2	1:A:4:LYS:H	12	0.27
(1,345)	1:A:5:PRO:HG3	1:A:4:LYS:H	12	0.27
(1,345)	1:A:5:PRO:HG2	1:A:4:LYS:H	13	0.27
(1,345)	1:A:5:PRO:HG3	1:A:4:LYS:H	13	0.27
(1,345)	1:A:5:PRO:HG2	1:A:4:LYS:H	14	0.27
(1,345)	1:A:5:PRO:HG3	1:A:4:LYS:H	14	0.27
(1,345)	1:A:5:PRO:HG2	1:A:4:LYS:H	15	0.27

*Continued on next page...*

*Continued from previous page...*

Key	Atom-1	Atom-2	Model ID	Violation (Å)
(1,345)	1:A:5:PRO:HG3	1:A:4:LYS:H	15	0.27
(1,345)	1:A:5:PRO:HG2	1:A:4:LYS:H	16	0.27
(1,345)	1:A:5:PRO:HG3	1:A:4:LYS:H	16	0.27
(1,345)	1:A:5:PRO:HG2	1:A:4:LYS:H	17	0.27
(1,345)	1:A:5:PRO:HG3	1:A:4:LYS:H	17	0.27
(1,345)	1:A:5:PRO:HG2	1:A:4:LYS:H	18	0.27
(1,345)	1:A:5:PRO:HG3	1:A:4:LYS:H	18	0.27
(1,345)	1:A:5:PRO:HG2	1:A:4:LYS:H	20	0.27
(1,345)	1:A:5:PRO:HG3	1:A:4:LYS:H	20	0.27
(1,332)	1:B:44:ASN:HB2	1:B:49:LYS:H	1	0.27
(1,332)	1:B:44:ASN:HB3	1:B:49:LYS:H	1	0.27
(1,332)	1:B:44:ASN:HB2	1:B:49:LYS:H	2	0.27
(1,332)	1:B:44:ASN:HB3	1:B:49:LYS:H	2	0.27
(1,332)	1:B:44:ASN:HB2	1:B:49:LYS:H	3	0.27
(1,332)	1:B:44:ASN:HB3	1:B:49:LYS:H	3	0.27
(1,332)	1:B:44:ASN:HB2	1:B:49:LYS:H	6	0.27
(1,332)	1:B:44:ASN:HB3	1:B:49:LYS:H	6	0.27
(1,332)	1:B:44:ASN:HB2	1:B:49:LYS:H	9	0.27
(1,332)	1:B:44:ASN:HB3	1:B:49:LYS:H	9	0.27
(1,332)	1:B:44:ASN:HB2	1:B:49:LYS:H	10	0.27
(1,332)	1:B:44:ASN:HB3	1:B:49:LYS:H	10	0.27
(1,332)	1:B:44:ASN:HB2	1:B:49:LYS:H	11	0.27
(1,332)	1:B:44:ASN:HB3	1:B:49:LYS:H	11	0.27
(1,332)	1:B:44:ASN:HB2	1:B:49:LYS:H	12	0.27
(1,332)	1:B:44:ASN:HB3	1:B:49:LYS:H	12	0.27
(1,332)	1:B:44:ASN:HB2	1:B:49:LYS:H	13	0.27
(1,332)	1:B:44:ASN:HB3	1:B:49:LYS:H	13	0.27
(1,332)	1:B:44:ASN:HB2	1:B:49:LYS:H	14	0.27
(1,332)	1:B:44:ASN:HB3	1:B:49:LYS:H	14	0.27
(1,332)	1:B:44:ASN:HB2	1:B:49:LYS:H	15	0.27
(1,332)	1:B:44:ASN:HB3	1:B:49:LYS:H	15	0.27
(1,332)	1:B:44:ASN:HB2	1:B:49:LYS:H	16	0.27
(1,332)	1:B:44:ASN:HB3	1:B:49:LYS:H	16	0.27
(1,332)	1:B:44:ASN:HB2	1:B:49:LYS:H	17	0.27
(1,332)	1:B:44:ASN:HB3	1:B:49:LYS:H	17	0.27
(1,332)	1:B:44:ASN:HB2	1:B:49:LYS:H	18	0.27
(1,332)	1:B:44:ASN:HB3	1:B:49:LYS:H	18	0.27
(1,332)	1:B:44:ASN:HB2	1:B:49:LYS:H	19	0.27
(1,332)	1:B:44:ASN:HB3	1:B:49:LYS:H	19	0.27
(1,332)	1:B:44:ASN:HB2	1:B:49:LYS:H	20	0.27
(1,332)	1:B:44:ASN:HB3	1:B:49:LYS:H	20	0.27
(1,312)	1:A:12:ASN:HB2	1:A:17:LYS:H	1	0.27

*Continued on next page...*

*Continued from previous page...*

Key	Atom-1	Atom-2	Model ID	Violation (Å)
(1,312)	1:A:12:ASN:HB3	1:A:17:LYS:H	1	0.27
(1,312)	1:A:12:ASN:HB2	1:A:17:LYS:H	2	0.27
(1,312)	1:A:12:ASN:HB3	1:A:17:LYS:H	2	0.27
(1,312)	1:A:12:ASN:HB2	1:A:17:LYS:H	3	0.27
(1,312)	1:A:12:ASN:HB3	1:A:17:LYS:H	3	0.27
(1,312)	1:A:12:ASN:HB2	1:A:17:LYS:H	4	0.27
(1,312)	1:A:12:ASN:HB3	1:A:17:LYS:H	4	0.27
(1,312)	1:A:12:ASN:HB2	1:A:17:LYS:H	5	0.27
(1,312)	1:A:12:ASN:HB3	1:A:17:LYS:H	5	0.27
(1,312)	1:A:12:ASN:HB2	1:A:17:LYS:H	7	0.27
(1,312)	1:A:12:ASN:HB3	1:A:17:LYS:H	7	0.27
(1,312)	1:A:12:ASN:HB2	1:A:17:LYS:H	8	0.27
(1,312)	1:A:12:ASN:HB3	1:A:17:LYS:H	8	0.27
(1,312)	1:A:12:ASN:HB2	1:A:17:LYS:H	10	0.27
(1,312)	1:A:12:ASN:HB3	1:A:17:LYS:H	10	0.27
(1,312)	1:A:12:ASN:HB2	1:A:17:LYS:H	12	0.27
(1,312)	1:A:12:ASN:HB3	1:A:17:LYS:H	12	0.27
(1,312)	1:A:12:ASN:HB2	1:A:17:LYS:H	14	0.27
(1,312)	1:A:12:ASN:HB3	1:A:17:LYS:H	14	0.27
(1,312)	1:A:12:ASN:HB2	1:A:17:LYS:H	15	0.27
(1,312)	1:A:12:ASN:HB3	1:A:17:LYS:H	15	0.27
(1,312)	1:A:12:ASN:HB2	1:A:17:LYS:H	16	0.27
(1,312)	1:A:12:ASN:HB3	1:A:17:LYS:H	16	0.27
(1,312)	1:A:12:ASN:HB2	1:A:17:LYS:H	17	0.27
(1,312)	1:A:12:ASN:HB3	1:A:17:LYS:H	17	0.27
(1,312)	1:A:12:ASN:HB2	1:A:17:LYS:H	18	0.27
(1,312)	1:A:12:ASN:HB3	1:A:17:LYS:H	18	0.27
(1,312)	1:A:12:ASN:HB2	1:A:17:LYS:H	19	0.27
(1,312)	1:A:12:ASN:HB3	1:A:17:LYS:H	19	0.27
(1,312)	1:A:12:ASN:HB2	1:A:17:LYS:H	20	0.27
(1,312)	1:A:12:ASN:HB3	1:A:17:LYS:H	20	0.27
(1,233)	1:A:21:PHE:HB2	1:A:9:ILE:H	2	0.27
(1,233)	1:A:21:PHE:HB3	1:A:9:ILE:H	2	0.27
(1,233)	1:A:21:PHE:HB2	1:A:9:ILE:H	3	0.27
(1,233)	1:A:21:PHE:HB3	1:A:9:ILE:H	3	0.27
(1,233)	1:A:21:PHE:HB2	1:A:9:ILE:H	5	0.27
(1,233)	1:A:21:PHE:HB3	1:A:9:ILE:H	5	0.27
(1,233)	1:A:21:PHE:HB2	1:A:9:ILE:H	7	0.27
(1,233)	1:A:21:PHE:HB3	1:A:9:ILE:H	7	0.27
(1,233)	1:A:21:PHE:HB2	1:A:9:ILE:H	8	0.27
(1,233)	1:A:21:PHE:HB3	1:A:9:ILE:H	8	0.27
(1,233)	1:A:21:PHE:HB2	1:A:9:ILE:H	10	0.27

*Continued on next page...*

*Continued from previous page...*

Key	Atom-1	Atom-2	Model ID	Violation (Å)
(1,233)	1:A:21:PHE:HB3	1:A:9:ILE:H	10	0.27
(1,233)	1:A:21:PHE:HB2	1:A:9:ILE:H	11	0.27
(1,233)	1:A:21:PHE:HB3	1:A:9:ILE:H	11	0.27
(1,233)	1:A:21:PHE:HB2	1:A:9:ILE:H	19	0.27
(1,233)	1:A:21:PHE:HB3	1:A:9:ILE:H	19	0.27
(1,345)	1:A:5:PRO:HG2	1:A:4:LYS:H	19	0.26
(1,345)	1:A:5:PRO:HG3	1:A:4:LYS:H	19	0.26
(1,269)	1:B:51:GLN:HA	1:B:42:TYR:HD1	2	0.26
(1,269)	1:B:51:GLN:HA	1:B:42:TYR:HD2	2	0.26
(1,233)	1:A:21:PHE:HB2	1:A:9:ILE:H	1	0.26
(1,233)	1:A:21:PHE:HB3	1:A:9:ILE:H	1	0.26
(1,233)	1:A:21:PHE:HB2	1:A:9:ILE:H	18	0.26
(1,233)	1:A:21:PHE:HB3	1:A:9:ILE:H	18	0.26
(1,265)	1:B:53:PHE:HB2	1:B:41:ILE:H	7	0.25
(1,265)	1:B:53:PHE:HB3	1:B:41:ILE:H	7	0.25
(1,265)	1:B:53:PHE:HB2	1:B:41:ILE:H	10	0.25
(1,265)	1:B:53:PHE:HB3	1:B:41:ILE:H	10	0.25
(1,265)	1:B:53:PHE:HB2	1:B:41:ILE:H	13	0.25
(1,265)	1:B:53:PHE:HB3	1:B:41:ILE:H	13	0.25
(1,265)	1:B:53:PHE:HB2	1:B:41:ILE:H	14	0.25
(1,265)	1:B:53:PHE:HB3	1:B:41:ILE:H	14	0.25
(1,265)	1:B:53:PHE:HB2	1:B:41:ILE:H	17	0.25
(1,265)	1:B:53:PHE:HB3	1:B:41:ILE:H	17	0.25
(1,265)	1:B:53:PHE:HB2	1:B:41:ILE:H	18	0.25
(1,265)	1:B:53:PHE:HB3	1:B:41:ILE:H	18	0.25
(1,265)	1:B:53:PHE:HB2	1:B:41:ILE:H	19	0.25
(1,265)	1:B:53:PHE:HB3	1:B:41:ILE:H	19	0.25
(1,265)	1:B:53:PHE:HB2	1:B:41:ILE:H	20	0.25
(1,265)	1:B:53:PHE:HB3	1:B:41:ILE:H	20	0.25
(1,260)	1:A:12:ASN:HD21	1:A:19:GLN:HE21	4	0.25
(1,260)	1:A:12:ASN:HD21	1:A:19:GLN:HE22	4	0.25
(1,260)	1:A:12:ASN:HD22	1:A:19:GLN:HE21	4	0.25
(1,260)	1:A:12:ASN:HD22	1:A:19:GLN:HE22	4	0.25
(1,260)	1:A:12:ASN:HD21	1:A:19:GLN:HE21	7	0.25
(1,260)	1:A:12:ASN:HD21	1:A:19:GLN:HE22	7	0.25
(1,260)	1:A:12:ASN:HD22	1:A:19:GLN:HE21	7	0.25
(1,260)	1:A:12:ASN:HD22	1:A:19:GLN:HE22	7	0.25
(1,260)	1:A:12:ASN:HD21	1:A:19:GLN:HE21	18	0.25
(1,260)	1:A:12:ASN:HD21	1:A:19:GLN:HE22	18	0.25
(1,260)	1:A:12:ASN:HD22	1:A:19:GLN:HE21	18	0.25
(1,260)	1:A:12:ASN:HD22	1:A:19:GLN:HE22	18	0.25
(1,260)	1:A:12:ASN:HD21	1:A:19:GLN:HE21	19	0.25

*Continued on next page...*

*Continued from previous page...*

Key	Atom-1	Atom-2	Model ID	Violation (Å)
(1,260)	1:A:12:ASN:HD21	1:A:19:GLN:HE22	19	0.25
(1,260)	1:A:12:ASN:HD22	1:A:19:GLN:HE21	19	0.25
(1,260)	1:A:12:ASN:HD22	1:A:19:GLN:HE22	19	0.25
(1,260)	1:A:12:ASN:HD21	1:A:19:GLN:HE21	20	0.25
(1,260)	1:A:12:ASN:HD21	1:A:19:GLN:HE22	20	0.25
(1,260)	1:A:12:ASN:HD22	1:A:19:GLN:HE21	20	0.25
(1,260)	1:A:12:ASN:HD22	1:A:19:GLN:HE22	20	0.25
(1,233)	1:A:21:PHE:HB2	1:A:9:ILE:H	13	0.25
(1,233)	1:A:21:PHE:HB3	1:A:9:ILE:H	13	0.25
(1,292)	1:B:44:ASN:HD21	1:B:51:GLN:HE21	1	0.24
(1,292)	1:B:44:ASN:HD21	1:B:51:GLN:HE22	1	0.24
(1,292)	1:B:44:ASN:HD22	1:B:51:GLN:HE21	1	0.24
(1,292)	1:B:44:ASN:HD22	1:B:51:GLN:HE22	1	0.24
(1,292)	1:B:44:ASN:HD21	1:B:51:GLN:HE21	2	0.24
(1,292)	1:B:44:ASN:HD21	1:B:51:GLN:HE22	2	0.24
(1,292)	1:B:44:ASN:HD22	1:B:51:GLN:HE21	2	0.24
(1,292)	1:B:44:ASN:HD22	1:B:51:GLN:HE22	2	0.24
(1,292)	1:B:44:ASN:HD21	1:B:51:GLN:HE21	3	0.24
(1,292)	1:B:44:ASN:HD21	1:B:51:GLN:HE22	3	0.24
(1,292)	1:B:44:ASN:HD22	1:B:51:GLN:HE21	3	0.24
(1,292)	1:B:44:ASN:HD22	1:B:51:GLN:HE22	3	0.24
(1,292)	1:B:44:ASN:HD21	1:B:51:GLN:HE21	4	0.24
(1,292)	1:B:44:ASN:HD21	1:B:51:GLN:HE22	4	0.24
(1,292)	1:B:44:ASN:HD22	1:B:51:GLN:HE21	4	0.24
(1,292)	1:B:44:ASN:HD22	1:B:51:GLN:HE22	4	0.24
(1,292)	1:B:44:ASN:HD21	1:B:51:GLN:HE21	5	0.24
(1,292)	1:B:44:ASN:HD21	1:B:51:GLN:HE22	5	0.24
(1,292)	1:B:44:ASN:HD22	1:B:51:GLN:HE21	5	0.24
(1,292)	1:B:44:ASN:HD22	1:B:51:GLN:HE22	5	0.24
(1,292)	1:B:44:ASN:HD21	1:B:51:GLN:HE21	6	0.24
(1,292)	1:B:44:ASN:HD21	1:B:51:GLN:HE22	6	0.24
(1,292)	1:B:44:ASN:HD22	1:B:51:GLN:HE21	6	0.24
(1,292)	1:B:44:ASN:HD22	1:B:51:GLN:HE22	6	0.24
(1,292)	1:B:44:ASN:HD21	1:B:51:GLN:HE21	7	0.24
(1,292)	1:B:44:ASN:HD21	1:B:51:GLN:HE22	7	0.24
(1,292)	1:B:44:ASN:HD22	1:B:51:GLN:HE21	7	0.24
(1,292)	1:B:44:ASN:HD22	1:B:51:GLN:HE22	7	0.24
(1,292)	1:B:44:ASN:HD21	1:B:51:GLN:HE21	8	0.24
(1,292)	1:B:44:ASN:HD21	1:B:51:GLN:HE22	8	0.24
(1,292)	1:B:44:ASN:HD22	1:B:51:GLN:HE21	8	0.24
(1,292)	1:B:44:ASN:HD22	1:B:51:GLN:HE22	8	0.24
(1,292)	1:B:44:ASN:HD21	1:B:51:GLN:HE21	9	0.24

*Continued on next page...*

*Continued from previous page...*

Key	Atom-1	Atom-2	Model ID	Violation (Å)
(1,292)	1:B:44:ASN:HD21	1:B:51:GLN:HE22	9	0.24
(1,292)	1:B:44:ASN:HD22	1:B:51:GLN:HE21	9	0.24
(1,292)	1:B:44:ASN:HD22	1:B:51:GLN:HE22	9	0.24
(1,292)	1:B:44:ASN:HD21	1:B:51:GLN:HE21	10	0.24
(1,292)	1:B:44:ASN:HD21	1:B:51:GLN:HE22	10	0.24
(1,292)	1:B:44:ASN:HD22	1:B:51:GLN:HE21	10	0.24
(1,292)	1:B:44:ASN:HD22	1:B:51:GLN:HE22	10	0.24
(1,292)	1:B:44:ASN:HD21	1:B:51:GLN:HE21	11	0.24
(1,292)	1:B:44:ASN:HD21	1:B:51:GLN:HE22	11	0.24
(1,292)	1:B:44:ASN:HD22	1:B:51:GLN:HE21	11	0.24
(1,292)	1:B:44:ASN:HD22	1:B:51:GLN:HE22	11	0.24
(1,292)	1:B:44:ASN:HD21	1:B:51:GLN:HE21	12	0.24
(1,292)	1:B:44:ASN:HD21	1:B:51:GLN:HE22	12	0.24
(1,292)	1:B:44:ASN:HD22	1:B:51:GLN:HE21	12	0.24
(1,292)	1:B:44:ASN:HD22	1:B:51:GLN:HE22	12	0.24
(1,292)	1:B:44:ASN:HD21	1:B:51:GLN:HE21	13	0.24
(1,292)	1:B:44:ASN:HD21	1:B:51:GLN:HE22	13	0.24
(1,292)	1:B:44:ASN:HD22	1:B:51:GLN:HE21	13	0.24
(1,292)	1:B:44:ASN:HD22	1:B:51:GLN:HE22	13	0.24
(1,292)	1:B:44:ASN:HD21	1:B:51:GLN:HE21	14	0.24
(1,292)	1:B:44:ASN:HD21	1:B:51:GLN:HE22	14	0.24
(1,292)	1:B:44:ASN:HD22	1:B:51:GLN:HE21	14	0.24
(1,292)	1:B:44:ASN:HD22	1:B:51:GLN:HE22	14	0.24
(1,292)	1:B:44:ASN:HD21	1:B:51:GLN:HE21	15	0.24
(1,292)	1:B:44:ASN:HD21	1:B:51:GLN:HE22	15	0.24
(1,292)	1:B:44:ASN:HD22	1:B:51:GLN:HE21	15	0.24
(1,292)	1:B:44:ASN:HD22	1:B:51:GLN:HE22	15	0.24
(1,292)	1:B:44:ASN:HD21	1:B:51:GLN:HE21	16	0.24
(1,292)	1:B:44:ASN:HD21	1:B:51:GLN:HE22	16	0.24
(1,292)	1:B:44:ASN:HD22	1:B:51:GLN:HE21	16	0.24
(1,292)	1:B:44:ASN:HD22	1:B:51:GLN:HE22	16	0.24
(1,292)	1:B:44:ASN:HD21	1:B:51:GLN:HE21	17	0.24
(1,292)	1:B:44:ASN:HD21	1:B:51:GLN:HE22	17	0.24
(1,292)	1:B:44:ASN:HD22	1:B:51:GLN:HE21	17	0.24
(1,292)	1:B:44:ASN:HD22	1:B:51:GLN:HE22	17	0.24
(1,292)	1:B:44:ASN:HD21	1:B:51:GLN:HE21	18	0.24
(1,292)	1:B:44:ASN:HD21	1:B:51:GLN:HE22	18	0.24
(1,292)	1:B:44:ASN:HD22	1:B:51:GLN:HE21	18	0.24
(1,292)	1:B:44:ASN:HD22	1:B:51:GLN:HE22	18	0.24
(1,292)	1:B:44:ASN:HD21	1:B:51:GLN:HE21	19	0.24
(1,292)	1:B:44:ASN:HD21	1:B:51:GLN:HE22	19	0.24
(1,292)	1:B:44:ASN:HD22	1:B:51:GLN:HE21	19	0.24

*Continued on next page...*



*Continued from previous page...*

Key	Atom-1	Atom-2	Model ID	Violation (Å)
(1,292)	1:B:44:ASN:HD22	1:B:51:GLN:HE22	19	0.24
(1,292)	1:B:44:ASN:HD21	1:B:51:GLN:HE21	20	0.24
(1,292)	1:B:44:ASN:HD21	1:B:51:GLN:HE22	20	0.24
(1,292)	1:B:44:ASN:HD22	1:B:51:GLN:HE21	20	0.24
(1,292)	1:B:44:ASN:HD22	1:B:51:GLN:HE22	20	0.24
(1,269)	1:B:51:GLN:HA	1:B:42:TYR:HD1	1	0.24
(1,269)	1:B:51:GLN:HA	1:B:42:TYR:HD2	1	0.24
(1,269)	1:B:51:GLN:HA	1:B:42:TYR:HD1	3	0.24
(1,269)	1:B:51:GLN:HA	1:B:42:TYR:HD2	3	0.24
(1,269)	1:B:51:GLN:HA	1:B:42:TYR:HD1	5	0.24
(1,269)	1:B:51:GLN:HA	1:B:42:TYR:HD2	5	0.24
(1,269)	1:B:51:GLN:HA	1:B:42:TYR:HD1	6	0.24
(1,269)	1:B:51:GLN:HA	1:B:42:TYR:HD2	6	0.24
(1,269)	1:B:51:GLN:HA	1:B:42:TYR:HD1	9	0.24
(1,269)	1:B:51:GLN:HA	1:B:42:TYR:HD2	9	0.24
(1,269)	1:B:51:GLN:HA	1:B:42:TYR:HD1	10	0.24
(1,269)	1:B:51:GLN:HA	1:B:42:TYR:HD2	10	0.24
(1,269)	1:B:51:GLN:HA	1:B:42:TYR:HD1	11	0.24
(1,269)	1:B:51:GLN:HA	1:B:42:TYR:HD2	11	0.24
(1,269)	1:B:51:GLN:HA	1:B:42:TYR:HD1	12	0.24
(1,269)	1:B:51:GLN:HA	1:B:42:TYR:HD2	12	0.24
(1,269)	1:B:51:GLN:HA	1:B:42:TYR:HD1	13	0.24
(1,269)	1:B:51:GLN:HA	1:B:42:TYR:HD2	13	0.24
(1,269)	1:B:51:GLN:HA	1:B:42:TYR:HD1	14	0.24
(1,269)	1:B:51:GLN:HA	1:B:42:TYR:HD2	14	0.24
(1,269)	1:B:51:GLN:HA	1:B:42:TYR:HD1	15	0.24
(1,269)	1:B:51:GLN:HA	1:B:42:TYR:HD2	15	0.24
(1,269)	1:B:51:GLN:HA	1:B:42:TYR:HD1	16	0.24
(1,269)	1:B:51:GLN:HA	1:B:42:TYR:HD2	16	0.24
(1,269)	1:B:51:GLN:HA	1:B:42:TYR:HD1	17	0.24
(1,269)	1:B:51:GLN:HA	1:B:42:TYR:HD2	17	0.24
(1,269)	1:B:51:GLN:HA	1:B:42:TYR:HD1	18	0.24
(1,269)	1:B:51:GLN:HA	1:B:42:TYR:HD2	18	0.24
(1,269)	1:B:51:GLN:HA	1:B:42:TYR:HD1	19	0.24
(1,269)	1:B:51:GLN:HA	1:B:42:TYR:HD2	19	0.24
(1,265)	1:B:53:PHE:HB2	1:B:41:ILE:H	2	0.24
(1,265)	1:B:53:PHE:HB3	1:B:41:ILE:H	2	0.24
(1,265)	1:B:53:PHE:HB2	1:B:41:ILE:H	11	0.24
(1,265)	1:B:53:PHE:HB3	1:B:41:ILE:H	11	0.24
(1,265)	1:B:53:PHE:HB2	1:B:41:ILE:H	12	0.24
(1,265)	1:B:53:PHE:HB3	1:B:41:ILE:H	12	0.24
(1,265)	1:B:53:PHE:HB2	1:B:41:ILE:H	16	0.24

*Continued on next page...*

*Continued from previous page...*

Key	Atom-1	Atom-2	Model ID	Violation (Å)
(1,265)	1:B:53:PHE:HB3	1:B:41:ILE:H	16	0.24
(1,261)	1:A:9:ILE:HD11	1:A:20:ARG:H	20	0.24
(1,261)	1:A:9:ILE:HD12	1:A:20:ARG:H	20	0.24
(1,261)	1:A:9:ILE:HD13	1:A:20:ARG:H	20	0.24
(1,260)	1:A:12:ASN:HD21	1:A:19:GLN:HE21	1	0.24
(1,260)	1:A:12:ASN:HD21	1:A:19:GLN:HE22	1	0.24
(1,260)	1:A:12:ASN:HD22	1:A:19:GLN:HE21	1	0.24
(1,260)	1:A:12:ASN:HD22	1:A:19:GLN:HE22	1	0.24
(1,260)	1:A:12:ASN:HD21	1:A:19:GLN:HE21	2	0.24
(1,260)	1:A:12:ASN:HD21	1:A:19:GLN:HE22	2	0.24
(1,260)	1:A:12:ASN:HD22	1:A:19:GLN:HE21	2	0.24
(1,260)	1:A:12:ASN:HD22	1:A:19:GLN:HE22	2	0.24
(1,260)	1:A:12:ASN:HD21	1:A:19:GLN:HE21	3	0.24
(1,260)	1:A:12:ASN:HD21	1:A:19:GLN:HE22	3	0.24
(1,260)	1:A:12:ASN:HD22	1:A:19:GLN:HE21	3	0.24
(1,260)	1:A:12:ASN:HD22	1:A:19:GLN:HE22	3	0.24
(1,260)	1:A:12:ASN:HD21	1:A:19:GLN:HE21	5	0.24
(1,260)	1:A:12:ASN:HD21	1:A:19:GLN:HE22	5	0.24
(1,260)	1:A:12:ASN:HD22	1:A:19:GLN:HE21	5	0.24
(1,260)	1:A:12:ASN:HD22	1:A:19:GLN:HE22	5	0.24
(1,260)	1:A:12:ASN:HD21	1:A:19:GLN:HE21	6	0.24
(1,260)	1:A:12:ASN:HD21	1:A:19:GLN:HE22	6	0.24
(1,260)	1:A:12:ASN:HD22	1:A:19:GLN:HE21	6	0.24
(1,260)	1:A:12:ASN:HD22	1:A:19:GLN:HE22	6	0.24
(1,260)	1:A:12:ASN:HD21	1:A:19:GLN:HE21	8	0.24
(1,260)	1:A:12:ASN:HD21	1:A:19:GLN:HE22	8	0.24
(1,260)	1:A:12:ASN:HD22	1:A:19:GLN:HE21	8	0.24
(1,260)	1:A:12:ASN:HD22	1:A:19:GLN:HE22	8	0.24
(1,260)	1:A:12:ASN:HD21	1:A:19:GLN:HE21	9	0.24
(1,260)	1:A:12:ASN:HD21	1:A:19:GLN:HE22	9	0.24
(1,260)	1:A:12:ASN:HD22	1:A:19:GLN:HE21	9	0.24
(1,260)	1:A:12:ASN:HD22	1:A:19:GLN:HE22	9	0.24
(1,260)	1:A:12:ASN:HD21	1:A:19:GLN:HE21	10	0.24
(1,260)	1:A:12:ASN:HD21	1:A:19:GLN:HE22	10	0.24
(1,260)	1:A:12:ASN:HD22	1:A:19:GLN:HE21	10	0.24
(1,260)	1:A:12:ASN:HD22	1:A:19:GLN:HE22	10	0.24
(1,260)	1:A:12:ASN:HD21	1:A:19:GLN:HE21	11	0.24
(1,260)	1:A:12:ASN:HD21	1:A:19:GLN:HE22	11	0.24
(1,260)	1:A:12:ASN:HD22	1:A:19:GLN:HE21	11	0.24
(1,260)	1:A:12:ASN:HD22	1:A:19:GLN:HE22	11	0.24
(1,260)	1:A:12:ASN:HD21	1:A:19:GLN:HE21	12	0.24
(1,260)	1:A:12:ASN:HD21	1:A:19:GLN:HE22	12	0.24

*Continued on next page...*

*Continued from previous page...*

Key	Atom-1	Atom-2	Model ID	Violation (Å)
(1,260)	1:A:12:ASN:HD22	1:A:19:GLN:HE21	12	0.24
(1,260)	1:A:12:ASN:HD22	1:A:19:GLN:HE22	12	0.24
(1,260)	1:A:12:ASN:HD21	1:A:19:GLN:HE21	13	0.24
(1,260)	1:A:12:ASN:HD21	1:A:19:GLN:HE22	13	0.24
(1,260)	1:A:12:ASN:HD22	1:A:19:GLN:HE21	13	0.24
(1,260)	1:A:12:ASN:HD22	1:A:19:GLN:HE22	13	0.24
(1,260)	1:A:12:ASN:HD21	1:A:19:GLN:HE21	14	0.24
(1,260)	1:A:12:ASN:HD21	1:A:19:GLN:HE22	14	0.24
(1,260)	1:A:12:ASN:HD22	1:A:19:GLN:HE21	14	0.24
(1,260)	1:A:12:ASN:HD22	1:A:19:GLN:HE22	14	0.24
(1,260)	1:A:12:ASN:HD21	1:A:19:GLN:HE21	15	0.24
(1,260)	1:A:12:ASN:HD21	1:A:19:GLN:HE22	15	0.24
(1,260)	1:A:12:ASN:HD22	1:A:19:GLN:HE21	15	0.24
(1,260)	1:A:12:ASN:HD22	1:A:19:GLN:HE22	15	0.24
(1,260)	1:A:12:ASN:HD21	1:A:19:GLN:HE21	16	0.24
(1,260)	1:A:12:ASN:HD21	1:A:19:GLN:HE22	16	0.24
(1,260)	1:A:12:ASN:HD22	1:A:19:GLN:HE21	16	0.24
(1,260)	1:A:12:ASN:HD22	1:A:19:GLN:HE22	16	0.24
(1,260)	1:A:12:ASN:HD21	1:A:19:GLN:HE21	17	0.24
(1,260)	1:A:12:ASN:HD21	1:A:19:GLN:HE22	17	0.24
(1,260)	1:A:12:ASN:HD22	1:A:19:GLN:HE21	17	0.24
(1,260)	1:A:12:ASN:HD22	1:A:19:GLN:HE22	17	0.24
(1,237)	1:A:19:GLN:HA	1:A:10:TYR:HD1	1	0.24
(1,237)	1:A:19:GLN:HA	1:A:10:TYR:HD2	1	0.24
(1,237)	1:A:19:GLN:HA	1:A:10:TYR:HD1	2	0.24
(1,237)	1:A:19:GLN:HA	1:A:10:TYR:HD2	2	0.24
(1,237)	1:A:19:GLN:HA	1:A:10:TYR:HD1	3	0.24
(1,237)	1:A:19:GLN:HA	1:A:10:TYR:HD2	3	0.24
(1,237)	1:A:19:GLN:HA	1:A:10:TYR:HD1	4	0.24
(1,237)	1:A:19:GLN:HA	1:A:10:TYR:HD2	4	0.24
(1,237)	1:A:19:GLN:HA	1:A:10:TYR:HD1	5	0.24
(1,237)	1:A:19:GLN:HA	1:A:10:TYR:HD2	5	0.24
(1,237)	1:A:19:GLN:HA	1:A:10:TYR:HD1	6	0.24
(1,237)	1:A:19:GLN:HA	1:A:10:TYR:HD2	6	0.24
(1,237)	1:A:19:GLN:HA	1:A:10:TYR:HD1	7	0.24
(1,237)	1:A:19:GLN:HA	1:A:10:TYR:HD2	7	0.24
(1,237)	1:A:19:GLN:HA	1:A:10:TYR:HD1	8	0.24
(1,237)	1:A:19:GLN:HA	1:A:10:TYR:HD2	8	0.24
(1,237)	1:A:19:GLN:HA	1:A:10:TYR:HD1	9	0.24
(1,237)	1:A:19:GLN:HA	1:A:10:TYR:HD2	9	0.24
(1,237)	1:A:19:GLN:HA	1:A:10:TYR:HD1	10	0.24
(1,237)	1:A:19:GLN:HA	1:A:10:TYR:HD2	10	0.24

*Continued on next page...*

*Continued from previous page...*

Key	Atom-1	Atom-2	Model ID	Violation (Å)
(1,237)	1:A:19:GLN:HA	1:A:10:TYR:HD1	11	0.24
(1,237)	1:A:19:GLN:HA	1:A:10:TYR:HD2	11	0.24
(1,237)	1:A:19:GLN:HA	1:A:10:TYR:HD1	12	0.24
(1,237)	1:A:19:GLN:HA	1:A:10:TYR:HD2	12	0.24
(1,237)	1:A:19:GLN:HA	1:A:10:TYR:HD1	13	0.24
(1,237)	1:A:19:GLN:HA	1:A:10:TYR:HD2	13	0.24
(1,237)	1:A:19:GLN:HA	1:A:10:TYR:HD1	14	0.24
(1,237)	1:A:19:GLN:HA	1:A:10:TYR:HD2	14	0.24
(1,237)	1:A:19:GLN:HA	1:A:10:TYR:HD1	15	0.24
(1,237)	1:A:19:GLN:HA	1:A:10:TYR:HD2	15	0.24
(1,237)	1:A:19:GLN:HA	1:A:10:TYR:HD1	17	0.24
(1,237)	1:A:19:GLN:HA	1:A:10:TYR:HD2	17	0.24
(1,237)	1:A:19:GLN:HA	1:A:10:TYR:HD1	18	0.24
(1,237)	1:A:19:GLN:HA	1:A:10:TYR:HD2	18	0.24
(1,237)	1:A:19:GLN:HA	1:A:10:TYR:HD1	19	0.24
(1,237)	1:A:19:GLN:HA	1:A:10:TYR:HD2	19	0.24
(1,237)	1:A:19:GLN:HA	1:A:10:TYR:HD1	20	0.24
(1,237)	1:A:19:GLN:HA	1:A:10:TYR:HD2	20	0.24
(1,233)	1:A:21:PHE:HB2	1:A:9:ILE:H	6	0.24
(1,233)	1:A:21:PHE:HB3	1:A:9:ILE:H	6	0.24
(1,233)	1:A:21:PHE:HB2	1:A:9:ILE:H	9	0.24
(1,233)	1:A:21:PHE:HB3	1:A:9:ILE:H	9	0.24
(1,233)	1:A:21:PHE:HB2	1:A:9:ILE:H	12	0.24
(1,233)	1:A:21:PHE:HB3	1:A:9:ILE:H	12	0.24
(1,233)	1:A:21:PHE:HB2	1:A:9:ILE:H	14	0.24
(1,233)	1:A:21:PHE:HB3	1:A:9:ILE:H	14	0.24
(1,233)	1:A:21:PHE:HB2	1:A:9:ILE:H	15	0.24
(1,233)	1:A:21:PHE:HB3	1:A:9:ILE:H	15	0.24
(1,233)	1:A:21:PHE:HB2	1:A:9:ILE:H	16	0.24
(1,233)	1:A:21:PHE:HB3	1:A:9:ILE:H	16	0.24
(1,233)	1:A:21:PHE:HB2	1:A:9:ILE:H	17	0.24
(1,233)	1:A:21:PHE:HB3	1:A:9:ILE:H	17	0.24
(1,325)	1:B:49:LYS:HB2	1:B:47:THR:H	1	0.23
(1,325)	1:B:49:LYS:HB3	1:B:47:THR:H	1	0.23
(1,325)	1:B:49:LYS:HB2	1:B:47:THR:H	2	0.23
(1,325)	1:B:49:LYS:HB3	1:B:47:THR:H	2	0.23
(1,325)	1:B:49:LYS:HB2	1:B:47:THR:H	3	0.23
(1,325)	1:B:49:LYS:HB3	1:B:47:THR:H	3	0.23
(1,325)	1:B:49:LYS:HB2	1:B:47:THR:H	4	0.23
(1,325)	1:B:49:LYS:HB3	1:B:47:THR:H	4	0.23
(1,325)	1:B:49:LYS:HB2	1:B:47:THR:H	5	0.23
(1,325)	1:B:49:LYS:HB3	1:B:47:THR:H	5	0.23

*Continued on next page...*

*Continued from previous page...*

Key	Atom-1	Atom-2	Model ID	Violation (Å)
(1,325)	1:B:49:LYS:HB2	1:B:47:THR:H	6	0.23
(1,325)	1:B:49:LYS:HB3	1:B:47:THR:H	6	0.23
(1,325)	1:B:49:LYS:HB2	1:B:47:THR:H	7	0.23
(1,325)	1:B:49:LYS:HB3	1:B:47:THR:H	7	0.23
(1,325)	1:B:49:LYS:HB2	1:B:47:THR:H	8	0.23
(1,325)	1:B:49:LYS:HB3	1:B:47:THR:H	8	0.23
(1,325)	1:B:49:LYS:HB2	1:B:47:THR:H	9	0.23
(1,325)	1:B:49:LYS:HB3	1:B:47:THR:H	9	0.23
(1,325)	1:B:49:LYS:HB2	1:B:47:THR:H	10	0.23
(1,325)	1:B:49:LYS:HB3	1:B:47:THR:H	10	0.23
(1,325)	1:B:49:LYS:HB2	1:B:47:THR:H	11	0.23
(1,325)	1:B:49:LYS:HB3	1:B:47:THR:H	11	0.23
(1,325)	1:B:49:LYS:HB2	1:B:47:THR:H	12	0.23
(1,325)	1:B:49:LYS:HB3	1:B:47:THR:H	12	0.23
(1,325)	1:B:49:LYS:HB2	1:B:47:THR:H	13	0.23
(1,325)	1:B:49:LYS:HB3	1:B:47:THR:H	13	0.23
(1,325)	1:B:49:LYS:HB2	1:B:47:THR:H	14	0.23
(1,325)	1:B:49:LYS:HB3	1:B:47:THR:H	14	0.23
(1,325)	1:B:49:LYS:HB2	1:B:47:THR:H	15	0.23
(1,325)	1:B:49:LYS:HB3	1:B:47:THR:H	15	0.23
(1,325)	1:B:49:LYS:HB2	1:B:47:THR:H	16	0.23
(1,325)	1:B:49:LYS:HB3	1:B:47:THR:H	16	0.23
(1,325)	1:B:49:LYS:HB2	1:B:47:THR:H	17	0.23
(1,325)	1:B:49:LYS:HB3	1:B:47:THR:H	17	0.23
(1,325)	1:B:49:LYS:HB2	1:B:47:THR:H	18	0.23
(1,325)	1:B:49:LYS:HB3	1:B:47:THR:H	18	0.23
(1,325)	1:B:49:LYS:HB2	1:B:47:THR:H	19	0.23
(1,325)	1:B:49:LYS:HB3	1:B:47:THR:H	19	0.23
(1,325)	1:B:49:LYS:HB2	1:B:47:THR:H	20	0.23
(1,325)	1:B:49:LYS:HB3	1:B:47:THR:H	20	0.23
(1,305)	1:A:17:LYS:HB2	1:A:15:THR:H	1	0.23
(1,305)	1:A:17:LYS:HB3	1:A:15:THR:H	1	0.23
(1,305)	1:A:17:LYS:HB2	1:A:15:THR:H	2	0.23
(1,305)	1:A:17:LYS:HB3	1:A:15:THR:H	2	0.23
(1,305)	1:A:17:LYS:HB2	1:A:15:THR:H	3	0.23
(1,305)	1:A:17:LYS:HB3	1:A:15:THR:H	3	0.23
(1,305)	1:A:17:LYS:HB2	1:A:15:THR:H	4	0.23
(1,305)	1:A:17:LYS:HB3	1:A:15:THR:H	4	0.23
(1,305)	1:A:17:LYS:HB2	1:A:15:THR:H	5	0.23
(1,305)	1:A:17:LYS:HB3	1:A:15:THR:H	5	0.23
(1,305)	1:A:17:LYS:HB2	1:A:15:THR:H	6	0.23
(1,305)	1:A:17:LYS:HB3	1:A:15:THR:H	6	0.23

*Continued on next page...*

*Continued from previous page...*

Key	Atom-1	Atom-2	Model ID	Violation (Å)
(1,305)	1:A:17:LYS:HB2	1:A:15:THR:H	7	0.23
(1,305)	1:A:17:LYS:HB3	1:A:15:THR:H	7	0.23
(1,305)	1:A:17:LYS:HB2	1:A:15:THR:H	8	0.23
(1,305)	1:A:17:LYS:HB3	1:A:15:THR:H	8	0.23
(1,305)	1:A:17:LYS:HB2	1:A:15:THR:H	9	0.23
(1,305)	1:A:17:LYS:HB3	1:A:15:THR:H	9	0.23
(1,305)	1:A:17:LYS:HB2	1:A:15:THR:H	10	0.23
(1,305)	1:A:17:LYS:HB3	1:A:15:THR:H	10	0.23
(1,305)	1:A:17:LYS:HB2	1:A:15:THR:H	11	0.23
(1,305)	1:A:17:LYS:HB3	1:A:15:THR:H	11	0.23
(1,305)	1:A:17:LYS:HB2	1:A:15:THR:H	12	0.23
(1,305)	1:A:17:LYS:HB3	1:A:15:THR:H	12	0.23
(1,305)	1:A:17:LYS:HB2	1:A:15:THR:H	13	0.23
(1,305)	1:A:17:LYS:HB3	1:A:15:THR:H	13	0.23
(1,305)	1:A:17:LYS:HB2	1:A:15:THR:H	14	0.23
(1,305)	1:A:17:LYS:HB3	1:A:15:THR:H	14	0.23
(1,305)	1:A:17:LYS:HB2	1:A:15:THR:H	15	0.23
(1,305)	1:A:17:LYS:HB3	1:A:15:THR:H	15	0.23
(1,305)	1:A:17:LYS:HB2	1:A:15:THR:H	16	0.23
(1,305)	1:A:17:LYS:HB3	1:A:15:THR:H	16	0.23
(1,305)	1:A:17:LYS:HB2	1:A:15:THR:H	17	0.23
(1,305)	1:A:17:LYS:HB3	1:A:15:THR:H	17	0.23
(1,305)	1:A:17:LYS:HB2	1:A:15:THR:H	18	0.23
(1,305)	1:A:17:LYS:HB3	1:A:15:THR:H	18	0.23
(1,305)	1:A:17:LYS:HB2	1:A:15:THR:H	19	0.23
(1,305)	1:A:17:LYS:HB3	1:A:15:THR:H	19	0.23
(1,305)	1:A:17:LYS:HB2	1:A:15:THR:H	20	0.23
(1,305)	1:A:17:LYS:HB3	1:A:15:THR:H	20	0.23
(1,269)	1:B:51:GLN:HA	1:B:42:TYR:HD1	4	0.23
(1,269)	1:B:51:GLN:HA	1:B:42:TYR:HD2	4	0.23
(1,269)	1:B:51:GLN:HA	1:B:42:TYR:HD1	7	0.23
(1,269)	1:B:51:GLN:HA	1:B:42:TYR:HD2	7	0.23
(1,269)	1:B:51:GLN:HA	1:B:42:TYR:HD1	8	0.23
(1,269)	1:B:51:GLN:HA	1:B:42:TYR:HD2	8	0.23
(1,269)	1:B:51:GLN:HA	1:B:42:TYR:HD1	20	0.23
(1,269)	1:B:51:GLN:HA	1:B:42:TYR:HD2	20	0.23
(1,265)	1:B:53:PHE:HB2	1:B:41:ILE:H	1	0.23
(1,265)	1:B:53:PHE:HB3	1:B:41:ILE:H	1	0.23
(1,265)	1:B:53:PHE:HB2	1:B:41:ILE:H	3	0.23
(1,265)	1:B:53:PHE:HB3	1:B:41:ILE:H	3	0.23
(1,265)	1:B:53:PHE:HB2	1:B:41:ILE:H	4	0.23
(1,265)	1:B:53:PHE:HB3	1:B:41:ILE:H	4	0.23

*Continued on next page...*

*Continued from previous page...*

Key	Atom-1	Atom-2	Model ID	Violation (Å)
(1,265)	1:B:53:PHE:HB2	1:B:41:ILE:H	5	0.23
(1,265)	1:B:53:PHE:HB3	1:B:41:ILE:H	5	0.23
(1,265)	1:B:53:PHE:HB2	1:B:41:ILE:H	6	0.23
(1,265)	1:B:53:PHE:HB3	1:B:41:ILE:H	6	0.23
(1,265)	1:B:53:PHE:HB2	1:B:41:ILE:H	8	0.23
(1,265)	1:B:53:PHE:HB3	1:B:41:ILE:H	8	0.23
(1,237)	1:A:19:GLN:HA	1:A:10:TYR:HD1	16	0.23
(1,237)	1:A:19:GLN:HA	1:A:10:TYR:HD2	16	0.23
(1,102)	1:A:8:ILE:HG21	1:A:8:ILE:H	20	0.23
(1,102)	1:A:8:ILE:HG22	1:A:8:ILE:H	20	0.23
(1,102)	1:A:8:ILE:HG23	1:A:8:ILE:H	20	0.23
(1,293)	1:B:41:ILE:HD11	1:B:52:ARG:H	1	0.22
(1,293)	1:B:41:ILE:HD12	1:B:52:ARG:H	1	0.22
(1,293)	1:B:41:ILE:HD13	1:B:52:ARG:H	1	0.22
(1,293)	1:B:41:ILE:HD11	1:B:52:ARG:H	3	0.22
(1,293)	1:B:41:ILE:HD12	1:B:52:ARG:H	3	0.22
(1,293)	1:B:41:ILE:HD13	1:B:52:ARG:H	3	0.22
(1,293)	1:B:41:ILE:HD11	1:B:52:ARG:H	5	0.22
(1,293)	1:B:41:ILE:HD12	1:B:52:ARG:H	5	0.22
(1,293)	1:B:41:ILE:HD13	1:B:52:ARG:H	5	0.22
(1,293)	1:B:41:ILE:HD11	1:B:52:ARG:H	6	0.22
(1,293)	1:B:41:ILE:HD12	1:B:52:ARG:H	6	0.22
(1,293)	1:B:41:ILE:HD13	1:B:52:ARG:H	6	0.22
(1,293)	1:B:41:ILE:HD11	1:B:52:ARG:H	7	0.22
(1,293)	1:B:41:ILE:HD12	1:B:52:ARG:H	7	0.22
(1,293)	1:B:41:ILE:HD13	1:B:52:ARG:H	7	0.22
(1,293)	1:B:41:ILE:HD11	1:B:52:ARG:H	9	0.22
(1,293)	1:B:41:ILE:HD12	1:B:52:ARG:H	9	0.22
(1,293)	1:B:41:ILE:HD13	1:B:52:ARG:H	9	0.22
(1,293)	1:B:41:ILE:HD11	1:B:52:ARG:H	10	0.22
(1,293)	1:B:41:ILE:HD12	1:B:52:ARG:H	10	0.22
(1,293)	1:B:41:ILE:HD13	1:B:52:ARG:H	10	0.22
(1,293)	1:B:41:ILE:HD11	1:B:52:ARG:H	12	0.22
(1,293)	1:B:41:ILE:HD12	1:B:52:ARG:H	12	0.22
(1,293)	1:B:41:ILE:HD13	1:B:52:ARG:H	12	0.22
(1,293)	1:B:41:ILE:HD11	1:B:52:ARG:H	16	0.22
(1,293)	1:B:41:ILE:HD12	1:B:52:ARG:H	16	0.22
(1,293)	1:B:41:ILE:HD13	1:B:52:ARG:H	16	0.22
(1,293)	1:B:41:ILE:HD11	1:B:52:ARG:H	17	0.22
(1,293)	1:B:41:ILE:HD12	1:B:52:ARG:H	17	0.22
(1,293)	1:B:41:ILE:HD13	1:B:52:ARG:H	17	0.22
(1,293)	1:B:41:ILE:HD11	1:B:52:ARG:H	19	0.22

*Continued on next page...*

*Continued from previous page...*

Key	Atom-1	Atom-2	Model ID	Violation (Å)
(1,293)	1:B:41:ILE:HD12	1:B:52:ARG:H	19	0.22
(1,293)	1:B:41:ILE:HD13	1:B:52:ARG:H	19	0.22
(1,265)	1:B:53:PHE:HB2	1:B:41:ILE:H	9	0.22
(1,265)	1:B:53:PHE:HB3	1:B:41:ILE:H	9	0.22
(1,265)	1:B:53:PHE:HB2	1:B:41:ILE:H	15	0.22
(1,265)	1:B:53:PHE:HB3	1:B:41:ILE:H	15	0.22
(1,261)	1:A:9:ILE:HD11	1:A:20:ARG:H	10	0.22
(1,261)	1:A:9:ILE:HD12	1:A:20:ARG:H	10	0.22
(1,261)	1:A:9:ILE:HD13	1:A:20:ARG:H	10	0.22
(1,261)	1:A:9:ILE:HD11	1:A:20:ARG:H	16	0.22
(1,261)	1:A:9:ILE:HD12	1:A:20:ARG:H	16	0.22
(1,261)	1:A:9:ILE:HD13	1:A:20:ARG:H	16	0.22
(1,261)	1:A:9:ILE:HD11	1:A:20:ARG:H	17	0.22
(1,261)	1:A:9:ILE:HD12	1:A:20:ARG:H	17	0.22
(1,261)	1:A:9:ILE:HD13	1:A:20:ARG:H	17	0.22
(1,261)	1:A:9:ILE:HD11	1:A:20:ARG:H	18	0.22
(1,261)	1:A:9:ILE:HD12	1:A:20:ARG:H	18	0.22
(1,261)	1:A:9:ILE:HD13	1:A:20:ARG:H	18	0.22
(1,293)	1:B:41:ILE:HD11	1:B:52:ARG:H	2	0.21
(1,293)	1:B:41:ILE:HD12	1:B:52:ARG:H	2	0.21
(1,293)	1:B:41:ILE:HD13	1:B:52:ARG:H	2	0.21
(1,293)	1:B:41:ILE:HD11	1:B:52:ARG:H	4	0.21
(1,293)	1:B:41:ILE:HD12	1:B:52:ARG:H	4	0.21
(1,293)	1:B:41:ILE:HD13	1:B:52:ARG:H	4	0.21
(1,293)	1:B:41:ILE:HD11	1:B:52:ARG:H	8	0.21
(1,293)	1:B:41:ILE:HD12	1:B:52:ARG:H	8	0.21
(1,293)	1:B:41:ILE:HD13	1:B:52:ARG:H	8	0.21
(1,293)	1:B:41:ILE:HD11	1:B:52:ARG:H	11	0.21
(1,293)	1:B:41:ILE:HD12	1:B:52:ARG:H	11	0.21
(1,293)	1:B:41:ILE:HD13	1:B:52:ARG:H	11	0.21
(1,293)	1:B:41:ILE:HD11	1:B:52:ARG:H	13	0.21
(1,293)	1:B:41:ILE:HD12	1:B:52:ARG:H	13	0.21
(1,293)	1:B:41:ILE:HD13	1:B:52:ARG:H	13	0.21
(1,293)	1:B:41:ILE:HD11	1:B:52:ARG:H	14	0.21
(1,293)	1:B:41:ILE:HD12	1:B:52:ARG:H	14	0.21
(1,293)	1:B:41:ILE:HD13	1:B:52:ARG:H	14	0.21
(1,293)	1:B:41:ILE:HD11	1:B:52:ARG:H	15	0.21
(1,293)	1:B:41:ILE:HD12	1:B:52:ARG:H	15	0.21
(1,293)	1:B:41:ILE:HD13	1:B:52:ARG:H	15	0.21
(1,293)	1:B:41:ILE:HD11	1:B:52:ARG:H	18	0.21
(1,293)	1:B:41:ILE:HD12	1:B:52:ARG:H	18	0.21
(1,293)	1:B:41:ILE:HD13	1:B:52:ARG:H	18	0.21

*Continued on next page...*



*Continued from previous page...*

Key	Atom-1	Atom-2	Model ID	Violation (Å)
(1,293)	1:B:41:ILE:HD11	1:B:52:ARG:H	20	0.21
(1,293)	1:B:41:ILE:HD12	1:B:52:ARG:H	20	0.21
(1,293)	1:B:41:ILE:HD13	1:B:52:ARG:H	20	0.21
(1,261)	1:A:9:ILE:HD11	1:A:20:ARG:H	1	0.21
(1,261)	1:A:9:ILE:HD12	1:A:20:ARG:H	1	0.21
(1,261)	1:A:9:ILE:HD13	1:A:20:ARG:H	1	0.21
(1,261)	1:A:9:ILE:HD11	1:A:20:ARG:H	2	0.21
(1,261)	1:A:9:ILE:HD12	1:A:20:ARG:H	2	0.21
(1,261)	1:A:9:ILE:HD13	1:A:20:ARG:H	2	0.21
(1,261)	1:A:9:ILE:HD11	1:A:20:ARG:H	3	0.21
(1,261)	1:A:9:ILE:HD12	1:A:20:ARG:H	3	0.21
(1,261)	1:A:9:ILE:HD13	1:A:20:ARG:H	3	0.21
(1,261)	1:A:9:ILE:HD11	1:A:20:ARG:H	4	0.21
(1,261)	1:A:9:ILE:HD12	1:A:20:ARG:H	4	0.21
(1,261)	1:A:9:ILE:HD13	1:A:20:ARG:H	4	0.21
(1,261)	1:A:9:ILE:HD11	1:A:20:ARG:H	5	0.21
(1,261)	1:A:9:ILE:HD12	1:A:20:ARG:H	5	0.21
(1,261)	1:A:9:ILE:HD13	1:A:20:ARG:H	5	0.21
(1,261)	1:A:9:ILE:HD11	1:A:20:ARG:H	6	0.21
(1,261)	1:A:9:ILE:HD12	1:A:20:ARG:H	6	0.21
(1,261)	1:A:9:ILE:HD13	1:A:20:ARG:H	6	0.21
(1,261)	1:A:9:ILE:HD11	1:A:20:ARG:H	7	0.21
(1,261)	1:A:9:ILE:HD12	1:A:20:ARG:H	7	0.21
(1,261)	1:A:9:ILE:HD13	1:A:20:ARG:H	7	0.21
(1,261)	1:A:9:ILE:HD11	1:A:20:ARG:H	8	0.21
(1,261)	1:A:9:ILE:HD12	1:A:20:ARG:H	8	0.21
(1,261)	1:A:9:ILE:HD13	1:A:20:ARG:H	8	0.21
(1,261)	1:A:9:ILE:HD11	1:A:20:ARG:H	9	0.21
(1,261)	1:A:9:ILE:HD12	1:A:20:ARG:H	9	0.21
(1,261)	1:A:9:ILE:HD13	1:A:20:ARG:H	9	0.21
(1,261)	1:A:9:ILE:HD11	1:A:20:ARG:H	11	0.21
(1,261)	1:A:9:ILE:HD12	1:A:20:ARG:H	11	0.21
(1,261)	1:A:9:ILE:HD13	1:A:20:ARG:H	11	0.21
(1,261)	1:A:9:ILE:HD11	1:A:20:ARG:H	12	0.21
(1,261)	1:A:9:ILE:HD12	1:A:20:ARG:H	12	0.21
(1,261)	1:A:9:ILE:HD13	1:A:20:ARG:H	12	0.21
(1,261)	1:A:9:ILE:HD11	1:A:20:ARG:H	13	0.21
(1,261)	1:A:9:ILE:HD12	1:A:20:ARG:H	13	0.21
(1,261)	1:A:9:ILE:HD13	1:A:20:ARG:H	13	0.21
(1,261)	1:A:9:ILE:HD11	1:A:20:ARG:H	14	0.21
(1,261)	1:A:9:ILE:HD12	1:A:20:ARG:H	14	0.21
(1,261)	1:A:9:ILE:HD13	1:A:20:ARG:H	14	0.21

*Continued on next page...*

*Continued from previous page...*

Key	Atom-1	Atom-2	Model ID	Violation (Å)
(1,261)	1:A:9:ILE:HD11	1:A:20:ARG:H	15	0.21
(1,261)	1:A:9:ILE:HD12	1:A:20:ARG:H	15	0.21
(1,261)	1:A:9:ILE:HD13	1:A:20:ARG:H	15	0.21
(1,261)	1:A:9:ILE:HD11	1:A:20:ARG:H	19	0.21
(1,261)	1:A:9:ILE:HD12	1:A:20:ARG:H	19	0.21
(1,261)	1:A:9:ILE:HD13	1:A:20:ARG:H	19	0.21
(1,330)	1:B:46:ARG:HB2	1:B:48:GLY:H	1	0.2
(1,330)	1:B:46:ARG:HB3	1:B:48:GLY:H	1	0.2
(1,330)	1:B:46:ARG:HB2	1:B:48:GLY:H	2	0.2
(1,330)	1:B:46:ARG:HB3	1:B:48:GLY:H	2	0.2
(1,330)	1:B:46:ARG:HB2	1:B:48:GLY:H	3	0.2
(1,330)	1:B:46:ARG:HB3	1:B:48:GLY:H	3	0.2
(1,330)	1:B:46:ARG:HB2	1:B:48:GLY:H	4	0.2
(1,330)	1:B:46:ARG:HB3	1:B:48:GLY:H	4	0.2
(1,330)	1:B:46:ARG:HB2	1:B:48:GLY:H	5	0.2
(1,330)	1:B:46:ARG:HB3	1:B:48:GLY:H	5	0.2
(1,330)	1:B:46:ARG:HB2	1:B:48:GLY:H	6	0.2
(1,330)	1:B:46:ARG:HB3	1:B:48:GLY:H	6	0.2
(1,330)	1:B:46:ARG:HB2	1:B:48:GLY:H	7	0.2
(1,330)	1:B:46:ARG:HB3	1:B:48:GLY:H	7	0.2
(1,330)	1:B:46:ARG:HB2	1:B:48:GLY:H	8	0.2
(1,330)	1:B:46:ARG:HB3	1:B:48:GLY:H	8	0.2
(1,330)	1:B:46:ARG:HB2	1:B:48:GLY:H	9	0.2
(1,330)	1:B:46:ARG:HB3	1:B:48:GLY:H	9	0.2
(1,330)	1:B:46:ARG:HB2	1:B:48:GLY:H	10	0.2
(1,330)	1:B:46:ARG:HB3	1:B:48:GLY:H	10	0.2
(1,330)	1:B:46:ARG:HB2	1:B:48:GLY:H	11	0.2
(1,330)	1:B:46:ARG:HB3	1:B:48:GLY:H	11	0.2
(1,330)	1:B:46:ARG:HB2	1:B:48:GLY:H	12	0.2
(1,330)	1:B:46:ARG:HB3	1:B:48:GLY:H	12	0.2
(1,330)	1:B:46:ARG:HB2	1:B:48:GLY:H	13	0.2
(1,330)	1:B:46:ARG:HB3	1:B:48:GLY:H	13	0.2
(1,330)	1:B:46:ARG:HB2	1:B:48:GLY:H	14	0.2
(1,330)	1:B:46:ARG:HB3	1:B:48:GLY:H	14	0.2
(1,330)	1:B:46:ARG:HB2	1:B:48:GLY:H	15	0.2
(1,330)	1:B:46:ARG:HB3	1:B:48:GLY:H	15	0.2
(1,330)	1:B:46:ARG:HB2	1:B:48:GLY:H	16	0.2
(1,330)	1:B:46:ARG:HB3	1:B:48:GLY:H	16	0.2
(1,330)	1:B:46:ARG:HB2	1:B:48:GLY:H	17	0.2
(1,330)	1:B:46:ARG:HB3	1:B:48:GLY:H	17	0.2
(1,330)	1:B:46:ARG:HB2	1:B:48:GLY:H	18	0.2
(1,330)	1:B:46:ARG:HB3	1:B:48:GLY:H	18	0.2

*Continued on next page...*

*Continued from previous page...*

Key	Atom-1	Atom-2	Model ID	Violation (Å)
(1,330)	1:B:46:ARG:HB2	1:B:48:GLY:H	19	0.2
(1,330)	1:B:46:ARG:HB3	1:B:48:GLY:H	19	0.2
(1,330)	1:B:46:ARG:HB2	1:B:48:GLY:H	20	0.2
(1,330)	1:B:46:ARG:HB3	1:B:48:GLY:H	20	0.2
(1,310)	1:A:14:ARG:HB2	1:A:16:GLY:H	1	0.2
(1,310)	1:A:14:ARG:HB3	1:A:16:GLY:H	1	0.2
(1,310)	1:A:14:ARG:HB2	1:A:16:GLY:H	2	0.2
(1,310)	1:A:14:ARG:HB3	1:A:16:GLY:H	2	0.2
(1,310)	1:A:14:ARG:HB2	1:A:16:GLY:H	3	0.2
(1,310)	1:A:14:ARG:HB3	1:A:16:GLY:H	3	0.2
(1,310)	1:A:14:ARG:HB2	1:A:16:GLY:H	4	0.2
(1,310)	1:A:14:ARG:HB3	1:A:16:GLY:H	4	0.2
(1,310)	1:A:14:ARG:HB2	1:A:16:GLY:H	5	0.2
(1,310)	1:A:14:ARG:HB3	1:A:16:GLY:H	5	0.2
(1,310)	1:A:14:ARG:HB2	1:A:16:GLY:H	6	0.2
(1,310)	1:A:14:ARG:HB3	1:A:16:GLY:H	6	0.2
(1,310)	1:A:14:ARG:HB2	1:A:16:GLY:H	7	0.2
(1,310)	1:A:14:ARG:HB3	1:A:16:GLY:H	7	0.2
(1,310)	1:A:14:ARG:HB2	1:A:16:GLY:H	8	0.2
(1,310)	1:A:14:ARG:HB3	1:A:16:GLY:H	8	0.2
(1,310)	1:A:14:ARG:HB2	1:A:16:GLY:H	9	0.2
(1,310)	1:A:14:ARG:HB3	1:A:16:GLY:H	9	0.2
(1,310)	1:A:14:ARG:HB2	1:A:16:GLY:H	10	0.2
(1,310)	1:A:14:ARG:HB3	1:A:16:GLY:H	10	0.2
(1,310)	1:A:14:ARG:HB2	1:A:16:GLY:H	11	0.2
(1,310)	1:A:14:ARG:HB3	1:A:16:GLY:H	11	0.2
(1,310)	1:A:14:ARG:HB2	1:A:16:GLY:H	12	0.2
(1,310)	1:A:14:ARG:HB3	1:A:16:GLY:H	12	0.2
(1,310)	1:A:14:ARG:HB2	1:A:16:GLY:H	13	0.2
(1,310)	1:A:14:ARG:HB3	1:A:16:GLY:H	13	0.2
(1,310)	1:A:14:ARG:HB2	1:A:16:GLY:H	14	0.2
(1,310)	1:A:14:ARG:HB3	1:A:16:GLY:H	14	0.2
(1,310)	1:A:14:ARG:HB2	1:A:16:GLY:H	15	0.2
(1,310)	1:A:14:ARG:HB3	1:A:16:GLY:H	15	0.2
(1,310)	1:A:14:ARG:HB2	1:A:16:GLY:H	16	0.2
(1,310)	1:A:14:ARG:HB3	1:A:16:GLY:H	16	0.2
(1,310)	1:A:14:ARG:HB2	1:A:16:GLY:H	17	0.2
(1,310)	1:A:14:ARG:HB3	1:A:16:GLY:H	17	0.2
(1,310)	1:A:14:ARG:HB2	1:A:16:GLY:H	18	0.2
(1,310)	1:A:14:ARG:HB3	1:A:16:GLY:H	18	0.2
(1,310)	1:A:14:ARG:HB2	1:A:16:GLY:H	19	0.2
(1,310)	1:A:14:ARG:HB3	1:A:16:GLY:H	19	0.2

*Continued on next page...*

*Continued from previous page...*

Key	Atom-1	Atom-2	Model ID	Violation (Å)
(1,310)	1:A:14:ARG:HB2	1:A:16:GLY:H	20	0.2
(1,310)	1:A:14:ARG:HB3	1:A:16:GLY:H	20	0.2
(1,73)	1:B:47:THR:HG21	1:B:48:GLY:H	16	0.18
(1,73)	1:B:47:THR:HG22	1:B:48:GLY:H	16	0.18
(1,73)	1:B:47:THR:HG23	1:B:48:GLY:H	16	0.18
(1,334)	1:B:47:THR:HG21	1:B:49:LYS:H	1	0.18
(1,334)	1:B:47:THR:HG22	1:B:49:LYS:H	1	0.18
(1,334)	1:B:47:THR:HG23	1:B:49:LYS:H	1	0.18
(1,334)	1:B:47:THR:HG21	1:B:49:LYS:H	2	0.18
(1,334)	1:B:47:THR:HG22	1:B:49:LYS:H	2	0.18
(1,334)	1:B:47:THR:HG23	1:B:49:LYS:H	2	0.18
(1,334)	1:B:47:THR:HG21	1:B:49:LYS:H	3	0.18
(1,334)	1:B:47:THR:HG22	1:B:49:LYS:H	3	0.18
(1,334)	1:B:47:THR:HG23	1:B:49:LYS:H	3	0.18
(1,334)	1:B:47:THR:HG21	1:B:49:LYS:H	4	0.18
(1,334)	1:B:47:THR:HG22	1:B:49:LYS:H	4	0.18
(1,334)	1:B:47:THR:HG23	1:B:49:LYS:H	4	0.18
(1,334)	1:B:47:THR:HG21	1:B:49:LYS:H	5	0.18
(1,334)	1:B:47:THR:HG22	1:B:49:LYS:H	5	0.18
(1,334)	1:B:47:THR:HG23	1:B:49:LYS:H	5	0.18
(1,334)	1:B:47:THR:HG21	1:B:49:LYS:H	6	0.18
(1,334)	1:B:47:THR:HG22	1:B:49:LYS:H	6	0.18
(1,334)	1:B:47:THR:HG23	1:B:49:LYS:H	6	0.18
(1,334)	1:B:47:THR:HG21	1:B:49:LYS:H	7	0.18
(1,334)	1:B:47:THR:HG22	1:B:49:LYS:H	7	0.18
(1,334)	1:B:47:THR:HG23	1:B:49:LYS:H	7	0.18
(1,334)	1:B:47:THR:HG21	1:B:49:LYS:H	8	0.18
(1,334)	1:B:47:THR:HG22	1:B:49:LYS:H	8	0.18
(1,334)	1:B:47:THR:HG23	1:B:49:LYS:H	8	0.18
(1,334)	1:B:47:THR:HG21	1:B:49:LYS:H	9	0.18
(1,334)	1:B:47:THR:HG22	1:B:49:LYS:H	9	0.18
(1,334)	1:B:47:THR:HG23	1:B:49:LYS:H	9	0.18
(1,334)	1:B:47:THR:HG21	1:B:49:LYS:H	10	0.18
(1,334)	1:B:47:THR:HG22	1:B:49:LYS:H	10	0.18
(1,334)	1:B:47:THR:HG23	1:B:49:LYS:H	10	0.18
(1,334)	1:B:47:THR:HG21	1:B:49:LYS:H	11	0.18
(1,334)	1:B:47:THR:HG22	1:B:49:LYS:H	11	0.18
(1,334)	1:B:47:THR:HG23	1:B:49:LYS:H	11	0.18
(1,334)	1:B:47:THR:HG21	1:B:49:LYS:H	12	0.18
(1,334)	1:B:47:THR:HG22	1:B:49:LYS:H	12	0.18
(1,334)	1:B:47:THR:HG23	1:B:49:LYS:H	12	0.18
(1,334)	1:B:47:THR:HG21	1:B:49:LYS:H	13	0.18

*Continued on next page...*

*Continued from previous page...*

Key	Atom-1	Atom-2	Model ID	Violation (Å)
(1,334)	1:B:47:THR:HG22	1:B:49:LYS:H	13	0.18
(1,334)	1:B:47:THR:HG23	1:B:49:LYS:H	13	0.18
(1,334)	1:B:47:THR:HG21	1:B:49:LYS:H	14	0.18
(1,334)	1:B:47:THR:HG22	1:B:49:LYS:H	14	0.18
(1,334)	1:B:47:THR:HG23	1:B:49:LYS:H	14	0.18
(1,334)	1:B:47:THR:HG21	1:B:49:LYS:H	15	0.18
(1,334)	1:B:47:THR:HG22	1:B:49:LYS:H	15	0.18
(1,334)	1:B:47:THR:HG23	1:B:49:LYS:H	15	0.18
(1,334)	1:B:47:THR:HG21	1:B:49:LYS:H	16	0.18
(1,334)	1:B:47:THR:HG22	1:B:49:LYS:H	16	0.18
(1,334)	1:B:47:THR:HG23	1:B:49:LYS:H	16	0.18
(1,334)	1:B:47:THR:HG21	1:B:49:LYS:H	17	0.18
(1,334)	1:B:47:THR:HG22	1:B:49:LYS:H	17	0.18
(1,334)	1:B:47:THR:HG23	1:B:49:LYS:H	17	0.18
(1,334)	1:B:47:THR:HG21	1:B:49:LYS:H	18	0.18
(1,334)	1:B:47:THR:HG22	1:B:49:LYS:H	18	0.18
(1,334)	1:B:47:THR:HG23	1:B:49:LYS:H	18	0.18
(1,334)	1:B:47:THR:HG21	1:B:49:LYS:H	19	0.18
(1,334)	1:B:47:THR:HG22	1:B:49:LYS:H	19	0.18
(1,334)	1:B:47:THR:HG23	1:B:49:LYS:H	19	0.18
(1,334)	1:B:47:THR:HG21	1:B:49:LYS:H	20	0.18
(1,334)	1:B:47:THR:HG22	1:B:49:LYS:H	20	0.18
(1,334)	1:B:47:THR:HG23	1:B:49:LYS:H	20	0.18
(1,314)	1:A:15:THR:HG21	1:A:17:LYS:H	1	0.18
(1,314)	1:A:15:THR:HG22	1:A:17:LYS:H	1	0.18
(1,314)	1:A:15:THR:HG23	1:A:17:LYS:H	1	0.18
(1,314)	1:A:15:THR:HG21	1:A:17:LYS:H	2	0.18
(1,314)	1:A:15:THR:HG22	1:A:17:LYS:H	2	0.18
(1,314)	1:A:15:THR:HG23	1:A:17:LYS:H	2	0.18
(1,314)	1:A:15:THR:HG21	1:A:17:LYS:H	3	0.18
(1,314)	1:A:15:THR:HG22	1:A:17:LYS:H	3	0.18
(1,314)	1:A:15:THR:HG23	1:A:17:LYS:H	3	0.18
(1,314)	1:A:15:THR:HG21	1:A:17:LYS:H	4	0.18
(1,314)	1:A:15:THR:HG22	1:A:17:LYS:H	4	0.18
(1,314)	1:A:15:THR:HG23	1:A:17:LYS:H	4	0.18
(1,314)	1:A:15:THR:HG21	1:A:17:LYS:H	5	0.18
(1,314)	1:A:15:THR:HG22	1:A:17:LYS:H	5	0.18
(1,314)	1:A:15:THR:HG23	1:A:17:LYS:H	5	0.18
(1,314)	1:A:15:THR:HG21	1:A:17:LYS:H	6	0.18
(1,314)	1:A:15:THR:HG22	1:A:17:LYS:H	6	0.18
(1,314)	1:A:15:THR:HG23	1:A:17:LYS:H	6	0.18
(1,314)	1:A:15:THR:HG21	1:A:17:LYS:H	7	0.18

*Continued on next page...*

*Continued from previous page...*

Key	Atom-1	Atom-2	Model ID	Violation (Å)
(1,314)	1:A:15:THR:HG22	1:A:17:LYS:H	7	0.18
(1,314)	1:A:15:THR:HG23	1:A:17:LYS:H	7	0.18
(1,314)	1:A:15:THR:HG21	1:A:17:LYS:H	8	0.18
(1,314)	1:A:15:THR:HG22	1:A:17:LYS:H	8	0.18
(1,314)	1:A:15:THR:HG23	1:A:17:LYS:H	8	0.18
(1,314)	1:A:15:THR:HG21	1:A:17:LYS:H	9	0.18
(1,314)	1:A:15:THR:HG22	1:A:17:LYS:H	9	0.18
(1,314)	1:A:15:THR:HG23	1:A:17:LYS:H	9	0.18
(1,314)	1:A:15:THR:HG21	1:A:17:LYS:H	10	0.18
(1,314)	1:A:15:THR:HG22	1:A:17:LYS:H	10	0.18
(1,314)	1:A:15:THR:HG23	1:A:17:LYS:H	10	0.18
(1,314)	1:A:15:THR:HG21	1:A:17:LYS:H	11	0.18
(1,314)	1:A:15:THR:HG22	1:A:17:LYS:H	11	0.18
(1,314)	1:A:15:THR:HG23	1:A:17:LYS:H	11	0.18
(1,314)	1:A:15:THR:HG21	1:A:17:LYS:H	12	0.18
(1,314)	1:A:15:THR:HG22	1:A:17:LYS:H	12	0.18
(1,314)	1:A:15:THR:HG23	1:A:17:LYS:H	12	0.18
(1,314)	1:A:15:THR:HG21	1:A:17:LYS:H	13	0.18
(1,314)	1:A:15:THR:HG22	1:A:17:LYS:H	13	0.18
(1,314)	1:A:15:THR:HG23	1:A:17:LYS:H	13	0.18
(1,314)	1:A:15:THR:HG21	1:A:17:LYS:H	14	0.18
(1,314)	1:A:15:THR:HG22	1:A:17:LYS:H	14	0.18
(1,314)	1:A:15:THR:HG23	1:A:17:LYS:H	14	0.18
(1,314)	1:A:15:THR:HG21	1:A:17:LYS:H	15	0.18
(1,314)	1:A:15:THR:HG22	1:A:17:LYS:H	15	0.18
(1,314)	1:A:15:THR:HG23	1:A:17:LYS:H	15	0.18
(1,314)	1:A:15:THR:HG21	1:A:17:LYS:H	16	0.18
(1,314)	1:A:15:THR:HG22	1:A:17:LYS:H	16	0.18
(1,314)	1:A:15:THR:HG23	1:A:17:LYS:H	16	0.18
(1,314)	1:A:15:THR:HG21	1:A:17:LYS:H	17	0.18
(1,314)	1:A:15:THR:HG22	1:A:17:LYS:H	17	0.18
(1,314)	1:A:15:THR:HG23	1:A:17:LYS:H	17	0.18
(1,314)	1:A:15:THR:HG21	1:A:17:LYS:H	18	0.18
(1,314)	1:A:15:THR:HG22	1:A:17:LYS:H	18	0.18
(1,314)	1:A:15:THR:HG23	1:A:17:LYS:H	18	0.18
(1,314)	1:A:15:THR:HG21	1:A:17:LYS:H	19	0.18
(1,314)	1:A:15:THR:HG22	1:A:17:LYS:H	19	0.18
(1,314)	1:A:15:THR:HG23	1:A:17:LYS:H	19	0.18
(1,314)	1:A:15:THR:HG21	1:A:17:LYS:H	20	0.18
(1,314)	1:A:15:THR:HG22	1:A:17:LYS:H	20	0.18
(1,314)	1:A:15:THR:HG23	1:A:17:LYS:H	20	0.18
(1,306)	1:A:17:LYS:HG2	1:A:15:THR:H	20	0.18

*Continued on next page...*

*Continued from previous page...*

Key	Atom-1	Atom-2	Model ID	Violation (Å)
(1,306)	1:A:17:LYS:HG3	1:A:15:THR:H	20	0.18
(1,258)	1:A:10:TYR:HE1	1:A:19:GLN:HE21	20	0.18
(1,258)	1:A:10:TYR:HE1	1:A:19:GLN:HE22	20	0.18
(1,258)	1:A:10:TYR:HE2	1:A:19:GLN:HE21	20	0.18
(1,258)	1:A:10:TYR:HE2	1:A:19:GLN:HE22	20	0.18
(1,73)	1:B:47:THR:HG21	1:B:48:GLY:H	1	0.17
(1,73)	1:B:47:THR:HG22	1:B:48:GLY:H	1	0.17
(1,73)	1:B:47:THR:HG23	1:B:48:GLY:H	1	0.17
(1,73)	1:B:47:THR:HG21	1:B:48:GLY:H	2	0.17
(1,73)	1:B:47:THR:HG22	1:B:48:GLY:H	2	0.17
(1,73)	1:B:47:THR:HG23	1:B:48:GLY:H	2	0.17
(1,73)	1:B:47:THR:HG21	1:B:48:GLY:H	3	0.17
(1,73)	1:B:47:THR:HG22	1:B:48:GLY:H	3	0.17
(1,73)	1:B:47:THR:HG23	1:B:48:GLY:H	3	0.17
(1,73)	1:B:47:THR:HG21	1:B:48:GLY:H	4	0.17
(1,73)	1:B:47:THR:HG22	1:B:48:GLY:H	4	0.17
(1,73)	1:B:47:THR:HG23	1:B:48:GLY:H	4	0.17
(1,73)	1:B:47:THR:HG21	1:B:48:GLY:H	5	0.17
(1,73)	1:B:47:THR:HG22	1:B:48:GLY:H	5	0.17
(1,73)	1:B:47:THR:HG23	1:B:48:GLY:H	5	0.17
(1,73)	1:B:47:THR:HG21	1:B:48:GLY:H	6	0.17
(1,73)	1:B:47:THR:HG22	1:B:48:GLY:H	6	0.17
(1,73)	1:B:47:THR:HG23	1:B:48:GLY:H	6	0.17
(1,73)	1:B:47:THR:HG21	1:B:48:GLY:H	7	0.17
(1,73)	1:B:47:THR:HG22	1:B:48:GLY:H	7	0.17
(1,73)	1:B:47:THR:HG23	1:B:48:GLY:H	7	0.17
(1,73)	1:B:47:THR:HG21	1:B:48:GLY:H	8	0.17
(1,73)	1:B:47:THR:HG22	1:B:48:GLY:H	8	0.17
(1,73)	1:B:47:THR:HG23	1:B:48:GLY:H	8	0.17
(1,73)	1:B:47:THR:HG21	1:B:48:GLY:H	9	0.17
(1,73)	1:B:47:THR:HG22	1:B:48:GLY:H	9	0.17
(1,73)	1:B:47:THR:HG23	1:B:48:GLY:H	9	0.17
(1,73)	1:B:47:THR:HG21	1:B:48:GLY:H	10	0.17
(1,73)	1:B:47:THR:HG22	1:B:48:GLY:H	10	0.17
(1,73)	1:B:47:THR:HG23	1:B:48:GLY:H	10	0.17
(1,73)	1:B:47:THR:HG21	1:B:48:GLY:H	11	0.17
(1,73)	1:B:47:THR:HG22	1:B:48:GLY:H	11	0.17
(1,73)	1:B:47:THR:HG23	1:B:48:GLY:H	11	0.17
(1,73)	1:B:47:THR:HG21	1:B:48:GLY:H	12	0.17
(1,73)	1:B:47:THR:HG22	1:B:48:GLY:H	12	0.17
(1,73)	1:B:47:THR:HG23	1:B:48:GLY:H	12	0.17
(1,73)	1:B:47:THR:HG21	1:B:48:GLY:H	13	0.17

*Continued on next page...*

*Continued from previous page...*

Key	Atom-1	Atom-2	Model ID	Violation (Å)
(1,73)	1:B:47:THR:HG22	1:B:48:GLY:H	13	0.17
(1,73)	1:B:47:THR:HG23	1:B:48:GLY:H	13	0.17
(1,73)	1:B:47:THR:HG21	1:B:48:GLY:H	14	0.17
(1,73)	1:B:47:THR:HG22	1:B:48:GLY:H	14	0.17
(1,73)	1:B:47:THR:HG23	1:B:48:GLY:H	14	0.17
(1,73)	1:B:47:THR:HG21	1:B:48:GLY:H	15	0.17
(1,73)	1:B:47:THR:HG22	1:B:48:GLY:H	15	0.17
(1,73)	1:B:47:THR:HG23	1:B:48:GLY:H	15	0.17
(1,73)	1:B:47:THR:HG21	1:B:48:GLY:H	17	0.17
(1,73)	1:B:47:THR:HG22	1:B:48:GLY:H	17	0.17
(1,73)	1:B:47:THR:HG23	1:B:48:GLY:H	17	0.17
(1,73)	1:B:47:THR:HG21	1:B:48:GLY:H	18	0.17
(1,73)	1:B:47:THR:HG22	1:B:48:GLY:H	18	0.17
(1,73)	1:B:47:THR:HG23	1:B:48:GLY:H	18	0.17
(1,73)	1:B:47:THR:HG21	1:B:48:GLY:H	19	0.17
(1,73)	1:B:47:THR:HG22	1:B:48:GLY:H	19	0.17
(1,73)	1:B:47:THR:HG23	1:B:48:GLY:H	19	0.17
(1,73)	1:B:47:THR:HG21	1:B:48:GLY:H	20	0.17
(1,73)	1:B:47:THR:HG22	1:B:48:GLY:H	20	0.17
(1,73)	1:B:47:THR:HG23	1:B:48:GLY:H	20	0.17
(1,33)	1:A:15:THR:HG21	1:A:16:GLY:H	1	0.17
(1,33)	1:A:15:THR:HG22	1:A:16:GLY:H	1	0.17
(1,33)	1:A:15:THR:HG23	1:A:16:GLY:H	1	0.17
(1,33)	1:A:15:THR:HG21	1:A:16:GLY:H	2	0.17
(1,33)	1:A:15:THR:HG22	1:A:16:GLY:H	2	0.17
(1,33)	1:A:15:THR:HG23	1:A:16:GLY:H	2	0.17
(1,33)	1:A:15:THR:HG21	1:A:16:GLY:H	3	0.17
(1,33)	1:A:15:THR:HG22	1:A:16:GLY:H	3	0.17
(1,33)	1:A:15:THR:HG23	1:A:16:GLY:H	3	0.17
(1,33)	1:A:15:THR:HG21	1:A:16:GLY:H	4	0.17
(1,33)	1:A:15:THR:HG22	1:A:16:GLY:H	4	0.17
(1,33)	1:A:15:THR:HG23	1:A:16:GLY:H	4	0.17
(1,33)	1:A:15:THR:HG21	1:A:16:GLY:H	5	0.17
(1,33)	1:A:15:THR:HG22	1:A:16:GLY:H	5	0.17
(1,33)	1:A:15:THR:HG23	1:A:16:GLY:H	5	0.17
(1,33)	1:A:15:THR:HG21	1:A:16:GLY:H	6	0.17
(1,33)	1:A:15:THR:HG22	1:A:16:GLY:H	6	0.17
(1,33)	1:A:15:THR:HG23	1:A:16:GLY:H	6	0.17
(1,33)	1:A:15:THR:HG21	1:A:16:GLY:H	7	0.17
(1,33)	1:A:15:THR:HG22	1:A:16:GLY:H	7	0.17
(1,33)	1:A:15:THR:HG23	1:A:16:GLY:H	7	0.17
(1,33)	1:A:15:THR:HG21	1:A:16:GLY:H	8	0.17

*Continued on next page...*



*Continued from previous page...*

Key	Atom-1	Atom-2	Model ID	Violation (Å)
(1,33)	1:A:15:THR:HG22	1:A:16:GLY:H	8	0.17
(1,33)	1:A:15:THR:HG23	1:A:16:GLY:H	8	0.17
(1,33)	1:A:15:THR:HG21	1:A:16:GLY:H	9	0.17
(1,33)	1:A:15:THR:HG22	1:A:16:GLY:H	9	0.17
(1,33)	1:A:15:THR:HG23	1:A:16:GLY:H	9	0.17
(1,33)	1:A:15:THR:HG21	1:A:16:GLY:H	10	0.17
(1,33)	1:A:15:THR:HG22	1:A:16:GLY:H	10	0.17
(1,33)	1:A:15:THR:HG23	1:A:16:GLY:H	10	0.17
(1,33)	1:A:15:THR:HG21	1:A:16:GLY:H	11	0.17
(1,33)	1:A:15:THR:HG22	1:A:16:GLY:H	11	0.17
(1,33)	1:A:15:THR:HG23	1:A:16:GLY:H	11	0.17
(1,33)	1:A:15:THR:HG21	1:A:16:GLY:H	12	0.17
(1,33)	1:A:15:THR:HG22	1:A:16:GLY:H	12	0.17
(1,33)	1:A:15:THR:HG23	1:A:16:GLY:H	12	0.17
(1,33)	1:A:15:THR:HG21	1:A:16:GLY:H	13	0.17
(1,33)	1:A:15:THR:HG22	1:A:16:GLY:H	13	0.17
(1,33)	1:A:15:THR:HG23	1:A:16:GLY:H	13	0.17
(1,33)	1:A:15:THR:HG21	1:A:16:GLY:H	14	0.17
(1,33)	1:A:15:THR:HG22	1:A:16:GLY:H	14	0.17
(1,33)	1:A:15:THR:HG23	1:A:16:GLY:H	14	0.17
(1,33)	1:A:15:THR:HG21	1:A:16:GLY:H	15	0.17
(1,33)	1:A:15:THR:HG22	1:A:16:GLY:H	15	0.17
(1,33)	1:A:15:THR:HG23	1:A:16:GLY:H	15	0.17
(1,33)	1:A:15:THR:HG21	1:A:16:GLY:H	16	0.17
(1,33)	1:A:15:THR:HG22	1:A:16:GLY:H	16	0.17
(1,33)	1:A:15:THR:HG23	1:A:16:GLY:H	16	0.17
(1,33)	1:A:15:THR:HG21	1:A:16:GLY:H	17	0.17
(1,33)	1:A:15:THR:HG22	1:A:16:GLY:H	17	0.17
(1,33)	1:A:15:THR:HG23	1:A:16:GLY:H	17	0.17
(1,33)	1:A:15:THR:HG21	1:A:16:GLY:H	18	0.17
(1,33)	1:A:15:THR:HG22	1:A:16:GLY:H	18	0.17
(1,33)	1:A:15:THR:HG23	1:A:16:GLY:H	18	0.17
(1,33)	1:A:15:THR:HG21	1:A:16:GLY:H	19	0.17
(1,33)	1:A:15:THR:HG22	1:A:16:GLY:H	19	0.17
(1,33)	1:A:15:THR:HG23	1:A:16:GLY:H	19	0.17
(1,33)	1:A:15:THR:HG21	1:A:16:GLY:H	20	0.17
(1,33)	1:A:15:THR:HG22	1:A:16:GLY:H	20	0.17
(1,33)	1:A:15:THR:HG23	1:A:16:GLY:H	20	0.17
(1,326)	1:B:49:LYS:HG2	1:B:47:THR:H	1	0.17
(1,326)	1:B:49:LYS:HG3	1:B:47:THR:H	1	0.17
(1,326)	1:B:49:LYS:HG2	1:B:47:THR:H	2	0.17
(1,326)	1:B:49:LYS:HG3	1:B:47:THR:H	2	0.17

*Continued on next page...*

*Continued from previous page...*

Key	Atom-1	Atom-2	Model ID	Violation (Å)
(1,326)	1:B:49:LYS:HG2	1:B:47:THR:H	3	0.17
(1,326)	1:B:49:LYS:HG3	1:B:47:THR:H	3	0.17
(1,326)	1:B:49:LYS:HG2	1:B:47:THR:H	4	0.17
(1,326)	1:B:49:LYS:HG3	1:B:47:THR:H	4	0.17
(1,326)	1:B:49:LYS:HG2	1:B:47:THR:H	5	0.17
(1,326)	1:B:49:LYS:HG3	1:B:47:THR:H	5	0.17
(1,326)	1:B:49:LYS:HG2	1:B:47:THR:H	6	0.17
(1,326)	1:B:49:LYS:HG3	1:B:47:THR:H	6	0.17
(1,326)	1:B:49:LYS:HG2	1:B:47:THR:H	7	0.17
(1,326)	1:B:49:LYS:HG3	1:B:47:THR:H	7	0.17
(1,326)	1:B:49:LYS:HG2	1:B:47:THR:H	8	0.17
(1,326)	1:B:49:LYS:HG3	1:B:47:THR:H	8	0.17
(1,326)	1:B:49:LYS:HG2	1:B:47:THR:H	9	0.17
(1,326)	1:B:49:LYS:HG3	1:B:47:THR:H	9	0.17
(1,326)	1:B:49:LYS:HG2	1:B:47:THR:H	10	0.17
(1,326)	1:B:49:LYS:HG3	1:B:47:THR:H	10	0.17
(1,326)	1:B:49:LYS:HG2	1:B:47:THR:H	11	0.17
(1,326)	1:B:49:LYS:HG3	1:B:47:THR:H	11	0.17
(1,326)	1:B:49:LYS:HG2	1:B:47:THR:H	12	0.17
(1,326)	1:B:49:LYS:HG3	1:B:47:THR:H	12	0.17
(1,326)	1:B:49:LYS:HG2	1:B:47:THR:H	13	0.17
(1,326)	1:B:49:LYS:HG3	1:B:47:THR:H	13	0.17
(1,326)	1:B:49:LYS:HG2	1:B:47:THR:H	14	0.17
(1,326)	1:B:49:LYS:HG3	1:B:47:THR:H	14	0.17
(1,326)	1:B:49:LYS:HG2	1:B:47:THR:H	15	0.17
(1,326)	1:B:49:LYS:HG3	1:B:47:THR:H	15	0.17
(1,326)	1:B:49:LYS:HG2	1:B:47:THR:H	16	0.17
(1,326)	1:B:49:LYS:HG3	1:B:47:THR:H	16	0.17
(1,326)	1:B:49:LYS:HG2	1:B:47:THR:H	17	0.17
(1,326)	1:B:49:LYS:HG3	1:B:47:THR:H	17	0.17
(1,326)	1:B:49:LYS:HG2	1:B:47:THR:H	18	0.17
(1,326)	1:B:49:LYS:HG3	1:B:47:THR:H	18	0.17
(1,326)	1:B:49:LYS:HG2	1:B:47:THR:H	19	0.17
(1,326)	1:B:49:LYS:HG3	1:B:47:THR:H	19	0.17
(1,326)	1:B:49:LYS:HG2	1:B:47:THR:H	20	0.17
(1,326)	1:B:49:LYS:HG3	1:B:47:THR:H	20	0.17
(1,306)	1:A:17:LYS:HG2	1:A:15:THR:H	1	0.17
(1,306)	1:A:17:LYS:HG3	1:A:15:THR:H	1	0.17
(1,306)	1:A:17:LYS:HG2	1:A:15:THR:H	2	0.17
(1,306)	1:A:17:LYS:HG3	1:A:15:THR:H	2	0.17
(1,306)	1:A:17:LYS:HG2	1:A:15:THR:H	3	0.17
(1,306)	1:A:17:LYS:HG3	1:A:15:THR:H	3	0.17

*Continued on next page...*

*Continued from previous page...*

Key	Atom-1	Atom-2	Model ID	Violation (Å)
(1,306)	1:A:17:LYS:HG2	1:A:15:THR:H	4	0.17
(1,306)	1:A:17:LYS:HG3	1:A:15:THR:H	4	0.17
(1,306)	1:A:17:LYS:HG2	1:A:15:THR:H	5	0.17
(1,306)	1:A:17:LYS:HG3	1:A:15:THR:H	5	0.17
(1,306)	1:A:17:LYS:HG2	1:A:15:THR:H	6	0.17
(1,306)	1:A:17:LYS:HG3	1:A:15:THR:H	6	0.17
(1,306)	1:A:17:LYS:HG2	1:A:15:THR:H	7	0.17
(1,306)	1:A:17:LYS:HG3	1:A:15:THR:H	7	0.17
(1,306)	1:A:17:LYS:HG2	1:A:15:THR:H	8	0.17
(1,306)	1:A:17:LYS:HG3	1:A:15:THR:H	8	0.17
(1,306)	1:A:17:LYS:HG2	1:A:15:THR:H	9	0.17
(1,306)	1:A:17:LYS:HG3	1:A:15:THR:H	9	0.17
(1,306)	1:A:17:LYS:HG2	1:A:15:THR:H	10	0.17
(1,306)	1:A:17:LYS:HG3	1:A:15:THR:H	10	0.17
(1,306)	1:A:17:LYS:HG2	1:A:15:THR:H	11	0.17
(1,306)	1:A:17:LYS:HG3	1:A:15:THR:H	11	0.17
(1,306)	1:A:17:LYS:HG2	1:A:15:THR:H	12	0.17
(1,306)	1:A:17:LYS:HG3	1:A:15:THR:H	12	0.17
(1,306)	1:A:17:LYS:HG2	1:A:15:THR:H	13	0.17
(1,306)	1:A:17:LYS:HG3	1:A:15:THR:H	13	0.17
(1,306)	1:A:17:LYS:HG2	1:A:15:THR:H	14	0.17
(1,306)	1:A:17:LYS:HG3	1:A:15:THR:H	14	0.17
(1,306)	1:A:17:LYS:HG2	1:A:15:THR:H	15	0.17
(1,306)	1:A:17:LYS:HG3	1:A:15:THR:H	15	0.17
(1,306)	1:A:17:LYS:HG2	1:A:15:THR:H	16	0.17
(1,306)	1:A:17:LYS:HG3	1:A:15:THR:H	16	0.17
(1,306)	1:A:17:LYS:HG2	1:A:15:THR:H	17	0.17
(1,306)	1:A:17:LYS:HG3	1:A:15:THR:H	17	0.17
(1,306)	1:A:17:LYS:HG2	1:A:15:THR:H	18	0.17
(1,306)	1:A:17:LYS:HG3	1:A:15:THR:H	18	0.17
(1,306)	1:A:17:LYS:HG2	1:A:15:THR:H	19	0.17
(1,306)	1:A:17:LYS:HG3	1:A:15:THR:H	19	0.17
(1,258)	1:A:10:TYR:HE1	1:A:19:GLN:HE21	1	0.17
(1,258)	1:A:10:TYR:HE1	1:A:19:GLN:HE22	1	0.17
(1,258)	1:A:10:TYR:HE2	1:A:19:GLN:HE21	1	0.17
(1,258)	1:A:10:TYR:HE2	1:A:19:GLN:HE22	1	0.17
(1,258)	1:A:10:TYR:HE1	1:A:19:GLN:HE21	2	0.17
(1,258)	1:A:10:TYR:HE1	1:A:19:GLN:HE22	2	0.17
(1,258)	1:A:10:TYR:HE2	1:A:19:GLN:HE21	2	0.17
(1,258)	1:A:10:TYR:HE2	1:A:19:GLN:HE22	2	0.17
(1,258)	1:A:10:TYR:HE1	1:A:19:GLN:HE21	3	0.17
(1,258)	1:A:10:TYR:HE1	1:A:19:GLN:HE22	3	0.17

*Continued on next page...*

*Continued from previous page...*

Key	Atom-1	Atom-2	Model ID	Violation (Å)
(1,258)	1:A:10:TYR:HE2	1:A:19:GLN:HE21	3	0.17
(1,258)	1:A:10:TYR:HE2	1:A:19:GLN:HE22	3	0.17
(1,258)	1:A:10:TYR:HE1	1:A:19:GLN:HE21	4	0.17
(1,258)	1:A:10:TYR:HE1	1:A:19:GLN:HE22	4	0.17
(1,258)	1:A:10:TYR:HE2	1:A:19:GLN:HE21	4	0.17
(1,258)	1:A:10:TYR:HE2	1:A:19:GLN:HE22	4	0.17
(1,258)	1:A:10:TYR:HE1	1:A:19:GLN:HE21	5	0.17
(1,258)	1:A:10:TYR:HE1	1:A:19:GLN:HE22	5	0.17
(1,258)	1:A:10:TYR:HE2	1:A:19:GLN:HE21	5	0.17
(1,258)	1:A:10:TYR:HE2	1:A:19:GLN:HE22	5	0.17
(1,258)	1:A:10:TYR:HE1	1:A:19:GLN:HE21	7	0.17
(1,258)	1:A:10:TYR:HE1	1:A:19:GLN:HE22	7	0.17
(1,258)	1:A:10:TYR:HE2	1:A:19:GLN:HE21	7	0.17
(1,258)	1:A:10:TYR:HE2	1:A:19:GLN:HE22	7	0.17
(1,258)	1:A:10:TYR:HE1	1:A:19:GLN:HE21	10	0.17
(1,258)	1:A:10:TYR:HE1	1:A:19:GLN:HE22	10	0.17
(1,258)	1:A:10:TYR:HE2	1:A:19:GLN:HE21	10	0.17
(1,258)	1:A:10:TYR:HE2	1:A:19:GLN:HE22	10	0.17
(1,258)	1:A:10:TYR:HE1	1:A:19:GLN:HE21	11	0.17
(1,258)	1:A:10:TYR:HE1	1:A:19:GLN:HE22	11	0.17
(1,258)	1:A:10:TYR:HE2	1:A:19:GLN:HE21	11	0.17
(1,258)	1:A:10:TYR:HE2	1:A:19:GLN:HE22	11	0.17
(1,258)	1:A:10:TYR:HE1	1:A:19:GLN:HE21	18	0.17
(1,258)	1:A:10:TYR:HE1	1:A:19:GLN:HE22	18	0.17
(1,258)	1:A:10:TYR:HE2	1:A:19:GLN:HE21	18	0.17
(1,258)	1:A:10:TYR:HE2	1:A:19:GLN:HE22	18	0.17
(1,233)	1:A:21:PHE:HB2	1:A:9:ILE:H	20	0.17
(1,233)	1:A:21:PHE:HB3	1:A:9:ILE:H	20	0.17
(1,80)	1:B:52:ARG:H	1:B:53:PHE:H	1	0.16
(1,80)	1:B:52:ARG:H	1:B:53:PHE:H	3	0.16
(1,80)	1:B:52:ARG:H	1:B:53:PHE:H	4	0.16
(1,80)	1:B:52:ARG:H	1:B:53:PHE:H	5	0.16
(1,80)	1:B:52:ARG:H	1:B:53:PHE:H	6	0.16
(1,80)	1:B:52:ARG:H	1:B:53:PHE:H	7	0.16
(1,80)	1:B:52:ARG:H	1:B:53:PHE:H	8	0.16
(1,80)	1:B:52:ARG:H	1:B:53:PHE:H	9	0.16
(1,80)	1:B:52:ARG:H	1:B:53:PHE:H	10	0.16
(1,80)	1:B:52:ARG:H	1:B:53:PHE:H	11	0.16
(1,80)	1:B:52:ARG:H	1:B:53:PHE:H	12	0.16
(1,80)	1:B:52:ARG:H	1:B:53:PHE:H	13	0.16
(1,80)	1:B:52:ARG:H	1:B:53:PHE:H	14	0.16
(1,80)	1:B:52:ARG:H	1:B:53:PHE:H	15	0.16

*Continued on next page...*

*Continued from previous page...*

Key	Atom-1	Atom-2	Model ID	Violation (Å)
(1,80)	1:B:52:ARG:H	1:B:53:PHE:H	16	0.16
(1,80)	1:B:52:ARG:H	1:B:53:PHE:H	17	0.16
(1,80)	1:B:52:ARG:H	1:B:53:PHE:H	18	0.16
(1,80)	1:B:52:ARG:H	1:B:53:PHE:H	19	0.16
(1,80)	1:B:52:ARG:H	1:B:53:PHE:H	20	0.16
(1,40)	1:A:20:ARG:H	1:A:21:PHE:H	1	0.16
(1,40)	1:A:20:ARG:H	1:A:21:PHE:H	2	0.16
(1,40)	1:A:20:ARG:H	1:A:21:PHE:H	3	0.16
(1,40)	1:A:20:ARG:H	1:A:21:PHE:H	4	0.16
(1,40)	1:A:20:ARG:H	1:A:21:PHE:H	5	0.16
(1,40)	1:A:20:ARG:H	1:A:21:PHE:H	6	0.16
(1,40)	1:A:20:ARG:H	1:A:21:PHE:H	7	0.16
(1,40)	1:A:20:ARG:H	1:A:21:PHE:H	8	0.16
(1,40)	1:A:20:ARG:H	1:A:21:PHE:H	9	0.16
(1,40)	1:A:20:ARG:H	1:A:21:PHE:H	10	0.16
(1,40)	1:A:20:ARG:H	1:A:21:PHE:H	11	0.16
(1,40)	1:A:20:ARG:H	1:A:21:PHE:H	12	0.16
(1,40)	1:A:20:ARG:H	1:A:21:PHE:H	13	0.16
(1,40)	1:A:20:ARG:H	1:A:21:PHE:H	14	0.16
(1,40)	1:A:20:ARG:H	1:A:21:PHE:H	15	0.16
(1,40)	1:A:20:ARG:H	1:A:21:PHE:H	16	0.16
(1,40)	1:A:20:ARG:H	1:A:21:PHE:H	17	0.16
(1,40)	1:A:20:ARG:H	1:A:21:PHE:H	18	0.16
(1,40)	1:A:20:ARG:H	1:A:21:PHE:H	19	0.16
(1,40)	1:A:20:ARG:H	1:A:21:PHE:H	20	0.16
(1,331)	1:B:44:ASN:H	1:B:49:LYS:H	2	0.16
(1,331)	1:B:44:ASN:H	1:B:49:LYS:H	4	0.16
(1,331)	1:B:44:ASN:H	1:B:49:LYS:H	5	0.16
(1,331)	1:B:44:ASN:H	1:B:49:LYS:H	6	0.16
(1,331)	1:B:44:ASN:H	1:B:49:LYS:H	10	0.16
(1,331)	1:B:44:ASN:H	1:B:49:LYS:H	12	0.16
(1,331)	1:B:44:ASN:H	1:B:49:LYS:H	14	0.16
(1,331)	1:B:44:ASN:H	1:B:49:LYS:H	17	0.16
(1,331)	1:B:44:ASN:H	1:B:49:LYS:H	18	0.16
(1,311)	1:A:12:ASN:H	1:A:17:LYS:H	1	0.16
(1,311)	1:A:12:ASN:H	1:A:17:LYS:H	2	0.16
(1,311)	1:A:12:ASN:H	1:A:17:LYS:H	3	0.16
(1,311)	1:A:12:ASN:H	1:A:17:LYS:H	4	0.16
(1,311)	1:A:12:ASN:H	1:A:17:LYS:H	5	0.16
(1,311)	1:A:12:ASN:H	1:A:17:LYS:H	6	0.16
(1,311)	1:A:12:ASN:H	1:A:17:LYS:H	8	0.16
(1,311)	1:A:12:ASN:H	1:A:17:LYS:H	10	0.16

*Continued on next page...*

*Continued from previous page...*

Key	Atom-1	Atom-2	Model ID	Violation (Å)
(1,311)	1:A:12:ASN:H	1:A:17:LYS:H	11	0.16
(1,311)	1:A:12:ASN:H	1:A:17:LYS:H	12	0.16
(1,311)	1:A:12:ASN:H	1:A:17:LYS:H	13	0.16
(1,311)	1:A:12:ASN:H	1:A:17:LYS:H	14	0.16
(1,311)	1:A:12:ASN:H	1:A:17:LYS:H	17	0.16
(1,311)	1:A:12:ASN:H	1:A:17:LYS:H	18	0.16
(1,311)	1:A:12:ASN:H	1:A:17:LYS:H	20	0.16
(1,290)	1:B:42:TYR:HE1	1:B:51:GLN:HE21	1	0.16
(1,290)	1:B:42:TYR:HE1	1:B:51:GLN:HE22	1	0.16
(1,290)	1:B:42:TYR:HE2	1:B:51:GLN:HE21	1	0.16
(1,290)	1:B:42:TYR:HE2	1:B:51:GLN:HE22	1	0.16
(1,290)	1:B:42:TYR:HE1	1:B:51:GLN:HE21	2	0.16
(1,290)	1:B:42:TYR:HE1	1:B:51:GLN:HE22	2	0.16
(1,290)	1:B:42:TYR:HE2	1:B:51:GLN:HE21	2	0.16
(1,290)	1:B:42:TYR:HE2	1:B:51:GLN:HE22	2	0.16
(1,290)	1:B:42:TYR:HE1	1:B:51:GLN:HE21	10	0.16
(1,290)	1:B:42:TYR:HE1	1:B:51:GLN:HE22	10	0.16
(1,290)	1:B:42:TYR:HE2	1:B:51:GLN:HE21	10	0.16
(1,290)	1:B:42:TYR:HE2	1:B:51:GLN:HE22	10	0.16
(1,290)	1:B:42:TYR:HE1	1:B:51:GLN:HE21	12	0.16
(1,290)	1:B:42:TYR:HE1	1:B:51:GLN:HE22	12	0.16
(1,290)	1:B:42:TYR:HE2	1:B:51:GLN:HE21	12	0.16
(1,290)	1:B:42:TYR:HE2	1:B:51:GLN:HE22	12	0.16
(1,290)	1:B:42:TYR:HE1	1:B:51:GLN:HE21	13	0.16
(1,290)	1:B:42:TYR:HE1	1:B:51:GLN:HE22	13	0.16
(1,290)	1:B:42:TYR:HE2	1:B:51:GLN:HE21	13	0.16
(1,290)	1:B:42:TYR:HE2	1:B:51:GLN:HE22	13	0.16
(1,290)	1:B:42:TYR:HE1	1:B:51:GLN:HE21	14	0.16
(1,290)	1:B:42:TYR:HE1	1:B:51:GLN:HE22	14	0.16
(1,290)	1:B:42:TYR:HE2	1:B:51:GLN:HE21	14	0.16
(1,290)	1:B:42:TYR:HE2	1:B:51:GLN:HE22	14	0.16
(1,290)	1:B:42:TYR:HE1	1:B:51:GLN:HE21	15	0.16
(1,290)	1:B:42:TYR:HE1	1:B:51:GLN:HE22	15	0.16
(1,290)	1:B:42:TYR:HE2	1:B:51:GLN:HE21	15	0.16
(1,290)	1:B:42:TYR:HE2	1:B:51:GLN:HE22	15	0.16
(1,290)	1:B:42:TYR:HE1	1:B:51:GLN:HE21	16	0.16
(1,290)	1:B:42:TYR:HE1	1:B:51:GLN:HE22	16	0.16
(1,290)	1:B:42:TYR:HE2	1:B:51:GLN:HE21	16	0.16
(1,290)	1:B:42:TYR:HE2	1:B:51:GLN:HE22	16	0.16
(1,290)	1:B:42:TYR:HE1	1:B:51:GLN:HE21	17	0.16
(1,290)	1:B:42:TYR:HE1	1:B:51:GLN:HE22	17	0.16
(1,290)	1:B:42:TYR:HE2	1:B:51:GLN:HE21	17	0.16

*Continued on next page...*

*Continued from previous page...*

Key	Atom-1	Atom-2	Model ID	Violation (Å)
(1,290)	1:B:42:TYR:HE2	1:B:51:GLN:HE22	17	0.16
(1,290)	1:B:42:TYR:HE1	1:B:51:GLN:HE21	18	0.16
(1,290)	1:B:42:TYR:HE1	1:B:51:GLN:HE22	18	0.16
(1,290)	1:B:42:TYR:HE2	1:B:51:GLN:HE21	18	0.16
(1,290)	1:B:42:TYR:HE2	1:B:51:GLN:HE22	18	0.16
(1,290)	1:B:42:TYR:HE1	1:B:51:GLN:HE21	19	0.16
(1,290)	1:B:42:TYR:HE1	1:B:51:GLN:HE22	19	0.16
(1,290)	1:B:42:TYR:HE2	1:B:51:GLN:HE21	19	0.16
(1,290)	1:B:42:TYR:HE2	1:B:51:GLN:HE22	19	0.16
(1,290)	1:B:42:TYR:HE1	1:B:51:GLN:HE21	20	0.16
(1,290)	1:B:42:TYR:HE1	1:B:51:GLN:HE22	20	0.16
(1,290)	1:B:42:TYR:HE2	1:B:51:GLN:HE21	20	0.16
(1,290)	1:B:42:TYR:HE2	1:B:51:GLN:HE22	20	0.16
(1,288)	1:B:41:ILE:HD11	1:B:51:GLN:HE21	1	0.16
(1,288)	1:B:41:ILE:HD11	1:B:51:GLN:HE22	1	0.16
(1,288)	1:B:41:ILE:HD12	1:B:51:GLN:HE21	1	0.16
(1,288)	1:B:41:ILE:HD12	1:B:51:GLN:HE22	1	0.16
(1,288)	1:B:41:ILE:HD13	1:B:51:GLN:HE21	1	0.16
(1,288)	1:B:41:ILE:HD13	1:B:51:GLN:HE22	1	0.16
(1,288)	1:B:41:ILE:HD11	1:B:51:GLN:HE21	3	0.16
(1,288)	1:B:41:ILE:HD11	1:B:51:GLN:HE22	3	0.16
(1,288)	1:B:41:ILE:HD12	1:B:51:GLN:HE21	3	0.16
(1,288)	1:B:41:ILE:HD12	1:B:51:GLN:HE22	3	0.16
(1,288)	1:B:41:ILE:HD13	1:B:51:GLN:HE21	3	0.16
(1,288)	1:B:41:ILE:HD13	1:B:51:GLN:HE22	3	0.16
(1,288)	1:B:41:ILE:HD11	1:B:51:GLN:HE21	4	0.16
(1,288)	1:B:41:ILE:HD11	1:B:51:GLN:HE22	4	0.16
(1,288)	1:B:41:ILE:HD12	1:B:51:GLN:HE21	4	0.16
(1,288)	1:B:41:ILE:HD12	1:B:51:GLN:HE22	4	0.16
(1,288)	1:B:41:ILE:HD13	1:B:51:GLN:HE21	4	0.16
(1,288)	1:B:41:ILE:HD13	1:B:51:GLN:HE22	4	0.16
(1,288)	1:B:41:ILE:HD11	1:B:51:GLN:HE21	5	0.16
(1,288)	1:B:41:ILE:HD11	1:B:51:GLN:HE22	5	0.16
(1,288)	1:B:41:ILE:HD12	1:B:51:GLN:HE21	5	0.16
(1,288)	1:B:41:ILE:HD12	1:B:51:GLN:HE22	5	0.16
(1,288)	1:B:41:ILE:HD13	1:B:51:GLN:HE21	5	0.16
(1,288)	1:B:41:ILE:HD13	1:B:51:GLN:HE22	5	0.16
(1,288)	1:B:41:ILE:HD11	1:B:51:GLN:HE21	6	0.16
(1,288)	1:B:41:ILE:HD11	1:B:51:GLN:HE22	6	0.16
(1,288)	1:B:41:ILE:HD12	1:B:51:GLN:HE21	6	0.16
(1,288)	1:B:41:ILE:HD12	1:B:51:GLN:HE22	6	0.16
(1,288)	1:B:41:ILE:HD13	1:B:51:GLN:HE21	6	0.16

*Continued on next page...*

*Continued from previous page...*

Key	Atom-1	Atom-2	Model ID	Violation (Å)
(1,288)	1:B:41:ILE:HD13	1:B:51:GLN:HE22	6	0.16
(1,288)	1:B:41:ILE:HD11	1:B:51:GLN:HE21	7	0.16
(1,288)	1:B:41:ILE:HD11	1:B:51:GLN:HE22	7	0.16
(1,288)	1:B:41:ILE:HD12	1:B:51:GLN:HE21	7	0.16
(1,288)	1:B:41:ILE:HD12	1:B:51:GLN:HE22	7	0.16
(1,288)	1:B:41:ILE:HD13	1:B:51:GLN:HE21	7	0.16
(1,288)	1:B:41:ILE:HD13	1:B:51:GLN:HE22	7	0.16
(1,288)	1:B:41:ILE:HD11	1:B:51:GLN:HE21	12	0.16
(1,288)	1:B:41:ILE:HD11	1:B:51:GLN:HE22	12	0.16
(1,288)	1:B:41:ILE:HD12	1:B:51:GLN:HE21	12	0.16
(1,288)	1:B:41:ILE:HD12	1:B:51:GLN:HE22	12	0.16
(1,288)	1:B:41:ILE:HD13	1:B:51:GLN:HE21	12	0.16
(1,288)	1:B:41:ILE:HD13	1:B:51:GLN:HE22	12	0.16
(1,288)	1:B:41:ILE:HD11	1:B:51:GLN:HE21	13	0.16
(1,288)	1:B:41:ILE:HD11	1:B:51:GLN:HE22	13	0.16
(1,288)	1:B:41:ILE:HD12	1:B:51:GLN:HE21	13	0.16
(1,288)	1:B:41:ILE:HD12	1:B:51:GLN:HE22	13	0.16
(1,288)	1:B:41:ILE:HD13	1:B:51:GLN:HE21	13	0.16
(1,288)	1:B:41:ILE:HD13	1:B:51:GLN:HE22	13	0.16
(1,288)	1:B:41:ILE:HD11	1:B:51:GLN:HE21	15	0.16
(1,288)	1:B:41:ILE:HD11	1:B:51:GLN:HE22	15	0.16
(1,288)	1:B:41:ILE:HD12	1:B:51:GLN:HE21	15	0.16
(1,288)	1:B:41:ILE:HD12	1:B:51:GLN:HE22	15	0.16
(1,288)	1:B:41:ILE:HD13	1:B:51:GLN:HE21	15	0.16
(1,288)	1:B:41:ILE:HD13	1:B:51:GLN:HE22	15	0.16
(1,288)	1:B:41:ILE:HD11	1:B:51:GLN:HE21	16	0.16
(1,288)	1:B:41:ILE:HD11	1:B:51:GLN:HE22	16	0.16
(1,288)	1:B:41:ILE:HD12	1:B:51:GLN:HE21	16	0.16
(1,288)	1:B:41:ILE:HD12	1:B:51:GLN:HE22	16	0.16
(1,288)	1:B:41:ILE:HD13	1:B:51:GLN:HE21	16	0.16
(1,288)	1:B:41:ILE:HD13	1:B:51:GLN:HE22	16	0.16
(1,288)	1:B:41:ILE:HD11	1:B:51:GLN:HE21	17	0.16
(1,288)	1:B:41:ILE:HD11	1:B:51:GLN:HE22	17	0.16
(1,288)	1:B:41:ILE:HD12	1:B:51:GLN:HE21	17	0.16
(1,288)	1:B:41:ILE:HD12	1:B:51:GLN:HE22	17	0.16
(1,288)	1:B:41:ILE:HD13	1:B:51:GLN:HE21	17	0.16
(1,288)	1:B:41:ILE:HD13	1:B:51:GLN:HE22	17	0.16
(1,288)	1:B:41:ILE:HD11	1:B:51:GLN:HE21	19	0.16
(1,288)	1:B:41:ILE:HD11	1:B:51:GLN:HE22	19	0.16
(1,288)	1:B:41:ILE:HD12	1:B:51:GLN:HE21	19	0.16
(1,288)	1:B:41:ILE:HD12	1:B:51:GLN:HE22	19	0.16
(1,288)	1:B:41:ILE:HD13	1:B:51:GLN:HE21	19	0.16

*Continued on next page...*



*Continued from previous page...*

Key	Atom-1	Atom-2	Model ID	Violation (Å)
(1,288)	1:B:41:ILE:HD13	1:B:51:GLN:HE22	19	0.16
(1,258)	1:A:10:TYR:HE1	1:A:19:GLN:HE21	6	0.16
(1,258)	1:A:10:TYR:HE1	1:A:19:GLN:HE22	6	0.16
(1,258)	1:A:10:TYR:HE2	1:A:19:GLN:HE21	6	0.16
(1,258)	1:A:10:TYR:HE2	1:A:19:GLN:HE22	6	0.16
(1,258)	1:A:10:TYR:HE1	1:A:19:GLN:HE21	8	0.16
(1,258)	1:A:10:TYR:HE1	1:A:19:GLN:HE22	8	0.16
(1,258)	1:A:10:TYR:HE2	1:A:19:GLN:HE21	8	0.16
(1,258)	1:A:10:TYR:HE2	1:A:19:GLN:HE22	8	0.16
(1,258)	1:A:10:TYR:HE1	1:A:19:GLN:HE21	12	0.16
(1,258)	1:A:10:TYR:HE1	1:A:19:GLN:HE22	12	0.16
(1,258)	1:A:10:TYR:HE2	1:A:19:GLN:HE21	12	0.16
(1,258)	1:A:10:TYR:HE2	1:A:19:GLN:HE22	12	0.16
(1,258)	1:A:10:TYR:HE1	1:A:19:GLN:HE21	13	0.16
(1,258)	1:A:10:TYR:HE1	1:A:19:GLN:HE22	13	0.16
(1,258)	1:A:10:TYR:HE2	1:A:19:GLN:HE21	13	0.16
(1,258)	1:A:10:TYR:HE2	1:A:19:GLN:HE22	13	0.16
(1,258)	1:A:10:TYR:HE1	1:A:19:GLN:HE21	14	0.16
(1,258)	1:A:10:TYR:HE1	1:A:19:GLN:HE22	14	0.16
(1,258)	1:A:10:TYR:HE2	1:A:19:GLN:HE21	14	0.16
(1,258)	1:A:10:TYR:HE2	1:A:19:GLN:HE22	14	0.16
(1,258)	1:A:10:TYR:HE1	1:A:19:GLN:HE21	15	0.16
(1,258)	1:A:10:TYR:HE1	1:A:19:GLN:HE22	15	0.16
(1,258)	1:A:10:TYR:HE2	1:A:19:GLN:HE21	15	0.16
(1,258)	1:A:10:TYR:HE2	1:A:19:GLN:HE22	15	0.16
(1,258)	1:A:10:TYR:HE1	1:A:19:GLN:HE21	16	0.16
(1,258)	1:A:10:TYR:HE1	1:A:19:GLN:HE22	16	0.16
(1,258)	1:A:10:TYR:HE2	1:A:19:GLN:HE21	16	0.16
(1,258)	1:A:10:TYR:HE2	1:A:19:GLN:HE22	16	0.16
(1,258)	1:A:10:TYR:HE1	1:A:19:GLN:HE21	17	0.16
(1,258)	1:A:10:TYR:HE1	1:A:19:GLN:HE22	17	0.16
(1,258)	1:A:10:TYR:HE2	1:A:19:GLN:HE21	17	0.16
(1,258)	1:A:10:TYR:HE2	1:A:19:GLN:HE22	17	0.16
(1,258)	1:A:10:TYR:HE1	1:A:19:GLN:HE21	19	0.16
(1,258)	1:A:10:TYR:HE1	1:A:19:GLN:HE22	19	0.16
(1,258)	1:A:10:TYR:HE2	1:A:19:GLN:HE21	19	0.16
(1,258)	1:A:10:TYR:HE2	1:A:19:GLN:HE22	19	0.16
(1,256)	1:A:9:ILE:HD11	1:A:19:GLN:HE21	15	0.16
(1,256)	1:A:9:ILE:HD11	1:A:19:GLN:HE22	15	0.16
(1,256)	1:A:9:ILE:HD12	1:A:19:GLN:HE21	15	0.16
(1,256)	1:A:9:ILE:HD12	1:A:19:GLN:HE22	15	0.16
(1,256)	1:A:9:ILE:HD13	1:A:19:GLN:HE21	15	0.16

*Continued on next page...*

*Continued from previous page...*

Key	Atom-1	Atom-2	Model ID	Violation (Å)
(1,256)	1:A:9:ILE:HD13	1:A:19:GLN:HE22	15	0.16
(1,256)	1:A:9:ILE:HD11	1:A:19:GLN:HE21	20	0.16
(1,256)	1:A:9:ILE:HD11	1:A:19:GLN:HE22	20	0.16
(1,256)	1:A:9:ILE:HD12	1:A:19:GLN:HE21	20	0.16
(1,256)	1:A:9:ILE:HD12	1:A:19:GLN:HE22	20	0.16
(1,256)	1:A:9:ILE:HD13	1:A:19:GLN:HE21	20	0.16
(1,256)	1:A:9:ILE:HD13	1:A:19:GLN:HE22	20	0.16
(1,182)	1:B:42:TYR:HB2	1:B:42:TYR:H	1	0.16
(1,182)	1:B:42:TYR:HB3	1:B:42:TYR:H	1	0.16
(1,182)	1:B:42:TYR:HB2	1:B:42:TYR:H	2	0.16
(1,182)	1:B:42:TYR:HB3	1:B:42:TYR:H	2	0.16
(1,182)	1:B:42:TYR:HB2	1:B:42:TYR:H	3	0.16
(1,182)	1:B:42:TYR:HB3	1:B:42:TYR:H	3	0.16
(1,182)	1:B:42:TYR:HB2	1:B:42:TYR:H	4	0.16
(1,182)	1:B:42:TYR:HB3	1:B:42:TYR:H	4	0.16
(1,182)	1:B:42:TYR:HB2	1:B:42:TYR:H	5	0.16
(1,182)	1:B:42:TYR:HB3	1:B:42:TYR:H	5	0.16
(1,182)	1:B:42:TYR:HB2	1:B:42:TYR:H	6	0.16
(1,182)	1:B:42:TYR:HB3	1:B:42:TYR:H	6	0.16
(1,182)	1:B:42:TYR:HB2	1:B:42:TYR:H	7	0.16
(1,182)	1:B:42:TYR:HB3	1:B:42:TYR:H	7	0.16
(1,182)	1:B:42:TYR:HB2	1:B:42:TYR:H	8	0.16
(1,182)	1:B:42:TYR:HB3	1:B:42:TYR:H	8	0.16
(1,182)	1:B:42:TYR:HB2	1:B:42:TYR:H	9	0.16
(1,182)	1:B:42:TYR:HB3	1:B:42:TYR:H	9	0.16
(1,182)	1:B:42:TYR:HB2	1:B:42:TYR:H	10	0.16
(1,182)	1:B:42:TYR:HB3	1:B:42:TYR:H	10	0.16
(1,182)	1:B:42:TYR:HB2	1:B:42:TYR:H	11	0.16
(1,182)	1:B:42:TYR:HB3	1:B:42:TYR:H	11	0.16
(1,182)	1:B:42:TYR:HB2	1:B:42:TYR:H	12	0.16
(1,182)	1:B:42:TYR:HB3	1:B:42:TYR:H	12	0.16
(1,182)	1:B:42:TYR:HB2	1:B:42:TYR:H	13	0.16
(1,182)	1:B:42:TYR:HB3	1:B:42:TYR:H	13	0.16
(1,182)	1:B:42:TYR:HB2	1:B:42:TYR:H	14	0.16
(1,182)	1:B:42:TYR:HB3	1:B:42:TYR:H	14	0.16
(1,182)	1:B:42:TYR:HB2	1:B:42:TYR:H	15	0.16
(1,182)	1:B:42:TYR:HB3	1:B:42:TYR:H	15	0.16
(1,182)	1:B:42:TYR:HB2	1:B:42:TYR:H	16	0.16
(1,182)	1:B:42:TYR:HB3	1:B:42:TYR:H	16	0.16
(1,182)	1:B:42:TYR:HB2	1:B:42:TYR:H	17	0.16
(1,182)	1:B:42:TYR:HB3	1:B:42:TYR:H	17	0.16
(1,182)	1:B:42:TYR:HB2	1:B:42:TYR:H	18	0.16

*Continued on next page...*

*Continued from previous page...*

Key	Atom-1	Atom-2	Model ID	Violation (Å)
(1,182)	1:B:42:TYR:HB3	1:B:42:TYR:H	18	0.16
(1,182)	1:B:42:TYR:HB2	1:B:42:TYR:H	19	0.16
(1,182)	1:B:42:TYR:HB3	1:B:42:TYR:H	19	0.16
(1,182)	1:B:42:TYR:HB2	1:B:42:TYR:H	20	0.16
(1,182)	1:B:42:TYR:HB3	1:B:42:TYR:H	20	0.16
(1,18)	1:A:9:ILE:HG21	1:A:10:TYR:HD1	20	0.16
(1,18)	1:A:9:ILE:HG21	1:A:10:TYR:HD2	20	0.16
(1,18)	1:A:9:ILE:HG22	1:A:10:TYR:HD1	20	0.16
(1,18)	1:A:9:ILE:HG22	1:A:10:TYR:HD2	20	0.16
(1,18)	1:A:9:ILE:HG23	1:A:10:TYR:HD1	20	0.16
(1,18)	1:A:9:ILE:HG23	1:A:10:TYR:HD2	20	0.16
(1,108)	1:A:10:TYR:HB2	1:A:10:TYR:H	1	0.16
(1,108)	1:A:10:TYR:HB3	1:A:10:TYR:H	1	0.16
(1,108)	1:A:10:TYR:HB2	1:A:10:TYR:H	2	0.16
(1,108)	1:A:10:TYR:HB3	1:A:10:TYR:H	2	0.16
(1,108)	1:A:10:TYR:HB2	1:A:10:TYR:H	3	0.16
(1,108)	1:A:10:TYR:HB3	1:A:10:TYR:H	3	0.16
(1,108)	1:A:10:TYR:HB2	1:A:10:TYR:H	4	0.16
(1,108)	1:A:10:TYR:HB3	1:A:10:TYR:H	4	0.16
(1,108)	1:A:10:TYR:HB2	1:A:10:TYR:H	5	0.16
(1,108)	1:A:10:TYR:HB3	1:A:10:TYR:H	5	0.16
(1,108)	1:A:10:TYR:HB2	1:A:10:TYR:H	6	0.16
(1,108)	1:A:10:TYR:HB3	1:A:10:TYR:H	6	0.16
(1,108)	1:A:10:TYR:HB2	1:A:10:TYR:H	7	0.16
(1,108)	1:A:10:TYR:HB3	1:A:10:TYR:H	7	0.16
(1,108)	1:A:10:TYR:HB2	1:A:10:TYR:H	8	0.16
(1,108)	1:A:10:TYR:HB3	1:A:10:TYR:H	8	0.16
(1,108)	1:A:10:TYR:HB2	1:A:10:TYR:H	9	0.16
(1,108)	1:A:10:TYR:HB3	1:A:10:TYR:H	9	0.16
(1,108)	1:A:10:TYR:HB2	1:A:10:TYR:H	10	0.16
(1,108)	1:A:10:TYR:HB3	1:A:10:TYR:H	10	0.16
(1,108)	1:A:10:TYR:HB2	1:A:10:TYR:H	11	0.16
(1,108)	1:A:10:TYR:HB3	1:A:10:TYR:H	11	0.16
(1,108)	1:A:10:TYR:HB2	1:A:10:TYR:H	12	0.16
(1,108)	1:A:10:TYR:HB3	1:A:10:TYR:H	12	0.16
(1,108)	1:A:10:TYR:HB2	1:A:10:TYR:H	13	0.16
(1,108)	1:A:10:TYR:HB3	1:A:10:TYR:H	13	0.16
(1,108)	1:A:10:TYR:HB2	1:A:10:TYR:H	14	0.16
(1,108)	1:A:10:TYR:HB3	1:A:10:TYR:H	14	0.16
(1,108)	1:A:10:TYR:HB2	1:A:10:TYR:H	15	0.16
(1,108)	1:A:10:TYR:HB3	1:A:10:TYR:H	15	0.16
(1,108)	1:A:10:TYR:HB2	1:A:10:TYR:H	16	0.16

*Continued on next page...*

*Continued from previous page...*

Key	Atom-1	Atom-2	Model ID	Violation (Å)
(1,108)	1:A:10:TYR:HB3	1:A:10:TYR:H	16	0.16
(1,108)	1:A:10:TYR:HB2	1:A:10:TYR:H	17	0.16
(1,108)	1:A:10:TYR:HB3	1:A:10:TYR:H	17	0.16
(1,108)	1:A:10:TYR:HB2	1:A:10:TYR:H	18	0.16
(1,108)	1:A:10:TYR:HB3	1:A:10:TYR:H	18	0.16
(1,108)	1:A:10:TYR:HB2	1:A:10:TYR:H	19	0.16
(1,108)	1:A:10:TYR:HB3	1:A:10:TYR:H	19	0.16
(1,108)	1:A:10:TYR:HB2	1:A:10:TYR:H	20	0.16
(1,108)	1:A:10:TYR:HB3	1:A:10:TYR:H	20	0.16
(1,9)	1:A:8:ILE:HG12	1:A:9:ILE:H	20	0.15
(1,9)	1:A:8:ILE:HG13	1:A:9:ILE:H	20	0.15
(1,331)	1:B:44:ASN:H	1:B:49:LYS:H	1	0.15
(1,331)	1:B:44:ASN:H	1:B:49:LYS:H	3	0.15
(1,331)	1:B:44:ASN:H	1:B:49:LYS:H	7	0.15
(1,331)	1:B:44:ASN:H	1:B:49:LYS:H	8	0.15
(1,331)	1:B:44:ASN:H	1:B:49:LYS:H	9	0.15
(1,331)	1:B:44:ASN:H	1:B:49:LYS:H	11	0.15
(1,331)	1:B:44:ASN:H	1:B:49:LYS:H	13	0.15
(1,331)	1:B:44:ASN:H	1:B:49:LYS:H	15	0.15
(1,331)	1:B:44:ASN:H	1:B:49:LYS:H	16	0.15
(1,331)	1:B:44:ASN:H	1:B:49:LYS:H	19	0.15
(1,331)	1:B:44:ASN:H	1:B:49:LYS:H	20	0.15
(1,317)	1:B:47:THR:HA	1:B:44:ASN:HD21	1	0.15
(1,317)	1:B:47:THR:HA	1:B:44:ASN:HD22	1	0.15
(1,317)	1:B:47:THR:HA	1:B:44:ASN:HD21	2	0.15
(1,317)	1:B:47:THR:HA	1:B:44:ASN:HD22	2	0.15
(1,317)	1:B:47:THR:HA	1:B:44:ASN:HD21	3	0.15
(1,317)	1:B:47:THR:HA	1:B:44:ASN:HD22	3	0.15
(1,317)	1:B:47:THR:HA	1:B:44:ASN:HD21	4	0.15
(1,317)	1:B:47:THR:HA	1:B:44:ASN:HD22	4	0.15
(1,317)	1:B:47:THR:HA	1:B:44:ASN:HD21	5	0.15
(1,317)	1:B:47:THR:HA	1:B:44:ASN:HD22	5	0.15
(1,317)	1:B:47:THR:HA	1:B:44:ASN:HD21	6	0.15
(1,317)	1:B:47:THR:HA	1:B:44:ASN:HD22	6	0.15
(1,317)	1:B:47:THR:HA	1:B:44:ASN:HD21	7	0.15
(1,317)	1:B:47:THR:HA	1:B:44:ASN:HD22	7	0.15
(1,317)	1:B:47:THR:HA	1:B:44:ASN:HD21	8	0.15
(1,317)	1:B:47:THR:HA	1:B:44:ASN:HD22	8	0.15
(1,317)	1:B:47:THR:HA	1:B:44:ASN:HD21	9	0.15
(1,317)	1:B:47:THR:HA	1:B:44:ASN:HD22	9	0.15
(1,317)	1:B:47:THR:HA	1:B:44:ASN:HD21	10	0.15
(1,317)	1:B:47:THR:HA	1:B:44:ASN:HD22	10	0.15

*Continued on next page...*

*Continued from previous page...*

Key	Atom-1	Atom-2	Model ID	Violation (Å)
(1,317)	1:B:47:THR:HA	1:B:44:ASN:HD21	11	0.15
(1,317)	1:B:47:THR:HA	1:B:44:ASN:HD22	11	0.15
(1,317)	1:B:47:THR:HA	1:B:44:ASN:HD21	12	0.15
(1,317)	1:B:47:THR:HA	1:B:44:ASN:HD22	12	0.15
(1,317)	1:B:47:THR:HA	1:B:44:ASN:HD21	13	0.15
(1,317)	1:B:47:THR:HA	1:B:44:ASN:HD22	13	0.15
(1,317)	1:B:47:THR:HA	1:B:44:ASN:HD21	14	0.15
(1,317)	1:B:47:THR:HA	1:B:44:ASN:HD22	14	0.15
(1,317)	1:B:47:THR:HA	1:B:44:ASN:HD21	15	0.15
(1,317)	1:B:47:THR:HA	1:B:44:ASN:HD22	15	0.15
(1,317)	1:B:47:THR:HA	1:B:44:ASN:HD21	16	0.15
(1,317)	1:B:47:THR:HA	1:B:44:ASN:HD22	16	0.15
(1,317)	1:B:47:THR:HA	1:B:44:ASN:HD21	17	0.15
(1,317)	1:B:47:THR:HA	1:B:44:ASN:HD22	17	0.15
(1,317)	1:B:47:THR:HA	1:B:44:ASN:HD21	18	0.15
(1,317)	1:B:47:THR:HA	1:B:44:ASN:HD22	18	0.15
(1,317)	1:B:47:THR:HA	1:B:44:ASN:HD21	19	0.15
(1,317)	1:B:47:THR:HA	1:B:44:ASN:HD22	19	0.15
(1,317)	1:B:47:THR:HA	1:B:44:ASN:HD21	20	0.15
(1,317)	1:B:47:THR:HA	1:B:44:ASN:HD22	20	0.15
(1,311)	1:A:12:ASN:H	1:A:17:LYS:H	7	0.15
(1,311)	1:A:12:ASN:H	1:A:17:LYS:H	9	0.15
(1,311)	1:A:12:ASN:H	1:A:17:LYS:H	15	0.15
(1,311)	1:A:12:ASN:H	1:A:17:LYS:H	16	0.15
(1,311)	1:A:12:ASN:H	1:A:17:LYS:H	19	0.15
(1,297)	1:A:15:THR:HA	1:A:12:ASN:HD21	1	0.15
(1,297)	1:A:15:THR:HA	1:A:12:ASN:HD22	1	0.15
(1,297)	1:A:15:THR:HA	1:A:12:ASN:HD21	2	0.15
(1,297)	1:A:15:THR:HA	1:A:12:ASN:HD22	2	0.15
(1,297)	1:A:15:THR:HA	1:A:12:ASN:HD21	3	0.15
(1,297)	1:A:15:THR:HA	1:A:12:ASN:HD22	3	0.15
(1,297)	1:A:15:THR:HA	1:A:12:ASN:HD21	4	0.15
(1,297)	1:A:15:THR:HA	1:A:12:ASN:HD22	4	0.15
(1,297)	1:A:15:THR:HA	1:A:12:ASN:HD21	5	0.15
(1,297)	1:A:15:THR:HA	1:A:12:ASN:HD22	5	0.15
(1,297)	1:A:15:THR:HA	1:A:12:ASN:HD21	6	0.15
(1,297)	1:A:15:THR:HA	1:A:12:ASN:HD22	6	0.15
(1,297)	1:A:15:THR:HA	1:A:12:ASN:HD21	7	0.15
(1,297)	1:A:15:THR:HA	1:A:12:ASN:HD22	7	0.15
(1,297)	1:A:15:THR:HA	1:A:12:ASN:HD21	8	0.15
(1,297)	1:A:15:THR:HA	1:A:12:ASN:HD22	8	0.15
(1,297)	1:A:15:THR:HA	1:A:12:ASN:HD21	9	0.15

*Continued on next page...*

*Continued from previous page...*

Key	Atom-1	Atom-2	Model ID	Violation (Å)
(1,297)	1:A:15:THR:HA	1:A:12:ASN:HD22	9	0.15
(1,297)	1:A:15:THR:HA	1:A:12:ASN:HD21	10	0.15
(1,297)	1:A:15:THR:HA	1:A:12:ASN:HD22	10	0.15
(1,297)	1:A:15:THR:HA	1:A:12:ASN:HD21	11	0.15
(1,297)	1:A:15:THR:HA	1:A:12:ASN:HD22	11	0.15
(1,297)	1:A:15:THR:HA	1:A:12:ASN:HD21	12	0.15
(1,297)	1:A:15:THR:HA	1:A:12:ASN:HD22	12	0.15
(1,297)	1:A:15:THR:HA	1:A:12:ASN:HD21	13	0.15
(1,297)	1:A:15:THR:HA	1:A:12:ASN:HD22	13	0.15
(1,297)	1:A:15:THR:HA	1:A:12:ASN:HD21	14	0.15
(1,297)	1:A:15:THR:HA	1:A:12:ASN:HD22	14	0.15
(1,297)	1:A:15:THR:HA	1:A:12:ASN:HD21	15	0.15
(1,297)	1:A:15:THR:HA	1:A:12:ASN:HD22	15	0.15
(1,297)	1:A:15:THR:HA	1:A:12:ASN:HD21	16	0.15
(1,297)	1:A:15:THR:HA	1:A:12:ASN:HD22	16	0.15
(1,297)	1:A:15:THR:HA	1:A:12:ASN:HD21	17	0.15
(1,297)	1:A:15:THR:HA	1:A:12:ASN:HD22	17	0.15
(1,297)	1:A:15:THR:HA	1:A:12:ASN:HD21	18	0.15
(1,297)	1:A:15:THR:HA	1:A:12:ASN:HD22	18	0.15
(1,297)	1:A:15:THR:HA	1:A:12:ASN:HD21	19	0.15
(1,297)	1:A:15:THR:HA	1:A:12:ASN:HD22	19	0.15
(1,297)	1:A:15:THR:HA	1:A:12:ASN:HD21	20	0.15
(1,297)	1:A:15:THR:HA	1:A:12:ASN:HD22	20	0.15
(1,290)	1:B:42:TYR:HE1	1:B:51:GLN:HE21	3	0.15
(1,290)	1:B:42:TYR:HE1	1:B:51:GLN:HE22	3	0.15
(1,290)	1:B:42:TYR:HE2	1:B:51:GLN:HE21	3	0.15
(1,290)	1:B:42:TYR:HE2	1:B:51:GLN:HE22	3	0.15
(1,290)	1:B:42:TYR:HE1	1:B:51:GLN:HE21	4	0.15
(1,290)	1:B:42:TYR:HE1	1:B:51:GLN:HE22	4	0.15
(1,290)	1:B:42:TYR:HE2	1:B:51:GLN:HE21	4	0.15
(1,290)	1:B:42:TYR:HE2	1:B:51:GLN:HE22	4	0.15
(1,290)	1:B:42:TYR:HE1	1:B:51:GLN:HE21	5	0.15
(1,290)	1:B:42:TYR:HE1	1:B:51:GLN:HE22	5	0.15
(1,290)	1:B:42:TYR:HE2	1:B:51:GLN:HE21	5	0.15
(1,290)	1:B:42:TYR:HE2	1:B:51:GLN:HE22	5	0.15
(1,290)	1:B:42:TYR:HE1	1:B:51:GLN:HE21	6	0.15
(1,290)	1:B:42:TYR:HE1	1:B:51:GLN:HE22	6	0.15
(1,290)	1:B:42:TYR:HE2	1:B:51:GLN:HE21	6	0.15
(1,290)	1:B:42:TYR:HE2	1:B:51:GLN:HE22	6	0.15
(1,290)	1:B:42:TYR:HE1	1:B:51:GLN:HE21	7	0.15
(1,290)	1:B:42:TYR:HE1	1:B:51:GLN:HE22	7	0.15
(1,290)	1:B:42:TYR:HE2	1:B:51:GLN:HE21	7	0.15

*Continued on next page...*

*Continued from previous page...*

Key	Atom-1	Atom-2	Model ID	Violation (Å)
(1,290)	1:B:42:TYR:HE2	1:B:51:GLN:HE22	7	0.15
(1,290)	1:B:42:TYR:HE1	1:B:51:GLN:HE21	8	0.15
(1,290)	1:B:42:TYR:HE1	1:B:51:GLN:HE22	8	0.15
(1,290)	1:B:42:TYR:HE2	1:B:51:GLN:HE21	8	0.15
(1,290)	1:B:42:TYR:HE2	1:B:51:GLN:HE22	8	0.15
(1,290)	1:B:42:TYR:HE1	1:B:51:GLN:HE21	9	0.15
(1,290)	1:B:42:TYR:HE1	1:B:51:GLN:HE22	9	0.15
(1,290)	1:B:42:TYR:HE2	1:B:51:GLN:HE21	9	0.15
(1,290)	1:B:42:TYR:HE2	1:B:51:GLN:HE22	9	0.15
(1,290)	1:B:42:TYR:HE1	1:B:51:GLN:HE21	11	0.15
(1,290)	1:B:42:TYR:HE1	1:B:51:GLN:HE22	11	0.15
(1,290)	1:B:42:TYR:HE2	1:B:51:GLN:HE21	11	0.15
(1,290)	1:B:42:TYR:HE2	1:B:51:GLN:HE22	11	0.15
(1,288)	1:B:41:ILE:HD11	1:B:51:GLN:HE21	2	0.15
(1,288)	1:B:41:ILE:HD11	1:B:51:GLN:HE22	2	0.15
(1,288)	1:B:41:ILE:HD12	1:B:51:GLN:HE21	2	0.15
(1,288)	1:B:41:ILE:HD12	1:B:51:GLN:HE22	2	0.15
(1,288)	1:B:41:ILE:HD13	1:B:51:GLN:HE21	2	0.15
(1,288)	1:B:41:ILE:HD13	1:B:51:GLN:HE22	2	0.15
(1,288)	1:B:41:ILE:HD11	1:B:51:GLN:HE21	8	0.15
(1,288)	1:B:41:ILE:HD11	1:B:51:GLN:HE22	8	0.15
(1,288)	1:B:41:ILE:HD12	1:B:51:GLN:HE21	8	0.15
(1,288)	1:B:41:ILE:HD12	1:B:51:GLN:HE22	8	0.15
(1,288)	1:B:41:ILE:HD13	1:B:51:GLN:HE21	8	0.15
(1,288)	1:B:41:ILE:HD13	1:B:51:GLN:HE22	8	0.15
(1,288)	1:B:41:ILE:HD11	1:B:51:GLN:HE21	9	0.15
(1,288)	1:B:41:ILE:HD11	1:B:51:GLN:HE22	9	0.15
(1,288)	1:B:41:ILE:HD12	1:B:51:GLN:HE21	9	0.15
(1,288)	1:B:41:ILE:HD12	1:B:51:GLN:HE22	9	0.15
(1,288)	1:B:41:ILE:HD13	1:B:51:GLN:HE21	9	0.15
(1,288)	1:B:41:ILE:HD13	1:B:51:GLN:HE22	9	0.15
(1,288)	1:B:41:ILE:HD11	1:B:51:GLN:HE21	10	0.15
(1,288)	1:B:41:ILE:HD11	1:B:51:GLN:HE22	10	0.15
(1,288)	1:B:41:ILE:HD12	1:B:51:GLN:HE21	10	0.15
(1,288)	1:B:41:ILE:HD12	1:B:51:GLN:HE22	10	0.15
(1,288)	1:B:41:ILE:HD13	1:B:51:GLN:HE21	10	0.15
(1,288)	1:B:41:ILE:HD13	1:B:51:GLN:HE22	10	0.15
(1,288)	1:B:41:ILE:HD11	1:B:51:GLN:HE21	11	0.15
(1,288)	1:B:41:ILE:HD11	1:B:51:GLN:HE22	11	0.15
(1,288)	1:B:41:ILE:HD12	1:B:51:GLN:HE21	11	0.15
(1,288)	1:B:41:ILE:HD12	1:B:51:GLN:HE22	11	0.15
(1,288)	1:B:41:ILE:HD13	1:B:51:GLN:HE21	11	0.15

*Continued on next page...*

*Continued from previous page...*

Key	Atom-1	Atom-2	Model ID	Violation (Å)
(1,288)	1:B:41:ILE:HD13	1:B:51:GLN:HE22	11	0.15
(1,288)	1:B:41:ILE:HD11	1:B:51:GLN:HE21	14	0.15
(1,288)	1:B:41:ILE:HD11	1:B:51:GLN:HE22	14	0.15
(1,288)	1:B:41:ILE:HD12	1:B:51:GLN:HE21	14	0.15
(1,288)	1:B:41:ILE:HD12	1:B:51:GLN:HE22	14	0.15
(1,288)	1:B:41:ILE:HD13	1:B:51:GLN:HE21	14	0.15
(1,288)	1:B:41:ILE:HD13	1:B:51:GLN:HE22	14	0.15
(1,288)	1:B:41:ILE:HD11	1:B:51:GLN:HE21	18	0.15
(1,288)	1:B:41:ILE:HD11	1:B:51:GLN:HE22	18	0.15
(1,288)	1:B:41:ILE:HD12	1:B:51:GLN:HE21	18	0.15
(1,288)	1:B:41:ILE:HD12	1:B:51:GLN:HE22	18	0.15
(1,288)	1:B:41:ILE:HD13	1:B:51:GLN:HE21	18	0.15
(1,288)	1:B:41:ILE:HD13	1:B:51:GLN:HE22	18	0.15
(1,288)	1:B:41:ILE:HD11	1:B:51:GLN:HE21	20	0.15
(1,288)	1:B:41:ILE:HD11	1:B:51:GLN:HE22	20	0.15
(1,288)	1:B:41:ILE:HD12	1:B:51:GLN:HE21	20	0.15
(1,288)	1:B:41:ILE:HD12	1:B:51:GLN:HE22	20	0.15
(1,288)	1:B:41:ILE:HD13	1:B:51:GLN:HE21	20	0.15
(1,288)	1:B:41:ILE:HD13	1:B:51:GLN:HE22	20	0.15
(1,258)	1:A:10:TYR:HE1	1:A:19:GLN:HE21	9	0.15
(1,258)	1:A:10:TYR:HE1	1:A:19:GLN:HE22	9	0.15
(1,258)	1:A:10:TYR:HE2	1:A:19:GLN:HE21	9	0.15
(1,258)	1:A:10:TYR:HE2	1:A:19:GLN:HE22	9	0.15
(1,256)	1:A:9:ILE:HD11	1:A:19:GLN:HE21	1	0.15
(1,256)	1:A:9:ILE:HD11	1:A:19:GLN:HE22	1	0.15
(1,256)	1:A:9:ILE:HD12	1:A:19:GLN:HE21	1	0.15
(1,256)	1:A:9:ILE:HD12	1:A:19:GLN:HE22	1	0.15
(1,256)	1:A:9:ILE:HD13	1:A:19:GLN:HE21	1	0.15
(1,256)	1:A:9:ILE:HD13	1:A:19:GLN:HE22	1	0.15
(1,256)	1:A:9:ILE:HD11	1:A:19:GLN:HE21	2	0.15
(1,256)	1:A:9:ILE:HD11	1:A:19:GLN:HE22	2	0.15
(1,256)	1:A:9:ILE:HD12	1:A:19:GLN:HE21	2	0.15
(1,256)	1:A:9:ILE:HD12	1:A:19:GLN:HE22	2	0.15
(1,256)	1:A:9:ILE:HD13	1:A:19:GLN:HE21	2	0.15
(1,256)	1:A:9:ILE:HD13	1:A:19:GLN:HE22	2	0.15
(1,256)	1:A:9:ILE:HD11	1:A:19:GLN:HE21	3	0.15
(1,256)	1:A:9:ILE:HD11	1:A:19:GLN:HE22	3	0.15
(1,256)	1:A:9:ILE:HD12	1:A:19:GLN:HE21	3	0.15
(1,256)	1:A:9:ILE:HD12	1:A:19:GLN:HE22	3	0.15
(1,256)	1:A:9:ILE:HD13	1:A:19:GLN:HE21	3	0.15
(1,256)	1:A:9:ILE:HD13	1:A:19:GLN:HE22	3	0.15
(1,256)	1:A:9:ILE:HD11	1:A:19:GLN:HE21	4	0.15

*Continued on next page...*



*Continued from previous page...*

Key	Atom-1	Atom-2	Model ID	Violation (Å)
(1,256)	1:A:9:ILE:HD11	1:A:19:GLN:HE22	4	0.15
(1,256)	1:A:9:ILE:HD12	1:A:19:GLN:HE21	4	0.15
(1,256)	1:A:9:ILE:HD12	1:A:19:GLN:HE22	4	0.15
(1,256)	1:A:9:ILE:HD13	1:A:19:GLN:HE21	4	0.15
(1,256)	1:A:9:ILE:HD13	1:A:19:GLN:HE22	4	0.15
(1,256)	1:A:9:ILE:HD11	1:A:19:GLN:HE21	5	0.15
(1,256)	1:A:9:ILE:HD11	1:A:19:GLN:HE22	5	0.15
(1,256)	1:A:9:ILE:HD12	1:A:19:GLN:HE21	5	0.15
(1,256)	1:A:9:ILE:HD12	1:A:19:GLN:HE22	5	0.15
(1,256)	1:A:9:ILE:HD13	1:A:19:GLN:HE21	5	0.15
(1,256)	1:A:9:ILE:HD13	1:A:19:GLN:HE22	5	0.15
(1,256)	1:A:9:ILE:HD11	1:A:19:GLN:HE21	6	0.15
(1,256)	1:A:9:ILE:HD11	1:A:19:GLN:HE22	6	0.15
(1,256)	1:A:9:ILE:HD12	1:A:19:GLN:HE21	6	0.15
(1,256)	1:A:9:ILE:HD12	1:A:19:GLN:HE22	6	0.15
(1,256)	1:A:9:ILE:HD13	1:A:19:GLN:HE21	6	0.15
(1,256)	1:A:9:ILE:HD13	1:A:19:GLN:HE22	6	0.15
(1,256)	1:A:9:ILE:HD11	1:A:19:GLN:HE21	7	0.15
(1,256)	1:A:9:ILE:HD11	1:A:19:GLN:HE22	7	0.15
(1,256)	1:A:9:ILE:HD12	1:A:19:GLN:HE21	7	0.15
(1,256)	1:A:9:ILE:HD12	1:A:19:GLN:HE22	7	0.15
(1,256)	1:A:9:ILE:HD13	1:A:19:GLN:HE21	7	0.15
(1,256)	1:A:9:ILE:HD13	1:A:19:GLN:HE22	7	0.15
(1,256)	1:A:9:ILE:HD11	1:A:19:GLN:HE21	8	0.15
(1,256)	1:A:9:ILE:HD11	1:A:19:GLN:HE22	8	0.15
(1,256)	1:A:9:ILE:HD12	1:A:19:GLN:HE21	8	0.15
(1,256)	1:A:9:ILE:HD12	1:A:19:GLN:HE22	8	0.15
(1,256)	1:A:9:ILE:HD13	1:A:19:GLN:HE21	8	0.15
(1,256)	1:A:9:ILE:HD13	1:A:19:GLN:HE22	8	0.15
(1,256)	1:A:9:ILE:HD11	1:A:19:GLN:HE21	9	0.15
(1,256)	1:A:9:ILE:HD11	1:A:19:GLN:HE22	9	0.15
(1,256)	1:A:9:ILE:HD12	1:A:19:GLN:HE21	9	0.15
(1,256)	1:A:9:ILE:HD12	1:A:19:GLN:HE22	9	0.15
(1,256)	1:A:9:ILE:HD13	1:A:19:GLN:HE21	9	0.15
(1,256)	1:A:9:ILE:HD13	1:A:19:GLN:HE22	9	0.15
(1,256)	1:A:9:ILE:HD11	1:A:19:GLN:HE21	10	0.15
(1,256)	1:A:9:ILE:HD11	1:A:19:GLN:HE22	10	0.15
(1,256)	1:A:9:ILE:HD12	1:A:19:GLN:HE21	10	0.15
(1,256)	1:A:9:ILE:HD12	1:A:19:GLN:HE22	10	0.15
(1,256)	1:A:9:ILE:HD13	1:A:19:GLN:HE21	10	0.15
(1,256)	1:A:9:ILE:HD13	1:A:19:GLN:HE22	10	0.15
(1,256)	1:A:9:ILE:HD11	1:A:19:GLN:HE21	11	0.15

*Continued on next page...*

*Continued from previous page...*

Key	Atom-1	Atom-2	Model ID	Violation (Å)
(1,256)	1:A:9:ILE:HD11	1:A:19:GLN:HE22	11	0.15
(1,256)	1:A:9:ILE:HD12	1:A:19:GLN:HE21	11	0.15
(1,256)	1:A:9:ILE:HD12	1:A:19:GLN:HE22	11	0.15
(1,256)	1:A:9:ILE:HD13	1:A:19:GLN:HE21	11	0.15
(1,256)	1:A:9:ILE:HD13	1:A:19:GLN:HE22	11	0.15
(1,256)	1:A:9:ILE:HD11	1:A:19:GLN:HE21	12	0.15
(1,256)	1:A:9:ILE:HD11	1:A:19:GLN:HE22	12	0.15
(1,256)	1:A:9:ILE:HD12	1:A:19:GLN:HE21	12	0.15
(1,256)	1:A:9:ILE:HD12	1:A:19:GLN:HE22	12	0.15
(1,256)	1:A:9:ILE:HD13	1:A:19:GLN:HE21	12	0.15
(1,256)	1:A:9:ILE:HD13	1:A:19:GLN:HE22	12	0.15
(1,256)	1:A:9:ILE:HD11	1:A:19:GLN:HE21	13	0.15
(1,256)	1:A:9:ILE:HD11	1:A:19:GLN:HE22	13	0.15
(1,256)	1:A:9:ILE:HD12	1:A:19:GLN:HE21	13	0.15
(1,256)	1:A:9:ILE:HD12	1:A:19:GLN:HE22	13	0.15
(1,256)	1:A:9:ILE:HD13	1:A:19:GLN:HE21	13	0.15
(1,256)	1:A:9:ILE:HD13	1:A:19:GLN:HE22	13	0.15
(1,256)	1:A:9:ILE:HD11	1:A:19:GLN:HE21	14	0.15
(1,256)	1:A:9:ILE:HD11	1:A:19:GLN:HE22	14	0.15
(1,256)	1:A:9:ILE:HD12	1:A:19:GLN:HE21	14	0.15
(1,256)	1:A:9:ILE:HD12	1:A:19:GLN:HE22	14	0.15
(1,256)	1:A:9:ILE:HD13	1:A:19:GLN:HE21	14	0.15
(1,256)	1:A:9:ILE:HD13	1:A:19:GLN:HE22	14	0.15
(1,256)	1:A:9:ILE:HD11	1:A:19:GLN:HE21	16	0.15
(1,256)	1:A:9:ILE:HD11	1:A:19:GLN:HE22	16	0.15
(1,256)	1:A:9:ILE:HD12	1:A:19:GLN:HE21	16	0.15
(1,256)	1:A:9:ILE:HD12	1:A:19:GLN:HE22	16	0.15
(1,256)	1:A:9:ILE:HD13	1:A:19:GLN:HE21	16	0.15
(1,256)	1:A:9:ILE:HD13	1:A:19:GLN:HE22	16	0.15
(1,256)	1:A:9:ILE:HD11	1:A:19:GLN:HE21	17	0.15
(1,256)	1:A:9:ILE:HD11	1:A:19:GLN:HE22	17	0.15
(1,256)	1:A:9:ILE:HD12	1:A:19:GLN:HE21	17	0.15
(1,256)	1:A:9:ILE:HD12	1:A:19:GLN:HE22	17	0.15
(1,256)	1:A:9:ILE:HD13	1:A:19:GLN:HE21	17	0.15
(1,256)	1:A:9:ILE:HD13	1:A:19:GLN:HE22	17	0.15
(1,256)	1:A:9:ILE:HD11	1:A:19:GLN:HE21	18	0.15
(1,256)	1:A:9:ILE:HD11	1:A:19:GLN:HE22	18	0.15
(1,256)	1:A:9:ILE:HD12	1:A:19:GLN:HE21	18	0.15
(1,256)	1:A:9:ILE:HD12	1:A:19:GLN:HE22	18	0.15
(1,256)	1:A:9:ILE:HD13	1:A:19:GLN:HE21	18	0.15
(1,256)	1:A:9:ILE:HD13	1:A:19:GLN:HE22	18	0.15
(1,256)	1:A:9:ILE:HD11	1:A:19:GLN:HE21	19	0.15

*Continued on next page...*

*Continued from previous page...*

Key	Atom-1	Atom-2	Model ID	Violation (Å)
(1,256)	1:A:9:ILE:HD11	1:A:19:GLN:HE22	19	0.15
(1,256)	1:A:9:ILE:HD12	1:A:19:GLN:HE21	19	0.15
(1,256)	1:A:9:ILE:HD12	1:A:19:GLN:HE22	19	0.15
(1,256)	1:A:9:ILE:HD13	1:A:19:GLN:HE21	19	0.15
(1,256)	1:A:9:ILE:HD13	1:A:19:GLN:HE22	19	0.15
(1,19)	1:A:9:ILE:HD11	1:A:10:TYR:HE1	20	0.15
(1,19)	1:A:9:ILE:HD11	1:A:10:TYR:HE2	20	0.15
(1,19)	1:A:9:ILE:HD12	1:A:10:TYR:HE1	20	0.15
(1,19)	1:A:9:ILE:HD12	1:A:10:TYR:HE2	20	0.15
(1,19)	1:A:9:ILE:HD13	1:A:10:TYR:HE1	20	0.15
(1,19)	1:A:9:ILE:HD13	1:A:10:TYR:HE2	20	0.15
(1,184)	1:B:42:TYR:HA	1:B:42:TYR:HD1	1	0.15
(1,184)	1:B:42:TYR:HA	1:B:42:TYR:HD2	1	0.15
(1,184)	1:B:42:TYR:HA	1:B:42:TYR:HD1	3	0.15
(1,184)	1:B:42:TYR:HA	1:B:42:TYR:HD2	3	0.15
(1,184)	1:B:42:TYR:HA	1:B:42:TYR:HD1	4	0.15
(1,184)	1:B:42:TYR:HA	1:B:42:TYR:HD2	4	0.15
(1,184)	1:B:42:TYR:HA	1:B:42:TYR:HD1	5	0.15
(1,184)	1:B:42:TYR:HA	1:B:42:TYR:HD2	5	0.15
(1,184)	1:B:42:TYR:HA	1:B:42:TYR:HD1	6	0.15
(1,184)	1:B:42:TYR:HA	1:B:42:TYR:HD2	6	0.15
(1,184)	1:B:42:TYR:HA	1:B:42:TYR:HD1	7	0.15
(1,184)	1:B:42:TYR:HA	1:B:42:TYR:HD2	7	0.15
(1,184)	1:B:42:TYR:HA	1:B:42:TYR:HD1	8	0.15
(1,184)	1:B:42:TYR:HA	1:B:42:TYR:HD2	8	0.15
(1,184)	1:B:42:TYR:HA	1:B:42:TYR:HD1	9	0.15
(1,184)	1:B:42:TYR:HA	1:B:42:TYR:HD2	9	0.15
(1,184)	1:B:42:TYR:HA	1:B:42:TYR:HD1	10	0.15
(1,184)	1:B:42:TYR:HA	1:B:42:TYR:HD2	10	0.15
(1,184)	1:B:42:TYR:HA	1:B:42:TYR:HD1	11	0.15
(1,184)	1:B:42:TYR:HA	1:B:42:TYR:HD2	11	0.15
(1,184)	1:B:42:TYR:HA	1:B:42:TYR:HD1	12	0.15
(1,184)	1:B:42:TYR:HA	1:B:42:TYR:HD2	12	0.15
(1,184)	1:B:42:TYR:HA	1:B:42:TYR:HD1	13	0.15
(1,184)	1:B:42:TYR:HA	1:B:42:TYR:HD2	13	0.15
(1,184)	1:B:42:TYR:HA	1:B:42:TYR:HD1	14	0.15
(1,184)	1:B:42:TYR:HA	1:B:42:TYR:HD2	14	0.15
(1,184)	1:B:42:TYR:HA	1:B:42:TYR:HD1	15	0.15
(1,184)	1:B:42:TYR:HA	1:B:42:TYR:HD2	15	0.15
(1,184)	1:B:42:TYR:HA	1:B:42:TYR:HD1	16	0.15
(1,184)	1:B:42:TYR:HA	1:B:42:TYR:HD2	16	0.15
(1,184)	1:B:42:TYR:HA	1:B:42:TYR:HD1	17	0.15

*Continued on next page...*

*Continued from previous page...*

Key	Atom-1	Atom-2	Model ID	Violation (Å)
(1,184)	1:B:42:TYR:HA	1:B:42:TYR:HD2	17	0.15
(1,184)	1:B:42:TYR:HA	1:B:42:TYR:HD1	18	0.15
(1,184)	1:B:42:TYR:HA	1:B:42:TYR:HD2	18	0.15
(1,184)	1:B:42:TYR:HA	1:B:42:TYR:HD1	19	0.15
(1,184)	1:B:42:TYR:HA	1:B:42:TYR:HD2	19	0.15
(1,184)	1:B:42:TYR:HA	1:B:42:TYR:HD1	20	0.15
(1,184)	1:B:42:TYR:HA	1:B:42:TYR:HD2	20	0.15
(1,110)	1:A:10:TYR:HA	1:A:10:TYR:HD1	1	0.15
(1,110)	1:A:10:TYR:HA	1:A:10:TYR:HD2	1	0.15
(1,110)	1:A:10:TYR:HA	1:A:10:TYR:HD1	2	0.15
(1,110)	1:A:10:TYR:HA	1:A:10:TYR:HD2	2	0.15
(1,110)	1:A:10:TYR:HA	1:A:10:TYR:HD1	3	0.15
(1,110)	1:A:10:TYR:HA	1:A:10:TYR:HD2	3	0.15
(1,110)	1:A:10:TYR:HA	1:A:10:TYR:HD1	4	0.15
(1,110)	1:A:10:TYR:HA	1:A:10:TYR:HD2	4	0.15
(1,110)	1:A:10:TYR:HA	1:A:10:TYR:HD1	5	0.15
(1,110)	1:A:10:TYR:HA	1:A:10:TYR:HD2	5	0.15
(1,110)	1:A:10:TYR:HA	1:A:10:TYR:HD1	6	0.15
(1,110)	1:A:10:TYR:HA	1:A:10:TYR:HD2	6	0.15
(1,110)	1:A:10:TYR:HA	1:A:10:TYR:HD1	7	0.15
(1,110)	1:A:10:TYR:HA	1:A:10:TYR:HD2	7	0.15
(1,110)	1:A:10:TYR:HA	1:A:10:TYR:HD1	8	0.15
(1,110)	1:A:10:TYR:HA	1:A:10:TYR:HD2	8	0.15
(1,110)	1:A:10:TYR:HA	1:A:10:TYR:HD1	9	0.15
(1,110)	1:A:10:TYR:HA	1:A:10:TYR:HD2	9	0.15
(1,110)	1:A:10:TYR:HA	1:A:10:TYR:HD1	10	0.15
(1,110)	1:A:10:TYR:HA	1:A:10:TYR:HD2	10	0.15
(1,110)	1:A:10:TYR:HA	1:A:10:TYR:HD1	11	0.15
(1,110)	1:A:10:TYR:HA	1:A:10:TYR:HD2	11	0.15
(1,110)	1:A:10:TYR:HA	1:A:10:TYR:HD1	12	0.15
(1,110)	1:A:10:TYR:HA	1:A:10:TYR:HD2	12	0.15
(1,110)	1:A:10:TYR:HA	1:A:10:TYR:HD1	13	0.15
(1,110)	1:A:10:TYR:HA	1:A:10:TYR:HD2	13	0.15
(1,110)	1:A:10:TYR:HA	1:A:10:TYR:HD1	14	0.15
(1,110)	1:A:10:TYR:HA	1:A:10:TYR:HD2	14	0.15
(1,110)	1:A:10:TYR:HA	1:A:10:TYR:HD1	15	0.15
(1,110)	1:A:10:TYR:HA	1:A:10:TYR:HD2	15	0.15
(1,110)	1:A:10:TYR:HA	1:A:10:TYR:HD1	16	0.15
(1,110)	1:A:10:TYR:HA	1:A:10:TYR:HD2	16	0.15
(1,110)	1:A:10:TYR:HA	1:A:10:TYR:HD1	17	0.15
(1,110)	1:A:10:TYR:HA	1:A:10:TYR:HD2	17	0.15
(1,110)	1:A:10:TYR:HA	1:A:10:TYR:HD1	18	0.15

*Continued on next page...*

*Continued from previous page...*

Key	Atom-1	Atom-2	Model ID	Violation (Å)
(1,110)	1:A:10:TYR:HA	1:A:10:TYR:HD2	18	0.15
(1,110)	1:A:10:TYR:HA	1:A:10:TYR:HD1	19	0.15
(1,110)	1:A:10:TYR:HA	1:A:10:TYR:HD2	19	0.15
(1,110)	1:A:10:TYR:HA	1:A:10:TYR:HD1	20	0.15
(1,110)	1:A:10:TYR:HA	1:A:10:TYR:HD2	20	0.15
(1,80)	1:B:52:ARG:H	1:B:53:PHE:H	2	0.14
(1,59)	1:B:41:ILE:HD11	1:B:42:TYR:HE1	1	0.14
(1,59)	1:B:41:ILE:HD11	1:B:42:TYR:HE2	1	0.14
(1,59)	1:B:41:ILE:HD12	1:B:42:TYR:HE1	1	0.14
(1,59)	1:B:41:ILE:HD12	1:B:42:TYR:HE2	1	0.14
(1,59)	1:B:41:ILE:HD13	1:B:42:TYR:HE1	1	0.14
(1,59)	1:B:41:ILE:HD13	1:B:42:TYR:HE2	1	0.14
(1,59)	1:B:41:ILE:HD11	1:B:42:TYR:HE1	3	0.14
(1,59)	1:B:41:ILE:HD11	1:B:42:TYR:HE2	3	0.14
(1,59)	1:B:41:ILE:HD12	1:B:42:TYR:HE1	3	0.14
(1,59)	1:B:41:ILE:HD12	1:B:42:TYR:HE2	3	0.14
(1,59)	1:B:41:ILE:HD13	1:B:42:TYR:HE1	3	0.14
(1,59)	1:B:41:ILE:HD13	1:B:42:TYR:HE2	3	0.14
(1,59)	1:B:41:ILE:HD11	1:B:42:TYR:HE1	5	0.14
(1,59)	1:B:41:ILE:HD11	1:B:42:TYR:HE2	5	0.14
(1,59)	1:B:41:ILE:HD12	1:B:42:TYR:HE1	5	0.14
(1,59)	1:B:41:ILE:HD12	1:B:42:TYR:HE2	5	0.14
(1,59)	1:B:41:ILE:HD13	1:B:42:TYR:HE1	5	0.14
(1,59)	1:B:41:ILE:HD13	1:B:42:TYR:HE2	5	0.14
(1,59)	1:B:41:ILE:HD11	1:B:42:TYR:HE1	12	0.14
(1,59)	1:B:41:ILE:HD11	1:B:42:TYR:HE2	12	0.14
(1,59)	1:B:41:ILE:HD12	1:B:42:TYR:HE1	12	0.14
(1,59)	1:B:41:ILE:HD12	1:B:42:TYR:HE2	12	0.14
(1,59)	1:B:41:ILE:HD13	1:B:42:TYR:HE1	12	0.14
(1,59)	1:B:41:ILE:HD13	1:B:42:TYR:HE2	12	0.14
(1,59)	1:B:41:ILE:HD11	1:B:42:TYR:HE1	15	0.14
(1,59)	1:B:41:ILE:HD11	1:B:42:TYR:HE2	15	0.14
(1,59)	1:B:41:ILE:HD12	1:B:42:TYR:HE1	15	0.14
(1,59)	1:B:41:ILE:HD12	1:B:42:TYR:HE2	15	0.14
(1,59)	1:B:41:ILE:HD13	1:B:42:TYR:HE1	15	0.14
(1,59)	1:B:41:ILE:HD13	1:B:42:TYR:HE2	15	0.14
(1,329)	1:B:46:ARG:H	1:B:48:GLY:H	1	0.14
(1,329)	1:B:46:ARG:H	1:B:48:GLY:H	2	0.14
(1,329)	1:B:46:ARG:H	1:B:48:GLY:H	3	0.14
(1,329)	1:B:46:ARG:H	1:B:48:GLY:H	4	0.14
(1,329)	1:B:46:ARG:H	1:B:48:GLY:H	5	0.14
(1,329)	1:B:46:ARG:H	1:B:48:GLY:H	6	0.14

*Continued on next page...*

*Continued from previous page...*

Key	Atom-1	Atom-2	Model ID	Violation (Å)
(1,329)	1:B:46:ARG:H	1:B:48:GLY:H	7	0.14
(1,329)	1:B:46:ARG:H	1:B:48:GLY:H	8	0.14
(1,329)	1:B:46:ARG:H	1:B:48:GLY:H	9	0.14
(1,329)	1:B:46:ARG:H	1:B:48:GLY:H	10	0.14
(1,329)	1:B:46:ARG:H	1:B:48:GLY:H	11	0.14
(1,329)	1:B:46:ARG:H	1:B:48:GLY:H	12	0.14
(1,329)	1:B:46:ARG:H	1:B:48:GLY:H	13	0.14
(1,329)	1:B:46:ARG:H	1:B:48:GLY:H	14	0.14
(1,329)	1:B:46:ARG:H	1:B:48:GLY:H	15	0.14
(1,329)	1:B:46:ARG:H	1:B:48:GLY:H	16	0.14
(1,329)	1:B:46:ARG:H	1:B:48:GLY:H	17	0.14
(1,329)	1:B:46:ARG:H	1:B:48:GLY:H	18	0.14
(1,329)	1:B:46:ARG:H	1:B:48:GLY:H	19	0.14
(1,329)	1:B:46:ARG:H	1:B:48:GLY:H	20	0.14
(1,309)	1:A:14:ARG:H	1:A:16:GLY:H	1	0.14
(1,309)	1:A:14:ARG:H	1:A:16:GLY:H	2	0.14
(1,309)	1:A:14:ARG:H	1:A:16:GLY:H	3	0.14
(1,309)	1:A:14:ARG:H	1:A:16:GLY:H	4	0.14
(1,309)	1:A:14:ARG:H	1:A:16:GLY:H	5	0.14
(1,309)	1:A:14:ARG:H	1:A:16:GLY:H	6	0.14
(1,309)	1:A:14:ARG:H	1:A:16:GLY:H	7	0.14
(1,309)	1:A:14:ARG:H	1:A:16:GLY:H	8	0.14
(1,309)	1:A:14:ARG:H	1:A:16:GLY:H	9	0.14
(1,309)	1:A:14:ARG:H	1:A:16:GLY:H	10	0.14
(1,309)	1:A:14:ARG:H	1:A:16:GLY:H	11	0.14
(1,309)	1:A:14:ARG:H	1:A:16:GLY:H	12	0.14
(1,309)	1:A:14:ARG:H	1:A:16:GLY:H	13	0.14
(1,309)	1:A:14:ARG:H	1:A:16:GLY:H	14	0.14
(1,309)	1:A:14:ARG:H	1:A:16:GLY:H	15	0.14
(1,309)	1:A:14:ARG:H	1:A:16:GLY:H	16	0.14
(1,309)	1:A:14:ARG:H	1:A:16:GLY:H	17	0.14
(1,309)	1:A:14:ARG:H	1:A:16:GLY:H	18	0.14
(1,309)	1:A:14:ARG:H	1:A:16:GLY:H	19	0.14
(1,309)	1:A:14:ARG:H	1:A:16:GLY:H	20	0.14
(1,19)	1:A:9:ILE:HD11	1:A:10:TYR:HE1	1	0.14
(1,19)	1:A:9:ILE:HD11	1:A:10:TYR:HE2	1	0.14
(1,19)	1:A:9:ILE:HD12	1:A:10:TYR:HE1	1	0.14
(1,19)	1:A:9:ILE:HD12	1:A:10:TYR:HE2	1	0.14
(1,19)	1:A:9:ILE:HD13	1:A:10:TYR:HE1	1	0.14
(1,19)	1:A:9:ILE:HD13	1:A:10:TYR:HE2	1	0.14
(1,19)	1:A:9:ILE:HD11	1:A:10:TYR:HE1	2	0.14
(1,19)	1:A:9:ILE:HD11	1:A:10:TYR:HE2	2	0.14

*Continued on next page...*

*Continued from previous page...*

Key	Atom-1	Atom-2	Model ID	Violation (Å)
(1,19)	1:A:9:ILE:HD12	1:A:10:TYR:HE1	2	0.14
(1,19)	1:A:9:ILE:HD12	1:A:10:TYR:HE2	2	0.14
(1,19)	1:A:9:ILE:HD13	1:A:10:TYR:HE1	2	0.14
(1,19)	1:A:9:ILE:HD13	1:A:10:TYR:HE2	2	0.14
(1,19)	1:A:9:ILE:HD11	1:A:10:TYR:HE1	5	0.14
(1,19)	1:A:9:ILE:HD11	1:A:10:TYR:HE2	5	0.14
(1,19)	1:A:9:ILE:HD12	1:A:10:TYR:HE1	5	0.14
(1,19)	1:A:9:ILE:HD12	1:A:10:TYR:HE2	5	0.14
(1,19)	1:A:9:ILE:HD13	1:A:10:TYR:HE1	5	0.14
(1,19)	1:A:9:ILE:HD13	1:A:10:TYR:HE2	5	0.14
(1,19)	1:A:9:ILE:HD11	1:A:10:TYR:HE1	7	0.14
(1,19)	1:A:9:ILE:HD11	1:A:10:TYR:HE2	7	0.14
(1,19)	1:A:9:ILE:HD12	1:A:10:TYR:HE1	7	0.14
(1,19)	1:A:9:ILE:HD12	1:A:10:TYR:HE2	7	0.14
(1,19)	1:A:9:ILE:HD13	1:A:10:TYR:HE1	7	0.14
(1,19)	1:A:9:ILE:HD13	1:A:10:TYR:HE2	7	0.14
(1,19)	1:A:9:ILE:HD11	1:A:10:TYR:HE1	10	0.14
(1,19)	1:A:9:ILE:HD11	1:A:10:TYR:HE2	10	0.14
(1,19)	1:A:9:ILE:HD12	1:A:10:TYR:HE1	10	0.14
(1,19)	1:A:9:ILE:HD12	1:A:10:TYR:HE2	10	0.14
(1,19)	1:A:9:ILE:HD13	1:A:10:TYR:HE1	10	0.14
(1,19)	1:A:9:ILE:HD13	1:A:10:TYR:HE2	10	0.14
(1,19)	1:A:9:ILE:HD11	1:A:10:TYR:HE1	11	0.14
(1,19)	1:A:9:ILE:HD11	1:A:10:TYR:HE2	11	0.14
(1,19)	1:A:9:ILE:HD12	1:A:10:TYR:HE1	11	0.14
(1,19)	1:A:9:ILE:HD12	1:A:10:TYR:HE2	11	0.14
(1,19)	1:A:9:ILE:HD13	1:A:10:TYR:HE1	11	0.14
(1,19)	1:A:9:ILE:HD13	1:A:10:TYR:HE2	11	0.14
(1,184)	1:B:42:TYR:HA	1:B:42:TYR:HD1	2	0.14
(1,184)	1:B:42:TYR:HA	1:B:42:TYR:HD2	2	0.14
(1,174)	1:B:40:ILE:HD11	1:B:40:ILE:H	4	0.14
(1,174)	1:B:40:ILE:HD12	1:B:40:ILE:H	4	0.14
(1,174)	1:B:40:ILE:HD13	1:B:40:ILE:H	4	0.14
(1,174)	1:B:40:ILE:HD11	1:B:40:ILE:H	8	0.14
(1,174)	1:B:40:ILE:HD12	1:B:40:ILE:H	8	0.14
(1,174)	1:B:40:ILE:HD13	1:B:40:ILE:H	8	0.14
(1,59)	1:B:41:ILE:HD11	1:B:42:TYR:HE1	2	0.13
(1,59)	1:B:41:ILE:HD11	1:B:42:TYR:HE2	2	0.13
(1,59)	1:B:41:ILE:HD12	1:B:42:TYR:HE1	2	0.13
(1,59)	1:B:41:ILE:HD12	1:B:42:TYR:HE2	2	0.13
(1,59)	1:B:41:ILE:HD13	1:B:42:TYR:HE1	2	0.13
(1,59)	1:B:41:ILE:HD13	1:B:42:TYR:HE2	2	0.13

*Continued on next page...*

*Continued from previous page...*

Key	Atom-1	Atom-2	Model ID	Violation (Å)
(1,59)	1:B:41:ILE:HD11	1:B:42:TYR:HE1	4	0.13
(1,59)	1:B:41:ILE:HD11	1:B:42:TYR:HE2	4	0.13
(1,59)	1:B:41:ILE:HD12	1:B:42:TYR:HE1	4	0.13
(1,59)	1:B:41:ILE:HD12	1:B:42:TYR:HE2	4	0.13
(1,59)	1:B:41:ILE:HD13	1:B:42:TYR:HE1	4	0.13
(1,59)	1:B:41:ILE:HD13	1:B:42:TYR:HE2	4	0.13
(1,59)	1:B:41:ILE:HD11	1:B:42:TYR:HE1	6	0.13
(1,59)	1:B:41:ILE:HD11	1:B:42:TYR:HE2	6	0.13
(1,59)	1:B:41:ILE:HD12	1:B:42:TYR:HE1	6	0.13
(1,59)	1:B:41:ILE:HD12	1:B:42:TYR:HE2	6	0.13
(1,59)	1:B:41:ILE:HD13	1:B:42:TYR:HE1	6	0.13
(1,59)	1:B:41:ILE:HD13	1:B:42:TYR:HE2	6	0.13
(1,59)	1:B:41:ILE:HD11	1:B:42:TYR:HE1	7	0.13
(1,59)	1:B:41:ILE:HD11	1:B:42:TYR:HE2	7	0.13
(1,59)	1:B:41:ILE:HD12	1:B:42:TYR:HE1	7	0.13
(1,59)	1:B:41:ILE:HD12	1:B:42:TYR:HE2	7	0.13
(1,59)	1:B:41:ILE:HD13	1:B:42:TYR:HE1	7	0.13
(1,59)	1:B:41:ILE:HD13	1:B:42:TYR:HE2	7	0.13
(1,59)	1:B:41:ILE:HD11	1:B:42:TYR:HE1	8	0.13
(1,59)	1:B:41:ILE:HD11	1:B:42:TYR:HE2	8	0.13
(1,59)	1:B:41:ILE:HD12	1:B:42:TYR:HE1	8	0.13
(1,59)	1:B:41:ILE:HD12	1:B:42:TYR:HE2	8	0.13
(1,59)	1:B:41:ILE:HD13	1:B:42:TYR:HE1	8	0.13
(1,59)	1:B:41:ILE:HD13	1:B:42:TYR:HE2	8	0.13
(1,59)	1:B:41:ILE:HD11	1:B:42:TYR:HE1	9	0.13
(1,59)	1:B:41:ILE:HD11	1:B:42:TYR:HE2	9	0.13
(1,59)	1:B:41:ILE:HD12	1:B:42:TYR:HE1	9	0.13
(1,59)	1:B:41:ILE:HD12	1:B:42:TYR:HE2	9	0.13
(1,59)	1:B:41:ILE:HD13	1:B:42:TYR:HE1	9	0.13
(1,59)	1:B:41:ILE:HD13	1:B:42:TYR:HE2	9	0.13
(1,59)	1:B:41:ILE:HD11	1:B:42:TYR:HE1	10	0.13
(1,59)	1:B:41:ILE:HD11	1:B:42:TYR:HE2	10	0.13
(1,59)	1:B:41:ILE:HD12	1:B:42:TYR:HE1	10	0.13
(1,59)	1:B:41:ILE:HD12	1:B:42:TYR:HE2	10	0.13
(1,59)	1:B:41:ILE:HD13	1:B:42:TYR:HE1	10	0.13
(1,59)	1:B:41:ILE:HD13	1:B:42:TYR:HE2	10	0.13
(1,59)	1:B:41:ILE:HD11	1:B:42:TYR:HE1	11	0.13
(1,59)	1:B:41:ILE:HD11	1:B:42:TYR:HE2	11	0.13
(1,59)	1:B:41:ILE:HD12	1:B:42:TYR:HE1	11	0.13
(1,59)	1:B:41:ILE:HD12	1:B:42:TYR:HE2	11	0.13
(1,59)	1:B:41:ILE:HD13	1:B:42:TYR:HE1	11	0.13
(1,59)	1:B:41:ILE:HD13	1:B:42:TYR:HE2	11	0.13

*Continued on next page...*



*Continued from previous page...*

Key	Atom-1	Atom-2	Model ID	Violation (Å)
(1,59)	1:B:41:ILE:HD11	1:B:42:TYR:HE1	13	0.13
(1,59)	1:B:41:ILE:HD11	1:B:42:TYR:HE2	13	0.13
(1,59)	1:B:41:ILE:HD12	1:B:42:TYR:HE1	13	0.13
(1,59)	1:B:41:ILE:HD12	1:B:42:TYR:HE2	13	0.13
(1,59)	1:B:41:ILE:HD13	1:B:42:TYR:HE1	13	0.13
(1,59)	1:B:41:ILE:HD13	1:B:42:TYR:HE2	13	0.13
(1,59)	1:B:41:ILE:HD11	1:B:42:TYR:HE1	14	0.13
(1,59)	1:B:41:ILE:HD11	1:B:42:TYR:HE2	14	0.13
(1,59)	1:B:41:ILE:HD12	1:B:42:TYR:HE1	14	0.13
(1,59)	1:B:41:ILE:HD12	1:B:42:TYR:HE2	14	0.13
(1,59)	1:B:41:ILE:HD13	1:B:42:TYR:HE1	14	0.13
(1,59)	1:B:41:ILE:HD13	1:B:42:TYR:HE2	14	0.13
(1,59)	1:B:41:ILE:HD11	1:B:42:TYR:HE1	16	0.13
(1,59)	1:B:41:ILE:HD11	1:B:42:TYR:HE2	16	0.13
(1,59)	1:B:41:ILE:HD12	1:B:42:TYR:HE1	16	0.13
(1,59)	1:B:41:ILE:HD12	1:B:42:TYR:HE2	16	0.13
(1,59)	1:B:41:ILE:HD13	1:B:42:TYR:HE1	16	0.13
(1,59)	1:B:41:ILE:HD13	1:B:42:TYR:HE2	16	0.13
(1,59)	1:B:41:ILE:HD11	1:B:42:TYR:HE1	17	0.13
(1,59)	1:B:41:ILE:HD11	1:B:42:TYR:HE2	17	0.13
(1,59)	1:B:41:ILE:HD12	1:B:42:TYR:HE1	17	0.13
(1,59)	1:B:41:ILE:HD12	1:B:42:TYR:HE2	17	0.13
(1,59)	1:B:41:ILE:HD13	1:B:42:TYR:HE1	17	0.13
(1,59)	1:B:41:ILE:HD13	1:B:42:TYR:HE2	17	0.13
(1,59)	1:B:41:ILE:HD11	1:B:42:TYR:HE1	18	0.13
(1,59)	1:B:41:ILE:HD11	1:B:42:TYR:HE2	18	0.13
(1,59)	1:B:41:ILE:HD12	1:B:42:TYR:HE1	18	0.13
(1,59)	1:B:41:ILE:HD12	1:B:42:TYR:HE2	18	0.13
(1,59)	1:B:41:ILE:HD13	1:B:42:TYR:HE1	18	0.13
(1,59)	1:B:41:ILE:HD13	1:B:42:TYR:HE2	18	0.13
(1,59)	1:B:41:ILE:HD11	1:B:42:TYR:HE1	19	0.13
(1,59)	1:B:41:ILE:HD11	1:B:42:TYR:HE2	19	0.13
(1,59)	1:B:41:ILE:HD12	1:B:42:TYR:HE1	19	0.13
(1,59)	1:B:41:ILE:HD12	1:B:42:TYR:HE2	19	0.13
(1,59)	1:B:41:ILE:HD13	1:B:42:TYR:HE1	19	0.13
(1,59)	1:B:41:ILE:HD13	1:B:42:TYR:HE2	19	0.13
(1,59)	1:B:41:ILE:HD11	1:B:42:TYR:HE1	20	0.13
(1,59)	1:B:41:ILE:HD11	1:B:42:TYR:HE2	20	0.13
(1,59)	1:B:41:ILE:HD12	1:B:42:TYR:HE1	20	0.13
(1,59)	1:B:41:ILE:HD12	1:B:42:TYR:HE2	20	0.13
(1,59)	1:B:41:ILE:HD13	1:B:42:TYR:HE1	20	0.13
(1,59)	1:B:41:ILE:HD13	1:B:42:TYR:HE2	20	0.13

*Continued on next page...*

*Continued from previous page...*

Key	Atom-1	Atom-2	Model ID	Violation (Å)
(1,58)	1:B:41:ILE:HG21	1:B:42:TYR:HD1	3	0.13
(1,58)	1:B:41:ILE:HG21	1:B:42:TYR:HD2	3	0.13
(1,58)	1:B:41:ILE:HG22	1:B:42:TYR:HD1	3	0.13
(1,58)	1:B:41:ILE:HG22	1:B:42:TYR:HD2	3	0.13
(1,58)	1:B:41:ILE:HG23	1:B:42:TYR:HD1	3	0.13
(1,58)	1:B:41:ILE:HG23	1:B:42:TYR:HD2	3	0.13
(1,58)	1:B:41:ILE:HG21	1:B:42:TYR:HD1	5	0.13
(1,58)	1:B:41:ILE:HG21	1:B:42:TYR:HD2	5	0.13
(1,58)	1:B:41:ILE:HG22	1:B:42:TYR:HD1	5	0.13
(1,58)	1:B:41:ILE:HG22	1:B:42:TYR:HD2	5	0.13
(1,58)	1:B:41:ILE:HG23	1:B:42:TYR:HD1	5	0.13
(1,58)	1:B:41:ILE:HG23	1:B:42:TYR:HD2	5	0.13
(1,58)	1:B:41:ILE:HG21	1:B:42:TYR:HD1	7	0.13
(1,58)	1:B:41:ILE:HG21	1:B:42:TYR:HD2	7	0.13
(1,58)	1:B:41:ILE:HG22	1:B:42:TYR:HD1	7	0.13
(1,58)	1:B:41:ILE:HG22	1:B:42:TYR:HD2	7	0.13
(1,58)	1:B:41:ILE:HG23	1:B:42:TYR:HD1	7	0.13
(1,58)	1:B:41:ILE:HG23	1:B:42:TYR:HD2	7	0.13
(1,58)	1:B:41:ILE:HG21	1:B:42:TYR:HD1	9	0.13
(1,58)	1:B:41:ILE:HG21	1:B:42:TYR:HD2	9	0.13
(1,58)	1:B:41:ILE:HG22	1:B:42:TYR:HD1	9	0.13
(1,58)	1:B:41:ILE:HG22	1:B:42:TYR:HD2	9	0.13
(1,58)	1:B:41:ILE:HG23	1:B:42:TYR:HD1	9	0.13
(1,58)	1:B:41:ILE:HG23	1:B:42:TYR:HD2	9	0.13
(1,58)	1:B:41:ILE:HG21	1:B:42:TYR:HD1	13	0.13
(1,58)	1:B:41:ILE:HG21	1:B:42:TYR:HD2	13	0.13
(1,58)	1:B:41:ILE:HG22	1:B:42:TYR:HD1	13	0.13
(1,58)	1:B:41:ILE:HG22	1:B:42:TYR:HD2	13	0.13
(1,58)	1:B:41:ILE:HG23	1:B:42:TYR:HD1	13	0.13
(1,58)	1:B:41:ILE:HG23	1:B:42:TYR:HD2	13	0.13
(1,58)	1:B:41:ILE:HG21	1:B:42:TYR:HD1	14	0.13
(1,58)	1:B:41:ILE:HG21	1:B:42:TYR:HD2	14	0.13
(1,58)	1:B:41:ILE:HG22	1:B:42:TYR:HD1	14	0.13
(1,58)	1:B:41:ILE:HG22	1:B:42:TYR:HD2	14	0.13
(1,58)	1:B:41:ILE:HG23	1:B:42:TYR:HD1	14	0.13
(1,58)	1:B:41:ILE:HG23	1:B:42:TYR:HD2	14	0.13
(1,58)	1:B:41:ILE:HG21	1:B:42:TYR:HD1	15	0.13
(1,58)	1:B:41:ILE:HG21	1:B:42:TYR:HD2	15	0.13
(1,58)	1:B:41:ILE:HG22	1:B:42:TYR:HD1	15	0.13
(1,58)	1:B:41:ILE:HG22	1:B:42:TYR:HD2	15	0.13
(1,58)	1:B:41:ILE:HG23	1:B:42:TYR:HD1	15	0.13
(1,58)	1:B:41:ILE:HG23	1:B:42:TYR:HD2	15	0.13

*Continued on next page...*

*Continued from previous page...*

Key	Atom-1	Atom-2	Model ID	Violation (Å)
(1,58)	1:B:41:ILE:HG21	1:B:42:TYR:HD1	19	0.13
(1,58)	1:B:41:ILE:HG21	1:B:42:TYR:HD2	19	0.13
(1,58)	1:B:41:ILE:HG22	1:B:42:TYR:HD1	19	0.13
(1,58)	1:B:41:ILE:HG22	1:B:42:TYR:HD2	19	0.13
(1,58)	1:B:41:ILE:HG23	1:B:42:TYR:HD1	19	0.13
(1,58)	1:B:41:ILE:HG23	1:B:42:TYR:HD2	19	0.13
(1,347)	1:B:38:VAL:HG11	1:B:36:LYS:H	6	0.13
(1,347)	1:B:38:VAL:HG12	1:B:36:LYS:H	6	0.13
(1,347)	1:B:38:VAL:HG13	1:B:36:LYS:H	6	0.13
(1,347)	1:B:38:VAL:HG21	1:B:36:LYS:H	6	0.13
(1,347)	1:B:38:VAL:HG22	1:B:36:LYS:H	6	0.13
(1,347)	1:B:38:VAL:HG23	1:B:36:LYS:H	6	0.13
(1,340)	1:A:6:VAL:HG11	1:A:4:LYS:H	19	0.13
(1,340)	1:A:6:VAL:HG12	1:A:4:LYS:H	19	0.13
(1,340)	1:A:6:VAL:HG13	1:A:4:LYS:H	19	0.13
(1,340)	1:A:6:VAL:HG21	1:A:4:LYS:H	19	0.13
(1,340)	1:A:6:VAL:HG22	1:A:4:LYS:H	19	0.13
(1,340)	1:A:6:VAL:HG23	1:A:4:LYS:H	19	0.13
(1,272)	1:B:51:GLN:HB2	1:B:42:TYR:HD1	3	0.13
(1,272)	1:B:51:GLN:HB2	1:B:42:TYR:HD2	3	0.13
(1,272)	1:B:51:GLN:HB3	1:B:42:TYR:HD1	3	0.13
(1,272)	1:B:51:GLN:HB3	1:B:42:TYR:HD2	3	0.13
(1,272)	1:B:51:GLN:HB2	1:B:42:TYR:HD1	6	0.13
(1,272)	1:B:51:GLN:HB2	1:B:42:TYR:HD2	6	0.13
(1,272)	1:B:51:GLN:HB3	1:B:42:TYR:HD1	6	0.13
(1,272)	1:B:51:GLN:HB3	1:B:42:TYR:HD2	6	0.13
(1,19)	1:A:9:ILE:HD11	1:A:10:TYR:HE1	3	0.13
(1,19)	1:A:9:ILE:HD11	1:A:10:TYR:HE2	3	0.13
(1,19)	1:A:9:ILE:HD12	1:A:10:TYR:HE1	3	0.13
(1,19)	1:A:9:ILE:HD12	1:A:10:TYR:HE2	3	0.13
(1,19)	1:A:9:ILE:HD13	1:A:10:TYR:HE1	3	0.13
(1,19)	1:A:9:ILE:HD13	1:A:10:TYR:HE2	3	0.13
(1,19)	1:A:9:ILE:HD11	1:A:10:TYR:HE1	4	0.13
(1,19)	1:A:9:ILE:HD11	1:A:10:TYR:HE2	4	0.13
(1,19)	1:A:9:ILE:HD12	1:A:10:TYR:HE1	4	0.13
(1,19)	1:A:9:ILE:HD12	1:A:10:TYR:HE2	4	0.13
(1,19)	1:A:9:ILE:HD13	1:A:10:TYR:HE1	4	0.13
(1,19)	1:A:9:ILE:HD13	1:A:10:TYR:HE2	4	0.13
(1,19)	1:A:9:ILE:HD11	1:A:10:TYR:HE1	6	0.13
(1,19)	1:A:9:ILE:HD11	1:A:10:TYR:HE2	6	0.13
(1,19)	1:A:9:ILE:HD12	1:A:10:TYR:HE1	6	0.13
(1,19)	1:A:9:ILE:HD12	1:A:10:TYR:HE2	6	0.13

*Continued on next page...*

*Continued from previous page...*

Key	Atom-1	Atom-2	Model ID	Violation (Å)
(1,19)	1:A:9:ILE:HD13	1:A:10:TYR:HE1	6	0.13
(1,19)	1:A:9:ILE:HD13	1:A:10:TYR:HE2	6	0.13
(1,19)	1:A:9:ILE:HD11	1:A:10:TYR:HE1	9	0.13
(1,19)	1:A:9:ILE:HD11	1:A:10:TYR:HE2	9	0.13
(1,19)	1:A:9:ILE:HD12	1:A:10:TYR:HE1	9	0.13
(1,19)	1:A:9:ILE:HD12	1:A:10:TYR:HE2	9	0.13
(1,19)	1:A:9:ILE:HD13	1:A:10:TYR:HE1	9	0.13
(1,19)	1:A:9:ILE:HD13	1:A:10:TYR:HE2	9	0.13
(1,19)	1:A:9:ILE:HD11	1:A:10:TYR:HE1	12	0.13
(1,19)	1:A:9:ILE:HD11	1:A:10:TYR:HE2	12	0.13
(1,19)	1:A:9:ILE:HD12	1:A:10:TYR:HE1	12	0.13
(1,19)	1:A:9:ILE:HD12	1:A:10:TYR:HE2	12	0.13
(1,19)	1:A:9:ILE:HD13	1:A:10:TYR:HE1	12	0.13
(1,19)	1:A:9:ILE:HD13	1:A:10:TYR:HE2	12	0.13
(1,19)	1:A:9:ILE:HD11	1:A:10:TYR:HE1	13	0.13
(1,19)	1:A:9:ILE:HD11	1:A:10:TYR:HE2	13	0.13
(1,19)	1:A:9:ILE:HD12	1:A:10:TYR:HE1	13	0.13
(1,19)	1:A:9:ILE:HD12	1:A:10:TYR:HE2	13	0.13
(1,19)	1:A:9:ILE:HD13	1:A:10:TYR:HE1	13	0.13
(1,19)	1:A:9:ILE:HD13	1:A:10:TYR:HE2	13	0.13
(1,19)	1:A:9:ILE:HD11	1:A:10:TYR:HE1	14	0.13
(1,19)	1:A:9:ILE:HD11	1:A:10:TYR:HE2	14	0.13
(1,19)	1:A:9:ILE:HD12	1:A:10:TYR:HE1	14	0.13
(1,19)	1:A:9:ILE:HD12	1:A:10:TYR:HE2	14	0.13
(1,19)	1:A:9:ILE:HD13	1:A:10:TYR:HE1	14	0.13
(1,19)	1:A:9:ILE:HD13	1:A:10:TYR:HE2	14	0.13
(1,19)	1:A:9:ILE:HD11	1:A:10:TYR:HE1	15	0.13
(1,19)	1:A:9:ILE:HD11	1:A:10:TYR:HE2	15	0.13
(1,19)	1:A:9:ILE:HD12	1:A:10:TYR:HE1	15	0.13
(1,19)	1:A:9:ILE:HD12	1:A:10:TYR:HE2	15	0.13
(1,19)	1:A:9:ILE:HD13	1:A:10:TYR:HE1	15	0.13
(1,19)	1:A:9:ILE:HD13	1:A:10:TYR:HE2	15	0.13
(1,19)	1:A:9:ILE:HD11	1:A:10:TYR:HE1	16	0.13
(1,19)	1:A:9:ILE:HD11	1:A:10:TYR:HE2	16	0.13
(1,19)	1:A:9:ILE:HD12	1:A:10:TYR:HE1	16	0.13
(1,19)	1:A:9:ILE:HD12	1:A:10:TYR:HE2	16	0.13
(1,19)	1:A:9:ILE:HD13	1:A:10:TYR:HE1	16	0.13
(1,19)	1:A:9:ILE:HD13	1:A:10:TYR:HE2	16	0.13
(1,19)	1:A:9:ILE:HD11	1:A:10:TYR:HE1	17	0.13
(1,19)	1:A:9:ILE:HD11	1:A:10:TYR:HE2	17	0.13
(1,19)	1:A:9:ILE:HD12	1:A:10:TYR:HE1	17	0.13
(1,19)	1:A:9:ILE:HD12	1:A:10:TYR:HE2	17	0.13

*Continued on next page...*

*Continued from previous page...*

Key	Atom-1	Atom-2	Model ID	Violation (Å)
(1,19)	1:A:9:ILE:HD13	1:A:10:TYR:HE1	17	0.13
(1,19)	1:A:9:ILE:HD13	1:A:10:TYR:HE2	17	0.13
(1,19)	1:A:9:ILE:HD11	1:A:10:TYR:HE1	18	0.13
(1,19)	1:A:9:ILE:HD11	1:A:10:TYR:HE2	18	0.13
(1,19)	1:A:9:ILE:HD12	1:A:10:TYR:HE1	18	0.13
(1,19)	1:A:9:ILE:HD12	1:A:10:TYR:HE2	18	0.13
(1,19)	1:A:9:ILE:HD13	1:A:10:TYR:HE1	18	0.13
(1,19)	1:A:9:ILE:HD13	1:A:10:TYR:HE2	18	0.13
(1,19)	1:A:9:ILE:HD11	1:A:10:TYR:HE1	19	0.13
(1,19)	1:A:9:ILE:HD11	1:A:10:TYR:HE2	19	0.13
(1,19)	1:A:9:ILE:HD12	1:A:10:TYR:HE1	19	0.13
(1,19)	1:A:9:ILE:HD12	1:A:10:TYR:HE2	19	0.13
(1,19)	1:A:9:ILE:HD13	1:A:10:TYR:HE1	19	0.13
(1,19)	1:A:9:ILE:HD13	1:A:10:TYR:HE2	19	0.13
(1,18)	1:A:9:ILE:HG21	1:A:10:TYR:HD1	1	0.13
(1,18)	1:A:9:ILE:HG21	1:A:10:TYR:HD2	1	0.13
(1,18)	1:A:9:ILE:HG22	1:A:10:TYR:HD1	1	0.13
(1,18)	1:A:9:ILE:HG22	1:A:10:TYR:HD2	1	0.13
(1,18)	1:A:9:ILE:HG23	1:A:10:TYR:HD1	1	0.13
(1,18)	1:A:9:ILE:HG23	1:A:10:TYR:HD2	1	0.13
(1,18)	1:A:9:ILE:HG21	1:A:10:TYR:HD1	2	0.13
(1,18)	1:A:9:ILE:HG21	1:A:10:TYR:HD2	2	0.13
(1,18)	1:A:9:ILE:HG22	1:A:10:TYR:HD1	2	0.13
(1,18)	1:A:9:ILE:HG22	1:A:10:TYR:HD2	2	0.13
(1,18)	1:A:9:ILE:HG23	1:A:10:TYR:HD1	2	0.13
(1,18)	1:A:9:ILE:HG23	1:A:10:TYR:HD2	2	0.13
(1,18)	1:A:9:ILE:HG21	1:A:10:TYR:HD1	4	0.13
(1,18)	1:A:9:ILE:HG21	1:A:10:TYR:HD2	4	0.13
(1,18)	1:A:9:ILE:HG22	1:A:10:TYR:HD1	4	0.13
(1,18)	1:A:9:ILE:HG22	1:A:10:TYR:HD2	4	0.13
(1,18)	1:A:9:ILE:HG23	1:A:10:TYR:HD1	4	0.13
(1,18)	1:A:9:ILE:HG23	1:A:10:TYR:HD2	4	0.13
(1,18)	1:A:9:ILE:HG21	1:A:10:TYR:HD1	5	0.13
(1,18)	1:A:9:ILE:HG21	1:A:10:TYR:HD2	5	0.13
(1,18)	1:A:9:ILE:HG22	1:A:10:TYR:HD1	5	0.13
(1,18)	1:A:9:ILE:HG22	1:A:10:TYR:HD2	5	0.13
(1,18)	1:A:9:ILE:HG23	1:A:10:TYR:HD1	5	0.13
(1,18)	1:A:9:ILE:HG23	1:A:10:TYR:HD2	5	0.13
(1,18)	1:A:9:ILE:HG21	1:A:10:TYR:HD1	7	0.13
(1,18)	1:A:9:ILE:HG21	1:A:10:TYR:HD2	7	0.13
(1,18)	1:A:9:ILE:HG22	1:A:10:TYR:HD1	7	0.13
(1,18)	1:A:9:ILE:HG22	1:A:10:TYR:HD2	7	0.13

*Continued on next page...*

*Continued from previous page...*

Key	Atom-1	Atom-2	Model ID	Violation (Å)
(1,18)	1:A:9:ILE:HG23	1:A:10:TYR:HD1	7	0.13
(1,18)	1:A:9:ILE:HG23	1:A:10:TYR:HD2	7	0.13
(1,18)	1:A:9:ILE:HG21	1:A:10:TYR:HD1	9	0.13
(1,18)	1:A:9:ILE:HG21	1:A:10:TYR:HD2	9	0.13
(1,18)	1:A:9:ILE:HG22	1:A:10:TYR:HD1	9	0.13
(1,18)	1:A:9:ILE:HG22	1:A:10:TYR:HD2	9	0.13
(1,18)	1:A:9:ILE:HG23	1:A:10:TYR:HD1	9	0.13
(1,18)	1:A:9:ILE:HG23	1:A:10:TYR:HD2	9	0.13
(1,18)	1:A:9:ILE:HG21	1:A:10:TYR:HD1	10	0.13
(1,18)	1:A:9:ILE:HG21	1:A:10:TYR:HD2	10	0.13
(1,18)	1:A:9:ILE:HG22	1:A:10:TYR:HD1	10	0.13
(1,18)	1:A:9:ILE:HG22	1:A:10:TYR:HD2	10	0.13
(1,18)	1:A:9:ILE:HG23	1:A:10:TYR:HD1	10	0.13
(1,18)	1:A:9:ILE:HG23	1:A:10:TYR:HD2	10	0.13
(1,18)	1:A:9:ILE:HG21	1:A:10:TYR:HD1	11	0.13
(1,18)	1:A:9:ILE:HG21	1:A:10:TYR:HD2	11	0.13
(1,18)	1:A:9:ILE:HG22	1:A:10:TYR:HD1	11	0.13
(1,18)	1:A:9:ILE:HG22	1:A:10:TYR:HD2	11	0.13
(1,18)	1:A:9:ILE:HG23	1:A:10:TYR:HD1	11	0.13
(1,18)	1:A:9:ILE:HG23	1:A:10:TYR:HD2	11	0.13
(1,18)	1:A:9:ILE:HG21	1:A:10:TYR:HD1	13	0.13
(1,18)	1:A:9:ILE:HG21	1:A:10:TYR:HD2	13	0.13
(1,18)	1:A:9:ILE:HG22	1:A:10:TYR:HD1	13	0.13
(1,18)	1:A:9:ILE:HG22	1:A:10:TYR:HD2	13	0.13
(1,18)	1:A:9:ILE:HG23	1:A:10:TYR:HD1	13	0.13
(1,18)	1:A:9:ILE:HG23	1:A:10:TYR:HD2	13	0.13
(1,18)	1:A:9:ILE:HG21	1:A:10:TYR:HD1	15	0.13
(1,18)	1:A:9:ILE:HG21	1:A:10:TYR:HD2	15	0.13
(1,18)	1:A:9:ILE:HG22	1:A:10:TYR:HD1	15	0.13
(1,18)	1:A:9:ILE:HG22	1:A:10:TYR:HD2	15	0.13
(1,18)	1:A:9:ILE:HG23	1:A:10:TYR:HD1	15	0.13
(1,18)	1:A:9:ILE:HG23	1:A:10:TYR:HD2	15	0.13
(1,174)	1:B:40:ILE:HD11	1:B:40:ILE:H	1	0.13
(1,174)	1:B:40:ILE:HD12	1:B:40:ILE:H	1	0.13
(1,174)	1:B:40:ILE:HD13	1:B:40:ILE:H	1	0.13
(1,174)	1:B:40:ILE:HD11	1:B:40:ILE:H	6	0.13
(1,174)	1:B:40:ILE:HD12	1:B:40:ILE:H	6	0.13
(1,174)	1:B:40:ILE:HD13	1:B:40:ILE:H	6	0.13
(1,174)	1:B:40:ILE:HD11	1:B:40:ILE:H	9	0.13
(1,174)	1:B:40:ILE:HD12	1:B:40:ILE:H	9	0.13
(1,174)	1:B:40:ILE:HD13	1:B:40:ILE:H	9	0.13
(1,100)	1:A:8:ILE:HD11	1:A:8:ILE:H	2	0.13

*Continued on next page...*

*Continued from previous page...*

Key	Atom-1	Atom-2	Model ID	Violation (Å)
(1,100)	1:A:8:ILE:HD12	1:A:8:ILE:H	2	0.13
(1,100)	1:A:8:ILE:HD13	1:A:8:ILE:H	2	0.13
(1,100)	1:A:8:ILE:HD11	1:A:8:ILE:H	5	0.13
(1,100)	1:A:8:ILE:HD12	1:A:8:ILE:H	5	0.13
(1,100)	1:A:8:ILE:HD13	1:A:8:ILE:H	5	0.13
(1,100)	1:A:8:ILE:HD11	1:A:8:ILE:H	7	0.13
(1,100)	1:A:8:ILE:HD12	1:A:8:ILE:H	7	0.13
(1,100)	1:A:8:ILE:HD13	1:A:8:ILE:H	7	0.13
(1,100)	1:A:8:ILE:HD11	1:A:8:ILE:H	10	0.13
(1,100)	1:A:8:ILE:HD12	1:A:8:ILE:H	10	0.13
(1,100)	1:A:8:ILE:HD13	1:A:8:ILE:H	10	0.13
(1,100)	1:A:8:ILE:HD11	1:A:8:ILE:H	11	0.13
(1,100)	1:A:8:ILE:HD12	1:A:8:ILE:H	11	0.13
(1,100)	1:A:8:ILE:HD13	1:A:8:ILE:H	11	0.13
(1,64)	1:B:44:ASN:HD21	1:B:45:ARG:H	1	0.12
(1,64)	1:B:44:ASN:HD22	1:B:45:ARG:H	1	0.12
(1,64)	1:B:44:ASN:HD21	1:B:45:ARG:H	2	0.12
(1,64)	1:B:44:ASN:HD22	1:B:45:ARG:H	2	0.12
(1,64)	1:B:44:ASN:HD21	1:B:45:ARG:H	3	0.12
(1,64)	1:B:44:ASN:HD22	1:B:45:ARG:H	3	0.12
(1,64)	1:B:44:ASN:HD21	1:B:45:ARG:H	4	0.12
(1,64)	1:B:44:ASN:HD22	1:B:45:ARG:H	4	0.12
(1,64)	1:B:44:ASN:HD21	1:B:45:ARG:H	5	0.12
(1,64)	1:B:44:ASN:HD22	1:B:45:ARG:H	5	0.12
(1,64)	1:B:44:ASN:HD21	1:B:45:ARG:H	6	0.12
(1,64)	1:B:44:ASN:HD22	1:B:45:ARG:H	6	0.12
(1,64)	1:B:44:ASN:HD21	1:B:45:ARG:H	7	0.12
(1,64)	1:B:44:ASN:HD22	1:B:45:ARG:H	7	0.12
(1,64)	1:B:44:ASN:HD21	1:B:45:ARG:H	8	0.12
(1,64)	1:B:44:ASN:HD22	1:B:45:ARG:H	8	0.12
(1,64)	1:B:44:ASN:HD21	1:B:45:ARG:H	9	0.12
(1,64)	1:B:44:ASN:HD22	1:B:45:ARG:H	9	0.12
(1,64)	1:B:44:ASN:HD21	1:B:45:ARG:H	10	0.12
(1,64)	1:B:44:ASN:HD22	1:B:45:ARG:H	10	0.12
(1,64)	1:B:44:ASN:HD21	1:B:45:ARG:H	11	0.12
(1,64)	1:B:44:ASN:HD22	1:B:45:ARG:H	11	0.12
(1,64)	1:B:44:ASN:HD21	1:B:45:ARG:H	12	0.12
(1,64)	1:B:44:ASN:HD22	1:B:45:ARG:H	12	0.12
(1,64)	1:B:44:ASN:HD21	1:B:45:ARG:H	13	0.12
(1,64)	1:B:44:ASN:HD22	1:B:45:ARG:H	13	0.12
(1,64)	1:B:44:ASN:HD21	1:B:45:ARG:H	14	0.12
(1,64)	1:B:44:ASN:HD22	1:B:45:ARG:H	14	0.12

*Continued on next page...*

*Continued from previous page...*

Key	Atom-1	Atom-2	Model ID	Violation (Å)
(1,64)	1:B:44:ASN:HD21	1:B:45:ARG:H	15	0.12
(1,64)	1:B:44:ASN:HD22	1:B:45:ARG:H	15	0.12
(1,64)	1:B:44:ASN:HD21	1:B:45:ARG:H	16	0.12
(1,64)	1:B:44:ASN:HD22	1:B:45:ARG:H	16	0.12
(1,64)	1:B:44:ASN:HD21	1:B:45:ARG:H	17	0.12
(1,64)	1:B:44:ASN:HD22	1:B:45:ARG:H	17	0.12
(1,64)	1:B:44:ASN:HD21	1:B:45:ARG:H	18	0.12
(1,64)	1:B:44:ASN:HD22	1:B:45:ARG:H	18	0.12
(1,64)	1:B:44:ASN:HD21	1:B:45:ARG:H	19	0.12
(1,64)	1:B:44:ASN:HD22	1:B:45:ARG:H	19	0.12
(1,64)	1:B:44:ASN:HD21	1:B:45:ARG:H	20	0.12
(1,64)	1:B:44:ASN:HD22	1:B:45:ARG:H	20	0.12
(1,58)	1:B:41:ILE:HG21	1:B:42:TYR:HD1	1	0.12
(1,58)	1:B:41:ILE:HG21	1:B:42:TYR:HD2	1	0.12
(1,58)	1:B:41:ILE:HG22	1:B:42:TYR:HD1	1	0.12
(1,58)	1:B:41:ILE:HG22	1:B:42:TYR:HD2	1	0.12
(1,58)	1:B:41:ILE:HG23	1:B:42:TYR:HD1	1	0.12
(1,58)	1:B:41:ILE:HG23	1:B:42:TYR:HD2	1	0.12
(1,58)	1:B:41:ILE:HG21	1:B:42:TYR:HD1	4	0.12
(1,58)	1:B:41:ILE:HG21	1:B:42:TYR:HD2	4	0.12
(1,58)	1:B:41:ILE:HG22	1:B:42:TYR:HD1	4	0.12
(1,58)	1:B:41:ILE:HG22	1:B:42:TYR:HD2	4	0.12
(1,58)	1:B:41:ILE:HG23	1:B:42:TYR:HD1	4	0.12
(1,58)	1:B:41:ILE:HG23	1:B:42:TYR:HD2	4	0.12
(1,58)	1:B:41:ILE:HG21	1:B:42:TYR:HD1	6	0.12
(1,58)	1:B:41:ILE:HG21	1:B:42:TYR:HD2	6	0.12
(1,58)	1:B:41:ILE:HG22	1:B:42:TYR:HD1	6	0.12
(1,58)	1:B:41:ILE:HG22	1:B:42:TYR:HD2	6	0.12
(1,58)	1:B:41:ILE:HG23	1:B:42:TYR:HD1	6	0.12
(1,58)	1:B:41:ILE:HG23	1:B:42:TYR:HD2	6	0.12
(1,58)	1:B:41:ILE:HG21	1:B:42:TYR:HD1	8	0.12
(1,58)	1:B:41:ILE:HG21	1:B:42:TYR:HD2	8	0.12
(1,58)	1:B:41:ILE:HG22	1:B:42:TYR:HD1	8	0.12
(1,58)	1:B:41:ILE:HG22	1:B:42:TYR:HD2	8	0.12
(1,58)	1:B:41:ILE:HG23	1:B:42:TYR:HD1	8	0.12
(1,58)	1:B:41:ILE:HG23	1:B:42:TYR:HD2	8	0.12
(1,58)	1:B:41:ILE:HG21	1:B:42:TYR:HD1	10	0.12
(1,58)	1:B:41:ILE:HG21	1:B:42:TYR:HD2	10	0.12
(1,58)	1:B:41:ILE:HG22	1:B:42:TYR:HD1	10	0.12
(1,58)	1:B:41:ILE:HG22	1:B:42:TYR:HD2	10	0.12
(1,58)	1:B:41:ILE:HG23	1:B:42:TYR:HD1	10	0.12
(1,58)	1:B:41:ILE:HG23	1:B:42:TYR:HD2	10	0.12

*Continued on next page...*



*Continued from previous page...*

Key	Atom-1	Atom-2	Model ID	Violation (Å)
(1,58)	1:B:41:ILE:HG21	1:B:42:TYR:HD1	11	0.12
(1,58)	1:B:41:ILE:HG21	1:B:42:TYR:HD2	11	0.12
(1,58)	1:B:41:ILE:HG22	1:B:42:TYR:HD1	11	0.12
(1,58)	1:B:41:ILE:HG22	1:B:42:TYR:HD2	11	0.12
(1,58)	1:B:41:ILE:HG23	1:B:42:TYR:HD1	11	0.12
(1,58)	1:B:41:ILE:HG23	1:B:42:TYR:HD2	11	0.12
(1,58)	1:B:41:ILE:HG21	1:B:42:TYR:HD1	12	0.12
(1,58)	1:B:41:ILE:HG21	1:B:42:TYR:HD2	12	0.12
(1,58)	1:B:41:ILE:HG22	1:B:42:TYR:HD1	12	0.12
(1,58)	1:B:41:ILE:HG22	1:B:42:TYR:HD2	12	0.12
(1,58)	1:B:41:ILE:HG23	1:B:42:TYR:HD1	12	0.12
(1,58)	1:B:41:ILE:HG23	1:B:42:TYR:HD2	12	0.12
(1,58)	1:B:41:ILE:HG21	1:B:42:TYR:HD1	16	0.12
(1,58)	1:B:41:ILE:HG21	1:B:42:TYR:HD2	16	0.12
(1,58)	1:B:41:ILE:HG22	1:B:42:TYR:HD1	16	0.12
(1,58)	1:B:41:ILE:HG22	1:B:42:TYR:HD2	16	0.12
(1,58)	1:B:41:ILE:HG23	1:B:42:TYR:HD1	16	0.12
(1,58)	1:B:41:ILE:HG23	1:B:42:TYR:HD2	16	0.12
(1,58)	1:B:41:ILE:HG21	1:B:42:TYR:HD1	17	0.12
(1,58)	1:B:41:ILE:HG21	1:B:42:TYR:HD2	17	0.12
(1,58)	1:B:41:ILE:HG22	1:B:42:TYR:HD1	17	0.12
(1,58)	1:B:41:ILE:HG22	1:B:42:TYR:HD2	17	0.12
(1,58)	1:B:41:ILE:HG23	1:B:42:TYR:HD1	17	0.12
(1,58)	1:B:41:ILE:HG23	1:B:42:TYR:HD2	17	0.12
(1,58)	1:B:41:ILE:HG21	1:B:42:TYR:HD1	18	0.12
(1,58)	1:B:41:ILE:HG21	1:B:42:TYR:HD2	18	0.12
(1,58)	1:B:41:ILE:HG22	1:B:42:TYR:HD1	18	0.12
(1,58)	1:B:41:ILE:HG22	1:B:42:TYR:HD2	18	0.12
(1,58)	1:B:41:ILE:HG23	1:B:42:TYR:HD1	18	0.12
(1,58)	1:B:41:ILE:HG23	1:B:42:TYR:HD2	18	0.12
(1,58)	1:B:41:ILE:HG21	1:B:42:TYR:HD1	20	0.12
(1,58)	1:B:41:ILE:HG21	1:B:42:TYR:HD2	20	0.12
(1,58)	1:B:41:ILE:HG22	1:B:42:TYR:HD1	20	0.12
(1,58)	1:B:41:ILE:HG22	1:B:42:TYR:HD2	20	0.12
(1,58)	1:B:41:ILE:HG23	1:B:42:TYR:HD1	20	0.12
(1,58)	1:B:41:ILE:HG23	1:B:42:TYR:HD2	20	0.12
(1,347)	1:B:38:VAL:HG11	1:B:36:LYS:H	1	0.12
(1,347)	1:B:38:VAL:HG12	1:B:36:LYS:H	1	0.12
(1,347)	1:B:38:VAL:HG13	1:B:36:LYS:H	1	0.12
(1,347)	1:B:38:VAL:HG21	1:B:36:LYS:H	1	0.12
(1,347)	1:B:38:VAL:HG22	1:B:36:LYS:H	1	0.12
(1,347)	1:B:38:VAL:HG23	1:B:36:LYS:H	1	0.12

*Continued on next page...*

*Continued from previous page...*

Key	Atom-1	Atom-2	Model ID	Violation (Å)
(1,347)	1:B:38:VAL:HG11	1:B:36:LYS:H	7	0.12
(1,347)	1:B:38:VAL:HG12	1:B:36:LYS:H	7	0.12
(1,347)	1:B:38:VAL:HG13	1:B:36:LYS:H	7	0.12
(1,347)	1:B:38:VAL:HG21	1:B:36:LYS:H	7	0.12
(1,347)	1:B:38:VAL:HG22	1:B:36:LYS:H	7	0.12
(1,347)	1:B:38:VAL:HG23	1:B:36:LYS:H	7	0.12
(1,340)	1:A:6:VAL:HG11	1:A:4:LYS:H	7	0.12
(1,340)	1:A:6:VAL:HG12	1:A:4:LYS:H	7	0.12
(1,340)	1:A:6:VAL:HG13	1:A:4:LYS:H	7	0.12
(1,340)	1:A:6:VAL:HG21	1:A:4:LYS:H	7	0.12
(1,340)	1:A:6:VAL:HG22	1:A:4:LYS:H	7	0.12
(1,340)	1:A:6:VAL:HG23	1:A:4:LYS:H	7	0.12
(1,340)	1:A:6:VAL:HG11	1:A:4:LYS:H	18	0.12
(1,340)	1:A:6:VAL:HG12	1:A:4:LYS:H	18	0.12
(1,340)	1:A:6:VAL:HG13	1:A:4:LYS:H	18	0.12
(1,340)	1:A:6:VAL:HG21	1:A:4:LYS:H	18	0.12
(1,340)	1:A:6:VAL:HG22	1:A:4:LYS:H	18	0.12
(1,340)	1:A:6:VAL:HG23	1:A:4:LYS:H	18	0.12
(1,272)	1:B:51:GLN:HB2	1:B:42:TYR:HD1	1	0.12
(1,272)	1:B:51:GLN:HB2	1:B:42:TYR:HD2	1	0.12
(1,272)	1:B:51:GLN:HB3	1:B:42:TYR:HD1	1	0.12
(1,272)	1:B:51:GLN:HB3	1:B:42:TYR:HD2	1	0.12
(1,272)	1:B:51:GLN:HB2	1:B:42:TYR:HD1	4	0.12
(1,272)	1:B:51:GLN:HB2	1:B:42:TYR:HD2	4	0.12
(1,272)	1:B:51:GLN:HB3	1:B:42:TYR:HD1	4	0.12
(1,272)	1:B:51:GLN:HB3	1:B:42:TYR:HD2	4	0.12
(1,272)	1:B:51:GLN:HB2	1:B:42:TYR:HD1	5	0.12
(1,272)	1:B:51:GLN:HB2	1:B:42:TYR:HD2	5	0.12
(1,272)	1:B:51:GLN:HB3	1:B:42:TYR:HD1	5	0.12
(1,272)	1:B:51:GLN:HB3	1:B:42:TYR:HD2	5	0.12
(1,272)	1:B:51:GLN:HB2	1:B:42:TYR:HD1	7	0.12
(1,272)	1:B:51:GLN:HB2	1:B:42:TYR:HD2	7	0.12
(1,272)	1:B:51:GLN:HB3	1:B:42:TYR:HD1	7	0.12
(1,272)	1:B:51:GLN:HB3	1:B:42:TYR:HD2	7	0.12
(1,272)	1:B:51:GLN:HB2	1:B:42:TYR:HD1	8	0.12
(1,272)	1:B:51:GLN:HB2	1:B:42:TYR:HD2	8	0.12
(1,272)	1:B:51:GLN:HB3	1:B:42:TYR:HD1	8	0.12
(1,272)	1:B:51:GLN:HB3	1:B:42:TYR:HD2	8	0.12
(1,272)	1:B:51:GLN:HB2	1:B:42:TYR:HD1	9	0.12
(1,272)	1:B:51:GLN:HB2	1:B:42:TYR:HD2	9	0.12
(1,272)	1:B:51:GLN:HB3	1:B:42:TYR:HD1	9	0.12
(1,272)	1:B:51:GLN:HB3	1:B:42:TYR:HD2	9	0.12

*Continued on next page...*

*Continued from previous page...*

Key	Atom-1	Atom-2	Model ID	Violation (Å)
(1,272)	1:B:51:GLN:HB2	1:B:42:TYR:HD1	10	0.12
(1,272)	1:B:51:GLN:HB2	1:B:42:TYR:HD2	10	0.12
(1,272)	1:B:51:GLN:HB3	1:B:42:TYR:HD1	10	0.12
(1,272)	1:B:51:GLN:HB3	1:B:42:TYR:HD2	10	0.12
(1,272)	1:B:51:GLN:HB2	1:B:42:TYR:HD1	11	0.12
(1,272)	1:B:51:GLN:HB2	1:B:42:TYR:HD2	11	0.12
(1,272)	1:B:51:GLN:HB3	1:B:42:TYR:HD1	11	0.12
(1,272)	1:B:51:GLN:HB3	1:B:42:TYR:HD2	11	0.12
(1,272)	1:B:51:GLN:HB2	1:B:42:TYR:HD1	12	0.12
(1,272)	1:B:51:GLN:HB2	1:B:42:TYR:HD2	12	0.12
(1,272)	1:B:51:GLN:HB3	1:B:42:TYR:HD1	12	0.12
(1,272)	1:B:51:GLN:HB3	1:B:42:TYR:HD2	12	0.12
(1,272)	1:B:51:GLN:HB2	1:B:42:TYR:HD1	13	0.12
(1,272)	1:B:51:GLN:HB2	1:B:42:TYR:HD2	13	0.12
(1,272)	1:B:51:GLN:HB3	1:B:42:TYR:HD1	13	0.12
(1,272)	1:B:51:GLN:HB3	1:B:42:TYR:HD2	13	0.12
(1,272)	1:B:51:GLN:HB2	1:B:42:TYR:HD1	14	0.12
(1,272)	1:B:51:GLN:HB2	1:B:42:TYR:HD2	14	0.12
(1,272)	1:B:51:GLN:HB3	1:B:42:TYR:HD1	14	0.12
(1,272)	1:B:51:GLN:HB3	1:B:42:TYR:HD2	14	0.12
(1,272)	1:B:51:GLN:HB2	1:B:42:TYR:HD1	15	0.12
(1,272)	1:B:51:GLN:HB2	1:B:42:TYR:HD2	15	0.12
(1,272)	1:B:51:GLN:HB3	1:B:42:TYR:HD1	15	0.12
(1,272)	1:B:51:GLN:HB3	1:B:42:TYR:HD2	15	0.12
(1,272)	1:B:51:GLN:HB2	1:B:42:TYR:HD1	16	0.12
(1,272)	1:B:51:GLN:HB2	1:B:42:TYR:HD2	16	0.12
(1,272)	1:B:51:GLN:HB3	1:B:42:TYR:HD1	16	0.12
(1,272)	1:B:51:GLN:HB3	1:B:42:TYR:HD2	16	0.12
(1,272)	1:B:51:GLN:HB2	1:B:42:TYR:HD1	17	0.12
(1,272)	1:B:51:GLN:HB2	1:B:42:TYR:HD2	17	0.12
(1,272)	1:B:51:GLN:HB3	1:B:42:TYR:HD1	17	0.12
(1,272)	1:B:51:GLN:HB3	1:B:42:TYR:HD2	17	0.12
(1,272)	1:B:51:GLN:HB2	1:B:42:TYR:HD1	18	0.12
(1,272)	1:B:51:GLN:HB2	1:B:42:TYR:HD2	18	0.12
(1,272)	1:B:51:GLN:HB3	1:B:42:TYR:HD1	18	0.12
(1,272)	1:B:51:GLN:HB3	1:B:42:TYR:HD2	18	0.12
(1,272)	1:B:51:GLN:HB2	1:B:42:TYR:HD1	19	0.12
(1,272)	1:B:51:GLN:HB2	1:B:42:TYR:HD2	19	0.12
(1,272)	1:B:51:GLN:HB3	1:B:42:TYR:HD1	19	0.12
(1,272)	1:B:51:GLN:HB3	1:B:42:TYR:HD2	19	0.12
(1,272)	1:B:51:GLN:HB2	1:B:42:TYR:HD1	20	0.12
(1,272)	1:B:51:GLN:HB2	1:B:42:TYR:HD2	20	0.12

*Continued on next page...*

*Continued from previous page...*

Key	Atom-1	Atom-2	Model ID	Violation (Å)
(1,272)	1:B:51:GLN:HB3	1:B:42:TYR:HD1	20	0.12
(1,272)	1:B:51:GLN:HB3	1:B:42:TYR:HD2	20	0.12
(1,240)	1:A:19:GLN:HB2	1:A:10:TYR:HD1	1	0.12
(1,240)	1:A:19:GLN:HB2	1:A:10:TYR:HD2	1	0.12
(1,240)	1:A:19:GLN:HB3	1:A:10:TYR:HD1	1	0.12
(1,240)	1:A:19:GLN:HB3	1:A:10:TYR:HD2	1	0.12
(1,240)	1:A:19:GLN:HB2	1:A:10:TYR:HD1	2	0.12
(1,240)	1:A:19:GLN:HB2	1:A:10:TYR:HD2	2	0.12
(1,240)	1:A:19:GLN:HB3	1:A:10:TYR:HD1	2	0.12
(1,240)	1:A:19:GLN:HB3	1:A:10:TYR:HD2	2	0.12
(1,240)	1:A:19:GLN:HB2	1:A:10:TYR:HD1	3	0.12
(1,240)	1:A:19:GLN:HB2	1:A:10:TYR:HD2	3	0.12
(1,240)	1:A:19:GLN:HB3	1:A:10:TYR:HD1	3	0.12
(1,240)	1:A:19:GLN:HB3	1:A:10:TYR:HD2	3	0.12
(1,240)	1:A:19:GLN:HB2	1:A:10:TYR:HD1	4	0.12
(1,240)	1:A:19:GLN:HB2	1:A:10:TYR:HD2	4	0.12
(1,240)	1:A:19:GLN:HB3	1:A:10:TYR:HD1	4	0.12
(1,240)	1:A:19:GLN:HB3	1:A:10:TYR:HD2	4	0.12
(1,240)	1:A:19:GLN:HB2	1:A:10:TYR:HD1	5	0.12
(1,240)	1:A:19:GLN:HB2	1:A:10:TYR:HD2	5	0.12
(1,240)	1:A:19:GLN:HB3	1:A:10:TYR:HD1	5	0.12
(1,240)	1:A:19:GLN:HB3	1:A:10:TYR:HD2	5	0.12
(1,240)	1:A:19:GLN:HB2	1:A:10:TYR:HD1	6	0.12
(1,240)	1:A:19:GLN:HB2	1:A:10:TYR:HD2	6	0.12
(1,240)	1:A:19:GLN:HB3	1:A:10:TYR:HD1	6	0.12
(1,240)	1:A:19:GLN:HB3	1:A:10:TYR:HD2	6	0.12
(1,240)	1:A:19:GLN:HB2	1:A:10:TYR:HD1	7	0.12
(1,240)	1:A:19:GLN:HB2	1:A:10:TYR:HD2	7	0.12
(1,240)	1:A:19:GLN:HB3	1:A:10:TYR:HD1	7	0.12
(1,240)	1:A:19:GLN:HB3	1:A:10:TYR:HD2	7	0.12
(1,240)	1:A:19:GLN:HB2	1:A:10:TYR:HD1	8	0.12
(1,240)	1:A:19:GLN:HB2	1:A:10:TYR:HD2	8	0.12
(1,240)	1:A:19:GLN:HB3	1:A:10:TYR:HD1	8	0.12
(1,240)	1:A:19:GLN:HB3	1:A:10:TYR:HD2	8	0.12
(1,240)	1:A:19:GLN:HB2	1:A:10:TYR:HD1	9	0.12
(1,240)	1:A:19:GLN:HB2	1:A:10:TYR:HD2	9	0.12
(1,240)	1:A:19:GLN:HB3	1:A:10:TYR:HD1	9	0.12
(1,240)	1:A:19:GLN:HB3	1:A:10:TYR:HD2	9	0.12
(1,240)	1:A:19:GLN:HB2	1:A:10:TYR:HD1	10	0.12
(1,240)	1:A:19:GLN:HB2	1:A:10:TYR:HD2	10	0.12
(1,240)	1:A:19:GLN:HB3	1:A:10:TYR:HD1	10	0.12
(1,240)	1:A:19:GLN:HB3	1:A:10:TYR:HD2	10	0.12

*Continued on next page...*

*Continued from previous page...*

Key	Atom-1	Atom-2	Model ID	Violation (Å)
(1,240)	1:A:19:GLN:HB2	1:A:10:TYR:HD1	11	0.12
(1,240)	1:A:19:GLN:HB2	1:A:10:TYR:HD2	11	0.12
(1,240)	1:A:19:GLN:HB3	1:A:10:TYR:HD1	11	0.12
(1,240)	1:A:19:GLN:HB3	1:A:10:TYR:HD2	11	0.12
(1,240)	1:A:19:GLN:HB2	1:A:10:TYR:HD1	12	0.12
(1,240)	1:A:19:GLN:HB2	1:A:10:TYR:HD2	12	0.12
(1,240)	1:A:19:GLN:HB3	1:A:10:TYR:HD1	12	0.12
(1,240)	1:A:19:GLN:HB3	1:A:10:TYR:HD2	12	0.12
(1,240)	1:A:19:GLN:HB2	1:A:10:TYR:HD1	13	0.12
(1,240)	1:A:19:GLN:HB2	1:A:10:TYR:HD2	13	0.12
(1,240)	1:A:19:GLN:HB3	1:A:10:TYR:HD1	13	0.12
(1,240)	1:A:19:GLN:HB3	1:A:10:TYR:HD2	13	0.12
(1,240)	1:A:19:GLN:HB2	1:A:10:TYR:HD1	14	0.12
(1,240)	1:A:19:GLN:HB2	1:A:10:TYR:HD2	14	0.12
(1,240)	1:A:19:GLN:HB3	1:A:10:TYR:HD1	14	0.12
(1,240)	1:A:19:GLN:HB3	1:A:10:TYR:HD2	14	0.12
(1,240)	1:A:19:GLN:HB2	1:A:10:TYR:HD1	15	0.12
(1,240)	1:A:19:GLN:HB2	1:A:10:TYR:HD2	15	0.12
(1,240)	1:A:19:GLN:HB3	1:A:10:TYR:HD1	15	0.12
(1,240)	1:A:19:GLN:HB3	1:A:10:TYR:HD2	15	0.12
(1,240)	1:A:19:GLN:HB2	1:A:10:TYR:HD1	16	0.12
(1,240)	1:A:19:GLN:HB2	1:A:10:TYR:HD2	16	0.12
(1,240)	1:A:19:GLN:HB3	1:A:10:TYR:HD1	16	0.12
(1,240)	1:A:19:GLN:HB3	1:A:10:TYR:HD2	16	0.12
(1,240)	1:A:19:GLN:HB2	1:A:10:TYR:HD1	17	0.12
(1,240)	1:A:19:GLN:HB2	1:A:10:TYR:HD2	17	0.12
(1,240)	1:A:19:GLN:HB3	1:A:10:TYR:HD1	17	0.12
(1,240)	1:A:19:GLN:HB3	1:A:10:TYR:HD2	17	0.12
(1,240)	1:A:19:GLN:HB2	1:A:10:TYR:HD1	18	0.12
(1,240)	1:A:19:GLN:HB2	1:A:10:TYR:HD2	18	0.12
(1,240)	1:A:19:GLN:HB3	1:A:10:TYR:HD1	18	0.12
(1,240)	1:A:19:GLN:HB3	1:A:10:TYR:HD2	18	0.12
(1,240)	1:A:19:GLN:HB2	1:A:10:TYR:HD1	19	0.12
(1,240)	1:A:19:GLN:HB2	1:A:10:TYR:HD2	19	0.12
(1,240)	1:A:19:GLN:HB3	1:A:10:TYR:HD1	19	0.12
(1,240)	1:A:19:GLN:HB3	1:A:10:TYR:HD2	19	0.12
(1,24)	1:A:12:ASN:HD21	1:A:13:ARG:H	1	0.12
(1,24)	1:A:12:ASN:HD22	1:A:13:ARG:H	1	0.12
(1,24)	1:A:12:ASN:HD21	1:A:13:ARG:H	2	0.12
(1,24)	1:A:12:ASN:HD22	1:A:13:ARG:H	2	0.12
(1,24)	1:A:12:ASN:HD21	1:A:13:ARG:H	3	0.12
(1,24)	1:A:12:ASN:HD22	1:A:13:ARG:H	3	0.12

*Continued on next page...*

*Continued from previous page...*

Key	Atom-1	Atom-2	Model ID	Violation (Å)
(1,24)	1:A:12:ASN:HD21	1:A:13:ARG:H	4	0.12
(1,24)	1:A:12:ASN:HD22	1:A:13:ARG:H	4	0.12
(1,24)	1:A:12:ASN:HD21	1:A:13:ARG:H	5	0.12
(1,24)	1:A:12:ASN:HD22	1:A:13:ARG:H	5	0.12
(1,24)	1:A:12:ASN:HD21	1:A:13:ARG:H	6	0.12
(1,24)	1:A:12:ASN:HD22	1:A:13:ARG:H	6	0.12
(1,24)	1:A:12:ASN:HD21	1:A:13:ARG:H	7	0.12
(1,24)	1:A:12:ASN:HD22	1:A:13:ARG:H	7	0.12
(1,24)	1:A:12:ASN:HD21	1:A:13:ARG:H	8	0.12
(1,24)	1:A:12:ASN:HD22	1:A:13:ARG:H	8	0.12
(1,24)	1:A:12:ASN:HD21	1:A:13:ARG:H	9	0.12
(1,24)	1:A:12:ASN:HD22	1:A:13:ARG:H	9	0.12
(1,24)	1:A:12:ASN:HD21	1:A:13:ARG:H	10	0.12
(1,24)	1:A:12:ASN:HD22	1:A:13:ARG:H	10	0.12
(1,24)	1:A:12:ASN:HD21	1:A:13:ARG:H	11	0.12
(1,24)	1:A:12:ASN:HD22	1:A:13:ARG:H	11	0.12
(1,24)	1:A:12:ASN:HD21	1:A:13:ARG:H	12	0.12
(1,24)	1:A:12:ASN:HD22	1:A:13:ARG:H	12	0.12
(1,24)	1:A:12:ASN:HD21	1:A:13:ARG:H	13	0.12
(1,24)	1:A:12:ASN:HD22	1:A:13:ARG:H	13	0.12
(1,24)	1:A:12:ASN:HD21	1:A:13:ARG:H	14	0.12
(1,24)	1:A:12:ASN:HD22	1:A:13:ARG:H	14	0.12
(1,24)	1:A:12:ASN:HD21	1:A:13:ARG:H	15	0.12
(1,24)	1:A:12:ASN:HD22	1:A:13:ARG:H	15	0.12
(1,24)	1:A:12:ASN:HD21	1:A:13:ARG:H	16	0.12
(1,24)	1:A:12:ASN:HD22	1:A:13:ARG:H	16	0.12
(1,24)	1:A:12:ASN:HD21	1:A:13:ARG:H	17	0.12
(1,24)	1:A:12:ASN:HD22	1:A:13:ARG:H	17	0.12
(1,24)	1:A:12:ASN:HD21	1:A:13:ARG:H	18	0.12
(1,24)	1:A:12:ASN:HD22	1:A:13:ARG:H	18	0.12
(1,24)	1:A:12:ASN:HD21	1:A:13:ARG:H	19	0.12
(1,24)	1:A:12:ASN:HD22	1:A:13:ARG:H	19	0.12
(1,24)	1:A:12:ASN:HD21	1:A:13:ARG:H	20	0.12
(1,24)	1:A:12:ASN:HD22	1:A:13:ARG:H	20	0.12
(1,19)	1:A:9:ILE:HD11	1:A:10:TYR:HE1	8	0.12
(1,19)	1:A:9:ILE:HD11	1:A:10:TYR:HE2	8	0.12
(1,19)	1:A:9:ILE:HD12	1:A:10:TYR:HE1	8	0.12
(1,19)	1:A:9:ILE:HD12	1:A:10:TYR:HE2	8	0.12
(1,19)	1:A:9:ILE:HD13	1:A:10:TYR:HE1	8	0.12
(1,19)	1:A:9:ILE:HD13	1:A:10:TYR:HE2	8	0.12
(1,18)	1:A:9:ILE:HG21	1:A:10:TYR:HD1	3	0.12
(1,18)	1:A:9:ILE:HG21	1:A:10:TYR:HD2	3	0.12

*Continued on next page...*

*Continued from previous page...*

Key	Atom-1	Atom-2	Model ID	Violation (Å)
(1,18)	1:A:9:ILE:HG22	1:A:10:TYR:HD1	3	0.12
(1,18)	1:A:9:ILE:HG22	1:A:10:TYR:HD2	3	0.12
(1,18)	1:A:9:ILE:HG23	1:A:10:TYR:HD1	3	0.12
(1,18)	1:A:9:ILE:HG23	1:A:10:TYR:HD2	3	0.12
(1,18)	1:A:9:ILE:HG21	1:A:10:TYR:HD1	6	0.12
(1,18)	1:A:9:ILE:HG21	1:A:10:TYR:HD2	6	0.12
(1,18)	1:A:9:ILE:HG22	1:A:10:TYR:HD1	6	0.12
(1,18)	1:A:9:ILE:HG22	1:A:10:TYR:HD2	6	0.12
(1,18)	1:A:9:ILE:HG23	1:A:10:TYR:HD1	6	0.12
(1,18)	1:A:9:ILE:HG23	1:A:10:TYR:HD2	6	0.12
(1,18)	1:A:9:ILE:HG21	1:A:10:TYR:HD1	12	0.12
(1,18)	1:A:9:ILE:HG21	1:A:10:TYR:HD2	12	0.12
(1,18)	1:A:9:ILE:HG22	1:A:10:TYR:HD1	12	0.12
(1,18)	1:A:9:ILE:HG22	1:A:10:TYR:HD2	12	0.12
(1,18)	1:A:9:ILE:HG23	1:A:10:TYR:HD1	12	0.12
(1,18)	1:A:9:ILE:HG23	1:A:10:TYR:HD2	12	0.12
(1,18)	1:A:9:ILE:HG21	1:A:10:TYR:HD1	14	0.12
(1,18)	1:A:9:ILE:HG21	1:A:10:TYR:HD2	14	0.12
(1,18)	1:A:9:ILE:HG22	1:A:10:TYR:HD1	14	0.12
(1,18)	1:A:9:ILE:HG22	1:A:10:TYR:HD2	14	0.12
(1,18)	1:A:9:ILE:HG23	1:A:10:TYR:HD1	14	0.12
(1,18)	1:A:9:ILE:HG23	1:A:10:TYR:HD2	14	0.12
(1,18)	1:A:9:ILE:HG21	1:A:10:TYR:HD1	16	0.12
(1,18)	1:A:9:ILE:HG21	1:A:10:TYR:HD2	16	0.12
(1,18)	1:A:9:ILE:HG22	1:A:10:TYR:HD1	16	0.12
(1,18)	1:A:9:ILE:HG22	1:A:10:TYR:HD2	16	0.12
(1,18)	1:A:9:ILE:HG23	1:A:10:TYR:HD1	16	0.12
(1,18)	1:A:9:ILE:HG23	1:A:10:TYR:HD2	16	0.12
(1,18)	1:A:9:ILE:HG21	1:A:10:TYR:HD1	17	0.12
(1,18)	1:A:9:ILE:HG21	1:A:10:TYR:HD2	17	0.12
(1,18)	1:A:9:ILE:HG22	1:A:10:TYR:HD1	17	0.12
(1,18)	1:A:9:ILE:HG22	1:A:10:TYR:HD2	17	0.12
(1,18)	1:A:9:ILE:HG23	1:A:10:TYR:HD1	17	0.12
(1,18)	1:A:9:ILE:HG23	1:A:10:TYR:HD2	17	0.12
(1,18)	1:A:9:ILE:HG21	1:A:10:TYR:HD1	18	0.12
(1,18)	1:A:9:ILE:HG21	1:A:10:TYR:HD2	18	0.12
(1,18)	1:A:9:ILE:HG22	1:A:10:TYR:HD1	18	0.12
(1,18)	1:A:9:ILE:HG22	1:A:10:TYR:HD2	18	0.12
(1,18)	1:A:9:ILE:HG23	1:A:10:TYR:HD1	18	0.12
(1,18)	1:A:9:ILE:HG23	1:A:10:TYR:HD2	18	0.12
(1,18)	1:A:9:ILE:HG21	1:A:10:TYR:HD1	19	0.12
(1,18)	1:A:9:ILE:HG21	1:A:10:TYR:HD2	19	0.12

*Continued on next page...*

*Continued from previous page...*

Key	Atom-1	Atom-2	Model ID	Violation (Å)
(1,18)	1:A:9:ILE:HG22	1:A:10:TYR:HD1	19	0.12
(1,18)	1:A:9:ILE:HG22	1:A:10:TYR:HD2	19	0.12
(1,18)	1:A:9:ILE:HG23	1:A:10:TYR:HD1	19	0.12
(1,18)	1:A:9:ILE:HG23	1:A:10:TYR:HD2	19	0.12
(1,174)	1:B:40:ILE:HD11	1:B:40:ILE:H	3	0.12
(1,174)	1:B:40:ILE:HD12	1:B:40:ILE:H	3	0.12
(1,174)	1:B:40:ILE:HD13	1:B:40:ILE:H	3	0.12
(1,174)	1:B:40:ILE:HD11	1:B:40:ILE:H	5	0.12
(1,174)	1:B:40:ILE:HD12	1:B:40:ILE:H	5	0.12
(1,174)	1:B:40:ILE:HD13	1:B:40:ILE:H	5	0.12
(1,174)	1:B:40:ILE:HD11	1:B:40:ILE:H	13	0.12
(1,174)	1:B:40:ILE:HD12	1:B:40:ILE:H	13	0.12
(1,174)	1:B:40:ILE:HD13	1:B:40:ILE:H	13	0.12
(1,174)	1:B:40:ILE:HD11	1:B:40:ILE:H	14	0.12
(1,174)	1:B:40:ILE:HD12	1:B:40:ILE:H	14	0.12
(1,174)	1:B:40:ILE:HD13	1:B:40:ILE:H	14	0.12
(1,100)	1:A:8:ILE:HD11	1:A:8:ILE:H	1	0.12
(1,100)	1:A:8:ILE:HD12	1:A:8:ILE:H	1	0.12
(1,100)	1:A:8:ILE:HD13	1:A:8:ILE:H	1	0.12
(1,93)	1:A:6:VAL:HB	1:A:6:VAL:H	8	0.11
(1,93)	1:A:6:VAL:HB	1:A:6:VAL:H	16	0.11
(1,58)	1:B:41:ILE:HG21	1:B:42:TYR:HD1	2	0.11
(1,58)	1:B:41:ILE:HG21	1:B:42:TYR:HD2	2	0.11
(1,58)	1:B:41:ILE:HG22	1:B:42:TYR:HD1	2	0.11
(1,58)	1:B:41:ILE:HG22	1:B:42:TYR:HD2	2	0.11
(1,58)	1:B:41:ILE:HG23	1:B:42:TYR:HD1	2	0.11
(1,58)	1:B:41:ILE:HG23	1:B:42:TYR:HD2	2	0.11
(1,340)	1:A:6:VAL:HG11	1:A:4:LYS:H	20	0.11
(1,340)	1:A:6:VAL:HG12	1:A:4:LYS:H	20	0.11
(1,340)	1:A:6:VAL:HG13	1:A:4:LYS:H	20	0.11
(1,340)	1:A:6:VAL:HG21	1:A:4:LYS:H	20	0.11
(1,340)	1:A:6:VAL:HG22	1:A:4:LYS:H	20	0.11
(1,340)	1:A:6:VAL:HG23	1:A:4:LYS:H	20	0.11
(1,272)	1:B:51:GLN:HB2	1:B:42:TYR:HD1	2	0.11
(1,272)	1:B:51:GLN:HB2	1:B:42:TYR:HD2	2	0.11
(1,272)	1:B:51:GLN:HB3	1:B:42:TYR:HD1	2	0.11
(1,272)	1:B:51:GLN:HB3	1:B:42:TYR:HD2	2	0.11
(1,240)	1:A:19:GLN:HB2	1:A:10:TYR:HD1	20	0.11
(1,240)	1:A:19:GLN:HB2	1:A:10:TYR:HD2	20	0.11
(1,240)	1:A:19:GLN:HB3	1:A:10:TYR:HD1	20	0.11
(1,240)	1:A:19:GLN:HB3	1:A:10:TYR:HD2	20	0.11
(1,18)	1:A:9:ILE:HG21	1:A:10:TYR:HD1	8	0.11

*Continued on next page...*



*Continued from previous page...*

Key	Atom-1	Atom-2	Model ID	Violation (Å)
(1,18)	1:A:9:ILE:HG21	1:A:10:TYR:HD2	8	0.11
(1,18)	1:A:9:ILE:HG22	1:A:10:TYR:HD1	8	0.11
(1,18)	1:A:9:ILE:HG22	1:A:10:TYR:HD2	8	0.11
(1,18)	1:A:9:ILE:HG23	1:A:10:TYR:HD1	8	0.11
(1,18)	1:A:9:ILE:HG23	1:A:10:TYR:HD2	8	0.11
(1,174)	1:B:40:ILE:HD11	1:B:40:ILE:H	7	0.11
(1,174)	1:B:40:ILE:HD12	1:B:40:ILE:H	7	0.11
(1,174)	1:B:40:ILE:HD13	1:B:40:ILE:H	7	0.11
(1,174)	1:B:40:ILE:HD11	1:B:40:ILE:H	10	0.11
(1,174)	1:B:40:ILE:HD12	1:B:40:ILE:H	10	0.11
(1,174)	1:B:40:ILE:HD13	1:B:40:ILE:H	10	0.11
(1,174)	1:B:40:ILE:HD11	1:B:40:ILE:H	11	0.11
(1,174)	1:B:40:ILE:HD12	1:B:40:ILE:H	11	0.11
(1,174)	1:B:40:ILE:HD13	1:B:40:ILE:H	11	0.11
(1,174)	1:B:40:ILE:HD11	1:B:40:ILE:H	12	0.11
(1,174)	1:B:40:ILE:HD12	1:B:40:ILE:H	12	0.11
(1,174)	1:B:40:ILE:HD13	1:B:40:ILE:H	12	0.11
(1,174)	1:B:40:ILE:HD11	1:B:40:ILE:H	16	0.11
(1,174)	1:B:40:ILE:HD12	1:B:40:ILE:H	16	0.11
(1,174)	1:B:40:ILE:HD13	1:B:40:ILE:H	16	0.11
(1,174)	1:B:40:ILE:HD11	1:B:40:ILE:H	17	0.11
(1,174)	1:B:40:ILE:HD12	1:B:40:ILE:H	17	0.11
(1,174)	1:B:40:ILE:HD13	1:B:40:ILE:H	17	0.11
(1,174)	1:B:40:ILE:HD11	1:B:40:ILE:H	18	0.11
(1,174)	1:B:40:ILE:HD12	1:B:40:ILE:H	18	0.11
(1,174)	1:B:40:ILE:HD13	1:B:40:ILE:H	18	0.11
(1,174)	1:B:40:ILE:HD11	1:B:40:ILE:H	19	0.11
(1,174)	1:B:40:ILE:HD12	1:B:40:ILE:H	19	0.11
(1,174)	1:B:40:ILE:HD13	1:B:40:ILE:H	19	0.11
(1,174)	1:B:40:ILE:HD11	1:B:40:ILE:H	20	0.11
(1,174)	1:B:40:ILE:HD12	1:B:40:ILE:H	20	0.11
(1,174)	1:B:40:ILE:HD13	1:B:40:ILE:H	20	0.11
(1,100)	1:A:8:ILE:HD11	1:A:8:ILE:H	6	0.11
(1,100)	1:A:8:ILE:HD12	1:A:8:ILE:H	6	0.11
(1,100)	1:A:8:ILE:HD13	1:A:8:ILE:H	6	0.11
(1,100)	1:A:8:ILE:HD11	1:A:8:ILE:H	9	0.11
(1,100)	1:A:8:ILE:HD12	1:A:8:ILE:H	9	0.11
(1,100)	1:A:8:ILE:HD13	1:A:8:ILE:H	9	0.11
(1,100)	1:A:8:ILE:HD11	1:A:8:ILE:H	12	0.11
(1,100)	1:A:8:ILE:HD12	1:A:8:ILE:H	12	0.11
(1,100)	1:A:8:ILE:HD13	1:A:8:ILE:H	12	0.11
(1,100)	1:A:8:ILE:HD11	1:A:8:ILE:H	13	0.11

*Continued on next page...*

*Continued from previous page...*

<b>Key</b>	<b>Atom-1</b>	<b>Atom-2</b>	<b>Model ID</b>	<b>Violation (Å)</b>
(1,100)	1:A:8:ILE:HD12	1:A:8:ILE:H	13	0.11
(1,100)	1:A:8:ILE:HD13	1:A:8:ILE:H	13	0.11
(1,100)	1:A:8:ILE:HD11	1:A:8:ILE:H	14	0.11
(1,100)	1:A:8:ILE:HD12	1:A:8:ILE:H	14	0.11
(1,100)	1:A:8:ILE:HD13	1:A:8:ILE:H	14	0.11
(1,100)	1:A:8:ILE:HD11	1:A:8:ILE:H	15	0.11
(1,100)	1:A:8:ILE:HD12	1:A:8:ILE:H	15	0.11
(1,100)	1:A:8:ILE:HD13	1:A:8:ILE:H	15	0.11
(1,100)	1:A:8:ILE:HD11	1:A:8:ILE:H	16	0.11
(1,100)	1:A:8:ILE:HD12	1:A:8:ILE:H	16	0.11
(1,100)	1:A:8:ILE:HD13	1:A:8:ILE:H	16	0.11
(1,100)	1:A:8:ILE:HD11	1:A:8:ILE:H	17	0.11
(1,100)	1:A:8:ILE:HD12	1:A:8:ILE:H	17	0.11
(1,100)	1:A:8:ILE:HD13	1:A:8:ILE:H	17	0.11

## 10 Dihedral-angle violation analysis

Dihedral angle analysis failed due to data error in the dihedral angle restraints, possibly missing target value