



Full wwPDB X-ray Structure Validation Report ⓘ

Nov 2, 2021 – 01:34 PM EDT

PDB ID : 1WP9
Title : Crystal structure of Pyrococcus furiosus Hef helicase domain
Authors : Nishino, T.; Komori, K.; Tsuchiya, D.; Ishino, Y.; Morikawa, K.
Deposited on : 2004-08-31
Resolution : 2.90 Å(reported)

This is a Full wwPDB X-ray Structure Validation Report for a publicly released PDB entry.

We welcome your comments at validation@mail.wwpdb.org

A user guide is available at

<https://www.wwpdb.org/validation/2017/XrayValidationReportHelp>

with specific help available everywhere you see the ⓘ symbol.

The following versions of software and data (see [references ⓘ](#)) were used in the production of this report:

MolProbity : 4.02b-467
Mogul : 1.8.5 (274361), CSD as541be (2020)
Xtrriage (Phenix) : 1.13
EDS : 2.23.2
Percentile statistics : 20191225.v01 (using entries in the PDB archive December 25th 2019)
Refmac : 5.8.0158
CCP4 : 7.0.044 (Gargrove)
Ideal geometry (proteins) : Engh & Huber (2001)
Ideal geometry (DNA, RNA) : Parkinson et al. (1996)
Validation Pipeline (wwPDB-VP) : 2.23.2

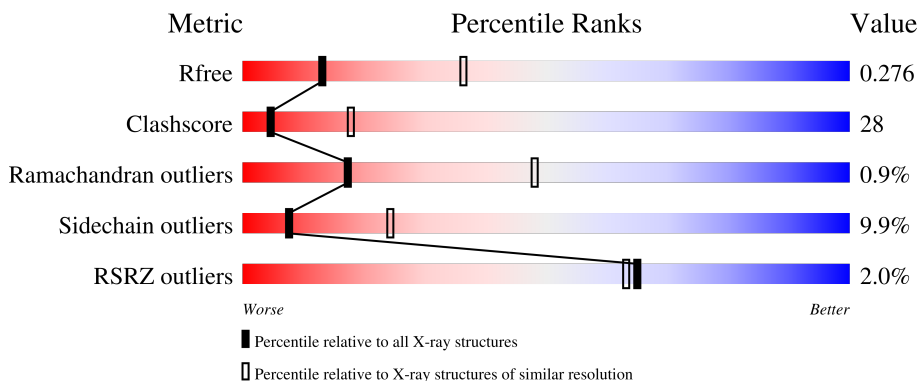
1 Overall quality at a glance

The following experimental techniques were used to determine the structure:

X-RAY DIFFRACTION

The reported resolution of this entry is 2.90 Å.

Percentile scores (ranging between 0-100) for global validation metrics of the entry are shown in the following graphic. The table shows the number of entries on which the scores are based.



Metric	Whole archive (#Entries)	Similar resolution (#Entries, resolution range(Å))
R_{free}	130704	1957 (2.90-2.90)
Clashscore	141614	2172 (2.90-2.90)
Ramachandran outliers	138981	2115 (2.90-2.90)
Sidechain outliers	138945	2117 (2.90-2.90)
RSRZ outliers	127900	1906 (2.90-2.90)

The table below summarises the geometric issues observed across the polymeric chains and their fit to the electron density. The red, orange, yellow and green segments of the lower bar indicate the fraction of residues that contain outliers for ≥ 3 , 2, 1 and 0 types of geometric quality criteria respectively. A grey segment represents the fraction of residues that are not modelled. The numeric value for each fraction is indicated below the corresponding segment, with a dot representing fractions $\leq 5\%$. The upper red bar (where present) indicates the fraction of residues that have poor fit to the electron density. The numeric value is given above the bar.

Mol	Chain	Length	Quality of chain
1	A	494	 51% 40% 6% .
1	B	494	 51% 38% 7% .
1	C	494	 47% 43% 6% .
1	D	494	 4% 50% 40% 5% 5%
1	E	494	 3% 49% 41% 6% .

Continued on next page...

Continued from previous page...

Mol	Chain	Length	Quality of chain
1	F	494	

The following table lists non-polymeric compounds, carbohydrate monomers and non-standard residues in protein, DNA, RNA chains that are outliers for geometric or electron-density-fit criteria:

Mol	Type	Chain	Res	Chirality	Geometry	Clashes	Electron density
2	PO4	A	495	-	-	X	-
2	PO4	C	495	-	-	X	-

2 Entry composition

There are 3 unique types of molecules in this entry. The entry contains 22913 atoms, of which 0 are hydrogens and 0 are deuteriums.

In the tables below, the ZeroOcc column contains the number of atoms modelled with zero occupancy, the AltConf column contains the number of residues with at least one atom in alternate conformation and the Trace column contains the number of residues modelled with at most 2 atoms.

- Molecule 1 is a protein called ATP-dependent RNA helicase, putative.

Mol	Chain	Residues	Atoms					ZeroOcc	AltConf	Trace
			Total	C	N	O	S			
1	A	479	3831	2445	683	689	14	0	0	0
1	B	477	3817	2436	680	687	14	0	0	0
1	C	475	3807	2431	678	684	14	0	0	0
1	D	469	3765	2407	670	674	14	0	0	0
1	E	475	3807	2431	678	684	14	0	0	0
1	F	475	3807	2431	678	684	14	0	0	0

There are 6 discrepancies between the modelled and reference sequences:

Chain	Residue	Modelled	Actual	Comment	Reference
A	2	VAL	LEU	engineered mutation	UNP Q8TZH8
B	2	VAL	LEU	engineered mutation	UNP Q8TZH8
C	2	VAL	LEU	engineered mutation	UNP Q8TZH8
D	2	VAL	LEU	engineered mutation	UNP Q8TZH8
E	2	VAL	LEU	engineered mutation	UNP Q8TZH8
F	2	VAL	LEU	engineered mutation	UNP Q8TZH8

- Molecule 2 is PHOSPHATE ION (three-letter code: PO4) (formula: O₄P).



Mol	Chain	Residues	Atoms	ZeroOcc	AltConf
2	A	1	Total O P 5 4 1	0	0
2	B	1	Total O P 5 4 1	0	0
2	C	1	Total O P 5 4 1	0	0
2	D	1	Total O P 5 4 1	0	0
2	E	1	Total O P 5 4 1	0	0
2	F	1	Total O P 5 4 1	0	0

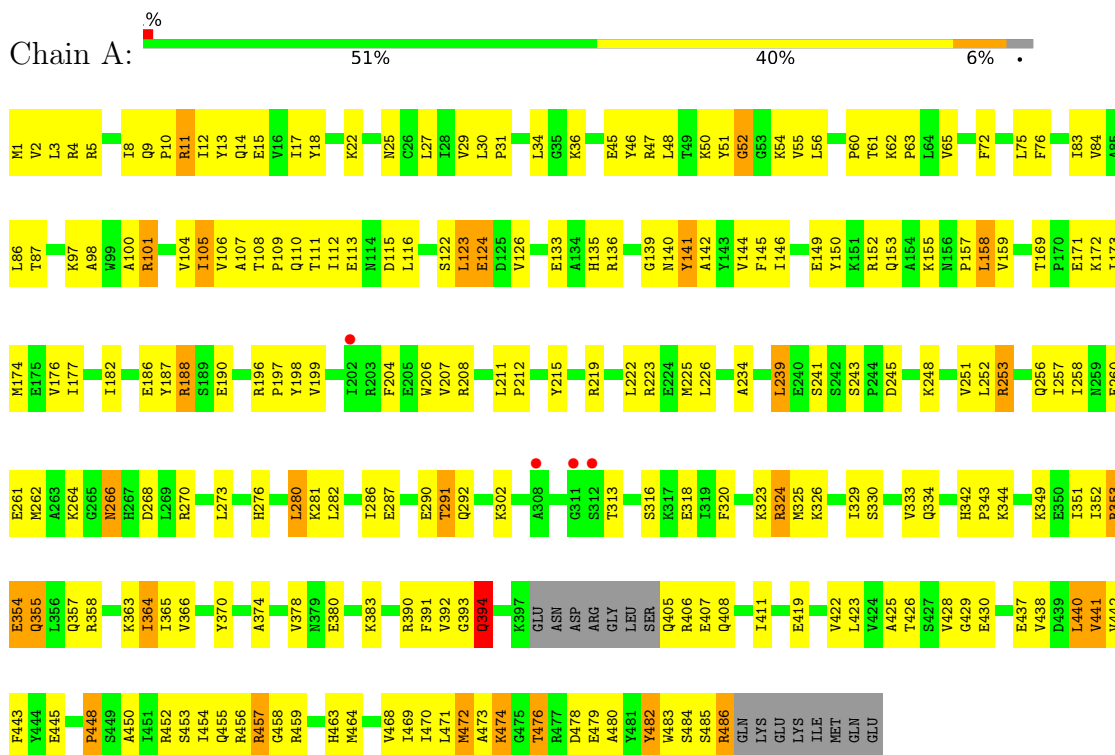
- Molecule 3 is water.

Mol	Chain	Residues	Atoms	ZeroOcc	AltConf
3	A	4	Total O 4 4	0	0
3	B	13	Total O 13 13	0	0
3	C	8	Total O 8 8	0	0
3	D	7	Total O 7 7	0	0
3	E	13	Total O 13 13	0	0
3	F	4	Total O 4 4	0	0

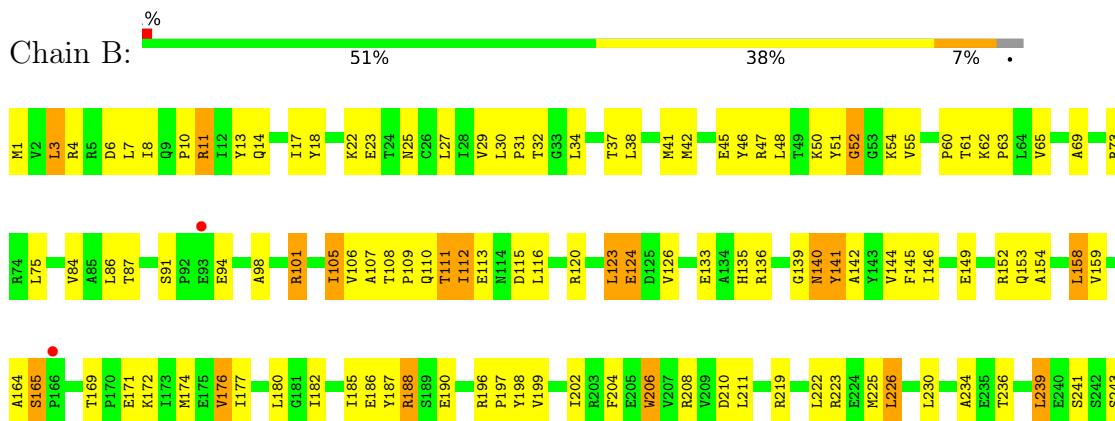
3 Residue-property plots i

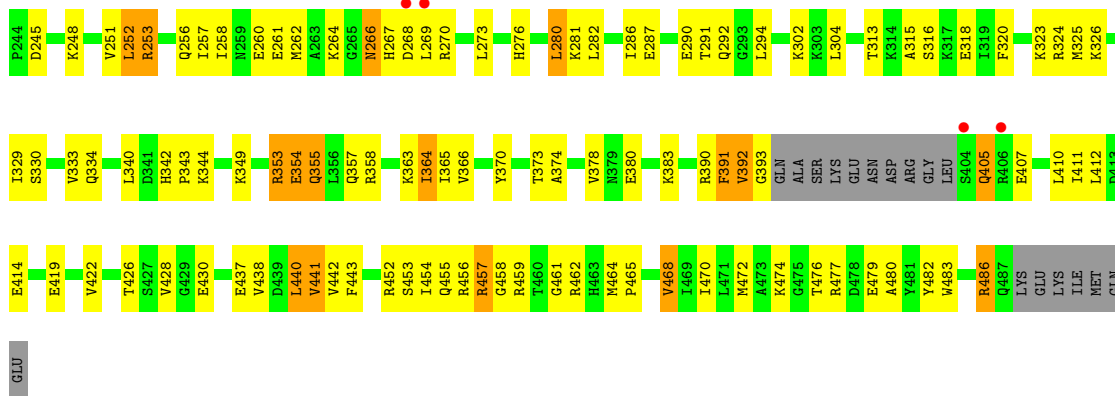
These plots are drawn for all protein, RNA, DNA and oligosaccharide chains in the entry. The first graphic for a chain summarises the proportions of the various outlier classes displayed in the second graphic. The second graphic shows the sequence view annotated by issues in geometry and electron density. Residues are color-coded according to the number of geometric quality criteria for which they contain at least one outlier: green = 0, yellow = 1, orange = 2 and red = 3 or more. A red dot above a residue indicates a poor fit to the electron density ($RSRZ > 2$). Stretches of 2 or more consecutive residues without any outlier are shown as a green connector. Residues present in the sample, but not in the model, are shown in grey.

- Molecule 1: ATP-dependent RNA helicase, putative

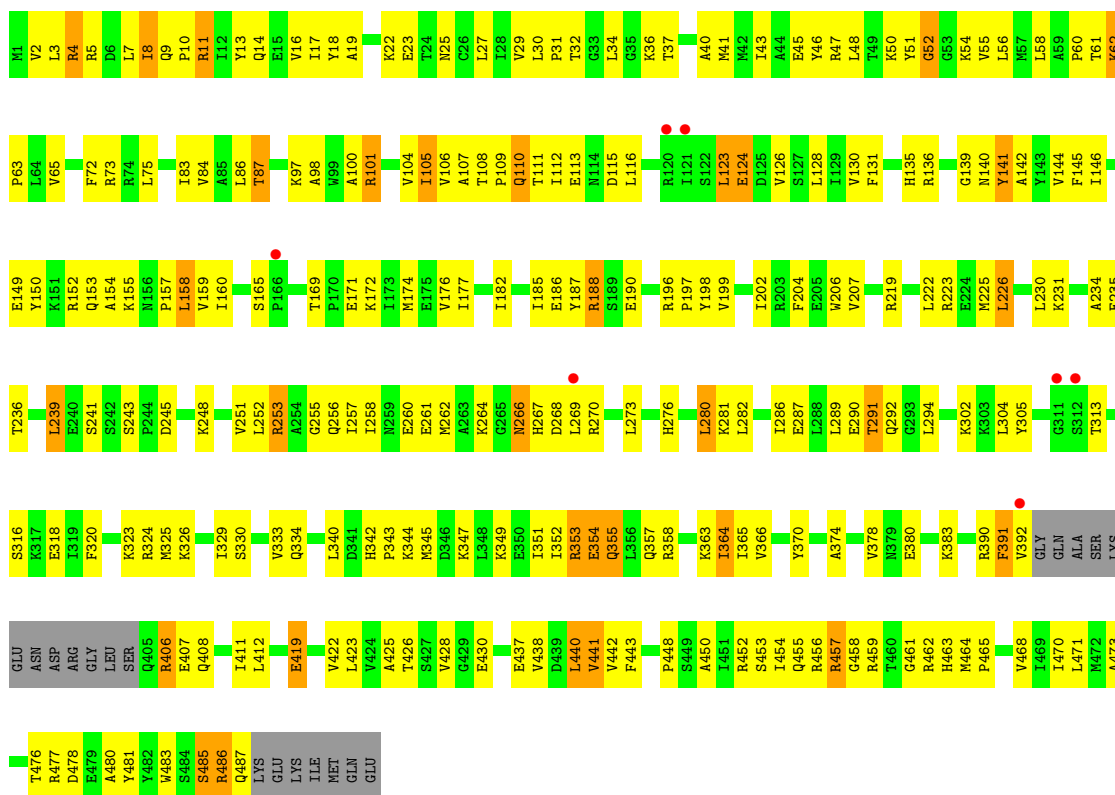


- Molecule 1: ATP-dependent RNA helicase, putative

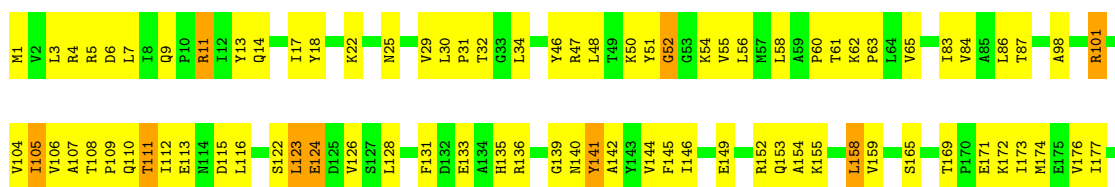


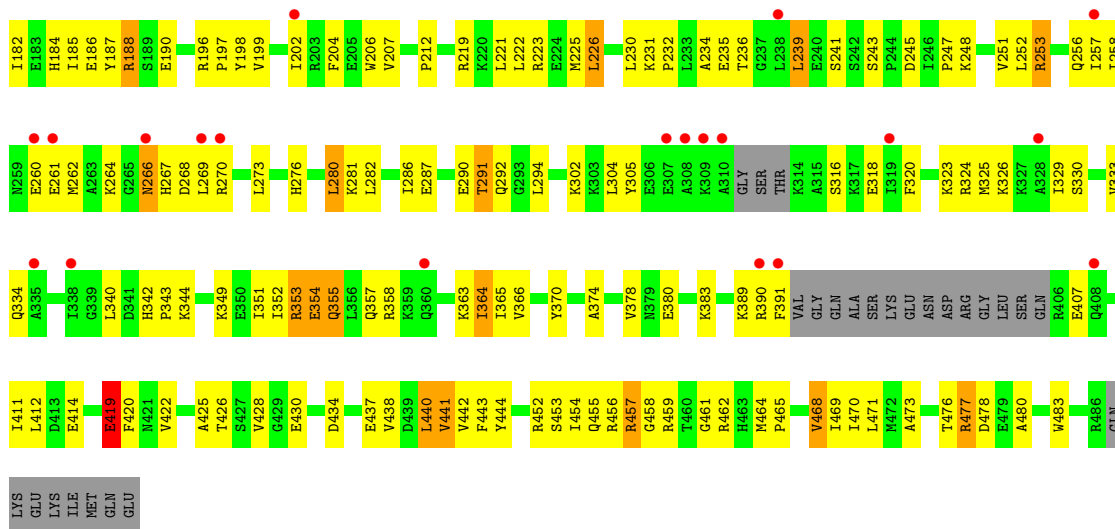


• Molecule 1: ATP-dependent RNA helicase, putative

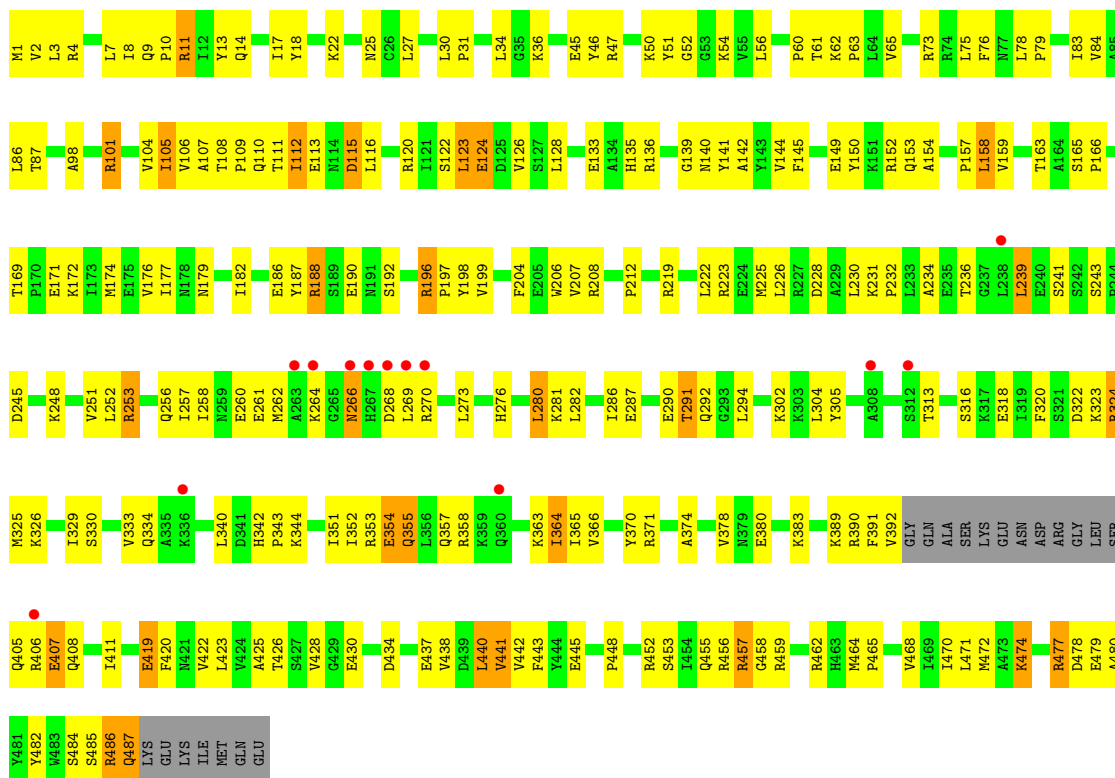


• Molecule 1: ATP-dependent RNA helicase, putative

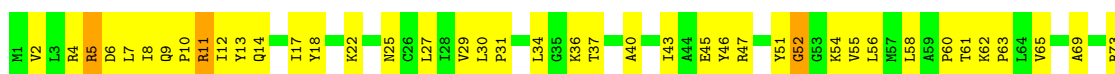




• Molecule 1: ATP-dependent RNA helicase, putative



• Molecule 1: ATP-dependent RNA helicase, putative



4 Data and refinement statistics i

Property	Value	Source
Space group	P 1 21 1	Depositor
Cell constants a, b, c, α , β , γ	118.50Å 165.94Å 119.16Å 90.00° 114.85° 90.00°	Depositor
Resolution (Å)	15.00 – 2.90 29.85 – 2.78	Depositor EDS
% Data completeness (in resolution range)	97.1 (15.00-2.90) 95.4 (29.85-2.78)	Depositor EDS
R_{merge}	0.07	Depositor
R_{sym}	(Not available)	Depositor
$\langle I/\sigma(I) \rangle$ ¹	2.87 (at 2.76Å)	Xtrriage
Refinement program	CNS	Depositor
R, R_{free}	0.257 , 0.286 0.249 , 0.276	Depositor DCC
R_{free} test set	9383 reflections (9.05%)	wwPDB-VP
Wilson B-factor (Å ²)	64.9	Xtrriage
Anisotropy	0.179	Xtrriage
Bulk solvent k_{sol} (e/Å ³), B_{sol} (Å ²)	0.29 , 50.4	EDS
L-test for twinning ²	$\langle L \rangle = 0.50$, $\langle L^2 \rangle = 0.33$	Xtrriage
Estimated twinning fraction	0.014 for l,-k,h	Xtrriage
F_o, F_c correlation	0.92	EDS
Total number of atoms	22913	wwPDB-VP
Average B, all atoms (Å ²)	63.0	wwPDB-VP

Xtrriage's analysis on translational NCS is as follows: *The largest off-origin peak in the Patterson function is 2.46% of the height of the origin peak. No significant pseudotranslation is detected.*

¹Intensities estimated from amplitudes.

²Theoretical values of $\langle |L| \rangle$, $\langle L^2 \rangle$ for acentric reflections are 0.5, 0.333 respectively for untwinned datasets, and 0.375, 0.2 for perfectly twinned datasets.

5 Model quality

5.1 Standard geometry

Bond lengths and bond angles in the following residue types are not validated in this section: PO4

The Z score for a bond length (or angle) is the number of standard deviations the observed value is removed from the expected value. A bond length (or angle) with $|Z| > 5$ is considered an outlier worth inspection. RMSZ is the root-mean-square of all Z scores of the bond lengths (or angles).

Mol	Chain	Bond lengths		Bond angles	
		RMSZ	# Z >5	RMSZ	# Z >5
1	A	0.44	0/3894	0.66	0/5241
1	B	0.44	0/3880	0.70	3/5223 (0.1%)
1	C	0.43	0/3870	0.66	0/5210
1	D	0.42	0/3827	0.64	0/5150
1	E	0.44	0/3870	0.70	3/5210 (0.1%)
1	F	0.43	0/3870	0.65	0/5210
All	All	0.43	0/23211	0.67	6/31244 (0.0%)

There are no bond length outliers.

All (6) bond angle outliers are listed below:

Mol	Chain	Res	Type	Atoms	Z	Observed(°)	Ideal(°)
1	E	196	ARG	NE-CZ-NH1	-11.98	114.31	120.30
1	B	120	ARG	NE-CZ-NH2	11.49	126.04	120.30
1	B	120	ARG	NE-CZ-NH1	-11.06	114.77	120.30
1	E	196	ARG	NE-CZ-NH2	10.89	125.75	120.30
1	B	120	ARG	CD-NE-CZ	5.90	131.85	123.60
1	E	196	ARG	CD-NE-CZ	5.70	131.59	123.60

There are no chirality outliers.

There are no planarity outliers.

5.2 Too-close contacts

In the following table, the Non-H and H(model) columns list the number of non-hydrogen atoms and hydrogen atoms in the chain respectively. The H(added) column lists the number of hydrogen atoms added and optimized by MolProbity. The Clashes column lists the number of clashes within the asymmetric unit, whereas Symm-Clashes lists symmetry-related clashes.

Mol	Chain	Non-H	H(model)	H(added)	Clashes	Symm-Clashes
1	A	3831	0	4023	234	0
1	B	3817	0	4005	216	1
1	C	3807	0	3997	244	0
1	D	3765	0	3956	228	0
1	E	3807	0	3997	227	1
1	F	3807	0	3997	246	0
2	A	5	0	0	5	0
2	B	5	0	0	1	0
2	C	5	0	0	2	0
2	D	5	0	0	0	0
2	E	5	0	0	1	0
2	F	5	0	0	1	0
3	A	4	0	0	0	0
3	B	13	0	0	0	0
3	C	8	0	0	0	0
3	D	7	0	0	2	0
3	E	13	0	0	0	0
3	F	4	0	0	0	0
All	All	22913	0	23975	1321	1

The all-atom clashscore is defined as the number of clashes found per 1000 atoms (including hydrogen atoms). The all-atom clashscore for this structure is 28.

All (1321) close contacts within the same asymmetric unit are listed below, sorted by their clash magnitude.

Atom-1	Atom-2	Interatomic distance (Å)	Clash overlap (Å)
1:F:211:LEU:H	1:F:474:LYS:HE2	1.19	1.06
1:E:405:GLN:HB2	1:E:408:GLN:HG3	1.38	1.00
1:D:123:LEU:HD23	1:D:123:LEU:H	1.25	1.00
1:E:426:THR:HG23	1:E:428:VAL:HG12	1.47	0.97
1:C:476:THR:HG23	1:C:478:ASP:H	1.27	0.97
1:F:426:THR:HG23	1:F:428:VAL:HG12	1.44	0.96
1:C:241:SER:HB2	1:D:139:GLY:HA2	1.45	0.95
1:F:169:THR:HG22	1:F:172:LYS:H	1.30	0.95
1:B:8:ILE:HD11	1:B:75:LEU:HD13	1.47	0.95
1:A:123:LEU:H	1:A:123:LEU:HD23	1.29	0.95
1:C:426:THR:HG23	1:C:428:VAL:HG12	1.48	0.95
1:E:123:LEU:HD23	1:E:123:LEU:H	1.32	0.94
1:D:426:THR:HG23	1:D:428:VAL:HG12	1.47	0.94
1:B:211:LEU:H	1:B:474:LYS:HE3	1.32	0.93
1:B:123:LEU:HD23	1:B:123:LEU:H	1.34	0.93
1:C:139:GLY:HA2	1:D:241:SER:CB	1.99	0.92

Continued on next page...

Continued from previous page...

Atom-1	Atom-2	Interatomic distance (Å)	Clash overlap (Å)
1:E:208:ARG:HD3	1:E:474:LYS:HG2	1.48	0.92
1:E:190:GLU:OE1	1:E:459:ARG:HD2	1.70	0.92
1:F:123:LEU:H	1:F:123:LEU:HD23	1.34	0.91
1:A:426:THR:HG23	1:A:428:VAL:HG12	1.52	0.91
1:E:477:ARG:HB3	1:E:477:ARG:NH1	1.84	0.91
1:A:65:VAL:HG13	1:A:106:VAL:HG12	1.50	0.91
1:F:65:VAL:HG13	1:F:106:VAL:HG12	1.53	0.90
1:C:65:VAL:HG13	1:C:106:VAL:HG12	1.53	0.90
1:D:378:VAL:HG21	1:D:390:ARG:HB2	1.54	0.89
1:B:426:THR:HG23	1:B:428:VAL:HG12	1.54	0.88
1:B:65:VAL:HG13	1:B:106:VAL:HG12	1.54	0.88
1:E:342:HIS:HD2	1:E:344:LYS:H	1.21	0.88
1:A:36:LYS:HE3	2:A:495:PO4:O2	1.74	0.88
1:B:1:MET:HE2	1:B:4:ARG:HA	1.56	0.87
1:F:473:ALA:O	1:F:476:THR:HG22	1.72	0.87
1:C:123:LEU:H	1:C:123:LEU:HD23	1.39	0.86
1:A:9:GLN:HE22	1:B:14:GLN:HE22	1.22	0.86
1:C:139:GLY:HA2	1:D:241:SER:HB3	1.58	0.86
1:F:11:ARG:H	1:F:14:GLN:HE21	1.24	0.85
1:B:378:VAL:HG21	1:B:390:ARG:HB2	1.60	0.84
1:E:116:LEU:HD11	1:E:123:LEU:HD22	1.56	0.84
1:D:473:ALA:O	1:D:476:THR:HG22	1.77	0.84
1:C:378:VAL:HG21	1:C:390:ARG:HB2	1.59	0.84
1:A:486:ARG:HH22	1:E:166:PRO:HD2	1.43	0.84
1:D:65:VAL:HG13	1:D:106:VAL:HG12	1.56	0.83
1:E:208:ARG:CD	1:E:474:LYS:HG2	2.07	0.83
1:A:330:SER:O	1:A:333:VAL:HG12	1.79	0.83
1:E:391:PHE:HB2	1:E:423:LEU:HD11	1.60	0.83
1:F:11:ARG:H	1:F:14:GLN:NE2	1.75	0.83
1:E:208:ARG:HD3	1:E:474:LYS:CG	2.08	0.83
1:A:141:TYR:O	1:A:144:VAL:HG12	1.78	0.83
1:B:116:LEU:HD11	1:B:123:LEU:HD22	1.60	0.82
1:D:11:ARG:H	1:D:14:GLN:NE2	1.77	0.82
1:D:476:THR:HG23	1:D:478:ASP:H	1.44	0.82
1:D:477:ARG:NH1	1:D:477:ARG:HB3	1.94	0.82
1:F:116:LEU:HD11	1:F:123:LEU:HD22	1.62	0.82
1:D:141:TYR:O	1:D:144:VAL:HG12	1.79	0.81
1:B:141:TYR:O	1:B:144:VAL:HG12	1.79	0.81
1:B:480:ALA:N	1:F:174:MET:HE3	1.94	0.81
1:A:169:THR:HG22	1:A:172:LYS:H	1.46	0.81
1:F:378:VAL:HG21	1:F:390:ARG:HB2	1.61	0.81

Continued on next page...

Continued from previous page...

Atom-1	Atom-2	Interatomic distance (Å)	Clash overlap (Å)
1:A:486:ARG:O	1:A:486:ARG:HG2	1.80	0.81
1:B:241:SER:HB2	1:F:139:GLY:HA2	1.62	0.80
1:C:116:LEU:HD11	1:C:123:LEU:HD22	1.61	0.80
1:C:258:ILE:HG21	1:C:273:LEU:HD13	1.63	0.80
1:A:480:ALA:HB2	1:E:174:MET:CE	2.11	0.80
1:C:169:THR:HG22	1:C:172:LYS:H	1.47	0.80
1:C:406:ARG:H	1:C:406:ARG:HD3	1.47	0.80
1:E:141:TYR:O	1:E:144:VAL:HG12	1.80	0.80
1:D:116:LEU:HD11	1:D:123:LEU:HD22	1.62	0.80
1:D:444:TYR:HA	1:D:471:LEU:HD12	1.62	0.80
1:E:378:VAL:HG21	1:E:390:ARG:HB2	1.64	0.80
1:F:342:HIS:HD2	1:F:344:LYS:H	1.26	0.80
1:C:141:TYR:O	1:C:144:VAL:HG12	1.83	0.79
1:F:258:ILE:HG21	1:F:273:LEU:HD13	1.62	0.79
1:A:378:VAL:HG21	1:A:390:ARG:HB2	1.63	0.79
1:F:2:VAL:CG2	1:F:45:GLU:HG3	2.12	0.79
1:A:11:ARG:H	1:A:14:GLN:NE2	1.81	0.78
1:A:139:GLY:HA2	1:E:241:SER:HB3	1.65	0.78
1:A:116:LEU:HD11	1:A:123:LEU:HD22	1.66	0.78
1:E:11:ARG:H	1:E:14:GLN:NE2	1.80	0.78
1:A:208:ARG:HD3	1:A:474:LYS:CG	2.14	0.78
1:A:473:ALA:HB3	1:A:476:THR:HG21	1.63	0.78
1:C:330:SER:O	1:C:333:VAL:HG12	1.84	0.78
1:A:248:LYS:O	1:A:251:VAL:HG22	1.84	0.78
1:D:330:SER:O	1:D:333:VAL:HG12	1.83	0.78
1:E:169:THR:HG22	1:E:172:LYS:H	1.46	0.78
1:B:241:SER:CB	1:F:139:GLY:HA2	2.13	0.78
1:F:141:TYR:O	1:F:144:VAL:HG12	1.82	0.77
1:E:65:VAL:HG13	1:E:106:VAL:HG12	1.65	0.77
1:E:313:THR:HG22	1:E:316:SER:H	1.49	0.77
1:D:391:PHE:HB3	1:D:425:ALA:HB2	1.67	0.77
1:E:31:PRO:HD2	1:E:34:LEU:HD12	1.67	0.77
1:E:258:ILE:HG21	1:E:273:LEU:HD13	1.65	0.77
1:B:342:HIS:HD2	1:B:344:LYS:H	1.33	0.77
1:F:190:GLU:OE1	1:F:459:ARG:HD2	1.85	0.77
1:F:208:ARG:HD3	1:F:474:LYS:HD2	1.67	0.77
1:B:8:ILE:CD1	1:B:75:LEU:HD13	2.13	0.76
1:A:31:PRO:HD2	1:A:34:LEU:HD12	1.67	0.76
1:A:406:ARG:NH1	1:A:406:ARG:HB3	2.01	0.76
1:C:256:GLN:O	1:C:260:GLU:HG3	1.85	0.76
1:E:477:ARG:HB3	1:E:477:ARG:HH11	1.48	0.76

Continued on next page...

Continued from previous page...

Atom-1	Atom-2	Interatomic distance (Å)	Clash overlap (Å)
1:F:17:ILE:HG12	1:F:186:GLU:HG2	1.67	0.76
1:C:11:ARG:HG2	1:C:198:TYR:CD1	2.21	0.76
1:D:258:ILE:HG21	1:D:273:LEU:HD13	1.67	0.76
1:C:139:GLY:HA2	1:D:241:SER:HB2	1.66	0.76
1:F:330:SER:O	1:F:333:VAL:HG12	1.85	0.76
1:B:210:ASP:HA	1:B:474:LYS:HE3	1.68	0.75
1:F:11:ARG:HG2	1:F:198:TYR:CD1	2.22	0.75
1:B:139:GLY:HA2	1:F:241:SER:HB2	1.68	0.75
1:B:211:LEU:H	1:B:474:LYS:CE	1.99	0.75
1:B:169:THR:HG22	1:B:172:LYS:H	1.52	0.75
1:D:17:ILE:HG12	1:D:186:GLU:HG2	1.65	0.75
1:B:139:GLY:HA2	1:F:241:SER:CB	2.16	0.75
1:D:169:THR:HG22	1:D:172:LYS:H	1.52	0.75
1:A:256:GLN:O	1:A:260:GLU:HG3	1.86	0.75
1:F:291:THR:HG22	1:F:292:GLN:HG3	1.68	0.75
1:C:11:ARG:H	1:C:14:GLN:NE2	1.85	0.75
1:E:11:ARG:HG2	1:E:198:TYR:CD1	2.20	0.75
1:B:330:SER:O	1:B:333:VAL:HG12	1.86	0.74
1:C:17:ILE:HG12	1:C:186:GLU:HG2	1.67	0.74
1:E:248:LYS:O	1:E:251:VAL:HG22	1.85	0.74
1:A:174:MET:CE	1:E:480:ALA:HB2	2.16	0.74
1:E:84:VAL:HG11	1:E:98:ALA:HB1	1.69	0.74
1:D:248:LYS:O	1:D:251:VAL:HG22	1.87	0.74
1:F:473:ALA:HB3	1:F:476:THR:HG21	1.70	0.74
1:B:476:THR:HG22	1:B:477:ARG:H	1.52	0.73
1:B:258:ILE:HG21	1:B:273:LEU:HD13	1.68	0.73
1:C:84:VAL:HG11	1:C:98:ALA:HB1	1.70	0.73
1:E:330:SER:O	1:E:333:VAL:HG12	1.87	0.73
1:E:472:MET:CE	1:E:479:GLU:HA	2.18	0.73
1:A:62:LYS:HG3	1:A:63:PRO:CD	2.19	0.73
1:D:123:LEU:H	1:D:123:LEU:CD2	2.02	0.73
1:E:17:ILE:HG12	1:E:186:GLU:HG2	1.71	0.73
1:B:190:GLU:OE1	1:B:459:ARG:HD2	1.89	0.72
1:B:256:GLN:O	1:B:260:GLU:HG3	1.89	0.72
1:A:391:PHE:HB3	1:A:425:ALA:HB2	1.72	0.72
1:A:84:VAL:HG11	1:A:98:ALA:HB1	1.71	0.72
1:F:211:LEU:N	1:F:474:LYS:HE2	1.99	0.72
1:D:11:ARG:H	1:D:14:GLN:HE21	1.34	0.72
1:B:208:ARG:HD3	1:B:474:LYS:HD3	1.72	0.72
1:A:8:ILE:HG13	1:A:10:PRO:HD3	1.72	0.72
1:A:480:ALA:HB2	1:E:174:MET:HE2	1.71	0.72

Continued on next page...

Continued from previous page...

Atom-1	Atom-2	Interatomic distance (Å)	Clash overlap (Å)
1:D:31:PRO:HD2	1:D:34:LEU:HD12	1.72	0.72
1:E:208:ARG:NH1	1:E:474:LYS:HZ2	1.88	0.72
1:D:342:HIS:HD2	1:D:344:LYS:H	1.37	0.71
1:A:123:LEU:H	1:A:123:LEU:CD2	2.04	0.71
1:B:17:ILE:HG12	1:B:186:GLU:HG2	1.72	0.71
1:C:313:THR:HG22	1:C:316:SER:H	1.54	0.71
1:A:17:ILE:HG12	1:A:186:GLU:HG2	1.72	0.71
1:A:190:GLU:OE1	1:A:459:ARG:HD2	1.90	0.71
1:B:248:LYS:O	1:B:251:VAL:HG22	1.90	0.71
1:D:84:VAL:HG11	1:D:98:ALA:HB1	1.71	0.71
1:F:8:ILE:HG13	1:F:10:PRO:HD3	1.72	0.71
1:A:105:ILE:HD12	1:A:106:VAL:N	2.05	0.71
1:C:241:SER:CB	1:D:139:GLY:HA2	2.19	0.71
1:B:11:ARG:H	1:B:14:GLN:NE2	1.88	0.71
1:F:256:GLN:O	1:F:260:GLU:HG3	1.91	0.71
1:C:248:LYS:O	1:C:251:VAL:HG22	1.91	0.71
1:B:31:PRO:HD2	1:B:34:LEU:HD12	1.72	0.71
1:C:11:ARG:H	1:C:14:GLN:HE21	1.38	0.71
1:D:256:GLN:O	1:D:260:GLU:HG3	1.89	0.71
1:E:261:GLU:O	1:E:266:ASN:HB2	1.91	0.71
1:A:9:GLN:HB3	1:B:11:ARG:NH1	2.05	0.71
1:B:211:LEU:N	1:B:474:LYS:HE3	2.05	0.71
1:D:112:ILE:O	1:D:116:LEU:HB2	1.90	0.70
1:C:473:ALA:HB3	1:C:476:THR:CG2	2.22	0.70
1:F:406:ARG:HA	1:F:406:ARG:HH11	1.55	0.70
1:C:108:THR:OG1	1:C:111:THR:HG22	1.91	0.70
1:B:11:ARG:HG2	1:B:198:TYR:CD1	2.26	0.70
1:E:256:GLN:O	1:E:260:GLU:HG3	1.92	0.70
1:F:342:HIS:CD2	1:F:344:LYS:H	2.08	0.70
1:D:11:ARG:HG2	1:D:198:TYR:CD1	2.27	0.69
1:F:84:VAL:HG11	1:F:98:ALA:HB1	1.73	0.69
1:B:108:THR:OG1	1:B:111:THR:HG22	1.92	0.69
1:C:11:ARG:NH1	1:F:9:GLN:HB3	2.07	0.69
1:E:208:ARG:NE	1:E:474:LYS:HG2	2.08	0.69
1:A:11:ARG:H	1:A:14:GLN:HE21	1.38	0.69
1:F:108:THR:OG1	1:F:111:THR:HG22	1.92	0.69
1:C:486:ARG:CZ	1:C:486:ARG:HA	2.21	0.69
1:D:22:LYS:HG2	1:D:46:TYR:CE2	2.28	0.69
1:D:261:GLU:O	1:D:266:ASN:HB2	1.92	0.69
1:F:262:MET:HE1	1:F:270:ARG:HG3	1.75	0.69
1:E:108:THR:OG1	1:E:111:THR:HG22	1.93	0.69

Continued on next page...

Continued from previous page...

Atom-1	Atom-2	Interatomic distance (Å)	Clash overlap (Å)
1:B:84:VAL:HG11	1:B:98:ALA:HB1	1.74	0.68
1:C:112:ILE:O	1:C:116:LEU:HB2	1.94	0.68
1:A:108:THR:OG1	1:A:111:THR:HG22	1.93	0.68
1:B:174:MET:HE1	1:B:177:ILE:HD12	1.76	0.68
1:B:219:ARG:O	1:B:223:ARG:HG3	1.93	0.68
1:B:174:MET:HE3	1:F:480:ALA:N	2.07	0.68
1:D:262:MET:HE1	1:D:270:ARG:HG3	1.75	0.68
1:E:407:GLU:OE1	1:E:407:GLU:N	2.26	0.68
1:F:11:ARG:HG2	1:F:198:TYR:CE1	2.28	0.68
1:B:1:MET:HE3	1:B:6:ASP:H	1.59	0.68
1:D:108:THR:OG1	1:D:111:THR:HG22	1.94	0.68
1:E:212:PRO:HD2	1:E:343:PRO:HG3	1.76	0.68
1:E:116:LEU:HD11	1:E:123:LEU:CD2	2.22	0.67
1:E:11:ARG:H	1:E:14:GLN:HE21	1.40	0.67
1:E:291:THR:HG22	1:E:292:GLN:HG3	1.76	0.67
1:F:473:ALA:HB3	1:F:476:THR:CG2	2.24	0.67
1:C:9:GLN:HB3	1:F:11:ARG:NH1	2.08	0.67
1:C:62:LYS:HE3	1:C:87:THR:OG1	1.95	0.67
1:C:291:THR:HG22	1:C:292:GLN:HG3	1.77	0.67
1:E:472:MET:HE2	1:E:479:GLU:HA	1.75	0.67
1:A:62:LYS:HG3	1:A:63:PRO:HD3	1.76	0.67
1:B:112:ILE:O	1:B:116:LEU:HB2	1.94	0.67
1:A:262:MET:HE1	1:A:270:ARG:HG3	1.76	0.67
1:C:11:ARG:HG2	1:C:198:TYR:CE1	2.28	0.67
1:E:262:MET:HE1	1:E:270:ARG:HG3	1.74	0.67
1:A:313:THR:HG22	1:A:316:SER:H	1.59	0.67
1:D:320:PHE:O	1:D:326:LYS:HE2	1.95	0.67
1:F:211:LEU:H	1:F:474:LYS:CE	2.02	0.67
1:C:105:ILE:HD12	1:C:106:VAL:N	2.10	0.66
1:C:461:GLY:HA3	1:F:10:PRO:HG2	1.77	0.66
1:C:473:ALA:HB3	1:C:476:THR:HG21	1.76	0.66
1:B:62:LYS:N	1:B:63:PRO:HD2	2.11	0.66
1:E:290:GLU:O	1:E:342:HIS:HE1	1.78	0.66
1:A:9:GLN:HB3	1:B:11:ARG:HH11	1.59	0.66
1:E:4:ARG:HB3	1:E:7:LEU:HG	1.77	0.66
1:E:112:ILE:O	1:E:116:LEU:HB2	1.95	0.66
1:A:174:MET:HE3	1:E:480:ALA:HB2	1.78	0.66
1:A:241:SER:HB3	1:E:139:GLY:HA2	1.75	0.66
1:B:8:ILE:HD11	1:B:75:LEU:CD1	2.24	0.66
1:A:11:ARG:HG2	1:A:198:TYR:CD1	2.31	0.66
1:A:261:GLU:O	1:A:266:ASN:HB2	1.95	0.66

Continued on next page...

Continued from previous page...

Atom-1	Atom-2	Interatomic distance (Å)	Clash overlap (Å)
1:B:261:GLU:O	1:B:266:ASN:HB2	1.96	0.66
1:A:291:THR:HG22	1:A:292:GLN:HG3	1.78	0.66
1:C:219:ARG:O	1:C:223:ARG:HG3	1.94	0.66
1:C:480:ALA:N	1:D:174:MET:HE3	2.11	0.66
1:C:25:ASN:ND2	1:C:159:VAL:H	1.93	0.66
1:E:11:ARG:HG2	1:E:198:TYR:CE1	2.30	0.65
1:A:112:ILE:O	1:A:116:LEU:HB2	1.95	0.65
1:A:258:ILE:O	1:A:262:MET:HG3	1.97	0.65
1:B:185:ILE:HG21	1:B:187:TYR:CE1	2.31	0.65
1:C:391:PHE:HE1	1:C:412:LEU:HD13	1.61	0.65
1:F:112:ILE:O	1:F:116:LEU:HB2	1.97	0.65
1:A:36:LYS:HB2	2:A:495:PO4:O2	1.97	0.65
1:C:473:ALA:O	1:C:476:THR:HG22	1.97	0.65
1:E:342:HIS:CD2	1:E:344:LYS:H	2.10	0.65
1:F:47:ARG:HD3	1:F:158:LEU:HD12	1.79	0.65
1:A:486:ARG:NH2	1:E:166:PRO:HD2	2.10	0.65
1:D:258:ILE:O	1:D:262:MET:HG3	1.97	0.65
1:F:281:LYS:HD3	1:F:304:LEU:HD11	1.78	0.65
1:C:29:VAL:HB	1:C:187:TYR:HD2	1.61	0.65
1:C:262:MET:HE1	1:C:270:ARG:HG3	1.78	0.65
1:C:281:LYS:HD3	1:C:304:LEU:HD11	1.78	0.65
1:E:105:ILE:HD12	1:E:106:VAL:N	2.11	0.65
1:A:342:HIS:HD2	1:A:344:LYS:H	1.43	0.65
1:B:47:ARG:HD3	1:B:158:LEU:HD12	1.77	0.65
1:C:31:PRO:HD2	1:C:34:LEU:HD12	1.79	0.65
1:B:258:ILE:O	1:B:262:MET:HG3	1.97	0.64
1:A:173:ILE:HD12	1:E:484:SER:HB3	1.79	0.64
1:C:476:THR:HG23	1:C:478:ASP:N	2.08	0.64
1:D:105:ILE:HD12	1:D:106:VAL:N	2.12	0.64
1:D:116:LEU:HD11	1:D:123:LEU:CD2	2.28	0.64
1:D:219:ARG:O	1:D:223:ARG:HG3	1.98	0.64
1:C:441:VAL:HG22	1:C:468:VAL:HB	1.79	0.64
1:A:258:ILE:HG21	1:A:273:LEU:HD13	1.79	0.64
1:B:142:ALA:O	1:B:146:ILE:HG13	1.96	0.64
1:C:22:LYS:HG2	1:C:46:TYR:CE2	2.33	0.64
1:F:13:TYR:CE1	1:F:14:GLN:HG3	2.33	0.64
1:A:393:GLY:N	1:A:428:VAL:HG11	2.12	0.64
1:D:325:MET:O	1:D:329:ILE:HG13	1.98	0.64
1:F:5:ARG:HG2	1:F:5:ARG:HH11	1.63	0.64
1:B:291:THR:HG22	1:B:292:GLN:HG3	1.78	0.64
1:D:355:GLN:HG3	1:D:440:LEU:HD22	1.80	0.64

Continued on next page...

Continued from previous page...

Atom-1	Atom-2	Interatomic distance (Å)	Clash overlap (Å)
1:E:208:ARG:NH1	1:E:474:LYS:NZ	2.45	0.64
1:D:62:LYS:N	1:D:63:PRO:HD2	2.14	0.63
1:E:258:ILE:O	1:E:262:MET:HG3	1.99	0.63
1:E:441:VAL:HG22	1:E:468:VAL:HB	1.79	0.63
1:A:320:PHE:O	1:A:326:LYS:HE2	1.99	0.63
1:B:123:LEU:H	1:B:123:LEU:CD2	2.07	0.63
1:B:282:LEU:O	1:B:286:ILE:HG12	1.99	0.63
1:C:342:HIS:HD2	1:C:344:LYS:H	1.45	0.63
1:E:363:LYS:HD3	1:E:437:GLU:O	1.98	0.63
1:F:313:THR:HG22	1:F:316:SER:H	1.62	0.63
1:A:212:PRO:HD2	1:A:343:PRO:HG3	1.80	0.63
1:B:54:LYS:HB3	1:B:126:VAL:HA	1.81	0.63
1:B:342:HIS:CD2	1:B:344:LYS:H	2.17	0.63
1:C:14:GLN:HE22	1:F:9:GLN:HE22	1.46	0.63
1:A:241:SER:CB	1:E:139:GLY:HA2	2.28	0.63
1:D:291:THR:HG22	1:D:292:GLN:HG3	1.78	0.63
1:F:282:LEU:O	1:F:286:ILE:HG12	1.98	0.63
1:B:262:MET:HE1	1:B:270:ARG:HG3	1.79	0.63
1:D:476:THR:HG23	1:D:478:ASP:N	2.13	0.63
1:F:290:GLU:O	1:F:342:HIS:HE1	1.81	0.63
1:C:9:GLN:HB3	1:F:11:ARG:HH11	1.63	0.63
1:C:32:THR:HB	1:C:456:ARG:NH1	2.14	0.63
1:A:61:THR:O	1:A:65:VAL:HG23	1.99	0.62
1:B:477:ARG:HG2	1:B:477:ARG:HH11	1.64	0.62
1:E:208:ARG:HH12	1:E:474:LYS:HZ2	1.46	0.62
1:D:13:TYR:CE1	1:D:14:GLN:HG3	2.34	0.62
1:E:212:PRO:HD2	1:E:343:PRO:CG	2.29	0.62
1:B:290:GLU:O	1:B:342:HIS:HE1	1.82	0.62
1:C:116:LEU:HD11	1:C:123:LEU:CD2	2.29	0.62
1:E:281:LYS:HD3	1:E:304:LEU:HD11	1.80	0.62
1:E:282:LEU:O	1:E:286:ILE:HG12	1.99	0.62
1:C:142:ALA:O	1:C:146:ILE:HG13	1.99	0.62
1:E:169:THR:HB	1:E:172:LYS:HB2	1.82	0.62
1:B:105:ILE:HD12	1:B:106:VAL:N	2.14	0.62
1:F:261:GLU:O	1:F:266:ASN:HB2	2.00	0.62
1:A:133:GLU:O	1:A:136:ARG:HG2	1.99	0.62
1:C:36:LYS:HE3	2:C:495:PO4:O1	1.98	0.62
1:B:441:VAL:HG22	1:B:468:VAL:HB	1.80	0.62
1:C:8:ILE:HG12	1:C:10:PRO:HD3	1.81	0.62
1:F:62:LYS:N	1:F:63:PRO:HD2	2.15	0.62
1:F:123:LEU:H	1:F:123:LEU:CD2	2.09	0.62

Continued on next page...

Continued from previous page...

Atom-1	Atom-2	Interatomic distance (Å)	Clash overlap (Å)
1:C:476:THR:OG1	1:C:477:ARG:N	2.32	0.62
1:B:116:LEU:HD11	1:B:123:LEU:CD2	2.29	0.62
1:B:169:THR:HB	1:B:172:LYS:HB2	1.81	0.62
1:D:212:PRO:HD2	1:D:343:PRO:HG2	1.82	0.62
1:A:116:LEU:HD11	1:A:123:LEU:CD2	2.28	0.62
1:C:123:LEU:H	1:C:123:LEU:CD2	2.11	0.62
1:C:406:ARG:HD3	1:C:406:ARG:N	2.12	0.62
1:C:325:MET:O	1:C:329:ILE:HG13	2.00	0.61
1:A:219:ARG:O	1:A:223:ARG:HG3	2.00	0.61
1:B:453:SER:O	1:B:457:ARG:HG2	1.99	0.61
1:E:482:TYR:O	1:E:486:ARG:HB2	2.01	0.61
1:D:11:ARG:NH2	1:D:459:ARG:O	2.33	0.61
1:B:11:ARG:HG2	1:B:198:TYR:CE1	2.36	0.61
1:C:139:GLY:CA	1:D:241:SER:HB3	2.29	0.61
1:E:123:LEU:H	1:E:123:LEU:CD2	2.09	0.61
1:F:31:PRO:HD2	1:F:34:LEU:HD12	1.81	0.61
1:F:258:ILE:O	1:F:262:MET:HG3	2.00	0.61
1:C:290:GLU:O	1:C:342:HIS:HE1	1.84	0.61
1:C:485:SER:C	1:C:487:GLN:H	2.03	0.61
1:F:248:LYS:O	1:F:251:VAL:HG22	1.99	0.61
1:A:355:GLN:NE2	1:A:358:ARG:HH22	1.99	0.61
1:C:11:ARG:HH11	1:F:9:GLN:HB3	1.66	0.61
1:C:13:TYR:CE1	1:C:14:GLN:HG3	2.35	0.61
1:F:177:ILE:HG23	1:F:182:ILE:HB	1.83	0.61
1:E:27:LEU:HD13	1:E:182:ILE:HG13	1.81	0.61
1:F:320:PHE:O	1:F:326:LYS:HE2	2.00	0.61
1:F:105:ILE:HD12	1:F:106:VAL:N	2.15	0.61
1:C:62:LYS:N	1:C:63:PRO:HD2	2.16	0.60
1:C:323:LYS:O	1:C:326:LYS:HB2	2.01	0.60
1:D:461:GLY:HA3	1:E:10:PRO:HG2	1.83	0.60
1:F:477:ARG:HG2	1:F:477:ARG:HH11	1.66	0.60
1:B:234:ALA:HA	1:B:239:LEU:HD23	1.84	0.60
1:E:208:ARG:CZ	1:E:474:LYS:HG2	2.31	0.60
1:E:222:LEU:HB3	1:E:286:ILE:HD13	1.82	0.60
1:E:320:PHE:O	1:E:326:LYS:HE2	2.01	0.60
1:F:116:LEU:HD11	1:F:123:LEU:CD2	2.31	0.60
1:A:234:ALA:HA	1:A:239:LEU:HD23	1.83	0.60
1:B:392:VAL:HG22	1:B:393:GLY:H	1.66	0.60
1:C:483:TRP:C	1:C:485:SER:H	2.02	0.60
1:D:169:THR:HB	1:D:172:LYS:HB2	1.84	0.60
1:E:392:VAL:HG22	1:E:392:VAL:O	2.02	0.60

Continued on next page...

Continued from previous page...

Atom-1	Atom-2	Interatomic distance (Å)	Clash overlap (Å)
1:A:483:TRP:O	1:A:485:SER:N	2.35	0.60
1:C:2:VAL:HB	1:C:45:GLU:HG3	1.84	0.60
1:F:169:THR:HB	1:F:172:LYS:HB2	1.84	0.60
1:F:391:PHE:HE2	1:F:408:GLN:NE2	2.00	0.60
1:E:8:ILE:HD11	1:E:75:LEU:HD13	1.83	0.60
1:E:47:ARG:HD3	1:E:158:LEU:HD12	1.82	0.60
1:E:169:THR:HG23	1:E:171:GLU:OE2	2.01	0.60
1:A:212:PRO:HD2	1:A:343:PRO:CG	2.31	0.60
1:A:453:SER:O	1:A:457:ARG:HG2	2.01	0.60
1:C:320:PHE:O	1:C:326:LYS:HE2	2.01	0.60
1:E:222:LEU:HB3	1:E:286:ILE:CD1	2.31	0.60
1:D:281:LYS:HD3	1:D:304:LEU:HD11	1.84	0.59
1:E:456:ARG:HH11	1:E:456:ARG:HG2	1.67	0.59
1:A:212:PRO:CD	1:A:343:PRO:HG3	2.31	0.59
1:C:174:MET:HE3	1:D:480:ALA:N	2.17	0.59
1:D:11:ARG:HG2	1:D:198:TYR:CE1	2.38	0.59
1:D:282:LEU:O	1:D:286:ILE:HG12	2.03	0.59
1:C:196:ARG:HB2	1:C:197:PRO:HD3	1.82	0.59
1:C:355:GLN:HG3	1:C:440:LEU:HD22	1.84	0.59
1:B:222:LEU:HB3	1:B:286:ILE:HD13	1.84	0.59
1:D:177:ILE:HG23	1:D:182:ILE:HB	1.84	0.59
1:C:47:ARG:HD3	1:C:158:LEU:HD12	1.83	0.59
1:D:426:THR:CG2	1:D:428:VAL:HG12	2.30	0.59
1:F:208:ARG:HD3	1:F:474:LYS:CD	2.31	0.59
1:C:27:LEU:HD13	1:C:182:ILE:HG13	1.85	0.59
1:D:135:HIS:HE1	3:D:501:HOH:O	1.84	0.59
1:A:391:PHE:CE2	1:A:429:GLY:HA2	2.38	0.58
1:E:13:TYR:CE1	1:E:14:GLN:HG3	2.38	0.58
1:A:208:ARG:HD3	1:A:474:LYS:HG2	1.85	0.58
1:B:391:PHE:CE1	1:B:412:LEU:HD13	2.38	0.58
1:D:374:ALA:O	1:D:378:VAL:HG23	2.03	0.58
1:D:456:ARG:HG2	1:D:456:ARG:HH11	1.67	0.58
1:E:22:LYS:HD2	1:E:46:TYR:CD1	2.37	0.58
1:A:456:ARG:HG2	1:A:456:ARG:HH11	1.69	0.58
1:B:196:ARG:HB2	1:B:197:PRO:HD3	1.85	0.58
1:F:260:GLU:O	1:F:264:LYS:HG3	2.03	0.58
1:A:208:ARG:HD3	1:A:474:LYS:HG3	1.85	0.58
1:D:1:MET:HE2	1:D:4:ARG:HA	1.84	0.58
1:E:234:ALA:HA	1:E:239:LEU:HD23	1.85	0.58
1:F:149:GLU:CD	1:F:152:ARG:HH12	2.06	0.58
1:C:54:LYS:HB3	1:C:126:VAL:HA	1.85	0.58

Continued on next page...

Continued from previous page...

Atom-1	Atom-2	Interatomic distance (Å)	Clash overlap (Å)
1:C:207:VAL:CG2	1:C:471:LEU:HD23	2.33	0.58
1:D:47:ARG:HD3	1:D:158:LEU:HD12	1.85	0.58
1:D:142:ALA:O	1:D:146:ILE:HG13	2.03	0.58
1:D:453:SER:O	1:D:457:ARG:HG2	2.02	0.58
1:F:355:GLN:HG3	1:F:440:LEU:HD22	1.85	0.58
1:C:261:GLU:O	1:C:266:ASN:HB2	2.03	0.58
1:D:234:ALA:HA	1:D:239:LEU:HD23	1.85	0.58
1:D:473:ALA:HB3	1:D:476:THR:HG21	1.86	0.58
1:E:62:LYS:N	1:E:63:PRO:HD2	2.18	0.58
1:A:50:LYS:HD3	1:A:51:TYR:CZ	2.39	0.58
1:B:355:GLN:HG3	1:B:440:LEU:HD22	1.86	0.58
1:C:391:PHE:CE1	1:C:412:LEU:HD13	2.38	0.58
1:A:392:VAL:HG22	1:A:393:GLY:N	2.18	0.58
1:F:325:MET:O	1:F:329:ILE:HG13	2.04	0.58
1:A:169:THR:HG23	1:A:171:GLU:OE2	2.03	0.58
1:C:190:GLU:OE1	1:C:459:ARG:HD2	2.04	0.58
1:D:32:THR:HB	1:D:456:ARG:NH1	2.19	0.58
1:D:290:GLU:O	1:D:342:HIS:HE1	1.87	0.58
1:D:34:LEU:HG	1:D:459:ARG:HG2	1.85	0.57
1:D:54:LYS:HB3	1:D:126:VAL:HA	1.86	0.57
1:B:287:GLU:O	1:B:291:THR:HB	2.04	0.57
1:F:391:PHE:HB3	1:F:425:ALA:HB2	1.86	0.57
1:A:62:LYS:N	1:A:63:PRO:HD2	2.20	0.57
1:C:234:ALA:HA	1:C:239:LEU:HD23	1.85	0.57
1:C:391:PHE:HB2	1:C:423:LEU:HD11	1.86	0.57
1:E:219:ARG:O	1:E:223:ARG:HG3	2.05	0.57
1:A:142:ALA:O	1:A:146:ILE:HG13	2.05	0.57
1:A:355:GLN:HG3	1:A:440:LEU:HD22	1.86	0.57
1:D:86:LEU:HG	1:D:105:ILE:HD13	1.86	0.57
1:D:196:ARG:HB2	1:D:197:PRO:HD3	1.86	0.57
1:E:485:SER:C	1:E:487:GLN:H	2.06	0.57
1:F:22:LYS:HG2	1:F:46:TYR:CE2	2.39	0.57
1:B:8:ILE:HB	1:B:10:PRO:HD3	1.85	0.57
1:D:390:ARG:NH1	1:D:390:ARG:HG2	2.19	0.57
1:D:452:ARG:HD2	1:D:456:ARG:NH2	2.19	0.57
1:E:325:MET:O	1:E:329:ILE:HG13	2.05	0.57
1:F:234:ALA:HA	1:F:239:LEU:HD23	1.86	0.57
1:B:426:THR:CG2	1:B:428:VAL:HG12	2.31	0.57
1:C:86:LEU:HB2	1:C:107:ALA:HB2	1.87	0.57
1:A:177:ILE:HG23	1:A:182:ILE:HB	1.85	0.56
1:A:208:ARG:NE	1:A:474:LYS:HG2	2.19	0.56

Continued on next page...

Continued from previous page...

Atom-1	Atom-2	Interatomic distance (Å)	Clash overlap (Å)
1:E:355:GLN:HG3	1:E:440:LEU:HD22	1.88	0.56
1:B:22:LYS:HG2	1:B:46:TYR:CE2	2.40	0.56
1:B:456:ARG:HG2	1:B:456:ARG:HH11	1.70	0.56
1:C:282:LEU:O	1:C:286:ILE:HG12	2.06	0.56
1:C:291:THR:CG2	1:C:292:GLN:HE21	2.18	0.56
1:D:135:HIS:H	1:D:135:HIS:CD2	2.23	0.56
1:F:5:ARG:HG2	1:F:5:ARG:NH1	2.21	0.56
1:F:355:GLN:NE2	1:F:358:ARG:HH22	2.03	0.56
1:B:13:TYR:CE1	1:B:14:GLN:HG3	2.41	0.56
1:F:54:LYS:HB3	1:F:126:VAL:HA	1.86	0.56
1:F:483:TRP:C	1:F:485:SER:H	2.09	0.56
1:A:282:LEU:O	1:A:286:ILE:HG12	2.05	0.56
1:B:11:ARG:NH2	1:B:459:ARG:O	2.38	0.56
1:C:169:THR:HB	1:C:172:LYS:HB2	1.88	0.56
1:C:258:ILE:O	1:C:262:MET:HG3	2.06	0.56
1:C:456:ARG:HG2	1:C:456:ARG:HH11	1.69	0.56
1:D:25:ASN:ND2	1:D:159:VAL:H	2.02	0.56
1:F:407:GLU:O	1:F:411:ILE:HG22	2.05	0.56
1:A:169:THR:HB	1:A:172:LYS:HB2	1.87	0.56
1:C:185:ILE:HB	1:D:483:TRP:CZ3	2.41	0.56
1:D:476:THR:CG2	1:D:478:ASP:HB2	2.36	0.56
1:F:391:PHE:HB2	1:F:423:LEU:HD11	1.87	0.56
1:C:481:TYR:O	1:C:485:SER:HB3	2.06	0.56
1:D:462:ARG:HG2	1:E:1:MET:HE1	1.87	0.56
1:E:472:MET:HE1	1:E:479:GLU:HA	1.87	0.56
1:F:219:ARG:O	1:F:223:ARG:HG3	2.06	0.56
1:A:473:ALA:HB3	1:A:476:THR:CG2	2.33	0.56
1:C:22:LYS:HD2	1:C:46:TYR:CD1	2.41	0.56
1:C:86:LEU:HG	1:C:105:ILE:HD13	1.88	0.56
1:C:426:THR:CG2	1:C:428:VAL:HG12	2.28	0.56
1:B:86:LEU:HG	1:B:105:ILE:HD13	1.87	0.56
1:D:86:LEU:HB2	1:D:107:ALA:HB2	1.88	0.56
1:B:25:ASN:ND2	1:B:159:VAL:H	2.04	0.56
1:C:241:SER:HB2	1:D:139:GLY:CA	2.27	0.56
1:D:231:LYS:O	1:D:235:GLU:HG3	2.06	0.56
1:F:86:LEU:HG	1:F:105:ILE:HD13	1.87	0.56
1:A:208:ARG:CD	1:A:474:LYS:HG2	2.37	0.55
1:A:480:ALA:HB2	1:E:174:MET:HG2	1.87	0.55
1:A:391:PHE:HB2	1:A:423:LEU:HD11	1.88	0.55
1:A:287:GLU:O	1:A:291:THR:HB	2.06	0.55
1:B:260:GLU:O	1:B:264:LYS:HG3	2.05	0.55

Continued on next page...

Continued from previous page...

Atom-1	Atom-2	Interatomic distance (Å)	Clash overlap (Å)
1:C:391:PHE:HB3	1:C:425:ALA:HB2	1.88	0.55
1:D:407:GLU:O	1:D:411:ILE:HG22	2.06	0.55
1:E:407:GLU:O	1:E:411:ILE:HG22	2.07	0.55
1:F:196:ARG:HB2	1:F:197:PRO:HD3	1.88	0.55
1:A:222:LEU:HB3	1:A:286:ILE:HD13	1.87	0.55
1:A:366:VAL:HG22	1:A:442:VAL:HG13	1.88	0.55
1:B:27:LEU:HD13	1:B:182:ILE:HG13	1.88	0.55
1:B:61:THR:O	1:B:65:VAL:HG23	2.06	0.55
1:A:290:GLU:O	1:A:342:HIS:HE1	1.89	0.55
1:A:374:ALA:O	1:A:378:VAL:HG23	2.06	0.55
1:C:391:PHE:HD2	1:C:391:PHE:C	2.10	0.55
1:C:443:PHE:CD2	1:C:470:ILE:HD13	2.42	0.55
1:A:86:LEU:HG	1:A:105:ILE:HD13	1.89	0.55
1:C:222:LEU:HB3	1:C:286:ILE:HD13	1.89	0.55
1:E:392:VAL:HG13	1:E:408:GLN:HE21	1.71	0.55
1:A:47:ARG:HD3	1:A:158:LEU:HD12	1.88	0.55
1:F:25:ASN:ND2	1:F:159:VAL:H	2.04	0.55
1:F:363:LYS:HD3	1:F:437:GLU:O	2.07	0.55
1:C:407:GLU:O	1:C:411:ILE:HG22	2.07	0.55
1:F:22:LYS:HD2	1:F:46:TYR:CD1	2.42	0.55
1:C:452:ARG:HD2	1:C:456:ARG:NH2	2.22	0.54
1:F:444:TYR:HA	1:F:471:LEU:HD12	1.87	0.54
1:A:11:ARG:HG2	1:A:198:TYR:CE1	2.42	0.54
1:A:54:LYS:HB3	1:A:126:VAL:HA	1.89	0.54
1:C:226:LEU:HD22	1:C:230:LEU:CD1	2.37	0.54
1:E:86:LEU:HB2	1:E:107:ALA:HB2	1.88	0.54
1:F:456:ARG:HG2	1:F:456:ARG:HH11	1.72	0.54
1:F:441:VAL:HG22	1:F:468:VAL:HB	1.89	0.54
1:D:204:PHE:HD2	1:D:468:VAL:HG21	1.72	0.54
1:D:390:ARG:HG2	1:D:390:ARG:HH11	1.71	0.54
1:B:32:THR:HA	2:B:495:PO4:O3	2.07	0.54
1:B:225:MET:HG2	1:B:324:ARG:HH21	1.72	0.54
1:E:86:LEU:HG	1:E:105:ILE:HD13	1.90	0.54
1:C:391:PHE:HE2	1:C:408:GLN:NE2	2.05	0.54
1:F:2:VAL:HG21	1:F:45:GLU:HG3	1.89	0.54
1:A:50:LYS:HD3	1:A:51:TYR:CE1	2.43	0.54
1:B:11:ARG:H	1:B:14:GLN:HE21	1.55	0.54
1:E:364:ILE:CG1	1:E:422:VAL:HG22	2.37	0.54
1:E:177:ILE:HG23	1:E:182:ILE:HB	1.90	0.54
1:F:426:THR:CG2	1:F:428:VAL:HG12	2.28	0.54
1:A:196:ARG:HB2	1:A:197:PRO:HD3	1.90	0.53

Continued on next page...

Continued from previous page...

Atom-1	Atom-2	Interatomic distance (Å)	Clash overlap (Å)
1:C:8:ILE:HG22	1:C:75:LEU:HD22	1.88	0.53
1:D:355:GLN:NE2	1:D:358:ARG:HH22	2.05	0.53
1:D:363:LYS:HD3	1:D:437:GLU:O	2.07	0.53
1:A:187:TYR:O	1:A:188:ARG:HD3	2.08	0.53
1:B:60:PRO:HG3	1:B:136:ARG:HD3	1.90	0.53
1:B:320:PHE:O	1:B:326:LYS:HE2	2.08	0.53
1:C:50:LYS:HD3	1:C:51:TYR:CZ	2.43	0.53
1:E:36:LYS:N	2:E:495:PO4:O3	2.41	0.53
1:F:390:ARG:NH1	1:F:390:ARG:HG2	2.22	0.53
1:F:452:ARG:HD2	1:F:456:ARG:NH2	2.24	0.53
1:B:86:LEU:HB2	1:B:107:ALA:HB2	1.90	0.53
1:C:276:HIS:CE1	1:C:280:LEU:HD22	2.44	0.53
1:D:276:HIS:CE1	1:D:280:LEU:HD22	2.44	0.53
1:F:204:PHE:HD2	1:F:468:VAL:HG21	1.74	0.53
1:D:113:GLU:HG3	1:D:145:PHE:CD2	2.43	0.53
1:D:253:ARG:NH1	1:D:257:ILE:HG12	2.23	0.53
1:A:480:ALA:H	1:E:174:MET:HE3	1.73	0.53
1:D:441:VAL:HG22	1:D:468:VAL:HB	1.91	0.53
1:F:169:THR:HG22	1:F:172:LYS:N	2.12	0.53
1:A:407:GLU:O	1:A:411:ILE:HG22	2.09	0.53
1:D:34:LEU:CD2	1:D:459:ARG:HG2	2.39	0.53
1:D:123:LEU:HD23	1:D:123:LEU:N	2.07	0.53
1:F:2:VAL:HG22	1:F:45:GLU:OE2	2.09	0.53
1:B:50:LYS:HD3	1:B:51:TYR:CZ	2.44	0.53
1:A:86:LEU:HB2	1:A:107:ALA:HB2	1.90	0.53
1:A:325:MET:O	1:A:329:ILE:HG13	2.09	0.53
1:A:364:ILE:CG1	1:A:422:VAL:HG22	2.39	0.53
1:E:313:THR:CG2	1:E:316:SER:H	2.19	0.53
1:A:406:ARG:HH11	1:A:406:ARG:CB	2.22	0.52
1:B:204:PHE:HD2	1:B:468:VAL:HG21	1.74	0.52
1:B:364:ILE:CG1	1:B:422:VAL:HG22	2.39	0.52
1:C:342:HIS:CD2	1:C:344:LYS:H	2.25	0.52
1:D:48:LEU:HD21	1:D:55:VAL:HG23	1.90	0.52
1:D:55:VAL:HG13	1:D:128:LEU:HD23	1.91	0.52
1:D:149:GLU:CD	1:D:152:ARG:HH12	2.13	0.52
1:D:222:LEU:HB3	1:D:286:ILE:HD13	1.90	0.52
1:E:204:PHE:HD2	1:E:468:VAL:HG21	1.73	0.52
1:F:142:ALA:O	1:F:146:ILE:HG13	2.09	0.52
1:A:222:LEU:HB3	1:A:286:ILE:CD1	2.38	0.52
1:C:437:GLU:O	1:C:437:GLU:HG2	2.09	0.52
1:D:204:PHE:CD2	1:D:468:VAL:HG21	2.43	0.52

Continued on next page...

Continued from previous page...

Atom-1	Atom-2	Interatomic distance (Å)	Clash overlap (Å)
1:F:453:SER:O	1:F:457:ARG:HG2	2.09	0.52
1:A:36:LYS:H	2:A:495:PO4:P	2.33	0.52
1:B:30:LEU:HD22	1:B:188:ARG:HB3	1.91	0.52
1:B:222:LEU:HB3	1:B:286:ILE:CD1	2.40	0.52
1:E:133:GLU:O	1:E:136:ARG:HG2	2.10	0.52
1:A:480:ALA:HB2	1:E:174:MET:HE3	1.89	0.52
1:B:325:MET:O	1:B:329:ILE:HG13	2.10	0.52
1:D:1:MET:CE	1:D:5:ARG:N	2.72	0.52
1:A:476:THR:HG23	1:A:478:ASP:H	1.75	0.52
1:F:8:ILE:CG1	1:F:10:PRO:HD3	2.38	0.52
1:B:98:ALA:HA	1:B:101:ARG:NH1	2.24	0.52
1:C:453:SER:O	1:C:457:ARG:HG2	2.09	0.52
1:D:222:LEU:HB3	1:D:286:ILE:CD1	2.40	0.52
1:E:261:GLU:OE1	1:E:264:LYS:HD2	2.10	0.52
1:F:206:TRP:CG	1:F:482:TYR:HD2	2.27	0.52
1:C:260:GLU:O	1:C:264:LYS:HG3	2.09	0.52
1:D:477:ARG:HB3	1:D:477:ARG:HH11	1.71	0.52
1:A:208:ARG:CZ	1:A:474:LYS:HG2	2.39	0.52
1:B:8:ILE:HD11	1:B:75:LEU:HD22	1.92	0.52
1:C:113:GLU:HG3	1:C:145:PHE:CD2	2.45	0.52
1:E:258:ILE:CG2	1:E:273:LEU:HD13	2.39	0.52
1:F:222:LEU:HB3	1:F:286:ILE:HD13	1.91	0.52
1:C:10:PRO:HG2	1:F:461:GLY:HA3	1.91	0.52
1:C:36:LYS:N	2:C:495:PO4:O3	2.43	0.52
1:C:390:ARG:NH1	1:C:390:ARG:HG2	2.24	0.52
1:F:391:PHE:HD2	1:F:392:VAL:N	2.08	0.52
1:B:476:THR:HG22	1:B:477:ARG:N	2.22	0.52
1:C:313:THR:CG2	1:C:316:SER:H	2.21	0.52
1:C:364:ILE:HB	1:C:440:LEU:HD23	1.92	0.52
1:C:391:PHE:C	1:C:391:PHE:CD2	2.82	0.52
1:E:192:SER:O	1:E:196:ARG:HG3	2.10	0.52
1:F:12:ILE:HG13	1:F:198:TYR:OH	2.10	0.52
1:F:113:GLU:HG3	1:F:145:PHE:CD2	2.45	0.52
1:D:477:ARG:HB3	1:D:477:ARG:CZ	2.39	0.51
1:F:86:LEU:HB2	1:F:107:ALA:HB2	1.90	0.51
1:A:173:ILE:CD1	1:E:484:SER:HB3	2.40	0.51
1:A:363:LYS:HD3	1:A:437:GLU:O	2.10	0.51
1:C:374:ALA:O	1:C:378:VAL:HG23	2.11	0.51
1:C:483:TRP:C	1:C:485:SER:N	2.64	0.51
1:D:1:MET:CE	1:D:6:ASP:H	2.23	0.51
1:E:54:LYS:HB3	1:E:126:VAL:HA	1.92	0.51

Continued on next page...

Continued from previous page...

Atom-1	Atom-2	Interatomic distance (Å)	Clash overlap (Å)
1:E:196:ARG:HB2	1:E:197:PRO:HD3	1.92	0.51
1:A:31:PRO:HD2	1:A:34:LEU:CD1	2.40	0.51
1:A:392:VAL:HG22	1:A:393:GLY:H	1.74	0.51
1:C:258:ILE:CG2	1:C:273:LEU:HD13	2.36	0.51
1:F:204:PHE:CD2	1:F:468:VAL:HG21	2.45	0.51
1:F:206:TRP:CH2	1:F:485:SER:HB3	2.45	0.51
1:A:393:GLY:HA3	1:A:428:VAL:HG21	1.93	0.51
1:B:139:GLY:HA2	1:F:241:SER:HB3	1.92	0.51
1:C:83:ILE:HD13	1:C:104:VAL:HB	1.93	0.51
1:E:248:LYS:HG2	1:E:252:LEU:HD21	1.92	0.51
1:A:3:LEU:HD13	1:A:76:PHE:CZ	2.45	0.51
1:A:36:LYS:HE3	2:A:495:PO4:P	2.50	0.51
1:A:390:ARG:NH1	1:A:390:ARG:HG2	2.25	0.51
1:B:390:ARG:NH1	1:B:390:ARG:HG2	2.25	0.51
1:D:30:LEU:HD22	1:D:188:ARG:HB3	1.91	0.51
1:E:207:VAL:HG22	1:E:471:LEU:HD23	1.92	0.51
1:F:225:MET:HG2	1:F:324:ARG:HH21	1.75	0.51
1:F:390:ARG:HG2	1:F:390:ARG:HH11	1.75	0.51
1:B:135:HIS:CD2	1:B:135:HIS:H	2.29	0.51
1:D:1:MET:CE	1:D:5:ARG:H	2.23	0.51
1:A:13:TYR:CE1	1:A:14:GLN:HG3	2.46	0.51
1:A:333:VAL:CG1	1:A:334:GLN:N	2.74	0.51
1:A:406:ARG:NH1	1:A:406:ARG:CB	2.72	0.51
1:A:472:MET:HB3	1:A:478:ASP:HB3	1.91	0.51
1:C:177:ILE:HG23	1:C:182:ILE:HB	1.93	0.51
1:D:225:MET:HG2	1:D:324:ARG:HH21	1.76	0.51
1:E:355:GLN:NE2	1:E:358:ARG:HH22	2.09	0.51
1:F:364:ILE:HB	1:F:440:LEU:HD23	1.91	0.51
1:F:366:VAL:HG22	1:F:442:VAL:HG13	1.93	0.51
1:B:391:PHE:HE1	1:B:412:LEU:HD13	1.76	0.51
1:C:486:ARG:HA	1:C:486:ARG:NH1	2.25	0.51
1:E:260:GLU:O	1:E:264:LYS:HG3	2.10	0.51
1:F:261:GLU:OE1	1:F:264:LYS:HD2	2.10	0.51
1:E:50:LYS:HD3	1:E:51:TYR:CZ	2.45	0.51
1:E:50:LYS:HD3	1:E:51:TYR:CE1	2.46	0.51
1:F:365:ILE:O	1:F:441:VAL:HA	2.10	0.51
1:B:177:ILE:HG23	1:B:182:ILE:HB	1.92	0.51
1:E:248:LYS:HG2	1:E:252:LEU:CD2	2.41	0.51
1:E:434:ASP:OD1	1:E:462:ARG:NH2	2.42	0.51
1:A:105:ILE:HD12	1:A:105:ILE:C	2.32	0.50
1:A:365:ILE:O	1:A:441:VAL:HA	2.11	0.50

Continued on next page...

Continued from previous page...

Atom-1	Atom-2	Interatomic distance (Å)	Clash overlap (Å)
1:E:453:SER:O	1:E:457:ARG:HG2	2.11	0.50
1:F:248:LYS:HG2	1:F:252:LEU:CD2	2.40	0.50
1:A:75:LEU:HD11	1:B:7:LEU:HD22	1.93	0.50
1:C:169:THR:HG23	1:C:171:GLU:OE2	2.12	0.50
1:D:230:LEU:HD22	1:D:239:LEU:HD11	1.93	0.50
1:D:281:LYS:HG3	3:D:502:HOH:O	2.10	0.50
1:E:366:VAL:HG22	1:E:442:VAL:HG13	1.93	0.50
1:E:486:ARG:O	1:E:486:ARG:HD3	2.11	0.50
1:A:174:MET:HG2	1:E:480:ALA:HB2	1.92	0.50
1:A:248:LYS:HG2	1:A:252:LEU:HD21	1.92	0.50
1:C:11:ARG:NH2	1:C:459:ARG:O	2.45	0.50
1:C:230:LEU:HD22	1:C:239:LEU:HD11	1.93	0.50
1:E:22:LYS:HG2	1:E:46:TYR:CE2	2.45	0.50
1:F:2:VAL:HG22	1:F:45:GLU:HG3	1.93	0.50
1:F:364:ILE:HD11	1:F:366:VAL:HG23	1.94	0.50
1:A:394:GLN:HG2	1:A:405:GLN:N	2.26	0.50
1:A:441:VAL:HG22	1:A:468:VAL:HB	1.94	0.50
1:B:113:GLU:HG3	1:B:145:PHE:CD2	2.47	0.50
1:C:241:SER:CB	1:D:139:GLY:CA	2.89	0.50
1:C:390:ARG:HG2	1:C:390:ARG:HH11	1.77	0.50
1:A:122:SER:OG	1:A:124:GLU:CG	2.60	0.50
1:A:248:LYS:HG2	1:A:252:LEU:CD2	2.41	0.50
1:B:241:SER:HB3	1:F:139:GLY:HA2	1.93	0.50
1:B:458:GLY:HA2	1:B:464:MET:HE3	1.94	0.50
1:C:480:ALA:CA	1:D:174:MET:HE3	2.41	0.50
1:D:323:LYS:O	1:D:326:LYS:HB2	2.10	0.50
1:F:123:LEU:HD23	1:F:123:LEU:N	2.16	0.50
1:F:135:HIS:H	1:F:135:HIS:CD2	2.29	0.50
1:B:363:LYS:HD3	1:B:437:GLU:O	2.12	0.50
1:C:248:LYS:HG2	1:C:252:LEU:CD2	2.42	0.50
1:C:248:LYS:HG2	1:C:252:LEU:HD21	1.94	0.50
1:F:258:ILE:CG2	1:F:273:LEU:HD13	2.36	0.50
1:F:374:ALA:O	1:F:378:VAL:HG23	2.12	0.50
1:F:477:ARG:HG2	1:F:477:ARG:NH1	2.25	0.50
1:B:258:ILE:CG2	1:B:273:LEU:HD13	2.41	0.50
1:D:260:GLU:O	1:D:264:LYS:HG3	2.11	0.50
1:D:477:ARG:CZ	1:D:477:ARG:CB	2.90	0.50
1:F:391:PHE:C	1:F:391:PHE:CD2	2.85	0.50
1:A:458:GLY:HA2	1:A:464:MET:HE3	1.94	0.50
1:C:204:PHE:HD2	1:C:468:VAL:HG21	1.76	0.49
1:C:364:ILE:CG1	1:C:422:VAL:HG22	2.41	0.49

Continued on next page...

Continued from previous page...

Atom-1	Atom-2	Interatomic distance (Å)	Clash overlap (Å)
1:E:294:LEU:HD12	1:E:340:LEU:O	2.11	0.49
1:F:124:GLU:HB3	1:F:153:GLN:O	2.11	0.49
1:F:364:ILE:CG1	1:F:422:VAL:HG22	2.41	0.49
1:A:323:LYS:O	1:A:326:LYS:HB2	2.11	0.49
1:A:406:ARG:HB3	1:A:406:ARG:CZ	2.42	0.49
1:D:1:MET:HE1	1:D:6:ASP:H	1.77	0.49
1:D:11:ARG:HH11	1:E:9:GLN:HB3	1.77	0.49
1:F:222:LEU:HB3	1:F:286:ILE:CD1	2.41	0.49
1:B:452:ARG:HD2	1:B:456:ARG:NH2	2.27	0.49
1:C:98:ALA:HA	1:C:101:ARG:NH1	2.26	0.49
1:C:135:HIS:H	1:C:135:HIS:CD2	2.29	0.49
1:C:355:GLN:NE2	1:C:358:ARG:HH22	2.10	0.49
1:A:207:VAL:HG22	1:A:471:LEU:HD23	1.94	0.49
1:B:407:GLU:O	1:B:411:ILE:HG22	2.11	0.49
1:E:364:ILE:HG13	1:E:422:VAL:HG22	1.95	0.49
1:C:253:ARG:O	1:C:257:ILE:HG13	2.12	0.49
1:C:391:PHE:HD2	1:C:392:VAL:N	2.10	0.49
1:C:473:ALA:HB3	1:C:476:THR:HG22	1.93	0.49
1:D:212:PRO:HD2	1:D:343:PRO:CG	2.42	0.49
1:E:169:THR:HG22	1:E:171:GLU:N	2.26	0.49
1:B:354:GLU:OE1	1:B:358:ARG:NH1	2.46	0.49
1:C:8:ILE:CG2	1:C:75:LEU:HD22	2.42	0.49
1:A:109:PRO:HB2	1:A:142:ALA:HB3	1.94	0.49
1:B:47:ARG:CD	1:B:158:LEU:HD12	2.43	0.49
1:B:190:GLU:OE1	1:B:459:ARG:NH1	2.45	0.49
1:F:248:LYS:HG2	1:F:252:LEU:HD21	1.94	0.49
1:F:443:PHE:CD2	1:F:470:ILE:HD13	2.48	0.49
1:A:390:ARG:HG2	1:A:390:ARG:HH11	1.78	0.49
1:B:204:PHE:CD2	1:B:468:VAL:HG21	2.48	0.49
1:B:480:ALA:H	1:F:174:MET:HE3	1.74	0.49
1:C:485:SER:C	1:C:487:GLN:N	2.66	0.49
1:E:204:PHE:CD2	1:E:468:VAL:HG21	2.48	0.49
1:E:212:PRO:CD	1:E:343:PRO:HG3	2.41	0.49
1:F:51:TYR:O	1:F:52:GLY:O	2.30	0.49
1:D:29:VAL:O	1:D:30:LEU:HD23	2.12	0.49
1:D:187:TYR:O	1:D:188:ARG:HD3	2.13	0.49
1:A:354:GLU:OE1	1:A:358:ARG:NH1	2.46	0.49
1:E:364:ILE:HB	1:E:440:LEU:HD23	1.95	0.49
1:F:483:TRP:C	1:F:485:SER:N	2.65	0.49
1:A:10:PRO:HG2	1:B:461:GLY:HA3	1.94	0.48
1:A:291:THR:CG2	1:A:292:GLN:HE21	2.26	0.48

Continued on next page...

Continued from previous page...

Atom-1	Atom-2	Interatomic distance (Å)	Clash overlap (Å)
1:B:392:VAL:HG23	1:B:426:THR:CG2	2.42	0.48
1:E:443:PHE:CD2	1:E:470:ILE:HD13	2.48	0.48
1:F:73:ARG:HG2	1:F:83:ILE:HG21	1.95	0.48
1:A:437:GLU:O	1:A:437:GLU:HG2	2.13	0.48
1:C:29:VAL:HB	1:C:187:TYR:CD2	2.46	0.48
1:C:124:GLU:HA	1:C:154:ALA:HA	1.95	0.48
1:D:61:THR:O	1:D:65:VAL:HG23	2.13	0.48
1:F:98:ALA:HA	1:F:101:ARG:NH1	2.29	0.48
1:F:354:GLU:OE1	1:F:358:ARG:NH1	2.46	0.48
1:F:391:PHE:HE2	1:F:408:GLN:HE21	1.61	0.48
1:B:8:ILE:CD1	1:B:75:LEU:CD1	2.89	0.48
1:B:441:VAL:HG13	1:B:465:PRO:HB3	1.96	0.48
1:B:486:ARG:HH11	1:B:486:ARG:HA	1.77	0.48
1:C:97:LYS:O	1:C:100:ALA:HB3	2.13	0.48
1:C:222:LEU:HB3	1:C:286:ILE:CD1	2.42	0.48
1:C:462:ARG:HD2	1:F:6:ASP:HB3	1.94	0.48
1:D:109:PRO:HB2	1:D:142:ALA:HB3	1.94	0.48
1:E:287:GLU:O	1:E:291:THR:HB	2.14	0.48
1:A:253:ARG:NH1	1:A:257:ILE:HG12	2.27	0.48
1:D:291:THR:CG2	1:D:292:GLN:HE21	2.27	0.48
1:D:316:SER:O	1:D:320:PHE:HD1	1.96	0.48
1:F:169:THR:CG2	1:F:172:LYS:H	2.16	0.48
1:B:51:TYR:O	1:B:52:GLY:O	2.32	0.48
1:D:1:MET:HE3	1:D:5:ARG:H	1.79	0.48
1:D:349:LYS:O	1:D:353:ARG:HD3	2.14	0.48
1:A:5:ARG:HD3	1:B:461:GLY:O	2.13	0.48
1:A:123:LEU:HD23	1:A:123:LEU:N	2.11	0.48
1:A:483:TRP:C	1:A:485:SER:N	2.66	0.48
1:B:124:GLU:HB3	1:B:153:GLN:O	2.13	0.48
1:B:48:LEU:HD21	1:B:55:VAL:HG23	1.96	0.48
1:B:291:THR:CG2	1:B:292:GLN:HE21	2.27	0.48
1:B:464:MET:HG3	1:B:465:PRO:HD2	1.96	0.48
1:C:486:ARG:NH1	1:C:486:ARG:CA	2.77	0.48
1:D:248:LYS:HG2	1:D:252:LEU:HD21	1.96	0.48
1:F:124:GLU:O	1:F:155:LYS:HG3	2.14	0.48
1:A:207:VAL:CG2	1:A:471:LEU:HD23	2.43	0.48
1:B:323:LYS:O	1:B:326:LYS:HB2	2.14	0.48
1:C:124:GLU:HB3	1:C:153:GLN:O	2.14	0.48
1:D:190:GLU:OE1	1:D:459:ARG:HD2	2.14	0.48
1:D:364:ILE:CG1	1:D:422:VAL:HG22	2.44	0.48
1:E:392:VAL:C	1:E:408:GLN:HE21	2.17	0.48

Continued on next page...

Continued from previous page...

Atom-1	Atom-2	Interatomic distance (Å)	Clash overlap (Å)
1:F:210:ASP:HA	1:F:474:LYS:HE2	1.95	0.48
1:A:204:PHE:HD2	1:A:468:VAL:HG21	1.79	0.48
1:B:37:THR:O	1:B:41:MET:HG3	2.14	0.48
1:A:364:ILE:HD11	1:A:366:VAL:HG23	1.96	0.48
1:A:443:PHE:HB3	1:A:445:GLU:O	2.14	0.48
1:B:443:PHE:CD2	1:B:470:ILE:HD13	2.49	0.48
1:C:128:LEU:HD13	1:C:158:LEU:HD13	1.94	0.48
1:C:149:GLU:CD	1:C:152:ARG:HH12	2.17	0.48
1:D:34:LEU:CG	1:D:459:ARG:HG2	2.44	0.48
1:D:50:LYS:HD3	1:D:51:TYR:CZ	2.48	0.48
1:B:253:ARG:NH1	1:B:257:ILE:HG12	2.29	0.47
1:B:437:GLU:O	1:B:437:GLU:HG2	2.14	0.47
1:C:58:LEU:HD12	1:C:131:PHE:CE2	2.49	0.47
1:A:333:VAL:HG13	1:A:334:GLN:N	2.29	0.47
1:B:276:HIS:CE1	1:B:280:LEU:HD22	2.49	0.47
1:D:50:LYS:HD3	1:D:51:TYR:CE1	2.49	0.47
1:A:443:PHE:CD2	1:A:470:ILE:HD13	2.49	0.47
1:C:261:GLU:OE1	1:C:261:GLU:HA	2.12	0.47
1:D:354:GLU:O	1:D:358:ARG:HG3	2.15	0.47
1:E:354:GLU:O	1:E:358:ARG:HG3	2.14	0.47
1:F:169:THR:HG23	1:F:171:GLU:OE2	2.14	0.47
1:B:6:ASP:OD2	1:B:7:LEU:N	2.48	0.47
1:B:390:ARG:HG2	1:B:390:ARG:HH11	1.79	0.47
1:B:391:PHE:C	1:B:391:PHE:CD2	2.87	0.47
1:D:124:GLU:HA	1:D:154:ALA:HA	1.97	0.47
1:E:3:LEU:HD13	1:E:76:PHE:CE1	2.49	0.47
1:E:354:GLU:OE1	1:E:358:ARG:NH1	2.46	0.47
1:F:133:GLU:O	1:F:136:ARG:HG2	2.15	0.47
1:A:316:SER:O	1:A:320:PHE:HD1	1.98	0.47
1:B:187:TYR:O	1:B:188:ARG:HD3	2.15	0.47
1:F:366:VAL:HG22	1:F:442:VAL:CG1	2.45	0.47
1:A:149:GLU:CD	1:A:152:ARG:HH12	2.17	0.47
1:B:6:ASP:OD2	1:B:7:LEU:HG	2.15	0.47
1:C:231:LYS:O	1:C:235:GLU:HG3	2.15	0.47
1:D:133:GLU:O	1:D:136:ARG:HG2	2.14	0.47
1:D:365:ILE:O	1:D:441:VAL:HA	2.15	0.47
1:F:109:PRO:HB2	1:F:142:ALA:HB3	1.97	0.47
1:A:122:SER:OG	1:A:124:GLU:HG3	2.15	0.47
1:A:260:GLU:O	1:A:264:LYS:HG3	2.14	0.47
1:A:266:ASN:HD22	1:A:266:ASN:HA	1.51	0.47
1:A:281:LYS:HE2	1:A:316:SER:OG	2.14	0.47

Continued on next page...

Continued from previous page...

Atom-1	Atom-2	Interatomic distance (Å)	Clash overlap (Å)
1:A:480:ALA:N	1:E:174:MET:HE3	2.29	0.47
1:B:29:VAL:O	1:B:30:LEU:HD23	2.14	0.47
1:B:109:PRO:HB2	1:B:142:ALA:HB3	1.96	0.47
1:B:206:TRP:CG	1:B:482:TYR:HD2	2.33	0.47
1:C:51:TYR:O	1:C:52:GLY:O	2.33	0.47
1:C:287:GLU:O	1:C:291:THR:HB	2.15	0.47
1:E:25:ASN:ND2	1:E:159:VAL:H	2.12	0.47
1:E:124:GLU:HA	1:E:154:ALA:HA	1.97	0.47
1:E:169:THR:CG2	1:E:171:GLU:HB2	2.44	0.47
1:E:316:SER:O	1:E:320:PHE:HD1	1.97	0.47
1:E:374:ALA:O	1:E:378:VAL:HG23	2.13	0.47
1:E:390:ARG:HG2	1:E:390:ARG:NH1	2.29	0.47
1:F:349:LYS:HE3	1:F:380:GLU:HG3	1.97	0.47
1:A:97:LYS:O	1:A:100:ALA:HB3	2.14	0.47
1:B:374:ALA:O	1:B:378:VAL:HG23	2.15	0.47
1:D:458:GLY:HA2	1:D:464:MET:HE3	1.96	0.47
1:E:149:GLU:CD	1:E:152:ARG:HH12	2.17	0.47
1:E:228:ASP:HA	1:E:231:LYS:HD2	1.96	0.47
1:F:107:ALA:HB3	1:F:112:ILE:HD13	1.97	0.47
1:F:124:GLU:HA	1:F:154:ALA:HA	1.96	0.47
1:A:25:ASN:ND2	1:A:159:VAL:H	2.13	0.47
1:D:62:LYS:H	1:D:63:PRO:HD2	1.78	0.47
1:E:8:ILE:CD1	1:E:75:LEU:HD13	2.44	0.47
1:F:8:ILE:CG2	1:F:75:LEU:HD22	2.45	0.47
1:F:364:ILE:HG13	1:F:422:VAL:HG22	1.97	0.47
1:B:261:GLU:OE1	1:B:264:LYS:HD2	2.14	0.47
1:B:281:LYS:HD3	1:B:304:LEU:HD11	1.96	0.47
1:C:50:LYS:HD3	1:C:51:TYR:CE1	2.50	0.47
1:D:83:ILE:HD13	1:D:104:VAL:HB	1.96	0.47
1:D:248:LYS:HG2	1:D:252:LEU:CD2	2.45	0.47
1:F:342:HIS:CD2	1:F:343:PRO:HD2	2.50	0.47
1:F:373:THR:O	1:F:377:ILE:HG13	2.15	0.47
1:E:380:GLU:OE1	1:E:383:LYS:HD3	2.15	0.46
1:F:27:LEU:HD13	1:F:182:ILE:HG13	1.96	0.46
1:F:56:LEU:HD13	1:F:105:ILE:HG13	1.96	0.46
1:F:58:LEU:HA	1:F:107:ALA:O	2.15	0.46
1:F:62:LYS:HE3	1:F:89:GLU:OE1	2.15	0.46
1:F:287:GLU:O	1:F:291:THR:HB	2.15	0.46
1:A:98:ALA:HA	1:A:101:ARG:NH1	2.30	0.46
1:A:150:TYR:OH	1:A:157:PRO:HA	2.15	0.46
1:B:313:THR:HG22	1:B:315:ALA:H	1.81	0.46

Continued on next page...

Continued from previous page...

Atom-1	Atom-2	Interatomic distance (Å)	Clash overlap (Å)
1:C:342:HIS:CD2	1:C:343:PRO:HD2	2.50	0.46
1:D:124:GLU:HB3	1:D:153:GLN:O	2.14	0.46
1:D:443:PHE:CD2	1:D:470:ILE:HD13	2.50	0.46
1:A:2:VAL:HB	1:A:45:GLU:HG3	1.97	0.46
1:B:62:LYS:H	1:B:63:PRO:HD2	1.80	0.46
1:B:226:LEU:HD22	1:B:230:LEU:CD1	2.45	0.46
1:B:472:MET:O	1:B:472:MET:HG3	2.15	0.46
1:C:354:GLU:OE1	1:C:358:ARG:NH1	2.48	0.46
1:D:287:GLU:O	1:D:291:THR:HB	2.15	0.46
1:F:11:ARG:NH2	1:F:459:ARG:O	2.48	0.46
1:F:174:MET:HE1	1:F:177:ILE:HD12	1.96	0.46
1:A:47:ARG:NH2	1:A:158:LEU:HB2	2.30	0.46
1:A:204:PHE:CD2	1:A:468:VAL:HG21	2.51	0.46
1:E:109:PRO:HB2	1:E:142:ALA:HB3	1.97	0.46
1:E:365:ILE:O	1:E:441:VAL:HA	2.15	0.46
1:E:392:VAL:HG13	1:E:408:GLN:NE2	2.29	0.46
1:F:281:LYS:CD	1:F:304:LEU:HD11	2.45	0.46
1:C:55:VAL:HG13	1:C:128:LEU:HD23	1.97	0.46
1:C:107:ALA:HB3	1:C:112:ILE:HD13	1.98	0.46
1:C:204:PHE:CD2	1:C:468:VAL:HG21	2.50	0.46
1:C:363:LYS:HD3	1:C:437:GLU:O	2.16	0.46
1:E:56:LEU:HD13	1:E:105:ILE:HG13	1.97	0.46
1:E:190:GLU:OE1	1:E:459:ARG:NH1	2.45	0.46
1:E:291:THR:CG2	1:E:292:GLN:HE21	2.28	0.46
1:F:236:THR:HG21	1:F:269:LEU:HD22	1.97	0.46
1:A:169:THR:HG22	1:A:171:GLU:N	2.30	0.46
1:C:124:GLU:O	1:C:155:LYS:HG3	2.15	0.46
1:D:184:HIS:HE1	1:D:186:GLU:OE2	1.99	0.46
1:D:281:LYS:CD	1:D:304:LEU:HD11	2.46	0.46
1:D:454:ILE:HA	1:D:457:ARG:CG	2.46	0.46
1:F:351:ILE:HG13	1:F:352:ILE:N	2.30	0.46
1:F:458:GLY:HA2	1:F:464:MET:HE3	1.97	0.46
1:D:390:ARG:HG3	1:D:391:PHE:N	2.31	0.46
1:F:58:LEU:HD12	1:F:131:PHE:CE2	2.51	0.46
1:F:266:ASN:HD22	1:F:266:ASN:HA	1.52	0.46
1:F:291:THR:CG2	1:F:292:GLN:HE21	2.29	0.46
1:A:225:MET:HG2	1:A:324:ARG:HH21	1.81	0.46
1:B:149:GLU:CD	1:B:152:ARG:HH12	2.17	0.46
1:C:109:PRO:HB2	1:C:142:ALA:HB3	1.96	0.46
1:D:349:LYS:HE3	1:D:380:GLU:HG3	1.97	0.46
1:B:185:ILE:CG2	1:B:187:TYR:CE1	2.99	0.46

Continued on next page...

Continued from previous page...

Atom-1	Atom-2	Interatomic distance (Å)	Clash overlap (Å)
1:D:32:THR:CG2	1:D:456:ARG:HD3	2.46	0.46
1:E:426:THR:CG2	1:E:428:VAL:HG12	2.31	0.46
1:F:187:TYR:O	1:F:188:ARG:HD3	2.15	0.46
1:F:316:SER:O	1:F:320:PHE:HD1	1.98	0.46
1:A:364:ILE:HG13	1:A:422:VAL:HG22	1.98	0.46
1:A:472:MET:CE	1:A:479:GLU:HA	2.45	0.46
1:B:365:ILE:O	1:B:441:VAL:HA	2.16	0.46
1:D:174:MET:CE	1:D:177:ILE:HD12	2.46	0.46
1:E:351:ILE:HG13	1:E:352:ILE:N	2.30	0.46
1:F:11:ARG:HB3	1:F:198:TYR:CZ	2.51	0.46
1:F:389:LYS:HD3	1:F:420:PHE:CE2	2.51	0.46
1:A:1:MET:CE	1:B:462:ARG:CZ	2.94	0.45
1:A:60:PRO:HG3	1:A:136:ARG:HD3	1.98	0.45
1:A:105:ILE:HD11	1:A:107:ALA:HB2	1.97	0.45
1:A:406:ARG:HB3	1:A:406:ARG:HH11	1.77	0.45
1:B:60:PRO:HB3	1:B:136:ARG:CZ	2.46	0.45
1:C:351:ILE:HG13	1:C:352:ILE:N	2.31	0.45
1:C:354:GLU:O	1:C:358:ARG:HG3	2.16	0.45
1:E:281:LYS:CD	1:E:304:LEU:HD11	2.46	0.45
1:F:11:ARG:N	1:F:14:GLN:HE21	2.03	0.45
1:F:60:PRO:HB3	1:F:136:ARG:CZ	2.46	0.45
1:A:276:HIS:CE1	1:A:280:LEU:HD22	2.51	0.45
1:A:354:GLU:O	1:A:358:ARG:HG3	2.16	0.45
1:A:394:GLN:CG	1:A:405:GLN:N	2.79	0.45
1:B:241:SER:HB3	1:F:139:GLY:CA	2.46	0.45
1:B:268:ASP:C	1:B:270:ARG:H	2.19	0.45
1:E:391:PHE:HB3	1:E:425:ALA:HB2	1.97	0.45
1:E:485:SER:C	1:E:487:GLN:N	2.69	0.45
1:B:457:ARG:HG2	1:B:457:ARG:H	1.55	0.45
1:D:9:GLN:HB3	1:E:11:ARG:NH1	2.31	0.45
1:F:30:LEU:HD22	1:F:188:ARG:HB3	1.97	0.45
1:F:392:VAL:HG13	1:F:408:GLN:HE21	1.81	0.45
1:B:124:GLU:HA	1:B:154:ALA:HA	1.99	0.45
1:B:342:HIS:CD2	1:B:343:PRO:HD2	2.52	0.45
1:B:380:GLU:OE1	1:B:383:LYS:HD3	2.17	0.45
1:B:392:VAL:HG23	1:B:426:THR:HG22	1.99	0.45
1:C:61:THR:O	1:C:65:VAL:HG23	2.15	0.45
1:E:230:LEU:HD22	1:E:239:LEU:HD11	1.99	0.45
1:F:354:GLU:O	1:F:358:ARG:HG3	2.16	0.45
1:B:393:GLY:N	1:B:428:VAL:HG11	2.32	0.45
1:D:266:ASN:HD22	1:D:266:ASN:HA	1.51	0.45

Continued on next page...

Continued from previous page...

Atom-1	Atom-2	Interatomic distance (Å)	Clash overlap (Å)
1:D:273:LEU:HD12	1:D:273:LEU:HA	1.83	0.45
1:A:113:GLU:HG3	1:A:145:PHE:CD2	2.52	0.45
1:B:47:ARG:NH2	1:B:158:LEU:HB2	2.31	0.45
1:B:50:LYS:HD3	1:B:51:TYR:CE1	2.51	0.45
1:C:174:MET:HE3	1:D:480:ALA:CA	2.46	0.45
1:C:187:TYR:O	1:C:188:ARG:HD3	2.17	0.45
1:D:302:LYS:HE2	1:D:302:LYS:HB3	1.76	0.45
1:D:342:HIS:CD2	1:D:344:LYS:H	2.27	0.45
1:E:124:GLU:H	1:E:124:GLU:HG3	1.64	0.45
1:F:434:ASP:OD1	1:F:462:ARG:NH2	2.48	0.45
1:C:30:LEU:HD22	1:C:188:ARG:HB3	1.98	0.45
1:C:255:GLY:HA3	1:C:276:HIS:NE2	2.32	0.45
1:B:364:ILE:HB	1:B:440:LEU:HD23	1.98	0.45
1:B:479:GLU:HG2	1:B:483:TRP:NE1	2.32	0.45
1:D:243:SER:C	1:D:245:ASP:H	2.20	0.45
1:D:473:ALA:HB3	1:D:476:THR:CG2	2.45	0.45
1:E:98:ALA:HA	1:E:101:ARG:NH1	2.32	0.45
1:F:268:ASP:C	1:F:270:ARG:H	2.19	0.45
1:B:169:THR:HG23	1:B:171:GLU:OE2	2.17	0.45
1:C:291:THR:HG22	1:C:292:GLN:HE21	1.82	0.45
1:D:105:ILE:HD11	1:D:107:ALA:HB2	1.99	0.45
1:D:248:LYS:O	1:D:252:LEU:HD22	2.17	0.45
1:E:124:GLU:HB3	1:E:153:GLN:O	2.17	0.45
1:E:458:GLY:HA2	1:E:464:MET:HE3	1.98	0.45
1:F:364:ILE:CD1	1:F:366:VAL:HG23	2.47	0.45
1:F:437:GLU:O	1:F:437:GLU:HG2	2.17	0.45
1:A:48:LEU:HD21	1:A:55:VAL:HG23	1.98	0.45
1:B:480:ALA:CA	1:F:174:MET:HE3	2.47	0.45
1:C:45:GLU:OE1	1:F:463:HIS:HE1	2.00	0.45
1:C:60:PRO:HG3	1:C:136:ARG:HD3	1.98	0.45
1:C:349:LYS:O	1:C:353:ARG:HD3	2.17	0.45
1:E:231:LYS:N	1:E:232:PRO:HD2	2.32	0.45
1:E:253:ARG:NH1	1:E:257:ILE:HG12	2.32	0.45
1:E:443:PHE:HB3	1:E:445:GLU:O	2.17	0.45
1:F:56:LEU:CD1	1:F:105:ILE:HG13	2.47	0.45
1:F:219:ARG:NE	1:F:290:GLU:OE1	2.45	0.45
1:F:253:ARG:O	1:F:257:ILE:HG13	2.17	0.45
1:A:29:VAL:O	1:A:30:LEU:HD23	2.17	0.44
1:B:241:SER:CB	1:F:139:GLY:CA	2.92	0.44
1:B:454:ILE:HA	1:B:457:ARG:CG	2.47	0.44
1:C:364:ILE:HD11	1:C:366:VAL:HG23	1.97	0.44

Continued on next page...

Continued from previous page...

Atom-1	Atom-2	Interatomic distance (Å)	Clash overlap (Å)
1:E:391:PHE:HB2	1:E:423:LEU:CD1	2.40	0.44
1:E:477:ARG:HB3	1:E:477:ARG:CZ	2.43	0.44
1:E:477:ARG:CB	1:E:477:ARG:CZ	2.95	0.44
1:B:392:VAL:HG13	1:B:393:GLY:N	2.31	0.44
1:C:281:LYS:CD	1:C:304:LEU:HD11	2.45	0.44
1:C:365:ILE:O	1:C:441:VAL:HA	2.17	0.44
1:D:333:VAL:CG1	1:D:334:GLN:N	2.80	0.44
1:E:344:LYS:NZ	1:E:478:ASP:OD1	2.39	0.44
1:E:457:ARG:HG2	1:E:457:ARG:H	1.64	0.44
1:F:289:LEU:HD13	1:F:294:LEU:HD23	1.99	0.44
1:F:380:GLU:OE1	1:F:383:LYS:HD3	2.16	0.44
1:B:355:GLN:NE2	1:B:358:ARG:HH22	2.15	0.44
1:C:48:LEU:HD21	1:C:55:VAL:HG23	1.99	0.44
1:D:60:PRO:HG3	1:D:136:ARG:HD3	1.99	0.44
1:A:405:GLN:N	1:A:408:GLN:HG3	2.32	0.44
1:B:354:GLU:O	1:B:358:ARG:HG3	2.17	0.44
1:C:302:LYS:O	1:C:305:TYR:N	2.46	0.44
1:C:458:GLY:HA2	1:C:464:MET:HE3	2.00	0.44
1:D:258:ILE:CG2	1:D:273:LEU:HD13	2.39	0.44
1:E:122:SER:OG	1:E:124:GLU:CG	2.65	0.44
1:C:476:THR:O	1:D:174:MET:SD	2.76	0.44
1:D:30:LEU:CD2	1:D:188:ARG:CB	2.96	0.44
1:D:56:LEU:HD13	1:D:105:ILE:HG13	2.00	0.44
1:D:60:PRO:HB3	1:D:136:ARG:CZ	2.47	0.44
1:D:441:VAL:HG13	1:D:465:PRO:HB3	1.99	0.44
1:F:405:GLN:N	1:F:407:GLU:OE1	2.50	0.44
1:A:472:MET:HE1	1:A:482:TYR:HB2	1.99	0.44
1:C:75:LEU:HD11	1:F:7:LEU:HD22	2.00	0.44
1:D:364:ILE:HD11	1:D:366:VAL:HG23	2.00	0.44
1:E:11:ARG:NH2	1:E:459:ARG:O	2.51	0.44
1:F:105:ILE:HD11	1:F:107:ALA:HB2	1.98	0.44
1:F:226:LEU:HD22	1:F:230:LEU:CD1	2.48	0.44
1:A:482:TYR:C	1:A:482:TYR:CD2	2.91	0.44
1:B:8:ILE:HD12	1:B:38:LEU:HD22	2.00	0.44
1:C:454:ILE:HA	1:C:457:ARG:CG	2.48	0.44
1:D:204:PHE:HA	1:D:468:VAL:HG22	2.00	0.44
1:D:207:VAL:HG13	1:D:469:ILE:HG23	2.00	0.44
1:F:438:VAL:O	1:F:438:VAL:HG22	2.18	0.44
1:C:56:LEU:CD1	1:C:105:ILE:HG13	2.48	0.44
1:D:22:LYS:CG	1:D:46:TYR:CD2	3.00	0.44
1:D:185:ILE:HG21	1:D:187:TYR:CE1	2.52	0.44

Continued on next page...

Continued from previous page...

Atom-1	Atom-2	Interatomic distance (Å)	Clash overlap (Å)
1:E:236:THR:HG21	1:E:269:LEU:HD22	2.00	0.44
1:E:273:LEU:HD12	1:E:273:LEU:HA	1.86	0.44
1:E:487:GLN:O	1:E:487:GLN:HG2	2.17	0.44
1:F:323:LYS:O	1:F:326:LYS:HB2	2.18	0.44
1:A:27:LEU:HD13	1:A:182:ILE:HG13	1.99	0.44
1:B:69:ALA:O	1:B:73:ARG:HG3	2.18	0.44
1:B:440:LEU:HG	1:B:441:VAL:N	2.32	0.44
1:C:441:VAL:HG13	1:C:465:PRO:HB3	2.00	0.44
1:E:2:VAL:HB	1:E:45:GLU:HG3	1.99	0.44
1:E:60:PRO:HG3	1:E:136:ARG:HD3	2.00	0.44
1:E:322:ASP:OD2	1:E:324:ARG:HB2	2.17	0.44
1:A:22:LYS:HD2	1:A:46:TYR:CD1	2.53	0.43
1:A:124:GLU:HA	1:A:153:GLN:O	2.18	0.43
1:B:3:LEU:HD12	1:B:42:MET:HA	2.00	0.43
1:B:105:ILE:HD11	1:B:107:ALA:HB2	1.98	0.43
1:D:9:GLN:HB3	1:E:11:ARG:HH11	1.82	0.43
1:D:51:TYR:O	1:D:52:GLY:O	2.35	0.43
1:E:248:LYS:O	1:E:252:LEU:HD22	2.18	0.43
1:D:22:LYS:HG3	1:D:46:TYR:CD2	2.53	0.43
1:D:123:LEU:CD2	1:D:123:LEU:N	2.73	0.43
1:E:113:GLU:HG3	1:E:145:PHE:CD2	2.53	0.43
1:F:30:LEU:CD2	1:F:188:ARG:HB2	2.48	0.43
1:B:236:THR:HG21	1:B:269:LEU:HD22	2.01	0.43
1:B:302:LYS:HB3	1:B:302:LYS:HE2	1.75	0.43
1:C:22:LYS:CG	1:C:46:TYR:CE2	2.99	0.43
1:D:456:ARG:HH11	1:D:456:ARG:CG	2.31	0.43
1:E:225:MET:HG2	1:E:324:ARG:HH21	1.83	0.43
1:F:61:THR:O	1:F:65:VAL:HG23	2.19	0.43
1:A:486:ARG:HH22	1:E:165:SER:HA	1.84	0.43
1:F:43:ILE:O	1:F:47:ARG:HG2	2.17	0.43
1:F:261:GLU:OE1	1:F:261:GLU:HA	2.18	0.43
1:D:107:ALA:HB3	1:D:112:ILE:HD13	2.00	0.43
1:D:268:ASP:C	1:D:270:ARG:H	2.21	0.43
1:E:22:LYS:HD2	1:E:46:TYR:CE1	2.54	0.43
1:F:364:ILE:HD12	1:F:364:ILE:C	2.39	0.43
1:B:133:GLU:O	1:B:136:ARG:HG2	2.19	0.43
1:C:60:PRO:HB3	1:C:136:ARG:CZ	2.49	0.43
1:C:190:GLU:HG3	1:C:199:VAL:HG11	2.01	0.43
1:C:289:LEU:HD13	1:C:294:LEU:HD23	2.01	0.43
1:D:112:ILE:CG2	1:D:146:ILE:HD13	2.48	0.43
1:E:391:PHE:C	1:E:391:PHE:CD2	2.91	0.43

Continued on next page...

Continued from previous page...

Atom-1	Atom-2	Interatomic distance (Å)	Clash overlap (Å)
1:B:210:ASP:CA	1:B:474:LYS:HE3	2.43	0.43
1:C:243:SER:C	1:C:245:ASP:H	2.22	0.43
1:C:349:LYS:HE3	1:C:380:GLU:HG3	2.00	0.43
1:C:366:VAL:HG22	1:C:442:VAL:HG13	2.00	0.43
1:D:236:THR:HG21	1:D:269:LEU:HD22	2.01	0.43
1:E:133:GLU:OE1	1:E:136:ARG:NH1	2.46	0.43
1:F:30:LEU:CD2	1:F:188:ARG:CB	2.96	0.43
1:A:22:LYS:HG3	1:A:46:TYR:CD2	2.54	0.43
1:B:266:ASN:O	1:B:267:HIS:HB2	2.19	0.43
1:C:22:LYS:HG3	1:C:46:TYR:CD2	2.54	0.43
1:C:73:ARG:HG2	1:C:83:ILE:HG21	2.01	0.43
1:C:266:ASN:O	1:C:267:HIS:HB2	2.18	0.43
1:E:128:LEU:HD13	1:E:158:LEU:HD13	2.00	0.43
1:E:261:GLU:OE1	1:E:261:GLU:HA	2.19	0.43
1:E:268:ASP:C	1:E:270:ARG:H	2.22	0.43
1:F:62:LYS:H	1:F:63:PRO:HD2	1.83	0.43
1:F:204:PHE:HA	1:F:468:VAL:HG22	2.00	0.43
1:A:124:GLU:HB3	1:A:153:GLN:O	2.19	0.43
1:A:261:GLU:OE1	1:A:264:LYS:HD2	2.18	0.43
1:A:457:ARG:HG2	1:A:457:ARG:H	1.66	0.43
1:B:174:MET:CE	1:B:177:ILE:HD12	2.46	0.43
1:C:4:ARG:HA	1:C:4:ARG:HD2	1.88	0.43
1:D:124:GLU:O	1:D:155:LYS:HG3	2.19	0.43
1:A:5:ARG:NH1	1:A:15:GLU:OE2	2.45	0.43
1:A:10:PRO:HA	1:A:14:GLN:NE2	2.34	0.43
1:A:454:ILE:HA	1:A:457:ARG:CG	2.49	0.43
1:B:8:ILE:CD1	1:B:75:LEU:HD22	2.49	0.43
1:B:211:LEU:HB2	1:B:474:LYS:NZ	2.34	0.43
1:C:105:ILE:HD11	1:C:107:ALA:HB2	2.01	0.43
1:C:150:TYR:OH	1:C:157:PRO:HA	2.19	0.43
1:D:116:LEU:HD12	1:D:116:LEU:HA	1.84	0.43
1:D:231:LYS:N	1:D:232:PRO:HD2	2.33	0.43
1:E:83:ILE:HD13	1:E:104:VAL:HB	2.01	0.43
1:E:243:SER:C	1:E:245:ASP:H	2.22	0.43
1:A:22:LYS:HG2	1:A:46:TYR:CE2	2.54	0.42
1:A:72:PHE:O	1:A:76:PHE:HB2	2.19	0.42
1:A:248:LYS:O	1:A:252:LEU:HD22	2.19	0.42
1:B:202:ILE:HG21	1:B:204:PHE:CZ	2.54	0.42
1:B:222:LEU:CB	1:B:286:ILE:HD13	2.49	0.42
1:B:454:ILE:HA	1:B:457:ARG:HG3	2.00	0.42
1:E:364:ILE:HD11	1:E:366:VAL:HG23	2.01	0.42

Continued on next page...

Continued from previous page...

Atom-1	Atom-2	Interatomic distance (Å)	Clash overlap (Å)
1:A:268:ASP:C	1:A:270:ARG:H	2.22	0.42
1:B:248:LYS:HG2	1:B:252:LEU:HD21	2.00	0.42
1:C:8:ILE:CG1	1:C:10:PRO:HD3	2.49	0.42
1:C:29:VAL:O	1:C:30:LEU:HD23	2.18	0.42
1:C:124:GLU:HA	1:C:153:GLN:O	2.19	0.42
1:E:105:ILE:HD12	1:E:105:ILE:C	2.39	0.42
1:F:273:LEU:HD12	1:F:273:LEU:HA	1.88	0.42
1:A:61:THR:HB	1:A:63:PRO:HD2	2.00	0.42
1:B:1:MET:HE1	1:B:4:ARG:HE	1.83	0.42
1:B:261:GLU:OE1	1:B:261:GLU:HA	2.20	0.42
1:B:291:THR:HG23	1:B:373:THR:OG1	2.19	0.42
1:C:261:GLU:OE1	1:C:264:LYS:HD2	2.19	0.42
1:C:289:LEU:CD1	1:C:294:LEU:HD23	2.49	0.42
1:C:380:GLU:OE1	1:C:383:LYS:HD3	2.19	0.42
1:D:11:ARG:N	1:D:14:GLN:HE21	2.09	0.42
1:E:116:LEU:HD12	1:E:116:LEU:HA	1.82	0.42
1:F:47:ARG:CD	1:F:158:LEU:HD12	2.48	0.42
1:F:83:ILE:HD13	1:F:104:VAL:HB	2.01	0.42
1:F:212:PRO:HD2	1:F:343:PRO:HG2	2.00	0.42
1:A:56:LEU:HD13	1:A:105:ILE:HG13	2.00	0.42
1:A:426:THR:CG2	1:A:428:VAL:HG12	2.35	0.42
1:A:452:ARG:HD2	1:A:456:ARG:NH2	2.34	0.42
1:B:140:ASN:HD22	1:B:140:ASN:HA	1.61	0.42
1:B:390:ARG:HG3	1:B:391:PHE:N	2.34	0.42
1:E:441:VAL:HG13	1:E:465:PRO:HB3	2.00	0.42
1:E:452:ARG:HD2	1:E:456:ARG:NH2	2.34	0.42
1:A:8:ILE:HG23	1:A:75:LEU:HD22	2.01	0.42
1:B:243:SER:C	1:B:245:ASP:H	2.23	0.42
1:B:333:VAL:CG1	1:B:334:GLN:N	2.82	0.42
1:C:16:VAL:O	1:C:19:ALA:HB3	2.19	0.42
1:C:47:ARG:CD	1:C:158:LEU:HD12	2.49	0.42
1:C:236:THR:HG21	1:C:269:LEU:HD22	2.00	0.42
1:C:268:ASP:C	1:C:270:ARG:H	2.22	0.42
1:C:443:PHE:HE1	1:C:450:ALA:HB3	1.84	0.42
1:E:390:ARG:HG2	1:E:390:ARG:HH11	1.84	0.42
1:F:55:VAL:HG13	1:F:128:LEU:HD23	2.02	0.42
1:F:128:LEU:HD13	1:F:158:LEU:HD13	2.01	0.42
1:F:208:ARG:HD3	1:F:474:LYS:CG	2.49	0.42
1:F:211:LEU:HD22	1:F:215:TYR:CD2	2.54	0.42
1:F:253:ARG:NH1	1:F:257:ILE:HG12	2.35	0.42
1:F:454:ILE:HA	1:F:457:ARG:CG	2.49	0.42

Continued on next page...

Continued from previous page...

Atom-1	Atom-2	Interatomic distance (Å)	Clash overlap (Å)
1:B:248:LYS:HG2	1:B:252:LEU:CD2	2.50	0.42
1:C:43:ILE:O	1:C:47:ARG:HG2	2.19	0.42
1:D:122:SER:OG	1:D:124:GLU:CG	2.68	0.42
1:D:223:ARG:NH2	1:D:245:ASP:OD1	2.53	0.42
1:D:389:LYS:HD3	1:D:420:PHE:CE2	2.55	0.42
1:E:323:LYS:O	1:E:326:LYS:HB2	2.18	0.42
1:F:116:LEU:HD12	1:F:116:LEU:HA	1.81	0.42
1:F:228:ASP:HA	1:F:231:LYS:HD2	2.00	0.42
1:D:294:LEU:HD12	1:D:340:LEU:O	2.19	0.42
1:D:380:GLU:OE1	1:D:383:LYS:HD3	2.20	0.42
1:E:266:ASN:HD22	1:E:266:ASN:HA	1.52	0.42
1:F:37:THR:O	1:F:40:ALA:HB3	2.20	0.42
1:F:169:THR:HG22	1:F:171:GLU:N	2.35	0.42
1:F:406:ARG:HH11	1:F:406:ARG:CA	2.30	0.42
1:A:11:ARG:N	1:A:14:GLN:HE21	2.13	0.42
1:A:463:HIS:HE1	1:B:45:GLU:OE1	2.02	0.42
1:B:22:LYS:HG3	1:B:46:TYR:CD2	2.55	0.42
1:B:364:ILE:HG13	1:B:422:VAL:HG22	2.01	0.42
1:D:98:ALA:HA	1:D:101:ARG:NH1	2.35	0.42
1:E:179:ASN:HD22	1:E:179:ASN:HA	1.60	0.42
1:B:23:GLU:OE2	1:B:47:ARG:NH1	2.53	0.42
1:C:255:GLY:CA	1:C:276:HIS:CD2	3.03	0.42
1:D:128:LEU:HD13	1:D:158:LEU:HD13	2.02	0.42
1:D:366:VAL:HG22	1:D:442:VAL:HG13	2.01	0.42
1:D:414:GLU:O	1:D:419:GLU:HB2	2.20	0.42
1:E:73:ARG:HG2	1:E:83:ILE:HG21	2.02	0.42
1:E:78:LEU:O	1:E:79:PRO:C	2.59	0.42
1:F:231:LYS:O	1:F:235:GLU:HG3	2.20	0.42
1:B:91:SER:OG	1:B:94:GLU:HG3	2.20	0.42
1:C:190:GLU:CG	1:C:199:VAL:HG11	2.50	0.42
1:D:354:GLU:OE1	1:D:358:ARG:NH1	2.53	0.42
1:E:61:THR:O	1:E:65:VAL:HG23	2.20	0.42
1:E:302:LYS:O	1:E:305:TYR:N	2.50	0.42
1:F:4:ARG:HA	1:F:4:ARG:HD2	1.83	0.42
1:F:302:LYS:O	1:F:305:TYR:N	2.51	0.42
1:B:349:LYS:O	1:B:353:ARG:HD3	2.19	0.41
1:C:342:HIS:HA	1:C:343:PRO:HD3	1.82	0.41
1:C:463:HIS:HE1	1:F:45:GLU:OE1	2.02	0.41
1:D:47:ARG:NH2	1:D:158:LEU:HB2	2.35	0.41
1:D:169:THR:HG22	1:D:171:GLU:N	2.34	0.41
1:D:302:LYS:O	1:D:305:TYR:N	2.46	0.41

Continued on next page...

Continued from previous page...

Atom-1	Atom-2	Interatomic distance (Å)	Clash overlap (Å)
1:D:412:LEU:HD12	1:D:412:LEU:HA	1.91	0.41
1:F:29:VAL:HB	1:F:187:TYR:CD2	2.54	0.41
1:A:4:ARG:HG3	1:A:4:ARG:HH11	1.85	0.41
1:A:12:ILE:HG13	1:A:198:TYR:OH	2.19	0.41
1:C:123:LEU:HD23	1:C:123:LEU:N	2.20	0.41
1:C:347:LYS:O	1:C:351:ILE:HG23	2.20	0.41
1:C:458:GLY:HA2	1:C:464:MET:CE	2.50	0.41
1:D:56:LEU:CD1	1:D:105:ILE:HG13	2.50	0.41
1:D:253:ARG:O	1:D:257:ILE:HG13	2.20	0.41
1:E:56:LEU:CD1	1:E:105:ILE:HG13	2.50	0.41
1:F:309:LYS:C	1:F:311:GLY:N	2.72	0.41
1:A:273:LEU:HD12	1:A:273:LEU:HA	1.87	0.41
1:B:190:GLU:CG	1:B:199:VAL:HG11	2.50	0.41
1:C:185:ILE:HB	1:D:483:TRP:CE3	2.54	0.41
1:D:58:LEU:HD12	1:D:131:PHE:CE2	2.55	0.41
1:E:276:HIS:CE1	1:E:280:LEU:HD22	2.55	0.41
1:E:437:GLU:O	1:E:437:GLU:HG2	2.20	0.41
1:A:36:LYS:N	2:A:495:PO4:O1	2.53	0.41
1:A:174:MET:HE2	1:E:480:ALA:HB2	1.98	0.41
1:A:302:LYS:HE2	1:A:302:LYS:HB3	1.72	0.41
1:D:1:MET:HG3	1:D:3:LEU:O	2.21	0.41
1:D:34:LEU:HD21	1:D:459:ARG:HG2	2.03	0.41
1:D:190:GLU:CG	1:D:199:VAL:HG11	2.50	0.41
1:D:281:LYS:HE2	1:D:316:SER:OG	2.20	0.41
1:D:351:ILE:HG13	1:D:352:ILE:N	2.36	0.41
1:E:123:LEU:CD2	1:E:123:LEU:N	2.79	0.41
1:E:477:ARG:O	1:E:478:ASP:C	2.58	0.41
1:F:62:LYS:N	1:F:63:PRO:CD	2.83	0.41
1:F:97:LYS:O	1:F:100:ALA:HB3	2.21	0.41
1:F:443:PHE:HE1	1:F:450:ALA:HB3	1.85	0.41
1:A:212:PRO:HD2	1:A:343:PRO:HG2	2.01	0.41
1:B:164:ALA:O	1:B:165:SER:HB2	2.20	0.41
1:C:62:LYS:H	1:C:63:PRO:HD2	1.85	0.41
1:C:130:VAL:HA	1:C:160:ILE:O	2.21	0.41
1:C:364:ILE:HD12	1:C:364:ILE:C	2.41	0.41
1:C:412:LEU:HD12	1:C:412:LEU:HA	1.93	0.41
1:E:150:TYR:OH	1:E:157:PRO:HA	2.20	0.41
1:F:69:ALA:O	1:F:73:ARG:HG3	2.20	0.41
1:F:105:ILE:HD12	1:F:105:ILE:C	2.39	0.41
1:F:248:LYS:HB2	1:F:283:HIS:CE1	2.55	0.41
1:A:62:LYS:HG3	1:A:63:PRO:HD2	1.99	0.41

Continued on next page...

Continued from previous page...

Atom-1	Atom-2	Interatomic distance (Å)	Clash overlap (Å)
1:A:174:MET:HE1	1:A:177:ILE:HD12	2.03	0.41
1:A:349:LYS:O	1:A:353:ARG:HD3	2.21	0.41
1:A:351:ILE:HG13	1:A:352:ILE:N	2.35	0.41
1:B:112:ILE:CG2	1:B:146:ILE:HD13	2.50	0.41
1:B:169:THR:HG22	1:B:171:GLU:N	2.34	0.41
1:C:105:ILE:HD12	1:C:105:ILE:C	2.41	0.41
1:C:345:MET:HB3	1:C:345:MET:HE2	1.81	0.41
1:D:190:GLU:HG3	1:D:199:VAL:HG11	2.01	0.41
1:E:60:PRO:HB3	1:E:136:ARG:CZ	2.51	0.41
1:E:135:HIS:CD2	1:E:163:THR:OG1	2.74	0.41
1:F:152:ARG:HG3	1:F:153:GLN:N	2.35	0.41
1:F:344:LYS:HB3	1:F:444:TYR:CE2	2.54	0.41
1:A:380:GLU:OE1	1:A:383:LYS:HD3	2.20	0.41
1:B:176:VAL:HG23	1:B:180:LEU:HD12	2.02	0.41
1:B:364:ILE:HD11	1:B:366:VAL:HG23	2.03	0.41
1:C:2:VAL:HB	1:C:45:GLU:OE2	2.20	0.41
1:C:22:LYS:HD2	1:C:46:TYR:CE1	2.55	0.41
1:C:174:MET:HE1	1:C:177:ILE:HD12	2.02	0.41
1:D:333:VAL:HG13	1:D:334:GLN:N	2.35	0.41
1:D:351:ILE:HD12	1:D:469:ILE:HD12	2.02	0.41
1:E:11:ARG:N	1:E:14:GLN:HE21	2.15	0.41
1:E:169:THR:HG22	1:E:172:LYS:N	2.26	0.41
1:F:190:GLU:OE1	1:F:459:ARG:NH1	2.47	0.41
1:A:83:ILE:HD13	1:A:104:VAL:HB	2.02	0.41
1:A:190:GLU:CG	1:A:199:VAL:HG11	2.51	0.41
1:A:472:MET:CB	1:A:478:ASP:HB3	2.50	0.41
1:B:410:LEU:O	1:B:414:GLU:HG3	2.20	0.41
1:D:462:ARG:HE	1:E:1:MET:HE3	1.85	0.41
1:E:30:LEU:O	1:E:36:LYS:HE2	2.21	0.41
1:E:152:ARG:HG3	1:E:153:GLN:N	2.35	0.41
1:E:169:THR:CG2	1:E:171:GLU:OE2	2.67	0.41
1:E:190:GLU:CG	1:E:199:VAL:HG11	2.50	0.41
1:F:11:ARG:HD3	1:F:14:GLN:NE2	2.36	0.41
1:F:115:ASP:HA	1:F:120:ARG:HH11	1.86	0.41
1:A:211:LEU:HD22	1:A:215:TYR:CD2	2.56	0.41
1:A:243:SER:C	1:A:245:ASP:H	2.24	0.41
1:A:349:LYS:HE3	1:A:380:GLU:HG3	2.03	0.41
1:A:443:PHE:HE1	1:A:450:ALA:HB3	1.86	0.41
1:B:316:SER:O	1:B:320:PHE:HD1	2.04	0.41
1:B:366:VAL:HG22	1:B:442:VAL:HG13	2.02	0.41
1:B:391:PHE:C	1:B:391:PHE:HD2	2.24	0.41

Continued on next page...

Continued from previous page...

Atom-1	Atom-2	Interatomic distance (Å)	Clash overlap (Å)
1:C:37:THR:O	1:C:41:MET:HG3	2.20	0.41
1:C:116:LEU:HD12	1:C:116:LEU:HA	1.83	0.41
1:D:1:MET:HE2	1:D:5:ARG:N	2.36	0.41
1:D:22:LYS:CG	1:D:46:TYR:CE2	2.99	0.41
1:D:22:LYS:HD2	1:D:46:TYR:CD1	2.55	0.41
1:D:221:LEU:HD22	1:D:324:ARG:HG2	2.03	0.41
1:D:266:ASN:O	1:D:267:HIS:HB2	2.21	0.41
1:D:342:HIS:HA	1:D:343:PRO:HD3	1.91	0.41
1:D:364:ILE:HG13	1:D:422:VAL:HG22	2.02	0.41
1:D:454:ILE:HA	1:D:457:ARG:HG3	2.01	0.41
1:D:462:ARG:HE	1:E:1:MET:CE	2.33	0.41
1:E:364:ILE:CD1	1:E:366:VAL:HG23	2.51	0.41
1:E:389:LYS:HD3	1:E:420:PHE:CE2	2.56	0.41
1:F:391:PHE:HD2	1:F:391:PHE:C	2.22	0.41
1:F:458:GLY:HA2	1:F:464:MET:CE	2.50	0.41
1:A:51:TYR:O	1:A:52:GLY:O	2.38	0.41
1:A:169:THR:CG2	1:A:171:GLU:HB2	2.51	0.41
1:B:477:ARG:CG	1:B:477:ARG:NH1	2.84	0.41
1:C:3:LEU:O	1:C:5:ARG:N	2.51	0.41
1:C:56:LEU:HD13	1:C:105:ILE:HG13	2.02	0.41
1:C:124:GLU:H	1:C:124:GLU:HG3	1.65	0.41
1:C:225:MET:HG2	1:C:324:ARG:HH21	1.85	0.41
1:D:30:LEU:CD2	1:D:188:ARG:HB3	2.50	0.41
1:D:173:ILE:O	1:D:177:ILE:HG13	2.20	0.41
1:E:115:ASP:HA	1:E:120:ARG:HH11	1.86	0.41
1:A:116:LEU:HD12	1:A:116:LEU:HA	1.80	0.40
1:A:123:LEU:CD2	1:A:123:LEU:N	2.77	0.40
1:A:222:LEU:CB	1:A:286:ILE:HD13	2.51	0.40
1:A:472:MET:HE1	1:A:479:GLU:HA	2.03	0.40
1:B:152:ARG:HG3	1:B:153:GLN:N	2.36	0.40
1:D:434:ASP:OD2	1:D:457:ARG:NH2	2.54	0.40
1:E:135:HIS:CD2	1:E:135:HIS:H	2.39	0.40
1:E:342:HIS:CD2	1:E:344:LYS:HB2	2.56	0.40
1:E:472:MET:HB2	1:E:478:ASP:HB3	2.02	0.40
1:F:36:LYS:N	2:F:495:PO4:O1	2.54	0.40
1:F:60:PRO:HG3	1:F:136:ARG:HD3	2.02	0.40
1:F:456:ARG:HH11	1:F:456:ARG:CG	2.34	0.40
1:A:107:ALA:HB3	1:A:112:ILE:HD13	2.02	0.40
1:A:207:VAL:HG13	1:A:469:ILE:HG23	2.03	0.40
1:B:273:LEU:HD12	1:B:273:LEU:HA	1.84	0.40
1:C:294:LEU:HD12	1:C:340:LEU:O	2.21	0.40

Continued on next page...

Continued from previous page...

Atom-1	Atom-2	Interatomic distance (Å)	Clash overlap (Å)
1:C:364:ILE:HG13	1:C:422:VAL:HG22	2.02	0.40
1:D:226:LEU:HD22	1:D:230:LEU:CD1	2.51	0.40
1:E:333:VAL:CG1	1:E:334:GLN:N	2.84	0.40
1:F:123:LEU:CD2	1:F:123:LEU:N	2.80	0.40
1:F:124:GLU:HA	1:F:153:GLN:O	2.21	0.40
1:A:124:GLU:O	1:A:155:LYS:HG3	2.22	0.40
1:A:458:GLY:HA2	1:A:464:MET:CE	2.51	0.40
1:C:23:GLU:OE2	1:C:51:TYR:OH	2.39	0.40
1:C:37:THR:O	1:C:40:ALA:HB3	2.21	0.40
1:C:169:THR:HG22	1:C:171:GLU:N	2.35	0.40
1:C:171:GLU:HG2	1:D:247:PRO:HG3	2.03	0.40
1:C:202:ILE:HG21	1:C:204:PHE:CZ	2.57	0.40
1:C:302:LYS:HB3	1:C:302:LYS:HE2	1.81	0.40
1:C:456:ARG:HH11	1:C:456:ARG:CG	2.32	0.40
1:F:190:GLU:HG3	1:F:199:VAL:HG11	2.04	0.40
1:F:208:ARG:CD	1:F:474:LYS:HG3	2.51	0.40
1:A:1:MET:HE1	1:B:462:ARG:CZ	2.52	0.40
1:A:60:PRO:HB3	1:A:136:ARG:CZ	2.51	0.40
1:B:280:LEU:HD12	1:B:280:LEU:HA	1.89	0.40
1:C:333:VAL:CG1	1:C:334:GLN:N	2.84	0.40
1:D:7:LEU:O	1:E:8:ILE:HA	2.21	0.40
1:D:202:ILE:HG21	1:D:204:PHE:CZ	2.57	0.40
1:D:261:GLU:OE1	1:D:264:LYS:HD2	2.21	0.40
1:F:174:MET:CE	1:F:177:ILE:HD12	2.51	0.40
1:F:192:SER:C	1:F:194:ASP:N	2.75	0.40
1:A:135:HIS:CD2	1:A:135:HIS:H	2.38	0.40
1:A:251:VAL:HG23	1:A:252:LEU:N	2.36	0.40
1:A:355:GLN:NE2	1:A:358:ARG:NH2	2.68	0.40
1:A:405:GLN:HB3	1:A:406:ARG:H	1.70	0.40
1:B:294:LEU:HD12	1:B:340:LEU:O	2.21	0.40
1:C:41:MET:HE2	1:C:72:PHE:HA	2.03	0.40
1:E:187:TYR:O	1:E:188:ARG:HD3	2.21	0.40
1:F:124:GLU:H	1:F:124:GLU:HG3	1.69	0.40
1:F:406:ARG:HA	1:F:406:ARG:NH1	2.30	0.40

All (1) symmetry-related close contacts are listed below. The label for Atom-2 includes the symmetry operator and encoded unit-cell translations to be applied.

Atom-1	Atom-2	Interatomic distance (Å)	Clash overlap (Å)
1:B:268:ASP:OD2	1:E:371:ARG:NH1[1_455]	2.08	0.12

5.3 Torsion angles

5.3.1 Protein backbone

In the following table, the Percentiles column shows the percent Ramachandran outliers of the chain as a percentile score with respect to all X-ray entries followed by that with respect to entries of similar resolution.

The Analysed column shows the number of residues for which the backbone conformation was analysed, and the total number of residues.

Mol	Chain	Analysed	Favoured	Allowed	Outliers	Percentiles	
1	A	475/494 (96%)	442 (93%)	28 (6%)	5 (1%)	14	42
1	B	473/494 (96%)	443 (94%)	26 (6%)	4 (1%)	19	51
1	C	471/494 (95%)	435 (92%)	29 (6%)	7 (2%)	10	34
1	D	463/494 (94%)	433 (94%)	26 (6%)	4 (1%)	17	48
1	E	471/494 (95%)	441 (94%)	27 (6%)	3 (1%)	25	58
1	F	471/494 (95%)	439 (93%)	29 (6%)	3 (1%)	25	58
All	All	2824/2964 (95%)	2633 (93%)	165 (6%)	26 (1%)	17	48

All (26) Ramachandran outliers are listed below:

Mol	Chain	Res	Type
1	B	52	GLY
1	C	52	GLY
1	F	52	GLY
1	A	52	GLY
1	A	484	SER
1	B	405	GLN
1	C	4	ARG
1	D	52	GLY
1	E	52	GLY
1	A	141	TYR
1	A	394	GLN
1	B	141	TYR
1	C	141	TYR
1	D	141	TYR
1	E	419	GLU
1	F	141	TYR
1	B	165	SER
1	C	165	SER
1	C	419	GLU
1	D	165	SER

Continued on next page...

Continued from previous page...

Mol	Chain	Res	Type
1	D	419	GLU
1	F	448	PRO
1	C	110	GLN
1	C	448	PRO
1	E	448	PRO
1	A	448	PRO

5.3.2 Protein sidechains [i](#)

In the following table, the Percentiles column shows the percent sidechain outliers of the chain as a percentile score with respect to all X-ray entries followed by that with respect to entries of similar resolution.

The Analysed column shows the number of residues for which the sidechain conformation was analysed, and the total number of residues.

Mol	Chain	Analysed	Rotameric	Outliers	Percentiles
1	A	413/427 (97%)	371 (90%)	42 (10%)	7 22
1	B	412/427 (96%)	370 (90%)	42 (10%)	7 22
1	C	411/427 (96%)	370 (90%)	41 (10%)	7 23
1	D	406/427 (95%)	369 (91%)	37 (9%)	9 28
1	E	411/427 (96%)	369 (90%)	42 (10%)	7 22
1	F	411/427 (96%)	371 (90%)	40 (10%)	8 25
All	All	2464/2562 (96%)	2220 (90%)	244 (10%)	8 24

All (244) residues with a non-rotameric sidechain are listed below:

Mol	Chain	Res	Type
1	A	11	ARG
1	A	18	TYR
1	A	87	THR
1	A	101	ARG
1	A	105	ILE
1	A	110	GLN
1	A	115	ASP
1	A	123	LEU
1	A	124	GLU
1	A	140	ASN
1	A	158	LEU
1	A	176	VAL

Continued on next page...

Continued from previous page...

Mol	Chain	Res	Type
1	A	188	ARG
1	A	206	TRP
1	A	226	LEU
1	A	239	LEU
1	A	253	ARG
1	A	266	ASN
1	A	280	LEU
1	A	291	THR
1	A	318	GLU
1	A	324	ARG
1	A	353	ARG
1	A	354	GLU
1	A	355	GLN
1	A	357	GLN
1	A	364	ILE
1	A	370	TYR
1	A	394	GLN
1	A	419	GLU
1	A	430	GLU
1	A	438	VAL
1	A	440	LEU
1	A	441	VAL
1	A	448	PRO
1	A	455	GLN
1	A	457	ARG
1	A	472	MET
1	A	474	LYS
1	A	476	THR
1	A	482	TYR
1	A	486	ARG
1	B	3	LEU
1	B	11	ARG
1	B	18	TYR
1	B	87	THR
1	B	101	ARG
1	B	105	ILE
1	B	110	GLN
1	B	111	THR
1	B	112	ILE
1	B	115	ASP
1	B	123	LEU
1	B	124	GLU

Continued on next page...

Continued from previous page...

Mol	Chain	Res	Type
1	B	140	ASN
1	B	158	LEU
1	B	176	VAL
1	B	188	ARG
1	B	206	TRP
1	B	226	LEU
1	B	239	LEU
1	B	252	LEU
1	B	253	ARG
1	B	266	ASN
1	B	280	LEU
1	B	318	GLU
1	B	353	ARG
1	B	354	GLU
1	B	355	GLN
1	B	357	GLN
1	B	364	ILE
1	B	370	TYR
1	B	391	PHE
1	B	392	VAL
1	B	405	GLN
1	B	419	GLU
1	B	430	GLU
1	B	438	VAL
1	B	440	LEU
1	B	441	VAL
1	B	455	GLN
1	B	457	ARG
1	B	468	VAL
1	B	486	ARG
1	C	7	LEU
1	C	8	ILE
1	C	11	ARG
1	C	18	TYR
1	C	62	LYS
1	C	87	THR
1	C	101	ARG
1	C	105	ILE
1	C	110	GLN
1	C	115	ASP
1	C	123	LEU
1	C	124	GLU

Continued on next page...

Continued from previous page...

Mol	Chain	Res	Type
1	C	140	ASN
1	C	158	LEU
1	C	176	VAL
1	C	188	ARG
1	C	206	TRP
1	C	226	LEU
1	C	239	LEU
1	C	253	ARG
1	C	266	ASN
1	C	280	LEU
1	C	291	THR
1	C	318	GLU
1	C	353	ARG
1	C	354	GLU
1	C	355	GLN
1	C	357	GLN
1	C	364	ILE
1	C	370	TYR
1	C	391	PHE
1	C	406	ARG
1	C	419	GLU
1	C	430	GLU
1	C	438	VAL
1	C	440	LEU
1	C	441	VAL
1	C	455	GLN
1	C	457	ARG
1	C	485	SER
1	C	486	ARG
1	D	11	ARG
1	D	18	TYR
1	D	87	THR
1	D	101	ARG
1	D	105	ILE
1	D	110	GLN
1	D	111	THR
1	D	115	ASP
1	D	123	LEU
1	D	124	GLU
1	D	140	ASN
1	D	158	LEU
1	D	176	VAL

Continued on next page...

Continued from previous page...

Mol	Chain	Res	Type
1	D	188	ARG
1	D	206	TRP
1	D	226	LEU
1	D	239	LEU
1	D	253	ARG
1	D	266	ASN
1	D	280	LEU
1	D	291	THR
1	D	318	GLU
1	D	353	ARG
1	D	354	GLU
1	D	355	GLN
1	D	357	GLN
1	D	364	ILE
1	D	370	TYR
1	D	419	GLU
1	D	430	GLU
1	D	438	VAL
1	D	440	LEU
1	D	441	VAL
1	D	455	GLN
1	D	457	ARG
1	D	468	VAL
1	D	477	ARG
1	E	11	ARG
1	E	18	TYR
1	E	87	THR
1	E	101	ARG
1	E	105	ILE
1	E	110	GLN
1	E	112	ILE
1	E	115	ASP
1	E	123	LEU
1	E	124	GLU
1	E	140	ASN
1	E	158	LEU
1	E	176	VAL
1	E	188	ARG
1	E	206	TRP
1	E	226	LEU
1	E	239	LEU
1	E	253	ARG

Continued on next page...

Continued from previous page...

Mol	Chain	Res	Type
1	E	266	ASN
1	E	280	LEU
1	E	291	THR
1	E	318	GLU
1	E	324	ARG
1	E	353	ARG
1	E	354	GLU
1	E	355	GLN
1	E	357	GLN
1	E	364	ILE
1	E	370	TYR
1	E	406	ARG
1	E	407	GLU
1	E	419	GLU
1	E	430	GLU
1	E	438	VAL
1	E	440	LEU
1	E	441	VAL
1	E	455	GLN
1	E	457	ARG
1	E	474	LYS
1	E	477	ARG
1	E	486	ARG
1	E	487	GLN
1	F	5	ARG
1	F	11	ARG
1	F	18	TYR
1	F	87	THR
1	F	101	ARG
1	F	105	ILE
1	F	110	GLN
1	F	115	ASP
1	F	123	LEU
1	F	124	GLU
1	F	140	ASN
1	F	158	LEU
1	F	176	VAL
1	F	188	ARG
1	F	206	TRP
1	F	226	LEU
1	F	239	LEU
1	F	253	ARG

Continued on next page...

Continued from previous page...

Mol	Chain	Res	Type
1	F	266	ASN
1	F	280	LEU
1	F	291	THR
1	F	318	GLU
1	F	324	ARG
1	F	353	ARG
1	F	354	GLU
1	F	355	GLN
1	F	357	GLN
1	F	364	ILE
1	F	370	TYR
1	F	391	PHE
1	F	419	GLU
1	F	430	GLU
1	F	438	VAL
1	F	440	LEU
1	F	441	VAL
1	F	448	PRO
1	F	455	GLN
1	F	457	ARG
1	F	468	VAL
1	F	474	LYS

Sometimes sidechains can be flipped to improve hydrogen bonding and reduce clashes. All (101) such sidechains are listed below:

Mol	Chain	Res	Type
1	A	14	GLN
1	A	25	ASN
1	A	110	GLN
1	A	135	HIS
1	A	140	ASN
1	A	153	GLN
1	A	179	ASN
1	A	184	HIS
1	A	259	ASN
1	A	266	ASN
1	A	292	GLN
1	A	342	HIS
1	A	355	GLN
1	A	360	GLN
1	A	369	ASN
1	A	463	HIS

Continued on next page...

Continued from previous page...

Mol	Chain	Res	Type
1	B	9	GLN
1	B	14	GLN
1	B	25	ASN
1	B	110	GLN
1	B	135	HIS
1	B	140	ASN
1	B	153	GLN
1	B	179	ASN
1	B	184	HIS
1	B	259	ASN
1	B	266	ASN
1	B	292	GLN
1	B	342	HIS
1	B	360	GLN
1	B	369	ASN
1	B	405	GLN
1	B	463	HIS
1	C	14	GLN
1	C	25	ASN
1	C	110	GLN
1	C	135	HIS
1	C	140	ASN
1	C	153	GLN
1	C	179	ASN
1	C	184	HIS
1	C	259	ASN
1	C	266	ASN
1	C	292	GLN
1	C	342	HIS
1	C	360	GLN
1	C	369	ASN
1	C	408	GLN
1	C	463	HIS
1	D	9	GLN
1	D	14	GLN
1	D	25	ASN
1	D	110	GLN
1	D	135	HIS
1	D	140	ASN
1	D	153	GLN
1	D	179	ASN
1	D	184	HIS

Continued on next page...

Continued from previous page...

Mol	Chain	Res	Type
1	D	259	ASN
1	D	266	ASN
1	D	292	GLN
1	D	342	HIS
1	D	360	GLN
1	D	369	ASN
1	D	463	HIS
1	E	9	GLN
1	E	14	GLN
1	E	25	ASN
1	E	110	GLN
1	E	135	HIS
1	E	140	ASN
1	E	153	GLN
1	E	179	ASN
1	E	184	HIS
1	E	259	ASN
1	E	266	ASN
1	E	292	GLN
1	E	342	HIS
1	E	360	GLN
1	E	369	ASN
1	E	408	GLN
1	E	463	HIS
1	F	14	GLN
1	F	25	ASN
1	F	110	GLN
1	F	135	HIS
1	F	140	ASN
1	F	153	GLN
1	F	179	ASN
1	F	184	HIS
1	F	259	ASN
1	F	266	ASN
1	F	283	HIS
1	F	292	GLN
1	F	342	HIS
1	F	355	GLN
1	F	360	GLN
1	F	369	ASN
1	F	408	GLN
1	F	463	HIS

Continued on next page...

Continued from previous page...

Mol	Chain	Res	Type
1	F	487	GLN

5.3.3 RNA [i](#)

There are no RNA molecules in this entry.

5.4 Non-standard residues in protein, DNA, RNA chains [i](#)

There are no non-standard protein/DNA/RNA residues in this entry.

5.5 Carbohydrates [i](#)

There are no monosaccharides in this entry.

5.6 Ligand geometry [i](#)

6 ligands are modelled in this entry.

In the following table, the Counts columns list the number of bonds (or angles) for which Mogul statistics could be retrieved, the number of bonds (or angles) that are observed in the model and the number of bonds (or angles) that are defined in the Chemical Component Dictionary. The Link column lists molecule types, if any, to which the group is linked. The Z score for a bond length (or angle) is the number of standard deviations the observed value is removed from the expected value. A bond length (or angle) with $|Z| > 2$ is considered an outlier worth inspection. RMSZ is the root-mean-square of all Z scores of the bond lengths (or angles).

Mol	Type	Chain	Res	Link	Bond lengths			Bond angles		
					Counts	RMSZ	$\# Z > 2$	Counts	RMSZ	$\# Z > 2$
2	PO4	D	495	-	4,4,4	1.62	0	6,6,6	0.41	0
2	PO4	E	495	-	4,4,4	1.65	0	6,6,6	0.43	0
2	PO4	B	495	-	4,4,4	1.66	0	6,6,6	0.43	0
2	PO4	C	495	-	4,4,4	1.68	1 (25%)	6,6,6	0.47	0
2	PO4	F	495	-	4,4,4	1.61	0	6,6,6	0.42	0
2	PO4	A	495	-	4,4,4	1.85	3 (75%)	6,6,6	0.41	0

All (4) bond length outliers are listed below:

Mol	Chain	Res	Type	Atoms	Z	Observed(Å)	Ideal(Å)
2	A	495	PO4	P-O4	-2.18	1.48	1.54
2	C	495	PO4	P-O3	-2.16	1.48	1.54

Continued on next page...

Continued from previous page...

Mol	Chain	Res	Type	Atoms	Z	Observed(Å)	Ideal(Å)
2	A	495	PO4	P-O3	-2.07	1.48	1.54
2	A	495	PO4	P-O2	-2.05	1.48	1.54

There are no bond angle outliers.

There are no chirality outliers.

There are no torsion outliers.

There are no ring outliers.

5 monomers are involved in 10 short contacts:

Mol	Chain	Res	Type	Clashes	Symm-Clashes
2	E	495	PO4	1	0
2	B	495	PO4	1	0
2	C	495	PO4	2	0
2	F	495	PO4	1	0
2	A	495	PO4	5	0

5.7 Other polymers [i](#)

There are no such residues in this entry.

5.8 Polymer linkage issues [i](#)

There are no chain breaks in this entry.

6 Fit of model and data

6.1 Protein, DNA and RNA chains

In the following table, the column labelled ‘#RSRZ > 2’ contains the number (and percentage) of RSRZ outliers, followed by percent RSRZ outliers for the chain as percentile scores relative to all X-ray entries and entries of similar resolution. The OWAB column contains the minimum, median, 95th percentile and maximum values of the occupancy-weighted average B-factor per residue. The column labelled ‘Q < 0.9’ lists the number of (and percentage) of residues with an average occupancy less than 0.9.

Mol	Chain	Analysed	<RSRZ>	#RSRZ>2	OWAB(Å ²)	Q<0.9
1	A	479/494 (96%)	-0.17	4 (0%) 86 86	24, 55, 97, 109	0
1	B	477/494 (96%)	-0.14	6 (1%) 77 77	24, 57, 95, 117	0
1	C	475/494 (96%)	-0.01	7 (1%) 73 73	30, 62, 99, 119	0
1	D	469/494 (94%)	0.04	20 (4%) 35 31	30, 67, 100, 116	0
1	E	475/494 (96%)	-0.06	13 (2%) 54 50	25, 58, 99, 118	0
1	F	475/494 (96%)	-0.06	8 (1%) 70 69	35, 65, 102, 126	0
All	All	2850/2964 (96%)	-0.07	58 (2%) 65 63	24, 61, 99, 126	0

All (58) RSRZ outliers are listed below:

Mol	Chain	Res	Type	RSRZ
1	E	269	LEU	8.2
1	B	269	LEU	5.7
1	D	269	LEU	5.1
1	E	266	ASN	4.6
1	D	308	ALA	4.6
1	E	267	HIS	4.5
1	C	120	ARG	4.0
1	D	328	ALA	3.8
1	D	270	ARG	3.8
1	F	430	GLU	3.6
1	C	392	VAL	3.5
1	F	269	LEU	3.5
1	E	270	ARG	3.3
1	D	310	ALA	3.3
1	F	383	LYS	3.3
1	D	408	GLN	3.3
1	C	311	GLY	3.2
1	C	121	ILE	3.1
1	B	268	ASP	3.1

Continued on next page...

Continued from previous page...

Mol	Chain	Res	Type	RSRZ
1	B	406	ARG	3.0
1	A	312	SER	3.0
1	A	311	GLY	3.0
1	D	257	ILE	2.9
1	E	268	ASP	2.9
1	E	312	SER	2.8
1	D	338	ILE	2.6
1	C	312	SER	2.6
1	C	269	LEU	2.5
1	D	309	LYS	2.5
1	E	336	LYS	2.5
1	D	335	ALA	2.5
1	F	202	ILE	2.5
1	E	308	ALA	2.4
1	D	202	ILE	2.3
1	F	267	HIS	2.3
1	D	261	GLU	2.3
1	E	263	ALA	2.3
1	E	360	GLN	2.3
1	E	238	LEU	2.3
1	C	166	PRO	2.2
1	E	264	LYS	2.2
1	D	391	PHE	2.2
1	B	404	SER	2.2
1	B	93	GLU	2.2
1	D	319	ILE	2.2
1	D	260	GLU	2.2
1	A	308	ALA	2.2
1	D	238	LEU	2.1
1	E	406	ARG	2.1
1	D	390	ARG	2.1
1	A	202	ILE	2.1
1	D	307	GLU	2.1
1	D	266	ASN	2.1
1	D	360	GLN	2.1
1	F	405	GLN	2.1
1	B	166	PRO	2.1
1	F	429	GLY	2.0
1	F	390	ARG	2.0

6.2 Non-standard residues in protein, DNA, RNA chains [i](#)

There are no non-standard protein/DNA/RNA residues in this entry.

6.3 Carbohydrates [i](#)

There are no monosaccharides in this entry.

6.4 Ligands [i](#)

In the following table, the Atoms column lists the number of modelled atoms in the group and the number defined in the chemical component dictionary. The B-factors column lists the minimum, median, 95th percentile and maximum values of B factors of atoms in the group. The column labelled 'Q< 0.9' lists the number of atoms with occupancy less than 0.9.

Mol	Type	Chain	Res	Atoms	RSCC	RSR	B-factors(Å ²)	Q<0.9
2	PO4	D	495	5/5	0.73	0.34	124,125,125,126	0
2	PO4	C	495	5/5	0.88	0.25	84,86,88,88	0
2	PO4	F	495	5/5	0.88	0.18	118,118,119,119	0
2	PO4	E	495	5/5	0.90	0.27	111,112,112,113	0
2	PO4	A	495	5/5	0.92	0.23	97,98,98,99	0
2	PO4	B	495	5/5	0.92	0.24	105,105,106,107	0

6.5 Other polymers [i](#)

There are no such residues in this entry.