wwPDB X-ray Structure Validation Summary Report (i)

Dec 18, 2023 – 05:29 PM EST

PDB ID	:	4W2G
Title	:	Crystal structure of the Thermus thermophilus 70S ribosome in complex with pactamycin (soaked), mRNA and three deacylated tRNAs in the A, P and E sites
Authors	:	Polikanov, Y.S.; Osterman, I.A.; Szal, T.; Tashlitsky, V.N.; Serebryakova, M.V.; Kusochek, P.; Bulkley, D.; Malanicheva, I.A.; Efimenko, T.A.; Efremenkova, O.V.; Konevega, A.L.; Shaw, K.J.; Bogdanov, A.A.; Rodnina, M.V.; Dontsova, O.A.; Mankin, A.S.; Steitz, T.A.; Sergiev, P.V.
Deposited on	:	2014-09-12
Resolution	:	2.55 Å(reported)

This is a wwPDB X-ray Structure Validation Summary Report for a publicly released PDB entry.

We welcome your comments at *validation@mail.wwpdb.org*
A user guide is available at
https://www.wwpdb.org/validation/2017/XrayValidationReportHelp
with specific help available everywhere you see the (i) symbol.

The types of validation reports are described at
http://www.wwpdb.org/validation/2017/FAQs#types.

The following versions of software and data (see references (i)) were used in the production of this report:

MolProbity	:	4.02b-467
Mogul	:	1.8.5 (274361), CSD as541be (2020)
Xtriage (Phenix)	:	1.13
EDS	:	2.36
buster-report	:	1.1.7 (2018)
Percentile statistics	:	20191225.v01 (using entries in the PDB archive December 25th 2019)
Refmac	:	5.8.0158
CCP4	:	7.0.044 (Gargrove)

1 Overall quality at a glance (i)

The following experimental techniques were used to determine the structure:
X-RAY DIFFRACTION

The reported resolution of this entry is 2.55 Å.

Percentile scores (ranging between 0-100) for global validation metrics of the entry are shown in the following graphic. The table shows the number of entries on which the scores are based.

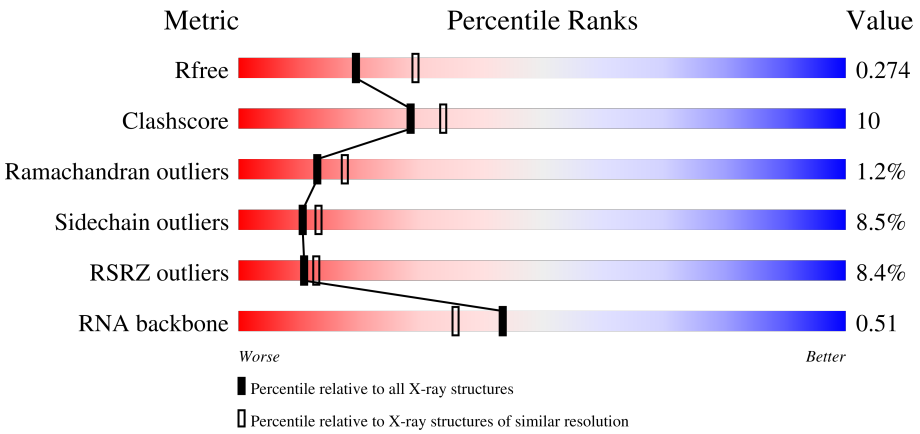

Metric	Whole archive (#Entries)	Similar resolution (#Entries, resolution range(Å))
R_{free}	130704	1284 (2.56-2.52)
Clashscore	141614	1332 (2.56-2.52)
Ramachandran outliers	138981	1315 (2.56-2.52)
Sidechain outliers	138945	1315 (2.56-2.52)
RSRZ outliers	127900	1272 (2.56-2.52)
RNA backbone	3102	1026 (2.88-2.20)

The table below summarises the geometric issues observed across the polymeric chains and their fit to the electron density. The red, orange, yellow and green segments of the lower bar indicate the fraction of residues that contain outliers for >=3, 2, 1 and 0 types of geometric quality criteria respectively. A grey segment represents the fraction of residues that are not modelled. The numeric value for each fraction is indicated below the corresponding segment, with a dot representing fractions <=5% The upper red bar (where present) indicates the fraction of residues that have poor fit to the electron density. The numeric value is given above the bar.

Mol	Chain	Length	Quality of chain
1	AA	1521	4% 55% 32% 10% • •

Continued on next page...

Ideal geometry (proteins) : Engh & Huber (2001)
Ideal geometry (DNA, RNA) : Parkinson et al. (1996)
Validation Pipeline (wwPDB-VP) : 2.36

Continued from previous page...

Mol	Chain	Length	Quality of chain
1	CA	1521	3% 50% 37% 10%
2	AB	256	17% 48% 36% 5% 10%
2	CB	256	27% 47% 37% 6% 10%
3	AC	239	13% 59% 24% 14%
3	CC	239	35% 54% 29% 14%
4	AD	209	3% 68% 26% 5%
4	CD	209	14% 65% 32%
5	AE	162	6% 62% 26% 9%
5	CE	162	10% 65% 23% 9%
6	AF	101	% 73% 24%
6	CF	101	% 72% 26%
7	AG	156	10% 75% 19% 6%
7	CG	156	10% 68% 28%
8	AH	138	9% 67% 30%
8	CH	138	14% 71% 25%
9	AI	128	26% 62% 34%
9	CI	128	45% 55% 34% 10%
10	AJ	105	28% 55% 32% 5% 8%
10	CJ	105	37% 50% 40% 9%
11	AK	129	7% 67% 19% 12%
11	CK	129	2% 61% 24% 12%
12	AL	132	2% 70% 20% 8%
12	CL	132	12% 67% 23% 8%
13	AM	126	5% 70% 21% 7%
13	CM	126	33% 65% 29%

Continued on next page...

Continued from previous page...

Mol	Chain	Length	Quality of chain
14	AN	61	13% 62% 31% 5%
14	CN	61	70% 62% 30% 7%
15	AO	89	2% 66% 27% 6%
15	CO	89	2% 56% 36% 7%
16	AP	88	13% 60% 30% 7%
16	CP	88	14% 64% 27% 7%
17	AQ	105	4% 76% 18% 6%
17	CQ	105	30% 70% 22% 6%
18	AR	88	6% 53% 24% 23%
18	CR	88	3% 50% 26% 23%
19	AS	93	4% 57% 30% 11%
19	CS	93	41% 43% 40% 5% 11%
20	AT	106	36% 57% 28% 6% 9%
20	CT	106	37% 59% 26% 5% 9%
21	AU	27	15% 67% 11% 7% 15%
21	CU	27	33% 48% 33% 15%
22	AV	24	4% 42% 8% 46%
22	CV	24	8% 38% 8% 8% 46%
23	AW	76	9% 28% 50% 18%
23	AY	76	13% 22% 39% 34%
23	CW	76	14% 17% 51% 18% 8% 5%
23	CY	76	34% 28% 38% 22% 8%
24	AX	77	3% 60% 31% 8%
24	CX	77	42% 39% 17%
25	BA	2915	2% 62% 28% 7%

Continued on next page...

Continued from previous page...

Mol	Chain	Length	Quality of chain
25	DA	2915	3% 52% 35% 8%
26	BB	121	75% 21%
26	DB	121	54% 38% 7%
27	BD	276	% 73% 24%
27	DD	276	% 75% 21%
28	BE	206	% 70% 24% 5%
28	DE	206	% 71% 21% 7%
29	BF	210	6% 71% 22%
29	DF	210	12% 55% 38%
30	BG	182	5% 74% 22%
30	DG	182	23% 63% 31% 5%
31	BH	180	2% 72% 23%
31	DH	180	59% 51% 42%
32	BI	148	11% 66% 24% 9%
32	DI	148	5% 74% 22%
33	BN	140	% 76% 20%
33	DN	140	4% 74% 24%
34	BO	122	77% 21%
34	DO	122	78% 22%
35	BP	150	% 73% 23%
35	DP	150	16% 62% 31% 6%
36	BQ	141	2% 72% 26%
36	DQ	141	13% 65% 31%
37	BR	118	69% 25% 7%
37	DR	118	65% 30% 5%

Continued on next page...

Continued from previous page...

Mol	Chain	Length	Quality of chain
38	BS	112	%, 72%, 21%
38	DS	112	26%, 65%, 31%
39	BT	146	%, 63%, 24%, 10%
39	DT	146	%, 58%, 31%, 10%
40	BU	118	81%, 14%
40	DU	118	6%, 74%, 23%
41	BV	101	77%, 18%, 5%
41	DV	101	17%, 66%, 28%, 5%
42	BW	113	%, 76%, 19%
42	DW	113	%, 76%, 20%
43	BX	96	%, 70%, 25%
43	DX	96	11%, 69%, 26%
44	BY	110	2%, 70%, 25%
44	DY	110	25%, 68%, 27%
45	BZ	206	21%, 52%, 27%, 17%
45	DZ	206	42%, 47%, 35%, 16%
46	B0	85	5%, 80%, 14%
46	D0	85	14%, 72%, 24%
47	B1	98	3%, 73%, 24%
47	D1	98	5%, 73%, 21%
48	B2	72	%, 71%, 26%
48	D2	72	3%, 81%, 17%
49	B3	60	77%, 17%, 5%
49	D3	60	12%, 75%, 22%
50	B4	71	11%, 54%, 30%, 13%

Continued on next page...

Continued from previous page...

Mol	Chain	Length	Quality of chain
50	D4	71	46% 42% 51%
51	B5	60	2% 78% 17%
51	D5	60	2% 82% 15%
52	B6	54	69% 28%
52	D6	54	7% 70% 26%
53	B7	49	4% 67% 29%
53	D7	49	6% 82% 14%
54	B8	65	66% 32%
54	D8	65	3% 66% 29%
55	B9	37	3% 86% 14%
55	D9	37	19% 73% 27%

The following table lists non-polymeric compounds, carbohydrate monomers and non-standard residues in protein, DNA, RNA chains that are outliers for geometric or electron-density-fit criteria:

Mol	Type	Chain	Res	Chirality	Geometry	Clashes	Electron density
23	5MU	CY	54	-	-	-	X
56	MG	B1	102	-	-	-	X
56	MG	BR	202	-	-	-	X
56	MG	CA	3027	-	-	-	X
56	MG	CX	3006	-	-	-	X
56	MG	DA	3199	-	-	-	X
56	MG	DA	3596	-	-	-	X

2 Entry composition (i)

There are 61 unique types of molecules in this entry. The entry contains 297273 atoms, of which 0 are hydrogens and 0 are deuteriums.

In the tables below, the ZeroOcc column contains the number of atoms modelled with zero occupancy, the AltConf column contains the number of residues with at least one atom in alternate conformation and the Trace column contains the number of residues modelled with at most 2 atoms.

- Molecule 1 is a RNA chain called 16S Ribosomal RNA.

Mol	Chain	Residues	Atoms					ZeroOcc	AltConf	Trace
			Total	C	N	O	P			
1	AA	1498	32205	14333	5970	10404	1498	0	0	0
1	CA	1503	32312	14381	5990	10438	1503	0	0	0

- Molecule 2 is a protein called 30S Ribosomal Protein S2.

Mol	Chain	Residues	Atoms					ZeroOcc	AltConf	Trace
			Total	C	N	O	S			
2	AB	231	1846	1179	331	331	5	0	0	0
2	CB	231	1825	1167	326	327	5	0	0	0

- Molecule 3 is a protein called 30S Ribosomal Protein S3.

Mol	Chain	Residues	Atoms					ZeroOcc	AltConf	Trace
			Total	C	N	O	S			
3	AC	206	1552	976	302	273	1	0	0	0
3	CC	206	1542	968	300	273	1	0	0	0

- Molecule 4 is a protein called 30S Ribosomal Protein S4.

Mol	Chain	Residues	Atoms					ZeroOcc	AltConf	Trace
			Total	C	N	O	S			
4	AD	208	1659	1040	326	286	7	0	0	0
4	CD	208	1674	1050	333	284	7	0	0	0

- Molecule 5 is a protein called 30S Ribosomal Protein S5.

Mol	Chain	Residues	Atoms					ZeroOcc	AltConf	Trace
			Total	C	N	O	S			
5	AE	148	1129	714	213	198	4	0	0	0
5	CE	148	1133	716	214	199	4	0	0	0

- Molecule 6 is a protein called 30S Ribosomal Protein S6.

Mol	Chain	Residues	Atoms					ZeroOcc	AltConf	Trace
			Total	C	N	O	S			
6	AF	100	806	511	143	149	3	0	0	0
6	CF	100	816	516	146	151	3	0	0	0

- Molecule 7 is a protein called 30S Ribosomal Protein S7.

Mol	Chain	Residues	Atoms					ZeroOcc	AltConf	Trace
			Total	C	N	O	S			
7	AG	155	1231	766	243	216	6	0	0	0
7	CG	155	1235	769	244	216	6	0	0	0

- Molecule 8 is a protein called 30S Ribosomal Protein S8.

Mol	Chain	Residues	Atoms					ZeroOcc	AltConf	Trace
			Total	C	N	O	S			
8	AH	137	1088	689	206	191	2	0	0	0
8	CH	137	1088	689	206	191	2	0	0	0

- Molecule 9 is a protein called 30S Ribosomal Protein S9.

Mol	Chain	Residues	Atoms				ZeroOcc	AltConf	Trace
			Total	C	N	O			
9	AI	127	983	623	193	167	0	0	0
9	CI	127	978	619	190	169	0	0	0

- Molecule 10 is a protein called 30S Ribosomal Protein S10.

Mol	Chain	Residues	Atoms				ZeroOcc	AltConf	Trace
			Total	C	N	O			
10	AJ	97	709	440	138	131	0	0	0

Continued on next page...

Continued from previous page...

Mol	Chain	Residues	Atoms				ZeroOcc	AltConf	Trace
			Total	C	N	O			
10	CJ	96	714	445	138	131	0	0	0

- Molecule 11 is a protein called 30S Ribosomal Protein S11.

Mol	Chain	Residues	Atoms					ZeroOcc	AltConf	Trace
			Total	C	N	O	S			
11	AK	114	829	516	155	155	3	0	0	0
11	CK	114	833	519	156	155	3	0	0	0

- Molecule 12 is a protein called 30S Ribosomal Protein S12.

Mol	Chain	Residues	Atoms					ZeroOcc	AltConf	Trace
			Total	C	N	O	S			
12	AL	122	930	585	185	159	1	0	0	0
12	CL	122	930	585	185	159	1	0	0	0

- Molecule 13 is a protein called 30S Ribosomal Protein S13.

Mol	Chain	Residues	Atoms					ZeroOcc	AltConf	Trace
			Total	C	N	O	S			
13	AM	123	958	592	198	166	2	0	0	0
13	CM	122	950	586	197	165	2	0	0	0

- Molecule 14 is a protein called 30S Ribosomal Protein S14.

Mol	Chain	Residues	Atoms					ZeroOcc	AltConf	Trace
			Total	C	N	O	S			
14	AN	60	492	312	104	72	4	0	0	0
14	CN	60	492	312	104	72	4	0	0	0

- Molecule 15 is a protein called 30S Ribosomal Protein S15.

Mol	Chain	Residues	Atoms					ZeroOcc	AltConf	Trace
			Total	C	N	O	S			
15	AO	88	728	456	144	126	2	0	0	0
15	CO	88	728	456	144	126	2	0	0	0

- Molecule 16 is a protein called 30S Ribosomal Protein S16.

Mol	Chain	Residues	Atoms					ZeroOcc	AltConf	Trace
			Total	C	N	O	S			
16	AP	82	681	433	134	113	1	0	0	0
16	CP	82	677	430	133	113	1	0	0	0

- Molecule 17 is a protein called 30S Ribosomal Protein S17.

Mol	Chain	Residues	Atoms					ZeroOcc	AltConf	Trace
			Total	C	N	O	S			
17	AQ	99	823	528	151	142	2	0	0	0
17	CQ	99	823	528	151	142	2	0	0	0

- Molecule 18 is a protein called 30S Ribosomal Protein S18.

Mol	Chain	Residues	Atoms				ZeroOcc	AltConf	Trace
			Total	C	N	O			
18	AR	68	555	355	108	92	0	0	0
18	CR	68	555	355	108	92	0	0	0

- Molecule 19 is a protein called 30S Ribosomal Protein S19.

Mol	Chain	Residues	Atoms					ZeroOcc	AltConf	Trace
			Total	C	N	O	S			
19	AS	83	652	417	120	113	2	0	0	0
19	CS	83	646	412	119	113	2	0	0	0

- Molecule 20 is a protein called 30S Ribosomal Protein S20.

Mol	Chain	Residues	Atoms					ZeroOcc	AltConf	Trace
			Total	C	N	O	S			
20	AT	96	728	446	156	124	2	0	0	0
20	CT	96	727	446	155	124	2	0	0	0

- Molecule 21 is a protein called 30S Ribosomal Protein THX.

Mol	Chain	Residues	Atoms				ZeroOcc	AltConf	Trace
			Total	C	N	O			
21	AU	23	199	122	48	29	0	0	0
21	CU	23	199	122	48	29	0	0	0

- Molecule 22 is a RNA chain called mRNA.

Mol	Chain	Residues	Atoms					ZeroOcc	AltConf	Trace
			Total	C	N	O	P			
22	AV	13	277	125	51	88	13	0	0	0
22	CV	13	277	125	51	88	13	0	0	0

- Molecule 23 is a RNA chain called A/P-site tRNA.

Mol	Chain	Residues	Atoms						ZeroOcc	AltConf	Trace
			Total	C	N	O	P	S			
23	AW	74	1588	713	285	515	73	2	0	0	0
23	AY	74	1581	707	285	515	73	1	0	0	0
23	CW	72	1541	688	278	502	72	1	0	0	0
23	CY	73	1561	698	283	507	72	1	0	0	0

- Molecule 24 is a RNA chain called E-site tRNA.

Mol	Chain	Residues	Atoms						ZeroOcc	AltConf	Trace
			Total	C	N	O	P	S			
24	AX	76	1625	725	294	529	76	1	0	0	0
24	CX	76	1625	725	294	529	76	1	0	0	0

- Molecule 25 is a RNA chain called 23S Ribosomal RNA.

Mol	Chain	Residues	Atoms					ZeroOcc	AltConf	Trace
			Total	C	N	O	P			
25	BA	2819	60729	27026	11370	19515	2818	0	0	0
25	DA	2800	60311	26840	11284	19388	2799	0	0	0

- Molecule 26 is a RNA chain called 5S Ribosomal RNA.

Mol	Chain	Residues	Atoms					ZeroOcc	AltConf	Trace
			Total	C	N	O	P			
26	BB	120	2573	1146	476	832	119	0	0	0
26	DB	120	2573	1146	476	832	119	0	0	0

- Molecule 27 is a protein called 50S Ribosomal Protein L2.

Mol	Chain	Residues	Atoms					ZeroOcc	AltConf	Trace
			Total	C	N	O	S			
27	BD	275	2136	1349	423	361	3	0	0	0
27	DD	275	2136	1349	423	361	3	0	0	0

- Molecule 28 is a protein called 50S Ribosomal Protein L3.

Mol	Chain	Residues	Atoms					ZeroOcc	AltConf	Trace
			Total	C	N	O	S			
28	BE	204	1559	985	298	270	6	0	0	0
28	DE	204	1559	985	298	270	6	0	0	0

- Molecule 29 is a protein called 50S Ribosomal Protein L4.

Mol	Chain	Residues	Atoms					ZeroOcc	AltConf	Trace
			Total	C	N	O	S			
29	BF	203	1584	1009	298	275	2	0	0	1
29	DF	203	1580	1007	297	274	2	0	0	1

- Molecule 30 is a protein called 50S Ribosomal Protein L5.

Mol	Chain	Residues	Atoms					ZeroOcc	AltConf	Trace
			Total	C	N	O	S			
30	BG	181	1425	914	256	251	4	0	0	0
30	DG	181	1424	911	258	251	4	0	0	0

- Molecule 31 is a protein called 50S Ribosomal Protein L6.

Mol	Chain	Residues	Atoms					ZeroOcc	AltConf	Trace
			Total	C	N	O	S			
31	BH	174	1330	845	248	236	1	0	0	0

Continued on next page...

Continued from previous page...

Mol	Chain	Residues	Atoms					ZeroOcc	AltConf	Trace
			Total	C	N	O	S			
31	DH	174	1330	845	248	236	1	0	0	0

- Molecule 32 is a protein called 50S Ribosomal Protein L9.

Mol	Chain	Residues	Atoms					ZeroOcc	AltConf	Trace
			Total	C	N	O	S			
32	BI	146	1085	693	189	202	1	0	0	0
32	DI	146	1061	680	186	194	1	0	0	0

- Molecule 33 is a protein called 50S Ribosomal Protein L13.

Mol	Chain	Residues	Atoms					ZeroOcc	AltConf	Trace
			Total	C	N	O	S			
33	BN	140	1117	719	207	187	4	0	0	0
33	DN	140	1117	719	207	187	4	0	0	0

- Molecule 34 is a protein called 50S Ribosomal Protein L14.

Mol	Chain	Residues	Atoms					ZeroOcc	AltConf	Trace
			Total	C	N	O	S			
34	BO	122	933	588	171	170	4	0	0	0
34	DO	122	933	588	171	170	4	0	0	0

- Molecule 35 is a protein called 50S Ribosomal Protein L15.

Mol	Chain	Residues	Atoms					ZeroOcc	AltConf	Trace
			Total	C	N	O	S			
35	BP	149	1135	706	230	196	3	0	0	0
35	DP	149	1135	706	230	196	3	0	0	0

- Molecule 36 is a protein called 50S Ribosomal Protein L16.

Mol	Chain	Residues	Atoms					ZeroOcc	AltConf	Trace
			Total	C	N	O	S			
36	BQ	141	1122	715	212	188	7	0	0	0
36	DQ	141	1122	715	212	188	7	0	0	0

- Molecule 37 is a protein called 50S Ribosomal Protein L17.

Mol	Chain	Residues	Atoms					ZeroOcc	AltConf	Trace
			Total	C	N	O	S			
37	BR	118	968	604	203	160	1	0	0	0
37	DR	118	968	604	203	160	1	0	0	0

- Molecule 38 is a protein called 50S Ribosomal Protein L18.

Mol	Chain	Residues	Atoms				ZeroOcc	AltConf	Trace
			Total	C	N	O			
38	BS	110	877	553	175	149	0	0	0
38	DS	110	870	549	173	148	0	0	0

- Molecule 39 is a protein called 50S Ribosomal Protein L19.

Mol	Chain	Residues	Atoms					ZeroOcc	AltConf	Trace
			Total	C	N	O	S			
39	BT	131	1091	680	225	185	1	0	0	0
39	DT	131	1083	675	224	183	1	0	0	0

- Molecule 40 is a protein called 50S Ribosomal Protein L20.

Mol	Chain	Residues	Atoms					ZeroOcc	AltConf	Trace
			Total	C	N	O	S			
40	BU	116	959	608	201	149	1	0	0	0
40	DU	116	959	608	201	149	1	0	0	0

- Molecule 41 is a protein called 50S Ribosomal Protein L21.

Mol	Chain	Residues	Atoms					ZeroOcc	AltConf	Trace
			Total	C	N	O	S			
41	BV	101	771	495	140	135	1	0	0	0
41	DV	101	771	495	140	135	1	0	0	0

- Molecule 42 is a protein called 50S Ribosomal Protein L22.

Mol	Chain	Residues	Atoms					ZeroOcc	AltConf	Trace
			Total	C	N	O	S			
42	BW	112	886	557	174	153	2	0	0	0
42	DW	112	886	557	174	153	2	0	0	0

- Molecule 43 is a protein called 50S Ribosomal Protein L23.

Mol	Chain	Residues	Atoms					ZeroOcc	AltConf	Trace
			Total	C	N	O	S			
43	BX	95	750	488	135	126	1	0	0	0
43	DX	95	750	488	135	126	1	0	0	0

- Molecule 44 is a protein called 50S Ribosomal Protein L24.

Mol	Chain	Residues	Atoms					ZeroOcc	AltConf	Trace
			Total	C	N	O	S			
44	BY	107	806	517	152	131	6	0	0	0
44	DY	107	806	517	152	131	6	0	0	0

- Molecule 45 is a protein called 50S Ribosomal Protein L25.

Mol	Chain	Residues	Atoms					ZeroOcc	AltConf	Trace
			Total	C	N	O	S			
45	BZ	171	1349	862	243	242	2	0	0	0
45	DZ	174	1360	870	243	245	2	0	0	0

- Molecule 46 is a protein called 50S Ribosomal Protein L27.

Mol	Chain	Residues	Atoms					ZeroOcc	AltConf	Trace
			Total	C	N	O	S			
46	B0	83	653	404	139	109	1	0	0	0
46	D0	83	653	404	139	109	1	0	0	0

- Molecule 47 is a protein called 50S Ribosomal Protein L28.

Mol	Chain	Residues	Atoms					ZeroOcc	AltConf	Trace
			Total	C	N	O	S			
47	B1	97	755	475	148	131	1	0	0	0

Continued on next page...

Continued from previous page...

Mol	Chain	Residues	Atoms					ZeroOcc	AltConf	Trace
			Total	C	N	O	S			
47	D1	97	755	475	148	131	1	0	0	0

- Molecule 48 is a protein called 50S Ribosomal Protein L29.

Mol	Chain	Residues	Atoms					ZeroOcc	AltConf	Trace
			Total	C	N	O	S			
48	B2	70	588	365	118	103	2	0	0	0
			Total	C	N	O	S			
48	D2	70	588	365	118	103	2	0	0	0

- Molecule 49 is a protein called 50S Ribosomal Protein L30.

Mol	Chain	Residues	Atoms				ZeroOcc	AltConf	Trace
			Total	C	N	O			
49	B3	59	469	298	90	81	0	0	0
			Total	C	N	O			
49	D3	59	464	296	90	78	0	0	0

- Molecule 50 is a protein called 50S Ribosomal Protein L31.

Mol	Chain	Residues	Atoms					ZeroOcc	AltConf	Trace
			Total	C	N	O	S			
50	B4	69	558	352	102	99	5	0	0	0
			Total	C	N	O	S			
50	D4	69	532	339	97	91	5	0	0	0

- Molecule 51 is a protein called 50S Ribosomal Protein L32.

Mol	Chain	Residues	Atoms					ZeroOcc	AltConf	Trace
			Total	C	N	O	S			
51	B5	59	455	285	89	76	5	0	0	0
			Total	C	N	O	S			
51	D5	59	455	285	89	76	5	0	0	0

- Molecule 52 is a protein called 50S Ribosomal Protein L33.

Mol	Chain	Residues	Atoms					ZeroOcc	AltConf	Trace
			Total	C	N	O	S			
52	B6	53	453	281	91	77	4	0	0	0
			Total	C	N	O	S			
52	D6	53	449	279	91	75	4	0	0	0

- Molecule 53 is a protein called 50S Ribosomal Protein L34.

Mol	Chain	Residues	Atoms					ZeroOcc	AltConf	Trace
			Total	C	N	O	S			
53	B7	48	418	257	104	55	2	0	0	0
53	D7	48	418	257	104	55	2	0	0	0

- Molecule 54 is a protein called 50S Ribosomal Protein L35.

Mol	Chain	Residues	Atoms					ZeroOcc	AltConf	Trace
			Total	C	N	O	S			
54	B8	64	511	328	99	82	2	0	0	0
54	D8	64	517	331	102	82	2	0	0	0

- Molecule 55 is a protein called 50S Ribosomal Protein L36.

Mol	Chain	Residues	Atoms					ZeroOcc	AltConf	Trace
			Total	C	N	O	S			
55	B9	37	307	188	68	47	4	0	0	0
55	D9	37	307	188	68	47	4	0	0	0

- Molecule 56 is MAGNESIUM ION (three-letter code: MG) (formula: Mg).

Mol	Chain	Residues	Atoms		ZeroOcc	AltConf
			Total	Mg		
56	AA	230	230	230	0	0
56	AD	1	1	1	0	0
56	AE	1	1	1	0	0
56	AF	1	1	1	0	0
56	AK	2	2	2	0	0
56	AM	1	1	1	0	0
56	AN	1	1	1	0	0
56	AV	1	1	1	0	0

Continued on next page...

Continued from previous page...

Mol	Chain	Residues	Atoms		ZeroOcc	AltConf
			Total	Mg		
56	AW	7	7	7	0	0
56	AX	12	12	12	0	0
56	AY	3	3	3	0	0
56	BA	839	839	839	0	0
56	BB	23	23	23	0	0
56	BD	11	11	11	0	0
56	BE	8	8	8	0	0
56	BF	12	12	12	0	0
56	BG	3	3	3	0	0
56	BN	5	5	5	0	0
56	BO	1	1	1	0	0
56	BP	3	3	3	0	0
56	BQ	5	5	5	0	0
56	BR	5	5	5	0	0
56	BU	9	9	9	0	0
56	BV	5	5	5	0	0
56	BW	3	3	3	0	0
56	BX	2	2	2	0	0
56	BY	1	1	1	0	0
56	BZ	1	1	1	0	0
56	B0	3	3	3	0	0

Continued on next page...

Continued from previous page...

Mol	Chain	Residues	Atoms		ZeroOcc	AltConf
			Total	Mg		
56	B1	2	2	2	0	0
56	B2	1	1	1	0	0
56	B3	3	3	3	0	0
56	B4	1	1	1	0	0
56	B5	4	4	4	0	0
56	B6	2	2	2	0	0
56	B7	2	2	2	0	0
56	B8	3	3	3	0	0
56	B9	1	1	1	0	0
56	CA	177	177	177	0	0
56	CE	2	2	2	0	0
56	CF	1	1	1	0	0
56	CJ	1	1	1	0	0
56	CT	1	1	1	0	0
56	CV	1	1	1	0	0
56	CW	2	2	2	0	0
56	CX	5	5	5	0	0
56	CY	1	1	1	0	0
56	DA	675	675	675	0	0
56	DB	11	11	11	0	0
56	DD	7	7	7	0	0

Continued on next page...

Continued from previous page...

Mol	Chain	Residues	Atoms		ZeroOcc	AltConf
			Total	Mg		
56	DE	4	4	4	0	0
56	DF	5	5	5	0	0
56	DG	1	1	1	0	0
56	DN	1	1	1	0	0
56	DO	1	1	1	0	0
56	DQ	4	4	4	0	0
56	DR	1	1	1	0	0
56	DU	2	2	2	0	0
56	DV	3	3	3	0	0
56	DW	3	3	3	0	0
56	DY	1	1	1	0	0
56	D0	2	2	2	0	0
56	D3	1	1	1	0	0
56	D7	2	2	2	0	0
56	D8	1	1	1	0	0

- Molecule 57 is Pactamycin (three-letter code: PCY) (formula: $C_{28}H_{38}N_4O_8$).

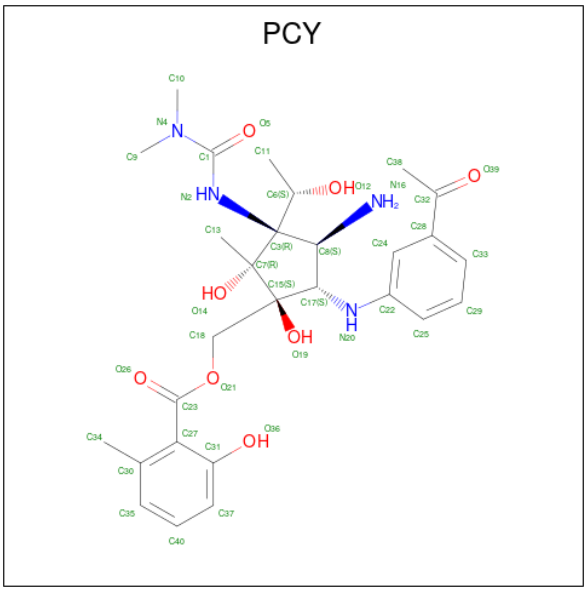

Mol	Chain	Residues	Atoms				ZeroOcc	AltConf
			Total	C	N	O		
57	AA	1	40	28	4	8	0	0
57	CA	1	40	28	4	8	0	0

- Molecule 58 is IRON/SULFUR CLUSTER (three-letter code: SF4) (formula: Fe_4S_4).

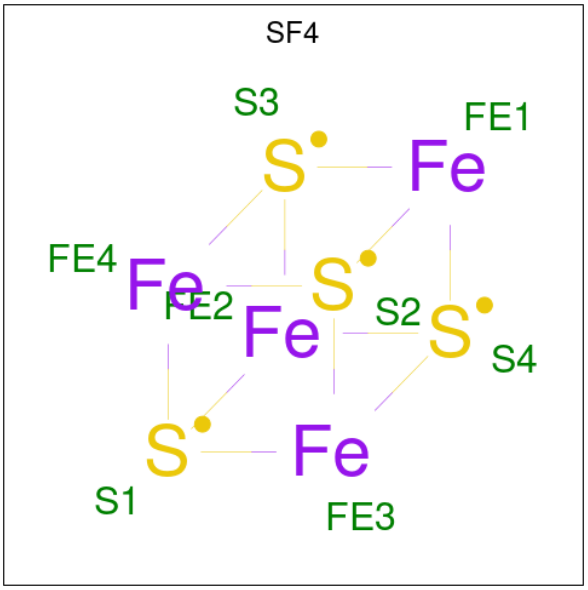

Mol	Chain	Residues	Atoms			ZeroOcc	AltConf
			Total	Fe	S		
58	AD	1	8	4	4	0	0
58	CD	1	8	4	4	0	0

- Molecule 59 is ZINC ION (three-letter code: ZN) (formula: Zn).

Mol	Chain	Residues	Atoms	ZeroOcc	AltConf
59	AN	1	Total Zn 1 1	0	0
59	BY	1	Total Zn 1 1	0	0
59	B4	1	Total Zn 1 1	0	0
59	B5	1	Total Zn 1 1	0	0
59	B6	1	Total Zn 1 1	0	0
59	B9	1	Total Zn 1 1	0	0
59	CN	1	Total Zn 1 1	0	0
59	DY	1	Total Zn 1 1	0	0
59	D4	1	Total Zn 1 1	0	0
59	D5	1	Total Zn 1 1	0	0
59	D6	1	Total Zn 1 1	0	0
59	D9	1	Total Zn 1 1	0	0

- Molecule 60 is POTASSIUM ION (three-letter code: K) (formula: K).

Mol	Chain	Residues	Atoms	ZeroOcc	AltConf
60	AX	1	Total K 1 1	0	0
60	CX	1	Total K 1 1	0	0

- Molecule 61 is water.

Mol	Chain	Residues	Atoms	ZeroOcc	AltConf
61	AA	226	Total O 226 226	0	0
61	AE	3	Total O 3 3	0	0
61	AJ	1	Total O 1 1	0	0

Continued on next page...

Continued from previous page...

Mol	Chain	Residues	Atoms	ZeroOcc	AltConf
61	AL	4	Total O 4 4	0	0
61	AM	1	Total O 1 1	0	0
61	AV	4	Total O 4 4	0	0
61	AW	6	Total O 6 6	0	0
61	AX	8	Total O 8 8	0	0
61	AY	3	Total O 3 3	0	0
61	BA	1411	Total O 1411 1411	0	0
61	BB	36	Total O 36 36	0	0
61	BD	16	Total O 16 16	0	0
61	BE	13	Total O 13 13	0	0
61	BF	7	Total O 7 7	0	0
61	BG	3	Total O 3 3	0	0
61	BI	1	Total O 1 1	0	0
61	BN	2	Total O 2 2	0	0
61	BO	3	Total O 3 3	0	0
61	BP	17	Total O 17 17	0	0
61	BQ	2	Total O 2 2	0	0
61	BR	2	Total O 2 2	0	0
61	BT	1	Total O 1 1	0	0
61	BU	6	Total O 6 6	0	0
61	BV	2	Total O 2 2	0	0

Continued on next page...

Continued from previous page...

Mol	Chain	Residues	Atoms	ZeroOcc	AltConf
61	BW	4	Total O 4 4	0	0
61	BX	1	Total O 1 1	0	0
61	B0	4	Total O 4 4	0	0
61	B1	2	Total O 2 2	0	0
61	B3	2	Total O 2 2	0	0
61	B5	5	Total O 5 5	0	0
61	B6	1	Total O 1 1	0	0
61	B7	3	Total O 3 3	0	0
61	B8	11	Total O 11 11	0	0
61	CA	173	Total O 173 173	0	0
61	CJ	2	Total O 2 2	0	0
61	CL	1	Total O 1 1	0	0
61	CV	2	Total O 2 2	0	0
61	CW	1	Total O 1 1	0	0
61	CX	4	Total O 4 4	0	0
61	DA	1002	Total O 1002 1002	0	0
61	DB	10	Total O 10 10	0	0
61	DD	17	Total O 17 17	0	0
61	DE	11	Total O 11 11	0	0
61	DF	5	Total O 5 5	0	0
61	DN	2	Total O 2 2	0	0

Continued on next page...

Continued from previous page...

Mol	Chain	Residues	Atoms	ZeroOcc	AltConf
61	DO	2	Total O 2 2	0	0
61	DP	8	Total O 8 8	0	0
61	DQ	1	Total O 1 1	0	0
61	DR	1	Total O 1 1	0	0
61	DU	2	Total O 2 2	0	0
61	DW	1	Total O 1 1	0	0
61	DY	1	Total O 1 1	0	0
61	D0	5	Total O 5 5	0	0
61	D3	1	Total O 1 1	0	0
61	D7	3	Total O 3 3	0	0
61	D8	4	Total O 4 4	0	0

3 Residue-property plots (i)

These plots are drawn for all protein, RNA, DNA and oligosaccharide chains in the entry. The first graphic for a chain summarises the proportions of the various outlier classes displayed in the second graphic. The second graphic shows the sequence view annotated by issues in geometry and electron density. Residues are color-coded according to the number of geometric quality criteria for which they contain at least one outlier: green = 0, yellow = 1, orange = 2 and red = 3 or more. A red dot above a residue indicates a poor fit to the electron density (RSRZ > 2). Stretches of 2 or more consecutive residues without any outlier are shown as a green connector. Residues present in the sample, but not in the model, are shown in grey.

- Molecule 1: 16S Ribosomal RNA

Chain AA: 4% 55% 32% 10%

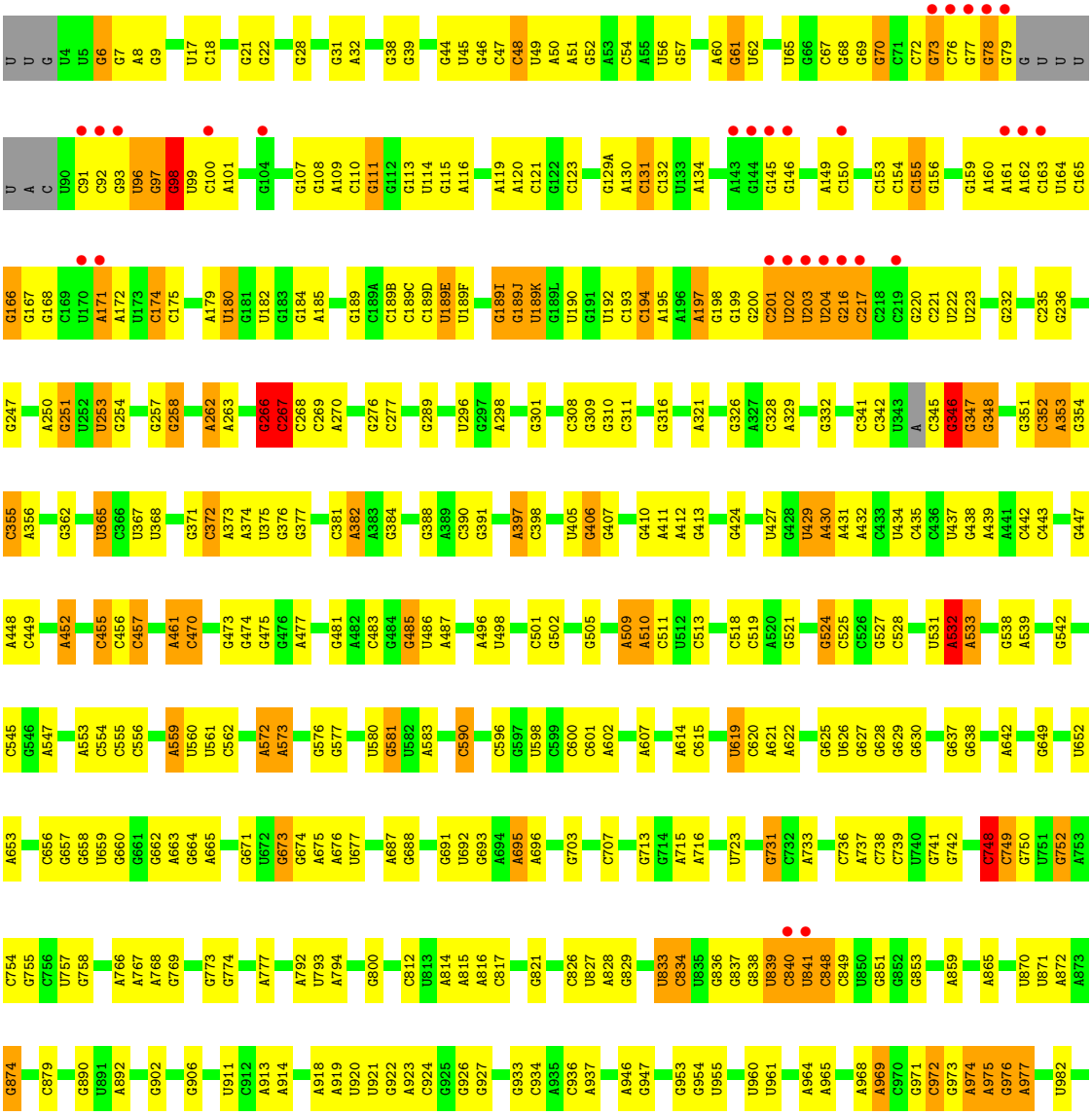

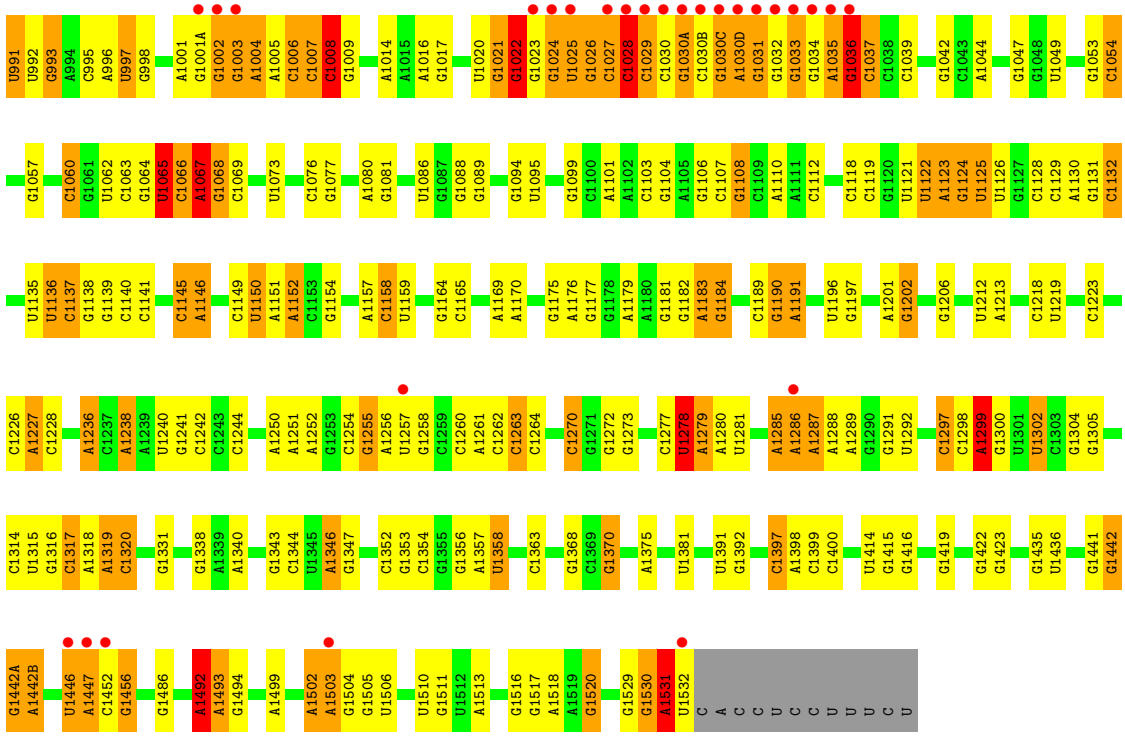

- Molecule 1: 16S Ribosomal RNA

Chain CA:

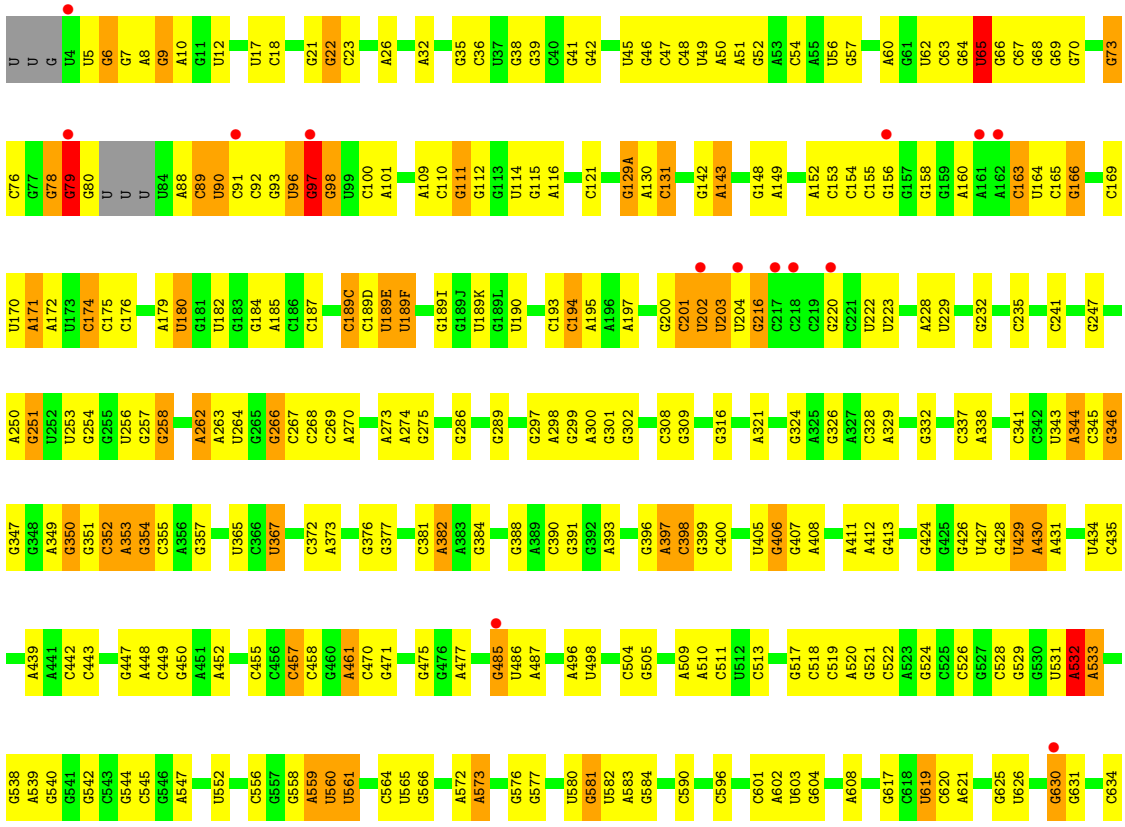

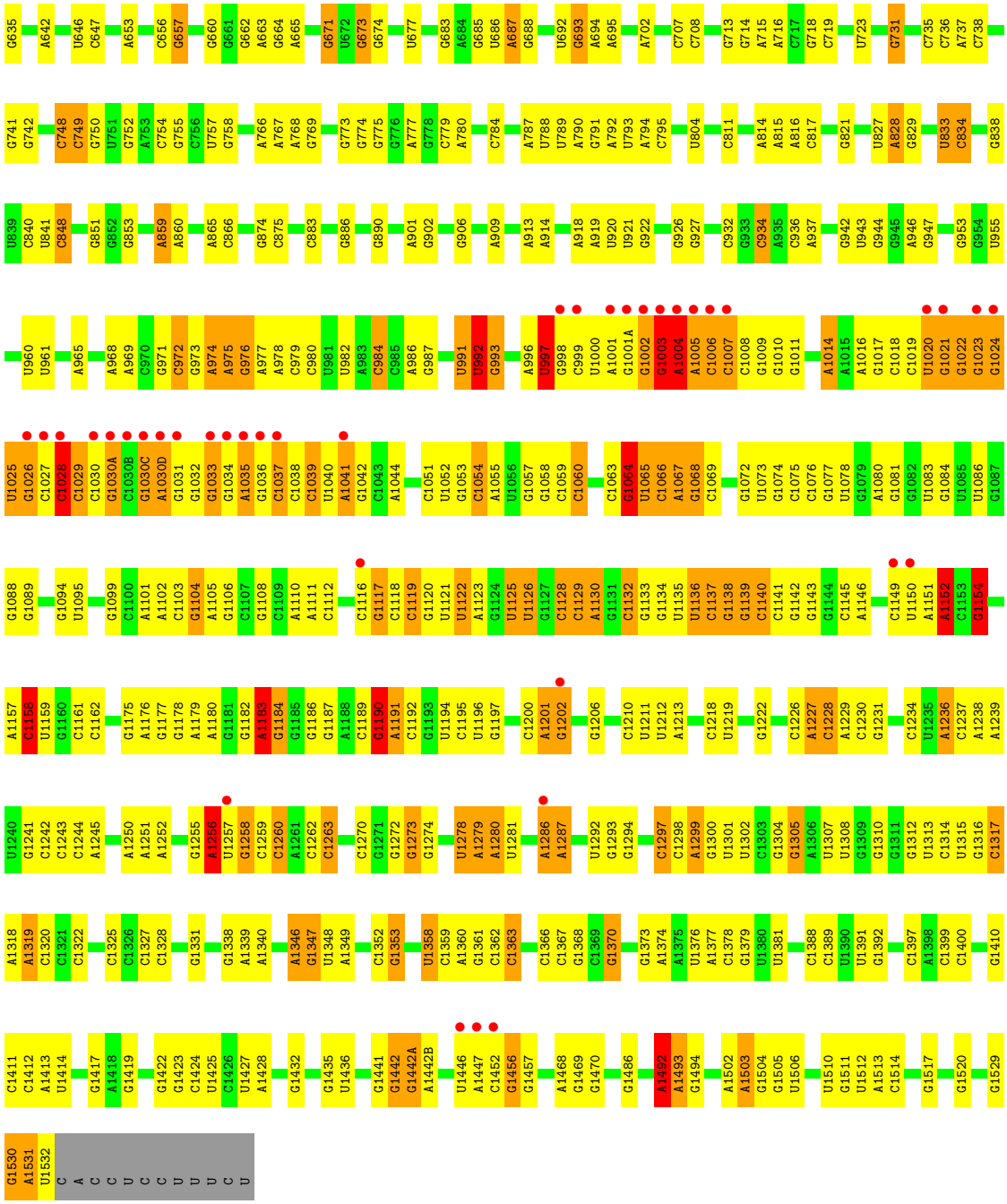

• Molecule 2: 30S Ribosomal Protein S2

Chain AB:

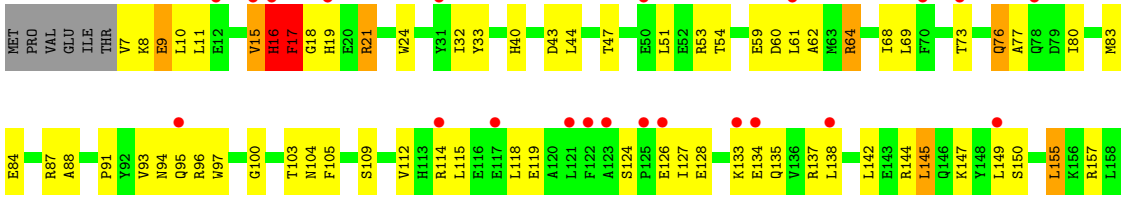

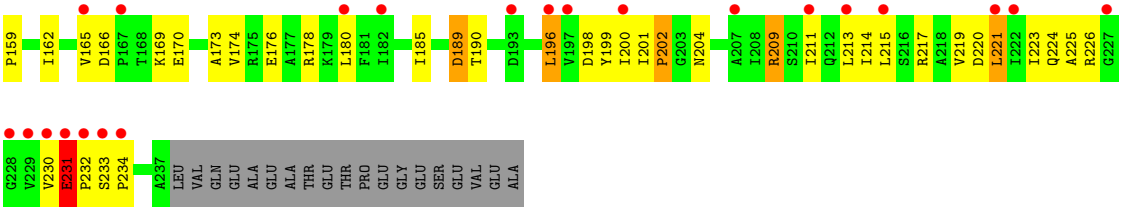

- Molecule 2: 30S Ribosomal Protein S2

Chain CB:

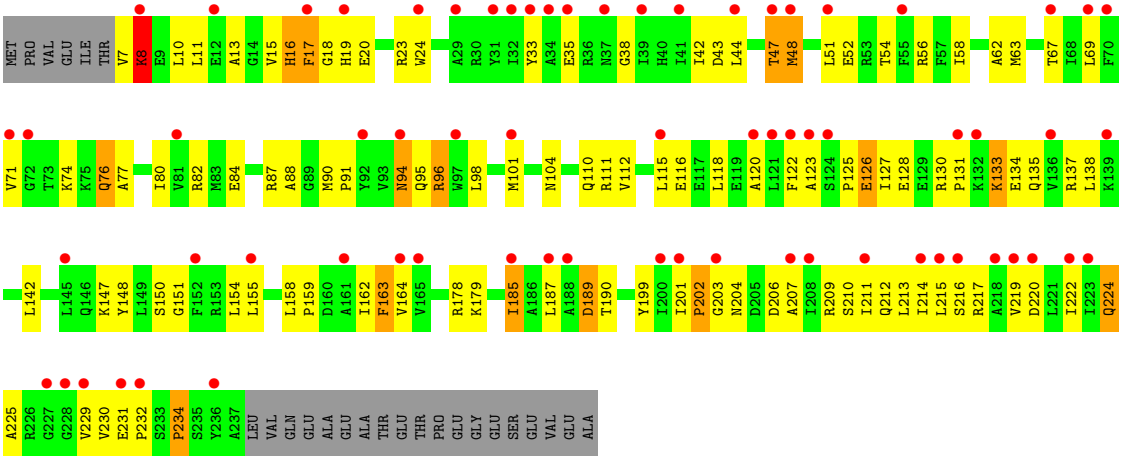

- Molecule 3: 30S Ribosomal Protein S3

Chain AC:

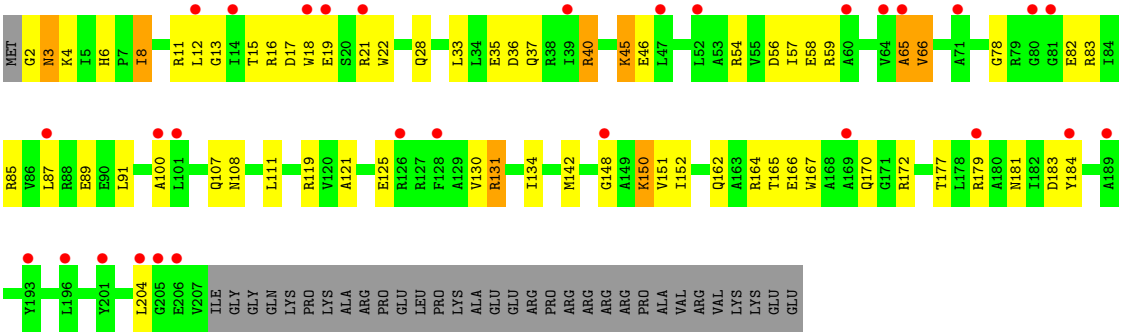

- Molecule 3: 30S Ribosomal Protein S3

Chain CC:

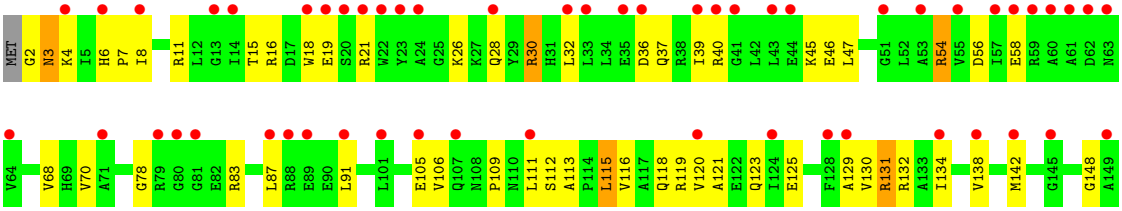

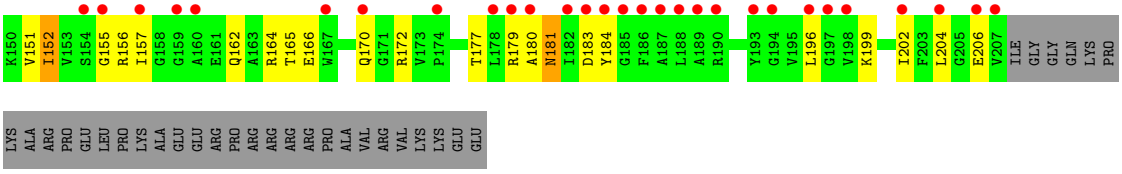

• Molecule 4: 30S Ribosomal Protein S4

Chain AD:

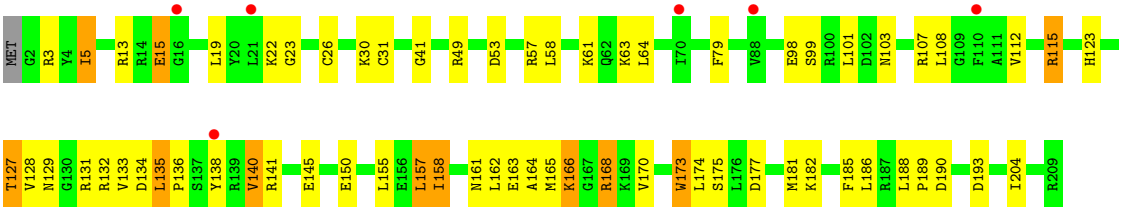

• Molecule 4: 30S Ribosomal Protein S4

Chain CD:

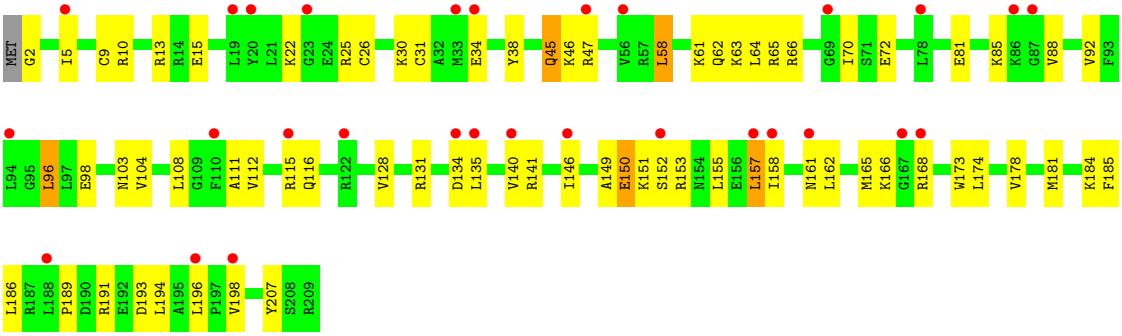

• Molecule 5: 30S Ribosomal Protein S5

Chain AE:

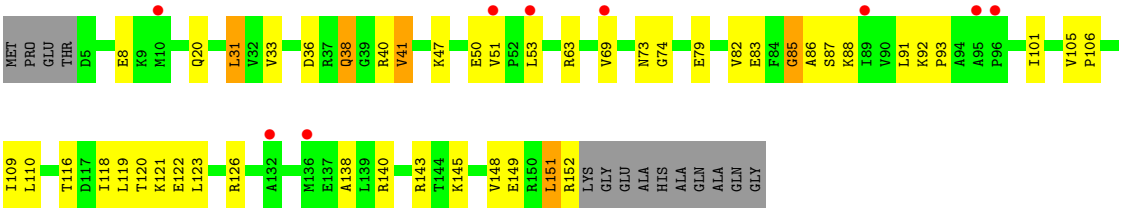

• Molecule 5: 30S Ribosomal Protein S5

Chain CE:

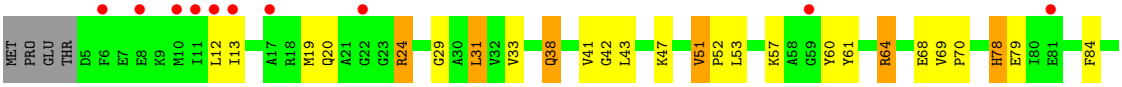

• Molecule 6: 30S Ribosomal Protein S6

Chain AF:

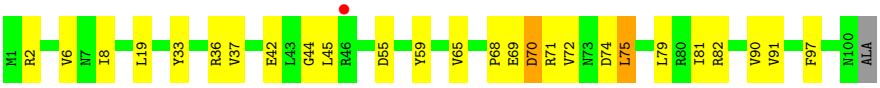

• Molecule 6: 30S Ribosomal Protein S6

Chain CF:

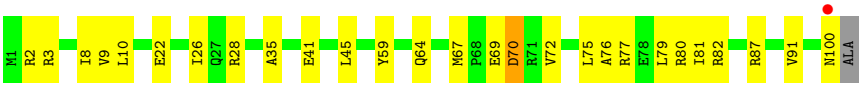

• Molecule 7: 30S Ribosomal Protein S7

Chain AG:

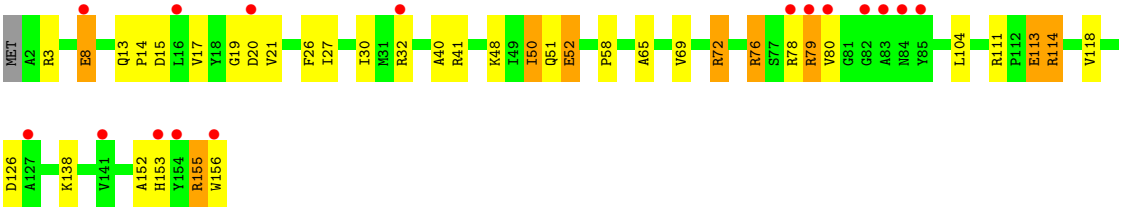

• Molecule 7: 30S Ribosomal Protein S7

Chain CG:

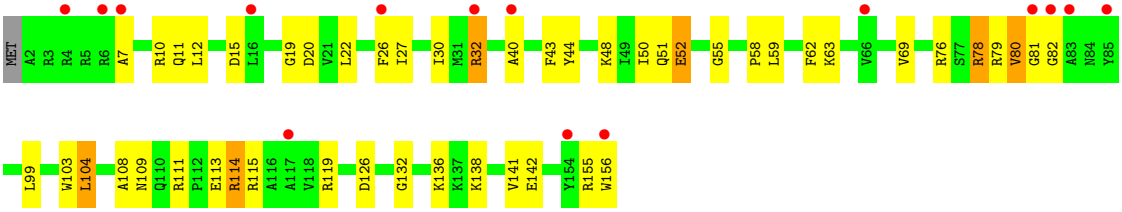

• Molecule 8: 30S Ribosomal Protein S8

Chain AH:

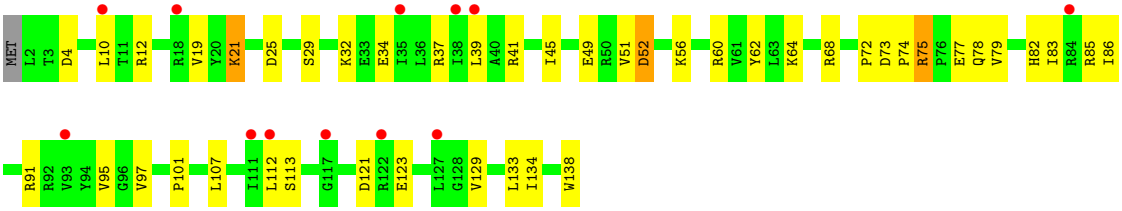

- Molecule 8: 30S Ribosomal Protein S8

Chain CH:

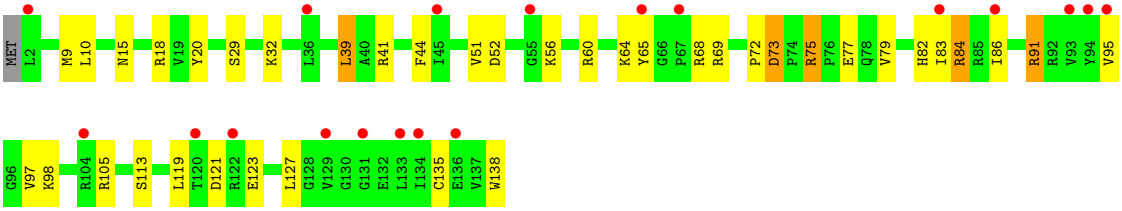

- Molecule 9: 30S Ribosomal Protein S9

Chain AI:

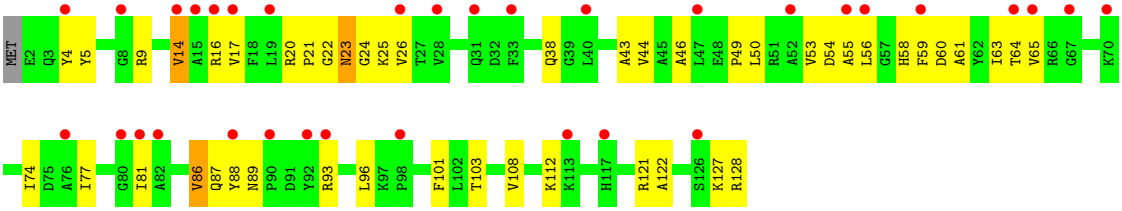

- Molecule 9: 30S Ribosomal Protein S9

Chain CI:

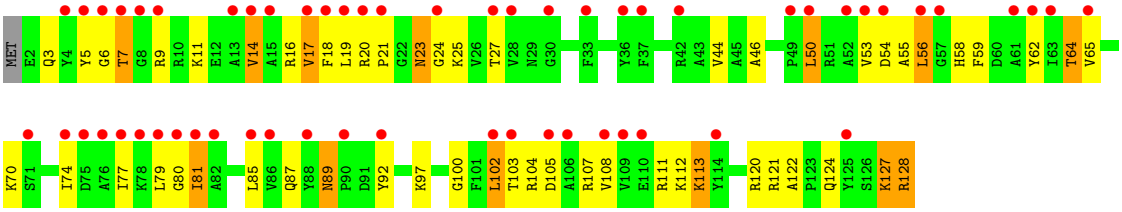

- Molecule 10: 30S Ribosomal Protein S10

Chain AJ:

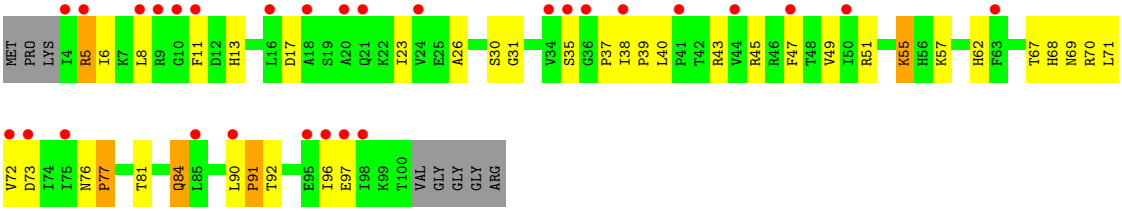

- Molecule 10: 30S Ribosomal Protein S10

Chain CJ:

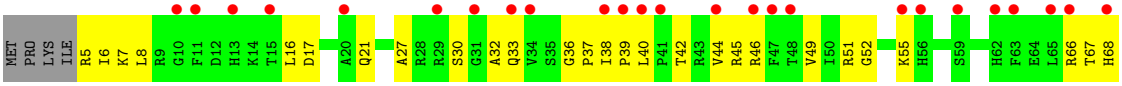

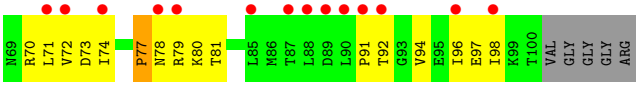

• Molecule 11: 30S Ribosomal Protein S11

Chain AK:

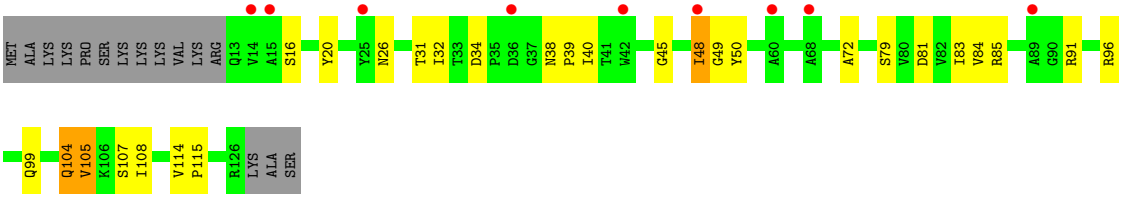

• Molecule 11: 30S Ribosomal Protein S11

Chain CK:

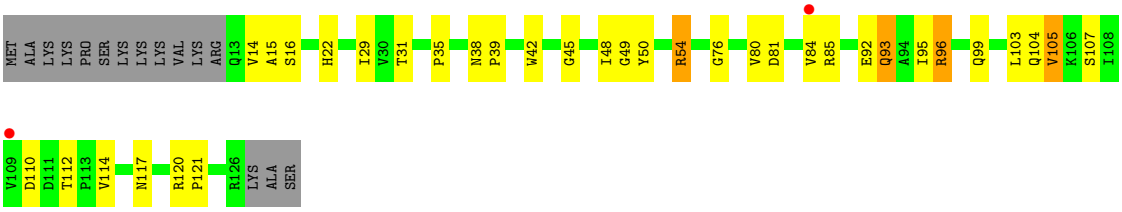

• Molecule 12: 30S Ribosomal Protein S12

Chain AL:

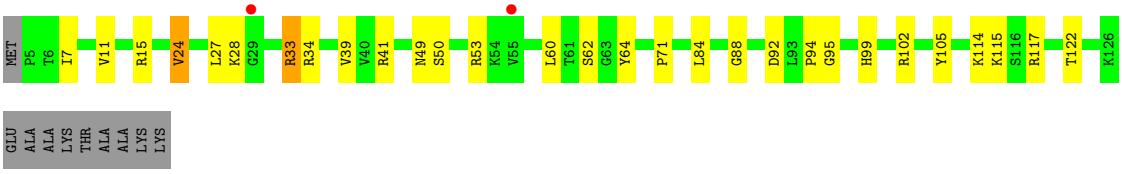

• Molecule 12: 30S Ribosomal Protein S12

Chain CL:

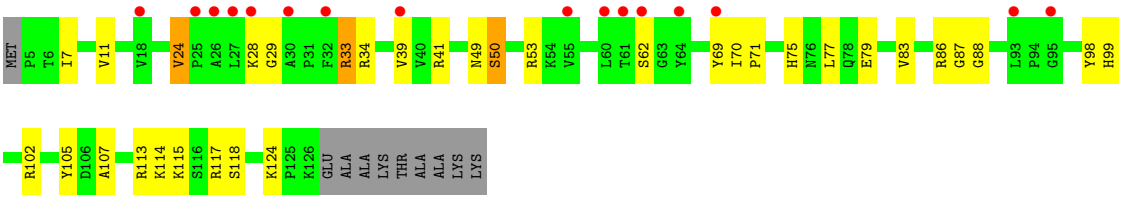

• Molecule 13: 30S Ribosomal Protein S13

Chain AM:

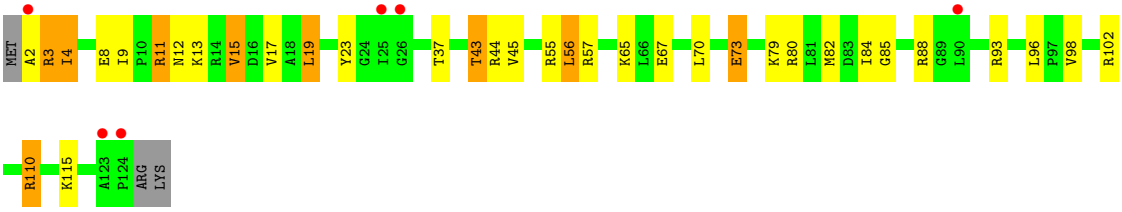

• Molecule 13: 30S Ribosomal Protein S13

Chain CM:

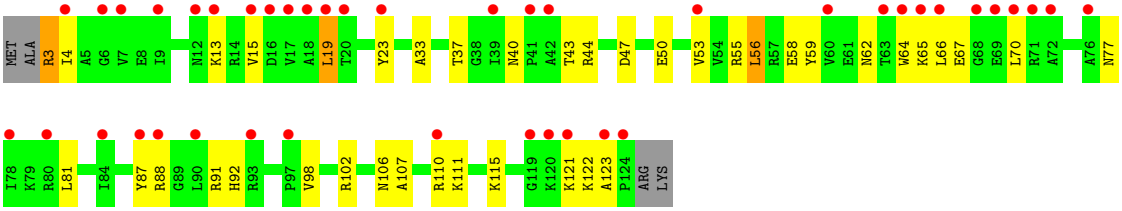

• Molecule 14: 30S Ribosomal Protein S14

Chain AN:

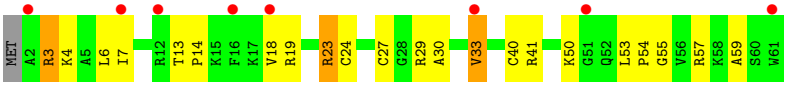

• Molecule 14: 30S Ribosomal Protein S14

Chain CN:

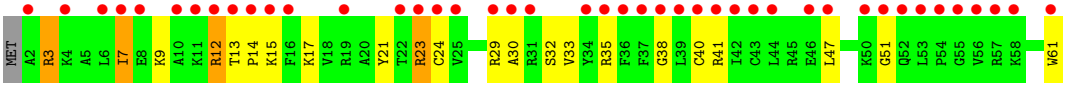

• Molecule 15: 30S Ribosomal Protein S15

Chain AO:

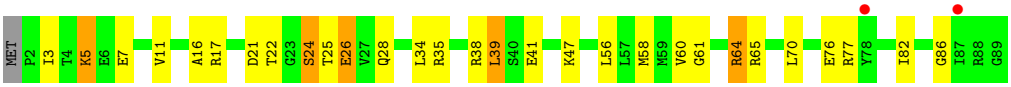

• Molecule 15: 30S Ribosomal Protein S15

Chain CO:

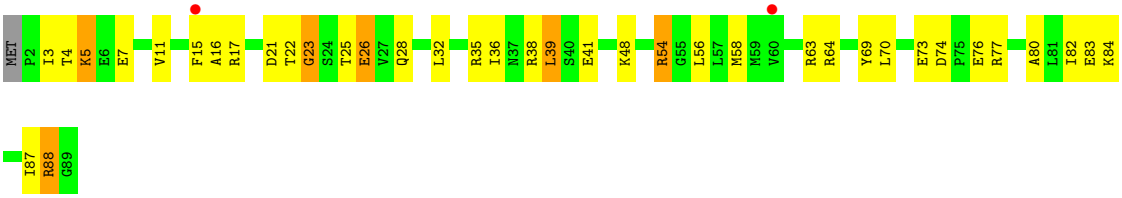

• Molecule 16: 30S Ribosomal Protein S16

Chain AP:

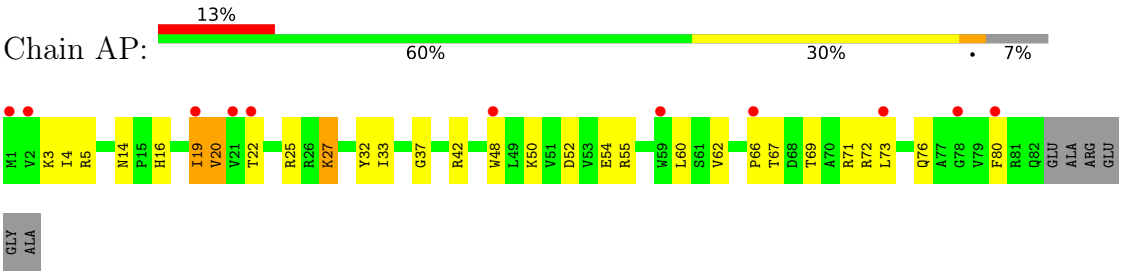

• Molecule 16: 30S Ribosomal Protein S16

Chain CP:

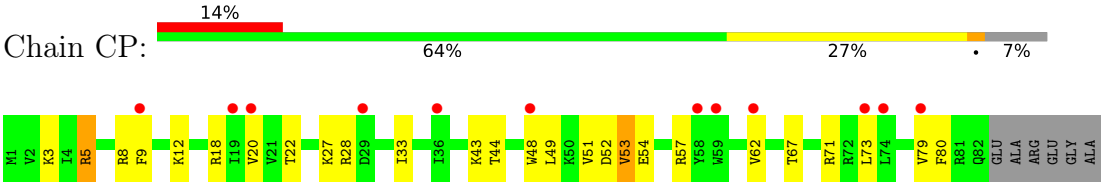

• Molecule 17: 30S Ribosomal Protein S17

Chain AQ:

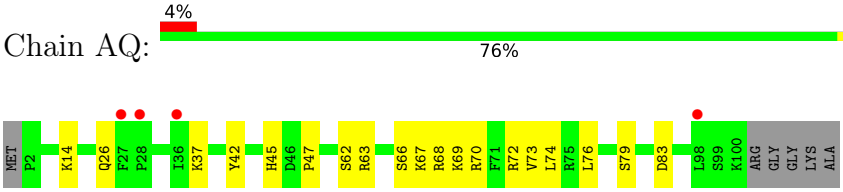

• Molecule 17: 30S Ribosomal Protein S17

Chain CQ:

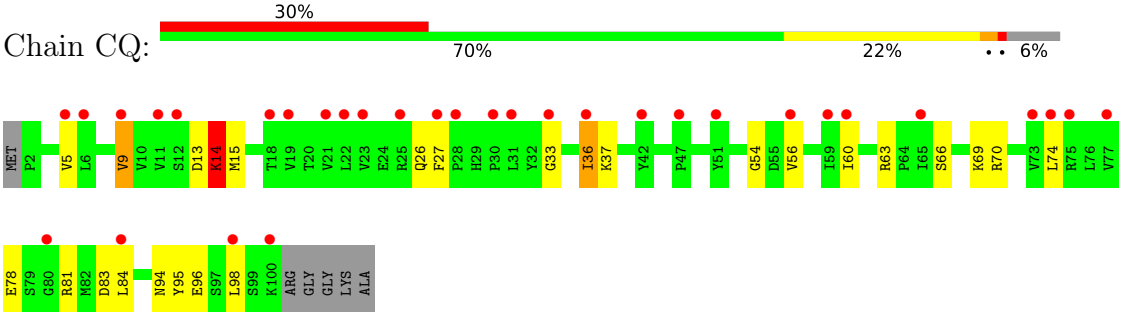

• Molecule 18: 30S Ribosomal Protein S18

Chain AR:

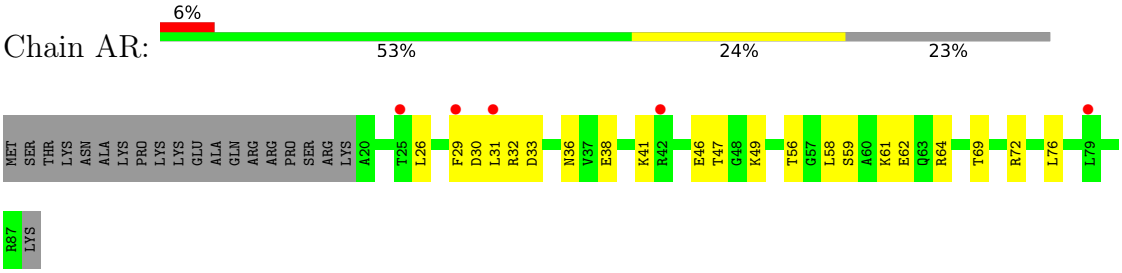

• Molecule 18: 30S Ribosomal Protein S18

Chain CR:

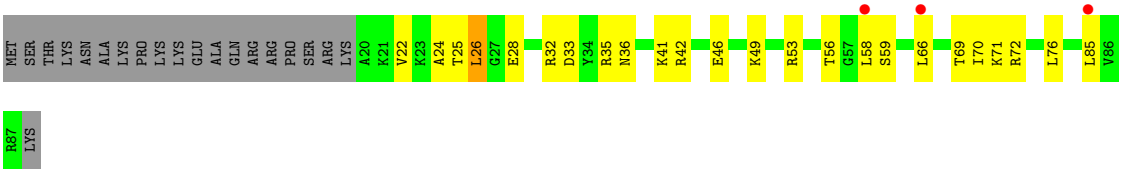

• Molecule 19: 30S Ribosomal Protein S19

Chain AS:

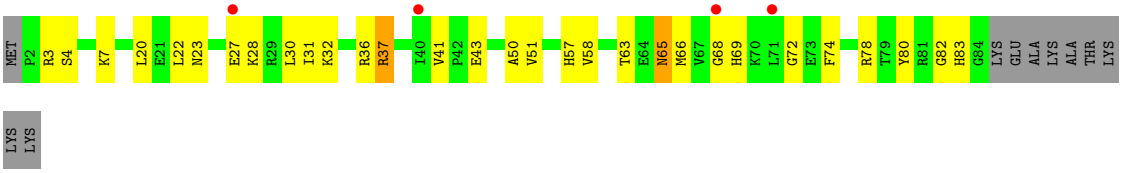

• Molecule 19: 30S Ribosomal Protein S19

Chain CS:

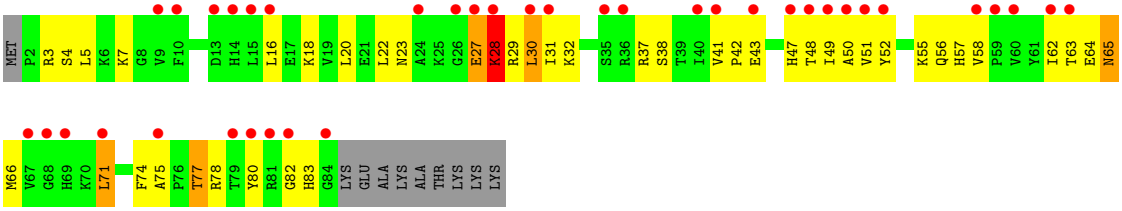

• Molecule 20: 30S Ribosomal Protein S20

Chain AT:

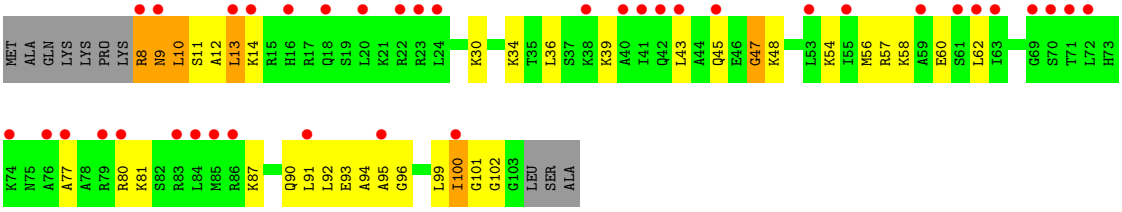

• Molecule 20: 30S Ribosomal Protein S20

Chain CT:

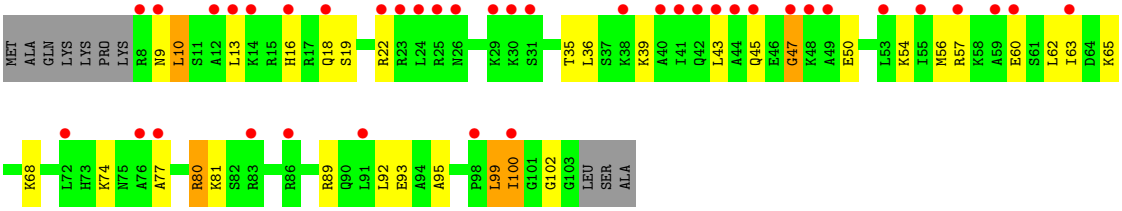

• Molecule 21: 30S Ribosomal Protein THX

Chain AU: 15% 67% 11% 7% 15%

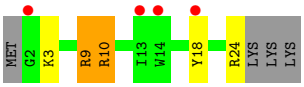

• Molecule 21: 30S Ribosomal Protein THX

Chain CU: 33% 48% 33% 15%

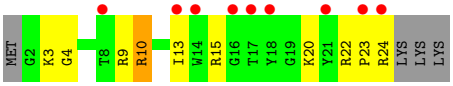

• Molecule 22: mRNA

Chain AV: 4% 42% 8% 46%

• Molecule 22: mRNA

Chain CV: 8% 38% 8% 8% 46%

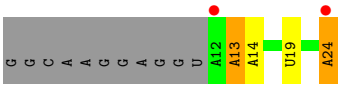

• Molecule 23: A/P-site tRNA

Chain AW: 9% 28% 50% 18%

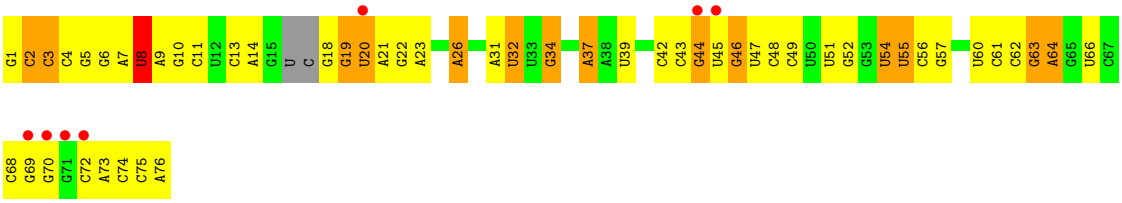

• Molecule 23: A/P-site tRNA

Chain AY: 13% 22% 39% 34%

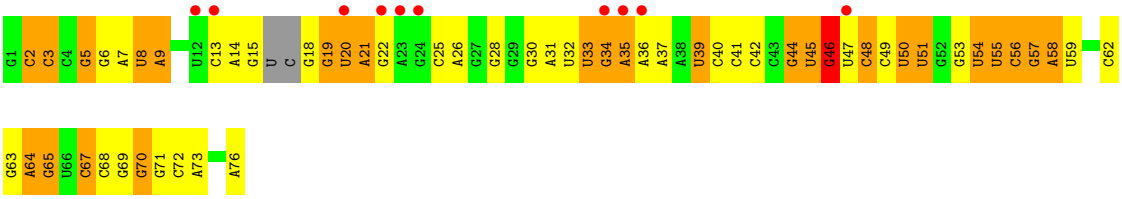

• Molecule 23: A/P-site tRNA

Chain CW:

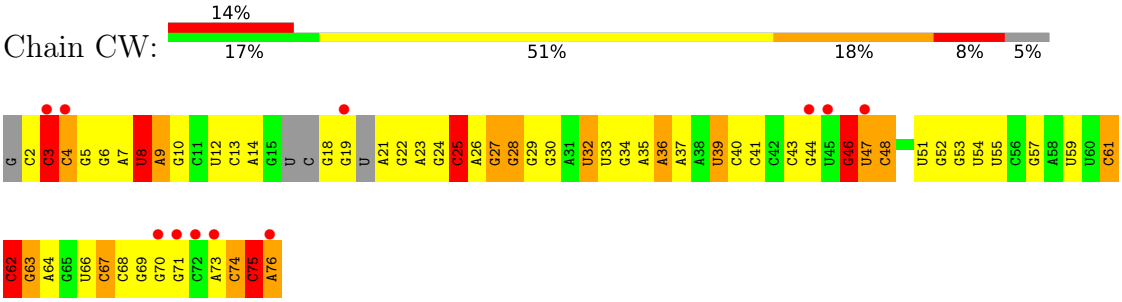

- Molecule 23: A/P-site tRNA

Chain CY:

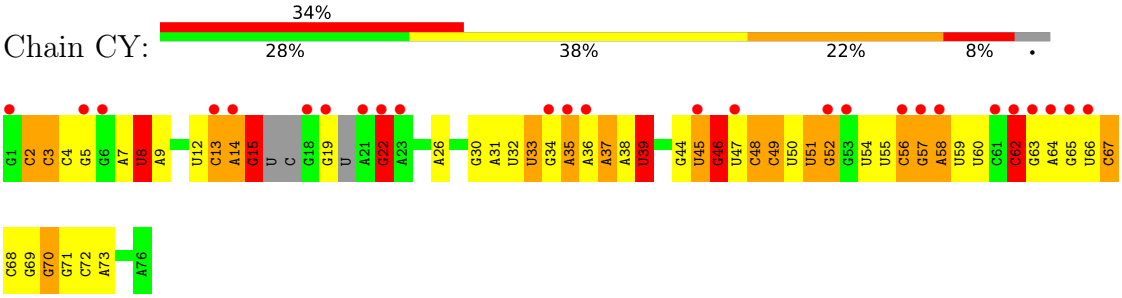

- Molecule 24: E-site tRNA

Chain AX:

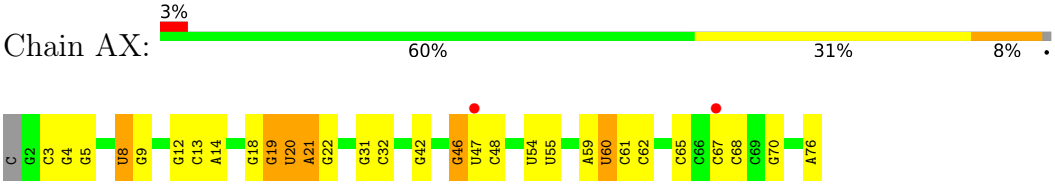

- Molecule 24: E-site tRNA

Chain CX:

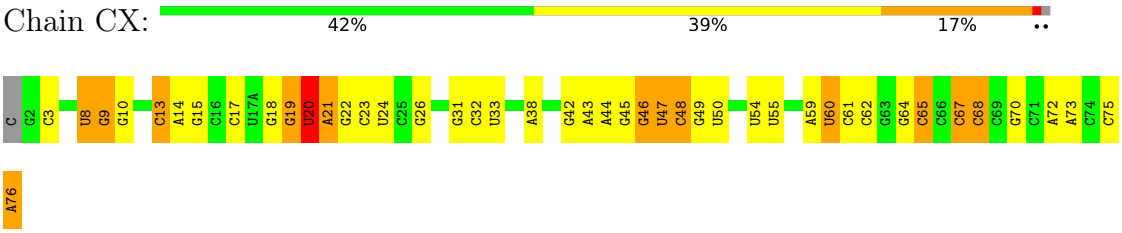

- Molecule 25: 23S Ribosomal RNA

Chain BA:

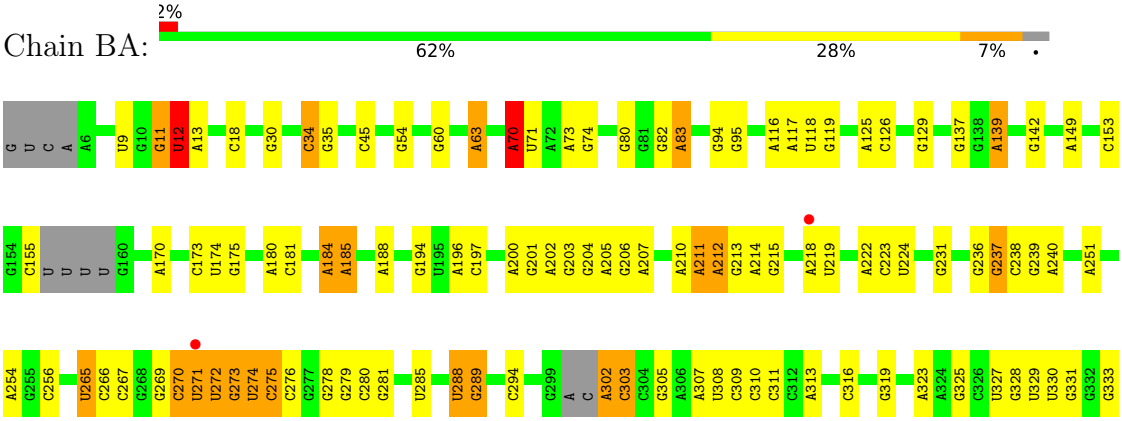

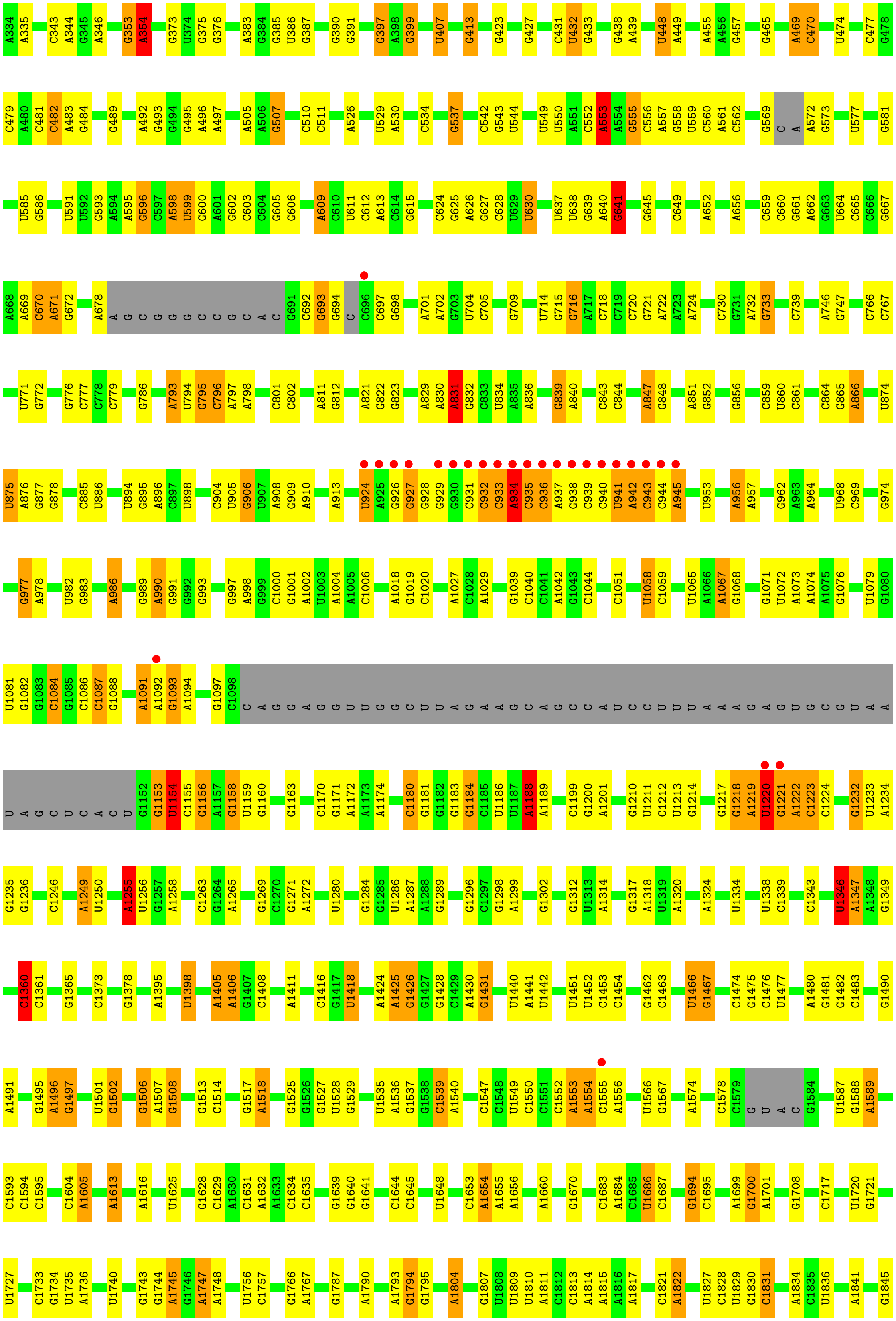
A334 A335 C343 A344 G345 A346 G353 A354 G373 U374 G375 G376 A383 G384 G385 U386 G387 G390 G391 G397 A398 G399 U407 G413 G423 G427 C431 U432 G433 G438 A439 U448 A449 A455 A456 G457 G465 A469 C470 U474 C477 G478
C479 A480 C481 C482 A483 G484 G489 A492 G493 G494 G495 A496 A497 A505 A506 G507 C510 C511 A526 U529 A530 C534 G537 C542 G543 U544 U549 U550 A551 C552 A553 A554 G555 C556 A557 G558 U559 C560 A561 C562 G569 C A A572 G573 U577 G581
U585 G586 U591 U592 G593 A594 A595 G596 C597 A598 U599 G600 A601 G602 C603 C604 G605 G606 A609 C610 U611 C612 A613 C614 G615 C624 G625 A626 G627 C628 U629 U630 U637 U638 G639 A640 G641 G645 C649 A652 A656 C659 C660 G661 A662 G663 U664 C665 C666 G667
A668 A669 C670 A671 G672 A678 A G C G G G C C G C A C G691 C692 G693 G694 C C696 C697 G698 A701 A702 G703 U704 C705 G709 U714 G715 G716 A717 C718 C719 C720 G721 A722 A723 A724 C730 G731 A732 G733 C739 A746 G747 C766 C767
U771 G772 G776 C777 C778 C779 G786 A793 U794 G795 C796 A797 A798 C801 C802 A811 G812 A821 G822 G823 A829 A830 A831 G832 G833 U834 A835 A836 G839 A840 C843 C844 A847 G848 A851 G852 G856 C859 U860 C861 C864 G865 A866 U874
U875 A876 G877 G878 C885 U886 U894 G895 A896 C897 U898 C904 U905 G906 U907 A908 G909 A910 A913 U924 A925 G926 G927 G928 G929 G930 C931 C932 C933 A934 C935 C936 A937 G938 C939 C940 U941 A942 C943 C944 A945 U953 A956 A957 G962 A963 A964 U968 C969 G974
G977 A978 U982 G983 A986 G989 A990 G991 G992 G993 G997 A998 G999 C1000 G1001 A1002 U1003 A1004 A1005 C1006 A1018 G1019 C1020 A1027 C1028 A1029 G1039 C1040 C1041 A1042 G1043 C1044 C1051 U1058 C1059 U1065 A1066 A1067 G1068 G1071 U1072 A1073 A1074 A1075 G1076 U1079 G1080
U1081 G1082 G1083 C1084 G1085 C1086 C1087 G1088 A1091 A1092 G1093 A1094 G1097 C1098 C A G G A G G U U G G C U U A G A A G C A G C C A U C C U U U A A A G A G U G C G U A A
U A G C U C A C U G1152 G1153 U1154 C1155 G1156 A1157 G1158 U1159 G1160 G1163 C1170 G1171 A1172 A1173 A1174 C1180 G1181 G1182 G1183 G1184 C1185 U1186 U1187 A1188 A1189 C1199 G1200 A1201 G1210 U1211 C1212 U1213 G1214 G1217 G1218 A1219 U1220 G1221 A1222 C1223 C1224 G1232 U1233 A1234
G1235 G1236 C1246 A1249 U1250 A1255 U1256 G1257 A1258 C1263 G1264 A1265 G1269 C1270 G1271 A1272 U1280 G1284 G1285 U1286 A1287 A1288 G1289 G1296 C1297 G1298 A1299 G1302 G1312 U1313 A1314 G1317 A1318 U1319 U1320 A1324 U1334 U1338 C1339 C1343 U1346 A1347 A1348 G1349
C1360 C1361 G1365 C1373 G1378 A1395 U1398 A1405 A1406 G1407 C1408 A1411 C1416 G1417 U1418 A1424 A1425 G1426 G1427 G1428 C1429 A1430 G1431 U1440 A1441 U1442 U1451 U1452 C1453 C1454 G1462 C1463 U1466 G1467 C1474 G1475 C1476 U1477 A1480 G1481 G1482 C1483 G1490
A1491 G1495 A1496 G1497 U1501 G1502 G1506 A1507 G1508 G1513 C1514 G1517 A1518 G1525 G1526 G1527 U1528 G1529 U1535 A1536 G1537 G1538 C1539 A1540 C1547 C1548 U1549 C1550 C1551 C1552 A1553 A1554 C1555 A1556 U1566 G1567 A1574 C1578 C1579 G U A C G1584 U1587 G1588 A1589
C1593 C1594 C1595 C1604 A1605 A1613 A1616 U1625 G1628 C1629 A1630 C1631 A1632 A1633 C1634 C1635 G1639 G1640 G1641 C1644 C1645 U1648 C1653 A1654 A1655 A1656 A1660 G1670 C1683 A1684 C1685 U1686 C1687 G1694 C1695 A1699 G1700 A1701 G1708 C1717 U1720 G1721
U1727 C1733 G1734 U1735 A1736 U1740 G1743 G1744 A1745 G1746 A1747 A1748 U1756 C1757 G1766 A1767 G1787 A1790 A1793 G1794 G1795 A1804 G1807 U1808 U1809 U1810 A1811 C1812 C1813 A1814 A1815 A1816 A1817 C1821 A1822 U1827 C1828 U1829 G1830 C1831 A1834 C1835 U1836 A1841 G1845

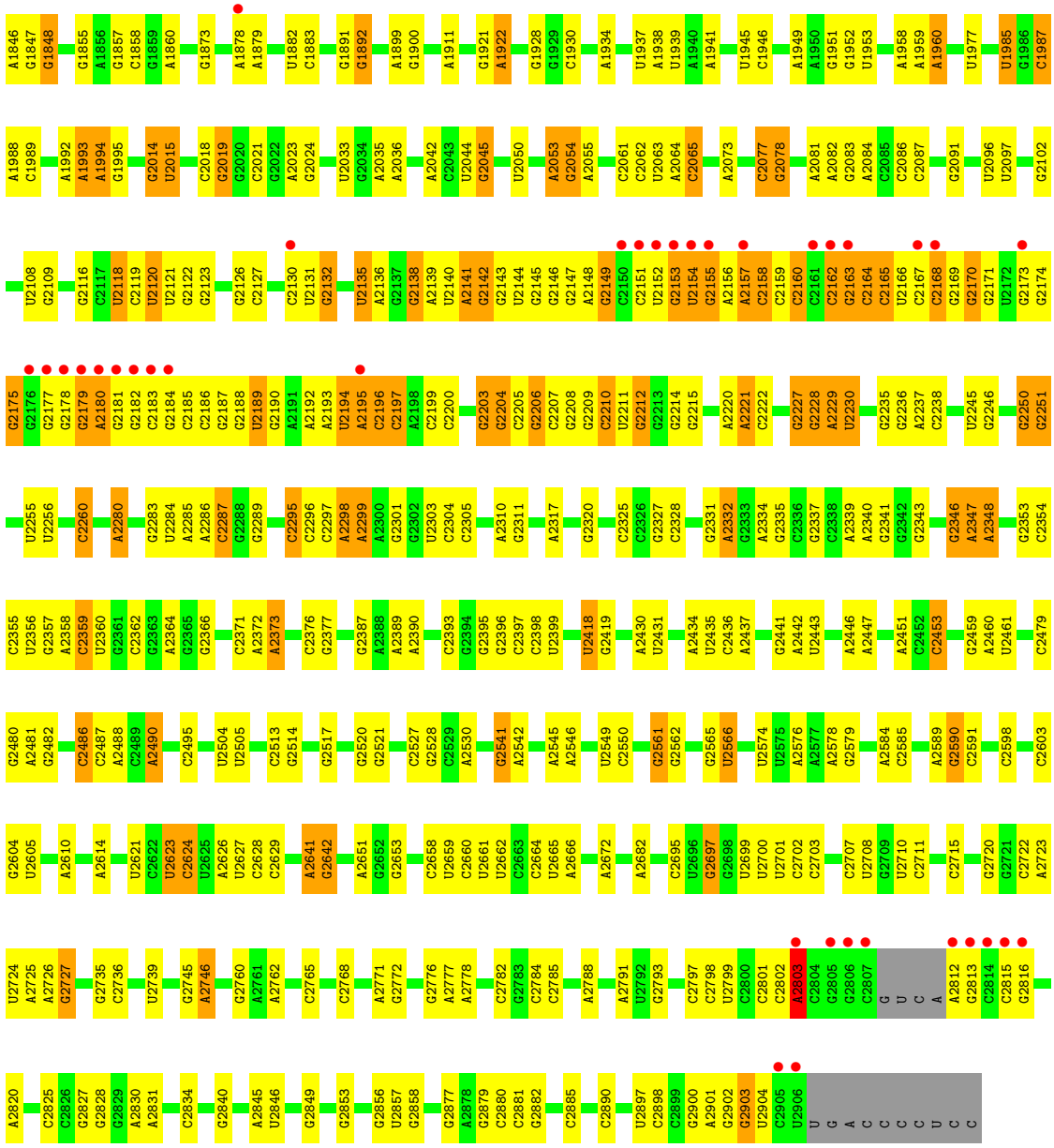

• Molecule 25: 23S Ribosomal RNA

Chain DA:

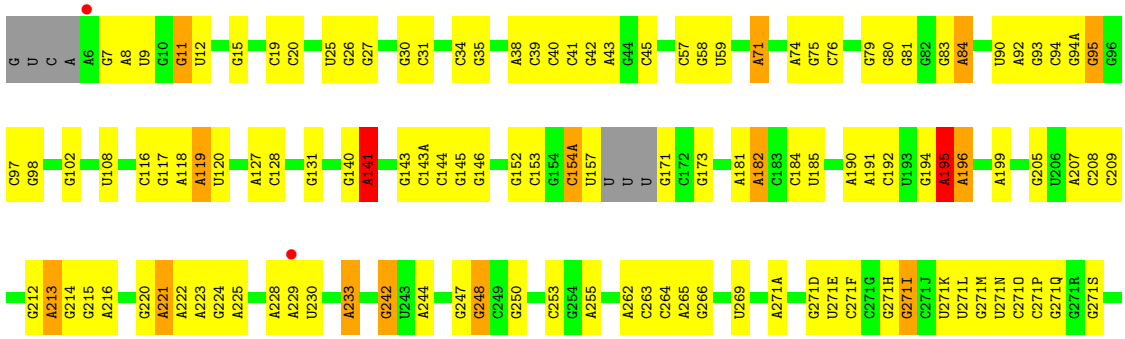

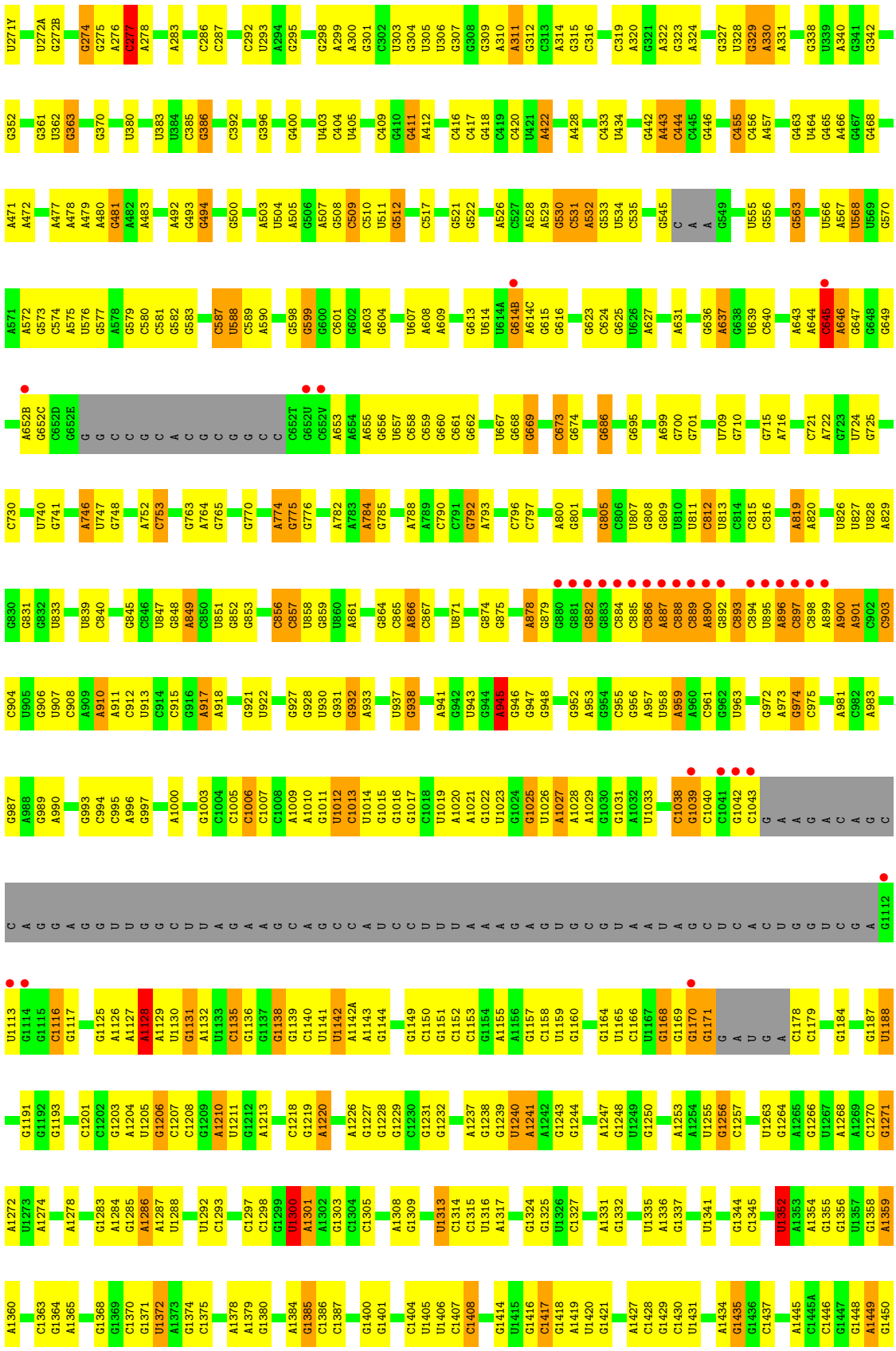
U271Y U272A G272B G274 G275 A276 G277 A278 A283 C286 C287 C292 U293 A294 G295 G298 A299 A300 G301 C302 U303 G304 U305 U306 G307 G308 G309 A310 A311 G312 C313 A314 G315 C316 C319 A320 G321 A322 G323 A324 G327 U328 G329 A330 A331 G338 U339 A340 G341 G342
G352 G361 U362 G363 G370 U380 U383 U384 C385 G386 C392 G396 G400 U403 C404 U405 C409 G410 G411 A412 C416 C417 G418 C419 C420 U421 A422 A428 C433 U434 G442 A443 C444 C445 G446 C455 C456 A457 G463 U464 G465 A466 G467 G468
A471 A472 A477 A478 A479 A480 G481 A482 A483 A492 G493 G494 G500 A503 U504 A505 C506 A507 G508 C509 C510 U511 G512 C517 G521 G522 A526 C527 A528 A529 G530 C531 A532 G533 U534 C535 G545 C A A G549 U555 G556 G563 U566 A567 U568 U569 G570
A571 A572 G573 C574 A575 U576 G577 A578 G579 C580 C581 G582 G583 C587 U588 C589 A590 G598 G599 G600 C601 G602 A603 G604 U607 A608 A609 G613 U614 U614A G614B A614C G615 G616 G623 C624 G625 U626 A627 A631 G636 A637 G638 U639 C640 A643 A644 C645 A646 G647 G648 G649
A652B G652C G652D G652E G G C C G C A C G C G G C C G652T G652U G652V A653 A654 A655 G656 U657 C658 C659 G660 C661 G662 U667 G668 G669 G673 G674 G686 G695 A699 G700 G701 U709 G710 G715 A716 C721 A722 G723 U724 G725
C730 U740 G741 A746 U747 G748 A752 C753 G763 A764 G765 G770 A774 G775 G776 A782 A783 A784 G785 A788 A789 C790 C791 G792 A793 C796 C797 A800 G801 G805 C806 U807 G808 G809 U810 U811 C812 U813 C814 C815 C816 A819 A820 U826 U827 U828 A829
G830 G831 G832 U833 U839 C840 G845 C846 U847 G848 A849 C850 U851 G852 G853 C856 C857 U858 G859 U860 A861 G864 C865 A866 C867 U871 G874 G875 A878 G879 G880 G881 G882 G883 C884 C885 C886 A887 C888 C889 A890 G892 C893 C894 U895 A896 C897 C898 A899 A900 A901 C902 C903
C904 U905 A906 U907 C908 A909 A910 A911 C912 U913 C914 C915 G916 A917 A918 G921 U922 G927 G928 U930 G931 G932 A933 U937 G938 A941 G942 U943 G944 A945 G946 G947 G948 G952 A953 G954 C955 G956 A957 U958 A959 A960 C961 G962 U963 G972 A973 G974 C975 A981 C982 A983
G987 A988 G989 A990 G993 C994 C995 A996 G997 A1000 G1003 C1004 C1005 C1006 C1007 C1008 A1009 A1010 G1011 U1012 C1013 U1014 G1015 G1016 G1017 C1018 U1019 A1020 A1021 G1022 U1023 G1024 G1025 U1026 A1027 A1028 A1029 G1030 G1031 A1032 U1033 C1038 G1039 C1040 C1041 G1042 C1043 G A A A G A C A G C
C A G G A G G G U U G C U U A G A G G A A C C C A A A U U G G C G G U A A U A G C U C A C U U G G U C G C A G G U C G G A G1112
U1113 G1114 C1115 C1116 G1117 G1125 A1126 A1127 A1128 A1129 U1130 G1131 A1132 U1133 C1135 G1136 G1137 G1138 G1139 C1140 U1141 U1142 A1142A A1143 G1144 G1149 C1150 G1151 C1152 A1153 G1154 A1155 A1156 G1157 C1158 U1159 G1160 G1164 U1165 C1166 U1167 G1168 G1169 G1170 G1171 G A U G A C1178 C1179 G1184 G1187 U1188
G1191 G1192 G1193 C1201 C1202 G1203 A1204 U1205 G1206 C1207 C1208 G1209 A1210 U1211 G1212 A1213 C1218 G1219 A1220 A1226 G1227 G1228 G1229 C1230 G1231 G1232 A1237 G1238 G1239 U1240 A1241 A1242 G1243 G1244 A1247 G1248 U1249 G1250 A1253 A1254 U1255 G1256 C1257 U1263 G1264 A1265 G1266 U1267 A1268 A1269 C1270 G1271
A1272 U1273 A1274 A1278 G1283 A1284 G1285 A1286 A1287 U1288 U1292 C1293 C1297 C1298 G1299 U1300 A1301 A1302 G1303 C1304 C1305 A1308 G1309 U1313 C1314 C1315 U1316 A1317 G1324 G1325 U1326 C1327 A1331 G1332 U1335 A1336 G1337 U1341 G1344 C1345 U1352 A1353 A1354 G1355 G1356 U1357 G1358 A1359
A1360 C1363 G1364 A1365 G1368 G1369 C1370 G1371 U1372 A1373 G1374 C1375 A1378 A1379 G1380 A1384 G1385 C1386 C1387 G1400 G1401 C1404 U1405 U1406 C1407 C1408 G1414 U1415 G1416 C1417 G1418 A1419 U1420 G1421 A1427 C1428 G1429 C1430 U1431 A1434 G1435 G1436 C1437 A1445 C1445A C1446 G1447 G1448 A1449 G1450

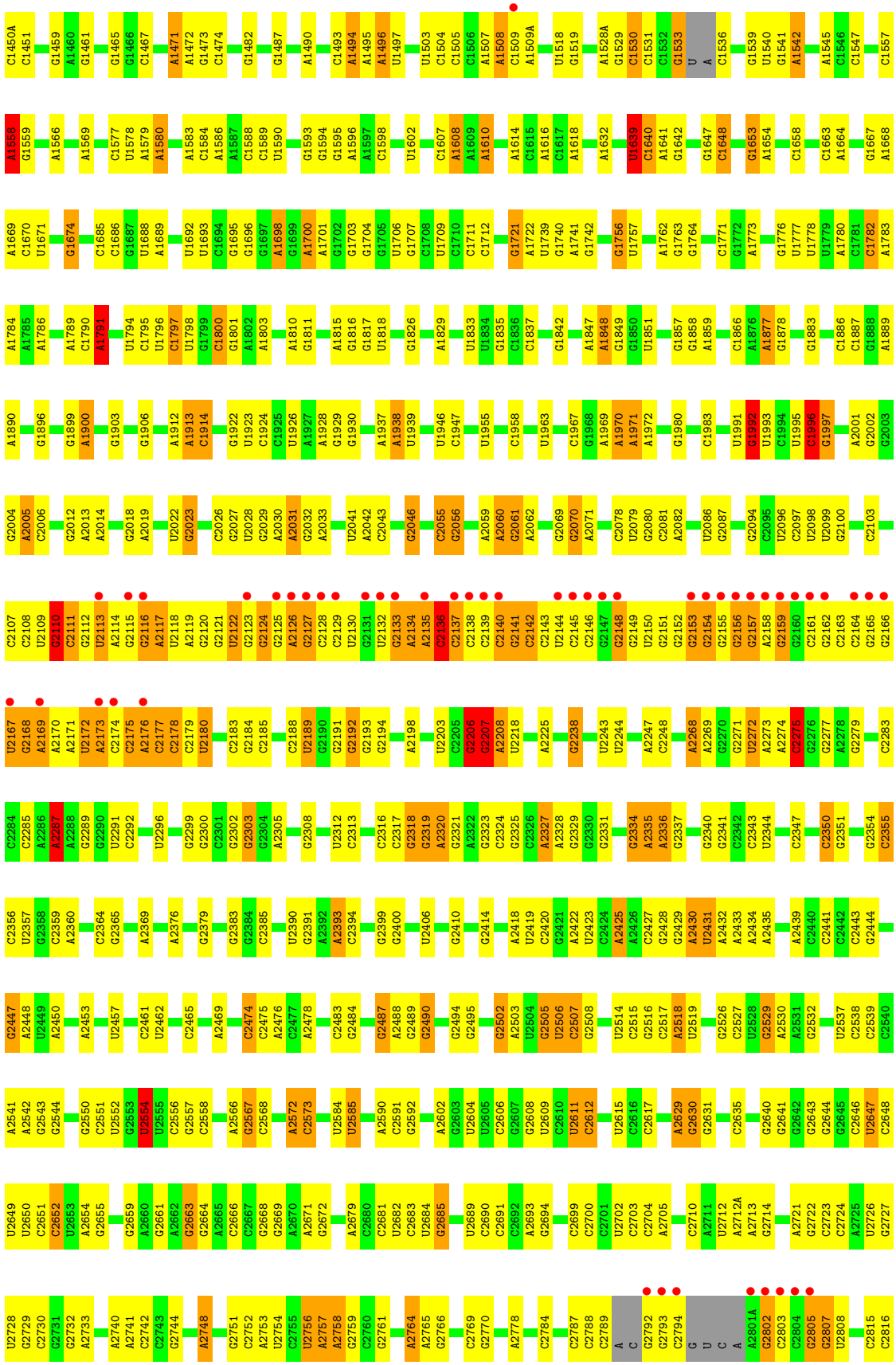
C1450A C1451 G1459 A1460 G1461 G1465 G1466 C1467 A1471 A1472 G1473 C1474 G1482 G1487 A1490 C1493 A1494 A1495 A1496 U1497 U1503 C1504 C1505 C1506 A1507 A1508 C1509 A1509A U1518 G1519 A1528A G1529 C1530 C1531 C1532 G1533 U A C1536 G1539 U1540 G1541 A1542 A1545 C1546 C1547 C1557
A1558 G1559 A1566 A1569 C1577 U1578 A1579 A1580 A1583 C1584 A1586 A1587 C1588 C1589 U1590 G1593 G1594 G1595 A1596 A1597 C1598 U1602 C1607 A1608 A1609 A1610 A1614 C1615 A1616 C1617 A1618 A1632 U1639 C1640 A1641 G1642 G1647 C1648 G1653 A1654 C1658 C1663 A1664 G1667 A1668
A1669 C1670 U1671 G1674 C1685 C1686 G1687 U1688 A1689 U1692 U1693 C1694 G1695 G1696 G1697 A1698 G1699 A1700 A1701 G1702 G1703 G1704 G1705 U1706 G1707 C1708 U1709 C1710 C1711 C1712 G1721 A1722 U1739 G1740 A1741 G1742 G1756 U1757 A1762 G1763 G1764 C1771 G1772 A1773 G1776 U1777 U1778 U1779 A1780 C1781 C1782 A1783
A1784 A1785 A1786 A1789 C1790 A1791 U1794 C1795 U1796 C1797 U1798 G1799 C1800 G1801 A1802 A1803 A1810 G1811 A1815 G1816 G1817 U1818 G1826 A1829 U1833 U1834 G1835 C1836 C1837 G1842 A1847 A1848 G1849 G1850 U1851 G1857 G1858 A1859 C1866 A1876 A1877 G1878 G1883 C1886 C1887 G1888 A1889
A1890 G1896 G1899 A1900 G1903 G1906 A1912 A1913 C1914 G1922 U1923 C1924 C1925 U1926 A1927 A1928 G1929 G1930 A1937 A1938 U1939 U1946 C1947 U1955 C1958 U1963 C1967 G1968 A1969 A1970 A1971 A1972 G1980 C1983 U1991 G1992 U1993 C1994 U1995 C1996 G1997 A2001 G2002 G2003
G2004 A2005 C2006 G2012 A2013 A2014 G2018 A2019 U2022 G2023 C2026 G2027 U2028 G2029 A2030 A2031 G2032 A2033 U2041 A2042 C2043 G2046 C2055 G2056 A2059 A2060 G2061 A2062 G2069 G2070 A2071 C2078 U2079 G2080 C2081 A2082 U2086 G2087 G2094 C2095 U2096 C2097 U2098 U2099 G2100 C2103
C2107 C2108 U2109 G2110 C2111 G2112 U2113 A2114 G2115 G2116 A2117 U2118 A2119 G2120 G2121 U2122 G2123 G2124 G2125 A2126 G2127 C2128 G2129 U2130 G2131 U2132 G2133 A2134 A2135 C2136 C2137 C2138 C2139 C2140 G2141 C2142 C2143 U2144 C2145 C2146 G2147 G2148 G2149 U2150 G2151 G2152 G2153 G2154 G2155 G2156 G2157 A2158 G2159 G2160 C2161 G2162 C2163 C2164 G2165 G2166
U2167 G2168 A2169 A2170 A2171 U2172 A2173 C2174 C2175 A2176 C2177 C2178 C2179 U2180 C2183 G2184 C2185 C2188 U2189 G2190 G2191 G2192 G2193 G2194 A2198 U2203 C2205 G2206 G2207 A2208 U2218 A2225 G2238 U2243 U2244 A2247 C2248 A2268 A2269 G2270 G2271 U2272 A2273 A2274 C2275 G2276 G2277 A2278 G2279 C2283
C2284 C2285 A2286 A2287 A2288 G2289 G2290 U2291 C2292 U2296 G2299 G2300 C2301 G2302 G2303 G2304 A2305 G2308 U2312 C2313 C2316 C2317 G2318 G2319 A2320 G2321 A2322 G2323 C2324 G2325 C2326 A2327 A2328 G2329 G2330 G2331 G2334 A2335 A2336 G2337 G2340 G2341 C2342 C2343 U2344 C2347 C2350 G2351 G2354 C2355
C2356 U2357 G2358 C2359 A2360 C2364 G2365 A2369 A2376 G2379 G2383 G2384 C2385 U2390 G2391 A2392 A2393 C2394 G2399 G2400 U2406 G2410 G2414 A2418 U2419 C2420 G2421 A2422 U2423 C2424 A2425 A2426 C2427 G2428 G2429 A2430 U2431 A2432 A2433 A2434 A2435 A2439 C2440 C2441 C2442 C2443 G2444
G2447 A2448 U2449 A2450 A2453 U2457 C2461 U2462 C2465 A2469 C2474 C2475 A2476 C2477 A2478 C2483 G2484 G2487 A2488 G2489 G2490 G2494 G2495 G2502 A2503 U2504 G2505 U2506 C2507 G2508 U2514 C2515 G2516 C2517 A2518 U2519 G2526 C2527 U2528 G2529 A2530 A2531 G2532 U2537 C2538 C2539 C2540
A2541 A2542 G2543 G2544 G2550 C2551 U2552 G2553 U2554 U2555 C2556 C2557 C2558 A2566 G2567 C2568 A2572 C2573 U2584 U2585 A2590 C2591 G2592 A2602 G2603 U2604 U2605 C2606 G2607 G2608 U2609 C2610 U2611 C2612 U2615 C2616 C2617 A2629 G2630 G2631 C2635 G2640 G2641 G2642 G2643 G2644 G2645 C2646 U2647 C2648
U2649 U2650 C2651 C2652 U2653 A2654 G2655 G2659 A2660 G2661 A2662 G2663 G2664 A2665 C2666 C2667 G2668 G2669 A2670 A2671 G2672 A2679 C2680 C2681 U2682 C2683 U2684 G2685 U2689 C2690 C2691 C2692 A2693 G2694 C2699 C2700 C2701 U2702 C2703 C2704 A2705 C2710 A2711 U2712 A2712A A2713 G2714 A2721 G2722 C2723 C2724 A2725 U2726 G2727
U2728 G2729 C2730 G2731 G2732 A2733 A2740 A2741 C2742 C2743 G2744 A2748 G2751 C2752 A2753 U2754 G2755 U2756 A2757 A2758 G2759 C2760 G2761 A2764 A2765 G2766 C2769 G2770 A2778 C2784 C2787 C2788 C2789 A C G2792 G2793 C2794 G U C A A2801A G2802 C2803 C2804 G2805 G2807 U2808 C2815 C2816



• Molecule 26: 5S Ribosomal RNA

Chain BB:

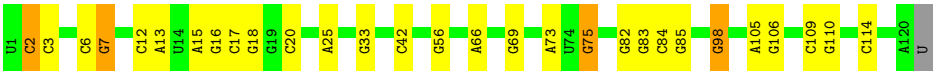

• Molecule 26: 5S Ribosomal RNA

Chain DB:

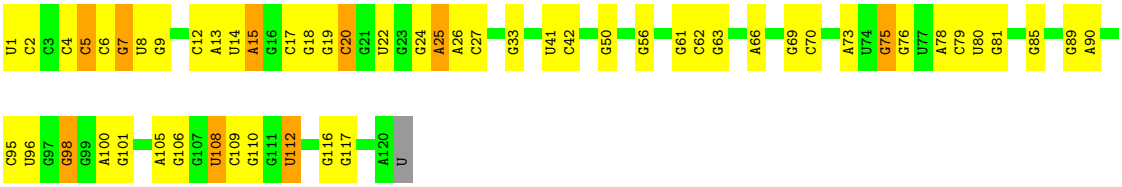

• Molecule 27: 50S Ribosomal Protein L2

Chain BD:

• Molecule 27: 50S Ribosomal Protein L2

Chain DD:

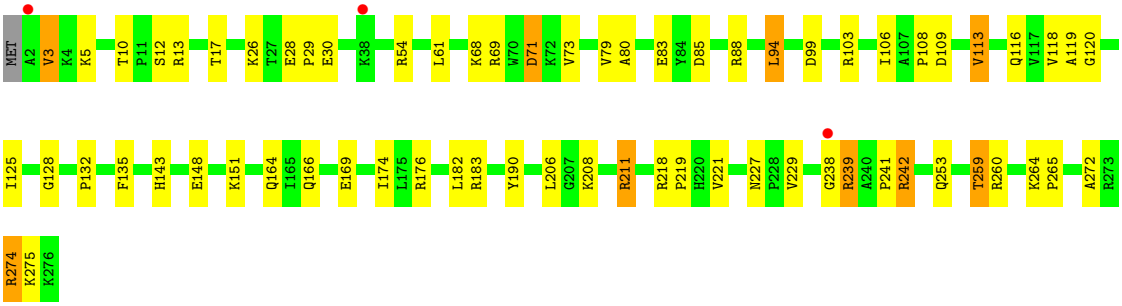

- Molecule 28: 50S Ribosomal Protein L3

Chain BE:

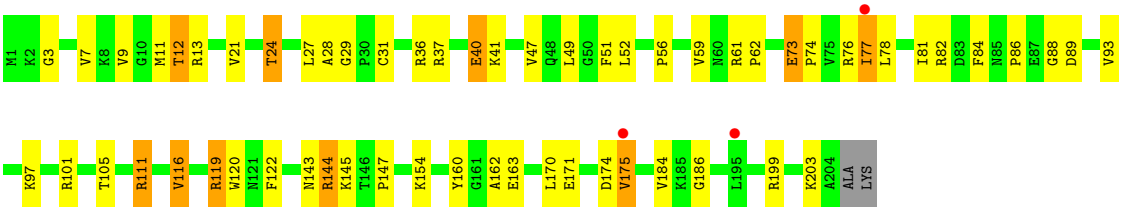

- Molecule 28: 50S Ribosomal Protein L3

Chain DE:

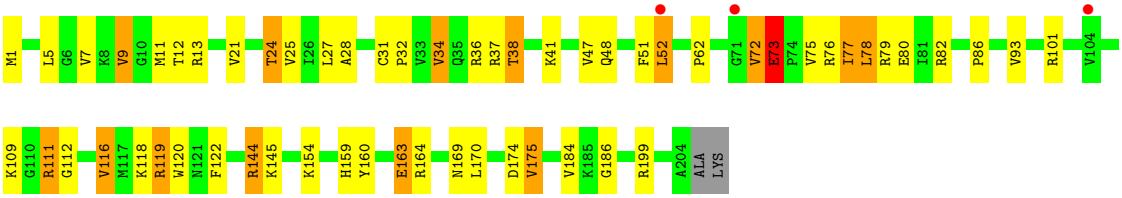

- Molecule 29: 50S Ribosomal Protein L4

Chain BF:

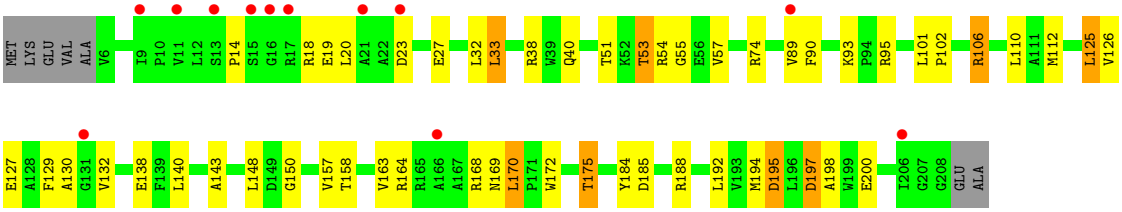

- Molecule 29: 50S Ribosomal Protein L4

Chain DF:

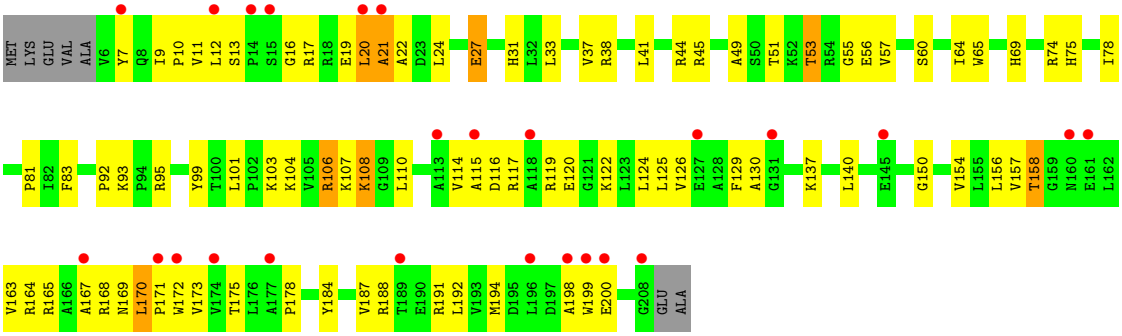

- Molecule 30: 50S Ribosomal Protein L5

Chain BG:

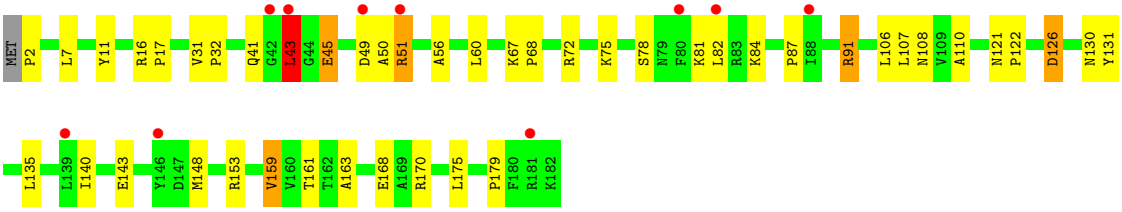

• Molecule 30: 50S Ribosomal Protein L5

Chain DG:

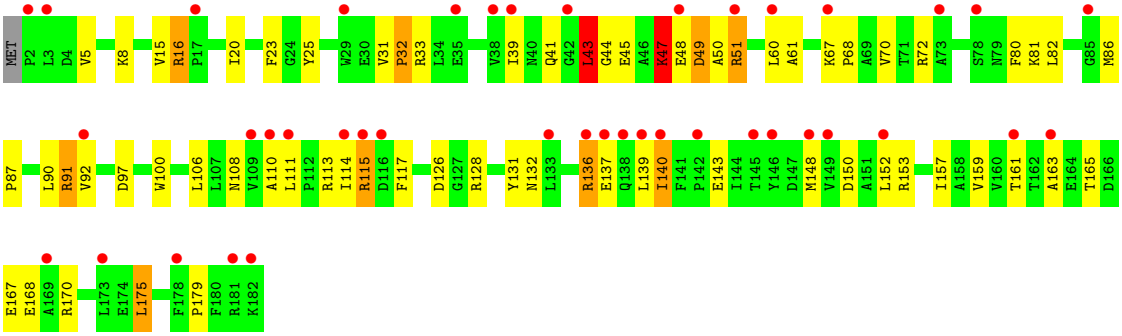

• Molecule 31: 50S Ribosomal Protein L6

Chain BH:

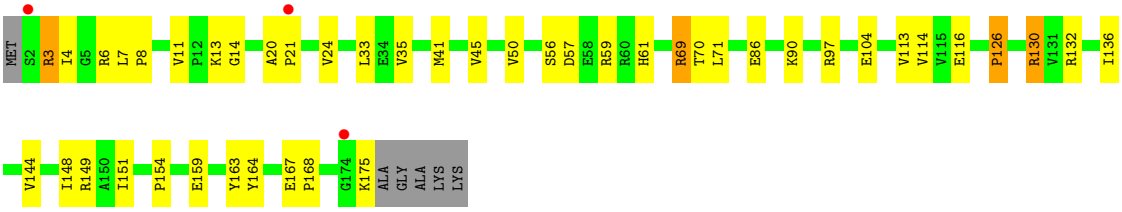

• Molecule 31: 50S Ribosomal Protein L6

Chain DH:

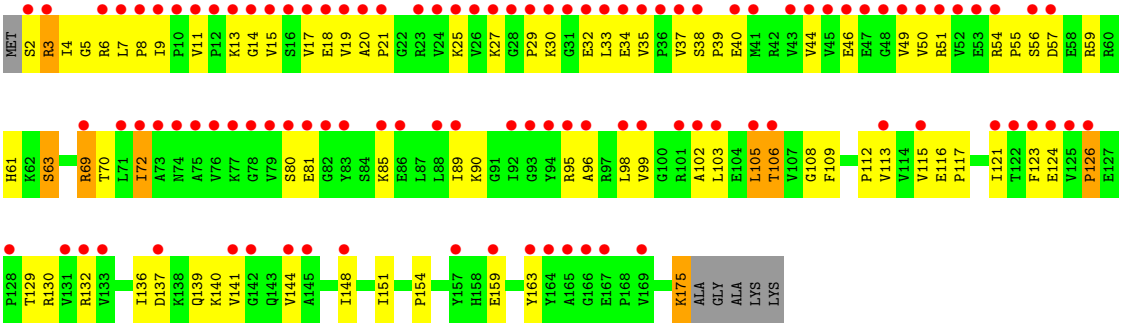

• Molecule 32: 50S Ribosomal Protein L9

Chain BI:

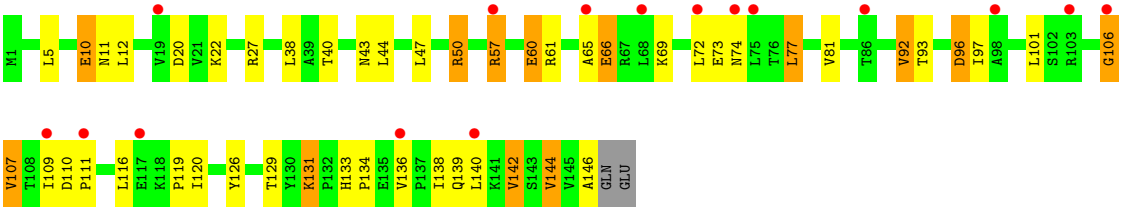

- Molecule 32: 50S Ribosomal Protein L9

Chain DI:

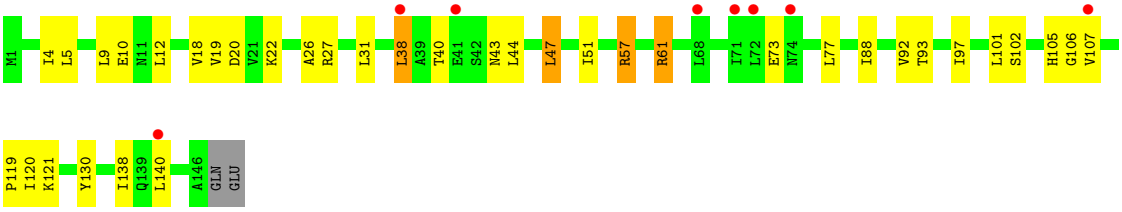

- Molecule 33: 50S Ribosomal Protein L13

Chain BN:

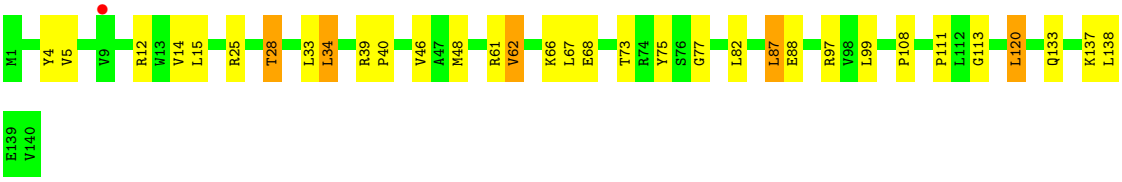

- Molecule 33: 50S Ribosomal Protein L13

Chain DN:

- Molecule 34: 50S Ribosomal Protein L14

Chain BO:

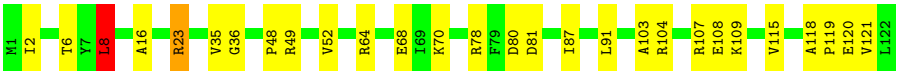

- Molecule 34: 50S Ribosomal Protein L14

Chain DO:

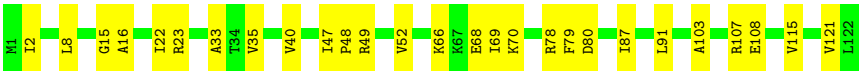

• Molecule 35: 50S Ribosomal Protein L15

Chain BP:

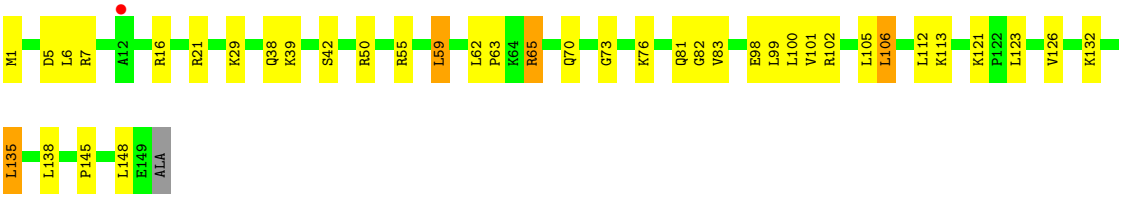

• Molecule 35: 50S Ribosomal Protein L15

Chain DP:

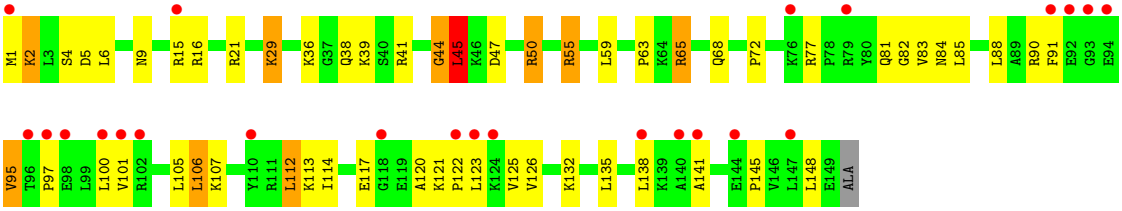

• Molecule 36: 50S Ribosomal Protein L16

Chain BQ:

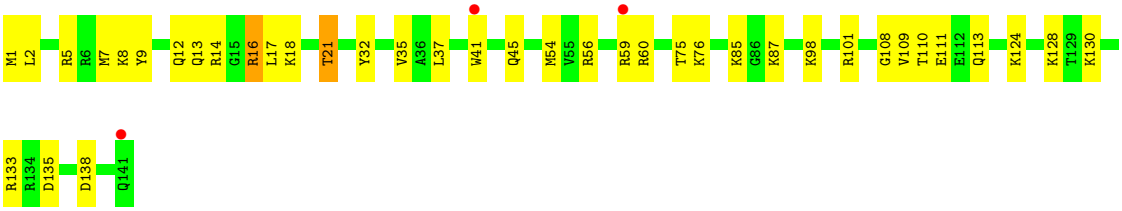

• Molecule 36: 50S Ribosomal Protein L16

Chain DQ:

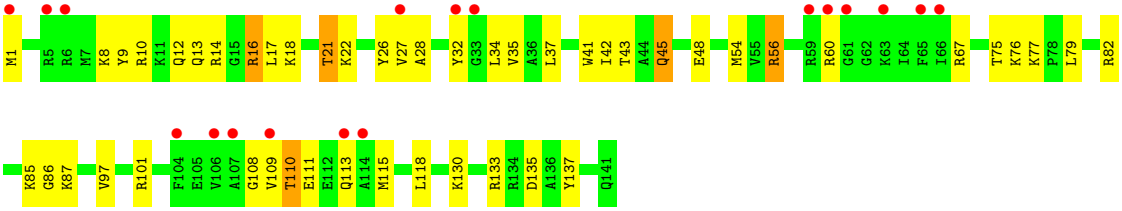

• Molecule 37: 50S Ribosomal Protein L17

Chain BR:

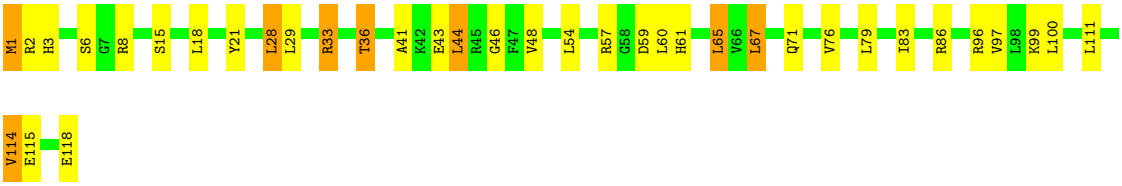

• Molecule 37: 50S Ribosomal Protein L17

Chain DR:

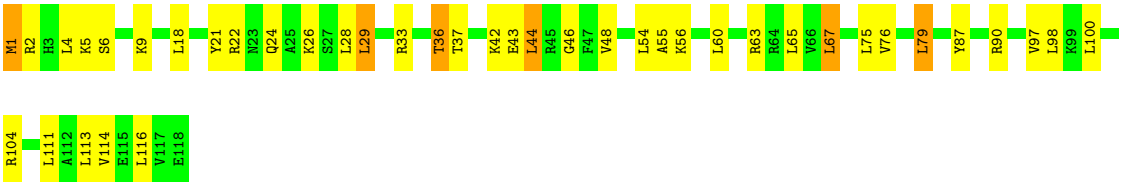

• Molecule 38: 50S Ribosomal Protein L18

Chain BS:

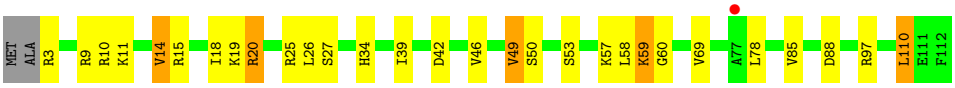

• Molecule 38: 50S Ribosomal Protein L18

Chain DS:

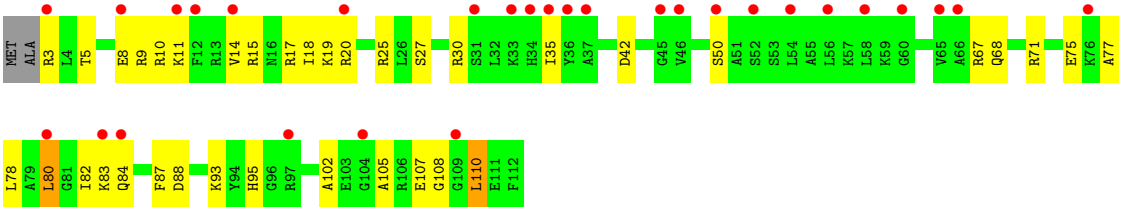

• Molecule 39: 50S Ribosomal Protein L19

Chain BT:

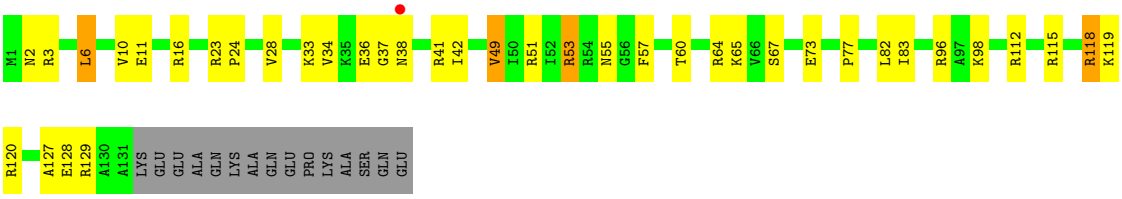

• Molecule 39: 50S Ribosomal Protein L19

Chain DT:

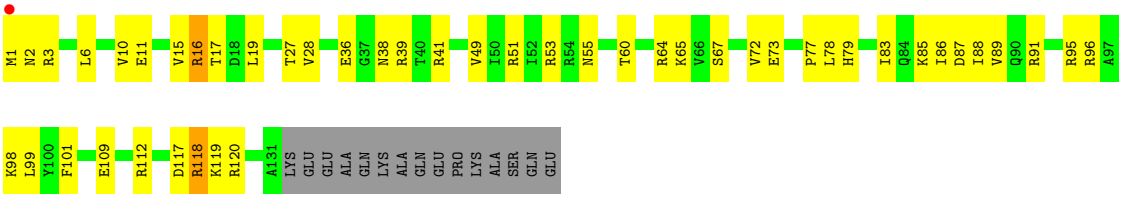

• Molecule 40: 50S Ribosomal Protein L20

Chain BU:

• Molecule 40: 50S Ribosomal Protein L20

Chain DU:

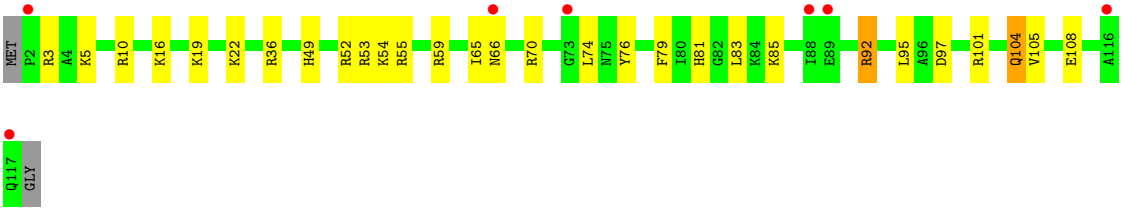

• Molecule 41: 50S Ribosomal Protein L21

Chain BV:

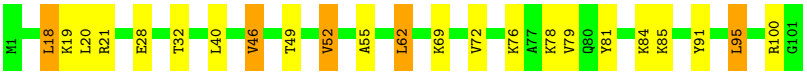

• Molecule 41: 50S Ribosomal Protein L21

Chain DV:

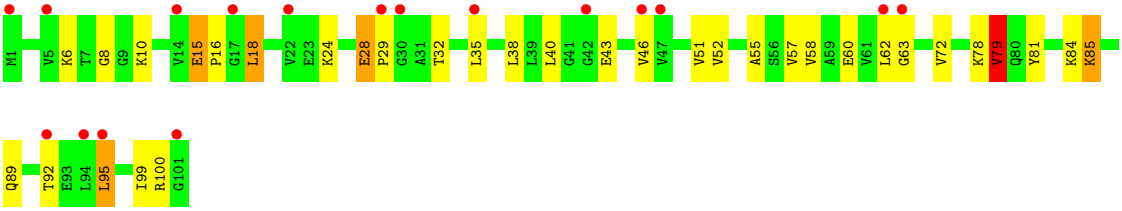

• Molecule 42: 50S Ribosomal Protein L22

Chain BW:

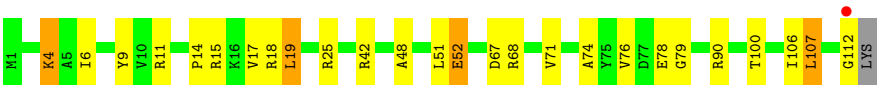

• Molecule 42: 50S Ribosomal Protein L22

Chain DW:

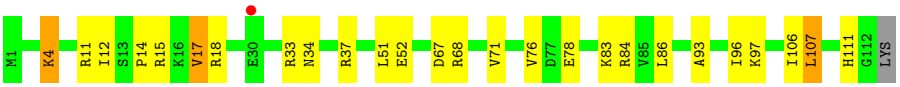

• Molecule 43: 50S Ribosomal Protein L23

Chain BX:

• Molecule 43: 50S Ribosomal Protein L23

Chain DX:

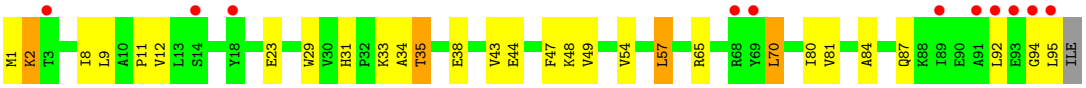

• Molecule 44: 50S Ribosomal Protein L24

Chain BY:

• Molecule 44: 50S Ribosomal Protein L24

Chain DY:

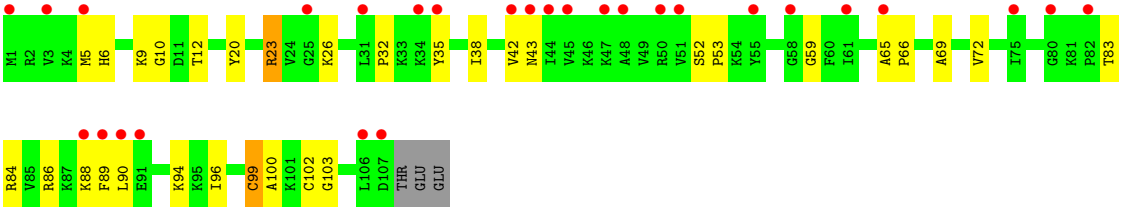

• Molecule 45: 50S Ribosomal Protein L25

Chain BZ:

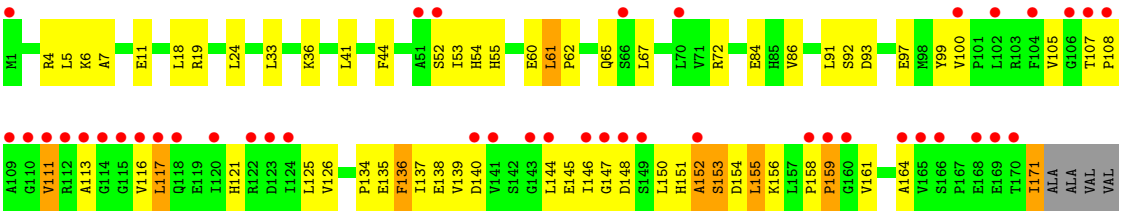

PRO PRO GLU ASP VAL GLU LYS LEU ALA GLU GLU ALA ALA ALA GLU VAL ALA GLU PRO GLU VAL ILE LYS LYS GLY LYS GLU GLU GLU GLU GLU

- Molecule 45: 50S Ribosomal Protein L25

Chain DZ:

M1 E2 Y3 R4 L5 K6 A7 Y8 Y9 L18 R19 R20 A21 L24 M28 Y29 L33 N34 R35 Y38 V39 D40 L41 V42 E43 F44 D45 K46 V47 F48 R49 Q50 A51 S52 I53 H54 H55 V56 I57 V58 L59 E60 L61 F62 Q65 S66 L67 P68 T69 L70 V71 R72 L76

H85 V86 D87 F88 F89 V90 L91 S92 D93 V96 E97 M98 Y99 V100 P101 L102 R103 F104 V105 G106 T107 P108 A109 G110 V111 R112 A113 G114 G115 V116 L117 Q118 E119 I120 H121 R122 D123 I124 L125 V126 K127 V128 S129 P130 R131 N132 T133 P134 E135 F136 I137 E138 V139 D140 V141 L144 E145

I146 G147 D148 S149 L150 H151 A152 S153 D154 L155 K156 L157 P158 P159 G160 V161 E162 L163 A164 V165 S166 P167 E168 E169 T170 I171 A172 A173 V174 VAL PRO PRO GLU ASP VAL GLU LYS LEU ALA GLU GLU ALA ALA ALA GLU VAL ALA GLU PRO GLU VAL ILE LYS LYS GLY LYS GLU GLU GLU GLU

GLU

- Molecule 46: 50S Ribosomal Protein L27

Chain B0:

MET A2 H3 K4 K5 G6 L7 T10 R11 N12 G13 R14 A18 K19 R20 Y26 V38 R39 Q40 T43 G48 R55 G73 L84 ALA

- Molecule 46: 50S Ribosomal Protein L27

Chain D0:

MET A2 H3 K4 K5 G6 L7 T10 R11 N12 G13 R14 A18 K19 R20 K24 E27 L37 V38 R39 Q40 R41 G42 T43 R44 F45 N50 D56 F57 F60 A61 L62 V63 D64 E68 G73 R74 L75 G76 R77 R82 P83 L84 ALA

- Molecule 47: 50S Ribosomal Protein L28

Chain B1:

MET S2 K3 V4 I7 T35 R40 L46 R50 V51 R52 T59 F60 R61 Y71 E72 E75 R76 A77 K78 G79 L80 L85 S86 E89 K92 E93 L94 L95 K96 L97 L98

- Molecule 47: 50S Ribosomal Protein L28

Chain D1:

MET S2 K3 V4 I7 A24 K25 R26 E27 G28 K32 K39 R40 V51 R52 V53 A54 I58 T59 Y71 V74 E75 R76 A77 K78 E83 G84 E89 I90 K91 K92 E93 L94 L95 K96 L97 L98

- Molecule 48: 50S Ribosomal Protein L29

Chain B2:

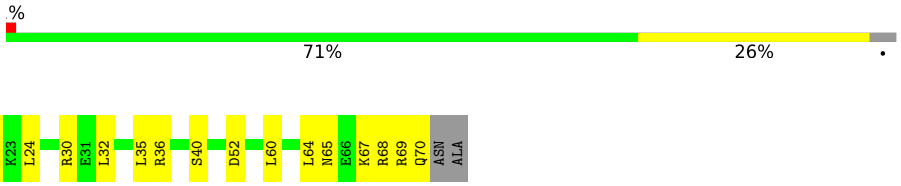

• Molecule 48: 50S Ribosomal Protein L29

Chain D2:

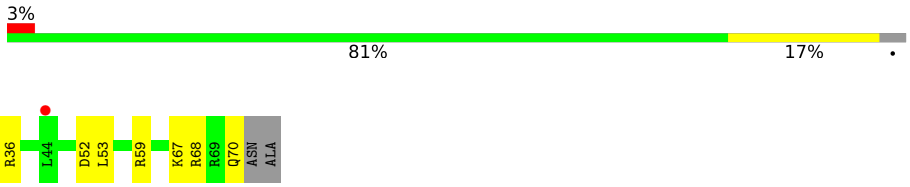

• Molecule 49: 50S Ribosomal Protein L30

Chain B3:

• Molecule 49: 50S Ribosomal Protein L30

Chain D3:

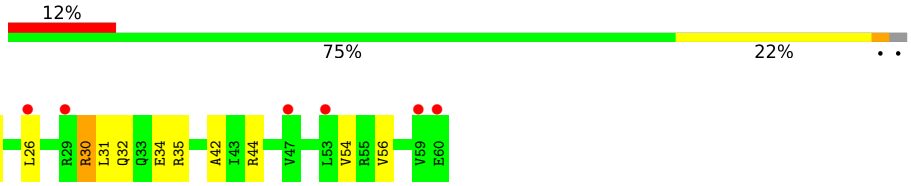

• Molecule 50: 50S Ribosomal Protein L31

Chain B4:

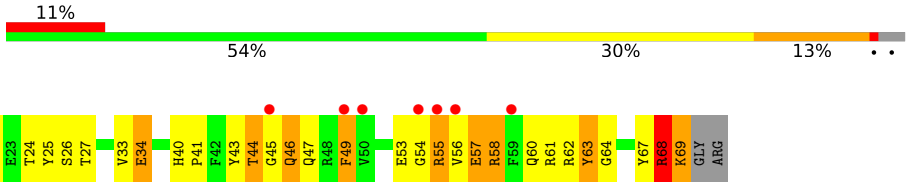

• Molecule 50: 50S Ribosomal Protein L31

Chain D4:

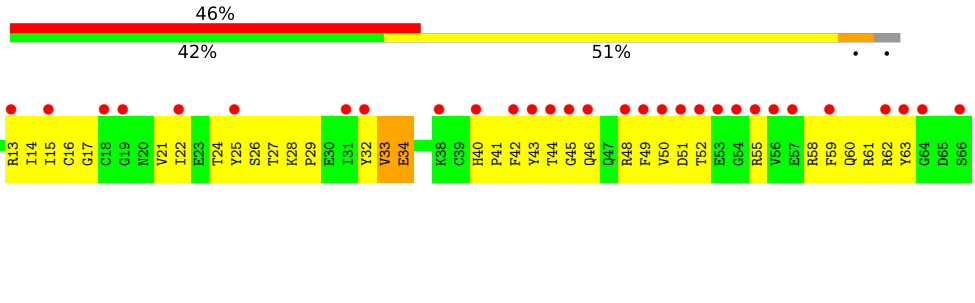

• Molecule 51: 50S Ribosomal Protein L32

Chain B5:

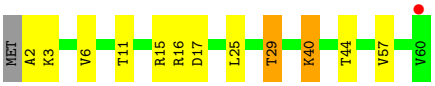

• Molecule 51: 50S Ribosomal Protein L32

Chain D5:

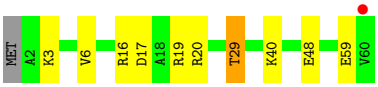

• Molecule 52: 50S Ribosomal Protein L33

Chain B6:

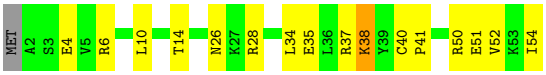

• Molecule 52: 50S Ribosomal Protein L33

Chain D6:

• Molecule 53: 50S Ribosomal Protein L34

Chain B7:

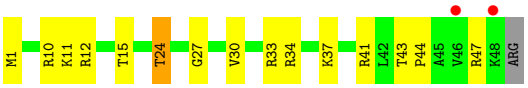

• Molecule 53: 50S Ribosomal Protein L34

Chain D7:

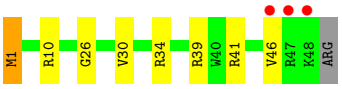

• Molecule 54: 50S Ribosomal Protein L35

Chain B8:

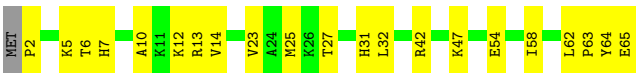

• Molecule 54: 50S Ribosomal Protein L35

Chain D8:

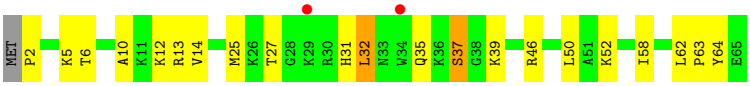

• Molecule 55: 50S Ribosomal Protein L36

Chain B9:

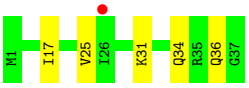

• Molecule 55: 50S Ribosomal Protein L36

Chain D9:

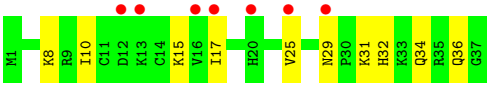

4 Data and refinement statistics (i)

Property	Value	Source
Space group	P 21 21 21	Depositor
Cell constants a, b, c, α, β, γ	209.35Å 449.01Å 621.98Å 90.00° 90.00° 90.00°	Depositor
Resolution (Å)	145.52 – 2.55 145.52 – 2.55	Depositor EDS
% Data completeness (in resolution range)	99.0 (145.52-2.55) 99.0 (145.52-2.55)	Depositor EDS
R_{merge}	0.14	Depositor
R_{sym}	(Not available)	Depositor
$< I/\sigma(I) >$ [1]	1.28 (at 2.55Å)	Xtriage
Refinement program	PHENIX 1.8.2_1309	Depositor
R, R_{free}	0.225 , 0.273 0.226 , 0.274	Depositor DCC
R_{free} test set	93275 reflections (5.02%)	wwPDB-VP
Wilson B-factor (Å^2)	48.2	Xtriage
Anisotropy	0.182	Xtriage
Bulk solvent k_{sol}(e/Å^3), B_{sol}(Å^2)	0.28 , 58.2	EDS
L-test for twinning[2]	$< \|L\| > = 0.40$, $< L^2 > = 0.23$	Xtriage
Estimated twinning fraction	No twinning to report.	Xtriage
F_o,F_c correlation	0.91	EDS
Total number of atoms	297273	wwPDB-VP
Average B, all atoms (Å^2)	58.0	wwPDB-VP

Xtriage's analysis on translational NCS is as follows: *The largest off-origin peak in the Patterson function is 1.48% of the height of the origin peak. No significant pseudotranslation is detected.*

[1]Intensities estimated from amplitudes.

[2]Theoretical values of $< |L| >$, $< L^2 >$ for acentric reflections are 0.5, 0.333 respectively for untwinned datasets, and 0.375, 0.2 for perfectly twinned datasets.

5 Model quality (i)

5.1 Standard geometry (i)

Bond lengths and bond angles in the following residue types are not validated in this section: MIA, 7MG, ZN, 4SU, 5MU, MG, 5MC, PSU, SF4, PCY, K

The Z score for a bond length (or angle) is the number of standard deviations the observed value is removed from the expected value. A bond length (or angle) with $|Z| > 5$ is considered an outlier worth inspection. RMSZ is the root-mean-square of all Z scores of the bond lengths (or angles).

Mol	Chain	Bond lengths		Bond angles	
		RMSZ	$\#\|Z\|>5$	RMSZ	$\#\|Z\|>5$
1	AA	0.43	0/36049	0.93	45/56261 (0.1%)
1	CA	0.42	2/36170 (0.0%)	0.95	52/56452 (0.1%)
2	AB	0.31	0/1881	0.62	1/2542 (0.0%)
2	CB	0.32	0/1860	0.59	0/2518
3	AC	0.30	0/1576	0.52	0/2130
3	CC	0.31	0/1566	0.55	0/2119
4	AD	0.32	0/1689	0.53	0/2267
4	CD	0.32	0/1704	0.55	0/2284
5	AE	0.31	0/1145	0.54	0/1543
5	CE	0.33	0/1149	0.59	0/1548
6	AF	0.32	0/819	0.53	0/1111
6	CF	0.30	0/829	0.52	0/1123
7	AG	0.30	0/1250	0.49	0/1679
7	CG	0.30	0/1254	0.50	0/1683
8	AH	0.30	0/1108	0.51	0/1494
8	CH	0.30	0/1108	0.53	0/1494
9	AI	0.32	0/1002	0.56	0/1346
9	CI	0.32	0/997	0.59	0/1343
10	AJ	0.30	0/722	0.56	0/982
10	CJ	0.31	0/727	0.60	0/988
11	AK	0.31	0/844	0.54	0/1145
11	CK	0.30	0/848	0.54	0/1149
12	AL	0.33	0/946	0.53	0/1274
12	CL	0.32	0/946	0.57	0/1274
13	AM	0.30	0/969	0.57	0/1302
13	CM	0.30	0/961	0.53	0/1291
14	AN	0.34	0/501	0.50	0/664
14	CN	0.33	0/501	0.56	0/664
15	AO	0.30	0/739	0.56	0/985
15	CO	0.31	0/739	0.54	0/985
16	AP	0.32	0/697	0.53	0/939
16	CP	0.31	0/693	0.50	0/935

Mol	Chain	Bond lengths		Bond angles	
		RMSZ	#|Z| >5	RMSZ	#|Z| >5
17	AQ	0.31	0/836	0.49	0/1117
17	CQ	0.30	0/836	0.52	0/1117
18	AR	0.32	0/560	0.55	0/746
18	CR	0.28	0/560	0.49	0/746
19	AS	0.30	0/667	0.54	0/900
19	CS	0.34	0/661	0.66	0/893
20	AT	0.29	0/730	0.57	0/965
20	CT	0.30	0/729	0.53	0/965
21	AU	0.33	0/203	0.50	0/266
21	CU	0.34	0/203	0.53	0/266
22	AV	0.48	0/310	1.00	0/480
22	CV	0.45	0/310	0.91	2/480 (0.4%)
23	AW	0.48	0/1602	1.06	0/2493
23	AY	0.52	0/1602	1.16	4/2493 (0.2%)
23	CW	0.52	0/1556	1.19	10/2418 (0.4%)
23	CY	0.54	0/1579	1.18	5/2455 (0.2%)
24	AX	0.55	2/1725 (0.1%)	1.16	12/2689 (0.4%)
24	CX	0.56	1/1725 (0.1%)	1.18	18/2689 (0.7%)
25	BA	0.60	6/68013 (0.0%)	1.02	122/106165 (0.1%)
25	DA	0.49	0/67542	0.98	62/105428 (0.1%)
26	BB	0.49	0/2878	0.91	0/4490
26	DB	0.51	0/2878	0.96	1/4490 (0.0%)
27	BD	0.41	0/2186	0.64	1/2944 (0.0%)
27	DD	0.38	0/2186	0.59	1/2944 (0.0%)
28	BE	0.42	0/1592	0.58	0/2149
28	DE	0.36	0/1592	0.58	1/2149 (0.0%)
29	BF	0.40	0/1619	0.58	0/2193
29	DF	0.36	0/1615	0.59	0/2188
30	BG	0.33	0/1450	0.56	1/1959 (0.1%)
30	DG	0.33	0/1449	0.56	0/1958
31	BH	0.34	0/1356	0.52	0/1834
31	DH	0.32	0/1356	0.53	0/1834
32	BI	0.31	0/1100	0.57	0/1501
32	DI	0.29	0/1076	0.56	0/1471
33	BN	0.39	0/1144	0.56	0/1543
33	DN	0.35	0/1144	0.56	0/1543
34	BO	0.42	0/943	0.60	1/1269 (0.1%)
34	DO	0.34	0/943	0.51	0/1269
35	BP	0.38	0/1152	0.59	0/1533
35	DP	0.35	0/1152	0.61	1/1533 (0.1%)
36	BQ	0.41	0/1143	0.55	0/1527
36	DQ	0.36	0/1143	0.55	0/1527
37	BR	0.42	0/982	0.65	0/1312

Mol	Chain	Bond lengths		Bond angles	
		RMSZ	#|Z| >5	RMSZ	#|Z| >5
37	DR	0.31	0/982	0.54	0/1312
38	BS	0.34	0/887	0.59	0/1180
38	DS	0.32	0/880	0.55	0/1172
39	BT	0.39	0/1105	0.60	0/1477
39	DT	0.31	0/1097	0.52	0/1468
40	BU	0.45	0/977	0.62	1/1301 (0.1%)
40	DU	0.32	0/977	0.52	0/1301
41	BV	0.44	0/782	0.61	0/1049
41	DV	0.33	0/782	0.54	0/1049
42	BW	0.44	0/897	0.61	0/1205
42	DW	0.33	0/897	0.53	0/1205
43	BX	0.44	0/764	0.64	1/1025 (0.1%)
43	DX	0.36	0/764	0.57	1/1025 (0.1%)
44	BY	0.42	0/819	0.64	0/1095
44	DY	0.33	0/819	0.52	0/1095
45	BZ	0.35	0/1379	0.60	0/1873
45	DZ	0.33	0/1390	0.56	0/1890
46	B0	0.40	0/662	0.66	1/881 (0.1%)
46	D0	0.33	0/662	0.52	0/881
47	B1	0.40	0/762	0.57	0/1014
47	D1	0.34	0/762	0.56	0/1014
48	B2	0.37	0/590	0.65	0/781
48	D2	0.30	0/590	0.47	0/781
49	B3	0.42	0/474	0.62	0/635
49	D3	0.30	0/469	0.53	0/630
50	B4	0.39	0/571	0.66	0/768
50	D4	0.33	0/545	0.60	0/737
51	B5	0.39	0/469	0.64	0/635
51	D5	0.33	0/469	0.58	0/635
52	B6	0.42	0/460	0.58	0/613
52	D6	0.36	0/456	0.49	0/608
53	B7	0.45	0/426	0.66	0/561
53	D7	0.36	0/426	0.52	0/561
54	B8	0.41	0/519	0.62	0/684
54	D8	0.33	0/525	0.55	0/691
55	B9	0.44	0/310	0.52	0/407
55	D9	0.34	0/310	0.57	0/407
All	All	0.47	11/316672 (0.0%)	0.90	344/474091 (0.1%)

Chiral center outliers are detected by calculating the chiral volume of a chiral center and verifying if the center is modelled as a planar moiety or with the opposite hand.A planarity outlier is detected by checking planarity of atoms in a peptide group, atoms in a mainchain group or atoms of a sidechain that are expected to be planar.

Mol	Chain	#Chirality outliers	#Planarity outliers
2	AB	0	1
7	AG	0	1
7	CG	0	1
19	CS	0	1
27	DD	0	1
38	BS	0	1
44	BY	0	1
All	All	0	7

The worst 5 of 11 bond length outliers are listed below:

Mol	Chain	Res	Type	Atoms	Z	Observed(Å)	Ideal(Å)
25	BA	354	A	N9-C4	-7.89	1.33	1.37
1	CA	1154	G	C6-N1	-7.66	1.34	1.39
25	BA	1188	A	N9-C4	-7.63	1.33	1.37
25	BA	1067	A	N9-C4	-6.49	1.33	1.37
24	AX	14	A	N7-C5	-6.24	1.35	1.39

The worst 5 of 344 bond angle outliers are listed below:

Mol	Chain	Res	Type	Atoms	Z	Observed(^{o})	Ideal(^{o})
1	CA	1154	G	C5-C6-O6	17.34	139.00	128.60
1	CA	1119	C	C2-N3-C4	16.52	128.16	119.90
1	CA	1154	G	N3-C2-N2	14.11	129.78	119.90
1	CA	1119	C	N1-C2-O2	14.07	127.34	118.90
1	CA	1154	G	N1-C6-O6	-11.05	113.27	119.90

There are no chirality outliers.

5 of 7 planarity outliers are listed below:

Mol	Chain	Res	Type	Group
2	AB	231	GLU	Peptide
7	AG	78	ARG	Peptide
38	BS	58	LEU	Peptide
44	BY	54	LYS	Peptide
7	CG	78	ARG	Peptide

5.2 Too-close contacts (i)

In the following table, the Non-H and H(model) columns list the number of non-hydrogen atoms and hydrogen atoms in the chain respectively. The H(added) column lists the number of hydrogen atoms added and optimized by MolProbity. The Clashes column lists the number of clashes within

the asymmetric unit, whereas Symm-Clashes lists symmetry-related clashes.

Mol	Chain	Non-H	H(model)	H(added)	Clashes	Symm-Clashes
1	AA	32205	0	16255	434	0
1	CA	32312	0	16307	550	0
2	AB	1846	0	1867	70	0
2	CB	1825	0	1828	90	0
3	AC	1552	0	1546	45	0
3	CC	1542	0	1517	56	0
4	AD	1659	0	1676	53	0
4	CD	1674	0	1714	54	0
5	AE	1129	0	1185	33	0
5	CE	1133	0	1191	30	0
6	AF	806	0	793	18	0
6	CF	816	0	808	17	0
7	AG	1231	0	1238	22	0
7	CG	1235	0	1249	31	0
8	AH	1088	0	1126	32	0
8	CH	1088	0	1126	31	0
9	AI	983	0	986	28	0
9	CI	978	0	966	46	0
10	AJ	709	0	650	32	0
10	CJ	714	0	672	36	0
11	AK	829	0	825	15	0
11	CK	833	0	836	22	0
12	AL	930	0	980	18	0
12	CL	930	0	980	23	0
13	AM	958	0	1002	26	0
13	CM	950	0	988	24	0
14	AN	492	0	529	20	0
14	CN	492	0	529	17	0
15	AO	728	0	760	18	0
15	CO	728	0	760	31	0
16	AP	681	0	697	21	0
16	CP	677	0	686	17	0
17	AQ	823	0	891	16	0
17	CQ	823	0	891	19	0
18	AR	555	0	618	12	0
18	CR	555	0	618	13	0
19	AS	652	0	662	35	0
19	CS	646	0	644	34	0
20	AT	728	0	798	19	0
20	CT	727	0	796	20	0
21	AU	199	0	208	5	0
21	CU	199	0	208	8	0

Continued on next page...

Continued from previous page...

Mol	Chain	Non-H	H(model)	H(added)	Clashes	Symm-Clashes
22	AV	277	0	140	2	0
22	CV	277	0	140	2	0
23	AW	1588	0	820	30	0
23	AY	1581	0	805	57	0
23	CW	1541	0	784	50	0
23	CY	1561	0	796	46	0
24	AX	1625	0	828	11	0
24	CX	1625	0	828	28	0
25	BA	60729	0	30622	619	0
25	DA	60311	0	30414	867	0
26	BB	2573	0	1306	18	0
26	DB	2573	0	1306	38	0
27	BD	2136	0	2218	52	0
27	DD	2136	0	2218	51	0
28	BE	1559	0	1618	38	0
28	DE	1559	0	1618	41	0
29	BF	1584	0	1625	33	0
29	DF	1580	0	1619	64	0
30	BG	1425	0	1443	23	0
30	DG	1424	0	1434	47	0
31	BH	1330	0	1407	26	0
31	DH	1330	0	1407	61	0
32	BI	1085	0	1114	26	0
32	DI	1061	0	1080	19	0
33	BN	1117	0	1184	15	0
33	DN	1117	0	1184	24	0
34	BO	933	0	996	21	0
34	DO	933	0	996	18	0
35	BP	1135	0	1212	28	0
35	DP	1135	0	1212	50	0
36	BQ	1122	0	1179	23	0
36	DQ	1122	0	1179	38	0
37	BR	968	0	1033	25	0
37	DR	968	0	1033	26	0
38	BS	877	0	938	26	0
38	DS	870	0	923	23	0
39	BT	1091	0	1151	29	0
39	DT	1083	0	1136	30	0
40	BU	959	0	1019	14	0
40	DU	959	0	1019	28	0
41	BV	771	0	830	17	0
41	DV	771	0	830	21	0

Continued on next page...

Continued from previous page...

Mol	Chain	Non-H	H(model)	H(added)	Clashes	Symm-Clashes
42	BW	886	0	940	15	0
42	DW	886	0	940	13	0
43	BX	750	0	814	23	0
43	DX	750	0	814	22	0
44	BY	806	0	881	21	0
44	DY	806	0	881	20	0
45	BZ	1349	0	1355	41	0
45	DZ	1360	0	1363	63	0
46	B0	653	0	674	16	0
46	D0	653	0	674	24	0
47	B1	755	0	826	17	0
47	D1	755	0	826	15	0
48	B2	588	0	643	9	0
48	D2	588	0	643	8	0
49	B3	469	0	518	8	0
49	D3	464	0	514	9	0
50	B4	558	0	544	34	0
50	D4	532	0	503	25	0
51	B5	455	0	465	11	0
51	D5	455	0	465	8	0
52	B6	453	0	473	7	0
52	D6	449	0	469	8	0
53	B7	418	0	467	11	0
53	D7	418	0	467	6	0
54	B8	511	0	571	18	0
54	D8	517	0	582	21	0
55	B9	307	0	335	4	0
55	D9	307	0	335	8	0
56	AA	230	0	0	0	0
56	AD	1	0	0	0	0
56	AE	1	0	0	0	0
56	AF	1	0	0	0	0
56	AK	2	0	0	0	0
56	AM	1	0	0	0	0
56	AN	1	0	0	0	0
56	AV	1	0	0	0	0
56	AW	7	0	0	0	0
56	AX	12	0	0	0	0
56	AY	3	0	0	0	0
56	B0	3	0	0	0	0
56	B1	2	0	0	0	0
56	B2	1	0	0	0	0

Continued on next page...

Continued from previous page...

Mol	Chain	Non-H	H(model)	H(added)	Clashes	Symm-Clashes
56	B3	3	0	0	0	0
56	B4	1	0	0	0	0
56	B5	4	0	0	0	0
56	B6	2	0	0	0	0
56	B7	2	0	0	0	0
56	B8	3	0	0	0	0
56	B9	1	0	0	0	0
56	BA	839	0	0	0	0
56	BB	23	0	0	0	0
56	BD	11	0	0	0	0
56	BE	8	0	0	0	0
56	BF	12	0	0	0	0
56	BG	3	0	0	0	0
56	BN	5	0	0	0	0
56	BO	1	0	0	0	0
56	BP	3	0	0	0	0
56	BQ	5	0	0	0	0
56	BR	5	0	0	0	0
56	BU	9	0	0	0	0
56	BV	5	0	0	0	0
56	BW	3	0	0	0	0
56	BX	2	0	0	0	0
56	BY	1	0	0	0	0
56	BZ	1	0	0	0	0
56	CA	177	0	0	0	0
56	CE	2	0	0	0	0
56	CF	1	0	0	0	0
56	CJ	1	0	0	0	0
56	CT	1	0	0	0	0
56	CV	1	0	0	0	0
56	CW	2	0	0	0	0
56	CX	5	0	0	0	0
56	CY	1	0	0	0	0
56	D0	2	0	0	0	0
56	D3	1	0	0	0	0
56	D7	2	0	0	0	0
56	D8	1	0	0	0	0
56	DA	675	0	0	0	0
56	DB	11	0	0	0	0
56	DD	7	0	0	0	0
56	DE	4	0	0	0	0
56	DF	5	0	0	0	0

Continued on next page...

Continued from previous page...

Mol	Chain	Non-H	H(model)	H(added)	Clashes	Symm-Clashes
56	DG	1	0	0	0	0
56	DN	1	0	0	0	0
56	DO	1	0	0	0	0
56	DQ	4	0	0	0	0
56	DR	1	0	0	0	0
56	DU	2	0	0	0	0
56	DV	3	0	0	0	0
56	DW	3	0	0	0	0
56	DY	1	0	0	0	0
57	AA	40	0	37	7	0
57	CA	40	0	37	9	0
58	AD	8	0	0	0	0
58	CD	8	0	0	0	0
59	AN	1	0	0	0	0
59	B4	1	0	0	0	0
59	B5	1	0	0	0	0
59	B6	1	0	0	0	0
59	B9	1	0	0	0	0
59	BY	1	0	0	0	0
59	CN	1	0	0	0	0
59	D4	1	0	0	0	0
59	D5	1	0	0	0	0
59	D6	1	0	0	0	0
59	D9	1	0	0	0	0
59	DY	1	0	0	0	0
60	AX	1	0	0	0	0
60	CX	1	0	0	0	0
61	AA	226	0	0	17	0
61	AE	3	0	0	0	0
61	AJ	1	0	0	0	0
61	AL	4	0	0	1	0
61	AM	1	0	0	0	0
61	AV	4	0	0	0	0
61	AW	6	0	0	0	0
61	AX	8	0	0	0	0
61	AY	3	0	0	0	0
61	B0	4	0	0	0	0
61	B1	2	0	0	0	0
61	B3	2	0	0	0	0
61	B5	5	0	0	1	0
61	B6	1	0	0	0	0
61	B7	3	0	0	1	0

Continued on next page...

Continued from previous page...

Mol	Chain	Non-H	H(model)	H(added)	Clashes	Symm-Clashes
61	B8	11	0	0	1	0
61	BA	1411	0	0	69	0
61	BB	36	0	0	1	0
61	BD	16	0	0	2	0
61	BE	13	0	0	2	0
61	BF	7	0	0	0	0
61	BG	3	0	0	0	0
61	BI	1	0	0	0	0
61	BN	2	0	0	0	0
61	BO	3	0	0	0	0
61	BP	17	0	0	1	0
61	BQ	2	0	0	0	0
61	BR	2	0	0	0	0
61	BT	1	0	0	0	0
61	BU	6	0	0	0	0
61	BV	2	0	0	0	0
61	BW	4	0	0	0	0
61	BX	1	0	0	0	0
61	CA	173	0	0	15	0
61	CJ	2	0	0	2	0
61	CL	1	0	0	0	0
61	CV	2	0	0	0	0
61	CW	1	0	0	0	0
61	CX	4	0	0	2	0
61	D0	5	0	0	0	0
61	D3	1	0	0	0	0
61	D7	3	0	0	1	0
61	D8	4	0	0	0	0
61	DA	1002	0	0	68	0
61	DB	10	0	0	0	0
61	DD	17	0	0	1	0
61	DE	11	0	0	0	0
61	DF	5	0	0	0	0
61	DN	2	0	0	0	0
61	DO	2	0	0	0	0
61	DP	8	0	0	1	0
61	DQ	1	0	0	0	0
61	DR	1	0	0	0	0
61	DU	2	0	0	0	0
61	DW	1	0	0	0	0
61	DY	1	0	0	0	0
All	All	297273	0	196306	4649	0

The all-atom clashscore is defined as the number of clashes found per 1000 atoms (including hydrogen atoms). The all-atom clashscore for this structure is 10.

The worst 5 of 4649 close contacts within the same asymmetric unit are listed below, sorted by their clash magnitude.

Atom-1	Atom-2	Interatomic distance (Å)	Clash overlap (Å)
1:CA:1256:A:H61	1:CA:1278:U:H1'	1.25	1.02
1:CA:999:C:N4	1:CA:1042:G:H1	1.59	1.00
1:AA:1025:U:O2	1:AA:1036:G:O6	1.82	0.98
23:CW:27:G:H1	23:CW:43:C:N4	1.62	0.97
1:CA:1029:C:N4	1:CA:1032:G:C6	2.33	0.97

There are no symmetry-related clashes.

5.3 Torsion angles (i)

5.3.1 Protein backbone (i)

In the following table, the Percentiles column shows the percent Ramachandran outliers of the chain as a percentile score with respect to all X-ray entries followed by that with respect to entries of similar resolution.

The Analysed column shows the number of residues for which the backbone conformation was analysed, and the total number of residues.

Mol	Chain	Analysed	Favoured	Allowed	Outliers	Percentiles	
2	AB	229/256 (90%)	200 (87%)	19 (8%)	10 (4%)	2	1
2	CB	229/256 (90%)	195 (85%)	24 (10%)	10 (4%)	2	1
3	AC	204/239 (85%)	184 (90%)	17 (8%)	3 (2%)	10	14
3	CC	204/239 (85%)	180 (88%)	22 (11%)	2 (1%)	15	22
4	AD	206/209 (99%)	192 (93%)	12 (6%)	2 (1%)	15	22
4	CD	206/209 (99%)	189 (92%)	16 (8%)	1 (0%)	29	40
5	AE	146/162 (90%)	134 (92%)	9 (6%)	3 (2%)	7	7
5	CE	146/162 (90%)	138 (94%)	7 (5%)	1 (1%)	22	30
6	AF	98/101 (97%)	97 (99%)	1 (1%)	0	100	100
6	CF	98/101 (97%)	96 (98%)	2 (2%)	0	100	100
7	AG	153/156 (98%)	143 (94%)	8 (5%)	2 (1%)	12	16
7	CG	153/156 (98%)	140 (92%)	9 (6%)	4 (3%)	5	5

Continued on next page...

Continued from previous page...

Mol	Chain	Analysed	Favoured	Allowed	Outliers	Percentiles	
8	AH	135/138 (98%)	129 (96%)	6 (4%)	0	100	100
8	CH	135/138 (98%)	129 (96%)	5 (4%)	1 (1%)	22	30
9	AI	125/128 (98%)	111 (89%)	11 (9%)	3 (2%)	6	5
9	CI	125/128 (98%)	114 (91%)	8 (6%)	3 (2%)	6	5
10	AJ	95/105 (90%)	83 (87%)	9 (10%)	3 (3%)	4	3
10	CJ	94/105 (90%)	81 (86%)	10 (11%)	3 (3%)	4	3
11	AK	112/129 (87%)	106 (95%)	4 (4%)	2 (2%)	8	10
11	CK	112/129 (87%)	107 (96%)	3 (3%)	2 (2%)	8	10
12	AL	120/132 (91%)	115 (96%)	5 (4%)	0	100	100
12	CL	120/132 (91%)	116 (97%)	4 (3%)	0	100	100
13	AM	121/126 (96%)	110 (91%)	9 (7%)	2 (2%)	9	11
13	CM	120/126 (95%)	108 (90%)	9 (8%)	3 (2%)	5	5
14	AN	58/61 (95%)	54 (93%)	4 (7%)	0	100	100
14	CN	58/61 (95%)	53 (91%)	5 (9%)	0	100	100
15	AO	86/89 (97%)	83 (96%)	3 (4%)	0	100	100
15	CO	86/89 (97%)	80 (93%)	4 (5%)	2 (2%)	6	6
16	AP	80/88 (91%)	78 (98%)	2 (2%)	0	100	100
16	CP	80/88 (91%)	77 (96%)	2 (2%)	1 (1%)	12	16
17	AQ	97/105 (92%)	90 (93%)	7 (7%)	0	100	100
17	CQ	97/105 (92%)	91 (94%)	5 (5%)	1 (1%)	15	22
18	AR	66/88 (75%)	64 (97%)	2 (3%)	0	100	100
18	CR	66/88 (75%)	65 (98%)	0	1 (2%)	10	14
19	AS	81/93 (87%)	72 (89%)	9 (11%)	0	100	100
19	CS	81/93 (87%)	71 (88%)	10 (12%)	0	100	100
20	AT	94/106 (89%)	84 (89%)	3 (3%)	7 (7%)	1	0
20	CT	94/106 (89%)	84 (89%)	5 (5%)	5 (5%)	2	0
21	AU	21/27 (78%)	18 (86%)	3 (14%)	0	100	100
21	CU	21/27 (78%)	18 (86%)	2 (10%)	1 (5%)	2	1
27	BD	273/276 (99%)	257 (94%)	15 (6%)	1 (0%)	34	46
27	DD	273/276 (99%)	258 (94%)	13 (5%)	2 (1%)	22	30
28	BE	202/206 (98%)	193 (96%)	8 (4%)	1 (0%)	29	40

Continued on next page...

Continued from previous page...

Mol	Chain	Analysed	Favoured	Allowed	Outliers	Percentiles	
28	DE	202/206 (98%)	191 (95%)	9 (4%)	2 (1%)	15	22
29	BF	201/210 (96%)	197 (98%)	3 (2%)	1 (0%)	29	40
29	DF	201/210 (96%)	195 (97%)	4 (2%)	2 (1%)	15	22
30	BG	179/182 (98%)	167 (93%)	7 (4%)	5 (3%)	5	4
30	DG	179/182 (98%)	165 (92%)	7 (4%)	7 (4%)	3	1
31	BH	172/180 (96%)	159 (92%)	12 (7%)	1 (1%)	25	34
31	DH	172/180 (96%)	157 (91%)	13 (8%)	2 (1%)	13	17
32	BI	144/148 (97%)	123 (85%)	16 (11%)	5 (4%)	3	2
32	DI	144/148 (97%)	126 (88%)	17 (12%)	1 (1%)	22	30
33	BN	138/140 (99%)	134 (97%)	4 (3%)	0	100	100
33	DN	138/140 (99%)	133 (96%)	4 (3%)	1 (1%)	22	30
34	BO	120/122 (98%)	115 (96%)	5 (4%)	0	100	100
34	DO	120/122 (98%)	115 (96%)	5 (4%)	0	100	100
35	BP	147/150 (98%)	138 (94%)	8 (5%)	1 (1%)	22	30
35	DP	147/150 (98%)	135 (92%)	10 (7%)	2 (1%)	11	15
36	BQ	139/141 (99%)	133 (96%)	6 (4%)	0	100	100
36	DQ	139/141 (99%)	129 (93%)	8 (6%)	2 (1%)	11	15
37	BR	116/118 (98%)	110 (95%)	6 (5%)	0	100	100
37	DR	116/118 (98%)	107 (92%)	9 (8%)	0	100	100
38	BS	108/112 (96%)	102 (94%)	6 (6%)	0	100	100
38	DS	108/112 (96%)	104 (96%)	3 (3%)	1 (1%)	17	24
39	BT	129/146 (88%)	121 (94%)	7 (5%)	1 (1%)	19	27
39	DT	129/146 (88%)	123 (95%)	5 (4%)	1 (1%)	19	27
40	BU	114/118 (97%)	114 (100%)	0	0	100	100
40	DU	114/118 (97%)	114 (100%)	0	0	100	100
41	BV	99/101 (98%)	94 (95%)	4 (4%)	1 (1%)	15	22
41	DV	99/101 (98%)	94 (95%)	4 (4%)	1 (1%)	15	22
42	BW	110/113 (97%)	108 (98%)	2 (2%)	0	100	100
42	DW	110/113 (97%)	109 (99%)	1 (1%)	0	100	100
43	BX	93/96 (97%)	90 (97%)	1 (1%)	2 (2%)	6	7
43	DX	93/96 (97%)	90 (97%)	2 (2%)	1 (1%)	14	19

Continued on next page...

Continued from previous page...

Mol	Chain	Analysed	Favoured	Allowed	Outliers	Percentiles	
44	BY	105/110 (96%)	96 (91%)	9 (9%)	0	100	100
44	DY	105/110 (96%)	98 (93%)	7 (7%)	0	100	100
45	BZ	169/206 (82%)	143 (85%)	24 (14%)	2 (1%)	13	17
45	DZ	172/206 (84%)	149 (87%)	22 (13%)	1 (1%)	25	34
46	B0	81/85 (95%)	77 (95%)	3 (4%)	1 (1%)	13	17
46	D0	81/85 (95%)	75 (93%)	6 (7%)	0	100	100
47	B1	95/98 (97%)	91 (96%)	4 (4%)	0	100	100
47	D1	95/98 (97%)	91 (96%)	4 (4%)	0	100	100
48	B2	68/72 (94%)	68 (100%)	0	0	100	100
48	D2	68/72 (94%)	68 (100%)	0	0	100	100
49	B3	57/60 (95%)	57 (100%)	0	0	100	100
49	D3	57/60 (95%)	55 (96%)	2 (4%)	0	100	100
50	B4	67/71 (94%)	50 (75%)	11 (16%)	6 (9%)	1	0
50	D4	67/71 (94%)	51 (76%)	12 (18%)	4 (6%)	1	0
51	B5	57/60 (95%)	56 (98%)	1 (2%)	0	100	100
51	D5	57/60 (95%)	56 (98%)	1 (2%)	0	100	100
52	B6	51/54 (94%)	49 (96%)	2 (4%)	0	100	100
52	D6	51/54 (94%)	50 (98%)	1 (2%)	0	100	100
53	B7	46/49 (94%)	46 (100%)	0	0	100	100
53	D7	46/49 (94%)	45 (98%)	0	1 (2%)	6	7
54	B8	62/65 (95%)	62 (100%)	0	0	100	100
54	D8	62/65 (95%)	61 (98%)	1 (2%)	0	100	100
55	B9	35/37 (95%)	35 (100%)	0	0	100	100
55	D9	35/37 (95%)	35 (100%)	0	0	100	100
All	All	11409/12128 (94%)	10643 (93%)	629 (6%)	137 (1%)	13	17

5 of 137 Ramachandran outliers are listed below:

Mol	Chain	Res	Type
2	AB	9	GLU
2	AB	15	VAL
2	AB	16	HIS
2	AB	17	PHE
2	AB	126	GLU

5.3.2 Protein sidechains (i)

In the following table, the Percentiles column shows the percent sidechain outliers of the chain as a percentile score with respect to all X-ray entries followed by that with respect to entries of similar resolution.

The Analysed column shows the number of residues for which the sidechain conformation was analysed, and the total number of residues.

Mol	Chain	Analysed	Rotameric	Outliers	Percentiles	
2	AB	192/220 (87%)	169 (88%)	23 (12%)	5	5
2	CB	187/220 (85%)	168 (90%)	19 (10%)	7	8
3	AC	143/188 (76%)	132 (92%)	11 (8%)	13	16
3	CC	140/188 (74%)	127 (91%)	13 (9%)	9	10
4	AD	170/181 (94%)	155 (91%)	15 (9%)	10	12
4	CD	173/181 (96%)	160 (92%)	13 (8%)	13	17
5	AE	113/123 (92%)	106 (94%)	7 (6%)	18	24
5	CE	114/123 (93%)	105 (92%)	9 (8%)	12	15
6	AF	83/90 (92%)	77 (93%)	6 (7%)	14	18
6	CF	85/90 (94%)	81 (95%)	4 (5%)	26	35
7	AG	119/127 (94%)	106 (89%)	13 (11%)	6	6
7	CG	120/127 (94%)	111 (92%)	9 (8%)	13	17
8	AH	114/119 (96%)	107 (94%)	7 (6%)	18	24
8	CH	114/119 (96%)	104 (91%)	10 (9%)	10	12
9	AI	90/99 (91%)	82 (91%)	8 (9%)	9	12
9	CI	89/99 (90%)	73 (82%)	16 (18%)	1	1
10	AJ	66/92 (72%)	62 (94%)	4 (6%)	18	24
10	CJ	69/92 (75%)	66 (96%)	3 (4%)	29	39
11	AK	82/99 (83%)	76 (93%)	6 (7%)	14	18
11	CK	83/99 (84%)	77 (93%)	6 (7%)	14	18
12	AL	97/109 (89%)	93 (96%)	4 (4%)	30	41
12	CL	97/109 (89%)	92 (95%)	5 (5%)	23	30
13	AM	93/101 (92%)	83 (89%)	10 (11%)	6	6
13	CM	92/101 (91%)	83 (90%)	9 (10%)	8	9
14	AN	49/50 (98%)	43 (88%)	6 (12%)	5	4
14	CN	49/50 (98%)	43 (88%)	6 (12%)	5	4

Continued on next page...

Continued from previous page...

Mol	Chain	Analysed	Rotameric	Outliers	Percentiles	
15	AO	78/80 (98%)	67 (86%)	11 (14%)	3	3
15	CO	78/80 (98%)	70 (90%)	8 (10%)	7	7
16	AP	69/74 (93%)	62 (90%)	7 (10%)	7	8
16	CP	68/74 (92%)	63 (93%)	5 (7%)	13	18
17	AQ	94/97 (97%)	91 (97%)	3 (3%)	39	53
17	CQ	94/97 (97%)	88 (94%)	6 (6%)	17	23
18	AR	59/77 (77%)	56 (95%)	3 (5%)	24	32
18	CR	59/77 (77%)	54 (92%)	5 (8%)	10	13
19	AS	69/80 (86%)	66 (96%)	3 (4%)	29	39
19	CS	67/80 (84%)	57 (85%)	10 (15%)	3	2
20	AT	70/82 (85%)	64 (91%)	6 (9%)	10	13
20	CT	70/82 (85%)	64 (91%)	6 (9%)	10	13
21	AU	18/22 (82%)	16 (89%)	2 (11%)	6	6
21	CU	18/22 (82%)	16 (89%)	2 (11%)	6	6
27	BD	215/218 (99%)	200 (93%)	15 (7%)	15	19
27	DD	215/218 (99%)	202 (94%)	13 (6%)	19	25
28	BE	164/166 (99%)	147 (90%)	17 (10%)	7	7
28	DE	164/166 (99%)	145 (88%)	19 (12%)	5	5
29	BF	160/166 (96%)	142 (89%)	18 (11%)	6	5
29	DF	159/166 (96%)	142 (89%)	17 (11%)	6	7
30	BG	143/156 (92%)	130 (91%)	13 (9%)	9	11
30	DG	142/156 (91%)	128 (90%)	14 (10%)	8	9
31	BH	144/148 (97%)	136 (94%)	8 (6%)	21	28
31	DH	144/148 (97%)	133 (92%)	11 (8%)	13	17
32	BI	110/124 (89%)	92 (84%)	18 (16%)	2	2
32	DI	104/124 (84%)	93 (89%)	11 (11%)	6	7
33	BN	118/119 (99%)	103 (87%)	15 (13%)	4	4
33	DN	118/119 (99%)	107 (91%)	11 (9%)	9	10
34	BO	100/100 (100%)	97 (97%)	3 (3%)	41	55
34	DO	100/100 (100%)	96 (96%)	4 (4%)	31	43
35	BP	115/116 (99%)	107 (93%)	8 (7%)	15	19

Continued on next page...

Continued from previous page...

Mol	Chain	Analysed	Rotameric	Outliers	Percentiles	
35	DP	115/116 (99%)	103 (90%)	12 (10%)	7	7
36	BQ	111/111 (100%)	97 (87%)	14 (13%)	4	4
36	DQ	111/111 (100%)	101 (91%)	10 (9%)	9	11
37	BR	101/101 (100%)	84 (83%)	17 (17%)	2	2
37	DR	101/101 (100%)	86 (85%)	15 (15%)	3	2
38	BS	87/88 (99%)	78 (90%)	9 (10%)	7	7
38	DS	85/88 (97%)	78 (92%)	7 (8%)	11	14
39	BT	115/127 (91%)	109 (95%)	6 (5%)	23	30
39	DT	113/127 (89%)	106 (94%)	7 (6%)	18	24
40	BU	93/94 (99%)	86 (92%)	7 (8%)	13	17
40	DU	93/94 (99%)	88 (95%)	5 (5%)	22	29
41	BV	80/82 (98%)	72 (90%)	8 (10%)	7	8
41	DV	80/82 (98%)	71 (89%)	9 (11%)	6	5
42	BW	90/92 (98%)	82 (91%)	8 (9%)	9	12
42	DW	90/92 (98%)	84 (93%)	6 (7%)	16	21
43	BX	77/78 (99%)	72 (94%)	5 (6%)	17	23
43	DX	77/78 (99%)	72 (94%)	5 (6%)	17	23
44	BY	85/91 (93%)	80 (94%)	5 (6%)	19	25
44	DY	85/91 (93%)	82 (96%)	3 (4%)	36	49
45	BZ	145/179 (81%)	131 (90%)	14 (10%)	8	9
45	DZ	145/179 (81%)	132 (91%)	13 (9%)	9	11
46	B0	65/67 (97%)	63 (97%)	2 (3%)	40	54
46	D0	65/67 (97%)	63 (97%)	2 (3%)	40	54
47	B1	80/83 (96%)	75 (94%)	5 (6%)	18	23
47	D1	80/83 (96%)	73 (91%)	7 (9%)	10	12
48	B2	65/67 (97%)	61 (94%)	4 (6%)	18	24
48	D2	65/67 (97%)	64 (98%)	1 (2%)	65	77
49	B3	51/52 (98%)	47 (92%)	4 (8%)	12	16
49	D3	50/52 (96%)	45 (90%)	5 (10%)	7	8
50	B4	60/63 (95%)	52 (87%)	8 (13%)	4	3
50	D4	53/63 (84%)	47 (89%)	6 (11%)	6	5

Continued on next page...

Continued from previous page...

Mol	Chain	Analysed	Rotameric	Outliers	Percentiles	
51	B5	50/52 (96%)	47 (94%)	3 (6%)	19	25
51	D5	50/52 (96%)	45 (90%)	5 (10%)	7	8
52	B6	51/52 (98%)	46 (90%)	5 (10%)	8	9
52	D6	50/52 (96%)	48 (96%)	2 (4%)	31	43
53	B7	41/42 (98%)	38 (93%)	3 (7%)	14	18
53	D7	41/42 (98%)	40 (98%)	1 (2%)	49	64
54	B8	53/55 (96%)	50 (94%)	3 (6%)	20	27
54	D8	54/55 (98%)	51 (94%)	3 (6%)	21	28
55	B9	34/34 (100%)	34 (100%)	0	100	100
55	D9	34/34 (100%)	34 (100%)	0	100	100
All	All	9320/10066 (93%)	8532 (92%)	788 (8%)	10	13

5 of 788 residues with a non-rotameric sidechain are listed below:

Mol	Chain	Res	Type
7	CG	52	GLU
27	DD	221	VAL
8	CH	127	LEU
7	CG	51	GLN
14	CN	23	ARG

Sometimes sidechains can be flipped to improve hydrogen bonding and reduce clashes. 5 of 122 such sidechains are listed below:

Mol	Chain	Res	Type
45	BZ	34	ASN
36	DQ	45	GLN
3	CC	136	GLN
35	DP	38	GLN
43	DX	31	HIS

5.3.3 RNA (i)

Mol	Chain	Analysed	Backbone Outliers	Pucker Outliers
1	AA	1495/1521 (98%)	306 (20%)	21 (1%)
1	CA	1501/1521 (98%)	310 (20%)	23 (1%)
22	AV	12/24 (50%)	3 (25%)	0

Continued on next page...

Continued from previous page...

Mol	Chain	Analysed	Backbone Outliers	Pucker Outliers
22	CV	12/24 (50%)	3 (25%)	0
23	AW	71/76 (93%)	30 (42%)	2 (2%)
23	AY	71/76 (93%)	33 (46%)	1 (1%)
23	CW	68/76 (89%)	30 (44%)	3 (4%)
23	CY	69/76 (90%)	28 (40%)	0
24	AX	75/77 (97%)	18 (24%)	1 (1%)
24	CX	75/77 (97%)	19 (25%)	0
25	BA	2811/2915 (96%)	433 (15%)	27 (0%)
25	DA	2791/2915 (95%)	499 (17%)	33 (1%)
26	BB	119/121 (98%)	13 (10%)	0
26	DB	119/121 (98%)	17 (14%)	0
All	All	9289/9620 (96%)	1742 (18%)	111 (1%)

5 of 1742 RNA backbone outliers are listed below:

Mol	Chain	Res	Type
1	AA	6	G
1	AA	9	G
1	AA	22	G
1	AA	32	A
1	AA	39	G

5 of 111 RNA pucker outliers are listed below:

Mol	Chain	Res	Type
1	CA	532	A
25	DA	2756	U
1	CA	1212	U
25	DA	2689	U
25	DA	1558	A

5.4 Non-standard residues in protein, DNA, RNA chains (i)

36 non-standard protein/DNA/RNA residues are modelled in this entry.

In the following table, the Counts columns list the number of bonds (or angles) for which Mogul statistics could be retrieved, the number of bonds (or angles) that are observed in the model and the number of bonds (or angles) that are defined in the Chemical Component Dictionary. The Link column lists molecule types, if any, to which the group is linked. The Z score for a bond length (or angle) is the number of standard deviations the observed value is removed from the expected value. A bond length (or angle) with $|Z| > 2$ is considered an outlier worth inspection. RMSZ is the root-mean-square of all Z scores of the bond lengths (or angles).

Mol	Type	Chain	Res	Link	Bond lengths			Bond angles		
					Counts	RMSZ	$\#\|Z\| > 2$	Counts	RMSZ	$\#\|Z\| > 2$
23	PSU	CY	39	23	18,21,22	1.44	3 (16%)	22,30,33	1.81	3 (13%)
23	MIA	CY	37	23	18,24,32	1.16	2 (11%)	18,35,47	1.28	2 (11%)
23	PSU	CY	55	23	18,21,22	1.38	2 (11%)	22,30,33	1.95	3 (13%)
24	5MU	AX	54	56,24	19,22,23	1.44	6 (31%)	28,32,35	2.03	6 (21%)
24	5MC	AX	32	24	18,22,23	1.01	2 (11%)	26,32,35	1.25	2 (7%)
24	PSU	AX	55	24	18,21,22	1.34	2 (11%)	22,30,33	1.83	3 (13%)
23	4SU	CW	8	56,23	18,21,22	1.61	4 (22%)	26,30,33	1.95	4 (15%)
24	5MU	CX	54	24	19,22,23	1.38	6 (31%)	28,32,35	2.08	8 (28%)
23	PSU	AY	39	23	18,21,22	1.48	3 (16%)	22,30,33	1.57	4 (18%)
23	PSU	CW	55	23	18,21,22	1.38	2 (11%)	22,30,33	1.94	3 (13%)
24	PSU	CX	55	24	18,21,22	1.34	2 (11%)	22,30,33	1.84	4 (18%)
23	PSU	AW	55	23	18,21,22	1.38	2 (11%)	22,30,33	1.89	3 (13%)
23	MIA	AY	37	23	18,24,32	1.15	2 (11%)	18,35,47	1.23	2 (11%)
23	7MG	AW	46	23	22,26,27	1.34	3 (13%)	29,39,42	2.52	7 (24%)
24	4SU	AX	8	24	18,21,22	2.19	6 (33%)	26,30,33	1.71	6 (23%)
23	7MG	AY	46	23	22,26,27	1.40	4 (18%)	29,39,42	2.50	7 (24%)
24	4SU	CX	8	24	18,21,22	1.88	4 (22%)	26,30,33	1.31	3 (11%)
23	PSU	AW	39	23	18,21,22	1.35	2 (11%)	22,30,33	1.87	3 (13%)
23	PSU	CY	32	23	18,21,22	1.34	2 (11%)	22,30,33	1.76	3 (13%)
23	7MG	CW	46	23	22,26,27	1.34	4 (18%)	29,39,42	2.54	6 (20%)
23	4SU	AW	8	23	18,21,22	1.72	5 (27%)	26,30,33	1.79	6 (23%)
23	5MU	CY	54	23	19,22,23	1.50	5 (26%)	28,32,35	1.93	9 (32%)
24	5MC	CX	32	24	18,22,23	1.04	2 (11%)	26,32,35	1.27	3 (11%)
23	PSU	CW	39	23	18,21,22	1.39	2 (11%)	22,30,33	1.53	3 (13%)
23	PSU	AW	32	56,23	18,21,22	1.37	3 (16%)	22,30,33	1.70	3 (13%)
23	7MG	CY	46	23	22,26,27	1.40	4 (18%)	29,39,42	2.52	7 (24%)
23	PSU	AY	55	23	18,21,22	1.26	2 (11%)	22,30,33	1.91	6 (27%)
23	5MU	AW	54	23	19,22,23	1.46	5 (26%)	28,32,35	1.69	5 (17%)
23	MIA	CW	37	23	18,24,32	1.07	2 (11%)	18,35,47	1.38	2 (11%)
23	MIA	AW	37	23	24,31,32	2.28	3 (12%)	26,44,47	2.40	8 (30%)
23	5MU	AY	54	23	19,22,23	1.47	4 (21%)	28,32,35	1.61	6 (21%)
23	PSU	CW	32	23	18,21,22	1.35	3 (16%)	22,30,33	1.86	4 (18%)
23	PSU	AY	32	23	18,21,22	1.32	2 (11%)	22,30,33	1.90	3 (13%)
23	4SU	CY	8	23	18,21,22	1.66	4 (22%)	26,30,33	2.20	4 (15%)
23	5MU	CW	54	23	19,22,23	1.33	5 (26%)	28,32,35	1.95	7 (25%)

Mol	Type	Chain	Res	Link	Bond lengths			Bond angles		
					Counts	RMSZ	$\#\|Z\| > 2$	Counts	RMSZ	$\#\|Z\| > 2$
23	4SU	AY	8	23	18,21,22	1.72	7 (38%)	26,30,33	1.54	5 (19%)

In the following table, the Chirals column lists the number of chiral outliers, the number of chiral centers analysed, the number of these observed in the model and the number defined in the Chemical Component Dictionary. Similar counts are reported in the Torsion and Rings columns. '-' means no outliers of that kind were identified.

Mol	Type	Chain	Res	Link	Chirals	Torsions	Rings
23	PSU	CY	39	23	-	2/7/25/26	0/2/2/2
23	MIA	CY	37	23	-	3/3/25/34	0/3/3/3
23	PSU	CY	55	23	-	4/7/25/26	0/2/2/2
24	5MU	AX	54	56,24	-	0/7/25/26	0/2/2/2
24	5MC	AX	32	24	-	0/7/25/26	0/2/2/2
24	PSU	AX	55	24	-	0/7/25/26	0/2/2/2
23	4SU	CW	8	56,23	-	0/7/25/26	0/2/2/2
24	5MU	CX	54	24	-	0/7/25/26	0/2/2/2
23	PSU	AY	39	23	-	2/7/25/26	0/2/2/2
23	PSU	CW	55	23	-	0/7/25/26	0/2/2/2
24	PSU	CX	55	24	-	0/7/25/26	0/2/2/2
23	PSU	AW	55	23	-	0/7/25/26	0/2/2/2
23	MIA	AY	37	23	-	1/3/25/34	0/3/3/3
23	7MG	AW	46	23	-	3/7/37/38	0/3/3/3
24	4SU	AX	8	24	-	0/7/25/26	0/2/2/2
23	7MG	AY	46	23	-	3/7/37/38	0/3/3/3
24	4SU	CX	8	24	-	0/7/25/26	0/2/2/2
23	PSU	AW	39	23	-	0/7/25/26	0/2/2/2
23	PSU	CY	32	23	-	1/7/25/26	0/2/2/2
23	7MG	CW	46	23	-	2/7/37/38	0/3/3/3
23	4SU	AW	8	23	-	0/7/25/26	0/2/2/2
23	5MU	CY	54	23	-	1/7/25/26	0/2/2/2
24	5MC	CX	32	24	-	0/7/25/26	0/2/2/2
23	PSU	CW	39	23	-	0/7/25/26	0/2/2/2
23	PSU	AW	32	56,23	-	0/7/25/26	0/2/2/2
23	7MG	CY	46	23	-	2/7/37/38	0/3/3/3
23	PSU	AY	55	23	-	2/7/25/26	0/2/2/2
23	5MU	AW	54	23	-	0/7/25/26	0/2/2/2
23	MIA	CW	37	23	-	0/3/25/34	0/3/3/3
23	MIA	AW	37	23	-	1/11/33/34	0/3/3/3
23	5MU	AY	54	23	-	0/7/25/26	0/2/2/2
23	PSU	CW	32	23	-	4/7/25/26	0/2/2/2

Continued on next page...

Continued from previous page...

Mol	Type	Chain	Res	Link	Chirals	Torsions	Rings
23	PSU	AY	32	23	-	0/7/25/26	0/2/2/2
23	4SU	CY	8	23	-	2/7/25/26	0/2/2/2
23	5MU	CW	54	23	-	0/7/25/26	0/2/2/2
23	4SU	AY	8	23	-	1/7/25/26	0/2/2/2

The worst 5 of 121 bond length outliers are listed below:

Mol	Chain	Res	Type	Atoms	Z	Observed(Å)	Ideal(Å)
23	AW	37	MIA	C2-S10	-7.27	1.69	1.75
23	AW	37	MIA	C13-C14	7.14	1.52	1.32
24	AX	8	4SU	C4-N3	-5.67	1.31	1.37
23	CY	8	4SU	C4-S4	-4.45	1.60	1.68
24	CX	8	4SU	C4-N3	-4.30	1.33	1.37

The worst 5 of 163 bond angle outliers are listed below:

Mol	Chain	Res	Type	Atoms	Z	Observed(^{o})	Ideal(^{o})
23	AY	46	7MG	N9-C4-N3	9.11	139.09	125.47
23	AW	46	7MG	N9-C4-N3	9.02	138.96	125.47
23	CW	46	7MG	N9-C4-N3	8.82	138.66	125.47
23	CY	46	7MG	N9-C4-N3	8.63	138.38	125.47
23	AW	37	MIA	C12-C13-C14	-7.69	112.17	127.14

There are no chirality outliers.

5 of 34 torsion outliers are listed below:

Mol	Chain	Res	Type	Atoms
23	AW	37	MIA	C12-C13-C14-C16
23	AY	39	PSU	C3'-C4'-C5'-O5'
23	AY	46	7MG	C4'-C5'-O5'-P
23	CW	32	PSU	C2'-C1'-C5-C4
23	CW	32	PSU	C2'-C1'-C5-C6

There are no ring outliers.

19 monomers are involved in 30 short contacts:

Mol	Chain	Res	Type	Clashes	Symm-Clashes
23	CY	39	PSU	2	0
23	CY	37	MIA	1	0
23	CW	8	4SU	1	0
23	AW	55	PSU	1	0

Continued on next page...

Continued from previous page...

Mol	Chain	Res	Type	Clashes	Symm-Clashes
24	AX	8	4SU	2	0
23	AY	46	7MG	1	0
24	CX	8	4SU	1	0
23	CW	46	7MG	5	0
23	AW	8	4SU	1	0
23	CW	39	PSU	2	0
23	AW	32	PSU	1	0
23	CY	46	7MG	1	0
23	AY	55	PSU	3	0
23	AW	54	5MU	1	0
23	AW	37	MIA	1	0
23	AY	54	5MU	2	0
23	CW	32	PSU	1	0
23	CY	8	4SU	4	0
23	AY	8	4SU	1	0

5.5 Carbohydrates (i)

There are no monosaccharides in this entry.

5.6 Ligand geometry (i)

Of 2152 ligands modelled in this entry, 2148 are monoatomic - leaving 4 for Mogul analysis.

In the following table, the Counts columns list the number of bonds (or angles) for which Mogul statistics could be retrieved, the number of bonds (or angles) that are observed in the model and the number of bonds (or angles) that are defined in the Chemical Component Dictionary. The Link column lists molecule types, if any, to which the group is linked. The Z score for a bond length (or angle) is the number of standard deviations the observed value is removed from the expected value. A bond length (or angle) with $|Z| > 2$ is considered an outlier worth inspection. RMSZ is the root-mean-square of all Z scores of the bond lengths (or angles).

Mol	Type	Chain	Res	Link	Bond lengths			Bond angles		
					Counts	RMSZ	$\#\|Z\| > 2$	Counts	RMSZ	$\#\|Z\| > 2$
58	SF4	AD	501	4	0,12,12	-	-	-		
57	PCY	CA	3178	-	36,42,42	1.63	4 (11%)	41,65,65	1.17	4 (9%)
57	PCY	AA	3231	-	36,42,42	1.68	5 (13%)	41,65,65	1.42	8 (19%)
58	SF4	CD	501	4	0,12,12	-	-	-		

In the following table, the Chirals column lists the number of chiral outliers, the number of chiral centers analysed, the number of these observed in the model and the number defined in the Chemical Component Dictionary. Similar counts are reported in the Torsion and Rings columns.

'-' means no outliers of that kind were identified.

Mol	Type	Chain	Res	Link	Chirals	Torsions	Rings
58	SF4	AD	501	4	-	-	0/6/5/5
57	PCY	CA	3178	-	-	9/33/67/67	0/3/3/3
57	PCY	AA	3231	-	-	5/33/67/67	0/3/3/3
58	SF4	CD	501	4	-	-	0/6/5/5

The worst 5 of 9 bond length outliers are listed below:

Mol	Chain	Res	Type	Atoms	Z	Observed(Å)	Ideal(Å)
57	CA	3178	PCY	C28-C32	-5.59	1.39	1.49
57	AA	3231	PCY	C28-C32	-5.44	1.39	1.49
57	AA	3231	PCY	C34-C30	-5.24	1.40	1.51
57	CA	3178	PCY	C34-C30	-5.21	1.40	1.51
57	AA	3231	PCY	C27-C23	-4.06	1.40	1.50

The worst 5 of 12 bond angle outliers are listed below:

Mol	Chain	Res	Type	Atoms	Z	Observed(^{o})	Ideal(^{o})
57	AA	3231	PCY	C18-O21-C23	-4.75	107.00	116.57
57	CA	3178	PCY	C18-O21-C23	-3.62	109.27	116.57
57	AA	3231	PCY	O21-C23-C27	3.01	119.12	112.33
57	AA	3231	PCY	O21-C18-C15	2.78	112.92	107.79
57	AA	3231	PCY	O36-C31-C27	-2.26	116.91	121.14

There are no chirality outliers.

5 of 14 torsion outliers are listed below:

Mol	Chain	Res	Type	Atoms
57	AA	3231	PCY	N2-C3-C6-C11
57	AA	3231	PCY	C7-C3-C6-C11
57	AA	3231	PCY	C7-C15-C18-O21
57	AA	3231	PCY	C17-C15-C18-O21
57	AA	3231	PCY	O19-C15-C18-O21

There are no ring outliers.

2 monomers are involved in 16 short contacts:

Mol	Chain	Res	Type	Clashes	Symm-Clashes
57	CA	3178	PCY	9	0
57	AA	3231	PCY	7	0

The following is a two-dimensional graphical depiction of Mogul quality analysis of bond lengths, bond angles, torsion angles, and ring geometry for all instances of the Ligand of Interest. In addition, ligands with molecular weight > 250 and outliers as shown on the validation Tables will also be included. For torsion angles, if less then 5% of the Mogul distribution of torsion angles is within 10 degrees of the torsion angle in question, then that torsion angle is considered an outlier. Any bond that is central to one or more torsion angles identified as an outlier by Mogul will be highlighted in the graph. For rings, the root-mean-square deviation (RMSD) between the ring in question and similar rings identified by Mogul is calculated over all ring torsion angles. If the average RMSD is greater than 60 degrees and the minimal RMSD between the ring in question and any Mogul-identified rings is also greater than 60 degrees, then that ring is considered an outlier. The outliers are highlighted in purple. The color gray indicates Mogul did not find sufficient equivalents in the CSD to analyse the geometry.

Ligand PCY CA 3178

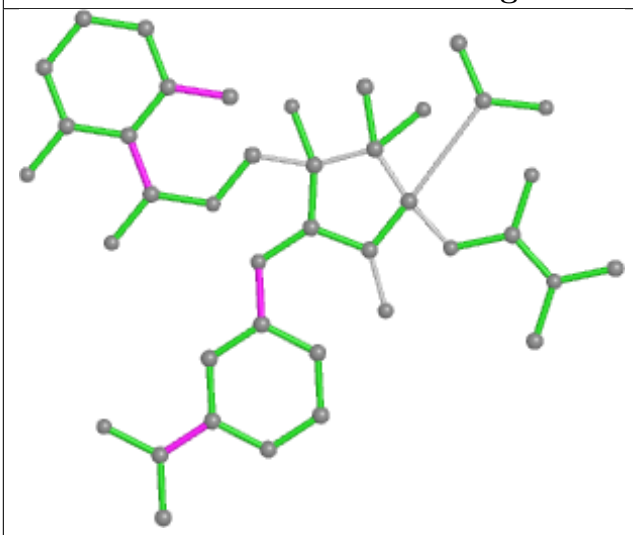

Bond lengths

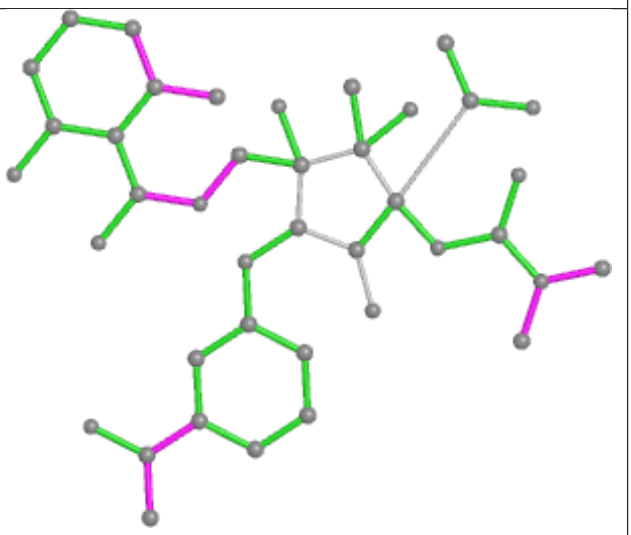

Bond angles

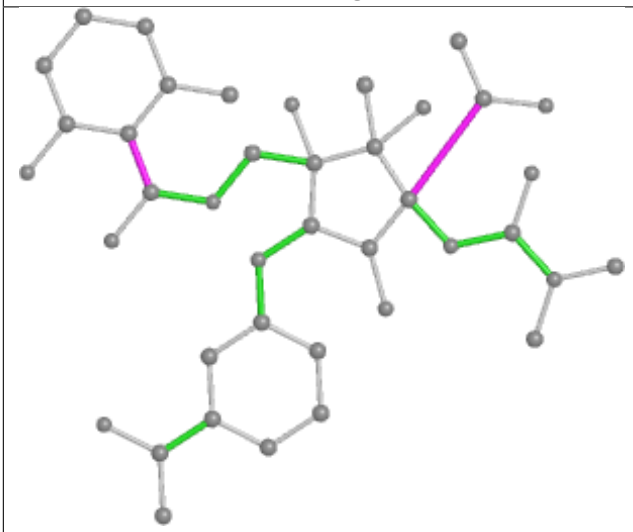

Torsions

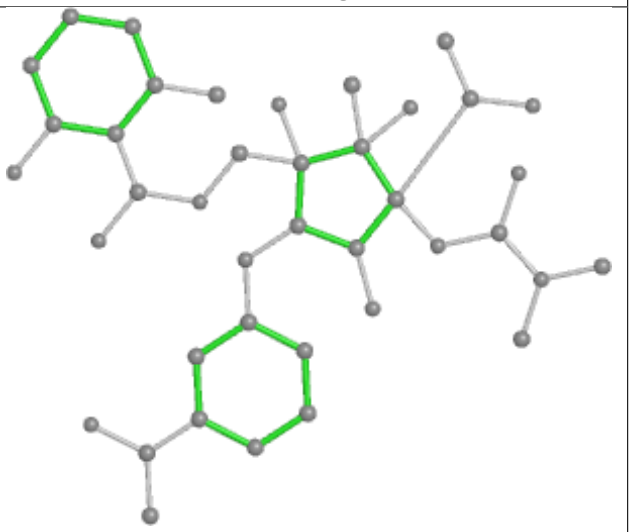

Rings

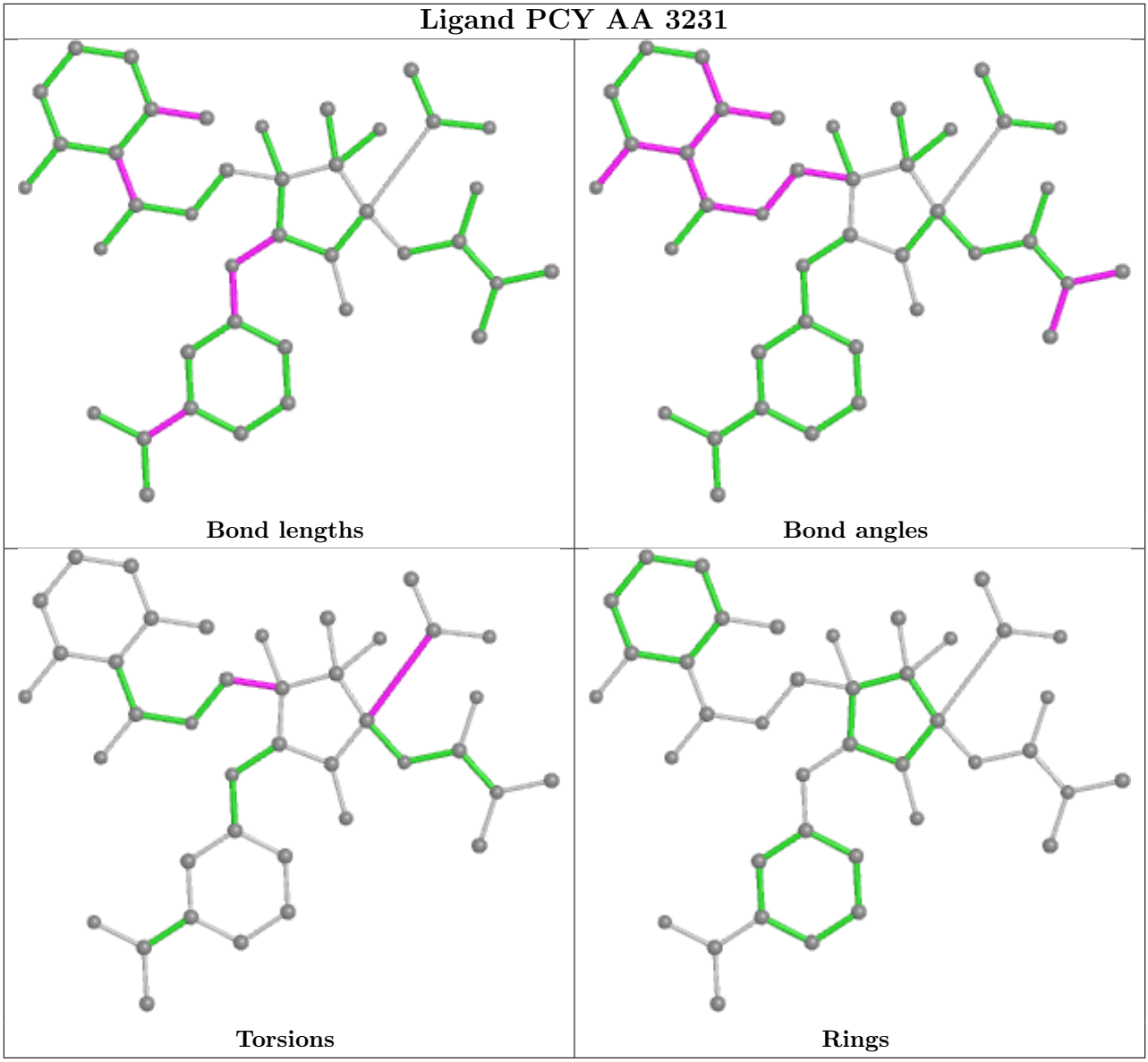

5.7 Other polymers (i)

There are no such residues in this entry.

5.8 Polymer linkage issues (i)

There are no chain breaks in this entry.

6 Fit of model and data (i)

6.1 Protein, DNA and RNA chains (i)

In the following table, the column labelled '#RSRZ> 2' contains the number (and percentage) of RSRZ outliers, followed by percent RSRZ outliers for the chain as percentile scores relative to all X-ray entries and entries of similar resolution. The OWAB column contains the minimum, median, 95th percentile and maximum values of the occupancy-weighted average B-factor per residue. The column labelled 'Q< 0.9' lists the number of (and percentage) of residues with an average occupancy less than 0.9.

Mol	Chain	Analysed	<RSRZ>	#RSRZ>2			OWAB(Å^2)	Q<0.9
1	AA	1498/1521 (98%)	0.22	56 (3%)	41	48	40, 67, 92, 106	0
1	CA	1503/1521 (98%)	0.11	52 (3%)	44	51	43, 69, 92, 106	0
2	AB	231/256 (90%)	1.20	44 (19%)	1	1	63, 80, 90, 94	0
2	CB	231/256 (90%)	1.47	68 (29%)	0	0	64, 82, 89, 96	0
3	AC	206/239 (86%)	1.09	30 (14%)	2	3	61, 74, 84, 92	0
3	CC	206/239 (86%)	1.76	83 (40%)	0	0	64, 76, 86, 92	0
4	AD	208/209 (99%)	0.47	6 (2%)	51	59	56, 68, 79, 87	0
4	CD	208/209 (99%)	1.06	29 (13%)	2	3	57, 68, 78, 87	0
5	AE	148/162 (91%)	0.78	9 (6%)	21	25	56, 67, 77, 91	0
5	CE	148/162 (91%)	0.89	17 (11%)	4	6	57, 69, 79, 92	0
6	AF	100/101 (99%)	0.40	1 (1%)	82	86	53, 66, 76, 82	0
6	CF	100/101 (99%)	0.30	1 (1%)	82	86	54, 66, 76, 82	0
7	AG	155/156 (99%)	0.86	16 (10%)	6	8	61, 71, 83, 93	0
7	CG	155/156 (99%)	0.94	15 (9%)	7	9	62, 73, 84, 96	0
8	AH	137/138 (99%)	0.81	12 (8%)	10	11	57, 69, 75, 83	0
8	CH	137/138 (99%)	1.05	19 (13%)	2	3	58, 71, 77, 84	0
9	AI	127/128 (99%)	1.50	33 (25%)	0	0	56, 78, 85, 90	0
9	CI	127/128 (99%)	2.04	57 (44%)	0	0	62, 79, 86, 89	0
10	AJ	97/105 (92%)	1.46	29 (29%)	0	0	57, 78, 90, 91	0
10	CJ	96/105 (91%)	1.85	39 (40%)	0	0	60, 80, 91, 93	0
11	AK	114/129 (88%)	0.88	9 (7%)	12	16	47, 66, 80, 83	0
11	CK	114/129 (88%)	0.39	2 (1%)	68	74	47, 67, 79, 83	0
12	AL	122/132 (92%)	0.52	2 (1%)	72	78	42, 56, 69, 75	0
12	CL	122/132 (92%)	0.94	16 (13%)	3	4	45, 58, 71, 75	0

Continued on next page...

Continued from previous page...

Mol	Chain	Analysed	<RSRZ>	#RSRZ>2	OWAB(Å^2)	Q<0.9
13	AM	123/126 (97%)	0.57	6 (4%) 29 35	42, 63, 75, 80	0
13	CM	122/126 (96%)	1.59	42 (34%) 0 0	66, 79, 86, 90	0
14	AN	60/61 (98%)	1.13	8 (13%) 3 4	60, 70, 77, 81	0
14	CN	60/61 (98%)	2.77	43 (71%) 0 0	64, 73, 80, 83	0
15	AO	88/89 (98%)	0.34	2 (2%) 60 67	50, 66, 76, 82	0
15	CO	88/89 (98%)	0.56	2 (2%) 60 67	53, 68, 77, 82	0
16	AP	82/88 (93%)	1.03	11 (13%) 3 4	52, 68, 76, 80	0
16	CP	82/88 (93%)	1.08	12 (14%) 2 3	51, 68, 76, 79	0
17	AQ	99/105 (94%)	0.66	4 (4%) 38 45	55, 68, 77, 79	0
17	CQ	99/105 (94%)	1.53	32 (32%) 0 0	57, 69, 77, 80	0
18	AR	68/88 (77%)	0.80	5 (7%) 14 18	58, 66, 76, 80	0
18	CR	68/88 (77%)	0.53	3 (4%) 34 41	59, 68, 77, 80	0
19	AS	83/93 (89%)	0.81	4 (4%) 30 37	63, 73, 81, 91	0
19	CS	83/93 (89%)	1.99	38 (45%) 0 0	66, 76, 84, 92	0
20	AT	96/106 (90%)	1.72	38 (39%) 0 0	57, 68, 80, 86	0
20	CT	96/106 (90%)	1.69	39 (40%) 0 0	58, 68, 82, 87	0
21	AU	23/27 (85%)	1.29	4 (17%) 1 1	63, 66, 72, 75	0
21	CU	23/27 (85%)	1.58	9 (39%) 0 0	65, 68, 74, 77	0
22	AV	13/24 (54%)	0.99	1 (7%) 13 17	52, 64, 82, 98	0
22	CV	13/24 (54%)	0.49	2 (15%) 2 2	56, 67, 85, 99	0
23	AW	67/76 (88%)	1.00	7 (10%) 6 8	47, 84, 97, 104	0
23	AY	67/76 (88%)	1.04	10 (14%) 2 2	38, 97, 101, 104	0
23	CW	65/76 (85%)	0.97	11 (16%) 1 1	68, 91, 102, 104	0
23	CY	66/76 (86%)	1.54	26 (39%) 0 0	43, 97, 101, 104	0
24	AX	72/77 (93%)	0.57	2 (2%) 53 60	39, 68, 85, 93	0
24	CX	72/77 (93%)	-0.04	0 100 100	43, 71, 86, 94	0
25	BA	2819/2915 (96%)	0.43	64 (2%) 60 67	23, 42, 88, 104	0
25	DA	2800/2915 (96%)	-0.09	84 (3%) 50 57	27, 47, 89, 108	0
26	BB	120/121 (99%)	-0.04	0 100 100	35, 56, 70, 86	0
26	DB	120/121 (99%)	-0.03	0 100 100	42, 62, 73, 87	0
27	BD	275/276 (99%)	0.72	3 (1%) 80 85	23, 40, 55, 79	0

Continued on next page...

Continued from previous page...

Mol	Chain	Analysed	<RSRZ>	#RSRZ>2	OWAB(Å^2)	Q<0.9
27	DD	275/276 (99%)	0.40	3 (1%) 80 85	26, 42, 56, 77	0
28	BE	204/206 (99%)	0.67	3 (1%) 73 79	22, 47, 66, 76	0
28	DE	204/206 (99%)	0.21	3 (1%) 73 79	28, 50, 67, 77	0
29	BF	203/210 (96%)	0.72	12 (5%) 22 26	23, 49, 73, 88	0
29	DF	203/210 (96%)	0.81	25 (12%) 4 5	27, 55, 75, 88	0
30	BG	181/182 (99%)	0.50	10 (5%) 25 30	44, 64, 78, 90	0
30	DG	181/182 (99%)	1.27	41 (22%) 0 0	50, 67, 80, 90	0
31	BH	174/180 (96%)	0.43	3 (1%) 70 76	51, 65, 76, 85	0
31	DH	174/180 (96%)	2.63	106 (60%) 0 0	57, 70, 80, 86	0
32	BI	146/148 (98%)	0.90	16 (10%) 5 7	50, 71, 82, 86	0
32	DI	146/148 (98%)	0.48	8 (5%) 25 30	53, 71, 82, 85	0
33	BN	140/140 (100%)	0.53	1 (0%) 87 90	32, 47, 68, 75	0
33	DN	140/140 (100%)	0.65	6 (4%) 35 42	36, 52, 70, 76	0
34	BO	122/122 (100%)	0.35	0 100 100	25, 38, 59, 65	0
34	DO	122/122 (100%)	0.49	0 100 100	47, 59, 74, 79	0
35	BP	149/150 (99%)	0.46	1 (0%) 87 90	24, 55, 74, 81	0
35	DP	149/150 (99%)	0.87	24 (16%) 1 2	29, 59, 76, 82	0
36	BQ	141/141 (100%)	0.77	3 (2%) 63 70	31, 50, 66, 77	0
36	DQ	141/141 (100%)	0.85	18 (12%) 3 4	38, 54, 69, 80	0
37	BR	118/118 (100%)	0.28	0 100 100	21, 32, 50, 58	0
37	DR	118/118 (100%)	0.24	0 100 100	38, 53, 64, 74	0
38	BS	110/112 (98%)	0.44	1 (0%) 84 88	32, 48, 64, 67	0
38	DS	110/112 (98%)	1.47	29 (26%) 0 0	58, 69, 80, 85	0
39	BT	131/146 (89%)	0.20	1 (0%) 86 89	31, 42, 68, 89	0
39	DT	131/146 (89%)	0.29	1 (0%) 86 89	51, 64, 78, 84	0
40	BU	116/118 (98%)	0.26	0 100 100	17, 28, 47, 65	0
40	DU	116/118 (98%)	0.55	7 (6%) 21 25	40, 62, 76, 82	0
41	BV	101/101 (100%)	0.15	0 100 100	15, 35, 54, 67	0
41	DV	101/101 (100%)	1.02	17 (16%) 1 1	39, 74, 81, 88	0
42	BW	112/113 (99%)	0.32	1 (0%) 84 88	17, 28, 53, 79	0
42	DW	112/113 (99%)	0.55	1 (0%) 84 88	38, 51, 68, 86	0

Continued on next page...

Continued from previous page...

Mol	Chain	Analysed	<RSRZ>	#RSRZ>2	OWAB(Å^2)	Q<0.9
43	BX	95/96 (98%)	0.32	1 (1%) 80 85	21, 35, 60, 75	0
43	DX	95/96 (98%)	0.99	11 (11%) 4 6	38, 56, 76, 85	0
44	BY	107/110 (97%)	0.20	2 (1%) 66 73	30, 46, 65, 83	0
44	DY	107/110 (97%)	1.34	28 (26%) 0 0	57, 71, 83, 86	0
45	BZ	171/206 (83%)	1.66	43 (25%) 0 0	35, 67, 94, 105	0
45	DZ	174/206 (84%)	2.79	87 (50%) 0 0	65, 83, 97, 103	0
46	B0	83/85 (97%)	0.42	4 (4%) 30 37	20, 36, 57, 76	0
46	D0	83/85 (97%)	1.09	12 (14%) 2 3	44, 64, 74, 79	0
47	B1	97/98 (98%)	0.49	3 (3%) 49 56	24, 45, 70, 73	0
47	D1	97/98 (98%)	0.68	5 (5%) 27 32	37, 56, 75, 86	0
48	B2	70/72 (97%)	0.46	1 (1%) 75 81	30, 45, 58, 78	0
48	D2	70/72 (97%)	0.58	2 (2%) 51 59	53, 66, 78, 82	0
49	B3	59/60 (98%)	0.18	0 100 100	19, 31, 58, 75	0
49	D3	59/60 (98%)	0.85	7 (11%) 4 5	54, 66, 78, 88	0
50	B4	69/71 (97%)	0.60	8 (11%) 4 6	51, 70, 89, 99	0
50	D4	69/71 (97%)	2.02	33 (47%) 0 0	72, 82, 92, 93	0
51	B5	59/60 (98%)	0.36	1 (1%) 70 76	17, 27, 43, 54	0
51	D5	59/60 (98%)	0.38	1 (1%) 70 76	35, 50, 66, 74	0
52	B6	53/54 (98%)	0.18	0 100 100	28, 39, 56, 67	0
52	D6	53/54 (98%)	0.70	4 (7%) 14 17	48, 59, 71, 76	0
53	B7	48/49 (97%)	0.62	2 (4%) 36 42	18, 26, 62, 72	0
53	D7	48/49 (97%)	0.90	3 (6%) 20 23	30, 41, 61, 78	0
54	B8	64/65 (98%)	0.19	0 100 100	19, 31, 40, 63	0
54	D8	64/65 (98%)	0.77	2 (3%) 49 56	44, 54, 65, 71	0
55	B9	37/37 (100%)	0.61	1 (2%) 54 61	26, 47, 63, 70	0
55	D9	37/37 (100%)	1.30	7 (18%) 1 1	45, 57, 68, 75	0
All	All	20900/21748 (96%)	0.58	1766 (8%) 11 13	15, 61, 87, 108	0

The worst 5 of 1766 RSRZ outliers are listed below:

Mol	Chain	Res	Type	RSRZ
45	BZ	108	PRO	15.6
45	DZ	116	VAL	13.2

Continued on next page...

Continued from previous page...

Mol	Chain	Res	Type	RSRZ
45	DZ	115	GLY	12.4
45	DZ	107	THR	11.0
45	DZ	114	GLY	11.0

6.2 Non-standard residues in protein, DNA, RNA chains (i)

In the following table, the Atoms column lists the number of modelled atoms in the group and the number defined in the chemical component dictionary. The B-factors column lists the minimum, median, 95th percentile and maximum values of B factors of atoms in the group. The column labelled 'Q< 0.9' lists the number of atoms with occupancy less than 0.9.

Mol	Type	Chain	Res	Atoms	RSCC	RSR	B-factors(Å^2)	Q<0.9
23	MIA	CY	37	22/30	0.68	0.33	82,93,117,140	0
23	PSU	AY	55	20/21	0.69	0.28	93,99,105,118	0
23	5MU	CY	54	21/22	0.69	0.40	78,92,113,136	0
23	4SU	CY	8	20/21	0.70	0.19	83,99,114,124	0
23	7MG	AY	46	24/25	0.72	0.24	80,94,107,121	0
23	4SU	CW	8	20/21	0.75	0.24	88,94,105,122	0
23	7MG	CY	46	24/25	0.77	0.18	86,95,102,125	0
23	PSU	CY	32	20/21	0.79	0.20	83,92,99,105	0
23	7MG	CW	46	24/25	0.80	0.30	85,98,110,126	0
23	5MU	AY	54	21/22	0.81	0.23	81,91,102,125	0
23	4SU	AY	8	20/21	0.82	0.20	92,98,108,126	0
23	MIA	AY	37	22/30	0.82	0.25	72,87,104,128	0
23	PSU	CW	55	20/21	0.83	0.20	61,83,94,94	0
23	7MG	AW	46	24/25	0.83	0.22	70,83,111,120	0
23	PSU	CY	55	20/21	0.83	0.29	92,98,105,119	0
23	PSU	AY	32	20/21	0.85	0.24	83,91,98,100	0
23	PSU	CY	39	20/21	0.87	0.19	80,88,99,111	0
24	PSU	CX	55	20/21	0.90	0.16	63,69,89,97	0
23	PSU	AY	39	20/21	0.90	0.21	77,86,97,100	0
23	5MU	CW	54	21/22	0.90	0.17	60,72,84,86	0
23	PSU	CW	32	20/21	0.90	0.19	70,85,92,95	0
23	MIA	CW	37	22/30	0.91	0.16	55,66,75,81	0
23	4SU	AW	8	20/21	0.91	0.17	73,85,96,105	0
24	5MU	CX	54	21/22	0.92	0.23	71,80,88,94	0
24	4SU	CX	8	20/21	0.93	0.17	54,78,85,86	0
23	PSU	AW	55	20/21	0.93	0.20	50,70,80,81	0
24	PSU	AX	55	20/21	0.94	0.18	60,67,93,94	0
24	5MU	AX	54	21/22	0.94	0.18	58,65,74,81	0
23	5MU	AW	54	21/22	0.95	0.16	42,58,69,76	0
23	PSU	AW	32	20/21	0.95	0.16	50,60,69,69	0

Continued on next page...

Continued from previous page...

Mol	Type	Chain	Res	Atoms	RSCC	RSR	B-factors(Å^2)	Q<0.9
24	5MC	CX	32	21/22	0.95	0.16	66,71,81,83	0
24	4SU	AX	8	20/21	0.96	0.18	51,64,80,88	0
23	PSU	CW	39	20/21	0.96	0.17	63,72,81,82	0
23	PSU	AW	39	20/21	0.96	0.20	49,59,65,65	0
23	MIA	AW	37	29/30	0.96	0.21	40,49,63,75	0
24	5MC	AX	32	21/22	0.97	0.19	48,54,58,72	0

6.3 Carbohydrates (i)

There are no monosaccharides in this entry.

6.4 Ligands (i)

In the following table, the Atoms column lists the number of modelled atoms in the group and the number defined in the chemical component dictionary. The B-factors column lists the minimum, median, 95th percentile and maximum values of B factors of atoms in the group. The column labelled 'Q< 0.9' lists the number of atoms with occupancy less than 0.9.

Mol	Type	Chain	Res	Atoms	RSCC	RSR	B-factors(Å^2)	Q<0.9
56	MG	BA	3571	1/1	0.29	0.10	66,66,66,66	0
56	MG	DA	3565	1/1	0.51	0.18	70,70,70,70	0
56	MG	CJ	5001	1/1	0.53	0.14	76,76,76,76	0
56	MG	AA	3192	1/1	0.56	0.30	69,69,69,69	0
56	MG	AA	3098	1/1	0.57	0.17	68,68,68,68	0
56	MG	DA	3419	1/1	0.59	0.17	44,44,44,44	0
56	MG	BA	3224	1/1	0.60	0.18	64,64,64,64	0
56	MG	BA	3677	1/1	0.61	0.12	62,62,62,62	0
56	MG	BA	3712	1/1	0.63	0.13	64,64,64,64	0
56	MG	DA	3182	1/1	0.63	0.30	64,64,64,64	0
56	MG	DA	3241	1/1	0.64	0.20	50,50,50,50	0
56	MG	BA	3683	1/1	0.64	0.15	61,61,61,61	0
56	MG	CA	3051	1/1	0.64	0.11	66,66,66,66	0
56	MG	BA	3726	1/1	0.65	0.23	70,70,70,70	0
56	MG	DA	3109	1/1	0.65	0.20	66,66,66,66	0
56	MG	DA	3596	1/1	0.65	0.44	63,63,63,63	0
56	MG	DB	3005	1/1	0.65	0.28	64,64,64,64	0
56	MG	BA	3804	1/1	0.66	0.10	58,58,58,58	0
56	MG	AA	3110	1/1	0.66	0.22	61,61,61,61	0
56	MG	CA	3064	1/1	0.67	0.11	57,57,57,57	0
56	MG	DA	3505	1/1	0.68	0.12	66,66,66,66	0
56	MG	BA	3527	1/1	0.68	0.11	52,52,52,52	0

Continued on next page...

Continued from previous page...

Mol	Type	Chain	Res	Atoms	RSCC	RSR	B-factors(Å^2)	Q<0.9
56	MG	DA	3051	1/1	0.68	0.20	56,56,56,56	0
56	MG	DA	3607	1/1	0.68	0.34	53,53,53,53	0
56	MG	BR	202	1/1	0.68	0.41	53,53,53,53	0
56	MG	DA	3504	1/1	0.69	0.13	60,60,60,60	0
56	MG	BA	3725	1/1	0.69	0.22	67,67,67,67	0
56	MG	BA	3446	1/1	0.70	0.27	52,52,52,52	0
56	MG	BA	3728	1/1	0.70	0.10	72,72,72,72	0
56	MG	CX	3006	1/1	0.70	0.50	70,70,70,70	0
56	MG	AX	3003	1/1	0.70	0.16	66,66,66,66	0
56	MG	BA	3249	1/1	0.70	0.29	74,74,74,74	0
56	MG	CA	3049	1/1	0.70	0.23	68,68,68,68	0
56	MG	BA	3639	1/1	0.70	0.29	59,59,59,59	0
56	MG	BA	3431	1/1	0.71	0.27	55,55,55,55	0
56	MG	CA	3027	1/1	0.71	0.51	70,70,70,70	0
56	MG	BA	3030	1/1	0.71	0.19	50,50,50,50	0
56	MG	AA	3082	1/1	0.72	0.26	68,68,68,68	0
56	MG	BA	3079	1/1	0.72	0.32	57,57,57,57	0
56	MG	BA	3470	1/1	0.72	0.16	48,48,48,48	0
56	MG	BA	3734	1/1	0.72	0.35	60,60,60,60	0
56	MG	DA	3041	1/1	0.72	0.18	55,55,55,55	0
56	MG	DA	3466	1/1	0.72	0.17	62,62,62,62	0
56	MG	DA	3448	1/1	0.73	0.14	41,41,41,41	0
56	MG	BA	3807	1/1	0.73	0.11	67,67,67,67	0
56	MG	DA	3098	1/1	0.73	0.21	43,43,43,43	0
56	MG	AA	3004	1/1	0.73	0.14	67,67,67,67	0
56	MG	DA	3538	1/1	0.73	0.27	56,56,56,56	0
56	MG	DA	3541	1/1	0.73	0.08	54,54,54,54	0
56	MG	B8	101	1/1	0.73	0.14	42,42,42,42	0
56	MG	DA	3238	1/1	0.73	0.24	61,61,61,61	0
56	MG	AA	3204	1/1	0.73	0.19	71,71,71,71	0
56	MG	AA	3095	1/1	0.73	0.28	68,68,68,68	0
56	MG	DA	3312	1/1	0.74	0.14	52,52,52,52	0
56	MG	BA	3221	1/1	0.74	0.20	54,54,54,54	0
56	MG	BA	3434	1/1	0.74	0.20	34,34,34,34	0
56	MG	DA	3028	1/1	0.74	0.17	70,70,70,70	0
56	MG	BA	3333	1/1	0.74	0.11	61,61,61,61	0
56	MG	BA	3605	1/1	0.74	0.13	61,61,61,61	0
56	MG	DA	3251	1/1	0.75	0.27	51,51,51,51	0
56	MG	BB	3015	1/1	0.75	0.10	51,51,51,51	0
56	MG	BA	3020	1/1	0.75	0.20	61,61,61,61	0
56	MG	BA	3689	1/1	0.75	0.22	57,57,57,57	0
56	MG	DA	3452	1/1	0.75	0.24	61,61,61,61	0

Continued on next page...

Continued from previous page...

Mol	Type	Chain	Res	Atoms	RSCC	RSR	B-factors(Å^2)	Q<0.9
56	MG	BA	3560	1/1	0.75	0.23	35,35,35,35	0
56	MG	DA	3066	1/1	0.75	0.13	65,65,65,65	0
56	MG	DA	3209	1/1	0.76	0.24	52,52,52,52	0
56	MG	BA	3315	1/1	0.76	0.14	56,56,56,56	0
56	MG	CA	3055	1/1	0.76	0.12	53,53,53,53	0
56	MG	DA	3521	1/1	0.76	0.17	51,51,51,51	0
56	MG	DA	3632	1/1	0.76	0.16	58,58,58,58	0
56	MG	AA	3038	1/1	0.76	0.14	51,51,51,51	0
56	MG	CA	3025	1/1	0.77	0.14	61,61,61,61	0
56	MG	DA	3286	1/1	0.77	0.14	64,64,64,64	0
56	MG	BA	3663	1/1	0.77	0.14	50,50,50,50	0
56	MG	DA	3604	1/1	0.77	0.13	57,57,57,57	0
56	MG	AA	3042	1/1	0.77	0.21	57,57,57,57	0
56	MG	DA	3436	1/1	0.77	0.13	54,54,54,54	0
56	MG	CA	3069	1/1	0.77	0.12	68,68,68,68	0
56	MG	BA	3229	1/1	0.78	0.31	51,51,51,51	0
56	MG	DA	3404	1/1	0.78	0.20	51,51,51,51	0
56	MG	DA	3199	1/1	0.78	0.41	52,52,52,52	0
56	MG	BA	3377	1/1	0.78	0.23	30,30,30,30	0
56	MG	DA	3542	1/1	0.78	0.20	63,63,63,63	0
56	MG	DA	3445	1/1	0.78	0.23	72,72,72,72	0
56	MG	BA	3241	1/1	0.78	0.22	52,52,52,52	0
56	MG	AW	3001	1/1	0.78	0.09	55,55,55,55	0
56	MG	BA	3204	1/1	0.78	0.33	66,66,66,66	0
56	MG	DA	3614	1/1	0.78	0.14	50,50,50,50	0
56	MG	DA	3487	1/1	0.78	0.24	65,65,65,65	0
56	MG	DA	3127	1/1	0.78	0.27	38,38,38,38	0
56	MG	DW	3002	1/1	0.78	0.39	65,65,65,65	0
56	MG	BB	3009	1/1	0.79	0.27	58,58,58,58	0
56	MG	CA	3065	1/1	0.79	0.07	65,65,65,65	0
56	MG	AA	3072	1/1	0.79	0.19	68,68,68,68	0
56	MG	DA	3224	1/1	0.79	0.35	48,48,48,48	0
56	MG	DA	3508	1/1	0.79	0.10	59,59,59,59	0
56	MG	CA	3169	1/1	0.79	0.21	65,65,65,65	0
56	MG	BA	3720	1/1	0.79	0.23	46,46,46,46	0
56	MG	B1	102	1/1	0.79	0.41	68,68,68,68	0
56	MG	BA	3162	1/1	0.79	0.26	46,46,46,46	0
56	MG	DA	3547	1/1	0.79	0.17	65,65,65,65	0
56	MG	BA	3347	1/1	0.79	0.26	48,48,48,48	0
56	MG	DA	3325	1/1	0.79	0.25	57,57,57,57	0
56	MG	CA	3026	1/1	0.79	0.29	64,64,64,64	0
56	MG	DA	3605	1/1	0.79	0.15	52,52,52,52	0

Continued on next page...

Continued from previous page...

Mol	Type	Chain	Res	Atoms	RSCC	RSR	B-factors(Å^2)	Q<0.9
56	MG	BA	3367	1/1	0.79	0.33	53,53,53,53	0
56	MG	BA	3028	1/1	0.79	0.14	59,59,59,59	0
56	MG	DA	3105	1/1	0.79	0.19	60,60,60,60	0
56	MG	AA	3114	1/1	0.79	0.34	51,51,51,51	0
56	MG	BA	3699	1/1	0.79	0.18	42,42,42,42	0
56	MG	DA	3509	1/1	0.80	0.18	53,53,53,53	0
56	MG	DA	3513	1/1	0.80	0.17	50,50,50,50	0
56	MG	CA	3034	1/1	0.80	0.13	61,61,61,61	0
56	MG	BA	3277	1/1	0.80	0.19	54,54,54,54	0
56	MG	BA	3583	1/1	0.80	0.12	45,45,45,45	0
56	MG	BA	3585	1/1	0.80	0.39	55,55,55,55	0
56	MG	CA	3061	1/1	0.80	0.22	56,56,56,56	0
56	MG	BQ	3005	1/1	0.80	0.30	50,50,50,50	0
56	MG	DA	3170	1/1	0.80	0.09	50,50,50,50	0
56	MG	BA	3595	1/1	0.80	0.21	32,32,32,32	0
56	MG	BA	3070	1/1	0.80	0.26	55,55,55,55	0
56	MG	AA	3040	1/1	0.80	0.16	59,59,59,59	0
56	MG	CA	3020	1/1	0.80	0.13	73,73,73,73	0
56	MG	BA	3095	1/1	0.80	0.30	53,53,53,53	0
56	MG	DA	3645	1/1	0.80	0.20	44,44,44,44	0
56	MG	AW	3002	1/1	0.80	0.17	69,69,69,69	0
56	MG	AA	3091	1/1	0.80	0.10	70,70,70,70	0
56	MG	BA	3409	1/1	0.81	0.23	62,62,62,62	0
56	MG	DA	3309	1/1	0.81	0.14	42,42,42,42	0
56	MG	CA	3070	1/1	0.81	0.14	71,71,71,71	0
56	MG	DA	3115	1/1	0.81	0.18	41,41,41,41	0
56	MG	DA	3540	1/1	0.81	0.18	67,67,67,67	0
56	MG	DA	3393	1/1	0.81	0.10	52,52,52,52	0
56	MG	DA	3121	1/1	0.81	0.28	41,41,41,41	0
56	MG	BB	3011	1/1	0.81	0.06	59,59,59,59	0
56	MG	AA	3153	1/1	0.81	0.18	55,55,55,55	0
56	MG	DA	3566	1/1	0.81	0.17	48,48,48,48	0
56	MG	BA	3022	1/1	0.81	0.26	40,40,40,40	0
56	MG	AA	3087	1/1	0.81	0.34	52,52,52,52	0
56	MG	DA	3037	1/1	0.81	0.16	54,54,54,54	0
56	MG	DA	3213	1/1	0.81	0.23	61,61,61,61	0
56	MG	DA	3468	1/1	0.81	0.20	44,44,44,44	0
56	MG	AA	3062	1/1	0.81	0.14	60,60,60,60	0
56	MG	BA	3472	1/1	0.81	0.23	70,70,70,70	0
56	MG	BA	3516	1/1	0.81	0.22	65,65,65,65	0
56	MG	BA	3831	1/1	0.81	0.95	52,52,52,52	0
56	MG	BA	3101	1/1	0.82	0.25	60,60,60,60	0

Continued on next page...

Continued from previous page...

Mol	Type	Chain	Res	Atoms	RSCC	RSR	B-factors(Å^2)	Q<0.9
56	MG	CA	3081	1/1	0.82	0.18	58,58,58,58	0
56	MG	CA	3122	1/1	0.82	0.15	70,70,70,70	0
56	MG	AA	3190	1/1	0.82	0.11	65,65,65,65	0
56	MG	BA	3408	1/1	0.82	0.20	55,55,55,55	0
56	MG	DA	3429	1/1	0.82	0.26	40,40,40,40	0
56	MG	AA	3125	1/1	0.82	0.11	71,71,71,71	0
56	MG	BA	3413	1/1	0.82	0.19	41,41,41,41	0
56	MG	BA	3005	1/1	0.82	0.21	51,51,51,51	0
56	MG	DA	3568	1/1	0.82	0.12	54,54,54,54	0
56	MG	DA	3583	1/1	0.82	0.25	60,60,60,60	0
56	MG	DA	3214	1/1	0.82	0.34	47,47,47,47	0
56	MG	BA	3317	1/1	0.82	0.19	64,64,64,64	0
56	MG	BA	3590	1/1	0.82	0.23	32,32,32,32	0
56	MG	AA	3145	1/1	0.82	0.16	58,58,58,58	0
56	MG	DA	3493	1/1	0.82	0.27	58,58,58,58	0
56	MG	BR	203	1/1	0.82	0.20	44,44,44,44	0
56	MG	BA	3603	1/1	0.82	0.11	54,54,54,54	0
56	MG	DA	3305	1/1	0.82	0.18	28,28,28,28	0
56	MG	AA	3068	1/1	0.82	0.17	60,60,60,60	0
56	MG	BB	3008	1/1	0.83	0.30	54,54,54,54	0
56	MG	DA	3410	1/1	0.83	0.15	62,62,62,62	0
56	MG	CX	3002	1/1	0.83	0.20	81,81,81,81	0
56	MG	AA	3170	1/1	0.83	0.13	57,57,57,57	0
56	MG	BA	3393	1/1	0.83	0.26	54,54,54,54	0
56	MG	BA	3407	1/1	0.83	0.19	37,37,37,37	0
56	MG	BQ	3003	1/1	0.83	0.15	54,54,54,54	0
56	MG	DA	3451	1/1	0.83	0.30	56,56,56,56	0
56	MG	BA	3238	1/1	0.83	0.25	43,43,43,43	0
56	MG	AA	3205	1/1	0.83	0.12	51,51,51,51	0
56	MG	DA	3078	1/1	0.83	0.11	45,45,45,45	0
56	MG	BA	3659	1/1	0.83	0.27	53,53,53,53	0
56	MG	AA	3175	1/1	0.83	0.20	54,54,54,54	0
56	MG	AA	3085	1/1	0.83	0.15	55,55,55,55	0
56	MG	DA	3110	1/1	0.83	0.13	50,50,50,50	0
56	MG	CA	3011	1/1	0.83	0.17	63,63,63,63	0
56	MG	BA	3289	1/1	0.83	0.26	55,55,55,55	0
56	MG	CA	3023	1/1	0.83	0.22	55,55,55,55	0
56	MG	DA	3155	1/1	0.83	0.29	40,40,40,40	0
56	MG	BA	3442	1/1	0.83	0.11	59,59,59,59	0
56	MG	BA	3291	1/1	0.83	0.21	71,71,71,71	0
56	MG	BA	3705	1/1	0.83	0.17	54,54,54,54	0
56	MG	BA	3706	1/1	0.83	0.23	50,50,50,50	0

Continued on next page...

Continued from previous page...

Mol	Type	Chain	Res	Atoms	RSCC	RSR	B-factors(Å^2)	Q<0.9
56	MG	CA	3037	1/1	0.83	0.25	55,55,55,55	0
56	MG	BA	3295	1/1	0.83	0.26	42,42,42,42	0
56	MG	AA	3073	1/1	0.83	0.24	58,58,58,58	0
56	MG	DA	3234	1/1	0.83	0.19	45,45,45,45	0
56	MG	BA	3220	1/1	0.83	0.20	55,55,55,55	0
56	MG	BA	3322	1/1	0.83	0.16	32,32,32,32	0
56	MG	BA	3553	1/1	0.83	0.16	42,42,42,42	0
56	MG	BA	3064	1/1	0.83	0.36	61,61,61,61	0
56	MG	BA	3742	1/1	0.83	0.17	51,51,51,51	0
56	MG	DA	3611	1/1	0.83	0.32	55,55,55,55	0
56	MG	BA	3758	1/1	0.83	0.14	34,34,34,34	0
56	MG	DA	3620	1/1	0.83	0.17	62,62,62,62	0
56	MG	BA	3002	1/1	0.83	0.37	62,62,62,62	0
56	MG	BA	3365	1/1	0.83	0.13	49,49,49,49	0
56	MG	DA	3387	1/1	0.83	0.22	56,56,56,56	0
56	MG	BA	3227	1/1	0.83	0.26	57,57,57,57	0
56	MG	DA	3231	1/1	0.84	0.32	57,57,57,57	0
56	MG	BA	3514	1/1	0.84	0.25	41,41,41,41	0
56	MG	BA	3152	1/1	0.84	0.18	43,43,43,43	0
56	MG	AA	3113	1/1	0.84	0.20	59,59,59,59	0
56	MG	BA	3181	1/1	0.84	0.24	41,41,41,41	0
56	MG	BA	3192	1/1	0.84	0.25	48,48,48,48	0
56	MG	BA	3692	1/1	0.84	0.28	57,57,57,57	0
56	MG	BA	3693	1/1	0.84	0.13	70,70,70,70	0
56	MG	BA	3196	1/1	0.84	0.23	51,51,51,51	0
56	MG	DA	3319	1/1	0.84	0.30	43,43,43,43	0
56	MG	AA	3161	1/1	0.84	0.26	46,46,46,46	0
56	MG	DA	3343	1/1	0.84	0.20	40,40,40,40	0
56	MG	DA	3549	1/1	0.84	0.18	57,57,57,57	0
56	MG	AA	3165	1/1	0.84	0.25	60,60,60,60	0
56	MG	AX	3009	1/1	0.84	0.25	71,71,71,71	0
56	MG	BA	3716	1/1	0.84	0.24	54,54,54,54	0
56	MG	DA	3580	1/1	0.84	0.19	64,64,64,64	0
56	MG	BA	3467	1/1	0.84	0.20	39,39,39,39	0
56	MG	DA	3591	1/1	0.84	0.20	56,56,56,56	0
56	MG	AN	502	1/1	0.84	0.13	52,52,52,52	0
56	MG	DA	3423	1/1	0.84	0.14	51,51,51,51	0
56	MG	CA	3087	1/1	0.84	0.15	63,63,63,63	0
56	MG	CA	3121	1/1	0.84	0.23	75,75,75,75	0
56	MG	BA	3402	1/1	0.84	0.19	30,30,30,30	0
56	MG	DA	3192	1/1	0.84	0.18	51,51,51,51	0
56	MG	CA	3147	1/1	0.84	0.18	72,72,72,72	0

Continued on next page...

Continued from previous page...

Mol	Type	Chain	Res	Atoms	RSCC	RSR	B-factors(Å^2)	Q<0.9
56	MG	CA	3152	1/1	0.84	0.36	79,79,79,79	0
56	MG	DA	3642	1/1	0.84	0.15	49,49,49,49	0
56	MG	BA	3629	1/1	0.84	0.14	56,56,56,56	0
56	MG	DA	3674	1/1	0.84	0.40	73,73,73,73	0
56	MG	BA	3481	1/1	0.84	0.29	45,45,45,45	0
56	MG	DV	3002	1/1	0.84	0.43	57,57,57,57	0
56	MG	BA	3736	1/1	0.84	0.17	56,56,56,56	0
56	MG	DA	3176	1/1	0.85	0.12	52,52,52,52	0
56	MG	CA	3084	1/1	0.85	0.31	69,69,69,69	0
56	MG	AW	3005	1/1	0.85	0.39	68,68,68,68	0
56	MG	AA	3181	1/1	0.85	0.19	75,75,75,75	0
56	MG	BA	3100	1/1	0.85	0.14	45,45,45,45	0
56	MG	CA	3133	1/1	0.85	0.20	65,65,65,65	0
56	MG	CA	3137	1/1	0.85	0.19	52,52,52,52	0
56	MG	AA	3142	1/1	0.85	0.23	62,62,62,62	0
56	MG	BA	3138	1/1	0.85	0.16	48,48,48,48	0
56	MG	AA	3112	1/1	0.85	0.14	57,57,57,57	0
56	MG	AA	3199	1/1	0.85	0.24	59,59,59,59	0
56	MG	BA	3170	1/1	0.85	0.23	48,48,48,48	0
56	MG	BA	3171	1/1	0.85	0.33	53,53,53,53	0
56	MG	BA	3634	1/1	0.85	0.16	64,64,64,64	0
56	MG	BA	3017	1/1	0.85	0.22	50,50,50,50	0
56	MG	CA	3031	1/1	0.85	0.14	53,53,53,53	0
56	MG	AA	3071	1/1	0.85	0.25	62,62,62,62	0
56	MG	BA	3798	1/1	0.85	0.14	61,61,61,61	0
56	MG	DA	3569	1/1	0.85	0.21	57,57,57,57	0
56	MG	BA	3802	1/1	0.85	0.13	56,56,56,56	0
56	MG	DA	3086	1/1	0.85	0.19	62,62,62,62	0
56	MG	DA	3359	1/1	0.85	0.13	57,57,57,57	0
56	MG	AA	3100	1/1	0.85	0.08	68,68,68,68	0
56	MG	DA	3102	1/1	0.85	0.12	57,57,57,57	0
56	MG	DA	3403	1/1	0.85	0.15	57,57,57,57	0
56	MG	DA	3103	1/1	0.85	0.22	50,50,50,50	0
56	MG	BA	3673	1/1	0.85	0.17	47,47,47,47	0
56	MG	AA	3226	1/1	0.85	0.26	58,58,58,58	0
56	MG	AA	3116	1/1	0.85	0.27	61,61,61,61	0
56	MG	AA	3059	1/1	0.85	0.29	59,59,59,59	0
56	MG	AA	3136	1/1	0.85	0.08	53,53,53,53	0
56	MG	BA	3371	1/1	0.85	0.13	54,54,54,54	0
56	MG	DA	3665	1/1	0.85	0.17	58,58,58,58	0
56	MG	DA	3671	1/1	0.85	0.22	59,59,59,59	0
56	MG	DA	3144	1/1	0.85	0.14	63,63,63,63	0

Continued on next page...

Continued from previous page...

Mol	Type	Chain	Res	Atoms	RSCC	RSR	B-factors(Å^2)	Q<0.9
56	MG	CA	3072	1/1	0.85	0.14	62,62,62,62	0
56	MG	DA	3168	1/1	0.85	0.29	53,53,53,53	0
56	MG	BA	3225	1/1	0.85	0.35	42,42,42,42	0
57	PCY	CA	3178	40/40	0.85	0.35	58,78,89,91	0
59	ZN	D4	501	1/1	0.85	0.08	119,119,119,119	0
56	MG	CA	3083	1/1	0.86	0.09	58,58,58,58	0
56	MG	DA	3306	1/1	0.86	0.13	42,42,42,42	0
56	MG	BA	3298	1/1	0.86	0.18	68,68,68,68	0
56	MG	BA	3637	1/1	0.86	0.20	59,59,59,59	0
56	MG	BA	3311	1/1	0.86	0.20	37,37,37,37	0
56	MG	DA	3321	1/1	0.86	0.27	35,35,35,35	0
56	MG	BA	3444	1/1	0.86	0.18	48,48,48,48	0
56	MG	BA	3140	1/1	0.86	0.23	46,46,46,46	0
56	MG	BB	3004	1/1	0.86	0.11	47,47,47,47	0
56	MG	DA	3366	1/1	0.86	0.13	50,50,50,50	0
56	MG	CA	3142	1/1	0.86	0.18	61,61,61,61	0
56	MG	BA	3670	1/1	0.86	0.20	47,47,47,47	0
56	MG	DA	3397	1/1	0.86	0.17	49,49,49,49	0
56	MG	AA	3003	1/1	0.86	0.16	66,66,66,66	0
56	MG	BA	3674	1/1	0.86	0.11	47,47,47,47	0
56	MG	BA	3014	1/1	0.86	0.23	33,33,33,33	0
56	MG	BB	3019	1/1	0.86	0.16	49,49,49,49	0
56	MG	BE	307	1/1	0.86	0.20	70,70,70,70	0
56	MG	DA	3424	1/1	0.86	0.24	63,63,63,63	0
56	MG	DA	3002	1/1	0.86	0.17	68,68,68,68	0
56	MG	AA	3130	1/1	0.86	0.16	43,43,43,43	0
56	MG	AX	3002	1/1	0.86	0.24	53,53,53,53	0
56	MG	BA	3357	1/1	0.86	0.19	46,46,46,46	0
56	MG	BA	3180	1/1	0.86	0.12	58,58,58,58	0
56	MG	DA	3053	1/1	0.86	0.09	45,45,45,45	0
56	MG	DA	3453	1/1	0.86	0.23	45,45,45,45	0
56	MG	DA	3057	1/1	0.86	0.08	47,47,47,47	0
56	MG	DA	3060	1/1	0.86	0.23	47,47,47,47	0
56	MG	BA	3695	1/1	0.86	0.22	48,48,48,48	0
56	MG	AA	3228	1/1	0.86	0.10	68,68,68,68	0
56	MG	DA	3079	1/1	0.86	0.17	48,48,48,48	0
56	MG	DA	3085	1/1	0.86	0.19	52,52,52,52	0
56	MG	DA	3507	1/1	0.86	0.22	60,60,60,60	0
56	MG	CA	3005	1/1	0.86	0.10	58,58,58,58	0
56	MG	CA	3007	1/1	0.86	0.18	69,69,69,69	0
56	MG	AA	3202	1/1	0.86	0.15	57,57,57,57	0
56	MG	CA	3016	1/1	0.86	0.10	61,61,61,61	0

Continued on next page...

Continued from previous page...

Mol	Type	Chain	Res	Atoms	RSCC	RSR	B-factors(Å^2)	Q<0.9
56	MG	CA	3018	1/1	0.86	0.18	45,45,45,45	0
56	MG	DA	3106	1/1	0.86	0.27	61,61,61,61	0
56	MG	CA	3019	1/1	0.86	0.39	58,58,58,58	0
56	MG	BA	3102	1/1	0.86	0.27	54,54,54,54	0
56	MG	BA	3567	1/1	0.86	0.18	50,50,50,50	0
56	MG	BA	3392	1/1	0.86	0.19	46,46,46,46	0
56	MG	BA	3717	1/1	0.86	0.19	58,58,58,58	0
56	MG	BA	3266	1/1	0.86	0.24	64,64,64,64	0
56	MG	DA	3149	1/1	0.86	0.10	48,48,48,48	0
56	MG	CA	3028	1/1	0.86	0.19	60,60,60,60	0
56	MG	BA	3274	1/1	0.86	0.16	49,49,49,49	0
56	MG	BA	3197	1/1	0.86	0.31	36,36,36,36	0
56	MG	BA	3278	1/1	0.86	0.10	55,55,55,55	0
56	MG	DA	3179	1/1	0.86	0.08	46,46,46,46	0
56	MG	BA	3203	1/1	0.86	0.15	39,39,39,39	0
56	MG	DA	3184	1/1	0.86	0.30	49,49,49,49	0
56	MG	DA	3186	1/1	0.86	0.23	40,40,40,40	0
56	MG	DA	3610	1/1	0.86	0.22	48,48,48,48	0
56	MG	AA	3159	1/1	0.86	0.09	59,59,59,59	0
56	MG	CA	3053	1/1	0.86	0.07	74,74,74,74	0
56	MG	DA	3615	1/1	0.86	0.33	47,47,47,47	0
56	MG	CA	3054	1/1	0.86	0.16	71,71,71,71	0
56	MG	DA	3628	1/1	0.86	0.14	56,56,56,56	0
56	MG	BA	3618	1/1	0.86	0.18	63,63,63,63	0
56	MG	CA	3059	1/1	0.86	0.42	67,67,67,67	0
56	MG	BA	3747	1/1	0.86	0.27	42,42,42,42	0
56	MG	BA	3748	1/1	0.86	0.17	63,63,63,63	0
56	MG	BA	3753	1/1	0.86	0.29	44,44,44,44	0
56	MG	BA	3757	1/1	0.86	0.16	25,25,25,25	0
56	MG	BA	3218	1/1	0.86	0.18	44,44,44,44	0
56	MG	DA	3246	1/1	0.86	0.12	39,39,39,39	0
56	MG	BA	3760	1/1	0.86	0.26	68,68,68,68	0
56	MG	BA	3782	1/1	0.86	0.11	51,51,51,51	0
56	MG	DA	3287	1/1	0.86	0.16	47,47,47,47	0
56	MG	BA	3113	1/1	0.87	0.32	58,58,58,58	0
56	MG	BA	3186	1/1	0.87	0.19	51,51,51,51	0
56	MG	BA	3435	1/1	0.87	0.16	57,57,57,57	0
56	MG	BF	307	1/1	0.87	0.23	39,39,39,39	0
56	MG	BA	3290	1/1	0.87	0.30	58,58,58,58	0
56	MG	BA	3586	1/1	0.87	0.16	65,65,65,65	0
56	MG	BA	3588	1/1	0.87	0.17	47,47,47,47	0
56	MG	DA	3480	1/1	0.87	0.14	48,48,48,48	0

Continued on next page...

Continued from previous page...

Mol	Type	Chain	Res	Atoms	RSCC	RSR	B-factors(Å^2)	Q<0.9
56	MG	BA	3133	1/1	0.87	0.30	47,47,47,47	0
56	MG	BW	201	1/1	0.87	0.21	46,46,46,46	0
56	MG	BA	3594	1/1	0.87	0.23	24,24,24,24	0
56	MG	B7	102	1/1	0.87	0.24	58,58,58,58	0
56	MG	AA	3134	1/1	0.87	0.22	69,69,69,69	0
56	MG	BA	3455	1/1	0.87	0.17	39,39,39,39	0
56	MG	CA	3006	1/1	0.87	0.30	53,53,53,53	0
56	MG	BA	3604	1/1	0.87	0.28	72,72,72,72	0
56	MG	AX	3010	1/1	0.87	0.10	62,62,62,62	0
56	MG	BA	3729	1/1	0.87	0.11	52,52,52,52	0
56	MG	DA	3235	1/1	0.87	0.28	61,61,61,61	0
56	MG	BA	3606	1/1	0.87	0.19	34,34,34,34	0
56	MG	DA	3032	1/1	0.87	0.15	40,40,40,40	0
56	MG	AA	3198	1/1	0.87	0.39	70,70,70,70	0
56	MG	BA	3313	1/1	0.87	0.15	46,46,46,46	0
56	MG	DA	3272	1/1	0.87	0.16	44,44,44,44	0
56	MG	DA	3273	1/1	0.87	0.11	45,45,45,45	0
56	MG	DA	3567	1/1	0.87	0.16	46,46,46,46	0
56	MG	DA	3044	1/1	0.87	0.10	58,58,58,58	0
56	MG	BA	3633	1/1	0.87	0.17	45,45,45,45	0
56	MG	DA	3297	1/1	0.87	0.12	66,66,66,66	0
56	MG	BA	3477	1/1	0.87	0.20	55,55,55,55	0
56	MG	BA	3752	1/1	0.87	0.18	19,19,19,19	0
56	MG	BA	3478	1/1	0.87	0.20	59,59,59,59	0
56	MG	BA	3638	1/1	0.87	0.26	38,38,38,38	0
56	MG	DA	3068	1/1	0.87	0.17	58,58,58,58	0
56	MG	AA	3032	1/1	0.87	0.09	75,75,75,75	0
56	MG	DA	3324	1/1	0.87	0.29	39,39,39,39	0
56	MG	BA	3655	1/1	0.87	0.12	50,50,50,50	0
56	MG	BA	3769	1/1	0.87	0.17	56,56,56,56	0
56	MG	BA	3779	1/1	0.87	0.12	59,59,59,59	0
56	MG	DA	3096	1/1	0.87	0.22	51,51,51,51	0
56	MG	DA	3623	1/1	0.87	0.15	70,70,70,70	0
56	MG	BA	3511	1/1	0.87	0.23	54,54,54,54	0
56	MG	BA	3512	1/1	0.87	0.28	27,27,27,27	0
56	MG	BA	3668	1/1	0.87	0.18	56,56,56,56	0
56	MG	AA	3221	1/1	0.87	0.14	49,49,49,49	0
56	MG	DA	3657	1/1	0.87	0.10	67,67,67,67	0
56	MG	BA	3059	1/1	0.87	0.11	55,55,55,55	0
56	MG	CA	3060	1/1	0.87	0.24	68,68,68,68	0
56	MG	BA	3523	1/1	0.87	0.15	64,64,64,64	0
56	MG	DB	3003	1/1	0.87	0.15	68,68,68,68	0

Continued on next page...

Continued from previous page...

Mol	Type	Chain	Res	Atoms	RSCC	RSR	B-factors(Å^2)	Q<0.9
56	MG	BA	3326	1/1	0.87	0.24	38,38,38,38	0
56	MG	DB	3010	1/1	0.87	0.17	55,55,55,55	0
56	MG	DD	303	1/1	0.87	0.25	49,49,49,49	0
56	MG	DR	5001	1/1	0.87	0.08	58,58,58,58	0
56	MG	BA	3060	1/1	0.87	0.20	56,56,56,56	0
56	MG	BA	3557	1/1	0.87	0.22	56,56,56,56	0
56	MG	BA	3424	1/1	0.87	0.25	24,24,24,24	0
56	MG	DA	3439	1/1	0.87	0.14	50,50,50,50	0
56	MG	BB	3012	1/1	0.88	0.08	59,59,59,59	0
56	MG	AV	101	1/1	0.88	0.28	59,59,59,59	0
56	MG	BA	3205	1/1	0.88	0.24	41,41,41,41	0
56	MG	BE	306	1/1	0.88	0.23	25,25,25,25	0
56	MG	AA	3155	1/1	0.88	0.18	53,53,53,53	0
56	MG	DA	3434	1/1	0.88	0.46	51,51,51,51	0
56	MG	BA	3482	1/1	0.88	0.22	59,59,59,59	0
56	MG	DA	3437	1/1	0.88	0.25	39,39,39,39	0
56	MG	BQ	3002	1/1	0.88	0.16	37,37,37,37	0
56	MG	BA	3047	1/1	0.88	0.15	27,27,27,27	0
56	MG	DA	3145	1/1	0.88	0.32	49,49,49,49	0
56	MG	AA	3094	1/1	0.88	0.23	44,44,44,44	0
56	MG	BA	3727	1/1	0.88	0.14	39,39,39,39	0
56	MG	CA	3085	1/1	0.88	0.20	71,71,71,71	0
56	MG	DA	3457	1/1	0.88	0.24	47,47,47,47	0
56	MG	BA	3179	1/1	0.88	0.19	39,39,39,39	0
56	MG	CA	3090	1/1	0.88	0.17	62,62,62,62	0
56	MG	DA	3477	1/1	0.88	0.08	55,55,55,55	0
56	MG	CA	3111	1/1	0.88	0.21	61,61,61,61	0
56	MG	BA	3112	1/1	0.88	0.34	57,57,57,57	0
56	MG	BZ	3001	1/1	0.88	0.22	52,52,52,52	0
56	MG	DA	3495	1/1	0.88	0.09	62,62,62,62	0
56	MG	CA	3132	1/1	0.88	0.37	70,70,70,70	0
56	MG	DA	3187	1/1	0.88	0.12	56,56,56,56	0
56	MG	AA	3139	1/1	0.88	0.14	58,58,58,58	0
56	MG	DA	3194	1/1	0.88	0.23	35,35,35,35	0
56	MG	DA	3196	1/1	0.88	0.09	53,53,53,53	0
56	MG	DA	3197	1/1	0.88	0.15	48,48,48,48	0
56	MG	DA	3514	1/1	0.88	0.12	41,41,41,41	0
56	MG	B4	502	1/1	0.88	0.12	72,72,72,72	0
56	MG	DA	3201	1/1	0.88	0.23	52,52,52,52	0
56	MG	B6	102	1/1	0.88	0.32	55,55,55,55	0
56	MG	DA	3211	1/1	0.88	0.20	48,48,48,48	0
56	MG	BA	3524	1/1	0.88	0.13	53,53,53,53	0

Continued on next page...

Continued from previous page...

Mol	Type	Chain	Res	Atoms	RSCC	RSR	B-factors(Å^2)	Q<0.9
56	MG	DA	3546	1/1	0.88	0.11	53,53,53,53	0
56	MG	BA	3312	1/1	0.88	0.18	33,33,33,33	0
56	MG	DA	3222	1/1	0.88	0.18	54,54,54,54	0
56	MG	CA	3153	1/1	0.88	0.16	61,61,61,61	0
56	MG	BA	3743	1/1	0.88	0.18	21,21,21,21	0
56	MG	CA	3172	1/1	0.88	0.15	64,64,64,64	0
56	MG	CA	3173	1/1	0.88	0.08	69,69,69,69	0
56	MG	CA	3177	1/1	0.88	0.21	62,62,62,62	0
56	MG	BA	3114	1/1	0.88	0.36	52,52,52,52	0
56	MG	BA	3127	1/1	0.88	0.17	41,41,41,41	0
56	MG	DA	3247	1/1	0.88	0.38	57,57,57,57	0
56	MG	DA	3248	1/1	0.88	0.31	33,33,33,33	0
56	MG	DA	3600	1/1	0.88	0.08	53,53,53,53	0
56	MG	CA	3010	1/1	0.88	0.12	53,53,53,53	0
56	MG	AA	3018	1/1	0.88	0.10	51,51,51,51	0
56	MG	BA	3564	1/1	0.88	0.18	41,41,41,41	0
56	MG	BA	3672	1/1	0.88	0.21	61,61,61,61	0
56	MG	DA	3034	1/1	0.88	0.15	43,43,43,43	0
56	MG	BA	3320	1/1	0.88	0.30	60,60,60,60	0
56	MG	BA	3439	1/1	0.88	0.17	58,58,58,58	0
56	MG	BA	3574	1/1	0.88	0.12	63,63,63,63	0
56	MG	BA	3770	1/1	0.88	0.30	37,37,37,37	0
56	MG	BA	3777	1/1	0.88	0.23	49,49,49,49	0
56	MG	BA	3679	1/1	0.88	0.23	61,61,61,61	0
56	MG	DA	3320	1/1	0.88	0.16	40,40,40,40	0
56	MG	AA	3047	1/1	0.88	0.09	47,47,47,47	0
56	MG	CA	3029	1/1	0.88	0.38	61,61,61,61	0
56	MG	BA	3254	1/1	0.88	0.16	30,30,30,30	0
56	MG	BA	3690	1/1	0.88	0.21	63,63,63,63	0
56	MG	BA	3261	1/1	0.88	0.26	44,44,44,44	0
56	MG	BA	3451	1/1	0.88	0.11	64,64,64,64	0
56	MG	DB	3004	1/1	0.88	0.15	51,51,51,51	0
56	MG	BA	3264	1/1	0.88	0.29	39,39,39,39	0
56	MG	BA	3198	1/1	0.88	0.17	55,55,55,55	0
56	MG	DD	302	1/1	0.88	0.23	49,49,49,49	0
56	MG	DA	3395	1/1	0.88	0.19	42,42,42,42	0
56	MG	AA	3011	1/1	0.88	0.20	64,64,64,64	0
56	MG	DA	3399	1/1	0.88	0.18	47,47,47,47	0
56	MG	BA	3275	1/1	0.88	0.13	46,46,46,46	0
56	MG	D8	5001	1/1	0.88	0.23	55,55,55,55	0
56	MG	BA	3708	1/1	0.88	0.24	63,63,63,63	0
56	MG	DA	3408	1/1	0.88	0.22	48,48,48,48	0

Continued on next page...

Continued from previous page...

Mol	Type	Chain	Res	Atoms	RSCC	RSR	B-factors(Å^2)	Q<0.9
56	MG	DA	3172	1/1	0.89	0.32	51,51,51,51	0
56	MG	CA	3115	1/1	0.89	0.18	62,62,62,62	0
56	MG	DA	3443	1/1	0.89	0.10	51,51,51,51	0
56	MG	BA	3292	1/1	0.89	0.15	42,42,42,42	0
56	MG	BA	3739	1/1	0.89	0.19	46,46,46,46	0
56	MG	CA	3125	1/1	0.89	0.14	64,64,64,64	0
56	MG	BA	3094	1/1	0.89	0.24	43,43,43,43	0
56	MG	B2	3001	1/1	0.89	0.17	45,45,45,45	0
56	MG	DA	3454	1/1	0.89	0.28	54,54,54,54	0
56	MG	B3	101	1/1	0.89	0.31	48,48,48,48	0
56	MG	AA	3048	1/1	0.89	0.08	51,51,51,51	0
56	MG	CA	3146	1/1	0.89	0.05	69,69,69,69	0
56	MG	DA	3470	1/1	0.89	0.16	42,42,42,42	0
56	MG	B5	102	1/1	0.89	0.18	45,45,45,45	0
56	MG	BA	3667	1/1	0.89	0.11	52,52,52,52	0
56	MG	AA	3212	1/1	0.89	0.30	59,59,59,59	0
56	MG	CA	3161	1/1	0.89	0.10	70,70,70,70	0
56	MG	BA	3544	1/1	0.89	0.20	35,35,35,35	0
56	MG	DA	3499	1/1	0.89	0.10	60,60,60,60	0
56	MG	DA	3500	1/1	0.89	0.12	45,45,45,45	0
56	MG	CA	3002	1/1	0.89	0.07	51,51,51,51	0
56	MG	BA	3419	1/1	0.89	0.17	39,39,39,39	0
56	MG	AA	3051	1/1	0.89	0.17	62,62,62,62	0
56	MG	BA	3427	1/1	0.89	0.25	32,32,32,32	0
56	MG	DA	3225	1/1	0.89	0.23	54,54,54,54	0
56	MG	DA	3229	1/1	0.89	0.12	55,55,55,55	0
56	MG	AA	3197	1/1	0.89	0.14	56,56,56,56	0
56	MG	DA	3516	1/1	0.89	0.09	59,59,59,59	0
56	MG	CX	3004	1/1	0.89	0.33	54,54,54,54	0
56	MG	DA	3536	1/1	0.89	0.32	54,54,54,54	0
56	MG	AX	3008	1/1	0.89	0.36	57,57,57,57	0
56	MG	CA	3015	1/1	0.89	0.12	58,58,58,58	0
56	MG	BA	3250	1/1	0.89	0.20	40,40,40,40	0
56	MG	BA	3437	1/1	0.89	0.20	28,28,28,28	0
56	MG	DA	3545	1/1	0.89	0.16	37,37,37,37	0
56	MG	BA	3778	1/1	0.89	0.14	35,35,35,35	0
56	MG	BA	3046	1/1	0.89	0.18	43,43,43,43	0
56	MG	BA	3255	1/1	0.89	0.26	58,58,58,58	0
56	MG	DA	3269	1/1	0.89	0.20	32,32,32,32	0
56	MG	BA	3791	1/1	0.89	0.13	47,47,47,47	0
56	MG	AA	3030	1/1	0.89	0.16	57,57,57,57	0
56	MG	BA	3328	1/1	0.89	0.16	60,60,60,60	0

Continued on next page...

Continued from previous page...

Mol	Type	Chain	Res	Atoms	RSCC	RSR	B-factors(Å^2)	Q<0.9
56	MG	BA	3115	1/1	0.89	0.08	67,67,67,67	0
56	MG	BA	3700	1/1	0.89	0.20	54,54,54,54	0
56	MG	DA	3303	1/1	0.89	0.15	42,42,42,42	0
56	MG	DA	3587	1/1	0.89	0.09	61,61,61,61	0
56	MG	BA	3820	1/1	0.89	0.20	45,45,45,45	0
56	MG	BA	3703	1/1	0.89	0.23	48,48,48,48	0
56	MG	DA	3069	1/1	0.89	0.39	53,53,53,53	0
56	MG	DA	3602	1/1	0.89	0.34	51,51,51,51	0
56	MG	BA	3832	1/1	0.89	0.09	37,37,37,37	0
56	MG	BA	3835	1/1	0.89	0.20	46,46,46,46	0
56	MG	BB	3001	1/1	0.89	0.20	50,50,50,50	0
56	MG	BA	3052	1/1	0.89	0.31	43,43,43,43	0
56	MG	DA	3323	1/1	0.89	0.32	53,53,53,53	0
56	MG	DA	3612	1/1	0.89	0.23	56,56,56,56	0
56	MG	BA	3356	1/1	0.89	0.13	55,55,55,55	0
56	MG	BA	3269	1/1	0.89	0.38	53,53,53,53	0
56	MG	BA	3358	1/1	0.89	0.42	64,64,64,64	0
56	MG	DA	3358	1/1	0.89	0.32	45,45,45,45	0
56	MG	BA	3714	1/1	0.89	0.06	47,47,47,47	0
56	MG	DA	3630	1/1	0.89	0.17	49,49,49,49	0
56	MG	AA	3230	1/1	0.89	0.18	68,68,68,68	0
56	MG	DA	3370	1/1	0.89	0.08	46,46,46,46	0
56	MG	DA	3643	1/1	0.89	0.10	60,60,60,60	0
56	MG	DA	3375	1/1	0.89	0.11	40,40,40,40	0
56	MG	DA	3655	1/1	0.89	0.17	57,57,57,57	0
56	MG	AA	3102	1/1	0.89	0.34	51,51,51,51	0
56	MG	DA	3107	1/1	0.89	0.19	49,49,49,49	0
56	MG	BE	302	1/1	0.89	0.17	34,34,34,34	0
56	MG	DA	3673	1/1	0.89	0.16	61,61,61,61	0
56	MG	DA	3396	1/1	0.89	0.13	45,45,45,45	0
56	MG	BA	3207	1/1	0.89	0.18	38,38,38,38	0
56	MG	BA	3723	1/1	0.89	0.16	47,47,47,47	0
56	MG	BA	3004	1/1	0.89	0.24	36,36,36,36	0
56	MG	BN	3001	1/1	0.89	0.33	51,51,51,51	0
56	MG	DA	3132	1/1	0.89	0.43	41,41,41,41	0
56	MG	BN	3002	1/1	0.89	0.12	46,46,46,46	0
56	MG	BA	3491	1/1	0.89	0.23	47,47,47,47	0
56	MG	BA	3508	1/1	0.89	0.09	54,54,54,54	0
56	MG	AA	3022	1/1	0.89	0.28	55,55,55,55	0
56	MG	DA	3157	1/1	0.89	0.28	44,44,44,44	0
56	MG	AA	3078	1/1	0.89	0.06	48,48,48,48	0
56	MG	BA	3088	1/1	0.89	0.16	50,50,50,50	0

Continued on next page...

Continued from previous page...

Mol	Type	Chain	Res	Atoms	RSCC	RSR	B-factors(Å^2)	Q<0.9
56	MG	DA	3376	1/1	0.90	0.24	54,54,54,54	0
56	MG	DA	3380	1/1	0.90	0.09	55,55,55,55	0
56	MG	BA	3751	1/1	0.90	0.14	45,45,45,45	0
56	MG	AA	3017	1/1	0.90	0.12	62,62,62,62	0
56	MG	DA	3061	1/1	0.90	0.21	56,56,56,56	0
56	MG	CA	3017	1/1	0.90	0.17	49,49,49,49	0
56	MG	BA	3620	1/1	0.90	0.15	47,47,47,47	0
56	MG	AA	3055	1/1	0.90	0.22	58,58,58,58	0
56	MG	BA	3447	1/1	0.90	0.23	26,26,26,26	0
56	MG	AD	502	1/1	0.90	0.29	56,56,56,56	0
56	MG	DA	3405	1/1	0.90	0.13	52,52,52,52	0
56	MG	DA	3407	1/1	0.90	0.08	46,46,46,46	0
56	MG	CA	3024	1/1	0.90	0.14	63,63,63,63	0
56	MG	BA	3768	1/1	0.90	0.06	56,56,56,56	0
56	MG	DA	3087	1/1	0.90	0.21	49,49,49,49	0
56	MG	DA	3422	1/1	0.90	0.36	43,43,43,43	0
56	MG	DA	3089	1/1	0.90	0.23	46,46,46,46	0
56	MG	DA	3093	1/1	0.90	0.10	57,57,57,57	0
56	MG	BA	3023	1/1	0.90	0.27	55,55,55,55	0
56	MG	BA	3464	1/1	0.90	0.21	56,56,56,56	0
56	MG	DA	3101	1/1	0.90	0.12	53,53,53,53	0
56	MG	AA	3057	1/1	0.90	0.20	61,61,61,61	0
56	MG	BA	3641	1/1	0.90	0.19	49,49,49,49	0
56	MG	AA	3185	1/1	0.90	0.26	53,53,53,53	0
56	MG	AA	3058	1/1	0.90	0.21	57,57,57,57	0
56	MG	CA	3036	1/1	0.90	0.09	60,60,60,60	0
56	MG	BA	3787	1/1	0.90	0.22	59,59,59,59	0
56	MG	CA	3040	1/1	0.90	0.12	58,58,58,58	0
56	MG	BA	3475	1/1	0.90	0.15	53,53,53,53	0
56	MG	BA	3797	1/1	0.90	0.20	52,52,52,52	0
56	MG	BA	3228	1/1	0.90	0.22	50,50,50,50	0
56	MG	DA	3460	1/1	0.90	0.17	65,65,65,65	0
56	MG	BA	3139	1/1	0.90	0.09	61,61,61,61	0
56	MG	DA	3140	1/1	0.90	0.11	34,34,34,34	0
56	MG	DA	3142	1/1	0.90	0.11	45,45,45,45	0
56	MG	BA	3233	1/1	0.90	0.33	48,48,48,48	0
56	MG	BA	3346	1/1	0.90	0.14	32,32,32,32	0
56	MG	AA	3079	1/1	0.90	0.22	47,47,47,47	0
56	MG	BA	3828	1/1	0.90	0.20	37,37,37,37	0
56	MG	BA	3492	1/1	0.90	0.12	55,55,55,55	0
56	MG	BA	3504	1/1	0.90	0.19	58,58,58,58	0
56	MG	CA	3067	1/1	0.90	0.10	79,79,79,79	0

Continued on next page...

Continued from previous page...

Mol	Type	Chain	Res	Atoms	RSCC	RSR	B-factors(Å^2)	Q<0.9
56	MG	BA	3348	1/1	0.90	0.13	54,54,54,54	0
56	MG	BA	3838	1/1	0.90	0.19	50,50,50,50	0
56	MG	DA	3506	1/1	0.90	0.10	48,48,48,48	0
56	MG	DA	3178	1/1	0.90	0.12	54,54,54,54	0
56	MG	BA	3143	1/1	0.90	0.25	42,42,42,42	0
56	MG	DA	3181	1/1	0.90	0.30	45,45,45,45	0
56	MG	BA	3686	1/1	0.90	0.24	30,30,30,30	0
56	MG	DA	3183	1/1	0.90	0.22	58,58,58,58	0
56	MG	DA	3515	1/1	0.90	0.14	57,57,57,57	0
56	MG	BA	3248	1/1	0.90	0.15	45,45,45,45	0
56	MG	BA	3149	1/1	0.90	0.13	53,53,53,53	0
56	MG	DA	3531	1/1	0.90	0.33	54,54,54,54	0
56	MG	DA	3533	1/1	0.90	0.30	53,53,53,53	0
56	MG	DA	3534	1/1	0.90	0.26	74,74,74,74	0
56	MG	BA	3364	1/1	0.90	0.15	42,42,42,42	0
56	MG	DA	3191	1/1	0.90	0.32	44,44,44,44	0
56	MG	DA	3539	1/1	0.90	0.14	46,46,46,46	0
56	MG	BA	3150	1/1	0.90	0.12	48,48,48,48	0
56	MG	BA	3049	1/1	0.90	0.27	37,37,37,37	0
56	MG	CA	3101	1/1	0.90	0.22	54,54,54,54	0
56	MG	AA	3080	1/1	0.90	0.21	47,47,47,47	0
56	MG	AA	3033	1/1	0.90	0.15	57,57,57,57	0
56	MG	BA	3548	1/1	0.90	0.28	48,48,48,48	0
56	MG	AA	3035	1/1	0.90	0.07	46,46,46,46	0
56	MG	DA	3563	1/1	0.90	0.15	42,42,42,42	0
56	MG	CA	3123	1/1	0.90	0.12	80,80,80,80	0
56	MG	CA	3124	1/1	0.90	0.16	79,79,79,79	0
56	MG	BA	3172	1/1	0.90	0.23	45,45,45,45	0
56	MG	DA	3221	1/1	0.90	0.17	49,49,49,49	0
56	MG	CA	3126	1/1	0.90	0.17	72,72,72,72	0
56	MG	DA	3574	1/1	0.90	0.20	51,51,51,51	0
56	MG	AA	3086	1/1	0.90	0.20	52,52,52,52	0
56	MG	BA	3273	1/1	0.90	0.29	53,53,53,53	0
56	MG	BO	5001	1/1	0.90	0.17	55,55,55,55	0
56	MG	CA	3139	1/1	0.90	0.15	61,61,61,61	0
56	MG	BA	3566	1/1	0.90	0.23	30,30,30,30	0
56	MG	DA	3597	1/1	0.90	0.10	51,51,51,51	0
56	MG	AA	3158	1/1	0.90	0.27	59,59,59,59	0
56	MG	BA	3569	1/1	0.90	0.33	57,57,57,57	0
56	MG	BA	3718	1/1	0.90	0.20	46,46,46,46	0
56	MG	AA	3020	1/1	0.90	0.15	59,59,59,59	0
56	MG	BA	3410	1/1	0.90	0.10	46,46,46,46	0

Continued on next page...

Continued from previous page...

Mol	Type	Chain	Res	Atoms	RSCC	RSR	B-factors(Å^2)	Q<0.9
56	MG	CA	3164	1/1	0.90	0.07	54,54,54,54	0
56	MG	CA	3167	1/1	0.90	0.17	48,48,48,48	0
56	MG	BW	202	1/1	0.90	0.31	49,49,49,49	0
56	MG	DA	3271	1/1	0.90	0.14	47,47,47,47	0
56	MG	BA	3724	1/1	0.90	0.34	44,44,44,44	0
56	MG	DA	3616	1/1	0.90	0.07	45,45,45,45	0
56	MG	BA	3579	1/1	0.90	0.08	47,47,47,47	0
56	MG	DA	3621	1/1	0.90	0.29	45,45,45,45	0
56	MG	CA	3175	1/1	0.90	0.16	39,39,39,39	0
56	MG	CA	3176	1/1	0.90	0.13	43,43,43,43	0
56	MG	AX	3012	1/1	0.90	0.23	59,59,59,59	0
56	MG	BA	3089	1/1	0.90	0.29	45,45,45,45	0
56	MG	BA	3283	1/1	0.90	0.12	36,36,36,36	0
56	MG	BA	3093	1/1	0.90	0.32	38,38,38,38	0
56	MG	AA	3115	1/1	0.90	0.11	51,51,51,51	0
56	MG	DA	3648	1/1	0.90	0.12	60,60,60,60	0
56	MG	DA	3310	1/1	0.90	0.22	55,55,55,55	0
56	MG	BA	3433	1/1	0.90	0.19	57,57,57,57	0
56	MG	DA	3019	1/1	0.90	0.15	57,57,57,57	0
56	MG	DA	3020	1/1	0.90	0.14	50,50,50,50	0
56	MG	BA	3738	1/1	0.90	0.11	58,58,58,58	0
56	MG	DA	3029	1/1	0.90	0.21	51,51,51,51	0
56	MG	DB	3002	1/1	0.90	0.15	56,56,56,56	0
56	MG	AA	3213	1/1	0.90	0.08	69,69,69,69	0
56	MG	AA	3089	1/1	0.90	0.27	57,57,57,57	0
56	MG	DA	3333	1/1	0.90	0.07	50,50,50,50	0
56	MG	DB	3006	1/1	0.90	0.18	62,62,62,62	0
56	MG	BA	3293	1/1	0.90	0.25	52,52,52,52	0
56	MG	DA	3354	1/1	0.90	0.24	46,46,46,46	0
56	MG	DA	3355	1/1	0.90	0.10	50,50,50,50	0
56	MG	DF	302	1/1	0.90	0.18	43,43,43,43	0
56	MG	DQ	3003	1/1	0.90	0.19	58,58,58,58	0
56	MG	DA	3039	1/1	0.90	0.22	56,56,56,56	0
56	MG	AA	3169	1/1	0.90	0.19	64,64,64,64	0
56	MG	BA	3015	1/1	0.90	0.23	47,47,47,47	0
56	MG	DA	3368	1/1	0.90	0.19	50,50,50,50	0
56	MG	BA	3749	1/1	0.90	0.25	45,45,45,45	0
56	MG	CA	3013	1/1	0.90	0.10	63,63,63,63	0
56	MG	DA	3432	1/1	0.91	0.15	56,56,56,56	0
56	MG	AW	3003	1/1	0.91	0.31	59,59,59,59	0
56	MG	BB	3003	1/1	0.91	0.12	40,40,40,40	0
56	MG	AA	3021	1/1	0.91	0.17	45,45,45,45	0

Continued on next page...

Continued from previous page...

Mol	Type	Chain	Res	Atoms	RSCC	RSR	B-factors(Å^2)	Q<0.9
56	MG	AW	3006	1/1	0.91	0.16	50,50,50,50	0
56	MG	CA	3086	1/1	0.91	0.12	61,61,61,61	0
56	MG	BA	3387	1/1	0.91	0.06	65,65,65,65	0
56	MG	AA	3183	1/1	0.91	0.14	71,71,71,71	0
56	MG	CA	3097	1/1	0.91	0.23	57,57,57,57	0
56	MG	CA	3099	1/1	0.91	0.11	62,62,62,62	0
56	MG	BA	3526	1/1	0.91	0.09	32,32,32,32	0
56	MG	BA	3201	1/1	0.91	0.17	40,40,40,40	0
56	MG	BA	3537	1/1	0.91	0.13	49,49,49,49	0
56	MG	BB	3022	1/1	0.91	0.14	62,62,62,62	0
56	MG	BD	306	1/1	0.91	0.36	22,22,22,22	0
56	MG	BA	3701	1/1	0.91	0.14	51,51,51,51	0
56	MG	BE	305	1/1	0.91	0.22	59,59,59,59	0
56	MG	BA	3702	1/1	0.91	0.07	51,51,51,51	0
56	MG	BA	3031	1/1	0.91	0.23	56,56,56,56	0
56	MG	BA	3280	1/1	0.91	0.24	49,49,49,49	0
56	MG	BG	203	1/1	0.91	0.07	36,36,36,36	0
56	MG	CA	3134	1/1	0.91	0.14	70,70,70,70	0
56	MG	DA	3497	1/1	0.91	0.32	51,51,51,51	0
56	MG	AA	3156	1/1	0.91	0.14	52,52,52,52	0
56	MG	BA	3707	1/1	0.91	0.14	66,66,66,66	0
56	MG	AA	3216	1/1	0.91	0.13	72,72,72,72	0
56	MG	BP	202	1/1	0.91	0.20	34,34,34,34	0
56	MG	DA	3210	1/1	0.91	0.11	44,44,44,44	0
56	MG	BA	3124	1/1	0.91	0.20	38,38,38,38	0
56	MG	AA	3189	1/1	0.91	0.17	59,59,59,59	0
56	MG	BA	3414	1/1	0.91	0.22	29,29,29,29	0
56	MG	CA	3157	1/1	0.91	0.28	64,64,64,64	0
56	MG	BA	3219	1/1	0.91	0.19	29,29,29,29	0
56	MG	DA	3223	1/1	0.91	0.29	54,54,54,54	0
56	MG	BA	3568	1/1	0.91	0.25	52,52,52,52	0
56	MG	AA	3223	1/1	0.91	0.30	59,59,59,59	0
56	MG	BA	3058	1/1	0.91	0.20	36,36,36,36	0
56	MG	BA	3429	1/1	0.91	0.24	47,47,47,47	0
56	MG	AA	3066	1/1	0.91	0.12	44,44,44,44	0
56	MG	BA	3581	1/1	0.91	0.11	38,38,38,38	0
56	MG	DA	3537	1/1	0.91	0.17	55,55,55,55	0
56	MG	DA	3236	1/1	0.91	0.13	48,48,48,48	0
56	MG	BA	3307	1/1	0.91	0.17	37,37,37,37	0
56	MG	AY	3003	1/1	0.91	0.14	48,48,48,48	0
56	MG	BA	3062	1/1	0.91	0.25	57,57,57,57	0
56	MG	CW	3001	1/1	0.91	0.32	63,63,63,63	0

Continued on next page...

Continued from previous page...

Mol	Type	Chain	Res	Atoms	RSCC	RSR	B-factors(Å^2)	Q<0.9
56	MG	BA	3436	1/1	0.91	0.22	46,46,46,46	0
56	MG	BA	3144	1/1	0.91	0.09	43,43,43,43	0
56	MG	BA	3592	1/1	0.91	0.14	29,29,29,29	0
56	MG	DA	3001	1/1	0.91	0.26	58,58,58,58	0
56	MG	BA	3438	1/1	0.91	0.19	47,47,47,47	0
56	MG	BA	3314	1/1	0.91	0.15	47,47,47,47	0
56	MG	BA	3441	1/1	0.91	0.27	46,46,46,46	0
56	MG	DA	3026	1/1	0.91	0.14	42,42,42,42	0
56	MG	DA	3293	1/1	0.91	0.11	60,60,60,60	0
56	MG	AA	3015	1/1	0.91	0.17	60,60,60,60	0
56	MG	BA	3065	1/1	0.91	0.12	37,37,37,37	0
56	MG	BA	3445	1/1	0.91	0.20	32,32,32,32	0
56	MG	DA	3581	1/1	0.91	0.19	63,63,63,63	0
56	MG	BA	3613	1/1	0.91	0.13	45,45,45,45	0
56	MG	DA	3585	1/1	0.91	0.10	51,51,51,51	0
56	MG	BA	3236	1/1	0.91	0.15	43,43,43,43	0
56	MG	DA	3589	1/1	0.91	0.15	63,63,63,63	0
56	MG	AA	3194	1/1	0.91	0.17	58,58,58,58	0
56	MG	DA	3595	1/1	0.91	0.18	61,61,61,61	0
56	MG	BA	3756	1/1	0.91	0.21	27,27,27,27	0
56	MG	DA	3318	1/1	0.91	0.18	42,42,42,42	0
56	MG	BA	3622	1/1	0.91	0.19	31,31,31,31	0
56	MG	BA	3625	1/1	0.91	0.14	57,57,57,57	0
56	MG	BA	3240	1/1	0.91	0.26	45,45,45,45	0
56	MG	BA	3762	1/1	0.91	0.38	40,40,40,40	0
56	MG	DA	3606	1/1	0.91	0.22	54,54,54,54	0
56	MG	BA	3763	1/1	0.91	0.27	34,34,34,34	0
56	MG	BA	3453	1/1	0.91	0.21	42,42,42,42	0
56	MG	DA	3328	1/1	0.91	0.15	47,47,47,47	0
56	MG	BA	3153	1/1	0.91	0.22	39,39,39,39	0
56	MG	AA	3049	1/1	0.91	0.22	52,52,52,52	0
56	MG	DA	3351	1/1	0.91	0.12	39,39,39,39	0
56	MG	BA	3774	1/1	0.91	0.19	43,43,43,43	0
56	MG	DA	3072	1/1	0.91	0.09	36,36,36,36	0
56	MG	BA	3341	1/1	0.91	0.16	57,57,57,57	0
56	MG	BA	3342	1/1	0.91	0.18	51,51,51,51	0
56	MG	DA	3365	1/1	0.91	0.34	57,57,57,57	0
56	MG	DA	3081	1/1	0.91	0.27	45,45,45,45	0
56	MG	BA	3345	1/1	0.91	0.12	44,44,44,44	0
56	MG	DA	3638	1/1	0.91	0.25	60,60,60,60	0
56	MG	BA	3650	1/1	0.91	0.12	57,57,57,57	0
56	MG	AA	3005	1/1	0.91	0.07	53,53,53,53	0

Continued on next page...

Continued from previous page...

Mol	Type	Chain	Res	Atoms	RSCC	RSR	B-factors(Å^2)	Q<0.9
56	MG	BA	3789	1/1	0.91	0.17	39,39,39,39	0
56	MG	CA	3043	1/1	0.91	0.26	54,54,54,54	0
56	MG	DA	3649	1/1	0.91	0.07	64,64,64,64	0
56	MG	DA	3650	1/1	0.91	0.27	44,44,44,44	0
56	MG	DA	3384	1/1	0.91	0.10	52,52,52,52	0
56	MG	CA	3046	1/1	0.91	0.09	56,56,56,56	0
56	MG	AA	3143	1/1	0.91	0.16	73,73,73,73	0
56	MG	BA	3251	1/1	0.91	0.32	52,52,52,52	0
56	MG	BA	3666	1/1	0.91	0.12	58,58,58,58	0
56	MG	BA	3352	1/1	0.91	0.26	29,29,29,29	0
56	MG	BA	3090	1/1	0.91	0.20	37,37,37,37	0
56	MG	DA	3402	1/1	0.91	0.27	65,65,65,65	0
56	MG	BA	3016	1/1	0.91	0.20	44,44,44,44	0
56	MG	BA	3812	1/1	0.91	0.18	52,52,52,52	0
56	MG	BA	3815	1/1	0.91	0.28	50,50,50,50	0
56	MG	DA	3406	1/1	0.91	0.15	40,40,40,40	0
56	MG	DB	3011	1/1	0.91	0.09	52,52,52,52	0
56	MG	AA	3103	1/1	0.91	0.14	59,59,59,59	0
56	MG	BA	3500	1/1	0.91	0.18	26,26,26,26	0
56	MG	DD	307	1/1	0.91	0.14	56,56,56,56	0
56	MG	BA	3503	1/1	0.91	0.23	58,58,58,58	0
56	MG	DA	3415	1/1	0.91	0.24	50,50,50,50	0
56	MG	DA	3418	1/1	0.91	0.22	37,37,37,37	0
56	MG	BA	3360	1/1	0.91	0.09	50,50,50,50	0
56	MG	DA	3131	1/1	0.91	0.15	52,52,52,52	0
56	MG	AA	3106	1/1	0.91	0.17	51,51,51,51	0
56	MG	BA	3096	1/1	0.91	0.30	41,41,41,41	0
59	ZN	CN	501	1/1	0.91	0.04	92,92,92,92	0
56	MG	CA	3073	1/1	0.91	0.32	48,48,48,48	0
59	ZN	D9	501	1/1	0.91	0.07	63,63,63,63	0
56	MG	BA	3375	1/1	0.92	0.15	35,35,35,35	0
56	MG	BA	3376	1/1	0.92	0.11	34,34,34,34	0
56	MG	BA	3837	1/1	0.92	0.20	40,40,40,40	0
56	MG	BA	3681	1/1	0.92	0.22	53,53,53,53	0
56	MG	AA	3044	1/1	0.92	0.32	71,71,71,71	0
56	MG	DA	3111	1/1	0.92	0.14	33,33,33,33	0
56	MG	BA	3520	1/1	0.92	0.32	47,47,47,47	0
56	MG	DA	3119	1/1	0.92	0.20	62,62,62,62	0
56	MG	BA	3522	1/1	0.92	0.28	36,36,36,36	0
56	MG	DA	3122	1/1	0.92	0.22	36,36,36,36	0
56	MG	CA	3074	1/1	0.92	0.39	55,55,55,55	0
56	MG	BA	3099	1/1	0.92	0.16	50,50,50,50	0

Continued on next page...

Continued from previous page...

Mol	Type	Chain	Res	Atoms	RSCC	RSR	B-factors(Å^2)	Q<0.9
56	MG	CA	3082	1/1	0.92	0.13	63,63,63,63	0
56	MG	DA	3133	1/1	0.92	0.29	40,40,40,40	0
56	MG	DA	3138	1/1	0.92	0.41	59,59,59,59	0
56	MG	BA	3194	1/1	0.92	0.20	37,37,37,37	0
56	MG	DA	3441	1/1	0.92	0.09	43,43,43,43	0
56	MG	AA	3101	1/1	0.92	0.17	54,54,54,54	0
56	MG	BA	3394	1/1	0.92	0.21	52,52,52,52	0
56	MG	BA	3530	1/1	0.92	0.20	51,51,51,51	0
56	MG	DA	3147	1/1	0.92	0.09	44,44,44,44	0
56	MG	BB	3018	1/1	0.92	0.15	77,77,77,77	0
56	MG	BA	3396	1/1	0.92	0.22	55,55,55,55	0
56	MG	CA	3092	1/1	0.92	0.15	44,44,44,44	0
56	MG	DA	3167	1/1	0.92	0.25	47,47,47,47	0
56	MG	BB	3020	1/1	0.92	0.16	54,54,54,54	0
56	MG	CA	3098	1/1	0.92	0.22	43,43,43,43	0
56	MG	BA	3542	1/1	0.92	0.16	48,48,48,48	0
56	MG	AA	3120	1/1	0.92	0.16	59,59,59,59	0
56	MG	CA	3104	1/1	0.92	0.11	64,64,64,64	0
56	MG	AA	3050	1/1	0.92	0.10	70,70,70,70	0
56	MG	DA	3483	1/1	0.92	0.38	48,48,48,48	0
56	MG	DA	3485	1/1	0.92	0.11	44,44,44,44	0
56	MG	CA	3114	1/1	0.92	0.20	56,56,56,56	0
56	MG	DA	3491	1/1	0.92	0.17	45,45,45,45	0
56	MG	AA	3127	1/1	0.92	0.18	48,48,48,48	0
56	MG	CA	3117	1/1	0.92	0.10	48,48,48,48	0
56	MG	CA	3119	1/1	0.92	0.26	58,58,58,58	0
56	MG	BA	3284	1/1	0.92	0.26	51,51,51,51	0
56	MG	BA	3287	1/1	0.92	0.29	54,54,54,54	0
56	MG	DA	3502	1/1	0.92	0.20	64,64,64,64	0
56	MG	DA	3503	1/1	0.92	0.14	37,37,37,37	0
56	MG	DA	3190	1/1	0.92	0.26	45,45,45,45	0
56	MG	BF	305	1/1	0.92	0.26	47,47,47,47	0
56	MG	BA	3411	1/1	0.92	0.13	36,36,36,36	0
56	MG	AA	3061	1/1	0.92	0.08	54,54,54,54	0
56	MG	DA	3195	1/1	0.92	0.19	57,57,57,57	0
56	MG	AA	3045	1/1	0.92	0.32	59,59,59,59	0
56	MG	CA	3128	1/1	0.92	0.10	63,63,63,63	0
56	MG	AA	3209	1/1	0.92	0.30	51,51,51,51	0
56	MG	BA	3117	1/1	0.92	0.23	42,42,42,42	0
56	MG	DA	3203	1/1	0.92	0.28	37,37,37,37	0
56	MG	DA	3204	1/1	0.92	0.31	51,51,51,51	0
56	MG	DA	3523	1/1	0.92	0.14	57,57,57,57	0

Continued on next page...

Continued from previous page...

Mol	Type	Chain	Res	Atoms	RSCC	RSR	B-factors(Å^2)	Q<0.9
56	MG	DA	3526	1/1	0.92	0.22	47,47,47,47	0
56	MG	DA	3208	1/1	0.92	0.10	59,59,59,59	0
56	MG	AX	3004	1/1	0.92	0.21	70,70,70,70	0
56	MG	BA	3428	1/1	0.92	0.30	38,38,38,38	0
56	MG	BA	3294	1/1	0.92	0.20	45,45,45,45	0
56	MG	AX	3005	1/1	0.92	0.15	44,44,44,44	0
56	MG	CA	3143	1/1	0.92	0.15	62,62,62,62	0
56	MG	DA	3220	1/1	0.92	0.19	46,46,46,46	0
56	MG	BA	3582	1/1	0.92	0.16	44,44,44,44	0
56	MG	BA	3130	1/1	0.92	0.26	48,48,48,48	0
56	MG	CA	3148	1/1	0.92	0.11	67,67,67,67	0
56	MG	CA	3151	1/1	0.92	0.08	65,65,65,65	0
56	MG	BA	3305	1/1	0.92	0.12	33,33,33,33	0
56	MG	BA	3131	1/1	0.92	0.18	38,38,38,38	0
56	MG	DA	3548	1/1	0.92	0.17	65,65,65,65	0
56	MG	AA	3210	1/1	0.92	0.19	69,69,69,69	0
56	MG	DA	3556	1/1	0.92	0.19	64,64,64,64	0
56	MG	CA	3159	1/1	0.92	0.13	57,57,57,57	0
56	MG	B1	101	1/1	0.92	0.38	44,44,44,44	0
56	MG	CA	3162	1/1	0.92	0.14	67,67,67,67	0
56	MG	AA	3109	1/1	0.92	0.32	64,64,64,64	0
56	MG	DA	3239	1/1	0.92	0.20	54,54,54,54	0
56	MG	AA	3138	1/1	0.92	0.17	34,34,34,34	0
56	MG	BA	3593	1/1	0.92	0.14	42,42,42,42	0
56	MG	CA	3170	1/1	0.92	0.12	64,64,64,64	0
56	MG	B3	102	1/1	0.92	0.11	35,35,35,35	0
56	MG	DA	3250	1/1	0.92	0.13	61,61,61,61	0
56	MG	BA	3061	1/1	0.92	0.17	40,40,40,40	0
56	MG	DA	3586	1/1	0.92	0.09	44,44,44,44	0
56	MG	BA	3740	1/1	0.92	0.21	51,51,51,51	0
56	MG	B5	103	1/1	0.92	0.18	44,44,44,44	0
56	MG	AA	3215	1/1	0.92	0.19	57,57,57,57	0
56	MG	BA	3597	1/1	0.92	0.20	44,44,44,44	0
56	MG	BA	3601	1/1	0.92	0.16	42,42,42,42	0
56	MG	B9	502	1/1	0.92	0.10	57,57,57,57	0
56	MG	DA	3288	1/1	0.92	0.16	61,61,61,61	0
56	MG	BA	3232	1/1	0.92	0.14	37,37,37,37	0
56	MG	DA	3295	1/1	0.92	0.17	58,58,58,58	0
56	MG	CA	3004	1/1	0.92	0.07	71,71,71,71	0
56	MG	DA	3300	1/1	0.92	0.26	60,60,60,60	0
56	MG	BA	3063	1/1	0.92	0.17	47,47,47,47	0
56	MG	AA	3174	1/1	0.92	0.13	60,60,60,60	0

Continued on next page...

Continued from previous page...

Mol	Type	Chain	Res	Atoms	RSCC	RSR	B-factors(Å^2)	Q<0.9
56	MG	BA	3237	1/1	0.92	0.14	36,36,36,36	0
56	MG	BA	3001	1/1	0.92	0.20	43,43,43,43	0
56	MG	DA	3025	1/1	0.92	0.16	44,44,44,44	0
56	MG	BA	3617	1/1	0.92	0.13	64,64,64,64	0
56	MG	DA	3027	1/1	0.92	0.21	53,53,53,53	0
56	MG	DA	3618	1/1	0.92	0.26	54,54,54,54	0
56	MG	BA	3449	1/1	0.92	0.29	60,60,60,60	0
56	MG	BA	3151	1/1	0.92	0.28	42,42,42,42	0
56	MG	AA	3023	1/1	0.92	0.15	37,37,37,37	0
56	MG	BA	3623	1/1	0.92	0.13	52,52,52,52	0
56	MG	AA	3067	1/1	0.92	0.09	59,59,59,59	0
56	MG	BA	3765	1/1	0.92	0.17	33,33,33,33	0
56	MG	DA	3635	1/1	0.92	0.15	52,52,52,52	0
56	MG	DA	3636	1/1	0.92	0.24	56,56,56,56	0
56	MG	BA	3626	1/1	0.92	0.18	49,49,49,49	0
56	MG	DA	3043	1/1	0.92	0.17	48,48,48,48	0
56	MG	DA	3335	1/1	0.92	0.19	32,32,32,32	0
56	MG	CA	3021	1/1	0.92	0.13	42,42,42,42	0
56	MG	BA	3344	1/1	0.92	0.14	37,37,37,37	0
56	MG	BA	3158	1/1	0.92	0.19	44,44,44,44	0
56	MG	BA	3083	1/1	0.92	0.29	47,47,47,47	0
56	MG	AA	3081	1/1	0.92	0.26	58,58,58,58	0
56	MG	BA	3253	1/1	0.92	0.21	40,40,40,40	0
56	MG	DA	3661	1/1	0.92	0.20	42,42,42,42	0
56	MG	DA	3663	1/1	0.92	0.25	60,60,60,60	0
56	MG	BA	3351	1/1	0.92	0.17	34,34,34,34	0
56	MG	DA	3667	1/1	0.92	0.96	73,73,73,73	0
56	MG	AA	3144	1/1	0.92	0.12	50,50,50,50	0
56	MG	DA	3672	1/1	0.92	0.28	52,52,52,52	0
56	MG	DA	3367	1/1	0.92	0.08	51,51,51,51	0
56	MG	BA	3354	1/1	0.92	0.17	31,31,31,31	0
56	MG	BA	3651	1/1	0.92	0.19	56,56,56,56	0
56	MG	AA	3016	1/1	0.92	0.16	46,46,46,46	0
56	MG	BA	3484	1/1	0.92	0.29	36,36,36,36	0
56	MG	DA	3378	1/1	0.92	0.13	45,45,45,45	0
56	MG	BA	3259	1/1	0.92	0.40	52,52,52,52	0
56	MG	AA	3148	1/1	0.92	0.15	63,63,63,63	0
56	MG	AA	3150	1/1	0.92	0.44	55,55,55,55	0
56	MG	DA	3390	1/1	0.92	0.07	54,54,54,54	0
56	MG	DA	3391	1/1	0.92	0.09	44,44,44,44	0
56	MG	BA	3019	1/1	0.92	0.32	42,42,42,42	0
56	MG	DE	304	1/1	0.92	0.22	47,47,47,47	0

Continued on next page...

Continued from previous page...

Mol	Type	Chain	Res	Atoms	RSCC	RSR	B-factors(Å^2)	Q<0.9
56	MG	DF	301	1/1	0.92	0.15	47,47,47,47	0
56	MG	DA	3394	1/1	0.92	0.14	49,49,49,49	0
56	MG	BA	3808	1/1	0.92	0.14	34,34,34,34	0
56	MG	BA	3669	1/1	0.92	0.13	42,42,42,42	0
56	MG	DA	3094	1/1	0.92	0.19	52,52,52,52	0
56	MG	BA	3182	1/1	0.92	0.31	41,41,41,41	0
56	MG	DA	3401	1/1	0.92	0.29	36,36,36,36	0
57	PCY	AA	3231	40/40	0.92	0.33	45,69,81,87	0
56	MG	BA	3270	1/1	0.92	0.24	57,57,57,57	0
56	MG	BA	3825	1/1	0.92	0.18	65,65,65,65	0
59	ZN	DY	501	1/1	0.92	0.09	106,106,106,106	0
56	MG	BA	3509	1/1	0.92	0.25	39,39,39,39	0
56	MG	BA	3271	1/1	0.92	0.11	26,26,26,26	0
60	K	CX	3001	1/1	0.92	0.17	74,74,74,74	0
56	MG	AA	3218	1/1	0.93	0.25	53,53,53,53	0
56	MG	BA	3493	1/1	0.93	0.13	46,46,46,46	0
56	MG	AX	3006	1/1	0.93	0.18	74,74,74,74	0
56	MG	DA	3461	1/1	0.93	0.13	56,56,56,56	0
56	MG	CA	3154	1/1	0.93	0.17	62,62,62,62	0
56	MG	BA	3628	1/1	0.93	0.17	30,30,30,30	0
56	MG	AA	3135	1/1	0.93	0.10	65,65,65,65	0
56	MG	DA	3474	1/1	0.93	0.07	53,53,53,53	0
56	MG	BA	3033	1/1	0.93	0.26	33,33,33,33	0
56	MG	B6	101	1/1	0.93	0.18	48,48,48,48	0
56	MG	BA	3754	1/1	0.93	0.17	60,60,60,60	0
56	MG	DA	3205	1/1	0.93	0.21	47,47,47,47	0
56	MG	BA	3235	1/1	0.93	0.16	37,37,37,37	0
56	MG	BA	3636	1/1	0.93	0.10	53,53,53,53	0
56	MG	BA	3156	1/1	0.93	0.23	41,41,41,41	0
56	MG	BA	3302	1/1	0.93	0.16	35,35,35,35	0
56	MG	DA	3212	1/1	0.93	0.29	44,44,44,44	0
56	MG	DA	3498	1/1	0.93	0.09	57,57,57,57	0
56	MG	CA	3003	1/1	0.93	0.24	58,58,58,58	0
56	MG	BA	3304	1/1	0.93	0.20	39,39,39,39	0
56	MG	BA	3097	1/1	0.93	0.17	52,52,52,52	0
56	MG	BA	3645	1/1	0.93	0.18	32,32,32,32	0
56	MG	CE	202	1/1	0.93	0.05	66,66,66,66	0
56	MG	BA	3766	1/1	0.93	0.19	31,31,31,31	0
56	MG	BA	3648	1/1	0.93	0.37	53,53,53,53	0
56	MG	AA	3222	1/1	0.93	0.24	67,67,67,67	0
56	MG	BA	3519	1/1	0.93	0.12	44,44,44,44	0
56	MG	BA	3773	1/1	0.93	0.22	49,49,49,49	0

Continued on next page...

Continued from previous page...

Mol	Type	Chain	Res	Atoms	RSCC	RSR	B-factors(Å^2)	Q<0.9
56	MG	DA	3233	1/1	0.93	0.25	43,43,43,43	0
56	MG	BA	3310	1/1	0.93	0.20	57,57,57,57	0
56	MG	BA	3164	1/1	0.93	0.28	43,43,43,43	0
56	MG	BA	3412	1/1	0.93	0.20	41,41,41,41	0
56	MG	DA	3518	1/1	0.93	0.18	50,50,50,50	0
56	MG	AA	3111	1/1	0.93	0.18	52,52,52,52	0
56	MG	BA	3244	1/1	0.93	0.10	63,63,63,63	0
56	MG	BA	3786	1/1	0.93	0.10	37,37,37,37	0
56	MG	AA	3054	1/1	0.93	0.43	52,52,52,52	0
56	MG	BA	3529	1/1	0.93	0.16	33,33,33,33	0
56	MG	BA	3422	1/1	0.93	0.18	32,32,32,32	0
56	MG	DA	3030	1/1	0.93	0.28	40,40,40,40	0
56	MG	BA	3423	1/1	0.93	0.18	23,23,23,23	0
56	MG	DA	3255	1/1	0.93	0.05	59,59,59,59	0
56	MG	DA	3256	1/1	0.93	0.12	47,47,47,47	0
56	MG	DA	3259	1/1	0.93	0.12	34,34,34,34	0
56	MG	DA	3263	1/1	0.93	0.10	61,61,61,61	0
56	MG	DA	3033	1/1	0.93	0.22	31,31,31,31	0
56	MG	AY	3002	1/1	0.93	0.12	68,68,68,68	0
56	MG	BA	3426	1/1	0.93	0.21	22,22,22,22	0
56	MG	BA	3803	1/1	0.93	0.09	47,47,47,47	0
56	MG	BA	3106	1/1	0.93	0.47	50,50,50,50	0
56	MG	CA	3032	1/1	0.93	0.23	52,52,52,52	0
56	MG	DA	3550	1/1	0.93	0.08	51,51,51,51	0
56	MG	DA	3551	1/1	0.93	0.16	55,55,55,55	0
56	MG	BA	3805	1/1	0.93	0.16	21,21,21,21	0
56	MG	DA	3557	1/1	0.93	0.23	34,34,34,34	0
56	MG	DA	3559	1/1	0.93	0.18	48,48,48,48	0
56	MG	DA	3561	1/1	0.93	0.22	48,48,48,48	0
56	MG	DA	3562	1/1	0.93	0.34	58,58,58,58	0
56	MG	DA	3046	1/1	0.93	0.37	57,57,57,57	0
56	MG	AA	3083	1/1	0.93	0.15	52,52,52,52	0
56	MG	BA	3554	1/1	0.93	0.21	37,37,37,37	0
56	MG	CA	3038	1/1	0.93	0.19	46,46,46,46	0
56	MG	BA	3810	1/1	0.93	0.25	50,50,50,50	0
56	MG	DA	3304	1/1	0.93	0.12	40,40,40,40	0
56	MG	DA	3572	1/1	0.93	0.26	28,28,28,28	0
56	MG	BA	3252	1/1	0.93	0.24	45,45,45,45	0
56	MG	DA	3577	1/1	0.93	0.14	49,49,49,49	0
56	MG	DA	3578	1/1	0.93	0.10	55,55,55,55	0
56	MG	BA	3685	1/1	0.93	0.17	59,59,59,59	0
56	MG	BA	3818	1/1	0.93	0.26	32,32,32,32	0

Continued on next page...

Continued from previous page...

Mol	Type	Chain	Res	Atoms	RSCC	RSR	B-factors(Å^2)	Q<0.9
56	MG	BA	3819	1/1	0.93	0.24	32,32,32,32	0
56	MG	DA	3070	1/1	0.93	0.23	48,48,48,48	0
56	MG	BA	3430	1/1	0.93	0.33	32,32,32,32	0
56	MG	DA	3075	1/1	0.93	0.12	39,39,39,39	0
56	MG	BA	3323	1/1	0.93	0.22	39,39,39,39	0
56	MG	AA	3140	1/1	0.93	0.11	71,71,71,71	0
56	MG	AA	3166	1/1	0.93	0.13	65,65,65,65	0
56	MG	BA	3329	1/1	0.93	0.19	29,29,29,29	0
56	MG	AA	3024	1/1	0.93	0.15	58,58,58,58	0
56	MG	BA	3698	1/1	0.93	0.13	48,48,48,48	0
56	MG	BA	3337	1/1	0.93	0.17	35,35,35,35	0
56	MG	DA	3090	1/1	0.93	0.21	45,45,45,45	0
56	MG	DA	3338	1/1	0.93	0.19	40,40,40,40	0
56	MG	DA	3092	1/1	0.93	0.26	48,48,48,48	0
56	MG	BA	3839	1/1	0.93	0.12	38,38,38,38	0
56	MG	DA	3609	1/1	0.93	0.16	60,60,60,60	0
56	MG	BA	3116	1/1	0.93	0.15	29,29,29,29	0
56	MG	DA	3095	1/1	0.93	0.27	47,47,47,47	0
56	MG	BB	3002	1/1	0.93	0.18	52,52,52,52	0
56	MG	DA	3613	1/1	0.93	0.14	50,50,50,50	0
56	MG	BA	3576	1/1	0.93	0.17	48,48,48,48	0
56	MG	BA	3578	1/1	0.93	0.25	47,47,47,47	0
56	MG	BB	3005	1/1	0.93	0.19	64,64,64,64	0
56	MG	CA	3076	1/1	0.93	0.19	56,56,56,56	0
56	MG	BA	3260	1/1	0.93	0.56	57,57,57,57	0
56	MG	DA	3369	1/1	0.93	0.05	61,61,61,61	0
56	MG	BA	3704	1/1	0.93	0.23	55,55,55,55	0
56	MG	DA	3374	1/1	0.93	0.18	37,37,37,37	0
56	MG	AA	3077	1/1	0.93	0.14	49,49,49,49	0
56	MG	BA	3120	1/1	0.93	0.23	32,32,32,32	0
56	MG	BA	3007	1/1	0.93	0.24	51,51,51,51	0
56	MG	BA	3125	1/1	0.93	0.14	42,42,42,42	0
56	MG	DA	3383	1/1	0.93	0.24	37,37,37,37	0
56	MG	BA	3711	1/1	0.93	0.26	45,45,45,45	0
56	MG	BA	3199	1/1	0.93	0.09	53,53,53,53	0
56	MG	AA	3171	1/1	0.93	0.10	48,48,48,48	0
56	MG	BD	301	1/1	0.93	0.21	49,49,49,49	0
56	MG	AA	3208	1/1	0.93	0.16	45,45,45,45	0
56	MG	AA	3056	1/1	0.93	0.19	46,46,46,46	0
56	MG	AA	3026	1/1	0.93	0.22	53,53,53,53	0
56	MG	BA	3719	1/1	0.93	0.13	42,42,42,42	0
56	MG	DA	3135	1/1	0.93	0.11	50,50,50,50	0

Continued on next page...

Continued from previous page...

Mol	Type	Chain	Res	Atoms	RSCC	RSR	B-factors(Å^2)	Q<0.9
56	MG	DA	3137	1/1	0.93	0.13	54,54,54,54	0
56	MG	CA	3109	1/1	0.93	0.24	68,68,68,68	0
56	MG	DA	3139	1/1	0.93	0.10	40,40,40,40	0
56	MG	BA	3136	1/1	0.93	0.12	58,58,58,58	0
56	MG	BA	3721	1/1	0.93	0.18	47,47,47,47	0
56	MG	BA	3081	1/1	0.93	0.19	49,49,49,49	0
56	MG	BF	311	1/1	0.93	0.18	43,43,43,43	0
56	MG	DA	3675	1/1	0.93	0.28	44,44,44,44	0
56	MG	DA	3146	1/1	0.93	0.27	46,46,46,46	0
56	MG	BA	3279	1/1	0.93	0.22	43,43,43,43	0
56	MG	DA	3409	1/1	0.93	0.09	47,47,47,47	0
56	MG	CA	3120	1/1	0.93	0.12	64,64,64,64	0
56	MG	DA	3150	1/1	0.93	0.06	41,41,41,41	0
56	MG	AA	3105	1/1	0.93	0.20	49,49,49,49	0
56	MG	AA	3090	1/1	0.93	0.35	53,53,53,53	0
56	MG	DA	3420	1/1	0.93	0.16	46,46,46,46	0
56	MG	BN	3005	1/1	0.93	0.39	51,51,51,51	0
56	MG	BA	3474	1/1	0.93	0.09	61,61,61,61	0
56	MG	DE	302	1/1	0.93	0.20	39,39,39,39	0
56	MG	BA	3366	1/1	0.93	0.17	45,45,45,45	0
56	MG	AA	3008	1/1	0.93	0.15	54,54,54,54	0
56	MG	BA	3732	1/1	0.93	0.26	40,40,40,40	0
56	MG	BA	3370	1/1	0.93	0.12	60,60,60,60	0
56	MG	BA	3616	1/1	0.93	0.12	53,53,53,53	0
56	MG	DU	3002	1/1	0.93	0.22	50,50,50,50	0
56	MG	DA	3180	1/1	0.93	0.14	51,51,51,51	0
56	MG	AA	3002	1/1	0.93	0.08	62,62,62,62	0
56	MG	D0	102	1/1	0.93	0.17	62,62,62,62	0
56	MG	BA	3374	1/1	0.93	0.08	37,37,37,37	0
56	MG	DA	3442	1/1	0.93	0.15	44,44,44,44	0
56	MG	BA	3619	1/1	0.93	0.40	51,51,51,51	0
56	MG	BW	203	1/1	0.93	0.23	34,34,34,34	0
56	MG	BX	101	1/1	0.93	0.26	65,65,65,65	0
56	MG	BA	3741	1/1	0.93	0.11	28,28,28,28	0
56	MG	BA	3145	1/1	0.93	0.26	32,32,32,32	0
56	MG	BA	3092	1/1	0.93	0.26	41,41,41,41	0
56	MG	BA	3132	1/1	0.94	0.21	42,42,42,42	0
56	MG	DA	3073	1/1	0.94	0.17	54,54,54,54	0
56	MG	AW	3004	1/1	0.94	0.12	51,51,51,51	0
56	MG	BA	3602	1/1	0.94	0.17	46,46,46,46	0
56	MG	DA	3398	1/1	0.94	0.18	57,57,57,57	0
56	MG	BA	3316	1/1	0.94	0.25	23,23,23,23	0

Continued on next page...

Continued from previous page...

Mol	Type	Chain	Res	Atoms	RSCC	RSR	B-factors(Å^2)	Q<0.9
56	MG	BA	3055	1/1	0.94	0.23	31,31,31,31	0
56	MG	BA	3761	1/1	0.94	0.19	54,54,54,54	0
56	MG	BA	3137	1/1	0.94	0.24	45,45,45,45	0
56	MG	AA	3188	1/1	0.94	0.16	56,56,56,56	0
56	MG	AA	3107	1/1	0.94	0.25	51,51,51,51	0
56	MG	BA	3614	1/1	0.94	0.15	26,26,26,26	0
56	MG	AA	3031	1/1	0.94	0.09	44,44,44,44	0
56	MG	BA	3327	1/1	0.94	0.25	25,25,25,25	0
56	MG	BA	3141	1/1	0.94	0.23	38,38,38,38	0
56	MG	CA	3030	1/1	0.94	0.08	59,59,59,59	0
56	MG	BA	3448	1/1	0.94	0.22	28,28,28,28	0
56	MG	DA	3097	1/1	0.94	0.21	43,43,43,43	0
56	MG	AA	3039	1/1	0.94	0.15	61,61,61,61	0
56	MG	DA	3100	1/1	0.94	0.24	36,36,36,36	0
56	MG	CA	3033	1/1	0.94	0.15	56,56,56,56	0
56	MG	AA	3028	1/1	0.94	0.38	56,56,56,56	0
56	MG	CA	3035	1/1	0.94	0.10	60,60,60,60	0
56	MG	AA	3092	1/1	0.94	0.20	39,39,39,39	0
56	MG	BA	3454	1/1	0.94	0.15	31,31,31,31	0
56	MG	AA	3147	1/1	0.94	0.11	55,55,55,55	0
56	MG	BA	3456	1/1	0.94	0.39	41,41,41,41	0
56	MG	CA	3041	1/1	0.94	0.16	58,58,58,58	0
56	MG	BA	3457	1/1	0.94	0.21	44,44,44,44	0
56	MG	DA	3440	1/1	0.94	0.18	39,39,39,39	0
56	MG	BA	3788	1/1	0.94	0.17	41,41,41,41	0
56	MG	DA	3117	1/1	0.94	0.28	60,60,60,60	0
56	MG	AX	3007	1/1	0.94	0.24	72,72,72,72	0
56	MG	BA	3790	1/1	0.94	0.21	32,32,32,32	0
56	MG	CA	3052	1/1	0.94	0.09	65,65,65,65	0
56	MG	DA	3449	1/1	0.94	0.19	47,47,47,47	0
56	MG	AA	3093	1/1	0.94	0.14	50,50,50,50	0
56	MG	BA	3469	1/1	0.94	0.31	37,37,37,37	0
56	MG	AA	3041	1/1	0.94	0.26	52,52,52,52	0
56	MG	AA	3152	1/1	0.94	0.13	45,45,45,45	0
56	MG	AA	3029	1/1	0.94	0.28	53,53,53,53	0
56	MG	DA	3458	1/1	0.94	0.11	42,42,42,42	0
56	MG	AA	3206	1/1	0.94	0.17	47,47,47,47	0
56	MG	CA	3063	1/1	0.94	0.14	59,59,59,59	0
56	MG	BA	3350	1/1	0.94	0.24	27,27,27,27	0
56	MG	DA	3467	1/1	0.94	0.31	43,43,43,43	0
56	MG	AA	3096	1/1	0.94	0.27	48,48,48,48	0
56	MG	DA	3141	1/1	0.94	0.21	56,56,56,56	0

Continued on next page...

Continued from previous page...

Mol	Type	Chain	Res	Atoms	RSCC	RSR	B-factors(Å^2)	Q<0.9
56	MG	BA	3256	1/1	0.94	0.32	49,49,49,49	0
56	MG	CA	3068	1/1	0.94	0.40	55,55,55,55	0
56	MG	DA	3478	1/1	0.94	0.18	47,47,47,47	0
56	MG	BA	3257	1/1	0.94	0.21	41,41,41,41	0
56	MG	BA	3654	1/1	0.94	0.15	55,55,55,55	0
56	MG	DA	3484	1/1	0.94	0.05	45,45,45,45	0
56	MG	CA	3071	1/1	0.94	0.09	50,50,50,50	0
56	MG	BA	3814	1/1	0.94	0.28	26,26,26,26	0
56	MG	AA	3118	1/1	0.94	0.20	53,53,53,53	0
56	MG	DA	3152	1/1	0.94	0.25	42,42,42,42	0
56	MG	BA	3658	1/1	0.94	0.23	45,45,45,45	0
56	MG	DA	3156	1/1	0.94	0.12	43,43,43,43	0
56	MG	AA	3119	1/1	0.94	0.10	58,58,58,58	0
56	MG	DA	3159	1/1	0.94	0.30	41,41,41,41	0
56	MG	DA	3160	1/1	0.94	0.20	59,59,59,59	0
56	MG	DA	3162	1/1	0.94	0.34	43,43,43,43	0
56	MG	CA	3080	1/1	0.94	0.28	52,52,52,52	0
56	MG	BA	3661	1/1	0.94	0.09	53,53,53,53	0
56	MG	BA	3662	1/1	0.94	0.32	50,50,50,50	0
56	MG	AA	3211	1/1	0.94	0.09	59,59,59,59	0
56	MG	BA	3829	1/1	0.94	0.34	45,45,45,45	0
56	MG	BA	3665	1/1	0.94	0.29	49,49,49,49	0
56	MG	BA	3359	1/1	0.94	0.14	46,46,46,46	0
56	MG	DA	3511	1/1	0.94	0.11	45,45,45,45	0
56	MG	AA	3097	1/1	0.94	0.13	50,50,50,50	0
56	MG	BA	3501	1/1	0.94	0.18	20,20,20,20	0
56	MG	BA	3502	1/1	0.94	0.31	45,45,45,45	0
56	MG	CA	3094	1/1	0.94	0.18	72,72,72,72	0
56	MG	CA	3095	1/1	0.94	0.10	61,61,61,61	0
56	MG	BA	3361	1/1	0.94	0.16	35,35,35,35	0
56	MG	BA	3175	1/1	0.94	0.21	35,35,35,35	0
56	MG	BA	3505	1/1	0.94	0.12	54,54,54,54	0
56	MG	DA	3527	1/1	0.94	0.17	53,53,53,53	0
56	MG	BA	3506	1/1	0.94	0.26	51,51,51,51	0
56	MG	BA	3676	1/1	0.94	0.28	53,53,53,53	0
56	MG	CA	3105	1/1	0.94	0.14	49,49,49,49	0
56	MG	DA	3535	1/1	0.94	0.35	54,54,54,54	0
56	MG	BA	3267	1/1	0.94	0.14	37,37,37,37	0
56	MG	AA	3064	1/1	0.94	0.13	61,61,61,61	0
56	MG	CA	3113	1/1	0.94	0.11	55,55,55,55	0
56	MG	BA	3680	1/1	0.94	0.15	52,52,52,52	0
56	MG	BB	3010	1/1	0.94	0.11	48,48,48,48	0

Continued on next page...

Continued from previous page...

Mol	Type	Chain	Res	Atoms	RSCC	RSR	B-factors(Å^2)	Q<0.9
56	MG	BA	3008	1/1	0.94	0.22	27,27,27,27	0
56	MG	CA	3118	1/1	0.94	0.18	47,47,47,47	0
56	MG	BA	3011	1/1	0.94	0.20	40,40,40,40	0
56	MG	DA	3206	1/1	0.94	0.10	39,39,39,39	0
56	MG	BB	3013	1/1	0.94	0.14	42,42,42,42	0
56	MG	BA	3098	1/1	0.94	0.35	26,26,26,26	0
56	MG	BA	3183	1/1	0.94	0.22	40,40,40,40	0
56	MG	BA	3688	1/1	0.94	0.20	45,45,45,45	0
56	MG	AA	3162	1/1	0.94	0.28	59,59,59,59	0
56	MG	BA	3276	1/1	0.94	0.29	41,41,41,41	0
56	MG	BA	3691	1/1	0.94	0.25	38,38,38,38	0
56	MG	DA	3216	1/1	0.94	0.29	46,46,46,46	0
56	MG	BA	3190	1/1	0.94	0.16	45,45,45,45	0
56	MG	CA	3129	1/1	0.94	0.19	61,61,61,61	0
56	MG	BD	308	1/1	0.94	0.28	39,39,39,39	0
56	MG	DA	3564	1/1	0.94	0.31	53,53,53,53	0
56	MG	BA	3378	1/1	0.94	0.10	34,34,34,34	0
56	MG	BE	304	1/1	0.94	0.26	40,40,40,40	0
56	MG	BA	3379	1/1	0.94	0.18	45,45,45,45	0
56	MG	BA	3381	1/1	0.94	0.14	43,43,43,43	0
56	MG	BA	3382	1/1	0.94	0.21	55,55,55,55	0
56	MG	BA	3528	1/1	0.94	0.11	43,43,43,43	0
56	MG	BF	306	1/1	0.94	0.31	40,40,40,40	0
56	MG	AA	3126	1/1	0.94	0.17	46,46,46,46	0
56	MG	BF	310	1/1	0.94	0.25	38,38,38,38	0
56	MG	AA	3099	1/1	0.94	0.25	63,63,63,63	0
56	MG	BA	3531	1/1	0.94	0.39	61,61,61,61	0
56	MG	BA	3533	1/1	0.94	0.23	50,50,50,50	0
56	MG	DA	3242	1/1	0.94	0.07	43,43,43,43	0
56	MG	DA	3243	1/1	0.94	0.17	54,54,54,54	0
56	MG	AA	3128	1/1	0.94	0.17	41,41,41,41	0
56	MG	BA	3281	1/1	0.94	0.17	49,49,49,49	0
56	MG	BA	3543	1/1	0.94	0.25	26,26,26,26	0
56	MG	DA	3592	1/1	0.94	0.17	52,52,52,52	0
56	MG	BA	3105	1/1	0.94	0.45	69,69,69,69	0
56	MG	BA	3545	1/1	0.94	0.25	41,41,41,41	0
56	MG	BA	3399	1/1	0.94	0.16	25,25,25,25	0
56	MG	DA	3598	1/1	0.94	0.11	63,63,63,63	0
56	MG	BA	3550	1/1	0.94	0.20	34,34,34,34	0
56	MG	DA	3258	1/1	0.94	0.18	59,59,59,59	0
56	MG	DA	3603	1/1	0.94	0.14	52,52,52,52	0
56	MG	CA	3168	1/1	0.94	0.19	72,72,72,72	0

Continued on next page...

Continued from previous page...

Mol	Type	Chain	Res	Atoms	RSCC	RSR	B-factors(Å^2)	Q<0.9
56	MG	DA	3260	1/1	0.94	0.13	41,41,41,41	0
56	MG	BR	201	1/1	0.94	0.17	44,44,44,44	0
56	MG	AA	3129	1/1	0.94	0.08	73,73,73,73	0
56	MG	DA	3270	1/1	0.94	0.22	49,49,49,49	0
56	MG	CA	3171	1/1	0.94	0.19	63,63,63,63	0
56	MG	BA	3286	1/1	0.94	0.32	46,46,46,46	0
56	MG	BU	201	1/1	0.94	0.14	39,39,39,39	0
56	MG	DA	3274	1/1	0.94	0.22	33,33,33,33	0
56	MG	DA	3278	1/1	0.94	0.21	53,53,53,53	0
56	MG	DA	3282	1/1	0.94	0.10	42,42,42,42	0
56	MG	DA	3283	1/1	0.94	0.25	46,46,46,46	0
56	MG	BU	208	1/1	0.94	0.13	41,41,41,41	0
56	MG	BV	203	1/1	0.94	0.24	32,32,32,32	0
56	MG	BA	3110	1/1	0.94	0.26	41,41,41,41	0
56	MG	BA	3559	1/1	0.94	0.20	30,30,30,30	0
56	MG	DA	3626	1/1	0.94	0.06	54,54,54,54	0
56	MG	CF	3001	1/1	0.94	0.26	38,38,38,38	0
56	MG	DA	3296	1/1	0.94	0.18	48,48,48,48	0
56	MG	DA	3631	1/1	0.94	0.13	56,56,56,56	0
56	MG	BA	3200	1/1	0.94	0.28	56,56,56,56	0
56	MG	DA	3633	1/1	0.94	0.14	61,61,61,61	0
56	MG	CT	3001	1/1	0.94	0.07	47,47,47,47	0
56	MG	AA	3052	1/1	0.94	0.32	68,68,68,68	0
56	MG	BX	102	1/1	0.94	0.31	41,41,41,41	0
56	MG	DA	3640	1/1	0.94	0.14	52,52,52,52	0
56	MG	DA	3641	1/1	0.94	0.09	44,44,44,44	0
56	MG	BY	502	1/1	0.94	0.13	50,50,50,50	0
56	MG	CX	3005	1/1	0.94	0.45	58,58,58,58	0
56	MG	BA	3021	1/1	0.94	0.17	60,60,60,60	0
56	MG	DA	3647	1/1	0.94	0.22	47,47,47,47	0
56	MG	B0	101	1/1	0.94	0.20	39,39,39,39	0
56	MG	DA	3311	1/1	0.94	0.18	42,42,42,42	0
56	MG	AA	3173	1/1	0.94	0.11	47,47,47,47	0
56	MG	DA	3652	1/1	0.94	0.12	49,49,49,49	0
56	MG	DA	3005	1/1	0.94	0.20	58,58,58,58	0
56	MG	DA	3014	1/1	0.94	0.14	50,50,50,50	0
56	MG	DA	3659	1/1	0.94	0.48	67,67,67,67	0
56	MG	AA	3053	1/1	0.94	0.37	49,49,49,49	0
56	MG	AA	3084	1/1	0.94	0.17	49,49,49,49	0
56	MG	DA	3664	1/1	0.94	0.08	38,38,38,38	0
56	MG	BA	3570	1/1	0.94	0.35	30,30,30,30	0
56	MG	BA	3416	1/1	0.94	0.17	21,21,21,21	0

Continued on next page...

Continued from previous page...

Mol	Type	Chain	Res	Atoms	RSCC	RSR	B-factors(Å^2)	Q<0.9
56	MG	DA	3669	1/1	0.94	0.22	49,49,49,49	0
56	MG	BA	3213	1/1	0.94	0.09	45,45,45,45	0
56	MG	BA	3575	1/1	0.94	0.09	64,64,64,64	0
56	MG	DA	3331	1/1	0.94	0.25	39,39,39,39	0
56	MG	BA	3420	1/1	0.94	0.19	22,22,22,22	0
56	MG	B5	105	1/1	0.94	0.10	49,49,49,49	0
56	MG	DA	3031	1/1	0.94	0.41	51,51,51,51	0
56	MG	DA	3342	1/1	0.94	0.10	56,56,56,56	0
56	MG	BA	3296	1/1	0.94	0.19	31,31,31,31	0
56	MG	DA	3348	1/1	0.94	0.27	38,38,38,38	0
56	MG	BA	3214	1/1	0.94	0.20	49,49,49,49	0
56	MG	BA	3300	1/1	0.94	0.18	22,22,22,22	0
56	MG	DA	3035	1/1	0.94	0.24	38,38,38,38	0
56	MG	BA	3425	1/1	0.94	0.27	29,29,29,29	0
56	MG	AA	3176	1/1	0.94	0.09	54,54,54,54	0
56	MG	DD	305	1/1	0.94	0.24	38,38,38,38	0
56	MG	CA	3001	1/1	0.94	0.25	73,73,73,73	0
56	MG	AA	3043	1/1	0.94	0.27	26,26,26,26	0
56	MG	DE	303	1/1	0.94	0.26	44,44,44,44	0
56	MG	AA	3027	1/1	0.94	0.24	54,54,54,54	0
56	MG	BA	3745	1/1	0.94	0.17	30,30,30,30	0
56	MG	DA	3048	1/1	0.94	0.15	45,45,45,45	0
56	MG	BA	3306	1/1	0.94	0.18	31,31,31,31	0
56	MG	BA	3034	1/1	0.94	0.21	28,28,28,28	0
56	MG	DA	3054	1/1	0.94	0.15	43,43,43,43	0
56	MG	BA	3223	1/1	0.94	0.16	29,29,29,29	0
56	MG	DW	3001	1/1	0.94	0.23	43,43,43,43	0
56	MG	DA	3377	1/1	0.94	0.07	42,42,42,42	0
56	MG	D0	101	1/1	0.94	0.08	56,56,56,56	0
56	MG	DA	3059	1/1	0.94	0.45	53,53,53,53	0
56	MG	D7	101	1/1	0.94	0.19	39,39,39,39	0
56	MG	BA	3750	1/1	0.94	0.21	49,49,49,49	0
56	MG	DA	3381	1/1	0.94	0.11	60,60,60,60	0
56	MG	AA	3184	1/1	0.94	0.12	55,55,55,55	0
56	MG	DA	3065	1/1	0.94	0.08	56,56,56,56	0
56	MG	CA	3012	1/1	0.94	0.20	68,68,68,68	0
56	MG	AA	3036	1/1	0.94	0.12	52,52,52,52	0
56	MG	CA	3014	1/1	0.94	0.14	47,47,47,47	0
56	MG	AA	3187	1/1	0.94	0.12	62,62,62,62	0
56	MG	DA	3426	1/1	0.95	0.17	41,41,41,41	0
56	MG	DA	3154	1/1	0.95	0.32	52,52,52,52	0
56	MG	BA	3318	1/1	0.95	0.27	37,37,37,37	0

Continued on next page...

Continued from previous page...

Mol	Type	Chain	Res	Atoms	RSCC	RSR	B-factors(Å^2)	Q<0.9
56	MG	CA	3136	1/1	0.95	0.18	65,65,65,65	0
56	MG	BA	3631	1/1	0.95	0.14	43,43,43,43	0
56	MG	AA	3034	1/1	0.95	0.26	48,48,48,48	0
56	MG	CA	3140	1/1	0.95	0.16	79,79,79,79	0
56	MG	AA	3219	1/1	0.95	0.21	65,65,65,65	0
56	MG	DA	3163	1/1	0.95	0.27	49,49,49,49	0
56	MG	BA	3635	1/1	0.95	0.28	62,62,62,62	0
56	MG	CA	3145	1/1	0.95	0.13	63,63,63,63	0
56	MG	DA	3169	1/1	0.95	0.13	49,49,49,49	0
56	MG	AA	3220	1/1	0.95	0.07	64,64,64,64	0
56	MG	BA	3324	1/1	0.95	0.17	34,34,34,34	0
56	MG	DA	3174	1/1	0.95	0.17	48,48,48,48	0
56	MG	BA	3262	1/1	0.95	0.31	47,47,47,47	0
56	MG	CA	3149	1/1	0.95	0.27	65,65,65,65	0
56	MG	CA	3150	1/1	0.95	0.16	62,62,62,62	0
56	MG	BA	3517	1/1	0.95	0.12	51,51,51,51	0
56	MG	BA	3263	1/1	0.95	0.18	32,32,32,32	0
56	MG	BA	3642	1/1	0.95	0.09	37,37,37,37	0
56	MG	AA	3191	1/1	0.95	0.24	48,48,48,48	0
56	MG	DA	3462	1/1	0.95	0.28	43,43,43,43	0
56	MG	DA	3464	1/1	0.95	0.11	44,44,44,44	0
56	MG	BA	3647	1/1	0.95	0.16	45,45,45,45	0
56	MG	DA	3185	1/1	0.95	0.24	54,54,54,54	0
56	MG	BA	3202	1/1	0.95	0.13	46,46,46,46	0
56	MG	CA	3160	1/1	0.95	0.16	65,65,65,65	0
56	MG	DA	3188	1/1	0.95	0.38	50,50,50,50	0
56	MG	DA	3475	1/1	0.95	0.13	42,42,42,42	0
56	MG	AA	3014	1/1	0.95	0.12	69,69,69,69	0
56	MG	BA	3268	1/1	0.95	0.28	58,58,58,58	0
56	MG	BA	3652	1/1	0.95	0.13	46,46,46,46	0
56	MG	CA	3165	1/1	0.95	0.08	56,56,56,56	0
56	MG	BA	3339	1/1	0.95	0.15	40,40,40,40	0
56	MG	BA	3037	1/1	0.95	0.16	37,37,37,37	0
56	MG	AA	3019	1/1	0.95	0.15	48,48,48,48	0
56	MG	DA	3488	1/1	0.95	0.13	37,37,37,37	0
56	MG	DA	3489	1/1	0.95	0.16	37,37,37,37	0
56	MG	BA	3783	1/1	0.95	0.19	53,53,53,53	0
56	MG	BA	3343	1/1	0.95	0.18	33,33,33,33	0
56	MG	DA	3202	1/1	0.95	0.33	50,50,50,50	0
56	MG	DA	3496	1/1	0.95	0.06	48,48,48,48	0
56	MG	BA	3206	1/1	0.95	0.21	29,29,29,29	0
56	MG	AA	3010	1/1	0.95	0.14	59,59,59,59	0

Continued on next page...

Continued from previous page...

Mol	Type	Chain	Res	Atoms	RSCC	RSR	B-factors(Å^2)	Q<0.9
56	MG	BA	3532	1/1	0.95	0.27	49,49,49,49	0
56	MG	AA	3069	1/1	0.95	0.21	67,67,67,67	0
56	MG	BA	3536	1/1	0.95	0.18	48,48,48,48	0
56	MG	BA	3792	1/1	0.95	0.16	32,32,32,32	0
56	MG	BA	3794	1/1	0.95	0.20	33,33,33,33	0
56	MG	BA	3796	1/1	0.95	0.13	40,40,40,40	0
56	MG	BA	3051	1/1	0.95	0.23	25,25,25,25	0
56	MG	CV	3001	1/1	0.95	0.19	58,58,58,58	0
56	MG	BA	3539	1/1	0.95	0.21	23,23,23,23	0
56	MG	CW	3002	1/1	0.95	0.16	74,74,74,74	0
56	MG	BA	3799	1/1	0.95	0.22	47,47,47,47	0
56	MG	BA	3800	1/1	0.95	0.15	39,39,39,39	0
56	MG	BA	3432	1/1	0.95	0.10	52,52,52,52	0
56	MG	BA	3216	1/1	0.95	0.21	34,34,34,34	0
56	MG	BA	3671	1/1	0.95	0.14	45,45,45,45	0
56	MG	AA	3149	1/1	0.95	0.21	41,41,41,41	0
56	MG	DA	3226	1/1	0.95	0.15	54,54,54,54	0
56	MG	CA	3022	1/1	0.95	0.10	53,53,53,53	0
56	MG	DA	3525	1/1	0.95	0.17	41,41,41,41	0
56	MG	DA	3007	1/1	0.95	0.39	54,54,54,54	0
56	MG	DA	3232	1/1	0.95	0.28	53,53,53,53	0
56	MG	DA	3529	1/1	0.95	0.10	41,41,41,41	0
56	MG	DA	3008	1/1	0.95	0.21	33,33,33,33	0
56	MG	DA	3013	1/1	0.95	0.17	40,40,40,40	0
56	MG	AA	3132	1/1	0.95	0.13	22,22,22,22	0
56	MG	AK	201	1/1	0.95	0.14	61,61,61,61	0
56	MG	AK	202	1/1	0.95	0.26	38,38,38,38	0
56	MG	DA	3021	1/1	0.95	0.30	48,48,48,48	0
56	MG	DA	3240	1/1	0.95	0.17	51,51,51,51	0
56	MG	DA	3023	1/1	0.95	0.14	30,30,30,30	0
56	MG	BA	3222	1/1	0.95	0.36	27,27,27,27	0
56	MG	BA	3109	1/1	0.95	0.28	42,42,42,42	0
56	MG	DA	3244	1/1	0.95	0.13	48,48,48,48	0
56	MG	DA	3245	1/1	0.95	0.10	62,62,62,62	0
56	MG	AA	3009	1/1	0.95	0.26	46,46,46,46	0
56	MG	BA	3558	1/1	0.95	0.19	29,29,29,29	0
56	MG	AA	3046	1/1	0.95	0.16	56,56,56,56	0
56	MG	BA	3163	1/1	0.95	0.22	45,45,45,45	0
56	MG	BA	3563	1/1	0.95	0.08	60,60,60,60	0
56	MG	BA	3827	1/1	0.95	0.20	30,30,30,30	0
56	MG	DA	3553	1/1	0.95	0.14	54,54,54,54	0
56	MG	DA	3555	1/1	0.95	0.08	54,54,54,54	0

Continued on next page...

Continued from previous page...

Mol	Type	Chain	Res	Atoms	RSCC	RSR	B-factors(Å^2)	Q<0.9
56	MG	BA	3687	1/1	0.95	0.23	36,36,36,36	0
56	MG	AA	3178	1/1	0.95	0.12	54,54,54,54	0
56	MG	BA	3362	1/1	0.95	0.25	19,19,19,19	0
56	MG	BA	3169	1/1	0.95	0.25	47,47,47,47	0
56	MG	BA	3833	1/1	0.95	0.20	43,43,43,43	0
56	MG	DA	3264	1/1	0.95	0.13	31,31,31,31	0
56	MG	DA	3265	1/1	0.95	0.31	52,52,52,52	0
56	MG	DA	3267	1/1	0.95	0.26	38,38,38,38	0
56	MG	DA	3268	1/1	0.95	0.04	60,60,60,60	0
56	MG	DA	3040	1/1	0.95	0.11	53,53,53,53	0
56	MG	BA	3834	1/1	0.95	0.13	35,35,35,35	0
56	MG	DA	3042	1/1	0.95	0.15	41,41,41,41	0
56	MG	BA	3230	1/1	0.95	0.14	62,62,62,62	0
56	MG	AA	3207	1/1	0.95	0.14	68,68,68,68	0
56	MG	DA	3575	1/1	0.95	0.10	47,47,47,47	0
56	MG	AA	3180	1/1	0.95	0.14	57,57,57,57	0
56	MG	AA	3012	1/1	0.95	0.23	33,33,33,33	0
56	MG	DA	3279	1/1	0.95	0.07	48,48,48,48	0
56	MG	BA	3696	1/1	0.95	0.16	33,33,33,33	0
56	MG	DA	3052	1/1	0.95	0.12	38,38,38,38	0
56	MG	DA	3584	1/1	0.95	0.40	58,58,58,58	0
56	MG	DA	3285	1/1	0.95	0.20	28,28,28,28	0
56	MG	BA	3173	1/1	0.95	0.30	36,36,36,36	0
56	MG	BA	3066	1/1	0.95	0.39	51,51,51,51	0
56	MG	BA	3177	1/1	0.95	0.30	44,44,44,44	0
56	MG	DA	3058	1/1	0.95	0.21	46,46,46,46	0
56	MG	BA	3577	1/1	0.95	0.19	60,60,60,60	0
56	MG	DA	3593	1/1	0.95	0.24	39,39,39,39	0
56	MG	CA	3056	1/1	0.95	0.23	60,60,60,60	0
56	MG	BA	3067	1/1	0.95	0.23	49,49,49,49	0
56	MG	DA	3063	1/1	0.95	0.14	46,46,46,46	0
56	MG	DA	3302	1/1	0.95	0.12	33,33,33,33	0
56	MG	BA	3463	1/1	0.95	0.20	37,37,37,37	0
56	MG	DA	3601	1/1	0.95	0.19	54,54,54,54	0
56	MG	BA	3580	1/1	0.95	0.22	42,42,42,42	0
56	MG	DA	3067	1/1	0.95	0.25	49,49,49,49	0
56	MG	AA	3074	1/1	0.95	0.17	47,47,47,47	0
56	MG	BA	3243	1/1	0.95	0.18	44,44,44,44	0
56	MG	BA	3077	1/1	0.95	0.20	34,34,34,34	0
56	MG	BA	3584	1/1	0.95	0.24	27,27,27,27	0
56	MG	BA	3709	1/1	0.95	0.29	44,44,44,44	0
56	MG	DA	3074	1/1	0.95	0.22	50,50,50,50	0

Continued on next page...

Continued from previous page...

Mol	Type	Chain	Res	Atoms	RSCC	RSR	B-factors(Å^2)	Q<0.9
56	MG	BA	3380	1/1	0.95	0.12	60,60,60,60	0
56	MG	DA	3076	1/1	0.95	0.22	43,43,43,43	0
56	MG	DA	3077	1/1	0.95	0.18	43,43,43,43	0
56	MG	BA	3471	1/1	0.95	0.06	45,45,45,45	0
56	MG	BB	3021	1/1	0.95	0.13	54,54,54,54	0
56	MG	BA	3587	1/1	0.95	0.20	44,44,44,44	0
56	MG	DA	3617	1/1	0.95	0.36	53,53,53,53	0
56	MG	DA	3326	1/1	0.95	0.18	46,46,46,46	0
56	MG	DA	3327	1/1	0.95	0.19	59,59,59,59	0
56	MG	DA	3082	1/1	0.95	0.22	34,34,34,34	0
56	MG	DA	3330	1/1	0.95	0.17	46,46,46,46	0
56	MG	DA	3625	1/1	0.95	0.20	53,53,53,53	0
56	MG	DA	3083	1/1	0.95	0.18	51,51,51,51	0
56	MG	DA	3084	1/1	0.95	0.27	27,27,27,27	0
56	MG	BA	3715	1/1	0.95	0.24	53,53,53,53	0
56	MG	DA	3337	1/1	0.95	0.09	43,43,43,43	0
56	MG	BA	3126	1/1	0.95	0.26	43,43,43,43	0
56	MG	CA	3075	1/1	0.95	0.10	44,44,44,44	0
56	MG	DA	3634	1/1	0.95	0.14	53,53,53,53	0
56	MG	AA	3108	1/1	0.95	0.20	55,55,55,55	0
56	MG	DA	3347	1/1	0.95	0.16	44,44,44,44	0
56	MG	BD	310	1/1	0.95	0.15	31,31,31,31	0
56	MG	DA	3639	1/1	0.95	0.14	64,64,64,64	0
56	MG	BA	3385	1/1	0.95	0.15	39,39,39,39	0
56	MG	DA	3353	1/1	0.95	0.14	37,37,37,37	0
56	MG	BA	3309	1/1	0.95	0.07	55,55,55,55	0
56	MG	BA	3388	1/1	0.95	0.13	52,52,52,52	0
56	MG	DA	3357	1/1	0.95	0.14	44,44,44,44	0
56	MG	BA	3480	1/1	0.95	0.15	56,56,56,56	0
56	MG	BA	3722	1/1	0.95	0.13	50,50,50,50	0
56	MG	DA	3360	1/1	0.95	0.16	51,51,51,51	0
56	MG	DA	3362	1/1	0.95	0.22	43,43,43,43	0
56	MG	BF	301	1/1	0.95	0.26	38,38,38,38	0
56	MG	BF	304	1/1	0.95	0.15	32,32,32,32	0
56	MG	DA	3099	1/1	0.95	0.09	60,60,60,60	0
56	MG	BA	3390	1/1	0.95	0.21	52,52,52,52	0
56	MG	BA	3598	1/1	0.95	0.15	47,47,47,47	0
56	MG	BA	3600	1/1	0.95	0.10	56,56,56,56	0
56	MG	DA	3372	1/1	0.95	0.15	47,47,47,47	0
56	MG	AA	3124	1/1	0.95	0.20	53,53,53,53	0
56	MG	BA	3483	1/1	0.95	0.28	38,38,38,38	0
56	MG	BG	202	1/1	0.95	0.07	46,46,46,46	0

Continued on next page...

Continued from previous page...

Mol	Type	Chain	Res	Atoms	RSCC	RSR	B-factors(Å^2)	Q<0.9
56	MG	BA	3187	1/1	0.95	0.16	36,36,36,36	0
56	MG	CA	3100	1/1	0.95	0.23	62,62,62,62	0
56	MG	DA	3379	1/1	0.95	0.20	59,59,59,59	0
56	MG	BA	3485	1/1	0.95	0.23	46,46,46,46	0
56	MG	CA	3103	1/1	0.95	0.10	75,75,75,75	0
56	MG	BA	3486	1/1	0.95	0.23	48,48,48,48	0
56	MG	BA	3488	1/1	0.95	0.10	50,50,50,50	0
56	MG	CA	3107	1/1	0.95	0.10	66,66,66,66	0
56	MG	BA	3608	1/1	0.95	0.21	60,60,60,60	0
56	MG	BA	3611	1/1	0.95	0.13	42,42,42,42	0
56	MG	DB	3007	1/1	0.95	0.09	59,59,59,59	0
56	MG	DB	3008	1/1	0.95	0.14	68,68,68,68	0
56	MG	DA	3123	1/1	0.95	0.12	47,47,47,47	0
56	MG	DA	3125	1/1	0.95	0.26	45,45,45,45	0
56	MG	DA	3126	1/1	0.95	0.15	44,44,44,44	0
56	MG	CA	3112	1/1	0.95	0.15	59,59,59,59	0
56	MG	DA	3130	1/1	0.95	0.25	47,47,47,47	0
56	MG	BP	203	1/1	0.95	0.12	32,32,32,32	0
56	MG	DE	301	1/1	0.95	0.29	45,45,45,45	0
56	MG	AA	3141	1/1	0.95	0.10	55,55,55,55	0
56	MG	DA	3400	1/1	0.95	0.34	39,39,39,39	0
56	MG	BA	3191	1/1	0.95	0.26	40,40,40,40	0
56	MG	DA	3134	1/1	0.95	0.13	49,49,49,49	0
56	MG	BQ	3004	1/1	0.95	0.24	35,35,35,35	0
56	MG	DF	303	1/1	0.95	0.07	46,46,46,46	0
56	MG	DN	5001	1/1	0.95	0.07	62,62,62,62	0
56	MG	AA	3075	1/1	0.95	0.22	33,33,33,33	0
56	MG	BA	3494	1/1	0.95	0.13	57,57,57,57	0
56	MG	BA	3499	1/1	0.95	0.24	33,33,33,33	0
56	MG	DV	3001	1/1	0.95	0.35	71,71,71,71	0
56	MG	BA	3401	1/1	0.95	0.14	48,48,48,48	0
56	MG	AA	3163	1/1	0.95	0.15	37,37,37,37	0
56	MG	BU	205	1/1	0.95	0.22	38,38,38,38	0
56	MG	BU	206	1/1	0.95	0.34	43,43,43,43	0
56	MG	DA	3413	1/1	0.95	0.20	36,36,36,36	0
56	MG	DA	3414	1/1	0.95	0.16	41,41,41,41	0
56	MG	BA	3403	1/1	0.95	0.28	31,31,31,31	0
56	MG	DA	3417	1/1	0.95	0.22	33,33,33,33	0
56	MG	BA	3404	1/1	0.95	0.18	36,36,36,36	0
59	ZN	B4	501	1/1	0.95	0.12	73,73,73,73	0
56	MG	BV	204	1/1	0.95	0.21	50,50,50,50	0
56	MG	DA	3148	1/1	0.95	0.23	29,29,29,29	0

Continued on next page...

Continued from previous page...

Mol	Type	Chain	Res	Atoms	RSCC	RSR	B-factors(Å^2)	Q<0.9
56	MG	BA	3406	1/1	0.95	0.19	32,32,32,32	0
56	MG	BA	3134	1/1	0.95	0.15	35,35,35,35	0
56	MG	BA	3135	1/1	0.95	0.21	35,35,35,35	0
56	MG	CA	3102	1/1	0.96	0.09	54,54,54,54	0
56	MG	DA	3486	1/1	0.96	0.22	44,44,44,44	0
56	MG	BA	3555	1/1	0.96	0.29	33,33,33,33	0
56	MG	BA	3247	1/1	0.96	0.30	28,28,28,28	0
56	MG	BA	3189	1/1	0.96	0.16	30,30,30,30	0
56	MG	DA	3490	1/1	0.96	0.18	39,39,39,39	0
56	MG	DA	3257	1/1	0.96	0.20	34,34,34,34	0
56	MG	DA	3492	1/1	0.96	0.12	47,47,47,47	0
56	MG	BA	3459	1/1	0.96	0.17	48,48,48,48	0
56	MG	DA	3494	1/1	0.96	0.18	30,30,30,30	0
56	MG	BA	3461	1/1	0.96	0.19	31,31,31,31	0
56	MG	CA	3110	1/1	0.96	0.11	48,48,48,48	0
56	MG	DA	3262	1/1	0.96	0.12	43,43,43,43	0
56	MG	DA	3080	1/1	0.96	0.22	45,45,45,45	0
56	MG	BA	3562	1/1	0.96	0.18	35,35,35,35	0
56	MG	BA	3308	1/1	0.96	0.21	39,39,39,39	0
56	MG	DA	3501	1/1	0.96	0.15	59,59,59,59	0
56	MG	DA	3266	1/1	0.96	0.10	47,47,47,47	0
56	MG	BA	3040	1/1	0.96	0.14	47,47,47,47	0
56	MG	BA	3784	1/1	0.96	0.22	52,52,52,52	0
56	MG	BA	3785	1/1	0.96	0.16	41,41,41,41	0
56	MG	CA	3116	1/1	0.96	0.06	55,55,55,55	0
56	MG	BA	3386	1/1	0.96	0.22	42,42,42,42	0
56	MG	DA	3088	1/1	0.96	0.18	42,42,42,42	0
56	MG	BA	3468	1/1	0.96	0.23	49,49,49,49	0
56	MG	AA	3122	1/1	0.96	0.19	60,60,60,60	0
56	MG	DA	3512	1/1	0.96	0.22	46,46,46,46	0
56	MG	DA	3276	1/1	0.96	0.08	33,33,33,33	0
56	MG	DA	3277	1/1	0.96	0.10	56,56,56,56	0
56	MG	DA	3091	1/1	0.96	0.18	43,43,43,43	0
56	MG	B0	102	1/1	0.96	0.12	68,68,68,68	0
56	MG	DA	3517	1/1	0.96	0.10	47,47,47,47	0
56	MG	AA	3133	1/1	0.96	0.23	30,30,30,30	0
56	MG	DA	3519	1/1	0.96	0.17	24,24,24,24	0
56	MG	BA	3389	1/1	0.96	0.28	37,37,37,37	0
56	MG	DA	3522	1/1	0.96	0.29	25,25,25,25	0
56	MG	DA	3284	1/1	0.96	0.18	40,40,40,40	0
56	MG	BA	3006	1/1	0.96	0.15	52,52,52,52	0
56	MG	BA	3573	1/1	0.96	0.09	32,32,32,32	0

Continued on next page...

Continued from previous page...

Mol	Type	Chain	Res	Atoms	RSCC	RSR	B-factors(Å^2)	Q<0.9
56	MG	BA	3473	1/1	0.96	0.28	57,57,57,57	0
56	MG	B3	103	1/1	0.96	0.07	45,45,45,45	0
56	MG	DA	3289	1/1	0.96	0.36	42,42,42,42	0
56	MG	AA	3001	1/1	0.96	0.18	34,34,34,34	0
56	MG	B5	101	1/1	0.96	0.14	31,31,31,31	0
56	MG	CA	3130	1/1	0.96	0.12	60,60,60,60	0
56	MG	BA	3684	1/1	0.96	0.20	49,49,49,49	0
56	MG	DA	3298	1/1	0.96	0.17	33,33,33,33	0
56	MG	DA	3299	1/1	0.96	0.24	43,43,43,43	0
56	MG	AA	3025	1/1	0.96	0.12	43,43,43,43	0
56	MG	AA	3146	1/1	0.96	0.11	53,53,53,53	0
56	MG	CA	3135	1/1	0.96	0.11	53,53,53,53	0
56	MG	AA	3104	1/1	0.96	0.20	50,50,50,50	0
56	MG	BA	3397	1/1	0.96	0.23	53,53,53,53	0
56	MG	BA	3398	1/1	0.96	0.20	42,42,42,42	0
56	MG	DA	3307	1/1	0.96	0.08	45,45,45,45	0
56	MG	AA	3006	1/1	0.96	0.14	37,37,37,37	0
56	MG	CA	3141	1/1	0.96	0.17	49,49,49,49	0
56	MG	BA	3258	1/1	0.96	0.28	41,41,41,41	0
56	MG	BA	3146	1/1	0.96	0.19	42,42,42,42	0
56	MG	DA	3315	1/1	0.96	0.17	41,41,41,41	0
56	MG	BA	3147	1/1	0.96	0.13	30,30,30,30	0
56	MG	BA	3148	1/1	0.96	0.27	15,15,15,15	0
56	MG	AA	3177	1/1	0.96	0.14	57,57,57,57	0
56	MG	DA	3558	1/1	0.96	0.25	34,34,34,34	0
56	MG	BA	3490	1/1	0.96	0.22	44,44,44,44	0
56	MG	BA	3325	1/1	0.96	0.28	56,56,56,56	0
56	MG	AE	3001	1/1	0.96	0.06	66,66,66,66	0
56	MG	DA	3128	1/1	0.96	0.07	45,45,45,45	0
56	MG	DA	3129	1/1	0.96	0.12	45,45,45,45	0
56	MG	CA	3009	1/1	0.96	0.22	50,50,50,50	0
56	MG	BA	3103	1/1	0.96	0.33	48,48,48,48	0
56	MG	AA	3060	1/1	0.96	0.21	59,59,59,59	0
56	MG	BA	3498	1/1	0.96	0.07	54,54,54,54	0
56	MG	DA	3332	1/1	0.96	0.20	41,41,41,41	0
56	MG	CA	3155	1/1	0.96	0.14	50,50,50,50	0
56	MG	CA	3156	1/1	0.96	0.10	68,68,68,68	0
56	MG	DA	3136	1/1	0.96	0.22	44,44,44,44	0
56	MG	DA	3576	1/1	0.96	0.16	37,37,37,37	0
56	MG	BA	3826	1/1	0.96	0.22	33,33,33,33	0
56	MG	DA	3341	1/1	0.96	0.21	31,31,31,31	0
56	MG	DA	3579	1/1	0.96	0.07	55,55,55,55	0

Continued on next page...

Continued from previous page...

Mol	Type	Chain	Res	Atoms	RSCC	RSR	B-factors(Å^2)	Q<0.9
56	MG	BA	3208	1/1	0.96	0.32	48,48,48,48	0
56	MG	BA	3596	1/1	0.96	0.32	45,45,45,45	0
56	MG	BA	3209	1/1	0.96	0.12	41,41,41,41	0
56	MG	AA	3007	1/1	0.96	0.26	65,65,65,65	0
56	MG	DA	3349	1/1	0.96	0.11	44,44,44,44	0
56	MG	CA	3163	1/1	0.96	0.17	53,53,53,53	0
56	MG	DA	3352	1/1	0.96	0.15	35,35,35,35	0
56	MG	DA	3143	1/1	0.96	0.23	50,50,50,50	0
56	MG	DA	3590	1/1	0.96	0.19	60,60,60,60	0
56	MG	BA	3338	1/1	0.96	0.16	41,41,41,41	0
56	MG	AM	201	1/1	0.96	0.05	50,50,50,50	0
56	MG	CA	3166	1/1	0.96	0.13	66,66,66,66	0
56	MG	DA	3594	1/1	0.96	0.07	44,44,44,44	0
56	MG	BA	3710	1/1	0.96	0.19	28,28,28,28	0
56	MG	BA	3417	1/1	0.96	0.22	33,33,33,33	0
56	MG	BA	3215	1/1	0.96	0.30	45,45,45,45	0
56	MG	BA	3713	1/1	0.96	0.23	54,54,54,54	0
56	MG	DA	3364	1/1	0.96	0.14	38,38,38,38	0
56	MG	DA	3151	1/1	0.96	0.26	44,44,44,44	0
56	MG	AX	3011	1/1	0.96	0.16	50,50,50,50	0
56	MG	DA	3153	1/1	0.96	0.15	44,44,44,44	0
56	MG	BA	3507	1/1	0.96	0.12	39,39,39,39	0
56	MG	BA	3159	1/1	0.96	0.22	30,30,30,30	0
56	MG	CA	3174	1/1	0.96	0.25	46,46,46,46	0
56	MG	BA	3161	1/1	0.96	0.23	37,37,37,37	0
56	MG	DA	3373	1/1	0.96	0.10	31,31,31,31	0
56	MG	AA	3121	1/1	0.96	0.15	66,66,66,66	0
56	MG	BA	3612	1/1	0.96	0.10	62,62,62,62	0
56	MG	CE	201	1/1	0.96	0.19	50,50,50,50	0
56	MG	BA	3025	1/1	0.96	0.15	38,38,38,38	0
56	MG	DA	3164	1/1	0.96	0.26	33,33,33,33	0
56	MG	DA	3166	1/1	0.96	0.17	46,46,46,46	0
56	MG	BA	3068	1/1	0.96	0.26	51,51,51,51	0
56	MG	BA	3515	1/1	0.96	0.21	20,20,20,20	0
56	MG	BA	3167	1/1	0.96	0.19	50,50,50,50	0
56	MG	BA	3349	1/1	0.96	0.19	34,34,34,34	0
56	MG	DA	3386	1/1	0.96	0.17	48,48,48,48	0
56	MG	BA	3027	1/1	0.96	0.20	42,42,42,42	0
56	MG	BB	3014	1/1	0.96	0.14	69,69,69,69	0
56	MG	BA	3073	1/1	0.96	0.17	41,41,41,41	0
56	MG	DA	3627	1/1	0.96	0.04	48,48,48,48	0
56	MG	DA	3177	1/1	0.96	0.17	54,54,54,54	0

Continued on next page...

Continued from previous page...

Mol	Type	Chain	Res	Atoms	RSCC	RSR	B-factors(Å^2)	Q<0.9
56	MG	DA	3629	1/1	0.96	0.22	52,52,52,52	0
56	MG	CX	3003	1/1	0.96	0.38	50,50,50,50	0
56	MG	BA	3521	1/1	0.96	0.13	36,36,36,36	0
56	MG	BA	3075	1/1	0.96	0.20	27,27,27,27	0
56	MG	AX	3013	1/1	0.96	0.30	39,39,39,39	0
56	MG	CY	3001	1/1	0.96	0.27	58,58,58,58	0
56	MG	BA	3285	1/1	0.96	0.37	49,49,49,49	0
56	MG	BA	3733	1/1	0.96	0.26	41,41,41,41	0
56	MG	DA	3004	1/1	0.96	0.19	42,42,42,42	0
56	MG	CA	3048	1/1	0.96	0.27	52,52,52,52	0
56	MG	BA	3627	1/1	0.96	0.17	45,45,45,45	0
56	MG	BD	305	1/1	0.96	0.14	37,37,37,37	0
56	MG	DA	3010	1/1	0.96	0.07	43,43,43,43	0
56	MG	AY	3001	1/1	0.96	0.31	70,70,70,70	0
56	MG	AA	3182	1/1	0.96	0.20	52,52,52,52	0
56	MG	DA	3193	1/1	0.96	0.33	40,40,40,40	0
56	MG	DA	3016	1/1	0.96	0.12	53,53,53,53	0
56	MG	BA	3630	1/1	0.96	0.08	30,30,30,30	0
56	MG	DA	3411	1/1	0.96	0.17	46,46,46,46	0
56	MG	DA	3412	1/1	0.96	0.16	63,63,63,63	0
56	MG	BD	311	1/1	0.96	0.21	51,51,51,51	0
56	MG	BA	3176	1/1	0.96	0.29	55,55,55,55	0
56	MG	DA	3658	1/1	0.96	0.39	37,37,37,37	0
56	MG	DA	3198	1/1	0.96	0.08	51,51,51,51	0
56	MG	DA	3416	1/1	0.96	0.34	40,40,40,40	0
56	MG	DA	3662	1/1	0.96	0.09	27,27,27,27	0
56	MG	CA	3057	1/1	0.96	0.17	58,58,58,58	0
56	MG	BE	303	1/1	0.96	0.16	27,27,27,27	0
56	MG	BA	3082	1/1	0.96	0.11	59,59,59,59	0
56	MG	DA	3666	1/1	0.96	0.22	41,41,41,41	0
56	MG	AA	3217	1/1	0.96	0.16	55,55,55,55	0
56	MG	DA	3421	1/1	0.96	0.21	53,53,53,53	0
56	MG	CA	3062	1/1	0.96	0.23	44,44,44,44	0
56	MG	BA	3084	1/1	0.96	0.18	45,45,45,45	0
56	MG	BA	3744	1/1	0.96	0.13	20,20,20,20	0
56	MG	BE	308	1/1	0.96	0.17	21,21,21,21	0
56	MG	BA	3085	1/1	0.96	0.13	31,31,31,31	0
56	MG	DB	3001	1/1	0.96	0.04	73,73,73,73	0
56	MG	DA	3431	1/1	0.96	0.17	25,25,25,25	0
56	MG	BF	302	1/1	0.96	0.22	39,39,39,39	0
56	MG	BA	3746	1/1	0.96	0.33	25,25,25,25	0
56	MG	BA	3086	1/1	0.96	0.28	41,41,41,41	0

Continued on next page...

Continued from previous page...

Mol	Type	Chain	Res	Atoms	RSCC	RSR	B-factors(Å^2)	Q<0.9
56	MG	BA	3534	1/1	0.96	0.30	31,31,31,31	0
56	MG	BA	3239	1/1	0.96	0.15	31,31,31,31	0
56	MG	AA	3168	1/1	0.96	0.08	62,62,62,62	0
56	MG	DB	3009	1/1	0.96	0.19	47,47,47,47	0
56	MG	DA	3217	1/1	0.96	0.14	50,50,50,50	0
56	MG	BA	3538	1/1	0.96	0.20	45,45,45,45	0
56	MG	BF	312	1/1	0.96	0.14	47,47,47,47	0
56	MG	BA	3643	1/1	0.96	0.20	30,30,30,30	0
56	MG	CA	3079	1/1	0.96	0.15	54,54,54,54	0
56	MG	BA	3297	1/1	0.96	0.55	55,55,55,55	0
56	MG	DA	3450	1/1	0.96	0.16	36,36,36,36	0
56	MG	BA	3540	1/1	0.96	0.17	44,44,44,44	0
56	MG	DA	3049	1/1	0.96	0.22	24,24,24,24	0
56	MG	BA	3755	1/1	0.96	0.19	52,52,52,52	0
56	MG	DA	3230	1/1	0.96	0.15	33,33,33,33	0
56	MG	DA	3455	1/1	0.96	0.18	27,27,27,27	0
56	MG	BA	3541	1/1	0.96	0.14	29,29,29,29	0
56	MG	DF	304	1/1	0.96	0.22	39,39,39,39	0
56	MG	DF	305	1/1	0.96	0.17	43,43,43,43	0
56	MG	BA	3184	1/1	0.96	0.12	30,30,30,30	0
56	MG	BP	201	1/1	0.96	0.39	41,41,41,41	0
56	MG	BA	3299	1/1	0.96	0.15	32,32,32,32	0
56	MG	BA	3242	1/1	0.96	0.33	42,42,42,42	0
56	MG	DA	3463	1/1	0.96	0.15	37,37,37,37	0
56	MG	BQ	3001	1/1	0.96	0.23	40,40,40,40	0
56	MG	DV	3003	1/1	0.96	0.12	52,52,52,52	0
56	MG	BA	3301	1/1	0.96	0.14	26,26,26,26	0
56	MG	CA	3093	1/1	0.96	0.17	34,34,34,34	0
56	MG	DW	3003	1/1	0.96	0.34	47,47,47,47	0
56	MG	DA	3062	1/1	0.96	0.18	53,53,53,53	0
56	MG	BA	3452	1/1	0.96	0.30	27,27,27,27	0
56	MG	DA	3471	1/1	0.96	0.15	50,50,50,50	0
56	MG	DA	3472	1/1	0.96	0.06	33,33,33,33	0
56	MG	AA	3203	1/1	0.96	0.34	57,57,57,57	0
56	MG	CA	3096	1/1	0.96	0.15	61,61,61,61	0
56	MG	BA	3764	1/1	0.96	0.12	58,58,58,58	0
56	MG	BA	3552	1/1	0.96	0.26	34,34,34,34	0
56	MG	BA	3660	1/1	0.96	0.18	51,51,51,51	0
56	MG	DA	3481	1/1	0.96	0.18	30,30,30,30	0
59	ZN	D6	501	1/1	0.96	0.11	73,73,73,73	0
56	MG	BA	3038	1/1	0.96	0.30	47,47,47,47	0
56	MG	BA	3245	1/1	0.96	0.28	29,29,29,29	0

Continued on next page...

Continued from previous page...

Mol	Type	Chain	Res	Atoms	RSCC	RSR	B-factors(Å^2)	Q<0.9
56	MG	DA	3120	1/1	0.97	0.19	45,45,45,45	0
56	MG	BA	3816	1/1	0.97	0.19	21,21,21,21	0
56	MG	BA	3331	1/1	0.97	0.14	32,32,32,32	0
56	MG	BA	3495	1/1	0.97	0.24	34,34,34,34	0
56	MG	DA	3124	1/1	0.97	0.19	34,34,34,34	0
56	MG	DA	3510	1/1	0.97	0.24	50,50,50,50	0
56	MG	CA	3008	1/1	0.97	0.12	50,50,50,50	0
56	MG	BA	3497	1/1	0.97	0.21	41,41,41,41	0
56	MG	DA	3308	1/1	0.97	0.16	45,45,45,45	0
56	MG	BA	3822	1/1	0.97	0.20	21,21,21,21	0
56	MG	BA	3823	1/1	0.97	0.08	53,53,53,53	0
56	MG	BA	3824	1/1	0.97	0.12	43,43,43,43	0
56	MG	CA	3158	1/1	0.97	0.19	53,53,53,53	0
56	MG	DA	3313	1/1	0.97	0.20	23,23,23,23	0
56	MG	DA	3314	1/1	0.97	0.18	33,33,33,33	0
56	MG	DA	3520	1/1	0.97	0.05	48,48,48,48	0
56	MG	BA	3332	1/1	0.97	0.17	30,30,30,30	0
56	MG	DA	3317	1/1	0.97	0.15	55,55,55,55	0
56	MG	BA	3591	1/1	0.97	0.21	23,23,23,23	0
56	MG	BA	3044	1/1	0.97	0.25	49,49,49,49	0
56	MG	BA	3335	1/1	0.97	0.17	50,50,50,50	0
56	MG	BA	3336	1/1	0.97	0.13	35,35,35,35	0
56	MG	DA	3528	1/1	0.97	0.09	57,57,57,57	0
56	MG	DA	3322	1/1	0.97	0.29	43,43,43,43	0
56	MG	DA	3530	1/1	0.97	0.23	55,55,55,55	0
56	MG	BA	3010	1/1	0.97	0.13	29,29,29,29	0
56	MG	DA	3532	1/1	0.97	0.14	57,57,57,57	0
56	MG	BA	3415	1/1	0.97	0.20	29,29,29,29	0
56	MG	AA	3164	1/1	0.97	0.24	50,50,50,50	0
56	MG	BA	3048	1/1	0.97	0.25	28,28,28,28	0
56	MG	BA	3340	1/1	0.97	0.13	45,45,45,45	0
56	MG	BA	3836	1/1	0.97	0.29	45,45,45,45	0
56	MG	BA	3012	1/1	0.97	0.21	26,26,26,26	0
56	MG	BA	3421	1/1	0.97	0.22	33,33,33,33	0
56	MG	BA	3013	1/1	0.97	0.28	34,34,34,34	0
56	MG	BA	3211	1/1	0.97	0.28	36,36,36,36	0
56	MG	DA	3334	1/1	0.97	0.17	32,32,32,32	0
56	MG	DA	3543	1/1	0.97	0.23	55,55,55,55	0
56	MG	AA	3037	1/1	0.97	0.24	44,44,44,44	0
56	MG	DA	3336	1/1	0.97	0.09	47,47,47,47	0
56	MG	BA	3513	1/1	0.97	0.15	34,34,34,34	0
56	MG	BA	3607	1/1	0.97	0.26	40,40,40,40	0

Continued on next page...

Continued from previous page...

Mol	Type	Chain	Res	Atoms	RSCC	RSR	B-factors(Å^2)	Q<0.9
56	MG	DA	3340	1/1	0.97	0.21	42,42,42,42	0
56	MG	BA	3054	1/1	0.97	0.17	30,30,30,30	0
56	MG	BB	3006	1/1	0.97	0.14	38,38,38,38	0
56	MG	DA	3552	1/1	0.97	0.07	43,43,43,43	0
56	MG	BB	3007	1/1	0.97	0.09	36,36,36,36	0
56	MG	DA	3344	1/1	0.97	0.09	44,44,44,44	0
56	MG	DA	3345	1/1	0.97	0.18	35,35,35,35	0
56	MG	DA	3346	1/1	0.97	0.15	35,35,35,35	0
56	MG	BA	3610	1/1	0.97	0.16	64,64,64,64	0
56	MG	AA	3088	1/1	0.97	0.30	56,56,56,56	0
56	MG	BA	3056	1/1	0.97	0.28	33,33,33,33	0
56	MG	BA	3217	1/1	0.97	0.21	20,20,20,20	0
56	MG	BA	3518	1/1	0.97	0.20	43,43,43,43	0
56	MG	BA	3615	1/1	0.97	0.28	35,35,35,35	0
56	MG	BA	3154	1/1	0.97	0.28	29,29,29,29	0
56	MG	CA	3042	1/1	0.97	0.12	58,58,58,58	0
56	MG	BA	3155	1/1	0.97	0.12	54,54,54,54	0
56	MG	CA	3045	1/1	0.97	0.36	58,58,58,58	0
56	MG	AA	3179	1/1	0.97	0.35	79,79,79,79	0
56	MG	DA	3570	1/1	0.97	0.10	49,49,49,49	0
56	MG	DA	3571	1/1	0.97	0.16	57,57,57,57	0
56	MG	AA	3196	1/1	0.97	0.13	32,32,32,32	0
56	MG	DA	3573	1/1	0.97	0.31	46,46,46,46	0
56	MG	AA	3167	1/1	0.97	0.21	47,47,47,47	0
56	MG	CA	3050	1/1	0.97	0.14	60,60,60,60	0
56	MG	DA	3003	1/1	0.97	0.26	20,20,20,20	0
56	MG	AA	3214	1/1	0.97	0.15	44,44,44,44	0
56	MG	BA	3525	1/1	0.97	0.18	52,52,52,52	0
56	MG	DA	3006	1/1	0.97	0.15	43,43,43,43	0
56	MG	DA	3175	1/1	0.97	0.08	53,53,53,53	0
56	MG	BB	3023	1/1	0.97	0.11	46,46,46,46	0
56	MG	DA	3582	1/1	0.97	0.11	39,39,39,39	0
56	MG	DA	3371	1/1	0.97	0.17	55,55,55,55	0
56	MG	BA	3624	1/1	0.97	0.18	29,29,29,29	0
56	MG	DA	3009	1/1	0.97	0.19	38,38,38,38	0
56	MG	BD	302	1/1	0.97	0.16	23,23,23,23	0
56	MG	DA	3012	1/1	0.97	0.18	39,39,39,39	0
56	MG	DA	3588	1/1	0.97	0.16	39,39,39,39	0
56	MG	BD	304	1/1	0.97	0.20	48,48,48,48	0
56	MG	BA	3108	1/1	0.97	0.19	24,24,24,24	0
56	MG	BA	3737	1/1	0.97	0.11	36,36,36,36	0
56	MG	AA	3013	1/1	0.97	0.07	51,51,51,51	0

Continued on next page...

Continued from previous page...

Mol	Type	Chain	Res	Atoms	RSCC	RSR	B-factors(Å^2)	Q<0.9
56	MG	AA	3070	1/1	0.97	0.23	49,49,49,49	0
56	MG	BA	3165	1/1	0.97	0.26	40,40,40,40	0
56	MG	DA	3382	1/1	0.97	0.12	44,44,44,44	0
56	MG	DA	3022	1/1	0.97	0.21	40,40,40,40	0
56	MG	BE	301	1/1	0.97	0.20	23,23,23,23	0
56	MG	DA	3385	1/1	0.97	0.14	55,55,55,55	0
56	MG	DA	3599	1/1	0.97	0.24	38,38,38,38	0
56	MG	DA	3189	1/1	0.97	0.25	48,48,48,48	0
56	MG	DA	3024	1/1	0.97	0.44	40,40,40,40	0
56	MG	BA	3166	1/1	0.97	0.22	40,40,40,40	0
56	MG	BA	3111	1/1	0.97	0.23	47,47,47,47	0
56	MG	DA	3392	1/1	0.97	0.15	36,36,36,36	0
56	MG	BA	3363	1/1	0.97	0.19	50,50,50,50	0
56	MG	BA	3443	1/1	0.97	0.12	25,25,25,25	0
56	MG	BA	3168	1/1	0.97	0.19	27,27,27,27	0
56	MG	BA	3535	1/1	0.97	0.25	18,18,18,18	0
56	MG	AA	3200	1/1	0.97	0.22	45,45,45,45	0
56	MG	BA	3234	1/1	0.97	0.25	48,48,48,48	0
56	MG	BA	3024	1/1	0.97	0.27	22,22,22,22	0
56	MG	DA	3200	1/1	0.97	0.35	43,43,43,43	0
56	MG	AA	3201	1/1	0.97	0.07	59,59,59,59	0
56	MG	BA	3026	1/1	0.97	0.14	19,19,19,19	0
56	MG	BA	3450	1/1	0.97	0.28	34,34,34,34	0
56	MG	DA	3038	1/1	0.97	0.43	47,47,47,47	0
56	MG	CA	3078	1/1	0.97	0.16	48,48,48,48	0
56	MG	BA	3372	1/1	0.97	0.22	24,24,24,24	0
56	MG	DA	3207	1/1	0.97	0.29	57,57,57,57	0
56	MG	DA	3622	1/1	0.97	0.18	53,53,53,53	0
56	MG	BA	3644	1/1	0.97	0.10	36,36,36,36	0
56	MG	DA	3624	1/1	0.97	0.07	47,47,47,47	0
56	MG	BA	3373	1/1	0.97	0.18	38,38,38,38	0
56	MG	AA	3063	1/1	0.97	0.07	63,63,63,63	0
56	MG	BG	201	1/1	0.97	0.09	57,57,57,57	0
56	MG	DA	3045	1/1	0.97	0.12	47,47,47,47	0
56	MG	BA	3069	1/1	0.97	0.14	31,31,31,31	0
56	MG	DA	3047	1/1	0.97	0.21	49,49,49,49	0
56	MG	BA	3546	1/1	0.97	0.26	30,30,30,30	0
56	MG	BA	3547	1/1	0.97	0.19	41,41,41,41	0
56	MG	BA	3118	1/1	0.97	0.34	38,38,38,38	0
56	MG	CA	3089	1/1	0.97	0.07	58,58,58,58	0
56	MG	BA	3653	1/1	0.97	0.28	49,49,49,49	0
56	MG	BA	3549	1/1	0.97	0.19	37,37,37,37	0

Continued on next page...

Continued from previous page...

Mol	Type	Chain	Res	Atoms	RSCC	RSR	B-factors(Å^2)	Q<0.9
56	MG	DA	3055	1/1	0.97	0.24	36,36,36,36	0
56	MG	DA	3056	1/1	0.97	0.25	44,44,44,44	0
56	MG	BA	3303	1/1	0.97	0.17	35,35,35,35	0
56	MG	BA	3656	1/1	0.97	0.18	45,45,45,45	0
56	MG	DA	3425	1/1	0.97	0.07	45,45,45,45	0
56	MG	BA	3551	1/1	0.97	0.19	33,33,33,33	0
56	MG	DA	3644	1/1	0.97	0.49	55,55,55,55	0
56	MG	DA	3427	1/1	0.97	0.08	38,38,38,38	0
56	MG	DA	3428	1/1	0.97	0.10	61,61,61,61	0
56	MG	BA	3767	1/1	0.97	0.11	29,29,29,29	0
56	MG	BA	3119	1/1	0.97	0.19	36,36,36,36	0
56	MG	BA	3178	1/1	0.97	0.25	38,38,38,38	0
56	MG	DA	3651	1/1	0.97	0.16	47,47,47,47	0
56	MG	AA	3160	1/1	0.97	0.14	57,57,57,57	0
56	MG	DA	3654	1/1	0.97	0.11	55,55,55,55	0
56	MG	DA	3435	1/1	0.97	0.16	44,44,44,44	0
56	MG	BA	3121	1/1	0.97	0.36	41,41,41,41	0
56	MG	BA	3556	1/1	0.97	0.11	45,45,45,45	0
56	MG	DA	3237	1/1	0.97	0.07	51,51,51,51	0
56	MG	DA	3660	1/1	0.97	0.19	40,40,40,40	0
56	MG	BA	3775	1/1	0.97	0.17	43,43,43,43	0
56	MG	BA	3776	1/1	0.97	0.14	49,49,49,49	0
56	MG	BR	204	1/1	0.97	0.36	42,42,42,42	0
56	MG	BR	205	1/1	0.97	0.15	29,29,29,29	0
56	MG	DA	3071	1/1	0.97	0.37	44,44,44,44	0
56	MG	DA	3446	1/1	0.97	0.32	47,47,47,47	0
56	MG	DA	3447	1/1	0.97	0.27	35,35,35,35	0
56	MG	DA	3668	1/1	0.97	0.15	79,79,79,79	0
56	MG	BA	3122	1/1	0.97	0.18	26,26,26,26	0
56	MG	CA	3108	1/1	0.97	0.14	51,51,51,51	0
56	MG	BA	3465	1/1	0.97	0.19	42,42,42,42	0
56	MG	BA	3384	1/1	0.97	0.23	30,30,30,30	0
56	MG	BA	3781	1/1	0.97	0.21	52,52,52,52	0
56	MG	BA	3123	1/1	0.97	0.16	35,35,35,35	0
56	MG	DA	3249	1/1	0.97	0.27	41,41,41,41	0
56	MG	BA	3561	1/1	0.97	0.15	27,27,27,27	0
56	MG	DA	3456	1/1	0.97	0.20	49,49,49,49	0
56	MG	BA	3072	1/1	0.97	0.14	30,30,30,30	0
56	MG	DA	3253	1/1	0.97	0.22	38,38,38,38	0
56	MG	DA	3459	1/1	0.97	0.07	57,57,57,57	0
56	MG	BA	3029	1/1	0.97	0.31	46,46,46,46	0
56	MG	BA	3074	1/1	0.97	0.24	32,32,32,32	0

Continued on next page...

Continued from previous page...

Mol	Type	Chain	Res	Atoms	RSCC	RSR	B-factors(Å^2)	Q<0.9
56	MG	BA	3565	1/1	0.97	0.24	42,42,42,42	0
56	MG	AA	3172	1/1	0.97	0.16	47,47,47,47	0
56	MG	BA	3076	1/1	0.97	0.29	23,23,23,23	0
56	MG	DD	301	1/1	0.97	0.37	39,39,39,39	0
56	MG	BA	3391	1/1	0.97	0.14	41,41,41,41	0
56	MG	BA	3678	1/1	0.97	0.22	58,58,58,58	0
56	MG	AA	3123	1/1	0.97	0.17	57,57,57,57	0
56	MG	DA	3469	1/1	0.97	0.13	54,54,54,54	0
56	MG	B0	103	1/1	0.97	0.06	54,54,54,54	0
56	MG	BA	3793	1/1	0.97	0.20	38,38,38,38	0
56	MG	BA	3032	1/1	0.97	0.21	38,38,38,38	0
56	MG	BA	3795	1/1	0.97	0.16	53,53,53,53	0
56	MG	CA	3127	1/1	0.97	0.17	44,44,44,44	0
56	MG	AW	3007	1/1	0.97	0.05	64,64,64,64	0
56	MG	BA	3395	1/1	0.97	0.19	44,44,44,44	0
56	MG	DA	3479	1/1	0.97	0.17	50,50,50,50	0
56	MG	AA	3076	1/1	0.97	0.17	55,55,55,55	0
56	MG	DG	3001	1/1	0.97	0.04	56,56,56,56	0
56	MG	CA	3131	1/1	0.97	0.18	55,55,55,55	0
56	MG	DQ	3001	1/1	0.97	0.11	48,48,48,48	0
56	MG	DQ	3002	1/1	0.97	0.17	42,42,42,42	0
56	MG	BA	3319	1/1	0.97	0.29	20,20,20,20	0
56	MG	BA	3195	1/1	0.97	0.27	50,50,50,50	0
56	MG	DU	3001	1/1	0.97	0.25	50,50,50,50	0
56	MG	DA	3275	1/1	0.97	0.09	52,52,52,52	0
56	MG	BA	3035	1/1	0.97	0.14	31,31,31,31	0
56	MG	BA	3036	1/1	0.97	0.18	26,26,26,26	0
56	MG	AA	3117	1/1	0.97	0.16	48,48,48,48	0
56	MG	AA	3227	1/1	0.97	0.18	48,48,48,48	0
56	MG	BA	3806	1/1	0.97	0.17	51,51,51,51	0
56	MG	BA	3489	1/1	0.97	0.11	44,44,44,44	0
56	MG	DY	502	1/1	0.97	0.12	52,52,52,52	0
56	MG	BA	3087	1/1	0.97	0.12	37,37,37,37	0
56	MG	B8	102	1/1	0.97	0.08	50,50,50,50	0
56	MG	DA	3108	1/1	0.97	0.22	30,30,30,30	0
56	MG	D7	102	1/1	0.97	0.22	43,43,43,43	0
56	MG	B8	103	1/1	0.97	0.22	48,48,48,48	0
56	MG	BA	3009	1/1	0.97	0.17	25,25,25,25	0
56	MG	BA	3811	1/1	0.97	0.31	38,38,38,38	0
56	MG	DA	3290	1/1	0.97	0.17	44,44,44,44	0
56	MG	DA	3113	1/1	0.97	0.29	44,44,44,44	0
56	MG	DA	3114	1/1	0.97	0.13	28,28,28,28	0

Continued on next page...

Continued from previous page...

Mol	Type	Chain	Res	Atoms	RSCC	RSR	B-factors(Å^2)	Q<0.9
56	MG	BA	3694	1/1	0.97	0.23	27,27,27,27	0
56	MG	BA	3042	1/1	0.97	0.18	40,40,40,40	0
56	MG	DA	3118	1/1	0.97	0.25	52,52,52,52	0
60	K	AX	3001	1/1	0.97	0.22	57,57,57,57	0
56	MG	BA	3043	1/1	0.97	0.30	39,39,39,39	0
56	MG	BA	3466	1/1	0.98	0.17	28,28,28,28	0
56	MG	CA	3138	1/1	0.98	0.14	59,59,59,59	0
56	MG	BA	3282	1/1	0.98	0.30	24,24,24,24	0
56	MG	DA	3473	1/1	0.98	0.06	49,49,49,49	0
56	MG	AA	3195	1/1	0.98	0.15	59,59,59,59	0
56	MG	BA	3780	1/1	0.98	0.12	41,41,41,41	0
56	MG	DA	3476	1/1	0.98	0.24	45,45,45,45	0
56	MG	BA	3091	1/1	0.98	0.32	38,38,38,38	0
56	MG	BA	3128	1/1	0.98	0.24	27,27,27,27	0
56	MG	DA	3356	1/1	0.98	0.26	20,20,20,20	0
56	MG	CA	3144	1/1	0.98	0.18	59,59,59,59	0
56	MG	DA	3608	1/1	0.98	0.13	53,53,53,53	0
56	MG	BA	3664	1/1	0.98	0.14	43,43,43,43	0
56	MG	DA	3482	1/1	0.98	0.17	50,50,50,50	0
56	MG	AA	3065	1/1	0.98	0.17	58,58,58,58	0
56	MG	CA	3058	1/1	0.98	0.14	70,70,70,70	0
56	MG	DA	3361	1/1	0.98	0.36	55,55,55,55	0
56	MG	BA	3226	1/1	0.98	0.24	41,41,41,41	0
56	MG	DA	3363	1/1	0.98	0.38	54,54,54,54	0
56	MG	BA	3353	1/1	0.98	0.10	49,49,49,49	0
56	MG	BA	3288	1/1	0.98	0.38	40,40,40,40	0
56	MG	AA	3229	1/1	0.98	0.35	62,62,62,62	0
56	MG	BB	3017	1/1	0.98	0.20	33,33,33,33	0
56	MG	BA	3476	1/1	0.98	0.21	24,24,24,24	0
56	MG	DA	3252	1/1	0.98	0.20	29,29,29,29	0
56	MG	BA	3321	1/1	0.98	0.08	54,54,54,54	0
56	MG	CA	3066	1/1	0.98	0.14	66,66,66,66	0
56	MG	BA	3174	1/1	0.98	0.16	34,34,34,34	0
56	MG	BA	3730	1/1	0.98	0.13	27,27,27,27	0
56	MG	BA	3479	1/1	0.98	0.14	37,37,37,37	0
56	MG	BA	3078	1/1	0.98	0.19	17,17,17,17	0
56	MG	BA	3675	1/1	0.98	0.17	37,37,37,37	0
56	MG	DA	3261	1/1	0.98	0.07	44,44,44,44	0
56	MG	BA	3735	1/1	0.98	0.14	35,35,35,35	0
56	MG	DA	3064	1/1	0.98	0.10	64,64,64,64	0
56	MG	DA	3158	1/1	0.98	0.26	40,40,40,40	0
56	MG	BD	303	1/1	0.98	0.15	44,44,44,44	0

Continued on next page...

Continued from previous page...

Mol	Type	Chain	Res	Atoms	RSCC	RSR	B-factors(Å^2)	Q<0.9
56	MG	AA	3131	1/1	0.98	0.32	63,63,63,63	0
56	MG	DA	3161	1/1	0.98	0.20	49,49,49,49	0
56	MG	DA	3637	1/1	0.98	0.06	44,44,44,44	0
56	MG	BA	3572	1/1	0.98	0.27	63,63,63,63	0
56	MG	BA	3080	1/1	0.98	0.10	24,24,24,24	0
56	MG	AA	3154	1/1	0.98	0.14	59,59,59,59	0
56	MG	DA	3165	1/1	0.98	0.29	33,33,33,33	0
56	MG	DA	3388	1/1	0.98	0.14	35,35,35,35	0
56	MG	DA	3389	1/1	0.98	0.06	53,53,53,53	0
56	MG	B7	101	1/1	0.98	0.14	33,33,33,33	0
56	MG	BD	309	1/1	0.98	0.20	37,37,37,37	0
56	MG	DA	3646	1/1	0.98	0.08	49,49,49,49	0
56	MG	BA	3801	1/1	0.98	0.10	53,53,53,53	0
56	MG	BA	3018	1/1	0.98	0.25	34,34,34,34	0
56	MG	BA	3157	1/1	0.98	0.17	36,36,36,36	0
56	MG	DA	3171	1/1	0.98	0.28	38,38,38,38	0
56	MG	BA	3265	1/1	0.98	0.27	29,29,29,29	0
56	MG	DA	3173	1/1	0.98	0.17	30,30,30,30	0
56	MG	DA	3653	1/1	0.98	0.15	58,58,58,58	0
56	MG	DA	3281	1/1	0.98	0.23	33,33,33,33	0
56	MG	BA	3487	1/1	0.98	0.24	25,25,25,25	0
56	MG	DA	3524	1/1	0.98	0.06	38,38,38,38	0
56	MG	BA	3330	1/1	0.98	0.17	29,29,29,29	0
56	MG	BA	3405	1/1	0.98	0.18	33,33,33,33	0
56	MG	AA	3193	1/1	0.98	0.09	43,43,43,43	0
56	MG	BA	3809	1/1	0.98	0.14	29,29,29,29	0
56	MG	CA	3091	1/1	0.98	0.15	48,48,48,48	0
56	MG	BA	3632	1/1	0.98	0.17	55,55,55,55	0
56	MG	BA	3369	1/1	0.98	0.17	55,55,55,55	0
56	MG	BA	3041	1/1	0.98	0.25	18,18,18,18	0
56	MG	DA	3291	1/1	0.98	0.18	42,42,42,42	0
56	MG	DA	3292	1/1	0.98	0.12	37,37,37,37	0
56	MG	BF	303	1/1	0.98	0.22	42,42,42,42	0
56	MG	DA	3294	1/1	0.98	0.26	42,42,42,42	0
56	MG	DA	3670	1/1	0.98	0.13	38,38,38,38	0
56	MG	BA	3813	1/1	0.98	0.19	4,4,4,4	0
56	MG	BA	3160	1/1	0.98	0.17	32,32,32,32	0
56	MG	BA	3210	1/1	0.98	0.20	31,31,31,31	0
56	MG	AF	3001	1/1	0.98	0.26	40,40,40,40	0
56	MG	BF	308	1/1	0.98	0.11	36,36,36,36	0
56	MG	BF	309	1/1	0.98	0.16	30,30,30,30	0
56	MG	DA	3301	1/1	0.98	0.23	48,48,48,48	0

Continued on next page...

Continued from previous page...

Mol	Type	Chain	Res	Atoms	RSCC	RSR	B-factors(Å^2)	Q<0.9
56	MG	DA	3544	1/1	0.98	0.14	37,37,37,37	0
56	MG	BA	3817	1/1	0.98	0.17	47,47,47,47	0
56	MG	BA	3496	1/1	0.98	0.24	39,39,39,39	0
56	MG	BA	3212	1/1	0.98	0.20	42,42,42,42	0
56	MG	BA	3640	1/1	0.98	0.19	39,39,39,39	0
56	MG	CA	3106	1/1	0.98	0.16	50,50,50,50	0
56	MG	BA	3821	1/1	0.98	0.17	50,50,50,50	0
56	MG	BA	3589	1/1	0.98	0.18	17,17,17,17	0
56	MG	BA	3185	1/1	0.98	0.20	32,32,32,32	0
56	MG	BA	3057	1/1	0.98	0.20	53,53,53,53	0
56	MG	DA	3554	1/1	0.98	0.18	23,23,23,23	0
56	MG	BN	3003	1/1	0.98	0.15	38,38,38,38	0
56	MG	DD	304	1/1	0.98	0.39	31,31,31,31	0
56	MG	BN	3004	1/1	0.98	0.20	50,50,50,50	0
56	MG	DA	3430	1/1	0.98	0.21	28,28,28,28	0
56	MG	AA	3224	1/1	0.98	0.15	33,33,33,33	0
56	MG	DA	3104	1/1	0.98	0.15	46,46,46,46	0
56	MG	DA	3560	1/1	0.98	0.19	34,34,34,34	0
56	MG	DA	3433	1/1	0.98	0.20	61,61,61,61	0
56	MG	BA	3142	1/1	0.98	0.14	34,34,34,34	0
56	MG	DA	3316	1/1	0.98	0.06	44,44,44,44	0
56	MG	DA	3011	1/1	0.98	0.09	40,40,40,40	0
56	MG	BA	3646	1/1	0.98	0.19	38,38,38,38	0
56	MG	BA	3104	1/1	0.98	0.19	27,27,27,27	0
56	MG	BA	3418	1/1	0.98	0.16	32,32,32,32	0
56	MG	DA	3015	1/1	0.98	0.26	31,31,31,31	0
56	MG	DO	5001	1/1	0.98	0.16	51,51,51,51	0
56	MG	BA	3830	1/1	0.98	0.18	21,21,21,21	0
56	MG	DA	3112	1/1	0.98	0.26	42,42,42,42	0
56	MG	DA	3444	1/1	0.98	0.18	30,30,30,30	0
56	MG	DQ	3004	1/1	0.98	0.16	51,51,51,51	0
56	MG	BA	3649	1/1	0.98	0.10	43,43,43,43	0
56	MG	AA	3151	1/1	0.98	0.16	41,41,41,41	0
56	MG	BA	3460	1/1	0.98	0.23	35,35,35,35	0
56	MG	DA	3116	1/1	0.98	0.10	57,57,57,57	0
56	MG	DA	3215	1/1	0.98	0.20	37,37,37,37	0
56	MG	DA	3329	1/1	0.98	0.21	29,29,29,29	0
56	MG	BA	3045	1/1	0.98	0.20	42,42,42,42	0
56	MG	BA	3599	1/1	0.98	0.20	23,23,23,23	0
56	MG	DA	3219	1/1	0.98	0.27	54,54,54,54	0
56	MG	BA	3193	1/1	0.98	0.28	57,57,57,57	0
56	MG	BA	3771	1/1	0.98	0.20	41,41,41,41	0

Continued on next page...

Continued from previous page...

Mol	Type	Chain	Res	Atoms	RSCC	RSR	B-factors(Å^2)	Q<0.9
56	MG	CA	3039	1/1	0.98	0.23	50,50,50,50	0
56	MG	D3	3001	1/1	0.98	0.16	58,58,58,58	0
56	MG	BA	3772	1/1	0.98	0.17	31,31,31,31	0
56	MG	BA	3383	1/1	0.98	0.23	24,24,24,24	0
56	MG	BA	3107	1/1	0.98	0.19	20,20,20,20	0
56	MG	DA	3339	1/1	0.98	0.10	52,52,52,52	0
56	MG	BU	202	1/1	0.98	0.22	40,40,40,40	0
58	SF4	CD	501	8/8	0.98	0.10	54,64,76,87	0
59	ZN	AN	501	1/1	0.98	0.12	58,58,58,58	0
59	ZN	BY	501	1/1	0.98	0.11	58,58,58,58	0
56	MG	DA	3227	1/1	0.98	0.21	38,38,38,38	0
59	ZN	B6	103	1/1	0.98	0.13	29,29,29,29	0
59	ZN	B9	501	1/1	0.98	0.17	49,49,49,49	0
56	MG	CA	3044	1/1	0.98	0.23	55,55,55,55	0
56	MG	BU	204	1/1	0.98	0.21	38,38,38,38	0
56	MG	DA	3465	1/1	0.98	0.07	55,55,55,55	0
56	MG	BA	3657	1/1	0.98	0.20	47,47,47,47	0
56	MG	CA	3047	1/1	0.98	0.24	35,35,35,35	0
56	MG	BA	3510	1/1	0.98	0.08	48,48,48,48	0
56	MG	BU	207	1/1	0.98	0.14	29,29,29,29	0
56	MG	BA	3355	1/1	0.99	0.15	24,24,24,24	0
56	MG	BA	3759	1/1	0.99	0.15	9,9,9,9	0
56	MG	DA	3050	1/1	0.99	0.23	40,40,40,40	0
56	MG	BA	3129	1/1	0.99	0.22	36,36,36,36	0
56	MG	BA	3458	1/1	0.99	0.25	19,19,19,19	0
56	MG	BU	209	1/1	0.99	0.19	27,27,27,27	0
56	MG	BV	201	1/1	0.99	0.22	29,29,29,29	0
56	MG	BV	202	1/1	0.99	0.13	26,26,26,26	0
56	MG	DA	3017	1/1	0.99	0.21	28,28,28,28	0
56	MG	DA	3254	1/1	0.99	0.25	21,21,21,21	0
56	MG	DA	3018	1/1	0.99	0.18	41,41,41,41	0
56	MG	DA	3656	1/1	0.99	0.17	62,62,62,62	0
56	MG	BA	3440	1/1	0.99	0.27	29,29,29,29	0
56	MG	BA	3621	1/1	0.99	0.23	52,52,52,52	0
56	MG	BV	205	1/1	0.99	0.12	32,32,32,32	0
56	MG	BD	307	1/1	0.99	0.21	35,35,35,35	0
56	MG	DA	3218	1/1	0.99	0.16	47,47,47,47	0
56	MG	BA	3050	1/1	0.99	0.17	31,31,31,31	0
56	MG	BA	3003	1/1	0.99	0.26	20,20,20,20	0
56	MG	BA	3462	1/1	0.99	0.13	11,11,11,11	0
56	MG	DA	3438	1/1	0.99	0.10	60,60,60,60	0
56	MG	DA	3619	1/1	0.99	0.03	58,58,58,58	0

Continued on next page...

Continued from previous page...

Mol	Type	Chain	Res	Atoms	RSCC	RSR	B-factors(Å^2)	Q<0.9
56	MG	DA	3350	1/1	0.99	0.30	29,29,29,29	0
56	MG	BA	3039	1/1	0.99	0.28	47,47,47,47	0
56	MG	BA	3053	1/1	0.99	0.27	22,22,22,22	0
56	MG	CA	3077	1/1	0.99	0.06	48,48,48,48	0
56	MG	AA	3137	1/1	0.99	0.19	42,42,42,42	0
56	MG	BA	3071	1/1	0.99	0.33	42,42,42,42	0
56	MG	BA	3334	1/1	0.99	0.25	30,30,30,30	0
56	MG	DA	3228	1/1	0.99	0.05	42,42,42,42	0
56	MG	BA	3697	1/1	0.99	0.12	35,35,35,35	0
56	MG	AA	3157	1/1	0.99	0.19	46,46,46,46	0
56	MG	BA	3609	1/1	0.99	0.26	20,20,20,20	0
56	MG	BA	3231	1/1	0.99	0.24	37,37,37,37	0
56	MG	DA	3036	1/1	0.99	0.15	29,29,29,29	0
58	SF4	AD	501	8/8	0.99	0.14	56,62,64,76	0
56	MG	AA	3225	1/1	0.99	0.11	26,26,26,26	0
56	MG	BB	3016	1/1	0.99	0.16	43,43,43,43	0
56	MG	BA	3188	1/1	0.99	0.24	19,19,19,19	0
56	MG	CA	3088	1/1	0.99	0.41	53,53,53,53	0
56	MG	DA	3280	1/1	0.99	0.14	43,43,43,43	0
56	MG	BA	3400	1/1	0.99	0.17	25,25,25,25	0
56	MG	BA	3368	1/1	0.99	0.19	12,12,12,12	0
56	MG	BA	3246	1/1	0.99	0.10	27,27,27,27	0
56	MG	BA	3682	1/1	0.99	0.13	50,50,50,50	0
59	ZN	D5	501	1/1	0.99	0.15	53,53,53,53	0
56	MG	BA	3731	1/1	0.99	0.12	23,23,23,23	0
56	MG	BU	203	1/1	0.99	0.14	31,31,31,31	0
56	MG	AA	3186	1/1	0.99	0.16	52,52,52,52	0
56	MG	DD	306	1/1	0.99	0.26	44,44,44,44	0
56	MG	BA	3272	1/1	1.00	0.28	11,11,11,11	0
59	ZN	B5	104	1/1	1.00	0.15	38,38,38,38	0

The following is a graphical depiction of the model fit to experimental electron density of all instances of the Ligand of Interest. In addition, ligands with molecular weight > 250 and outliers as shown on the geometry validation Tables will also be included. Each fit is shown from different orientation to approximate a three-dimensional view.

Electron density around PCY CA 3178:

$2mF_o$-DF_c (at 0.7 rmsd) in gray
mF_o-DF_c (at 3 rmsd) in purple (negative)
and green (positive)

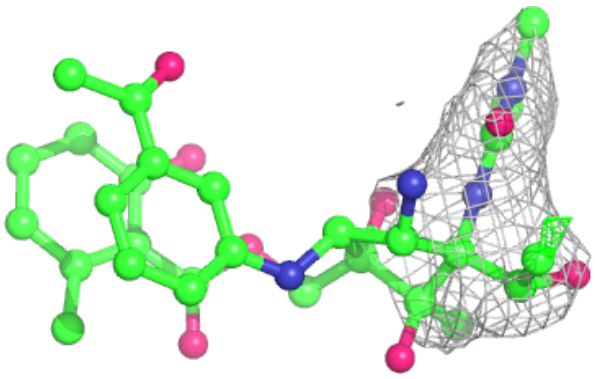

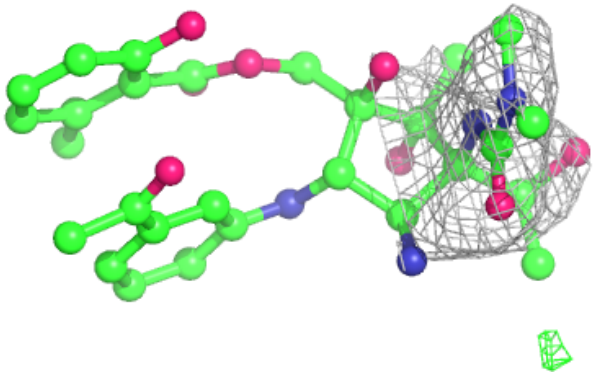

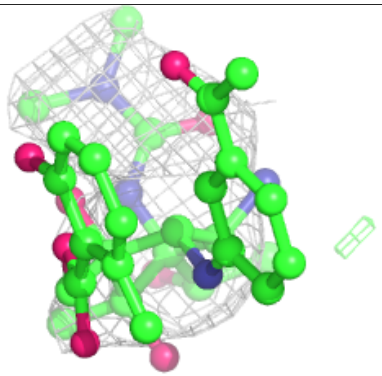

Electron density around PCY AA 3231:

$2mF_o$-DF_c (at 0.7 rmsd) in gray
mF_o-DF_c (at 3 rmsd) in purple (negative)
and green (positive)

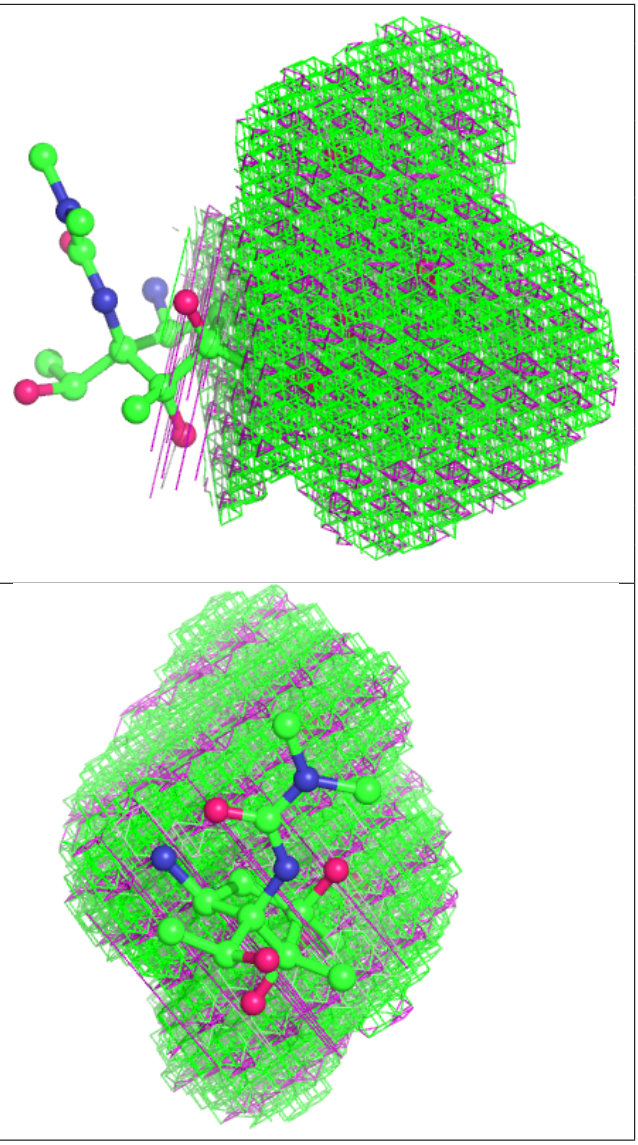

6.5 Other polymers (i)

There are no such residues in this entry.