



Full wwPDB X-ray Structure Validation Report ⓘ

May 16, 2020 – 12:15 am BST

PDB ID : 3W1K
Title : Crystal structure of the selenocysteine synthase SelA and tRNA^{Sec} complex
Authors : Itoh, Y.; Sekine, S.; Yokoyama, S.
Deposited on : 2012-11-15
Resolution : 7.50 Å(reported)

This is a Full wwPDB X-ray Structure Validation Report for a publicly released PDB entry.

We welcome your comments at validation@mail.wwpdb.org

A user guide is available at

<https://www.wwpdb.org/validation/2017/XrayValidationReportHelp>

with specific help available everywhere you see the ⓘ symbol.

The following versions of software and data (see [references ⓘ](#)) were used in the production of this report:

MolProbity : 4.02b-467
Mogul : 1.8.5 (274361), CSD as541be (2020)
Xtriage (Phenix) : 1.13
EDS : 2.11
Percentile statistics : 20191225.v01 (using entries in the PDB archive December 25th 2019)
Refmac : 5.8.0158
CCP4 : 7.0.044 (Gargrove)
Ideal geometry (proteins) : Engh & Huber (2001)
Ideal geometry (DNA, RNA) : Parkinson et al. (1996)
Validation Pipeline (wwPDB-VP) : 2.11

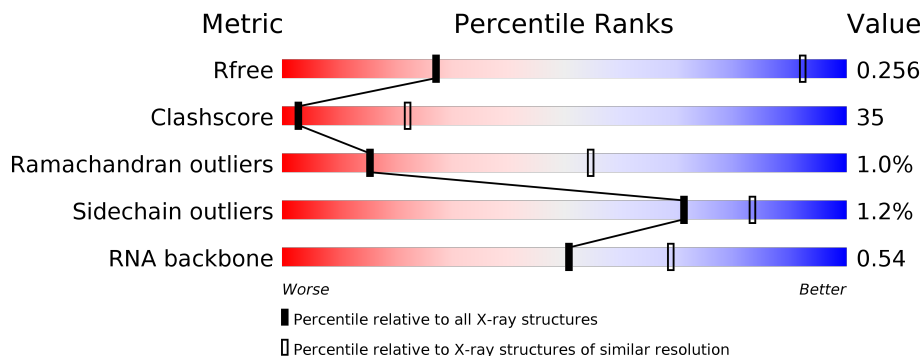
1 Overall quality at a glance i

The following experimental techniques were used to determine the structure:

X-RAY DIFFRACTION

The reported resolution of this entry is 7.50 Å.

Percentile scores (ranging between 0-100) for global validation metrics of the entry are shown in the following graphic. The table shows the number of entries on which the scores are based.





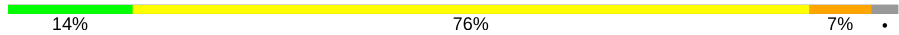

Metric	Whole archive (#Entries)	Similar resolution (#Entries, resolution range(Å))
R_{free}	130704	1004 (10.00-3.90)
Clashscore	141614	1069 (10.00-3.90)
Ramachandran outliers	138981	1002 (10.00-3.90)
Sidechain outliers	138945	1002 (10.00-3.86)
RNA backbone	3102	1079 (11.50-3.00)

The table below summarises the geometric issues observed across the polymeric chains and their fit to the electron density. The red, orange, yellow and green segments on the lower bar indicate the fraction of residues that contain outliers for ≥ 3 , 2, 1 and 0 types of geometric quality criteria respectively. A grey segment represents the fraction of residues that are not modelled. The numeric value for each fraction is indicated below the corresponding segment, with a dot representing fractions $\leq 5\%$.

Mol	Chain	Length	Quality of chain
1	A	452	44% (green) 54% (yellow) . (red) . (orange)
1	B	452	46% (green) 54% (yellow) . (red) . (orange)
1	C	452	48% (green) 51% (yellow) . (red) . (orange)
1	D	452	47% (green) 52% (yellow) . (red) . (orange)
1	E	452	46% (green) 53% (yellow) . (red) . (orange)
2	F	95	16% (green) 78% (yellow) . . (red) . . (orange) . . (grey)

Continued on next page...

Continued from previous page...

Mol	Chain	Length	Quality of chain
2	G	95	
2	H	95	
2	I	95	
2	J	95	

2 Entry composition

There are 2 unique types of molecules in this entry. The entry contains 27660 atoms, of which 0 are hydrogens and 0 are deuteriums.

In the tables below, the ZeroOcc column contains the number of atoms modelled with zero occupancy, the AltConf column contains the number of residues with at least one atom in alternate conformation and the Trace column contains the number of residues modelled with at most 2 atoms.

- Molecule 1 is a protein called L-seryl-tRNA(Sec) selenium transferase.

Mol	Chain	Residues	Atoms						ZeroOcc	AltConf	Trace
			Total	C	N	O	P	S			
1	A	452	3575	2278	620	665	1	11	0	0	0
1	B	452	3575	2278	620	665	1	11	0	0	0
1	C	452	3575	2278	620	665	1	11	0	0	0
1	D	452	3575	2278	620	665	1	11	0	0	0
1	E	452	3575	2278	620	665	1	11	0	0	0

There are 20 discrepancies between the modelled and reference sequences:

Chain	Residue	Modelled	Actual	Comment	Reference
A	19	ALA	LYS	ENGINEERED MUTATION	UNP O67140
A	21	ALA	LYS	ENGINEERED MUTATION	UNP O67140
A	46	ALA	LYS	ENGINEERED MUTATION	UNP O67140
A	48	ALA	LYS	ENGINEERED MUTATION	UNP O67140
B	19	ALA	LYS	ENGINEERED MUTATION	UNP O67140
B	21	ALA	LYS	ENGINEERED MUTATION	UNP O67140
B	46	ALA	LYS	ENGINEERED MUTATION	UNP O67140
B	48	ALA	LYS	ENGINEERED MUTATION	UNP O67140
C	19	ALA	LYS	ENGINEERED MUTATION	UNP O67140
C	21	ALA	LYS	ENGINEERED MUTATION	UNP O67140
C	46	ALA	LYS	ENGINEERED MUTATION	UNP O67140
C	48	ALA	LYS	ENGINEERED MUTATION	UNP O67140
D	19	ALA	LYS	ENGINEERED MUTATION	UNP O67140
D	21	ALA	LYS	ENGINEERED MUTATION	UNP O67140
D	46	ALA	LYS	ENGINEERED MUTATION	UNP O67140
D	48	ALA	LYS	ENGINEERED MUTATION	UNP O67140
E	19	ALA	LYS	ENGINEERED MUTATION	UNP O67140
E	21	ALA	LYS	ENGINEERED MUTATION	UNP O67140
E	46	ALA	LYS	ENGINEERED MUTATION	UNP O67140

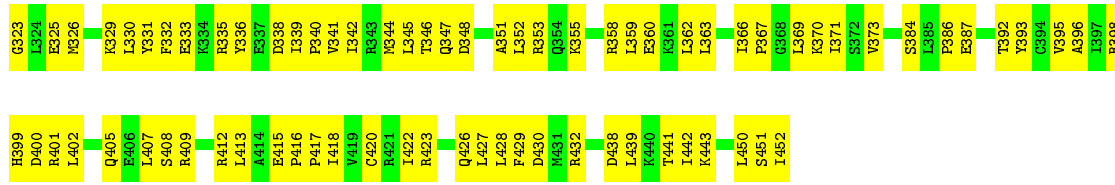
Continued on next page...

Continued from previous page...

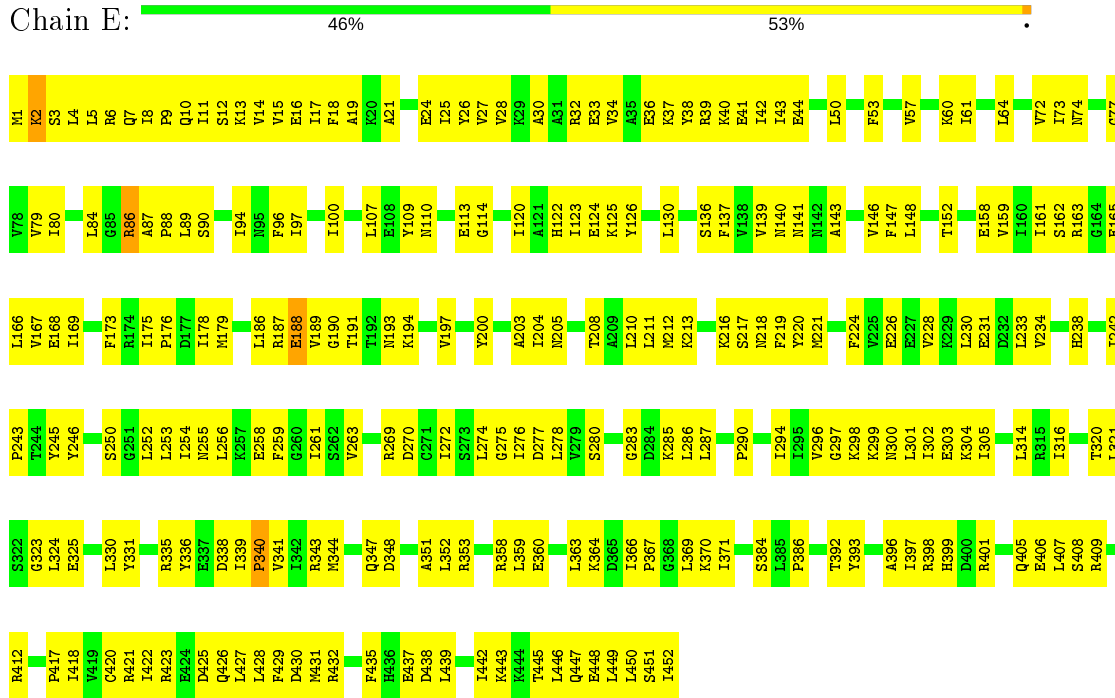
Chain	Residue	Modelled	Actual	Comment	Reference
E	48	ALA	LYS	ENGINEERED MUTATION	UNP O67140

- Molecule 2 is a RNA chain called selenocysteine tRNA.

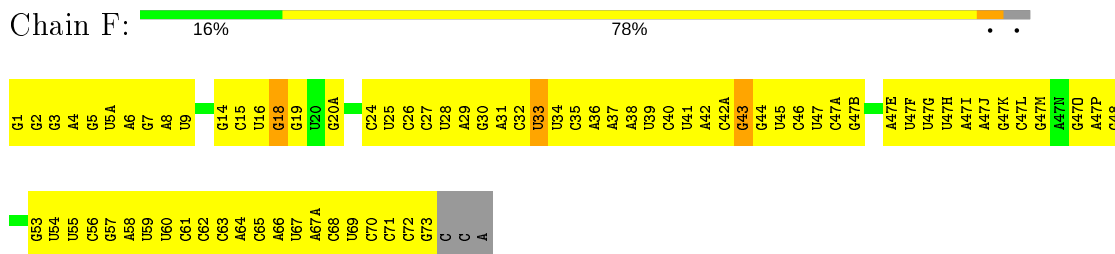
Mol	Chain	Residues	Atoms					ZeroOcc	AltConf	Trace
2	F	92	Total	C	N	O	P	0	0	0
			1957	873	342	650	92			
2	G	92	Total	C	N	O	P	0	0	0
			1957	873	342	650	92			
2	H	92	Total	C	N	O	P	0	0	0
			1957	873	342	650	92			
2	I	92	Total	C	N	O	P	0	0	0
			1957	873	342	650	92			
2	J	92	Total	C	N	O	P	0	0	0
			1957	873	342	650	92			



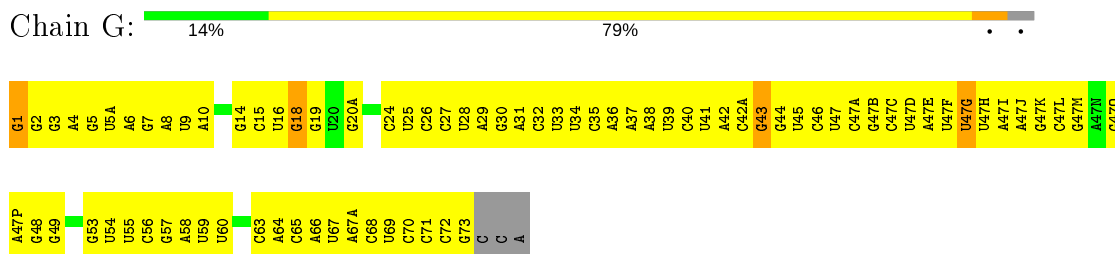
• Molecule 1: L-seryl-tRNA(Sec) selenium transferase



• Molecule 2: selenocysteine tRNA

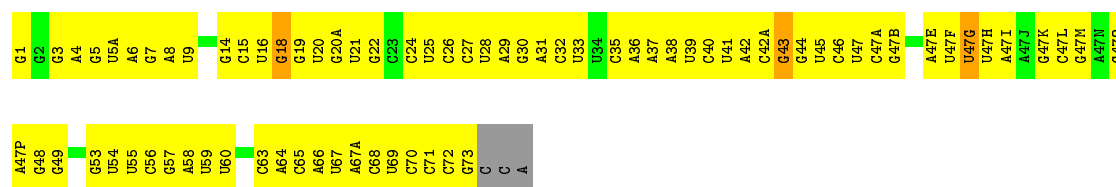


• Molecule 2: selenocysteine tRNA




• Molecule 2: selenocysteine tRNA

Chain H: 17% 77%



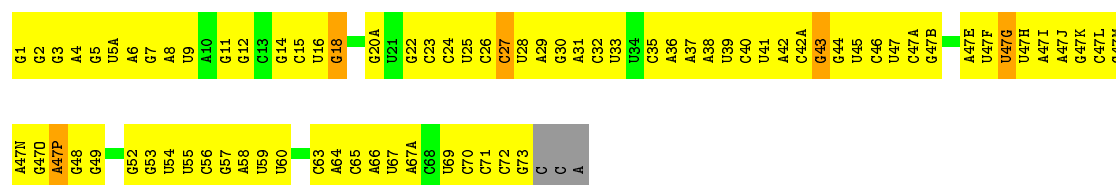
- Molecule 2: selenocysteine tRNA

Chain I: 14% 76% 7%



- Molecule 2: selenocysteine tRNA

Chain J: 14% 78% 5%



4 Data and refinement statistics

Property	Value	Source
Space group	C 1 2 1	Depositor
Cell constants a, b, c, α , β , γ	148.55Å 355.97Å 165.50Å 90.00° 115.41° 90.00°	Depositor
Resolution (Å)	49.94 – 7.50 49.94 – 7.49	Depositor EDS
% Data completeness (in resolution range)	98.2 (49.94-7.50) 98.0 (49.94-7.49)	Depositor EDS
R_{merge}	0.10	Depositor
R_{sym}	0.10	Depositor
$\langle I/\sigma(I) \rangle$ ¹	2.28 (at 7.37Å)	Xtrriage
Refinement program	CNS 1.3	Depositor
R, R_{free}	0.194 , 0.240 0.205 , 0.256	Depositor DCC
R_{free} test set	475 reflections (4.86%)	wwPDB-VP
Wilson B-factor (Å ²)	391.5	Xtrriage
Anisotropy	0.388	Xtrriage
Bulk solvent k_{sol} (e/Å ³), B_{sol} (Å ²)	0.41 , 562.4	EDS
L-test for twinning ²	$\langle L \rangle = 0.38$, $\langle L^2 \rangle = 0.20$	Xtrriage
Estimated twinning fraction	0.085 for h,-k,-h-l	Xtrriage
F_o, F_c correlation	0.71	EDS
Total number of atoms	27660	wwPDB-VP
Average B, all atoms (Å ²)	525.0	wwPDB-VP

Xtrriage's analysis on translational NCS is as follows: *The largest off-origin peak in the Patterson function is 6.56% of the height of the origin peak. No significant pseudotranslation is detected.*

¹Intensities estimated from amplitudes.

²Theoretical values of $\langle |L| \rangle$, $\langle L^2 \rangle$ for acentric reflections are 0.5, 0.333 respectively for untwinned datasets, and 0.375, 0.2 for perfectly twinned datasets.

5 Model quality [i](#)

5.1 Standard geometry [i](#)

Bond lengths and bond angles in the following residue types are not validated in this section: LLP

The Z score for a bond length (or angle) is the number of standard deviations the observed value is removed from the expected value. A bond length (or angle) with $|Z| > 5$ is considered an outlier worth inspection. RMSZ is the root-mean-square of all Z scores of the bond lengths (or angles).

Mol	Chain	Bond lengths		Bond angles	
		RMSZ	# Z >5	RMSZ	# Z >5
1	A	0.41	0/3597	0.65	0/4831
1	B	0.39	0/3597	0.65	0/4831
1	C	0.39	0/3597	0.64	0/4831
1	D	0.41	0/3597	0.65	0/4831
1	E	0.40	0/3597	0.64	0/4831
2	F	0.49	1/2185 (0.0%)	0.75	0/3401
2	G	0.44	1/2185 (0.0%)	0.73	0/3401
2	H	0.42	1/2185 (0.0%)	0.73	0/3401
2	I	0.43	1/2185 (0.0%)	0.72	0/3401
2	J	0.43	1/2185 (0.0%)	0.72	2/3401 (0.1%)
All	All	0.42	5/28910 (0.0%)	0.68	2/41160 (0.0%)

All (5) bond length outliers are listed below:

Mol	Chain	Res	Type	Atoms	Z	Observed(Å)	Ideal(Å)
2	F	1	G	OP3-P	-7.24	1.52	1.61
2	I	1	G	OP3-P	-7.05	1.52	1.61
2	J	1	G	OP3-P	-7.05	1.52	1.61
2	H	1	G	OP3-P	-6.86	1.52	1.61
2	G	1	G	OP3-P	-6.77	1.53	1.61

All (2) bond angle outliers are listed below:

Mol	Chain	Res	Type	Atoms	Z	Observed(°)	Ideal(°)
2	J	47(P)	A	OP2-P-O3'	6.24	118.93	105.20
2	J	27	C	OP2-P-O3'	5.73	117.81	105.20

There are no chirality outliers.

There are no planarity outliers.

5.2 Too-close contacts [i](#)

In the following table, the Non-H and H(model) columns list the number of non-hydrogen atoms and hydrogen atoms in the chain respectively. The H(added) column lists the number of hydrogen atoms added and optimized by MolProbity. The Clashes column lists the number of clashes within the asymmetric unit, whereas Symm-Clashes lists symmetry related clashes.

Mol	Chain	Non-H	H(model)	H(added)	Clashes	Symm-Clashes
1	A	3575	0	3758	296	0
1	B	3575	0	3758	290	0
1	C	3575	0	3758	284	0
1	D	3575	0	3758	300	0
1	E	3575	0	3758	256	0
2	F	1957	0	989	102	0
2	G	1957	0	989	124	0
2	H	1957	0	989	105	0
2	I	1957	0	989	112	0
2	J	1957	0	989	91	0
All	All	27660	0	23735	1788	0

The all-atom clashscore is defined as the number of clashes found per 1000 atoms (including hydrogen atoms). The all-atom clashscore for this structure is 35.

All (1788) close contacts within the same asymmetric unit are listed below, sorted by their clash magnitude.

Atom-1	Atom-2	Interatomic distance (Å)	Clash overlap (Å)
1:C:157:LYS:HE2	1:C:209:ALA:HB2	1.27	1.14
1:B:1:MET:HG3	1:B:4:LEU:HD12	1.31	1.12
1:C:102:ASN:HB3	1:D:71:ARG:HH22	1.15	1.08
1:A:10:GLN:H	1:A:13:LYS:HD2	1.13	1.08
2:J:32:C:H2'	2:J:33:U:C6	1.93	1.02
1:B:10:GLN:H	1:B:13:LYS:HD2	1.20	1.02
1:C:353:ARG:HE	1:C:357:LYS:HD2	1.24	1.01
1:C:67:PRO:HD3	1:D:329:LYS:HE3	1.42	0.99
1:A:60:LYS:O	1:A:64:LEU:HG	1.63	0.98
1:B:374:ILE:HD11	1:B:428:LEU:HD21	1.42	0.97
1:D:221:MET:HG2	1:E:221:MET:HG2	1.47	0.97
2:G:47(H):U:H2'	2:G:47(I):A:O4'	1.65	0.97
1:D:4:LEU:O	1:D:42:ILE:HD13	1.65	0.95
1:B:423:ARG:HD2	1:B:428:LEU:HD12	1.49	0.95
1:B:373:VAL:HG22	1:B:395:VAL:HG22	1.49	0.94
1:A:157:LYS:HE2	1:A:209:ALA:HB2	1.50	0.94
1:A:442:ILE:O	1:A:446:LEU:HG	1.66	0.94

Continued on next page...

Continued from previous page...

Atom-1	Atom-2	Interatomic distance (Å)	Clash overlap (Å)
1:B:11:ILE:HD12	2:F:18:G:OP1	1.68	0.93
1:E:5:LEU:HD11	1:E:39:ARG:HA	1.47	0.93
1:A:181:LYS:HG3	1:B:309:PRO:HG2	1.49	0.93
1:C:163:ARG:HD2	1:C:190:GLY:O	1.67	0.93
2:F:36:A:H2'	2:F:37:A:O4'	1.67	0.93
1:C:10:GLN:H	1:C:13:LYS:HD2	1.31	0.92
1:C:399:HIS:HE1	1:C:401:ARG:HD3	1.35	0.91
1:C:83:ASN:HB3	1:D:109:TYR:HD2	1.36	0.91
1:B:10:GLN:HB3	1:B:13:LYS:HG3	1.51	0.91
1:E:187:ARG:HE	1:E:203:ALA:HB1	1.34	0.91
1:C:332:PHE:CZ	1:D:29:LYS:HD2	2.06	0.91
1:D:150:LEU:HD13	1:D:179:MET:HG3	1.52	0.91
2:J:7:G:H22	2:J:66:A:H2	1.18	0.90
1:A:97:ILE:HD11	1:A:323:GLY:HA3	1.52	0.90
1:E:254:ILE:HD11	1:E:259:PHE:CE2	2.08	0.89
2:I:33:U:H5'	2:I:34:U:OP2	1.70	0.89
1:B:366:ILE:HB	1:B:369:LEU:HD12	1.55	0.89
2:F:47(H):U:H2'	2:F:47(I):A:O4'	1.74	0.88
2:I:7:G:H22	2:I:66:A:H2	1.19	0.88
1:A:171:GLY:HA3	1:B:116:ARG:NH2	1.86	0.88
1:A:68:ASN:HD22	1:B:122:HIS:HA	1.37	0.88
2:G:29:A:H2'	2:G:30:G:O4'	1.74	0.87
2:F:7:G:H22	2:F:66:A:H2	1.23	0.87
2:G:7:G:H22	2:G:66:A:H2	1.20	0.87
1:B:221:MET:HG2	1:C:221:MET:HG2	1.56	0.86
1:D:29:LYS:HD3	1:D:64:LEU:HD13	1.55	0.86
1:B:358:ARG:HH21	1:B:439:LEU:HD12	1.39	0.86
1:E:254:ILE:HD11	1:E:259:PHE:HE2	1.39	0.86
1:B:231:GLU:HG3	1:B:274:LEU:HD11	1.58	0.85
1:E:330:LEU:HD23	1:E:335:ARG:HD3	1.58	0.85
2:G:65:C:H2'	2:G:66:A:C8	2.11	0.85
1:C:73:ILE:HB	1:C:418:ILE:HG12	1.57	0.85
1:B:10:GLN:HG2	1:B:12:SER:H	1.42	0.85
1:B:176:PRO:HG3	1:C:191:THR:HG22	1.59	0.84
1:A:136:SER:HB3	1:A:296:VAL:HG12	1.60	0.84
2:I:47(A):C:H2'	2:I:47(B):G:H8	1.40	0.84
1:E:1:MET:CG	1:E:4:LEU:HD12	2.07	0.84
1:C:29:LYS:HD2	1:D:332:PHE:CZ	2.11	0.84
1:E:252:LEU:HD21	1:E:256:LEU:HG	1.58	0.84
1:B:298:LYS:HB2	1:B:301:LEU:HD12	1.60	0.83
2:I:25:U:O2'	2:I:26:C:H5'	1.79	0.83

Continued on next page...

Continued from previous page...

Atom-1	Atom-2	Interatomic distance (Å)	Clash overlap (Å)
1:D:167:VAL:HG12	1:D:219:PHE:HE2	1.41	0.83
1:A:90:SER:HB3	1:A:338:ASP:O	1.77	0.83
2:F:47(G):U:H6	2:F:47(G):U:O5'	1.62	0.83
1:E:443:LYS:O	1:E:447:GLN:HG2	1.79	0.83
2:F:32:C:H2'	2:F:33:U:O4'	1.80	0.82
1:C:5:LEU:HD11	1:C:39:ARG:HA	1.60	0.82
2:I:47(H):U:H2'	2:I:47(I):A:O4'	1.80	0.82
1:B:263:VAL:HG11	1:B:388:LEU:HD13	1.62	0.82
2:H:7:G:H22	2:H:66:A:H2	1.24	0.81
1:A:10:GLN:HB2	1:A:13:LYS:HE3	1.61	0.81
1:A:29:LYS:HD2	1:B:332:PHE:CZ	2.16	0.81
1:B:97:ILE:HD11	1:B:323:GLY:HA3	1.61	0.81
1:D:362:LEU:HB3	1:D:443:LYS:HD2	1.62	0.81
2:G:25:U:H2'	2:G:26:C:H6	1.46	0.81
1:B:411:LEU:HD22	1:B:418:ILE:HD12	1.61	0.80
1:C:126:TYR:CB	1:C:328:LEU:HD13	2.12	0.80
1:A:171:GLY:HA3	1:B:116:ARG:HH22	1.44	0.80
2:G:25:U:H2'	2:G:26:C:C6	2.17	0.80
1:E:187:ARG:NE	1:E:203:ALA:HB1	1.97	0.80
2:J:47(L):C:H2'	2:J:47(M):G:C8	2.17	0.80
2:G:27:C:H2'	2:G:28:U:O4'	1.80	0.80
1:A:28:VAL:O	1:A:32:ARG:HG3	1.80	0.79
1:A:5:LEU:HD11	1:A:39:ARG:HG2	1.63	0.79
1:A:12:SER:O	1:A:16:GLU:HG3	1.82	0.79
1:B:60:LYS:O	1:B:64:LEU:HG	1.83	0.79
1:D:5:LEU:HD12	1:D:8:ILE:HD12	1.62	0.79
1:C:102:ASN:HB3	1:D:71:ARG:NH2	1.96	0.79
1:D:176:PRO:HG3	1:E:191:THR:HG22	1.64	0.79
2:J:47(L):C:H2'	2:J:47(M):G:H8	1.48	0.79
1:B:10:GLN:H	1:B:13:LYS:CD	1.95	0.79
1:A:366:ILE:HB	1:A:369:LEU:CD1	2.12	0.79
2:J:38:A:O2'	2:J:39:U:H5'	1.82	0.79
1:B:217:SER:O	1:B:386:PRO:HD3	1.83	0.79
2:H:67(A):A:H2'	2:H:68:C:C6	2.18	0.79
1:A:10:GLN:N	1:A:13:LYS:HD2	1.96	0.78
1:C:97:ILE:HD11	1:C:323:GLY:HA3	1.65	0.78
1:E:366:ILE:HB	1:E:369:LEU:HD12	1.66	0.78
1:C:234:VAL:CG2	1:C:276:ILE:HD13	2.14	0.78
1:D:344:MET:O	1:D:432:ARG:HD2	1.81	0.78
1:C:11:ILE:HB	2:I:16:U:H4'	1.65	0.78
1:B:197:VAL:HG22	1:B:228:VAL:HG13	1.64	0.78

Continued on next page...

Continued from previous page...

Atom-1	Atom-2	Interatomic distance (Å)	Clash overlap (Å)
2:I:55:U:H2'	2:I:57:G:OP2	1.84	0.78
2:J:47(H):U:H2'	2:J:47(I):A:O4'	1.84	0.78
1:B:405:GLN:HE22	1:B:422:ILE:HG21	1.49	0.78
1:C:126:TYR:HB2	1:C:328:LEU:HD13	1.64	0.78
1:C:253:LEU:HD23	1:C:331:TYR:CD1	2.19	0.78
1:D:10:GLN:HG2	1:D:12:SER:H	1.49	0.78
1:E:1:MET:C	1:E:3:SER:H	1.86	0.78
1:E:343:ARG:O	1:E:347:GLN:HG3	1.83	0.77
1:D:39:ARG:O	1:D:43:ILE:HG13	1.85	0.77
1:A:332:PHE:CZ	1:B:29:LYS:HD2	2.20	0.77
1:D:42:ILE:HD11	1:D:50:LEU:HD21	1.66	0.77
1:A:366:ILE:HB	1:A:369:LEU:HD12	1.64	0.77
1:C:126:TYR:CE2	1:C:325:GLU:HG3	2.20	0.77
1:B:37:LYS:O	1:B:41:GLU:HG3	1.85	0.76
2:I:47(A):C:H2'	2:I:47(B):G:C8	2.18	0.76
1:C:397:ILE:HD11	1:C:427:LEU:HD23	1.67	0.76
1:A:399:HIS:HE1	1:A:401:ARG:HD3	1.50	0.76
1:A:163:ARG:HD2	1:A:190:GLY:O	1.85	0.76
1:B:90:SER:HB3	1:B:338:ASP:O	1.84	0.76
1:E:5:LEU:CD1	1:E:39:ARG:HA	2.16	0.76
1:D:10:GLN:HB2	2:H:19:G:H3'	1.66	0.76
1:B:5:LEU:HD11	1:B:39:ARG:HA	1.68	0.76
1:A:217:SER:O	1:A:386:PRO:HD3	1.86	0.76
2:G:65:C:H2'	2:G:66:A:H8	1.52	0.75
1:C:130:LEU:HD13	1:C:253:LEU:HD21	1.69	0.75
2:F:65:C:H2'	2:F:66:A:C8	2.20	0.75
2:H:15:C:H2'	2:H:16:U:C6	2.20	0.75
1:D:1:MET:HG3	1:D:2:LYS:N	2.00	0.75
1:D:399:HIS:CE1	1:D:450:LEU:HD22	2.21	0.75
1:E:37:LYS:O	1:E:41:GLU:HG3	1.87	0.75
1:E:163:ARG:HD2	1:E:190:GLY:O	1.87	0.75
2:F:37:A:H2'	2:F:38:A:O4'	1.87	0.75
1:A:216:LYS:HG2	1:A:219:PHE:CZ	2.22	0.74
1:A:60:LYS:HD2	1:A:64:LEU:HD21	1.67	0.74
1:E:363:LEU:CD2	1:E:446:LEU:HD12	2.16	0.74
1:C:181:LYS:HG3	1:D:309:PRO:HG2	1.68	0.74
1:E:72:VAL:HG22	1:E:417:PRO:HG2	1.69	0.74
2:I:8:A:N6	2:I:21:U:O4	2.20	0.74
1:C:29:LYS:HD3	1:C:64:LEU:HD13	1.69	0.74
1:A:145:ALA:O	1:A:149:VAL:HG23	1.88	0.74
1:B:399:HIS:CE1	1:B:450:LEU:HD22	2.22	0.74

Continued on next page...

Continued from previous page...

Atom-1	Atom-2	Interatomic distance (Å)	Clash overlap (Å)
1:C:301:LEU:O	1:C:305:ILE:HG13	1.87	0.74
1:D:366:ILE:HB	1:D:369:LEU:HD12	1.69	0.74
2:F:47:U:H2'	2:F:47(A):C:C6	2.22	0.74
2:J:65:C:H2'	2:J:66:A:C8	2.23	0.74
1:A:28:VAL:HG12	1:A:32:ARG:NE	2.03	0.73
1:A:61:ILE:O	1:A:65:MET:HG3	1.88	0.73
1:B:169:ILE:O	1:B:173:PHE:HB3	1.88	0.73
1:E:73:ILE:HB	1:E:418:ILE:HG12	1.69	0.73
1:B:12:SER:O	1:B:16:GLU:HG3	1.88	0.73
1:E:363:LEU:HD21	1:E:446:LEU:HD12	1.69	0.73
2:H:46:C:C2'	2:H:47:U:H5'	2.18	0.73
2:G:58:A:H1'	2:G:60:U:OP2	1.88	0.73
1:A:147:PHE:HB2	1:A:178:ILE:HD11	1.69	0.73
2:G:28:U:O2'	2:G:29:A:H5'	1.88	0.73
1:C:39:ARG:HH22	2:I:18:G:H2'	1.54	0.73
1:A:68:ASN:ND2	1:B:122:HIS:HA	2.02	0.73
1:B:10:GLN:HB3	1:B:13:LYS:HE3	1.70	0.72
2:F:58:A:H1'	2:F:60:U:OP2	1.89	0.72
1:B:150:LEU:HD13	1:B:179:MET:HG3	1.70	0.72
1:D:5:LEU:HD11	1:D:39:ARG:HG3	1.70	0.72
1:B:39:ARG:O	1:B:43:ILE:HG13	1.88	0.72
2:J:55:U:H2'	2:J:57:G:OP2	1.89	0.72
1:C:359:LEU:HB2	1:C:439:LEU:HD22	1.70	0.72
2:F:47(A):C:H2'	2:F:47(B):G:H8	1.53	0.72
1:B:25:ILE:HG13	1:B:26:TYR:N	2.04	0.72
1:E:280:SER:HA	1:E:294:ILE:O	1.90	0.72
2:J:47(I):A:H2'	2:J:47(J):A:O4'	1.89	0.72
1:B:10:GLN:HB2	2:F:19:G:H3'	1.71	0.72
1:B:163:ARG:NH1	1:C:188:GLU:OE1	2.22	0.72
2:I:15:C:H2'	2:I:16:U:C6	2.24	0.72
1:B:224:PHE:CD1	1:C:218:ASN:HB2	2.25	0.72
2:F:47(A):C:H2'	2:F:47(B):G:C8	2.25	0.72
1:B:10:GLN:N	1:B:13:LYS:HD2	2.00	0.71
2:I:47:U:H2'	2:I:47(A):C:C6	2.26	0.71
1:B:336:TYR:O	1:B:339:ILE:HG12	1.90	0.71
1:E:30:ALA:O	1:E:34:VAL:HG23	1.91	0.71
2:H:37:A:H2'	2:H:38:A:O4'	1.91	0.71
2:G:47(J):A:O2'	2:G:47(K):G:H5'	1.91	0.71
1:D:169:ILE:HG22	1:D:218:ASN:OD1	1.91	0.71
2:G:63:C:H2'	2:G:64:A:C8	2.25	0.71
1:A:330:LEU:HD23	1:A:335:ARG:HD3	1.72	0.71

Continued on next page...

Continued from previous page...

Atom-1	Atom-2	Interatomic distance (Å)	Clash overlap (Å)
2:F:35:C:H2'	2:F:36:A:C8	2.26	0.71
2:F:63:C:H2'	2:F:64:A:C8	2.25	0.71
1:A:11:ILE:O	1:A:15:VAL:HG23	1.90	0.71
1:B:159:VAL:HG22	1:B:210:LEU:HB3	1.70	0.71
1:E:1:MET:SD	1:E:4:LEU:HD12	2.30	0.71
1:D:280:SER:HA	1:D:294:ILE:O	1.90	0.71
2:I:9:U:H4'	2:I:45:U:C2	2.26	0.71
1:A:407:LEU:CD2	1:A:427:LEU:HD22	2.21	0.70
1:B:28:VAL:HG12	1:B:32:ARG:NE	2.04	0.70
2:H:46:C:H2'	2:H:47:U:O4'	1.91	0.70
2:I:47(G):U:H2'	2:I:47(H):U:O4'	1.90	0.70
1:B:77:GLY:HA2	1:B:433:THR:HG23	1.73	0.70
1:E:90:SER:HB3	1:E:338:ASP:O	1.90	0.70
2:J:37:A:H2'	2:J:38:A:O4'	1.92	0.70
1:B:163:ARG:HD2	1:B:190:GLY:O	1.92	0.70
1:B:1:MET:HG3	1:B:4:LEU:CD1	2.18	0.70
1:C:12:SER:O	1:C:16:GLU:HG3	1.91	0.70
1:D:407:LEU:CD2	1:D:427:LEU:HD22	2.21	0.70
1:A:138:VAL:HG13	1:A:293:GLY:O	1.91	0.70
1:B:280:SER:HA	1:B:294:ILE:O	1.92	0.70
1:B:285:LLP:OP4	1:B:285:LLP:H4'1	1.91	0.70
1:E:330:LEU:CD2	1:E:335:ARG:HD3	2.22	0.70
2:F:47(O):G:H2'	2:F:47(P):A:C8	2.27	0.70
1:A:301:LEU:O	1:A:305:ILE:HG13	1.91	0.70
1:D:5:LEU:CD1	1:D:8:ILE:HD12	2.22	0.70
1:E:211:LEU:HG	1:E:242:ILE:CG2	2.21	0.70
1:E:77:GLY:HA3	1:E:430:ASP:CG	2.12	0.70
1:E:1:MET:HG3	1:E:4:LEU:HD12	1.72	0.70
1:D:408:SER:O	1:D:412:ARG:HG3	1.91	0.69
1:E:217:SER:O	1:E:386:PRO:HD3	1.93	0.69
2:G:47:U:H2'	2:G:47(A):C:C6	2.27	0.69
2:H:47:U:H2'	2:H:47(A):C:C6	2.27	0.69
1:B:290:PRO:HB2	1:B:320:THR:HG22	1.75	0.69
1:C:10:GLN:HG3	2:I:19:G:O5'	1.91	0.69
1:C:280:SER:HA	1:C:294:ILE:O	1.93	0.69
1:E:230:LEU:HD23	1:E:233:LEU:HD12	1.74	0.69
1:E:435:PHE:HB3	1:E:437:GLU:OE1	1.93	0.69
1:B:1:MET:CG	1:B:4:LEU:HD12	2.18	0.69
1:A:280:SER:HA	1:A:294:ILE:O	1.93	0.69
2:J:47(A):C:H2'	2:J:47(B):G:H8	1.57	0.69
2:I:37:A:H2'	2:I:38:A:O4'	1.91	0.69

Continued on next page...

Continued from previous page...

Atom-1	Atom-2	Interatomic distance (Å)	Clash overlap (Å)
1:B:374:ILE:HD11	1:B:428:LEU:CD2	2.21	0.69
1:C:28:VAL:O	1:C:32:ARG:HG3	1.91	0.69
1:E:11:ILE:HG21	1:E:28:VAL:HG13	1.73	0.69
2:F:55:U:H2'	2:F:57:G:OP2	1.93	0.69
2:J:47:U:H2'	2:J:47(A):C:C6	2.28	0.69
1:A:253:LEU:HD23	1:A:331:TYR:CD1	2.28	0.69
1:D:200:TYR:CE2	1:D:228:VAL:HG21	2.28	0.69
2:G:37:A:H2'	2:G:38:A:O4'	1.93	0.69
1:E:10:GLN:HG2	1:E:12:SER:H	1.57	0.68
2:I:6:A:H2'	2:I:7:G:C8	2.29	0.68
1:B:187:ARG:HE	1:B:203:ALA:HB1	1.58	0.68
2:F:47(I):A:H2'	2:F:47(J):A:O4'	1.93	0.68
1:A:399:HIS:CE1	1:A:401:ARG:HD3	2.28	0.68
1:C:402:LEU:HD22	1:C:406:GLU:HG2	1.76	0.68
1:E:141:ASN:OD1	1:E:143:ALA:HB3	1.93	0.68
1:B:407:LEU:HD23	1:B:427:LEU:HD22	1.76	0.68
1:D:8:ILE:HD11	1:D:38:TYR:HB3	1.74	0.68
1:E:405:GLN:HE22	1:E:422:ILE:HG21	1.56	0.68
2:F:38:A:C2'	2:F:39:U:H5'	2.23	0.68
1:D:298:LYS:HB2	1:D:301:LEU:HD12	1.75	0.68
2:H:47(H):U:H2'	2:H:47(I):A:O4'	1.93	0.68
2:I:28:U:O2'	2:I:29:A:H5'	1.94	0.68
1:A:345:LEU:CD2	1:A:380:PRO:HB3	2.24	0.68
1:E:358:ARG:HH21	1:E:439:LEU:HD12	1.58	0.68
1:B:390:LEU:HB2	1:B:432:ARG:NH2	2.09	0.68
1:C:366:ILE:HG23	1:C:367:PRO:HD2	1.75	0.68
2:G:25:U:O2'	2:G:26:C:H5'	1.94	0.68
2:H:47(A):C:H2'	2:H:47(B):G:H8	1.59	0.68
1:A:320:THR:HG22	1:B:319:LEU:HD12	1.76	0.68
1:E:234:VAL:HG22	1:E:276:ILE:HD13	1.74	0.68
1:D:126:TYR:O	1:D:130:LEU:HG	1.94	0.67
2:F:65:C:H2'	2:F:66:A:H8	1.56	0.67
2:J:47(A):C:H2'	2:J:47(B):G:C8	2.29	0.67
1:E:162:SER:HB2	1:E:200:TYR:OH	1.94	0.67
1:E:197:VAL:HG22	1:E:228:VAL:HG13	1.77	0.67
2:I:47(L):C:H2'	2:I:47(M):G:C8	2.29	0.67
1:C:42:ILE:HD11	1:C:50:LEU:HD21	1.76	0.67
1:E:159:VAL:HG22	1:E:210:LEU:HB3	1.75	0.67
1:A:10:GLN:H	1:A:13:LYS:CD	2.00	0.67
1:A:2:LYS:O	1:A:6:ARG:HG3	1.94	0.67
2:J:47(O):G:H2'	2:J:47(P):A:C8	2.29	0.67

Continued on next page...

Continued from previous page...

Atom-1	Atom-2	Interatomic distance (Å)	Clash overlap (Å)
1:B:194:LYS:HG2	1:B:226:GLU:HB2	1.76	0.67
1:B:390:LEU:CB	1:B:432:ARG:HH22	2.08	0.67
1:C:39:ARG:O	1:C:43:ILE:HG13	1.94	0.67
1:E:420:CYS:SG	1:E:427:LEU:HD11	2.35	0.67
1:E:8:ILE:HD11	1:E:38:TYR:HB3	1.75	0.67
1:A:123:ILE:CD1	1:A:325:GLU:HB2	2.23	0.67
1:A:85:GLY:HA2	1:B:107:LEU:HD23	1.76	0.67
1:B:256:LEU:HD23	1:B:263:VAL:CG2	2.24	0.67
1:C:302:ILE:HD13	1:C:305:ILE:HD12	1.76	0.67
1:D:2:LYS:HE2	1:D:6:ARG:NH2	2.10	0.67
1:E:8:ILE:CD1	1:E:38:TYR:HB3	2.24	0.67
1:B:28:VAL:HG12	1:B:32:ARG:HE	1.59	0.67
1:E:407:LEU:HD23	1:E:427:LEU:HD22	1.77	0.67
1:E:423:ARG:HD2	1:E:428:LEU:CD1	2.25	0.67
2:I:47(O):G:H2'	2:I:47(P):A:C8	2.30	0.67
1:A:392:THR:HG21	1:A:430:ASP:OD2	1.95	0.66
1:A:10:GLN:HB2	1:A:13:LYS:CE	2.25	0.66
1:C:187:ARG:HE	1:C:203:ALA:HB1	1.59	0.66
1:A:39:ARG:O	1:A:43:ILE:HG13	1.95	0.66
1:B:145:ALA:O	1:B:149:VAL:HG23	1.95	0.66
1:C:5:LEU:HD12	1:C:42:ILE:HD12	1.76	0.66
1:D:97:ILE:HD11	1:D:323:GLY:HA3	1.76	0.66
2:H:36:A:O2'	2:H:37:A:H5'	1.95	0.66
2:I:38:A:C2'	2:I:39:U:H5'	2.25	0.66
2:J:58:A:H1'	2:J:60:U:OP2	1.95	0.66
1:A:165:GLU:OE1	1:A:213:LYS:HG3	1.96	0.66
1:A:42:ILE:HD11	1:A:50:LEU:HD21	1.77	0.66
1:A:343:ARG:O	1:A:347:GLN:HG3	1.95	0.66
1:C:399:HIS:CD2	1:C:450:LEU:HD13	2.30	0.66
1:C:167:VAL:HG12	1:C:219:PHE:HE2	1.61	0.66
1:C:90:SER:HB3	1:C:338:ASP:O	1.95	0.66
1:D:340:PRO:O	1:D:344:MET:HG3	1.95	0.66
2:I:63:C:H2'	2:I:64:A:C8	2.31	0.66
1:A:30:ALA:O	1:A:34:VAL:HG23	1.95	0.66
1:B:390:LEU:HB2	1:B:432:ARG:HH22	1.58	0.66
2:G:30:G:O2'	2:G:31:A:H5'	1.95	0.66
2:H:58:A:H1'	2:H:60:U:OP2	1.95	0.66
1:A:361:LYS:HA	1:A:364:LYS:HE3	1.77	0.66
1:D:242:ILE:HG23	1:D:243:PRO:HD2	1.77	0.66
1:E:12:SER:O	1:E:16:GLU:HG3	1.96	0.66
2:J:27:C:H2'	2:J:28:U:O4'	1.95	0.66

Continued on next page...

Continued from previous page...

Atom-1	Atom-2	Interatomic distance (Å)	Clash overlap (Å)
1:A:263:VAL:HG12	1:A:265:GLU:H	1.59	0.65
1:B:412:ARG:HD2	1:B:419:VAL:HG22	1.78	0.65
2:G:63:C:H2'	2:G:64:A:H8	1.61	0.65
1:A:169:ILE:HG13	1:A:173:PHE:HD2	1.60	0.65
1:C:11:ILE:HG21	1:C:28:VAL:HG13	1.78	0.65
1:C:37:LYS:O	1:C:41:GLU:HG3	1.96	0.65
1:D:217:SER:O	1:D:386:PRO:HD3	1.96	0.65
2:G:47(O):G:H2'	2:G:47(P):A:C8	2.30	0.65
1:A:302:ILE:CG2	1:A:306:LYS:HE3	2.27	0.65
1:A:68:ASN:HD22	1:B:122:HIS:CA	2.07	0.65
1:D:302:ILE:CG2	1:D:306:LYS:HE3	2.26	0.65
1:E:130:LEU:HD13	1:E:253:LEU:HD21	1.79	0.65
1:E:211:LEU:HG	1:E:242:ILE:HG22	1.78	0.65
2:J:24:C:O2'	2:J:25:U:H5'	1.96	0.65
1:A:401:ARG:NH1	1:A:450:LEU:O	2.28	0.65
1:C:72:VAL:HG13	1:C:417:PRO:HG2	1.79	0.65
1:E:39:ARG:O	1:E:43:ILE:HG13	1.97	0.65
2:J:63:C:H2'	2:J:64:A:C8	2.32	0.65
1:D:39:ARG:HG2	2:H:56:C:N4	2.10	0.65
1:A:68:ASN:ND2	1:B:122:HIS:CD2	2.64	0.65
2:F:28:U:O2'	2:F:29:A:H5'	1.96	0.65
2:G:31:A:N7	2:G:32:C:C4	2.64	0.65
1:A:309:PRO:HG2	1:B:181:LYS:HG3	1.78	0.65
1:E:371:ILE:HG12	1:E:397:ILE:HG22	1.77	0.65
1:A:123:ILE:HG23	1:A:328:LEU:HD12	1.77	0.65
2:F:67(A):A:H2'	2:F:68:C:C6	2.32	0.65
2:F:69:U:H2'	2:F:70:C:C6	2.32	0.65
2:H:47(O):G:H2'	2:H:47(P):A:C8	2.32	0.65
1:A:83:ASN:HB3	1:B:109:TYR:HD2	1.62	0.65
1:B:32:ARG:HH22	2:F:18:G:P	2.19	0.65
1:A:13:LYS:HA	1:A:16:GLU:OE1	1.97	0.64
2:G:36:A:H2'	2:G:37:A:C8	2.31	0.64
1:D:250:SER:HB2	1:D:286:LEU:CD1	2.27	0.64
2:J:25:U:O2'	2:J:26:C:H5'	1.96	0.64
1:B:352:LEU:HD13	1:B:392:THR:HA	1.78	0.64
1:B:423:ARG:HD2	1:B:428:LEU:CD1	2.26	0.64
1:C:333:GLU:HA	1:D:25:ILE:HD12	1.80	0.64
1:D:218:ASN:ND2	1:E:224:PHE:HB2	2.13	0.64
2:I:47(L):C:H2'	2:I:47(M):G:H8	1.60	0.64
1:D:11:ILE:HG22	2:H:16:U:H4'	1.78	0.64
1:A:271:CYS:O	1:A:276:ILE:HG12	1.98	0.64

Continued on next page...

Continued from previous page...

Atom-1	Atom-2	Interatomic distance (Å)	Clash overlap (Å)
1:D:408:SER:OG	1:D:422:ILE:HD11	1.98	0.64
1:E:152:THR:HG21	1:E:305:ILE:HA	1.79	0.64
2:G:24:C:O2'	2:G:25:U:H5'	1.97	0.64
2:G:29:A:C2'	2:G:30:G:O4'	2.46	0.64
1:A:32:ARG:HH11	1:A:32:ARG:HG2	1.62	0.64
1:D:302:ILE:HG22	1:D:306:LYS:HE3	1.80	0.64
1:D:359:LEU:HB2	1:D:439:LEU:HD22	1.79	0.64
1:B:359:LEU:HB2	1:B:439:LEU:HD22	1.79	0.64
1:A:373:VAL:HG22	1:A:395:VAL:HG22	1.80	0.64
1:D:353:ARG:HB2	1:D:393:TYR:CE2	2.31	0.64
2:J:65:C:H2'	2:J:66:A:H8	1.62	0.64
2:F:6:A:H2'	2:F:7:G:C8	2.33	0.64
1:D:218:ASN:HD22	1:E:224:PHE:HB2	1.63	0.64
1:D:250:SER:HB2	1:D:286:LEU:HD12	1.79	0.64
1:E:86:ARG:NH1	1:E:285:LLP:HE2	2.12	0.64
1:B:10:GLN:NE2	2:F:19:G:OP1	2.31	0.63
1:C:11:ILE:O	1:C:15:VAL:HG23	1.97	0.63
1:D:161:ILE:HG21	1:D:166:LEU:HD21	1.79	0.63
1:A:309:PRO:CG	1:B:181:LYS:HG3	2.28	0.63
1:C:211:LEU:HG	1:C:242:ILE:HG21	1.80	0.63
1:D:3:SER:O	1:D:7:GLN:HG2	1.98	0.63
2:I:10:A:H4'	2:I:45:U:O4'	1.98	0.63
1:C:339:ILE:HD11	1:C:342:ILE:HG13	1.80	0.63
1:A:28:VAL:HG12	1:A:32:ARG:HE	1.63	0.63
1:C:5:LEU:CD1	1:C:42:ILE:HD12	2.28	0.63
1:D:259:PHE:HB3	1:D:346:THR:HG21	1.80	0.63
2:I:10:A:C5'	2:I:45:U:O4'	2.47	0.63
1:A:270:ASP:O	1:A:274:LEU:HG	1.98	0.63
1:C:317:ASP:HA	1:D:291:GLN:OE1	1.98	0.63
1:C:431:MET:CE	1:C:434:VAL:HG21	2.28	0.63
1:B:12:SER:OG	2:F:16:U:H1'	1.99	0.63
2:H:21:U:H2'	2:H:22:G:C8	2.34	0.63
2:H:63:C:H2'	2:H:64:A:C8	2.34	0.63
2:I:35:C:H2'	2:I:36:A:O4'	1.98	0.63
1:A:161:ILE:HG23	1:A:166:LEU:HD21	1.80	0.63
1:B:25:ILE:HG13	1:B:26:TYR:H	1.60	0.63
1:E:4:LEU:O	1:E:42:ILE:HD13	1.99	0.63
2:G:47(E):A:H2	2:G:47(I):A:N7	1.96	0.63
2:I:30:G:O2'	2:I:31:A:H5'	1.98	0.63
1:E:423:ARG:HD2	1:E:428:LEU:HD12	1.81	0.63
2:F:24:C:O2'	2:F:25:U:H5'	1.99	0.63

Continued on next page...

Continued from previous page...

Atom-1	Atom-2	Interatomic distance (Å)	Clash overlap (Å)
1:B:128:ASN:HD21	1:B:135:SER:HA	1.64	0.62
1:B:32:ARG:HG2	1:B:32:ARG:HH11	1.63	0.62
1:B:32:ARG:NH1	2:F:18:G:OP1	2.32	0.62
1:D:224:PHE:HD1	1:E:218:ASN:HB2	1.62	0.62
2:H:47(A):C:H2'	2:H:47(B):G:C8	2.34	0.62
1:B:178:ILE:HG23	1:B:179:MET:N	2.14	0.62
1:A:302:ILE:HG22	1:A:306:LYS:HE3	1.81	0.62
1:C:25:ILE:HG13	1:C:26:TYR:N	2.14	0.62
2:H:32:C:H2'	2:H:33:U:C6	2.34	0.62
1:E:396:ALA:HB2	1:E:428:LEU:HD23	1.82	0.62
2:F:63:C:H2'	2:F:64:A:H8	1.62	0.62
1:D:5:LEU:HD21	1:D:39:ARG:HG2	1.82	0.62
2:G:67(A):A:H2'	2:G:68:C:C6	2.34	0.62
1:A:37:LYS:O	1:A:41:GLU:HG3	1.99	0.62
1:B:33:GLU:OE1	1:B:60:LYS:HD2	2.00	0.62
2:G:47(H):U:O2'	2:G:47(I):A:H5'	1.99	0.62
2:G:32:C:H2'	2:G:33:U:C6	2.34	0.62
1:A:25:ILE:HG13	1:A:26:TYR:N	2.14	0.62
1:B:123:ILE:HD11	1:B:325:GLU:HB2	1.81	0.62
1:A:11:ILE:HD12	2:G:18:G:OP1	2.00	0.62
2:I:47(E):A:H2'	2:I:47(F):U:O4'	2.00	0.62
2:I:58:A:H1'	2:I:60:U:OP2	2.00	0.62
1:B:187:ARG:NE	1:B:203:ALA:HB1	2.14	0.62
1:C:57:VAL:O	1:C:61:ILE:HG13	2.00	0.62
1:C:312:ARG:HG2	1:D:173:PHE:HB2	1.82	0.62
1:D:1:MET:CG	1:D:2:LYS:N	2.62	0.62
1:A:425:ASP:CG	1:A:425:ASP:O	2.37	0.61
1:C:32:ARG:HH11	1:C:32:ARG:HG2	1.64	0.61
2:F:69:U:H2'	2:F:70:C:H6	1.64	0.61
1:A:69:ILE:HG12	1:B:122:HIS:ND1	2.14	0.61
1:C:187:ARG:NE	1:C:203:ALA:HB1	2.15	0.61
1:C:362:LEU:O	1:C:443:LYS:HG3	2.00	0.61
1:C:67:PRO:HB2	1:D:96:PHE:CZ	2.34	0.61
2:F:47(G):U:C6	2:F:47(G):U:O5'	2.51	0.61
1:C:348:ASP:HB2	1:C:351:ALA:HB2	1.82	0.61
1:B:61:ILE:O	1:B:65:MET:HG3	1.99	0.61
1:C:30:ALA:O	1:C:34:VAL:HG23	2.01	0.61
1:C:99:GLU:O	1:D:71:ARG:NH2	2.33	0.61
1:D:79:VAL:HG21	1:D:345:LEU:HG	1.81	0.61
1:E:33:GLU:OE1	1:E:60:LYS:HD2	2.01	0.61
1:C:150:LEU:HD13	1:C:179:MET:HG3	1.83	0.61

Continued on next page...

Continued from previous page...

Atom-1	Atom-2	Interatomic distance (Å)	Clash overlap (Å)
1:C:405:GLN:HG3	2:G:1:G:O4'	2.01	0.61
1:E:363:LEU:HB2	1:E:371:ILE:CD1	2.31	0.61
1:A:445:THR:O	1:A:449:LEU:HG	2.01	0.61
1:B:123:ILE:CD1	1:B:325:GLU:HB2	2.31	0.61
2:G:54:U:H2'	2:G:55:U:O4'	2.01	0.61
2:H:6:A:H2'	2:H:7:G:C8	2.36	0.61
2:I:67(A):A:H2'	2:I:68:C:C6	2.36	0.61
2:J:30:G:O2'	2:J:31:A:H5'	2.01	0.61
1:C:355:LYS:HG3	1:C:439:LEU:HD11	1.83	0.61
2:G:29:A:O2'	2:G:30:G:H5'	2.01	0.61
2:G:69:U:H2'	2:G:70:C:C6	2.35	0.61
1:B:405:GLN:NE2	1:B:422:ILE:HG21	2.15	0.61
1:D:125:LYS:O	1:D:129:GLU:HG3	2.00	0.60
1:D:347:GLN:NE2	1:D:352:LEU:HD21	2.16	0.60
1:C:102:ASN:CB	1:D:71:ARG:HH22	2.04	0.60
1:B:452:ILE:HG23	1:B:452:ILE:OXT	2.00	0.60
1:C:75:ALA:HB3	1:C:420:CYS:HB3	1.83	0.60
1:D:347:GLN:HE21	1:D:352:LEU:HD21	1.66	0.60
1:E:10:GLN:OE1	1:E:13:LYS:HE3	2.01	0.60
1:E:11:ILE:O	1:E:15:VAL:HG23	2.01	0.60
2:G:71:C:H2'	2:G:72:C:C6	2.36	0.60
1:A:251:GLY:HA2	1:A:268:PHE:HE2	1.66	0.60
1:E:158:GLU:OE2	1:E:187:ARG:HD2	2.00	0.60
2:H:69:U:H2'	2:H:70:C:C6	2.36	0.60
1:A:130:LEU:HD13	1:A:253:LEU:HD21	1.83	0.60
2:F:30:G:O2'	2:F:31:A:H5'	2.01	0.60
2:H:53:G:O2'	2:H:54:U:H5'	2.00	0.60
2:G:47(A):C:H2'	2:G:47(B):G:H8	1.66	0.60
2:I:71:C:H2'	2:I:72:C:C6	2.36	0.60
1:A:420:CYS:SG	1:A:427:LEU:HD21	2.41	0.60
1:E:88:PRO:HG2	1:E:340:PRO:CB	2.31	0.60
1:B:10:GLN:HG2	1:B:12:SER:N	2.15	0.60
1:B:57:VAL:O	1:B:61:ILE:HG13	2.01	0.60
1:C:344:MET:O	1:C:432:ARG:HD2	2.01	0.60
1:D:216:LYS:HG2	1:D:219:PHE:CZ	2.37	0.60
1:D:163:ARG:HH11	1:E:166:LEU:CD1	2.14	0.60
1:A:399:HIS:HE1	1:A:401:ARG:CD	2.14	0.60
1:B:28:VAL:O	1:B:32:ARG:HG3	2.02	0.60
1:D:123:ILE:CD1	1:D:325:GLU:HB2	2.32	0.60
1:E:57:VAL:O	1:E:61:ILE:HG13	2.01	0.60
2:I:69:U:H2'	2:I:70:C:C6	2.36	0.60

Continued on next page...

Continued from previous page...

Atom-1	Atom-2	Interatomic distance (Å)	Clash overlap (Å)
2:J:6:A:H2'	2:J:7:G:C8	2.37	0.60
1:A:32:ARG:NH1	1:A:32:ARG:HG2	2.16	0.60
1:B:11:ILE:O	1:B:15:VAL:HG23	2.02	0.60
1:B:178:ILE:CG2	1:B:179:MET:N	2.65	0.60
1:D:200:TYR:CD2	1:D:228:VAL:HG21	2.36	0.60
1:C:285:LLP:OP1	1:D:312:ARG:NH1	2.33	0.60
2:G:15:C:H2'	2:G:16:U:C6	2.37	0.60
1:A:363:LEU:O	1:A:371:ILE:HD11	2.02	0.60
1:C:14:VAL:HG13	1:C:18:PHE:HE2	1.66	0.60
1:C:423:ARG:HD2	1:C:428:LEU:CD1	2.32	0.60
2:G:6:A:H2'	2:G:7:G:C8	2.37	0.60
1:A:10:GLN:HB3	1:A:13:LYS:HG3	1.84	0.59
2:F:71:C:H2'	2:F:72:C:C6	2.36	0.59
1:C:11:ILE:CB	2:I:16:U:H4'	2.32	0.59
1:D:336:TYR:O	1:D:339:ILE:HG12	2.02	0.59
1:E:107:LEU:HD11	1:E:321:LEU:HD23	1.84	0.59
2:J:69:U:H2'	2:J:70:C:C6	2.36	0.59
1:B:10:GLN:CB	1:B:13:LYS:HE3	2.31	0.59
1:C:399:HIS:CE1	1:C:401:ARG:HD3	2.27	0.59
1:A:397:ILE:HD11	1:A:427:LEU:HD23	1.84	0.59
1:D:32:ARG:O	1:D:36:GLU:HG2	2.02	0.59
1:E:107:LEU:O	1:E:122:HIS:HE1	1.85	0.59
2:I:10:A:C2	2:I:26:C:O2	2.54	0.59
2:J:38:A:HO2'	2:J:39:U:H5'	1.67	0.59
1:B:32:ARG:NH1	1:B:32:ARG:HG2	2.18	0.59
1:C:187:ARG:HD3	1:C:203:ALA:HB1	1.84	0.59
1:C:93:VAL:HA	1:C:326:MET:HG2	1.84	0.59
1:A:10:GLN:HG3	2:G:19:G:P	2.43	0.59
2:I:38:A:O2'	2:I:39:U:H5'	2.02	0.59
2:J:71:C:H2'	2:J:72:C:C6	2.37	0.59
1:A:150:LEU:HD13	1:A:179:MET:HG3	1.84	0.59
1:D:2:LYS:O	1:D:2:LYS:HG2	2.03	0.59
1:D:208:THR:HG22	1:D:242:ILE:HD13	1.85	0.59
1:E:187:ARG:CD	1:E:203:ALA:HB1	2.32	0.59
1:C:366:ILE:HB	1:C:369:LEU:CD1	2.33	0.59
1:D:373:VAL:HG22	1:D:395:VAL:HG22	1.85	0.59
1:C:10:GLN:HG3	2:I:19:G:P	2.43	0.59
2:I:63:C:H2'	2:I:64:A:H8	1.67	0.59
1:A:193:ASN:O	1:A:225:VAL:HG13	2.03	0.59
1:C:285:LLP:P	1:D:312:ARG:HH22	2.26	0.59
1:E:2:LYS:O	1:E:6:ARG:HG3	2.02	0.59

Continued on next page...

Continued from previous page...

Atom-1	Atom-2	Interatomic distance (Å)	Clash overlap (Å)
1:B:12:SER:HG	2:F:16:U:H1'	1.68	0.59
1:B:30:ALA:O	1:B:34:VAL:HG23	2.02	0.58
2:G:4:A:H2'	2:G:5:G:C8	2.38	0.58
2:H:67(A):A:H2'	2:H:68:C:H6	1.68	0.58
1:A:153:LEU:HD11	1:A:301:LEU:HD22	1.85	0.58
1:B:242:ILE:HG23	1:B:243:PRO:HD2	1.85	0.58
1:C:13:LYS:HA	1:C:16:GLU:OE1	2.03	0.58
1:C:32:ARG:NH1	1:C:32:ARG:HG2	2.18	0.58
1:C:373:VAL:HG22	1:C:395:VAL:HG22	1.84	0.58
1:C:83:ASN:HB3	1:D:109:TYR:CD2	2.27	0.58
1:D:66:LYS:NZ	1:D:415:GLU:OE2	2.36	0.58
1:D:420:CYS:SG	1:D:427:LEU:HD11	2.43	0.58
2:G:39:U:H2'	2:G:40:C:O4'	2.04	0.58
1:B:1:MET:C	1:B:3:SER:H	2.06	0.58
2:F:67:U:H2'	2:F:67(A):A:H8	1.68	0.58
2:H:24:C:O2'	2:H:25:U:H5'	2.03	0.58
1:A:409:ARG:NH1	1:A:413:LEU:CD1	2.67	0.58
1:E:169:ILE:O	1:E:173:PHE:HB3	2.04	0.58
1:E:396:ALA:HB1	1:E:426:GLN:CD	2.24	0.58
2:I:10:A:C4'	2:I:45:U:O4'	2.51	0.58
1:A:181:LYS:HG3	1:B:309:PRO:CG	2.29	0.58
1:A:126:TYR:CB	1:A:328:LEU:HD13	2.34	0.58
1:B:256:LEU:HD23	1:B:263:VAL:HG21	1.83	0.58
1:D:10:GLN:HG2	1:D:12:SER:N	2.16	0.58
2:H:35:C:N4	2:H:36:A:N6	2.50	0.58
2:H:69:U:H2'	2:H:70:C:H6	1.68	0.58
2:J:53:G:H2'	2:J:54:U:H6	1.68	0.58
1:C:344:MET:O	1:C:432:ARG:CD	2.52	0.58
1:C:55:GLU:O	1:C:59:ARG:HG3	2.03	0.58
1:C:332:PHE:HZ	1:D:29:LYS:HD2	1.61	0.58
1:E:399:HIS:CE1	1:E:450:LEU:HD22	2.38	0.58
1:E:7:GLN:HB2	1:E:50:LEU:CD1	2.33	0.58
2:F:4:A:H2'	2:F:5:G:H8	1.69	0.58
2:H:71:C:H2'	2:H:72:C:C6	2.39	0.58
1:B:358:ARG:NH2	1:B:439:LEU:HD12	2.16	0.58
1:C:272:ILE:HD11	1:C:296:VAL:HG23	1.86	0.58
2:H:21:U:H2'	2:H:22:G:H8	1.67	0.58
2:I:59:U:O2'	2:I:60:U:H5'	2.03	0.58
2:J:69:U:H2'	2:J:70:C:H6	1.69	0.58
1:B:298:LYS:O	1:B:302:ILE:HG12	2.03	0.58
1:D:33:GLU:OE1	1:D:60:LYS:HD2	2.03	0.58

Continued on next page...

Continued from previous page...

Atom-1	Atom-2	Interatomic distance (Å)	Clash overlap (Å)
2:F:38:A:O2'	2:F:39:U:H5'	2.03	0.58
1:C:69:ILE:HD11	1:D:321:LEU:HG	1.85	0.58
1:D:344:MET:O	1:D:432:ARG:CD	2.52	0.58
2:J:54:U:H2'	2:J:55:U:O4'	2.04	0.58
1:B:32:ARG:O	1:B:36:GLU:HG2	2.04	0.58
1:C:363:LEU:HD22	1:C:366:ILE:HD12	1.86	0.58
1:D:37:LYS:O	1:D:41:GLU:HG3	2.04	0.58
2:J:18:G:O2'	2:J:57:G:N2	2.35	0.58
2:J:53:G:O2'	2:J:54:U:H5'	2.03	0.57
2:J:63:C:H2'	2:J:64:A:H8	1.69	0.57
1:A:409:ARG:HH12	1:A:413:LEU:CD1	2.17	0.57
1:B:71:ARG:HH11	1:B:71:ARG:HG3	1.70	0.57
1:C:10:GLN:HB3	1:C:13:LYS:HG3	1.85	0.57
1:D:224:PHE:CD1	1:E:218:ASN:HB2	2.38	0.57
1:E:353:ARG:HB2	1:E:393:TYR:CE2	2.39	0.57
2:G:4:A:H2'	2:G:5:G:H8	1.69	0.57
2:H:7:G:C2	2:H:49:G:C8	2.92	0.57
2:J:28:U:O2'	2:J:29:A:H5'	2.04	0.57
1:A:435:PHE:HB2	1:A:438:ASP:OD2	2.04	0.57
1:A:85:GLY:HA2	1:B:107:LEU:CD2	2.35	0.57
1:B:24:GLU:O	1:B:28:VAL:HG23	2.04	0.57
1:C:49:ASP:OD1	1:C:50:LEU:N	2.37	0.57
1:E:120:ILE:HG21	1:E:137:PHE:CD1	2.39	0.57
2:F:6:A:O2'	2:F:7:G:H5'	2.04	0.57
2:G:26:C:H2'	2:G:27:C:O4'	2.04	0.57
2:G:53:G:H2'	2:G:54:U:H6	1.68	0.57
2:J:53:G:H2'	2:J:54:U:C6	2.39	0.57
1:B:3:SER:O	1:B:7:GLN:HG2	2.04	0.57
1:B:10:GLN:HB2	2:F:19:G:C3'	2.34	0.57
2:F:54:U:H2'	2:F:55:U:O4'	2.04	0.57
2:H:30:G:O2'	2:H:31:A:H5'	2.05	0.57
2:H:53:G:H2'	2:H:54:U:H6	1.70	0.57
1:C:157:LYS:HE2	1:C:209:ALA:CB	2.19	0.57
1:C:423:ARG:HD2	1:C:428:LEU:HD12	1.86	0.57
1:D:399:HIS:CE1	1:D:401:ARG:HB2	2.40	0.57
2:F:71:C:H2'	2:F:72:C:H6	1.70	0.57
1:B:224:PHE:HD1	1:C:218:ASN:HB2	1.69	0.57
2:F:4:A:H2'	2:F:5:G:C8	2.39	0.57
2:G:25:U:C2	2:G:26:C:C5	2.93	0.57
2:H:48:G:H4'	2:H:49:G:H5''	1.86	0.57
1:A:251:GLY:HA2	1:A:268:PHE:CE2	2.40	0.57

Continued on next page...

Continued from previous page...

Atom-1	Atom-2	Interatomic distance (Å)	Clash overlap (Å)
1:A:359:LEU:HB2	1:A:439:LEU:HD22	1.87	0.57
1:C:386:PRO:HG2	1:C:387:GLU:H	1.70	0.57
1:D:407:LEU:HD23	1:D:427:LEU:HD22	1.86	0.57
2:F:35:C:O2'	2:F:36:A:H5'	2.03	0.57
2:H:15:C:H2'	2:H:16:U:H6	1.70	0.57
1:B:175:ILE:N	1:B:176:PRO:HD2	2.19	0.57
1:C:339:ILE:CD1	1:C:342:ILE:HG13	2.34	0.57
1:C:421:ARG:HH11	1:C:421:ARG:HG2	1.68	0.57
1:E:169:ILE:HG22	1:E:218:ASN:OD1	2.05	0.57
1:E:408:SER:O	1:E:412:ARG:HG3	2.04	0.57
1:B:137:PHE:CE1	1:B:306:LYS:HG2	2.40	0.57
1:C:187:ARG:CD	1:C:203:ALA:HB1	2.33	0.57
1:D:234:VAL:HG11	1:D:275:GLY:HA3	1.87	0.57
1:E:25:ILE:HG13	1:E:26:TYR:N	2.19	0.57
2:F:53:G:H2'	2:F:54:U:H6	1.69	0.57
2:I:47(I):A:H2'	2:I:47(J):A:O4'	2.05	0.57
1:A:161:ILE:CG2	1:A:166:LEU:HD21	2.35	0.57
1:B:10:GLN:HB3	1:B:13:LYS:CG	2.30	0.57
2:G:26:C:O2'	2:G:27:C:H5'	2.04	0.57
2:H:4:A:H2'	2:H:5:G:H8	1.70	0.57
2:I:54:U:H2'	2:I:55:U:O4'	2.03	0.57
1:A:169:ILE:O	1:A:173:PHE:HB3	2.05	0.56
1:A:137:PHE:CD1	1:A:306:LYS:HG2	2.40	0.56
1:A:360:GLU:O	1:A:364:LYS:HG3	2.05	0.56
1:D:87:ALA:CB	1:D:341:VAL:HG21	2.35	0.56
1:E:299:LYS:O	1:E:303:GLU:HG2	2.05	0.56
2:F:53:G:O2'	2:F:54:U:H5'	2.05	0.56
2:G:43:G:H5'	2:G:43:G:H8	1.70	0.56
1:C:11:ILE:HD12	2:I:18:G:OP1	2.05	0.56
1:A:194:LYS:HG2	1:A:226:GLU:HB2	1.87	0.56
1:B:216:LYS:HG2	1:B:219:PHE:CZ	2.40	0.56
1:B:443:LYS:O	1:B:447:GLN:HG2	2.05	0.56
2:G:69:U:H2'	2:G:70:C:H6	1.69	0.56
2:I:38:A:H2'	2:I:39:U:O4'	2.04	0.56
2:J:14:G:O2'	2:J:15:C:H5'	2.05	0.56
1:E:200:TYR:CE2	1:E:228:VAL:HG21	2.41	0.56
1:E:1:MET:HG3	1:E:4:LEU:CD1	2.35	0.56
2:H:36:A:H2'	2:H:37:A:O4'	2.05	0.56
1:C:6:ARG:NH1	2:I:20:U:O4	2.38	0.56
1:C:141:ASN:OD1	1:C:143:ALA:HB3	2.05	0.56
1:C:14:VAL:HG13	1:C:18:PHE:CE2	2.40	0.56

Continued on next page...

Continued from previous page...

Atom-1	Atom-2	Interatomic distance (Å)	Clash overlap (Å)
1:C:69:ILE:CD1	1:D:321:LEU:HG	2.36	0.56
1:D:360:GLU:HG3	1:D:371:ILE:HG21	1.87	0.56
1:E:336:TYR:O	1:E:339:ILE:HG12	2.04	0.56
2:G:53:G:H2'	2:G:54:U:C6	2.40	0.56
2:J:4:A:H2'	2:J:5:G:H8	1.70	0.56
1:C:169:ILE:O	1:C:173:PHE:HB3	2.05	0.56
2:H:41:U:O2'	2:H:42:A:H5'	2.05	0.56
2:H:47(E):A:H2'	2:H:47(F):U:H5'	1.88	0.56
1:B:15:VAL:HA	1:B:27:VAL:HG11	1.88	0.56
1:B:187:ARG:CD	1:B:203:ALA:HB1	2.36	0.56
1:C:194:LYS:NZ	1:C:224:PHE:HB3	2.21	0.56
1:C:211:LEU:HG	1:C:242:ILE:CG2	2.34	0.56
1:D:107:LEU:HD11	1:D:321:LEU:HD23	1.88	0.56
1:E:1:MET:C	1:E:3:SER:N	2.57	0.56
1:E:18:PHE:HB3	1:E:21:ALA:HB3	1.87	0.56
2:I:10:A:H5'	2:I:45:U:O4'	2.06	0.56
2:J:35:C:H2'	2:J:36:A:O4'	2.06	0.56
1:D:22:TYR:CG	1:D:61:ILE:HG21	2.41	0.56
1:E:401:ARG:NH1	1:E:450:LEU:O	2.39	0.56
2:G:47(K):G:O2'	2:G:47(L):C:H5'	2.06	0.56
2:H:32:C:C4	2:H:33:U:C4	2.93	0.56
2:H:47(E):A:C2'	2:H:47(F):U:H5'	2.35	0.56
2:I:15:C:H2'	2:I:16:U:H6	1.70	0.56
1:C:366:ILE:HB	1:C:369:LEU:HD12	1.88	0.56
1:D:194:LYS:HB2	1:E:168:GLU:OE1	2.06	0.56
2:H:4:A:H2'	2:H:5:G:C8	2.40	0.56
1:D:194:LYS:HG2	1:D:226:GLU:HB2	1.87	0.56
1:E:161:ILE:HG13	1:E:212:MET:O	2.05	0.56
1:E:269:ARG:HH11	1:E:269:ARG:HG3	1.71	0.56
1:E:88:PRO:HG2	1:E:340:PRO:HB2	1.88	0.56
2:G:53:G:O2'	2:G:54:U:H5'	2.05	0.56
1:D:5:LEU:HD21	2:H:56:C:N4	2.21	0.56
1:B:40:LYS:O	1:B:44:GLU:HG3	2.06	0.56
1:C:285:LLP:OP3	1:D:312:ARG:NH2	2.26	0.56
1:D:30:ALA:O	1:D:34:VAL:HG23	2.06	0.56
1:C:26:TYR:OH	1:D:333:GLU:CG	2.54	0.56
2:I:53:G:O2'	2:I:54:U:H5'	2.06	0.56
1:C:39:ARG:HH22	2:I:18:G:C2'	2.17	0.56
2:J:4:A:H2'	2:J:5:G:C8	2.41	0.56
1:A:57:VAL:O	1:A:61:ILE:HG13	2.05	0.55
1:B:402:LEU:HD12	1:B:450:LEU:CD2	2.36	0.55

Continued on next page...

Continued from previous page...

Atom-1	Atom-2	Interatomic distance (Å)	Clash overlap (Å)
1:D:230:LEU:O	1:D:234:VAL:HG23	2.06	0.55
1:E:213:LYS:HE3	1:E:246:TYR:HE1	1.71	0.55
2:F:27:C:H2'	2:F:28:U:O4'	2.06	0.55
2:I:39:U:H2'	2:I:40:C:O4'	2.05	0.55
2:I:69:U:H2'	2:I:70:C:H6	1.69	0.55
1:A:366:ILE:HG23	1:A:367:PRO:HD2	1.89	0.55
1:B:72:VAL:HG22	1:B:417:PRO:HG2	1.88	0.55
1:D:201:GLU:OE2	1:D:239:LYS:NZ	2.37	0.55
1:E:399:HIS:CE1	1:E:401:ARG:HD3	2.41	0.55
2:F:67:U:H2'	2:F:67(A):A:C8	2.42	0.55
1:D:163:ARG:HG2	1:D:188:GLU:HB2	1.87	0.55
1:D:220:TYR:CD2	1:D:387:GLU:HG2	2.41	0.55
1:D:27:VAL:HG22	1:D:61:ILE:HD13	1.88	0.55
1:D:123:ILE:HD11	1:D:325:GLU:HB2	1.89	0.55
1:E:87:ALA:CB	1:E:341:VAL:HG21	2.37	0.55
1:A:39:ARG:NH2	2:G:18:G:O2'	2.40	0.55
1:C:107:LEU:O	1:C:122:HIS:HE1	1.90	0.55
1:C:420:CYS:SG	1:C:427:LEU:HD11	2.47	0.55
1:E:169:ILE:HD11	1:E:285:LLP:H5'1	1.87	0.55
2:I:4:A:H2'	2:I:5:G:C8	2.42	0.55
2:I:53:G:H2'	2:I:54:U:H6	1.72	0.55
1:A:234:VAL:HG12	1:A:238:HIS:CD2	2.41	0.55
1:A:123:ILE:HD11	1:A:325:GLU:HB2	1.87	0.55
1:C:216:LYS:HG2	1:C:219:PHE:CZ	2.42	0.55
1:C:242:ILE:HG23	1:C:243:PRO:HD2	1.88	0.55
2:F:59:U:O2'	2:F:60:U:H5'	2.07	0.55
2:G:47(A):C:H2'	2:G:47(B):G:C8	2.42	0.55
2:G:59:U:O2'	2:G:60:U:H5'	2.06	0.55
1:B:399:HIS:CD2	1:B:450:LEU:HD13	2.41	0.55
1:A:194:LYS:HG2	1:A:226:GLU:CB	2.36	0.55
1:D:326:MET:O	1:D:330:LEU:HG	2.06	0.55
1:A:169:ILE:HG13	1:A:173:PHE:CD2	2.41	0.55
1:A:157:LYS:CE	1:A:209:ALA:HB2	2.32	0.55
1:C:363:LEU:HD21	1:C:443:LYS:HA	1.88	0.55
1:C:39:ARG:NH2	2:I:18:G:O2'	2.39	0.55
1:D:150:LEU:HB3	1:D:182:SER:OG	2.07	0.55
2:H:47(L):C:H2'	2:H:47(M):G:C8	2.41	0.55
2:J:43:G:H8	2:J:43:G:H5'	1.72	0.55
1:A:348:ASP:O	1:A:351:ALA:HB3	2.06	0.55
1:C:26:TYR:OH	1:D:333:GLU:HG2	2.07	0.55
1:C:270:ASP:O	1:C:274:LEU:HG	2.06	0.55

Continued on next page...

Continued from previous page...

Atom-1	Atom-2	Interatomic distance (Å)	Clash overlap (Å)
1:C:285:LLP:OP4	1:C:285:LLP:H4'1	2.05	0.55
1:D:10:GLN:HB2	2:H:19:G:C3'	2.37	0.55
2:G:41:U:O2'	2:G:42:A:H5'	2.07	0.55
2:H:28:U:O2'	2:H:29:A:H5'	2.06	0.55
2:H:63:C:H2'	2:H:64:A:H8	1.71	0.55
2:J:47(G):U:H2'	2:J:47(H):U:O4'	2.07	0.55
1:B:10:GLN:CB	1:B:13:LYS:HG3	2.33	0.55
1:D:163:ARG:HD2	1:D:190:GLY:O	2.07	0.55
1:E:80:ILE:HG22	1:E:80:ILE:O	2.07	0.55
1:B:208:THR:HG22	1:B:242:ILE:HD13	1.90	0.54
1:C:313:ALA:HB1	1:D:144:GLY:CA	2.37	0.54
1:E:278:LEU:HD23	1:E:297:GLY:HA3	1.89	0.54
1:E:430:ASP:OD1	1:E:432:ARG:HB3	2.06	0.54
1:E:74:ASN:HB2	1:E:84:LEU:HD13	1.89	0.54
2:F:47(K):G:O2'	2:F:47(L):C:H5'	2.07	0.54
2:J:3:G:H2'	2:J:4:A:O4'	2.08	0.54
1:A:436:HIS:CD2	1:A:439:LEU:HD12	2.42	0.54
1:C:435:PHE:HB2	1:C:438:ASP:OD2	2.07	0.54
2:F:38:A:H2'	2:F:39:U:H5'	1.90	0.54
1:A:239:LYS:HD3	1:A:240:TYR:CE2	2.42	0.54
1:C:171:GLY:HA3	1:D:116:ARG:NH2	2.22	0.54
1:D:402:LEU:HD12	1:D:450:LEU:CD2	2.38	0.54
2:H:47(F):U:O2'	2:H:47(G):U:H5''	2.08	0.54
2:J:26:C:O2'	2:J:27:C:H5'	2.08	0.54
2:J:39:U:H2'	2:J:40:C:O4'	2.07	0.54
1:A:265:GLU:HB2	1:A:385:LEU:HD21	1.90	0.54
1:B:169:ILE:HG22	1:B:218:ASN:OD1	2.08	0.54
1:C:317:ASP:HB3	1:D:291:GLN:HB3	1.90	0.54
1:D:392:THR:HG21	1:D:430:ASP:OD2	2.07	0.54
2:I:3:G:H2'	2:I:4:A:O4'	2.08	0.54
2:I:4:A:H2'	2:I:5:G:H8	1.72	0.54
1:A:396:ALA:HB2	1:A:428:LEU:CD2	2.37	0.54
1:D:57:VAL:O	1:D:61:ILE:HG13	2.07	0.54
1:C:278:LEU:HD23	1:C:297:GLY:HA3	1.89	0.54
1:C:302:ILE:CG2	1:C:306:LYS:HE3	2.38	0.54
1:D:405:GLN:HE22	1:D:422:ILE:HG21	1.72	0.54
1:D:438:ASP:O	1:D:442:ILE:HG13	2.08	0.54
2:I:47(K):G:O2'	2:I:47(L):C:H5'	2.07	0.54
1:A:388:LEU:HD21	1:A:390:LEU:HD11	1.90	0.54
1:A:40:LYS:O	1:A:44:GLU:HG3	2.08	0.54
1:C:10:GLN:N	1:C:13:LYS:HD2	2.13	0.54

Continued on next page...

Continued from previous page...

Atom-1	Atom-2	Interatomic distance (Å)	Clash overlap (Å)
1:C:283:GLY:O	1:C:287:LEU:HB3	2.08	0.54
1:C:420:CYS:HB2	1:C:428:LEU:O	2.06	0.54
2:I:71:C:H2'	2:I:72:C:H6	1.72	0.54
1:A:100:ILE:HD12	1:B:69:ILE:HG22	1.90	0.54
1:C:234:VAL:HG22	1:C:276:ILE:HD13	1.88	0.54
1:C:421:ARG:NH1	1:C:421:ARG:HG2	2.22	0.54
1:D:14:VAL:CG1	1:D:18:PHE:HE2	2.21	0.54
1:D:86:ARG:HD2	1:D:284:ASP:OD2	2.08	0.54
1:E:347:GLN:NE2	1:E:352:LEU:HD21	2.22	0.54
2:J:71:C:H2'	2:J:72:C:H6	1.73	0.54
1:A:25:ILE:HG13	1:A:26:TYR:H	1.71	0.54
1:A:96:PHE:O	1:A:100:ILE:HG12	2.08	0.54
1:C:407:LEU:CD2	1:C:427:LEU:HD22	2.38	0.54
1:D:139:VAL:HB	1:D:314:LEU:HB3	1.89	0.54
2:H:53:G:H2'	2:H:54:U:C6	2.43	0.54
1:A:263:VAL:HG12	1:A:264:ASP:N	2.22	0.54
1:C:28:VAL:HG11	2:I:16:U:OP1	2.08	0.54
1:D:176:PRO:HG3	1:E:191:THR:CG2	2.36	0.54
1:D:256:LEU:HD23	1:D:263:VAL:CG2	2.37	0.54
1:D:423:ARG:HD2	1:D:428:LEU:CD1	2.38	0.54
1:E:28:VAL:HG12	1:E:32:ARG:HE	1.71	0.54
1:E:220:TYR:HD2	1:E:386:PRO:HB2	1.74	0.53
2:G:55:U:H2'	2:G:57:G:OP2	2.08	0.53
2:G:64:A:H2'	2:G:65:C:C6	2.43	0.53
1:A:171:GLY:CA	1:B:116:ARG:NH2	2.67	0.53
1:D:191:THR:HG22	1:E:176:PRO:HG3	1.90	0.53
2:F:53:G:H2'	2:F:54:U:C6	2.42	0.53
2:G:5(A):U:C2'	2:G:6:A:H5'	2.38	0.53
2:H:59:U:O2'	2:H:60:U:H5'	2.08	0.53
2:I:39:U:H2'	2:I:40:C:C6	2.43	0.53
1:A:102:ASN:HB3	1:B:71:ARG:HH12	1.72	0.53
1:C:194:LYS:HG2	1:C:226:GLU:HB2	1.90	0.53
1:D:239:LYS:HD3	1:D:240:TYR:CE2	2.43	0.53
1:E:136:SER:HB3	1:E:296:VAL:HG12	1.89	0.53
2:G:71:C:H2'	2:G:72:C:H6	1.72	0.53
1:A:420:CYS:SG	1:A:427:LEU:HD11	2.49	0.53
1:D:348:ASP:HB2	1:D:351:ALA:HB2	1.90	0.53
1:E:32:ARG:O	1:E:36:GLU:HG2	2.08	0.53
2:G:10:A:C6	2:G:44:G:N1	2.76	0.53
1:A:340:PRO:HA	1:A:343:ARG:NH1	2.23	0.53
1:B:351:ALA:O	1:B:354:GLN:HB3	2.09	0.53

Continued on next page...

Continued from previous page...

Atom-1	Atom-2	Interatomic distance (Å)	Clash overlap (Å)
1:B:399:HIS:CE1	1:B:401:ARG:HB2	2.44	0.53
1:C:10:GLN:OE1	2:I:20:U:OP1	2.26	0.53
1:C:179:MET:O	1:C:182:SER:HB3	2.09	0.53
1:C:343:ARG:O	1:C:347:GLN:HG3	2.09	0.53
1:D:179:MET:HA	1:D:182:SER:HB3	1.90	0.53
1:D:47:ARG:HD3	1:D:49:ASP:O	2.08	0.53
1:E:178:ILE:HG23	1:E:179:MET:N	2.23	0.53
2:G:35:C:N4	2:G:36:A:N6	2.56	0.53
2:J:47(K):G:O2'	2:J:47(L):C:H5'	2.07	0.53
1:A:10:GLN:CB	1:A:13:LYS:HE3	2.35	0.53
1:C:159:VAL:HG13	1:C:210:LEU:HB3	1.90	0.53
1:D:107:LEU:O	1:D:122:HIS:HE1	1.92	0.53
1:D:197:VAL:HG22	1:D:228:VAL:HG13	1.91	0.53
1:D:7:GLN:HB2	1:D:50:LEU:CD1	2.39	0.53
1:E:79:VAL:HG12	1:E:341:VAL:HG13	1.91	0.53
1:D:39:ARG:NE	2:H:19:G:O6	2.42	0.53
1:C:29:LYS:CD	1:D:332:PHE:CZ	2.89	0.53
1:E:161:ILE:HG21	1:E:166:LEU:HD21	1.90	0.53
1:E:200:TYR:CD2	1:E:228:VAL:HG21	2.44	0.53
1:E:234:VAL:HG12	1:E:238:HIS:CD2	2.44	0.53
1:B:10:GLN:HG3	2:F:19:G:P	2.48	0.53
2:J:46:C:C4	2:J:47:U:C4	2.97	0.53
1:B:187:ARG:HD3	1:B:203:ALA:HB1	1.91	0.53
1:D:270:ASP:O	1:D:274:LEU:HG	2.08	0.53
1:E:79:VAL:HG13	1:E:344:MET:SD	2.48	0.53
2:F:39:U:H2'	2:F:40:C:O4'	2.08	0.53
2:J:15:C:H2'	2:J:16:U:C6	2.43	0.53
1:A:97:ILE:HD11	1:A:323:GLY:CA	2.34	0.53
1:B:194:LYS:HD3	1:C:168:GLU:OE2	2.09	0.53
2:H:3:G:H2'	2:H:4:A:O4'	2.09	0.53
1:A:231:GLU:O	1:A:235:LYS:HG3	2.09	0.52
1:A:347:GLN:NE2	1:A:352:LEU:HD21	2.24	0.52
1:B:179:MET:O	1:B:182:SER:HB3	2.09	0.52
1:A:11:ILE:HG21	1:A:28:VAL:HG13	1.90	0.52
1:A:334:LYS:HD2	1:A:336:TYR:OH	2.09	0.52
1:B:142:ASN:HB3	1:B:285:LLP:OP4	2.08	0.52
1:B:263:VAL:CG1	1:B:388:LEU:HD13	2.35	0.52
1:D:363:LEU:HB2	1:D:371:ILE:HD13	1.90	0.52
2:I:18:G:O2'	2:I:57:G:N2	2.38	0.52
1:A:161:ILE:HG13	1:A:212:MET:O	2.09	0.52
1:A:399:HIS:CE1	1:A:401:ARG:HB2	2.44	0.52

Continued on next page...

Continued from previous page...

Atom-1	Atom-2	Interatomic distance (Å)	Clash overlap (Å)
1:B:162:SER:HB2	1:B:200:TYR:OH	2.08	0.52
1:B:425:ASP:O	1:B:425:ASP:CG	2.48	0.52
1:C:11:ILE:CG2	2:I:16:U:H4'	2.39	0.52
1:C:86:ARG:NH1	1:C:285:LLP:HE2	2.24	0.52
1:D:396:ALA:HB1	1:D:426:GLN:CD	2.30	0.52
1:C:165:GLU:OE2	1:C:213:LYS:NZ	2.38	0.52
1:C:131:THR:HG21	1:C:296:VAL:HG11	1.92	0.52
1:D:77:GLY:HA3	1:D:430:ASP:CG	2.30	0.52
2:G:39:U:H2'	2:G:40:C:C6	2.45	0.52
2:G:10:A:C6	2:G:44:G:C6	2.97	0.52
2:I:31:A:H2'	2:I:32:C:O4'	2.09	0.52
2:I:41:U:O2'	2:I:42:A:H5'	2.08	0.52
1:B:200:TYR:CE2	1:B:228:VAL:HG21	2.44	0.52
1:B:210:LEU:HD12	1:B:243:PRO:HG2	1.92	0.52
1:C:25:ILE:HG13	1:C:26:TYR:H	1.72	0.52
1:C:407:LEU:HD23	1:C:427:LEU:HD22	1.90	0.52
1:E:211:LEU:HG	1:E:242:ILE:HG21	1.91	0.52
2:G:3:G:H2'	2:G:4:A:O4'	2.10	0.52
2:I:53:G:H2'	2:I:54:U:C6	2.44	0.52
1:D:165:GLU:OE1	1:D:213:LYS:HG3	2.10	0.52
2:H:71:C:H2'	2:H:72:C:H6	1.74	0.52
1:B:234:VAL:CG2	1:B:276:ILE:HD13	2.39	0.52
1:C:212:MET:HE3	1:C:245:TYR:HE1	1.75	0.52
1:D:169:ILE:O	1:D:169:ILE:HD12	2.09	0.52
1:E:194:LYS:HG2	1:E:226:GLU:HB2	1.91	0.52
2:J:5(A):U:C2'	2:J:6:A:H5'	2.39	0.52
1:A:370:LYS:HB2	1:A:398:ARG:O	2.10	0.52
1:B:252:LEU:HD12	1:B:253:LEU:N	2.25	0.52
1:C:28:VAL:HG12	1:C:32:ARG:NE	2.25	0.52
1:E:208:THR:HG22	1:E:242:ILE:HD13	1.92	0.52
1:B:169:ILE:O	1:B:169:ILE:HG13	2.08	0.52
1:C:47:ARG:HD3	1:C:49:ASP:O	2.09	0.52
1:D:254:ILE:HD13	1:D:336:TYR:HE1	1.74	0.52
1:D:35:ALA:HB1	1:D:39:ARG:NH2	2.25	0.52
1:E:25:ILE:HG13	1:E:26:TYR:H	1.73	0.52
2:G:47(E):A:C2	2:G:47(I):A:N7	2.77	0.52
2:H:6:A:O2'	2:H:7:G:H5'	2.10	0.52
1:A:427:LEU:HD23	1:A:429:PHE:HE1	1.75	0.51
1:B:230:LEU:HB3	1:B:274:LEU:CD2	2.39	0.51
1:E:147:PHE:HB2	1:E:178:ILE:HD11	1.92	0.51
1:B:142:ASN:HD22	1:B:285:LLP:C5	2.23	0.51

Continued on next page...

Continued from previous page...

Atom-1	Atom-2	Interatomic distance (Å)	Clash overlap (Å)
1:B:218:ASN:ND2	1:C:224:PHE:HB2	2.25	0.51
1:B:224:PHE:HB2	1:C:218:ASN:ND2	2.25	0.51
1:B:360:GLU:HG3	1:B:371:ILE:CG2	2.41	0.51
1:B:38:TYR:O	1:B:42:ILE:HG13	2.10	0.51
1:B:91:LYS:HE2	1:B:95:ASN:HD21	1.75	0.51
1:C:29:LYS:HD2	1:D:332:PHE:CE2	2.45	0.51
1:A:15:VAL:HA	1:A:27:VAL:HG11	1.91	0.51
1:B:5:LEU:HD12	1:B:8:ILE:CD1	2.41	0.51
1:E:123:ILE:HD13	1:E:324:LEU:HD23	1.92	0.51
1:E:234:VAL:HG11	1:E:275:GLY:HA3	1.92	0.51
2:F:39:U:H2'	2:F:40:C:C6	2.45	0.51
2:F:47(E):A:O2'	2:F:47(I):A:N6	2.41	0.51
2:G:27:C:O2'	2:G:28:U:H5'	2.10	0.51
2:G:6:A:O2'	2:G:7:G:H5'	2.11	0.51
1:A:278:LEU:HD11	1:A:305:ILE:HD11	1.93	0.51
1:C:2:LYS:O	1:C:6:ARG:HG3	2.09	0.51
1:D:227:GLU:HG2	1:D:228:VAL:N	2.26	0.51
2:F:43:G:H8	2:F:43:G:H5'	1.75	0.51
2:F:47:U:H2'	2:F:47(A):C:H6	1.72	0.51
2:F:67(A):A:H2'	2:F:68:C:H6	1.76	0.51
2:G:47(G):U:H2'	2:G:47(H):U:O4'	2.11	0.51
2:H:39:U:H2'	2:H:40:C:O4'	2.10	0.51
2:I:6:A:O2'	2:I:7:G:H5'	2.09	0.51
1:A:33:GLU:CD	1:A:60:LYS:HE3	2.30	0.51
1:D:208:THR:CG2	1:D:242:ILE:HD13	2.39	0.51
1:E:363:LEU:HD22	1:E:446:LEU:HD12	1.91	0.51
2:J:6:A:O2'	2:J:7:G:H5'	2.10	0.51
1:B:147:PHE:CD2	1:B:147:PHE:C	2.83	0.51
1:B:396:ALA:HB2	1:B:428:LEU:HD23	1.93	0.51
2:F:64:A:H2'	2:F:65:C:C6	2.46	0.51
2:J:59:U:O2'	2:J:60:U:H5'	2.10	0.51
1:C:361:LYS:HA	1:C:364:LYS:HE3	1.93	0.51
2:F:3:G:H2'	2:F:4:A:O4'	2.10	0.51
2:F:47(G):U:H2'	2:F:47(H):U:O4'	2.11	0.51
2:H:54:U:H2'	2:H:55:U:O4'	2.09	0.51
2:H:7:G:O2'	2:H:8:A:H5'	2.11	0.51
2:I:14:G:O2'	2:I:15:C:H5'	2.10	0.51
2:I:43:G:H5'	2:I:43:G:H8	1.75	0.51
2:J:41:U:O2'	2:J:42:A:H5'	2.11	0.51
2:J:64:A:H2'	2:J:65:C:C6	2.45	0.51
1:B:14:VAL:O	1:B:18:PHE:HD2	1.93	0.51

Continued on next page...

Continued from previous page...

Atom-1	Atom-2	Interatomic distance (Å)	Clash overlap (Å)
2:H:14:G:O2'	2:H:15:C:H5'	2.11	0.51
2:J:52:G:O2'	2:J:53:G:H5'	2.11	0.51
2:I:64:A:H2'	2:I:65:C:C6	2.46	0.51
2:I:67:U:H2'	2:I:67(A):A:H8	1.76	0.51
1:A:187:ARG:HG3	1:A:187:ARG:HH11	1.76	0.51
1:B:10:GLN:NE2	1:B:12:SER:OG	2.44	0.51
1:B:404:SER:OG	1:B:425:ASP:HA	2.11	0.51
1:B:5:LEU:CD1	1:B:42:ILE:HD12	2.41	0.51
1:C:392:THR:HG21	1:C:430:ASP:OD2	2.10	0.51
1:E:1:MET:O	1:E:3:SER:N	2.44	0.51
1:E:242:ILE:HG23	1:E:243:PRO:HD2	1.93	0.51
1:E:261:ILE:HG22	1:E:263:VAL:HG13	1.92	0.51
1:E:285:LLP:O3	1:E:285:LLP:NZ	2.44	0.51
1:B:11:ILE:HG22	2:F:16:U:H4'	1.93	0.51
2:F:36:A:O2'	2:F:37:A:H5'	2.11	0.51
1:A:179:MET:O	1:A:182:SER:HB3	2.11	0.50
1:A:3:SER:O	1:A:7:GLN:HG2	2.10	0.50
1:A:87:ALA:CB	1:A:341:VAL:HG21	2.41	0.50
2:G:31:A:N7	2:G:32:C:C5	2.80	0.50
1:B:337:GLU:N	1:B:337:GLU:OE1	2.43	0.50
1:B:5:LEU:HD12	1:B:8:ILE:HD12	1.93	0.50
1:C:252:LEU:HD13	1:C:286:LEU:HB3	1.94	0.50
2:G:25:U:N3	2:G:26:C:C4	2.80	0.50
2:H:47(K):G:O2'	2:H:47(L):C:H5'	2.11	0.50
2:H:47(L):C:H2'	2:H:47(M):G:H8	1.75	0.50
2:H:64:A:H2'	2:H:65:C:C6	2.45	0.50
1:A:126:TYR:HB2	1:A:328:LEU:HD13	1.92	0.50
1:A:153:LEU:CD1	1:A:301:LEU:HD22	2.42	0.50
1:C:173:PHE:HB2	1:D:312:ARG:HG2	1.93	0.50
1:D:25:ILE:HG13	1:D:26:TYR:N	2.27	0.50
2:J:32:C:H2'	2:J:33:U:C5	2.41	0.50
1:C:12:SER:OG	2:I:16:U:H1'	2.11	0.50
1:C:4:LEU:O	1:C:42:ILE:HD13	2.12	0.50
1:C:79:VAL:HG21	1:C:345:LEU:CD2	2.42	0.50
1:D:452:ILE:OXT	1:D:452:ILE:HG23	2.12	0.50
1:E:363:LEU:CB	1:E:371:ILE:CD1	2.89	0.50
2:H:45:U:H2'	2:H:46:C:O4'	2.12	0.50
1:A:357:LYS:O	1:A:361:LYS:HG3	2.11	0.50
1:A:34:VAL:HG12	1:A:53:PHE:CE1	2.46	0.50
1:B:230:LEU:HB3	1:B:274:LEU:HD21	1.94	0.50
1:C:157:LYS:CE	1:C:209:ALA:HB2	2.20	0.50

Continued on next page...

Continued from previous page...

Atom-1	Atom-2	Interatomic distance (Å)	Clash overlap (Å)
1:C:358:ARG:NH2	1:C:439:LEU:HD12	2.27	0.50
1:C:68:ASN:ND2	1:D:122:HIS:CD2	2.79	0.50
1:D:278:LEU:HD23	1:D:297:GLY:HA3	1.94	0.50
1:D:369:LEU:HD21	1:D:450:LEU:CD1	2.42	0.50
2:G:5(A):U:H2'	2:G:6:A:H5'	1.93	0.50
1:A:396:ALA:HB2	1:A:428:LEU:HD21	1.94	0.50
1:C:168:GLU:O	1:C:168:GLU:HG2	2.12	0.50
1:D:299:LYS:O	1:D:303:GLU:HG2	2.11	0.50
1:A:72:VAL:HG22	1:A:417:PRO:HG2	1.94	0.50
1:B:123:ILE:O	1:B:125:LYS:N	2.44	0.50
1:D:18:PHE:HB3	1:D:21:ALA:HB3	1.92	0.50
1:E:34:VAL:HG21	1:E:57:VAL:HA	1.94	0.50
1:D:6:ARG:NH1	2:H:20:U:O4	2.45	0.50
2:H:46:C:H2'	2:H:47:U:H5'	1.93	0.50
1:A:161:ILE:HG22	1:A:186:LEU:HD11	1.93	0.50
1:B:55:GLU:O	1:B:59:ARG:HG3	2.11	0.50
1:C:161:ILE:CG2	1:C:166:LEU:HD21	2.41	0.50
1:D:90:SER:HB3	1:D:338:ASP:O	2.12	0.50
1:E:34:VAL:O	1:E:38:TYR:HD1	1.95	0.50
2:H:25:U:O2'	2:H:26:C:H5'	2.11	0.50
2:H:46:C:O2'	2:H:47:U:H5'	2.12	0.50
2:I:24:C:O2'	2:I:25:U:H5'	2.11	0.50
2:I:26:C:H2'	2:I:27:C:O4'	2.11	0.50
1:B:186:LEU:HD12	1:B:187:ARG:N	2.27	0.50
1:B:22:TYR:CG	1:B:61:ILE:HG21	2.46	0.50
1:C:161:ILE:HD13	1:C:166:LEU:CD2	2.42	0.50
1:E:7:GLN:HB2	1:E:50:LEU:HD11	1.92	0.50
1:E:97:ILE:HD11	1:E:323:GLY:HA3	1.94	0.50
1:B:396:ALA:HB2	1:B:428:LEU:CD2	2.41	0.49
1:D:396:ALA:HB1	1:D:426:GLN:HG2	1.94	0.49
1:E:396:ALA:HB2	1:E:428:LEU:CD2	2.41	0.49
1:E:435:PHE:HB2	1:E:438:ASP:OD2	2.12	0.49
1:E:79:VAL:CG1	1:E:341:VAL:HG13	2.41	0.49
2:G:9:U:C4	2:G:48:G:C8	2.99	0.49
2:J:47(N):A:C6	2:J:47(O):G:C6	3.00	0.49
1:A:340:PRO:O	1:A:344:MET:HG3	2.12	0.49
1:B:174:ARG:C	1:B:176:PRO:HD2	2.33	0.49
1:D:363:LEU:HB2	1:D:371:ILE:CD1	2.42	0.49
1:D:72:VAL:HG22	1:D:417:PRO:HG2	1.94	0.49
2:I:47:U:H2'	2:I:47(A):C:H6	1.76	0.49
1:D:163:ARG:HG3	1:D:189:VAL:O	2.13	0.49

Continued on next page...

Continued from previous page...

Atom-1	Atom-2	Interatomic distance (Å)	Clash overlap (Å)
1:D:200:TYR:HE2	1:D:228:VAL:HG21	1.75	0.49
1:E:28:VAL:HG12	1:E:32:ARG:NE	2.28	0.49
2:H:43:G:H8	2:H:43:G:H5'	1.77	0.49
1:A:409:ARG:NH1	1:A:413:LEU:HD11	2.27	0.49
1:B:18:PHE:HB3	1:B:21:ALA:HB3	1.93	0.49
2:F:5(A):U:C2'	2:F:6:A:H5'	2.42	0.49
2:I:25:U:C2'	2:I:26:C:H5'	2.42	0.49
2:I:47(I):A:C2'	2:I:47(J):A:H5'	2.43	0.49
1:C:194:LYS:HG2	1:C:226:GLU:N	2.27	0.49
2:H:39:U:H2'	2:H:40:C:C6	2.47	0.49
2:H:47(F):U:C2'	2:H:47(G):U:H5''	2.42	0.49
2:H:67:U:H2'	2:H:67(A):A:H8	1.77	0.49
2:J:31:A:H2'	2:J:32:C:O4'	2.13	0.49
1:A:8:ILE:CD1	1:A:38:TYR:HB3	2.42	0.49
1:C:312:ARG:HD2	1:C:315:ARG:NH1	2.28	0.49
1:E:347:GLN:NE2	1:E:352:LEU:CD2	2.75	0.49
1:E:77:GLY:HA3	1:E:430:ASP:CB	2.42	0.49
2:F:47(L):C:H2'	2:F:47(M):G:C8	2.48	0.49
1:A:313:ALA:HB1	1:B:144:GLY:CA	2.43	0.49
1:C:123:ILE:HG23	1:C:328:LEU:HD12	1.95	0.49
1:C:257:LYS:HD2	2:H:5:G:H4'	1.94	0.49
1:C:1:MET:HG3	1:C:4:LEU:HD12	1.94	0.49
1:D:360:GLU:HG3	1:D:371:ILE:CG2	2.42	0.49
1:D:358:ARG:HH21	1:D:439:LEU:HD12	1.76	0.49
1:E:399:HIS:HE1	1:E:401:ARG:HD3	1.77	0.49
2:J:47(E):A:H2	2:J:47(I):A:N7	2.11	0.49
2:J:5(A):U:H2'	2:J:6:A:H5'	1.95	0.49
1:A:200:TYR:CD2	1:A:233:LEU:HD21	2.48	0.49
1:A:250:SER:HB2	1:A:286:LEU:HD12	1.94	0.49
1:C:330:LEU:HD22	1:C:335:ARG:HD3	1.95	0.49
1:D:178:ILE:CG2	1:D:179:MET:N	2.76	0.49
1:C:172:SER:OG	1:D:312:ARG:HB2	2.13	0.49
1:D:163:ARG:NH1	1:E:188:GLU:OE1	2.46	0.49
1:E:366:ILE:HG23	1:E:367:PRO:HD2	1.95	0.49
2:G:47(G):U:O5'	2:G:47(G):U:H6	1.95	0.49
1:A:5:LEU:HD12	1:A:8:ILE:HD12	1.94	0.49
1:B:408:SER:O	1:B:412:ARG:HG3	2.12	0.49
1:D:161:ILE:HD13	1:D:166:LEU:HD23	1.94	0.49
2:G:67:U:H2'	2:G:67(A):A:H8	1.78	0.49
2:I:26:C:O2'	2:I:27:C:H5'	2.13	0.49
2:I:46:C:C4	2:I:47:U:C4	3.00	0.49

Continued on next page...

Continued from previous page...

Atom-1	Atom-2	Interatomic distance (Å)	Clash overlap (Å)
1:B:145:ALA:HB1	1:B:295:ILE:HD11	1.95	0.49
1:D:196:LYS:N	1:D:199:ASP:OD2	2.46	0.49
1:B:324:LEU:O	1:B:324:LEU:HD12	2.12	0.48
1:C:266:PRO:HB2	1:C:271:CYS:SG	2.53	0.48
1:D:123:ILE:O	1:D:125:LYS:N	2.46	0.48
1:E:363:LEU:HD22	1:E:366:ILE:HD12	1.95	0.48
1:E:370:LYS:HG3	1:E:398:ARG:O	2.13	0.48
1:E:421:ARG:HG2	1:E:421:ARG:NH1	2.27	0.48
2:F:28:U:H2'	2:F:29:A:C8	2.48	0.48
2:G:14:G:O2'	2:G:15:C:H5'	2.13	0.48
2:G:49:G:O5'	2:G:49:G:C8	2.66	0.48
1:A:197:VAL:HG22	1:A:228:VAL:HG13	1.95	0.48
1:A:377:LYS:HE2	1:A:389:GLU:OE2	2.14	0.48
1:A:344:MET:O	1:A:432:ARG:CD	2.60	0.48
1:A:6:ARG:HG2	1:A:6:ARG:HH11	1.78	0.48
1:B:229:LYS:HB2	1:B:232:ASP:OD2	2.13	0.48
1:B:231:GLU:O	1:B:235:LYS:HG3	2.12	0.48
1:B:335:ARG:NH1	1:B:338:ASP:OD2	2.45	0.48
1:B:339:ILE:HG13	1:B:342:ILE:HB	1.95	0.48
1:C:89:LEU:HD12	1:D:101:ALA:HB1	1.95	0.48
1:D:11:ILE:O	1:D:15:VAL:HG23	2.13	0.48
1:D:439:LEU:HD23	1:D:442:ILE:HD12	1.96	0.48
1:E:406:GLU:HA	1:E:406:GLU:OE1	2.11	0.48
2:G:46:C:O2'	2:G:47:U:H5'	2.13	0.48
1:A:163:ARG:HG2	1:A:188:GLU:HB2	1.94	0.48
1:C:194:LYS:H21	1:C:224:PHE:HB3	1.78	0.48
1:C:408:SER:O	1:C:412:ARG:HG3	2.13	0.48
1:E:353:ARG:HB2	1:E:393:TYR:CD2	2.47	0.48
1:E:72:VAL:HG22	1:E:417:PRO:CG	2.42	0.48
2:I:35:C:O2'	2:I:36:A:H5'	2.14	0.48
1:A:286:LEU:HG	1:A:384:SER:HB2	1.95	0.48
1:A:442:ILE:O	1:A:446:LEU:CG	2.53	0.48
1:B:211:LEU:HG	1:B:242:ILE:HG21	1.94	0.48
1:B:219:PHE:CD2	1:C:193:ASN:HB3	2.48	0.48
1:C:370:LYS:HB2	1:C:398:ARG:O	2.14	0.48
1:D:254:ILE:HD12	1:D:259:PHE:CE2	2.49	0.48
1:E:96:PHE:O	1:E:100:ILE:HG12	2.13	0.48
2:G:34:U:H6	2:G:34:U:O5'	1.96	0.48
2:H:47(E):A:H2'	2:H:47(F):U:O4'	2.13	0.48
2:H:5(A):U:C2'	2:H:6:A:H5'	2.42	0.48
2:I:47(E):A:C2'	2:I:47(F):U:H5'	2.43	0.48

Continued on next page...

Continued from previous page...

Atom-1	Atom-2	Interatomic distance (Å)	Clash overlap (Å)
2:I:67:U:H2'	2:I:67(A):A:C8	2.49	0.48
1:A:250:SER:O	1:A:286:LEU:HB2	2.13	0.48
1:A:268:PHE:HD2	1:A:268:PHE:H	1.62	0.48
1:D:11:ILE:HG21	1:D:28:VAL:HG13	1.95	0.48
1:E:163:ARG:CD	1:E:190:GLY:O	2.61	0.48
1:E:204:ILE:HG22	1:E:205:ASN:N	2.28	0.48
1:A:126:TYR:HB3	1:A:328:LEU:HD13	1.95	0.48
1:A:442:ILE:CG2	1:A:446:LEU:HD11	2.43	0.48
1:B:400:ASP:OD1	1:B:401:ARG:N	2.47	0.48
1:B:411:LEU:CD2	1:B:418:ILE:HD12	2.37	0.48
1:C:169:ILE:HG13	1:C:173:PHE:HD2	1.77	0.48
1:C:212:MET:CE	1:C:245:TYR:HE1	2.26	0.48
1:D:163:ARG:NH1	1:E:166:LEU:HD13	2.28	0.48
1:D:5:LEU:CD1	1:D:39:ARG:HA	2.44	0.48
1:E:421:ARG:HG2	1:E:421:ARG:HH11	1.77	0.48
2:F:14:G:O2'	2:F:15:C:H5'	2.14	0.48
2:I:45:U:H2'	2:I:46:C:O4'	2.13	0.48
2:I:48:G:H4'	2:I:49:G:H5''	1.96	0.48
2:J:3:G:O2'	2:J:4:A:H5'	2.13	0.48
1:B:254:ILE:CD1	1:B:259:PHE:HE2	2.27	0.48
1:C:197:VAL:CG2	1:C:228:VAL:HG13	2.43	0.48
1:C:123:ILE:HD13	1:C:325:GLU:HB2	1.96	0.48
1:C:5:LEU:HD13	1:C:42:ILE:HB	1.95	0.48
1:D:39:ARG:HG2	2:H:56:C:H42	1.78	0.48
2:G:10:A:H4'	2:G:45:U:O4'	2.14	0.48
2:I:10:A:C2	2:I:26:C:C2	3.00	0.48
1:A:210:LEU:HD12	1:A:243:PRO:HG2	1.96	0.48
1:A:231:GLU:H	1:A:231:GLU:CD	2.16	0.48
1:A:366:ILE:HB	1:A:369:LEU:HD11	1.92	0.48
1:A:432:ARG:O	1:A:432:ARG:HG3	2.12	0.48
1:B:165:GLU:OE1	1:B:213:LYS:HG3	2.13	0.48
1:C:200:TYR:CE2	1:C:228:VAL:HG21	2.48	0.48
1:C:40:LYS:O	1:C:44:GLU:HG3	2.14	0.48
2:F:9:U:H5	2:F:48:G:H5'	1.78	0.48
1:A:108:GLU:HB2	1:B:83:ASN:HA	1.96	0.48
1:A:165:GLU:OE2	1:A:213:LYS:NZ	2.47	0.48
1:C:363:LEU:O	1:C:371:ILE:HD11	2.13	0.48
1:C:68:ASN:HD22	1:D:122:HIS:CB	2.26	0.48
1:D:10:GLN:CG	1:D:12:SER:H	2.22	0.48
1:D:131:THR:O	1:D:269:ARG:HA	2.13	0.48
1:D:176:PRO:CG	1:E:191:THR:HG22	2.39	0.48

Continued on next page...

Continued from previous page...

Atom-1	Atom-2	Interatomic distance (Å)	Clash overlap (Å)
1:E:146:VAL:HG22	1:E:245:TYR:OH	2.13	0.48
1:E:425:ASP:O	1:E:425:ASP:CG	2.51	0.48
2:F:26:C:H2'	2:F:27:C:O4'	2.13	0.48
2:F:37:A:O2'	2:F:38:A:H5'	2.14	0.48
2:G:36:A:O2'	2:G:37:A:H5'	2.14	0.48
2:J:35:C:H2'	2:J:36:A:C8	2.49	0.48
1:A:242:ILE:HG23	1:A:243:PRO:HD2	1.95	0.47
1:A:87:ALA:HB2	1:A:341:VAL:HG21	1.96	0.47
1:A:34:VAL:O	1:A:38:TYR:HD1	1.97	0.47
1:B:150:LEU:HB3	1:B:182:SER:OG	2.14	0.47
1:C:313:ALA:HB1	1:D:144:GLY:HA2	1.95	0.47
1:D:335:ARG:NH1	1:D:338:ASP:OD2	2.47	0.47
1:E:452:ILE:OXT	1:E:452:ILE:HG23	2.14	0.47
2:I:3:G:O2'	2:I:4:A:H5'	2.14	0.47
1:B:128:ASN:ND2	1:B:135:SER:HA	2.29	0.47
1:B:285:LLP:O3	1:B:285:LLP:NZ	2.43	0.47
1:B:5:LEU:CD1	1:B:39:ARG:HA	2.42	0.47
1:B:409:ARG:HH12	1:B:413:LEU:HD11	1.79	0.47
1:D:191:THR:HB	1:E:166:LEU:O	2.14	0.47
2:F:41:U:O2'	2:F:42:A:H5'	2.14	0.47
2:G:31:A:C8	2:G:32:C:C5	3.02	0.47
2:H:5(A):U:H2'	2:H:6:A:H5'	1.96	0.47
2:I:37:A:O2'	2:I:38:A:H5'	2.14	0.47
2:I:5(A):U:C2'	2:I:6:A:H5'	2.44	0.47
1:E:344:MET:O	1:E:432:ARG:CD	2.63	0.47
2:G:27:C:C2'	2:G:28:U:O4'	2.58	0.47
1:B:42:ILE:HD11	1:B:50:LEU:HD21	1.96	0.47
1:A:116:ARG:HD3	1:B:83:ASN:OD1	2.15	0.47
1:C:302:ILE:HA	1:C:305:ILE:HD12	1.94	0.47
1:C:358:ARG:HH21	1:C:439:LEU:HD12	1.79	0.47
1:E:187:ARG:HD3	1:E:203:ALA:HB1	1.95	0.47
1:E:298:LYS:O	1:E:302:ILE:HG12	2.14	0.47
2:F:61:C:H2'	2:F:62:C:C6	2.49	0.47
2:G:10:A:C4	2:G:44:G:C2	3.02	0.47
2:J:67:U:H2'	2:J:67(A):A:H8	1.78	0.47
1:A:138:VAL:HG22	1:A:294:ILE:HA	1.96	0.47
1:A:33:GLU:OE1	1:A:60:LYS:HD2	2.14	0.47
1:C:363:LEU:HB2	1:C:371:ILE:HD13	1.97	0.47
1:D:228:VAL:CG1	1:D:233:LEU:HG	2.45	0.47
1:D:24:GLU:O	1:D:24:GLU:HG3	2.14	0.47
1:D:339:ILE:HG13	1:D:339:ILE:O	2.15	0.47

Continued on next page...

Continued from previous page...

Atom-1	Atom-2	Interatomic distance (Å)	Clash overlap (Å)
1:E:10:GLN:HG2	1:E:12:SER:N	2.25	0.47
2:I:47(E):A:H2'	2:I:47(F):U:H5'	1.95	0.47
1:B:166:LEU:O	1:C:191:THR:HB	2.15	0.47
1:C:68:ASN:HD22	1:D:122:HIS:HB3	1.80	0.47
1:D:87:ALA:HB2	1:D:341:VAL:HG21	1.97	0.47
1:E:216:LYS:HG2	1:E:219:PHE:CE2	2.49	0.47
2:I:47(I):A:H2'	2:I:47(J):A:H5'	1.96	0.47
2:J:39:U:H2'	2:J:40:C:C6	2.48	0.47
1:A:178:ILE:HG23	1:A:179:MET:N	2.29	0.47
1:A:406:GLU:OE1	1:A:406:GLU:HA	2.13	0.47
1:A:407:LEU:HD21	1:A:427:LEU:HD22	1.94	0.47
1:A:55:GLU:O	1:A:59:ARG:HG3	2.14	0.47
1:B:10:GLN:HB3	1:B:13:LYS:CE	2.43	0.47
1:C:366:ILE:CG2	1:C:367:PRO:HD2	2.43	0.47
1:E:123:ILE:O	1:E:126:TYR:N	2.41	0.47
1:D:163:ARG:NH1	1:E:166:LEU:CD1	2.78	0.47
1:E:188:GLU:H	1:E:188:GLU:HG2	1.47	0.47
1:E:194:LYS:HE3	1:E:224:PHE:HB3	1.95	0.47
1:E:283:GLY:O	1:E:287:LEU:HB3	2.14	0.47
2:H:26:C:H2'	2:H:27:C:O4'	2.14	0.47
1:B:423:ARG:NH1	1:B:423:ARG:HG2	2.30	0.47
1:C:18:PHE:HB3	1:C:21:ALA:HB3	1.96	0.47
1:C:60:LYS:HA	1:C:60:LYS:HD3	1.70	0.47
1:C:33:GLU:OE1	1:C:60:LYS:HD2	2.14	0.47
1:D:131:THR:HG22	1:D:268:PHE:HB3	1.97	0.47
1:E:161:ILE:CG2	1:E:166:LEU:HD21	2.45	0.47
1:E:37:LYS:O	1:E:41:GLU:CG	2.59	0.47
2:G:31:A:C5	2:G:32:C:C4	3.01	0.47
2:I:47(P):A:H2'	2:I:48:G:H5'	1.96	0.47
2:J:36:A:H2'	2:J:37:A:O4'	2.14	0.47
2:J:8:A:HO2'	2:J:9:U:P	2.37	0.47
1:B:402:LEU:HD12	1:B:450:LEU:HD21	1.97	0.47
1:C:181:LYS:HB3	1:D:310:ILE:HD11	1.96	0.47
1:E:139:VAL:HB	1:E:314:LEU:HB3	1.97	0.47
1:E:348:ASP:O	1:E:351:ALA:HB3	2.14	0.47
1:E:8:ILE:HD13	1:E:38:TYR:HB3	1.96	0.47
2:F:47(E):A:H2'	2:F:47(F):U:H5'	1.97	0.47
2:H:65:C:H2'	2:H:66:A:H8	1.79	0.47
1:A:72:VAL:HG22	1:A:417:PRO:CG	2.45	0.47
1:C:309:PRO:HG2	1:D:181:LYS:HG3	1.96	0.47
1:D:161:ILE:CG2	1:D:166:LEU:HD21	2.45	0.47

Continued on next page...

Continued from previous page...

Atom-1	Atom-2	Interatomic distance (Å)	Clash overlap (Å)
1:D:175:ILE:N	1:D:176:PRO:HD2	2.29	0.47
1:D:251:GLY:HA2	1:D:268:PHE:HE2	1.79	0.47
1:D:318:LYS:HB3	1:D:318:LYS:HE2	1.73	0.47
1:E:107:LEU:O	1:E:122:HIS:CE1	2.66	0.47
2:G:37:A:O2'	2:G:38:A:H5'	2.15	0.47
1:B:123:ILE:O	1:B:126:TYR:N	2.43	0.47
1:D:335:ARG:O	1:D:338:ASP:HB2	2.15	0.47
1:D:7:GLN:CB	1:D:50:LEU:CD1	2.93	0.47
2:F:42:A:O2'	2:F:43:G:C8	2.68	0.47
2:G:10:A:N6	2:G:44:G:C6	2.83	0.47
2:G:40:C:H2'	2:G:41:U:C6	2.51	0.47
2:H:43:G:O2'	2:H:44:G:H5'	2.15	0.47
2:I:59:U:C2'	2:I:60:U:H5'	2.45	0.47
1:A:18:PHE:HB3	1:A:21:ALA:HB3	1.97	0.46
1:A:366:ILE:CG2	1:A:367:PRO:HD2	2.45	0.46
1:B:444:LYS:O	1:B:448:GLU:HG3	2.15	0.46
1:C:285:LLP:O3	1:C:285:LLP:NZ	2.46	0.46
1:C:348:ASP:HB2	1:C:351:ALA:CB	2.44	0.46
1:E:255:ASN:HB3	1:E:258:GLU:OE2	2.15	0.46
1:E:429:PHE:HB3	1:E:431:MET:CE	2.46	0.46
2:G:47(F):U:O2'	2:G:47(H):U:OP2	2.21	0.46
1:A:175:ILE:N	1:A:176:PRO:HD2	2.30	0.46
1:A:399:HIS:ND1	1:A:401:ARG:HB2	2.30	0.46
1:A:72:VAL:HG13	1:A:417:PRO:HG2	1.97	0.46
1:B:161:ILE:HG22	1:B:186:LEU:HD11	1.97	0.46
1:D:107:LEU:CD1	1:D:321:LEU:HD23	2.45	0.46
1:E:123:ILE:O	1:E:125:LYS:N	2.48	0.46
1:E:230:LEU:O	1:E:234:VAL:HG23	2.15	0.46
2:G:25:U:C2	2:G:26:C:C6	3.04	0.46
1:A:345:LEU:CD2	1:A:380:PRO:CB	2.91	0.46
1:A:68:ASN:HD22	1:B:122:HIS:CB	2.27	0.46
1:A:80:ILE:HD12	1:A:285:LLP:HA	1.97	0.46
2:I:47(H):U:O2'	2:I:47(I):A:H5'	2.16	0.46
2:J:47:U:H2'	2:J:47(A):C:H6	1.76	0.46
1:A:2:LYS:O	1:A:6:ARG:NE	2.48	0.46
1:B:344:MET:O	1:B:432:ARG:HD2	2.15	0.46
1:C:302:ILE:HG22	1:C:306:LYS:HE3	1.97	0.46
1:D:234:VAL:HG12	1:D:238:HIS:CD2	2.50	0.46
1:D:7:GLN:HB2	1:D:50:LEU:HD13	1.95	0.46
2:I:65:C:H2'	2:I:66:A:C8	2.50	0.46
1:A:369:LEU:HD21	1:A:450:LEU:CD1	2.45	0.46

Continued on next page...

Continued from previous page...

Atom-1	Atom-2	Interatomic distance (Å)	Clash overlap (Å)
1:B:130:LEU:O	1:B:269:ARG:NH2	2.49	0.46
1:B:11:ILE:HG21	1:B:28:VAL:HG13	1.98	0.46
1:C:123:ILE:O	1:C:125:LYS:N	2.48	0.46
1:C:169:ILE:HD11	1:C:285:LLP:H5'1	1.98	0.46
1:C:317:ASP:HA	1:D:291:GLN:CD	2.36	0.46
1:C:68:ASN:HD21	1:D:122:HIS:HD2	1.63	0.46
1:D:34:VAL:HG21	1:D:57:VAL:HA	1.97	0.46
1:E:254:ILE:HD11	1:E:259:PHE:CZ	2.50	0.46
1:E:270:ASP:O	1:E:274:LEU:HG	2.15	0.46
2:H:9:U:H4'	2:H:45:U:C2	2.50	0.46
2:J:46:C:C4	2:J:47:U:O4	2.69	0.46
1:C:123:ILE:HG23	1:C:328:LEU:CD1	2.45	0.46
1:D:228:VAL:HG11	1:D:233:LEU:HG	1.98	0.46
1:D:2:LYS:CE	2:H:56:C:O2'	2.63	0.46
1:D:316:ILE:H	1:D:316:ILE:HG12	1.48	0.46
1:D:339:ILE:HG13	1:D:342:ILE:HB	1.97	0.46
1:A:334:LYS:CD	1:A:336:TYR:OH	2.64	0.46
1:B:160:ILE:HD12	1:B:211:LEU:CD2	2.45	0.46
1:C:308:ASN:OD1	1:C:310:ILE:HG13	2.16	0.46
1:C:320:THR:O	1:C:324:LEU:HB2	2.15	0.46
1:C:87:ALA:HB2	1:C:341:VAL:HG21	1.97	0.46
1:D:2:LYS:HE2	1:D:6:ARG:CZ	2.45	0.46
1:E:442:ILE:O	1:E:446:LEU:HG	2.15	0.46
2:F:36:A:C2'	2:F:37:A:H5'	2.46	0.46
2:F:47(J):A:N6	2:F:47(K):G:O6	2.48	0.46
2:G:25:U:O2'	2:G:26:C:C5'	2.64	0.46
2:G:9:U:O4	2:G:48:G:C8	2.68	0.46
1:A:348:ASP:HB2	1:A:351:ALA:HB2	1.97	0.46
1:A:427:LEU:HD23	1:A:429:PHE:CE1	2.50	0.46
1:A:436:HIS:HD2	1:A:439:LEU:HD12	1.81	0.46
1:A:68:ASN:O	1:A:70:LYS:HE3	2.15	0.46
1:B:246:TYR:OH	1:B:266:PRO:HG3	2.16	0.46
1:B:326:MET:O	1:B:330:LEU:HG	2.15	0.46
1:D:60:LYS:HD3	1:D:60:LYS:HA	1.77	0.46
1:C:67:PRO:HB2	1:D:96:PHE:CE1	2.51	0.46
2:G:10:A:C5	2:G:44:G:C2	3.04	0.46
1:B:126:TYR:O	1:B:130:LEU:HG	2.15	0.46
1:C:60:LYS:O	1:C:64:LEU:HG	2.16	0.46
1:D:169:ILE:O	1:D:173:PHE:HB3	2.15	0.46
2:F:26:C:O2'	2:F:27:C:H5'	2.15	0.46
2:H:67:U:H2'	2:H:67(A):A:C8	2.50	0.46

Continued on next page...

Continued from previous page...

Atom-1	Atom-2	Interatomic distance (Å)	Clash overlap (Å)
2:H:8:A:O2'	2:H:9:U:P	2.74	0.46
2:I:47(E):A:C2	2:I:47(J):A:C6	3.04	0.46
2:J:59:U:C2'	2:J:60:U:H5'	2.46	0.46
1:A:24:GLU:O	1:A:28:VAL:HG23	2.16	0.46
1:A:120:ILE:HD11	1:A:315:ARG:HG3	1.97	0.46
1:A:60:LYS:HA	1:A:60:LYS:HD3	1.73	0.46
1:A:116:ARG:HH22	1:B:171:GLY:HA3	1.81	0.46
1:A:309:PRO:HG3	1:B:181:LYS:HG3	1.97	0.46
1:A:320:THR:CG2	1:B:319:LEU:HD12	2.45	0.46
1:B:370:LYS:HB2	1:B:398:ARG:O	2.16	0.46
1:E:109:TYR:OH	1:E:114:GLY:O	2.32	0.46
1:E:40:LYS:O	1:E:44:GLU:HG3	2.16	0.46
1:B:14:VAL:CG1	1:B:18:PHE:HE2	2.29	0.45
1:C:234:VAL:HG12	1:C:238:HIS:CD2	2.51	0.45
1:D:167:VAL:HG12	1:D:219:PHE:CE2	2.34	0.45
1:E:73:ILE:HD13	1:E:438:ASP:HB3	1.97	0.45
1:A:68:ASN:ND2	1:B:122:HIS:HD2	2.11	0.45
1:A:181:LYS:HE3	1:B:309:PRO:HD2	1.99	0.45
1:D:347:GLN:NE2	1:D:352:LEU:CD2	2.80	0.45
2:G:40:C:H2'	2:G:41:U:O4'	2.16	0.45
2:G:67:U:H2'	2:G:67(A):A:C8	2.51	0.45
2:I:36:A:H2'	2:I:37:A:O4'	2.16	0.45
1:A:123:ILE:O	1:A:126:TYR:N	2.45	0.45
1:A:375:LYS:NZ	1:A:391:PRO:HB2	2.32	0.45
1:C:14:VAL:O	1:C:18:PHE:HD2	1.98	0.45
1:C:431:MET:HE2	1:C:434:VAL:HG21	1.98	0.45
1:C:67:PRO:CG	1:D:96:PHE:CE1	2.99	0.45
1:D:212:MET:HG2	1:D:213:LYS:N	2.29	0.45
1:E:432:ARG:HG3	1:E:432:ARG:O	2.16	0.45
2:G:31:A:C6	2:G:32:C:N3	2.84	0.45
2:J:65:C:H2'	2:J:66:A:O4'	2.17	0.45
1:A:420:CYS:HB2	1:A:428:LEU:O	2.16	0.45
1:D:123:ILE:HG12	1:D:321:LEU:HD11	1.99	0.45
1:D:285:LLP:H4'1	1:D:285:LLP:OP4	2.16	0.45
1:D:409:ARG:NH1	1:D:413:LEU:HD11	2.30	0.45
2:F:38:A:H2'	2:F:39:U:C5'	2.46	0.45
1:B:92:ASP:CG	1:B:335:ARG:HH12	2.19	0.45
1:C:181:LYS:HG3	1:D:309:PRO:CG	2.44	0.45
1:E:14:VAL:CG1	1:E:18:PHE:HE2	2.29	0.45
1:E:234:VAL:HG12	1:E:238:HIS:HD2	1.80	0.45
2:G:18:G:O2'	2:G:57:G:N2	2.50	0.45

Continued on next page...

Continued from previous page...

Atom-1	Atom-2	Interatomic distance (Å)	Clash overlap (Å)
2:G:28:U:H2'	2:G:29:A:C8	2.52	0.45
2:H:55:U:H2'	2:H:57:G:OP2	2.17	0.45
1:C:107:LEU:O	1:C:122:HIS:CE1	2.68	0.45
1:C:73:ILE:CB	1:C:418:ILE:HG12	2.40	0.45
1:D:169:ILE:HG13	1:D:173:PHE:HD2	1.82	0.45
1:D:1:MET:CG	1:D:2:LYS:H	2.28	0.45
1:E:15:VAL:HA	1:E:27:VAL:HG11	1.98	0.45
1:E:187:ARG:HE	1:E:203:ALA:CB	2.15	0.45
1:E:360:GLU:O	1:E:364:LYS:HG3	2.16	0.45
1:E:445:THR:O	1:E:449:LEU:HG	2.16	0.45
2:F:25:U:O2'	2:F:26:C:H5'	2.16	0.45
2:F:8:A:HO2'	2:F:9:U:P	2.39	0.45
2:G:47(C):C:O2'	2:G:47(D):U:H5'	2.16	0.45
2:I:25:U:HO2'	2:I:26:C:H5'	1.78	0.45
1:D:33:GLU:CD	1:D:60:LYS:HE3	2.37	0.45
2:G:25:U:C4	2:G:26:C:N4	2.85	0.45
2:H:47(E):A:H2'	2:H:47(F):U:C5'	2.45	0.45
2:I:21:U:H2'	2:I:22:G:H8	1.81	0.45
2:I:28:U:H2'	2:I:29:A:C8	2.52	0.45
2:I:47(I):A:H2'	2:I:47(J):A:C5'	2.47	0.45
2:I:5(A):U:H2'	2:I:6:A:H5'	1.99	0.45
2:J:67:U:H2'	2:J:67(A):A:C8	2.50	0.45
1:A:283:GLY:O	1:A:287:LEU:HB3	2.17	0.45
1:B:34:VAL:HG21	1:B:57:VAL:HA	1.99	0.45
1:B:360:GLU:O	1:B:364:LYS:HG3	2.17	0.45
1:C:70:LYS:O	1:C:72:VAL:HG23	2.17	0.45
1:D:188:GLU:OE1	1:E:163:ARG:NH1	2.38	0.45
1:E:88:PRO:HD2	1:E:341:VAL:HG22	1.98	0.45
2:F:43:G:O2'	2:F:44:G:H5'	2.17	0.45
2:H:42:A:O2'	2:H:43:G:C8	2.64	0.45
1:B:363:LEU:O	1:B:371:ILE:HD11	2.17	0.45
1:E:193:ASN:HB2	1:E:224:PHE:O	2.17	0.45
1:E:344:MET:O	1:E:432:ARG:HD2	2.17	0.45
1:E:89:LEU:HB2	1:E:94:ILE:HD11	1.99	0.45
1:A:34:VAL:HG21	1:A:57:VAL:HA	1.98	0.45
1:A:353:ARG:HB2	1:A:393:TYR:CE2	2.52	0.45
1:B:60:LYS:HD3	1:B:60:LYS:HA	1.58	0.45
1:D:10:GLN:HA	2:H:19:G:H2'	1.98	0.45
1:D:219:PHE:CD2	1:E:193:ASN:HB3	2.52	0.45
2:H:46:C:H2'	2:H:47:U:C5'	2.46	0.45
2:J:28:U:H2'	2:J:29:A:C8	2.52	0.45

Continued on next page...

Continued from previous page...

Atom-1	Atom-2	Interatomic distance (Å)	Clash overlap (Å)
1:A:322:SER:OG	1:A:323:GLY:N	2.50	0.44
1:A:123:ILE:HD13	1:A:325:GLU:HB2	1.99	0.44
1:C:335:ARG:O	1:C:338:ASP:HB2	2.17	0.44
1:C:358:ARG:O	1:C:362:LEU:HG	2.17	0.44
1:D:396:ALA:HB1	1:D:426:GLN:CG	2.47	0.44
1:D:5:LEU:HD13	1:D:39:ARG:HA	1.98	0.44
1:C:120:ILE:HG21	1:C:137:PHE:CD1	2.52	0.44
1:C:5:LEU:CD1	1:C:39:ARG:HA	2.40	0.44
1:C:77:GLY:CA	1:C:430:ASP:HB3	2.46	0.44
1:E:165:GLU:OE1	1:E:213:LYS:HG3	2.17	0.44
1:E:438:ASP:O	1:E:442:ILE:HG13	2.18	0.44
2:H:28:U:H2'	2:H:29:A:C8	2.53	0.44
2:H:47:U:H2'	2:H:47(A):C:H6	1.78	0.44
1:A:263:VAL:CG2	1:A:388:LEU:HD13	2.48	0.44
1:A:359:LEU:HD11	1:A:363:LEU:HD11	2.00	0.44
1:C:423:ARG:HD2	1:C:428:LEU:HD11	2.00	0.44
1:E:7:GLN:CB	1:E:50:LEU:CD1	2.95	0.44
2:H:26:C:O2'	2:H:27:C:H5'	2.17	0.44
2:H:37:A:O2'	2:H:38:A:H5'	2.17	0.44
2:H:49:G:O5'	2:H:49:G:C8	2.70	0.44
1:B:348:ASP:O	1:B:351:ALA:HB3	2.17	0.44
1:C:5:LEU:HD12	1:C:8:ILE:CD1	2.48	0.44
1:D:11:ILE:HD13	2:H:18:G:OP1	2.16	0.44
1:E:316:ILE:HD11	1:E:321:LEU:HD13	1.99	0.44
1:E:347:GLN:HE21	1:E:352:LEU:CD2	2.31	0.44
2:F:43:G:H2'	2:F:44:G:C8	2.53	0.44
1:A:14:VAL:HG13	1:A:18:PHE:HE2	1.82	0.44
1:A:423:ARG:O	1:A:424:GLU:HB3	2.18	0.44
1:A:94:ILE:HD11	1:B:102:ASN:HA	1.99	0.44
1:B:87:ALA:HB2	1:B:341:VAL:HG21	2.00	0.44
1:C:123:ILE:O	1:C:126:TYR:N	2.43	0.44
1:C:197:VAL:HG22	1:C:228:VAL:HG13	1.98	0.44
1:E:367:PRO:HG3	1:E:451:SER:OG	2.17	0.44
2:J:26:C:H2'	2:J:27:C:O4'	2.17	0.44
1:A:77:GLY:CA	1:A:430:ASP:HB3	2.47	0.44
1:B:141:ASN:HB2	1:B:285:LLP:OP1	2.18	0.44
1:A:317:ASP:HB2	1:B:291:GLN:HB3	2.00	0.44
1:C:161:ILE:HG21	1:C:166:LEU:HD21	1.98	0.44
1:C:423:ARG:HH11	1:C:423:ARG:HG2	1.82	0.44
1:C:77:GLY:HA3	1:C:430:ASP:HB3	1.99	0.44
1:D:286:LEU:HD21	1:D:384:SER:OG	2.17	0.44

Continued on next page...

Continued from previous page...

Atom-1	Atom-2	Interatomic distance (Å)	Clash overlap (Å)
1:D:400:ASP:OD1	1:D:401:ARG:N	2.51	0.44
1:E:359:LEU:HB2	1:E:439:LEU:HD22	1.98	0.44
2:F:5(A):U:H2'	2:F:6:A:H5'	1.99	0.44
1:A:131:THR:HG21	1:A:296:VAL:HG11	1.99	0.44
1:A:159:VAL:HG13	1:A:210:LEU:HB3	2.00	0.44
1:A:200:TYR:CE2	1:A:233:LEU:HD21	2.53	0.44
1:C:404:SER:OG	1:C:425:ASP:HA	2.18	0.44
1:D:254:ILE:HD12	1:D:259:PHE:HE2	1.82	0.44
1:D:254:ILE:HD13	1:D:336:TYR:CE1	2.53	0.44
1:E:110:ASN:ND2	1:E:113:GLU:OE1	2.51	0.44
1:E:42:ILE:HD11	1:E:50:LEU:HD21	2.00	0.44
2:G:47:U:H2'	2:G:47(A):C:H6	1.77	0.44
1:C:169:ILE:HG13	1:C:169:ILE:O	2.17	0.44
1:C:178:ILE:CG2	1:C:179:MET:N	2.81	0.44
1:D:14:VAL:HG12	1:D:18:PHE:CE2	2.52	0.44
1:E:17:ILE:HG22	1:E:17:ILE:O	2.18	0.44
1:E:213:LYS:HD3	1:E:230:LEU:HD21	2.00	0.44
1:E:148:LEU:HG	1:E:305:ILE:HG23	1.99	0.44
1:E:123:ILE:CD1	1:E:321:LEU:HD12	2.48	0.44
2:G:29:A:C2'	2:G:30:G:H5'	2.47	0.44
1:D:2:LYS:NZ	2:H:56:C:O2'	2.49	0.44
1:A:347:GLN:HE21	1:A:352:LEU:HD21	1.80	0.44
1:A:375:LYS:HB2	1:A:393:TYR:CE1	2.52	0.44
1:B:366:ILE:HG23	1:B:367:PRO:HD2	2.00	0.44
1:B:409:ARG:NH1	1:B:413:LEU:HD11	2.32	0.44
1:E:77:GLY:CA	1:E:430:ASP:HB3	2.48	0.44
1:E:448:GLU:O	1:E:452:ILE:CG2	2.65	0.44
2:I:47(E):A:H2'	2:I:47(F):U:C5'	2.48	0.44
2:I:65:C:H2'	2:I:66:A:H8	1.83	0.44
2:J:47(E):A:C2	2:J:47(I):A:N7	2.85	0.44
2:J:47(N):A:H2'	2:J:47(O):G:C8	2.52	0.44
1:A:363:LEU:HB2	1:A:371:ILE:HD13	2.00	0.43
1:B:157:LYS:HB3	1:B:207:ASN:O	2.17	0.43
1:B:37:LYS:O	1:B:41:GLU:CG	2.59	0.43
1:C:167:VAL:HG12	1:C:219:PHE:CE2	2.48	0.43
1:C:175:ILE:N	1:C:176:PRO:HD2	2.33	0.43
1:C:431:MET:HE1	1:C:434:VAL:HG21	2.00	0.43
1:D:123:ILE:O	1:D:126:TYR:N	2.44	0.43
1:D:17:ILE:HG22	1:D:17:ILE:O	2.18	0.43
1:D:194:LYS:CB	1:E:168:GLU:OE1	2.66	0.43
1:E:443:LYS:HE2	1:E:447:GLN:OE1	2.18	0.43

Continued on next page...

Continued from previous page...

Atom-1	Atom-2	Interatomic distance (Å)	Clash overlap (Å)
2:F:15:C:H2'	2:F:16:U:C6	2.53	0.43
2:F:2:G:O2'	2:F:3:G:H5'	2.18	0.43
2:F:56:C:H2'	2:F:57:G:C8	2.53	0.43
2:G:47(J):A:H2'	2:G:47(K):G:O4'	2.18	0.43
1:C:11:ILE:HD12	2:I:18:G:P	2.58	0.43
1:A:127:LEU:O	1:A:131:THR:HG23	2.18	0.43
1:A:360:GLU:HG3	1:A:371:ILE:HG21	1.99	0.43
1:B:392:THR:HG21	1:B:430:ASP:OD2	2.19	0.43
1:C:98:SER:HA	1:D:94:ILE:CG2	2.48	0.43
1:E:159:VAL:HG13	1:E:210:LEU:HB3	2.00	0.43
1:E:269:ARG:HG3	1:E:269:ARG:NH1	2.32	0.43
2:F:59:U:C2'	2:F:60:U:H5'	2.48	0.43
2:J:46:C:H2'	2:J:47:U:C6	2.53	0.43
1:A:252:LEU:HD12	1:A:253:LEU:N	2.33	0.43
1:A:271:CYS:HA	1:A:274:LEU:HD12	2.00	0.43
1:A:8:ILE:HD11	1:A:38:TYR:HB3	2.00	0.43
1:D:285:LLP:NZ	1:D:285:LLP:O3	2.50	0.43
1:D:367:PRO:HG3	1:D:451:SER:OG	2.18	0.43
2:F:28:U:H2'	2:F:29:A:H8	1.83	0.43
2:G:10:A:C2	2:G:26:C:O2	2.71	0.43
2:G:31:A:H2'	2:G:32:C:O4'	2.18	0.43
2:I:27:C:C4	2:I:28:U:C4	3.06	0.43
1:A:339:ILE:HG13	1:A:342:ILE:HB	2.01	0.43
1:A:344:MET:O	1:A:432:ARG:HD2	2.17	0.43
1:B:312:ARG:HD2	1:B:315:ARG:NH1	2.33	0.43
1:C:107:LEU:HD11	1:C:321:LEU:HD23	2.00	0.43
1:C:265:GLU:OE1	1:C:385:LEU:CD2	2.66	0.43
1:D:259:PHE:HB3	1:D:346:THR:CG2	2.48	0.43
1:D:259:PHE:CB	1:D:346:THR:HG21	2.48	0.43
1:E:348:ASP:HB2	1:E:351:ALA:HB2	2.00	0.43
2:F:45:U:H2'	2:F:46:C:O4'	2.19	0.43
2:G:29:A:H2'	2:G:30:G:C8	2.53	0.43
1:A:104:TYR:CD1	1:A:104:TYR:N	2.86	0.43
1:A:123:ILE:CG2	1:A:328:LEU:HD12	2.48	0.43
1:A:450:LEU:HA	1:A:450:LEU:HD23	1.80	0.43
1:B:120:ILE:HG21	1:B:137:PHE:CD1	2.54	0.43
1:B:200:TYR:HE2	1:B:228:VAL:HG21	1.83	0.43
1:B:254:ILE:HD12	1:B:259:PHE:HE2	1.82	0.43
1:B:287:LEU:HD23	1:B:287:LEU:C	2.39	0.43
1:C:312:ARG:CD	1:C:315:ARG:NH1	2.82	0.43
1:D:86:ARG:CD	1:D:284:ASP:OD2	2.66	0.43

Continued on next page...

Continued from previous page...

Atom-1	Atom-2	Interatomic distance (Å)	Clash overlap (Å)
1:D:366:ILE:HB	1:D:369:LEU:CD1	2.44	0.43
1:E:253:LEU:HD23	1:E:331:TYR:CG	2.54	0.43
2:G:28:U:C2'	2:G:29:A:H5'	2.48	0.43
2:G:47(L):C:H2'	2:G:47(M):G:C8	2.53	0.43
2:J:11:G:C2	2:J:12:G:N7	2.86	0.43
2:J:45:U:H2'	2:J:46:C:O4'	2.18	0.43
2:J:47(P):A:H2'	2:J:48:G:H5'	1.99	0.43
1:A:76:THR:OG1	1:A:78:VAL:HG23	2.17	0.43
1:B:25:ILE:CG1	1:B:26:TYR:N	2.80	0.43
1:B:343:ARG:HH21	1:B:343:ARG:HG2	1.84	0.43
1:D:1:MET:HG3	1:D:2:LYS:H	1.81	0.43
1:E:5:LEU:HD13	1:E:42:ILE:HB	2.00	0.43
2:F:8:A:C5	2:F:48:G:N2	2.86	0.43
1:A:271:CYS:O	1:A:274:LEU:HB2	2.19	0.43
1:A:442:ILE:HG23	1:A:446:LEU:HD11	1.99	0.43
1:B:360:GLU:HG3	1:B:371:ILE:HG22	1.99	0.43
1:D:399:HIS:CD2	1:D:450:LEU:HD13	2.54	0.43
1:E:28:VAL:O	1:E:32:ARG:HG3	2.17	0.43
1:E:8:ILE:HD13	1:E:38:TYR:CB	2.49	0.43
1:E:405:GLN:HE22	1:E:422:ILE:CG2	2.29	0.43
2:G:26:C:C4	2:G:27:C:C4	3.06	0.43
1:D:11:ILE:HB	2:H:16:U:O2'	2.19	0.43
2:J:47(E):A:H2'	2:J:47(F):U:H5'	2.00	0.43
1:A:312:ARG:HB2	1:B:172:SER:OG	2.19	0.43
1:B:286:LEU:HA	1:B:286:LEU:HD23	1.76	0.43
1:B:77:GLY:CA	1:B:433:THR:HG23	2.47	0.43
1:D:370:LYS:HB2	1:D:398:ARG:O	2.18	0.43
1:A:313:ALA:HB1	1:B:144:GLY:HA2	2.00	0.43
1:C:336:TYR:O	1:C:339:ILE:HG12	2.18	0.43
1:D:14:VAL:O	1:D:18:PHE:HD2	2.01	0.43
1:D:169:ILE:HG13	1:D:173:PHE:CD2	2.54	0.43
1:E:88:PRO:HD2	1:E:341:VAL:CG2	2.49	0.43
2:G:47(E):A:H2'	2:G:47(F):U:O4'	2.19	0.43
2:J:38:A:C2'	2:J:39:U:H5'	2.49	0.43
1:A:169:ILE:CG1	1:A:173:PHE:HD2	2.30	0.43
1:B:179:MET:HA	1:B:182:SER:HB3	2.01	0.43
1:B:348:ASP:HB2	1:B:351:ALA:HB2	2.00	0.43
1:C:179:MET:HA	1:C:182:SER:HB3	2.00	0.43
1:C:345:LEU:CD2	1:C:380:PRO:HB3	2.49	0.43
1:E:14:VAL:HG21	1:E:53:PHE:HE2	1.84	0.43
1:A:345:LEU:HD21	1:A:380:PRO:HB3	2.01	0.42

Continued on next page...

Continued from previous page...

Atom-1	Atom-2	Interatomic distance (Å)	Clash overlap (Å)
1:A:94:ILE:O	1:A:98:SER:HB2	2.19	0.42
1:B:87:ALA:CB	1:B:341:VAL:HG21	2.48	0.42
1:A:325:GLU:OE2	1:B:68:ASN:HB2	2.19	0.42
1:C:126:TYR:HB3	1:C:328:LEU:HD13	1.96	0.42
1:D:73:ILE:HB	1:D:418:ILE:HG12	2.00	0.42
2:G:15:C:H2'	2:G:16:U:H6	1.81	0.42
2:H:3:G:O2'	2:H:4:A:H5'	2.19	0.42
2:J:2:G:O2'	2:J:3:G:H5'	2.18	0.42
1:A:79:VAL:HG12	1:A:341:VAL:HG13	2.00	0.42
1:B:230:LEU:HD22	1:B:276:ILE:HD11	2.00	0.42
1:D:212:MET:HG3	1:D:245:TYR:CD1	2.54	0.42
1:D:80:ILE:HD12	1:D:285:LLP:HA	2.01	0.42
1:B:10:GLN:HB2	2:F:19:G:C2'	2.49	0.42
2:G:59:U:C2'	2:G:60:U:H5'	2.49	0.42
2:G:8:A:O2'	2:G:9:U:P	2.77	0.42
1:D:11:ILE:CD1	2:H:18:G:OP1	2.67	0.42
1:A:169:ILE:CG1	1:A:173:PHE:CD2	3.03	0.42
1:A:8:ILE:HA	1:A:9:PRO:HD2	1.82	0.42
1:C:386:PRO:HG2	1:C:387:GLU:N	2.32	0.42
1:D:193:ASN:O	1:D:225:VAL:HG13	2.19	0.42
1:D:88:PRO:HG2	1:D:340:PRO:CB	2.49	0.42
1:E:277:ASP:O	1:E:297:GLY:HA3	2.19	0.42
2:H:47(G):U:H2'	2:H:47(H):U:O4'	2.18	0.42
2:I:21:U:H2'	2:I:22:G:C8	2.55	0.42
1:A:123:ILE:O	1:A:125:LYS:N	2.52	0.42
1:A:161:ILE:CG2	1:A:186:LEU:HD11	2.49	0.42
1:B:168:GLU:OE2	1:C:194:LYS:HD2	2.20	0.42
1:B:350:LYS:HG3	1:B:350:LYS:H	1.51	0.42
1:A:114:GLY:HA3	1:B:412:ARG:NH2	2.35	0.42
1:B:70:LYS:O	1:B:72:VAL:HG23	2.18	0.42
1:C:5:LEU:HD21	1:C:39:ARG:HG2	2.00	0.42
1:D:14:VAL:HG12	1:D:18:PHE:HE2	1.84	0.42
1:D:218:ASN:HD22	1:E:224:PHE:CB	2.29	0.42
1:D:427:LEU:HD23	1:D:429:PHE:HE1	1.84	0.42
1:D:5:LEU:HD21	1:D:39:ARG:CG	2.48	0.42
1:E:216:LYS:HG2	1:E:219:PHE:CZ	2.55	0.42
1:E:347:GLN:HE21	1:E:352:LEU:HD21	1.82	0.42
2:G:36:A:H2'	2:G:37:A:H8	1.81	0.42
2:G:45:U:H2'	2:G:46:C:O4'	2.18	0.42
2:J:22:G:H2'	2:J:23:C:H6	1.83	0.42
1:A:114:GLY:CA	1:B:412:ARG:HH21	2.33	0.42

Continued on next page...

Continued from previous page...

Atom-1	Atom-2	Interatomic distance (Å)	Clash overlap (Å)
1:A:355:LYS:HG3	1:A:439:LEU:HD11	2.01	0.42
1:A:5:LEU:HD11	1:A:39:ARG:CG	2.44	0.42
1:C:239:LYS:HD3	1:C:240:TYR:CE2	2.54	0.42
1:C:343:ARG:HH21	1:C:343:ARG:HG2	1.85	0.42
1:C:425:ASP:O	1:C:425:ASP:CG	2.57	0.42
1:D:25:ILE:HG13	1:D:26:TYR:H	1.84	0.42
1:D:137:PHE:CD1	1:D:306:LYS:HG2	2.54	0.42
1:E:250:SER:O	1:E:286:LEU:HB2	2.20	0.42
1:E:358:ARG:NH2	1:E:439:LEU:HD12	2.28	0.42
2:G:27:C:C4	2:G:28:U:C4	3.08	0.42
2:I:38:A:H2'	2:I:39:U:H5'	2.00	0.42
1:A:169:ILE:HD11	1:A:285:LLP:H5'1	2.02	0.42
1:B:49:ASP:OD1	1:B:50:LEU:N	2.53	0.42
1:C:116:ARG:HH22	1:D:171:GLY:HA3	1.84	0.42
1:D:7:GLN:O	1:D:8:ILE:C	2.58	0.42
1:E:167:VAL:HG12	1:E:219:PHE:HE2	1.85	0.42
1:B:287:LEU:HD23	1:B:287:LEU:O	2.20	0.42
1:B:328:LEU:HD23	1:B:328:LEU:HA	1.85	0.42
1:B:394:CYS:HB3	1:B:428:LEU:HD22	2.00	0.42
1:D:160:ILE:HB	1:D:211:LEU:HD23	2.01	0.42
1:E:300:ASN:O	1:E:304:LYS:HG3	2.20	0.42
2:F:3:G:O2'	2:F:4:A:H5'	2.20	0.42
1:D:16:GLU:OE2	2:H:22:G:H5'	2.20	0.42
1:B:13:LYS:O	1:B:17:ILE:HG13	2.20	0.42
1:B:167:VAL:HG12	1:B:219:PHE:HE2	1.85	0.42
1:C:82:THR:HG22	1:C:86:ARG:HE	1.85	0.42
1:C:68:ASN:HD22	1:D:122:HIS:HA	1.85	0.42
1:D:141:ASN:OD1	1:D:143:ALA:HB3	2.19	0.42
1:C:144:GLY:CA	1:D:313:ALA:HB1	2.50	0.42
1:E:126:TYR:CE2	1:E:325:GLU:HG3	2.54	0.42
1:A:97:ILE:HG12	1:A:322:SER:OG	2.20	0.42
1:B:363:LEU:HD21	1:B:446:LEU:HD12	2.02	0.42
1:B:5:LEU:HD12	1:B:42:ILE:HD12	2.01	0.42
1:B:77:GLY:HA3	1:B:430:ASP:CG	2.40	0.42
1:C:423:ARG:NH1	1:C:423:ARG:HG2	2.35	0.42
1:C:452:ILE:OXT	1:C:452:ILE:HG23	2.20	0.42
1:D:194:LYS:HD2	1:E:168:GLU:CD	2.39	0.42
2:F:34:U:O2'	2:F:35:C:H5'	2.20	0.42
2:H:46:C:C2'	2:H:47:U:C5'	2.96	0.42
1:A:4:LEU:O	1:A:42:ILE:HD13	2.19	0.42
1:B:33:GLU:CD	1:B:60:LYS:HE3	2.40	0.42

Continued on next page...

Continued from previous page...

Atom-1	Atom-2	Interatomic distance (Å)	Clash overlap (Å)
1:B:363:LEU:CD2	1:B:446:LEU:HD12	2.50	0.42
1:C:6:ARG:HG2	1:C:6:ARG:HH11	1.85	0.42
1:D:77:GLY:CA	1:D:430:ASP:HB3	2.49	0.42
2:G:3:G:O2'	2:G:4:A:H5'	2.19	0.42
2:G:47(E):A:H2'	2:G:47(F):U:H5'	2.01	0.42
2:J:15:C:H2'	2:J:16:U:H6	1.84	0.42
2:J:47(E):A:O2'	2:J:47(I):A:N6	2.53	0.42
1:A:394:CYS:HB2	1:A:428:LEU:HD22	2.01	0.41
1:C:20:LYS:HG2	1:C:20:LYS:O	2.20	0.41
1:E:392:THR:HG21	1:E:430:ASP:OD2	2.20	0.41
1:D:2:LYS:HE3	2:H:56:C:O2'	2.19	0.41
2:H:59:U:C2'	2:H:60:U:H5'	2.50	0.41
1:A:249:GLY:O	1:A:285:LLP:HD3	2.20	0.41
1:A:363:LEU:C	1:A:371:ILE:HD11	2.40	0.41
1:A:368:GLY:O	1:A:399:HIS:HA	2.20	0.41
1:B:444:LYS:HA	1:B:447:GLN:HG2	2.03	0.41
1:C:344:MET:O	1:C:432:ARG:HD3	2.19	0.41
1:C:7:GLN:O	1:C:8:ILE:C	2.58	0.41
1:D:42:ILE:HD11	1:D:50:LEU:CD2	2.44	0.41
1:D:49:ASP:OD1	1:D:50:LEU:N	2.53	0.41
1:E:7:GLN:O	1:E:8:ILE:C	2.56	0.41
2:F:26:C:C4	2:F:27:C:C4	3.07	0.41
2:F:47(E):A:C2'	2:F:47(F):U:H5'	2.49	0.41
1:A:11:ILE:HB	2:G:16:U:H4'	2.02	0.41
2:J:38:A:H2'	2:J:39:U:O4'	2.20	0.41
1:A:268:PHE:N	1:A:268:PHE:CD2	2.88	0.41
1:A:285:LLP:NZ	1:A:285:LLP:O3	2.50	0.41
1:B:249:GLY:O	1:B:285:LLP:HD3	2.19	0.41
1:C:328:LEU:HA	1:C:328:LEU:HD23	1.89	0.41
1:C:362:LEU:HB3	1:C:443:LYS:HD2	2.03	0.41
1:D:432:ARG:HG3	1:D:432:ARG:O	2.20	0.41
1:C:67:PRO:CG	1:D:96:PHE:HE1	2.33	0.41
1:E:189:VAL:HG21	1:E:200:TYR:CD1	2.55	0.41
2:F:9:U:C4	2:F:48:G:C8	3.07	0.41
2:G:56:C:H2'	2:G:57:G:C8	2.55	0.41
2:G:7:G:O2'	2:G:8:A:H5'	2.20	0.41
2:H:32:C:C4	2:H:33:U:O4	2.74	0.41
1:A:250:SER:HB2	1:A:286:LEU:CD1	2.50	0.41
1:A:308:ASN:OD1	1:A:308:ASN:C	2.58	0.41
1:A:114:GLY:CA	1:B:412:ARG:NH2	2.84	0.41
1:B:97:ILE:HD11	1:B:323:GLY:CA	2.41	0.41

Continued on next page...

Continued from previous page...

Atom-1	Atom-2	Interatomic distance (Å)	Clash overlap (Å)
1:C:113:GLU:H	1:C:113:GLU:HG3	1.71	0.41
1:D:227:GLU:CG	1:D:228:VAL:N	2.83	0.41
1:D:38:TYR:CE2	1:D:47:ARG:NE	2.88	0.41
1:E:140:ASN:ND2	1:E:141:ASN:ND2	2.69	0.41
1:E:14:VAL:O	1:E:18:PHE:HD2	2.03	0.41
1:E:88:PRO:HG2	1:E:340:PRO:HB3	2.00	0.41
2:F:7:G:O2'	2:F:8:A:H5'	2.19	0.41
1:A:144:GLY:HA2	1:B:313:ALA:HB1	2.03	0.41
1:A:339:ILE:HA	1:A:340:PRO:HD3	1.88	0.41
1:A:388:LEU:HD21	1:A:390:LEU:CD1	2.50	0.41
1:B:175:ILE:N	1:B:176:PRO:CD	2.83	0.41
1:B:247:ASP:C	1:B:247:ASP:OD1	2.59	0.41
1:B:452:ILE:CG2	1:B:452:ILE:OXT	2.68	0.41
1:C:15:VAL:HA	1:C:27:VAL:HG11	2.01	0.41
1:C:355:LYS:CG	1:C:439:LEU:HD11	2.48	0.41
1:D:191:THR:HG22	1:E:176:PRO:CG	2.51	0.41
1:D:298:LYS:O	1:D:302:ILE:HG12	2.19	0.41
1:E:286:LEU:HG	1:E:384:SER:HB2	2.03	0.41
1:E:290:PRO:HB2	1:E:320:THR:HG22	2.03	0.41
1:E:409:ARG:HG3	1:E:412:ARG:NH2	2.34	0.41
2:F:66:A:H2'	2:F:67:U:C6	2.56	0.41
1:A:60:LYS:C	1:A:64:LEU:HG	2.37	0.41
1:A:144:GLY:CA	1:B:313:ALA:HB1	2.50	0.41
1:B:366:ILE:CG2	1:B:367:PRO:HD2	2.51	0.41
1:A:102:ASN:HB3	1:B:71:ARG:HH22	1.85	0.41
1:D:253:LEU:HD23	1:D:331:TYR:CD2	2.55	0.41
1:D:333:GLU:OE1	1:D:335:ARG:HD2	2.21	0.41
2:F:35:C:H2'	2:F:36:A:O4'	2.21	0.41
2:G:43:G:N1	2:G:44:G:C6	2.88	0.41
2:H:46:C:C3'	2:H:47:U:H5'	2.49	0.41
1:A:216:LYS:HG2	1:A:219:PHE:CE2	2.55	0.41
1:A:359:LEU:CD1	1:A:363:LEU:HD11	2.50	0.41
1:A:404:SER:O	1:A:407:LEU:HB3	2.20	0.41
1:A:407:LEU:HD23	1:A:427:LEU:HD22	2.00	0.41
1:B:167:VAL:HG12	1:B:219:PHE:CE2	2.55	0.41
1:B:7:GLN:O	1:B:8:ILE:C	2.58	0.41
1:C:178:ILE:HG23	1:C:179:MET:N	2.36	0.41
1:D:277:ASP:O	1:D:278:LEU:HD23	2.20	0.41
1:D:369:LEU:HD21	1:D:450:LEU:HD11	2.03	0.41
1:C:67:PRO:CB	1:D:96:PHE:CE1	3.04	0.41
1:E:178:ILE:CG2	1:E:179:MET:N	2.83	0.41

Continued on next page...

Continued from previous page...

Atom-1	Atom-2	Interatomic distance (Å)	Clash overlap (Å)
1:E:60:LYS:O	1:E:64:LEU:HG	2.20	0.41
2:G:10:A:N6	2:G:44:G:O6	2.54	0.41
2:I:67(A):A:H2'	2:I:68:C:H6	1.83	0.41
2:J:43:G:H2'	2:J:44:G:C8	2.56	0.41
1:A:77:GLY:HA3	1:A:430:ASP:HB3	2.03	0.41
1:B:160:ILE:HB	1:B:211:LEU:HD23	2.03	0.41
1:B:246:TYR:CE2	1:B:248:ALA:HA	2.56	0.41
1:B:356:ALA:O	1:B:395:VAL:HG21	2.20	0.41
1:B:362:LEU:HD22	1:B:443:LYS:HD2	2.01	0.41
1:C:32:ARG:O	1:C:36:GLU:HG2	2.21	0.41
1:C:79:VAL:HG21	1:C:345:LEU:HG	2.03	0.41
1:D:355:LYS:HG3	1:D:439:LEU:HD11	2.03	0.41
1:E:179:MET:SD	1:E:186:LEU:HB2	2.61	0.41
2:J:32:C:C4	2:J:33:U:O4	2.74	0.41
1:B:74:ASN:OD1	1:B:74:ASN:C	2.59	0.41
1:C:72:VAL:HG22	1:C:417:PRO:CG	2.51	0.41
1:D:256:LEU:HD23	1:D:263:VAL:HG21	2.03	0.41
1:D:265:GLU:HG3	1:D:266:PRO:HD2	2.03	0.41
1:D:399:HIS:ND1	1:D:450:LEU:HD22	2.35	0.41
1:A:12:SER:HG	2:G:16:U:H1'	1.86	0.41
2:I:10:A:C5'	2:I:45:U:C1'	2.99	0.41
2:J:7:G:O2'	2:J:49:G:OP2	2.37	0.41
1:A:139:VAL:HB	1:A:314:LEU:HB3	2.02	0.41
1:A:79:VAL:HG21	1:A:345:LEU:CD2	2.51	0.41
1:B:137:PHE:CD1	1:B:306:LYS:HG2	2.55	0.41
1:B:339:ILE:HG13	1:B:342:ILE:CG1	2.51	0.41
1:B:389:GLU:O	1:B:390:LEU:HD23	2.21	0.41
1:D:204:ILE:HG22	1:D:205:ASN:N	2.35	0.41
1:E:211:LEU:CD2	1:E:242:ILE:HG21	2.51	0.41
1:E:90:SER:CB	1:E:338:ASP:O	2.66	0.41
2:H:26:C:C4	2:H:27:C:C4	3.09	0.41
2:J:47(J):A:H2'	2:J:47(K):G:C8	2.56	0.41
1:A:126:TYR:O	1:A:130:LEU:HG	2.21	0.41
1:A:265:GLU:CD	1:A:266:PRO:HD2	2.40	0.41
1:B:1:MET:C	1:B:3:SER:N	2.74	0.41
1:B:385:LEU:HD13	1:B:388:LEU:HD22	2.03	0.41
1:C:432:ARG:HG3	1:C:432:ARG:O	2.20	0.41
1:C:33:GLU:CD	1:C:60:LYS:HE3	2.42	0.41
1:D:254:ILE:CD1	1:D:336:TYR:CE1	3.04	0.41
1:E:88:PRO:HG3	1:E:344:MET:CE	2.51	0.41
2:I:43:G:H2'	2:I:44:G:C8	2.56	0.41

Continued on next page...

Continued from previous page...

Atom-1	Atom-2	Interatomic distance (Å)	Clash overlap (Å)
1:A:29:LYS:HD2	1:B:332:PHE:CE1	2.56	0.40
1:A:84:LEU:HB3	1:B:104:TYR:HB3	2.02	0.40
1:C:438:ASP:O	1:C:442:ILE:HG13	2.20	0.40
1:E:272:ILE:HD11	1:E:296:VAL:HG23	2.03	0.40
1:E:301:LEU:HA	1:E:301:LEU:HD23	1.75	0.40
1:E:30:ALA:O	1:E:34:VAL:CG2	2.66	0.40
1:E:409:ARG:HA	1:E:412:ARG:CZ	2.52	0.40
2:G:47(H):U:H2'	2:G:47(I):A:C4'	2.51	0.40
2:G:66:A:H2'	2:G:67:U:C6	2.56	0.40
2:I:30:G:N2	2:I:40:C:O2	2.44	0.40
1:A:327:THR:O	1:A:331:TYR:HD2	2.05	0.40
1:A:79:VAL:CG1	1:A:341:VAL:HG13	2.51	0.40
1:A:396:ALA:HB2	1:A:428:LEU:HD23	2.03	0.40
1:C:99:GLU:O	1:D:71:ARG:CZ	2.69	0.40
1:D:86:ARG:HB3	1:D:284:ASP:O	2.21	0.40
1:E:15:VAL:HG11	1:E:24:GLU:OE2	2.21	0.40
1:D:163:ARG:HH11	1:E:166:LEU:HD13	1.83	0.40
1:E:231:GLU:H	1:E:231:GLU:CD	2.23	0.40
2:H:65:C:H2'	2:H:66:A:C8	2.56	0.40
2:J:23:C:N4	2:J:24:C:N4	2.69	0.40
1:A:169:ILE:HG13	1:A:169:ILE:O	2.21	0.40
1:A:263:VAL:CG1	1:A:264:ASP:N	2.85	0.40
1:A:47:ARG:HD3	1:A:49:ASP:O	2.22	0.40
1:A:86:ARG:HD2	1:A:284:ASP:OD2	2.22	0.40
1:B:137:PHE:HD1	1:B:306:LYS:HE2	1.86	0.40
1:B:7:GLN:HB2	1:B:50:LEU:CD1	2.51	0.40
1:C:193:ASN:HB2	1:C:224:PHE:O	2.21	0.40
1:B:10:GLN:HB2	2:F:19:G:H2'	2.02	0.40
2:F:38:A:H2'	2:F:39:U:O4'	2.20	0.40
2:I:1:G:H2'	2:I:2:G:C8	2.56	0.40
2:J:47(E):A:C2'	2:J:47(F):U:H5'	2.51	0.40
2:J:56:C:H2'	2:J:57:G:C8	2.56	0.40
1:C:247:ASP:OD1	1:C:247:ASP:C	2.60	0.40
1:C:87:ALA:CB	1:C:341:VAL:HG21	2.52	0.40
1:C:70:LYS:HE2	1:C:70:LYS:HB3	1.88	0.40
1:D:220:TYR:CD1	1:D:220:TYR:C	2.95	0.40
1:D:348:ASP:O	1:D:351:ALA:HB3	2.21	0.40
1:D:363:LEU:O	1:D:371:ILE:HD11	2.22	0.40
1:E:175:ILE:N	1:E:176:PRO:HD2	2.36	0.40
2:G:29:A:O2'	2:G:30:G:O4'	2.39	0.40
2:G:2:G:H2'	2:G:3:G:C8	2.56	0.40

Continued on next page...

Continued from previous page...

Atom-1	Atom-2	Interatomic distance (Å)	Clash overlap (Å)
2:I:28:U:H2'	2:I:29:A:H8	1.86	0.40
2:J:35:C:C2'	2:J:36:A:O4'	2.69	0.40
1:A:167:VAL:HG12	1:A:219:PHE:CE2	2.56	0.40
1:A:335:ARG:NE	1:A:338:ASP:OD2	2.54	0.40
1:A:416:PRO:HG3	1:A:441:THR:HG21	2.04	0.40
1:D:416:PRO:CG	1:D:441:THR:HG21	2.51	0.40
1:E:136:SER:CB	1:E:296:VAL:HG12	2.49	0.40
2:H:8:A:HO2'	2:H:9:U:P	2.44	0.40

There are no symmetry-related clashes.

5.3 Torsion angles [i](#)

5.3.1 Protein backbone [i](#)

In the following table, the Percentiles column shows the percent Ramachandran outliers of the chain as a percentile score with respect to all X-ray entries followed by that with respect to entries of similar resolution.

The Analysed column shows the number of residues for which the backbone conformation was analysed, and the total number of residues.

Mol	Chain	Analysed	Favoured	Allowed	Outliers	Percentiles	
1	A	449/452 (99%)	423 (94%)	22 (5%)	4 (1%)	17	57
1	B	449/452 (99%)	419 (93%)	25 (6%)	5 (1%)	14	52
1	C	449/452 (99%)	421 (94%)	24 (5%)	4 (1%)	17	57
1	D	449/452 (99%)	421 (94%)	24 (5%)	4 (1%)	17	57
1	E	449/452 (99%)	420 (94%)	23 (5%)	6 (1%)	12	48
All	All	2245/2260 (99%)	2104 (94%)	118 (5%)	23 (1%)	15	54

All (23) Ramachandran outliers are listed below:

Mol	Chain	Res	Type
1	D	9	PRO
1	E	9	PRO
1	B	124	GLU
1	C	124	GLU
1	D	124	GLU
1	E	2	LYS

Continued on next page...

Continued from previous page...

Mol	Chain	Res	Type
1	E	124	GLU
1	A	86	ARG
1	A	124	GLU
1	B	19	ALA
1	C	86	ARG
1	D	19	ALA
1	A	19	ALA
1	B	86	ARG
1	C	19	ALA
1	D	86	ARG
1	E	19	ALA
1	E	86	ARG
1	A	9	PRO
1	C	9	PRO
1	E	340	PRO
1	B	9	PRO
1	B	340	PRO

5.3.2 Protein sidechains [i](#)

In the following table, the Percentiles column shows the percent sidechain outliers of the chain as a percentile score with respect to all X-ray entries followed by that with respect to entries of similar resolution.

The Analysed column shows the number of residues for which the sidechain conformation was analysed, and the total number of residues.

Mol	Chain	Analysed	Rotameric	Outliers	Percentiles	
1	A	390/390 (100%)	380 (97%)	10 (3%)	46	66
1	B	390/390 (100%)	389 (100%)	1 (0%)	92	95
1	C	390/390 (100%)	385 (99%)	5 (1%)	69	81
1	D	390/390 (100%)	384 (98%)	6 (2%)	65	80
1	E	390/390 (100%)	389 (100%)	1 (0%)	92	95
All	All	1950/1950 (100%)	1927 (99%)	23 (1%)	71	83

All (23) residues with a non-rotameric sidechain are listed below:

Mol	Chain	Res	Type
1	A	12	SER
1	A	98	SER

Continued on next page...

Continued from previous page...

Mol	Chain	Res	Type
1	A	105	SER
1	A	118	SER
1	A	136	SER
1	A	188	GLU
1	A	271	CYS
1	A	287	LEU
1	A	394	CYS
1	A	403	SER
1	B	188	GLU
1	C	3	SER
1	C	188	GLU
1	C	317	ASP
1	C	384	SER
1	C	400	ASP
1	D	24	GLU
1	D	39	ARG
1	D	172	SER
1	D	182	SER
1	D	188	GLU
1	D	316	ILE
1	E	188	GLU

Some sidechains can be flipped to improve hydrogen bonding and reduce clashes. All (28) such sidechains are listed below:

Mol	Chain	Res	Type
1	A	68	ASN
1	A	140	ASN
1	A	347	GLN
1	A	399	HIS
1	A	436	HIS
1	B	10	GLN
1	B	95	ASN
1	B	122	HIS
1	B	142	ASN
1	B	399	HIS
1	B	405	GLN
1	C	10	GLN
1	C	68	ASN
1	C	95	ASN
1	C	122	HIS
1	C	291	GLN
1	C	347	GLN

Continued on next page...

Continued from previous page...

Mol	Chain	Res	Type
1	C	405	GLN
1	D	122	HIS
1	D	347	GLN
1	D	399	HIS
1	D	436	HIS
1	E	122	HIS
1	E	140	ASN
1	E	238	HIS
1	E	347	GLN
1	E	399	HIS
1	E	405	GLN

5.3.3 RNA [i](#)

Mol	Chain	Analysed	Backbone Outliers	Pucker Outliers
2	F	91/95 (95%)	6 (6%)	0
2	G	91/95 (95%)	6 (6%)	0
2	H	91/95 (95%)	6 (6%)	0
2	I	91/95 (95%)	9 (9%)	1 (1%)
2	J	91/95 (95%)	6 (6%)	0
All	All	455/475 (95%)	33 (7%)	1 (0%)

All (33) RNA backbone outliers are listed below:

Mol	Chain	Res	Type
2	F	18	G
2	F	20(A)	G
2	F	33	U
2	F	42(A)	C
2	F	43	G
2	F	73	G
2	G	18	G
2	G	20(A)	G
2	G	42(A)	C
2	G	43	G
2	G	47(G)	U
2	G	73	G
2	H	18	G
2	H	20(A)	G
2	H	42(A)	C
2	H	43	G

Continued on next page...

Continued from previous page...

Mol	Chain	Res	Type
2	H	47(G)	U
2	H	73	G
2	I	14	G
2	I	18	G
2	I	20(A)	G
2	I	42(A)	C
2	I	43	G
2	I	44	G
2	I	45	U
2	I	47(G)	U
2	I	73	G
2	J	18	G
2	J	20(A)	G
2	J	42(A)	C
2	J	43	G
2	J	47(G)	U
2	J	73	G

All (1) RNA pucker outliers are listed below:

Mol	Chain	Res	Type
2	I	44	G

5.4 Non-standard residues in protein, DNA, RNA chains [i](#)

5 non-standard protein/DNA/RNA residues are modelled in this entry.

In the following table, the Counts columns list the number of bonds (or angles) for which Mogul statistics could be retrieved, the number of bonds (or angles) that are observed in the model and the number of bonds (or angles) that are defined in the Chemical Component Dictionary. The Link column lists molecule types, if any, to which the group is linked. The Z score for a bond length (or angle) is the number of standard deviations the observed value is removed from the expected value. A bond length (or angle) with $|Z| > 2$ is considered an outlier worth inspection. RMSZ is the root-mean-square of all Z scores of the bond lengths (or angles).

Mol	Type	Chain	Res	Link	Bond lengths			Bond angles		
					Counts	RMSZ	# Z > 2	Counts	RMSZ	# Z > 2
1	LLP	B	285	1	23,24,25	1.24	2 (8%)	25,32,34	1.03	1 (4%)
1	LLP	E	285	1	23,24,25	1.15	1 (4%)	25,32,34	1.02	1 (4%)
1	LLP	D	285	1	23,24,25	1.14	1 (4%)	25,32,34	0.90	1 (4%)
1	LLP	A	285	1	23,24,25	1.17	2 (8%)	25,32,34	0.95	1 (4%)
1	LLP	C	285	1	23,24,25	1.14	1 (4%)	25,32,34	0.90	1 (4%)

In the following table, the Chirals column lists the number of chiral outliers, the number of chiral centers analysed, the number of these observed in the model and the number defined in the Chemical Component Dictionary. Similar counts are reported in the Torsion and Rings columns. '-' means no outliers of that kind were identified.

Mol	Type	Chain	Res	Link	Chirals	Torsions	Rings
1	LLP	B	285	1	-	6/16/17/19	0/1/1/1
1	LLP	E	285	1	-	2/16/17/19	0/1/1/1
1	LLP	D	285	1	-	3/16/17/19	0/1/1/1
1	LLP	A	285	1	-	2/16/17/19	0/1/1/1
1	LLP	C	285	1	-	4/16/17/19	0/1/1/1

All (7) bond length outliers are listed below:

Mol	Chain	Res	Type	Atoms	Z	Observed(Å)	Ideal(Å)
1	B	285	LLP	C4-C4'	-3.15	1.40	1.46
1	E	285	LLP	C4-C4'	-2.90	1.41	1.46
1	A	285	LLP	C4-C4'	-2.78	1.41	1.46
1	C	285	LLP	C4-C4'	-2.52	1.41	1.46
1	D	285	LLP	C4-C4'	-2.44	1.42	1.46
1	A	285	LLP	C2'-C2	2.10	1.53	1.50
1	B	285	LLP	C2'-C2	2.05	1.53	1.50

All (5) bond angle outliers are listed below:

Mol	Chain	Res	Type	Atoms	Z	Observed(°)	Ideal(°)
1	E	285	LLP	OP4-P-OP1	2.68	114.00	106.47
1	B	285	LLP	OP4-P-OP1	2.54	113.59	106.47
1	A	285	LLP	OP4-P-OP1	2.33	113.00	106.47
1	D	285	LLP	OP4-P-OP1	2.23	112.73	106.47
1	C	285	LLP	OP4-P-OP1	2.22	112.69	106.47

There are no chirality outliers.

All (17) torsion outliers are listed below:

Mol	Chain	Res	Type	Atoms
1	B	285	LLP	C4-C5-C5'-OP4
1	B	285	LLP	C6-C5-C5'-OP4
1	B	285	LLP	C-CA-CB-CG
1	B	285	LLP	O-C-CA-CB
1	E	285	LLP	C-CA-CB-CG
1	E	285	LLP	O-C-CA-CB

Continued on next page...

Continued from previous page...

Mol	Chain	Res	Type	Atoms
1	D	285	LLP	C4-C5-C5'-OP4
1	D	285	LLP	C6-C5-C5'-OP4
1	D	285	LLP	O-C-CA-CB
1	A	285	LLP	O-C-CA-CB
1	C	285	LLP	C4-C5-C5'-OP4
1	C	285	LLP	C6-C5-C5'-OP4
1	C	285	LLP	O-C-CA-CB
1	B	285	LLP	CE-CD-CG-CB
1	B	285	LLP	CD-CE-NZ-C4'
1	A	285	LLP	C-CA-CB-CG
1	C	285	LLP	C-CA-CB-CG

There are no ring outliers.

5 monomers are involved in 23 short contacts:

Mol	Chain	Res	Type	Clashes	Symm-Clashes
1	B	285	LLP	6	0
1	E	285	LLP	3	0
1	D	285	LLP	3	0
1	A	285	LLP	4	0
1	C	285	LLP	7	0

5.5 Carbohydrates [i](#)

There are no carbohydrates in this entry.

5.6 Ligand geometry [i](#)

There are no ligands in this entry.

5.7 Other polymers [i](#)

There are no such residues in this entry.

5.8 Polymer linkage issues [i](#)

There are no chain breaks in this entry.

6 Fit of model and data

6.1 Protein, DNA and RNA chains

Unable to reproduce the depositors R factor - this section is therefore empty.

6.2 Non-standard residues in protein, DNA, RNA chains

Unable to reproduce the depositors R factor - this section is therefore empty.

6.3 Carbohydrates

Unable to reproduce the depositors R factor - this section is therefore empty.

6.4 Ligands

Unable to reproduce the depositors R factor - this section is therefore empty.

6.5 Other polymers

Unable to reproduce the depositors R factor - this section is therefore empty.