



Full wwPDB X-ray Structure Validation Report ⓘ

Oct 9, 2023 – 09:56 AM EDT

PDB ID : 4V9R
Title : Crystal structure of antibiotic DITYROMYCIN bound to 70S ribosome
Authors : Bulkley, D.P.; Brandi, L.; Polikanov, Y.S.; Fabbretti, A.; O'Connor, M.;
Gualerzi, C.O.; Steitz, T.A.
Deposited on : 2013-12-05
Resolution : 3.00 Å(reported)

This is a Full wwPDB X-ray Structure Validation Report for a publicly released PDB entry.

We welcome your comments at validation@mail.wwpdb.org

A user guide is available at

<https://www.wwpdb.org/validation/2017/XrayValidationReportHelp>

with specific help available everywhere you see the ⓘ symbol.

The types of validation reports are described at

<http://www.wwpdb.org/validation/2017/FAQs#types>.

The following versions of software and data (see [references ⓘ](#)) were used in the production of this report:

MolProbity : 4.02b-467
Mogul : 1.8.5 (274361), CSD as541be (2020)
Xtriage (Phenix) : 1.13
EDS : 2.35.1
Percentile statistics : 20191225.v01 (using entries in the PDB archive December 25th 2019)
Refmac : 5.8.0158
CCP4 : 7.0.044 (Gargrove)
Ideal geometry (proteins) : Engh & Huber (2001)
Ideal geometry (DNA, RNA) : Parkinson et al. (1996)
Validation Pipeline (wwPDB-VP) : 2.35.1

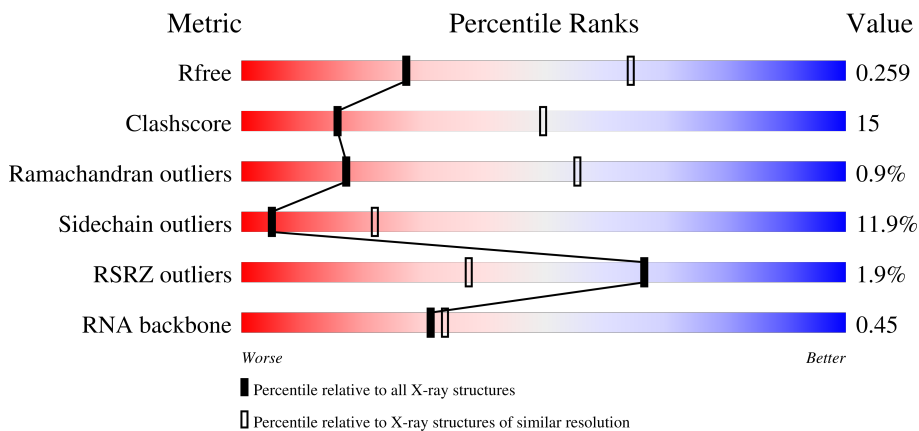
1 Overall quality at a glance i

The following experimental techniques were used to determine the structure:

X-RAY DIFFRACTION

The reported resolution of this entry is 3.00 Å.

Percentile scores (ranging between 0-100) for global validation metrics of the entry are shown in the following graphic. The table shows the number of entries on which the scores are based.



Metric	Whole archive (#Entries)	Similar resolution (#Entries, resolution range(Å))
R_{free}	130704	2092 (3.00-3.00)
Clashscore	141614	2416 (3.00-3.00)
Ramachandran outliers	138981	2333 (3.00-3.00)
Sidechain outliers	138945	2336 (3.00-3.00)
RSRZ outliers	127900	1990 (3.00-3.00)
RNA backbone	3102	1173 (3.30-2.70)

The table below summarises the geometric issues observed across the polymeric chains and their fit to the electron density. The red, orange, yellow and green segments of the lower bar indicate the fraction of residues that contain outliers for ≥ 3 , 2, 1 and 0 types of geometric quality criteria respectively. A grey segment represents the fraction of residues that are not modelled. The numeric value for each fraction is indicated below the corresponding segment, with a dot representing fractions $\leq 5\%$. The upper red bar (where present) indicates the fraction of residues that have poor fit to the electron density. The numeric value is given above the bar.

Mol	Chain	Length	Quality of chain
1	AA	1522	<div style="display: flex; align-items: center;"> <div style="width: 3%; height: 10px; background-color: red; margin-right: 5px;"></div> <div style="width: 29%; height: 10px; background-color: green; margin-right: 5px;"></div> <div style="width: 44%; height: 10px; background-color: yellow; margin-right: 5px;"></div> <div style="width: 20%; height: 10px; background-color: orange; margin-right: 5px;"></div> <div style="width: 5%; height: 10px; background-color: red; margin-right: 5px;"></div> <div style="width: 1%; height: 10px; background-color: grey;"></div> </div>
1	CA	1522	<div style="display: flex; align-items: center;"> <div style="width: 2%; height: 10px; background-color: red; margin-right: 5px;"></div> <div style="width: 32%; height: 10px; background-color: green; margin-right: 5px;"></div> <div style="width: 43%; height: 10px; background-color: yellow; margin-right: 5px;"></div> <div style="width: 20%; height: 10px; background-color: orange; margin-right: 5px;"></div> <div style="width: 1%; height: 10px; background-color: red; margin-right: 5px;"></div> <div style="width: 1%; height: 10px; background-color: grey;"></div> </div>
2	AB	256	<div style="display: flex; align-items: center;"> <div style="width: 2%; height: 10px; background-color: red; margin-right: 5px;"></div> <div style="width: 38%; height: 10px; background-color: green; margin-right: 5px;"></div> <div style="width: 41%; height: 10px; background-color: yellow; margin-right: 5px;"></div> <div style="width: 11%; height: 10px; background-color: orange; margin-right: 5px;"></div> <div style="width: 10%; height: 10px; background-color: grey;"></div> </div>
2	CB	256	<div style="display: flex; align-items: center;"> <div style="width: 4%; height: 10px; background-color: red; margin-right: 5px;"></div> <div style="width: 36%; height: 10px; background-color: green; margin-right: 5px;"></div> <div style="width: 44%; height: 10px; background-color: yellow; margin-right: 5px;"></div> <div style="width: 10%; height: 10px; background-color: orange; margin-right: 5px;"></div> <div style="width: 10%; height: 10px; background-color: grey;"></div> </div>







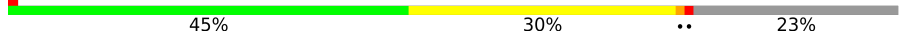
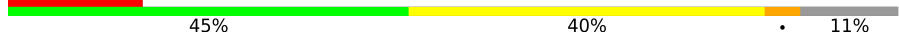
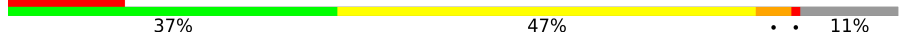
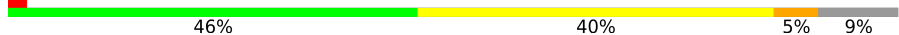















Continued on next page...

Continued from previous page...

Mol	Chain	Length	Quality of chain
3	AC	239	3% 56% 27% 14%
3	CC	239	5% 49% 32% 14%
4	AD	209	2% 49% 42% 8%
4	CD	209	52% 41% 6%
5	AE	162	51% 35% 6% 9%
5	CE	162	48% 40% 9%
6	AF	101	56% 41% 2% 1%
6	CF	101	65% 31% 2% 2%
7	AG	156	8% 66% 28% 5% 3%
7	CG	156	10% 52% 42% 5% 3%
8	AH	138	54% 40% 6% 2%
8	CH	138	51% 43% 5% 1%
9	AI	128	6% 50% 43% 5% 2%
9	CI	128	24% 45% 49% 5% 2%
10	AJ	105	10% 51% 33% 8% 8%
10	CJ	105	18% 37% 50% 9% 4%
11	AK	129	64% 20% 12%
11	CK	129	53% 34% 12%
12	AL	132	58% 31% 8%
12	CL	132	56% 32% 5% 8%
13	AM	126	7% 59% 33% 6% 2%
13	CM	126	5% 55% 35% 7% 3%
14	AN	61	2% 56% 33% 10% 2%
14	CN	61	10% 46% 49% 2% 3%
15	AO	89	61% 36% 2% 1%























Continued on next page...

Continued from previous page...

Mol	Chain	Length	Quality of chain
15	CO	89	
16	AP	88	
16	CP	88	
17	AQ	105	
17	CQ	105	
18	AR	88	
18	CR	88	
19	AS	93	
19	CS	93	
20	AT	106	
20	CT	106	
21	AU	27	
21	CU	27	
22	AV	24	
22	CV	24	
23	AX	77	
23	CX	77	
24	AW	10	
24	CW	10	
25	BA	2915	
25	DA	2915	
26	BB	122	
26	DB	122	
27	BD	276	
27	DD	276	

Continued on next page...

Continued from previous page...

Mol	Chain	Length	Quality of chain
28	BE	206	 65% 28% 6% .
28	DE	206	 60% 32% 6% ..
29	BF	210	 70% 24% . .
29	DF	210	 56% 35% 5% .
30	BG	182	 % 64% 30% 5% .
30	DG	182	 5% 46% 43% 11% .
31	BH	180	 63% 29% . .
31	DH	180	 7% 54% 37% . . .
32	BI	148	 55% 31% 12% .
32	DI	148	 2% 66% 28% 5% .
33	BN	140	 75% 22% .
33	DN	140	 71% 26% .
34	BO	122	 69% 28% .
34	DO	122	 66% 33% .
35	BP	150	 69% 26% . .
35	DP	150	 63% 29% 8% .
36	BQ	141	 62% 30% 8%
36	DQ	141	 60% 36% .
37	BR	118	 68% 21% 11%
37	DR	118	 61% 33% 6%
38	BS	112	 64% 30% . . .
38	DS	112	 % 48% 42% 8% .
39	BT	146	 60% 28% . 10%
39	DT	146	 57% 30% . 10%
40	BU	118	 65% 31% . .







Continued on next page...

Continued from previous page...

Mol	Chain	Length	Quality of chain
40	DU	118	% 67% 25% 6% .
41	BV	101	% 74% 20% 5% .
41	DV	101	% 65% 30% . .
42	BW	113	% 77% 19% . .
42	DW	113	% 65% 32% . .
43	BX	96	% 72% 26% . .
43	DX	96	% 72% 22% . .
44	BY	110	% 70% 24% . .
44	DY	110	% 62% 33% . .
45	BZ	206	% 52% 27% . 17%
45	DZ	206	% 44% 36% . 16%
46	B0	85	% 73% 19% 6% .
46	D0	85	% 60% 32% 6% .
47	B1	98	% 67% 27% . .
47	D1	98	% 64% 29% 6% .
48	B2	72	% 65% 26% 6% .
48	D2	72	% 61% 29% 7% .
49	B3	60	% 70% 20% 8% .
49	D3	60	% 70% 20% 8% .
50	B4	71	% 44% 35% 17% . .
50	D4	71	% 42% 41% 13% . .
51	B5	60	% 72% 22% 5% .
51	D5	60	% 72% 23% . .
52	B6	54	% 67% 26% 6% .
52	D6	54	% 61% 31% 6% .

Continued on next page...

Continued from previous page...

Mol	Chain	Length	Quality of chain
53	B7	49	
53	D7	49	
54	B8	65	
54	D8	65	
55	B9	37	
55	D9	37	

The following table lists non-polymeric compounds, carbohydrate monomers and non-standard residues in protein, DNA, RNA chains that are outliers for geometric or electron-density-fit criteria:

Mol	Type	Chain	Res	Chirality	Geometry	Clashes	Electron density
56	MG	AA	3029	-	-	-	X
56	MG	AA	3030	-	-	-	X
56	MG	AA	3038	-	-	-	X
56	MG	AA	3079	-	-	-	X
56	MG	AA	3086	-	-	-	X
56	MG	AA	3147	-	-	-	X
56	MG	AA	3180	-	-	-	X
56	MG	AX	105	-	-	-	X
56	MG	BA	3139	-	-	-	X
56	MG	BA	3143	-	-	-	X
56	MG	BA	3154	-	-	-	X
56	MG	BA	3178	-	-	-	X
56	MG	BA	3230	-	-	-	X
56	MG	BA	3252	-	-	-	X
56	MG	BA	3296	-	-	-	X
56	MG	BA	3625	-	-	-	X
56	MG	BA	3740	-	-	-	X
56	MG	BD	311	-	-	-	X
56	MG	BF	306	-	-	-	X
56	MG	CA	3016	-	-	-	X
56	MG	CA	3039	-	-	-	X
56	MG	CA	3053	-	-	-	X
56	MG	CA	3054	-	-	-	X
56	MG	CA	3144	-	-	-	X
56	MG	DA	3024	-	-	-	X
56	MG	DA	3064	-	-	-	X
56	MG	DA	3113	-	-	-	X

Continued on next page...

Continued from previous page...

Mol	Type	Chain	Res	Chirality	Geometry	Clashes	Electron density
56	MG	DA	3356	-	-	-	X
56	MG	DA	3431	-	-	-	X
56	MG	DA	3568	-	-	-	X

2 Entry composition [i](#)

There are 61 unique types of molecules in this entry. The entry contains 286321 atoms, of which 0 are hydrogens and 0 are deuteriums.

In the tables below, the ZeroOcc column contains the number of atoms modelled with zero occupancy, the AltConf column contains the number of residues with at least one atom in alternate conformation and the Trace column contains the number of residues modelled with at most 2 atoms.

- Molecule 1 is a RNA chain called 16S Ribosomal RNA.

Mol	Chain	Residues	Atoms					ZeroOcc	AltConf	Trace
			Total	C	N	O	P			
1	AA	1498	Total	C	N	O	P	0	0	0
			32196	14328	5966	10404	1498			
1	CA	1503	Total	C	N	O	P	0	0	0
			32312	14381	5990	10438	1503			

- Molecule 2 is a protein called 30S Ribosomal Protein S2.

Mol	Chain	Residues	Atoms					ZeroOcc	AltConf	Trace
			Total	C	N	O	S			
2	AB	231	Total	C	N	O	S	0	0	0
			1846	1179	331	331	5			
2	CB	231	Total	C	N	O	S	0	0	0
			1825	1167	326	327	5			

- Molecule 3 is a protein called 30S Ribosomal Protein S3.

Mol	Chain	Residues	Atoms					ZeroOcc	AltConf	Trace
			Total	C	N	O	S			
3	AC	206	Total	C	N	O	S	0	0	0
			1552	976	302	273	1			
3	CC	206	Total	C	N	O	S	0	0	0
			1542	968	300	273	1			

- Molecule 4 is a protein called 30S Ribosomal Protein S4.

Mol	Chain	Residues	Atoms					ZeroOcc	AltConf	Trace
			Total	C	N	O	S			
4	AD	208	Total	C	N	O	S	0	0	0
			1659	1040	326	286	7			
4	CD	208	Total	C	N	O	S	0	0	0
			1674	1050	333	284	7			

- Molecule 5 is a protein called 30S Ribosomal Protein S5.

Mol	Chain	Residues	Atoms					ZeroOcc	AltConf	Trace
5	AE	148	Total	C	N	O	S	0	0	0
			1129	714	213	198	4			
5	CE	148	Total	C	N	O	S	0	0	0
			1133	716	214	199	4			

- Molecule 6 is a protein called 30S Ribosomal Protein S6.

Mol	Chain	Residues	Atoms					ZeroOcc	AltConf	Trace
6	AF	100	Total	C	N	O	S	0	0	0
			806	511	143	149	3			
6	CF	100	Total	C	N	O	S	0	0	0
			816	516	146	151	3			

- Molecule 7 is a protein called 30S Ribosomal Protein S7.

Mol	Chain	Residues	Atoms					ZeroOcc	AltConf	Trace
7	AG	155	Total	C	N	O	S	0	0	0
			1231	766	243	216	6			
7	CG	155	Total	C	N	O	S	0	0	0
			1235	769	244	216	6			

- Molecule 8 is a protein called 30S Ribosomal Protein S8.

Mol	Chain	Residues	Atoms					ZeroOcc	AltConf	Trace
8	AH	137	Total	C	N	O	S	0	0	0
			1088	689	206	191	2			
8	CH	137	Total	C	N	O	S	0	0	0
			1088	689	206	191	2			

- Molecule 9 is a protein called 30S Ribosomal Protein S9.

Mol	Chain	Residues	Atoms				ZeroOcc	AltConf	Trace
9	AI	127	Total	C	N	O	0	0	0
			983	623	193	167			
9	CI	127	Total	C	N	O	0	0	0
			978	619	190	169			

- Molecule 10 is a protein called 30S Ribosomal Protein S10.

Mol	Chain	Residues	Atoms				ZeroOcc	AltConf	Trace
10	AJ	97	Total	C	N	O	0	0	0
			709	440	138	131			

Continued on next page...

Continued from previous page...

Mol	Chain	Residues	Atoms				ZeroOcc	AltConf	Trace
			Total	C	N	O			
10	CJ	96	714	445	138	131	0	0	0

- Molecule 11 is a protein called 30S Ribosomal Protein S11.

Mol	Chain	Residues	Atoms					ZeroOcc	AltConf	Trace
			Total	C	N	O	S			
11	AK	114	829	516	155	155	3	0	0	0
11	CK	114	833	519	156	155	3	0	0	0

- Molecule 12 is a protein called 30S Ribosomal Protein S12.

Mol	Chain	Residues	Atoms					ZeroOcc	AltConf	Trace
			Total	C	N	O	S			
12	AL	122	930	585	185	159	1	0	0	0
12	CL	122	930	585	185	159	1	0	0	0

- Molecule 13 is a protein called 30S Ribosomal Protein S13.

Mol	Chain	Residues	Atoms					ZeroOcc	AltConf	Trace
			Total	C	N	O	S			
13	AM	123	958	592	198	166	2	0	0	0
13	CM	122	950	586	197	165	2	0	0	0

- Molecule 14 is a protein called 30S Ribosomal Protein S14.

Mol	Chain	Residues	Atoms					ZeroOcc	AltConf	Trace
			Total	C	N	O	S			
14	AN	60	492	312	104	72	4	0	0	0
14	CN	60	492	312	104	72	4	0	0	0

- Molecule 15 is a protein called 30S Ribosomal Protein S15.

Mol	Chain	Residues	Atoms					ZeroOcc	AltConf	Trace
			Total	C	N	O	S			
15	AO	88	728	456	144	126	2	0	0	0
15	CO	88	728	456	144	126	2	0	0	0

- Molecule 16 is a protein called 30S Ribosomal Protein S16.

Mol	Chain	Residues	Atoms					ZeroOcc	AltConf	Trace
16	AP	82	Total	C	N	O	S	0	0	0
			681	433	134	113	1			
16	CP	82	Total	C	N	O	S	0	0	0
			677	430	133	113	1			

- Molecule 17 is a protein called 30S Ribosomal Protein S17.

Mol	Chain	Residues	Atoms					ZeroOcc	AltConf	Trace
17	AQ	99	Total	C	N	O	S	0	0	0
			823	528	151	142	2			
17	CQ	99	Total	C	N	O	S	0	0	0
			823	528	151	142	2			

- Molecule 18 is a protein called 30S Ribosomal Protein S18.

Mol	Chain	Residues	Atoms				ZeroOcc	AltConf	Trace
18	AR	68	Total	C	N	O	0	0	0
			555	355	108	92			
18	CR	68	Total	C	N	O	0	0	0
			555	355	108	92			

- Molecule 19 is a protein called 30S Ribosomal Protein S19.

Mol	Chain	Residues	Atoms					ZeroOcc	AltConf	Trace
19	AS	83	Total	C	N	O	S	0	0	0
			652	417	120	113	2			
19	CS	83	Total	C	N	O	S	0	0	0
			646	412	119	113	2			

- Molecule 20 is a protein called 30S Ribosomal Protein S20.

Mol	Chain	Residues	Atoms					ZeroOcc	AltConf	Trace
20	AT	96	Total	C	N	O	S	0	0	0
			728	446	156	124	2			
20	CT	96	Total	C	N	O	S	0	0	0
			727	446	155	124	2			

- Molecule 21 is a protein called 30S Ribosomal Protein THX.

Mol	Chain	Residues	Atoms				ZeroOcc	AltConf	Trace
21	AU	23	Total	C	N	O	0	0	0
			199	122	48	29			
21	CU	23	Total	C	N	O	0	0	0
			199	122	48	29			

- Molecule 22 is a RNA chain called mRNA.

Mol	Chain	Residues	Atoms					ZeroOcc	AltConf	Trace
22	AV	7	Total	C	N	O	P	0	0	1
			114	49	22	37	6			
22	CV	6	Total	C	N	O	P	0	0	0
			113	49	22	36	6			

- Molecule 23 is a RNA chain called P-site tRNA.

Mol	Chain	Residues	Atoms					ZeroOcc	AltConf	Trace
23	AX	76	Total	C	N	O	P	0	0	0
			1623	723	294	530	76			
23	CX	76	Total	C	N	O	P	0	0	0
			1623	723	294	530	76			

- Molecule 24 is a protein called Dityromycin.

Mol	Chain	Residues	Atoms				ZeroOcc	AltConf	Trace
24	AW	10	Total	C	N	O	0	0	0
			93	67	10	16			
24	CW	10	Total	C	N	O	0	0	0
			93	67	10	16			

- Molecule 25 is a RNA chain called 23S Ribosomal RNA.

Mol	Chain	Residues	Atoms					ZeroOcc	AltConf	Trace
25	BA	2731	Total	C	N	O	P	0	0	0
			58834	26185	11020	18899	2730			
25	DA	2714	Total	C	N	O	P	0	0	0
			58458	26018	10942	18786	2712			

- Molecule 26 is a RNA chain called 5S Ribosomal RNA.

Mol	Chain	Residues	Atoms					ZeroOcc	AltConf	Trace
26	BB	120	Total	C	N	O	P	0	0	0
			2573	1146	476	832	119			

Continued on next page...

Continued from previous page...

Mol	Chain	Residues	Atoms					ZeroOcc	AltConf	Trace
			Total	C	N	O	P			
26	DB	120	2573	1146	476	832	119	0	0	0

- Molecule 27 is a protein called 50S Ribosomal Protein L2.

Mol	Chain	Residues	Atoms					ZeroOcc	AltConf	Trace
			Total	C	N	O	S			
27	BD	275	2136	1349	423	361	3	0	0	0
27	DD	275	2136	1349	423	361	3	0	0	0

- Molecule 28 is a protein called 50S Ribosomal Protein L3.

Mol	Chain	Residues	Atoms					ZeroOcc	AltConf	Trace
			Total	C	N	O	S			
28	BE	204	1559	985	298	270	6	0	0	0
28	DE	204	1559	985	298	270	6	0	0	0

- Molecule 29 is a protein called 50S Ribosomal Protein L4.

Mol	Chain	Residues	Atoms					ZeroOcc	AltConf	Trace
			Total	C	N	O	S			
29	BF	203	1584	1009	298	275	2	0	0	1
29	DF	203	1580	1007	297	274	2	0	0	1

- Molecule 30 is a protein called 50S Ribosomal Protein L5.

Mol	Chain	Residues	Atoms					ZeroOcc	AltConf	Trace
			Total	C	N	O	S			
30	BG	181	1425	914	256	251	4	0	0	0
30	DG	181	1424	911	258	251	4	0	0	0

- Molecule 31 is a protein called 50S Ribosomal Protein L6.

Mol	Chain	Residues	Atoms					ZeroOcc	AltConf	Trace
			Total	C	N	O	S			
31	BH	174	1330	845	248	236	1	0	0	0
31	DH	174	1330	845	248	236	1	0	0	0

- Molecule 32 is a protein called 50S Ribosomal Protein L9.

Mol	Chain	Residues	Atoms					ZeroOcc	AltConf	Trace
			Total	C	N	O	S			
32	BI	146	Total 1085	C 693	N 189	O 202	S 1	0	0	0
32	DI	146	Total 1061	C 680	N 186	O 194	S 1	0	0	0

- Molecule 33 is a protein called 50S Ribosomal Protein L13.

Mol	Chain	Residues	Atoms					ZeroOcc	AltConf	Trace
			Total	C	N	O	S			
33	BN	140	Total 1117	C 719	N 207	O 187	S 4	0	0	0
33	DN	140	Total 1117	C 719	N 207	O 187	S 4	0	0	0

- Molecule 34 is a protein called 50S Ribosomal Protein L14.

Mol	Chain	Residues	Atoms					ZeroOcc	AltConf	Trace
			Total	C	N	O	S			
34	BO	122	Total 933	C 588	N 171	O 170	S 4	0	0	0
34	DO	122	Total 933	C 588	N 171	O 170	S 4	0	0	0

- Molecule 35 is a protein called 50S Ribosomal Protein L15.

Mol	Chain	Residues	Atoms					ZeroOcc	AltConf	Trace
			Total	C	N	O	S			
35	BP	149	Total 1135	C 706	N 230	O 196	S 3	0	0	0
35	DP	149	Total 1135	C 706	N 230	O 196	S 3	0	0	0

- Molecule 36 is a protein called 50S Ribosomal Protein L16.

Mol	Chain	Residues	Atoms					ZeroOcc	AltConf	Trace
			Total	C	N	O	S			
36	BQ	141	Total 1122	C 715	N 212	O 188	S 7	0	0	0
36	DQ	141	Total 1122	C 715	N 212	O 188	S 7	0	0	0

- Molecule 37 is a protein called 50S Ribosomal Protein L17.

Mol	Chain	Residues	Atoms					ZeroOcc	AltConf	Trace
37	BR	118	Total	C	N	O	S	0	0	0
			968	604	203	160	1			
37	DR	118	Total	C	N	O	S	0	0	0
			968	604	203	160	1			

- Molecule 38 is a protein called 50S Ribosomal Protein L18.

Mol	Chain	Residues	Atoms					ZeroOcc	AltConf	Trace
38	BS	110	Total	C	N	O	S	0	0	0
			877	553	175	149				
38	DS	110	Total	C	N	O	S	0	0	0
			870	549	173	148				

- Molecule 39 is a protein called 50S Ribosomal Protein L19.

Mol	Chain	Residues	Atoms					ZeroOcc	AltConf	Trace
39	BT	131	Total	C	N	O	S	0	0	0
			1091	680	225	185	1			
39	DT	131	Total	C	N	O	S	0	0	0
			1083	675	224	183	1			

- Molecule 40 is a protein called 50S Ribosomal Protein L20.

Mol	Chain	Residues	Atoms					ZeroOcc	AltConf	Trace
40	BU	116	Total	C	N	O	S	0	0	0
			959	608	201	149	1			
40	DU	116	Total	C	N	O	S	0	0	0
			959	608	201	149	1			

- Molecule 41 is a protein called 50S Ribosomal Protein L21.

Mol	Chain	Residues	Atoms					ZeroOcc	AltConf	Trace
41	BV	101	Total	C	N	O	S	0	0	0
			771	495	140	135	1			
41	DV	101	Total	C	N	O	S	0	0	0
			771	495	140	135	1			

- Molecule 42 is a protein called 50S Ribosomal Protein L22.

Mol	Chain	Residues	Atoms					ZeroOcc	AltConf	Trace
42	BW	112	Total	C	N	O	S	0	0	0
			886	557	174	153	2			

Continued on next page...

Continued from previous page...

Mol	Chain	Residues	Atoms					ZeroOcc	AltConf	Trace
			Total	C	N	O	S			
42	DW	112	886	557	174	153	2	0	0	0

- Molecule 43 is a protein called 50S Ribosomal Protein L23.

Mol	Chain	Residues	Atoms					ZeroOcc	AltConf	Trace
			Total	C	N	O	S			
43	BX	95	750	488	135	126	1	0	0	0
43	DX	95	750	488	135	126	1	0	0	0

- Molecule 44 is a protein called 50S Ribosomal Protein L24.

Mol	Chain	Residues	Atoms					ZeroOcc	AltConf	Trace
			Total	C	N	O	S			
44	BY	107	806	517	152	131	6	0	0	0
44	DY	107	806	517	152	131	6	0	0	0

- Molecule 45 is a protein called 50S Ribosomal Protein L25.

Mol	Chain	Residues	Atoms					ZeroOcc	AltConf	Trace
			Total	C	N	O	S			
45	BZ	171	1349	862	243	242	2	0	0	0
45	DZ	174	1360	870	243	245	2	0	0	0

- Molecule 46 is a protein called 50S Ribosomal Protein L27.

Mol	Chain	Residues	Atoms					ZeroOcc	AltConf	Trace
			Total	C	N	O	S			
46	B0	83	653	404	139	109	1	0	0	0
46	D0	83	653	404	139	109	1	0	0	0

- Molecule 47 is a protein called 50S Ribosomal Protein L28.

Mol	Chain	Residues	Atoms					ZeroOcc	AltConf	Trace
			Total	C	N	O	S			
47	B1	97	755	475	148	131	1	0	0	0
47	D1	97	755	475	148	131	1	0	0	0

- Molecule 48 is a protein called 50S Ribosomal Protein L29.

Mol	Chain	Residues	Atoms					ZeroOcc	AltConf	Trace
			Total	C	N	O	S			
48	B2	70	Total 588	C 365	N 118	O 103	S 2	0	0	0
48	D2	70	Total 588	C 365	N 118	O 103	S 2	0	0	0

- Molecule 49 is a protein called 50S Ribosomal Protein L30.

Mol	Chain	Residues	Atoms				ZeroOcc	AltConf	Trace
			Total	C	N	O			
49	B3	59	Total 469	C 298	N 90	O 81	0	0	0
49	D3	59	Total 464	C 296	N 90	O 78	0	0	0

- Molecule 50 is a protein called 50S Ribosomal Protein L31.

Mol	Chain	Residues	Atoms					ZeroOcc	AltConf	Trace
			Total	C	N	O	S			
50	B4	69	Total 551	C 348	N 99	O 99	S 5	0	0	0
50	D4	69	Total 531	C 338	N 97	O 91	S 5	0	0	0

- Molecule 51 is a protein called 50S Ribosomal Protein L32.

Mol	Chain	Residues	Atoms					ZeroOcc	AltConf	Trace
			Total	C	N	O	S			
51	B5	59	Total 455	C 285	N 89	O 76	S 5	0	0	0
51	D5	59	Total 455	C 285	N 89	O 76	S 5	0	0	0

- Molecule 52 is a protein called 50S Ribosomal Protein L33.

Mol	Chain	Residues	Atoms					ZeroOcc	AltConf	Trace
			Total	C	N	O	S			
52	B6	53	Total 453	C 281	N 91	O 77	S 4	0	0	0
52	D6	53	Total 449	C 279	N 91	O 75	S 4	0	0	0

- Molecule 53 is a protein called 50S Ribosomal Protein L34.

Mol	Chain	Residues	Atoms					ZeroOcc	AltConf	Trace
53	B7	48	Total	C	N	O	S	0	0	0
			418	257	104	55	2			
53	D7	48	Total	C	N	O	S	0	0	0
			418	257	104	55	2			

- Molecule 54 is a protein called 50S Ribosomal Protein L35.

Mol	Chain	Residues	Atoms					ZeroOcc	AltConf	Trace
54	B8	64	Total	C	N	O	S	0	0	0
			511	328	99	82	2			
54	D8	64	Total	C	N	O	S	0	0	0
			517	331	102	82	2			

- Molecule 55 is a protein called 50S Ribosomal Protein L36.

Mol	Chain	Residues	Atoms					ZeroOcc	AltConf	Trace
55	B9	37	Total	C	N	O	S	0	0	0
			307	188	68	47	4			
55	D9	37	Total	C	N	O	S	0	0	0
			307	188	68	47	4			

- Molecule 56 is MAGNESIUM ION (three-letter code: MG) (formula: Mg).

Mol	Chain	Residues	Atoms		ZeroOcc	AltConf
56	AA	222	Total	Mg	0	0
			222	222		
56	AD	1	Total	Mg	0	0
			1	1		
56	AF	1	Total	Mg	0	0
			1	1		
56	AK	1	Total	Mg	0	0
			1	1		
56	AL	1	Total	Mg	0	0
			1	1		
56	AM	2	Total	Mg	0	0
			2	2		
56	AN	1	Total	Mg	0	0
			1	1		
56	AS	1	Total	Mg	0	0
			1	1		
56	AV	1	Total	Mg	0	0
			1	1		

Continued on next page...

Continued from previous page...

Mol	Chain	Residues	Atoms	ZeroOcc	AltConf
56	AX	9	Total Mg 9 9	0	0
56	BA	739	Total Mg 739 739	0	0
56	BB	18	Total Mg 18 18	0	0
56	BD	12	Total Mg 12 12	0	0
56	BE	9	Total Mg 9 9	0	0
56	BF	6	Total Mg 6 6	0	0
56	BG	4	Total Mg 4 4	0	0
56	BN	6	Total Mg 6 6	0	0
56	BO	1	Total Mg 1 1	0	0
56	BP	4	Total Mg 4 4	0	0
56	BQ	4	Total Mg 4 4	0	0
56	BR	3	Total Mg 3 3	0	0
56	BU	9	Total Mg 9 9	0	0
56	BV	3	Total Mg 3 3	0	0
56	BW	5	Total Mg 5 5	0	0
56	BX	2	Total Mg 2 2	0	0
56	BZ	1	Total Mg 1 1	0	0
56	B0	6	Total Mg 6 6	0	0
56	B1	2	Total Mg 2 2	0	0
56	B2	1	Total Mg 1 1	0	0
56	B3	3	Total Mg 3 3	0	0

Continued on next page...

Continued from previous page...

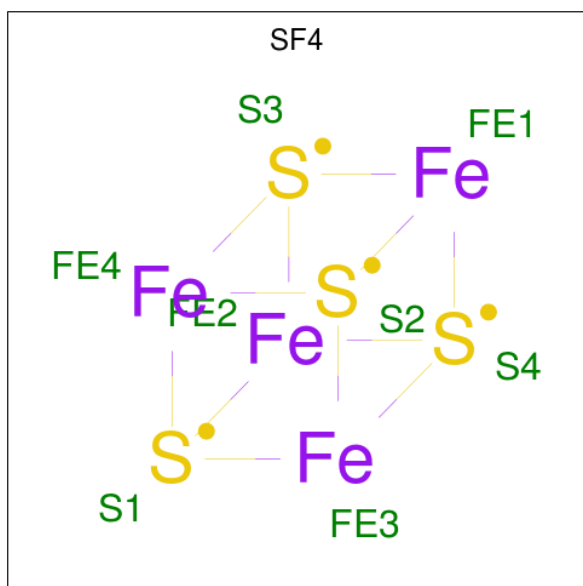
Mol	Chain	Residues	Atoms	ZeroOcc	AltConf
56	B5	1	Total Mg 1 1	0	0
56	B7	4	Total Mg 4 4	0	0
56	B8	2	Total Mg 2 2	0	0
56	B9	1	Total Mg 1 1	0	0
56	CA	172	Total Mg 172 172	0	0
56	CE	2	Total Mg 2 2	0	0
56	CF	1	Total Mg 1 1	0	0
56	CN	1	Total Mg 1 1	0	0
56	CT	1	Total Mg 1 1	0	0
56	CX	3	Total Mg 3 3	0	0
56	DA	657	Total Mg 657 657	0	0
56	DB	12	Total Mg 12 12	0	0
56	DD	5	Total Mg 5 5	0	0
56	DE	6	Total Mg 6 6	0	0
56	DF	5	Total Mg 5 5	0	0
56	DG	1	Total Mg 1 1	0	0
56	DN	1	Total Mg 1 1	0	0
56	DO	1	Total Mg 1 1	0	0
56	DP	2	Total Mg 2 2	0	0
56	DQ	4	Total Mg 4 4	0	0
56	DR	1	Total Mg 1 1	0	0

Continued on next page...

Continued from previous page...

Mol	Chain	Residues	Atoms		ZeroOcc	AltConf
56	DU	2	Total	Mg	0	0
			2	2		
56	DV	3	Total	Mg	0	0
			3	3		
56	DW	2	Total	Mg	0	0
			2	2		
56	DY	1	Total	Mg	0	0
			1	1		
56	D3	1	Total	Mg	0	0
			1	1		
56	D5	2	Total	Mg	0	0
			2	2		
56	D8	1	Total	Mg	0	0
			1	1		

- Molecule 57 is IRON/SULFUR CLUSTER (three-letter code: SF4) (formula: Fe₄S₄).

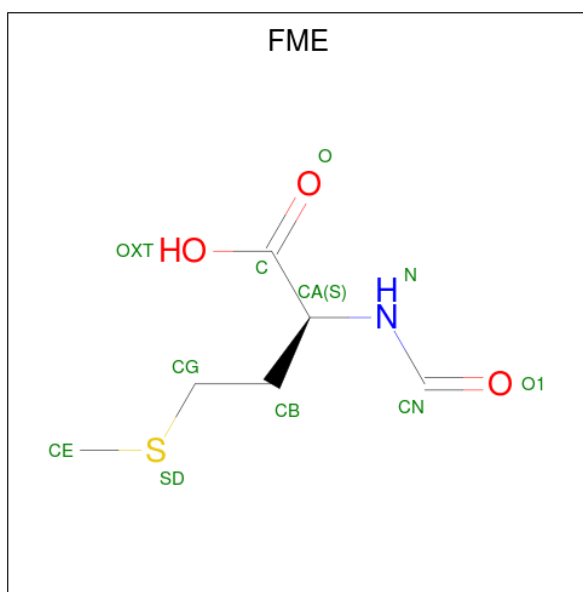


Mol	Chain	Residues	Atoms			ZeroOcc	AltConf
57	AD	1	Total	Fe	S	0	0
			8	4	4		
57	CD	1	Total	Fe	S	0	0
			8	4	4		

- Molecule 58 is ZINC ION (three-letter code: ZN) (formula: Zn).

Mol	Chain	Residues	Atoms	ZeroOcc	AltConf
58	AN	1	Total Zn 1 1	0	0
58	BY	1	Total Zn 1 1	0	0
58	B4	1	Total Zn 1 1	0	0
58	B5	1	Total Zn 1 1	0	0
58	B6	1	Total Zn 1 1	0	0
58	B9	1	Total Zn 1 1	0	0
58	CN	1	Total Zn 1 1	0	0
58	DY	1	Total Zn 1 1	0	0
58	D4	1	Total Zn 1 1	0	0
58	D5	1	Total Zn 1 1	0	0
58	D6	1	Total Zn 1 1	0	0
58	D9	1	Total Zn 1 1	0	0

- Molecule 59 is N-FORMYLMETHIONINE (three-letter code: FME) (formula: C₆H₁₁NO₃S).



Mol	Chain	Residues	Atoms					ZeroOcc	AltConf
59	AX	1	Total	C	N	O	S	0	0
			10	6	1	2	1		
59	CX	1	Total	C	N	O	S	0	0
			10	6	1	2	1		

- Molecule 60 is POTASSIUM ION (three-letter code: K) (formula: K).

Mol	Chain	Residues	Atoms		ZeroOcc	AltConf
60	BA	1	Total	K	0	0
			1	1		
60	DA	1	Total	K	0	0
			1	1		

- Molecule 61 is water.

Mol	Chain	Residues	Atoms		ZeroOcc	AltConf
61	AA	147	Total	O	0	0
			147	147		
61	AD	1	Total	O	0	0
			1	1		
61	AE	2	Total	O	0	0
			2	2		
61	AJ	1	Total	O	0	0
			1	1		
61	AL	2	Total	O	0	0
			2	2		
61	AO	2	Total	O	0	0
			2	2		
61	AU	1	Total	O	0	0
			1	1		
61	AV	2	Total	O	0	0
			2	2		
61	AX	1	Total	O	0	0
			1	1		
61	BA	1086	Total	O	0	0
			1086	1086		
61	BB	26	Total	O	0	0
			26	26		
61	BD	6	Total	O	0	0
			6	6		
61	BE	13	Total	O	0	0
			13	13		
61	BF	5	Total	O	0	0
			5	5		

Continued on next page...

Continued from previous page...

Mol	Chain	Residues	Atoms		ZeroOcc	AltConf
61	BG	1	Total 1	O 1	0	0
61	BN	3	Total 3	O 3	0	0
61	BO	2	Total 2	O 2	0	0
61	BP	15	Total 15	O 15	0	0
61	BQ	3	Total 3	O 3	0	0
61	BR	1	Total 1	O 1	0	0
61	BT	2	Total 2	O 2	0	0
61	BU	5	Total 5	O 5	0	0
61	BV	2	Total 2	O 2	0	0
61	BW	4	Total 4	O 4	0	0
61	BX	4	Total 4	O 4	0	0
61	B0	4	Total 4	O 4	0	0
61	B1	2	Total 2	O 2	0	0
61	B5	2	Total 2	O 2	0	0
61	B7	1	Total 1	O 1	0	0
61	B8	7	Total 7	O 7	0	0
61	CA	186	Total 186	O 186	0	0
61	CE	2	Total 2	O 2	0	0
61	CN	1	Total 1	O 1	0	0
61	CT	1	Total 1	O 1	0	0
61	CX	2	Total 2	O 2	0	0

Continued on next page...

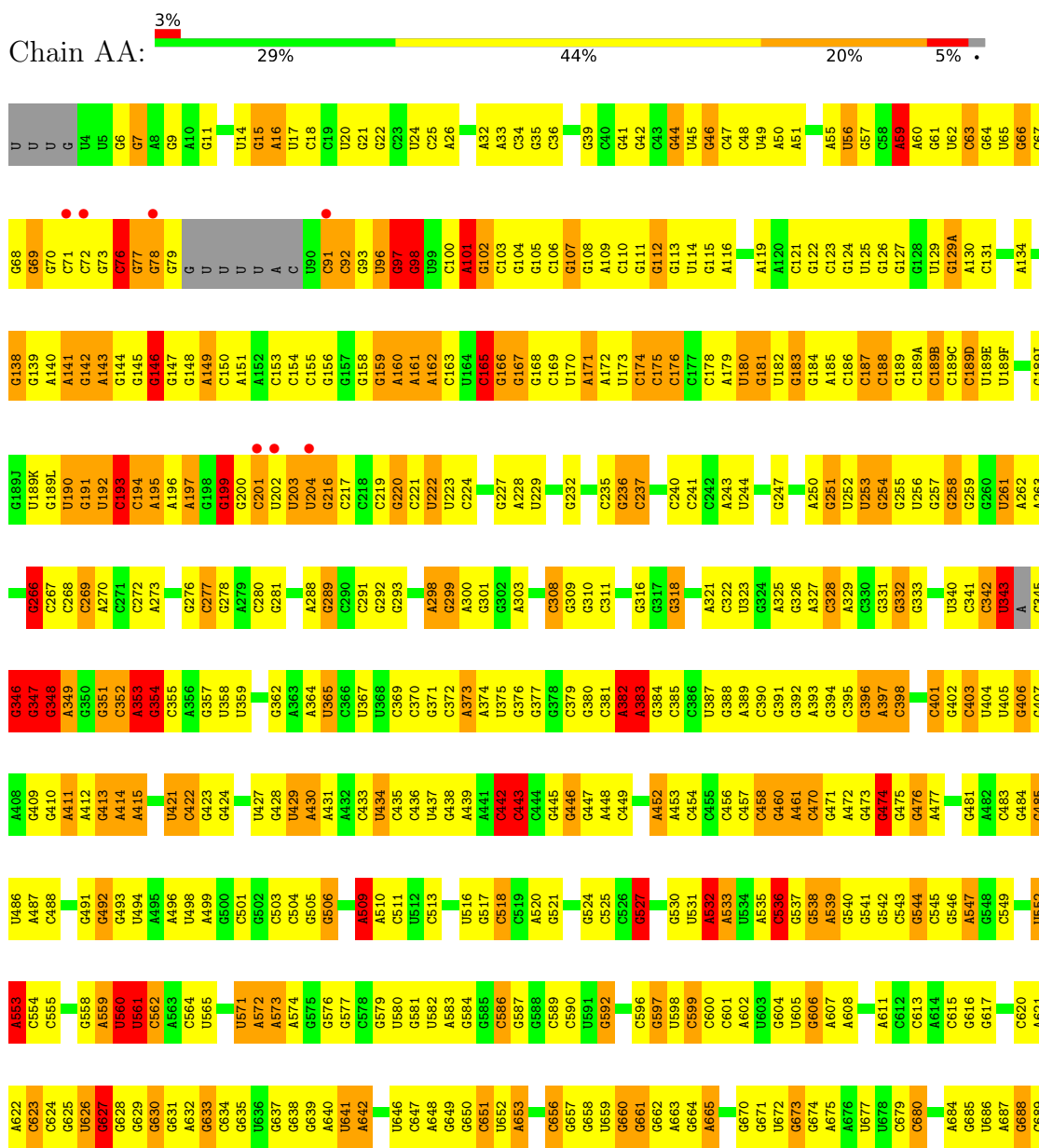
Continued from previous page...

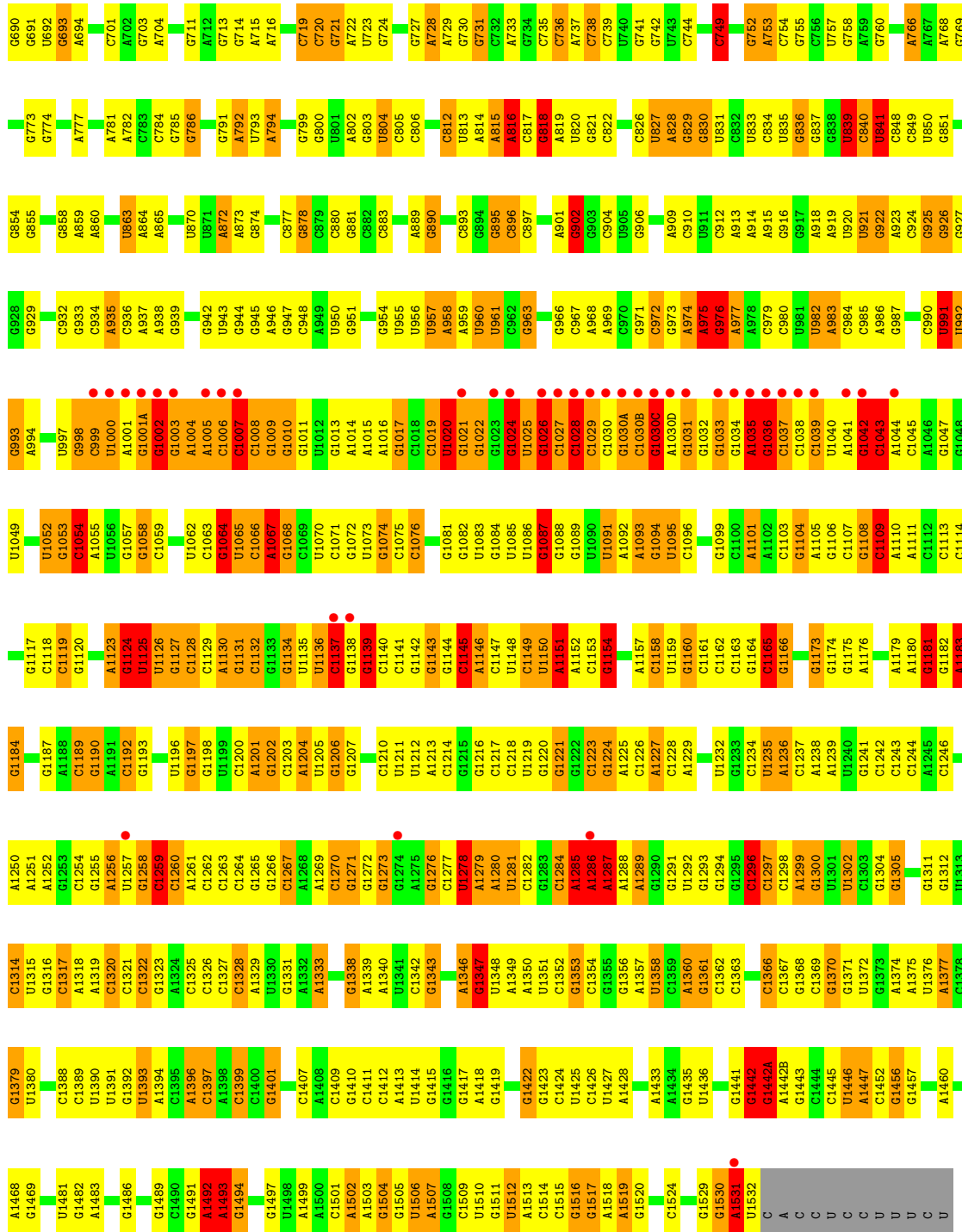
Mol	Chain	Residues	Atoms		ZeroOcc	AltConf
61	DA	906	Total 906	O 906	0	0
61	DB	7	Total 7	O 7	0	0
61	DD	10	Total 10	O 10	0	0
61	DE	11	Total 11	O 11	0	0
61	DF	4	Total 4	O 4	0	0
61	DO	1	Total 1	O 1	0	0
61	DP	14	Total 14	O 14	0	0
61	DQ	3	Total 3	O 3	0	0
61	DR	1	Total 1	O 1	0	0
61	DU	4	Total 4	O 4	0	0
61	DV	1	Total 1	O 1	0	0
61	DX	2	Total 2	O 2	0	0
61	DY	1	Total 1	O 1	0	0
61	D0	3	Total 3	O 3	0	0
61	D1	1	Total 1	O 1	0	0
61	D3	1	Total 1	O 1	0	0
61	D7	1	Total 1	O 1	0	0
61	D8	4	Total 4	O 4	0	0

3 Residue-property plots i

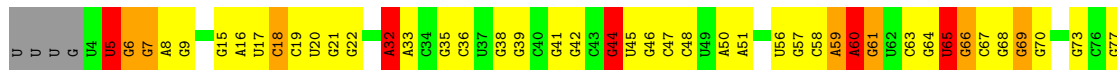
These plots are drawn for all protein, RNA, DNA and oligosaccharide chains in the entry. The first graphic for a chain summarises the proportions of the various outlier classes displayed in the second graphic. The second graphic shows the sequence view annotated by issues in geometry and electron density. Residues are color-coded according to the number of geometric quality criteria for which they contain at least one outlier: green = 0, yellow = 1, orange = 2 and red = 3 or more. A red dot above a residue indicates a poor fit to the electron density ($RSRZ > 2$). Stretches of 2 or more consecutive residues without any outlier are shown as a green connector. Residues present in the sample, but not in the model, are shown in grey.

• Molecule 1: 16S Ribosomal RNA

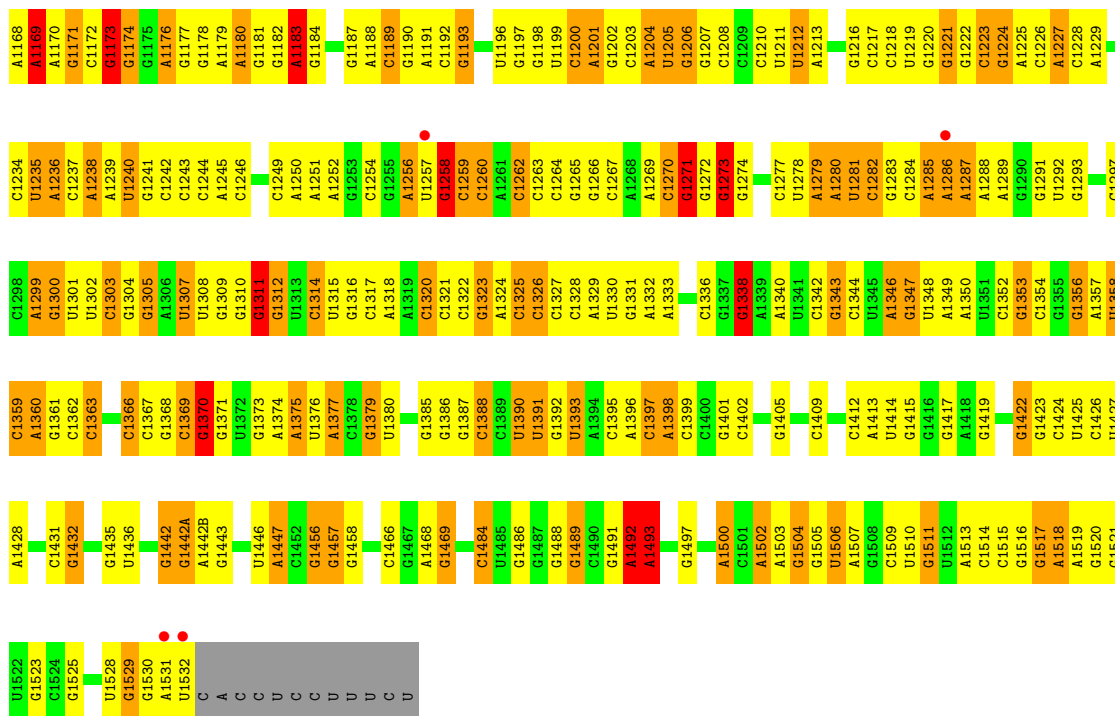




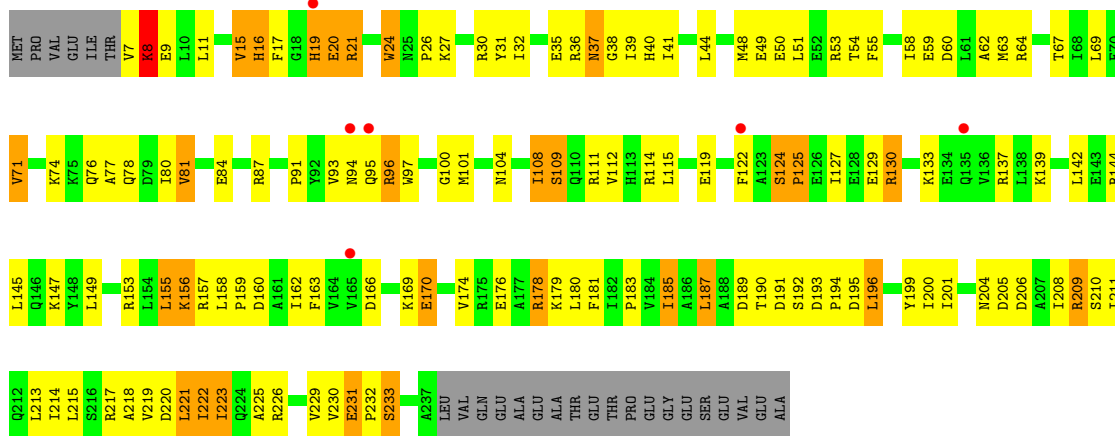
• Molecule 1: 16S Ribosomal RNA



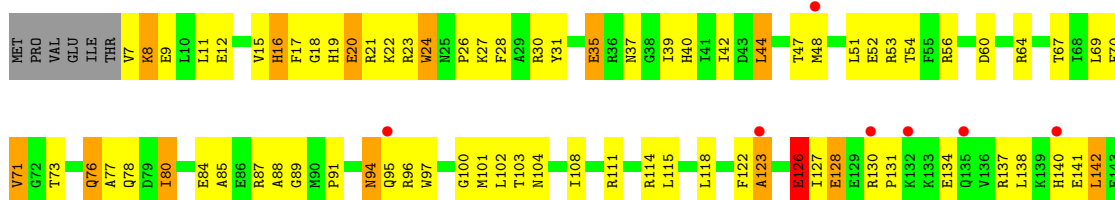
G1107	G1108	G1109	A1110	G1047	G1048	G1112	G1113	G1114	G1051	G1052	G1116	G1117	G1118	G1119	G1120	U1121	A1122	G1123	A1004	A1005	A1006	G1067	G1068	G1069	G1070	G1131	G1132	G1133	G1134	U1135	G1136	G1137	G1138	G1139	G1141	G1142	G1143	G1144	G1085	G1086	G1087	G1088	G1089	U1090	U1091	A1092	C1153	G1154	G1155	G1156	G1157	G1158	U1159	G1160	C1161	G1162	G1163	G1164	G1165	G1166													
A986	G890	U991	U992	U993	U994	U995	U996	U997	U998	U999	A1000	A1001	G1001A	G1002	G1003	G1004	A1005	A1006	G1007	G1008	G1009	G1010	G1011	U1012	G1013	A1014	A1015	A1016	G1017	G1018	U1019	U1020	G1021	G1022	G1023	G1024	U1025	G1026	C1027	G1028	C1029	G1030	G1030A	G1030B	G1030C	A1030D	G1031	G1032	G1033	G1034	A1035	G1036	C1037	G1038	G1038	U1040	A1041	G1042															
U920	U921	G922	A923	G924	G925	G926	G927	C931	C932	G933	C934	A935	C936	A937	A938	G939	C940	G941	G942	U943	U944	G945	G947	C948	U952	G953	G954	U955	U956	U957	U958	U959	U960	U961	A964	A965	G966	G967	A968	A969	C970	G971	G972	G973	A974	A975	G976	A977	A978	C979	C980	A981	A982	A983	A984	C985																	
C890	U841	C848	C849	U850	G851	G852	G853	G854	G855	C856	C857	G858	A860	G861	A865	C866	G867	C868	U869	U870	U871	U872	A873	G874	U875	G876	G877	U878	U879	U880	G881	G885	G886	G890	C893	G894	G895	C897	A898	A899	A900	A901	G902	G906	A909	C910	A913	A914	A915	G916	G917	A918	A919	A920																			
A767	A768	G769	G770	G771	G772	G773	G774	A777	A780	C783	G784	G785	G786	A787	A790	G791	G792	U793	A794	G799	G800	U801	A802	G803	U804	C805	C806	C811	C812	U813	A814	A815	A816	A817	A818	A819	U820	G821	C826	U827	A828	G829	G830	U831	C832	U833	C834	A835	U836	G838	G837	U838	U839																				
G689	G690	U692	U693	U694	A694	G700	A704	G708	G709	G710	G711	A712	A713	U714	A715	A716	U646	C647	A648	U649	U650	C651	U652	G653	G654	A655	U656	U657	U658	U659	U660	U661	U662	A663	A664	A665	U666	U667	U668	U669	U670	U671	U672	U673	U674	A675	U676	U677	U678	U679	C680	U681	U682	U683	U684	U685	U686	U687	U688														
C620	A621	A622	C623	C624	C625	U626	G627	G628	G629	G630	U633	U639	A640	U641	A642	C643	U646	C647	A648	U649	U650	C651	U652	G653	G654	A655	U656	U657	U658	U659	U660	U661	U662	A663	A664	A665	U666	U667	U668	U669	U670	U671	U672	U673	U674	A675	U676	U677	U678	U679	C680	U681	U682	U683	U684	U685	U686	U687	U688														
G546	A547	U552	C553	A554	C555	C556	G557	G558	A559	U560	U561	C562	A563	U564	U565	U566	U567	U568	U569	U570	U571	U572	U573	U574	U575	U576	U577	U578	U579	U580	U581	U582	U583	U584	U585	U586	U587	U588	U589	U590	U591	U592	U593	U594	U595	U596	U597	U598	U599	C600	C601	A602	U605	G606	A607	U608	U609	U610	U611	U612	U613	U614	U615	U616	U617	U618	U619						
G473	G474	G475	G476	A477	A478	U480	C483	G484	G485	U486	A487	C488	C489	C490	C491	A492	A495	U498	U499	A500	U501	U502	C503	C504	U505	U506	U507	U508	U509	U510	U511	U512	U513	C518	A520	U521	C522	U523	U524	U525	U526	U527	U528	U531	A532	A533	C536	U537	U538	U539	A540	U541	U542	U543	U544	U545																	
U401	G402	C403	U404	U405	U406	G407	G410	A411	A412	C413	A414	A415	C418	C419	U420	U421	G422	A423	A430	A431	A432	C433	U434	C435	U436	U437	U438	A439	A441	C442	C443	C444	C445	U446	U447	U448	U449	U450	U451	U452	U453	U454	U455	U456	U457	U458	U459	U460	U461	C470	C471	A472																					
A243	U244	C245	A246	G247	U250	A251	C252	U253	C254	U255	U256	U257	U258	U259	U260	U261	U262	U263	U264	U265	U266	C267	U268	U269	U270	U271	U272	U273	U274	U275	U276	U277	U278	U279	U280	U281	U282	U283	U284	U285	U286	U287	U288	U289	U290	U291	U292	U293	U294	U295	U296	U297	U298	U299	U300	U301	U302	U303	U304	U305	C308	C309	U310	C311	C312	C316	C320	A321	U326	U327	U328	U329	U330
A329	C330	G332	G333	C337	A338	C339	U340	C341	C342	U343	A344	C345	C346	G347	C348	A349	G350	C351	C352	A353	G354	C355	U358	U359	A364	U365	U366	U367	C372	A373	G376	G377	C380	A381	A382	A383	G384	U387	G388	A389	C390	C391	C392	A393	G394	C395	C396	A397	C398	C399	C400																						
U164	C165	G166	U169	U170	A171	A172	U173	C174	C175	C178	U179	U180	G181	U182	C187	C188	G189	C189A	C189D	U189E	U189F	G189J	U189K	U189L	U190	G191	U192	C193	C194	A195	A196	A197	U198	G199	G200	C201	U202	U203	U204	C217	G220	C221	U222	U223	G226	G227	A228	C235	A237	C242																							

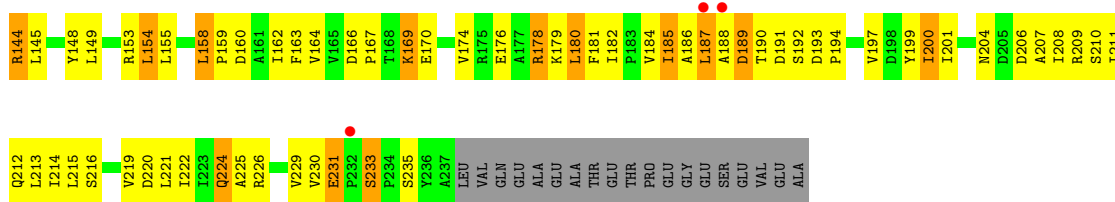


• Molecule 2: 30S Ribosomal Protein S2

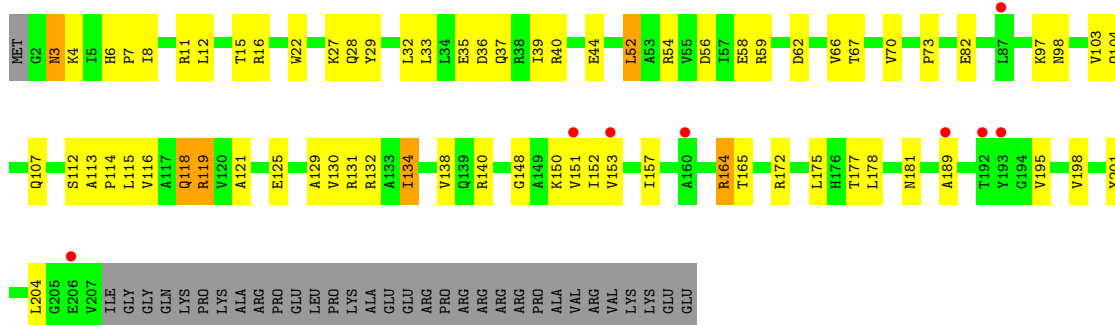


• Molecule 2: 30S Ribosomal Protein S2

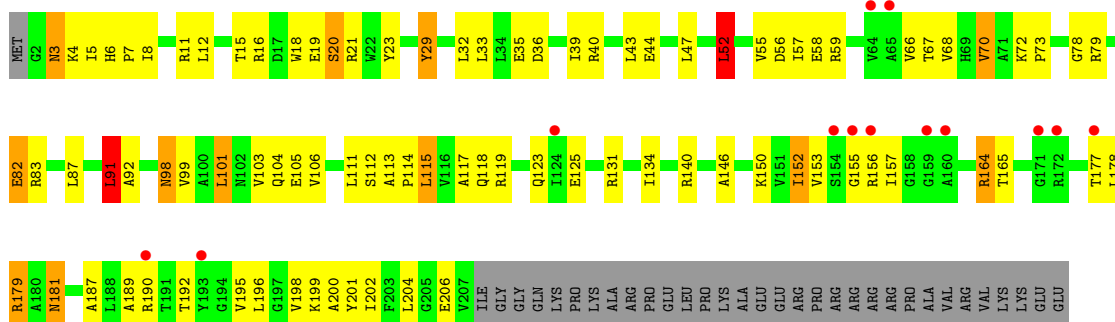




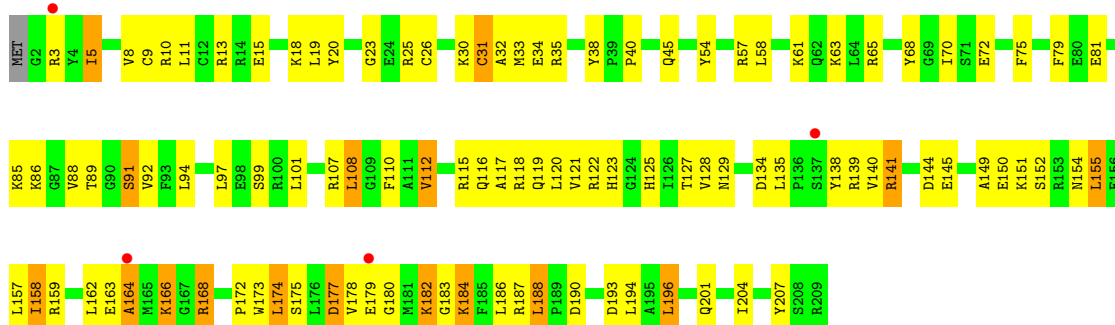
• Molecule 3: 30S Ribosomal Protein S3




• Molecule 3: 30S Ribosomal Protein S3



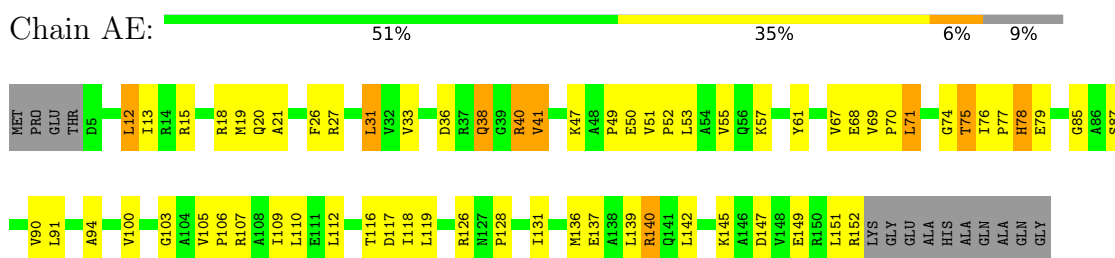
• Molecule 4: 30S Ribosomal Protein S4



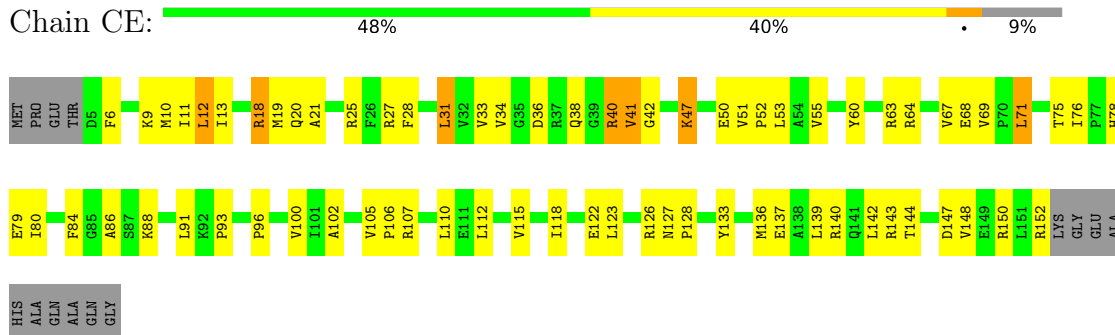
- Molecule 4: 30S Ribosomal Protein S4



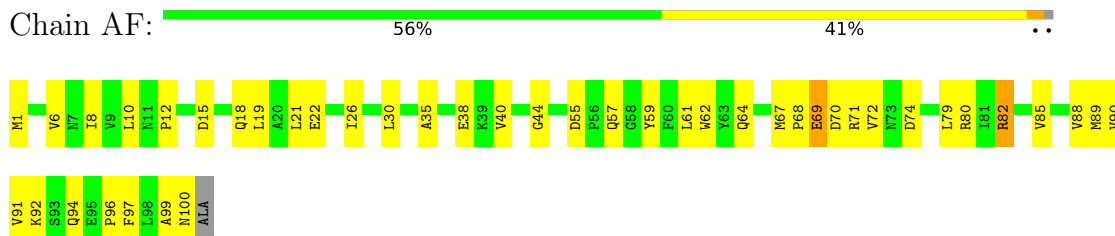
- Molecule 5: 30S Ribosomal Protein S5



- Molecule 5: 30S Ribosomal Protein S5



- Molecule 6: 30S Ribosomal Protein S6



- Molecule 6: 30S Ribosomal Protein S6





- Molecule 7: 30S Ribosomal Protein S7



- Molecule 7: 30S Ribosomal Protein S7



- Molecule 8: 30S Ribosomal Protein S8

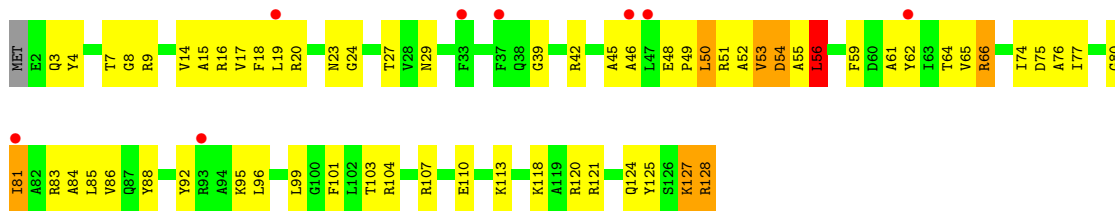


- Molecule 8: 30S Ribosomal Protein S8

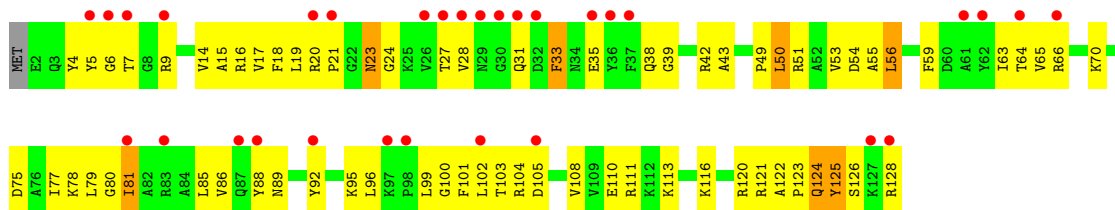


- Molecule 9: 30S Ribosomal Protein S9

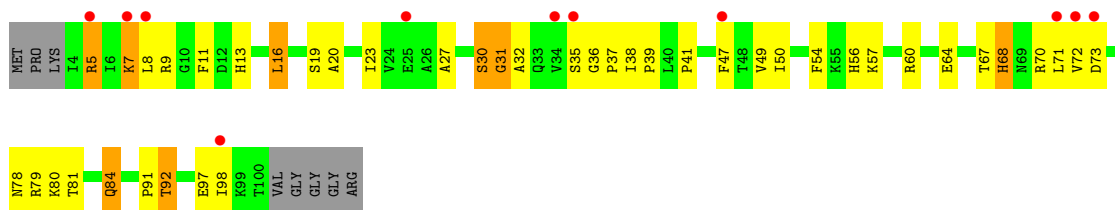




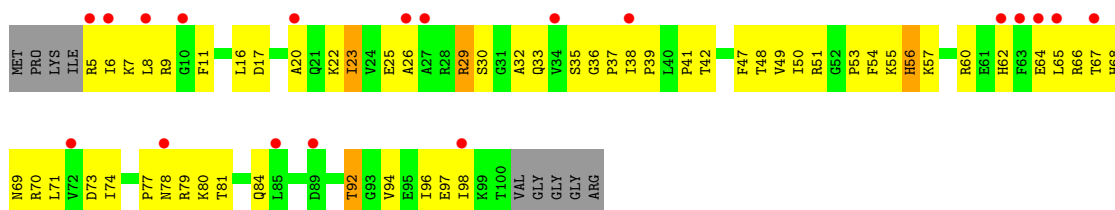
• Molecule 9: 30S Ribosomal Protein S9



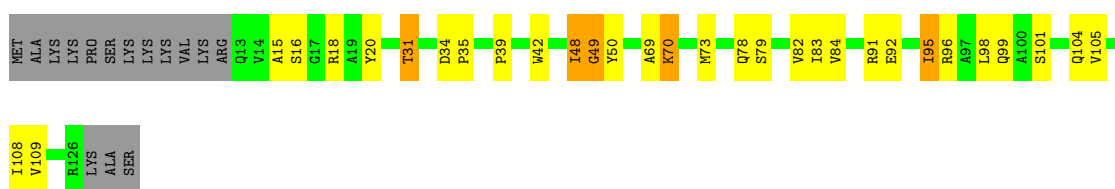
• Molecule 10: 30S Ribosomal Protein S10



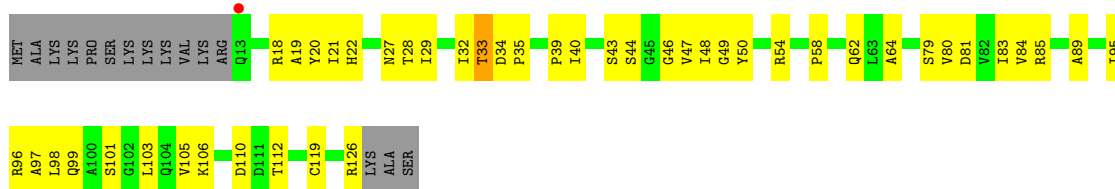
• Molecule 10: 30S Ribosomal Protein S10



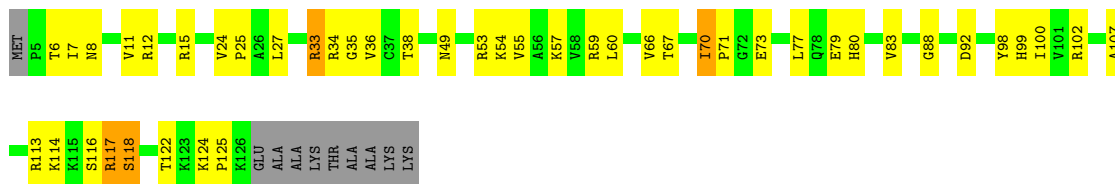
• Molecule 11: 30S Ribosomal Protein S11



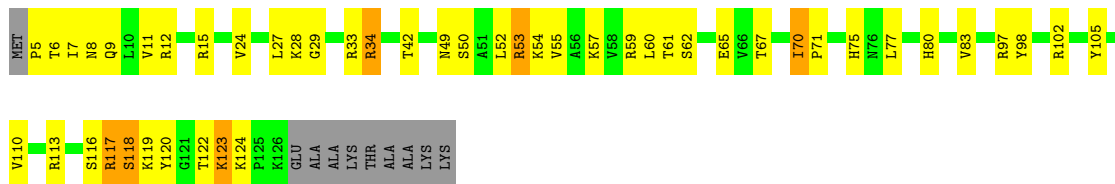
• Molecule 11: 30S Ribosomal Protein S11



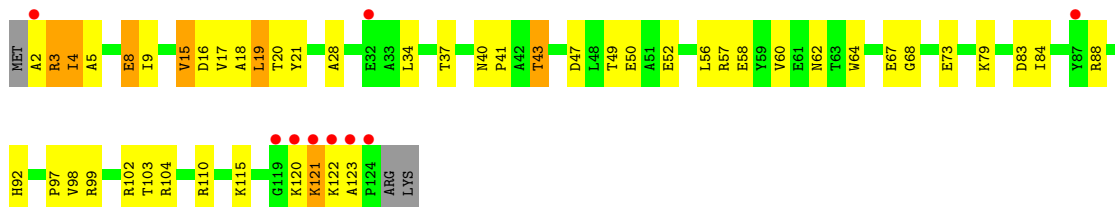
- Molecule 12: 30S Ribosomal Protein S12



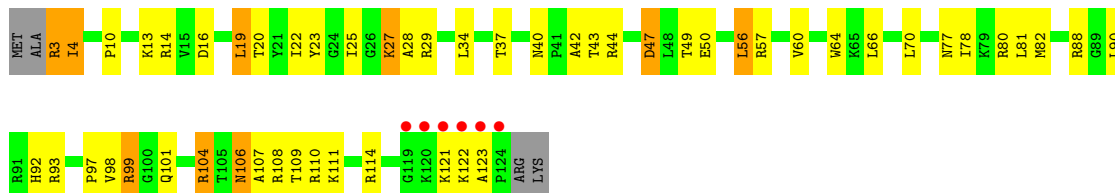
- Molecule 12: 30S Ribosomal Protein S12



- Molecule 13: 30S Ribosomal Protein S13



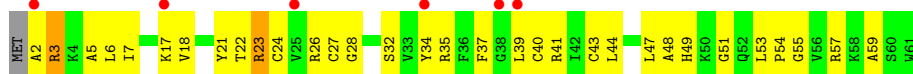
- Molecule 13: 30S Ribosomal Protein S13



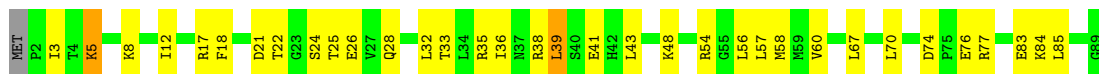
• Molecule 14: 30S Ribosomal Protein S14



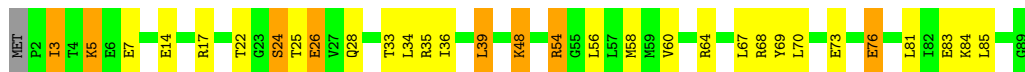
• Molecule 14: 30S Ribosomal Protein S14




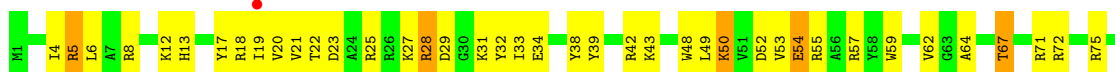
• Molecule 15: 30S Ribosomal Protein S15



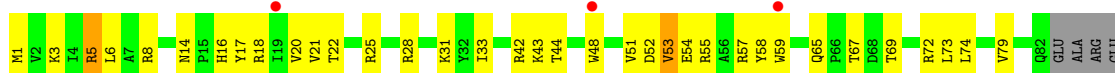
• Molecule 15: 30S Ribosomal Protein S15



• Molecule 16: 30S Ribosomal Protein S16

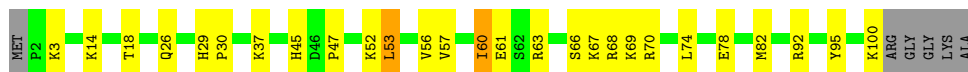


• Molecule 16: 30S Ribosomal Protein S16



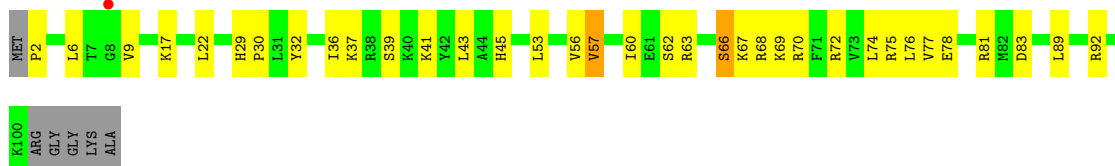
• Molecule 17: 30S Ribosomal Protein S17

Chain AQ: 69% 24% 6%



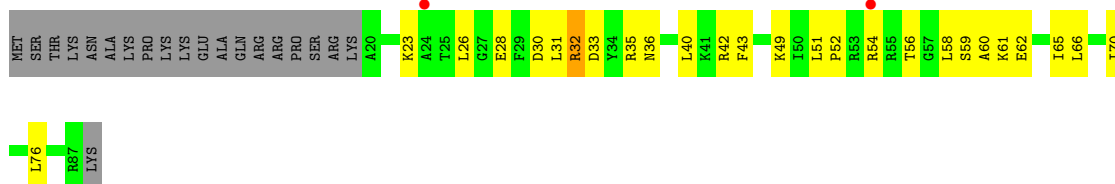
• Molecule 17: 30S Ribosomal Protein S17

Chain CQ: 61% 31% 6%



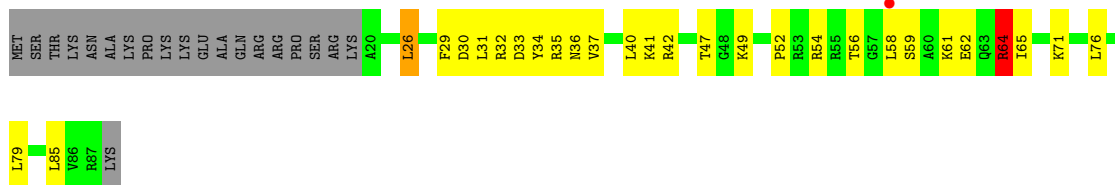
• Molecule 18: 30S Ribosomal Protein S18

Chain AR: 48% 28% 23% 2%



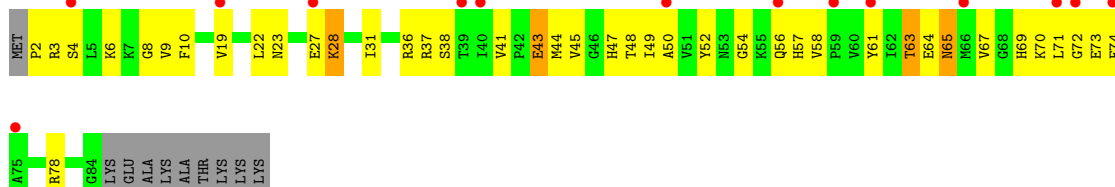
• Molecule 18: 30S Ribosomal Protein S18

Chain CR: 45% 30% 23% 2%



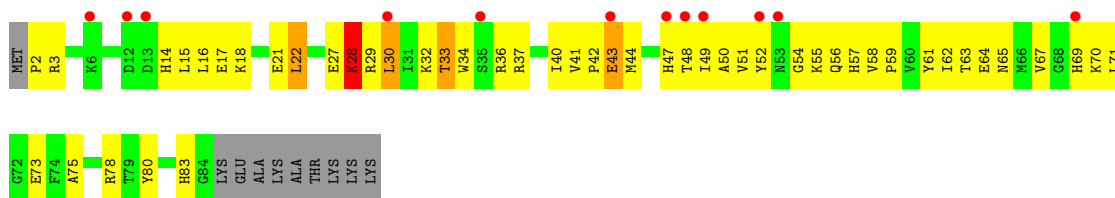
• Molecule 19: 30S Ribosomal Protein S19

Chain AS: 45% 40% 11% 15%

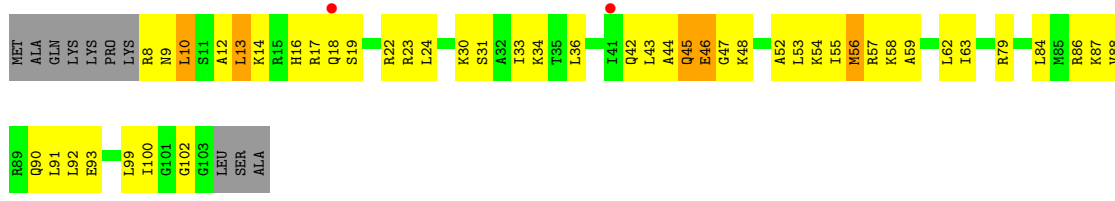


• Molecule 19: 30S Ribosomal Protein S19

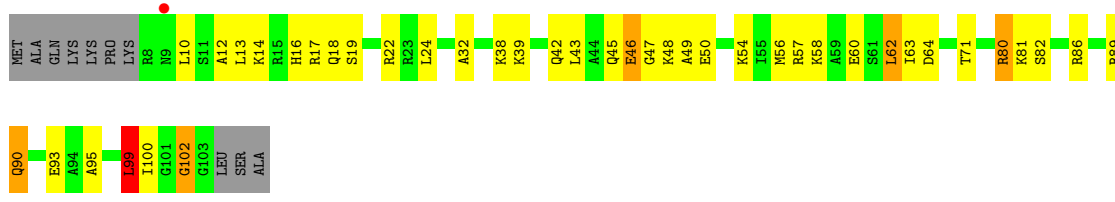
Chain CS: 37% 47% 11% 13%



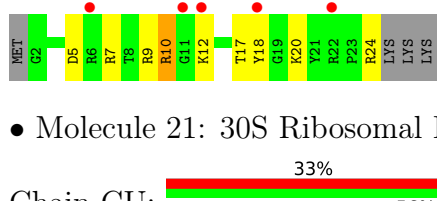
• Molecule 20: 30S Ribosomal Protein S20



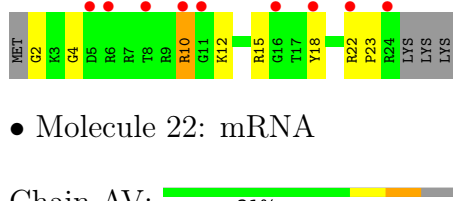
• Molecule 20: 30S Ribosomal Protein S20



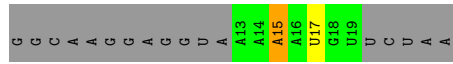

• Molecule 21: 30S Ribosomal Protein THX



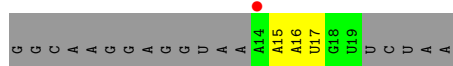
• Molecule 21: 30S Ribosomal Protein THX



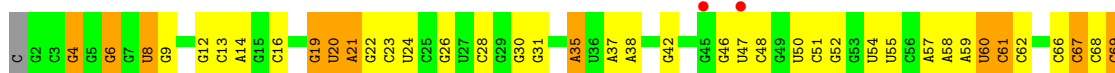
• Molecule 22: mRNA



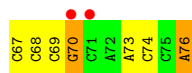
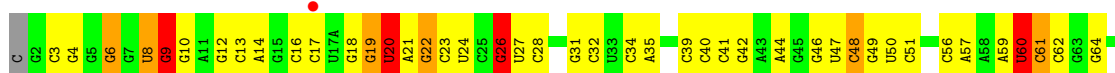
• Molecule 22: mRNA



• Molecule 23: P-site tRNA



• Molecule 23: P-site tRNA



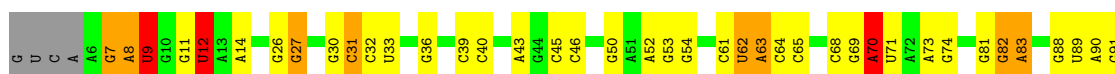
• Molecule 24: Dityromycin

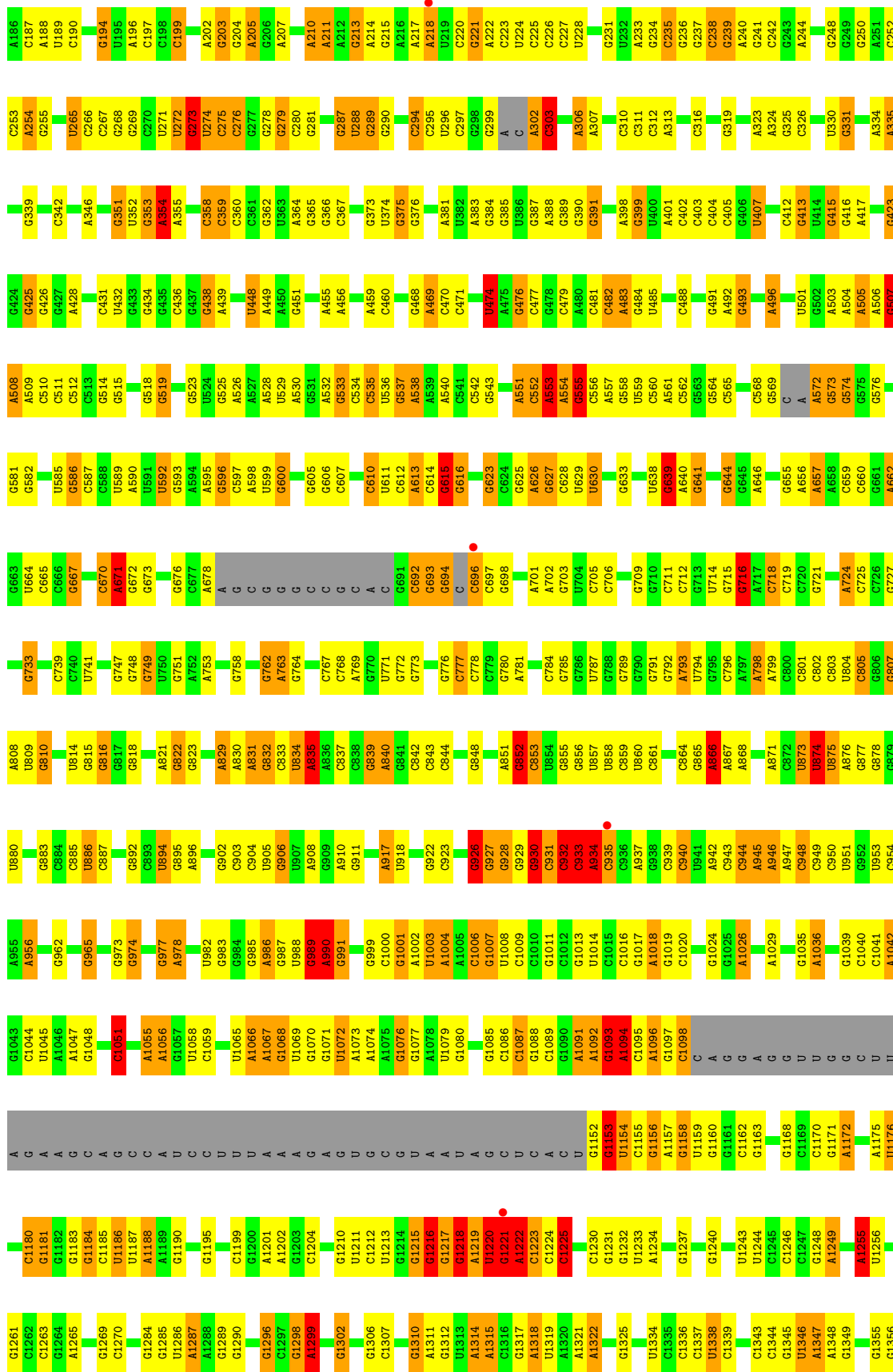


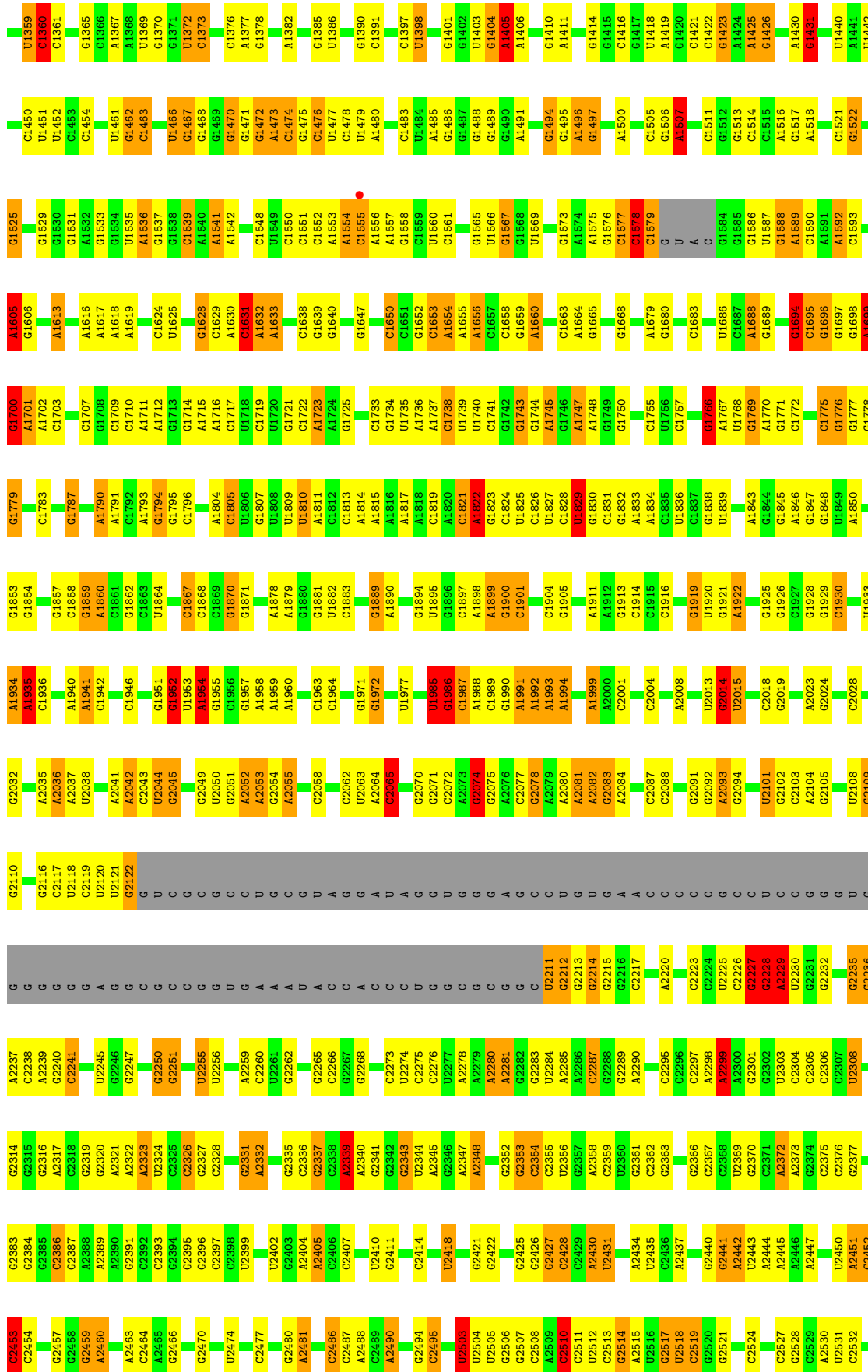
• Molecule 24: Dityromycin

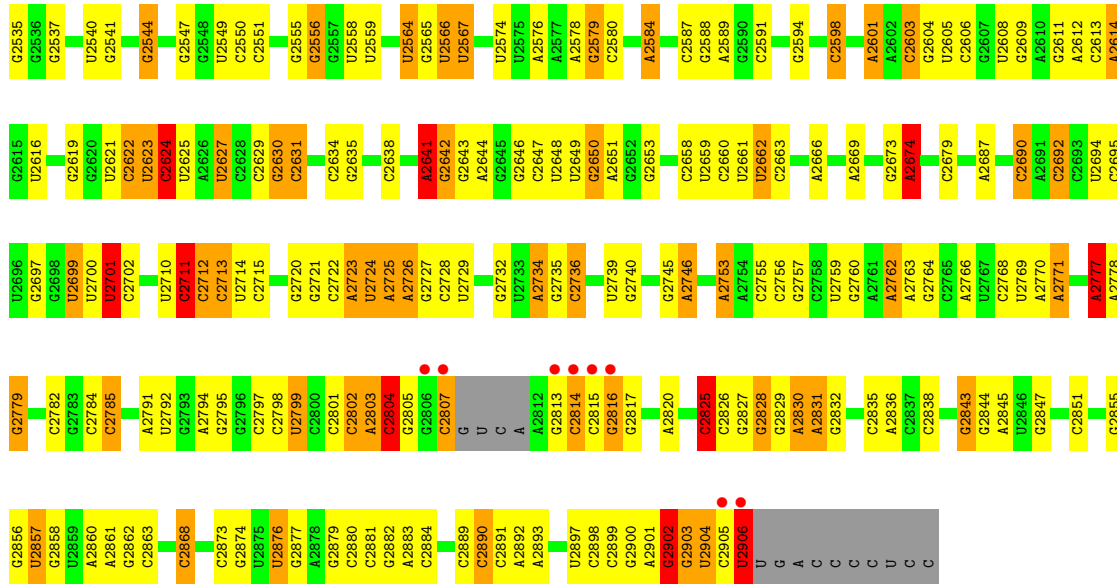


• Molecule 25: 23S Ribosomal RNA

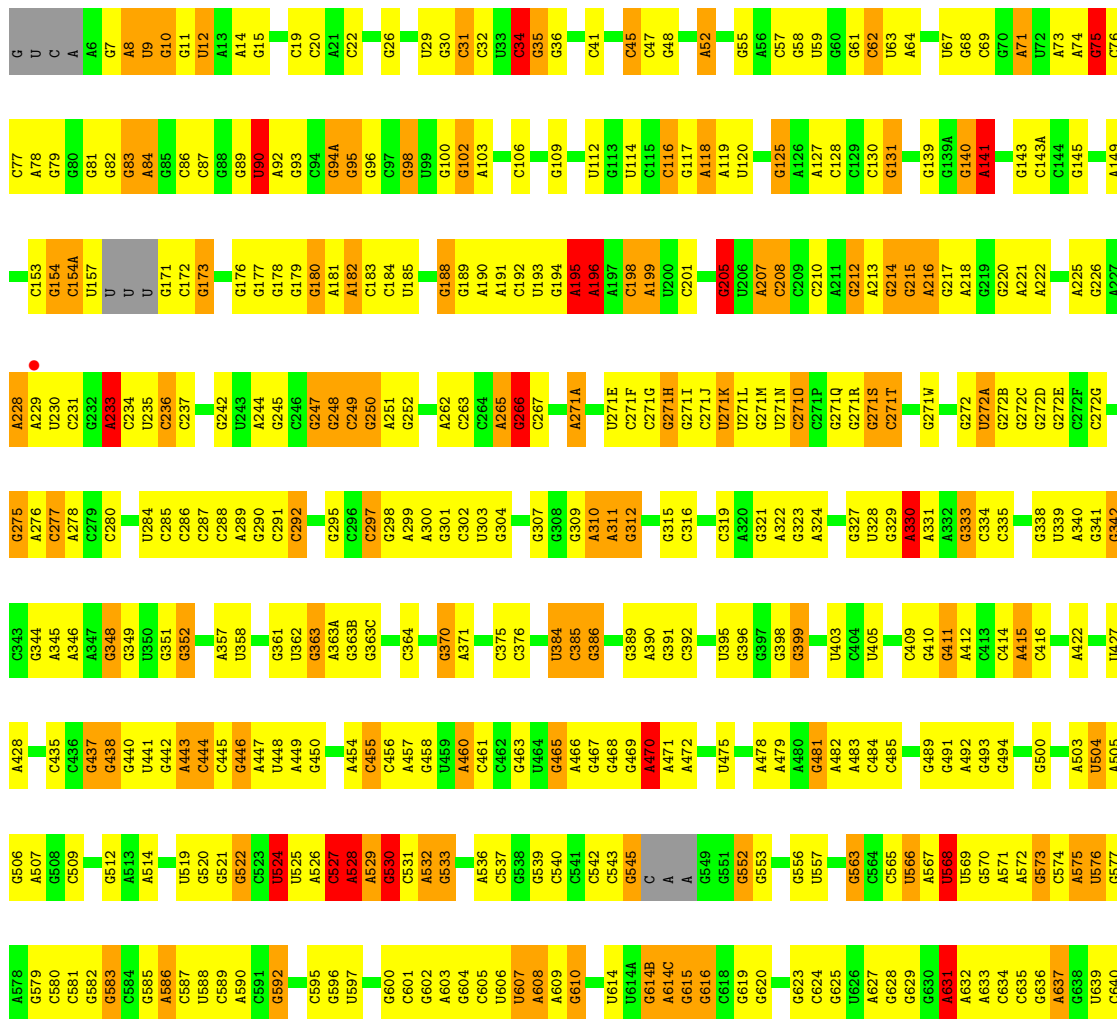






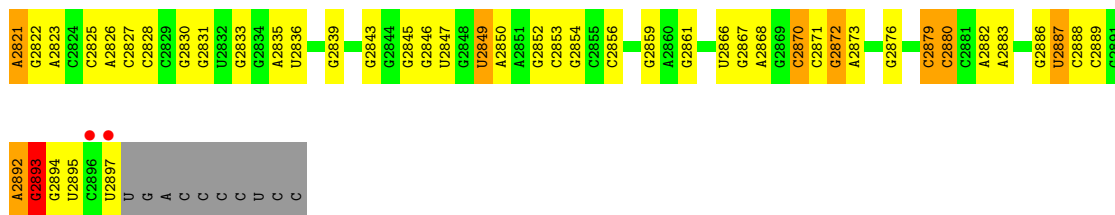


• Molecule 25: 23S Ribosomal RNA

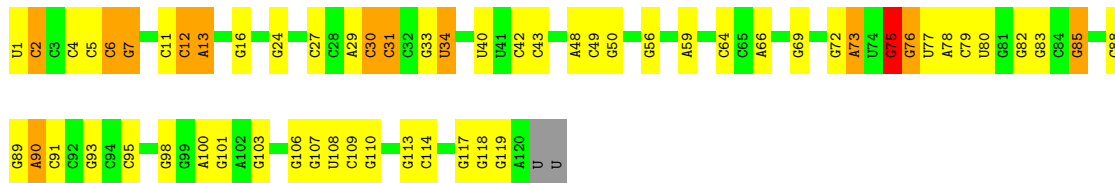


C1611	G1538	G1467	A1392	C1315	A1247	G	A981	C915	G854	G855	G775	G686	G641
A1614	G1539	G1468	A1393	G1316	U1248	G	C982	G916	G856	C857	G776	C887	G642
C1615	U1540	U1469	U1394	U1249	A1249	C	A983	A917	A917	C858	A777	U688	A643
A1616	G1541	G1470	A1395	C1320	A	C	A984	A918	C859	C857	A778	C692	A644
C1617	C1542	A1471	U1396	A1321	C1178	G	C985	G919	U858	A782	A783	C693	C845
A1544	C1543	A1472	U1397	A1322	C1179	A	C986	G920	G859	U859	A784	C694	A646
G1545	A1544	G1473	C1398	U1323	C1180	C	C987	G921	U860	U860	A785	C698	G647
C1546	C1545	G1474	C1399	G1324	C1181	C	A990	U922	A861	G785	G785	C698	G648
A1554	C1403	A1476	C1403	C1327	U1255	C	C991	U923	A862	A788	A788	G704	G650
A1631A	C1404	A1477	G1328	U1256	G1115	G	C994	A926	G854	A789	A789	A705	A652B
A1632	U1406	G1478	U1329	C1257	G1117	G	C995	G927	C865	C790	C790	G708	G650C
G1558	C1407	G1479	U1330	G1258	G1118	A	C996	G928	A866	C791	C791	U709	C652D
G1559	C1408	G1482	A1381	U1188	U1188	G	A986	G933	C867	G792	G792	G710	G652E
G1563	C1409	G1482	C1332	A1189	C1120	U	C997	G933	U868	A793	A793	G	G
C1564	G1410	A1486	U1333	U1190	C1121	G	C998	A933	G869	G794	G794	A717	C
C1638	G1411	G1487	G1334	G1191	G1122	G	U999	G940	A870	C795	C795	A718	C
U1639	A1412	U1488	U1335	G1192	C1123	G	A1000	A941	C796	C796	C796	C719	C
C1640	G1413	U1489	G1336	G1193	C1124	C	C1005	U942	A872	C797	C797	C720	C
G1643	G1416	A1490	A1265	G1197	A1126	U	C1006	G944	G873	G798	G798	G	C
C1644	G1417	C1493	U1267	U1198	A1129	A	C1007	A945	G874	G799	G799	A	A
G1645	G1418	A1494	U1199	U1199	U1129	G	C1008	G946	G875	A800	A800	U724	C
G1646	A1419	A1495	A1268	C1200	A1130	A	A1009	A947	C796	C801	C801	U725	C
C1647	U1420	A1496	A1269	G1201	G1131	A	A1010	U943	U877	A802	A802	G726	C
C1648	G1421	U1497	G1271	C1270	A1132	G	G1011	G944	A878	G805	G805	G	C
U1575	C1345	C1498	C1345	U1272	U1133	C	U1012	A945	G879	C806	C806	C730	C
U1576	G1348	C1499	G1348	U1205	C1135	A	C1013	G946	G880	C807	C807	C731	C
U1577	G1425	U1503	A1349	U1206	U1136	G	U1014	G947	G881	C808	C808	C732	C
U1578	A1427	C1504	A1350	C1208	G1137	G	C1015	G948	G882	C809	C809	C733	C
A1579	C1428	C1505	C1351	A1210	U1138	C	C1016	C949	C884	A734	A734	A735	C652T
C1581	G1429	C1506	C1352	A1211	G1139	A	G1017	G950	C885	C812	C812	A736	C652U
C1582	U1430	A1507	A1353	U1212	C1140	C	U1018	C951	C886	U813	U813	C736	A653
C1583	U1431	A1508	A1354	G1212	U1141	C	U1019	A952	A887	C814	C814	C737	A654
C1584	C1432	C1509	U1284	A1214	A1142	C	A1020	G954	C888	C815	C815	C738	A655
A1509A	U1433	C1509	G1285	A1143	A1143	U	C1021	C954	C889	C816	C816	G739	G656
A1509B	A1434	A1509A	A1285	A1144	A1144	U	G1022	G955	A890	C817	C817	U740	U657
C1511	G1435	A1509B	A1287	G1219	A1144	U	U1023	G956	G892	G818	G818	G741	C858
U1514	C1437	U1288	U1287	A1220	G1144	A	G1024	A957	C893	A819	A819	G743	C859
C1515	A1445	C1363	C1289	C1221	A1148	A	U1025	U958	C894	A824	A824	G743	C860
C1516	C1445A	A1364	C1290	C1221A	G1149	A	U1026	A959	A896	C825	C825	U747	C662
G1517	C1446	A1365	C1291	C1222	C1150	G	A1027	C961	C897	U826	U826	G748	C664
G1517	C1446	A1366	U1292	G1223	G1153	C	A1028	C962	C898	U827	U827	A752	C665
G1525	G1447	G1368	C1293	A1226	G1154	U	G1030	U963	A899	U828	U828	C753	C666
G1526	G1448	C1369	C1297	G1227	U1159	G	A1031	C964	A900	A829	A829	C754	C667
G1527	A1449	C1370	C1298	G1228	G1160	C	U1032	G965	A901	G830	G830	C755	C668
A1528	G1450	A1371	G1299	G1229	C1161	U	G1033	C966	C902	G831	G831	C755	C669
A1528A	U1372	U1372	U1300	C1230	G1161	U	U1034	C967	C903	C903	C903	C760	A670
G1529	A1452	G1377	A1301	A1235	G1163	A	U1035	G968	C904	C837	C837	A761	C671
U1530	A1378	A1378	C1305	G1236	G1164	U	G1036	U969	U905	C838	C838	U762	C672
C1531	A1379	A1379	C1306	A1237	G1165	A	U1037	C970	G906	U839	U839	U762	C674
G1532	G1461	G1380	G1309	G1238	U1166	G	G1038	C971	U907	C840	C840	A764	C675
G1533	C1462	A1384	U1239	U1239	G1167	U	C1040	A973	U847	U847	U847	G765	C678
U	C1463	G1385	G1310	G1240	G1168	C	U1041	G974	A910	G848	G848	C679	C679
A	C1464	G1386	A1241	A1241	G1169	C	G1042	C975	A911	A849	A849	G770	G680
G1536	G1465	U1312	A1242	A1242	G1170	A	C1043	C976	C912	C912	U773	U773	C683
G1537	G1466	C1387	G1244	G1244	G	U	A	C976	C914	C914	G853	A774	C683

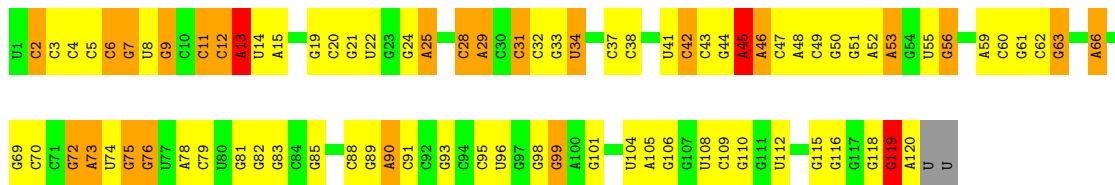
A2749	U2687	C2539	G2455	G2382	C2314	C2248	G2032	G1959	U1851	C1781	A1689
A2750	U2688	C2540	C2461	G2383	G2315	U2249	A2033	U1960	C1852	C1782	U1692
G2751	U2689	A2541	U2462	G2384	C2316	G2250	U2034	U1963	G1857	A1783	U1693
C2752	G2691	A2542	U2463	C2385	C2317	G2251	G2037	G1964	G1858	A1784	G1696
C2755	U2611	G2545	C2464	U2386	G2318	G2252	G2038	G1965	A1785	A1786	G1697
U2756	C2612	U2546	C2465	U2387	G2319	G2253	G2039	A1966	G1860	C1788	A1698
A2757	A2694	G2549	G2468	A2388	A2320	G2254	C2040	G1968	G1861	C1789	G1699
A2758	U2615	U2550	A2469	U2389	G2321	G2255	U2041	A1790	A1876	A1789	A1700
G2759	C2616	G2551	C2470	G2391	C2322	U2257	A2042	A1969	A1877	C1790	A1701
U2760	C2617	U2552	C2471	A2392	G2323	G2258	G2043	A1970	A1878	A1791	G1702
U2698	G2618	U2553	U2472	C2393	C2324	G2259	C2044	A1971	G1878	G1703	
C2699	G2619	G2554	U2473	C2394	A2325	G2260	C2045	A1972	G1879		
	U2620	U2555	C2474	U2395	G2326	C2261	G2046	G1973	A1885		
C2703	A2621	U2556	C2475	G2396	G2327	U2262	U2047	G1974	C1886		
A2764	C2622	C2557	A2476	G2397	G2328	U2263	G2048	C1975	C1887		
A2765	C2623	G2558	A2477	U2398	C2329	U2264	G2049	G1976	C1888		
G2766	A2624	U2559	A2478	G2399	A2330	A2626	G2050	A1977	A1889		
C2768	G2625	C2560	C2483	G2400	G2331	A2627	A2051	A1978	A1890		
C2769	U2626	A2561	C2484	U2401	A2332	A2628	G2052	G1983	C1891		
C2710	C2710	A2562	G2487	C2402	C2333	G2271	G2055	G1984	A1802		
A2711	U2562	U2563	A2488	C2403	G2334	U2272	C2056	G1985	A1803		
C2712	U2563	U2564	A2489	C2404	G2335	A2273	G2056	A1986	A1804		
A2712A	A2564	A2565	G2490	G2405	G2336	A2274	A2059	U1987	C1805		
A2639	A2565	A2566	G2491	U2406	C2337	C2275	A2060	G1991	C1806		
G2714	A2566	A2567	C2492	G2407	C2338	C2276	A2061	U1993	G1807		
U2715	C2567	G2568	G2493	U2408	U2339	G2277	A2062	U1996	A1810		
U2716	U2568	G2569	G2494	U2409	C2340	C2278	A2063	C1996	A1811		
G2717	G2644	G2570	G2495	U2410	U2341	C2279	C2063	C1997	A1812		
A2718	C2645	U2571	C2496	G2411	G2342	C2280	G2069	G1998	A1813		
G2719	G2646	C2572	C2497	G2412	A2343	C2281	G2070	G1999	G1814		
U2720	U2647	C2573	C2498	U2413	C2344	C2282	A2071	C2000	A1815		
C2648	G2648	A2574	C2499	G2414	U2345	C2283	G2071	G2001	A1816		
A2721	U2649	C2575	U2500	C2415	A2352	C2284	C2072	G2003	G1817		
U2722	U2650	G2576	G2501	U2416	C2353	C2285	U2074	G2004	U1818		
C2723	G2653	U2577	G2502	G2417	U2354	C2286	U2075	G2005	A1819		
C2724	U2654	A2578	U2503	A2418	C2355	A2287	G2076	C2006	U1923		
A2725	A2654	C2578	G2504	U2419	U2356	A2288	A2077	G2009	U1926		
U2726	A2655	G2579	G2505	A2420	U2357	A2289	C2084	G2010	U1927		
G2727	U2657	U2580	U2506	A2421	G2358	G2290	C2085	G2011	A1928		
U2728	G2658	G2581	A2426	C2422	C2359	U2291	C2086	U2012	A1929		
G2729	C2659	U2582	C2427	G2423	A2360	C2292	G2087	G2013	G1929		
U2660	A2660	G2583	G2428	U2424	A2361	C2293	C2088	A2013	U1930		
G2730	C2661	U2584	A2430	A2430	G2362	C2294	A2082	A2014	U1931		
G2681	A2662	U2585	U2431	A2431	C2363	G2295	G2083	A2015	A1932		
A2662	G2682	C2586	A2432	A2432	U2364	C2296	C2084	U2016	G1933		
G2685	U2685	A2587	A2433	A2433	G2365	U2297	C2085	U2017	U1934		
C2686	C2686	A2588	A2434	A2434	A2366	A2297	C2086	U2018	A1935		
A2687	U2687	G2589	A2435	A2435	U2367	G2299	U2086	G2019	A1936		
U2728	G2688	U2590	A2436	A2436	A2368	C2300	U2087	A2020	A1937		
G2729	C2689	G2591	U2518	U2437	A2369	G2301	U2088	A2021	U1939		
C2730	U2689	C2592	C2519	C2441	G2370	C2302	U2089	A2022	A1938		
G2731	G2690	U2593	C2520	C2442	G2371	G2303	U2090	G2023	U1768		
G2681	A2663	A2594	G2521	U2443	U2372	G2304	G2100	G2024	G1769		
A2662	U2684	G2595	C2522	G2444	G2373	A2241	G2101	U2028	A1773		
G2682	U2685	U2596	C2523	A2445	G2374	C2242	G2101	G2029	C1774		
C2683	C2683	C2600	U2524	G2446	G2375	G2305	G	A2030	C1775		
U2684	U2684	C2601	U2525	G2447	A2376	A2305	C	U2031	U1776		
A2685	G2685	A2602	G2526	A2448	A2377	G2306	U	U2028	G1845		
C2686	C2686	A2603	U2527	A2449	A2378	G2307	G	G2029	G1846		
U2732	U2686	G2603	U2528	A2450	A2379	U2312	C	A2030	A1847		
A2733	C2687	U2604	C2529	A2451	A2379	G2245	G	U2031	A1848		
A2734	U2687	U2605	G2530	A2452	C2380	A2247	G	A2031	C1968		
C2735	C2688	U2606	U2531	C2453	C2381						
G2736	U2688	U2607	G2532	A2454							
U2737	G2689	U2608	U2533	C2455							
C2738	U2689	A2609	U2534	C2456							
A2739	U2690	U2610	U2535	C2457							
U2740	A2671	U2611	G2536	A2458							
A2741	G2672	U2612	U2537	A2459							
A2742	U2691	U2613	U2538	A2460							
A2813	U2692	A2813	U2539	A2461							
	G2743		U2540	A2462							
C2816	U2693	C2816	U2541	A2463							
G2817	U2694	U2694	U2542	A2464							
G2818	C2745	G2818	U2543	A2465							
G2819	U2746	U2746	U2544	A2466							
A2820	A2748	A2748	U2545	A2467							



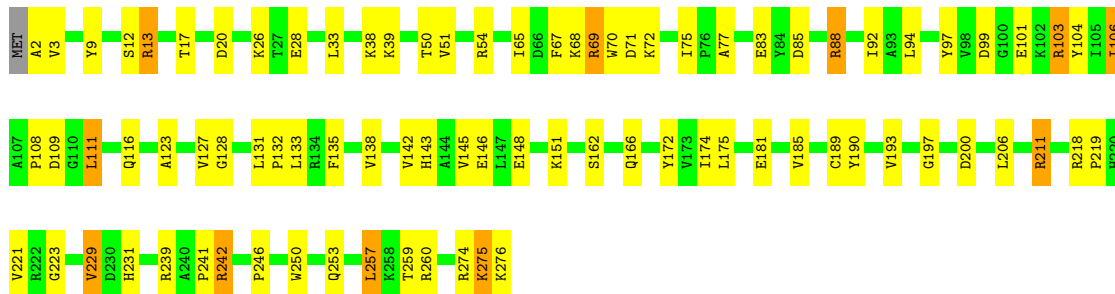
• Molecule 26: 5S Ribosomal RNA



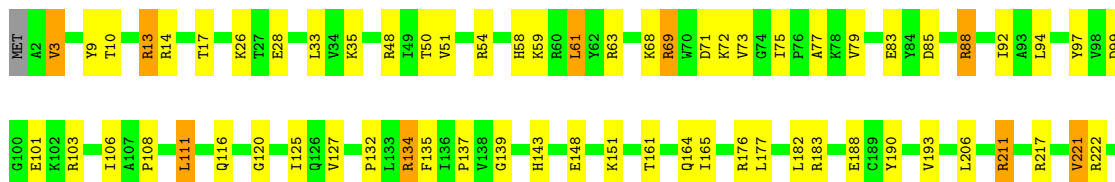
• Molecule 26: 5S Ribosomal RNA

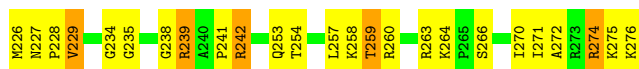


• Molecule 27: 50S Ribosomal Protein L2



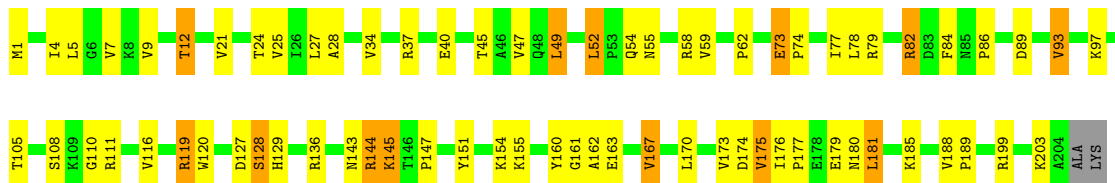
• Molecule 27: 50S Ribosomal Protein L2





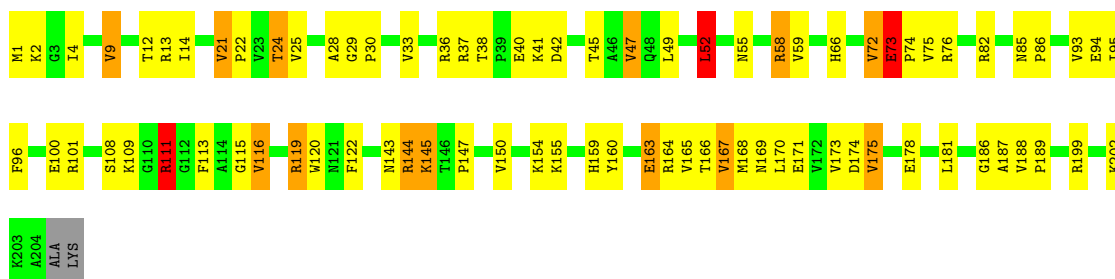
- Molecule 28: 50S Ribosomal Protein L3

Chain BE: 65% 28% 6%



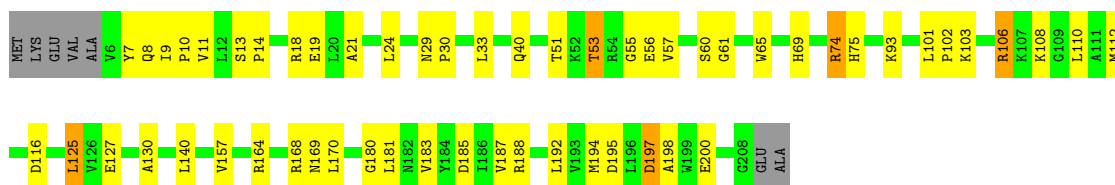
- Molecule 28: 50S Ribosomal Protein L3

Chain DE: 60% 32% 6%



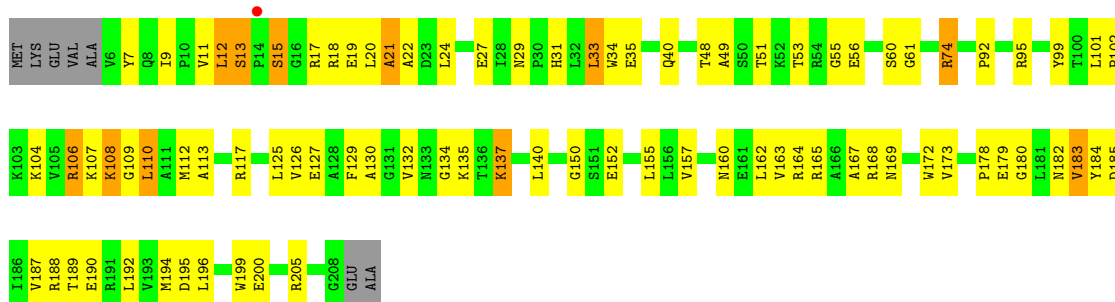
- Molecule 29: 50S Ribosomal Protein L4

Chain BF: 70% 24% 6%

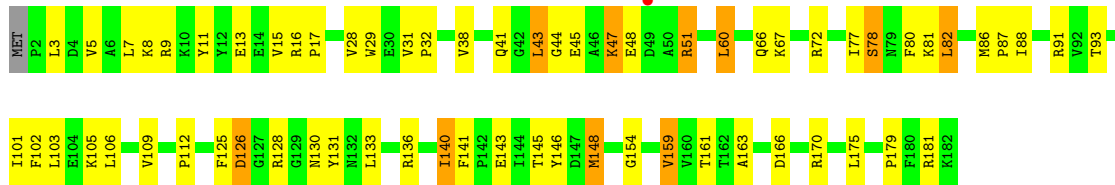


- Molecule 29: 50S Ribosomal Protein L4

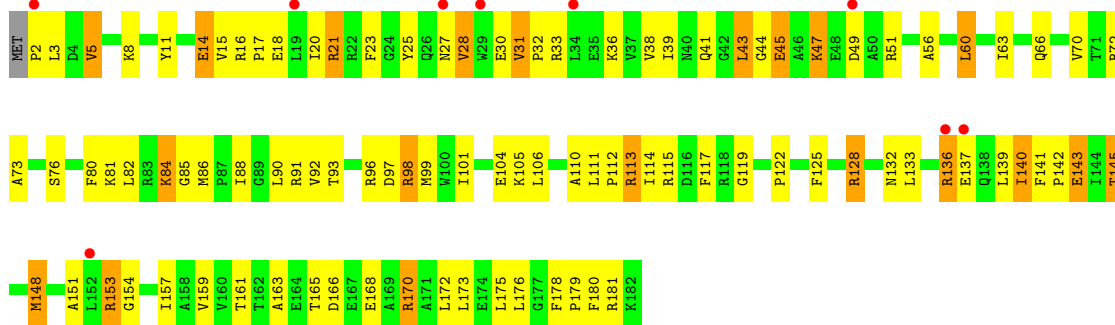
Chain DF: 56% 35% 5%



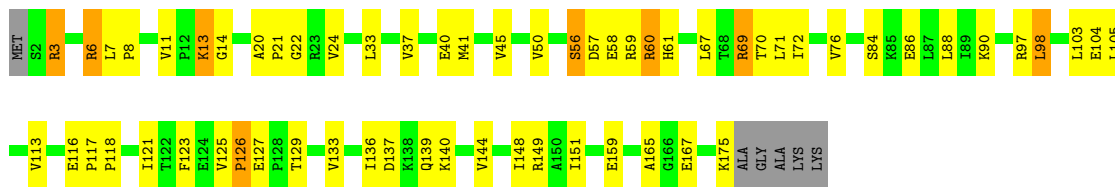
- Molecule 30: 50S Ribosomal Protein L5



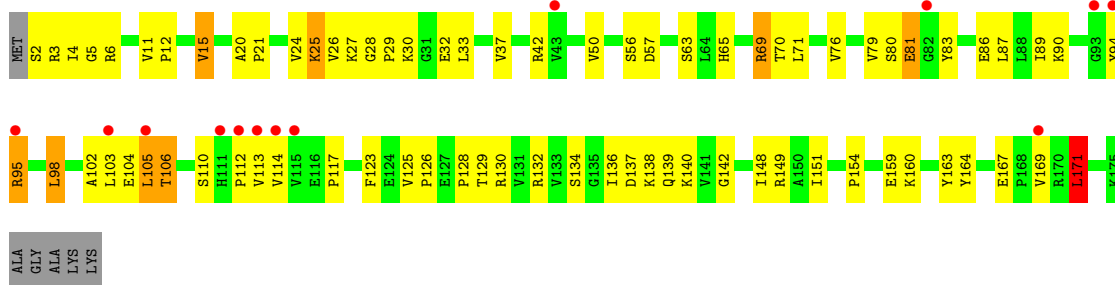
• Molecule 30: 50S Ribosomal Protein L5



• Molecule 31: 50S Ribosomal Protein L6

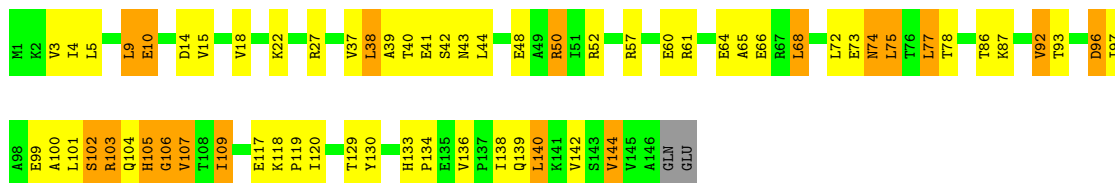


• Molecule 31: 50S Ribosomal Protein L6

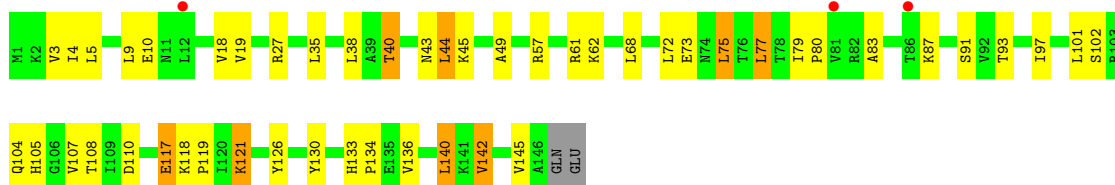


• Molecule 32: 50S Ribosomal Protein L9

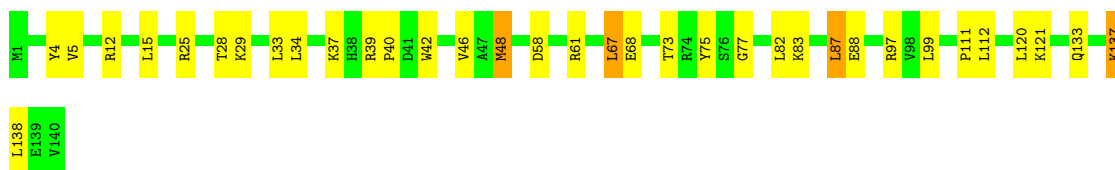
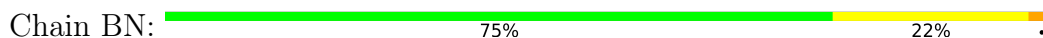




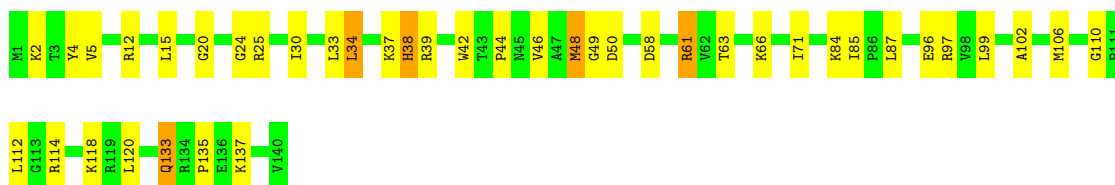
- Molecule 32: 50S Ribosomal Protein L9



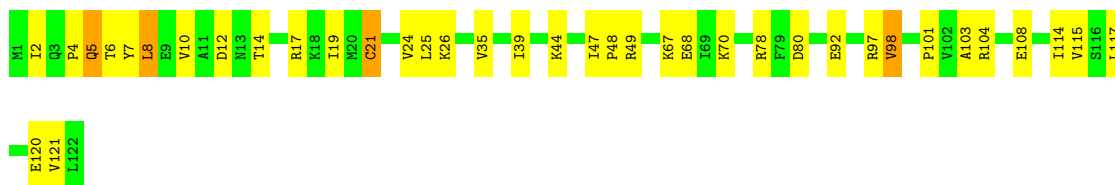
- Molecule 33: 50S Ribosomal Protein L13



- Molecule 33: 50S Ribosomal Protein L13



- Molecule 34: 50S Ribosomal Protein L14



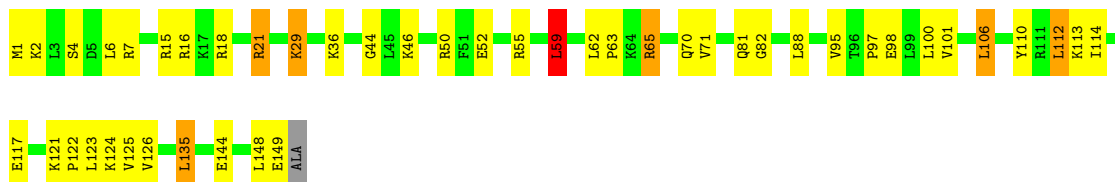
- Molecule 34: 50S Ribosomal Protein L14





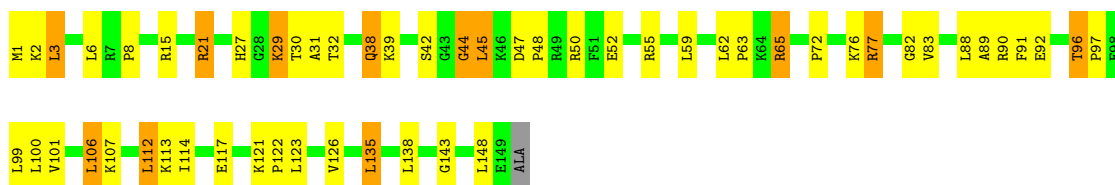
- Molecule 35: 50S Ribosomal Protein L15

Chain BP: 69% 26%



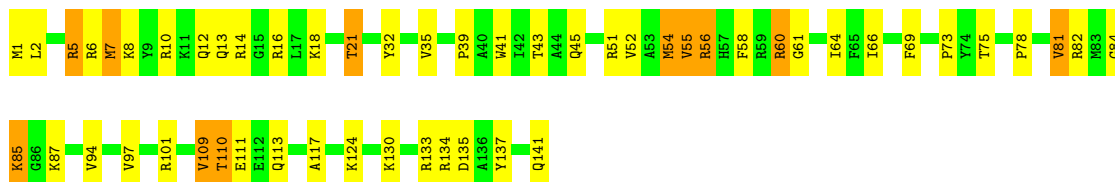
- Molecule 35: 50S Ribosomal Protein L15

Chain DP: 63% 29% 8%



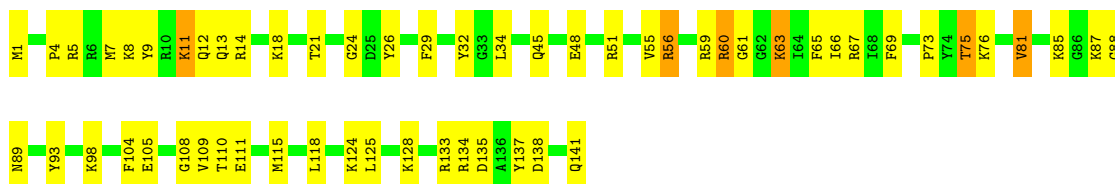
- Molecule 36: 50S Ribosomal Protein L16

Chain BQ: 62% 30% 8%



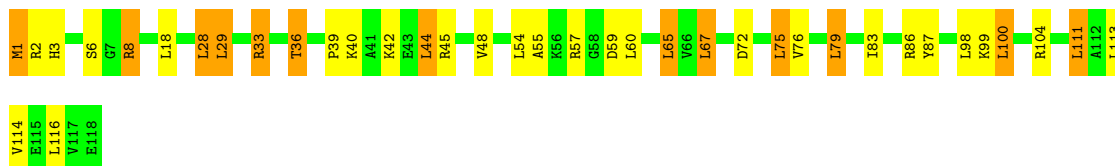
- Molecule 36: 50S Ribosomal Protein L16

Chain DQ: 60% 36%

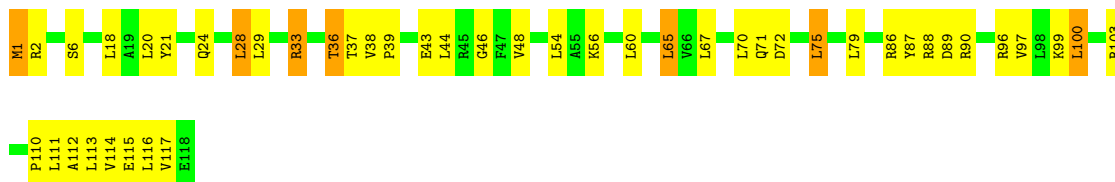


- Molecule 37: 50S Ribosomal Protein L17

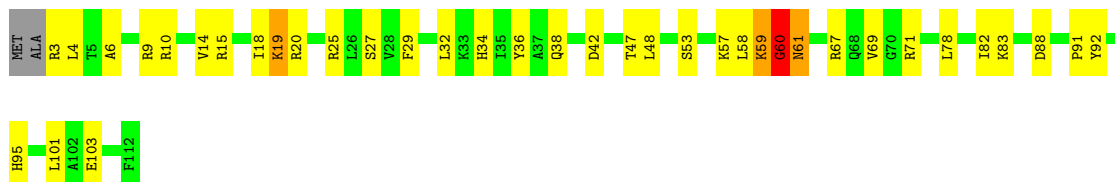
Chain BR: 68% 21% 11%



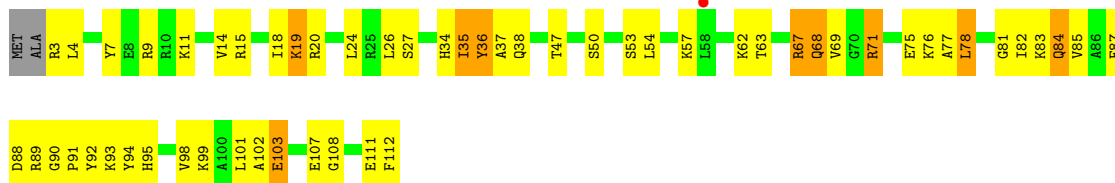
• Molecule 37: 50S Ribosomal Protein L17



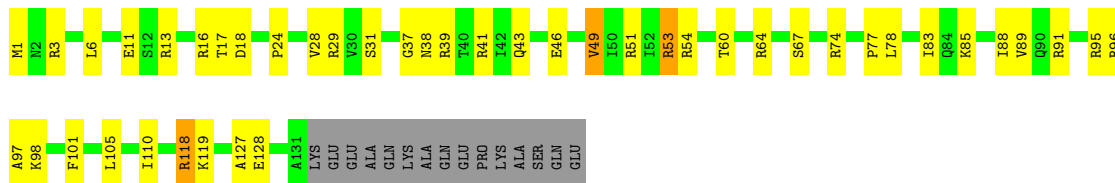
• Molecule 38: 50S Ribosomal Protein L18



• Molecule 38: 50S Ribosomal Protein L18

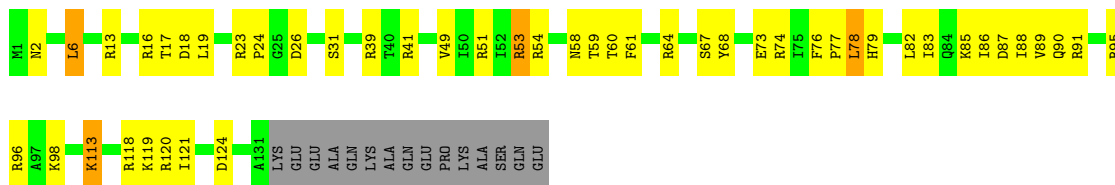


• Molecule 39: 50S Ribosomal Protein L19



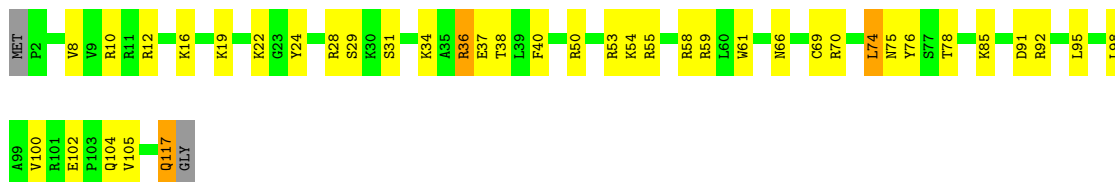
• Molecule 39: 50S Ribosomal Protein L19





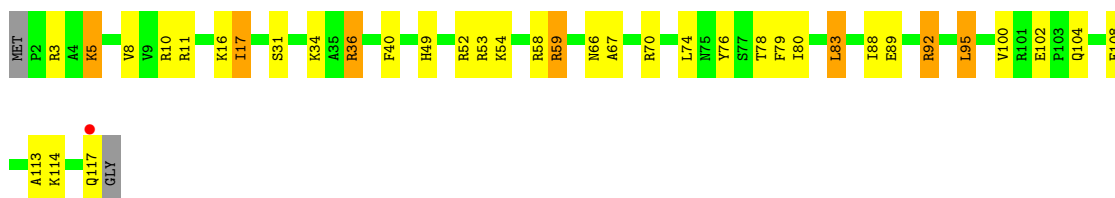
- Molecule 40: 50S Ribosomal Protein L20

Chain BU: 65% 31% . .



- Molecule 40: 50S Ribosomal Protein L20

Chain DU: % 67% 25% 6% . .



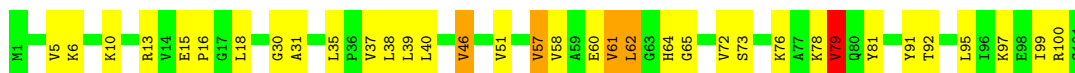
- Molecule 41: 50S Ribosomal Protein L21

Chain BV: 74% 20% 5% . .



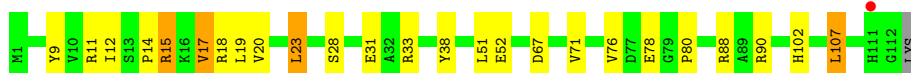
- Molecule 41: 50S Ribosomal Protein L21

Chain DV: 65% 30% . .



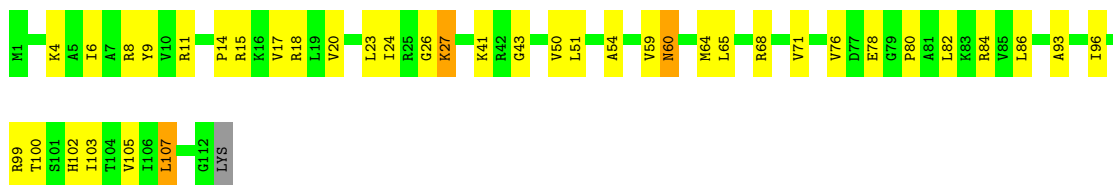
- Molecule 42: 50S Ribosomal Protein L22

Chain BW: % 77% 19% . .



- Molecule 42: 50S Ribosomal Protein L22

Chain DW:  65% 32%




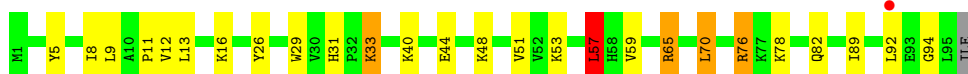
- Molecule 43: 50S Ribosomal Protein L23

Chain BX:  72% 26%



- Molecule 43: 50S Ribosomal Protein L23

Chain DX:  72% 22%



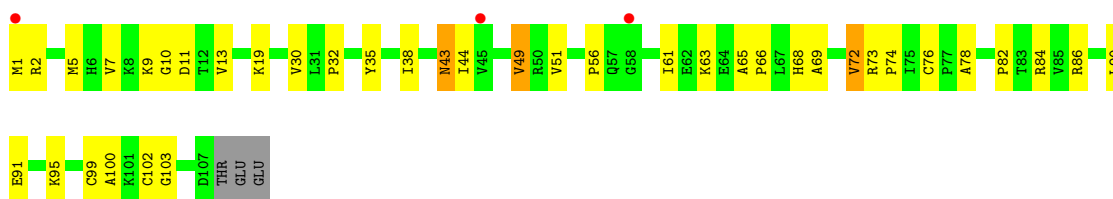
- Molecule 44: 50S Ribosomal Protein L24

Chain BY:  70% 24%



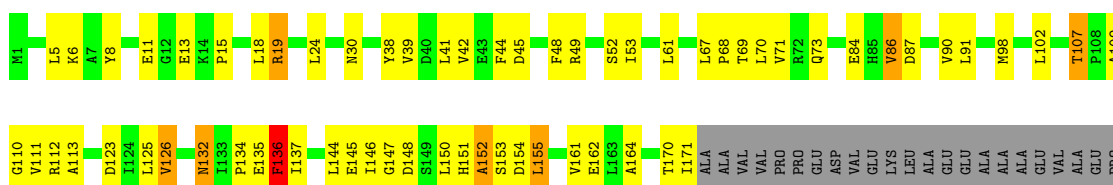
- Molecule 44: 50S Ribosomal Protein L24

Chain DY:  62% 33%



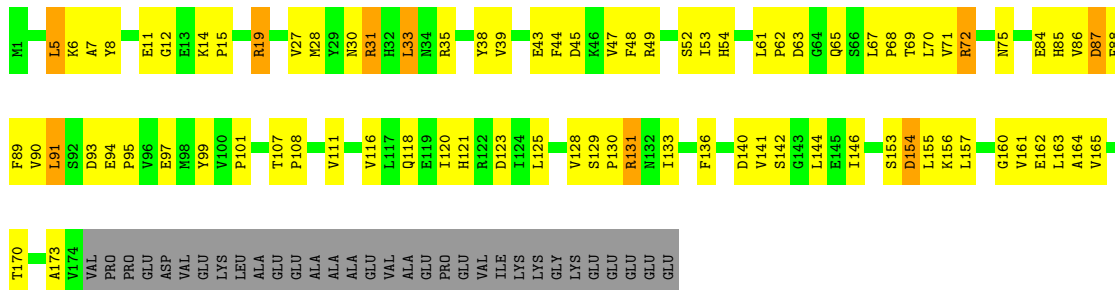
- Molecule 45: 50S Ribosomal Protein L25

Chain BZ:  52% 27% 17%


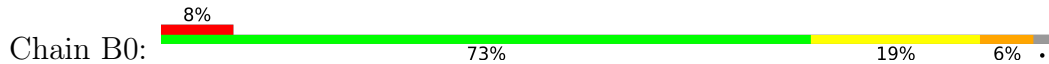


GLU
VAL
ILE
LYS
LYS
GLY
LYS
GLU
GLU
GLU
GLU

● Molecule 45: 50S Ribosomal Protein L25



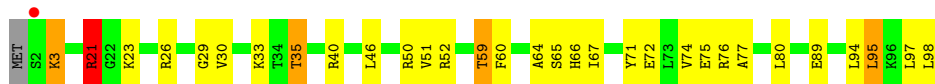
● Molecule 46: 50S Ribosomal Protein L27



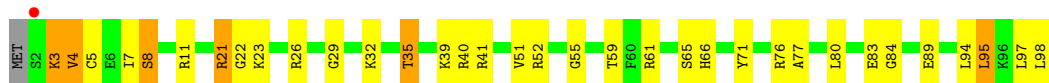
● Molecule 46: 50S Ribosomal Protein L27



● Molecule 47: 50S Ribosomal Protein L28



● Molecule 47: 50S Ribosomal Protein L28



● Molecule 48: 50S Ribosomal Protein L29





- Molecule 48: 50S Ribosomal Protein L29



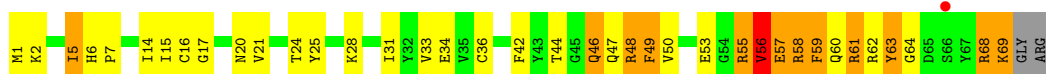
- Molecule 49: 50S Ribosomal Protein L30



- Molecule 49: 50S Ribosomal Protein L30



- Molecule 50: 50S Ribosomal Protein L31



- Molecule 50: 50S Ribosomal Protein L31



- Molecule 51: 50S Ribosomal Protein L32



- Molecule 51: 50S Ribosomal Protein L32






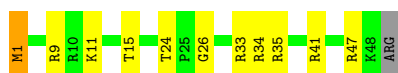
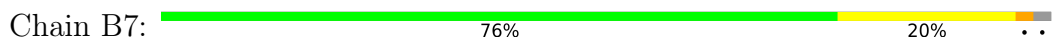
- Molecule 52: 50S Ribosomal Protein L33



- Molecule 52: 50S Ribosomal Protein L33



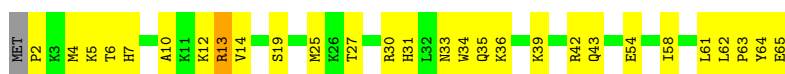
- Molecule 53: 50S Ribosomal Protein L34



- Molecule 53: 50S Ribosomal Protein L34



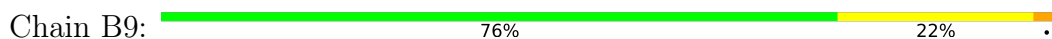
- Molecule 54: 50S Ribosomal Protein L35

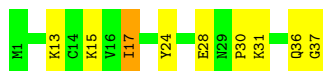


- Molecule 54: 50S Ribosomal Protein L35

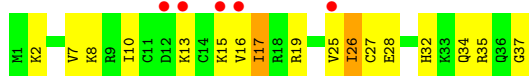


- Molecule 55: 50S Ribosomal Protein L36





• Molecule 55: 50S Ribosomal Protein L36



4 Data and refinement statistics

Property	Value	Source
Space group	P 21 21 21	Depositor
Cell constants a, b, c, α , β , γ	210.08Å 449.83Å 619.65Å 90.00° 90.00° 90.00°	Depositor
Resolution (Å)	49.74 – 3.00 49.75 – 3.00	Depositor EDS
% Data completeness (in resolution range)	98.8 (49.74-3.00) 98.8 (49.75-3.00)	Depositor EDS
R_{merge}	0.20	Depositor
R_{sym}	0.24	Depositor
$\langle I/\sigma(I) \rangle$ ¹	1.26 (at 3.01Å)	Xtrriage
Refinement program	PHENIX 1.8.2_1309	Depositor
R, R_{free}	0.203 , 0.259 0.203 , 0.259	Depositor DCC
R_{free} test set	57319 reflections (5.01%)	wwPDB-VP
Wilson B-factor (Å ²)	66.8	Xtrriage
Anisotropy	0.228	Xtrriage
Bulk solvent k_{sol} (e/Å ³), B_{sol} (Å ²)	0.30 , 66.3	EDS
L-test for twinning ²	$\langle L \rangle = 0.46$, $\langle L^2 \rangle = 0.28$	Xtrriage
Estimated twinning fraction	No twinning to report.	Xtrriage
F_o, F_c correlation	0.93	EDS
Total number of atoms	286321	wwPDB-VP
Average B, all atoms (Å ²)	62.0	wwPDB-VP

Xtrriage's analysis on translational NCS is as follows: *The largest off-origin peak in the Patterson function is 1.70% of the height of the origin peak. No significant pseudotranslation is detected.*

¹Intensities estimated from amplitudes.

²Theoretical values of $\langle |L| \rangle$, $\langle L^2 \rangle$ for acentric reflections are 0.5, 0.333 respectively for untwinned datasets, and 0.375, 0.2 for perfectly twinned datasets.

5 Model quality i

5.1 Standard geometry i

Bond lengths and bond angles in the following residue types are not validated in this section: FME, K, MG, 2R3, 2R1, ZN, 2QY, 004, MVA, SF4, 2QZ

The Z score for a bond length (or angle) is the number of standard deviations the observed value is removed from the expected value. A bond length (or angle) with $|Z| > 5$ is considered an outlier worth inspection. RMSZ is the root-mean-square of all Z scores of the bond lengths (or angles).

Mol	Chain	Bond lengths		Bond angles	
		RMSZ	# Z >5	RMSZ	# Z >5
1	AA	0.77	7/36038 (0.0%)	1.39	355/56244 (0.6%)
1	CA	0.76	13/36170 (0.0%)	1.43	365/56452 (0.6%)
2	AB	0.49	0/1881	0.77	0/2542
2	CB	0.56	0/1860	0.81	2/2518 (0.1%)
3	AC	0.48	0/1576	0.64	0/2130
3	CC	0.50	0/1566	0.72	2/2119 (0.1%)
4	AD	0.49	0/1689	0.76	1/2267 (0.0%)
4	CD	0.50	0/1704	0.71	0/2284
5	AE	0.47	0/1145	0.71	0/1543
5	CE	0.50	0/1149	0.76	0/1548
6	AF	0.48	0/819	0.69	0/1111
6	CF	0.53	0/829	0.76	0/1123
7	AG	0.48	0/1250	0.66	1/1679 (0.1%)
7	CG	0.50	0/1254	0.72	1/1683 (0.1%)
8	AH	0.46	0/1108	0.69	0/1494
8	CH	0.47	0/1108	0.71	0/1494
9	AI	0.47	0/1002	0.73	1/1346 (0.1%)
9	CI	0.56	0/997	0.75	2/1343 (0.1%)
10	AJ	0.47	0/722	0.67	0/982
10	CJ	0.53	0/727	0.69	0/988
11	AK	0.44	0/844	0.65	1/1145 (0.1%)
11	CK	0.46	0/848	0.67	0/1149
12	AL	0.50	0/946	0.73	0/1274
12	CL	0.52	0/946	0.74	0/1274
13	AM	0.48	0/969	0.68	0/1302
13	CM	0.48	0/961	0.66	0/1291
14	AN	0.48	0/501	0.71	0/664
14	CN	0.55	0/501	0.71	0/664
15	AO	0.49	0/739	0.76	0/985
15	CO	0.47	0/739	0.70	0/985
16	AP	0.47	0/697	0.73	0/939
16	CP	0.49	0/693	0.70	0/935

Mol	Chain	Bond lengths		Bond angles	
		RMSZ	# Z >5	RMSZ	# Z >5
17	AQ	0.51	0/836	0.68	0/1117
17	CQ	0.51	0/836	0.70	0/1117
18	AR	0.48	0/560	0.73	0/746
18	CR	0.50	0/560	0.75	1/746 (0.1%)
19	AS	0.47	0/667	0.66	0/900
19	CS	0.50	0/661	0.80	1/893 (0.1%)
20	AT	0.48	0/730	0.77	0/965
20	CT	0.43	0/729	0.68	0/965
21	AU	0.47	0/203	0.62	0/266
21	CU	0.51	0/203	0.64	0/266
22	AV	0.99	0/127	1.42	2/198 (1.0%)
22	CV	0.82	0/126	1.39	1/195 (0.5%)
23	AX	0.88	8/1813 (0.4%)	1.62	47/2825 (1.7%)
23	CX	0.94	6/1813 (0.3%)	1.87	57/2825 (2.0%)
24	AW	0.46	0/20	0.84	0/23
24	CW	0.34	0/20	0.64	0/23
25	BA	1.07	33/65892 (0.1%)	1.49	877/102850 (0.9%)
25	DA	0.82	13/65466 (0.0%)	1.46	741/102184 (0.7%)
26	BB	0.83	0/2878	1.31	13/4490 (0.3%)
26	DB	0.93	2/2878 (0.1%)	1.50	45/4490 (1.0%)
27	BD	0.71	2/2186 (0.1%)	0.82	0/2944
27	DD	0.63	2/2186 (0.1%)	0.77	0/2944
28	BE	0.72	0/1592	0.77	0/2149
28	DE	0.57	0/1592	0.79	2/2149 (0.1%)
29	BF	0.73	0/1619	0.75	0/2193
29	DF	0.53	0/1615	0.80	2/2188 (0.1%)
30	BG	0.46	0/1450	0.71	0/1959
30	DG	0.54	0/1449	0.76	0/1958
31	BH	0.61	0/1356	0.72	0/1834
31	DH	0.54	0/1356	0.71	1/1834 (0.1%)
32	BI	0.51	0/1100	0.70	0/1501
32	DI	0.51	0/1076	0.74	0/1471
33	BN	0.67	0/1144	0.75	0/1543
33	DN	0.54	0/1144	0.74	0/1543
34	BO	0.66	0/943	0.78	1/1269 (0.1%)
34	DO	0.56	0/943	0.78	1/1269 (0.1%)
35	BP	0.64	0/1152	0.82	1/1533 (0.1%)
35	DP	0.55	0/1152	0.83	2/1533 (0.1%)
36	BQ	0.69	0/1143	0.81	0/1527
36	DQ	0.59	0/1143	0.77	0/1527
37	BR	0.62	0/982	0.86	0/1312
37	DR	0.51	0/982	0.70	0/1312
38	BS	0.55	0/887	0.78	1/1180 (0.1%)

Mol	Chain	Bond lengths		Bond angles	
		RMSZ	# Z >5	RMSZ	# Z >5
38	DS	0.51	0/880	0.74	0/1172
39	BT	0.59	0/1105	0.79	0/1477
39	DT	0.53	0/1097	0.74	0/1468
40	BU	0.70	0/977	0.76	0/1301
40	DU	0.52	0/977	0.71	0/1301
41	BV	0.67	0/782	0.72	0/1049
41	DV	0.57	0/782	0.75	0/1049
42	BW	0.73	0/897	0.76	0/1205
42	DW	0.59	0/897	0.74	0/1205
43	BX	0.71	0/764	0.75	1/1025 (0.1%)
43	DX	0.56	0/764	0.80	2/1025 (0.2%)
44	BY	0.70	0/819	0.78	0/1095
44	DY	0.57	0/819	0.75	0/1095
45	BZ	0.55	0/1379	0.74	0/1873
45	DZ	0.54	0/1390	0.70	0/1890
46	B0	0.63	0/662	0.81	2/881 (0.2%)
46	D0	0.55	0/662	0.78	0/881
47	B1	0.66	0/762	0.81	3/1014 (0.3%)
47	D1	0.55	0/762	0.74	0/1014
48	B2	0.61	0/590	0.81	0/781
48	D2	0.47	0/590	0.67	0/781
49	B3	0.67	0/474	0.78	0/635
49	D3	0.50	0/469	0.70	0/630
50	B4	0.57	0/564	0.81	0/759
50	D4	0.59	0/544	0.89	1/735 (0.1%)
51	B5	0.72	0/469	0.84	1/635 (0.2%)
51	D5	0.59	0/469	0.73	1/635 (0.2%)
52	B6	0.66	0/460	0.66	0/613
52	D6	0.58	0/456	0.72	0/608
53	B7	0.74	0/426	0.82	0/561
53	D7	0.60	0/426	0.78	1/561 (0.2%)
54	B8	0.68	0/519	0.72	0/684
54	D8	0.58	0/525	0.73	0/691
55	B9	0.74	0/310	0.73	0/407
55	D9	0.61	0/310	0.80	0/407
All	All	0.81	86/305966 (0.0%)	1.30	2539/457396 (0.6%)

Chiral center outliers are detected by calculating the chiral volume of a chiral center and verifying if the center is modelled as a planar moiety or with the opposite hand. A planarity outlier is detected by checking planarity of atoms in a peptide group, atoms in a mainchain group or atoms of a sidechain that are expected to be planar.

Mol	Chain	#Chirality outliers	#Planarity outliers
2	AB	0	3
4	CD	0	1
7	AG	0	1
9	AI	0	1
19	CS	0	1
23	CX	1	0
24	AW	0	1
24	CW	0	1
27	DD	0	1
38	BS	0	1
44	BY	0	1
45	BZ	0	1
50	B4	0	1
50	D4	0	1
All	All	1	15

All (86) bond length outliers are listed below:

Mol	Chain	Res	Type	Atoms	Z	Observed(Å)	Ideal(Å)
1	CA	1154	G	C6-N1	-13.21	1.30	1.39
1	CA	1119	C	N3-C4	-13.12	1.24	1.33
1	AA	343	U	C4-O4	12.79	1.33	1.23
1	CA	1154	G	N1-C2	-12.44	1.27	1.37
23	CX	76	A	N7-C5	-12.26	1.31	1.39
25	BA	1188	A	N9-C4	-11.91	1.30	1.37
23	AX	76	A	N7-C5	-11.21	1.32	1.39
25	BA	2299	A	N9-C4	-9.64	1.32	1.37
1	CA	1492	A	N9-C4	9.17	1.43	1.37
23	AX	76	A	C5-C4	-8.50	1.32	1.38
25	BA	1067	A	N9-C4	-8.41	1.32	1.37
25	DA	528	A	N9-C4	-8.20	1.32	1.37
23	AX	76	A	C5-C6	-8.08	1.33	1.41
1	CA	1154	G	C5-C4	7.97	1.44	1.38
1	CA	1154	G	N7-C5	-7.92	1.34	1.39
25	DA	2207	G	N7-C5	-7.74	1.34	1.39
25	BA	1605	A	N9-C4	-7.58	1.33	1.37
1	CA	1119	C	C2-N3	-7.45	1.29	1.35
25	BA	139	A	N9-C4	-7.24	1.33	1.37
23	CX	76	A	C5-C6	-7.03	1.34	1.41
25	DA	1021	A	N9-C4	-6.95	1.33	1.37
23	CX	76	A	C5-C4	-6.87	1.33	1.38
23	CX	14	A	N7-C5	-6.81	1.35	1.39
25	BA	1222	A	N9-C4	6.78	1.42	1.37

Continued on next page...

Continued from previous page...

Mol	Chain	Res	Type	Atoms	Z	Observed(Å)	Ideal(Å)
25	BA	354	A	N9-C4	-6.73	1.33	1.37
25	BA	2389	A	N9-C4	-6.55	1.33	1.37
25	BA	990	A	C5-C6	-6.42	1.35	1.41
26	DB	66	A	N9-C4	6.41	1.41	1.37
25	BA	990	A	N9-C4	-6.26	1.34	1.37
25	DA	2320	A	N9-C4	6.25	1.41	1.37
27	DD	28	GLU	CG-CD	6.25	1.61	1.51
25	BA	1697	G	N7-C5	-6.24	1.35	1.39
25	DA	1142(A)	A	N9-C4	-6.07	1.34	1.37
27	BD	28	GLU	CG-CD	6.00	1.60	1.51
25	DA	330	A	N9-C4	-5.99	1.34	1.37
27	DD	28	GLU	CB-CG	5.98	1.63	1.52
1	AA	1124	G	N9-C4	5.94	1.42	1.38
25	BA	2771	A	N9-C4	-5.91	1.34	1.37
25	DA	1489	U	C5-C6	-5.91	1.28	1.34
25	BA	978	A	N9-C4	-5.89	1.34	1.37
25	BA	2228	G	N7-C5	-5.83	1.35	1.39
25	BA	552	C	N3-C4	-5.76	1.29	1.33
23	AX	46	G	C6-N1	5.73	1.43	1.39
25	DA	530	G	N9-C8	5.71	1.41	1.37
23	AX	22	G	N7-C5	5.71	1.42	1.39
1	AA	161	A	N9-C4	5.70	1.41	1.37
1	CA	1169	A	N7-C5	-5.67	1.35	1.39
25	DA	1890	A	N9-C4	-5.65	1.34	1.37
25	BA	1153	G	N9-C4	5.61	1.42	1.38
25	BA	2825	C	N3-C4	-5.54	1.30	1.33
25	BA	1287	A	N9-C4	-5.53	1.34	1.37
25	BA	254	A	N7-C5	-5.53	1.35	1.39
23	AX	14	A	N7-C5	-5.51	1.35	1.39
1	CA	1119	C	N1-C2	5.47	1.45	1.40
25	BA	2082	A	N9-C4	-5.46	1.34	1.37
25	BA	43	A	N9-C4	-5.46	1.34	1.37
1	CA	1003	G	N9-C4	5.41	1.42	1.38
25	BA	528	A	N3-C4	-5.40	1.31	1.34
27	BD	28	GLU	CB-CG	5.39	1.62	1.52
25	DA	945	A	N9-C4	-5.39	1.34	1.37
1	CA	1154	G	N9-C4	5.36	1.42	1.38
25	BA	798	A	N3-C4	-5.30	1.31	1.34
25	BA	2598	C	N1-C6	-5.30	1.33	1.37
25	BA	555	G	N9-C8	5.29	1.41	1.37
1	AA	1492	A	N9-C4	5.28	1.41	1.37
25	BA	590	A	N7-C5	-5.26	1.36	1.39

Continued on next page...

Continued from previous page...

Mol	Chain	Res	Type	Atoms	Z	Observed(Å)	Ideal(Å)
25	DA	945	A	N3-C4	-5.25	1.31	1.34
1	CA	1493	A	N3-C4	5.24	1.38	1.34
25	DA	2207	G	N9-C8	-5.20	1.34	1.37
25	BA	2584	A	N3-C4	-5.20	1.31	1.34
1	AA	1531	A	N9-C4	5.18	1.41	1.37
25	BA	1188	A	C5-C6	-5.13	1.36	1.41
25	BA	2740	G	N7-C5	-5.12	1.36	1.39
23	CX	22	G	C8-N7	5.12	1.34	1.30
25	BA	2803	A	N9-C4	5.12	1.41	1.37
23	AX	14	A	C8-N7	-5.09	1.27	1.31
25	BA	1605	A	N3-C4	-5.08	1.31	1.34
1	AA	1036	G	N9-C4	5.08	1.42	1.38
1	AA	1127	G	C8-N7	-5.07	1.27	1.30
23	AX	22	G	C8-N7	5.07	1.33	1.30
23	CX	46	G	C6-N1	5.04	1.43	1.39
25	BA	1067	A	N3-C4	-5.03	1.31	1.34
25	DA	1698	A	C5-C6	-5.03	1.36	1.41
25	BA	2331	G	C5-C6	-5.01	1.37	1.42
26	DB	56	G	N9-C4	5.01	1.42	1.38
1	CA	1023	G	N9-C4	5.00	1.42	1.38

All (2539) bond angle outliers are listed below:

Mol	Chain	Res	Type	Atoms	Z	Observed(°)	Ideal(°)
1	CA	1119	C	N1-C2-O2	40.38	143.13	118.90
1	CA	1154	G	C5-C6-O6	34.47	149.28	128.60
23	CX	76	A	O4'-C1'-N9	33.86	135.29	108.20
1	CA	1154	G	N3-C2-N2	29.11	140.27	119.90
1	CA	1154	G	N1-C2-N2	-27.03	91.87	116.20
1	CA	1119	C	N3-C2-O2	-26.84	103.11	121.90
1	CA	1154	G	C5-C6-N1	-21.02	100.99	111.50
1	CA	1119	C	C2-N3-C4	20.75	130.28	119.90
1	CA	1119	C	C5-C4-N4	19.74	134.02	120.20
1	CA	1154	G	C6-N1-C2	19.14	136.58	125.10
23	CX	76	A	C2-N3-C4	18.83	120.01	110.60
23	CX	76	A	N1-C2-N3	-18.56	120.02	129.30
1	CA	1119	C	N3-C4-N4	-18.49	105.05	118.00
23	AX	76	A	N1-C2-N3	-18.09	120.25	129.30
23	AX	76	A	O4'-C1'-N9	18.05	122.64	108.20
23	AX	76	A	C2-N3-C4	17.76	119.48	110.60
1	CA	1154	G	N1-C6-O6	-17.13	109.62	119.90
23	CX	8	U	C2-N3-C4	16.84	137.10	127.00

Continued on next page...

Continued from previous page...

Mol	Chain	Res	Type	Atoms	Z	Observed(°)	Ideal(°)
1	CA	1119	C	C2-N1-C1'	15.00	135.30	118.80
23	AX	8	U	C2-N3-C4	14.78	135.87	127.00
25	BA	990	A	N1-C6-N6	14.63	127.38	118.60
25	BA	1188	A	C2-N3-C4	-14.62	103.29	110.60
25	BA	1067	A	C2-N3-C4	-13.98	103.61	110.60
1	CA	1154	G	C4-N9-C1'	13.40	143.92	126.50
1	CA	1154	G	C2-N3-C4	-13.31	105.24	111.90
25	DA	528	A	C2-N3-C4	-13.08	104.06	110.60
25	BA	990	A	C2-N3-C4	-12.63	104.28	110.60
25	DA	1698	A	C2-N3-C4	-12.59	104.31	110.60
25	BA	1686	U	O5'-P-OP2	-12.55	94.40	105.70
25	DA	945	A	N1-C6-N6	12.39	126.04	118.60
25	DA	1021	A	C2-N3-C4	-12.13	104.54	110.60
1	AA	1125	U	N1-C2-O2	12.04	131.22	122.80
25	BA	139	A	C5-N7-C8	-11.81	98.00	103.90
25	BA	990	A	C5-N7-C8	-11.77	98.01	103.90
25	BA	990	A	C6-C5-N7	-11.42	124.30	132.30
1	CA	1119	C	C6-N1-C2	-11.41	115.74	120.30
25	BA	990	A	C4-C5-N7	11.33	116.36	110.70
1	CA	999	C	N1-C2-O2	11.29	125.67	118.90
1	CA	1154	G	C8-N9-C1'	-11.20	112.44	127.00
1	AA	1125	U	N1-C2-N3	-11.16	108.20	114.90
23	CX	14	A	C4-C5-C6	11.16	122.58	117.00
25	DA	1489	U	C4-C5-C6	11.12	126.37	119.70
1	AA	343	U	C5-C4-O4	-11.06	119.26	125.90
1	CA	1119	C	C6-N1-C1'	-10.92	107.70	120.80
23	CX	14	A	C5-N7-C8	10.74	109.27	103.90
25	DA	2207	G	N1-C6-O6	10.73	126.34	119.90
23	CX	46	G	N3-C2-N2	-10.65	112.44	119.90
23	AX	8	U	C5-C4-O4	10.58	132.25	125.90
25	BA	1188	A	N3-C4-C5	10.54	134.18	126.80
1	AA	1036	G	C4-N9-C1'	10.48	140.13	126.50
25	BA	139	A	N7-C8-N9	10.45	119.03	113.80
25	DA	1791	A	O5'-P-OP1	-10.22	96.50	105.70
1	CA	1004	A	O4'-C1'-N9	10.19	116.35	108.20
25	DA	2207	G	C6-C5-N7	-10.17	124.30	130.40
25	BA	2452	C	C6-N1-C2	10.12	124.35	120.30
1	CA	1492	A	C8-N9-C4	-10.00	101.80	105.80
25	DA	856	C	C6-N1-C2	-9.98	116.31	120.30
25	DA	1489	U	C2-N1-C1'	9.98	129.68	117.70
25	DA	807	U	O5'-P-OP2	9.92	122.60	110.70
1	CA	1119	C	C5-C6-N1	9.91	125.96	121.00

Continued on next page...

Continued from previous page...

Mol	Chain	Res	Type	Atoms	Z	Observed(°)	Ideal(°)
25	DA	1698	A	N1-C6-N6	9.91	124.55	118.60
25	BA	354	A	C2-N3-C4	-9.82	105.69	110.60
1	AA	343	U	N3-C4-C5	9.82	120.49	114.60
23	AX	46	G	C6-N1-C2	-9.81	119.22	125.10
25	BA	978	A	C5-N7-C8	-9.78	99.01	103.90
1	AA	354	G	O5'-P-OP2	-9.77	96.91	105.70
25	BA	139	A	C2-N3-C4	-9.74	105.73	110.60
25	BA	1067	A	C5-N7-C8	-9.68	99.06	103.90
25	BA	834	U	O5'-P-OP1	-9.67	96.99	105.70
25	BA	2299	A	C2-N3-C4	-9.66	105.77	110.60
1	CA	1122	U	C2-N1-C1'	9.65	129.28	117.70
23	CX	76	A	N7-C8-N9	-9.64	108.98	113.80
23	CX	76	A	N3-C4-C5	-9.63	120.06	126.80
25	BA	1605	A	C2-N3-C4	-9.62	105.79	110.60
26	BB	91	C	C6-N1-C2	9.61	124.14	120.30
25	DA	945	A	C6-C5-N7	-9.60	125.58	132.30
23	CX	8	U	C5-C4-O4	9.59	131.65	125.90
25	BA	2624	C	O5'-P-OP1	-9.53	97.12	105.70
1	AA	1036	G	C8-N9-C1'	-9.51	114.64	127.00
23	CX	8	U	C5-C6-N1	9.49	127.44	122.70
25	DA	330	A	C2-N3-C4	-9.48	105.86	110.60
25	DA	205	G	C8-N9-C4	9.47	110.19	106.40
25	DA	446	G	C8-N9-C4	9.47	110.19	106.40
1	CA	1273	G	N3-C4-N9	9.46	131.68	126.00
25	BA	930	G	O4'-C1'-N9	9.43	115.74	108.20
25	BA	2250	G	O5'-P-OP1	-9.40	97.24	105.70
26	DB	115	G	C8-N9-C4	9.35	110.14	106.40
25	BA	1694	G	O5'-P-OP1	-9.33	97.30	105.70
25	BA	1745	A	N1-C6-N6	9.31	124.19	118.60
25	BA	1440	U	O5'-P-OP1	-9.28	97.34	105.70
25	DA	1698	A	C6-C5-N7	-9.27	125.81	132.30
23	AX	76	A	N3-C4-C5	-9.25	120.33	126.80
1	AA	343	U	C2-N3-C4	-9.23	121.46	127.00
25	DA	981	A	N1-C6-N6	-9.18	113.09	118.60
1	CA	1528	U	O5'-P-OP2	-9.17	97.45	105.70
25	DA	2804	C	C6-N1-C2	-9.16	116.64	120.30
1	CA	1003	G	N3-C4-C5	-9.15	124.03	128.60
1	AA	1030(B)	C	N1-C2-O2	9.14	124.39	118.90
23	AX	76	A	N7-C8-N9	-9.14	109.23	113.80
25	DA	1489	U	C6-N1-C1'	-9.13	108.41	121.20
25	BA	2551	C	C6-N1-C2	9.13	123.95	120.30
25	DA	2617	C	C6-N1-C2	9.10	123.94	120.30

Continued on next page...

Continued from previous page...

Mol	Chain	Res	Type	Atoms	Z	Observed(°)	Ideal(°)
25	DA	2446	G	C8-N9-C4	9.07	110.03	106.40
23	AX	14	A	C5-N7-C8	9.06	108.43	103.90
25	DA	2501	C	C6-N1-C2	9.04	123.92	120.30
23	CX	8	U	N3-C4-C5	-9.03	109.18	114.60
25	BA	2331	G	C4-C5-N7	9.02	114.41	110.80
25	BA	1067	A	N7-C8-N9	8.98	118.29	113.80
1	AA	1493	A	O5'-P-OP1	8.98	121.47	110.70
25	DA	2566	A	O5'-P-OP2	-8.97	97.62	105.70
1	AA	460	G	N7-C8-N9	8.95	117.58	113.10
25	BA	2601	A	C8-N9-C4	8.95	109.38	105.80
1	CA	1012	U	N1-C2-O2	-8.94	116.55	122.80
1	CA	1260	C	C6-N1-C2	-8.91	116.73	120.30
1	CA	1119	C	C4-C5-C6	-8.91	112.94	117.40
1	AA	1030(B)	C	C2-N1-C1'	8.91	128.60	118.80
26	DB	6	C	C6-N1-C2	8.88	123.85	120.30
23	AX	22	G	N3-C4-N9	-8.87	120.68	126.00
26	DB	53	A	C8-N9-C4	-8.85	102.26	105.80
25	BA	254	A	N7-C8-N9	8.84	118.22	113.80
1	CA	1119	C	N1-C2-N3	-8.81	113.03	119.20
25	DA	63	U	C5-C4-O4	8.81	131.18	125.90
23	AX	14	A	C4-C5-C6	8.80	121.40	117.00
25	BA	2694	U	N1-C2-O2	8.79	128.96	122.80
23	CX	76	A	C5-N7-C8	8.79	108.29	103.90
23	CX	46	G	C6-N1-C2	-8.78	119.83	125.10
23	AX	22	G	C5-N7-C8	-8.76	99.92	104.30
25	BA	139	A	N1-C6-N6	8.76	123.85	118.60
23	AX	76	A	C5-N7-C8	8.75	108.27	103.90
25	BA	2298	A	N1-C2-N3	8.74	133.67	129.30
25	BA	607	C	C6-N1-C2	8.73	123.79	120.30
23	CX	22	G	C5-N7-C8	-8.73	99.94	104.30
1	CA	1017	G	C6-N1-C2	8.72	130.34	125.10
25	DA	733	G	N9-C4-C5	-8.71	101.92	105.40
25	BA	552	C	N3-C2-O2	-8.69	115.82	121.90
25	BA	733	G	O5'-P-OP1	-8.68	97.89	105.70
25	BA	2535	G	O5'-P-OP2	-8.68	97.89	105.70
25	DA	1372	U	N3-C4-O4	8.67	125.47	119.40
25	BA	537	G	O4'-C1'-N9	8.64	115.11	108.20
25	DA	933	A	C5-N7-C8	-8.64	99.58	103.90
1	CA	1484	C	C6-N1-C2	8.62	123.75	120.30
25	DA	945	A	C2-N3-C4	-8.58	106.31	110.60
25	BA	934	A	O4'-C1'-N9	8.57	115.06	108.20
25	BA	1382	A	O5'-P-OP2	-8.57	97.98	105.70

Continued on next page...

Continued from previous page...

Mol	Chain	Res	Type	Atoms	Z	Observed(°)	Ideal(°)
25	BA	12	U	N3-C2-O2	-8.56	116.21	122.20
23	AX	46	G	C5-C6-N1	8.55	115.77	111.50
1	CA	1000	U	C5-C6-N1	8.54	126.97	122.70
25	BA	2876	U	C5-C6-N1	-8.54	118.43	122.70
25	BA	119	G	C5-C6-O6	-8.53	123.48	128.60
25	BA	670	C	C5-C6-N1	8.52	125.26	121.00
1	AA	76	C	C5-C6-N1	8.52	125.26	121.00
25	BA	254	A	C8-N9-C4	-8.51	102.39	105.80
1	CA	1307	U	C5-C6-N1	8.48	126.94	122.70
25	DA	528	A	N3-C4-C5	8.47	132.73	126.80
25	DA	1204	A	O4'-C1'-N9	8.46	114.97	108.20
25	BA	1067	A	C5-C6-N1	-8.45	113.47	117.70
25	BA	784	C	C6-N1-C2	8.44	123.67	120.30
1	CA	1054	C	P-O3'-C3'	8.44	129.82	119.70
1	CA	1492	A	C2-N3-C4	8.43	114.81	110.60
25	DA	446	G	N9-C4-C5	-8.43	102.03	105.40
25	DA	1677	A	N1-C6-N6	8.42	123.65	118.60
26	DB	56	G	N3-C4-C5	-8.41	124.40	128.60
25	DA	1142(A)	A	C2-N3-C4	-8.40	106.40	110.60
1	AA	1030(B)	C	C6-N1-C2	-8.39	116.94	120.30
25	BA	1188	A	N1-C6-N6	8.39	123.64	118.60
25	BA	2331	G	N1-C6-O6	8.39	124.94	119.90
1	CA	1311	G	N3-C4-N9	-8.38	120.97	126.00
25	BA	553	A	C2-N3-C4	-8.36	106.42	110.60
1	AA	167	G	N7-C8-N9	8.35	117.27	113.10
1	AA	1125	U	C2-N3-C4	8.34	132.00	127.00
25	DA	1204	A	N1-C6-N6	8.30	123.58	118.60
25	BA	2298	A	C8-N9-C4	-8.29	102.48	105.80
25	BA	837	C	O5'-P-OP2	-8.29	98.24	105.70
23	AX	76	A	N9-C4-C5	8.29	109.11	105.80
1	CA	1004	A	N1-C6-N6	-8.29	113.63	118.60
25	DA	2870	C	C6-N1-C2	-8.28	116.99	120.30
1	CA	999	C	N3-C2-O2	-8.28	116.11	121.90
1	CA	1154	G	C4-C5-C6	8.24	123.75	118.80
25	BA	2083	G	O5'-P-OP2	-8.24	98.28	105.70
25	BA	1263	C	O5'-P-OP2	-8.23	98.29	105.70
25	BA	139	A	C4-C5-N7	8.23	114.81	110.70
25	DA	514	A	C8-N9-C4	8.23	109.09	105.80
25	BA	2298	A	N7-C8-N9	8.22	117.91	113.80
25	BA	2227	G	C4-N9-C1'	-8.19	115.86	126.50
1	AA	1124	G	C8-N9-C4	-8.18	103.13	106.40
25	DA	1654	A	O5'-P-OP1	-8.18	98.34	105.70

Continued on next page...

Continued from previous page...

Mol	Chain	Res	Type	Atoms	Z	Observed(°)	Ideal(°)
25	BA	43	A	C2-N3-C4	-8.14	106.53	110.60
25	DA	1204	A	C2-N3-C4	-8.13	106.53	110.60
1	AA	348	G	O5'-P-OP1	8.13	120.45	110.70
25	BA	1745	A	C2-N3-C4	-8.13	106.54	110.60
1	CA	1123	A	O4'-C1'-N9	8.13	114.70	108.20
25	DA	2567	G	N1-C6-O6	8.13	124.78	119.90
1	AA	1124	G	N3-C4-C5	-8.12	124.54	128.60
25	BA	254	A	C5-N7-C8	-8.12	99.84	103.90
25	BA	2477	C	O5'-P-OP2	-8.12	98.39	105.70
1	AA	800	G	C8-N9-C4	-8.12	103.15	106.40
1	AA	1127	G	N3-C4-N9	8.12	130.87	126.00
1	CA	848	C	C5-C6-N1	8.11	125.05	121.00
25	BA	978	A	N7-C8-N9	8.09	117.84	113.80
25	BA	139	A	C6-C5-N7	-8.08	126.65	132.30
25	BA	2510	C	C2-N3-C4	-8.05	115.88	119.90
1	AA	1125	U	C4-C5-C6	-8.04	114.87	119.70
25	BA	119	G	N1-C6-O6	8.04	124.73	119.90
25	BA	415	G	O5'-P-OP2	-8.04	98.46	105.70
25	BA	2058	C	O5'-P-OP1	-8.03	98.47	105.70
1	CA	1017	G	C5-C6-O6	8.03	133.42	128.60
25	BA	1067	A	N1-C2-N3	8.03	133.31	129.30
25	DA	2224	G	N1-C6-O6	8.02	124.71	119.90
1	CA	998	G	C6-C5-N7	8.02	135.21	130.40
25	BA	1188	A	N3-C4-N9	-8.01	120.99	127.40
25	BA	295	C	O5'-P-OP2	-8.00	98.50	105.70
25	BA	1860	A	O5'-P-OP2	-7.99	98.51	105.70
25	DA	1904	G	O5'-P-OP2	-7.99	98.50	105.70
26	DB	74	U	C5-C4-O4	7.98	130.69	125.90
25	DA	837	C	N1-C2-O2	7.97	123.68	118.90
25	DA	460	A	N1-C6-N6	7.97	123.38	118.60
25	BA	1188	A	C5-C6-N1	-7.96	113.72	117.70
1	AA	1137	C	C5-C6-N1	7.96	124.98	121.00
25	DA	2298	A	N1-C2-N3	-7.96	125.32	129.30
25	DA	529	A	N1-C6-N6	7.95	123.37	118.60
1	CA	1502	A	C5-N7-C8	-7.91	99.95	103.90
25	BA	1056	A	OP1-P-OP2	-7.91	107.74	119.60
25	BA	848	G	O5'-P-OP2	-7.90	98.59	105.70
1	CA	1122	U	C6-N1-C1'	-7.90	110.14	121.20
25	BA	2298	A	C6-C5-N7	-7.88	126.78	132.30
25	DA	530	G	C8-N9-C4	-7.88	103.25	106.40
1	CA	299	G	N1-C6-O6	7.88	124.62	119.90
25	BA	134	G	C8-N9-C4	7.87	109.55	106.40

Continued on next page...

Continued from previous page...

Mol	Chain	Res	Type	Atoms	Z	Observed(°)	Ideal(°)
25	BA	855	G	O5'-P-OP2	-7.86	98.63	105.70
25	DA	945	A	C5-N7-C8	-7.86	99.97	103.90
1	AA	1007	C	C2-N1-C1'	7.86	127.44	118.80
25	BA	1067	A	N1-C6-N6	7.85	123.31	118.60
25	BA	1188	A	C5-N7-C8	-7.85	99.98	103.90
25	BA	1249	A	C5-N7-C8	-7.84	99.98	103.90
25	DA	1254	A	C8-N9-C4	-7.84	102.67	105.80
25	DA	1021	A	C5-N7-C8	-7.83	99.99	103.90
25	DA	981	A	C5-C6-N6	7.83	129.96	123.70
25	BA	2299	A	N3-C4-C5	7.82	132.28	126.80
1	AA	896	C	C6-N1-C2	7.82	123.43	120.30
1	CA	1286	A	C8-N9-C4	-7.81	102.67	105.80
25	BA	1694	G	O5'-P-OP2	7.81	120.07	110.70
1	CA	1149	C	C6-N1-C2	-7.81	117.18	120.30
23	CX	14	A	C5-C6-N1	-7.81	113.80	117.70
25	BA	1249	A	O4'-C1'-N9	7.80	114.44	108.20
25	DA	141	A	C2-N3-C4	-7.80	106.70	110.60
25	DA	1797	C	C6-N1-C2	7.80	123.42	120.30
25	DA	2679	A	O5'-P-OP2	-7.78	98.69	105.70
25	DA	2721	A	O5'-P-OP1	-7.78	98.70	105.70
25	BA	1426	G	O5'-P-OP2	-7.78	98.70	105.70
25	DA	2033	A	C2-N3-C4	7.78	114.49	110.60
25	BA	82	G	N1-C6-O6	7.77	124.56	119.90
25	BA	1985	U	C2-N1-C1'	7.77	127.02	117.70
25	BA	1093	G	N3-C4-N9	7.76	130.66	126.00
25	BA	2074	G	C8-N9-C4	-7.76	103.30	106.40
25	BA	1397	C	N3-C4-C5	7.75	125.00	121.90
25	DA	1266	G	C8-N9-C4	7.75	109.50	106.40
25	DA	1660	C	C2-N3-C4	-7.74	116.03	119.90
1	CA	1180	A	O4'-C1'-N9	7.74	114.39	108.20
25	BA	2298	A	C4-C5-C6	7.73	120.87	117.00
25	BA	2331	G	C5-N7-C8	-7.73	100.43	104.30
25	BA	2331	G	C2-N3-C4	-7.73	108.04	111.90
25	DA	2805	G	C4-C5-N7	-7.71	107.72	110.80
25	BA	1216	G	C8-N9-C4	-7.71	103.32	106.40
1	CA	1135	U	O4'-C1'-N1	7.71	114.36	108.20
25	DA	784	A	C8-N9-C4	7.71	108.88	105.80
25	BA	1093	G	N3-C4-C5	-7.71	124.75	128.60
25	DA	249	C	O5'-P-OP2	-7.70	98.77	105.70
25	DA	214	G	O4'-C1'-N9	7.68	114.34	108.20
34	DO	8	LEU	CA-CB-CG	7.68	132.96	115.30
25	DA	2463	C	C6-N1-C2	7.67	123.37	120.30

Continued on next page...

Continued from previous page...

Mol	Chain	Res	Type	Atoms	Z	Observed(°)	Ideal(°)
1	AA	1087	G	C8-N9-C4	-7.67	103.33	106.40
25	DA	2253	G	C6-C5-N7	-7.67	125.80	130.40
26	DB	53	A	N7-C8-N9	7.67	117.63	113.80
25	BA	1700	G	C8-N9-C4	-7.67	103.33	106.40
25	DA	210	C	C6-N1-C2	7.66	123.36	120.30
25	BA	2265	G	C8-N9-C4	7.65	109.46	106.40
25	BA	1743	G	O5'-P-OP2	-7.65	98.82	105.70
25	BA	990	A	C5-C6-N6	-7.64	117.59	123.70
25	BA	2331	G	C6-C5-N7	-7.63	125.82	130.40
1	CA	1169	A	C4-C5-C6	7.63	120.81	117.00
25	DA	188	G	C4-C5-N7	7.63	113.85	110.80
25	BA	215	G	O4'-C1'-N9	7.62	114.30	108.20
25	BA	82	G	C4-C5-N7	7.61	113.84	110.80
23	CX	8	U	N1-C2-N3	-7.61	110.34	114.90
25	DA	460	A	C5-C6-N6	-7.60	117.62	123.70
1	AA	97	G	O4'-C1'-N9	7.59	114.27	108.20
25	BA	2631	C	C6-N1-C2	7.58	123.33	120.30
25	BA	1972	G	N1-C6-O6	7.58	124.45	119.90
25	DA	1372	U	C5-C4-O4	-7.57	121.36	125.90
1	AA	1397	C	O4'-C1'-N1	7.57	114.25	108.20
25	BA	505	A	N1-C6-N6	-7.57	114.06	118.60
1	CA	1134	G	C8-N9-C4	-7.56	103.38	106.40
25	BA	2236	G	C8-N9-C4	7.55	109.42	106.40
25	BA	2093	A	C8-N9-C4	7.54	108.82	105.80
1	AA	893	C	C6-N1-C2	7.54	123.32	120.30
1	AA	897	C	O5'-P-OP2	-7.54	98.91	105.70
25	DA	2207	G	C4-C5-C6	7.54	123.33	118.80
25	DA	2206	G	C4-N9-C1'	-7.54	116.70	126.50
25	DA	1315	C	C6-N1-C2	-7.54	117.28	120.30
25	BA	2694	U	N3-C2-O2	-7.53	116.93	122.20
23	AX	22	G	C4-C5-C6	-7.53	114.28	118.80
25	DA	212	G	C8-N9-C4	-7.53	103.39	106.40
1	CA	354	G	O5'-P-OP2	-7.53	98.93	105.70
25	BA	1162	C	C6-N1-C2	7.52	123.31	120.30
25	BA	2281	A	O5'-P-OP1	-7.51	98.94	105.70
25	DA	566	U	C5-C6-N1	-7.51	118.94	122.70
25	DA	2503	A	N1-C6-N6	7.49	123.09	118.60
22	AV	17	U	C5-C4-O4	7.48	130.39	125.90
25	BA	917	A	C8-N9-C4	7.47	108.79	105.80
25	DA	2262	U	O5'-P-OP1	-7.47	98.98	105.70
25	DA	1698	A	N1-C2-N3	7.47	133.03	129.30
25	BA	1072	U	N1-C2-O2	7.46	128.03	122.80

Continued on next page...

Continued from previous page...

Mol	Chain	Res	Type	Atoms	Z	Observed(°)	Ideal(°)
25	DA	1973	G	N1-C6-O6	-7.45	115.43	119.90
25	DA	1698	A	C5-C6-N1	-7.45	113.98	117.70
1	CA	1037	C	C6-N1-C2	-7.44	117.33	120.30
25	DA	461	C	N3-C2-O2	7.43	127.10	121.90
25	DA	1261	C	C6-N1-C2	7.43	123.27	120.30
1	CA	841	U	C5-C6-N1	7.42	126.41	122.70
25	BA	1249	A	C2-N3-C4	-7.41	106.90	110.60
25	DA	130	C	N1-C2-O2	7.40	123.34	118.90
25	DA	2357	U	O5'-P-OP2	-7.40	99.04	105.70
1	AA	1127	G	C8-N9-C4	7.40	109.36	106.40
25	BA	139	A	O4'-C1'-N9	7.40	114.12	108.20
25	DA	945	A	C4-C5-C6	7.40	120.70	117.00
25	DA	1791	A	C8-N9-C4	-7.38	102.85	105.80
1	AA	77	G	N9-C4-C5	-7.38	102.45	105.40
23	AX	35	A	C5-C6-N6	7.37	129.59	123.70
25	BA	2036	A	C8-N9-C4	7.36	108.74	105.80
1	AA	167	G	C4-N9-C1'	7.35	136.06	126.50
1	AA	382	A	N1-C2-N3	7.35	132.98	129.30
25	BA	2511	C	C5-C6-N1	7.35	124.67	121.00
25	DA	1644	C	N1-C2-O2	7.34	123.31	118.90
25	DA	1763	G	O5'-P-OP2	-7.34	99.09	105.70
25	DA	2503	A	C5-C6-N6	-7.33	117.83	123.70
25	DA	2218	U	N3-C2-O2	-7.32	117.08	122.20
25	DA	837	C	N3-C2-O2	-7.32	116.78	121.90
25	DA	614	U	C5-C4-O4	7.32	130.29	125.90
25	BA	1094	A	C8-N9-C4	-7.31	102.88	105.80
25	DA	2218	U	N1-C2-O2	7.31	127.92	122.80
25	BA	978	A	C4-C5-N7	7.30	114.35	110.70
1	CA	998	G	C4-C5-N7	-7.30	107.88	110.80
25	BA	2335	G	C5-C6-O6	-7.30	124.22	128.60
25	DA	1022	G	C4-C5-N7	-7.30	107.88	110.80
25	DA	504	U	N1-C2-O2	7.29	127.91	122.80
1	AA	162	A	C8-N9-C4	-7.29	102.88	105.80
25	BA	753	A	C2-N3-C4	-7.29	106.95	110.60
1	CA	1002	G	C5-C6-O6	7.29	132.97	128.60
1	AA	348	G	N3-C4-N9	-7.29	121.63	126.00
1	CA	398	C	N3-C4-N4	-7.28	112.90	118.00
25	BA	1068	G	N3-C4-N9	-7.27	121.64	126.00
25	BA	552	C	N3-C4-N4	-7.27	112.91	118.00
25	BA	122	G	O5'-P-OP2	-7.27	99.16	105.70
25	DA	945	A	N1-C2-N3	7.26	132.93	129.30
1	CA	1492	A	N3-C4-C5	-7.25	121.72	126.80

Continued on next page...

Continued from previous page...

Mol	Chain	Res	Type	Atoms	Z	Observed(°)	Ideal(°)
1	AA	1067	A	P-O3'-C3'	7.24	128.39	119.70
25	DA	2554	U	O5'-P-OP2	-7.24	99.18	105.70
25	BA	989	G	C5-C6-N1	-7.24	107.88	111.50
25	BA	1153	G	N3-C4-C5	-7.24	124.98	128.60
25	BA	1098	C	C6-N1-C2	-7.23	117.41	120.30
25	BA	1007	G	C8-N9-C4	-7.23	103.51	106.40
1	CA	1260	C	C5-C6-N1	7.23	124.61	121.00
1	AA	1502	A	C6-C5-N7	-7.22	127.25	132.30
1	AA	991	U	P-O3'-C3'	7.22	128.36	119.70
1	AA	1030(B)	C	C5-C6-N1	7.22	124.61	121.00
1	CA	1154	G	C4-C5-N7	-7.22	107.91	110.80
25	DA	116	C	C6-N1-C2	-7.22	117.41	120.30
25	BA	1605	A	N3-C4-C5	7.21	131.85	126.80
25	DA	528	A	N1-C6-N6	7.21	122.93	118.60
1	CA	927	G	C5-C6-O6	7.21	132.93	128.60
1	CA	1273	G	C8-N9-C1'	-7.21	117.63	127.00
25	DA	1021	A	N3-C4-N9	-7.21	121.63	127.40
25	DA	1142	U	N3-C2-O2	-7.21	117.16	122.20
1	CA	1286	A	N7-C8-N9	7.20	117.40	113.80
1	CA	1492	A	N7-C8-N9	7.19	117.40	113.80
1	AA	736	C	C6-N1-C2	-7.19	117.42	120.30
25	BA	990	A	N1-C2-N3	7.18	132.89	129.30
1	CA	1154	G	C8-N9-C4	-7.18	103.53	106.40
1	AA	1007	C	C5-C6-N1	7.17	124.58	121.00
25	DA	1828	G	C5-C6-N1	-7.17	107.92	111.50
1	AA	895	G	O5'-P-OP2	-7.16	99.26	105.70
25	DA	528	A	N1-C2-N3	7.16	132.88	129.30
25	BA	1222	A	C8-N9-C4	-7.15	102.94	105.80
1	CA	848	C	C6-N1-C2	-7.15	117.44	120.30
25	DA	2723	C	N1-C2-O2	-7.15	114.61	118.90
1	CA	998	G	N9-C4-C5	7.15	108.26	105.40
25	DA	552	G	N3-C4-C5	7.14	132.17	128.60
25	DA	1776	G	N3-C4-N9	7.14	130.29	126.00
1	AA	1137	C	C6-N1-C2	-7.14	117.44	120.30
23	CX	22	G	C4-C5-C6	-7.14	114.52	118.80
25	BA	789	G	O5'-P-OP1	-7.14	99.27	105.70
23	AX	8	U	N1-C2-N3	-7.14	110.62	114.90
25	DA	1531	C	C5-C6-N1	7.13	124.57	121.00
1	AA	161	A	C8-N9-C4	-7.13	102.95	105.80
1	AA	71	C	N1-C2-O2	7.12	123.17	118.90
1	CA	1023	G	N3-C4-N9	7.12	130.27	126.00
1	AA	162	A	N7-C8-N9	7.11	117.36	113.80

Continued on next page...

Continued from previous page...

Mol	Chain	Res	Type	Atoms	Z	Observed(°)	Ideal(°)
25	BA	2608	U	C5-C6-N1	-7.11	119.14	122.70
1	CA	320	C	C6-N1-C2	7.11	123.14	120.30
1	AA	236	G	C5-C6-N1	-7.10	107.95	111.50
1	AA	254	G	O5'-P-OP1	-7.10	99.31	105.70
25	BA	133	G	N3-C4-C5	7.10	132.15	128.60
25	BA	1067	A	C8-N9-C4	-7.10	102.96	105.80
1	CA	998	G	N3-C4-N9	-7.09	121.74	126.00
25	DA	933	A	C4-C5-N7	7.09	114.25	110.70
25	BA	552	C	C5-C4-N4	7.08	125.16	120.20
25	DA	2253	G	N1-C6-O6	7.07	124.14	119.90
1	CA	913	A	N1-C6-N6	-7.07	114.36	118.60
25	BA	2692	C	N1-C2-O2	-7.06	114.66	118.90
25	DA	1372	U	C2-N1-C1'	7.06	126.18	117.70
1	CA	1003	G	C4-N9-C1'	7.06	135.68	126.50
43	BX	57	LEU	CA-CB-CG	7.06	131.53	115.30
1	AA	1154	G	N9-C4-C5	-7.06	102.58	105.40
1	CA	998	G	N1-C6-O6	-7.06	115.67	119.90
25	DA	1229	G	C8-N9-C4	7.06	109.22	106.40
25	BA	2724	U	C5-C4-O4	-7.05	121.67	125.90
25	DA	528	A	C8-N9-C4	7.05	108.62	105.80
1	AA	470	C	N1-C2-O2	7.05	123.13	118.90
1	AA	193	C	C5-C6-N1	7.04	124.52	121.00
25	DA	2828	C	C6-N1-C2	7.04	123.12	120.30
1	CA	1038	C	C2-N3-C4	7.04	123.42	119.90
25	BA	1318	A	O5'-P-OP2	-7.03	99.38	105.70
25	DA	914	C	N1-C2-O2	7.03	123.11	118.90
1	AA	1397	C	C2-N1-C1'	7.02	126.52	118.80
25	DA	680	G	C6-C5-N7	-7.02	126.19	130.40
1	AA	1036	G	N3-C4-N9	7.01	130.21	126.00
25	BA	553	A	N1-C6-N6	7.01	122.81	118.60
25	DA	1118	C	C6-N1-C2	-7.01	117.50	120.30
25	BA	990	A	N7-C8-N9	7.01	117.31	113.80
23	CX	26	G	C6-N1-C2	7.01	129.31	125.10
1	AA	460	G	C8-N9-C4	-7.00	103.60	106.40
1	AA	1150	U	C2-N3-C4	6.98	131.19	127.00
25	DA	915	C	N3-C2-O2	-6.98	117.01	121.90
25	DA	933	A	N7-C8-N9	6.98	117.29	113.80
25	DA	1701	A	O5'-P-OP1	-6.98	99.42	105.70
25	BA	785	G	N1-C6-O6	6.97	124.08	119.90
25	DA	2286	A	N1-C6-N6	6.97	122.78	118.60
1	AA	76	C	C2-N3-C4	6.97	123.39	119.90
25	BA	639	G	O4'-C1'-N9	6.97	113.77	108.20

Continued on next page...

Continued from previous page...

Mol	Chain	Res	Type	Atoms	Z	Observed(°)	Ideal(°)
25	BA	2001	C	C6-N1-C2	-6.97	117.51	120.30
25	DA	2003	G	O5'-P-OP1	-6.97	99.43	105.70
1	AA	1531	A	O4'-C1'-N9	-6.96	102.63	108.20
25	BA	1386	U	N1-C2-O2	-6.96	117.93	122.80
25	DA	180	G	C6-C5-N7	-6.96	126.22	130.40
1	AA	122	G	C8-N9-C4	6.96	109.18	106.40
25	BA	82	G	N9-C4-C5	-6.96	102.62	105.40
25	DA	90	U	N3-C2-O2	-6.95	117.33	122.20
25	DA	2023	G	N3-C4-N9	6.95	130.17	126.00
23	CX	22	G	N7-C8-N9	6.95	116.58	113.10
25	DA	1975	G	O5'-P-OP2	-6.94	99.45	105.70
1	AA	63	C	C6-N1-C2	-6.94	117.52	120.30
25	BA	1822	A	N1-C6-N6	6.94	122.77	118.60
25	BA	2638	C	C6-N1-C2	6.94	123.08	120.30
25	DA	2699	C	C6-N1-C2	6.94	123.08	120.30
25	BA	1631	C	C5-C6-N1	6.93	124.47	121.00
23	AX	22	G	N3-C4-C5	6.93	132.06	128.60
25	DA	2607	G	N1-C2-N2	-6.93	109.96	116.20
25	BA	2692	C	N3-C4-N4	6.93	122.85	118.00
25	DA	1776	G	C5-C6-O6	-6.93	124.44	128.60
1	AA	460	G	C6-C5-N7	-6.92	126.25	130.40
23	AX	8	U	N3-C4-C5	-6.91	110.45	114.60
25	BA	749	G	O5'-P-OP2	-6.91	99.48	105.70
1	AA	912	C	N3-C2-O2	6.91	126.74	121.90
25	BA	254	A	C2-N3-C4	-6.91	107.14	110.60
25	DA	141	A	N7-C8-N9	6.91	117.25	113.80
26	DB	99	G	N3-C2-N2	-6.90	115.07	119.90
1	CA	979	C	C6-N1-C2	-6.90	117.54	120.30
1	CA	1273	G	C4-N9-C1'	6.90	135.47	126.50
25	BA	2630	G	N3-C4-C5	-6.90	125.15	128.60
25	BA	555	G	C5-N7-C8	-6.89	100.85	104.30
25	DA	1022	G	N3-C4-N9	-6.89	121.86	126.00
25	DA	2893	G	N9-C4-C5	-6.89	102.64	105.40
25	BA	894	U	C5-C6-N1	-6.89	119.25	122.70
25	DA	1826	G	N1-C6-O6	-6.89	115.77	119.90
25	BA	1631	C	C6-N1-C2	-6.88	117.55	120.30
1	CA	1106	G	N9-C4-C5	6.88	108.15	105.40
25	BA	1216	G	N7-C8-N9	6.88	116.54	113.10
25	BA	1414	G	N1-C6-O6	-6.88	115.77	119.90
25	BA	667	G	O5'-P-OP2	-6.88	99.51	105.70
25	BA	990	A	O4'-C1'-N9	6.88	113.70	108.20
1	CA	1391	U	C5-C4-O4	6.88	130.03	125.90

Continued on next page...

Continued from previous page...

Mol	Chain	Res	Type	Atoms	Z	Observed(°)	Ideal(°)
1	AA	1030(B)	C	N3-C2-O2	-6.88	117.09	121.90
1	CA	1502	A	C2-N3-C4	-6.88	107.16	110.60
1	AA	476	G	O4'-C1'-N9	6.87	113.70	108.20
1	CA	1044	A	C5-C6-N6	6.87	129.19	123.70
25	DA	945	A	N7-C8-N9	6.87	117.23	113.80
1	AA	1127	G	N7-C8-N9	-6.87	109.67	113.10
25	DA	1251	C	N1-C2-O2	-6.87	114.78	118.90
1	AA	841	U	C5-C6-N1	6.86	126.13	122.70
1	CA	1003	G	N3-C4-N9	6.86	130.12	126.00
25	DA	738	G	N1-C6-O6	-6.86	115.78	119.90
25	DA	112	U	O5'-P-OP1	-6.86	99.53	105.70
25	DA	2061	G	C5-C6-O6	-6.86	124.48	128.60
1	CA	1273	G	C5-C6-O6	-6.85	124.49	128.60
25	BA	1372	U	C5-C6-N1	-6.85	119.28	122.70
25	DA	2084	C	C6-N1-C2	6.84	123.04	120.30
25	DA	2297	C	C5-C6-N1	6.84	124.42	121.00
25	BA	1755	C	N3-C2-O2	6.84	126.69	121.90
25	DA	2827	C	C6-N1-C2	6.83	123.03	120.30
1	CA	1141	C	C2-N1-C1'	-6.83	111.28	118.80
25	BA	2339	A	N1-C6-N6	-6.83	114.50	118.60
25	BA	2454	C	C5-C6-N1	-6.83	117.59	121.00
25	DA	2313	C	C6-N1-C2	-6.83	117.57	120.30
25	BA	587	C	N1-C2-O2	-6.83	114.80	118.90
25	DA	1983	C	N1-C2-O2	-6.82	114.81	118.90
25	DA	2569	G	N3-C2-N2	-6.82	115.13	119.90
1	AA	187	C	C5-C6-N1	6.81	124.41	121.00
25	DA	2519	U	O5'-P-OP1	-6.81	99.57	105.70
25	BA	949	C	C6-N1-C2	6.80	123.02	120.30
25	DA	1607	C	N1-C2-O2	6.80	122.98	118.90
25	BA	1745	A	C6-C5-N7	-6.80	127.54	132.30
25	BA	174	U	C5-C6-N1	-6.79	119.30	122.70
25	DA	180	G	C4-C5-N7	6.79	113.52	110.80
1	CA	1043	C	N3-C4-C5	-6.79	119.18	121.90
25	DA	2330	G	N1-C6-O6	6.79	123.97	119.90
25	BA	1745	A	C4-C5-N7	6.79	114.09	110.70
1	AA	1502	A	N1-C6-N6	6.78	122.67	118.60
25	DA	945	A	O4'-C1'-N9	6.78	113.63	108.20
26	DB	70	C	N1-C2-O2	6.78	122.97	118.90
25	DA	2501	C	N3-C4-C5	6.78	124.61	121.90
25	BA	2660	C	C6-N1-C2	6.78	123.01	120.30
25	BA	1775	C	C5-C6-N1	6.78	124.39	121.00
25	BA	1744	G	C5-C6-O6	-6.77	124.53	128.60

Continued on next page...

Continued from previous page...

Mol	Chain	Res	Type	Atoms	Z	Observed(°)	Ideal(°)
2	CB	154	LEU	CA-CB-CG	6.77	130.88	115.30
25	BA	2229	A	O4'-C1'-N9	6.77	113.62	108.20
25	BA	978	A	N1-C6-N6	6.77	122.66	118.60
25	BA	2074	G	N9-C4-C5	6.77	108.11	105.40
25	DA	1826	G	C4-C5-N7	-6.77	108.09	110.80
1	AA	383	A	O4'-C1'-N9	6.76	113.61	108.20
1	CA	1002	G	N3-C4-N9	-6.76	121.94	126.00
25	BA	2265	G	N9-C4-C5	-6.76	102.70	105.40
25	DA	2033	A	C5-C6-N1	6.76	121.08	117.70
25	DA	1284	A	N1-C6-N6	6.76	122.65	118.60
25	BA	2299	A	N3-C4-N9	-6.75	122.00	127.40
25	BA	2558	U	C5-C6-N1	-6.75	119.33	122.70
25	BA	2298	A	C2-N3-C4	-6.75	107.23	110.60
25	DA	22	C	C6-N1-C2	6.75	123.00	120.30
1	CA	1042	G	C6-N1-C2	6.75	129.15	125.10
25	BA	840	A	N1-C6-N6	6.74	122.65	118.60
25	BA	2627	U	N3-C4-O4	-6.74	114.68	119.40
25	BA	1858	C	N3-C4-N4	-6.74	113.28	118.00
25	BA	339	G	C5-C6-N1	-6.73	108.13	111.50
1	CA	1502	A	C4-C5-N7	6.73	114.07	110.70
1	AA	1028	C	C6-N1-C2	-6.73	117.61	120.30
1	CA	1183	A	P-O3'-C3'	6.72	127.77	119.70
1	CA	1307	U	N3-C4-O4	6.72	124.11	119.40
25	DA	901	A	N7-C8-N9	6.72	117.16	113.80
25	DA	2188	C	C6-N1-C2	-6.72	117.61	120.30
25	BA	719	C	C6-N1-C2	6.72	122.99	120.30
1	AA	446	G	N1-C6-O6	6.72	123.93	119.90
25	BA	2238	C	C6-N1-C2	6.72	122.99	120.30
25	BA	105	C	C6-N1-C2	6.71	122.99	120.30
25	BA	1606	G	C4-N9-C1'	-6.71	117.77	126.50
7	CG	22	LEU	CA-CB-CG	6.71	130.74	115.30
25	BA	2807	C	C5-C6-N1	6.71	124.35	121.00
25	DA	552	G	N3-C4-N9	-6.71	121.98	126.00
25	BA	2527	C	OP1-P-OP2	-6.71	109.54	119.60
25	BA	555	G	N3-C4-N9	-6.70	121.98	126.00
1	AA	912	C	N1-C2-O2	-6.70	114.88	118.90
1	AA	1278	U	C5-C6-N1	6.70	126.05	122.70
25	DA	1021	A	N3-C4-C5	6.70	131.49	126.80
25	BA	559	U	O5'-P-OP1	-6.70	99.67	105.70
51	D5	58	LEU	CA-CB-CG	6.69	130.69	115.30
1	AA	460	G	C4-N9-C1'	6.69	135.20	126.50
25	BA	767	C	C6-N1-C2	6.69	122.98	120.30

Continued on next page...

Continued from previous page...

Mol	Chain	Res	Type	Atoms	Z	Observed(°)	Ideal(°)
25	BA	2544	G	N1-C6-O6	6.69	123.91	119.90
1	CA	1154	G	C5-N7-C8	6.69	107.64	104.30
19	CS	16	LEU	CA-CB-CG	6.69	130.68	115.30
25	DA	458	G	C8-N9-C4	-6.69	103.72	106.40
1	CA	768	A	C2-N3-C4	-6.68	107.26	110.60
25	BA	833	C	N3-C4-C5	6.68	124.57	121.90
25	BA	2055	A	O5'-P-OP1	-6.68	99.69	105.70
1	CA	754	C	C2-N1-C1'	6.68	126.15	118.80
25	DA	94(A)	G	C8-N9-C4	-6.68	103.73	106.40
25	BA	512	C	C6-N1-C2	6.68	122.97	120.30
25	BA	1745	A	C5-N7-C8	-6.68	100.56	103.90
1	CA	1034	G	N3-C4-N9	-6.68	121.99	126.00
25	BA	50	G	N9-C4-C5	6.68	108.07	105.40
25	DA	2519	U	C6-N1-C2	6.67	125.00	121.00
1	AA	836	G	N1-C6-O6	6.67	123.90	119.90
25	BA	2549	U	C5-C4-O4	6.67	129.90	125.90
23	CX	76	A	N9-C4-C5	6.66	108.47	105.80
22	AV	17	U	C2-N3-C4	6.66	131.00	127.00
1	CA	65	U	P-O3'-C3'	6.66	127.69	119.70
1	AA	1026	G	C4-N9-C1'	6.66	135.16	126.50
25	BA	1093	G	C4-N9-C1'	6.66	135.16	126.50
1	CA	841	U	C6-N1-C2	-6.66	117.00	121.00
25	DA	205	G	C4-N9-C1'	-6.66	117.84	126.50
25	DA	2224	G	C6-C5-N7	-6.66	126.41	130.40
25	BA	488	C	N3-C4-C5	6.65	124.56	121.90
25	BA	655	G	C8-N9-C4	6.65	109.06	106.40
25	DA	1021	A	N1-C2-N3	6.65	132.63	129.30
25	DA	2567	G	C5-C6-O6	-6.65	124.61	128.60
25	DA	114	U	N3-C4-O4	6.65	124.05	119.40
25	DA	330	A	N3-C4-C5	6.65	131.45	126.80
1	AA	728	A	O5'-P-OP2	-6.64	99.72	105.70
25	BA	477	C	N1-C2-O2	-6.64	114.91	118.90
25	DA	1489	U	C5-C6-N1	-6.64	119.38	122.70
1	AA	167	G	C6-C5-N7	-6.64	126.42	130.40
25	DA	1471	A	C8-N9-C4	-6.64	103.14	105.80
43	DX	57	LEU	CA-CB-CG	6.64	130.57	115.30
25	BA	1097	G	N1-C6-O6	6.63	123.88	119.90
1	CA	1154	G	O4'-C1'-N9	6.63	113.50	108.20
1	CA	1106	G	C8-N9-C4	-6.63	103.75	106.40
25	DA	1344	G	N1-C6-O6	6.62	123.88	119.90
1	AA	66	G	N1-C6-O6	6.62	123.87	119.90
25	DA	898	C	C5-C6-N1	6.62	124.31	121.00

Continued on next page...

Continued from previous page...

Mol	Chain	Res	Type	Atoms	Z	Observed(°)	Ideal(°)
25	DA	271(A)	A	C8-N9-C4	6.61	108.45	105.80
1	CA	1126	U	C5-C6-N1	6.61	126.00	122.70
1	CA	984	C	C2-N3-C4	6.61	123.20	119.90
1	AA	1276	G	N3-C4-C5	-6.61	125.30	128.60
26	DB	9	G	N1-C6-O6	6.61	123.86	119.90
25	BA	1958	A	N1-C6-N6	6.60	122.56	118.60
25	DA	2320	A	C2-N3-C4	6.60	113.90	110.60
25	DA	2630	G	N3-C4-C5	6.60	131.90	128.60
1	AA	532	A	OP1-P-O3'	6.60	119.72	105.20
25	BA	553	A	N3-C4-C5	6.60	131.42	126.80
25	BA	2794	A	N1-C6-N6	-6.60	114.64	118.60
25	DA	530	G	N3-C4-N9	-6.59	122.04	126.00
1	CA	5	U	C2-N1-C1'	6.59	125.61	117.70
25	BA	50	G	C5-C6-O6	6.59	132.55	128.60
25	DA	2512	C	C6-N1-C2	6.59	122.94	120.30
25	BA	485	U	O5'-P-OP2	-6.58	99.78	105.70
25	DA	898	C	C6-N1-C2	-6.58	117.67	120.30
25	DA	2572	A	C8-N9-C4	6.58	108.43	105.80
25	BA	1926	G	N1-C6-O6	-6.58	115.95	119.90
1	AA	1007	C	C6-N1-C1'	-6.58	112.90	120.80
25	BA	892	G	O4'-C1'-N9	6.58	113.46	108.20
1	CA	1273	G	N3-C4-C5	-6.58	125.31	128.60
25	DA	2072	G	N1-C6-O6	6.57	123.84	119.90
23	AX	22	G	C8-N9-C1'	6.56	135.53	127.00
1	CA	1395	C	C2-N3-C4	6.56	123.18	119.90
25	DA	2333	A	C8-N9-C4	6.56	108.42	105.80
25	DA	1269	A	C2-N3-C4	-6.56	107.32	110.60
25	DA	1573	G	C8-N9-C4	6.55	109.02	106.40
1	CA	915	A	N7-C8-N9	-6.55	110.53	113.80
25	DA	576	U	O5'-P-OP1	-6.55	99.81	105.70
25	DA	2512	C	N3-C4-C5	6.55	124.52	121.90
25	DA	790	C	O5'-P-OP2	-6.55	99.81	105.70
25	DA	272(C)	G	N3-C4-C5	6.54	131.87	128.60
25	BA	2700	U	N3-C4-C5	-6.54	110.67	114.60
1	CA	992	U	P-O3'-C3'	6.54	127.55	119.70
1	CA	998	G	C5-C6-O6	6.54	132.53	128.60
25	DA	1477	A	C2-N3-C4	-6.54	107.33	110.60
25	BA	1068	G	N9-C4-C5	6.54	108.02	105.40
25	BA	1072	U	C2-N1-C1'	6.54	125.54	117.70
25	BA	254	A	O4'-C1'-N9	6.53	113.42	108.20
1	AA	611	A	C8-N9-C4	6.53	108.41	105.80
25	BA	1249	A	C4-C5-N7	6.53	113.96	110.70

Continued on next page...

Continued from previous page...

Mol	Chain	Res	Type	Atoms	Z	Observed(°)	Ideal(°)
25	DA	205	G	N7-C8-N9	-6.53	109.84	113.10
25	DA	956	G	C8-N9-C4	-6.52	103.79	106.40
1	AA	1127	G	N9-C4-C5	-6.52	102.79	105.40
43	DX	65	ARG	NE-CZ-NH2	-6.52	117.04	120.30
25	BA	1723	A	N1-C6-N6	-6.52	114.69	118.60
25	BA	2651	A	N1-C6-N6	6.52	122.51	118.60
25	DA	1698	A	C5-N7-C8	-6.52	100.64	103.90
25	DA	912	C	C6-N1-C2	-6.52	117.69	120.30
1	AA	1123	A	C5-C6-N6	6.52	128.91	123.70
1	AA	1123	A	C6-N1-C2	6.51	122.51	118.60
25	DA	1142	U	N1-C2-O2	6.51	127.36	122.80
1	CA	527	G	N1-C6-O6	-6.51	115.99	119.90
25	DA	663	G	C4-C5-N7	-6.51	108.20	110.80
25	DA	1698	A	C4-C5-N7	6.51	113.96	110.70
25	DA	1698	A	O4'-C1'-N9	6.51	113.41	108.20
25	DA	514	A	N7-C8-N9	-6.51	110.55	113.80
1	CA	1101	A	C8-N9-C4	6.51	108.40	105.80
25	DA	2489	G	C8-N9-C4	6.51	109.00	106.40
25	BA	1098	C	C5-C6-N1	6.50	124.25	121.00
25	BA	398	A	N1-C6-N6	6.50	122.50	118.60
1	AA	348	G	N3-C4-C5	6.50	131.85	128.60
25	BA	2454	C	C6-N1-C2	6.50	122.90	120.30
23	CX	22	G	C8-N9-C4	-6.50	103.80	106.40
25	DA	754	C	N1-C2-O2	-6.50	115.00	118.90
25	BA	2430	A	N1-C6-N6	6.49	122.50	118.60
25	DA	1269	A	N1-C6-N6	6.49	122.50	118.60
25	BA	1700	G	P-O3'-C3'	6.49	127.48	119.70
25	DA	195	A	OP2-P-O3'	6.49	119.47	105.20
25	DA	1313	U	C2-N1-C1'	6.49	125.48	117.70
25	DA	196	A	O5'-P-OP2	-6.48	99.86	105.70
25	BA	354	A	C5-N7-C8	-6.48	100.66	103.90
1	AA	1127	G	C5-N7-C8	6.47	107.54	104.30
1	AA	1502	A	N1-C2-N3	6.47	132.54	129.30
26	DB	72	G	C6-C5-N7	-6.47	126.52	130.40
1	AA	890	G	O4'-C1'-N9	6.47	113.38	108.20
25	DA	1807	G	N1-C6-O6	6.46	123.78	119.90
25	DA	63	U	N3-C4-O4	-6.46	114.88	119.40
25	BA	254	A	C6-C5-N7	-6.46	127.78	132.30
25	DA	1698	A	C4-C5-C6	6.46	120.23	117.00
25	BA	2521	G	C8-N9-C4	6.46	108.98	106.40
25	BA	1930	C	C6-N1-C2	-6.45	117.72	120.30
25	BA	2868	C	O5'-P-OP2	-6.45	99.90	105.70

Continued on next page...

Continued from previous page...

Mol	Chain	Res	Type	Atoms	Z	Observed(°)	Ideal(°)
25	DA	2446	G	N9-C4-C5	-6.45	102.82	105.40
1	AA	1519	A	C5-C6-N1	-6.45	114.48	117.70
1	CA	1518	A	N1-C2-N3	6.45	132.52	129.30
1	CA	161	A	C8-N9-C4	-6.44	103.22	105.80
1	AA	1124	G	C2-N3-C4	6.44	115.12	111.90
25	DA	1692	U	O5'-P-OP2	-6.44	99.91	105.70
25	BA	184	A	C5-N7-C8	6.44	107.12	103.90
25	DA	31	C	O5'-P-OP2	-6.43	99.91	105.70
25	BA	696	C	C5-C6-N1	6.43	124.22	121.00
25	DA	2244	U	C5-C6-N1	-6.43	119.49	122.70
25	BA	1783	C	C6-N1-C2	6.43	122.87	120.30
25	DA	2546	U	N1-C2-O2	-6.42	118.30	122.80
25	BA	1067	A	C6-C5-N7	-6.42	127.81	132.30
1	AA	738	C	C6-N1-C2	-6.42	117.73	120.30
25	DA	1210	A	P-O3'-C3'	6.42	127.40	119.70
23	CX	46	G	N9-C4-C5	6.42	107.97	105.40
25	BA	999	G	OP2-P-O3'	6.41	119.30	105.20
25	DA	907	U	C5-C6-N1	6.41	125.91	122.70
25	DA	2207	G	C5-C6-O6	-6.41	124.75	128.60
25	DA	2805	G	O4'-C1'-N9	6.41	113.33	108.20
25	BA	12	U	N1-C2-O2	6.40	127.28	122.80
1	CA	915	A	C8-N9-C4	6.40	108.36	105.80
25	DA	671	C	N1-C2-O2	-6.40	115.06	118.90
1	CA	1064	G	P-O3'-C3'	6.40	127.38	119.70
25	DA	529	A	C4-C5-N7	6.40	113.90	110.70
25	BA	538	A	N1-C6-N6	6.40	122.44	118.60
25	DA	1660	C	C5-C6-N1	-6.40	117.80	121.00
25	DA	1021	A	N7-C8-N9	6.40	117.00	113.80
25	DA	1142(A)	A	N1-C2-N3	6.40	132.50	129.30
1	AA	878	G	C8-N9-C4	6.39	108.96	106.40
25	DA	1489	U	N3-C4-O4	6.39	123.87	119.40
25	DA	522	G	C5-C6-O6	-6.38	124.77	128.60
25	DA	915	C	C6-N1-C2	-6.38	117.75	120.30
25	DA	945	A	C5-C6-N1	-6.38	114.51	117.70
25	BA	2228	G	C6-C5-N7	-6.38	126.58	130.40
1	AA	1502	A	C2-N3-C4	-6.38	107.41	110.60
25	BA	856	G	C5-C6-O6	6.37	132.42	128.60
25	BA	2331	G	C5-C6-O6	-6.37	124.78	128.60
25	DA	1677	A	C5-C6-N6	-6.37	118.61	123.70
25	BA	2427	G	C8-N9-C4	-6.37	103.85	106.40
25	DA	1653	G	C6-C5-N7	-6.36	126.58	130.40
25	BA	1631	C	C2-N1-C1'	6.36	125.79	118.80

Continued on next page...

Continued from previous page...

Mol	Chain	Res	Type	Atoms	Z	Observed(°)	Ideal(°)
1	CA	906	G	N3-C4-N9	6.36	129.81	126.00
25	DA	470	A	O5'-P-OP1	-6.36	99.98	105.70
25	DA	529	A	C5-N7-C8	-6.36	100.72	103.90
25	DA	2347	C	N1-C2-O2	6.36	122.71	118.90
1	AA	1531	A	C8-N9-C4	-6.35	103.26	105.80
25	BA	2103	C	O5'-P-OP2	-6.35	99.98	105.70
25	BA	2228	G	C8-N9-C1'	-6.35	118.74	127.00
25	DA	2550	G	C6-C5-N7	-6.35	126.59	130.40
25	BA	610	C	N1-C2-O2	-6.35	115.09	118.90
1	CA	1221	G	C6-N1-C2	6.35	128.91	125.10
25	DA	2338	G	N3-C4-C5	6.35	131.78	128.60
1	AA	1276	G	C8-N9-C4	-6.35	103.86	106.40
25	BA	1659	G	C2-N3-C4	-6.34	108.73	111.90
25	BA	1850	A	C2-N3-C4	-6.34	107.43	110.60
25	BA	1710	C	C5-C4-N4	-6.34	115.76	120.20
25	DA	2826	A	N1-C6-N6	-6.34	114.80	118.60
25	BA	1170	C	C6-N1-C2	6.33	122.83	120.30
1	AA	1506	U	N3-C2-O2	6.33	126.63	122.20
25	BA	1994	A	C8-N9-C4	-6.33	103.27	105.80
25	DA	2595	G	C8-N9-C4	6.33	108.93	106.40
1	AA	146	G	C8-N9-C4	-6.33	103.87	106.40
1	CA	1262	C	C2-N1-C1'	6.33	125.76	118.80
25	DA	527	C	C6-N1-C2	-6.33	117.77	120.30
1	AA	458	C	C5-C6-N1	6.32	124.16	121.00
25	DA	2313	C	N3-C4-C5	-6.32	119.37	121.90
1	CA	1158	C	N3-C2-O2	-6.32	117.48	121.90
26	DB	56	G	N3-C4-N9	6.31	129.79	126.00
25	BA	2431	U	OP1-P-O3'	6.31	119.09	105.20
1	CA	1026	G	C2-N3-C4	6.31	115.06	111.90
25	DA	114	U	C2-N1-C1'	6.31	125.27	117.70
25	BA	1093	G	N3-C2-N2	6.31	124.31	119.90
25	DA	912	C	N3-C2-O2	-6.31	117.48	121.90
25	BA	719	C	N1-C2-O2	-6.30	115.12	118.90
1	CA	299	G	C5-C6-O6	-6.30	124.82	128.60
25	DA	461	C	N1-C2-O2	-6.30	115.12	118.90
25	DA	659	C	C6-N1-C2	6.30	122.82	120.30
25	DA	1774	C	C5-C6-N1	6.30	124.15	121.00
25	DA	2332	U	C5-C6-N1	-6.30	119.55	122.70
25	BA	2641	A	O4'-C1'-N9	6.30	113.24	108.20
25	DA	2520	C	C6-N1-C2	6.30	122.82	120.30
25	BA	507	G	O5'-P-OP2	-6.30	100.03	105.70
25	BA	1067	A	N3-C4-C5	6.30	131.21	126.80

Continued on next page...

Continued from previous page...

Mol	Chain	Res	Type	Atoms	Z	Observed(°)	Ideal(°)
25	BA	342	C	C6-N1-C2	-6.29	117.78	120.30
1	CA	115	G	P-O3'-C3'	6.29	127.25	119.70
25	DA	465	G	C5-C6-O6	-6.29	124.82	128.60
25	DA	1647	G	O4'-C1'-N9	-6.29	103.16	108.20
1	CA	1502	A	N7-C8-N9	6.29	116.95	113.80
1	CA	1122	U	O4'-C1'-N1	-6.29	103.17	108.20
1	AA	299	G	N3-C4-C5	6.29	131.74	128.60
25	BA	46	C	N3-C4-C5	6.29	124.42	121.90
25	BA	1373	C	C6-N1-C2	-6.29	117.78	120.30
1	CA	1397	C	C2-N1-C1'	6.29	125.72	118.80
1	CA	1004	A	C5-C6-N6	6.29	128.73	123.70
1	CA	1154	G	N1-C2-N3	6.29	127.67	123.90
1	CA	365	U	C5-C6-N1	-6.29	119.56	122.70
25	DA	2346	A	N1-C6-N6	-6.29	114.83	118.60
25	BA	1322	A	C8-N9-C4	6.28	108.31	105.80
1	AA	1460	A	C8-N9-C4	6.28	108.31	105.80
25	DA	827	U	N3-C2-O2	6.28	126.60	122.20
25	DA	597	U	N3-C2-O2	6.28	126.60	122.20
25	BA	2227	G	C8-N9-C1'	6.28	135.16	127.00
1	CA	1325	C	C5-C4-N4	6.28	124.59	120.20
25	BA	1699	A	OP1-P-O3'	6.28	119.01	105.20
29	DF	12	LEU	CA-CB-CG	6.27	129.72	115.30
1	CA	1163	C	N1-C2-O2	6.27	122.66	118.90
1	CA	1271	G	C5-C6-O6	-6.27	124.84	128.60
1	AA	421	U	N3-C2-O2	-6.26	117.81	122.20
1	AA	1036	G	N3-C4-C5	-6.26	125.47	128.60
25	BA	1665	G	O5'-P-OP2	-6.26	100.06	105.70
25	DA	1963	U	C5-C6-N1	6.26	125.83	122.70
25	BA	2511	C	N3-C4-N4	6.26	122.38	118.00
25	BA	1315	A	O5'-P-OP2	-6.26	100.06	105.70
25	BA	2622	C	O5'-P-OP1	-6.26	100.07	105.70
1	CA	5	U	C6-N1-C2	-6.26	117.25	121.00
1	CA	1022	G	N3-C4-N9	-6.26	122.25	126.00
23	CX	34	C	C2-N1-C1'	6.25	125.68	118.80
25	DA	1281	G	N1-C6-O6	6.25	123.65	119.90
25	BA	354	A	N3-C4-C5	6.25	131.18	126.80
25	BA	1055	A	C8-N9-C4	-6.25	103.30	105.80
1	CA	916	G	C8-N9-C4	-6.25	103.90	106.40
25	DA	2825	C	O5'-P-OP1	-6.25	100.07	105.70
25	BA	2694	U	C2-N1-C1'	6.25	125.20	117.70
25	DA	2599	G	C8-N9-C4	6.25	108.90	106.40
25	BA	1522	G	N3-C2-N2	-6.25	115.53	119.90

Continued on next page...

Continued from previous page...

Mol	Chain	Res	Type	Atoms	Z	Observed(°)	Ideal(°)
1	AA	1531	A	N7-C8-N9	6.25	116.92	113.80
25	BA	555	G	C8-N9-C4	-6.25	103.90	106.40
25	DA	680	G	C5-C6-O6	-6.25	124.85	128.60
25	BA	82	G	C6-C5-N7	-6.24	126.65	130.40
25	DA	1322	A	O5'-P-OP2	-6.24	100.08	105.70
25	BA	1249	A	C6-C5-N7	-6.24	127.93	132.30
25	DA	826	U	C5-C6-N1	-6.24	119.58	122.70
1	AA	401	C	C6-N1-C2	-6.24	117.81	120.30
1	AA	1113	C	C6-N1-C2	-6.24	117.81	120.30
23	CX	26	G	N3-C2-N2	6.24	124.27	119.90
25	BA	2641	A	N1-C2-N3	6.24	132.42	129.30
25	DA	208	C	C6-N1-C2	6.24	122.80	120.30
23	CX	22	G	C8-N9-C1'	6.24	135.11	127.00
25	DA	1769	G	C5-C6-O6	-6.24	124.86	128.60
1	CA	1158	C	C6-N1-C2	-6.23	117.81	120.30
25	BA	978	A	C6-C5-N7	-6.23	127.94	132.30
25	BA	930	G	C4-N9-C1'	-6.23	118.40	126.50
25	DA	680	G	N1-C6-O6	6.22	123.64	119.90
25	DA	1746	G	C8-N9-C4	-6.22	103.91	106.40
1	AA	1285	A	P-O3'-C3'	6.22	127.17	119.70
25	BA	2265	G	N1-C6-O6	6.22	123.63	119.90
25	BA	1489	G	N1-C6-O6	6.22	123.63	119.90
25	BA	2550	C	N3-C4-C5	6.22	124.39	121.90
25	BA	1522	G	N1-C6-O6	6.22	123.63	119.90
2	CB	180	LEU	CA-CB-CG	-6.22	101.00	115.30
25	BA	1494	G	C8-N9-C4	-6.21	103.91	106.40
25	DA	1271	G	C5-C6-N1	-6.21	108.39	111.50
25	DA	680	G	C4-C5-N7	6.21	113.28	110.80
25	DA	1363	C	N3-C4-N4	-6.21	113.66	118.00
25	DA	52	A	C8-N9-C4	-6.20	103.32	105.80
25	DA	885	C	C5-C6-N1	6.20	124.10	121.00
1	CA	1033	G	N9-C4-C5	-6.20	102.92	105.40
25	BA	1696	G	O5'-P-OP2	-6.20	100.12	105.70
1	AA	998	G	N3-C4-N9	-6.20	122.28	126.00
1	CA	1169	A	N1-C6-N6	6.19	122.32	118.60
25	DA	1600	C	N1-C2-O2	-6.19	115.19	118.90
1	AA	1415	G	N1-C6-O6	6.19	123.61	119.90
25	BA	46	C	C2-N3-C4	-6.19	116.81	119.90
25	BA	139	A	C8-N9-C4	-6.19	103.33	105.80
25	BA	288	U	O4'-C1'-N1	6.19	113.15	108.20
25	BA	1606	G	N3-C4-N9	-6.19	122.29	126.00
25	DA	1653	G	C8-N9-C1'	-6.18	118.96	127.00

Continued on next page...

Continued from previous page...

Mol	Chain	Res	Type	Atoms	Z	Observed(°)	Ideal(°)
25	DA	1937	A	C8-N9-C4	6.18	108.27	105.80
22	CV	17	U	C2-N3-C4	6.18	130.71	127.00
25	DA	1651	G	C8-N9-C4	6.18	108.87	106.40
25	DA	733	G	C4-C5-N7	6.18	113.27	110.80
1	CA	175	C	C6-N1-C2	-6.17	117.83	120.30
1	CA	897	C	O5'-P-OP2	-6.17	100.14	105.70
25	BA	792	G	C5-C6-O6	-6.17	124.90	128.60
1	CA	1169	A	C8-N9-C4	-6.17	103.33	105.80
25	DA	1204	A	C6-C5-N7	-6.17	127.98	132.30
1	AA	92	C	C5-C6-N1	6.17	124.08	121.00
1	AA	720	C	C6-N1-C2	-6.17	117.83	120.30
1	AA	1007	C	O4'-C1'-N1	-6.17	103.27	108.20
1	CA	1000	U	C2-N3-C4	6.17	130.70	127.00
34	BO	8	LEU	CA-CB-CG	6.17	129.48	115.30
25	BA	2734	A	C8-N9-C4	6.16	108.27	105.80
1	AA	1007	C	C2-N3-C4	6.16	122.98	119.90
1	CA	1113	C	C6-N1-C2	-6.16	117.84	120.30
25	DA	827	U	N1-C2-O2	-6.16	118.49	122.80
25	DA	1826	G	C5-N7-C8	6.16	107.38	104.30
25	DA	2804	C	C5-C6-N1	6.16	124.08	121.00
25	DA	116	C	N3-C4-C5	-6.16	119.44	121.90
25	BA	1922	A	O5'-P-OP1	-6.16	100.16	105.70
1	CA	997	U	C2-N3-C4	6.15	130.69	127.00
25	DA	1204	A	N1-C2-N3	6.15	132.38	129.30
25	DA	1660	C	C4-C5-C6	6.15	120.47	117.40
25	DA	2505	G	C5-C6-O6	-6.15	124.91	128.60
26	DB	56	G	C8-N9-C4	-6.15	103.94	106.40
25	DA	207	A	C8-N9-C4	6.14	108.26	105.80
25	BA	353	G	O5'-P-OP2	-6.14	100.17	105.70
25	BA	2519	C	O5'-P-OP2	-6.14	100.17	105.70
23	AX	4	G	C8-N9-C4	6.14	108.86	106.40
1	AA	1506	U	N1-C2-O2	-6.14	118.50	122.80
25	BA	2239	A	N9-C4-C5	6.14	108.25	105.80
25	BA	1067	A	N3-C4-N9	-6.13	122.49	127.40
25	DA	2246	G	C2-N3-C4	-6.13	108.83	111.90
25	DA	2644	G	N3-C4-N9	-6.13	122.32	126.00
25	BA	2506	G	C8-N9-C4	6.13	108.85	106.40
25	BA	903	C	C6-N1-C2	-6.13	117.85	120.30
25	BA	2627	U	C4-C5-C6	-6.13	116.02	119.70
1	CA	316	G	N1-C6-O6	6.13	123.58	119.90
25	DA	2286	A	C2-N3-C4	-6.13	107.54	110.60
25	BA	1386	U	C2-N3-C4	-6.12	123.33	127.00

Continued on next page...

Continued from previous page...

Mol	Chain	Res	Type	Atoms	Z	Observed(°)	Ideal(°)
1	AA	227	G	C8-N9-C4	6.12	108.85	106.40
23	AX	76	A	C4-C5-C6	6.12	120.06	117.00
25	BA	842	C	N3-C4-N4	-6.12	113.72	118.00
1	CA	1044	A	N1-C6-N6	-6.12	114.93	118.60
1	CA	1054	C	C2-N1-C1'	6.12	125.53	118.80
25	BA	2331	G	O4'-C1'-N9	6.11	113.09	108.20
25	DA	62	C	C6-N1-C2	6.11	122.75	120.30
25	DA	2373	G	N1-C6-O6	6.11	123.57	119.90
23	CX	22	G	N1-C6-O6	-6.11	116.23	119.90
25	DA	141	A	C5-N7-C8	-6.11	100.85	103.90
25	BA	2015	U	O5'-P-OP1	-6.10	100.21	105.70
25	DA	1678	G	C8-N9-C4	-6.10	103.96	106.40
25	DA	2294	C	N1-C2-O2	6.10	122.56	118.90
25	DA	2321	G	N9-C4-C5	-6.10	102.96	105.40
1	AA	343	U	N1-C2-O2	-6.10	118.53	122.80
25	DA	748	G	C5-C6-N1	6.10	114.55	111.50
26	BB	80	U	C5-C4-O4	6.10	129.56	125.90
25	DA	2039	C	C6-N1-C2	-6.10	117.86	120.30
25	BA	989	G	C4-N9-C1'	6.10	134.43	126.50
25	BA	2287	C	O5'-P-OP1	-6.09	100.21	105.70
1	AA	1131	G	N1-C6-O6	6.09	123.56	119.90
25	BA	1829	U	N3-C4-O4	-6.09	115.14	119.40
25	DA	180	G	C5-C6-O6	-6.09	124.94	128.60
25	DA	2446	G	N7-C8-N9	-6.09	110.05	113.10
25	BA	933	C	N1-C2-O2	6.09	122.55	118.90
25	BA	2228	G	N1-C6-O6	6.09	123.55	119.90
23	CX	46	G	C8-N9-C1'	6.09	134.91	127.00
25	DA	2489	G	N9-C4-C5	-6.09	102.96	105.40
25	BA	894	U	N3-C4-O4	-6.09	115.14	119.40
25	DA	1558	A	P-O3'-C3'	6.09	127.00	119.70
1	AA	101	A	O5'-P-OP2	-6.08	100.22	105.70
25	BA	2712	C	C6-N1-C2	6.08	122.73	120.30
25	DA	2735	G	C5-C6-O6	-6.08	124.95	128.60
25	BA	1336	C	C6-N1-C2	-6.08	117.87	120.30
25	BA	2227	G	C8-N9-C4	6.08	108.83	106.40
25	DA	1797	C	C5-C6-N1	-6.08	117.96	121.00
26	DB	13	A	C8-N9-C4	6.08	108.23	105.80
25	DA	885	C	C6-N1-C2	-6.08	117.87	120.30
25	BA	477	C	C6-N1-C2	6.08	122.73	120.30
25	BA	1024	G	C5-C6-O6	6.08	132.25	128.60
25	BA	2565	G	N3-C2-N2	6.08	124.15	119.90
25	DA	522	G	N1-C6-O6	6.08	123.55	119.90

Continued on next page...

Continued from previous page...

Mol	Chain	Res	Type	Atoms	Z	Observed(°)	Ideal(°)
25	DA	981	A	C6-C5-N7	6.08	136.55	132.30
25	DA	1826	G	C5-C6-O6	6.08	132.25	128.60
1	CA	1126	U	C2-N1-C1'	6.07	124.99	117.70
1	AA	841	U	C6-N1-C2	-6.07	117.36	121.00
25	BA	1919	G	N1-C6-O6	6.07	123.54	119.90
1	CA	1003	G	C4-C5-C6	6.07	122.44	118.80
1	AA	421	U	N1-C2-O2	6.07	127.05	122.80
25	DA	467	G	C8-N9-C4	6.07	108.83	106.40
25	DA	2277	G	O5'-P-OP2	-6.07	100.24	105.70
25	BA	70	A	P-O3'-C3'	6.07	126.98	119.70
1	CA	1502	A	N1-C6-N6	6.07	122.24	118.60
25	DA	504	U	N3-C2-O2	-6.07	117.95	122.20
1	CA	1511	G	N1-C6-O6	6.06	123.54	119.90
25	BA	533	G	N3-C4-N9	-6.06	122.36	126.00
1	CA	1101	A	N9-C4-C5	-6.06	103.38	105.80
23	CX	39	C	C6-N1-C2	-6.06	117.88	120.30
25	DA	1022	G	N9-C4-C5	6.06	107.82	105.40
25	DA	2388	A	O4'-C1'-N9	6.06	113.05	108.20
25	DA	2805	G	N9-C4-C5	6.06	107.82	105.40
23	AX	20	U	O4'-C1'-N1	6.06	113.05	108.20
1	CA	299	G	N9-C4-C5	-6.06	102.98	105.40
23	CX	34	C	C6-N1-C2	-6.06	117.88	120.30
1	CA	995	C	N1-C2-O2	6.05	122.53	118.90
1	AA	1131	G	C6-C5-N7	-6.05	126.77	130.40
25	DA	2206	G	C8-N9-C1'	6.05	134.87	127.00
1	AA	76	C	C4-C5-C6	-6.05	114.38	117.40
25	BA	1867	C	C6-N1-C2	-6.05	117.88	120.30
25	DA	2607	G	N3-C2-N2	6.05	124.14	119.90
25	BA	199	C	C6-N1-C2	6.05	122.72	120.30
1	CA	1369	C	C6-N1-C2	6.05	122.72	120.30
25	BA	82	G	C5-C6-O6	-6.04	124.97	128.60
25	DA	94(A)	G	N9-C4-C5	6.04	107.82	105.40
25	DA	933	A	N1-C6-N6	6.04	122.23	118.60
50	D4	68	ARG	NE-CZ-NH2	6.04	123.32	120.30
25	DA	90	U	N1-C2-O2	6.04	127.03	122.80
1	AA	848	C	C5-C6-N1	6.04	124.02	121.00
1	AA	1024	G	C8-N9-C4	-6.04	103.98	106.40
25	BA	1605	A	C5-C6-N1	-6.04	114.68	117.70
25	DA	1760	A	N1-C6-N6	-6.04	114.98	118.60
25	DA	1537	G	C5-C6-O6	-6.04	124.98	128.60
25	DA	1956	U	N1-C2-N3	6.04	118.52	114.90
25	BA	798	A	OP1-P-O3'	6.03	118.47	105.20

Continued on next page...

Continued from previous page...

Mol	Chain	Res	Type	Atoms	Z	Observed(°)	Ideal(°)
25	BA	799	A	O5'-P-OP2	6.03	117.94	110.70
25	BA	2515	A	N1-C2-N3	-6.03	126.28	129.30
25	DA	461	C	N3-C4-N4	6.03	122.22	118.00
25	BA	1450	C	OP1-P-OP2	6.03	128.65	119.60
1	AA	325	A	C8-N9-C4	6.03	108.21	105.80
25	DA	893	C	C5-C6-N1	6.03	124.02	121.00
25	DA	945	A	C4-C5-N7	6.03	113.72	110.70
25	BA	2622	C	C5-C6-N1	-6.03	117.99	121.00
25	DA	1115	G	C4-N9-C1'	-6.03	118.67	126.50
35	DP	44	GLY	N-CA-C	-6.02	98.05	113.10
25	DA	614	U	N3-C2-O2	-6.02	117.99	122.20
1	AA	139	G	C8-N9-C4	-6.02	103.99	106.40
25	BA	1318	A	O4'-C1'-N9	6.01	113.01	108.20
25	BA	2513	C	C2-N1-C1'	-6.01	112.18	118.80
1	CA	509	A	C8-N9-C4	-6.01	103.39	105.80
1	AA	236	G	C4-C5-N7	-6.01	108.39	110.80
25	BA	1076	G	C8-N9-C4	6.01	108.81	106.40
25	DA	2298	A	C6-N1-C2	6.01	122.21	118.60
25	BA	990	A	N9-C4-C5	-6.01	103.40	105.80
25	BA	1018	A	O5'-P-OP2	6.01	117.91	110.70
25	BA	342	C	N1-C2-O2	-6.00	115.30	118.90
1	CA	1180	A	N7-C8-N9	6.00	116.80	113.80
25	BA	507	G	O4'-C1'-N9	6.00	113.00	108.20
25	DA	1708	C	O5'-P-OP2	6.00	117.90	110.70
25	DA	1775	U	O5'-P-OP2	6.00	117.90	110.70
25	BA	989	G	C5-C6-O6	6.00	132.20	128.60
1	CA	1262	C	N3-C4-C5	5.99	124.30	121.90
25	DA	1021	A	C5-C6-N1	-5.99	114.70	117.70
25	DA	2474	C	N1-C2-O2	5.99	122.49	118.90
1	CA	1154	G	N3-C4-C5	-5.99	125.61	128.60
25	DA	1721	G	N3-C4-N9	5.99	129.59	126.00
25	BA	719	C	C5-C6-N1	-5.98	118.01	121.00
1	AA	348	G	N3-C2-N2	-5.98	115.71	119.90
25	BA	2814	C	C6-N1-C2	-5.98	117.91	120.30
25	BA	1249	A	N7-C8-N9	5.98	116.79	113.80
25	BA	1870	G	C8-N9-C1'	-5.98	119.23	127.00
1	AA	1286	A	O5'-P-OP1	-5.98	100.32	105.70
1	CA	1397	C	N1-C2-O2	5.98	122.49	118.90
1	CA	265	G	O4'-C1'-N9	-5.98	103.42	108.20
1	AA	167	G	C8-N9-C4	-5.97	104.01	106.40
1	AA	107	G	C8-N9-C4	5.97	108.79	106.40
1	CA	1043	C	C6-N1-C2	-5.97	117.91	120.30

Continued on next page...

Continued from previous page...

Mol	Chain	Res	Type	Atoms	Z	Observed(°)	Ideal(°)
1	AA	266	G	P-O3'-C3'	5.97	126.86	119.70
25	BA	474	U	C5-C4-O4	5.97	129.48	125.90
1	CA	1273	G	N9-C4-C5	-5.97	103.01	105.40
26	DB	56	G	C2-N3-C4	5.97	114.88	111.90
25	BA	1870	G	C4-N9-C1'	5.96	134.25	126.50
25	BA	2725	A	O5'-P-OP1	-5.96	100.33	105.70
1	CA	266	G	C2-N3-C4	-5.96	108.92	111.90
25	DA	2206	G	N3-C4-C5	5.96	131.58	128.60
1	CA	1022	G	N3-C4-C5	5.96	131.58	128.60
25	BA	883	G	N1-C6-O6	-5.96	116.33	119.90
25	BA	1072	U	N3-C2-O2	-5.96	118.03	122.20
25	DA	530	G	C5-N7-C8	-5.96	101.32	104.30
25	DA	808	G	N3-C4-C5	-5.96	125.62	128.60
25	BA	739	C	C6-N1-C2	-5.95	117.92	120.30
25	DA	2569	G	N1-C6-O6	5.95	123.47	119.90
25	BA	837	C	C2-N1-C1'	5.95	125.35	118.80
25	BA	987	G	C8-N9-C4	5.95	108.78	106.40
25	BA	2298	A	C5-N7-C8	-5.95	100.93	103.90
25	DA	2897	U	C5-C6-N1	5.95	125.67	122.70
25	BA	1152	G	O4'-C1'-N9	-5.95	103.44	108.20
1	CA	65	U	OP2-P-O3'	5.95	118.28	105.20
25	BA	1225	C	C6-N1-C2	5.94	122.68	120.30
25	BA	2574	U	C5-C6-N1	-5.94	119.73	122.70
25	DA	199	A	N1-C6-N6	5.94	122.17	118.60
25	DA	1816	G	O5'-P-OP1	-5.94	100.35	105.70
25	BA	835	A	N1-C6-N6	5.94	122.16	118.60
1	CA	1036	G	C5-C6-N1	-5.94	108.53	111.50
23	CX	22	G	N3-C4-N9	-5.94	122.44	126.00
1	AA	146	G	N7-C8-N9	5.93	116.07	113.10
25	DA	1614	A	N1-C6-N6	-5.93	115.04	118.60
25	DA	2255	G	OP2-P-O3'	5.93	118.25	105.20
26	DB	60	C	C5-C6-N1	5.93	123.97	121.00
25	BA	2094	G	C5-C6-O6	-5.93	125.04	128.60
25	BA	930	G	C8-N9-C1'	5.93	134.71	127.00
25	BA	2273	C	OP2-P-O3'	5.93	118.24	105.20
25	DA	2257	U	N3-C2-O2	5.93	126.35	122.20
25	DA	889	C	C6-N1-C2	-5.93	117.93	120.30
25	DA	2084	C	C5-C6-N1	-5.93	118.04	121.00
25	DA	1745	C	N1-C2-O2	-5.92	115.34	118.90
25	BA	2527	C	C5-C4-N4	-5.92	116.05	120.20
25	DA	2024	G	N1-C6-O6	5.92	123.45	119.90
25	BA	2674	A	C8-N9-C4	-5.92	103.43	105.80

Continued on next page...

Continued from previous page...

Mol	Chain	Res	Type	Atoms	Z	Observed(°)	Ideal(°)
25	BA	1606	G	C6-C5-N7	5.92	133.95	130.40
25	DA	1350	C	N1-C2-O2	-5.92	115.35	118.90
1	CA	1017	G	C5-C6-N1	-5.91	108.55	111.50
23	CX	6	G	C8-N9-C4	5.91	108.76	106.40
25	BA	793	A	O4'-C1'-N9	5.91	112.93	108.20
25	DA	2805	G	C5-C6-O6	5.91	132.14	128.60
1	CA	1311	G	N9-C4-C5	5.91	107.76	105.40
25	DA	808	G	N3-C4-N9	5.91	129.54	126.00
1	CA	768	A	C5-C6-N1	-5.90	114.75	117.70
25	DA	923	C	C5-C6-N1	5.90	123.95	121.00
25	BA	474	U	N3-C2-O2	-5.90	118.07	122.20
25	BA	1440	U	O5'-P-OP2	5.90	117.78	110.70
25	DA	530	G	N7-C8-N9	5.90	116.05	113.10
25	BA	1188	A	C4-C5-N7	5.90	113.65	110.70
25	BA	555	G	N3-C4-C5	5.90	131.55	128.60
25	DA	817	C	C6-N1-C2	5.90	122.66	120.30
25	DA	1776	G	N9-C4-C5	-5.90	103.04	105.40
25	BA	399	G	O4'-C1'-N9	5.89	112.92	108.20
1	CA	354	G	C6-C5-N7	-5.89	126.86	130.40
25	DA	1956	U	N3-C2-O2	-5.89	118.07	122.20
25	BA	1807	G	O5'-P-OP2	-5.89	100.40	105.70
1	CA	1137	C	P-O3'-C3'	5.89	126.77	119.70
1	CA	1311	G	C6-C5-N7	5.89	133.94	130.40
25	DA	1807	G	C5-C6-O6	-5.89	125.06	128.60
25	BA	727	G	N3-C4-C5	-5.89	125.65	128.60
25	BA	2298	A	N1-C6-N6	5.89	122.14	118.60
23	AX	69	C	C2-N1-C1'	5.89	125.28	118.80
25	DA	1130	U	O5'-P-OP1	-5.89	100.40	105.70
25	DA	114	U	C5-C4-O4	-5.89	122.37	125.90
25	BA	2389	A	C2-N3-C4	-5.89	107.66	110.60
25	BA	2876	U	C5-C4-O4	5.89	129.43	125.90
1	CA	1125	U	C2-N1-C1'	5.88	124.76	117.70
25	BA	303	C	C5-C6-N1	5.88	123.94	121.00
25	DA	529	A	C5-C6-N6	-5.88	119.00	123.70
25	DA	1972	A	N1-C6-N6	5.88	122.13	118.60
25	DA	565	C	C4-C5-C6	5.88	120.34	117.40
1	AA	902	G	O5'-P-OP2	-5.88	100.41	105.70
25	BA	1871	G	N1-C6-O6	-5.88	116.37	119.90
25	BA	917	A	N7-C8-N9	-5.88	110.86	113.80
25	DA	955	C	OP1-P-O3'	5.88	118.12	105.20
25	BA	671	A	C2-N3-C4	-5.87	107.66	110.60
1	CA	1312	G	N9-C4-C5	5.87	107.75	105.40

Continued on next page...

Continued from previous page...

Mol	Chain	Res	Type	Atoms	Z	Observed(°)	Ideal(°)
25	DA	2059	A	N1-C6-N6	5.87	122.12	118.60
1	AA	720	C	N3-C2-O2	-5.87	117.79	121.90
25	BA	670	C	C2-N1-C1'	5.87	125.26	118.80
25	BA	1359	U	C6-N1-C2	-5.87	117.48	121.00
25	BA	1757	C	C6-N1-C2	5.87	122.65	120.30
1	AA	1150	U	N3-C4-C5	-5.87	111.08	114.60
25	BA	1249	A	N1-C6-N6	5.87	122.12	118.60
25	BA	525	G	C4-C5-N7	-5.87	108.45	110.80
1	CA	1002	G	N3-C2-N2	-5.87	115.79	119.90
25	BA	1617	A	C8-N9-C4	5.86	108.14	105.80
25	BA	1850	A	C5-C6-N1	-5.86	114.77	117.70
25	BA	2734	A	O5'-P-OP1	-5.86	100.43	105.70
25	DA	949	C	N1-C2-O2	-5.86	115.38	118.90
1	AA	1054	C	N3-C2-O2	-5.86	117.80	121.90
25	DA	1313	U	C5-C6-N1	5.86	125.63	122.70
1	AA	1054	C	P-O3'-C3'	5.86	126.73	119.70
1	CA	483	C	C6-N1-C2	5.86	122.64	120.30
1	CA	1033	G	C4-C5-N7	5.86	113.14	110.80
25	BA	1952	G	O5'-P-OP2	-5.85	100.43	105.70
25	BA	1700	G	O5'-P-OP1	-5.85	100.43	105.70
25	BA	2072	C	N1-C2-O2	-5.85	115.39	118.90
25	DA	512	G	O4'-C1'-N9	5.85	112.88	108.20
26	DB	76	G	N1-C6-O6	5.85	123.41	119.90
1	CA	999	C	C6-N1-C1'	-5.85	113.78	120.80
25	DA	856	C	O5'-P-OP1	-5.85	100.44	105.70
25	DA	2299	G	C6-N1-C2	5.85	128.61	125.10
25	BA	724	A	O5'-P-OP2	-5.85	100.44	105.70
25	DA	2501	C	C2-N1-C1'	-5.85	112.37	118.80
1	AA	1287	A	N1-C6-N6	5.85	122.11	118.60
25	BA	1298	G	N3-C4-N9	-5.84	122.49	126.00
25	DA	524	U	O5'-P-OP2	-5.84	100.44	105.70
1	AA	1407	C	C4-C5-C6	-5.84	114.48	117.40
25	BA	89	U	N3-C2-O2	-5.84	118.11	122.20
25	DA	2487	G	C8-N9-C4	5.84	108.74	106.40
25	BA	2036	A	C5-C6-N6	-5.84	119.03	123.70
1	AA	781	A	OP2-P-O3'	5.84	118.04	105.20
25	BA	2055	A	C2-N3-C4	5.84	113.52	110.60
25	DA	1030	G	N1-C6-O6	5.84	123.40	119.90
1	CA	1042	G	N1-C2-N3	-5.83	120.40	123.90
25	BA	2037	A	C8-N9-C4	5.83	108.13	105.80
25	BA	2071	G	C8-N9-C4	5.83	108.73	106.40
25	DA	194	G	N1-C6-O6	5.83	123.40	119.90

Continued on next page...

Continued from previous page...

Mol	Chain	Res	Type	Atoms	Z	Observed(°)	Ideal(°)
25	DA	1189	A	O5'-P-OP1	5.83	117.70	110.70
1	CA	1002	G	N1-C6-O6	-5.83	116.40	119.90
1	CA	1359	C	N1-C2-O2	5.83	122.40	118.90
23	CX	14	A	C4-C5-N7	-5.83	107.78	110.70
25	DA	1930	G	C4-N9-C1'	-5.83	118.92	126.50
1	AA	97	G	N3-C4-N9	5.83	129.50	126.00
25	BA	52	A	N1-C6-N6	5.83	122.10	118.60
25	BA	1862	G	OP2-P-O3'	5.83	118.02	105.20
25	DA	915	C	N1-C2-O2	5.83	122.40	118.90
25	DA	1120	G	N3-C4-N9	-5.83	122.50	126.00
25	DA	2249	U	N3-C4-O4	-5.83	115.32	119.40
25	DA	747	U	N1-C2-O2	-5.83	118.72	122.80
1	AA	228	A	O5'-P-OP2	5.83	117.69	110.70
1	AA	1506	U	N3-C4-O4	5.83	123.48	119.40
25	DA	704	G	OP1-P-OP2	5.83	128.34	119.60
25	BA	1344	C	O5'-P-OP1	5.82	117.69	110.70
25	BA	2228	G	OP1-P-O3'	5.82	118.01	105.20
25	BA	1985	U	C5-C6-N1	5.82	125.61	122.70
25	DA	1471	A	N7-C8-N9	5.82	116.71	113.80
25	DA	1653	G	C4-N9-C1'	5.82	134.07	126.50
25	BA	2407	C	N3-C4-N4	5.82	122.07	118.00
25	BA	623	G	C2-N3-C4	-5.82	108.99	111.90
25	DA	1900	A	O5'-P-OP1	-5.82	100.46	105.70
25	DA	2604	U	N3-C2-O2	-5.82	118.13	122.20
1	CA	1163	C	C5-C6-N1	5.82	123.91	121.00
1	AA	365	U	N1-C2-N3	5.81	118.39	114.90
25	BA	576	G	N1-C6-O6	5.81	123.39	119.90
25	BA	1507	A	O4'-C1'-N9	5.81	112.85	108.20
25	BA	366	G	C5-C6-O6	-5.81	125.11	128.60
25	BA	2251	G	N1-C6-O6	-5.81	116.42	119.90
25	DA	944	G	N9-C4-C5	-5.81	103.08	105.40
1	AA	1029	C	C2-N1-C1'	-5.80	112.41	118.80
25	BA	1461	U	C5-C4-O4	5.80	129.38	125.90
25	DA	633	A	N1-C6-N6	5.80	122.08	118.60
25	BA	1714	G	C8-N9-C4	5.80	108.72	106.40
1	CA	353	A	OP2-P-O3'	5.80	117.97	105.20
25	DA	2517	C	O4'-C1'-N1	5.80	112.84	108.20
26	DB	104	U	C6-N1-C2	5.80	124.48	121.00
25	BA	2804	C	C6-N1-C2	-5.80	117.98	120.30
1	CA	1169	A	C6-C5-N7	-5.80	128.24	132.30
25	BA	807	G	C5-C6-N1	-5.80	108.60	111.50
25	DA	1021	A	C8-N9-C4	-5.80	103.48	105.80

Continued on next page...

Continued from previous page...

Mol	Chain	Res	Type	Atoms	Z	Observed(°)	Ideal(°)
25	BA	2239	A	C8-N9-C4	-5.80	103.48	105.80
1	AA	1035	A	C4-N9-C1'	5.80	136.74	126.30
25	BA	568	C	C6-N1-C2	5.80	122.62	120.30
25	BA	2836	A	C8-N9-C4	5.80	108.12	105.80
1	CA	79	G	C6-N1-C2	5.80	128.58	125.10
25	DA	1251	C	N3-C4-N4	5.80	122.06	118.00
1	AA	1201	A	P-O3'-C3'	5.79	126.65	119.70
25	BA	551	A	N1-C6-N6	-5.79	115.12	118.60
25	BA	2227	G	N3-C4-C5	5.79	131.50	128.60
25	DA	193	U	N3-C4-O4	5.79	123.45	119.40
1	AA	63	C	N3-C2-O2	-5.79	117.85	121.90
25	BA	2223	C	N3-C2-O2	-5.79	117.85	121.90
1	AA	1206	G	C5-C6-O6	-5.79	125.13	128.60
25	BA	753	A	C5-C6-N1	-5.79	114.81	117.70
25	BA	1488	G	N1-C6-O6	5.79	123.37	119.90
18	CR	64	ARG	NE-CZ-NH2	-5.79	117.41	120.30
25	DA	2560	C	C6-N1-C2	5.79	122.61	120.30
25	BA	2081	A	O4'-C1'-N9	5.79	112.83	108.20
1	CA	561	U	C5-C4-O4	-5.79	122.43	125.90
1	CA	1366	C	C2-N3-C4	5.79	122.79	119.90
25	BA	2383	G	C5-C6-O6	-5.78	125.13	128.60
1	AA	553	A	O5'-P-OP2	-5.78	100.50	105.70
1	AA	1296	C	N3-C2-O2	5.78	125.95	121.90
25	BA	1745	A	N9-C4-C5	-5.78	103.49	105.80
1	CA	300	A	N1-C6-N6	-5.78	115.13	118.60
25	DA	2207	G	C4-N9-C1'	5.78	134.02	126.50
25	DA	2893	G	C5-C6-O6	-5.78	125.13	128.60
25	BA	1821	C	N3-C4-C5	5.78	124.21	121.90
25	BA	2228	G	P-O3'-C3'	5.78	126.64	119.70
25	DA	1937	A	N7-C8-N9	-5.78	110.91	113.80
25	DA	2321	G	C5-C6-N1	-5.78	108.61	111.50
1	AA	579	G	OP2-P-O3'	5.78	117.91	105.20
25	BA	803	C	OP2-P-O3'	5.78	117.91	105.20
25	DA	198	C	O5'-P-OP1	-5.78	100.50	105.70
25	DA	528	A	N3-C4-N9	-5.78	122.78	127.40
25	BA	2407	C	C5-C4-N4	-5.78	116.16	120.20
1	CA	1044	A	C6-N1-C2	5.78	122.06	118.60
25	BA	1725	G	C8-N9-C4	-5.77	104.09	106.40
1	CA	687	A	P-O3'-C3'	5.77	126.63	119.70
25	DA	2805	G	N1-C6-O6	-5.77	116.44	119.90
1	AA	1154	G	O4'-C1'-N9	-5.77	103.58	108.20
25	BA	741	U	N3-C2-O2	-5.77	118.16	122.20

Continued on next page...

Continued from previous page...

Mol	Chain	Res	Type	Atoms	Z	Observed(°)	Ideal(°)
1	CA	1067	A	P-O3'-C3'	5.77	126.62	119.70
25	BA	856	G	N1-C6-O6	-5.77	116.44	119.90
25	BA	2268	G	C2-N3-C4	-5.77	109.02	111.90
25	BA	2343	G	C2-N3-C4	-5.77	109.02	111.90
25	DA	1123	C	C6-N1-C2	5.77	122.61	120.30
1	AA	1512	U	N3-C2-O2	-5.77	118.16	122.20
25	BA	2565	G	N3-C4-N9	5.77	129.46	126.00
1	AA	280	C	C6-N1-C2	5.76	122.61	120.30
1	AA	1447	A	O4'-C1'-N9	5.76	112.81	108.20
23	CX	34	C	C5-C6-N1	5.76	123.88	121.00
1	AA	191	G	C6-C5-N7	-5.76	126.94	130.40
23	CX	60	U	O5'-P-OP2	-5.76	100.51	105.70
1	AA	921	U	C2-N3-C4	5.76	130.46	127.00
25	BA	1567	G	C8-N9-C4	-5.76	104.10	106.40
1	CA	204	U	C2-N1-C1'	5.76	124.61	117.70
25	BA	866	A	N1-C6-N6	-5.76	115.14	118.60
25	BA	1858	C	C5-C4-N4	5.75	124.23	120.20
1	AA	720	C	N1-C2-O2	5.75	122.35	118.90
1	AA	719	C	C6-N1-C2	-5.75	118.00	120.30
25	BA	12	U	C2-N1-C1'	5.75	124.60	117.70
25	BA	1551	C	C6-N1-C2	-5.75	118.00	120.30
1	AA	527	G	N3-C4-C5	5.75	131.47	128.60
1	CA	266	G	N1-C6-O6	5.75	123.35	119.90
25	DA	62	C	C5-C6-N1	-5.75	118.13	121.00
25	DA	827	U	O5'-P-OP2	-5.75	100.53	105.70
1	AA	1125	U	C6-N1-C2	5.74	124.45	121.00
25	BA	693	G	N1-C6-O6	5.74	123.34	119.90
25	DA	693	C	C6-N1-C2	5.74	122.60	120.30
25	DA	2261	C	C5-C4-N4	-5.74	116.18	120.20
25	DA	2645	G	N3-C2-N2	5.74	123.92	119.90
1	AA	1246	C	C6-N1-C2	-5.74	118.00	120.30
1	CA	117	G	N3-C4-N9	5.74	129.44	126.00
25	DA	856	C	C5-C6-N1	5.74	123.87	121.00
25	DA	1432	C	C6-N1-C2	5.74	122.59	120.30
1	AA	1516	G	C4-N9-C1'	-5.74	119.04	126.50
25	DA	1328	G	N9-C4-C5	-5.73	103.11	105.40
25	BA	592	U	C5-C6-N1	-5.73	119.83	122.70
25	DA	2595	G	N1-C6-O6	5.73	123.34	119.90
25	BA	555	G	N7-C8-N9	5.73	115.97	113.10
25	BA	2521	G	N7-C8-N9	-5.73	110.23	113.10
25	DA	2630	G	N3-C4-N9	-5.73	122.56	126.00
26	DB	51	G	C4-N9-C1'	5.73	133.95	126.50

Continued on next page...

Continued from previous page...

Mol	Chain	Res	Type	Atoms	Z	Observed(°)	Ideal(°)
25	BA	894	U	C2-N1-C1'	-5.73	110.83	117.70
47	B1	21	ARG	NE-CZ-NH2	-5.73	117.44	120.30
1	CA	980	C	O4'-C1'-N1	5.72	112.78	108.20
1	CA	1311	G	C4-C5-N7	-5.72	108.51	110.80
23	CX	17	C	C2-N1-C1'	5.72	125.10	118.80
23	AX	4	G	N9-C4-C5	-5.72	103.11	105.40
25	DA	1746	G	O5'-P-OP1	5.72	117.57	110.70
26	DB	72	G	C5-C6-O6	-5.72	125.17	128.60
1	CA	1158	C	N1-C2-O2	5.72	122.33	118.90
25	DA	1681	G	N3-C4-C5	5.72	131.46	128.60
1	AA	199	G	C8-N9-C4	5.72	108.69	106.40
25	BA	1011	G	N1-C6-O6	-5.72	116.47	119.90
25	BA	1859	G	OP2-P-O3'	5.72	117.78	105.20
25	DA	2554	U	N3-C4-O4	5.72	123.40	119.40
25	BA	2802	C	N1-C2-O2	-5.71	115.47	118.90
25	DA	188	G	C5-C6-O6	-5.71	125.17	128.60
25	DA	389	G	C5-C6-O6	-5.71	125.17	128.60
25	BA	2567	U	N3-C2-O2	5.71	126.20	122.20
25	BA	2692	C	N3-C4-C5	-5.71	119.62	121.90
25	DA	2464	C	C6-N1-C2	5.71	122.58	120.30
25	DA	830	G	C5-C6-N1	5.71	114.35	111.50
25	DA	1721	G	N3-C2-N2	5.70	123.89	119.90
25	DA	2586	C	N3-C4-N4	5.70	121.99	118.00
25	BA	2711	C	N3-C2-O2	-5.70	117.91	121.90
25	DA	1964	G	O5'-P-OP1	-5.70	100.57	105.70
1	CA	906	G	C5-C6-O6	-5.70	125.18	128.60
1	CA	1518	A	N9-C4-C5	5.70	108.08	105.80
1	AA	990	C	C6-N1-C2	-5.70	118.02	120.30
1	AA	1026	G	C8-N9-C1'	-5.70	119.60	127.00
25	BA	1068	G	N3-C2-N2	-5.70	115.91	119.90
25	BA	1287	A	C8-N9-C4	5.70	108.08	105.80
25	BA	451	G	C5-C6-O6	-5.69	125.18	128.60
25	DA	645	C	C6-N1-C2	-5.69	118.02	120.30
25	DA	2635	C	C4-C5-C6	5.69	120.25	117.40
1	CA	893	C	N1-C2-O2	5.69	122.32	118.90
25	BA	1153	G	C2-N3-C4	5.69	114.75	111.90
25	BA	1405	A	C2-N3-C4	5.69	113.44	110.60
35	BP	59	LEU	CA-CB-CG	5.69	128.39	115.30
1	CA	1033	G	N1-C6-O6	5.69	123.31	119.90
1	CA	1258	G	O4'-C1'-N9	5.69	112.75	108.20
23	CX	46	G	C4-C5-N7	-5.69	108.52	110.80
25	BA	1605	A	N3-C4-N9	-5.69	122.85	127.40

Continued on next page...

Continued from previous page...

Mol	Chain	Res	Type	Atoms	Z	Observed(°)	Ideal(°)
1	AA	165	C	C6-N1-C2	-5.69	118.03	120.30
1	CA	1163	C	C2-N1-C1'	5.68	125.05	118.80
26	BB	108	U	C5-C6-N1	-5.68	119.86	122.70
25	DA	807	U	OP1-P-OP2	-5.68	111.08	119.60
25	BA	670	C	C6-N1-C2	-5.68	118.03	120.30
25	BA	1859	G	C5-C6-O6	5.68	132.01	128.60
25	BA	2375	C	C6-N1-C2	5.68	122.57	120.30
25	DA	179	G	N7-C8-N9	-5.68	110.26	113.10
1	AA	1002	G	C8-N9-C4	-5.68	104.13	106.40
1	AA	1149	C	C6-N1-C2	-5.68	118.03	120.30
26	DB	29	A	C8-N9-C4	-5.68	103.53	105.80
25	BA	553	A	C6-N1-C2	5.68	122.01	118.60
25	BA	712	C	C6-N1-C2	5.68	122.57	120.30
1	AA	509	A	C8-N9-C4	-5.67	103.53	105.80
1	AA	1030(B)	C	O4'-C1'-N1	5.67	112.74	108.20
25	BA	1423	G	C5-C6-O6	5.67	132.00	128.60
25	DA	973	A	N1-C2-N3	-5.67	126.46	129.30
1	AA	536	C	O5'-P-OP2	-5.67	100.59	105.70
25	BA	600	G	C8-N9-C4	5.67	108.67	106.40
25	BA	2662	U	N3-C4-O4	-5.67	115.43	119.40
25	BA	719	C	OP2-P-O3'	5.67	117.68	105.20
25	BA	2700	U	N3-C4-O4	5.67	123.37	119.40
1	CA	1002	G	N9-C4-C5	5.67	107.67	105.40
23	CX	46	G	N1-C2-N2	5.67	121.30	116.20
1	CA	1273	G	C6-C5-N7	-5.67	127.00	130.40
25	DA	799	G	C8-N9-C4	-5.67	104.13	106.40
25	BA	94	G	O5'-P-OP2	-5.67	100.60	105.70
1	CA	1311	G	N3-C2-N2	-5.67	115.93	119.90
28	DE	72	VAL	C-N-CA	5.67	135.86	121.70
25	BA	725	C	N3-C4-C5	5.67	124.17	121.90
23	CX	8	U	N1-C2-O2	5.67	126.77	122.80
1	AA	1276	G	C4-N9-C1'	5.66	133.86	126.50
25	BA	1578	C	C5-C6-N1	5.66	123.83	121.00
1	AA	1006	C	C5-C6-N1	5.66	123.83	121.00
1	CA	527	G	C5-C6-O6	5.66	132.00	128.60
1	CA	1165	C	C5-C6-N1	5.66	123.83	121.00
25	DA	981	A	N9-C4-C5	5.66	108.06	105.80
25	DA	920	G	C8-N9-C4	-5.66	104.14	106.40
25	DA	1681	G	N1-C6-O6	5.66	123.30	119.90
1	AA	818	G	C4-C5-N7	-5.66	108.54	110.80
25	DA	1135	C	C6-N1-C2	5.66	122.56	120.30
25	DA	2769	C	C5-C4-N4	5.66	124.16	120.20

Continued on next page...

Continued from previous page...

Mol	Chain	Res	Type	Atoms	Z	Observed(°)	Ideal(°)
25	BA	1926	G	C5-C6-O6	5.66	131.99	128.60
25	BA	2601	A	N9-C4-C5	-5.66	103.54	105.80
1	CA	1180	A	N1-C2-N3	5.66	132.13	129.30
1	AA	422	C	O4'-C1'-N1	5.65	112.72	108.20
1	AA	749	C	C5-C6-N1	5.65	123.83	121.00
23	CX	76	A	C4-C5-C6	5.65	119.83	117.00
25	BA	2094	G	C4-C5-N7	5.65	113.06	110.80
26	BB	76	G	C8-N9-C4	5.65	108.66	106.40
1	CA	1307	U	C5-C4-O4	-5.65	122.51	125.90
25	BA	2211	U	C5-C6-N1	5.65	125.52	122.70
25	BA	459	A	N1-C6-N6	5.65	121.99	118.60
25	BA	1871	G	C5-C6-O6	5.65	131.99	128.60
25	DA	1840	G	C5-C6-N1	-5.65	108.68	111.50
25	DA	2003	G	OP1-P-OP2	5.65	128.07	119.60
25	DA	2755	C	C5-C6-N1	5.65	123.82	121.00
25	BA	2627	U	N1-C2-O2	5.64	126.75	122.80
25	DA	906	G	N3-C4-N9	-5.64	122.61	126.00
25	BA	273	G	N3-C4-N9	5.64	129.38	126.00
25	BA	2756	C	C6-N1-C2	-5.64	118.04	120.30
25	DA	797	C	C5-C4-N4	-5.64	116.25	120.20
1	AA	1131	G	N7-C8-N9	5.64	115.92	113.10
9	CI	105	ASP	CB-CG-OD1	5.64	123.38	118.30
1	AA	561	U	N1-C2-N3	-5.64	111.52	114.90
1	AA	998	G	N3-C2-N2	-5.64	115.95	119.90
25	BA	587	C	N3-C2-O2	5.64	125.85	121.90
38	BS	60	GLY	N-CA-C	5.64	127.19	113.10
1	CA	1326	C	N1-C2-O2	-5.64	115.52	118.90
25	BA	1476	C	N1-C2-O2	5.63	122.28	118.90
1	CA	1388	C	C6-N1-C2	5.63	122.55	120.30
25	BA	2238	C	C5-C6-N1	-5.63	118.18	121.00
25	BA	2466	G	N1-C6-O6	-5.63	116.52	119.90
25	DA	139	G	C8-N9-C4	-5.63	104.15	106.40
25	BA	101	A	C8-N9-C4	5.63	108.05	105.80
25	BA	822	G	C5-C6-O6	-5.63	125.22	128.60
25	BA	1220	U	P-O3'-C3'	5.63	126.45	119.70
25	DA	981	A	C4-C5-N7	-5.63	107.89	110.70
1	CA	5	U	C5-C6-N1	5.62	125.51	122.70
23	CX	46	G	C4-N9-C1'	-5.62	119.19	126.50
1	AA	187	C	C2-N1-C1'	5.62	124.98	118.80
25	BA	2518	U	O4'-C1'-N1	5.62	112.70	108.20
25	DA	9	U	C5-C6-N1	5.62	125.51	122.70
25	DA	894	C	N1-C2-O2	5.62	122.27	118.90

Continued on next page...

Continued from previous page...

Mol	Chain	Res	Type	Atoms	Z	Observed(°)	Ideal(°)
1	AA	1026	G	N3-C4-C5	-5.62	125.79	128.60
25	DA	1437	C	C6-N1-C2	-5.62	118.05	120.30
25	DA	63	U	C6-N1-C1'	5.62	129.06	121.20
25	DA	141	A	C8-N9-C4	-5.62	103.55	105.80
1	AA	192	U	O4'-C1'-N1	5.62	112.69	108.20
23	AX	52	G	O4'-C1'-N9	5.62	112.69	108.20
1	CA	1521	G	N3-C4-C5	-5.62	125.79	128.60
23	AX	22	G	N7-C8-N9	5.61	115.91	113.10
25	BA	2028	C	O5'-P-OP1	-5.61	100.65	105.70
25	BA	2777	A	N1-C6-N6	-5.61	115.23	118.60
25	BA	2603	C	O5'-P-OP2	5.61	117.43	110.70
25	DA	1983	C	C2-N3-C4	-5.61	117.10	119.90
1	AA	63	C	N1-C2-O2	5.61	122.27	118.90
25	BA	2093	A	N7-C8-N9	-5.61	111.00	113.80
25	BA	2513	C	C6-N1-C2	5.61	122.54	120.30
25	BA	362	G	N3-C4-C5	-5.61	125.80	128.60
25	BA	2044	U	C5-C4-O4	-5.61	122.54	125.90
1	CA	999	C	C2-N1-C1'	5.61	124.97	118.80
25	DA	1204	A	C5-N7-C8	-5.61	101.10	103.90
25	DA	1997	G	N1-C6-O6	-5.61	116.54	119.90
25	BA	423	G	N1-C6-O6	5.60	123.26	119.90
25	DA	467	G	N7-C8-N9	-5.60	110.30	113.10
25	BA	1719	C	N3-C4-N4	5.60	121.92	118.00
1	CA	1125	U	C6-N1-C2	-5.60	117.64	121.00
25	DA	2286	A	C6-C5-N7	-5.60	128.38	132.30
25	DA	2689	U	P-O3'-C3'	5.60	126.42	119.70
25	DA	1445(A)	C	C6-N1-C2	-5.60	118.06	120.30
25	BA	2376	C	C6-N1-C2	5.60	122.54	120.30
1	CA	1432	G	C5-C6-O6	5.60	131.96	128.60
25	DA	180	G	N3-C4-N9	5.60	129.36	126.00
1	CA	1415	G	O5'-P-OP2	-5.60	100.66	105.70
25	DA	2687	U	N3-C2-O2	5.60	126.12	122.20
25	BA	553	A	C4-C5-N7	5.60	113.50	110.70
25	BA	1823	G	N3-C4-N9	-5.59	122.64	126.00
25	BA	2229	A	N1-C6-N6	5.59	121.96	118.60
1	CA	79	G	N3-C4-N9	-5.59	122.64	126.00
1	CA	398	C	C5-C4-N4	5.59	124.12	120.20
1	AA	560	U	C6-N1-C2	-5.59	117.64	121.00
1	CA	1466	C	C6-N1-C2	-5.59	118.06	120.30
1	CA	1502	A	C6-C5-N7	-5.59	128.39	132.30
25	DA	956	G	N7-C8-N9	5.59	115.90	113.10
1	CA	1034	G	C5-C6-O6	5.59	131.95	128.60

Continued on next page...

Continued from previous page...

Mol	Chain	Res	Type	Atoms	Z	Observed(°)	Ideal(°)
25	DA	2299	G	N3-C4-C5	5.59	131.40	128.60
1	AA	175	C	N1-C2-O2	5.59	122.25	118.90
25	BA	989	G	C8-N9-C4	-5.59	104.17	106.40
25	BA	2651	A	N9-C4-C5	-5.59	103.56	105.80
25	BA	1093	G	C6-C5-N7	-5.59	127.05	130.40
25	BA	1176	U	N3-C2-O2	-5.59	118.29	122.20
25	BA	2065	C	N1-C2-O2	-5.59	115.55	118.90
25	BA	2687	A	C8-N9-C4	5.59	108.03	105.80
25	BA	94	G	OP1-P-OP2	5.58	127.98	119.60
23	AX	46	G	C5-C6-O6	-5.58	125.25	128.60
25	BA	1476	C	C6-N1-C2	-5.58	118.07	120.30
25	BA	523	G	O5'-P-OP2	5.58	117.39	110.70
1	CA	427	U	C2-N1-C1'	5.58	124.39	117.70
1	AA	353	A	OP2-P-O3'	5.58	117.47	105.20
25	BA	1565	G	OP2-P-O3'	5.58	117.47	105.20
25	BA	1606	G	C8-N9-C1'	5.58	134.25	127.00
1	CA	1023	G	N3-C2-N2	5.58	123.80	119.90
25	DA	2827	C	C5-C6-N1	-5.58	118.21	121.00
1	CA	1502	A	N1-C2-N3	5.57	132.09	129.30
25	DA	2056	G	N3-C4-N9	5.57	129.34	126.00
1	AA	346	G	N9-C4-C5	5.57	107.63	105.40
25	BA	96	C	C6-N1-C2	-5.57	118.07	120.30
25	BA	1051	C	N1-C2-O2	5.57	122.24	118.90
1	CA	1036	G	C4-N9-C1'	5.57	133.74	126.50
23	CX	20	U	C2-N1-C1'	5.57	124.38	117.70
23	AX	14	A	C8-N9-C1'	-5.57	117.68	127.70
25	BA	538	A	C6-C5-N7	-5.57	128.40	132.30
25	BA	2250	G	OP1-P-OP2	5.57	127.95	119.60
1	AA	175	C	C6-N1-C2	-5.56	118.07	120.30
1	AA	1074	G	N1-C6-O6	5.56	123.24	119.90
25	BA	2902	G	P-O3'-C3'	5.56	126.38	119.70
1	CA	1002	G	N1-C2-N2	5.56	121.20	116.20
1	CA	1311	G	C8-N9-C1'	5.56	134.23	127.00
25	BA	1578	C	C2-N1-C1'	5.56	124.92	118.80
9	CI	50	LEU	CA-CB-CG	5.56	128.09	115.30
25	DA	1819	A	C8-N9-C4	5.56	108.02	105.80
25	DA	141	A	N1-C2-N3	5.56	132.08	129.30
25	DA	195	A	N1-C6-N6	-5.56	115.27	118.60
25	BA	552	C	O4'-C1'-N1	5.56	112.64	108.20
1	CA	354	G	C4-N9-C1'	5.56	133.72	126.50
25	DA	205	G	N3-C4-C5	5.56	131.38	128.60
25	DA	1662	C	C5-C6-N1	-5.56	118.22	121.00

Continued on next page...

Continued from previous page...

Mol	Chain	Res	Type	Atoms	Z	Observed(°)	Ideal(°)
25	BA	194	G	C8-N9-C4	5.55	108.62	106.40
25	BA	1045	U	O5'-P-OP2	-5.55	100.70	105.70
25	BA	1218	G	O4'-C1'-N9	5.55	112.64	108.20
25	BA	1237	G	C8-N9-C4	5.55	108.62	106.40
1	CA	528	C	C6-N1-C2	-5.55	118.08	120.30
25	BA	2601	A	N7-C8-N9	-5.55	111.03	113.80
1	CA	754	C	N1-C2-O2	5.55	122.23	118.90
25	DA	2321	G	C8-N9-C1'	-5.55	119.78	127.00
1	AA	347	G	C4-N9-C1'	5.55	133.71	126.50
25	BA	2549	U	N3-C4-O4	-5.55	115.52	119.40
1	AA	660	G	C4-C5-N7	5.55	113.02	110.80
25	DA	1696	G	O5'-P-OP2	-5.55	100.71	105.70
25	BA	2441	G	O5'-P-OP1	5.54	117.35	110.70
1	CA	740	U	C5-C6-N1	-5.54	119.93	122.70
1	CA	1002	G	C6-C5-N7	5.54	133.73	130.40
1	AA	1502	A	C5-N7-C8	-5.54	101.13	103.90
25	DA	583	G	N1-C6-O6	5.54	123.23	119.90
25	DA	2521	C	N1-C2-O2	-5.54	115.57	118.90
1	CA	1141	C	C6-N1-C1'	5.54	127.45	120.80
25	DA	1573	G	N7-C8-N9	-5.54	110.33	113.10
26	DB	115	G	N7-C8-N9	-5.54	110.33	113.10
1	AA	188	C	C2-N1-C1'	5.54	124.89	118.80
1	AA	369	C	C6-N1-C2	-5.54	118.08	120.30
25	BA	2393	C	O5'-P-OP2	-5.54	100.71	105.70
1	CA	60	A	OP1-P-O3'	5.54	117.39	105.20
1	AA	161	A	N7-C8-N9	5.54	116.57	113.80
1	AA	460	G	C5-N7-C8	-5.54	101.53	104.30
25	BA	50	G	C4-C5-N7	-5.54	108.58	110.80
25	BA	1001	G	C5-C6-O6	5.54	131.92	128.60
25	BA	2109	G	O5'-P-OP1	5.54	117.34	110.70
25	DA	783	A	C4-C5-C6	5.54	119.77	117.00
1	AA	167	G	C5-N7-C8	-5.54	101.53	104.30
25	DA	1204	A	C5-C6-N1	-5.54	114.93	117.70
25	BA	375	G	N1-C6-O6	5.53	123.22	119.90
25	BA	818	G	C8-N9-C4	5.53	108.61	106.40
25	BA	1255	A	P-O3'-C3'	5.53	126.34	119.70
25	BA	1991	A	O5'-P-OP2	5.53	117.34	110.70
25	BA	2229	A	C5-N7-C8	-5.53	101.13	103.90
25	BA	2890	C	O5'-P-OP1	-5.53	100.72	105.70
25	DA	435	C	OP1-P-OP2	5.53	127.90	119.60
25	DA	2061	G	C4-C5-N7	5.53	113.01	110.80
1	AA	766	A	C8-N9-C4	5.53	108.01	105.80

Continued on next page...

Continued from previous page...

Mol	Chain	Res	Type	Atoms	Z	Observed(°)	Ideal(°)
4	AD	174	LEU	CA-CB-CG	5.53	128.02	115.30
25	DA	179	G	C8-N9-C4	5.53	108.61	106.40
25	BA	223	C	C6-N1-C2	-5.53	118.09	120.30
29	DF	17	ARG	NE-CZ-NH1	-5.53	117.54	120.30
1	AA	872	A	N1-C6-N6	5.53	121.92	118.60
25	BA	948	C	C6-N1-C2	5.53	122.51	120.30
25	BA	1314	A	OP2-P-O3'	5.53	117.36	105.20
1	AA	1087	G	N7-C8-N9	5.52	115.86	113.10
25	BA	2804	C	C5-C6-N1	5.52	123.76	121.00
1	CA	1311	G	C4-N9-C1'	-5.52	119.32	126.50
25	DA	2713	A	C8-N9-C4	-5.52	103.59	105.80
25	BA	1668	G	O5'-P-OP1	-5.52	100.73	105.70
25	BA	2876	U	C4-C5-C6	5.52	123.01	119.70
1	CA	60	A	P-O3'-C3'	5.52	126.33	119.70
1	CA	1012	U	N1-C2-N3	5.52	118.21	114.90
1	CA	1262	C	N1-C2-O2	5.52	122.21	118.90
25	BA	2323	A	N1-C6-N6	-5.52	115.29	118.60
25	DA	608	A	C8-N9-C4	-5.52	103.59	105.80
25	DA	2063	C	N1-C2-O2	-5.52	115.59	118.90
26	DB	72	G	N1-C6-O6	5.52	123.21	119.90
25	BA	616	G	C5-C6-O6	5.52	131.91	128.60
25	BA	2375	C	C5-C6-N1	-5.52	118.24	121.00
1	AA	1165	C	P-O3'-C3'	5.52	126.32	119.70
1	CA	1007	C	N1-C2-O2	5.52	122.21	118.90
25	DA	631	A	OP1-P-O3'	5.52	117.33	105.20
1	AA	266	G	C4-C5-N7	5.51	113.00	110.80
1	AA	460	G	N1-C6-O6	5.51	123.21	119.90
1	AA	627	G	N1-C6-O6	5.51	123.21	119.90
25	BA	670	C	C2-N3-C4	5.51	122.66	119.90
1	CA	1043	C	C5-C4-N4	5.51	124.06	120.20
1	CA	1500	A	N1-C6-N6	5.51	121.91	118.60
1	AA	1510	U	N1-C2-N3	-5.51	111.59	114.90
1	CA	1003	G	C8-N9-C1'	-5.51	119.84	127.00
25	DA	733	G	C6-C5-N7	-5.51	127.09	130.40
25	DA	901	A	C8-N9-C4	-5.51	103.60	105.80
25	DA	2422	A	C5-C6-N6	5.51	128.11	123.70
25	DA	553	G	C4-C5-N7	-5.51	108.60	110.80
1	AA	915	A	C8-N9-C4	5.51	108.00	105.80
25	BA	1652	G	C8-N9-C4	5.51	108.60	106.40
25	BA	2421	G	N3-C4-C5	-5.51	125.85	128.60
25	BA	2515	A	C2-N3-C4	5.51	113.35	110.60
25	BA	2713	C	N3-C2-O2	-5.50	118.05	121.90

Continued on next page...

Continued from previous page...

Mol	Chain	Res	Type	Atoms	Z	Observed(°)	Ideal(°)
25	DA	248	G	C5-C6-O6	-5.50	125.30	128.60
23	AX	46	G	C2-N3-C4	5.50	114.65	111.90
1	CA	820	U	N1-C2-N3	5.50	118.20	114.90
25	DA	1330	C	N3-C2-O2	5.50	125.75	121.90
25	DA	2241	A	N1-C6-N6	-5.50	115.30	118.60
25	BA	1425	A	C8-N9-C4	5.50	108.00	105.80
25	BA	2389	A	N3-C4-C5	5.50	130.65	126.80
25	DA	1977	A	N1-C6-N6	-5.50	115.30	118.60
25	DA	2595	G	N9-C4-C5	-5.50	103.20	105.40
25	BA	1404	G	N3-C4-C5	-5.50	125.85	128.60
25	BA	2495	C	C5-C6-N1	5.50	123.75	121.00
25	BA	1824	C	N3-C4-N4	-5.49	114.16	118.00
1	AA	1154	G	C4-C5-N7	5.49	113.00	110.80
1	AA	547	A	N1-C6-N6	-5.49	115.31	118.60
1	CA	1054	C	C6-N1-C2	-5.49	118.10	120.30
1	CA	1205	U	C6-N1-C2	-5.49	117.71	121.00
25	DA	2252	G	N3-C4-N9	-5.49	122.71	126.00
25	BA	2540	U	C6-N1-C2	-5.49	117.71	121.00
25	DA	1937	A	N1-C6-N6	5.49	121.89	118.60
25	DA	215	G	N1-C6-O6	-5.49	116.61	119.90
1	AA	818	G	N1-C6-O6	-5.49	116.61	119.90
25	DA	1960	A	C8-N9-C4	5.49	107.99	105.80
1	AA	660	G	N9-C4-C5	-5.48	103.21	105.40
25	BA	50	G	N1-C6-O6	-5.48	116.61	119.90
1	AA	754	C	N3-C2-O2	-5.48	118.06	121.90
46	B0	12	ASN	N-CA-C	5.48	125.81	111.00
25	DA	236	C	C2-N3-C4	-5.48	117.16	119.90
25	DA	2352	A	O5'-P-OP1	-5.48	100.77	105.70
25	BA	2004	C	OP1-P-OP2	5.48	127.82	119.60
1	CA	894	G	C2-N3-C4	-5.48	109.16	111.90
26	DB	2	C	C6-N1-C2	-5.48	118.11	120.30
1	AA	1524	C	C5-C6-N1	-5.48	118.26	121.00
25	BA	553	A	C5-C6-N1	-5.48	114.96	117.70
1	AA	97	G	N3-C4-C5	-5.48	125.86	128.60
25	BA	1986	G	N3-C4-N9	5.48	129.29	126.00
25	BA	1269	G	N1-C6-O6	-5.47	116.62	119.90
25	BA	2421	G	N3-C4-N9	5.47	129.28	126.00
25	BA	2531	U	C5-C4-O4	-5.47	122.61	125.90
1	CA	915	A	N1-C6-N6	-5.47	115.31	118.60
25	DA	1022	G	C6-C5-N7	5.47	133.68	130.40
25	DA	2321	G	C6-N1-C2	5.47	128.38	125.10
1	AA	1143	G	C8-N9-C4	-5.47	104.21	106.40

Continued on next page...

Continued from previous page...

Mol	Chain	Res	Type	Atoms	Z	Observed(°)	Ideal(°)
25	BA	1769	G	N1-C6-O6	-5.47	116.62	119.90
1	CA	161	A	N9-C4-C5	5.47	107.99	105.80
1	CA	552	U	C5-C4-O4	5.47	129.18	125.90
25	DA	648	G	N1-C6-O6	5.47	123.18	119.90
25	DA	2260	C	C2-N3-C4	-5.47	117.17	119.90
1	AA	804	U	C5-C6-N1	-5.47	119.97	122.70
23	AX	46	G	N3-C2-N2	-5.47	116.07	119.90
25	BA	1588	G	N3-C4-C5	-5.47	125.87	128.60
25	BA	2445	A	O5'-P-OP2	5.47	117.26	110.70
25	BA	1573	G	C5-C6-N1	-5.47	108.77	111.50
25	BA	1665	G	N1-C6-O6	5.47	123.18	119.90
25	BA	2268	G	N3-C4-C5	5.47	131.33	128.60
25	DA	1544	A	C2-N3-C4	5.47	113.33	110.60
25	DA	1653	G	N3-C4-N9	5.47	129.28	126.00
1	AA	343	U	N1-C2-N3	5.46	118.18	114.90
1	AA	1114	C	C6-N1-C2	-5.46	118.11	120.30
25	BA	493	G	O5'-P-OP2	-5.46	100.78	105.70
25	BA	1986	G	N3-C2-N2	5.46	123.72	119.90
25	BA	2609	G	C8-N9-C4	-5.46	104.21	106.40
25	DA	1913	A	C5-C6-N1	5.46	120.43	117.70
1	AA	736	C	C2-N1-C1'	5.46	124.81	118.80
1	AA	446	G	C5-C6-O6	-5.46	125.32	128.60
1	AA	266	G	C5-N7-C8	-5.46	101.57	104.30
25	BA	613	A	N1-C6-N6	5.46	121.88	118.60
25	BA	2036	A	N7-C8-N9	-5.46	111.07	113.80
25	DA	154(A)	C	N1-C2-O2	5.46	122.18	118.90
25	DA	738	G	C5-C6-N1	5.46	114.23	111.50
25	DA	1256	G	N3-C4-N9	5.46	129.28	126.00
1	AA	146	G	C4-N9-C1'	5.46	133.60	126.50
1	AA	167	G	C8-N9-C1'	-5.46	119.90	127.00
25	BA	1404	G	C8-N9-C4	-5.46	104.22	106.40
1	CA	400	C	C6-N1-C2	5.46	122.48	120.30
25	DA	145	G	N1-C6-O6	5.46	123.17	119.90
25	BA	1390	G	N1-C6-O6	5.46	123.17	119.90
25	BA	1653	C	C5-C4-N4	-5.46	116.38	120.20
25	BA	2036	A	N9-C4-C5	-5.46	103.62	105.80
1	CA	1338	G	N3-C4-C5	-5.46	125.87	128.60
25	BA	1744	G	N1-C6-O6	5.45	123.17	119.90
1	CA	1312	G	N3-C4-N9	-5.45	122.73	126.00
1	AA	1030(B)	C	C6-N1-C1'	-5.45	114.26	120.80
25	BA	1653	C	N3-C4-N4	5.45	121.81	118.00
25	DA	2735	G	N1-C6-O6	5.45	123.17	119.90

Continued on next page...

Continued from previous page...

Mol	Chain	Res	Type	Atoms	Z	Observed(°)	Ideal(°)
25	BA	2101	U	N1-C2-N3	5.45	118.17	114.90
25	BA	2331	G	N3-C4-C5	5.45	131.32	128.60
25	BA	2370	G	C8-N9-C4	5.45	108.58	106.40
25	DA	2347	C	N3-C2-O2	-5.45	118.09	121.90
25	DA	2825	C	O5'-P-OP2	5.45	117.24	110.70
25	BA	1068	G	C8-N9-C1'	5.45	134.08	127.00
23	CX	46	G	C5-C6-O6	-5.45	125.33	128.60
25	DA	482	A	O5'-P-OP2	-5.45	100.80	105.70
25	DA	2406	U	O4'-C1'-N1	-5.45	103.84	108.20
25	BA	2556	G	N1-C6-O6	5.45	123.17	119.90
25	DA	1526	G	N1-C6-O6	5.45	123.17	119.90
25	DA	1261	C	N3-C4-C5	5.44	124.08	121.90
25	BA	2245	U	C5-C6-N1	-5.44	119.98	122.70
1	AA	1137	C	C2-N3-C4	5.44	122.62	119.90
25	DA	312	G	C5-C6-O6	-5.44	125.34	128.60
1	CA	32	A	C8-N9-C4	-5.44	103.62	105.80
25	DA	796	C	N3-C4-C5	5.44	124.08	121.90
25	DA	1984	G	O5'-P-OP2	-5.44	100.81	105.70
25	BA	2690	C	N3-C4-C5	-5.44	119.73	121.90
1	CA	266	G	P-O3'-C3'	5.44	126.22	119.70
1	CA	1077	G	C8-N9-C4	5.44	108.57	106.40
25	DA	2325	G	N1-C6-O6	5.44	123.16	119.90
1	AA	1502	A	O5'-P-OP2	-5.43	100.81	105.70
47	B1	21	ARG	NE-CZ-NH1	5.43	123.02	120.30
1	CA	1017	G	N3-C4-C5	5.43	131.32	128.60
25	DA	216	A	C2-N3-C4	-5.43	107.88	110.60
25	DA	2636	U	C2-N1-C1'	5.43	124.22	117.70
25	BA	2591	C	N3-C4-C5	5.43	124.07	121.90
25	BA	507	G	C8-N9-C4	-5.43	104.23	106.40
1	AA	893	C	N1-C2-O2	5.43	122.16	118.90
25	BA	1606	G	N3-C4-C5	5.43	131.31	128.60
25	DA	552	G	C8-N9-C1'	5.43	134.06	127.00
25	DA	1510	G	C6-C5-N7	-5.43	127.14	130.40
25	DA	2628	C	C6-N1-C2	5.43	122.47	120.30
25	DA	2828	C	C5-C6-N1	-5.43	118.29	121.00
1	AA	1502	A	C4-C5-N7	5.43	113.41	110.70
25	DA	2724	C	N1-C2-O2	-5.43	115.64	118.90
26	DB	119	G	O4'-C1'-N9	5.43	112.54	108.20
1	AA	1054	C	N1-C2-O2	5.42	122.16	118.90
25	BA	1243	U	N3-C2-O2	-5.42	118.40	122.20
1	CA	1028	C	C5-C6-N1	5.42	123.71	121.00
25	DA	743	G	C8-N9-C4	-5.42	104.23	106.40

Continued on next page...

Continued from previous page...

Mol	Chain	Res	Type	Atoms	Z	Observed(°)	Ideal(°)
25	BA	873	U	OP2-P-O3'	5.42	117.12	105.20
25	BA	1215	G	N1-C6-O6	5.42	123.15	119.90
25	DA	2261	C	N3-C4-N4	5.42	121.80	118.00
1	AA	1389	C	N3-C2-O2	5.42	125.69	121.90
25	BA	1255	A	C8-N9-C4	-5.42	103.63	105.80
25	DA	947	G	N9-C4-C5	5.42	107.57	105.40
25	DA	2667	C	C6-N1-C2	-5.42	118.13	120.30
26	DB	82	G	C6-C5-N7	5.42	133.65	130.40
25	DA	31	C	C6-N1-C2	-5.42	118.13	120.30
25	BA	2616	U	C5-C4-O4	5.42	129.15	125.90
25	DA	312	G	N1-C6-O6	5.42	123.15	119.90
25	BA	2228	G	C4-N9-C1'	5.41	133.54	126.50
25	DA	2893	G	C4-C5-N7	5.41	112.97	110.80
1	AA	1442	G	P-O3'-C3'	5.41	126.19	119.70
23	AX	35	A	N1-C6-N6	-5.41	115.35	118.60
25	DA	215	G	C5-C6-O6	5.41	131.85	128.60
25	DA	1115	G	N3-C4-C5	5.41	131.31	128.60
25	BA	799	A	OP1-P-OP2	-5.41	111.48	119.60
25	BA	2453	C	N3-C2-O2	-5.41	118.11	121.90
1	CA	397	A	N1-C6-N6	-5.41	115.36	118.60
23	CX	22	G	C5-C6-N1	5.41	114.20	111.50
25	BA	2428	C	C4-C5-C6	-5.41	114.70	117.40
25	BA	2729	U	N3-C2-O2	-5.41	118.42	122.20
25	DA	2635	C	C5-C6-N1	-5.41	118.30	121.00
1	AA	831	U	C5-C6-N1	5.40	125.40	122.70
25	BA	12	U	C6-N1-C2	-5.40	117.76	121.00
25	BA	1153	G	N3-C4-N9	5.40	129.24	126.00
25	BA	1431	G	O4'-C1'-N9	5.40	112.52	108.20
25	BA	2851	C	N1-C2-O2	5.40	122.14	118.90
25	DA	22	C	N3-C4-C5	5.40	124.06	121.90
25	BA	81	G	C5-C6-O6	5.40	131.84	128.60
25	BA	852	G	O5'-P-OP1	-5.40	100.84	105.70
25	BA	2229	A	N7-C8-N9	5.40	116.50	113.80
1	CA	1259	C	C6-N1-C2	-5.40	118.14	120.30
25	DA	130	C	N3-C2-O2	-5.40	118.12	121.90
25	DA	1284	A	C4-C5-N7	5.40	113.40	110.70
1	AA	1442(A)	G	C5-C6-O6	-5.40	125.36	128.60
25	DA	1973	G	C5-C6-O6	5.40	131.84	128.60
25	BA	816	G	N1-C6-O6	5.40	123.14	119.90
25	DA	1644	C	N3-C2-O2	-5.40	118.12	121.90
25	BA	2777	A	C5-C6-N6	5.40	128.02	123.70
1	AA	1154	G	C8-N9-C4	5.39	108.56	106.40

Continued on next page...

Continued from previous page...

Mol	Chain	Res	Type	Atoms	Z	Observed(°)	Ideal(°)
25	DA	460	A	N9-C4-C5	-5.39	103.64	105.80
25	DA	1899	G	N3-C4-N9	5.39	129.24	126.00
26	DB	25	A	O4'-C1'-N9	-5.39	103.88	108.20
1	AA	56	U	C2-N1-C1'	5.39	124.17	117.70
25	BA	1821	C	OP1-P-O3'	5.39	117.06	105.20
1	CA	1134	G	N7-C8-N9	5.39	115.80	113.10
25	BA	1755	C	N1-C2-O2	-5.39	115.67	118.90
25	BA	2699	U	N1-C2-O2	-5.39	119.03	122.80
25	BA	2405	A	C2-N3-C4	-5.39	107.91	110.60
1	AA	627	G	C4-C5-N7	5.39	112.95	110.80
25	BA	254	A	C4-C5-N7	5.39	113.39	110.70
25	BA	2826	C	C6-N1-C2	5.39	122.45	120.30
1	CA	1370	G	C8-N9-C4	-5.39	104.25	106.40
25	DA	956	G	C4-C5-C6	5.39	122.03	118.80
1	AA	346	G	N1-C6-O6	-5.38	116.67	119.90
1	AA	458	C	C2-N1-C1'	5.38	124.72	118.80
25	BA	1299	A	N1-C6-N6	-5.38	115.37	118.60
25	BA	2122	G	C2-N3-C4	5.38	114.59	111.90
25	DA	2376	A	O5'-P-OP2	-5.38	100.85	105.70
25	BA	582	G	N1-C6-O6	5.38	123.13	119.90
25	DA	90	U	C2-N1-C1'	5.38	124.16	117.70
25	DA	2253	G	N9-C4-C5	-5.38	103.25	105.40
25	BA	1163	G	N1-C6-O6	5.38	123.13	119.90
51	B5	58	LEU	CA-CB-CG	5.38	127.67	115.30
1	CA	1262	C	C6-N1-C1'	-5.38	114.35	120.80
1	CA	1285	A	C8-N9-C4	5.38	107.95	105.80
1	AA	1030(C)	G	C4-N9-C1'	5.38	133.49	126.50
25	BA	553	A	C5-N7-C8	-5.38	101.21	103.90
25	BA	974	G	N1-C6-O6	5.38	123.13	119.90
25	BA	989	G	N7-C8-N9	5.38	115.79	113.10
25	BA	2723	A	C2-N3-C4	-5.38	107.91	110.60
1	CA	893	C	C6-N1-C2	5.38	122.45	120.30
25	BA	2611	G	OP2-P-O3'	5.38	117.02	105.20
25	DA	660	G	C5-C6-N1	-5.38	108.81	111.50
1	AA	571	U	O5'-P-OP1	-5.37	100.86	105.70
25	BA	805	C	O5'-P-OP2	-5.37	100.86	105.70
26	DB	74	U	C6-N1-C1'	5.37	128.72	121.20
1	AA	976	G	N1-C6-O6	5.37	123.12	119.90
1	AA	1030(C)	G	N3-C4-N9	5.37	129.22	126.00
25	BA	2651	A	C8-N9-C4	5.37	107.95	105.80
1	AA	14	U	O5'-P-OP1	-5.37	100.87	105.70
25	BA	1055	A	OP1-P-O3'	5.37	117.01	105.20

Continued on next page...

Continued from previous page...

Mol	Chain	Res	Type	Atoms	Z	Observed(°)	Ideal(°)
25	BA	2701	U	P-O3'-C3'	5.37	126.14	119.70
1	CA	345	C	N3-C2-O2	-5.37	118.14	121.90
25	DA	1956	U	OP1-P-O3'	5.37	117.01	105.20
25	DA	2525	G	N1-C6-O6	5.37	123.12	119.90
25	BA	142	G	N3-C4-C5	5.37	131.28	128.60
25	BA	1067	A	C4-C5-N7	5.37	113.38	110.70
1	AA	1181	G	N3-C4-C5	5.37	131.28	128.60
25	BA	1934	A	N1-C6-N6	-5.37	115.38	118.60
25	BA	2078	G	C8-N9-C1'	-5.37	120.02	127.00
25	DA	2206	G	N3-C4-N9	-5.37	122.78	126.00
1	CA	1356	G	C6-N1-C2	5.36	128.32	125.10
25	DA	2023	G	N3-C4-C5	-5.36	125.92	128.60
25	DA	1031	G	N1-C6-O6	5.36	123.12	119.90
25	DA	2519	U	C5-C6-N1	-5.36	120.02	122.70
26	DB	72	G	C4-C5-N7	5.36	112.94	110.80
1	CA	1375	A	C8-N9-C4	-5.36	103.66	105.80
25	DA	52	A	N7-C8-N9	5.36	116.48	113.80
25	DA	370	G	N3-C4-C5	5.36	131.28	128.60
1	AA	1024	G	C4-N9-C1'	5.36	133.47	126.50
25	BA	69	G	N1-C6-O6	-5.36	116.69	119.90
25	BA	886	U	C5-C4-O4	5.36	129.11	125.90
25	BA	2535	G	C2-N3-C4	-5.36	109.22	111.90
25	DA	1662	C	C6-N1-C2	5.36	122.44	120.30
1	AA	800	G	N7-C8-N9	5.36	115.78	113.10
1	AA	1125	U	P-O3'-C3'	5.36	126.12	119.70
1	AA	1158	C	C4-C5-C6	5.36	120.08	117.40
25	BA	2044	U	N3-C4-O4	5.36	123.15	119.40
25	DA	1648	C	O5'-P-OP1	5.36	117.13	110.70
25	DA	2050	C	C6-N1-C2	5.36	122.44	120.30
25	BA	725	C	C5-C6-N1	-5.35	118.32	121.00
1	AA	1531	A	C4-N9-C1'	5.35	135.94	126.30
1	CA	981	U	C5-C6-N1	5.35	125.38	122.70
1	AA	1519	A	C2-N3-C4	-5.35	107.92	110.60
25	DA	2023	G	C5-C6-O6	-5.35	125.39	128.60
25	DA	2287	A	C2-N3-C4	-5.35	107.92	110.60
1	CA	429	U	C2-N1-C1'	-5.35	111.28	117.70
1	CA	1099	G	C4-C5-N7	-5.35	108.66	110.80
25	DA	976	C	N1-C2-O2	5.35	122.11	118.90
25	BA	1483	C	C6-N1-C2	-5.35	118.16	120.30
26	BB	73	A	O4'-C1'-N9	-5.35	103.92	108.20
1	CA	1173	G	N1-C6-O6	5.35	123.11	119.90
25	DA	2330	G	C5-C6-O6	-5.35	125.39	128.60

Continued on next page...

Continued from previous page...

Mol	Chain	Res	Type	Atoms	Z	Observed(°)	Ideal(°)
25	BA	657	A	O5'-P-OP2	5.34	117.11	110.70
1	CA	500	G	N3-C4-C5	-5.34	125.93	128.60
25	BA	853	C	N3-C4-C5	5.34	124.04	121.90
1	AA	237	C	C6-N1-C2	5.34	122.44	120.30
25	BA	425	G	C5-C6-N1	-5.34	108.83	111.50
25	BA	933	C	C5-C6-N1	5.34	123.67	121.00
1	CA	228	A	C8-N9-C4	5.34	107.94	105.80
1	CA	503	C	C6-N1-C2	-5.34	118.16	120.30
1	CA	1028	C	N3-C2-O2	5.34	125.64	121.90
25	DA	2870	C	N3-C2-O2	-5.34	118.16	121.90
1	AA	1035	A	C8-N9-C1'	-5.34	118.09	127.70
25	BA	678	A	C8-N9-C4	-5.34	103.67	105.80
25	BA	2372	A	O5'-P-OP1	5.34	117.11	110.70
1	CA	1125	U	C5-C6-N1	5.34	125.37	122.70
25	DA	1238	G	N9-C4-C5	-5.34	103.27	105.40
25	DA	2489	G	N1-C6-O6	5.34	123.10	119.90
25	BA	331	G	O5'-P-OP1	-5.33	100.90	105.70
25	BA	519	G	C5-C6-O6	-5.33	125.40	128.60
25	BA	990	A	C5-C6-N1	-5.33	115.03	117.70
25	BA	2283	G	O5'-P-OP2	-5.33	100.90	105.70
25	BA	2372	A	O5'-P-OP2	-5.33	100.90	105.70
1	CA	194	C	C6-N1-C2	-5.33	118.17	120.30
23	AX	22	G	C6-C5-N7	5.33	133.60	130.40
25	BA	572	A	OP1-P-O3'	5.33	116.93	105.20
1	CA	691	G	C8-N9-C4	5.33	108.53	106.40
1	CA	1311	G	N3-C4-C5	5.33	131.27	128.60
25	DA	446	G	C8-N9-C1'	-5.33	120.07	127.00
1	AA	1139	G	C4-N9-C1'	-5.33	119.57	126.50
23	AX	22	G	C4-N9-C1'	-5.33	119.57	126.50
25	BA	9	U	C2-N3-C4	5.33	130.20	127.00
25	BA	2550	C	C6-N1-C2	5.33	122.43	120.30
1	AA	1030(B)	C	C2-N3-C4	5.33	122.56	119.90
25	DA	363(B)	G	N3-C4-N9	5.33	129.20	126.00
1	AA	261	U	N1-C2-O2	-5.33	119.07	122.80
25	BA	2339	A	C5-C6-N6	5.33	127.96	123.70
1	AA	1499	A	C8-N9-C4	5.32	107.93	105.80
25	BA	2753	A	O5'-P-OP2	-5.32	100.91	105.70
25	BA	2755	C	C6-N1-C2	5.32	122.43	120.30
1	CA	1034	G	C6-C5-N7	5.32	133.59	130.40
1	AA	98	G	N7-C8-N9	5.32	115.76	113.10
23	CX	70	G	C8-N9-C1'	-5.32	120.08	127.00
25	DA	1963	U	C2-N1-C1'	5.32	124.08	117.70

Continued on next page...

Continued from previous page...

Mol	Chain	Res	Type	Atoms	Z	Observed(°)	Ideal(°)
1	CA	395	C	C6-N1-C2	-5.32	118.17	120.30
25	DA	614(B)	G	O4'-C1'-N9	5.32	112.45	108.20
25	DA	2827	C	C2-N3-C4	-5.32	117.24	119.90
1	AA	1024	G	N3-C4-C5	-5.31	125.94	128.60
25	BA	27	G	O5'-P-OP2	-5.31	100.92	105.70
23	CX	14	A	N1-C2-N3	5.31	131.96	129.30
25	DA	1313	U	N3-C4-O4	5.31	123.12	119.40
25	BA	932	C	C2-N3-C4	5.31	122.56	119.90
1	AA	77	G	C8-N9-C4	5.31	108.52	106.40
25	DA	1403	C	N3-C2-O2	-5.31	118.18	121.90
25	DA	1812	A	O5'-P-OP1	-5.31	100.92	105.70
25	BA	2630	G	N3-C4-N9	5.31	129.18	126.00
25	BA	2802	C	C5-C6-N1	-5.31	118.35	121.00
1	CA	661	G	N1-C6-O6	5.31	123.08	119.90
25	DA	945	A	C5-C6-N6	-5.31	119.45	123.70
25	BA	1093	G	P-O3'-C3'	5.31	126.07	119.70
25	DA	2541	A	N1-C6-N6	5.31	121.78	118.60
1	CA	851	G	N1-C6-O6	5.30	123.08	119.90
1	CA	1369	C	C5-C6-N1	-5.30	118.35	121.00
1	CA	787	A	C2-N3-C4	-5.30	107.95	110.60
25	DA	1615	C	N1-C2-O2	-5.30	115.72	118.90
1	AA	59	A	C2-N3-C4	5.30	113.25	110.60
1	CA	316	G	C6-C5-N7	-5.30	127.22	130.40
25	DA	392	C	O5'-P-OP2	5.30	117.06	110.70
25	DA	532	A	O4'-C1'-N9	5.30	112.44	108.20
1	AA	476	G	C4-N9-C1'	5.30	133.39	126.50
1	AA	1289	A	N9-C4-C5	5.30	107.92	105.80
25	BA	199	C	OP2-P-O3'	5.30	116.86	105.20
25	BA	1954	A	O5'-P-OP2	5.30	117.06	110.70
25	BA	2807	C	C6-N1-C2	-5.30	118.18	120.30
25	BA	2904	U	C5-C6-N1	5.30	125.35	122.70
25	DA	271(K)	U	C2-N1-C1'	5.30	124.06	117.70
25	DA	2643	G	O5'-P-OP1	-5.30	100.93	105.70
1	CA	266	G	C5-N7-C8	-5.30	101.65	104.30
25	DA	2744	G	OP2-P-O3'	5.30	116.86	105.20
1	AA	122	G	N3-C4-C5	5.30	131.25	128.60
25	BA	2641	A	C2-N3-C4	-5.30	107.95	110.60
26	DB	56	G	C4-N9-C1'	5.30	133.38	126.50
25	BA	30	G	N3-C4-C5	-5.29	125.95	128.60
25	BA	1992	A	O4'-C1'-N9	-5.29	103.96	108.20
1	CA	1149	C	N3-C2-O2	-5.29	118.19	121.90
23	AX	4	G	N1-C6-O6	5.29	123.08	119.90

Continued on next page...

Continued from previous page...

Mol	Chain	Res	Type	Atoms	Z	Observed(°)	Ideal(°)
25	BA	2559	U	N1-C2-O2	-5.29	119.09	122.80
26	BB	91	C	N3-C4-C5	5.29	124.02	121.90
26	DB	115	G	N9-C4-C5	-5.29	103.28	105.40
1	AA	236	G	C5-C6-O6	5.29	131.78	128.60
25	BA	932	C	C5-C6-N1	5.29	123.65	121.00
25	BA	1650	C	N1-C2-O2	-5.29	115.72	118.90
23	AX	35	A	C5-C6-N1	-5.29	115.06	117.70
25	DA	216	A	C8-N9-C4	5.29	107.92	105.80
25	DA	2507	C	N3-C4-C5	-5.29	119.78	121.90
25	DA	2856	C	C5-C6-N1	5.29	123.64	121.00
25	BA	1631	C	C2-N3-C4	5.29	122.54	119.90
1	AA	1481	U	OP2-P-O3'	5.29	116.83	105.20
11	AK	49	GLY	N-CA-C	5.29	126.31	113.10
25	BA	1093	G	C8-N9-C1'	-5.29	120.13	127.00
25	DA	295	G	C6-C5-N7	-5.29	127.23	130.40
25	DA	830	G	N1-C6-O6	-5.29	116.73	119.90
1	AA	1006	C	C6-N1-C2	-5.28	118.19	120.30
1	AA	1531	A	N9-C1'-C2'	5.28	120.87	114.00
25	BA	415	G	C4-N9-C1'	-5.28	119.63	126.50
25	BA	417	A	C2-N3-C4	-5.28	107.96	110.60
25	BA	758	G	N1-C6-O6	5.28	123.07	119.90
25	BA	876	A	O5'-P-OP2	-5.28	100.94	105.70
1	CA	44	G	O5'-P-OP2	-5.28	100.94	105.70
25	DA	63	U	C2-N1-C1'	-5.28	111.36	117.70
25	BA	471	C	C2-N3-C4	-5.28	117.26	119.90
1	AA	46	G	N1-C6-O6	5.28	123.07	119.90
25	BA	1972	G	C6-C5-N7	-5.28	127.23	130.40
25	BA	2663	C	C5-C4-N4	-5.28	116.50	120.20
23	CX	32	C	N1-C2-O2	5.28	122.07	118.90
1	AA	848	C	C6-N1-C2	-5.28	118.19	120.30
25	BA	739	C	OP2-P-O3'	5.28	116.81	105.20
25	BA	1221	G	OP1-P-OP2	-5.28	111.68	119.60
25	BA	1638	C	C6-N1-C2	5.28	122.41	120.30
25	BA	799	A	C2-N3-C4	-5.28	107.96	110.60
1	CA	1039	C	C5-C6-N1	5.28	123.64	121.00
25	DA	2512	C	C5-C4-N4	-5.28	116.51	120.20
25	BA	733	G	C4-C5-N7	5.27	112.91	110.80
25	BA	1348	A	O5'-P-OP2	-5.27	100.95	105.70
25	DA	2455	G	C8-N9-C1'	-5.27	120.14	127.00
1	AA	1181	G	N1-C6-O6	5.27	123.06	119.90
1	AA	1519	A	C8-N9-C4	-5.27	103.69	105.80
23	AX	8	U	C5-C6-N1	5.27	125.34	122.70

Continued on next page...

Continued from previous page...

Mol	Chain	Res	Type	Atoms	Z	Observed(°)	Ideal(°)
25	BA	1476	C	N3-C2-O2	-5.27	118.21	121.90
1	CA	138	G	C8-N9-C4	-5.27	104.29	106.40
25	DA	1314	C	N1-C2-O2	5.27	122.06	118.90
23	AX	35	A	C6-N1-C2	5.27	121.76	118.60
25	BA	1298	G	C4-N9-C1'	-5.27	119.65	126.50
1	AA	219	C	C6-N1-C2	-5.27	118.19	120.30
25	BA	1994	A	C5-C6-N6	-5.27	119.48	123.70
25	DA	2892	A	N1-C6-N6	-5.27	115.44	118.60
25	BA	2228	G	C4-C5-C6	5.27	121.96	118.80
25	DA	2023	G	C6-C5-N7	-5.27	127.24	130.40
26	BB	6	C	N1-C2-O2	5.27	122.06	118.90
25	BA	1850	A	OP1-P-OP2	5.26	127.50	119.60
25	DA	63	U	O4'-C1'-N1	5.26	112.41	108.20
1	AA	1058	G	N9-C4-C5	-5.26	103.30	105.40
25	BA	978	A	C8-N9-C4	-5.26	103.69	105.80
1	AA	904	C	C6-N1-C2	5.26	122.41	120.30
25	BA	816	G	C5-C6-O6	-5.26	125.44	128.60
25	BA	1794	G	N7-C8-N9	-5.26	110.47	113.10
47	B1	46	LEU	CA-CB-CG	5.26	127.40	115.30
1	CA	939	G	N3-C4-C5	-5.26	125.97	128.60
25	DA	893	C	C2-N3-C4	5.26	122.53	119.90
25	DA	1148	A	C8-N9-C4	-5.26	103.69	105.80
25	BA	351	G	O4'-C1'-N9	-5.26	103.99	108.20
25	DA	1784	A	O5'-P-OP2	5.26	117.01	110.70
25	BA	1867	C	N1-C2-O2	5.26	122.05	118.90
25	BA	2829	G	N1-C6-O6	5.26	123.05	119.90
1	CA	1012	U	C6-N1-C1'	5.26	128.56	121.20
25	BA	2527	C	C6-N1-C2	5.25	122.40	120.30
1	AA	1043	C	O4'-C1'-N1	5.25	112.40	108.20
25	BA	693	G	C5-C6-O6	-5.25	125.45	128.60
1	CA	1180	A	C8-N9-C4	-5.25	103.70	105.80
23	CX	9	G	C4-N9-C1'	-5.25	119.67	126.50
25	DA	188	G	C6-C5-N7	-5.25	127.25	130.40
25	DA	2313	C	N3-C2-O2	-5.25	118.22	121.90
1	AA	167	G	C5-C6-O6	-5.25	125.45	128.60
25	BA	353	G	C5-C6-O6	-5.25	125.45	128.60
25	DA	1377	G	N3-C4-C5	-5.25	125.97	128.60
26	DB	81	G	N7-C8-N9	5.25	115.73	113.10
25	BA	926	G	N3-C4-C5	-5.25	125.97	128.60
25	BA	1365	G	C8-N9-C4	-5.25	104.30	106.40
25	BA	1766	G	C4-C5-N7	5.25	112.90	110.80
25	BA	2241	C	N3-C2-O2	-5.25	118.22	121.90

Continued on next page...

Continued from previous page...

Mol	Chain	Res	Type	Atoms	Z	Observed(°)	Ideal(°)
25	BA	1710	C	N3-C4-N4	5.25	121.67	118.00
25	BA	1859	G	N1-C6-O6	-5.25	116.75	119.90
1	CA	1029	C	C5-C6-N1	5.25	123.62	121.00
1	CA	1518	A	C5-C6-N6	5.25	127.90	123.70
25	DA	1120	G	N3-C4-C5	5.25	131.22	128.60
25	DA	2435	A	C8-N9-C4	-5.25	103.70	105.80
25	BA	2857	U	C5-C6-N1	-5.25	120.08	122.70
25	DA	912	C	N1-C2-O2	5.25	122.05	118.90
26	DB	119	G	C8-N9-C1'	5.25	133.82	127.00
1	AA	587	G	O5'-P-OP1	5.24	116.99	110.70
25	BA	965	G	O5'-P-OP2	-5.24	100.98	105.70
25	BA	1222	A	N7-C8-N9	5.24	116.42	113.80
23	AX	8	U	N1-C2-O2	5.24	126.47	122.80
25	BA	139	A	C5-C6-N1	-5.24	115.08	117.70
1	CA	422	C	C6-N1-C2	-5.24	118.20	120.30
25	BA	1857	G	OP1-P-O3'	5.24	116.73	105.20
25	BA	1985	U	C6-N1-C2	-5.24	117.86	121.00
1	AA	1190	G	C8-N9-C4	-5.24	104.31	106.40
25	BA	2452	C	C5-C6-N1	-5.24	118.38	121.00
25	DA	75	G	N3-C2-N2	-5.24	116.23	119.90
25	DA	1885	A	C8-N9-C4	5.24	107.89	105.80
25	DA	2336	A	N1-C6-N6	5.24	121.74	118.60
26	DB	29	A	N7-C8-N9	5.24	116.42	113.80
25	BA	168	G	O5'-P-OP2	-5.23	100.99	105.70
25	BA	978	A	O4'-C1'-N9	5.23	112.39	108.20
25	DA	76	C	N1-C2-O2	5.23	122.04	118.90
25	DA	895	U	C2-N1-C1'	5.23	123.98	117.70
25	DA	2345	G	C5-C6-O6	5.23	131.74	128.60
25	DA	2861	G	N3-C2-N2	-5.23	116.24	119.90
25	DA	893	C	C6-N1-C2	-5.23	118.21	120.30
1	AA	140	A	C8-N9-C4	-5.23	103.71	105.80
1	AA	975	A	O4'-C1'-N9	-5.23	104.02	108.20
25	BA	89	U	C5-C4-O4	5.23	129.04	125.90
25	BA	438	G	O5'-P-OP2	-5.23	100.99	105.70
25	BA	2122	G	N1-C6-O6	-5.23	116.76	119.90
25	DA	2375	G	O5'-P-OP2	-5.23	100.99	105.70
1	AA	204	U	N1-C2-O2	5.23	126.46	122.80
25	BA	1176	U	C5-C4-O4	5.23	129.04	125.90
25	BA	2510	C	C5-C6-N1	-5.23	118.39	121.00
25	DA	1955	U	N3-C4-O4	-5.23	115.74	119.40
25	DA	2604	U	N1-C2-O2	5.23	126.46	122.80
1	AA	1510	U	C6-N1-C2	5.23	124.14	121.00

Continued on next page...

Continued from previous page...

Mol	Chain	Res	Type	Atoms	Z	Observed(°)	Ideal(°)
25	BA	840	A	C5-C6-N6	-5.23	119.52	123.70
25	BA	2414	C	C6-N1-C2	5.23	122.39	120.30
25	BA	2701	U	N3-C2-O2	-5.23	118.54	122.20
25	DA	1243	G	C4-C5-N7	-5.23	108.71	110.80
25	DA	1395	A	O4'-C1'-N9	5.23	112.38	108.20
25	DA	1955	U	C5-C6-N1	-5.23	120.09	122.70
26	DB	11	C	C6-N1-C2	-5.23	118.21	120.30
1	CA	561	U	N3-C4-O4	5.23	123.06	119.40
1	AA	167	G	N1-C6-O6	5.22	123.03	119.90
25	BA	134	G	N7-C8-N9	-5.22	110.49	113.10
25	DA	228	A	N1-C6-N6	5.22	121.73	118.60
25	DA	552	G	C4-N9-C1'	-5.22	119.71	126.50
25	DA	1488	G	N3-C4-C5	-5.22	125.99	128.60
25	DA	2334	G	OP2-P-O3'	5.22	116.69	105.20
25	DA	2587	A	N1-C6-N6	5.22	121.73	118.60
1	AA	1064	G	OP1-P-O3'	5.22	116.69	105.20
25	BA	362	G	N3-C4-N9	5.22	129.13	126.00
1	CA	800	G	OP2-P-O3'	5.22	116.69	105.20
1	AA	458	C	C6-N1-C2	-5.22	118.21	120.30
23	AX	14	A	C4-N9-C1'	5.22	135.70	126.30
25	BA	512	C	N3-C2-O2	5.22	125.56	121.90
25	BA	2503	U	N3-C4-O4	-5.22	115.75	119.40
25	DA	923	C	C6-N1-C2	-5.22	118.21	120.30
25	DA	1986	A	N1-C2-N3	5.22	131.91	129.30
25	BA	1450	C	O5'-P-OP2	-5.22	101.00	105.70
25	DA	796	C	C2-N3-C4	-5.22	117.29	119.90
25	DA	1368	G	O5'-P-OP2	-5.22	101.00	105.70
25	DA	1488	G	C4-N9-C1'	5.22	133.28	126.50
1	AA	1259	C	C6-N1-C2	-5.22	118.21	120.30
25	BA	1810	U	O4'-C1'-N1	5.22	112.37	108.20
25	BA	288	U	C5-C6-N1	5.21	125.31	122.70
1	CA	605	U	O4'-C1'-N1	5.21	112.37	108.20
1	CA	997	U	C5-C4-O4	5.21	129.03	125.90
26	DB	74	U	N1-C2-N3	5.21	118.03	114.90
25	BA	1539	C	C2-N1-C1'	5.21	124.53	118.80
1	AA	1507	A	C2-N3-C4	-5.21	108.00	110.60
25	BA	1221	G	OP1-P-O3'	5.21	116.66	105.20
1	CA	1004	A	C4-C5-N7	-5.21	108.10	110.70
25	DA	908	C	N1-C2-O2	-5.21	115.78	118.90
1	AA	365	U	C5-C6-N1	-5.21	120.10	122.70
1	AA	552	U	C5-C6-N1	-5.21	120.10	122.70
25	DA	970	C	N1-C2-O2	-5.21	115.78	118.90

Continued on next page...

Continued from previous page...

Mol	Chain	Res	Type	Atoms	Z	Observed(°)	Ideal(°)
25	BA	2049	G	O5'-P-OP2	-5.21	101.02	105.70
1	CA	372	C	N1-C2-O2	5.21	122.02	118.90
25	DA	1488	G	C8-N9-C4	-5.21	104.32	106.40
25	DA	2591	C	C6-N1-C2	-5.21	118.22	120.30
25	BA	1172	A	N1-C6-N6	5.20	121.72	118.60
1	CA	354	G	N1-C6-O6	5.20	123.02	119.90
25	DA	665	C	N1-C2-O2	5.20	122.02	118.90
25	DA	1992	G	P-O3'-C3'	5.20	125.94	119.70
25	DA	666	G	C2-N3-C4	-5.20	109.30	111.90
25	DA	2070	G	N3-C4-C5	-5.20	126.00	128.60
25	BA	2386	C	C6-N1-C2	5.20	122.38	120.30
25	DA	2253	G	C5-C6-O6	-5.20	125.48	128.60
1	AA	220	G	C4-N9-C1'	5.20	133.26	126.50
1	AA	1042	G	O4'-C1'-N9	5.20	112.36	108.20
1	AA	1397	C	C6-N1-C2	-5.20	118.22	120.30
25	BA	2740	G	N3-C2-N2	-5.20	116.26	119.90
1	CA	528	C	C5-C6-N1	5.20	123.60	121.00
1	CA	1042	G	O4'-C1'-N9	5.20	112.36	108.20
26	DB	82	G	C4-N9-C1'	-5.20	119.74	126.50
1	AA	963	G	C5-C6-N1	5.20	114.10	111.50
1	AA	1407	C	C5-C6-N1	5.20	123.60	121.00
25	DA	233	A	OP1-P-OP2	5.20	127.39	119.60
25	BA	1093	G	N1-C2-N2	-5.19	111.53	116.20
1	AA	1150	U	C5-C4-O4	5.19	129.01	125.90
25	BA	483	A	C5-C6-N6	5.19	127.85	123.70
25	BA	1972	G	C5-C6-N1	-5.19	108.90	111.50
1	AA	1401	G	O4'-C1'-N9	-5.19	104.05	108.20
1	CA	894	G	N3-C4-C5	5.19	131.19	128.60
25	DA	645	C	C2-N1-C1'	5.19	124.51	118.80
25	BA	1472	G	N3-C2-N2	5.19	123.53	119.90
25	DA	2018	G	C5-C6-O6	-5.19	125.49	128.60
25	BA	235	C	N3-C2-O2	5.19	125.53	121.90
1	CA	299	G	C6-C5-N7	-5.19	127.29	130.40
26	DB	45	A	P-O3'-C3'	5.19	125.92	119.70
25	BA	31	C	O5'-P-OP1	-5.19	101.03	105.70
25	BA	2425	G	OP2-P-O3'	5.19	116.61	105.20
1	CA	5	U	N3-C2-O2	-5.19	118.57	122.20
25	DA	894	C	N3-C2-O2	-5.19	118.27	121.90
25	DA	1380	G	O5'-P-OP2	-5.19	101.03	105.70
23	AX	69	C	N1-C2-O2	5.18	122.01	118.90
23	AX	76	A	C4-C5-N7	-5.18	108.11	110.70
25	BA	2255	U	OP1-P-OP2	5.18	127.38	119.60

Continued on next page...

Continued from previous page...

Mol	Chain	Res	Type	Atoms	Z	Observed(°)	Ideal(°)
25	BA	2838	C	N3-C4-C5	5.18	123.97	121.90
1	CA	925	G	C5-C6-O6	-5.18	125.49	128.60
25	DA	936	C	N3-C4-N4	-5.18	114.37	118.00
25	DA	2207	G	C5-C6-N1	-5.18	108.91	111.50
1	AA	839	U	P-O3'-C3'	5.18	125.92	119.70
25	BA	1094	A	N7-C8-N9	5.18	116.39	113.80
25	BA	1824	C	N3-C2-O2	-5.18	118.27	121.90
1	CA	662	G	C6-C5-N7	-5.18	127.29	130.40
25	DA	1761	C	N1-C2-O2	-5.18	115.79	118.90
25	DA	1955	U	C5-C4-O4	5.18	129.01	125.90
25	BA	1700	G	N9-C4-C5	5.18	107.47	105.40
25	BA	2110	G	N3-C2-N2	-5.18	116.27	119.90
7	AG	81	GLY	N-CA-C	5.18	126.05	113.10
25	BA	2646	G	O5'-P-OP2	-5.18	101.04	105.70
25	BA	2906	U	C2-N1-C1'	5.18	123.92	117.70
1	CA	1456	G	C8-N9-C4	5.18	108.47	106.40
25	DA	692	C	C6-N1-C2	5.18	122.37	120.30
25	BA	1372	U	C6-N1-C2	5.18	124.11	121.00
1	CA	1303	C	N1-C2-O2	5.18	122.01	118.90
3	CC	91	LEU	CA-CB-CG	5.18	127.21	115.30
25	DA	1022	G	N3-C2-N2	-5.18	116.28	119.90
1	AA	158	G	N3-C4-N9	-5.18	122.89	126.00
25	BA	718	C	C5-C4-N4	5.18	123.82	120.20
1	CA	1065	U	P-O3'-C3'	5.17	125.91	119.70
25	DA	1142(A)	A	N1-C6-N6	5.17	121.70	118.60
25	DA	2207	G	N7-C8-N9	5.17	115.69	113.10
25	DA	2286	A	C4-C5-N7	5.17	113.29	110.70
25	BA	1755	C	C6-N1-C2	5.17	122.37	120.30
1	CA	1142	G	N3-C4-C5	-5.17	126.01	128.60
25	DA	1124	C	N3-C4-C5	5.17	123.97	121.90
1	AA	1145	C	N1-C2-O2	5.17	122.00	118.90
1	AA	749	C	C2-N3-C4	5.17	122.48	119.90
1	AA	1029	C	C6-N1-C1'	5.17	127.00	120.80
25	BA	2223	C	N1-C2-O2	5.17	122.00	118.90
26	BB	118	G	N1-C6-O6	5.17	123.00	119.90
23	CX	35	A	C6-N1-C2	5.17	121.70	118.60
25	DA	2843	G	N3-C2-N2	-5.17	116.28	119.90
1	CA	1030(B)	C	C6-N1-C2	-5.17	118.23	120.30
1	CA	1271	G	N9-C4-C5	-5.17	103.33	105.40
1	AA	1019	C	C2-N3-C4	5.17	122.48	119.90
25	DA	266	G	C5-C6-O6	-5.17	125.50	128.60
25	DA	272(C)	G	C4-N9-C1'	-5.17	119.78	126.50

Continued on next page...

Continued from previous page...

Mol	Chain	Res	Type	Atoms	Z	Observed(°)	Ideal(°)
25	DA	1418	G	C6-C5-N7	-5.17	127.30	130.40
25	BA	118	U	O5'-P-OP1	-5.16	101.05	105.70
25	BA	1814	A	O5'-P-OP2	-5.16	101.05	105.70
1	CA	557	G	N3-C2-N2	5.16	123.51	119.90
1	CA	960	U	N1-C2-O2	5.16	126.41	122.80
1	CA	1135	U	C2-N1-C1'	-5.16	111.50	117.70
25	DA	567	A	N3-C4-C5	5.16	130.41	126.80
25	DA	1838	C	O4'-C1'-N1	5.16	112.33	108.20
1	AA	1399	C	N3-C2-O2	5.16	125.51	121.90
25	BA	2344	U	O5'-P-OP2	-5.16	101.05	105.70
1	CA	1206	G	N3-C4-N9	5.16	129.10	126.00
25	BA	50	G	O5'-P-OP2	-5.16	101.06	105.70
25	BA	1240	G	C8-N9-C4	-5.16	104.34	106.40
25	BA	1807	G	N1-C6-O6	5.16	123.00	119.90
25	BA	2697	G	O5'-P-OP2	-5.16	101.06	105.70
1	CA	242	C	N3-C4-N4	5.16	121.61	118.00
25	DA	98	G	C8-N9-C4	5.16	108.46	106.40
25	DA	1126	A	O5'-P-OP1	-5.16	101.06	105.70
25	BA	671	A	O4'-C1'-N9	5.16	112.33	108.20
1	CA	906	G	N9-C4-C5	-5.16	103.34	105.40
1	AA	24	U	O5'-P-OP1	-5.16	101.06	105.70
23	CX	35	A	C5-C6-N1	-5.16	115.12	117.70
25	DA	1229	G	N9-C4-C5	-5.16	103.34	105.40
25	DA	2018	G	C4-C5-N7	5.16	112.86	110.80
25	BA	2634	C	C6-N1-C2	5.16	122.36	120.30
25	DA	1607	C	C6-N1-C2	5.16	122.36	120.30
25	DA	1767	C	C5-C6-N1	-5.16	118.42	121.00
1	CA	1165	C	N1-C2-O2	5.15	121.99	118.90
25	DA	743	G	N9-C4-C5	5.15	107.46	105.40
28	DE	111	ARG	NE-CZ-NH2	-5.15	117.72	120.30
25	DA	1643	G	OP1-P-O3'	5.15	116.54	105.20
25	DA	2422	A	N1-C6-N6	-5.15	115.51	118.60
25	DA	2487	G	C2-N3-C4	-5.15	109.32	111.90
25	DA	2581	G	OP1-P-O3'	5.15	116.54	105.20
25	BA	852	G	C4-C5-N7	5.15	112.86	110.80
25	BA	2662	U	C5-C6-N1	-5.15	120.12	122.70
25	BA	2801	C	C2-N3-C4	-5.15	117.33	119.90
31	DH	171	LEU	CA-CB-CG	5.15	127.14	115.30
25	BA	2251	G	C8-N9-C4	5.15	108.46	106.40
25	BA	2785	C	N1-C2-O2	5.15	121.99	118.90
1	CA	897	C	C6-N1-C2	5.15	122.36	120.30
1	AA	1150	U	C6-N1-C2	-5.15	117.91	121.00

Continued on next page...

Continued from previous page...

Mol	Chain	Res	Type	Atoms	Z	Observed(°)	Ideal(°)
25	BA	2228	G	N9-C4-C5	-5.15	103.34	105.40
25	BA	2464	C	C5-C6-N1	5.15	123.57	121.00
26	BB	108	U	C2-N1-C1'	-5.15	111.52	117.70
1	CA	18	C	O5'-P-OP2	5.15	116.88	110.70
25	DA	1786	A	O4'-C1'-N9	5.15	112.32	108.20
1	CA	1405	G	O5'-P-OP2	-5.15	101.07	105.70
25	DA	205	G	O5'-P-OP2	-5.15	101.07	105.70
25	DA	265	A	N1-C6-N6	5.15	121.69	118.60
23	AX	76	A	C5-C6-N1	5.14	120.27	117.70
25	BA	572	A	P-O3'-C3'	5.14	125.87	119.70
25	BA	1007	G	N7-C8-N9	5.14	115.67	113.10
25	BA	2510	C	N1-C2-N3	5.14	122.80	119.20
1	CA	380	G	N3-C4-N9	-5.14	122.91	126.00
25	BA	68	C	N1-C2-O2	-5.14	115.81	118.90
25	BA	405	C	C6-N1-C2	5.14	122.36	120.30
25	BA	696	C	C2-N3-C4	5.14	122.47	119.90
1	CA	1122	U	C5-C4-O4	-5.14	122.81	125.90
25	DA	1226	A	C8-N9-C4	5.14	107.86	105.80
1	AA	156	G	C8-N9-C4	-5.14	104.34	106.40
25	BA	781	A	N1-C6-N6	5.14	121.68	118.60
1	CA	1039	C	N1-C2-O2	5.14	121.98	118.90
25	DA	2520	C	N3-C4-C5	5.14	123.96	121.90
1	AA	442	C	C5-C6-N1	5.14	123.57	121.00
25	BA	280	C	C5-C6-N1	-5.14	118.43	121.00
1	AA	781	A	N9-C4-C5	-5.14	103.75	105.80
1	AA	1143	G	N9-C4-C5	5.14	107.45	105.40
25	DA	2346	A	C4-C5-N7	-5.14	108.13	110.70
1	CA	1466	C	O5'-P-OP1	-5.13	101.08	105.70
25	DA	34	C	N1-C2-O2	5.13	121.98	118.90
25	DA	748	G	C2-N3-C4	5.13	114.47	111.90
1	AA	1058	G	C5-C6-O6	-5.13	125.52	128.60
25	BA	2266	C	C6-N1-C2	5.13	122.35	120.30
1	CA	1034	G	C8-N9-C1'	5.13	133.67	127.00
1	AA	1265	G	C6-C5-N7	-5.13	127.32	130.40
25	BA	1473	A	C6-N1-C2	-5.13	115.52	118.60
1	CA	138	G	N7-C8-N9	5.13	115.67	113.10
25	DA	422	A	O5'-P-OP2	-5.13	101.08	105.70
25	BA	660	C	C6-N1-C2	-5.13	118.25	120.30
26	BB	30	C	C6-N1-C2	-5.13	118.25	120.30
1	CA	1012	U	C2-N1-C1'	-5.13	111.54	117.70
1	CA	990	C	N1-C2-O2	5.13	121.98	118.90
25	DA	829	A	O4'-C1'-N9	5.13	112.30	108.20

Continued on next page...

Continued from previous page...

Mol	Chain	Res	Type	Atoms	Z	Observed(°)	Ideal(°)
1	AA	443	C	C2-N1-C1'	5.13	124.44	118.80
23	AX	69	C	C6-N1-C1'	-5.13	114.65	120.80
25	BA	835	A	N9-C4-C5	-5.13	103.75	105.80
25	BA	1244	U	OP2-P-O3'	5.13	116.48	105.20
25	BA	2110	G	N1-C6-O6	5.13	122.98	119.90
25	BA	2236	G	N7-C8-N9	-5.13	110.54	113.10
25	DA	2540	C	N1-C2-O2	-5.13	115.82	118.90
25	BA	2110	G	N3-C4-C5	5.12	131.16	128.60
25	BA	2235	G	C5-C6-O6	-5.12	125.53	128.60
25	BA	2662	U	C6-N1-C2	5.12	124.08	121.00
1	AA	889	A	OP1-P-OP2	5.12	127.29	119.60
25	BA	2524	C	N3-C2-O2	5.12	125.49	121.90
25	BA	119	G	C6-C5-N7	-5.12	127.33	130.40
25	DA	1122	G	O5'-P-OP2	-5.12	101.09	105.70
25	DA	1399	C	OP2-P-O3'	5.12	116.47	105.20
26	DB	51	G	C8-N9-C1'	-5.12	120.34	127.00
1	CA	1506	U	N3-C2-O2	5.12	125.78	122.20
1	AA	1183	A	P-O3'-C3'	5.12	125.84	119.70
25	BA	1153	G	C8-N9-C4	-5.12	104.35	106.40
25	BA	1255	A	N9-C4-C5	5.12	107.85	105.80
25	BA	1325	G	N3-C4-C5	-5.12	126.04	128.60
25	DA	2804	C	N3-C4-C5	-5.12	119.85	121.90
1	AA	382	A	C6-N1-C2	-5.12	115.53	118.60
25	DA	2384	G	N1-C6-O6	5.12	122.97	119.90
25	BA	1935	A	C5-C6-N6	-5.12	119.61	123.70
1	CA	1034	G	N9-C4-C5	5.12	107.45	105.40
23	CX	18	G	N3-C4-C5	5.12	131.16	128.60
25	DA	2059	A	C5-C6-N6	-5.12	119.61	123.70
25	DA	2325	G	C8-N9-C4	-5.12	104.35	106.40
25	BA	1470	G	C8-N9-C4	5.11	108.44	106.40
25	BA	2094	G	N1-C6-O6	5.11	122.97	119.90
1	CA	266	G	C6-C5-N7	-5.11	127.33	130.40
1	CA	1525	G	N3-C4-N9	-5.11	122.93	126.00
25	DA	512	G	C4-N9-C1'	-5.11	119.85	126.50
25	DA	1261	C	C2-N1-C1'	-5.11	113.18	118.80
1	AA	1221	G	C6-N1-C2	5.11	128.17	125.10
1	CA	1036	G	C8-N9-C1'	-5.11	120.35	127.00
25	DA	2509	G	C5-C6-N1	-5.11	108.94	111.50
25	BA	552	C	N1-C2-N3	5.11	122.78	119.20
25	BA	2345	A	OP1-P-O3'	5.11	116.44	105.20
1	CA	1183	A	O4'-C1'-N9	-5.11	104.11	108.20
25	BA	2564	U	N1-C2-O2	-5.11	119.22	122.80

Continued on next page...

Continued from previous page...

Mol	Chain	Res	Type	Atoms	Z	Observed(°)	Ideal(°)
1	AA	340	U	C6-N1-C2	5.11	124.06	121.00
25	BA	133	G	N3-C4-N9	-5.11	122.94	126.00
25	BA	1680	G	C4-C5-N7	5.11	112.84	110.80
1	CA	1023	G	N3-C4-C5	-5.11	126.05	128.60
1	CA	1206	G	C5-C6-O6	-5.11	125.53	128.60
25	DA	709	U	C5-C4-O4	5.11	128.96	125.90
25	DA	2560	C	N3-C4-C5	5.11	123.94	121.90
25	DA	2802	G	N3-C4-C5	-5.11	126.05	128.60
1	AA	1516	G	C8-N9-C1'	5.11	133.64	127.00
25	BA	1688	A	N1-C2-N3	5.11	131.85	129.30
25	BA	2070	G	N1-C6-O6	5.11	122.96	119.90
1	CA	1158	C	C2-N1-C1'	5.11	124.42	118.80
25	DA	1142	U	C2-N1-C1'	5.11	123.83	117.70
25	DA	1617	C	C4-C5-C6	5.10	119.95	117.40
26	DB	28	C	O4'-C1'-N1	5.10	112.28	108.20
1	CA	1142	G	N3-C4-N9	5.10	129.06	126.00
25	DA	533	G	O5'-P-OP1	-5.10	101.11	105.70
25	DA	2010	G	C8-N9-C4	-5.10	104.36	106.40
1	AA	1517	G	N3-C4-C5	5.10	131.15	128.60
25	BA	496	A	N1-C6-N6	-5.10	115.54	118.60
25	BA	1398	U	N3-C2-O2	-5.10	118.63	122.20
25	BA	1488	G	OP1-P-OP2	-5.10	111.95	119.60
25	BA	2506	G	C6-N1-C2	5.10	128.16	125.10
25	DA	180	G	N7-C8-N9	5.10	115.65	113.10
25	DA	2463	C	N3-C2-O2	5.10	125.47	121.90
26	DB	52	A	C8-N9-C4	-5.10	103.76	105.80
25	BA	238	C	OP1-P-O3'	5.10	116.41	105.20
25	DA	2689	U	N3-C2-O2	-5.10	118.63	122.20
23	AX	14	A	C5-C6-N1	-5.09	115.15	117.70
25	BA	816	G	C4-C5-N7	5.09	112.84	110.80
25	DA	563	G	C8-N9-C4	-5.09	104.36	106.40
25	BA	2265	G	N3-C4-C5	5.09	131.15	128.60
25	DA	1661	G	C8-N9-C4	5.09	108.44	106.40
1	AA	183	G	C8-N9-C4	-5.09	104.36	106.40
25	BA	874	U	N3-C2-O2	5.09	125.76	122.20
25	DA	568	U	C5-C4-O4	-5.09	122.84	125.90
25	DA	824	A	N7-C8-N9	-5.09	111.25	113.80
25	DA	1266	G	N7-C8-N9	-5.09	110.55	113.10
1	AA	348	G	C4-N9-C1'	-5.09	119.88	126.50
1	AA	1150	U	C5-C6-N1	5.09	125.25	122.70
25	BA	205	A	C5-C6-N6	5.09	127.77	123.70
25	BA	405	C	C5-C4-N4	-5.09	116.64	120.20

Continued on next page...

Continued from previous page...

Mol	Chain	Res	Type	Atoms	Z	Observed(°)	Ideal(°)
25	BA	2524	C	C6-N1-C2	5.09	122.34	120.30
3	CC	52	LEU	CA-CB-CG	5.09	127.01	115.30
25	DA	2889	C	N1-C2-O2	5.09	121.95	118.90
25	BA	1807	G	C6-C5-N7	-5.09	127.35	130.40
25	BA	1999	A	C2-N3-C4	-5.09	108.06	110.60
25	DA	799	G	N9-C4-C5	5.09	107.44	105.40
25	DA	1890	A	C4-C5-C6	-5.09	114.46	117.00
25	DA	2285	C	N3-C2-O2	-5.09	118.34	121.90
53	D7	35	ARG	NE-CZ-NH1	-5.09	117.76	120.30
1	CA	1064	G	OP2-P-O3'	5.08	116.39	105.20
25	BA	354	A	N1-C2-N3	5.08	131.84	129.30
25	DA	674	G	N1-C6-O6	-5.08	116.85	119.90
25	DA	949	C	N3-C2-O2	5.08	125.46	121.90
26	DB	63	G	C8-N9-C4	5.08	108.43	106.40
1	AA	925	G	C5-C6-O6	-5.08	125.55	128.60
25	BA	2335	G	N1-C6-O6	5.08	122.95	119.90
25	BA	2512	U	N3-C2-O2	-5.08	118.64	122.20
25	DA	1976	U	C5-C6-N1	-5.08	120.16	122.70
25	DA	2588	G	C4-C5-N7	-5.08	108.77	110.80
1	AA	753	A	OP1-P-O3'	5.08	116.38	105.20
1	CA	1136	U	C5-C6-N1	5.08	125.24	122.70
1	CA	1169	A	N9-C1'-C2'	-5.08	106.41	112.00
25	DA	1662	C	C2-N3-C4	-5.08	117.36	119.90
25	DA	2062	A	OP2-P-O3'	5.08	116.37	105.20
25	BA	807	G	C2-N3-C4	-5.08	109.36	111.90
25	BA	1870	G	N3-C4-N9	5.08	129.05	126.00
26	DB	56	G	C5-C6-N1	5.08	114.04	111.50
1	AA	474	G	C4-N9-C1'	-5.08	119.90	126.50
1	AA	627	G	C6-C5-N7	-5.08	127.36	130.40
25	BA	1658	C	C6-N1-C2	5.08	122.33	120.30
25	BA	2014	G	P-O3'-C3'	5.08	125.79	119.70
26	BB	75	G	N7-C8-N9	5.08	115.64	113.10
26	BB	98	G	O5'-P-OP2	-5.08	101.13	105.70
26	DB	66	A	C2-N3-C4	5.08	113.14	110.60
26	DB	99	G	N3-C4-N9	-5.08	122.95	126.00
25	BA	95	G	OP1-P-OP2	5.07	127.21	119.60
25	BA	1658	C	N3-C2-O2	5.07	125.45	121.90
23	CX	17	C	N1-C2-O2	5.07	121.94	118.90
25	DA	249	C	C6-N1-C2	5.07	122.33	120.30
25	DA	1826	G	N7-C8-N9	-5.07	110.56	113.10
1	AA	1415	G	C5-C6-O6	-5.07	125.56	128.60
25	DA	1776	G	C4-C5-N7	5.07	112.83	110.80

Continued on next page...

Continued from previous page...

Mol	Chain	Res	Type	Atoms	Z	Observed(°)	Ideal(°)
1	AA	1183	A	OP1-P-O3'	5.07	116.36	105.20
1	CA	1165	C	C2-N1-C1'	5.07	124.38	118.80
1	AA	155	C	C6-N1-C2	-5.07	118.27	120.30
25	BA	2511	C	C5-C4-N4	-5.07	116.65	120.20
1	CA	79	G	N3-C4-C5	5.07	131.13	128.60
25	DA	188	G	C5-N7-C8	-5.07	101.77	104.30
25	DA	795	C	O5'-P-OP2	-5.07	101.14	105.70
25	DA	2024	G	C8-N9-C4	5.07	108.43	106.40
1	AA	91	C	N1-C2-O2	5.07	121.94	118.90
1	AA	222	U	C2-N1-C1'	5.07	123.78	117.70
1	AA	1366	C	C2-N3-C4	5.07	122.43	119.90
25	BA	1154	U	N1-C2-O2	5.07	126.35	122.80
25	DA	674	G	C5-C6-O6	5.07	131.64	128.60
25	DA	738	G	N3-C4-C5	-5.07	126.07	128.60
25	DA	754	C	N3-C2-O2	5.07	125.45	121.90
25	DA	2520	C	C5-C6-N1	-5.07	118.47	121.00
25	DA	1790	C	P-O3'-C3'	5.06	125.78	119.70
1	CA	1082	G	C6-N1-C2	5.06	128.14	125.10
1	AA	308	C	N1-C2-O2	5.06	121.94	118.90
1	AA	1347	G	O4'-C1'-N9	5.06	112.25	108.20
25	BA	1024	G	C8-N9-C4	5.06	108.42	106.40
1	CA	998	G	C8-N9-C1'	5.06	133.58	127.00
1	AA	1109	C	N1-C2-O2	-5.06	115.86	118.90
25	BA	2762	A	C8-N9-C4	5.06	107.82	105.80
25	DA	2716	U	N1-C2-N3	5.06	117.94	114.90
1	AA	318	G	O5'-P-OP2	-5.06	101.15	105.70
25	BA	1386	U	C5-C6-N1	-5.06	120.17	122.70
25	BA	2071	G	N9-C4-C5	-5.06	103.38	105.40
1	CA	865	A	C2-N3-C4	-5.06	108.07	110.60
25	DA	1181	C	N1-C2-O2	5.06	121.93	118.90
25	DA	1758	G	N1-C6-O6	5.06	122.93	119.90
1	CA	1028	C	C2-N3-C4	5.06	122.43	119.90
25	DA	573	G	OP1-P-O3'	5.06	116.32	105.20
25	DA	795	C	C5-C6-N1	-5.06	118.47	121.00
1	AA	863	U	C5-C4-O4	5.05	128.93	125.90
25	BA	1573	G	C4-C5-N7	-5.05	108.78	110.80
25	BA	1994	A	N7-C8-N9	5.05	116.33	113.80
25	BA	2239	A	N1-C6-N6	-5.05	115.57	118.60
25	DA	297	C	C6-N1-C2	-5.05	118.28	120.30
1	AA	627	G	C5-C6-O6	-5.05	125.57	128.60
1	AA	346	G	C8-N9-C4	-5.05	104.38	106.40
25	BA	484	G	O4'-C1'-N9	5.05	112.24	108.20

Continued on next page...

Continued from previous page...

Mol	Chain	Res	Type	Atoms	Z	Observed(°)	Ideal(°)
25	BA	1017	G	O5'-P-OP2	-5.05	101.15	105.70
26	BB	107	G	C2-N3-C4	-5.05	109.37	111.90
1	AA	816	A	C8-N9-C4	-5.05	103.78	105.80
1	CA	1312	G	C8-N9-C4	-5.05	104.38	106.40
1	CA	142	G	N3-C4-C5	-5.05	126.08	128.60
1	CA	977	A	C8-N9-C4	-5.05	103.78	105.80
25	DA	1600	C	N3-C2-O2	5.05	125.43	121.90
1	AA	1166	G	C4-N9-C1'	5.05	133.06	126.50
25	BA	238	C	O5'-P-OP2	-5.05	101.16	105.70
25	BA	784	C	N3-C4-C5	5.05	123.92	121.90
25	BA	2736	C	N1-C2-O2	5.05	121.93	118.90
25	BA	2771	A	C8-N9-C4	5.05	107.82	105.80
25	BA	1360	C	C2-N1-C1'	5.04	124.35	118.80
25	BA	1680	G	C5-C6-O6	-5.04	125.57	128.60
25	BA	2052	A	N1-C6-N6	5.04	121.63	118.60
25	DA	2695	C	C6-N1-C2	5.04	122.32	120.30
25	BA	990	A	N3-C4-C5	5.04	130.33	126.80
25	BA	1035	G	N9-C4-C5	-5.04	103.38	105.40
25	BA	1302	G	C8-N9-C1'	-5.04	120.44	127.00
25	BA	1310	G	P-O3'-C3'	5.04	125.75	119.70
25	BA	1359	U	C2-N1-C1'	5.04	123.75	117.70
25	BA	2535	G	OP1-P-OP2	5.04	127.17	119.60
23	CX	35	A	C5-C6-N6	5.04	127.73	123.70
25	DA	1142(A)	A	C5-C6-N1	-5.04	115.18	117.70
25	DA	1955	U	C2-N1-C1'	-5.04	111.65	117.70
35	DP	44	GLY	C-N-CA	5.04	134.31	121.70
1	AA	1502	A	N7-C8-N9	5.04	116.32	113.80
25	BA	1373	C	O5'-P-OP1	5.04	116.75	110.70
25	BA	2354	C	C6-N1-C2	-5.04	118.28	120.30
1	CA	721	G	C6-C5-N7	-5.04	127.38	130.40
25	DA	991	C	O5'-P-OP2	-5.04	101.16	105.70
25	BA	990	A	C1'-O4'-C4'	-5.04	105.87	109.90
25	BA	1170	C	N3-C4-C5	5.04	123.92	121.90
1	CA	1005	A	OP1-P-O3'	5.04	116.29	105.20
23	CX	51	C	C2-N1-C1'	5.04	124.34	118.80
1	AA	1151	A	N1-C6-N6	-5.04	115.58	118.60
23	AX	69	C	C5-C4-N4	-5.04	116.67	120.20
25	BA	449	A	OP1-P-OP2	-5.04	112.04	119.60
25	BA	615	G	N1-C6-O6	-5.04	116.88	119.90
25	BA	2268	G	C4-C5-N7	5.04	112.82	110.80
25	DA	114	U	C6-N1-C1'	-5.04	114.14	121.20
25	DA	1537	G	N1-C6-O6	5.04	122.92	119.90

Continued on next page...

Continued from previous page...

Mol	Chain	Res	Type	Atoms	Z	Observed(°)	Ideal(°)
25	BA	716	G	N1-C6-O6	-5.04	116.88	119.90
25	BA	1796	C	O5'-P-OP2	-5.04	101.17	105.70
1	CA	1154	G	N3-C4-N9	5.04	129.02	126.00
25	DA	265	A	O4'-C1'-N9	5.04	112.23	108.20
25	DA	698	C	N3-C2-O2	-5.04	118.37	121.90
9	AI	50	LEU	CA-CB-CG	5.04	126.88	115.30
25	BA	334	A	N1-C6-N6	-5.04	115.58	118.60
1	CA	1282	C	C6-N1-C2	-5.04	118.29	120.30
25	DA	1615	C	N3-C2-O2	5.04	125.42	121.90
25	BA	2032	G	C5-N7-C8	-5.03	101.78	104.30
46	B0	13	GLY	N-CA-C	5.03	125.68	113.10
25	DA	659	C	C5-C6-N1	-5.03	118.48	121.00
25	DA	2045	C	N1-C2-O2	5.03	121.92	118.90
25	BA	725	C	C2-N3-C4	-5.03	117.38	119.90
25	DA	2540	C	O5'-P-OP2	-5.03	101.17	105.70
25	BA	482	C	C2-N1-C1'	5.03	124.33	118.80
25	BA	555	G	C8-N9-C1'	5.03	133.54	127.00
25	BA	1006	C	N3-C4-N4	-5.03	114.48	118.00
25	BA	2757	G	O5'-P-OP2	-5.03	101.17	105.70
1	CA	1077	G	C4-N9-C1'	-5.03	119.96	126.50
25	DA	1148	A	N9-C4-C5	5.03	107.81	105.80
25	DA	2189	U	N1-C2-O2	5.03	126.32	122.80
25	BA	2229	A	C6-C5-N7	-5.03	128.78	132.30
1	CA	972	C	C5-C6-N1	5.03	123.52	121.00
1	CA	1151	A	C5-C6-N6	-5.03	119.68	123.70
1	AA	159	G	N1-C2-N3	-5.03	120.88	123.90
1	CA	1525	G	N9-C4-C5	5.03	107.41	105.40
23	CX	49	G	C8-N9-C4	-5.03	104.39	106.40
25	DA	247	G	C8-N9-C4	5.03	108.41	106.40
1	AA	1020	U	N3-C2-O2	-5.02	118.68	122.20
1	AA	255	G	C5-C6-O6	-5.02	125.59	128.60
1	AA	382	A	N1-C6-N6	-5.02	115.59	118.60
25	BA	1738	C	N3-C4-N4	-5.02	114.48	118.00
25	DA	987	G	N9-C1'-C2'	-5.02	106.47	112.00
25	DA	1123	C	N3-C4-C5	5.02	123.91	121.90
25	DA	1313	U	C6-N1-C2	-5.02	117.99	121.00
25	BA	2638	C	N3-C4-C5	5.02	123.91	121.90
1	AA	854	G	N1-C6-O6	5.02	122.91	119.90
25	BA	762	G	C6-C5-N7	-5.02	127.39	130.40
25	DA	330	A	N3-C4-N9	-5.02	123.38	127.40
25	BA	1176	U	N1-C2-O2	5.02	126.31	122.80
25	BA	1838	G	C5-C6-O6	-5.02	125.59	128.60

Continued on next page...

Continued from previous page...

Mol	Chain	Res	Type	Atoms	Z	Observed(°)	Ideal(°)
25	BA	2414	C	C5-C4-N4	-5.02	116.69	120.20
25	BA	2646	G	C5-C6-O6	-5.02	125.59	128.60
25	BA	2662	U	N3-C4-C5	5.02	117.61	114.60
25	BA	2697	G	N3-C4-N9	-5.02	122.99	126.00
25	DA	1309	G	C8-N9-C4	5.02	108.41	106.40
25	DA	1531	C	C2-N1-C1'	5.02	124.32	118.80
25	DA	2255	G	OP1-P-OP2	5.02	127.13	119.60
25	BA	2528	G	OP2-P-O3'	5.02	116.24	105.20
25	DA	94(A)	G	C5-C6-O6	5.02	131.61	128.60
25	DA	2545	G	N3-C4-C5	-5.02	126.09	128.60
1	AA	1088	G	N1-C6-O6	5.01	122.91	119.90
25	BA	268	G	O4'-C1'-N9	5.01	112.21	108.20
23	CX	76	A	N3-C4-N9	5.01	131.41	127.40
25	DA	193	U	C5-C4-O4	-5.01	122.89	125.90
26	DB	60	C	C2-N3-C4	5.01	122.41	119.90
25	BA	31	C	N3-C2-O2	5.01	125.41	121.90
25	BA	1425	A	OP2-P-O3'	5.01	116.23	105.20
23	CX	46	G	N3-C4-N9	-5.01	122.99	126.00
1	AA	957	U	C5-C6-N1	5.01	125.21	122.70
25	BA	933	C	C6-N1-C2	-5.01	118.30	120.30
25	BA	2608	U	C6-N1-C2	5.01	124.01	121.00
25	DA	271(S)	G	C4-C5-N7	5.01	112.81	110.80
25	DA	945	A	N9-C1'-C2'	5.01	120.52	114.00
25	BA	485	U	O5'-P-OP1	5.01	116.71	110.70
25	BA	1170	C	C5-C6-N1	-5.01	118.50	121.00
25	BA	2387	G	O5'-P-OP1	5.01	116.71	110.70
25	BA	2524	C	N1-C2-O2	-5.01	115.89	118.90
25	DA	2396	G	N1-C6-O6	5.01	122.91	119.90
1	AA	188	C	C6-N1-C2	-5.01	118.30	120.30
25	BA	476	G	N3-C4-N9	5.01	129.00	126.00
25	BA	600	G	N9-C4-C5	-5.01	103.40	105.40
25	DA	180	G	C4-N9-C1'	5.01	133.01	126.50
1	CA	972	C	C6-N1-C2	-5.00	118.30	120.30
25	DA	733	G	N3-C4-N9	5.00	129.00	126.00
25	BA	88	G	C8-N9-C4	-5.00	104.40	106.40
25	BA	423	G	C4-C5-N7	5.00	112.80	110.80
1	AA	176	C	C5-C6-N1	5.00	123.50	121.00
25	BA	585	U	OP1-P-OP2	5.00	127.10	119.60
25	BA	719	C	C2-N3-C4	-5.00	117.40	119.90
25	BA	1314	A	C2-N3-C4	-5.00	108.10	110.60
25	BA	1787	G	O5'-P-OP1	-5.00	101.20	105.70
25	DA	567	A	C4-C5-C6	-5.00	114.50	117.00

Continued on next page...

Continued from previous page...

Mol	Chain	Res	Type	Atoms	Z	Observed(°)	Ideal(°)
25	DA	2320	A	C5-C6-N1	5.00	120.20	117.70

All (1) chirality outliers are listed below:

Mol	Chain	Res	Type	Atom
23	CX	76	A	C1'

All (15) planarity outliers are listed below:

Mol	Chain	Res	Type	Group
2	AB	231	GLU	Peptide
2	AB	8	LYS	Peptide
2	AB	9	GLU	Peptide
7	AG	79	ARG	Peptide
9	AI	52	ALA	Peptide
24	AW	4	PRO	Peptide
50	B4	59	PHE	Peptide
38	BS	58	LEU	Peptide
44	BY	53	PRO	Peptide
45	BZ	136	PHE	Peptide
4	CD	45	GLN	Peptide
19	CS	28	LYS	Peptide
24	CW	9	MVA	Peptide
50	D4	67	TYR	Peptide
27	DD	274	ARG	Peptide

5.2 Too-close contacts [i](#)

In the following table, the Non-H and H(model) columns list the number of non-hydrogen atoms and hydrogen atoms in the chain respectively. The H(added) column lists the number of hydrogen atoms added and optimized by MolProbity. The Clashes column lists the number of clashes within the asymmetric unit, whereas Symm-Clashes lists symmetry-related clashes.

Mol	Chain	Non-H	H(model)	H(added)	Clashes	Symm-Clashes
1	AA	32196	0	16250	907	0
1	CA	32312	0	16307	1000	0
2	AB	1846	0	1867	106	0
2	CB	1825	0	1828	118	0
3	AC	1552	0	1546	51	0
3	CC	1542	0	1517	81	0
4	AD	1659	0	1676	86	0

Continued on next page...

Continued from previous page...

Mol	Chain	Non-H	H(model)	H(added)	Clashes	Symm-Clashes
4	CD	1674	0	1714	83	0
5	AE	1129	0	1185	44	0
5	CE	1133	0	1191	57	0
6	AF	806	0	793	34	0
6	CF	816	0	808	24	0
7	AG	1231	0	1238	33	0
7	CG	1235	0	1249	53	0
8	AH	1088	0	1126	43	0
8	CH	1088	0	1126	56	0
9	AI	983	0	986	47	0
9	CI	978	0	966	55	0
10	AJ	709	0	650	41	0
10	CJ	714	0	672	58	0
11	AK	829	0	825	17	0
11	CK	833	0	836	27	0
12	AL	930	0	980	35	0
12	CL	930	0	980	40	0
13	AM	958	0	1002	35	0
13	CM	950	0	988	50	0
14	AN	492	0	529	27	0
14	CN	492	0	529	31	0
15	AO	728	0	760	23	0
15	CO	728	0	760	26	0
16	AP	681	0	697	35	0
16	CP	677	0	686	30	0
17	AQ	823	0	891	21	0
17	CQ	823	0	891	27	0
18	AR	555	0	618	24	0
18	CR	555	0	618	19	0
19	AS	652	0	662	42	0
19	CS	646	0	644	49	0
20	AT	728	0	798	36	0
20	CT	727	0	796	26	0
21	AU	199	0	208	6	0
21	CU	199	0	208	8	0
22	AV	114	0	54	1	0
22	CV	113	0	54	1	0
23	AX	1623	0	823	23	0
23	CX	1623	0	823	22	0
24	AW	93	0	84	10	0
24	CW	93	0	84	10	0
25	BA	58834	0	29666	828	0

Continued on next page...

Continued from previous page...

Mol	Chain	Non-H	H(model)	H(added)	Clashes	Symm-Clashes
25	DA	58458	0	29481	1163	0
26	BB	2573	0	1306	33	0
26	DB	2573	0	1306	65	0
27	BD	2136	0	2218	62	0
27	DD	2136	0	2218	74	0
28	BE	1559	0	1618	55	0
28	DE	1559	0	1618	65	0
29	BF	1584	0	1625	38	0
29	DF	1580	0	1619	65	0
30	BG	1425	0	1443	41	0
30	DG	1424	0	1434	89	0
31	BH	1330	0	1407	37	0
31	DH	1330	0	1407	50	0
32	BI	1085	0	1114	42	0
32	DI	1061	0	1080	27	0
33	BN	1117	0	1183	18	0
33	DN	1117	0	1184	25	0
34	BO	933	0	996	26	0
34	DO	933	0	996	30	0
35	BP	1135	0	1212	42	0
35	DP	1135	0	1212	52	0
36	BQ	1122	0	1179	38	0
36	DQ	1122	0	1179	38	0
37	BR	968	0	1033	24	0
37	DR	968	0	1032	28	0
38	BS	877	0	938	30	0
38	DS	870	0	923	45	0
39	BT	1091	0	1151	36	0
39	DT	1083	0	1136	38	0
40	BU	959	0	1019	28	0
40	DU	959	0	1019	26	0
41	BV	771	0	830	15	0
41	DV	771	0	830	23	0
42	BW	886	0	940	15	0
42	DW	886	0	940	25	0
43	BX	750	0	814	19	0
43	DX	750	0	814	22	0
44	BY	806	0	881	22	0
44	DY	806	0	881	27	0
45	BZ	1349	0	1355	44	0
45	DZ	1360	0	1363	55	0
46	B0	653	0	674	19	0

Continued on next page...

Continued from previous page...

Mol	Chain	Non-H	H(model)	H(added)	Clashes	Symm-Clashes
46	D0	653	0	674	31	0
47	B1	755	0	826	19	0
47	D1	755	0	826	20	0
48	B2	588	0	643	13	0
48	D2	588	0	643	18	0
49	B3	469	0	518	12	0
49	D3	464	0	514	10	0
50	B4	551	0	532	38	0
50	D4	531	0	502	38	0
51	B5	455	0	465	14	0
51	D5	455	0	465	8	0
52	B6	453	0	473	10	0
52	D6	449	0	469	13	0
53	B7	418	0	467	11	0
53	D7	418	0	467	8	0
54	B8	511	0	571	31	0
54	D8	517	0	582	24	0
55	B9	307	0	335	7	0
55	D9	307	0	335	14	0
56	AA	222	0	0	0	0
56	AD	1	0	0	0	0
56	AF	1	0	0	0	0
56	AK	1	0	0	0	0
56	AL	1	0	0	0	0
56	AM	2	0	0	0	0
56	AN	1	0	0	0	0
56	AS	1	0	0	0	0
56	AV	1	0	0	0	0
56	AX	9	0	0	0	0
56	B0	6	0	0	0	0
56	B1	2	0	0	0	0
56	B2	1	0	0	0	0
56	B3	3	0	0	0	0
56	B5	1	0	0	0	0
56	B7	4	0	0	0	0
56	B8	2	0	0	0	0
56	B9	1	0	0	0	0
56	BA	739	0	0	0	0
56	BB	18	0	0	0	0
56	BD	12	0	0	0	0
56	BE	9	0	0	0	0
56	BF	6	0	0	0	0

Continued on next page...

Continued from previous page...

Mol	Chain	Non-H	H(model)	H(added)	Clashes	Symm-Clashes
56	BG	4	0	0	0	0
56	BN	6	0	0	0	0
56	BO	1	0	0	0	0
56	BP	4	0	0	0	0
56	BQ	4	0	0	0	0
56	BR	3	0	0	0	0
56	BU	9	0	0	0	0
56	BV	3	0	0	0	0
56	BW	5	0	0	0	0
56	BX	2	0	0	0	0
56	BZ	1	0	0	0	0
56	CA	172	0	0	0	0
56	CE	2	0	0	0	0
56	CF	1	0	0	0	0
56	CN	1	0	0	0	0
56	CT	1	0	0	0	0
56	CX	3	0	0	0	0
56	D3	1	0	0	0	0
56	D5	2	0	0	0	0
56	D8	1	0	0	0	0
56	DA	657	0	0	0	0
56	DB	12	0	0	0	0
56	DD	5	0	0	0	0
56	DE	6	0	0	0	0
56	DF	5	0	0	0	0
56	DG	1	0	0	0	0
56	DN	1	0	0	0	0
56	DO	1	0	0	0	0
56	DP	2	0	0	0	0
56	DQ	4	0	0	0	0
56	DR	1	0	0	0	0
56	DU	2	0	0	0	0
56	DV	3	0	0	0	0
56	DW	2	0	0	0	0
56	DY	1	0	0	0	0
57	AD	8	0	0	1	0
57	CD	8	0	0	1	0
58	AN	1	0	0	0	0
58	B4	1	0	0	0	0
58	B5	1	0	0	0	0
58	B6	1	0	0	0	0
58	B9	1	0	0	0	0

Continued on next page...

Continued from previous page...

Mol	Chain	Non-H	H(model)	H(added)	Clashes	Symm-Clashes
58	BY	1	0	0	0	0
58	CN	1	0	0	0	0
58	D4	1	0	0	0	0
58	D5	1	0	0	0	0
58	D6	1	0	0	0	0
58	D9	1	0	0	0	0
58	DY	1	0	0	0	0
59	AX	10	0	10	1	0
59	CX	10	0	10	2	0
60	BA	1	0	0	0	0
60	DA	1	0	0	0	0
61	AA	147	0	0	23	0
61	AD	1	0	0	0	0
61	AE	2	0	0	0	0
61	AJ	1	0	0	0	0
61	AL	2	0	0	0	0
61	AO	2	0	0	0	0
61	AU	1	0	0	1	0
61	AV	2	0	0	0	0
61	AX	1	0	0	0	0
61	B0	4	0	0	0	0
61	B1	2	0	0	0	0
61	B5	2	0	0	0	0
61	B7	1	0	0	1	0
61	B8	7	0	0	1	0
61	BA	1086	0	0	94	0
61	BB	26	0	0	2	0
61	BD	6	0	0	0	0
61	BE	13	0	0	3	0
61	BF	5	0	0	0	0
61	BG	1	0	0	0	0
61	BN	3	0	0	0	0
61	BO	2	0	0	0	0
61	BP	15	0	0	2	0
61	BQ	3	0	0	1	0
61	BR	1	0	0	0	0
61	BT	2	0	0	0	0
61	BU	5	0	0	0	0
61	BV	2	0	0	0	0
61	BW	4	0	0	0	0
61	BX	4	0	0	1	0
61	CA	186	0	0	24	0

Continued on next page...

Continued from previous page...

Mol	Chain	Non-H	H(model)	H(added)	Clashes	Symm-Clashes
61	CE	2	0	0	0	0
61	CN	1	0	0	0	0
61	CT	1	0	0	0	0
61	CX	2	0	0	0	0
61	D0	3	0	0	1	0
61	D1	1	0	0	0	0
61	D3	1	0	0	0	0
61	D7	1	0	0	0	0
61	D8	4	0	0	0	0
61	DA	906	0	0	116	0
61	DB	7	0	0	0	0
61	DD	10	0	0	0	0
61	DE	11	0	0	1	0
61	DF	4	0	0	0	0
61	DO	1	0	0	0	0
61	DP	14	0	0	2	0
61	DQ	3	0	0	1	0
61	DR	1	0	0	0	0
61	DU	4	0	0	0	0
61	DV	1	0	0	0	0
61	DX	2	0	0	1	0
61	DY	1	0	0	0	0
All	All	286321	0	191124	6684	0

The all-atom clashscore is defined as the number of clashes found per 1000 atoms (including hydrogen atoms). The all-atom clashscore for this structure is 15.

All (6684) close contacts within the same asymmetric unit are listed below, sorted by their clash magnitude.

Atom-1	Atom-2	Interatomic distance (Å)	Clash overlap (Å)
1:AA:1129:C:N4	1:AA:1143:G:H1	1.46	1.12
1:CA:1002:G:H1	1:CA:1038:C:N4	1.48	1.09
1:AA:348:G:H2'	1:AA:349:A:H5'	1.30	1.06
2:AB:185:ILE:HG22	2:AB:199:TYR:HB2	1.39	1.04
2:CB:16:HIS:HB2	2:CB:204:ASN:HB3	1.36	1.03
25:DA:2206:G:H3'	25:DA:2207:G:C8	1.95	1.00
39:BT:16:ARG:NH2	39:BT:83:ILE:O	1.93	1.00
1:CA:1163:C:N4	1:CA:1173:G:H1	1.60	1.00
25:DA:1019:U:HO2'	25:DA:1021:A:H2	1.03	1.00
1:AA:1125:U:N3	1:AA:1127:G:N7	2.10	0.99
1:CA:1153:C:H42	1:CA:1154:G:H21	1.06	0.98

Continued on next page...

Continued from previous page...

Atom-1	Atom-2	Interatomic distance (Å)	Clash overlap (Å)
1:CA:1318:A:H5'	19:CS:3:ARG:HH22	1.26	0.98
2:CB:185:ILE:HG22	2:CB:199:TYR:HB2	1.44	0.98
1:AA:201:C:H42	1:AA:216:G:H1	0.99	0.96
1:CA:1492:A:N3	25:DA:1913:A:N6	2.14	0.96
13:CM:122:LYS:HD3	13:CM:123:ALA:H	1.29	0.96
1:CA:1163:C:H42	1:CA:1173:G:H1	1.06	0.95
1:CA:998:G:H1	1:CA:1043:C:N4	1.64	0.94
25:DA:1488:G:C6	25:DA:1489:U:H5	1.85	0.94
25:BA:9:U:H3	25:BA:2641:A:H2	1.02	0.93
1:CA:998:G:H1	1:CA:1043:C:H42	0.95	0.93
1:AA:167:G:H2'	1:AA:168:G:H8	1.32	0.93
25:BA:1036:A:OP2	61:BA:4501:HOH:O	1.87	0.93
1:CA:999:C:N4	1:CA:1042:G:C6	2.36	0.92
1:CA:837:G:H1	1:CA:849:C:H42	1.18	0.92
25:DA:1664:A:OP1	61:DA:4386:HOH:O	1.87	0.92
25:DA:740:U:OP2	61:DA:4119:HOH:O	1.87	0.92
4:CD:122:ARG:NH1	4:CD:134:ASP:O	2.03	0.92
25:BA:139:A:H8	25:BA:1454:C:HO2'	0.94	0.92
1:CA:999:C:C4	1:CA:1042:G:N1	2.38	0.91
44:BY:92:ASN:HB3	44:BY:94:LYS:H	1.35	0.91
26:DB:22:U:H3	26:DB:61:G:H1	1.18	0.91
25:DA:1798:U:H5'	27:DD:259:THR:HG22	1.52	0.91
25:BA:1065:U:HO2'	25:BA:1067:A:H2	1.13	0.91
1:CA:677:U:H3	1:CA:713:G:H22	1.19	0.91
2:AB:16:HIS:HB2	2:AB:204:ASN:HB3	1.50	0.91
2:AB:16:HIS:CD2	2:AB:17:PHE:H	1.89	0.90
1:CA:999:C:N4	1:CA:1042:G:N1	2.18	0.90
10:CJ:8:LEU:HB2	10:CJ:70:ARG:HB2	1.53	0.90
44:BY:54:LYS:HA	44:BY:56:PRO:HD3	1.52	0.90
1:AA:1075:C:OP1	2:AB:179:LYS:NZ	2.04	0.90
25:BA:2695:C:O2	34:BO:70:LYS:NZ	2.04	0.89
1:CA:1162:C:H42	1:CA:1174:G:H1	1.21	0.89
25:BA:2227:G:H5'	25:BA:2228:G:N7	1.88	0.89
34:BO:35:VAL:HG11	34:BO:103:ALA:HB3	1.54	0.89
30:DG:11:TYR:CZ	30:DG:16:ARG:HD3	2.08	0.88
1:AA:1028:C:H42	1:AA:1033:G:H1	1.21	0.88
50:D4:53:GLU:HG2	50:D4:55:ARG:H	1.38	0.88
1:CA:1007:C:N3	1:CA:1022:G:N2	2.20	0.88
11:AK:79:SER:HA	11:AK:104:GLN:HB2	1.56	0.87
1:CA:1002:G:N2	1:CA:1038:C:N3	2.23	0.87
25:DA:1689:A:H62	25:DA:1698:A:H2	1.20	0.87

Continued on next page...

Continued from previous page...

Atom-1	Atom-2	Interatomic distance (Å)	Clash overlap (Å)
2:CB:16:HIS:HB3	2:CB:210:SER:HB3	1.57	0.87
1:AA:1414:U:H3	1:AA:1486:G:H1	1.22	0.87
1:AA:406:G:H5'	4:AD:5:ILE:HD11	1.55	0.87
1:AA:836:G:OP2	18:AR:61:LYS:NZ	2.06	0.87
25:DA:1019:U:H3	25:DA:1142(A):A:H62	1.23	0.87
25:BA:1007:G:OP1	61:BA:4615:HOH:O	1.93	0.87
35:BP:126:VAL:HG12	35:BP:148:LEU:HD22	1.54	0.87
1:CA:1133:G:H2'	1:CA:1134:G:H8	1.39	0.87
25:DA:827:U:OP1	61:DA:4182:HOH:O	1.92	0.87
1:AA:1129:C:N3	1:AA:1143:G:N2	2.22	0.86
23:AX:6:G:H1	23:AX:67:C:H42	1.23	0.86
46:B0:11:ARG:O	46:B0:14:ARG:NH2	2.08	0.86
1:CA:1007:C:N4	1:CA:1022:G:N1	2.23	0.86
9:CI:9:ARG:HG2	9:CI:14:VAL:HG12	1.56	0.86
25:BA:1404:G:OP2	61:BA:4220:HOH:O	1.92	0.86
27:BD:71:ASP:HB3	27:BD:103:ARG:HH22	1.39	0.86
29:DF:53:THR:HG23	29:DF:55:GLY:H	1.40	0.86
25:BA:1361:C:OP2	61:BA:4469:HOH:O	1.94	0.86
1:CA:1262:C:H42	1:CA:1273:G:H1	1.21	0.86
1:AA:1025:U:O2	1:AA:1036:G:O6	1.93	0.86
25:DA:1648:C:OP1	61:DA:4113:HOH:O	1.93	0.86
1:CA:1502:A:H2	1:CA:1505:G:H1	1.23	0.86
8:AH:51:VAL:HG12	8:AH:52:ASP:H	1.41	0.85
25:BA:831:A:OP2	61:BA:4453:HOH:O	1.94	0.85
1:AA:574:A:OP2	61:AA:4004:HOH:O	1.93	0.85
1:AA:1036:G:H5'	1:AA:1037:C:H5	1.39	0.85
1:AA:166:G:H2'	1:AA:167:G:C8	2.10	0.85
30:BG:66:GLN:HG2	50:B4:1:MET:HE3	1.59	0.85
1:AA:427:U:OP1	4:AD:13:ARG:NH2	2.09	0.85
45:DZ:69:THR:HG22	45:DZ:90:VAL:HA	1.57	0.85
1:AA:1108:G:O6	61:AA:4120:HOH:O	1.94	0.84
29:BF:185:ASP:HA	29:BF:188:ARG:HD3	1.58	0.84
25:BA:1577:C:O2'	25:BA:1578:C:O5'	1.95	0.84
25:BA:656:A:OP1	35:BP:65:ARG:NH1	2.10	0.84
1:CA:1075:C:OP1	2:CB:179:LYS:NZ	2.09	0.84
25:BA:1717:C:OP1	61:BA:3894:HOH:O	1.95	0.84
25:DA:1602:U:O4	61:DA:4523:HOH:O	1.93	0.84
25:DA:2592:G:OP1	61:DA:4138:HOH:O	1.96	0.84
2:AB:21:ARG:HB3	2:AB:39:ILE:HA	1.60	0.84
1:CA:542:G:OP1	4:CD:10:ARG:NH2	2.11	0.84
25:DA:2738:A:OP2	61:DA:4117:HOH:O	1.96	0.84

Continued on next page...

Continued from previous page...

Atom-1	Atom-2	Interatomic distance (Å)	Clash overlap (Å)
25:BA:1683:C:OP2	61:BA:4522:HOH:O	1.95	0.84
1:CA:565:U:OP2	61:CA:4054:HOH:O	1.96	0.84
1:CA:1125:U:O2'	1:CA:1126:U:H2'	1.76	0.84
25:BA:2459:G:OP2	61:BA:4395:HOH:O	1.96	0.84
25:DA:2452:C:OP1	61:DA:4409:HOH:O	1.95	0.83
1:AA:474:G:H2'	1:AA:475:G:H8	1.41	0.83
1:CA:582:U:OP1	15:CO:68:ARG:NH2	2.08	0.83
1:AA:1008:C:H42	1:AA:1021:G:H1	1.25	0.83
25:BA:551:A:OP1	61:BA:4497:HOH:O	1.97	0.83
25:BA:2604:G:O2'	61:BA:4655:HOH:O	1.96	0.83
5:CE:40:ARG:HH21	5:CE:68:GLU:HA	1.43	0.83
36:DQ:81:VAL:HB	46:D0:7:LEU:HD21	1.58	0.83
1:AA:443:C:N4	1:AA:491:G:O6	2.12	0.83
1:AA:1492:A:N3	25:BA:1935:A:N6	2.26	0.83
1:AA:1005:A:N7	1:AA:1024:G:N2	2.26	0.83
3:CC:73:PRO:HB3	3:CC:103:VAL:HG11	1.60	0.83
2:AB:69:LEU:HB3	2:AB:162:ILE:HG22	1.61	0.82
35:DP:100:LEU:HD12	35:DP:112:LEU:HD11	1.59	0.82
25:DA:1204:A:H2	25:DA:1241:A:H62	1.26	0.82
38:DS:93:LYS:HD3	38:DS:95:HIS:HB2	1.62	0.82
25:BA:1391:C:OP2	61:BA:3932:HOH:O	1.97	0.82
46:D0:11:ARG:O	46:D0:14:ARG:NH2	2.12	0.82
1:AA:1492:A:O2'	25:BA:1935:A:N1	2.12	0.82
25:BA:1480:A:H61	25:BA:1605:A:H62	1.25	0.82
16:AP:53:VAL:HG13	16:AP:79:VAL:HG13	1.59	0.82
25:DA:1310:G:OP2	53:D7:9:ARG:NH1	2.13	0.82
2:AB:16:HIS:CG	2:AB:17:PHE:H	1.96	0.82
4:AD:108:LEU:HD13	4:AD:174:LEU:HD13	1.60	0.82
1:CA:838:G:H1	1:CA:848:C:H42	1.27	0.82
1:CA:21:G:OP1	61:CA:4062:HOH:O	1.97	0.82
25:DA:62:C:H42	25:DA:93:G:H1	1.28	0.81
28:BE:110:GLY:O	61:BE:408:HOH:O	1.98	0.81
10:AJ:35:SER:HB3	10:AJ:73:ASP:HB2	1.61	0.81
30:BG:161:THR:HG22	30:BG:163:ALA:H	1.44	0.81
1:AA:656:C:O2'	15:AO:28:GLN:NE2	2.13	0.81
1:AA:1124:G:O2'	1:AA:1145:C:N4	2.13	0.81
1:CA:1132:C:H2'	1:CA:1133:G:H8	1.45	0.81
25:DA:1840:G:OP2	61:DA:4308:HOH:O	1.97	0.81
1:AA:97:G:O2'	1:AA:98:G:O4'	1.99	0.81
25:BA:1736:A:H62	25:BA:1745:A:H2	1.27	0.81
2:CB:201:ILE:HG21	2:CB:214:ILE:HG21	1.62	0.81

Continued on next page...

Continued from previous page...

Atom-1	Atom-2	Interatomic distance (Å)	Clash overlap (Å)
25:DA:826:U:OP1	61:DA:4259:HOH:O	1.98	0.81
25:DA:1021:A:H62	25:DA:1141:U:H3	1.26	0.81
43:DX:53:LYS:HB3	43:DX:82:GLN:HB3	1.61	0.81
1:AA:21:G:OP1	61:AA:4080:HOH:O	1.98	0.81
32:BI:92:VAL:HG13	32:BI:120:ILE:HB	1.62	0.81
45:DZ:72:ARG:NH2	45:DZ:97:GLU:O	2.14	0.81
1:AA:167:G:H2'	1:AA:168:G:C8	2.16	0.81
1:AA:1026:G:H5'	1:AA:1027:C:H5''	1.61	0.81
1:CA:922:G:H4'	5:CE:20:GLN:HA	1.62	0.81
1:CA:975:A:H4'	1:CA:976:G:H5''	1.63	0.81
35:BP:36:LYS:O	61:BP:304:HOH:O	1.98	0.81
1:CA:1245:A:H61	1:CA:1292:U:H3	1.28	0.80
25:DA:2287:A:H62	25:DA:2344:U:H3	1.26	0.80
1:CA:1005:A:H1'	1:CA:1036:G:H1	1.43	0.80
39:DT:16:ARG:NH2	39:DT:83:ILE:O	2.13	0.80
1:AA:189(B):C:N4	1:AA:189(I):G:O6	2.11	0.80
1:AA:421:U:O2'	1:AA:423:G:N7	2.14	0.80
27:BD:69:ARG:NH2	27:BD:128:GLY:O	2.14	0.80
1:CA:148:G:H2'	1:CA:149:A:H8	1.44	0.80
1:CA:768:A:OP2	61:CA:4023:HOH:O	2.00	0.80
25:BA:1093:G:H2'	25:BA:1156:G:H22	1.44	0.80
25:DA:878:A:N6	25:DA:900:A:N7	2.30	0.80
33:DN:20:GLY:HA2	33:DN:61:ARG:HE	1.45	0.80
55:D9:25:VAL:HB	55:D9:34:GLN:HB2	1.62	0.80
1:AA:289:G:OP2	61:AA:4071:HOH:O	1.99	0.80
25:DA:271(A):A:N7	25:DA:271(W):G:N2	2.28	0.80
26:DB:11:C:OP2	26:DB:12:C:N4	2.15	0.80
1:AA:559:A:OP1	5:AE:126:ARG:NH2	2.14	0.80
25:DA:2683:C:OP1	39:DT:53:ARG:NH2	2.14	0.80
51:D5:16:ARG:NH1	51:D5:17:ASP:OD1	2.14	0.80
10:CJ:49:VAL:HG23	14:CN:41:ARG:HB2	1.62	0.80
25:DA:1816:G:O6	27:DD:35:LYS:NZ	2.11	0.80
25:BA:272:U:H4'	32:BI:50:ARG:HH12	1.45	0.80
25:DA:301:G:OP2	44:DY:84:ARG:NH2	2.14	0.80
1:AA:1030(C):G:N7	1:AA:1031:G:N2	2.30	0.80
1:AA:1126:U:H5	10:AJ:71:LEU:HD22	1.45	0.79
25:DA:2371:G:O6	61:DA:3977:HOH:O	2.00	0.79
25:DA:323:G:O2'	25:DA:1205:U:N3	2.15	0.79
25:DA:981:A:OP1	61:DA:4035:HOH:O	2.01	0.79
4:AD:155:LEU:HB3	4:AD:158:ILE:HD11	1.64	0.79
4:CD:103:ASN:OD1	4:CD:114:ARG:NH2	2.15	0.79

Continued on next page...

Continued from previous page...

Atom-1	Atom-2	Interatomic distance (Å)	Clash overlap (Å)
25:BA:1070:G:OP2	61:BA:4705:HOH:O	2.00	0.79
25:BA:2734:A:N7	61:BA:4015:HOH:O	2.16	0.79
1:CA:664:G:OP1	18:CR:64:ARG:NH2	2.15	0.79
1:CA:1142:G:H3'	1:CA:1143:G:H8	1.47	0.79
47:B1:50:ARG:HG2	47:B1:59:THR:HB	1.64	0.79
1:CA:117:G:OP2	61:CA:4053:HOH:O	2.01	0.79
2:CB:15:VAL:HG21	2:CB:213:LEU:HD12	1.63	0.79
25:DA:1250:G:OP1	61:DA:4457:HOH:O	1.99	0.79
25:DA:1971:A:OP1	61:DA:3912:HOH:O	2.01	0.79
1:AA:1314:C:OP2	19:AS:4:SER:OG	2.00	0.79
2:AB:16:HIS:HB3	2:AB:210:SER:HB2	1.65	0.79
25:BA:2795:G:OP2	61:BA:4646:HOH:O	2.01	0.79
2:CB:54:THR:HG23	2:CB:199:TYR:HB3	1.65	0.79
25:DA:172:C:H2'	25:DA:173:G:H8	1.49	0.79
26:DB:75:G:N2	45:DZ:87:ASP:OD1	2.16	0.79
25:BA:1815:A:OP2	61:BA:4517:HOH:O	1.99	0.78
1:CA:563:A:N6	61:CA:4065:HOH:O	2.16	0.78
8:CH:51:VAL:HG12	8:CH:52:ASP:H	1.47	0.78
25:BA:787:U:OP2	61:BA:4517:HOH:O	2.00	0.78
19:CS:30:LEU:HD11	19:CS:32:LYS:HG3	1.64	0.78
25:BA:354:A:H2	25:BA:1255:A:HO2'	1.30	0.78
1:CA:656:C:O2'	15:CO:28:GLN:NE2	2.17	0.78
4:CD:100:ARG:NH1	4:CD:137:SER:OG	2.16	0.78
25:DA:1040:C:N3	25:DA:1115:G:N1	2.27	0.78
19:AS:41:VAL:HG12	19:AS:43:GLU:H	1.47	0.78
25:DA:125:G:H5''	53:D7:19:ARG:HD3	1.64	0.78
25:BA:1695:C:OP1	61:BA:4514:HOH:O	2.02	0.78
25:BA:1712:A:OP2	61:BA:4248:HOH:O	2.01	0.78
1:AA:642:A:N3	8:AH:113:SER:OG	2.16	0.78
25:BA:1431:G:O2'	25:BA:1442:U:O2	2.02	0.78
50:B4:57:GLU:HB3	50:B4:58:ARG:HA	1.66	0.78
1:CA:1047:G:H1	1:CA:1210:C:H42	1.30	0.78
23:CX:50:U:H3	23:CX:64:G:H1	1.32	0.78
25:DA:1315:C:OP2	61:DA:4078:HOH:O	2.02	0.78
9:AI:50:LEU:HD13	9:AI:56:LEU:HA	1.64	0.78
25:BA:599:U:OP1	61:BA:4465:HOH:O	2.00	0.78
25:BA:2299:A:H62	25:BA:2356:U:H3	1.26	0.78
3:AC:15:THR:HG21	3:AC:181:ASN:HA	1.65	0.78
25:BA:1531:G:N2	25:BA:1550:C:O2	2.15	0.78
1:CA:427:U:OP1	4:CD:13:ARG:NH2	2.16	0.78
1:CA:619:U:N3	4:CD:134:ASP:OD1	2.14	0.78

Continued on next page...

Continued from previous page...

Atom-1	Atom-2	Interatomic distance (Å)	Clash overlap (Å)
28:BE:47:VAL:HG21	28:BE:86:PRO:HD2	1.64	0.78
49:B3:3:ARG:NH1	49:B3:60:GLU:OE2	2.17	0.78
1:CA:1348:U:H4'	9:CI:120:ARG:HD2	1.66	0.78
1:CA:1166:G:H1'	1:CA:1171:G:H22	1.49	0.78
25:BA:2227:G:H3'	25:BA:2228:G:C8	2.19	0.77
25:BA:2601:A:N3	61:BA:3847:HOH:O	2.17	0.77
1:AA:266:G:H5''	1:AA:268:C:H41	1.48	0.77
1:CA:1133:G:H2'	1:CA:1134:G:C8	2.18	0.77
1:AA:1304:G:OP2	61:AA:4087:HOH:O	2.02	0.77
25:DA:1022:G:H22	25:DA:1142(A):A:H2	1.30	0.77
25:DA:323:G:HO2'	25:DA:1205:U:H3	1.28	0.77
30:DG:80:PHE:O	30:DG:82:LEU:N	2.18	0.77
1:AA:195:A:N3	1:AA:222:U:O2'	2.15	0.77
1:CA:999:C:N3	1:CA:1042:G:N2	2.33	0.77
1:CA:1193:G:O2'	5:CE:25:ARG:NH2	2.18	0.77
2:CB:80:ILE:HD11	2:CB:212:GLN:HA	1.67	0.77
7:CG:75:VAL:HG13	7:CG:145:ALA:HA	1.66	0.77
25:DA:602:G:O2'	25:DA:655:A:N6	2.17	0.77
1:AA:1054:C:OP1	61:AA:4053:HOH:O	2.01	0.77
1:AA:1124:G:HO2'	1:AA:1145:C:N4	1.81	0.77
1:AA:1129:C:H42	1:AA:1143:G:H1	0.80	0.77
35:BP:50:ARG:HH21	54:B8:7:HIS:HD2	1.33	0.77
1:CA:427:U:H3'	1:CA:428:G:H2'	1.66	0.77
1:CA:998:G:N2	1:CA:1043:C:N3	2.32	0.77
49:B3:8:LEU:HD13	49:B3:31:LEU:HD23	1.67	0.77
1:CA:559:A:OP1	5:CE:126:ARG:NH2	2.17	0.77
1:AA:972:C:OP1	61:AA:4123:HOH:O	2.02	0.77
35:BP:59:LEU:HD21	54:B8:10:ALA:HA	1.67	0.77
10:CJ:29:ARG:HB2	10:CJ:84:GLN:HE22	1.49	0.77
25:DA:195:A:N7	61:DA:4177:HOH:O	2.18	0.77
41:DV:6:LYS:HB2	41:DV:38:LEU:HD21	1.67	0.77
1:AA:742:G:OP2	15:AO:35:ARG:NH2	2.17	0.76
25:DA:2494:G:OP2	61:DA:4410:HOH:O	2.02	0.76
2:CB:178:ARG:HH22	8:CH:68:ARG:HH12	1.30	0.76
35:DP:126:VAL:HG12	35:DP:148:LEU:HD22	1.66	0.76
25:BA:2614:A:OP1	61:BA:4813:HOH:O	2.03	0.76
25:DA:2296:U:OP2	38:DS:9:ARG:NH2	2.18	0.76
1:CA:1223:C:H5''	1:CA:1224:G:H5'	1.67	0.76
2:AB:166:ASP:HB3	2:AB:169:LYS:HB2	1.66	0.76
10:AJ:27:ALA:HA	10:AJ:81:THR:HG21	1.66	0.76
13:AM:17:VAL:O	13:AM:20:THR:OG1	2.04	0.76

Continued on next page...

Continued from previous page...

Atom-1	Atom-2	Interatomic distance (Å)	Clash overlap (Å)
25:BA:2228:G:O2'	25:BA:2229:A:OP1	2.01	0.76
38:BS:25:ARG:NH1	38:BS:42:ASP:OD1	2.17	0.76
25:DA:1268:A:OP1	61:DA:3942:HOH:O	2.03	0.76
25:DA:1323:U:O4	61:DA:4525:HOH:O	2.03	0.76
2:AB:17:PHE:HB2	2:AB:44:LEU:HD21	1.66	0.76
10:AJ:7:LYS:HE2	10:AJ:9:ARG:HH12	1.50	0.76
25:BA:808:A:OP1	61:BA:4590:HOH:O	2.02	0.76
1:CA:1376:U:OP1	7:CG:98:SER:OG	2.03	0.76
1:AA:1162:C:H42	1:AA:1174:G:H1	1.32	0.76
20:AT:47:GLY:HA2	20:AT:48:LYS:HB2	1.67	0.76
25:BA:927:G:N2	25:BA:944:C:N3	2.34	0.76
1:AA:175:C:H2'	1:AA:176:C:H6	1.51	0.76
1:AA:881:G:P	12:AL:12:ARG:HH22	2.08	0.76
10:AJ:5:ARG:HD3	10:AJ:71:LEU:HD11	1.68	0.76
19:AS:50:ALA:HB1	19:AS:57:HIS:HB3	1.65	0.76
25:BA:894:U:O4	25:BA:978:A:N6	2.19	0.76
1:CA:138:G:H8	1:CA:138:G:H5'	1.48	0.76
25:DA:2227:A:OP2	61:DA:4568:HOH:O	2.02	0.76
25:BA:1248:G:O6	61:BA:4633:HOH:O	2.04	0.76
7:AG:50:ILE:HD11	7:AG:58:PRO:HA	1.68	0.76
37:BR:67:LEU:HD13	37:BR:76:VAL:HG21	1.66	0.76
1:CA:1003:G:N2	1:CA:1025:U:O4	2.19	0.76
1:AA:659:U:H2'	1:AA:660:G:C8	2.21	0.75
3:CC:35:GLU:OE2	3:CC:59:ARG:NH2	2.17	0.75
25:DA:1010:A:OP2	61:DA:4093:HOH:O	2.04	0.75
4:AD:13:ARG:NH1	4:AD:38:TYR:O	2.20	0.75
25:BA:2587:C:OP2	61:BA:4081:HOH:O	2.03	0.75
25:DA:2504:U:OP2	61:DA:4073:HOH:O	2.04	0.75
1:AA:661:G:H1	1:AA:744:C:H42	1.32	0.75
1:AA:1007:C:N3	1:AA:1022:G:O6	2.19	0.75
1:CA:1004:A:H8	1:CA:1005:A:H4'	1.51	0.75
10:CJ:38:ILE:HD11	10:CJ:71:LEU:HD23	1.68	0.75
25:DA:2705:A:OP2	61:DA:4125:HOH:O	2.04	0.75
26:DB:48:A:H4'	38:DS:95:HIS:HD2	1.50	0.75
1:AA:1183:A:O2'	1:AA:1184:G:OP1	2.04	0.75
1:CA:64:G:H4'	1:CA:65:U:H3'	1.67	0.75
7:CG:113:GLU:HG2	7:CG:119:ARG:HG2	1.66	0.75
25:DA:89:G:H3'	25:DA:90:U:H5''	1.68	0.75
25:DA:1604:C:OP2	61:DA:4394:HOH:O	2.04	0.75
1:CA:1163:C:N3	1:CA:1173:G:N2	2.35	0.75
20:CT:57:ARG:HH22	20:CT:100:ILE:HD12	1.50	0.75

Continued on next page...

Continued from previous page...

Atom-1	Atom-2	Interatomic distance (Å)	Clash overlap (Å)
43:BX:31:HIS:HD2	43:BX:33:LYS:H	1.32	0.75
1:CA:608:A:OP2	61:CA:4181:HOH:O	2.03	0.75
36:DQ:48:GLU:OE1	36:DQ:51:ARG:NH2	2.19	0.75
1:AA:407:G:H5''	4:AD:115:ARG:HB3	1.68	0.75
61:BE:408:HOH:O	37:BR:3:HIS:NE2	2.19	0.75
1:CA:1273:G:H3'	1:CA:1274:G:H8	1.51	0.75
26:DB:50:G:OP1	38:DS:63:THR:OG1	2.04	0.75
1:AA:1182:G:H4'	1:AA:1183:A:H5'	1.67	0.75
1:CA:1123:A:H4'	10:CJ:37:PRO:HD2	1.69	0.75
25:DA:773:U:OP1	61:DA:4407:HOH:O	2.05	0.75
49:B3:55:ARG:NH1	49:B3:57:GLU:OE1	2.20	0.75
25:DA:649:G:H4'	54:D8:46:ARG:HH22	1.51	0.75
25:DA:1324:G:N7	61:DA:3853:HOH:O	2.20	0.75
25:DA:2074:U:OP1	61:DA:3914:HOH:O	2.05	0.75
30:DG:18:GLU:OE2	30:DG:21:ARG:NH1	2.17	0.75
1:AA:175:C:H2'	1:AA:176:C:C6	2.22	0.74
6:AF:18:GLN:HA	6:AF:21:LEU:HD12	1.68	0.74
25:DA:1671:U:OP2	61:DA:3754:HOH:O	2.04	0.74
1:AA:803:G:OP1	61:AA:4050:HOH:O	2.04	0.74
31:BH:98:LEU:HD22	31:BH:125:VAL:HG23	1.67	0.74
25:DA:948:G:OP1	61:DA:4175:HOH:O	2.04	0.74
1:AA:1028:C:N4	1:AA:1033:G:H1	1.84	0.74
25:BA:1284:G:OP2	61:BA:4765:HOH:O	2.05	0.74
1:CA:1251:A:O2'	1:CA:1369:C:O2'	2.04	0.74
25:DA:1670:C:OP1	61:DA:3754:HOH:O	2.05	0.74
7:AG:111:ARG:NH1	7:AG:113:GLU:OE2	2.20	0.74
47:B1:65:SER:HG	47:B1:66:HIS:HD1	1.34	0.74
25:DA:1876:A:H2'	25:DA:1877:A:C8	2.22	0.74
25:DA:2006:C:OP2	61:DA:4390:HOH:O	2.06	0.74
1:AA:348:G:H2'	1:AA:349:A:C5'	2.13	0.74
25:BA:175:G:N2	25:BA:199:C:O2	2.19	0.74
25:BA:535:C:OP1	61:BA:4620:HOH:O	2.05	0.74
25:DA:31:C:OP1	61:DA:4155:HOH:O	2.05	0.74
25:DA:286:C:H2'	25:DA:287:C:H6	1.53	0.74
25:DA:1153:C:OP2	61:DA:4082:HOH:O	2.05	0.74
25:DA:2552:U:H2'	25:DA:2554:U:OP2	1.86	0.74
44:DY:49:VAL:HG21	44:DY:61:ILE:HG23	1.69	0.74
39:BT:95:ARG:HG2	39:BT:95:ARG:HH11	1.53	0.74
1:CA:693:G:H1'	7:CG:82:GLY:HA3	1.68	0.74
25:DA:465:G:O6	61:DA:4428:HOH:O	2.04	0.74
25:DA:1332:G:OP1	61:DA:4079:HOH:O	2.05	0.74

Continued on next page...

Continued from previous page...

Atom-1	Atom-2	Interatomic distance (Å)	Clash overlap (Å)
25:DA:1693:U:O2'	27:DD:14:ARG:NH2	2.20	0.74
30:DG:113:ARG:NH1	30:DG:139:LEU:O	2.20	0.74
1:CA:289:G:OP2	61:CA:4053:HOH:O	2.06	0.74
4:CD:25:ARG:NH1	4:CD:30:LYS:O	2.21	0.74
25:DA:2206:G:H3'	25:DA:2207:G:H8	1.47	0.74
46:D0:53:MET:HG3	46:D0:59:LEU:HD23	1.69	0.74
28:BE:143:ASN:HD22	28:BE:147:PRO:HD3	1.51	0.74
39:DT:85:LYS:NZ	39:DT:87:ASP:OD2	2.21	0.74
1:AA:659:U:H2'	1:AA:660:G:H8	1.52	0.73
15:AO:56:LEU:O	15:AO:60:VAL:HG23	1.88	0.73
1:CA:1015:A:N3	1:CA:1218:C:O2'	2.20	0.73
25:DA:1803:A:O2'	27:DD:259:THR:HG21	1.86	0.73
30:DG:161:THR:HG22	30:DG:163:ALA:H	1.53	0.73
50:D4:24:THR:OG1	50:D4:25:TYR:N	2.21	0.73
1:AA:159:G:HO2'	1:AA:161:A:H62	1.36	0.73
1:AA:346:G:O6	1:AA:348:G:N2	2.17	0.73
8:AH:41:ARG:NH2	8:AH:123:GLU:OE2	2.21	0.73
25:DA:1593:G:H2'	25:DA:1594:G:H8	1.52	0.73
13:AM:34:LEU:HD13	13:AM:41:PRO:HA	1.70	0.73
7:CG:111:ARG:NH2	7:CG:126:ASP:OD2	2.21	0.73
25:DA:11:G:H2'	25:DA:12:U:H5'	1.68	0.73
25:BA:1359:U:OP1	61:BA:4316:HOH:O	2.05	0.73
1:CA:1189:C:O2	61:CA:4087:HOH:O	2.07	0.73
3:CC:40:ARG:NH2	3:CC:55:VAL:O	2.21	0.73
25:DA:1040:C:O2	25:DA:1115:G:N2	2.18	0.73
25:BA:2460:A:OP2	61:BA:4508:HOH:O	2.07	0.73
32:BI:129:THR:HG22	32:BI:139:GLN:HE22	1.54	0.73
25:BA:830:A:OP2	61:BA:4453:HOH:O	2.07	0.73
25:BA:1694:G:OP1	61:BA:4514:HOH:O	2.06	0.73
1:CA:673:G:H2'	1:CA:674:G:C8	2.23	0.73
2:CB:84:GLU:HB3	2:CB:219:VAL:HG21	1.70	0.73
13:CM:3:ARG:HA	50:D4:34:GLU:HG2	1.69	0.73
1:AA:445:G:H2'	1:AA:446:G:C8	2.23	0.73
25:DA:731:C:OP1	61:DA:4226:HOH:O	2.06	0.73
25:DA:1038:C:H42	25:DA:1117:G:H1	1.34	0.73
25:DA:1593:G:H2'	25:DA:1594:G:C8	2.23	0.73
25:BA:874:U:OP1	61:BA:4632:HOH:O	2.07	0.73
25:DA:2867:G:OP2	39:DT:119:LYS:NZ	2.20	0.73
1:AA:154:C:N4	1:AA:168:G:O6	2.22	0.73
25:DA:526:A:OP1	61:DA:4574:HOH:O	2.07	0.73
25:DA:963:U:OP2	61:DA:4175:HOH:O	2.05	0.73

Continued on next page...

Continued from previous page...

Atom-1	Atom-2	Interatomic distance (Å)	Clash overlap (Å)
25:DA:2805:G:H2'	25:DA:2807:G:H8	1.53	0.73
31:DH:98:LEU:HD22	31:DH:125:VAL:HG23	1.70	0.73
1:CA:1457:G:OP1	20:CT:39:LYS:NZ	2.20	0.73
2:CB:87:ARG:NH2	2:CB:220:ASP:OD1	2.20	0.73
25:DA:1776:G:OP2	61:DA:3760:HOH:O	2.06	0.73
25:DA:2748:A:O2'	31:DH:63:SER:O	2.06	0.73
54:D8:33:ASN:HA	54:D8:36:LYS:HD2	1.70	0.73
1:AA:768:A:OP2	61:AA:4023:HOH:O	2.06	0.72
25:BA:537:G:N7	61:BA:4620:HOH:O	2.21	0.72
1:CA:316:G:OP2	1:CA:351:G:O2'	2.06	0.72
1:CA:671:G:H5'	6:CF:77:ARG:HH22	1.54	0.72
1:CA:1492:A:H2'	25:DA:1913:A:H62	1.54	0.72
25:DA:2052:G:O2'	61:DA:3731:HOH:O	2.07	0.72
25:BA:1405:A:H61	25:BA:1418:U:H3	1.37	0.72
4:CD:119:GLN:HG2	4:CD:123:HIS:CD2	2.24	0.72
25:DA:450:G:O6	61:DA:4448:HOH:O	2.07	0.72
2:AB:195:ASP:O	8:AH:68:ARG:NH2	2.21	0.72
25:BA:2331:G:N2	38:BS:3:ARG:HA	2.04	0.72
1:CA:749:C:OP2	61:CA:4141:HOH:O	2.07	0.72
24:CW:9:MVA:O	24:CW:10:2QY:H86	1.89	0.72
1:AA:383:A:H2	1:AA:384:G:H1'	1.54	0.72
1:AA:976:G:H5'	1:AA:1358:U:O2'	1.90	0.72
1:CA:299:G:O6	61:CA:4170:HOH:O	2.06	0.72
25:DA:390:A:H4'	25:DA:391:G:H5'	1.71	0.72
25:DA:2037:G:O6	61:DA:4105:HOH:O	2.06	0.72
1:AA:1158:C:H5	1:AA:1181:G:H1	1.36	0.72
25:BA:1055:A:OP2	33:BN:37:LYS:NZ	2.18	0.72
25:BA:1701:A:OP1	37:BR:1:MET:HA	1.90	0.72
1:CA:939:G:H1	1:CA:1344:C:H42	1.34	0.72
1:CA:1030(A):G:N1	1:CA:1030(D):A:OP2	2.22	0.72
3:CC:36:ASP:HA	3:CC:39:ILE:HD12	1.69	0.72
1:CA:21:G:OP1	61:CA:4064:HOH:O	2.08	0.72
25:DA:2430:A:OP2	61:DA:4182:HOH:O	2.08	0.72
25:DA:2849:U:OP2	39:DT:95:ARG:NH1	2.22	0.72
31:DH:27:LYS:NZ	31:DH:32:GLU:OE2	2.22	0.72
50:D4:44:THR:O	50:D4:46:GLN:N	2.23	0.72
1:AA:1030(C):G:H2'	1:AA:1030(D):A:H8	1.55	0.72
1:AA:1145:C:H4'	1:AA:1146:A:H5'	1.72	0.72
1:AA:1369:C:H2'	1:AA:1370:G:C8	2.25	0.72
43:BX:31:HIS:CD2	43:BX:33:LYS:H	2.08	0.72
1:CA:954:G:H21	1:CA:1227:A:H62	1.38	0.72

Continued on next page...

Continued from previous page...

Atom-1	Atom-2	Interatomic distance (Å)	Clash overlap (Å)
1:CA:972:C:OP1	61:CA:4183:HOH:O	2.06	0.72
25:DA:887:A:O2'	25:DA:889:C:OP2	2.08	0.72
1:AA:1198:G:OP2	61:AA:4053:HOH:O	2.06	0.72
12:AL:49:ASN:ND2	12:AL:92:ASP:OD2	2.22	0.72
1:CA:1279:A:OP2	10:CJ:9:ARG:NH1	2.22	0.72
2:CB:179:LYS:HA	8:CH:72:PRO:HG3	1.71	0.72
10:CJ:16:LEU:HD13	10:CJ:70:ARG:HG2	1.71	0.72
19:CS:37:ARG:O	19:CS:70:LYS:NZ	2.22	0.72
25:BA:865:G:OP2	61:BA:4105:HOH:O	2.07	0.72
40:BU:76:TYR:OH	40:BU:92:ARG:NH1	2.23	0.72
25:DA:2483:C:N3	36:DQ:124:LYS:NZ	2.37	0.72
25:DA:2248:C:OP2	61:DA:3947:HOH:O	2.08	0.71
40:DU:83:LEU:HD12	40:DU:88:ILE:HD12	1.70	0.71
10:AJ:49:VAL:HG23	14:AN:41:ARG:HB2	1.72	0.71
25:BA:1494:G:N2	25:BA:1511:C:O2	2.20	0.71
1:CA:558:G:OP1	61:CA:4170:HOH:O	2.06	0.71
1:CA:1153:C:N4	1:CA:1154:G:H21	1.85	0.71
38:DS:50:SER:O	38:DS:76:LYS:NZ	2.22	0.71
43:DX:11:PRO:HB3	43:DX:92:LEU:HD11	1.72	0.71
4:AD:15:GLU:HG3	4:AD:63:LYS:HE2	1.70	0.71
13:AM:58:GLU:O	13:AM:62:ASN:ND2	2.16	0.71
25:BA:2014:G:OP2	61:BA:4282:HOH:O	2.08	0.71
35:DP:89:ALA:O	35:DP:121:LYS:NZ	2.21	0.71
1:AA:1356:G:H2'	1:AA:1357:A:C8	2.26	0.71
9:AI:53:VAL:O	9:AI:55:ALA:N	2.18	0.71
25:BA:1289:G:O2'	35:BP:7:ARG:NH2	2.24	0.71
29:BF:13:SER:HA	29:BF:127:GLU:HG3	1.72	0.71
33:DN:34:LEU:O	33:DN:49:GLY:HA3	1.89	0.71
1:AA:922:G:H4'	5:AE:20:GLN:HA	1.71	0.71
29:BF:18:ARG:NH2	29:BF:127:GLU:OE1	2.23	0.71
38:BS:27:SER:HA	38:BS:88:ASP:HB3	1.72	0.71
18:CR:26:LEU:HD21	18:CR:42:ARG:HD3	1.72	0.71
25:DA:1036:G:H1	25:DA:1119:C:H42	1.35	0.71
25:DA:2427:C:OP1	61:DA:4259:HOH:O	2.08	0.71
25:DA:2785:C:OP1	28:DE:41:LYS:NZ	2.18	0.71
1:AA:975:A:H4'	1:AA:976:G:H5''	1.71	0.71
26:DB:105:A:OP1	45:DZ:72:ARG:NH1	2.23	0.71
32:DI:72:LEU:HD21	32:DI:107:VAL:HG11	1.71	0.71
1:AA:56:U:H2'	1:AA:57:G:C8	2.26	0.71
1:CA:1108:G:O6	61:CA:4092:HOH:O	2.08	0.71
25:DA:1782:C:OP1	61:DA:4385:HOH:O	2.09	0.71

Continued on next page...

Continued from previous page...

Atom-1	Atom-2	Interatomic distance (Å)	Clash overlap (Å)
41:DV:35:LEU:HB2	41:DV:57:VAL:HG23	1.72	0.71
1:CA:599:C:H2'	1:CA:600:C:H5''	1.73	0.71
25:DA:566:U:H5''	35:DP:29:LYS:HE3	1.71	0.71
25:DA:1143:A:OP1	33:DN:25:ARG:NH2	2.23	0.71
25:DA:1488:G:C6	25:DA:1489:U:C5	2.75	0.71
25:DA:2805:G:H2'	25:DA:2807:G:C8	2.26	0.71
25:BA:991:G:OP1	61:BA:4609:HOH:O	2.09	0.71
28:BE:105:THR:OG1	28:BE:199:ARG:NH2	2.24	0.71
2:CB:91:PRO:HG2	2:CB:155:LEU:HD23	1.72	0.71
32:DI:91:SER:HB3	32:DI:121:LYS:HE3	1.72	0.71
1:AA:186:C:H2'	1:AA:187:C:C6	2.26	0.71
17:AQ:18:THR:OG1	17:AQ:69:LYS:NZ	2.15	0.71
10:CJ:77:PRO:O	10:CJ:81:THR:OG1	2.09	0.71
25:DA:885:C:H2'	25:DA:886:C:H4'	1.72	0.71
27:DD:108:PRO:HG2	27:DD:111:LEU:HB2	1.73	0.71
1:AA:881:G:OP2	12:AL:12:ARG:NH2	2.23	0.70
5:AE:77:PRO:HD2	5:AE:142:LEU:HD22	1.70	0.70
43:BX:11:PRO:HB3	43:BX:92:LEU:HD11	1.73	0.70
1:CA:1204:A:OP1	14:CN:3:ARG:NH1	2.23	0.70
25:DA:10:G:H2'	25:DA:11:G:H8	1.56	0.70
36:DQ:26:TYR:O	36:DQ:67:ARG:NH1	2.24	0.70
1:AA:262:A:H2'	1:AA:263:A:C8	2.25	0.70
25:BA:2361:G:OP1	61:BA:3948:HOH:O	2.09	0.70
5:CE:137:GLU:HG2	5:CE:140:ARG:HH11	1.54	0.70
1:AA:221:C:H2'	1:AA:222:U:H6	1.55	0.70
25:BA:303:C:H42	25:BA:385:G:H1	1.39	0.70
25:BA:932:C:H3'	25:BA:933:C:H5''	1.73	0.70
25:BA:2331:G:H22	38:BS:3:ARG:NE	1.90	0.70
1:CA:1007:C:C4	1:CA:1022:G:N1	2.59	0.70
27:DD:71:ASP:HB2	27:DD:103:ARG:HH22	1.55	0.70
47:D1:77:ALA:HA	47:D1:80:LEU:HD13	1.73	0.70
7:AG:62:PHE:HA	7:AG:124:LEU:HD22	1.72	0.70
12:AL:36:VAL:HG23	24:AW:10:2QY:H89	1.73	0.70
2:CB:88:ALA:HB2	2:CB:219:VAL:HG13	1.71	0.70
25:DA:1140:C:O3'	33:DN:25:ARG:NH1	2.24	0.70
25:DA:1189:A:OP2	61:DA:4088:HOH:O	2.08	0.70
9:AI:46:ALA:HB2	9:AI:74:ILE:HG23	1.73	0.70
25:BA:241:G:OP1	35:BP:50:ARG:NH1	2.23	0.70
25:DA:631:A:OP1	35:DP:65:ARG:NH1	2.24	0.70
32:DI:102:SER:HB2	32:DI:108:THR:HG22	1.73	0.70
1:AA:437:U:H5'	4:AD:155:LEU:HD11	1.74	0.70

Continued on next page...

Continued from previous page...

Atom-1	Atom-2	Interatomic distance (Å)	Clash overlap (Å)
25:BA:1003:U:OP2	36:BQ:14:ARG:NH1	2.23	0.70
35:BP:63:PRO:HD3	54:B8:27:THR:HG22	1.73	0.70
1:CA:147:G:HO2'	1:CA:148:G:H8	1.38	0.70
27:DD:148:GLU:HB2	27:DD:151:LYS:HD2	1.72	0.70
29:DF:185:ASP:HA	29:DF:188:ARG:HD3	1.74	0.70
45:DZ:53:ILE:HG22	45:DZ:71:VAL:O	1.91	0.70
1:AA:946:A:O2'	1:AA:1333:A:N3	2.24	0.70
1:AA:1346:A:OP1	9:AI:120:ARG:NH1	2.25	0.70
25:BA:1039:G:OP1	40:BU:50:ARG:NH2	2.24	0.70
25:BA:2339:A:H2'	25:BA:2340:A:C8	2.25	0.70
48:B2:29:LYS:HG2	48:B2:57:ILE:HD13	1.73	0.70
1:CA:1162:C:N4	1:CA:1174:G:H1	1.88	0.70
30:DG:5:VAL:HG22	30:DG:8:LYS:H	1.55	0.70
36:BQ:10:ARG:NH1	61:BQ:3102:HOH:O	2.23	0.70
1:CA:1318:A:OP1	19:CS:3:ARG:NH1	2.24	0.70
8:AH:51:VAL:HG11	8:AH:60:ARG:HH12	1.57	0.70
25:BA:542:C:OP1	51:B5:16:ARG:NH2	2.24	0.70
35:BP:100:LEU:HD12	35:BP:112:LEU:HD11	1.72	0.70
1:AA:509:A:OP2	61:AA:4088:HOH:O	2.09	0.70
1:AA:1027:C:O2'	1:AA:1034:G:N2	2.23	0.70
1:AA:1074:G:O2'	1:AA:1101:A:N1	2.22	0.70
1:AA:1530:G:H2'	1:AA:1531:A:O4'	1.91	0.70
25:BA:667:G:H21	25:BA:671:A:H2	1.40	0.70
25:BA:1001:G:O6	61:BA:3865:HOH:O	2.07	0.70
27:BD:17:THR:O	27:BD:211:ARG:NH2	2.24	0.70
1:AA:476:G:H2'	1:AA:477:A:O4'	1.92	0.69
1:AA:1125:U:O2'	1:AA:1126:U:OP2	2.10	0.69
8:AH:14:ARG:NH2	8:AH:83:ILE:O	2.25	0.69
36:BQ:54:MET:HB3	36:BQ:64:ILE:HD11	1.73	0.69
2:CB:18:GLY:HA2	2:CB:42:ILE:HG13	1.73	0.69
25:DA:587:C:OP2	35:DP:21:ARG:NH2	2.25	0.69
25:DA:2005:A:OP1	61:DA:4388:HOH:O	2.10	0.69
36:BQ:32:TYR:OH	36:BQ:111:GLU:OE1	2.10	0.69
42:BW:12:ILE:HD13	42:BW:17:VAL:HG13	1.74	0.69
25:DA:2327:A:H2'	25:DA:2328:A:C8	2.27	0.69
1:AA:673:G:H2'	1:AA:674:G:C8	2.27	0.69
30:BG:48:GLU:HA	30:BG:51:ARG:HE	1.57	0.69
44:BY:102:CYS:SG	44:BY:103:GLY:N	2.65	0.69
1:CA:961:U:OP2	1:CA:1223:C:O2'	2.06	0.69
11:CK:98:LEU:O	11:CK:101:SER:OG	2.06	0.69
25:DA:82:G:N1	25:DA:103:A:OP2	2.22	0.69

Continued on next page...

Continued from previous page...

Atom-1	Atom-2	Interatomic distance (Å)	Clash overlap (Å)
25:DA:1845:G:OP1	27:DD:258:LYS:NZ	2.24	0.69
25:DA:2595:G:N7	61:DA:4196:HOH:O	2.24	0.69
2:AB:15:VAL:HB	2:AB:209:ARG:HG2	1.73	0.69
3:AC:35:GLU:OE2	3:AC:59:ARG:NH2	2.24	0.69
5:AE:137:GLU:HG2	5:AE:140:ARG:HH11	1.57	0.69
25:BA:2732:G:OP2	61:BA:4644:HOH:O	2.10	0.69
1:CA:890:G:O2'	1:CA:906:G:O6	2.05	0.69
25:DA:1153:C:OP1	40:DU:92:ARG:NH1	2.25	0.69
25:DA:2682:U:OP2	61:DA:3806:HOH:O	2.09	0.69
1:AA:166:G:H2'	1:AA:167:G:H8	1.53	0.69
1:CA:610:G:O6	61:CA:4179:HOH:O	2.10	0.69
19:CS:42:PRO:HG3	50:D4:61:ARG:HG2	1.73	0.69
43:DX:65:ARG:HB2	43:DX:70:LEU:HG	1.75	0.69
6:AF:69:GLU:O	6:AF:72:VAL:HG12	1.93	0.69
13:AM:49:THR:HB	13:AM:52:GLU:H	1.57	0.69
1:CA:412:A:H8	4:CD:35:ARG:HH21	1.37	0.69
1:CA:1189:C:OP1	10:CJ:51:ARG:NH2	2.24	0.69
1:AA:59:A:H3'	1:AA:331:G:H22	1.57	0.69
30:BG:145:THR:OG1	30:BG:148:MET:SD	2.51	0.69
1:CA:1153:C:H42	1:CA:1154:G:N2	1.87	0.69
2:CB:8:LYS:HD2	2:CB:48:MET:HG2	1.75	0.69
1:AA:812:C:N3	61:AA:4027:HOH:O	2.24	0.69
19:AS:27:GLU:HB3	19:AS:28:LYS:HB3	1.73	0.69
25:BA:777:C:OP2	61:BA:4590:HOH:O	2.10	0.69
25:BA:989:G:O3'	61:BA:4610:HOH:O	2.09	0.69
25:BA:1683:C:OP2	61:BA:4523:HOH:O	2.09	0.69
1:CA:46:G:O6	61:CA:4103:HOH:O	2.11	0.69
1:CA:1226:C:N4	13:CM:104:ARG:HG2	2.08	0.69
1:CA:1287:A:N3	1:CA:1353:G:O2'	2.23	0.69
12:CL:24:VAL:HG13	12:CL:98:TYR:HE1	1.58	0.69
18:CR:47:THR:HG23	18:CR:49:LYS:HG3	1.74	0.69
25:DA:818:G:OP2	61:DA:3841:HOH:O	2.10	0.69
43:DX:8:ILE:O	48:D2:36:ARG:NH2	2.25	0.69
4:AD:173:TRP:CZ3	4:AD:174:LEU:HG	2.27	0.69
6:AF:38:GLU:HB2	6:AF:64:GLN:HG2	1.75	0.69
15:AO:5:LYS:H	15:AO:5:LYS:HD2	1.56	0.69
42:DW:14:PRO:HG2	42:DW:78:GLU:HG2	1.73	0.69
3:AC:11:ARG:NH2	3:AC:177:THR:O	2.25	0.69
25:BA:1047:A:OP2	61:BA:3918:HOH:O	2.09	0.69
32:BI:40:THR:O	32:BI:44:LEU:HB2	1.93	0.69
1:CA:353:A:H5'	1:CA:353:A:H8	1.58	0.69

Continued on next page...

Continued from previous page...

Atom-1	Atom-2	Interatomic distance (Å)	Clash overlap (Å)
7:CG:108:ALA:HA	7:CG:111:ARG:HD2	1.74	0.69
25:DA:77:C:O2'	48:D2:14:ARG:NH2	2.26	0.69
25:DA:1607:C:N4	25:DA:1622:G:OP2	2.26	0.69
25:DA:2291:U:H2'	25:DA:2292:C:C6	2.27	0.69
25:DA:2748:A:H5'	31:DH:4:ILE:HD12	1.75	0.69
25:DA:2831:G:OP1	28:DE:58:ARG:NH2	2.23	0.69
35:DP:88:LEU:HD11	35:DP:114:ILE:HD12	1.74	0.69
36:DQ:81:VAL:HG12	46:D0:5:LYS:HD3	1.73	0.69
16:AP:43:LYS:HG2	16:AP:48:TRP:CD2	2.27	0.68
23:AX:6:G:H1	23:AX:67:C:N4	1.91	0.68
24:AW:1:2QZ:H11	24:AW:9:MVA:HG23	1.73	0.68
25:BA:611:U:H2'	25:BA:612:C:C6	2.28	0.68
1:CA:1493:A:H1'	25:DA:1913:A:H62	1.57	0.68
32:DI:4:ILE:HG12	32:DI:18:VAL:HG22	1.75	0.68
29:BF:8:GLN:NE2	29:BF:21:ALA:HB2	2.08	0.68
1:CA:346:G:OP1	39:DT:41:ARG:NH2	2.22	0.68
1:CA:437:U:H5'	4:CD:155:LEU:HD21	1.75	0.68
10:CJ:17:ASP:OD1	10:CJ:70:ARG:NH1	2.27	0.68
30:DG:16:ARG:O	30:DG:20:ILE:HG13	1.93	0.68
1:AA:1241:G:H1	1:AA:1296:C:H42	1.38	0.68
25:BA:1215:G:H2'	25:BA:1216:G:H5''	1.75	0.68
9:CI:53:VAL:O	9:CI:55:ALA:N	2.25	0.68
25:DA:2570:G:O6	61:DA:4419:HOH:O	2.08	0.68
1:AA:974:A:OP2	14:AN:29:ARG:NH2	2.25	0.68
1:AA:1370:G:O6	61:AA:4060:HOH:O	2.10	0.68
1:CA:693:G:H2'	1:CA:694:A:C8	2.28	0.68
46:D0:27:GLU:HG3	46:D0:68:GLU:HA	1.75	0.68
25:BA:388:A:H2'	25:BA:389:G:C8	2.29	0.68
25:BA:1218:G:O2'	25:BA:1219:A:O4'	2.11	0.68
1:CA:382:A:H2'	1:CA:383:A:C8	2.29	0.68
1:CA:664:G:P	18:CR:64:ARG:HH22	2.16	0.68
32:DI:104:GLN:O	32:DI:105:HIS:ND1	2.26	0.68
1:AA:56:U:H2'	1:AA:57:G:H8	1.57	0.68
25:DA:994:C:O2'	25:DA:996:A:OP1	2.10	0.68
25:DA:1352:U:OP2	61:DA:3761:HOH:O	2.11	0.68
25:DA:2589:A:OP1	61:DA:4066:HOH:O	2.11	0.68
15:AO:33:THR:HG21	15:AO:85:LEU:HD22	1.76	0.68
25:BA:808:A:N7	61:BA:3904:HOH:O	2.26	0.68
16:CP:1:MET:SD	16:CP:3:LYS:NZ	2.65	0.68
16:CP:52:ASP:O	16:CP:54:GLU:N	2.26	0.68
20:CT:49:ALA:HB3	20:CT:99:LEU:HD22	1.76	0.68

Continued on next page...

Continued from previous page...

Atom-1	Atom-2	Interatomic distance (Å)	Clash overlap (Å)
1:AA:577:G:OP1	61:AA:4090:HOH:O	2.12	0.68
1:CA:877:C:H5''	8:CH:88:LYS:HD3	1.74	0.68
1:CA:1025:U:N3	1:CA:1036:G:C6	2.62	0.68
4:CD:187:ARG:NH2	4:CD:193:ASP:OD2	2.26	0.68
25:BA:2101:U:O3'	47:B1:35:THR:OG1	2.11	0.68
5:CE:136:MET:HA	5:CE:139:LEU:HD12	1.75	0.68
25:DA:2445:G:OP1	29:DF:74:ARG:NH2	2.27	0.68
25:DA:2749:A:H1'	31:DH:63:SER:HB3	1.76	0.68
1:AA:1237:C:HO2'	1:AA:1300:G:H1	1.42	0.68
25:BA:1249:A:H2	25:BA:1287:A:H62	1.42	0.68
25:BA:2720:G:O6	61:BA:4017:HOH:O	2.12	0.68
46:B0:27:GLU:HG3	46:B0:68:GLU:HA	1.76	0.68
25:DA:131:G:OP1	61:DA:3772:HOH:O	2.12	0.68
25:DA:271(I):G:O6	25:DA:271(O):C:N4	2.17	0.68
25:DA:2592:G:N7	61:DA:3925:HOH:O	2.27	0.68
1:AA:452:A:H4'	16:AP:72:ARG:NH1	2.08	0.67
13:AM:2:ALA:N	13:AM:8:GLU:OE1	2.27	0.67
25:BA:809:U:H4'	25:BA:810:G:O5'	1.93	0.67
25:BA:880:U:O2	35:BP:55:ARG:NH2	2.27	0.67
25:BA:1356:G:OP2	53:B7:9:ARG:NH1	2.27	0.67
42:BW:14:PRO:HG2	42:BW:78:GLU:HG2	1.77	0.67
52:B6:13:CYS:SG	52:B6:47:THR:HG21	2.35	0.67
25:DA:1637:A:OP2	61:DA:4414:HOH:O	2.11	0.67
1:AA:503:C:OP2	12:AL:116:SER:HB3	1.93	0.67
25:BA:2008:A:OP1	61:BA:4270:HOH:O	2.11	0.67
25:BA:2324:U:H5'	30:BG:88:ILE:HD11	1.76	0.67
1:CA:646:U:H2'	1:CA:647:C:C6	2.29	0.67
10:CJ:78:ASN:O	10:CJ:80:LYS:N	2.28	0.67
19:CS:28:LYS:HB2	19:CS:29:ARG:HA	1.75	0.67
25:DA:2562:U:H1'	34:DO:23:ARG:HH11	1.59	0.67
25:DA:2819:G:N7	61:DA:4008:HOH:O	2.26	0.67
37:DR:88:ARG:NH2	37:DR:89:ASP:OD2	2.27	0.67
1:AA:165:C:H2'	1:AA:166:G:C8	2.30	0.67
25:BA:1476:C:H2'	25:BA:1477:U:H6	1.60	0.67
25:BA:2316:G:H22	25:BA:2324:U:H3	1.42	0.67
25:DA:1278:A:OP1	37:DR:36:THR:HG23	1.94	0.67
50:D4:62:ARG:O	50:D4:64:GLY:N	2.28	0.67
20:AT:16:HIS:O	20:AT:19:SER:OG	2.12	0.67
25:BA:1476:C:H2'	25:BA:1477:U:C6	2.29	0.67
26:DB:44:G:OP1	30:DG:98:ARG:NH2	2.26	0.67
6:AF:97:PHE:N	18:AR:30:ASP:OD1	2.24	0.67

Continued on next page...

Continued from previous page...

Atom-1	Atom-2	Interatomic distance (Å)	Clash overlap (Å)
11:AK:99:GLN:HG2	11:AK:105:VAL:HG21	1.76	0.67
29:BF:53:THR:HG22	29:BF:55:GLY:H	1.60	0.67
30:BG:38:VAL:HG22	30:BG:93:THR:HG23	1.76	0.67
1:CA:1502:A:H2	1:CA:1505:G:N1	1.93	0.67
25:BA:1310:G:OP1	51:B5:19:ARG:NH2	2.20	0.67
1:CA:766:A:OP2	61:CA:4024:HOH:O	2.13	0.67
1:CA:1262:C:N4	1:CA:1273:G:H1	1.92	0.67
20:CT:16:HIS:O	20:CT:19:SER:OG	2.09	0.67
25:DA:192:C:OP1	61:DA:4352:HOH:O	2.11	0.67
25:DA:226:G:H21	25:DA:228:A:H62	1.41	0.67
25:BA:1199:C:OP2	61:BA:4476:HOH:O	2.12	0.67
31:BH:56:SER:OG	31:BH:57:ASP:N	2.26	0.67
25:DA:411:G:OP1	61:DA:3860:HOH:O	2.12	0.67
1:AA:383:A:C2	1:AA:384:G:H1'	2.29	0.67
1:AA:518:C:HO2'	1:AA:530:G:N2	1.93	0.67
32:BI:100:ALA:HA	32:BI:103:ARG:HG2	1.75	0.67
1:CA:376:G:H5''	16:CP:5:ARG:HD3	1.75	0.67
1:CA:585:G:OP1	17:CQ:37:LYS:NZ	2.25	0.67
28:DE:72:VAL:HG13	28:DE:73:GLU:O	1.95	0.67
1:AA:454:C:P	16:AP:75:ARG:HH22	2.18	0.67
2:AB:24:TRP:CZ3	2:AB:26:PRO:HA	2.30	0.67
25:BA:426:G:OP2	61:BA:4762:HOH:O	2.12	0.67
25:BA:611:U:OP2	61:BA:4159:HOH:O	2.13	0.67
25:BA:791:G:OP1	61:BA:4513:HOH:O	2.13	0.67
25:BA:2658:C:OP2	25:BA:2745:G:O2'	2.10	0.67
1:CA:8:A:C6	4:CD:209:ARG:HB2	2.29	0.67
1:CA:144:G:H1	1:CA:178:C:H42	1.42	0.67
26:DB:66:A:H61	26:DB:109:C:H5'	1.60	0.67
1:AA:538:G:H5''	12:AL:114:LYS:HB2	1.76	0.66
1:AA:839:U:O2'	1:AA:840:C:OP1	2.13	0.66
1:AA:1062:U:H2'	1:AA:1063:C:C6	2.30	0.66
2:AB:229:VAL:HG12	2:AB:230:VAL:H	1.60	0.66
6:AF:15:ASP:OD1	6:AF:18:GLN:N	2.19	0.66
10:AJ:78:ASN:O	10:AJ:80:LYS:N	2.28	0.66
25:BA:1889:G:N2	25:BA:1905:G:H2'	2.10	0.66
30:BG:41:GLN:NE2	30:BG:154:GLY:O	2.28	0.66
1:CA:586:C:O2'	1:CA:878:G:H4'	1.95	0.66
4:CD:31:CYS:SG	4:CD:33:MET:N	2.69	0.66
1:AA:1042:G:O2'	1:AA:1043:C:O4'	2.12	0.66
1:AA:1320:C:H5'	19:AS:70:LYS:HG3	1.75	0.66
25:BA:1044:C:OP1	61:BA:4478:HOH:O	2.12	0.66

Continued on next page...

Continued from previous page...

Atom-1	Atom-2	Interatomic distance (Å)	Clash overlap (Å)
28:BE:179:GLU:HB3	28:BE:181:LEU:HD22	1.76	0.66
2:CB:77:ALA:HB2	2:CB:211:ILE:HD13	1.76	0.66
12:CL:24:VAL:HG12	12:CL:27:LEU:HB2	1.76	0.66
19:CS:52:TYR:HB2	19:CS:57:HIS:CE1	2.29	0.66
9:AI:64:THR:HG23	9:AI:66:ARG:HH21	1.59	0.66
25:DA:601:C:OP1	29:DF:108:LYS:NZ	2.28	0.66
25:BA:778:C:OP2	61:BA:4590:HOH:O	2.13	0.66
25:BA:1067:A:H3'	25:BA:1067:A:C8	2.31	0.66
1:CA:1005:A:H1'	1:CA:1036:G:N1	2.08	0.66
1:CA:1237:C:H3'	1:CA:1336:C:H41	1.60	0.66
4:CD:92:VAL:O	4:CD:96:LEU:HD22	1.95	0.66
25:DA:2049:G:OP2	61:DA:3943:HOH:O	2.13	0.66
1:AA:243:A:H4'	1:AA:244:U:H5''	1.76	0.66
1:AA:573:A:OP2	61:AA:4004:HOH:O	2.13	0.66
2:AB:155:LEU:HD11	2:AB:159:PRO:HD3	1.76	0.66
25:BA:479:C:OP1	61:BA:4178:HOH:O	2.12	0.66
25:BA:2297:C:OP2	52:B6:6:ARG:NH1	2.28	0.66
7:CG:68:ASN:ND2	7:CG:127:ALA:O	2.22	0.66
25:DA:1017:G:N7	61:DA:4210:HOH:O	2.29	0.66
10:AJ:7:LYS:HB3	10:AJ:97:GLU:HB2	1.77	0.66
34:DO:35:VAL:HG11	34:DO:103:ALA:HB3	1.76	0.66
1:CA:256:U:OP1	17:CQ:17:LYS:NZ	2.29	0.66
1:CA:503:C:OP2	12:CL:116:SER:HB3	1.96	0.66
1:CA:837:G:H1	1:CA:849:C:N4	1.90	0.66
16:AP:43:LYS:HG2	16:AP:48:TRP:CE2	2.31	0.66
6:CF:24:GLU:HG3	6:CF:28:ARG:HH11	1.60	0.66
25:DA:2062:A:OP1	61:DA:3802:HOH:O	2.13	0.66
25:DA:2576:G:OP1	61:DA:4108:HOH:O	2.13	0.66
1:AA:392:G:H2'	1:AA:393:A:H8	1.61	0.66
14:AN:3:ARG:HB3	14:AN:3:ARG:HH21	1.61	0.66
25:BA:839:G:H5''	25:BA:840:A:H5'	1.77	0.66
25:BA:946:A:H2'	25:BA:947:A:C8	2.31	0.66
25:BA:946:A:H2'	25:BA:947:A:H8	1.60	0.66
25:BA:1405:A:N6	25:BA:1418:U:H3	1.93	0.66
25:BA:2601:A:OP2	61:BA:4455:HOH:O	2.13	0.66
31:DH:28:GLY:HA3	31:DH:79:VAL:HB	1.78	0.66
25:DA:1341:U:OP2	25:DA:1394:U:O2'	2.13	0.66
30:DG:18:GLU:HG2	30:DG:175:LEU:HD21	1.78	0.66
36:DQ:11:LYS:NZ	36:DQ:88:GLY:O	2.17	0.66
39:DT:19:LEU:HD22	39:DT:86:ILE:HG13	1.78	0.66
50:D4:38:LYS:O	50:D4:40:HIS:N	2.27	0.66

Continued on next page...

Continued from previous page...

Atom-1	Atom-2	Interatomic distance (Å)	Clash overlap (Å)
1:AA:1125:U:C2	1:AA:1127:G:N7	2.64	0.65
1:AA:1502:A:H2	1:AA:1505:G:H1	1.43	0.65
25:BA:1077:G:H21	55:B9:36:GLN:HE22	1.43	0.65
35:BP:52:GLU:OE1	35:BP:55:ARG:NH1	2.27	0.65
25:DA:922:U:H2'	25:DA:923:C:C6	2.30	0.65
25:DA:2299:G:H22	25:DA:2318:G:H8	1.42	0.65
34:DO:2:ILE:HD12	34:DO:6:THR:HG21	1.77	0.65
1:AA:558:G:OP1	61:AA:4042:HOH:O	2.14	0.65
1:AA:1221:G:OP1	1:AA:1320:C:N4	2.30	0.65
25:BA:2308:U:OP2	38:BS:9:ARG:NH2	2.29	0.65
47:B1:21:ARG:HG2	47:B1:21:ARG:HH11	1.61	0.65
2:CB:163:PHE:HD1	2:CB:185:ILE:HG13	1.61	0.65
7:CG:111:ARG:NH1	7:CG:113:GLU:OE2	2.30	0.65
25:DA:900:A:H2'	25:DA:901:A:C8	2.31	0.65
25:DA:1299:G:O6	61:DA:3930:HOH:O	2.11	0.65
25:DA:1301:A:OP1	61:DA:4413:HOH:O	2.13	0.65
25:DA:2588:G:OP2	61:DA:3902:HOH:O	2.14	0.65
12:AL:60:LEU:HD21	12:AL:66:VAL:HG22	1.78	0.65
1:CA:1166:G:H1'	1:CA:1171:G:N2	2.10	0.65
1:CA:1273:G:H3'	1:CA:1274:G:C8	2.31	0.65
25:DA:994:C:OP1	40:DU:53:ARG:NH2	2.29	0.65
25:DA:2287:A:N6	25:DA:2344:U:H3	1.94	0.65
1:AA:827:U:H5''	1:AA:828:A:OP2	1.97	0.65
2:AB:201:ILE:HG21	2:AB:214:ILE:HG21	1.76	0.65
38:DS:35:ILE:HD11	38:DS:101:LEU:HD12	1.77	0.65
46:D0:10:THR:O	61:D0:103:HOH:O	2.14	0.65
25:BA:1067:A:H62	25:BA:1186:U:H3	1.44	0.65
27:BD:132:PRO:HG2	27:BD:135:PHE:HD2	1.62	0.65
44:BY:92:ASN:HB3	44:BY:94:LYS:N	2.09	0.65
1:CA:444:C:H2'	1:CA:445:G:H8	1.61	0.65
25:DA:69:C:O2	25:DA:73:A:O2'	2.14	0.65
25:DA:1300:U:H4'	25:DA:1301:A:H5''	1.78	0.65
40:DU:78:THR:O	40:DU:117:GLN:NE2	2.29	0.65
1:AA:201:C:N4	1:AA:216:G:H1	1.84	0.65
1:AA:623:C:H2'	1:AA:624:C:H6	1.59	0.65
4:AD:149:ALA:HB3	4:AD:152:SER:HB2	1.79	0.65
8:AH:4:ASP:OD2	8:AH:85:ARG:NH1	2.25	0.65
38:BS:15:ARG:O	38:BS:19:LYS:HG2	1.96	0.65
48:B2:1:MET:N	48:B2:52:ASP:OD2	2.30	0.65
6:CF:25:ILE:HD13	6:CF:82:ARG:HE	1.61	0.65
30:DG:136:ARG:HH11	30:DG:137:GLU:H	1.45	0.65

Continued on next page...

Continued from previous page...

Atom-1	Atom-2	Interatomic distance (Å)	Clash overlap (Å)
1:AA:937:A:OP2	61:AA:4095:HOH:O	2.14	0.65
1:AA:1125:U:N3	1:AA:1127:G:C5	2.65	0.65
7:AG:152:ALA:HB1	7:AG:155:ARG:HH21	1.61	0.65
30:BG:16:ARG:NE	30:BG:31:VAL:HG11	2.12	0.65
34:BO:8:LEU:HB2	34:BO:19:ILE:HG13	1.78	0.65
1:CA:56:U:H2'	1:CA:57:G:C8	2.32	0.65
2:CB:162:ILE:HD11	2:CB:184:VAL:HG22	1.78	0.65
25:DA:10:G:H2'	25:DA:11:G:C8	2.31	0.65
25:DA:2394:C:OP2	54:D8:30:ARG:NH1	2.30	0.65
26:DB:76:G:N2	26:DB:101:G:O6	2.27	0.65
50:D4:64:GLY:C	50:D4:66:SER:H	1.99	0.65
1:AA:1025:U:O2'	1:AA:1026:G:O4'	2.15	0.65
1:AA:1027:C:C2	1:AA:1034:G:N1	2.62	0.65
2:AB:84:GLU:HB3	2:AB:219:VAL:HG21	1.78	0.65
15:AO:39:LEU:HD13	15:AO:56:LEU:HB2	1.78	0.65
1:CA:390:C:O3'	16:CP:28:ARG:NH2	2.29	0.65
4:AD:182:LYS:HG2	4:AD:183:GLY:N	2.11	0.65
36:BQ:135:ASP:OD2	45:BZ:49:ARG:NH2	2.30	0.65
45:BZ:69:THR:HG22	45:BZ:90:VAL:HA	1.77	0.65
1:CA:976:G:H5'	1:CA:1358:U:O2'	1.97	0.65
3:CC:78:GLY:HA3	3:CC:83:ARG:H	1.62	0.65
25:DA:75:G:H4'	48:D2:55:ARG:NH1	2.11	0.65
26:BB:48:A:H4'	38:BS:95:HIS:HD2	1.60	0.65
25:DA:1815:A:OP2	27:DD:54:ARG:NH2	2.28	0.65
34:DO:115:VAL:HG13	34:DO:121:VAL:HG21	1.78	0.65
1:AA:864:A:OP1	61:AA:4127:HOH:O	2.15	0.64
1:AA:1003:G:N2	1:AA:1038:C:N3	2.45	0.64
2:AB:219:VAL:HA	2:AB:222:ILE:HG13	1.78	0.64
3:AC:181:ASN:ND2	3:AC:204:LEU:HD12	2.12	0.64
25:BA:2579:G:H2'	25:BA:2580:C:C6	2.31	0.64
28:BE:4:ILE:HD13	28:BE:28:ALA:HB1	1.78	0.64
1:CA:148:G:H2'	1:CA:149:A:C8	2.30	0.64
1:CA:1176:A:H2'	1:CA:1177:G:C8	2.33	0.64
2:CB:47:THR:O	2:CB:51:LEU:N	2.17	0.64
25:DA:963:U:OP1	61:DA:3744:HOH:O	2.14	0.64
37:DR:36:THR:HG22	37:DR:37:THR:H	1.62	0.64
1:AA:983:A:H1'	1:AA:1049:U:O2	1.98	0.64
1:AA:1127:G:H1'	1:AA:1280:A:C6	2.32	0.64
4:AD:166:LYS:NZ	4:AD:179:GLU:OE2	2.30	0.64
9:AI:3:GLN:HG2	9:AI:20:ARG:HE	1.63	0.64
25:BA:878:G:OP1	61:BA:4601:HOH:O	2.14	0.64

Continued on next page...

Continued from previous page...

Atom-1	Atom-2	Interatomic distance (Å)	Clash overlap (Å)
54:B8:42:ARG:NH1	61:B8:5103:HOH:O	2.04	0.64
1:CA:38:G:H22	1:CA:397:A:H5'	1.62	0.64
1:CA:60:A:H4'	1:CA:61:G:O5'	1.97	0.64
1:CA:345:C:OP2	39:DT:39:ARG:NH2	2.29	0.64
1:CA:1004:A:C6	1:CA:1037:C:C2	2.85	0.64
19:CS:50:ALA:HB1	19:CS:57:HIS:HB3	1.79	0.64
25:DA:171:G:H2'	25:DA:172:C:C6	2.31	0.64
25:DA:607:U:OP1	29:DF:102:PRO:HA	1.97	0.64
25:DA:2472:G:N1	25:DA:2477:C:OP1	2.24	0.64
1:AA:1009:G:O6	1:AA:1020:U:O2	2.15	0.64
2:CB:16:HIS:CB	2:CB:204:ASN:HB3	2.21	0.64
4:CD:10:ARG:HB2	4:CD:40:PRO:HG3	1.78	0.64
25:DA:2630:G:H2'	25:DA:2631:G:H8	1.62	0.64
28:DE:47:VAL:HG11	28:DE:86:PRO:HD2	1.79	0.64
32:DI:110:ASP:N	32:DI:130:TYR:OH	2.24	0.64
35:DP:50:ARG:HH21	35:DP:50:ARG:HG3	1.62	0.64
50:D4:15:ILE:HB	50:D4:32:TYR:CD1	2.32	0.64
25:BA:1091:A:OP1	25:BA:1091:A:H4'	1.96	0.64
25:BA:1890:A:N6	25:BA:1905:G:O2'	2.30	0.64
1:CA:1002:G:H2'	1:CA:1003:G:C8	2.33	0.64
5:CE:78:HIS:HE1	5:CE:143:ARG:H	1.45	0.64
1:AA:833:U:H2'	1:AA:834:C:C6	2.32	0.64
1:AA:1224:G:O2'	1:AA:1322:C:OP1	2.16	0.64
23:AX:4:G:H1	23:AX:69:C:H42	1.44	0.64
25:BA:1475:G:H2'	25:BA:1476:C:C6	2.33	0.64
25:BA:1647:G:N7	61:BA:4116:HOH:O	2.30	0.64
1:CA:1122:U:O4	1:CA:1151:A:N1	2.30	0.64
2:CB:16:HIS:CG	2:CB:17:PHE:H	2.16	0.64
3:CC:12:LEU:HD23	3:CC:16:ARG:HB3	1.78	0.64
9:CI:23:ASN:H	9:CI:23:ASN:HD22	1.45	0.64
35:DP:121:LYS:HG2	35:DP:122:PRO:HD2	1.77	0.64
43:DX:44:GLU:OE2	61:DX:102:HOH:O	2.15	0.64
1:CA:404:U:H5'	4:CD:122:ARG:HD3	1.78	0.64
1:CA:1376:U:H2'	1:CA:1377:A:C8	2.33	0.64
5:CE:50:GLU:HB2	5:CE:53:LEU:HD13	1.79	0.64
25:DA:286:C:H2'	25:DA:287:C:C6	2.32	0.64
25:DA:910:A:H62	36:DQ:12:GLN:HA	1.63	0.64
25:DA:1784:A:OP2	61:DA:4119:HOH:O	2.15	0.64
25:DA:2839:G:H5'	37:DR:46:GLY:HA2	1.79	0.64
42:DW:60:ASN:HD22	42:DW:60:ASN:N	1.95	0.64
10:AJ:11:PHE:HE1	10:AJ:67:THR:HG22	1.63	0.64

Continued on next page...

Continued from previous page...

Atom-1	Atom-2	Interatomic distance (Å)	Clash overlap (Å)
28:BE:128:SER:OG	28:BE:129:HIS:N	2.25	0.64
38:BS:59:LYS:HE3	38:BS:60:GLY:H	1.63	0.64
48:B2:16:LEU:O	48:B2:67:LYS:NZ	2.30	0.64
1:CA:406:G:H5'	4:CD:5:ILE:HD11	1.80	0.64
1:CA:1036:G:H5'	1:CA:1037:C:C6	2.32	0.64
15:CO:14:GLU:OE2	15:CO:84:LYS:NZ	2.31	0.64
1:AA:409:G:N2	1:AA:433:C:O2	2.31	0.64
1:AA:1129:C:H5''	9:AI:16:ARG:HH12	1.63	0.64
20:AT:10:LEU:HB3	20:AT:12:ALA:H	1.63	0.64
25:BA:2584:A:N7	28:BE:144:ARG:HD2	2.13	0.64
25:BA:2766:A:O2'	55:B9:15:LYS:NZ	2.30	0.64
1:CA:831:U:H3	1:CA:855:G:H1	1.45	0.64
9:CI:53:VAL:C	9:CI:55:ALA:H	2.01	0.64
15:CO:54:ARG:NH1	15:CO:58:MET:SD	2.71	0.64
25:DA:2316:C:O2'	30:DG:128:ARG:NH1	2.30	0.64
1:AA:1223:C:H5''	1:AA:1224:G:H5'	1.80	0.64
1:AA:1435:G:H2'	1:AA:1436:U:C6	2.33	0.64
2:AB:7:VAL:HG11	2:AB:221:LEU:HD23	1.80	0.64
2:AB:78:GLN:NE2	2:AB:94:ASN:O	2.30	0.64
25:BA:1185:C:O3'	33:BN:25:ARG:NH1	2.30	0.64
25:BA:2507:G:H5''	36:BQ:82:ARG:HG2	1.79	0.64
35:BP:50:ARG:HD3	54:B8:7:HIS:CD2	2.33	0.64
14:CN:48:ALA:HB2	14:CN:53:LEU:HD12	1.79	0.64
1:AA:1162:C:N4	1:AA:1174:G:H1	1.95	0.63
16:AP:53:VAL:HG22	16:AP:79:VAL:HG22	1.79	0.63
25:BA:1067:A:H3'	25:BA:1067:A:H8	1.63	0.63
1:CA:735:C:H2'	1:CA:736:C:C6	2.32	0.63
1:CA:1142:G:H3'	1:CA:1143:G:C8	2.31	0.63
1:CA:1145:C:H4'	1:CA:1146:A:H5'	1.80	0.63
25:DA:1041:C:H42	25:DA:1114:G:H1	1.46	0.63
25:BA:1410:G:P	47:B1:3:LYS:HG3	2.39	0.63
27:BD:85:ASP:OD2	27:BD:88:ARG:NH1	2.31	0.63
1:CA:59:A:H3'	1:CA:331:G:H22	1.62	0.63
1:CA:1245:A:N6	1:CA:1292:U:H3	1.96	0.63
3:CC:52:LEU:HD23	3:CC:68:VAL:HG13	1.79	0.63
25:DA:323:G:H5'	29:DF:169:ASN:HD21	1.62	0.63
25:DA:903:C:H2'	25:DA:904:C:H6	1.62	0.63
25:DA:1688:U:O2	25:DA:1700:A:H5'	1.98	0.63
27:DD:132:PRO:HD3	27:DD:190:TYR:CZ	2.34	0.63
1:AA:154:C:N3	1:AA:168:G:N1	2.46	0.63
1:CA:1023:G:H3'	1:CA:1024:G:H8	1.62	0.63

Continued on next page...

Continued from previous page...

Atom-1	Atom-2	Interatomic distance (Å)	Clash overlap (Å)
7:CG:76:ARG:O	7:CG:87:VAL:N	2.28	0.63
1:AA:189:G:H1	1:AA:189(K):U:H3	1.45	0.63
25:BA:2804:C:H2'	25:BA:2805:G:C8	2.34	0.63
43:BX:53:LYS:HB3	43:BX:82:GLN:HB3	1.79	0.63
50:B4:28:LYS:HD3	50:B4:31:ILE:HD11	1.80	0.63
1:CA:460:G:O6	1:CA:470:C:H5''	1.98	0.63
1:CA:735:C:H2'	1:CA:736:C:H6	1.62	0.63
1:CA:1312:G:N7	19:CS:2:PRO:HG2	2.14	0.63
4:CD:13:ARG:NH1	4:CD:38:TYR:O	2.31	0.63
28:DE:72:VAL:HA	28:DE:73:GLU:HB3	1.80	0.63
50:D4:46:GLN:HG3	50:D4:48:ARG:HH21	1.62	0.63
25:BA:1219:A:H4'	25:BA:1220:U:OP1	1.97	0.63
25:BA:1000:C:OP1	36:BQ:87:LYS:HE3	1.98	0.63
25:BA:1091:A:H1'	25:BA:1093:G:N3	2.13	0.63
25:BA:1829:U:H5'	27:BD:259:THR:HG22	1.79	0.63
27:BD:38:LYS:HE3	27:BD:39:LYS:O	1.98	0.63
1:CA:1119:C:H2'	1:CA:1120:G:C8	2.33	0.63
25:DA:601:C:O2'	29:DF:104:LYS:NZ	2.32	0.63
25:DA:1427:A:H4'	25:DA:1428:C:O5'	1.99	0.63
29:DF:13:SER:HA	29:DF:127:GLU:HG3	1.80	0.63
30:DG:43:LEU:HD12	30:DG:45:GLU:HG3	1.81	0.63
30:DG:101:ILE:HG22	30:DG:105:LYS:HE2	1.81	0.63
33:DN:38:HIS:CE1	33:DN:39:ARG:HG3	2.34	0.63
50:D4:46:GLN:C	50:D4:48:ARG:H	2.02	0.63
1:AA:997:U:H3	1:AA:1044:A:H61	1.47	0.63
1:AA:1008:C:N4	1:AA:1021:G:H1	1.96	0.63
1:CA:1129:C:H2'	1:CA:1139:G:N7	2.13	0.63
29:DF:150:GLY:HA2	29:DF:172:TRP:CE3	2.34	0.63
1:AA:552:U:C2'	1:AA:553:A:H5'	2.29	0.63
2:AB:60:ASP:OD1	2:AB:64:ARG:NE	2.32	0.63
25:BA:1897:C:H2'	25:BA:1898:A:O4'	1.98	0.63
25:BA:2405:A:H5'	35:BP:63:PRO:HB3	1.80	0.63
50:B4:46:GLN:HG2	50:B4:48:ARG:HG2	1.79	0.63
1:CA:222:U:H2'	1:CA:223:U:C6	2.34	0.63
1:CA:452:A:O2'	1:CA:453:A:OP2	2.15	0.63
1:CA:1042:G:O2'	1:CA:1043:C:O4'	2.17	0.63
3:CC:6:HIS:HB3	14:CN:49:HIS:ND1	2.14	0.63
5:CE:78:HIS:CE1	5:CE:142:LEU:HA	2.33	0.63
13:CM:60:VAL:HG22	13:CM:66:LEU:HD11	1.80	0.63
31:DH:113:VAL:HG11	31:DH:151:ILE:HD13	1.81	0.63
36:DQ:85:LYS:HD3	46:D0:7:LEU:HG	1.79	0.63

Continued on next page...

Continued from previous page...

Atom-1	Atom-2	Interatomic distance (Å)	Clash overlap (Å)
1:AA:929:G:H1	1:AA:1388:C:H42	1.47	0.63
1:CA:192:U:H2'	1:CA:193:C:H6	1.63	0.63
1:CA:1151:A:C5'	10:CJ:41:PRO:HA	2.29	0.63
1:CA:1236:A:O2'	1:CA:1304:G:H4'	1.99	0.63
25:DA:7:G:H2'	25:DA:8:A:C8	2.33	0.63
25:DA:2023:G:H5'	25:DA:2617:C:H4'	1.81	0.63
25:BA:2212:G:H2'	25:BA:2213:G:O4'	1.99	0.62
38:DS:77:ALA:HB1	38:DS:82:ILE:HB	1.81	0.62
45:DZ:19:ARG:NH1	45:DZ:84:GLU:O	2.32	0.62
1:AA:165:C:H2'	1:AA:166:G:H8	1.63	0.62
5:AE:74:GLY:HA3	5:AE:116:THR:HG22	1.82	0.62
7:AG:70:LYS:O	7:AG:138:LYS:NZ	2.30	0.62
2:CB:166:ASP:HB3	2:CB:169:LYS:HB2	1.81	0.62
2:CB:210:SER:O	2:CB:214:ILE:HG12	1.99	0.62
13:CM:60:VAL:HG23	13:CM:64:TRP:CE3	2.34	0.62
25:DA:1810:A:H2'	25:DA:1811:G:O4'	1.99	0.62
25:DA:2070:G:OP2	61:DA:4341:HOH:O	2.16	0.62
25:DA:2478:A:OP2	55:D9:2:LYS:NZ	2.24	0.62
40:DU:92:ARG:HA	40:DU:95:LEU:HB2	1.80	0.62
1:AA:986:A:H1'	19:AS:54:GLY:O	1.99	0.62
2:AB:210:SER:O	2:AB:214:ILE:HG12	1.99	0.62
25:BA:9:U:N3	25:BA:2641:A:H2	1.86	0.62
25:BA:1576:G:C6	25:BA:1577:C:N4	2.67	0.62
2:CB:9:GLU:HA	2:CB:48:MET:SD	2.40	0.62
25:DA:2206:G:H3'	25:DA:2207:G:N7	2.15	0.62
1:AA:457:C:H2'	1:AA:458:C:C6	2.34	0.62
1:AA:1036:G:H5'	1:AA:1037:C:C5	2.29	0.62
19:AS:52:TYR:HA	19:AS:56:GLN:O	2.00	0.62
40:BU:28:ARG:NH1	40:BU:38:THR:OG1	2.33	0.62
59:CX:101:FME:HCN	25:DA:2451:A:H2	1.63	0.62
25:DA:2273:A:H2'	25:DA:2274:A:C8	2.34	0.62
25:DA:2685:G:O6	61:DA:3899:HOH:O	2.14	0.62
23:AX:59:A:H2'	23:AX:60:U:H5'	1.80	0.62
25:BA:1466:U:O2'	25:BA:1467:G:OP1	2.16	0.62
32:BI:72:LEU:HD21	32:BI:107:VAL:HG11	1.80	0.62
44:BY:15:VAL:HG21	44:BY:42:VAL:HG11	1.82	0.62
1:CA:137:C:H42	1:CA:226:G:H1	1.47	0.62
6:CF:80:ARG:NH1	6:CF:88:VAL:O	2.32	0.62
25:DA:1005:C:H2'	25:DA:1006:C:C6	2.34	0.62
25:DA:2712(A):A:OP2	61:DA:3974:HOH:O	2.16	0.62
29:DF:21:ALA:CB	29:DF:22:ALA:HA	2.29	0.62

Continued on next page...

Continued from previous page...

Atom-1	Atom-2	Interatomic distance (Å)	Clash overlap (Å)
2:AB:51:LEU:HD23	2:AB:201:ILE:HD12	1.82	0.62
4:AD:18:LYS:HD2	4:AD:31:CYS:SG	2.40	0.62
25:BA:239:G:OP2	54:B8:13:ARG:NH2	2.33	0.62
1:CA:147:G:O2'	1:CA:148:G:O5'	2.17	0.62
25:DA:1358:G:O2'	25:DA:1359:A:H5''	1.99	0.62
25:DA:2364:C:OP1	46:D0:55:ARG:NH1	2.32	0.62
2:AB:78:GLN:O	2:AB:81:VAL:HG23	2.00	0.62
1:CA:17:U:H2'	1:CA:18:C:C6	2.34	0.62
1:CA:235:C:H5'	17:CQ:70:ARG:HG2	1.80	0.62
1:CA:999:C:C4	1:CA:1042:G:C2	2.87	0.62
1:CA:1016:A:H2'	1:CA:1017:G:O4'	2.00	0.62
3:CC:47:LEU:HD12	3:CC:68:VAL:HG11	1.82	0.62
25:DA:96:G:H4'	48:D2:48:HIS:CD2	2.35	0.62
31:DH:30:LYS:HG3	31:DH:80:SER:O	2.00	0.62
25:BA:1566:U:H2'	25:BA:1567:G:O4'	2.00	0.62
27:BD:148:GLU:HB2	27:BD:151:LYS:HD2	1.82	0.62
1:CA:424:G:H2'	1:CA:425:G:H8	1.64	0.62
1:CA:1305:G:N2	1:CA:1331:G:H1'	2.15	0.62
29:DF:18:ARG:NH2	29:DF:127:GLU:OE1	2.33	0.62
1:AA:828:A:H2'	1:AA:829:G:O4'	2.00	0.62
1:AA:1015:A:H2'	1:AA:1016:A:C8	2.35	0.62
12:AL:24:VAL:HG11	12:AL:27:LEU:HD22	1.81	0.62
20:AT:87:LYS:O	20:AT:91:LEU:HG	2.00	0.62
25:BA:2101:U:OP1	47:B1:21:ARG:NH2	2.33	0.62
1:CA:1047:G:H1	1:CA:1210:C:N4	1.98	0.62
25:DA:754:C:H2'	25:DA:755:C:H6	1.64	0.62
25:DA:1766:U:H2'	25:DA:1767:C:H6	1.65	0.62
25:DA:2298:A:C6	25:DA:2321:G:N1	2.68	0.62
25:DA:2649:U:H2'	25:DA:2650:U:C6	2.35	0.62
1:CA:446:G:H1	1:CA:488:C:H42	1.48	0.62
1:CA:758:G:N7	61:CA:4151:HOH:O	2.31	0.62
25:DA:298:G:H5''	25:DA:299:A:OP1	2.00	0.62
25:DA:2079:U:O3'	47:D1:35:THR:OG1	2.17	0.62
1:AA:96:U:O2'	1:AA:97:G:H5'	2.00	0.61
1:AA:200:G:H5'	1:AA:201:C:OP2	2.00	0.61
1:AA:346:G:C6	1:AA:348:G:N2	2.66	0.61
1:AA:993:G:H1	1:AA:1045:C:H42	1.47	0.61
35:BP:121:LYS:HG2	35:BP:122:PRO:HD2	1.82	0.61
1:CA:152:A:N6	1:CA:169:C:N3	2.46	0.61
1:CA:504:C:OP1	61:CA:4009:HOH:O	2.16	0.61
1:CA:827:U:H5''	1:CA:828:A:OP2	1.99	0.61

Continued on next page...

Continued from previous page...

Atom-1	Atom-2	Interatomic distance (Å)	Clash overlap (Å)
9:CI:99:LEU:HB3	9:CI:101:PHE:HE1	1.65	0.61
10:CJ:42:THR:HG21	10:CJ:68:HIS:HD2	1.63	0.61
25:DA:302:C:H42	25:DA:315:G:H1	1.46	0.61
25:DA:483:A:O2'	44:DY:49:VAL:O	2.14	0.61
25:DA:586:A:N1	25:DA:809:G:O2'	2.30	0.61
25:DA:1223:G:N2	25:DA:1226:A:OP2	2.31	0.61
35:DP:65:ARG:HG3	54:D8:25:MET:HG3	1.81	0.61
25:BA:1466:U:HO2'	25:BA:1467:G:P	2.22	0.61
31:BH:33:LEU:HD21	31:BH:136:ILE:HG13	1.82	0.61
32:BI:93:THR:H	32:BI:96:ASP:CG	2.04	0.61
48:B2:65:ASN:OD1	48:B2:69:ARG:NH1	2.31	0.61
1:CA:567:G:O2'	61:CA:4063:HOH:O	2.16	0.61
25:DA:880:G:N1	25:DA:898:C:O2	2.33	0.61
28:DE:73:GLU:O	28:DE:73:GLU:HG3	1.99	0.61
5:AE:76:ILE:HD12	5:AE:142:LEU:HD21	1.81	0.61
18:AR:42:ARG:HH21	18:AR:42:ARG:HA	1.65	0.61
3:CC:39:ILE:O	3:CC:43:LEU:HG	2.00	0.61
3:CC:114:PRO:O	3:CC:118:GLN:HG2	2.00	0.61
7:CG:113:GLU:CG	7:CG:119:ARG:HG2	2.30	0.61
13:CM:16:ASP:HB3	13:CM:34:LEU:HD11	1.81	0.61
26:DB:48:A:H2'	26:DB:49:C:C6	2.35	0.61
1:AA:159:G:HO2'	1:AA:161:A:N6	1.98	0.61
1:AA:487:A:H2'	1:AA:488:C:O4'	1.99	0.61
1:AA:961:U:OP2	1:AA:1223:C:O2'	2.09	0.61
6:AF:97:PHE:HD2	18:AR:31:LEU:HD23	1.66	0.61
8:AH:121:ASP:HB2	8:AH:125:ARG:NH1	2.15	0.61
1:CA:1172:C:H2'	1:CA:1173:G:C8	2.34	0.61
2:CB:15:VAL:HG13	2:CB:209:ARG:HB3	1.82	0.61
25:DA:2312:U:C5	25:DA:2313:C:H5	2.19	0.61
28:DE:4:ILE:HD13	28:DE:28:ALA:HB1	1.81	0.61
1:AA:45:U:H2'	1:AA:46:G:C8	2.36	0.61
1:AA:183:G:O2'	1:AA:224:C:O2'	2.10	0.61
1:AA:520:A:N1	1:AA:536:C:H1'	2.16	0.61
1:AA:1342:C:H4'	9:AI:125:TYR:HB3	1.81	0.61
20:AT:14:LYS:HG3	20:AT:17:ARG:NH2	2.16	0.61
25:BA:1378:G:OP1	61:BA:4469:HOH:O	2.16	0.61
1:CA:337:C:H2'	1:CA:338:A:C8	2.36	0.61
1:CA:1154:G:N7	1:CA:1155:G:C4	2.68	0.61
7:CG:50:ILE:HD11	7:CG:58:PRO:HA	1.81	0.61
25:DA:2537:U:H2'	25:DA:2538:C:C6	2.35	0.61
31:DH:159:GLU:HG3	31:DH:169:VAL:HG11	1.82	0.61

Continued on next page...

Continued from previous page...

Atom-1	Atom-2	Interatomic distance (Å)	Clash overlap (Å)
8:AH:49:GLU:HG2	8:AH:62:TYR:HE2	1.64	0.61
25:BA:554:A:H62	25:BA:2063:U:H3	1.48	0.61
25:BA:2348:A:H61	46:B0:43:THR:CG2	2.13	0.61
25:BA:2889:C:OP2	61:BA:4426:HOH:O	2.16	0.61
1:CA:683:G:H2'	1:CA:684:A:C8	2.35	0.61
1:CA:1154:G:N7	1:CA:1155:G:N9	2.49	0.61
5:CE:143:ARG:NH1	8:CH:77:GLU:OE1	2.33	0.61
19:CS:48:THR:HG22	19:CS:61:TYR:HA	1.83	0.61
25:DA:2299:G:N2	25:DA:2318:G:H8	1.99	0.61
36:DQ:34:LEU:HB2	36:DQ:118:LEU:HD22	1.82	0.61
1:AA:628:G:H2'	1:AA:629:G:H8	1.65	0.61
1:AA:833:U:H2'	1:AA:834:C:H6	1.65	0.61
25:BA:798:A:H5'	42:BW:90:ARG:HA	1.82	0.61
33:BN:67:LEU:HD12	33:BN:87:LEU:HD13	1.83	0.61
52:B6:14:THR:HB	52:B6:48:VAL:O	2.01	0.61
1:CA:192:U:H2'	1:CA:193:C:C6	2.35	0.61
1:CA:539:A:H2'	1:CA:540:G:C8	2.35	0.61
25:DA:1379:A:H4'	25:DA:1380:G:OP2	1.99	0.61
25:DA:1557:C:OP2	25:DA:1558:A:O2'	2.18	0.61
25:DA:2584:U:O4	61:DA:3961:HOH:O	2.13	0.61
30:DG:16:ARG:HE	30:DG:31:VAL:HG11	1.66	0.61
1:AA:601:C:O2	1:AA:637:G:N2	2.28	0.61
1:AA:924:C:O2'	1:AA:1502:A:N6	2.32	0.61
25:BA:572:A:N6	41:BV:19:LYS:H	1.99	0.61
25:BA:2830:A:OP1	37:BR:2:ARG:NH2	2.33	0.61
29:BF:51:THR:O	29:BF:93:LYS:NZ	2.29	0.61
1:CA:683:G:H2'	1:CA:684:A:H8	1.66	0.61
1:CA:1223:C:H5''	1:CA:1224:G:C5'	2.30	0.61
11:CK:22:HIS:HB3	11:CK:29:ILE:HB	1.82	0.61
25:DA:83:G:O2'	25:DA:102:G:N2	2.34	0.61
25:DA:903:C:H2'	25:DA:904:C:C6	2.35	0.61
25:DA:1359:A:N1	25:DA:1372:U:C4	2.69	0.61
27:DD:73:VAL:HG13	27:DD:120:GLY:HA3	1.83	0.61
25:BA:2062:C:H2'	25:BA:2063:U:O4'	2.01	0.61
28:BE:93:VAL:HG21	28:BE:180:ASN:HA	1.83	0.61
4:CD:79:PHE:HE1	4:CD:204:ILE:HD13	1.65	0.61
13:CM:107:ALA:HB3	13:CM:111:LYS:HE3	1.83	0.61
19:CS:28:LYS:HB2	19:CS:29:ARG:CA	2.31	0.61
25:DA:1509(B):A:H2'	25:DA:1510:G:C8	2.36	0.61
28:DE:93:VAL:O	28:DE:95:ILE:N	2.33	0.61
29:DF:53:THR:HG22	29:DF:56:GLU:HG3	1.83	0.61

Continued on next page...

Continued from previous page...

Atom-1	Atom-2	Interatomic distance (Å)	Clash overlap (Å)
29:DF:183:VAL:O	29:DF:187:VAL:HG23	2.01	0.61
30:DG:41:GLN:NE2	30:DG:154:GLY:O	2.34	0.61
45:DZ:39:VAL:HG21	45:DZ:44:PHE:HB2	1.83	0.61
47:D1:23:LYS:HB3	47:D1:29:GLY:HA3	1.83	0.61
1:AA:333:G:H4'	20:AT:16:HIS:CE1	2.36	0.61
1:AA:946:A:H2'	1:AA:947:G:C8	2.34	0.61
17:AQ:56:VAL:HB	17:AQ:78:GLU:HB3	1.83	0.61
25:BA:7:G:H2'	25:BA:8:A:O4'	2.01	0.61
46:B0:53:MET:HG3	46:B0:59:LEU:HD23	1.82	0.61
1:CA:195:A:N3	1:CA:222:U:O2'	2.32	0.61
1:CA:1002:G:N2	1:CA:1039:C:N3	2.49	0.61
1:CA:1132:C:H2'	1:CA:1133:G:C8	2.33	0.61
1:CA:1286:A:C8	1:CA:1287:A:H4'	2.36	0.61
8:CH:51:VAL:HG11	8:CH:60:ARG:HH12	1.64	0.61
25:DA:2723:C:OP2	28:DE:109:LYS:NZ	2.32	0.61
47:D1:5:CYS:SG	47:D1:8:SER:HB3	2.41	0.61
1:AA:664:G:H22	1:AA:741:G:H1	1.47	0.60
9:AI:4:TYR:CE1	9:AI:88:TYR:HA	2.36	0.60
48:B2:32:LEU:HD12	48:B2:36:ARG:HH11	1.66	0.60
50:B4:20:ASN:ND2	50:B4:36:CYS:SG	2.74	0.60
1:CA:143:A:H5''	1:CA:144:G:H5'	1.82	0.60
1:CA:1442:G:O2'	1:CA:1442(A):G:OP1	2.15	0.60
3:CC:18:TRP:CD1	14:CN:54:PRO:HA	2.36	0.60
25:DA:370:G:OP1	25:DA:403:U:N3	2.32	0.60
49:D3:8:LEU:HD13	49:D3:31:LEU:HD23	1.83	0.60
1:AA:499:A:N3	1:AA:546:G:N2	2.46	0.60
1:AA:1228:C:OP1	13:AM:115:LYS:N	2.22	0.60
3:AC:6:HIS:HD2	3:AC:8:ILE:H	1.50	0.60
25:BA:801:C:H2'	25:BA:802:C:C6	2.37	0.60
25:BA:1093:G:H2'	25:BA:1156:G:N2	2.16	0.60
45:BZ:111:VAL:C	45:BZ:113:ALA:H	2.03	0.60
1:CA:1263:C:H2'	1:CA:1264:C:C6	2.36	0.60
1:AA:1144:G:N2	1:AA:1146:A:H62	1.99	0.60
3:AC:58:GLU:HB3	10:AJ:92:THR:HG21	1.81	0.60
25:BA:1016:C:OP2	61:BA:4636:HOH:O	2.16	0.60
25:BA:1480:A:N6	25:BA:1605:A:H62	1.98	0.60
1:CA:826:C:H2'	1:CA:827:U:C6	2.35	0.60
1:CA:1095:U:H2'	1:CA:1096:C:O4'	2.01	0.60
9:CI:21:PRO:HA	9:CI:59:PHE:HA	1.83	0.60
10:CJ:32:ALA:HB1	10:CJ:33:GLN:HA	1.82	0.60
17:CQ:22:LEU:HD13	17:CQ:41:LYS:HG3	1.83	0.60

Continued on next page...

Continued from previous page...

Atom-1	Atom-2	Interatomic distance (Å)	Clash overlap (Å)
25:DA:11:G:C2'	25:DA:12:U:H5'	2.31	0.60
45:DZ:45:ASP:OD1	45:DZ:49:ARG:NH1	2.34	0.60
1:AA:991:U:H1'	1:AA:993:G:C8	2.37	0.60
7:AG:27:ILE:HD12	7:AG:40:ALA:HA	1.82	0.60
30:BG:41:GLN:HG3	30:BG:60:LEU:HD11	1.81	0.60
33:BN:15:LEU:HD12	33:BN:137:LYS:HG2	1.83	0.60
1:CA:532:A:N6	3:CC:156:ARG:HH12	1.99	0.60
10:CJ:47:PHE:CZ	14:CN:37:PHE:HE1	2.20	0.60
20:CT:86:ARG:O	20:CT:90:GLN:HB2	2.01	0.60
25:DA:479:A:N3	25:DA:481:G:H5''	2.16	0.60
25:DA:1709:U:H2'	25:DA:1710:C:C6	2.37	0.60
25:DA:2886:G:O2'	25:DA:2887:U:H5'	2.02	0.60
35:DP:96:THR:H	35:DP:99:LEU:HD21	1.66	0.60
1:AA:123:C:OP1	1:AA:311:C:O2'	2.16	0.60
12:AL:24:VAL:HG12	12:AL:27:LEU:HB2	1.82	0.60
25:BA:1542:A:N3	25:BA:1624:C:O2'	2.29	0.60
1:CA:250:A:H4'	1:CA:251:G:O5'	2.02	0.60
1:CA:1240:U:O2'	7:CG:32:ARG:HD3	2.02	0.60
25:DA:1488:G:C5	25:DA:1489:U:C5	2.89	0.60
25:DA:1531:C:H42	25:DA:1538:G:H1	1.49	0.60
25:DA:1914:C:H2'	25:DA:1915:U:O4'	2.01	0.60
34:DO:68:GLU:HB3	34:DO:78:ARG:HB2	1.84	0.60
39:DT:95:ARG:HG2	39:DT:95:ARG:HH11	1.65	0.60
1:AA:443:C:N3	1:AA:491:G:N1	2.39	0.60
1:AA:890:G:O2'	1:AA:906:G:O6	2.14	0.60
1:AA:1025:U:H3	1:AA:1036:G:H1	1.49	0.60
25:BA:11:G:H2'	25:BA:12:U:H5'	1.82	0.60
25:BA:927:G:H1	25:BA:944:C:H42	1.50	0.60
25:BA:2340:A:H2'	25:BA:2341:G:C8	2.36	0.60
1:CA:192:U:O2'	1:CA:193:C:H5'	2.02	0.60
1:CA:1288:A:H2'	1:CA:1289:A:C8	2.36	0.60
38:DS:14:VAL:O	38:DS:18:ILE:HG12	2.01	0.60
38:DS:35:ILE:CD1	38:DS:101:LEU:HD12	2.32	0.60
1:AA:258:G:H2'	1:AA:259:G:H8	1.66	0.60
1:AA:474:G:H2'	1:AA:475:G:C8	2.31	0.60
1:AA:701:C:O2	1:AA:703:G:N1	2.35	0.60
16:AP:50:LYS:HE2	16:AP:50:LYS:HA	1.84	0.60
17:AQ:3:LYS:HD2	17:AQ:60:ILE:HD11	1.83	0.60
25:BA:1846:A:OP2	27:BD:54:ARG:NH2	2.33	0.60
34:BO:21:CYS:HB2	34:BO:39:ILE:HD12	1.83	0.60
44:BY:38:ILE:HD11	44:BY:66:PRO:HG3	1.83	0.60

Continued on next page...

Continued from previous page...

Atom-1	Atom-2	Interatomic distance (Å)	Clash overlap (Å)
16:CP:43:LYS:HA	16:CP:48:TRP:HB3	1.82	0.60
1:AA:67:C:H2'	1:AA:68:G:C8	2.36	0.60
1:AA:364:A:H2'	1:AA:365:U:H6	1.66	0.60
3:AC:56:ASP:HB2	3:AC:67:THR:HB	1.82	0.60
1:CA:1104:G:H5'	2:CB:111:ARG:HD2	1.82	0.60
1:CA:1138:G:C6	1:CA:1140:C:H1'	2.37	0.60
1:CA:1288:A:N1	1:CA:1371:G:H1'	2.17	0.60
3:CC:150:LYS:HD2	3:CC:201:TYR:HD2	1.67	0.60
3:CC:155:GLY:HA3	3:CC:196:LEU:HD13	1.84	0.60
1:AA:1126:U:C5	10:AJ:71:LEU:HD22	2.34	0.60
7:AG:78:ARG:HG2	7:AG:79:ARG:HB2	1.83	0.60
15:AO:54:ARG:O	15:AO:58:MET:HG3	2.02	0.60
25:BA:1825:U:H2'	25:BA:1826:C:C6	2.36	0.60
40:BU:58:ARG:HA	40:BU:61:TRP:CE3	2.37	0.60
44:BY:86:ARG:HH11	44:BY:100:ALA:HB1	1.67	0.60
1:CA:1237:C:HO2'	1:CA:1300:G:H1	1.47	0.60
1:CA:1251:A:H2'	1:CA:1252:A:C8	2.37	0.60
12:CL:24:VAL:HG11	12:CL:27:LEU:HD22	1.83	0.60
25:DA:1721:G:H8	25:DA:1741:A:H62	1.50	0.60
25:DA:1740:G:H2'	25:DA:1741:A:H8	1.66	0.60
26:DB:43:C:H5''	50:D4:1:MET:HG2	1.83	0.60
30:DG:44:GLY:O	30:DG:47:LYS:HB2	2.00	0.60
30:DG:63:ILE:HA	30:DG:143:GLU:HG3	1.83	0.60
1:AA:735:C:H2'	1:AA:736:C:H6	1.67	0.60
1:AA:1286:A:C8	1:AA:1287:A:H4'	2.37	0.60
1:AA:1422:G:H5''	34:BO:48:PRO:HB3	1.84	0.60
4:AD:158:ILE:O	4:AD:162:LEU:N	2.35	0.60
25:BA:692:C:H2'	25:BA:693:G:O4'	2.02	0.60
29:BF:183:VAL:O	29:BF:187:VAL:HG23	2.01	0.60
32:BI:3:VAL:HG12	32:BI:38:LEU:HA	1.83	0.60
1:CA:333:G:H4'	20:CT:16:HIS:CE1	2.37	0.60
1:CA:959:A:HO2'	1:CA:984:C:HO2'	1.47	0.60
30:DG:122:PRO:HG3	30:DG:180:PHE:HB3	1.84	0.60
31:DH:80:SER:OG	31:DH:81:GLU:N	2.32	0.60
1:AA:193:C:H2'	1:AA:194:C:H6	1.66	0.59
1:AA:994:A:N1	1:AA:1047:G:H4'	2.17	0.59
1:AA:1351:U:O4	9:AI:118:LYS:NZ	2.34	0.59
5:AE:78:HIS:CD2	5:AE:142:LEU:HD23	2.37	0.59
13:AM:15:VAL:O	13:AM:19:LEU:HD22	2.01	0.59
20:AT:42:GLN:NE2	20:AT:46:GLU:OE2	2.35	0.59
1:CA:1266:G:N2	1:CA:1269:A:OP2	2.33	0.59

Continued on next page...

Continued from previous page...

Atom-1	Atom-2	Interatomic distance (Å)	Clash overlap (Å)
1:CA:1513:A:H2'	1:CA:1514:C:C6	2.36	0.59
5:CE:78:HIS:HE1	5:CE:142:LEU:HA	1.67	0.59
25:DA:957:A:H5'	36:DQ:76:LYS:HG3	1.84	0.59
25:DA:1889:A:H2'	25:DA:1890:A:C8	2.36	0.59
43:DX:12:VAL:HG22	43:DX:29:TRP:CE2	2.37	0.59
1:AA:518:C:O2'	1:AA:530:G:N2	2.35	0.59
1:AA:1192:C:OP2	3:AC:4:LYS:NZ	2.31	0.59
5:AE:94:ALA:HB2	5:AE:119:LEU:HG	1.82	0.59
25:BA:1631:C:O2'	25:BA:1632:A:H5'	2.02	0.59
1:CA:1119:C:N3	1:CA:1154:G:O6	2.35	0.59
25:DA:184:C:H2'	25:DA:185:U:H6	1.67	0.59
28:DE:24:THR:HG22	28:DE:186:GLY:O	2.02	0.59
50:D4:68:ARG:HG3	50:D4:68:ARG:HH21	1.67	0.59
1:AA:110:C:O2'	16:AP:25:ARG:O	2.20	0.59
1:AA:192:U:HO2'	1:AA:193:C:H6	1.50	0.59
3:AC:3:ASN:N	3:AC:3:ASN:OD1	2.35	0.59
25:BA:589:U:H5''	35:BP:29:LYS:HE3	1.84	0.59
25:BA:1232:G:H5''	41:BV:81:TYR:CE1	2.37	0.59
25:BA:1463:C:O2'	25:BA:1633:A:N3	2.30	0.59
29:BF:30:PRO:HB3	35:BP:1:MET:HE1	1.84	0.59
41:BV:40:LEU:HB2	41:BV:46:VAL:HG13	1.83	0.59
43:BX:31:HIS:CD2	43:BX:33:LYS:HB2	2.36	0.59
3:CC:58:GLU:HB3	10:CJ:92:THR:HG21	1.84	0.59
18:CR:33:ASP:OD2	18:CR:36:ASN:HB2	2.01	0.59
25:DA:1470:G:H5''	25:DA:1471:A:OP1	2.02	0.59
25:DA:2821:A:H2'	25:DA:2822:G:C8	2.37	0.59
45:DZ:140:ASP:OD1	45:DZ:142:SER:OG	2.17	0.59
1:AA:1442:G:O2'	1:AA:1442(A):G:OP1	2.17	0.59
8:AH:7:ALA:HB2	8:AH:85:ARG:HD2	1.85	0.59
25:BA:310:C:H2'	25:BA:311:C:C6	2.37	0.59
25:BA:2343:G:O2'	25:BA:2348:A:N1	2.28	0.59
7:CG:78:ARG:HH21	7:CG:156:TRP:HB3	1.65	0.59
23:CX:10:G:N2	23:CX:26:G:H1'	2.18	0.59
25:DA:1031:G:H5''	55:D9:8:LYS:HE3	1.84	0.59
1:AA:17:U:H2'	1:AA:18:C:C6	2.37	0.59
1:AA:1025:U:C2	1:AA:1036:G:O6	2.55	0.59
1:AA:1271:G:H5''	1:AA:1314:C:OP1	2.03	0.59
1:AA:1442(A):G:C8	39:BT:118:ARG:HG2	2.38	0.59
25:BA:1827:U:H2'	25:BA:1828:C:C6	2.38	0.59
29:BF:8:GLN:HE21	29:BF:21:ALA:HB2	1.68	0.59
19:CS:49:ILE:HD12	19:CS:62:ILE:HD13	1.83	0.59

Continued on next page...

Continued from previous page...

Atom-1	Atom-2	Interatomic distance (Å)	Clash overlap (Å)
25:DA:2298:A:N1	25:DA:2321:G:C6	2.70	0.59
1:AA:78:G:H1	1:AA:92:C:H42	1.50	0.59
1:AA:159:G:O2'	1:AA:161:A:N6	2.26	0.59
1:AA:1216:G:OP1	14:AN:2:ALA:HA	2.03	0.59
19:AS:38:SER:HB2	19:AS:71:LEU:HD12	1.84	0.59
25:BA:1496:A:H5'	25:BA:1497:G:OP2	2.03	0.59
36:BQ:43:THR:HG22	36:BQ:94:VAL:HG12	1.85	0.59
1:CA:738:C:OP1	6:CF:2:ARG:NH1	2.36	0.59
1:CA:742:G:OP2	15:CO:35:ARG:NH2	2.36	0.59
1:CA:1138:G:C5	1:CA:1140:C:H1'	2.38	0.59
25:DA:1200:C:H5'	61:DA:3774:HOH:O	2.01	0.59
1:AA:626:U:H2'	1:AA:627:G:H8	1.67	0.59
4:AD:154:ASN:HA	4:AD:159:ARG:HH21	1.68	0.59
25:BA:709:G:H5''	35:BP:16:ARG:HG2	1.85	0.59
25:BA:945:A:O2'	25:BA:946:A:H8	1.85	0.59
25:BA:2450:U:O2'	25:BA:2452:C:OP1	2.21	0.59
35:BP:59:LEU:HD11	54:B8:10:ALA:HB2	1.83	0.59
45:BZ:151:HIS:O	45:BZ:153:SER:N	2.35	0.59
1:CA:1004:A:N7	1:CA:1037:C:H2'	2.18	0.59
1:CA:1409:C:O2	1:CA:1491:G:N2	2.27	0.59
7:CG:26:PHE:O	7:CG:30:ILE:HG13	2.02	0.59
26:DB:9:G:H1	26:DB:112:U:H3	1.51	0.59
27:DD:132:PRO:HG2	27:DD:135:PHE:HD2	1.67	0.59
29:DF:126:VAL:HG21	29:DF:129:PHE:CZ	2.36	0.59
1:AA:1030(D):A:H2'	1:AA:1031:G:O4'	2.03	0.59
25:BA:1201:A:OP1	40:BU:55:ARG:HD3	2.03	0.59
27:BD:26:LYS:HB3	27:BD:83:GLU:HG2	1.84	0.59
1:CA:1048:G:OP1	14:CN:3:ARG:NH2	2.35	0.59
1:CA:1279:A:H5''	1:CA:1280:A:OP1	2.02	0.59
1:CA:1288:A:H2'	1:CA:1289:A:H8	1.68	0.59
1:CA:1368:G:OP1	9:CI:111:ARG:NH2	2.36	0.59
2:CB:76:GLN:HB2	2:CB:208:ILE:HG12	1.84	0.59
23:CX:4:G:H1	23:CX:69:C:H42	1.51	0.59
25:DA:184:C:H1'	25:DA:217:G:H1'	1.85	0.59
25:DA:1256:G:H5'	25:DA:1257:C:OP2	2.01	0.59
25:DA:2404:C:O3'	35:DP:77:ARG:NH2	2.36	0.59
38:DS:71:ARG:NH2	38:DS:107:GLU:OE1	2.36	0.59
29:BF:53:THR:CG2	29:BF:55:GLY:H	2.15	0.59
39:BT:29:ARG:HG3	39:BT:46:GLU:HB2	1.84	0.59
1:CA:664:G:H22	1:CA:741:G:H1	1.51	0.59
1:AA:583:A:N6	1:AA:758:G:O2'	2.35	0.59

Continued on next page...

Continued from previous page...

Atom-1	Atom-2	Interatomic distance (Å)	Clash overlap (Å)
1:AA:1259:C:H42	1:AA:1276:G:H1	1.50	0.59
1:AA:1272:G:H2'	1:AA:1273:G:O4'	2.03	0.59
10:AJ:38:ILE:HD11	10:AJ:71:LEU:HD23	1.84	0.59
59:AX:101:FME:HCN	25:BA:2463:A:H2	1.68	0.59
25:BA:639:G:O2'	61:BA:3869:HOH:O	2.17	0.59
29:BF:185:ASP:OD1	29:BF:188:ARG:NH1	2.34	0.59
54:B8:6:THR:HG22	54:B8:63:PRO:HD2	1.83	0.59
3:CC:43:LEU:HD21	3:CC:91:LEU:HD13	1.84	0.59
6:CF:69:GLU:O	6:CF:72:VAL:HG12	2.03	0.59
25:DA:1405:U:H2'	25:DA:1406:U:C6	2.38	0.59
25:DA:2189:U:H2'	25:DA:2190:G:C8	2.38	0.59
30:DG:16:ARG:HB2	30:DG:17:PRO:HD3	1.85	0.59
39:DT:59:THR:HG23	39:DT:78:LEU:HB2	1.85	0.59
41:DV:62:LEU:HD11	41:DV:95:LEU:HB2	1.85	0.59
45:DZ:6:LYS:HE2	45:DZ:43:GLU:OE1	2.03	0.59
50:D4:59:PHE:HA	50:D4:61:ARG:N	2.17	0.59
1:AA:552:U:H2'	1:AA:553:A:H5'	1.84	0.58
2:AB:145:LEU:HD12	2:AB:149:LEU:HD12	1.84	0.58
3:AC:112:SER:O	3:AC:116:VAL:HG23	2.03	0.58
25:BA:1094:A:OP2	25:BA:1155:C:N4	2.29	0.58
2:CB:102:LEU:HD23	2:CB:182:ILE:HD12	1.85	0.58
4:CD:31:CYS:SG	4:CD:32:ALA:N	2.76	0.58
17:CQ:66:SER:O	17:CQ:70:ARG:NH1	2.36	0.58
25:DA:300:A:H1'	25:DA:319:C:H1'	1.83	0.58
25:DA:311:A:OP2	61:DA:4575:HOH:O	2.17	0.58
25:DA:2363:C:O2	46:D0:39:ARG:NH2	2.31	0.58
28:DE:143:ASN:HD22	28:DE:147:PRO:HD3	1.67	0.58
32:DI:77:LEU:HB3	32:DI:142:VAL:HG12	1.84	0.58
38:DS:11:LYS:O	38:DS:15:ARG:HG3	2.02	0.58
1:AA:713:G:H2'	1:AA:714:G:C8	2.38	0.58
27:BD:242:ARG:HG2	27:BD:246:PRO:HG3	1.84	0.58
1:CA:392:G:H2'	1:CA:393:A:H8	1.68	0.58
1:CA:474:G:H2'	1:CA:475:G:H8	1.68	0.58
25:DA:1614:A:OP1	61:DA:3881:HOH:O	2.17	0.58
26:DB:5:C:H42	26:DB:116:G:H1	1.50	0.58
30:DG:39:ILE:HG23	30:DG:157:ILE:HG12	1.85	0.58
1:AA:501:C:H1'	1:AA:549:C:H1'	1.85	0.58
13:AM:122:LYS:HD3	13:AM:123:ALA:H	1.67	0.58
14:AN:23:ARG:NH1	14:AN:30:ALA:HB2	2.19	0.58
20:AT:30:LYS:HA	20:AT:33:ILE:HD12	1.86	0.58
25:BA:294:C:H42	25:BA:390:G:H1	1.50	0.58

Continued on next page...

Continued from previous page...

Atom-1	Atom-2	Interatomic distance (Å)	Clash overlap (Å)
25:BA:1221:G:H1'	25:BA:1222:A:O5'	2.03	0.58
26:BB:64:C:O2'	61:BB:4001:HOH:O	2.17	0.58
54:B8:62:LEU:HB3	54:B8:65:GLU:HG2	1.85	0.58
1:CA:79:G:H1	1:CA:90:U:H3	1.50	0.58
1:CA:1084:G:H5'	1:CA:1102:A:OP2	2.04	0.58
1:CA:1128:C:H1'	1:CA:1147:C:H42	1.67	0.58
1:CA:1376:U:H2'	1:CA:1377:A:H8	1.68	0.58
9:CI:6:GLY:HA3	9:CI:80:GLY:O	2.03	0.58
25:DA:236:C:H2'	25:DA:237:C:H6	1.66	0.58
25:DA:1014:U:H2'	25:DA:1015:G:H8	1.69	0.58
31:DH:169:VAL:HG12	31:DH:171:LEU:HD22	1.86	0.58
33:DN:102:ALA:O	33:DN:106:MET:HG3	2.03	0.58
1:AA:520:A:O2'	12:AL:73:GLU:OE1	2.15	0.58
2:AB:231:GLU:HB3	2:AB:232:PRO:CD	2.33	0.58
3:AC:130:VAL:HG21	3:AC:157:ILE:HG23	1.85	0.58
20:AT:86:ARG:O	20:AT:90:GLN:NE2	2.36	0.58
25:BA:1577:C:HO2'	25:BA:1578:C:P	2.27	0.58
25:BA:2331:G:H22	38:BS:3:ARG:HE	1.50	0.58
27:BD:132:PRO:HG2	27:BD:135:PHE:CD2	2.39	0.58
1:CA:444:C:O2	1:CA:490:G:N2	2.17	0.58
1:CA:1491:G:H3'	1:CA:1492:A:C8	2.38	0.58
2:CB:48:MET:HA	2:CB:51:LEU:HB2	1.86	0.58
4:CD:15:GLU:OE2	4:CD:66:ARG:NH1	2.35	0.58
25:DA:662:G:OP1	61:DA:4092:HOH:O	2.16	0.58
26:DB:95:C:H2'	26:DB:96:U:C6	2.38	0.58
39:DT:26:ASP:OD1	39:DT:120:ARG:NH2	2.30	0.58
1:AA:396:G:O2'	1:AA:398:C:OP1	2.13	0.58
1:AA:737:A:H2'	1:AA:738:C:C6	2.38	0.58
1:AA:738:C:H2'	1:AA:739:C:H6	1.69	0.58
1:AA:1179:A:H2'	1:AA:1180:A:O4'	2.04	0.58
1:AA:1239:A:H62	1:AA:1299:A:N6	2.02	0.58
5:AE:12:LEU:HB3	5:AE:31:LEU:HB2	1.86	0.58
5:AE:110:LEU:HD13	5:AE:118:ILE:HG21	1.84	0.58
25:BA:536:U:OP2	61:BA:4619:HOH:O	2.17	0.58
25:BA:776:G:H4'	25:BA:810:G:H5'	1.85	0.58
48:B2:32:LEU:HD23	48:B2:53:LEU:HB3	1.85	0.58
1:CA:999:C:N4	1:CA:1043:C:N3	2.51	0.58
1:CA:999:C:N3	1:CA:1042:G:C2	2.72	0.58
1:CA:1002:G:H1	1:CA:1038:C:H42	0.72	0.58
1:CA:1223:C:P	19:CS:78:ARG:HH21	2.26	0.58
2:CB:16:HIS:HB2	2:CB:204:ASN:CB	2.24	0.58

Continued on next page...

Continued from previous page...

Atom-1	Atom-2	Interatomic distance (Å)	Clash overlap (Å)
11:CK:99:GLN:HG2	11:CK:105:VAL:HG21	1.85	0.58
25:DA:500:G:N1	25:DA:503:A:OP2	2.36	0.58
25:DA:571:A:N6	25:DA:2499:C:O3'	2.36	0.58
25:DA:2393:A:H5''	35:DP:63:PRO:HB3	1.85	0.58
35:DP:97:PRO:HD3	35:DP:126:VAL:O	2.04	0.58
25:BA:1199:C:OP1	40:BU:92:ARG:NH1	2.37	0.58
25:BA:2299:A:N6	25:BA:2356:U:H3	2.00	0.58
25:BA:2514:G:OP2	61:BA:4400:HOH:O	2.17	0.58
1:CA:664:G:H5''	18:CR:64:ARG:NH2	2.19	0.58
1:CA:1412:C:H2'	1:CA:1413:A:C8	2.39	0.58
14:CN:6:LEU:HB3	14:CN:23:ARG:NH2	2.19	0.58
25:DA:784:A:C5	27:DD:229:VAL:HG21	2.38	0.58
25:DA:1359:A:N6	25:DA:1372:U:H3	2.01	0.58
25:DA:2772:C:H2'	25:DA:2773:C:H6	1.68	0.58
28:DE:167:VAL:HG11	28:DE:189:PRO:HD3	1.86	0.58
45:DZ:108:PRO:HG3	45:DZ:141:VAL:HB	1.85	0.58
5:AE:145:LYS:O	5:AE:149:GLU:HG2	2.04	0.58
18:AR:40:LEU:HD22	18:AR:70:ILE:HG12	1.86	0.58
25:BA:325:G:OP2	44:BY:84:ARG:NH2	2.36	0.58
25:BA:346:A:OP1	29:BF:168:ARG:HD2	2.04	0.58
25:BA:1003:U:O2	26:BB:90:A:O2'	2.21	0.58
25:BA:1360:C:OP1	61:BA:4469:HOH:O	2.16	0.58
25:BA:1779:G:H8	25:BA:1779:G:H5''	1.68	0.58
1:CA:543:C:C2'	1:CA:544:G:H5'	2.33	0.58
20:CT:64:ASP:OD2	20:CT:81:LYS:NZ	2.35	0.58
25:DA:2343:C:HO2'	25:DA:2373:G:HO2'	1.47	0.58
25:DA:2693:A:H2'	25:DA:2694:G:H8	1.68	0.58
32:DI:77:LEU:HD21	32:DI:101:LEU:HA	1.86	0.58
12:AL:59:ARG:HD3	24:AW:1:2QZ:OG1	2.04	0.58
25:BA:326:C:OP2	44:BY:73:ARG:NH2	2.36	0.58
1:CA:1516:G:H2'	1:CA:1518:A:OP2	2.03	0.58
2:CB:189:ASP:HB3	2:CB:204:ASN:HA	1.85	0.58
3:CC:152:ILE:HG23	3:CC:199:LYS:HB2	1.86	0.58
8:CH:49:GLU:HG2	8:CH:62:TYR:HE2	1.68	0.58
27:DD:71:ASP:CB	27:DD:103:ARG:HH22	2.17	0.58
41:DV:5:VAL:HG11	41:DV:57:VAL:HG21	1.86	0.58
1:AA:598:U:H4'	8:AH:94:TYR:CD2	2.38	0.58
25:BA:231:G:C8	54:B8:5:LYS:HG2	2.39	0.58
25:BA:1261:G:P	40:BU:12:ARG:HH21	2.27	0.58
38:BS:10:ARG:O	38:BS:14:VAL:HG13	2.04	0.58
25:DA:847:U:OP2	61:DA:3962:HOH:O	2.16	0.58

Continued on next page...

Continued from previous page...

Atom-1	Atom-2	Interatomic distance (Å)	Clash overlap (Å)
25:DA:900:A:H2'	25:DA:901:A:H8	1.68	0.58
25:DA:2630:G:H2'	25:DA:2631:G:C8	2.38	0.58
2:AB:16:HIS:CB	2:AB:204:ASN:HB3	2.31	0.58
25:BA:1086:C:H2'	25:BA:1087:C:O4'	2.04	0.58
25:BA:1985:U:H4'	25:BA:1986:G:OP1	2.03	0.58
31:BH:40:GLU:OE2	31:BH:60:ARG:NH1	2.37	0.58
1:CA:147:G:O2'	1:CA:148:G:H8	1.87	0.58
1:CA:192:U:C2'	1:CA:193:C:H5'	2.34	0.58
1:CA:433:C:H2'	1:CA:434:U:H6	1.68	0.58
25:DA:839:U:H2'	25:DA:840:C:C6	2.39	0.58
25:DA:2802:G:H2'	25:DA:2803:C:O4'	2.04	0.58
33:DN:15:LEU:HB2	33:DN:135:PRO:HB2	1.85	0.58
40:DU:66:ASN:O	40:DU:70:ARG:HG3	2.04	0.58
1:AA:33:A:H2'	1:AA:34:C:C6	2.39	0.57
1:AA:991:U:O2'	1:AA:992:U:OP2	2.21	0.57
1:AA:999:C:H2'	1:AA:1000:U:O4'	2.04	0.57
10:AJ:8:LEU:HB2	10:AJ:70:ARG:HB2	1.86	0.57
25:BA:988:U:OP2	61:BA:4599:HOH:O	2.17	0.57
26:BB:76:G:N2	26:BB:101:G:O6	2.30	0.57
32:BI:4:ILE:HG12	32:BI:18:VAL:HG22	1.85	0.57
1:CA:662:G:O2'	1:CA:836:G:OP1	2.21	0.57
1:CA:953:G:H5'	1:CA:965:A:H61	1.69	0.57
2:CB:71:VAL:HG23	2:CB:164:VAL:HA	1.85	0.57
5:CE:137:GLU:HA	5:CE:140:ARG:HB3	1.85	0.57
23:CX:73:A:H5''	23:CX:74:C:H5'	1.86	0.57
25:DA:579:G:H2'	25:DA:580:C:C6	2.38	0.57
25:DA:854:G:H2'	25:DA:855:G:H8	1.69	0.57
25:DA:1796:U:H2'	25:DA:1797:C:C6	2.38	0.57
1:AA:44:G:C2	1:AA:45:U:H1'	2.39	0.57
1:AA:272:C:H2'	1:AA:273:A:H8	1.69	0.57
1:AA:1142:G:H3'	1:AA:1143:G:H8	1.68	0.57
8:AH:40:ALA:HA	8:AH:45:ILE:HG13	1.87	0.57
25:BA:1525:G:O2'	25:BA:1605:A:N1	2.35	0.57
25:BA:1825:U:H2'	25:BA:1826:C:H6	1.69	0.57
25:BA:1925:G:OP1	27:BD:241:PRO:HB2	2.04	0.57
25:BA:2457:G:OP1	29:BF:74:ARG:NH2	2.37	0.57
47:B1:21:ARG:HG2	47:B1:21:ARG:NH1	2.18	0.57
1:CA:45:U:H2'	1:CA:46:G:C8	2.39	0.57
1:CA:715:A:H2'	1:CA:716:A:C8	2.39	0.57
1:CA:1182:G:H4'	1:CA:1183:A:H3'	1.86	0.57
3:CC:36:ASP:O	3:CC:40:ARG:HG3	2.03	0.57

Continued on next page...

Continued from previous page...

Atom-1	Atom-2	Interatomic distance (Å)	Clash overlap (Å)
3:CC:98:ASN:N	3:CC:98:ASN:OD1	2.37	0.57
8:CH:21:LYS:O	8:CH:65:TYR:OH	2.20	0.57
9:CI:121:ARG:NH1	9:CI:122:ALA:O	2.36	0.57
11:CK:34:ASP:HB3	11:CK:40:ILE:HD11	1.85	0.57
19:CS:64:GLU:HB2	50:D4:59:PHE:CE1	2.39	0.57
28:DE:119:ARG:HB3	28:DE:120:TRP:CD1	2.39	0.57
33:DN:4:TYR:CD2	40:DU:100:VAL:HG11	2.39	0.57
38:DS:99:LYS:HE2	38:DS:103:GLU:OE2	2.03	0.57
48:D2:10:LEU:HD22	48:D2:14:ARG:NH1	2.19	0.57
28:BE:111:ARG:HG3	28:BE:160:TYR:CD2	2.39	0.57
44:BY:6:HIS:H	44:BY:6:HIS:CD2	2.21	0.57
1:CA:900:A:H2'	1:CA:901:A:C8	2.39	0.57
1:CA:1427:U:H2'	1:CA:1428:A:C8	2.39	0.57
7:CG:153:HIS:CE1	11:CK:58:PRO:HD2	2.39	0.57
23:CX:9:G:O2'	23:CX:10:G:N7	2.33	0.57
25:DA:333:G:H5''	25:DA:334:C:OP2	2.04	0.57
25:DA:1032:A:H2	25:DA:1122:G:H22	1.51	0.57
25:DA:2336:A:H61	46:D0:43:THR:CG2	2.17	0.57
46:D0:24:LYS:HE2	46:D0:24:LYS:HA	1.87	0.57
1:AA:392:G:H2'	1:AA:393:A:C8	2.38	0.57
1:AA:954:G:H21	1:AA:1227:A:H62	1.53	0.57
25:BA:1211:U:H2'	25:BA:1212:C:C6	2.39	0.57
30:BG:102:PHE:HE1	30:BG:141:PHE:HE2	1.52	0.57
19:CS:41:VAL:HB	19:CS:44:MET:HG3	1.87	0.57
25:DA:2639:A:OP2	61:DA:3812:HOH:O	2.16	0.57
1:AA:959:A:O2'	1:AA:984:C:O2'	2.22	0.57
1:AA:1412:C:H2'	1:AA:1413:A:C8	2.39	0.57
5:AE:50:GLU:HB2	5:AE:53:LEU:HD13	1.86	0.57
17:AQ:53:LEU:HD23	17:AQ:82:MET:HE1	1.86	0.57
25:BA:606:G:OP2	40:BU:10:ARG:NH1	2.37	0.57
25:BA:1091:A:OP1	25:BA:1092:A:H3'	2.04	0.57
30:BG:131:TYR:HB3	30:BG:159:VAL:HG13	1.86	0.57
40:BU:105:VAL:HG11	41:BV:39:LEU:HD21	1.85	0.57
1:CA:59:A:H5''	1:CA:60:A:H5''	1.85	0.57
1:CA:487:A:H2'	1:CA:488:C:O4'	2.05	0.57
1:CA:623:C:H2'	1:CA:624:C:H6	1.69	0.57
1:CA:1305:G:H5'	21:CU:4:GLY:HA3	1.87	0.57
3:CC:140:ARG:NH1	3:CC:140:ARG:HB2	2.19	0.57
5:CE:10:MET:HG2	5:CE:13:ILE:HD11	1.86	0.57
8:CH:29:SER:HB3	8:CH:32:LYS:HG3	1.86	0.57
9:CI:116:LYS:HA	9:CI:123:PRO:HD3	1.86	0.57

Continued on next page...

Continued from previous page...

Atom-1	Atom-2	Interatomic distance (Å)	Clash overlap (Å)
25:DA:898:C:H2'	25:DA:899:A:O4'	2.05	0.57
35:DP:38:GLN:O	35:DP:39:LYS:HB3	2.05	0.57
50:D4:68:ARG:HH21	50:D4:68:ARG:CG	2.16	0.57
1:AA:342:C:N3	1:AA:343:U:H5	2.03	0.57
10:AJ:20:ALA:HA	10:AJ:23:ILE:HG22	1.87	0.57
25:BA:296:U:H2'	25:BA:297:C:C6	2.39	0.57
25:BA:586:G:OP2	61:BA:4474:HOH:O	2.16	0.57
27:BD:108:PRO:HG3	27:BD:143:HIS:CE1	2.39	0.57
36:BQ:51:ARG:HD3	36:BQ:66:ILE:HD11	1.87	0.57
1:CA:1007:C:N4	1:CA:1022:G:C6	2.72	0.57
1:CA:1154:G:N7	1:CA:1155:G:C8	2.73	0.57
17:CQ:66:SER:OG	17:CQ:67:LYS:N	2.37	0.57
25:DA:867:C:O2	25:DA:913:U:H5'	2.05	0.57
25:DA:1038:C:N4	25:DA:1117:G:H1	2.01	0.57
25:DA:1292:U:H2'	25:DA:1293:C:C6	2.40	0.57
25:DA:1430:C:H2'	25:DA:1431:U:C6	2.40	0.57
1:AA:877:C:H5''	8:AH:88:LYS:HD3	1.87	0.57
1:AA:1007:C:O2	1:AA:1022:G:N1	2.32	0.57
25:BA:1261:G:OP2	40:BU:12:ARG:NH2	2.37	0.57
25:BA:1660:A:OP1	25:BA:1663:C:N4	2.32	0.57
50:B4:63:TYR:N	50:B4:64:GLY:HA2	2.19	0.57
1:CA:947:G:O3'	13:CM:109:THR:OG1	2.22	0.57
1:CA:1217:C:H2'	1:CA:1218:C:O4'	2.05	0.57
1:CA:1269:A:N1	1:CA:1312:G:O2'	2.30	0.57
25:DA:601:C:O2	25:DA:605:C:H4'	2.04	0.57
25:DA:855:G:H2'	25:DA:856:C:C6	2.40	0.57
25:DA:2000:G:N7	61:DA:4010:HOH:O	2.33	0.57
25:DA:2680:C:H1'	28:DE:187:ALA:HB1	1.86	0.57
29:DF:129:PHE:CD2	29:DF:163:VAL:HG21	2.40	0.57
32:DI:40:THR:O	32:DI:44:LEU:HB2	2.04	0.57
1:AA:1241:G:H1	1:AA:1296:C:N4	2.00	0.57
1:AA:1270:C:C2'	1:AA:1271:G:H5'	2.35	0.57
2:AB:54:THR:HG21	2:AB:201:ILE:HD11	1.86	0.57
7:AG:42:ILE:HG23	7:AG:117:ALA:HA	1.87	0.57
12:AL:117:ARG:HB3	12:AL:122:THR:HB	1.87	0.57
25:BA:8:A:H2'	25:BA:9:U:H6	1.70	0.57
25:BA:1778:G:H2'	25:BA:1779:G:H5''	1.86	0.57
36:BQ:16:ARG:HG2	36:BQ:18:LYS:HE2	1.87	0.57
1:CA:1347:G:N2	1:CA:1373:G:H2'	2.19	0.57
25:DA:116:C:H2'	25:DA:117:G:O4'	2.04	0.57
25:DA:1291:C:H2'	25:DA:1292:U:C6	2.40	0.57

Continued on next page...

Continued from previous page...

Atom-1	Atom-2	Interatomic distance (Å)	Clash overlap (Å)
25:DA:1314:C:OP1	61:DA:4078:HOH:O	2.18	0.57
36:DQ:135:ASP:OD2	45:DZ:49:ARG:NH2	2.38	0.57
43:DX:44:GLU:O	43:DX:48:LYS:N	2.38	0.57
1:AA:102:G:H2'	1:AA:103:C:C6	2.40	0.57
1:AA:545:C:H5'	4:AD:72:GLU:HG2	1.87	0.57
1:AA:1369:C:H2'	1:AA:1370:G:H8	1.69	0.57
4:AD:172:PRO:HB2	4:AD:187:ARG:NH2	2.20	0.57
25:BA:721:G:H1'	29:BF:74:ARG:HD3	1.87	0.57
25:BA:1405:A:N1	25:BA:1418:U:O4	2.38	0.57
32:BI:48:GLU:HG2	32:BI:52:ARG:HH22	1.69	0.57
38:BS:3:ARG:HE	38:BS:4:LEU:H	1.52	0.57
1:CA:426:G:OP1	4:CD:36:ARG:NH1	2.36	0.57
3:CC:6:HIS:HD2	3:CC:8:ILE:H	1.51	0.57
29:DF:101:LEU:HD12	29:DF:102:PRO:HD2	1.86	0.57
19:AS:9:VAL:HG21	50:B4:61:ARG:HH22	1.70	0.57
25:BA:278:G:H2'	25:BA:279:G:H5''	1.87	0.57
27:BD:71:ASP:CB	27:BD:103:ARG:HH22	2.15	0.57
1:CA:1327:C:H2'	1:CA:1328:C:H6	1.70	0.57
2:CB:137:ARG:O	2:CB:141:GLU:N	2.33	0.57
12:CL:75:HIS:HA	12:CL:102:ARG:HH22	1.69	0.57
13:CM:108:ARG:CZ	13:CM:114:ARG:HG2	2.34	0.57
25:DA:491:G:H2'	25:DA:492:A:C8	2.40	0.57
25:DA:754:C:H2'	25:DA:755:C:C6	2.40	0.57
36:DQ:24:GLY:HA2	36:DQ:67:ARG:NH2	2.20	0.57
1:AA:458:C:H2'	1:AA:460:G:C8	2.40	0.56
1:AA:1138:G:C6	1:AA:1140:C:H1'	2.39	0.56
10:AJ:35:SER:CB	10:AJ:73:ASP:HB2	2.31	0.56
25:BA:801:C:H2'	25:BA:802:C:H6	1.69	0.56
25:BA:1940:A:O2'	25:BA:1942:C:N4	2.38	0.56
32:BI:65:ALA:HB1	32:BI:136:VAL:HG11	1.87	0.56
32:BI:72:LEU:O	32:BI:74:ASN:N	2.37	0.56
1:CA:5:U:H5'	1:CA:6:G:C5	2.40	0.56
1:CA:1003:G:C6	1:CA:1004:A:C2	2.93	0.56
1:CA:1023:G:H3'	1:CA:1024:G:C8	2.38	0.56
25:DA:600:G:N3	61:DA:3736:HOH:O	2.32	0.56
25:DA:1364:G:OP2	47:D1:3:LYS:HG3	2.05	0.56
30:DG:25:TYR:HB3	30:DG:30:GLU:HB2	1.87	0.56
4:AD:119:GLN:HG2	4:AD:123:HIS:CD2	2.39	0.56
4:AD:173:TRP:CE3	4:AD:174:LEU:HG	2.39	0.56
24:AW:8:2R3:H65	24:AW:10:2QY:CE1	2.35	0.56
25:BA:2092:G:N3	61:BA:3833:HOH:O	2.32	0.56

Continued on next page...

Continued from previous page...

Atom-1	Atom-2	Interatomic distance (Å)	Clash overlap (Å)
25:BA:2510:C:OP2	61:BA:4508:HOH:O	2.18	0.56
46:B0:24:LYS:O	46:B0:25:ARG:NH1	2.33	0.56
50:B4:61:ARG:HG3	50:B4:62:ARG:N	2.21	0.56
1:CA:727:G:N2	1:CA:730:G:OP2	2.36	0.56
45:DZ:130:PRO:O	45:DZ:133:ILE:HG13	2.05	0.56
1:AA:146:G:N2	1:AA:176:C:O2	2.31	0.56
1:AA:161:A:H2'	1:AA:162:A:C8	2.40	0.56
1:AA:605:U:H2'	1:AA:606:G:C8	2.40	0.56
1:AA:1064:G:H4'	1:AA:1065:U:OP1	2.03	0.56
1:AA:1494:G:HO2'	25:BA:1934:A:HO2'	1.53	0.56
25:BA:407:U:OP1	61:BA:4096:HOH:O	2.17	0.56
25:BA:1830:G:O2'	27:BD:181:GLU:OE2	2.15	0.56
25:BA:2847:G:H21	37:BR:45:ARG:HH12	1.53	0.56
25:BA:2897:U:H2'	25:BA:2898:C:C6	2.40	0.56
31:BH:56:SER:HB3	31:BH:61:HIS:ND1	2.20	0.56
53:B7:33:ARG:NH2	61:B7:4001:HOH:O	2.38	0.56
1:CA:975:A:N1	10:CJ:48:THR:HB	2.20	0.56
9:CI:9:ARG:O	9:CI:104:ARG:HG3	2.06	0.56
10:CJ:6:ILE:O	10:CJ:71:LEU:HD12	2.04	0.56
25:DA:271(E):U:H2'	25:DA:271(F):C:C6	2.40	0.56
25:DA:1271:G:OP2	61:DA:4114:HOH:O	2.18	0.56
25:DA:1514:U:H2'	25:DA:1515:G:H8	1.70	0.56
25:DA:1636:C:H2'	25:DA:1637:A:C8	2.40	0.56
25:DA:2293:C:H42	25:DA:2339:G:H1	1.53	0.56
25:DA:2397:G:N2	25:DA:2420:C:H1'	2.20	0.56
25:DA:2887:U:H2'	25:DA:2888:C:C6	2.41	0.56
28:DE:52:LEU:O	28:DE:76:ARG:N	2.25	0.56
34:DO:71:ARG:NE	34:DO:105:GLU:OE2	2.36	0.56
51:D5:41:PRO:O	51:D5:44:THR:OG1	2.23	0.56
3:AC:181:ASN:HD21	3:AC:204:LEU:HD12	1.69	0.56
4:AD:88:VAL:O	4:AD:92:VAL:HG23	2.05	0.56
25:BA:2899:C:H2'	25:BA:2900:G:O4'	2.05	0.56
25:BA:2902:G:O2'	25:BA:2903:G:OP2	2.22	0.56
33:BN:58:ASP:OD1	33:BN:58:ASP:N	2.34	0.56
1:CA:78:G:H2'	1:CA:79:G:H5'	1.87	0.56
1:CA:410:G:H5''	1:CA:411:A:OP1	2.05	0.56
1:CA:920:U:H2'	1:CA:921:U:C6	2.41	0.56
1:CA:1179:A:H4'	9:CI:103:THR:HA	1.87	0.56
1:CA:1510:U:H2'	1:CA:1511:G:C8	2.39	0.56
10:CJ:55:LYS:HG3	10:CJ:56:HIS:CD2	2.40	0.56
19:CS:41:VAL:HG12	19:CS:43:GLU:H	1.70	0.56

Continued on next page...

Continued from previous page...

Atom-1	Atom-2	Interatomic distance (Å)	Clash overlap (Å)
25:DA:184:C:H2'	25:DA:185:U:C6	2.40	0.56
25:DA:819:A:OP2	25:DA:1187:G:N2	2.30	0.56
25:DA:1656:C:H2'	25:DA:1657:C:H6	1.71	0.56
28:DE:13:ARG:HG2	39:DT:58:ASN:HD21	1.70	0.56
44:DY:5:MET:HE1	44:DY:32:PRO:HA	1.88	0.56
1:AA:1030:C:H3'	1:AA:1030(A):G:H4'	1.87	0.56
25:BA:469:A:H1'	25:BA:1246:C:O4'	2.04	0.56
51:B5:16:ARG:O	51:B5:20:ARG:HG3	2.04	0.56
1:CA:509:A:C8	1:CA:509:A:H3'	2.40	0.56
1:CA:1179:A:C6	1:CA:1180:A:C8	2.94	0.56
1:CA:1179:A:N1	1:CA:1180:A:C8	2.74	0.56
1:CA:1327:C:H2'	1:CA:1328:C:C6	2.41	0.56
1:CA:1493:A:H1'	25:DA:1913:A:N6	2.21	0.56
2:CB:51:LEU:HD23	2:CB:201:ILE:HD12	1.87	0.56
7:CG:107:ALA:O	7:CG:111:ARG:HG3	2.05	0.56
25:DA:1028:A:H2'	25:DA:1029:A:C8	2.40	0.56
42:DW:78:GLU:OE1	42:DW:99:ARG:NH1	2.36	0.56
45:DZ:8:TYR:HB2	45:DZ:38:TYR:CE2	2.41	0.56
1:AA:600:C:H2'	1:AA:601:C:C6	2.41	0.56
1:AA:1070:U:H2'	1:AA:1071:C:H6	1.70	0.56
4:AD:65:ARG:HG2	4:AD:75:PHE:CD1	2.40	0.56
25:BA:147:U:O4	61:BA:4548:HOH:O	2.16	0.56
25:BA:2332:A:N3	25:BA:2332:A:H2'	2.20	0.56
1:CA:859:A:OP2	1:CA:869:G:N2	2.39	0.56
1:CA:1226:C:H4'	19:CS:80:TYR:OH	2.06	0.56
4:CD:18:LYS:NZ	4:CD:31:CYS:SG	2.77	0.56
8:CH:51:VAL:HG12	8:CH:52:ASP:N	2.19	0.56
8:CH:51:VAL:HG21	8:CH:60:ARG:HB2	1.88	0.56
25:DA:539:G:H2'	25:DA:540:C:C6	2.41	0.56
25:DA:2336:A:H61	46:D0:43:THR:HG21	1.69	0.56
25:DA:2590:A:OP2	27:DD:238:GLY:HA2	2.05	0.56
28:DE:163:GLU:HG2	28:DE:164:ARG:N	2.20	0.56
38:DS:37:ALA:HB2	38:DS:101:LEU:HD11	1.88	0.56
43:DX:59:VAL:N	43:DX:76:ARG:O	2.34	0.56
1:AA:187:C:H2'	1:AA:188:C:H6	1.70	0.56
1:AA:974:A:OP2	14:AN:41:ARG:NH1	2.39	0.56
1:AA:1010:G:N2	1:AA:1020:U:O2'	2.39	0.56
1:AA:1197:G:OP1	61:AA:4053:HOH:O	2.17	0.56
25:BA:144:C:H5'	43:BX:2:LYS:HE2	1.86	0.56
25:BA:1296:G:N7	35:BP:18:ARG:NH2	2.54	0.56
1:CA:826:C:H2'	1:CA:827:U:H6	1.71	0.56

Continued on next page...

Continued from previous page...

Atom-1	Atom-2	Interatomic distance (Å)	Clash overlap (Å)
1:CA:1036:G:N7	1:CA:1037:C:C2	2.74	0.56
1:CA:1154:G:C8	1:CA:1155:G:C8	2.93	0.56
3:CC:179:ARG:NH1	3:CC:206:GLU:OE1	2.39	0.56
23:CX:23:C:H2'	23:CX:24:U:C6	2.40	0.56
25:DA:443:A:H5''	25:DA:444:C:OP1	2.06	0.56
25:DA:455:C:N3	25:DA:472:A:H2'	2.20	0.56
25:DA:894:C:H2'	25:DA:895:U:C6	2.41	0.56
25:DA:1025:G:C4	25:DA:1135:C:H1'	2.41	0.56
25:DA:1755:A:OP2	39:DT:113:LYS:NZ	2.38	0.56
25:DA:1774:C:OP1	61:DA:3938:HOH:O	2.18	0.56
25:DA:2816:C:O3'	37:DR:99:LYS:NZ	2.37	0.56
1:AA:1002:G:H3'	1:AA:1003:G:H8	1.71	0.56
1:AA:1223:C:H5''	1:AA:1224:G:C5'	2.35	0.56
25:BA:843:C:H2'	25:BA:844:C:C6	2.41	0.56
25:BA:985:G:OP1	61:BA:4727:HOH:O	2.18	0.56
25:BA:2860:A:OP2	25:BA:2876:U:H5	1.88	0.56
1:CA:1004:A:H2'	1:CA:1005:A:H5'	1.88	0.56
1:CA:1422:G:H5''	34:DO:48:PRO:HB3	1.86	0.56
16:CP:6:LEU:HD23	16:CP:17:TYR:CG	2.40	0.56
25:DA:330:A:HO2'	25:DA:331:A:H8	1.53	0.56
30:DG:179:PRO:HB2	50:D4:42:PHE:HE1	1.70	0.56
50:D4:15:ILE:N	50:D4:31:ILE:O	2.28	0.56
52:D6:13:CYS:SG	52:D6:47:THR:HG21	2.45	0.56
1:AA:78:G:N2	1:AA:92:C:N3	2.54	0.56
1:AA:134:A:H61	16:AP:25:ARG:NH1	2.04	0.56
26:BB:50:G:H5''	38:BS:61:ASN:HD22	1.71	0.56
1:CA:560:U:O2'	1:CA:561:U:OP2	2.20	0.56
1:CA:1269:A:C8	1:CA:1270:C:H1'	2.41	0.56
1:CA:1504:G:OP1	1:CA:1507:A:H4'	2.06	0.56
9:CI:85:LEU:HB3	9:CI:92:TYR:CD2	2.41	0.56
10:CJ:57:LYS:HD2	10:CJ:60:ARG:HH21	1.69	0.56
25:DA:437:G:H2'	25:DA:438:G:H8	1.70	0.56
25:DA:887:A:H5'	25:DA:888:C:OP1	2.05	0.56
25:DA:2203:U:O4'	27:DD:151:LYS:HE2	2.06	0.56
28:DE:119:ARG:HD2	28:DE:120:TRP:CE2	2.41	0.56
1:AA:269:C:H2'	1:AA:270:A:C8	2.41	0.56
1:AA:447:G:H2'	1:AA:485:G:N2	2.21	0.56
1:AA:920:U:H2'	1:AA:921:U:C6	2.41	0.56
12:AL:70:ILE:HD13	12:AL:77:LEU:HD12	1.86	0.56
25:BA:436:C:OP1	61:BA:3960:HOH:O	2.18	0.56
25:BA:2877:G:OP2	39:BT:119:LYS:NZ	2.39	0.56

Continued on next page...

Continued from previous page...

Atom-1	Atom-2	Interatomic distance (Å)	Clash overlap (Å)
29:BF:101:LEU:HD12	29:BF:102:PRO:HD2	1.86	0.56
45:BZ:152:ALA:HA	45:BZ:155:LEU:HD22	1.87	0.56
52:B6:12:GLU:OE2	52:B6:52:VAL:HG21	2.06	0.56
1:CA:838:G:H1	1:CA:848:C:N4	2.01	0.56
1:CA:1119:C:H2'	1:CA:1120:G:H8	1.71	0.56
1:CA:1190:G:OP1	3:CC:5:ILE:N	2.37	0.56
25:DA:271(H):G:H2'	25:DA:271(I):G:H8	1.71	0.56
25:DA:443:A:H1'	25:DA:1201:C:O4'	2.06	0.56
25:DA:1778:U:H2'	25:DA:1784:A:N6	2.21	0.56
25:DA:2708:G:H1'	37:DR:71:GLN:HE22	1.70	0.56
27:DD:3:VAL:HG13	27:DD:17:THR:HB	1.86	0.56
35:DP:59:LEU:O	54:D8:13:ARG:HD2	2.06	0.56
48:D2:32:LEU:HD23	48:D2:53:LEU:HB3	1.87	0.56
1:AA:376:G:O3'	16:AP:5:ARG:NH2	2.39	0.55
1:AA:691:G:H2'	1:AA:692:U:C6	2.41	0.55
4:AD:57:ARG:NH2	5:AE:107:ARG:HD3	2.21	0.55
19:AS:36:ARG:HB3	19:AS:72:GLY:HA3	1.86	0.55
1:CA:552:U:C2'	1:CA:553:A:H5'	2.37	0.55
1:CA:1492:A:H2'	1:CA:1493:A:H1'	1.87	0.55
2:CB:188:ALA:HB1	2:CB:192:SER:OG	2.05	0.55
3:CC:189:ALA:HB3	3:CC:196:LEU:HB2	1.88	0.55
7:CG:146:GLU:OE2	7:CG:149:ARG:NE	2.39	0.55
9:CI:33:PHE:HE1	9:CI:43:ALA:HB1	1.70	0.55
20:CT:10:LEU:HD23	20:CT:12:ALA:HB2	1.87	0.55
25:DA:247:G:H4'	25:DA:386:G:C5	2.41	0.55
25:DA:2079:U:OP1	47:D1:21:ARG:NH2	2.38	0.55
55:D9:13:LYS:HD3	55:D9:28:GLU:OE2	2.06	0.55
1:AA:342:C:C4	1:AA:343:U:H5	2.24	0.55
3:AC:36:ASP:HA	3:AC:39:ILE:HD12	1.89	0.55
20:AT:45:GLN:HA	20:AT:91:LEU:HB3	1.88	0.55
23:AX:59:A:C2'	23:AX:60:U:H5'	2.36	0.55
25:BA:2879:G:H2'	25:BA:2880:C:O4'	2.07	0.55
28:BE:59:VAL:HG21	28:BE:74:PRO:HB3	1.88	0.55
3:CC:140:ARG:HB2	3:CC:140:ARG:CZ	2.37	0.55
23:CX:40:C:H2'	23:CX:41:C:H6	1.71	0.55
25:DA:839:U:H2'	25:DA:840:C:H6	1.70	0.55
25:DA:1709:U:H2'	25:DA:1710:C:H6	1.71	0.55
25:DA:1833:U:O2'	25:DA:1969:A:N1	2.31	0.55
37:DR:97:VAL:HG22	37:DR:114:VAL:HG22	1.87	0.55
1:AA:232:G:H1'	1:AA:262:A:N1	2.22	0.55
2:AB:16:HIS:HB3	2:AB:210:SER:CB	2.35	0.55

Continued on next page...

Continued from previous page...

Atom-1	Atom-2	Interatomic distance (Å)	Clash overlap (Å)
5:AE:36:ASP:OD1	5:AE:38:GLN:N	2.29	0.55
7:AG:78:ARG:HH21	7:AG:156:TRP:HB3	1.70	0.55
9:AI:4:TYR:HB2	9:AI:19:LEU:HB2	1.88	0.55
9:AI:19:LEU:HB3	9:AI:59:PHE:HD2	1.70	0.55
13:AM:3:ARG:HG3	13:AM:4:ILE:H	1.71	0.55
25:BA:310:C:H2'	25:BA:311:C:H6	1.71	0.55
25:BA:1248:G:OP2	25:BA:1249:A:O2'	2.19	0.55
47:B1:65:SER:OG	47:B1:66:HIS:ND1	2.27	0.55
1:CA:937:A:H1'	1:CA:1379:G:N2	2.21	0.55
5:CE:78:HIS:CE1	5:CE:143:ARG:H	2.23	0.55
15:CO:39:LEU:HD13	15:CO:56:LEU:HB2	1.89	0.55
25:DA:190:A:OP2	47:D1:39:LYS:HE3	2.06	0.55
25:DA:271(Q):G:H2'	25:DA:271(R):G:H8	1.71	0.55
25:DA:1025:G:O2'	61:DA:4221:HOH:O	1.99	0.55
1:AA:491:G:H2'	1:AA:492:G:O4'	2.06	0.55
1:AA:1346:A:N1	1:AA:1374:A:H5''	2.22	0.55
6:AF:69:GLU:OE1	6:AF:69:GLU:N	2.38	0.55
7:AG:113:GLU:HG2	7:AG:119:ARG:HG2	1.87	0.55
25:BA:2108:U:H2'	25:BA:2109:G:C8	2.42	0.55
25:BA:2116:G:OP1	32:BI:22:LYS:HD2	2.06	0.55
33:BN:67:LEU:O	33:BN:88:GLU:HG3	2.06	0.55
47:B1:51:VAL:HG11	47:B1:74:VAL:HG21	1.87	0.55
10:CJ:8:LEU:HD12	10:CJ:20:ALA:HB2	1.88	0.55
11:CK:18:ARG:NH2	11:CK:35:PRO:O	2.39	0.55
1:AA:102:G:O2'	1:AA:151:A:N3	2.38	0.55
1:AA:628:G:H2'	1:AA:629:G:C8	2.41	0.55
1:AA:757:U:OP1	1:AA:822:C:O2'	2.22	0.55
19:AS:9:VAL:HG21	50:B4:61:ARG:HH12	1.71	0.55
25:BA:868:A:O2'	25:BA:991:G:OP2	2.20	0.55
25:BA:2211:U:H2'	25:BA:2212:G:H5'	1.88	0.55
25:BA:2623:U:H5'	25:BA:2623:U:H6	1.71	0.55
1:CA:457:C:H2'	1:CA:458:C:H6	1.71	0.55
1:CA:1401:G:C2	1:CA:1402:C:H1'	2.41	0.55
7:CG:106:GLN:O	7:CG:110:GLN:HG3	2.05	0.55
10:CJ:30:SER:O	10:CJ:81:THR:HG23	2.07	0.55
14:CN:26:ARG:HB3	14:CN:43:CYS:SG	2.46	0.55
19:CS:27:GLU:HG2	19:CS:47:HIS:NE2	2.21	0.55
25:DA:956:G:H5''	25:DA:956:G:H8	1.72	0.55
25:DA:984:A:H5''	25:DA:985:C:H5	1.70	0.55
31:DH:26:VAL:HG12	31:DH:79:VAL:HG11	1.89	0.55
25:BA:1513:G:HO2'	25:BA:1593:C:HO2'	1.55	0.55

Continued on next page...

Continued from previous page...

Atom-1	Atom-2	Interatomic distance (Å)	Clash overlap (Å)
25:BA:1541:A:H2'	25:BA:1542:A:C8	2.42	0.55
25:BA:1712:A:H4'	34:BO:67:LYS:HB2	1.87	0.55
38:BS:59:LYS:CE	38:BS:60:GLY:H	2.19	0.55
1:CA:537:G:H5''	12:CL:113:ARG:NH1	2.22	0.55
1:CA:1004:A:C8	1:CA:1005:A:H4'	2.38	0.55
1:CA:1005:A:O2'	1:CA:1006:C:OP1	2.19	0.55
25:DA:1653:G:H3'	37:DR:2:ARG:HD3	1.89	0.55
39:DT:24:PRO:HA	39:DT:49:VAL:HG22	1.89	0.55
1:AA:382:A:C2	1:AA:383:A:N7	2.75	0.55
1:AA:1110:A:OP2	61:AA:4115:HOH:O	2.18	0.55
1:AA:1182:G:C4'	1:AA:1183:A:H5'	2.37	0.55
10:AJ:5:ARG:NE	10:AJ:73:ASP:OD1	2.39	0.55
11:AK:20:TYR:CZ	11:AK:83:ILE:HD12	2.42	0.55
16:AP:28:ARG:HG2	16:AP:29:ASP:OD1	2.07	0.55
25:BA:139:A:C8	25:BA:1454:C:O2'	2.57	0.55
25:BA:599:U:H2'	25:BA:600:G:C8	2.42	0.55
25:BA:1220:U:OP1	25:BA:1222:A:N6	2.40	0.55
25:BA:1223:C:H2'	25:BA:1224:C:H6	1.72	0.55
25:BA:2299:A:H2	25:BA:2358:A:H62	1.53	0.55
25:BA:2348:A:H61	46:B0:43:THR:HG21	1.71	0.55
35:BP:82:GLY:HA2	35:BP:113:LYS:O	2.07	0.55
1:CA:418:C:H2'	1:CA:419:C:C6	2.41	0.55
1:CA:1133:G:H1	1:CA:1141:C:N4	2.05	0.55
1:CA:1245:A:H2'	1:CA:1246:C:O4'	2.06	0.55
1:CA:1316:G:O2'	1:CA:1318:A:N7	2.35	0.55
16:CP:3:LYS:HZ2	16:CP:65:GLN:HB2	1.72	0.55
17:CQ:45:HIS:HA	17:CQ:69:LYS:HE3	1.87	0.55
41:DV:16:PRO:HD3	41:DV:99:ILE:HD11	1.89	0.55
1:AA:78:G:H1	1:AA:92:C:N4	2.05	0.55
1:AA:192:U:O2'	1:AA:193:C:H6	1.90	0.55
1:AA:1030(B):C:H2'	1:AA:1030(C):G:H5'	1.88	0.55
6:AF:22:GLU:OE2	6:AF:82:ARG:HG2	2.07	0.55
19:AS:38:SER:O	19:AS:70:LYS:HD3	2.06	0.55
25:BA:272:U:OP1	32:BI:50:ARG:NH2	2.38	0.55
25:BA:676:G:OP1	54:B8:19:SER:OG	2.23	0.55
25:BA:945:A:O2'	25:BA:946:A:O5'	2.17	0.55
25:BA:2820:A:N6	25:BA:2900:G:O2'	2.38	0.55
1:CA:392:G:H2'	1:CA:393:A:C8	2.41	0.55
1:CA:1160:G:H22	1:CA:1176:A:H2	1.55	0.55
5:CE:100:VAL:O	5:CE:107:ARG:NH2	2.40	0.55
18:CR:40:LEU:HB3	18:CR:79:LEU:HD11	1.89	0.55

Continued on next page...

Continued from previous page...

Atom-1	Atom-2	Interatomic distance (Å)	Clash overlap (Å)
25:DA:1469:A:H2'	25:DA:1470:G:O4'	2.07	0.55
25:DA:2286:A:H4'	25:DA:2287:A:O4'	2.06	0.55
42:DW:65:LEU:HD12	42:DW:68:ARG:HE	1.71	0.55
1:AA:129:U:H5'	17:AQ:3:LYS:HZ1	1.72	0.55
1:AA:1118:C:H1'	1:AA:1179:A:C4	2.41	0.55
1:AA:1492:A:H5''	1:AA:1493:A:OP2	2.06	0.55
12:AL:70:ILE:HG12	12:AL:100:ILE:HD12	1.89	0.55
25:BA:1775:C:H6	25:BA:1775:C:H5''	1.72	0.55
25:BA:2396:G:OP2	46:B0:55:ARG:NH1	2.40	0.55
39:BT:16:ARG:NH1	39:BT:18:ASP:OD2	2.40	0.55
41:BV:98:GLU:OE2	41:BV:100:ARG:NH1	2.40	0.55
1:CA:839:U:O2'	1:CA:840:C:OP1	2.16	0.55
1:CA:986:A:O2'	19:CS:55:LYS:O	2.24	0.55
1:CA:1120:G:C6	1:CA:1121:U:C4	2.95	0.55
1:CA:1135:U:O2'	1:CA:1137:C:O2	2.18	0.55
1:CA:1157:A:N6	1:CA:1180:A:C4	2.74	0.55
2:CB:52:GLU:HG2	2:CB:56:ARG:NH2	2.22	0.55
25:DA:637:A:H2'	35:DP:117:GLU:OE2	2.06	0.55
25:DA:2409:G:H2'	25:DA:2410:G:O4'	2.06	0.55
26:DB:90:A:N7	26:DB:91:C:H1'	2.21	0.55
30:DG:11:TYR:O	30:DG:16:ARG:HG2	2.07	0.55
45:DZ:131:ARG:H	45:DZ:131:ARG:HD2	1.72	0.55
46:D0:53:MET:HG3	46:D0:59:LEU:CD2	2.37	0.55
1:AA:66:G:O3'	1:AA:199:G:H4'	2.07	0.55
1:AA:125:U:H3	1:AA:236:G:H1	1.55	0.55
1:AA:316:G:OP2	1:AA:351:G:O2'	2.18	0.55
1:AA:932:C:H2'	1:AA:933:G:H8	1.72	0.55
4:AD:79:PHE:HE1	4:AD:204:ILE:HD13	1.71	0.55
5:AE:103:GLY:O	5:AE:106:PRO:HD2	2.06	0.55
6:AF:22:GLU:O	6:AF:26:ILE:HG13	2.06	0.55
19:AS:64:GLU:HB2	50:B4:59:PHE:HE1	1.72	0.55
25:BA:1233:U:H4'	41:BV:79:VAL:HG22	1.88	0.55
25:BA:1553:A:O2'	25:BA:1554:A:O4'	2.26	0.55
32:BI:37:VAL:HG12	32:BI:38:LEU:HD12	1.89	0.55
45:BZ:145:GLU:O	45:BZ:148:ASP:N	2.39	0.55
25:DA:265:A:C8	25:DA:266:G:H1'	2.42	0.55
25:DA:2600:A:C6	25:DA:2601:C:N4	2.75	0.55
30:DG:136:ARG:HD2	30:DG:137:GLU:HG3	1.87	0.55
32:DI:117:GLU:HG3	32:DI:118:LYS:H	1.71	0.55
1:AA:190:U:H2'	1:AA:191:G:H8	1.71	0.54
1:AA:558:G:H5''	1:AA:559:A:OP2	2.07	0.54

Continued on next page...

Continued from previous page...

Atom-1	Atom-2	Interatomic distance (Å)	Clash overlap (Å)
1:AA:794:A:OP2	61:AA:4035:HOH:O	2.18	0.54
1:AA:1158:C:H5	1:AA:1181:G:N1	2.04	0.54
4:AD:65:ARG:NH1	4:AD:70:ILE:O	2.40	0.54
6:AF:68:PRO:HB2	6:AF:71:ARG:HG3	1.89	0.54
25:BA:560:C:O3'	40:BU:53:ARG:NH1	2.38	0.54
25:BA:1451:U:H2'	25:BA:1452:U:C6	2.42	0.54
25:BA:1848:G:OP1	27:BD:88:ARG:NH2	2.40	0.54
31:BH:3:ARG:CG	31:BH:6:ARG:HG2	2.38	0.54
35:BP:62:LEU:O	54:B8:13:ARG:HD3	2.07	0.54
1:CA:1320:C:O4'	19:CS:73:GLU:HG3	2.07	0.54
25:DA:1141:U:OP2	33:DN:63:THR:OG1	2.21	0.54
25:DA:1803:A:H4'	27:DD:259:THR:HG23	1.90	0.54
25:DA:2061:G:H5''	25:DA:2503:A:C2	2.42	0.54
29:DF:53:THR:HG23	29:DF:55:GLY:N	2.17	0.54
1:AA:1129:C:N4	1:AA:1143:G:N1	2.30	0.54
1:AA:1234:C:C2'	1:AA:1235:U:H5'	2.38	0.54
9:AI:3:GLN:OE1	9:AI:20:ARG:NH2	2.33	0.54
20:AT:45:GLN:HB2	20:AT:91:LEU:HD13	1.89	0.54
25:BA:11:G:H2'	25:BA:12:U:C5'	2.38	0.54
25:BA:287:G:N7	25:BA:448:U:H2'	2.21	0.54
25:BA:934:A:H4'	25:BA:935:C:C5	2.42	0.54
45:BZ:151:HIS:C	45:BZ:153:SER:H	2.09	0.54
1:CA:202:U:H3'	1:CA:203:U:C6	2.42	0.54
1:CA:885:G:O2'	1:CA:914:A:N1	2.39	0.54
1:CA:1164:G:H1	1:CA:1172:C:H42	1.53	0.54
4:CD:43:HIS:HA	4:CD:46:LYS:HG3	1.88	0.54
25:DA:143:G:H2'	25:DA:143(A):C:C6	2.42	0.54
25:DA:272:G:H4'	25:DA:272(A):U:C5'	2.37	0.54
25:DA:615:G:OP1	29:DF:40:GLN:NE2	2.33	0.54
25:DA:1359:A:N1	25:DA:1372:U:O4	2.40	0.54
29:DF:11:VAL:HG22	29:DF:125:LEU:HB2	1.89	0.54
29:DF:167:ALA:HB1	29:DF:173:VAL:HG11	1.88	0.54
32:DI:3:VAL:HG12	32:DI:38:LEU:HA	1.88	0.54
35:DP:59:LEU:HD21	54:D8:10:ALA:HA	1.88	0.54
44:DY:7:VAL:HG21	44:DY:72:VAL:HG12	1.89	0.54
45:DZ:5:LEU:HG	45:DZ:47:VAL:HG21	1.89	0.54
1:AA:1111:A:N1	3:AC:177:THR:OG1	2.34	0.54
1:AA:1256:A:N6	1:AA:1278:U:O4'	2.37	0.54
3:AC:150:LYS:HD3	3:AC:152:ILE:HD11	1.89	0.54
6:AF:19:LEU:HD11	6:AF:59:TYR:CE2	2.42	0.54
6:AF:35:ALA:HA	6:AF:67:MET:HB3	1.89	0.54

Continued on next page...

Continued from previous page...

Atom-1	Atom-2	Interatomic distance (Å)	Clash overlap (Å)
16:AP:34:GLU:OE2	16:AP:55:ARG:NH2	2.30	0.54
25:BA:2314:G:N2	25:BA:2327:G:C4	2.75	0.54
25:BA:2507:G:O6	61:BA:4440:HOH:O	2.19	0.54
1:CA:41:G:H2'	1:CA:42:G:C8	2.42	0.54
25:DA:30:G:H2'	25:DA:31:C:C6	2.43	0.54
25:DA:1766:U:H2'	25:DA:1767:C:C6	2.42	0.54
27:DD:182:LEU:HB2	27:DD:272:ALA:HB3	1.89	0.54
36:DQ:125:LEU:O	61:DQ:3102:HOH:O	2.18	0.54
41:DV:40:LEU:HB2	41:DV:46:VAL:HG13	1.89	0.54
1:AA:601:C:H2'	1:AA:602:A:C8	2.43	0.54
1:AA:1239:A:H62	1:AA:1299:A:H62	1.53	0.54
3:AC:58:GLU:O	3:AC:59:ARG:HG3	2.07	0.54
29:BF:164:ARG:O	29:BF:168:ARG:HB2	2.07	0.54
45:BZ:19:ARG:NH1	45:BZ:84:GLU:O	2.40	0.54
1:CA:376:G:H5''	16:CP:5:ARG:HB2	1.88	0.54
1:CA:616:G:N2	1:CA:624:C:O2	2.38	0.54
1:CA:1111:A:H2'	1:CA:1112:C:C6	2.42	0.54
4:CD:112:VAL:HG22	4:CD:116:GLN:OE1	2.08	0.54
11:CK:20:TYR:CZ	11:CK:83:ILE:HD12	2.42	0.54
25:DA:848:G:H2'	25:DA:849:A:C8	2.42	0.54
25:DA:1270:C:H5''	25:DA:1271:G:O5'	2.07	0.54
25:DA:2803:C:H2'	25:DA:2804:C:H6	1.73	0.54
26:DB:78:A:N6	26:DB:99:G:O2'	2.40	0.54
50:D4:15:ILE:HB	50:D4:32:TYR:HD1	1.69	0.54
1:AA:527:G:O2'	1:AA:535:A:N1	2.31	0.54
1:AA:1095:U:H5''	1:AA:1109:C:O2	2.07	0.54
2:AB:127:ILE:HD11	2:AB:130:ARG:HD3	1.90	0.54
9:AI:7:THR:O	9:AI:83:ARG:NH1	2.41	0.54
16:AP:52:ASP:OD1	16:AP:54:GLU:HG3	2.06	0.54
25:BA:1312:G:O5'	42:BW:15:ARG:NH2	2.41	0.54
27:BD:145:VAL:HG12	27:BD:146:GLU:O	2.08	0.54
41:BV:21:ARG:HG2	41:BV:91:TYR:CD1	2.43	0.54
1:CA:344:A:H4'	1:CA:345:C:OP2	2.07	0.54
1:CA:1373:G:H5''	7:CG:36:LYS:HB2	1.88	0.54
16:CP:74:LEU:O	16:CP:79:VAL:HG23	2.07	0.54
17:CQ:41:LYS:HZ2	17:CQ:92:ARG:HH21	1.55	0.54
25:DA:857:C:H4'	46:D0:23:VAL:HG21	1.90	0.54
25:DA:2074:U:H2'	25:DA:2075:U:C6	2.42	0.54
41:DV:31:ALA:O	41:DV:61:VAL:HG12	2.07	0.54
1:AA:358:U:H2'	1:AA:359:U:H6	1.72	0.54
1:AA:1183:A:HO2'	1:AA:1184:G:P	2.29	0.54

Continued on next page...

Continued from previous page...

Atom-1	Atom-2	Interatomic distance (Å)	Clash overlap (Å)
1:AA:1251:A:H2'	1:AA:1252:A:C8	2.42	0.54
6:AF:6:VAL:HG22	6:AF:90:VAL:HG22	1.90	0.54
9:AI:8:GLY:HA3	9:AI:76:ALA:O	2.07	0.54
25:BA:574:G:O2'	25:BA:1265:A:N3	2.34	0.54
25:BA:1157:A:N3	25:BA:1158:G:H1'	2.23	0.54
25:BA:2225:U:O2'	25:BA:2226:C:H5'	2.08	0.54
32:BI:93:THR:OG1	32:BI:96:ASP:OD1	2.18	0.54
39:BT:53:ARG:NH1	39:BT:60:THR:OG1	2.41	0.54
1:CA:189(K):U:H2'	1:CA:189(L):G:C8	2.43	0.54
1:CA:848:C:H2'	1:CA:849:C:O4'	2.08	0.54
2:CB:144:ARG:NH1	2:CB:148:TYR:OH	2.40	0.54
7:CG:69:VAL:HG22	7:CG:135:VAL:HG22	1.90	0.54
9:CI:79:LEU:HD22	9:CI:104:ARG:HB2	1.90	0.54
15:CO:24:SER:OG	15:CO:25:THR:N	2.41	0.54
25:DA:250:G:H2'	25:DA:251:A:C8	2.43	0.54
25:DA:660:G:H5'	29:DF:99:TYR:CE2	2.42	0.54
25:DA:1395:A:OP1	61:DA:4394:HOH:O	2.18	0.54
25:DA:1740:G:H2'	25:DA:1741:A:C8	2.42	0.54
1:AA:96:U:H2'	1:AA:97:G:C8	2.42	0.54
1:AA:1086:U:H3	1:AA:1099:G:H22	1.56	0.54
2:AB:20:GLU:O	2:AB:40:HIS:HB2	2.08	0.54
9:AI:48:GLU:OE2	9:AI:51:ARG:HD2	2.08	0.54
20:AT:90:GLN:O	20:AT:93:GLU:HB3	2.08	0.54
32:BI:72:LEU:HA	32:BI:75:LEU:HD11	1.90	0.54
1:CA:1025:U:H1'	1:CA:1026:G:C8	2.43	0.54
1:CA:1362:C:H2'	1:CA:1363:C:H5''	1.88	0.54
2:CB:178:ARG:HH22	8:CH:68:ARG:NH1	2.04	0.54
3:CC:29:TYR:HE1	3:CC:33:LEU:HD22	1.71	0.54
4:CD:33:MET:HB2	57:CD:501:SF4:S3	2.48	0.54
17:CQ:56:VAL:O	17:CQ:77:VAL:HB	2.08	0.54
25:DA:645:C:H3'	25:DA:645:C:OP2	2.08	0.54
25:DA:816:C:O2'	25:DA:932:G:O6	2.25	0.54
25:DA:1268:A:C2	25:DA:2013:A:C4	2.95	0.54
25:DA:2037:G:O2'	25:DA:2038:G:H5'	2.07	0.54
25:DA:2293:C:OP1	25:DA:2377:A:N6	2.41	0.54
1:AA:473:G:C2	1:AA:474:G:C5	2.96	0.54
25:BA:508:A:H5''	25:BA:509:A:OP1	2.08	0.54
25:BA:2080:A:OP1	61:BA:4000:HOH:O	2.18	0.54
29:BF:103:LYS:HA	29:BF:106:ARG:HG3	1.90	0.54
1:CA:276:G:H2'	1:CA:277:C:H5'	1.89	0.54
1:CA:564:C:O2'	8:CH:91:ARG:NH2	2.40	0.54

Continued on next page...

Continued from previous page...

Atom-1	Atom-2	Interatomic distance (Å)	Clash overlap (Å)
1:CA:758:G:H8	1:CA:758:G:H5''	1.72	0.54
1:CA:1220:G:O3'	19:CS:36:ARG:HD3	2.08	0.54
11:CK:48:ILE:HD11	11:CK:64:ALA:HA	1.89	0.54
25:DA:411:G:C5	35:DP:72:PRO:HB3	2.43	0.54
25:DA:585:G:H2'	25:DA:1251:C:H42	1.73	0.54
25:DA:656:G:H2'	25:DA:657:U:O4'	2.07	0.54
25:DA:873:G:N2	25:DA:905:U:C2	2.76	0.54
25:DA:1359:A:C2	25:DA:1372:U:O4	2.61	0.54
25:DA:2099:U:H5'	25:DA:2100:G:OP2	2.08	0.54
26:DB:33:G:C2'	26:DB:34:U:H5'	2.37	0.54
37:DR:103:ARG:NH1	37:DR:110:PRO:HD3	2.23	0.54
3:AC:157:ILE:HD12	3:AC:164:ARG:HB3	1.90	0.54
43:BX:12:VAL:HG22	43:BX:29:TRP:CE2	2.43	0.54
54:B8:33:ASN:HA	54:B8:36:LYS:HD2	1.90	0.54
1:CA:199:G:O2'	1:CA:200:G:H5'	2.07	0.54
1:CA:791:G:C6	1:CA:792:A:N7	2.76	0.54
2:CB:163:PHE:HA	2:CB:185:ILE:HG12	1.89	0.54
25:DA:1514:U:H2'	25:DA:1515:G:C8	2.43	0.54
25:DA:2218:U:N3	47:D1:55:GLY:O	2.41	0.54
28:DE:101:ARG:NH2	28:DE:171:GLU:HB2	2.23	0.54
1:AA:76:C:H5''	1:AA:76:C:H6	1.73	0.54
10:AJ:5:ARG:O	10:AJ:98:ILE:HA	2.08	0.54
23:AX:23:C:H2'	23:AX:24:U:C6	2.43	0.54
25:BA:493:G:OP1	53:B7:33:ARG:NH1	2.41	0.54
25:BA:555:G:O4'	25:BA:555:G:N3	2.39	0.54
25:BA:715:G:H5'	25:BA:716:G:OP2	2.07	0.54
25:BA:821:A:N3	25:BA:821:A:H2'	2.22	0.54
37:BR:29:LEU:HD12	37:BR:116:LEU:HD11	1.89	0.54
38:BS:34:HIS:ND1	38:BS:53:SER:OG	2.37	0.54
39:BT:95:ARG:HG2	39:BT:95:ARG:NH1	2.22	0.54
1:CA:769:G:H4'	1:CA:1513:A:H4'	1.90	0.54
1:CA:939:G:H1	1:CA:1344:C:N4	2.04	0.54
1:CA:1133:G:H1	1:CA:1141:C:H42	1.56	0.54
2:CB:7:VAL:HG12	2:CB:8:LYS:HG2	1.90	0.54
6:CF:81:ILE:HD11	27:DD:125:ILE:HB	1.90	0.54
10:CJ:11:PHE:CE1	10:CJ:67:THR:HG22	2.42	0.54
13:CM:80:ARG:HH22	19:CS:69:HIS:CE1	2.26	0.54
25:DA:1351:C:OP2	61:DA:4267:HOH:O	2.18	0.54
1:AA:345:C:H4'	1:AA:346:G:C4	2.43	0.53
1:AA:598:U:H2'	1:AA:599:C:H6	1.73	0.53
1:AA:630:G:H2'	1:AA:631:G:H8	1.72	0.53

Continued on next page...

Continued from previous page...

Atom-1	Atom-2	Interatomic distance (Å)	Clash overlap (Å)
4:AD:89:THR:HG22	4:AD:204:ILE:HD12	1.90	0.53
8:AH:13:ILE:O	8:AH:17:THR:HG23	2.08	0.53
8:AH:120:THR:H	8:AH:123:GLU:HB2	1.72	0.53
11:AK:99:GLN:HG3	11:AK:105:VAL:HG11	1.90	0.53
25:BA:2075:G:OP1	28:BE:144:ARG:HG2	2.08	0.53
32:BI:77:LEU:HB3	32:BI:142:VAL:HG12	1.90	0.53
38:BS:6:ALA:O	38:BS:10:ARG:HB2	2.08	0.53
1:CA:101:A:C2'	1:CA:102:G:H5'	2.37	0.53
1:CA:254:G:OP1	17:CQ:66:SER:OG	2.26	0.53
1:CA:1014:A:H4'	19:CS:14:HIS:CE1	2.43	0.53
1:CA:1170:A:O2'	1:CA:1171:G:O4'	2.25	0.53
15:CO:26:GLU:HB3	15:CO:81:LEU:HD13	1.90	0.53
25:DA:1283:G:N2	25:DA:1285:G:H3'	2.24	0.53
25:DA:2299:G:N1	25:DA:2318:G:C8	2.76	0.53
29:DF:21:ALA:HB3	29:DF:22:ALA:HA	1.89	0.53
31:DH:56:SER:OG	31:DH:57:ASP:N	2.41	0.53
1:AA:189:G:H2'	1:AA:189(A):C:O4'	2.09	0.53
1:AA:346:G:OP1	39:BT:41:ARG:NH1	2.41	0.53
25:BA:1218:G:O2'	25:BA:1219:A:O5'	2.25	0.53
25:BA:1698:G:OP1	37:BR:40:LYS:HE3	2.07	0.53
25:BA:1864:U:O2'	25:BA:1991:A:N1	2.32	0.53
25:BA:2759:U:OP2	61:BA:4008:HOH:O	2.18	0.53
27:BD:206:LEU:HD22	27:BD:211:ARG:HG2	1.89	0.53
31:BH:113:VAL:HG11	31:BH:151:ILE:HD13	1.90	0.53
36:BQ:84:GLY:O	36:BQ:85:LYS:HB2	2.07	0.53
38:BS:3:ARG:HE	38:BS:4:LEU:N	2.07	0.53
39:BT:60:THR:HG22	39:BT:77:PRO:HA	1.90	0.53
52:B6:10:LEU:HD23	52:B6:22:ALA:HB2	1.90	0.53
1:CA:500:G:N2	1:CA:546:G:H1'	2.23	0.53
1:CA:605:U:O2'	1:CA:606:G:H5'	2.07	0.53
1:CA:922:G:N3	1:CA:1398:A:H2	2.06	0.53
1:CA:944:G:N1	1:CA:1338:G:OP2	2.39	0.53
1:CA:999:C:N4	1:CA:1042:G:C2	2.76	0.53
3:CC:15:THR:HG21	3:CC:181:ASN:HA	1.90	0.53
5:CE:9:LYS:HB2	5:CE:112:LEU:HD11	1.89	0.53
5:CE:122:GLU:O	5:CE:126:ARG:NH1	2.42	0.53
12:CL:80:HIS:HD1	24:CW:6:2R1:CG2	2.20	0.53
25:DA:345:A:H1'	25:DA:346:A:N7	2.23	0.53
25:DA:856:C:H5''	61:DA:3739:HOH:O	2.08	0.53
25:DA:867:C:H2'	25:DA:868:U:C6	2.43	0.53
25:DA:2293:C:H5'	38:DS:89:ARG:NH2	2.23	0.53

Continued on next page...

Continued from previous page...

Atom-1	Atom-2	Interatomic distance (Å)	Clash overlap (Å)
30:DG:17:PRO:HA	30:DG:20:ILE:HD12	1.89	0.53
45:DZ:108:PRO:HB2	45:DZ:111:VAL:HG23	1.89	0.53
1:AA:147:G:C6	1:AA:148:G:N7	2.76	0.53
1:AA:509:A:H5'	4:AD:54:TYR:HD2	1.72	0.53
3:AC:121:ALA:O	3:AC:125:GLU:HG3	2.08	0.53
3:AC:153:VAL:HG22	3:AC:198:VAL:HG22	1.91	0.53
6:AF:8:ILE:HD11	6:AF:79:LEU:HD13	1.89	0.53
25:BA:61:C:H5''	25:BA:62:U:OP2	2.08	0.53
25:BA:346:A:OP2	29:BF:169:ASN:HB2	2.08	0.53
25:BA:1577:C:H1'	25:BA:1578:C:OP1	2.08	0.53
61:BA:3851:HOH:O	33:BN:73:THR:HG21	2.09	0.53
1:CA:520:A:N1	1:CA:536:C:H1'	2.23	0.53
1:CA:1120:G:O6	1:CA:1154:G:N2	2.41	0.53
1:CA:1375:A:O2'	7:CG:29:LYS:NZ	2.39	0.53
3:CC:106:VAL:HG11	3:CC:115:LEU:HD21	1.90	0.53
13:CM:14:ARG:CZ	13:CM:42:ALA:HA	2.38	0.53
25:DA:191:A:N1	61:DA:4123:HOH:O	2.34	0.53
25:DA:747:U:O2	25:DA:2014:A:H1'	2.08	0.53
25:DA:1371:G:H2'	25:DA:1372:U:H5	1.73	0.53
25:DA:1495:A:H2'	25:DA:1496:A:C8	2.43	0.53
26:DB:90:A:C5	26:DB:91:C:H1'	2.44	0.53
36:DQ:56:ARG:HG3	36:DQ:56:ARG:HH11	1.73	0.53
1:AA:6:G:O2'	1:AA:7:G:H5'	2.08	0.53
1:AA:1005:A:O2'	1:AA:1037:C:O2'	2.11	0.53
7:AG:146:GLU:O	7:AG:149:ARG:HB2	2.08	0.53
25:BA:174:U:H4'	25:BA:207:A:H4'	1.91	0.53
25:BA:1067:A:H2'	25:BA:1069:U:H5'	1.90	0.53
27:BD:72:LYS:HB3	27:BD:75:ILE:HD12	1.90	0.53
31:BH:3:ARG:HG2	31:BH:6:ARG:HG2	1.89	0.53
50:B4:15:ILE:HD12	50:B4:21:VAL:HG22	1.91	0.53
50:B4:56:VAL:HB	50:B4:60:GLN:HG3	1.90	0.53
1:CA:429:U:H1'	1:CA:430:A:H5''	1.91	0.53
1:CA:430:A:H2'	1:CA:431:A:O4'	2.08	0.53
1:CA:444:C:H2'	1:CA:445:G:C8	2.41	0.53
1:CA:445:G:H2'	1:CA:446:G:C8	2.43	0.53
1:CA:1346:A:H5''	9:CI:120:ARG:HH12	1.73	0.53
1:CA:1435:G:H2'	1:CA:1436:U:C6	2.43	0.53
2:CB:24:TRP:CZ3	2:CB:26:PRO:HA	2.44	0.53
2:CB:28:PHE:CD1	2:CB:31:TYR:HB2	2.44	0.53
25:DA:1313:U:OP1	61:DA:3983:HOH:O	2.18	0.53
25:DA:1805:U:O2	27:DD:50:THR:HB	2.08	0.53

Continued on next page...

Continued from previous page...

Atom-1	Atom-2	Interatomic distance (Å)	Clash overlap (Å)
1:AA:174:C:H2'	1:AA:175:C:C6	2.44	0.53
1:AA:448:A:H2'	1:AA:449:C:C6	2.43	0.53
1:AA:973:G:OP1	10:AJ:57:LYS:NZ	2.34	0.53
3:AC:8:ILE:HG23	3:AC:16:ARG:HG2	1.91	0.53
8:AH:119:LEU:HB3	8:AH:123:GLU:HB3	1.90	0.53
25:BA:2255:U:H2'	25:BA:2256:U:C6	2.44	0.53
26:BB:43:C:H5''	50:B4:1:MET:HG2	1.91	0.53
1:CA:419:C:OP1	1:CA:513:C:O2'	2.25	0.53
1:CA:441:A:H3'	1:CA:442:C:C6	2.44	0.53
1:CA:542:G:P	4:CD:10:ARG:HH22	2.32	0.53
1:CA:1343:G:H2'	1:CA:1344:C:C6	2.43	0.53
26:DB:41:U:H5	30:DG:70:VAL:H	1.57	0.53
38:DS:84:GLN:H	38:DS:111:GLU:HB2	1.73	0.53
47:D1:65:SER:OG	47:D1:66:HIS:ND1	2.30	0.53
1:AA:235:C:H5'	17:AQ:70:ARG:HG2	1.90	0.53
1:AA:352:C:H4'	1:AA:354:G:OP1	2.08	0.53
1:AA:1243:C:H2'	1:AA:1244:C:C6	2.43	0.53
1:AA:1504:G:OP1	1:AA:1507:A:H4'	2.08	0.53
5:AE:20:GLN:NE2	5:AE:21:ALA:O	2.42	0.53
25:BA:236:G:H4'	25:BA:413:G:C5	2.43	0.53
25:BA:595:A:OP2	41:BV:78:LYS:NZ	2.40	0.53
25:BA:851:A:H5''	25:BA:852:G:OP1	2.09	0.53
32:BI:130:TYR:HB3	32:BI:138:ILE:HB	1.91	0.53
34:BO:120:GLU:OE1	39:BT:67:SER:OG	2.24	0.53
1:CA:129(A):G:C6	1:CA:189(E):U:H4'	2.44	0.53
1:CA:543:C:O2'	1:CA:544:G:H5'	2.08	0.53
1:CA:1162:C:H2'	1:CA:1163:C:H5''	1.91	0.53
1:CA:1391:U:H2'	1:CA:1392:G:C8	2.44	0.53
3:CC:157:ILE:HD12	3:CC:164:ARG:HB3	1.91	0.53
6:CF:9:VAL:HB	6:CF:87:ARG:HB2	1.91	0.53
25:DA:639:U:H2'	25:DA:640:C:C6	2.43	0.53
25:DA:997:G:O2'	25:DA:998:C:H5'	2.09	0.53
25:DA:1247:A:OP1	29:DF:95:ARG:NH2	2.39	0.53
25:DA:2772:C:H2'	25:DA:2773:C:C6	2.44	0.53
28:DE:116:VAL:HG13	28:DE:122:PHE:HB2	1.91	0.53
31:DH:69:ARG:HG3	31:DH:70:THR:N	2.24	0.53
38:DS:15:ARG:O	38:DS:19:LYS:HG2	2.08	0.53
1:AA:1243:C:H2'	1:AA:1244:C:H6	1.74	0.53
1:AA:1292:U:OP2	7:AG:41:ARG:NH2	2.34	0.53
1:AA:1376:U:H2'	1:AA:1377:A:C8	2.43	0.53
4:AD:116:GLN:NE2	4:AD:157:LEU:HD21	2.23	0.53

Continued on next page...

Continued from previous page...

Atom-1	Atom-2	Interatomic distance (Å)	Clash overlap (Å)
5:AE:41:VAL:O	5:AE:67:VAL:HG12	2.08	0.53
10:AJ:47:PHE:CZ	14:AN:37:PHE:HE1	2.26	0.53
17:AQ:52:LYS:HG3	17:AQ:53:LEU:N	2.22	0.53
25:BA:63:A:O3'	43:BX:71:GLY:HA3	2.09	0.53
25:BA:1223:C:H2'	25:BA:1224:C:C6	2.44	0.53
25:BA:1451:U:H2'	25:BA:1452:U:H6	1.73	0.53
25:BA:2053:A:C6	25:BA:2510:C:H1'	2.44	0.53
30:BG:47:LYS:HG3	30:BG:48:GLU:H	1.74	0.53
1:CA:138:G:H5'	1:CA:138:G:C8	2.36	0.53
1:CA:1072:G:H2'	1:CA:1073:U:C6	2.44	0.53
1:CA:1320:C:H5'	19:CS:70:LYS:HG3	1.90	0.53
11:CK:58:PRO:HG3	11:CK:89:ALA:O	2.08	0.53
24:CW:1:2QZ:H5	24:CW:2:VAL:N	2.24	0.53
25:DA:154:G:O6	25:DA:172:C:N4	2.42	0.53
25:DA:220:G:O2'	25:DA:233:A:N3	2.37	0.53
25:DA:266:G:N2	25:DA:427:U:H1'	2.24	0.53
25:DA:867:C:H2'	25:DA:868:U:H6	1.74	0.53
25:DA:1237:A:OP1	61:DA:4360:HOH:O	2.19	0.53
29:DF:195:ASP:OD1	29:DF:196:LEU:N	2.42	0.53
3:AC:62:ASP:HA	3:AC:97:LYS:HD3	1.91	0.53
25:BA:211:A:H5''	25:BA:448:U:OP1	2.09	0.53
25:BA:644:G:O6	29:BF:103:LYS:HE3	2.08	0.53
25:BA:1628:G:H5''	25:BA:1628:G:H8	1.73	0.53
25:BA:2442:A:OP2	61:BA:4632:HOH:O	2.19	0.53
27:BD:132:PRO:HD3	27:BD:190:TYR:CZ	2.44	0.53
30:BG:16:ARG:CZ	30:BG:31:VAL:HG11	2.39	0.53
1:CA:977:A:H2'	1:CA:977:A:N3	2.22	0.53
1:CA:1151:A:H5''	10:CJ:41:PRO:HA	1.90	0.53
14:CN:24:CYS:SG	14:CN:40:CYS:N	2.76	0.53
25:DA:236:C:H2'	25:DA:237:C:C6	2.43	0.53
25:DA:272(D):G:O6	61:DA:4045:HOH:O	2.17	0.53
25:DA:646:A:H2'	25:DA:647:G:O4'	2.08	0.53
25:DA:773:U:O2'	27:DD:48:ARG:HD3	2.09	0.53
25:DA:1798:U:H5'	27:DD:259:THR:CG2	2.33	0.53
25:DA:2228:G:C6	25:DA:2229:C:C4	2.97	0.53
25:DA:2823:A:OP1	28:DE:159:HIS:NE2	2.36	0.53
27:DD:72:LYS:HB3	27:DD:75:ILE:HD12	1.90	0.53
1:AA:266:G:O3'	17:AQ:67:LYS:HB2	2.09	0.53
1:AA:837:G:H1	1:AA:849:C:H42	1.57	0.53
1:AA:959:A:HO2'	1:AA:984:C:HO2'	1.55	0.53
3:AC:121:ALA:HB1	3:AC:189:ALA:HB2	1.90	0.53

Continued on next page...

Continued from previous page...

Atom-1	Atom-2	Interatomic distance (Å)	Clash overlap (Å)
9:AI:64:THR:HG23	9:AI:66:ARG:HD2	1.90	0.53
25:BA:1087:C:H42	25:BA:1160:G:H1	1.55	0.53
45:BZ:111:VAL:HG12	45:BZ:112:ARG:H	1.74	0.53
50:B4:24:THR:OG1	50:B4:25:TYR:N	2.42	0.53
1:CA:278:G:OP2	17:CQ:41:LYS:NZ	2.37	0.53
1:CA:619:U:C4	4:CD:135:LEU:HD11	2.44	0.53
1:CA:1205:U:O2'	3:CC:195:VAL:HG23	2.09	0.53
3:CC:11:ARG:HB3	3:CC:15:THR:HB	1.90	0.53
11:CK:19:ALA:HA	11:CK:32:ILE:HD13	1.91	0.53
25:DA:62:C:N3	25:DA:93:G:N2	2.45	0.53
25:DA:962:G:OP1	61:DA:4175:HOH:O	2.19	0.53
26:DB:19:G:H2'	26:DB:20:C:O4'	2.09	0.53
31:DH:24:VAL:HG13	31:DH:37:VAL:HG21	1.90	0.53
39:DT:16:ARG:HD2	39:DT:18:ASP:OD1	2.09	0.53
55:D9:10:ILE:HD12	55:D9:32:HIS:HA	1.91	0.53
1:AA:138:G:H5'	1:AA:138:G:H8	1.74	0.53
1:AA:159:G:N2	1:AA:161:A:H3'	2.22	0.53
1:AA:364:A:H2'	1:AA:365:U:C6	2.44	0.53
1:AA:446:G:H1	1:AA:488:C:H42	1.56	0.53
1:AA:627:G:H2'	1:AA:628:G:C8	2.44	0.53
1:AA:1258:G:O2'	1:AA:1259:C:H5'	2.09	0.53
5:AE:33:VAL:HG21	5:AE:109:ILE:HA	1.90	0.53
12:AL:38:THR:HG22	24:AW:3:004:HD1	1.90	0.53
25:BA:533:G:N2	42:BW:80:PRO:HG2	2.24	0.53
25:BA:771:U:H2'	25:BA:772:G:O4'	2.09	0.53
25:BA:1815:A:OP1	61:BA:4185:HOH:O	2.19	0.53
25:BA:1833:A:N1	25:BA:1853:G:H1'	2.24	0.53
43:BX:92:LEU:C	43:BX:94:GLY:H	2.13	0.53
45:BZ:30:ASN:ND2	45:BZ:90:VAL:HB	2.24	0.53
45:BZ:150:LEU:HG	45:BZ:154:ASP:OD1	2.08	0.53
1:CA:964:A:N3	1:CA:969:A:O2'	2.30	0.53
4:CD:150:GLU:OE2	4:CD:151:LYS:N	2.42	0.53
25:DA:297:C:H2'	25:DA:298:G:O4'	2.09	0.53
25:DA:463:G:O6	61:DA:3740:HOH:O	2.14	0.53
25:DA:588:U:H2'	25:DA:589:C:C6	2.44	0.53
25:DA:2303:G:O2'	30:DG:132:ASN:HB2	2.09	0.53
35:DP:47:ASP:OD2	35:DP:50:ARG:NH2	2.41	0.53
35:DP:101:VAL:HA	35:DP:106:LEU:O	2.09	0.53
1:AA:414:A:H2'	1:AA:415:A:O4'	2.09	0.52
1:AA:1297:C:O2'	7:AG:114:ARG:NH2	2.43	0.52
20:AT:44:ALA:HB2	20:AT:52:ALA:HB1	1.89	0.52

Continued on next page...

Continued from previous page...

Atom-1	Atom-2	Interatomic distance (Å)	Clash overlap (Å)
25:BA:1506:G:H5''	25:BA:1507:A:OP2	2.08	0.52
45:BZ:109:ALA:HB3	45:BZ:145:GLU:HG3	1.92	0.52
1:CA:73:G:C6	1:CA:97:G:C6	2.97	0.52
1:CA:598:U:H2'	1:CA:599:C:C6	2.44	0.52
1:CA:1392:G:C2'	1:CA:1393:U:H5'	2.39	0.52
9:CI:116:LYS:HD2	9:CI:122:ALA:HA	1.91	0.52
12:CL:57:LYS:NZ	12:CL:65:GLU:OE2	2.21	0.52
25:DA:770:G:OP2	61:DA:4150:HOH:O	2.19	0.52
30:DG:117:PHE:CE1	30:DG:119:GLY:HA2	2.44	0.52
35:DP:39:LYS:HB2	35:DP:45:LEU:HG	1.91	0.52
41:DV:30:GLY:H	41:DV:61:VAL:HG13	1.74	0.52
43:DX:11:PRO:HG2	43:DX:13:LEU:HD21	1.90	0.52
1:AA:404:U:H2'	1:AA:405:U:C6	2.45	0.52
1:AA:560:U:O2'	1:AA:561:U:OP2	2.20	0.52
1:AA:985:C:H2'	1:AA:986:A:H8	1.74	0.52
1:AA:1376:U:H2'	1:AA:1377:A:H8	1.74	0.52
2:AB:19:HIS:HE1	2:AB:189:ASP:CB	2.22	0.52
3:AC:33:LEU:O	3:AC:37:GLN:HG2	2.09	0.52
25:BA:2044:U:O2'	25:BA:2629:C:H5'	2.09	0.52
1:CA:97:G:O2'	1:CA:98:G:H8	1.92	0.52
1:CA:433:C:H2'	1:CA:434:U:C6	2.44	0.52
1:CA:1014:A:H2'	1:CA:1015:A:C8	2.45	0.52
1:CA:1254:C:O4'	1:CA:1356:G:H5''	2.09	0.52
1:CA:1256:A:N6	1:CA:1278:U:H1'	2.24	0.52
1:CA:1272:G:H2'	1:CA:1273:G:O4'	2.09	0.52
2:CB:100:GLY:O	2:CB:104:ASN:N	2.39	0.52
8:CH:112:LEU:HA	8:CH:134:ILE:HG12	1.91	0.52
25:DA:362:U:O2'	25:DA:363:G:H5'	2.09	0.52
25:DA:958:U:OP2	36:DQ:14:ARG:NH1	2.41	0.52
25:DA:1328:G:H2'	25:DA:1330:C:C5	2.43	0.52
28:DE:55:ASN:O	28:DE:58:ARG:HG2	2.09	0.52
29:DF:20:LEU:HD22	29:DF:21:ALA:H	1.74	0.52
29:DF:157:VAL:HB	29:DF:194:MET:HG2	1.91	0.52
30:DG:97:ASP:O	30:DG:101:ILE:HG13	2.09	0.52
34:DO:7:TYR:CZ	34:DO:44:LYS:HG3	2.45	0.52
36:DQ:108:GLY:HA3	45:DZ:116:VAL:HG13	1.91	0.52
1:AA:650:G:C2'	1:AA:651:C:H5'	2.40	0.52
1:AA:1530:G:OP1	1:AA:1530:G:H4'	2.09	0.52
4:AD:128:VAL:HG12	4:AD:129:ASN:HD22	1.72	0.52
12:AL:38:THR:O	12:AL:79:GLU:HG3	2.09	0.52
25:BA:240:A:C5	25:BA:241:G:H1'	2.44	0.52

Continued on next page...

Continued from previous page...

Atom-1	Atom-2	Interatomic distance (Å)	Clash overlap (Å)
25:BA:265:U:H2'	25:BA:266:C:C6	2.44	0.52
25:BA:910:A:H2'	25:BA:911:G:H8	1.73	0.52
25:BA:2673:G:H2'	25:BA:2674:A:C8	2.43	0.52
28:BE:47:VAL:HG12	28:BE:49:LEU:HD13	1.91	0.52
30:BG:67:LYS:H	50:B4:6:HIS:CE1	2.27	0.52
31:BH:72:ILE:O	31:BH:76:VAL:HG23	2.09	0.52
37:BR:44:LEU:HD22	37:BR:48:VAL:HG23	1.90	0.52
1:CA:8:A:N6	4:CD:209:ARG:HB2	2.23	0.52
4:CD:64:LEU:HD22	4:CD:198:VAL:HG11	1.91	0.52
8:CH:68:ARG:NH1	8:CH:74:PRO:HB3	2.24	0.52
25:DA:234:C:H2'	25:DA:235:U:C6	2.44	0.52
25:DA:918:A:H5''	26:DB:98:G:O2'	2.09	0.52
25:DA:1190:G:O2'	25:DA:1191:G:H5'	2.10	0.52
25:DA:2821:A:H2'	25:DA:2822:G:H8	1.75	0.52
31:DH:86:GLU:CD	31:DH:130:ARG:HD3	2.29	0.52
33:DN:30:ILE:HG22	33:DN:34:LEU:HD22	1.91	0.52
1:AA:129(A):G:C6	1:AA:189(E):U:H4'	2.44	0.52
1:AA:560:U:HO2'	1:AA:561:U:P	2.29	0.52
1:AA:586:C:O2'	1:AA:878:G:H4'	2.10	0.52
1:AA:1270:C:H2'	1:AA:1271:G:H5'	1.91	0.52
2:AB:231:GLU:HB3	2:AB:232:PRO:HD3	1.91	0.52
8:AH:112:LEU:HB3	8:AH:133:LEU:HA	1.91	0.52
10:AJ:27:ALA:HA	10:AJ:81:THR:CG2	2.39	0.52
25:BA:572:A:O2'	25:BA:573:G:OP1	2.20	0.52
25:BA:2474:U:H1'	25:BA:2503:U:O4	2.10	0.52
31:BH:11:VAL:HG21	31:BH:50:VAL:HG23	1.90	0.52
50:B4:62:ARG:C	50:B4:64:GLY:HA2	2.30	0.52
1:CA:130:A:H5'	17:CQ:63:ARG:HE	1.74	0.52
1:CA:174:C:H2'	1:CA:175:C:H6	1.75	0.52
2:CB:73:THR:HB	2:CB:95:GLN:O	2.10	0.52
2:CB:84:GLU:OE1	2:CB:216:SER:HA	2.10	0.52
2:CB:127:ILE:O	2:CB:128:GLU:HB2	2.09	0.52
10:CJ:64:GLU:OE2	10:CJ:66:ARG:NH1	2.42	0.52
12:CL:7:ILE:O	12:CL:11:VAL:HG23	2.09	0.52
28:DE:101:ARG:CZ	28:DE:171:GLU:HB2	2.39	0.52
32:DI:93:THR:O	32:DI:97:ILE:HG13	2.09	0.52
35:DP:27:HIS:O	35:DP:31:ALA:HA	2.10	0.52
42:DW:86:LEU:HD22	42:DW:96:ILE:HD11	1.91	0.52
49:D3:8:LEU:O	49:D3:32:GLN:N	2.34	0.52
1:AA:179:A:H2'	1:AA:180:U:C6	2.44	0.52
1:AA:310:G:OP2	16:AP:27:LYS:NZ	2.40	0.52

Continued on next page...

Continued from previous page...

Atom-1	Atom-2	Interatomic distance (Å)	Clash overlap (Å)
1:AA:613:C:H42	1:AA:627:G:H1	1.58	0.52
1:AA:688:G:H2'	1:AA:689:C:H6	1.74	0.52
1:AA:1164:G:H2'	1:AA:1165:C:C6	2.44	0.52
1:CA:160:A:H2'	1:CA:161:A:C8	2.44	0.52
1:CA:164:U:H2'	1:CA:165:C:C6	2.45	0.52
1:CA:918:A:H2'	1:CA:919:A:C8	2.44	0.52
1:CA:1492:A:H3'	1:CA:1493:A:H8	1.75	0.52
8:CH:10:LEU:HD22	8:CH:83:ILE:HD11	1.91	0.52
13:CM:92:HIS:CE1	13:CM:98:VAL:HG11	2.44	0.52
19:CS:22:LEU:HB3	19:CS:27:GLU:HG3	1.90	0.52
26:DB:11:C:H3'	26:DB:12:C:C6	2.45	0.52
1:AA:261:U:OP2	20:AT:79:ARG:NH2	2.42	0.52
8:AH:34:GLU:OE2	8:AH:37:ARG:NH1	2.40	0.52
8:AH:51:VAL:HG12	8:AH:52:ASP:N	2.17	0.52
17:AQ:66:SER:O	17:AQ:70:ARG:NH1	2.42	0.52
25:BA:1715:A:H4'	25:BA:1716:A:O5'	2.10	0.52
25:BA:2117:C:H2'	25:BA:2118:U:O4'	2.10	0.52
32:BI:72:LEU:C	32:BI:74:ASN:H	2.13	0.52
32:BI:93:THR:O	32:BI:97:ILE:HG13	2.09	0.52
41:BV:76:LYS:HB2	41:BV:81:TYR:HB3	1.92	0.52
1:CA:67:C:H2'	1:CA:68:G:C8	2.45	0.52
1:CA:1014:A:C2	1:CA:1219:U:H1'	2.45	0.52
1:CA:1015:A:H1'	1:CA:1219:U:H5'	1.92	0.52
1:CA:1116:C:H2'	1:CA:1117:G:H5''	1.90	0.52
2:CB:197:VAL:HB	2:CB:200:ILE:HG22	1.91	0.52
9:CI:125:TYR:HD1	9:CI:126:SER:N	2.06	0.52
12:CL:57:LYS:HG2	12:CL:67:THR:HG22	1.90	0.52
25:DA:873:G:H1	25:DA:904:C:H42	1.56	0.52
25:DA:1505:C:H2'	25:DA:1506:C:H6	1.75	0.52
25:DA:1574:C:H2'	25:DA:1575:C:C6	2.43	0.52
25:DA:2261:C:O2'	25:DA:2262:U:H5'	2.09	0.52
30:DG:28:VAL:O	30:DG:31:VAL:HG12	2.10	0.52
33:DN:38:HIS:ND1	33:DN:39:ARG:HG3	2.24	0.52
35:DP:42:SER:O	61:DP:303:HOH:O	2.18	0.52
38:DS:34:HIS:HD1	38:DS:53:SER:HG	1.57	0.52
1:AA:921:U:O2	5:AE:19:MET:HB2	2.09	0.52
1:AA:1007:C:N3	1:AA:1022:G:C6	2.78	0.52
1:AA:1103:C:OP1	2:AB:96:ARG:NH2	2.41	0.52
2:AB:109:SER:O	2:AB:112:VAL:HG22	2.10	0.52
3:AC:134:ILE:HD11	3:AC:153:VAL:HG23	1.91	0.52
11:AK:20:TYR:HB2	11:AK:31:THR:HG23	1.91	0.52

Continued on next page...

Continued from previous page...

Atom-1	Atom-2	Interatomic distance (Å)	Clash overlap (Å)
20:AT:56:MET:HE3	20:AT:88:VAL:HG11	1.91	0.52
25:BA:930:G:O6	25:BA:939:C:C2	2.62	0.52
11:CK:21:ILE:HB	11:CK:84:VAL:HG22	1.92	0.52
25:DA:674:G:H1'	29:DF:74:ARG:HD3	1.91	0.52
25:DA:1219:G:H1	25:DA:1230:C:H42	1.56	0.52
25:DA:2680:C:H5'	28:DE:189:PRO:HA	1.92	0.52
30:DG:11:TYR:CE2	30:DG:16:ARG:HD3	2.44	0.52
1:AA:229:U:O2'	16:AP:23:ASP:OD2	2.27	0.52
1:AA:433:C:H2'	1:AA:434:U:H6	1.74	0.52
1:AA:532:A:O2'	1:AA:533:A:OP1	2.25	0.52
1:AA:840:C:H5''	1:AA:841:U:C5	2.44	0.52
19:AS:50:ALA:HA	19:AS:58:VAL:O	2.09	0.52
25:BA:1222:A:H3'	25:BA:1223:C:C6	2.44	0.52
25:BA:1425:A:H4'	25:BA:1426:G:OP2	2.09	0.52
25:BA:1500:A:OP2	61:BA:3908:HOH:O	2.19	0.52
30:BG:103:LEU:HD23	30:BG:106:LEU:HD23	1.90	0.52
1:CA:1121:U:C4	1:CA:1122:U:H5	2.28	0.52
1:CA:1169:A:N7	1:CA:1170:A:C5	2.78	0.52
1:CA:1352:C:H2'	1:CA:1353:G:C8	2.44	0.52
2:CB:17:PHE:HB2	2:CB:44:LEU:HD12	1.92	0.52
6:CF:96:PRO:HB3	18:CR:30:ASP:CG	2.30	0.52
8:CH:17:THR:HG22	8:CH:63:LEU:HD12	1.92	0.52
17:CQ:41:LYS:NZ	17:CQ:92:ARG:HH21	2.08	0.52
25:DA:784:A:C8	25:DA:792:G:C5	2.98	0.52
25:DA:2345:G:OP2	52:D6:38:LYS:HG3	2.10	0.52
27:DD:132:PRO:HG2	27:DD:135:PHE:CD2	2.44	0.52
42:DW:9:TYR:H	42:DW:102:HIS:CE1	2.27	0.52
45:DZ:93:ASP:O	45:DZ:131:ARG:NH1	2.43	0.52
1:AA:20:U:H4'	1:AA:572:A:C6	2.44	0.52
1:AA:160:A:N1	1:AA:343:U:C2	2.78	0.52
1:AA:193:C:H2'	1:AA:194:C:C6	2.44	0.52
1:AA:303:A:O2'	1:AA:555:C:O2'	2.25	0.52
1:AA:987:G:H1	1:AA:1218:C:H42	1.58	0.52
1:AA:1392:G:C2'	1:AA:1393:U:H5'	2.40	0.52
6:AF:97:PHE:CD2	18:AR:31:LEU:HD23	2.44	0.52
24:AW:6:2R1:C	24:AW:8:2R3:N	2.73	0.52
52:B6:6:ARG:NH1	52:B6:26:ASN:HB2	2.25	0.52
1:CA:202:U:H3'	1:CA:203:U:H6	1.75	0.52
1:CA:352:C:H4'	1:CA:354:G:OP1	2.10	0.52
1:CA:708:C:H2'	1:CA:709:G:H8	1.75	0.52
1:CA:793:U:O2	1:CA:1516:G:H4'	2.10	0.52

Continued on next page...

Continued from previous page...

Atom-1	Atom-2	Interatomic distance (Å)	Clash overlap (Å)
8:CH:33:GLU:HG2	8:CH:48:TYR:CE2	2.45	0.52
11:CK:62:GLN:HG3	11:CK:97:ALA:HB2	1.92	0.52
25:DA:303:U:H2'	25:DA:304:G:H8	1.75	0.52
25:DA:492:A:H2'	25:DA:493:G:O4'	2.10	0.52
25:DA:2887:U:H2'	25:DA:2888:C:H6	1.75	0.52
43:DX:9:LEU:HA	48:D2:36:ARG:HH21	1.75	0.52
2:AB:170:GLU:O	2:AB:174:VAL:HG23	2.09	0.52
5:AE:51:VAL:O	5:AE:55:VAL:HG23	2.09	0.52
25:BA:641:G:OP1	29:BF:40:GLN:NE2	2.33	0.52
25:BA:768:C:H2'	25:BA:769:A:H8	1.75	0.52
1:CA:174:C:H2'	1:CA:175:C:C6	2.45	0.52
1:CA:565:U:OP2	1:CA:566:G:O2'	2.18	0.52
1:CA:833:U:H2'	1:CA:834:C:H6	1.74	0.52
1:CA:1036:G:H3'	1:CA:1037:C:O4'	2.09	0.52
1:CA:1183:A:H5'	1:CA:1183:A:H8	1.75	0.52
1:CA:1446:U:O2'	1:CA:1447:A:O5'	2.28	0.52
3:CC:125:GLU:HG3	3:CC:190:ARG:O	2.10	0.52
4:CD:188:LEU:HD23	4:CD:188:LEU:H	1.75	0.52
23:CX:48:C:C2	23:CX:59:A:H1'	2.45	0.52
25:DA:2228:G:C5	25:DA:2229:C:C4	2.98	0.52
25:DA:2615:U:H2'	25:DA:2616:C:H6	1.74	0.52
31:DH:33:LEU:HD21	31:DH:136:ILE:HG13	1.91	0.52
37:DR:21:TYR:OH	37:DR:43:GLU:HG2	2.10	0.52
1:AA:562:C:H1'	12:AL:15:ARG:HB3	1.92	0.51
1:AA:1075:C:C2'	1:AA:1076:C:H5'	2.40	0.51
25:BA:276:C:O3'	32:BI:42:SER:OG	2.27	0.51
25:BA:762:G:H2'	25:BA:763:A:O4'	2.10	0.51
25:BA:1653:C:H4'	25:BA:1654:A:O5'	2.10	0.51
25:BA:2603:C:P	27:BD:239:ARG:HG3	2.50	0.51
25:BA:2799:U:O2'	28:BE:62:PRO:O	2.12	0.51
27:BD:9:TYR:CZ	27:BD:13:ARG:HG2	2.45	0.51
36:BQ:110:THR:HG23	36:BQ:113:GLN:OE1	2.10	0.51
40:BU:69:CYS:HB3	40:BU:74:LEU:HD13	1.91	0.51
9:CI:4:TYR:CE1	9:CI:88:TYR:HA	2.44	0.51
25:DA:341:G:H2'	25:DA:342:G:O4'	2.10	0.51
25:DA:774:A:N3	25:DA:774:A:H2'	2.25	0.51
25:DA:1040:C:N4	25:DA:1115:G:O6	2.41	0.51
25:DA:1529:G:O2'	25:DA:1530:C:H5'	2.11	0.51
27:DD:206:LEU:HD22	27:DD:211:ARG:HG2	1.92	0.51
29:DF:165:ARG:HG2	29:DF:168:ARG:NH2	2.25	0.51
1:AA:1131:G:O2'	1:AA:1132:C:H5'	2.09	0.51

Continued on next page...

Continued from previous page...

Atom-1	Atom-2	Interatomic distance (Å)	Clash overlap (Å)
1:AA:1183:A:H3'	1:AA:1184:G:H5''	1.92	0.51
9:AI:110:GLU:OE2	9:AI:113:LYS:NZ	2.43	0.51
25:BA:225:C:H2'	25:BA:226:C:C6	2.45	0.51
25:BA:1555:C:OP2	25:BA:1555:C:H4'	2.09	0.51
25:BA:2013:U:H2'	25:BA:2014:G:H5''	1.93	0.51
25:BA:2555:G:H2'	25:BA:2556:G:C8	2.44	0.51
25:BA:2855:G:H5''	39:BT:54:ARG:O	2.09	0.51
25:BA:2880:C:H2'	25:BA:2881:C:O4'	2.10	0.51
38:BS:48:LEU:HD23	38:BS:82:ILE:HD11	1.91	0.51
1:CA:768:A:H4'	1:CA:1523:G:N2	2.25	0.51
1:CA:931:C:H42	1:CA:1386:G:H1	1.58	0.51
1:CA:1311:G:H1	1:CA:1326:C:H42	1.58	0.51
2:CB:78:GLN:O	2:CB:94:ASN:ND2	2.44	0.51
3:CC:119:ARG:HG2	3:CC:123:GLN:HE21	1.76	0.51
9:CI:51:ARG:HG2	9:CI:56:LEU:HD21	1.92	0.51
25:DA:528:A:H2	25:DA:2043:C:H5'	1.75	0.51
25:DA:1448:G:H1'	25:DA:1528:A:N1	2.26	0.51
26:DB:6:C:H2'	26:DB:7:G:H5''	1.91	0.51
1:AA:384:G:H2'	1:AA:385:C:C6	2.46	0.51
1:AA:679:C:C2'	1:AA:680:C:H5'	2.41	0.51
1:AA:1129:C:O2'	1:AA:1139:G:N7	2.26	0.51
2:AB:77:ALA:HB2	2:AB:211:ILE:HD13	1.90	0.51
7:AG:50:ILE:HD11	7:AG:58:PRO:CA	2.39	0.51
19:AS:19:VAL:O	19:AS:22:LEU:HB2	2.10	0.51
20:AT:10:LEU:HD22	20:AT:12:ALA:HB2	1.91	0.51
25:BA:926:G:H2'	25:BA:927:G:C1'	2.41	0.51
25:BA:1067:A:C8	25:BA:1067:A:C3'	2.94	0.51
25:BA:1071:G:C4	25:BA:1180:C:H1'	2.46	0.51
29:BF:157:VAL:HB	29:BF:194:MET:HG2	1.91	0.51
1:CA:532:A:H2	1:CA:1207:G:H4'	1.76	0.51
1:CA:814:A:H2'	1:CA:816:A:H5''	1.90	0.51
1:CA:1040:U:C4	1:CA:1041:A:C8	2.98	0.51
1:CA:1104:G:H4'	2:CB:111:ARG:NH1	2.26	0.51
1:CA:1220:G:H5'	19:CS:34:TRP:O	2.11	0.51
16:CP:51:VAL:HG12	16:CP:53:VAL:H	1.74	0.51
25:DA:1153:C:H2'	25:DA:1154:G:O4'	2.11	0.51
30:DG:56:ALA:O	30:DG:60:LEU:HB2	2.10	0.51
41:DV:37:VAL:O	41:DV:51:VAL:HG23	2.10	0.51
52:D6:18:ARG:HD2	52:D6:42:TRP:CE2	2.46	0.51
52:D6:35:GLU:HG2	52:D6:50:ARG:HD3	1.92	0.51
1:AA:671:G:H2'	1:AA:672:U:O4'	2.11	0.51

Continued on next page...

Continued from previous page...

Atom-1	Atom-2	Interatomic distance (Å)	Clash overlap (Å)
1:AA:731:G:OP1	1:AA:766:A:H1'	2.08	0.51
1:AA:929:G:H1	1:AA:1388:C:N4	2.06	0.51
1:AA:985:C:H2'	1:AA:986:A:C8	2.45	0.51
1:AA:1070:U:H2'	1:AA:1071:C:C6	2.44	0.51
2:AB:204:ASN:OD1	2:AB:206:ASP:N	2.37	0.51
5:AE:68:GLU:HG2	5:AE:70:PRO:HG3	1.93	0.51
19:AS:23:ASN:HA	19:AS:27:GLU:CD	2.31	0.51
25:BA:930:G:H2'	25:BA:931:C:C6	2.44	0.51
30:BG:5:VAL:HG22	30:BG:8:LYS:H	1.75	0.51
1:CA:428:G:OP2	4:CD:10:ARG:NH1	2.43	0.51
1:CA:975:A:H4'	1:CA:976:G:C5'	2.38	0.51
1:CA:1007:C:N4	1:CA:1022:G:H1	1.98	0.51
1:CA:1307:U:O5'	1:CA:1307:U:H6	1.93	0.51
23:CX:23:C:H2'	23:CX:24:U:H6	1.75	0.51
23:CX:27:U:O2	23:CX:44:A:H2	1.93	0.51
25:DA:1539:G:H2'	25:DA:1540:U:C6	2.45	0.51
25:DA:2285:C:OP2	52:D6:6:ARG:NH1	2.44	0.51
25:DA:2364:C:H2'	25:DA:2365:G:O4'	2.10	0.51
26:DB:31:C:C2'	26:DB:32:C:H5'	2.40	0.51
28:DE:174:ASP:OD1	28:DE:175:VAL:N	2.43	0.51
50:D4:16:CYS:SG	50:D4:17:GLY:N	2.83	0.51
1:AA:537:G:H5''	12:AL:113:ARG:NH1	2.24	0.51
1:AA:661:G:H1	1:AA:744:C:N4	2.05	0.51
1:AA:799:G:H5''	1:AA:799:G:H8	1.76	0.51
1:AA:918:A:H2'	1:AA:919:A:C8	2.45	0.51
1:AA:1125:U:H3'	10:AJ:5:ARG:HH22	1.75	0.51
3:AC:73:PRO:HB3	3:AC:103:VAL:HG11	1.93	0.51
4:AD:31:CYS:SG	4:AD:32:ALA:N	2.83	0.51
4:AD:196:LEU:H	4:AD:196:LEU:HD12	1.76	0.51
8:AH:121:ASP:HB2	8:AH:125:ARG:HH12	1.75	0.51
25:BA:2661:U:H2'	25:BA:2662:U:C6	2.45	0.51
34:BO:35:VAL:HG11	34:BO:103:ALA:CB	2.35	0.51
49:B3:11:SER:OG	49:B3:13:ILE:HG13	2.10	0.51
1:CA:1301:U:O2'	1:CA:1302:U:H5'	2.10	0.51
25:DA:829:A:N7	25:DA:2248:C:H5'	2.25	0.51
25:DA:1563:G:H2'	25:DA:1564:C:C6	2.45	0.51
25:DA:2785:C:O2'	28:DE:66:HIS:ND1	2.38	0.51
26:DB:46:A:H2'	26:DB:47:C:C6	2.45	0.51
38:DS:87:PHE:CZ	38:DS:102:ALA:HB2	2.45	0.51
25:BA:1405:A:N3	25:BA:1405:A:H5'	2.26	0.51
28:BE:119:ARG:HG2	28:BE:160:TYR:CG	2.45	0.51

Continued on next page...

Continued from previous page...

Atom-1	Atom-2	Interatomic distance (Å)	Clash overlap (Å)
30:BG:16:ARG:HB2	30:BG:17:PRO:HD3	1.92	0.51
1:CA:552:U:H2'	1:CA:553:A:H5'	1.93	0.51
1:CA:1118:C:H1'	1:CA:1179:A:C5	2.46	0.51
1:CA:1279:A:O2'	1:CA:1281:U:OP2	2.14	0.51
1:CA:1492:A:H3'	1:CA:1493:A:C8	2.45	0.51
4:CD:191:ARG:HD2	4:CD:191:ARG:O	2.11	0.51
12:CL:6:THR:OG1	12:CL:9:GLN:HG3	2.10	0.51
15:CO:33:THR:HG21	15:CO:85:LEU:HD22	1.93	0.51
25:DA:92:A:H2'	25:DA:93:G:H8	1.76	0.51
25:DA:704:G:H1'	25:DA:726:G:N2	2.26	0.51
25:DA:879:G:H3'	25:DA:880:G:H5''	1.93	0.51
25:DA:2823:A:OP1	28:DE:113:PHE:HB2	2.10	0.51
1:AA:221:C:H2'	1:AA:222:U:C6	2.42	0.51
1:AA:649:G:H2'	1:AA:650:G:H8	1.75	0.51
4:AD:121:VAL:O	4:AD:134:ASP:HA	2.11	0.51
35:BP:121:LYS:O	35:BP:123:LEU:N	2.43	0.51
47:B1:23:LYS:HB3	47:B1:29:GLY:HA3	1.93	0.51
1:CA:44:G:H2'	1:CA:45:U:O4'	2.10	0.51
1:CA:999:C:N4	1:CA:1043:C:C4	2.79	0.51
1:CA:1004:A:H5''	1:CA:1025:U:C5	2.46	0.51
1:CA:1150:U:O4	1:CA:1151:A:N6	2.44	0.51
3:CC:18:TRP:O	3:CC:21:ARG:NH1	2.43	0.51
8:CH:6:ILE:O	8:CH:10:LEU:HG	2.10	0.51
14:CN:47:LEU:O	14:CN:51:GLY:N	2.43	0.51
25:DA:45:C:H2'	25:DA:47:C:C6	2.45	0.51
25:DA:375:C:H2'	25:DA:376:C:C6	2.46	0.51
25:DA:858:U:O2	25:DA:2268:A:H2'	2.11	0.51
25:DA:1341:U:OP1	25:DA:1397:U:N3	2.33	0.51
25:DA:2745:C:C4	25:DA:2746:U:C4	2.98	0.51
25:DA:2853:C:O2'	25:DA:2854:G:H5'	2.11	0.51
1:AA:7:G:H5''	1:AA:298:A:O4'	2.11	0.51
1:AA:276:G:H2'	1:AA:277:C:H5'	1.92	0.51
1:AA:358:U:H2'	1:AA:359:U:C6	2.46	0.51
1:AA:625:G:O2'	1:AA:626:U:H5'	2.11	0.51
2:AB:50:GLU:OE1	2:AB:53:ARG:NH1	2.44	0.51
25:BA:906:G:O2'	25:BA:962:G:O6	2.22	0.51
25:BA:1576:G:O2'	25:BA:1577:C:H5'	2.11	0.51
25:BA:1775:C:H5'	25:BA:1776:G:OP2	2.11	0.51
35:BP:65:ARG:HG3	54:B8:25:MET:HG3	1.92	0.51
1:CA:256:U:P	17:CQ:17:LYS:HZ2	2.34	0.51
1:CA:429:U:H3'	4:CD:9:CYS:SG	2.50	0.51

Continued on next page...

Continued from previous page...

Atom-1	Atom-2	Interatomic distance (Å)	Clash overlap (Å)
1:CA:881:G:OP1	12:CL:12:ARG:NH2	2.42	0.51
1:CA:1120:G:C6	1:CA:1154:G:C2	2.99	0.51
1:CA:1323:G:H4'	1:CA:1363:C:C2	2.46	0.51
2:CB:192:SER:O	2:CB:194:PRO:HD3	2.11	0.51
25:DA:71:A:N7	43:DX:31:HIS:HE1	2.08	0.51
25:DA:668:G:H5'	25:DA:669:G:OP2	2.11	0.51
25:DA:814:C:O2'	25:DA:815:C:H5'	2.11	0.51
25:DA:1291:C:H2'	25:DA:1292:U:H6	1.75	0.51
25:DA:1472:A:H2'	25:DA:1473:G:O4'	2.11	0.51
25:DA:2526:G:H2'	25:DA:2527:C:H6	1.75	0.51
25:DA:2773:C:OP1	28:DE:166:THR:OG1	2.26	0.51
30:DG:114:ILE:HD12	30:DG:117:PHE:CD2	2.46	0.51
30:DG:179:PRO:HG3	50:D4:43:TYR:OH	2.11	0.51
34:DO:111:PHE:O	34:DO:115:VAL:HG23	2.10	0.51
1:AA:96:U:H2'	1:AA:97:G:H8	1.75	0.51
1:AA:159:G:H2'	1:AA:161:A:OP2	2.10	0.51
1:AA:933:G:O6	7:AG:3:ARG:NH2	2.44	0.51
1:AA:1328:C:H5'	13:AM:28:ALA:CB	2.41	0.51
2:AB:15:VAL:HG11	2:AB:213:LEU:HD12	1.91	0.51
4:AD:190:ASP:H	4:AD:193:ASP:HB2	1.75	0.51
25:BA:238:C:O2	54:B8:12:LYS:NZ	2.37	0.51
25:BA:289:G:H2'	25:BA:290:G:C8	2.46	0.51
25:BA:592:U:C4	25:BA:593:G:C6	2.99	0.51
25:BA:910:A:H2'	25:BA:911:G:C8	2.45	0.51
35:BP:88:LEU:HD11	35:BP:114:ILE:HD12	1.93	0.51
36:BQ:12:GLN:HG2	36:BQ:73:PRO:HD2	1.93	0.51
43:BX:95:LEU:H	43:BX:95:LEU:HD12	1.76	0.51
1:CA:426:G:H2'	1:CA:427:U:C6	2.46	0.51
1:CA:790:A:H2'	1:CA:791:G:C8	2.46	0.51
1:CA:818:G:O2'	1:CA:819:A:H5'	2.11	0.51
2:CB:163:PHE:HA	2:CB:185:ILE:O	2.11	0.51
6:CF:24:GLU:HG3	6:CF:28:ARG:NH1	2.26	0.51
25:DA:571:A:H5'	25:DA:2030:A:N7	2.26	0.51
25:DA:1963:U:O2'	61:DA:4443:HOH:O	2.16	0.51
27:DD:127:VAL:HA	27:DD:193:VAL:HG22	1.92	0.51
27:DD:148:GLU:CB	27:DD:151:LYS:HD2	2.41	0.51
30:DG:145:THR:HG23	30:DG:148:MET:HE3	1.92	0.51
37:DR:28:LEU:HD12	37:DR:48:VAL:HG21	1.91	0.51
1:AA:42:G:O2'	1:AA:622:A:N1	2.32	0.51
1:AA:78:G:C6	1:AA:91:C:N4	2.79	0.51
1:AA:1125:U:HO2'	1:AA:1126:U:P	2.34	0.51

Continued on next page...

Continued from previous page...

Atom-1	Atom-2	Interatomic distance (Å)	Clash overlap (Å)
4:AD:79:PHE:CE1	4:AD:204:ILE:HD13	2.46	0.51
10:AJ:49:VAL:HG23	14:AN:41:ARG:HD2	1.92	0.51
11:AK:31:THR:HA	11:AK:42:TRP:HA	1.93	0.51
25:BA:2504:U:H2'	25:BA:2505:U:H6	1.76	0.51
29:BF:197:ASP:N	29:BF:197:ASP:OD1	2.44	0.51
39:BT:127:ALA:O	39:BT:128:GLU:HB3	2.09	0.51
1:CA:438:G:N1	1:CA:495:A:OP2	2.33	0.51
1:CA:1191:A:OP2	3:CC:3:ASN:ND2	2.44	0.51
2:CB:52:GLU:HG2	2:CB:56:ARG:HH22	1.76	0.51
5:CE:51:VAL:O	5:CE:55:VAL:HG23	2.10	0.51
15:CO:54:ARG:HD3	15:CO:58:MET:HE2	1.93	0.51
19:CS:36:ARG:HD2	19:CS:52:TYR:O	2.11	0.51
25:DA:271(Q):G:H2'	25:DA:271(R):G:C8	2.46	0.51
25:DA:1337:G:H2'	25:DA:1338:G:H8	1.76	0.51
25:DA:1710:C:H2'	25:DA:1711:C:C6	2.46	0.51
29:DF:110:LEU:HD12	29:DF:205:ARG:HG2	1.92	0.51
37:DR:75:LEU:O	37:DR:75:LEU:HD22	2.11	0.51
1:AA:216:G:H2'	1:AA:217:C:C6	2.46	0.50
1:AA:404:U:H2'	1:AA:405:U:H6	1.77	0.50
1:AA:606:G:H1'	1:AA:632:A:H61	1.76	0.50
1:AA:975:A:N6	1:AA:1367:C:O4'	2.43	0.50
1:AA:1164:G:H2'	1:AA:1165:C:H6	1.75	0.50
3:AC:175:LEU:HD21	3:AC:201:TYR:CE2	2.46	0.50
4:AD:3:ARG:HE	4:AD:118:ARG:CD	2.23	0.50
6:AF:80:ARG:NH1	6:AF:88:VAL:O	2.44	0.50
8:AH:86:ILE:HG13	8:AH:133:LEU:HD22	1.93	0.50
16:AP:39:TYR:HA	16:AP:48:TRP:O	2.10	0.50
25:BA:780:G:N7	61:BA:3904:HOH:O	2.35	0.50
25:BA:2762:A:H3'	25:BA:2763:A:H2'	1.93	0.50
26:BB:77:U:OP1	45:BZ:19:ARG:NH2	2.43	0.50
30:BG:11:TYR:CZ	30:BG:16:ARG:HD3	2.46	0.50
36:BQ:54:MET:HG3	36:BQ:117:ALA:HB1	1.92	0.50
42:BW:71:VAL:HA	42:BW:107:LEU:HD12	1.94	0.50
1:CA:1007:C:N3	1:CA:1022:G:C2	2.79	0.50
1:CA:1133:G:C2'	1:CA:1134:G:H8	2.19	0.50
1:CA:1256:A:H2	1:CA:1277:C:N4	2.08	0.50
1:CA:1360:A:OP2	14:CN:35:ARG:NH2	2.43	0.50
2:CB:16:HIS:CG	2:CB:17:PHE:N	2.79	0.50
9:CI:78:LYS:HD3	9:CI:101:PHE:HD2	1.76	0.50
25:DA:852:G:H2'	25:DA:853:G:C8	2.46	0.50
25:DA:2342:C:O2	25:DA:2374:C:H4'	2.12	0.50

Continued on next page...

Continued from previous page...

Atom-1	Atom-2	Interatomic distance (Å)	Clash overlap (Å)
34:DO:64:ARG:NH1	34:DO:81:ASP:OD1	2.44	0.50
45:DZ:7:ALA:O	45:DZ:62:PRO:HD3	2.12	0.50
1:AA:72:C:H2'	1:AA:73:G:O4'	2.11	0.50
1:AA:112:G:H4'	1:AA:389:A:H4'	1.92	0.50
1:AA:202:U:O2'	1:AA:203:U:O5'	2.17	0.50
25:BA:623:G:N2	25:BA:628:C:O3'	2.44	0.50
28:BE:47:VAL:HG21	28:BE:86:PRO:CD	2.36	0.50
36:BQ:137:TYR:O	36:BQ:141:GLN:HG2	2.10	0.50
40:BU:36:ARG:HD2	40:BU:40:PHE:CZ	2.46	0.50
48:B2:32:LEU:CD1	48:B2:36:ARG:HH11	2.23	0.50
1:CA:677:U:H3	1:CA:713:G:N2	1.99	0.50
1:CA:1061:G:H2'	1:CA:1062:U:H5'	1.93	0.50
1:CA:1262:C:N3	1:CA:1273:G:N2	2.56	0.50
1:CA:1346:A:N1	1:CA:1374:A:H5''	2.26	0.50
4:CD:22:LYS:HB2	4:CD:26:CYS:SG	2.52	0.50
4:CD:36:ARG:HG3	4:CD:38:TYR:CE2	2.46	0.50
4:CD:159:ARG:O	4:CD:163:GLU:N	2.42	0.50
10:CJ:48:THR:O	14:CN:34:TYR:OH	2.30	0.50
25:DA:275:G:H2'	25:DA:276:A:C8	2.46	0.50
25:DA:302:C:N4	25:DA:315:G:H1	2.09	0.50
25:DA:1022:G:C6	25:DA:1140:C:C4	3.00	0.50
25:DA:1239:G:H2'	25:DA:1240:U:O4'	2.11	0.50
31:DH:3:ARG:HD3	31:DH:6:ARG:HH12	1.77	0.50
48:D2:29:LYS:HG2	48:D2:57:ILE:HD13	1.92	0.50
1:AA:370:C:H2'	1:AA:371:G:C8	2.46	0.50
1:AA:540:G:H2'	1:AA:541:G:O4'	2.11	0.50
1:AA:662:G:H2'	1:AA:663:A:C8	2.45	0.50
1:AA:1279:A:H5''	1:AA:1280:A:OP1	2.12	0.50
9:AI:24:GLY:HA2	9:AI:59:PHE:O	2.12	0.50
16:AP:21:VAL:HG11	16:AP:59:TRP:NE1	2.27	0.50
25:BA:296:U:H2'	25:BA:297:C:H6	1.75	0.50
25:BA:1002:A:N1	25:BA:2470:G:H4'	2.27	0.50
25:BA:2442:A:N3	25:BA:2442:A:H2'	2.25	0.50
30:BG:140:ILE:HG22	30:BG:141:PHE:CD1	2.46	0.50
55:B9:17:ILE:HG22	55:B9:24:TYR:HB2	1.93	0.50
1:CA:522:C:H41	12:CL:53:ARG:HH22	1.58	0.50
1:CA:957:U:H2'	1:CA:959:A:OP2	2.11	0.50
1:CA:1002:G:N2	1:CA:1039:C:C4	2.80	0.50
1:CA:1003:G:H2'	1:CA:1004:A:H4'	1.94	0.50
1:CA:1028:C:O2	1:CA:1034:G:H1'	2.11	0.50
1:CA:1122:U:C4	1:CA:1123:A:N7	2.79	0.50

Continued on next page...

Continued from previous page...

Atom-1	Atom-2	Interatomic distance (Å)	Clash overlap (Å)
1:CA:1387:G:H2'	1:CA:1388:C:C6	2.46	0.50
2:CB:230:VAL:HG22	2:CB:231:GLU:H	1.76	0.50
7:CG:69:VAL:HG11	7:CG:134:ALA:HB1	1.93	0.50
7:CG:101:LEU:O	7:CG:104:LEU:HB2	2.11	0.50
9:CI:99:LEU:HB3	9:CI:101:PHE:CE1	2.46	0.50
25:DA:322:A:OP2	29:DF:169:ASN:HB2	2.09	0.50
25:DA:471:A:H2'	25:DA:472:A:O4'	2.11	0.50
25:DA:614(C):A:C4	29:DF:180:GLY:HA2	2.46	0.50
25:DA:839:U:H1'	25:DA:1191:G:H1'	1.93	0.50
25:DA:1149:G:H2'	25:DA:1150:C:C6	2.46	0.50
25:DA:1489:U:O2	25:DA:1489:U:H2'	2.11	0.50
25:DA:1858:G:O6	61:DA:4294:HOH:O	2.16	0.50
28:DE:36:ARG:HD3	28:DE:85:ASN:HD21	1.76	0.50
48:D2:16:LEU:O	48:D2:67:LYS:NZ	2.43	0.50
1:AA:106:C:O2'	1:AA:379:C:H5''	2.10	0.50
1:AA:262:A:C6	1:AA:263:A:C6	2.99	0.50
1:AA:757:U:H2'	1:AA:758:G:O4'	2.10	0.50
1:AA:785:G:C2'	1:AA:786:G:H5'	2.42	0.50
1:AA:1038:C:C2'	1:AA:1039:C:H5'	2.42	0.50
6:AF:44:GLY:HA2	6:AF:59:TYR:CZ	2.46	0.50
7:AG:28:ASN:HA	7:AG:31:MET:HE2	1.94	0.50
14:AN:29:ARG:HD3	14:AN:40:CYS:SG	2.52	0.50
25:BA:768:C:H2'	25:BA:769:A:C8	2.46	0.50
25:BA:1219:A:H1'	25:BA:1220:U:H5''	1.93	0.50
1:CA:6:G:O2'	1:CA:7:G:H5'	2.12	0.50
1:CA:153:C:H2'	1:CA:154:C:C6	2.47	0.50
1:CA:790:A:C6	1:CA:791:G:C6	3.00	0.50
1:CA:1164:G:H1	1:CA:1172:C:N4	2.08	0.50
1:CA:1318:A:O2'	19:CS:37:ARG:HB2	2.11	0.50
1:CA:1323:G:H2'	1:CA:1324:A:C8	2.47	0.50
2:CB:87:ARG:NE	2:CB:233:SER:HB3	2.27	0.50
3:CC:134:ILE:HD11	3:CC:153:VAL:CG2	2.42	0.50
25:DA:1036:G:H1	25:DA:1119:C:N4	2.06	0.50
25:DA:1041:C:N4	25:DA:1114:G:H1	2.10	0.50
25:DA:1666:G:P	34:DO:66:LYS:HE3	2.52	0.50
27:DD:177:LEU:HD11	27:DD:183:ARG:HD2	1.92	0.50
27:DD:242:ARG:N	27:DD:242:ARG:HD3	2.25	0.50
48:D2:17:SER:N	48:D2:20:GLU:OE2	2.41	0.50
1:AA:69:G:H2'	1:AA:70:G:C8	2.46	0.50
1:AA:103:C:P	20:AT:17:ARG:HH21	2.35	0.50
1:AA:407:G:OP1	4:AD:115:ARG:HD3	2.12	0.50

Continued on next page...

Continued from previous page...

Atom-1	Atom-2	Interatomic distance (Å)	Clash overlap (Å)
1:AA:1005:A:H5'	1:AA:1038:C:H1'	1.93	0.50
1:AA:1142:G:H3'	1:AA:1143:G:C8	2.46	0.50
1:AA:1318:A:H4'	19:AS:10:PHE:CZ	2.46	0.50
2:AB:21:ARG:H	2:AB:21:ARG:HH21	1.58	0.50
2:AB:208:ILE:HA	2:AB:211:ILE:HD12	1.94	0.50
3:AC:22:TRP:CD1	3:AC:59:ARG:HD2	2.47	0.50
3:AC:36:ASP:O	3:AC:40:ARG:HG3	2.12	0.50
25:BA:70:A:H3'	25:BA:70:A:OP2	2.11	0.50
25:BA:354:A:H2	25:BA:1255:A:O2'	1.90	0.50
25:BA:895:G:H2'	25:BA:896:A:C8	2.47	0.50
25:BA:1809:U:H2'	25:BA:1815:A:N6	2.27	0.50
25:BA:2784:C:H2'	25:BA:2785:C:C6	2.46	0.50
39:BT:53:ARG:HB3	39:BT:53:ARG:HH11	1.76	0.50
40:BU:102:GLU:HG3	41:BV:2:PHE:CE2	2.47	0.50
44:BY:98:VAL:HG12	44:BY:105:ALA:HA	1.93	0.50
45:BZ:44:PHE:CZ	45:BZ:86:VAL:HG11	2.46	0.50
45:BZ:136:PHE:O	45:BZ:137:ILE:HG13	2.12	0.50
1:CA:200:G:H2'	1:CA:201:C:C6	2.46	0.50
1:CA:473:G:O2'	1:CA:474:G:H5'	2.11	0.50
1:CA:641:U:O3'	1:CA:642:A:H8	1.94	0.50
1:CA:1226:C:C4	13:CM:104:ARG:HG2	2.46	0.50
2:CB:187:LEU:HA	2:CB:201:ILE:HB	1.92	0.50
5:CE:33:VAL:HG13	5:CE:112:LEU:HD12	1.92	0.50
25:DA:57:C:H2'	25:DA:58:G:O4'	2.12	0.50
25:DA:2447:G:OP2	61:DA:4551:HOH:O	2.20	0.50
25:DA:2657:A:O3'	31:DH:160:LYS:NZ	2.43	0.50
29:DF:31:HIS:NE2	29:DF:35:GLU:OE2	2.44	0.50
30:DG:15:VAL:HG13	30:DG:175:LEU:HB3	1.93	0.50
44:DY:43:ASN:CG	44:DY:65:ALA:HB3	2.31	0.50
54:D8:34:TRP:CG	54:D8:35:GLN:N	2.79	0.50
1:AA:646:U:H2'	1:AA:647:C:C6	2.45	0.50
1:AA:819:A:H4'	1:AA:820:U:OP2	2.12	0.50
1:AA:1241:G:H2'	1:AA:1242:C:C6	2.47	0.50
25:BA:160:G:C2'	25:BA:161:C:H5'	2.42	0.50
25:BA:626:A:H4'	25:BA:627:G:H5'	1.94	0.50
25:BA:1385:G:H5''	43:BX:16:LYS:HD3	1.94	0.50
25:BA:1846:A:H8	25:BA:1846:A:OP1	1.95	0.50
50:B4:62:ARG:HB2	50:B4:63:TYR:CD1	2.46	0.50
1:CA:93:G:O2'	1:CA:96:U:H5'	2.11	0.50
2:CB:19:HIS:CE1	2:CB:206:ASP:HB2	2.46	0.50
7:CG:102:ARG:O	7:CG:106:GLN:HG3	2.12	0.50

Continued on next page...

Continued from previous page...

Atom-1	Atom-2	Interatomic distance (Å)	Clash overlap (Å)
20:CT:13:LEU:O	20:CT:17:ARG:HG3	2.11	0.50
25:DA:2272:U:H5''	25:DA:2273:A:OP1	2.11	0.50
25:DA:2320:A:H2'	25:DA:2320:A:N3	2.25	0.50
25:DA:2406:U:C4	35:DP:72:PRO:HD2	2.46	0.50
29:DF:60:SER:OG	29:DF:61:GLY:N	2.45	0.50
31:DH:106:THR:HG23	31:DH:112:PRO:HB3	1.94	0.50
34:DO:68:GLU:CB	34:DO:78:ARG:HB2	2.41	0.50
39:DT:51:ARG:HG3	39:DT:98:LYS:HD2	1.93	0.50
50:D4:2:LYS:HB2	50:D4:5:ILE:HD13	1.93	0.50
1:AA:445:G:H2'	1:AA:446:G:H8	1.74	0.50
1:AA:947:G:H2'	1:AA:948:C:C6	2.46	0.50
1:AA:1232:U:OP1	9:AI:124:GLN:HG2	2.12	0.50
4:AD:3:ARG:HE	4:AD:118:ARG:HD3	1.76	0.50
14:AN:14:PRO:HG2	14:AN:16:PHE:O	2.12	0.50
15:AO:18:PHE:O	15:AO:21:ASP:HB3	2.12	0.50
19:AS:3:ARG:NH1	19:AS:8:GLY:O	2.44	0.50
25:BA:294:C:N3	25:BA:390:G:N2	2.40	0.50
25:BA:1093:G:HO2'	25:BA:1094:A:H8	1.59	0.50
25:BA:1578:C:H5''	25:BA:1579:C:OP2	2.11	0.50
25:BA:1629:C:H2'	25:BA:1630:A:H8	1.77	0.50
25:BA:2227:G:H3'	25:BA:2228:G:N7	2.26	0.50
29:BF:65:TRP:CZ2	29:BF:75:HIS:HD2	2.29	0.50
31:BH:20:ALA:HB1	31:BH:21:PRO:HD2	1.94	0.50
1:CA:540:G:H2'	1:CA:541:G:O4'	2.12	0.50
1:CA:833:U:H2'	1:CA:834:C:C6	2.47	0.50
1:CA:999:C:C2	1:CA:1042:G:N2	2.80	0.50
1:CA:1509:C:H2'	1:CA:1510:U:O4'	2.12	0.50
9:CI:49:PRO:HG2	9:CI:81:ILE:HG23	1.93	0.50
25:DA:118:A:N3	25:DA:178:G:H1'	2.27	0.50
25:DA:307:G:N1	25:DA:310:A:OP2	2.39	0.50
25:DA:889:C:HO2'	25:DA:890:A:H8	1.58	0.50
25:DA:1007:C:P	33:DN:37:LYS:HZ1	2.34	0.50
25:DA:1188:U:H4'	41:DV:79:VAL:HG22	1.94	0.50
25:DA:1313:U:H2'	25:DA:1610:A:C2	2.46	0.50
39:DT:2:ASN:O	39:DT:6:LEU:HD22	2.11	0.50
39:DT:60:THR:HG22	39:DT:77:PRO:HA	1.94	0.50
1:AA:626:U:H2'	1:AA:627:G:C8	2.47	0.50
1:AA:1059:C:H42	1:AA:1198:G:H1	1.60	0.50
1:AA:1267:C:O2	21:AU:20:LYS:HD2	2.12	0.50
1:AA:1318:A:H4'	19:AS:10:PHE:CE2	2.47	0.50
3:AC:119:ARG:HH11	3:AC:140:ARG:NH2	2.10	0.50

Continued on next page...

Continued from previous page...

Atom-1	Atom-2	Interatomic distance (Å)	Clash overlap (Å)
4:AD:81:GLU:OE2	4:AD:139:ARG:NH2	2.44	0.50
15:AO:43:LEU:HD12	15:AO:56:LEU:HD22	1.94	0.50
25:BA:672:G:H8	25:BA:672:G:O5'	1.95	0.50
25:BA:718:C:N4	61:BA:4670:HOH:O	2.44	0.50
25:BA:2122:G:C6	25:BA:2211:U:N3	2.80	0.50
25:BA:2211:U:C2'	25:BA:2212:G:H5'	2.42	0.50
25:BA:2418:U:OP1	61:BA:4136:HOH:O	2.20	0.50
27:BD:166:GLN:HB2	27:BD:174:ILE:HG22	1.94	0.50
45:BZ:110:GLY:O	45:BZ:113:ALA:HB3	2.12	0.50
1:CA:377:G:OP1	16:CP:3:LYS:HD2	2.12	0.50
1:CA:677:U:H1'	11:CK:119:CYS:SG	2.51	0.50
1:CA:866:C:C4	1:CA:867:G:H1'	2.46	0.50
1:CA:1315:U:H2'	1:CA:1316:G:O4'	2.11	0.50
3:CC:18:TRP:HB3	3:CC:20:SER:O	2.12	0.50
3:CC:56:ASP:O	3:CC:57:ILE:HD12	2.12	0.50
7:CG:65:ALA:HB3	7:CG:124:LEU:HD23	1.94	0.50
13:CM:37:THR:HG21	13:CM:56:LEU:HA	1.94	0.50
19:CS:22:LEU:HB3	19:CS:27:GLU:CG	2.41	0.50
19:CS:41:VAL:HG13	19:CS:42:PRO:HD2	1.92	0.50
25:DA:491:G:H2'	25:DA:492:A:H8	1.76	0.50
25:DA:2267:A:H5''	25:DA:2268:A:H5'	1.93	0.50
29:DF:7:TYR:O	29:DF:22:ALA:N	2.45	0.50
1:AA:406:G:N3	4:AD:119:GLN:NE2	2.58	0.50
1:AA:620:C:H2'	1:AA:621:A:O4'	2.11	0.50
1:AA:657:G:C2	1:AA:658:G:C8	3.00	0.50
1:AA:836:G:P	18:AR:61:LYS:HZ1	2.33	0.50
25:BA:1359:U:H2'	25:BA:1656:A:C2	2.46	0.50
25:BA:1709:C:O2'	25:BA:2699:U:OP1	2.24	0.50
25:BA:2745:G:P	28:BE:203:LYS:HZ1	2.34	0.50
25:BA:2873:C:O2'	25:BA:2874:G:H5'	2.12	0.50
30:BG:179:PRO:HB2	50:B4:42:PHE:HE2	1.77	0.50
34:BO:68:GLU:OE2	34:BO:78:ARG:NH1	2.44	0.50
36:BQ:21:THR:HG21	36:BQ:101:ARG:HB2	1.93	0.50
37:BR:72:ASP:OD2	37:BR:75:LEU:HB2	2.11	0.50
1:CA:171:A:H2'	1:CA:172:A:C8	2.47	0.50
1:CA:192:U:O2'	20:CT:60:GLU:OE2	2.24	0.50
1:CA:364:A:H2'	1:CA:365:U:H6	1.77	0.50
1:CA:1038:C:O2'	1:CA:1039:C:H5'	2.12	0.50
3:CC:87:LEU:O	3:CC:91:LEU:N	2.34	0.50
3:CC:111:LEU:HD22	3:CC:146:ALA:HB2	1.93	0.50
4:CD:99:SER:O	4:CD:140:VAL:HG23	2.11	0.50

Continued on next page...

Continued from previous page...

Atom-1	Atom-2	Interatomic distance (Å)	Clash overlap (Å)
9:CI:85:LEU:HB3	9:CI:92:TYR:HD2	1.76	0.50
13:CM:19:LEU:HD11	13:CM:56:LEU:HD11	1.93	0.50
25:DA:709:U:H2'	25:DA:710:G:C8	2.47	0.50
25:DA:910:A:C5	36:DQ:13:GLN:HG3	2.47	0.50
25:DA:2319:G:C2	38:DS:3:ARG:HA	2.46	0.50
25:DA:2540:C:H2'	25:DA:2541:A:O4'	2.11	0.50
28:DE:143:ASN:HD22	28:DE:147:PRO:CD	2.25	0.50
30:DG:5:VAL:HG13	30:DG:8:LYS:HD3	1.94	0.50
44:DY:49:VAL:CG2	44:DY:61:ILE:HG23	2.40	0.50
54:D8:9:GLY:O	54:D8:13:ARG:HG2	2.11	0.50
1:AA:67:C:O2'	1:AA:171:A:N3	2.34	0.49
1:AA:250:A:H4'	1:AA:251:G:O5'	2.12	0.49
1:AA:452:A:O2'	1:AA:453:A:OP2	2.23	0.49
1:AA:623:C:H2'	1:AA:624:C:C6	2.44	0.49
1:AA:1348:U:H4'	9:AI:120:ARG:HD2	1.94	0.49
2:AB:62:ALA:HB3	2:AB:225:ALA:HB3	1.93	0.49
2:AB:100:GLY:N	2:AB:176:GLU:OE2	2.37	0.49
2:AB:174:VAL:O	2:AB:178:ARG:HB2	2.12	0.49
16:AP:18:ARG:NH1	16:AP:32:TYR:OH	2.45	0.49
20:AT:59:ALA:O	20:AT:63:ILE:HG13	2.12	0.49
25:BA:933:C:OP1	25:BA:933:C:H4'	2.11	0.49
25:BA:2402:U:P	54:B8:35:GLN:HE22	2.34	0.49
1:CA:59:A:H5''	1:CA:60:A:C5'	2.42	0.49
1:CA:337:C:H2'	1:CA:338:A:H8	1.74	0.49
1:CA:457:C:H2'	1:CA:458:C:C6	2.47	0.49
1:CA:827:U:H2'	1:CA:859:A:H61	1.77	0.49
1:CA:875:C:H1'	8:CH:15:ASN:HD21	1.77	0.49
1:CA:921:U:O2	5:CE:19:MET:HB2	2.12	0.49
1:CA:1148:U:H2'	1:CA:1149:C:O4'	2.12	0.49
1:CA:1492:A:H5''	1:CA:1493:A:OP2	2.11	0.49
1:CA:1515:C:H2'	1:CA:1516:G:C8	2.47	0.49
2:CB:44:LEU:HD22	2:CB:44:LEU:H	1.77	0.49
25:DA:892:G:H2'	25:DA:893:C:O4'	2.12	0.49
25:DA:1507:A:O2'	25:DA:1508:A:O5'	2.29	0.49
25:DA:2647:U:H2'	25:DA:2648:C:C6	2.47	0.49
29:DF:152:GLU:HA	29:DF:190:GLU:OE2	2.12	0.49
30:DG:23:PHE:HB2	30:DG:25:TYR:CZ	2.47	0.49
31:DH:20:ALA:HB1	31:DH:21:PRO:HD2	1.94	0.49
36:DQ:18:LYS:O	36:DQ:98:LYS:NZ	2.24	0.49
54:D8:54:GLU:O	54:D8:58:ILE:HG13	2.12	0.49
1:AA:460:G:O6	1:AA:470:C:H5''	2.12	0.49

Continued on next page...

Continued from previous page...

Atom-1	Atom-2	Interatomic distance (Å)	Clash overlap (Å)
1:AA:1326:C:OP1	21:AU:17:THR:OG1	2.29	0.49
8:AH:96:GLY:H	8:AH:99:GLU:CD	2.15	0.49
17:AQ:26:GLN:HG2	17:AQ:37:LYS:HG2	1.93	0.49
19:AS:65:ASN:HD22	19:AS:65:ASN:N	2.08	0.49
20:AT:99:LEU:HA	20:AT:100:ILE:O	2.12	0.49
23:AX:54:U:H2'	23:AX:55:U:O4'	2.12	0.49
23:AX:61:C:H2'	23:AX:62:C:H6	1.75	0.49
25:BA:2041:A:OP2	51:B5:9:LYS:NZ	2.35	0.49
30:BG:15:VAL:HG13	30:BG:175:LEU:HB3	1.94	0.49
48:B2:44:LEU:HD23	48:B2:47:ASN:HA	1.94	0.49
1:CA:1417:G:O6	61:CA:4047:HOH:O	2.14	0.49
4:CD:98:GLU:HG2	4:CD:189:PRO:HG2	1.93	0.49
12:CL:11:VAL:HG11	17:CQ:36:ILE:HG21	1.94	0.49
16:CP:18:ARG:O	16:CP:20:VAL:HG23	2.12	0.49
25:DA:442:G:N2	29:DF:48:THR:HB	2.27	0.49
25:DA:2369:A:H2'	25:DA:2370:G:H8	1.76	0.49
31:DH:89:ILE:O	31:DH:129:THR:HG23	2.12	0.49
1:AA:20:U:H2'	1:AA:21:G:O4'	2.13	0.49
1:AA:692:U:O2'	1:AA:694:A:N7	2.31	0.49
1:AA:950:U:OP2	13:AM:102:ARG:HD3	2.13	0.49
1:AA:1260:C:O5'	1:AA:1284:C:H4'	2.13	0.49
2:AB:163:PHE:HA	2:AB:185:ILE:HG13	1.93	0.49
2:AB:213:LEU:HD22	2:AB:214:ILE:HD13	1.94	0.49
25:BA:32:C:O2'	25:BA:33:U:H5'	2.12	0.49
25:BA:1153:G:N3	25:BA:1153:G:H2'	2.27	0.49
1:CA:605:U:H2'	1:CA:606:G:C8	2.47	0.49
1:CA:628:G:H2'	1:CA:629:G:C8	2.48	0.49
1:CA:1129:C:H1'	1:CA:1130:A:N7	2.27	0.49
1:CA:1320:C:H2'	1:CA:1321:C:O4'	2.12	0.49
1:CA:1414:U:H3	1:CA:1486:G:H1	1.60	0.49
25:DA:440:G:H2'	25:DA:441:U:C6	2.47	0.49
25:DA:872:A:H2'	25:DA:873:G:O4'	2.11	0.49
25:DA:1221(A):C:C2	25:DA:1229:G:C2	3.00	0.49
25:DA:1857:G:O2'	25:DA:1885:A:N6	2.45	0.49
25:DA:1937:A:C8	25:DA:1939:U:H2'	2.46	0.49
1:AA:509:A:C8	1:AA:509:A:H3'	2.48	0.49
1:AA:991:U:H1'	1:AA:993:G:H8	1.78	0.49
1:AA:1127:G:H22	1:AA:1147:C:N4	2.10	0.49
25:BA:564:G:H2'	25:BA:565:C:H6	1.76	0.49
25:BA:610:C:OP2	35:BP:21:ARG:NH2	2.45	0.49
25:BA:831:A:H5'	25:BA:832:G:OP1	2.12	0.49

Continued on next page...

Continued from previous page...

Atom-1	Atom-2	Interatomic distance (Å)	Clash overlap (Å)
25:BA:867:A:N3	25:BA:988:U:O2'	2.42	0.49
25:BA:1688:A:H2'	25:BA:1689:G:O4'	2.12	0.49
43:BX:88:LYS:NZ	43:BX:90:GLU:OE1	2.31	0.49
1:CA:441:A:H3'	1:CA:442:C:H6	1.76	0.49
1:CA:460:G:H1'	1:CA:472:A:H61	1.76	0.49
1:CA:650:G:C2'	1:CA:651:C:H5'	2.43	0.49
1:CA:1068:G:H8	1:CA:1068:G:OP2	1.94	0.49
1:CA:1157:A:N7	1:CA:1180:A:C6	2.80	0.49
3:CC:56:ASP:HB2	3:CC:67:THR:HB	1.94	0.49
5:CE:76:ILE:HG12	5:CE:118:ILE:HD11	1.93	0.49
9:CI:77:ILE:O	9:CI:81:ILE:HG22	2.12	0.49
25:DA:450:G:OP1	25:DA:1248:G:N2	2.45	0.49
25:DA:705:A:H1'	27:DD:9:TYR:CE1	2.48	0.49
25:DA:861:A:C2	25:DA:917:A:C4	3.00	0.49
26:DB:53:A:H8	26:DB:53:A:O5'	1.96	0.49
37:DR:56:LYS:NZ	37:DR:90:ARG:O	2.45	0.49
39:DT:16:ARG:HG3	39:DT:79:HIS:HA	1.95	0.49
39:DT:61:PHE:CE1	39:DT:76:PHE:HB2	2.48	0.49
41:DV:62:LEU:CD1	41:DV:95:LEU:HB2	2.42	0.49
54:D8:3:LYS:HB2	54:D8:64:TYR:OH	2.13	0.49
1:AA:517:G:N1	1:AA:533:A:OP2	2.41	0.49
1:AA:818:G:O2'	1:AA:819:A:H5'	2.12	0.49
1:AA:839:U:H3'	1:AA:840:C:H6	1.77	0.49
10:AJ:11:PHE:CE1	10:AJ:67:THR:HG22	2.44	0.49
18:AR:51:LEU:HD23	18:AR:52:PRO:HD2	1.94	0.49
20:AT:18:GLN:O	20:AT:22:ARG:HG3	2.12	0.49
25:BA:507:G:H1'	25:BA:532:A:N1	2.28	0.49
25:BA:581:G:OP1	33:BN:111:PRO:HD2	2.13	0.49
25:BA:1040:C:P	40:BU:54:LYS:HZ1	2.35	0.49
25:BA:1155:C:C5	25:BA:1156:G:C6	3.01	0.49
25:BA:1505:C:H4'	25:BA:1506:G:O5'	2.12	0.49
25:BA:2519:C:OP2	61:BA:4083:HOH:O	2.20	0.49
39:BT:105:LEU:HB2	39:BT:110:ILE:HG13	1.95	0.49
1:CA:41:G:H2'	1:CA:42:G:H8	1.76	0.49
1:CA:123:C:O2'	1:CA:290:C:O2	2.30	0.49
1:CA:187:C:H2'	1:CA:188:C:H6	1.76	0.49
1:CA:458:C:C2	1:CA:460:G:C8	3.01	0.49
1:CA:667:G:OP1	1:CA:732:C:O2'	2.26	0.49
1:CA:952:U:C4	13:CM:104:ARG:NH1	2.81	0.49
1:CA:1117:G:N2	1:CA:1180:A:O2'	2.43	0.49
2:CB:200:ILE:O	2:CB:200:ILE:HG12	2.11	0.49

Continued on next page...

Continued from previous page...

Atom-1	Atom-2	Interatomic distance (Å)	Clash overlap (Å)
3:CC:179:ARG:O	3:CC:206:GLU:HA	2.13	0.49
4:CD:65:ARG:HG2	4:CD:75:PHE:CD1	2.47	0.49
5:CE:12:LEU:HB3	5:CE:31:LEU:HB2	1.95	0.49
7:CG:135:VAL:O	7:CG:139:GLU:N	2.31	0.49
9:CI:28:VAL:HA	9:CI:63:ILE:HB	1.93	0.49
25:DA:1339:G:N2	25:DA:1603:A:H1'	2.28	0.49
25:DA:1545:A:H2'	25:DA:1546:C:O4'	2.12	0.49
29:DF:9:ILE:O	29:DF:11:VAL:HG23	2.12	0.49
1:AA:153:C:H42	1:AA:169:C:N4	2.09	0.49
1:AA:1002:G:H3'	1:AA:1003:G:C8	2.48	0.49
1:AA:1052:U:H5''	1:AA:1053:G:OP2	2.11	0.49
1:AA:1392:G:H2'	1:AA:1393:U:H5'	1.95	0.49
2:AB:160:ASP:O	2:AB:183:PRO:HD2	2.13	0.49
25:BA:895:G:N9	25:BA:978:A:H8	2.11	0.49
25:BA:934:A:O2'	25:BA:935:C:OP2	2.29	0.49
25:BA:2303:U:H2'	25:BA:2304:C:C6	2.48	0.49
25:BA:2326:C:H2'	25:BA:2327:G:C8	2.48	0.49
28:BE:120:TRP:CE3	28:BE:155:LYS:HD3	2.46	0.49
36:BQ:56:ARG:HH11	36:BQ:56:ARG:HG3	1.78	0.49
39:BT:88:ILE:HG21	39:BT:91:ARG:NE	2.27	0.49
1:CA:689:C:OP1	11:CK:27:ASN:ND2	2.42	0.49
1:CA:953:G:C6	1:CA:1229:A:C6	3.01	0.49
1:CA:1001(A):G:N3	1:CA:1002:G:H1'	2.28	0.49
1:CA:1057:G:C4	1:CA:1204:A:C2	3.01	0.49
1:CA:1062:U:H2'	1:CA:1063:C:C6	2.47	0.49
6:CF:68:PRO:HB2	6:CF:71:ARG:HG3	1.95	0.49
8:CH:20:TYR:HA	8:CH:65:TYR:CZ	2.48	0.49
12:CL:54:LYS:O	12:CL:70:ILE:HG13	2.13	0.49
15:CO:17:ARG:HH11	15:CO:17:ARG:HG3	1.78	0.49
16:CP:14:ASN:OD1	16:CP:16:HIS:HE1	1.94	0.49
23:CX:19:G:H4'	23:CX:20:U:OP2	2.13	0.49
25:DA:1488:G:N1	25:DA:1489:U:H5	2.09	0.49
25:DA:2227:A:OP1	27:DD:263:ARG:HD2	2.13	0.49
25:DA:2348:U:OP2	54:D8:42:ARG:NH2	2.45	0.49
27:DD:164:GLN:NE2	27:DD:176:ARG:HH22	2.10	0.49
30:DG:110:ALA:HA	30:DG:140:ILE:O	2.12	0.49
44:DY:51:VAL:HG13	44:DY:56:PRO:HA	1.94	0.49
1:AA:102:G:H2'	1:AA:103:C:H6	1.77	0.49
1:AA:649:G:H2'	1:AA:650:G:C8	2.48	0.49
1:AA:977:A:O2'	1:AA:979:C:OP2	2.26	0.49
8:AH:33:GLU:O	8:AH:37:ARG:N	2.41	0.49

Continued on next page...

Continued from previous page...

Atom-1	Atom-2	Interatomic distance (Å)	Clash overlap (Å)
25:BA:510:C:H2'	25:BA:511:C:C6	2.48	0.49
25:BA:794:U:O2	25:BA:2036:A:H1'	2.13	0.49
25:BA:927:G:C2	25:BA:928:G:C8	3.01	0.49
25:BA:1001:G:OP2	36:BQ:87:LYS:HE2	2.13	0.49
25:BA:1699:A:O2'	25:BA:1700:G:H5'	2.13	0.49
25:BA:1829:U:H5'	27:BD:259:THR:CG2	2.41	0.49
30:BG:3:LEU:HD22	50:B4:25:TYR:CE1	2.48	0.49
1:CA:598:U:H4'	8:CH:94:TYR:CD2	2.47	0.49
1:CA:692:U:O2'	1:CA:694:A:N7	2.33	0.49
1:CA:999:C:H4'	1:CA:999:C:OP1	2.11	0.49
1:CA:1038:C:C2'	1:CA:1039:C:H5'	2.42	0.49
1:CA:1243:C:H2'	1:CA:1244:C:H6	1.77	0.49
1:CA:1277:C:HO2'	1:CA:1279:A:H8	1.57	0.49
7:CG:111:ARG:HB3	7:CG:113:GLU:OE2	2.12	0.49
10:CJ:42:THR:CG2	10:CJ:68:HIS:HD2	2.26	0.49
14:CN:34:TYR:N	14:CN:39:LEU:O	2.40	0.49
21:CU:10:ARG:HG3	21:CU:10:ARG:HH11	1.77	0.49
25:DA:468:G:N7	53:D7:39:ARG:NH2	2.47	0.49
25:DA:568:U:H5'	25:DA:945:A:N1	2.27	0.49
25:DA:585:G:O2'	25:DA:1254:A:N6	2.40	0.49
25:DA:740:U:H2'	25:DA:741:G:C8	2.47	0.49
25:DA:1418:G:H8	25:DA:1418:G:O5'	1.96	0.49
25:DA:1579:A:H2'	25:DA:1580:A:C8	2.47	0.49
25:DA:1927:A:H2'	25:DA:1928:A:C8	2.48	0.49
25:DA:2646:C:H2'	25:DA:2647:U:O4'	2.13	0.49
30:DG:66:GLN:HG3	50:D4:1:MET:HE3	1.95	0.49
35:DP:83:VAL:HG12	35:DP:112:LEU:HD21	1.94	0.49
36:DQ:66:ILE:HG12	36:DQ:104:PHE:CE2	2.48	0.49
36:DQ:111:GLU:O	36:DQ:115:MET:HG2	2.12	0.49
48:D2:48:HIS:O	48:D2:52:ASP:HB2	2.12	0.49
1:AA:191:G:C6	1:AA:192:U:C4	3.00	0.49
1:AA:384:G:H2'	1:AA:385:C:H6	1.76	0.49
2:AB:74:LYS:NZ	2:AB:205:ASP:OD2	2.46	0.49
3:AC:44:GLU:HG2	3:AC:52:LEU:HD22	1.94	0.49
7:AG:51:GLN:O	7:AG:55:GLY:HA2	2.12	0.49
19:AS:64:GLU:O	19:AS:67:VAL:HG23	2.12	0.49
25:BA:64:C:H2'	25:BA:65:C:H6	1.77	0.49
25:BA:831:A:C5	27:BD:229:VAL:HG21	2.48	0.49
25:BA:926:G:H2'	25:BA:927:G:O4'	2.12	0.49
25:BA:1224:C:O2'	25:BA:1225:C:H5'	2.11	0.49
25:BA:2486:C:H5''	25:BA:2487:C:OP2	2.11	0.49

Continued on next page...

Continued from previous page...

Atom-1	Atom-2	Interatomic distance (Å)	Clash overlap (Å)
25:BA:2584:A:N7	28:BE:145:LYS:HB2	2.28	0.49
25:BA:2623:U:H2'	51:B5:2:ALA:O	2.12	0.49
38:BS:29:PHE:HD1	38:BS:92:TYR:HH	1.61	0.49
45:BZ:161:VAL:HG13	45:BZ:161:VAL:O	2.12	0.49
53:B7:34:ARG:NH1	53:B7:41:ARG:O	2.46	0.49
1:CA:736:C:H2'	1:CA:737:A:C8	2.48	0.49
1:CA:804:U:H5''	1:CA:805:C:OP2	2.13	0.49
1:CA:1012:U:H2'	1:CA:1013:G:C8	2.47	0.49
1:CA:1329:A:P	13:CM:28:ALA:HB3	2.52	0.49
1:CA:1399:C:C2	1:CA:1502:A:N6	2.80	0.49
3:CC:58:GLU:O	3:CC:59:ARG:HG3	2.12	0.49
4:CD:100:ARG:NH2	4:CD:102:ASP:OD2	2.46	0.49
25:DA:84:A:N1	25:DA:98:G:O2'	2.43	0.49
25:DA:708:C:H42	25:DA:723:G:H1	1.61	0.49
25:DA:753:C:O5'	25:DA:753:C:H6	1.95	0.49
25:DA:784:A:O4'	27:DD:227:ASN:ND2	2.45	0.49
25:DA:1682:G:H1'	25:DA:1762:A:C6	2.47	0.49
28:DE:52:LEU:HB2	28:DE:76:ARG:HB2	1.93	0.49
1:AA:141:A:H2	1:AA:222:U:O2	1.96	0.49
1:AA:433:C:H2'	1:AA:434:U:C6	2.47	0.49
1:AA:863:U:H2'	1:AA:865:A:OP2	2.12	0.49
1:AA:1030(C):G:H2'	1:AA:1030(D):A:C8	2.41	0.49
1:AA:1031:G:H2'	1:AA:1032:G:H8	1.78	0.49
3:AC:113:ALA:HB3	3:AC:114:PRO:HD3	1.95	0.49
9:AI:4:TYR:CZ	9:AI:88:TYR:HD1	2.31	0.49
11:AK:82:VAL:HB	11:AK:108:ILE:HG12	1.94	0.49
25:BA:155:C:OP2	25:BA:155:C:H6	1.96	0.49
25:BA:1821:C:H5''	25:BA:1822:A:OP1	2.13	0.49
25:BA:1900:G:H2'	25:BA:1901:C:C6	2.47	0.49
25:BA:2564:U:C2	25:BA:2566:U:H5'	2.48	0.49
47:B1:72:GLU:O	47:B1:76:ARG:HG3	2.13	0.49
1:CA:671:G:H2'	1:CA:672:U:O4'	2.13	0.49
1:CA:785:G:C2'	1:CA:786:G:H5'	2.42	0.49
1:CA:1121:U:C4	1:CA:1122:U:C5	3.01	0.49
1:CA:1170:A:O2'	1:CA:1171:G:C8	2.66	0.49
2:CB:53:ARG:O	2:CB:56:ARG:HG2	2.13	0.49
4:CD:121:VAL:O	4:CD:134:ASP:HA	2.13	0.49
18:CR:52:PRO:O	18:CR:56:THR:HG23	2.13	0.49
19:CS:28:LYS:CB	19:CS:29:ARG:HA	2.43	0.49
19:CS:64:GLU:O	19:CS:67:VAL:HG23	2.12	0.49
25:DA:947:G:N2	25:DA:971:C:C2	2.81	0.49

Continued on next page...

Continued from previous page...

Atom-1	Atom-2	Interatomic distance (Å)	Clash overlap (Å)
25:DA:953:A:C2	25:DA:954:G:C8	3.00	0.49
25:DA:2356:C:H2'	25:DA:2357:U:O4'	2.12	0.49
25:DA:2716:U:O2'	25:DA:2717:G:H5'	2.13	0.49
25:DA:2812:G:H2'	25:DA:2813:A:C8	2.48	0.49
27:DD:108:PRO:HB3	27:DD:143:HIS:CE1	2.47	0.49
31:DH:83:TYR:CE2	31:DH:138:LYS:HB2	2.48	0.49
33:DN:42:TRP:CH2	33:DN:44:PRO:HB3	2.48	0.49
37:DR:87:TYR:OH	37:DR:116:LEU:HB3	2.13	0.49
25:BA:359:C:O5'	25:BA:359:C:H6	1.96	0.49
25:BA:1003:U:HO2'	25:BA:1004:A:P	2.36	0.49
25:BA:2713:C:H2'	25:BA:2714:U:H2'	1.95	0.49
25:BA:2843:G:H4'	25:BA:2844:G:OP2	2.13	0.49
25:BA:2904:U:O5'	25:BA:2904:U:H6	1.96	0.49
28:BE:27:LEU:HD22	39:BT:1:MET:HE3	1.94	0.49
31:BH:149:ARG:NH1	31:BH:167:GLU:OE2	2.46	0.49
32:BI:92:VAL:HG11	32:BI:144:VAL:HG11	1.94	0.49
50:B4:59:PHE:HA	50:B4:61:ARG:H	1.78	0.49
1:CA:97:G:HO2'	1:CA:98:G:H8	1.61	0.49
1:CA:625:G:H2'	1:CA:626:U:H6	1.77	0.49
1:CA:1142:G:C2	1:CA:1143:G:H1'	2.47	0.49
1:CA:1256:A:H2	1:CA:1277:C:H42	1.60	0.49
1:CA:1291:G:H4'	9:CI:39:GLY:HA3	1.94	0.49
1:CA:1318:A:H5''	19:CS:3:ARG:NH2	2.10	0.49
3:CC:29:TYR:OH	14:CN:54:PRO:O	2.22	0.49
13:CM:93:ARG:NH1	25:DA:888:C:OP1	2.46	0.49
15:CO:5:LYS:H	15:CO:5:LYS:CD	2.26	0.49
59:CX:101:FME:HCN	25:DA:2451:A:C2	2.45	0.49
25:DA:176:G:O2'	25:DA:177:G:H5'	2.12	0.49
25:DA:1041:C:N3	25:DA:1114:G:N2	2.57	0.49
25:DA:2659:G:N2	25:DA:2661:G:H3'	2.28	0.49
26:DB:24:G:H4'	26:DB:25:A:N7	2.28	0.49
26:DB:45:A:OP2	30:DG:96:ARG:NH2	2.46	0.49
30:DG:114:ILE:HD12	30:DG:117:PHE:HD2	1.78	0.49
45:DZ:28:MET:HB3	45:DZ:88:PHE:HB2	1.95	0.49
1:AA:145:G:H2'	1:AA:146:G:H5''	1.95	0.48
1:AA:410:G:H5''	1:AA:411:A:OP1	2.13	0.48
1:AA:737:A:H5''	6:AF:92:LYS:HD3	1.95	0.48
1:AA:1104:G:H4'	2:AB:111:ARG:NH1	2.28	0.48
1:AA:1118:C:OP1	9:AI:104:ARG:NH1	2.46	0.48
1:AA:1123:A:H4'	10:AJ:37:PRO:HD2	1.95	0.48
1:AA:1422:G:O3'	34:BO:49:ARG:NH1	2.37	0.48

Continued on next page...

Continued from previous page...

Atom-1	Atom-2	Interatomic distance (Å)	Clash overlap (Å)
5:AE:36:ASP:OD2	5:AE:40:ARG:HB2	2.13	0.48
9:AI:17:VAL:HG21	9:AI:81:ILE:HB	1.95	0.48
14:AN:23:ARG:HH11	14:AN:30:ALA:HB2	1.77	0.48
23:AX:4:G:H1	23:AX:69:C:N4	2.10	0.48
25:BA:672:G:H2'	25:BA:673:G:O4'	2.13	0.48
25:BA:1506:G:C3'	25:BA:1507:A:H5''	2.43	0.48
25:BA:1952:G:O2'	25:BA:1990:G:O6	2.18	0.48
1:CA:540:G:H2'	1:CA:541:G:H8	1.78	0.48
1:CA:586:C:HO2'	1:CA:878:G:H4'	1.78	0.48
3:CC:113:ALA:HB2	3:CC:202:ILE:HG13	1.95	0.48
6:CF:10:LEU:HD12	6:CF:85:VAL:HA	1.94	0.48
24:CW:9:MVA:HG13	24:CW:10:2QY:H82	1.95	0.48
25:DA:1022:G:C5	25:DA:1140:C:C4	3.01	0.48
34:DO:29:ASN:N	34:DO:29:ASN:OD1	2.46	0.48
42:DW:50:VAL:HG12	42:DW:105:VAL:HB	1.96	0.48
44:DY:44:ILE:HA	44:DY:63:LYS:O	2.13	0.48
1:AA:202:U:H3'	1:AA:203:U:H6	1.78	0.48
1:AA:457:C:H2'	1:AA:458:C:C5	2.48	0.48
8:AH:73:ASP:OD2	8:AH:75:ARG:NH1	2.46	0.48
11:AK:48:ILE:O	11:AK:50:TYR:N	2.45	0.48
25:BA:374:U:H2'	25:BA:375:G:O4'	2.12	0.48
25:BA:1790:A:H5''	25:BA:2728:C:H1'	1.95	0.48
25:BA:1834:A:O2'	27:BD:259:THR:HG21	2.13	0.48
25:BA:1941:A:H5''	25:BA:1942:C:OP2	2.13	0.48
25:BA:2481:A:C2	25:BA:2494:G:C8	3.01	0.48
1:CA:96:U:O2'	1:CA:97:G:H5'	2.13	0.48
1:CA:202:U:O2'	1:CA:203:U:O5'	2.17	0.48
1:CA:424:G:H2'	1:CA:425:G:C8	2.47	0.48
1:CA:625:G:H2'	1:CA:626:U:C6	2.48	0.48
1:CA:745:C:OP1	1:CA:851:G:O2'	2.20	0.48
1:CA:1058:G:N2	10:CJ:53:PRO:HG3	2.28	0.48
11:CK:110:ASP:HB3	18:CR:85:LEU:HB3	1.93	0.48
17:CQ:62:SER:OG	17:CQ:72:ARG:HD3	2.13	0.48
20:CT:50:GLU:HG3	20:CT:100:ILE:HD13	1.93	0.48
25:DA:952:G:C6	25:DA:966:G:C6	3.01	0.48
25:DA:997:G:OP2	40:DU:58:ARG:NH1	2.40	0.48
25:DA:1786:A:H1'	25:DA:1938:A:N6	2.28	0.48
25:DA:1819:A:H5''	27:DD:161:THR:HG21	1.93	0.48
25:DA:2257:U:O2'	25:DA:2258:C:H5'	2.12	0.48
28:DE:108:SER:HB3	28:DE:165:VAL:HG21	1.94	0.48
28:DE:120:TRP:CE3	28:DE:155:LYS:HD3	2.48	0.48

Continued on next page...

Continued from previous page...

Atom-1	Atom-2	Interatomic distance (Å)	Clash overlap (Å)
30:DG:16:ARG:NE	30:DG:31:VAL:HG11	2.26	0.48
31:DH:95:ARG:HB2	31:DH:128:PRO:CB	2.44	0.48
33:DN:38:HIS:NE2	33:DN:50:ASP:OD2	2.25	0.48
43:DX:31:HIS:CD2	43:DX:33:LYS:H	2.32	0.48
49:D3:10:LYS:NZ	49:D3:15:TYR:OH	2.41	0.48
2:AB:27:LYS:NZ	2:AB:193:ASP:OD2	2.45	0.48
2:AB:220:ASP:O	2:AB:223:ILE:HG12	2.13	0.48
3:AC:15:THR:CG2	3:AC:181:ASN:HA	2.40	0.48
4:AD:20:TYR:HA	4:AD:26:CYS:SG	2.53	0.48
14:AN:26:ARG:NH2	14:AN:47:LEU:HD21	2.28	0.48
19:AS:61:TYR:CE2	19:AS:63:THR:HG23	2.48	0.48
25:BA:53:G:O2'	53:B7:35:ARG:HD3	2.13	0.48
25:BA:1533:G:H1	25:BA:1548:C:H42	1.61	0.48
25:BA:1899:A:H5'	25:BA:1900:G:OP2	2.13	0.48
25:BA:2343:G:O2'	46:B0:43:THR:HG22	2.13	0.48
35:BP:148:LEU:H	35:BP:148:LEU:HD23	1.79	0.48
36:BQ:7:MET:HE3	36:BQ:7:MET:HB2	1.82	0.48
39:BT:31:SER:OG	39:BT:85:LYS:HE3	2.13	0.48
49:B3:3:ARG:HD3	49:B3:60:GLU:CD	2.34	0.48
1:CA:557:G:C6	1:CA:558:G:C6	3.01	0.48
1:CA:991:U:H3'	1:CA:1212:U:H3	1.78	0.48
1:CA:1104:G:H4'	2:CB:111:ARG:HH11	1.77	0.48
1:CA:1118:C:H2'	1:CA:1119:C:H6	1.77	0.48
1:CA:1264:C:H2'	1:CA:1265:G:H8	1.78	0.48
4:CD:200:GLU:O	4:CD:204:ILE:HG12	2.13	0.48
5:CE:80:ILE:HG22	5:CE:91:LEU:HB2	1.94	0.48
6:CF:82:ARG:HB2	6:CF:85:VAL:HG23	1.95	0.48
13:CM:16:ASP:OD1	13:CM:16:ASP:N	2.46	0.48
14:CN:6:LEU:HB3	14:CN:23:ARG:HH21	1.77	0.48
25:DA:83:G:OP2	44:DY:95:LYS:NZ	2.31	0.48
25:DA:291:C:H2'	25:DA:292:C:H5'	1.95	0.48
25:DA:815:C:H2'	25:DA:816:C:C6	2.48	0.48
25:DA:1027:A:C6	25:DA:1126:A:C4	3.01	0.48
26:DB:78:A:H2'	26:DB:79:C:O4'	2.13	0.48
31:DH:102:ALA:HA	31:DH:117:PRO:HD3	1.95	0.48
1:AA:113:G:H2'	1:AA:114:U:C6	2.48	0.48
1:AA:1030(A):G:H2'	1:AA:1030(C):G:OP2	2.13	0.48
1:AA:1106:G:C6	1:AA:1107:C:C4	3.00	0.48
4:AD:25:ARG:HG2	4:AD:25:ARG:O	2.12	0.48
13:AM:37:THR:HG21	13:AM:56:LEU:HA	1.95	0.48
23:AX:19:G:C5	23:AX:57:A:C2	3.02	0.48

Continued on next page...

Continued from previous page...

Atom-1	Atom-2	Interatomic distance (Å)	Clash overlap (Å)
25:BA:173:C:H2'	25:BA:174:U:C6	2.48	0.48
25:BA:279:G:H5''	25:BA:279:G:H8	1.78	0.48
25:BA:922:G:H1	25:BA:948:C:H42	1.62	0.48
25:BA:1346:U:H4'	25:BA:1347:A:H5'	1.94	0.48
31:BH:67:LEU:O	31:BH:71:LEU:HB2	2.14	0.48
34:BO:80:ASP:OD1	39:BT:64:ARG:NH2	2.46	0.48
1:CA:460:G:C6	1:CA:470:C:H5''	2.47	0.48
1:CA:1093:A:H5''	1:CA:1094:G:OP2	2.13	0.48
5:CE:88:LYS:HB3	5:CE:123:LEU:HB2	1.96	0.48
14:CN:32:SER:O	14:CN:40:CYS:HA	2.13	0.48
25:DA:272:G:H4'	25:DA:272(A):U:H5''	1.94	0.48
25:DA:1197:G:H2'	25:DA:1198:U:C6	2.48	0.48
25:DA:2740:A:C6	25:DA:2741:A:C6	3.01	0.48
26:DB:42:C:O2'	30:DG:66:GLN:HG2	2.13	0.48
26:DB:55:U:O3'	30:DG:27:ASN:ND2	2.46	0.48
27:DD:134:ARG:NH1	27:DD:188:GLU:OE2	2.45	0.48
32:DI:72:LEU:HA	32:DI:75:LEU:HD22	1.96	0.48
40:DU:79:PHE:CZ	40:DU:83:LEU:HD21	2.48	0.48
41:DV:60:GLU:OE2	41:DV:97:LYS:NZ	2.30	0.48
47:D1:3:LYS:HB2	47:D1:61:ARG:HH11	1.77	0.48
1:AA:1134:G:H2'	1:AA:1134:G:N3	2.29	0.48
11:AK:92:GLU:O	11:AK:95:ILE:HG13	2.13	0.48
23:AX:19:G:H4'	23:AX:20:U:OP2	2.12	0.48
25:BA:1702:A:H3'	25:BA:1703:C:C6	2.48	0.48
25:BA:1913:G:H2'	25:BA:1914:C:C6	2.49	0.48
25:BA:2104:A:H2'	25:BA:2105:G:O4'	2.13	0.48
61:BA:3803:HOH:O	51:B5:15:ARG:HG2	2.13	0.48
27:BD:133:LEU:HG	27:BD:189:CYS:O	2.13	0.48
28:BE:47:VAL:HG23	28:BE:84:PHE:O	2.12	0.48
45:BZ:107:THR:HG21	45:BZ:112:ARG:HH21	1.78	0.48
1:CA:189:G:C5	1:CA:189(A):C:C4	3.00	0.48
1:CA:397:A:H3'	1:CA:397:A:N3	2.27	0.48
1:CA:617:G:H4'	16:CP:44:THR:O	2.12	0.48
1:CA:960:U:H2'	1:CA:960:U:O2	2.12	0.48
1:CA:1004:A:H62	1:CA:1037:C:H2'	1.79	0.48
1:CA:1041:A:N6	1:CA:1042:G:C6	2.81	0.48
1:CA:1075:C:C2'	1:CA:1076:C:H5'	2.43	0.48
1:CA:1169:A:H8	1:CA:1169:A:H3'	1.78	0.48
12:CL:110:VAL:CG2	12:CL:120:TYR:HB3	2.43	0.48
25:DA:94(A):G:N2	48:D2:47:ASN:OD1	2.45	0.48
25:DA:172:C:H2'	25:DA:173:G:C8	2.38	0.48

Continued on next page...

Continued from previous page...

Atom-1	Atom-2	Interatomic distance (Å)	Clash overlap (Å)
25:DA:244:A:H2'	25:DA:245:G:O4'	2.13	0.48
25:DA:489:G:H2'	25:DA:491:G:O4'	2.14	0.48
25:DA:2271:G:H2'	25:DA:2272:U:C6	2.48	0.48
25:DA:2632:A:O2'	25:DA:2811:G:O2'	2.20	0.48
25:DA:2722:G:H2'	25:DA:2723:C:C6	2.49	0.48
25:DA:2742:C:OP1	55:D9:35:ARG:HD3	2.14	0.48
26:DB:42:C:C4	26:DB:43:C:C4	3.01	0.48
39:DT:23:ARG:HG3	39:DT:120:ARG:NH1	2.29	0.48
1:AA:300:A:O2'	1:AA:564:C:N3	2.38	0.48
1:AA:391:G:C6	1:AA:392:G:C5	3.01	0.48
2:AB:32:ILE:HD13	2:AB:40:HIS:CD2	2.48	0.48
2:AB:95:GLN:HG3	2:AB:147:LYS:HD3	1.94	0.48
2:AB:180:LEU:O	2:AB:181:PHE:HB2	2.14	0.48
2:AB:192:SER:O	2:AB:194:PRO:HD3	2.14	0.48
5:AE:105:VAL:HG21	5:AE:128:PRO:HB3	1.96	0.48
16:AP:13:HIS:O	16:AP:42:ARG:NH2	2.47	0.48
25:BA:403:C:H2'	25:BA:404:C:C6	2.47	0.48
25:BA:2605:U:H2'	25:BA:2606:C:C6	2.49	0.48
28:BE:173:VAL:CG2	28:BE:185:LYS:HB2	2.44	0.48
28:BE:174:ASP:OD1	28:BE:175:VAL:N	2.46	0.48
31:BH:69:ARG:HG3	31:BH:70:THR:N	2.28	0.48
32:BI:104:GLN:O	32:BI:106:GLY:N	2.35	0.48
1:CA:504:C:H1'	1:CA:510:A:C4	2.49	0.48
1:CA:977:A:O2'	1:CA:979:C:OP2	2.20	0.48
1:CA:1458:G:H5'	20:CT:32:ALA:HB2	1.96	0.48
25:DA:67:U:H2'	25:DA:68:G:O4'	2.13	0.48
25:DA:370:G:OP2	61:DA:3768:HOH:O	2.20	0.48
25:DA:384:U:H2'	25:DA:385:C:H6	1.78	0.48
25:DA:528:A:C2	25:DA:2042:A:H2'	2.48	0.48
25:DA:1023:U:H4'	25:DA:1123:C:OP1	2.13	0.48
25:DA:1125:G:H5'	55:D9:37:GLY:HA2	1.96	0.48
30:DG:38:VAL:HG22	30:DG:93:THR:HG23	1.95	0.48
39:DT:88:ILE:HG13	39:DT:91:ARG:NH2	2.28	0.48
1:AA:35:G:O2'	12:AL:118:SER:O	2.23	0.48
1:AA:308:C:H2'	1:AA:309:G:H8	1.78	0.48
1:AA:438:G:O2'	1:AA:494:U:O4	2.19	0.48
1:AA:728:A:H2'	1:AA:729:A:C8	2.49	0.48
1:AA:738:C:H2'	1:AA:739:C:C6	2.47	0.48
1:AA:901:A:C5	1:AA:902:G:H1'	2.48	0.48
1:AA:1086:U:C2'	1:AA:1087:G:H5'	2.43	0.48
1:AA:1236:A:H2'	1:AA:1237:C:C6	2.49	0.48

Continued on next page...

Continued from previous page...

Atom-1	Atom-2	Interatomic distance (Å)	Clash overlap (Å)
10:AJ:37:PRO:HA	10:AJ:72:VAL:HG12	1.96	0.48
13:AM:56:LEU:O	13:AM:60:VAL:HG23	2.13	0.48
25:BA:8:A:H2'	25:BA:9:U:C6	2.48	0.48
32:BI:117:GLU:HG3	32:BI:118:LYS:H	1.77	0.48
35:BP:81:GLN:HB2	35:BP:110:TYR:CD2	2.49	0.48
45:BZ:150:LEU:HB3	45:BZ:171:ILE:HD11	1.96	0.48
49:B3:59:VAL:O	49:B3:60:GLU:HG2	2.13	0.48
55:B9:13:LYS:HD2	55:B9:28:GLU:OE2	2.14	0.48
1:CA:1239:A:H62	1:CA:1299:A:H62	1.60	0.48
7:CG:62:PHE:HA	7:CG:124:LEU:HD22	1.96	0.48
9:CI:96:LEU:O	9:CI:100:GLY:N	2.47	0.48
12:CL:24:VAL:HG12	12:CL:24:VAL:O	2.14	0.48
15:CO:5:LYS:H	15:CO:5:LYS:HD2	1.78	0.48
25:DA:361:G:O2'	25:DA:362:U:H5'	2.13	0.48
25:DA:454:A:H4'	25:DA:455:C:OP2	2.12	0.48
25:DA:1142(A):A:C8	25:DA:1144:G:N7	2.81	0.48
25:DA:1289:C:H2'	25:DA:1290:C:C6	2.47	0.48
25:DA:1839:G:C8	25:DA:1927:A:H1'	2.48	0.48
25:DA:2299:G:H2'	25:DA:2300:G:H8	1.79	0.48
26:DB:12:C:O5'	26:DB:12:C:H6	1.96	0.48
28:DE:28:ALA:HB3	28:DE:93:VAL:HG12	1.95	0.48
36:DQ:133:ARG:HG2	36:DQ:134:ARG:N	2.27	0.48
41:DV:65:GLY:HA3	41:DV:91:TYR:CZ	2.48	0.48
49:D3:46:ASN:O	49:D3:50:VAL:HG22	2.14	0.48
1:AA:346:G:N1	1:AA:347:G:H1'	2.28	0.48
1:AA:1020:U:H2'	1:AA:1021:G:C8	2.49	0.48
1:AA:1030(C):G:N7	1:AA:1031:G:C2	2.82	0.48
2:AB:20:GLU:HG2	2:AB:191:ASP:HB3	1.94	0.48
8:AH:104:ARG:HG3	8:AH:138:TRP:CD2	2.48	0.48
8:AH:124:ALA:O	8:AH:128:GLY:N	2.47	0.48
19:AS:65:ASN:HD22	19:AS:65:ASN:H	1.61	0.48
25:BA:125:A:H5'	25:BA:126:C:O4'	2.14	0.48
25:BA:160:G:O2'	25:BA:161:C:H5'	2.14	0.48
25:BA:553:A:N1	25:BA:2064:A:H2'	2.28	0.48
25:BA:927:G:C2'	25:BA:928:G:H5'	2.44	0.48
25:BA:2038:U:H1'	51:B5:6:VAL:HG13	1.96	0.48
25:BA:2352:G:H2'	25:BA:2353:G:H8	1.78	0.48
25:BA:2857:U:OP1	39:BT:98:LYS:NZ	2.41	0.48
32:BI:77:LEU:CB	32:BI:142:VAL:HG12	2.44	0.48
51:B5:11:THR:HG23	51:B5:15:ARG:HB3	1.95	0.48
51:B5:48:GLU:OE1	51:B5:48:GLU:HA	2.13	0.48

Continued on next page...

Continued from previous page...

Atom-1	Atom-2	Interatomic distance (Å)	Clash overlap (Å)
1:CA:364:A:H2'	1:CA:365:U:C6	2.49	0.48
1:CA:839:U:H5''	1:CA:840:C:C5	2.48	0.48
1:CA:840:C:H4'	1:CA:841:U:OP1	2.13	0.48
1:CA:1028:C:C2	1:CA:1033:G:N1	2.80	0.48
1:CA:1121:U:H2'	1:CA:1122:U:O4'	2.13	0.48
2:CB:170:GLU:O	2:CB:174:VAL:HG23	2.13	0.48
3:CC:134:ILE:HD11	3:CC:153:VAL:HG23	1.94	0.48
8:CH:61:VAL:HG12	8:CH:63:LEU:HD22	1.95	0.48
25:DA:574:C:OP1	61:DA:3792:HOH:O	2.20	0.48
25:DA:1452:A:OP2	61:DA:4348:HOH:O	2.20	0.48
25:DA:1932:A:H2'	25:DA:1933:G:O4'	2.13	0.48
25:DA:2735:G:H2'	25:DA:2736:G:H8	1.79	0.48
28:DE:38:THR:O	28:DE:42:ASP:N	2.39	0.48
37:DR:38:VAL:HB	37:DR:39:PRO:HD3	1.96	0.48
44:DY:102:CYS:SG	44:DY:103:GLY:N	2.87	0.48
45:DZ:153:SER:OG	45:DZ:154:ASP:OD1	2.23	0.48
48:D2:29:LYS:HE2	48:D2:57:ILE:HG21	1.96	0.48
49:D3:23:LEU:HD13	49:D3:50:VAL:HG11	1.96	0.48
1:AA:836:G:H1	1:AA:850:U:H3	1.60	0.48
1:AA:991:U:O2'	1:AA:992:U:P	2.72	0.48
1:AA:1004:A:N7	1:AA:1036:G:N2	2.62	0.48
5:AE:152:ARG:HA	8:AH:64:LYS:NZ	2.29	0.48
12:AL:79:GLU:HB3	12:AL:80:HIS:HD2	1.78	0.48
13:AM:97:PRO:HG2	13:AM:103:THR:HG22	1.96	0.48
15:AO:48:LYS:HA	15:AO:48:LYS:HD2	1.75	0.48
16:AP:22:THR:HA	16:AP:33:ILE:HG12	1.94	0.48
25:BA:747:G:H2'	25:BA:748:G:O4'	2.14	0.48
25:BA:1537:G:O2'	27:BD:101:GLU:HB2	2.13	0.48
25:BA:2650:G:P	28:BE:82:ARG:HH22	2.37	0.48
25:BA:2798:C:H2'	25:BA:2799:U:O4'	2.14	0.48
26:BB:66:A:H61	26:BB:109:C:H5'	1.79	0.48
26:BB:75:G:H5''	26:BB:75:G:H8	1.79	0.48
54:B8:39:LYS:O	54:B8:43:GLN:HG3	2.14	0.48
1:CA:297:G:N2	1:CA:300:A:OP2	2.45	0.48
1:CA:625:G:O2'	1:CA:626:U:H5'	2.14	0.48
1:CA:1026:G:H3'	1:CA:1026:G:N3	2.29	0.48
1:CA:1027:C:C2	1:CA:1034:G:N2	2.68	0.48
1:CA:1119:C:C2	1:CA:1154:G:O6	2.66	0.48
10:CJ:65:LEU:HD12	14:CN:55:GLY:O	2.14	0.48
13:CM:3:ARG:HE	13:CM:4:ILE:HG22	1.79	0.48
13:CM:10:PRO:HB2	13:CM:13:LYS:HB2	1.94	0.48

Continued on next page...

Continued from previous page...

Atom-1	Atom-2	Interatomic distance (Å)	Clash overlap (Å)
21:CU:22:ARG:HA	21:CU:23:PRO:HD3	1.69	0.48
25:DA:1614:A:C2	42:DW:93:ALA:HB2	2.49	0.48
29:DF:51:THR:HG23	29:DF:92:PRO:HG2	1.96	0.48
31:DH:86:GLU:OE1	31:DH:130:ARG:HD3	2.13	0.48
38:DS:88:ASP:OD1	38:DS:90:GLY:N	2.42	0.48
1:AA:15:G:H5'	1:AA:1396:A:O2'	2.13	0.48
1:AA:598:U:H2'	1:AA:599:C:C6	2.48	0.48
2:AB:24:TRP:CE3	2:AB:26:PRO:HA	2.48	0.48
2:AB:71:VAL:HG13	2:AB:93:VAL:HG21	1.95	0.48
4:AD:188:LEU:HD23	4:AD:188:LEU:H	1.79	0.48
10:AJ:30:SER:O	10:AJ:81:THR:HG23	2.14	0.48
11:AK:70:LYS:NZ	11:AK:70:LYS:HB2	2.28	0.48
12:AL:34:ARG:HG2	12:AL:35:GLY:N	2.29	0.48
25:BA:202:A:H2'	25:BA:203:G:O4'	2.14	0.48
25:BA:1462:G:O2'	25:BA:1463:C:OP2	2.32	0.48
29:BF:60:SER:OG	29:BF:61:GLY:N	2.47	0.48
45:BZ:8:TYR:HB2	45:BZ:38:TYR:CE2	2.49	0.48
1:CA:714:G:H2'	1:CA:715:A:C8	2.49	0.48
1:CA:1067:A:N3	1:CA:1068:G:H1'	2.29	0.48
1:CA:1125:U:C2	10:CJ:38:ILE:HD13	2.49	0.48
1:CA:1304:G:C6	1:CA:1305:G:N1	2.81	0.48
4:CD:15:GLU:HG2	4:CD:63:LYS:HB3	1.96	0.48
4:CD:117:ALA:O	4:CD:121:VAL:HG23	2.13	0.48
7:CG:100:ALA:O	7:CG:104:LEU:HD13	2.13	0.48
25:DA:644:A:H4'	25:DA:645:C:N4	2.29	0.48
25:DA:937:U:H2'	25:DA:938:G:O4'	2.14	0.48
25:DA:1348:G:O6	25:DA:1349:A:N6	2.47	0.48
25:DA:1412:A:H2'	25:DA:1413:G:C8	2.49	0.48
25:DA:1488:G:C5	25:DA:1489:U:H5	2.22	0.48
25:DA:2461:C:H2'	25:DA:2462:U:C6	2.49	0.48
25:DA:2647:U:H2'	25:DA:2648:C:H6	1.79	0.48
26:DB:73:A:C4	26:DB:105:A:C2	3.01	0.48
33:DN:71:ILE:HG21	33:DN:84:LYS:HB3	1.95	0.48
35:DP:92:GLU:HA	35:DP:123:LEU:HD21	1.96	0.48
45:DZ:54:HIS:NE2	45:DZ:123:ASP:HB3	2.28	0.48
1:AA:472:A:N6	1:AA:473:G:C2	2.82	0.47
1:AA:880:C:OP1	12:AL:8:ASN:ND2	2.45	0.47
1:AA:1292:U:C2'	1:AA:1293:G:H5'	2.44	0.47
5:AE:12:LEU:HD22	5:AE:13:ILE:N	2.29	0.47
12:AL:25:PRO:HD2	12:AL:98:TYR:OH	2.14	0.47
25:BA:615:G:O2'	54:B8:4:MET:HG3	2.14	0.47

Continued on next page...

Continued from previous page...

Atom-1	Atom-2	Interatomic distance (Å)	Clash overlap (Å)
25:BA:2363:G:O6	54:B8:39:LYS:HG3	2.14	0.47
1:CA:1106:G:H2'	1:CA:1107:C:C6	2.49	0.47
1:CA:1223:C:OP2	19:CS:78:ARG:NH2	2.41	0.47
1:CA:1256:A:H61	1:CA:1278:U:C1'	2.27	0.47
1:CA:1326:C:H5''	21:CU:18:TYR:O	2.14	0.47
2:CB:19:HIS:CG	2:CB:20:GLU:H	2.31	0.47
25:DA:272(G):C:H42	25:DA:363(C):G:H1	1.62	0.47
25:DA:784:A:OP2	61:DA:4065:HOH:O	2.20	0.47
25:DA:1658:C:H2'	25:DA:1659:U:C6	2.49	0.47
25:DA:2331:G:O2'	46:D0:43:THR:HG22	2.14	0.47
25:DA:2359:C:H2'	25:DA:2360:A:O4'	2.13	0.47
25:DA:2556:C:H2'	25:DA:2557:G:O4'	2.14	0.47
26:DB:45:A:H2'	26:DB:46:A:H8	1.78	0.47
27:DD:17:THR:O	27:DD:211:ARG:NH2	2.47	0.47
28:DE:9:VAL:HG22	28:DE:25:VAL:HB	1.96	0.47
31:DH:94:TYR:CE2	31:DH:160:LYS:HG2	2.49	0.47
35:DP:62:LEU:O	54:D8:13:ARG:HD3	2.14	0.47
36:DQ:51:ARG:HD3	36:DQ:66:ILE:HD11	1.95	0.47
1:AA:36:C:O2'	1:AA:501:C:OP1	2.32	0.47
1:AA:430:A:OP1	4:AD:9:CYS:HB2	2.14	0.47
1:AA:1125:U:O2'	1:AA:1126:U:P	2.72	0.47
1:AA:1226:C:C5	13:AM:104:ARG:HA	2.49	0.47
1:AA:1366:C:H2'	1:AA:1367:C:C6	2.50	0.47
2:AB:60:ASP:O	2:AB:64:ARG:HB2	2.14	0.47
11:AK:15:ALA:HB1	11:AK:78:GLN:HB2	1.95	0.47
14:AN:26:ARG:CZ	14:AN:47:LEU:HD21	2.43	0.47
19:AS:3:ARG:NH1	19:AS:10:PHE:HB2	2.29	0.47
25:BA:70:A:N7	43:BX:31:HIS:HE1	2.12	0.47
25:BA:1249:A:H61	25:BA:1286:U:H2'	1.78	0.47
25:BA:1957:G:H1'	25:BA:1986:G:N2	2.29	0.47
25:BA:2490:A:H5'	55:B9:31:LYS:HE2	1.96	0.47
26:BB:40:U:H2'	50:B4:2:LYS:HE3	1.95	0.47
31:BH:7:LEU:HD12	31:BH:8:PRO:HD2	1.96	0.47
34:BO:7:TYR:CZ	34:BO:44:LYS:HG3	2.49	0.47
45:BZ:70:LEU:HD23	45:BZ:70:LEU:HA	1.67	0.47
1:CA:589:C:O2'	1:CA:590:C:H5'	2.14	0.47
1:CA:663:A:C2'	1:CA:664:G:H5'	2.44	0.47
1:CA:719:C:O2'	18:CR:49:LYS:HB3	2.13	0.47
1:CA:1118:C:OP1	9:CI:104:ARG:NH1	2.46	0.47
1:CA:1207:G:H2'	1:CA:1208:C:H6	1.79	0.47
1:CA:1216:G:H5''	14:CN:5:ALA:CB	2.44	0.47

Continued on next page...

Continued from previous page...

Atom-1	Atom-2	Interatomic distance (Å)	Clash overlap (Å)
1:CA:1218:C:H2'	1:CA:1219:U:C6	2.49	0.47
18:CR:61:LYS:O	18:CR:65:ILE:HG12	2.14	0.47
25:DA:30:G:H2'	25:DA:31:C:H6	1.78	0.47
25:DA:994:C:OP2	40:DU:54:LYS:NZ	2.38	0.47
25:DA:1710:C:H2'	25:DA:1711:C:H6	1.78	0.47
30:DG:125:PHE:HB3	30:DG:166:ASP:OD1	2.14	0.47
41:DV:76:LYS:HD2	41:DV:81:TYR:CD2	2.49	0.47
50:D4:59:PHE:HA	50:D4:60:GLN:C	2.35	0.47
1:AA:189(C):C:H2'	1:AA:189(D):C:O4'	2.14	0.47
1:AA:782:A:O3'	1:AA:1515:C:H4'	2.14	0.47
1:AA:1315:U:O2'	1:AA:1360:A:N3	2.39	0.47
15:AO:8:LYS:O	15:AO:12:ILE:HG13	2.14	0.47
23:AX:66:C:H2'	23:AX:67:C:O4'	2.14	0.47
25:BA:1047:A:H2'	25:BA:1048:G:O4'	2.15	0.47
25:BA:1171:G:H5'	55:B9:37:GLY:HA2	1.97	0.47
25:BA:2481:A:O2'	36:BQ:56:ARG:HD2	2.14	0.47
26:BB:48:A:H2'	26:BB:49:C:C6	2.49	0.47
45:BZ:132:ASN:O	45:BZ:134:PRO:HD3	2.14	0.47
52:B6:18:ARG:HD2	52:B6:42:TRP:CG	2.49	0.47
53:B7:1:MET:H3	53:B7:1:MET:HE3	1.80	0.47
1:CA:300:A:O2'	1:CA:564:C:N3	2.36	0.47
1:CA:650:G:H2'	1:CA:651:C:H5'	1.96	0.47
1:CA:1169:A:N7	1:CA:1170:A:N7	2.62	0.47
1:CA:1270:C:H2'	1:CA:1271:G:H5'	1.96	0.47
1:CA:1286:A:H2	21:CU:18:TYR:HH	1.61	0.47
1:CA:1442:G:H2'	1:CA:1442(A):G:H5'	1.95	0.47
9:CI:110:GLU:OE2	9:CI:113:LYS:HE2	2.14	0.47
18:CR:35:ARG:O	18:CR:37:VAL:N	2.46	0.47
25:DA:568:U:H5'	25:DA:945:A:C2	2.50	0.47
25:DA:592:G:O2'	54:D8:4:MET:HG3	2.14	0.47
25:DA:652(D):C:H42	25:DA:652(U):G:H1	1.62	0.47
25:DA:1639:U:H2'	25:DA:1640:C:H5''	1.95	0.47
45:DZ:53:ILE:CD1	45:DZ:99:TYR:HB2	2.44	0.47
46:D0:27:GLU:HB2	46:D0:69:PHE:HD1	1.78	0.47
1:AA:860:A:OP2	61:AA:4055:HOH:O	2.20	0.47
1:AA:865:A:C2	1:AA:918:A:H4'	2.49	0.47
1:AA:1162:C:C2	1:AA:1175:G:C2	3.02	0.47
1:AA:1187:G:N3	14:AN:60:SER:OG	2.48	0.47
1:AA:1316:G:H4'	14:AN:18:VAL:HG13	1.97	0.47
2:AB:16:HIS:CG	2:AB:17:PHE:N	2.71	0.47
4:AD:30:LYS:HA	4:AD:35:ARG:HH11	1.79	0.47

Continued on next page...

Continued from previous page...

Atom-1	Atom-2	Interatomic distance (Å)	Clash overlap (Å)
11:AK:69:ALA:O	11:AK:73:MET:HG3	2.14	0.47
13:AM:15:VAL:HG13	13:AM:43:THR:O	2.14	0.47
13:AM:120:LYS:HA	13:AM:121:LYS:HE3	1.95	0.47
19:AS:41:VAL:HG12	19:AS:43:GLU:N	2.23	0.47
25:BA:1074:A:N6	25:BA:1171:G:H2'	2.29	0.47
25:BA:1495:G:O2'	25:BA:1575:A:N1	2.38	0.47
33:BN:138:LEU:HA	33:BN:138:LEU:HD23	1.52	0.47
44:BY:19:LYS:HE2	44:BY:20:TYR:CE1	2.49	0.47
48:B2:32:LEU:HD21	48:B2:54:LYS:HG3	1.97	0.47
1:CA:20:U:H2'	1:CA:21:G:O4'	2.14	0.47
1:CA:540:G:H2'	1:CA:541:G:C8	2.48	0.47
1:CA:1002:G:C2	1:CA:1003:G:N7	2.83	0.47
1:CA:1009:G:N2	1:CA:1021:G:H1'	2.29	0.47
1:CA:1025:U:O2'	1:CA:1026:G:H5''	2.15	0.47
1:CA:1151:A:O2'	1:CA:1152:A:H8	1.96	0.47
1:CA:1237:C:O2'	1:CA:1300:G:N1	2.37	0.47
25:DA:242:G:H5''	54:D8:64:TYR:CE2	2.50	0.47
25:DA:530:G:C5	25:DA:2022:U:H5''	2.50	0.47
25:DA:954:G:C2	25:DA:964:C:O2	2.67	0.47
25:DA:1525:G:H2'	25:DA:1526:G:C8	2.50	0.47
25:DA:2439:A:H5'	25:DA:2439:A:C8	2.50	0.47
27:DD:58:HIS:ND1	27:DD:59:LYS:N	2.62	0.47
42:DW:82:LEU:HD22	42:DW:84:ARG:NH2	2.29	0.47
43:DX:92:LEU:C	43:DX:94:GLY:H	2.17	0.47
1:AA:1125:U:H1'	1:AA:1126:U:O5'	2.14	0.47
19:AS:69:HIS:HD2	19:AS:73:GLU:OE1	1.97	0.47
25:BA:705:C:H2'	25:BA:706:C:C6	2.49	0.47
25:BA:839:G:O2'	61:BA:4651:HOH:O	2.20	0.47
25:BA:1001:G:OP2	36:BQ:14:ARG:NH2	2.47	0.47
25:BA:2504:U:H2'	25:BA:2505:U:C6	2.49	0.47
27:BD:108:PRO:HD2	27:BD:111:LEU:HG	1.96	0.47
37:BR:57:ARG:HB3	37:BR:59:ASP:OD1	2.13	0.47
1:CA:160:A:H61	1:CA:347:G:H1'	1.80	0.47
1:CA:1070:U:H2'	1:CA:1071:C:C6	2.50	0.47
1:CA:1077:G:N1	1:CA:1081:G:C6	2.83	0.47
1:CA:1134:G:H1	1:CA:1140:C:H42	1.62	0.47
1:CA:1492:A:H2'	1:CA:1493:A:C1'	2.43	0.47
2:CB:163:PHE:CD1	2:CB:185:ILE:HG13	2.47	0.47
3:CC:117:ALA:HB2	3:CC:200:ALA:HB2	1.97	0.47
15:CO:54:ARG:HD3	15:CO:58:MET:CE	2.43	0.47
25:DA:287:C:H2'	25:DA:288:C:H6	1.79	0.47

Continued on next page...

Continued from previous page...

Atom-1	Atom-2	Interatomic distance (Å)	Clash overlap (Å)
25:DA:307:G:H2'	25:DA:309:G:OP2	2.14	0.47
25:DA:1494:A:C6	25:DA:1495:A:C6	3.03	0.47
25:DA:1803:A:HO2'	27:DD:259:THR:HG21	1.79	0.47
25:DA:2297:C:H3'	25:DA:2297:C:C6	2.49	0.47
25:DA:2741:A:H2'	25:DA:2742:C:O4'	2.13	0.47
29:DF:178:PRO:HG2	29:DF:179:GLU:OE1	2.15	0.47
29:DF:184:TYR:CE2	29:DF:188:ARG:HD2	2.50	0.47
45:DZ:31:ARG:HD2	45:DZ:94:GLU:OE2	2.15	0.47
25:BA:207:A:C2	25:BA:224:U:H4'	2.50	0.47
25:BA:248:G:O2'	25:BA:646:A:O2'	2.25	0.47
31:BH:22:GLY:HA2	31:BH:37:VAL:O	2.14	0.47
31:BH:40:GLU:OE1	31:BH:61:HIS:NE2	2.44	0.47
1:CA:954:G:H2'	1:CA:955:U:C6	2.49	0.47
1:CA:979:C:H2'	1:CA:980:C:H5'	1.96	0.47
2:CB:69:LEU:HD12	2:CB:70:PHE:H	1.80	0.47
10:CJ:42:THR:HG23	10:CJ:68:HIS:HA	1.97	0.47
20:CT:47:GLY:HA2	20:CT:48:LYS:CB	2.44	0.47
25:DA:574:C:H1'	25:DA:2055:C:C6	2.50	0.47
25:DA:1429:G:H2'	25:DA:1430:C:C6	2.49	0.47
25:DA:1463:C:H2'	25:DA:1464:C:H6	1.79	0.47
25:DA:1668:A:O2'	25:DA:1674:G:N7	2.34	0.47
25:DA:1773:A:H5''	61:DA:4250:HOH:O	2.13	0.47
25:DA:1826:G:H4'	27:DD:242:ARG:CZ	2.45	0.47
25:DA:2332:U:H5'	25:DA:2336:A:N6	2.30	0.47
25:DA:2356:C:O3'	46:D0:20:ARG:HD2	2.14	0.47
25:DA:2771:C:H5''	28:DE:202:LYS:HD3	1.95	0.47
27:DD:139:GLY:N	27:DD:165:ILE:O	2.47	0.47
38:DS:53:SER:OG	38:DS:54:LEU:N	2.47	0.47
44:DY:13:VAL:HG12	44:DY:74:PRO:HA	1.96	0.47
45:DZ:33:LEU:HD21	45:DZ:90:VAL:HG21	1.96	0.47
1:AA:49:U:H3	1:AA:362:G:H1'	1.78	0.47
1:AA:68:G:H22	1:AA:101:A:H2	1.63	0.47
1:AA:196:A:H8	1:AA:196:A:O5'	1.98	0.47
1:AA:323:U:H5'	20:AT:23:ARG:HB2	1.96	0.47
1:AA:407:G:O2'	4:AD:116:GLN:HG3	2.15	0.47
1:AA:532:A:O2'	1:AA:533:A:P	2.73	0.47
1:AA:631:G:H2'	1:AA:632:A:C8	2.50	0.47
1:AA:1068:G:N7	1:AA:1094:G:H2'	2.30	0.47
1:AA:1125:U:H1'	1:AA:1126:U:H2'	1.97	0.47
3:AC:138:VAL:HG23	3:AC:151:VAL:HG23	1.96	0.47
4:AD:31:CYS:SG	4:AD:33:MET:N	2.83	0.47

Continued on next page...

Continued from previous page...

Atom-1	Atom-2	Interatomic distance (Å)	Clash overlap (Å)
4:AD:166:LYS:HB2	4:AD:168:ARG:NH2	2.30	0.47
5:AE:57:LYS:HD3	5:AE:61:TYR:HE2	1.80	0.47
7:AG:46:ALA:HA	7:AG:49:ILE:HD12	1.97	0.47
9:AI:86:VAL:HG13	9:AI:96:LEU:HD12	1.97	0.47
11:AK:84:VAL:HG11	11:AK:91:ARG:HD2	1.95	0.47
15:AO:17:ARG:HH11	15:AO:17:ARG:HG3	1.79	0.47
24:AW:9:MVA:O	24:AW:10:2QY:CD2	2.63	0.47
25:BA:82:G:N2	25:BA:101:A:OP2	2.47	0.47
25:BA:956:A:N1	25:BA:2289:G:H1'	2.30	0.47
25:BA:2724:U:O2'	25:BA:2726:A:H5'	2.15	0.47
25:BA:2828:G:OP2	37:BR:42:LYS:NZ	2.42	0.47
25:BA:2891:C:H2'	25:BA:2892:A:O4'	2.14	0.47
26:BB:31:C:H4'	30:BG:29:TRP:CH2	2.50	0.47
27:BD:106:ILE:O	27:BD:108:PRO:HD3	2.15	0.47
29:BF:14:PRO:HD2	29:BF:127:GLU:OE2	2.15	0.47
35:BP:63:PRO:HB2	54:B8:30:ARG:NH2	2.29	0.47
42:BW:28:SER:O	42:BW:31:GLU:N	2.47	0.47
1:CA:149:A:H2'	1:CA:150:C:C6	2.50	0.47
1:CA:502:G:C6	1:CA:503:C:N3	2.83	0.47
1:CA:576:G:N2	1:CA:760:G:OP2	2.48	0.47
1:CA:658:G:C6	1:CA:659:U:C4	3.02	0.47
1:CA:773:G:H1	1:CA:806:C:H42	1.61	0.47
1:CA:875:C:O2'	8:CH:14:ARG:HD2	2.15	0.47
1:CA:1051:C:H2'	1:CA:1052:U:H6	1.78	0.47
1:CA:1111:A:N1	3:CC:177:THR:OG1	2.37	0.47
1:CA:1122:U:H5'	1:CA:1123:A:OP2	2.14	0.47
1:CA:1130:A:H5'	9:CI:18:PHE:CE2	2.50	0.47
1:CA:1134:G:H2'	1:CA:1135:U:H5'	1.97	0.47
1:CA:1238:A:C2	1:CA:1303:C:H4'	2.50	0.47
1:CA:1277:C:O2'	1:CA:1279:A:H8	1.98	0.47
1:CA:1291:G:H2'	1:CA:1292:U:C6	2.50	0.47
2:CB:189:ASP:OD1	2:CB:189:ASP:N	2.46	0.47
4:CD:150:GLU:HA	4:CD:153:ARG:HE	1.79	0.47
8:CH:28:ALA:HB3	8:CH:57:PRO:HB2	1.96	0.47
10:CJ:8:LEU:HB3	10:CJ:16:LEU:HD22	1.96	0.47
12:CL:71:PRO:O	12:CL:102:ARG:HD2	2.15	0.47
19:CS:14:HIS:O	19:CS:18:LYS:HG3	2.14	0.47
25:DA:30:G:OP2	40:DU:5:LYS:HE2	2.15	0.47
25:DA:34:C:O2'	25:DA:35:G:OP1	2.26	0.47
25:DA:303:U:H2'	25:DA:304:G:C8	2.50	0.47
25:DA:652(B):A:N1	25:DA:655:A:H1'	2.30	0.47

Continued on next page...

Continued from previous page...

Atom-1	Atom-2	Interatomic distance (Å)	Clash overlap (Å)
25:DA:854:G:H2'	25:DA:855:G:C8	2.49	0.47
25:DA:1030:G:OP2	36:DQ:128:LYS:NZ	2.44	0.47
25:DA:1167:U:O2	25:DA:1183:G:N2	2.48	0.47
25:DA:1707:G:H2'	25:DA:1708:C:C6	2.49	0.47
25:DA:2291:U:H2'	25:DA:2292:C:H6	1.76	0.47
25:DA:2687:U:H2'	25:DA:2688:U:O4'	2.15	0.47
27:DD:63:ARG:HD3	27:DD:92:ILE:HD11	1.96	0.47
28:DE:37:ARG:O	28:DE:45:THR:HA	2.14	0.47
31:DH:11:VAL:HG21	31:DH:50:VAL:HG23	1.97	0.47
31:DH:104:GLU:HG3	31:DH:114:VAL:HG22	1.97	0.47
32:DI:77:LEU:HD13	32:DI:79:ILE:HD11	1.96	0.47
34:DO:91:LEU:N	34:DO:91:LEU:HD23	2.30	0.47
34:DO:120:GLU:HB2	39:DT:68:TYR:HE2	1.79	0.47
36:DQ:63:LYS:HE2	36:DQ:65:PHE:CE2	2.49	0.47
38:DS:7:TYR:CZ	38:DS:91:PRO:HG3	2.49	0.47
49:D3:18:ASP:OD1	49:D3:18:ASP:N	2.48	0.47
1:AA:145:G:H2'	1:AA:146:G:C5'	2.45	0.47
1:AA:170:U:O2'	1:AA:171:A:H5'	2.15	0.47
1:AA:397:A:H3'	1:AA:397:A:N3	2.30	0.47
1:AA:543:C:C2'	1:AA:544:G:H5'	2.45	0.47
1:AA:652:U:O2'	1:AA:653:A:OP2	2.29	0.47
1:AA:1005:A:H1'	1:AA:1036:G:H22	1.79	0.47
1:AA:1118:C:H1'	1:AA:1179:A:C5	2.50	0.47
24:AW:5:MVA:O	24:AW:6:2R1:H51	2.15	0.47
25:BA:354:A:HO2'	25:BA:355:A:H8	1.57	0.47
25:BA:895:G:O6	25:BA:974:G:H2'	2.15	0.47
25:BA:2649:U:O3'	28:BE:82:ARG:NH2	2.48	0.47
26:BB:1:U:H2'	26:BB:2:C:C6	2.50	0.47
28:BE:73:GLU:H	28:BE:73:GLU:HG3	1.54	0.47
33:BN:4:TYR:CD2	40:BU:100:VAL:HG11	2.50	0.47
39:BT:24:PRO:HA	39:BT:49:VAL:HG22	1.96	0.47
54:B8:61:LEU:O	54:B8:63:PRO:HD3	2.14	0.47
1:CA:58:C:O2'	1:CA:388:G:N7	2.45	0.47
1:CA:590:C:H2'	1:CA:591:U:C6	2.49	0.47
1:CA:839:U:HO2'	1:CA:840:C:P	2.35	0.47
1:CA:923:A:OP1	5:CE:21:ALA:HB2	2.15	0.47
1:CA:1179:A:N6	1:CA:1180:A:N7	2.62	0.47
6:CF:10:LEU:HD11	6:CF:85:VAL:HG22	1.95	0.47
9:CI:38:GLN:HG2	9:CI:39:GLY:N	2.29	0.47
25:DA:185:U:H4'	25:DA:218:A:H4'	1.97	0.47
28:DE:72:VAL:HA	28:DE:73:GLU:CB	2.44	0.47

Continued on next page...

Continued from previous page...

Atom-1	Atom-2	Interatomic distance (Å)	Clash overlap (Å)
37:DR:38:VAL:HG22	37:DR:112:ALA:HB2	1.97	0.47
1:AA:149:A:H2'	1:AA:150:C:C6	2.50	0.47
1:AA:180:U:O2'	1:AA:181:G:H5'	2.15	0.47
1:AA:403:C:H2'	1:AA:404:U:H6	1.80	0.47
1:AA:909:A:H2'	1:AA:910:C:O4'	2.14	0.47
1:AA:1189:C:H5''	1:AA:1190:G:OP2	2.15	0.47
1:AA:1236:A:O2'	1:AA:1304:G:H4'	2.15	0.47
1:AA:1314:C:H5	19:AS:4:SER:HB2	1.80	0.47
1:AA:1346:A:H5''	9:AI:120:ARG:NH1	2.29	0.47
2:AB:54:THR:O	2:AB:58:ILE:HG13	2.15	0.47
25:BA:312:C:H2'	25:BA:313:A:H8	1.79	0.47
25:BA:1650:C:H5''	61:BA:4275:HOH:O	2.15	0.47
25:BA:1699:A:OP1	37:BR:8:ARG:NH1	2.48	0.47
25:BA:1810:U:H2'	61:BA:4798:HOH:O	2.15	0.47
25:BA:2692:C:H5'	28:BE:189:PRO:HA	1.96	0.47
35:BP:2:LYS:NZ	35:BP:4:SER:HB3	2.29	0.47
50:B4:6:HIS:HA	50:B4:7:PRO:HD3	1.77	0.47
1:CA:304:U:H2'	1:CA:305:G:C8	2.49	0.47
1:CA:771:G:N7	61:CA:4038:HOH:O	2.36	0.47
3:CC:92:ALA:HB2	3:CC:99:VAL:CB	2.45	0.47
7:CG:18:TYR:HB3	7:CG:59:LEU:HD13	1.97	0.47
11:CK:48:ILE:O	11:CK:50:TYR:N	2.47	0.47
23:CX:61:C:H2'	23:CX:62:C:H6	1.79	0.47
25:DA:923:C:H1'	46:D0:29:GLN:HG2	1.97	0.47
25:DA:2369:A:H2'	25:DA:2370:G:C8	2.50	0.47
50:D4:59:PHE:O	50:D4:62:ARG:NH2	2.48	0.47
1:AA:308:C:H2'	1:AA:309:G:C8	2.50	0.47
1:AA:486:U:H2'	1:AA:487:A:H8	1.80	0.47
1:AA:664:G:N2	1:AA:741:G:H1	2.12	0.47
1:AA:1030(B):C:C2'	1:AA:1030(C):G:H5'	2.45	0.47
1:AA:1149:C:H2'	1:AA:1150:U:H6	1.79	0.47
6:AF:99:ALA:O	18:AR:28:GLU:HG3	2.14	0.47
11:AK:34:ASP:HB2	11:AK:35:PRO:HD2	1.97	0.47
12:AL:24:VAL:HG13	12:AL:98:TYR:CE2	2.50	0.47
20:AT:31:SER:HA	20:AT:34:LYS:HE2	1.97	0.47
25:BA:934:A:H4'	25:BA:935:C:H5	1.80	0.47
25:BA:1517:G:C6	25:BA:1567:G:N7	2.83	0.47
25:BA:1790:A:H1'	25:BA:2723:A:C2	2.50	0.47
25:BA:1921:G:H2'	25:BA:1921:G:N3	2.29	0.47
25:BA:2858:G:C8	39:BT:97:ALA:HB2	2.50	0.47
29:BF:116:ASP:OD2	35:BP:1:MET:HB2	2.15	0.47

Continued on next page...

Continued from previous page...

Atom-1	Atom-2	Interatomic distance (Å)	Clash overlap (Å)
33:BN:75:TYR:CE2	33:BN:77:GLY:HA2	2.50	0.47
45:BZ:24:LEU:HB2	45:BZ:41:LEU:HD23	1.96	0.47
50:B4:63:TYR:N	50:B4:63:TYR:CD1	2.83	0.47
1:CA:425:G:C2	1:CA:426:G:C8	3.02	0.47
1:CA:532:A:H62	3:CC:156:ARG:HH12	1.61	0.47
1:CA:583:A:H2'	1:CA:584:G:O4'	2.15	0.47
1:CA:947:G:H2'	1:CA:948:C:O4'	2.15	0.47
1:CA:953:G:N7	13:CM:104:ARG:NH1	2.63	0.47
1:CA:1003:G:H1	1:CA:1035:A:N6	2.12	0.47
1:CA:1005:A:H1'	1:CA:1036:G:C6	2.49	0.47
1:CA:1032:G:H2'	1:CA:1033:G:C8	2.50	0.47
1:CA:1191:A:OP1	3:CC:4:LYS:HG3	2.15	0.47
1:CA:1376:U:C2	1:CA:1377:A:N7	2.83	0.47
3:CC:73:PRO:HB3	3:CC:103:VAL:CG1	2.40	0.47
7:CG:113:GLU:O	7:CG:119:ARG:HD3	2.15	0.47
9:CI:6:GLY:O	9:CI:17:VAL:HG12	2.15	0.47
25:DA:26:G:OP1	42:DW:80:PRO:HB3	2.14	0.47
25:DA:71:A:H5''	25:DA:73:A:C8	2.50	0.47
25:DA:143:G:H2'	25:DA:143(A):C:H6	1.76	0.47
25:DA:195:A:H5''	25:DA:196:A:O5'	2.15	0.47
25:DA:536:A:H2'	25:DA:537:C:C6	2.50	0.47
25:DA:848:G:N3	25:DA:933:A:H1'	2.30	0.47
25:DA:1142:U:O2	25:DA:1142:U:H2'	2.14	0.47
25:DA:1364:G:P	47:D1:3:LYS:HG3	2.54	0.47
29:DF:137:LYS:HA	29:DF:140:LEU:HD23	1.97	0.47
30:DG:32:PRO:HB2	30:DG:172:LEU:HD22	1.97	0.47
36:DQ:135:ASP:HB2	36:DQ:138:ASP:OD2	2.15	0.47
43:DX:59:VAL:HG21	43:DX:78:LYS:HE3	1.96	0.47
49:D3:3:ARG:HH11	49:D3:60:GLU:CB	2.28	0.47
50:D4:5:ILE:HG12	50:D4:6:HIS:CD2	2.50	0.47
54:D8:3:LYS:HB2	54:D8:64:TYR:HH	1.80	0.47
54:D8:62:LEU:HB3	54:D8:65:GLU:HG2	1.97	0.47
1:AA:834:C:H2'	1:AA:835:U:C6	2.50	0.46
1:AA:997:U:H3	1:AA:1044:A:N6	2.13	0.46
1:AA:1217:C:H2'	1:AA:1218:C:O4'	2.15	0.46
6:AF:1:MET:HA	6:AF:67:MET:O	2.14	0.46
13:AM:16:ASP:N	13:AM:16:ASP:OD1	2.48	0.46
19:AS:52:TYR:HB2	19:AS:57:HIS:CE1	2.50	0.46
25:BA:1372:U:H2'	25:BA:1373:C:C6	2.50	0.46
28:BE:34:VAL:HG21	28:BE:78:LEU:HD11	1.97	0.46
32:BI:9:LEU:HD13	32:BI:10:GLU:HG2	1.97	0.46

Continued on next page...

Continued from previous page...

Atom-1	Atom-2	Interatomic distance (Å)	Clash overlap (Å)
44:BY:54:LYS:HA	44:BY:56:PRO:CD	2.36	0.46
1:CA:1220:G:N2	1:CA:1221:G:H1'	2.30	0.46
1:CA:1292:U:OP2	7:CG:41:ARG:NH2	2.49	0.46
3:CC:12:LEU:HA	3:CC:16:ARG:HB3	1.98	0.46
15:CO:3:ILE:HG21	15:CO:34:LEU:HD21	1.97	0.46
16:CP:57:ARG:HH21	16:CP:79:VAL:HA	1.80	0.46
25:DA:984:A:H5''	25:DA:985:C:C5	2.49	0.46
25:DA:1028:A:N6	25:DA:1125:G:H2'	2.30	0.46
25:DA:1352:U:OP1	61:DA:3789:HOH:O	2.20	0.46
25:DA:1899:G:N3	25:DA:1899:G:H2'	2.30	0.46
26:DB:95:C:H2'	26:DB:96:U:H6	1.78	0.46
31:DH:137:ASP:HB3	31:DH:140:LYS:HB3	1.97	0.46
35:DP:99:LEU:HD23	35:DP:99:LEU:H	1.80	0.46
39:DT:121:ILE:O	39:DT:124:ASP:HB2	2.14	0.46
52:D6:25:LYS:HE3	52:D6:27:LYS:HA	1.96	0.46
1:AA:272:C:H2'	1:AA:273:A:C8	2.49	0.46
1:AA:300:A:H1'	1:AA:565:U:O2	2.15	0.46
1:AA:380:G:N1	1:AA:384:G:C6	2.83	0.46
1:AA:437:U:O3'	4:AD:125:HIS:HE1	1.98	0.46
1:AA:616:G:C2	1:AA:617:G:C8	3.03	0.46
1:AA:627:G:H2'	1:AA:628:G:H8	1.79	0.46
1:AA:791:G:C2'	1:AA:792:A:H5'	2.46	0.46
1:AA:839:U:H5''	1:AA:840:C:H5	1.81	0.46
1:AA:1057:G:H2'	1:AA:1058:G:O4'	2.16	0.46
1:AA:1305:G:N2	1:AA:1331:G:H1'	2.30	0.46
2:AB:115:LEU:O	2:AB:119:GLU:HG2	2.15	0.46
3:AC:12:LEU:HA	3:AC:16:ARG:HB3	1.97	0.46
25:BA:662:A:H8	35:BP:117:GLU:HG3	1.81	0.46
25:BA:1592:A:H2'	25:BA:1593:C:O4'	2.16	0.46
25:BA:1629:C:C2	25:BA:1630:A:C8	3.03	0.46
25:BA:2735:G:H2'	25:BA:2736:C:C6	2.50	0.46
38:BS:34:HIS:HD1	38:BS:53:SER:HG	1.62	0.46
42:BW:33:ARG:NE	42:BW:52:GLU:OE1	2.48	0.46
50:B4:68:ARG:O	50:B4:69:LYS:HB3	2.15	0.46
53:B7:11:LYS:HE3	53:B7:15:THR:OG1	2.15	0.46
1:CA:78:G:C2'	1:CA:79:G:H5'	2.45	0.46
1:CA:380:G:C2	1:CA:384:G:C6	3.04	0.46
1:CA:427:U:H2'	1:CA:428:G:C8	2.50	0.46
1:CA:629:G:H2'	1:CA:630:G:O4'	2.14	0.46
1:CA:1015:A:H2'	1:CA:1016:A:C8	2.50	0.46
1:CA:1070:U:H2'	1:CA:1071:C:H6	1.80	0.46

Continued on next page...

Continued from previous page...

Atom-1	Atom-2	Interatomic distance (Å)	Clash overlap (Å)
1:CA:1207:G:H2'	1:CA:1208:C:C6	2.49	0.46
4:CD:64:LEU:HB2	4:CD:198:VAL:HG21	1.97	0.46
8:CH:86:ILE:HG13	8:CH:133:LEU:HD22	1.97	0.46
13:CM:60:VAL:HG23	13:CM:64:TRP:HE3	1.78	0.46
13:CM:92:HIS:CE1	13:CM:98:VAL:HG21	2.50	0.46
25:DA:475:U:C4	25:DA:481:G:O6	2.69	0.46
25:DA:994:C:H1'	41:DV:10:LYS:HE3	1.98	0.46
25:DA:1397:U:OP2	25:DA:1398:C:N4	2.42	0.46
25:DA:1945:G:H2'	25:DA:1946:U:C6	2.50	0.46
25:DA:2291:U:O2'	25:DA:2374:C:O2	2.30	0.46
25:DA:2591:C:OP1	27:DD:239:ARG:HD2	2.15	0.46
25:DA:2807:G:N2	25:DA:2893:G:O6	2.48	0.46
26:DB:33:G:C6	26:DB:34:U:C4	3.03	0.46
27:DD:206:LEU:HA	27:DD:206:LEU:HD23	1.49	0.46
33:DN:58:ASP:OD1	33:DN:58:ASP:N	2.39	0.46
46:D0:56:ASP:OD1	46:D0:58:THR:OG1	2.31	0.46
52:D6:36:LEU:HB3	52:D6:38:LYS:HZ1	1.79	0.46
1:AA:1025:U:O2	1:AA:1036:G:C6	2.67	0.46
1:AA:1305:G:H22	1:AA:1331:G:H1'	1.80	0.46
2:AB:178:ARG:HH22	8:AH:68:ARG:HH12	1.63	0.46
3:AC:11:ARG:HD3	3:AC:15:THR:HB	1.97	0.46
20:AT:14:LYS:O	20:AT:18:GLN:HG3	2.15	0.46
25:BA:1041:C:OP2	40:BU:54:LYS:NZ	2.45	0.46
25:BA:1521:C:H2'	25:BA:1522:G:C8	2.49	0.46
31:BH:126:PRO:HB2	31:BH:127:GLU:H	1.41	0.46
45:BZ:69:THR:HG22	45:BZ:90:VAL:HG22	1.98	0.46
53:B7:24:THR:HG22	53:B7:26:GLY:N	2.29	0.46
53:B7:24:THR:HG22	53:B7:26:GLY:H	1.80	0.46
1:CA:662:G:H2'	1:CA:663:A:C8	2.51	0.46
1:CA:942:G:C2	1:CA:1342:C:C2	3.03	0.46
1:CA:1041:A:C6	1:CA:1042:G:C6	3.04	0.46
1:CA:1151:A:O4'	10:CJ:39:PRO:HB2	2.15	0.46
7:CG:132:GLY:O	7:CG:136:LYS:HG2	2.15	0.46
20:CT:58:LYS:HE3	20:CT:62:LEU:HD12	1.97	0.46
25:DA:300:A:H3'	44:DY:84:ARG:NH2	2.31	0.46
25:DA:581:C:H2'	25:DA:582:G:C8	2.50	0.46
25:DA:583:G:OP2	40:DU:10:ARG:NH1	2.47	0.46
25:DA:627:A:H4'	25:DA:628:G:H5'	1.97	0.46
25:DA:1311:G:N7	53:D7:47:ARG:HD2	2.31	0.46
25:DA:1531:C:N4	25:DA:1538:G:H1	2.12	0.46
25:DA:2262:U:H4'	25:DA:2328:A:C2	2.49	0.46

Continued on next page...

Continued from previous page...

Atom-1	Atom-2	Interatomic distance (Å)	Clash overlap (Å)
25:DA:2563:U:O2	25:DA:2565:A:H8	1.98	0.46
25:DA:2880:C:O3'	37:DR:90:ARG:NH1	2.48	0.46
30:DG:106:LEU:HA	30:DG:110:ALA:HB3	1.96	0.46
35:DP:138:LEU:HD11	35:DP:143:GLY:HA3	1.97	0.46
36:DQ:18:LYS:HB2	36:DQ:18:LYS:HE3	1.71	0.46
42:DW:59:VAL:HA	42:DW:64:MET:O	2.16	0.46
1:AA:16:A:N1	1:AA:919:A:H2	2.13	0.46
1:AA:146:G:C4	1:AA:147:G:C8	3.03	0.46
1:AA:622:A:C8	1:AA:623:C:C5	3.03	0.46
1:AA:741:G:H2'	1:AA:742:G:O4'	2.15	0.46
1:AA:804:U:H5''	1:AA:805:C:OP2	2.15	0.46
1:AA:958:A:C6	1:AA:959:A:N1	2.83	0.46
1:AA:1291:G:H4'	9:AI:39:GLY:HA3	1.97	0.46
1:AA:1302:U:OP2	13:AM:21:TYR:OH	2.26	0.46
1:AA:1433:A:C6	1:AA:1468:A:C4	3.03	0.46
4:AD:173:TRP:HZ3	4:AD:174:LEU:HG	1.74	0.46
25:BA:196:A:H2'	25:BA:197:C:O4'	2.14	0.46
25:BA:319:G:H1	25:BA:367:C:H42	1.63	0.46
25:BA:664:U:H2'	25:BA:665:C:C6	2.51	0.46
25:BA:1421:C:H2'	25:BA:1422:C:H6	1.79	0.46
25:BA:2262:G:C8	25:BA:2508:C:H5''	2.50	0.46
32:BI:27:ARG:HD2	47:B1:71:TYR:CE1	2.51	0.46
1:CA:67:C:H2'	1:CA:68:G:H8	1.80	0.46
1:CA:955:U:H2'	1:CA:956:U:O4'	2.15	0.46
1:CA:971:G:OP1	1:CA:971:G:H3'	2.16	0.46
1:CA:1003:G:C6	1:CA:1004:A:H2	2.32	0.46
1:CA:1356:G:H2'	1:CA:1357:A:C8	2.51	0.46
2:CB:180:LEU:O	2:CB:181:PHE:HB2	2.15	0.46
5:CE:71:LEU:HD11	5:CE:115:VAL:HG22	1.96	0.46
8:CH:20:TYR:CE2	8:CH:75:ARG:HG2	2.51	0.46
8:CH:98:LYS:HE3	8:CH:98:LYS:HB2	1.73	0.46
12:CL:34:ARG:HG3	12:CL:105:TYR:CE2	2.50	0.46
24:CW:8:2R3:H62	24:CW:9:MVA:HN1	1.51	0.46
25:DA:370:G:H4'	25:DA:371:A:OP2	2.16	0.46
25:DA:649:G:C5	25:DA:650:C:C4	3.03	0.46
25:DA:687:C:H2'	25:DA:688:U:O4'	2.15	0.46
25:DA:1651:G:H5'	37:DR:39:PRO:HG2	1.97	0.46
25:DA:1800:C:OP2	27:DD:183:ARG:NH2	2.47	0.46
25:DA:2704:C:H2'	25:DA:2705:A:O4'	2.15	0.46
28:DE:72:VAL:HG22	28:DE:73:GLU:HG2	1.98	0.46
35:DP:52:GLU:OE2	54:D8:57:ARG:NH1	2.44	0.46

Continued on next page...

Continued from previous page...

Atom-1	Atom-2	Interatomic distance (Å)	Clash overlap (Å)
38:DS:38:GLN:HB2	38:DS:47:THR:HG23	1.98	0.46
40:DU:79:PHE:O	40:DU:83:LEU:HD22	2.15	0.46
45:DZ:30:ASN:ND2	45:DZ:90:VAL:HB	2.31	0.46
52:D6:19:ARG:N	52:D6:19:ARG:HD2	2.31	0.46
1:AA:55:A:C5	1:AA:56:U:C5	3.04	0.46
1:AA:376:G:P	16:AP:67:THR:HG21	2.56	0.46
1:AA:583:A:H2'	1:AA:584:G:O4'	2.16	0.46
1:AA:1136:U:H5''	1:AA:1137:C:N3	2.31	0.46
1:AA:1418:A:C2	1:AA:1483:A:C2	3.03	0.46
4:AD:138:TYR:HE1	4:AD:140:VAL:HA	1.80	0.46
7:AG:26:PHE:O	7:AG:30:ILE:HG13	2.15	0.46
25:BA:211:A:H3'	25:BA:448:U:H5'	1.97	0.46
25:BA:2517:G:O6	25:BA:2588:G:H2'	2.15	0.46
38:BS:14:VAL:O	38:BS:18:ILE:HG12	2.15	0.46
1:CA:688:G:H5'	11:CK:46:GLY:C	2.36	0.46
1:CA:757:U:O2'	1:CA:879:C:O2	2.21	0.46
1:CA:799:G:H5''	1:CA:799:G:H8	1.80	0.46
1:CA:1061:G:C2'	1:CA:1062:U:H5'	2.46	0.46
1:CA:1124:G:C5'	10:CJ:36:GLY:H	2.29	0.46
1:CA:1127:G:H5'	1:CA:1280:A:O2'	2.15	0.46
2:CB:20:GLU:HG3	2:CB:191:ASP:HB3	1.97	0.46
2:CB:22:LYS:HB3	2:CB:22:LYS:HE2	1.60	0.46
8:CH:49:GLU:HG2	8:CH:62:TYR:CE2	2.48	0.46
10:CJ:9:ARG:HG2	10:CJ:69:ASN:OD1	2.14	0.46
20:CT:14:LYS:O	20:CT:18:GLN:HG3	2.15	0.46
25:DA:530:G:O4'	25:DA:530:G:N3	2.49	0.46
25:DA:625:G:N7	35:DP:107:LYS:NZ	2.59	0.46
25:DA:848:G:C4	25:DA:933:A:H8	2.34	0.46
25:DA:1274:A:N1	25:DA:1644:C:O2'	2.40	0.46
25:DA:1319:G:C6	25:DA:1320:C:N4	2.84	0.46
28:DE:163:GLU:HG2	28:DE:164:ARG:H	1.80	0.46
30:DG:82:LEU:HA	30:DG:86:MET:SD	2.55	0.46
38:DS:78:LEU:HD11	38:DS:108:GLY:O	2.15	0.46
45:DZ:52:SER:OG	45:DZ:53:ILE:N	2.48	0.46
1:AA:826:C:H2'	1:AA:827:U:C6	2.51	0.46
1:AA:932:C:H2'	1:AA:933:G:C8	2.51	0.46
5:AE:100:VAL:O	5:AE:107:ARG:NH2	2.49	0.46
10:AJ:38:ILE:HD11	10:AJ:71:LEU:HB3	1.97	0.46
25:BA:403:C:H2'	25:BA:404:C:H6	1.79	0.46
25:BA:1042:A:H4'	40:BU:91:ASP:OD2	2.16	0.46
25:BA:1471:G:H2'	25:BA:1472:G:C8	2.51	0.46

Continued on next page...

Continued from previous page...

Atom-1	Atom-2	Interatomic distance (Å)	Clash overlap (Å)
25:BA:1836:U:H5''	27:BD:250:TRP:CE2	2.50	0.46
32:BI:93:THR:HG22	32:BI:119:PRO:HB3	1.98	0.46
45:BZ:53:ILE:HG22	45:BZ:71:VAL:O	2.16	0.46
45:BZ:67:LEU:HA	45:BZ:68:PRO:HD3	1.86	0.46
1:CA:1036:G:N7	1:CA:1037:C:O2	2.48	0.46
1:CA:1131:G:OP1	9:CI:20:ARG:NH2	2.48	0.46
1:CA:1305:G:H22	1:CA:1331:G:H1'	1.80	0.46
1:CA:1308:U:OP2	13:CM:99:ARG:HD3	2.15	0.46
2:CB:207:ALA:O	2:CB:210:SER:OG	2.20	0.46
10:CJ:62:HIS:HB3	14:CN:59:ALA:HB3	1.96	0.46
18:CR:59:SER:H	18:CR:62:GLU:CG	2.29	0.46
20:CT:54:LYS:HA	20:CT:57:ARG:CZ	2.46	0.46
25:DA:300:A:H1'	25:DA:319:C:C1'	2.45	0.46
25:DA:315:G:H2'	25:DA:316:C:C6	2.51	0.46
25:DA:1264:G:H2'	25:DA:2014:A:N6	2.30	0.46
25:DA:1824:G:N3	27:DD:254:THR:OG1	2.48	0.46
26:DB:118:G:H2'	26:DB:119:G:O4'	2.16	0.46
27:DD:10:THR:OG1	27:DD:13:ARG:HG2	2.15	0.46
29:DF:164:ARG:O	29:DF:168:ARG:HB2	2.15	0.46
30:DG:173:LEU:HD22	30:DG:178:PHE:CE1	2.50	0.46
32:DI:27:ARG:HD2	47:D1:71:TYR:CE1	2.51	0.46
32:DI:134:PRO:C	32:DI:136:VAL:H	2.19	0.46
43:DX:44:GLU:HG3	43:DX:51:VAL:HG23	1.97	0.46
2:AB:115:LEU:O	2:AB:119:GLU:N	2.47	0.46
2:AB:124:SER:HB3	2:AB:125:PRO:HA	1.98	0.46
2:AB:229:VAL:HG12	2:AB:230:VAL:N	2.30	0.46
4:AD:163:GLU:O	4:AD:166:LYS:HG2	2.16	0.46
25:BA:330:U:H2'	25:BA:331:G:O4'	2.15	0.46
25:BA:640:A:C4	29:BF:180:GLY:HA2	2.51	0.46
25:BA:1709:C:H1'	25:BA:2699:U:H5''	1.97	0.46
30:BG:102:PHE:CE1	30:BG:141:PHE:HE2	2.32	0.46
32:BI:77:LEU:HD23	32:BI:77:LEU:HA	1.75	0.46
35:BP:135:LEU:HD23	35:BP:135:LEU:HA	1.81	0.46
1:CA:109:A:H2'	1:CA:326:G:N2	2.29	0.46
1:CA:458:C:H2'	1:CA:460:G:H8	1.81	0.46
1:CA:814:A:N7	1:CA:816:A:C4	2.84	0.46
1:CA:1484:C:O2'	25:DA:1960:A:O2'	2.30	0.46
4:CD:175:SER:HB3	4:CD:186:LEU:HD11	1.98	0.46
7:CG:69:VAL:HG21	7:CG:104:LEU:HD11	1.97	0.46
16:CP:55:ARG:O	16:CP:58:TYR:HB3	2.15	0.46
20:CT:18:GLN:O	20:CT:22:ARG:HG3	2.15	0.46

Continued on next page...

Continued from previous page...

Atom-1	Atom-2	Interatomic distance (Å)	Clash overlap (Å)
25:DA:212:G:H2'	25:DA:213:A:O4'	2.16	0.46
25:DA:2545:G:N3	25:DA:2565:A:H2	2.13	0.46
25:DA:2747:G:N2	25:DA:2757:A:H62	2.13	0.46
27:DD:221:VAL:HG22	27:DD:226:MET:CE	2.46	0.46
1:AA:62:U:OP1	1:AA:385:C:O2'	2.29	0.46
1:AA:184:G:N2	1:AA:194:C:C2	2.84	0.46
1:AA:189(K):U:H2'	1:AA:189(L):G:C8	2.51	0.46
1:AA:276:G:C2'	1:AA:277:C:H5'	2.45	0.46
1:AA:376:G:H2'	1:AA:377:G:H8	1.81	0.46
1:AA:452:A:OP1	16:AP:43:LYS:NZ	2.39	0.46
1:AA:630:G:H2'	1:AA:631:G:C8	2.50	0.46
1:AA:688:G:H2'	1:AA:689:C:C6	2.51	0.46
1:AA:735:C:H2'	1:AA:736:C:C6	2.48	0.46
1:AA:1338:G:H2'	1:AA:1339:A:C8	2.50	0.46
1:AA:1511:G:H2'	1:AA:1512:U:O4'	2.16	0.46
8:AH:39:LEU:HB3	8:AH:45:ILE:HD11	1.97	0.46
14:AN:46:GLU:O	14:AN:50:LYS:HG3	2.16	0.46
25:BA:904:C:N4	25:BA:905:U:O4	2.49	0.46
25:BA:1739:U:H2'	25:BA:1741:C:C5	2.50	0.46
25:BA:2326:C:H2'	25:BA:2327:G:H8	1.80	0.46
25:BA:2825:C:H5'	51:B5:29:THR:HG21	1.98	0.46
37:BR:65:LEU:HD13	37:BR:65:LEU:HA	1.72	0.46
52:B6:18:ARG:HD2	52:B6:42:TRP:CD1	2.51	0.46
1:CA:411:A:H1'	1:CA:413:G:O4'	2.16	0.46
1:CA:458:C:H2'	1:CA:460:G:C8	2.51	0.46
1:CA:568:G:N7	12:CL:5:PRO:HD3	2.31	0.46
1:CA:664:G:N2	1:CA:741:G:H1	2.12	0.46
1:CA:1120:G:N1	1:CA:1154:G:N3	2.64	0.46
1:CA:1515:C:H2'	1:CA:1516:G:H8	1.80	0.46
2:CB:17:PHE:HB2	2:CB:44:LEU:CD1	2.46	0.46
2:CB:40:HIS:HB3	2:CB:190:THR:HG21	1.97	0.46
2:CB:145:LEU:O	2:CB:149:LEU:HB2	2.15	0.46
2:CB:180:LEU:HD23	2:CB:180:LEU:HA	1.67	0.46
4:CD:98:GLU:OE1	4:CD:103:ASN:ND2	2.44	0.46
6:CF:10:LEU:HD12	6:CF:10:LEU:HA	1.78	0.46
9:CI:4:TYR:HB2	9:CI:19:LEU:HB2	1.98	0.46
10:CJ:23:ILE:HD13	10:CJ:26:ALA:HB3	1.96	0.46
12:CL:117:ARG:HB3	12:CL:122:THR:HB	1.98	0.46
15:CO:56:LEU:O	15:CO:60:VAL:HG23	2.15	0.46
25:DA:251:A:C5	25:DA:252:G:H1'	2.51	0.46
25:DA:409:C:O2'	25:DA:410:G:H5'	2.15	0.46

Continued on next page...

Continued from previous page...

Atom-1	Atom-2	Interatomic distance (Å)	Clash overlap (Å)
25:DA:437:G:H2'	25:DA:438:G:C8	2.49	0.46
25:DA:1197:G:H2'	25:DA:1198:U:H6	1.81	0.46
25:DA:1748:G:O2'	25:DA:1749:A:H5'	2.16	0.46
25:DA:2040:C:H2'	25:DA:2041:U:O4'	2.16	0.46
25:DA:2266:A:H4'	25:DA:2267:A:N3	2.31	0.46
25:DA:2318:G:N2	38:DS:3:ARG:HH11	2.13	0.46
25:DA:2693:A:H2'	25:DA:2694:G:C8	2.49	0.46
30:DG:25:TYR:CD2	30:DG:30:GLU:HB3	2.51	0.46
30:DG:141:PHE:HD1	30:DG:142:PRO:HD2	1.80	0.46
31:DH:149:ARG:NH1	31:DH:167:GLU:OE2	2.49	0.46
45:DZ:157:LEU:HB3	45:DZ:161:VAL:HG13	1.98	0.46
55:D9:15:LYS:HE2	55:D9:17:ILE:HD13	1.98	0.46
1:AA:604:G:C6	1:AA:605:U:C4	3.04	0.46
1:AA:1027:C:C4	1:AA:1034:G:O6	2.67	0.46
1:AA:1035:A:H2	1:AA:1036:G:N7	2.14	0.46
2:AB:101:MET:HA	2:AB:108:ILE:HD12	1.97	0.46
25:BA:696:C:P	25:BA:696:C:H6	2.39	0.46
25:BA:1859:G:OP1	61:BA:4531:HOH:O	2.20	0.46
25:BA:2299:A:C4	25:BA:2301:G:C8	3.04	0.46
25:BA:2630:G:C6	25:BA:2631:C:C4	3.03	0.46
28:BE:54:GLN:OE1	28:BE:55:ASN:N	2.46	0.46
28:BE:167:VAL:HG11	28:BE:189:PRO:HD3	1.96	0.46
38:BS:15:ARG:NE	38:BS:88:ASP:OD2	2.41	0.46
39:BT:16:ARG:HD2	39:BT:18:ASP:OD1	2.16	0.46
1:CA:671:G:N2	1:CA:735:C:O2	2.49	0.46
1:CA:685:G:C2	1:CA:686:U:C4	3.04	0.46
1:CA:991:U:H3'	1:CA:1212:U:N3	2.31	0.46
1:CA:1030:C:N4	1:CA:1032:G:O6	2.49	0.46
3:CC:43:LEU:N	3:CC:43:LEU:HD23	2.31	0.46
4:CD:25:ARG:O	4:CD:25:ARG:HG2	2.16	0.46
7:CG:51:GLN:O	7:CG:55:GLY:HA2	2.16	0.46
14:CN:24:CYS:O	14:CN:28:GLY:N	2.43	0.46
25:DA:415:A:H2'	25:DA:416:C:O4'	2.16	0.46
25:DA:1019:U:OP1	25:DA:1035:U:O2'	2.23	0.46
25:DA:1427:A:H8	25:DA:1427:A:O5'	1.99	0.46
25:DA:1782:C:O2'	25:DA:2609:U:H5''	2.15	0.46
25:DA:1851:U:H2'	25:DA:1852:C:O4'	2.16	0.46
30:DG:14:GLU:O	30:DG:17:PRO:HD2	2.15	0.46
42:DW:54:ALA:HB1	42:DW:107:LEU:HD22	1.97	0.46
45:DZ:27:VAL:HG12	45:DZ:85:HIS:HE1	1.81	0.46
54:D8:19:SER:OG	54:D8:21:LYS:HE3	2.16	0.46

Continued on next page...

Continued from previous page...

Atom-1	Atom-2	Interatomic distance (Å)	Clash overlap (Å)
1:AA:473:G:O2'	1:AA:474:G:H5'	2.16	0.46
1:AA:637:G:C2	1:AA:638:G:C4	3.04	0.46
1:AA:693:G:H2'	1:AA:694:A:C8	2.51	0.46
1:AA:1068:G:OP2	1:AA:1068:G:H8	1.99	0.46
1:AA:1352:C:H2'	1:AA:1353:G:C8	2.50	0.46
23:AX:48:C:C2	23:AX:59:A:H1'	2.51	0.46
25:BA:886:U:H2'	25:BA:887:C:C6	2.51	0.46
25:BA:1369:U:H2'	25:BA:1370:G:H5'	1.97	0.46
25:BA:1496:A:H5''	25:BA:1496:A:H8	1.80	0.46
25:BA:1854:G:OP1	27:BD:54:ARG:NH1	2.49	0.46
42:BW:18:ARG:NH1	42:BW:76:VAL:O	2.48	0.46
42:BW:19:LEU:HB3	51:B5:25:LEU:HD11	1.97	0.46
1:CA:1097:C:H4'	1:CA:1170:A:H5'	1.97	0.46
1:CA:1163:C:N4	1:CA:1173:G:N1	2.35	0.46
1:CA:1277:C:O2'	1:CA:1279:A:C8	2.66	0.46
3:CC:23:TYR:HA	10:CJ:11:PHE:CE2	2.50	0.46
3:CC:70:VAL:HG22	3:CC:72:LYS:H	1.80	0.46
16:CP:21:VAL:HG22	16:CP:33:ILE:HD12	1.97	0.46
25:DA:62:C:N4	25:DA:93:G:H1	2.04	0.46
25:DA:812:C:H1'	25:DA:1250:G:C2	2.51	0.46
25:DA:996:A:C2	25:DA:997:G:C8	3.03	0.46
25:DA:1259:G:H2'	25:DA:1260:G:C8	2.51	0.46
25:DA:1528(A):A:C8	25:DA:1529:G:C8	3.03	0.46
25:DA:1999:C:OP1	25:DA:2723:C:O2'	2.28	0.46
26:DB:5:C:OP1	26:DB:61:G:O2'	2.29	0.46
26:DB:42:C:O2	30:DG:93:THR:N	2.37	0.46
35:DP:21:ARG:HD3	35:DP:21:ARG:HA	1.78	0.46
36:DQ:137:TYR:O	36:DQ:141:GLN:HG2	2.16	0.46
41:DV:64:HIS:CD2	41:DV:92:THR:HG1	2.33	0.46
45:DZ:128:VAL:HG23	45:DZ:160:GLY:O	2.15	0.46
52:D6:11:LEU:HA	52:D6:11:LEU:HD23	1.64	0.46
1:AA:166:G:H2'	1:AA:167:G:N7	2.30	0.45
1:AA:975:A:H5'	1:AA:975:A:H8	1.82	0.45
1:AA:1091:U:H2'	1:AA:1093:A:OP2	2.16	0.45
1:AA:1237:C:O2'	1:AA:1300:G:N1	2.38	0.45
1:AA:1325:C:O2'	1:AA:1326:C:H5'	2.16	0.45
1:AA:1361:G:H2'	1:AA:1362:C:O4'	2.15	0.45
3:AC:129:ALA:HB3	3:AC:132:ARG:HB2	1.97	0.45
4:AD:30:LYS:HA	4:AD:35:ARG:NH1	2.30	0.45
9:AI:85:LEU:HB3	9:AI:92:TYR:HD2	1.80	0.45
18:AR:32:ARG:HH11	18:AR:65:ILE:HD12	1.82	0.45

Continued on next page...

Continued from previous page...

Atom-1	Atom-2	Interatomic distance (Å)	Clash overlap (Å)
25:BA:1188:A:C4	25:BA:1190:G:C8	3.04	0.45
25:BA:1919:G:H2'	25:BA:1920:U:O4'	2.16	0.45
26:BB:13:A:N1	26:BB:69:G:O2'	2.41	0.45
27:BD:127:VAL:HA	27:BD:193:VAL:HG22	1.98	0.45
28:BE:143:ASN:HD22	28:BE:147:PRO:CD	2.24	0.45
30:BG:72:ARG:NH1	30:BG:87:PRO:HG3	2.30	0.45
45:BZ:111:VAL:C	45:BZ:113:ALA:N	2.69	0.45
1:CA:540:G:C4	1:CA:541:G:C8	3.04	0.45
1:CA:600:C:C2	1:CA:639:G:C2	3.04	0.45
1:CA:1002:G:H5''	1:CA:1003:G:OP2	2.16	0.45
1:CA:1013:G:N2	1:CA:1016:A:OP2	2.35	0.45
1:CA:1041:A:N6	1:CA:1042:G:O6	2.48	0.45
4:CD:15:GLU:CG	4:CD:63:LYS:HB3	2.46	0.45
4:CD:33:MET:SD	4:CD:37:PRO:HA	2.56	0.45
5:CE:36:ASP:O	5:CE:38:GLN:N	2.47	0.45
5:CE:152:ARG:HG2	8:CH:42:GLU:O	2.16	0.45
12:CL:34:ARG:HE	12:CL:34:ARG:HB3	1.40	0.45
25:DA:230:U:H2'	25:DA:231:C:H6	1.81	0.45
25:DA:446:G:H8	61:DA:3775:HOH:O	1.98	0.45
25:DA:1014:U:H2'	25:DA:1015:G:C8	2.49	0.45
25:DA:1614:A:P	25:DA:1614:A:H8	2.39	0.45
25:DA:1739:U:O2'	25:DA:1740:G:H8	1.98	0.45
25:DA:2342:C:O2'	25:DA:2374:C:OP1	2.31	0.45
42:DW:18:ARG:NH1	42:DW:76:VAL:O	2.50	0.45
1:AA:222:U:H2'	1:AA:223:U:C6	2.51	0.45
1:AA:375:U:C4	1:AA:376:G:N7	2.84	0.45
1:AA:501:C:O2'	1:AA:549:C:O2	2.34	0.45
1:AA:1005:A:H1'	1:AA:1036:G:N2	2.31	0.45
1:AA:1039:C:N4	1:AA:1040:U:O4	2.49	0.45
3:AC:35:GLU:CD	3:AC:59:ARG:HH22	2.19	0.45
5:AE:27:ARG:HE	5:AE:27:ARG:HB2	1.46	0.45
12:AL:77:LEU:HD21	12:AL:107:ALA:HA	1.98	0.45
18:AR:43:PHE:O	18:AR:51:LEU:HD12	2.17	0.45
25:BA:2760:G:O6	25:BA:2768:C:H5''	2.17	0.45
26:BB:6:C:H2'	26:BB:7:G:H5''	1.98	0.45
31:BH:71:LEU:HD12	31:BH:71:LEU:HA	1.79	0.45
35:BP:97:PRO:HD3	35:BP:126:VAL:O	2.17	0.45
45:BZ:98:MET:O	45:BZ:125:LEU:HD12	2.16	0.45
1:CA:113:G:H2'	1:CA:114:U:H6	1.82	0.45
1:CA:817:C:H42	1:CA:1529:G:H1	1.63	0.45
1:CA:991:U:N3	1:CA:1212:U:O2	2.49	0.45

Continued on next page...

Continued from previous page...

Atom-1	Atom-2	Interatomic distance (Å)	Clash overlap (Å)
1:CA:1189:C:H5''	1:CA:1190:G:OP2	2.16	0.45
1:CA:1256:A:H61	1:CA:1278:U:H1'	1.81	0.45
2:CB:85:ALA:O	2:CB:89:GLY:N	2.49	0.45
2:CB:122:PHE:HD1	2:CB:123:ALA:H	1.63	0.45
2:CB:178:ARG:CZ	8:CH:74:PRO:HG3	2.47	0.45
8:CH:51:VAL:CG1	8:CH:52:ASP:H	2.24	0.45
9:CI:31:GLN:HB2	9:CI:35:GLU:OE2	2.16	0.45
17:CQ:43:LEU:HG	17:CQ:68:ARG:HG2	1.97	0.45
18:CR:29:PHE:HE1	18:CR:31:LEU:HD13	1.81	0.45
24:CW:4:PRO:HA	24:CW:5:MVA:HN1	1.30	0.45
25:DA:265:A:H1'	25:DA:266:G:O4'	2.16	0.45
25:DA:468:G:H2'	25:DA:469:G:O4'	2.15	0.45
25:DA:817:C:O2'	25:DA:839:U:H5''	2.16	0.45
25:DA:1339:G:H21	25:DA:1603:A:H1'	1.80	0.45
25:DA:1386:C:H2'	25:DA:1387:C:C6	2.51	0.45
25:DA:1593:G:C2	25:DA:1594:G:C4	3.04	0.45
25:DA:2070:G:C2	25:DA:2442:C:C2	3.04	0.45
25:DA:2578:G:H1'	61:DE:404:HOH:O	2.15	0.45
25:DA:2689:U:P	25:DA:2719:G:H22	2.39	0.45
29:DF:34:TRP:CZ3	35:DP:8:PRO:HB3	2.51	0.45
30:DG:76:SER:CB	30:DG:84:LYS:H	2.29	0.45
34:DO:87:ILE:HD12	34:DO:91:LEU:HA	1.98	0.45
35:DP:27:HIS:HB2	61:DP:313:HOH:O	2.16	0.45
51:D5:16:ARG:O	51:D5:20:ARG:HG3	2.16	0.45
1:AA:160:A:H2'	1:AA:161:A:C8	2.52	0.45
1:AA:193:C:C2	1:AA:194:C:C5	3.04	0.45
1:AA:690:G:C6	1:AA:691:G:C6	3.04	0.45
1:AA:938:A:C6	1:AA:939:G:C5	3.05	0.45
1:AA:994:A:N7	1:AA:1216:G:H4'	2.32	0.45
1:AA:1298:C:H2'	7:AG:114:ARG:NH1	2.32	0.45
2:AB:8:LYS:H	2:AB:8:LYS:HG2	1.59	0.45
2:AB:77:ALA:O	2:AB:81:VAL:HG22	2.16	0.45
5:AE:15:ARG:HD2	5:AE:26:PHE:CD2	2.51	0.45
5:AE:52:PRO:HG2	5:AE:53:LEU:HD12	1.98	0.45
8:AH:11:THR:HG22	8:AH:15:ASN:ND2	2.31	0.45
16:AP:71:ARG:O	16:AP:75:ARG:N	2.45	0.45
25:BA:581:G:P	33:BN:111:PRO:HD2	2.56	0.45
25:BA:596:G:O2'	25:BA:597:C:H3'	2.17	0.45
25:BA:1613:A:OP1	27:BD:211:ARG:NH1	2.50	0.45
25:BA:2304:C:H2'	25:BA:2305:C:C6	2.51	0.45
40:BU:16:LYS:HB3	40:BU:16:LYS:HE2	1.71	0.45

Continued on next page...

Continued from previous page...

Atom-1	Atom-2	Interatomic distance (Å)	Clash overlap (Å)
43:BX:92:LEU:HD12	43:BX:92:LEU:HA	1.79	0.45
1:CA:243:A:H4'	1:CA:244:U:H5''	1.97	0.45
1:CA:251:G:H4'	1:CA:252:U:O5'	2.16	0.45
1:CA:292:G:N2	1:CA:309:G:C4	2.85	0.45
1:CA:353:A:H5'	1:CA:353:A:C8	2.45	0.45
1:CA:461:A:C5	1:CA:471:G:C6	3.04	0.45
1:CA:555:C:H2'	1:CA:556:C:C6	2.51	0.45
1:CA:1145:C:H4'	1:CA:1146:A:C5'	2.44	0.45
1:CA:1309:G:H5'	13:CM:78:ILE:HD11	1.98	0.45
1:CA:1422:G:O3'	34:DO:49:ARG:NH1	2.48	0.45
2:CB:118:LEU:HB3	2:CB:142:LEU:HD12	1.97	0.45
5:CE:53:LEU:H	5:CE:53:LEU:HD12	1.80	0.45
14:CN:21:TYR:HE1	14:CN:23:ARG:NE	2.14	0.45
14:CN:37:PHE:HB3	14:CN:39:LEU:HD12	1.99	0.45
25:DA:623:G:C6	25:DA:624:C:C4	3.05	0.45
25:DA:1252:G:C2	25:DA:1253:A:C2	3.03	0.45
26:DB:31:C:O2'	26:DB:32:C:H5'	2.16	0.45
27:DD:33:LEU:HD23	27:DD:33:LEU:HA	1.74	0.45
35:DP:29:LYS:HG3	35:DP:30:THR:HG23	1.98	0.45
1:AA:251:G:N2	1:AA:253:U:C5	2.84	0.45
1:AA:278:G:OP2	17:AQ:92:ARG:NH2	2.50	0.45
1:AA:299:G:H2'	1:AA:300:A:C8	2.51	0.45
1:AA:658:G:H2'	1:AA:659:U:H6	1.81	0.45
1:AA:1118:C:H2'	1:AA:1119:C:C6	2.51	0.45
1:AA:1125:U:O4	1:AA:1128:C:C5	2.70	0.45
1:AA:1206:G:C6	1:AA:1207:G:C5	3.04	0.45
1:AA:1254:C:H2'	1:AA:1255:G:C8	2.52	0.45
4:AD:23:GLY:HA3	4:AD:112:VAL:HB	1.98	0.45
6:AF:100:ASN:H	18:AR:23:LYS:HZ1	1.63	0.45
17:AQ:26:GLN:HE21	17:AQ:37:LYS:HG2	1.81	0.45
18:AR:52:PRO:O	18:AR:56:THR:HG23	2.16	0.45
25:BA:306:A:H2'	25:BA:306:A:N3	2.31	0.45
25:BA:860:U:H2'	25:BA:861:C:C6	2.52	0.45
25:BA:1285:G:H2'	25:BA:1286:U:O4'	2.16	0.45
25:BA:2354:C:O2'	25:BA:2386:C:H5''	2.17	0.45
1:CA:605:U:C2'	1:CA:606:G:H5'	2.46	0.45
1:CA:731:G:H5'	1:CA:766:A:H4'	1.97	0.45
2:CB:47:THR:HG22	2:CB:51:LEU:HG	1.99	0.45
2:CB:127:ILE:HG12	2:CB:128:GLU:H	1.81	0.45
2:CB:211:ILE:O	2:CB:215:LEU:HB2	2.16	0.45
7:CG:65:ALA:HB1	7:CG:127:ALA:HB3	1.99	0.45

Continued on next page...

Continued from previous page...

Atom-1	Atom-2	Interatomic distance (Å)	Clash overlap (Å)
8:CH:17:THR:HA	8:CH:65:TYR:HE2	1.81	0.45
12:CL:24:VAL:CG1	12:CL:27:LEU:HD22	2.46	0.45
20:CT:46:GLU:O	20:CT:46:GLU:HG2	2.14	0.45
25:DA:528:A:H2	25:DA:2043:C:C5'	2.30	0.45
25:DA:888:C:H2'	25:DA:889:C:N3	2.31	0.45
25:DA:966:G:H2'	25:DA:967:C:C6	2.52	0.45
25:DA:1527:G:H2'	25:DA:1542:A:N1	2.31	0.45
25:DA:2219:G:H2'	25:DA:2220:G:H8	1.81	0.45
25:DA:2400:G:H2'	25:DA:2401:U:H6	1.81	0.45
27:DD:61:LEU:O	27:DD:63:ARG:NH1	2.50	0.45
35:DP:47:ASP:HA	35:DP:48:PRO:HD3	1.82	0.45
45:DZ:30:ASN:HA	45:DZ:89:PHE:HE1	1.80	0.45
1:AA:627:G:O2'	1:AA:628:G:H5'	2.17	0.45
1:AA:658:G:H2'	1:AA:659:U:C6	2.51	0.45
1:AA:977:A:H1'	1:AA:982:U:O4	2.16	0.45
1:AA:1202:G:N2	14:AN:46:GLU:OE1	2.48	0.45
1:AA:1316:G:N1	1:AA:1319:A:OP2	2.48	0.45
1:AA:1410:G:H2'	1:AA:1411:C:C6	2.51	0.45
2:AB:55:PHE:HE1	2:AB:218:ALA:HA	1.82	0.45
4:AD:8:VAL:O	4:AD:11:LEU:HB2	2.17	0.45
9:AI:99:LEU:HB3	9:AI:101:PHE:HE1	1.81	0.45
25:BA:1056:A:N3	25:BA:1199:C:H1'	2.32	0.45
25:BA:1230:C:H5''	25:BA:1231:G:OP1	2.17	0.45
25:BA:1839:U:O5'	25:BA:1839:U:H6	1.99	0.45
25:BA:2289:G:OP2	46:B0:10:THR:HG21	2.16	0.45
25:BA:2614:A:C8	46:B0:3:HIS:HE1	2.34	0.45
35:BP:46:LYS:HB3	35:BP:46:LYS:HE3	1.74	0.45
41:BV:62:LEU:HD12	41:BV:62:LEU:HA	1.83	0.45
43:BX:38:GLU:HA	61:BX:201:HOH:O	2.16	0.45
44:BY:20:TYR:CE1	44:BY:43:ASN:HA	2.51	0.45
45:BZ:48:PHE:CE1	45:BZ:52:SER:HA	2.51	0.45
45:BZ:107:THR:HG21	45:BZ:112:ARG:NH2	2.30	0.45
1:CA:380:G:N2	1:CA:384:G:C5	2.85	0.45
1:CA:413:G:N2	1:CA:428:G:H1'	2.32	0.45
1:CA:737:A:H2'	1:CA:738:C:C6	2.52	0.45
1:CA:780:A:H1'	1:CA:803:G:N2	2.32	0.45
1:CA:1328:C:H2'	1:CA:1329:A:O4'	2.16	0.45
4:CD:122:ARG:HA	4:CD:122:ARG:HH11	1.82	0.45
9:CI:53:VAL:HG23	9:CI:55:ALA:HB3	1.98	0.45
10:CJ:22:LYS:HA	10:CJ:25:GLU:HB2	1.98	0.45
15:CO:69:TYR:O	15:CO:73:GLU:HG2	2.17	0.45

Continued on next page...

Continued from previous page...

Atom-1	Atom-2	Interatomic distance (Å)	Clash overlap (Å)
25:DA:276:A:H5''	25:DA:277:C:H5'	1.99	0.45
25:DA:644:A:H4'	25:DA:645:C:C4	2.50	0.45
25:DA:761:A:N7	61:DA:3757:HOH:O	2.36	0.45
25:DA:1138:G:H2'	25:DA:1139:G:O4'	2.16	0.45
25:DA:1223:G:N1	25:DA:1227:G:C6	2.85	0.45
25:DA:2097:C:H2'	25:DA:2098:U:H6	1.81	0.45
25:DA:2497:A:H5''	61:DA:3744:HOH:O	2.16	0.45
25:DA:2728:U:H2'	25:DA:2729:G:C8	2.52	0.45
25:DA:2751:G:H3'	25:DA:2752:C:C6	2.51	0.45
25:DA:2879:C:OP2	61:DA:4047:HOH:O	2.21	0.45
29:DF:137:LYS:HB3	29:DF:137:LYS:HE3	1.57	0.45
32:DI:126:TYR:HB2	32:DI:142:VAL:HG23	1.98	0.45
35:DP:82:GLY:HA2	35:DP:113:LYS:O	2.17	0.45
40:DU:49:HIS:HA	40:DU:52:ARG:HB3	1.98	0.45
42:DW:20:VAL:HG21	42:DW:43:GLY:HA3	1.99	0.45
44:DY:74:PRO:O	44:DY:82:PRO:HA	2.17	0.45
45:DZ:125:LEU:HG	45:DZ:164:ALA:HB3	1.99	0.45
1:AA:236:G:H2'	1:AA:237:C:C6	2.51	0.45
1:AA:589:C:O2'	1:AA:590:C:H5'	2.17	0.45
1:AA:719:C:O2'	18:AR:49:LYS:HB3	2.15	0.45
1:AA:1127:G:H21	1:AA:1128:C:H1'	1.80	0.45
1:AA:1327:C:OP2	21:AU:12:LYS:NZ	2.37	0.45
1:AA:1353:G:OP1	21:AU:10:ARG:NH1	2.46	0.45
4:AD:129:ASN:N	4:AD:145:GLU:O	2.43	0.45
5:AE:87:SER:HB3	5:AE:131:ILE:HD13	1.97	0.45
9:AI:19:LEU:HB3	9:AI:59:PHE:CD2	2.50	0.45
9:AI:77:ILE:O	9:AI:81:ILE:HG22	2.17	0.45
16:AP:4:ILE:HG13	16:AP:64:ALA:HB1	1.99	0.45
19:AS:45:VAL:HG13	19:AS:63:THR:HA	1.98	0.45
25:BA:629:U:H4'	25:BA:705:C:H4'	1.99	0.45
25:BA:1204:C:H4'	49:B3:32:GLN:HB2	1.97	0.45
25:BA:2323:A:OP1	25:BA:2323:A:H3'	2.17	0.45
30:BG:101:ILE:HG22	30:BG:105:LYS:HE2	1.98	0.45
34:BO:115:VAL:HG13	34:BO:121:VAL:HG21	1.98	0.45
44:BY:106:LEU:O	44:BY:107:ASP:HB2	2.17	0.45
1:CA:109:A:C6	1:CA:326:G:C6	3.05	0.45
1:CA:557:G:N1	1:CA:558:G:C2	2.84	0.45
1:CA:1074:G:C2	1:CA:1075:C:C2	3.05	0.45
1:CA:1149:C:O2'	1:CA:1280:A:N1	2.44	0.45
1:CA:1346:A:H5''	9:CI:120:ARG:NH1	2.31	0.45
1:CA:1423:G:H2'	1:CA:1424:C:C6	2.51	0.45

Continued on next page...

Continued from previous page...

Atom-1	Atom-2	Interatomic distance (Å)	Clash overlap (Å)
10:CJ:23:ILE:HD13	10:CJ:23:ILE:HA	1.72	0.45
12:CL:34:ARG:O	12:CL:61:THR:HG23	2.17	0.45
19:CS:22:LEU:HD23	19:CS:27:GLU:HA	1.99	0.45
25:DA:196:A:H2'	25:DA:196:A:N3	2.32	0.45
25:DA:610:G:N2	25:DA:619:G:H1'	2.32	0.45
25:DA:870:A:C2'	25:DA:871:U:H5'	2.46	0.45
25:DA:1227:G:H2'	25:DA:1228:G:O4'	2.16	0.45
25:DA:1248:G:O2'	40:DU:3:ARG:HA	2.17	0.45
25:DA:1647:G:H3'	61:DA:4113:HOH:O	2.17	0.45
25:DA:1664:A:N7	61:DA:3965:HOH:O	2.36	0.45
25:DA:1789:A:H2'	25:DA:1790:C:C6	2.52	0.45
25:DA:2290:G:C6	25:DA:2291:U:C4	3.05	0.45
25:DA:2872:G:C2	25:DA:2873:A:N6	2.85	0.45
29:DF:29:ASN:H	29:DF:112:MET:CE	2.30	0.45
29:DF:132:VAL:HG21	29:DF:163:VAL:HG22	1.99	0.45
42:DW:4:LYS:HD3	42:DW:6:ILE:HD11	1.98	0.45
1:AA:124:G:H4'	1:AA:291:C:O2'	2.16	0.45
1:AA:389:A:C6	1:AA:390:C:H1'	2.51	0.45
1:AA:430:A:H2'	1:AA:431:A:O4'	2.17	0.45
1:AA:524:G:H2'	1:AA:525:C:C6	2.52	0.45
1:AA:580:U:H2'	1:AA:581:G:C8	2.51	0.45
1:AA:684:A:H2'	1:AA:685:G:C8	2.52	0.45
1:AA:721:G:H4'	1:AA:722:A:O4'	2.16	0.45
1:AA:736:C:H2'	1:AA:737:A:C8	2.51	0.45
1:AA:1073:U:O2'	2:AB:104:ASN:OD1	2.30	0.45
1:AA:1504:G:H4'	1:AA:1505:G:C4	2.52	0.45
18:AR:33:ASP:OD2	18:AR:36:ASN:HB2	2.16	0.45
25:BA:605:G:H2'	25:BA:606:G:C8	2.52	0.45
25:BA:2612:A:H2'	25:BA:2613:C:C6	2.52	0.45
25:BA:2661:U:H2'	25:BA:2662:U:H6	1.82	0.45
31:BH:13:LYS:HA	31:BH:14:GLY:HA2	1.77	0.45
1:CA:690:G:H2'	1:CA:691:G:O4'	2.16	0.45
1:CA:1005:A:H5''	1:CA:1006:C:C5	2.52	0.45
1:CA:1249:C:O4'	9:CI:70:LYS:HE2	2.17	0.45
4:CD:110:PHE:N	4:CD:110:PHE:CD1	2.84	0.45
7:CG:42:ILE:HD13	7:CG:116:ALA:HB3	1.98	0.45
9:CI:15:ALA:HB2	9:CI:65:VAL:HG23	1.98	0.45
19:CS:40:ILE:HD12	19:CS:71:LEU:HD12	1.99	0.45
25:DA:479:A:HO2'	25:DA:481:G:H8	1.62	0.45
25:DA:493:G:H2'	25:DA:494:G:O4'	2.16	0.45
25:DA:528:A:OP2	33:DN:114:ARG:NH1	2.44	0.45

Continued on next page...

Continued from previous page...

Atom-1	Atom-2	Interatomic distance (Å)	Clash overlap (Å)
25:DA:1032:A:O3'	55:D9:16:VAL:HG11	2.16	0.45
25:DA:1159:U:O2'	25:DA:1160:G:H5'	2.17	0.45
25:DA:1165:U:H2'	25:DA:1166:C:C6	2.52	0.45
25:DA:1212:G:H1'	25:DA:1236:G:N2	2.31	0.45
25:DA:1525:G:H2'	25:DA:1526:G:H8	1.80	0.45
25:DA:2019:A:OP2	51:D5:9:LYS:NZ	2.27	0.45
25:DA:2046:G:H2'	25:DA:2047:U:C6	2.52	0.45
30:DG:70:VAL:HA	30:DG:90:LEU:HD23	1.98	0.45
30:DG:143:GLU:H	30:DG:143:GLU:HG2	1.35	0.45
36:DQ:29:PHE:HB2	36:DQ:105:GLU:OE2	2.17	0.45
42:DW:60:ASN:N	42:DW:60:ASN:ND2	2.65	0.45
1:AA:127:G:OP1	1:AA:635:G:H1'	2.17	0.45
1:AA:148:G:O2'	1:AA:149:A:H8	2.00	0.45
1:AA:665:A:H1'	1:AA:733:A:O4'	2.17	0.45
1:AA:865:A:H2	1:AA:918:A:H4'	1.81	0.45
1:AA:1027:C:N3	1:AA:1034:G:O6	2.50	0.45
1:AA:1095:U:OP1	1:AA:1108:G:N2	2.45	0.45
1:AA:1223:C:P	19:AS:78:ARG:HH21	2.39	0.45
1:AA:1299:A:H5''	1:AA:1299:A:N3	2.32	0.45
1:AA:1417:G:N2	1:AA:1482:G:H2'	2.32	0.45
2:AB:19:HIS:HE1	2:AB:189:ASP:HB3	1.80	0.45
25:BA:83:A:H5'	44:BY:8:LYS:HG2	1.98	0.45
25:BA:476:G:O6	61:BA:4177:HOH:O	2.21	0.45
25:BA:1541:A:O2'	25:BA:1542:A:H5'	2.17	0.45
25:BA:2451:A:H5'	25:BA:2451:A:C8	2.52	0.45
25:BA:2619:G:O3'	61:BA:4187:HOH:O	2.21	0.45
25:BA:2658:C:H2'	25:BA:2659:U:O4'	2.17	0.45
37:BR:104:ARG:HG3	37:BR:111:LEU:HD21	1.99	0.45
39:BT:51:ARG:HG3	39:BT:98:LYS:HD2	1.99	0.45
39:BT:53:ARG:NH1	39:BT:53:ARG:HB3	2.32	0.45
40:BU:24:TYR:HB2	40:BU:29:SER:HB3	1.99	0.45
45:BZ:15:PRO:O	45:BZ:19:ARG:HB2	2.17	0.45
1:CA:443:C:C2	1:CA:444:C:C5	3.05	0.45
1:CA:580:U:H5''	15:CO:58:MET:HG2	1.99	0.45
1:CA:728:A:H2'	1:CA:729:A:C8	2.52	0.45
1:CA:1009:G:H2'	1:CA:1010:G:O4'	2.16	0.45
1:CA:1027:C:O2'	1:CA:1034:G:N2	2.49	0.45
1:CA:1342:C:H4'	9:CI:125:TYR:HB3	1.98	0.45
1:CA:1366:C:H2'	1:CA:1367:C:C6	2.51	0.45
2:CB:12:GLU:HA	2:CB:15:VAL:HG23	1.98	0.45
2:CB:130:ARG:HA	2:CB:131:PRO:HD3	1.82	0.45

Continued on next page...

Continued from previous page...

Atom-1	Atom-2	Interatomic distance (Å)	Clash overlap (Å)
4:CD:196:LEU:O	4:CD:198:VAL:N	2.41	0.45
12:CL:27:LEU:HD13	12:CL:98:TYR:CE1	2.52	0.45
13:CM:81:LEU:HD22	13:CM:88:ARG:HB3	1.98	0.45
25:DA:7:G:O4'	33:DN:133:GLN:NE2	2.49	0.45
25:DA:81:G:C2	25:DA:106:C:N3	2.85	0.45
25:DA:271(S):G:C2'	25:DA:271(T):C:H5'	2.46	0.45
25:DA:848:G:O6	25:DA:928:G:H2'	2.16	0.45
25:DA:940:G:H21	25:DA:1191:G:C4'	2.30	0.45
25:DA:1486:A:O2'	25:DA:1487:G:H5'	2.17	0.45
25:DA:2297:C:H3'	25:DA:2297:C:H6	1.81	0.45
25:DA:2882:A:OP1	37:DR:96:ARG:NE	2.49	0.45
28:DE:111:ARG:HG3	28:DE:160:TYR:CD2	2.52	0.45
45:DZ:121:HIS:HB3	45:DZ:123:ASP:O	2.17	0.45
46:D0:53:MET:HA	46:D0:58:THR:O	2.16	0.45
50:D4:61:ARG:NH1	50:D4:61:ARG:O	2.49	0.45
1:AA:1015:A:H8	1:AA:1015:A:O5'	2.00	0.45
1:AA:1041:A:C2'	1:AA:1042:G:H5'	2.46	0.45
1:AA:1205:U:O2'	3:AC:195:VAL:HG23	2.17	0.45
1:AA:1391:U:H2'	1:AA:1392:G:C8	2.52	0.45
1:AA:1424:C:H2'	1:AA:1425:U:O4'	2.16	0.45
2:AB:63:MET:HB3	2:AB:225:ALA:O	2.16	0.45
24:AW:6:2R1:O	24:AW:8:2R3:N	2.50	0.45
25:BA:613:A:H2'	25:BA:614:C:O4'	2.17	0.45
25:BA:2399:U:OP1	46:B0:55:ARG:NH2	2.50	0.45
34:BO:97:ARG:HA	34:BO:117:LEU:HD22	1.99	0.45
35:BP:124:LYS:HG3	35:BP:144:GLU:HG2	1.99	0.45
36:BQ:133:ARG:HG2	36:BQ:134:ARG:N	2.31	0.45
44:BY:43:ASN:HA	44:BY:43:ASN:HD22	1.50	0.45
47:B1:94:LEU:O	47:B1:97:LEU:HB2	2.17	0.45
1:CA:420:U:H1'	1:CA:424:G:N2	2.32	0.45
1:CA:437:U:O2'	4:CD:125:HIS:HE1	2.00	0.45
4:CD:88:VAL:O	4:CD:92:VAL:HG23	2.16	0.45
5:CE:6:PHE:HD2	5:CE:63:ARG:HD3	1.82	0.45
11:CK:44:SER:OG	11:CK:47:VAL:HG23	2.17	0.45
11:CK:99:GLN:C	11:CK:101:SER:H	2.20	0.45
13:CM:22:ILE:HB	13:CM:25:ILE:HD13	1.99	0.45
25:DA:445:C:O2'	25:DA:446:G:H5'	2.17	0.45
25:DA:524:U:H2'	25:DA:525:U:C6	2.52	0.45
25:DA:921:G:C6	25:DA:922:U:C4	3.05	0.45
25:DA:1266:G:O5'	42:DW:15:ARG:NH2	2.50	0.45
25:DA:1637:A:H4'	25:DA:2711:A:O2'	2.17	0.45

Continued on next page...

Continued from previous page...

Atom-1	Atom-2	Interatomic distance (Å)	Clash overlap (Å)
25:DA:1790:C:H2'	25:DA:1791:A:C5	2.52	0.45
25:DA:1796:U:H2'	25:DA:1797:C:H6	1.81	0.45
25:DA:1903:G:OP1	27:DD:241:PRO:HB2	2.17	0.45
25:DA:2335:A:C8	25:DA:2337:G:C5	3.05	0.45
25:DA:2408:U:H2'	25:DA:2409:G:C8	2.52	0.45
25:DA:2698:U:H2'	25:DA:2699:C:C6	2.52	0.45
30:DG:151:ALA:O	30:DG:153:ARG:HD3	2.16	0.45
43:DX:40:LYS:HG3	43:DX:51:VAL:HB	1.99	0.45
1:AA:66:G:N2	1:AA:172:A:N3	2.65	0.45
1:AA:309:G:H1'	1:AA:608:A:C2	2.51	0.45
1:AA:384:G:C2	1:AA:385:C:C4	3.05	0.45
1:AA:486:U:H2'	1:AA:487:A:C8	2.52	0.45
1:AA:674:G:O2'	1:AA:675:A:H5'	2.17	0.45
1:AA:1127:G:H21	1:AA:1148:U:H3	1.64	0.45
1:AA:1203:C:H2'	1:AA:1204:A:C8	2.52	0.45
2:AB:196:LEU:HD12	2:AB:196:LEU:HA	1.78	0.45
7:AG:46:ALA:O	7:AG:50:ILE:HG23	2.17	0.45
7:AG:50:ILE:CD1	7:AG:58:PRO:HA	2.41	0.45
8:AH:121:ASP:N	8:AH:121:ASP:OD1	2.49	0.45
25:BA:154:G:C6	25:BA:155:C:N4	2.85	0.45
25:BA:335:A:C6	25:BA:352:U:C4	3.05	0.45
25:BA:804:U:H2'	25:BA:805:C:O4'	2.17	0.45
25:BA:927:G:OP2	25:BA:927:G:H8	2.01	0.45
25:BA:1828:C:H4'	27:BD:257:LEU:O	2.17	0.45
25:BA:1971:G:C6	25:BA:1972:G:C6	3.05	0.45
25:BA:2328:C:H1'	30:BG:128:ARG:HH21	1.81	0.45
25:BA:2444:A:C8	47:B1:33:LYS:HD2	2.52	0.45
25:BA:2695:C:OP1	39:BT:53:ARG:NH2	2.50	0.45
27:BD:146:GLU:HB2	27:BD:189:CYS:HB3	1.98	0.45
28:BE:55:ASN:HB3	28:BE:58:ARG:HG3	1.97	0.45
40:BU:76:TYR:HH	40:BU:92:ARG:HH11	1.59	0.45
50:B4:57:GLU:HB3	50:B4:58:ARG:CA	2.44	0.45
1:CA:649:G:H2'	1:CA:650:G:O4'	2.16	0.45
1:CA:1007:C:H2'	1:CA:1007:C:O2	2.16	0.45
1:CA:1216:G:OP1	14:CN:2:ALA:HA	2.17	0.45
2:CB:37:ASN:O	2:CB:39:ILE:HG12	2.17	0.45
3:CC:179:ARG:HD2	3:CC:206:GLU:HB2	1.98	0.45
10:CJ:11:PHE:CD1	10:CJ:67:THR:HG22	2.52	0.45
10:CJ:55:LYS:HE3	10:CJ:56:HIS:NE2	2.32	0.45
13:CM:57:ARG:NH1	50:D4:17:GLY:HA3	2.32	0.45
17:CQ:76:LEU:HD11	17:CQ:78:GLU:O	2.16	0.45

Continued on next page...

Continued from previous page...

Atom-1	Atom-2	Interatomic distance (Å)	Clash overlap (Å)
25:DA:271(S):G:C6	25:DA:271(T):C:C4	3.05	0.45
25:DA:335:C:H4'	44:DY:73:ARG:CD	2.47	0.45
25:DA:2315:G:H2'	25:DA:2316:C:C6	2.52	0.45
25:DA:2461:C:H2'	25:DA:2462:U:H6	1.82	0.45
27:DD:99:ASP:HB3	27:DD:101:GLU:H	1.82	0.45
28:DE:119:ARG:HD2	28:DE:120:TRP:NE1	2.32	0.45
28:DE:144:ARG:HB3	28:DE:145:LYS:H	1.52	0.45
29:DF:160:ASN:HB3	29:DF:163:VAL:HB	1.98	0.45
38:DS:85:VAL:O	38:DS:112:PHE:HB3	2.16	0.45
1:AA:146:G:C6	1:AA:147:G:N7	2.84	0.44
1:AA:542:G:OP1	4:AD:10:ARG:NH1	2.49	0.44
6:AF:44:GLY:HA2	6:AF:59:TYR:CE2	2.52	0.44
9:AI:3:GLN:CG	9:AI:20:ARG:HE	2.28	0.44
13:AM:121:LYS:HE3	13:AM:121:LYS:H	1.82	0.44
23:AX:12:G:H4'	25:BA:1930:C:O2	2.17	0.44
25:BA:834:U:H5''	25:BA:835:A:H5'	1.98	0.44
25:BA:1217:G:C5	25:BA:1218:G:C8	3.05	0.44
25:BA:1314:A:H2'	25:BA:1315:A:O4'	2.17	0.44
25:BA:1557:A:H2'	25:BA:1558:G:C8	2.52	0.44
25:BA:2087:C:H2'	25:BA:2088:C:C6	2.52	0.44
37:BR:98:LEU:HB2	37:BR:113:LEU:HD11	1.98	0.44
38:BS:67:ARG:HG2	38:BS:71:ARG:NH1	2.32	0.44
38:BS:67:ARG:HG2	38:BS:71:ARG:CZ	2.47	0.44
40:BU:34:LYS:NZ	40:BU:37:GLU:OE2	2.41	0.44
40:BU:98:LEU:HD23	40:BU:98:LEU:HA	1.75	0.44
1:CA:401:C:H1'	1:CA:622:A:H1'	1.98	0.44
1:CA:599:C:H5''	8:CH:95:VAL:O	2.17	0.44
1:CA:977:A:H2'	1:CA:978:A:H5''	1.98	0.44
1:CA:1026:G:N7	1:CA:1036:G:N2	2.66	0.44
1:CA:1106:G:H2'	1:CA:1107:C:H6	1.82	0.44
3:CC:68:VAL:HG12	3:CC:70:VAL:HG12	1.99	0.44
4:CD:90:GLY:HA2	4:CD:204:ILE:HD11	1.97	0.44
10:CJ:81:THR:HA	10:CJ:84:GLN:HB2	1.99	0.44
16:CP:6:LEU:HD23	16:CP:17:TYR:CD1	2.50	0.44
16:CP:42:ARG:CB	16:CP:44:THR:HG23	2.48	0.44
25:DA:484:C:H2'	25:DA:485:C:H6	1.82	0.44
25:DA:668:G:H5''	25:DA:668:G:H8	1.82	0.44
25:DA:852:G:N2	25:DA:926:A:H1'	2.32	0.44
25:DA:1187:G:H5''	41:DV:81:TYR:CE1	2.51	0.44
25:DA:1710:C:H5'	25:DA:2859:G:H1'	1.99	0.44
25:DA:1847:A:H4'	25:DA:1848:A:OP2	2.15	0.44

Continued on next page...

Continued from previous page...

Atom-1	Atom-2	Interatomic distance (Å)	Clash overlap (Å)
25:DA:2293:C:H6	25:DA:2293:C:H5'	1.82	0.44
25:DA:2508:G:C2	25:DA:2582:G:C6	3.05	0.44
25:DA:2740:A:C6	25:DA:2764:A:C8	3.06	0.44
26:DB:66:A:N6	26:DB:109:C:H5'	2.28	0.44
26:DB:119:G:C6	26:DB:120:A:C6	3.05	0.44
28:DE:96:PHE:HA	28:DE:100:GLU:OE1	2.17	0.44
30:DG:96:ARG:O	30:DG:99:MET:HB3	2.17	0.44
34:DO:119:PRO:HB2	39:DT:68:TYR:CE2	2.52	0.44
37:DR:65:LEU:HD12	37:DR:65:LEU:HA	1.81	0.44
38:DS:27:SER:HA	38:DS:88:ASP:HB3	1.99	0.44
44:DY:35:TYR:CE2	44:DY:69:ALA:HB3	2.52	0.44
55:D9:17:ILE:HG21	55:D9:26:ILE:HD11	1.99	0.44
1:AA:1066:C:O2'	1:AA:1067:A:H5'	2.16	0.44
1:AA:1216:G:P	14:AN:2:ALA:HA	2.57	0.44
2:AB:30:ARG:HH21	2:AB:194:PRO:HB2	1.82	0.44
8:AH:51:VAL:HG11	8:AH:60:ARG:NH1	2.28	0.44
13:AM:40:ASN:O	13:AM:43:THR:OG1	2.30	0.44
19:AS:31:ILE:HB	19:AS:49:ILE:HG12	1.99	0.44
25:BA:401:A:C2	25:BA:428:A:C4	3.06	0.44
25:BA:1073:A:C6	25:BA:1172:A:C4	3.06	0.44
25:BA:1095:C:C4	25:BA:1096:A:N7	2.85	0.44
25:BA:1334:U:C4	25:BA:1373:C:H1'	2.52	0.44
26:BB:4:C:H42	26:BB:117:G:H1	1.65	0.44
28:BE:175:VAL:HG22	28:BE:177:PRO:HD3	1.99	0.44
32:BI:14:ASP:OD1	32:BI:15:VAL:N	2.51	0.44
35:BP:50:ARG:HG2	54:B8:61:LEU:HD11	1.99	0.44
1:CA:321:A:C2	1:CA:333:G:C2	3.06	0.44
1:CA:422:C:H4'	1:CA:423:G:C4	2.51	0.44
1:CA:1126:U:H4'	1:CA:1281:U:H1'	1.98	0.44
1:CA:1206:G:C6	1:CA:1207:G:C5	3.05	0.44
1:CA:1225:A:H2'	1:CA:1226:C:C5	2.52	0.44
2:CB:208:ILE:HA	2:CB:211:ILE:HD12	2.00	0.44
4:CD:134:ASP:O	4:CD:136:PRO:HD3	2.18	0.44
5:CE:27:ARG:HE	5:CE:27:ARG:HB2	1.62	0.44
7:CG:70:LYS:HG2	7:CG:96:GLN:O	2.18	0.44
8:CH:41:ARG:HH22	8:CH:123:GLU:CD	2.20	0.44
13:CM:25:ILE:HD11	13:CM:66:LEU:HD13	1.98	0.44
14:CN:24:CYS:SG	14:CN:39:LEU:HA	2.58	0.44
18:CR:58:LEU:HD12	18:CR:62:GLU:HG3	1.99	0.44
25:DA:52:A:C5	25:DA:118:A:C2	3.05	0.44
25:DA:94(A):G:H2'	25:DA:95:G:O4'	2.16	0.44

Continued on next page...

Continued from previous page...

Atom-1	Atom-2	Interatomic distance (Å)	Clash overlap (Å)
25:DA:797:C:H2'	25:DA:798:G:C8	2.53	0.44
25:DA:1506:C:H2'	25:DA:1507:A:H5'	1.99	0.44
25:DA:1681:G:H8	25:DA:1681:G:O5'	2.01	0.44
25:DA:1802:A:N1	25:DA:1822:G:H1'	2.33	0.44
26:DB:33:G:O2'	26:DB:34:U:H5'	2.17	0.44
45:DZ:125:LEU:HB3	45:DZ:165:VAL:CG1	2.47	0.44
1:AA:373:A:C2	1:AA:374:A:C8	3.06	0.44
1:AA:435:C:H2'	1:AA:436:C:H6	1.83	0.44
1:AA:1124:G:P	10:AJ:36:GLY:H	2.40	0.44
1:AA:1291:G:H2'	1:AA:1292:U:C6	2.52	0.44
2:AB:71:VAL:HG12	2:AB:170:GLU:HG2	2.00	0.44
4:AD:101:LEU:HD23	4:AD:121:VAL:HG11	1.98	0.44
9:AI:49:PRO:HG2	9:AI:81:ILE:HG23	1.99	0.44
15:AO:25:THR:HG21	15:AO:70:LEU:HB2	2.00	0.44
23:AX:57:A:O4'	30:BG:78:SER:OG	2.31	0.44
25:BA:254:A:C8	25:BA:255:G:H1'	2.51	0.44
25:BA:323:A:N1	25:BA:346:A:O2'	2.44	0.44
25:BA:917:A:C2	25:BA:954:C:C2	3.05	0.44
25:BA:1014:U:OP1	49:B3:17:LYS:N	2.50	0.44
25:BA:1904:C:H2'	25:BA:1905:G:O4'	2.18	0.44
25:BA:2856:G:H2'	25:BA:2857:U:O4'	2.17	0.44
29:BF:195:ASP:HB3	29:BF:198:ALA:H	1.82	0.44
36:BQ:109:VAL:HG22	36:BQ:113:GLN:OE1	2.17	0.44
41:BV:20:LEU:HD12	41:BV:20:LEU:HA	1.75	0.44
46:B0:27:GLU:HB2	46:B0:69:PHE:HD1	1.82	0.44
1:CA:35:G:H2'	1:CA:36:C:C6	2.53	0.44
1:CA:932:C:H2'	1:CA:933:G:C8	2.52	0.44
1:CA:1144:G:N2	1:CA:1146:A:H62	2.16	0.44
2:CB:77:ALA:HA	2:CB:80:ILE:HG22	1.99	0.44
2:CB:178:ARG:NH2	8:CH:68:ARG:HH12	2.06	0.44
3:CC:79:ARG:O	3:CC:82:GLU:HB2	2.17	0.44
4:CD:88:VAL:HG22	5:CE:96:PRO:HB2	1.99	0.44
15:CO:48:LYS:N	15:CO:48:LYS:HD2	2.32	0.44
24:CW:1:2QZ:CG2	24:CW:10:2QY:H83	2.48	0.44
25:DA:828:U:H4'	25:DA:831:G:N1	2.31	0.44
25:DA:900:A:C2'	25:DA:901:A:H8	2.30	0.44
25:DA:910:A:C6	25:DA:911:A:C6	3.05	0.44
25:DA:997:G:H2'	25:DA:998:C:H6	1.83	0.44
25:DA:1266:G:O2'	25:DA:2012:G:O6	2.21	0.44
25:DA:1475:G:C2	25:DA:1517:G:C2	3.05	0.44
25:DA:1654:A:OP1	37:DR:1:MET:HA	2.18	0.44

Continued on next page...

Continued from previous page...

Atom-1	Atom-2	Interatomic distance (Å)	Clash overlap (Å)
25:DA:2022:U:O2'	25:DA:2617:C:H5'	2.17	0.44
26:DB:46:A:H2'	26:DB:47:C:H6	1.83	0.44
30:DG:15:VAL:HG13	30:DG:175:LEU:HD23	1.99	0.44
45:DZ:63:ASP:OD1	45:DZ:65:GLN:HG3	2.17	0.44
1:AA:64:G:H4'	1:AA:65:U:H3'	1.98	0.44
1:AA:257:G:N2	1:AA:269:C:O2	2.20	0.44
1:AA:457:C:H2'	1:AA:458:C:H6	1.82	0.44
1:AA:784:C:H4'	25:BA:1868:C:OP1	2.18	0.44
1:AA:1129:C:H1'	1:AA:1130:A:N7	2.33	0.44
2:AB:36:ARG:C	2:AB:38:GLY:H	2.20	0.44
4:AD:138:TYR:CE1	4:AD:140:VAL:HA	2.52	0.44
6:AF:62:TRP:CD1	18:AR:35:ARG:HD2	2.53	0.44
9:AI:53:VAL:HG11	9:AI:92:TYR:CE1	2.53	0.44
25:BA:412:C:O2	35:BP:71:VAL:HG21	2.17	0.44
25:BA:1993:A:OP2	27:BD:242:ARG:NH2	2.51	0.44
27:BD:33:LEU:HD23	27:BD:33:LEU:HA	1.75	0.44
28:BE:127:ASP:OD2	61:BE:410:HOH:O	2.21	0.44
32:BI:68:LEU:HD11	32:BI:109:ILE:HD11	2.00	0.44
37:BR:8:ARG:NH1	37:BR:39:PRO:HB3	2.32	0.44
43:BX:72:LYS:HG2	43:BX:73:ARG:O	2.18	0.44
45:BZ:150:LEU:HD12	45:BZ:150:LEU:HA	1.59	0.44
53:B7:1:MET:HE3	53:B7:1:MET:N	2.32	0.44
1:CA:38:G:N2	1:CA:397:A:H5''	2.31	0.44
1:CA:110:C:O2'	16:CP:25:ARG:O	2.33	0.44
1:CA:671:G:H5'	6:CF:77:ARG:NH2	2.27	0.44
1:CA:805:C:C2'	1:CA:806:C:H5'	2.48	0.44
1:CA:974:A:OP2	14:CN:41:ARG:NH1	2.50	0.44
1:CA:1028:C:N3	1:CA:1033:G:O6	2.50	0.44
1:CA:1030(C):G:H2'	1:CA:1030(D):A:C8	2.53	0.44
1:CA:1179:A:C6	1:CA:1180:A:N7	2.85	0.44
2:CB:126:GLU:H	2:CB:126:GLU:HG3	1.63	0.44
3:CC:19:GLU:HB3	3:CC:40:ARG:NH2	2.33	0.44
6:CF:7:ASN:ND2	18:CR:34:TYR:OH	2.46	0.44
8:CH:116:LYS:O	8:CH:119:LEU:HD21	2.17	0.44
13:CM:20:THR:HG21	13:CM:27:LYS:HE2	1.99	0.44
19:CS:15:LEU:HD11	19:CS:33:THR:HB	1.99	0.44
25:DA:854:G:C2	25:DA:855:G:C5	3.06	0.44
25:DA:1493:C:N4	25:DA:2206:G:O2'	2.47	0.44
25:DA:2653:U:O2'	31:DH:110:SER:HB3	2.17	0.44
25:DA:2780:G:OP2	33:DN:118:LYS:HD3	2.18	0.44
25:DA:2819:G:H2'	25:DA:2821:A:N7	2.32	0.44

Continued on next page...

Continued from previous page...

Atom-1	Atom-2	Interatomic distance (Å)	Clash overlap (Å)
27:DD:61:LEU:HD12	27:DD:61:LEU:HA	1.57	0.44
29:DF:40:GLN:NE2	29:DF:182:ASN:HB2	2.32	0.44
29:DF:49:ALA:O	29:DF:92:PRO:HB2	2.17	0.44
31:DH:90:LYS:HD2	31:DH:163:TYR:CD1	2.52	0.44
31:DH:95:ARG:HB2	31:DH:128:PRO:HB2	1.99	0.44
31:DH:117:PRO:HG3	31:DH:123:PHE:CD2	2.52	0.44
32:DI:79:ILE:HA	32:DI:80:PRO:HD2	1.73	0.44
46:D0:82:ARG:HA	46:D0:83:PRO:HD3	1.73	0.44
1:AA:159:G:O2'	1:AA:161:A:N7	2.47	0.44
1:AA:184:G:H2'	1:AA:185:A:H8	1.82	0.44
1:AA:1034:G:H5''	1:AA:1035:A:OP2	2.17	0.44
1:AA:1082:G:H2'	1:AA:1083:U:O4'	2.18	0.44
1:AA:1084:G:C5	1:AA:1085:U:C4	3.06	0.44
2:AB:59:GLU:O	2:AB:63:MET:HG2	2.18	0.44
2:AB:95:GLN:HG3	2:AB:147:LYS:O	2.17	0.44
4:AD:187:ARG:HG2	4:AD:188:LEU:H	1.82	0.44
5:AE:75:THR:HG23	5:AE:76:ILE:O	2.18	0.44
7:AG:16:LEU:HD11	9:AI:45:ALA:HB2	1.99	0.44
22:AV:15:A:O5'	22:AV:15:A:H8	2.00	0.44
25:BA:982:U:H2'	25:BA:983:G:O4'	2.18	0.44
25:BA:2635:G:H4'	25:BA:2835:C:O2	2.16	0.44
25:BA:2827:G:OP1	37:BR:99:LYS:HE2	2.17	0.44
26:BB:24:G:N3	26:BB:27:C:N4	2.58	0.44
50:B4:16:CYS:SG	50:B4:17:GLY:N	2.90	0.44
50:B4:61:ARG:HG3	50:B4:62:ARG:H	1.82	0.44
52:B6:11:LEU:HB3	52:B6:49:HIS:HB3	1.99	0.44
1:CA:35:G:O2'	12:CL:118:SER:O	2.36	0.44
1:CA:276:G:C2'	1:CA:277:C:H5'	2.48	0.44
1:CA:679:C:O2'	1:CA:680:C:H5'	2.18	0.44
1:CA:937:A:H1'	1:CA:1379:G:H22	1.83	0.44
1:CA:1007:C:C2	1:CA:1022:G:N2	2.75	0.44
1:CA:1118:C:H2'	1:CA:1119:C:C6	2.52	0.44
5:CE:102:ALA:HB1	5:CE:106:PRO:HG2	2.00	0.44
9:CI:53:VAL:HG21	9:CI:92:TYR:OH	2.18	0.44
13:CM:13:LYS:HA	13:CM:44:ARG:HH11	1.81	0.44
13:CM:97:PRO:HB3	13:CM:101:GLN:OE1	2.17	0.44
19:CS:50:ALA:HA	19:CS:58:VAL:O	2.17	0.44
25:DA:719:C:H2'	25:DA:720:C:H6	1.82	0.44
25:DA:764:A:N1	25:DA:1789:A:O2'	2.49	0.44
25:DA:1359:A:N6	25:DA:1372:U:N3	2.61	0.44
25:DA:1574:C:H2'	25:DA:1575:C:H6	1.83	0.44

Continued on next page...

Continued from previous page...

Atom-1	Atom-2	Interatomic distance (Å)	Clash overlap (Å)
25:DA:2197:U:O3'	25:DA:2198:A:H8	2.01	0.44
25:DA:2261:C:C5	46:D0:16:SER:HB3	2.53	0.44
27:DD:221:VAL:HG22	27:DD:226:MET:HE3	1.98	0.44
30:DG:111:LEU:HB2	30:DG:112:PRO:HD3	1.99	0.44
32:DI:80:PRO:HA	32:DI:145:VAL:HG23	1.99	0.44
41:DV:35:LEU:HB2	41:DV:57:VAL:CG2	2.46	0.44
42:DW:8:ARG:HA	42:DW:102:HIS:ND1	2.31	0.44
1:AA:184:G:O4'	1:AA:224:C:H4'	2.18	0.44
1:AA:581:G:N2	1:AA:582:U:C4	2.85	0.44
1:AA:688:G:O2'	1:AA:704:A:N1	2.47	0.44
1:AA:715:A:H2'	1:AA:716:A:C8	2.52	0.44
1:AA:1399:C:C2	1:AA:1401:G:C5	3.06	0.44
2:AB:69:LEU:HD13	2:AB:91:PRO:HB2	2.00	0.44
4:AD:174:LEU:HA	4:AD:184:LYS:O	2.18	0.44
10:AJ:57:LYS:HD2	10:AJ:60:ARG:HH21	1.81	0.44
27:BD:2:ALA:N	27:BD:20:ASP:OD2	2.50	0.44
31:BH:117:PRO:HG3	31:BH:123:PHE:CD2	2.52	0.44
35:BP:59:LEU:HG	54:B8:58:ILE:HD13	2.00	0.44
52:B6:40:CYS:HA	52:B6:41:PRO:HD3	1.80	0.44
1:CA:292:G:N7	1:CA:293:G:H1'	2.32	0.44
1:CA:564:C:H5'	17:CQ:32:TYR:CE1	2.52	0.44
1:CA:939:G:H2'	1:CA:940:C:C6	2.53	0.44
1:CA:1431:C:H2'	1:CA:1432:G:O4'	2.18	0.44
8:CH:82:HIS:NE2	8:CH:84:ARG:HG2	2.32	0.44
9:CI:24:GLY:HA2	9:CI:59:PHE:O	2.18	0.44
15:CO:54:ARG:O	15:CO:58:MET:HG3	2.17	0.44
25:DA:78:A:H2'	25:DA:79:G:C8	2.53	0.44
25:DA:154:G:C6	25:DA:173:G:C6	3.05	0.44
25:DA:542:C:C2	25:DA:552:G:N2	2.86	0.44
25:DA:572:A:OP2	41:DV:78:LYS:NZ	2.50	0.44
25:DA:652(D):C:H2'	25:DA:652(E):G:O4'	2.17	0.44
25:DA:652(E):G:OP2	25:DA:652(E):G:H8	2.00	0.44
25:DA:1169:G:H1	25:DA:1180:C:H42	1.65	0.44
25:DA:1365:A:O4'	47:D1:41:ARG:NH2	2.51	0.44
25:DA:1392:A:C6	25:DA:1393:A:C6	3.06	0.44
25:DA:2262:U:OP2	46:D0:19:LYS:HD3	2.16	0.44
25:DA:2319:G:H4'	25:DA:2320:A:OP1	2.17	0.44
26:DB:62:C:H2'	26:DB:63:G:C8	2.53	0.44
27:DD:85:ASP:OD2	27:DD:88:ARG:HD2	2.18	0.44
34:DO:7:TYR:CE1	34:DO:44:LYS:HG3	2.53	0.44
38:DS:26:LEU:HD22	38:DS:87:PHE:CE1	2.52	0.44

Continued on next page...

Continued from previous page...

Atom-1	Atom-2	Interatomic distance (Å)	Clash overlap (Å)
38:DS:36:TYR:OH	38:DS:54:LEU:HD22	2.17	0.44
38:DS:67:ARG:O	38:DS:71:ARG:HG2	2.17	0.44
46:D0:34:GLY:N	46:D0:61:ALA:O	2.46	0.44
1:AA:1173:G:H2'	1:AA:1174:G:H8	1.83	0.44
1:AA:1285:A:O5'	1:AA:1285:A:H8	2.01	0.44
2:AB:51:LEU:O	2:AB:55:PHE:HD2	2.01	0.44
3:AC:175:LEU:HD21	3:AC:201:TYR:HE2	1.82	0.44
6:AF:10:LEU:HD23	6:AF:61:LEU:HD13	2.00	0.44
17:AQ:67:LYS:HA	17:AQ:70:ARG:HH12	1.82	0.44
25:BA:171:A:H2'	25:BA:172:C:O4'	2.18	0.44
25:BA:555:G:C5	25:BA:2044:U:H5''	2.52	0.44
25:BA:1359:U:H2'	25:BA:1656:A:N1	2.33	0.44
25:BA:1588:G:H5''	25:BA:1589:A:OP2	2.17	0.44
25:BA:1702:A:H3'	25:BA:1703:C:H6	1.82	0.44
25:BA:2623:U:C4	51:B5:3:LYS:HG2	2.53	0.44
28:BE:78:LEU:O	28:BE:79:ARG:HG2	2.18	0.44
28:BE:188:VAL:HA	28:BE:189:PRO:HD3	1.80	0.44
29:BF:9:ILE:HA	29:BF:10:PRO:HD2	1.76	0.44
33:BN:67:LEU:HD12	33:BN:67:LEU:HA	1.71	0.44
43:BX:24:GLY:O	43:BX:83:VAL:HG22	2.18	0.44
50:B4:14:ILE:HG12	50:B4:31:ILE:HB	2.00	0.44
1:CA:399:G:H2'	1:CA:400:C:C6	2.53	0.44
1:CA:453:A:H4'	16:CP:72:ARG:HG3	2.00	0.44
1:CA:502:G:OP2	12:CL:116:SER:HA	2.17	0.44
1:CA:1349:A:H2'	1:CA:1350:A:H8	1.82	0.44
2:CB:76:GLN:NE2	2:CB:206:ASP:O	2.50	0.44
3:CC:33:LEU:HD21	14:CN:53:LEU:CD2	2.47	0.44
5:CE:36:ASP:C	5:CE:38:GLN:H	2.20	0.44
5:CE:152:ARG:HG3	8:CH:43:GLY:O	2.17	0.44
6:CF:89:MET:HG2	6:CF:91:VAL:HG23	2.00	0.44
8:CH:36:LEU:HD23	8:CH:36:LEU:HA	1.80	0.44
20:CT:60:GLU:HG3	20:CT:81:LYS:HD2	2.00	0.44
25:DA:71:A:N7	43:DX:31:HIS:CE1	2.86	0.44
25:DA:344:G:N2	25:DA:345:A:H62	2.15	0.44
25:DA:395:U:H1'	25:DA:396:G:N7	2.32	0.44
25:DA:447:A:H4'	25:DA:449:A:C8	2.51	0.44
25:DA:595:C:H2'	25:DA:596:G:O4'	2.17	0.44
25:DA:954:G:C5	25:DA:955:C:C5	3.05	0.44
25:DA:1514:U:O2'	25:DA:1515:G:H5'	2.18	0.44
25:DA:1788:C:C2	25:DA:1789:A:C8	3.05	0.44
25:DA:2080:G:O2'	25:DA:2081:C:H5'	2.18	0.44

Continued on next page...

Continued from previous page...

Atom-1	Atom-2	Interatomic distance (Å)	Clash overlap (Å)
25:DA:2536:G:C5	25:DA:2537:U:C5	3.05	0.44
25:DA:2817:G:C5	25:DA:2830:G:C2	3.05	0.44
28:DE:101:ARG:HD2	28:DE:169:ASN:OD1	2.18	0.44
38:DS:15:ARG:HB3	38:DS:19:LYS:NZ	2.32	0.44
38:DS:34:HIS:ND1	38:DS:53:SER:OG	2.36	0.44
40:DU:76:TYR:CZ	40:DU:80:ILE:HG13	2.53	0.44
1:AA:59:A:H5''	1:AA:60:A:H5''	2.00	0.44
1:AA:1218:C:H2'	1:AA:1219:U:C6	2.52	0.44
1:AA:1220:G:O3'	19:AS:36:ARG:HD3	2.18	0.44
1:AA:1375:A:H4'	7:AG:29:LYS:HD3	2.00	0.44
10:AJ:84:GLN:O	10:AJ:84:GLN:HG2	2.18	0.44
12:AL:88:GLY:O	12:AL:99:HIS:HD2	2.01	0.44
15:AO:67:LEU:HD23	15:AO:67:LEU:HA	1.74	0.44
19:AS:65:ASN:C	50:B4:58:ARG:HG3	2.38	0.44
25:BA:248:G:HO2'	25:BA:646:A:HO2'	1.54	0.44
25:BA:1722:C:H2'	25:BA:1723:A:O4'	2.18	0.44
25:BA:1766:G:H8	25:BA:1770:A:H62	1.66	0.44
25:BA:2369:U:OP1	46:B0:20:ARG:NH1	2.51	0.44
29:BF:53:THR:HB	29:BF:56:GLU:OE2	2.18	0.44
30:BG:16:ARG:HE	30:BG:31:VAL:HG21	1.82	0.44
31:BH:84:SER:HA	31:BH:133:VAL:O	2.18	0.44
44:BY:55:TYR:N	44:BY:55:TYR:CD2	2.85	0.44
45:BZ:146:ILE:HA	45:BZ:147:GLY:HA2	1.67	0.44
47:B1:77:ALA:HA	47:B1:80:LEU:HD13	1.99	0.44
54:B8:30:ARG:HA	54:B8:30:ARG:HD3	1.45	0.44
1:CA:189:G:H2'	1:CA:189(A):C:C6	2.53	0.44
1:CA:472:A:H2'	1:CA:473:G:O4'	2.18	0.44
1:CA:738:C:H2'	1:CA:739:C:H6	1.83	0.44
1:CA:1151:A:H5'	10:CJ:41:PRO:HA	1.97	0.44
1:CA:1154:G:H8	1:CA:1154:G:H2'	1.36	0.44
2:CB:69:LEU:HB3	2:CB:162:ILE:HG22	2.00	0.44
2:CB:100:GLY:HA2	2:CB:103:THR:OG1	2.18	0.44
4:CD:110:PHE:N	4:CD:110:PHE:HD1	2.16	0.44
12:CL:24:VAL:HG13	12:CL:98:TYR:CE1	2.46	0.44
19:CS:15:LEU:HD12	19:CS:18:LYS:HD2	1.99	0.44
24:CW:1:2QZ:CB	24:CW:10:2QY:H83	2.47	0.44
25:DA:519:U:H2'	25:DA:520:G:H8	1.83	0.44
25:DA:616:G:H5'	29:DF:205:ARG:HD2	2.00	0.44
25:DA:623:G:C2	25:DA:624:C:C2	3.06	0.44
25:DA:1656:C:H2'	25:DA:1657:C:C6	2.53	0.44
25:DA:2078:C:H2'	25:DA:2079:U:O4'	2.17	0.44

Continued on next page...

Continued from previous page...

Atom-1	Atom-2	Interatomic distance (Å)	Clash overlap (Å)
25:DA:2261:C:H1'	25:DA:2388:A:N3	2.33	0.44
25:DA:2298:A:N6	25:DA:2321:G:H1	2.15	0.44
37:DR:33:ARG:NH1	37:DR:115:GLU:OE2	2.49	0.44
40:DU:113:ALA:O	40:DU:117:GLN:HG2	2.18	0.44
1:AA:437:U:O3'	4:AD:125:HIS:CE1	2.71	0.44
1:AA:592:G:C2	1:AA:648:A:C2	3.06	0.44
1:AA:658:G:C2	1:AA:749:C:N3	2.86	0.44
1:AA:660:G:H2'	1:AA:661:G:H8	1.81	0.44
2:AB:35:GLU:HB2	2:AB:40:HIS:HA	2.00	0.44
2:AB:133:LYS:O	2:AB:137:ARG:HG3	2.18	0.44
3:AC:148:GLY:HA3	3:AC:172:ARG:O	2.17	0.44
4:AD:164:ALA:O	4:AD:168:ARG:NH1	2.48	0.44
8:AH:53:VAL:HG12	8:AH:54:ASP:OD1	2.17	0.44
20:AT:57:ARG:HH22	20:AT:100:ILE:HD12	1.83	0.44
25:BA:956:A:C5	36:BQ:13:GLN:HG3	2.53	0.44
25:BA:2303:U:O2'	25:BA:2386:C:O2	2.30	0.44
25:BA:2734:A:O2'	25:BA:2884:C:H5'	2.17	0.44
27:BD:77:ALA:HB2	27:BD:97:TYR:CG	2.52	0.44
30:BG:43:LEU:HB3	30:BG:44:GLY:H	1.53	0.44
45:BZ:126:VAL:CG1	45:BZ:161:VAL:HG23	2.47	0.44
1:CA:1049:U:C5	1:CA:1201:A:H5'	2.52	0.44
1:CA:1168:A:H3'	1:CA:1168:A:N3	2.33	0.44
1:CA:1227:A:H8	1:CA:1227:A:H3'	1.83	0.44
1:CA:1342:C:H1'	9:CI:124:GLN:NE2	2.32	0.44
1:CA:1380:U:C4	7:CG:3:ARG:HG2	2.52	0.44
11:CK:20:TYR:CE1	11:CK:83:ILE:HD12	2.52	0.44
13:CM:20:THR:C	13:CM:22:ILE:H	2.21	0.44
19:CS:30:LEU:CD1	19:CS:32:LYS:HG3	2.40	0.44
23:CX:8:U:O5'	23:CX:8:U:H6	2.01	0.44
25:DA:330:A:H2	25:DA:1210:A:H2'	1.82	0.44
25:DA:478:A:N1	25:DA:500:G:H4'	2.33	0.44
25:DA:1131:G:O6	25:DA:2040:C:H1'	2.18	0.44
25:DA:1857:G:C6	25:DA:1858:G:N1	2.86	0.44
25:DA:2387:U:H1'	46:D0:41:ARG:NE	2.32	0.44
25:DA:2750:A:H4'	25:DA:2751:G:OP2	2.13	0.44
31:DH:5:GLY:HA3	31:DH:65:HIS:CG	2.52	0.44
34:DO:80:ASP:OD1	39:DT:64:ARG:NH2	2.49	0.44
38:DS:57:LYS:HB2	38:DS:57:LYS:HE2	1.61	0.44
47:D1:7:ILE:HG23	47:D1:98:LEU:HD11	1.99	0.44
48:D2:22:GLU:OE2	48:D2:68:ARG:NH2	2.51	0.44
1:AA:181:G:N1	1:AA:195:A:C8	2.85	0.43

Continued on next page...

Continued from previous page...

Atom-1	Atom-2	Interatomic distance (Å)	Clash overlap (Å)
1:AA:630:G:O2'	1:AA:631:G:H5'	2.19	0.43
2:AB:163:PHE:HA	2:AB:185:ILE:O	2.17	0.43
9:AI:15:ALA:HB2	9:AI:65:VAL:HG23	2.00	0.43
13:AM:3:ARG:HG2	13:AM:8:GLU:HA	2.00	0.43
13:AM:49:THR:OG1	13:AM:52:GLU:OE1	2.24	0.43
17:AQ:60:ILE:HG12	17:AQ:61:GLU:N	2.33	0.43
17:AQ:92:ARG:O	17:AQ:95:TYR:HB2	2.18	0.43
18:AR:59:SER:H	18:AR:62:GLU:CG	2.31	0.43
25:BA:26:G:C6	25:BA:27:G:C6	3.06	0.43
25:BA:31:C:C4	25:BA:32:C:C5	3.06	0.43
25:BA:233:A:C2	25:BA:244:A:C4	3.06	0.43
25:BA:671:A:H2'	25:BA:672:G:O4'	2.18	0.43
25:BA:927:G:H2'	25:BA:928:G:H5'	2.00	0.43
25:BA:2023:A:H2'	25:BA:2024:G:C8	2.52	0.43
25:BA:2092:G:H2'	25:BA:2093:A:O4'	2.17	0.43
25:BA:2710:U:H2'	25:BA:2711:C:C6	2.53	0.43
27:BD:175:LEU:HD12	27:BD:185:VAL:HG21	2.00	0.43
28:BE:110:GLY:HA2	28:BE:161:GLY:HA3	2.00	0.43
29:BF:125:LEU:HD12	29:BF:194:MET:HB2	2.00	0.43
40:BU:75:ASN:OD1	40:BU:78:THR:OG1	2.19	0.43
44:BY:86:ARG:NH1	44:BY:100:ALA:HB1	2.31	0.43
1:CA:67:C:O2'	1:CA:171:A:H1'	2.18	0.43
1:CA:69:G:H2'	1:CA:70:G:H8	1.82	0.43
1:CA:1003:G:H22	1:CA:1035:A:H61	1.66	0.43
1:CA:1178:G:H2'	1:CA:1180:A:OP2	2.17	0.43
1:CA:1203:C:H2'	1:CA:1204:A:C8	2.53	0.43
1:CA:1425:U:H2'	1:CA:1426:C:C6	2.53	0.43
2:CB:162:ILE:O	2:CB:162:ILE:HG13	2.17	0.43
2:CB:213:LEU:HD22	2:CB:214:ILE:HD13	1.99	0.43
3:CC:112:SER:HB3	3:CC:115:LEU:HD23	2.00	0.43
13:CM:29:ARG:HH11	13:CM:64:TRP:HB3	1.83	0.43
16:CP:72:ARG:NH2	16:CP:73:LEU:HD21	2.33	0.43
25:DA:321:G:H4'	29:DF:165:ARG:O	2.18	0.43
25:DA:333:G:H2'	25:DA:333:G:N3	2.33	0.43
25:DA:775:G:C4	25:DA:794:G:C8	3.06	0.43
25:DA:876:C:H2'	25:DA:877:U:O4'	2.17	0.43
25:DA:1160:G:C6	25:DA:1161:C:C4	3.06	0.43
25:DA:1297:C:OP1	25:DA:2710:C:H4'	2.18	0.43
25:DA:1957:C:O2'	25:DA:1985:G:H1'	2.18	0.43
31:DH:86:GLU:OE2	31:DH:132:ARG:NH2	2.38	0.43
33:DN:42:TRP:HA	33:DN:48:MET:HE1	2.00	0.43

Continued on next page...

Continued from previous page...

Atom-1	Atom-2	Interatomic distance (Å)	Clash overlap (Å)
1:AA:454:C:OP1	16:AP:75:ARG:NH2	2.49	0.43
1:AA:472:A:H2'	1:AA:473:G:O4'	2.17	0.43
1:AA:1030:C:N4	1:AA:1030(A):G:N3	2.66	0.43
1:AA:1047:G:O3'	14:AN:4:LYS:HB2	2.17	0.43
1:AA:1277:C:H1'	1:AA:1282:C:C2	2.53	0.43
1:AA:1304:G:C6	1:AA:1305:G:N1	2.86	0.43
4:AD:177:ASP:OD2	4:AD:180:GLY:HA3	2.18	0.43
6:AF:30:LEU:O	6:AF:35:ALA:N	2.51	0.43
6:AF:38:GLU:OE1	6:AF:64:GLN:NE2	2.35	0.43
7:AG:78:ARG:NH2	7:AG:156:TRP:HB3	2.33	0.43
9:AI:18:PHE:HD2	9:AI:62:TYR:HD2	1.66	0.43
9:AI:29:ASN:ND2	9:AI:65:VAL:O	2.51	0.43
12:AL:71:PRO:O	12:AL:102:ARG:HD2	2.18	0.43
16:AP:6:LEU:HB3	16:AP:17:TYR:CD2	2.53	0.43
19:AS:41:VAL:HB	19:AS:44:MET:HG3	1.99	0.43
20:AT:92:LEU:HA	20:AT:92:LEU:HD23	1.72	0.43
23:AX:20:U:H5''	23:AX:21:A:OP2	2.17	0.43
25:BA:220:C:H2'	25:BA:221:G:O4'	2.18	0.43
25:BA:518:G:H2'	25:BA:519:G:O4'	2.18	0.43
26:BB:12:C:H2'	46:B0:73:GLY:HA3	1.99	0.43
27:BD:275:LYS:HB3	27:BD:276:LYS:H	1.40	0.43
28:BE:119:ARG:CG	28:BE:160:TYR:HB2	2.48	0.43
37:BR:36:THR:O	37:BR:111:LEU:HD12	2.18	0.43
38:BS:32:LEU:HD23	38:BS:32:LEU:HA	1.81	0.43
40:BU:66:ASN:O	40:BU:70:ARG:HG3	2.17	0.43
41:BV:55:ALA:HB2	41:BV:101:GLY:HA2	1.99	0.43
45:BZ:39:VAL:HG21	45:BZ:44:PHE:HB2	1.99	0.43
1:CA:123:C:OP1	1:CA:312:C:H5'	2.18	0.43
1:CA:640:A:C2'	1:CA:641:U:H5'	2.48	0.43
1:CA:926:G:H22	22:CV:16:A:P	2.41	0.43
1:CA:1002:G:H2'	1:CA:1003:G:H8	1.83	0.43
1:CA:1072:G:C6	1:CA:1073:U:C4	3.07	0.43
1:CA:1157:A:N6	1:CA:1178:G:H21	2.15	0.43
1:CA:1243:C:H2'	1:CA:1244:C:C6	2.53	0.43
1:CA:1323:G:H4'	1:CA:1363:C:N3	2.32	0.43
1:CA:1427:U:H2'	1:CA:1428:A:H8	1.80	0.43
2:CB:24:TRP:CH2	2:CB:26:PRO:HA	2.53	0.43
5:CE:105:VAL:HG21	5:CE:128:PRO:HB3	2.00	0.43
9:CI:14:VAL:HG22	9:CI:66:ARG:O	2.18	0.43
25:DA:89:G:C3'	25:DA:90:U:H5''	2.44	0.43
25:DA:262:A:H2'	25:DA:263:C:O4'	2.19	0.43

Continued on next page...

Continued from previous page...

Atom-1	Atom-2	Interatomic distance (Å)	Clash overlap (Å)
25:DA:590:A:OP1	29:DF:95:ARG:NH1	2.51	0.43
25:DA:936:C:H2'	25:DA:937:U:C6	2.52	0.43
25:DA:1489:U:O2'	25:DA:1490:A:H5''	2.18	0.43
25:DA:2298:A:C8	25:DA:2299:G:C8	3.07	0.43
25:DA:2820:A:OP1	37:DR:2:ARG:NH2	2.51	0.43
25:DA:2849:U:H4'	25:DA:2868:A:C2	2.52	0.43
27:DD:77:ALA:HA	27:DD:97:TYR:HA	2.00	0.43
28:DE:166:THR:HG21	28:DE:199:ARG:HH22	1.83	0.43
30:DG:3:LEU:HD22	50:D4:25:TYR:CE2	2.53	0.43
30:DG:170:ARG:C	30:DG:170:ARG:HD3	2.39	0.43
43:DX:26:TYR:CE2	43:DX:89:ILE:HG13	2.53	0.43
44:DY:76:CYS:SG	44:DY:78:ALA:HB3	2.59	0.43
47:D1:76:ARG:HH11	47:D1:97:LEU:HD22	1.83	0.43
53:D7:22:MET:HA	53:D7:28:ARG:HG2	2.00	0.43
1:AA:195:A:H3'	1:AA:196:A:C8	2.52	0.43
1:AA:327:A:C4	1:AA:329:A:C8	3.06	0.43
1:AA:328:C:H4'	1:AA:329:A:H5'	2.00	0.43
1:AA:966:G:H21	9:AI:127:LYS:NZ	2.17	0.43
1:AA:1262:C:H2'	1:AA:1263:C:C6	2.53	0.43
2:AB:127:ILE:CD1	2:AB:130:ARG:HD3	2.49	0.43
4:AD:107:ARG:NH2	4:AD:194:LEU:HD22	2.33	0.43
14:AN:13:THR:HA	14:AN:14:PRO:HD3	1.85	0.43
15:AO:74:ASP:CG	15:AO:77:ARG:HG3	2.38	0.43
16:AP:57:ARG:NH2	16:AP:79:VAL:O	2.42	0.43
25:BA:905:U:O2	25:BA:2280:A:H2'	2.18	0.43
25:BA:1535:U:O2'	25:BA:1536:A:H8	2.01	0.43
25:BA:1894:G:H2'	25:BA:1895:U:C6	2.53	0.43
25:BA:2352:G:H2'	25:BA:2353:G:C8	2.53	0.43
25:BA:2453:C:OP2	25:BA:2598:C:O2'	2.35	0.43
30:BG:11:TYR:CE2	30:BG:16:ARG:HD3	2.53	0.43
30:BG:125:PHE:HB3	30:BG:166:ASP:OD1	2.19	0.43
35:BP:6:LEU:HA	35:BP:6:LEU:HD23	1.74	0.43
48:B2:32:LEU:HD12	48:B2:36:ARG:NH1	2.33	0.43
1:CA:160:A:H2'	1:CA:161:A:H8	1.83	0.43
1:CA:509:A:C8	1:CA:509:A:C3'	3.01	0.43
1:CA:1137:C:H5''	1:CA:1138:G:OP1	2.18	0.43
1:CA:1169:A:H3'	1:CA:1169:A:C8	2.53	0.43
1:CA:1240:U:C2	7:CG:32:ARG:HD2	2.53	0.43
10:CJ:38:ILE:HG13	10:CJ:38:ILE:O	2.18	0.43
10:CJ:57:LYS:HD2	10:CJ:60:ARG:NH2	2.33	0.43
16:CP:72:ARG:HH21	16:CP:73:LEU:HD21	1.82	0.43

Continued on next page...

Continued from previous page...

Atom-1	Atom-2	Interatomic distance (Å)	Clash overlap (Å)
17:CQ:81:ARG:HA	17:CQ:81:ARG:HD2	1.76	0.43
23:CX:59:A:H2'	23:CX:60:U:H5'	2.00	0.43
25:DA:289:A:H2'	25:DA:290:G:O4'	2.19	0.43
25:DA:917:A:H5'	25:DA:918:A:OP2	2.17	0.43
25:DA:1916:A:H2'	25:DA:1917:U:O4'	2.18	0.43
25:DA:1996:C:H4'	25:DA:1997:G:OP1	2.18	0.43
25:DA:2031:A:C6	25:DA:2498:C:H1'	2.53	0.43
25:DA:2236:C:H2'	25:DA:2237:G:O4'	2.19	0.43
25:DA:2312:U:H5'	30:DG:88:ILE:HD11	2.01	0.43
25:DA:2852:G:H2'	25:DA:2853:C:C6	2.53	0.43
26:DB:3:C:H2'	26:DB:4:C:C6	2.53	0.43
30:DG:16:ARG:HA	30:DG:16:ARG:HD2	1.65	0.43
30:DG:73:ALA:HB3	30:DG:85:GLY:H	1.83	0.43
38:DS:19:LYS:HG2	38:DS:19:LYS:H	1.56	0.43
38:DS:94:TYR:CE1	38:DS:99:LYS:HG3	2.53	0.43
1:AA:33:A:H2'	1:AA:34:C:H6	1.82	0.43
1:AA:413:G:N2	1:AA:428:G:H1'	2.34	0.43
1:AA:673:G:N2	1:AA:674:G:C2	2.86	0.43
1:AA:784:C:H2'	1:AA:785:G:O4'	2.18	0.43
1:AA:1095:U:H2'	1:AA:1096:C:O4'	2.17	0.43
1:AA:1394:A:C6	1:AA:1501:C:H4'	2.53	0.43
2:AB:71:VAL:HA	2:AB:93:VAL:HG23	2.01	0.43
4:AD:117:ALA:O	4:AD:121:VAL:HG23	2.18	0.43
7:AG:26:PHE:CE2	7:AG:30:ILE:HD11	2.53	0.43
20:AT:13:LEU:HD12	20:AT:14:LYS:N	2.33	0.43
25:BA:564:G:H2'	25:BA:565:C:C6	2.52	0.43
25:BA:711:C:H4'	25:BA:986:A:OP1	2.18	0.43
25:BA:814:U:O2'	25:BA:815:G:H5'	2.17	0.43
25:BA:977:G:OP2	49:B3:29:ARG:NH2	2.50	0.43
25:BA:1008:U:H2'	25:BA:1009:C:C6	2.54	0.43
25:BA:2336:C:H5''	25:BA:2337:G:H5'	2.00	0.43
25:BA:2367:C:H1'	46:B0:39:ARG:HH21	1.82	0.43
36:BQ:2:LEU:HD23	36:BQ:69:PHE:CD2	2.53	0.43
36:BQ:35:VAL:HG13	36:BQ:130:LYS:HB3	1.99	0.43
40:BU:78:THR:HG22	40:BU:117:GLN:HE22	1.84	0.43
54:B8:39:LYS:HA	54:B8:42:ARG:NH1	2.33	0.43
1:CA:642:A:C6	1:CA:643:C:C4	3.06	0.43
1:CA:646:U:H2'	1:CA:647:C:H6	1.77	0.43
1:CA:708:C:H2'	1:CA:709:G:C8	2.54	0.43
1:CA:832:C:N4	1:CA:833:U:C4	2.87	0.43
1:CA:1035:A:C2	1:CA:1036:G:C8	3.06	0.43

Continued on next page...

Continued from previous page...

Atom-1	Atom-2	Interatomic distance (Å)	Clash overlap (Å)
1:CA:1263:C:H2'	1:CA:1264:C:C5	2.54	0.43
1:CA:1270:C:C2'	1:CA:1271:G:H5'	2.47	0.43
1:CA:1517:G:H1'	25:DA:1919:A:O3'	2.18	0.43
4:CD:72:GLU:OE1	4:CD:207:TYR:OH	2.37	0.43
5:CE:110:LEU:HD21	5:CE:139:LEU:HD21	2.00	0.43
8:CH:39:LEU:HB3	8:CH:45:ILE:HG12	2.00	0.43
9:CI:116:LYS:NZ	9:CI:122:ALA:HB2	2.33	0.43
13:CM:29:ARG:HD3	13:CM:64:TRP:CD2	2.53	0.43
13:CM:29:ARG:NH1	13:CM:64:TRP:HB3	2.34	0.43
15:CO:33:THR:O	15:CO:36:ILE:HB	2.19	0.43
25:DA:140:G:N2	25:DA:1596:A:H4'	2.33	0.43
25:DA:608:A:H2'	25:DA:609:A:C8	2.53	0.43
25:DA:966:G:C6	25:DA:967:C:N4	2.86	0.43
25:DA:1939:U:OP1	25:DA:2604:U:O2'	2.36	0.43
25:DA:2243:U:OP1	61:DA:4352:HOH:O	2.21	0.43
25:DA:2751:G:OP2	31:DH:2:SER:HB3	2.18	0.43
25:DA:2831:G:P	28:DE:58:ARG:NH2	2.91	0.43
26:DB:45:A:H2'	26:DB:46:A:C8	2.53	0.43
27:DD:139:GLY:H	27:DD:165:ILE:HB	1.83	0.43
31:DH:25:LYS:HZ3	31:DH:25:LYS:HG2	1.75	0.43
34:DO:73:ASP:HB2	39:DT:82:LEU:HD13	2.00	0.43
37:DR:87:TYR:OH	37:DR:117:VAL:O	2.24	0.43
1:AA:276:G:O3'	17:AQ:68:ARG:NH1	2.52	0.43
1:AA:727:G:N2	1:AA:730:G:OP2	2.45	0.43
1:AA:1266:G:N2	1:AA:1270:C:C2	2.86	0.43
1:AA:1288:A:C6	1:AA:1289:A:C5	3.06	0.43
1:AA:1379:G:C5	1:AA:1380:U:C5	3.06	0.43
2:AB:156:LYS:HB3	2:AB:156:LYS:HE2	1.64	0.43
8:AH:10:LEU:HD22	8:AH:83:ILE:HD11	2.00	0.43
9:AI:128:ARG:NH1	23:AX:35:A:OP2	2.51	0.43
13:AM:84:ILE:HD12	19:AS:74:PHE:HZ	1.83	0.43
21:AU:18:TYR:CE2	21:AU:24:ARG:HD3	2.53	0.43
25:BA:302:A:H2'	25:BA:303:C:C6	2.54	0.43
25:BA:1003:U:H5''	36:BQ:14:ARG:HD3	2.01	0.43
25:BA:1618:A:H2'	25:BA:1619:A:C8	2.53	0.43
25:BA:1987:C:H3'	25:BA:1988:A:H2'	1.99	0.43
25:BA:2042:A:O2'	25:BA:2043:C:H5'	2.19	0.43
25:BA:2108:U:H2'	25:BA:2109:G:H8	1.83	0.43
25:BA:2122:G:H2'	25:BA:2122:G:N3	2.33	0.43
31:BH:88:LEU:HD23	31:BH:165:ALA:HA	2.01	0.43
31:BH:117:PRO:HA	31:BH:118:PRO:HD2	1.83	0.43

Continued on next page...

Continued from previous page...

Atom-1	Atom-2	Interatomic distance (Å)	Clash overlap (Å)
45:BZ:102:LEU:HD13	45:BZ:123:ASP:HA	2.00	0.43
45:BZ:111:VAL:HG12	45:BZ:112:ARG:N	2.33	0.43
54:B8:34:TRP:CE2	54:B8:35:GLN:HB3	2.54	0.43
1:CA:554:C:H2'	1:CA:555:C:C6	2.53	0.43
1:CA:1017:G:H2'	1:CA:1018:C:O4'	2.18	0.43
1:CA:1271:G:H5''	1:CA:1314:C:OP1	2.18	0.43
2:CB:101:MET:HA	2:CB:108:ILE:HD13	2.01	0.43
3:CC:12:LEU:HD23	3:CC:12:LEU:HA	1.88	0.43
5:CE:52:PRO:HG2	5:CE:53:LEU:HD12	2.00	0.43
16:CP:21:VAL:HG11	16:CP:59:TRP:NE1	2.33	0.43
25:DA:275:G:C6	25:DA:276:A:C6	3.07	0.43
25:DA:450:G:P	25:DA:1248:G:H22	2.41	0.43
25:DA:1032:A:O2'	25:DA:1034:G:OP2	2.21	0.43
25:DA:1341:U:H3'	25:DA:1397:U:O2	2.18	0.43
25:DA:2259:G:H1'	25:DA:2427:C:C2	2.53	0.43
25:DA:2380:C:H6	25:DA:2380:C:O5'	2.01	0.43
25:DA:2573:C:H3'	61:DA:4461:HOH:O	2.18	0.43
25:DA:2845:G:H5''	39:DT:54:ARG:O	2.18	0.43
25:DA:2870:C:H2'	25:DA:2871:C:O4'	2.17	0.43
26:DB:6:C:C2	26:DB:116:G:N2	2.87	0.43
26:DB:42:C:O2	30:DG:92:VAL:HA	2.18	0.43
31:DH:98:LEU:CD2	31:DH:125:VAL:HG23	2.46	0.43
37:DR:20:LEU:O	37:DR:24:GLN:HG3	2.19	0.43
39:DT:16:ARG:NH1	39:DT:18:ASP:OD2	2.51	0.43
43:DX:31:HIS:HD2	43:DX:33:LYS:H	1.67	0.43
45:DZ:11:GLU:HB3	45:DZ:12:GLY:H	1.70	0.43
45:DZ:14:LYS:HA	45:DZ:15:PRO:HD3	1.87	0.43
1:AA:353:A:H8	1:AA:353:A:H5'	1.84	0.43
1:AA:626:U:C2	1:AA:627:G:C8	3.06	0.43
1:AA:684:A:O2'	11:AK:39:PRO:O	2.37	0.43
1:AA:1030(A):G:N2	1:AA:1032:G:O6	2.51	0.43
1:AA:1075:C:H2'	1:AA:1076:C:H5'	2.01	0.43
1:AA:1145:C:H4'	1:AA:1146:A:C5'	2.47	0.43
4:AD:18:LYS:HG2	57:AD:501:SF4:S1	2.57	0.43
18:AR:59:SER:H	18:AR:62:GLU:HG3	1.84	0.43
20:AT:34:LYS:HE2	20:AT:34:LYS:HB2	1.85	0.43
25:BA:154:G:O6	25:BA:155:C:N4	2.52	0.43
25:BA:864:C:H4'	25:BA:977:G:C5	2.54	0.43
25:BA:1836:U:H5''	27:BD:250:TRP:CD2	2.54	0.43
27:BD:38:LYS:HD2	27:BD:38:LYS:HA	1.59	0.43
30:BG:11:TYR:OH	30:BG:32:PRO:O	2.31	0.43

Continued on next page...

Continued from previous page...

Atom-1	Atom-2	Interatomic distance (Å)	Clash overlap (Å)
34:BO:101:PRO:HG3	39:BT:67:SER:OG	2.18	0.43
1:CA:577:G:C8	1:CA:816:A:C6	3.07	0.43
1:CA:933:G:C6	1:CA:1385:G:C6	3.07	0.43
1:CA:1120:G:N2	1:CA:1154:G:H1'	2.34	0.43
1:CA:1178:G:N3	1:CA:1180:A:H2	2.16	0.43
1:CA:1269:A:H2	1:CA:1312:G:N3	2.16	0.43
1:CA:1374:A:O2'	7:CG:28:ASN:HB3	2.19	0.43
5:CE:110:LEU:HD23	5:CE:110:LEU:HA	1.68	0.43
8:CH:51:VAL:HG11	8:CH:60:ARG:NH1	2.30	0.43
10:CJ:5:ARG:O	10:CJ:98:ILE:HA	2.18	0.43
16:CP:22:THR:HA	16:CP:33:ILE:HG13	2.01	0.43
20:CT:10:LEU:HD12	20:CT:10:LEU:HA	1.61	0.43
25:DA:1761:C:H3'	25:DA:1762:A:H5''	1.99	0.43
25:DA:1827:C:OP2	27:DD:222:ARG:NH1	2.52	0.43
25:DA:2607:G:H2'	25:DA:2608:G:O4'	2.19	0.43
25:DA:2845:G:H2'	25:DA:2846:G:C8	2.54	0.43
26:DB:43:C:C5	26:DB:45:A:N6	2.87	0.43
29:DF:106:ARG:H	29:DF:106:ARG:HG2	1.48	0.43
30:DG:145:THR:H	30:DG:148:MET:HE3	1.84	0.43
35:DP:45:LEU:HD23	35:DP:45:LEU:HA	1.43	0.43
44:DY:86:ARG:HH11	44:DY:100:ALA:HA	1.84	0.43
1:AA:178:C:H2'	1:AA:179:A:O4'	2.19	0.43
1:AA:194:C:H5''	1:AA:195:A:OP2	2.18	0.43
1:AA:381:C:C5	1:AA:382:A:C5	3.06	0.43
1:AA:442:C:H5'	1:AA:443:C:OP2	2.19	0.43
1:AA:646:U:H2'	1:AA:647:C:H6	1.84	0.43
1:AA:957:U:H2'	1:AA:959:A:OP2	2.19	0.43
1:AA:1003:G:C2'	1:AA:1004:A:H4'	2.49	0.43
1:AA:1203:C:H2'	1:AA:1204:A:H8	1.84	0.43
1:AA:1263:C:H2'	1:AA:1264:C:C6	2.54	0.43
1:AA:1367:C:N3	1:AA:1368:G:C8	2.87	0.43
2:AB:122:PHE:CD2	2:AB:139:LYS:HE2	2.53	0.43
4:AD:57:ARG:HH22	5:AE:107:ARG:HD3	1.82	0.43
5:AE:69:VAL:HG22	5:AE:71:LEU:HD23	2.00	0.43
6:AF:62:TRP:CH2	6:AF:64:GLN:HB2	2.53	0.43
25:BA:99:G:O3'	48:B2:7:ARG:NH2	2.52	0.43
25:BA:1473:A:H4'	25:BA:1474:C:O4'	2.19	0.43
25:BA:2348:A:H61	46:B0:43:THR:HG22	1.81	0.43
25:BA:2679:C:O5'	25:BA:2679:C:H6	2.02	0.43
27:BD:123:ALA:HB3	27:BD:131:LEU:HG	1.99	0.43
30:BG:77:ILE:HD12	30:BG:82:LEU:HD12	2.01	0.43

Continued on next page...

Continued from previous page...

Atom-1	Atom-2	Interatomic distance (Å)	Clash overlap (Å)
31:BH:7:LEU:O	31:BH:69:ARG:HD3	2.19	0.43
36:BQ:78:PRO:O	36:BQ:81:VAL:HG13	2.18	0.43
43:BX:31:HIS:HA	43:BX:32:PRO:HD3	1.86	0.43
1:CA:38:G:C2	1:CA:397:A:C2	3.07	0.43
1:CA:93:G:H2'	1:CA:96:U:O4'	2.19	0.43
1:CA:391:G:C6	1:CA:392:G:C5	3.06	0.43
1:CA:811:C:O2'	1:CA:901:A:N1	2.46	0.43
1:CA:909:A:H2'	1:CA:910:C:O4'	2.19	0.43
4:CD:158:ILE:HG22	4:CD:162:LEU:HD12	2.01	0.43
15:CO:76:GLU:OE1	15:CO:76:GLU:HA	2.19	0.43
17:CQ:57:VAL:HG12	17:CQ:75:ARG:O	2.18	0.43
25:DA:348:G:H2'	25:DA:349:G:H8	1.82	0.43
25:DA:362:U:H6	25:DA:362:U:H2'	1.68	0.43
25:DA:635:C:H2'	25:DA:636:G:O4'	2.19	0.43
25:DA:649:G:C4'	54:D8:46:ARG:HH22	2.28	0.43
25:DA:1503:U:O2'	25:DA:1504:C:H5'	2.18	0.43
25:DA:1654:A:O2'	28:DE:113:PHE:O	2.34	0.43
25:DA:2646:C:OP2	25:DA:2732:G:O2'	2.27	0.43
25:DA:2712:U:H1'	25:DA:2712(A):A:C8	2.53	0.43
25:DA:2776:A:H4'	25:DA:2777:G:H5''	2.00	0.43
26:DB:28:C:H2'	26:DB:29:A:O4'	2.19	0.43
27:DD:13:ARG:HA	27:DD:13:ARG:HD2	1.67	0.43
27:DD:183:ARG:HG3	27:DD:270:ILE:HG12	2.01	0.43
35:DP:38:GLN:O	35:DP:39:LYS:CB	2.66	0.43
45:DZ:45:ASP:OD2	45:DZ:49:ARG:HD2	2.19	0.43
1:AA:97:G:O2'	1:AA:98:G:H8	2.02	0.43
1:AA:728:A:C6	15:AO:54:ARG:HD2	2.54	0.43
1:AA:773:G:H5''	1:AA:773:G:H8	1.84	0.43
1:AA:1067:A:N3	1:AA:1068:G:H1'	2.34	0.43
1:AA:1127:G:N2	1:AA:1147:C:N4	2.67	0.43
1:AA:1442:G:H2'	1:AA:1442(A):G:H5'	1.99	0.43
3:AC:12:LEU:HD23	3:AC:16:ARG:HB3	2.01	0.43
4:AD:61:LYS:HD2	4:AD:207:TYR:CZ	2.54	0.43
5:AE:136:MET:O	5:AE:139:LEU:N	2.52	0.43
5:AE:152:ARG:NH2	8:AH:107:LEU:O	2.52	0.43
10:AJ:78:ASN:C	10:AJ:80:LYS:H	2.22	0.43
16:AP:27:LYS:HE3	16:AP:27:LYS:HB2	1.73	0.43
19:AS:48:THR:HG22	19:AS:61:TYR:HA	2.01	0.43
25:BA:64:C:H2'	25:BA:65:C:C6	2.54	0.43
25:BA:242:C:OP2	54:B8:5:LYS:NZ	2.43	0.43
25:BA:311:C:H2'	25:BA:312:C:O4'	2.18	0.43

Continued on next page...

Continued from previous page...

Atom-1	Atom-2	Interatomic distance (Å)	Clash overlap (Å)
25:BA:1345:G:O5'	25:BA:1345:G:H8	2.01	0.43
36:BQ:54:MET:HB3	36:BQ:64:ILE:CD1	2.46	0.43
50:B4:59:PHE:CA	50:B4:61:ARG:H	2.31	0.43
1:CA:382:A:H2'	1:CA:383:A:H8	1.77	0.43
1:CA:414:A:H2'	1:CA:415:A:O4'	2.18	0.43
1:CA:642:A:N3	8:CH:113:SER:OG	2.40	0.43
1:CA:738:C:H2'	1:CA:739:C:C6	2.53	0.43
1:CA:1226:C:H4'	19:CS:80:TYR:CZ	2.53	0.43
1:CA:1307:U:H2'	1:CA:1308:U:C6	2.54	0.43
2:CB:138:LEU:HA	2:CB:141:GLU:HB3	2.01	0.43
25:DA:35:G:H1'	25:DA:454:A:C4	2.53	0.43
25:DA:301:G:C4	25:DA:302:C:C5	3.07	0.43
25:DA:1164:G:H2'	25:DA:1165:U:C6	2.54	0.43
25:DA:1338:G:O2'	25:DA:1339:G:H5'	2.19	0.43
25:DA:2048:G:C6	25:DA:2049:G:C5	3.07	0.43
25:DA:2469:A:H5''	25:DA:2470:G:OP2	2.19	0.43
25:DA:2526:G:H2'	25:DA:2527:C:C6	2.53	0.43
25:DA:2821:A:C2	25:DA:2822:G:C4	3.06	0.43
28:DE:59:VAL:HG21	28:DE:74:PRO:HB3	2.00	0.43
30:DG:165:THR:OG1	30:DG:168:GLU:HG3	2.19	0.43
32:DI:62:LYS:HG2	32:DI:133:HIS:NE2	2.34	0.43
50:D4:60:GLN:N	50:D4:62:ARG:HE	2.17	0.43
1:AA:41:G:O2'	1:AA:42:G:H5'	2.19	0.43
1:AA:203:U:H2'	1:AA:203:U:OP2	2.19	0.43
1:AA:256:U:H2'	1:AA:257:G:C8	2.54	0.43
1:AA:429:U:H4'	1:AA:430:A:O5'	2.19	0.43
1:AA:516:U:C4	1:AA:517:G:C6	3.06	0.43
1:AA:600:C:H2'	1:AA:601:C:H6	1.83	0.43
1:AA:625:G:C2'	1:AA:626:U:H5'	2.49	0.43
1:AA:742:G:P	15:AO:35:ARG:HH22	2.40	0.43
1:AA:1220:G:N2	19:AS:54:GLY:O	2.45	0.43
1:AA:1259:C:N4	1:AA:1276:G:H1	2.16	0.43
1:AA:1315:U:H2'	1:AA:1316:G:O4'	2.19	0.43
8:AH:39:LEU:HD12	8:AH:39:LEU:HA	1.80	0.43
10:AJ:68:HIS:H	10:AJ:68:HIS:CD2	2.35	0.43
11:AK:98:LEU:O	11:AK:101:SER:OG	2.21	0.43
16:AP:59:TRP:HA	16:AP:62:VAL:HG12	2.01	0.43
18:AR:56:THR:HB	18:AR:58:LEU:HD23	1.99	0.43
19:AS:22:LEU:HD13	19:AS:47:HIS:CD2	2.54	0.43
24:AW:8:2R3:H62	24:AW:9:MVA:HN1	1.67	0.43
25:BA:83:A:C5'	44:BY:8:LYS:HG2	2.49	0.43

Continued on next page...

Continued from previous page...

Atom-1	Atom-2	Interatomic distance (Å)	Clash overlap (Å)
25:BA:252:C:H2'	25:BA:253:C:O4'	2.19	0.43
25:BA:383:A:H2'	25:BA:384:G:O4'	2.19	0.43
25:BA:939:C:O2'	25:BA:940:C:H5'	2.19	0.43
25:BA:1805:C:O5'	25:BA:1805:C:H6	2.02	0.43
25:BA:2624:C:H2'	25:BA:2625:U:H5'	2.00	0.43
26:BB:75:G:H8	26:BB:75:G:C5'	2.32	0.43
29:BF:7:TYR:O	29:BF:21:ALA:HA	2.18	0.43
31:BH:103:LEU:HD23	31:BH:148:ILE:HD13	1.99	0.43
47:B1:64:ALA:HA	47:B1:67:ILE:HG13	2.00	0.43
1:CA:32:A:C2	1:CA:33:A:C4	3.07	0.43
1:CA:620:C:C2	4:CD:135:LEU:HG	2.52	0.43
1:CA:817:C:N4	1:CA:1529:G:H1	2.16	0.43
1:CA:860:A:H2'	1:CA:861:G:O4'	2.19	0.43
1:CA:1052:U:H5''	1:CA:1053:G:OP2	2.19	0.43
5:CE:11:ILE:HB	5:CE:31:LEU:HB3	2.01	0.43
5:CE:148:VAL:HG13	5:CE:152:ARG:CZ	2.49	0.43
9:CI:9:ARG:H	9:CI:79:LEU:HD23	1.84	0.43
10:CJ:50:ILE:HD11	10:CJ:57:LYS:HD3	2.01	0.43
11:CK:43:SER:HA	11:CK:47:VAL:HG21	1.99	0.43
25:DA:218:A:N1	25:DA:235:U:O2'	2.48	0.43
25:DA:868:U:C4	25:DA:869:G:N7	2.87	0.43
25:DA:1009:A:O5'	25:DA:1009:A:H8	2.02	0.43
25:DA:1380:G:N2	25:DA:1570:A:N1	2.59	0.43
25:DA:1494:A:H2'	25:DA:1495:A:C8	2.53	0.43
25:DA:2298:A:N1	25:DA:2321:G:C2	2.86	0.43
25:DA:2489:G:C6	25:DA:2490:G:C6	3.07	0.43
25:DA:2617:C:H2'	25:DA:2618:G:O4'	2.19	0.43
26:DB:37:C:C5	26:DB:38:C:C5	3.07	0.43
30:DG:14:GLU:C	30:DG:17:PRO:HD2	2.39	0.43
34:DO:35:VAL:HA	34:DO:62:VAL:HG12	2.01	0.43
35:DP:50:ARG:O	35:DP:52:GLU:HG3	2.19	0.43
40:DU:36:ARG:HD2	40:DU:40:PHE:CZ	2.54	0.43
1:AA:148:G:N3	1:AA:149:A:C8	2.87	0.43
1:AA:292:G:N7	1:AA:293:G:H1'	2.34	0.43
1:AA:322:C:O2'	20:AT:23:ARG:HD2	2.19	0.43
1:AA:374:A:C6	1:AA:375:U:C4	3.07	0.43
1:AA:1003:G:H2'	1:AA:1004:A:H4'	2.01	0.43
1:AA:1150:U:O4	1:AA:1151:A:N6	2.52	0.43
1:AA:1151:A:C5'	10:AJ:41:PRO:HA	2.49	0.43
1:AA:1409:C:H2'	1:AA:1410:G:H8	1.84	0.43
1:AA:1423:G:OP1	34:BO:49:ARG:NH2	2.47	0.43

Continued on next page...

Continued from previous page...

Atom-1	Atom-2	Interatomic distance (Å)	Clash overlap (Å)
1:AA:1456:G:O6	20:AT:54:LYS:NZ	2.34	0.43
12:AL:102:ARG:HE	12:AL:102:ARG:HB3	1.58	0.43
13:AM:3:ARG:CG	13:AM:4:ILE:H	2.32	0.43
25:BA:273:G:H8	25:BA:273:G:H2'	1.64	0.43
25:BA:302:A:P	25:BA:302:A:H8	2.42	0.43
25:BA:956:A:H62	36:BQ:12:GLN:HA	1.83	0.43
25:BA:1337:C:H2'	25:BA:1338:U:C6	2.54	0.43
25:BA:1586:G:H2'	25:BA:1587:U:O4'	2.19	0.43
25:BA:1889:G:H22	25:BA:1905:G:H2'	1.83	0.43
28:BE:176:ILE:HB	28:BE:181:LEU:HB2	2.00	0.43
31:BH:103:LEU:CD2	31:BH:148:ILE:HD13	2.48	0.43
33:BN:42:TRP:HA	33:BN:48:MET:SD	2.58	0.43
38:BS:38:GLN:OE1	38:BS:47:THR:HG21	2.19	0.43
45:BZ:155:LEU:HD12	45:BZ:155:LEU:HA	1.73	0.43
49:B3:23:LEU:HD12	49:B3:23:LEU:HA	1.85	0.43
54:B8:6:THR:HG23	54:B8:64:TYR:HD2	1.84	0.43
1:CA:113:G:H2'	1:CA:114:U:C6	2.53	0.43
1:CA:226:G:C2	1:CA:227:G:C8	3.07	0.43
1:CA:600:C:OP1	8:CH:97:VAL:N	2.38	0.43
1:CA:654:G:H2'	1:CA:655:A:O4'	2.19	0.43
1:CA:1063:C:H5''	1:CA:1064:G:H2'	2.01	0.43
1:CA:1065:U:H6	1:CA:1190:G:H21	1.65	0.43
1:CA:1220:G:H2'	1:CA:1221:G:O4'	2.18	0.43
1:CA:1305:G:O2'	1:CA:1331:G:N2	2.52	0.43
2:CB:219:VAL:HA	2:CB:222:ILE:CD1	2.48	0.43
19:CS:42:PRO:CG	50:D4:61:ARG:HG2	2.44	0.43
25:DA:754:C:H4'	25:DA:1272:A:N6	2.34	0.43
25:DA:945:A:C4	25:DA:2448:A:C2	3.07	0.43
25:DA:1448:G:H4'	25:DA:1542:A:OP1	2.19	0.43
27:DD:164:GLN:HE22	27:DD:176:ARG:HH22	1.65	0.43
45:DZ:91:LEU:HD12	45:DZ:91:LEU:HA	1.77	0.43
45:DZ:161:VAL:HG13	45:DZ:161:VAL:O	2.19	0.43
48:D2:28:LYS:HD3	48:D2:60:LEU:HD11	2.00	0.43
1:AA:341:C:C2'	1:AA:342:C:H5'	2.49	0.42
1:AA:589:C:C2'	1:AA:590:C:H5'	2.48	0.42
1:AA:615:C:H2'	1:AA:616:G:O4'	2.19	0.42
1:AA:684:A:C6	1:AA:685:G:C6	3.07	0.42
1:AA:1312:G:N7	19:AS:2:PRO:HG3	2.33	0.42
6:AF:92:LYS:HE2	6:AF:92:LYS:HB2	1.85	0.42
13:AM:9:ILE:HB	13:AM:18:ALA:HB1	2.01	0.42
13:AM:88:ARG:HG3	13:AM:98:VAL:HG12	2.01	0.42

Continued on next page...

Continued from previous page...

Atom-1	Atom-2	Interatomic distance (Å)	Clash overlap (Å)
14:AN:6:LEU:HD12	14:AN:6:LEU:HA	1.87	0.42
25:BA:185:A:N3	25:BA:185:A:H2'	2.33	0.42
25:BA:1478:C:H2'	25:BA:1479:U:O4'	2.19	0.42
25:BA:1552:C:O2'	25:BA:1553:A:H5'	2.19	0.42
25:BA:2274:U:OP2	46:B0:19:LYS:NZ	2.50	0.42
25:BA:2331:G:N2	38:BS:3:ARG:NE	2.64	0.42
25:BA:2377:G:O6	54:B8:39:LYS:HE3	2.19	0.42
25:BA:2792:U:OP1	61:BA:4641:HOH:O	2.22	0.42
27:BD:65:ILE:HB	27:BD:67:PHE:CE2	2.54	0.42
35:BP:44:GLY:N	61:BP:302:HOH:O	2.52	0.42
50:B4:53:GLU:HG2	50:B4:55:ARG:H	1.84	0.42
1:CA:89:C:C4	1:CA:90:U:C5	3.07	0.42
1:CA:624:C:H2'	1:CA:625:G:H8	1.84	0.42
1:CA:936:C:H2'	1:CA:937:A:O4'	2.18	0.42
1:CA:1003:G:C2'	1:CA:1004:A:H4'	2.49	0.42
1:CA:1119:C:C4	1:CA:1154:G:O6	2.71	0.42
1:CA:1159:U:C6	1:CA:1182:G:C4	3.07	0.42
1:CA:1206:G:H4'	3:CC:192:THR:O	2.19	0.42
7:CG:26:PHE:CE2	7:CG:30:ILE:HD11	2.54	0.42
10:CJ:7:LYS:HB2	10:CJ:97:GLU:HB2	2.00	0.42
12:CL:117:ARG:NH2	12:CL:124:LYS:HB2	2.34	0.42
15:CO:25:THR:HG21	15:CO:70:LEU:HB2	2.01	0.42
25:DA:357:A:H2'	25:DA:358:U:C6	2.54	0.42
25:DA:653:A:H2'	25:DA:654:A:O4'	2.19	0.42
25:DA:880:G:N2	25:DA:898:C:H1'	2.33	0.42
25:DA:881:G:H2'	25:DA:882:G:C8	2.54	0.42
25:DA:999:U:O2'	25:DA:1000:A:H5'	2.19	0.42
25:DA:1297:C:H2'	25:DA:1298:C:H6	1.84	0.42
25:DA:1657:C:H2'	25:DA:1658:C:C6	2.54	0.42
25:DA:2695:C:H2'	25:DA:2696:U:C6	2.54	0.42
28:DE:9:VAL:HG22	28:DE:25:VAL:O	2.19	0.42
35:DP:6:LEU:HA	35:DP:6:LEU:HD23	1.79	0.42
36:DQ:32:TYR:OH	36:DQ:111:GLU:OE1	2.28	0.42
45:DZ:35:ARG:HD2	45:DZ:35:ARG:HA	1.82	0.42
51:D5:11:THR:HG22	51:D5:12:SER:O	2.19	0.42
52:D6:36:LEU:HB3	52:D6:38:LYS:NZ	2.34	0.42
1:AA:147:G:C6	1:AA:148:G:C5	3.07	0.42
1:AA:392:G:C4	1:AA:393:A:C8	3.06	0.42
1:AA:604:G:C2	1:AA:635:G:C5	3.08	0.42
1:AA:1210:C:C2'	1:AA:1211:U:H5'	2.49	0.42
1:AA:1314:C:N4	1:AA:1315:U:O4	2.52	0.42

Continued on next page...

Continued from previous page...

Atom-1	Atom-2	Interatomic distance (Å)	Clash overlap (Å)
2:AB:122:PHE:HD2	2:AB:139:LYS:HE2	1.84	0.42
2:AB:219:VAL:HA	2:AB:222:ILE:CG1	2.47	0.42
9:AI:80:GLY:O	9:AI:84:ALA:N	2.50	0.42
25:BA:124:A:H5''	25:BA:124:A:H8	1.83	0.42
25:BA:137:G:O2'	25:BA:138:G:H5'	2.19	0.42
25:BA:829:A:O2'	25:BA:1819:C:H4'	2.20	0.42
25:BA:1485:A:H2'	25:BA:1486:G:O4'	2.19	0.42
25:BA:1605:A:N3	25:BA:1605:A:O4'	2.51	0.42
25:BA:2284:U:H5''	25:BA:2285:A:OP1	2.19	0.42
25:BA:2584:A:C8	28:BE:144:ARG:HD2	2.55	0.42
35:BP:101:VAL:HG22	35:BP:106:LEU:O	2.18	0.42
39:BT:118:ARG:HH11	39:BT:118:ARG:HG3	1.84	0.42
1:CA:300:A:H1'	1:CA:565:U:O2	2.20	0.42
1:CA:491:G:H2'	1:CA:492:G:O4'	2.18	0.42
1:CA:1001(A):G:C4	1:CA:1002:G:H1'	2.53	0.42
1:CA:1030(A):G:HO2'	1:CA:1030(B):C:H5	1.62	0.42
1:CA:1115:C:H2'	1:CA:1116:C:C6	2.54	0.42
1:CA:1134:G:N1	1:CA:1135:U:H1'	2.34	0.42
1:CA:1292:U:C2	1:CA:1293:G:C8	3.07	0.42
1:CA:1347:G:O2'	1:CA:1373:G:O6	2.24	0.42
2:CB:60:ASP:O	2:CB:64:ARG:HG2	2.19	0.42
3:CC:119:ARG:HG2	3:CC:123:GLN:NE2	2.34	0.42
4:CD:190:ASP:O	4:CD:193:ASP:HB2	2.19	0.42
8:CH:84:ARG:NH1	8:CH:85:ARG:O	2.52	0.42
12:CL:28:LYS:NZ	12:CL:62:SER:HB2	2.34	0.42
17:CQ:22:LEU:HD11	17:CQ:39:SER:HB2	2.01	0.42
17:CQ:89:LEU:HD23	17:CQ:89:LEU:HA	1.63	0.42
19:CS:64:GLU:HB2	50:D4:59:PHE:HE1	1.82	0.42
23:CX:19:G:H1	23:CX:56:C:H42	1.67	0.42
25:DA:143:G:H5''	25:DA:1598:C:O2'	2.19	0.42
25:DA:763:G:H1'	25:DA:765:G:O4'	2.19	0.42
25:DA:815:C:C2	25:DA:1193:G:C2	3.06	0.42
25:DA:1289:C:H2'	25:DA:1290:C:H6	1.84	0.42
25:DA:1510:G:H2'	25:DA:1511:C:O4'	2.18	0.42
25:DA:1590:U:H2'	25:DA:1591:G:C8	2.54	0.42
25:DA:2287:A:O2'	25:DA:2288:A:H3'	2.19	0.42
25:DA:2313:C:O2	25:DA:2313:C:H2'	2.19	0.42
26:DB:50:G:OP2	38:DS:62:LYS:HD3	2.18	0.42
28:DE:178:GLU:OE2	28:DE:178:GLU:N	2.44	0.42
28:DE:199:ARG:NH1	28:DE:202:LYS:HZ1	2.17	0.42
33:DN:110:GLY:O	33:DN:114:ARG:HG3	2.18	0.42

Continued on next page...

Continued from previous page...

Atom-1	Atom-2	Interatomic distance (Å)	Clash overlap (Å)
1:AA:44:G:H2'	1:AA:45:U:O4'	2.18	0.42
1:AA:126:G:OP1	1:AA:605:U:O2'	2.28	0.42
1:AA:652:U:C4	1:AA:752:G:N3	2.87	0.42
1:AA:872:A:C8	1:AA:874:G:C8	3.07	0.42
1:AA:1053:G:N2	61:AA:4013:HOH:O	2.46	0.42
1:AA:1220:G:N3	19:AS:54:GLY:HA2	2.34	0.42
1:AA:1343:G:O2'	9:AI:121:ARG:HD2	2.19	0.42
2:AB:127:ILE:HG13	2:AB:130:ARG:HG2	2.02	0.42
2:AB:145:LEU:O	2:AB:149:LEU:HB2	2.20	0.42
2:AB:214:ILE:O	2:AB:218:ALA:HB2	2.19	0.42
4:AD:173:TRP:HA	4:AD:186:LEU:HB2	2.00	0.42
9:AI:16:ARG:HD3	9:AI:64:THR:HG21	2.01	0.42
12:AL:79:GLU:C	12:AL:80:HIS:CD2	2.93	0.42
21:AU:5:ASP:OD2	61:AU:101:HOH:O	2.20	0.42
25:BA:174:U:H2'	25:BA:175:G:H8	1.85	0.42
25:BA:503:A:C6	25:BA:504:A:C6	3.07	0.42
25:BA:1091:A:C8	25:BA:1093:G:N2	2.88	0.42
25:BA:1093:G:H2'	25:BA:1156:G:H1	1.84	0.42
25:BA:1376:C:O2'	25:BA:1377:A:H5'	2.19	0.42
25:BA:1639:G:H2'	25:BA:1640:G:C8	2.53	0.42
25:BA:2779:G:N3	25:BA:2779:G:H2'	2.34	0.42
31:BH:144:VAL:O	31:BH:148:ILE:HG13	2.19	0.42
39:BT:118:ARG:HG3	39:BT:118:ARG:NH1	2.35	0.42
1:CA:130:A:O2'	1:CA:131:C:O5'	2.36	0.42
1:CA:328:C:H4'	1:CA:329:A:H5'	2.01	0.42
1:CA:419:C:N3	1:CA:425:G:C2	2.87	0.42
1:CA:999:C:H3'	1:CA:1000:U:H5	1.84	0.42
2:CB:71:VAL:CG2	2:CB:164:VAL:HG22	2.49	0.42
3:CC:32:LEU:HD12	3:CC:59:ARG:HH12	1.84	0.42
4:CD:120:LEU:HB3	4:CD:126:ILE:HD11	2.00	0.42
9:CI:50:LEU:CD1	9:CI:56:LEU:HD23	2.50	0.42
11:CK:81:ASP:OD1	11:CK:106:LYS:HB2	2.20	0.42
11:CK:85:ARG:HA	11:CK:112:THR:OG1	2.20	0.42
13:CM:88:ARG:HG3	13:CM:98:VAL:HG12	2.00	0.42
25:DA:195:A:H2'	25:DA:198:C:N4	2.34	0.42
25:DA:911:A:H2'	36:DQ:9:TYR:CZ	2.54	0.42
25:DA:949:C:H2'	25:DA:950:G:C8	2.55	0.42
25:DA:1005:C:C2	25:DA:1143:A:C5	3.08	0.42
25:DA:1221(A):C:C2	25:DA:1229:G:N2	2.87	0.42
25:DA:1227:G:C2	25:DA:1228:G:C4	3.08	0.42
25:DA:1580:A:OP2	25:DA:1580:A:H8	2.03	0.42

Continued on next page...

Continued from previous page...

Atom-1	Atom-2	Interatomic distance (Å)	Clash overlap (Å)
25:DA:2009:G:OP1	42:DW:41:LYS:HE2	2.19	0.42
25:DA:2019:A:H4'	40:DU:34:LYS:HD2	2.01	0.42
25:DA:2298:A:N7	25:DA:2299:G:C4	2.88	0.42
25:DA:2755:C:HO2'	25:DA:2756:U:H6	1.65	0.42
25:DA:2876:G:H4'	39:DT:2:ASN:ND2	2.34	0.42
27:DD:26:LYS:HB3	27:DD:83:GLU:HG2	2.01	0.42
35:DP:29:LYS:HG3	35:DP:30:THR:N	2.35	0.42
38:DS:3:ARG:O	38:DS:4:LEU:HD23	2.20	0.42
1:AA:11:G:O2'	1:AA:506:G:N2	2.52	0.42
1:AA:445:G:C2	1:AA:446:G:C4	3.07	0.42
1:AA:839:U:H3'	1:AA:840:C:C6	2.53	0.42
1:AA:923:A:O2'	1:AA:1399:C:OP2	2.30	0.42
10:AJ:13:HIS:HA	10:AJ:16:LEU:HB3	2.02	0.42
15:AO:32:LEU:O	15:AO:36:ILE:HG13	2.20	0.42
25:BA:163:C:H2'	25:BA:164:G:O4'	2.19	0.42
25:BA:476:G:OP2	61:BA:4507:HOH:O	2.22	0.42
25:BA:917:A:OP1	36:BQ:6:ARG:NE	2.50	0.42
25:BA:950:C:H2'	25:BA:951:U:C6	2.54	0.42
25:BA:1051:C:O2'	33:BN:28:THR:HG21	2.20	0.42
25:BA:2627:U:OP1	61:BA:4253:HOH:O	2.21	0.42
25:BA:2753:A:C6	25:BA:2777:A:C8	3.07	0.42
26:BB:113:G:H2'	26:BB:114:C:C6	2.54	0.42
37:BR:28:LEU:HD12	37:BR:48:VAL:HG21	2.01	0.42
47:B1:95:LEU:O	47:B1:98:LEU:HB2	2.20	0.42
48:B2:22:GLU:OE2	48:B2:68:ARG:NH2	2.51	0.42
48:B2:28:LYS:HG3	48:B2:53:LEU:HD21	2.01	0.42
1:CA:130:A:H5'	17:CQ:63:ARG:NE	2.34	0.42
1:CA:332:G:C2	1:CA:333:G:C8	3.07	0.42
1:CA:505:G:H2'	1:CA:506:G:H8	1.84	0.42
1:CA:542:G:C2	1:CA:543:C:C4	3.07	0.42
1:CA:1003:G:H2'	1:CA:1004:A:C4'	2.48	0.42
1:CA:1126:U:H6	1:CA:1281:U:O2	2.02	0.42
1:CA:1129:C:H4'	9:CI:16:ARG:HH22	1.84	0.42
1:CA:1310:G:H5'	13:CM:77:ASN:ND2	2.34	0.42
3:CC:181:ASN:ND2	3:CC:204:LEU:HD12	2.34	0.42
5:CE:78:HIS:CE1	5:CE:142:LEU:HD23	2.54	0.42
23:CX:22:G:H2'	23:CX:23:C:C6	2.54	0.42
25:DA:19:C:H2'	25:DA:20:C:H6	1.84	0.42
25:DA:543:C:H2'	25:DA:545:G:O4'	2.19	0.42
25:DA:797:C:H2'	25:DA:798:G:H8	1.83	0.42
25:DA:878:A:C6	25:DA:900:A:N7	2.86	0.42

Continued on next page...

Continued from previous page...

Atom-1	Atom-2	Interatomic distance (Å)	Clash overlap (Å)
25:DA:1208:C:C4	25:DA:1209:G:N7	2.87	0.42
25:DA:1288:U:C2	25:DA:1327:C:O2	2.72	0.42
25:DA:1403:C:O5'	25:DA:1471:A:H1'	2.19	0.42
25:DA:1425:G:N2	25:DA:1573:G:N7	2.67	0.42
25:DA:1665:A:H4'	34:DO:67:LYS:HB2	2.01	0.42
25:DA:2051:A:H5'	25:DA:2578:G:O4'	2.20	0.42
25:DA:2365:G:O6	54:D8:39:LYS:HE3	2.19	0.42
27:DD:79:VAL:HG21	27:DD:111:LEU:HD11	2.02	0.42
30:DG:105:LYS:HB3	30:DG:142:PRO:HG3	2.01	0.42
31:DH:105:LEU:HD11	31:DH:148:ILE:HG23	2.01	0.42
40:DU:102:GLU:CG	41:DV:13:ARG:HH12	2.33	0.42
1:AA:342:C:C2'	1:AA:343:U:H5'	2.49	0.42
1:AA:926:G:C6	1:AA:1505:G:C6	3.08	0.42
1:AA:1007:C:C4	1:AA:1022:G:O6	2.72	0.42
1:AA:1016:A:H2'	1:AA:1017:G:O4'	2.20	0.42
1:AA:1399:C:C2	1:AA:1502:A:N6	2.87	0.42
1:AA:1442:G:HO2'	1:AA:1442(A):G:P	2.37	0.42
18:AR:66:LEU:O	18:AR:70:ILE:HG13	2.20	0.42
25:BA:694:G:N1	25:BA:696:C:O2	2.52	0.42
25:BA:1717:C:O2	28:BE:129:HIS:NE2	2.43	0.42
25:BA:1954:A:H2'	25:BA:1955:G:O4'	2.20	0.42
25:BA:2304:C:H2'	25:BA:2305:C:H6	1.83	0.42
25:BA:2372:A:H8	25:BA:2372:A:O5'	2.02	0.42
25:BA:2804:C:H2'	25:BA:2805:G:H8	1.81	0.42
26:BB:33:G:C2	26:BB:50:G:C2	3.07	0.42
34:BO:10:VAL:HG13	34:BO:17:ARG:C	2.40	0.42
36:BQ:39:PRO:HA	36:BQ:97:VAL:O	2.19	0.42
38:BS:4:LEU:HD23	38:BS:4:LEU:HA	1.64	0.42
39:BT:101:PHE:HD2	39:BT:105:LEU:HD11	1.83	0.42
1:CA:414:A:C5	1:CA:431:A:C2	3.07	0.42
1:CA:445:G:C6	1:CA:490:G:C6	3.08	0.42
1:CA:691:G:H2'	1:CA:692:U:C6	2.54	0.42
1:CA:922:G:C6	1:CA:923:A:C6	3.08	0.42
3:CC:3:ASN:OD1	3:CC:3:ASN:N	2.53	0.42
3:CC:19:GLU:O	3:CC:56:ASP:HA	2.19	0.42
3:CC:66:VAL:O	3:CC:101:LEU:HA	2.19	0.42
3:CC:118:GLN:HE21	3:CC:118:GLN:HB3	1.68	0.42
6:CF:35:ALA:HA	6:CF:67:MET:HB3	2.00	0.42
9:CI:17:VAL:HG11	9:CI:80:GLY:C	2.39	0.42
12:CL:77:LEU:HD23	12:CL:77:LEU:HA	1.84	0.42
15:CO:26:GLU:H	15:CO:26:GLU:HG2	1.53	0.42

Continued on next page...

Continued from previous page...

Atom-1	Atom-2	Interatomic distance (Å)	Clash overlap (Å)
25:DA:48:G:N2	25:DA:177:G:H21	2.18	0.42
25:DA:86:C:O2'	25:DA:87:C:H5'	2.20	0.42
25:DA:363:G:H2'	25:DA:363(A):A:H8	1.83	0.42
25:DA:577:G:O2'	25:DA:1254:A:OP1	2.35	0.42
25:DA:861:A:H2'	25:DA:862:G:O4'	2.19	0.42
25:DA:1022:G:N7	33:DN:66:LYS:HE2	2.33	0.42
25:DA:1132:A:H2'	25:DA:1133:U:C6	2.55	0.42
25:DA:1287:A:H5''	25:DA:1288:U:OP2	2.20	0.42
25:DA:1540:U:C2'	25:DA:1541:G:H5'	2.49	0.42
25:DA:1794:U:H2'	25:DA:1795:C:C6	2.54	0.42
25:DA:1876:A:H2'	25:DA:1877:A:H8	1.81	0.42
25:DA:1991:U:H2'	25:DA:1992:G:H5''	2.01	0.42
25:DA:2262:U:H4'	25:DA:2328:A:H2	1.85	0.42
25:DA:2319:G:N2	38:DS:3:ARG:HA	2.34	0.42
25:DA:2355:C:H4'	46:D0:24:LYS:HG3	2.01	0.42
25:DA:2747:G:H21	25:DA:2757:A:H62	1.67	0.42
26:DB:83:G:H4'	49:D3:52:HIS:CG	2.55	0.42
27:DD:238:GLY:O	27:DD:239:ARG:O	2.37	0.42
33:DN:96:GLU:H	33:DN:96:GLU:CD	2.22	0.42
36:DQ:56:ARG:HH11	36:DQ:56:ARG:CG	2.31	0.42
39:DT:16:ARG:HB2	39:DT:79:HIS:ND1	2.35	0.42
50:D4:19:GLY:O	50:D4:21:VAL:HG23	2.19	0.42
50:D4:61:ARG:HA	50:D4:61:ARG:HH11	1.84	0.42
1:AA:67:C:H4'	1:AA:172:A:O4'	2.20	0.42
1:AA:300:A:H2'	1:AA:301:G:O4'	2.19	0.42
1:AA:434:U:H2'	1:AA:435:C:C6	2.54	0.42
1:AA:445:G:C6	1:AA:446:G:C6	3.08	0.42
1:AA:538:G:O2'	1:AA:539:A:H5'	2.20	0.42
1:AA:541:G:O2'	1:AA:542:G:H5'	2.20	0.42
1:AA:769:G:H4'	1:AA:1513:A:H4'	2.01	0.42
1:AA:975:A:H4'	1:AA:976:G:C5'	2.44	0.42
1:AA:1137:C:H3'	1:AA:1137:C:H6	1.84	0.42
1:AA:1229:A:O2'	23:AX:30:G:OP1	2.35	0.42
7:AG:72:ARG:O	7:AG:73:MET:HE2	2.20	0.42
15:AO:24:SER:OG	15:AO:25:THR:N	2.53	0.42
19:AS:65:ASN:HA	50:B4:58:ARG:HG3	2.00	0.42
20:AT:56:MET:HG3	20:AT:84:LEU:HD22	2.01	0.42
25:BA:1337:C:H2'	25:BA:1338:U:H6	1.85	0.42
25:BA:2802:C:O2	25:BA:2903:G:N1	2.49	0.42
30:BG:109:VAL:C	30:BG:112:PRO:HD2	2.40	0.42
31:BH:90:LYS:HD3	31:BH:159:GLU:HG2	2.01	0.42

Continued on next page...

Continued from previous page...

Atom-1	Atom-2	Interatomic distance (Å)	Clash overlap (Å)
31:BH:98:LEU:HD12	31:BH:98:LEU:HA	1.80	0.42
32:BI:38:LEU:HD12	32:BI:38:LEU:H	1.84	0.42
37:BR:33:ARG:HA	37:BR:114:VAL:O	2.19	0.42
39:BT:37:GLY:HA2	39:BT:38:ASN:HA	1.50	0.42
44:BY:86:ARG:HD2	44:BY:100:ALA:HA	2.02	0.42
1:CA:191:G:N2	20:CT:102:GLY:O	2.40	0.42
1:CA:532:A:H62	3:CC:156:ARG:NH1	2.17	0.42
1:CA:688:G:C6	1:CA:700:G:C2	3.07	0.42
1:CA:841:U:OP1	1:CA:841:U:H6	2.01	0.42
1:CA:880:C:OP1	12:CL:8:ASN:ND2	2.49	0.42
1:CA:1006:C:C4	1:CA:1007:C:C5	3.08	0.42
1:CA:1227:A:H3'	1:CA:1227:A:C8	2.55	0.42
1:CA:1234:C:C2'	1:CA:1235:U:H5'	2.50	0.42
1:CA:1241:G:H2'	1:CA:1242:C:C6	2.54	0.42
1:CA:1358:U:H2'	1:CA:1359:C:O4'	2.20	0.42
1:CA:1402:C:O2	1:CA:1500:A:N1	2.53	0.42
4:CD:12:CYS:SG	4:CD:19:LEU:HB2	2.59	0.42
7:CG:64:GLN:OE1	7:CG:64:GLN:HA	2.19	0.42
11:CK:80:VAL:HG22	11:CK:103:LEU:HB3	2.02	0.42
13:CM:40:ASN:HB3	13:CM:43:THR:HG23	2.01	0.42
13:CM:57:ARG:NH1	50:D4:34:GLU:HA	2.35	0.42
14:CN:27:CYS:HB3	14:CN:43:CYS:SG	2.59	0.42
19:CS:17:GLU:O	19:CS:21:GLU:N	2.43	0.42
25:DA:189:G:H2'	25:DA:205:G:N2	2.35	0.42
25:DA:484:C:H2'	25:DA:485:C:C6	2.54	0.42
25:DA:848:G:N9	25:DA:933:A:H8	2.18	0.42
25:DA:1378:A:OP1	53:D7:10:ARG:NH2	2.52	0.42
25:DA:1462:C:H4'	25:DA:2703:C:H5'	2.01	0.42
25:DA:2081:C:H2'	25:DA:2082:A:H8	1.85	0.42
25:DA:2360:A:H2'	25:DA:2361:A:O4'	2.20	0.42
28:DE:93:VAL:C	28:DE:95:ILE:H	2.23	0.42
30:DG:122:PRO:HB3	30:DG:170:ARG:NH2	2.34	0.42
32:DI:38:LEU:C	32:DI:40:THR:H	2.22	0.42
32:DI:140:LEU:HD13	32:DI:142:VAL:HG13	2.01	0.42
38:DS:24:LEU:O	38:DS:85:VAL:HG23	2.19	0.42
44:DY:19:LYS:HB3	44:DY:19:LYS:HE2	1.91	0.42
50:D4:46:GLN:HB3	50:D4:48:ARG:HG2	2.01	0.42
1:AA:597:G:H5''	1:AA:598:U:OP2	2.19	0.42
1:AA:829:G:O2'	1:AA:830:G:H5'	2.19	0.42
1:AA:924:C:H2'	1:AA:925:G:H8	1.85	0.42
1:AA:993:G:N3	1:AA:993:G:H2'	2.34	0.42

Continued on next page...

Continued from previous page...

Atom-1	Atom-2	Interatomic distance (Å)	Clash overlap (Å)
1:AA:1104:G:C4	1:AA:1105:A:C8	3.08	0.42
1:AA:1261:A:H3'	1:AA:1262:C:C6	2.55	0.42
3:AC:32:LEU:HD13	3:AC:59:ARG:HD3	2.01	0.42
5:AE:33:VAL:HG13	5:AE:112:LEU:HD12	2.02	0.42
12:AL:33:ARG:HG2	12:AL:60:LEU:HD12	2.02	0.42
13:AM:4:ILE:HB	13:AM:57:ARG:HG3	2.02	0.42
16:AP:71:ARG:O	16:AP:75:ARG:HB2	2.19	0.42
25:BA:415:G:O2'	25:BA:416:G:N7	2.48	0.42
25:BA:540:A:H2	25:BA:1306:G:N3	2.18	0.42
25:BA:1183:G:H2'	25:BA:1184:G:O4'	2.20	0.42
25:BA:1212:C:H2'	25:BA:1213:U:H6	1.84	0.42
25:BA:1338:U:H2'	25:BA:1339:C:C6	2.55	0.42
25:BA:1740:U:H4'	25:BA:1741:C:OP2	2.19	0.42
25:BA:2081:A:O2'	29:BF:69:HIS:HD2	2.03	0.42
25:BA:2275:C:H2'	25:BA:2276:C:O4'	2.20	0.42
25:BA:2831:A:H2'	25:BA:2832:G:C8	2.55	0.42
26:BB:16:G:C6	26:BB:69:G:C2	3.07	0.42
28:BE:9:VAL:HB	39:BT:3:ARG:HG2	2.02	0.42
1:CA:407:G:H5''	4:CD:115:ARG:HB3	2.02	0.42
1:CA:1086:U:C2'	1:CA:1087:G:H5'	2.49	0.42
1:CA:1325:C:O2'	1:CA:1326:C:H5'	2.20	0.42
2:CB:16:HIS:ND1	2:CB:17:PHE:N	2.66	0.42
4:CD:61:LYS:HA	4:CD:203:VAL:HG22	2.02	0.42
4:CD:156:GLU:O	4:CD:159:ARG:HB2	2.19	0.42
6:CF:30:LEU:H	6:CF:30:LEU:HG	1.57	0.42
8:CH:13:ILE:O	8:CH:17:THR:HG23	2.20	0.42
10:CJ:48:THR:HG1	10:CJ:62:HIS:CE1	2.37	0.42
13:CM:82:MET:O	13:CM:93:ARG:NH2	2.52	0.42
23:CX:27:U:O2	23:CX:44:A:C2	2.72	0.42
25:DA:284:U:H2'	25:DA:285:C:H6	1.83	0.42
25:DA:442:G:N2	29:DF:48:THR:O	2.52	0.42
25:DA:448:U:O4	25:DA:583:G:H1'	2.19	0.42
25:DA:539:G:H2'	25:DA:540:C:H6	1.81	0.42
25:DA:652(B):A:C2	25:DA:655:A:H1'	2.55	0.42
25:DA:784:A:P	61:DA:4065:HOH:O	2.78	0.42
25:DA:1140:C:H5'	33:DN:24:GLY:HA3	2.01	0.42
25:DA:1214:A:H61	25:DA:1235:G:H1'	1.85	0.42
25:DA:1299:G:C5	25:DA:1639:U:C5	3.07	0.42
25:DA:2203:U:O2'	25:DA:2205:C:H5'	2.20	0.42
25:DA:2265:U:C4	25:DA:2266:A:C5	3.08	0.42
25:DA:2291:U:H5''	25:DA:2380:C:H1'	2.01	0.42

Continued on next page...

Continued from previous page...

Atom-1	Atom-2	Interatomic distance (Å)	Clash overlap (Å)
25:DA:2519:U:C6	25:DA:2542:A:N6	2.88	0.42
25:DA:2788:C:H2'	25:DA:2789:C:C6	2.55	0.42
27:DD:264:LYS:HD3	27:DD:266:SER:OG	2.20	0.42
28:DE:2:LYS:NZ	28:DE:95:ILE:O	2.44	0.42
29:DF:29:ASN:O	29:DF:33:LEU:HD22	2.19	0.42
30:DG:128:ARG:HE	30:DG:128:ARG:HB2	1.51	0.42
42:DW:14:PRO:HG2	42:DW:78:GLU:CG	2.45	0.42
46:D0:31:VAL:HG11	46:D0:37:LEU:HD21	2.01	0.42
1:AA:1034:G:H3'	1:AA:1035:A:H8	1.85	0.42
1:AA:1356:G:O2'	1:AA:1357:A:H5'	2.20	0.42
1:AA:1426:C:H2'	1:AA:1427:U:C6	2.55	0.42
2:AB:93:VAL:HG21	2:AB:97:TRP:CD1	2.54	0.42
4:AD:155:LEU:HB3	4:AD:158:ILE:CD1	2.42	0.42
8:AH:40:ALA:CA	8:AH:45:ILE:HG13	2.49	0.42
10:AJ:50:ILE:HD11	10:AJ:57:LYS:HE3	2.02	0.42
15:AO:57:LEU:HD23	15:AO:57:LEU:HA	1.92	0.42
23:AX:8:U:H6	23:AX:8:U:O5'	2.03	0.42
25:BA:324:A:H2'	25:BA:358:C:H1'	2.01	0.42
25:BA:943:C:O5'	25:BA:943:C:H6	2.03	0.42
25:BA:1098:C:O5'	25:BA:1098:C:H6	2.03	0.42
25:BA:1506:G:H3'	25:BA:1507:A:H5''	2.02	0.42
25:BA:1541:A:C6	25:BA:1542:A:C6	3.08	0.42
25:BA:1737:A:H3'	25:BA:1738:C:H6	1.84	0.42
25:BA:2904:U:H2'	25:BA:2905:C:O4'	2.20	0.42
26:BB:33:G:N2	26:BB:50:G:C4	2.88	0.42
26:BB:82:G:C2'	26:BB:83:G:H5'	2.49	0.42
27:BD:223:GLY:HA3	27:BD:231:HIS:CE1	2.55	0.42
31:BH:56:SER:OG	31:BH:58:GLU:HG2	2.20	0.42
31:BH:125:VAL:HG12	31:BH:127:GLU:O	2.20	0.42
32:BI:87:LYS:HB2	32:BI:87:LYS:HE3	1.77	0.42
36:BQ:58:PHE:HB3	36:BQ:61:GLY:O	2.20	0.42
38:BS:10:ARG:HH21	38:BS:91:PRO:HB2	1.84	0.42
45:BZ:45:ASP:OD2	45:BZ:49:ARG:NH1	2.52	0.42
1:CA:147:G:N2	1:CA:148:G:C4	2.88	0.42
1:CA:407:G:O2'	4:CD:116:GLN:HG3	2.20	0.42
1:CA:453:A:C5	1:CA:454:C:C4	3.08	0.42
1:CA:622:A:H3'	1:CA:623:C:C6	2.54	0.42
1:CA:991:U:O4	1:CA:1212:U:H1'	2.20	0.42
1:CA:1053:G:N7	1:CA:1200:C:H5''	2.34	0.42
1:CA:1244:C:H42	1:CA:1293:G:H1	1.67	0.42
3:CC:23:TYR:HA	10:CJ:11:PHE:CD2	2.55	0.42

Continued on next page...

Continued from previous page...

Atom-1	Atom-2	Interatomic distance (Å)	Clash overlap (Å)
8:CH:124:ALA:O	8:CH:128:GLY:N	2.52	0.42
20:CT:63:ILE:HD13	20:CT:80:ARG:HB3	2.01	0.42
25:DA:29:U:H4'	40:DU:11:ARG:HH22	1.84	0.42
25:DA:307:G:H21	25:DA:330:A:H62	1.68	0.42
25:DA:344:G:N2	25:DA:345:A:N6	2.68	0.42
25:DA:506:G:O3'	25:DA:507:A:H8	2.03	0.42
25:DA:852:G:H2'	25:DA:853:G:H8	1.83	0.42
25:DA:1020:A:N1	25:DA:1141:U:O2'	2.35	0.42
25:DA:1394:U:C4	25:DA:1395:A:C5	3.07	0.42
25:DA:1593:G:C4	25:DA:1594:G:C8	3.07	0.42
25:DA:1857:G:C6	25:DA:1858:G:C6	3.08	0.42
25:DA:1885:A:H2'	25:DA:1886:C:O4'	2.20	0.42
25:DA:2097:C:H2'	25:DA:2098:U:C6	2.55	0.42
25:DA:2259:G:C2	25:DA:2282:G:C6	3.08	0.42
25:DA:2526:G:H5'	25:DA:2742:C:O2'	2.18	0.42
25:DA:2768:C:H2'	25:DA:2769:C:O4'	2.19	0.42
25:DA:2847:U:OP1	39:DT:98:LYS:NZ	2.40	0.42
26:DB:46:A:C5	26:DB:47:C:C4	3.08	0.42
30:DG:114:ILE:HG23	30:DG:136:ARG:NH2	2.35	0.42
31:DH:12:PRO:O	31:DH:15:VAL:HG13	2.20	0.42
31:DH:123:PHE:CZ	31:DH:148:ILE:HD11	2.54	0.42
32:DI:83:ALA:HB1	32:DI:87:LYS:O	2.19	0.42
39:DT:90:GLN:HG3	39:DT:91:ARG:N	2.35	0.42
40:DU:59:ARG:HH11	40:DU:59:ARG:HB3	1.85	0.42
42:DW:50:VAL:HG21	42:DW:103:ILE:HB	2.01	0.42
43:DX:57:LEU:HD13	43:DX:78:LYS:HG3	2.02	0.42
45:DZ:67:LEU:HA	45:DZ:68:PRO:HD3	1.66	0.42
1:AA:105:G:H2'	1:AA:106:C:C6	2.55	0.42
1:AA:438:G:O2'	1:AA:493:G:C2	2.73	0.42
1:AA:1002:G:C6	1:AA:1003:G:C2	3.08	0.42
1:AA:1516:G:H2'	1:AA:1518:A:OP2	2.19	0.42
4:AD:91:SER:O	4:AD:94:LEU:HB2	2.20	0.42
10:AJ:19:SER:OG	10:AJ:91:PRO:HD2	2.19	0.42
12:AL:124:LYS:HA	12:AL:125:PRO:HD3	1.82	0.42
25:BA:918:U:OP1	36:BQ:5:ARG:HD3	2.20	0.42
25:BA:927:G:H1	25:BA:944:C:N4	2.16	0.42
25:BA:932:C:H3'	25:BA:933:C:C5'	2.46	0.42
26:BB:103:G:O2'	45:BZ:73:GLN:NE2	2.52	0.42
31:BH:121:ILE:HD13	31:BH:121:ILE:HA	1.93	0.42
47:B1:60:PHE:HE2	47:B1:95:LEU:HD11	1.85	0.42
50:B4:63:TYR:HD1	50:B4:63:TYR:H	1.67	0.42

Continued on next page...

Continued from previous page...

Atom-1	Atom-2	Interatomic distance (Å)	Clash overlap (Å)
1:CA:834:C:H2'	1:CA:835:U:C6	2.55	0.42
1:CA:874:G:O2'	1:CA:875:C:H5'	2.20	0.42
1:CA:979:C:C2'	1:CA:980:C:H5'	2.50	0.42
1:CA:1066:C:H2'	1:CA:1067:A:C8	2.55	0.42
1:CA:1128:C:H1'	1:CA:1147:C:N4	2.34	0.42
2:CB:114:ARG:NH1	2:CB:118:LEU:HD21	2.35	0.42
7:CG:85:TYR:HB3	7:CG:151:TYR:CE2	2.54	0.42
19:CS:58:VAL:HA	19:CS:59:PRO:HD2	1.82	0.42
23:CX:19:G:C4	23:CX:57:A:C2	3.08	0.42
25:DA:153:C:H2'	25:DA:154:G:O4'	2.19	0.42
25:DA:226:G:H21	25:DA:228:A:N6	2.13	0.42
25:DA:521:G:O2'	25:DA:522:G:H5'	2.20	0.42
25:DA:600:G:N2	25:DA:605:C:O3'	2.52	0.42
25:DA:628:G:H2'	25:DA:629:G:C8	2.55	0.42
25:DA:776:G:H4'	25:DA:777:A:O5'	2.20	0.42
25:DA:1638:C:H4'	25:DA:2710:C:O2	2.19	0.42
25:DA:1698:A:C8	25:DA:1700:A:H5''	2.55	0.42
25:DA:2280:G:O2'	25:DA:2388:A:N1	2.46	0.42
25:DA:2391:G:O6	25:DA:2425:A:H8	2.02	0.42
25:DA:2500:U:H2'	25:DA:2504:U:C5	2.55	0.42
25:DA:2836:U:C4	25:DA:2883:A:N6	2.88	0.42
26:DB:15:A:OP2	26:DB:69:G:N2	2.52	0.42
28:DE:14:ILE:HG13	28:DE:21:VAL:HG13	2.01	0.42
36:DQ:75:THR:HA	36:DQ:89:ASN:O	2.19	0.42
39:DT:61:PHE:CZ	39:DT:76:PHE:HB2	2.55	0.42
47:D1:4:VAL:HG11	47:D1:11:ARG:NH1	2.34	0.42
1:AA:110:C:H2'	1:AA:111:G:O4'	2.20	0.42
1:AA:670:G:C2	1:AA:671:G:C4	3.07	0.42
1:AA:677:U:H3	1:AA:713:G:H22	1.68	0.42
1:AA:1117:G:H5''	9:AI:104:ARG:NH2	2.35	0.42
1:AA:1292:U:O2'	1:AA:1293:G:H5'	2.20	0.42
3:AC:112:SER:HB3	3:AC:115:LEU:HD22	2.01	0.42
4:AD:178:VAL:C	4:AD:180:GLY:H	2.24	0.42
7:AG:38:LEU:O	7:AG:42:ILE:HG13	2.19	0.42
25:BA:26:G:C6	25:BA:27:G:N1	2.88	0.42
25:BA:552:C:C5	25:BA:2792:U:H2'	2.55	0.42
25:BA:815:G:C6	25:BA:816:G:C5	3.08	0.42
25:BA:1306:G:C6	25:BA:1307:C:C4	3.08	0.42
25:BA:2647:C:H2'	25:BA:2648:U:O4'	2.20	0.42
25:BA:2804:C:O2	25:BA:2816:G:N1	2.46	0.42
28:BE:167:VAL:CG1	28:BE:189:PRO:HD3	2.50	0.42

Continued on next page...

Continued from previous page...

Atom-1	Atom-2	Interatomic distance (Å)	Clash overlap (Å)
30:BG:43:LEU:HD12	30:BG:43:LEU:HA	1.89	0.42
32:BI:133:HIS:ND1	32:BI:134:PRO:O	2.52	0.42
45:BZ:126:VAL:HG13	45:BZ:161:VAL:HG23	2.02	0.42
1:CA:283:C:H2'	1:CA:284:G:O4'	2.20	0.42
1:CA:402:G:C2'	1:CA:403:C:H5'	2.49	0.42
1:CA:434:U:H2'	1:CA:435:C:C6	2.55	0.42
1:CA:502:G:P	12:CL:116:SER:HA	2.60	0.42
1:CA:562:C:H1'	12:CL:15:ARG:HB3	2.02	0.42
1:CA:948:C:OP2	13:CM:108:ARG:HB2	2.20	0.42
1:CA:976:G:P	14:CN:32:SER:H	2.42	0.42
1:CA:1423:G:P	34:DO:49:ARG:HH12	2.43	0.42
2:CB:35:GLU:HA	2:CB:39:ILE:O	2.20	0.42
3:CC:6:HIS:HA	3:CC:7:PRO:HD3	1.86	0.42
4:CD:169:LYS:NZ	4:CD:169:LYS:HB3	2.35	0.42
6:CF:5:GLU:HG3	6:CF:93:SER:OG	2.20	0.42
15:CO:67:LEU:HD23	15:CO:67:LEU:HA	1.75	0.42
16:CP:5:ARG:CZ	16:CP:22:THR:HG21	2.50	0.42
25:DA:642:G:N2	25:DA:645:C:OP1	2.52	0.42
25:DA:735:A:C6	25:DA:736:C:C2	3.08	0.42
25:DA:1190:G:H5''	35:DP:32:THR:HA	2.01	0.42
25:DA:1447:G:N2	25:DA:1464:C:O2	2.30	0.42
25:DA:1639:U:C2'	25:DA:1640:C:H5''	2.50	0.42
25:DA:2283:C:C2	25:DA:2389:G:C2	3.08	0.42
25:DA:2615:U:OP1	61:DA:3945:HOH:O	2.20	0.42
25:DA:2761:G:H2'	25:DA:2761:G:N3	2.34	0.42
26:DB:75:G:N3	45:DZ:85:HIS:CE1	2.88	0.42
30:DG:114:ILE:HB	30:DG:117:PHE:HB2	2.01	0.42
31:DH:29:PRO:HG2	31:DH:80:SER:HA	2.02	0.42
1:AA:25:C:H2'	1:AA:26:A:C8	2.56	0.41
1:AA:41:G:C6	1:AA:402:G:C6	3.08	0.41
1:AA:393:A:OP2	16:AP:12:LYS:HD2	2.20	0.41
1:AA:428:G:O4'	1:AA:430:A:C8	2.74	0.41
1:AA:640:A:C2'	1:AA:641:U:H5'	2.49	0.41
1:AA:814:A:H2'	1:AA:816:A:H5''	2.02	0.41
1:AA:895:G:H2'	1:AA:896:C:C6	2.55	0.41
1:AA:935:A:C2	1:AA:936:C:C2	3.08	0.41
1:AA:1277:C:O2'	1:AA:1279:A:H1'	2.19	0.41
3:AC:114:PRO:O	3:AC:118:GLN:NE2	2.53	0.41
14:AN:37:PHE:HB3	14:AN:39:LEU:HD12	2.02	0.41
15:AO:74:ASP:OD2	15:AO:77:ARG:HG3	2.20	0.41
20:AT:53:LEU:HD13	20:AT:100:ILE:O	2.20	0.41

Continued on next page...

Continued from previous page...

Atom-1	Atom-2	Interatomic distance (Å)	Clash overlap (Å)
25:BA:234:G:H2'	25:BA:235:C:H6	1.84	0.41
25:BA:316:C:C2	25:BA:373:G:C2	3.07	0.41
25:BA:491:G:H2'	25:BA:492:A:C8	2.55	0.41
25:BA:504:A:C6	25:BA:506:A:C6	3.08	0.41
25:BA:714:U:O2	54:B8:2:PRO:HD2	2.20	0.41
25:BA:1066:A:H4'	25:BA:1067:A:O5'	2.20	0.41
25:BA:1513:G:O2'	25:BA:1593:C:O2'	2.27	0.41
25:BA:2235:G:OP1	27:BD:172:TYR:OH	2.36	0.41
25:BA:2860:A:C2	25:BA:2861:A:C4	3.08	0.41
27:BD:218:ARG:HB3	27:BD:219:PRO:HD2	2.02	0.41
49:B3:44:ARG:O	49:B3:48:GLU:HG3	2.20	0.41
55:B9:28:GLU:O	55:B9:30:PRO:HD3	2.18	0.41
1:CA:66:G:C2	1:CA:67:C:C6	3.08	0.41
1:CA:310:G:C5'	16:CP:31:LYS:HB2	2.50	0.41
1:CA:872:A:C2	1:CA:874:G:C6	3.08	0.41
1:CA:1286:A:H2'	1:CA:1287:A:H4'	2.01	0.41
1:CA:1330:U:O3'	13:CM:23:TYR:HE1	2.03	0.41
2:CB:134:GLU:O	2:CB:138:LEU:HG	2.20	0.41
3:CC:8:ILE:HG22	14:CN:49:HIS:O	2.20	0.41
5:CE:31:LEU:HD23	5:CE:31:LEU:HA	1.73	0.41
5:CE:93:PRO:HG2	8:CH:105:ARG:NE	2.34	0.41
6:CF:62:TRP:C	6:CF:63:TYR:HD1	2.23	0.41
11:CK:33:THR:HA	11:CK:39:PRO:HA	2.02	0.41
12:CL:123:LYS:H	12:CL:123:LYS:HG2	1.52	0.41
25:DA:118:A:H1'	25:DA:178:G:O4'	2.19	0.41
25:DA:271(H):G:H2'	25:DA:271(I):G:C8	2.53	0.41
25:DA:328:U:H4'	44:DY:68:HIS:CD2	2.55	0.41
25:DA:665:C:H2'	25:DA:666:G:H8	1.84	0.41
25:DA:704:G:N3	25:DA:726:G:C2	2.87	0.41
25:DA:724:U:H2'	25:DA:725:G:O4'	2.20	0.41
25:DA:875:G:N2	25:DA:903:C:C2	2.88	0.41
25:DA:942:G:OP2	35:DP:39:LYS:NZ	2.49	0.41
25:DA:966:G:H2'	25:DA:967:C:H6	1.85	0.41
25:DA:1188:U:C4'	41:DV:79:VAL:HG22	2.50	0.41
25:DA:1266:G:C8	42:DW:15:ARG:NH2	2.87	0.41
25:DA:1298:C:H5''	25:DA:1299:G:OP2	2.20	0.41
25:DA:1434:A:H2'	25:DA:1435:G:O4'	2.20	0.41
25:DA:1708:C:O2'	25:DA:1709:U:H5'	2.20	0.41
25:DA:2292:C:H4'	25:DA:2375:G:H4'	2.01	0.41
25:DA:2335:A:C8	25:DA:2337:G:N7	2.88	0.41
25:DA:2671:A:H2'	25:DA:2672:G:O4'	2.20	0.41

Continued on next page...

Continued from previous page...

Atom-1	Atom-2	Interatomic distance (Å)	Clash overlap (Å)
25:DA:2685:G:H5'	34:DO:68:GLU:OE1	2.19	0.41
25:DA:2850:A:H5'	25:DA:2868:A:C2	2.55	0.41
26:DB:33:G:N3	26:DB:50:G:C2	2.88	0.41
31:DH:169:VAL:HG12	31:DH:171:LEU:CD2	2.50	0.41
32:DI:45:LYS:O	32:DI:49:ALA:N	2.50	0.41
33:DN:38:HIS:O	40:DU:67:ALA:HB1	2.20	0.41
36:DQ:59:ARG:O	36:DQ:61:GLY:N	2.39	0.41
42:DW:82:LEU:HD22	42:DW:84:ARG:HH22	1.84	0.41
43:DX:5:TYR:CE1	48:D2:30:ARG:HB2	2.55	0.41
46:D0:24:LYS:O	46:D0:25:ARG:HD3	2.20	0.41
1:AA:677:U:H6	1:AA:677:U:O5'	2.03	0.41
1:AA:1125:U:N3	1:AA:1127:G:C6	2.89	0.41
1:AA:1131:G:H8	1:AA:1131:G:O5'	2.03	0.41
2:AB:187:LEU:HD23	2:AB:201:ILE:HB	2.02	0.41
4:AD:99:SER:O	4:AD:140:VAL:HG23	2.20	0.41
4:AD:110:PHE:N	4:AD:110:PHE:CD1	2.88	0.41
6:AF:12:PRO:HG3	6:AF:57:GLN:O	2.20	0.41
20:AT:43:LEU:HD12	20:AT:55:ILE:HG13	2.01	0.41
25:BA:875:U:C5	25:BA:2259:A:H4'	2.55	0.41
25:BA:1159:U:H2'	25:BA:1160:G:C8	2.55	0.41
25:BA:1577:C:O2'	25:BA:1578:C:P	2.76	0.41
27:BD:72:LYS:HD3	27:BD:97:TYR:CE2	2.55	0.41
28:BE:52:LEU:HD12	28:BE:77:ILE:HD13	2.01	0.41
29:BF:11:VAL:HB	29:BF:18:ARG:HB3	2.01	0.41
32:BI:104:GLN:HG3	32:BI:105:HIS:CD2	2.55	0.41
36:BQ:52:VAL:HA	36:BQ:55:VAL:HG13	2.02	0.41
45:BZ:125:LEU:HG	45:BZ:164:ALA:HB3	2.01	0.41
49:B3:3:ARG:HD3	49:B3:60:GLU:OE2	2.20	0.41
54:B8:54:GLU:O	54:B8:58:ILE:HG13	2.20	0.41
1:CA:194:C:H5''	1:CA:195:A:OP2	2.20	0.41
1:CA:348:G:C2	1:CA:349:A:C5	3.08	0.41
1:CA:454:C:N4	1:CA:479:C:N3	2.68	0.41
1:CA:857:C:H2'	1:CA:858:G:O4'	2.20	0.41
1:CA:872:A:C4	1:CA:874:G:N7	2.88	0.41
1:CA:983:A:H3'	1:CA:983:A:N3	2.36	0.41
1:CA:991:U:H3'	1:CA:1212:U:C4	2.55	0.41
1:CA:999:C:H3'	1:CA:1000:U:C5	2.55	0.41
1:CA:1005:A:H8	1:CA:1005:A:O5'	2.03	0.41
1:CA:1051:C:H2'	1:CA:1052:U:C6	2.54	0.41
1:CA:1054:C:H6	1:CA:1054:C:H2'	1.49	0.41
1:CA:1063:C:H3'	1:CA:1064:G:H2'	2.02	0.41

Continued on next page...

Continued from previous page...

Atom-1	Atom-2	Interatomic distance (Å)	Clash overlap (Å)
1:CA:1118:C:C2	1:CA:1119:C:C5	3.09	0.41
1:CA:1228:C:OP2	13:CM:111:LYS:HD3	2.20	0.41
1:CA:1252:A:H61	1:CA:1285:A:H61	1.67	0.41
2:CB:229:VAL:HG12	2:CB:230:VAL:N	2.35	0.41
5:CE:28:PHE:O	5:CE:47:LYS:HA	2.20	0.41
8:CH:82:HIS:HB3	8:CH:138:TRP:NE1	2.35	0.41
15:CO:54:ARG:HH11	15:CO:58:MET:CE	2.33	0.41
25:DA:322:A:P	29:DF:169:ASN:HB2	2.60	0.41
25:DA:328:U:H4'	44:DY:68:HIS:CG	2.55	0.41
25:DA:556:G:C6	25:DA:557:U:C4	3.08	0.41
25:DA:576:U:H2'	25:DA:577:G:C8	2.54	0.41
25:DA:864:G:C6	25:DA:865:C:N4	2.88	0.41
25:DA:1163:G:C2	25:DA:1164:G:C8	3.08	0.41
25:DA:1774:C:H5''	25:DA:1775:U:OP2	2.20	0.41
25:DA:1815:A:C6	25:DA:1817:G:C6	3.08	0.41
25:DA:2271:G:OP1	46:D0:18:ALA:HB1	2.20	0.41
25:DA:2801(A):A:N3	25:DA:2895:U:H1'	2.35	0.41
30:DG:181:ARG:CZ	30:DG:181:ARG:HB3	2.49	0.41
32:DI:62:LYS:HG2	32:DI:133:HIS:CE1	2.54	0.41
41:DV:58:VAL:HG21	41:DV:100:ARG:NH1	2.35	0.41
47:D1:95:LEU:O	47:D1:98:LEU:HB2	2.20	0.41
1:AA:142:G:H2'	1:AA:143:A:H8	1.85	0.41
1:AA:481:G:H1'	1:AA:483:C:N4	2.36	0.41
1:AA:840:C:H4'	1:AA:841:U:OP1	2.20	0.41
1:AA:1071:C:H5''	5:AE:49:PRO:HG2	2.02	0.41
1:AA:1148:U:H2'	1:AA:1149:C:O4'	2.21	0.41
1:AA:1279:A:O2'	1:AA:1281:U:OP2	2.35	0.41
2:AB:24:TRP:H	2:AB:24:TRP:HD1	1.68	0.41
2:AB:211:ILE:H	2:AB:211:ILE:HG13	1.68	0.41
3:AC:11:ARG:HD3	3:AC:15:THR:CB	2.51	0.41
3:AC:32:LEU:HD13	3:AC:59:ARG:NH1	2.35	0.41
3:AC:52:LEU:HA	3:AC:70:VAL:HG22	2.01	0.41
4:AD:13:ARG:NH2	4:AD:40:PRO:HA	2.35	0.41
4:AD:13:ARG:HB2	4:AD:40:PRO:HD3	2.02	0.41
8:AH:58:TYR:O	8:AH:59:LEU:HD23	2.20	0.41
25:BA:266:C:H2'	25:BA:267:C:O4'	2.21	0.41
25:BA:922:G:H1	25:BA:948:C:N4	2.18	0.41
25:BA:1096:A:H2'	25:BA:1096:A:N3	2.35	0.41
25:BA:1470:G:H2'	25:BA:1471:G:O4'	2.20	0.41
25:BA:1836:U:O2	27:BD:50:THR:HB	2.20	0.41
25:BA:2045:G:H5'	25:BA:2629:C:H4'	2.03	0.41

Continued on next page...

Continued from previous page...

Atom-1	Atom-2	Interatomic distance (Å)	Clash overlap (Å)
25:BA:2589:A:O4'	51:B5:3:LYS:HB2	2.20	0.41
25:BA:2711:C:H2'	25:BA:2712:C:O4'	2.20	0.41
25:BA:2901:A:N6	25:BA:2902:G:N1	2.67	0.41
25:BA:2902:G:H4'	25:BA:2903:G:O5'	2.21	0.41
27:BD:68:LYS:HD2	27:BD:70:TRP:CH2	2.55	0.41
30:BG:9:ARG:O	30:BG:13:GLU:HG2	2.20	0.41
31:BH:6:ARG:HE	31:BH:6:ARG:HB3	1.57	0.41
42:BW:38:TYR:CE1	51:B5:41:PRO:HD3	2.56	0.41
46:B0:12:ASN:O	46:B0:14:ARG:N	2.52	0.41
50:B4:59:PHE:C	50:B4:61:ARG:H	2.16	0.41
50:B4:62:ARG:HB2	50:B4:63:TYR:HD1	1.82	0.41
1:CA:340:U:H2'	1:CA:341:C:C6	2.55	0.41
1:CA:489:C:H2'	1:CA:490:G:H8	1.85	0.41
1:CA:503:C:H2'	1:CA:504:C:H6	1.85	0.41
1:CA:1188:A:H2'	1:CA:1189:C:O4'	2.21	0.41
1:CA:1311:G:H1	1:CA:1326:C:N4	2.18	0.41
2:CB:215:LEU:HD23	2:CB:215:LEU:HA	1.67	0.41
4:CD:63:LYS:HG3	4:CD:198:VAL:CG2	2.50	0.41
7:CG:47:CYS:O	7:CG:50:ILE:HG12	2.20	0.41
7:CG:78:ARG:HG2	7:CG:79:ARG:HB2	2.03	0.41
8:CH:104:ARG:HG3	8:CH:138:TRP:CD2	2.55	0.41
10:CJ:8:LEU:HD23	10:CJ:96:ILE:HG23	2.03	0.41
10:CJ:49:VAL:HG23	14:CN:41:ARG:HD2	2.01	0.41
12:CL:119:LYS:O	12:CL:120:TYR:HB2	2.20	0.41
25:DA:662:G:H2'	25:DA:663:G:H8	1.85	0.41
25:DA:686:G:N2	25:DA:788:A:H61	2.18	0.41
25:DA:799:G:H3'	25:DA:800:A:H2'	2.03	0.41
25:DA:950:G:C6	25:DA:951:C:C4	3.08	0.41
25:DA:2055:C:H5'	25:DA:2056:G:O5'	2.20	0.41
25:DA:2274:A:C5	25:DA:2276:G:C8	3.08	0.41
25:DA:2285:C:C2	25:DA:2384:G:N2	2.88	0.41
25:DA:2744:G:C2	25:DA:2761:G:C4	3.08	0.41
26:DB:21:G:H2'	26:DB:22:U:O4'	2.20	0.41
26:DB:33:G:H1'	26:DB:50:G:H22	1.85	0.41
30:DG:31:VAL:HA	30:DG:32:PRO:HD2	1.87	0.41
37:DR:100:LEU:HD12	37:DR:100:LEU:HA	1.90	0.41
45:DZ:146:ILE:H	45:DZ:146:ILE:HG13	1.58	0.41
47:D1:83:GLU:HA	47:D1:84:GLY:HA2	1.58	0.41
1:AA:109:A:H2'	1:AA:326:G:H21	1.86	0.41
1:AA:113:G:H2'	1:AA:114:U:H6	1.84	0.41
1:AA:119:A:C5	1:AA:240:C:C4	3.08	0.41

Continued on next page...

Continued from previous page...

Atom-1	Atom-2	Interatomic distance (Å)	Clash overlap (Å)
1:AA:347:G:H21	1:AA:348:G:H3'	1.85	0.41
1:AA:376:G:H2'	1:AA:377:G:C8	2.56	0.41
1:AA:401:C:H2'	1:AA:402:G:H8	1.86	0.41
1:AA:1491:G:H5''	1:AA:1492:A:OP2	2.20	0.41
1:AA:1513:A:H2'	1:AA:1514:C:C6	2.55	0.41
5:AE:57:LYS:HD3	5:AE:61:TYR:CE2	2.55	0.41
7:AG:69:VAL:O	7:AG:69:VAL:HG12	2.19	0.41
7:AG:104:LEU:HD13	7:AG:104:LEU:HA	1.84	0.41
8:AH:75:ARG:HA	8:AH:76:PRO:HD2	1.84	0.41
23:AX:50:U:H2'	23:AX:51:C:C6	2.55	0.41
23:AX:61:C:H2'	23:AX:62:C:C6	2.54	0.41
25:BA:210:A:N1	25:BA:254:A:O2'	2.48	0.41
25:BA:213:G:H2'	25:BA:214:A:O4'	2.20	0.41
25:BA:289:G:H2'	25:BA:290:G:H8	1.83	0.41
25:BA:553:A:C2	25:BA:2065:C:H4'	2.55	0.41
25:BA:873:U:H2'	25:BA:875:U:O4'	2.20	0.41
25:BA:1314:A:C2	25:BA:2035:A:C4	3.08	0.41
25:BA:1343:C:OP1	25:BA:2722:C:H4'	2.20	0.41
25:BA:1882:U:C4	25:BA:1883:C:C4	3.09	0.41
26:BB:85:G:H5''	26:BB:85:G:H8	1.85	0.41
27:BD:71:ASP:HB3	27:BD:103:ARG:NH2	2.21	0.41
27:BD:253:GLN:HE21	27:BD:253:GLN:HB3	1.56	0.41
28:BE:4:ILE:HG12	28:BE:5:LEU:N	2.35	0.41
30:BG:126:ASP:HB3	30:BG:130:ASN:H	1.85	0.41
37:BR:55:ALA:HB2	37:BR:79:LEU:HD13	2.02	0.41
37:BR:100:LEU:HD12	37:BR:100:LEU:HA	1.93	0.41
50:B4:49:PHE:HB3	50:B4:50:VAL:H	1.37	0.41
50:B4:61:ARG:O	50:B4:62:ARG:C	2.58	0.41
1:CA:147:G:O2'	1:CA:148:G:P	2.79	0.41
1:CA:780:A:N3	1:CA:803:G:N1	2.67	0.41
1:CA:983:A:H2	1:CA:984:C:C6	2.38	0.41
1:CA:1157:A:N6	1:CA:1180:A:N3	2.67	0.41
2:CB:80:ILE:HD13	2:CB:80:ILE:O	2.20	0.41
5:CE:67:VAL:HG13	5:CE:69:VAL:HG12	2.03	0.41
8:CH:73:ASP:OD1	8:CH:75:ARG:HD3	2.20	0.41
9:CI:89:ASN:O	9:CI:92:TYR:HB2	2.19	0.41
9:CI:95:LYS:HA	9:CI:99:LEU:HD13	2.02	0.41
24:CW:3:004:HA	24:CW:4:PRO:HD3	1.73	0.41
24:CW:8:2R3:H67	24:CW:8:2R3:H69	1.81	0.41
25:DA:207:A:H2'	25:DA:208:C:O4'	2.21	0.41
25:DA:460:A:C2	25:DA:470:A:C4	3.09	0.41

Continued on next page...

Continued from previous page...

Atom-1	Atom-2	Interatomic distance (Å)	Clash overlap (Å)
25:DA:569:U:C4	25:DA:570:G:C6	3.08	0.41
25:DA:1371:G:HO2'	25:DA:1372:U:H5	1.63	0.41
25:DA:1478:G:C2	25:DA:1479:G:C8	3.09	0.41
25:DA:1587:A:H2'	25:DA:1588:C:C6	2.55	0.41
25:DA:1664:A:OP1	61:DA:4387:HOH:O	2.21	0.41
25:DA:1721:G:H5'	25:DA:1722:A:OP2	2.20	0.41
25:DA:1959:G:C6	25:DA:1960:A:C5	3.08	0.41
25:DA:2850:A:H5'	25:DA:2868:A:H2	1.85	0.41
29:DF:117:ARG:NH2	29:DF:187:VAL:HA	2.35	0.41
31:DH:87:LEU:HD23	31:DH:164:TYR:HA	2.02	0.41
34:DO:104:ARG:NH2	34:DO:121:VAL:O	2.54	0.41
39:DT:64:ARG:HB2	39:DT:73:GLU:HG2	2.02	0.41
40:DU:17:ILE:HD12	40:DU:17:ILE:HG23	1.73	0.41
45:DZ:75:ASN:O	45:DZ:84:GLU:N	2.35	0.41
46:D0:19:LYS:HE2	46:D0:19:LYS:HB2	1.46	0.41
48:D2:44:LEU:HD23	48:D2:47:ASN:HA	2.02	0.41
1:AA:112:G:H21	1:AA:354:G:C4'	2.34	0.41
1:AA:254:G:OP1	17:AQ:67:LYS:O	2.38	0.41
1:AA:310:G:H5''	16:AP:31:LYS:HB2	2.03	0.41
1:AA:946:A:C6	1:AA:947:G:C6	3.09	0.41
1:AA:955:U:H2'	1:AA:956:U:O4'	2.20	0.41
1:AA:1153:C:H2'	1:AA:1154:G:H5''	2.03	0.41
2:AB:30:ARG:HG3	2:AB:31:TYR:CD1	2.55	0.41
4:AD:141:ARG:HG3	4:AD:144:ASP:OD2	2.20	0.41
6:AF:91:VAL:HG12	6:AF:92:LYS:O	2.20	0.41
10:AJ:57:LYS:HD2	10:AJ:60:ARG:NH2	2.36	0.41
23:AX:8:U:O2	23:AX:21:A:H2	2.03	0.41
25:BA:501:U:C4	25:BA:507:G:O6	2.74	0.41
25:BA:672:G:O2'	25:BA:2363:G:H4'	2.21	0.41
25:BA:865:G:H4'	25:BA:885:C:O3'	2.20	0.41
25:BA:922:G:H2'	25:BA:923:C:O4'	2.20	0.41
25:BA:1298:G:C2	25:BA:1299:A:C2	3.08	0.41
25:BA:1933:U:H2'	25:BA:1940:A:N1	2.35	0.41
25:BA:2814:C:H2'	25:BA:2815:C:O4'	2.20	0.41
25:BA:2906:U:O2	25:BA:2906:U:H2'	2.21	0.41
27:BD:72:LYS:HB3	27:BD:72:LYS:HE3	1.85	0.41
28:BE:111:ARG:HA	37:BR:1:MET:SD	2.61	0.41
34:BO:98:VAL:HG11	34:BO:114:ILE:HG23	2.03	0.41
36:BQ:18:LYS:HB2	36:BQ:18:LYS:HE3	1.67	0.41
38:BS:19:LYS:HG2	38:BS:19:LYS:H	1.76	0.41
1:CA:402:G:H2'	1:CA:403:C:H5'	2.01	0.41

Continued on next page...

Continued from previous page...

Atom-1	Atom-2	Interatomic distance (Å)	Clash overlap (Å)
1:CA:406:G:N2	4:CD:119:GLN:HE22	2.18	0.41
1:CA:544:G:C2	1:CA:545:C:C2	3.08	0.41
1:CA:1133:G:N2	1:CA:1141:C:N3	2.69	0.41
1:CA:1155:G:C6	1:CA:1156:G:C2	3.09	0.41
1:CA:1240:U:OP2	7:CG:115:ARG:HA	2.20	0.41
1:CA:1392:G:N2	1:CA:1502:A:H8	2.19	0.41
2:CB:30:ARG:HG3	2:CB:31:TYR:CD1	2.55	0.41
4:CD:173:TRP:CE2	4:CD:189:PRO:HG3	2.56	0.41
7:CG:12:LEU:O	7:CG:21:VAL:HG12	2.21	0.41
8:CH:97:VAL:HA	8:CH:100:ILE:HD11	2.01	0.41
12:CL:28:LYS:N	12:CL:29:GLY:HA2	2.35	0.41
12:CL:42:THR:HA	12:CL:53:ARG:O	2.21	0.41
20:CT:89:ARG:O	20:CT:93:GLU:HB2	2.19	0.41
25:DA:398:G:H2'	25:DA:399:G:O4'	2.20	0.41
25:DA:527:C:H4'	25:DA:528:A:O5'	2.20	0.41
25:DA:575:A:OP2	25:DA:2055:C:N4	2.36	0.41
25:DA:678:C:H2'	25:DA:679:C:C6	2.55	0.41
25:DA:1009:A:O4'	40:DU:59:ARG:HG2	2.20	0.41
25:DA:1344:G:O2'	25:DA:1385:G:H2'	2.20	0.41
25:DA:1380:G:N3	25:DA:1380:G:H2'	2.36	0.41
25:DA:1814:G:H4'	27:DD:51:VAL:HG21	2.02	0.41
25:DA:2558:C:H2'	25:DA:2559:C:O4'	2.20	0.41
25:DA:2756:U:H5''	55:D9:19:ARG:HB3	2.02	0.41
25:DA:2807:G:C2	25:DA:2893:G:O6	2.73	0.41
27:DD:68:LYS:O	27:DD:69:ARG:HB2	2.20	0.41
30:DG:176:LEU:HD23	30:DG:176:LEU:HA	1.77	0.41
34:DO:98:VAL:HG22	34:DO:118:ALA:HA	2.02	0.41
44:DY:5:MET:HG2	44:DY:30:VAL:HG11	2.03	0.41
45:DZ:163:LEU:HA	45:DZ:163:LEU:HD12	1.77	0.41
1:AA:92:C:H2'	1:AA:93:G:O4'	2.21	0.41
1:AA:145:G:C6	1:AA:146:G:N7	2.88	0.41
1:AA:401:C:H2'	1:AA:402:G:C8	2.56	0.41
1:AA:553:A:H2'	1:AA:554:C:C6	2.55	0.41
4:AD:108:LEU:HD12	4:AD:108:LEU:HA	1.90	0.41
4:AD:175:SER:OG	4:AD:184:LYS:HB2	2.20	0.41
6:AF:100:ASN:H	18:AR:23:LYS:NZ	2.17	0.41
8:AH:6:ILE:O	8:AH:10:LEU:HG	2.21	0.41
9:AI:18:PHE:O	9:AI:61:ALA:HA	2.20	0.41
12:AL:7:ILE:O	12:AL:11:VAL:HG23	2.20	0.41
13:AM:3:ARG:CG	13:AM:8:GLU:HA	2.51	0.41
15:AO:18:PHE:CZ	15:AO:21:ASP:HB2	2.56	0.41

Continued on next page...

Continued from previous page...

Atom-1	Atom-2	Interatomic distance (Å)	Clash overlap (Å)
17:AQ:45:HIS:NE2	17:AQ:47:PRO:HG3	2.35	0.41
25:BA:402:C:H2'	25:BA:403:C:C6	2.56	0.41
25:BA:1074:A:H61	25:BA:1171:G:H2'	1.84	0.41
25:BA:1988:A:H1'	61:BA:4655:HOH:O	2.21	0.41
25:BA:2050:U:H2'	25:BA:2051:G:O4'	2.21	0.41
25:BA:2226:C:O2	25:BA:2232:G:C2	2.74	0.41
25:BA:2240:G:C5	25:BA:2241:C:C4	3.08	0.41
25:BA:2321:A:H2'	25:BA:2322:A:C8	2.56	0.41
25:BA:2544:G:O2'	25:BA:2669:A:N1	2.48	0.41
29:BF:29:ASN:H	29:BF:112:MET:CE	2.34	0.41
32:BI:37:VAL:CG1	32:BI:38:LEU:HD12	2.51	0.41
34:BO:4:PRO:O	34:BO:5:GLN:HB2	2.20	0.41
1:CA:97:G:O2'	1:CA:98:G:O4'	2.37	0.41
1:CA:245:C:O2	1:CA:283:C:N3	2.53	0.41
1:CA:300:A:H2'	1:CA:301:G:O4'	2.20	0.41
1:CA:471:G:H2'	1:CA:471:G:N3	2.36	0.41
1:CA:539:A:C6	1:CA:540:G:C6	3.08	0.41
1:CA:784:C:H2'	1:CA:785:G:O4'	2.21	0.41
1:CA:1084:G:C5	1:CA:1085:U:C4	3.09	0.41
1:CA:1168:A:N1	1:CA:1169:A:C6	2.89	0.41
1:CA:1385:G:C4	1:CA:1386:G:C8	3.09	0.41
4:CD:13:ARG:HB2	4:CD:40:PRO:HD3	2.02	0.41
5:CE:40:ARG:NH2	5:CE:68:GLU:HA	2.23	0.41
5:CE:41:VAL:O	5:CE:67:VAL:HG12	2.20	0.41
8:CH:64:LYS:HD2	8:CH:79:VAL:HG21	2.02	0.41
9:CI:5:TYR:OH	9:CI:16:ARG:HG2	2.20	0.41
13:CM:77:ASN:O	13:CM:81:LEU:HD12	2.21	0.41
23:CX:3:C:H5'	25:DA:2255:G:O2'	2.20	0.41
25:DA:322:A:C5	25:DA:340:A:C2	3.09	0.41
25:DA:471:A:H8	25:DA:471:A:O5'	2.02	0.41
25:DA:574:C:N3	28:DE:145:LYS:HE3	2.36	0.41
25:DA:872:A:P	36:DQ:5:ARG:HH12	2.44	0.41
25:DA:942:G:O2'	25:DA:943:U:H5'	2.21	0.41
25:DA:1337:G:H2'	25:DA:1338:G:C8	2.53	0.41
25:DA:1430:C:H2'	25:DA:1431:U:H6	1.81	0.41
25:DA:1785:A:C8	25:DA:1787:A:C5	3.08	0.41
25:DA:2298:A:H8	25:DA:2299:G:C8	2.37	0.41
27:DD:228:PRO:HD3	27:DD:235:GLY:CA	2.51	0.41
28:DE:29:GLY:HA2	28:DE:30:PRO:HA	1.84	0.41
29:DF:155:LEU:HB2	29:DF:189:THR:HG21	2.03	0.41
35:DP:44:GLY:CA	35:DP:45:LEU:HB2	2.51	0.41

Continued on next page...

Continued from previous page...

Atom-1	Atom-2	Interatomic distance (Å)	Clash overlap (Å)
38:DS:68:GLN:O	38:DS:71:ARG:HG3	2.20	0.41
44:DY:9:LYS:HA	44:DY:10:GLY:HA2	1.51	0.41
55:D9:27:CYS:SG	55:D9:28:GLU:N	2.94	0.41
1:AA:197:A:N6	1:AA:221:C:H5'	2.35	0.41
1:AA:332:G:OP2	20:AT:10:LEU:HD13	2.20	0.41
1:AA:631:G:H2'	1:AA:632:A:H8	1.85	0.41
1:AA:633:G:H2'	1:AA:634:C:C6	2.56	0.41
1:AA:951:G:N7	13:AM:102:ARG:NH2	2.68	0.41
1:AA:1106:G:C5	1:AA:1107:C:C5	3.09	0.41
1:AA:1289:A:H2	1:AA:1372:U:O4'	2.04	0.41
1:AA:1380:U:C4	7:AG:3:ARG:HG2	2.56	0.41
4:AD:3:ARG:HH12	4:AD:5:ILE:HG13	1.85	0.41
10:AJ:64:GLU:HG2	14:AN:59:ALA:HB2	2.02	0.41
11:AK:18:ARG:NH2	11:AK:35:PRO:O	2.41	0.41
12:AL:24:VAL:HG12	12:AL:24:VAL:O	2.20	0.41
12:AL:79:GLU:HB3	12:AL:80:HIS:CD2	2.56	0.41
13:AM:67:GLU:HB3	13:AM:68:GLY:H	1.65	0.41
25:BA:116:A:H3'	25:BA:117:A:C5'	2.49	0.41
25:BA:364:A:H2'	25:BA:365:G:O4'	2.21	0.41
25:BA:702:A:H8	25:BA:703:G:O4'	2.04	0.41
25:BA:1018:A:H5'	25:BA:1233:U:H1'	2.03	0.41
25:BA:1093:G:O2'	25:BA:1094:A:H8	2.03	0.41
25:BA:1733:C:H2'	25:BA:1734:G:O4'	2.21	0.41
25:BA:2631:C:H4'	28:BE:151:TYR:O	2.21	0.41
25:BA:2701:U:OP2	25:BA:2732:G:N2	2.43	0.41
30:BG:48:GLU:HA	30:BG:51:ARG:NE	2.31	0.41
31:BH:86:GLU:HB3	31:BH:165:ALA:HB2	2.02	0.41
34:BO:12:ASP:CG	34:BO:14:THR:HG23	2.41	0.41
34:BO:104:ARG:NH2	39:BT:43:GLN:OE1	2.54	0.41
42:BW:9:TYR:H	42:BW:102:HIS:CE1	2.38	0.41
42:BW:20:VAL:O	42:BW:23:LEU:HB2	2.20	0.41
45:BZ:13:GLU:HB3	45:BZ:18:LEU:HD21	2.02	0.41
1:CA:19:C:H5''	5:CE:86:ALA:HB3	2.02	0.41
1:CA:540:G:H8	1:CA:540:G:O5'	2.04	0.41
1:CA:652:U:O2'	1:CA:653:A:OP2	2.27	0.41
1:CA:853:G:C4	1:CA:854:G:C8	3.09	0.41
1:CA:1009:G:N2	1:CA:1010:G:H1'	2.36	0.41
1:CA:1039:C:N4	1:CA:1040:U:O4	2.54	0.41
4:CD:14:ARG:HB2	4:CD:40:PRO:HD2	2.02	0.41
13:CM:16:ASP:HB3	13:CM:34:LEU:CD1	2.50	0.41
25:DA:127:A:H5''	25:DA:128:C:C6	2.55	0.41

Continued on next page...

Continued from previous page...

Atom-1	Atom-2	Interatomic distance (Å)	Clash overlap (Å)
25:DA:411:G:C4	35:DP:72:PRO:HB3	2.56	0.41
25:DA:647:G:H8	25:DA:647:G:O5'	2.04	0.41
25:DA:2398:U:H2'	25:DA:2399:G:C8	2.56	0.41
25:DA:2730:C:H4'	28:DE:168:MET:O	2.20	0.41
25:DA:2850:A:OP2	25:DA:2866:U:H5	2.03	0.41
27:DD:227:ASN:C	27:DD:234:GLY:HA3	2.41	0.41
29:DF:13:SER:HB2	29:DF:15:SER:H	1.84	0.41
30:DG:11:TYR:OH	30:DG:16:ARG:HD3	2.21	0.41
36:DQ:4:PRO:HG3	36:DQ:69:PHE:HE2	1.86	0.41
37:DR:113:LEU:HD12	37:DR:113:LEU:O	2.20	0.41
39:DT:26:ASP:OD1	39:DT:91:ARG:HA	2.21	0.41
45:DZ:95:PRO:HA	45:DZ:129:SER:HA	2.02	0.41
45:DZ:118:GLN:N	45:DZ:173:ALA:O	2.54	0.41
45:DZ:120:ILE:N	45:DZ:120:ILE:HD12	2.36	0.41
47:D1:22:GLY:O	47:D1:32:LYS:HE3	2.21	0.41
52:D6:11:LEU:HB2	52:D6:21:TYR:HB2	2.03	0.41
55:D9:17:ILE:HA	55:D9:17:ILE:HD12	1.70	0.41
1:AA:456:C:H2'	1:AA:457:C:C6	2.55	0.41
1:AA:605:U:O2'	1:AA:606:G:H5'	2.21	0.41
1:AA:1162:C:H2'	1:AA:1163:C:C6	2.56	0.41
1:AA:1349:A:C2	1:AA:1374:A:C4	3.09	0.41
2:AB:162:ILE:O	2:AB:162:ILE:HG13	2.20	0.41
20:AT:33:ILE:HG23	20:AT:63:ILE:HG12	2.03	0.41
25:BA:346:A:C5	25:BA:364:A:C2	3.09	0.41
25:BA:908:A:N3	26:BB:79:C:O2'	2.44	0.41
25:BA:1212:C:H2'	25:BA:1213:U:C6	2.55	0.41
25:BA:1553:A:O2'	25:BA:1554:A:O5'	2.31	0.41
25:BA:1560:U:H2'	25:BA:1561:C:C6	2.56	0.41
25:BA:1771:G:H8	25:BA:1771:G:O5'	2.04	0.41
25:BA:2119:C:H2'	25:BA:2120:U:O4'	2.21	0.41
26:BB:29:A:C2	26:BB:30:C:C2	3.08	0.41
27:BD:111:LEU:HD23	27:BD:127:VAL:HG12	2.03	0.41
28:BE:108:SER:O	28:BE:162:ALA:HA	2.21	0.41
29:BF:181:LEU:HA	29:BF:181:LEU:HD12	1.83	0.41
31:BH:137:ASP:HB3	31:BH:140:LYS:HB3	2.02	0.41
33:BN:28:THR:HG22	33:BN:29:LYS:N	2.33	0.41
34:BO:25:LEU:O	34:BO:26:LYS:HG3	2.21	0.41
40:BU:19:LYS:O	40:BU:22:LYS:HG3	2.21	0.41
1:CA:954:G:C5	1:CA:955:U:C4	3.09	0.41
1:CA:1198:G:H2'	1:CA:1199:U:C6	2.54	0.41
1:CA:1258:G:H21	1:CA:1279:A:H62	1.69	0.41

Continued on next page...

Continued from previous page...

Atom-1	Atom-2	Interatomic distance (Å)	Clash overlap (Å)
1:CA:1468:A:H2'	1:CA:1469:G:O4'	2.20	0.41
2:CB:27:LYS:HE3	2:CB:193:ASP:OD1	2.20	0.41
5:CE:139:LEU:HA	5:CE:142:LEU:HD12	2.02	0.41
8:CH:39:LEU:HD13	8:CH:39:LEU:HA	1.93	0.41
8:CH:68:ARG:HH11	8:CH:68:ARG:HG3	1.86	0.41
10:CJ:54:PHE:CD2	10:CJ:55:LYS:HG2	2.55	0.41
11:CK:27:ASN:OD1	11:CK:28:THR:N	2.49	0.41
21:CU:2:GLY:O	21:CU:4:GLY:N	2.54	0.41
25:DA:83:G:N2	25:DA:103:A:OP2	2.53	0.41
25:DA:141:A:C8	25:DA:1408:C:O2'	2.72	0.41
25:DA:280:C:C2	25:DA:361:G:C2	3.08	0.41
25:DA:465:G:C6	25:DA:466:A:N6	2.89	0.41
25:DA:1339:G:H5''	43:DX:16:LYS:HD3	2.03	0.41
25:DA:1425:G:H2'	25:DA:1426:G:O4'	2.21	0.41
26:DB:13:A:O2'	26:DB:14:U:H3'	2.20	0.41
27:DD:125:ILE:HG13	27:DD:137:PRO:HD3	2.01	0.41
29:DF:134:GLY:HA2	29:DF:162:LEU:O	2.21	0.41
29:DF:184:TYR:CE1	35:DP:3:LEU:HD21	2.56	0.41
38:DS:92:TYR:HB3	38:DS:98:VAL:HG21	2.02	0.41
44:DY:38:ILE:HD13	44:DY:66:PRO:HA	2.03	0.41
49:D3:6:VAL:HG12	49:D3:54:VAL:HG13	2.02	0.41
1:AA:6:G:C4	5:AE:119:LEU:HD11	2.56	0.41
1:AA:100:C:H2'	1:AA:101:A:C8	2.56	0.41
1:AA:357:G:C2	1:AA:358:U:C5	3.08	0.41
1:AA:375:U:C2	1:AA:376:G:C8	3.09	0.41
1:AA:382:A:H2	1:AA:383:A:N7	2.19	0.41
1:AA:394:G:H2'	1:AA:395:C:H6	1.86	0.41
1:AA:461:A:H8	1:AA:461:A:O5'	2.04	0.41
1:AA:599:C:H5''	8:AH:95:VAL:O	2.20	0.41
1:AA:815:A:N7	1:AA:1509:C:O2'	2.43	0.41
1:AA:998:G:H2'	1:AA:999:C:C6	2.56	0.41
1:AA:1220:G:H2'	1:AA:1221:G:O4'	2.20	0.41
1:AA:1235:U:H2'	1:AA:1236:A:O4'	2.20	0.41
1:AA:1304:G:C5	1:AA:1305:G:C6	3.09	0.41
1:AA:1329:A:OP1	13:AM:28:ALA:HB3	2.21	0.41
1:AA:1445:C:C4	1:AA:1446:U:C4	3.09	0.41
2:AB:87:ARG:NH1	2:AB:233:SER:HB3	2.36	0.41
2:AB:127:ILE:HB	2:AB:129:GLU:H	1.85	0.41
2:AB:211:ILE:O	2:AB:215:LEU:HB2	2.21	0.41
3:AC:6:HIS:HA	3:AC:7:PRO:HD3	1.96	0.41
3:AC:35:GLU:HG2	3:AC:39:ILE:HD11	2.03	0.41

Continued on next page...

Continued from previous page...

Atom-1	Atom-2	Interatomic distance (Å)	Clash overlap (Å)
3:AC:178:LEU:HD13	3:AC:178:LEU:HA	1.80	0.41
5:AE:90:VAL:O	5:AE:91:LEU:HD13	2.21	0.41
12:AL:54:LYS:N	12:AL:54:LYS:HD3	2.36	0.41
13:AM:60:VAL:HG13	13:AM:64:TRP:CE3	2.55	0.41
13:AM:79:LYS:NZ	13:AM:83:ASP:OD2	2.45	0.41
20:AT:36:LEU:HA	20:AT:36:LEU:HD23	1.82	0.41
20:AT:56:MET:O	20:AT:56:MET:HG2	2.21	0.41
23:AX:37:A:H2'	23:AX:38:A:O4'	2.20	0.41
25:BA:273:G:O2'	25:BA:274:U:H5''	2.20	0.41
25:BA:866:A:C4	25:BA:1234:A:C2	3.08	0.41
25:BA:922:G:H4'	45:BZ:151:HIS:HE1	1.86	0.41
25:BA:989:G:H5'	25:BA:990:A:H5'	2.02	0.41
25:BA:1013:G:H2'	25:BA:1014:U:C6	2.56	0.41
25:BA:1355:G:P	53:B7:9:ARG:HD3	2.61	0.41
25:BA:1403:U:H2'	25:BA:1404:G:O4'	2.21	0.41
25:BA:1679:A:OP2	61:BA:4621:HOH:O	2.22	0.41
25:BA:1712:A:C4'	34:BO:67:LYS:HB2	2.51	0.41
25:BA:1845:G:H4'	27:BD:51:VAL:HG21	2.03	0.41
25:BA:2495:C:N3	36:BQ:124:LYS:NZ	2.67	0.41
25:BA:2797:C:H1'	28:BE:37:ARG:NH1	2.36	0.41
25:BA:2856:G:OP2	39:BT:54:ARG:HB2	2.21	0.41
26:BB:78:A:H2'	26:BB:79:C:O4'	2.20	0.41
31:BH:97:ARG:NE	31:BH:104:GLU:OE1	2.53	0.41
32:BI:102:SER:HA	32:BI:106:GLY:HA3	2.03	0.41
33:BN:82:LEU:HA	33:BN:82:LEU:HD12	1.76	0.41
34:BO:47:ILE:HB	34:BO:48:PRO:HD2	2.03	0.41
40:BU:85:LYS:HE2	40:BU:85:LYS:HB3	1.88	0.41
42:BW:14:PRO:HG2	42:BW:78:GLU:CG	2.45	0.41
42:BW:88:ARG:HA	42:BW:88:ARG:HD2	1.94	0.41
1:CA:112:G:H21	1:CA:354:G:C4'	2.33	0.41
1:CA:114:U:H2'	1:CA:115:G:C8	2.56	0.41
1:CA:308:C:H2'	1:CA:309:G:H8	1.86	0.41
1:CA:341:C:C2'	1:CA:342:C:H5'	2.50	0.41
1:CA:358:U:H2'	1:CA:359:U:H6	1.86	0.41
1:CA:447:G:H2'	1:CA:485:G:N2	2.36	0.41
1:CA:451:A:N1	1:CA:480:U:H2'	2.36	0.41
1:CA:649:G:C5	1:CA:650:G:C8	3.09	0.41
1:CA:734:G:H2'	1:CA:735:C:C6	2.55	0.41
1:CA:735:C:H5'	18:CR:71:LYS:HD3	2.02	0.41
1:CA:757:U:H2'	1:CA:758:G:O4'	2.21	0.41
1:CA:780:A:C2	1:CA:803:G:C6	3.09	0.41

Continued on next page...

Continued from previous page...

Atom-1	Atom-2	Interatomic distance (Å)	Clash overlap (Å)
1:CA:853:G:C2	1:CA:854:G:C8	3.08	0.41
1:CA:868:C:H2'	1:CA:869:G:O4'	2.20	0.41
1:CA:932:C:H2'	1:CA:933:G:H8	1.86	0.41
1:CA:1075:C:H2'	1:CA:1076:C:H5'	2.02	0.41
1:CA:1093:A:N3	1:CA:1109:C:O2'	2.46	0.41
1:CA:1121:U:N3	1:CA:1122:U:C5	2.88	0.41
1:CA:1139:G:N2	1:CA:1143:G:C6	2.88	0.41
1:CA:1305:G:H5'	21:CU:4:GLY:CA	2.51	0.41
1:CA:1316:G:H2'	1:CA:1318:A:OP2	2.21	0.41
1:CA:1353:G:C2	1:CA:1370:G:C2	3.09	0.41
1:CA:1390:U:H2'	1:CA:1391:U:C6	2.56	0.41
2:CB:158:LEU:HA	2:CB:159:PRO:HD3	1.74	0.41
3:CC:6:HIS:NE2	3:CC:8:ILE:HB	2.36	0.41
4:CD:20:TYR:CD1	4:CD:26:CYS:HB3	2.56	0.41
5:CE:18:ARG:HE	5:CE:25:ARG:HB2	1.86	0.41
5:CE:60:TYR:CZ	5:CE:64:ARG:HD3	2.56	0.41
7:CG:26:PHE:CD2	7:CG:30:ILE:HD11	2.56	0.41
7:CG:75:VAL:O	7:CG:76:ARG:HG3	2.21	0.41
9:CI:20:ARG:HA	9:CI:21:PRO:HD3	1.90	0.41
10:CJ:25:GLU:O	10:CJ:29:ARG:HD3	2.21	0.41
13:CM:47:ASP:OD1	13:CM:47:ASP:N	2.54	0.41
17:CQ:29:HIS:HA	17:CQ:30:PRO:HD2	1.88	0.41
17:CQ:57:VAL:HG12	17:CQ:76:LEU:HA	2.03	0.41
23:CX:59:A:C2'	23:CX:60:U:H5'	2.51	0.41
25:DA:77:C:H42	25:DA:109:G:H1	1.68	0.41
25:DA:90:U:O3'	25:DA:92:A:H8	2.04	0.41
25:DA:272(E):G:C2	25:DA:364:C:C2	3.09	0.41
25:DA:335:C:H4'	44:DY:73:ARG:NE	2.36	0.41
25:DA:352:G:OP1	25:DA:352:G:H8	2.04	0.41
25:DA:631:A:H2'	25:DA:632:A:O4'	2.19	0.41
25:DA:760:G:H2'	25:DA:761:A:O4'	2.19	0.41
25:DA:802:A:OP1	61:DA:4454:HOH:O	2.21	0.41
25:DA:1263:U:H1'	51:D5:10:LYS:HG3	2.03	0.41
25:DA:1353:A:H2'	25:DA:1354:A:C8	2.55	0.41
25:DA:1461:G:H2'	25:DA:1462:C:H6	1.85	0.41
25:DA:1539:G:H2'	25:DA:1540:U:H6	1.84	0.41
25:DA:1581:G:H2'	25:DA:1582:C:O4'	2.21	0.41
25:DA:1655:A:H4'	28:DE:115:GLY:N	2.36	0.41
25:DA:1717:G:C2	25:DA:1745(A):C:O2	2.74	0.41
25:DA:1782:C:O4'	25:DA:2609:U:C2	2.74	0.41
25:DA:2028:U:H2'	25:DA:2029:G:O4'	2.21	0.41

Continued on next page...

Continued from previous page...

Atom-1	Atom-2	Interatomic distance (Å)	Clash overlap (Å)
25:DA:2250:G:N3	25:DA:2250:G:H5''	2.36	0.41
25:DA:2302:G:C6	25:DA:2303:G:N7	2.89	0.41
25:DA:2683:C:O2	34:DO:70:LYS:HE3	2.20	0.41
25:DA:2758:A:H2'	25:DA:2759:G:O4'	2.20	0.41
28:DE:14:ILE:HD11	28:DE:173:VAL:HG11	2.03	0.41
29:DF:34:TRP:CH2	35:DP:8:PRO:HB3	2.56	0.41
30:DG:72:ARG:HA	30:DG:86:MET:O	2.21	0.41
31:DH:71:LEU:HD12	31:DH:71:LEU:HA	1.86	0.41
31:DH:154:PRO:HB3	31:DH:163:TYR:CZ	2.56	0.41
34:DO:2:ILE:HD11	34:DO:82:ASN:HB3	2.03	0.41
38:DS:24:LEU:HD23	38:DS:24:LEU:HA	1.89	0.41
41:DV:40:LEU:CB	41:DV:46:VAL:HG13	2.51	0.41
46:D0:36:ILE:HD12	46:D0:58:THR:CG2	2.51	0.41
47:D1:94:LEU:O	47:D1:97:LEU:HB2	2.20	0.41
53:D7:24:THR:O	53:D7:28:ARG:HG3	2.21	0.41
54:D8:31:HIS:O	54:D8:36:LYS:NZ	2.53	0.41
1:AA:91:C:H2'	1:AA:92:C:C6	2.56	0.41
1:AA:108:G:H5''	1:AA:109:A:H5''	2.03	0.41
1:AA:125:U:O2	1:AA:236:G:N2	2.46	0.41
1:AA:146:G:N1	1:AA:147:G:C5	2.89	0.41
1:AA:147:G:O2'	1:AA:148:G:H5'	2.20	0.41
1:AA:172:A:N7	1:AA:174:C:C4	2.89	0.41
1:AA:460:G:C6	1:AA:470:C:H5''	2.56	0.41
1:AA:685:G:C2	1:AA:686:U:C4	3.08	0.41
1:AA:1206:G:O6	1:AA:1207:G:C6	2.74	0.41
2:AB:71:VAL:HG13	2:AB:93:VAL:CG2	2.50	0.41
4:AD:150:GLU:HG3	4:AD:151:LYS:N	2.36	0.41
4:AD:178:VAL:HG12	4:AD:179:GLU:N	2.36	0.41
6:AF:82:ARG:HB3	6:AF:85:VAL:HG23	2.03	0.41
9:AI:9:ARG:HG2	9:AI:14:VAL:HG13	2.02	0.41
18:AR:58:LEU:HD13	18:AR:58:LEU:HA	1.79	0.41
25:BA:26:G:O3'	25:BA:1306:G:H4'	2.20	0.41
25:BA:275:C:H2'	25:BA:276:C:C6	2.56	0.41
25:BA:474:U:C4	25:BA:606:G:H1'	2.56	0.41
25:BA:751:G:O2'	25:BA:773:G:N2	2.40	0.41
25:BA:1629:C:H2'	25:BA:1630:A:C8	2.56	0.41
25:BA:2074:G:H4'	28:BE:143:ASN:O	2.21	0.41
25:BA:2214:G:H5'	25:BA:2215:G:OP2	2.21	0.41
25:BA:2430:A:H2'	25:BA:2431:U:C6	2.56	0.41
25:BA:2745:G:H3'	25:BA:2746:A:O4'	2.21	0.41
26:BB:4:C:H2'	26:BB:5:C:O4'	2.22	0.41

Continued on next page...

Continued from previous page...

Atom-1	Atom-2	Interatomic distance (Å)	Clash overlap (Å)
30:BG:77:ILE:HG22	30:BG:80:PHE:H	1.86	0.41
32:BI:99:GLU:O	32:BI:103:ARG:NH1	2.54	0.41
35:BP:81:GLN:HB2	35:BP:110:TYR:HD2	1.86	0.41
44:BY:38:ILE:HD13	44:BY:66:PRO:HA	2.03	0.41
47:B1:21:ARG:HH11	47:B1:21:ARG:CG	2.29	0.41
1:CA:78:G:N2	1:CA:92:C:C2	2.88	0.41
1:CA:216:G:H2'	1:CA:217:C:C6	2.56	0.41
1:CA:358:U:H2'	1:CA:359:U:C6	2.56	0.41
1:CA:456:C:N3	1:CA:476:G:C2	2.89	0.41
1:CA:484:G:C8	1:CA:486:U:C2	3.09	0.41
1:CA:783:C:N4	1:CA:784:C:H41	2.19	0.41
1:CA:1049:U:C6	1:CA:1201:A:H5'	2.56	0.41
1:CA:1153:C:H2'	1:CA:1154:G:H5''	2.02	0.41
1:CA:1227:A:C2	19:CS:83:HIS:HB3	2.56	0.41
1:CA:1272:G:C2	1:CA:1273:G:H1'	2.56	0.41
3:CC:6:HIS:CD2	3:CC:8:ILE:H	2.36	0.41
5:CE:41:VAL:HG23	5:CE:67:VAL:CG1	2.51	0.41
5:CE:127:ASN:HA	5:CE:128:PRO:HD3	1.83	0.41
6:CF:22:GLU:O	6:CF:26:ILE:HG13	2.21	0.41
8:CH:121:ASP:N	8:CH:121:ASP:OD1	2.53	0.41
13:CM:90:LEU:HD23	13:CM:93:ARG:NE	2.36	0.41
20:CT:42:GLN:O	20:CT:45:GLN:HB3	2.20	0.41
23:CX:12:G:H1'	25:DA:1923:U:O2'	2.21	0.41
25:DA:106:C:O4'	44:DY:1:MET:HG3	2.21	0.41
25:DA:271(G):C:H2'	25:DA:271(H):G:H8	1.86	0.41
25:DA:652(T):C:H2'	25:DA:652(U):G:C8	2.56	0.41
25:DA:658:C:H2'	25:DA:659:C:C6	2.55	0.41
25:DA:2318:G:H21	38:DS:3:ARG:CD	2.34	0.41
25:DA:2348:U:O4	25:DA:2382:G:N1	2.54	0.41
25:DA:2371:G:C2	25:DA:2372:G:C8	3.09	0.41
25:DA:2494:G:C4	25:DA:2495:G:C8	3.08	0.41
25:DA:2745:C:H4'	31:DH:142:GLY:O	2.21	0.41
25:DA:2755:C:C4	55:D9:19:ARG:NH1	2.89	0.41
26:DB:14:U:O3'	26:DB:108:U:O2'	2.38	0.41
30:DG:8:LYS:O	30:DG:11:TYR:HB3	2.21	0.41
30:DG:11:TYR:HA	30:DG:176:LEU:HD21	2.03	0.41
30:DG:43:LEU:HB3	30:DG:44:GLY:H	1.51	0.41
30:DG:142:PRO:HG2	30:DG:143:GLU:OE1	2.21	0.41
32:DI:9:LEU:HD11	32:DI:35:LEU:HD13	2.03	0.41
35:DP:135:LEU:HD23	35:DP:135:LEU:HA	1.93	0.41
40:DU:16:LYS:HE2	40:DU:16:LYS:HB3	1.80	0.41

Continued on next page...

Continued from previous page...

Atom-1	Atom-2	Interatomic distance (Å)	Clash overlap (Å)
45:DZ:48:PHE:CE1	45:DZ:52:SER:HA	2.56	0.41
45:DZ:70:LEU:HD23	45:DZ:70:LEU:HA	1.79	0.41
54:D8:22:VAL:CG2	54:D8:59:LYS:HG3	2.51	0.41
1:AA:251:G:H4'	1:AA:252:U:O5'	2.21	0.40
1:AA:720:C:H6	1:AA:720:C:O5'	2.04	0.40
1:AA:1210:C:H2'	1:AA:1211:U:H5'	2.03	0.40
1:AA:1269:A:H2	1:AA:1312:G:N3	2.19	0.40
4:AD:45:GLN:HE21	4:AD:45:GLN:HB3	1.66	0.40
4:AD:68:TYR:CE2	4:AD:97:LEU:HB3	2.56	0.40
4:AD:107:ARG:HA	4:AD:107:ARG:HD2	1.71	0.40
5:AE:116:THR:HG23	5:AE:117:ASP:OD2	2.21	0.40
7:AG:111:ARG:HB3	7:AG:113:GLU:OE2	2.21	0.40
8:AH:64:LYS:HG2	8:AH:79:VAL:HG21	2.02	0.40
14:AN:12:ARG:HG2	14:AN:13:THR:N	2.36	0.40
16:AP:38:TYR:O	16:AP:49:LEU:HD12	2.21	0.40
25:BA:390:G:H2'	25:BA:391:G:O4'	2.21	0.40
25:BA:895:G:C4	25:BA:978:A:H8	2.39	0.40
25:BA:1347:A:C8	25:BA:1349:G:C8	3.09	0.40
25:BA:1735:U:O2	25:BA:1747:A:H5'	2.21	0.40
25:BA:2701:U:H5'	25:BA:2701:U:O2	2.21	0.40
28:BE:9:VAL:HG22	28:BE:25:VAL:HB	2.03	0.40
28:BE:144:ARG:HB3	28:BE:145:LYS:H	1.45	0.40
29:BF:74:ARG:H	29:BF:74:ARG:HG3	1.63	0.40
41:BV:65:GLY:HA3	41:BV:91:TYR:CZ	2.55	0.40
1:CA:127:G:O2'	17:CQ:2:PRO:O	2.40	0.40
1:CA:341:C:H6	1:CA:341:C:O5'	2.04	0.40
1:CA:559:A:H4'	1:CA:560:U:H5''	2.03	0.40
1:CA:674:G:H2'	1:CA:675:A:H8	1.84	0.40
1:CA:881:G:P	12:CL:12:ARG:NH2	2.94	0.40
1:CA:1005:A:H3'	1:CA:1006:C:O4'	2.20	0.40
1:CA:1073:U:C4	1:CA:1074:G:N7	2.90	0.40
1:CA:1128:C:H1'	1:CA:1147:C:N3	2.35	0.40
1:CA:1134:G:C2'	1:CA:1135:U:H5'	2.50	0.40
2:CB:164:VAL:HB	2:CB:186:ALA:HB2	2.03	0.40
3:CC:112:SER:O	3:CC:115:LEU:HB2	2.22	0.40
4:CD:64:LEU:O	4:CD:64:LEU:HD12	2.21	0.40
4:CD:108:LEU:HD12	4:CD:108:LEU:HA	1.67	0.40
4:CD:173:TRP:CD1	4:CD:174:LEU:HG	2.56	0.40
5:CE:84:PHE:CE2	5:CE:133:TYR:HD2	2.39	0.40
6:CF:95:GLU:HA	6:CF:96:PRO:HD3	1.90	0.40
7:CG:27:ILE:HA	7:CG:30:ILE:HD12	2.03	0.40

Continued on next page...

Continued from previous page...

Atom-1	Atom-2	Interatomic distance (Å)	Clash overlap (Å)
13:CM:29:ARG:HB3	13:CM:64:TRP:CZ3	2.55	0.40
16:CP:43:LYS:HG2	16:CP:48:TRP:CD2	2.56	0.40
21:CU:15:ARG:HH11	21:CU:15:ARG:HB2	1.86	0.40
25:DA:848:G:C2	25:DA:933:A:H1'	2.57	0.40
25:DA:1114:G:H2'	25:DA:1115:G:C8	2.55	0.40
25:DA:1309:G:O2'	25:DA:1611:C:O2'	2.26	0.40
25:DA:1334:G:H2'	25:DA:1335:U:C6	2.57	0.40
25:DA:1583:A:H5'	25:DA:1584:C:O5'	2.20	0.40
25:DA:2044:C:C2	25:DA:2625:G:C2	3.08	0.40
25:DA:2298:A:C6	25:DA:2321:G:C2	3.09	0.40
26:DB:83:G:H5''	49:D3:52:HIS:CE1	2.55	0.40
29:DF:125:LEU:HD21	29:DF:199:TRP:CD2	2.56	0.40
30:DG:136:ARG:NH1	30:DG:137:GLU:H	2.16	0.40
30:DG:179:PRO:HG3	50:D4:43:TYR:CZ	2.56	0.40
35:DP:88:LEU:O	35:DP:91:PHE:HD1	2.02	0.40
36:DQ:73:PRO:HA	36:DQ:93:TYR:CD1	2.55	0.40
37:DR:70:LEU:O	37:DR:72:ASP:N	2.54	0.40
38:DS:78:LEU:H	38:DS:78:LEU:HG	1.29	0.40
42:DW:24:ILE:HA	42:DW:27:LYS:HG3	2.02	0.40
45:DZ:144:LEU:HD23	45:DZ:144:LEU:HA	1.85	0.40
1:AA:129:U:H5'	17:AQ:3:LYS:NZ	2.35	0.40
1:AA:130:A:N7	17:AQ:63:ARG:HB2	2.35	0.40
1:AA:391:G:OP1	16:AP:28:ARG:NH1	2.41	0.40
1:AA:963:G:N3	10:AJ:54:PHE:HZ	2.19	0.40
1:AA:1347:G:H5''	9:AI:107:ARG:HB3	2.02	0.40
7:AG:44:TYR:O	7:AG:47:CYS:HB2	2.21	0.40
10:AJ:31:GLY:HA2	10:AJ:32:ALA:HA	1.49	0.40
10:AJ:38:ILE:HA	10:AJ:39:PRO:HD3	1.90	0.40
14:AN:33:VAL:HA	14:AN:40:CYS:HA	2.03	0.40
15:AO:39:LEU:HB3	15:AO:56:LEU:HD13	2.03	0.40
25:BA:218:A:H3'	25:BA:218:A:C8	2.57	0.40
25:BA:630:U:OP1	29:BF:102:PRO:HA	2.21	0.40
25:BA:1091:A:O2'	25:BA:1093:G:C4	2.68	0.40
25:BA:1220:U:H1'	25:BA:1221:G:OP1	2.21	0.40
25:BA:1629:C:O2'	25:BA:1632:A:N3	2.53	0.40
25:BA:1703:C:H5''	28:BE:136:ARG:HB2	2.02	0.40
25:BA:2410:U:H2'	25:BA:2411:G:C8	2.56	0.40
26:BB:33:G:C2'	26:BB:34:U:H5'	2.50	0.40
27:BD:109:ASP:HB2	27:BD:197:GLY:HA2	2.01	0.40
27:BD:206:LEU:HA	27:BD:206:LEU:HD23	1.79	0.40
34:BO:104:ARG:HH22	39:BT:43:GLN:NE2	2.19	0.40

Continued on next page...

Continued from previous page...

Atom-1	Atom-2	Interatomic distance (Å)	Clash overlap (Å)
43:BX:26:TYR:CE2	43:BX:89:ILE:HG13	2.55	0.40
50:B4:5:ILE:HG12	50:B4:6:HIS:CD2	2.56	0.40
1:CA:687:A:C2	1:CA:704:A:C5	3.09	0.40
1:CA:973:G:H3'	1:CA:974:A:H5''	2.03	0.40
1:CA:986:A:H1'	19:CS:54:GLY:O	2.21	0.40
1:CA:1021:G:N3	1:CA:1021:G:H2'	2.35	0.40
1:CA:1222:G:C6	1:CA:1223:C:C4	3.10	0.40
1:CA:1385:G:C6	1:CA:1386:G:C5	3.09	0.40
5:CE:34:VAL:N	5:CE:42:GLY:O	2.51	0.40
5:CE:144:THR:H	5:CE:147:ASP:HB2	1.86	0.40
10:CJ:35:SER:N	10:CJ:73:ASP:O	2.34	0.40
11:CK:33:THR:OG1	11:CK:34:ASP:O	2.29	0.40
25:DA:14:A:C6	25:DA:526:A:C2	3.09	0.40
25:DA:30:G:C5	25:DA:31:C:C4	3.10	0.40
25:DA:182:A:C6	25:DA:183:C:C4	3.09	0.40
25:DA:521:G:H2'	25:DA:522:G:H8	1.86	0.40
25:DA:919:G:C6	25:DA:920:G:C5	3.09	0.40
25:DA:1338:G:C4	25:DA:1339:G:C8	3.10	0.40
25:DA:1667:G:H1'	25:DA:1991:U:O4	2.21	0.40
25:DA:2016:U:H2'	25:DA:2017:U:C6	2.56	0.40
25:DA:2360:A:C2	25:DA:2361:A:H1'	2.57	0.40
25:DA:2756:U:H4'	25:DA:2757:A:OP1	2.21	0.40
27:DD:253:GLN:HE21	27:DD:253:GLN:HB3	1.53	0.40
28:DE:21:VAL:HA	28:DE:22:PRO:HD3	1.74	0.40
30:DG:101:ILE:O	30:DG:104:GLU:HB3	2.21	0.40
42:DW:26:GLY:HA2	42:DW:71:VAL:O	2.20	0.40
48:D2:62:THR:O	48:D2:65:ASN:HB3	2.21	0.40
1:AA:342:C:N3	1:AA:348:G:O6	2.55	0.40
1:AA:347:G:O2'	1:AA:348:G:N2	2.54	0.40
1:AA:437:U:C5'	4:AD:155:LEU:HD11	2.47	0.40
1:AA:960:U:C2	1:AA:1225:A:N7	2.89	0.40
1:AA:1001(A):G:C5	1:AA:1002:G:C8	3.08	0.40
1:AA:1144:G:H21	1:AA:1146:A:H62	1.67	0.40
1:AA:1145:C:H5''	1:AA:1146:A:OP1	2.21	0.40
1:AA:1220:G:H21	19:AS:54:GLY:C	2.23	0.40
1:AA:1370:G:C2	1:AA:1371:G:C8	3.09	0.40
1:AA:1427:U:H2'	1:AA:1428:A:C8	2.56	0.40
16:AP:59:TRP:HB3	16:AP:64:ALA:HB2	2.03	0.40
17:AQ:29:HIS:HA	17:AQ:30:PRO:HD2	1.88	0.40
25:BA:39:C:H2'	25:BA:40:C:C6	2.56	0.40
25:BA:227:C:H2'	25:BA:228:U:O4'	2.21	0.40

Continued on next page...

Continued from previous page...

Atom-1	Atom-2	Interatomic distance (Å)	Clash overlap (Å)
25:BA:403:C:H42	25:BA:425:G:H1	1.68	0.40
25:BA:561:A:H2'	25:BA:562:C:C6	2.56	0.40
25:BA:1026:A:C4	25:BA:1181:G:O4'	2.74	0.40
25:BA:1423:G:H2'	61:BA:3831:HOH:O	2.20	0.40
25:BA:2087:C:H2'	25:BA:2088:C:H6	1.86	0.40
25:BA:2642:G:H2'	25:BA:2643:G:O4'	2.21	0.40
26:BB:100:A:O5'	61:BB:4021:HOH:O	2.22	0.40
32:BI:50:ARG:H	32:BI:50:ARG:HG2	1.59	0.40
36:BQ:14:ARG:HG2	36:BQ:41:TRP:HH2	1.87	0.40
38:BS:69:VAL:HG23	38:BS:101:LEU:HG	2.04	0.40
1:CA:601:C:H2'	1:CA:602:A:C8	2.55	0.40
1:CA:828:A:N6	1:CA:858:G:O2'	2.50	0.40
1:CA:840:C:H5''	1:CA:841:U:H5	1.86	0.40
1:CA:943:U:H2'	1:CA:944:G:H5'	2.02	0.40
1:CA:1118:C:H1'	1:CA:1179:A:C4	2.56	0.40
1:CA:1169:A:C8	1:CA:1169:A:C3'	3.04	0.40
4:CD:43:HIS:CA	4:CD:46:LYS:HG3	2.51	0.40
7:CG:120:ILE:CG2	7:CG:124:LEU:HD12	2.52	0.40
20:CT:43:LEU:O	20:CT:47:GLY:N	2.54	0.40
25:DA:414:C:C2'	25:DA:415:A:H5'	2.51	0.40
25:DA:442:G:H21	29:DF:48:THR:HB	1.84	0.40
25:DA:466:A:H1'	25:DA:683:C:O4'	2.21	0.40
25:DA:628:G:H2'	25:DA:629:G:H8	1.85	0.40
25:DA:921:G:C5	25:DA:922:U:C4	3.09	0.40
25:DA:952:G:C6	25:DA:953:A:N7	2.90	0.40
25:DA:1336:A:H2'	25:DA:1337:G:C8	2.56	0.40
25:DA:1406:U:H2'	25:DA:1407:C:C6	2.56	0.40
25:DA:1813:G:H1'	27:DD:50:THR:OG1	2.22	0.40
25:DA:2287:A:C5	25:DA:2289:G:C5	3.10	0.40
25:DA:2564:A:OP1	25:DA:2648:C:H4'	2.20	0.40
27:DD:182:LEU:O	27:DD:271:ILE:N	2.45	0.40
38:DS:77:ALA:O	38:DS:81:GLY:N	2.54	0.40
39:DT:31:SER:OG	39:DT:85:LYS:HE3	2.21	0.40
45:DZ:30:ASN:OD1	45:DZ:33:LEU:HD23	2.22	0.40
52:D6:6:ARG:NH1	52:D6:26:ASN:HB2	2.36	0.40
1:AA:103:C:C4	1:AA:104:G:N7	2.89	0.40
1:AA:240:C:H2'	1:AA:241:C:C6	2.56	0.40
1:AA:573:A:N3	1:AA:883:C:O2'	2.43	0.40
1:AA:943:U:H2'	1:AA:944:G:H5'	2.04	0.40
1:AA:945:G:C2	1:AA:946:A:C8	3.10	0.40
1:AA:974:A:OP1	1:AA:974:A:H8	2.04	0.40

Continued on next page...

Continued from previous page...

Atom-1	Atom-2	Interatomic distance (Å)	Clash overlap (Å)
1:AA:1317:C:OP1	14:AN:18:VAL:HG22	2.22	0.40
1:AA:1321:C:H5''	1:AA:1322:C:H2'	2.03	0.40
1:AA:1492:A:H1'	25:BA:1935:A:H61	1.86	0.40
2:AB:48:MET:HA	2:AB:51:LEU:HD12	2.03	0.40
3:AC:115:LEU:HD12	3:AC:118:GLN:OE1	2.21	0.40
5:AE:147:ASP:O	5:AE:151:LEU:HG	2.21	0.40
6:AF:89:MET:SD	18:AR:76:LEU:HD21	2.61	0.40
13:AM:92:HIS:CE1	13:AM:98:VAL:HG11	2.56	0.40
14:AN:4:LYS:HD3	14:AN:7:ILE:CG2	2.51	0.40
25:BA:12:U:O2	25:BA:12:U:H2'	2.21	0.40
25:BA:254:A:H1'	25:BA:255:G:O4'	2.21	0.40
25:BA:807:G:H2'	25:BA:808:A:O4'	2.22	0.40
25:BA:868:A:H2'	25:BA:991:G:H5''	2.04	0.40
25:BA:1040:C:O2'	25:BA:1042:A:OP1	2.34	0.40
25:BA:1929:G:C2	25:BA:1946:C:C2	3.10	0.40
25:BA:2576:A:C2	25:BA:2659:U:H4'	2.56	0.40
26:BB:11:C:OP2	26:BB:12:C:H5	2.05	0.40
32:BI:65:ALA:CB	32:BI:136:VAL:HG11	2.50	0.40
32:BI:140:LEU:HD23	32:BI:140:LEU:HA	1.87	0.40
37:BR:87:TYR:OH	37:BR:116:LEU:HB3	2.21	0.40
1:CA:391:G:P	16:CP:28:ARG:HH22	2.44	0.40
1:CA:491:G:C2	1:CA:492:G:C4	3.10	0.40
1:CA:528:C:H41	12:CL:49:ASN:ND2	2.19	0.40
1:CA:811:C:N4	61:CA:4026:HOH:O	2.52	0.40
1:CA:1106:G:N2	1:CA:1107:C:C2	2.89	0.40
1:CA:1155:G:H2'	1:CA:1156:G:O4'	2.22	0.40
1:CA:1488:G:C2'	1:CA:1489:G:H5'	2.52	0.40
2:CB:219:VAL:HA	2:CB:222:ILE:HD11	2.02	0.40
2:CB:224:GLN:HG2	2:CB:225:ALA:N	2.36	0.40
2:CB:230:VAL:HG13	2:CB:231:GLU:O	2.22	0.40
7:CG:65:ALA:CB	7:CG:124:LEU:HD23	2.50	0.40
19:CS:51:VAL:HB	19:CS:75:ALA:HB2	2.03	0.40
20:CT:82:SER:O	20:CT:86:ARG:HG3	2.22	0.40
23:CX:4:G:H1	23:CX:69:C:N4	2.17	0.40
25:DA:663:G:C6	25:DA:664:C:C4	3.10	0.40
25:DA:875:G:C2	25:DA:903:C:C2	3.10	0.40
25:DA:895:U:O2'	25:DA:896:A:H2'	2.22	0.40
25:DA:912:C:C2	25:DA:913:U:C5	3.10	0.40
25:DA:955:C:OP1	36:DQ:87:LYS:HE3	2.22	0.40
25:DA:990:A:C6	25:DA:1186:G:H1'	2.57	0.40
25:DA:1292:U:H2'	25:DA:1293:C:H6	1.86	0.40

Continued on next page...

Continued from previous page...

Atom-1	Atom-2	Interatomic distance (Å)	Clash overlap (Å)
25:DA:2352:A:C4	25:DA:2366:A:C2	3.10	0.40
25:DA:2805:G:C6	25:DA:2807:G:C6	3.09	0.40
25:DA:2831:G:P	28:DE:58:ARG:HH22	2.38	0.40
26:DB:33:G:H5'	30:DG:2:PRO:HD3	2.03	0.40
28:DE:188:VAL:HA	28:DE:189:PRO:HD3	1.98	0.40
31:DH:103:LEU:HB3	31:DH:123:PHE:CD2	2.57	0.40
34:DO:101:PRO:HG3	39:DT:67:SER:OG	2.21	0.40
35:DP:90:ARG:HG2	35:DP:91:PHE:CD1	2.56	0.40
45:DZ:54:HIS:CG	45:DZ:101:PRO:HG3	2.56	0.40
50:D4:49:PHE:HB3	50:D4:50:VAL:HG12	2.04	0.40
51:D5:48:GLU:O	51:D5:60:VAL:HG11	2.22	0.40
52:D6:10:LEU:O	52:D6:11:LEU:HD23	2.21	0.40
53:D7:5:TRP:CD1	53:D7:7:PRO:HD3	2.56	0.40
1:AA:107:G:H2'	1:AA:108:G:O4'	2.22	0.40
1:AA:288:A:H2'	1:AA:289:G:H4'	2.04	0.40
1:AA:341:C:O2'	1:AA:342:C:H5'	2.21	0.40
1:AA:701:C:H1'	1:AA:703:G:C6	2.56	0.40
1:AA:920:U:H2'	1:AA:921:U:H6	1.84	0.40
1:AA:1072:G:C5	1:AA:1073:U:C4	3.10	0.40
1:AA:1160:G:H8	1:AA:1160:G:H5'	1.87	0.40
1:AA:1261:A:H3'	1:AA:1262:C:H6	1.86	0.40
2:AB:37:ASN:HB2	2:AB:41:ILE:HD11	2.03	0.40
4:AD:65:ARG:HG2	4:AD:75:PHE:CG	2.56	0.40
5:AE:76:ILE:HB	5:AE:77:PRO:HD2	2.04	0.40
6:AF:96:PRO:HB3	18:AR:30:ASP:CG	2.41	0.40
8:AH:82:HIS:O	8:AH:137:VAL:HA	2.21	0.40
25:BA:207:A:N1	25:BA:224:U:H4'	2.36	0.40
25:BA:390:G:H8	25:BA:390:G:O5'	2.04	0.40
25:BA:796:C:C5	25:BA:1664:A:C6	3.10	0.40
25:BA:1471:G:H2'	25:BA:1472:G:O4'	2.21	0.40
25:BA:1521:C:H2'	25:BA:1522:G:H8	1.87	0.40
25:BA:2225:U:O4'	27:BD:151:LYS:HE2	2.21	0.40
25:BA:2328:C:H1'	30:BG:128:ARG:NH2	2.36	0.40
25:BA:2427:G:C5	25:BA:2428:C:C4	3.10	0.40
25:BA:2862:G:H2'	25:BA:2863:C:O4'	2.22	0.40
27:BD:92:ILE:HD12	27:BD:104:TYR:CE1	2.57	0.40
28:BE:12:THR:HG21	39:BT:11:GLU:HG2	2.03	0.40
28:BE:49:LEU:HD12	28:BE:49:LEU:HA	1.85	0.40
33:BN:39:ARG:HA	33:BN:40:PRO:HD3	1.96	0.40
34:BO:2:ILE:HD12	34:BO:6:THR:HG21	2.02	0.40
41:BV:8:GLY:O	41:BV:10:LYS:HE2	2.22	0.40

Continued on next page...

Continued from previous page...

Atom-1	Atom-2	Interatomic distance (Å)	Clash overlap (Å)
46:B0:82:ARG:HA	46:B0:83:PRO:HD3	1.94	0.40
1:CA:101:A:H2'	1:CA:102:G:H5'	2.03	0.40
1:CA:310:G:H5''	16:CP:31:LYS:HB2	2.03	0.40
1:CA:567:G:N2	61:CA:4065:HOH:O	2.48	0.40
1:CA:922:G:H2'	1:CA:923:A:C8	2.56	0.40
1:CA:954:G:C6	1:CA:955:U:C4	3.10	0.40
1:CA:1122:U:C4	1:CA:1151:A:N1	2.89	0.40
1:CA:1126:U:C4	10:CJ:71:LEU:HD22	2.56	0.40
2:CB:97:TRP:HZ3	2:CB:176:GLU:OE2	2.04	0.40
2:CB:167:PRO:HD3	2:CB:187:LEU:O	2.21	0.40
2:CB:211:ILE:H	2:CB:211:ILE:HG13	1.71	0.40
3:CC:178:LEU:HD13	3:CC:178:LEU:HA	1.82	0.40
3:CC:187:ALA:HB3	3:CC:198:VAL:HB	2.04	0.40
10:CJ:16:LEU:HD23	10:CJ:94:VAL:HG22	2.04	0.40
18:CR:59:SER:H	18:CR:62:GLU:HG3	1.86	0.40
25:DA:657:U:H2'	25:DA:658:C:C6	2.56	0.40
25:DA:679:C:H2'	25:DA:680:G:H8	1.86	0.40
25:DA:858:U:H1'	25:DA:2268:A:H2'	2.04	0.40
25:DA:871:U:H5''	36:DQ:69:PHE:CE2	2.56	0.40
25:DA:949:C:H2'	25:DA:950:G:H8	1.86	0.40
25:DA:1268:A:H2'	25:DA:1269:A:O4'	2.22	0.40
25:DA:1472:A:C2	25:DA:1473:G:H1'	2.56	0.40
25:DA:1498:C:O4'	25:DA:1577:C:H4'	2.22	0.40
25:DA:1630:G:H2'	25:DA:1631:C:C6	2.56	0.40
25:DA:2611:U:C4	51:D5:3:LYS:HG2	2.57	0.40
28:DE:150:VAL:HG13	28:DE:154:LYS:HG3	2.03	0.40
29:DF:109:GLY:O	29:DF:113:ALA:N	2.43	0.40
32:DI:133:HIS:CD2	32:DI:134:PRO:O	2.75	0.40
44:DY:86:ARG:HD2	44:DY:100:ALA:HA	2.04	0.40
54:D8:15:LYS:HG2	54:D8:16:ILE:N	2.35	0.40
54:D8:30:ARG:HD3	54:D8:30:ARG:HA	1.57	0.40

There are no symmetry-related clashes.

5.3 Torsion angles

5.3.1 Protein backbone

In the following table, the Percentiles column shows the percent Ramachandran outliers of the chain as a percentile score with respect to all X-ray entries followed by that with respect to entries of similar resolution.

The Analysed column shows the number of residues for which the backbone conformation was analysed, and the total number of residues.

Mol	Chain	Analysed	Favoured	Allowed	Outliers	Percentiles	
2	AB	229/256 (90%)	201 (88%)	23 (10%)	5 (2%)	6	31
2	CB	229/256 (90%)	201 (88%)	21 (9%)	7 (3%)	4	23
3	AC	204/239 (85%)	182 (89%)	20 (10%)	2 (1%)	15	53
3	CC	204/239 (85%)	181 (89%)	21 (10%)	2 (1%)	15	53
4	AD	206/209 (99%)	184 (89%)	20 (10%)	2 (1%)	15	53
4	CD	206/209 (99%)	185 (90%)	18 (9%)	3 (2%)	10	42
5	AE	146/162 (90%)	136 (93%)	8 (6%)	2 (1%)	11	43
5	CE	146/162 (90%)	134 (92%)	12 (8%)	0	100	100
6	AF	98/101 (97%)	94 (96%)	4 (4%)	0	100	100
6	CF	98/101 (97%)	94 (96%)	4 (4%)	0	100	100
7	AG	153/156 (98%)	137 (90%)	15 (10%)	1 (1%)	22	60
7	CG	153/156 (98%)	139 (91%)	13 (8%)	1 (1%)	22	60
8	AH	135/138 (98%)	131 (97%)	4 (3%)	0	100	100
8	CH	135/138 (98%)	131 (97%)	3 (2%)	1 (1%)	22	60
9	AI	125/128 (98%)	112 (90%)	10 (8%)	3 (2%)	6	29
9	CI	125/128 (98%)	115 (92%)	8 (6%)	2 (2%)	9	40
10	AJ	95/105 (90%)	84 (88%)	8 (8%)	3 (3%)	4	22
10	CJ	94/105 (90%)	84 (89%)	8 (8%)	2 (2%)	7	33
11	AK	112/129 (87%)	101 (90%)	10 (9%)	1 (1%)	17	55
11	CK	112/129 (87%)	101 (90%)	10 (9%)	1 (1%)	17	55
12	AL	120/132 (91%)	117 (98%)	3 (2%)	0	100	100
12	CL	120/132 (91%)	113 (94%)	7 (6%)	0	100	100
13	AM	121/126 (96%)	113 (93%)	7 (6%)	1 (1%)	19	57
13	CM	120/126 (95%)	113 (94%)	6 (5%)	1 (1%)	19	57
14	AN	58/61 (95%)	55 (95%)	3 (5%)	0	100	100
14	CN	58/61 (95%)	55 (95%)	3 (5%)	0	100	100
15	AO	86/89 (97%)	80 (93%)	6 (7%)	0	100	100
15	CO	86/89 (97%)	81 (94%)	5 (6%)	0	100	100
16	AP	80/88 (91%)	74 (92%)	6 (8%)	0	100	100
16	CP	80/88 (91%)	73 (91%)	6 (8%)	1 (1%)	12	45

Continued on next page...

Continued from previous page...

Mol	Chain	Analysed	Favoured	Allowed	Outliers	Percentiles	
17	AQ	97/105 (92%)	92 (95%)	5 (5%)	0	100	100
17	CQ	97/105 (92%)	93 (96%)	4 (4%)	0	100	100
18	AR	66/88 (75%)	60 (91%)	5 (8%)	1 (2%)	10	42
18	CR	66/88 (75%)	61 (92%)	5 (8%)	0	100	100
19	AS	81/93 (87%)	76 (94%)	5 (6%)	0	100	100
19	CS	81/93 (87%)	74 (91%)	7 (9%)	0	100	100
20	AT	94/106 (89%)	84 (89%)	9 (10%)	1 (1%)	14	50
20	CT	94/106 (89%)	86 (92%)	5 (5%)	3 (3%)	4	22
21	AU	21/27 (78%)	17 (81%)	4 (19%)	0	100	100
21	CU	21/27 (78%)	18 (86%)	3 (14%)	0	100	100
24	AW	3/10 (30%)	0	2 (67%)	1 (33%)	0	0
24	CW	3/10 (30%)	1 (33%)	1 (33%)	1 (33%)	0	0
27	BD	273/276 (99%)	260 (95%)	12 (4%)	1 (0%)	34	72
27	DD	273/276 (99%)	258 (94%)	13 (5%)	2 (1%)	22	60
28	BE	202/206 (98%)	194 (96%)	7 (4%)	1 (0%)	29	68
28	DE	202/206 (98%)	195 (96%)	4 (2%)	3 (2%)	10	42
29	BF	201/210 (96%)	195 (97%)	5 (2%)	1 (0%)	29	68
29	DF	201/210 (96%)	195 (97%)	4 (2%)	2 (1%)	15	53
30	BG	179/182 (98%)	167 (93%)	9 (5%)	3 (2%)	9	39
30	DG	179/182 (98%)	161 (90%)	14 (8%)	4 (2%)	6	31
31	BH	172/180 (96%)	165 (96%)	6 (4%)	1 (1%)	25	64
31	DH	172/180 (96%)	164 (95%)	7 (4%)	1 (1%)	25	64
32	BI	144/148 (97%)	124 (86%)	14 (10%)	6 (4%)	3	16
32	DI	144/148 (97%)	124 (86%)	17 (12%)	3 (2%)	7	33
33	BN	138/140 (99%)	133 (96%)	5 (4%)	0	100	100
33	DN	138/140 (99%)	132 (96%)	5 (4%)	1 (1%)	22	60
34	BO	120/122 (98%)	116 (97%)	3 (2%)	1 (1%)	19	57
34	DO	120/122 (98%)	117 (98%)	2 (2%)	1 (1%)	19	57
35	BP	147/150 (98%)	138 (94%)	8 (5%)	1 (1%)	22	60
35	DP	147/150 (98%)	135 (92%)	9 (6%)	3 (2%)	7	34
36	BQ	139/141 (99%)	131 (94%)	7 (5%)	1 (1%)	22	60

Continued on next page...

Continued from previous page...

Mol	Chain	Analysed	Favoured	Allowed	Outliers	Percentiles	
36	DQ	139/141 (99%)	129 (93%)	9 (6%)	1 (1%)	22	60
37	BR	116/118 (98%)	110 (95%)	5 (4%)	1 (1%)	17	55
37	DR	116/118 (98%)	111 (96%)	5 (4%)	0	100	100
38	BS	108/112 (96%)	103 (95%)	4 (4%)	1 (1%)	17	55
38	DS	108/112 (96%)	102 (94%)	5 (5%)	1 (1%)	17	55
39	BT	129/146 (88%)	123 (95%)	6 (5%)	0	100	100
39	DT	129/146 (88%)	127 (98%)	2 (2%)	0	100	100
40	BU	114/118 (97%)	113 (99%)	1 (1%)	0	100	100
40	DU	114/118 (97%)	113 (99%)	1 (1%)	0	100	100
41	BV	99/101 (98%)	93 (94%)	5 (5%)	1 (1%)	15	53
41	DV	99/101 (98%)	94 (95%)	4 (4%)	1 (1%)	15	53
42	BW	110/113 (97%)	108 (98%)	2 (2%)	0	100	100
42	DW	110/113 (97%)	108 (98%)	2 (2%)	0	100	100
43	BX	93/96 (97%)	91 (98%)	2 (2%)	0	100	100
43	DX	93/96 (97%)	89 (96%)	4 (4%)	0	100	100
44	BY	105/110 (96%)	98 (93%)	7 (7%)	0	100	100
44	DY	105/110 (96%)	97 (92%)	8 (8%)	0	100	100
45	BZ	169/206 (82%)	150 (89%)	18 (11%)	1 (1%)	25	64
45	DZ	172/206 (84%)	162 (94%)	10 (6%)	0	100	100
46	B0	81/85 (95%)	76 (94%)	4 (5%)	1 (1%)	13	48
46	D0	81/85 (95%)	76 (94%)	4 (5%)	1 (1%)	13	48
47	B1	95/98 (97%)	93 (98%)	1 (1%)	1 (1%)	14	50
47	D1	95/98 (97%)	92 (97%)	2 (2%)	1 (1%)	14	50
48	B2	68/72 (94%)	68 (100%)	0	0	100	100
48	D2	68/72 (94%)	67 (98%)	1 (2%)	0	100	100
49	B3	57/60 (95%)	56 (98%)	1 (2%)	0	100	100
49	D3	57/60 (95%)	57 (100%)	0	0	100	100
50	B4	67/71 (94%)	53 (79%)	9 (13%)	5 (8%)	1	5
50	D4	67/71 (94%)	52 (78%)	8 (12%)	7 (10%)	0	2
51	B5	57/60 (95%)	53 (93%)	4 (7%)	0	100	100
51	D5	57/60 (95%)	54 (95%)	3 (5%)	0	100	100

Continued on next page...

Continued from previous page...

Mol	Chain	Analysed	Favoured	Allowed	Outliers	Percentiles	
52	B6	51/54 (94%)	48 (94%)	3 (6%)	0	100	100
52	D6	51/54 (94%)	47 (92%)	4 (8%)	0	100	100
53	B7	46/49 (94%)	46 (100%)	0	0	100	100
53	D7	46/49 (94%)	44 (96%)	1 (2%)	1 (2%)	6	31
54	B8	62/65 (95%)	60 (97%)	2 (3%)	0	100	100
54	D8	62/65 (95%)	61 (98%)	1 (2%)	0	100	100
55	B9	35/37 (95%)	34 (97%)	1 (3%)	0	100	100
55	D9	35/37 (95%)	34 (97%)	1 (3%)	0	100	100
All	All	11415/12148 (94%)	10659 (93%)	648 (6%)	108 (1%)	17	55

All (108) Ramachandran outliers are listed below:

Mol	Chain	Res	Type
2	AB	125	PRO
3	AC	107	GLN
4	AD	166	LYS
9	AI	54	ASP
10	AJ	31	GLY
10	AJ	79	ARG
11	AK	49	GLY
18	AR	60	ALA
27	BD	275	LYS
29	BF	130	ALA
31	BH	126	PRO
36	BQ	60	ARG
50	B4	55	ARG
50	B4	68	ARG
2	CB	16	HIS
2	CB	20	GLU
2	CB	21	ARG
2	CB	126	GLU
7	CG	7	ALA
9	CI	54	ASP
10	CJ	79	ARG
20	CT	95	ALA
20	CT	99	LEU
29	DF	21	ALA
29	DF	130	ALA
30	DG	14	GLU

Continued on next page...

Continued from previous page...

Mol	Chain	Res	Type
30	DG	47	LYS
30	DG	81	LYS
31	DH	126	PRO
32	DI	10	GLU
36	DQ	60	ARG
47	D1	3	LYS
50	D4	38	LYS
50	D4	39	CYS
50	D4	45	GLY
50	D4	55	ARG
50	D4	60	GLN
50	D4	63	TYR
53	D7	46	VAL
2	AB	16	HIS
2	AB	19	HIS
5	AE	85	GLY
5	AE	140	ARG
7	AG	81	GLY
9	AI	56	LEU
9	AI	95	LYS
10	AJ	56	HIS
24	AW	7	PRO
32	BI	73	GLU
34	BO	5	GLN
35	BP	29	LYS
38	BS	60	GLY
45	BZ	152	ALA
46	B0	13	GLY
47	B1	3	LYS
50	B4	47	GLN
50	B4	56	VAL
50	B4	57	GLU
2	CB	8	LYS
13	CM	106	ASN
27	DD	239	ARG
28	DE	73	GLU
28	DE	94	GLU
32	DI	117	GLU
33	DN	2	LYS
34	DO	5	GLN
30	BG	47	LYS
30	BG	51	ARG

Continued on next page...

Continued from previous page...

Mol	Chain	Res	Type
2	CB	231	GLU
3	CC	181	ASN
11	CK	49	GLY
20	CT	102	GLY
28	DE	52	LEU
30	DG	51	ARG
38	DS	84	GLN
41	DV	79	VAL
4	AD	164	ALA
13	AM	5	ALA
28	BE	52	LEU
32	BI	39	ALA
2	CB	123	ALA
4	CD	47	ARG
4	CD	129	ASN
10	CJ	56	HIS
32	DI	119	PRO
35	DP	38	GLN
50	D4	46	GLN
2	AB	37	ASN
30	BG	126	ASP
32	BI	105	HIS
32	BI	107	VAL
41	BV	79	VAL
3	CC	91	LEU
9	CI	56	LEU
27	DD	3	VAL
35	DP	29	LYS
35	DP	45	LEU
46	D0	4	LYS
3	AC	66	VAL
20	AT	102	GLY
32	BI	10	GLU
37	BR	83	ILE
8	CH	73	ASP
32	BI	106	GLY
16	CP	53	VAL
24	CW	7	PRO
2	AB	124	SER
4	CD	136	PRO

5.3.2 Protein sidechains [i](#)

In the following table, the Percentiles column shows the percent sidechain outliers of the chain as a percentile score with respect to all X-ray entries followed by that with respect to entries of similar resolution.

The Analysed column shows the number of residues for which the sidechain conformation was analysed, and the total number of residues.

Mol	Chain	Analysed	Rotameric	Outliers	Percentiles	
2	AB	192/220 (87%)	154 (80%)	38 (20%)	1	7
2	CB	187/220 (85%)	155 (83%)	32 (17%)	2	10
3	AC	143/188 (76%)	128 (90%)	15 (10%)	7	27
3	CC	140/188 (74%)	123 (88%)	17 (12%)	5	21
4	AD	170/181 (94%)	146 (86%)	24 (14%)	3	16
4	CD	173/181 (96%)	152 (88%)	21 (12%)	5	21
5	AE	113/123 (92%)	102 (90%)	11 (10%)	8	31
5	CE	114/123 (93%)	104 (91%)	10 (9%)	10	36
6	AF	83/90 (92%)	76 (92%)	7 (8%)	11	38
6	CF	85/90 (94%)	79 (93%)	6 (7%)	14	46
7	AG	119/127 (94%)	100 (84%)	19 (16%)	2	12
7	CG	120/127 (94%)	102 (85%)	18 (15%)	3	14
8	AH	114/119 (96%)	97 (85%)	17 (15%)	3	14
8	CH	114/119 (96%)	102 (90%)	12 (10%)	7	27
9	AI	90/99 (91%)	78 (87%)	12 (13%)	4	17
9	CI	89/99 (90%)	75 (84%)	14 (16%)	2	13
10	AJ	66/92 (72%)	59 (89%)	7 (11%)	6	26
10	CJ	69/92 (75%)	65 (94%)	4 (6%)	20	55
11	AK	82/99 (83%)	75 (92%)	7 (8%)	10	38
11	CK	83/99 (84%)	77 (93%)	6 (7%)	14	45
12	AL	97/109 (89%)	87 (90%)	10 (10%)	7	28
12	CL	97/109 (89%)	83 (86%)	14 (14%)	3	15
13	AM	93/101 (92%)	81 (87%)	12 (13%)	4	19
13	CM	92/101 (91%)	78 (85%)	14 (15%)	3	14
14	AN	49/50 (98%)	41 (84%)	8 (16%)	2	11
14	CN	49/50 (98%)	41 (84%)	8 (16%)	2	11

Continued on next page...

Continued from previous page...

Mol	Chain	Analysed	Rotameric	Outliers	Percentiles	
15	AO	78/80 (98%)	68 (87%)	10 (13%)	4	19
15	CO	78/80 (98%)	66 (85%)	12 (15%)	2	13
16	AP	69/74 (93%)	61 (88%)	8 (12%)	5	23
16	CP	68/74 (92%)	64 (94%)	4 (6%)	19	54
17	AQ	94/97 (97%)	88 (94%)	6 (6%)	17	51
17	CQ	94/97 (97%)	86 (92%)	8 (8%)	10	38
18	AR	59/77 (77%)	56 (95%)	3 (5%)	24	60
18	CR	59/77 (77%)	53 (90%)	6 (10%)	7	28
19	AS	69/80 (86%)	63 (91%)	6 (9%)	10	37
19	CS	67/80 (84%)	59 (88%)	8 (12%)	5	22
20	AT	70/82 (85%)	60 (86%)	10 (14%)	3	15
20	CT	70/82 (85%)	61 (87%)	9 (13%)	4	19
21	AU	18/22 (82%)	15 (83%)	3 (17%)	2	11
21	CU	18/22 (82%)	16 (89%)	2 (11%)	6	25
24	AW	3/3 (100%)	2 (67%)	1 (33%)	0	1
24	CW	3/3 (100%)	2 (67%)	1 (33%)	0	1
27	BD	215/218 (99%)	193 (90%)	22 (10%)	7	28
27	DD	215/218 (99%)	195 (91%)	20 (9%)	9	33
28	BE	164/166 (99%)	140 (85%)	24 (15%)	3	15
28	DE	164/166 (99%)	140 (85%)	24 (15%)	3	15
29	BF	160/166 (96%)	145 (91%)	15 (9%)	8	32
29	DF	159/166 (96%)	142 (89%)	17 (11%)	6	26
30	BG	143/156 (92%)	124 (87%)	19 (13%)	4	17
30	DG	142/156 (91%)	117 (82%)	25 (18%)	2	10
31	BH	144/148 (97%)	128 (89%)	16 (11%)	6	25
31	DH	144/148 (97%)	131 (91%)	13 (9%)	9	35
32	BI	110/124 (89%)	85 (77%)	25 (23%)	1	4
32	DI	104/124 (84%)	90 (86%)	14 (14%)	4	17
33	BN	118/119 (99%)	100 (85%)	18 (15%)	2	13
33	DN	118/119 (99%)	102 (86%)	16 (14%)	3	17
34	BO	100/100 (100%)	95 (95%)	5 (5%)	24	60

Continued on next page...

Continued from previous page...

Mol	Chain	Analysed	Rotameric	Outliers	Percentiles	
34	DO	100/100 (100%)	92 (92%)	8 (8%)	12	40
35	BP	115/116 (99%)	103 (90%)	12 (10%)	7	27
35	DP	115/116 (99%)	102 (89%)	13 (11%)	6	24
36	BQ	111/111 (100%)	96 (86%)	15 (14%)	4	17
36	DQ	111/111 (100%)	97 (87%)	14 (13%)	4	20
37	BR	101/101 (100%)	83 (82%)	18 (18%)	2	9
37	DR	101/101 (100%)	84 (83%)	17 (17%)	2	11
38	BS	87/88 (99%)	78 (90%)	9 (10%)	7	28
38	DS	85/88 (97%)	73 (86%)	12 (14%)	3	16
39	BT	115/127 (91%)	103 (90%)	12 (10%)	7	27
39	DT	113/127 (89%)	103 (91%)	10 (9%)	10	36
40	BU	93/94 (99%)	85 (91%)	8 (9%)	10	37
40	DU	93/94 (99%)	79 (85%)	14 (15%)	3	14
41	BV	80/82 (98%)	68 (85%)	12 (15%)	3	14
41	DV	80/82 (98%)	70 (88%)	10 (12%)	4	20
42	BW	90/92 (98%)	83 (92%)	7 (8%)	12	42
42	DW	90/92 (98%)	82 (91%)	8 (9%)	9	35
43	BX	77/78 (99%)	74 (96%)	3 (4%)	32	69
43	DX	77/78 (99%)	73 (95%)	4 (5%)	23	59
44	BY	85/91 (93%)	76 (89%)	9 (11%)	6	26
44	DY	85/91 (93%)	77 (91%)	8 (9%)	8	32
45	BZ	145/179 (81%)	127 (88%)	18 (12%)	4	20
45	DZ	145/179 (81%)	128 (88%)	17 (12%)	5	22
46	B0	65/67 (97%)	62 (95%)	3 (5%)	27	64
46	D0	65/67 (97%)	60 (92%)	5 (8%)	13	42
47	B1	80/83 (96%)	70 (88%)	10 (12%)	4	20
47	D1	80/83 (96%)	69 (86%)	11 (14%)	3	17
48	B2	65/67 (97%)	56 (86%)	9 (14%)	3	17
48	D2	65/67 (97%)	57 (88%)	8 (12%)	4	21
49	B3	51/52 (98%)	44 (86%)	7 (14%)	3	17
49	D3	50/52 (96%)	42 (84%)	8 (16%)	2	12

Continued on next page...

Continued from previous page...

Mol	Chain	Analysed	Rotameric	Outliers	Percentiles	
50	B4	59/63 (94%)	47 (80%)	12 (20%)	1	6
50	D4	53/63 (84%)	44 (83%)	9 (17%)	2	10
51	B5	50/52 (96%)	45 (90%)	5 (10%)	7	29
51	D5	50/52 (96%)	45 (90%)	5 (10%)	7	29
52	B6	51/52 (98%)	47 (92%)	4 (8%)	12	42
52	D6	50/52 (96%)	43 (86%)	7 (14%)	3	16
53	B7	41/42 (98%)	39 (95%)	2 (5%)	25	61
53	D7	41/42 (98%)	38 (93%)	3 (7%)	14	44
54	B8	53/55 (96%)	50 (94%)	3 (6%)	20	56
54	D8	54/55 (98%)	52 (96%)	2 (4%)	34	70
55	B9	34/34 (100%)	33 (97%)	1 (3%)	42	76
55	D9	34/34 (100%)	31 (91%)	3 (9%)	10	36
All	All	9325/10072 (93%)	8217 (88%)	1108 (12%)	5	22

All (1108) residues with a non-rotameric sidechain are listed below:

Mol	Chain	Res	Type
2	AB	8	LYS
2	AB	11	LEU
2	AB	15	VAL
2	AB	20	GLU
2	AB	21	ARG
2	AB	24	TRP
2	AB	49	GLU
2	AB	67	THR
2	AB	71	VAL
2	AB	76	GLN
2	AB	80	ILE
2	AB	81	VAL
2	AB	96	ARG
2	AB	108	ILE
2	AB	109	SER
2	AB	114	ARG
2	AB	130	ARG
2	AB	142	LEU
2	AB	144	ARG
2	AB	153	ARG
2	AB	155	LEU

Continued on next page...

Continued from previous page...

Mol	Chain	Res	Type
2	AB	156	LYS
2	AB	157	ARG
2	AB	158	LEU
2	AB	170	GLU
2	AB	178	ARG
2	AB	185	ILE
2	AB	187	LEU
2	AB	190	THR
2	AB	196	LEU
2	AB	200	ILE
2	AB	209	ARG
2	AB	217	ARG
2	AB	221	LEU
2	AB	222	ILE
2	AB	223	ILE
2	AB	226	ARG
2	AB	233	SER
3	AC	3	ASN
3	AC	27	LYS
3	AC	28	GLN
3	AC	29	TYR
3	AC	52	LEU
3	AC	54	ARG
3	AC	82	GLU
3	AC	98	ASN
3	AC	104	GLN
3	AC	118	GLN
3	AC	119	ARG
3	AC	131	ARG
3	AC	134	ILE
3	AC	164	ARG
3	AC	165	THR
4	AD	5	ILE
4	AD	19	LEU
4	AD	31	CYS
4	AD	34	GLU
4	AD	58	LEU
4	AD	85	LYS
4	AD	86	LYS
4	AD	91	SER
4	AD	108	LEU
4	AD	112	VAL

Continued on next page...

Continued from previous page...

Mol	Chain	Res	Type
4	AD	120	LEU
4	AD	122	ARG
4	AD	127	THR
4	AD	135	LEU
4	AD	141	ARG
4	AD	155	LEU
4	AD	158	ILE
4	AD	168	ARG
4	AD	177	ASP
4	AD	182	LYS
4	AD	184	LYS
4	AD	188	LEU
4	AD	196	LEU
4	AD	201	GLN
5	AE	12	LEU
5	AE	18	ARG
5	AE	31	LEU
5	AE	38	GLN
5	AE	40	ARG
5	AE	41	VAL
5	AE	47	LYS
5	AE	71	LEU
5	AE	75	THR
5	AE	78	HIS
5	AE	79	GLU
6	AF	40	VAL
6	AF	55	ASP
6	AF	69	GLU
6	AF	70	ASP
6	AF	74	ASP
6	AF	82	ARG
6	AF	94	GLN
7	AG	8	GLU
7	AG	9	VAL
7	AG	13	GLN
7	AG	50	ILE
7	AG	51	GLN
7	AG	52	GLU
7	AG	57	GLU
7	AG	59	LEU
7	AG	72	ARG
7	AG	76	ARG

Continued on next page...

Continued from previous page...

Mol	Chain	Res	Type
7	AG	79	ARG
7	AG	97	GLN
7	AG	104	LEU
7	AG	113	GLU
7	AG	114	ARG
7	AG	129	GLU
7	AG	138	LYS
7	AG	140	ASP
7	AG	144	MET
8	AH	21	LYS
8	AH	25	ASP
8	AH	26	VAL
8	AH	37	ARG
8	AH	50	ARG
8	AH	52	ASP
8	AH	53	VAL
8	AH	54	ASP
8	AH	63	LEU
8	AH	75	ARG
8	AH	78	GLN
8	AH	97	VAL
8	AH	98	LYS
8	AH	99	GLU
8	AH	107	LEU
8	AH	112	LEU
8	AH	115	SER
9	AI	23	ASN
9	AI	27	THR
9	AI	42	ARG
9	AI	53	VAL
9	AI	54	ASP
9	AI	56	LEU
9	AI	66	ARG
9	AI	75	ASP
9	AI	81	ILE
9	AI	103	THR
9	AI	127	LYS
9	AI	128	ARG
10	AJ	5	ARG
10	AJ	7	LYS
10	AJ	16	LEU
10	AJ	30	SER

Continued on next page...

Continued from previous page...

Mol	Chain	Res	Type
10	AJ	68	HIS
10	AJ	84	GLN
10	AJ	92	THR
11	AK	16	SER
11	AK	31	THR
11	AK	48	ILE
11	AK	70	LYS
11	AK	95	ILE
11	AK	96	ARG
11	AK	109	VAL
12	AL	6	THR
12	AL	33	ARG
12	AL	53	ARG
12	AL	55	VAL
12	AL	57	LYS
12	AL	67	THR
12	AL	70	ILE
12	AL	83	VAL
12	AL	117	ARG
12	AL	118	SER
13	AM	3	ARG
13	AM	4	ILE
13	AM	8	GLU
13	AM	15	VAL
13	AM	19	LEU
13	AM	43	THR
13	AM	47	ASP
13	AM	50	GLU
13	AM	73	GLU
13	AM	99	ARG
13	AM	110	ARG
13	AM	121	LYS
14	AN	3	ARG
14	AN	6	LEU
14	AN	7	ILE
14	AN	18	VAL
14	AN	22	THR
14	AN	23	ARG
14	AN	33	VAL
14	AN	44	LEU
15	AO	3	ILE
15	AO	5	LYS

Continued on next page...

Continued from previous page...

Mol	Chain	Res	Type
15	AO	22	THR
15	AO	26	GLU
15	AO	38	ARG
15	AO	39	LEU
15	AO	41	GLU
15	AO	76	GLU
15	AO	83	GLU
15	AO	84	LYS
16	AP	5	ARG
16	AP	8	ARG
16	AP	19	ILE
16	AP	20	VAL
16	AP	28	ARG
16	AP	50	LYS
16	AP	54	GLU
16	AP	67	THR
17	AQ	14	LYS
17	AQ	53	LEU
17	AQ	57	VAL
17	AQ	60	ILE
17	AQ	74	LEU
17	AQ	100	LYS
18	AR	26	LEU
18	AR	32	ARG
18	AR	54	ARG
19	AS	6	LYS
19	AS	28	LYS
19	AS	37	ARG
19	AS	43	GLU
19	AS	63	THR
19	AS	65	ASN
20	AT	8	ARG
20	AT	9	ASN
20	AT	10	LEU
20	AT	13	LEU
20	AT	24	LEU
20	AT	45	GLN
20	AT	46	GLU
20	AT	56	MET
20	AT	58	LYS
20	AT	62	LEU
21	AU	7	ARG

Continued on next page...

Continued from previous page...

Mol	Chain	Res	Type
21	AU	9	ARG
21	AU	10	ARG
24	AW	2	VAL
27	BD	3	VAL
27	BD	12	SER
27	BD	13	ARG
27	BD	69	ARG
27	BD	88	ARG
27	BD	94	LEU
27	BD	99	ASP
27	BD	103	ARG
27	BD	106	ILE
27	BD	111	LEU
27	BD	116	GLN
27	BD	138	VAL
27	BD	142	VAL
27	BD	162	SER
27	BD	200	ASP
27	BD	211	ARG
27	BD	221	VAL
27	BD	229	VAL
27	BD	242	ARG
27	BD	257	LEU
27	BD	260	ARG
27	BD	274	ARG
28	BE	1	MET
28	BE	7	VAL
28	BE	12	THR
28	BE	21	VAL
28	BE	24	THR
28	BE	40	GLU
28	BE	45	THR
28	BE	49	LEU
28	BE	73	GLU
28	BE	82	ARG
28	BE	89	ASP
28	BE	93	VAL
28	BE	97	LYS
28	BE	116	VAL
28	BE	119	ARG
28	BE	128	SER
28	BE	144	ARG

Continued on next page...

Continued from previous page...

Mol	Chain	Res	Type
28	BE	145	LYS
28	BE	154	LYS
28	BE	163	GLU
28	BE	167	VAL
28	BE	170	LEU
28	BE	175	VAL
28	BE	181	LEU
29	BF	19	GLU
29	BF	24	LEU
29	BF	33	LEU
29	BF	53	THR
29	BF	57	VAL
29	BF	74	ARG
29	BF	106	ARG
29	BF	108	LYS
29	BF	110	LEU
29	BF	125	LEU
29	BF	140	LEU
29	BF	170	LEU
29	BF	192	LEU
29	BF	197	ASP
29	BF	200	GLU
30	BG	7	LEU
30	BG	28	VAL
30	BG	43	LEU
30	BG	45	GLU
30	BG	60	LEU
30	BG	78	SER
30	BG	81	LYS
30	BG	82	LEU
30	BG	86	MET
30	BG	91	ARG
30	BG	133	LEU
30	BG	136	ARG
30	BG	140	ILE
30	BG	143	GLU
30	BG	146	TYR
30	BG	148	MET
30	BG	159	VAL
30	BG	170	ARG
30	BG	181	ARG
31	BH	3	ARG

Continued on next page...

Continued from previous page...

Mol	Chain	Res	Type
31	BH	6	ARG
31	BH	13	LYS
31	BH	24	VAL
31	BH	41	MET
31	BH	45	VAL
31	BH	56	SER
31	BH	59	ARG
31	BH	60	ARG
31	BH	69	ARG
31	BH	98	LEU
31	BH	105	LEU
31	BH	116	GLU
31	BH	129	THR
31	BH	139	GLN
31	BH	175	LYS
32	BI	5	LEU
32	BI	9	LEU
32	BI	38	LEU
32	BI	41	GLU
32	BI	43	ASN
32	BI	50	ARG
32	BI	57	ARG
32	BI	60	GLU
32	BI	61	ARG
32	BI	64	GLU
32	BI	66	GLU
32	BI	68	LEU
32	BI	74	ASN
32	BI	75	LEU
32	BI	77	LEU
32	BI	78	THR
32	BI	86	THR
32	BI	92	VAL
32	BI	96	ASP
32	BI	101	LEU
32	BI	102	SER
32	BI	103	ARG
32	BI	109	ILE
32	BI	140	LEU
32	BI	144	VAL
33	BN	5	VAL
33	BN	12	ARG

Continued on next page...

Continued from previous page...

Mol	Chain	Res	Type
33	BN	33	LEU
33	BN	34	LEU
33	BN	46	VAL
33	BN	48	MET
33	BN	61	ARG
33	BN	67	LEU
33	BN	68	GLU
33	BN	83	LYS
33	BN	87	LEU
33	BN	97	ARG
33	BN	99	LEU
33	BN	112	LEU
33	BN	120	LEU
33	BN	121	LYS
33	BN	133	GLN
33	BN	137	LYS
34	BO	21	CYS
34	BO	24	VAL
34	BO	92	GLU
34	BO	98	VAL
34	BO	108	GLU
35	BP	15	ARG
35	BP	21	ARG
35	BP	59	LEU
35	BP	65	ARG
35	BP	70	GLN
35	BP	95	VAL
35	BP	98	GLU
35	BP	106	LEU
35	BP	112	LEU
35	BP	125	VAL
35	BP	135	LEU
35	BP	149	GLU
36	BQ	1	MET
36	BQ	5	ARG
36	BQ	7	MET
36	BQ	8	LYS
36	BQ	21	THR
36	BQ	45	GLN
36	BQ	54	MET
36	BQ	55	VAL
36	BQ	56	ARG

Continued on next page...

Continued from previous page...

Mol	Chain	Res	Type
36	BQ	60	ARG
36	BQ	75	THR
36	BQ	81	VAL
36	BQ	85	LYS
36	BQ	109	VAL
36	BQ	110	THR
37	BR	1	MET
37	BR	6	SER
37	BR	8	ARG
37	BR	18	LEU
37	BR	28	LEU
37	BR	29	LEU
37	BR	33	ARG
37	BR	36	THR
37	BR	44	LEU
37	BR	54	LEU
37	BR	60	LEU
37	BR	65	LEU
37	BR	67	LEU
37	BR	75	LEU
37	BR	79	LEU
37	BR	86	ARG
37	BR	100	LEU
37	BR	111	LEU
38	BS	19	LYS
38	BS	20	ARG
38	BS	36	TYR
38	BS	57	LYS
38	BS	59	LYS
38	BS	61	ASN
38	BS	78	LEU
38	BS	83	LYS
38	BS	103	GLU
39	BT	6	LEU
39	BT	13	ARG
39	BT	17	THR
39	BT	28	VAL
39	BT	39	ARG
39	BT	49	VAL
39	BT	53	ARG
39	BT	74	ARG
39	BT	78	LEU

Continued on next page...

Continued from previous page...

Mol	Chain	Res	Type
39	BT	89	VAL
39	BT	96	ARG
39	BT	118	ARG
40	BU	8	VAL
40	BU	31	SER
40	BU	36	ARG
40	BU	59	ARG
40	BU	74	LEU
40	BU	95	LEU
40	BU	104	GLN
40	BU	117	GLN
41	BV	10	LYS
41	BV	18	LEU
41	BV	21	ARG
41	BV	39	LEU
41	BV	43	GLU
41	BV	46	VAL
41	BV	51	VAL
41	BV	61	VAL
41	BV	62	LEU
41	BV	72	VAL
41	BV	73	SER
41	BV	79	VAL
42	BW	11	ARG
42	BW	15	ARG
42	BW	17	VAL
42	BW	23	LEU
42	BW	51	LEU
42	BW	67	ASP
42	BW	107	LEU
43	BX	57	LEU
43	BX	66	LEU
43	BX	70	LEU
44	BY	2	ARG
44	BY	7	VAL
44	BY	43	ASN
44	BY	72	VAL
44	BY	73	ARG
44	BY	90	LEU
44	BY	91	GLU
44	BY	102	CYS
44	BY	107	ASP

Continued on next page...

Continued from previous page...

Mol	Chain	Res	Type
45	BZ	5	LEU
45	BZ	6	LYS
45	BZ	11	GLU
45	BZ	19	ARG
45	BZ	42	VAL
45	BZ	61	LEU
45	BZ	86	VAL
45	BZ	87	ASP
45	BZ	91	LEU
45	BZ	107	THR
45	BZ	126	VAL
45	BZ	132	ASN
45	BZ	135	GLU
45	BZ	136	PHE
45	BZ	144	LEU
45	BZ	155	LEU
45	BZ	162	GLU
45	BZ	170	THR
46	B0	10	THR
46	B0	20	ARG
46	B0	55	ARG
47	B1	21	ARG
47	B1	26	ARG
47	B1	30	VAL
47	B1	35	THR
47	B1	40	ARG
47	B1	52	ARG
47	B1	59	THR
47	B1	75	GLU
47	B1	89	GLU
47	B1	95	LEU
48	B2	28	LYS
48	B2	30	ARG
48	B2	41	ILE
48	B2	52	ASP
48	B2	53	LEU
48	B2	55	ARG
48	B2	64	LEU
48	B2	68	ARG
48	B2	70	GLN
49	B3	6	VAL
49	B3	8	LEU

Continued on next page...

Continued from previous page...

Mol	Chain	Res	Type
49	B3	23	LEU
49	B3	29	ARG
49	B3	32	GLN
49	B3	55	ARG
49	B3	58	VAL
50	B4	5	ILE
50	B4	33	VAL
50	B4	34	GLU
50	B4	44	THR
50	B4	46	GLN
50	B4	48	ARG
50	B4	49	PHE
50	B4	56	VAL
50	B4	58	ARG
50	B4	61	ARG
50	B4	63	TYR
50	B4	69	LYS
51	B5	6	VAL
51	B5	29	THR
51	B5	40	LYS
51	B5	58	LEU
51	B5	60	VAL
52	B6	4	GLU
52	B6	13	CYS
52	B6	14	THR
52	B6	48	VAL
53	B7	1	MET
53	B7	47	ARG
54	B8	13	ARG
54	B8	14	VAL
54	B8	31	HIS
55	B9	17	ILE
2	CB	11	LEU
2	CB	23	ARG
2	CB	24	TRP
2	CB	35	GLU
2	CB	44	LEU
2	CB	67	THR
2	CB	71	VAL
2	CB	76	GLN
2	CB	80	ILE
2	CB	94	ASN

Continued on next page...

Continued from previous page...

Mol	Chain	Res	Type
2	CB	96	ARG
2	CB	115	LEU
2	CB	126	GLU
2	CB	128	GLU
2	CB	140	HIS
2	CB	142	LEU
2	CB	144	ARG
2	CB	153	ARG
2	CB	154	LEU
2	CB	158	LEU
2	CB	160	ASP
2	CB	169	LYS
2	CB	178	ARG
2	CB	185	ILE
2	CB	187	LEU
2	CB	189	ASP
2	CB	200	ILE
2	CB	221	LEU
2	CB	224	GLN
2	CB	226	ARG
2	CB	233	SER
2	CB	235	SER
3	CC	3	ASN
3	CC	20	SER
3	CC	29	TYR
3	CC	44	GLU
3	CC	52	LEU
3	CC	70	VAL
3	CC	82	GLU
3	CC	98	ASN
3	CC	101	LEU
3	CC	104	GLN
3	CC	105	GLU
3	CC	115	LEU
3	CC	131	ARG
3	CC	152	ILE
3	CC	164	ARG
3	CC	165	THR
3	CC	179	ARG
4	CD	10	ARG
4	CD	19	LEU
4	CD	33	MET

Continued on next page...

Continued from previous page...

Mol	Chain	Res	Type
4	CD	34	GLU
4	CD	47	ARG
4	CD	58	LEU
4	CD	85	LYS
4	CD	96	LEU
4	CD	110	PHE
4	CD	122	ARG
4	CD	127	THR
4	CD	135	LEU
4	CD	150	GLU
4	CD	157	LEU
4	CD	170	VAL
4	CD	177	ASP
4	CD	184	LYS
4	CD	187	ARG
4	CD	188	LEU
4	CD	191	ARG
4	CD	194	LEU
5	CE	12	LEU
5	CE	18	ARG
5	CE	31	LEU
5	CE	40	ARG
5	CE	41	VAL
5	CE	47	LYS
5	CE	71	LEU
5	CE	75	THR
5	CE	79	GLU
5	CE	150	ARG
6	CF	10	LEU
6	CF	23	LYS
6	CF	28	ARG
6	CF	40	VAL
6	CF	41	GLU
6	CF	69	GLU
7	CG	9	VAL
7	CG	10	ARG
7	CG	12	LEU
7	CG	13	GLN
7	CG	51	GLN
7	CG	52	GLU
7	CG	57	GLU
7	CG	58	PRO

Continued on next page...

Continued from previous page...

Mol	Chain	Res	Type
7	CG	59	LEU
7	CG	72	ARG
7	CG	75	VAL
7	CG	76	ARG
7	CG	85	TYR
7	CG	97	GLN
7	CG	113	GLU
7	CG	114	ARG
7	CG	131	LYS
7	CG	140	ASP
8	CH	21	LYS
8	CH	25	ASP
8	CH	38	ILE
8	CH	52	ASP
8	CH	53	VAL
8	CH	54	ASP
8	CH	78	GLN
8	CH	84	ARG
8	CH	97	VAL
8	CH	98	LYS
8	CH	99	GLU
8	CH	112	LEU
9	CI	7	THR
9	CI	23	ASN
9	CI	27	THR
9	CI	33	PHE
9	CI	42	ARG
9	CI	64	THR
9	CI	75	ASP
9	CI	81	ILE
9	CI	86	VAL
9	CI	102	LEU
9	CI	108	VAL
9	CI	124	GLN
9	CI	125	TYR
9	CI	128	ARG
10	CJ	23	ILE
10	CJ	29	ARG
10	CJ	74	ILE
10	CJ	92	THR
11	CK	33	THR
11	CK	54	ARG

Continued on next page...

Continued from previous page...

Mol	Chain	Res	Type
11	CK	79	SER
11	CK	95	ILE
11	CK	96	ARG
11	CK	126	ARG
12	CL	33	ARG
12	CL	34	ARG
12	CL	50	SER
12	CL	52	LEU
12	CL	53	ARG
12	CL	55	VAL
12	CL	59	ARG
12	CL	60	LEU
12	CL	70	ILE
12	CL	83	VAL
12	CL	97	ARG
12	CL	117	ARG
12	CL	118	SER
12	CL	123	LYS
13	CM	3	ARG
13	CM	4	ILE
13	CM	19	LEU
13	CM	27	LYS
13	CM	47	ASP
13	CM	49	THR
13	CM	50	GLU
13	CM	56	LEU
13	CM	70	LEU
13	CM	99	ARG
13	CM	104	ARG
13	CM	106	ASN
13	CM	110	ARG
13	CM	121	LYS
14	CN	3	ARG
14	CN	7	ILE
14	CN	17	LYS
14	CN	18	VAL
14	CN	22	THR
14	CN	23	ARG
14	CN	44	LEU
14	CN	57	ARG
15	CO	3	ILE
15	CO	5	LYS

Continued on next page...

Continued from previous page...

Mol	Chain	Res	Type
15	CO	7	GLU
15	CO	22	THR
15	CO	24	SER
15	CO	26	GLU
15	CO	39	LEU
15	CO	48	LYS
15	CO	54	ARG
15	CO	64	ARG
15	CO	76	GLU
15	CO	83	GLU
16	CP	5	ARG
16	CP	8	ARG
16	CP	67	THR
16	CP	69	THR
17	CQ	6	LEU
17	CQ	9	VAL
17	CQ	53	LEU
17	CQ	57	VAL
17	CQ	60	ILE
17	CQ	66	SER
17	CQ	74	LEU
17	CQ	83	ASP
18	CR	26	LEU
18	CR	32	ARG
18	CR	41	LYS
18	CR	54	ARG
18	CR	64	ARG
18	CR	76	LEU
19	CS	22	LEU
19	CS	28	LYS
19	CS	30	LEU
19	CS	33	THR
19	CS	43	GLU
19	CS	56	GLN
19	CS	63	THR
19	CS	65	ASN
20	CT	24	LEU
20	CT	38	LYS
20	CT	46	GLU
20	CT	56	MET
20	CT	62	LEU
20	CT	71	THR

Continued on next page...

Continued from previous page...

Mol	Chain	Res	Type
20	CT	80	ARG
20	CT	90	GLN
20	CT	99	LEU
21	CU	10	ARG
21	CU	12	LYS
24	CW	2	VAL
27	DD	13	ARG
27	DD	61	LEU
27	DD	69	ARG
27	DD	88	ARG
27	DD	94	LEU
27	DD	106	ILE
27	DD	111	LEU
27	DD	116	GLN
27	DD	134	ARG
27	DD	211	ARG
27	DD	217	ARG
27	DD	221	VAL
27	DD	229	VAL
27	DD	242	ARG
27	DD	257	LEU
27	DD	259	THR
27	DD	260	ARG
27	DD	274	ARG
27	DD	275	LYS
27	DD	276	LYS
28	DE	1	MET
28	DE	9	VAL
28	DE	12	THR
28	DE	21	VAL
28	DE	24	THR
28	DE	33	VAL
28	DE	40	GLU
28	DE	47	VAL
28	DE	49	LEU
28	DE	52	LEU
28	DE	58	ARG
28	DE	73	GLU
28	DE	75	VAL
28	DE	82	ARG
28	DE	111	ARG
28	DE	116	VAL

Continued on next page...

Continued from previous page...

Mol	Chain	Res	Type
28	DE	119	ARG
28	DE	144	ARG
28	DE	145	LYS
28	DE	163	GLU
28	DE	167	VAL
28	DE	170	LEU
28	DE	175	VAL
28	DE	181	LEU
29	DF	12	LEU
29	DF	13	SER
29	DF	15	SER
29	DF	19	GLU
29	DF	24	LEU
29	DF	27	GLU
29	DF	33	LEU
29	DF	74	ARG
29	DF	106	ARG
29	DF	107	LYS
29	DF	108	LYS
29	DF	110	LEU
29	DF	135	LYS
29	DF	137	LYS
29	DF	183	VAL
29	DF	192	LEU
29	DF	200	GLU
30	DG	5	VAL
30	DG	21	ARG
30	DG	28	VAL
30	DG	31	VAL
30	DG	33	ARG
30	DG	36	LYS
30	DG	43	LEU
30	DG	45	GLU
30	DG	49	ASP
30	DG	60	LEU
30	DG	84	LYS
30	DG	91	ARG
30	DG	98	ARG
30	DG	113	ARG
30	DG	115	ARG
30	DG	128	ARG
30	DG	133	LEU

Continued on next page...

Continued from previous page...

Mol	Chain	Res	Type
30	DG	136	ARG
30	DG	140	ILE
30	DG	143	GLU
30	DG	145	THR
30	DG	148	MET
30	DG	153	ARG
30	DG	159	VAL
30	DG	170	ARG
31	DH	15	VAL
31	DH	25	LYS
31	DH	42	ARG
31	DH	69	ARG
31	DH	76	VAL
31	DH	81	GLU
31	DH	95	ARG
31	DH	98	LEU
31	DH	105	LEU
31	DH	106	THR
31	DH	134	SER
31	DH	139	GLN
31	DH	171	LEU
32	DI	5	LEU
32	DI	19	VAL
32	DI	40	THR
32	DI	43	ASN
32	DI	44	LEU
32	DI	57	ARG
32	DI	61	ARG
32	DI	68	LEU
32	DI	73	GLU
32	DI	75	LEU
32	DI	77	LEU
32	DI	121	LYS
32	DI	140	LEU
32	DI	142	VAL
33	DN	5	VAL
33	DN	12	ARG
33	DN	33	LEU
33	DN	34	LEU
33	DN	38	HIS
33	DN	46	VAL
33	DN	48	MET

Continued on next page...

Continued from previous page...

Mol	Chain	Res	Type
33	DN	61	ARG
33	DN	85	ILE
33	DN	87	LEU
33	DN	97	ARG
33	DN	99	LEU
33	DN	112	LEU
33	DN	120	LEU
33	DN	133	GLN
33	DN	137	LYS
34	DO	8	LEU
34	DO	24	VAL
34	DO	47	ILE
34	DO	58	VAL
34	DO	69	ILE
34	DO	92	GLU
34	DO	98	VAL
34	DO	108	GLU
35	DP	1	MET
35	DP	2	LYS
35	DP	3	LEU
35	DP	15	ARG
35	DP	21	ARG
35	DP	55	ARG
35	DP	65	ARG
35	DP	76	LYS
35	DP	77	ARG
35	DP	96	THR
35	DP	106	LEU
35	DP	112	LEU
35	DP	135	LEU
36	DQ	1	MET
36	DQ	7	MET
36	DQ	8	LYS
36	DQ	11	LYS
36	DQ	21	THR
36	DQ	45	GLN
36	DQ	55	VAL
36	DQ	56	ARG
36	DQ	60	ARG
36	DQ	63	LYS
36	DQ	75	THR
36	DQ	81	VAL

Continued on next page...

Continued from previous page...

Mol	Chain	Res	Type
36	DQ	109	VAL
36	DQ	110	THR
37	DR	1	MET
37	DR	6	SER
37	DR	18	LEU
37	DR	28	LEU
37	DR	29	LEU
37	DR	33	ARG
37	DR	36	THR
37	DR	44	LEU
37	DR	54	LEU
37	DR	60	LEU
37	DR	65	LEU
37	DR	67	LEU
37	DR	75	LEU
37	DR	79	LEU
37	DR	86	ARG
37	DR	100	LEU
37	DR	111	LEU
38	DS	19	LYS
38	DS	20	ARG
38	DS	35	ILE
38	DS	36	TYR
38	DS	67	ARG
38	DS	68	GLN
38	DS	69	VAL
38	DS	71	ARG
38	DS	75	GLU
38	DS	78	LEU
38	DS	83	LYS
38	DS	103	GLU
39	DT	6	LEU
39	DT	13	ARG
39	DT	17	THR
39	DT	53	ARG
39	DT	74	ARG
39	DT	78	LEU
39	DT	89	VAL
39	DT	96	ARG
39	DT	113	LYS
39	DT	118	ARG
40	DU	5	LYS

Continued on next page...

Continued from previous page...

Mol	Chain	Res	Type
40	DU	8	VAL
40	DU	17	ILE
40	DU	31	SER
40	DU	36	ARG
40	DU	59	ARG
40	DU	74	LEU
40	DU	83	LEU
40	DU	89	GLU
40	DU	92	ARG
40	DU	95	LEU
40	DU	104	GLN
40	DU	108	GLU
40	DU	114	LYS
41	DV	15	GLU
41	DV	18	LEU
41	DV	39	LEU
41	DV	46	VAL
41	DV	57	VAL
41	DV	61	VAL
41	DV	62	LEU
41	DV	72	VAL
41	DV	73	SER
41	DV	79	VAL
42	DW	11	ARG
42	DW	17	VAL
42	DW	23	LEU
42	DW	27	LYS
42	DW	51	LEU
42	DW	60	ASN
42	DW	100	THR
42	DW	107	LEU
43	DX	33	LYS
43	DX	57	LEU
43	DX	70	LEU
43	DX	76	ARG
44	DY	2	ARG
44	DY	11	ASP
44	DY	43	ASN
44	DY	49	VAL
44	DY	72	VAL
44	DY	90	LEU
44	DY	91	GLU

Continued on next page...

Continued from previous page...

Mol	Chain	Res	Type
44	DY	99	CYS
45	DZ	5	LEU
45	DZ	19	ARG
45	DZ	31	ARG
45	DZ	33	LEU
45	DZ	61	LEU
45	DZ	72	ARG
45	DZ	86	VAL
45	DZ	87	ASP
45	DZ	91	LEU
45	DZ	107	THR
45	DZ	131	ARG
45	DZ	136	PHE
45	DZ	154	ASP
45	DZ	155	LEU
45	DZ	156	LYS
45	DZ	162	GLU
45	DZ	170	THR
46	D0	7	LEU
46	D0	10	THR
46	D0	19	LYS
46	D0	20	ARG
46	D0	55	ARG
47	D1	4	VAL
47	D1	8	SER
47	D1	21	ARG
47	D1	26	ARG
47	D1	35	THR
47	D1	40	ARG
47	D1	51	VAL
47	D1	52	ARG
47	D1	59	THR
47	D1	89	GLU
47	D1	95	LEU
48	D2	28	LYS
48	D2	30	ARG
48	D2	40	SER
48	D2	41	ILE
48	D2	52	ASP
48	D2	53	LEU
48	D2	55	ARG
48	D2	70	GLN

Continued on next page...

Continued from previous page...

Mol	Chain	Res	Type
49	D3	6	VAL
49	D3	8	LEU
49	D3	23	LEU
49	D3	24	LYS
49	D3	30	ARG
49	D3	31	LEU
49	D3	32	GLN
49	D3	44	ARG
50	D4	3	GLU
50	D4	5	ILE
50	D4	33	VAL
50	D4	44	THR
50	D4	50	VAL
50	D4	56	VAL
50	D4	61	ARG
50	D4	63	TYR
50	D4	68	ARG
51	D5	29	THR
51	D5	33	CYS
51	D5	40	LYS
51	D5	48	GLU
51	D5	58	LEU
52	D6	6	ARG
52	D6	9	LEU
52	D6	13	CYS
52	D6	28	ARG
52	D6	38	LYS
52	D6	40	CYS
52	D6	48	VAL
53	D7	1	MET
53	D7	41	ARG
53	D7	48	LYS
54	D8	14	VAL
54	D8	31	HIS
55	D9	7	VAL
55	D9	17	ILE
55	D9	26	ILE

Sometimes sidechains can be flipped to improve hydrogen bonding and reduce clashes. All (115) such sidechains are listed below:

Mol	Chain	Res	Type
3	AC	6	HIS

Continued on next page...

Continued from previous page...

Mol	Chain	Res	Type
3	AC	28	GLN
3	AC	37	GLN
3	AC	181	ASN
4	AD	45	GLN
4	AD	123	HIS
5	AE	20	GLN
5	AE	141	GLN
6	AF	94	GLN
6	AF	100	ASN
7	AG	28	ASN
9	AI	23	ASN
9	AI	31	GLN
9	AI	34	ASN
9	AI	58	HIS
9	AI	73	GLN
9	AI	89	ASN
10	AJ	56	HIS
10	AJ	84	GLN
11	AK	93	GLN
11	AK	104	GLN
12	AL	78	GLN
12	AL	99	HIS
15	AO	28	GLN
15	AO	62	GLN
17	AQ	26	GLN
19	AS	23	ASN
19	AS	47	HIS
19	AS	65	ASN
19	AS	69	HIS
20	AT	9	ASN
20	AT	16	HIS
20	AT	45	GLN
27	BD	87	ASN
27	BD	164	GLN
27	BD	253	GLN
28	BE	85	ASN
29	BF	8	GLN
29	BF	69	HIS
29	BF	169	ASN
29	BF	203	GLN
30	BG	26	GLN
30	BG	40	ASN

Continued on next page...

Continued from previous page...

Mol	Chain	Res	Type
32	BI	43	ASN
32	BI	139	GLN
35	BP	38	GLN
39	BT	123	GLN
40	BU	117	GLN
43	BX	31	HIS
43	BX	55	ASN
44	BY	6	HIS
44	BY	43	ASN
45	BZ	32	HIS
45	BZ	151	HIS
46	B0	3	HIS
48	B2	70	GLN
54	B8	35	GLN
55	B9	36	GLN
2	CB	224	GLN
3	CC	6	HIS
3	CC	28	GLN
3	CC	37	GLN
3	CC	104	GLN
3	CC	118	GLN
3	CC	123	GLN
3	CC	136	GLN
3	CC	181	ASN
4	CD	77	ASN
4	CD	125	HIS
5	CE	20	GLN
5	CE	78	HIS
5	CE	141	GLN
7	CG	51	GLN
7	CG	148	ASN
8	CH	15	ASN
8	CH	78	GLN
9	CI	23	ASN
9	CI	58	HIS
9	CI	89	ASN
9	CI	124	GLN
10	CJ	68	HIS
11	CK	22	HIS
11	CK	93	GLN
12	CL	78	GLN
13	CM	77	ASN

Continued on next page...

Continued from previous page...

Mol	Chain	Res	Type
15	CO	28	GLN
15	CO	62	GLN
19	CS	56	GLN
19	CS	65	ASN
19	CS	69	HIS
20	CT	16	HIS
27	DD	164	GLN
27	DD	253	GLN
28	DE	85	ASN
28	DE	143	ASN
29	DF	69	HIS
29	DF	169	ASN
29	DF	203	GLN
32	DI	43	ASN
32	DI	133	HIS
34	DO	3	GLN
35	DP	38	GLN
36	DQ	45	GLN
37	DR	13	HIS
37	DR	71	GLN
38	DS	68	GLN
39	DT	58	ASN
39	DT	123	GLN
42	DW	60	ASN
43	DX	31	HIS
44	DY	43	ASN
45	DZ	55	HIS
46	D0	3	HIS
48	D2	38	GLN
55	D9	36	GLN

5.3.3 RNA

Mol	Chain	Analysed	Backbone Outliers	Pucker Outliers
1	AA	1495/1522 (98%)	421 (28%)	24 (1%)
1	CA	1501/1522 (98%)	421 (28%)	30 (1%)
22	AV	4/24 (16%)	1 (25%)	0
22	CV	4/24 (16%)	1 (25%)	0
23	AX	75/77 (97%)	18 (24%)	0
23	CX	75/77 (97%)	19 (25%)	0
25	BA	2722/2915 (93%)	527 (19%)	41 (1%)

Continued on next page...

Continued from previous page...

Mol	Chain	Analysed	Backbone Outliers	Pucker Outliers
25	DA	2704/2915 (92%)	526 (19%)	35 (1%)
26	BB	119/122 (97%)	21 (17%)	0
26	DB	119/122 (97%)	23 (19%)	1 (0%)
All	All	8818/9320 (94%)	1978 (22%)	131 (1%)

All (1978) RNA backbone outliers are listed below:

Mol	Chain	Res	Type
1	AA	7	G
1	AA	9	G
1	AA	15	G
1	AA	16	A
1	AA	22	G
1	AA	32	A
1	AA	39	G
1	AA	44	G
1	AA	47	C
1	AA	48	C
1	AA	50	A
1	AA	51	A
1	AA	59	A
1	AA	61	G
1	AA	63	C
1	AA	69	G
1	AA	76	C
1	AA	77	G
1	AA	78	G
1	AA	79	G
1	AA	96	U
1	AA	97	G
1	AA	98	G
1	AA	101	A
1	AA	102	G
1	AA	112	G
1	AA	115	G
1	AA	116	A
1	AA	121	C
1	AA	129(A)	G
1	AA	131	C
1	AA	138	G
1	AA	141	A
1	AA	142	G

Continued on next page...

Continued from previous page...

Mol	Chain	Res	Type
1	AA	143	A
1	AA	144	G
1	AA	146	G
1	AA	149	A
1	AA	160	A
1	AA	163	C
1	AA	165	C
1	AA	166	G
1	AA	171	A
1	AA	173	U
1	AA	174	C
1	AA	180	U
1	AA	181	G
1	AA	182	U
1	AA	189(B)	C
1	AA	189(D)	C
1	AA	189(F)	U
1	AA	190	U
1	AA	193	C
1	AA	194	C
1	AA	195	A
1	AA	197	A
1	AA	199	G
1	AA	201	C
1	AA	203	U
1	AA	204	U
1	AA	216	G
1	AA	220	G
1	AA	247	G
1	AA	251	G
1	AA	253	U
1	AA	258	G
1	AA	266	G
1	AA	267	C
1	AA	269	C
1	AA	277	C
1	AA	281	G
1	AA	289	G
1	AA	298	A
1	AA	318	G
1	AA	321	A
1	AA	328	C

Continued on next page...

Continued from previous page...

Mol	Chain	Res	Type
1	AA	332	G
1	AA	342	C
1	AA	343	U
1	AA	346	G
1	AA	347	G
1	AA	348	G
1	AA	349	A
1	AA	351	G
1	AA	352	C
1	AA	353	A
1	AA	354	G
1	AA	355	C
1	AA	367	U
1	AA	372	C
1	AA	373	A
1	AA	382	A
1	AA	383	A
1	AA	387	U
1	AA	388	G
1	AA	396	G
1	AA	397	A
1	AA	398	C
1	AA	403	C
1	AA	406	G
1	AA	411	A
1	AA	412	A
1	AA	413	G
1	AA	414	A
1	AA	415	A
1	AA	422	C
1	AA	424	G
1	AA	429	U
1	AA	430	A
1	AA	434	U
1	AA	439	A
1	AA	442	C
1	AA	443	C
1	AA	452	A
1	AA	461	A
1	AA	471	G
1	AA	474	G
1	AA	484	G

Continued on next page...

Continued from previous page...

Mol	Chain	Res	Type
1	AA	485	G
1	AA	492	G
1	AA	496	A
1	AA	498	U
1	AA	504	C
1	AA	505	G
1	AA	506	G
1	AA	509	A
1	AA	510	A
1	AA	511	C
1	AA	513	C
1	AA	518	C
1	AA	521	G
1	AA	527	G
1	AA	531	U
1	AA	532	A
1	AA	533	A
1	AA	536	C
1	AA	538	G
1	AA	539	A
1	AA	544	G
1	AA	547	A
1	AA	553	A
1	AA	559	A
1	AA	560	U
1	AA	561	U
1	AA	562	C
1	AA	571	U
1	AA	572	A
1	AA	573	A
1	AA	576	G
1	AA	586	C
1	AA	592	G
1	AA	596	C
1	AA	597	G
1	AA	599	C
1	AA	606	G
1	AA	607	A
1	AA	623	C
1	AA	626	U
1	AA	627	G
1	AA	630	G

Continued on next page...

Continued from previous page...

Mol	Chain	Res	Type
1	AA	633	G
1	AA	639	G
1	AA	641	U
1	AA	642	A
1	AA	651	C
1	AA	653	A
1	AA	656	C
1	AA	661	G
1	AA	665	A
1	AA	673	G
1	AA	680	C
1	AA	687	A
1	AA	688	G
1	AA	693	G
1	AA	711	G
1	AA	721	G
1	AA	723	U
1	AA	724	G
1	AA	731	G
1	AA	749	C
1	AA	752	G
1	AA	753	A
1	AA	755	G
1	AA	760	G
1	AA	774	G
1	AA	777	A
1	AA	786	G
1	AA	792	A
1	AA	793	U
1	AA	794	A
1	AA	802	A
1	AA	806	C
1	AA	812	C
1	AA	813	U
1	AA	815	A
1	AA	816	A
1	AA	817	C
1	AA	818	G
1	AA	821	G
1	AA	827	U
1	AA	828	A
1	AA	829	G

Continued on next page...

Continued from previous page...

Mol	Chain	Res	Type
1	AA	830	G
1	AA	839	U
1	AA	840	C
1	AA	841	U
1	AA	851	G
1	AA	855	G
1	AA	858	G
1	AA	859	A
1	AA	870	U
1	AA	873	A
1	AA	902	G
1	AA	914	A
1	AA	916	G
1	AA	922	G
1	AA	926	G
1	AA	927	G
1	AA	934	C
1	AA	935	A
1	AA	942	G
1	AA	958	A
1	AA	960	U
1	AA	961	U
1	AA	967	C
1	AA	968	A
1	AA	969	A
1	AA	971	G
1	AA	972	C
1	AA	974	A
1	AA	975	A
1	AA	976	G
1	AA	977	A
1	AA	980	C
1	AA	982	U
1	AA	983	A
1	AA	991	U
1	AA	992	U
1	AA	993	G
1	AA	999	C
1	AA	1000	U
1	AA	1001	A
1	AA	1001(A)	G
1	AA	1002	G

Continued on next page...

Continued from previous page...

Mol	Chain	Res	Type
1	AA	1003	G
1	AA	1004	A
1	AA	1005	A
1	AA	1006	C
1	AA	1007	C
1	AA	1008	C
1	AA	1009	G
1	AA	1010	G
1	AA	1011	G
1	AA	1013	G
1	AA	1014	A
1	AA	1017	G
1	AA	1019	C
1	AA	1020	U
1	AA	1021	G
1	AA	1022	G
1	AA	1024	G
1	AA	1025	U
1	AA	1026	G
1	AA	1027	C
1	AA	1028	C
1	AA	1029	C
1	AA	1030(A)	G
1	AA	1030(C)	G
1	AA	1031	G
1	AA	1033	G
1	AA	1035	A
1	AA	1036	G
1	AA	1037	C
1	AA	1039	C
1	AA	1042	G
1	AA	1043	C
1	AA	1052	U
1	AA	1053	G
1	AA	1054	C
1	AA	1055	A
1	AA	1065	U
1	AA	1066	C
1	AA	1068	G
1	AA	1076	C
1	AA	1081	G
1	AA	1087	G

Continued on next page...

Continued from previous page...

Mol	Chain	Res	Type
1	AA	1089	G
1	AA	1091	U
1	AA	1092	A
1	AA	1093	A
1	AA	1094	G
1	AA	1095	U
1	AA	1101	A
1	AA	1104	G
1	AA	1108	G
1	AA	1109	C
1	AA	1119	C
1	AA	1120	G
1	AA	1124	G
1	AA	1125	U
1	AA	1126	U
1	AA	1128	C
1	AA	1130	A
1	AA	1132	C
1	AA	1134	G
1	AA	1135	U
1	AA	1136	U
1	AA	1137	C
1	AA	1139	G
1	AA	1141	C
1	AA	1145	C
1	AA	1146	A
1	AA	1151	A
1	AA	1152	A
1	AA	1154	G
1	AA	1157	A
1	AA	1159	U
1	AA	1160	G
1	AA	1161	C
1	AA	1166	G
1	AA	1173	G
1	AA	1176	A
1	AA	1181	G
1	AA	1183	A
1	AA	1184	G
1	AA	1189	C
1	AA	1192	C
1	AA	1193	G

Continued on next page...

Continued from previous page...

Mol	Chain	Res	Type
1	AA	1196	U
1	AA	1197	G
1	AA	1200	C
1	AA	1202	G
1	AA	1204	A
1	AA	1212	U
1	AA	1213	A
1	AA	1214	C
1	AA	1223	C
1	AA	1224	G
1	AA	1227	A
1	AA	1235	U
1	AA	1236	A
1	AA	1238	A
1	AA	1250	A
1	AA	1256	A
1	AA	1257	U
1	AA	1258	G
1	AA	1259	C
1	AA	1260	C
1	AA	1267	C
1	AA	1270	C
1	AA	1271	G
1	AA	1273	G
1	AA	1278	U
1	AA	1279	A
1	AA	1280	A
1	AA	1281	U
1	AA	1284	C
1	AA	1286	A
1	AA	1287	A
1	AA	1294	G
1	AA	1296	C
1	AA	1297	C
1	AA	1299	A
1	AA	1300	G
1	AA	1302	U
1	AA	1305	G
1	AA	1311	G
1	AA	1314	C
1	AA	1317	C
1	AA	1320	C

Continued on next page...

Continued from previous page...

Mol	Chain	Res	Type
1	AA	1322	C
1	AA	1323	G
1	AA	1328	C
1	AA	1333	A
1	AA	1338	G
1	AA	1340	A
1	AA	1343	G
1	AA	1346	A
1	AA	1347	G
1	AA	1350	A
1	AA	1353	G
1	AA	1354	C
1	AA	1358	U
1	AA	1360	A
1	AA	1361	G
1	AA	1363	C
1	AA	1370	G
1	AA	1377	A
1	AA	1379	G
1	AA	1390	U
1	AA	1393	U
1	AA	1396	A
1	AA	1397	C
1	AA	1419	G
1	AA	1422	G
1	AA	1441	G
1	AA	1442	G
1	AA	1442(A)	G
1	AA	1442(B)	A
1	AA	1443	G
1	AA	1446	U
1	AA	1447	A
1	AA	1452	C
1	AA	1456	G
1	AA	1457	G
1	AA	1469	G
1	AA	1489	G
1	AA	1492	A
1	AA	1493	A
1	AA	1494	G
1	AA	1497	G
1	AA	1503	A

Continued on next page...

Continued from previous page...

Mol	Chain	Res	Type
1	AA	1504	G
1	AA	1506	U
1	AA	1517	G
1	AA	1519	A
1	AA	1520	G
1	AA	1529	G
1	AA	1530	G
1	AA	1531	A
1	AA	1532	U
22	AV	15	A
23	AX	6	G
23	AX	9	G
23	AX	13	C
23	AX	16	C
23	AX	19	G
23	AX	21	A
23	AX	26	G
23	AX	28	C
23	AX	31	G
23	AX	42	G
23	AX	47	U
23	AX	58	A
23	AX	60	U
23	AX	61	C
23	AX	67	C
23	AX	68	C
23	AX	70	G
23	AX	76	A
25	BA	7	G
25	BA	8	A
25	BA	9	U
25	BA	12	U
25	BA	14	A
25	BA	36	G
25	BA	45	C
25	BA	54	G
25	BA	62	U
25	BA	63	A
25	BA	70	A
25	BA	71	U
25	BA	73	A
25	BA	74	G

Continued on next page...

Continued from previous page...

Mol	Chain	Res	Type
25	BA	83	A
25	BA	90	A
25	BA	91	G
25	BA	92	C
25	BA	99	G
25	BA	116	A
25	BA	117	A
25	BA	118	U
25	BA	123	G
25	BA	125	A
25	BA	129	G
25	BA	155	C
25	BA	161	C
25	BA	185	A
25	BA	187	C
25	BA	189	U
25	BA	190	C
25	BA	194	G
25	BA	203	G
25	BA	204	G
25	BA	205	A
25	BA	210	A
25	BA	211	A
25	BA	213	G
25	BA	217	A
25	BA	218	A
25	BA	221	G
25	BA	222	A
25	BA	237	G
25	BA	239	G
25	BA	250	G
25	BA	265	U
25	BA	269	G
25	BA	271	U
25	BA	272	U
25	BA	273	G
25	BA	274	U
25	BA	275	C
25	BA	276	C
25	BA	279	G
25	BA	281	G
25	BA	287	G

Continued on next page...

Continued from previous page...

Mol	Chain	Res	Type
25	BA	288	U
25	BA	289	G
25	BA	294	C
25	BA	299	G
25	BA	303	C
25	BA	306	A
25	BA	307	A
25	BA	335	A
25	BA	351	G
25	BA	353	G
25	BA	354	A
25	BA	358	C
25	BA	359	C
25	BA	360	C
25	BA	376	G
25	BA	381	A
25	BA	387	G
25	BA	391	G
25	BA	399	G
25	BA	407	U
25	BA	413	G
25	BA	423	G
25	BA	431	C
25	BA	432	U
25	BA	434	G
25	BA	438	G
25	BA	439	A
25	BA	448	U
25	BA	455	A
25	BA	456	A
25	BA	460	C
25	BA	469	A
25	BA	470	C
25	BA	474	U
25	BA	481	C
25	BA	482	C
25	BA	483	A
25	BA	496	A
25	BA	505	A
25	BA	507	G
25	BA	508	A
25	BA	514	G

Continued on next page...

Continued from previous page...

Mol	Chain	Res	Type
25	BA	515	G
25	BA	526	A
25	BA	529	U
25	BA	530	A
25	BA	534	C
25	BA	535	C
25	BA	538	A
25	BA	543	G
25	BA	554	A
25	BA	555	G
25	BA	556	C
25	BA	557	A
25	BA	558	G
25	BA	569	G
25	BA	573	G
25	BA	574	G
25	BA	586	G
25	BA	596	G
25	BA	598	A
25	BA	615	G
25	BA	616	G
25	BA	625	G
25	BA	626	A
25	BA	627	G
25	BA	630	U
25	BA	633	G
25	BA	638	U
25	BA	639	G
25	BA	641	G
25	BA	644	G
25	BA	657	A
25	BA	659	C
25	BA	662	A
25	BA	670	C
25	BA	671	A
25	BA	692	C
25	BA	694	G
25	BA	697	C
25	BA	698	G
25	BA	701	A
25	BA	716	G
25	BA	724	A

Continued on next page...

Continued from previous page...

Mol	Chain	Res	Type
25	BA	733	G
25	BA	749	G
25	BA	763	A
25	BA	764	G
25	BA	777	C
25	BA	810	G
25	BA	822	G
25	BA	823	G
25	BA	829	A
25	BA	831	A
25	BA	832	G
25	BA	835	A
25	BA	839	G
25	BA	852	G
25	BA	853	C
25	BA	857	U
25	BA	858	U
25	BA	859	C
25	BA	866	A
25	BA	871	A
25	BA	874	U
25	BA	875	U
25	BA	877	G
25	BA	902	G
25	BA	906	G
25	BA	926	G
25	BA	927	G
25	BA	928	G
25	BA	929	G
25	BA	930	G
25	BA	931	C
25	BA	932	C
25	BA	933	C
25	BA	934	A
25	BA	935	C
25	BA	937	A
25	BA	940	C
25	BA	942	A
25	BA	944	C
25	BA	945	A
25	BA	946	A
25	BA	953	U

Continued on next page...

Continued from previous page...

Mol	Chain	Res	Type
25	BA	956	A
25	BA	965	G
25	BA	973	G
25	BA	977	G
25	BA	986	A
25	BA	989	G
25	BA	990	A
25	BA	991	G
25	BA	1003	U
25	BA	1004	A
25	BA	1006	C
25	BA	1019	G
25	BA	1020	C
25	BA	1026	A
25	BA	1029	A
25	BA	1036	A
25	BA	1042	A
25	BA	1051	C
25	BA	1058	U
25	BA	1059	C
25	BA	1066	A
25	BA	1068	G
25	BA	1072	U
25	BA	1076	G
25	BA	1079	U
25	BA	1080	G
25	BA	1085	G
25	BA	1087	C
25	BA	1088	G
25	BA	1089	C
25	BA	1091	A
25	BA	1092	A
25	BA	1093	G
25	BA	1094	A
25	BA	1096	A
25	BA	1153	G
25	BA	1154	U
25	BA	1156	G
25	BA	1158	G
25	BA	1168	G
25	BA	1175	A
25	BA	1176	U

Continued on next page...

Continued from previous page...

Mol	Chain	Res	Type
25	BA	1180	C
25	BA	1181	G
25	BA	1184	G
25	BA	1186	U
25	BA	1187	U
25	BA	1195	G
25	BA	1202	A
25	BA	1210	G
25	BA	1216	G
25	BA	1217	G
25	BA	1218	G
25	BA	1219	A
25	BA	1220	U
25	BA	1221	G
25	BA	1222	A
25	BA	1223	C
25	BA	1225	C
25	BA	1255	A
25	BA	1256	U
25	BA	1270	C
25	BA	1290	G
25	BA	1296	G
25	BA	1299	A
25	BA	1302	G
25	BA	1311	A
25	BA	1317	G
25	BA	1318	A
25	BA	1319	U
25	BA	1321	A
25	BA	1322	A
25	BA	1338	U
25	BA	1346	U
25	BA	1347	A
25	BA	1360	C
25	BA	1367	A
25	BA	1398	U
25	BA	1401	G
25	BA	1405	A
25	BA	1406	A
25	BA	1411	A
25	BA	1416	C
25	BA	1419	A

Continued on next page...

Continued from previous page...

Mol	Chain	Res	Type
25	BA	1430	A
25	BA	1431	G
25	BA	1462	G
25	BA	1463	C
25	BA	1466	U
25	BA	1467	G
25	BA	1468	G
25	BA	1474	C
25	BA	1491	A
25	BA	1496	A
25	BA	1497	G
25	BA	1507	A
25	BA	1514	C
25	BA	1516	A
25	BA	1518	A
25	BA	1525	G
25	BA	1529	G
25	BA	1536	A
25	BA	1539	C
25	BA	1541	A
25	BA	1554	A
25	BA	1555	C
25	BA	1556	A
25	BA	1569	U
25	BA	1578	C
25	BA	1579	C
25	BA	1589	A
25	BA	1590	C
25	BA	1592	A
25	BA	1605	A
25	BA	1613	A
25	BA	1616	A
25	BA	1625	U
25	BA	1628	G
25	BA	1631	C
25	BA	1632	A
25	BA	1633	A
25	BA	1654	A
25	BA	1655	A
25	BA	1656	A
25	BA	1660	A
25	BA	1694	G

Continued on next page...

Continued from previous page...

Mol	Chain	Res	Type
25	BA	1695	C
25	BA	1696	G
25	BA	1699	A
25	BA	1701	A
25	BA	1707	C
25	BA	1711	A
25	BA	1721	G
25	BA	1743	G
25	BA	1747	A
25	BA	1748	A
25	BA	1750	G
25	BA	1766	G
25	BA	1767	A
25	BA	1768	U
25	BA	1769	G
25	BA	1772	C
25	BA	1776	G
25	BA	1777	G
25	BA	1779	G
25	BA	1787	G
25	BA	1790	A
25	BA	1791	A
25	BA	1793	A
25	BA	1794	G
25	BA	1795	G
25	BA	1804	A
25	BA	1805	C
25	BA	1811	A
25	BA	1813	C
25	BA	1817	A
25	BA	1822	A
25	BA	1829	U
25	BA	1831	C
25	BA	1832	G
25	BA	1843	A
25	BA	1847	G
25	BA	1860	A
25	BA	1867	C
25	BA	1870	G
25	BA	1878	A
25	BA	1879	A
25	BA	1881	G

Continued on next page...

Continued from previous page...

Mol	Chain	Res	Type
25	BA	1889	G
25	BA	1899	A
25	BA	1900	G
25	BA	1901	C
25	BA	1911	A
25	BA	1916	C
25	BA	1922	A
25	BA	1928	G
25	BA	1935	A
25	BA	1936	C
25	BA	1941	A
25	BA	1951	G
25	BA	1952	G
25	BA	1953	U
25	BA	1954	A
25	BA	1959	A
25	BA	1960	A
25	BA	1963	C
25	BA	1964	C
25	BA	1977	U
25	BA	1985	U
25	BA	1986	G
25	BA	1987	C
25	BA	1989	C
25	BA	1992	A
25	BA	1993	A
25	BA	1994	A
25	BA	1999	A
25	BA	2014	G
25	BA	2015	U
25	BA	2018	C
25	BA	2019	G
25	BA	2042	A
25	BA	2045	G
25	BA	2052	A
25	BA	2053	A
25	BA	2054	G
25	BA	2055	A
25	BA	2065	C
25	BA	2074	G
25	BA	2077	C
25	BA	2078	G

Continued on next page...

Continued from previous page...

Mol	Chain	Res	Type
25	BA	2082	A
25	BA	2083	G
25	BA	2084	A
25	BA	2091	G
25	BA	2102	G
25	BA	2121	U
25	BA	2212	G
25	BA	2214	G
25	BA	2217	C
25	BA	2220	A
25	BA	2227	G
25	BA	2228	G
25	BA	2229	A
25	BA	2230	U
25	BA	2236	G
25	BA	2237	A
25	BA	2247	G
25	BA	2250	G
25	BA	2251	G
25	BA	2260	C
25	BA	2278	A
25	BA	2280	A
25	BA	2281	A
25	BA	2287	C
25	BA	2290	A
25	BA	2295	C
25	BA	2299	A
25	BA	2306	C
25	BA	2308	U
25	BA	2317	A
25	BA	2319	G
25	BA	2320	G
25	BA	2326	C
25	BA	2332	A
25	BA	2337	G
25	BA	2339	A
25	BA	2347	A
25	BA	2348	A
25	BA	2353	G
25	BA	2355	C
25	BA	2359	C
25	BA	2362	C

Continued on next page...

Continued from previous page...

Mol	Chain	Res	Type
25	BA	2366	G
25	BA	2373	A
25	BA	2384	G
25	BA	2391	G
25	BA	2395	G
25	BA	2397	C
25	BA	2404	A
25	BA	2418	U
25	BA	2422	G
25	BA	2426	G
25	BA	2434	A
25	BA	2435	U
25	BA	2437	A
25	BA	2440	G
25	BA	2441	G
25	BA	2442	A
25	BA	2443	U
25	BA	2447	A
25	BA	2451	A
25	BA	2453	C
25	BA	2459	G
25	BA	2460	A
25	BA	2480	G
25	BA	2481	A
25	BA	2486	C
25	BA	2488	A
25	BA	2490	A
25	BA	2503	U
25	BA	2510	C
25	BA	2514	G
25	BA	2517	G
25	BA	2518	U
25	BA	2530	A
25	BA	2532	C
25	BA	2537	G
25	BA	2541	G
25	BA	2547	G
25	BA	2566	U
25	BA	2567	U
25	BA	2578	A
25	BA	2579	G
25	BA	2594	G

Continued on next page...

Continued from previous page...

Mol	Chain	Res	Type
25	BA	2614	A
25	BA	2621	U
25	BA	2622	C
25	BA	2623	U
25	BA	2624	C
25	BA	2641	A
25	BA	2642	G
25	BA	2644	A
25	BA	2650	G
25	BA	2653	G
25	BA	2666	A
25	BA	2674	A
25	BA	2690	C
25	BA	2701	U
25	BA	2702	C
25	BA	2711	C
25	BA	2715	C
25	BA	2721	G
25	BA	2725	A
25	BA	2726	A
25	BA	2727	G
25	BA	2739	U
25	BA	2746	A
25	BA	2764	G
25	BA	2770	A
25	BA	2771	A
25	BA	2777	A
25	BA	2778	A
25	BA	2779	G
25	BA	2782	C
25	BA	2791	A
25	BA	2799	U
25	BA	2803	A
25	BA	2804	C
25	BA	2807	C
25	BA	2813	G
25	BA	2816	G
25	BA	2817	G
25	BA	2825	C
25	BA	2828	G
25	BA	2830	A
25	BA	2831	A

Continued on next page...

Continued from previous page...

Mol	Chain	Res	Type
25	BA	2843	G
25	BA	2845	A
25	BA	2868	C
25	BA	2882	G
25	BA	2883	A
25	BA	2890	C
25	BA	2893	A
25	BA	2903	G
25	BA	2906	U
26	BB	2	C
26	BB	7	G
26	BB	12	C
26	BB	13	A
26	BB	31	C
26	BB	34	U
26	BB	42	C
26	BB	56	G
26	BB	59	A
26	BB	72	G
26	BB	73	A
26	BB	75	G
26	BB	85	G
26	BB	88	C
26	BB	89	G
26	BB	90	A
26	BB	93	G
26	BB	95	C
26	BB	106	G
26	BB	110	G
26	BB	119	G
1	CA	6	G
1	CA	7	G
1	CA	9	G
1	CA	15	G
1	CA	16	A
1	CA	22	G
1	CA	32	A
1	CA	39	G
1	CA	44	G
1	CA	47	C
1	CA	48	C
1	CA	50	A

Continued on next page...

Continued from previous page...

Mol	Chain	Res	Type
1	CA	51	A
1	CA	59	A
1	CA	61	G
1	CA	63	C
1	CA	65	U
1	CA	66	G
1	CA	69	G
1	CA	77	G
1	CA	78	G
1	CA	79	G
1	CA	80	G
1	CA	88	A
1	CA	89	C
1	CA	96	U
1	CA	97	G
1	CA	101	A
1	CA	102	G
1	CA	112	G
1	CA	115	G
1	CA	116	A
1	CA	121	C
1	CA	129(A)	G
1	CA	131	C
1	CA	138	G
1	CA	142	G
1	CA	144	G
1	CA	148	G
1	CA	160	A
1	CA	163	C
1	CA	165	C
1	CA	166	G
1	CA	171	A
1	CA	173	U
1	CA	174	C
1	CA	180	U
1	CA	181	G
1	CA	182	U
1	CA	189(D)	C
1	CA	189(F)	U
1	CA	189(J)	G
1	CA	190	U
1	CA	193	C

Continued on next page...

Continued from previous page...

Mol	Chain	Res	Type
1	CA	194	C
1	CA	195	A
1	CA	197	A
1	CA	199	G
1	CA	203	U
1	CA	204	U
1	CA	216	G
1	CA	220	G
1	CA	247	G
1	CA	251	G
1	CA	258	G
1	CA	265	G
1	CA	266	G
1	CA	267	C
1	CA	269	C
1	CA	277	C
1	CA	281	G
1	CA	289	G
1	CA	298	A
1	CA	301	G
1	CA	321	A
1	CA	328	C
1	CA	332	G
1	CA	342	C
1	CA	344	A
1	CA	346	G
1	CA	351	G
1	CA	352	C
1	CA	353	A
1	CA	354	G
1	CA	355	C
1	CA	367	U
1	CA	372	C
1	CA	373	A
1	CA	382	A
1	CA	383	A
1	CA	387	U
1	CA	388	G
1	CA	396	G
1	CA	397	A
1	CA	398	C
1	CA	403	C

Continued on next page...

Continued from previous page...

Mol	Chain	Res	Type
1	CA	406	G
1	CA	411	A
1	CA	412	A
1	CA	413	G
1	CA	414	A
1	CA	415	A
1	CA	422	C
1	CA	424	G
1	CA	427	U
1	CA	429	U
1	CA	430	A
1	CA	434	U
1	CA	439	A
1	CA	442	C
1	CA	449	C
1	CA	452	A
1	CA	461	A
1	CA	471	G
1	CA	474	G
1	CA	484	G
1	CA	485	G
1	CA	492	G
1	CA	496	A
1	CA	498	U
1	CA	504	C
1	CA	505	G
1	CA	506	G
1	CA	509	A
1	CA	510	A
1	CA	511	C
1	CA	513	C
1	CA	518	C
1	CA	521	G
1	CA	527	G
1	CA	531	U
1	CA	532	A
1	CA	533	A
1	CA	536	C
1	CA	538	G
1	CA	544	G
1	CA	547	A
1	CA	553	A

Continued on next page...

Continued from previous page...

Mol	Chain	Res	Type
1	CA	559	A
1	CA	560	U
1	CA	561	U
1	CA	562	C
1	CA	571	U
1	CA	572	A
1	CA	573	A
1	CA	576	G
1	CA	586	C
1	CA	592	G
1	CA	596	C
1	CA	597	G
1	CA	600	C
1	CA	606	G
1	CA	607	A
1	CA	623	C
1	CA	626	U
1	CA	627	G
1	CA	630	G
1	CA	633	G
1	CA	639	G
1	CA	641	U
1	CA	642	A
1	CA	650	G
1	CA	651	C
1	CA	653	A
1	CA	656	C
1	CA	661	G
1	CA	665	A
1	CA	673	G
1	CA	680	C
1	CA	687	A
1	CA	688	G
1	CA	693	G
1	CA	711	G
1	CA	721	G
1	CA	723	U
1	CA	724	G
1	CA	731	G
1	CA	752	G
1	CA	753	A
1	CA	755	G

Continued on next page...

Continued from previous page...

Mol	Chain	Res	Type
1	CA	758	G
1	CA	760	G
1	CA	774	G
1	CA	777	A
1	CA	786	G
1	CA	792	A
1	CA	793	U
1	CA	794	A
1	CA	802	A
1	CA	806	C
1	CA	812	C
1	CA	813	U
1	CA	815	A
1	CA	816	A
1	CA	817	C
1	CA	818	G
1	CA	821	G
1	CA	827	U
1	CA	828	A
1	CA	829	G
1	CA	830	G
1	CA	836	G
1	CA	839	U
1	CA	840	C
1	CA	841	U
1	CA	851	G
1	CA	855	G
1	CA	858	G
1	CA	859	A
1	CA	870	U
1	CA	873	A
1	CA	902	G
1	CA	914	A
1	CA	916	G
1	CA	922	G
1	CA	926	G
1	CA	927	G
1	CA	934	C
1	CA	935	A
1	CA	942	G
1	CA	958	A
1	CA	960	U

Continued on next page...

Continued from previous page...

Mol	Chain	Res	Type
1	CA	961	U
1	CA	967	C
1	CA	968	A
1	CA	969	A
1	CA	971	G
1	CA	972	C
1	CA	974	A
1	CA	975	A
1	CA	976	G
1	CA	977	A
1	CA	980	C
1	CA	982	U
1	CA	983	A
1	CA	991	U
1	CA	992	U
1	CA	993	G
1	CA	995	C
1	CA	999	C
1	CA	1001	A
1	CA	1001(A)	G
1	CA	1002	G
1	CA	1004	A
1	CA	1005	A
1	CA	1006	C
1	CA	1007	C
1	CA	1010	G
1	CA	1011	G
1	CA	1013	G
1	CA	1014	A
1	CA	1019	C
1	CA	1020	U
1	CA	1022	G
1	CA	1025	U
1	CA	1026	G
1	CA	1027	C
1	CA	1028	C
1	CA	1030	C
1	CA	1030(A)	G
1	CA	1030(C)	G
1	CA	1031	G
1	CA	1033	G
1	CA	1034	G

Continued on next page...

Continued from previous page...

Mol	Chain	Res	Type
1	CA	1035	A
1	CA	1036	G
1	CA	1037	C
1	CA	1039	C
1	CA	1041	A
1	CA	1042	G
1	CA	1043	C
1	CA	1052	U
1	CA	1053	G
1	CA	1054	C
1	CA	1055	A
1	CA	1063	C
1	CA	1065	U
1	CA	1066	C
1	CA	1068	G
1	CA	1070	U
1	CA	1076	C
1	CA	1081	G
1	CA	1087	G
1	CA	1089	G
1	CA	1091	U
1	CA	1092	A
1	CA	1093	A
1	CA	1094	G
1	CA	1095	U
1	CA	1101	A
1	CA	1104	G
1	CA	1108	G
1	CA	1109	C
1	CA	1117	G
1	CA	1119	C
1	CA	1120	G
1	CA	1122	U
1	CA	1124	G
1	CA	1125	U
1	CA	1128	C
1	CA	1129	C
1	CA	1130	A
1	CA	1132	C
1	CA	1134	G
1	CA	1135	U
1	CA	1136	U

Continued on next page...

Continued from previous page...

Mol	Chain	Res	Type
1	CA	1137	C
1	CA	1138	G
1	CA	1139	G
1	CA	1141	C
1	CA	1145	C
1	CA	1146	A
1	CA	1147	C
1	CA	1151	A
1	CA	1152	A
1	CA	1154	G
1	CA	1157	A
1	CA	1159	U
1	CA	1160	G
1	CA	1161	C
1	CA	1163	C
1	CA	1165	C
1	CA	1169	A
1	CA	1171	G
1	CA	1173	G
1	CA	1174	G
1	CA	1176	A
1	CA	1181	G
1	CA	1183	A
1	CA	1184	G
1	CA	1187	G
1	CA	1189	C
1	CA	1192	C
1	CA	1193	G
1	CA	1196	U
1	CA	1197	G
1	CA	1200	C
1	CA	1202	G
1	CA	1204	A
1	CA	1211	U
1	CA	1212	U
1	CA	1213	A
1	CA	1223	C
1	CA	1224	G
1	CA	1227	A
1	CA	1235	U
1	CA	1236	A
1	CA	1238	A

Continued on next page...

Continued from previous page...

Mol	Chain	Res	Type
1	CA	1240	U
1	CA	1250	A
1	CA	1256	A
1	CA	1257	U
1	CA	1258	G
1	CA	1259	C
1	CA	1260	C
1	CA	1267	C
1	CA	1270	C
1	CA	1271	G
1	CA	1273	G
1	CA	1279	A
1	CA	1280	A
1	CA	1281	U
1	CA	1282	C
1	CA	1283	G
1	CA	1284	C
1	CA	1287	A
1	CA	1297	C
1	CA	1299	A
1	CA	1300	G
1	CA	1305	G
1	CA	1311	G
1	CA	1314	C
1	CA	1317	C
1	CA	1320	C
1	CA	1322	C
1	CA	1323	G
1	CA	1332	A
1	CA	1333	A
1	CA	1338	G
1	CA	1340	A
1	CA	1343	G
1	CA	1346	A
1	CA	1347	G
1	CA	1353	G
1	CA	1354	C
1	CA	1358	U
1	CA	1360	A
1	CA	1361	G
1	CA	1363	C
1	CA	1370	G

Continued on next page...

Continued from previous page...

Mol	Chain	Res	Type
1	CA	1377	A
1	CA	1379	G
1	CA	1390	U
1	CA	1393	U
1	CA	1396	A
1	CA	1397	C
1	CA	1398	A
1	CA	1419	G
1	CA	1422	G
1	CA	1442	G
1	CA	1442(A)	G
1	CA	1442(B)	A
1	CA	1443	G
1	CA	1447	A
1	CA	1456	G
1	CA	1457	G
1	CA	1469	G
1	CA	1489	G
1	CA	1492	A
1	CA	1493	A
1	CA	1497	G
1	CA	1503	A
1	CA	1504	G
1	CA	1506	U
1	CA	1517	G
1	CA	1519	A
1	CA	1520	G
1	CA	1529	G
1	CA	1530	G
1	CA	1531	A
1	CA	1532	U
22	CV	15	A
23	CX	6	G
23	CX	9	G
23	CX	13	C
23	CX	16	C
23	CX	19	G
23	CX	20	U
23	CX	21	A
23	CX	26	G
23	CX	28	C
23	CX	31	G

Continued on next page...

Continued from previous page...

Mol	Chain	Res	Type
23	CX	42	G
23	CX	47	U
23	CX	48	C
23	CX	60	U
23	CX	61	C
23	CX	67	C
23	CX	68	C
23	CX	70	G
23	CX	76	A
25	DA	8	A
25	DA	9	U
25	DA	10	G
25	DA	12	U
25	DA	15	G
25	DA	32	C
25	DA	34	C
25	DA	35	G
25	DA	36	G
25	DA	41	C
25	DA	45	C
25	DA	55	G
25	DA	59	U
25	DA	61	G
25	DA	64	A
25	DA	71	A
25	DA	74	A
25	DA	75	G
25	DA	83	G
25	DA	84	A
25	DA	90	U
25	DA	95	G
25	DA	100	G
25	DA	102	G
25	DA	118	A
25	DA	119	A
25	DA	120	U
25	DA	125	G
25	DA	131	G
25	DA	140	G
25	DA	141	A
25	DA	149	A
25	DA	154	G

Continued on next page...

Continued from previous page...

Mol	Chain	Res	Type
25	DA	154(A)	C
25	DA	157	U
25	DA	173	G
25	DA	180	G
25	DA	181	A
25	DA	182	A
25	DA	188	G
25	DA	196	A
25	DA	199	A
25	DA	201	C
25	DA	205	G
25	DA	214	G
25	DA	215	G
25	DA	216	A
25	DA	221	A
25	DA	222	A
25	DA	225	A
25	DA	229	A
25	DA	233	A
25	DA	248	G
25	DA	250	G
25	DA	266	G
25	DA	267	C
25	DA	271(H)	G
25	DA	271(J)	C
25	DA	271(K)	U
25	DA	271(L)	U
25	DA	271(M)	G
25	DA	271(N)	U
25	DA	271(O)	C
25	DA	271(T)	C
25	DA	272(A)	U
25	DA	272(B)	G
25	DA	275	G
25	DA	277	C
25	DA	278	A
25	DA	292	C
25	DA	311	A
25	DA	312	G
25	DA	324	A
25	DA	327	G
25	DA	329	G

Continued on next page...

Continued from previous page...

Mol	Chain	Res	Type
25	DA	330	A
25	DA	333	G
25	DA	338	G
25	DA	339	U
25	DA	342	G
25	DA	348	G
25	DA	351	G
25	DA	352	G
25	DA	363	G
25	DA	384	U
25	DA	385	C
25	DA	386	G
25	DA	399	G
25	DA	405	U
25	DA	411	G
25	DA	412	A
25	DA	415	A
25	DA	428	A
25	DA	437	G
25	DA	438	G
25	DA	443	A
25	DA	444	C
25	DA	455	C
25	DA	456	C
25	DA	457	A
25	DA	470	A
25	DA	481	G
25	DA	504	U
25	DA	505	A
25	DA	509	C
25	DA	524	U
25	DA	527	C
25	DA	528	A
25	DA	529	A
25	DA	530	G
25	DA	531	C
25	DA	532	A
25	DA	533	G
25	DA	545	G
25	DA	563	G
25	DA	568	U
25	DA	573	G

Continued on next page...

Continued from previous page...

Mol	Chain	Res	Type
25	DA	575	A
25	DA	586	A
25	DA	592	G
25	DA	603	A
25	DA	604	G
25	DA	606	U
25	DA	607	U
25	DA	610	G
25	DA	614(B)	G
25	DA	614(C)	A
25	DA	615	G
25	DA	616	G
25	DA	620	G
25	DA	631	A
25	DA	634	C
25	DA	637	A
25	DA	645	C
25	DA	646	A
25	DA	652(B)	A
25	DA	652(C)	G
25	DA	652(E)	G
25	DA	652(U)	G
25	DA	654	A
25	DA	669	G
25	DA	670	A
25	DA	686	G
25	DA	710	G
25	DA	717	G
25	DA	726	G
25	DA	730	C
25	DA	747	U
25	DA	752	A
25	DA	753	C
25	DA	765	G
25	DA	775	G
25	DA	776	G
25	DA	782	A
25	DA	784	A
25	DA	785	G
25	DA	792	G
25	DA	805	G
25	DA	812	C

Continued on next page...

Continued from previous page...

Mol	Chain	Res	Type
25	DA	819	A
25	DA	827	U
25	DA	829	A
25	DA	857	C
25	DA	859	G
25	DA	866	A
25	DA	867	C
25	DA	871	U
25	DA	874	G
25	DA	878	A
25	DA	879	G
25	DA	880	G
25	DA	884	C
25	DA	886	C
25	DA	887	A
25	DA	888	C
25	DA	889	C
25	DA	890	A
25	DA	895	U
25	DA	896	A
25	DA	897	C
25	DA	898	C
25	DA	899	A
25	DA	900	A
25	DA	901	A
25	DA	903	C
25	DA	910	A
25	DA	911	A
25	DA	913	U
25	DA	917	A
25	DA	923	C
25	DA	932	G
25	DA	938	G
25	DA	941	A
25	DA	945	A
25	DA	946	G
25	DA	953	A
25	DA	956	G
25	DA	957	A
25	DA	958	U
25	DA	959	A
25	DA	961	C

Continued on next page...

Continued from previous page...

Mol	Chain	Res	Type
25	DA	968	G
25	DA	974	G
25	DA	975	C
25	DA	983	A
25	DA	996	A
25	DA	1012	U
25	DA	1013	C
25	DA	1020	A
25	DA	1022	G
25	DA	1023	U
25	DA	1025	G
25	DA	1027	A
25	DA	1033	U
25	DA	1034	G
25	DA	1038	C
25	DA	1039	G
25	DA	1040	C
25	DA	1041	C
25	DA	1043	C
25	DA	1114	G
25	DA	1115	G
25	DA	1116	C
25	DA	1118	C
25	DA	1119	C
25	DA	1129	A
25	DA	1130	U
25	DA	1135	C
25	DA	1136	G
25	DA	1139	G
25	DA	1142(A)	A
25	DA	1170	G
25	DA	1171	G
25	DA	1198	U
25	DA	1204	A
25	DA	1205	U
25	DA	1210	A
25	DA	1211	U
25	DA	1213	A
25	DA	1220	A
25	DA	1230	C
25	DA	1244	G
25	DA	1249	U

Continued on next page...

Continued from previous page...

Mol	Chain	Res	Type
25	DA	1253	A
25	DA	1256	G
25	DA	1271	G
25	DA	1272	A
25	DA	1273	U
25	DA	1284	A
25	DA	1287	A
25	DA	1298	C
25	DA	1300	U
25	DA	1301	A
25	DA	1305	C
25	DA	1314	C
25	DA	1315	C
25	DA	1345	C
25	DA	1359	A
25	DA	1360	A
25	DA	1365	A
25	DA	1368	G
25	DA	1370	C
25	DA	1379	A
25	DA	1380	G
25	DA	1384	A
25	DA	1385	G
25	DA	1386	C
25	DA	1403	C
25	DA	1410	G
25	DA	1411	C
25	DA	1412	A
25	DA	1416	G
25	DA	1417	C
25	DA	1419	A
25	DA	1420	U
25	DA	1421	G
25	DA	1428	C
25	DA	1435	G
25	DA	1437	C
25	DA	1445	A
25	DA	1445(A)	C
25	DA	1449	A
25	DA	1450	G
25	DA	1459	G
25	DA	1466	G

Continued on next page...

Continued from previous page...

Mol	Chain	Res	Type
25	DA	1467	C
25	DA	1471	A
25	DA	1482	G
25	DA	1490	A
25	DA	1493	C
25	DA	1494	A
25	DA	1495	A
25	DA	1496	A
25	DA	1497	U
25	DA	1504	C
25	DA	1508	A
25	DA	1509	C
25	DA	1509(A)	A
25	DA	1525	G
25	DA	1531	C
25	DA	1539	G
25	DA	1541	G
25	DA	1542	A
25	DA	1543	C
25	DA	1545	A
25	DA	1554	A
25	DA	1558	A
25	DA	1559	G
25	DA	1566	A
25	DA	1569	A
25	DA	1578	U
25	DA	1580	A
25	DA	1586	A
25	DA	1595	G
25	DA	1608	A
25	DA	1609	A
25	DA	1631(A)	A
25	DA	1632	A
25	DA	1634	A
25	DA	1639	U
25	DA	1640	C
25	DA	1645	G
25	DA	1648	C
25	DA	1654	A
25	DA	1674	G
25	DA	1682	G
25	DA	1696	G

Continued on next page...

Continued from previous page...

Mol	Chain	Res	Type
25	DA	1700	A
25	DA	1701	A
25	DA	1703	G
25	DA	1718	G
25	DA	1721	G
25	DA	1722	A
25	DA	1746	G
25	DA	1756	G
25	DA	1762	A
25	DA	1763	G
25	DA	1764	G
25	DA	1773	A
25	DA	1780	A
25	DA	1782	C
25	DA	1791	A
25	DA	1800	C
25	DA	1801	G
25	DA	1812	A
25	DA	1816	G
25	DA	1823	G
25	DA	1828	G
25	DA	1829	A
25	DA	1835	G
25	DA	1839	G
25	DA	1847	A
25	DA	1848	A
25	DA	1857	G
25	DA	1859	A
25	DA	1861	G
25	DA	1877	A
25	DA	1878	G
25	DA	1895	C
25	DA	1900	A
25	DA	1906	G
25	DA	1913	A
25	DA	1914	C
25	DA	1926	U
25	DA	1929	G
25	DA	1930	G
25	DA	1931	U
25	DA	1936	A
25	DA	1937	A

Continued on next page...

Continued from previous page...

Mol	Chain	Res	Type
25	DA	1938	A
25	DA	1955	U
25	DA	1960	A
25	DA	1963	U
25	DA	1966	A
25	DA	1967	C
25	DA	1970	A
25	DA	1971	A
25	DA	1972	A
25	DA	1984	G
25	DA	1993	U
25	DA	1997	G
25	DA	2005	A
25	DA	2020	A
25	DA	2021	C
25	DA	2023	G
25	DA	2031	A
25	DA	2032	G
25	DA	2033	A
25	DA	2034	U
25	DA	2039	C
25	DA	2043	C
25	DA	2055	C
25	DA	2056	G
25	DA	2060	A
25	DA	2061	G
25	DA	2062	A
25	DA	2063	C
25	DA	2069	G
25	DA	2076	U
25	DA	2082	A
25	DA	2086	U
25	DA	2096	U
25	DA	2097	C
25	DA	2099	U
25	DA	2101	G
25	DA	2189	U
25	DA	2192	G
25	DA	2193	G
25	DA	2198	A
25	DA	2206	G
25	DA	2207	G

Continued on next page...

Continued from previous page...

Mol	Chain	Res	Type
25	DA	2208	A
25	DA	2218	U
25	DA	2219	G
25	DA	2225	A
25	DA	2235	G
25	DA	2238	G
25	DA	2239	G
25	DA	2267	A
25	DA	2275	C
25	DA	2283	C
25	DA	2287	A
25	DA	2289	G
25	DA	2291	U
25	DA	2297	C
25	DA	2302	G
25	DA	2303	G
25	DA	2305	A
25	DA	2308	G
25	DA	2312	U
25	DA	2313	C
25	DA	2315	G
25	DA	2318	G
25	DA	2319	G
25	DA	2320	A
25	DA	2321	G
25	DA	2325	G
25	DA	2334	G
25	DA	2335	A
25	DA	2336	A
25	DA	2337	G
25	DA	2343	C
25	DA	2347	C
25	DA	2366	A
25	DA	2375	G
25	DA	2376	A
25	DA	2383	G
25	DA	2385	C
25	DA	2401	U
25	DA	2402	C
25	DA	2406	U
25	DA	2410	G
25	DA	2413	G

Continued on next page...

Continued from previous page...

Mol	Chain	Res	Type
25	DA	2414	G
25	DA	2422	A
25	DA	2425	A
25	DA	2429	G
25	DA	2430	A
25	DA	2434	A
25	DA	2435	A
25	DA	2439	A
25	DA	2441	C
25	DA	2448	A
25	DA	2468	G
25	DA	2469	A
25	DA	2474	C
25	DA	2476	A
25	DA	2487	G
25	DA	2502	G
25	DA	2505	G
25	DA	2517	C
25	DA	2518	A
25	DA	2520	C
25	DA	2529	G
25	DA	2549	G
25	DA	2554	U
25	DA	2566	A
25	DA	2567	G
25	DA	2573	C
25	DA	2574	G
25	DA	2578	G
25	DA	2586	C
25	DA	2602	A
25	DA	2611	U
25	DA	2612	C
25	DA	2615	U
25	DA	2630	G
25	DA	2632	A
25	DA	2654	A
25	DA	2662	A
25	DA	2663	G
25	DA	2666	C
25	DA	2689	U
25	DA	2690	C
25	DA	2691	C

Continued on next page...

Continued from previous page...

Mol	Chain	Res	Type
25	DA	2712(A)	A
25	DA	2713	A
25	DA	2714	G
25	DA	2726	U
25	DA	2733	A
25	DA	2751	G
25	DA	2752	C
25	DA	2757	A
25	DA	2763	G
25	DA	2764	A
25	DA	2765	A
25	DA	2766	G
25	DA	2778	A
25	DA	2789	C
25	DA	2793	G
25	DA	2794	C
25	DA	2802	G
25	DA	2804	C
25	DA	2818	G
25	DA	2820	A
25	DA	2821	A
25	DA	2833	G
25	DA	2835	A
25	DA	2849	U
25	DA	2872	G
25	DA	2879	C
25	DA	2880	C
25	DA	2887	U
25	DA	2892	A
25	DA	2893	G
25	DA	2894	G
26	DB	2	C
26	DB	7	G
26	DB	8	U
26	DB	12	C
26	DB	13	A
26	DB	31	C
26	DB	34	U
26	DB	42	C
26	DB	45	A
26	DB	46	A
26	DB	56	G

Continued on next page...

Continued from previous page...

Mol	Chain	Res	Type
26	DB	59	A
26	DB	72	G
26	DB	73	A
26	DB	75	G
26	DB	85	G
26	DB	88	C
26	DB	89	G
26	DB	90	A
26	DB	93	G
26	DB	106	G
26	DB	110	G
26	DB	119	G

All (131) RNA pucker outliers are listed below:

Mol	Chain	Res	Type
1	AA	97	G
1	AA	115	G
1	AA	173	U
1	AA	266	G
1	AA	429	U
1	AA	509	A
1	AA	532	A
1	AA	560	U
1	AA	687	A
1	AA	793	U
1	AA	913	A
1	AA	991	U
1	AA	1027	C
1	AA	1042	G
1	AA	1054	C
1	AA	1064	G
1	AA	1065	U
1	AA	1067	A
1	AA	1125	U
1	AA	1165	C
1	AA	1201	A
1	AA	1256	A
1	AA	1285	A
1	AA	1442	G
25	BA	70	A
25	BA	99	G

Continued on next page...

Continued from previous page...

Mol	Chain	Res	Type
25	BA	184	A
25	BA	185	A
25	BA	188	A
25	BA	271	U
25	BA	273	G
25	BA	302	A
25	BA	468	G
25	BA	553	A
25	BA	716	G
25	BA	793	A
25	BA	823	G
25	BA	874	U
25	BA	945	A
25	BA	990	A
25	BA	1003	U
25	BA	1019	G
25	BA	1093	G
25	BA	1219	A
25	BA	1220	U
25	BA	1221	G
25	BA	1255	A
25	BA	1321	A
25	BA	1466	U
25	BA	1577	C
25	BA	1654	A
25	BA	1700	G
25	BA	1793	A
25	BA	2014	G
25	BA	2228	G
25	BA	2347	A
25	BA	2418	U
25	BA	2434	A
25	BA	2442	A
25	BA	2459	G
25	BA	2623	U
25	BA	2701	U
25	BA	2769	U
25	BA	2883	A
25	BA	2902	G
1	CA	5	U
1	CA	60	A
1	CA	65	U

Continued on next page...

Continued from previous page...

Mol	Chain	Res	Type
1	CA	97	G
1	CA	115	G
1	CA	147	G
1	CA	204	U
1	CA	266	G
1	CA	429	U
1	CA	509	A
1	CA	532	A
1	CA	560	U
1	CA	687	A
1	CA	793	U
1	CA	913	A
1	CA	991	U
1	CA	992	U
1	CA	1005	A
1	CA	1054	C
1	CA	1064	G
1	CA	1065	U
1	CA	1067	A
1	CA	1128	C
1	CA	1183	A
1	CA	1201	A
1	CA	1212	U
1	CA	1256	A
1	CA	1299	A
1	CA	1442	G
1	CA	1531	A
25	DA	195	A
25	DA	196	A
25	DA	249	C
25	DA	271(M)	G
25	DA	277	C
25	DA	310	A
25	DA	528	A
25	DA	620	G
25	DA	669	G
25	DA	752	A
25	DA	774	A
25	DA	827	U
25	DA	856	C
25	DA	859	G
25	DA	900	A

Continued on next page...

Continued from previous page...

Mol	Chain	Res	Type
25	DA	1026	U
25	DA	1210	A
25	DA	1378	A
25	DA	1379	A
25	DA	1420	U
25	DA	1427	A
25	DA	1543	C
25	DA	1558	A
25	DA	1559	G
25	DA	1608	A
25	DA	1653	G
25	DA	1992	G
25	DA	2288	A
25	DA	2318	G
25	DA	2335	A
25	DA	2406	U
25	DA	2439	A
25	DA	2689	U
25	DA	2750	A
25	DA	2756	U
26	DB	45	A

5.4 Non-standard residues in protein, DNA, RNA chains [i](#)

14 non-standard protein/DNA/RNA residues are modelled in this entry.

In the following table, the Counts columns list the number of bonds (or angles) for which Mogul statistics could be retrieved, the number of bonds (or angles) that are observed in the model and the number of bonds (or angles) that are defined in the Chemical Component Dictionary. The Link column lists molecule types, if any, to which the group is linked. The Z score for a bond length (or angle) is the number of standard deviations the observed value is removed from the expected value. A bond length (or angle) with $|Z| > 2$ is considered an outlier worth inspection. RMSZ is the root-mean-square of all Z scores of the bond lengths (or angles).

Mol	Type	Chain	Res	Link	Bond lengths			Bond angles		
					Counts	RMSZ	# Z > 2	Counts	RMSZ	# Z > 2
24	MVA	AW	5	24	6,7,8	0.57	0	7,8,10	1.61	1 (14%)
24	2QZ	CW	1	24	7,8,9	0.79	0	8,10,12	3.63	3 (37%)
24	2R1	AW	6	24	10,10,11	2.03	4 (40%)	6,13,15	4.80	2 (33%)
24	004	AW	3	24	9,10,11	1.09	1 (11%)	9,12,14	1.05	0
24	004	CW	3	24	9,10,11	1.24	1 (11%)	9,12,14	0.77	0
24	MVA	CW	9	24	6,7,8	0.88	0	7,8,10	1.00	0

Mol	Type	Chain	Res	Link	Bond lengths			Bond angles		
					Counts	RMSZ	# Z > 2	Counts	RMSZ	# Z > 2
24	2QY	CW	10	24	12,13,14	2.26	2 (16%)	13,16,18	3.21	2 (15%)
24	2R3	CW	8	24	12,14,15	0.66	0	16,18,20	2.17	5 (31%)
24	2R1	CW	6	24	10,10,11	1.77	3 (30%)	6,13,15	4.10	2 (33%)
24	2R3	AW	8	24	12,14,15	0.78	0	16,18,20	2.05	6 (37%)
24	2QY	AW	10	24	12,13,14	2.14	2 (16%)	13,16,18	3.12	4 (30%)
24	2QZ	AW	1	24	7,8,9	0.42	0	8,10,12	2.37	1 (12%)
24	MVA	AW	9	24	6,7,8	0.38	0	7,8,10	0.86	1 (14%)
24	MVA	CW	5	24	6,7,8	0.79	0	7,8,10	1.44	2 (28%)

In the following table, the Chirals column lists the number of chiral outliers, the number of chiral centers analysed, the number of these observed in the model and the number defined in the Chemical Component Dictionary. Similar counts are reported in the Torsion and Rings columns. '-' means no outliers of that kind were identified.

Mol	Type	Chain	Res	Link	Chirals	Torsions	Rings
24	MVA	AW	5	24	-	2/6/8/10	-
24	2QZ	CW	1	24	-	1/6/10/12	-
24	2R1	AW	6	24	-	1/2/14/16	0/1/1/1
24	004	AW	3	24	-	1/4/6/8	0/1/1/1
24	004	CW	3	24	-	0/4/6/8	0/1/1/1
24	MVA	CW	9	24	-	5/6/8/10	-
24	2QY	CW	10	24	-	1/4/8/10	0/1/1/1
24	2R3	CW	8	24	-	6/11/12/14	0/1/1/1
24	2R1	CW	6	24	-	1/2/14/16	0/1/1/1
24	2R3	AW	8	24	-	6/11/12/14	0/1/1/1
24	2QY	AW	10	24	-	3/4/8/10	0/1/1/1
24	2QZ	AW	1	24	-	3/6/10/12	-
24	MVA	AW	9	24	-	5/6/8/10	-
24	MVA	CW	5	24	-	5/6/8/10	-

All (13) bond length outliers are listed below:

Mol	Chain	Res	Type	Atoms	Z	Observed(Å)	Ideal(Å)
24	CW	10	2QY	C-CA	7.00	1.53	1.43
24	AW	10	2QY	C-CA	6.63	1.53	1.43
24	AW	6	2R1	CA-N	3.98	1.46	1.36
24	CW	6	2R1	CA-N	3.70	1.45	1.36
24	CW	3	004	CB-CA	-3.18	1.49	1.52
24	CW	6	2R1	C-CA	2.90	1.49	1.45

Continued on next page...

Continued from previous page...

Mol	Chain	Res	Type	Atoms	Z	Observed(Å)	Ideal(Å)
24	CW	10	2QY	CG-CB	2.78	1.52	1.46
24	AW	6	2R1	C-CA	2.54	1.49	1.45
24	AW	3	004	CB-CA	-2.50	1.49	1.52
24	AW	10	2QY	CG-CB	2.40	1.51	1.46
24	AW	6	2R1	OD1-CG1	2.34	1.56	1.43
24	AW	6	2R1	CB-CA	2.24	1.36	1.34
24	CW	6	2R1	CG2-CB	-2.06	1.48	1.51

All (29) bond angle outliers are listed below:

Mol	Chain	Res	Type	Atoms	Z	Observed(°)	Ideal(°)
24	AW	6	2R1	OD2-CG2-CB	-11.05	92.15	112.24
24	CW	10	2QY	CN-N-CA	-9.39	109.17	123.45
24	AW	10	2QY	CN-N-CA	-9.29	109.33	123.45
24	CW	1	2QZ	OG1-CB-CG2	9.27	137.20	109.74
24	CW	6	2R1	OD2-CG2-CB	-9.26	95.40	112.24
24	AW	1	2QZ	OG1-CB-CG2	6.04	127.64	109.74
24	CW	10	2QY	O-C-CA	-5.87	117.93	125.39
24	CW	8	2R3	OB-CB-CA	5.35	118.56	107.28
24	AW	10	2QY	O-C-CA	-4.67	119.46	125.39
24	AW	8	2R3	OB-CB-CA	4.26	116.28	107.28
24	CW	6	2R1	O-C-CA	-3.52	118.97	125.54
24	CW	8	2R3	CO-OH-CZ	-3.28	110.40	117.51
24	AW	6	2R1	O-C-CA	-3.18	119.61	125.54
24	AW	8	2R3	CO-OH-CZ	-3.08	110.83	117.51
24	AW	8	2R3	CE2-CD2-CG	3.07	124.29	121.20
24	CW	1	2QZ	CB-CA-C	-2.94	107.07	111.77
24	AW	5	MVA	C-CA-N	2.84	120.39	110.88
24	CW	8	2R3	CE1-CD1-CG	-2.73	118.45	121.20
24	CW	1	2QZ	CN2-N-CN1	-2.54	102.89	110.38
24	CW	8	2R3	CD2-CG-CB	-2.45	117.08	120.73
24	AW	8	2R3	CE1-CD1-CG	-2.43	118.75	121.20
24	CW	5	MVA	CB-CA-C	2.35	115.98	113.04
24	CW	5	MVA	CB-CA-N	2.25	114.10	111.17
24	AW	10	2QY	CD1-CG-CD2	2.22	120.93	117.64
24	AW	8	2R3	CD1-CG-CB	2.22	124.04	120.73
24	AW	8	2R3	CD1-CE1-CZ	2.20	122.42	119.73
24	CW	8	2R3	CE2-CD2-CG	2.17	123.38	121.20
24	AW	10	2QY	CE1-CD1-CG	-2.03	118.61	121.25
24	AW	9	MVA	O-C-CA	-2.02	119.19	124.83

There are no chirality outliers.

All (40) torsion outliers are listed below:

Mol	Chain	Res	Type	Atoms
24	AW	1	2QZ	N-CA-CB-OG1
24	AW	1	2QZ	N-CA-CB-CG2
24	AW	5	MVA	CB-CA-N-CN
24	AW	8	2R3	N-CA-CB-OB
24	AW	8	2R3	N-CA-CB-CG
24	AW	8	2R3	C-CA-CB-OB
24	AW	8	2R3	C-CA-CB-CG
24	AW	9	MVA	CB-CA-N-CN
24	AW	9	MVA	N-CA-CB-CG1
24	AW	9	MVA	N-CA-CB-CG2
24	AW	9	MVA	C-CA-CB-CG1
24	AW	9	MVA	C-CA-CB-CG2
24	CW	1	2QZ	C-CA-CB-CG2
24	CW	5	MVA	CB-CA-N-CN
24	CW	5	MVA	N-CA-CB-CG1
24	CW	5	MVA	N-CA-CB-CG2
24	CW	5	MVA	C-CA-CB-CG1
24	CW	8	2R3	N-CA-CB-OB
24	CW	8	2R3	N-CA-CB-CG
24	CW	8	2R3	C-CA-CB-OB
24	CW	8	2R3	C-CA-CB-CG
24	CW	9	MVA	CB-CA-N-CN
24	CW	9	MVA	N-CA-CB-CG1
24	CW	9	MVA	N-CA-CB-CG2
24	CW	9	MVA	C-CA-CB-CG1
24	CW	9	MVA	C-CA-CB-CG2
24	AW	10	2QY	O-C-CA-CB
24	CW	10	2QY	O-C-CA-CB
24	CW	8	2R3	CE2-CZ-OH-CO
24	CW	8	2R3	CE1-CZ-OH-CO
24	AW	10	2QY	CA-CB-CG-CD2
24	AW	10	2QY	CA-CB-CG-CD1
24	AW	5	MVA	C-CA-CB-CG1
24	CW	5	MVA	C-CA-CB-CG2
24	AW	6	2R1	CG1-CB-CG2-OD2
24	CW	6	2R1	CG1-CB-CG2-OD2
24	AW	1	2QZ	C-CA-CB-OG1
24	AW	8	2R3	CE1-CZ-OH-CO
24	AW	8	2R3	CE2-CZ-OH-CO
24	AW	3	004	C-CA-CB-CG2

There are no ring outliers.

14 monomers are involved in 20 short contacts:

Mol	Chain	Res	Type	Clashes	Symm-Clashes
24	AW	5	MVA	1	0
24	CW	1	2QZ	3	0
24	AW	6	2R1	3	0
24	AW	3	004	1	0
24	CW	3	004	1	0
24	CW	9	MVA	3	0
24	CW	10	2QY	4	0
24	CW	8	2R3	2	0
24	CW	6	2R1	1	0
24	AW	8	2R3	4	0
24	AW	10	2QY	3	0
24	AW	1	2QZ	2	0
24	AW	9	MVA	3	0
24	CW	5	MVA	1	0

5.5 Carbohydrates [i](#)

There are no monosaccharides in this entry.

5.6 Ligand geometry [i](#)

Of 1991 ligands modelled in this entry, 1987 are monoatomic - leaving 4 for Mogul analysis.

In the following table, the Counts columns list the number of bonds (or angles) for which Mogul statistics could be retrieved, the number of bonds (or angles) that are observed in the model and the number of bonds (or angles) that are defined in the Chemical Component Dictionary. The Link column lists molecule types, if any, to which the group is linked. The Z score for a bond length (or angle) is the number of standard deviations the observed value is removed from the expected value. A bond length (or angle) with $|Z| > 2$ is considered an outlier worth inspection. RMSZ is the root-mean-square of all Z scores of the bond lengths (or angles).

Mol	Type	Chain	Res	Link	Bond lengths			Bond angles		
					Counts	RMSZ	# Z > 2	Counts	RMSZ	# Z > 2
59	FME	CX	101	23	8,9,10	0.87	0	7,9,11	1.38	1 (14%)
57	SF4	AD	501	4	0,12,12	-	-	-	-	-
59	FME	AX	101	23	8,9,10	1.01	1 (12%)	7,9,11	1.33	1 (14%)
57	SF4	CD	501	4	0,12,12	-	-	-	-	-

In the following table, the Chirals column lists the number of chiral outliers, the number of chiral centers analysed, the number of these observed in the model and the number defined in the Chemical Component Dictionary. Similar counts are reported in the Torsion and Rings columns.

'-' means no outliers of that kind were identified.

Mol	Type	Chain	Res	Link	Chirals	Torsions	Rings
59	FME	CX	101	23	-	1/7/9/11	-
57	SF4	AD	501	4	-	-	0/6/5/5
59	FME	AX	101	23	-	2/7/9/11	-
57	SF4	CD	501	4	-	-	0/6/5/5

All (1) bond length outliers are listed below:

Mol	Chain	Res	Type	Atoms	Z	Observed(Å)	Ideal(Å)
59	AX	101	FME	CA-N	2.16	1.49	1.46

All (2) bond angle outliers are listed below:

Mol	Chain	Res	Type	Atoms	Z	Observed(°)	Ideal(°)
59	AX	101	FME	CA-N-CN	-2.47	119.03	122.82
59	CX	101	FME	CA-N-CN	-2.33	119.25	122.82

There are no chirality outliers.

All (3) torsion outliers are listed below:

Mol	Chain	Res	Type	Atoms
59	AX	101	FME	O1-CN-N-CA
59	CX	101	FME	O1-CN-N-CA
59	AX	101	FME	CB-CG-SD-CE

There are no ring outliers.

4 monomers are involved in 5 short contacts:

Mol	Chain	Res	Type	Clashes	Symm-Clashes
59	CX	101	FME	2	0
57	AD	501	SF4	1	0
59	AX	101	FME	1	0
57	CD	501	SF4	1	0

5.7 Other polymers [\(i\)](#)

There are no such residues in this entry.

5.8 Polymer linkage issues

There are no chain breaks in this entry.

6 Fit of model and data i

6.1 Protein, DNA and RNA chains i

In the following table, the column labelled ‘#RSRZ> 2’ contains the number (and percentage) of RSRZ outliers, followed by percent RSRZ outliers for the chain as percentile scores relative to all X-ray entries and entries of similar resolution. The OWAB column contains the minimum, median, 95th percentile and maximum values of the occupancy-weighted average B-factor per residue. The column labelled ‘Q< 0.9’ lists the number of (and percentage) of residues with an average occupancy less than 0.9.

Mol	Chain	Analysed	<RSRZ>	#RSRZ>2		OWAB(Å ²)	Q<0.9	
1	AA	1498/1522 (98%)	-0.06	45 (3%)	50	22	39, 80, 103, 118	0
1	CA	1503/1522 (98%)	-0.11	38 (2%)	57	29	41, 80, 103, 119	0
2	AB	231/256 (90%)	-0.03	6 (2%)	56	27	69, 86, 97, 105	0
2	CB	231/256 (90%)	0.20	10 (4%)	35	13	70, 88, 98, 107	0
3	AC	206/239 (86%)	0.20	8 (3%)	39	15	73, 87, 95, 104	0
3	CC	206/239 (86%)	0.34	13 (6%)	20	6	72, 89, 97, 104	0
4	AD	208/209 (99%)	-0.07	4 (1%)	66	37	61, 80, 90, 97	0
4	CD	208/209 (99%)	-0.22	0	100	100	61, 79, 89, 97	0
5	AE	148/162 (91%)	-0.34	0	100	100	51, 73, 82, 93	0
5	CE	148/162 (91%)	-0.28	0	100	100	53, 75, 84, 96	0
6	AF	100/101 (99%)	-0.29	0	100	100	63, 77, 87, 94	0
6	CF	100/101 (99%)	-0.39	0	100	100	62, 78, 87, 95	0
7	AG	155/156 (99%)	0.38	12 (7%)	13	4	74, 86, 99, 106	0
7	CG	155/156 (99%)	0.46	16 (10%)	6	2	75, 86, 99, 105	0
8	AH	137/138 (99%)	-0.11	0	100	100	60, 74, 82, 89	0
8	CH	137/138 (99%)	-0.15	0	100	100	62, 75, 83, 89	0
9	AI	127/128 (99%)	0.44	8 (6%)	20	6	73, 91, 99, 101	0
9	CI	127/128 (99%)	1.08	31 (24%)	0	0	72, 93, 100, 102	0
10	AJ	97/105 (92%)	0.72	11 (11%)	5	1	73, 91, 100, 105	0
10	CJ	96/105 (91%)	0.98	19 (19%)	1	0	77, 93, 100, 104	0
11	AK	114/129 (88%)	-0.28	0	100	100	53, 74, 87, 91	0
11	CK	114/129 (88%)	0.02	1 (0%)	84	63	55, 76, 87, 92	0
12	AL	122/132 (92%)	-0.26	0	100	100	53, 68, 80, 87	0
12	CL	122/132 (92%)	-0.22	0	100	100	53, 69, 80, 87	0

Continued on next page...

Continued from previous page...

Mol	Chain	Analysed	<RSRZ>	#RSRZ>2	OWAB(Å ²)	Q<0.9
13	AM	123/126 (97%)	0.35	9 (7%) 15 4	67, 85, 95, 105	0
13	CM	122/126 (96%)	0.54	6 (4%) 29 11	77, 92, 100, 109	0
14	AN	60/61 (98%)	0.11	1 (1%) 70 41	75, 87, 94, 103	0
14	CN	60/61 (98%)	0.78	6 (10%) 7 2	77, 89, 94, 100	0
15	AO	88/89 (98%)	-0.18	0 100 100	55, 72, 85, 90	0
15	CO	88/89 (98%)	-0.15	0 100 100	55, 72, 85, 91	0
16	AP	82/88 (93%)	0.47	1 (1%) 79 54	67, 78, 89, 94	0
16	CP	82/88 (93%)	0.18	3 (3%) 41 17	66, 76, 88, 94	0
17	AQ	99/105 (94%)	-0.25	0 100 100	59, 72, 83, 90	0
17	CQ	99/105 (94%)	-0.15	1 (1%) 82 59	58, 72, 83, 89	0
18	AR	68/88 (77%)	0.16	2 (2%) 51 23	65, 73, 87, 91	0
18	CR	68/88 (77%)	0.24	1 (1%) 73 46	64, 75, 87, 91	0
19	AS	83/93 (89%)	0.94	14 (16%) 1 0	77, 92, 99, 106	0
19	CS	83/93 (89%)	1.14	12 (14%) 2 1	79, 92, 101, 106	0
20	AT	96/106 (90%)	0.10	2 (2%) 63 34	62, 76, 86, 90	0
20	CT	96/106 (90%)	0.11	1 (1%) 82 59	62, 74, 86, 92	0
21	AU	23/27 (85%)	1.37	5 (21%) 0 0	73, 88, 93, 94	0
21	CU	23/27 (85%)	1.48	9 (39%) 0 0	73, 89, 92, 94	0
22	AV	7/24 (29%)	0.60	0 100 100	65, 77, 102, 104	0
22	CV	6/24 (25%)	0.79	1 (16%) 1 0	67, 78, 103, 103	0
23	AX	76/77 (98%)	0.47	2 (2%) 56 27	52, 80, 97, 105	0
23	CX	76/77 (98%)	0.35	3 (3%) 39 15	52, 82, 100, 106	0
24	AW	3/10 (30%)	-0.30	0 100 100	67, 67, 82, 98	0
24	CW	3/10 (30%)	-0.44	0 100 100	67, 67, 78, 82	0
25	BA	2731/2915 (93%)	-0.24	13 (0%) 91 75	23, 44, 85, 111	0
25	DA	2714/2915 (93%)	-0.45	18 (0%) 87 69	26, 47, 85, 118	0
26	BB	120/122 (98%)	-0.37	0 100 100	42, 68, 80, 95	0
26	DB	120/122 (98%)	-0.26	0 100 100	48, 74, 84, 97	0
27	BD	275/276 (99%)	-0.48	0 100 100	22, 42, 58, 77	0
27	DD	275/276 (99%)	-0.53	0 100 100	23, 44, 60, 79	0
28	BE	204/206 (99%)	-0.39	0 100 100	23, 45, 67, 88	0

Continued on next page...

Continued from previous page...

Mol	Chain	Analysed	<RSRZ>	#RSRZ>2	OWAB(Å ²)	Q<0.9
28	DE	204/206 (99%)	-0.47	0 100 100	24, 47, 70, 88	0
29	BF	203/210 (96%)	-0.36	0 100 100	20, 51, 77, 94	0
29	DF	203/210 (96%)	-0.50	1 (0%) 91 75	22, 54, 78, 93	0
30	BG	181/182 (99%)	-0.35	1 (0%) 89 72	59, 77, 90, 103	0
30	DG	181/182 (99%)	0.13	9 (4%) 28 10	63, 80, 92, 102	0
31	BH	174/180 (96%)	-0.37	0 100 100	50, 66, 78, 84	0
31	DH	174/180 (96%)	0.29	13 (7%) 14 4	54, 71, 82, 87	0
32	BI	146/148 (98%)	-0.36	0 100 100	45, 75, 87, 92	0
32	DI	146/148 (98%)	0.04	3 (2%) 63 34	48, 76, 86, 91	0
33	BN	140/140 (100%)	-0.43	0 100 100	32, 49, 68, 80	0
33	DN	140/140 (100%)	-0.48	0 100 100	34, 53, 72, 81	0
34	BO	122/122 (100%)	-0.50	0 100 100	25, 39, 60, 78	0
34	DO	122/122 (100%)	-0.49	0 100 100	34, 52, 68, 79	0
35	BP	149/150 (99%)	-0.35	0 100 100	26, 54, 76, 84	0
35	DP	149/150 (99%)	-0.18	0 100 100	30, 57, 79, 86	0
36	BQ	141/141 (100%)	-0.36	0 100 100	33, 51, 65, 79	0
36	DQ	141/141 (100%)	-0.46	0 100 100	35, 54, 70, 80	0
37	BR	118/118 (100%)	-0.54	0 100 100	22, 35, 51, 64	0
37	DR	118/118 (100%)	-0.42	0 100 100	36, 50, 64, 80	0
38	BS	110/112 (98%)	-0.34	0 100 100	38, 55, 69, 81	0
38	DS	110/112 (98%)	0.15	1 (0%) 84 63	66, 78, 90, 100	0
39	BT	131/146 (89%)	-0.48	0 100 100	33, 45, 75, 91	0
39	DT	131/146 (89%)	-0.53	0 100 100	44, 56, 80, 86	0
40	BU	116/118 (98%)	-0.64	0 100 100	19, 30, 50, 63	0
40	DU	116/118 (98%)	-0.36	1 (0%) 84 63	39, 61, 79, 88	0
41	BV	101/101 (100%)	-0.39	0 100 100	29, 52, 70, 77	0
41	DV	101/101 (100%)	-0.18	0 100 100	32, 58, 74, 79	0
42	BW	112/113 (99%)	-0.49	1 (0%) 84 63	27, 37, 61, 94	0
42	DW	112/113 (99%)	-0.44	0 100 100	31, 40, 63, 94	0
43	BX	95/96 (98%)	-0.41	0 100 100	32, 46, 69, 82	0
43	DX	95/96 (98%)	-0.33	1 (1%) 80 56	38, 50, 72, 83	0

Continued on next page...

Continued from previous page...

Mol	Chain	Analysed	<RSRZ>	#RSRZ>2	OWAB(Å ²)	Q<0.9
44	BY	107/110 (97%)	-0.29	1 (0%) 84 63	44, 59, 77, 82	0
44	DY	107/110 (97%)	0.24	3 (2%) 53 25	46, 63, 80, 85	0
45	BZ	171/206 (83%)	-0.45	0 100 100	52, 71, 85, 93	0
45	DZ	174/206 (84%)	-0.17	0 100 100	56, 74, 87, 95	0
46	B0	83/85 (97%)	-0.16	7 (8%) 11 3	22, 40, 75, 104	0
46	D0	83/85 (97%)	0.19	5 (6%) 21 7	45, 66, 87, 98	0
47	B1	97/98 (98%)	-0.26	1 (1%) 82 59	25, 42, 71, 77	0
47	D1	97/98 (98%)	-0.25	1 (1%) 82 59	35, 56, 79, 85	0
48	B2	70/72 (97%)	-0.52	0 100 100	31, 48, 64, 77	0
48	D2	70/72 (97%)	-0.35	0 100 100	56, 73, 84, 86	0
49	B3	59/60 (98%)	-0.33	0 100 100	26, 38, 63, 86	0
49	D3	59/60 (98%)	0.02	2 (3%) 45 19	49, 62, 80, 93	0
50	B4	69/71 (97%)	-0.03	1 (1%) 75 49	64, 87, 101, 104	0
50	D4	69/71 (97%)	0.51	4 (5%) 23 7	85, 95, 104, 107	0
51	B5	59/60 (98%)	-0.61	0 100 100	14, 35, 55, 71	0
51	D5	59/60 (98%)	-0.55	0 100 100	29, 51, 70, 77	0
52	B6	53/54 (98%)	-0.37	0 100 100	40, 54, 68, 74	0
52	D6	53/54 (98%)	-0.39	0 100 100	42, 58, 68, 74	0
53	B7	48/49 (97%)	-0.28	0 100 100	26, 32, 67, 78	0
53	D7	48/49 (97%)	-0.18	1 (2%) 63 34	27, 34, 66, 79	0
54	B8	64/65 (98%)	-0.34	0 100 100	33, 43, 51, 56	0
54	D8	64/65 (98%)	-0.29	0 100 100	34, 46, 56, 60	0
55	B9	37/37 (100%)	0.09	0 100 100	43, 52, 68, 77	0
55	D9	37/37 (100%)	0.84	5 (13%) 3 1	48, 57, 72, 78	0
All	All	20462/21468 (95%)	-0.17	394 (1%) 66 37	14, 65, 95, 119	0

All (394) RSRZ outliers are listed below:

Mol	Chain	Res	Type	RSRZ
13	CM	124	PRO	15.8
13	CM	123	ALA	11.8
13	AM	123	ALA	8.8
13	AM	124	PRO	7.8
7	CG	78	ARG	7.3

Continued on next page...

Continued from previous page...

Mol	Chain	Res	Type	RSRZ
13	CM	122	LYS	6.5
1	AA	1036	G	6.3
7	AG	80	VAL	5.8
1	CA	1030(B)	C	5.8
1	CA	1001(A)	G	5.6
46	B0	3	HIS	5.6
1	AA	1000	U	5.6
13	AM	122	LYS	5.5
1	CA	1001	A	5.3
7	AG	78	ARG	5.2
46	B0	7	LEU	5.1
3	CC	155	GLY	5.0
1	AA	1028	C	5.0
3	CC	160	ALA	5.0
1	AA	1030(C)	G	5.0
1	AA	1001(A)	G	4.9
1	AA	1030(B)	C	4.9
7	CG	79	ARG	4.8
13	AM	121	LYS	4.7
46	D0	6	GLY	4.7
1	AA	1037	C	4.7
1	CA	1036	G	4.7
1	CA	1002	G	4.7
46	B0	6	GLY	4.7
9	CI	7	THR	4.6
1	AA	1002	G	4.6
25	DA	229	A	4.5
1	AA	1030	C	4.5
7	AG	79	ARG	4.4
7	CG	156	TRP	4.4
10	CJ	6	ILE	4.4
9	CI	30	GLY	4.4
1	CA	1030(A)	G	4.3
13	CM	121	LYS	4.3
1	AA	999	C	4.3
1	AA	1001	A	4.3
1	CA	1030(C)	G	4.3
25	DA	2802	G	4.3
13	CM	119	GLY	4.3
9	CI	36	TYR	4.2
7	CG	2	ALA	4.1
55	D9	13	LYS	4.1

Continued on next page...

Continued from previous page...

Mol	Chain	Res	Type	RSRZ
1	AA	1026	G	4.1
1	CA	1532	U	4.1
25	BA	935	C	4.0
3	CC	159	GLY	4.0
19	CS	12	ASP	3.9
46	D0	7	LEU	3.9
19	AS	40	ILE	3.9
1	CA	1026	G	3.8
13	CM	120	LYS	3.8
1	CA	1035	A	3.8
25	BA	1555	C	3.8
2	CB	232	PRO	3.8
1	AA	1029	C	3.7
1	AA	1030(A)	G	3.7
1	AA	1038	C	3.7
55	D9	16	VAL	3.7
10	AJ	7	LYS	3.7
25	BA	1221	G	3.7
53	D7	48	LYS	3.7
10	AJ	35	SER	3.6
14	CN	2	ALA	3.6
49	D3	60	GLU	3.6
1	AA	202	U	3.6
7	AG	156	TRP	3.6
7	CG	154	TYR	3.6
1	CA	1257	U	3.5
10	AJ	98	ILE	3.5
7	CG	77	SER	3.5
9	CI	61	ALA	3.5
25	DA	652(B)	A	3.4
50	D4	68	ARG	3.4
3	AC	193	TYR	3.4
1	AA	1034	G	3.4
44	BY	1	MET	3.4
50	D4	69	LYS	3.4
10	CJ	26	ALA	3.4
10	AJ	8	LEU	3.4
30	DG	2	PRO	3.4
7	CG	80	VAL	3.4
9	CI	62	TYR	3.4
25	DA	1509	C	3.4
25	DA	2793	G	3.4

Continued on next page...

Continued from previous page...

Mol	Chain	Res	Type	RSRZ
7	AG	153	HIS	3.4
3	CC	154	SER	3.3
7	CG	84	ASN	3.3
1	CA	1034	G	3.3
1	AA	1027	C	3.3
7	AG	85	TYR	3.3
10	AJ	71	LEU	3.3
7	AG	77	SER	3.2
7	CG	82	GLY	3.2
44	DY	1	MET	3.2
10	CJ	85	LEU	3.2
55	D9	12	ASP	3.2
19	AS	71	LEU	3.2
7	CG	83	ALA	3.2
10	AJ	72	VAL	3.2
9	CI	5	TYR	3.2
3	CC	177	THR	3.2
10	AJ	5	ARG	3.2
19	CS	49	ILE	3.2
9	AI	47	LEU	3.2
46	D0	8	GLY	3.2
40	DU	117	GLN	3.2
1	CA	1037	C	3.2
19	AS	50	ALA	3.1
10	CJ	89	ASP	3.1
1	CA	1027	C	3.1
3	AC	192	THR	3.1
9	CI	64	THR	3.1
25	DA	2801(A)	A	3.1
1	CA	1041	A	3.1
25	DA	2803	C	3.1
1	CA	1042	G	3.1
31	DH	111	HIS	3.1
9	CI	21	PRO	3.1
21	AU	22	ARG	3.0
2	AB	135	GLN	3.0
1	CA	1040	U	3.0
50	D4	52	THR	3.0
1	CA	1286	A	3.0
30	DG	137	GLU	3.0
25	BA	2814	C	3.0
1	AA	1031	G	3.0

Continued on next page...

Continued from previous page...

Mol	Chain	Res	Type	RSRZ
9	CI	9	ARG	3.0
2	AB	122	PHE	3.0
1	AA	1274	G	2.9
10	AJ	73	ASP	2.9
21	AU	11	GLY	2.9
10	CJ	65	LEU	2.9
14	CN	25	VAL	2.9
46	B0	2	ALA	2.9
1	AA	1257	U	2.9
21	CU	18	TYR	2.9
9	AI	19	LEU	2.9
2	CB	140	HIS	2.9
20	CT	9	ASN	2.9
25	BA	2807	C	2.9
25	DA	2896	C	2.9
19	CS	30	LEU	2.9
3	CC	193	TYR	2.9
25	BA	2815	C	2.8
19	CS	53	ASN	2.8
1	AA	1137	C	2.8
14	CN	17	LYS	2.8
10	CJ	20	ALA	2.8
1	AA	204	U	2.8
19	AS	4	SER	2.8
21	CU	8	THR	2.8
31	DH	112	PRO	2.8
9	CI	102	LEU	2.8
19	CS	47	HIS	2.8
21	AU	18	TYR	2.8
25	DA	2805	G	2.8
16	AP	19	ILE	2.8
31	DH	105	LEU	2.8
1	AA	1024	G	2.7
25	BA	2806	G	2.7
9	CI	6	GLY	2.7
32	DI	12	LEU	2.7
19	CS	52	TYR	2.7
46	B0	8	GLY	2.7
10	CJ	62	HIS	2.7
2	CB	135	GLN	2.7
47	D1	2	SER	2.7
7	CG	6	ARG	2.7

Continued on next page...

Continued from previous page...

Mol	Chain	Res	Type	RSRZ
3	AC	160	ALA	2.7
1	AA	1286	A	2.7
10	CJ	72	VAL	2.7
7	CG	4	ARG	2.7
31	DH	93	GLY	2.7
19	AS	27	GLU	2.7
1	CA	1023	G	2.7
9	CI	66	ARG	2.7
10	CJ	64	GLU	2.7
1	CA	1000	U	2.7
25	DA	888	C	2.7
19	AS	74	PHE	2.6
3	CC	124	ILE	2.6
10	AJ	47	PHE	2.6
14	CN	38	GLY	2.6
23	CX	70	G	2.6
14	CN	34	TYR	2.6
1	AA	1039	C	2.6
10	CJ	38	ILE	2.6
1	CA	1029	C	2.6
50	B4	66	SER	2.6
1	AA	1035	A	2.6
10	CJ	8	LEU	2.6
1	AA	78	G	2.6
9	CI	128	ARG	2.6
11	CK	13	GLN	2.6
13	AM	120	LYS	2.6
10	CJ	27	ALA	2.5
3	AC	206	GLU	2.5
25	DA	1042	G	2.5
30	BG	49	ASP	2.5
7	CG	8	GLU	2.5
9	CI	35	GLU	2.5
1	AA	1023	G	2.5
10	CJ	78	ASN	2.5
25	BA	2816	G	2.5
19	AS	39	THR	2.5
30	DG	152	LEU	2.5
1	CA	1531	A	2.5
4	AD	3	ARG	2.5
9	CI	32	ASP	2.5
9	CI	28	VAL	2.5

Continued on next page...

Continued from previous page...

Mol	Chain	Res	Type	RSRZ
10	AJ	34	VAL	2.5
31	DH	103	LEU	2.5
19	CS	6	LYS	2.5
1	AA	1021	G	2.5
1	CA	1021	G	2.5
3	AC	87	LEU	2.5
46	B0	4	LYS	2.5
1	AA	1006	C	2.5
3	CC	65	ALA	2.5
1	AA	1531	A	2.5
4	AD	179	GLU	2.5
1	AA	1003	G	2.5
25	BA	218	A	2.5
9	AI	33	PHE	2.5
16	CP	59	TRP	2.4
30	DG	34	LEU	2.4
9	CI	87	GLN	2.4
1	AA	1033	G	2.4
31	DH	82	GLY	2.4
9	CI	27	THR	2.4
10	AJ	25	GLU	2.4
30	DG	136	ARG	2.4
1	CA	1030(D)	A	2.4
46	D0	5	LYS	2.4
2	CB	48	MET	2.4
1	AA	201	C	2.4
3	AC	151	VAL	2.4
9	CI	92	TYR	2.4
20	AT	18	GLN	2.4
18	CR	58	LEU	2.4
1	AA	1007	C	2.4
10	CJ	34	VAL	2.4
9	CI	20	ARG	2.4
25	BA	696	C	2.4
43	DX	92	LEU	2.4
2	AB	94	ASN	2.4
21	AU	12	LYS	2.4
4	AD	164	ALA	2.4
7	AG	154	TYR	2.4
13	AM	2	ALA	2.4
1	CA	80	G	2.4
25	BA	2813	G	2.4

Continued on next page...

Continued from previous page...

Mol	Chain	Res	Type	RSRZ
13	AM	119	GLY	2.4
3	CC	156	ARG	2.4
23	CX	17	C	2.4
21	CU	5	ASP	2.4
7	AG	21	VAL	2.4
1	CA	1031	G	2.4
25	DA	2100	G	2.4
10	CJ	98	ILE	2.4
19	CS	48	THR	2.4
21	CU	24	ARG	2.3
7	AG	76	ARG	2.3
2	CB	123	ALA	2.3
19	AS	72	GLY	2.3
1	AA	1041	A	2.3
30	DG	27	ASN	2.3
25	DA	2807	G	2.3
1	CA	202	U	2.3
1	CA	998	G	2.3
1	CA	1024	G	2.3
9	CI	29	ASN	2.3
9	CI	88	TYR	2.3
16	CP	19	ILE	2.3
9	CI	105	ASP	2.3
44	DY	45	VAL	2.3
19	AS	75	ALA	2.3
2	CB	132	LYS	2.3
1	AA	1044	A	2.3
21	CU	10	ARG	2.3
10	CJ	63	PHE	2.3
16	CP	48	TRP	2.3
31	DH	94	TYR	2.3
9	CI	31	GLN	2.2
32	DI	81	VAL	2.2
1	AA	1042	G	2.2
10	CJ	67	THR	2.2
1	AA	72	C	2.2
18	AR	24	ALA	2.2
46	D0	3	HIS	2.2
9	CI	26	VAL	2.2
2	AB	95	GLN	2.2
7	CG	155	ARG	2.2
31	DH	43	VAL	2.2

Continued on next page...

Continued from previous page...

Mol	Chain	Res	Type	RSRZ
49	D3	59	VAL	2.2
1	CA	1003	G	2.2
18	AR	54	ARG	2.2
31	DH	113	VAL	2.2
1	CA	1030	C	2.2
9	AI	37	PHE	2.2
3	AC	153	VAL	2.2
9	AI	81	ILE	2.2
3	AC	189	ALA	2.2
9	AI	62	TYR	2.2
32	DI	86	THR	2.2
55	D9	25	VAL	2.2
19	CS	35	SER	2.2
23	AX	47	U	2.2
47	B1	2	SER	2.2
9	CI	37	PHE	2.2
19	AS	19	VAL	2.2
19	CS	69	HIS	2.2
31	DH	115	VAL	2.2
1	CA	1043	C	2.2
21	CU	11	GLY	2.2
1	CA	204	U	2.2
2	CB	95	GLN	2.2
3	CC	64	VAL	2.2
25	DA	2794	C	2.1
23	AX	45	G	2.1
1	AA	1005	A	2.1
30	DG	29	TRP	2.1
1	CA	1006	C	2.1
2	AB	165	VAL	2.1
25	BA	2905	C	2.1
2	AB	19	HIS	2.1
21	AU	6	ARG	2.1
31	DH	114	VAL	2.1
9	CI	98	PRO	2.1
19	AS	59	PRO	2.1
21	CU	6	ARG	2.1
31	DH	95	ARG	2.1
22	CV	14	A	2.1
2	CB	130	ARG	2.1
9	CI	127	LYS	2.1
10	CJ	5	ARG	2.1

Continued on next page...

Continued from previous page...

Mol	Chain	Res	Type	RSRZ
30	DG	19	LEU	2.1
29	DF	14	PRO	2.1
9	AI	46	ALA	2.1
20	AT	41	ILE	2.1
30	DG	49	ASP	2.1
1	AA	91	C	2.1
1	CA	1131	G	2.1
2	CB	188	ALA	2.1
19	AS	61	TYR	2.1
19	AS	56	GLN	2.1
9	CI	97	LYS	2.1
2	CB	187	LEU	2.1
7	CG	153	HIS	2.1
17	CQ	8	GLY	2.1
19	CS	43	GLU	2.1
3	CC	171	GLY	2.1
7	AG	16	LEU	2.1
19	CS	13	ASP	2.1
25	DA	652(T)	C	2.1
1	AA	1138	G	2.0
13	AM	87	TYR	2.0
10	CJ	10	GLY	2.0
14	CN	39	LEU	2.0
1	AA	1030(D)	A	2.0
1	CA	1004	A	2.0
1	CA	1044	A	2.0
19	AS	66	MET	2.0
42	BW	111	HIS	2.0
50	D4	66	SER	2.0
1	AA	71	C	2.0
21	CU	16	GLY	2.0
38	DS	58	LEU	2.0
25	DA	2897	U	2.0
55	D9	15	LYS	2.0
3	CC	190	ARG	2.0
14	AN	16	PHE	2.0
21	CU	22	ARG	2.0
1	CA	1028	C	2.0
13	AM	32	GLU	2.0
4	AD	137	SER	2.0
25	DA	879	G	2.0
46	B0	5	LYS	2.0

Continued on next page...

Continued from previous page...

Mol	Chain	Res	Type	RSRZ
3	CC	172	ARG	2.0
7	AG	3	ARG	2.0
9	CI	83	ARG	2.0
25	DA	2188	C	2.0
25	BA	2906	U	2.0
7	CG	18	TYR	2.0
31	DH	169	VAL	2.0
9	AI	93	ARG	2.0
9	CI	81	ILE	2.0
44	DY	58	GLY	2.0
23	CX	71	C	2.0

6.2 Non-standard residues in protein, DNA, RNA chains [i](#)

In the following table, the Atoms column lists the number of modelled atoms in the group and the number defined in the chemical component dictionary. The B-factors column lists the minimum, median, 95th percentile and maximum values of B factors of atoms in the group. The column labelled 'Q< 0.9' lists the number of atoms with occupancy less than 0.9.

Mol	Type	Chain	Res	Atoms	RSCC	RSR	B-factors(Å ²)	Q<0.9
24	2R1	AW	6	10/11	0.91	0.14	66,72,84,91	0
24	2R3	AW	8	14/15	0.92	0.24	70,78,86,87	0
24	MVA	AW	5	8/9	0.92	0.19	69,82,86,91	0
24	2R1	CW	6	10/11	0.92	0.13	68,82,90,91	0
24	2QY	CW	10	13/14	0.92	0.16	60,72,80,86	0
24	004	AW	3	10/11	0.93	0.11	67,87,95,97	0
24	MVA	CW	9	8/9	0.94	0.22	70,73,84,91	0
24	MVA	CW	5	8/9	0.95	0.21	76,88,91,99	0
24	2QZ	AW	1	9/10	0.95	0.23	50,71,82,83	0
24	2R3	CW	8	14/15	0.96	0.14	62,69,77,78	0
24	2QY	AW	10	13/14	0.96	0.14	49,70,87,100	0
24	MVA	AW	9	8/9	0.96	0.28	63,74,87,88	0
24	2QZ	CW	1	9/10	0.97	0.27	63,71,80,101	0
24	004	CW	3	10/11	0.97	0.16	69,78,82,83	0

6.3 Carbohydrates [i](#)

There are no monosaccharides in this entry.

6.4 Ligands i

In the following table, the Atoms column lists the number of modelled atoms in the group and the number defined in the chemical component dictionary. The B-factors column lists the minimum, median, 95th percentile and maximum values of B factors of atoms in the group. The column labelled 'Q< 0.9' lists the number of atoms with occupancy less than 0.9.

Mol	Type	Chain	Res	Atoms	RSCC	RSR	B-factors(Å ²)	Q<0.9
56	MG	CA	3147	1/1	0.27	0.37	77,77,77,77	0
56	MG	AA	3086	1/1	0.28	0.72	65,65,65,65	0
56	MG	CA	3053	1/1	0.41	1.38	87,87,87,87	0
56	MG	BA	3625	1/1	0.49	0.48	80,80,80,80	0
56	MG	BA	3252	1/1	0.51	0.59	65,65,65,65	0
56	MG	BA	3296	1/1	0.52	0.67	69,69,69,69	0
56	MG	AS	3001	1/1	0.56	0.17	79,79,79,79	0
56	MG	AA	3131	1/1	0.57	0.38	65,65,65,65	0
56	MG	DA	3064	1/1	0.61	0.43	55,55,55,55	0
56	MG	CA	3039	1/1	0.62	0.51	82,82,82,82	0
56	MG	CA	3065	1/1	0.63	0.33	81,81,81,81	0
56	MG	BA	3616	1/1	0.63	0.27	73,73,73,73	0
56	MG	BA	3143	1/1	0.63	0.82	41,41,41,41	0
56	MG	AA	3124	1/1	0.64	0.20	61,61,61,61	0
56	MG	BF	306	1/1	0.65	0.41	52,52,52,52	0
56	MG	DA	3568	1/1	0.65	0.43	58,58,58,58	0
56	MG	BA	3582	1/1	0.66	0.23	52,52,52,52	0
56	MG	AA	3093	1/1	0.66	0.39	90,90,90,90	0
56	MG	DA	3314	1/1	0.67	0.19	56,56,56,56	0
56	MG	DA	3113	1/1	0.67	1.16	61,61,61,61	0
56	MG	AA	3002	1/1	0.68	0.20	74,74,74,74	0
56	MG	BA	3021	1/1	0.68	0.36	62,62,62,62	0
56	MG	DA	3496	1/1	0.68	0.34	76,76,76,76	0
56	MG	BA	3103	1/1	0.68	0.33	58,58,58,58	0
56	MG	BA	3230	1/1	0.69	1.02	70,70,70,70	0
56	MG	AA	3079	1/1	0.69	0.91	65,65,65,65	0
56	MG	CA	3070	1/1	0.69	0.35	59,59,59,59	0
56	MG	DW	202	1/1	0.69	0.39	53,53,53,53	0
56	MG	CA	3016	1/1	0.70	0.43	72,72,72,72	0
56	MG	BA	3022	1/1	0.70	0.16	66,66,66,66	0
56	MG	CA	3161	1/1	0.70	0.20	71,71,71,71	0
56	MG	BA	3223	1/1	0.71	0.39	49,49,49,49	0
56	MG	CA	3071	1/1	0.71	0.12	64,64,64,64	0
56	MG	AA	3001	1/1	0.71	0.26	74,74,74,74	0
56	MG	DA	3135	1/1	0.71	0.31	58,58,58,58	0
56	MG	AA	3015	1/1	0.72	0.24	74,74,74,74	0

Continued on next page...

Continued from previous page...

Mol	Type	Chain	Res	Atoms	RSCC	RSR	B-factors(\AA^2)	Q<0.9
56	MG	BA	3185	1/1	0.72	0.22	40,40,40,40	0
56	MG	DA	3356	1/1	0.72	0.45	57,57,57,57	0
56	MG	DA	3024	1/1	0.72	0.61	59,59,59,59	0
56	MG	AA	3038	1/1	0.72	0.45	64,64,64,64	0
56	MG	DB	3006	1/1	0.72	0.17	54,54,54,54	0
56	MG	DQ	3004	1/1	0.72	0.20	52,52,52,52	0
56	MG	AA	3076	1/1	0.72	0.38	74,74,74,74	0
56	MG	DA	3122	1/1	0.73	0.14	60,60,60,60	0
56	MG	DA	3500	1/1	0.73	0.25	66,66,66,66	0
56	MG	AA	3114	1/1	0.73	0.18	73,73,73,73	0
56	MG	AA	3032	1/1	0.74	0.29	65,65,65,65	0
56	MG	AA	3045	1/1	0.74	0.23	71,71,71,71	0
56	MG	DA	3008	1/1	0.74	0.27	56,56,56,56	0
56	MG	AA	3130	1/1	0.74	0.19	55,55,55,55	0
56	MG	AX	102	1/1	0.75	0.14	66,66,66,66	0
56	MG	BA	3178	1/1	0.75	0.50	51,51,51,51	0
56	MG	BA	3292	1/1	0.75	0.22	59,59,59,59	0
56	MG	DA	3096	1/1	0.75	0.34	68,68,68,68	0
56	MG	DA	3109	1/1	0.75	0.26	55,55,55,55	0
56	MG	AA	3067	1/1	0.75	0.36	76,76,76,76	0
56	MG	CA	3018	1/1	0.75	0.30	55,55,55,55	0
56	MG	BA	3139	1/1	0.75	0.74	50,50,50,50	0
58	ZN	B4	501	1/1	0.75	0.09	152,152,152,152	0
56	MG	CA	3144	1/1	0.76	0.96	84,84,84,84	0
56	MG	DA	3131	1/1	0.76	0.23	60,60,60,60	0
56	MG	AA	3030	1/1	0.76	0.63	66,66,66,66	0
56	MG	AA	3089	1/1	0.76	0.33	80,80,80,80	0
56	MG	CA	3033	1/1	0.76	0.18	64,64,64,64	0
56	MG	DA	3423	1/1	0.76	0.18	29,29,29,29	0
56	MG	DA	3441	1/1	0.76	0.20	46,46,46,46	0
56	MG	DA	3456	1/1	0.76	0.20	58,58,58,58	0
56	MG	DA	3011	1/1	0.76	0.35	42,42,42,42	0
56	MG	BA	3538	1/1	0.76	0.20	29,29,29,29	0
56	MG	AA	3128	1/1	0.76	0.15	64,64,64,64	0
56	MG	DA	3087	1/1	0.76	0.24	43,43,43,43	0
56	MG	AA	3072	1/1	0.76	0.24	69,69,69,69	0
56	MG	AA	3094	1/1	0.76	0.25	78,78,78,78	0
56	MG	AA	3180	1/1	0.76	0.47	75,75,75,75	0
56	MG	BA	3708	1/1	0.77	0.29	38,38,38,38	0
56	MG	DA	3591	1/1	0.77	0.14	67,67,67,67	0
56	MG	CA	3032	1/1	0.77	0.20	44,44,44,44	0
56	MG	DA	3163	1/1	0.77	0.20	52,52,52,52	0

Continued on next page...

Continued from previous page...

Mol	Type	Chain	Res	Atoms	RSCC	RSR	B-factors(Å ²)	Q<0.9
56	MG	BA	3239	1/1	0.77	0.21	33,33,33,33	0
56	MG	AA	3218	1/1	0.77	0.21	73,73,73,73	0
56	MG	CA	3034	1/1	0.78	0.28	66,66,66,66	0
56	MG	BA	3740	1/1	0.78	1.13	57,57,57,57	0
56	MG	DA	3373	1/1	0.78	0.28	52,52,52,52	0
56	MG	BB	3004	1/1	0.78	0.27	57,57,57,57	0
56	MG	BD	311	1/1	0.78	0.84	53,53,53,53	0
56	MG	BA	3154	1/1	0.78	0.40	55,55,55,55	0
56	MG	DA	3464	1/1	0.78	0.20	51,51,51,51	0
56	MG	BA	3157	1/1	0.78	0.31	52,52,52,52	0
56	MG	CA	3074	1/1	0.78	0.24	56,56,56,56	0
56	MG	CA	3110	1/1	0.78	0.13	93,93,93,93	0
56	MG	CA	3114	1/1	0.78	0.19	67,67,67,67	0
56	MG	BA	3126	1/1	0.78	0.34	47,47,47,47	0
56	MG	AX	105	1/1	0.78	0.47	72,72,72,72	0
56	MG	AA	3129	1/1	0.78	0.22	77,77,77,77	0
56	MG	DA	3241	1/1	0.78	0.10	74,74,74,74	0
56	MG	DA	3155	1/1	0.79	0.28	50,50,50,50	0
56	MG	BZ	3001	1/1	0.79	0.19	47,47,47,47	0
56	MG	DA	3170	1/1	0.79	0.24	45,45,45,45	0
56	MG	DA	3212	1/1	0.79	0.07	48,48,48,48	0
56	MG	CA	3127	1/1	0.79	0.20	72,72,72,72	0
56	MG	DA	3263	1/1	0.79	0.14	48,48,48,48	0
56	MG	DA	3295	1/1	0.79	0.23	31,31,31,31	0
56	MG	CA	3139	1/1	0.79	0.24	76,76,76,76	0
56	MG	BA	3098	1/1	0.79	0.25	42,42,42,42	0
56	MG	AA	3025	1/1	0.79	0.13	78,78,78,78	0
56	MG	AA	3029	1/1	0.79	1.02	60,60,60,60	0
56	MG	DA	3431	1/1	0.79	0.40	56,56,56,56	0
56	MG	BA	3137	1/1	0.79	0.20	59,59,59,59	0
56	MG	BA	3697	1/1	0.79	0.19	63,63,63,63	0
56	MG	AA	3147	1/1	0.79	0.41	51,51,51,51	0
56	MG	AX	108	1/1	0.79	0.14	66,66,66,66	0
56	MG	CA	3054	1/1	0.79	0.41	74,74,74,74	0
56	MG	DA	3549	1/1	0.79	0.37	73,73,73,73	0
56	MG	CA	3056	1/1	0.79	0.18	63,63,63,63	0
56	MG	AA	3009	1/1	0.79	0.22	71,71,71,71	0
56	MG	BB	3005	1/1	0.79	0.19	62,62,62,62	0
56	MG	AA	3065	1/1	0.79	0.25	50,50,50,50	0
56	MG	BA	3409	1/1	0.79	0.17	40,40,40,40	0
56	MG	BQ	3002	1/1	0.79	0.23	51,51,51,51	0
56	MG	AA	3120	1/1	0.80	0.44	53,53,53,53	0

Continued on next page...

Continued from previous page...

Mol	Type	Chain	Res	Atoms	RSCC	RSR	B-factors(\AA^2)	Q<0.9
56	MG	AA	3148	1/1	0.80	0.24	72,72,72,72	0
56	MG	CA	3027	1/1	0.80	0.27	64,64,64,64	0
56	MG	BA	3004	1/1	0.80	0.22	45,45,45,45	0
56	MG	BA	3530	1/1	0.80	0.23	72,72,72,72	0
56	MG	BA	3018	1/1	0.80	0.27	54,54,54,54	0
56	MG	AA	3115	1/1	0.80	0.19	67,67,67,67	0
56	MG	DA	3491	1/1	0.80	0.27	55,55,55,55	0
56	MG	DA	3141	1/1	0.80	0.19	63,63,63,63	0
56	MG	CA	3041	1/1	0.80	0.39	71,71,71,71	0
56	MG	CA	3042	1/1	0.80	0.28	69,69,69,69	0
56	MG	BA	3259	1/1	0.80	0.22	59,59,59,59	0
56	MG	CX	103	1/1	0.80	0.23	57,57,57,57	0
56	MG	BG	3002	1/1	0.80	0.11	51,51,51,51	0
56	MG	BA	3283	1/1	0.80	0.18	61,61,61,61	0
56	MG	CA	3063	1/1	0.80	0.12	57,57,57,57	0
56	MG	BA	3661	1/1	0.80	0.27	69,69,69,69	0
59	FME	CX	101	10/11	0.80	0.43	59,80,100,106	0
56	MG	BA	3188	1/1	0.81	0.29	49,49,49,49	0
56	MG	BA	3291	1/1	0.81	0.15	44,44,44,44	0
56	MG	BA	3155	1/1	0.81	0.46	56,56,56,56	0
56	MG	BB	3017	1/1	0.81	0.20	80,80,80,80	0
56	MG	DA	3053	1/1	0.81	0.19	47,47,47,47	0
56	MG	BA	3606	1/1	0.81	0.10	44,44,44,44	0
56	MG	DA	3531	1/1	0.81	0.12	44,44,44,44	0
56	MG	BA	3257	1/1	0.81	0.25	56,56,56,56	0
56	MG	DA	3557	1/1	0.81	0.26	74,74,74,74	0
56	MG	BA	3313	1/1	0.81	0.12	56,56,56,56	0
56	MG	BA	3358	1/1	0.81	0.15	78,78,78,78	0
56	MG	DB	3003	1/1	0.81	0.20	70,70,70,70	0
56	MG	DA	3346	1/1	0.81	0.20	64,64,64,64	0
56	MG	BA	3694	1/1	0.81	0.27	48,48,48,48	0
56	MG	BA	3405	1/1	0.81	0.25	57,57,57,57	0
56	MG	AA	3022	1/1	0.81	0.24	56,56,56,56	0
56	MG	CA	3167	1/1	0.81	0.08	68,68,68,68	0
56	MG	DA	3153	1/1	0.82	0.32	51,51,51,51	0
56	MG	BA	3307	1/1	0.82	0.16	35,35,35,35	0
56	MG	DA	3012	1/1	0.82	0.39	52,52,52,52	0
56	MG	AA	3084	1/1	0.82	0.32	71,71,71,71	0
56	MG	DA	3203	1/1	0.82	0.14	48,48,48,48	0
56	MG	AA	3135	1/1	0.82	0.31	49,49,49,49	0
56	MG	DA	3214	1/1	0.82	0.09	48,48,48,48	0
56	MG	DA	3232	1/1	0.82	0.12	39,39,39,39	0

Continued on next page...

Continued from previous page...

Mol	Type	Chain	Res	Atoms	RSCC	RSR	B-factors(Å ²)	Q<0.9
56	MG	AA	3140	1/1	0.82	0.12	65,65,65,65	0
56	MG	BA	3674	1/1	0.82	0.30	67,67,67,67	0
56	MG	AA	3222	1/1	0.82	0.14	64,64,64,64	0
56	MG	DA	3596	1/1	0.82	0.13	68,68,68,68	0
56	MG	DA	3642	1/1	0.82	0.18	67,67,67,67	0
56	MG	BA	3485	1/1	0.82	0.19	67,67,67,67	0
56	MG	CA	3152	1/1	0.82	0.32	45,45,45,45	0
56	MG	DD	302	1/1	0.82	0.61	48,48,48,48	0
56	MG	BA	3107	1/1	0.82	0.15	60,60,60,60	0
56	MG	AA	3077	1/1	0.82	0.39	67,67,67,67	0
56	MG	BA	3248	1/1	0.82	0.37	68,68,68,68	0
56	MG	BA	3601	1/1	0.82	0.19	61,61,61,61	0
56	MG	BA	3006	1/1	0.83	0.27	46,46,46,46	0
56	MG	AA	3051	1/1	0.83	0.16	56,56,56,56	0
56	MG	CA	3162	1/1	0.83	0.25	60,60,60,60	0
56	MG	DA	3296	1/1	0.83	0.46	65,65,65,65	0
56	MG	BA	3302	1/1	0.83	0.26	48,48,48,48	0
56	MG	DA	3068	1/1	0.83	0.22	52,52,52,52	0
56	MG	CA	3172	1/1	0.83	0.22	65,65,65,65	0
56	MG	DA	3603	1/1	0.83	0.23	66,66,66,66	0
56	MG	DA	3089	1/1	0.83	0.27	51,51,51,51	0
56	MG	BA	3163	1/1	0.83	0.37	50,50,50,50	0
56	MG	DA	3171	1/1	0.83	0.89	58,58,58,58	0
56	MG	DA	3098	1/1	0.83	1.02	45,45,45,45	0
56	MG	DA	3100	1/1	0.83	0.63	55,55,55,55	0
56	MG	DU	3001	1/1	0.83	0.90	61,61,61,61	0
56	MG	CA	3073	1/1	0.83	0.51	74,74,74,74	0
56	MG	DA	3227	1/1	0.83	0.17	40,40,40,40	0
58	ZN	D4	501	1/1	0.83	0.08	155,155,155,155	0
56	MG	CA	3024	1/1	0.83	0.34	57,57,57,57	0
56	MG	CA	3150	1/1	0.84	0.18	63,63,63,63	0
56	MG	DA	3468	1/1	0.84	0.28	47,47,47,47	0
56	MG	BA	3349	1/1	0.84	0.17	31,31,31,31	0
56	MG	AA	3028	1/1	0.84	0.47	72,72,72,72	0
56	MG	AA	3069	1/1	0.84	0.09	77,77,77,77	0
56	MG	DA	3220	1/1	0.84	0.36	61,61,61,61	0
56	MG	DA	3222	1/1	0.84	0.22	45,45,45,45	0
56	MG	AA	3127	1/1	0.84	0.21	50,50,50,50	0
56	MG	DA	3103	1/1	0.84	0.36	52,52,52,52	0
56	MG	BA	3067	1/1	0.84	0.46	55,55,55,55	0
56	MG	CA	3091	1/1	0.84	0.15	95,95,95,95	0
56	MG	DA	3005	1/1	0.84	0.40	50,50,50,50	0

Continued on next page...

Continued from previous page...

Mol	Type	Chain	Res	Atoms	RSCC	RSR	B-factors(\AA^2)	Q<0.9
56	MG	DA	3125	1/1	0.84	0.48	55,55,55,55	0
56	MG	CA	3103	1/1	0.84	0.50	101,101,101,101	0
56	MG	DA	3344	1/1	0.84	0.12	48,48,48,48	0
56	MG	BN	3003	1/1	0.84	0.42	67,67,67,67	0
56	MG	DD	304	1/1	0.84	0.53	40,40,40,40	0
56	MG	DF	304	1/1	0.84	0.51	39,39,39,39	0
56	MG	DG	3001	1/1	0.84	0.11	68,68,68,68	0
56	MG	BA	3517	1/1	0.84	0.12	52,52,52,52	0
56	MG	BA	3249	1/1	0.84	0.39	46,46,46,46	0
56	MG	AA	3027	1/1	0.84	0.27	67,67,67,67	0
56	MG	DA	3157	1/1	0.84	0.49	56,56,56,56	0
56	MG	BA	3255	1/1	0.84	0.21	53,53,53,53	0
56	MG	AA	3090	1/1	0.84	0.18	64,64,64,64	0
56	MG	BA	3156	1/1	0.85	0.42	61,61,61,61	0
56	MG	DA	3361	1/1	0.85	0.13	58,58,58,58	0
56	MG	AA	3189	1/1	0.85	0.15	74,74,74,74	0
56	MG	AX	104	1/1	0.85	0.25	62,62,62,62	0
56	MG	CA	3048	1/1	0.85	0.24	70,70,70,70	0
56	MG	AA	3088	1/1	0.85	0.34	53,53,53,53	0
56	MG	DA	3448	1/1	0.85	0.33	67,67,67,67	0
56	MG	CA	3157	1/1	0.85	0.18	56,56,56,56	0
56	MG	CA	3160	1/1	0.85	0.14	49,49,49,49	0
56	MG	BA	3110	1/1	0.85	0.24	43,43,43,43	0
56	MG	BA	3121	1/1	0.85	0.26	50,50,50,50	0
56	MG	CA	3057	1/1	0.85	0.22	40,40,40,40	0
56	MG	CA	3062	1/1	0.85	0.34	67,67,67,67	0
56	MG	BA	3596	1/1	0.85	0.25	79,79,79,79	0
56	MG	DA	3164	1/1	0.85	0.16	40,40,40,40	0
56	MG	DA	3554	1/1	0.85	0.27	62,62,62,62	0
56	MG	BA	3204	1/1	0.85	0.20	48,48,48,48	0
56	MG	CA	3067	1/1	0.85	0.27	66,66,66,66	0
56	MG	DA	3190	1/1	0.85	0.10	54,54,54,54	0
56	MG	BA	3299	1/1	0.85	0.32	56,56,56,56	0
56	MG	AA	3126	1/1	0.85	0.17	54,54,54,54	0
56	MG	DA	3627	1/1	0.85	0.24	52,52,52,52	0
56	MG	BA	3060	1/1	0.85	0.59	64,64,64,64	0
56	MG	DA	3041	1/1	0.85	0.41	54,54,54,54	0
56	MG	BA	3634	1/1	0.85	0.11	77,77,77,77	0
56	MG	DA	3225	1/1	0.85	0.12	64,64,64,64	0
56	MG	DA	3057	1/1	0.85	0.25	57,57,57,57	0
56	MG	AA	3050	1/1	0.85	0.31	50,50,50,50	0
56	MG	BA	3068	1/1	0.85	0.45	43,43,43,43	0

Continued on next page...

Continued from previous page...

Mol	Type	Chain	Res	Atoms	RSCC	RSR	B-factors(\AA^2)	Q<0.9
56	MG	DA	3077	1/1	0.85	0.32	48,48,48,48	0
56	MG	BA	3074	1/1	0.85	0.17	38,38,38,38	0
56	MG	BA	3397	1/1	0.85	0.07	44,44,44,44	0
56	MG	CA	3119	1/1	0.85	0.48	73,73,73,73	0
56	MG	BA	3092	1/1	0.85	0.26	28,28,28,28	0
56	MG	CA	3134	1/1	0.85	0.23	92,92,92,92	0
56	MG	AA	3023	1/1	0.86	0.12	56,56,56,56	0
56	MG	BA	3331	1/1	0.86	0.17	61,61,61,61	0
56	MG	BA	3203	1/1	0.86	0.22	45,45,45,45	0
56	MG	AA	3033	1/1	0.86	0.45	68,68,68,68	0
56	MG	DA	3221	1/1	0.86	0.27	56,56,56,56	0
56	MG	BA	3207	1/1	0.86	0.37	44,44,44,44	0
56	MG	BR	203	1/1	0.86	0.51	48,48,48,48	0
56	MG	BW	3001	1/1	0.86	0.29	55,55,55,55	0
56	MG	BA	3217	1/1	0.86	0.33	59,59,59,59	0
56	MG	B9	502	1/1	0.86	0.26	49,49,49,49	0
56	MG	AA	3071	1/1	0.86	0.23	60,60,60,60	0
56	MG	BA	3228	1/1	0.86	0.35	23,23,23,23	0
56	MG	BA	3506	1/1	0.86	0.25	33,33,33,33	0
56	MG	DA	3001	1/1	0.86	0.26	76,76,76,76	0
56	MG	DA	3003	1/1	0.86	0.18	43,43,43,43	0
56	MG	BA	3514	1/1	0.86	0.21	49,49,49,49	0
56	MG	CA	3028	1/1	0.86	0.56	62,62,62,62	0
56	MG	CA	3030	1/1	0.86	0.36	74,74,74,74	0
56	MG	DA	3371	1/1	0.86	0.24	37,37,37,37	0
56	MG	AA	3026	1/1	0.86	0.18	52,52,52,52	0
56	MG	BA	3238	1/1	0.86	0.17	48,48,48,48	0
56	MG	DA	3036	1/1	0.86	0.27	35,35,35,35	0
56	MG	AA	3203	1/1	0.86	0.15	76,76,76,76	0
56	MG	CA	3036	1/1	0.86	0.23	56,56,56,56	0
56	MG	BA	3571	1/1	0.86	0.20	48,48,48,48	0
56	MG	AA	3209	1/1	0.86	0.38	66,66,66,66	0
56	MG	DA	3066	1/1	0.86	0.31	59,59,59,59	0
56	MG	AA	3117	1/1	0.86	0.15	64,64,64,64	0
56	MG	BA	3250	1/1	0.86	0.28	61,61,61,61	0
56	MG	BA	3251	1/1	0.86	0.27	45,45,45,45	0
56	MG	BA	3028	1/1	0.86	0.31	59,59,59,59	0
56	MG	CA	3055	1/1	0.86	0.25	61,61,61,61	0
56	MG	BA	3029	1/1	0.86	0.66	53,53,53,53	0
56	MG	AA	3064	1/1	0.86	0.27	65,65,65,65	0
56	MG	BA	3636	1/1	0.86	0.13	54,54,54,54	0
56	MG	BA	3641	1/1	0.86	0.14	33,33,33,33	0

Continued on next page...

Continued from previous page...

Mol	Type	Chain	Res	Atoms	RSCC	RSR	B-factors(\AA^2)	Q<0.9
56	MG	DA	3110	1/1	0.86	0.17	46,46,46,46	0
56	MG	AA	3133	1/1	0.86	0.69	71,71,71,71	0
56	MG	DA	3621	1/1	0.86	0.17	46,46,46,46	0
56	MG	AA	3121	1/1	0.86	0.46	52,52,52,52	0
56	MG	BA	3071	1/1	0.86	0.22	55,55,55,55	0
56	MG	DA	3645	1/1	0.86	0.41	57,57,57,57	0
56	MG	AA	3042	1/1	0.86	0.28	50,50,50,50	0
56	MG	BA	3158	1/1	0.86	0.44	43,43,43,43	0
56	MG	BA	3717	1/1	0.86	0.11	51,51,51,51	0
56	MG	BA	3722	1/1	0.86	0.27	49,49,49,49	0
56	MG	BA	3733	1/1	0.86	0.42	40,40,40,40	0
56	MG	BA	3082	1/1	0.86	0.16	54,54,54,54	0
56	MG	BB	3003	1/1	0.86	0.23	40,40,40,40	0
56	MG	BA	3300	1/1	0.86	0.29	48,48,48,48	0
56	MG	CA	3122	1/1	0.86	0.20	70,70,70,70	0
56	MG	BA	3084	1/1	0.86	0.50	47,47,47,47	0
56	MG	DA	3188	1/1	0.86	0.51	52,52,52,52	0
59	FME	AX	101	10/11	0.86	0.45	55,74,92,107	0
56	MG	BA	3085	1/1	0.86	0.38	35,35,35,35	0
56	MG	DA	3458	1/1	0.87	0.22	47,47,47,47	0
56	MG	BA	3484	1/1	0.87	0.16	40,40,40,40	0
56	MG	DA	3208	1/1	0.87	0.19	46,46,46,46	0
56	MG	AA	3020	1/1	0.87	0.18	80,80,80,80	0
56	MG	DA	3213	1/1	0.87	0.08	48,48,48,48	0
56	MG	CA	3019	1/1	0.87	0.15	62,62,62,62	0
56	MG	DA	3528	1/1	0.87	0.15	33,33,33,33	0
56	MG	BA	3070	1/1	0.87	0.24	46,46,46,46	0
56	MG	AA	3142	1/1	0.87	0.37	60,60,60,60	0
56	MG	BA	3133	1/1	0.87	0.60	53,53,53,53	0
56	MG	DA	3112	1/1	0.87	0.31	49,49,49,49	0
56	MG	DA	3015	1/1	0.87	0.33	54,54,54,54	0
56	MG	DA	3115	1/1	0.87	0.08	64,64,64,64	0
56	MG	DA	3119	1/1	0.87	0.15	44,44,44,44	0
56	MG	CA	3029	1/1	0.87	0.17	54,54,54,54	0
56	MG	DA	3035	1/1	0.87	0.71	58,58,58,58	0
56	MG	DA	3626	1/1	0.87	0.17	63,63,63,63	0
56	MG	AA	3039	1/1	0.87	0.20	62,62,62,62	0
56	MG	BA	3224	1/1	0.87	0.40	48,48,48,48	0
56	MG	DA	3338	1/1	0.87	0.16	58,58,58,58	0
56	MG	BA	3099	1/1	0.87	0.31	55,55,55,55	0
56	MG	BA	3081	1/1	0.87	0.29	44,44,44,44	0
56	MG	AA	3063	1/1	0.87	0.14	57,57,57,57	0

Continued on next page...

Continued from previous page...

Mol	Type	Chain	Res	Atoms	RSCC	RSR	B-factors(\AA^2)	Q<0.9
56	MG	BA	3192	1/1	0.87	0.36	48,48,48,48	0
56	MG	CA	3084	1/1	0.87	0.18	80,80,80,80	0
56	MG	DA	3074	1/1	0.87	0.31	60,60,60,60	0
56	MG	DA	3165	1/1	0.87	0.32	48,48,48,48	0
56	MG	DA	3424	1/1	0.87	0.19	58,58,58,58	0
56	MG	DU	3002	1/1	0.87	0.58	52,52,52,52	0
56	MG	BA	3240	1/1	0.87	0.26	54,54,54,54	0
56	MG	DA	3079	1/1	0.87	0.28	44,44,44,44	0
56	MG	BA	3293	1/1	0.87	0.28	69,69,69,69	0
56	MG	CA	3007	1/1	0.87	0.41	63,63,63,63	0
56	MG	DA	3457	1/1	0.87	0.15	44,44,44,44	0
56	MG	BA	3675	1/1	0.88	0.26	68,68,68,68	0
56	MG	BA	3687	1/1	0.88	0.14	59,59,59,59	0
56	MG	AA	3037	1/1	0.88	0.28	53,53,53,53	0
56	MG	CA	3021	1/1	0.88	0.25	54,54,54,54	0
56	MG	DA	3029	1/1	0.88	0.12	62,62,62,62	0
56	MG	DA	3455	1/1	0.88	0.21	53,53,53,53	0
56	MG	BA	3105	1/1	0.88	0.19	54,54,54,54	0
56	MG	BA	3704	1/1	0.88	0.34	58,58,58,58	0
56	MG	BA	3707	1/1	0.88	0.17	57,57,57,57	0
56	MG	DA	3460	1/1	0.88	0.10	47,47,47,47	0
56	MG	DA	3462	1/1	0.88	0.22	71,71,71,71	0
56	MG	DA	3049	1/1	0.88	0.18	56,56,56,56	0
56	MG	DA	3465	1/1	0.88	0.17	41,41,41,41	0
56	MG	BA	3076	1/1	0.88	0.22	40,40,40,40	0
56	MG	DA	3180	1/1	0.88	0.20	47,47,47,47	0
56	MG	DA	3186	1/1	0.88	0.29	38,38,38,38	0
56	MG	DA	3187	1/1	0.88	0.67	52,52,52,52	0
56	MG	BA	3713	1/1	0.88	0.22	49,49,49,49	0
56	MG	DA	3062	1/1	0.88	0.39	58,58,58,58	0
56	MG	BA	3109	1/1	0.88	0.28	62,62,62,62	0
56	MG	DA	3205	1/1	0.88	0.26	41,41,41,41	0
56	MG	AN	101	1/1	0.88	0.17	64,64,64,64	0
56	MG	BA	3563	1/1	0.88	0.39	66,66,66,66	0
56	MG	BA	3172	1/1	0.88	0.12	54,54,54,54	0
56	MG	CA	3142	1/1	0.88	0.20	80,80,80,80	0
56	MG	BA	3242	1/1	0.88	0.18	45,45,45,45	0
56	MG	DA	3608	1/1	0.88	0.29	63,63,63,63	0
56	MG	DA	3086	1/1	0.88	0.30	43,43,43,43	0
56	MG	BA	3039	1/1	0.88	0.29	44,44,44,44	0
56	MG	BA	3122	1/1	0.88	0.65	68,68,68,68	0
56	MG	CA	3043	1/1	0.88	0.34	62,62,62,62	0

Continued on next page...

Continued from previous page...

Mol	Type	Chain	Res	Atoms	RSCC	RSR	B-factors(\AA^2)	Q<0.9
56	MG	AA	3143	1/1	0.88	0.20	67,67,67,67	0
56	MG	DA	3647	1/1	0.88	0.56	45,45,45,45	0
56	MG	DB	3002	1/1	0.88	0.20	72,72,72,72	0
56	MG	BA	3007	1/1	0.88	0.25	55,55,55,55	0
56	MG	DA	3243	1/1	0.88	0.41	49,49,49,49	0
56	MG	DB	3008	1/1	0.88	0.12	36,36,36,36	0
56	MG	BA	3135	1/1	0.88	0.26	57,57,57,57	0
56	MG	DA	3287	1/1	0.88	0.06	53,53,53,53	0
56	MG	BA	3626	1/1	0.88	0.13	50,50,50,50	0
56	MG	AA	3003	1/1	0.88	0.25	70,70,70,70	0
56	MG	BA	3094	1/1	0.88	0.47	62,62,62,62	0
56	MG	BA	3640	1/1	0.88	0.21	31,31,31,31	0
56	MG	AA	3125	1/1	0.88	0.14	56,56,56,56	0
56	MG	DA	3117	1/1	0.88	0.17	46,46,46,46	0
56	MG	BA	3649	1/1	0.88	0.25	43,43,43,43	0
56	MG	BA	3261	1/1	0.88	0.28	45,45,45,45	0
56	MG	DA	3006	1/1	0.88	0.08	41,41,41,41	0
56	MG	AA	3164	1/1	0.88	0.23	61,61,61,61	0
60	K	DA	3234	1/1	0.88	0.27	102,102,102,102	0
56	MG	DA	3121	1/1	0.89	0.26	46,46,46,46	0
56	MG	AA	3075	1/1	0.89	0.11	50,50,50,50	0
56	MG	DA	3392	1/1	0.89	0.14	60,60,60,60	0
56	MG	BA	3429	1/1	0.89	0.16	55,55,55,55	0
56	MG	BW	3002	1/1	0.89	0.18	34,34,34,34	0
56	MG	BA	3435	1/1	0.89	0.21	59,59,59,59	0
56	MG	DA	3434	1/1	0.89	0.19	51,51,51,51	0
56	MG	BA	3444	1/1	0.89	0.27	29,29,29,29	0
56	MG	DA	3143	1/1	0.89	0.20	53,53,53,53	0
56	MG	DA	3144	1/1	0.89	0.34	37,37,37,37	0
56	MG	BA	3225	1/1	0.89	0.40	42,42,42,42	0
56	MG	BA	3164	1/1	0.89	0.49	57,57,57,57	0
56	MG	BA	3289	1/1	0.89	0.13	53,53,53,53	0
56	MG	DA	3160	1/1	0.89	0.24	47,47,47,47	0
56	MG	BA	3680	1/1	0.89	0.24	62,62,62,62	0
56	MG	BA	3166	1/1	0.89	0.20	41,41,41,41	0
56	MG	BA	3167	1/1	0.89	0.46	50,50,50,50	0
56	MG	DA	3038	1/1	0.89	0.33	37,37,37,37	0
56	MG	BA	3524	1/1	0.89	0.13	50,50,50,50	0
56	MG	DA	3175	1/1	0.89	0.30	52,52,52,52	0
56	MG	AF	3001	1/1	0.89	0.16	62,62,62,62	0
56	MG	CA	3117	1/1	0.89	0.15	58,58,58,58	0
56	MG	AX	107	1/1	0.89	0.44	82,82,82,82	0

Continued on next page...

Continued from previous page...

Mol	Type	Chain	Res	Atoms	RSCC	RSR	B-factors(Å ²)	Q<0.9
56	MG	BA	3561	1/1	0.89	0.25	39,39,39,39	0
56	MG	AA	3102	1/1	0.89	0.05	68,68,68,68	0
56	MG	BA	3567	1/1	0.89	0.10	54,54,54,54	0
56	MG	DA	3067	1/1	0.89	0.29	35,35,35,35	0
56	MG	CA	3135	1/1	0.89	0.37	61,61,61,61	0
56	MG	BA	3246	1/1	0.89	0.33	38,38,38,38	0
56	MG	CA	3035	1/1	0.89	0.26	49,49,49,49	0
56	MG	DA	3606	1/1	0.89	0.18	58,58,58,58	0
56	MG	BA	3247	1/1	0.89	0.21	58,58,58,58	0
56	MG	DA	3613	1/1	0.89	0.31	64,64,64,64	0
56	MG	DA	3618	1/1	0.89	0.25	61,61,61,61	0
56	MG	DA	3081	1/1	0.89	0.23	56,56,56,56	0
56	MG	AA	3017	1/1	0.89	0.29	57,57,57,57	0
56	MG	BA	3599	1/1	0.89	0.10	56,56,56,56	0
56	MG	BA	3058	1/1	0.89	0.39	41,41,41,41	0
56	MG	CA	3156	1/1	0.89	0.26	80,80,80,80	0
56	MG	BA	3604	1/1	0.89	0.38	64,64,64,64	0
56	MG	DA	3099	1/1	0.89	0.34	39,39,39,39	0
56	MG	AV	101	1/1	0.89	0.24	51,51,51,51	0
56	MG	DB	3005	1/1	0.89	0.25	41,41,41,41	0
56	MG	DA	3102	1/1	0.89	0.27	49,49,49,49	0
56	MG	DA	3278	1/1	0.89	0.08	39,39,39,39	0
56	MG	DA	3282	1/1	0.89	0.31	58,58,58,58	0
56	MG	BA	3064	1/1	0.89	0.38	49,49,49,49	0
56	MG	DA	3289	1/1	0.89	0.17	64,64,64,64	0
56	MG	DA	3108	1/1	0.89	0.41	50,50,50,50	0
56	MG	AA	3082	1/1	0.89	0.16	52,52,52,52	0
56	MG	CA	3163	1/1	0.89	0.24	60,60,60,60	0
56	MG	DA	3318	1/1	0.89	0.19	47,47,47,47	0
56	MG	AX	103	1/1	0.89	0.10	57,57,57,57	0
56	MG	D3	101	1/1	0.89	0.55	54,54,54,54	0
56	MG	CA	3171	1/1	0.89	0.15	61,61,61,61	0
56	MG	BA	3629	1/1	0.89	0.14	51,51,51,51	0
56	MG	DA	3354	1/1	0.89	0.18	39,39,39,39	0
56	MG	BA	3161	1/1	0.89	0.13	50,50,50,50	0
56	MG	CA	3061	1/1	0.89	0.48	68,68,68,68	0
56	MG	CA	3009	1/1	0.90	0.13	55,55,55,55	0
56	MG	AA	3068	1/1	0.90	0.11	67,67,67,67	0
56	MG	AA	3087	1/1	0.90	0.21	87,87,87,87	0
56	MG	BA	3086	1/1	0.90	0.32	50,50,50,50	0
56	MG	DA	3353	1/1	0.90	0.17	54,54,54,54	0
56	MG	DA	3106	1/1	0.90	0.40	45,45,45,45	0

Continued on next page...

Continued from previous page...

Mol	Type	Chain	Res	Atoms	RSCC	RSR	B-factors(\AA^2)	Q<0.9
56	MG	BA	3265	1/1	0.90	0.23	39,39,39,39	0
56	MG	CA	3145	1/1	0.90	0.11	67,67,67,67	0
56	MG	BA	3269	1/1	0.90	0.11	32,32,32,32	0
56	MG	CA	3025	1/1	0.90	0.12	102,102,102,102	0
56	MG	DA	3391	1/1	0.90	0.14	54,54,54,54	0
56	MG	BA	3688	1/1	0.90	0.05	58,58,58,58	0
56	MG	DA	3396	1/1	0.90	0.14	37,37,37,37	0
56	MG	DA	3409	1/1	0.90	0.10	54,54,54,54	0
56	MG	DA	3418	1/1	0.90	0.22	57,57,57,57	0
56	MG	BA	3089	1/1	0.90	0.23	50,50,50,50	0
56	MG	DA	3116	1/1	0.90	0.39	43,43,43,43	0
56	MG	DA	3428	1/1	0.90	0.28	30,30,30,30	0
56	MG	BA	3146	1/1	0.90	0.39	56,56,56,56	0
56	MG	BA	3048	1/1	0.90	0.35	33,33,33,33	0
56	MG	AA	3098	1/1	0.90	0.43	76,76,76,76	0
56	MG	DA	3447	1/1	0.90	0.18	56,56,56,56	0
56	MG	AA	3136	1/1	0.90	0.11	68,68,68,68	0
56	MG	AA	3139	1/1	0.90	0.20	58,58,58,58	0
56	MG	BA	3716	1/1	0.90	0.24	77,77,77,77	0
56	MG	BA	3066	1/1	0.90	0.24	49,49,49,49	0
56	MG	DA	3137	1/1	0.90	0.31	62,62,62,62	0
56	MG	DA	3139	1/1	0.90	0.22	47,47,47,47	0
56	MG	AA	3073	1/1	0.90	0.11	63,63,63,63	0
56	MG	CN	502	1/1	0.90	0.31	70,70,70,70	0
56	MG	BA	3723	1/1	0.90	0.17	25,25,25,25	0
56	MG	AD	502	1/1	0.90	0.63	56,56,56,56	0
56	MG	DA	3472	1/1	0.90	0.18	38,38,38,38	0
56	MG	DA	3485	1/1	0.90	0.20	44,44,44,44	0
56	MG	BA	3738	1/1	0.90	0.22	58,58,58,58	0
56	MG	BA	3739	1/1	0.90	0.38	50,50,50,50	0
56	MG	AA	3105	1/1	0.90	0.30	54,54,54,54	0
56	MG	DA	3517	1/1	0.90	0.28	47,47,47,47	0
56	MG	DA	3521	1/1	0.90	0.19	46,46,46,46	0
56	MG	AA	3049	1/1	0.90	0.39	46,46,46,46	0
56	MG	DA	3529	1/1	0.90	0.48	72,72,72,72	0
56	MG	BA	3602	1/1	0.90	0.16	44,44,44,44	0
56	MG	DA	3532	1/1	0.90	0.10	60,60,60,60	0
56	MG	BA	3244	1/1	0.90	0.19	46,46,46,46	0
56	MG	BB	3014	1/1	0.90	0.09	68,68,68,68	0
56	MG	DA	3017	1/1	0.90	0.25	51,51,51,51	0
56	MG	BA	3334	1/1	0.90	0.14	41,41,41,41	0
56	MG	DA	3584	1/1	0.90	0.15	47,47,47,47	0

Continued on next page...

Continued from previous page...

Mol	Type	Chain	Res	Atoms	RSCC	RSR	B-factors(\AA^2)	Q<0.9
56	MG	AA	3052	1/1	0.90	0.24	58,58,58,58	0
56	MG	AA	3092	1/1	0.90	0.50	59,59,59,59	0
56	MG	BA	3123	1/1	0.90	0.27	47,47,47,47	0
56	MG	BA	3180	1/1	0.90	0.33	48,48,48,48	0
56	MG	DA	3189	1/1	0.90	0.21	55,55,55,55	0
56	MG	BN	3005	1/1	0.90	1.02	63,63,63,63	0
56	MG	DA	3042	1/1	0.90	0.35	38,38,38,38	0
56	MG	BP	203	1/1	0.90	0.62	39,39,39,39	0
56	MG	BA	3182	1/1	0.90	0.36	43,43,43,43	0
56	MG	BA	3023	1/1	0.90	0.43	34,34,34,34	0
56	MG	DA	3630	1/1	0.90	0.09	67,67,67,67	0
56	MG	DA	3060	1/1	0.90	0.34	51,51,51,51	0
56	MG	DA	3061	1/1	0.90	0.27	47,47,47,47	0
56	MG	DA	3219	1/1	0.90	0.36	49,49,49,49	0
56	MG	AA	3119	1/1	0.90	0.31	42,42,42,42	0
56	MG	BA	3190	1/1	0.90	0.25	42,42,42,42	0
56	MG	CA	3101	1/1	0.90	0.11	58,58,58,58	0
56	MG	BW	3005	1/1	0.90	0.44	38,38,38,38	0
56	MG	CA	3106	1/1	0.90	0.39	72,72,72,72	0
56	MG	DB	3010	1/1	0.90	0.19	66,66,66,66	0
56	MG	BA	3648	1/1	0.90	0.16	54,54,54,54	0
56	MG	B7	101	1/1	0.90	0.19	45,45,45,45	0
56	MG	DE	301	1/1	0.90	0.83	51,51,51,51	0
56	MG	DA	3078	1/1	0.90	0.15	49,49,49,49	0
56	MG	DA	3256	1/1	0.90	0.12	41,41,41,41	0
56	MG	B7	104	1/1	0.90	0.22	55,55,55,55	0
56	MG	BA	3460	1/1	0.90	0.18	66,66,66,66	0
56	MG	CA	3006	1/1	0.90	0.09	72,72,72,72	0
56	MG	DA	3283	1/1	0.90	0.19	47,47,47,47	0
56	MG	CA	3124	1/1	0.90	0.17	64,64,64,64	0
56	MG	CA	3126	1/1	0.90	0.25	56,56,56,56	0
56	MG	DA	3090	1/1	0.90	0.27	59,59,59,59	0
56	MG	BA	3654	1/1	0.90	0.15	49,49,49,49	0
56	MG	DA	3298	1/1	0.90	0.26	45,45,45,45	0
56	MG	CA	3131	1/1	0.90	0.14	48,48,48,48	0
56	MG	AA	3134	1/1	0.91	0.37	70,70,70,70	0
56	MG	CA	3146	1/1	0.91	0.18	61,61,61,61	0
56	MG	BA	3138	1/1	0.91	0.17	54,54,54,54	0
56	MG	CA	3015	1/1	0.91	0.33	53,53,53,53	0
56	MG	BA	3431	1/1	0.91	0.25	54,54,54,54	0
56	MG	DA	3374	1/1	0.91	0.14	40,40,40,40	0
56	MG	BA	3667	1/1	0.91	0.22	72,72,72,72	0

Continued on next page...

Continued from previous page...

Mol	Type	Chain	Res	Atoms	RSCC	RSR	B-factors(\AA^2)	Q<0.9
56	MG	BA	3432	1/1	0.91	0.14	27,27,27,27	0
56	MG	DA	3395	1/1	0.91	0.14	40,40,40,40	0
56	MG	CA	3159	1/1	0.91	0.74	76,76,76,76	0
56	MG	DA	3402	1/1	0.91	0.17	33,33,33,33	0
56	MG	DA	3405	1/1	0.91	0.33	53,53,53,53	0
56	MG	BA	3191	1/1	0.91	0.20	56,56,56,56	0
56	MG	BA	3676	1/1	0.91	0.17	63,63,63,63	0
56	MG	BA	3020	1/1	0.91	0.29	43,43,43,43	0
56	MG	BA	3686	1/1	0.91	0.29	65,65,65,65	0
56	MG	BA	3097	1/1	0.91	0.16	30,30,30,30	0
56	MG	BA	3467	1/1	0.91	0.15	44,44,44,44	0
56	MG	BA	3477	1/1	0.91	0.16	52,52,52,52	0
56	MG	DA	3436	1/1	0.91	0.32	61,61,61,61	0
56	MG	DA	3138	1/1	0.91	0.41	53,53,53,53	0
56	MG	CE	3001	1/1	0.91	0.20	66,66,66,66	0
56	MG	AA	3204	1/1	0.91	0.17	70,70,70,70	0
56	MG	DA	3454	1/1	0.91	0.11	52,52,52,52	0
56	MG	BA	3702	1/1	0.91	0.24	56,56,56,56	0
56	MG	BA	3264	1/1	0.91	0.18	29,29,29,29	0
56	MG	BA	3499	1/1	0.91	0.18	50,50,50,50	0
56	MG	DA	3154	1/1	0.91	0.49	45,45,45,45	0
56	MG	BA	3153	1/1	0.91	0.32	47,47,47,47	0
56	MG	BA	3267	1/1	0.91	0.18	56,56,56,56	0
56	MG	BA	3213	1/1	0.91	0.14	63,63,63,63	0
56	MG	DA	3009	1/1	0.91	0.11	33,33,33,33	0
56	MG	BA	3271	1/1	0.91	0.32	40,40,40,40	0
56	MG	BA	3279	1/1	0.91	0.16	60,60,60,60	0
56	MG	DA	3475	1/1	0.91	0.12	35,35,35,35	0
56	MG	DA	3483	1/1	0.91	0.14	55,55,55,55	0
56	MG	BA	3281	1/1	0.91	0.23	45,45,45,45	0
56	MG	BA	3550	1/1	0.91	0.19	32,32,32,32	0
56	MG	DA	3172	1/1	0.91	0.33	46,46,46,46	0
56	MG	AA	3080	1/1	0.91	0.23	58,58,58,58	0
56	MG	BA	3284	1/1	0.91	0.72	76,76,76,76	0
56	MG	AA	3167	1/1	0.91	0.18	78,78,78,78	0
56	MG	AA	3219	1/1	0.91	0.18	54,54,54,54	0
56	MG	BA	3581	1/1	0.91	0.32	54,54,54,54	0
56	MG	DA	3530	1/1	0.91	0.16	57,57,57,57	0
56	MG	DA	3040	1/1	0.91	0.21	45,45,45,45	0
56	MG	AA	3173	1/1	0.91	0.15	37,37,37,37	0
56	MG	DA	3537	1/1	0.91	0.16	74,74,74,74	0
56	MG	DA	3540	1/1	0.91	0.13	76,76,76,76	0

Continued on next page...

Continued from previous page...

Mol	Type	Chain	Res	Atoms	RSCC	RSR	B-factors(\AA^2)	Q<0.9
56	MG	DA	3195	1/1	0.91	0.20	51,51,51,51	0
56	MG	DA	3202	1/1	0.91	0.21	39,39,39,39	0
56	MG	AA	3081	1/1	0.91	0.38	46,46,46,46	0
56	MG	DA	3560	1/1	0.91	0.07	57,57,57,57	0
56	MG	DA	3565	1/1	0.91	0.22	48,48,48,48	0
56	MG	DA	3043	1/1	0.91	0.54	56,56,56,56	0
56	MG	CA	3064	1/1	0.91	0.14	74,74,74,74	0
56	MG	DA	3210	1/1	0.91	0.28	46,46,46,46	0
56	MG	BA	3046	1/1	0.91	0.41	52,52,52,52	0
56	MG	DA	3598	1/1	0.91	0.17	45,45,45,45	0
56	MG	BD	304	1/1	0.91	0.44	41,41,41,41	0
56	MG	BA	3118	1/1	0.91	0.26	53,53,53,53	0
56	MG	BF	302	1/1	0.91	0.26	49,49,49,49	0
56	MG	BA	3119	1/1	0.91	0.11	56,56,56,56	0
56	MG	DA	3617	1/1	0.91	0.07	51,51,51,51	0
56	MG	AA	3182	1/1	0.91	0.13	48,48,48,48	0
56	MG	BN	3002	1/1	0.91	0.20	52,52,52,52	0
56	MG	DA	3623	1/1	0.91	0.12	63,63,63,63	0
56	MG	BA	3241	1/1	0.91	0.41	41,41,41,41	0
56	MG	BA	3053	1/1	0.91	0.19	52,52,52,52	0
56	MG	DA	3071	1/1	0.91	0.52	46,46,46,46	0
56	MG	DA	3637	1/1	0.91	0.20	59,59,59,59	0
56	MG	DA	3240	1/1	0.91	0.17	58,58,58,58	0
56	MG	DA	3073	1/1	0.91	0.16	50,50,50,50	0
56	MG	AA	3096	1/1	0.91	0.27	52,52,52,52	0
56	MG	DA	3654	1/1	0.91	0.29	50,50,50,50	0
56	MG	DA	3655	1/1	0.91	0.17	62,62,62,62	0
56	MG	DA	3249	1/1	0.91	0.20	25,25,25,25	0
56	MG	DA	3254	1/1	0.91	0.14	52,52,52,52	0
56	MG	BA	3059	1/1	0.91	0.37	35,35,35,35	0
56	MG	BQ	3004	1/1	0.91	0.33	41,41,41,41	0
56	MG	DA	3276	1/1	0.91	0.11	26,26,26,26	0
56	MG	BA	3346	1/1	0.91	0.17	33,33,33,33	0
56	MG	BU	204	1/1	0.91	0.33	49,49,49,49	0
56	MG	BU	205	1/1	0.91	0.36	39,39,39,39	0
56	MG	BA	3632	1/1	0.91	0.15	55,55,55,55	0
56	MG	BA	3088	1/1	0.91	0.25	55,55,55,55	0
56	MG	BW	3003	1/1	0.91	0.26	39,39,39,39	0
56	MG	DA	3091	1/1	0.91	0.50	50,50,50,50	0
56	MG	BA	3635	1/1	0.91	0.20	52,52,52,52	0
56	MG	DA	3299	1/1	0.91	0.12	35,35,35,35	0
56	MG	DW	201	1/1	0.91	0.33	45,45,45,45	0

Continued on next page...

Continued from previous page...

Mol	Type	Chain	Res	Atoms	RSCC	RSR	B-factors(Å ²)	Q<0.9
56	MG	BX	102	1/1	0.91	0.23	60,60,60,60	0
56	MG	BA	3134	1/1	0.91	0.14	34,34,34,34	0
56	MG	DA	3328	1/1	0.91	0.28	33,33,33,33	0
56	MG	BA	3372	1/1	0.91	0.17	42,42,42,42	0
56	MG	BA	3184	1/1	0.91	0.81	51,51,51,51	0
56	MG	BA	3647	1/1	0.91	0.26	40,40,40,40	0
60	K	BA	3304	1/1	0.91	0.32	93,93,93,93	0
56	MG	AA	3197	1/1	0.91	0.19	64,64,64,64	0
56	MG	BB	3008	1/1	0.92	0.21	49,49,49,49	0
56	MG	BB	3009	1/1	0.92	0.12	49,49,49,49	0
56	MG	CA	3082	1/1	0.92	0.12	46,46,46,46	0
56	MG	BB	3011	1/1	0.92	0.16	45,45,45,45	0
56	MG	DA	3364	1/1	0.92	0.17	40,40,40,40	0
56	MG	AA	3215	1/1	0.92	0.94	77,77,77,77	0
56	MG	BA	3001	1/1	0.92	0.33	52,52,52,52	0
56	MG	DA	3097	1/1	0.92	0.17	58,58,58,58	0
56	MG	BD	301	1/1	0.92	0.41	35,35,35,35	0
56	MG	BA	3568	1/1	0.92	0.22	68,68,68,68	0
56	MG	CA	3107	1/1	0.92	0.08	71,71,71,71	0
56	MG	BA	3294	1/1	0.92	0.16	59,59,59,59	0
56	MG	AA	3162	1/1	0.92	0.14	79,79,79,79	0
56	MG	AA	3044	1/1	0.92	0.13	60,60,60,60	0
56	MG	AA	3099	1/1	0.92	0.51	49,49,49,49	0
56	MG	BA	3008	1/1	0.92	0.14	30,30,30,30	0
56	MG	BA	3016	1/1	0.92	0.52	50,50,50,50	0
56	MG	DA	3111	1/1	0.92	0.20	67,67,67,67	0
56	MG	AA	3014	1/1	0.92	0.13	24,24,24,24	0
56	MG	BP	201	1/1	0.92	0.57	37,37,37,37	0
56	MG	BA	3317	1/1	0.92	0.24	40,40,40,40	0
56	MG	BA	3324	1/1	0.92	0.30	54,54,54,54	0
56	MG	BA	3612	1/1	0.92	0.17	41,41,41,41	0
56	MG	DA	3444	1/1	0.92	0.27	43,43,43,43	0
56	MG	CA	3138	1/1	0.92	0.12	59,59,59,59	0
56	MG	AA	3057	1/1	0.92	0.16	45,45,45,45	0
56	MG	CA	3141	1/1	0.92	0.31	85,85,85,85	0
56	MG	DA	3124	1/1	0.92	0.13	66,66,66,66	0
56	MG	BA	3174	1/1	0.92	0.21	52,52,52,52	0
56	MG	BA	3338	1/1	0.92	0.21	62,62,62,62	0
56	MG	AA	3106	1/1	0.92	0.27	68,68,68,68	0
56	MG	AA	3109	1/1	0.92	0.21	59,59,59,59	0
56	MG	BA	3354	1/1	0.92	0.29	45,45,45,45	0
56	MG	BA	3075	1/1	0.92	0.24	36,36,36,36	0

Continued on next page...

Continued from previous page...

Mol	Type	Chain	Res	Atoms	RSCC	RSR	B-factors(\AA^2)	Q<0.9
56	MG	AA	3194	1/1	0.92	0.18	50,50,50,50	0
56	MG	BA	3385	1/1	0.92	0.06	56,56,56,56	0
56	MG	B0	106	1/1	0.92	0.08	43,43,43,43	0
56	MG	DA	3473	1/1	0.92	0.17	50,50,50,50	0
56	MG	DA	3146	1/1	0.92	0.20	34,34,34,34	0
56	MG	DA	3151	1/1	0.92	0.33	48,48,48,48	0
56	MG	BA	3392	1/1	0.92	0.13	53,53,53,53	0
56	MG	BA	3644	1/1	0.92	0.10	38,38,38,38	0
56	MG	DA	3493	1/1	0.92	0.25	38,38,38,38	0
56	MG	BA	3646	1/1	0.92	0.24	39,39,39,39	0
56	MG	CA	3002	1/1	0.92	0.07	74,74,74,74	0
56	MG	DA	3502	1/1	0.92	0.18	48,48,48,48	0
56	MG	DA	3507	1/1	0.92	0.20	53,53,53,53	0
56	MG	DA	3509	1/1	0.92	0.09	57,57,57,57	0
56	MG	BA	3026	1/1	0.92	0.15	36,36,36,36	0
56	MG	CA	3164	1/1	0.92	0.35	43,43,43,43	0
56	MG	DA	3523	1/1	0.92	0.12	47,47,47,47	0
56	MG	BA	3187	1/1	0.92	0.23	53,53,53,53	0
56	MG	CA	3008	1/1	0.92	1.01	59,59,59,59	0
56	MG	BA	3408	1/1	0.92	0.13	28,28,28,28	0
56	MG	CA	3012	1/1	0.92	0.13	50,50,50,50	0
56	MG	CA	3014	1/1	0.92	0.17	56,56,56,56	0
56	MG	CT	3001	1/1	0.92	0.21	57,57,57,57	0
56	MG	BA	3253	1/1	0.92	0.28	63,63,63,63	0
56	MG	DA	3542	1/1	0.92	0.23	44,44,44,44	0
56	MG	DA	3181	1/1	0.92	0.33	55,55,55,55	0
56	MG	BA	3415	1/1	0.92	0.14	28,28,28,28	0
56	MG	BA	3662	1/1	0.92	0.15	46,46,46,46	0
56	MG	BA	3416	1/1	0.92	0.17	25,25,25,25	0
56	MG	DA	3561	1/1	0.92	0.14	40,40,40,40	0
56	MG	BA	3423	1/1	0.92	0.35	45,45,45,45	0
56	MG	DA	3567	1/1	0.92	0.10	68,68,68,68	0
56	MG	BA	3254	1/1	0.92	0.30	40,40,40,40	0
56	MG	DA	3575	1/1	0.92	0.11	51,51,51,51	0
56	MG	BA	3027	1/1	0.92	0.19	53,53,53,53	0
56	MG	DA	3585	1/1	0.92	0.26	62,62,62,62	0
56	MG	DA	3586	1/1	0.92	0.12	57,57,57,57	0
56	MG	DA	3589	1/1	0.92	0.11	65,65,65,65	0
56	MG	DA	3201	1/1	0.92	0.24	43,43,43,43	0
56	MG	DA	3593	1/1	0.92	0.24	62,62,62,62	0
56	MG	AA	3058	1/1	0.92	0.36	59,59,59,59	0
56	MG	AA	3199	1/1	0.92	0.15	62,62,62,62	0

Continued on next page...

Continued from previous page...

Mol	Type	Chain	Res	Atoms	RSCC	RSR	B-factors(\AA^2)	Q<0.9
56	MG	DA	3602	1/1	0.92	0.17	63,63,63,63	0
56	MG	DA	3013	1/1	0.92	0.10	38,38,38,38	0
56	MG	BA	3260	1/1	0.92	0.12	47,47,47,47	0
56	MG	DA	3016	1/1	0.92	0.22	33,33,33,33	0
56	MG	BA	3447	1/1	0.92	0.12	76,76,76,76	0
56	MG	DA	3614	1/1	0.92	0.12	46,46,46,46	0
56	MG	DA	3018	1/1	0.92	0.28	41,41,41,41	0
56	MG	DA	3023	1/1	0.92	0.40	64,64,64,64	0
56	MG	CA	3031	1/1	0.92	0.31	55,55,55,55	0
56	MG	DA	3025	1/1	0.92	0.49	38,38,38,38	0
56	MG	DA	3027	1/1	0.92	0.63	49,49,49,49	0
56	MG	BA	3689	1/1	0.92	0.18	25,25,25,25	0
56	MG	DA	3629	1/1	0.92	0.14	30,30,30,30	0
56	MG	BA	3031	1/1	0.92	0.61	44,44,44,44	0
56	MG	DA	3636	1/1	0.92	0.11	64,64,64,64	0
56	MG	BA	3465	1/1	0.92	0.09	51,51,51,51	0
56	MG	BA	3196	1/1	0.92	0.19	45,45,45,45	0
56	MG	BA	3473	1/1	0.92	0.15	55,55,55,55	0
56	MG	DA	3646	1/1	0.92	0.20	42,42,42,42	0
56	MG	CA	3037	1/1	0.92	0.23	45,45,45,45	0
56	MG	BA	3033	1/1	0.92	0.50	54,54,54,54	0
56	MG	BA	3481	1/1	0.92	0.20	41,41,41,41	0
56	MG	BA	3709	1/1	0.92	0.16	77,77,77,77	0
56	MG	BA	3266	1/1	0.92	0.19	47,47,47,47	0
56	MG	DA	3262	1/1	0.92	0.22	60,60,60,60	0
56	MG	BA	3714	1/1	0.92	0.15	72,72,72,72	0
56	MG	DA	3267	1/1	0.92	0.28	40,40,40,40	0
56	MG	BA	3141	1/1	0.92	0.55	43,43,43,43	0
56	MG	AA	3041	1/1	0.92	0.14	41,41,41,41	0
56	MG	BA	3718	1/1	0.92	0.16	52,52,52,52	0
56	MG	BA	3211	1/1	0.92	0.08	43,43,43,43	0
56	MG	DE	305	1/1	0.92	0.45	68,68,68,68	0
56	MG	BA	3278	1/1	0.92	0.19	53,53,53,53	0
56	MG	CA	3058	1/1	0.92	0.20	36,36,36,36	0
56	MG	DQ	3001	1/1	0.92	0.26	40,40,40,40	0
56	MG	BA	3212	1/1	0.92	0.16	47,47,47,47	0
56	MG	BA	3518	1/1	0.92	0.10	52,52,52,52	0
56	MG	DA	3072	1/1	0.92	0.14	40,40,40,40	0
56	MG	DV	202	1/1	0.92	0.61	45,45,45,45	0
56	MG	BA	3090	1/1	0.92	0.24	42,42,42,42	0
56	MG	DA	3306	1/1	0.92	0.16	51,51,51,51	0
56	MG	BA	3216	1/1	0.92	0.28	46,46,46,46	0

Continued on next page...

Continued from previous page...

Mol	Type	Chain	Res	Atoms	RSCC	RSR	B-factors(\AA^2)	Q<0.9
56	MG	D5	102	1/1	0.92	0.59	44,44,44,44	0
56	MG	BA	3044	1/1	0.92	0.37	32,32,32,32	0
56	MG	AA	3012	1/1	0.92	0.16	58,58,58,58	0
56	MG	AA	3097	1/1	0.92	0.41	53,53,53,53	0
56	MG	BB	3006	1/1	0.92	0.29	34,34,34,34	0
56	MG	DA	3084	1/1	0.92	0.18	55,55,55,55	0
56	MG	DA	3351	1/1	0.92	0.24	58,58,58,58	0
56	MG	BA	3005	1/1	0.93	0.17	43,43,43,43	0
56	MG	DA	3411	1/1	0.93	0.23	33,33,33,33	0
56	MG	BA	3055	1/1	0.93	0.31	44,44,44,44	0
56	MG	BA	3504	1/1	0.93	0.18	54,54,54,54	0
56	MG	CA	3153	1/1	0.93	0.10	85,85,85,85	0
56	MG	DA	3425	1/1	0.93	0.19	51,51,51,51	0
56	MG	DA	3426	1/1	0.93	0.14	41,41,41,41	0
56	MG	DA	3427	1/1	0.93	0.14	29,29,29,29	0
56	MG	DA	3123	1/1	0.93	0.17	61,61,61,61	0
56	MG	BA	3505	1/1	0.93	0.26	45,45,45,45	0
56	MG	AA	3214	1/1	0.93	0.31	42,42,42,42	0
56	MG	DA	3130	1/1	0.93	0.09	34,34,34,34	0
56	MG	BA	3692	1/1	0.93	0.20	36,36,36,36	0
56	MG	BA	3693	1/1	0.93	0.27	57,57,57,57	0
56	MG	BA	3509	1/1	0.93	0.21	29,29,29,29	0
56	MG	BA	3696	1/1	0.93	0.27	36,36,36,36	0
56	MG	BA	3100	1/1	0.93	0.21	42,42,42,42	0
56	MG	BA	3101	1/1	0.93	0.42	47,47,47,47	0
56	MG	BA	3301	1/1	0.93	0.53	44,44,44,44	0
56	MG	CA	3017	1/1	0.93	0.17	54,54,54,54	0
56	MG	BA	3705	1/1	0.93	0.22	64,64,64,64	0
56	MG	AA	3006	1/1	0.93	0.09	84,84,84,84	0
56	MG	AA	3123	1/1	0.93	0.38	38,38,38,38	0
56	MG	CA	3023	1/1	0.93	0.20	37,37,37,37	0
56	MG	BA	3061	1/1	0.93	0.35	44,44,44,44	0
56	MG	BA	3549	1/1	0.93	0.30	49,49,49,49	0
56	MG	DA	3469	1/1	0.93	0.15	52,52,52,52	0
56	MG	CA	3026	1/1	0.93	0.18	52,52,52,52	0
56	MG	BA	3245	1/1	0.93	0.23	45,45,45,45	0
56	MG	BA	3171	1/1	0.93	0.40	42,42,42,42	0
56	MG	BA	3011	1/1	0.93	0.17	39,39,39,39	0
56	MG	DA	3484	1/1	0.93	0.05	47,47,47,47	0
56	MG	DA	3167	1/1	0.93	0.25	46,46,46,46	0
56	MG	DA	3168	1/1	0.93	0.67	46,46,46,46	0
56	MG	AA	3100	1/1	0.93	0.59	43,43,43,43	0

Continued on next page...

Continued from previous page...

Mol	Type	Chain	Res	Atoms	RSCC	RSR	B-factors(\AA^2)	Q<0.9
56	MG	BA	3175	1/1	0.93	0.50	40,40,40,40	0
56	MG	BA	3113	1/1	0.93	0.20	48,48,48,48	0
56	MG	BA	3725	1/1	0.93	0.11	29,29,29,29	0
56	MG	BA	3729	1/1	0.93	0.14	54,54,54,54	0
56	MG	BA	3732	1/1	0.93	0.48	56,56,56,56	0
56	MG	DA	3516	1/1	0.93	0.20	54,54,54,54	0
56	MG	DA	3185	1/1	0.93	0.33	42,42,42,42	0
56	MG	BA	3572	1/1	0.93	0.19	23,23,23,23	0
56	MG	BA	3179	1/1	0.93	0.32	53,53,53,53	0
56	MG	DA	3524	1/1	0.93	0.24	51,51,51,51	0
56	MG	BA	3117	1/1	0.93	0.27	37,37,37,37	0
56	MG	BA	3357	1/1	0.93	0.17	45,45,45,45	0
56	MG	AA	3048	1/1	0.93	0.10	52,52,52,52	0
56	MG	BA	3367	1/1	0.93	0.19	29,29,29,29	0
56	MG	DA	3197	1/1	0.93	0.34	43,43,43,43	0
56	MG	DA	3534	1/1	0.93	0.14	62,62,62,62	0
56	MG	DA	3536	1/1	0.93	0.15	57,57,57,57	0
56	MG	AA	3053	1/1	0.93	0.40	56,56,56,56	0
56	MG	DA	3033	1/1	0.93	0.22	41,41,41,41	0
56	MG	AA	3055	1/1	0.93	0.28	56,56,56,56	0
56	MG	BA	3256	1/1	0.93	0.12	60,60,60,60	0
56	MG	DA	3037	1/1	0.93	0.37	37,37,37,37	0
56	MG	BA	3611	1/1	0.93	0.11	61,61,61,61	0
56	MG	AM	3002	1/1	0.93	0.58	60,60,60,60	0
56	MG	BA	3258	1/1	0.93	0.17	35,35,35,35	0
56	MG	BA	3621	1/1	0.93	0.22	57,57,57,57	0
56	MG	DA	3566	1/1	0.93	0.12	55,55,55,55	0
56	MG	BA	3073	1/1	0.93	0.20	43,43,43,43	0
56	MG	BA	3189	1/1	0.93	0.17	39,39,39,39	0
56	MG	DA	3574	1/1	0.93	0.20	22,22,22,22	0
56	MG	DA	3050	1/1	0.93	0.48	30,30,30,30	0
56	MG	AA	3056	1/1	0.93	0.23	61,61,61,61	0
56	MG	DA	3054	1/1	0.93	0.09	34,34,34,34	0
56	MG	DA	3055	1/1	0.93	0.20	55,55,55,55	0
56	MG	DA	3230	1/1	0.93	0.18	61,61,61,61	0
56	MG	DA	3231	1/1	0.93	0.11	45,45,45,45	0
56	MG	DA	3056	1/1	0.93	0.38	37,37,37,37	0
56	MG	BD	312	1/1	0.93	0.97	72,72,72,72	0
56	MG	BE	302	1/1	0.93	0.17	29,29,29,29	0
56	MG	DA	3599	1/1	0.93	0.25	69,69,69,69	0
56	MG	CA	3066	1/1	0.93	0.08	47,47,47,47	0
56	MG	BA	3631	1/1	0.93	0.16	41,41,41,41	0

Continued on next page...

Continued from previous page...

Mol	Type	Chain	Res	Atoms	RSCC	RSR	B-factors(\AA^2)	Q<0.9
56	MG	BF	304	1/1	0.93	0.48	30,30,30,30	0
56	MG	DA	3255	1/1	0.93	0.15	46,46,46,46	0
56	MG	DA	3065	1/1	0.93	0.19	40,40,40,40	0
56	MG	DA	3261	1/1	0.93	0.24	44,44,44,44	0
56	MG	BF	305	1/1	0.93	0.31	38,38,38,38	0
56	MG	BA	3262	1/1	0.93	0.31	44,44,44,44	0
56	MG	AA	3110	1/1	0.93	0.13	41,41,41,41	0
56	MG	DA	3274	1/1	0.93	0.40	49,49,49,49	0
56	MG	CA	3076	1/1	0.93	0.28	48,48,48,48	0
56	MG	CA	3078	1/1	0.93	0.25	51,51,51,51	0
56	MG	BG	3003	1/1	0.93	0.21	53,53,53,53	0
56	MG	BG	3004	1/1	0.93	0.06	53,53,53,53	0
56	MG	CA	3089	1/1	0.93	0.17	54,54,54,54	0
56	MG	DA	3288	1/1	0.93	0.22	68,68,68,68	0
56	MG	BN	3001	1/1	0.93	0.34	65,65,65,65	0
56	MG	DA	3644	1/1	0.93	0.63	50,50,50,50	0
56	MG	AA	3112	1/1	0.93	0.09	53,53,53,53	0
56	MG	AA	3113	1/1	0.93	0.11	56,56,56,56	0
56	MG	AA	3031	1/1	0.93	0.22	41,41,41,41	0
56	MG	AA	3035	1/1	0.93	0.27	59,59,59,59	0
56	MG	AA	3116	1/1	0.93	0.41	62,62,62,62	0
56	MG	DB	3001	1/1	0.93	0.19	80,80,80,80	0
56	MG	BA	3038	1/1	0.93	0.12	51,51,51,51	0
56	MG	BA	3454	1/1	0.93	0.24	20,20,20,20	0
56	MG	DA	3325	1/1	0.93	0.24	31,31,31,31	0
56	MG	BA	3455	1/1	0.93	0.38	47,47,47,47	0
56	MG	DA	3330	1/1	0.93	0.13	30,30,30,30	0
56	MG	DA	3092	1/1	0.93	0.30	48,48,48,48	0
56	MG	DB	3012	1/1	0.93	0.19	50,50,50,50	0
56	MG	DD	301	1/1	0.93	0.24	23,23,23,23	0
56	MG	AA	3059	1/1	0.93	0.70	49,49,49,49	0
56	MG	DA	3345	1/1	0.93	0.13	16,16,16,16	0
56	MG	BA	3144	1/1	0.93	0.13	52,52,52,52	0
56	MG	DE	302	1/1	0.93	0.33	46,46,46,46	0
56	MG	CA	3125	1/1	0.93	0.20	64,64,64,64	0
56	MG	DF	302	1/1	0.93	0.20	47,47,47,47	0
56	MG	BU	207	1/1	0.93	0.35	38,38,38,38	0
56	MG	BV	3003	1/1	0.93	0.26	27,27,27,27	0
56	MG	CA	3129	1/1	0.93	0.23	54,54,54,54	0
56	MG	DQ	3003	1/1	0.93	0.21	58,58,58,58	0
56	MG	AA	3138	1/1	0.93	0.39	38,38,38,38	0
56	MG	DA	3104	1/1	0.93	0.17	46,46,46,46	0

Continued on next page...

Continued from previous page...

Mol	Type	Chain	Res	Atoms	RSCC	RSR	B-factors(\AA^2)	Q<0.9
56	MG	BA	3472	1/1	0.93	0.12	53,53,53,53	0
56	MG	BA	3147	1/1	0.93	0.60	42,42,42,42	0
56	MG	BA	3669	1/1	0.93	0.21	61,61,61,61	0
56	MG	DA	3385	1/1	0.93	0.32	58,58,58,58	0
56	MG	DA	3390	1/1	0.93	0.20	58,58,58,58	0
56	MG	AA	3085	1/1	0.93	0.43	57,57,57,57	0
56	MG	AA	3062	1/1	0.93	0.15	30,30,30,30	0
58	ZN	DY	501	1/1	0.93	0.04	90,90,90,90	0
56	MG	B0	101	1/1	0.93	0.26	57,57,57,57	0
56	MG	B0	104	1/1	0.93	0.32	55,55,55,55	0
56	MG	BA	3051	1/1	0.93	0.30	34,34,34,34	0
56	MG	B2	101	1/1	0.93	0.28	34,34,34,34	0
56	MG	DA	3407	1/1	0.93	0.14	35,35,35,35	0
56	MG	BA	3015	1/1	0.94	0.28	30,30,30,30	0
56	MG	BA	3710	1/1	0.94	0.06	57,57,57,57	0
56	MG	DA	3070	1/1	0.94	0.43	51,51,51,51	0
56	MG	AA	3217	1/1	0.94	0.42	64,64,64,64	0
56	MG	CA	3046	1/1	0.94	0.25	52,52,52,52	0
56	MG	CA	3047	1/1	0.94	0.18	56,56,56,56	0
56	MG	BA	3128	1/1	0.94	0.16	28,28,28,28	0
56	MG	DA	3075	1/1	0.94	0.21	45,45,45,45	0
56	MG	BA	3202	1/1	0.94	0.47	29,29,29,29	0
56	MG	BA	3132	1/1	0.94	0.21	28,28,28,28	0
56	MG	DA	3377	1/1	0.94	0.19	32,32,32,32	0
56	MG	DA	3380	1/1	0.94	0.09	40,40,40,40	0
56	MG	DA	3384	1/1	0.94	0.13	24,24,24,24	0
56	MG	BA	3017	1/1	0.94	0.32	38,38,38,38	0
56	MG	DA	3386	1/1	0.94	0.17	18,18,18,18	0
56	MG	BA	3720	1/1	0.94	0.17	51,51,51,51	0
56	MG	AA	3054	1/1	0.94	0.19	46,46,46,46	0
56	MG	BA	3208	1/1	0.94	0.13	50,50,50,50	0
56	MG	AA	3137	1/1	0.94	0.14	40,40,40,40	0
56	MG	BA	3726	1/1	0.94	0.32	29,29,29,29	0
56	MG	DA	3397	1/1	0.94	0.19	40,40,40,40	0
56	MG	AA	3175	1/1	0.94	0.14	70,70,70,70	0
56	MG	DA	3403	1/1	0.94	0.21	42,42,42,42	0
56	MG	DA	3404	1/1	0.94	0.17	57,57,57,57	0
56	MG	BA	3298	1/1	0.94	0.38	45,45,45,45	0
56	MG	DA	3406	1/1	0.94	0.07	48,48,48,48	0
56	MG	BA	3539	1/1	0.94	0.21	23,23,23,23	0
56	MG	BA	3737	1/1	0.94	0.22	39,39,39,39	0
56	MG	BA	3540	1/1	0.94	0.33	29,29,29,29	0

Continued on next page...

Continued from previous page...

Mol	Type	Chain	Res	Atoms	RSCC	RSR	B-factors(\AA^2)	Q<0.9
56	MG	DA	3417	1/1	0.94	0.19	54,54,54,54	0
56	MG	CA	3068	1/1	0.94	0.11	47,47,47,47	0
56	MG	AA	3178	1/1	0.94	0.17	63,63,63,63	0
56	MG	BA	3215	1/1	0.94	0.09	32,32,32,32	0
56	MG	AA	3179	1/1	0.94	0.24	34,34,34,34	0
56	MG	BA	3025	1/1	0.94	0.20	48,48,48,48	0
56	MG	BA	3142	1/1	0.94	0.23	57,57,57,57	0
56	MG	BA	3310	1/1	0.94	0.12	59,59,59,59	0
56	MG	CA	3079	1/1	0.94	0.10	37,37,37,37	0
56	MG	BA	3569	1/1	0.94	0.08	55,55,55,55	0
56	MG	AM	3001	1/1	0.94	0.08	76,76,76,76	0
56	MG	DA	3440	1/1	0.94	0.07	48,48,48,48	0
56	MG	AA	3060	1/1	0.94	0.38	52,52,52,52	0
56	MG	BA	3578	1/1	0.94	0.19	47,47,47,47	0
56	MG	BA	3580	1/1	0.94	0.17	58,58,58,58	0
56	MG	BA	3226	1/1	0.94	0.31	31,31,31,31	0
56	MG	DA	3452	1/1	0.94	0.19	64,64,64,64	0
56	MG	BA	3326	1/1	0.94	0.24	15,15,15,15	0
56	MG	BD	305	1/1	0.94	0.25	41,41,41,41	0
56	MG	BD	309	1/1	0.94	0.18	43,43,43,43	0
56	MG	BA	3583	1/1	0.94	0.18	57,57,57,57	0
56	MG	CA	3115	1/1	0.94	0.08	81,81,81,81	0
56	MG	CA	3116	1/1	0.94	0.15	76,76,76,76	0
56	MG	BA	3585	1/1	0.94	0.22	25,25,25,25	0
56	MG	BA	3588	1/1	0.94	0.20	41,41,41,41	0
56	MG	CA	3121	1/1	0.94	0.45	59,59,59,59	0
56	MG	BE	304	1/1	0.94	0.49	45,45,45,45	0
56	MG	DA	3132	1/1	0.94	0.64	47,47,47,47	0
56	MG	DA	3470	1/1	0.94	0.17	45,45,45,45	0
56	MG	DA	3134	1/1	0.94	0.22	37,37,37,37	0
56	MG	CA	3123	1/1	0.94	0.12	75,75,75,75	0
56	MG	BE	306	1/1	0.94	0.45	38,38,38,38	0
56	MG	DA	3478	1/1	0.94	0.10	58,58,58,58	0
56	MG	BA	3590	1/1	0.94	0.17	23,23,23,23	0
56	MG	BA	3593	1/1	0.94	0.13	51,51,51,51	0
56	MG	BA	3594	1/1	0.94	0.28	55,55,55,55	0
56	MG	CA	3128	1/1	0.94	0.28	55,55,55,55	0
56	MG	AA	3118	1/1	0.94	0.42	39,39,39,39	0
56	MG	DA	3494	1/1	0.94	0.12	50,50,50,50	0
56	MG	BA	3597	1/1	0.94	0.29	46,46,46,46	0
56	MG	DA	3499	1/1	0.94	0.22	44,44,44,44	0
56	MG	DA	3147	1/1	0.94	0.20	46,46,46,46	0

Continued on next page...

Continued from previous page...

Mol	Type	Chain	Res	Atoms	RSCC	RSR	B-factors(\AA^2)	Q<0.9
56	MG	DA	3148	1/1	0.94	0.13	41,41,41,41	0
56	MG	DA	3506	1/1	0.94	0.09	61,61,61,61	0
56	MG	DA	3150	1/1	0.94	0.09	57,57,57,57	0
56	MG	AA	3007	1/1	0.94	0.17	68,68,68,68	0
56	MG	BA	3232	1/1	0.94	0.19	32,32,32,32	0
56	MG	BA	3235	1/1	0.94	0.38	44,44,44,44	0
56	MG	DA	3520	1/1	0.94	0.11	38,38,38,38	0
56	MG	BA	3151	1/1	0.94	0.21	40,40,40,40	0
56	MG	BA	3605	1/1	0.94	0.10	35,35,35,35	0
56	MG	AA	3190	1/1	0.94	0.31	61,61,61,61	0
56	MG	BA	3610	1/1	0.94	1.00	49,49,49,49	0
56	MG	BP	202	1/1	0.94	0.41	47,47,47,47	0
56	MG	BA	3087	1/1	0.94	0.33	48,48,48,48	0
56	MG	AA	3078	1/1	0.94	0.32	55,55,55,55	0
56	MG	BA	3614	1/1	0.94	0.20	48,48,48,48	0
56	MG	BA	3615	1/1	0.94	0.23	55,55,55,55	0
56	MG	BA	3359	1/1	0.94	0.15	63,63,63,63	0
56	MG	BA	3620	1/1	0.94	0.29	57,57,57,57	0
56	MG	DA	3539	1/1	0.94	0.20	35,35,35,35	0
56	MG	DA	3173	1/1	0.94	0.29	50,50,50,50	0
56	MG	BU	206	1/1	0.94	0.27	41,41,41,41	0
56	MG	BA	3037	1/1	0.94	0.56	39,39,39,39	0
56	MG	BU	208	1/1	0.94	0.18	42,42,42,42	0
56	MG	DA	3556	1/1	0.94	0.10	35,35,35,35	0
56	MG	DA	3184	1/1	0.94	0.17	54,54,54,54	0
56	MG	BA	3368	1/1	0.94	0.14	22,22,22,22	0
56	MG	AA	3005	1/1	0.94	0.28	66,66,66,66	0
56	MG	BA	3627	1/1	0.94	0.29	50,50,50,50	0
56	MG	BA	3375	1/1	0.94	0.17	44,44,44,44	0
56	MG	BA	3384	1/1	0.94	0.28	47,47,47,47	0
56	MG	AA	3198	1/1	0.94	0.16	73,73,73,73	0
56	MG	DA	3570	1/1	0.94	0.12	67,67,67,67	0
56	MG	DA	3192	1/1	0.94	0.47	48,48,48,48	0
56	MG	BA	3390	1/1	0.94	0.08	40,40,40,40	0
56	MG	DA	3583	1/1	0.94	0.24	35,35,35,35	0
56	MG	BA	3093	1/1	0.94	0.46	52,52,52,52	0
56	MG	CF	3001	1/1	0.94	0.19	56,56,56,56	0
56	MG	B0	103	1/1	0.94	0.17	46,46,46,46	0
56	MG	DA	3587	1/1	0.94	0.22	57,57,57,57	0
56	MG	BA	3042	1/1	0.94	0.14	50,50,50,50	0
56	MG	BA	3043	1/1	0.94	0.38	33,33,33,33	0
56	MG	CX	104	1/1	0.94	0.11	52,52,52,52	0

Continued on next page...

Continued from previous page...

Mol	Type	Chain	Res	Atoms	RSCC	RSR	B-factors(\AA^2)	Q<0.9
56	MG	DA	3595	1/1	0.94	0.22	53,53,53,53	0
56	MG	AA	3146	1/1	0.94	0.20	55,55,55,55	0
56	MG	DA	3211	1/1	0.94	0.20	46,46,46,46	0
56	MG	BA	3643	1/1	0.94	0.20	59,59,59,59	0
56	MG	DA	3601	1/1	0.94	0.23	50,50,50,50	0
56	MG	AA	3201	1/1	0.94	0.12	76,76,76,76	0
56	MG	B8	5002	1/1	0.94	0.23	48,48,48,48	0
56	MG	BA	3168	1/1	0.94	0.45	52,52,52,52	0
56	MG	BA	3047	1/1	0.94	0.35	30,30,30,30	0
56	MG	DA	3612	1/1	0.94	0.32	46,46,46,46	0
56	MG	DA	3010	1/1	0.94	0.25	42,42,42,42	0
56	MG	CA	3003	1/1	0.94	0.13	69,69,69,69	0
56	MG	CA	3004	1/1	0.94	0.34	88,88,88,88	0
56	MG	DA	3226	1/1	0.94	0.18	47,47,47,47	0
56	MG	DA	3619	1/1	0.94	0.13	67,67,67,67	0
56	MG	DA	3620	1/1	0.94	0.20	66,66,66,66	0
56	MG	CA	3005	1/1	0.94	0.38	37,37,37,37	0
56	MG	AA	3132	1/1	0.94	0.21	59,59,59,59	0
56	MG	BA	3425	1/1	0.94	0.22	42,42,42,42	0
56	MG	BA	3650	1/1	0.94	0.13	44,44,44,44	0
56	MG	DA	3628	1/1	0.94	0.15	38,38,38,38	0
56	MG	DA	3235	1/1	0.94	0.41	46,46,46,46	0
56	MG	DA	3236	1/1	0.94	0.16	38,38,38,38	0
56	MG	DA	3237	1/1	0.94	0.34	37,37,37,37	0
56	MG	BA	3173	1/1	0.94	0.23	41,41,41,41	0
56	MG	DA	3639	1/1	0.94	0.14	55,55,55,55	0
56	MG	DA	3641	1/1	0.94	0.21	47,47,47,47	0
56	MG	DA	3019	1/1	0.94	0.21	32,32,32,32	0
56	MG	DA	3022	1/1	0.94	0.18	41,41,41,41	0
56	MG	DA	3244	1/1	0.94	0.19	23,23,23,23	0
56	MG	DA	3245	1/1	0.94	0.25	43,43,43,43	0
56	MG	DA	3246	1/1	0.94	0.16	55,55,55,55	0
56	MG	CA	3010	1/1	0.94	0.15	34,34,34,34	0
56	MG	BA	3660	1/1	0.94	0.15	58,58,58,58	0
56	MG	DA	3658	1/1	0.94	0.30	50,50,50,50	0
56	MG	CA	3013	1/1	0.94	0.09	46,46,46,46	0
56	MG	AA	3004	1/1	0.94	0.16	50,50,50,50	0
56	MG	BA	3104	1/1	0.94	0.39	34,34,34,34	0
56	MG	DB	3004	1/1	0.94	0.11	56,56,56,56	0
56	MG	BA	3433	1/1	0.94	0.29	46,46,46,46	0
56	MG	BA	3052	1/1	0.94	0.26	29,29,29,29	0
56	MG	BA	3672	1/1	0.94	0.25	63,63,63,63	0

Continued on next page...

Continued from previous page...

Mol	Type	Chain	Res	Atoms	RSCC	RSR	B-factors(\AA^2)	Q<0.9
56	MG	DB	3009	1/1	0.94	0.38	41,41,41,41	0
56	MG	DA	3268	1/1	0.94	0.18	42,42,42,42	0
56	MG	DB	3011	1/1	0.94	0.33	49,49,49,49	0
56	MG	DA	3270	1/1	0.94	0.28	55,55,55,55	0
56	MG	AA	3207	1/1	0.94	0.19	51,51,51,51	0
56	MG	BA	3446	1/1	0.94	0.21	25,25,25,25	0
56	MG	BA	3054	1/1	0.94	0.19	39,39,39,39	0
56	MG	BA	3453	1/1	0.94	0.31	54,54,54,54	0
56	MG	BA	3181	1/1	0.94	0.13	37,37,37,37	0
56	MG	AA	3043	1/1	0.94	0.32	63,63,63,63	0
56	MG	DE	306	1/1	0.94	0.13	44,44,44,44	0
56	MG	BA	3456	1/1	0.94	0.20	24,24,24,24	0
56	MG	BA	3183	1/1	0.94	0.25	40,40,40,40	0
56	MG	DA	3292	1/1	0.94	0.18	34,34,34,34	0
56	MG	DN	5001	1/1	0.94	0.12	71,71,71,71	0
56	MG	DP	202	1/1	0.94	0.22	54,54,54,54	0
56	MG	DA	3051	1/1	0.94	0.14	39,39,39,39	0
56	MG	BA	3056	1/1	0.94	0.25	39,39,39,39	0
56	MG	AA	3211	1/1	0.94	0.11	58,58,58,58	0
56	MG	BA	3468	1/1	0.94	0.18	45,45,45,45	0
56	MG	BA	3186	1/1	0.94	0.17	50,50,50,50	0
56	MG	AA	3213	1/1	0.94	0.12	74,74,74,74	0
56	MG	DV	203	1/1	0.94	0.31	41,41,41,41	0
56	MG	DA	3059	1/1	0.94	0.05	42,42,42,42	0
56	MG	DA	3319	1/1	0.94	0.13	31,31,31,31	0
56	MG	DA	3322	1/1	0.94	0.06	41,41,41,41	0
56	MG	D5	101	1/1	0.94	0.63	44,44,44,44	0
56	MG	AA	3074	1/1	0.94	0.30	40,40,40,40	0
56	MG	BA	3270	1/1	0.94	0.30	29,29,29,29	0
56	MG	AA	3166	1/1	0.94	0.21	55,55,55,55	0
56	MG	DA	3333	1/1	0.94	0.14	61,61,61,61	0
56	MG	BA	3012	1/1	0.94	0.11	34,34,34,34	0
56	MG	DA	3340	1/1	0.94	0.12	29,29,29,29	0
56	MG	CA	3038	1/1	0.94	0.26	54,54,54,54	0
56	MG	BA	3486	1/1	0.94	0.27	55,55,55,55	0
56	MG	AA	3176	1/1	0.95	0.11	60,60,60,60	0
56	MG	AA	3205	1/1	0.95	0.20	66,66,66,66	0
56	MG	BA	3564	1/1	0.95	0.17	26,26,26,26	0
56	MG	BA	3565	1/1	0.95	0.13	75,75,75,75	0
56	MG	BB	3002	1/1	0.95	0.19	49,49,49,49	0
56	MG	DA	3394	1/1	0.95	0.07	46,46,46,46	0
56	MG	BA	3350	1/1	0.95	0.27	36,36,36,36	0

Continued on next page...

Continued from previous page...

Mol	Type	Chain	Res	Atoms	RSCC	RSR	B-factors(\AA^2)	Q<0.9
56	MG	BA	3353	1/1	0.95	0.25	31,31,31,31	0
56	MG	AA	3206	1/1	0.95	0.12	79,79,79,79	0
56	MG	DA	3398	1/1	0.95	0.10	50,50,50,50	0
56	MG	DA	3105	1/1	0.95	0.16	56,56,56,56	0
56	MG	AX	106	1/1	0.95	0.09	64,64,64,64	0
56	MG	DA	3107	1/1	0.95	0.13	50,50,50,50	0
56	MG	BB	3007	1/1	0.95	0.15	49,49,49,49	0
56	MG	BA	3034	1/1	0.95	0.15	37,37,37,37	0
56	MG	BA	3573	1/1	0.95	0.14	53,53,53,53	0
56	MG	BA	3131	1/1	0.95	0.13	31,31,31,31	0
56	MG	CA	3087	1/1	0.95	0.14	40,40,40,40	0
56	MG	DA	3415	1/1	0.95	0.10	22,22,22,22	0
56	MG	BA	3361	1/1	0.95	0.12	39,39,39,39	0
56	MG	CA	3090	1/1	0.95	0.15	63,63,63,63	0
56	MG	BB	3015	1/1	0.95	0.09	35,35,35,35	0
56	MG	CA	3100	1/1	0.95	0.18	72,72,72,72	0
56	MG	BA	3366	1/1	0.95	0.14	30,30,30,30	0
56	MG	CA	3102	1/1	0.95	0.06	55,55,55,55	0
56	MG	BA	3078	1/1	0.95	0.33	44,44,44,44	0
56	MG	CA	3105	1/1	0.95	0.07	59,59,59,59	0
56	MG	BD	302	1/1	0.95	0.60	44,44,44,44	0
56	MG	DA	3432	1/1	0.95	0.22	37,37,37,37	0
56	MG	AA	3177	1/1	0.95	0.13	58,58,58,58	0
56	MG	DA	3127	1/1	0.95	0.16	44,44,44,44	0
56	MG	DA	3437	1/1	0.95	0.21	46,46,46,46	0
56	MG	DA	3439	1/1	0.95	0.23	45,45,45,45	0
56	MG	DA	3128	1/1	0.95	0.33	54,54,54,54	0
56	MG	CA	3108	1/1	0.95	0.17	45,45,45,45	0
56	MG	DA	3443	1/1	0.95	0.23	30,30,30,30	0
56	MG	BA	3371	1/1	0.95	0.17	38,38,38,38	0
56	MG	DA	3445	1/1	0.95	0.44	60,60,60,60	0
56	MG	CA	3111	1/1	0.95	0.10	69,69,69,69	0
56	MG	AA	3016	1/1	0.95	0.10	70,70,70,70	0
56	MG	DA	3449	1/1	0.95	0.29	46,46,46,46	0
56	MG	AA	3061	1/1	0.95	0.09	57,57,57,57	0
56	MG	BA	3376	1/1	0.95	0.32	35,35,35,35	0
56	MG	BA	3377	1/1	0.95	0.14	27,27,27,27	0
56	MG	BA	3595	1/1	0.95	0.15	37,37,37,37	0
56	MG	DA	3140	1/1	0.95	0.31	55,55,55,55	0
56	MG	BE	305	1/1	0.95	0.68	44,44,44,44	0
56	MG	DA	3142	1/1	0.95	0.23	33,33,33,33	0
56	MG	AA	3160	1/1	0.95	0.29	52,52,52,52	0

Continued on next page...

Continued from previous page...

Mol	Type	Chain	Res	Atoms	RSCC	RSR	B-factors(\AA^2)	Q<0.9
56	MG	BE	307	1/1	0.95	0.29	51,51,51,51	0
56	MG	AA	3181	1/1	0.95	0.19	46,46,46,46	0
56	MG	DA	3467	1/1	0.95	0.37	48,48,48,48	0
56	MG	BA	3386	1/1	0.95	0.13	29,29,29,29	0
56	MG	BA	3388	1/1	0.95	0.26	30,30,30,30	0
56	MG	AA	3101	1/1	0.95	0.12	61,61,61,61	0
56	MG	BA	3391	1/1	0.95	0.20	39,39,39,39	0
56	MG	AA	3216	1/1	0.95	0.30	60,60,60,60	0
56	MG	BA	3193	1/1	0.95	0.48	53,53,53,53	0
56	MG	BA	3399	1/1	0.95	0.25	22,22,22,22	0
56	MG	DA	3482	1/1	0.95	0.18	45,45,45,45	0
56	MG	BA	3402	1/1	0.95	0.22	23,23,23,23	0
56	MG	CA	3136	1/1	0.95	0.23	70,70,70,70	0
56	MG	DA	3161	1/1	0.95	0.19	51,51,51,51	0
56	MG	DA	3162	1/1	0.95	0.06	69,69,69,69	0
56	MG	DA	3492	1/1	0.95	0.09	44,44,44,44	0
56	MG	BA	3404	1/1	0.95	0.10	42,42,42,42	0
56	MG	BA	3613	1/1	0.95	0.18	47,47,47,47	0
56	MG	BA	3194	1/1	0.95	0.52	43,43,43,43	0
56	MG	DA	3166	1/1	0.95	0.08	37,37,37,37	0
56	MG	AA	3184	1/1	0.95	0.14	81,81,81,81	0
56	MG	DA	3501	1/1	0.95	0.11	67,67,67,67	0
56	MG	BA	3199	1/1	0.95	0.31	31,31,31,31	0
56	MG	DA	3504	1/1	0.95	0.15	46,46,46,46	0
56	MG	BP	204	1/1	0.95	0.08	53,53,53,53	0
56	MG	BA	3618	1/1	0.95	0.23	37,37,37,37	0
56	MG	BA	3009	1/1	0.95	0.24	36,36,36,36	0
56	MG	DA	3513	1/1	0.95	0.18	58,58,58,58	0
56	MG	DA	3514	1/1	0.95	0.20	60,60,60,60	0
56	MG	BR	202	1/1	0.95	0.25	25,25,25,25	0
56	MG	BA	3010	1/1	0.95	0.09	35,35,35,35	0
56	MG	DA	3177	1/1	0.95	0.21	30,30,30,30	0
56	MG	DA	3178	1/1	0.95	0.20	43,43,43,43	0
56	MG	BU	201	1/1	0.95	0.64	33,33,33,33	0
56	MG	CA	3154	1/1	0.95	0.16	54,54,54,54	0
56	MG	DA	3525	1/1	0.95	0.10	56,56,56,56	0
56	MG	BA	3624	1/1	0.95	0.17	73,73,73,73	0
56	MG	AA	3185	1/1	0.95	0.28	47,47,47,47	0
56	MG	AA	3187	1/1	0.95	0.06	72,72,72,72	0
56	MG	BA	3428	1/1	0.95	0.42	36,36,36,36	0
56	MG	BA	3150	1/1	0.95	0.32	42,42,42,42	0
56	MG	DA	3533	1/1	0.95	0.14	59,59,59,59	0

Continued on next page...

Continued from previous page...

Mol	Type	Chain	Res	Atoms	RSCC	RSR	B-factors(\AA^2)	Q<0.9
56	MG	BV	3001	1/1	0.95	0.26	42,42,42,42	0
56	MG	BA	3096	1/1	0.95	0.22	35,35,35,35	0
56	MG	BA	3277	1/1	0.95	0.45	45,45,45,45	0
56	MG	DA	3193	1/1	0.95	0.20	42,42,42,42	0
56	MG	DA	3194	1/1	0.95	0.60	65,65,65,65	0
56	MG	DA	3541	1/1	0.95	0.16	55,55,55,55	0
56	MG	AA	3163	1/1	0.95	0.24	23,23,23,23	0
56	MG	DA	3543	1/1	0.95	0.20	52,52,52,52	0
56	MG	DA	3547	1/1	0.95	0.12	47,47,47,47	0
56	MG	DA	3548	1/1	0.95	0.16	60,60,60,60	0
56	MG	CA	3170	1/1	0.95	0.38	44,44,44,44	0
56	MG	DA	3552	1/1	0.95	0.13	42,42,42,42	0
56	MG	DA	3199	1/1	0.95	0.15	46,46,46,46	0
56	MG	DA	3200	1/1	0.95	0.93	48,48,48,48	0
56	MG	AA	3011	1/1	0.95	0.64	44,44,44,44	0
56	MG	BW	3004	1/1	0.95	0.61	46,46,46,46	0
56	MG	BA	3442	1/1	0.95	0.18	33,33,33,33	0
56	MG	BA	3280	1/1	0.95	0.33	44,44,44,44	0
56	MG	DA	3206	1/1	0.95	0.42	36,36,36,36	0
56	MG	AA	3019	1/1	0.95	0.42	64,64,64,64	0
56	MG	DA	3209	1/1	0.95	0.10	44,44,44,44	0
56	MG	DA	3569	1/1	0.95	0.07	54,54,54,54	0
56	MG	AK	3001	1/1	0.95	0.13	48,48,48,48	0
56	MG	DA	3572	1/1	0.95	0.10	39,39,39,39	0
56	MG	BA	3449	1/1	0.95	0.10	59,59,59,59	0
56	MG	BA	3019	1/1	0.95	0.10	42,42,42,42	0
56	MG	DA	3578	1/1	0.95	0.15	68,68,68,68	0
56	MG	BA	3288	1/1	0.95	0.10	45,45,45,45	0
56	MG	DA	3002	1/1	0.95	0.23	47,47,47,47	0
56	MG	BA	3219	1/1	0.95	0.36	36,36,36,36	0
56	MG	B3	3402	1/1	0.95	0.08	49,49,49,49	0
56	MG	B3	3403	1/1	0.95	0.39	37,37,37,37	0
56	MG	DA	3588	1/1	0.95	0.13	47,47,47,47	0
56	MG	BA	3290	1/1	0.95	0.15	35,35,35,35	0
56	MG	DA	3590	1/1	0.95	0.18	39,39,39,39	0
56	MG	BA	3221	1/1	0.95	0.63	55,55,55,55	0
56	MG	B8	5001	1/1	0.95	0.16	62,62,62,62	0
56	MG	AL	3001	1/1	0.95	0.15	50,50,50,50	0
56	MG	BA	3656	1/1	0.95	0.27	70,70,70,70	0
56	MG	CA	3001	1/1	0.95	0.20	48,48,48,48	0
56	MG	BA	3657	1/1	0.95	0.19	29,29,29,29	0
56	MG	BA	3466	1/1	0.95	0.12	53,53,53,53	0

Continued on next page...

Continued from previous page...

Mol	Type	Chain	Res	Atoms	RSCC	RSR	B-factors(\AA^2)	Q<0.9
56	MG	AA	3070	1/1	0.95	0.19	68,68,68,68	0
56	MG	BA	3062	1/1	0.95	0.44	46,46,46,46	0
56	MG	BA	3471	1/1	0.95	0.11	28,28,28,28	0
56	MG	DA	3607	1/1	0.95	0.17	68,68,68,68	0
56	MG	BA	3668	1/1	0.95	0.21	42,42,42,42	0
56	MG	DA	3611	1/1	0.95	0.16	51,51,51,51	0
56	MG	BA	3106	1/1	0.95	0.32	52,52,52,52	0
56	MG	BA	3297	1/1	0.95	0.39	43,43,43,43	0
56	MG	BA	3475	1/1	0.95	0.07	42,42,42,42	0
56	MG	BA	3063	1/1	0.95	0.14	34,34,34,34	0
56	MG	BA	3108	1/1	0.95	0.17	32,32,32,32	0
56	MG	DA	3252	1/1	0.95	0.23	36,36,36,36	0
56	MG	DA	3030	1/1	0.95	0.26	49,49,49,49	0
56	MG	BA	3677	1/1	0.95	0.22	47,47,47,47	0
56	MG	BA	3679	1/1	0.95	0.12	39,39,39,39	0
56	MG	DA	3259	1/1	0.95	0.22	45,45,45,45	0
56	MG	AA	3170	1/1	0.95	0.16	83,83,83,83	0
56	MG	BA	3684	1/1	0.95	0.16	44,44,44,44	0
56	MG	BA	3234	1/1	0.95	0.36	48,48,48,48	0
56	MG	DA	3264	1/1	0.95	0.20	38,38,38,38	0
56	MG	DA	3635	1/1	0.95	0.12	39,39,39,39	0
56	MG	DA	3266	1/1	0.95	0.19	32,32,32,32	0
56	MG	DA	3039	1/1	0.95	0.60	46,46,46,46	0
56	MG	BA	3169	1/1	0.95	0.23	39,39,39,39	0
56	MG	DA	3640	1/1	0.95	0.19	53,53,53,53	0
56	MG	DA	3269	1/1	0.95	0.14	47,47,47,47	0
56	MG	BA	3492	1/1	0.95	0.18	48,48,48,48	0
56	MG	DA	3643	1/1	0.95	0.27	18,18,18,18	0
56	MG	BA	3236	1/1	0.95	0.33	37,37,37,37	0
56	MG	BA	3690	1/1	0.95	0.23	55,55,55,55	0
56	MG	BA	3502	1/1	0.95	0.21	59,59,59,59	0
56	MG	DA	3281	1/1	0.95	0.14	33,33,33,33	0
56	MG	DA	3651	1/1	0.95	0.14	48,48,48,48	0
56	MG	BA	3237	1/1	0.95	0.16	43,43,43,43	0
56	MG	BA	3312	1/1	0.95	0.11	43,43,43,43	0
56	MG	DA	3284	1/1	0.95	0.17	45,45,45,45	0
56	MG	DA	3285	1/1	0.95	0.12	41,41,41,41	0
56	MG	AA	3171	1/1	0.95	0.29	77,77,77,77	0
56	MG	BA	3507	1/1	0.95	0.21	37,37,37,37	0
56	MG	BA	3699	1/1	0.95	0.15	23,23,23,23	0
56	MG	DA	3290	1/1	0.95	0.20	59,59,59,59	0
56	MG	BA	3112	1/1	0.95	0.11	46,46,46,46	0

Continued on next page...

Continued from previous page...

Mol	Type	Chain	Res	Atoms	RSCC	RSR	B-factors(\AA^2)	Q<0.9
56	MG	BA	3510	1/1	0.95	0.16	66,66,66,66	0
56	MG	BA	3323	1/1	0.95	0.17	25,25,25,25	0
56	MG	AA	3200	1/1	0.95	0.30	79,79,79,79	0
56	MG	AA	3107	1/1	0.95	0.31	44,44,44,44	0
56	MG	BA	3519	1/1	0.95	0.07	57,57,57,57	0
56	MG	BA	3328	1/1	0.95	0.19	41,41,41,41	0
56	MG	DA	3316	1/1	0.95	0.27	47,47,47,47	0
56	MG	DD	303	1/1	0.95	0.62	48,48,48,48	0
56	MG	BA	3711	1/1	0.95	0.46	64,64,64,64	0
56	MG	DD	305	1/1	0.95	0.14	73,73,73,73	0
56	MG	BA	3712	1/1	0.95	0.24	47,47,47,47	0
56	MG	BA	3069	1/1	0.95	0.10	33,33,33,33	0
56	MG	BA	3532	1/1	0.95	0.21	42,42,42,42	0
56	MG	BA	3533	1/1	0.95	0.29	30,30,30,30	0
56	MG	DF	301	1/1	0.95	0.38	40,40,40,40	0
56	MG	BA	3536	1/1	0.95	0.17	37,37,37,37	0
56	MG	BA	3332	1/1	0.95	0.13	52,52,52,52	0
56	MG	BA	3719	1/1	0.95	0.07	63,63,63,63	0
56	MG	CA	3051	1/1	0.95	0.16	77,77,77,77	0
56	MG	DO	5001	1/1	0.95	0.10	33,33,33,33	0
56	MG	BA	3333	1/1	0.95	0.15	27,27,27,27	0
56	MG	DA	3076	1/1	0.95	0.46	38,38,38,38	0
56	MG	BA	3721	1/1	0.95	0.34	56,56,56,56	0
56	MG	DA	3348	1/1	0.95	0.10	39,39,39,39	0
56	MG	BA	3177	1/1	0.95	0.57	35,35,35,35	0
56	MG	DA	3352	1/1	0.95	0.26	24,24,24,24	0
56	MG	DV	201	1/1	0.95	0.30	56,56,56,56	0
56	MG	BA	3542	1/1	0.95	0.19	37,37,37,37	0
56	MG	BA	3545	1/1	0.95	0.19	20,20,20,20	0
56	MG	BA	3547	1/1	0.95	0.19	30,30,30,30	0
56	MG	CA	3059	1/1	0.95	0.18	51,51,51,51	0
56	MG	DA	3363	1/1	0.95	0.20	56,56,56,56	0
56	MG	CA	3060	1/1	0.95	0.35	59,59,59,59	0
56	MG	AA	3047	1/1	0.95	0.47	59,59,59,59	0
56	MG	BA	3341	1/1	0.95	0.17	31,31,31,31	0
58	ZN	CN	501	1/1	0.95	0.11	104,104,104,104	0
56	MG	BA	3558	1/1	0.95	0.19	47,47,47,47	0
56	MG	BA	3734	1/1	0.95	0.33	42,42,42,42	0
56	MG	DA	3379	1/1	0.95	0.13	63,63,63,63	0
56	MG	DA	3093	1/1	0.95	0.12	51,51,51,51	0
56	MG	DA	3381	1/1	0.95	0.24	68,68,68,68	0
56	MG	DA	3094	1/1	0.95	0.25	26,26,26,26	0

Continued on next page...

Continued from previous page...

Mol	Type	Chain	Res	Atoms	RSCC	RSR	B-factors(\AA^2)	Q<0.9
56	MG	AA	3195	1/1	0.96	0.21	58,58,58,58	0
56	MG	DA	3198	1/1	0.96	0.31	34,34,34,34	0
56	MG	BA	3479	1/1	0.96	0.15	44,44,44,44	0
56	MG	CA	3040	1/1	0.96	0.36	47,47,47,47	0
56	MG	BA	3111	1/1	0.96	0.17	43,43,43,43	0
56	MG	BA	3083	1/1	0.96	0.10	33,33,33,33	0
56	MG	DA	3028	1/1	0.96	0.07	34,34,34,34	0
56	MG	BA	3622	1/1	0.96	0.26	32,32,32,32	0
56	MG	CA	3044	1/1	0.96	0.12	52,52,52,52	0
56	MG	DA	3471	1/1	0.96	0.13	32,32,32,32	0
56	MG	DA	3032	1/1	0.96	0.10	36,36,36,36	0
56	MG	BA	3623	1/1	0.96	0.15	43,43,43,43	0
56	MG	DA	3474	1/1	0.96	0.09	49,49,49,49	0
56	MG	DA	3034	1/1	0.96	0.19	40,40,40,40	0
56	MG	DA	3476	1/1	0.96	0.13	35,35,35,35	0
56	MG	AA	3196	1/1	0.96	0.28	78,78,78,78	0
56	MG	BB	3018	1/1	0.96	0.27	54,54,54,54	0
56	MG	CA	3049	1/1	0.96	0.14	51,51,51,51	0
56	MG	BA	3114	1/1	0.96	0.25	46,46,46,46	0
56	MG	DA	3215	1/1	0.96	0.30	43,43,43,43	0
56	MG	DA	3489	1/1	0.96	0.08	36,36,36,36	0
56	MG	BA	3487	1/1	0.96	0.20	47,47,47,47	0
56	MG	BD	303	1/1	0.96	0.25	35,35,35,35	0
56	MG	BA	3373	1/1	0.96	0.08	48,48,48,48	0
56	MG	BA	3498	1/1	0.96	0.29	81,81,81,81	0
56	MG	BA	3630	1/1	0.96	0.13	48,48,48,48	0
56	MG	DA	3044	1/1	0.96	0.22	45,45,45,45	0
56	MG	BD	310	1/1	0.96	0.33	48,48,48,48	0
56	MG	DA	3228	1/1	0.96	0.19	49,49,49,49	0
56	MG	BA	3116	1/1	0.96	0.25	30,30,30,30	0
56	MG	DA	3503	1/1	0.96	0.09	41,41,41,41	0
56	MG	AA	3083	1/1	0.96	0.09	56,56,56,56	0
56	MG	BA	3195	1/1	0.96	0.12	37,37,37,37	0
56	MG	BA	3295	1/1	0.96	0.14	30,30,30,30	0
56	MG	BA	3024	1/1	0.96	0.13	31,31,31,31	0
56	MG	BA	3638	1/1	0.96	0.09	73,73,73,73	0
56	MG	DA	3239	1/1	0.96	0.11	54,54,54,54	0
56	MG	DA	3515	1/1	0.96	0.07	57,57,57,57	0
56	MG	AX	109	1/1	0.96	0.10	56,56,56,56	0
56	MG	DA	3058	1/1	0.96	0.16	56,56,56,56	0
56	MG	BE	308	1/1	0.96	0.26	27,27,27,27	0
56	MG	BA	3162	1/1	0.96	0.28	43,43,43,43	0

Continued on next page...

Continued from previous page...

Mol	Type	Chain	Res	Atoms	RSCC	RSR	B-factors(\AA^2)	Q<0.9
56	MG	AA	3095	1/1	0.96	0.19	54,54,54,54	0
56	MG	BA	3512	1/1	0.96	0.18	42,42,42,42	0
56	MG	DA	3248	1/1	0.96	0.20	30,30,30,30	0
56	MG	DA	3527	1/1	0.96	0.11	58,58,58,58	0
56	MG	BA	3513	1/1	0.96	0.31	51,51,51,51	0
56	MG	DA	3250	1/1	0.96	0.09	42,42,42,42	0
56	MG	CA	3072	1/1	0.96	0.23	57,57,57,57	0
56	MG	AA	3221	1/1	0.96	0.12	52,52,52,52	0
56	MG	BA	3515	1/1	0.96	0.24	46,46,46,46	0
56	MG	BA	3165	1/1	0.96	0.47	44,44,44,44	0
56	MG	BA	3395	1/1	0.96	0.41	56,56,56,56	0
56	MG	AA	3151	1/1	0.96	0.07	49,49,49,49	0
56	MG	BA	3398	1/1	0.96	0.13	36,36,36,36	0
56	MG	DA	3538	1/1	0.96	0.19	37,37,37,37	0
56	MG	CA	3083	1/1	0.96	0.10	30,30,30,30	0
56	MG	BA	3525	1/1	0.96	0.16	31,31,31,31	0
56	MG	CA	3085	1/1	0.96	0.27	58,58,58,58	0
56	MG	CA	3086	1/1	0.96	0.13	70,70,70,70	0
56	MG	BN	3006	1/1	0.96	0.06	33,33,33,33	0
56	MG	BA	3658	1/1	0.96	0.25	62,62,62,62	0
56	MG	BA	3526	1/1	0.96	0.09	49,49,49,49	0
56	MG	BA	3529	1/1	0.96	0.22	22,22,22,22	0
56	MG	DA	3550	1/1	0.96	0.10	54,54,54,54	0
56	MG	CA	3093	1/1	0.96	0.09	65,65,65,65	0
56	MG	DA	3553	1/1	0.96	0.18	58,58,58,58	0
56	MG	DA	3277	1/1	0.96	0.07	46,46,46,46	0
56	MG	BA	3303	1/1	0.96	0.21	11,11,11,11	0
56	MG	DA	3280	1/1	0.96	0.25	46,46,46,46	0
56	MG	BQ	3001	1/1	0.96	0.32	38,38,38,38	0
56	MG	DA	3088	1/1	0.96	0.16	47,47,47,47	0
56	MG	DA	3562	1/1	0.96	0.21	41,41,41,41	0
56	MG	DA	3563	1/1	0.96	0.15	49,49,49,49	0
56	MG	BA	3663	1/1	0.96	0.21	73,73,73,73	0
56	MG	BA	3400	1/1	0.96	0.18	29,29,29,29	0
56	MG	BA	3306	1/1	0.96	0.16	19,19,19,19	0
56	MG	AA	3111	1/1	0.96	0.16	70,70,70,70	0
56	MG	BA	3671	1/1	0.96	0.10	44,44,44,44	0
56	MG	BU	202	1/1	0.96	0.71	41,41,41,41	0
56	MG	DA	3571	1/1	0.96	0.09	57,57,57,57	0
56	MG	DA	3095	1/1	0.96	0.24	53,53,53,53	0
56	MG	CA	3109	1/1	0.96	0.10	79,79,79,79	0
56	MG	BU	203	1/1	0.96	0.26	26,26,26,26	0

Continued on next page...

Continued from previous page...

Mol	Type	Chain	Res	Atoms	RSCC	RSR	B-factors(\AA^2)	Q<0.9
56	MG	DA	3576	1/1	0.96	0.18	57,57,57,57	0
56	MG	DA	3577	1/1	0.96	0.19	44,44,44,44	0
56	MG	BA	3127	1/1	0.96	0.36	42,42,42,42	0
56	MG	DA	3297	1/1	0.96	0.16	36,36,36,36	0
56	MG	CA	3113	1/1	0.96	0.26	84,84,84,84	0
56	MG	BA	3406	1/1	0.96	0.22	54,54,54,54	0
56	MG	DA	3300	1/1	0.96	0.16	47,47,47,47	0
56	MG	DA	3302	1/1	0.96	0.27	42,42,42,42	0
56	MG	DA	3303	1/1	0.96	0.17	37,37,37,37	0
56	MG	DA	3305	1/1	0.96	0.20	33,33,33,33	0
56	MG	AA	3034	1/1	0.96	0.20	46,46,46,46	0
56	MG	DA	3308	1/1	0.96	0.09	32,32,32,32	0
56	MG	DA	3310	1/1	0.96	0.27	30,30,30,30	0
56	MG	DA	3594	1/1	0.96	0.31	63,63,63,63	0
56	MG	BA	3214	1/1	0.96	0.22	37,37,37,37	0
56	MG	BA	3413	1/1	0.96	0.08	19,19,19,19	0
56	MG	DA	3597	1/1	0.96	0.14	66,66,66,66	0
56	MG	CA	3118	1/1	0.96	0.08	39,39,39,39	0
56	MG	BU	209	1/1	0.96	0.96	36,36,36,36	0
56	MG	BA	3314	1/1	0.96	0.14	22,22,22,22	0
56	MG	DA	3323	1/1	0.96	0.19	60,60,60,60	0
56	MG	BA	3548	1/1	0.96	0.28	40,40,40,40	0
56	MG	DA	3604	1/1	0.96	0.08	50,50,50,50	0
56	MG	DA	3605	1/1	0.96	0.07	58,58,58,58	0
56	MG	BA	3681	1/1	0.96	0.15	54,54,54,54	0
56	MG	DA	3329	1/1	0.96	0.13	40,40,40,40	0
56	MG	AA	3202	1/1	0.96	0.22	72,72,72,72	0
56	MG	DA	3610	1/1	0.96	0.11	49,49,49,49	0
56	MG	BA	3685	1/1	0.96	0.26	58,58,58,58	0
56	MG	DA	3334	1/1	0.96	0.16	37,37,37,37	0
56	MG	DA	3335	1/1	0.96	0.21	36,36,36,36	0
56	MG	BA	3420	1/1	0.96	0.18	13,13,13,13	0
56	MG	BA	3552	1/1	0.96	0.28	30,30,30,30	0
56	MG	DA	3343	1/1	0.96	0.12	37,37,37,37	0
56	MG	DA	3114	1/1	0.96	0.19	47,47,47,47	0
56	MG	BA	3555	1/1	0.96	0.25	31,31,31,31	0
56	MG	BA	3319	1/1	0.96	0.14	34,34,34,34	0
56	MG	AA	3021	1/1	0.96	0.16	76,76,76,76	0
56	MG	DA	3624	1/1	0.96	0.11	54,54,54,54	0
56	MG	B0	102	1/1	0.96	0.18	50,50,50,50	0
56	MG	DA	3120	1/1	0.96	0.62	50,50,50,50	0
56	MG	BA	3427	1/1	0.96	0.19	20,20,20,20	0

Continued on next page...

Continued from previous page...

Mol	Type	Chain	Res	Atoms	RSCC	RSR	B-factors(\AA^2)	Q<0.9
56	MG	BA	3036	1/1	0.96	0.17	25,25,25,25	0
56	MG	AA	3122	1/1	0.96	0.42	40,40,40,40	0
56	MG	B1	3001	1/1	0.96	0.79	63,63,63,63	0
56	MG	CA	3140	1/1	0.96	0.14	75,75,75,75	0
56	MG	DA	3126	1/1	0.96	0.12	61,61,61,61	0
56	MG	BA	3566	1/1	0.96	0.22	43,43,43,43	0
56	MG	AA	3036	1/1	0.96	0.22	69,69,69,69	0
56	MG	CA	3143	1/1	0.96	0.06	91,91,91,91	0
56	MG	DA	3376	1/1	0.96	0.16	42,42,42,42	0
56	MG	BA	3136	1/1	0.96	0.19	47,47,47,47	0
56	MG	BA	3700	1/1	0.96	0.25	26,26,26,26	0
56	MG	DA	3133	1/1	0.96	0.12	31,31,31,31	0
56	MG	AA	3066	1/1	0.96	0.20	41,41,41,41	0
56	MG	BA	3434	1/1	0.96	0.31	22,22,22,22	0
56	MG	CA	3148	1/1	0.96	0.17	65,65,65,65	0
56	MG	BA	3013	1/1	0.96	0.45	36,36,36,36	0
56	MG	BA	3438	1/1	0.96	0.21	30,30,30,30	0
56	MG	DA	3657	1/1	0.96	0.35	55,55,55,55	0
56	MG	BA	3576	1/1	0.96	0.10	45,45,45,45	0
56	MG	BA	3439	1/1	0.96	0.09	35,35,35,35	0
56	MG	AA	3144	1/1	0.96	0.09	56,56,56,56	0
56	MG	BA	3335	1/1	0.96	0.15	51,51,51,51	0
56	MG	AA	3145	1/1	0.96	0.24	63,63,63,63	0
56	MG	AA	3172	1/1	0.96	0.07	36,36,36,36	0
56	MG	BA	3342	1/1	0.96	0.24	46,46,46,46	0
56	MG	DB	3007	1/1	0.96	0.29	45,45,45,45	0
56	MG	DA	3399	1/1	0.96	0.21	39,39,39,39	0
56	MG	BA	3715	1/1	0.96	0.34	44,44,44,44	0
56	MG	BA	3586	1/1	0.96	0.25	26,26,26,26	0
56	MG	BA	3451	1/1	0.96	0.10	31,31,31,31	0
56	MG	BA	3344	1/1	0.96	0.15	65,65,65,65	0
56	MG	CA	3169	1/1	0.96	0.19	52,52,52,52	0
56	MG	BA	3592	1/1	0.96	0.16	43,43,43,43	0
56	MG	BA	3231	1/1	0.96	0.26	50,50,50,50	0
56	MG	BA	3347	1/1	0.96	0.14	44,44,44,44	0
56	MG	BA	3273	1/1	0.96	0.61	35,35,35,35	0
56	MG	CE	3002	1/1	0.96	0.07	69,69,69,69	0
56	MG	BA	3458	1/1	0.96	0.21	46,46,46,46	0
56	MG	DE	303	1/1	0.96	0.15	36,36,36,36	0
56	MG	BA	3724	1/1	0.96	0.21	22,22,22,22	0
56	MG	BA	3459	1/1	0.96	0.13	51,51,51,51	0
56	MG	CX	102	1/1	0.96	0.07	60,60,60,60	0

Continued on next page...

Continued from previous page...

Mol	Type	Chain	Res	Atoms	RSCC	RSR	B-factors(Å ²)	Q<0.9
56	MG	CA	3020	1/1	0.96	0.22	45,45,45,45	0
56	MG	BA	3274	1/1	0.96	0.14	54,54,54,54	0
56	MG	CA	3022	1/1	0.96	0.05	67,67,67,67	0
56	MG	BA	3728	1/1	0.96	0.24	56,56,56,56	0
56	MG	BA	3461	1/1	0.96	0.14	33,33,33,33	0
56	MG	DA	3433	1/1	0.96	0.23	39,39,39,39	0
56	MG	DA	3004	1/1	0.96	0.16	24,24,24,24	0
56	MG	DQ	3002	1/1	0.96	0.34	51,51,51,51	0
56	MG	DA	3435	1/1	0.96	0.16	56,56,56,56	0
56	MG	BA	3464	1/1	0.96	0.18	40,40,40,40	0
56	MG	DR	5001	1/1	0.96	0.19	39,39,39,39	0
56	MG	AA	3108	1/1	0.96	0.31	72,72,72,72	0
56	MG	DA	3438	1/1	0.96	0.30	50,50,50,50	0
56	MG	DA	3007	1/1	0.96	0.26	43,43,43,43	0
56	MG	BA	3233	1/1	0.96	0.19	49,49,49,49	0
56	MG	BA	3735	1/1	0.96	0.28	47,47,47,47	0
56	MG	DA	3442	1/1	0.96	0.30	58,58,58,58	0
56	MG	AA	3191	1/1	0.96	0.11	56,56,56,56	0
56	MG	DY	502	1/1	0.96	0.07	66,66,66,66	0
56	MG	BA	3608	1/1	0.96	0.15	51,51,51,51	0
56	MG	BA	3609	1/1	0.96	0.26	29,29,29,29	0
56	MG	BA	3050	1/1	0.96	0.17	33,33,33,33	0
56	MG	DA	3014	1/1	0.96	0.26	38,38,38,38	0
56	MG	BA	3470	1/1	0.96	0.05	44,44,44,44	0
56	MG	DA	3451	1/1	0.96	0.06	68,68,68,68	0
56	MG	AA	3174	1/1	0.96	0.18	49,49,49,49	0
56	MG	BA	3148	1/1	0.96	0.60	49,49,49,49	0
56	MG	BA	3364	1/1	0.96	0.21	30,30,30,30	0
56	MG	BA	3365	1/1	0.96	0.06	63,63,63,63	0
56	MG	DA	3021	1/1	0.96	0.09	43,43,43,43	0
56	MG	AA	3010	1/1	0.97	0.15	71,71,71,71	0
56	MG	DA	3459	1/1	0.97	0.12	43,43,43,43	0
56	MG	BA	3032	1/1	0.97	0.30	36,36,36,36	0
56	MG	BA	3508	1/1	0.97	0.17	46,46,46,46	0
56	MG	DA	3216	1/1	0.97	0.18	47,47,47,47	0
56	MG	DA	3218	1/1	0.97	0.11	31,31,31,31	0
56	MG	DA	3466	1/1	0.97	0.09	43,43,43,43	0
56	MG	BA	3308	1/1	0.97	0.18	33,33,33,33	0
56	MG	BA	3633	1/1	0.97	0.32	54,54,54,54	0
56	MG	AA	3152	1/1	0.97	0.12	29,29,29,29	0
56	MG	BA	3511	1/1	0.97	0.13	40,40,40,40	0
56	MG	DA	3224	1/1	0.97	0.10	53,53,53,53	0

Continued on next page...

Continued from previous page...

Mol	Type	Chain	Res	Atoms	RSCC	RSR	B-factors(\AA^2)	Q<0.9
56	MG	DA	3046	1/1	0.97	0.09	48,48,48,48	0
56	MG	DA	3047	1/1	0.97	0.09	36,36,36,36	0
56	MG	DA	3048	1/1	0.97	0.36	29,29,29,29	0
56	MG	BA	3396	1/1	0.97	0.20	41,41,41,41	0
56	MG	DA	3229	1/1	0.97	0.14	44,44,44,44	0
56	MG	DA	3477	1/1	0.97	0.53	35,35,35,35	0
56	MG	CA	3069	1/1	0.97	0.21	63,63,63,63	0
56	MG	DA	3481	1/1	0.97	0.08	59,59,59,59	0
56	MG	AA	3154	1/1	0.97	0.08	60,60,60,60	0
56	MG	BE	309	1/1	0.97	0.14	37,37,37,37	0
56	MG	BF	301	1/1	0.97	0.56	46,46,46,46	0
56	MG	AA	3155	1/1	0.97	0.19	54,54,54,54	0
56	MG	DA	3488	1/1	0.97	0.19	48,48,48,48	0
56	MG	BA	3220	1/1	0.97	0.27	27,27,27,27	0
56	MG	DA	3238	1/1	0.97	0.13	37,37,37,37	0
56	MG	BA	3642	1/1	0.97	0.16	52,52,52,52	0
56	MG	BA	3516	1/1	0.97	0.20	64,64,64,64	0
56	MG	BA	3316	1/1	0.97	0.14	51,51,51,51	0
56	MG	DA	3242	1/1	0.97	0.23	31,31,31,31	0
56	MG	DA	3497	1/1	0.97	0.06	37,37,37,37	0
56	MG	DA	3498	1/1	0.97	0.12	75,75,75,75	0
56	MG	CA	3080	1/1	0.97	0.13	51,51,51,51	0
56	MG	CA	3081	1/1	0.97	0.09	72,72,72,72	0
56	MG	BA	3401	1/1	0.97	0.14	49,49,49,49	0
56	MG	DA	3063	1/1	0.97	0.10	55,55,55,55	0
56	MG	BA	3145	1/1	0.97	0.30	40,40,40,40	0
56	MG	BA	3520	1/1	0.97	0.08	69,69,69,69	0
56	MG	BA	3521	1/1	0.97	0.12	38,38,38,38	0
56	MG	DA	3251	1/1	0.97	0.29	50,50,50,50	0
56	MG	BA	3318	1/1	0.97	0.13	30,30,30,30	0
56	MG	DA	3512	1/1	0.97	0.07	37,37,37,37	0
56	MG	BA	3651	1/1	0.97	0.34	52,52,52,52	0
56	MG	DA	3069	1/1	0.97	0.20	49,49,49,49	0
56	MG	CA	3088	1/1	0.97	0.19	49,49,49,49	0
56	MG	DA	3258	1/1	0.97	0.28	39,39,39,39	0
56	MG	BA	3653	1/1	0.97	0.15	46,46,46,46	0
56	MG	DA	3519	1/1	0.97	0.10	39,39,39,39	0
56	MG	BO	201	1/1	0.97	0.10	63,63,63,63	0
56	MG	BA	3222	1/1	0.97	0.52	56,56,56,56	0
56	MG	CA	3092	1/1	0.97	0.08	56,56,56,56	0
56	MG	BA	3655	1/1	0.97	0.12	44,44,44,44	0
56	MG	CA	3096	1/1	0.97	0.10	54,54,54,54	0

Continued on next page...

Continued from previous page...

Mol	Type	Chain	Res	Atoms	RSCC	RSR	B-factors(Å ²)	Q<0.9
56	MG	CA	3097	1/1	0.97	0.16	60,60,60,60	0
56	MG	CA	3098	1/1	0.97	0.17	37,37,37,37	0
56	MG	BA	3321	1/1	0.97	0.20	47,47,47,47	0
56	MG	BA	3527	1/1	0.97	0.22	45,45,45,45	0
56	MG	DA	3271	1/1	0.97	0.08	45,45,45,45	0
56	MG	BA	3322	1/1	0.97	0.14	46,46,46,46	0
56	MG	BA	3263	1/1	0.97	0.58	35,35,35,35	0
56	MG	CA	3104	1/1	0.97	0.14	60,60,60,60	0
56	MG	DA	3535	1/1	0.97	0.14	58,58,58,58	0
56	MG	AA	3188	1/1	0.97	0.25	52,52,52,52	0
56	MG	BR	201	1/1	0.97	0.38	44,44,44,44	0
56	MG	BA	3325	1/1	0.97	0.20	39,39,39,39	0
56	MG	BA	3535	1/1	0.97	0.18	42,42,42,42	0
56	MG	BA	3666	1/1	0.97	0.34	54,54,54,54	0
56	MG	AA	3158	1/1	0.97	0.17	47,47,47,47	0
56	MG	BA	3537	1/1	0.97	0.16	45,45,45,45	0
56	MG	DA	3286	1/1	0.97	0.22	26,26,26,26	0
56	MG	CA	3112	1/1	0.97	0.26	69,69,69,69	0
56	MG	AA	3040	1/1	0.97	0.07	46,46,46,46	0
56	MG	BA	3422	1/1	0.97	0.14	23,23,23,23	0
56	MG	BA	3329	1/1	0.97	0.08	49,49,49,49	0
56	MG	DA	3551	1/1	0.97	0.10	43,43,43,43	0
56	MG	BA	3424	1/1	0.97	0.17	44,44,44,44	0
56	MG	DA	3294	1/1	0.97	0.20	30,30,30,30	0
56	MG	BA	3543	1/1	0.97	0.22	24,24,24,24	0
56	MG	BA	3544	1/1	0.97	0.22	35,35,35,35	0
56	MG	BA	3330	1/1	0.97	0.09	35,35,35,35	0
56	MG	DA	3558	1/1	0.97	0.17	77,77,77,77	0
56	MG	CA	3120	1/1	0.97	0.21	59,59,59,59	0
56	MG	BA	3678	1/1	0.97	0.10	47,47,47,47	0
56	MG	BA	3546	1/1	0.97	0.26	46,46,46,46	0
56	MG	BA	3426	1/1	0.97	0.08	34,34,34,34	0
56	MG	BA	3149	1/1	0.97	0.04	58,58,58,58	0
56	MG	BA	3227	1/1	0.97	0.16	67,67,67,67	0
56	MG	BA	3115	1/1	0.97	0.17	28,28,28,28	0
56	MG	BA	3551	1/1	0.97	0.17	31,31,31,31	0
56	MG	DA	3309	1/1	0.97	0.17	25,25,25,25	0
56	MG	BA	3229	1/1	0.97	0.35	50,50,50,50	0
56	MG	DA	3313	1/1	0.97	0.18	30,30,30,30	0
56	MG	BA	3554	1/1	0.97	0.21	25,25,25,25	0
56	MG	CA	3130	1/1	0.97	0.10	59,59,59,59	0
56	MG	DA	3317	1/1	0.97	0.19	34,34,34,34	0

Continued on next page...

Continued from previous page...

Mol	Type	Chain	Res	Atoms	RSCC	RSR	B-factors(\AA^2)	Q<0.9
56	MG	BA	3272	1/1	0.97	0.07	49,49,49,49	0
56	MG	BA	3557	1/1	0.97	0.28	35,35,35,35	0
56	MG	BA	3336	1/1	0.97	0.18	46,46,46,46	0
56	MG	DA	3580	1/1	0.97	0.17	35,35,35,35	0
56	MG	DA	3118	1/1	0.97	0.09	44,44,44,44	0
56	MG	DA	3324	1/1	0.97	0.17	24,24,24,24	0
56	MG	BA	3560	1/1	0.97	0.27	24,24,24,24	0
56	MG	DA	3326	1/1	0.97	0.08	61,61,61,61	0
56	MG	BA	3040	1/1	0.97	0.23	40,40,40,40	0
56	MG	B1	3002	1/1	0.97	0.14	29,29,29,29	0
56	MG	BA	3340	1/1	0.97	0.19	57,57,57,57	0
56	MG	DA	3331	1/1	0.97	0.17	27,27,27,27	0
56	MG	DA	3332	1/1	0.97	0.12	29,29,29,29	0
56	MG	DA	3592	1/1	0.97	0.15	49,49,49,49	0
56	MG	BA	3152	1/1	0.97	0.08	52,52,52,52	0
56	MG	BA	3698	1/1	0.97	0.38	58,58,58,58	0
56	MG	BA	3276	1/1	0.97	0.27	9,9,9,9	0
56	MG	DA	3336	1/1	0.97	0.16	36,36,36,36	0
56	MG	DA	3337	1/1	0.97	0.15	50,50,50,50	0
56	MG	B7	103	1/1	0.97	0.40	46,46,46,46	0
56	MG	DA	3339	1/1	0.97	0.29	35,35,35,35	0
56	MG	DA	3600	1/1	0.97	0.17	73,73,73,73	0
56	MG	BA	3440	1/1	0.97	0.10	40,40,40,40	0
56	MG	DA	3341	1/1	0.97	0.07	40,40,40,40	0
56	MG	DA	3342	1/1	0.97	0.18	31,31,31,31	0
56	MG	BA	3701	1/1	0.97	0.15	69,69,69,69	0
56	MG	DA	3129	1/1	0.97	0.38	45,45,45,45	0
56	MG	BA	3343	1/1	0.97	0.19	37,37,37,37	0
56	MG	BA	3041	1/1	0.97	0.42	45,45,45,45	0
56	MG	BA	3091	1/1	0.97	0.34	55,55,55,55	0
56	MG	BA	3706	1/1	0.97	0.14	38,38,38,38	0
56	MG	BA	3065	1/1	0.97	0.30	31,31,31,31	0
56	MG	BA	3120	1/1	0.97	0.26	56,56,56,56	0
56	MG	DA	3136	1/1	0.97	0.08	39,39,39,39	0
56	MG	CA	3155	1/1	0.97	0.18	71,71,71,71	0
56	MG	DA	3615	1/1	0.97	0.08	57,57,57,57	0
56	MG	DA	3358	1/1	0.97	0.16	38,38,38,38	0
56	MG	AA	3141	1/1	0.97	0.23	51,51,51,51	0
56	MG	DA	3362	1/1	0.97	0.36	42,42,42,42	0
56	MG	BA	3574	1/1	0.97	0.08	52,52,52,52	0
56	MG	CA	3158	1/1	0.97	0.10	64,64,64,64	0
56	MG	DA	3366	1/1	0.97	0.09	43,43,43,43	0

Continued on next page...

Continued from previous page...

Mol	Type	Chain	Res	Atoms	RSCC	RSR	B-factors(\AA^2)	Q<0.9
56	MG	DA	3367	1/1	0.97	0.07	55,55,55,55	0
56	MG	DA	3368	1/1	0.97	0.17	34,34,34,34	0
56	MG	DA	3370	1/1	0.97	0.23	40,40,40,40	0
56	MG	BA	3352	1/1	0.97	0.16	58,58,58,58	0
56	MG	DA	3372	1/1	0.97	0.10	37,37,37,37	0
56	MG	BA	3282	1/1	0.97	0.15	34,34,34,34	0
56	MG	DA	3631	1/1	0.97	0.19	49,49,49,49	0
56	MG	DA	3632	1/1	0.97	0.18	60,60,60,60	0
56	MG	DA	3634	1/1	0.97	0.20	33,33,33,33	0
56	MG	BA	3579	1/1	0.97	0.30	21,21,21,21	0
56	MG	DA	3375	1/1	0.97	0.08	40,40,40,40	0
56	MG	BA	3002	1/1	0.97	0.14	38,38,38,38	0
56	MG	DA	3145	1/1	0.97	0.42	52,52,52,52	0
56	MG	CA	3011	1/1	0.97	0.26	27,27,27,27	0
56	MG	BA	3095	1/1	0.97	0.70	55,55,55,55	0
56	MG	CA	3165	1/1	0.97	0.15	47,47,47,47	0
56	MG	CA	3166	1/1	0.97	0.08	71,71,71,71	0
56	MG	BA	3457	1/1	0.97	0.11	25,25,25,25	0
56	MG	DA	3152	1/1	0.97	0.26	43,43,43,43	0
56	MG	DA	3389	1/1	0.97	0.23	32,32,32,32	0
56	MG	BA	3287	1/1	0.97	0.14	11,11,11,11	0
56	MG	DA	3648	1/1	0.97	0.23	43,43,43,43	0
56	MG	BA	3584	1/1	0.97	0.10	43,43,43,43	0
56	MG	DA	3653	1/1	0.97	0.12	52,52,52,52	0
56	MG	AA	3193	1/1	0.97	0.13	65,65,65,65	0
56	MG	DA	3393	1/1	0.97	0.26	35,35,35,35	0
56	MG	DA	3656	1/1	0.97	0.07	62,62,62,62	0
56	MG	DA	3156	1/1	0.97	0.64	38,38,38,38	0
56	MG	BA	3360	1/1	0.97	0.18	39,39,39,39	0
56	MG	AA	3208	1/1	0.97	0.34	38,38,38,38	0
56	MG	BA	3462	1/1	0.97	0.23	30,30,30,30	0
56	MG	BA	3363	1/1	0.97	0.17	29,29,29,29	0
56	MG	BA	3197	1/1	0.97	0.44	39,39,39,39	0
56	MG	AA	3018	1/1	0.97	0.22	51,51,51,51	0
56	MG	BA	3243	1/1	0.97	0.09	43,43,43,43	0
56	MG	BA	3727	1/1	0.97	0.18	27,27,27,27	0
56	MG	BA	3200	1/1	0.97	0.28	32,32,32,32	0
56	MG	BA	3469	1/1	0.97	0.13	60,60,60,60	0
56	MG	DA	3169	1/1	0.97	0.25	58,58,58,58	0
56	MG	BA	3730	1/1	0.97	0.19	43,43,43,43	0
56	MG	DA	3410	1/1	0.97	0.09	40,40,40,40	0
56	MG	BA	3731	1/1	0.97	0.39	52,52,52,52	0

Continued on next page...

Continued from previous page...

Mol	Type	Chain	Res	Atoms	RSCC	RSR	B-factors(\AA^2)	Q<0.9
56	MG	DA	3413	1/1	0.97	0.18	44,44,44,44	0
56	MG	DA	3414	1/1	0.97	0.18	59,59,59,59	0
56	MG	BA	3598	1/1	0.97	0.23	32,32,32,32	0
56	MG	DA	3416	1/1	0.97	0.36	34,34,34,34	0
56	MG	AA	3008	1/1	0.97	0.27	61,61,61,61	0
56	MG	BA	3600	1/1	0.97	0.33	54,54,54,54	0
56	MG	DA	3419	1/1	0.97	0.11	53,53,53,53	0
56	MG	DE	304	1/1	0.97	0.18	30,30,30,30	0
56	MG	DA	3421	1/1	0.97	0.16	43,43,43,43	0
56	MG	BA	3369	1/1	0.97	0.12	49,49,49,49	0
56	MG	BA	3736	1/1	0.97	0.14	40,40,40,40	0
56	MG	BA	3370	1/1	0.97	0.07	39,39,39,39	0
56	MG	DF	303	1/1	0.97	0.28	42,42,42,42	0
56	MG	BA	3072	1/1	0.97	0.69	45,45,45,45	0
56	MG	BA	3474	1/1	0.97	0.27	43,43,43,43	0
56	MG	BA	3049	1/1	0.97	0.17	17,17,17,17	0
56	MG	DA	3429	1/1	0.97	0.09	30,30,30,30	0
56	MG	DP	201	1/1	0.97	0.31	52,52,52,52	0
56	MG	BA	3476	1/1	0.97	0.09	47,47,47,47	0
56	MG	BA	3205	1/1	0.97	0.29	38,38,38,38	0
56	MG	BA	3478	1/1	0.97	0.21	36,36,36,36	0
56	MG	BA	3102	1/1	0.97	0.08	45,45,45,45	0
56	MG	AA	3212	1/1	0.97	0.15	36,36,36,36	0
56	MG	BA	3209	1/1	0.97	0.43	39,39,39,39	0
56	MG	BA	3379	1/1	0.97	0.08	43,43,43,43	0
56	MG	BA	3382	1/1	0.97	0.20	21,21,21,21	0
56	MG	BA	3383	1/1	0.97	0.14	51,51,51,51	0
56	MG	BA	3489	1/1	0.97	0.12	50,50,50,50	0
56	MG	BA	3619	1/1	0.97	0.15	42,42,42,42	0
56	MG	CA	3050	1/1	0.97	0.18	54,54,54,54	0
56	MG	AA	3165	1/1	0.97	0.13	24,24,24,24	0
56	MG	CA	3052	1/1	0.97	0.15	47,47,47,47	0
56	MG	BA	3493	1/1	0.97	0.13	51,51,51,51	0
56	MG	DA	3446	1/1	0.97	0.16	46,46,46,46	0
56	MG	AA	3149	1/1	0.97	0.07	49,49,49,49	0
56	MG	D8	5001	1/1	0.97	0.23	53,53,53,53	0
58	ZN	AN	102	1/1	0.97	0.11	88,88,88,88	0
56	MG	DA	3031	1/1	0.97	0.18	60,60,60,60	0
56	MG	AA	3150	1/1	0.97	0.27	67,67,67,67	0
56	MG	DA	3207	1/1	0.97	0.11	41,41,41,41	0
56	MG	BA	3387	1/1	0.97	0.26	49,49,49,49	0
56	MG	BA	3503	1/1	0.97	0.14	56,56,56,56	0

Continued on next page...

Continued from previous page...

Mol	Type	Chain	Res	Atoms	RSCC	RSR	B-factors(Å ²)	Q<0.9
56	MG	BA	3305	1/1	0.97	0.13	48,48,48,48	0
56	MG	BD	307	1/1	0.97	0.26	36,36,36,36	0
56	MG	BA	3389	1/1	0.97	0.14	52,52,52,52	0
56	MG	BA	3607	1/1	0.98	0.20	74,74,74,74	0
56	MG	AA	3104	1/1	0.98	0.16	35,35,35,35	0
56	MG	BA	3380	1/1	0.98	0.10	32,32,32,32	0
56	MG	BV	3002	1/1	0.98	0.55	42,42,42,42	0
56	MG	BA	3522	1/1	0.98	0.13	42,42,42,42	0
56	MG	AA	3159	1/1	0.98	0.32	57,57,57,57	0
56	MG	DA	3518	1/1	0.98	0.10	40,40,40,40	0
56	MG	BA	3450	1/1	0.98	0.14	40,40,40,40	0
56	MG	BA	3129	1/1	0.98	0.67	44,44,44,44	0
56	MG	BA	3452	1/1	0.98	0.11	16,16,16,16	0
56	MG	DA	3522	1/1	0.98	0.23	46,46,46,46	0
56	MG	BA	3130	1/1	0.98	0.40	51,51,51,51	0
56	MG	BA	3003	1/1	0.98	0.08	24,24,24,24	0
56	MG	CA	3094	1/1	0.98	0.22	37,37,37,37	0
56	MG	DA	3526	1/1	0.98	0.12	49,49,49,49	0
56	MG	CA	3095	1/1	0.98	0.15	35,35,35,35	0
56	MG	DA	3174	1/1	0.98	0.44	26,26,26,26	0
56	MG	BA	3531	1/1	0.98	0.18	28,28,28,28	0
56	MG	BA	3160	1/1	0.98	0.17	24,24,24,24	0
56	MG	AA	3168	1/1	0.98	0.27	80,80,80,80	0
56	MG	CA	3099	1/1	0.98	0.39	64,64,64,64	0
56	MG	DA	3045	1/1	0.98	0.25	49,49,49,49	0
56	MG	DA	3183	1/1	0.98	0.14	42,42,42,42	0
56	MG	BA	3534	1/1	0.98	0.22	36,36,36,36	0
56	MG	AA	3153	1/1	0.98	0.10	46,46,46,46	0
56	MG	B0	105	1/1	0.98	0.27	44,44,44,44	0
56	MG	DA	3347	1/1	0.98	0.20	39,39,39,39	0
56	MG	AA	3161	1/1	0.98	0.08	61,61,61,61	0
56	MG	DA	3349	1/1	0.98	0.09	27,27,27,27	0
56	MG	DA	3350	1/1	0.98	0.24	21,21,21,21	0
56	MG	BA	3339	1/1	0.98	0.14	47,47,47,47	0
56	MG	AA	3192	1/1	0.98	0.08	73,73,73,73	0
56	MG	DA	3544	1/1	0.98	0.36	42,42,42,42	0
56	MG	DA	3545	1/1	0.98	0.28	35,35,35,35	0
56	MG	DA	3546	1/1	0.98	0.22	38,38,38,38	0
56	MG	DA	3052	1/1	0.98	0.10	20,20,20,20	0
56	MG	AA	3091	1/1	0.98	0.26	75,75,75,75	0
56	MG	B3	3401	1/1	0.98	0.18	24,24,24,24	0
56	MG	DA	3357	1/1	0.98	0.12	50,50,50,50	0

Continued on next page...

Continued from previous page...

Mol	Type	Chain	Res	Atoms	RSCC	RSR	B-factors(\AA^2)	Q<0.9
56	MG	BA	3393	1/1	0.98	0.23	27,27,27,27	0
56	MG	DA	3359	1/1	0.98	0.21	21,21,21,21	0
56	MG	BA	3628	1/1	0.98	0.10	39,39,39,39	0
56	MG	DA	3196	1/1	0.98	0.09	54,54,54,54	0
56	MG	DA	3555	1/1	0.98	0.14	43,43,43,43	0
56	MG	B5	502	1/1	0.98	0.10	56,56,56,56	0
56	MG	BA	3463	1/1	0.98	0.10	32,32,32,32	0
56	MG	DA	3365	1/1	0.98	0.06	52,52,52,52	0
56	MG	DA	3559	1/1	0.98	0.12	47,47,47,47	0
56	MG	B7	102	1/1	0.98	0.28	29,29,29,29	0
56	MG	BA	3394	1/1	0.98	0.21	45,45,45,45	0
56	MG	AA	3046	1/1	0.98	0.15	60,60,60,60	0
56	MG	DA	3369	1/1	0.98	0.05	53,53,53,53	0
56	MG	DA	3564	1/1	0.98	0.11	29,29,29,29	0
56	MG	AA	3220	1/1	0.98	0.09	42,42,42,42	0
56	MG	AA	3183	1/1	0.98	0.11	56,56,56,56	0
56	MG	DA	3204	1/1	0.98	0.36	44,44,44,44	0
56	MG	BA	3198	1/1	0.98	0.35	29,29,29,29	0
56	MG	AA	3156	1/1	0.98	0.13	31,31,31,31	0
56	MG	BA	3348	1/1	0.98	0.10	29,29,29,29	0
56	MG	BA	3637	1/1	0.98	0.79	52,52,52,52	0
56	MG	BA	3170	1/1	0.98	0.48	34,34,34,34	0
56	MG	DA	3378	1/1	0.98	0.09	38,38,38,38	0
56	MG	BA	3639	1/1	0.98	0.10	35,35,35,35	0
56	MG	BA	3268	1/1	0.98	0.19	29,29,29,29	0
56	MG	BA	3403	1/1	0.98	0.20	28,28,28,28	0
56	MG	BB	3001	1/1	0.98	0.15	56,56,56,56	0
56	MG	DA	3579	1/1	0.98	0.21	38,38,38,38	0
56	MG	BA	3553	1/1	0.98	0.17	46,46,46,46	0
56	MG	DA	3582	1/1	0.98	0.36	44,44,44,44	0
56	MG	BA	3351	1/1	0.98	0.25	21,21,21,21	0
56	MG	DA	3387	1/1	0.98	0.15	50,50,50,50	0
56	MG	DA	3388	1/1	0.98	0.11	25,25,25,25	0
56	MG	BA	3201	1/1	0.98	0.27	36,36,36,36	0
56	MG	DA	3217	1/1	0.98	0.27	33,33,33,33	0
56	MG	BA	3645	1/1	0.98	0.16	63,63,63,63	0
56	MG	BA	3556	1/1	0.98	0.18	25,25,25,25	0
56	MG	BA	3030	1/1	0.98	0.33	26,26,26,26	0
56	MG	CA	3132	1/1	0.98	0.08	66,66,66,66	0
56	MG	DA	3080	1/1	0.98	0.11	43,43,43,43	0
56	MG	DA	3223	1/1	0.98	0.09	41,41,41,41	0
56	MG	CA	3133	1/1	0.98	0.20	45,45,45,45	0

Continued on next page...

Continued from previous page...

Mol	Type	Chain	Res	Atoms	RSCC	RSR	B-factors(\AA^2)	Q<0.9
56	MG	DA	3082	1/1	0.98	0.08	7,7,7,7	0
56	MG	DA	3083	1/1	0.98	0.18	44,44,44,44	0
56	MG	DA	3400	1/1	0.98	0.18	42,42,42,42	0
56	MG	DA	3401	1/1	0.98	0.13	41,41,41,41	0
56	MG	BA	3309	1/1	0.98	0.13	43,43,43,43	0
56	MG	DA	3085	1/1	0.98	0.09	35,35,35,35	0
56	MG	BA	3559	1/1	0.98	0.40	29,29,29,29	0
56	MG	BA	3355	1/1	0.98	0.09	39,39,39,39	0
56	MG	CA	3137	1/1	0.98	0.12	59,59,59,59	0
56	MG	BB	3013	1/1	0.98	0.17	31,31,31,31	0
56	MG	DA	3408	1/1	0.98	0.18	35,35,35,35	0
56	MG	DA	3233	1/1	0.98	0.34	58,58,58,58	0
56	MG	BA	3410	1/1	0.98	0.18	21,21,21,21	0
56	MG	BA	3652	1/1	0.98	0.22	54,54,54,54	0
56	MG	DA	3609	1/1	0.98	0.23	49,49,49,49	0
56	MG	DA	3412	1/1	0.98	0.16	34,34,34,34	0
56	MG	BB	3016	1/1	0.98	0.15	24,24,24,24	0
56	MG	BA	3562	1/1	0.98	0.14	42,42,42,42	0
56	MG	BA	3411	1/1	0.98	0.19	21,21,21,21	0
56	MG	BA	3482	1/1	0.98	0.09	59,59,59,59	0
56	MG	BA	3356	1/1	0.98	0.13	33,33,33,33	0
56	MG	AA	3157	1/1	0.98	0.06	26,26,26,26	0
56	MG	BA	3311	1/1	0.98	0.27	52,52,52,52	0
56	MG	DA	3420	1/1	0.98	0.06	43,43,43,43	0
56	MG	BA	3659	1/1	0.98	0.10	42,42,42,42	0
56	MG	CA	3149	1/1	0.98	0.18	81,81,81,81	0
56	MG	DA	3622	1/1	0.98	0.17	40,40,40,40	0
56	MG	DA	3101	1/1	0.98	0.28	59,59,59,59	0
56	MG	DA	3247	1/1	0.98	0.32	34,34,34,34	0
56	MG	BD	306	1/1	0.98	0.47	47,47,47,47	0
56	MG	CA	3151	1/1	0.98	0.14	80,80,80,80	0
56	MG	BA	3014	1/1	0.98	0.37	48,48,48,48	0
56	MG	BD	308	1/1	0.98	0.34	21,21,21,21	0
56	MG	DA	3430	1/1	0.98	0.18	75,75,75,75	0
56	MG	BA	3488	1/1	0.98	0.29	43,43,43,43	0
56	MG	DA	3253	1/1	0.98	0.13	35,35,35,35	0
56	MG	DA	3633	1/1	0.98	0.26	25,25,25,25	0
56	MG	BA	3570	1/1	0.98	0.20	33,33,33,33	0
56	MG	BA	3421	1/1	0.98	0.15	28,28,28,28	0
56	MG	BA	3664	1/1	0.98	0.12	63,63,63,63	0
56	MG	DA	3257	1/1	0.98	0.20	25,25,25,25	0
56	MG	DA	3638	1/1	0.98	0.10	53,53,53,53	0

Continued on next page...

Continued from previous page...

Mol	Type	Chain	Res	Atoms	RSCC	RSR	B-factors(\AA^2)	Q<0.9
56	MG	BE	301	1/1	0.98	0.22	28,28,28,28	0
56	MG	BA	3490	1/1	0.98	0.11	40,40,40,40	0
56	MG	BE	303	1/1	0.98	0.10	39,39,39,39	0
56	MG	BA	3491	1/1	0.98	0.23	38,38,38,38	0
56	MG	AA	3210	1/1	0.98	0.07	48,48,48,48	0
56	MG	BA	3206	1/1	0.98	0.28	32,32,32,32	0
56	MG	DA	3265	1/1	0.98	0.29	44,44,44,44	0
56	MG	BA	3577	1/1	0.98	0.15	63,63,63,63	0
56	MG	BA	3494	1/1	0.98	0.27	28,28,28,28	0
56	MG	BA	3673	1/1	0.98	0.16	60,60,60,60	0
56	MG	DA	3649	1/1	0.98	0.08	39,39,39,39	0
56	MG	DA	3650	1/1	0.98	0.05	35,35,35,35	0
56	MG	CA	3045	1/1	0.98	0.09	60,60,60,60	0
56	MG	BA	3495	1/1	0.98	0.27	27,27,27,27	0
56	MG	BA	3497	1/1	0.98	0.42	28,28,28,28	0
56	MG	DA	3450	1/1	0.98	0.18	47,47,47,47	0
56	MG	DA	3273	1/1	0.98	0.23	32,32,32,32	0
56	MG	BF	303	1/1	0.98	0.12	42,42,42,42	0
56	MG	DA	3453	1/1	0.98	0.10	44,44,44,44	0
56	MG	DA	3275	1/1	0.98	0.26	34,34,34,34	0
56	MG	BA	3315	1/1	0.98	0.31	43,43,43,43	0
56	MG	AA	3186	1/1	0.98	0.14	51,51,51,51	0
56	MG	BA	3500	1/1	0.98	0.13	43,43,43,43	0
56	MG	DA	3279	1/1	0.98	0.29	32,32,32,32	0
56	MG	BG	3001	1/1	0.98	0.09	65,65,65,65	0
56	MG	BA	3501	1/1	0.98	0.18	35,35,35,35	0
56	MG	DA	3461	1/1	0.98	0.08	40,40,40,40	0
56	MG	BA	3176	1/1	0.98	0.21	50,50,50,50	0
56	MG	DA	3463	1/1	0.98	0.06	32,32,32,32	0
56	MG	BA	3035	1/1	0.98	0.15	32,32,32,32	0
56	MG	BA	3682	1/1	0.98	0.35	50,50,50,50	0
56	MG	BA	3587	1/1	0.98	0.22	23,23,23,23	0
56	MG	BA	3210	1/1	0.98	0.30	39,39,39,39	0
56	MG	BN	3004	1/1	0.98	0.47	69,69,69,69	0
56	MG	BA	3589	1/1	0.98	0.23	34,34,34,34	0
56	MG	BA	3320	1/1	0.98	0.21	41,41,41,41	0
56	MG	BA	3591	1/1	0.98	0.22	38,38,38,38	0
56	MG	AX	110	1/1	0.98	0.17	45,45,45,45	0
56	MG	BA	3057	1/1	0.98	0.40	36,36,36,36	0
56	MG	BA	3079	1/1	0.98	0.33	50,50,50,50	0
56	MG	BA	3124	1/1	0.98	0.20	46,46,46,46	0
56	MG	BA	3125	1/1	0.98	0.30	26,26,26,26	0

Continued on next page...

Continued from previous page...

Mol	Type	Chain	Res	Atoms	RSCC	RSR	B-factors(\AA^2)	Q<0.9
56	MG	BA	3695	1/1	0.98	0.25	34,34,34,34	0
56	MG	BQ	3003	1/1	0.98	0.19	15,15,15,15	0
56	MG	DA	3479	1/1	0.98	0.14	35,35,35,35	0
56	MG	DA	3480	1/1	0.98	0.17	42,42,42,42	0
56	MG	DF	305	1/1	0.98	0.43	55,55,55,55	0
56	MG	BA	3436	1/1	0.98	0.29	35,35,35,35	0
56	MG	DA	3301	1/1	0.98	0.28	30,30,30,30	0
56	MG	BA	3437	1/1	0.98	0.12	37,37,37,37	0
56	MG	BA	3374	1/1	0.98	0.28	26,26,26,26	0
56	MG	DA	3304	1/1	0.98	0.20	44,44,44,44	0
56	MG	DA	3486	1/1	0.98	0.08	52,52,52,52	0
56	MG	DA	3487	1/1	0.98	0.09	44,44,44,44	0
56	MG	BA	3286	1/1	0.98	0.23	42,42,42,42	0
56	MG	BA	3327	1/1	0.98	0.16	21,21,21,21	0
56	MG	DA	3490	1/1	0.98	0.14	46,46,46,46	0
56	MG	DA	3307	1/1	0.98	0.12	40,40,40,40	0
56	MG	DA	3149	1/1	0.98	0.07	47,47,47,47	0
56	MG	CA	3075	1/1	0.98	0.35	76,76,76,76	0
56	MG	BA	3080	1/1	0.98	0.09	12,12,12,12	0
56	MG	DA	3495	1/1	0.98	0.07	53,53,53,53	0
56	MG	DA	3311	1/1	0.98	0.32	33,33,33,33	0
56	MG	DA	3312	1/1	0.98	0.23	24,24,24,24	0
56	MG	DA	3020	1/1	0.98	0.32	45,45,45,45	0
56	MG	CA	3077	1/1	0.98	0.27	51,51,51,51	0
56	MG	DA	3315	1/1	0.98	0.12	39,39,39,39	0
56	MG	BA	3603	1/1	0.98	0.29	40,40,40,40	0
56	MG	BA	3703	1/1	0.98	0.14	44,44,44,44	0
56	MG	BA	3443	1/1	0.98	0.34	34,34,34,34	0
58	ZN	BY	501	1/1	0.98	0.09	67,67,67,67	0
56	MG	BA	3378	1/1	0.98	0.18	24,24,24,24	0
56	MG	DA	3505	1/1	0.98	0.14	24,24,24,24	0
56	MG	DA	3320	1/1	0.98	0.21	50,50,50,50	0
56	MG	DA	3321	1/1	0.98	0.12	31,31,31,31	0
58	ZN	D5	103	1/1	0.98	0.07	61,61,61,61	0
58	ZN	D6	501	1/1	0.98	0.11	65,65,65,65	0
58	ZN	D9	501	1/1	0.98	0.05	63,63,63,63	0
56	MG	DA	3508	1/1	0.98	0.06	30,30,30,30	0
56	MG	BA	3445	1/1	0.98	0.17	16,16,16,16	0
56	MG	DA	3510	1/1	0.98	0.13	67,67,67,67	0
56	MG	DA	3511	1/1	0.98	0.10	47,47,47,47	0
56	MG	DA	3158	1/1	0.99	0.40	47,47,47,47	0
56	MG	DA	3293	1/1	0.99	0.10	34,34,34,34	0

Continued on next page...

Continued from previous page...

Mol	Type	Chain	Res	Atoms	RSCC	RSR	B-factors(\AA^2)	Q<0.9
56	MG	DA	3159	1/1	0.99	0.13	50,50,50,50	0
56	MG	BA	3337	1/1	0.99	0.10	48,48,48,48	0
56	MG	BA	3496	1/1	0.99	0.45	21,21,21,21	0
56	MG	BA	3523	1/1	0.99	0.16	32,32,32,32	0
56	MG	BA	3448	1/1	0.99	0.22	23,23,23,23	0
56	MG	AA	3013	1/1	0.99	0.25	75,75,75,75	0
56	MG	BA	3407	1/1	0.99	0.22	35,35,35,35	0
56	MG	BA	3218	1/1	0.99	0.12	58,58,58,58	0
56	MG	DA	3616	1/1	0.99	0.18	41,41,41,41	0
56	MG	BA	3617	1/1	0.99	0.35	30,30,30,30	0
56	MG	BA	3528	1/1	0.99	0.22	44,44,44,44	0
56	MG	BX	101	1/1	0.99	0.09	38,38,38,38	0
56	MG	BA	3683	1/1	0.99	0.29	37,37,37,37	0
56	MG	BA	3140	1/1	0.99	0.31	50,50,50,50	0
56	MG	DA	3355	1/1	0.99	0.38	39,39,39,39	0
56	MG	DA	3260	1/1	0.99	0.07	32,32,32,32	0
56	MG	BA	3430	1/1	0.99	0.12	47,47,47,47	0
56	MG	DA	3625	1/1	0.99	0.16	48,48,48,48	0
56	MG	BA	3381	1/1	0.99	0.07	25,25,25,25	0
56	MG	AA	3024	1/1	0.99	0.11	49,49,49,49	0
56	MG	DA	3360	1/1	0.99	0.10	36,36,36,36	0
56	MG	BA	3412	1/1	0.99	0.27	29,29,29,29	0
56	MG	DA	3573	1/1	0.99	0.17	32,32,32,32	0
56	MG	DA	3176	1/1	0.99	0.09	52,52,52,52	0
56	MG	BA	3480	1/1	0.99	0.12	22,22,22,22	0
56	MG	BA	3285	1/1	0.99	0.17	44,44,44,44	0
56	MG	DA	3179	1/1	0.99	0.41	36,36,36,36	0
56	MG	BA	3691	1/1	0.99	0.10	40,40,40,40	0
56	MG	CA	3168	1/1	0.99	0.46	79,79,79,79	0
56	MG	DA	3182	1/1	0.99	0.20	29,29,29,29	0
56	MG	DA	3581	1/1	0.99	0.24	41,41,41,41	0
56	MG	DA	3272	1/1	0.99	0.14	36,36,36,36	0
56	MG	DA	3422	1/1	0.99	0.23	45,45,45,45	0
56	MG	DA	3026	1/1	0.99	0.22	36,36,36,36	0
56	MG	BA	3414	1/1	0.99	0.22	51,51,51,51	0
56	MG	BA	3483	1/1	0.99	0.21	18,18,18,18	0
56	MG	BA	3275	1/1	0.99	0.18	28,28,28,28	0
56	MG	BA	3045	1/1	0.99	0.16	27,27,27,27	0
56	MG	BA	3417	1/1	0.99	0.19	21,21,21,21	0
56	MG	BA	3541	1/1	0.99	0.14	37,37,37,37	0
56	MG	DA	3327	1/1	0.99	0.12	45,45,45,45	0
56	MG	BA	3418	1/1	0.99	0.26	20,20,20,20	0

Continued on next page...

Continued from previous page...

Mol	Type	Chain	Res	Atoms	RSCC	RSR	B-factors(\AA^2)	Q<0.9
56	MG	BA	3419	1/1	0.99	0.31	36,36,36,36	0
57	SF4	AD	501	8/8	0.99	0.13	62,75,82,88	0
57	SF4	CD	501	8/8	0.99	0.11	63,76,87,96	0
56	MG	BA	3665	1/1	0.99	0.18	39,39,39,39	0
56	MG	DA	3652	1/1	0.99	0.26	26,26,26,26	0
56	MG	BA	3441	1/1	0.99	0.23	29,29,29,29	0
58	ZN	B5	501	1/1	0.99	0.10	49,49,49,49	0
58	ZN	B6	501	1/1	0.99	0.12	51,51,51,51	0
56	MG	DA	3382	1/1	0.99	0.06	44,44,44,44	0
56	MG	DA	3383	1/1	0.99	0.18	27,27,27,27	0
56	MG	BA	3345	1/1	0.99	0.05	37,37,37,37	0
56	MG	BA	3575	1/1	0.99	0.13	26,26,26,26	0
56	MG	AA	3169	1/1	0.99	0.26	62,62,62,62	0
56	MG	BA	3670	1/1	0.99	0.10	55,55,55,55	0
56	MG	BA	3077	1/1	0.99	0.18	20,20,20,20	0
56	MG	BA	3159	1/1	0.99	0.29	47,47,47,47	0
56	MG	AA	3103	1/1	0.99	0.12	43,43,43,43	0
56	MG	DA	3291	1/1	0.99	0.18	42,42,42,42	0
56	MG	DA	3191	1/1	1.00	0.16	31,31,31,31	0
56	MG	BB	3010	1/1	1.00	0.20	44,44,44,44	0
56	MG	BA	3362	1/1	1.00	0.17	23,23,23,23	0
56	MG	BB	3012	1/1	1.00	0.16	42,42,42,42	0
58	ZN	B9	501	1/1	1.00	0.12	49,49,49,49	0

6.5 Other polymers [\(i\)](#)

There are no such residues in this entry.