



Full wwPDB X-ray Structure Validation Report ⓘ

Sep 14, 2023 – 01:35 AM EDT

PDB ID : 4V9D
Title : Structures of the bacterial ribosome in classical and hybrid states of tRNA binding
Authors : Dunkle, J.A.; Wang, L.; Feldman, M.B.; Pulk, A.; Chen, V.B.; Kapral, G.J.; Noeske, J.; Richardson, J.S.; Blanchard, S.C.; Cate, J.H.D.
Deposited on : 2012-07-31
Resolution : 3.00 Å(reported)

This is a Full wwPDB X-ray Structure Validation Report for a publicly released PDB entry.

We welcome your comments at validation@mail.wwpdb.org

A user guide is available at

<https://www.wwpdb.org/validation/2017/XrayValidationReportHelp>

with specific help available everywhere you see the ⓘ symbol.

The types of validation reports are described at

<http://www.wwpdb.org/validation/2017/FAQs#types>.

The following versions of software and data (see [references ⓘ](#)) were used in the production of this report:

MolProbity : 4.02b-467
Xtriage (Phenix) : 1.13
EDS : 2.35.1
Percentile statistics : 20191225.v01 (using entries in the PDB archive December 25th 2019)
Refmac : 5.8.0158
CCP4 : 7.0.044 (Gargrove)
Ideal geometry (proteins) : Engh & Huber (2001)
Ideal geometry (DNA, RNA) : Parkinson et al. (1996)
Validation Pipeline (wwPDB-VP) : 2.35.1

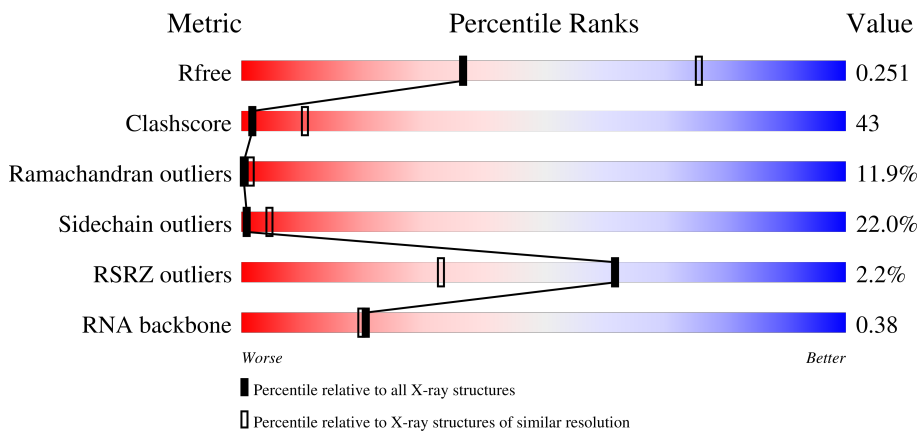
1 Overall quality at a glance i

The following experimental techniques were used to determine the structure:

X-RAY DIFFRACTION

The reported resolution of this entry is 3.00 Å.

Percentile scores (ranging between 0-100) for global validation metrics of the entry are shown in the following graphic. The table shows the number of entries on which the scores are based.



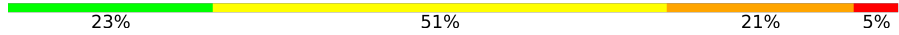









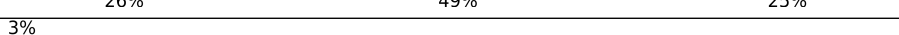

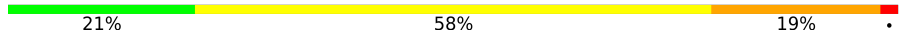






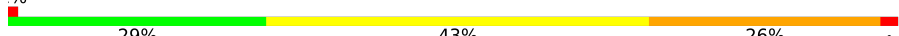




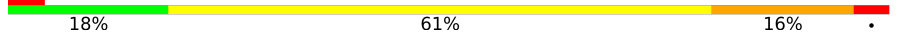
Metric	Whole archive (#Entries)	Similar resolution (#Entries, resolution range(Å))
R_{free}	130704	2092 (3.00-3.00)
Clashscore	141614	2416 (3.00-3.00)
Ramachandran outliers	138981	2333 (3.00-3.00)
Sidechain outliers	138945	2336 (3.00-3.00)
RSRZ outliers	127900	1990 (3.00-3.00)
RNA backbone	3102	1173 (3.30-2.70)

The table below summarises the geometric issues observed across the polymeric chains and their fit to the electron density. The red, orange, yellow and green segments of the lower bar indicate the fraction of residues that contain outliers for ≥ 3 , 2, 1 and 0 types of geometric quality criteria respectively. A grey segment represents the fraction of residues that are not modelled. The numeric value for each fraction is indicated below the corresponding segment, with a dot representing fractions $\leq 5\%$. The upper red bar (where present) indicates the fraction of residues that have poor fit to the electron density. The numeric value is given above the bar.

Mol	Chain	Length	Quality of chain
1	AA	1539	 14% 54% 28% •
1	BA	1539	 13% 55% 28% •
2	AB	218	 10% 45% 36% 9%
2	BB	218	 15% 51% 26% 8%

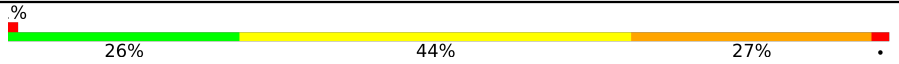

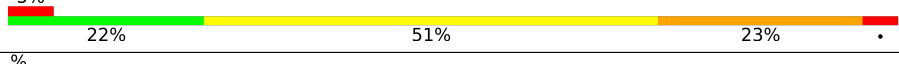
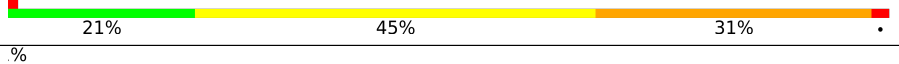

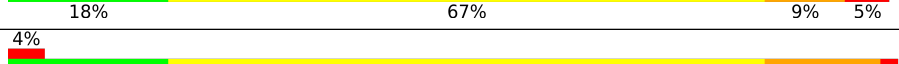
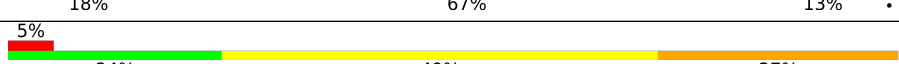
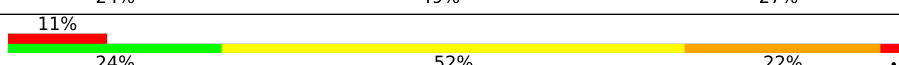
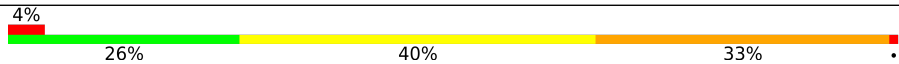

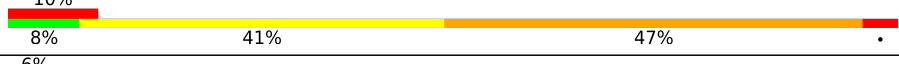

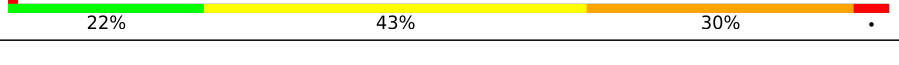



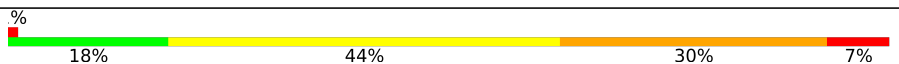








Continued on next page...

Continued from previous page...

Mol	Chain	Length	Quality of chain
3	AC	206	
3	BC	206	
4	AD	205	
4	BD	205	
5	AE	150	
5	BE	150	
6	AF	100	
6	BF	100	
7	AG	151	
7	BG	151	
8	AH	129	
8	BH	129	
9	AI	127	
9	BI	127	
10	AJ	98	
10	BJ	98	
11	AK	117	
11	BK	117	
12	AL	123	
12	BL	123	
13	AM	114	
13	BM	114	
14	AN	100	
14	BN	100	
15	AO	88	


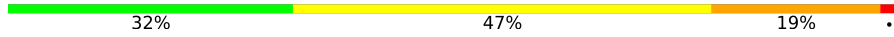
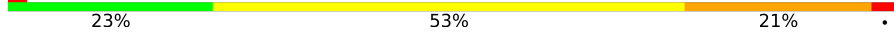
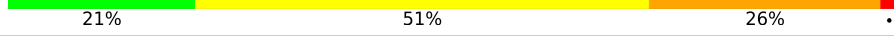


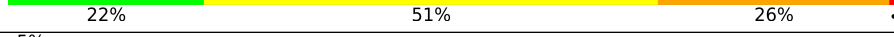
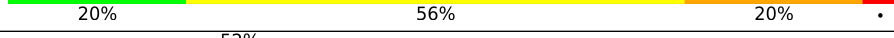

















Continued on next page...

Continued from previous page...

Mol	Chain	Length	Quality of chain
15	BO	88	
16	AP	82	
16	BP	82	
17	AQ	80	
17	BQ	80	
18	AR	55	
18	BR	55	
19	AS	79	
19	BS	79	
20	AT	85	
20	BT	85	
21	AU	51	
21	BU	51	
22	AV	76	
22	BV	76	
23	AX	16	
23	BX	16	
24	AY	183	
25	CA	2903	
25	DA	2903	
26	CB	119	
27	CC	271	
27	DC	271	
28	CD	209	
28	DD	209	

Continued on next page...

Continued from previous page...

Mol	Chain	Length	Quality of chain
29	CE	201	
29	DE	201	
30	CF	177	
30	DF	177	
31	CG	176	
31	DG	176	
32	CH	149	
32	DH	149	
33	CI	141	
33	DI	141	
34	CJ	142	
34	DJ	142	
35	CK	122	
35	DK	122	
36	CL	143	
36	DL	143	
37	CM	136	
37	DM	136	
38	CN	120	
38	DN	120	
39	CO	116	
39	DO	116	
40	CP	114	
40	DP	114	
41	CQ	117	


Continued on next page...

Continued from previous page...

Mol	Chain	Length	Quality of chain
41	DQ	117	38% 51% 11%
42	CR	103	45% 37% 17% .
42	DR	103	29% 51% 18% .
43	CS	110	55% 35% 8% .
43	DS	110	35% 43% 20% .
44	CT	93	33% 53% 13% .
44	DT	93	17% 49% 30% .
45	CU	102	33% 47% 17% .
45	DU	102	24% 55% 20% .
46	CV	94	46% 44% 11%
46	DV	94	39% 46% 14% .
47	CW	76	54% 39% 7%
48	CX	77	38% 52% 10%
48	DX	77	32% 51% 17%
49	CY	63	25% 44% 27% .
49	DY	63	13% 51% 32% 5%
50	CZ	58	45% 52%
50	DZ	58	40% 45% 14% .
51	C0	56	48% 38% 14%
51	D0	56	36% 50% 14%
52	C1	50	30% 54% 14% .
52	D1	50	32% 52% 16% .
53	C2	46	43% 46% 9% .
53	D2	46	57% 35% 7%
54	C3	64	47% 50%

Continued on next page...

Continued from previous page...

Mol	Chain	Length	Quality of chain
54	D3	64	
55	C4	38	
55	D4	38	
56	DB	118	
57	DW	75	

The following table lists non-polymeric compounds, carbohydrate monomers and non-standard residues in protein, DNA, RNA chains that are outliers for geometric or electron-density-fit criteria:

Mol	Type	Chain	Res	Chirality	Geometry	Clashes	Electron density
58	MG	DA	3098	-	-	-	X

2 Entry composition

There are 60 unique types of molecules in this entry. The entry contains 292354 atoms, of which 0 are hydrogens and 0 are deuteriums.

In the tables below, the ZeroOcc column contains the number of atoms modelled with zero occupancy, the AltConf column contains the number of residues with at least one atom in alternate conformation and the Trace column contains the number of residues modelled with at most 2 atoms.

- Molecule 1 is a RNA chain called 16S rRNA.

Mol	Chain	Residues	Atoms					ZeroOcc	AltConf	Trace
			Total	C	N	O	P			
1	AA	1538	Total 32995	C 14716	N 6050	O 10691	P 1538	0	0	0
1	BA	1539	Total 33015	C 14725	N 6052	O 10699	P 1539	0	0	0

- Molecule 2 is a protein called 30S ribosomal protein S2.

Mol	Chain	Residues	Atoms					ZeroOcc	AltConf	Trace
			Total	C	N	O	S			
2	AB	218	Total 1705	C 1081	N 305	O 312	S 7	0	0	0
2	BB	218	Total 1705	C 1081	N 305	O 312	S 7	0	0	0

- Molecule 3 is a protein called 30S ribosomal protein S3.

Mol	Chain	Residues	Atoms					ZeroOcc	AltConf	Trace
			Total	C	N	O	S			
3	AC	206	Total 1625	C 1028	N 305	O 289	S 3	0	0	0
3	BC	206	Total 1625	C 1028	N 305	O 289	S 3	0	0	0

- Molecule 4 is a protein called 30S ribosomal protein S4.

Mol	Chain	Residues	Atoms					ZeroOcc	AltConf	Trace
			Total	C	N	O	S			
4	AD	205	Total 1643	C 1026	N 315	O 298	S 4	0	0	0
4	BD	205	Total 1643	C 1026	N 315	O 298	S 4	0	0	0

- Molecule 5 is a protein called 30S ribosomal protein S5.

Mol	Chain	Residues	Atoms					ZeroOcc	AltConf	Trace
5	AE	150	Total	C	N	O	S	0	0	0
			1106	687	211	202	6			
5	BE	150	Total	C	N	O	S	0	0	0
			1106	687	211	202	6			

- Molecule 6 is a protein called 30S ribosomal protein S6.

Mol	Chain	Residues	Atoms					ZeroOcc	AltConf	Trace
6	AF	100	Total	C	N	O	S	0	0	0
			818	515	148	149	6			
6	BF	100	Total	C	N	O	S	0	0	0
			818	515	148	149	6			

- Molecule 7 is a protein called 30S ribosomal protein S7.

Mol	Chain	Residues	Atoms					ZeroOcc	AltConf	Trace
7	AG	151	Total	C	N	O	S	0	0	0
			1182	735	227	216	4			
7	BG	151	Total	C	N	O	S	0	0	0
			1182	735	227	216	4			

- Molecule 8 is a protein called 30S ribosomal protein S8.

Mol	Chain	Residues	Atoms					ZeroOcc	AltConf	Trace
8	AH	129	Total	C	N	O	S	0	0	0
			979	616	173	184	6			
8	BH	129	Total	C	N	O	S	0	0	0
			979	616	173	184	6			

- Molecule 9 is a protein called 30S ribosomal protein S9.

Mol	Chain	Residues	Atoms					ZeroOcc	AltConf	Trace
9	AI	127	Total	C	N	O	S	0	0	0
			1022	634	206	179	3			
9	BI	127	Total	C	N	O	S	0	0	0
			1022	634	206	179	3			

- Molecule 10 is a protein called 30S ribosomal protein S10.

Mol	Chain	Residues	Atoms					ZeroOcc	AltConf	Trace
10	AJ	98	Total	C	N	O	S	0	0	0
			787	493	150	143	1			

Continued on next page...

Continued from previous page...

Mol	Chain	Residues	Atoms					ZeroOcc	AltConf	Trace
10	BJ	98	Total	C	N	O	S	0	0	0
			787	493	150	143	1			

- Molecule 11 is a protein called 30S ribosomal protein S11.

Mol	Chain	Residues	Atoms					ZeroOcc	AltConf	Trace
11	AK	117	Total	C	N	O	S	0	0	0
			877	540	174	160	3			
11	BK	117	Total	C	N	O	S	0	0	0
			877	540	174	160	3			

- Molecule 12 is a protein called 30S ribosomal protein S12.

Mol	Chain	Residues	Atoms					ZeroOcc	AltConf	Trace
12	AL	123	Total	C	N	O	S	0	0	0
			955	590	196	165	4			
12	BL	123	Total	C	N	O	S	0	0	0
			955	590	196	165	4			

- Molecule 13 is a protein called 30S ribosomal protein S13.

Mol	Chain	Residues	Atoms					ZeroOcc	AltConf	Trace
13	AM	114	Total	C	N	O	S	0	0	0
			884	546	178	157	3			
13	BM	114	Total	C	N	O	S	0	0	0
			884	546	178	157	3			

- Molecule 14 is a protein called 30S ribosomal protein S14.

Mol	Chain	Residues	Atoms					ZeroOcc	AltConf	Trace
14	AN	96	Total	C	N	O	S	0	0	0
			774	483	160	128	3			
14	BN	96	Total	C	N	O	S	0	0	0
			774	483	160	128	3			

- Molecule 15 is a protein called 30S ribosomal protein S15.

Mol	Chain	Residues	Atoms					ZeroOcc	AltConf	Trace
15	AO	88	Total	C	N	O	S	0	0	0
			714	439	144	130	1			
15	BO	88	Total	C	N	O	S	0	0	0
			714	439	144	130	1			

- Molecule 16 is a protein called 30S ribosomal protein S16.

Mol	Chain	Residues	Atoms					ZeroOcc	AltConf	Trace
			Total	C	N	O	S			
16	AP	82	Total 649	C 406	N 128	O 114	S 1	0	0	0
16	BP	82	Total 649	C 406	N 128	O 114	S 1	0	0	0

- Molecule 17 is a protein called 30S ribosomal protein S17.

Mol	Chain	Residues	Atoms					ZeroOcc	AltConf	Trace
			Total	C	N	O	S			
17	AQ	80	Total 649	C 411	N 121	O 114	S 3	0	0	0
17	BQ	80	Total 649	C 411	N 121	O 114	S 3	0	0	0

- Molecule 18 is a protein called 30S ribosomal protein S18.

Mol	Chain	Residues	Atoms				ZeroOcc	AltConf	Trace
			Total	C	N	O			
18	AR	55	Total 456	C 288	N 86	O 82	0	0	0
18	BR	55	Total 456	C 288	N 86	O 82	0	0	0

- Molecule 19 is a protein called 30S ribosomal protein S19.

Mol	Chain	Residues	Atoms					ZeroOcc	AltConf	Trace
			Total	C	N	O	S			
19	AS	79	Total 638	C 408	N 120	O 108	S 2	0	0	0
19	BS	79	Total 638	C 408	N 120	O 108	S 2	0	0	0

- Molecule 20 is a protein called 30S ribosomal protein S20.

Mol	Chain	Residues	Atoms					ZeroOcc	AltConf	Trace
			Total	C	N	O	S			
20	AT	85	Total 665	C 411	N 137	O 114	S 3	0	0	0
20	BT	85	Total 665	C 411	N 137	O 114	S 3	0	0	0

- Molecule 21 is a protein called 30S ribosomal protein S21.

Mol	Chain	Residues	Atoms					ZeroOcc	AltConf	Trace
21	AU	51	Total	C	N	O	S	0	0	0
			426	265	86	74	1			
21	BU	51	Total	C	N	O	S	0	0	0
			426	265	86	74	1			

- Molecule 22 is a RNA chain called phenylalanine specific transfer RNA.

Mol	Chain	Residues	Atoms					ZeroOcc	AltConf	Trace
22	AV	76	Total	C	N	O	P	0	0	0
			1623	723	290	534	76			
22	BV	76	Total	C	N	O	P	0	0	0
			1623	723	290	534	76			

- Molecule 23 is a RNA chain called messenger RNA.

Mol	Chain	Residues	Atoms					ZeroOcc	AltConf	Trace
23	AX	15	Total	C	N	O	P	0	0	0
			324	145	61	103	15			
23	BX	16	Total	C	N	O	P	0	0	0
			346	155	66	109	16			

- Molecule 24 is a protein called ribosome recycling factor.

Mol	Chain	Residues	Atoms					ZeroOcc	AltConf	Trace
24	AY	183	Total	C	N	O	S	0	0	0
			1419	871	260	283	5			

There is a discrepancy between the modelled and reference sequences:

Chain	Residue	Modelled	Actual	Comment	Reference
AY	2	GLY	-	expression tag	UNP P0A805

- Molecule 25 is a RNA chain called 23S rRNA.

Mol	Chain	Residues	Atoms					ZeroOcc	AltConf	Trace
25	CA	2897	Total	C	N	O	P	0	0	0
			62195	27745	11446	20107	2897			
25	DA	2896	Total	C	N	O	P	0	0	0
			62173	27735	11441	20101	2896			

- Molecule 26 is a RNA chain called 5S rRNA.

Mol	Chain	Residues	Atoms					ZeroOcc	AltConf	Trace
			Total	C	N	O	P			
26	CB	119	2548	1135	466	829	118	0	0	0

- Molecule 27 is a protein called 50S ribosomal protein L2.

Mol	Chain	Residues	Atoms					ZeroOcc	AltConf	Trace
			Total	C	N	O	S			
27	CC	271	2083	1288	423	365	7	0	0	0
27	DC	271	2083	1288	423	365	7	0	0	0

- Molecule 28 is a protein called 50S ribosomal protein L3.

Mol	Chain	Residues	Atoms					ZeroOcc	AltConf	Trace
			Total	C	N	O	S			
28	CD	209	1565	979	288	294	4	0	0	0
28	DD	209	1565	979	288	294	4	0	0	0

- Molecule 29 is a protein called 50S ribosomal protein L4.

Mol	Chain	Residues	Atoms					ZeroOcc	AltConf	Trace
			Total	C	N	O	S			
29	CE	201	1552	974	283	290	5	0	0	0
29	DE	201	1552	974	283	290	5	0	0	0

- Molecule 30 is a protein called 50S ribosomal protein L5.

Mol	Chain	Residues	Atoms					ZeroOcc	AltConf	Trace
			Total	C	N	O	S			
30	CF	177	1411	899	249	257	6	0	0	0
30	DF	177	1411	899	249	257	6	0	0	0

- Molecule 31 is a protein called 50S ribosomal protein L6.

Mol	Chain	Residues	Atoms					ZeroOcc	AltConf	Trace
			Total	C	N	O	S			
31	CG	176	1323	832	243	246	2	0	0	0
31	DG	176	1323	832	243	246	2	0	0	0

- Molecule 32 is a protein called 50S ribosomal protein L9.

Mol	Chain	Residues	Atoms					ZeroOcc	AltConf	Trace
32	CH	149	Total	C	N	O	S	0	0	0
			1110	699	197	213	1			
32	DH	149	Total	C	N	O	S	0	0	0
			1110	699	197	213	1			

- Molecule 33 is a protein called 50S ribosomal protein L11.

Mol	Chain	Residues	Atoms					ZeroOcc	AltConf	Trace
33	CI	141	Total	C	N	O	S	0	0	0
			1032	651	179	196	6			
33	DI	141	Total	C	N	O	S	0	0	0
			1032	651	179	196	6			

- Molecule 34 is a protein called 50S ribosomal protein L13.

Mol	Chain	Residues	Atoms					ZeroOcc	AltConf	Trace
34	CJ	142	Total	C	N	O	S	0	0	0
			1129	714	212	199	4			
34	DJ	142	Total	C	N	O	S	0	0	0
			1129	714	212	199	4			

- Molecule 35 is a protein called 50S ribosomal protein L14.

Mol	Chain	Residues	Atoms					ZeroOcc	AltConf	Trace
35	CK	122	Total	C	N	O	S	0	0	0
			939	587	180	166	6			
35	DK	122	Total	C	N	O	S	0	0	0
			939	587	180	166	6			

- Molecule 36 is a protein called 50S ribosomal protein L15.

Mol	Chain	Residues	Atoms					ZeroOcc	AltConf	Trace
36	CL	143	Total	C	N	O	S	0	0	0
			1045	649	206	189	1			
36	DL	143	Total	C	N	O	S	0	0	0
			1045	649	206	189	1			

- Molecule 37 is a protein called 50S ribosomal protein L16.

Mol	Chain	Residues	Atoms					ZeroOcc	AltConf	Trace
37	CM	136	Total	C	N	O	S	0	0	0
			1074	686	205	177	6			
37	DM	136	Total	C	N	O	S	0	0	0
			1074	686	205	177	6			

- Molecule 38 is a protein called 50S ribosomal protein L17.

Mol	Chain	Residues	Atoms					ZeroOcc	AltConf	Trace
38	CN	120	Total	C	N	O	S	0	0	0
			961	593	196	167	5			
38	DN	120	Total	C	N	O	S	0	0	0
			961	593	196	167	5			

- Molecule 39 is a protein called 50S ribosomal protein L18.

Mol	Chain	Residues	Atoms				ZeroOcc	AltConf	Trace
39	CO	116	Total	C	N	O	0	0	0
			892	552	178	162			
39	DO	116	Total	C	N	O	0	0	0
			892	552	178	162			

- Molecule 40 is a protein called 50S ribosomal protein L19.

Mol	Chain	Residues	Atoms					ZeroOcc	AltConf	Trace
40	CP	114	Total	C	N	O	S	0	0	0
			917	574	179	163	1			
40	DP	114	Total	C	N	O	S	0	0	0
			917	574	179	163	1			

- Molecule 41 is a protein called 50S ribosomal protein L20.

Mol	Chain	Residues	Atoms				ZeroOcc	AltConf	Trace
41	CQ	117	Total	C	N	O	0	0	0
			947	604	192	151			
41	DQ	117	Total	C	N	O	0	0	0
			947	604	192	151			

- Molecule 42 is a protein called 50S ribosomal protein L21.

Mol	Chain	Residues	Atoms					ZeroOcc	AltConf	Trace
42	CR	103	Total	C	N	O	S	0	0	0
			816	516	153	145	2			

Continued on next page...

Continued from previous page...

Mol	Chain	Residues	Atoms					ZeroOcc	AltConf	Trace
			Total	C	N	O	S			
42	DR	103	Total 816	C 516	N 153	O 145	S 2	0	0	0

- Molecule 43 is a protein called 50S ribosomal protein L22.

Mol	Chain	Residues	Atoms					ZeroOcc	AltConf	Trace
			Total	C	N	O	S			
43	CS	110	Total 857	C 532	N 166	O 156	S 3	0	0	0
43	DS	110	Total 857	C 532	N 166	O 156	S 3	0	0	0

- Molecule 44 is a protein called 50S ribosomal protein L23.

Mol	Chain	Residues	Atoms					ZeroOcc	AltConf	Trace
			Total	C	N	O	S			
44	CT	93	Total 739	C 466	N 139	O 132	S 2	0	0	0
44	DT	93	Total 739	C 466	N 139	O 132	S 2	0	0	0

- Molecule 45 is a protein called 50S ribosomal protein L24.

Mol	Chain	Residues	Atoms				ZeroOcc	AltConf	Trace
			Total	C	N	O			
45	CU	102	Total 780	C 492	N 146	O 142	0	0	0
45	DU	102	Total 780	C 492	N 146	O 142	0	0	0

- Molecule 46 is a protein called 50S ribosomal protein L25.

Mol	Chain	Residues	Atoms					ZeroOcc	AltConf	Trace
			Total	C	N	O	S			
46	CV	94	Total 753	C 479	N 137	O 134	S 3	0	0	0
46	DV	94	Total 753	C 479	N 137	O 134	S 3	0	0	0

- Molecule 47 is a protein called 50S ribosomal protein L27.

Mol	Chain	Residues	Atoms					ZeroOcc	AltConf	Trace
			Total	C	N	O	S			
47	CW	76	Total 575	C 356	N 117	O 101	S 1	0	0	0

- Molecule 48 is a protein called 50S ribosomal protein L28.

Mol	Chain	Residues	Atoms					ZeroOcc	AltConf	Trace
48	CX	77	Total	C	N	O	S	0	0	0
			625	388	129	106	2			
48	DX	77	Total	C	N	O	S	0	0	0
			625	388	129	106	2			

- Molecule 49 is a protein called 50S ribosomal protein L29.

Mol	Chain	Residues	Atoms					ZeroOcc	AltConf	Trace
49	CY	63	Total	C	N	O	S	0	0	0
			509	313	99	95	2			
49	DY	63	Total	C	N	O	S	0	0	0
			509	313	99	95	2			

- Molecule 50 is a protein called 50S ribosomal protein L30.

Mol	Chain	Residues	Atoms					ZeroOcc	AltConf	Trace
50	CZ	58	Total	C	N	O	S	0	0	0
			449	281	87	79	2			
50	DZ	58	Total	C	N	O	S	0	0	0
			449	281	87	79	2			

- Molecule 51 is a protein called 50S ribosomal protein L32.

Mol	Chain	Residues	Atoms					ZeroOcc	AltConf	Trace
51	C0	56	Total	C	N	O	S	0	0	0
			444	269	94	80	1			
51	D0	56	Total	C	N	O	S	0	0	0
			444	269	94	80	1			

- Molecule 52 is a protein called 50S ribosomal protein L33.

Mol	Chain	Residues	Atoms				ZeroOcc	AltConf	Trace
52	C1	50	Total	C	N	O	0	0	0
			410	263	75	72			
52	D1	50	Total	C	N	O	0	0	0
			410	263	75	72			

- Molecule 53 is a protein called 50S ribosomal protein L34.

Mol	Chain	Residues	Atoms					ZeroOcc	AltConf	Trace
53	C2	46	Total	C	N	O	S	0	0	0
			377	228	90	57	2			

Continued on next page...

Continued from previous page...

Mol	Chain	Residues	Atoms					ZeroOcc	AltConf	Trace
53	D2	46	Total	C	N	O	S	0	0	0
			377	228	90	57	2			

- Molecule 54 is a protein called 50S ribosomal protein L35.

Mol	Chain	Residues	Atoms					ZeroOcc	AltConf	Trace
54	C3	64	Total	C	N	O	S	0	0	0
			504	323	105	74	2			
54	D3	64	Total	C	N	O	S	0	0	0
			504	323	105	74	2			

- Molecule 55 is a protein called 50S ribosomal protein L36.

Mol	Chain	Residues	Atoms					ZeroOcc	AltConf	Trace
55	C4	38	Total	C	N	O	S	0	0	0
			302	185	65	48	4			
55	D4	38	Total	C	N	O	S	0	0	0
			302	185	65	48	4			

- Molecule 56 is a RNA chain called 5S rRNA.

Mol	Chain	Residues	Atoms					ZeroOcc	AltConf	Trace
56	DB	118	Total	C	N	O	P	0	0	0
			2529	1126	464	821	118			

- Molecule 57 is a protein called 50S ribosomal protein L27.

Mol	Chain	Residues	Atoms					ZeroOcc	AltConf	Trace
57	DW	75	Total	C	N	O	S	0	0	0
			564	350	113	100	1			

- Molecule 58 is MAGNESIUM ION (three-letter code: MG) (formula: Mg).

Mol	Chain	Residues	Atoms		ZeroOcc	AltConf
58	AA	72	Total	Mg	0	0
			72	72		
58	BA	56	Total	Mg	0	0
			56	56		
58	CA	194	Total	Mg	0	0
			194	194		
58	CB	4	Total	Mg	0	0
			4	4		

Continued on next page...

Continued from previous page...

Mol	Chain	Residues	Atoms	ZeroOcc	AltConf
58	CQ	1	Total Mg 1 1	0	0
58	DA	166	Total Mg 166 166	0	0
58	DB	3	Total Mg 3 3	0	0
58	DL	1	Total Mg 1 1	0	0
58	DQ	1	Total Mg 1 1	0	0

- Molecule 59 is ZINC ION (three-letter code: ZN) (formula: Zn).

Mol	Chain	Residues	Atoms	ZeroOcc	AltConf
59	C4	1	Total Zn 1 1	0	0
59	D4	1	Total Zn 1 1	0	0

- Molecule 60 is water.

Mol	Chain	Residues	Atoms	ZeroOcc	AltConf
60	AA	197	Total O 197 197	0	0
60	AN	4	Total O 4 4	0	0
60	AT	1	Total O 1 1	0	0
60	AU	1	Total O 1 1	0	0
60	BA	190	Total O 190 190	0	0
60	BL	1	Total O 1 1	0	0
60	BN	5	Total O 5 5	0	0
60	BT	1	Total O 1 1	0	0
60	BU	1	Total O 1 1	0	0
60	CA	625	Total O 625 625	0	0

Continued on next page...

Continued from previous page...

Mol	Chain	Residues	Atoms	ZeroOcc	AltConf
60	CB	13	Total O 13 13	0	0
60	CC	8	Total O 8 8	0	0
60	CD	2	Total O 2 2	0	0
60	CE	2	Total O 2 2	0	0
60	CF	1	Total O 1 1	0	0
60	CJ	1	Total O 1 1	0	0
60	CL	6	Total O 6 6	0	0
60	CN	4	Total O 4 4	0	0
60	CS	1	Total O 1 1	0	0
60	CV	1	Total O 1 1	0	0
60	C2	1	Total O 1 1	0	0
60	C3	1	Total O 1 1	0	0
60	C4	2	Total O 2 2	0	0
60	DA	622	Total O 622 622	0	0
60	DB	14	Total O 14 14	0	0
60	DC	4	Total O 4 4	0	0
60	DD	5	Total O 5 5	0	0
60	DE	2	Total O 2 2	0	0
60	DJ	1	Total O 1 1	0	0
60	DL	4	Total O 4 4	0	0
60	DN	1	Total O 1 1	0	0

Continued on next page...

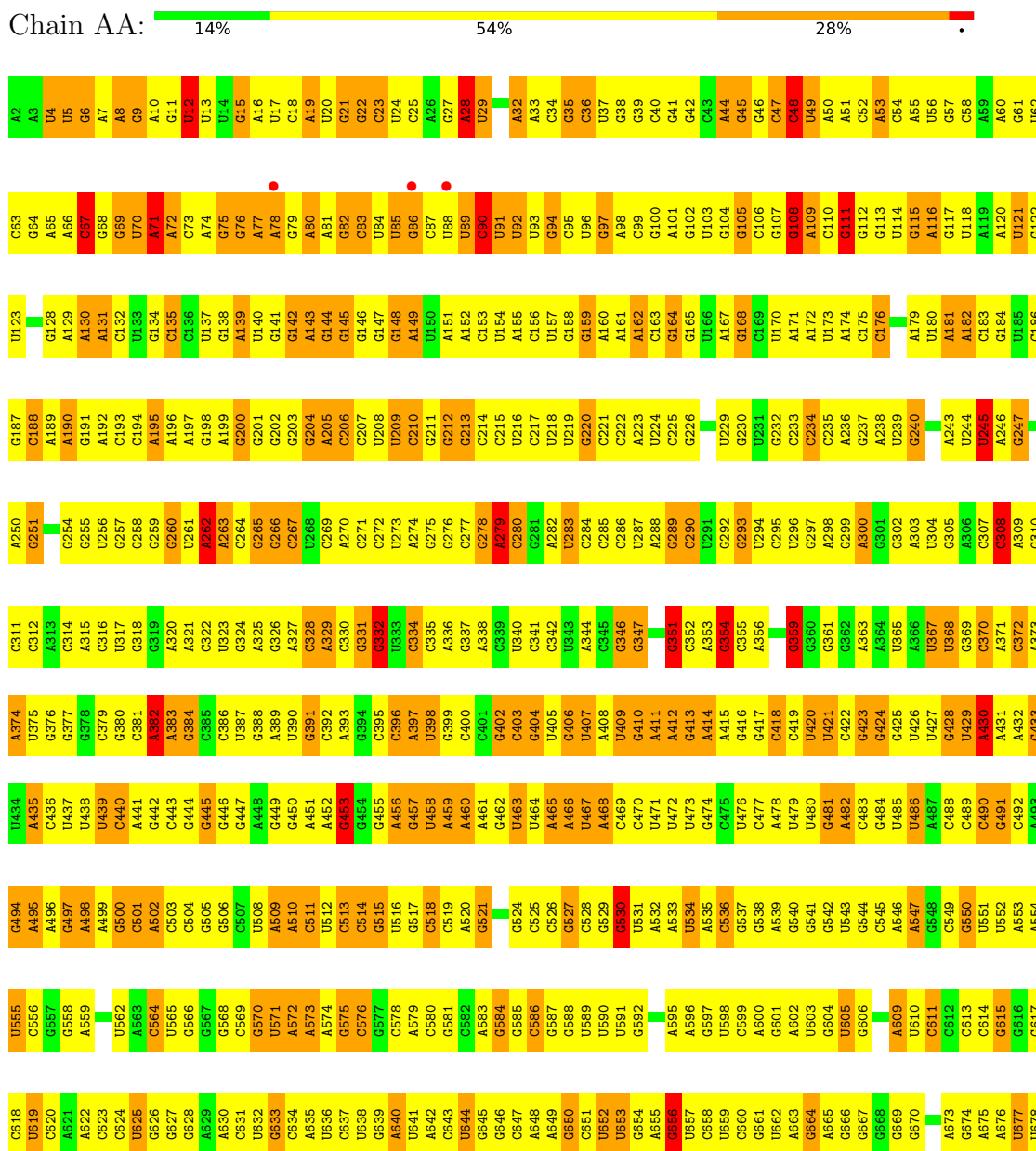
Continued from previous page...

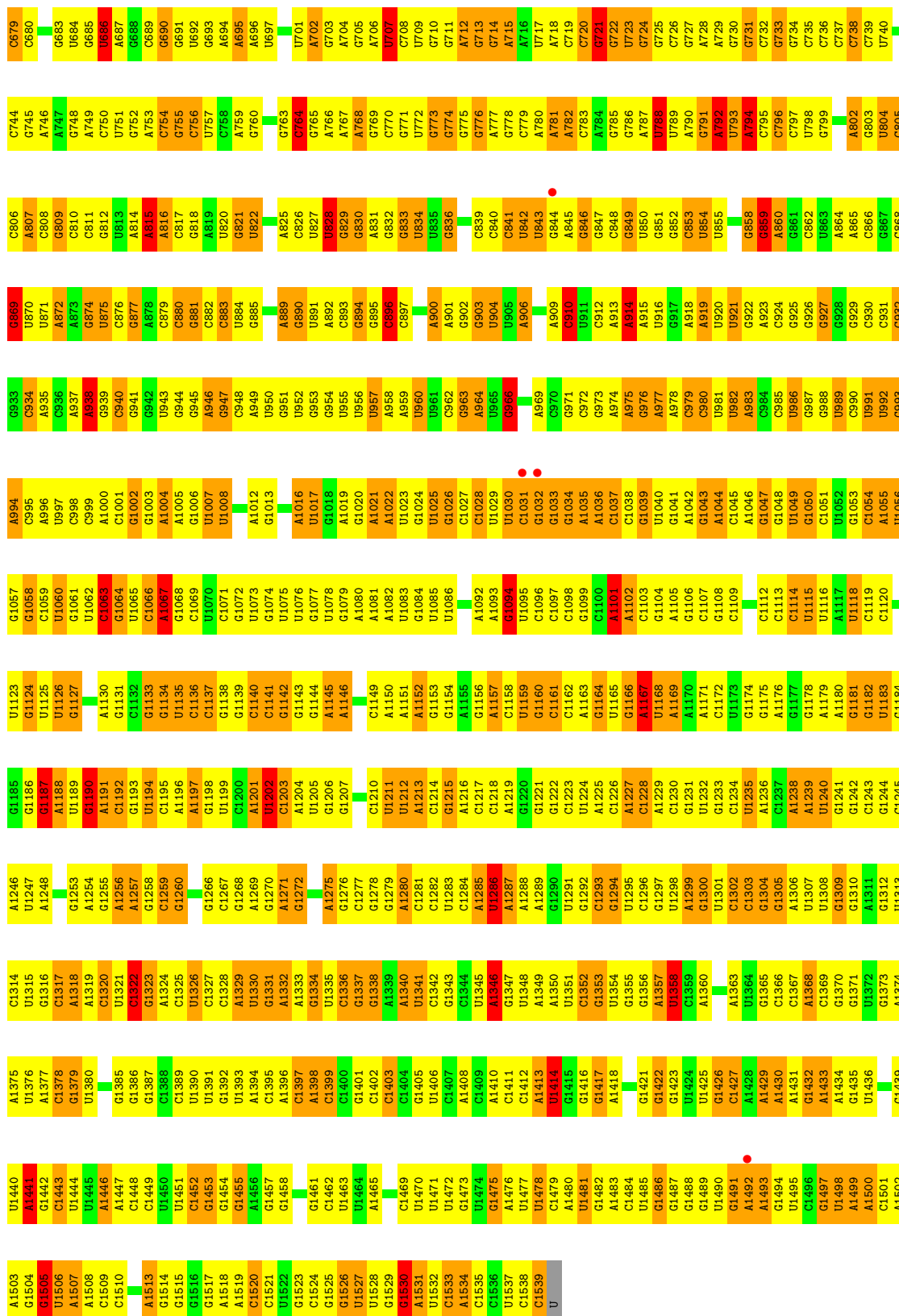
Mol	Chain	Residues	Atoms	ZeroOcc	AltConf
60	DR	1	Total O 1 1	0	0
60	D2	1	Total O 1 1	0	0
60	D3	2	Total O 2 2	0	0
60	D4	1	Total O 1 1	0	0

3 Residue-property plots

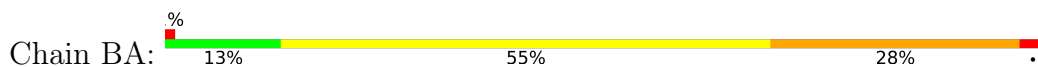
These plots are drawn for all protein, RNA, DNA and oligosaccharide chains in the entry. The first graphic for a chain summarises the proportions of the various outlier classes displayed in the second graphic. The second graphic shows the sequence view annotated by issues in geometry and electron density. Residues are color-coded according to the number of geometric quality criteria for which they contain at least one outlier: green = 0, yellow = 1, orange = 2 and red = 3 or more. A red dot above a residue indicates a poor fit to the electron density ($RSRZ > 2$). Stretches of 2 or more consecutive residues without any outlier are shown as a green connector. Residues present in the sample, but not in the model, are shown in grey.

- Molecule 1: 16S rRNA

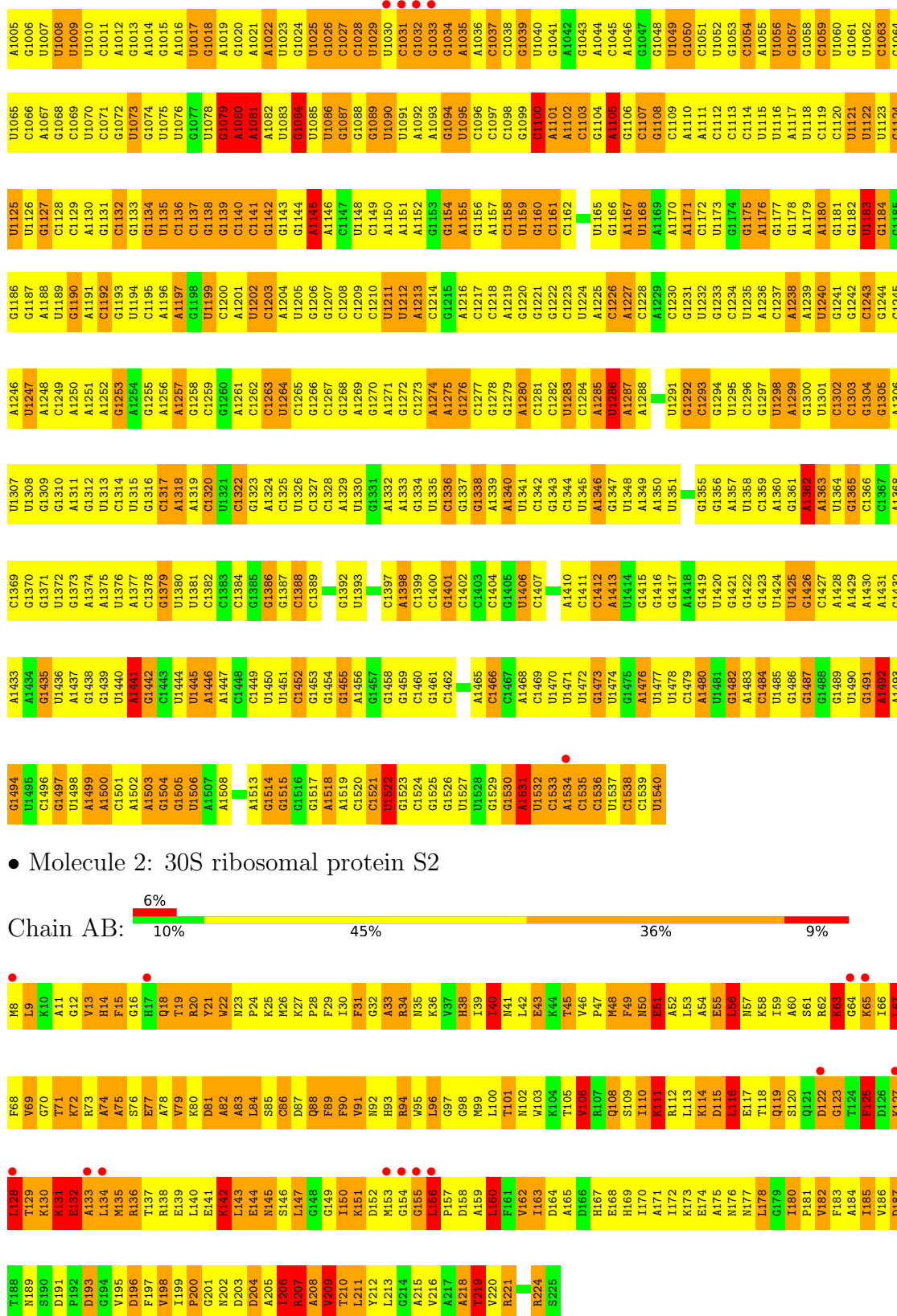




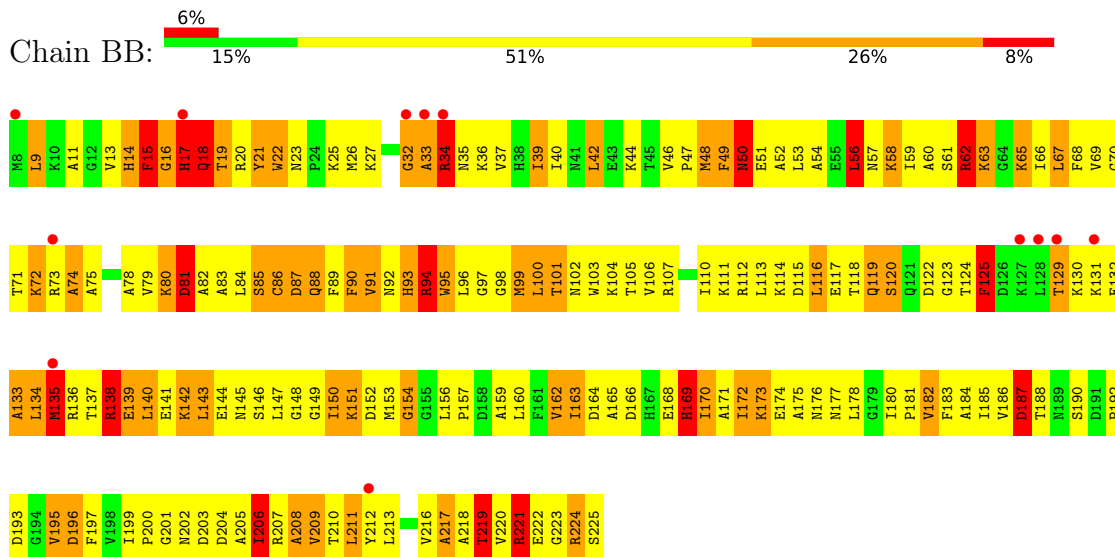
● Molecule 1: 16S rRNA



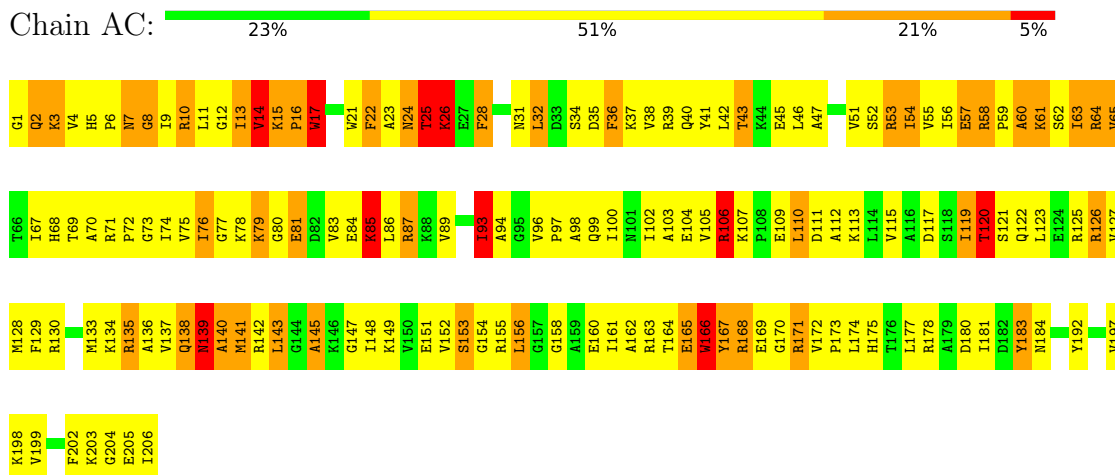
A2	A3	A4	A5	A6	A7	A8	A9	A10	A11	A12	A13	A14	A15	A16	A17	A18	A19	A20	A21	A22	A23	A24	A25	A26	A27	A28	A29	A30	A31	A32	A33	A34	A35	A36	A37	A38	A39	A40	A41	A42	A43	A44	A45	A46	A47	A48	A49	A50	A51	A52	A53	A54	A55	A56	A57	A58	A59	A60	A61	A62	A63	A64	A65	A66	
C67	C68	C69	C70	C71	C72	C73	C74	C75	C76	C77	C78	C79	C80	C81	C82	C83	C84	C85	C86	C87	C88	C89	C90	C91	C92	C93	C94	C95	C96	C97	C98	C99	C100	C101	C102	C103	C104	C105	C106	C107	C108	C109	C110	C111	C112	C113	C114	C115	C116	C117	C118	C119	C120	C121	C122	C123	C124	C125	C126	C127	C128	C129			
A130	A131	A132	A133	A134	A135	A136	A137	A138	A139	A140	A141	A142	A143	A144	A145	A146	A147	A148	A149	A150	A151	A152	A153	A154	A155	A156	A157	A158	A159	A160	A161	A162	A163	A164	A165	A166	A167	A168	A169	A170	A171	A172	A173	A174	A175	A176	A177	A178	A179	A180	A181	A182	A183	A184	A185	A186	A187	A188	A189	A190					
G191	G192	G193	G194	G195	G196	G197	G198	G199	G200	G201	G202	G203	G204	G205	G206	G207	G208	G209	G210	G211	G212	G213	G214	G215	G216	G217	G218	G219	G220	G221	G222	G223	G224	G225	G226	G227	G228	G229	G230	G231	G232	G233	G234	G235	G236	G237	G238	G239	G240	G241	G242	G243	G244	G245	G246	G247	G248	G249	G250	G251	G252	G253	G254		
G255	G256	G257	G258	G259	G260	G261	G262	G263	G264	G265	G266	G267	G268	G269	G270	G271	G272	G273	G274	G275	G276	G277	G278	G279	G280	G281	G282	G283	G284	G285	G286	G287	G288	G289	G290	G291	G292	G293	G294	G295	G296	G297	G298	G299	G300	G301	G302	G303	G304	G305	G306	G307	G308	G309	G310	G311	G312	G313	G314	G315	G316	G317	G318	G319	G320
G319	G320	G321	G322	G323	G324	G325	G326	G327	G328	G329	G330	G331	G332	G333	G334	G335	G336	G337	G338	G339	G340	G341	G342	G343	G344	G345	G346	G347	G348	G349	G350	G351	G352	G353	G354	G355	G356	G357	G358	G359	G360	G361	G362	G363	G364	G365	G366	G367	G368	G369	G370	G371	G372	G373	G374	G375	G376	G377	G378	G379	G380				
C381	C382	C383	C384	C385	C386	C387	C388	C389	C390	C391	C392	C393	C394	C395	C396	C397	C398	C399	C400	C401	C402	C403	C404	C405	C406	C407	C408	C409	C410	C411	C412	C413	C414	C415	C416	C417	C418	C419	C420	C421	C422	C423	C424	C425	C426	C427	C428	C429	C430	C431	C432	C433	C434	C435	C436	C437	C438	C439	C440						
C443	C444	C445	C446	C447	C448	C449	C450	C451	C452	C453	C454	C455	C456	C457	C458	C459	C460	C461	C462	C463	C464	C465	C466	C467	C468	C469	C470	C471	C472	C473	C474	C475	C476	C477	C478	C479	C480	C481	C482	C483	C484	C485	C486	C487	C488	C489	C490	C491	C492	C493	C494	C495	C496	C497	C498	C499	C500	C501							
A502	A503	A504	A505	A506	A507	A508	A509	A510	A511	A512	A513	A514	A515	A516	A517	A518	A519	A520	A521	A522	A523	A524	A525	A526	A527	A528	A529	A530	A531	A532	A533	A534	A535	A536	A537	A538	A539	A540	A541	A542	A543	A544	A545	A546	A547	A548	A549	A550	A551	A552	A553	A554	A555	A556	A557	A558	A559	A560	A561	A562	A563	A564	A565	A566	
G566	G567	G568	G569	G570	G571	G572	G573	G574	G575	G576	G577	G578	G579	G580	G581	G582	G583	G584	G585	G586	G587	G588	G589	G590	G591	G592	G593	G594	G595	G596	G597	G598	G599	G600	G601	G602	G603	G604	G605	G606	G607	G608	G609	G610	G611	G612	G613	G614	G615	G616	G617	G618	G619	G620	G621	G622	G623	G624	G625	G626	G627				
G628	G629	G630	G631	G632	G633	G634	G635	G636	G637	G638	G639	G640	G641	G642	G643	G644	G645	G646	G647	G648	G649	G650	G651	G652	G653	G654	G655	G656	G657	G658	G659	G660	G661	G662	G663	G664	G665	G666	G667	G668	G669	G670	G671	G672	G673	G674	G675	G676	G677	G678	G679	G680	G681	G682	G683	G684	G685	G686	G687	G688					
C689	C690	C691	C692	C693	C694	C695	C696	C697	C698	C699	C700	C701	C702	C703	C704	C705	C706	C707	C708	C709	C710	C711	C712	C713	C714	C715	C716	C717	C718	C719	C720	C721	C722	C723	C724	C725	C726	C727	C728	C729	C730	C731	C732	C733	C734	C735	C736	C737	C738	C739	C740	C741	C742	C743	C744	C745	C746	C747	C748	C749	C750				
G751	G752	G753	G754	G755	G756	G757	G758	G759	G760	G761	G762	G763	G764	G765	G766	G767	G768	G769	G770	G771	G772	G773	G774	G775	G776	G777	G778	G779	G780	G781	G782	G783	G784	G785	G786	G787	G788	G789	G790	G791	G792	G793	G794	G795	G796	G797	G798	G799	G800	G801	G802	G803	G804	G805	G806	G807	G808	G809	G810	G811	G812	G813	G814		
A815	A816	A817	A818	A819	A820	A821	A822	A823	A824	A825	A826	A827	A828	A829	A830	A831	A832	A833	A834	A835	A836	A837	A838	A839	A840	A841	A842	A843	A844	A845	A846	A847	A848	A849	A850	A851	A852	A853	A854	A855	A856	A857	A858	A859	A860	A861	A862	A863	A864	A865	A866	A867	A868	A869	A870	A871	A872	A873	A874	A875	A876	A877	A878	A879	A880
G877	G878	G879	G880	G881	G882	G883	G884	G885	G886	G887	G888	G889	G890	G891	G892	G893	G894	G895	G896	G897	G898	G899	G900	G901	G902	G903	G904	G905	G906	G907	G908	G909	G910	G911	G912	G913	G914	G915	G916	G917	G918	G919	G920	G921	G922	G923	G924	G925	G926	G927	G928	G929	G930	G931	G932	G933	G934	G935	G936	G937	G938	G939	G940		
G939	G940	G941	G942	G943	G944	G945	G946	G947	G948	G949	G950	G951	G952	G953	G954	G955	G956	G957	G958	G959	G960	G961	G962	G963	G964	G965	G966	G967	G968	G969	G970	G971	G972	G973	G974	G975	G976	G977	G978	G979	G980	G981	G982	G983	G984	G985	G986	G987	G988	G989	G990	G991	G992	G993	G994	G995	G996	G997	G998	G999	A1000	C1001	G1002	G1003	A1004



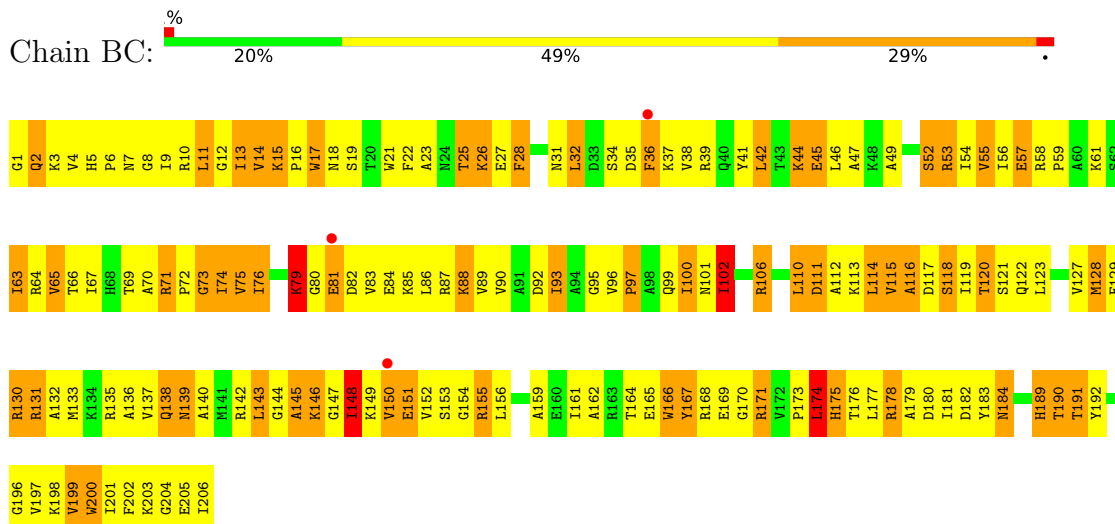
• Molecule 2: 30S ribosomal protein S2



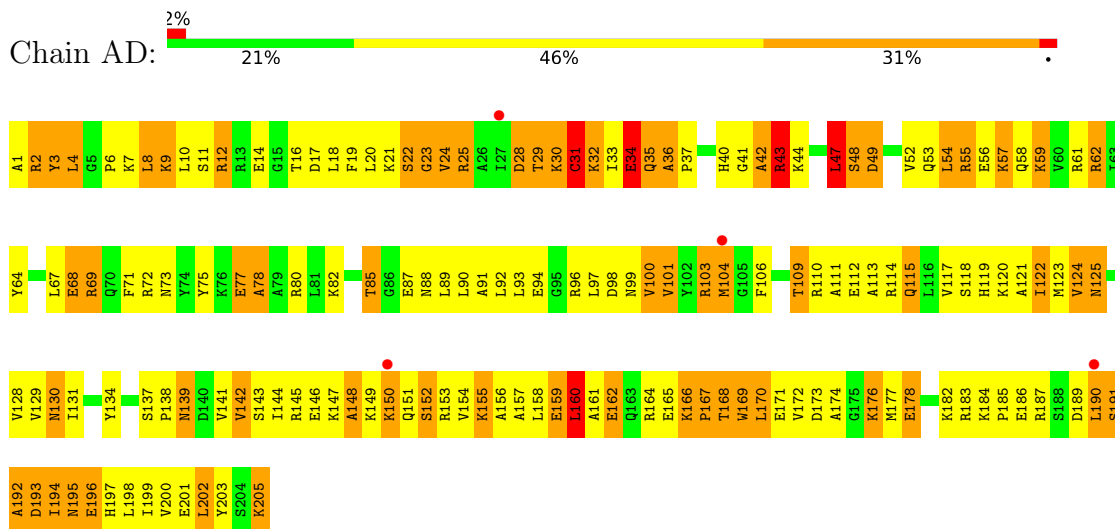
• Molecule 3: 30S ribosomal protein S3



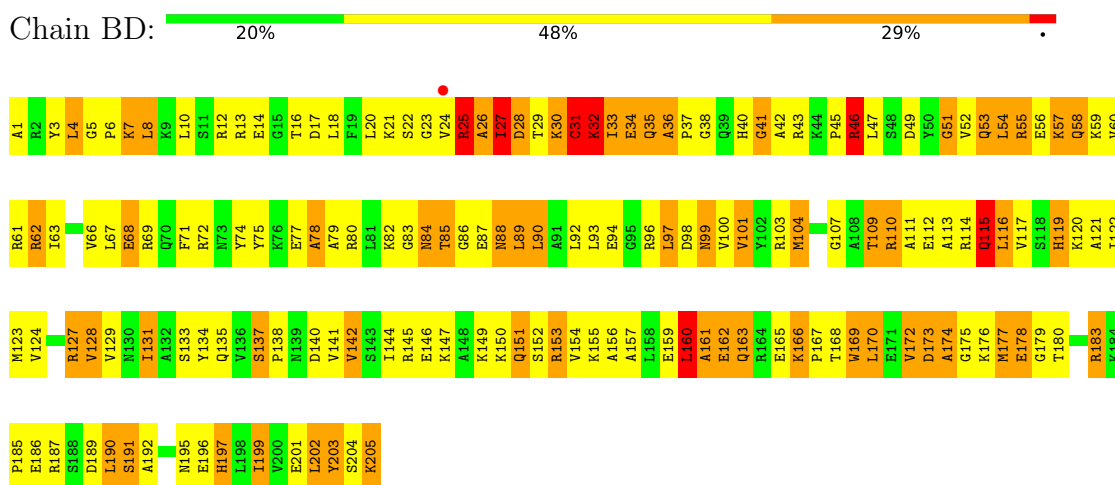
• Molecule 3: 30S ribosomal protein S3



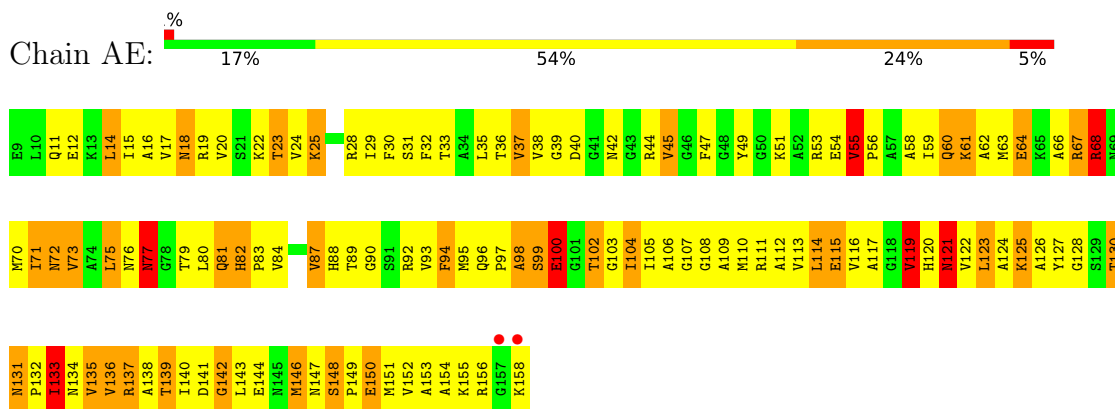
- Molecule 4: 30S ribosomal protein S4



- Molecule 4: 30S ribosomal protein S4

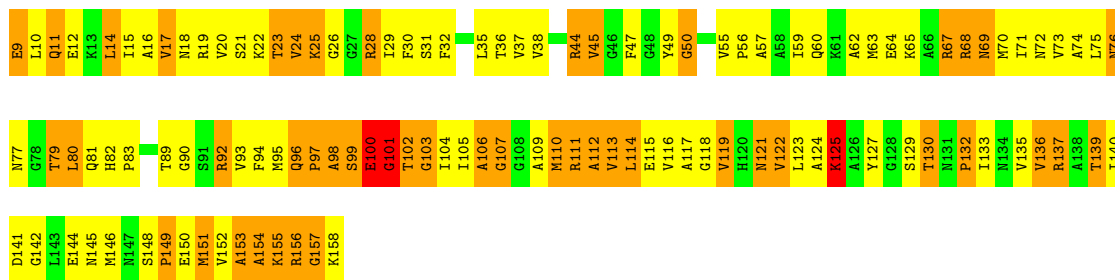


- Molecule 5: 30S ribosomal protein S5

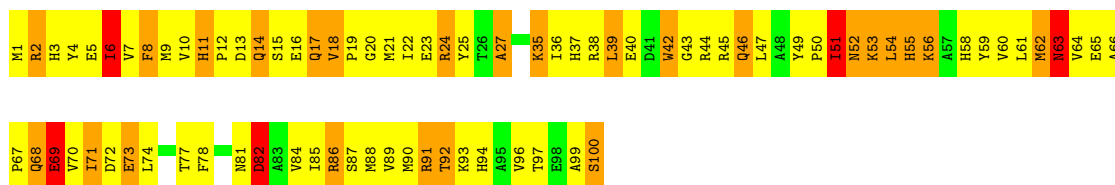
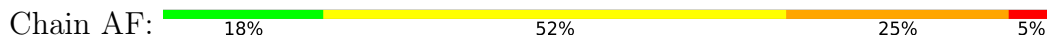


- Molecule 5: 30S ribosomal protein S5

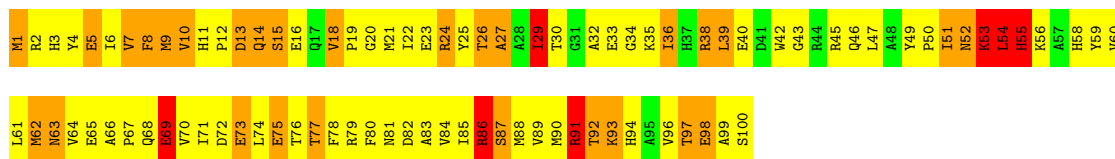
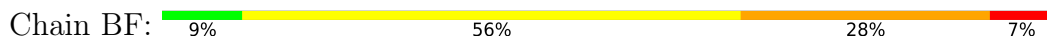




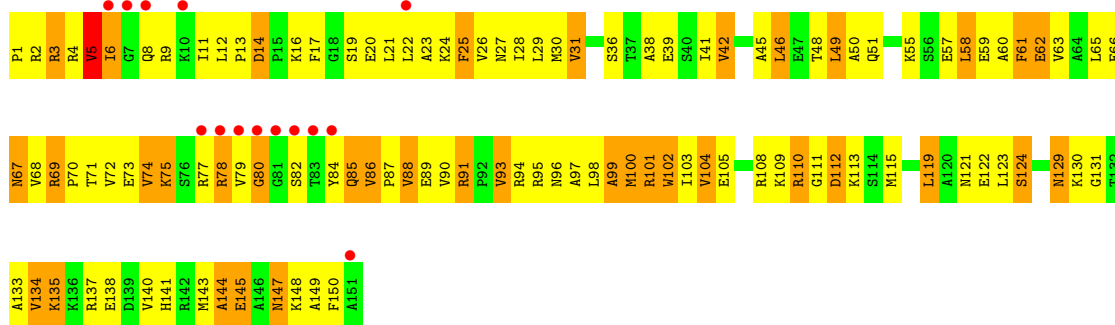
• Molecule 6: 30S ribosomal protein S6



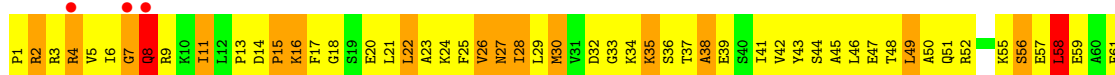
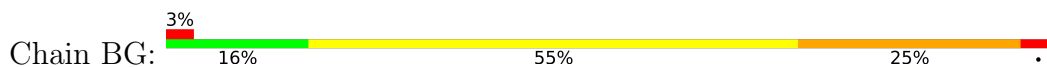
• Molecule 6: 30S ribosomal protein S6

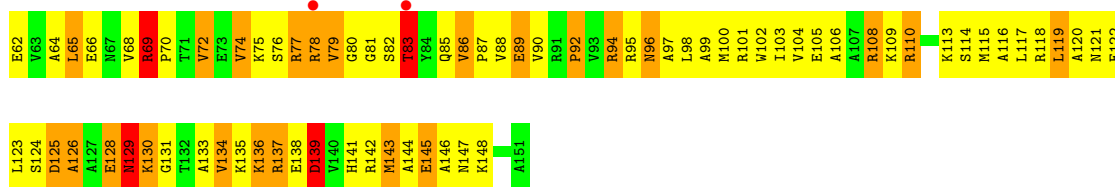


• Molecule 7: 30S ribosomal protein S7



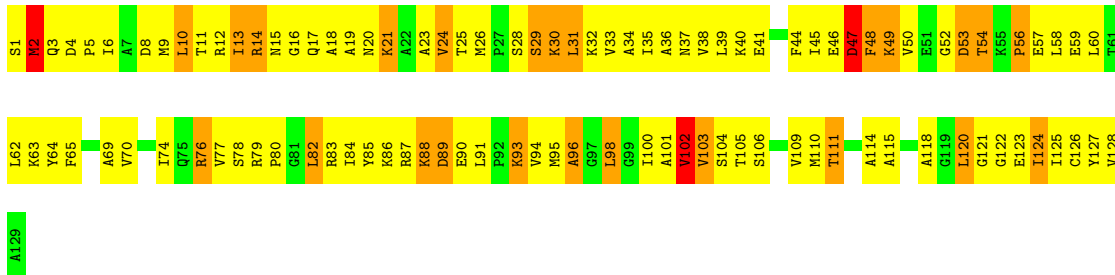
• Molecule 7: 30S ribosomal protein S7





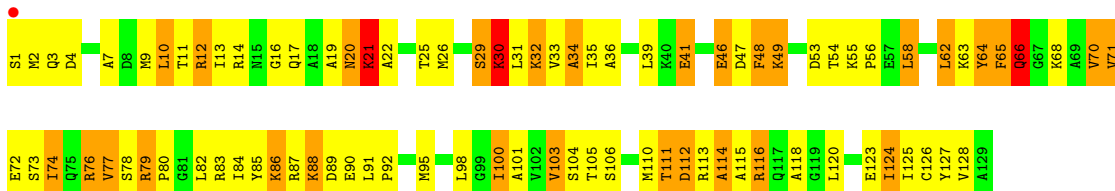
- Molecule 8: 30S ribosomal protein S8

Chain AH: 21% 58% 19%



- Molecule 8: 30S ribosomal protein S8

Chain BH: 32% 43% 22%



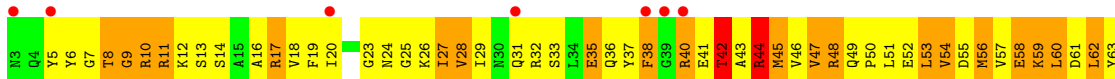
- Molecule 9: 30S ribosomal protein S9

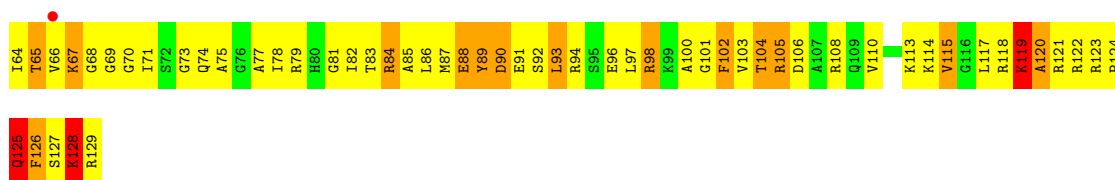
Chain AI: 3% 13% 57% 28%



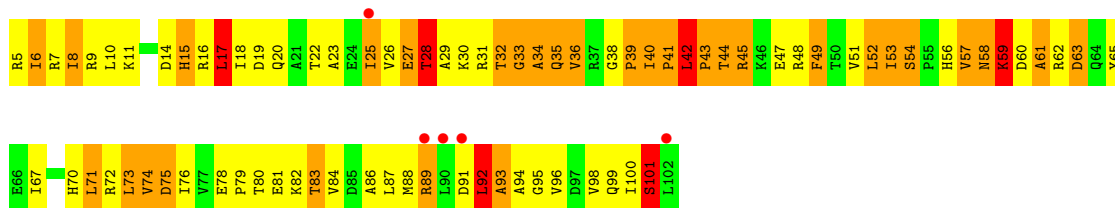
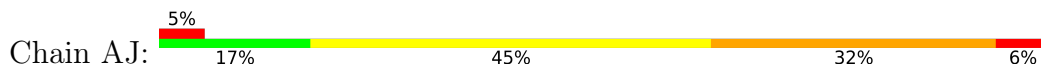
- Molecule 9: 30S ribosomal protein S9

Chain BI: 6% 14% 55% 27%

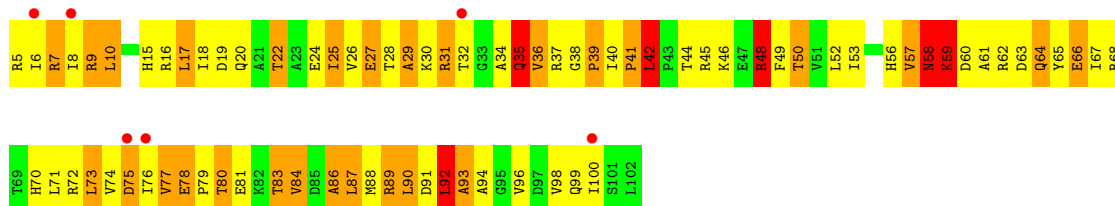
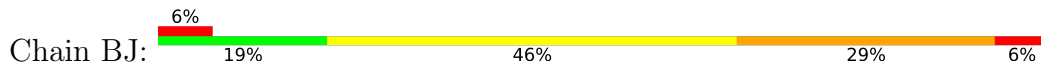




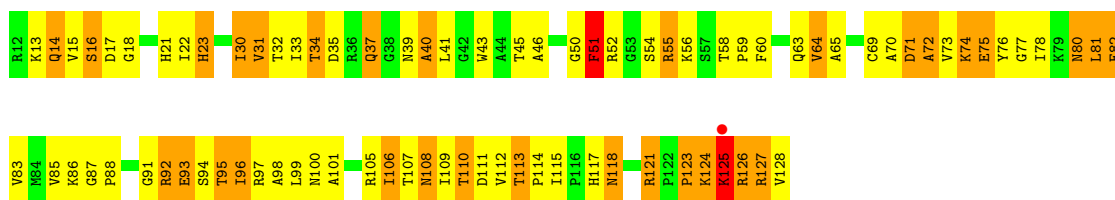

- Molecule 10: 30S ribosomal protein S10



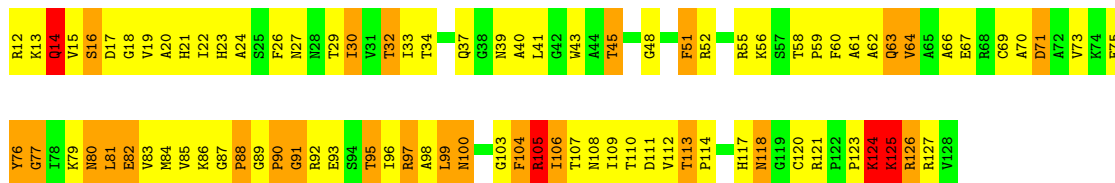
- Molecule 10: 30S ribosomal protein S10



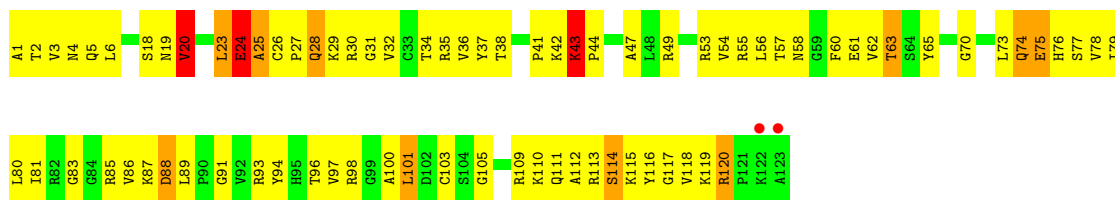
- Molecule 11: 30S ribosomal protein S11



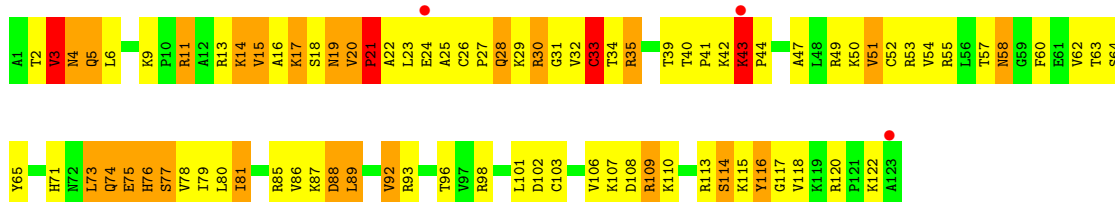
- Molecule 11: 30S ribosomal protein S11



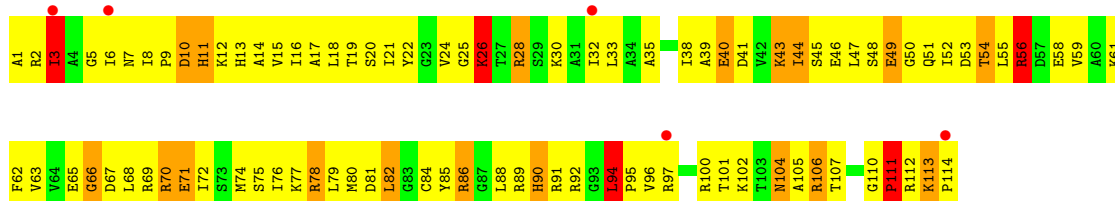
- Molecule 12: 30S ribosomal protein S12



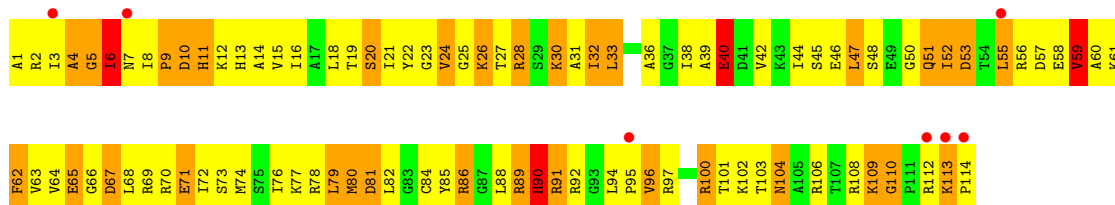
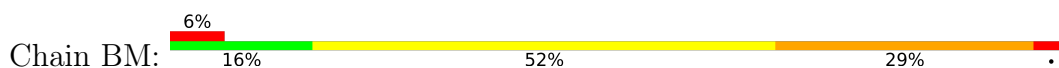
- Molecule 12: 30S ribosomal protein S12



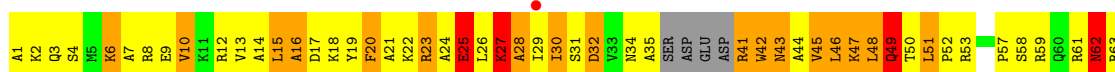
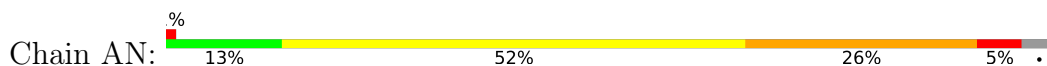
- Molecule 13: 30S ribosomal protein S13

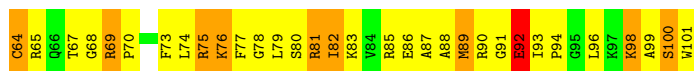


- Molecule 13: 30S ribosomal protein S13

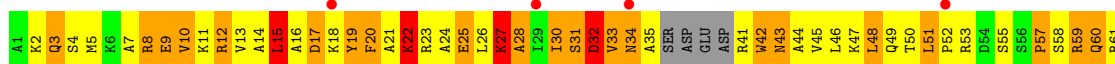
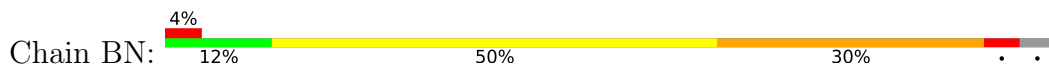


- Molecule 14: 30S ribosomal protein S14

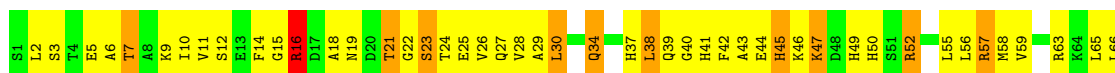





• Molecule 14: 30S ribosomal protein S14



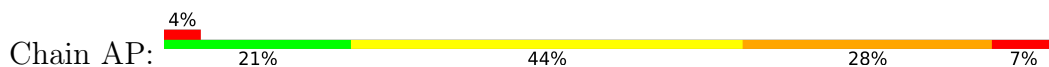
• Molecule 15: 30S ribosomal protein S15



• Molecule 15: 30S ribosomal protein S15



• Molecule 16: 30S ribosomal protein S16


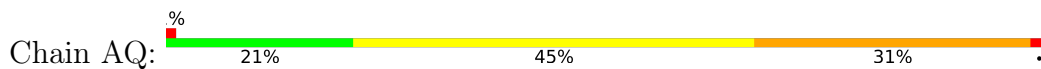


• Molecule 16: 30S ribosomal protein S16


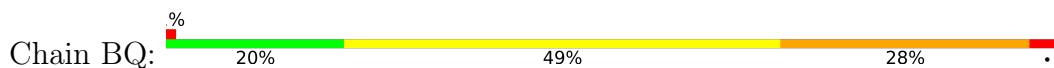




- Molecule 17: 30S ribosomal protein S17



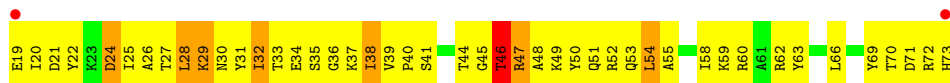
- Molecule 17: 30S ribosomal protein S17



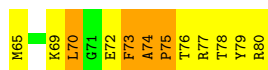
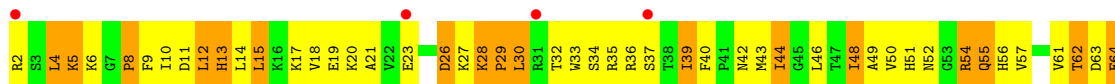
- Molecule 18: 30S ribosomal protein S18



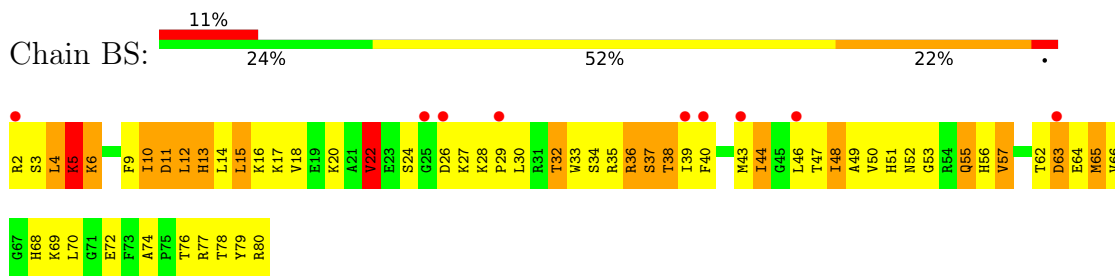
- Molecule 18: 30S ribosomal protein S18



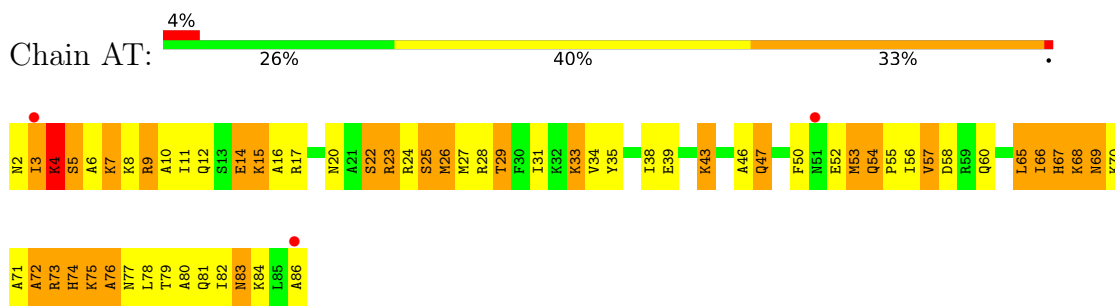
- Molecule 19: 30S ribosomal protein S19



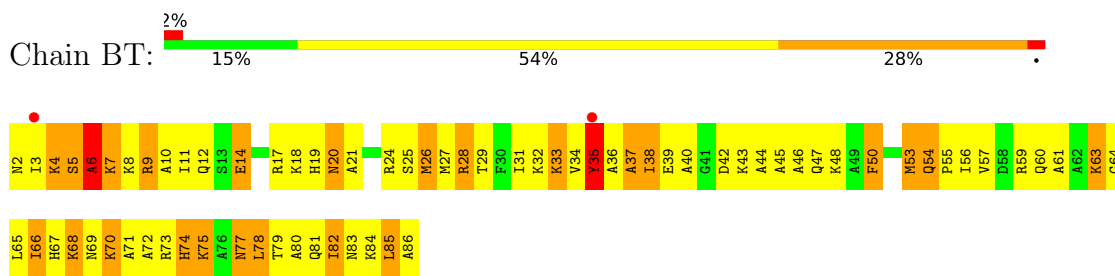
- Molecule 19: 30S ribosomal protein S19



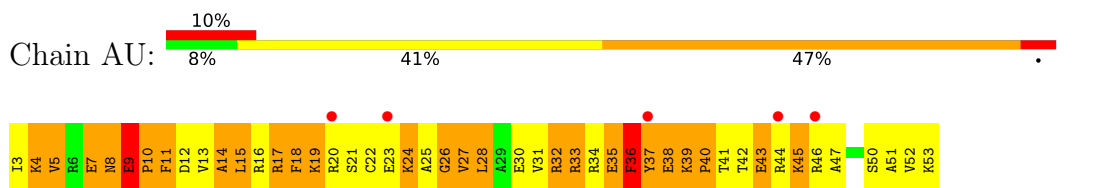
• Molecule 20: 30S ribosomal protein S20



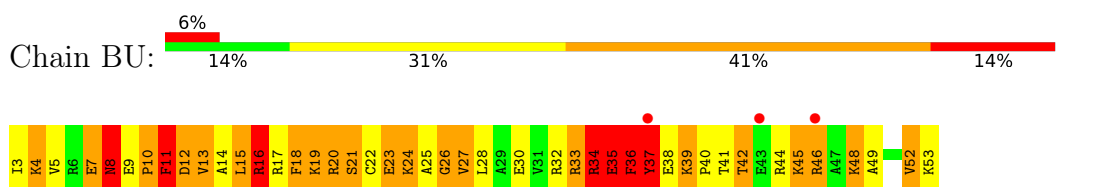
• Molecule 20: 30S ribosomal protein S20



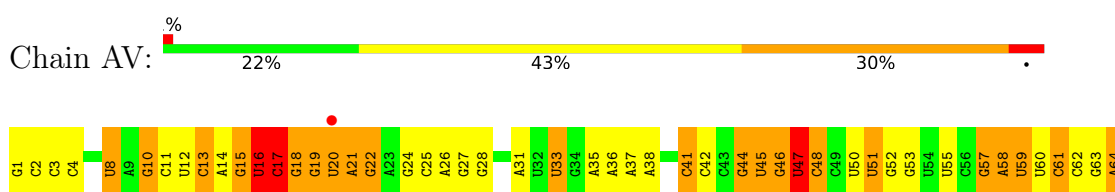
• Molecule 21: 30S ribosomal protein S21



• Molecule 21: 30S ribosomal protein S21

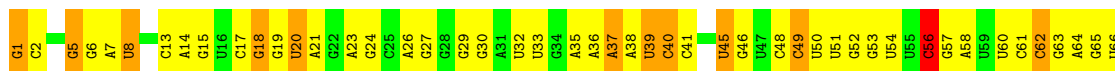


• Molecule 22: phenylalanine specific transfer RNA

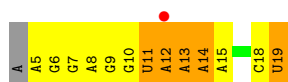
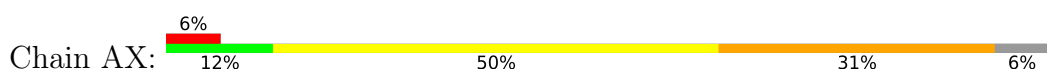




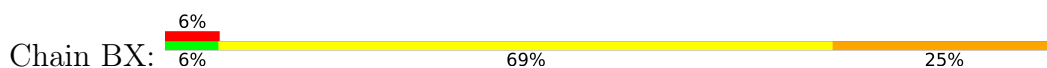
- Molecule 22: phenylalanine specific transfer RNA



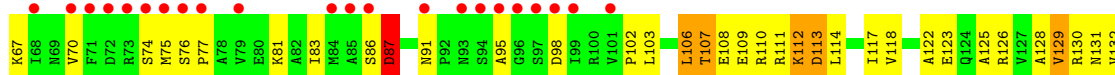
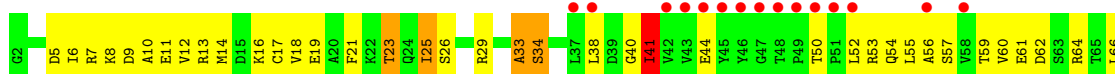
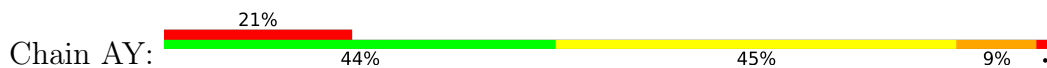
- Molecule 23: messenger RNA



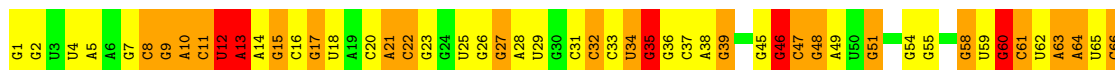
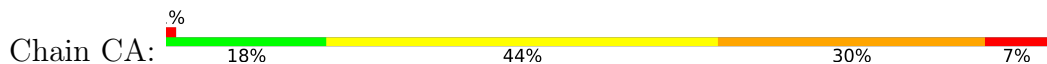
- Molecule 23: messenger RNA



- Molecule 24: ribosome recycling factor



- Molecule 25: 23S rRNA

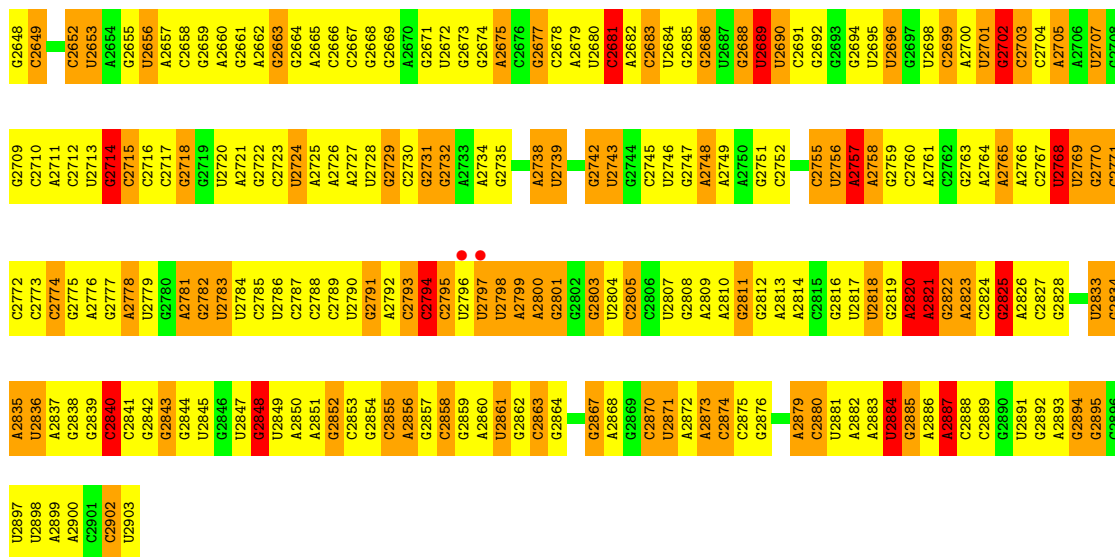


U67	U68	U69	U70	U71	U72	U73	U74	U75	U76	U77	U78	U79	U80	U81	U82	U83	U84	U85	U86	U87	U88	U89	U90	U91	U92	U93	U94	U95	U96	U97	U98	U99	U100	U101	U102	U103	U104	U105	U106	U107	U108	U109	U110	U111	U112	U113	U114	U115	U116	U117	U118	U119	U120	U121	U122	U123	U124	U125	U126	U127	U128	U129	U130	U131	U132																																																																																																																																																																																																																																																																																																																																																																																																																																																																																																																																																																																																																																															
U133	U134	U135	U136	U137	U138	U139	U140	U141	U142	U143	U144	U145	U146	U147	U148	U149	U150	U151	U152	U153	U154	U155	U156	U157	U158	U159	U160	U161	U162	U163	U164	U165	U166	U167	U168	U169	U170	U171	U172	U173	U174	U175	U176	U177	U178	U179	U180	U181	U182	U183	U184	U185	U186	U187	U188	U189	U190	U191	U192	U193	U194	U195	U196	U197	U198	U199	U200																																																																																																																																																																																																																																																																																																																																																																																																																																																																																																																																																																																																																																													
A204	A205	A206	A207	A208	A209	A210	A211	A212	A213	A214	A215	A216	A217	A218	A219	A220	A221	A222	A223	A224	A225	A226	A227	A228	A229	A230	A231	A232	A233	A234	A235	A236	A237	A238	A239	A240	A241	A242	A243	A244	A245	A246	A247	A248	A249	A250	A251	A252	A253	A254	A255	A256	A257	A258	A259	A260	A261	A262	A263	A264	A265	A266	A267	A268	A269	A270																																																																																																																																																																																																																																																																																																																																																																																																																																																																																																																																																																																																																																														
C268	C269	C270	C271	C272	C273	C274	C275	C276	C277	C278	C279	C280	C281	C282	C283	C284	C285	C286	C287	C288	C289	C290	C291	C292	C293	C294	C295	C296	C297	C298	C299	C300	C301	C302	C303	C304	C305	C306	C307	C308	C309	C310	C311	C312	C313	C314	C315	C316	C317	C318	C319	C320	C321	C322	C323	C324	C325	C326	C327	C328	C329	C330	C331	C332	C333	C334	C335	C336	C337	C338	C339	C340	C341	C342	C343	C344	C345	C346	C347	C348	C349	C350	C351	C352	C353	C354	C355	C356	C357	C358	C359	C360	C361	C362	C363	C364	C365	C366	C367	C368	C369	C370	C371	C372	C373	C374	C375	C376	C377	C378	C379	C380	C381	C382	C383	C384	C385	C386	C387	C388	C389	C390	C391	C392	C393	C394	C395	C396	C397	C398	C399	C400																																																																																																																																																																																																																																																																																																																																																																																																																																																																																																																																																																												
A332	A333	A334	A335	A336	A337	A338	A339	A340	A341	A342	A343	A344	A345	A346	A347	A348	A349	A350	A351	A352	A353	A354	A355	A356	A357	A358	A359	A360	A361	A362	A363	A364	A365	A366	A367	A368	A369	A370	A371	A372	A373	A374	A375	A376	A377	A378	A379	A380	A381	A382	A383	A384	A385	A386	A387	A388	A389	A390	A391	A392	A393	A394	A395	A396	A397	A398	A399	A400	A401	A402	A403	A404	A405	A406	A407	A408	A409	A410	A411	A412	A413	A414	A415	A416	A417	A418	A419	A420	A421	A422	A423	A424	A425	A426	A427	A428	A429	A430	A431	A432	A433	A434	A435	A436	A437	A438	A439	A440	A441	A442	A443	A444	A445	A446	A447	A448	A449	A450	A451	A452	A453	A454	A455	A456	A457	A458	A459	A460	A461	A462	A463	A464	A465	A466	A467	A468	A469	A470	A471	A472	A473	A474	A475	A476	A477	A478	A479	A480	A481	A482	A483	A484	A485	A486	A487	A488	A489	A490	A491	A492	A493	A494	A495	A496	A497	A498	A499	A500	A501	A502	A503	A504	A505	A506	A507	A508	A509	A510	A511	A512	A513	A514	A515	A516	A517	A518	A519	A520	A521	A522	A523	A524	A525	A526	A527	A528	A529	A530	A531	A532	A533	A534	A535	A536	A537	A538	A539	A540	A541	A542	A543	A544	A545	A546	A547	A548	A549	A550	A551	A552	A553	A554	A555	A556	A557	A558	A559	A560	A561	A562	A563	A564	A565	A566	A567	A568	A569	A570	A571	A572	A573	A574	A575	A576	A577	A578	A579	A580	A581	A582	A583	A584	A585	A586	A587	A588	A589	A590	A591	A592	A593	A594	A595	A596	A597	A598	A599	A600	A601	A602	A603	A604	A605	A606	A607	A608	A609	A610	A611	A612	A613	A614	A615	A616	A617	A618	A619	A620	A621	A622	A623	A624	A625	A626	A627	A628	A629	A630	A631	A632	A633	A634	A635	A636	A637	A638	A639	A640	A641	A642	A643	A644	A645	A646	A647	A648	A649	A650	A651	A652	A653	A654	A655	A656	A657	A658	A659	A660	A661	A662	A663	A664	A665	A666	A667	A668	A669	A670	A671	A672	A673	A674	A675	A676	A677	A678	A679	A680	A681	A682	A683	A684	A685	A686	A687	A688	A689	A690	A691	A692	A693	A694	A695	A696	A697	A698	A699	A700	A701	A702	A703	A704	A705	A706	A707	A708	A709	A710	A711	A712	A713	A714	A715	A716	A717	A718	A719	A720	A721	A722	A723	A724	A725	A726	A727	A728	A729	A730	A731	A732	A733	A734	A735	A736	A737	A738	A739	A740	A741	A742	A743	A744	A745	A746	A747	A748	A749	A750	A751	A752	A753	A754	A755	A756	A757	A758	A759	A760	A761	A762	A763	A764	A765	A766	A767	A768	A769	A770	A771	A772	A773	A774	A775	A776	A777	A778	A779	A780	A781	A782	A783	A784	A785	A786	A787	A788	A789	A790	A791	A792	A793	A794	A795	A796	A797	A798	A799	A800	A801	A802	A803	A804	A805	A806	A807	A808	A809	A810	A811	A812	A813	A814	A815	A816	A817	A818	A819	A820	A821	A822	A823	A824	A825	A826	A827	A828	A829	A830	A831	A832	A833	A834	A835	A836	A837	A838	A839	A840	A841	A842	A843	A844	A845	A846	A847	A848	A849	A850	A851	A852	A853	A854	A855	A856	A857	A858	A859	A860	A861	A862	A863	A864	A865	A866	A867	A868	A869	A870	A871	A872	A873	A874	A875	A876	A877	A878	A879	A880	A881	A882	A883	A884	A885	A886	A887	A888	A889	A890	A891	A892	A893	A894	A895	A896	A897	A898	A899	A900	A901	A902	A903	A904	A905	A906	A907	A908	A909	A910	A911	A912	A913	A914	A915	A916	A917	A918	A919	A920	A921	A922	A923	A924	A925	A926	A927	A928	A929	A930	A931	A932	A933	A934	A935	A936	A937	A938	A939	A940	A941	A942	A943	A944	A945	A946	A947	A948	A949	A950	A951	A952	A953	A954	A955	A956	A957	A958	A959	A960	A961	A962	A963	A964	A965	A966	A967	A968	A969	A970	A971	A972	A973	A974	A975	A976	A977	A978	A979	A980	A981	A982	A983	A984	A985	A986	A987	A988	A989	A990	A991	A992	A993	A994	A995	A996	A997	A998	A999	A1000	A1001	A1002	A1003	A1004	A1005	A1006	A1007	A1008	A1009	A1010	A1011	A1012	A1013	A1014	A1015	A1016	A1017	A1018	A1019	A1020
U895	U896	U897	U898	U899	U900	U901	U902	A903	A904	A905	A906	A907	A908	A909	A910	A911	A912	A913	A914	A915	A916	A917	A918	A919	A920	A921	A922	A923	A924	A925	A926	A927	A928	A929	A930	A931	A932	A933	A934	A935	A936	A937	A938	A939	A940	A941	A942	A943	A944	A945	A946	A947	A948	A949	A950	A951	A952	A953	A954	A955	A956	A957	A958	A959	A960	A961	A962	A963	A964	A965	A966	A967	A968	A969	A970	A971	A972	A973	A974	A975	A976	A977	A978	A979	A980	A981	A982	A983	A984	A985	A986	A987	A988	A989	A990	A991	A992	A993	A994	A995	A996	A997	A998	A999	A1000	A1001	A1002	A1003	A1004	A1005	A1006	A1007	A1008	A1009	A1010	A1011	A1012	A1013	A1014	A1015	A1016	A1017	A1018	A1019	A1020																																																																																																																																																																																																																																																																																																																																																																																																																																																																																																																																																																																			

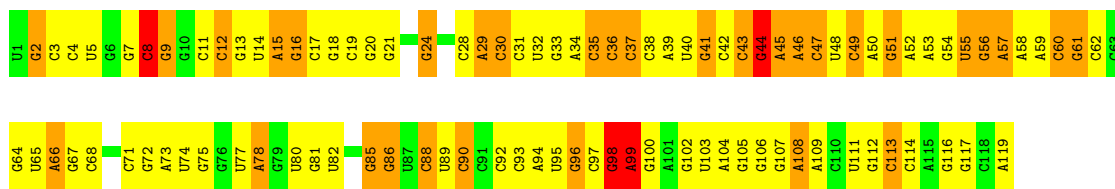

U2786	C2715	U2650	C2583	A2461	G2400	A2383	U2210	G2148	U2086	A1980
C2787	C2716	C2651	G2584	C2462	U2401	U2384	A2211	U2149	G2087	C1981
C2788	C2717	C2652	G2585	C2463	A2387	A2385	A2212	U2026	U2027	
C2789	C2718	U2653	G2586	C2464	U2402	A2386	U2213	U2028	C2088	C1965
U2790	C2719	A2654	C2587	A2465	C2403	G2387	C2214	C2029	U2028	C1966
G2791	U2720	G2655	U2528	A2466	U2404	C2388	C2215	A2030	C2091	C1967
A2792	A2721	U2656	G2529	A2467	G2405	C2389	G2216	A2031	U2092	G1968
C2793	C2722	A2657	A2530	G2470	A2406	A2390	G2217	U2032	U2092	G1968
U2794	U2723	C2658	U2531	A2471	A2407	G2391	G2218	A2033	A1969	A1970
A2795	A2724	G2659	G2532	G2472	U2408	C2342	U2219	U2034	A2094	U1971
A2796	A2725	A2660	U2533	U2473	G2409	C2343	U2220	U2035	C2095	G1972
A2797	A2726	A2661	A2534	U2474	G2410	G2344	G2221	C2036	A2097	
A2798	A2727	G2662	G2535	U2475	G2411	C2345	C2222	A2037		G1975
U2799	U2728	G2663	G2536	A2476	A2412	A2346	G2223	G2038		U1976
G2800	G2729	G2664	C2538	U2477	G2413	C2347	G2224	G2039		A1977
G2801	G2730	A2665	U2539	A2478	G2414	U2348	G2225	U2040		A1978
G2802	C2731	C2666	C2540	U2479	G2415	G2349	G2226	G2041		A1979
U2803	G2732	U2667	U2541	U2480	C2416	C2350	A2227	U2042		G1980
C2804	C2733	G2668	A2542	G2481	C2417	G2351	G2228	C2043		A1981
C2805	A2734	G2669	G2543	A2482	U2418	A2352	U2229	G2044		U1982
U2806	U2735	A2670	G2544	C2483	U2419	G2353	G2230	C2045		G1983
U2807	G2736	U2671	U2545	G2484	C2420	U2354	U2231	G2046		A1984
G2808	G2737	G2672	U2546	G2485	G2421	C2355	C2232	C2047		C1985
G2809	U2743	A2673	U2547	U2486	U2422	U2356	U2233	G2048		
G2810	G2744	A2674	A2548	G2487	U2423	G2357	G2234	G2049		G1988
A2811	C2745	G2675	G2549	G2488	C2424	A2358	G2235	G2050		G1989
A2812	U2746	C2676	G2550	U2489	A2425	C2359	G2236	C2051		G1990
A2813	G2747	G2677	U2551	G2490	A2426	C2360	U2237	A2052		U1991
A2814	A2748	C2678	U2552	C2491	C2427	G2361	G2238	G2053		G1992
C2815	A2749	U2679	U2553	U2492	C2428	C2362	U2239	A2054		U1993
U2816	U2750	U2680	G2554	U2493	G2429	C2363	U2240	C2055		U1994
U2817	C2745	C2681	U2555	G2494	A2430	G2364	G2241	G2056		C1997
A2818	G2751	A2682	U2556	U2495	U2431	G2365	G2242	G2057		A1998
A2819	C2752	C2683	G2557	C2496	A2432	U2367	U2243	A2058		C1999
A2820	U2753	G2684	U2558	A2497	A2433	U2371	U2244	A2059		C2000
A2821	A2754	U2685	U2559	U2498	A2434	U2372	U2245	A2060		C2001
A2822	G2755	C2686	U2560	C2499	A2435	U2373	G2246	A2062		G2002
A2823	U2756	U2687	U2561	U2500	G2436	G2374	A2247	C2063		A2003
A2824	A2757	G2688	U2562	U2501	G2437	G2375	U2248	C2064		G2004
A2825	U2758	C2689	U2563	G2502	U2438	A2376	U2249	C2065		A2005
A2826	A2759	U2690	A2564	U2503	A2439	A2377	G2250	C2066		C2006
A2827	C2760	G2691	A2565	U2504	C2440	U2378	G2251	C2067		U2007
A2828	A2761	U2692	U2566	G2505	U2441	G2379	G2252	U2068		G2008
A2829	G2762	C2693	G2567	U2506	C2442	C2380	G2253	G2069		A2009
A2830	U2763	U2694	U2568	U2507	C2443	A2381	C2254	A2070		G2010
A2831	A2764	G2695	G2569	G2508	G2444	U2382	G2255	A2071		U2011
A2832	G2765	U2696	U2570	U2509	U2445	U2383	G2256	C2072		A2012
A2833	A2766	G2697	A2571	C2510	G2446	U2384	U2257	A2073		A2013
A2834	U2767	C2698	U2572	U2511	U2447	G2385	G2258	U2075		A2014
A2835	C2770	U2699	G2573	C2512	A2448	A2386	U2259	U2076		A2015
A2836	G2771	G2703	U2574	A2513	U2449	U2387	C2260	A2077		U2016
A2837	U2772	A2705	G2575	G2514	A2450	U2388	C2261	G2078		U2017
A2838	C2773	A2706	U2576	U2515	A2451	U2389	G2262	C2079		G2018
A2839	G2774	G2707	G2577	C2516	A2452	U2390	C2263	U2080		A2019
A2840	U2775	U2708	A2578	A2517	A2453	G2391	U2264	U2081		C2021
A2841	G2776	G2709	G2579	C2518	U2454	U2392	U2265	G2082		U2022
A2842	A2777	U2710	U2580	U2519	U2455	U2393	A2266	G2083		C2023
A2843	C2778	C2711	G2581	C2520	U2456	C2394	A2267	C2146		A2024
A2844	U2779	U2712	U2582	G2521	G2457	U2395	A2268	C2147		
A2845	G2780	C2713	G2583	C2522	G2458	U2396	A2269	C2148		
A2846	U2781	U2714	U2584	U2523	U2460	G2397	A2270	C2149		

G1696	A1630	G1567	U1506	C1446	C1386	U1326	C1257	A1194	A1133	A1073	G1011	C946	G881	A819
G1697	G1631	G1568	C1507	C1447	A1387	A1327	U1288	G1195	A1134	G1074	U1012	A947	G882	A820
A1700	A1632	A1569	A1508	G1448	G1388	G1328	G1289	G1196	C1135	C1075	C1013	C948	G883	G822
A1701	G1633	A1570	A1509	G1449	G1389	U1329	A1260	G1197	G1136	G1076	G1014	G949	U884	G823
G1702	A1634	A1571	G1510	G1450	G1390	C1330	C1261	U1198	G1137	A1077	U1015	G950	C885	C823
G1703	G1635	A1572	G1511	C1451	U1391	G1331	A1262	U1199	G1138	U1078	G1016	G854	U824	G824
G1704	U1636	G1573	C1512	G1452	A1392	G1332	U1263	C1200	G1139	C1079	G1017	U955	A	A825
A1705	A1637	C1574	G1513	A1453	A1393	G1333	A1264	G1203	C1140	A1080	U1018	U956	C	U826
A1706	C1638	C1575	G1514	G1454	U1394	G1334	A1265	U1203	U1141	A1081	U1019	U957	C	U827
G1707	A1639	A1576	A1515	G1455	A1395	C1335	U1266	A1204	A1142	U1082	A1020	G956	C	U828
G1708	G1643	C1577	G1516	G1456	U1396	A1336	U1267	A1205	A1143	U1083	A1021	U958	C	U829
U1709	G1644	U1578	G1517	U1457	U1397	G1337	A1268	G1206	A1144	A1084	U1022	C961	A892	G830
G1710	G1645	A1579	G1518	U1458	C1398	G1338	A1269	C1207	C1145	A1085	U1023	G962	C893	G831
A1711	A1646	A1580	G1519	G1459	C1399	G1339	C1270	C1208	C1146	A1086	G1024	G963	U894	U832
U1712	U1647	U1581	U1520	U1460	U1400	U1340	G1271	G1212	G1149	A1087	G1025	U964	U895	A833
U1713	U1648	C1582	G1521	G1461	G1401	G1341	A1272	A1213	A1150	A1088	G1026	C964	U896	A834
U1714	G1649	U1583	A1522	C1462	A1402	A1342	G1273	A1214	C1151	A1089	A1027	C965	C897	C835
G1715	G1650	U1584	U1523	G1463	A1403	G1343	A1275	A1215	A1152	A1090	A1028	U967	C898	C838
U1716	G1651	A1586	A1525	G1464	C1404	U1344	A1276	G1216	C1153	A1091	A1029	C968	A899	U839
A1717	G1652	U1587	U1526	U1465	U1405	G1345	G1277	U1217	C1154	C1092	G1031	G969	A900	C840
G1718	G1653	G1587	G1527	U1466	U1406	G1346	C1278	U1218	U1155	A1093	G1032	U970	C901	G841
G1719	A1654	U1588	G1528	U1467	G1407	A1347	G1281	G1219	A1156	U1094	A1032	A973	C902	G842
U1720	A1655	U1589	A1529	U1468	G1408	C1348	U1282	U1219	A1157	A1095	U1033	A974	C903	U843
G1721	C1656	A1591	G1530	A1469	U1409	C1349	U1283	G1220	G1157	A1096	G1034	A975	G904	G843
A1722	U1657	C1592	C1581	A1470	G1410	C1350	G1283	C1221	C1158	U1097	U1035	A976	A905	A844
G1723	C1658	A1593	A1532	G1471	U1411	C1351	U1284	U1222	U1159	A1098	G1036	G976	U906	A845
G1724	G1659	U1594	C1533	G1472	U1412	U1352	A1286	G1223	U1160	U1099	G1037	G977	G907	U846
U1725	G1660	C1595	A1534	U1473	A1413	A1353	A1287	U1224	C1161	G1100	G1038	G978	C908	U847
U1726	G1661	C1596	U1535	U1474	C1414	A1354	G1288	A1225	G1162	A1101	G1042	A979	A909	C848
G1727	G1663	A1596	A1536	U1475	U1415	G1355	C1289	G1226	G1163	A1102	C1043	A980	A910	A849
C1728	G1664	U1597	U1537	U1476	G1416	G1356	C1290	U1227	C1164	A1103	C1044	C882	A911	U850
U1729	G1666	U1598	G1538	U1477	G1417	C1357	C1291	G1228	A1165	G1104	C1045	C982	C912	C851
G1730	G1667	C1600	U1539	U1478	U1418	G1358	G1292	C1229	G1166	U1105	C1046	A983	U913	U852
G1731	A1668	G1601	G1540	G1479	A1419	A1359	U1293	U1231	C1167	A1106	A1046	A984	G914	C853
U1732	A1669	U1602	U1541	C1480	A1420	G1360	U1294	G1231	G1168	G1107	G1047	C985	C915	C854
G1733	C1670	A1603	U1542	U1481	G1421	G1361	C1295	G1232	A1169	U1108	A1048	C986	G916	G855
G1734	U1671	C1604	G1543	G1482	G1422	C1362	U1296	C1233	C1170	C1049	C1049	C987	A917	G856
A1735	A1672	C1605	U1544	U1483	G1423	C1363	C1298	U1234	G1171	G1110	A1050	A888	A918	G857
G1736	G1673	U1606	A1545	U1484	G1424	G1364	G1299	G1236	C1172	A1111	G1051	A989	U919	G858
G1737	G1674	C1607	G1546	U1485	G1425	A1365	C1300	U1237	U1173	G1112	C1052	A990	U920	G859
G1738	C1675	A1608	C1547	U1486	G1426	A1366	A1301	G1238	A1174	U1113	C1053	C991	A920	U860
A1739	A1676	A1609	A1548	U1487	A1427	A1367	A1302	G1239	A1175	C1114	A1054	C992	A861	A861
G1740	A1677	U1610	U1549	U1488	G1428	G1368	G1303	U1240	U1176	G1115	G1055	G993	G862	G862
C1741	A1678	C1611	A1551	C1489	C1429	G1369	U1303	U1241	G1177	G1116	G1056	C994	A928	A863
U1742	A1679	G1612	G1552	A1490	G1430	C1370	G1310	A1241	C1178	C1117	A1057	C995	U929	G864
A1744	G1680	G1613	A1553	G1491	A1431	G1371	G1311	U1242	G1179	C1118	U1058	A996	G930	G865
A1745	G1681	A1614	U1554	G1492	G1432	U1372	U1312	C1243	U1180	U1119	G1059	A997	U931	C873
A1746	G1682	C1615	G1555	C1493	A1433	A1373	U1313	A1244	U1181	G1120	U1060	C998	U932	G874
G1747	G1683	U1616	C1556	A1494	A1434	G1374	C1314	G1245	G1182	C1121	U1061	U999	A933	G875
U1748	G1684	A1617	C1557	A1495	G1435	U1375	C1315	U1246	U1183	G1122	G1062	A1000	U934	C876
A1749	C1686	A1618	U1558	A1496	G1436	C1376	U1316	A1247	U1184	C1123	G1063	A1001	U935	U870
G1750	G1687	C1619	U1559	U1497	U1437	G1377	G1317	G1248	G1185	G1124	C1064	A1002	A936	U871
U1751	U1688	G1622	G1560	C1498	A1438	A1378	U1318	U1249	G1186	G1125	U1065	G1003	A936	U872
G1752	G1689	G1623	U1561	C1499	U1439	U1379	C1319	G1250	G1187	A1126	U1066	G1004	G939	C874
G1753	U1692	G1624	U1562	G1500	A1440	G1380	A1320	G1251	U1188	A1127	A1067	C1005	G940	G876
A1754	U1693	G1625	U1563	G1501	G1441	C1381	A1321	G1252	A1189	G1128	G1068	C1006	A941	C877
A1755	C1694	G1626	C1564	A1502	U1442	G1382	A1322	A1253	G1190	A1129	A1069	C1007	G942	A877
G1756	G1695	U1629	U1565	A1503	U1443	A1383	G1323	A1254	G1191	U1130	A1070	A1008	A943	A878
				A1504	G1444	A1384	G1324	A1255	G1192	G1131	A1071	A1009	C944	A879
				A1505	G1445	A1385	U1325	G1256	G1193	U1132	C1072	A1010	A945	G880

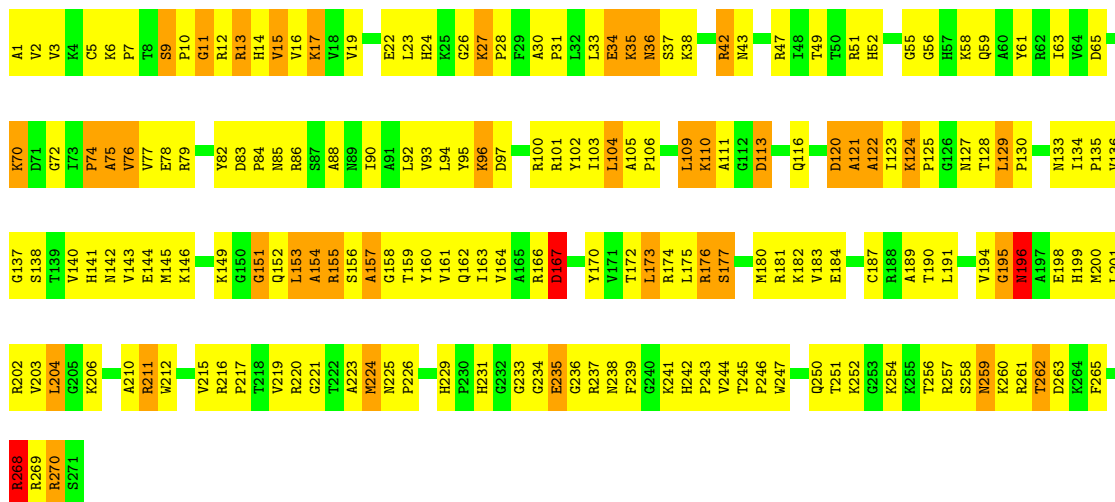
C2579	C2580	G2581	G2582	G2583	G2584	G2585	G2586	A2587	G2588	G2589	A2590	G2591	G2592	G2593	G2594	G2595	G2596	G2599	A2600	G2601	A2602	G2603	G2604	G2605	G2606	G2607	G2608	G2609	G2610	G2613	A2614	G2615	G2616	G2617	G2618	G2619	G2626	G2627	G2628	G2629	G2630	G2631	G2632	G2633	G2634	G2635	G2636	G2637	G2638	G2639	G2640	G2641	G2642	G2646	G2647					
U2393	C2394	C2395	G2396	G2399	G2400	G2401	G2402	G2403	G2404	G2405	G2406	G2407	G2408	G2409	G2410	G2411	G2412	G2413	G2414	G2415	G2416	G2417	G2418	G2419	G2420	G2421	G2422	G2423	G2424	G2425	G2426	G2427	G2428	G2429	G2430	G2431	G2432	G2433	G2434	G2435	G2436	G2437	G2438	A2439	G2440	G2441	G2442	G2443	G2444	G2445	G2446	G2447	G2448	G2449	G2450	G2451	G2452	G2453		
U2457	G2458	A2461	G2462	G2463	G2464	G2465	G2466	G2467	G2468	G2469	G2470	A2471	G2472	G2473	G2474	G2475	G2476	G2477	A2478	G2479	A2482	G2483	G2484	G2485	G2486	G2487	G2488	G2489	G2490	G2491	G2492	G2493	G2494	G2495	G2496	G2497	G2498	G2499	G2500	G2501	G2502	A2503	G2504	G2505	G2506	G2507	G2508	G2509	G2510	G2511	G2512	G2513	G2514	G2515	G2516	G2517	G2518			
A2518	G2519	C2520	G2521	G2522	G2523	G2524	G2525	G2528	G2529	G2530	G2531	G2532	G2533	G2534	G2535	G2536	G2537	G2538	G2539	G2540	A2541	G2542	G2543	G2544	G2545	G2546	G2547	G2548	G2549	G2550	G2551	G2552	G2553	G2554	G2555	G2556	G2557	G2558	G2559	G2560	G2561	G2562	G2563	G2564	G2565	G2566	G2567	G2568	G2569	G2570	G2571	G2572	G2573	G2574	G2575	G2576	G2577	G2578		
U2076	G2077	C2078	G2079	A2080	G2081	G2085	G2086	G2087	G2091	G2092	G2093	G2094	G2095	G2096	G2097	G2098	G2099	G2100	G2101	G2102	G2103	G2104	G2105	G2106	G2107	G2108	G2109	G2110	G2111	G2112	G2113	G2114	G2115	G2116	G2117	G2118	G2119	G2120	G2121	G2125	G2126	G2127	G2128	G2131	G2132	G2133	G2134	G2135	G2136	G2137	G2138	G2142	G2143	G2144						
C2145	C2146	A2147	G2148	U2149	C2150	U2151	G2152	G2153	A2154	G2155	G2156	G2157	G2158	G2159	C2160	G2161	G2162	A2163	G2164	G2165	U2166	U2167	G2168	A2170	A2171	U2172	A2173	A2176	C2177	C2178	C2179	U2180	U2181	U2182	A2183	A2184	U2185	U2186	G2187	U2188	U2189	A2191	U2192	G2193	U2194	U2195	C2196	U2197	A2198	U2199	U2202	U2203	A2205							
C2206	C2207	C2208	G2209	U2210	A2211	A2212	U2213	G2214	C2215	G2216	G2217	G2218	U2219	U2220	G2221	C2222	G2223	G2224	A2225	C2226	A2227	G2228	G2229	G2230	U2231	C2232	U2233	G2234	G2235	U2236	G2237	G2238	G2239	G2242	U2243	U2244	U2245	G2246	A2247	C2248	U2249	G2250	G2251	G2252	U2257	G2258	C2261	U2262	G2263	G2264	C2265	A2267	A2268	G2269	A2270					
G2271	U2272	A2273	A2274	G2277	A2278	G2279	G2280	G2281	G2282	G2283	U2284	G2285	G2286	A2287	G2288	G2289	G2290	U2291	U2292	G2293	G2294	G2295	U2296	A2297	A2298	U2299	C2300	C2301	U2302	G2303	G2304	U2305	C2306	G2307	G2308	A2309	C2310	U2311	U2312	C2313	A2314	G2315	G2316	A2317	G2318	G2319	U2321	A2322	G2323	U2324	G2325	G2326	G2327	A2328	U2329	G2330	G2331			
G2332	A2333	U2334	A2335	G2336	G2337	G2338	C2339	A2340	G2341	C2342	U2343	U2344	G2345	A2346	G2347	G2348	G2349	C2350	G2351	G2352	G2353	G2354	G2355	G2356	G2357	A2358	G2359	G2360	G2361	G2362	G2363	G2364	G2365	G2366	G2367	G2368	G2369	G2370	U2371	U2372	G2373	C2374	G2375	A2376	A2377	G2378	G2379	C2380	A2381	G2382	G2383	U2384	C2385	A2386	G2387	G2388	U2389	A2390	G2391	A2392
U2393	C2394	C2395	G2396	G2399	G2400	G2401	G2402	G2403	G2404	G2405	G2406	G2407	G2408	G2409	G2410	G2411	G2412	G2413	G2414	G2415	G2416	G2417	G2418	G2419	G2420	G2421	G2422	G2423	G2424	G2425	G2426	G2427	G2428	G2429	G2430	G2431	G2432	G2433	G2434	G2435	G2436	G2437	G2438	A2439	G2440	G2441	G2442	G2443	G2444	G2445	G2446	G2447	G2448	G2449	G2450	G2451	G2452	G2453		
U2457	G2458	A2461	G2462	G2463	G2464	G2465	G2466	G2467	G2468	G2469	G2470	A2471	G2472	U2473	G2474	G2475	G2476	G2477	A2478	G2479	A2482	G2483	G2484	G2485	G2486	G2487	G2488	G2489	G2490	G2491	G2492	G2493	G2494	G2495	G2496	G2497	G2498	G2499	G2500	G2501	G2502	A2503	G2504	G2505	G2506	G2507	G2508	G2509	G2510	G2511	G2512	G2513	G2514	G2515	G2516	G2517	G2518			
A2518	G2519	C2520	G2521	G2522	G2523	G2524	G2525	G2528	G2529	G2530	G2531	G2532	G2533	G2534	G2535	G2536	G2537	G2538	G2539	G2540	A2541	G2542	G2543	G2544	G2545	G2546	G2547	G2548	G2549	G2550	G2551	G2552	G2553	G2554	G2555	G2556	G2557	G2558	G2559	G2560	G2561	G2562	G2563	G2564	G2565	G2566	G2567	G2568	G2569	G2570	G2571	G2572	G2573	G2574	G2575	G2576	G2577	G2578		
C2613	A2614	G2615	G2616	G2617	G2618	G2619	G2626	G2627	G2628	G2629	G2630	G2631	G2632	G2633	G2634	G2635	G2636	G2637	G2638	G2639	G2640	G2641	G2642	G2646	G2647																																			



• Molecule 26: 5S rRNA

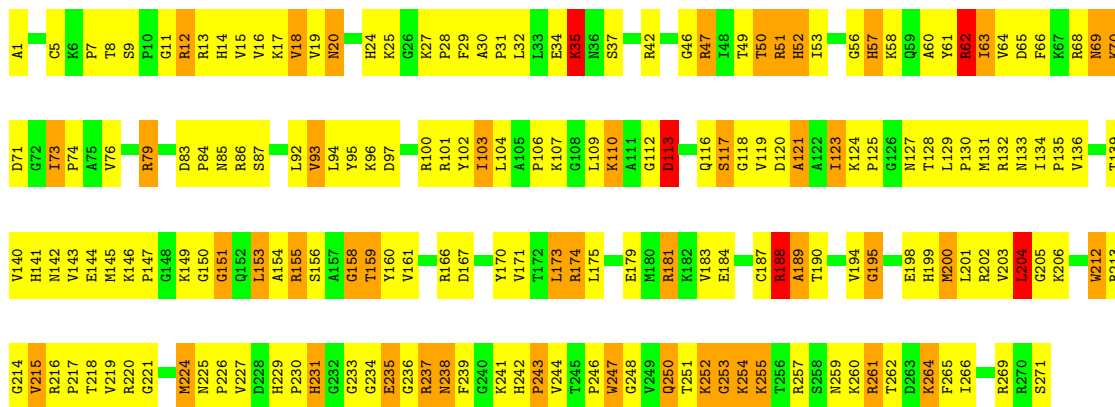


• Molecule 27: 50S ribosomal protein L2



• Molecule 27: 50S ribosomal protein L2

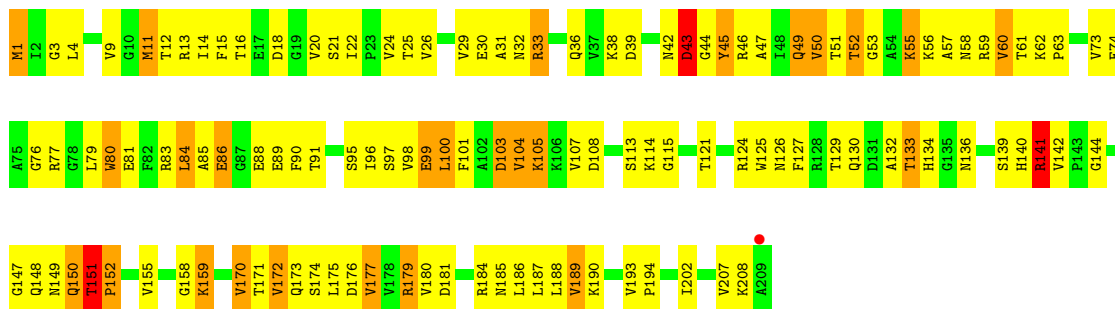




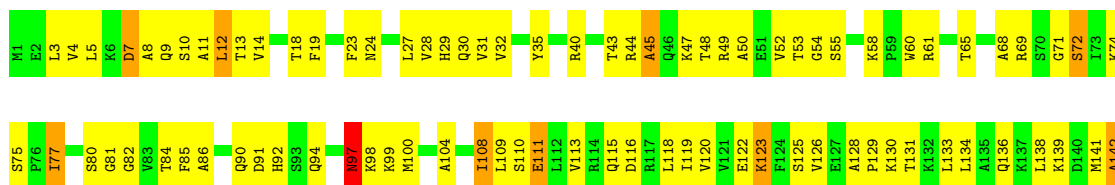
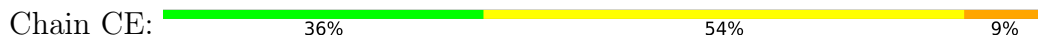
• Molecule 28: 50S ribosomal protein L3



• Molecule 28: 50S ribosomal protein L3



• Molecule 29: 50S ribosomal protein L4

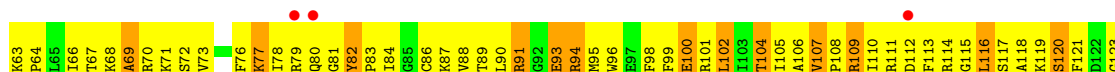




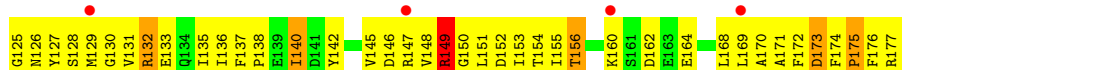

- Molecule 29: 50S ribosomal protein L4




- Molecule 30: 50S ribosomal protein L5




- Molecule 30: 50S ribosomal protein L5

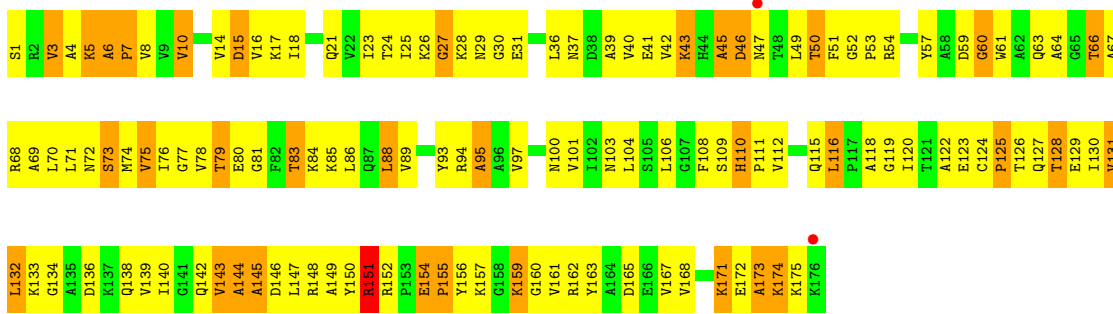


- Molecule 31: 50S ribosomal protein L6

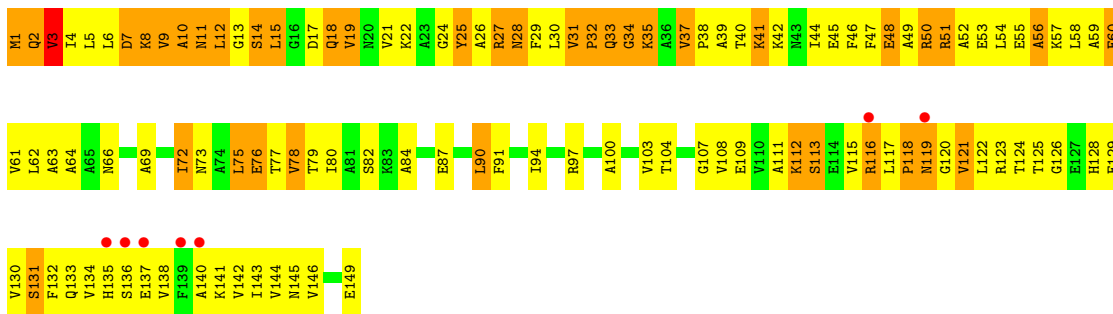




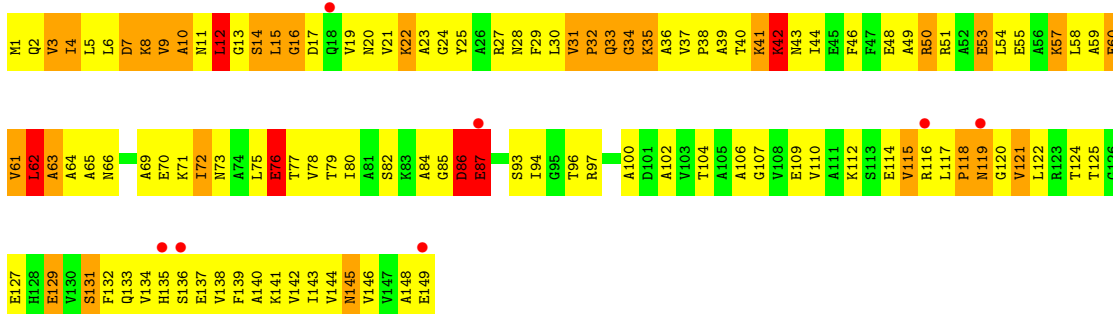
• Molecule 31: 50S ribosomal protein L6



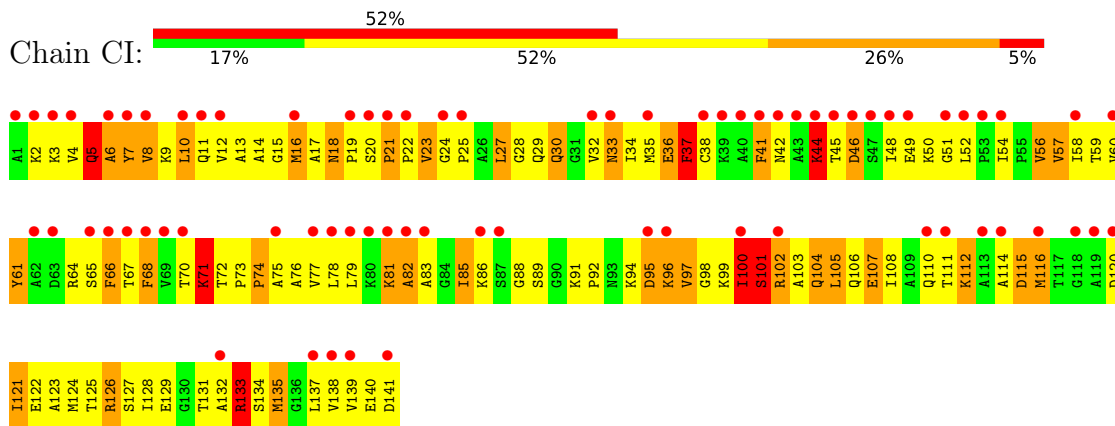
• Molecule 32: 50S ribosomal protein L9



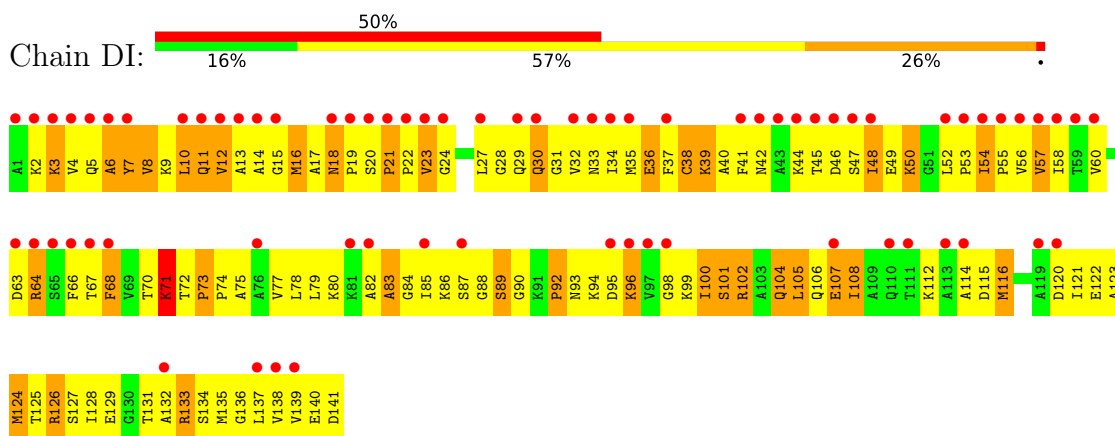
• Molecule 32: 50S ribosomal protein L9



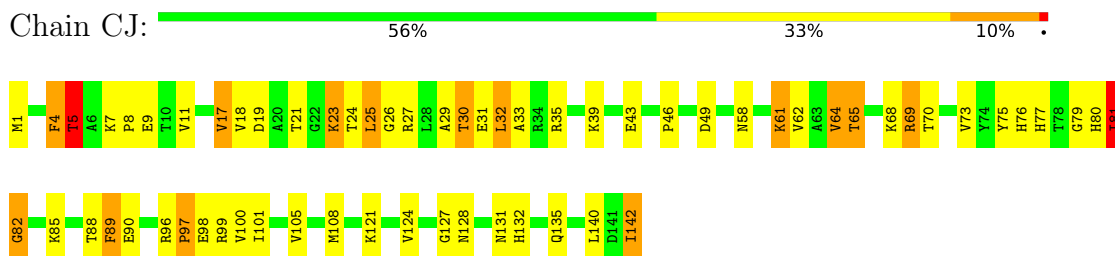
- Molecule 33: 50S ribosomal protein L11




- Molecule 33: 50S ribosomal protein L11



- Molecule 34: 50S ribosomal protein L13



- Molecule 34: 50S ribosomal protein L13

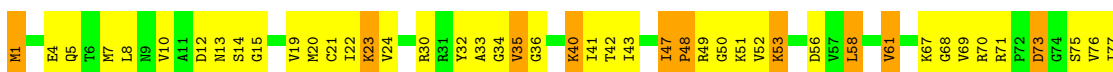


L140
D141
I142

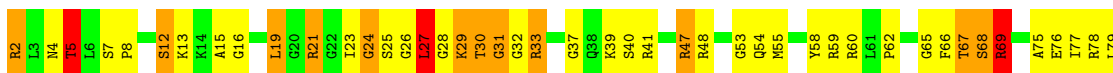
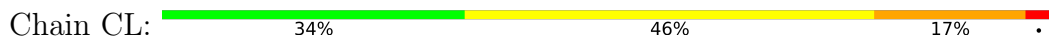
• Molecule 35: 50S ribosomal protein L14



• Molecule 35: 50S ribosomal protein L14



• Molecule 36: 50S ribosomal protein L15



• Molecule 36: 50S ribosomal protein L15



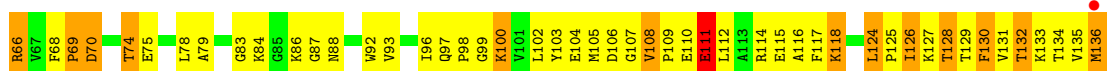
A137
A138
G139
G140
K141
I142
E143
E144

• Molecule 37: 50S ribosomal protein L16





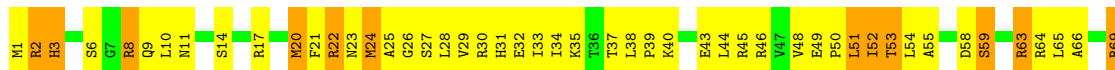
- Molecule 37: 50S ribosomal protein L16



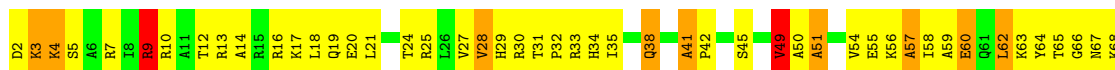
- Molecule 38: 50S ribosomal protein L17



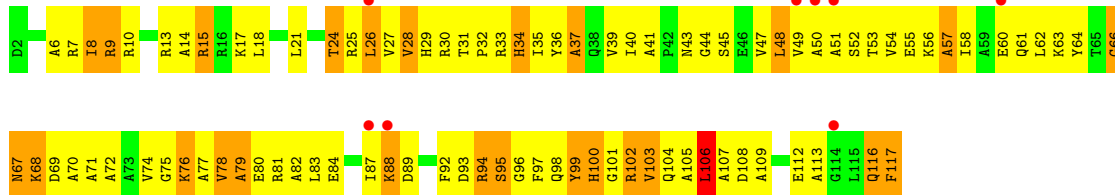
- Molecule 38: 50S ribosomal protein L17



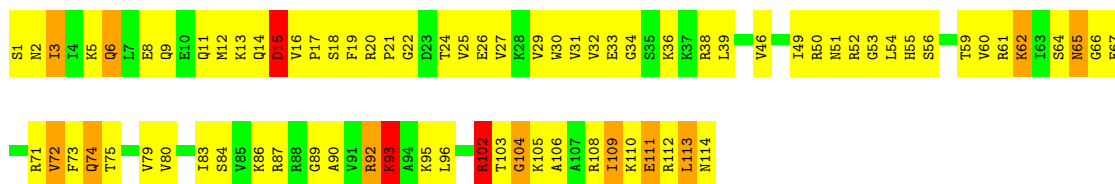
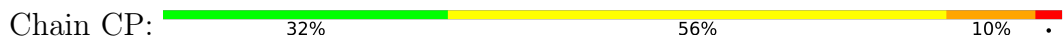
- Molecule 39: 50S ribosomal protein L18



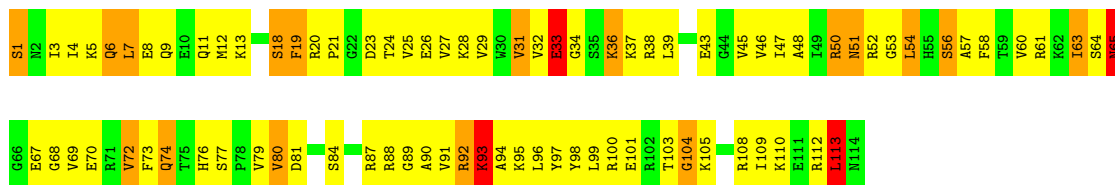
- Molecule 39: 50S ribosomal protein L18



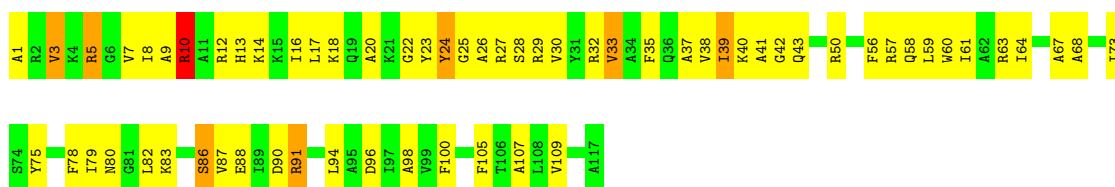
- Molecule 40: 50S ribosomal protein L19



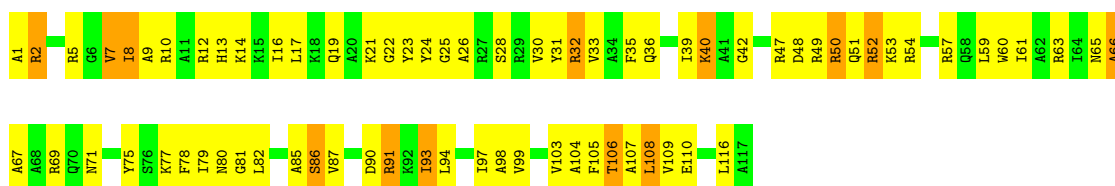
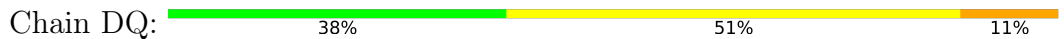
- Molecule 40: 50S ribosomal protein L19



- Molecule 41: 50S ribosomal protein L20

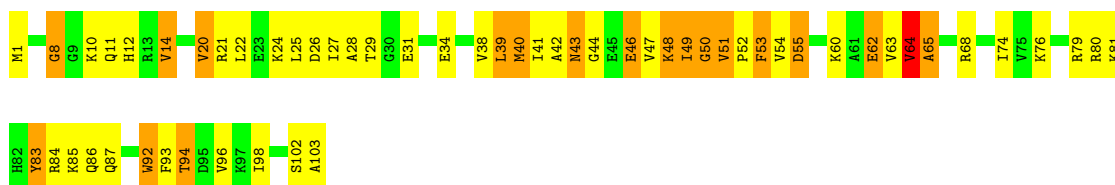


- Molecule 41: 50S ribosomal protein L20

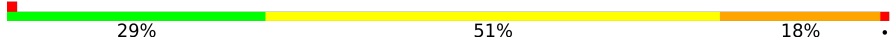


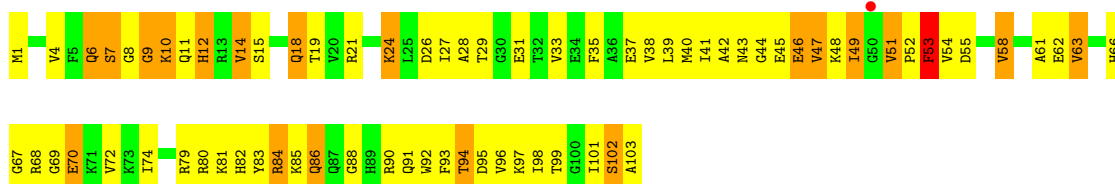
- Molecule 42: 50S ribosomal protein L21

Chain CR:  45% 37% 17%



- Molecule 42: 50S ribosomal protein L21

Chain DR:  29% 51% 18%




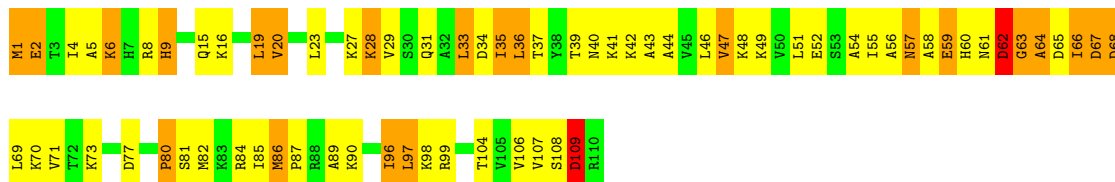
- Molecule 43: 50S ribosomal protein L22

Chain CS:  55% 35% 8%



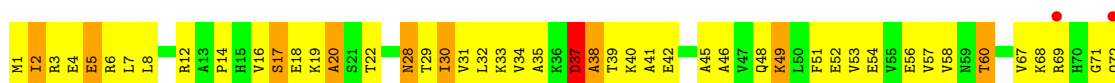
- Molecule 43: 50S ribosomal protein L22

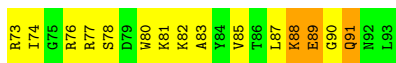
Chain DS:  35% 43% 20%



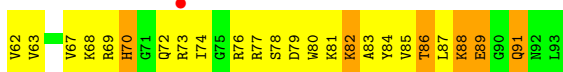

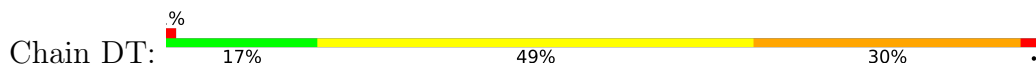
- Molecule 44: 50S ribosomal protein L23

Chain CT:  33% 53% 13%


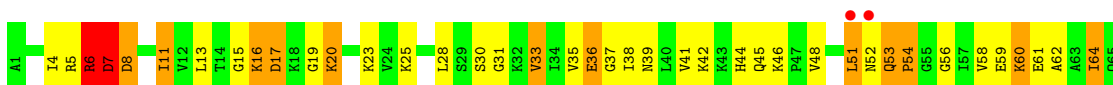






- Molecule 44: 50S ribosomal protein L23



- Molecule 45: 50S ribosomal protein L24



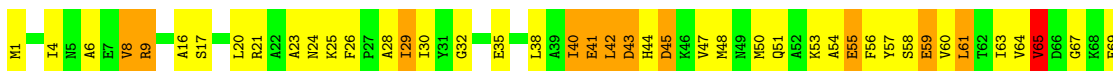
- Molecule 45: 50S ribosomal protein L24

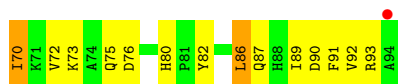


- Molecule 46: 50S ribosomal protein L25

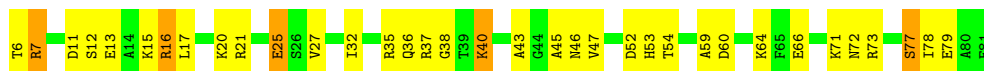


- Molecule 46: 50S ribosomal protein L25






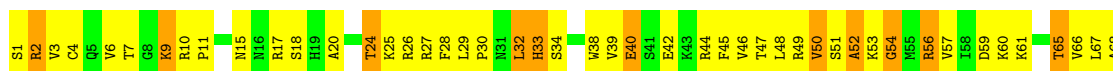
- Molecule 47: 50S ribosomal protein L27



- Molecule 48: 50S ribosomal protein L28



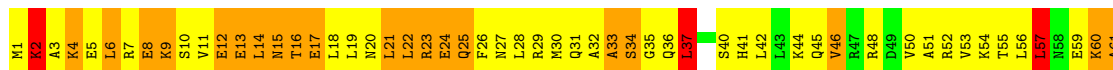
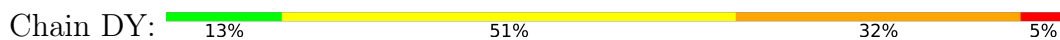
- Molecule 48: 50S ribosomal protein L28



- Molecule 49: 50S ribosomal protein L29



- Molecule 49: 50S ribosomal protein L29

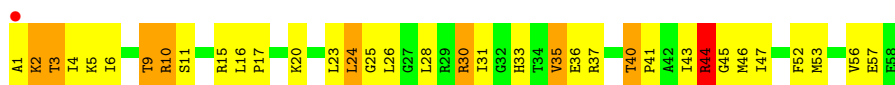


- Molecule 50: 50S ribosomal protein L30

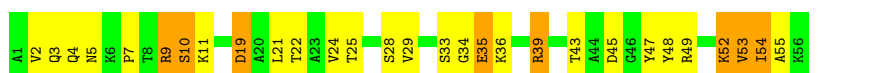





- Molecule 50: 50S ribosomal protein L30



- Molecule 51: 50S ribosomal protein L32



- Molecule 51: 50S ribosomal protein L32



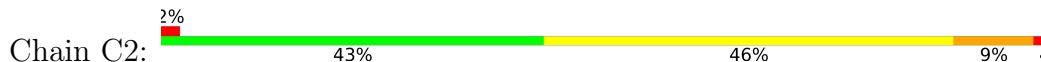
- Molecule 52: 50S ribosomal protein L33



- Molecule 52: 50S ribosomal protein L33



- Molecule 53: 50S ribosomal protein L34



- Molecule 53: 50S ribosomal protein L34

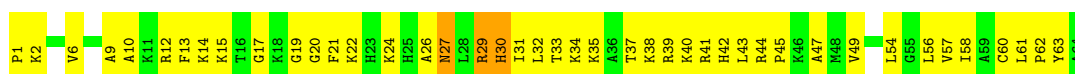





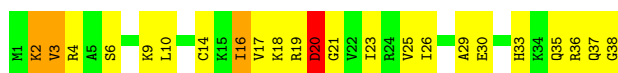
- Molecule 54: 50S ribosomal protein L35



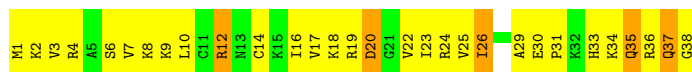
- Molecule 54: 50S ribosomal protein L35



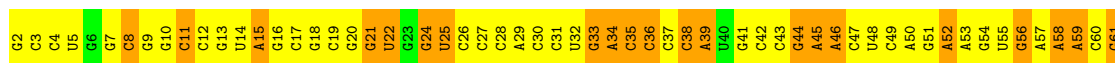
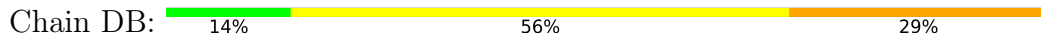
- Molecule 55: 50S ribosomal protein L36



- Molecule 55: 50S ribosomal protein L36



- Molecule 56: 5S rRNA



- Molecule 57: 50S ribosomal protein L27



4 Data and refinement statistics

Property	Value	Source
Space group	P 21 21 21	Depositor
Cell constants a, b, c, α , β , γ	211.67Å 438.07Å 613.42Å 90.00° 90.00° 90.00°	Depositor
Resolution (Å)	40.00 – 3.00 69.21 – 3.00	Depositor EDS
% Data completeness (in resolution range)	(Not available) (40.00-3.00) 83.5 (69.21-3.00)	Depositor EDS
R_{merge}	0.19	Depositor
R_{sym}	(Not available)	Depositor
$\langle I/\sigma(I) \rangle$ ¹	1.58 (at 3.01Å)	Xtrriage
Refinement program	PHENIX	Depositor
R, R_{free}	0.202 , 0.260 0.196 , 0.251	Depositor DCC
R_{free} test set	19022 reflections (2.03%)	wwPDB-VP
Wilson B-factor (Å ²)	44.7	Xtrriage
Anisotropy	0.180	Xtrriage
Bulk solvent k_{sol} (e/Å ³), B_{sol} (Å ²)	0.24 , 22.4	EDS
L-test for twinning ²	$\langle L \rangle = 0.46$, $\langle L^2 \rangle = 0.28$	Xtrriage
Estimated twinning fraction	No twinning to report.	Xtrriage
F_o, F_c correlation	0.92	EDS
Total number of atoms	292354	wwPDB-VP
Average B, all atoms (Å ²)	29.0	wwPDB-VP

Xtrriage's analysis on translational NCS is as follows: *The largest off-origin peak in the Patterson function is 1.44% of the height of the origin peak. No significant pseudotranslation is detected.*

¹Intensities estimated from amplitudes.

²Theoretical values of $\langle |L| \rangle$, $\langle L^2 \rangle$ for acentric reflections are 0.5, 0.333 respectively for untwinned datasets, and 0.375, 0.2 for perfectly twinned datasets.

5 Model quality i

5.1 Standard geometry i

Bond lengths and bond angles in the following residue types are not validated in this section: ZN, MG

The Z score for a bond length (or angle) is the number of standard deviations the observed value is removed from the expected value. A bond length (or angle) with $|Z| > 5$ is considered an outlier worth inspection. RMSZ is the root-mean-square of all Z scores of the bond lengths (or angles).

Mol	Chain	Bond lengths		Bond angles	
		RMSZ	# Z >5	RMSZ	# Z >5
1	AA	0.87	8/36944 (0.0%)	1.28	318/57632 (0.6%)
1	BA	0.86	8/36966 (0.0%)	1.30	335/57666 (0.6%)
2	AB	0.60	0/1736	0.79	0/2338
2	BB	0.54	0/1736	0.72	0/2338
3	AC	0.56	0/1652	0.72	0/2225
3	BC	0.51	0/1652	0.72	1/2225 (0.0%)
4	AD	0.59	0/1665	0.74	1/2227 (0.0%)
4	BD	0.65	0/1665	0.80	1/2227 (0.0%)
5	AE	0.62	0/1119	0.85	0/1504
5	BE	0.62	0/1119	0.85	0/1504
6	AF	0.65	0/836	0.82	1/1128 (0.1%)
6	BF	0.55	0/836	0.80	1/1128 (0.1%)
7	AG	0.50	0/1196	0.67	0/1602
7	BG	0.48	0/1196	0.67	0/1602
8	AH	0.60	0/989	0.77	0/1326
8	BH	0.58	0/989	0.74	0/1326
9	AI	0.48	0/1034	0.71	0/1375
9	BI	0.53	0/1034	0.75	0/1375
10	AJ	0.57	0/797	0.74	0/1077
10	BJ	0.52	0/797	0.76	1/1077 (0.1%)
11	AK	0.67	0/893	0.82	0/1205
11	BK	0.59	0/893	0.75	0/1205
12	AL	0.61	0/969	0.81	0/1300
12	BL	0.72	0/969	0.92	0/1300
13	AM	0.52	0/893	0.74	0/1193
13	BM	0.50	0/893	0.71	0/1193
14	AN	0.55	0/785	0.76	0/1043
14	BN	0.51	0/785	0.65	0/1043
15	AO	0.55	0/722	0.73	0/964
15	BO	0.53	0/722	0.73	0/964
16	AP	0.54	0/659	0.82	1/884 (0.1%)
16	BP	0.61	0/659	0.79	1/884 (0.1%)

Mol	Chain	Bond lengths		Bond angles	
		RMSZ	# Z >5	RMSZ	# Z >5
17	AQ	0.57	0/658	0.74	0/881
17	BQ	0.62	0/658	0.76	0/881
18	AR	0.61	0/463	0.69	0/621
18	BR	0.54	0/463	0.68	0/621
19	AS	0.48	0/653	0.73	0/877
19	BS	0.55	0/653	0.67	0/877
20	AT	0.54	0/671	0.69	0/888
20	BT	0.57	0/671	0.73	0/888
21	AU	0.93	0/431	0.96	0/570
21	BU	0.78	0/431	0.85	0/570
22	AV	0.76	1/1813 (0.1%)	1.22	14/2823 (0.5%)
22	BV	0.74	1/1813 (0.1%)	1.22	10/2823 (0.4%)
23	AX	0.86	0/363	1.11	0/564
23	BX	0.73	0/388	1.09	0/603
24	AY	0.65	0/1430	0.74	0/1924
25	CA	1.60	600/69659 (0.9%)	1.67	2062/108672 (1.9%)
25	DA	1.07	82/69633 (0.1%)	1.48	1284/108629 (1.2%)
26	CB	1.33	5/2847 (0.2%)	1.58	77/4440 (1.7%)
27	CC	0.80	0/2122	0.90	1/2852 (0.0%)
27	DC	0.68	1/2122 (0.0%)	0.86	1/2852 (0.0%)
28	CD	0.96	0/1586	0.92	1/2134 (0.0%)
28	DD	0.70	0/1586	0.87	2/2134 (0.1%)
29	CE	0.91	0/1571	0.89	1/2113 (0.0%)
29	DE	0.67	0/1571	0.81	0/2113
30	CF	0.64	0/1435	0.74	0/1926
30	DF	0.51	0/1435	0.67	0/1926
31	CG	0.75	0/1343	0.85	1/1816 (0.1%)
31	DG	0.51	0/1343	0.69	0/1816
32	CH	0.68	1/1121 (0.1%)	0.77	0/1515
32	DH	0.66	1/1121 (0.1%)	0.80	1/1515 (0.1%)
33	CI	0.72	0/1046	0.74	0/1410
33	DI	0.67	0/1046	0.72	0/1410
34	CJ	1.01	0/1152	0.84	1/1551 (0.1%)
34	DJ	0.77	0/1152	0.82	0/1551
35	CK	0.91	3/948 (0.3%)	0.94	1/1268 (0.1%)
35	DK	0.68	0/948	0.84	0/1268
36	CL	0.94	0/1054	1.01	0/1403
36	DL	0.65	0/1054	0.85	0/1403
37	CM	0.94	0/1093	0.96	0/1460
37	DM	0.64	0/1093	0.80	0/1460
38	CN	0.91	0/974	0.96	1/1301 (0.1%)
38	DN	0.67	0/974	0.82	0/1301
39	CO	0.76	0/902	0.87	1/1209 (0.1%)

Mol	Chain	Bond lengths		Bond angles	
		RMSZ	# Z >5	RMSZ	# Z >5
39	DO	0.50	0/902	0.66	0/1209
40	CP	0.89	0/929	0.88	1/1242 (0.1%)
40	DP	0.71	0/929	0.82	0/1242
41	CQ	1.14	0/960	0.96	1/1278 (0.1%)
41	DQ	0.80	0/960	0.79	0/1278
42	CR	1.01	1/829 (0.1%)	0.98	0/1107
42	DR	0.79	0/829	0.90	1/1107 (0.1%)
43	CS	1.08	1/864 (0.1%)	0.97	1/1156 (0.1%)
43	DS	0.71	0/864	0.89	1/1156 (0.1%)
44	CT	0.82	0/745	0.86	0/994
44	DT	0.59	0/745	0.74	0/994
45	CU	0.91	0/788	0.90	0/1051
45	DU	0.66	0/788	0.76	0/1051
46	CV	0.79	0/766	0.81	0/1025
46	DV	0.53	0/766	0.69	0/1025
47	CW	1.02	0/582	0.97	0/769
48	CX	0.78	0/635	0.84	0/848
48	DX	0.61	0/635	0.77	0/848
49	CY	0.76	0/510	0.96	1/677 (0.1%)
49	DY	0.56	0/510	0.77	0/677
50	CZ	1.04	0/453	0.94	0/605
50	DZ	0.58	0/453	0.78	0/605
51	C0	0.95	0/450	0.98	2/599 (0.3%)
51	D0	0.71	0/450	0.89	1/599 (0.2%)
52	C1	0.74	0/417	0.76	0/554
52	D1	0.50	0/417	0.66	0/554
53	C2	1.03	0/380	0.99	2/498 (0.4%)
53	D2	0.70	0/380	0.84	0/498
54	C3	0.94	0/513	0.85	0/676
54	D3	0.60	0/513	0.78	1/676 (0.1%)
55	C4	0.92	0/303	0.99	0/397
55	D4	0.68	0/303	0.76	0/397
56	DB	0.75	0/2828	1.23	18/4410 (0.4%)
57	DW	0.60	0/571	0.72	0/755
All	All	1.08	713/315257 (0.2%)	1.34	4150/471496 (0.9%)

Chiral center outliers are detected by calculating the chiral volume of a chiral center and verifying if the center is modelled as a planar moiety or with the opposite hand. A planarity outlier is detected by checking planarity of atoms in a peptide group, atoms in a mainchain group or atoms of a sidechain that are expected to be planar.

Mol	Chain	#Chirality outliers	#Planarity outliers
4	AD	0	1

Continued on next page...

Continued from previous page...

Mol	Chain	#Chirality outliers	#Planarity outliers
4	BD	0	1
5	AE	0	1
5	BE	0	2
6	BF	0	1
9	AI	0	1
11	AK	0	1
11	BK	0	2
12	BL	0	2
13	AM	0	1
14	AN	0	1
20	BT	0	1
21	AU	0	2
21	BU	0	1
27	CC	0	1
27	DC	0	1
28	CD	0	2
28	DD	0	1
32	DH	0	2
33	CI	0	1
34	DJ	0	1
39	DO	0	1
42	CR	0	1
45	CU	0	1
50	CZ	0	1
All	All	0	31

All (713) bond length outliers are listed below:

Mol	Chain	Res	Type	Atoms	Z	Observed(Å)	Ideal(Å)
25	CA	1142	A	N9-C4	-18.22	1.26	1.37
25	CA	984	A	N9-C4	-13.29	1.29	1.37
25	DA	984	A	N9-C4	-10.51	1.31	1.37
25	CA	984	A	C5-C6	-10.44	1.31	1.41
25	CA	528	A	N7-C5	-10.29	1.33	1.39
25	CA	2250	G	N9-C4	-10.25	1.29	1.38
22	AV	1	G	OP3-P	-9.85	1.49	1.61
25	CA	672	C	N1-C6	-9.61	1.31	1.37
25	DA	528	A	N9-C4	-9.48	1.32	1.37
25	CA	1452	G	N9-C4	-9.46	1.30	1.38
22	BV	1	G	OP3-P	-9.45	1.49	1.61
25	DA	783	A	N9-C4	-9.41	1.32	1.37
25	CA	783	A	N9-C4	-8.99	1.32	1.37

Continued on next page...

Continued from previous page...

Mol	Chain	Res	Type	Atoms	Z	Observed(Å)	Ideal(Å)
25	CA	1999	C	N1-C6	-8.99	1.31	1.37
25	CA	1322	A	N9-C4	-8.76	1.32	1.37
25	CA	1779	U	N3-C4	-8.62	1.30	1.38
25	CA	814	C	N1-C6	-8.54	1.32	1.37
25	CA	974	G	N9-C8	8.52	1.43	1.37
25	CA	2711	A	N9-C4	-8.49	1.32	1.37
25	CA	752	A	N7-C5	-8.46	1.34	1.39
25	CA	1779	U	C2-N3	-8.38	1.31	1.37
25	CA	473	G	C6-N1	-8.36	1.33	1.39
25	CA	1452	G	N3-C4	-8.34	1.29	1.35
25	CA	1677	A	N9-C4	-8.23	1.32	1.37
25	CA	1452	G	C5-C6	-8.20	1.34	1.42
25	CA	1322	A	N3-C4	-8.19	1.29	1.34
25	CA	2286	G	N9-C4	-8.18	1.31	1.38
25	CA	668	A	N7-C5	-8.09	1.34	1.39
25	CA	2241	A	N9-C4	-8.05	1.33	1.37
25	CA	64	A	N3-C4	-8.04	1.30	1.34
25	CA	690	G	C5-C4	-7.98	1.32	1.38
25	CA	2071	A	N9-C4	-7.94	1.33	1.37
25	CA	1646	C	N1-C6	-7.93	1.32	1.37
25	CA	1307	A	N3-C4	-7.93	1.30	1.34
25	CA	2725	A	N9-C4	-7.89	1.33	1.37
25	CA	16	C	N1-C6	-7.83	1.32	1.37
25	CA	371	A	N9-C4	-7.83	1.33	1.37
25	CA	940	G	N7-C5	-7.82	1.34	1.39
25	CA	752	A	C5-C6	-7.81	1.34	1.41
25	CA	668	A	N9-C4	-7.76	1.33	1.37
25	DA	735	A	N3-C4	-7.75	1.30	1.34
25	DA	1142	A	N9-C4	-7.73	1.33	1.37
25	CA	690	G	N9-C4	-7.73	1.31	1.38
32	DH	149	GLU	CD-OE2	7.69	1.34	1.25
25	CA	1936	A	N9-C4	-7.68	1.33	1.37
25	CA	1999	C	N1-C2	-7.68	1.32	1.40
25	CA	2270	A	N3-C4	-7.63	1.30	1.34
25	CA	513	A	N7-C5	-7.62	1.34	1.39
25	CA	2426	A	N7-C5	-7.62	1.34	1.39
25	CA	221	A	N9-C4	-7.53	1.33	1.37
25	CA	21	A	N9-C4	-7.46	1.33	1.37
25	CA	1242	U	N1-C2	-7.40	1.31	1.38
25	CA	206	U	C2-N3	-7.39	1.32	1.37
25	DA	1936	A	N9-C4	-7.31	1.33	1.37
25	CA	1294	U	C2-N3	-7.30	1.32	1.37

Continued on next page...

Continued from previous page...

Mol	Chain	Res	Type	Atoms	Z	Observed(Å)	Ideal(Å)
25	CA	856	G	N3-C4	-7.29	1.30	1.35
25	CA	2267	A	N3-C4	-7.29	1.30	1.34
25	DA	526	A	N3-C4	-7.29	1.30	1.34
25	CA	1226	A	C5-C4	-7.28	1.33	1.38
25	CA	492	A	N3-C4	-7.26	1.30	1.34
25	CA	2616	C	N1-C6	-7.25	1.32	1.37
25	CA	819	A	N9-C4	-7.25	1.33	1.37
25	CA	1936	A	N3-C4	-7.25	1.30	1.34
32	CH	149	GLU	CD-OE2	7.24	1.33	1.25
25	CA	204	A	C6-N1	-7.21	1.30	1.35
25	CA	241	A	N9-C4	-7.21	1.33	1.37
25	CA	1657	U	N1-C2	-7.20	1.32	1.38
25	CA	974	G	N9-C4	-7.19	1.32	1.38
25	CA	1231	U	N1-C2	-7.16	1.32	1.38
25	CA	2388	A	C5-C4	-7.15	1.33	1.38
25	CA	1142	A	N3-C4	-7.13	1.30	1.34
25	CA	439	A	N9-C4	-7.05	1.33	1.37
25	CA	813	U	N1-C2	-7.03	1.32	1.38
25	CA	1029	A	N7-C5	-7.03	1.35	1.39
25	DA	480	A	N9-C4	-7.00	1.33	1.37
25	CA	1393	A	N3-C4	-7.00	1.30	1.34
25	CA	614	A	N9-C4	-7.00	1.33	1.37
25	DA	1247	A	N9-C4	-6.94	1.33	1.37
25	CA	1396	U	C2-N3	-6.91	1.32	1.37
25	CA	802	A	N7-C5	-6.91	1.35	1.39
25	CA	478	A	N9-C4	-6.90	1.33	1.37
25	CA	832	U	N1-C2	-6.90	1.32	1.38
25	CA	668	A	N3-C4	-6.89	1.30	1.34
25	CA	960	A	N3-C4	-6.89	1.30	1.34
25	CA	1311	G	N9-C4	-6.88	1.32	1.38
25	CA	1270	C	N1-C6	-6.88	1.33	1.37
25	CA	2017	U	C2-N3	-6.87	1.32	1.37
25	DA	1971	U	N3-C4	6.87	1.44	1.38
25	CA	218	A	N9-C4	-6.87	1.33	1.37
25	CA	1278	C	N1-C6	-6.86	1.33	1.37
25	CA	964	C	N1-C6	-6.80	1.33	1.37
25	CA	832	U	C2-N3	-6.80	1.32	1.37
25	CA	2009	A	C6-N1	-6.80	1.30	1.35
25	CA	1242	U	C2-O2	-6.79	1.16	1.22
25	CA	1255	U	C4-C5	-6.78	1.37	1.43
25	CA	477	A	N3-C4	-6.78	1.30	1.34
25	DA	782	A	N9-C4	-6.77	1.33	1.37

Continued on next page...

Continued from previous page...

Mol	Chain	Res	Type	Atoms	Z	Observed(Å)	Ideal(Å)
25	CA	204	A	N3-C4	-6.77	1.30	1.34
25	CA	800	A	N7-C5	-6.76	1.35	1.39
25	CA	323	C	N1-C6	-6.75	1.33	1.37
25	CA	580	U	N1-C2	-6.74	1.32	1.38
25	CA	1572	A	N3-C4	-6.73	1.30	1.34
25	CA	1833	C	N1-C6	-6.69	1.33	1.37
25	CA	536	G	C5-C4	-6.68	1.33	1.38
25	CA	786	C	N1-C6	-6.68	1.33	1.37
25	CA	2679	A	N9-C4	-6.66	1.33	1.37
25	CA	16	C	N3-C4	-6.65	1.29	1.33
25	CA	1278	C	N1-C2	-6.64	1.33	1.40
25	CA	974	G	C5-C6	-6.64	1.35	1.42
25	CA	1269	A	N3-C4	-6.63	1.30	1.34
25	CA	829	A	N9-C4	-6.63	1.33	1.37
25	CA	856	G	C5-C4	-6.61	1.33	1.38
25	CA	1674	G	N7-C5	-6.60	1.35	1.39
25	DA	822	G	N9-C4	-6.60	1.32	1.38
25	CA	2240	U	C2-N3	-6.56	1.33	1.37
25	CA	1354	A	N9-C4	-6.56	1.33	1.37
25	CA	2725	A	N3-C4	-6.55	1.30	1.34
25	CA	1031	G	C5-C4	-6.55	1.33	1.38
25	CA	478	A	N3-C4	-6.54	1.30	1.34
25	DA	574	A	N9-C4	-6.54	1.33	1.37
25	CA	1638	C	N1-C6	-6.53	1.33	1.37
25	CA	2721	A	N7-C5	-6.53	1.35	1.39
25	CA	2625	G	N7-C5	-6.53	1.35	1.39
25	DA	1946	U	C2-N3	-6.52	1.33	1.37
25	CA	2732	G	N3-C4	-6.50	1.30	1.35
1	AA	1413	A	N9-C4	-6.50	1.33	1.37
25	CA	526	A	N3-C4	-6.50	1.30	1.34
25	CA	1901	A	N9-C4	-6.49	1.33	1.37
25	CA	2068	U	N1-C2	-6.48	1.32	1.38
25	CA	2595	G	C6-N1	-6.48	1.35	1.39
25	CA	533	G	N7-C5	-6.47	1.35	1.39
25	CA	1133	A	N3-C4	-6.47	1.30	1.34
25	CA	735	A	N9-C4	-6.45	1.33	1.37
25	CA	2388	A	N3-C4	-6.43	1.30	1.34
25	CA	744	U	C2-N3	-6.42	1.33	1.37
25	CA	585	G	N7-C5	-6.41	1.35	1.39
25	CA	2067	G	C5-C6	-6.40	1.35	1.42
25	DA	1302	A	N7-C5	-6.38	1.35	1.39
1	AA	1499	A	N9-C4	-6.37	1.34	1.37

Continued on next page...

Continued from previous page...

Mol	Chain	Res	Type	Atoms	Z	Observed(Å)	Ideal(Å)
25	CA	1246	A	N9-C4	-6.37	1.34	1.37
25	CA	2059	A	C5-C6	-6.36	1.35	1.41
25	DA	735	A	N9-C4	-6.36	1.34	1.37
25	CA	824	U	N1-C2	-6.36	1.32	1.38
25	DA	2069	G	N9-C4	-6.35	1.32	1.38
25	CA	526	A	C6-N1	-6.35	1.31	1.35
25	CA	1667	G	C6-N1	-6.34	1.35	1.39
25	CA	2498	C	N3-C4	-6.34	1.29	1.33
25	CA	2388	A	N9-C4	-6.33	1.34	1.37
25	CA	657	U	C2-N3	-6.33	1.33	1.37
25	CA	204	A	C5-C6	-6.32	1.35	1.41
25	CA	1395	A	N9-C4	-6.32	1.34	1.37
25	CA	2749	A	N9-C4	-6.31	1.34	1.37
25	DA	454	A	N9-C4	-6.31	1.34	1.37
25	CA	235	U	C2-N3	-6.31	1.33	1.37
25	CA	2838	G	N9-C8	-6.29	1.33	1.37
25	CA	757	G	N9-C4	-6.28	1.32	1.38
25	CA	690	G	N9-C8	-6.28	1.33	1.37
25	CA	1008	A	N3-C4	-6.27	1.31	1.34
25	CA	2376	A	N3-C4	-6.27	1.31	1.34
25	CA	817	C	N1-C2	-6.26	1.33	1.40
25	CA	1255	U	C4-O4	-6.26	1.18	1.23
25	CA	2725	A	P-O5'	-6.25	1.53	1.59
25	DA	2699	C	N1-C6	-6.24	1.33	1.37
25	CA	13	A	N3-C4	-6.24	1.31	1.34
25	CA	1638	C	N1-C2	-6.24	1.33	1.40
25	CA	1640	A	N7-C5	-6.23	1.35	1.39
25	CA	1687	G	C6-N1	-6.23	1.35	1.39
25	CA	14	A	N3-C4	-6.22	1.31	1.34
25	CA	922	C	N1-C6	-6.22	1.33	1.37
25	CA	802	A	N3-C4	-6.22	1.31	1.34
25	DA	825	A	N9-C4	-6.21	1.34	1.37
25	DA	783	A	C5-C6	-6.21	1.35	1.41
25	CA	2364	C	N1-C6	-6.21	1.33	1.37
25	CA	2689	U	C2-N3	-6.21	1.33	1.37
25	CA	1013	C	N1-C6	-6.20	1.33	1.37
25	CA	1282	U	N1-C2	-6.20	1.32	1.38
25	CA	1528	A	N3-C4	-6.20	1.31	1.34
25	CA	523	C	N1-C6	-6.19	1.33	1.37
25	CA	1133	A	N9-C4	-6.19	1.34	1.37
25	CA	1677	A	N3-C4	-6.18	1.31	1.34
25	DA	1452	G	N9-C4	-6.18	1.33	1.38

Continued on next page...

Continued from previous page...

Mol	Chain	Res	Type	Atoms	Z	Observed(Å)	Ideal(Å)
25	CA	568	U	C2-N3	-6.18	1.33	1.37
25	CA	2250	G	N3-C4	-6.17	1.31	1.35
25	CA	2377	A	N9-C4	-6.17	1.34	1.37
25	CA	575	A	C6-N1	-6.17	1.31	1.35
25	CA	575	A	N7-C5	-6.16	1.35	1.39
25	CA	752	A	N3-C4	-6.16	1.31	1.34
25	CA	1960	A	N9-C4	-6.16	1.34	1.37
25	CA	975	A	N3-C4	-6.15	1.31	1.34
25	CA	2820	A	N3-C4	6.14	1.38	1.34
25	CA	423	A	N9-C4	-6.14	1.34	1.37
25	CA	823	C	N1-C6	-6.14	1.33	1.37
25	CA	1126	A	N7-C5	-6.13	1.35	1.39
25	CA	1977	A	N9-C4	-6.13	1.34	1.37
25	CA	745	G	N1-C2	-6.12	1.32	1.37
25	CA	2686	G	N7-C5	-6.12	1.35	1.39
25	CA	2620	C	N3-C4	-6.12	1.29	1.33
25	CA	693	A	N3-C4	-6.12	1.31	1.34
25	CA	943	A	N7-C5	-6.10	1.35	1.39
25	CA	1951	U	N1-C2	-6.10	1.33	1.38
25	CA	2053	G	N7-C5	-6.10	1.35	1.39
25	CA	528	A	N9-C4	-6.09	1.34	1.37
25	CA	663	G	N9-C8	-6.09	1.33	1.37
25	CA	2286	G	N3-C4	-6.09	1.31	1.35
25	DA	1779	U	C2-N3	-6.09	1.33	1.37
25	DA	483	A	N9-C4	-6.08	1.34	1.37
25	DA	1787	A	N9-C4	-6.08	1.34	1.37
25	CA	470	A	N9-C4	-6.07	1.34	1.37
25	CA	2576	G	N3-C4	-6.06	1.31	1.35
25	CA	564	C	N3-C4	-6.06	1.29	1.33
25	CA	394	C	N1-C6	-6.06	1.33	1.37
25	CA	910	A	C6-N1	-6.05	1.31	1.35
25	CA	2389	G	N9-C4	-6.04	1.33	1.38
25	CA	2626	C	N1-C6	-6.04	1.33	1.37
25	CA	2551	C	N1-C6	-6.03	1.33	1.37
1	AA	1346	A	N9-C4	-6.02	1.34	1.37
25	CA	1608	A	N9-C4	-6.02	1.34	1.37
25	CA	814	C	N3-C4	-6.02	1.29	1.33
25	DA	2014	A	N7-C5	-6.02	1.35	1.39
25	CA	819	A	N3-C4	-6.01	1.31	1.34
25	CA	2542	A	N9-C4	-6.01	1.34	1.37
25	CA	1345	C	N1-C6	-6.00	1.33	1.37
25	CA	752	A	N9-C4	-5.99	1.34	1.37

Continued on next page...

Continued from previous page...

Mol	Chain	Res	Type	Atoms	Z	Observed(Å)	Ideal(Å)
25	CA	2792	A	N7-C5	-5.99	1.35	1.39
25	CA	2496	C	N1-C6	-5.98	1.33	1.37
43	CS	73	LYS	CD-CE	5.98	1.66	1.51
25	CA	667	U	C2-N3	-5.98	1.33	1.37
25	CA	2348	U	C2-N3	-5.98	1.33	1.37
25	CA	1011	G	N3-C4	-5.98	1.31	1.35
25	CA	598	U	N1-C2	-5.97	1.33	1.38
25	CA	1143	A	N7-C5	-5.97	1.35	1.39
25	CA	706	A	N3-C4	-5.96	1.31	1.34
1	BA	283	U	C2-N3	5.96	1.42	1.37
25	CA	1028	A	N3-C4	-5.96	1.31	1.34
25	CA	1769	U	N1-C2	-5.95	1.33	1.38
25	DA	783	A	N7-C5	-5.95	1.35	1.39
25	CA	1791	A	N3-C4	-5.94	1.31	1.34
25	CA	384	A	N9-C4	-5.94	1.34	1.37
25	DA	1387	A	N9-C4	-5.94	1.34	1.37
25	CA	451	U	C2-N3	-5.94	1.33	1.37
25	DA	1802	A	N3-C4	-5.94	1.31	1.34
25	DA	2821	A	N3-C4	-5.93	1.31	1.34
25	CA	461	C	N3-C4	-5.93	1.29	1.33
25	CA	474	G	C5-C4	-5.93	1.34	1.38
25	CA	525	U	N1-C2	-5.93	1.33	1.38
1	BA	816	A	N9-C4	-5.93	1.34	1.37
25	CA	2250	G	C5-C6	-5.92	1.36	1.42
25	CA	2270	A	N9-C4	-5.92	1.34	1.37
25	DA	2049	G	N1-C2	-5.92	1.33	1.37
25	DA	2821	A	N9-C4	-5.91	1.34	1.37
25	DA	753	A	N9-C4	-5.91	1.34	1.37
25	CA	2083	G	N9-C4	-5.91	1.33	1.38
25	CA	2005	A	N9-C4	-5.91	1.34	1.37
25	CA	821	A	N9-C4	-5.90	1.34	1.37
25	CA	977	G	N9-C8	-5.90	1.33	1.37
25	CA	2061	G	N7-C5	-5.90	1.35	1.39
25	CA	2004	G	C6-N1	-5.90	1.35	1.39
25	CA	1353	A	C6-N1	-5.89	1.31	1.35
25	CA	2002	G	C5-C4	-5.89	1.34	1.38
25	CA	984	A	N3-C4	-5.89	1.31	1.34
25	CA	674	G	N9-C8	-5.88	1.33	1.37
25	CA	768	G	C5-C4	-5.87	1.34	1.38
25	CA	2515	C	N1-C6	-5.87	1.33	1.37
25	CA	964	C	N3-C4	-5.86	1.29	1.33
25	CA	2511	U	N1-C2	-5.86	1.33	1.38

Continued on next page...

Continued from previous page...

Mol	Chain	Res	Type	Atoms	Z	Observed(Å)	Ideal(Å)
25	CA	17	G	N9-C8	-5.85	1.33	1.37
25	CA	2418	A	N7-C5	-5.85	1.35	1.39
25	CA	683	U	N1-C2	-5.85	1.33	1.38
25	CA	1993	U	C2-N3	-5.85	1.33	1.37
25	DA	1192	G	N9-C8	-5.85	1.33	1.37
25	CA	120	U	C2-N3	-5.84	1.33	1.37
25	CA	2389	G	N9-C8	-5.84	1.33	1.37
25	DA	794	A	N9-C4	-5.84	1.34	1.37
25	CA	1251	C	N1-C6	-5.84	1.33	1.37
25	CA	2275	C	N3-C4	-5.84	1.29	1.33
25	CA	2259	U	N1-C6	-5.83	1.32	1.38
25	CA	2562	U	C2-N3	-5.83	1.33	1.37
25	CA	1994	C	N1-C6	-5.82	1.33	1.37
25	CA	2898	U	C2-N3	-5.82	1.33	1.37
25	CA	754	U	N3-C4	-5.82	1.33	1.38
25	DA	13	A	N3-C4	-5.81	1.31	1.34
25	DA	2047	C	N1-C6	-5.81	1.33	1.37
25	DA	693	A	N7-C5	-5.81	1.35	1.39
25	CA	1602	U	C2-N3	-5.80	1.33	1.37
25	CA	1309	G	N1-C2	-5.80	1.33	1.37
25	CA	1002	G	N1-C2	-5.79	1.33	1.37
25	CA	1046	A	N7-C5	-5.79	1.35	1.39
25	CA	2067	G	C5-C4	-5.79	1.34	1.38
25	CA	527	C	N1-C6	-5.79	1.33	1.37
25	CA	2358	A	N9-C4	-5.79	1.34	1.37
25	CA	513	A	C5-C6	-5.78	1.35	1.41
25	CA	2510	C	C2-N3	-5.78	1.31	1.35
25	CA	2691	C	N1-C6	-5.78	1.33	1.37
25	CA	1971	U	N3-C4	5.78	1.43	1.38
25	CA	1282	U	C2-N3	-5.78	1.33	1.37
25	CA	2051	A	N3-C4	-5.78	1.31	1.34
25	CA	2615	U	C2-N3	-5.78	1.33	1.37
25	CA	533	G	N9-C8	-5.77	1.33	1.37
25	CA	346	A	N3-C4	-5.77	1.31	1.34
25	CA	2067	G	N7-C5	-5.76	1.35	1.39
25	CA	993	G	C6-N1	-5.76	1.35	1.39
25	CA	1311	G	N1-C2	5.76	1.42	1.37
1	BA	397	A	N3-C4	-5.75	1.31	1.34
25	CA	1452	G	N7-C5	-5.75	1.35	1.39
25	CA	2614	A	N3-C4	-5.74	1.31	1.34
25	DA	753	A	N3-C4	-5.73	1.31	1.34
25	CA	970	U	N1-C2	-5.73	1.33	1.38

Continued on next page...

Continued from previous page...

Mol	Chain	Res	Type	Atoms	Z	Observed(Å)	Ideal(Å)
1	AA	781	A	N3-C4	-5.73	1.31	1.34
25	DA	529	A	N9-C4	-5.73	1.34	1.37
25	CA	528	A	C5-C6	-5.72	1.35	1.41
25	CA	946	C	C4-N4	-5.72	1.28	1.33
25	CA	2894	G	N9-C8	-5.72	1.33	1.37
25	CA	1290	C	N1-C6	-5.72	1.33	1.37
1	BA	1514	G	C5-C4	-5.71	1.34	1.38
25	CA	443	A	N9-C4	-5.71	1.34	1.37
25	CA	1528	A	N9-C4	-5.71	1.34	1.37
25	CA	1254	A	N3-C4	-5.71	1.31	1.34
25	CA	1393	A	N9-C4	-5.71	1.34	1.37
25	CA	999	U	N1-C2	-5.71	1.33	1.38
25	CA	1245	G	C6-N1	-5.71	1.35	1.39
25	CA	2567	G	C5-C4	-5.70	1.34	1.38
25	CA	516	C	N3-C4	-5.70	1.29	1.33
25	CA	1218	G	N7-C5	-5.70	1.35	1.39
25	CA	589	U	C2-N3	-5.69	1.33	1.37
25	DA	2066	C	N1-C6	-5.69	1.33	1.37
25	CA	111	A	N9-C4	-5.69	1.34	1.37
25	CA	832	U	C2-O2	-5.69	1.17	1.22
25	CA	1123	C	N3-C4	-5.69	1.29	1.33
25	CA	2749	A	N3-C4	-5.69	1.31	1.34
25	DA	974	G	N9-C8	5.68	1.41	1.37
25	DA	2392	A	N9-C4	-5.68	1.34	1.37
25	DA	2811	G	N9-C4	-5.68	1.33	1.38
35	CK	92	GLU	CG-CD	5.68	1.60	1.51
25	CA	572	A	C6-N1	-5.67	1.31	1.35
25	CA	14	A	N9-C4	-5.67	1.34	1.37
25	CA	2523	G	N7-C5	-5.67	1.35	1.39
25	CA	2681	C	N1-C6	-5.67	1.33	1.37
25	CA	2579	C	N3-C4	-5.67	1.29	1.33
25	CA	1219	U	C2-N3	-5.66	1.33	1.37
25	CA	2591	C	N1-C6	-5.65	1.33	1.37
25	DA	910	A	N9-C4	-5.65	1.34	1.37
25	CA	1614	A	N9-C4	-5.65	1.34	1.37
25	CA	1396	U	N3-C4	-5.65	1.33	1.38
26	CB	78	A	N9-C4	-5.65	1.34	1.37
25	CA	1766	G	C5-C4	-5.64	1.34	1.38
25	CA	2264	C	N3-C4	-5.63	1.30	1.33
25	CA	2066	C	N1-C6	-5.63	1.33	1.37
25	CA	2478	A	N9-C4	-5.63	1.34	1.37
25	CA	2625	G	N9-C8	-5.62	1.33	1.37

Continued on next page...

Continued from previous page...

Mol	Chain	Res	Type	Atoms	Z	Observed(Å)	Ideal(Å)
42	CR	92	TRP	CB-CG	-5.62	1.40	1.50
25	CA	1286	A	N7-C5	-5.62	1.35	1.39
25	CA	863	A	N3-C4	-5.61	1.31	1.34
25	CA	2628	C	N3-C4	-5.61	1.30	1.33
25	CA	2060	A	N3-C4	-5.61	1.31	1.34
25	DA	203	A	N7-C5	-5.61	1.35	1.39
25	CA	204	A	N9-C4	-5.61	1.34	1.37
25	CA	946	C	N3-C4	-5.61	1.30	1.33
25	CA	1249	U	P-O5'	-5.60	1.54	1.59
25	CA	819	A	N7-C5	-5.60	1.35	1.39
25	CA	2628	C	N1-C6	-5.60	1.33	1.37
25	CA	735	A	N3-C4	-5.60	1.31	1.34
25	CA	1672	A	N7-C5	-5.60	1.35	1.39
25	CA	1009	A	N9-C4	-5.60	1.34	1.37
25	CA	554	U	N1-C2	-5.59	1.33	1.38
25	CA	2691	C	C2-N3	-5.59	1.31	1.35
25	CA	2724	U	C2-N3	-5.59	1.33	1.37
25	CA	1936	A	N9-C8	5.58	1.42	1.37
25	CA	2012	G	N9-C8	-5.58	1.33	1.37
25	CA	830	G	C6-N1	-5.58	1.35	1.39
25	CA	2053	G	C8-N7	-5.58	1.27	1.30
25	CA	1250	G	N9-C8	-5.57	1.33	1.37
25	CA	2049	G	C6-N1	-5.57	1.35	1.39
25	CA	1677	A	C6-N1	-5.57	1.31	1.35
25	CA	1470	A	N3-C4	-5.56	1.31	1.34
25	DA	2881	U	N1-C2	-5.56	1.33	1.38
25	CA	536	G	N9-C4	-5.56	1.33	1.38
25	CA	670	A	N9-C4	-5.56	1.34	1.37
25	CA	776	G	C8-N7	-5.56	1.27	1.30
25	CA	1250	G	N7-C5	-5.55	1.35	1.39
25	CA	2351	G	N7-C5	-5.55	1.35	1.39
25	CA	750	A	N9-C4	-5.55	1.34	1.37
25	CA	2052	A	N3-C4	-5.55	1.31	1.34
25	CA	579	G	N9-C8	-5.55	1.33	1.37
25	CA	656	G	N9-C4	-5.55	1.33	1.38
25	CA	1658	C	N1-C6	-5.55	1.33	1.37
25	CA	1929	G	P-O5'	-5.54	1.54	1.59
25	CA	384	A	C6-N1	-5.54	1.31	1.35
25	CA	2510	C	N1-C6	-5.54	1.33	1.37
25	CA	2728	U	C2-N3	-5.54	1.33	1.37
25	CA	1265	A	C6-N1	-5.54	1.31	1.35
25	CA	2866	U	C2-N3	-5.53	1.33	1.37

Continued on next page...

Continued from previous page...

Mol	Chain	Res	Type	Atoms	Z	Observed(Å)	Ideal(Å)
25	DA	2498	C	N1-C6	-5.53	1.33	1.37
25	CA	2753	A	N9-C4	-5.53	1.34	1.37
25	CA	908	C	N1-C6	-5.52	1.33	1.37
25	CA	1247	A	N9-C4	-5.52	1.34	1.37
25	CA	1319	C	N1-C2	-5.52	1.34	1.40
25	CA	2245	U	C2-N3	-5.52	1.33	1.37
1	AA	1408	A	N9-C4	-5.52	1.34	1.37
25	CA	2225	A	C5-C6	-5.52	1.36	1.41
25	CA	1196	C	N3-C4	-5.52	1.30	1.33
25	CA	1316	U	C2-N3	-5.51	1.33	1.37
25	CA	1620	G	N3-C4	-5.51	1.31	1.35
25	CA	1993	U	N1-C2	-5.51	1.33	1.38
25	CA	1667	G	N1-C2	-5.51	1.33	1.37
25	CA	2330	G	N3-C4	-5.51	1.31	1.35
25	DA	2497	A	N7-C5	-5.51	1.35	1.39
25	CA	1766	G	N9-C4	-5.51	1.33	1.38
25	CA	824	U	C2-N3	-5.50	1.33	1.37
25	CA	1216	G	C6-N1	-5.50	1.35	1.39
25	CA	518	G	N9-C8	-5.50	1.34	1.37
25	DA	1785	A	N9-C4	-5.50	1.34	1.37
25	CA	1125	G	N7-C5	-5.50	1.35	1.39
25	CA	1360	G	C6-N1	-5.49	1.35	1.39
25	CA	2012	G	C5-C4	-5.49	1.34	1.38
25	CA	1354	A	N3-C4	-5.49	1.31	1.34
25	CA	2435	A	N9-C4	-5.49	1.34	1.37
25	CA	980	A	N3-C4	-5.49	1.31	1.34
25	CA	555	G	C8-N7	-5.48	1.27	1.30
25	CA	536	G	C2-N3	-5.48	1.28	1.32
25	CA	1818	U	C2-N3	-5.48	1.33	1.37
25	CA	2633	G	N3-C4	-5.48	1.31	1.35
25	CA	1658	C	N3-C4	-5.48	1.30	1.33
25	DA	1129	A	N7-C5	-5.48	1.35	1.39
25	CA	2394	C	N1-C2	-5.48	1.34	1.40
25	CA	17	G	C5-C4	-5.47	1.34	1.38
25	CA	768	G	N7-C5	-5.47	1.35	1.39
25	DA	975	A	N3-C4	-5.47	1.31	1.34
25	CA	1284	A	N9-C4	-5.47	1.34	1.37
25	CA	672	C	N1-C2	-5.47	1.34	1.40
25	CA	474	G	N7-C5	-5.47	1.35	1.39
25	CA	1641	A	N7-C5	-5.47	1.35	1.39
25	CA	1654	A	N9-C4	-5.47	1.34	1.37
25	CA	2351	G	C5-C6	-5.47	1.36	1.42

Continued on next page...

Continued from previous page...

Mol	Chain	Res	Type	Atoms	Z	Observed(Å)	Ideal(Å)
25	DA	2485	G	N9-C4	-5.47	1.33	1.38
26	CB	78	A	N7-C5	-5.46	1.35	1.39
25	CA	985	C	C2-N3	-5.46	1.31	1.35
25	CA	620	G	N9-C4	-5.45	1.33	1.38
25	CA	2616	C	N1-C2	-5.45	1.34	1.40
25	DA	2614	A	N9-C4	-5.45	1.34	1.37
25	CA	188	G	C6-N1	-5.45	1.35	1.39
25	CA	453	A	N7-C5	-5.45	1.35	1.39
25	CA	482	A	N9-C4	-5.45	1.34	1.37
25	CA	567	U	N1-C2	-5.45	1.33	1.38
25	CA	760	G	C5-C4	-5.45	1.34	1.38
25	CA	2711	A	N3-C4	-5.44	1.31	1.34
25	CA	2485	G	C2-N3	-5.44	1.28	1.32
25	DA	975	A	N7-C5	-5.44	1.35	1.39
25	DA	2257	U	C2-N3	-5.44	1.33	1.37
25	CA	1187	G	N7-C5	-5.43	1.35	1.39
25	CA	501	A	C6-N1	-5.43	1.31	1.35
25	CA	2496	C	N3-C4	-5.43	1.30	1.33
25	CA	675	A	C6-N1	-5.43	1.31	1.35
25	CA	997	G	N9-C4	-5.43	1.33	1.38
25	CA	13	A	C6-N1	-5.42	1.31	1.35
25	CA	959	A	N3-C4	-5.42	1.31	1.34
25	CA	2012	G	N3-C4	-5.42	1.31	1.35
25	CA	2616	C	N3-C4	-5.42	1.30	1.33
25	CA	515	A	N7-C5	-5.41	1.36	1.39
25	CA	852	U	N1-C2	-5.41	1.33	1.38
25	CA	1787	A	N3-C4	-5.41	1.31	1.34
25	CA	586	A	C6-N1	-5.41	1.31	1.35
25	DA	2518	A	N7-C5	-5.41	1.36	1.39
25	CA	1312	U	C2-N3	-5.40	1.33	1.37
25	CA	1999	C	N3-C4	-5.40	1.30	1.33
25	CA	1656	C	C2-N3	-5.40	1.31	1.35
25	CA	1255	U	N1-C2	-5.40	1.33	1.38
25	CA	2005	A	N7-C5	-5.40	1.36	1.39
25	CA	2364	C	C2-N3	-5.40	1.31	1.35
25	CA	450	G	N9-C8	-5.39	1.34	1.37
25	DA	1971	U	C2-N3	5.39	1.41	1.37
25	CA	2500	U	N1-C2	-5.39	1.33	1.38
25	CA	2057	G	N1-C2	-5.38	1.33	1.37
25	CA	997	G	N3-C4	-5.38	1.31	1.35
25	CA	1790	C	N1-C6	-5.38	1.33	1.37
25	DA	2564	A	N7-C5	-5.38	1.36	1.39

Continued on next page...

Continued from previous page...

Mol	Chain	Res	Type	Atoms	Z	Observed(Å)	Ideal(Å)
25	CA	528	A	N3-C4	-5.38	1.31	1.34
25	CA	2046	G	C5-C6	-5.38	1.36	1.42
25	CA	1155	A	C5-C4	-5.37	1.34	1.38
25	CA	2685	G	P-O5'	-5.37	1.54	1.59
25	CA	1997	C	N1-C6	-5.37	1.33	1.37
25	DA	948	C	C2-O2	-5.37	1.19	1.24
25	CA	733	G	C5-C6	-5.37	1.36	1.42
25	CA	2376	A	C6-N1	-5.37	1.31	1.35
25	CA	817	C	C2-O2	-5.36	1.19	1.24
25	CA	1654	A	N7-C5	-5.36	1.36	1.39
25	CA	2788	C	N3-C4	-5.36	1.30	1.33
25	DA	2273	A	N9-C4	-5.36	1.34	1.37
25	CA	777	G	N9-C8	-5.36	1.34	1.37
25	CA	956	G	N9-C8	-5.36	1.34	1.37
25	CA	2020	A	N3-C4	-5.36	1.31	1.34
25	CA	2728	U	N3-C4	-5.36	1.33	1.38
25	CA	825	A	N9-C8	-5.36	1.33	1.37
25	CA	971	G	C5-C4	-5.35	1.34	1.38
26	CB	99	A	N7-C5	-5.35	1.36	1.39
25	CA	2590	A	N3-C4	-5.35	1.31	1.34
25	CA	1791	A	C5-C6	-5.34	1.36	1.41
25	CA	1301	A	N9-C4	-5.34	1.34	1.37
25	CA	2841	C	N1-C6	-5.34	1.33	1.37
25	CA	959	A	C6-N1	-5.34	1.31	1.35
25	CA	2579	C	C2-N3	-5.34	1.31	1.35
25	CA	1198	U	N1-C2	-5.34	1.33	1.38
25	CA	1226	A	N9-C8	-5.34	1.33	1.37
25	DA	2689	U	C2-N3	-5.34	1.34	1.37
25	CA	384	A	C5-C6	-5.33	1.36	1.41
25	CA	472	A	N9-C8	-5.33	1.33	1.37
25	CA	825	A	N9-C4	-5.33	1.34	1.37
25	DA	2013	A	N9-C4	-5.33	1.34	1.37
25	CA	2003	A	N7-C5	-5.33	1.36	1.39
25	CA	2349	G	C6-N1	-5.33	1.35	1.39
1	AA	1500	A	N9-C4	-5.33	1.34	1.37
25	CA	1641	A	N3-C4	-5.33	1.31	1.34
1	BA	1514	G	C5-C6	-5.33	1.37	1.42
25	DA	2508	G	N9-C8	-5.33	1.34	1.37
25	CA	1260	A	N9-C4	-5.32	1.34	1.37
25	CA	1672	A	P-O5'	-5.32	1.54	1.59
25	CA	1148	U	C2-N3	-5.32	1.34	1.37
25	CA	32	C	N1-C6	-5.32	1.33	1.37

Continued on next page...

Continued from previous page...

Mol	Chain	Res	Type	Atoms	Z	Observed(Å)	Ideal(Å)
25	CA	1661	G	C6-N1	-5.32	1.35	1.39
25	CA	1826	G	N9-C8	-5.32	1.34	1.37
25	CA	1656	C	C2-O2	-5.31	1.19	1.24
25	CA	2008	C	N1-C6	-5.31	1.33	1.37
25	CA	952	G	N9-C8	-5.31	1.34	1.37
25	CA	2277	G	C6-N1	-5.30	1.35	1.39
25	CA	2010	G	C5-C4	-5.30	1.34	1.38
25	DA	1131	G	N3-C4	-5.30	1.31	1.35
25	CA	2722	G	N9-C4	-5.30	1.33	1.38
25	CA	971	G	N9-C8	-5.30	1.34	1.37
26	CB	50	A	N9-C4	-5.29	1.34	1.37
25	CA	1774	C	C4-C5	-5.28	1.38	1.43
25	CA	961	C	N1-C6	-5.28	1.33	1.37
25	CA	618	G	C2-N3	-5.28	1.28	1.32
25	CA	856	G	C2-N3	-5.28	1.28	1.32
1	AA	896	C	N1-C6	-5.27	1.33	1.37
25	CA	1278	C	C4-C5	-5.27	1.38	1.43
25	CA	945	A	C5-C4	-5.27	1.35	1.38
25	CA	78	U	C2-N3	-5.26	1.34	1.37
25	CA	482	A	C5-C6	-5.26	1.36	1.41
25	CA	1163	G	N3-C4	-5.26	1.31	1.35
25	DA	1244	A	N9-C4	-5.26	1.34	1.37
25	CA	770	G	N3-C4	-5.25	1.31	1.35
25	CA	2790	U	N1-C2	5.25	1.43	1.38
25	CA	2397	G	C5-C4	-5.24	1.34	1.38
25	CA	2211	A	N9-C4	5.24	1.41	1.37
25	CA	2271	G	N1-C2	-5.24	1.33	1.37
25	DA	1928	A	N3-C4	5.24	1.38	1.34
25	CA	2560	A	N3-C4	-5.23	1.31	1.34
25	CA	640	C	N1-C6	-5.22	1.34	1.37
25	CA	2482	A	N9-C4	-5.22	1.34	1.37
25	CA	2716	C	N3-C4	-5.22	1.30	1.33
25	CA	95	A	N3-C4	-5.22	1.31	1.34
25	CA	384	A	C6-N6	-5.22	1.29	1.33
25	CA	1944	U	C2-N3	-5.22	1.34	1.37
25	CA	2453	A	N3-C4	-5.22	1.31	1.34
25	DA	1802	A	N9-C4	-5.22	1.34	1.37
25	CA	2286	G	C5-C6	-5.22	1.37	1.42
25	CA	482	A	N7-C5	-5.21	1.36	1.39
25	CA	2497	A	C8-N7	-5.21	1.27	1.31
25	CA	2751	G	N3-C4	-5.21	1.31	1.35
25	CA	754	U	C2-N3	-5.21	1.34	1.37

Continued on next page...

Continued from previous page...

Mol	Chain	Res	Type	Atoms	Z	Observed(Å)	Ideal(Å)
25	CA	960	A	C5-C4	-5.21	1.35	1.38
25	CA	749	A	N9-C4	-5.21	1.34	1.37
25	CA	89	A	C6-N1	-5.21	1.31	1.35
25	CA	2815	C	N3-C4	-5.21	1.30	1.33
25	CA	1332	G	C5-C4	-5.20	1.34	1.38
25	CA	2457	U	P-O5'	-5.20	1.54	1.59
25	CA	825	A	N3-C4	-5.20	1.31	1.34
25	CA	2277	G	N1-C2	-5.20	1.33	1.37
25	CA	522	A	N9-C8	-5.20	1.33	1.37
25	CA	1288	G	N9-C8	-5.20	1.34	1.37
25	CA	2709	G	C6-N1	-5.20	1.35	1.39
25	CA	1192	G	N7-C5	-5.19	1.36	1.39
25	CA	590	A	N9-C4	-5.19	1.34	1.37
25	CA	111	A	C5-C6	-5.19	1.36	1.41
25	CA	1950	G	C5-C4	-5.19	1.34	1.38
25	CA	533	G	C6-N1	-5.19	1.35	1.39
25	CA	1630	A	N3-C4	-5.19	1.31	1.34
25	CA	2010	G	N3-C4	-5.19	1.31	1.35
25	CA	1809	A	N9-C4	-5.19	1.34	1.37
25	CA	2508	G	C6-N1	-5.19	1.35	1.39
25	CA	2311	A	N9-C4	5.18	1.41	1.37
25	CA	1980	G	C6-N1	-5.18	1.35	1.39
25	CA	2071	A	N3-C4	-5.18	1.31	1.34
25	DA	1905	C	N1-C6	-5.18	1.34	1.37
25	CA	236	C	N1-C6	-5.18	1.34	1.37
25	CA	2589	A	C5-C6	-5.18	1.36	1.41
25	CA	679	C	N3-C4	-5.17	1.30	1.33
25	CA	1332	G	C6-N1	-5.17	1.35	1.39
25	CA	1791	A	N9-C4	-5.17	1.34	1.37
25	CA	1257	C	N1-C6	-5.16	1.34	1.37
25	CA	806	C	N3-C4	-5.16	1.30	1.33
25	CA	2056	G	C5-C4	-5.16	1.34	1.38
25	CA	2503	A	N7-C5	-5.16	1.36	1.39
25	CA	1570	A	N3-C4	-5.15	1.31	1.34
25	CA	827	U	N1-C2	-5.15	1.33	1.38
25	CA	2592	G	C6-N1	-5.15	1.35	1.39
25	CA	2851	A	N9-C4	5.15	1.41	1.37
25	CA	2823	A	N3-C4	-5.15	1.31	1.34
25	CA	1769	U	C2-N3	-5.15	1.34	1.37
25	CA	735	A	N9-C8	-5.14	1.33	1.37
25	CA	814	C	C4-C5	-5.14	1.38	1.43
25	DA	1217	U	C2-N3	-5.14	1.34	1.37

Continued on next page...

Continued from previous page...

Mol	Chain	Res	Type	Atoms	Z	Observed(Å)	Ideal(Å)
25	CA	971	G	C8-N7	-5.14	1.27	1.30
25	CA	1213	A	N3-C4	-5.14	1.31	1.34
25	CA	1980	G	C6-O6	-5.14	1.19	1.24
25	CA	743	A	N3-C4	-5.14	1.31	1.34
25	CA	1624	U	C2-N3	-5.14	1.34	1.37
25	CA	2822	G	N3-C4	-5.14	1.31	1.35
25	CA	245	G	C6-N1	-5.14	1.35	1.39
25	CA	2495	G	C6-N1	-5.14	1.35	1.39
25	CA	993	G	N1-C2	-5.13	1.33	1.37
25	CA	1315	C	N1-C6	-5.13	1.34	1.37
25	CA	21	A	N3-C4	-5.13	1.31	1.34
25	CA	1336	A	N9-C8	-5.13	1.33	1.37
25	CA	1265	A	C5-C4	-5.13	1.35	1.38
25	CA	598	U	C2-N3	-5.12	1.34	1.37
25	CA	1167	C	N3-C4	-5.12	1.30	1.33
25	CA	1278	C	N3-C4	-5.12	1.30	1.33
25	DA	534	U	C2-N3	-5.12	1.34	1.37
25	DA	1648	U	N1-C2	-5.12	1.33	1.38
25	CA	564	C	N1-C6	-5.12	1.34	1.37
25	CA	2802	G	N3-C4	-5.12	1.31	1.35
35	CK	122	VAL	CA-CB	5.12	1.65	1.54
25	DA	2066	C	N3-C4	-5.12	1.30	1.33
25	CA	856	G	N9-C4	-5.12	1.33	1.38
25	CA	1245	G	N1-C2	-5.12	1.33	1.37
1	AA	1101	A	N9-C4	5.11	1.41	1.37
25	CA	2060	A	N9-C4	-5.11	1.34	1.37
25	CA	2510	C	N3-C4	-5.11	1.30	1.33
25	DA	13	A	N7-C5	-5.11	1.36	1.39
25	CA	974	G	N3-C4	-5.11	1.31	1.35
25	CA	1331	G	N9-C4	-5.11	1.33	1.38
25	CA	1795	C	N1-C6	-5.11	1.34	1.37
25	CA	680	C	N1-C6	-5.11	1.34	1.37
25	CA	1677	A	C5-C4	-5.11	1.35	1.38
25	CA	2241	A	N3-C4	-5.11	1.31	1.34
25	CA	1271	G	N9-C8	-5.10	1.34	1.37
25	DA	2407	A	N3-C4	5.10	1.38	1.34
25	CA	825	A	C5-C4	-5.10	1.35	1.38
25	CA	978	G	N9-C8	-5.10	1.34	1.37
25	CA	1142	A	C5-C6	-5.10	1.36	1.41
27	DC	247	TRP	CB-CG	-5.09	1.41	1.50
25	CA	1125	G	C6-N1	-5.09	1.35	1.39
25	CA	2722	G	C6-N1	-5.09	1.35	1.39

Continued on next page...

Continued from previous page...

Mol	Chain	Res	Type	Atoms	Z	Observed(Å)	Ideal(Å)
25	CA	590	A	N3-C4	-5.09	1.31	1.34
25	CA	745	G	C6-N1	-5.09	1.35	1.39
25	CA	1767	G	C2-N3	-5.09	1.28	1.32
25	DA	2048	G	N1-C2	-5.09	1.33	1.37
25	CA	1318	U	C2-N3	-5.08	1.34	1.37
25	CA	2047	C	N1-C6	-5.08	1.34	1.37
25	CA	689	A	C6-N1	-5.08	1.31	1.35
25	CA	1301	A	N7-C5	-5.08	1.36	1.39
25	CA	704	G	N9-C8	-5.08	1.34	1.37
25	DA	2442	C	N1-C2	-5.08	1.35	1.40
25	CA	2571	U	N1-C2	-5.08	1.33	1.38
25	CA	2598	A	N9-C4	-5.08	1.34	1.37
25	CA	1399	C	N1-C6	-5.08	1.34	1.37
25	CA	1784	A	C5-C6	-5.07	1.36	1.41
25	CA	751	A	N7-C5	-5.07	1.36	1.39
1	BA	116	A	N9-C4	-5.07	1.34	1.37
25	CA	735	A	C6-N1	-5.07	1.32	1.35
25	CA	122	G	C5-C4	-5.06	1.34	1.38
25	CA	1009	A	N7-C5	-5.06	1.36	1.39
25	CA	409	G	N3-C4	-5.06	1.31	1.35
25	CA	2864	G	N1-C2	-5.06	1.33	1.37
26	CB	82	U	N1-C2	-5.06	1.33	1.38
25	DA	509	C	N1-C6	-5.06	1.34	1.37
25	CA	1770	G	N9-C8	-5.06	1.34	1.37
25	CA	2595	G	N3-C4	-5.06	1.31	1.35
25	CA	17	G	N9-C4	-5.05	1.33	1.38
25	CA	575	A	C5-C4	-5.05	1.35	1.38
25	CA	222	A	N3-C4	-5.05	1.31	1.34
25	CA	1031	G	N1-C2	-5.05	1.33	1.37
25	CA	2723	C	N3-C4	-5.05	1.30	1.33
25	CA	552	U	N1-C2	-5.05	1.34	1.38
25	CA	2838	G	N9-C4	-5.05	1.33	1.38
25	CA	1226	A	N3-C4	-5.04	1.31	1.34
25	CA	2254	C	N1-C2	-5.04	1.35	1.40
25	CA	2599	G	N7-C5	-5.04	1.36	1.39
25	CA	2364	C	N1-C2	-5.04	1.35	1.40
1	BA	1105	A	N9-C4	5.04	1.40	1.37
25	CA	1661	G	N1-C2	-5.04	1.33	1.37
25	CA	2021	C	P-O5'	-5.04	1.54	1.59
25	CA	777	G	N7-C5	-5.04	1.36	1.39
25	CA	2045	C	C2-N3	-5.04	1.31	1.35
25	CA	1188	U	N1-C2	-5.03	1.34	1.38

Continued on next page...

Continued from previous page...

Mol	Chain	Res	Type	Atoms	Z	Observed(Å)	Ideal(Å)
25	CA	17	G	C2-N3	-5.03	1.28	1.32
25	CA	1163	G	C5-C4	-5.03	1.34	1.38
25	DA	2053	G	C6-N1	-5.03	1.36	1.39
25	CA	591	U	C2-N3	-5.03	1.34	1.37
25	CA	1294	U	N1-C6	-5.03	1.33	1.38
25	CA	666	A	C6-N1	-5.03	1.32	1.35
25	CA	2802	G	N9-C4	-5.02	1.33	1.38
1	BA	1514	G	C6-N1	-5.02	1.36	1.39
25	CA	2598	A	N3-C4	-5.02	1.31	1.34
25	CA	675	A	N3-C4	-5.02	1.31	1.34
25	CA	2894	G	N9-C4	-5.02	1.33	1.38
25	CA	2523	G	C5-C6	-5.01	1.37	1.42
25	CA	784	G	P-O5'	-5.01	1.54	1.59
25	CA	409	G	C6-N1	-5.01	1.36	1.39
25	CA	917	A	N7-C5	-5.01	1.36	1.39
25	DA	2250	G	N9-C8	5.01	1.41	1.37
25	CA	739	A	N3-C4	-5.01	1.31	1.34
35	CK	92	GLU	CB-CG	5.01	1.61	1.52
25	DA	975	A	N9-C4	-5.01	1.34	1.37
25	CA	2047	C	C2-O2	-5.01	1.20	1.24
25	CA	382	A	C5-C6	-5.00	1.36	1.41
25	CA	575	A	C6-N6	-5.00	1.29	1.33
25	CA	690	G	N3-C4	-5.00	1.31	1.35
25	CA	2530	A	C5-C6	-5.00	1.36	1.41
25	CA	784	G	N7-C5	-5.00	1.36	1.39
25	CA	792	A	N7-C5	-5.00	1.36	1.39
25	CA	2498	C	N1-C6	-5.00	1.34	1.37
25	DA	1214	A	N9-C4	-5.00	1.34	1.37

All (4150) bond angle outliers are listed below:

Mol	Chain	Res	Type	Atoms	Z	Observed(°)	Ideal(°)
25	CA	984	A	C2-N3-C4	-18.86	101.17	110.60
25	CA	2250	G	N3-C4-C5	17.23	137.22	128.60
25	CA	1638	C	N1-C2-O2	-16.64	108.92	118.90
25	CA	1142	A	C2-N3-C4	-16.61	102.29	110.60
25	CA	1142	A	N3-C4-C5	16.11	138.07	126.80
25	CA	984	A	N1-C6-N6	15.63	127.98	118.60
25	CA	1452	G	C4-C5-N7	15.46	116.98	110.80
25	DA	974	G	C4-C5-N7	15.43	116.97	110.80
25	CA	974	G	C5-N7-C8	-15.28	96.66	104.30
25	CA	1452	G	N1-C6-O6	15.19	129.01	119.90

Continued on next page...

Continued from previous page...

Mol	Chain	Res	Type	Atoms	Z	Observed(°)	Ideal(°)
25	CA	2250	G	C2-N3-C4	-15.17	104.31	111.90
25	CA	752	A	C6-C5-N7	-15.15	121.70	132.30
25	CA	974	G	C4-C5-N7	15.10	116.84	110.80
25	CA	984	A	N3-C4-C5	14.97	137.28	126.80
25	CA	752	A	N1-C6-N6	14.67	127.40	118.60
25	CA	1142	A	N3-C4-N9	-14.48	115.81	127.40
25	DA	974	G	C5-N7-C8	-13.99	97.30	104.30
25	DA	1164	C	N1-C2-O2	-13.99	110.50	118.90
25	CA	974	G	N3-C4-C5	13.68	135.44	128.60
1	BA	245	U	C2-N1-C1'	-13.58	101.40	117.70
25	CA	1452	G	C5-N7-C8	-13.48	97.56	104.30
25	CA	1452	G	C6-C5-N7	-13.44	122.34	130.40
25	DA	984	A	C2-N3-C4	-13.34	103.93	110.60
25	CA	1452	G	C2-N3-C4	-13.22	105.29	111.90
25	CA	2250	G	N3-C4-N9	-13.20	118.08	126.00
25	DA	783	A	C5-N7-C8	-13.04	97.38	103.90
25	CA	752	A	C5-N7-C8	-12.86	97.47	103.90
25	CA	2250	G	C5-N7-C8	-12.78	97.91	104.30
28	CD	151	THR	C-N-CD	-12.63	92.82	120.60
25	CA	528	A	C6-C5-N7	-12.45	123.58	132.30
25	DA	974	G	N7-C8-N9	12.38	119.29	113.10
25	DA	1142	A	C2-N3-C4	-12.33	104.43	110.60
25	CA	752	A	C4-C5-N7	12.31	116.85	110.70
25	DA	783	A	C4-C5-N7	12.30	116.85	110.70
25	CA	783	A	C5-N7-C8	-12.28	97.76	103.90
25	CA	1779	U	C5-C4-O4	12.02	133.11	125.90
25	CA	2250	G	C4-C5-N7	11.98	115.59	110.80
25	CA	528	A	N7-C8-N9	11.88	119.74	113.80
25	CA	337	C	C6-N1-C2	11.86	125.04	120.30
25	CA	783	A	C4-C5-N7	11.75	116.57	110.70
25	DA	974	G	C6-C5-N7	-11.69	123.39	130.40
25	CA	1396	U	N3-C4-O4	-11.67	111.23	119.40
25	DA	660	C	C6-N1-C2	11.67	124.97	120.30
25	CA	2830	C	N1-C2-O2	-11.56	111.97	118.90
25	CA	1452	G	N3-C4-C5	11.49	134.34	128.60
25	CA	1547	C	N1-C2-O2	-11.48	112.01	118.90
25	DA	783	A	N1-C6-N6	11.30	125.38	118.60
25	DA	2594	C	N1-C2-O2	-11.30	112.12	118.90
25	DA	1936	A	C2-N3-C4	-11.25	104.97	110.60
25	CA	1319	C	C6-N1-C2	11.21	124.79	120.30
25	DA	253	C	N1-C2-O2	-11.18	112.19	118.90
25	CA	528	A	N1-C6-N6	11.16	125.30	118.60

Continued on next page...

Continued from previous page...

Mol	Chain	Res	Type	Atoms	Z	Observed(°)	Ideal(°)
26	CB	19	C	C6-N1-C2	11.15	124.76	120.30
25	CA	2364	C	C6-N1-C2	11.09	124.73	120.30
25	CA	528	A	C8-N9-C4	-11.01	101.39	105.80
25	CA	974	G	N3-C4-N9	-10.93	119.44	126.00
25	CA	1989	G	C5-C6-O6	-10.86	122.08	128.60
25	CA	1779	U	N3-C4-O4	-10.86	111.80	119.40
25	CA	1936	A	C2-N3-C4	-10.82	105.19	110.60
25	DA	2689	U	C5-C4-O4	10.80	132.38	125.90
25	CA	783	A	N1-C6-N6	10.76	125.06	118.60
25	CA	1547	C	N3-C2-O2	10.73	129.41	121.90
25	CA	2866	U	N3-C2-O2	-10.72	114.69	122.20
1	AA	1499	A	C8-N9-C4	10.69	110.08	105.80
25	DA	974	G	N1-C6-O6	10.60	126.26	119.90
25	CA	2286	G	C4-C5-N7	10.58	115.03	110.80
25	CA	342	A	N1-C6-N6	10.57	124.94	118.60
1	AA	245	U	C2-N1-C1'	-10.57	105.02	117.70
25	DA	2689	U	N3-C4-O4	-10.57	112.00	119.40
25	CA	528	A	C5-N7-C8	-10.53	98.64	103.90
25	CA	984	A	C5-C6-N1	-10.52	112.44	117.70
25	CA	974	G	N7-C8-N9	10.49	118.35	113.10
25	CA	984	A	C4-C5-N7	10.49	115.95	110.70
25	CA	1936	A	C5-N7-C8	-10.48	98.66	103.90
25	CA	444	C	N1-C2-O2	-10.46	112.62	118.90
25	DA	984	A	N3-C4-C5	10.43	134.10	126.80
25	CA	1142	A	C5-N7-C8	-10.42	98.69	103.90
25	CA	1311	G	N3-C4-C5	10.40	133.80	128.60
25	CA	1463	C	N1-C2-O2	-10.39	112.67	118.90
25	CA	752	A	C5-C6-N6	-10.36	115.41	123.70
25	CA	672	C	N3-C4-C5	-10.35	117.76	121.90
25	CA	2689	U	N3-C2-O2	-10.35	114.96	122.20
25	CA	332	A	N1-C6-N6	-10.34	112.39	118.60
1	BA	283	U	C2-N1-C1'	10.34	130.10	117.70
1	AA	1524	C	N1-C2-O2	-10.32	112.71	118.90
25	DA	129	C	C6-N1-C2	10.30	124.42	120.30
1	BA	245	U	C6-N1-C1'	10.30	135.62	121.20
25	CA	752	A	N7-C8-N9	10.29	118.94	113.80
25	CA	1779	U	N1-C2-N3	10.27	121.06	114.90
25	CA	914	G	N3-C4-C5	10.24	133.72	128.60
25	CA	528	A	C4-C5-C6	10.21	122.11	117.00
1	BA	677	U	N3-C2-O2	-10.19	115.07	122.20
25	CA	2286	G	C2-N3-C4	-10.19	106.81	111.90
25	CA	2286	G	N3-C4-C5	10.17	133.69	128.60

Continued on next page...

Continued from previous page...

Mol	Chain	Res	Type	Atoms	Z	Observed(°)	Ideal(°)
25	DA	1325	U	C2-N1-C1'	-10.11	105.56	117.70
25	CA	984	A	C5-N7-C8	-10.11	98.84	103.90
25	CA	2286	G	C5-N7-C8	-10.10	99.25	104.30
25	CA	2275	C	C6-N1-C2	-10.09	116.26	120.30
25	CA	2820	A	C8-N9-C4	10.08	109.83	105.80
25	CA	984	A	N3-C4-N9	-10.07	119.34	127.40
25	CA	446	G	C5-C6-O6	-10.06	122.56	128.60
25	CA	1351	C	N1-C2-O2	-10.06	112.87	118.90
25	CA	1212	G	C8-N9-C4	10.02	110.41	106.40
1	BA	713	G	N1-C6-O6	-10.01	113.89	119.90
25	CA	528	A	N1-C2-N3	10.01	134.30	129.30
25	CA	2232	C	N1-C2-O2	-9.98	112.91	118.90
25	CA	1990	C	C6-N1-C2	-9.98	116.31	120.30
26	CB	114	C	C6-N1-C2	9.96	124.28	120.30
25	CA	483	A	C8-N9-C4	9.95	109.78	105.80
25	CA	993	G	N1-C6-O6	-9.93	113.94	119.90
25	CA	752	A	C4-N9-C1'	9.91	144.15	126.30
25	CA	1756	G	C5-C6-O6	-9.88	122.67	128.60
25	CA	1971	U	C5-C4-O4	-9.87	119.98	125.90
25	CA	550	C	C2-N1-C1'	9.85	129.63	118.80
28	DD	151	THR	C-N-CD	-9.82	98.99	120.60
25	DA	528	A	C2-N3-C4	-9.80	105.70	110.60
25	CA	979	A	N1-C6-N6	9.78	124.47	118.60
25	CA	784	G	C4-N9-C1'	9.71	139.13	126.50
25	CA	2031	A	C8-N9-C4	-9.71	101.92	105.80
25	CA	784	G	C8-N9-C1'	-9.69	114.40	127.00
25	CA	2840	C	N3-C4-C5	9.69	125.78	121.90
25	CA	1301	A	N1-C6-N6	9.67	124.40	118.60
25	DA	2286	G	N3-C4-C5	9.66	133.43	128.60
25	CA	555	G	C8-N9-C1'	-9.64	114.47	127.00
25	CA	1289	C	N3-C4-C5	9.62	125.75	121.90
25	DA	2532	G	N1-C6-O6	9.61	125.67	119.90
25	DA	2884	U	N1-C2-O2	-9.61	116.08	122.80
25	DA	2226	C	C2-N3-C4	-9.60	115.10	119.90
25	CA	2254	C	N1-C2-O2	-9.57	113.16	118.90
25	CA	817	C	N1-C2-O2	-9.57	113.16	118.90
25	CA	1988	G	N1-C6-O6	9.56	125.64	119.90
25	DA	979	A	N1-C6-N6	-9.56	112.86	118.60
25	CA	906	U	C2-N1-C1'	-9.54	106.25	117.70
25	CA	726	G	C6-C5-N7	-9.52	124.69	130.40
25	CA	974	G	C2-N3-C4	-9.50	107.15	111.90
25	CA	1220	G	C5-C6-O6	9.49	134.29	128.60

Continued on next page...

Continued from previous page...

Mol	Chain	Res	Type	Atoms	Z	Observed(°)	Ideal(°)
25	CA	690	G	C8-N9-C4	9.48	110.19	106.40
25	DA	2226	C	N3-C4-C5	9.48	125.69	121.90
25	DA	2564	A	C8-N9-C4	-9.47	102.01	105.80
25	DA	528	A	C5-N7-C8	-9.46	99.17	103.90
25	DA	2686	G	C8-N9-C4	-9.44	102.62	106.40
25	CA	1311	G	C5-N7-C8	-9.40	99.60	104.30
25	DA	822	G	N3-C4-C5	9.37	133.29	128.60
25	DA	2841	C	C6-N1-C2	9.36	124.04	120.30
1	AA	283	U	C2-N1-C1'	9.35	128.92	117.70
25	CA	2820	A	N9-C4-C5	-9.32	102.07	105.80
1	BA	136	C	C6-N1-C2	9.31	124.02	120.30
1	AA	794	A	N1-C6-N6	-9.29	113.03	118.60
1	BA	691	G	N1-C6-O6	-9.29	114.33	119.90
1	BA	335	C	C6-N1-C2	-9.27	116.59	120.30
25	DA	1452	G	C2-N3-C4	-9.27	107.27	111.90
1	AA	1513	A	C8-N9-C4	9.26	109.50	105.80
25	DA	1653	G	C6-C5-N7	-9.24	124.86	130.40
25	CA	2762	C	C6-N1-C2	9.23	123.99	120.30
25	CA	733	G	C5-C6-O6	-9.21	123.07	128.60
25	CA	482	A	N1-C6-N6	9.21	124.13	118.60
25	DA	1278	C	C6-N1-C2	9.21	123.98	120.30
25	DA	1452	G	N3-C4-C5	9.20	133.20	128.60
25	CA	2771	C	N1-C2-O2	-9.19	113.39	118.90
25	CA	2689	U	N3-C4-O4	-9.17	112.98	119.40
1	AA	332	G	C8-N9-C4	9.17	110.07	106.40
1	BA	677	U	C2-N1-C1'	9.13	128.66	117.70
25	CA	528	A	C2-N3-C4	-9.12	106.04	110.60
1	BA	910	C	C6-N1-C2	-9.12	116.65	120.30
25	CA	2820	A	N1-C6-N6	9.10	124.06	118.60
25	CA	1249	U	N1-C2-O2	-9.09	116.44	122.80
25	DA	809	G	N9-C4-C5	9.09	109.04	105.40
22	AV	31	A	C8-N9-C4	9.09	109.43	105.80
25	CA	2295	C	N1-C2-O2	-9.05	113.47	118.90
25	DA	394	C	C6-N1-C2	9.05	123.92	120.30
25	CA	1315	C	N1-C2-O2	-9.01	113.50	118.90
25	CA	1779	U	C5-C6-N1	-9.01	118.20	122.70
25	CA	1572	A	N9-C4-C5	9.00	109.40	105.80
25	CA	2838	G	C8-N9-C4	9.00	110.00	106.40
1	BA	322	C	N3-C4-C5	8.98	125.49	121.90
25	CA	567	U	N1-C2-O2	-8.98	116.52	122.80
25	DA	424	G	N3-C4-C5	8.98	133.09	128.60
25	CA	1837	C	N1-C2-O2	-8.97	113.52	118.90

Continued on next page...

Continued from previous page...

Mol	Chain	Res	Type	Atoms	Z	Observed(°)	Ideal(°)
1	BA	677	U	C6-N1-C2	-8.97	115.62	121.00
25	CA	1936	A	C5-C6-N1	-8.96	113.22	117.70
25	DA	2811	G	N3-C4-C5	8.95	133.07	128.60
25	CA	598	U	C2-N1-C1'	-8.94	106.98	117.70
25	DA	488	G	N3-C4-N9	8.93	131.36	126.00
25	DA	2354	C	N1-C2-O2	-8.92	113.55	118.90
25	CA	1224	U	C2-N1-C1'	-8.91	107.00	117.70
25	DA	974	G	C8-N9-C4	-8.91	102.84	106.40
25	CA	1612	C	N1-C2-O2	-8.90	113.56	118.90
25	CA	752	A	C4-C5-C6	8.89	121.45	117.00
25	CA	992	C	N1-C2-O2	-8.89	113.56	118.90
25	DA	1142	A	C5-C6-N1	-8.89	113.25	117.70
25	CA	1638	C	N3-C2-O2	8.89	128.12	121.90
25	DA	1796	U	C6-N1-C2	8.89	126.33	121.00
25	CA	1756	G	N1-C6-O6	8.87	125.22	119.90
25	CA	1452	G	C5-C6-O6	-8.87	123.28	128.60
25	CA	332	A	N9-C4-C5	8.86	109.34	105.80
25	DA	1761	C	N1-C2-O2	-8.86	113.58	118.90
25	CA	237	C	N1-C2-O2	-8.85	113.59	118.90
25	CA	821	A	C8-N9-C4	8.84	109.34	105.80
25	DA	1939	U	C5-C4-O4	-8.84	120.60	125.90
25	CA	456	C	N1-C2-O2	-8.83	113.60	118.90
25	CA	1396	U	C5-C4-O4	8.83	131.20	125.90
25	DA	526	A	N9-C4-C5	8.83	109.33	105.80
25	DA	1423	G	C8-N9-C4	8.82	109.93	106.40
25	CA	2621	G	N9-C4-C5	8.82	108.93	105.40
1	AA	1457	G	C8-N9-C4	8.81	109.92	106.40
25	DA	826	U	N1-C2-O2	-8.80	116.64	122.80
25	DA	2521	C	N1-C2-O2	-8.80	113.62	118.90
25	CA	1936	A	N1-C6-N6	8.79	123.88	118.60
25	DA	787	C	N1-C2-O2	-8.79	113.62	118.90
25	DA	22	C	N3-C2-O2	-8.79	115.75	121.90
25	CA	1311	G	N1-C6-O6	8.78	125.17	119.90
25	CA	1319	C	N3-C2-O2	8.78	128.05	121.90
25	CA	807	U	C5-C4-O4	-8.78	120.63	125.90
25	CA	1573	G	N1-C6-O6	8.78	125.17	119.90
25	CA	63	A	N1-C6-N6	-8.76	113.34	118.60
25	CA	1985	C	N1-C2-O2	-8.76	113.64	118.90
25	DA	210	C	C6-N1-C2	8.75	123.80	120.30
25	CA	1612	C	N3-C2-O2	8.74	128.02	121.90
25	CA	675	A	C8-N9-C4	-8.74	102.31	105.80
25	CA	555	G	N3-C4-N9	8.73	131.24	126.00

Continued on next page...

Continued from previous page...

Mol	Chain	Res	Type	Atoms	Z	Observed(°)	Ideal(°)
1	AA	713	G	N1-C6-O6	-8.73	114.66	119.90
25	CA	2067	G	C5-C6-O6	-8.72	123.37	128.60
25	DA	376	G	N1-C6-O6	8.71	125.13	119.90
25	CA	1804	C	N3-C4-C5	8.71	125.38	121.90
25	DA	2448	A	N1-C6-N6	8.68	123.81	118.60
25	CA	1793	C	C6-N1-C2	8.67	123.77	120.30
25	CA	2462	C	N1-C2-O2	-8.67	113.70	118.90
25	DA	2626	C	C6-N1-C2	8.67	123.77	120.30
25	CA	812	C	N1-C2-O2	-8.66	113.70	118.90
25	CA	2293	G	N1-C6-O6	-8.65	114.71	119.90
1	BA	176	C	C6-N1-C2	8.65	123.76	120.30
25	DA	16	C	N1-C2-O2	-8.64	113.72	118.90
25	CA	1660	G	C4-C5-N7	-8.62	107.35	110.80
25	DA	1325	U	N3-C2-O2	8.62	128.24	122.20
25	DA	2709	G	N3-C4-C5	8.61	132.91	128.60
25	CA	2090	A	N1-C6-N6	-8.61	113.43	118.60
25	CA	1808	A	N1-C6-N6	8.61	123.76	118.60
25	DA	2049	G	N3-C4-N9	8.60	131.16	126.00
25	DA	417	C	C6-N1-C2	-8.59	116.86	120.30
26	CB	8	C	C6-N1-C2	8.59	123.74	120.30
1	AA	796	C	N1-C2-O2	8.56	124.03	118.90
25	DA	2445	G	C5-C6-O6	-8.55	123.47	128.60
25	CA	2351	G	C6-C5-N7	-8.53	125.28	130.40
1	BA	846	G	N3-C4-C5	-8.52	124.34	128.60
25	DA	2261	C	N1-C2-O2	-8.52	113.79	118.90
25	DA	329	G	N1-C6-O6	-8.52	114.79	119.90
25	CA	2551	C	N1-C2-O2	-8.51	113.80	118.90
25	CA	221	A	C2-N3-C4	-8.51	106.35	110.60
1	BA	1484	C	C6-N1-C2	8.50	123.70	120.30
25	DA	528	A	N1-C6-N6	8.50	123.70	118.60
25	DA	2677	G	N9-C4-C5	8.50	108.80	105.40
25	CA	555	G	N9-C4-C5	-8.49	102.00	105.40
25	DA	2046	G	C8-N9-C4	8.49	109.80	106.40
25	CA	1335	C	N1-C2-O2	-8.48	113.81	118.90
25	CA	1556	C	N1-C2-O2	-8.46	113.82	118.90
25	CA	2598	A	N9-C4-C5	8.46	109.18	105.80
25	CA	1122	G	C5-C6-O6	8.46	133.67	128.60
25	CA	974	G	C8-N9-C4	-8.46	103.02	106.40
25	CA	208	C	C6-N1-C2	8.45	123.68	120.30
25	DA	2049	G	N3-C4-C5	-8.45	124.38	128.60
25	CA	2059	A	N1-C6-N6	8.44	123.67	118.60
26	CB	61	G	C8-N9-C4	8.44	109.78	106.40

Continued on next page...

Continued from previous page...

Mol	Chain	Res	Type	Atoms	Z	Observed(°)	Ideal(°)
25	CA	501	A	C2-N3-C4	-8.44	106.38	110.60
25	DA	974	G	C5-C6-O6	-8.44	123.54	128.60
25	CA	1779	U	N3-C2-O2	-8.43	116.30	122.20
25	CA	1936	A	C8-N9-C4	-8.42	102.43	105.80
25	DA	984	A	N1-C6-N6	8.42	123.65	118.60
25	CA	1311	G	C4-C5-N7	8.39	114.16	110.80
25	CA	2553	G	N3-C4-N9	8.38	131.03	126.00
25	CA	1936	A	N7-C8-N9	8.37	117.98	113.80
25	CA	1564	C	N1-C2-O2	-8.37	113.88	118.90
25	CA	1311	G	C2-N3-C4	-8.36	107.72	111.90
25	CA	2277	G	N1-C6-O6	-8.36	114.88	119.90
25	CA	425	G	C5-C6-O6	-8.36	123.58	128.60
25	CA	2416	C	C6-N1-C2	-8.34	116.96	120.30
25	CA	1142	A	C5-C6-N1	-8.33	113.53	117.70
25	DA	783	A	N7-C8-N9	8.31	117.96	113.80
25	CA	446	G	N1-C6-O6	8.31	124.89	119.90
25	DA	22	C	C6-N1-C2	-8.31	116.98	120.30
25	CA	1378	A	N1-C6-N6	-8.31	113.62	118.60
25	CA	1437	C	N1-C2-O2	-8.31	113.92	118.90
25	DA	1646	C	C2-N1-C1'	-8.30	109.67	118.80
25	CA	1685	C	C6-N1-C2	8.28	123.61	120.30
25	DA	1676	A	C8-N9-C4	8.28	109.11	105.80
25	CA	2820	A	C2-N3-C4	-8.26	106.47	110.60
25	CA	1617	C	C6-N1-C2	8.25	123.60	120.30
25	CA	2147	A	N1-C6-N6	8.23	123.54	118.60
25	CA	752	A	C8-N9-C1'	-8.22	112.90	127.70
25	CA	2081	U	N1-C2-O2	-8.22	117.04	122.80
25	DA	871	U	C2-N1-C1'	-8.22	107.83	117.70
25	CA	2745	C	C6-N1-C2	8.22	123.59	120.30
25	DA	1936	A	C4-C5-N7	8.21	114.81	110.70
25	DA	2226	C	C5-C6-N1	-8.21	116.90	121.00
25	DA	814	C	C6-N1-C2	-8.20	117.02	120.30
1	BA	109	A	C2-N3-C4	-8.20	106.50	110.60
25	CA	90	U	N3-C2-O2	-8.20	116.46	122.20
25	DA	2885	G	C5-C6-O6	8.18	133.51	128.60
25	CA	1340	U	C5-C4-O4	8.18	130.81	125.90
25	CA	8	C	N1-C2-O2	-8.17	114.00	118.90
25	DA	2848	G	C4-C5-N7	-8.17	107.53	110.80
25	DA	1764	C	N1-C2-O2	-8.14	114.02	118.90
25	DA	732	C	N1-C2-O2	-8.14	114.02	118.90
25	DA	2226	C	N3-C4-N4	-8.13	112.31	118.00
25	CA	2745	C	N3-C4-C5	8.12	125.15	121.90

Continued on next page...

Continued from previous page...

Mol	Chain	Res	Type	Atoms	Z	Observed(°)	Ideal(°)
25	CA	647	G	C8-N9-C4	8.12	109.65	106.40
25	DA	528	A	C5-C6-N1	-8.11	113.64	117.70
25	DA	574	A	C8-N9-C4	8.11	109.04	105.80
25	CA	1357	C	N3-C4-C5	8.10	125.14	121.90
25	DA	2250	G	C5-N7-C8	-8.10	100.25	104.30
25	CA	508	A	C8-N9-C4	8.10	109.04	105.80
25	DA	2434	A	N1-C6-N6	8.10	123.46	118.60
25	CA	516	C	N1-C2-O2	-8.09	114.05	118.90
25	CA	2512	C	N1-C2-O2	-8.08	114.05	118.90
25	DA	2876	G	C8-N9-C4	8.07	109.63	106.40
25	CA	935	C	N1-C2-O2	-8.07	114.06	118.90
25	CA	552	U	N1-C2-O2	-8.06	117.16	122.80
25	CA	1595	C	C6-N1-C2	8.06	123.52	120.30
25	CA	223	A	N9-C4-C5	8.06	109.02	105.80
25	CA	371	A	C8-N9-C4	8.05	109.02	105.80
25	CA	2177	C	N3-C2-O2	-8.05	116.27	121.90
25	CA	908	C	N1-C2-O2	-8.05	114.07	118.90
25	DA	22	C	C2-N1-C1'	8.04	127.64	118.80
25	DA	1941	C	N1-C2-O2	-8.04	114.08	118.90
25	CA	239	C	C6-N1-C2	8.04	123.52	120.30
1	BA	365	U	C5-C6-N1	-8.04	118.68	122.70
25	CA	919	U	N1-C2-O2	8.04	128.43	122.80
25	CA	2177	C	N1-C2-O2	8.04	123.72	118.90
25	CA	748	G	C4-C5-N7	-8.02	107.59	110.80
1	AA	1484	C	N1-C2-O2	-8.02	114.09	118.90
25	CA	2699	C	C6-N1-C2	8.02	123.51	120.30
25	CA	2523	G	N9-C4-C5	-8.01	102.20	105.40
25	DA	2885	G	N3-C4-C5	-8.01	124.60	128.60
25	CA	676	A	N1-C6-N6	-8.00	113.80	118.60
25	CA	2031	A	N9-C4-C5	8.00	109.00	105.80
25	CA	1437	C	N3-C2-O2	8.00	127.50	121.90
25	CA	2069	G	N3-C4-C5	8.00	132.60	128.60
25	CA	2896	C	N3-C2-O2	-7.99	116.31	121.90
25	DA	1298	C	C6-N1-C2	7.98	123.49	120.30
25	CA	2278	A	N1-C6-N6	7.97	123.38	118.60
25	DA	1142	A	N1-C6-N6	7.96	123.38	118.60
25	CA	1892	C	N1-C2-O2	-7.96	114.13	118.90
26	CB	15	A	C2-N3-C4	-7.96	106.62	110.60
25	CA	997	G	N3-C4-N9	-7.95	121.23	126.00
25	CA	2621	G	C5-C6-O6	7.95	133.37	128.60
25	CA	2032	G	C8-N9-C4	7.95	109.58	106.40
1	AA	71	A	N1-C6-N6	7.94	123.37	118.60

Continued on next page...

Continued from previous page...

Mol	Chain	Res	Type	Atoms	Z	Observed(°)	Ideal(°)
1	BA	691	G	C5-C6-O6	7.94	133.37	128.60
25	DA	984	A	N3-C4-N9	-7.94	121.05	127.40
25	CA	1519	G	C4-C5-N7	-7.94	107.62	110.80
25	CA	2067	G	C4-C5-N7	7.94	113.97	110.80
25	CA	1325	U	C5-C4-O4	7.93	130.66	125.90
25	DA	2503	A	N1-C6-N6	7.93	123.36	118.60
1	BA	1482	G	N3-C4-N9	7.93	130.76	126.00
25	CA	930	G	C4-C5-N7	-7.93	107.63	110.80
25	CA	2447	G	N9-C4-C5	-7.92	102.23	105.40
25	CA	1220	G	N1-C6-O6	-7.92	115.15	119.90
25	DA	826	U	N3-C2-O2	7.91	127.74	122.20
25	CA	2616	C	C6-N1-C2	7.90	123.46	120.30
25	DA	238	C	N1-C2-O2	-7.90	114.16	118.90
25	DA	15	G	C2-N3-C4	-7.90	107.95	111.90
25	CA	942	G	C5-C6-O6	7.89	133.34	128.60
25	CA	2896	C	C2-N1-C1'	7.89	127.48	118.80
25	CA	1804	C	C6-N1-C2	7.89	123.45	120.30
25	CA	2422	C	N1-C2-O2	-7.89	114.17	118.90
26	CB	47	C	N1-C2-O2	-7.89	114.17	118.90
25	DA	2282	G	N1-C6-O6	-7.89	115.17	119.90
25	CA	1013	C	N1-C2-O2	-7.88	114.17	118.90
25	CA	1389	G	C5-C6-O6	-7.88	123.88	128.60
25	DA	823	C	C5-C4-N4	-7.88	114.69	120.20
1	BA	926	G	C5-C6-O6	7.87	133.32	128.60
25	CA	2691	C	N3-C4-C5	7.87	125.05	121.90
25	CA	1022	G	N3-C4-N9	-7.87	121.28	126.00
25	CA	2320	U	C5-C4-O4	7.86	130.61	125.90
25	CA	1212	G	N9-C4-C5	-7.85	102.26	105.40
25	DA	2677	G	C6-C5-N7	7.85	135.11	130.40
22	AV	4	C	N1-C2-O2	-7.84	114.19	118.90
25	CA	1660	G	N9-C4-C5	7.84	108.54	105.40
25	CA	984	A	C6-N1-C2	7.84	123.30	118.60
25	CA	1265	A	C6-N1-C2	-7.84	113.90	118.60
25	CA	988	A	C5-C6-N1	-7.83	113.78	117.70
25	CA	2699	C	C2-N1-C1'	-7.83	110.19	118.80
25	CA	2286	G	C6-C5-N7	-7.83	125.70	130.40
25	CA	2289	G	C5-C6-O6	7.82	133.29	128.60
25	CA	801	G	N9-C4-C5	7.81	108.53	105.40
25	CA	205	G	N1-C6-O6	-7.81	115.21	119.90
26	CB	75	G	N1-C6-O6	-7.81	115.22	119.90
25	CA	1328	A	C2-N3-C4	-7.80	106.70	110.60
25	DA	1030	C	N3-C4-C5	7.80	125.02	121.90

Continued on next page...

Continued from previous page...

Mol	Chain	Res	Type	Atoms	Z	Observed(°)	Ideal(°)
25	DA	984	A	C5-C6-N1	-7.80	113.80	117.70
25	CA	2289	G	N1-C6-O6	-7.80	115.22	119.90
25	DA	2885	G	C4-C5-N7	-7.79	107.68	110.80
25	CA	2067	G	C6-C5-N7	-7.79	125.73	130.40
25	CA	2760	C	C2-N1-C1'	-7.78	110.24	118.80
25	CA	754	U	C5-C4-O4	7.78	130.57	125.90
25	CA	2571	U	N1-C2-O2	-7.78	117.36	122.80
25	CA	1989	G	N1-C6-O6	7.77	124.56	119.90
25	CA	783	A	N7-C8-N9	7.77	117.68	113.80
26	CB	47	C	N3-C2-O2	7.77	127.34	121.90
25	DA	1904	G	C8-N9-C4	-7.76	103.29	106.40
25	DA	2226	C	C6-N1-C2	7.75	123.40	120.30
1	BA	297	G	N1-C6-O6	7.75	124.55	119.90
25	CA	626	A	N1-C6-N6	7.75	123.25	118.60
25	DA	974	G	C4-N9-C1'	7.75	136.58	126.50
25	CA	726	G	N1-C6-O6	7.75	124.55	119.90
25	DA	424	G	N3-C4-N9	-7.75	121.35	126.00
25	CA	11	C	N1-C2-O2	-7.75	114.25	118.90
25	CA	634	C	C5-C4-N4	-7.75	114.78	120.20
25	CA	2331	G	N3-C4-N9	7.75	130.65	126.00
25	CA	2468	A	N1-C6-N6	7.74	123.25	118.60
25	CA	1936	A	N3-C4-N9	-7.74	121.21	127.40
25	CA	2688	G	N3-C4-N9	-7.74	121.36	126.00
25	DA	1936	A	N1-C2-N3	7.73	133.16	129.30
25	CA	2853	C	N1-C2-O2	-7.73	114.26	118.90
25	CA	1133	A	C2-N3-C4	-7.72	106.74	110.60
25	CA	2447	G	N1-C6-O6	7.72	124.53	119.90
25	CA	1231	U	N3-C2-O2	7.72	127.60	122.20
25	CA	223	A	N1-C6-N6	-7.71	113.97	118.60
25	CA	341	C	C6-N1-C2	7.71	123.39	120.30
25	CA	1325	U	N3-C4-O4	-7.71	114.00	119.40
25	CA	1711	A	N1-C6-N6	-7.71	113.97	118.60
25	DA	1780	A	N1-C6-N6	7.71	123.22	118.60
25	CA	1519	G	N1-C6-O6	-7.70	115.28	119.90
25	DA	450	G	C5-C6-O6	7.70	133.22	128.60
16	AP	51	ARG	NE-CZ-NH1	7.70	124.15	120.30
25	CA	1436	G	N1-C6-O6	-7.70	115.28	119.90
25	CA	2840	C	C6-N1-C2	7.70	123.38	120.30
25	DA	862	G	N1-C6-O6	7.69	124.51	119.90
25	CA	1913	A	N1-C6-N6	7.68	123.21	118.60
25	CA	2682	A	N1-C6-N6	7.68	123.21	118.60
25	DA	1822	C	N1-C2-O2	-7.68	114.29	118.90

Continued on next page...

Continued from previous page...

Mol	Chain	Res	Type	Atoms	Z	Observed(°)	Ideal(°)
25	DA	1158	C	N1-C2-O2	-7.68	114.29	118.90
25	DA	1936	A	N9-C4-C5	-7.68	102.73	105.80
25	DA	1936	A	C5-N7-C8	-7.67	100.06	103.90
1	AA	1422	G	C6-C5-N7	-7.67	125.80	130.40
25	DA	2502	G	N1-C6-O6	-7.67	115.30	119.90
25	CA	2121	G	N3-C4-C5	-7.67	124.77	128.60
25	CA	2721	A	C5-C6-N6	-7.67	117.57	123.70
25	DA	2250	G	N3-C4-N9	-7.67	121.40	126.00
25	CA	2500	U	N1-C2-O2	-7.67	117.44	122.80
1	AA	1063	C	N1-C2-O2	-7.66	114.30	118.90
25	CA	1663	G	C8-N9-C4	7.66	109.47	106.40
25	DA	1653	G	N3-C4-N9	7.66	130.59	126.00
1	BA	642	A	C8-N9-C4	7.66	108.86	105.80
25	CA	2523	G	C6-C5-N7	-7.65	125.81	130.40
1	AA	880	C	N1-C2-O2	-7.65	114.31	118.90
25	CA	336	C	N3-C2-O2	7.64	127.25	121.90
25	CA	311	A	N9-C4-C5	-7.64	102.74	105.80
1	BA	397	A	N1-C2-N3	7.64	133.12	129.30
25	CA	2799	A	N1-C6-N6	7.63	123.18	118.60
25	CA	1780	A	N1-C6-N6	7.63	123.18	118.60
25	CA	1757	A	C8-N9-C4	7.63	108.85	105.80
25	CA	2658	C	C2-N1-C1'	-7.63	110.41	118.80
25	DA	783	A	C6-C5-N7	-7.63	126.96	132.30
25	CA	1336	A	N1-C6-N6	-7.62	114.03	118.60
25	DA	378	C	C6-N1-C2	7.62	123.35	120.30
25	CA	1792	G	C8-N9-C4	7.62	109.45	106.40
25	CA	1064	C	C6-N1-C2	-7.61	117.25	120.30
25	CA	2762	C	C5-C6-N1	-7.61	117.20	121.00
25	CA	1394	U	N1-C2-N3	7.60	119.46	114.90
25	CA	93	G	C4-C5-N7	-7.60	107.76	110.80
25	DA	1838	C	C2-N1-C1'	-7.60	110.44	118.80
25	DA	2689	U	C2-N1-C1'	-7.60	108.58	117.70
25	DA	1164	C	N3-C2-O2	7.59	127.22	121.90
25	CA	783	A	C5-C6-N6	-7.59	117.62	123.70
25	DA	1954	G	C5-C6-O6	-7.59	124.05	128.60
25	DA	2461	A	C5-C6-N1	-7.59	113.91	117.70
25	DA	1311	G	C4-C5-N7	7.59	113.83	110.80
25	CA	1452	G	C5-C6-N1	-7.59	107.71	111.50
25	DA	801	G	C4-C5-N7	-7.58	107.77	110.80
25	CA	315	G	N1-C6-O6	7.58	124.45	119.90
25	DA	757	G	N3-C4-C5	7.57	132.39	128.60
25	CA	2271	G	N3-C4-N9	7.56	130.54	126.00

Continued on next page...

Continued from previous page...

Mol	Chain	Res	Type	Atoms	Z	Observed(°)	Ideal(°)
25	CA	208	C	C2-N1-C1'	-7.55	110.49	118.80
25	CA	348	A	C8-N9-C4	7.55	108.82	105.80
25	DA	475	C	C6-N1-C2	-7.55	117.28	120.30
25	DA	784	G	N9-C4-C5	-7.55	102.38	105.40
1	BA	297	G	C2-N3-C4	-7.54	108.13	111.90
25	DA	660	C	C5-C6-N1	-7.54	117.23	121.00
25	CA	624	C	N1-C2-O2	-7.54	114.38	118.90
25	CA	2626	C	N1-C2-O2	-7.54	114.38	118.90
25	DA	2347	C	C2-N1-C1'	-7.54	110.51	118.80
1	BA	283	U	C6-N1-C2	-7.54	116.48	121.00
25	CA	1683	U	N1-C2-O2	-7.54	117.52	122.80
25	DA	1649	G	C5-C6-O6	7.54	133.12	128.60
25	DA	671	C	N1-C2-O2	-7.53	114.38	118.90
25	CA	1142	A	C6-N1-C2	7.53	123.12	118.60
25	DA	822	G	N1-C6-O6	7.52	124.41	119.90
25	DA	2540	C	C2-N1-C1'	-7.52	110.53	118.80
25	CA	2071	A	C2-N3-C4	-7.52	106.84	110.60
25	CA	311	A	N1-C6-N6	7.52	123.11	118.60
25	DA	757	G	C4-N9-C1'	-7.52	116.73	126.50
25	DA	2848	G	N9-C4-C5	7.52	108.41	105.40
25	CA	2447	G	C8-N9-C4	7.51	109.41	106.40
25	DA	765	C	N3-C4-C5	7.51	124.91	121.90
25	CA	1779	U	C2-N1-C1'	-7.51	108.69	117.70
25	CA	1780	A	C5-C6-N6	-7.51	117.69	123.70
25	CA	2866	U	C5-C4-O4	7.51	130.41	125.90
25	DA	1828	G	C5-C6-O6	7.51	133.11	128.60
1	BA	551	U	N1-C2-O2	-7.51	117.55	122.80
25	DA	1135	C	C6-N1-C2	7.50	123.30	120.30
25	DA	1340	U	C2-N1-C1'	7.50	126.70	117.70
25	CA	1563	U	C2-N1-C1'	-7.50	108.70	117.70
25	CA	1426	G	C6-C5-N7	-7.50	125.90	130.40
25	CA	1876	A	N1-C6-N6	-7.50	114.10	118.60
25	CA	124	G	C8-N9-C4	7.49	109.40	106.40
25	CA	210	C	C6-N1-C2	7.49	123.30	120.30
25	CA	1362	C	N1-C2-O2	-7.49	114.41	118.90
25	CA	2022	U	C5-C4-O4	-7.49	121.41	125.90
25	CA	2893	A	N1-C2-N3	7.49	133.04	129.30
25	DA	1649	G	N9-C4-C5	7.49	108.40	105.40
25	CA	458	G	N1-C6-O6	-7.49	115.41	119.90
1	AA	679	C	N1-C2-O2	7.48	123.39	118.90
25	CA	1045	C	N1-C2-O2	-7.48	114.41	118.90
25	CA	334	C	N1-C2-O2	-7.48	114.41	118.90

Continued on next page...

Continued from previous page...

Mol	Chain	Res	Type	Atoms	Z	Observed(°)	Ideal(°)
1	BA	503	C	N1-C2-O2	-7.48	114.41	118.90
25	CA	2678	C	C6-N1-C2	7.47	123.29	120.30
25	DA	1351	C	C6-N1-C2	7.47	123.29	120.30
1	BA	1226	C	C6-N1-C2	-7.47	117.31	120.30
1	AA	971	G	N3-C4-N9	-7.47	121.52	126.00
25	CA	97	C	N1-C2-O2	-7.47	114.42	118.90
1	BA	677	U	N1-C2-O2	7.46	128.02	122.80
25	CA	2803	G	N1-C6-O6	-7.46	115.42	119.90
25	DA	1950	G	C4-C5-N7	-7.46	107.82	110.80
25	CA	584	C	C6-N1-C2	7.46	123.28	120.30
25	CA	2884	U	C5-C4-O4	7.46	130.38	125.90
25	DA	2226	C	C2-N1-C1'	-7.46	110.60	118.80
25	DA	66	C	N1-C2-O2	-7.46	114.43	118.90
25	DA	682	G	C8-N9-C4	7.45	109.38	106.40
1	AA	1475	G	N1-C6-O6	7.45	124.37	119.90
25	CA	1426	G	C5-C6-O6	-7.45	124.13	128.60
1	BA	1482	G	N3-C4-C5	-7.45	124.88	128.60
25	CA	2227	A	N1-C6-N6	-7.45	114.13	118.60
25	DA	672	C	N1-C2-O2	-7.44	114.43	118.90
25	CA	208	C	N1-C2-O2	-7.44	114.44	118.90
1	BA	705	G	C5-C6-O6	7.44	133.06	128.60
25	DA	1970	A	C8-N9-C4	-7.44	102.83	105.80
25	CA	1209	U	N1-C2-O2	-7.43	117.59	122.80
25	CA	1315	C	C2-N3-C4	-7.43	116.18	119.90
25	CA	111	A	C2-N3-C4	-7.43	106.88	110.60
25	DA	1964	G	N3-C4-C5	-7.43	124.89	128.60
25	CA	2426	A	C8-N9-C4	-7.42	102.83	105.80
25	CA	1108	U	N1-C2-O2	-7.42	117.61	122.80
25	CA	2541	A	C8-N9-C4	7.41	108.77	105.80
25	DA	1649	G	C8-N9-C4	-7.41	103.44	106.40
25	CA	2155	U	N3-C2-O2	-7.41	117.02	122.20
25	CA	2591	C	N1-C2-O2	-7.40	114.46	118.90
25	CA	2067	G	N1-C6-O6	7.40	124.34	119.90
25	CA	2534	A	N9-C4-C5	-7.39	102.84	105.80
25	CA	1989	G	N9-C4-C5	-7.39	102.44	105.40
25	DA	442	G	N1-C6-O6	-7.39	115.47	119.90
25	CA	1640	A	C8-N9-C4	-7.39	102.84	105.80
25	CA	1727	C	C6-N1-C2	-7.39	117.34	120.30
1	BA	823	C	N1-C2-O2	-7.38	114.47	118.90
25	CA	1758	U	N1-C2-N3	7.37	119.33	114.90
25	CA	974	G	C6-C5-N7	-7.37	125.98	130.40
25	CA	2375	G	C5-C6-O6	-7.36	124.18	128.60

Continued on next page...

Continued from previous page...

Mol	Chain	Res	Type	Atoms	Z	Observed(°)	Ideal(°)
25	CA	2067	G	N9-C4-C5	-7.36	102.45	105.40
25	CA	555	G	C4-N9-C1'	7.36	136.06	126.50
25	DA	1163	G	C5-C6-O6	-7.35	124.19	128.60
25	CA	2534	A	N1-C6-N6	7.35	123.01	118.60
25	DA	967	U	C5-C4-O4	7.35	130.31	125.90
25	CA	971	G	C2-N3-C4	7.35	115.57	111.90
25	DA	308	G	N3-C4-N9	7.35	130.41	126.00
25	CA	1950	G	C5-C6-O6	-7.34	124.19	128.60
25	CA	2068	U	N1-C2-O2	-7.34	117.66	122.80
25	DA	1239	G	N1-C6-O6	-7.34	115.49	119.90
25	DA	1681	G	N9-C4-C5	-7.34	102.46	105.40
25	CA	2351	G	N1-C6-O6	7.33	124.30	119.90
25	DA	801	G	N1-C6-O6	-7.33	115.50	119.90
25	CA	1043	C	C6-N1-C2	7.32	123.23	120.30
25	DA	2885	G	N1-C6-O6	-7.32	115.51	119.90
25	DA	394	C	N3-C2-O2	7.32	127.02	121.90
25	CA	901	C	C6-N1-C2	7.32	123.23	120.30
25	CA	555	G	N3-C2-N2	7.32	125.02	119.90
25	DA	1192	G	C8-N9-C4	7.31	109.33	106.40
25	DA	823	C	N3-C4-N4	7.31	123.12	118.00
25	CA	425	G	N1-C6-O6	7.31	124.28	119.90
25	CA	2896	C	C6-N1-C2	-7.31	117.38	120.30
25	CA	213	A	C8-N9-C4	7.30	108.72	105.80
25	CA	2813	A	C8-N9-C4	7.30	108.72	105.80
1	AA	1067	A	N1-C6-N6	-7.29	114.22	118.60
25	DA	1311	G	C5-C6-O6	-7.29	124.23	128.60
25	DA	1833	C	N1-C2-O2	-7.29	114.53	118.90
25	DA	243	U	C2-N1-C1'	-7.29	108.95	117.70
25	DA	379	G	N1-C6-O6	7.29	124.27	119.90
25	DA	801	G	C6-C5-N7	7.28	134.77	130.40
25	DA	809	G	C4-C5-N7	-7.28	107.89	110.80
25	CA	2375	G	C8-N9-C1'	7.28	136.46	127.00
25	CA	1595	C	N1-C2-O2	-7.28	114.53	118.90
25	CA	470	A	C2-N3-C4	-7.27	106.96	110.60
25	DA	1770	G	N1-C6-O6	7.27	124.26	119.90
1	BA	876	C	C6-N1-C2	7.27	123.21	120.30
25	CA	1779	U	C6-N1-C1'	7.27	131.38	121.20
25	DA	2518	A	C8-N9-C4	-7.27	102.89	105.80
25	CA	1835	G	C5-C6-O6	-7.27	124.24	128.60
25	DA	786	C	C6-N1-C2	7.27	123.21	120.30
1	AA	971	G	C8-N9-C1'	7.26	136.44	127.00
25	CA	1608	A	N1-C6-N6	7.26	122.96	118.60

Continued on next page...

Continued from previous page...

Mol	Chain	Res	Type	Atoms	Z	Observed(°)	Ideal(°)
25	CA	1691	C	N1-C2-O2	-7.26	114.54	118.90
25	CA	2688	G	N9-C4-C5	7.26	108.31	105.40
25	CA	2347	C	C2-N1-C1'	-7.26	110.81	118.80
25	DA	396	G	C8-N9-C4	7.26	109.30	106.40
25	CA	2598	A	N1-C6-N6	-7.26	114.25	118.60
1	AA	245	U	C6-N1-C1'	7.25	131.35	121.20
1	AA	1422	G	C4-C5-N7	7.25	113.70	110.80
25	DA	645	C	C6-N1-C2	-7.25	117.40	120.30
1	AA	677	U	N3-C2-O2	-7.25	117.13	122.20
25	CA	1623	G	C4-C5-N7	7.25	113.70	110.80
25	CA	1833	C	N1-C2-O2	-7.25	114.55	118.90
25	DA	1786	A	N9-C4-C5	7.25	108.70	105.80
25	DA	1672	A	C4-C5-C6	7.25	120.62	117.00
25	CA	1704	C	C6-N1-C2	7.24	123.20	120.30
1	BA	488	C	C6-N1-C2	-7.24	117.40	120.30
25	CA	72	U	C2-N1-C1'	-7.24	109.01	117.70
25	DA	243	U	C5-C6-N1	-7.24	119.08	122.70
25	DA	2794	C	C6-N1-C2	-7.24	117.40	120.30
25	DA	467	G	C2-N3-C4	-7.24	108.28	111.90
25	CA	979	A	C5-C6-N6	-7.24	117.91	123.70
25	DA	2478	A	C8-N9-C4	7.24	108.69	105.80
25	DA	2518	A	C4-C5-C6	7.23	120.62	117.00
1	AA	90	C	N3-C2-O2	-7.23	116.84	121.90
25	CA	1117	C	C6-N1-C2	7.23	123.19	120.30
25	DA	467	G	C8-N9-C4	7.22	109.29	106.40
25	CA	473	G	N1-C6-O6	-7.22	115.57	119.90
25	CA	1142	A	C4-C5-C6	-7.22	113.39	117.00
1	AA	792	A	C8-N9-C4	7.22	108.69	105.80
25	CA	528	A	C4-C5-N7	7.22	114.31	110.70
25	DA	528	A	N7-C8-N9	7.22	117.41	113.80
25	DA	579	G	C4-C5-N7	-7.22	107.91	110.80
25	CA	2439	A	C8-N9-C4	7.22	108.69	105.80
25	DA	2442	C	N1-C2-O2	-7.21	114.57	118.90
25	CA	264	C	N1-C2-O2	7.21	123.23	118.90
25	CA	2551	C	N3-C2-O2	7.21	126.95	121.90
1	AA	90	C	N1-C2-O2	7.20	123.22	118.90
25	CA	1835	G	C2-N3-C4	7.20	115.50	111.90
25	CA	371	A	N1-C6-N6	-7.20	114.28	118.60
25	DA	822	G	N3-C4-N9	-7.20	121.68	126.00
1	BA	322	C	C6-N1-C2	7.19	123.18	120.30
25	CA	1904	G	N1-C6-O6	-7.19	115.58	119.90
25	DA	1333	G	C5-C6-O6	-7.19	124.28	128.60

Continued on next page...

Continued from previous page...

Mol	Chain	Res	Type	Atoms	Z	Observed(°)	Ideal(°)
25	DA	2250	G	N7-C8-N9	7.19	116.70	113.10
25	CA	1955	U	C2-N1-C1'	-7.19	109.07	117.70
25	DA	2619	C	C6-N1-C2	7.19	123.17	120.30
1	AA	713	G	C6-C5-N7	7.19	134.71	130.40
1	AA	297	G	N3-C4-N9	-7.18	121.69	126.00
1	BA	1520	C	N1-C2-O2	-7.18	114.59	118.90
25	CA	914	G	C8-N9-C4	7.18	109.27	106.40
51	C0	19	ASP	CB-CG-OD2	7.18	124.76	118.30
25	DA	2461	A	C2-N3-C4	-7.18	107.01	110.60
1	BA	209	U	C2-N1-C1'	7.18	126.31	117.70
1	BA	322	C	C2-N3-C4	-7.17	116.31	119.90
25	DA	562	U	N1-C2-O2	-7.17	117.78	122.80
1	BA	1504	G	C8-N9-C4	7.17	109.27	106.40
25	CA	382	A	N1-C6-N6	7.17	122.90	118.60
25	CA	1158	C	C6-N1-C2	-7.17	117.43	120.30
25	CA	2866	U	N1-C2-O2	7.17	127.81	122.80
25	CA	1977	A	C2-N3-C4	-7.16	107.02	110.60
25	CA	1007	C	N3-C2-O2	7.16	126.91	121.90
26	CB	96	G	N1-C6-O6	-7.16	115.60	119.90
1	AA	555	U	N1-C2-O2	-7.16	117.79	122.80
25	CA	129	C	N1-C2-O2	-7.16	114.61	118.90
25	CA	315	G	N9-C4-C5	-7.16	102.54	105.40
25	CA	2506	U	N3-C2-O2	-7.16	117.19	122.20
25	DA	2342	C	C6-N1-C2	-7.16	117.44	120.30
25	CA	2375	G	C4-N9-C1'	-7.15	117.21	126.50
25	DA	2636	C	C6-N1-C2	-7.15	117.44	120.30
1	AA	1481	U	C5-C4-O4	7.15	130.19	125.90
25	CA	2351	G	C4-C5-N7	7.15	113.66	110.80
25	DA	783	A	N9-C4-C5	-7.14	102.94	105.80
25	CA	2367	G	C6-C5-N7	7.14	134.68	130.40
56	DB	91	C	C6-N1-C2	7.14	123.16	120.30
26	CB	8	C	N1-C2-O2	-7.14	114.62	118.90
25	CA	1351	C	C2-N1-C1'	-7.13	110.95	118.80
25	DA	1234	U	C5-C4-O4	7.13	130.18	125.90
25	DA	2532	G	C5-C6-O6	-7.13	124.32	128.60
25	CA	624	C	C2-N1-C1'	-7.13	110.96	118.80
25	CA	1017	G	C8-N9-C4	-7.12	103.55	106.40
25	CA	1405	U	N3-C2-O2	-7.12	117.22	122.20
25	DA	636	G	N3-C4-C5	-7.11	125.04	128.60
25	CA	752	A	C8-N9-C4	-7.11	102.95	105.80
25	CA	2359	C	N1-C2-O2	-7.11	114.63	118.90
25	DA	2055	C	N1-C2-O2	-7.11	114.63	118.90

Continued on next page...

Continued from previous page...

Mol	Chain	Res	Type	Atoms	Z	Observed(°)	Ideal(°)
22	AV	16	U	N1-C2-O2	7.11	127.78	122.80
25	CA	1360	G	C5-C6-O6	7.11	132.87	128.60
25	CA	1245	G	N1-C6-O6	-7.10	115.64	119.90
26	CB	15	A	N1-C6-N6	7.10	122.86	118.60
1	AA	48	C	C6-N1-C2	7.10	123.14	120.30
25	DA	2638	G	C5-C6-O6	7.10	132.86	128.60
25	CA	1226	A	C2-N3-C4	7.10	114.15	110.60
25	DA	585	G	N9-C4-C5	7.10	108.24	105.40
25	CA	783	A	N9-C4-C5	-7.10	102.96	105.80
25	DA	789	A	C8-N9-C4	7.10	108.64	105.80
25	CA	758	C	C6-N1-C2	-7.10	117.46	120.30
1	AA	760	G	N1-C2-N2	-7.09	109.81	116.20
25	CA	74	A	C8-N9-C4	-7.09	102.96	105.80
25	CA	801	G	C4-C5-N7	-7.09	107.96	110.80
25	CA	389	G	C8-N9-C4	7.09	109.24	106.40
25	CA	409	G	C2-N3-C4	-7.09	108.36	111.90
25	CA	1971	U	N3-C4-O4	7.09	124.36	119.40
1	BA	530	G	C4-C5-N7	7.09	113.64	110.80
25	CA	982	C	C2-N3-C4	-7.08	116.36	119.90
25	DA	1163	G	C4-N9-C1'	-7.08	117.29	126.50
25	CA	1762	A	N1-C6-N6	7.08	122.85	118.60
25	CA	1231	U	C6-N1-C2	7.08	125.25	121.00
25	DA	955	U	C6-N1-C2	-7.08	116.75	121.00
25	DA	1261	C	N1-C2-O2	-7.08	114.66	118.90
25	CA	942	G	N1-C6-O6	-7.07	115.66	119.90
25	CA	1340	U	C2-N1-C1'	-7.07	109.21	117.70
25	CA	509	C	C2-N3-C4	-7.07	116.36	119.90
25	CA	2055	C	C6-N1-C2	7.07	123.13	120.30
26	CB	71	C	N1-C2-O2	-7.07	114.66	118.90
1	BA	882	C	C6-N1-C2	7.07	123.13	120.30
25	CA	428	A	C8-N9-C4	7.07	108.63	105.80
1	AA	71	A	C5-C6-N6	-7.06	118.05	123.70
25	CA	2721	A	N1-C6-N6	7.06	122.84	118.60
25	DA	1036	G	N3-C4-C5	7.06	132.13	128.60
25	CA	208	C	C5-C6-N1	-7.06	117.47	121.00
25	CA	1600	C	C6-N1-C2	7.06	123.12	120.30
25	CA	1780	A	C4-C5-N7	7.06	114.23	110.70
25	CA	1040	A	C8-N9-C4	7.06	108.62	105.80
26	CB	19	C	C5-C6-N1	-7.06	117.47	121.00
25	DA	525	U	C5-C4-O4	7.06	130.13	125.90
1	AA	1414	U	N1-C2-O2	7.05	127.74	122.80
25	CA	1819	A	N1-C6-N6	-7.05	114.37	118.60

Continued on next page...

Continued from previous page...

Mol	Chain	Res	Type	Atoms	Z	Observed(°)	Ideal(°)
1	AA	1527	U	N1-C2-N3	7.05	119.13	114.90
25	CA	1519	G	N9-C4-C5	7.05	108.22	105.40
25	CA	1205	A	N1-C6-N6	7.05	122.83	118.60
25	DA	2677	G	N1-C6-O6	-7.05	115.67	119.90
25	DA	1904	G	N3-C4-C5	-7.05	125.08	128.60
1	AA	734	G	C6-C5-N7	-7.05	126.17	130.40
25	CA	152	A	C8-N9-C4	7.05	108.62	105.80
25	CA	264	C	N3-C2-O2	-7.05	116.97	121.90
25	CA	2286	G	N1-C6-O6	7.04	124.13	119.90
25	DA	2069	G	N3-C4-C5	7.04	132.12	128.60
25	CA	2720	U	C6-N1-C2	-7.04	116.78	121.00
25	DA	1037	G	N3-C4-C5	7.04	132.12	128.60
25	CA	2266	A	C8-N9-C4	-7.04	102.98	105.80
25	CA	564	C	N3-C2-O2	-7.04	116.97	121.90
25	CA	2021	C	N1-C2-O2	-7.04	114.68	118.90
25	CA	2820	A	N3-C4-C5	7.04	131.72	126.80
25	CA	1936	A	N3-C4-C5	7.03	131.72	126.80
25	CA	2141	G	N3-C4-C5	-7.03	125.08	128.60
25	CA	2135	A	N1-C6-N6	7.03	122.82	118.60
1	AA	1408	A	C2-N3-C4	-7.03	107.09	110.60
25	DA	2519	U	C5-C4-O4	-7.02	121.69	125.90
25	CA	854	C	C5-C4-N4	-7.02	115.29	120.20
25	CA	1018	U	N3-C2-O2	7.02	127.11	122.20
25	DA	1360	G	N3-C4-N9	-7.02	121.79	126.00
25	DA	1947	C	C6-N1-C2	7.02	123.11	120.30
25	CA	116	C	N1-C2-O2	-7.02	114.69	118.90
25	CA	655	A	N9-C4-C5	7.02	108.61	105.80
25	CA	2745	C	C2-N3-C4	-7.02	116.39	119.90
25	DA	950	G	N1-C6-O6	7.02	124.11	119.90
25	DA	2503	A	N3-C4-N9	7.02	133.01	127.40
25	DA	587	C	N1-C2-O2	-7.02	114.69	118.90
25	DA	1005	C	C6-N1-C2	7.02	123.11	120.30
25	CA	2275	C	N1-C2-N3	7.01	124.11	119.20
25	CA	2831	G	N3-C4-C5	-7.01	125.09	128.60
25	CA	2689	U	C2-N3-C4	-7.01	122.79	127.00
1	AA	108	G	C8-N9-C4	-7.01	103.60	106.40
1	BA	741	G	N1-C6-O6	7.01	124.10	119.90
26	CB	51	G	C4-C5-N7	7.01	113.60	110.80
25	DA	208	C	C6-N1-C2	7.01	123.10	120.30
25	DA	911	A	N1-C6-N6	7.01	122.80	118.60
25	CA	1393	A	N9-C4-C5	7.00	108.60	105.80
25	CA	1793	C	C5-C6-N1	-7.00	117.50	121.00

Continued on next page...

Continued from previous page...

Mol	Chain	Res	Type	Atoms	Z	Observed(°)	Ideal(°)
25	CA	786	C	C2-N1-C1'	-7.00	111.10	118.80
25	CA	2629	U	C5-C4-O4	-7.00	121.70	125.90
25	CA	583	G	C8-N9-C4	7.00	109.20	106.40
25	DA	2874	C	C2-N1-C1'	-7.00	111.10	118.80
25	DA	979	A	C5-C6-N6	7.00	129.30	123.70
25	DA	1681	G	C5-C6-O6	-6.99	124.40	128.60
1	AA	334	C	C6-N1-C2	6.99	123.10	120.30
25	CA	2448	A	N1-C6-N6	6.99	122.80	118.60
1	BA	926	G	C4-C5-N7	-6.99	108.00	110.80
25	CA	1465	G	N1-C6-O6	-6.99	115.71	119.90
25	DA	488	G	N9-C4-C5	-6.99	102.60	105.40
25	CA	922	C	N1-C2-O2	-6.99	114.71	118.90
25	DA	679	C	C6-N1-C2	-6.98	117.51	120.30
25	DA	783	A	N3-C4-C5	6.98	131.69	126.80
1	AA	283	U	N3-C2-O2	-6.98	117.31	122.20
25	CA	1475	G	N3-C4-N9	-6.98	121.81	126.00
25	CA	2394	C	N1-C2-O2	-6.98	114.71	118.90
25	CA	332	A	C5-C6-N6	6.98	129.28	123.70
25	CA	2204	G	C6-C5-N7	-6.97	126.22	130.40
25	CA	2803	G	C4-C5-N7	-6.97	108.01	110.80
25	CA	567	U	N1-C2-N3	6.97	119.08	114.90
25	CA	2872	A	N9-C4-C5	6.97	108.59	105.80
1	AA	807	A	N1-C6-N6	-6.97	114.42	118.60
25	CA	2069	G	N3-C4-N9	-6.97	121.82	126.00
25	CA	1521	G	N3-C4-N9	6.96	130.18	126.00
25	CA	2068	U	N3-C2-O2	6.96	127.07	122.20
1	BA	713	G	C5-C6-O6	6.96	132.78	128.60
25	DA	216	A	N1-C6-N6	-6.96	114.42	118.60
25	CA	974	G	N1-C6-O6	6.96	124.08	119.90
25	DA	1799	G	C5-C6-O6	6.96	132.78	128.60
1	BA	1515	G	N1-C6-O6	6.96	124.07	119.90
25	DA	2286	G	N3-C4-N9	-6.96	121.83	126.00
25	CA	806	C	N1-C2-O2	6.96	123.07	118.90
25	DA	1569	A	C8-N9-C4	6.95	108.58	105.80
25	CA	813	U	N1-C2-O2	-6.95	117.93	122.80
25	DA	2686	G	N9-C4-C5	6.95	108.18	105.40
25	CA	1344	U	N3-C2-O2	-6.95	117.34	122.20
25	DA	1997	C	C5-C6-N1	-6.95	117.53	121.00
25	CA	2471	A	C8-N9-C4	6.94	108.58	105.80
25	DA	1019	U	N3-C2-O2	-6.94	117.34	122.20
25	CA	2347	C	C6-N1-C1'	6.94	129.12	120.80
25	CA	2760	C	C5-C6-N1	-6.94	117.53	121.00

Continued on next page...

Continued from previous page...

Mol	Chain	Res	Type	Atoms	Z	Observed(°)	Ideal(°)
25	CA	13	A	C4-C5-C6	6.93	120.47	117.00
25	CA	1661	G	N1-C6-O6	-6.93	115.74	119.90
25	CA	2320	U	C2-N1-C1'	-6.93	109.38	117.70
25	CA	550	C	C6-N1-C1'	-6.93	112.48	120.80
25	CA	1971	U	N3-C2-O2	6.93	127.05	122.20
25	CA	2385	C	C5-C4-N4	-6.93	115.35	120.20
1	AA	453	G	N3-C4-N9	6.93	130.16	126.00
1	BA	971	G	N3-C4-N9	6.93	130.16	126.00
25	DA	908	C	N1-C2-O2	-6.93	114.74	118.90
25	DA	1666	G	N3-C4-N9	-6.93	121.84	126.00
25	DA	324	A	C8-N9-C4	6.92	108.57	105.80
1	BA	1525	G	C8-N9-C4	6.92	109.17	106.40
25	CA	315	G	C4-C5-N7	6.92	113.57	110.80
25	CA	2084	C	C2-N3-C4	-6.92	116.44	119.90
25	CA	1577	C	N1-C2-O2	-6.91	114.75	118.90
25	DA	661	A	C6-N1-C2	-6.91	114.45	118.60
25	DA	2514	U	N1-C2-N3	6.91	119.05	114.90
25	CA	2658	C	C6-N1-C2	6.91	123.06	120.30
25	CA	1340	U	N1-C2-O2	-6.91	117.96	122.80
25	CA	923	G	C2-N3-C4	-6.91	108.45	111.90
25	DA	1788	C	N1-C2-O2	-6.91	114.76	118.90
25	DA	2046	G	N9-C4-C5	-6.90	102.64	105.40
25	CA	393	C	C6-N1-C2	-6.90	117.54	120.30
25	DA	213	A	C8-N9-C4	6.90	108.56	105.80
25	DA	1164	C	C6-N1-C1'	6.90	129.08	120.80
25	CA	790	U	N1-C2-O2	-6.90	117.97	122.80
25	CA	2551	C	C6-N1-C2	6.90	123.06	120.30
25	DA	2809	A	N1-C6-N6	6.90	122.74	118.60
25	CA	2458	G	C8-N9-C4	-6.89	103.64	106.40
25	DA	2250	G	C8-N9-C4	-6.89	103.64	106.40
25	DA	1779	U	C5-C6-N1	-6.89	119.25	122.70
25	DA	2782	G	C5-C6-O6	-6.89	124.46	128.60
25	CA	2725	A	C2-N3-C4	-6.89	107.16	110.60
25	DA	2540	C	C6-N1-C1'	6.88	129.06	120.80
1	BA	297	G	C8-N9-C4	6.88	109.15	106.40
1	BA	771	G	N9-C4-C5	6.88	108.15	105.40
25	CA	993	G	C5-C6-N1	6.88	114.94	111.50
25	DA	2503	A	C5-C6-N6	-6.88	118.20	123.70
25	DA	2046	G	C5-C6-O6	-6.87	124.48	128.60
25	CA	1819	A	N9-C4-C5	6.87	108.55	105.80
25	CA	2320	U	N3-C4-O4	-6.87	114.59	119.40
1	AA	707	U	C5-C4-O4	-6.87	121.78	125.90

Continued on next page...

Continued from previous page...

Mol	Chain	Res	Type	Atoms	Z	Observed(°)	Ideal(°)
25	CA	1252	G	N3-C2-N2	-6.87	115.09	119.90
25	DA	1681	G	C6-C5-N7	-6.87	126.28	130.40
1	AA	713	G	C4-C5-N7	-6.86	108.05	110.80
25	CA	578	G	C8-N9-C4	6.86	109.14	106.40
25	CA	1988	G	C6-C5-N7	-6.86	126.28	130.40
1	AA	869	G	N1-C6-O6	6.86	124.02	119.90
1	BA	586	C	N1-C2-O2	-6.86	114.78	118.90
25	CA	1989	G	N3-C4-N9	6.86	130.12	126.00
25	DA	2049	G	C4-N9-C1'	6.86	135.42	126.50
25	CA	2037	A	N1-C6-N6	-6.86	114.48	118.60
25	CA	2711	A	C8-N9-C4	6.86	108.54	105.80
25	CA	2265	U	N1-C2-O2	-6.86	118.00	122.80
25	DA	1967	C	N1-C2-O2	-6.86	114.79	118.90
25	CA	2553	G	N3-C2-N2	6.86	124.70	119.90
25	DA	22	C	N1-C2-O2	6.86	123.01	118.90
25	CA	2505	G	N3-C4-N9	-6.85	121.89	126.00
25	CA	578	G	C5-C6-N1	6.85	114.92	111.50
25	CA	830	G	N1-C6-O6	-6.85	115.79	119.90
25	CA	2790	U	N3-C2-O2	-6.85	117.41	122.20
25	CA	483	A	N7-C8-N9	-6.84	110.38	113.80
25	CA	1892	C	N3-C2-O2	6.84	126.69	121.90
25	DA	2323	G	N3-C4-C5	-6.84	125.18	128.60
25	CA	226	A	N1-C6-N6	6.84	122.70	118.60
25	CA	1501	G	N3-C4-C5	6.84	132.02	128.60
1	AA	1469	C	C6-N1-C2	6.84	123.03	120.30
25	CA	1521	G	C8-N9-C1'	-6.84	118.11	127.00
1	BA	771	G	N1-C6-O6	-6.83	115.80	119.90
25	CA	829	A	C8-N9-C4	6.83	108.53	105.80
25	CA	1001	A	C8-N9-C4	6.83	108.53	105.80
25	DA	1135	C	N1-C2-O2	-6.83	114.80	118.90
1	BA	963	G	N1-C6-O6	-6.83	115.80	119.90
25	CA	1587	G	N3-C4-C5	-6.83	125.19	128.60
25	CA	960	A	N9-C4-C5	6.83	108.53	105.80
1	AA	1422	G	N1-C6-O6	6.82	123.99	119.90
25	CA	784	G	N3-C4-C5	-6.82	125.19	128.60
25	DA	1002	G	N3-C2-N2	-6.82	115.13	119.90
25	CA	210	C	N1-C2-O2	-6.82	114.81	118.90
25	CA	2888	C	C2-N1-C1'	6.82	126.30	118.80
25	CA	2087	G	C5-C6-O6	-6.81	124.51	128.60
25	CA	77	G	N9-C4-C5	6.81	108.12	105.40
25	CA	1051	G	C4-N9-C1'	6.81	135.35	126.50
25	CA	2121	G	N3-C4-N9	6.81	130.09	126.00

Continued on next page...

Continued from previous page...

Mol	Chain	Res	Type	Atoms	Z	Observed(°)	Ideal(°)
25	CA	1030	C	C6-N1-C2	6.81	123.02	120.30
25	DA	2626	C	C5-C6-N1	-6.81	117.60	121.00
25	CA	1378	A	C5-C6-N6	6.81	129.15	123.70
25	CA	1764	C	N1-C2-O2	-6.80	114.82	118.90
25	CA	2649	C	N1-C2-O2	-6.80	114.82	118.90
25	CA	1064	C	C2-N1-C1'	6.80	126.28	118.80
25	DA	443	A	C8-N9-C4	-6.80	103.08	105.80
1	AA	575	G	C4-C5-N7	-6.80	108.08	110.80
25	CA	2462	C	N3-C2-O2	6.80	126.66	121.90
25	CA	1301	A	C5-C6-N6	-6.80	118.26	123.70
25	CA	2251	G	C5-C6-O6	-6.80	124.52	128.60
25	CA	2642	G	N1-C6-O6	-6.80	115.82	119.90
1	BA	677	U	C5-C6-N1	6.79	126.10	122.70
25	CA	2733	A	N9-C4-C5	6.79	108.52	105.80
25	CA	1209	U	C2-N1-C1'	-6.79	109.55	117.70
25	CA	1425	G	C8-N9-C4	6.79	109.12	106.40
1	AA	859	G	N3-C4-N9	6.79	130.07	126.00
1	AA	940	C	N3-C4-N4	6.79	122.75	118.00
25	DA	380	G	C5-C6-O6	-6.79	124.53	128.60
25	DA	831	G	N3-C2-N2	6.79	124.65	119.90
25	CA	1758	U	C5-C6-N1	-6.79	119.31	122.70
25	CA	823	C	N1-C2-O2	-6.79	114.83	118.90
25	CA	1817	G	N1-C6-O6	-6.79	115.83	119.90
25	CA	2706	A	C5-C6-N1	-6.79	114.31	117.70
6	BF	86	ARG	NE-CZ-NH1	6.79	123.69	120.30
25	DA	1119	U	C6-N1-C2	6.79	125.07	121.00
25	DA	2006	C	N3-C4-N4	6.79	122.75	118.00
25	CA	315	G	C6-C5-N7	-6.78	126.33	130.40
25	CA	473	G	C5-C6-O6	6.78	132.67	128.60
25	CA	1404	C	C6-N1-C2	6.78	123.01	120.30
25	CA	2367	G	N1-C6-O6	-6.78	115.83	119.90
25	CA	1797	G	C2-N3-C4	-6.78	108.51	111.90
25	DA	2246	G	C5-C6-O6	-6.78	124.53	128.60
25	CA	774	G	N1-C6-O6	-6.78	115.83	119.90
25	DA	2070	A	C2-N3-C4	-6.78	107.21	110.60
1	AA	90	C	C6-N1-C2	-6.77	117.59	120.30
1	AA	686	U	C2-N1-C1'	-6.77	109.57	117.70
1	BA	117	G	N3-C4-C5	-6.77	125.22	128.60
25	CA	1769	U	C2-N1-C1'	-6.77	109.58	117.70
25	CA	2059	A	N9-C4-C5	-6.77	103.09	105.80
25	CA	1463	C	N3-C2-O2	6.77	126.64	121.90
25	DA	1646	C	C6-N1-C1'	6.77	128.92	120.80

Continued on next page...

Continued from previous page...

Mol	Chain	Res	Type	Atoms	Z	Observed(°)	Ideal(°)
25	CA	1136	G	C8-N9-C4	6.77	109.11	106.40
1	BA	359	G	C5-C6-O6	-6.76	124.54	128.60
25	DA	2012	G	N9-C4-C5	-6.76	102.69	105.40
25	CA	2847	U	C5-C4-O4	6.76	129.96	125.90
25	CA	2751	G	N9-C4-C5	6.76	108.10	105.40
25	DA	985	C	C2-N1-C1'	6.76	126.23	118.80
25	CA	2090	A	C2-N3-C4	6.75	113.98	110.60
25	CA	1307	A	C8-N9-C4	-6.75	103.10	105.80
25	CA	1572	A	C8-N9-C4	-6.75	103.10	105.80
25	DA	243	U	N3-C4-O4	-6.75	114.67	119.40
25	DA	2588	G	C2-N3-C4	-6.75	108.52	111.90
25	DA	2848	G	C5-C6-O6	6.75	132.65	128.60
22	BV	74	C	C2-N1-C1'	6.75	126.23	118.80
25	DA	1666	G	N3-C4-C5	6.75	131.98	128.60
25	CA	1051	G	C8-N9-C1'	-6.75	118.22	127.00
25	DA	685	A	N1-C6-N6	6.75	122.65	118.60
25	DA	1666	G	C4-N9-C1'	-6.75	117.73	126.50
25	CA	1767	G	C8-N9-C4	6.74	109.10	106.40
25	CA	2225	A	N1-C6-N6	6.74	122.65	118.60
1	BA	705	G	N1-C6-O6	-6.74	115.86	119.90
25	CA	550	C	C5-C6-N1	6.74	124.37	121.00
25	CA	1650	A	N1-C6-N6	6.74	122.64	118.60
25	DA	2610	C	N1-C2-N3	6.74	123.92	119.20
25	DA	2811	G	C8-N9-C4	6.74	109.10	106.40
1	AA	351	G	N7-C8-N9	6.74	116.47	113.10
25	CA	205	G	N9-C4-C5	6.74	108.10	105.40
25	CA	818	G	C6-C5-N7	-6.74	126.36	130.40
25	CA	2523	G	N1-C6-O6	6.74	123.94	119.90
25	DA	1263	U	C6-N1-C2	-6.74	116.96	121.00
25	DA	2018	G	C8-N9-C4	6.74	109.09	106.40
25	CA	1404	C	C2-N1-C1'	-6.73	111.39	118.80
1	BA	428	G	C4-N9-C1'	-6.73	117.75	126.50
25	CA	2598	A	N3-C4-N9	-6.73	122.01	127.40
25	DA	180	G	C6-C5-N7	6.73	134.44	130.40
25	DA	967	U	C6-N1-C1'	6.73	130.62	121.20
25	DA	2619	C	N1-C2-O2	-6.73	114.86	118.90
1	AA	1499	A	N7-C8-N9	-6.72	110.44	113.80
25	CA	1006	C	N1-C2-O2	-6.72	114.87	118.90
25	DA	2532	G	C6-C5-N7	-6.72	126.37	130.40
25	DA	1452	G	C4-C5-N7	6.72	113.49	110.80
25	DA	2640	G	C8-N9-C4	6.72	109.09	106.40
25	CA	194	G	C8-N9-C4	6.72	109.09	106.40

Continued on next page...

Continued from previous page...

Mol	Chain	Res	Type	Atoms	Z	Observed(°)	Ideal(°)
25	CA	1295	C	N1-C2-O2	-6.72	114.87	118.90
25	DA	2811	G	N3-C4-N9	-6.71	121.97	126.00
25	DA	2046	G	N1-C6-O6	6.71	123.93	119.90
25	CA	273	G	C4-N9-C1'	-6.71	117.77	126.50
25	CA	1307	A	N9-C4-C5	6.71	108.48	105.80
25	DA	1792	G	N3-C4-N9	-6.71	121.97	126.00
56	DB	76	G	C4-C5-N7	-6.71	108.11	110.80
25	DA	2012	G	C8-N9-C4	6.71	109.08	106.40
1	BA	378	G	N3-C2-N2	6.71	124.60	119.90
1	BA	1127	G	N3-C4-N9	6.71	130.03	126.00
1	BA	563	A	C5-N7-C8	-6.71	100.55	103.90
25	DA	1952	A	C5-C6-N1	6.71	121.05	117.70
25	CA	782	A	N1-C6-N6	6.71	122.62	118.60
25	CA	2091	C	N1-C2-O2	-6.70	114.88	118.90
25	DA	453	A	C8-N9-C4	6.70	108.48	105.80
25	CA	2155	U	N1-C2-O2	6.70	127.49	122.80
25	DA	2049	G	C5-C6-O6	-6.70	124.58	128.60
25	CA	90	U	C5-C4-O4	6.70	129.92	125.90
25	DA	2466	C	N3-C2-O2	6.70	126.59	121.90
56	DB	74	U	N3-C4-O4	-6.70	114.71	119.40
25	DA	1142	A	N3-C4-C5	6.69	131.49	126.80
25	CA	2232	C	N3-C2-O2	6.69	126.58	121.90
25	CA	2534	A	C8-N9-C4	6.69	108.48	105.80
1	BA	357	G	C8-N9-C4	6.69	109.08	106.40
25	CA	1158	C	N1-C2-N3	6.69	123.88	119.20
1	AA	12	U	N1-C2-N3	6.69	118.91	114.90
1	AA	686	U	C6-N1-C1'	6.69	130.56	121.20
25	CA	2523	G	C4-C5-N7	6.69	113.47	110.80
25	CA	2553	G	N3-C4-C5	-6.69	125.26	128.60
25	DA	375	G	C8-N9-C4	6.69	109.08	106.40
25	CA	666	A	N1-C6-N6	-6.69	114.59	118.60
25	CA	2785	C	N1-C2-O2	-6.69	114.89	118.90
25	CA	2511	U	N1-C2-O2	-6.68	118.12	122.80
26	CB	92	C	N1-C2-O2	-6.68	114.89	118.90
25	DA	2250	G	N3-C4-C5	6.68	131.94	128.60
25	DA	2636	C	N3-C2-O2	-6.68	117.22	121.90
22	AV	16	U	N3-C2-O2	-6.68	117.53	122.20
1	AA	1530	G	C5-C6-N1	6.67	114.84	111.50
25	DA	1770	G	C5-C6-O6	-6.67	124.59	128.60
1	AA	351	G	C5-N7-C8	-6.67	100.96	104.30
25	CA	978	G	C8-N9-C4	6.67	109.07	106.40
25	CA	175	G	C8-N9-C4	6.67	109.07	106.40

Continued on next page...

Continued from previous page...

Mol	Chain	Res	Type	Atoms	Z	Observed(°)	Ideal(°)
25	DA	1278	C	C5-C6-N1	-6.67	117.66	121.00
25	DA	1770	G	C6-C5-N7	-6.67	126.40	130.40
25	DA	2606	C	C6-N1-C2	6.67	122.97	120.30
25	CA	1273	U	N1-C2-N3	6.67	118.90	114.90
25	DA	585	G	C8-N9-C4	-6.67	103.73	106.40
25	DA	2705	A	N9-C4-C5	-6.67	103.13	105.80
25	CA	1475	G	C4-N9-C1'	-6.67	117.83	126.50
1	AA	768	A	C8-N9-C4	6.67	108.47	105.80
1	BA	431	A	C8-N9-C4	6.67	108.47	105.80
56	DB	76	G	C5-C6-O6	6.67	132.60	128.60
1	BA	1482	G	C8-N9-C1'	-6.66	118.34	127.00
25	DA	1681	G	N3-C4-N9	6.66	130.00	126.00
1	BA	480	U	C6-N1-C2	6.66	125.00	121.00
1	BA	804	U	N3-C2-O2	-6.66	117.54	122.20
25	CA	2222	C	N1-C2-O2	-6.66	114.90	118.90
25	CA	1278	C	N1-C2-O2	-6.66	114.90	118.90
25	CA	1249	U	N3-C2-O2	6.66	126.86	122.20
25	DA	1002	G	N1-C2-N2	6.66	122.19	116.20
25	DA	2036	C	C6-N1-C2	-6.66	117.64	120.30
25	DA	2782	G	N1-C6-O6	6.66	123.90	119.90
1	BA	110	C	C6-N1-C1'	6.66	128.79	120.80
25	CA	2225	A	C2-N3-C4	-6.66	107.27	110.60
25	DA	488	G	C8-N9-C1'	-6.65	118.35	127.00
25	DA	1779	U	N3-C4-O4	-6.65	114.74	119.40
25	DA	2827	C	C6-N1-C2	6.65	122.96	120.30
25	DA	1838	C	C6-N1-C2	6.65	122.96	120.30
25	CA	1323	C	C6-N1-C2	6.65	122.96	120.30
25	CA	497	A	N1-C6-N6	6.64	122.59	118.60
25	CA	1125	G	N3-C4-C5	-6.64	125.28	128.60
25	CA	1319	C	N1-C2-O2	-6.64	114.91	118.90
1	BA	1480	A	N1-C6-N6	6.64	122.58	118.60
25	CA	1122	G	C4-C5-N7	-6.64	108.14	110.80
25	CA	176	A	C8-N9-C4	6.64	108.46	105.80
25	DA	1325	U	C6-N1-C2	6.64	124.98	121.00
25	DA	1270	C	C6-N1-C2	6.64	122.95	120.30
25	CA	27	G	C5-C6-N1	6.64	114.82	111.50
25	CA	1475	G	N3-C4-C5	6.64	131.92	128.60
25	DA	1164	C	C2-N1-C1'	-6.64	111.50	118.80
25	DA	1908	C	N1-C2-O2	-6.64	114.92	118.90
25	DA	1997	C	N1-C2-O2	-6.63	114.92	118.90
25	DA	10	A	C8-N9-C4	6.63	108.45	105.80
1	BA	106	C	N1-C2-O2	-6.63	114.92	118.90

Continued on next page...

Continued from previous page...

Mol	Chain	Res	Type	Atoms	Z	Observed(°)	Ideal(°)
1	AA	690	G	C4-C5-N7	6.63	113.45	110.80
25	CA	2760	C	C6-N1-C2	6.63	122.95	120.30
25	CA	51	G	N1-C6-O6	-6.63	115.92	119.90
25	CA	982	C	N3-C4-C5	6.63	124.55	121.90
25	DA	1606	C	C6-N1-C2	-6.63	117.65	120.30
25	CA	1985	C	N1-C2-N3	6.63	123.84	119.20
25	DA	528	A	N3-C4-C5	6.63	131.44	126.80
1	BA	1482	G	C4-N9-C1'	6.62	135.11	126.50
25	CA	2715	C	N3-C4-C5	-6.62	119.25	121.90
25	DA	1236	G	C6-C5-N7	-6.62	126.42	130.40
25	DA	1975	G	C4-C5-N7	6.62	113.45	110.80
25	DA	2587	A	C8-N9-C4	6.62	108.45	105.80
25	CA	758	C	N1-C2-N3	6.62	123.83	119.20
25	CA	930	G	C6-C5-N7	6.62	134.37	130.40
25	DA	1325	U	N1-C2-O2	-6.62	118.17	122.80
25	CA	655	A	N1-C6-N6	-6.62	114.63	118.60
25	CA	2379	G	C8-N9-C4	6.62	109.05	106.40
25	CA	1382	G	N1-C6-O6	-6.62	115.93	119.90
25	CA	1842	G	C6-C5-N7	-6.62	126.43	130.40
25	CA	804	A	C8-N9-C4	-6.61	103.16	105.80
25	DA	992	C	C6-N1-C2	6.61	122.94	120.30
25	DA	1236	G	N1-C6-O6	6.61	123.87	119.90
25	CA	1452	G	N7-C8-N9	6.61	116.40	113.10
25	CA	184	C	N3-C4-C5	-6.61	119.26	121.90
25	CA	514	A	C8-N9-C4	6.61	108.44	105.80
25	DA	2609	U	N3-C2-O2	6.61	126.82	122.20
25	CA	83	A	C4-C5-N7	-6.60	107.40	110.70
25	CA	74	A	N9-C4-C5	6.60	108.44	105.80
25	CA	690	G	N7-C8-N9	-6.60	109.80	113.10
25	CA	2682	A	C5-C6-N6	-6.60	118.42	123.70
56	DB	78	A	C8-N9-C4	6.60	108.44	105.80
25	DA	2444	G	N1-C6-O6	-6.60	115.94	119.90
25	DA	2874	C	N1-C2-O2	-6.60	114.94	118.90
25	CA	1793	C	C2-N3-C4	-6.60	116.60	119.90
25	DA	752	A	C5-N7-C8	-6.60	100.60	103.90
25	CA	705	A	C8-N9-C4	-6.60	103.16	105.80
25	CA	2621	G	C4-C5-N7	-6.60	108.16	110.80
25	CA	249	C	N3-C2-O2	6.59	126.52	121.90
25	CA	223	A	C5-C6-N6	6.59	128.97	123.70
25	DA	519	U	N3-C2-O2	-6.59	117.58	122.20
1	BA	530	G	C6-C5-N7	-6.59	126.44	130.40
25	CA	754	U	N3-C2-O2	-6.59	117.59	122.20

Continued on next page...

Continued from previous page...

Mol	Chain	Res	Type	Atoms	Z	Observed(°)	Ideal(°)
25	DA	2338	C	N1-C2-O2	-6.59	114.94	118.90
25	CA	1519	G	C6-C5-N7	6.59	134.35	130.40
25	CA	2770	G	C8-N9-C4	6.59	109.04	106.40
25	DA	1323	C	C6-N1-C2	-6.59	117.66	120.30
25	CA	332	A	C6-C5-N7	6.59	136.91	132.30
25	CA	1046	A	N1-C6-N6	6.59	122.55	118.60
25	CA	2824	C	N3-C4-N4	6.59	122.61	118.00
25	DA	1616	A	N9-C4-C5	6.59	108.43	105.80
25	CA	2621	G	C8-N9-C4	-6.58	103.77	106.40
25	CA	1808	A	N9-C4-C5	-6.58	103.17	105.80
25	DA	2801	G	C8-N9-C4	-6.58	103.77	106.40
25	DA	784	G	C8-N9-C1'	-6.58	118.44	127.00
25	CA	429	A	N1-C6-N6	6.58	122.55	118.60
1	AA	1417	G	N3-C2-N2	6.58	124.50	119.90
1	BA	46	G	N3-C4-C5	6.58	131.89	128.60
25	CA	439	A	C8-N9-C4	6.58	108.43	105.80
25	CA	1277	G	N1-C6-O6	-6.58	115.95	119.90
1	AA	788	U	N1-C2-O2	-6.58	118.20	122.80
25	CA	1426	G	N3-C4-N9	6.58	129.94	126.00
25	DA	330	A	N1-C6-N6	6.57	122.54	118.60
25	CA	446	G	C4-C5-N7	6.57	113.43	110.80
1	BA	378	G	N3-C4-N9	6.57	129.94	126.00
1	BA	924	C	C6-N1-C2	6.57	122.93	120.30
25	CA	667	U	N3-C4-C5	6.57	118.54	114.60
25	CA	2696	U	N1-C2-O2	6.57	127.40	122.80
25	DA	2432	A	C4-C5-C6	6.57	120.28	117.00
25	CA	2139	U	N1-C2-O2	6.57	127.40	122.80
1	AA	90	C	C2-N1-C1'	6.56	126.02	118.80
1	BA	1406	U	C2-N1-C1'	-6.56	109.82	117.70
25	CA	784	G	C6-C5-N7	-6.56	126.46	130.40
25	CA	2841	C	C6-N1-C2	-6.56	117.67	120.30
25	DA	1155	A	N9-C4-C5	6.56	108.42	105.80
25	DA	2439	A	N1-C6-N6	6.56	122.54	118.60
25	CA	431	U	C6-N1-C2	6.56	124.94	121.00
25	CA	1256	G	C8-N9-C4	6.56	109.02	106.40
25	DA	2559	C	N3-C4-N4	-6.56	113.41	118.00
25	CA	37	C	C6-N1-C2	6.56	122.92	120.30
25	CA	1351	C	N3-C2-O2	6.56	126.49	121.90
25	DA	1435	G	N1-C6-O6	-6.56	115.97	119.90
25	DA	2426	A	N1-C6-N6	-6.56	114.67	118.60
1	BA	812	G	N1-C6-O6	6.56	123.83	119.90
25	CA	470	A	C5-N7-C8	-6.56	100.62	103.90

Continued on next page...

Continued from previous page...

Mol	Chain	Res	Type	Atoms	Z	Observed(°)	Ideal(°)
25	CA	930	G	C4-N9-C1'	-6.56	117.98	126.50
1	AA	859	G	C8-N9-C1'	-6.55	118.48	127.00
25	CA	1852	U	N3-C2-O2	-6.55	117.61	122.20
25	CA	235	U	N3-C4-O4	-6.55	114.81	119.40
25	DA	1997	C	C2-N1-C1'	-6.55	111.59	118.80
25	CA	1219	U	N3-C4-O4	-6.55	114.82	119.40
25	DA	394	C	N1-C2-O2	-6.55	114.97	118.90
25	CA	1985	C	C6-N1-C1'	6.55	128.66	120.80
1	BA	110	C	C2-N1-C1'	-6.55	111.60	118.80
1	BA	896	C	C2-N3-C4	-6.55	116.63	119.90
25	CA	990	A	N1-C6-N6	-6.55	114.67	118.60
25	CA	997	G	N9-C4-C5	6.54	108.02	105.40
25	DA	2446	G	N1-C6-O6	6.54	123.83	119.90
25	CA	305	C	C6-N1-C2	6.54	122.92	120.30
1	AA	1094	G	N1-C6-O6	6.54	123.82	119.90
25	CA	975	A	N1-C6-N6	-6.54	114.68	118.60
1	AA	297	G	N3-C4-C5	6.54	131.87	128.60
25	CA	456	C	C2-N3-C4	-6.54	116.63	119.90
25	CA	807	U	N3-C4-O4	6.54	123.97	119.40
25	CA	1002	G	N1-C6-O6	-6.54	115.98	119.90
25	CA	1526	C	C6-N1-C2	6.54	122.91	120.30
25	CA	2547	A	C8-N9-C4	6.54	108.41	105.80
25	CA	997	G	N3-C2-N2	-6.53	115.33	119.90
25	CA	2824	C	N3-C4-C5	-6.53	119.29	121.90
25	CA	1612	C	N3-C4-N4	6.53	122.57	118.00
25	CA	210	C	N3-C2-O2	6.53	126.47	121.90
25	CA	2430	A	C8-N9-C4	6.53	108.41	105.80
25	DA	2606	C	N1-C2-O2	-6.53	114.98	118.90
25	DA	961	C	N1-C2-O2	-6.53	114.98	118.90
1	AA	1520	C	C5-C4-N4	-6.53	115.63	120.20
25	DA	117	G	C8-N9-C4	-6.53	103.79	106.40
1	BA	406	G	N3-C4-N9	6.52	129.91	126.00
25	CA	2469	A	C8-N9-C4	6.52	108.41	105.80
25	DA	830	G	C5-C6-N1	6.52	114.76	111.50
25	CA	1663	G	C2-N3-C4	-6.52	108.64	111.90
1	BA	1531	A	C8-N9-C4	6.52	108.41	105.80
25	CA	1889	A	N1-C6-N6	-6.52	114.69	118.60
1	AA	8	A	C8-N9-C4	6.51	108.41	105.80
25	CA	315	G	C8-N9-C4	6.51	109.01	106.40
25	DA	2282	G	N3-C4-C5	-6.51	125.34	128.60
25	CA	622	G	C5-C6-O6	-6.51	124.69	128.60
25	CA	2331	G	C6-C5-N7	-6.51	126.49	130.40

Continued on next page...

Continued from previous page...

Mol	Chain	Res	Type	Atoms	Z	Observed(°)	Ideal(°)
25	CA	2371	G	N9-C4-C5	6.51	108.00	105.40
1	BA	246	A	N1-C6-N6	6.51	122.50	118.60
25	CA	2633	G	N3-C4-N9	-6.51	122.09	126.00
25	CA	2295	C	N3-C2-O2	6.51	126.45	121.90
1	AA	330	C	N1-C2-O2	6.50	122.80	118.90
25	CA	1220	G	N1-C2-N2	-6.50	110.34	116.20
25	CA	994	C	N1-C2-O2	-6.50	115.00	118.90
25	CA	1026	G	N3-C4-C5	-6.50	125.35	128.60
25	CA	1602	U	N3-C4-C5	6.50	118.50	114.60
25	CA	2320	U	C6-N1-C1'	6.50	130.31	121.20
25	DA	2627	G	N1-C6-O6	-6.50	116.00	119.90
25	DA	2564	A	C4-C5-C6	6.50	120.25	117.00
26	CB	8	C	C5-C6-N1	-6.50	117.75	121.00
25	DA	1974	C	C6-N1-C2	6.50	122.90	120.30
25	CA	1946	U	C5-C4-O4	6.50	129.80	125.90
1	AA	111	G	C4-N9-C1'	-6.49	118.06	126.50
25	CA	461	C	C6-N1-C2	-6.49	117.70	120.30
25	DA	782	A	C5-C6-N6	6.49	128.89	123.70
25	DA	1311	G	N1-C6-O6	6.49	123.80	119.90
25	DA	1997	C	C6-N1-C2	6.49	122.90	120.30
25	DA	808	G	N1-C6-O6	6.49	123.79	119.90
25	DA	2825	G	C8-N9-C1'	-6.49	118.57	127.00
25	CA	2691	C	C6-N1-C2	6.49	122.89	120.30
25	DA	378	C	C2-N1-C1'	-6.48	111.67	118.80
25	DA	1655	A	C2-N3-C4	-6.48	107.36	110.60
25	DA	1903	G	N1-C6-O6	-6.48	116.01	119.90
25	DA	671	C	N3-C2-O2	6.48	126.44	121.90
25	DA	2556	C	N1-C2-O2	-6.48	115.01	118.90
1	AA	734	G	C4-C5-N7	6.48	113.39	110.80
25	CA	1662	U	N3-C4-O4	-6.48	114.87	119.40
25	DA	1125	G	C8-N9-C4	6.48	108.99	106.40
1	AA	1101	A	N3-C4-C5	-6.48	122.27	126.80
25	CA	192	C	C6-N1-C2	-6.48	117.71	120.30
25	DA	1964	G	N3-C4-N9	6.48	129.89	126.00
25	CA	129	C	N3-C2-O2	6.47	126.43	121.90
25	CA	1989	G	C6-C5-N7	-6.47	126.52	130.40
25	DA	2434	A	C5-C6-N6	-6.47	118.52	123.70
1	BA	359	G	N1-C6-O6	6.47	123.78	119.90
25	CA	919	U	N3-C2-O2	-6.47	117.67	122.20
1	BA	615	G	N3-C4-C5	-6.47	125.37	128.60
25	CA	783	A	N3-C4-C5	6.47	131.33	126.80
25	CA	1679	A	C8-N9-C4	6.47	108.39	105.80

Continued on next page...

Continued from previous page...

Mol	Chain	Res	Type	Atoms	Z	Observed(°)	Ideal(°)
25	CA	2069	G	C4-C5-C6	-6.47	114.92	118.80
25	DA	2677	G	C4-C5-N7	-6.47	108.21	110.80
25	DA	2709	G	C5-C6-O6	-6.46	124.72	128.60
25	DA	2049	G	C6-C5-N7	-6.46	126.52	130.40
1	BA	278	G	N3-C4-N9	-6.46	122.12	126.00
25	CA	1770	G	N3-C4-C5	-6.46	125.37	128.60
26	CB	13	G	C8-N9-C4	6.46	108.98	106.40
25	CA	154	U	N1-C2-O2	6.46	127.32	122.80
1	BA	1063	C	C6-N1-C2	6.46	122.88	120.30
25	CA	380	G	N3-C2-N2	-6.46	115.38	119.90
25	CA	62	U	N1-C2-O2	-6.45	118.28	122.80
25	CA	1555	G	N1-C2-N3	6.45	127.77	123.90
25	CA	2503	A	N1-C6-N6	6.45	122.47	118.60
25	CA	754	U	N3-C4-O4	-6.45	114.88	119.40
25	CA	1142	A	C4-C5-N7	6.45	113.92	110.70
25	CA	1242	U	N1-C2-N3	6.45	118.77	114.90
25	CA	1521	G	C6-C5-N7	-6.45	126.53	130.40
1	AA	760	G	N3-C2-N2	6.45	124.41	119.90
25	CA	1958	C	C6-N1-C2	-6.45	117.72	120.30
1	BA	61	G	N3-C4-N9	6.44	129.87	126.00
25	CA	302	C	C2-N1-C1'	-6.44	111.71	118.80
25	CA	2692	G	C8-N9-C4	6.44	108.98	106.40
1	AA	1478	U	C5-C4-O4	6.44	129.76	125.90
25	CA	792	A	C8-N9-C4	-6.44	103.22	105.80
25	CA	2820	A	C6-N1-C2	6.44	122.46	118.60
22	BV	49	C	N1-C2-O2	-6.43	115.04	118.90
1	BA	1484	C	N3-C2-O2	6.43	126.40	121.90
25	DA	783	A	C5-C6-N6	-6.43	118.55	123.70
25	DA	798	G	C5-C6-O6	6.43	132.46	128.60
25	DA	2841	C	N3-C4-C5	6.43	124.47	121.90
25	CA	1168	G	C4-C5-N7	6.43	113.37	110.80
1	BA	615	G	N1-C6-O6	-6.43	116.04	119.90
25	DA	1213	A	C5-C6-N1	-6.42	114.49	117.70
25	CA	598	U	C6-N1-C2	6.42	124.85	121.00
25	CA	2677	G	N1-C6-O6	6.42	123.75	119.90
25	CA	2010	G	N1-C6-O6	-6.42	116.05	119.90
25	CA	2428	G	C5-C6-O6	-6.42	124.75	128.60
25	DA	1298	C	N3-C2-O2	6.42	126.39	121.90
25	DA	2564	A	N7-C8-N9	6.42	117.01	113.80
25	DA	2532	G	C4-C5-N7	6.42	113.37	110.80
25	DA	1786	A	C4-C5-N7	-6.42	107.49	110.70
1	AA	351	G	C8-N9-C4	-6.41	103.83	106.40

Continued on next page...

Continued from previous page...

Mol	Chain	Res	Type	Atoms	Z	Observed(°)	Ideal(°)
25	CA	735	A	C8-N9-C4	6.41	108.37	105.80
25	CA	1769	U	N1-C2-O2	-6.41	118.31	122.80
25	CA	2375	G	N3-C2-N2	-6.41	115.41	119.90
25	CA	2890	G	C6-C5-N7	-6.41	126.55	130.40
25	DA	477	A	C5-C6-N6	-6.41	118.57	123.70
1	BA	1530	G	N3-C4-C5	6.41	131.80	128.60
25	CA	1977	A	C8-N9-C4	6.41	108.36	105.80
25	CA	2278	A	C5-C6-N6	-6.41	118.58	123.70
1	BA	1492	A	C8-N9-C4	-6.40	103.24	105.80
25	CA	518	G	N3-C2-N2	-6.40	115.42	119.90
25	CA	1499	C	N1-C2-O2	-6.40	115.06	118.90
25	CA	2699	C	N3-C4-C5	6.40	124.46	121.90
25	DA	85	G	N1-C6-O6	6.40	123.74	119.90
25	CA	513	A	C6-C5-N7	-6.40	127.82	132.30
25	CA	995	C	C6-N1-C2	-6.40	117.74	120.30
25	CA	1521	G	C4-N9-C1'	6.40	134.82	126.50
1	BA	728	A	C8-N9-C4	-6.40	103.24	105.80
25	CA	1443	U	N3-C2-O2	-6.40	117.72	122.20
25	CA	2716	C	N1-C2-O2	-6.40	115.06	118.90
25	DA	2029	G	N1-C2-N2	-6.40	110.44	116.20
26	CB	71	C	N3-C2-O2	6.40	126.38	121.90
25	DA	308	G	N3-C4-C5	-6.40	125.40	128.60
25	CA	1757	A	N9-C4-C5	-6.40	103.24	105.80
25	DA	1826	G	C8-N9-C4	6.40	108.96	106.40
1	AA	738	C	N1-C2-O2	-6.39	115.06	118.90
1	BA	1521	C	C6-N1-C2	6.39	122.86	120.30
25	DA	1648	U	N3-C2-O2	6.39	126.68	122.20
1	AA	1064	G	N1-C6-O6	-6.39	116.06	119.90
25	DA	1796	U	N3-C4-C5	6.39	118.44	114.60
25	DA	2487	G	C8-N9-C4	6.39	108.95	106.40
25	CA	942	G	N9-C4-C5	6.38	107.95	105.40
25	CA	1646	C	N1-C2-O2	-6.38	115.07	118.90
25	DA	1302	A	N1-C6-N6	6.38	122.43	118.60
1	AA	1520	C	N3-C4-C5	6.38	124.45	121.90
25	DA	1163	G	N3-C4-C5	6.38	131.79	128.60
25	DA	1970	A	N3-C4-C5	-6.38	122.33	126.80
25	DA	1225	G	C8-N9-C4	6.38	108.95	106.40
1	AA	914	A	C8-N9-C4	-6.38	103.25	105.80
1	BA	322	C	C5-C6-N1	-6.38	117.81	121.00
25	CA	1325	U	C2-N1-C1'	-6.38	110.05	117.70
25	DA	2811	G	C4-N9-C1'	-6.38	118.21	126.50
25	CA	743	A	N1-C6-N6	6.38	122.43	118.60

Continued on next page...

Continued from previous page...

Mol	Chain	Res	Type	Atoms	Z	Observed(°)	Ideal(°)
25	CA	2829	A	C2-N3-C4	-6.38	107.41	110.60
25	CA	2724	U	N3-C4-O4	-6.38	114.94	119.40
56	DB	83	G	N3-C4-N9	-6.38	122.17	126.00
25	CA	316	C	C6-N1-C2	6.37	122.85	120.30
25	CA	1835	G	C5-C6-N1	6.37	114.69	111.50
25	CA	2250	G	N7-C8-N9	6.37	116.28	113.10
29	CE	146	VAL	CB-CA-C	-6.37	99.30	111.40
25	CA	2331	G	C4-N9-C1'	6.37	134.78	126.50
25	CA	1357	C	N1-C2-O2	-6.37	115.08	118.90
25	DA	1842	G	N3-C4-C5	6.37	131.78	128.60
25	CA	1543	G	C4-C5-N7	-6.37	108.25	110.80
1	AA	881	G	C8-N9-C4	6.36	108.94	106.40
25	DA	477	A	N1-C6-N6	6.36	122.42	118.60
25	DA	582	A	N1-C6-N6	6.36	122.42	118.60
25	DA	39	G	N3-C4-N9	-6.36	122.18	126.00
25	DA	443	A	N9-C4-C5	6.36	108.34	105.80
25	CA	101	A	C4-C5-C6	6.36	120.18	117.00
25	CA	2253	G	N3-C2-N2	-6.36	115.45	119.90
25	CA	2717	C	N1-C2-N3	6.36	123.65	119.20
25	DA	967	U	C2-N1-C1'	-6.36	110.07	117.70
25	CA	2688	G	N1-C6-O6	-6.36	116.09	119.90
25	DA	1422	G	C8-N9-C4	6.36	108.94	106.40
25	CA	1007	C	N1-C2-O2	-6.36	115.09	118.90
25	CA	1757	A	N1-C6-N6	6.36	122.41	118.60
1	AA	914	A	N9-C4-C5	6.35	108.34	105.80
1	BA	530	G	N7-C8-N9	6.35	116.28	113.10
25	DA	1985	C	C2-N1-C1'	-6.35	111.81	118.80
25	CA	2426	A	N7-C8-N9	6.35	116.98	113.80
25	CA	2469	A	N7-C8-N9	-6.35	110.62	113.80
25	DA	1971	U	C5-C4-O4	-6.35	122.09	125.90
25	CA	324	A	C8-N9-C4	6.35	108.34	105.80
25	CA	1902	C	C6-N1-C2	6.35	122.84	120.30
25	CA	1138	G	N1-C6-O6	6.34	123.71	119.90
25	CA	1595	C	C2-N1-C1'	-6.34	111.82	118.80
25	CA	1602	U	C6-N1-C2	6.34	124.81	121.00
1	AA	342	C	C6-N1-C2	6.34	122.84	120.30
1	AA	351	G	C6-C5-N7	-6.34	126.59	130.40
25	CA	382	A	C4-C5-N7	6.34	113.87	110.70
25	CA	1466	U	C6-N1-C2	6.34	124.81	121.00
25	DA	784	G	N3-C4-N9	6.34	129.81	126.00
1	AA	555	U	N3-C2-O2	6.34	126.64	122.20
25	CA	221	A	N3-C4-C5	6.34	131.24	126.80

Continued on next page...

Continued from previous page...

Mol	Chain	Res	Type	Atoms	Z	Observed(°)	Ideal(°)
25	CA	2031	A	C2-N3-C4	6.34	113.77	110.60
25	CA	538	A	N9-C4-C5	6.34	108.33	105.80
25	CA	342	A	C5-C6-N6	-6.34	118.63	123.70
25	CA	1256	G	N9-C4-C5	-6.34	102.86	105.40
25	CA	2030	A	C5-C6-N6	6.34	128.77	123.70
1	BA	452	A	C2-N3-C4	-6.33	107.43	110.60
25	CA	2260	C	N3-C4-C5	6.33	124.43	121.90
25	DA	2503	A	N9-C4-C5	-6.33	103.27	105.80
1	AA	1060	U	N1-C2-O2	-6.33	118.37	122.80
25	CA	2530	A	N1-C6-N6	6.33	122.40	118.60
25	DA	752	A	C2-N3-C4	-6.33	107.44	110.60
1	BA	188	C	C6-N1-C2	-6.33	117.77	120.30
25	DA	1666	G	C8-N9-C1'	6.33	135.23	127.00
25	CA	772	C	N1-C2-O2	-6.33	115.10	118.90
25	CA	1164	C	N1-C2-O2	-6.33	115.10	118.90
25	CA	1759	A	C8-N9-C4	-6.33	103.27	105.80
25	CA	25	U	N3-C4-O4	6.33	123.83	119.40
25	DA	783	A	C2-N3-C4	-6.33	107.44	110.60
1	BA	278	G	C8-N9-C1'	6.33	135.22	127.00
25	CA	74	A	N1-C6-N6	-6.33	114.80	118.60
25	DA	462	C	C6-N1-C2	6.33	122.83	120.30
25	CA	1674	G	C4-N9-C1'	6.32	134.72	126.50
25	DA	13	A	C4-C5-C6	6.32	120.16	117.00
25	DA	2158	A	N1-C6-N6	6.32	122.39	118.60
25	DA	2447	G	C4-N9-C1'	-6.32	118.28	126.50
25	CA	2802	G	N1-C2-N3	6.32	127.69	123.90
25	DA	757	G	N3-C4-N9	-6.32	122.21	126.00
25	DA	1653	G	C8-N9-C1'	-6.32	118.78	127.00
25	CA	1679	A	N1-C6-N6	6.32	122.39	118.60
25	CA	2271	G	C4-N9-C1'	6.32	134.72	126.50
25	DA	1758	U	N3-C4-O4	-6.32	114.98	119.40
25	CA	626	A	C6-C5-N7	-6.32	127.88	132.30
32	DH	62	LEU	CB-CG-CD1	6.32	121.74	111.00
10	BJ	48	ARG	NE-CZ-NH1	6.31	123.46	120.30
25	CA	1232	G	N1-C6-O6	-6.31	116.11	119.90
25	DA	2631	G	N3-C4-N9	-6.31	122.21	126.00
25	CA	787	C	C6-N1-C2	-6.31	117.78	120.30
26	CB	55	U	C6-N1-C2	-6.31	117.22	121.00
1	BA	278	G	C4-N9-C1'	-6.31	118.30	126.50
1	BA	428	G	C8-N9-C1'	6.31	135.20	127.00
1	AA	1505	G	N1-C6-O6	6.30	123.68	119.90
25	CA	727	A	N1-C6-N6	6.30	122.38	118.60

Continued on next page...

Continued from previous page...

Mol	Chain	Res	Type	Atoms	Z	Observed(°)	Ideal(°)
22	BV	76	A	C8-N9-C4	6.30	108.32	105.80
25	DA	782	A	N1-C6-N6	-6.30	114.82	118.60
25	CA	187	G	C5-C6-O6	-6.30	124.82	128.60
25	CA	2492	U	C5-C4-O4	6.30	129.68	125.90
25	DA	424	G	C4-N9-C1'	-6.30	118.31	126.50
25	CA	2271	G	C4-C5-N7	6.30	113.32	110.80
25	CA	2354	C	C2-N3-C4	-6.30	116.75	119.90
25	DA	1653	G	N1-C6-O6	6.30	123.68	119.90
25	CA	2782	G	C8-N9-C4	6.29	108.92	106.40
25	CA	2598	A	C8-N9-C4	-6.29	103.28	105.80
25	DA	1836	C	N1-C2-O2	-6.29	115.13	118.90
25	CA	942	G	C4-C5-N7	-6.29	108.28	110.80
25	CA	832	U	N1-C2-O2	-6.29	118.40	122.80
25	CA	1341	G	C5-C6-O6	-6.29	124.83	128.60
25	CA	1672	A	C6-C5-N7	-6.29	127.90	132.30
26	CB	58	A	C5-C6-N1	6.29	120.84	117.70
25	DA	1659	G	N3-C4-N9	-6.29	122.23	126.00
25	DA	2502	G	C5-C6-N1	6.29	114.64	111.50
25	CA	1766	G	C8-N9-C4	6.29	108.92	106.40
1	BA	1466	C	C6-N1-C2	6.29	122.81	120.30
25	DA	77	G	N3-C4-C5	6.29	131.74	128.60
25	CA	459	U	N3-C4-C5	6.28	118.37	114.60
25	CA	1816	C	N3-C2-O2	6.28	126.30	121.90
25	CA	2009	A	N1-C6-N6	-6.28	114.83	118.60
25	CA	939	G	C5-C6-O6	-6.28	124.83	128.60
25	DA	249	C	C2-N1-C1'	-6.28	111.89	118.80
25	CA	821	A	N3-C4-C5	6.28	131.19	126.80
25	CA	1500	G	C5-C6-O6	-6.28	124.83	128.60
25	CA	2289	G	N3-C4-N9	-6.28	122.23	126.00
25	DA	955	U	C5-C6-N1	6.28	125.84	122.70
25	DA	985	C	C6-N1-C2	-6.28	117.79	120.30
25	DA	2884	U	N3-C2-O2	6.28	126.59	122.20
1	AA	35	G	N1-C6-O6	-6.27	116.14	119.90
1	AA	351	G	N1-C6-O6	6.27	123.66	119.90
25	CA	2147	A	C5-C6-N6	-6.27	118.68	123.70
27	CC	268	ARG	NE-CZ-NH1	6.27	123.44	120.30
25	CA	46	G	N9-C4-C5	6.27	107.91	105.40
25	CA	2626	C	N3-C2-O2	6.27	126.29	121.90
25	CA	2890	G	N1-C6-O6	6.27	123.66	119.90
25	DA	2030	A	C5-C6-N1	-6.27	114.56	117.70
25	DA	862	G	C5-C6-O6	-6.27	124.84	128.60
25	CA	171	U	C5-C4-O4	6.26	129.66	125.90

Continued on next page...

Continued from previous page...

Mol	Chain	Res	Type	Atoms	Z	Observed(°)	Ideal(°)
25	CA	2830	C	N3-C2-O2	6.26	126.28	121.90
25	DA	225	C	C6-N1-C2	-6.26	117.79	120.30
1	BA	400	C	N1-C2-O2	-6.26	115.14	118.90
25	CA	1897	G	C4-N9-C1'	6.26	134.64	126.50
25	CA	1989	G	C4-C5-N7	6.26	113.31	110.80
25	CA	2000	C	N3-C4-C5	6.26	124.41	121.90
25	CA	2400	G	C5-C6-N1	6.26	114.63	111.50
25	CA	2538	C	N3-C4-C5	6.26	124.40	121.90
25	CA	2802	G	C2-N3-C4	-6.26	108.77	111.90
26	CB	12	C	C2-N3-C4	-6.26	116.77	119.90
25	DA	2491	U	N1-C2-N3	-6.26	111.14	114.90
25	CA	471	A	N1-C6-N6	6.26	122.35	118.60
25	CA	2436	G	N1-C2-N3	6.26	127.65	123.90
25	CA	534	U	N3-C2-O2	6.25	126.58	122.20
25	DA	528	A	C4-C5-N7	6.25	113.83	110.70
25	DA	1125	G	C8-N9-C1'	-6.25	118.87	127.00
25	DA	1265	A	C4-C5-C6	6.25	120.12	117.00
25	CA	1574	C	C5-C4-N4	-6.25	115.83	120.20
25	DA	1198	U	C6-N1-C2	-6.25	117.25	121.00
1	AA	536	C	C6-N1-C2	6.25	122.80	120.30
25	CA	1819	A	C5-C6-N6	6.25	128.70	123.70
25	CA	2045	C	N3-C4-C5	6.25	124.40	121.90
1	AA	153	C	C6-N1-C2	6.25	122.80	120.30
25	CA	1138	G	C5-C6-O6	-6.25	124.85	128.60
25	DA	2705	A	N1-C6-N6	6.25	122.35	118.60
25	CA	1108	U	N3-C2-O2	6.24	126.57	122.20
25	CA	1336	A	C4-C5-N7	-6.24	107.58	110.70
25	DA	1845	G	C4-C5-N7	-6.24	108.30	110.80
25	CA	1573	G	C5-C6-O6	-6.24	124.86	128.60
25	CA	453	A	C5-C6-N1	-6.24	114.58	117.70
25	CA	683	U	N1-C2-O2	-6.23	118.44	122.80
25	CA	481	G	N1-C6-O6	6.23	123.64	119.90
25	CA	1519	G	C5-C6-O6	6.23	132.34	128.60
1	BA	106	C	C6-N1-C2	6.23	122.79	120.30
25	CA	618	G	C5-C6-O6	6.23	132.34	128.60
25	CA	1378	A	N9-C4-C5	6.23	108.29	105.80
25	CA	208	C	C2-N3-C4	-6.23	116.79	119.90
25	CA	618	G	C4-C5-N7	-6.23	108.31	110.80
25	CA	1695	G	C6-C5-N7	-6.23	126.66	130.40
25	CA	812	C	N3-C2-O2	6.23	126.26	121.90
25	DA	1648	U	N1-C2-O2	-6.23	118.44	122.80
25	CA	2621	G	N3-C4-N9	-6.22	122.27	126.00

Continued on next page...

Continued from previous page...

Mol	Chain	Res	Type	Atoms	Z	Observed(°)	Ideal(°)
25	CA	23	G	C8-N9-C4	6.22	108.89	106.40
26	CB	8	C	N3-C2-O2	6.22	126.25	121.90
1	AA	877	G	N1-C6-O6	-6.22	116.17	119.90
25	CA	222	A	N1-C2-N3	6.22	132.41	129.30
25	CA	640	C	N3-C2-O2	6.22	126.25	121.90
25	CA	2726	A	C2-N3-C4	6.22	113.71	110.60
25	DA	939	G	C4-N9-C1'	-6.22	118.41	126.50
25	DA	1135	C	C5-C4-N4	-6.22	115.85	120.20
25	DA	1681	G	C4-C5-N7	6.22	113.29	110.80
25	DA	2532	G	N9-C4-C5	-6.22	102.91	105.40
25	DA	979	A	N9-C4-C5	6.21	108.29	105.80
1	AA	904	U	N3-C2-O2	6.21	126.55	122.20
25	CA	2683	C	N3-C2-O2	-6.21	117.55	121.90
1	AA	404	G	N3-C2-N2	6.21	124.25	119.90
1	BA	1112	C	C6-N1-C2	-6.21	117.81	120.30
25	DA	2050	C	N1-C2-O2	-6.21	115.17	118.90
25	DA	2884	U	C5-C4-O4	6.21	129.63	125.90
25	CA	2583	G	N3-C2-N2	-6.21	115.55	119.90
25	DA	511	U	N3-C4-C5	6.21	118.33	114.60
25	CA	489	G	N3-C2-N2	-6.21	115.55	119.90
25	CA	2696	U	N3-C2-O2	-6.21	117.85	122.20
25	DA	1135	C	N3-C2-O2	6.21	126.25	121.90
25	DA	1340	U	N3-C2-O2	-6.21	117.85	122.20
25	CA	1402	U	C5-C6-N1	-6.21	119.60	122.70
25	CA	1936	A	C4-C5-N7	6.21	113.80	110.70
25	CA	727	A	N9-C4-C5	-6.21	103.32	105.80
25	CA	2855	C	N1-C2-O2	-6.20	115.18	118.90
25	DA	2208	C	C2-N1-C1'	6.20	125.62	118.80
25	DA	1930	G	C8-N9-C4	6.20	108.88	106.40
25	CA	2877	G	N1-C6-O6	6.20	123.62	119.90
1	BA	530	G	C5-N7-C8	-6.20	101.20	104.30
25	CA	122	G	N1-C6-O6	6.20	123.62	119.90
26	CB	43	C	C6-N1-C2	-6.20	117.82	120.30
1	AA	36	C	N3-C4-C5	-6.19	119.42	121.90
25	CA	1939	U	N3-C2-O2	6.19	126.53	122.20
25	DA	1447	C	C6-N1-C2	-6.19	117.82	120.30
25	CA	2331	G	C4-C5-N7	6.19	113.28	110.80
1	AA	1094	G	N9-C4-C5	-6.19	102.92	105.40
25	CA	1165	A	C2-N3-C4	-6.19	107.50	110.60
25	DA	2022	U	C5-C4-O4	-6.19	122.19	125.90
1	BA	735	C	C6-N1-C2	-6.19	117.83	120.30
25	DA	1791	A	N1-C6-N6	6.19	122.31	118.60

Continued on next page...

Continued from previous page...

Mol	Chain	Res	Type	Atoms	Z	Observed(°)	Ideal(°)
25	CA	1005	C	N1-C2-O2	-6.18	115.19	118.90
25	CA	2838	G	N7-C8-N9	-6.18	110.01	113.10
25	DA	238	C	N3-C2-O2	6.18	126.23	121.90
25	CA	859	G	N1-C6-O6	-6.18	116.19	119.90
25	DA	1377	G	C8-N9-C4	-6.18	103.93	106.40
25	DA	2619	C	C2-N1-C1'	-6.18	112.00	118.80
25	CA	2282	G	N3-C4-C5	-6.18	125.51	128.60
25	DA	1187	G	C4-N9-C1'	6.18	134.53	126.50
25	CA	488	G	N3-C4-C5	-6.18	125.51	128.60
25	CA	1311	G	C5-C6-O6	-6.18	124.89	128.60
25	CA	1394	U	C6-N1-C1'	6.18	129.85	121.20
25	DA	1327	A	C5-C6-N1	-6.18	114.61	117.70
25	DA	2601	C	C6-N1-C2	-6.18	117.83	120.30
25	CA	2689	U	N1-C2-O2	6.18	127.12	122.80
1	BA	283	U	C5-C6-N1	6.18	125.79	122.70
25	CA	1808	A	C8-N9-C4	6.18	108.27	105.80
25	CA	1981	A	N1-C6-N6	-6.18	114.89	118.60
25	DA	1303	G	C8-N9-C4	-6.18	103.93	106.40
1	AA	1481	U	C6-N1-C1'	6.17	129.84	121.20
25	CA	17	G	C8-N9-C4	6.17	108.87	106.40
25	CA	331	C	N1-C2-O2	-6.17	115.19	118.90
25	CA	1920	C	C6-N1-C2	-6.17	117.83	120.30
25	CA	2364	C	N1-C2-O2	-6.17	115.19	118.90
25	CA	550	C	C6-N1-C2	-6.17	117.83	120.30
26	CB	61	G	N3-C4-C5	6.17	131.69	128.60
1	AA	365	U	N3-C4-O4	-6.17	115.08	119.40
1	BA	871	U	N1-C2-O2	6.17	127.12	122.80
25	CA	398	C	C2-N1-C1'	-6.17	112.01	118.80
25	CA	748	G	C5-N7-C8	6.17	107.39	104.30
25	CA	2364	C	C5-C6-N1	-6.17	117.91	121.00
25	CA	2782	G	C5-C6-N1	6.17	114.59	111.50
25	CA	1680	U	N3-C2-O2	-6.17	117.88	122.20
1	AA	351	G	C4-C5-N7	6.17	113.27	110.80
1	BA	378	G	N9-C4-C5	-6.17	102.93	105.40
25	CA	83	A	C6-N1-C2	-6.17	114.90	118.60
25	DA	1163	G	C8-N9-C1'	6.17	135.02	127.00
1	AA	971	G	N9-C4-C5	6.17	107.87	105.40
25	CA	371	A	N7-C8-N9	-6.17	110.72	113.80
25	CA	708	G	C4-N9-C1'	-6.17	118.48	126.50
25	CA	51	G	C8-N9-C4	-6.16	103.94	106.40
25	DA	792	A	N9-C4-C5	6.16	108.27	105.80
25	CA	417	C	C6-N1-C2	-6.16	117.83	120.30

Continued on next page...

Continued from previous page...

Mol	Chain	Res	Type	Atoms	Z	Observed(°)	Ideal(°)
25	CA	984	A	N9-C4-C5	-6.16	103.33	105.80
25	DA	1970	A	C2-N3-C4	6.16	113.68	110.60
25	CA	171	U	N3-C4-O4	-6.16	115.09	119.40
25	CA	2808	G	N3-C2-N2	6.16	124.21	119.90
25	DA	2594	C	N3-C2-O2	6.16	126.21	121.90
25	CA	748	G	N9-C4-C5	6.16	107.86	105.40
25	CA	1446	C	N1-C2-O2	-6.16	115.20	118.90
25	DA	1681	G	N1-C6-O6	6.16	123.59	119.90
25	CA	1500	G	N1-C6-O6	6.15	123.59	119.90
25	CA	2688	G	C5-C6-O6	6.15	132.29	128.60
1	AA	664	G	C5-C6-O6	6.15	132.29	128.60
25	CA	66	C	C4-C5-C6	6.15	120.48	117.40
25	CA	1791	A	C2-N3-C4	-6.15	107.52	110.60
25	CA	2269	G	C8-N9-C4	-6.15	103.94	106.40
25	CA	2540	C	N1-C2-O2	-6.15	115.21	118.90
56	DB	100	G	C8-N9-C4	6.15	108.86	106.40
1	AA	822	U	N3-C2-O2	6.15	126.50	122.20
25	CA	215	G	N9-C4-C5	-6.15	102.94	105.40
25	CA	2271	G	N3-C2-N2	6.15	124.20	119.90
25	CA	2307	G	N3-C2-N2	-6.15	115.60	119.90
25	CA	2647	U	C5-C6-N1	-6.15	119.63	122.70
25	CA	91	A	C8-N9-C4	6.15	108.26	105.80
25	CA	642	U	N1-C2-O2	-6.15	118.50	122.80
25	CA	1456	G	N3-C4-C5	6.14	131.67	128.60
25	CA	1554	U	C5-C6-N1	-6.14	119.63	122.70
25	CA	2360	G	N1-C6-O6	6.14	123.59	119.90
25	DA	2709	G	N1-C6-O6	6.14	123.59	119.90
25	CA	335	C	N1-C2-O2	-6.14	115.22	118.90
25	CA	509	C	C5-C6-N1	-6.14	117.93	121.00
25	CA	1784	A	N1-C6-N6	6.14	122.28	118.60
25	CA	555	G	C6-C5-N7	-6.14	126.72	130.40
25	CA	2209	G	N1-C6-O6	6.14	123.58	119.90
25	CA	473	G	N9-C4-C5	6.14	107.86	105.40
25	DA	510	C	C5-C4-N4	-6.14	115.90	120.20
25	DA	661	A	C8-N9-C4	6.14	108.26	105.80
25	DA	1786	A	N1-C6-N6	-6.14	114.92	118.60
25	DA	2870	C	C2-N1-C1'	-6.14	112.05	118.80
25	DA	2503	A	C8-N9-C4	6.14	108.25	105.80
1	AA	279	A	N1-C6-N6	6.13	122.28	118.60
25	CA	2468	A	C6-C5-N7	-6.13	128.00	132.30
25	CA	11	C	N3-C2-O2	6.13	126.19	121.90
25	CA	2677	G	C5-C6-O6	-6.13	124.92	128.60

Continued on next page...

Continued from previous page...

Mol	Chain	Res	Type	Atoms	Z	Observed(°)	Ideal(°)
25	DA	325	G	C8-N9-C4	6.13	108.85	106.40
25	DA	968	C	N1-C2-O2	-6.13	115.22	118.90
25	DA	2019	A	C8-N9-C4	6.13	108.25	105.80
25	CA	585	G	C8-N9-C4	-6.13	103.95	106.40
25	CA	1955	U	C5-C4-O4	6.13	129.58	125.90
1	AA	677	U	C2-N1-C1'	6.13	125.05	117.70
25	CA	616	A	C2-N3-C4	-6.13	107.54	110.60
25	CA	748	G	C5-C6-O6	6.13	132.28	128.60
25	CA	1255	U	N3-C2-O2	6.13	126.49	122.20
25	CA	1939	U	C4-C5-C6	-6.13	116.02	119.70
25	CA	2689	U	C5-C6-N1	-6.13	119.64	122.70
25	DA	2884	U	C2-N1-C1'	-6.13	110.35	117.70
25	CA	116	C	C2-N1-C1'	-6.12	112.06	118.80
25	CA	1127	A	C2-N3-C4	6.12	113.66	110.60
25	CA	2502	G	C8-N9-C4	-6.12	103.95	106.40
25	CA	2720	U	N3-C2-O2	-6.12	117.91	122.20
25	DA	2445	G	N1-C6-O6	6.12	123.57	119.90
25	CA	1758	U	C5-C4-O4	6.12	129.57	125.90
25	CA	1817	G	C5-C6-O6	6.12	132.27	128.60
25	CA	2897	U	C2-N3-C4	-6.12	123.33	127.00
25	DA	450	G	C4-C5-N7	-6.12	108.35	110.80
25	CA	2354	C	C5-C6-N1	-6.12	117.94	121.00
25	CA	840	C	N1-C2-O2	6.12	122.57	118.90
25	CA	2271	G	C6-C5-N7	-6.12	126.73	130.40
25	CA	1827	U	N1-C2-N3	6.12	118.57	114.90
25	CA	1770	G	N3-C4-N9	6.11	129.67	126.00
25	CA	2056	G	N1-C6-O6	6.11	123.57	119.90
25	DA	815	C	N3-C4-N4	6.11	122.28	118.00
1	AA	791	G	C5-C6-O6	-6.11	124.93	128.60
25	CA	1842	G	N1-C6-O6	6.11	123.56	119.90
25	DA	1997	C	C2-N3-C4	-6.11	116.85	119.90
25	DA	180	G	C4-N9-C1'	-6.11	118.56	126.50
25	CA	1842	G	N3-C4-N9	6.11	129.66	126.00
25	DA	561	G	C4-C5-N7	6.11	113.24	110.80
25	DA	2884	U	C6-N1-C1'	6.11	129.75	121.20
1	BA	538	G	N1-C6-O6	-6.10	116.24	119.90
25	CA	2226	C	C2-N3-C4	-6.10	116.85	119.90
25	DA	962	G	C2-N3-C4	-6.10	108.85	111.90
25	DA	1002	G	N3-C4-N9	-6.10	122.34	126.00
25	DA	2278	A	N1-C6-N6	6.10	122.26	118.60
25	DA	2870	C	C6-N1-C2	6.10	122.74	120.30
1	BA	326	G	C5-C6-O6	6.10	132.26	128.60

Continued on next page...

Continued from previous page...

Mol	Chain	Res	Type	Atoms	Z	Observed(°)	Ideal(°)
25	CA	25	U	C5-C4-O4	-6.10	122.24	125.90
25	CA	268	C	C6-N1-C2	6.10	122.74	120.30
25	CA	827	U	N3-C2-O2	6.10	126.47	122.20
25	CA	1024	G	C4-C5-N7	6.10	113.24	110.80
25	CA	1436	G	C5-C6-O6	6.10	132.26	128.60
25	CA	2447	G	C5-C6-O6	-6.10	124.94	128.60
25	DA	562	U	N3-C4-O4	-6.10	115.13	119.40
25	DA	1074	G	N9-C4-C5	6.10	107.84	105.40
25	DA	2887	A	N1-C6-N6	6.10	122.26	118.60
25	CA	555	G	C4-C5-N7	6.10	113.24	110.80
25	CA	1572	A	N1-C6-N6	-6.10	114.94	118.60
1	AA	1524	C	N3-C2-O2	6.09	126.17	121.90
25	CA	1125	G	N1-C6-O6	-6.09	116.24	119.90
25	CA	1614	A	C8-N9-C4	6.09	108.24	105.80
25	DA	1573	G	C6-C5-N7	6.09	134.06	130.40
1	AA	53	A	N1-C6-N6	6.09	122.26	118.60
25	CA	2313	C	C6-N1-C2	-6.09	117.86	120.30
25	DA	2596	U	N3-C2-O2	-6.09	117.94	122.20
1	BA	1480	A	C5-C6-N1	-6.09	114.65	117.70
25	CA	1961	C	N3-C4-C5	6.09	124.34	121.90
25	DA	853	C	C6-N1-C2	6.09	122.74	120.30
25	DA	984	A	C4-N9-C1'	-6.09	115.34	126.30
25	DA	1845	G	N9-C4-C5	6.09	107.84	105.40
25	CA	175	G	C4-N9-C1'	-6.09	118.58	126.50
25	DA	2539	C	N1-C2-O2	-6.09	115.25	118.90
25	CA	2535	G	C8-N9-C4	6.09	108.83	106.40
25	CA	2553	G	N1-C2-N2	-6.09	110.72	116.20
25	DA	2433	A	C8-N9-C4	6.09	108.23	105.80
25	CA	404	A	N1-C6-N6	6.08	122.25	118.60
25	DA	757	G	C8-N9-C1'	6.08	134.91	127.00
25	CA	840	C	N3-C4-C5	6.08	124.33	121.90
25	CA	1336	A	N9-C4-C5	6.08	108.23	105.80
26	CB	58	A	C6-N1-C2	-6.08	114.95	118.60
25	DA	1001	A	C8-N9-C4	6.08	108.23	105.80
1	BA	823	C	N3-C2-O2	6.08	126.16	121.90
25	DA	1971	U	N3-C4-O4	6.08	123.66	119.40
1	AA	329	A	C8-N9-C4	6.08	108.23	105.80
25	CA	2490	G	C8-N9-C4	6.08	108.83	106.40
25	CA	2204	G	N1-C6-O6	6.08	123.55	119.90
25	CA	2289	G	N3-C4-C5	6.08	131.64	128.60
25	CA	2396	G	N1-C6-O6	-6.08	116.25	119.90
25	CA	2223	G	N1-C6-O6	6.08	123.55	119.90

Continued on next page...

Continued from previous page...

Mol	Chain	Res	Type	Atoms	Z	Observed(°)	Ideal(°)
25	CA	1389	G	N1-C6-O6	6.08	123.55	119.90
25	DA	2783	U	N3-C4-O4	-6.08	115.15	119.40
25	CA	533	G	C8-N9-C1'	-6.07	119.11	127.00
1	AA	859	G	N9-C4-C5	-6.07	102.97	105.40
25	CA	1513	U	C2-N1-C1'	-6.07	110.42	117.70
25	CA	2893	A	C4-C5-C6	6.07	120.03	117.00
25	DA	1006	C	N3-C2-O2	6.07	126.15	121.90
25	DA	1192	G	N7-C8-N9	-6.07	110.06	113.10
25	DA	1711	A	C8-N9-C4	-6.07	103.37	105.80
25	DA	1605	C	N1-C2-O2	-6.07	115.26	118.90
25	DA	1236	G	C4-C5-N7	6.07	113.23	110.80
56	DB	91	C	C2-N1-C1'	-6.07	112.12	118.80
26	CB	51	G	C5-C6-O6	-6.07	124.96	128.60
25	CA	1294	U	C5-C6-N1	-6.06	119.67	122.70
25	DA	109	C	N1-C2-O2	-6.06	115.26	118.90
1	AA	734	G	N3-C4-N9	6.06	129.64	126.00
25	CA	1623	G	N1-C6-O6	6.06	123.54	119.90
25	CA	2045	C	C2-N3-C4	-6.06	116.87	119.90
25	CA	2884	U	N3-C4-O4	-6.06	115.16	119.40
25	DA	517	C	N3-C4-N4	6.06	122.24	118.00
25	DA	2383	G	N1-C6-O6	6.06	123.54	119.90
25	CA	499	U	N1-C2-N3	6.06	118.54	114.90
25	CA	1512	C	N1-C2-O2	-6.06	115.26	118.90
25	DA	526	A	C4-C5-N7	-6.06	107.67	110.70
25	DA	2388	A	N1-C6-N6	-6.06	114.96	118.60
1	AA	530	G	C6-C5-N7	-6.06	126.76	130.40
25	CA	1764	C	N3-C2-O2	6.06	126.14	121.90
25	CA	1766	G	N3-C4-C5	6.06	131.63	128.60
25	CA	2056	G	N1-C2-N2	6.06	121.65	116.20
25	CA	2155	U	C2-N1-C1'	6.06	124.97	117.70
1	AA	1457	G	N3-C4-C5	6.06	131.63	128.60
25	CA	979	A	C6-C5-N7	-6.06	128.06	132.30
25	CA	1827	U	C6-N1-C2	-6.06	117.36	121.00
25	CA	1452	G	N3-C4-N9	-6.06	122.37	126.00
26	CB	90	C	N1-C2-O2	-6.05	115.27	118.90
25	DA	424	G	C6-C5-N7	6.05	134.03	130.40
25	CA	1426	G	N1-C6-O6	6.05	123.53	119.90
25	CA	1695	G	N1-C6-O6	6.05	123.53	119.90
25	DA	746	U	N3-C2-O2	-6.05	117.96	122.20
1	AA	521	G	C8-N9-C4	6.05	108.82	106.40
25	DA	2355	G	N1-C6-O6	6.05	123.53	119.90
25	DA	2517	C	N1-C2-O2	-6.05	115.27	118.90

Continued on next page...

Continued from previous page...

Mol	Chain	Res	Type	Atoms	Z	Observed(°)	Ideal(°)
25	DA	205	G	N3-C4-C5	-6.05	125.58	128.60
25	CA	1022	G	N3-C4-C5	6.05	131.62	128.60
25	DA	2445	G	N1-C2-N2	6.05	121.64	116.20
25	CA	1225	G	C4-C5-N7	6.04	113.22	110.80
25	CA	1587	G	C4-N9-C1'	6.04	134.36	126.50
25	DA	2647	U	C5-C6-N1	-6.04	119.68	122.70
25	CA	252	G	N3-C4-C5	6.04	131.62	128.60
25	CA	1450	G	C4-N9-C1'	-6.04	118.65	126.50
25	CA	1528	A	C2-N3-C4	-6.04	107.58	110.60
25	CA	1639	C	C6-N1-C2	-6.04	117.88	120.30
25	CA	2084	C	N1-C2-O2	-6.04	115.28	118.90
22	AV	41	C	N1-C2-O2	-6.04	115.28	118.90
25	CA	2011	U	C6-N1-C2	6.04	124.62	121.00
25	DA	29	U	N3-C2-O2	-6.04	117.97	122.20
25	DA	2843	G	N1-C6-O6	6.04	123.52	119.90
25	CA	1341	G	C8-N9-C4	6.04	108.81	106.40
25	CA	1617	C	C5-C6-N1	-6.04	117.98	121.00
1	BA	397	A	C6-N1-C2	-6.04	114.98	118.60
1	AA	1441	A	N1-C6-N6	-6.04	114.98	118.60
25	DA	1887	C	N1-C2-O2	6.04	122.52	118.90
1	BA	1080	A	C8-N9-C4	-6.03	103.39	105.80
25	DA	488	G	C8-N9-C4	6.03	108.81	106.40
25	DA	808	G	C8-N9-C1'	-6.03	119.16	127.00
1	AA	1174	G	C4-N9-C1'	-6.03	118.66	126.50
25	CA	2603	G	C2-N3-C4	-6.03	108.88	111.90
25	DA	1796	U	C2-N1-C1'	-6.03	110.46	117.70
1	AA	715	A	N1-C6-N6	6.03	122.22	118.60
25	CA	2053	G	C6-C5-N7	-6.03	126.78	130.40
25	CA	121	G	N1-C6-O6	6.03	123.52	119.90
25	CA	292	U	C5-C6-N1	-6.03	119.69	122.70
25	CA	1587	G	C8-N9-C4	-6.03	103.99	106.40
25	CA	1980	G	C5-C6-N1	6.03	114.52	111.50
26	CB	113	C	C5-C4-N4	-6.03	115.98	120.20
25	DA	122	G	N1-C6-O6	6.03	123.52	119.90
25	CA	946	C	N1-C2-O2	-6.03	115.28	118.90
25	DA	1757	A	C4-C5-C6	6.03	120.01	117.00
1	AA	190	A	N1-C6-N6	6.03	122.22	118.60
1	AA	308	C	C5-C6-N1	-6.03	117.99	121.00
25	CA	349	U	C6-N1-C2	6.03	124.61	121.00
25	DA	636	G	C4-N9-C1'	6.03	134.33	126.50
25	CA	2031	A	N3-C4-C5	-6.02	122.58	126.80
25	CA	2226	C	N1-C2-N3	6.02	123.42	119.20

Continued on next page...

Continued from previous page...

Mol	Chain	Res	Type	Atoms	Z	Observed(°)	Ideal(°)
25	DA	1223	G	N3-C4-C5	6.02	131.61	128.60
26	CB	86	G	C8-N9-C4	6.02	108.81	106.40
25	CA	2711	A	C2-N3-C4	-6.02	107.59	110.60
25	CA	2762	C	C2-N3-C4	-6.02	116.89	119.90
25	DA	122	G	C5-C6-O6	-6.02	124.99	128.60
25	DA	1030	C	C6-N1-C2	6.02	122.71	120.30
25	DA	2432	A	N1-C6-N6	6.02	122.21	118.60
22	BV	29	G	N3-C4-C5	6.02	131.61	128.60
25	CA	1122	G	N9-C4-C5	6.02	107.81	105.40
25	CA	1187	G	C8-N9-C4	-6.02	103.99	106.40
25	CA	1357	C	C2-N3-C4	-6.01	116.89	119.90
1	AA	1481	U	C2-N1-C1'	-6.01	110.49	117.70
25	DA	129	C	C5-C6-N1	-6.01	117.99	121.00
25	DA	1931	U	N1-C2-O2	6.01	127.01	122.80
1	AA	12	U	C5-C4-O4	6.01	129.51	125.90
25	CA	1646	C	C2-N3-C4	-6.01	116.90	119.90
25	CA	2331	G	C8-N9-C1'	-6.01	119.19	127.00
25	CA	441	U	N3-C2-O2	-6.01	117.99	122.20
25	CA	1410	G	C8-N9-C4	6.01	108.80	106.40
25	CA	2888	C	C6-N1-C1'	-6.01	113.59	120.80
1	BA	987	G	N3-C4-C5	-6.01	125.60	128.60
25	DA	595	C	C6-N1-C2	6.01	122.70	120.30
25	DA	805	G	C2-N3-C4	-6.00	108.90	111.90
25	CA	1470	A	N9-C4-C5	6.00	108.20	105.80
25	CA	1988	G	C5-C6-N1	-6.00	108.50	111.50
25	CA	2619	C	N3-C4-C5	6.00	124.30	121.90
25	DA	1143	A	C8-N9-C4	6.00	108.20	105.80
25	DA	1932	A	N1-C6-N6	6.00	122.20	118.60
25	CA	60	G	C5-C6-O6	-6.00	125.00	128.60
25	CA	1200	C	N1-C2-O2	-6.00	115.30	118.90
25	DA	1653	G	C4-N9-C1'	6.00	134.30	126.50
25	DA	380	G	N1-C6-O6	6.00	123.50	119.90
25	DA	1161	C	N3-C4-C5	6.00	124.30	121.90
25	DA	242	G	N1-C6-O6	-6.00	116.30	119.90
25	DA	275	C	C6-N1-C2	-6.00	117.90	120.30
25	DA	1360	G	N9-C4-C5	6.00	107.80	105.40
25	CA	990	A	C2-N3-C4	-6.00	107.60	110.60
25	CA	1767	G	N3-C4-C5	6.00	131.60	128.60
25	CA	2347	C	N1-C2-O2	-6.00	115.30	118.90
1	BA	1286	U	C2-N1-C1'	5.99	124.89	117.70
25	CA	793	A	C5-C6-N6	5.99	128.49	123.70
25	CA	914	G	C4-N9-C1'	-5.99	118.71	126.50

Continued on next page...

Continued from previous page...

Mol	Chain	Res	Type	Atoms	Z	Observed(°)	Ideal(°)
25	CA	1301	A	C4-C5-N7	5.99	113.70	110.70
25	DA	2677	G	C2-N3-C4	5.99	114.90	111.90
25	CA	2609	U	C6-N1-C2	5.99	124.59	121.00
25	CA	129	C	C6-N1-C2	5.99	122.70	120.30
25	CA	984	A	C4-N9-C1'	-5.99	115.52	126.30
25	CA	2032	G	N7-C8-N9	-5.99	110.11	113.10
25	DA	908	C	N3-C2-O2	5.99	126.09	121.90
25	CA	560	C	C6-N1-C2	-5.99	117.91	120.30
25	DA	29	U	C5-C4-O4	5.99	129.49	125.90
25	CA	1801	A	C2-N3-C4	-5.99	107.61	110.60
26	CB	80	U	N1-C2-O2	-5.98	118.61	122.80
25	DA	2396	G	N3-C4-C5	5.98	131.59	128.60
1	AA	67	C	C6-N1-C2	-5.98	117.91	120.30
1	BA	858	G	C5-C6-O6	5.98	132.19	128.60
25	CA	1999	C	N1-C2-O2	-5.98	115.31	118.90
25	DA	500	G	C8-N9-C4	5.98	108.79	106.40
25	CA	580	U	N1-C2-O2	-5.98	118.61	122.80
25	CA	2642	G	C5-C6-N1	5.98	114.49	111.50
56	DB	83	G	N9-C4-C5	5.98	107.79	105.40
25	DA	509	C	C2-N3-C4	-5.98	116.91	119.90
25	CA	1795	C	N1-C2-O2	-5.97	115.32	118.90
25	CA	2024	G	N3-C4-C5	-5.97	125.61	128.60
1	BA	713	G	C4-C5-N7	-5.97	108.41	110.80
25	CA	1073	A	C8-N9-C4	-5.97	103.41	105.80
25	DA	673	C	N3-C4-C5	5.97	124.29	121.90
25	CA	1660	G	N3-C2-N2	-5.97	115.72	119.90
25	DA	1910	G	C4-C5-N7	-5.97	108.41	110.80
1	BA	788	U	N3-C2-O2	5.97	126.38	122.20
25	CA	2621	G	C5-C6-N1	-5.97	108.52	111.50
25	DA	565	C	N3-C4-N4	5.97	122.18	118.00
25	DA	2006	C	N1-C2-O2	-5.97	115.32	118.90
25	CA	1208	C	C5-C6-N1	-5.97	118.02	121.00
25	DA	801	G	C5-C6-O6	5.97	132.18	128.60
25	DA	2061	G	N3-C4-C5	-5.97	125.62	128.60
25	DA	1753	G	N1-C6-O6	-5.97	116.32	119.90
1	AA	816	A	C8-N9-C4	5.96	108.19	105.80
25	CA	1674	G	N3-C4-C5	-5.96	125.62	128.60
25	CA	2435	A	C5-C6-N6	-5.96	118.93	123.70
25	DA	987	C	N1-C2-N3	5.96	123.37	119.20
1	AA	859	G	C4-N9-C1'	5.96	134.25	126.50
25	CA	315	G	C5-C6-O6	-5.96	125.02	128.60
25	DA	2018	G	N3-C4-C5	5.96	131.58	128.60

Continued on next page...

Continued from previous page...

Mol	Chain	Res	Type	Atoms	Z	Observed(°)	Ideal(°)
25	DA	2731	G	C2-N3-C4	5.96	114.88	111.90
25	DA	308	G	C4-N9-C1'	5.96	134.25	126.50
25	CA	634	C	N3-C4-C5	5.96	124.28	121.90
25	CA	2495	G	C5-C6-O6	5.96	132.17	128.60
25	DA	159	G	C4-C5-N7	-5.96	108.42	110.80
25	CA	1351	C	C6-N1-C1'	5.96	127.95	120.80
25	CA	2059	A	C8-N9-C4	5.96	108.18	105.80
25	CA	2232	C	C2-N1-C1'	-5.95	112.25	118.80
25	CA	1311	G	N3-C4-N9	-5.95	122.43	126.00
25	CA	1660	G	N1-C6-O6	-5.95	116.33	119.90
25	CA	1743	G	N3-C4-N9	5.95	129.57	126.00
25	DA	1451	C	N1-C2-O2	-5.95	115.33	118.90
25	DA	2532	G	C2-N3-C4	-5.95	108.92	111.90
1	AA	365	U	C2-N1-C1'	-5.95	110.56	117.70
25	CA	1842	G	N9-C4-C5	-5.95	103.02	105.40
25	DA	424	G	C4-C5-C6	-5.95	115.23	118.80
1	AA	1322	C	N1-C2-O2	-5.95	115.33	118.90
25	CA	450	G	N3-C4-C5	-5.95	125.63	128.60
25	DA	1004	U	N3-C2-O2	5.95	126.36	122.20
25	DA	1404	C	C6-N1-C2	-5.95	117.92	120.30
25	CA	795	C	N1-C2-O2	-5.95	115.33	118.90
25	CA	866	A	N1-C6-N6	5.95	122.17	118.60
25	CA	2834	G	N3-C2-N2	5.95	124.06	119.90
1	AA	1417	G	N3-C4-N9	5.94	129.57	126.00
1	AA	664	G	C4-C5-N7	-5.94	108.42	110.80
1	AA	903	G	N1-C6-O6	-5.94	116.33	119.90
1	AA	1417	G	C4-C5-N7	5.94	113.18	110.80
25	CA	311	A	C8-N9-C4	5.94	108.18	105.80
25	CA	1036	G	C5-C6-N1	5.94	114.47	111.50
25	DA	752	A	C4-C5-N7	5.94	113.67	110.70
25	DA	1036	G	C4-N9-C1'	-5.94	118.78	126.50
25	CA	1301	A	C6-C5-N7	-5.94	128.14	132.30
25	CA	2385	C	N3-C4-C5	5.94	124.28	121.90
25	CA	2799	A	C5-C6-N6	-5.94	118.95	123.70
25	CA	554	U	N1-C2-O2	-5.93	118.65	122.80
25	CA	746	U	N1-C2-O2	-5.93	118.65	122.80
25	CA	813	U	N1-C2-N3	5.93	118.46	114.90
25	CA	1661	G	N3-C4-C5	-5.93	125.63	128.60
1	BA	890	G	C8-N9-C4	5.93	108.77	106.40
25	CA	600	G	C5-C6-N1	-5.93	108.53	111.50
25	DA	2509	G	C5-C6-O6	-5.93	125.04	128.60
25	DA	731	C	C6-N1-C2	5.93	122.67	120.30

Continued on next page...

Continued from previous page...

Mol	Chain	Res	Type	Atoms	Z	Observed(°)	Ideal(°)
1	AA	734	G	N9-C4-C5	-5.93	103.03	105.40
25	CA	2546	U	C2-N1-C1'	-5.93	110.59	117.70
25	DA	1423	G	N7-C8-N9	-5.93	110.14	113.10
1	BA	365	U	C2-N1-C1'	-5.92	110.59	117.70
25	CA	1456	G	C2-N3-C4	-5.92	108.94	111.90
25	CA	1779	U	C2-N3-C4	-5.92	123.45	127.00
25	CA	2332	C	C5-C6-N1	-5.92	118.04	121.00
25	DA	242	G	C4-N9-C1'	-5.92	118.80	126.50
1	BA	1433	A	C4-C5-C6	5.92	119.96	117.00
25	CA	489	G	N3-C4-N9	-5.92	122.45	126.00
25	CA	1604	C	C2-N3-C4	-5.92	116.94	119.90
25	DA	2462	C	C4-C5-C6	5.92	120.36	117.40
25	DA	1897	G	C5-C6-O6	-5.92	125.05	128.60
25	CA	48	G	C5-C6-O6	-5.92	125.05	128.60
25	CA	786	C	C6-N1-C2	5.92	122.67	120.30
25	CA	1340	U	N3-C4-O4	-5.92	115.26	119.40
25	DA	1895	C	C6-N1-C2	5.92	122.67	120.30
25	CA	342	A	C2-N3-C4	-5.92	107.64	110.60
25	CA	1089	A	N1-C6-N6	-5.92	115.05	118.60
1	BA	286	C	C6-N1-C2	5.92	122.67	120.30
25	DA	1197	G	N1-C6-O6	5.92	123.45	119.90
25	CA	2251	G	C6-N1-C2	-5.91	121.55	125.10
25	DA	308	G	C8-N9-C1'	-5.91	119.31	127.00
25	CA	691	C	N1-C2-O2	-5.91	115.35	118.90
25	CA	1158	C	N1-C2-O2	-5.91	115.35	118.90
25	CA	1811	G	C5-C6-O6	-5.91	125.05	128.60
25	CA	2351	G	C5-C6-O6	-5.91	125.05	128.60
25	DA	2011	U	N1-C2-O2	-5.91	118.66	122.80
1	BA	134	G	C8-N9-C4	5.91	108.76	106.40
25	CA	398	C	N1-C2-O2	-5.91	115.36	118.90
25	CA	901	C	C5-C6-N1	-5.91	118.05	121.00
25	CA	2807	U	C2-N1-C1'	-5.91	110.61	117.70
25	DA	1756	G	N1-C6-O6	5.91	123.44	119.90
56	DB	76	G	N1-C6-O6	-5.91	116.35	119.90
26	CB	4	C	C6-N1-C2	5.91	122.66	120.30
1	AA	283	U	N1-C2-O2	5.91	126.93	122.80
25	CA	476	G	N1-C6-O6	-5.91	116.36	119.90
25	CA	827	U	N1-C2-O2	-5.91	118.67	122.80
25	DA	1290	C	C2-N1-C1'	-5.91	112.30	118.80
1	BA	498	A	C8-N9-C4	5.90	108.16	105.80
25	CA	242	G	N1-C6-O6	-5.90	116.36	119.90
25	CA	725	G	C4-N9-C1'	5.90	134.17	126.50

Continued on next page...

Continued from previous page...

Mol	Chain	Res	Type	Atoms	Z	Observed(°)	Ideal(°)
25	CA	783	A	C6-C5-N7	-5.90	128.17	132.30
25	CA	784	G	C5-C6-O6	-5.90	125.06	128.60
25	DA	376	G	C5-C6-O6	-5.90	125.06	128.60
1	AA	297	G	C2-N3-C4	-5.90	108.95	111.90
25	CA	526	A	N9-C4-C5	5.90	108.16	105.80
25	CA	764	A	N9-C4-C5	5.90	108.16	105.80
25	CA	1423	G	N9-C4-C5	5.90	107.76	105.40
25	CA	2271	G	N1-C2-N2	-5.90	110.89	116.20
25	DA	526	A	N1-C6-N6	-5.90	115.06	118.60
25	CA	814	C	C2-N3-C4	-5.90	116.95	119.90
25	CA	1038	G	N3-C4-N9	5.90	129.54	126.00
25	CA	2553	G	C8-N9-C1'	-5.90	119.33	127.00
25	DA	2452	C	C6-N1-C2	-5.90	117.94	120.30
25	CA	555	G	N1-C2-N2	-5.90	110.89	116.20
25	CA	906	U	C5-C4-O4	5.90	129.44	125.90
25	CA	1721	G	N3-C4-C5	-5.89	125.65	128.60
25	DA	2021	C	N1-C2-O2	-5.89	115.36	118.90
25	CA	1277	G	C5-C6-O6	5.89	132.14	128.60
25	CA	1855	U	N3-C4-O4	5.89	123.53	119.40
25	DA	1125	G	N9-C4-C5	-5.89	103.04	105.40
25	DA	1757	A	N3-C4-C5	-5.89	122.68	126.80
25	CA	1981	A	N9-C4-C5	5.89	108.16	105.80
25	DA	1998	A	N1-C2-N3	5.89	132.25	129.30
25	DA	2848	G	N1-C6-O6	-5.89	116.36	119.90
25	CA	2239	G	C8-N9-C4	5.89	108.76	106.40
25	CA	2251	G	C5-C6-N1	5.89	114.44	111.50
25	DA	998	C	C6-N1-C2	-5.89	117.94	120.30
1	AA	53	A	C5-C6-N6	-5.89	118.99	123.70
1	BA	429	U	N3-C2-O2	-5.89	118.08	122.20
25	CA	989	G	C5-C6-O6	-5.89	125.07	128.60
25	CA	1216	G	C5-C6-N1	5.89	114.44	111.50
25	CA	2254	C	N3-C2-O2	5.89	126.02	121.90
25	DA	1719	G	N3-C4-N9	-5.89	122.47	126.00
1	AA	1101	A	C4-C5-C6	5.88	119.94	117.00
1	BA	1531	A	N9-C4-C5	-5.88	103.45	105.80
25	CA	310	A	C4-N9-C1'	-5.88	115.71	126.30
25	DA	1435	G	C6-C5-N7	5.88	133.93	130.40
25	DA	1904	G	N9-C4-C5	5.88	107.75	105.40
25	DA	2510	C	N3-C2-O2	5.88	126.02	121.90
1	AA	794	A	C5-C6-N6	5.88	128.41	123.70
1	AA	1524	C	C2-N1-C1'	-5.88	112.33	118.80
25	CA	2774	C	N3-C2-O2	5.88	126.02	121.90

Continued on next page...

Continued from previous page...

Mol	Chain	Res	Type	Atoms	Z	Observed(°)	Ideal(°)
25	CA	2805	C	N1-C2-O2	-5.88	115.37	118.90
25	DA	786	C	N3-C4-C5	5.88	124.25	121.90
25	DA	509	C	N3-C4-C5	5.88	124.25	121.90
25	DA	1135	C	C2-N3-C4	-5.88	116.96	119.90
1	BA	26	A	C6-N1-C2	-5.88	115.07	118.60
25	CA	533	G	C2-N3-C4	-5.88	108.96	111.90
26	CB	93	C	N1-C2-O2	-5.88	115.37	118.90
25	DA	2633	G	C6-C5-N7	5.88	133.93	130.40
22	BV	13	C	C6-N1-C2	5.88	122.65	120.30
25	CA	444	C	N3-C2-O2	5.88	126.01	121.90
25	CA	2425	A	P-O3'-C3'	5.88	126.75	119.70
25	CA	2825	G	C8-N9-C1'	-5.88	119.36	127.00
25	CA	2832	U	N1-C2-O2	-5.88	118.69	122.80
25	CA	486	C	N3-C2-O2	5.88	126.01	121.90
25	CA	2069	G	C4-C5-N7	5.88	113.15	110.80
25	CA	2820	A	C5-C6-N1	-5.88	114.76	117.70
25	DA	1136	G	C4-C5-N7	5.88	113.15	110.80
25	CA	971	G	C5-C6-N1	5.87	114.44	111.50
25	CA	2553	G	C4-N9-C1'	5.87	134.14	126.50
25	CA	2557	G	N1-C6-O6	5.87	123.42	119.90
1	AA	105	G	C5-C6-O6	5.87	132.12	128.60
25	CA	1024	G	C6-C5-N7	-5.87	126.88	130.40
25	CA	2025	C	N3-C2-O2	-5.87	117.79	121.90
25	DA	770	G	N3-C4-C5	5.87	131.53	128.60
25	DA	862	G	N9-C4-C5	-5.87	103.05	105.40
25	DA	2825	G	N9-C4-C5	-5.87	103.05	105.40
1	AA	584	G	C8-N9-C4	5.87	108.75	106.40
1	BA	26	A	C5-C6-N1	5.87	120.64	117.70
25	DA	2520	C	C6-N1-C2	5.87	122.65	120.30
1	AA	853	C	N1-C2-O2	-5.87	115.38	118.90
25	CA	1228	G	N3-C4-N9	-5.87	122.48	126.00
25	DA	2049	G	C4-C5-N7	5.87	113.15	110.80
25	CA	2475	C	C6-N1-C2	5.87	122.65	120.30
25	CA	818	G	C4-N9-C1'	5.87	134.12	126.50
25	DA	1972	G	C8-N9-C4	-5.87	104.05	106.40
25	CA	1596	A	C8-N9-C4	5.86	108.15	105.80
25	CA	1761	C	N3-C4-N4	5.86	122.10	118.00
25	CA	2751	G	C8-N9-C4	-5.86	104.06	106.40
25	DA	2556	C	C6-N1-C2	-5.86	117.95	120.30
1	BA	1175	G	C4-N9-C1'	-5.86	118.88	126.50
25	CA	125	A	N9-C4-C5	5.86	108.14	105.80
25	CA	1255	U	N1-C2-O2	-5.86	118.70	122.80

Continued on next page...

Continued from previous page...

Mol	Chain	Res	Type	Atoms	Z	Observed(°)	Ideal(°)
25	DA	529	A	N1-C6-N6	-5.86	115.08	118.60
25	CA	1209	U	N3-C2-O2	5.86	126.30	122.20
25	CA	1402	U	C6-N1-C2	5.86	124.51	121.00
25	CA	1623	G	C2-N3-C4	-5.86	108.97	111.90
25	CA	2632	A	C8-N9-C4	-5.86	103.46	105.80
25	CA	1155	A	N7-C8-N9	-5.85	110.87	113.80
25	DA	319	G	C2-N3-C4	-5.85	108.97	111.90
1	BA	1079	G	N3-C4-C5	-5.85	125.67	128.60
25	CA	9	G	C6-C5-N7	-5.85	126.89	130.40
25	CA	1277	G	C4-C5-N7	-5.85	108.46	110.80
1	AA	938	A	N1-C6-N6	-5.85	115.09	118.60
1	BA	669	G	C8-N9-C4	-5.85	104.06	106.40
25	CA	1403	A	N1-C6-N6	5.85	122.11	118.60
25	CA	2271	G	C8-N9-C1'	-5.85	119.40	127.00
25	CA	2901	C	C6-N1-C2	-5.85	117.96	120.30
25	DA	468	G	C5-C6-N1	5.85	114.42	111.50
1	BA	297	G	N9-C4-C5	-5.85	103.06	105.40
25	CA	468	G	N3-C4-C5	-5.85	125.68	128.60
25	CA	906	U	C6-N1-C1'	5.85	129.39	121.20
25	CA	2793	C	C6-N1-C2	5.85	122.64	120.30
25	CA	1256	G	C8-N9-C1'	-5.85	119.40	127.00
25	CA	1966	A	N1-C6-N6	5.84	122.11	118.60
25	CA	2391	G	O4'-C1'-N9	5.84	112.87	108.20
25	DA	1395	A	C8-N9-C4	5.84	108.14	105.80
25	DA	45	G	C4-C5-N7	-5.84	108.46	110.80
1	AA	275	G	N3-C4-N9	5.84	129.50	126.00
1	BA	457	G	N3-C4-C5	-5.84	125.68	128.60
25	CA	1981	A	C4-C5-N7	-5.84	107.78	110.70
1	AA	881	G	N1-C6-O6	5.84	123.40	119.90
1	AA	1513	A	N7-C8-N9	-5.84	110.88	113.80
25	CA	2004	G	N1-C2-N3	5.84	127.40	123.90
25	CA	2520	C	N3-C4-N4	5.84	122.08	118.00
1	BA	823	C	C6-N1-C2	5.83	122.63	120.30
25	CA	2254	C	N3-C4-N4	5.83	122.08	118.00
25	DA	1000	A	N1-C6-N6	-5.83	115.10	118.60
25	CA	1315	C	N1-C2-N3	5.83	123.28	119.20
25	DA	1681	G	C8-N9-C1'	-5.83	119.42	127.00
1	AA	957	U	C6-N1-C2	-5.83	117.50	121.00
1	AA	971	G	C4-N9-C1'	-5.83	118.92	126.50
25	CA	310	A	C8-N9-C1'	5.83	138.20	127.70
25	CA	757	G	N3-C4-C5	5.83	131.52	128.60
25	DA	506	G	N3-C4-C5	-5.83	125.68	128.60

Continued on next page...

Continued from previous page...

Mol	Chain	Res	Type	Atoms	Z	Observed(°)	Ideal(°)
25	DA	2452	C	C2-N1-C1'	5.83	125.22	118.80
22	BV	40	C	N1-C2-O2	5.83	122.40	118.90
25	CA	1624	U	C6-N1-C2	5.83	124.50	121.00
25	CA	1769	U	C2-N3-C4	-5.83	123.50	127.00
1	BA	241	G	C8-N9-C4	-5.83	104.07	106.40
25	CA	1343	G	N3-C4-N9	5.83	129.50	126.00
25	CA	1816	C	C2-N1-C1'	-5.83	112.39	118.80
1	BA	897	C	C6-N1-C2	5.82	122.63	120.30
25	CA	342	A	N9-C4-C5	-5.82	103.47	105.80
25	CA	558	U	N1-C2-O2	-5.82	118.72	122.80
25	CA	861	A	N9-C4-C5	5.82	108.13	105.80
25	CA	1134	A	C2-N3-C4	-5.82	107.69	110.60
25	CA	1381	G	C5-C6-O6	5.82	132.09	128.60
25	DA	1934	C	C2-N3-C4	-5.82	116.99	119.90
25	CA	1359	A	C6-N1-C2	-5.82	115.11	118.60
1	BA	68	G	C8-N9-C4	-5.82	104.07	106.40
25	CA	291	G	N1-C6-O6	5.82	123.39	119.90
25	CA	302	C	N3-C4-C5	5.82	124.23	121.90
25	CA	2286	G	N3-C4-N9	-5.82	122.51	126.00
25	CA	2688	G	C8-N9-C4	-5.82	104.07	106.40
1	BA	858	G	N1-C6-O6	-5.82	116.41	119.90
25	CA	424	G	C8-N9-C4	5.82	108.73	106.40
25	CA	1816	C	N1-C2-O2	-5.82	115.41	118.90
25	CA	2346	A	N1-C6-N6	-5.82	115.11	118.60
25	CA	2365	G	C6-C5-N7	-5.82	126.91	130.40
25	CA	2840	C	C5-C4-N4	-5.82	116.13	120.20
25	DA	822	G	C5-N7-C8	-5.82	101.39	104.30
25	CA	1623	G	C5-N7-C8	-5.82	101.39	104.30
25	DA	515	A	N1-C6-N6	-5.81	115.11	118.60
1	BA	64	G	N1-C6-O6	5.81	123.39	119.90
1	BA	806	C	C6-N1-C2	-5.81	117.97	120.30
25	CA	371	A	C2-N3-C4	-5.81	107.69	110.60
25	CA	628	G	N1-C6-O6	-5.81	116.41	119.90
25	CA	2803	G	C5-C6-O6	5.81	132.09	128.60
25	CA	2894	G	C8-N9-C4	5.81	108.72	106.40
25	DA	242	G	C5-C6-N1	5.81	114.41	111.50
1	AA	337	G	C5-C6-N1	5.81	114.41	111.50
1	AA	1286	U	C2-N1-C1'	5.81	124.67	117.70
25	CA	793	A	N9-C4-C5	5.81	108.12	105.80
25	CA	2230	G	C4-C5-N7	-5.81	108.48	110.80
25	DA	694	U	N3-C2-O2	-5.81	118.13	122.20
25	DA	2012	G	N1-C6-O6	5.81	123.39	119.90

Continued on next page...

Continued from previous page...

Mol	Chain	Res	Type	Atoms	Z	Observed(°)	Ideal(°)
25	DA	2707	U	C2-N1-C1'	-5.81	110.73	117.70
1	BA	308	C	C6-N1-C2	-5.81	117.98	120.30
25	CA	476	G	C4-C5-N7	-5.81	108.48	110.80
25	CA	726	G	C4-C5-N7	5.81	113.12	110.80
25	CA	2689	U	C5-C4-O4	5.81	129.38	125.90
25	CA	2859	G	N9-C4-C5	5.81	107.72	105.40
25	DA	2681	C	N1-C2-O2	5.81	122.38	118.90
1	AA	1478	U	N3-C4-O4	-5.81	115.34	119.40
4	BD	160	LEU	CA-CB-CG	5.80	128.65	115.30
25	CA	77	G	N3-C2-N2	-5.80	115.84	119.90
25	DA	562	U	C2-N1-C1'	-5.80	110.73	117.70
25	DA	1234	U	N3-C4-O4	-5.80	115.34	119.40
25	DA	2518	A	C6-C5-N7	-5.80	128.24	132.30
25	CA	1289	C	C6-N1-C2	5.80	122.62	120.30
25	CA	2475	C	N3-C2-O2	5.80	125.96	121.90
42	DR	9	GLY	N-CA-C	-5.80	98.59	113.10
25	CA	656	G	N3-C4-C5	5.80	131.50	128.60
25	CA	2092	U	N3-C2-O2	-5.80	118.14	122.20
25	DA	556	A	C8-N9-C4	5.80	108.12	105.80
25	DA	1813	G	C8-N9-C4	5.80	108.72	106.40
25	DA	2006	C	C5-C4-N4	-5.80	116.14	120.20
25	CA	2409	G	C2-N3-C4	-5.80	109.00	111.90
25	CA	2733	A	N1-C6-N6	-5.80	115.12	118.60
25	DA	1653	G	N9-C4-C5	-5.80	103.08	105.40
25	DA	809	G	N3-C2-N2	-5.80	115.84	119.90
25	DA	1518	C	C6-N1-C2	5.80	122.62	120.30
25	CA	1150	C	C2-N3-C4	-5.79	117.00	119.90
25	CA	2745	C	C5-C4-N4	-5.79	116.14	120.20
25	DA	527	C	C6-N1-C1'	5.79	127.75	120.80
25	DA	559	G	C8-N9-C4	5.79	108.72	106.40
25	DA	2689	U	C6-N1-C1'	5.79	129.31	121.20
6	AF	86	ARG	NE-CZ-NH1	5.79	123.20	120.30
25	CA	1620	G	C5-C6-O6	5.79	132.08	128.60
25	DA	177	G	N3-C4-N9	5.79	129.48	126.00
25	DA	2709	G	C4-C5-N7	5.79	113.12	110.80
25	CA	317	G	C5-C6-O6	-5.79	125.12	128.60
25	DA	2609	U	C6-N1-C2	5.79	124.47	121.00
1	AA	188	C	C2-N1-C1'	5.79	125.17	118.80
1	AA	1484	C	N3-C2-O2	5.79	125.95	121.90
25	CA	1010	A	C5-C6-N1	5.79	120.59	117.70
25	CA	1913	A	N9-C4-C5	-5.79	103.48	105.80
25	DA	2568	U	C5-C6-N1	-5.79	119.81	122.70

Continued on next page...

Continued from previous page...

Mol	Chain	Res	Type	Atoms	Z	Observed(°)	Ideal(°)
1	BA	1362	A	C8-N9-C4	5.79	108.12	105.80
25	CA	735	A	N1-C2-N3	5.79	132.19	129.30
25	CA	2422	C	N3-C2-O2	5.79	125.95	121.90
25	DA	822	G	C5-C6-O6	-5.79	125.13	128.60
25	DA	1954	G	N1-C6-O6	5.79	123.37	119.90
25	DA	2827	C	N3-C4-C5	5.79	124.22	121.90
43	DS	20	VAL	CB-CA-C	-5.79	100.40	111.40
25	CA	1902	C	C5-C6-N1	-5.79	118.11	121.00
25	CA	194	G	N9-C4-C5	-5.79	103.09	105.40
25	CA	1470	A	N1-C6-N6	-5.79	115.13	118.60
25	DA	984	A	C8-N9-C4	5.79	108.11	105.80
25	DA	1217	U	N3-C4-C5	5.79	118.07	114.60
25	CA	1443	U	C2-N1-C1'	5.78	124.64	117.70
25	CA	2876	G	N1-C6-O6	-5.78	116.43	119.90
25	DA	1300	G	N9-C4-C5	-5.78	103.09	105.40
25	DA	2048	G	N1-C6-O6	-5.78	116.43	119.90
1	BA	299	G	N1-C6-O6	-5.78	116.43	119.90
25	CA	1685	C	N3-C2-O2	5.78	125.94	121.90
25	DA	1643	G	C8-N9-C4	5.78	108.71	106.40
25	CA	2640	G	N1-C6-O6	-5.78	116.43	119.90
1	AA	212	G	N3-C4-C5	-5.78	125.71	128.60
1	BA	400	C	C6-N1-C2	5.78	122.61	120.30
25	CA	584	C	N3-C4-C5	5.78	124.21	121.90
25	CA	2426	A	C6-C5-N7	-5.78	128.26	132.30
25	DA	1928	A	N1-C6-N6	5.78	122.07	118.60
25	CA	1426	G	C4-N9-C1'	5.77	134.00	126.50
25	DA	675	A	N1-C6-N6	5.77	122.06	118.60
25	CA	46	G	C8-N9-C4	-5.77	104.09	106.40
25	CA	497	A	C5-C6-N6	-5.77	119.08	123.70
25	CA	624	C	C6-N1-C1'	5.77	127.72	120.80
25	CA	1327	A	C2-N3-C4	-5.77	107.72	110.60
25	DA	1149	G	C8-N9-C4	5.77	108.71	106.40
25	CA	993	G	N3-C4-C5	-5.77	125.72	128.60
25	CA	1289	C	C2-N3-C4	-5.77	117.02	119.90
25	CA	1692	U	N1-C2-O2	-5.77	118.76	122.80
1	AA	145	G	C5-C6-O6	5.76	132.06	128.60
25	CA	1327	A	C5-C6-N1	-5.76	114.82	117.70
25	DA	1957	C	N1-C2-O2	-5.76	115.44	118.90
25	DA	1985	C	C6-N1-C1'	5.76	127.72	120.80
25	CA	1426	G	C8-N9-C1'	-5.76	119.51	127.00
25	CA	1657	U	N1-C2-O2	-5.76	118.77	122.80
25	DA	1653	G	C4-C5-N7	5.76	113.10	110.80

Continued on next page...

Continued from previous page...

Mol	Chain	Res	Type	Atoms	Z	Observed(°)	Ideal(°)
1	AA	721	G	N9-C4-C5	5.76	107.70	105.40
25	CA	2538	C	C5-C4-N4	-5.76	116.17	120.20
25	CA	2710	C	C4-C5-C6	5.76	120.28	117.40
25	CA	1130	U	N1-C2-O2	5.76	126.83	122.80
25	CA	2076	U	N1-C2-N3	5.76	118.36	114.90
25	CA	2598	A	C5-C6-N6	5.76	128.31	123.70
25	DA	2870	C	C5-C6-N1	-5.76	118.12	121.00
1	AA	1498	U	C6-N1-C2	-5.76	117.55	121.00
25	CA	1050	A	C8-N9-C4	5.76	108.10	105.80
25	CA	1126	A	C5-C6-N6	-5.76	119.09	123.70
25	CA	1555	G	C4-N9-C1'	5.76	133.98	126.50
25	CA	2831	G	N3-C4-N9	5.76	129.45	126.00
25	DA	1155	A	N1-C6-N6	-5.76	115.15	118.60
25	DA	1950	G	C5-C6-O6	5.76	132.05	128.60
25	CA	1287	A	N1-C2-N3	5.75	132.18	129.30
25	DA	468	G	C5-C6-O6	-5.75	125.15	128.60
25	CA	961	C	N3-C4-C5	-5.75	119.60	121.90
25	CA	1971	U	C6-N1-C2	5.75	124.45	121.00
25	DA	442	G	N9-C4-C5	5.75	107.70	105.40
25	CA	184	C	C6-N1-C2	-5.75	118.00	120.30
25	CA	686	U	C2-N1-C1'	-5.75	110.80	117.70
26	CB	71	C	C6-N1-C2	5.75	122.60	120.30
25	DA	661	A	C5-C6-N1	5.75	120.58	117.70
25	DA	1251	C	C6-N1-C2	-5.75	118.00	120.30
25	DA	2461	A	C4-C5-C6	5.75	119.88	117.00
25	CA	624	C	N3-C2-O2	5.75	125.92	121.90
25	DA	209	C	C6-N1-C2	5.75	122.60	120.30
25	DA	791	C	C6-N1-C2	5.75	122.60	120.30
1	AA	633	G	C8-N9-C4	-5.75	104.10	106.40
25	CA	446	G	N9-C4-C5	-5.75	103.10	105.40
1	AA	21	G	N3-C4-C5	-5.75	125.73	128.60
1	BA	713	G	C6-C5-N7	5.75	133.85	130.40
1	BA	1029	U	C2-N1-C1'	5.75	124.60	117.70
25	CA	463	G	C5-C6-O6	5.75	132.05	128.60
25	CA	821	A	N7-C8-N9	-5.75	110.93	113.80
25	CA	1183	U	N1-C2-N3	5.75	118.35	114.90
25	CA	1552	A	N9-C4-C5	5.75	108.10	105.80
25	CA	1988	G	C2-N3-C4	-5.75	109.03	111.90
25	DA	2426	A	N9-C4-C5	5.75	108.10	105.80
25	CA	2396	G	C5-C6-O6	5.75	132.05	128.60
25	DA	1720	U	N3-C4-O4	-5.74	115.38	119.40
25	CA	1817	G	C8-N9-C4	5.74	108.70	106.40

Continued on next page...

Continued from previous page...

Mol	Chain	Res	Type	Atoms	Z	Observed(°)	Ideal(°)
25	DA	1277	G	C4-N9-C1'	-5.74	119.03	126.50
25	DA	2444	G	C5-C6-O6	5.74	132.04	128.60
1	AA	283	U	C6-N1-C1'	-5.74	113.16	121.20
26	CB	47	C	C6-N1-C2	5.74	122.60	120.30
25	CA	342	A	C4-C5-N7	5.74	113.57	110.70
25	CA	2433	A	C8-N9-C4	5.74	108.09	105.80
25	DA	2616	C	C6-N1-C2	5.74	122.59	120.30
25	DA	2840	C	C6-N1-C1'	5.74	127.69	120.80
1	AA	1458	G	C8-N9-C4	5.74	108.69	106.40
25	CA	147	C	N1-C2-O2	-5.74	115.46	118.90
25	CA	832	U	N1-C2-N3	5.74	118.34	114.90
1	BA	615	G	N3-C2-N2	5.74	123.92	119.90
25	CA	582	A	C4-C5-C6	5.74	119.87	117.00
25	CA	1040	A	N1-C6-N6	5.74	122.04	118.60
1	AA	312	C	C2-N3-C4	-5.73	117.03	119.90
25	CA	489	G	N9-C4-C5	5.73	107.69	105.40
25	CA	1612	C	C5-C4-N4	-5.73	116.19	120.20
25	CA	1764	C	C6-N1-C2	5.73	122.59	120.30
1	AA	1408	A	N3-C4-C5	5.73	130.81	126.80
25	CA	101	A	C6-C5-N7	-5.73	128.29	132.30
26	CB	24	G	N3-C4-C5	-5.73	125.73	128.60
25	DA	2419	U	C5-C6-N1	-5.73	119.83	122.70
25	CA	979	A	N9-C4-C5	-5.73	103.51	105.80
25	CA	1893	C	N1-C2-O2	-5.73	115.46	118.90
25	DA	2	G	C8-N9-C4	5.73	108.69	106.40
25	CA	1360	G	N1-C6-O6	-5.73	116.46	119.90
25	CA	2424	C	N3-C4-C5	-5.73	119.61	121.90
25	DA	325	G	N7-C8-N9	-5.73	110.24	113.10
25	CA	482	A	C6-C5-N7	-5.73	128.29	132.30
25	CA	2056	G	C5-C6-O6	-5.73	125.16	128.60
25	DA	780	G	N3-C2-N2	5.73	123.91	119.90
1	BA	357	G	N1-C6-O6	5.72	123.33	119.90
25	CA	1224	U	C6-N1-C1'	5.72	129.22	121.20
1	BA	106	C	N3-C2-O2	5.72	125.91	121.90
25	CA	522	A	C8-N9-C4	5.72	108.09	105.80
25	CA	536	G	N3-C4-C5	5.72	131.46	128.60
25	CA	1195	G	N1-C6-O6	-5.72	116.47	119.90
25	CA	2082	A	C4-C5-C6	5.72	119.86	117.00
25	CA	2248	C	C2-N3-C4	-5.72	117.04	119.90
25	CA	2448	A	C5-C6-N1	-5.72	114.84	117.70
25	CA	2571	U	N1-C2-N3	5.72	118.33	114.90
25	CA	2880	C	C6-N1-C2	-5.72	118.01	120.30

Continued on next page...

Continued from previous page...

Mol	Chain	Res	Type	Atoms	Z	Observed(°)	Ideal(°)
25	DA	782	A	N3-C4-N9	-5.72	122.82	127.40
25	DA	1142	A	C6-C5-N7	-5.72	128.29	132.30
25	DA	2427	C	N1-C2-O2	-5.72	115.47	118.90
1	BA	1081	A	N1-C6-N6	5.72	122.03	118.60
25	CA	640	C	N1-C2-O2	-5.72	115.47	118.90
25	DA	1818	U	C6-N1-C2	5.72	124.43	121.00
25	CA	1303	G	C8-N9-C4	5.72	108.69	106.40
25	DA	488	G	N3-C2-N2	5.72	123.90	119.90
1	BA	846	G	N1-C6-O6	-5.72	116.47	119.90
1	BA	1402	C	N1-C2-O2	-5.72	115.47	118.90
25	CA	2306	C	C6-N1-C2	-5.72	118.01	120.30
25	DA	592	A	C2-N3-C4	5.72	113.46	110.60
25	CA	411	G	N1-C2-N3	5.71	127.33	123.90
25	CA	482	A	C5-C6-N6	-5.71	119.13	123.70
25	CA	1223	G	C8-N9-C4	5.71	108.69	106.40
25	DA	1562	U	N3-C2-O2	-5.71	118.20	122.20
25	DA	1668	A	C6-N1-C2	-5.71	115.17	118.60
25	CA	2555	U	N1-C2-O2	-5.71	118.80	122.80
25	DA	442	G	C2-N3-C4	5.71	114.76	111.90
1	AA	869	G	C5-C6-O6	-5.71	125.17	128.60
25	CA	1061	U	C2-N1-C1'	5.71	124.55	117.70
25	CA	1113	U	N3-C2-O2	5.71	126.20	122.20
25	CA	1232	G	N3-C2-N2	5.71	123.90	119.90
25	CA	1608	A	C2-N3-C4	-5.71	107.74	110.60
25	DA	455	C	C5-C4-N4	-5.71	116.20	120.20
25	DA	943	A	C5-C6-N1	-5.71	114.84	117.70
25	CA	757	G	C8-N9-C4	5.71	108.68	106.40
1	AA	836	G	N1-C6-O6	5.71	123.33	119.90
1	BA	546	A	N1-C6-N6	-5.71	115.17	118.60
25	CA	733	G	C4-C5-N7	5.71	113.08	110.80
25	CA	2866	U	N3-C4-O4	-5.71	115.41	119.40
26	CB	117	G	N3-C4-C5	5.71	131.45	128.60
25	CA	1767	G	C5-C6-N1	-5.71	108.65	111.50
1	BA	283	U	C6-N1-C1'	-5.71	113.21	121.20
1	AA	530	G	C4-C5-N7	5.70	113.08	110.80
1	AA	872	A	C8-N9-C4	-5.70	103.52	105.80
1	BA	109	A	N3-C4-C5	5.70	130.79	126.80
25	CA	944	C	N1-C2-O2	-5.70	115.48	118.90
25	CA	989	G	N3-C2-N2	-5.70	115.91	119.90
25	CA	2605	U	C2-N3-C4	5.70	130.42	127.00
25	DA	1300	G	N3-C2-N2	5.70	123.89	119.90
25	DA	2573	C	N1-C2-O2	-5.70	115.48	118.90

Continued on next page...

Continued from previous page...

Mol	Chain	Res	Type	Atoms	Z	Observed(°)	Ideal(°)
26	CB	46	A	N9-C4-C5	5.70	108.08	105.80
1	AA	921	U	C5-C4-O4	-5.70	122.48	125.90
25	CA	926	G	C2-N3-C4	-5.70	109.05	111.90
25	CA	1340	U	C6-N1-C1'	5.70	129.18	121.20
25	DA	2133	G	C4-N9-C1'	5.70	133.91	126.50
1	BA	768	A	N1-C6-N6	5.70	122.02	118.60
25	CA	1396	U	C2-N1-C1'	-5.70	110.86	117.70
25	CA	1595	C	N3-C2-O2	5.70	125.89	121.90
25	CA	1977	A	N3-C4-C5	5.70	130.79	126.80
26	CB	55	U	N1-C2-N3	5.70	118.32	114.90
25	CA	141	G	N3-C4-C5	-5.70	125.75	128.60
25	CA	1318	U	N3-C4-O4	-5.70	115.41	119.40
25	DA	2041	U	N1-C2-O2	-5.70	118.81	122.80
25	CA	241	A	C2-N3-C4	-5.70	107.75	110.60
25	CA	656	G	C2-N3-C4	-5.70	109.05	111.90
25	CA	1952	A	N1-C6-N6	-5.70	115.18	118.60
25	DA	1912	A	C8-N9-C4	5.70	108.08	105.80
25	CA	93	G	C5-N7-C8	5.69	107.15	104.30
25	CA	1842	G	C5-C6-O6	-5.69	125.18	128.60
25	DA	2595	G	C8-N9-C4	5.69	108.68	106.40
25	CA	1842	G	C8-N9-C1'	-5.69	119.60	127.00
25	DA	838	C	C5-C6-N1	-5.69	118.16	121.00
25	DA	1556	C	C6-N1-C2	5.69	122.58	120.30
25	DA	397	U	C6-N1-C2	5.69	124.41	121.00
25	DA	822	G	C2-N3-C4	-5.69	109.06	111.90
1	AA	690	G	N9-C4-C5	-5.69	103.12	105.40
1	BA	971	G	N3-C4-C5	-5.69	125.76	128.60
25	CA	60	G	P-O3'-C3'	5.69	126.53	119.70
25	CA	2676	C	C5-C4-N4	-5.69	116.22	120.20
25	DA	493	G	C8-N9-C1'	5.69	134.39	127.00
1	AA	957	U	N3-C2-O2	-5.68	118.22	122.20
1	AA	1174	G	C8-N9-C1'	5.68	134.39	127.00
1	BA	145	G	N3-C4-N9	-5.68	122.59	126.00
1	BA	1530	G	N3-C4-N9	-5.68	122.59	126.00
25	CA	1466	U	N3-C2-O2	5.68	126.18	122.20
25	CA	2485	G	N1-C6-O6	5.68	123.31	119.90
1	AA	822	U	N1-C2-O2	-5.68	118.82	122.80
1	BA	384	G	N1-C6-O6	-5.68	116.49	119.90
25	CA	1166	G	N1-C6-O6	5.68	123.31	119.90
25	CA	2395	C	N3-C4-N4	5.68	121.98	118.00
25	DA	2631	G	N3-C2-N2	-5.68	115.92	119.90
25	DA	621	A	C8-N9-C4	-5.68	103.53	105.80

Continued on next page...

Continued from previous page...

Mol	Chain	Res	Type	Atoms	Z	Observed(°)	Ideal(°)
1	BA	209	U	C6-N1-C1'	-5.68	113.25	121.20
25	CA	786	C	N1-C2-O2	-5.68	115.49	118.90
25	CA	1024	G	C5-N7-C8	-5.68	101.46	104.30
25	CA	1961	C	N1-C2-O2	5.68	122.31	118.90
25	CA	2030	A	C4-C5-N7	-5.68	107.86	110.70
25	CA	2085	U	C5-C6-N1	-5.68	119.86	122.70
25	DA	862	G	C6-C5-N7	-5.68	126.99	130.40
25	DA	1574	C	N1-C2-O2	-5.68	115.49	118.90
25	DA	2396	G	C4-N9-C1'	-5.68	119.12	126.50
1	AA	785	G	C5-C6-O6	-5.68	125.19	128.60
25	CA	1759	A	N1-C6-N6	-5.68	115.19	118.60
25	CA	2014	A	C8-N9-C4	-5.68	103.53	105.80
25	CA	1171	G	C8-N9-C4	-5.68	104.13	106.40
25	CA	1396	U	N3-C2-O2	-5.68	118.23	122.20
25	CA	2834	G	N3-C4-N9	5.68	129.41	126.00
25	DA	967	U	N1-C2-N3	5.68	118.31	114.90
1	BA	1081	A	C4-C5-C6	5.67	119.84	117.00
25	CA	1318	U	C5-C4-O4	5.67	129.30	125.90
25	DA	2367	G	C8-N9-C4	5.67	108.67	106.40
25	CA	1405	U	C2-N3-C4	-5.67	123.60	127.00
25	CA	914	G	N3-C4-N9	-5.67	122.60	126.00
25	DA	1161	C	C6-N1-C2	5.67	122.57	120.30
1	BA	771	G	C8-N9-C4	-5.67	104.13	106.40
25	CA	926	G	C5-C6-O6	5.67	132.00	128.60
25	DA	2165	C	C6-N1-C2	-5.67	118.03	120.30
1	AA	314	C	C6-N1-C2	5.67	122.57	120.30
1	AA	359	G	C8-N9-C4	5.67	108.67	106.40
25	CA	382	A	C5-N7-C8	-5.67	101.07	103.90
25	CA	497	A	C8-N9-C4	5.67	108.07	105.80
25	CA	1335	C	N1-C2-N3	5.67	123.17	119.20
25	CA	1552	A	N1-C6-N6	-5.67	115.20	118.60
25	CA	2802	G	C5-C6-O6	5.67	132.00	128.60
25	DA	2631	G	N3-C4-C5	5.67	131.43	128.60
1	BA	795	C	C2-N3-C4	-5.67	117.07	119.90
1	BA	1100	C	C6-N1-C2	-5.67	118.03	120.30
1	BA	1108	G	C5-C6-O6	5.67	132.00	128.60
25	DA	1254	A	C2-N3-C4	5.67	113.43	110.60
25	DA	748	G	N1-C6-O6	-5.66	116.50	119.90
25	DA	1786	A	C8-N9-C4	-5.66	103.53	105.80
25	DA	1827	U	N1-C2-N3	5.66	118.30	114.90
1	AA	506	G	C8-N9-C4	5.66	108.67	106.40
25	CA	1145	C	C2-N3-C4	-5.66	117.07	119.90

Continued on next page...

Continued from previous page...

Mol	Chain	Res	Type	Atoms	Z	Observed(°)	Ideal(°)
1	BA	404	G	N3-C2-N2	5.66	123.86	119.90
25	DA	527	C	N1-C2-N3	5.66	123.16	119.20
25	DA	851	C	N1-C2-O2	-5.66	115.50	118.90
25	DA	1325	U	N3-C4-C5	5.66	118.00	114.60
25	DA	1452	G	C5-N7-C8	-5.66	101.47	104.30
1	BA	563	A	N7-C8-N9	5.66	116.63	113.80
25	CA	2468	A	C5-C6-N6	-5.66	119.17	123.70
25	CA	2691	C	C5-C4-N4	-5.66	116.24	120.20
25	CA	2867	G	C5-C6-N1	5.66	114.33	111.50
25	DA	203	A	C5-C6-N1	-5.66	114.87	117.70
25	DA	2357	G	C8-N9-C4	5.66	108.66	106.40
1	AA	292	G	N3-C4-C5	-5.66	125.77	128.60
1	AA	903	G	C5-C6-O6	5.66	131.99	128.60
25	CA	2803	G	C6-C5-N7	5.66	133.79	130.40
25	DA	2049	G	C8-N9-C1'	-5.65	119.65	127.00
1	AA	798	U	C5-C4-O4	-5.65	122.51	125.90
1	AA	1515	G	C5-C6-O6	-5.65	125.21	128.60
25	DA	208	C	N1-C2-O2	-5.65	115.51	118.90
25	DA	1265	A	N9-C4-C5	5.65	108.06	105.80
25	DA	399	U	C2-N1-C1'	-5.65	110.92	117.70
25	DA	686	U	C2-N1-C1'	-5.65	110.92	117.70
25	DA	822	G	C4-C5-N7	5.65	113.06	110.80
25	CA	733	G	C6-C5-N7	-5.65	127.01	130.40
25	CA	1299	G	N1-C6-O6	-5.65	116.51	119.90
25	CA	1897	G	C8-N9-C1'	-5.65	119.66	127.00
25	CA	1161	C	C6-N1-C2	5.65	122.56	120.30
25	CA	342	A	C6-C5-N7	-5.64	128.35	132.30
25	CA	784	G	N3-C4-N9	5.64	129.39	126.00
25	CA	809	G	N1-C6-O6	-5.64	116.51	119.90
25	CA	1525	A	C2-N3-C4	-5.64	107.78	110.60
25	CA	164	C	C2-N1-C1'	-5.64	112.59	118.80
25	CA	440	C	N1-C2-O2	-5.64	115.52	118.90
25	CA	1299	G	C5-C6-O6	5.64	131.99	128.60
25	CA	2520	C	N1-C2-O2	-5.64	115.52	118.90
25	CA	873	C	N1-C2-O2	-5.64	115.52	118.90
1	BA	1476	A	C8-N9-C4	5.64	108.06	105.80
25	CA	301	G	C3'-C2'-C1'	-5.64	96.99	101.50
25	CA	471	A	C5-C6-N6	-5.64	119.19	123.70
25	CA	1296	G	N1-C6-O6	5.64	123.28	119.90
25	CA	1971	U	N1-C2-N3	-5.64	111.52	114.90
25	CA	2271	G	N3-C4-C5	-5.64	125.78	128.60
25	CA	2375	G	N1-C2-N2	5.64	121.28	116.20

Continued on next page...

Continued from previous page...

Mol	Chain	Res	Type	Atoms	Z	Observed(°)	Ideal(°)
26	CB	85	G	C4-C5-N7	-5.64	108.54	110.80
25	DA	91	A	N1-C6-N6	5.64	121.98	118.60
25	DA	494	G	N1-C6-O6	5.64	123.28	119.90
25	CA	726	G	C4-C5-C6	5.64	122.18	118.80
25	CA	2442	C	N1-C2-O2	-5.64	115.52	118.90
25	CA	2805	C	C2-N1-C1'	-5.64	112.60	118.80
25	DA	11	C	N1-C2-O2	-5.64	115.52	118.90
25	DA	1009	A	C5-C6-N1	5.64	120.52	117.70
25	DA	1779	U	C6-N1-C2	5.64	124.38	121.00
25	DA	2239	G	C8-N9-C4	5.64	108.65	106.40
1	BA	779	C	N3-C2-O2	5.63	125.84	121.90
25	CA	187	G	N1-C6-O6	5.63	123.28	119.90
25	CA	516	C	N3-C2-O2	5.63	125.84	121.90
25	DA	519	U	N3-C4-O4	-5.63	115.46	119.40
1	AA	4	U	N3-C2-O2	-5.63	118.26	122.20
1	BA	211	G	N3-C2-N2	5.63	123.84	119.90
25	CA	1220	G	N3-C2-N2	5.63	123.84	119.90
25	CA	2897	U	N3-C4-C5	5.63	117.98	114.60
25	DA	808	G	C6-C5-N7	-5.63	127.02	130.40
25	DA	1567	G	C5-C6-O6	-5.63	125.22	128.60
25	CA	392	U	C5-C4-O4	-5.63	122.52	125.90
25	CA	992	C	C5-C6-N1	-5.63	118.19	121.00
25	DA	1719	G	C4-N9-C1'	-5.63	119.18	126.50
25	DA	1314	C	N1-C2-O2	5.63	122.28	118.90
25	DA	2809	A	C5-C6-N6	-5.63	119.20	123.70
25	DA	1300	G	C4-C5-N7	5.62	113.05	110.80
1	BA	898	G	N3-C2-N2	-5.62	115.96	119.90
1	BA	926	G	N9-C4-C5	5.62	107.65	105.40
25	CA	463	G	N3-C4-N9	-5.62	122.63	126.00
25	CA	930	G	C8-N9-C1'	5.62	134.31	127.00
25	CA	1954	G	N1-C6-O6	5.62	123.27	119.90
25	CA	304	U	N3-C2-O2	5.62	126.13	122.20
25	CA	1762	A	N9-C4-C5	-5.62	103.55	105.80
25	CA	450	G	C2-N3-C4	5.62	114.71	111.90
25	DA	1761	C	N3-C2-O2	5.62	125.83	121.90
1	BA	377	G	C4-N9-C1'	5.62	133.81	126.50
25	CA	1265	A	N1-C2-N3	5.62	132.11	129.30
25	CA	2376	A	N1-C6-N6	-5.62	115.23	118.60
25	DA	1562	U	C6-N1-C2	-5.62	117.63	121.00
25	DA	2521	C	N1-C2-N3	5.62	123.13	119.20
1	AA	872	A	N7-C8-N9	5.62	116.61	113.80
1	AA	894	G	C2-N3-C4	-5.62	109.09	111.90

Continued on next page...

Continued from previous page...

Mol	Chain	Res	Type	Atoms	Z	Observed(°)	Ideal(°)
25	CA	1341	G	N9-C4-C5	-5.62	103.15	105.40
25	CA	589	U	N3-C4-O4	-5.62	115.47	119.40
25	CA	733	G	N1-C6-O6	5.62	123.27	119.90
25	CA	1608	A	C5-N7-C8	-5.62	101.09	103.90
25	DA	249	C	C6-N1-C2	5.62	122.55	120.30
25	DA	2294	G	C8-N9-C1'	5.62	134.30	127.00
25	CA	404	A	C6-C5-N7	-5.61	128.37	132.30
25	DA	2282	G	N9-C4-C5	5.61	107.65	105.40
25	CA	476	G	C5-C6-O6	5.61	131.97	128.60
25	CA	1563	U	C6-N1-C1'	5.61	129.06	121.20
25	DA	194	G	N1-C2-N3	5.61	127.27	123.90
25	CA	154	U	N3-C2-O2	-5.61	118.27	122.20
1	BA	497	G	C5-C6-N1	5.61	114.30	111.50
1	BA	713	G	N9-C4-C5	5.61	107.64	105.40
25	DA	592	A	C5-C6-N1	5.61	120.50	117.70
25	DA	1573	G	C4-N9-C1'	-5.61	119.21	126.50
25	DA	1846	G	C8-N9-C4	5.61	108.64	106.40
25	DA	2347	C	C5-C6-N1	-5.61	118.20	121.00
25	CA	634	C	N3-C2-O2	5.61	125.82	121.90
25	CA	790	U	C6-N1-C1'	5.61	129.05	121.20
25	CA	906	U	C5-C6-N1	-5.61	119.90	122.70
25	CA	2524	G	C5-C6-N1	5.61	114.30	111.50
1	BA	846	G	C8-N9-C4	-5.60	104.16	106.40
25	CA	276	U	N1-C2-O2	5.60	126.72	122.80
25	CA	439	A	C2-N3-C4	-5.60	107.80	110.60
25	CA	984	A	C6-C5-N7	-5.60	128.38	132.30
25	CA	1047	G	N1-C6-O6	5.60	123.26	119.90
40	CP	102	ARG	NE-CZ-NH1	5.60	123.10	120.30
25	DA	1796	U	N3-C2-O2	5.60	126.12	122.20
25	DA	2029	G	N3-C2-N2	5.60	123.82	119.90
25	DA	2396	G	N3-C4-N9	-5.60	122.64	126.00
1	AA	372	C	C6-N1-C2	5.60	122.54	120.30
25	DA	1708	C	C5-C6-N1	-5.60	118.20	121.00
25	CA	1040	A	N9-C4-C5	-5.60	103.56	105.80
25	CA	1590	A	N1-C6-N6	5.60	121.96	118.60
25	CA	1770	G	C5-C6-O6	-5.60	125.24	128.60
25	DA	39	G	C8-N9-C1'	5.60	134.28	127.00
25	DA	1759	A	N1-C6-N6	5.60	121.96	118.60
25	CA	1699	G	C4-C5-N7	-5.60	108.56	110.80
25	CA	2724	U	C5-C4-O4	5.60	129.26	125.90
25	CA	2878	U	N1-C2-O2	-5.60	118.88	122.80
1	AA	78	A	C6-N1-C2	-5.59	115.24	118.60

Continued on next page...

Continued from previous page...

Mol	Chain	Res	Type	Atoms	Z	Observed(°)	Ideal(°)
1	AA	337	G	C6-C5-N7	5.59	133.76	130.40
1	BA	274	A	C2-N3-C4	5.59	113.40	110.60
1	BA	615	G	N3-C4-N9	5.59	129.36	126.00
1	AA	135	C	C6-N1-C2	5.59	122.54	120.30
25	CA	528	A	C5-C6-N6	-5.59	119.22	123.70
25	CA	1266	G	C5-C6-N1	5.59	114.30	111.50
25	CA	2248	C	C6-N1-C2	-5.59	118.06	120.30
1	AA	734	G	C8-N9-C1'	-5.59	119.73	127.00
25	CA	336	C	C4-C5-C6	-5.59	114.60	117.40
25	DA	560	C	C6-N1-C2	5.59	122.54	120.30
25	DA	1407	G	C4-N9-C1'	-5.59	119.23	126.50
1	BA	110	C	N3-C4-C5	-5.59	119.66	121.90
1	BA	685	G	C2-N3-C4	-5.59	109.11	111.90
1	BA	863	U	C5-C4-O4	-5.59	122.55	125.90
1	BA	1226	C	N3-C4-C5	-5.59	119.66	121.90
25	CA	1273	U	N1-C2-O2	-5.59	118.89	122.80
25	CA	2307	G	C6-C5-N7	5.59	133.75	130.40
25	CA	2711	A	N3-C4-C5	5.59	130.71	126.80
25	DA	2250	G	C2-N3-C4	-5.59	109.11	111.90
1	BA	312	C	N1-C2-O2	-5.59	115.55	118.90
51	C0	19	ASP	CB-CG-OD1	-5.59	113.27	118.30
1	AA	947	G	C8-N9-C4	5.59	108.63	106.40
25	CA	958	U	C2-N1-C1'	-5.59	111.00	117.70
25	DA	1038	G	N3-C4-C5	5.59	131.39	128.60
25	DA	2437	G	C5-C6-O6	-5.59	125.25	128.60
25	CA	389	G	N9-C4-C5	-5.58	103.17	105.40
25	DA	1668	A	C5-C6-N1	5.58	120.49	117.70
1	BA	516	U	N3-C2-O2	-5.58	118.29	122.20
25	CA	793	A	N1-C6-N6	-5.58	115.25	118.60
25	CA	2030	A	N9-C4-C5	5.58	108.03	105.80
25	CA	2710	C	N1-C2-O2	-5.58	115.55	118.90
25	DA	2466	C	N1-C2-O2	-5.58	115.55	118.90
1	AA	738	C	N3-C2-O2	5.58	125.81	121.90
1	AA	875	U	N3-C2-O2	-5.58	118.29	122.20
25	CA	2893	A	C6-N1-C2	-5.58	115.25	118.60
1	AA	834	U	N3-C2-O2	-5.58	118.29	122.20
1	AA	809	G	C8-N9-C4	5.58	108.63	106.40
1	AA	828	U	N3-C2-O2	5.58	126.11	122.20
25	CA	1110	G	N9-C4-C5	-5.58	103.17	105.40
25	CA	1125	G	N3-C4-N9	5.58	129.35	126.00
25	CA	2621	G	N3-C2-N2	-5.58	115.99	119.90
25	CA	2732	G	N3-C4-N9	-5.58	122.65	126.00

Continued on next page...

Continued from previous page...

Mol	Chain	Res	Type	Atoms	Z	Observed(°)	Ideal(°)
25	DA	579	G	C6-C5-N7	5.58	133.75	130.40
25	DA	2354	C	N3-C2-O2	5.58	125.81	121.90
25	CA	1811	G	N3-C2-N2	-5.58	116.00	119.90
26	CB	24	G	N1-C6-O6	-5.58	116.55	119.90
25	CA	640	C	C6-N1-C2	5.58	122.53	120.30
25	CA	2760	C	C2-N3-C4	-5.58	117.11	119.90
25	DA	205	G	C5-C6-N1	5.58	114.29	111.50
25	DA	703	U	N3-C2-O2	5.58	126.10	122.20
25	DA	2696	U	N1-C2-O2	-5.58	118.90	122.80
1	AA	712	A	C6-N1-C2	-5.57	115.26	118.60
1	AA	1413	A	C5-N7-C8	-5.57	101.11	103.90
25	CA	116	C	C6-N1-C1'	5.57	127.49	120.80
25	CA	273	G	C8-N9-C1'	5.57	134.25	127.00
25	CA	2250	G	C5-C6-N1	-5.57	108.71	111.50
1	AA	814	A	C6-N1-C2	-5.57	115.26	118.60
25	CA	1427	A	C5-C6-N1	5.57	120.49	117.70
25	CA	2410	G	N3-C4-N9	5.57	129.34	126.00
25	DA	2252	G	C2-N3-C4	-5.57	109.11	111.90
25	CA	687	C	N1-C2-O2	-5.57	115.56	118.90
25	CA	2380	C	C2-N3-C4	-5.57	117.11	119.90
25	DA	10	A	N7-C8-N9	-5.57	111.02	113.80
1	AA	679	C	C2-N1-C1'	5.57	124.93	118.80
25	DA	1584	U	C2-N1-C1'	5.57	124.38	117.70
25	DA	1843	C	C5-C4-N4	-5.57	116.30	120.20
1	BA	136	C	N3-C2-O2	5.57	125.80	121.90
25	CA	1022	G	C2-N3-C4	-5.57	109.12	111.90
26	CB	113	C	N1-C2-O2	-5.57	115.56	118.90
25	DA	194	G	C2-N3-C4	-5.57	109.12	111.90
25	DA	726	G	N3-C4-C5	5.57	131.38	128.60
1	AA	874	G	N3-C4-C5	-5.57	125.82	128.60
25	CA	1393	A	N1-C6-N6	-5.57	115.26	118.60
25	DA	110	G	C4-N9-C1'	-5.57	119.26	126.50
25	DA	175	G	N3-C4-N9	-5.57	122.66	126.00
25	DA	1903	G	C5-C6-N1	5.57	114.28	111.50
25	CA	534	U	N1-C2-O2	-5.56	118.91	122.80
25	CA	2749	A	C2-N3-C4	-5.56	107.82	110.60
1	BA	357	G	N9-C4-C5	-5.56	103.17	105.40
25	CA	48	G	N3-C4-N9	5.56	129.34	126.00
25	CA	2135	A	C5-C6-N6	-5.56	119.25	123.70
25	DA	519	U	C5-C4-O4	5.56	129.24	125.90
25	DA	1403	A	C8-N9-C4	-5.56	103.58	105.80
1	BA	770	C	N3-C2-O2	-5.56	118.01	121.90

Continued on next page...

Continued from previous page...

Mol	Chain	Res	Type	Atoms	Z	Observed(°)	Ideal(°)
25	DA	2485	G	C8-N9-C4	5.56	108.62	106.40
1	AA	555	U	C2-N1-C1'	-5.56	111.03	117.70
25	DA	88	G	N3-C2-N2	-5.56	116.01	119.90
1	BA	234	C	N3-C2-O2	5.56	125.79	121.90
25	CA	1023	U	C2-N1-C1'	-5.56	111.03	117.70
25	CA	2008	C	C6-N1-C2	5.56	122.52	120.30
25	DA	1695	G	N3-C2-N2	5.56	123.79	119.90
1	BA	1433	A	C8-N9-C4	-5.56	103.58	105.80
25	DA	2794	C	C2-N1-C1'	5.56	124.91	118.80
16	BP	52	LEU	CA-CB-CG	5.55	128.07	115.30
25	CA	1955	U	C5-C6-N1	-5.55	119.92	122.70
25	DA	511	U	N1-C2-O2	5.55	126.69	122.80
25	DA	2228	G	N1-C6-O6	5.55	123.23	119.90
25	CA	302	C	C2-N3-C4	-5.55	117.12	119.90
25	CA	1208	C	C2-N3-C4	-5.55	117.12	119.90
25	CA	2717	C	N1-C2-O2	-5.55	115.57	118.90
22	AV	31	A	N9-C4-C5	-5.55	103.58	105.80
25	CA	509	C	N3-C4-N4	-5.55	114.11	118.00
25	CA	2382	G	C8-N9-C4	-5.55	104.18	106.40
25	CA	1388	G	C2-N3-C4	-5.55	109.12	111.90
25	CA	1608	A	C4-C5-N7	5.55	113.47	110.70
25	CA	2089	C	N1-C2-N3	5.55	123.08	119.20
25	CA	2632	A	N1-C6-N6	-5.55	115.27	118.60
25	CA	2851	A	C4-C5-C6	5.55	119.77	117.00
1	BA	357	G	C5-C6-O6	-5.55	125.27	128.60
25	CA	302	C	C5-C6-N1	-5.55	118.23	121.00
25	CA	1662	U	C5-C4-O4	5.55	129.23	125.90
25	CA	2783	U	C5-C4-O4	5.55	129.23	125.90
53	C2	10	LEU	CA-CB-CG	-5.55	102.54	115.30
25	DA	2771	C	C6-N1-C2	5.55	122.52	120.30
25	DA	1037	G	N3-C4-N9	-5.54	122.67	126.00
25	CA	708	G	C8-N9-C1'	5.54	134.21	127.00
25	DA	442	G	N3-C4-C5	-5.54	125.83	128.60
25	CA	462	C	N3-C4-C5	-5.54	119.68	121.90
25	CA	979	A	N3-C4-N9	5.54	131.83	127.40
25	CA	1936	A	C6-C5-N7	-5.54	128.42	132.30
25	DA	1277	G	C8-N9-C4	5.54	108.62	106.40
25	CA	2495	G	N1-C6-O6	-5.54	116.58	119.90
25	DA	869	G	C8-N9-C4	-5.54	104.18	106.40
1	AA	862	C	C6-N1-C2	-5.54	118.08	120.30
25	CA	395	U	N1-C2-O2	5.54	126.68	122.80
25	DA	3	U	N3-C4-C5	5.54	117.92	114.60

Continued on next page...

Continued from previous page...

Mol	Chain	Res	Type	Atoms	Z	Observed(°)	Ideal(°)
1	BA	1406	U	C5-C6-N1	-5.54	119.93	122.70
25	CA	949	G	C5-C6-O6	5.54	131.92	128.60
25	DA	828	U	N3-C2-O2	-5.54	118.32	122.20
1	BA	875	U	C5-C4-O4	5.54	129.22	125.90
25	DA	61	C	C2-N1-C1'	5.54	124.89	118.80
25	DA	211	C	N3-C4-N4	-5.54	114.12	118.00
25	CA	2592	G	C5-C6-O6	5.53	131.92	128.60
25	DA	805	G	N3-C4-C5	5.53	131.37	128.60
25	CA	482	A	C4-C5-N7	5.53	113.47	110.70
25	CA	2269	G	C6-N1-C2	-5.53	121.78	125.10
25	CA	2692	G	N9-C4-C5	-5.53	103.19	105.40
25	DA	211	C	C5-C4-N4	5.53	124.07	120.20
25	DA	2252	G	C4-N9-C1'	-5.53	119.31	126.50
25	CA	2280	G	N1-C6-O6	-5.53	116.58	119.90
25	DA	2709	G	C4-N9-C1'	-5.53	119.31	126.50
1	AA	21	G	N3-C4-N9	5.53	129.32	126.00
25	CA	738	G	C8-N9-C4	-5.53	104.19	106.40
25	CA	774	G	C5-C6-N1	5.53	114.26	111.50
25	DA	723	C	C6-N1-C2	5.53	122.51	120.30
25	DA	1833	C	C5-C4-N4	-5.53	116.33	120.20
1	BA	380	G	C5-C6-O6	-5.53	125.28	128.60
25	CA	501	A	N1-C2-N3	5.53	132.06	129.30
25	CA	598	U	N3-C2-O2	5.53	126.07	122.20
25	CA	1049	C	N1-C2-O2	-5.53	115.58	118.90
25	DA	541	A	C2-N3-C4	5.53	113.36	110.60
25	DA	1414	C	C6-N1-C2	-5.53	118.09	120.30
25	CA	205	G	C5-C6-O6	5.52	131.91	128.60
25	DA	619	G	N1-C6-O6	-5.52	116.58	119.90
25	DA	1659	G	C4-N9-C1'	-5.52	119.32	126.50
25	CA	121	G	C4-C5-N7	5.52	113.01	110.80
25	DA	1567	G	N1-C6-O6	5.52	123.21	119.90
25	DA	2048	G	N3-C2-N2	5.52	123.77	119.90
25	DA	2828	G	C8-N9-C4	5.52	108.61	106.40
1	BA	984	C	C6-N1-C2	5.52	122.51	120.30
26	CB	5	U	N1-C2-O2	5.52	126.67	122.80
25	DA	1843	C	N3-C4-N4	5.52	121.86	118.00
1	BA	1480	A	C2-N3-C4	-5.52	107.84	110.60
25	CA	801	G	N3-C4-N9	-5.52	122.69	126.00
25	CA	922	C	N3-C4-N4	5.52	121.86	118.00
25	DA	2445	G	C2-N3-C4	5.52	114.66	111.90
1	AA	818	G	C4-N9-C1'	-5.52	119.33	126.50
25	CA	2331	G	N3-C4-C5	-5.52	125.84	128.60

Continued on next page...

Continued from previous page...

Mol	Chain	Res	Type	Atoms	Z	Observed(°)	Ideal(°)
25	DA	979	A	C4-C5-N7	-5.52	107.94	110.70
25	DA	1325	U	C6-N1-C1'	5.52	128.92	121.20
26	CB	98	G	C5-C6-O6	-5.52	125.29	128.60
25	DA	967	U	N1-C2-O2	-5.52	118.94	122.80
25	CA	856	G	C8-N9-C4	5.51	108.61	106.40
25	CA	941	A	C4-C5-N7	5.51	113.46	110.70
25	CA	2089	C	C2-N3-C4	-5.51	117.14	119.90
25	CA	2533	U	N3-C4-O4	-5.51	115.54	119.40
25	DA	727	A	C8-N9-C4	5.51	108.01	105.80
25	DA	2283	C	N1-C2-O2	-5.51	115.59	118.90
25	CA	2514	U	C6-N1-C2	5.51	124.31	121.00
1	BA	117	G	C8-N9-C4	-5.51	104.19	106.40
25	CA	1410	G	N7-C8-N9	-5.51	110.34	113.10
25	CA	1985	C	C2-N1-C1'	-5.51	112.74	118.80
25	DA	1298	C	N1-C2-O2	-5.51	115.59	118.90
25	DA	1649	G	N1-C6-O6	-5.51	116.59	119.90
25	DA	1930	G	C4-N9-C1'	-5.51	119.33	126.50
25	DA	2364	C	C2-N3-C4	-5.51	117.14	119.90
1	AA	686	U	N1-C2-O2	-5.51	118.94	122.80
25	CA	221	A	C8-N9-C4	5.51	108.00	105.80
25	DA	1427	A	N1-C6-N6	-5.51	115.29	118.60
1	BA	963	G	C4-C5-N7	-5.51	108.60	110.80
25	DA	398	C	N1-C2-O2	-5.51	115.59	118.90
25	DA	985	C	C5-C6-N1	5.51	123.75	121.00
25	DA	1905	C	C5-C6-N1	-5.51	118.25	121.00
1	BA	911	U	C5-C4-O4	5.51	129.20	125.90
25	DA	1213	A	N1-C6-N6	5.51	121.90	118.60
25	DA	253	C	N3-C4-C5	-5.50	119.70	121.90
56	DB	74	U	C5-C6-N1	-5.50	119.95	122.70
25	CA	1151	A	C5-N7-C8	-5.50	101.15	103.90
1	AA	308	C	C6-N1-C2	5.50	122.50	120.30
1	BA	778	G	C5-C6-O6	5.50	131.90	128.60
1	BA	1515	G	C5-C6-N1	-5.50	108.75	111.50
25	CA	446	G	C6-C5-N7	-5.50	127.10	130.40
25	CA	2205	A	C5-C6-N1	-5.50	114.95	117.70
25	DA	1074	G	C8-N9-C1'	5.50	134.15	127.00
25	DA	2347	C	C6-N1-C1'	5.50	127.40	120.80
35	CK	118	LEU	N-CA-C	-5.50	96.15	111.00
25	DA	1152	C	C5-C4-N4	-5.50	116.35	120.20
25	CA	119	A	C5-C6-N1	5.50	120.45	117.70
25	CA	1125	G	C5-C6-N1	5.50	114.25	111.50
25	CA	2285	C	C6-N1-C2	5.50	122.50	120.30

Continued on next page...

Continued from previous page...

Mol	Chain	Res	Type	Atoms	Z	Observed(°)	Ideal(°)
25	DA	2642	G	N3-C4-N9	-5.50	122.70	126.00
25	CA	1223	G	N3-C4-C5	5.50	131.35	128.60
26	CB	43	C	N1-C2-N3	5.50	123.05	119.20
25	DA	648	G	C5-C6-O6	5.50	131.90	128.60
56	DB	98	G	C5-C6-O6	5.50	131.90	128.60
25	CA	906	U	C6-N1-C2	5.49	124.30	121.00
25	CA	2626	C	N3-C4-N4	5.49	121.84	118.00
25	DA	400	G	N3-C4-N9	5.49	129.30	126.00
25	DA	1996	C	C6-N1-C2	5.49	122.50	120.30
27	DC	62	ARG	NE-CZ-NH2	5.49	123.05	120.30
1	AA	1190	G	C5-C6-O6	-5.49	125.31	128.60
1	BA	779	C	N1-C2-O2	-5.49	115.61	118.90
25	CA	1563	U	C5-C4-O4	5.49	129.19	125.90
25	CA	2827	C	C6-N1-C2	5.49	122.50	120.30
25	DA	1970	A	C4-N9-C1'	5.49	136.18	126.30
25	DA	2070	A	C8-N9-C4	5.49	108.00	105.80
25	DA	2638	G	N1-C6-O6	-5.49	116.61	119.90
1	BA	1108	G	N1-C6-O6	-5.49	116.61	119.90
25	CA	229	C	N1-C2-O2	-5.49	115.61	118.90
25	CA	1369	G	N1-C6-O6	-5.49	116.61	119.90
25	CA	1372	U	C5-C4-O4	-5.49	122.61	125.90
25	CA	1405	U	N1-C2-N3	5.49	118.19	114.90
25	CA	2771	C	N3-C2-O2	5.49	125.74	121.90
25	CA	725	G	C8-N9-C1'	-5.49	119.87	127.00
25	CA	873	C	C6-N1-C2	5.49	122.49	120.30
25	CA	1122	G	N1-C6-O6	-5.49	116.61	119.90
25	DA	91	A	C5-C6-N6	-5.49	119.31	123.70
25	DA	1670	C	N3-C4-C5	-5.49	119.71	121.90
25	DA	2085	U	N3-C2-O2	-5.49	118.36	122.20
1	AA	858	G	N3-C2-N2	5.48	123.74	119.90
1	BA	326	G	N1-C6-O6	-5.48	116.61	119.90
25	CA	2523	G	C5-C6-O6	-5.48	125.31	128.60
25	CA	2682	A	C4-C5-C6	5.48	119.74	117.00
1	AA	19	A	N1-C6-N6	5.48	121.89	118.60
25	CA	606	U	N3-C4-O4	-5.48	115.56	119.40
25	CA	1525	A	N1-C6-N6	5.48	121.89	118.60
25	CA	2283	C	N1-C2-O2	-5.48	115.61	118.90
25	CA	2480	C	C6-N1-C2	-5.48	118.11	120.30
1	AA	283	U	C6-N1-C2	-5.48	117.71	121.00
25	CA	12	U	N3-C2-O2	-5.48	118.36	122.20
25	CA	919	U	C2-N1-C1'	5.48	124.28	117.70
25	CA	2897	U	C5-C6-N1	-5.48	119.96	122.70

Continued on next page...

Continued from previous page...

Mol	Chain	Res	Type	Atoms	Z	Observed(°)	Ideal(°)
25	DA	1288	G	N3-C4-N9	5.48	129.29	126.00
25	DA	1936	A	C8-N9-C4	5.48	107.99	105.80
1	BA	108	G	N3-C4-N9	-5.48	122.71	126.00
25	CA	2678	C	N3-C4-C5	5.48	124.09	121.90
25	CA	974	G	C3'-C2'-C1'	-5.48	97.12	101.50
25	CA	1024	G	N7-C8-N9	5.48	115.84	113.10
25	DA	770	G	N3-C4-N9	-5.48	122.71	126.00
25	DA	2508	G	N3-C2-N2	5.48	123.73	119.90
1	BA	1145	A	N1-C6-N6	5.48	121.89	118.60
1	AA	796	C	N3-C2-O2	-5.47	118.07	121.90
1	AA	1174	G	C6-C5-N7	5.47	133.69	130.40
22	BV	56	C	C6-N1-C2	-5.47	118.11	120.30
25	CA	563	A	C5-N7-C8	-5.47	101.16	103.90
25	CA	923	G	N3-C4-N9	-5.47	122.72	126.00
25	DA	2386	A	C8-N9-C4	5.47	107.99	105.80
25	DA	2702	G	N3-C4-C5	-5.47	125.86	128.60
1	BA	824	G	N3-C4-C5	5.47	131.34	128.60
25	CA	210	C	C2-N1-C1'	-5.47	112.78	118.80
25	CA	2859	G	N1-C2-N3	5.47	127.18	123.90
26	CB	11	C	C6-N1-C2	-5.47	118.11	120.30
25	DA	2705	A	C2-N3-C4	-5.47	107.86	110.60
25	DA	2755	C	N1-C2-O2	5.47	122.18	118.90
1	AA	111	G	C8-N9-C1'	5.47	134.11	127.00
25	CA	1038	G	N3-C4-C5	-5.47	125.86	128.60
25	DA	792	A	C8-N9-C4	-5.47	103.61	105.80
25	DA	1844	C	N1-C2-O2	-5.47	115.62	118.90
25	CA	489	G	N1-C2-N2	5.47	121.12	116.20
25	CA	1447	C	C4-C5-C6	5.47	120.14	117.40
25	CA	2265	U	N1-C2-N3	5.47	118.18	114.90
25	DA	1207	C	N1-C2-O2	-5.47	115.62	118.90
25	DA	2803	G	C4-N9-C1'	-5.47	119.39	126.50
1	AA	768	A	N1-C6-N6	5.47	121.88	118.60
25	CA	2289	G	C2-N3-C4	-5.47	109.17	111.90
25	CA	1427	A	C2-N3-C4	5.47	113.33	110.60
25	CA	2365	G	C2-N3-C4	-5.47	109.17	111.90
25	DA	75	G	N3-C4-N9	-5.47	122.72	126.00
25	DA	308	G	N3-C2-N2	5.47	123.73	119.90
25	DA	1785	A	C2-N3-C4	-5.47	107.87	110.60
25	DA	2045	C	C6-N1-C2	5.47	122.49	120.30
25	DA	2064	C	N3-C4-N4	5.47	121.83	118.00
25	CA	318	C	N1-C2-O2	-5.46	115.62	118.90
25	CA	781	A	C4-C5-C6	5.46	119.73	117.00

Continued on next page...

Continued from previous page...

Mol	Chain	Res	Type	Atoms	Z	Observed(°)	Ideal(°)
25	CA	2220	U	C2-N1-C1'	-5.46	111.14	117.70
25	CA	2330	G	N1-C2-N3	5.46	127.18	123.90
25	CA	2416	C	N1-C2-N3	5.46	123.03	119.20
25	DA	2539	C	C6-N1-C2	5.46	122.48	120.30
1	AA	234	C	C6-N1-C2	-5.46	118.12	120.30
25	CA	1243	C	N1-C2-O2	-5.46	115.62	118.90
25	CA	2054	A	N1-C6-N6	5.46	121.88	118.60
25	DA	598	U	N1-C2-O2	5.46	126.62	122.80
25	DA	740	C	N1-C2-O2	-5.46	115.62	118.90
25	DA	1265	A	C4-C5-N7	-5.46	107.97	110.70
25	DA	2688	G	N3-C4-C5	5.46	131.33	128.60
1	AA	1403	C	C2-N3-C4	-5.46	117.17	119.90
22	AV	70	G	C5-C6-O6	5.46	131.88	128.60
1	BA	109	A	C5-C6-N1	-5.46	114.97	117.70
25	CA	862	G	N1-C6-O6	-5.46	116.62	119.90
25	CA	2833	U	N3-C2-O2	-5.46	118.38	122.20
1	BA	653	U	N3-C2-O2	5.46	126.02	122.20
26	CB	16	G	N9-C4-C5	5.46	107.58	105.40
26	CB	72	G	C2-N3-C4	-5.46	109.17	111.90
25	DA	1797	G	C8-N9-C4	5.46	108.58	106.40
1	AA	245	U	C2-N3-C4	-5.46	123.73	127.00
1	AA	921	U	N3-C4-O4	5.46	123.22	119.40
1	BA	380	G	C8-N9-C4	5.46	108.58	106.40
1	BA	388	G	N1-C6-O6	-5.46	116.63	119.90
25	CA	92	U	N3-C2-O2	5.46	126.02	122.20
25	CA	856	G	N7-C8-N9	-5.46	110.37	113.10
25	DA	679	C	N3-C4-C5	-5.46	119.72	121.90
25	DA	1122	G	C4-N9-C1'	-5.46	119.41	126.50
25	DA	1614	A	C8-N9-C4	5.46	107.98	105.80
25	DA	2874	C	C6-N1-C1'	5.46	127.35	120.80
25	CA	960	A	C2-N3-C4	5.45	113.33	110.60
25	DA	781	A	C2-N3-C4	5.45	113.33	110.60
25	DA	1773	A	N9-C4-C5	5.45	107.98	105.80
1	AA	145	G	C8-N9-C4	-5.45	104.22	106.40
25	CA	1265	A	N3-C4-C5	-5.45	122.98	126.80
25	CA	1972	G	N3-C4-C5	-5.45	125.87	128.60
25	DA	2559	C	N3-C4-C5	5.45	124.08	121.90
25	CA	276	U	C2-N1-C1'	5.45	124.24	117.70
25	CA	2409	G	C8-N9-C4	5.45	108.58	106.40
25	DA	1369	G	C8-N9-C4	-5.45	104.22	106.40
25	CA	383	C	C2-N1-C1'	-5.45	112.81	118.80
25	CA	1958	C	N1-C2-N3	5.45	123.01	119.20

Continued on next page...

Continued from previous page...

Mol	Chain	Res	Type	Atoms	Z	Observed(°)	Ideal(°)
25	CA	2371	G	C8-N9-C4	-5.45	104.22	106.40
25	DA	528	A	C6-C5-N7	-5.45	128.49	132.30
1	AA	897	C	C6-N1-C2	5.45	122.48	120.30
1	BA	1494	G	N3-C2-N2	-5.45	116.09	119.90
1	BA	1522	U	N1-C2-O2	-5.45	118.99	122.80
25	CA	226	A	C6-C5-N7	-5.45	128.49	132.30
25	CA	240	C	N1-C2-O2	-5.45	115.63	118.90
25	CA	581	C	C6-N1-C2	-5.45	118.12	120.30
25	CA	758	C	N1-C2-O2	-5.45	115.63	118.90
25	DA	939	G	C6-C5-N7	5.45	133.67	130.40
25	DA	2030	A	C5-C6-N6	5.45	128.06	123.70
25	CA	2396	G	N9-C4-C5	5.45	107.58	105.40
25	DA	1002	G	C8-N9-C1'	5.45	134.08	127.00
1	BA	26	A	C2-N3-C4	5.44	113.32	110.60
25	DA	782	A	C2-N3-C4	-5.44	107.88	110.60
25	CA	38	A	C5-C6-N1	5.44	120.42	117.70
25	CA	475	C	N1-C2-O2	-5.44	115.64	118.90
25	CA	1384	A	N1-C6-N6	-5.44	115.34	118.60
25	DA	212	G	C5-C6-O6	-5.44	125.33	128.60
25	DA	562	U	C6-N1-C1'	5.44	128.82	121.20
25	DA	642	U	C5-C4-O4	5.44	129.16	125.90
25	DA	2002	G	N3-C4-N9	-5.44	122.74	126.00
25	CA	2562	U	N3-C4-O4	-5.44	115.59	119.40
25	CA	2682	A	C6-C5-N7	-5.44	128.49	132.30
1	AA	734	G	C4-N9-C1'	5.44	133.57	126.50
25	CA	454	A	C5-C6-N6	-5.44	119.35	123.70
25	CA	765	C	N3-C4-C5	-5.44	119.72	121.90
25	CA	2067	G	C8-N9-C4	5.44	108.58	106.40
25	DA	2715	C	C2-N3-C4	-5.44	117.18	119.90
1	BA	896	C	N1-C2-O2	-5.44	115.64	118.90
25	CA	1130	U	N3-C2-O2	-5.44	118.39	122.20
25	CA	2534	A	C5-C6-N6	-5.44	119.35	123.70
25	CA	2770	G	N9-C4-C5	-5.44	103.23	105.40
1	BA	447	G	N3-C4-N9	5.43	129.26	126.00
25	CA	817	C	N3-C2-O2	5.43	125.70	121.90
25	CA	1394	U	C5-C4-O4	5.43	129.16	125.90
25	CA	2679	A	N1-C6-N6	5.43	121.86	118.60
25	CA	2762	C	N1-C2-O2	-5.43	115.64	118.90
25	DA	911	A	N9-C4-C5	-5.43	103.63	105.80
25	CA	821	A	C4-C5-C6	-5.43	114.28	117.00
25	CA	2330	G	C2-N3-C4	-5.43	109.18	111.90
1	BA	642	A	N9-C4-C5	-5.43	103.63	105.80

Continued on next page...

Continued from previous page...

Mol	Chain	Res	Type	Atoms	Z	Observed(°)	Ideal(°)
25	DA	780	G	N1-C6-O6	-5.43	116.64	119.90
25	DA	1142	A	C5-N7-C8	-5.43	101.19	103.90
1	BA	776	G	N1-C6-O6	-5.43	116.64	119.90
25	CA	746	U	C6-N1-C2	-5.43	117.74	121.00
25	CA	2803	G	C5-N7-C8	5.43	107.02	104.30
26	CB	61	G	C2-N3-C4	-5.43	109.19	111.90
25	DA	1792	G	N3-C4-C5	5.43	131.31	128.60
25	DA	1831	G	C5-N7-C8	-5.43	101.59	104.30
25	DA	2470	G	N1-C6-O6	-5.43	116.64	119.90
25	DA	2781	A	C8-N9-C4	5.43	107.97	105.80
25	CA	680	C	C2-N1-C1'	5.43	124.77	118.80
1	BA	400	C	N3-C2-O2	5.43	125.70	121.90
25	CA	2794	C	C6-N1-C2	-5.43	118.13	120.30
25	DA	461	C	C6-N1-C2	5.43	122.47	120.30
25	DA	780	G	N3-C4-C5	-5.43	125.89	128.60
25	DA	1037	G	C4-N9-C1'	-5.43	119.45	126.50
25	DA	2263	C	C6-N1-C2	-5.43	118.13	120.30
1	AA	897	C	C2-N3-C4	-5.42	117.19	119.90
22	AV	31	A	N7-C8-N9	-5.42	111.09	113.80
1	BA	902	G	N1-C2-N2	-5.42	111.32	116.20
25	CA	47	C	N1-C2-O2	-5.42	115.64	118.90
25	CA	784	G	C6-N1-C2	-5.42	121.84	125.10
25	DA	1786	A	C4-C5-C6	5.42	119.71	117.00
1	AA	721	G	N3-C4-N9	-5.42	122.75	126.00
25	DA	579	G	N3-C2-N2	-5.42	116.10	119.90
25	DA	2070	A	C4-N9-C1'	-5.42	116.54	126.30
25	DA	2582	G	C4-C5-N7	-5.42	108.63	110.80
25	CA	404	A	N7-C8-N9	5.42	116.51	113.80
25	CA	1835	G	N1-C2-N2	5.42	121.08	116.20
25	DA	1617	C	N1-C2-O2	-5.42	115.65	118.90
1	BA	766	A	C8-N9-C4	5.42	107.97	105.80
25	CA	2426	A	C4-C5-C6	5.42	119.71	117.00
25	DA	1828	G	C8-N9-C4	-5.42	104.23	106.40
49	CY	56	LEU	N-CA-C	-5.42	96.38	111.00
1	BA	1199	U	C2-N1-C1'	-5.42	111.20	117.70
25	CA	921	C	N3-C4-N4	5.42	121.79	118.00
26	CB	9	G	C5-C6-N1	5.42	114.21	111.50
25	DA	1441	G	N9-C4-C5	-5.42	103.23	105.40
25	DA	2503	A	C2-N3-C4	5.42	113.31	110.60
1	BA	781	A	C8-N9-C4	5.41	107.97	105.80
25	CA	2158	A	C5-C6-N6	-5.41	119.37	123.70
25	CA	2609	U	N1-C2-N3	-5.41	111.65	114.90

Continued on next page...

Continued from previous page...

Mol	Chain	Res	Type	Atoms	Z	Observed(°)	Ideal(°)
26	CB	88	C	N3-C4-C5	-5.41	119.73	121.90
25	DA	1648	U	C5-C4-O4	-5.41	122.65	125.90
25	DA	2279	G	C8-N9-C4	5.41	108.56	106.40
1	BA	108	G	N1-C6-O6	-5.41	116.65	119.90
25	CA	1016	G	N1-C2-N2	5.41	121.07	116.20
25	CA	2333	A	C6-N1-C2	-5.41	115.35	118.60
25	DA	1846	G	N1-C6-O6	5.41	123.15	119.90
25	DA	2075	U	N3-C4-O4	-5.41	115.61	119.40
25	DA	2470	G	N9-C4-C5	5.41	107.56	105.40
1	BA	406	G	N3-C4-C5	-5.41	125.89	128.60
25	CA	1038	G	N1-C2-N2	-5.41	111.33	116.20
25	CA	1966	A	C5-C6-N6	-5.41	119.37	123.70
25	CA	2523	G	C8-N9-C1'	-5.41	119.97	127.00
25	DA	948	C	N1-C2-N3	5.41	122.99	119.20
1	BA	28	A	N1-C6-N6	5.41	121.84	118.60
1	BA	714	G	C4-C5-N7	5.41	112.96	110.80
25	CA	547	A	C8-N9-C4	-5.41	103.64	105.80
25	DA	1711	A	C2-N3-C4	5.41	113.30	110.60
25	DA	2044	C	C6-N1-C2	5.41	122.46	120.30
25	CA	733	G	N3-C4-N9	5.41	129.24	126.00
25	CA	2435	A	C8-N9-C4	5.41	107.96	105.80
25	CA	2444	G	N3-C2-N2	-5.41	116.11	119.90
25	DA	555	G	N1-C6-O6	5.41	123.14	119.90
25	DA	2502	G	N9-C4-C5	5.41	107.56	105.40
1	AA	1187	G	C4-N9-C1'	-5.41	119.47	126.50
1	AA	1360	A	C8-N9-C4	5.41	107.96	105.80
1	BA	822	U	C6-N1-C2	5.41	124.24	121.00
25	CA	32	C	C6-N1-C2	5.41	122.46	120.30
25	CA	332	A	C4-C5-N7	-5.41	108.00	110.70
25	CA	1841	U	N1-C2-O2	-5.41	119.02	122.80
25	CA	2250	G	C6-N1-C2	5.41	128.34	125.10
25	CA	2574	G	N1-C6-O6	5.40	123.14	119.90
25	DA	2053	G	C2-N3-C4	-5.40	109.20	111.90
25	DA	2852	G	C8-N9-C4	5.40	108.56	106.40
3	BC	174	LEU	CA-CB-CG	5.40	127.72	115.30
25	CA	1897	G	N3-C4-N9	5.40	129.24	126.00
25	CA	2535	G	N9-C4-C5	-5.40	103.24	105.40
25	DA	1939	U	N3-C4-C5	5.40	117.84	114.60
25	DA	2208	C	C6-N1-C2	-5.40	118.14	120.30
25	DA	2885	G	C8-N9-C4	-5.40	104.24	106.40
25	CA	1189	A	C5-C6-N1	5.40	120.40	117.70
25	DA	1653	G	C4-C5-C6	5.40	122.04	118.80

Continued on next page...

Continued from previous page...

Mol	Chain	Res	Type	Atoms	Z	Observed(°)	Ideal(°)
1	AA	633	G	N9-C4-C5	5.40	107.56	105.40
1	BA	354	G	C4-N9-C1'	5.40	133.52	126.50
25	CA	239	C	N3-C2-O2	5.40	125.68	121.90
25	CA	516	C	C2-N1-C1'	-5.40	112.86	118.80
25	DA	209	C	N3-C4-N4	-5.40	114.22	118.00
25	DA	771	G	C5-C6-O6	-5.40	125.36	128.60
25	DA	2017	U	C5-C4-O4	5.40	129.14	125.90
1	AA	586	C	C6-N1-C2	5.40	122.46	120.30
26	CB	96	G	C4-C5-N7	-5.40	108.64	110.80
25	DA	2055	C	C2-N1-C1'	-5.40	112.86	118.80
25	CA	35	G	C2-N3-C4	-5.39	109.20	111.90
25	CA	2790	U	N1-C2-O2	5.39	126.58	122.80
41	CQ	10	ARG	NE-CZ-NH1	-5.39	117.60	120.30
25	CA	235	U	N3-C2-O2	-5.39	118.42	122.20
25	CA	982	C	N3-C4-N4	-5.39	114.23	118.00
25	CA	1035	U	C6-N1-C2	5.39	124.23	121.00
1	BA	1190	G	C8-N9-C4	5.39	108.56	106.40
25	DA	6	A	C2-N3-C4	-5.39	107.91	110.60
25	CA	984	A	C8-N9-C4	5.39	107.96	105.80
25	CA	1128	G	C2-N3-C4	-5.39	109.21	111.90
25	CA	1750	G	C8-N9-C4	-5.39	104.24	106.40
25	CA	1767	G	C2-N3-C4	-5.39	109.20	111.90
25	CA	2523	G	C2-N3-C4	-5.39	109.20	111.90
25	CA	990	A	C5-C6-N6	5.39	128.01	123.70
25	CA	2056	G	C2-N3-C4	5.39	114.59	111.90
1	AA	1483	A	N1-C6-N6	5.39	121.83	118.60
1	BA	332	G	C5-C6-O6	-5.39	125.37	128.60
25	CA	1743	G	N9-C4-C5	-5.39	103.25	105.40
25	CA	2141	G	N3-C4-N9	5.39	129.23	126.00
25	DA	395	U	C2-N1-C1'	-5.39	111.24	117.70
25	DA	1130	U	N1-C2-O2	5.39	126.57	122.80
25	DA	1676	A	N7-C8-N9	-5.39	111.11	113.80
25	DA	2702	G	C4-N9-C1'	5.39	133.50	126.50
1	BA	241	G	C5-C6-O6	5.38	131.83	128.60
1	BA	611	C	C2-N3-C4	-5.38	117.21	119.90
25	CA	821	A	C2-N3-C4	-5.38	107.91	110.60
25	CA	1407	G	N1-C6-O6	5.38	123.13	119.90
25	DA	906	U	C2-N1-C1'	-5.38	111.24	117.70
25	DA	2783	U	C2-N1-C1'	-5.38	111.24	117.70
1	BA	220	G	N3-C4-N9	-5.38	122.77	126.00
25	CA	1475	G	C8-N9-C1'	5.38	134.00	127.00
25	DA	2677	G	C8-N9-C1'	5.38	134.00	127.00

Continued on next page...

Continued from previous page...

Mol	Chain	Res	Type	Atoms	Z	Observed(°)	Ideal(°)
25	CA	796	C	N1-C2-O2	-5.38	115.67	118.90
25	CA	1169	A	C8-N9-C4	5.38	107.95	105.80
1	AA	1499	A	N9-C4-C5	-5.38	103.65	105.80
25	CA	1783	A	N1-C6-N6	5.38	121.83	118.60
25	DA	1952	A	C2-N3-C4	5.38	113.29	110.60
25	DA	2371	G	N3-C2-N2	-5.38	116.13	119.90
1	AA	206	C	C6-N1-C2	-5.38	118.15	120.30
1	BA	563	A	C4-C5-N7	5.38	113.39	110.70
25	CA	218	A	N1-C6-N6	5.38	121.83	118.60
25	CA	249	C	N3-C4-N4	5.38	121.77	118.00
25	CA	2093	G	C5-C6-N1	-5.38	108.81	111.50
25	DA	2070	A	N1-C2-N3	5.38	131.99	129.30
25	DA	2652	C	C2-N1-C1'	-5.38	112.88	118.80
25	DA	400	G	N3-C4-C5	-5.38	125.91	128.60
25	DA	681	G	N1-C6-O6	5.38	123.13	119.90
25	DA	912	C	C6-N1-C2	-5.38	118.15	120.30
25	DA	1473	G	C8-N9-C4	5.38	108.55	106.40
25	DA	2518	A	N7-C8-N9	5.38	116.49	113.80
25	DA	2618	G	C8-N9-C4	5.38	108.55	106.40
1	AA	656	G	N3-C4-C5	-5.38	125.91	128.60
1	BA	35	G	N3-C4-C5	-5.38	125.91	128.60
1	BA	457	G	N3-C4-N9	5.38	129.22	126.00
25	CA	22	C	C2-N3-C4	-5.38	117.21	119.90
25	CA	1020	A	N3-C4-C5	5.38	130.56	126.80
25	CA	2679	A	C4-C5-N7	5.38	113.39	110.70
25	CA	2862	G	N3-C2-N2	-5.38	116.14	119.90
1	BA	358	U	N3-C2-O2	5.37	125.96	122.20
25	CA	620	G	N3-C2-N2	-5.37	116.14	119.90
25	CA	1997	C	C2-N1-C1'	-5.37	112.89	118.80
25	DA	246	C	N3-C2-O2	5.37	125.66	121.90
25	DA	297	G	C8-N9-C4	5.37	108.55	106.40
25	DA	1827	U	N1-C2-O2	-5.37	119.04	122.80
1	AA	29	U	C5-C4-O4	5.37	129.12	125.90
25	CA	169	G	N3-C4-N9	-5.37	122.78	126.00
25	CA	1652	A	N1-C6-N6	-5.37	115.38	118.60
26	CB	13	G	N9-C4-C5	-5.37	103.25	105.40
25	DA	1290	C	N1-C2-O2	-5.37	115.68	118.90
25	CA	946	C	N3-C4-C5	5.37	124.05	121.90
25	DA	1780	A	C5-C6-N6	-5.37	119.40	123.70
1	AA	212	G	N3-C4-N9	5.37	129.22	126.00
1	AA	293	G	C8-N9-C4	5.37	108.55	106.40
25	CA	760	G	N3-C2-N2	-5.37	116.14	119.90

Continued on next page...

Continued from previous page...

Mol	Chain	Res	Type	Atoms	Z	Observed(°)	Ideal(°)
25	DA	1137	G	C5-C6-O6	-5.37	125.38	128.60
25	DA	528	A	N3-C4-N9	-5.37	123.11	127.40
1	AA	859	G	N1-C2-N2	-5.37	111.37	116.20
1	AA	980	C	C6-N1-C2	5.37	122.45	120.30
25	CA	915	C	N1-C2-O2	-5.37	115.68	118.90
25	CA	1155	A	C5-N7-C8	5.37	106.58	103.90
25	CA	1157	G	C4-N9-C1'	5.37	133.48	126.50
25	CA	2293	G	C5-C6-N1	5.37	114.18	111.50
25	DA	77	G	N3-C4-N9	-5.37	122.78	126.00
25	DA	672	C	N3-C2-O2	5.37	125.66	121.90
25	DA	871	U	C6-N1-C1'	5.37	128.71	121.20
25	DA	2649	C	N1-C2-O2	-5.37	115.68	118.90
25	CA	1245	G	C5-C6-O6	5.36	131.82	128.60
25	CA	2728	U	N3-C4-O4	-5.36	115.64	119.40
25	DA	129	C	N3-C4-C5	5.36	124.05	121.90
25	DA	413	C	C6-N1-C2	5.36	122.45	120.30
25	DA	453	A	N9-C4-C5	-5.36	103.66	105.80
22	AV	17	C	C3'-C2'-C1'	-5.36	97.21	101.50
25	CA	1378	A	N3-C4-N9	-5.36	123.11	127.40
25	CA	2081	U	N1-C2-N3	5.36	118.12	114.90
25	DA	61	C	N3-C4-N4	5.36	121.75	118.00
1	AA	292	G	N1-C6-O6	-5.36	116.68	119.90
1	AA	1510	C	C6-N1-C2	5.36	122.44	120.30
1	BA	278	G	N3-C4-C5	5.36	131.28	128.60
25	CA	249	C	C5-C4-N4	-5.36	116.45	120.20
26	CB	51	G	C5-N7-C8	-5.36	101.62	104.30
22	AV	15	G	N3-C4-C5	5.36	131.28	128.60
25	CA	2416	C	N3-C2-O2	-5.36	118.15	121.90
25	CA	1939	U	N3-C4-C5	5.36	117.81	114.60
25	CA	2364	C	C2-N1-C1'	-5.36	112.91	118.80
25	CA	2488	G	C5-C6-O6	-5.36	125.39	128.60
25	CA	2499	C	N3-C2-O2	5.36	125.65	121.90
25	DA	229	C	C6-N1-C2	5.36	122.44	120.30
25	DA	2803	G	C8-N9-C4	5.36	108.54	106.40
25	DA	2834	G	N3-C4-N9	5.36	129.22	126.00
1	BA	566	G	N3-C4-N9	5.36	129.21	126.00
25	CA	2085	U	C6-N1-C2	5.36	124.21	121.00
25	CA	2688	G	C8-N9-C1'	5.36	133.96	127.00
25	DA	243	U	C5-C4-O4	5.36	129.11	125.90
25	DA	2355	G	C2-N3-C4	-5.36	109.22	111.90
25	CA	2298	A	N1-C6-N6	-5.35	115.39	118.60
25	DA	950	G	C8-N9-C4	5.35	108.54	106.40

Continued on next page...

Continued from previous page...

Mol	Chain	Res	Type	Atoms	Z	Observed(°)	Ideal(°)
1	BA	795	C	N1-C2-O2	-5.35	115.69	118.90
1	BA	896	C	N1-C2-N3	5.35	122.95	119.20
25	CA	1646	C	C6-N1-C2	5.35	122.44	120.30
25	CA	1981	A	C5-C6-N6	5.35	127.98	123.70
25	DA	450	G	N1-C6-O6	-5.35	116.69	119.90
25	DA	527	C	C5-C4-N4	5.35	123.95	120.20
25	DA	1842	G	N3-C4-N9	-5.35	122.79	126.00
25	DA	2691	C	N3-C4-N4	5.35	121.75	118.00
25	CA	337	C	N3-C4-C5	5.35	124.04	121.90
25	CA	997	G	C4-C5-N7	-5.35	108.66	110.80
25	CA	1395	A	N3-C4-N9	-5.35	123.12	127.40
25	DA	1617	C	C2-N3-C4	-5.35	117.22	119.90
25	DA	2432	A	C6-C5-N7	-5.35	128.55	132.30
25	CA	85	G	C5-C6-N1	5.35	114.17	111.50
25	CA	576	U	N1-C2-O2	5.35	126.54	122.80
25	CA	1638	C	N1-C2-N3	5.35	122.94	119.20
25	CA	1970	A	C5-N7-C8	-5.35	101.22	103.90
26	CB	15	A	C5-C6-N1	-5.35	115.03	117.70
25	DA	1686	C	N1-C2-O2	-5.35	115.69	118.90
25	DA	2267	A	C6-C5-N7	-5.35	128.56	132.30
25	DA	2434	A	C6-C5-N7	-5.35	128.56	132.30
22	BV	62	C	N1-C2-O2	-5.35	115.69	118.90
26	CB	81	G	C5-C6-N1	5.35	114.17	111.50
25	DA	1300	G	N3-C4-N9	5.35	129.21	126.00
25	CA	873	C	N3-C2-O2	5.35	125.64	121.90
25	CA	2503	A	C5-C6-N6	-5.35	119.42	123.70
25	DA	721	A	C8-N9-C4	5.35	107.94	105.80
25	DA	1340	U	C6-N1-C1'	-5.35	113.72	121.20
1	BA	365	U	N3-C4-O4	-5.34	115.66	119.40
26	CB	80	U	N3-C2-O2	5.34	125.94	122.20
25	DA	855	G	C8-N9-C4	-5.34	104.26	106.40
25	DA	1647	U	N3-C4-C5	-5.34	111.39	114.60
25	CA	290	U	C5-C4-O4	5.34	129.11	125.90
25	CA	636	G	C5-C6-O6	5.34	131.81	128.60
25	CA	2059	A	C2-N3-C4	-5.34	107.93	110.60
25	DA	85	G	N3-C4-C5	5.34	131.27	128.60
25	DA	1119	U	C5-C6-N1	-5.34	120.03	122.70
1	AA	396	C	C6-N1-C2	5.34	122.44	120.30
25	DA	981	A	C5-N7-C8	-5.34	101.23	103.90
25	CA	301	G	C4-N9-C1'	-5.34	119.56	126.50
25	CA	2590	A	C8-N9-C4	5.34	107.94	105.80
25	CA	187	G	N3-C4-N9	5.34	129.20	126.00

Continued on next page...

Continued from previous page...

Mol	Chain	Res	Type	Atoms	Z	Observed(°)	Ideal(°)
25	CA	647	G	N7-C8-N9	-5.34	110.43	113.10
25	CA	2867	G	N3-C4-N9	5.34	129.20	126.00
1	AA	502	A	N1-C6-N6	-5.34	115.40	118.60
1	AA	754	C	N3-C4-C5	-5.34	119.77	121.90
25	CA	310	A	C2-N3-C4	-5.34	107.93	110.60
25	CA	2071	A	N1-C2-N3	5.34	131.97	129.30
25	CA	2726	A	N9-C4-C5	5.34	107.94	105.80
25	DA	29	U	N3-C4-O4	-5.34	115.67	119.40
25	DA	2282	G	C5-C6-N1	5.34	114.17	111.50
25	DA	2425	A	P-O3'-C3'	5.34	126.10	119.70
25	DA	2564	A	C6-C5-N7	-5.34	128.56	132.30
4	AD	49	ASP	CB-CG-OD2	5.33	123.10	118.30
25	CA	1522	A	C4-C5-C6	5.33	119.67	117.00
25	DA	2823	A	N9-C4-C5	-5.33	103.67	105.80
28	DD	141	ARG	NE-CZ-NH1	5.33	122.97	120.30
1	AA	764	C	C6-N1-C2	-5.33	118.17	120.30
1	BA	823	C	C2-N1-C1'	-5.33	112.93	118.80
25	CA	533	G	C4-N9-C1'	5.33	133.43	126.50
25	DA	4	U	C5-C6-N1	-5.33	120.03	122.70
25	DA	1634	A	C8-N9-C4	5.33	107.93	105.80
25	CA	598	U	C5-C6-N1	-5.33	120.03	122.70
25	CA	1738	G	N3-C4-C5	-5.33	125.93	128.60
25	CA	2352	A	C5-N7-C8	5.33	106.57	103.90
26	CB	117	G	N3-C4-N9	-5.33	122.80	126.00
25	DA	785	G	C5-C6-N1	-5.33	108.83	111.50
25	DA	2029	G	C2-N3-C4	-5.33	109.23	111.90
25	DA	961	C	N3-C2-O2	5.33	125.63	121.90
1	AA	1309	G	C8-N9-C4	5.33	108.53	106.40
25	CA	223	A	N3-C4-N9	-5.33	123.14	127.40
25	DA	1157	G	C4-C5-N7	5.33	112.93	110.80
25	DA	1764	C	N1-C2-N3	5.33	122.93	119.20
1	BA	142	G	C4-N9-C1'	5.33	133.43	126.50
25	CA	488	G	N3-C4-N9	5.33	129.20	126.00
25	DA	1187	G	C8-N9-C1'	-5.33	120.08	127.00
1	BA	37	U	C6-N1-C2	5.33	124.20	121.00
1	BA	1433	A	C6-C5-N7	-5.33	128.57	132.30
25	CA	1892	C	C6-N1-C2	5.33	122.43	120.30
25	DA	211	C	C2-N1-C1'	-5.33	112.94	118.80
25	DA	1833	C	N3-C2-O2	5.33	125.63	121.90
1	BA	813	U	C5-C4-O4	-5.32	122.71	125.90
25	CA	1556	C	N3-C2-O2	5.32	125.63	121.90
25	CA	2177	C	C2-N1-C1'	5.32	124.66	118.80

Continued on next page...

Continued from previous page...

Mol	Chain	Res	Type	Atoms	Z	Observed(°)	Ideal(°)
25	CA	2388	A	N7-C8-N9	-5.32	111.14	113.80
25	DA	395	U	C5-C6-N1	-5.32	120.04	122.70
25	DA	2019	A	C5-C6-N6	-5.32	119.44	123.70
1	AA	798	U	N1-C2-O2	-5.32	119.08	122.80
1	AA	1457	G	N7-C8-N9	-5.32	110.44	113.10
25	CA	458	G	C6-C5-N7	5.32	133.59	130.40
25	CA	2763	G	N1-C6-O6	5.32	123.09	119.90
25	DA	122	G	N9-C4-C5	-5.32	103.27	105.40
25	DA	2019	A	N1-C6-N6	5.32	121.79	118.60
25	CA	991	C	N1-C2-O2	-5.32	115.71	118.90
25	DA	527	C	N3-C2-O2	-5.32	118.17	121.90
25	DA	2783	U	C5-C4-O4	5.32	129.09	125.90
1	AA	311	C	C6-N1-C2	-5.32	118.17	120.30
1	BA	686	U	C2-N1-C1'	-5.32	111.32	117.70
25	CA	90	U	N1-C2-O2	5.32	126.52	122.80
25	CA	2427	C	N1-C2-O2	-5.32	115.71	118.90
25	DA	583	G	C2-N3-C4	-5.32	109.24	111.90
25	DA	2842	G	C8-N9-C4	5.32	108.53	106.40
1	AA	938	A	C5-C6-N6	5.32	127.95	123.70
25	CA	431	U	N1-C2-N3	-5.32	111.71	114.90
25	CA	1064	C	C5-C6-N1	5.32	123.66	121.00
25	CA	2000	C	C2-N3-C4	-5.32	117.24	119.90
25	CA	2458	G	N9-C4-C5	5.32	107.53	105.40
25	DA	838	C	C6-N1-C2	5.32	122.43	120.30
25	DA	2705	A	C4-C5-N7	5.32	113.36	110.70
1	AA	368	U	N3-C2-O2	-5.32	118.48	122.20
1	BA	563	A	C6-C5-N7	-5.32	128.58	132.30
25	CA	1110	G	C8-N9-C4	5.32	108.53	106.40
25	CA	2076	U	C5-C4-O4	5.32	129.09	125.90
1	AA	245	U	N3-C4-C5	5.31	117.79	114.60
25	CA	517	C	N3-C2-O2	5.31	125.62	121.90
25	CA	2717	C	C6-N1-C2	-5.31	118.17	120.30
25	DA	1771	C	C2-N3-C4	-5.31	117.24	119.90
1	BA	987	G	C8-N9-C4	-5.31	104.28	106.40
25	DA	634	C	N3-C4-N4	5.31	121.72	118.00
1	AA	869	G	C4-C5-N7	5.31	112.92	110.80
25	CA	2055	C	N3-C4-C5	5.31	124.02	121.90
25	CA	2612	C	N1-C2-O2	-5.31	115.72	118.90
25	CA	2646	C	C5-C4-N4	-5.31	116.48	120.20
25	DA	1684	G	C8-N9-C4	5.31	108.52	106.40
1	AA	1194	U	C5-C6-N1	-5.31	120.05	122.70
25	CA	195	A	C5-C6-N1	5.31	120.35	117.70

Continued on next page...

Continued from previous page...

Mol	Chain	Res	Type	Atoms	Z	Observed(°)	Ideal(°)
25	CA	543	G	C8-N9-C1'	-5.31	120.10	127.00
25	CA	2277	G	C5-C6-N1	5.31	114.15	111.50
25	DA	122	G	C8-N9-C4	5.31	108.52	106.40
25	CA	1661	G	N3-C4-N9	5.31	129.18	126.00
25	CA	2030	A	C5-C6-N1	-5.31	115.05	117.70
25	DA	466	A	N1-C6-N6	-5.31	115.42	118.60
25	DA	634	C	C5-C4-N4	-5.31	116.48	120.20
1	BA	115	G	C5-C6-N1	5.30	114.15	111.50
1	BA	1441	A	C8-N9-C4	-5.30	103.68	105.80
22	BV	74	C	C6-N1-C1'	-5.30	114.44	120.80
25	CA	942	G	C6-C5-N7	5.30	133.58	130.40
25	DA	538	A	N1-C2-N3	5.30	131.95	129.30
25	DA	1951	U	N3-C4-C5	-5.30	111.42	114.60
25	DA	2069	G	N3-C4-N9	-5.30	122.82	126.00
56	DB	74	U	C5-C4-O4	5.30	129.08	125.90
56	DB	113	C	C6-N1-C2	-5.30	118.18	120.30
25	CA	1519	G	C5-N7-C8	5.30	106.95	104.30
25	CA	2158	A	N1-C6-N6	5.30	121.78	118.60
25	DA	1972	G	N3-C4-C5	-5.30	125.95	128.60
1	AA	332	G	N7-C8-N9	-5.30	110.45	113.10
25	CA	1228	G	C6-C5-N7	5.30	133.58	130.40
25	CA	2452	C	N1-C2-O2	-5.30	115.72	118.90
25	CA	2539	C	N1-C2-O2	-5.30	115.72	118.90
25	DA	746	U	N1-C2-O2	5.30	126.51	122.80
25	DA	2549	G	C4-N9-C1'	5.30	133.39	126.50
25	DA	2568	U	C6-N1-C2	5.30	124.18	121.00
25	DA	1651	G	C8-N9-C4	-5.30	104.28	106.40
25	DA	2364	C	N1-C2-O2	-5.30	115.72	118.90
1	AA	1524	C	C6-N1-C1'	5.30	127.16	120.80
25	DA	582	A	C5-C6-N6	-5.30	119.46	123.70
25	DA	1006	C	C5-C4-N4	-5.30	116.49	120.20
56	DB	76	G	N9-C4-C5	5.30	107.52	105.40
25	CA	221	A	C4-N9-C1'	-5.30	116.77	126.30
25	CA	542	C	N1-C2-O2	-5.30	115.72	118.90
25	CA	618	G	C6-C5-N7	5.30	133.58	130.40
25	CA	809	G	C5-C6-O6	5.30	131.78	128.60
25	CA	1190	G	C4-C5-N7	-5.30	108.68	110.80
25	CA	1595	C	C5-C6-N1	-5.30	118.35	121.00
25	CA	2031	A	N7-C8-N9	5.30	116.45	113.80
25	CA	2435	A	C6-N1-C2	-5.30	115.42	118.60
25	DA	1897	G	N9-C4-C5	-5.30	103.28	105.40
25	DA	2252	G	C8-N9-C4	5.30	108.52	106.40

Continued on next page...

Continued from previous page...

Mol	Chain	Res	Type	Atoms	Z	Observed(°)	Ideal(°)
25	DA	2757	A	C2-N3-C4	5.30	113.25	110.60
25	DA	2795	C	C6-N1-C2	-5.30	118.18	120.30
25	CA	2642	G	N3-C2-N2	5.29	123.61	119.90
1	AA	818	G	C8-N9-C1'	5.29	133.88	127.00
1	AA	1475	G	C6-C5-N7	-5.29	127.22	130.40
1	BA	987	G	C4-N9-C1'	5.29	133.38	126.50
25	DA	815	C	N3-C4-C5	-5.29	119.78	121.90
25	DA	964	C	C2-N1-C1'	-5.29	112.98	118.80
25	DA	2267	A	C4-C5-C6	5.29	119.65	117.00
25	DA	2436	G	C2-N3-C4	-5.29	109.25	111.90
25	DA	2675	A	C6-N1-C2	-5.29	115.42	118.60
1	AA	337	G	C4-N9-C1'	-5.29	119.62	126.50
1	AA	914	A	C6-N1-C2	-5.29	115.42	118.60
25	CA	317	G	N1-C6-O6	5.29	123.08	119.90
25	CA	971	G	N3-C4-N9	5.29	129.18	126.00
25	CA	2726	A	C5-C6-N1	5.29	120.35	117.70
25	CA	2802	G	N3-C4-N9	-5.29	122.83	126.00
25	CA	2877	G	C8-N9-C4	5.29	108.52	106.40
25	DA	794	A	C8-N9-C4	5.29	107.92	105.80
1	AA	1051	C	N1-C2-O2	-5.29	115.73	118.90
25	CA	215	G	C8-N9-C4	5.29	108.52	106.40
25	CA	1450	G	N3-C4-C5	5.29	131.25	128.60
1	AA	796	C	C2-N1-C1'	5.29	124.62	118.80
25	DA	480	A	C4-N9-C1'	-5.29	116.78	126.30
25	DA	1633	G	N9-C4-C5	-5.29	103.28	105.40
25	DA	2049	G	C5-C6-N1	5.29	114.14	111.50
25	CA	486	C	N3-C4-N4	5.29	121.70	118.00
25	CA	1512	C	N3-C2-O2	5.29	125.60	121.90
25	DA	461	C	C5-C6-N1	-5.29	118.36	121.00
25	DA	701	G	C8-N9-C4	5.29	108.51	106.40
25	DA	1006	C	C6-N1-C2	5.29	122.41	120.30
25	DA	1499	C	C2-N1-C1'	-5.29	112.99	118.80
25	DA	1547	C	C6-N1-C2	5.29	122.41	120.30
25	DA	2739	U	N3-C2-O2	5.29	125.90	122.20
22	AV	47	U	C2-N1-C1'	5.28	124.04	117.70
25	CA	1224	U	C5-C6-N1	-5.28	120.06	122.70
25	CA	2046	G	C4-C5-N7	5.28	112.91	110.80
25	CA	2570	G	N3-C4-C5	5.28	131.24	128.60
25	CA	2590	A	C4-C5-C6	5.28	119.64	117.00
25	CA	2763	G	C4-C5-C6	5.28	121.97	118.80
25	DA	561	G	N9-C4-C5	-5.28	103.29	105.40
26	CB	16	G	N3-C2-N2	-5.28	116.20	119.90

Continued on next page...

Continued from previous page...

Mol	Chain	Res	Type	Atoms	Z	Observed(°)	Ideal(°)
25	DA	1119	U	C2-N1-C1'	-5.28	111.36	117.70
54	D3	57	VAL	CB-CA-C	-5.28	101.36	111.40
25	CA	835	C	N3-C4-C5	-5.28	119.79	121.90
25	CA	859	G	C5-C6-O6	5.28	131.77	128.60
25	CA	2275	C	N3-C2-O2	-5.28	118.20	121.90
25	DA	2502	G	C8-N9-C4	-5.28	104.29	106.40
25	CA	528	A	C4-N9-C1'	5.28	135.80	126.30
1	BA	1504	G	C4-C5-C6	-5.28	115.63	118.80
25	CA	69	C	N1-C2-O2	-5.28	115.73	118.90
25	CA	1452	G	N9-C4-C5	-5.28	103.29	105.40
25	DA	698	C	C6-N1-C2	5.28	122.41	120.30
25	DA	2559	C	C2-N1-C1'	-5.28	113.00	118.80
1	AA	262	A	C8-N9-C4	5.28	107.91	105.80
1	AA	1167	A	N1-C6-N6	-5.28	115.44	118.60
25	CA	275	C	C6-N1-C2	-5.28	118.19	120.30
26	CB	19	C	C2-N1-C1'	-5.28	113.00	118.80
31	CG	97	VAL	CB-CA-C	-5.28	101.38	111.40
25	DA	1659	G	C8-N9-C1'	5.28	133.86	127.00
25	DA	2453	A	N1-C6-N6	5.28	121.77	118.60
1	BA	249	U	N3-C2-O2	-5.27	118.51	122.20
25	CA	813	U	C6-N1-C2	-5.27	117.84	121.00
25	DA	1234	U	C2-N1-C1'	-5.27	111.37	117.70
1	BA	281	G	N1-C6-O6	-5.27	116.74	119.90
1	BA	310	G	N1-C6-O6	5.27	123.06	119.90
25	CA	121	G	C5-N7-C8	-5.27	101.66	104.30
25	CA	324	A	C2-N3-C4	-5.27	107.96	110.60
25	CA	1660	G	C6-C5-N7	5.27	133.56	130.40
25	CA	1954	G	C5-C6-O6	-5.27	125.44	128.60
25	CA	2436	G	C2-N3-C4	-5.27	109.26	111.90
25	CA	2464	G	C8-N9-C1'	5.27	133.85	127.00
25	DA	2834	G	N3-C2-N2	5.27	123.59	119.90
1	AA	722	G	N1-C6-O6	5.27	123.06	119.90
1	BA	310	G	C5-C6-O6	-5.27	125.44	128.60
25	CA	1543	G	N3-C2-N2	-5.27	116.21	119.90
25	DA	1028	A	C2-N3-C4	-5.27	107.97	110.60
25	DA	2427	C	C6-N1-C2	-5.27	118.19	120.30
1	AA	265	G	C4-N9-C1'	-5.27	119.65	126.50
1	BA	404	G	C5-C6-N1	5.27	114.13	111.50
25	DA	192	C	N3-C4-C5	-5.27	119.79	121.90
25	CA	1954	G	N3-C2-N2	-5.27	116.21	119.90
26	CB	99	A	C8-N9-C4	-5.27	103.69	105.80
39	CO	9	ARG	NE-CZ-NH2	-5.27	117.67	120.30

Continued on next page...

Continued from previous page...

Mol	Chain	Res	Type	Atoms	Z	Observed(°)	Ideal(°)
25	DA	948	C	C6-N1-C2	-5.27	118.19	120.30
25	DA	1569	A	N7-C8-N9	-5.27	111.17	113.80
56	DB	78	A	N7-C8-N9	-5.27	111.17	113.80
25	CA	2337	G	N1-C6-O6	5.27	123.06	119.90
1	BA	1186	G	C8-N9-C4	5.26	108.51	106.40
25	CA	2060	A	C2-N3-C4	-5.26	107.97	110.60
25	CA	2089	C	N1-C2-O2	-5.26	115.74	118.90
25	CA	2510	C	C2-N1-C1'	-5.26	113.01	118.80
25	CA	2720	U	N1-C2-N3	5.26	118.06	114.90
25	DA	2782	G	N9-C4-C5	-5.26	103.30	105.40
1	AA	108	G	N9-C4-C5	5.26	107.50	105.40
25	CA	825	A	N1-C6-N6	-5.26	115.44	118.60
25	CA	1769	U	C5-C6-N1	-5.26	120.07	122.70
25	DA	203	A	C2-N3-C4	-5.26	107.97	110.60
25	DA	313	G	C8-N9-C4	5.26	108.50	106.40
22	BV	30	G	N3-C4-C5	-5.26	125.97	128.60
25	CA	692	C	N1-C2-O2	-5.26	115.74	118.90
25	CA	945	A	C6-N1-C2	-5.26	115.44	118.60
25	CA	2235	G	C6-N1-C2	-5.26	121.94	125.10
25	CA	2488	G	N1-C6-O6	5.26	123.06	119.90
25	CA	2718	G	C4-C5-N7	5.26	112.90	110.80
25	DA	2286	G	C2-N3-C4	-5.26	109.27	111.90
25	DA	2508	G	C8-N9-C4	5.26	108.50	106.40
25	CA	1330	C	N3-C4-C5	5.26	124.00	121.90
25	CA	1492	G	N1-C2-N3	5.26	127.06	123.90
25	CA	1501	G	N1-C6-O6	5.26	123.06	119.90
25	CA	2157	G	N3-C4-C5	5.26	131.23	128.60
25	CA	2260	C	C2-N3-C4	-5.26	117.27	119.90
1	BA	142	G	N3-C4-N9	5.26	129.16	126.00
25	CA	2321	U	N3-C4-O4	-5.26	115.72	119.40
25	CA	83	A	C5-N7-C8	5.26	106.53	103.90
25	CA	428	A	N7-C8-N9	-5.26	111.17	113.80
25	CA	542	C	N3-C2-O2	5.26	125.58	121.90
25	CA	1339	G	N3-C2-N2	5.26	123.58	119.90
25	CA	1659	G	C4-N9-C1'	-5.26	119.67	126.50
1	BA	897	C	N3-C4-C5	5.25	124.00	121.90
25	CA	499	U	N1-C2-O2	-5.25	119.12	122.80
25	CA	2759	G	N1-C6-O6	-5.25	116.75	119.90
25	DA	13	A	C4-N9-C1'	5.25	135.76	126.30
1	BA	501	C	C6-N1-C2	5.25	122.40	120.30
25	CA	784	G	C8-N9-C4	-5.25	104.30	106.40
25	CA	1045	C	N3-C2-O2	5.25	125.58	121.90

Continued on next page...

Continued from previous page...

Mol	Chain	Res	Type	Atoms	Z	Observed(°)	Ideal(°)
25	CA	1587	G	N3-C4-N9	5.25	129.15	126.00
25	CA	1638	C	C6-N1-C1'	5.25	127.11	120.80
26	CB	24	G	C5-C6-N1	5.25	114.13	111.50
25	DA	1653	G	C5-C6-O6	-5.25	125.45	128.60
25	CA	93	G	N7-C8-N9	-5.25	110.47	113.10
25	CA	1604	C	N3-C2-O2	-5.25	118.22	121.90
25	CA	1884	G	N9-C4-C5	-5.25	103.30	105.40
25	CA	1965	C	N1-C2-O2	-5.25	115.75	118.90
25	CA	2898	U	N1-C2-O2	5.25	126.48	122.80
25	DA	694	U	N1-C2-O2	5.25	126.48	122.80
25	DA	1217	U	N3-C4-O4	-5.25	115.72	119.40
25	DA	2321	U	N3-C2-O2	5.25	125.88	122.20
1	AA	453	G	C8-N9-C1'	-5.25	120.17	127.00
25	CA	680	C	N3-C2-O2	-5.25	118.22	121.90
25	CA	2002	G	C4-C5-N7	5.25	112.90	110.80
25	DA	2601	C	N3-C4-C5	-5.25	119.80	121.90
25	CA	778	G	C8-N9-C4	-5.25	104.30	106.40
25	CA	1272	A	N1-C6-N6	5.25	121.75	118.60
25	DA	831	G	C5-C6-O6	5.25	131.75	128.60
25	CA	93	G	N3-C2-N2	-5.25	116.23	119.90
25	CA	667	U	C4-C5-C6	-5.25	116.55	119.70
25	CA	1357	C	C2-N1-C1'	-5.25	113.03	118.80
25	CA	2765	A	N9-C4-C5	-5.25	103.70	105.80
26	CB	15	A	C5-N7-C8	-5.25	101.28	103.90
25	DA	2323	G	N3-C2-N2	5.25	123.57	119.90
25	DA	1802	A	C2-N3-C4	-5.25	107.98	110.60
25	DA	2286	G	C4-N9-C1'	-5.25	119.68	126.50
1	AA	759	A	C8-N9-C4	5.24	107.90	105.80
25	CA	962	G	N9-C4-C5	-5.24	103.30	105.40
25	CA	2375	G	N3-C4-N9	-5.24	122.85	126.00
25	CA	2477	U	C2-N1-C1'	-5.24	111.41	117.70
25	CA	2872	A	C4-C5-N7	-5.24	108.08	110.70
25	DA	2828	G	N7-C8-N9	-5.24	110.48	113.10
25	CA	2047	C	C2-N1-C1'	5.24	124.57	118.80
25	DA	527	C	C6-N1-C2	-5.24	118.20	120.30
1	BA	900	A	C5-C6-N6	5.24	127.89	123.70
25	CA	371	A	C5-C6-N6	5.24	127.89	123.70
25	CA	477	A	C6-N1-C2	-5.24	115.46	118.60
25	CA	1319	C	C5-C4-N4	-5.24	116.53	120.20
25	DA	2323	G	N1-C6-O6	-5.24	116.76	119.90
25	CA	832	U	C2-N1-C1'	-5.24	111.41	117.70
25	CA	1555	G	C8-N9-C1'	-5.24	120.19	127.00

Continued on next page...

Continued from previous page...

Mol	Chain	Res	Type	Atoms	Z	Observed(°)	Ideal(°)
25	CA	1790	C	C5-C4-N4	-5.24	116.53	120.20
25	DA	581	C	C6-N1-C2	-5.24	118.20	120.30
25	DA	1987	A	C8-N9-C4	5.24	107.90	105.80
25	CA	818	G	C8-N9-C1'	-5.24	120.19	127.00
25	CA	323	C	N1-C2-O2	-5.24	115.76	118.90
25	CA	835	C	C6-N1-C2	-5.24	118.21	120.30
25	CA	1234	U	N3-C2-O2	-5.24	118.54	122.20
25	CA	1743	G	C8-N9-C1'	-5.24	120.19	127.00
25	CA	2326	C	C6-N1-C1'	-5.24	114.52	120.80
25	CA	2360	G	C5-C6-O6	-5.24	125.46	128.60
25	CA	2485	G	N3-C2-N2	-5.24	116.23	119.90
25	DA	682	G	N7-C8-N9	-5.24	110.48	113.10
25	DA	771	G	N1-C6-O6	5.24	123.04	119.90
25	DA	1474	U	N3-C2-O2	-5.24	118.53	122.20
25	CA	2540	C	C2-N1-C1'	-5.23	113.04	118.80
25	DA	220	G	C6-C5-N7	-5.23	127.26	130.40
25	DA	1435	G	C4-N9-C1'	-5.23	119.70	126.50
1	BA	1525	G	N9-C4-C5	-5.23	103.31	105.40
25	CA	2512	C	C2-N1-C1'	-5.23	113.04	118.80
25	CA	2547	A	N9-C4-C5	-5.23	103.71	105.80
1	AA	752	G	N1-C6-O6	-5.23	116.76	119.90
25	CA	782	A	C5-C6-N6	-5.23	119.52	123.70
25	CA	1219	U	C2-N1-C1'	-5.23	111.42	117.70
25	CA	1240	U	C5-C4-O4	-5.23	122.76	125.90
25	DA	967	U	N3-C4-C5	-5.23	111.46	114.60
25	DA	1252	G	C8-N9-C4	5.23	108.49	106.40
25	DA	2258	C	C2-N3-C4	-5.23	117.28	119.90
25	DA	2590	A	N1-C6-N6	5.23	121.74	118.60
25	CA	2278	A	C6-C5-N7	-5.23	128.64	132.30
1	AA	1358	U	N3-C4-O4	-5.23	115.74	119.40
25	CA	191	A	N1-C6-N6	-5.23	115.46	118.60
25	CA	2107	G	C5-C6-O6	5.23	131.74	128.60
25	CA	2236	U	C5-C4-O4	5.23	129.04	125.90
25	DA	2590	A	C2-N3-C4	-5.23	107.99	110.60
25	DA	2834	G	N9-C4-C5	-5.23	103.31	105.40
25	CA	530	G	C6-C5-N7	-5.23	127.26	130.40
25	CA	2367	G	C4-C5-C6	-5.23	115.67	118.80
25	DA	525	U	C2-N1-C1'	-5.23	111.43	117.70
1	BA	570	G	C8-N9-C4	-5.22	104.31	106.40
25	CA	215	G	C2-N3-C4	-5.22	109.29	111.90
25	CA	509	C	N1-C2-N3	5.22	122.86	119.20
25	CA	946	C	C2-N3-C4	-5.22	117.29	119.90

Continued on next page...

Continued from previous page...

Mol	Chain	Res	Type	Atoms	Z	Observed(°)	Ideal(°)
25	CA	1343	G	N1-C2-N2	-5.22	111.50	116.20
25	CA	2067	G	C8-N9-C1'	-5.22	120.21	127.00
25	CA	2412	A	N1-C6-N6	5.22	121.73	118.60
25	CA	2831	G	C4-N9-C1'	5.22	133.29	126.50
25	DA	256	A	N1-C6-N6	-5.22	115.47	118.60
25	DA	1265	A	N1-C2-N3	5.22	131.91	129.30
25	DA	1764	C	C6-N1-C2	-5.22	118.21	120.30
25	DA	2049	G	C6-N1-C2	-5.22	121.97	125.10
25	CA	1407	G	C5-C6-O6	-5.22	125.47	128.60
25	CA	2447	G	C6-C5-N7	-5.22	127.27	130.40
25	CA	2678	C	N1-C2-O2	-5.22	115.77	118.90
25	DA	2649	C	N3-C2-O2	5.22	125.56	121.90
1	BA	1504	G	N9-C4-C5	-5.22	103.31	105.40
25	DA	612	G	N3-C4-C5	-5.22	125.99	128.60
25	DA	1258	U	N3-C2-O2	-5.22	118.55	122.20
25	DA	1326	U	C6-N1-C2	5.22	124.13	121.00
25	DA	2677	G	C5-C6-N1	5.22	114.11	111.50
25	CA	1343	G	N3-C2-N2	5.22	123.55	119.90
25	DA	13	A	C6-C5-N7	-5.22	128.65	132.30
25	DA	605	G	C5-C6-O6	-5.22	125.47	128.60
25	CA	125	A	N1-C6-N6	-5.22	115.47	118.60
25	DA	1006	C	N3-C4-N4	5.22	121.65	118.00
25	DA	2774	C	N1-C2-O2	-5.22	115.77	118.90
25	CA	533	G	C6-C5-N7	-5.22	127.27	130.40
25	CA	1037	G	N9-C4-C5	5.22	107.49	105.40
25	CA	1143	A	C8-N9-C4	-5.22	103.71	105.80
25	CA	1377	G	C8-N9-C4	5.22	108.49	106.40
25	CA	2710	C	N1-C2-N3	5.22	122.85	119.20
1	BA	480	U	N3-C2-O2	5.21	125.85	122.20
1	BA	898	G	N3-C4-C5	5.21	131.21	128.60
25	CA	1213	A	C5-N7-C8	5.21	106.51	103.90
25	CA	1955	U	C6-N1-C1'	5.21	128.50	121.20
25	CA	2367	G	C4-N9-C1'	-5.21	119.72	126.50
25	CA	2371	G	N3-C4-N9	-5.21	122.87	126.00
1	AA	1060	U	N3-C2-O2	5.21	125.85	122.20
1	BA	1084	G	C5-C6-O6	-5.21	125.47	128.60
1	BA	1515	G	C6-C5-N7	-5.21	127.27	130.40
25	CA	380	G	N3-C4-N9	-5.21	122.87	126.00
25	CA	786	C	N3-C2-O2	5.21	125.55	121.90
25	CA	992	C	C6-N1-C2	5.21	122.38	120.30
25	CA	2646	C	N3-C4-N4	5.21	121.65	118.00
25	CA	2717	C	C2-N3-C4	-5.21	117.30	119.90

Continued on next page...

Continued from previous page...

Mol	Chain	Res	Type	Atoms	Z	Observed(°)	Ideal(°)
26	CB	12	C	C6-N1-C2	5.21	122.38	120.30
25	DA	2267	A	C4-N9-C1'	5.21	135.68	126.30
1	BA	241	G	N9-C4-C5	5.21	107.48	105.40
1	BA	246	A	C5-C6-N6	-5.21	119.53	123.70
1	BA	894	G	C2-N3-C4	-5.21	109.30	111.90
1	BA	1504	G	N3-C4-C5	5.21	131.20	128.60
25	CA	378	C	C6-N1-C2	5.21	122.38	120.30
25	CA	461	C	N1-C2-N3	5.21	122.85	119.20
25	CA	2504	U	N1-C2-O2	5.21	126.45	122.80
25	DA	2530	A	N1-C6-N6	5.21	121.73	118.60
1	AA	1202	U	N3-C4-O4	-5.21	115.76	119.40
1	AA	1408	A	C8-N9-C4	5.21	107.88	105.80
1	BA	354	G	C6-C5-N7	-5.21	127.28	130.40
25	CA	481	G	N3-C2-N2	-5.21	116.25	119.90
25	CA	620	G	N3-C4-N9	-5.21	122.88	126.00
25	CA	1623	G	N3-C4-C5	5.21	131.20	128.60
25	CA	1817	G	N7-C8-N9	-5.21	110.50	113.10
25	CA	2321	U	C2-N1-C1'	-5.21	111.45	117.70
25	DA	2596	U	N1-C2-O2	5.21	126.44	122.80
25	CA	1043	C	N3-C4-C5	5.21	123.98	121.90
25	CA	2679	A	C5-C6-N6	-5.21	119.54	123.70
26	CB	114	C	N3-C2-O2	5.21	125.54	121.90
25	CA	321	U	N3-C2-O2	-5.20	118.56	122.20
25	CA	2890	G	C4-C5-N7	5.20	112.88	110.80
25	CA	2898	U	N3-C2-O2	-5.20	118.56	122.20
25	DA	790	U	N3-C4-O4	-5.20	115.76	119.40
25	DA	830	G	N1-C6-O6	-5.20	116.78	119.90
25	DA	2323	G	N3-C4-N9	5.20	129.12	126.00
25	CA	1228	G	N9-C4-C5	5.20	107.48	105.40
25	DA	2518	A	C4-N9-C1'	5.20	135.66	126.30
1	BA	1303	C	C6-N1-C2	-5.20	118.22	120.30
25	CA	1415	U	N3-C2-O2	-5.20	118.56	122.20
25	CA	2396	G	C4-C5-N7	-5.20	108.72	110.80
25	CA	2722	G	N1-C6-O6	-5.20	116.78	119.90
25	DA	518	G	N3-C2-N2	-5.20	116.26	119.90
25	DA	726	G	N3-C4-N9	-5.20	122.88	126.00
25	DA	2232	C	N3-C4-N4	5.20	121.64	118.00
25	DA	2609	U	C2-N1-C1'	-5.20	111.46	117.70
25	DA	2827	C	N3-C4-N4	-5.20	114.36	118.00
1	AA	796	C	C6-N1-C1'	-5.20	114.56	120.80
25	CA	2390	U	C6-N1-C2	5.20	124.12	121.00
25	CA	672	C	C4-C5-C6	5.20	120.00	117.40

Continued on next page...

Continued from previous page...

Mol	Chain	Res	Type	Atoms	Z	Observed(°)	Ideal(°)
25	CA	1521	G	C4-C5-C6	5.20	121.92	118.80
25	CA	1572	A	C5-C6-N6	5.20	127.86	123.70
25	CA	2514	U	C5-C6-N1	-5.20	120.10	122.70
25	DA	205	G	C2-N3-C4	5.20	114.50	111.90
25	DA	256	A	C4-C5-N7	-5.20	108.10	110.70
25	DA	728	G	C8-N9-C4	5.20	108.48	106.40
1	BA	926	G	N1-C6-O6	-5.20	116.78	119.90
25	CA	815	C	N3-C2-O2	5.20	125.54	121.90
25	CA	905	A	C8-N9-C4	5.20	107.88	105.80
25	CA	2371	G	N3-C2-N2	-5.20	116.26	119.90
1	BA	1482	G	C4-C5-C6	5.19	121.92	118.80
25	DA	1610	A	N1-C6-N6	5.19	121.72	118.60
25	CA	1050	A	C5-C6-N6	-5.19	119.55	123.70
1	AA	836	G	C5-C6-O6	-5.19	125.49	128.60
25	CA	9	G	C4-C5-C6	5.19	121.92	118.80
25	DA	808	G	C4-N9-C1'	5.19	133.25	126.50
25	DA	1633	G	N3-C4-N9	5.19	129.11	126.00
25	DA	2070	A	N7-C8-N9	-5.19	111.20	113.80
25	DA	2277	G	N9-C4-C5	5.19	107.48	105.40
1	BA	117	G	N3-C4-N9	5.19	129.11	126.00
1	BA	803	G	C4-C5-N7	-5.19	108.72	110.80
1	BA	898	G	C4-N9-C1'	-5.19	119.76	126.50
25	CA	1761	C	C5-C4-N4	-5.19	116.57	120.20
1	BA	1515	G	C4-C5-C6	5.18	121.91	118.80
25	CA	517	C	C5-C4-N4	-5.18	116.57	120.20
25	CA	1213	A	N7-C8-N9	-5.18	111.21	113.80
25	CA	2523	G	N3-C4-N9	5.18	129.11	126.00
26	CB	75	G	C5-C6-O6	5.18	131.71	128.60
25	CA	873	C	N3-C4-C5	5.18	123.97	121.90
25	CA	1492	G	C2-N3-C4	-5.18	109.31	111.90
25	CA	1721	G	N3-C4-N9	5.18	129.11	126.00
25	DA	581	C	C4-C5-C6	5.18	119.99	117.40
56	DB	87	U	C2-N1-C1'	5.18	123.92	117.70
1	AA	430	A	N1-C6-N6	5.18	121.71	118.60
25	DA	2069	G	C8-N9-C4	5.18	108.47	106.40
25	CA	175	G	N3-C4-C5	5.18	131.19	128.60
25	CA	260	G	N3-C2-N2	-5.18	116.27	119.90
25	CA	971	G	N3-C4-C5	-5.18	126.01	128.60
25	DA	2501	C	C6-N1-C2	-5.18	118.23	120.30
25	DA	2705	A	C8-N9-C4	5.18	107.87	105.80
25	CA	2108	A	C8-N9-C4	-5.18	103.73	105.80
25	DA	636	G	N3-C4-N9	5.18	129.11	126.00

Continued on next page...

Continued from previous page...

Mol	Chain	Res	Type	Atoms	Z	Observed(°)	Ideal(°)
25	DA	1288	G	N3-C2-N2	5.18	123.53	119.90
1	AA	859	G	C6-C5-N7	-5.18	127.30	130.40
1	BA	211	G	N3-C4-N9	5.18	129.11	126.00
25	CA	1809	A	N1-C6-N6	-5.18	115.49	118.60
25	DA	574	A	C2-N3-C4	-5.18	108.01	110.60
25	CA	9	G	C4-N9-C1'	5.17	133.23	126.50
25	CA	1212	G	N7-C8-N9	-5.17	110.51	113.10
25	DA	123	G	N3-C4-C5	5.17	131.19	128.60
25	DA	467	G	N1-C6-O6	5.17	123.00	119.90
25	DA	831	G	N1-C6-O6	-5.17	116.80	119.90
25	DA	1311	G	C6-C5-N7	-5.17	127.30	130.40
25	DA	2294	G	C4-N9-C1'	-5.17	119.77	126.50
1	BA	566	G	N3-C4-C5	-5.17	126.01	128.60
1	BA	1081	A	C6-C5-N7	-5.17	128.68	132.30
25	CA	2590	A	N1-C2-N3	5.17	131.89	129.30
25	CA	240	C	C6-N1-C2	-5.17	118.23	120.30
25	CA	645	C	N3-C2-O2	5.17	125.52	121.90
25	CA	686	U	N1-C2-O2	-5.17	119.18	122.80
25	CA	2724	U	C2-N1-C1'	-5.17	111.49	117.70
25	CA	2808	G	C6-C5-N7	-5.17	127.30	130.40
25	DA	2738	A	N1-C6-N6	-5.17	115.50	118.60
25	CA	109	C	C6-N1-C2	5.17	122.37	120.30
25	CA	1022	G	C5-C6-N1	-5.17	108.92	111.50
25	CA	1265	A	C4-C5-C6	5.17	119.58	117.00
25	CA	2276	G	N1-C2-N3	5.17	127.00	123.90
25	CA	873	C	C2-N1-C1'	-5.17	113.11	118.80
25	CA	991	C	N3-C2-O2	5.17	125.52	121.90
25	CA	1404	C	N3-C2-O2	5.17	125.52	121.90
25	DA	85	G	N3-C2-N2	-5.17	116.28	119.90
25	DA	784	G	C6-C5-N7	-5.17	127.30	130.40
25	DA	812	C	C6-N1-C2	-5.17	118.23	120.30
25	DA	1163	G	N1-C6-O6	5.17	123.00	119.90
25	DA	1967	C	N3-C2-O2	5.17	125.52	121.90
25	DA	2046	G	C4-C5-N7	5.17	112.87	110.80
1	AA	46	G	N3-C4-C5	5.17	131.18	128.60
1	BA	771	G	C5-C6-O6	5.17	131.70	128.60
25	CA	1271	G	C8-N9-C4	5.17	108.47	106.40
25	CA	1844	C	N1-C2-O2	-5.17	115.80	118.90
25	CA	2439	A	N9-C4-C5	-5.17	103.73	105.80
25	CA	2569	G	N9-C4-C5	5.17	107.47	105.40
25	CA	2733	A	C8-N9-C4	-5.17	103.73	105.80
34	CJ	5	THR	CB-CA-C	-5.17	97.65	111.60

Continued on next page...

Continued from previous page...

Mol	Chain	Res	Type	Atoms	Z	Observed(°)	Ideal(°)
25	DA	974	G	C3'-C2'-C1'	-5.17	97.37	101.50
1	AA	679	C	C6-N1-C1'	-5.16	114.60	120.80
25	CA	2066	C	N3-C2-O2	-5.16	118.28	121.90
25	DA	1327	A	N1-C6-N6	5.16	121.70	118.60
25	DA	1415	U	N1-C2-O2	5.16	126.41	122.80
25	DA	1621	U	N1-C2-O2	-5.16	119.19	122.80
1	BA	380	G	N9-C4-C5	-5.16	103.33	105.40
25	DA	253	C	C6-N1-C1'	5.16	126.99	120.80
1	AA	1417	G	C6-C5-N7	-5.16	127.30	130.40
25	CA	675	A	N9-C4-C5	5.16	107.86	105.80
25	CA	1142	A	C5-C6-N6	5.16	127.83	123.70
25	CA	1574	C	N3-C4-C5	5.16	123.96	121.90
25	DA	1415	U	C2-N1-C1'	5.16	123.89	117.70
25	DA	2076	U	N1-C2-N3	5.16	118.00	114.90
25	DA	2823	A	N1-C6-N6	5.16	121.70	118.60
25	CA	975	A	N9-C4-C5	5.16	107.86	105.80
25	CA	1783	A	C5-C6-N6	-5.16	119.57	123.70
25	CA	1972	G	C5-C6-N1	5.16	114.08	111.50
26	CB	74	U	N1-C2-N3	5.16	118.00	114.90
25	DA	2539	C	C5-C6-N1	-5.16	118.42	121.00
1	BA	533	A	N1-C6-N6	5.16	121.69	118.60
25	CA	1011	G	N3-C2-N2	-5.16	116.29	119.90
25	CA	2059	A	C6-C5-N7	-5.16	128.69	132.30
25	DA	571	U	N1-C2-O2	-5.16	119.19	122.80
25	DA	1709	U	N1-C2-O2	-5.16	119.19	122.80
25	DA	1941	C	N3-C2-O2	5.16	125.51	121.90
25	DA	2738	A	N3-C4-N9	-5.16	123.28	127.40
25	CA	1711	A	C6-C5-N7	5.15	135.91	132.30
25	CA	2057	G	N1-C2-N2	-5.15	111.56	116.20
25	CA	2884	U	N3-C2-O2	-5.15	118.59	122.20
51	D0	27	LEU	CA-CB-CG	5.15	127.15	115.30
1	BA	60	A	N1-C6-N6	-5.15	115.51	118.60
25	CA	725	G	C4-C5-C6	5.15	121.89	118.80
25	CA	783	A	C2-N3-C4	-5.15	108.02	110.60
25	CA	790	U	N3-C2-O2	5.15	125.81	122.20
25	CA	984	A	C5-C6-N6	-5.15	119.58	123.70
25	CA	1426	G	C4-C5-N7	5.15	112.86	110.80
25	CA	2831	G	C6-C5-N7	-5.15	127.31	130.40
25	DA	2714	G	N3-C4-C5	-5.15	126.02	128.60
1	AA	802	A	N1-C6-N6	5.15	121.69	118.60
1	BA	1090	U	N3-C4-O4	-5.15	115.79	119.40
25	CA	239	C	C5-C4-N4	-5.15	116.59	120.20

Continued on next page...

Continued from previous page...

Mol	Chain	Res	Type	Atoms	Z	Observed(°)	Ideal(°)
1	BA	1514	G	C5-C6-O6	-5.15	125.51	128.60
25	CA	293	U	C5-C6-N1	-5.15	120.13	122.70
25	DA	488	G	N3-C4-C5	-5.15	126.03	128.60
22	AV	70	G	N1-C6-O6	-5.15	116.81	119.90
25	CA	2355	G	C8-N9-C4	5.15	108.46	106.40
25	CA	2477	U	N3-C4-O4	-5.15	115.80	119.40
25	CA	2553	G	C6-C5-N7	-5.15	127.31	130.40
25	CA	2813	A	N9-C4-C5	-5.15	103.74	105.80
25	DA	1239	G	C5-C6-O6	5.15	131.69	128.60
25	DA	1331	G	N3-C4-C5	-5.15	126.03	128.60
25	DA	1435	G	C8-N9-C1'	5.15	133.69	127.00
25	DA	1818	U	C2-N1-C1'	-5.15	111.52	117.70
25	DA	2840	C	C2-N1-C1'	-5.15	113.14	118.80
25	CA	1430	G	C8-N9-C4	5.15	108.46	106.40
25	DA	2158	A	N9-C4-C5	-5.15	103.74	105.80
25	CA	1673	G	N3-C4-C5	5.14	131.17	128.60
25	CA	2305	U	C2-N1-C1'	-5.14	111.53	117.70
25	DA	23	G	C5-C6-O6	5.14	131.69	128.60
25	DA	2328	A	N1-C6-N6	-5.14	115.51	118.60
1	AA	609	A	N1-C6-N6	5.14	121.69	118.60
1	BA	804	U	C6-N1-C2	-5.14	117.91	121.00
1	BA	318	G	C4-C5-N7	-5.14	108.74	110.80
1	BA	819	A	C8-N9-C4	-5.14	103.74	105.80
1	BA	1183	U	N3-C2-O2	-5.14	118.60	122.20
25	CA	526	A	C5-C6-N6	5.14	127.81	123.70
25	CA	690	G	N3-C4-C5	5.14	131.17	128.60
25	CA	827	U	C5-C4-O4	-5.14	122.82	125.90
25	CA	1322	A	C2-N3-C4	-5.14	108.03	110.60
25	CA	2632	A	N9-C4-C5	5.14	107.86	105.80
25	CA	2748	A	N1-C6-N6	-5.14	115.52	118.60
25	DA	96	C	N1-C2-O2	-5.14	115.82	118.90
25	DA	517	C	N1-C2-O2	-5.14	115.82	118.90
25	DA	2246	G	N1-C6-O6	5.14	122.98	119.90
1	AA	90	C	N3-C4-N4	-5.14	114.40	118.00
1	AA	875	U	N1-C2-O2	5.14	126.40	122.80
1	AA	897	C	N1-C2-O2	-5.14	115.82	118.90
25	CA	551	G	C8-N9-C4	5.14	108.45	106.40
25	DA	1910	G	N9-C4-C5	5.14	107.45	105.40
25	CA	2723	C	N3-C2-O2	-5.14	118.31	121.90
25	DA	2002	G	C4-N9-C1'	-5.14	119.82	126.50
25	DA	2864	G	N1-C6-O6	-5.14	116.82	119.90
1	BA	1175	G	C8-N9-C1'	5.13	133.68	127.00

Continued on next page...

Continued from previous page...

Mol	Chain	Res	Type	Atoms	Z	Observed(°)	Ideal(°)
25	DA	315	G	N1-C6-O6	-5.13	116.82	119.90
25	DA	2688	G	C2-N3-C4	-5.13	109.33	111.90
25	CA	992	C	N3-C2-O2	5.13	125.49	121.90
25	CA	2468	A	C4-C5-C6	5.13	119.57	117.00
1	AA	251	G	N1-C6-O6	5.13	122.98	119.90
25	CA	131	A	N1-C6-N6	5.13	121.68	118.60
25	CA	1158	C	C2-N3-C4	-5.13	117.33	119.90
26	CB	66	A	C2-N3-C4	-5.13	108.03	110.60
25	DA	1278	C	C2-N1-C1'	-5.13	113.16	118.80
25	DA	2437	G	N1-C6-O6	5.13	122.98	119.90
25	CA	240	C	N3-C4-N4	5.13	121.59	118.00
25	CA	914	G	C4-C5-C6	-5.13	115.72	118.80
25	DA	2742	G	N3-C4-N9	-5.13	122.92	126.00
1	AA	894	G	N1-C6-O6	5.13	122.98	119.90
1	AA	1486	G	C5-C6-O6	-5.13	125.52	128.60
25	CA	989	G	N1-C2-N2	5.13	120.82	116.20
25	CA	2750	A	N9-C4-C5	5.13	107.85	105.80
25	DA	1936	A	N1-C6-N6	5.13	121.68	118.60
1	AA	331	G	N3-C4-C5	5.13	131.16	128.60
1	AA	782	A	C2-N3-C4	-5.13	108.04	110.60
1	BA	1522	U	C2-N1-C1'	-5.13	111.55	117.70
25	CA	642	U	N3-C2-O2	5.13	125.79	122.20
25	CA	1181	U	N1-C2-O2	-5.13	119.21	122.80
25	CA	1470	A	C4-C5-N7	-5.13	108.14	110.70
25	CA	2546	U	N3-C2-O2	5.13	125.79	122.20
25	DA	464	U	N1-C2-N3	5.13	117.98	114.90
25	DA	517	C	C6-N1-C2	-5.13	118.25	120.30
25	DA	752	A	C6-C5-N7	-5.13	128.71	132.30
25	DA	2252	G	N3-C4-C5	5.13	131.16	128.60
25	DA	493	G	C4-N9-C1'	-5.12	119.84	126.50
25	DA	681	G	C5-C6-O6	-5.12	125.53	128.60
25	DA	741	U	N3-C2-O2	5.12	125.79	122.20
25	DA	982	C	N3-C2-O2	-5.12	118.31	121.90
25	CA	1386	C	N1-C2-O2	-5.12	115.83	118.90
25	CA	1898	U	C2-N1-C1'	-5.12	111.55	117.70
25	CA	2699	C	C2-N3-C4	-5.12	117.34	119.90
25	DA	776	G	C8-N9-C1'	-5.12	120.34	127.00
1	AA	906	A	C4-C5-C6	5.12	119.56	117.00
1	BA	795	C	N1-C2-N3	5.12	122.78	119.20
25	CA	1331	G	C8-N9-C4	5.12	108.45	106.40
25	CA	1336	A	C5-C6-N6	5.12	127.80	123.70
25	DA	2446	G	C2-N3-C4	-5.12	109.34	111.90

Continued on next page...

Continued from previous page...

Mol	Chain	Res	Type	Atoms	Z	Observed(°)	Ideal(°)
25	CA	1901	A	N1-C6-N6	-5.12	115.53	118.60
1	AA	1406	U	C5-C6-N1	-5.12	120.14	122.70
1	AA	1499	A	N3-C4-C5	5.12	130.38	126.80
25	CA	382	A	C5-C6-N6	-5.12	119.61	123.70
25	CA	602	A	N1-C6-N6	5.12	121.67	118.60
25	CA	752	A	N9-C4-C5	-5.12	103.75	105.80
25	CA	808	G	N1-C6-O6	5.12	122.97	119.90
25	CA	1016	G	N1-C2-N3	-5.12	120.83	123.90
25	CA	1395	A	C4-N9-C1'	-5.12	117.08	126.30
26	CB	51	G	C6-C5-N7	-5.12	127.33	130.40
25	DA	1621	U	N3-C2-O2	5.12	125.78	122.20
25	CA	470	A	N7-C8-N9	5.12	116.36	113.80
22	AV	72	C	C6-N1-C2	5.12	122.35	120.30
25	CA	724	U	C5-C4-O4	-5.12	122.83	125.90
25	DA	2610	C	C6-N1-C2	-5.12	118.25	120.30
25	DA	2834	G	C8-N9-C4	5.12	108.45	106.40
1	AA	1331	G	C4-N9-C1'	-5.11	119.85	126.50
1	BA	159	G	C4-N9-C1'	5.11	133.15	126.50
25	CA	58	G	N1-C6-O6	-5.11	116.83	119.90
25	CA	517	C	C6-N1-C2	5.11	122.34	120.30
25	CA	1189	A	C6-N1-C2	-5.11	115.53	118.60
25	DA	129	C	C2-N3-C4	-5.11	117.34	119.90
25	DA	689	A	N1-C6-N6	5.11	121.67	118.60
25	DA	1637	A	C8-N9-C4	5.11	107.85	105.80
25	DA	2677	G	N3-C2-N2	-5.11	116.32	119.90
1	AA	732	C	N1-C2-O2	-5.11	115.83	118.90
1	BA	1455	G	C8-N9-C1'	5.11	133.65	127.00
25	CA	1856	U	C5-C4-O4	5.11	128.97	125.90
25	CA	2679	A	N9-C4-C5	-5.11	103.75	105.80
25	DA	1435	G	N3-C4-N9	-5.11	122.93	126.00
25	DA	2771	C	N1-C2-O2	-5.11	115.83	118.90
25	CA	39	G	C2-N3-C4	5.11	114.46	111.90
25	CA	121	G	C2-N3-C4	-5.11	109.34	111.90
25	CA	423	A	C8-N9-C4	5.11	107.84	105.80
26	CB	15	A	C4-C5-N7	5.11	113.25	110.70
25	CA	1526	C	N3-C4-C5	5.11	123.94	121.90
25	DA	110	G	C8-N9-C4	5.11	108.44	106.40
25	DA	1675	C	N3-C4-C5	-5.11	119.86	121.90
25	CA	1114	C	N1-C2-O2	5.11	121.96	118.90
25	CA	1684	G	C5-C6-O6	-5.11	125.53	128.60
25	CA	2248	C	N1-C2-N3	5.11	122.78	119.20
25	DA	151	C	N1-C2-O2	-5.11	115.83	118.90

Continued on next page...

Continued from previous page...

Mol	Chain	Res	Type	Atoms	Z	Observed(°)	Ideal(°)
25	DA	1786	A	N3-C4-C5	-5.11	123.22	126.80
25	DA	1788	C	N1-C2-N3	5.11	122.78	119.20
25	DA	2278	A	N9-C4-C5	-5.11	103.76	105.80
1	AA	331	G	C2-N3-C4	-5.11	109.35	111.90
25	CA	322	A	N1-C6-N6	-5.11	115.54	118.60
25	CA	522	A	C5-N7-C8	5.11	106.45	103.90
25	CA	1638	C	C2-N1-C1'	-5.11	113.19	118.80
25	DA	454	A	N1-C6-N6	5.11	121.66	118.60
25	DA	798	G	C8-N9-C4	-5.11	104.36	106.40
25	CA	787	C	N1-C2-N3	5.10	122.77	119.20
25	CA	987	C	N1-C2-O2	-5.10	115.84	118.90
25	CA	1238	G	N3-C4-C5	-5.10	126.05	128.60
25	CA	2841	C	N1-C2-N3	5.10	122.77	119.20
25	DA	1247	A	C2-N3-C4	-5.10	108.05	110.60
1	AA	815	A	N9-C4-C5	5.10	107.84	105.80
1	AA	966	G	C8-N9-C4	5.10	108.44	106.40
25	CA	841	G	C8-N9-C4	5.10	108.44	106.40
25	DA	177	G	N1-C2-N2	-5.10	111.61	116.20
25	DA	1403	A	N9-C4-C5	5.10	107.84	105.80
25	DA	2307	G	N3-C4-C5	-5.10	126.05	128.60
25	CA	2053	G	N9-C4-C5	-5.10	103.36	105.40
25	CA	130	C	C4-C5-C6	5.10	119.95	117.40
25	CA	190	A	N1-C6-N6	-5.10	115.54	118.60
25	CA	211	C	N3-C2-O2	-5.10	118.33	121.90
25	CA	411	G	C8-N9-C4	-5.10	104.36	106.40
25	DA	96	C	C6-N1-C2	5.10	122.34	120.30
25	DA	2437	G	C8-N9-C4	5.10	108.44	106.40
1	AA	904	U	C2-N1-C1'	-5.10	111.58	117.70
25	CA	59	U	C5-C4-O4	5.10	128.96	125.90
25	CA	1454	C	C6-N1-C2	5.10	122.34	120.30
25	DA	2874	C	N3-C2-O2	5.10	125.47	121.90
25	CA	1008	A	C6-N1-C2	-5.09	115.54	118.60
25	CA	2337	G	C5-C6-O6	-5.09	125.54	128.60
25	CA	2859	G	C8-N9-C4	-5.09	104.36	106.40
25	CA	2875	C	C2-N3-C4	-5.09	117.35	119.90
25	DA	1975	G	N3-C2-N2	5.09	123.47	119.90
25	DA	2582	G	C5-C6-O6	5.09	131.66	128.60
25	DA	1360	G	C4-C5-N7	-5.09	108.76	110.80
1	BA	705	G	C4-C5-N7	-5.09	108.76	110.80
25	CA	218	A	C5-N7-C8	-5.09	101.35	103.90
25	CA	245	G	N9-C4-C5	5.09	107.44	105.40
25	DA	789	A	N7-C8-N9	-5.09	111.25	113.80

Continued on next page...

Continued from previous page...

Mol	Chain	Res	Type	Atoms	Z	Observed(°)	Ideal(°)
25	DA	2144	G	C8-N9-C4	-5.09	104.36	106.40
25	DA	2549	G	N3-C4-C5	-5.09	126.05	128.60
1	AA	78	A	N3-C4-N9	5.09	131.47	127.40
22	AV	72	C	C5-C6-N1	-5.09	118.45	121.00
25	DA	246	C	N3-C4-N4	5.09	121.56	118.00
25	DA	2440	C	C2-N3-C4	5.09	122.44	119.90
25	CA	2633	G	N9-C4-C5	5.09	107.44	105.40
25	DA	1786	A	C5-N7-C8	5.09	106.44	103.90
1	BA	219	U	C2-N1-C1'	-5.09	111.60	117.70
25	CA	518	G	C8-N9-C4	5.09	108.44	106.40
25	CA	737	C	C5-C4-N4	-5.09	116.64	120.20
25	DA	518	G	C5-C6-O6	-5.09	125.55	128.60
25	DA	1928	A	C5-C6-N6	-5.09	119.63	123.70
25	DA	2885	G	N9-C4-C5	5.09	107.44	105.40
1	AA	1047	G	N3-C4-N9	-5.08	122.95	126.00
25	CA	54	G	C5-C6-N1	5.08	114.04	111.50
25	CA	424	G	N3-C4-C5	5.08	131.14	128.60
25	CA	476	G	C6-C5-N7	5.08	133.45	130.40
25	CA	1617	C	C2-N3-C4	-5.08	117.36	119.90
26	CB	51	G	C8-N9-C4	-5.08	104.37	106.40
53	C2	12	ARG	NE-CZ-NH2	5.08	122.84	120.30
25	DA	210	C	C5-C6-N1	-5.08	118.46	121.00
25	CA	218	A	C4-C5-N7	5.08	113.24	110.70
25	CA	638	G	N1-C6-O6	-5.08	116.85	119.90
25	CA	830	G	C5-C6-N1	5.08	114.04	111.50
25	CA	922	C	N3-C2-O2	5.08	125.46	121.90
25	CA	2729	G	C8-N9-C1'	-5.08	120.39	127.00
25	DA	324	A	N9-C4-C5	-5.08	103.77	105.80
25	DA	1954	G	C6-C5-N7	-5.08	127.35	130.40
25	DA	2575	C	C6-N1-C1'	5.08	126.90	120.80
25	DA	2820	A	C8-N9-C4	5.08	107.83	105.80
25	CA	304	U	N1-C2-O2	-5.08	119.24	122.80
25	CA	668	A	C2-N3-C4	-5.08	108.06	110.60
25	CA	735	A	C2-N3-C4	-5.08	108.06	110.60
1	BA	428	G	N1-C2-N3	-5.08	120.85	123.90
25	CA	74	A	C6-N1-C2	-5.08	115.55	118.60
25	CA	392	U	N1-C2-O2	-5.08	119.24	122.80
25	CA	2726	A	N1-C6-N6	-5.08	115.55	118.60
1	AA	876	C	C2-N3-C4	-5.08	117.36	119.90
1	BA	545	C	N3-C4-C5	5.08	123.93	121.90
1	BA	741	G	C8-N9-C4	5.08	108.43	106.40
25	CA	336	C	N1-C2-O2	-5.08	115.85	118.90

Continued on next page...

Continued from previous page...

Mol	Chain	Res	Type	Atoms	Z	Observed(°)	Ideal(°)
25	CA	540	C	N1-C2-O2	-5.08	115.85	118.90
25	CA	738	G	N7-C8-N9	5.08	115.64	113.10
25	CA	2039	U	N1-C2-N3	5.08	117.95	114.90
1	BA	1518	A	C4-C5-C6	5.08	119.54	117.00
25	DA	675	A	N9-C4-C5	-5.08	103.77	105.80
1	BA	1482	G	C6-C5-N7	-5.08	127.35	130.40
25	CA	598	U	N1-C2-O2	-5.08	119.25	122.80
25	CA	2331	G	C5-C6-O6	-5.08	125.56	128.60
25	DA	717	C	C6-N1-C2	5.08	122.33	120.30
25	DA	2446	G	N3-C2-N2	-5.08	116.35	119.90
1	BA	284	C	C6-N1-C2	5.07	122.33	120.30
25	CA	453	A	C4-C5-C6	5.07	119.54	117.00
25	CA	752	A	C1'-O4'-C4'	-5.07	105.84	109.90
25	CA	774	G	N1-C2-N2	-5.07	111.63	116.20
25	DA	374	A	C5-C6-N6	-5.07	119.64	123.70
25	DA	379	G	C5-C6-O6	-5.07	125.56	128.60
25	DA	533	G	N1-C6-O6	5.07	122.94	119.90
1	AA	23	C	N1-C2-O2	-5.07	115.86	118.90
1	BA	821	G	C8-N9-C4	5.07	108.43	106.40
25	CA	572	A	C5-N7-C8	-5.07	101.36	103.90
25	CA	1646	C	C5-C6-N1	-5.07	118.47	121.00
25	CA	1766	G	N7-C8-N9	-5.07	110.56	113.10
43	CS	73	LYS	CD-CE-NZ	5.07	123.36	111.70
25	DA	1009	A	C4-C5-C6	-5.07	114.46	117.00
1	AA	1331	G	N3-C4-N9	-5.07	122.96	126.00
25	CA	470	A	C6-C5-N7	-5.07	128.75	132.30
25	CA	2743	U	C5-C6-N1	-5.07	120.17	122.70
25	DA	585	G	C4-C5-N7	-5.07	108.77	110.80
25	DA	1820	U	N3-C4-O4	-5.07	115.85	119.40
25	DA	2900	A	N1-C6-N6	-5.07	115.56	118.60
1	AA	571	U	N3-C2-O2	5.07	125.75	122.20
25	CA	1240	U	N3-C2-O2	5.07	125.75	122.20
25	DA	398	C	N3-C2-O2	5.07	125.45	121.90
25	DA	2002	G	N3-C4-C5	5.07	131.13	128.60
1	AA	714	G	C5-C6-N1	5.07	114.03	111.50
25	CA	101	A	C5-C6-N1	-5.07	115.17	117.70
25	CA	379	G	N1-C6-O6	5.07	122.94	119.90
25	CA	963	U	N1-C2-O2	-5.07	119.25	122.80
25	CA	1232	G	C5-C6-O6	5.07	131.64	128.60
25	CA	1836	C	N3-C4-C5	5.07	123.93	121.90
25	CA	2034	U	C6-N1-C2	5.07	124.04	121.00
25	DA	2050	C	C6-N1-C2	-5.07	118.27	120.30

Continued on next page...

Continued from previous page...

Mol	Chain	Res	Type	Atoms	Z	Observed(°)	Ideal(°)
25	CA	575	A	N9-C4-C5	5.06	107.83	105.80
25	CA	322	A	C5-C6-N6	5.06	127.75	123.70
25	CA	1878	G	N1-C6-O6	5.06	122.94	119.90
25	DA	210	C	N3-C2-O2	5.06	125.44	121.90
25	DA	1678	A	N1-C2-N3	5.06	131.83	129.30
25	DA	1903	G	C4-N9-C1'	-5.06	119.92	126.50
25	DA	2064	C	N3-C4-C5	-5.06	119.88	121.90
25	DA	2626	C	C2-N3-C4	-5.06	117.37	119.90
25	CA	803	U	C2-N1-C1'	5.06	123.77	117.70
25	DA	946	C	N1-C2-O2	-5.06	115.86	118.90
1	AA	910	C	N1-C2-O2	-5.06	115.87	118.90
1	BA	347	G	C4-N9-C1'	-5.06	119.92	126.50
25	CA	151	C	N1-C2-O2	-5.06	115.86	118.90
25	CA	598	U	N3-C4-O4	-5.06	115.86	119.40
25	CA	2689	U	N3-C4-C5	5.06	117.64	114.60
25	DA	1759	A	C5-C6-N6	-5.06	119.65	123.70
25	DA	2822	G	C8-N9-C4	5.06	108.42	106.40
1	AA	586	C	N3-C4-C5	5.06	123.92	121.90
38	CN	86	ARG	NE-CZ-NH2	-5.06	117.77	120.30
1	BA	245	U	C5-C6-N1	-5.05	120.17	122.70
25	CA	626	A	C5-C6-N1	-5.05	115.17	117.70
25	CA	713	G	N9-C4-C5	-5.05	103.38	105.40
25	CA	1640	A	N9-C4-C5	5.05	107.82	105.80
25	CA	2504	U	N3-C4-C5	5.05	117.63	114.60
25	DA	954	G	C5-C6-O6	5.05	131.63	128.60
25	DA	1256	G	C4-N9-C1'	5.05	133.07	126.50
1	BA	60	A	C5-C6-N6	5.05	127.74	123.70
25	CA	235	U	C5-C6-N1	-5.05	120.17	122.70
1	AA	957	U	C2-N1-C1'	5.05	123.76	117.70
1	BA	1035	A	N1-C6-N6	5.05	121.63	118.60
25	CA	565	C	C2-N3-C4	-5.05	117.37	119.90
25	CA	2382	G	N3-C4-C5	-5.05	126.07	128.60
26	CB	108	A	N1-C6-N6	-5.05	115.57	118.60
25	DA	1768	C	C6-N1-C2	-5.05	118.28	120.30
25	DA	2811	G	C2-N3-C4	-5.05	109.38	111.90
1	BA	365	U	C5-C4-O4	5.05	128.93	125.90
1	BA	807	A	C2-N3-C4	5.05	113.12	110.60
1	BA	898	G	N3-C4-N9	-5.05	122.97	126.00
25	CA	1325	U	C6-N1-C1'	5.05	128.27	121.20
25	CA	1639	C	N1-C2-O2	-5.05	115.87	118.90
25	DA	1299	G	N3-C2-N2	5.05	123.44	119.90
1	AA	1417	G	N1-C2-N2	-5.05	111.66	116.20

Continued on next page...

Continued from previous page...

Mol	Chain	Res	Type	Atoms	Z	Observed(°)	Ideal(°)
25	CA	664	G	N9-C4-C5	5.05	107.42	105.40
25	DA	39	G	C4-N9-C1'	-5.05	119.94	126.50
1	AA	265	G	C8-N9-C1'	5.05	133.56	127.00
25	DA	1270	C	N3-C2-O2	5.05	125.43	121.90
25	CA	1191	G	C8-N9-C4	5.04	108.42	106.40
25	CA	2069	G	C5-N7-C8	-5.04	101.78	104.30
25	CA	2481	G	C8-N9-C4	-5.04	104.38	106.40
25	DA	2232	C	N3-C4-C5	-5.04	119.88	121.90
25	DA	2707	U	N3-C4-O4	-5.04	115.87	119.40
1	AA	4	U	C2-N1-C1'	5.04	123.75	117.70
1	AA	874	G	N3-C4-N9	5.04	129.03	126.00
1	BA	207	C	C2-N1-C1'	5.04	124.35	118.80
1	BA	1480	A	C6-C5-N7	-5.04	128.77	132.30
25	CA	2621	G	N1-C2-N3	5.04	126.93	123.90
25	DA	466	A	C5-N7-C8	5.04	106.42	103.90
25	DA	1657	U	N1-C2-N3	5.04	117.93	114.90
25	DA	2448	A	C4-C5-N7	5.04	113.22	110.70
25	DA	2825	G	C4-N9-C1'	5.04	133.06	126.50
1	BA	1386	G	C4-N9-C1'	-5.04	119.95	126.50
25	CA	486	C	C5-C4-N4	-5.04	116.67	120.20
25	CA	681	G	C8-N9-C1'	-5.04	120.45	127.00
25	DA	374	A	N1-C6-N6	5.04	121.62	118.60
25	DA	2555	U	N3-C4-C5	5.04	117.62	114.60
1	BA	377	G	N7-C8-N9	5.04	115.62	113.10
1	AA	35	G	N1-C2-N2	-5.04	111.67	116.20
1	AA	575	G	N9-C4-C5	5.04	107.42	105.40
1	AA	870	U	N3-C2-O2	5.04	125.73	122.20
25	CA	602	A	C5-C6-N6	-5.04	119.67	123.70
25	DA	325	G	C6-C5-N7	5.04	133.42	130.40
25	DA	2282	G	C4-C5-N7	-5.04	108.78	110.80
25	DA	2357	G	C5-C6-O6	-5.04	125.58	128.60
25	CA	123	G	N1-C6-O6	-5.04	116.88	119.90
25	DA	1303	G	N1-C6-O6	-5.04	116.88	119.90
25	DA	2447	G	C8-N9-C1'	5.04	133.55	127.00
1	BA	1494	G	N9-C4-C5	5.04	107.42	105.40
25	CA	385	C	N1-C2-O2	-5.04	115.88	118.90
25	DA	958	U	C2-N1-C1'	-5.04	111.66	117.70
1	AA	28	A	N1-C6-N6	5.03	121.62	118.60
25	CA	1844	C	C6-N1-C2	5.03	122.31	120.30
26	CB	14	U	N3-C2-O2	-5.03	118.68	122.20
25	DA	247	G	C2-N3-C4	5.03	114.42	111.90
25	DA	809	G	C8-N9-C4	-5.03	104.39	106.40

Continued on next page...

Continued from previous page...

Mol	Chain	Res	Type	Atoms	Z	Observed(°)	Ideal(°)
25	DA	1458	U	C2-N1-C1'	-5.03	111.66	117.70
25	CA	1901	A	N9-C4-C5	5.03	107.81	105.80
25	CA	2053	G	N3-C4-N9	5.03	129.02	126.00
25	CA	2266	A	N9-C4-C5	5.03	107.81	105.80
25	DA	2133	G	N3-C4-C5	-5.03	126.08	128.60
1	AA	453	G	N9-C4-C5	-5.03	103.39	105.40
25	CA	468	G	C8-N9-C4	-5.03	104.39	106.40
25	CA	2087	G	C4-C5-N7	5.03	112.81	110.80
25	DA	2583	G	C5-C6-N1	5.03	114.02	111.50
25	CA	1126	A	C6-N1-C2	-5.03	115.58	118.60
25	CA	1694	C	C6-N1-C2	5.03	122.31	120.30
25	CA	2133	G	N3-C4-N9	5.03	129.02	126.00
25	DA	375	G	N9-C4-C5	-5.03	103.39	105.40
25	DA	2610	C	C4-C5-C6	5.03	119.92	117.40
1	BA	846	G	C4-C5-N7	-5.03	108.79	110.80
25	CA	1482	G	N3-C4-C5	5.03	131.11	128.60
25	DA	1895	C	N1-C2-O2	-5.03	115.88	118.90
56	DB	89	U	N3-C2-O2	-5.03	118.68	122.20
1	BA	380	G	N1-C6-O6	5.03	122.92	119.90
25	CA	774	G	N3-C2-N2	5.03	123.42	119.90
26	CB	44	G	C6-C5-N7	-5.03	127.38	130.40
25	DA	1659	G	N3-C4-C5	5.03	131.11	128.60
25	DA	1897	G	C4-C5-N7	5.03	112.81	110.80
25	CA	775	G	C4-C5-C6	-5.02	115.79	118.80
25	CA	1631	G	C5-C6-O6	-5.02	125.58	128.60
25	CA	2377	A	C8-N9-C4	5.02	107.81	105.80
25	DA	1074	G	C4-C5-N7	-5.02	108.79	110.80
25	DA	2087	G	N3-C4-N9	-5.02	122.99	126.00
1	BA	1274	A	C8-N9-C4	-5.02	103.79	105.80
25	CA	238	C	N3-C2-O2	-5.02	118.38	121.90
25	CA	1168	G	N9-C4-C5	-5.02	103.39	105.40
25	CA	2067	G	N3-C4-N9	5.02	129.01	126.00
25	CA	2395	C	C5-C4-N4	-5.02	116.68	120.20
25	DA	329	G	C5-C6-O6	5.02	131.61	128.60
25	DA	579	G	N9-C4-C5	5.02	107.41	105.40
25	DA	787	C	N3-C2-O2	5.02	125.42	121.90
25	DA	1006	C	N1-C2-O2	-5.02	115.89	118.90
25	DA	1939	U	C4-C5-C6	-5.02	116.69	119.70
25	DA	1971	U	C5-C6-N1	5.02	125.21	122.70
1	AA	354	G	N1-C6-O6	5.02	122.91	119.90
25	CA	13	A	C6-C5-N7	-5.02	128.79	132.30
25	DA	1842	G	N1-C6-O6	5.02	122.91	119.90

Continued on next page...

Continued from previous page...

Mol	Chain	Res	Type	Atoms	Z	Observed(°)	Ideal(°)
1	AA	382	A	C8-N9-C4	5.02	107.81	105.80
1	BA	813	U	N1-C2-O2	-5.02	119.29	122.80
25	CA	1721	G	C4-N9-C1'	5.02	133.03	126.50
25	CA	2790	U	C2-N1-C1'	5.02	123.72	117.70
25	DA	177	G	C8-N9-C1'	-5.02	120.47	127.00
25	DA	1954	G	N3-C4-C5	-5.02	126.09	128.60
1	BA	615	G	C2-N3-C4	5.02	114.41	111.90
25	CA	1086	A	N1-C6-N6	5.02	121.61	118.60
25	CA	1439	A	N7-C8-N9	-5.02	111.29	113.80
25	CA	1837	C	N3-C2-O2	5.02	125.41	121.90
25	CA	2139	U	C2-N1-C1'	5.02	123.72	117.70
25	CA	2807	U	N3-C2-O2	5.02	125.71	122.20
25	DA	2548	U	N3-C4-O4	5.02	122.91	119.40
1	BA	656	G	C2-N3-C4	5.02	114.41	111.90
25	CA	1554	U	C5-C4-O4	5.02	128.91	125.90
1	BA	108	G	N9-C4-C5	5.01	107.41	105.40
25	CA	781	A	N1-C6-N6	5.01	121.61	118.60
25	CA	980	A	N1-C6-N6	5.01	121.61	118.60
25	CA	2762	C	C2-N1-C1'	-5.01	113.28	118.80
1	BA	447	G	N3-C4-C5	-5.01	126.09	128.60
1	AA	830	G	C5-C6-O6	-5.01	125.59	128.60
25	CA	1216	G	N3-C4-N9	5.01	129.01	126.00
25	CA	1680	U	N1-C2-O2	5.01	126.31	122.80
1	AA	934	C	C6-N1-C2	-5.01	118.30	120.30
1	BA	109	A	C6-N1-C2	5.01	121.61	118.60
1	BA	538	G	N3-C4-C5	-5.01	126.09	128.60
25	CA	715	A	C8-N9-C4	5.01	107.80	105.80
25	CA	729	G	N1-C2-N2	5.01	120.71	116.20
26	CB	29	A	N1-C6-N6	5.01	121.61	118.60
26	CB	61	G	N7-C8-N9	-5.01	110.59	113.10
25	DA	561	G	C5-C6-O6	-5.01	125.59	128.60
25	DA	1954	G	N3-C4-N9	5.01	129.01	126.00
25	DA	2006	C	N3-C2-O2	5.01	125.41	121.90
25	DA	2768	U	N3-C2-O2	-5.01	118.69	122.20
1	BA	1484	C	N1-C2-O2	-5.01	115.89	118.90
26	CB	55	U	N1-C2-O2	-5.01	119.29	122.80
25	DA	1421	G	C4-N9-C1'	5.01	133.01	126.50
25	CA	1876	A	N9-C4-C5	5.01	107.80	105.80
25	CA	2447	G	C4-C5-N7	5.01	112.80	110.80
25	CA	2486	C	C2-N1-C1'	5.01	124.31	118.80
25	DA	15	G	N3-C4-C5	5.01	131.10	128.60
1	AA	397	A	C4-N9-C1'	5.00	135.31	126.30

Continued on next page...

Continued from previous page...

Mol	Chain	Res	Type	Atoms	Z	Observed(°)	Ideal(°)
25	CA	835	C	N1-C2-O2	-5.00	115.90	118.90
25	CA	2564	A	C8-N9-C4	-5.00	103.80	105.80
25	DA	1980	G	C2-N3-C4	-5.00	109.40	111.90
25	DA	2015	A	C4-C5-N7	-5.00	108.20	110.70
1	AA	586	C	C2-N1-C1'	-5.00	113.30	118.80
1	AA	1358	U	C5-C4-O4	5.00	128.90	125.90
1	BA	1121	U	C5-C6-N1	5.00	125.20	122.70
25	CA	561	G	N9-C4-C5	-5.00	103.40	105.40
25	CA	675	A	N7-C8-N9	5.00	116.30	113.80
25	CA	941	A	C5-N7-C8	-5.00	101.40	103.90
25	CA	2088	A	N1-C6-N6	-5.00	115.60	118.60
25	CA	2575	C	N1-C2-N3	5.00	122.70	119.20
25	CA	2854	G	C5-C6-O6	5.00	131.60	128.60
25	DA	974	G	C8-N9-C1'	-5.00	120.50	127.00
25	DA	1136	G	N9-C4-C5	-5.00	103.40	105.40
25	DA	2462	C	N1-C2-O2	-5.00	115.90	118.90
25	CA	262	A	C8-N9-C4	5.00	107.80	105.80
25	CA	1913	A	C8-N9-C4	5.00	107.80	105.80
25	CA	2210	U	N3-C4-O4	5.00	122.90	119.40
25	CA	2750	A	N1-C6-N6	-5.00	115.60	118.60
26	CB	30	C	N1-C2-O2	5.00	121.90	118.90
25	DA	169	G	C4-N9-C1'	-5.00	120.00	126.50
25	DA	555	G	C5-C6-O6	-5.00	125.60	128.60
25	DA	1567	G	C4-C5-N7	5.00	112.80	110.80

There are no chirality outliers.

All (31) planarity outliers are listed below:

Mol	Chain	Res	Type	Group
4	AD	47	LEU	Peptide
5	AE	100	GLU	Peptide
9	AI	5	TYR	Peptide
11	AK	125	LYS	Peptide
13	AM	111	PRO	Peptide
14	AN	25	GLU	Peptide
21	AU	38	GLU	Peptide
21	AU	7	GLU	Peptide
4	BD	25	ARG	Peptide
5	BE	101	GLY	Peptide
5	BE	103	GLY	Peptide
6	BF	54	LEU	Peptide
11	BK	124	LYS	Peptide

Continued on next page...

Continued from previous page...

Mol	Chain	Res	Type	Group
11	BK	125	LYS	Peptide
12	BL	22	ALA	Peptide
12	BL	33	CYS	Peptide
20	BT	6	ALA	Peptide
21	BU	34	ARG	Peptide
27	CC	231	HIS	Peptide
28	CD	132	ALA	Peptide
28	CD	151	THR	Peptide
33	CI	37	PHE	Peptide
42	CR	8	GLY	Peptide
45	CU	52	ASN	Peptide
50	CZ	14	GLY	Peptide
27	DC	195	GLY	Peptide
28	DD	151	THR	Peptide
32	DH	4	ILE	Peptide
32	DH	63	ALA	Peptide
34	DJ	129	GLU	Peptide
39	DO	94	ARG	Peptide

5.2 Too-close contacts [i](#)

In the following table, the Non-H and H(model) columns list the number of non-hydrogen atoms and hydrogen atoms in the chain respectively. The H(added) column lists the number of hydrogen atoms added and optimized by MolProbity. The Clashes column lists the number of clashes within the asymmetric unit, whereas Symm-Clashes lists symmetry-related clashes.

Mol	Chain	Non-H	H(model)	H(added)	Clashes	Symm-Clashes
1	AA	32995	0	16607	2052	0
1	BA	33015	0	16617	2194	0
2	AB	1705	0	1732	374	0
2	BB	1705	0	1732	298	0
3	AC	1625	0	1699	235	0
3	BC	1625	0	1699	237	0
4	AD	1643	0	1710	291	0
4	BD	1643	0	1710	228	0
5	AE	1106	0	1148	214	0
5	BE	1106	0	1148	211	0
6	AF	818	0	808	116	0
6	BF	818	0	808	156	0
7	AG	1182	0	1240	116	0
7	BG	1182	0	1240	166	0
8	AH	979	0	1034	161	0

Continued on next page...

Continued from previous page...

Mol	Chain	Non-H	H(model)	H(added)	Clashes	Symm-Clashes
8	BH	979	0	1034	119	0
9	AI	1022	0	1070	189	0
9	BI	1022	0	1070	186	0
10	AJ	787	0	828	178	0
10	BJ	787	0	828	142	0
11	AK	877	0	887	160	0
11	BK	877	0	887	136	0
12	AL	955	0	1019	94	0
12	BL	955	0	1019	118	0
13	AM	884	0	944	163	0
13	BM	884	0	944	144	0
14	AN	774	0	827	130	0
14	BN	774	0	827	131	0
15	AO	714	0	737	61	0
15	BO	714	0	737	87	0
16	AP	649	0	666	106	0
16	BP	649	0	666	87	0
17	AQ	649	0	691	118	0
17	BQ	649	0	691	103	0
18	AR	456	0	478	46	0
18	BR	456	0	478	57	0
19	AS	638	0	665	88	0
19	BS	638	0	665	96	0
20	AT	665	0	714	84	0
20	BT	665	0	714	129	0
21	AU	426	0	449	139	0
21	BU	426	0	449	119	0
22	AV	1623	0	821	88	0
22	BV	1623	0	821	47	0
23	AX	324	0	162	19	0
23	BX	346	0	173	24	0
24	AY	1419	0	1467	97	0
25	CA	62195	0	31271	2445	0
25	DA	62173	0	31270	3398	0
26	CB	2548	0	1292	98	0
27	CC	2083	0	2157	227	0
27	DC	2083	0	2157	213	0
28	CD	1565	0	1616	129	0
28	DD	1565	0	1616	114	0
29	CE	1552	0	1619	143	0
29	DE	1552	0	1619	163	0
30	CF	1411	0	1447	202	0

Continued on next page...

Continued from previous page...

Mol	Chain	Non-H	H(model)	H(added)	Clashes	Symm-Clashes
30	DF	1411	0	1447	197	0
31	CG	1323	0	1374	146	0
31	DG	1323	0	1374	177	0
32	CH	1110	0	1148	145	0
32	DH	1110	0	1148	210	0
33	CI	1032	0	1088	246	0
33	DI	1032	0	1088	180	0
34	CJ	1129	0	1162	57	0
34	DJ	1129	0	1162	96	0
35	CK	939	0	1012	75	0
35	DK	939	0	1012	79	0
36	CL	1045	0	1117	130	0
36	DL	1045	0	1117	168	0
37	CM	1074	0	1157	96	0
37	DM	1074	0	1157	127	0
38	CN	961	0	1000	94	0
38	DN	961	0	1000	124	0
39	CO	892	0	923	84	0
39	DO	892	0	923	141	0
40	CP	917	0	965	93	0
40	DP	917	0	965	107	0
41	CQ	947	0	1022	63	0
41	DQ	947	0	1022	83	0
42	CR	816	0	839	84	0
42	DR	816	0	839	99	0
43	CS	857	0	922	42	0
43	DS	857	0	922	82	0
44	CT	739	0	807	71	0
44	DT	739	0	807	114	0
45	CU	780	0	834	66	0
45	DU	780	0	834	111	0
46	CV	753	0	780	59	0
46	DV	753	0	780	71	0
47	CW	575	0	589	27	0
48	CX	625	0	655	41	0
48	DX	625	0	655	58	0
49	CY	509	0	543	88	0
49	DY	509	0	543	109	0
50	CZ	449	0	491	26	0
50	DZ	449	0	491	47	0
51	C0	444	0	461	35	0
51	D0	444	0	461	41	0

Continued on next page...

Continued from previous page...

Mol	Chain	Non-H	H(model)	H(added)	Clashes	Symm-Clashes
52	C1	410	0	440	37	0
52	D1	410	0	440	45	0
53	C2	377	0	418	26	0
53	D2	377	0	418	18	0
54	C3	504	0	574	40	0
54	D3	504	0	574	42	0
55	C4	302	0	340	23	0
55	D4	302	0	340	34	0
56	DB	2529	0	1281	163	0
57	DW	564	0	576	36	0
58	AA	72	0	0	0	0
58	BA	56	0	0	0	0
58	CA	194	0	0	0	0
58	CB	4	0	0	0	0
58	CQ	1	0	0	0	0
58	DA	166	0	0	0	0
58	DB	3	0	0	0	0
58	DL	1	0	0	0	0
58	DQ	1	0	0	0	0
59	C4	1	0	0	0	0
59	D4	1	0	0	0	0
60	AA	197	0	0	11	0
60	AN	4	0	0	0	0
60	AT	1	0	0	0	0
60	AU	1	0	0	0	0
60	BA	190	0	0	12	0
60	BL	1	0	0	0	0
60	BN	5	0	0	1	0
60	BT	1	0	0	0	0
60	BU	1	0	0	0	0
60	C2	1	0	0	0	0
60	C3	1	0	0	0	0
60	C4	2	0	0	0	0
60	CA	625	0	0	62	0
60	CB	13	0	0	0	0
60	CC	8	0	0	0	0
60	CD	2	0	0	0	0
60	CE	2	0	0	0	0
60	CF	1	0	0	0	0
60	CJ	1	0	0	0	0
60	CL	6	0	0	2	0
60	CN	4	0	0	0	0

Continued on next page...

Continued from previous page...

Mol	Chain	Non-H	H(model)	H(added)	Clashes	Symm-Clashes
60	CS	1	0	0	0	0
60	CV	1	0	0	0	0
60	D2	1	0	0	0	0
60	D3	2	0	0	0	0
60	D4	1	0	0	0	0
60	DA	622	0	0	70	0
60	DB	14	0	0	0	0
60	DC	4	0	0	0	0
60	DD	5	0	0	2	0
60	DE	2	0	0	0	0
60	DJ	1	0	0	0	0
60	DL	4	0	0	1	0
60	DN	1	0	0	0	0
60	DR	1	0	0	0	0
All	All	292354	0	195461	20868	0

The all-atom clashscore is defined as the number of clashes found per 1000 atoms (including hydrogen atoms). The all-atom clashscore for this structure is 43.

All (20868) close contacts within the same asymmetric unit are listed below, sorted by their clash magnitude.

Atom-1	Atom-2	Interatomic distance (Å)	Clash overlap (Å)
32:DH:93:SER:OG	32:DH:121:VAL:HG12	1.46	1.15
1:BA:1053:G:H4'	1:BA:1054:C:H5'	1.29	1.11
32:DH:93:SER:OG	32:DH:121:VAL:CG1	2.03	1.06
25:DA:1153:C:OP2	60:DA:3363:HOH:O	1.78	1.01
12:BL:33:CYS:HA	12:BL:54:VAL:HA	1.44	0.99
1:BA:1362:A:OP1	1:BA:1362:A:H4'	1.61	0.98
25:CA:2127:G:H4'	25:CA:2128:G:OP1	1.63	0.98
33:DI:38:CYS:HA	33:DI:41:PHE:HB3	1.46	0.98
25:DA:1060:U:H4'	25:DA:1061:U:H5'	1.41	0.98
25:CA:416:U:C5	25:CA:417:C:C5	2.52	0.97
25:DA:731:C:OP2	60:DA:3697:HOH:O	1.81	0.97
1:BA:1053:G:C4'	1:BA:1054:C:H5'	1.94	0.96
25:CA:761:A:OP1	60:CA:3700:HOH:O	1.84	0.95
25:CA:2127:G:H2'	25:CA:2128:G:C8	2.00	0.95
25:CA:2553:G:H5''	25:CA:2554:U:OP2	1.65	0.95
4:BD:25:ARG:HG3	4:BD:26:ALA:N	1.80	0.95
42:CR:42:ALA:HA	42:CR:46:GLU:HB2	1.45	0.95
25:CA:1779:U:H5	25:CA:1784:A:N7	1.63	0.94
32:CH:31:VAL:HB	32:CH:32:PRO:HD2	1.45	0.94

Continued on next page...

Continued from previous page...

Atom-1	Atom-2	Interatomic distance (Å)	Clash overlap (Å)
25:CA:783:A:OP2	60:CA:3314:HOH:O	1.84	0.94
25:CA:999:U:OP2	60:CA:3360:HOH:O	1.82	0.94
1:AA:1142:G:C2	1:AA:1143:G:H1'	2.03	0.94
25:DA:1314:C:OP1	60:DA:3770:HOH:O	1.84	0.94
1:BA:1234:C:HO2'	1:BA:1364:U:H6	0.99	0.94
21:AU:19:LYS:HA	21:AU:19:LYS:CE	1.98	0.94
33:CI:21:PRO:HB2	33:CI:22:PRO:HD3	1.49	0.94
1:AA:1313:U:OP2	19:AS:5:LYS:HB3	1.68	0.93
2:AB:49:PHE:HA	2:AB:52:ALA:HB3	1.49	0.93
1:AA:255:G:O6	1:AA:266:G:O6	1.85	0.93
25:CA:1131:G:OP1	34:CJ:82:GLY:HA2	1.68	0.93
17:AQ:14:ASP:C	17:AQ:16:MET:SD	2.46	0.93
25:DA:219:A:N7	60:DA:3223:HOH:O	2.01	0.93
1:BA:1273:C:H2'	1:BA:1274:A:O4'	1.69	0.93
1:BA:1275:A:C2'	1:BA:1276:G:H5'	1.98	0.92
37:CM:57:VAL:O	37:CM:60:GLN:HG3	1.65	0.92
1:AA:1124:G:H3'	1:AA:1145:A:N6	1.83	0.92
17:AQ:7:LEU:HD22	17:AQ:72:TRP:CZ3	2.04	0.92
1:BA:1062:U:H2'	1:BA:1063:C:C6	2.04	0.92
1:BA:1151:A:C2	1:BA:1152:A:C5	2.57	0.92
25:DA:1746:A:H2'	25:DA:1747:U:C6	2.04	0.92
42:DR:39:LEU:HA	42:DR:49:ILE:HG21	1.50	0.92
25:DA:161:A:H3'	25:DA:162:U:H5''	1.50	0.92
1:AA:598:U:H4'	8:AH:85:TYR:CD1	2.05	0.92
25:CA:933:A:H5'	25:CA:934:U:OP2	1.70	0.92
1:AA:1074:G:O2'	2:AB:101:THR:HG21	1.70	0.92
25:CA:2473:U:C5	25:CA:2474:U:C5	2.57	0.92
13:BM:53:ASP:HA	13:BM:56:ARG:HB3	1.50	0.92
25:DA:2335:A:N7	25:DA:2337:G:C5	2.38	0.91
29:DE:108:ILE:HD11	29:DE:180:LEU:HB3	1.49	0.91
25:CA:981:A:OP1	60:CA:3598:HOH:O	1.85	0.91
25:CA:1179:G:C5	25:CA:1180:U:H1'	2.04	0.91
32:DH:31:VAL:HB	32:DH:32:PRO:HD2	1.53	0.91
25:CA:2346:A:H3'	25:CA:2347:C:C5'	1.99	0.91
31:CG:8:VAL:CG1	31:CG:49:LEU:HB2	1.99	0.91
2:AB:82:ALA:HA	2:AB:85:SER:OG	1.68	0.91
1:BA:484:G:H4'	1:BA:485:U:O5'	1.68	0.91
4:AD:169:TRP:NE1	4:AD:185:PRO:HG3	1.86	0.91
25:DA:958:U:H2'	56:DB:89:U:C6	2.04	0.90
25:CA:1287:A:H5'	38:CN:103:ARG:HD2	1.50	0.90
2:BB:209:VAL:O	2:BB:213:LEU:HB2	1.72	0.90

Continued on next page...

Continued from previous page...

Atom-1	Atom-2	Interatomic distance (Å)	Clash overlap (Å)
32:DH:59:ALA:O	32:DH:62:LEU:HD12	1.70	0.90
1:AA:1101:A:H4'	1:AA:1102:A:O5'	1.69	0.90
52:D1:12:SER:HB2	52:D1:48:TYR:CE1	2.06	0.90
25:CA:1085:A:H2'	25:CA:1086:A:C2	2.07	0.89
25:DA:1993:U:H4'	28:DD:133:THR:HG21	1.52	0.89
1:AA:1123:U:H4'	10:AJ:39:PRO:HD2	1.54	0.89
34:CJ:80:HIS:HB3	34:CJ:81:ILE:HG22	1.54	0.89
35:DK:76:VAL:HG12	40:DP:72:VAL:CG2	2.03	0.89
1:AA:1539:C:H5''	21:AU:17:ARG:HG3	1.55	0.89
25:DA:860:U:C1'	25:DA:2268:A:H5'	2.02	0.89
25:DA:1315:C:OP2	60:DA:3770:HOH:O	1.91	0.89
1:AA:1538:C:C2'	1:AA:1539:C:H5'	2.03	0.88
16:BP:72:ALA:HA	16:BP:75:ILE:HD12	1.55	0.88
25:DA:1494:A:C2	25:DA:1495:A:C4	2.62	0.88
1:BA:1522:U:O2'	1:BA:1523:G:H5'	1.74	0.88
3:BC:149:LYS:HG3	3:BC:200:TRP:CE3	2.09	0.88
32:DH:94:ILE:HB	32:DH:122:LEU:HB2	1.56	0.88
1:BA:518:C:H2'	1:BA:530:G:C8	2.08	0.88
1:BA:1001:C:H2'	1:BA:1002:G:C8	2.08	0.88
25:CA:999:U:P	60:CA:3360:HOH:O	2.29	0.88
25:DA:2286:G:H4'	25:DA:2287:A:O5'	1.72	0.88
2:AB:207:ARG:C	2:AB:211:LEU:HD13	1.94	0.88
17:BQ:13:SER:HB3	17:BQ:21:VAL:CG1	2.02	0.88
50:DZ:23:LEU:HD11	50:DZ:53:MET:HE1	1.56	0.88
42:CR:49:ILE:HG22	42:CR:53:PHE:N	1.87	0.88
5:BE:148:SER:HB2	5:BE:151:MET:CG	2.04	0.87
25:CA:404:A:H1'	25:CA:405:U:OP2	1.74	0.87
40:CP:92:ARG:O	40:CP:93:LYS:HB2	1.71	0.87
43:CS:43:ALA:O	43:CS:47:VAL:HG12	1.74	0.87
1:BA:131:A:H2'	1:BA:132:C:C6	2.10	0.87
25:DA:988:A:O5'	50:DZ:11:SER:HB2	1.73	0.87
1:BA:1277:C:O2'	1:BA:1279:G:H1'	1.74	0.87
25:DA:1590:A:H2'	25:DA:1591:A:C8	2.09	0.87
25:CA:790:U:O2'	25:CA:791:C:OP2	1.93	0.87
3:BC:129:PHE:CE2	3:BC:130:ARG:HD3	2.10	0.87
25:CA:1187:G:H5''	42:CR:83:TYR:CE2	2.10	0.87
34:DJ:31:GLU:HG3	34:DJ:142:ILE:HD11	1.56	0.87
11:AK:51:PHE:CB	11:AK:55:ARG:HB3	2.03	0.86
25:CA:721:A:H2'	25:CA:722:A:C8	2.09	0.86
11:AK:69:CYS:O	11:AK:72:ALA:HB3	1.73	0.86
6:AF:5:GLU:HG2	6:AF:90:MET:HE1	1.58	0.86

Continued on next page...

Continued from previous page...

Atom-1	Atom-2	Interatomic distance (Å)	Clash overlap (Å)
33:CI:107:GLU:HA	33:CI:110:GLN:HB3	1.58	0.86
33:DI:16:MET:SD	33:DI:19:PRO:HB3	2.15	0.86
8:AH:74:ILE:CD1	8:AH:128:VAL:HG22	2.04	0.86
1:BA:1166:G:C6	1:BA:1168:U:H5''	2.10	0.86
25:CA:2711:A:P	60:CA:3551:HOH:O	2.33	0.86
25:DA:2491:U:H5''	25:DA:2570:G:H5''	1.57	0.86
4:AD:36:ALA:HA	4:AD:41:GLY:HA3	1.57	0.86
15:AO:27:GLN:O	15:AO:30:LEU:HD12	1.76	0.86
12:BL:24:GLU:O	12:BL:25:ALA:C	2.14	0.86
46:CV:2:PHE:HD1	46:CV:50:MET:HE3	1.39	0.86
36:DL:91:ASP:HB3	36:DL:94:THR:HB	1.56	0.86
38:DN:77:ALA:O	38:DN:79:LEU:O	1.93	0.86
16:BP:61:VAL:CG2	16:BP:67:ILE:HD11	2.06	0.86
25:CA:2498:C:OP2	60:CA:3692:HOH:O	1.94	0.86
32:DH:62:LEU:HD13	32:DH:63:ALA:N	1.88	0.86
25:CA:1730:C:OP1	25:CA:1730:C:H4'	1.75	0.85
2:AB:105:THR:O	2:AB:106:VAL:HB	1.75	0.85
1:BA:1062:U:H2'	1:BA:1063:C:C5	2.10	0.85
25:DA:265:A:H4'	25:DA:266:G:OP1	1.75	0.85
32:CH:117:LEU:HD21	32:CH:121:VAL:HA	1.58	0.85
25:DA:2223:G:H2'	25:DA:2224:G:H5'	1.56	0.85
34:CJ:81:ILE:HG12	34:CJ:82:GLY:N	1.91	0.85
25:DA:2352:A:H2'	25:DA:2353:G:O4'	1.77	0.85
1:AA:142:G:C4	1:AA:143:A:C8	2.63	0.85
1:BA:1221:G:H4'	19:BS:76:THR:CG2	2.06	0.85
25:CA:278:A:C2	25:CA:362:A:C8	2.63	0.85
25:CA:1854:A:H2'	25:CA:1855:U:H5'	1.57	0.85
25:DA:2783:U:H2'	25:DA:2784:U:C6	2.12	0.85
4:BD:190:LEU:O	4:BD:191:SER:HB3	1.74	0.85
1:AA:1181:G:O2'	1:AA:1182:G:C8	2.29	0.85
11:AK:16:SER:HA	11:AK:78:ILE:HA	1.58	0.85
1:BA:8:A:C6	4:BD:205:LYS:HB3	2.12	0.85
11:AK:80:ASN:HB3	11:AK:105:ARG:HB3	1.58	0.85
25:CA:1060:U:C4'	25:CA:1062:G:H5'	2.07	0.85
25:DA:2335:A:OP1	39:DO:13:ARG:HD2	1.77	0.85
1:BA:1275:A:H2'	1:BA:1276:G:H5'	1.58	0.84
25:CA:2786:U:O2'	25:CA:2787:C:H5'	1.76	0.84
25:DA:214:G:H1'	25:DA:217:A:H5'	1.59	0.84
25:DA:2407:A:C4	25:DA:2408:U:C5	2.65	0.84
1:BA:308:C:H2'	1:BA:309:A:H8	1.41	0.84
25:DA:2164:C:H2'	25:DA:2165:C:C6	2.11	0.84

Continued on next page...

Continued from previous page...

Atom-1	Atom-2	Interatomic distance (Å)	Clash overlap (Å)
13:AM:19:THR:HA	13:AM:24:VAL:HG23	1.59	0.84
25:CA:1073:A:H3'	25:CA:1074:G:C5'	2.07	0.84
25:DA:947:A:O2'	25:DA:984:A:H2	1.61	0.84
25:DA:1468:U:O2	25:DA:1525:A:C2	2.30	0.84
1:AA:554:A:H5'	12:AL:25:ALA:HB1	1.58	0.84
25:CA:2307:G:N2	25:CA:2311:A:H2'	1.93	0.84
42:DR:68:ARG:HD3	42:DR:92:TRP:CE2	2.13	0.84
1:AA:554:A:H5'	12:AL:25:ALA:CB	2.07	0.84
4:AD:169:TRP:CE2	4:AD:185:PRO:HG3	2.11	0.84
1:AA:657:U:O2	15:AO:21:THR:HG23	1.78	0.84
25:DA:528:A:H8	25:DA:528:A:H3'	1.43	0.84
10:AJ:29:ALA:HA	10:AJ:32:THR:HG22	1.58	0.84
8:AH:52:GLY:HA3	8:AH:56:PRO:HA	1.57	0.84
37:DM:21:ALA:HB1	37:DM:100:LYS:HG2	1.57	0.84
43:DS:84:ARG:HB2	43:DS:96:ILE:CG1	2.08	0.84
21:AU:13:VAL:HG13	21:AU:15:LEU:CD2	2.08	0.84
42:CR:39:LEU:HA	42:CR:49:ILE:CG2	2.06	0.84
52:C1:18:HIS:CD2	52:C1:40:PRO:HD2	2.13	0.84
25:CA:2757:A:N1	31:CG:66:THR:HG21	1.92	0.84
32:CH:27:ARG:O	32:CH:28:ASN:HB2	1.76	0.84
36:DL:85:VAL:O	36:DL:86:GLU:HB3	1.78	0.84
25:CA:2602:A:H4'	25:CA:2603:G:OP2	1.78	0.83
32:CH:61:VAL:O	32:CH:64:ALA:HB3	1.77	0.83
25:DA:1435:G:C2'	25:DA:1436:G:H5'	2.08	0.83
1:AA:1031:C:H4'	1:AA:1032:G:H5''	1.58	0.83
25:DA:2711:A:OP2	60:DA:3554:HOH:O	1.96	0.83
3:AC:52:SER:O	3:AC:53:ARG:HB2	1.76	0.83
1:BA:1040:U:H2'	1:BA:1041:G:C8	2.12	0.83
25:DA:1458:U:H4'	25:DA:1459:G:O5'	1.78	0.83
39:DO:33:ARG:HG2	39:DO:34:HIS:CD2	2.12	0.83
25:CA:1167:C:H2'	25:CA:1168:G:H5''	1.60	0.83
25:DA:1605:C:H2'	25:DA:1606:C:H5'	1.58	0.83
1:AA:459:A:H2'	1:AA:460:A:C1'	2.08	0.83
25:DA:1069:A:N1	25:DA:1073:A:N7	2.26	0.83
25:CA:372:G:O2'	48:CX:53:LYS:HE2	1.78	0.83
25:DA:1602:U:O4	60:DA:3719:HOH:O	1.97	0.83
1:AA:459:A:H2'	1:AA:460:A:O4'	1.78	0.83
11:AK:22:ILE:HD11	11:AK:85:VAL:HG13	1.58	0.83
30:CF:24:VAL:O	30:CF:27:VAL:HG12	1.78	0.83
1:BA:765:G:H5''	1:BA:766:A:OP1	1.79	0.83
1:BA:1124:G:C2	1:BA:1127:G:N2	2.46	0.83

Continued on next page...

Continued from previous page...

Atom-1	Atom-2	Interatomic distance (Å)	Clash overlap (Å)
42:DR:39:LEU:HA	42:DR:49:ILE:CG2	2.08	0.83
25:CA:2211:A:H1'	25:CA:2212:A:OP1	1.79	0.83
5:BE:68:ARG:O	5:BE:69:ASN:HB2	1.78	0.82
42:CR:49:ILE:HB	42:CR:52:PRO:HA	1.60	0.82
1:AA:624:C:H4'	16:AP:11:ALA:HB2	1.59	0.82
12:AL:23:LEU:O	12:AL:25:ALA:N	2.12	0.82
25:DA:1124:G:H1'	55:D4:38:GLY:OXT	1.80	0.82
3:AC:139:ASN:HA	3:AC:142:ARG:CB	2.10	0.82
28:DD:104:VAL:O	28:DD:105:LYS:CB	2.26	0.82
51:C0:54:ILE:HG22	51:C0:55:ALA:N	1.91	0.82
25:DA:1943:U:H4'	25:DA:1944:U:OP1	1.79	0.82
25:DA:2127:G:H4'	25:DA:2128:G:OP1	1.79	0.82
36:DL:119:PRO:HB3	36:DL:139:GLY:HA3	1.59	0.82
1:AA:410:G:C5'	1:AA:411:A:OP1	2.28	0.82
5:BE:14:LEU:CB	5:BE:36:THR:HG22	2.09	0.82
33:CI:79:LEU:HD13	33:CI:135:MET:SD	2.19	0.82
39:DO:51:ALA:HB3	39:DO:78:VAL:HG22	1.61	0.82
1:AA:1083:U:H5	1:AA:1084:G:C5	1.98	0.82
13:AM:21:ILE:HB	13:AM:24:VAL:CG2	2.08	0.82
21:AU:36:PHE:HA	21:AU:39:LYS:CE	2.10	0.82
5:BE:100:GLU:O	5:BE:102:THR:N	2.13	0.82
25:DA:319:G:C2'	25:DA:320:A:O5'	2.28	0.82
1:BA:86:G:H1'	1:BA:87:C:O4'	1.80	0.82
41:CQ:23:TYR:O	41:CQ:24:TYR:CB	2.28	0.82
25:DA:2792:A:C2	25:DA:2793:C:C5	2.66	0.82
1:BA:1261:A:C2	1:BA:1262:C:C5	2.68	0.82
25:DA:1013:C:OP2	60:DA:3608:HOH:O	1.98	0.82
25:DA:2879:A:H4'	25:DA:2880:C:OP1	1.77	0.82
1:AA:511:C:C2	1:AA:512:U:C5	2.68	0.81
1:BA:188:C:H2'	1:BA:188:C:O2	1.80	0.81
1:BA:783:C:H2'	1:BA:784:A:H5'	1.62	0.81
30:CF:118:ALA:HB1	30:CF:166:ARG:HD2	1.60	0.81
25:DA:1779:U:C5	25:DA:1784:A:N7	2.48	0.81
1:AA:1397:C:O2'	1:AA:1398:A:OP1	1.96	0.81
5:AE:136:VAL:O	5:AE:137:ARG:CB	2.27	0.81
1:BA:1108:G:H5''	3:BC:175:HIS:CD2	2.15	0.81
25:CA:1838:C:C2	25:CA:1898:U:C5	2.68	0.81
41:CQ:78:PHE:CZ	41:CQ:82:LEU:HD11	2.15	0.81
22:AV:52:G:C2	22:AV:53:G:C8	2.68	0.81
25:CA:804:A:H5''	25:CA:805:G:OP1	1.80	0.81
25:CA:2551:C:OP1	60:CA:3434:HOH:O	1.97	0.81

Continued on next page...

Continued from previous page...

Atom-1	Atom-2	Interatomic distance (Å)	Clash overlap (Å)
25:DA:1551:A:H2'	25:DA:1552:A:H5'	1.61	0.81
25:DA:2585:U:O2'	25:DA:2586:U:H5'	1.80	0.81
42:DR:49:ILE:HD12	42:DR:52:PRO:HA	1.62	0.81
55:D4:17:VAL:HB	55:D4:26:ILE:HD11	1.62	0.81
33:CI:75:ALA:HB1	33:CI:128:ILE:CG2	2.11	0.81
25:DA:528:A:H3'	25:DA:528:A:C8	2.16	0.81
1:AA:79:G:H1	1:AA:90:C:H42	1.28	0.81
1:BA:71:A:C2	1:BA:100:G:C8	2.67	0.81
3:BC:22:PHE:CD2	3:BC:23:ALA:N	2.49	0.81
28:CD:181:ASP:OD2	28:CD:184:ARG:HD3	1.80	0.81
25:CA:1462:C:H2'	25:CA:1463:C:H5'	1.63	0.81
25:DA:1539:U:O2	25:DA:1540:G:C8	2.34	0.81
25:DA:2326:C:H1'	25:DA:2327:A:OP1	1.80	0.81
25:DA:2666:C:C5	25:DA:2667:C:C5	2.68	0.81
25:CA:2007:U:C2'	25:CA:2008:C:H5'	2.10	0.81
33:DI:124:MET:HA	33:DI:127:SER:HB3	1.61	0.81
14:AN:41:ARG:HB2	14:AN:42:TRP:CZ3	2.16	0.81
1:BA:1053:G:N7	1:BA:1199:U:H3'	1.93	0.81
32:DH:9:VAL:HG22	32:DH:35:LYS:HE2	1.63	0.81
1:BA:965:U:O2'	1:BA:966:G:OP2	1.97	0.81
10:BJ:57:VAL:O	10:BJ:58:ASN:HB2	1.80	0.81
25:DA:319:G:H2'	25:DA:320:A:O5'	1.81	0.81
25:DA:2143:C:H2'	25:DA:2144:G:O4'	1.79	0.81
1:BA:1348:U:H4'	9:BI:121:ARG:HG3	1.63	0.81
25:DA:1333:G:C2	25:DA:1334:G:C8	2.69	0.81
25:DA:1866:A:C2	25:DA:1876:A:C5	2.68	0.81
11:BK:51:PHE:CZ	11:BK:61:ALA:HA	2.16	0.80
17:BQ:45:VAL:HG21	17:BQ:60:ILE:HD11	1.63	0.80
25:CA:1603:A:OP1	60:CA:3414:HOH:O	1.99	0.80
5:AE:89:THR:HG22	5:AE:90:GLY:N	1.96	0.80
1:BA:1239:A:H4'	1:BA:1240:U:OP1	1.81	0.80
5:BE:148:SER:HB2	5:BE:151:MET:HG3	1.62	0.80
25:CA:1993:U:H4'	28:CD:133:THR:HG21	1.63	0.80
25:CA:2346:A:H3'	25:CA:2347:C:H5'	1.64	0.80
25:DA:685:A:H4'	25:DA:686:U:O5'	1.79	0.80
1:AA:181:A:N6	1:AA:195:A:C8	2.49	0.80
5:BE:101:GLY:O	5:BE:103:GLY:N	2.14	0.80
25:CA:1269:A:OP2	60:CA:3382:HOH:O	1.99	0.80
37:CM:16:ARG:HH11	37:CM:16:ARG:HG2	1.46	0.80
1:AA:204:G:H3'	1:AA:205:A:C5'	2.10	0.80
11:BK:14:GLN:HA	11:BK:76:TYR:HA	1.63	0.80

Continued on next page...

Continued from previous page...

Atom-1	Atom-2	Interatomic distance (Å)	Clash overlap (Å)
27:CC:164:VAL:HG22	27:CC:172:THR:O	1.81	0.80
2:AB:212:TYR:O	2:AB:216:VAL:HG23	1.80	0.80
8:AH:58:LEU:HD13	8:AH:59:GLU:N	1.97	0.80
1:BA:532:A:N6	1:BA:1206:G:O2'	2.15	0.80
5:BE:95:MET:CE	5:BE:114:LEU:HD21	2.11	0.80
31:DG:53:PRO:HG3	31:DG:61:TRP:CE2	2.15	0.80
1:AA:277:C:H2'	1:AA:278:G:O5'	1.82	0.80
32:CH:125:THR:HA	32:CH:146:VAL:HB	1.63	0.80
3:AC:26:LYS:HD2	3:AC:26:LYS:H	1.47	0.80
1:BA:738:C:H2'	1:BA:739:C:H6	1.47	0.80
1:BA:1225:A:H2'	1:BA:1226:C:C5	2.17	0.80
20:BT:35:TYR:CE1	20:BT:39:GLU:HB2	2.17	0.80
31:CG:37:ASN:O	31:CG:38:ASP:CB	2.30	0.80
25:DA:1401:G:C5	25:DA:1402:U:C5	2.70	0.80
25:DA:2340:A:H2'	25:DA:2341:G:C8	2.17	0.80
2:AB:162:VAL:HG11	2:AB:182:VAL:HG13	1.63	0.80
3:AC:76:ILE:HA	3:AC:83:VAL:HG23	1.64	0.80
13:AM:28:ARG:CZ	13:AM:62:PHE:HB2	2.12	0.80
25:DA:1131:G:OP1	34:DJ:82:GLY:HA2	1.82	0.80
27:DC:242:HIS:O	27:DC:244:VAL:HG13	1.82	0.80
32:DH:53:GLU:O	32:DH:57:LYS:HB3	1.82	0.80
1:AA:17:U:H2'	1:AA:18:C:C6	2.17	0.80
1:AA:513:C:C2'	1:AA:514:C:O5'	2.30	0.80
2:AB:98:GLY:O	2:AB:102:ASN:HB2	1.81	0.80
2:AB:146:SER:O	2:AB:147:LEU:HG	1.80	0.80
3:BC:71:ARG:HB3	3:BC:74:ILE:HG22	1.64	0.80
25:CA:2427:C:H5''	25:CA:2428:G:OP1	1.82	0.80
25:DA:1444:G:H2'	25:DA:1445:G:C8	2.17	0.80
25:DA:2262:U:O2'	25:DA:2263:C:H5'	1.82	0.80
1:BA:1181:G:O2'	1:BA:1182:G:C8	2.35	0.79
1:BA:1181:G:O2'	1:BA:1182:G:N7	2.15	0.79
42:DR:51:VAL:HB	42:DR:52:PRO:HD2	1.64	0.79
1:AA:481:G:H5''	1:AA:481:G:C8	2.17	0.79
1:AA:573:A:OP2	60:AA:1737:HOH:O	2.00	0.79
1:AA:587:G:H4'	8:AH:3:GLN:HA	1.65	0.79
2:AB:46:VAL:HB	2:AB:47:PRO:HD3	1.64	0.79
1:BA:154:U:C2	1:BA:168:G:N2	2.50	0.79
37:CM:16:ARG:HH11	37:CM:16:ARG:CG	1.95	0.79
25:DA:2022:U:OP1	60:DA:3668:HOH:O	2.00	0.79
31:DG:112:VAL:HG11	31:DG:150:TYR:CE2	2.17	0.79
32:DH:117:LEU:HD21	32:DH:121:VAL:HA	1.62	0.79

Continued on next page...

Continued from previous page...

Atom-1	Atom-2	Interatomic distance (Å)	Clash overlap (Å)
1:AA:91:U:H2'	1:AA:92:U:O4'	1.82	0.79
10:AJ:10:LEU:HB2	10:AJ:72:ARG:HB2	1.63	0.79
1:BA:1540:U:O3'	21:BU:17:ARG:CZ	2.31	0.79
4:BD:160:LEU:HD22	4:BD:161:ALA:N	1.97	0.79
26:CB:57:A:H4'	30:CF:26:GLN:NE2	1.96	0.79
49:DY:26:PHE:CE2	49:DY:30:MET:HG2	2.17	0.79
1:AA:206:C:H2'	1:AA:207:C:O4'	1.80	0.79
2:AB:50:ASN:O	2:AB:51:GLU:HB2	1.80	0.79
2:AB:216:VAL:O	2:AB:219:THR:HG23	1.82	0.79
1:BA:869:G:O6	60:BA:1819:HOH:O	1.99	0.79
12:BL:33:CYS:HB3	12:BL:54:VAL:HG22	1.63	0.79
25:CA:1410:G:N7	60:CA:3628:HOH:O	2.14	0.79
25:DA:2783:U:H2'	25:DA:2784:U:H6	1.47	0.79
1:BA:841:C:H3'	1:BA:843:U:H5''	1.64	0.79
33:CI:15:GLY:HA2	33:CI:50:LYS:HB3	1.64	0.79
25:DA:984:A:H5''	25:DA:985:C:OP2	1.82	0.79
36:DL:81:ASP:HA	36:DL:84:LYS:HG3	1.63	0.79
8:AH:9:MET:HE1	8:AH:32:LYS:HA	1.65	0.79
22:AV:18:G:H2'	22:AV:58:A:C2	2.18	0.79
9:BI:49:GLN:HA	9:BI:52:GLU:CD	2.02	0.79
25:CA:2305:U:N3	30:CF:150:GLY:HA3	1.98	0.79
25:CA:2800:A:H3'	25:CA:2801:G:C5'	2.13	0.79
33:CI:96:LYS:HG3	33:CI:138:VAL:HG22	1.65	0.79
25:DA:1587:G:C5	25:DA:1588:G:N7	2.50	0.79
25:DA:1799:G:OP1	27:DC:257:ARG:HD2	1.81	0.79
1:AA:143:A:N3	1:AA:143:A:H2'	1.97	0.79
1:AA:1425:U:O2'	1:AA:1426:G:H5'	1.81	0.79
4:AD:169:TRP:HB3	4:AD:183:ARG:NH1	1.97	0.79
20:AT:24:ARG:O	20:AT:28:ARG:HG3	1.82	0.79
5:BE:103:GLY:HA3	5:BE:121:ASN:HA	1.63	0.79
25:CA:323:C:H2'	29:CE:163:ASN:ND2	1.97	0.79
25:CA:960:A:H5''	25:CA:961:C:OP2	1.82	0.79
25:CA:1179:G:N7	25:CA:1180:U:C1'	2.45	0.79
29:CE:189:THR:HG22	29:CE:192:ALA:H	1.46	0.79
25:DA:1084:A:H2'	25:DA:1085:A:C8	2.18	0.79
32:DH:59:ALA:O	32:DH:62:LEU:CD1	2.30	0.79
37:DM:108:VAL:HG12	37:DM:109:PRO:HD2	1.65	0.79
43:DS:20:VAL:HG21	43:DS:43:ALA:CB	2.13	0.79
1:AA:1538:C:H2'	1:AA:1539:C:H5'	1.63	0.79
2:AB:65:LYS:N	2:AB:65:LYS:HD3	1.96	0.79
2:AB:103:TRP:CZ3	2:AB:157:PRO:HD3	2.17	0.79

Continued on next page...

Continued from previous page...

Atom-1	Atom-2	Interatomic distance (Å)	Clash overlap (Å)
4:AD:16:THR:HG22	4:AD:17:ASP:N	1.97	0.79
4:BD:79:ALA:HA	4:BD:85:THR:OG1	1.82	0.79
25:DA:1342:A:OP2	60:DA:3719:HOH:O	2.00	0.79
1:AA:1285:A:H4'	1:AA:1286:U:N3	1.97	0.79
1:AA:1330:U:H2'	1:AA:1331:G:H5'	1.62	0.79
2:AB:63:LYS:HE2	2:AB:63:LYS:HA	1.64	0.79
21:AU:35:GLU:O	21:AU:36:PHE:HB2	1.83	0.79
1:BA:463:U:H5'	1:BA:464:U:OP2	1.82	0.79
2:BB:98:GLY:HA2	2:BB:101:THR:HG23	1.63	0.79
56:DB:33:G:O2'	56:DB:34:A:O5'	2.00	0.79
32:DH:40:THR:O	32:DH:42:LYS:N	2.15	0.79
42:DR:68:ARG:HD3	42:DR:92:TRP:CZ2	2.18	0.79
1:AA:4:U:OP1	1:AA:5:U:O4	2.01	0.79
4:AD:31:CYS:O	4:AD:32:LYS:HB2	1.83	0.79
5:AE:102:THR:HG22	5:AE:103:GLY:N	1.97	0.79
1:BA:922:G:H4'	5:BE:24:VAL:HA	1.65	0.79
25:CA:2152:G:C5	25:CA:2153:C:C5	2.70	0.79
35:CK:118:LEU:O	35:CK:119:ALA:HB3	1.81	0.79
27:DC:65:ASP:OD2	27:DC:101:ARG:HD3	1.83	0.79
35:DK:118:LEU:O	35:DK:119:ALA:CB	2.31	0.79
2:AB:150:ILE:HG23	2:AB:151:LYS:H	1.47	0.78
25:CA:1179:G:N7	25:CA:1180:U:H1'	1.99	0.78
32:CH:116:ARG:HD2	32:CH:133:GLN:HG2	1.64	0.78
31:DG:29:ASN:HB3	31:DG:78:VAL:HA	1.65	0.78
1:AA:1159:U:O2	1:AA:1182:G:C2	2.35	0.78
10:AJ:51:VAL:O	10:AJ:62:ARG:HA	1.84	0.78
25:CA:752:A:N6	25:CA:2609:U:H3	1.80	0.78
25:CA:1854:A:C2'	25:CA:1855:U:H5'	2.11	0.78
25:DA:2162:G:H4'	25:DA:2163:A:OP1	1.83	0.78
25:DA:2793:C:H2'	25:DA:2794:C:C6	2.18	0.78
36:DL:79:LEU:H	36:DL:113:ALA:HB3	1.47	0.78
16:BP:18:GLN:HG3	16:BP:35:ARG:HD2	1.66	0.78
11:AK:51:PHE:HB3	11:AK:55:ARG:HB3	1.65	0.78
2:BB:98:GLY:O	2:BB:100:LEU:N	2.17	0.78
12:BL:109:ARG:NH2	12:BL:116:TYR:CE2	2.51	0.78
25:CA:1084:A:H3'	25:CA:1085:A:C8	2.18	0.78
25:CA:1203:U:O4	25:CA:1204:A:C6	2.36	0.78
40:CP:14:GLN:O	40:CP:15:ASP:HB3	1.82	0.78
25:DA:1720:U:H2'	25:DA:1721:G:O4'	1.82	0.78
25:DA:2135:A:C2	25:DA:2136:G:H1'	2.18	0.78
1:AA:376:G:N3	1:AA:389:A:C2	2.52	0.78

Continued on next page...

Continued from previous page...

Atom-1	Atom-2	Interatomic distance (Å)	Clash overlap (Å)
1:AA:1113:C:H2'	1:AA:1114:C:H6	1.48	0.78
4:AD:61:ARG:HG2	4:AD:71:PHE:CD2	2.18	0.78
1:BA:1302:C:C5	13:BM:16:ILE:HD13	2.18	0.78
2:BB:112:ARG:CZ	2:BB:116:LEU:HD11	2.13	0.78
25:CA:2498:C:P	60:CA:3692:HOH:O	2.40	0.78
42:CR:86:GLN:HG3	42:CR:87:GLN:N	1.97	0.78
25:DA:761:A:OP1	60:DA:3697:HOH:O	2.00	0.78
25:DA:1277:G:H5'	38:DN:20:MET:CE	2.12	0.78
31:DG:42:VAL:HG23	31:DG:50:THR:O	1.83	0.78
32:DH:31:VAL:O	32:DH:32:PRO:C	2.21	0.78
38:CN:49:GLU:OE2	38:CN:95:THR:HG22	1.83	0.78
25:DA:2531:A:H4'	31:DG:156:TYR:CE1	2.18	0.78
2:AB:34:ARG:HA	2:AB:34:ARG:NE	1.98	0.78
10:BJ:6:ILE:HD12	10:BJ:76:ILE:HB	1.66	0.78
25:CA:790:U:O2'	25:CA:791:C:P	2.42	0.78
25:CA:1779:U:C5	25:CA:1784:A:N7	2.51	0.78
25:DA:1070:A:H2'	25:DA:1097:U:OP1	1.84	0.78
5:AE:114:LEU:HG	5:AE:119:VAL:HG21	1.64	0.78
1:BA:738:C:H2'	1:BA:739:C:C6	2.19	0.78
9:BI:29:ILE:HA	9:BI:64:ILE:O	1.82	0.78
25:DA:2125:G:H5'	25:DA:2126:A:OP2	1.84	0.78
27:DC:140:VAL:HG12	27:DC:190:THR:O	1.84	0.78
24:AY:76:SER:HB3	24:AY:77:PRO:HD3	1.65	0.78
1:BA:501:C:H1'	1:BA:549:C:H1'	1.66	0.78
25:CA:219:A:N7	60:CA:3224:HOH:O	2.17	0.78
25:CA:1567:G:C8	27:CC:82:TYR:CE1	2.72	0.78
25:DA:1097:U:C5	25:DA:1098:A:H1'	2.19	0.78
33:DI:68:PHE:N	33:DI:68:PHE:HD1	1.82	0.78
2:AB:81:ASP:O	2:AB:84:LEU:N	2.17	0.78
9:AI:29:ILE:HD11	9:AI:37:TYR:CG	2.19	0.78
25:CA:587:C:OP2	36:CL:21:ARG:NH1	2.17	0.78
25:CA:946:C:OP2	60:CA:3348:HOH:O	2.01	0.78
25:CA:1474:U:C4	25:CA:1475:G:N2	2.52	0.78
25:DA:1866:A:N1	25:DA:1876:A:C8	2.52	0.78
8:BH:77:VAL:HG11	8:BH:124:ILE:HD11	1.65	0.77
25:CA:1417:C:H2'	25:CA:1418:G:O4'	1.84	0.77
25:CA:2790:U:H5'	25:CA:2893:A:N7	1.99	0.77
32:CH:82:SER:HB2	32:CH:94:ILE:HD11	1.66	0.77
41:DQ:35:PHE:CZ	41:DQ:39:ILE:HD11	2.20	0.77
1:AA:1271:A:H5'	1:AA:1314:C:H5'	1.66	0.77
1:AA:1493:A:H8	1:AA:1493:A:OP2	1.67	0.77

Continued on next page...

Continued from previous page...

Atom-1	Atom-2	Interatomic distance (Å)	Clash overlap (Å)
6:BF:47:LEU:HB2	6:BF:55:HIS:HA	1.66	0.77
40:CP:92:ARG:O	40:CP:93:LYS:CB	2.30	0.77
25:DA:228:C:H4'	25:DA:229:C:H5''	1.65	0.77
25:DA:277:G:H1'	25:DA:361:G:O6	1.84	0.77
45:DU:11:ILE:HG21	45:DU:79:ALA:HB2	1.64	0.77
1:AA:1060:U:H4'	10:AJ:53:ILE:HG22	1.64	0.77
11:AK:30:ILE:HB	11:AK:45:THR:HG22	1.65	0.77
16:AP:75:ILE:O	16:AP:78:VAL:HG12	1.83	0.77
17:AQ:47:ASP:OD1	17:AQ:50:ASN:HA	1.84	0.77
1:BA:1006:G:H2'	1:BA:1007:U:C6	2.19	0.77
5:BE:152:VAL:HG23	5:BE:156:ARG:CB	2.13	0.77
11:BK:126:ARG:H	21:BU:33:ARG:NH2	1.81	0.77
42:CR:46:GLU:OE1	42:CR:46:GLU:O	2.01	0.77
25:DA:585:G:N7	41:DQ:5:ARG:NH1	2.32	0.77
25:DA:1450:G:C6	25:DA:1451:C:N4	2.52	0.77
25:DA:1588:G:C6	25:DA:1589:U:O4	2.37	0.77
25:DA:2822:G:O6	38:DN:2:ARG:HG2	1.84	0.77
27:DC:140:VAL:CG1	27:DC:190:THR:O	2.32	0.77
28:DD:172:VAL:CG2	28:DD:194:PRO:HD3	2.14	0.77
40:DP:45:VAL:O	40:DP:60:VAL:HA	1.83	0.77
48:DX:53:LYS:O	48:DX:56:ARG:HB2	1.84	0.77
4:AD:36:ALA:HA	4:AD:41:GLY:CA	2.13	0.77
25:CA:1869:G:H3'	25:CA:1870:C:H5'	1.65	0.77
25:CA:2142:A:H2'	25:CA:2143:C:C6	2.18	0.77
25:CA:2152:G:C6	25:CA:2153:C:C4	2.73	0.77
27:CC:42:ARG:HH11	27:CC:42:ARG:CG	1.97	0.77
1:AA:1412:C:C2	1:AA:1489:G:N2	2.53	0.77
2:AB:22:TRP:CZ3	2:AB:24:PRO:HA	2.19	0.77
1:BA:1073:U:H2'	1:BA:1073:U:O2	1.81	0.77
2:BB:89:PHE:HB3	2:BB:149:GLY:O	1.83	0.77
2:BB:162:VAL:HG23	2:BB:184:ALA:HB2	1.67	0.77
5:BE:136:VAL:O	5:BE:137:ARG:HB2	1.83	0.77
25:CA:1074:G:H2'	25:CA:1075:C:H5'	1.65	0.77
52:C1:16:THR:HG21	52:C1:41:VAL:HB	1.64	0.77
42:DR:49:ILE:CD1	42:DR:52:PRO:HA	2.15	0.77
3:AC:21:TRP:CB	3:AC:58:ARG:HG2	2.15	0.77
1:BA:978:A:P	1:BA:1362:A:N6	2.58	0.77
1:BA:1129:C:O2'	1:BA:1139:G:N7	2.18	0.77
25:CA:1604:C:OP1	60:CA:3408:HOH:O	2.03	0.77
25:CA:2007:U:H2'	25:CA:2008:C:H5'	1.65	0.77
53:C2:43:THR:O	53:C2:44:VAL:HB	1.83	0.77

Continued on next page...

Continued from previous page...

Atom-1	Atom-2	Interatomic distance (Å)	Clash overlap (Å)
25:DA:1179:G:C5	25:DA:1180:U:H1'	2.19	0.77
25:DA:1711:A:O2'	25:DA:1712:U:H5'	1.84	0.77
32:DH:72:ILE:HG22	32:DH:73:ASN:N	1.99	0.77
36:DL:30:THR:O	36:DL:33:ARG:HG2	1.83	0.77
1:AA:71:A:H3'	1:AA:71:A:OP2	1.85	0.77
8:AH:74:ILE:HD12	8:AH:127:TYR:O	1.85	0.77
2:BB:162:VAL:O	2:BB:184:ALA:HA	1.84	0.77
25:CA:359:G:C6	25:CA:360:U:C5	2.73	0.77
25:CA:2283:C:H5''	25:CA:2389:G:O2'	1.83	0.77
36:CL:110:VAL:O	36:CL:111:ILE:O	2.02	0.77
25:DA:2230:G:H2'	25:DA:2231:U:H6	1.50	0.77
30:DF:41:GLU:HB2	30:DF:48:LEU:CD2	2.15	0.77
13:AM:44:ILE:HG13	13:AM:47:LEU:HD13	1.67	0.77
16:AP:19:VAL:CG2	16:AP:36:VAL:O	2.33	0.77
1:BA:1244:G:C2	1:BA:1294:G:C2	2.73	0.77
27:CC:216:ARG:HB3	27:CC:217:PRO:CD	2.15	0.77
50:CZ:1:ALA:HB1	50:CZ:2:LYS:HE3	1.66	0.77
9:AI:56:MET:SD	9:AI:57:VAL:N	2.57	0.77
1:BA:332:G:H2'	1:BA:333:U:H5'	1.67	0.77
1:BA:934:C:C5	1:BA:1344:C:C6	2.73	0.77
3:BC:41:TYR:CZ	3:BC:45:GLU:HG2	2.19	0.77
3:BC:149:LYS:HB3	3:BC:168:ARG:HG2	1.66	0.77
25:CA:278:A:H2	25:CA:362:A:C8	2.02	0.77
37:CM:111:GLU:CD	37:CM:111:GLU:C	2.43	0.77
45:CU:6:ARG:O	45:CU:7:ASP:O	2.03	0.77
27:DC:16:VAL:N	27:DC:203:VAL:HG22	1.99	0.77
1:AA:205:A:OP1	1:AA:205:A:H4'	1.84	0.77
1:AA:1439:G:C5	1:AA:1440:U:C5	2.73	0.77
1:AA:1490:U:C2'	1:AA:1491:G:H5'	2.15	0.77
22:AV:59:U:C5	22:AV:60:U:C4	2.73	0.77
25:CA:1922:G:C5	25:CA:1923:U:C5	2.72	0.77
27:CC:35:LYS:O	27:CC:36:ASN:CB	2.31	0.77
27:CC:234:GLY:O	27:CC:235:GLU:HB2	1.85	0.77
10:AJ:80:THR:HB	10:AJ:83:THR:HB	1.66	0.76
17:AQ:15:LYS:N	17:AQ:16:MET:SD	2.58	0.76
1:BA:308:C:H2'	1:BA:309:A:C8	2.20	0.76
1:BA:385:C:C5	1:BA:386:C:C5	2.73	0.76
1:BA:982:U:H4'	1:BA:983:A:H5'	1.67	0.76
1:BA:1492:A:N3	25:DA:1913:A:N6	2.33	0.76
3:BC:17:TRP:CZ2	14:BN:95:GLY:HA2	2.20	0.76
12:BL:89:LEU:HB2	12:BL:92:VAL:HG21	1.66	0.76

Continued on next page...

Continued from previous page...

Atom-1	Atom-2	Interatomic distance (Å)	Clash overlap (Å)
25:DA:1084:A:C6	25:DA:1085:A:C6	2.73	0.76
21:AU:36:PHE:HA	21:AU:39:LYS:HE3	1.65	0.76
5:BE:154:ALA:HB3	5:BE:155:LYS:HE3	1.66	0.76
25:CA:197:A:N6	25:CA:2430:A:H2'	2.00	0.76
25:CA:2151:U:H2'	25:CA:2152:G:C8	2.20	0.76
25:DA:1906:G:H2'	25:DA:1907:G:H5''	1.67	0.76
25:DA:2112:G:H2'	25:DA:2112:G:N3	1.98	0.76
3:BC:171:ARG:O	3:BC:173:PRO:HD3	1.84	0.76
6:BF:39:LEU:HD12	6:BF:40:GLU:N	2.00	0.76
25:CA:1059:G:OP2	25:CA:1060:U:O2'	2.02	0.76
25:DA:722:A:H2'	25:DA:723:C:O4'	1.85	0.76
43:DS:59:GLU:HG3	43:DS:66:ILE:HD11	1.65	0.76
2:AB:215:ALA:O	2:AB:219:THR:HG22	1.86	0.76
16:AP:19:VAL:HG13	16:AP:38:PHE:HA	1.64	0.76
25:CA:195:A:N7	60:CA:3767:HOH:O	2.18	0.76
25:CA:1869:G:C3'	25:CA:1870:C:H5'	2.15	0.76
25:CA:2103:C:C2'	25:CA:2104:C:H5'	2.16	0.76
49:CY:56:LEU:O	49:CY:57:LEU:CB	2.32	0.76
25:DA:1045:C:C3'	25:DA:1046:A:H5'	2.16	0.76
25:DA:2346:A:H3'	25:DA:2347:C:H5'	1.66	0.76
28:DD:181:ASP:HB3	28:DD:186:LEU:HB2	1.67	0.76
2:AB:49:PHE:HA	2:AB:212:TYR:OH	1.85	0.76
3:AC:71:ARG:O	3:AC:74:ILE:HG22	1.86	0.76
1:BA:1333:A:H2'	1:BA:1334:G:O4'	1.86	0.76
3:BC:110:LEU:HD13	3:BC:145:ALA:HB2	1.68	0.76
25:CA:1494:A:C2'	25:CA:1495:A:O5'	2.34	0.76
25:DA:1063:G:O2'	33:DI:88:GLY:HA3	1.84	0.76
25:DA:1746:A:H2'	25:DA:1747:U:H6	1.47	0.76
38:DN:55:ALA:HA	38:DN:80:PHE:CE1	2.21	0.76
43:DS:73:LYS:HB2	43:DS:106:VAL:HB	1.67	0.76
1:AA:209:U:C5'	1:AA:210:C:OP2	2.34	0.76
3:AC:24:ASN:O	3:AC:26:LYS:HG2	1.86	0.76
5:AE:23:THR:HA	5:AE:28:ARG:HA	1.66	0.76
8:AH:100:ILE:HD11	8:AH:128:VAL:CG2	2.16	0.76
9:BI:56:MET:HB3	9:BI:60:LEU:HD23	1.67	0.76
25:CA:1528:A:H5''	25:CA:1529:G:OP2	1.85	0.76
32:CH:59:ALA:O	32:CH:62:LEU:HG	1.86	0.76
25:DA:1045:C:H1'	25:DA:1047:G:C6	2.20	0.76
25:DA:1777:U:O2'	25:DA:1778:U:H5'	1.86	0.76
29:DE:149:ILE:HG23	29:DE:188:MET:HG2	1.67	0.76
1:AA:1032:G:C2	1:AA:1033:G:H1'	2.20	0.76

Continued on next page...

Continued from previous page...

Atom-1	Atom-2	Interatomic distance (Å)	Clash overlap (Å)
1:BA:374:A:H5''	1:BA:452:A:C2	2.20	0.76
25:CA:761:A:P	60:CA:3700:HOH:O	2.42	0.76
25:CA:1736:U:H2'	25:CA:1737:G:O4'	1.85	0.76
29:DE:148:ILE:HD13	29:DE:187:VAL:HG12	1.68	0.76
22:AV:21:A:N6	22:AV:46:G:C4	2.54	0.76
25:CA:1462:C:C2'	25:CA:1463:C:H5'	2.15	0.76
32:CH:79:THR:HA	32:CH:145:ASN:HB2	1.68	0.76
25:DA:1556:C:O2'	25:DA:1557:C:H5'	1.84	0.76
25:DA:1827:U:H5'	25:DA:1971:U:H5'	1.67	0.76
32:DH:116:ARG:HG3	32:DH:133:GLN:HG3	1.68	0.76
1:AA:1348:U:C5	1:AA:1373:G:N2	2.53	0.76
4:AD:190:LEU:O	4:AD:191:SER:HB2	1.86	0.76
16:AP:68:SER:HB2	16:AP:71:VAL:HB	1.67	0.76
1:BA:261:U:OP2	20:BT:70:LYS:HD2	1.86	0.76
1:BA:1538:C:H2'	1:BA:1539:C:C6	2.21	0.76
19:BS:14:LEU:HA	19:BS:17:LYS:HD2	1.66	0.76
25:CA:999:U:OP2	60:CA:3358:HOH:O	2.03	0.76
25:CA:1046:A:OP2	25:CA:1046:A:H4'	1.86	0.76
25:CA:2277:G:H2'	25:CA:2278:A:O5'	1.85	0.76
46:CV:80:HIS:CE1	46:CV:81:PRO:HD2	2.20	0.76
25:DA:1725:U:H2'	25:DA:1726:C:O4'	1.86	0.76
28:DD:140:HIS:CD2	60:DD:303:HOH:O	2.37	0.76
32:DH:2:GLN:O	32:DH:3:VAL:O	2.04	0.76
1:AA:620:C:H1'	4:AD:131:ILE:CD1	2.16	0.76
1:AA:1032:G:H5'	1:AA:1033:G:OP2	1.85	0.76
10:AJ:44:THR:HG22	10:AJ:70:HIS:HA	1.67	0.76
1:BA:381:C:H2'	1:BA:382:A:O4'	1.86	0.76
37:CM:15:GLY:O	37:CM:16:ARG:HD2	1.85	0.76
25:DA:1788:C:O2'	25:DA:1789:A:H5'	1.86	0.76
25:DA:2340:A:H2'	25:DA:2341:G:H8	1.50	0.76
51:D0:54:ILE:HG22	51:D0:55:ALA:N	2.00	0.76
10:AJ:27:GLU:HA	10:AJ:30:LYS:HE2	1.68	0.75
13:AM:21:ILE:HB	13:AM:24:VAL:HG21	1.66	0.75
15:AO:66:LEU:HD13	15:AO:87:ARG:NH2	2.01	0.75
1:BA:1412:C:H2'	1:BA:1413:A:C8	2.21	0.75
21:BU:9:GLU:CG	21:BU:10:PRO:HD3	2.15	0.75
25:CA:2681:C:OP2	28:CD:114:LYS:HE3	1.85	0.75
33:CI:124:MET:HA	33:CI:127:SER:HB3	1.68	0.75
1:AA:204:G:H2'	1:AA:205:A:O4'	1.87	0.75
9:AI:113:LYS:HG2	9:AI:119:LYS:HA	1.68	0.75
11:AK:91:GLY:O	11:AK:95:THR:HG22	1.86	0.75

Continued on next page...

Continued from previous page...

Atom-1	Atom-2	Interatomic distance (Å)	Clash overlap (Å)
1:BA:595:A:C2	1:BA:641:U:N3	2.54	0.75
2:BB:67:LEU:HD22	2:BB:69:VAL:CG2	2.16	0.75
20:BT:42:ASP:CB	20:BT:45:ALA:HB3	2.16	0.75
25:CA:2071:A:H2'	25:CA:2072:C:C6	2.21	0.75
25:DA:860:U:H1'	25:DA:2268:A:H5'	1.68	0.75
25:DA:1779:U:H5	25:DA:1784:A:N7	1.84	0.75
32:DH:24:GLY:O	32:DH:28:ASN:HB2	1.87	0.75
34:DJ:5:THR:HG22	34:DJ:6:ALA:O	1.86	0.75
38:DN:85:PRO:HA	38:DN:88:ALA:HB2	1.68	0.75
42:DR:46:GLU:CD	42:DR:46:GLU:C	2.44	0.75
10:AJ:27:GLU:HA	10:AJ:30:LYS:CE	2.17	0.75
5:BE:136:VAL:O	5:BE:137:ARG:CB	2.34	0.75
25:CA:1509:A:O2'	25:CA:1510:G:OP2	2.03	0.75
45:CU:11:ILE:HG21	45:CU:79:ALA:HB2	1.68	0.75
25:DA:45:G:H5''	25:DA:46:G:H5'	1.67	0.75
21:AU:9:GLU:CD	21:AU:10:PRO:HD3	2.06	0.75
1:BA:1313:U:OP2	19:BS:5:LYS:HA	1.86	0.75
2:BB:116:LEU:HB3	2:BB:140:LEU:HD11	1.68	0.75
25:CA:547:A:N7	25:CA:548:G:H1'	2.01	0.75
37:CM:36:VAL:HG23	37:CM:129:THR:HG22	1.68	0.75
25:DA:1122:G:H2'	25:DA:1122:G:N3	2.02	0.75
56:DB:62:C:H2'	56:DB:63:C:H6	1.50	0.75
32:DH:57:LYS:HG3	32:DH:58:LEU:HD23	1.67	0.75
1:AA:131:A:H2'	1:AA:132:C:C6	2.20	0.75
21:AU:40:PRO:HA	21:AU:44:ARG:NH1	2.01	0.75
12:BL:106:VAL:HG21	12:BL:116:TYR:HB3	1.69	0.75
14:BN:64:CYS:HB2	14:BN:80:SER:OG	1.87	0.75
8:AH:1:SER:C	8:AH:3:GLN:N	2.39	0.75
2:BB:51:GLU:HG2	2:BB:197:PHE:CE1	2.21	0.75
2:BB:52:ALA:O	2:BB:56:LEU:HB2	1.85	0.75
25:CA:1053:C:N3	25:CA:1054:A:C8	2.54	0.75
25:CA:1585:C:H2'	25:CA:1586:A:O5'	1.87	0.75
25:CA:1585:C:O2'	25:CA:1586:A:H5'	1.85	0.75
25:CA:2800:A:H3'	25:CA:2801:G:H5'	1.69	0.75
27:CC:72:GLY:HA2	27:CC:116:GLN:NE2	2.01	0.75
30:CF:42:ALA:HB1	30:CF:45:ASP:O	1.86	0.75
40:CP:102:ARG:HH11	40:CP:102:ARG:CG	1.98	0.75
25:DA:346:A:C5	25:DA:347:A:C8	2.74	0.75
25:DA:419:U:H2'	25:DA:420:C:C6	2.22	0.75
27:DC:158:GLY:HA2	27:DC:194:VAL:O	1.86	0.75
31:DG:3:VAL:HG12	31:DG:68:ARG:HG2	1.68	0.75

Continued on next page...

Continued from previous page...

Atom-1	Atom-2	Interatomic distance (Å)	Clash overlap (Å)
1:AA:1539:C:OP1	21:AU:17:ARG:CZ	2.35	0.75
2:BB:80:LYS:HG2	2:BB:84:LEU:HD23	1.67	0.75
25:CA:1071:G:H1'	25:CA:1089:A:C8	2.21	0.75
25:DA:2585:U:O2'	25:DA:2586:U:C5'	2.35	0.75
1:AA:170:U:O2'	1:AA:171:A:H5'	1.86	0.75
1:AA:428:G:O4'	1:AA:430:A:C8	2.40	0.75
3:AC:96:VAL:HB	3:AC:97:PRO:CD	2.16	0.75
25:CA:1455:G:OP2	60:CA:3418:HOH:O	2.04	0.75
38:CN:2:ARG:HD3	38:CN:2:ARG:O	1.87	0.75
44:CT:2:ILE:N	44:CT:3:ARG:HB2	2.00	0.75
25:DA:120:U:H3'	25:DA:120:U:OP2	1.86	0.75
25:DA:1866:A:C2	25:DA:1876:A:C8	2.75	0.75
44:DT:30:ILE:HD11	44:DT:32:LEU:CD2	2.17	0.75
3:AC:41:TYR:CE2	3:AC:45:GLU:HG3	2.22	0.75
5:AE:81:GLN:N	5:AE:146:MET:CE	2.50	0.75
11:AK:41:LEU:HB3	11:AK:76:TYR:CE2	2.21	0.75
15:AO:72:LYS:HE2	15:AO:72:LYS:HA	1.66	0.75
19:AS:14:LEU:HD13	19:AS:32:THR:HG21	1.68	0.75
24:AY:155:ARG:NH1	25:CA:2602:A:C2	2.55	0.75
1:BA:1314:C:H2'	1:BA:1315:U:C6	2.22	0.75
25:CA:2553:G:C5'	25:CA:2554:U:OP2	2.33	0.75
42:CR:24:LYS:HA	42:CR:94:THR:HG23	1.68	0.75
25:DA:1105:U:O2	25:DA:1106:G:C8	2.40	0.75
25:DA:1372:U:O2'	25:DA:1373:A:H5'	1.86	0.75
56:DB:116:G:H4'	39:DO:54:VAL:O	1.86	0.75
1:AA:462:G:H3'	1:AA:463:U:H6	1.51	0.74
5:AE:44:ARG:HG2	5:AE:72:ASN:HB3	1.69	0.74
1:BA:1182:G:H4'	1:BA:1183:U:C5'	2.16	0.74
13:BM:84:CYS:HA	19:BS:72:GLU:O	1.87	0.74
25:CA:1530:G:O6	25:CA:1541:C:N3	2.20	0.74
25:CA:2075:U:H2'	25:CA:2077:A:OP2	1.87	0.74
38:CN:24:MET:HG2	38:CN:44:LEU:HD22	1.69	0.74
25:DA:1141:U:H4'	25:DA:1142:A:O4'	1.86	0.74
2:AB:60:ALA:HA	2:AB:64:GLY:CA	2.17	0.74
11:BK:70:ALA:O	11:BK:73:VAL:HG22	1.86	0.74
14:BN:15:LEU:HB3	14:BN:55:SER:HA	1.69	0.74
25:DA:1242:U:H2'	25:DA:1243:C:C6	2.22	0.74
25:DA:1786:A:H1'	25:DA:1938:A:N6	2.03	0.74
25:DA:2114:A:H5'	25:DA:2115:G:OP2	1.87	0.74
1:AA:109:A:H2'	1:AA:326:G:N2	2.01	0.74
1:BA:203:G:N2	1:BA:215:C:C2	2.55	0.74

Continued on next page...

Continued from previous page...

Atom-1	Atom-2	Interatomic distance (Å)	Clash overlap (Å)
1:BA:1326:U:H2'	1:BA:1327:C:C6	2.23	0.74
1:BA:1386:G:C2	1:BA:1387:G:C8	2.75	0.74
2:BB:67:LEU:HB3	2:BB:160:LEU:CD1	2.16	0.74
25:DA:96:C:H4'	49:DY:41:HIS:CE1	2.22	0.74
1:AA:447:G:N2	1:AA:486:U:C5	2.55	0.74
4:AD:190:LEU:O	4:AD:191:SER:CB	2.34	0.74
10:AJ:10:LEU:HD23	10:AJ:96:VAL:HG11	1.68	0.74
10:AJ:57:VAL:O	10:AJ:58:ASN:HB2	1.86	0.74
1:BA:100:G:N7	1:BA:101:A:N7	2.36	0.74
1:BA:686:U:C2	1:BA:687:A:N7	2.56	0.74
32:CH:112:LYS:HA	32:CH:115:VAL:HG23	1.69	0.74
34:CJ:30:THR:HG22	34:CJ:31:GLU:N	2.00	0.74
44:CT:88:LYS:O	44:CT:89:GLU:HG2	1.88	0.74
25:DA:60:G:C8	25:DA:62:U:C6	2.74	0.74
25:DA:1178:C:H2'	25:DA:1179:G:C8	2.22	0.74
1:AA:1161:C:H2'	1:AA:1162:C:C6	2.23	0.74
17:AQ:59:GLU:HB3	17:AQ:75:VAL:HG23	1.68	0.74
1:BA:684:U:C2'	1:BA:685:G:H5'	2.17	0.74
3:BC:71:ARG:HB3	3:BC:74:ILE:CG2	2.17	0.74
4:BD:36:ALA:H	4:BD:37:PRO:HD3	1.52	0.74
37:CM:51:ARG:O	37:CM:55:ARG:HB2	1.85	0.74
25:DA:1385:A:H1'	25:DA:1386:C:C6	2.23	0.74
6:AF:18:VAL:HB	6:AF:19:PRO:CD	2.18	0.74
21:AU:19:LYS:HA	21:AU:19:LYS:NZ	2.01	0.74
25:DA:632:A:H2'	25:DA:633:A:C8	2.22	0.74
56:DB:116:G:H5'	39:DO:55:GLU:HG3	1.70	0.74
1:AA:711:G:O2'	1:AA:712:A:H5'	1.86	0.74
1:BA:66:A:H4'	1:BA:173:U:C5	2.22	0.74
1:BA:1345:U:C4	1:BA:1377:A:C2	2.75	0.74
15:BO:3:SER:HB2	15:BO:6:ALA:HB3	1.70	0.74
25:CA:1929:G:C5'	25:CA:1929:G:N3	2.51	0.74
25:DA:2323:G:H2'	25:DA:2324:U:O4'	1.86	0.74
35:DK:118:LEU:O	35:DK:119:ALA:HB3	1.88	0.74
40:DP:32:VAL:HG12	40:DP:32:VAL:O	1.87	0.74
1:AA:1108:G:H2'	1:AA:1108:G:N3	2.02	0.74
1:AA:1138:G:H5''	1:AA:1138:G:N3	2.03	0.74
8:AH:1:SER:O	8:AH:3:GLN:N	2.21	0.74
18:AR:42:ARG:HG2	18:AR:43:ILE:HD13	1.70	0.74
22:AV:65:G:N2	22:AV:66:U:C2	2.56	0.74
1:BA:783:C:C2'	1:BA:784:A:H5'	2.18	0.74
1:BA:859:G:H2'	1:BA:860:A:C8	2.22	0.74

Continued on next page...

Continued from previous page...

Atom-1	Atom-2	Interatomic distance (Å)	Clash overlap (Å)
21:BU:25:ALA:HB3	23:BX:8:A:C5'	2.17	0.74
25:CA:1494:A:H2'	25:CA:1495:A:O5'	1.86	0.74
27:CC:110:LYS:HE2	27:CC:113:ASP:OD1	1.87	0.74
29:CE:18:THR:HG22	29:CE:19:PHE:CD2	2.23	0.74
25:DA:309:A:H5'	45:DU:16:LYS:HG2	1.69	0.74
1:AA:536:C:OP1	60:AA:1887:HOH:O	2.06	0.74
1:AA:1502:A:N7	1:AA:1504:G:C2	2.56	0.74
9:AI:10:ARG:HB2	9:AI:14:SER:O	1.88	0.74
3:BC:54:ILE:CD1	3:BC:56:ILE:HD13	2.18	0.74
9:BI:19:PHE:HB2	9:BI:63:TYR:HB3	1.68	0.74
14:BN:15:LEU:HD22	14:BN:55:SER:HB3	1.70	0.74
23:BX:13:A:O2'	23:BX:14:A:OP2	2.06	0.74
25:CA:78:U:OP2	49:CY:2:LYS:HD3	1.87	0.74
25:CA:139:U:C4	44:CT:2:ILE:HD13	2.22	0.74
25:CA:1070:A:C2	25:CA:1097:U:H4'	2.22	0.74
25:CA:1179:G:OP2	25:CA:1180:U:H5''	1.88	0.74
26:CB:33:G:O2'	26:CB:34:A:H5'	1.88	0.74
28:CD:151:THR:HG22	28:CD:152:PRO:HD2	1.70	0.74
25:DA:931:U:H4'	25:DA:932:U:OP2	1.88	0.74
56:DB:77:U:H2'	56:DB:78:A:H5'	1.68	0.74
1:AA:496:A:C2	1:AA:497:G:C5	2.76	0.74
1:AA:946:A:C2	1:AA:1236:A:C2	2.76	0.74
4:AD:16:THR:CG2	4:AD:17:ASP:N	2.50	0.74
5:AE:81:GLN:H	5:AE:146:MET:CE	2.01	0.74
19:AS:50:VAL:HG22	19:AS:70:LEU:CD1	2.18	0.74
1:BA:673:A:H2'	1:BA:674:G:C8	2.23	0.74
1:BA:929:G:H2'	1:BA:930:C:O5'	1.88	0.74
1:BA:1298:U:O2	1:BA:1298:U:H2'	1.88	0.74
4:BD:135:GLN:HA	4:BD:135:GLN:OE1	1.88	0.74
31:CG:23:ILE:O	31:CG:33:THR:HA	1.87	0.74
33:CI:20:SER:HA	33:CI:24:GLY:CA	2.18	0.74
34:CJ:17:VAL:HG12	34:CJ:17:VAL:O	1.86	0.74
42:CR:49:ILE:HB	42:CR:52:PRO:CA	2.17	0.74
25:DA:14:A:OP2	60:DA:3555:HOH:O	2.04	0.74
25:DA:929:U:H4'	50:DZ:37:ARG:NH2	2.03	0.74
25:DA:1385:A:N3	25:DA:1386:C:C5	2.55	0.74
25:DA:2755:C:O2'	25:DA:2756:U:H2'	1.88	0.74
30:DF:35:LEU:HD12	30:DF:153:ILE:HD12	1.69	0.74
33:DI:68:PHE:N	33:DI:68:PHE:CD1	2.55	0.74
49:DY:9:LYS:O	49:DY:12:GLU:HB2	1.88	0.74
10:AJ:65:TYR:HB3	14:AN:96:LEU:HD11	1.69	0.73

Continued on next page...

Continued from previous page...

Atom-1	Atom-2	Interatomic distance (Å)	Clash overlap (Å)
20:BT:35:TYR:CD2	20:BT:36:ALA:N	2.56	0.73
32:CH:76:GLU:O	32:CH:76:GLU:HG2	1.86	0.73
25:DA:65:U:H2'	25:DA:66:C:H6	1.53	0.73
25:DA:1269:A:OP2	60:DA:3386:HOH:O	2.06	0.73
27:DC:14:HIS:O	27:DC:203:VAL:HG21	1.87	0.73
28:DD:129:THR:HG22	28:DD:130:GLN:O	1.87	0.73
30:DF:41:GLU:HB2	30:DF:48:LEU:HD23	1.70	0.73
32:DH:66:ASN:O	32:DH:69:ALA:HB3	1.88	0.73
9:AI:95:SER:HA	9:AI:98:ARG:HB2	1.69	0.73
11:AK:75:GLU:N	11:AK:75:GLU:CD	2.41	0.73
25:CA:1082:U:OP1	33:CI:123:ALA:HB1	1.87	0.73
27:CC:268:ARG:HH11	27:CC:268:ARG:HG2	1.53	0.73
33:CI:18:ASN:HB2	33:CI:37:PHE:HB3	1.70	0.73
25:DA:1063:G:H2'	25:DA:1064:C:O4'	1.87	0.73
25:DA:2131:U:H5'	25:DA:2132:U:H5''	1.70	0.73
28:DD:90:PHE:CE2	28:DD:96:ILE:HD11	2.23	0.73
39:DO:26:LEU:HD13	39:DO:39:VAL:CG2	2.18	0.73
1:BA:716:A:N3	11:BK:118:ASN:O	2.20	0.73
1:BA:844:G:OP2	1:BA:844:G:C8	2.41	0.73
25:CA:662:G:C2'	25:CA:663:G:H5'	2.18	0.73
25:CA:2055:C:N3	60:CA:3533:HOH:O	2.20	0.73
25:CA:2127:G:N1	25:CA:2161:C:C2	2.56	0.73
36:CL:27:LEU:H	36:CL:27:LEU:HD23	1.51	0.73
25:DA:512:G:N7	60:DA:3778:HOH:O	2.21	0.73
25:DA:1021:A:H5''	25:DA:1022:G:OP2	1.88	0.73
25:DA:1195:G:O2'	25:DA:1196:C:H5'	1.88	0.73
25:DA:2652:C:C2'	25:DA:2653:U:H5'	2.17	0.73
31:DG:154:GLU:HG2	31:DG:155:PRO:HD2	1.70	0.73
14:AN:31:SER:O	14:AN:32:ASP:HB2	1.88	0.73
21:AU:13:VAL:HG13	21:AU:15:LEU:HD21	1.69	0.73
25:CA:416:U:C6	25:CA:417:C:C5	2.76	0.73
25:CA:1073:A:OP1	25:CA:1073:A:C8	2.40	0.73
25:DA:51:G:H4'	25:DA:52:A:H5'	1.70	0.73
25:DA:616:A:H2'	25:DA:617:G:O5'	1.89	0.73
25:DA:2747:G:O2'	31:DG:66:THR:HG22	1.89	0.73
25:DA:2852:G:H2'	25:DA:2853:C:O4'	1.87	0.73
43:DS:84:ARG:HB2	43:DS:96:ILE:HG12	1.69	0.73
45:DU:27:VAL:HA	45:DU:33:VAL:HG12	1.70	0.73
1:AA:1502:A:C8	1:AA:1504:G:C4	2.76	0.73
21:AU:25:ALA:CB	23:AX:9:G:H5''	2.17	0.73
1:BA:674:G:H4'	18:BR:69:TYR:CD1	2.23	0.73

Continued on next page...

Continued from previous page...

Atom-1	Atom-2	Interatomic distance (Å)	Clash overlap (Å)
25:DA:692:C:C2'	25:DA:693:A:O5'	2.36	0.73
25:DA:2346:A:H3'	25:DA:2347:C:C5'	2.18	0.73
28:DD:121:THR:HB	28:DD:127:PHE:CD1	2.24	0.73
1:AA:1452:C:H4'	1:AA:1453:G:H5''	1.70	0.73
5:BE:44:ARG:HA	5:BE:71:ILE:O	1.88	0.73
25:CA:1062:G:OP1	25:CA:1070:A:H4'	1.89	0.73
25:CA:2275:C:O2	37:CM:84:LYS:HD3	1.88	0.73
25:CA:2469:A:H4'	37:CM:55:ARG:HH12	1.51	0.73
28:CD:1:MET:SD	28:CD:100:LEU:HD11	2.29	0.73
29:CE:118:LEU:HD12	29:CE:119:ILE:N	2.03	0.73
42:CR:25:LEU:H	42:CR:94:THR:CG2	2.01	0.73
44:CT:58:VAL:HG22	44:CT:85:VAL:HG22	1.71	0.73
25:DA:1025:G:H4'	25:DA:1026:G:OP2	1.89	0.73
25:DA:1385:A:N3	25:DA:1386:C:C6	2.57	0.73
25:DA:2760:C:O2'	25:DA:2761:A:H5'	1.88	0.73
42:DR:24:LYS:HA	42:DR:94:THR:OG1	1.88	0.73
10:AJ:5:ARG:HG2	10:AJ:79:PRO:HB3	1.69	0.73
12:AL:20:VAL:HG23	12:AL:94:TYR:CE1	2.23	0.73
24:AY:41:ILE:HD11	24:AY:83:ILE:HA	1.71	0.73
25:CA:1519:G:C5	25:CA:1520:U:C5	2.77	0.73
25:CA:2297:A:N1	25:CA:2321:U:C5	2.57	0.73
25:CA:2711:A:OP1	60:CA:3551:HOH:O	2.05	0.73
41:CQ:40:LYS:HA	41:CQ:43:GLN:HG3	1.70	0.73
25:DA:691:C:O2'	25:DA:692:C:H5'	1.89	0.73
1:AA:114:U:H2'	1:AA:115:G:C8	2.23	0.73
1:AA:913:A:H4'	1:AA:914:A:OP1	1.89	0.73
1:AA:1226:C:H4'	1:AA:1227:A:OP1	1.89	0.73
1:AA:1366:C:O2'	1:AA:1367:C:H5'	1.89	0.73
2:AB:20:ARG:O	2:AB:22:TRP:N	2.21	0.73
2:AB:45:THR:HG23	2:AB:200:PRO:HB2	1.69	0.73
5:AE:152:VAL:HG11	8:AH:98:LEU:HD13	1.68	0.73
1:BA:330:C:O2	1:BA:330:C:H2'	1.87	0.73
55:C4:18:LYS:HG3	55:C4:23:ILE:HD13	1.68	0.73
25:DA:1187:G:OP1	42:DR:85:LYS:HE3	1.89	0.73
30:DF:28:PRO:HB2	30:DF:168:LEU:HD22	1.68	0.73
3:AC:180:ASP:OD2	3:AC:203:LYS:HB2	1.89	0.73
1:BA:61:G:H2'	1:BA:62:U:O4'	1.88	0.73
5:BE:14:LEU:HA	5:BE:36:THR:HG22	1.70	0.73
25:DA:2272:U:H5''	25:DA:2273:A:OP1	1.87	0.73
27:DC:62:ARG:HG2	27:DC:62:ARG:HH21	1.54	0.73
49:DY:18:LEU:HD21	49:DY:22:LEU:HD22	1.70	0.73

Continued on next page...

Continued from previous page...

Atom-1	Atom-2	Interatomic distance (Å)	Clash overlap (Å)
1:AA:1323:G:H2'	1:AA:1324:A:C8	2.24	0.73
9:AI:46:VAL:HG21	9:AI:75:ALA:HB1	1.71	0.73
11:AK:51:PHE:HZ	11:AK:64:VAL:HG11	1.54	0.73
1:BA:1000:A:C2	1:BA:1041:G:C2	2.76	0.73
25:CA:614:A:O2'	25:CA:615:U:OP2	2.07	0.73
27:CC:16:VAL:HB	27:CC:203:VAL:HG22	1.71	0.73
25:DA:1469:A:H2'	25:DA:1470:A:C8	2.23	0.73
25:DA:2579:C:C2'	25:DA:2580:U:H5'	2.19	0.73
50:DZ:4:ILE:HD11	50:DZ:56:VAL:HG21	1.71	0.73
1:AA:142:G:H3'	1:AA:143:A:H8	1.53	0.72
1:AA:208:U:C5	1:AA:210:C:C4	2.77	0.72
1:BA:1122:U:N3	1:BA:1123:U:C5	2.57	0.72
11:BK:24:ALA:HA	11:BK:29:THR:HG22	1.71	0.72
27:CC:226:PRO:HD3	27:CC:233:GLY:HA3	1.69	0.72
33:CI:33:ASN:HB2	33:CI:36:GLU:HG3	1.68	0.72
32:DH:7:ASP:HB2	32:DH:35:LYS:HE3	1.71	0.72
1:AA:239:U:H5''	1:AA:240:G:OP2	1.88	0.72
1:AA:1043:G:H2'	1:AA:1044:A:H5''	1.69	0.72
4:AD:57:LYS:HB3	4:AD:199:ILE:HB	1.70	0.72
4:AD:176:LYS:N	4:AD:176:LYS:HD3	2.04	0.72
1:BA:1048:G:H5''	14:BN:2:LYS:HG3	1.70	0.72
2:BB:131:LYS:O	2:BB:135:MET:HB2	1.88	0.72
12:BL:115:LYS:O	12:BL:116:TYR:CD2	2.42	0.72
25:CA:1092:C:H2'	25:CA:1093:G:O4'	1.89	0.72
25:CA:2820:A:H4'	38:CN:3:HIS:CD2	2.25	0.72
36:CL:111:ILE:HD12	36:CL:111:ILE:N	2.03	0.72
52:C1:16:THR:HG22	52:C1:41:VAL:HG11	1.72	0.72
25:DA:547:A:H3'	25:DA:548:G:H5'	1.70	0.72
25:DA:2172:U:H4'	25:DA:2173:A:H5'	1.71	0.72
25:DA:2407:A:N3	25:DA:2408:U:C6	2.56	0.72
56:DB:33:G:C2'	56:DB:34:A:O5'	2.36	0.72
1:AA:1053:G:C4'	1:AA:1054:C:H5'	2.20	0.72
1:BA:68:G:C5	1:BA:69:G:H1'	2.24	0.72
1:BA:114:U:O2'	1:BA:115:G:H5'	1.89	0.72
1:BA:1048:G:H4'	14:BN:2:LYS:CE	2.19	0.72
2:BB:209:VAL:O	2:BB:213:LEU:CB	2.36	0.72
7:BG:39:GLU:HB2	7:BG:43:TYR:CE2	2.24	0.72
21:BU:10:PRO:O	21:BU:11:PHE:CG	2.43	0.72
25:CA:4:U:O2'	25:CA:5:A:H5'	1.90	0.72
25:CA:2230:G:H5''	48:CX:29:LEU:HD12	1.70	0.72
25:DA:1881:C:H2'	25:DA:1882:U:O4'	1.89	0.72

Continued on next page...

Continued from previous page...

Atom-1	Atom-2	Interatomic distance (Å)	Clash overlap (Å)
2:AB:84:LEU:HG	2:AB:85:SER:N	2.01	0.72
11:AK:22:ILE:HG12	11:AK:85:VAL:HG22	1.72	0.72
13:AM:71:GLU:O	13:AM:74:MET:HB3	1.90	0.72
1:BA:1151:A:C2	1:BA:1152:A:N7	2.56	0.72
2:BB:67:LEU:O	2:BB:160:LEU:HD12	1.88	0.72
12:BL:115:LYS:O	12:BL:116:TYR:CG	2.42	0.72
25:DA:1329:U:O2'	25:DA:1330:C:H5'	1.90	0.72
27:DC:229:HIS:O	27:DC:231:HIS:O	2.06	0.72
44:DT:14:PRO:HD2	49:DY:33:ALA:HB1	1.71	0.72
21:AU:25:ALA:HA	21:AU:28:LEU:HB3	1.71	0.72
1:BA:109:A:H2'	1:BA:326:G:N2	2.04	0.72
1:BA:463:U:H2'	1:BA:463:U:O2	1.88	0.72
25:CA:271:G:H4'	25:CA:272:A:OP1	1.89	0.72
25:CA:981:A:C5'	60:CA:3598:HOH:O	2.36	0.72
25:CA:1073:A:H3'	25:CA:1074:G:H5''	1.69	0.72
28:CD:98:VAL:HG22	28:CD:98:VAL:O	1.89	0.72
25:DA:480:A:H5''	45:DU:43:LYS:HD2	1.72	0.72
48:DX:32:LEU:O	48:DX:33:HIS:CG	2.42	0.72
1:AA:277:C:C2'	1:AA:278:G:O5'	2.38	0.72
1:AA:844:G:C5	1:AA:846:G:O2'	2.43	0.72
2:AB:65:LYS:HB2	2:AB:158:ASP:OD2	1.88	0.72
6:AF:53:LYS:O	6:AF:54:LEU:HB3	1.90	0.72
1:BA:980:C:OP2	60:BA:1862:HOH:O	2.06	0.72
6:BF:18:VAL:HB	6:BF:19:PRO:HD3	1.72	0.72
25:CA:479:A:N3	25:CA:481:G:H5''	2.04	0.72
25:CA:1104:C:C2	25:CA:1105:U:C5	2.78	0.72
31:CG:25:ILE:O	31:CG:78:VAL:HG11	1.89	0.72
46:CV:6:ALA:HB1	46:CV:40:ILE:HG23	1.70	0.72
25:DA:1195:G:C2'	25:DA:1196:C:H5'	2.19	0.72
25:DA:2498:C:P	60:DA:3689:HOH:O	2.47	0.72
39:DO:26:LEU:HD13	39:DO:39:VAL:HG22	1.71	0.72
1:AA:63:C:H2'	1:AA:64:G:H5'	1.72	0.72
1:AA:138:G:C2'	1:AA:139:A:H5'	2.18	0.72
1:AA:279:A:H4'	1:AA:280:C:O5'	1.90	0.72
1:BA:147:G:N2	1:BA:176:C:C2	2.58	0.72
1:BA:1361:G:N1	1:BA:1362:A:N7	2.37	0.72
17:BQ:15:LYS:C	17:BQ:16:MET:SD	2.68	0.72
25:CA:528:A:H2	25:CA:2043:C:C5'	2.03	0.72
25:CA:1085:A:C6	25:CA:1086:A:N6	2.57	0.72
25:CA:1309:G:OP1	53:C2:9:VAL:HG23	1.89	0.72
25:CA:1925:C:H4'	25:CA:1926:U:C5	2.25	0.72

Continued on next page...

Continued from previous page...

Atom-1	Atom-2	Interatomic distance (Å)	Clash overlap (Å)
27:DC:106:PRO:HB3	27:DC:141:HIS:CE1	2.24	0.72
32:DH:69:ALA:HB2	32:DH:138:VAL:CG1	2.20	0.72
1:AA:649:A:H2'	1:AA:650:G:O4'	1.90	0.72
1:AA:1168:U:O2	1:AA:1168:U:H2'	1.88	0.72
2:AB:70:GLY:HA2	2:AB:163:ILE:HG22	1.72	0.72
12:AL:24:GLU:O	12:AL:25:ALA:C	2.28	0.72
12:AL:62:VAL:HG22	12:AL:63:THR:H	1.54	0.72
1:BA:1288:A:N1	1:BA:1371:G:H1'	2.04	0.72
3:BC:76:ILE:HA	3:BC:83:VAL:HG23	1.70	0.72
6:BF:4:TYR:O	6:BF:63:ASN:HA	1.89	0.72
13:BM:113:LYS:HB2	13:BM:114:PRO:HD3	1.70	0.72
25:CA:1179:G:H3'	25:CA:1180:U:H4'	1.69	0.72
25:CA:2648:G:H2'	25:CA:2649:C:C6	2.24	0.72
25:CA:2845:U:H5''	40:CP:51:ASN:O	1.89	0.72
30:CF:48:LEU:HD12	30:CF:51:ASN:ND2	2.05	0.72
31:CG:172:GLU:OE1	31:CG:172:GLU:HA	1.88	0.72
33:CI:6:ALA:HB2	33:CI:60:VAL:HB	1.71	0.72
48:CX:40:GLU:HG3	48:CX:41:SER:N	2.04	0.72
25:DA:118:A:C8	25:DA:119:A:C8	2.78	0.72
25:DA:1385:A:C4	25:DA:1386:C:C5	2.78	0.72
56:DB:44:G:N2	56:DB:48:U:C2	2.58	0.72
34:DJ:47:HIS:ND1	34:DJ:48:VAL:HG23	2.05	0.72
35:DK:20:MET:CE	35:DK:22:ILE:HG22	2.20	0.72
36:DL:109:LYS:HG2	36:DL:126:ARG:HB3	1.72	0.72
1:AA:613:C:O2'	1:AA:614:C:H5'	1.90	0.72
11:AK:22:ILE:HG13	11:AK:85:VAL:HA	1.72	0.72
1:BA:1361:G:C2	1:BA:1362:A:N7	2.58	0.72
5:BE:150:GLU:HG3	5:BE:151:MET:SD	2.29	0.72
9:BI:28:VAL:O	9:BI:64:ILE:HG13	1.89	0.72
25:CA:2748:A:H1'	31:CG:66:THR:HG22	1.69	0.72
25:DA:161:A:C3'	25:DA:162:U:H5''	2.18	0.72
25:DA:1091:G:N3	25:DA:1092:C:C5	2.58	0.72
25:DA:1562:U:C2	25:DA:1563:U:C6	2.77	0.72
30:DF:7:TYR:HA	30:DF:11:VAL:HB	1.72	0.72
40:DP:57:ALA:HB1	40:DP:73:PHE:O	1.90	0.72
43:DS:20:VAL:HG21	43:DS:43:ALA:HB3	1.71	0.72
54:D3:14:LYS:HD3	54:D3:22:LYS:HE2	1.72	0.72
1:AA:513:C:H2'	1:AA:514:C:H6	1.54	0.72
3:AC:21:TRP:HB3	3:AC:58:ARG:HG2	1.72	0.72
9:AI:62:LEU:N	9:AI:62:LEU:HD22	2.05	0.72
13:AM:76:ILE:CG2	13:AM:80:MET:HE1	2.19	0.72

Continued on next page...

Continued from previous page...

Atom-1	Atom-2	Interatomic distance (Å)	Clash overlap (Å)
20:AT:28:ARG:HA	20:AT:31:ILE:HD12	1.72	0.72
1:BA:1491:G:H2'	1:BA:1492:A:C8	2.23	0.72
2:BB:181:PRO:HA	2:BB:196:ASP:OD1	1.90	0.72
6:BF:9:MET:HG3	6:BF:86:ARG:HB2	1.71	0.72
7:BG:26:VAL:HG12	7:BG:42:VAL:HG21	1.71	0.72
48:CX:65:THR:O	48:CX:68:ALA:HB3	1.89	0.72
25:DA:346:A:C4	25:DA:347:A:C8	2.77	0.72
25:DA:616:A:H2'	25:DA:617:G:C5'	2.20	0.72
25:DA:1454:C:C6	38:DN:63:ARG:HG2	2.25	0.72
56:DB:45:A:C2	56:DB:46:A:C4	2.78	0.72
32:DH:31:VAL:CB	32:DH:32:PRO:HD2	2.20	0.72
40:DP:20:ARG:HB3	40:DP:21:PRO:HD2	1.71	0.72
1:AA:590:U:O2'	1:AA:591:U:H5'	1.90	0.71
1:AA:997:U:H2'	1:AA:998:C:H5'	1.72	0.71
1:AA:1031:C:O2'	1:AA:1032:G:OP2	2.08	0.71
1:AA:1303:C:H2'	1:AA:1304:G:O5'	1.90	0.71
2:AB:56:LEU:HD22	2:AB:56:LEU:C	2.10	0.71
2:AB:163:ILE:HG23	2:AB:164:ASP:H	1.55	0.71
11:AK:15:VAL:HG12	11:AK:76:TYR:HB3	1.71	0.71
12:AL:24:GLU:O	12:AL:26:CYS:N	2.23	0.71
20:AT:27:MET:HG2	20:AT:31:ILE:HD11	1.71	0.71
21:AU:13:VAL:O	21:AU:15:LEU:HG	1.89	0.71
3:BC:76:ILE:HA	3:BC:83:VAL:CG2	2.20	0.71
5:BE:148:SER:O	5:BE:152:VAL:N	2.23	0.71
25:CA:1063:G:C2	33:CI:135:MET:HA	2.25	0.71
25:DA:348:A:H2'	25:DA:349:U:O4'	1.90	0.71
25:DA:804:A:H5''	25:DA:805:G:OP1	1.89	0.71
25:DA:2223:G:C2'	25:DA:2224:G:H5'	2.19	0.71
27:DC:251:THR:HG22	27:DC:252:LYS:N	2.04	0.71
29:DE:126:VAL:CG2	29:DE:133:LEU:HB3	2.20	0.71
32:DH:93:SER:HG	32:DH:121:VAL:HG12	1.51	0.71
1:AA:622:A:C8	1:AA:623:C:C6	2.78	0.71
1:AA:684:U:H1'	11:AK:39:ASN:O	1.90	0.71
1:AA:978:A:C5	1:AA:1319:A:C2	2.77	0.71
1:AA:1216:A:C6	1:AA:1217:C:N4	2.58	0.71
8:AH:110:MET:HE2	8:AH:115:ALA:N	2.04	0.71
10:BJ:48:ARG:HH11	10:BJ:48:ARG:CG	2.02	0.71
12:BL:64:SER:HB2	12:BL:81:ILE:HD11	1.71	0.71
18:BR:41:SER:HB3	18:BR:51:GLN:HE21	1.51	0.71
42:CR:25:LEU:H	42:CR:94:THR:HG21	1.55	0.71
25:DA:60:G:N3	25:DA:74:A:C2	2.58	0.71

Continued on next page...

Continued from previous page...

Atom-1	Atom-2	Interatomic distance (Å)	Clash overlap (Å)
25:DA:2199:A:C4	25:DA:2225:A:C2	2.78	0.71
32:DH:50:ARG:CZ	32:DH:50:ARG:HA	2.20	0.71
32:DH:86:ASP:O	32:DH:87:GLU:HB2	1.89	0.71
36:DL:81:ASP:O	36:DL:82:LEU:HB3	1.90	0.71
1:AA:1216:A:C4	1:AA:1217:C:C5	2.78	0.71
4:AD:58:GLN:O	4:AD:62:ARG:HG2	1.90	0.71
1:BA:171:A:O2'	1:BA:172:A:H5'	1.90	0.71
1:BA:243:A:C2	1:BA:246:A:C8	2.78	0.71
1:BA:1534:A:C5'	1:BA:1535:C:OP1	2.38	0.71
2:BB:20:ARG:O	2:BB:22:TRP:N	2.22	0.71
13:BM:28:ARG:CZ	13:BM:62:PHE:HB2	2.21	0.71
20:BT:66:ILE:HD11	20:BT:70:LYS:HD3	1.72	0.71
25:CA:998:C:P	60:CA:3361:HOH:O	2.48	0.71
26:CB:33:G:C2'	26:CB:34:A:H5'	2.19	0.71
42:CR:49:ILE:CG2	42:CR:53:PHE:N	2.53	0.71
25:DA:443:A:C8	29:DE:40:ARG:HD3	2.24	0.71
25:DA:2701:U:H5''	25:DA:2702:G:H5''	1.71	0.71
49:DY:56:LEU:O	49:DY:57:LEU:CB	2.38	0.71
51:D0:24:VAL:O	51:D0:25:THR:OG1	2.08	0.71
1:AA:889:A:H4'	1:AA:890:G:OP1	1.91	0.71
2:AB:22:TRP:CH2	2:AB:24:PRO:HA	2.25	0.71
1:BA:978:A:OP2	1:BA:1362:A:N6	2.22	0.71
1:BA:1032:G:H1'	25:CA:2138:G:OP1	1.90	0.71
1:BA:1452:C:H4'	1:BA:1453:G:O5'	1.90	0.71
19:BS:10:ILE:HG13	19:BS:11:ASP:N	2.04	0.71
25:CA:58:G:OP1	44:CT:78:SER:HB3	1.90	0.71
25:CA:893:C:H2'	25:CA:894:U:O4'	1.89	0.71
33:CI:96:LYS:HB3	33:CI:138:VAL:CG2	2.20	0.71
33:CI:105:LEU:HA	33:CI:108:ILE:HB	1.70	0.71
35:CK:118:LEU:O	35:CK:119:ALA:CB	2.38	0.71
47:CW:37:ARG:HH11	47:CW:37:ARG:HG3	1.56	0.71
25:DA:729:G:H4'	25:DA:763:G:H5'	1.72	0.71
56:DB:89:U:OP2	56:DB:89:U:H4'	1.88	0.71
31:DG:8:VAL:HG23	31:DG:68:ARG:HD2	1.71	0.71
42:DR:49:ILE:CG1	42:DR:49:ILE:O	2.37	0.71
45:DU:98:ASN:O	45:DU:100:GLU:N	2.23	0.71
1:AA:245:U:H3	1:AA:283:U:H3	1.37	0.71
1:AA:380:G:N2	1:AA:384:G:C6	2.59	0.71
1:AA:950:U:H3'	13:AM:100:ARG:HH22	1.55	0.71
11:AK:41:LEU:HD22	11:AK:76:TYR:CE2	2.26	0.71
1:BA:1138:G:C2	1:BA:1140:C:C5	2.79	0.71

Continued on next page...

Continued from previous page...

Atom-1	Atom-2	Interatomic distance (Å)	Clash overlap (Å)
1:BA:1269:A:N7	1:BA:1270:G:H1'	2.06	0.71
12:BL:20:VAL:N	12:BL:21:PRO:CD	2.53	0.71
12:BL:28:GLN:HB2	12:BL:81:ILE:O	1.90	0.71
13:BM:28:ARG:NH1	13:BM:62:PHE:HB2	2.05	0.71
19:BS:62:THR:HB	19:BS:65:MET:HG3	1.72	0.71
25:CA:45:G:H4'	25:CA:46:G:H5'	1.72	0.71
25:CA:1846:G:N2	25:CA:1895:C:C2	2.58	0.71
25:CA:2886:A:C5	25:CA:2887:A:C8	2.78	0.71
43:CS:59:GLU:HA	43:CS:64:ALA:HA	1.70	0.71
25:DA:88:G:O2'	25:DA:89:A:H5'	1.90	0.71
25:DA:2286:G:OP1	52:D1:29:LYS:HE3	1.90	0.71
37:DM:27:SER:O	37:DM:28:PHE:CG	2.43	0.71
4:AD:167:PRO:HG2	4:AD:170:LEU:HD11	1.71	0.71
13:AM:14:ALA:O	13:AM:18:LEU:HD23	1.90	0.71
17:AQ:44:HIS:HB2	17:AQ:69:THR:O	1.91	0.71
24:AY:9:ASP:HB3	24:AY:13:ARG:NH2	2.05	0.71
1:BA:1535:C:O2'	1:BA:1536:C:OP2	2.08	0.71
25:CA:997:G:OP1	41:CQ:91:ARG:HG2	1.91	0.71
25:CA:1161:C:H1'	42:CR:8:GLY:O	1.91	0.71
25:CA:1908:C:H5''	25:CA:1909:C:OP2	1.90	0.71
25:CA:2506:U:H2'	25:CA:2507:C:H5'	1.72	0.71
27:CC:34:GLU:O	27:CC:35:LYS:O	2.08	0.71
31:CG:24:THR:O	31:CG:25:ILE:HD13	1.90	0.71
45:CU:15:GLY:O	45:CU:17:ASP:N	2.23	0.71
25:DA:535:G:O2'	25:DA:536:G:H5'	1.90	0.71
25:DA:826:U:O2'	36:DL:53:GLY:HA3	1.90	0.71
25:DA:1670:C:C5	25:DA:1671:U:C4	2.79	0.71
27:DC:73:ILE:HD12	27:DC:73:ILE:N	2.05	0.71
39:DO:34:HIS:HA	39:DO:53:THR:OG1	1.90	0.71
1:BA:827:U:C4	1:BA:870:U:C2	2.79	0.71
11:BK:126:ARG:N	21:BU:33:ARG:NH2	2.38	0.71
25:CA:321:U:OP2	29:CE:130:LYS:HD3	1.90	0.71
25:CA:675:A:OP1	29:CE:58:LYS:HE2	1.90	0.71
25:CA:2128:G:H2'	25:CA:2129:C:O4'	1.91	0.71
25:DA:1096:A:H2'	25:DA:1097:U:C4'	2.20	0.71
25:DA:2749:A:H5''	31:DG:1:SER:HB2	1.73	0.71
25:DA:2884:U:O4'	25:DA:2884:U:O2	1.99	0.71
38:DN:103:ARG:HB2	38:DN:110:MET:CE	2.20	0.71
45:DU:85:ARG:HG2	45:DU:94:PHE:CD2	2.25	0.71
50:DZ:40:THR:HG23	50:DZ:43:ILE:HG12	1.72	0.71
1:AA:414:A:H2'	1:AA:415:A:C8	2.26	0.71

Continued on next page...

Continued from previous page...

Atom-1	Atom-2	Interatomic distance (Å)	Clash overlap (Å)
1:AA:950:U:C5	13:AM:100:ARG:NH1	2.58	0.71
1:AA:1118:U:H5'	9:AI:105:ARG:HG3	1.72	0.71
1:AA:1330:U:C2'	1:AA:1331:G:H5'	2.20	0.71
1:AA:1476:A:H2'	1:AA:1477:U:O4'	1.91	0.71
25:CA:2172:U:H4'	25:CA:2173:A:H5'	1.70	0.71
28:CD:4:LEU:HD21	28:CD:100:LEU:HD23	1.73	0.71
39:CO:4:LYS:HG3	39:CO:5:SER:N	2.03	0.71
49:CY:46:VAL:O	49:CY:50:VAL:HG23	1.90	0.71
25:DA:977:G:N7	60:DA:3592:HOH:O	2.22	0.71
42:DR:49:ILE:CG1	42:DR:52:PRO:HA	2.21	0.71
45:DU:40:LEU:HD23	45:DU:40:LEU:N	2.06	0.71
1:AA:205:A:H2'	1:AA:205:A:N3	2.05	0.71
1:AA:409:U:OP1	4:AD:23:GLY:HA3	1.91	0.71
1:AA:659:U:O2	1:AA:660:C:C6	2.44	0.71
1:AA:1053:G:H4'	1:AA:1054:C:H5'	1.72	0.71
24:AY:145:LYS:H	24:AY:145:LYS:CE	2.04	0.71
1:BA:978:A:H4'	1:BA:1322:C:C5	2.26	0.71
9:BI:89:TYR:C	9:BI:93:LEU:HD11	2.09	0.71
25:CA:31:C:O2'	25:CA:1238:G:H5'	1.91	0.71
25:CA:1086:A:O2'	25:CA:1087:G:N7	2.24	0.71
25:CA:2582:G:OP2	60:CA:3715:HOH:O	2.09	0.71
46:CV:2:PHE:CD1	46:CV:50:MET:HE3	2.25	0.71
25:DA:317:G:C5	25:DA:318:C:C5	2.79	0.71
25:DA:346:A:C5	25:DA:347:A:N7	2.59	0.71
33:DI:44:LYS:HA	33:DI:47:SER:HB3	1.73	0.71
2:AB:110:ILE:HD11	2:AB:147:LEU:HD22	1.71	0.71
1:BA:757:U:O2'	1:BA:879:C:H1'	1.90	0.71
20:BT:61:ALA:HA	20:BT:67:HIS:H	1.56	0.71
25:CA:416:U:C5	25:CA:417:C:C4	2.79	0.71
25:CA:842:U:O4	60:CA:3590:HOH:O	2.08	0.71
25:CA:1372:U:H2'	25:CA:1373:A:O5'	1.91	0.71
25:CA:2305:U:O2'	30:CF:132:ARG:NE	2.24	0.71
27:CC:104:LEU:N	27:CC:104:LEU:CD1	2.53	0.71
25:DA:1096:A:H2'	25:DA:1097:U:C5'	2.21	0.71
25:DA:2011:U:OP1	43:DS:42:LYS:HE2	1.90	0.71
25:DA:2467:C:N4	25:DA:2468:A:C6	2.59	0.71
32:DH:53:GLU:O	32:DH:57:LYS:CB	2.39	0.71
32:DH:76:GLU:HG2	32:DH:143:ILE:HD13	1.73	0.71
42:DR:49:ILE:HB	42:DR:53:PHE:N	2.06	0.71
1:AA:8:A:C5	4:AD:205:LYS:HB3	2.25	0.70
1:AA:542:G:C2	1:AA:543:U:C5	2.79	0.70

Continued on next page...

Continued from previous page...

Atom-1	Atom-2	Interatomic distance (Å)	Clash overlap (Å)
1:AA:1043:G:C2'	1:AA:1044:A:H5''	2.21	0.70
4:AD:61:ARG:CG	4:AD:71:PHE:CD2	2.74	0.70
5:AE:33:THR:HG22	5:AE:51:LYS:HB3	1.73	0.70
2:BB:22:TRP:CG	2:BB:22:TRP:O	2.43	0.70
21:BU:10:PRO:C	21:BU:11:PHE:CG	2.60	0.70
25:CA:544:C:H2'	25:CA:545:U:O4'	1.91	0.70
25:CA:1171:G:C2	25:CA:1172:C:C2	2.78	0.70
25:CA:2309:A:C6	25:CA:2310:C:N4	2.59	0.70
25:DA:1378:A:N3	25:DA:1380:G:C8	2.59	0.70
25:DA:2072:C:H6	25:DA:2072:C:H5''	1.54	0.70
25:DA:2793:C:H2'	25:DA:2794:C:H6	1.53	0.70
56:DB:43:C:H1'	30:DF:89:THR:CG2	2.21	0.70
37:DM:46:ILE:O	37:DM:103:TYR:OH	2.08	0.70
38:DN:24:MET:HE3	38:DN:44:LEU:HD13	1.72	0.70
1:AA:464:U:N3	1:AA:466:A:H5''	2.05	0.70
1:AA:872:A:C8	1:AA:874:G:C8	2.79	0.70
4:AD:122:ILE:N	4:AD:122:ILE:HD13	2.06	0.70
14:AN:19:TYR:O	14:AN:20:PHE:O	2.09	0.70
17:AQ:11:VAL:HG12	17:AQ:12:VAL:N	2.06	0.70
22:AV:55:U:O2'	22:AV:57:G:N7	2.21	0.70
1:BA:245:U:H3	1:BA:283:U:H3	1.36	0.70
1:BA:246:A:H4'	1:BA:247:G:OP1	1.91	0.70
25:CA:2210:U:H4'	25:CA:2211:A:H5'	1.72	0.70
25:DA:528:A:C2	25:DA:2043:C:H4'	2.26	0.70
25:DA:1084:A:N6	25:DA:1085:A:N6	2.39	0.70
25:DA:1096:A:N1	25:DA:1097:U:C5	2.59	0.70
25:DA:2110:G:C6	25:DA:2120:G:C8	2.79	0.70
25:DA:2209:G:N2	25:DA:2216:G:C2	2.58	0.70
36:DL:82:LEU:O	36:DL:85:VAL:HG22	1.90	0.70
39:DO:31:THR:HG23	39:DO:32:PRO:HD2	1.72	0.70
50:DZ:9:THR:HG22	50:DZ:53:MET:HA	1.71	0.70
1:AA:147:G:H2'	1:AA:148:G:C8	2.26	0.70
1:AA:763:G:H2'	1:AA:764:C:H6	1.56	0.70
1:AA:1179:A:H2'	1:AA:1180:A:O4'	1.91	0.70
16:AP:39:PHE:CD2	16:AP:74:LEU:HD11	2.27	0.70
19:AS:28:LYS:HB2	19:AS:29:PRO:HD2	1.73	0.70
21:AU:39:LYS:N	21:AU:40:PRO:CD	2.55	0.70
1:BA:158:G:H2'	1:BA:159:G:H5''	1.72	0.70
4:BD:56:GLU:OE2	4:BD:195:ASN:HB2	1.91	0.70
5:BE:113:VAL:HG22	5:BE:114:LEU:N	2.06	0.70
7:BG:11:ILE:HD12	7:BG:23:ALA:HB1	1.73	0.70

Continued on next page...

Continued from previous page...

Atom-1	Atom-2	Interatomic distance (Å)	Clash overlap (Å)
25:CA:1171:G:C5	25:CA:1172:C:C4	2.80	0.70
33:CI:132:ALA:O	33:CI:133:ARG:HB2	1.90	0.70
42:CR:26:ASP:O	42:CR:27:ILE:HD13	1.91	0.70
44:CT:71:GLY:O	44:CT:73:ARG:N	2.25	0.70
25:DA:227:A:C2	25:DA:2407:A:H1'	2.26	0.70
25:DA:1205:A:N1	29:DE:165:HIS:HB2	2.05	0.70
25:DA:2165:C:O2	25:DA:2165:C:H2'	1.90	0.70
25:DA:2278:A:OP1	37:DM:10:ARG:HD3	1.92	0.70
45:DU:11:ILE:CG2	45:DU:79:ALA:HB2	2.20	0.70
1:AA:499:A:H4'	1:AA:500:G:OP1	1.91	0.70
7:AG:94:ARG:NH2	7:AG:98:LEU:HD21	2.06	0.70
19:AS:39:ILE:HG12	19:AS:70:LEU:HD23	1.72	0.70
1:BA:1234:C:H1'	1:BA:1364:U:C6	2.27	0.70
1:BA:1261:A:C2	1:BA:1262:C:C4	2.79	0.70
1:BA:1377:A:N3	7:BG:1:PRO:HG3	2.05	0.70
12:BL:2:THR:HB	12:BL:5:GLN:HG2	1.74	0.70
25:CA:1097:U:H1'	33:CI:8:VAL:HG12	1.71	0.70
25:CA:2075:U:O4	60:CA:3506:HOH:O	2.08	0.70
27:CC:129:LEU:HD23	27:CC:129:LEU:N	2.07	0.70
25:DA:58:G:H2'	25:DA:59:U:H5'	1.73	0.70
25:DA:2091:C:H3'	25:DA:2092:U:H5''	1.73	0.70
29:DE:155:GLU:HG3	29:DE:159:LEU:CD1	2.21	0.70
35:DK:103:VAL:O	35:DK:122:VAL:HB	1.90	0.70
38:DN:112:TYR:CD1	51:D0:54:ILE:HD11	2.27	0.70
51:D0:55:ALA:O	51:D0:56:LYS:HB2	1.92	0.70
1:AA:1446:A:O2'	1:AA:1447:A:H5'	1.90	0.70
3:AC:96:VAL:HB	3:AC:97:PRO:HD2	1.72	0.70
4:AD:168:THR:HB	4:AD:183:ARG:HH22	1.55	0.70
12:AL:20:VAL:HG22	12:AL:20:VAL:O	1.92	0.70
7:BG:79:VAL:HG12	7:BG:80:GLY:N	2.06	0.70
11:BK:20:ALA:HA	11:BK:33:ILE:HD13	1.73	0.70
15:BO:7:THR:O	15:BO:11:VAL:HG23	1.92	0.70
25:CA:674:G:H1'	29:CE:69:ARG:HD3	1.72	0.70
25:CA:2406:A:OP2	25:CA:2406:A:H2'	1.92	0.70
33:CI:17:ALA:O	33:CI:18:ASN:CB	2.38	0.70
25:DA:55:G:O2'	25:DA:56:A:H5'	1.92	0.70
25:DA:693:A:C2'	25:DA:694:U:O5'	2.40	0.70
25:DA:1154:G:OP2	41:DQ:57:ARG:NH1	2.25	0.70
32:DH:62:LEU:HD13	32:DH:63:ALA:H	1.55	0.70
42:DR:39:LEU:O	42:DR:49:ILE:HG23	1.90	0.70
1:AA:439:U:C5	1:AA:440:C:C5	2.78	0.70

Continued on next page...

Continued from previous page...

Atom-1	Atom-2	Interatomic distance (Å)	Clash overlap (Å)
16:AP:39:PHE:C	16:AP:39:PHE:CD1	2.64	0.70
2:BB:58:LYS:O	2:BB:62:ARG:N	2.24	0.70
5:BE:149:PRO:O	5:BE:152:VAL:HG22	1.91	0.70
25:CA:242:G:O5'	54:C3:2:LYS:HE2	1.90	0.70
25:CA:1897:G:C2	25:CA:1898:U:O2	2.44	0.70
25:CA:2152:G:C2'	25:CA:2153:C:H5'	2.20	0.70
29:CE:111:GLU:HA	29:CE:111:GLU:OE1	1.89	0.70
32:CH:53:GLU:O	32:CH:57:LYS:HB3	1.90	0.70
25:DA:186:G:O2'	25:DA:187:G:H5'	1.90	0.70
25:DA:1383:A:C2	25:DA:1384:A:C2	2.80	0.70
36:DL:28:GLY:O	36:DL:29:LYS:O	2.09	0.70
1:AA:673:A:H2'	1:AA:674:G:C8	2.27	0.70
7:AG:26:VAL:HG12	7:AG:42:VAL:HG21	1.74	0.70
9:AI:48:ARG:C	9:AI:48:ARG:HD3	2.11	0.70
10:AJ:9:ARG:HB2	10:AJ:99:GLN:HB2	1.74	0.70
21:AU:19:LYS:CE	21:AU:19:LYS:CA	2.69	0.70
1:BA:1061:G:H5''	10:BJ:61:ALA:HB2	1.72	0.70
14:BN:66:GLN:HG3	14:BN:79:LEU:HD21	1.72	0.70
25:CA:287:G:H2'	25:CA:288:U:C6	2.26	0.70
37:CM:31:PHE:CZ	37:CM:110:GLU:HA	2.27	0.70
38:CN:103:ARG:HD3	38:CN:110:MET:CE	2.22	0.70
49:CY:18:LEU:HD21	49:CY:22:LEU:HD22	1.74	0.70
55:C4:36:ARG:HG2	55:C4:37:GLN:H	1.56	0.70
25:DA:832:U:H2'	25:DA:833:A:C8	2.25	0.70
27:DC:1:ALA:HA	27:DC:198:GLU:OE2	1.92	0.70
27:DC:144:GLU:HA	27:DC:151:GLY:HA2	1.72	0.70
32:DH:5:LEU:C	32:DH:6:LEU:HD12	2.12	0.70
44:DT:69:ARG:HG3	44:DT:74:ILE:HG22	1.73	0.70
1:AA:142:G:C5	1:AA:143:A:N7	2.59	0.70
1:AA:923:A:O4'	1:AA:1398:A:C2	2.45	0.70
1:AA:1305:G:H2'	1:AA:1331:G:H22	1.56	0.70
11:AK:124:LYS:CG	11:AK:125:LYS:N	2.53	0.70
20:AT:66:ILE:HG23	20:AT:66:ILE:O	1.91	0.70
1:BA:983:A:H2'	1:BA:983:A:N3	2.05	0.70
1:BA:1106:G:H2'	1:BA:1107:C:H6	1.57	0.70
1:BA:1211:U:O2'	1:BA:1212:U:P	2.50	0.70
25:CA:1026:G:H2'	25:CA:1027:A:C8	2.27	0.70
25:CA:1452:G:O2'	25:CA:1453:A:P	2.49	0.70
25:CA:1799:G:OP2	27:CC:269:ARG:NH2	2.25	0.70
25:CA:2258:C:H4'	25:CA:2259:U:OP2	1.92	0.70
25:CA:2334:U:C4	39:CO:16:ARG:HD3	2.26	0.70

Continued on next page...

Continued from previous page...

Atom-1	Atom-2	Interatomic distance (Å)	Clash overlap (Å)
37:CM:15:GLY:C	37:CM:16:ARG:HD3	2.10	0.70
40:CP:30:TRP:CE2	40:CP:39:LEU:HD11	2.27	0.70
46:CV:41:GLU:O	46:CV:41:GLU:HG3	1.92	0.70
25:DA:547:A:H3'	25:DA:548:G:C5'	2.22	0.70
25:DA:1063:G:H3'	25:DA:1064:C:C6	2.26	0.70
25:DA:1866:A:C2	25:DA:1876:A:N7	2.60	0.70
25:DA:2188:U:H2'	25:DA:2189:U:O4'	1.91	0.70
33:DI:71:LYS:O	33:DI:72:THR:HG23	1.92	0.70
36:DL:57:LEU:HD12	36:DL:60:ARG:HD2	1.73	0.70
36:DL:107:PHE:N	36:DL:107:PHE:CD2	2.59	0.70
1:AA:1279:G:N2	10:AJ:45:ARG:HE	1.89	0.70
4:AD:57:LYS:HB3	4:AD:199:ILE:CG2	2.21	0.70
10:AJ:65:TYR:CB	14:AN:96:LEU:HD11	2.22	0.70
16:AP:71:VAL:O	16:AP:75:ILE:HG13	1.92	0.70
19:AS:9:PHE:CD1	19:AS:10:ILE:N	2.60	0.70
21:AU:25:ALA:HB3	23:AX:9:G:C5'	2.22	0.70
1:BA:1284:C:C6	1:BA:1285:A:C8	2.80	0.70
6:BF:86:ARG:CG	6:BF:86:ARG:HH11	2.05	0.70
16:BP:61:VAL:HG22	16:BP:67:ILE:HD11	1.73	0.70
25:CA:2114:A:H2'	25:CA:2114:A:N3	2.06	0.70
34:CJ:81:ILE:CG1	34:CJ:82:GLY:N	2.48	0.70
45:DU:65:GLN:OE1	45:DU:65:GLN:HA	1.91	0.70
1:AA:435:A:C6	1:AA:436:C:C4	2.80	0.70
1:AA:657:U:O2	15:AO:21:THR:CG2	2.39	0.70
16:AP:75:ILE:HG22	16:AP:80:LYS:HE2	1.73	0.70
1:BA:279:A:H5''	1:BA:281:G:O4'	1.92	0.70
1:BA:1221:G:H4'	19:BS:76:THR:HG21	1.74	0.70
2:BB:63:LYS:HD3	2:BB:63:LYS:C	2.13	0.70
5:BE:153:ALA:HA	5:BE:157:GLY:N	2.06	0.70
9:BI:17:ARG:O	9:BI:64:ILE:HA	1.91	0.70
12:BL:76:HIS:O	12:BL:77:SER:HB2	1.92	0.70
25:CA:1056:G:H4'	25:CA:1086:A:C8	2.26	0.70
25:CA:2404:U:H2'	25:CA:2405:G:O5'	1.92	0.70
29:CE:12:LEU:HD23	29:CE:13:THR:N	2.07	0.70
25:DA:459:U:H5''	53:D2:40:ALA:HB2	1.74	0.70
25:DA:512:G:C8	60:DA:3778:HOH:O	2.44	0.70
25:DA:1060:U:C4'	25:DA:1061:U:H5'	2.21	0.70
25:DA:1379:U:C6	25:DA:1379:U:OP1	2.45	0.70
25:DA:1435:G:O2'	25:DA:1436:G:H5'	1.91	0.70
25:DA:2326:C:C1'	25:DA:2327:A:OP1	2.40	0.70
28:DD:104:VAL:O	28:DD:105:LYS:HB3	1.90	0.70

Continued on next page...

Continued from previous page...

Atom-1	Atom-2	Interatomic distance (Å)	Clash overlap (Å)
1:AA:792:A:H4'	1:AA:793:U:O5'	1.92	0.69
2:AB:81:ASP:O	2:AB:83:ALA:N	2.23	0.69
2:AB:136:ARG:O	2:AB:139:GLU:HB3	1.92	0.69
1:BA:560:A:N7	1:BA:566:G:C4	2.60	0.69
3:BC:21:TRP:CD1	3:BC:56:ILE:HG22	2.27	0.69
6:BF:19:PRO:HA	6:BF:22:ILE:CD1	2.22	0.69
25:CA:1178:C:H2'	25:CA:1179:G:N7	2.06	0.69
33:CI:100:ILE:O	33:CI:140:GLU:HB2	1.91	0.69
38:CN:75:ILE:O	38:CN:79:LEU:HD12	1.91	0.69
25:DA:910:A:C5	37:DM:13:HIS:CD2	2.80	0.69
29:DE:126:VAL:HG22	29:DE:133:LEU:HD13	1.73	0.69
3:AC:166:TRP:N	3:AC:166:TRP:CE3	2.60	0.69
5:AE:135:VAL:O	5:AE:138:ALA:HB3	1.92	0.69
24:AY:33:ALA:HB1	24:AY:66:LEU:HD21	1.74	0.69
1:BA:471:U:H2'	1:BA:472:U:O4'	1.91	0.69
1:BA:852:G:C5	1:BA:853:C:C5	2.81	0.69
1:BA:1072:G:C5	1:BA:1073:U:C5	2.79	0.69
3:BC:174:LEU:O	3:BC:174:LEU:HD12	1.92	0.69
6:BF:5:GLU:C	6:BF:6:ILE:HD12	2.12	0.69
14:BN:22:LYS:HG3	14:BN:23:ARG:HG3	1.74	0.69
25:CA:528:A:C2	25:CA:2043:C:H4'	2.28	0.69
25:CA:811:U:C4	36:CL:21:ARG:NH2	2.60	0.69
25:CA:2120:G:O2'	25:CA:2121:G:H5'	1.91	0.69
25:CA:2852:G:H2'	25:CA:2853:C:H6	1.57	0.69
29:CE:28:VAL:O	29:CE:32:VAL:HG22	1.92	0.69
30:CF:123:GLY:HA2	30:CF:162:ASP:OD1	1.92	0.69
25:DA:1416:G:O2'	25:DA:1417:C:OP2	2.05	0.69
25:DA:2209:G:C2	25:DA:2216:G:C2	2.79	0.69
25:DA:2492:U:C2'	25:DA:2493:U:H5'	2.22	0.69
25:DA:2637:U:H2'	25:DA:2638:G:H5'	1.74	0.69
25:DA:2711:A:OP2	60:DA:3551:HOH:O	2.09	0.69
25:DA:2893:A:C4'	25:DA:2894:G:H5'	2.22	0.69
29:DE:76:PRO:HA	29:DE:82:GLY:HA3	1.75	0.69
30:DF:39:VAL:HG11	30:DF:42:ALA:HB2	1.74	0.69
1:AA:10:A:O2'	1:AA:11:G:H5'	1.92	0.69
1:AA:513:C:H2'	1:AA:514:C:C6	2.27	0.69
2:AB:95:TRP:CZ2	2:AB:99:MET:HG2	2.27	0.69
2:AB:195:VAL:HG11	2:AB:198:VAL:HA	1.73	0.69
5:AE:140:ILE:HG22	5:AE:141:ASP:N	2.05	0.69
13:AM:40:GLU:HG3	13:AM:41:ASP:N	2.08	0.69
21:AU:13:VAL:CG1	21:AU:15:LEU:HD21	2.22	0.69

Continued on next page...

Continued from previous page...

Atom-1	Atom-2	Interatomic distance (Å)	Clash overlap (Å)
1:BA:114:U:C2'	1:BA:115:G:H5'	2.22	0.69
4:BD:25:ARG:HG3	4:BD:26:ALA:CA	2.22	0.69
32:CH:72:ILE:HG22	32:CH:73:ASN:N	2.06	0.69
33:DI:98:GLY:HA3	33:DI:137:LEU:HD23	1.74	0.69
1:AA:1303:C:OP1	60:AA:1796:HOH:O	2.09	0.69
21:AU:38:GLU:CA	21:AU:40:PRO:HD2	2.23	0.69
1:BA:200:G:H2'	1:BA:201:G:H5'	1.73	0.69
1:BA:254:G:OP1	17:BQ:68:LYS:O	2.10	0.69
1:BA:1222:G:O6	60:BA:1862:HOH:O	2.09	0.69
3:BC:88:LYS:HD3	3:BC:89:VAL:HG13	1.74	0.69
5:BE:155:LYS:HA	5:BE:158:LYS:NZ	2.07	0.69
7:BG:78:ARG:HG2	7:BG:83:THR:HA	1.74	0.69
21:BU:8:ASN:N	21:BU:11:PHE:HE2	1.90	0.69
25:CA:1784:A:P	60:CA:3703:HOH:O	2.50	0.69
25:CA:1929:G:N3	25:CA:1929:G:H5'	2.07	0.69
25:CA:2131:U:H5'	25:CA:2132:U:H5''	1.74	0.69
27:CC:35:LYS:O	27:CC:36:ASN:HB3	1.89	0.69
29:CE:104:ALA:O	29:CE:108:ILE:HG22	1.91	0.69
29:CE:189:THR:HG22	29:CE:192:ALA:N	2.07	0.69
25:DA:1587:G:C4	25:DA:1588:G:C8	2.81	0.69
56:DB:10:G:C8	56:DB:11:C:C5	2.81	0.69
56:DB:48:U:H4'	39:DO:100:HIS:CD2	2.28	0.69
39:DO:37:ALA:HB2	39:DO:106:LEU:HD11	1.73	0.69
49:DY:11:VAL:HA	49:DY:14:LEU:HB2	1.73	0.69
8:AH:46:GLU:CB	8:AH:63:LYS:HG2	2.22	0.69
18:AR:60:ARG:O	18:AR:63:TYR:HB3	1.93	0.69
7:BG:64:ALA:HB1	7:BG:126:ALA:CB	2.23	0.69
12:BL:24:GLU:CB	12:BL:26:CYS:SG	2.80	0.69
25:CA:1073:A:N7	25:CA:1074:G:H8	1.90	0.69
25:CA:2547:A:H4'	35:CK:29:HIS:CE1	2.28	0.69
32:CH:13:GLY:O	32:CH:14:SER:HB3	1.92	0.69
25:DA:194:G:N7	60:DA:3767:HOH:O	2.24	0.69
25:DA:1776:G:N7	60:DA:3452:HOH:O	2.23	0.69
25:DA:1784:A:H4'	25:DA:1785:A:O5'	1.93	0.69
25:DA:2305:U:H2'	25:DA:2306:C:C6	2.27	0.69
25:DA:2511:U:O4	25:DA:2575:C:N3	2.24	0.69
56:DB:49:C:OP1	39:DO:101:GLY:HA3	1.92	0.69
27:DC:123:ILE:HD11	27:DC:135:PRO:HD3	1.74	0.69
33:DI:31:GLY:HA3	33:DI:60:VAL:HG11	1.73	0.69
33:DI:49:GLU:OE1	33:DI:52:LEU:HD13	1.91	0.69
1:AA:768:A:C2'	1:AA:769:G:H5'	2.22	0.69

Continued on next page...

Continued from previous page...

Atom-1	Atom-2	Interatomic distance (Å)	Clash overlap (Å)
1:AA:1126:U:O4'	1:AA:1281:C:O2	2.11	0.69
3:AC:10:ARG:HE	3:AC:177:LEU:HA	1.58	0.69
14:AN:61:ARG:O	14:AN:62:ASN:HB2	1.91	0.69
21:AU:25:ALA:HB1	23:AX:9:G:H5''	1.74	0.69
1:BA:451:A:N6	1:BA:481:G:H5'	2.07	0.69
1:BA:965:U:HO2'	1:BA:966:G:P	2.16	0.69
1:BA:1048:G:H4'	14:BN:2:LYS:HE3	1.74	0.69
4:BD:43:ARG:HA	4:BD:43:ARG:NE	2.08	0.69
25:CA:1073:A:C3'	25:CA:1074:G:H5''	2.23	0.69
25:CA:1372:U:O2'	25:CA:1373:A:H5'	1.93	0.69
25:CA:1462:C:O2'	25:CA:1463:C:H5''	1.92	0.69
25:CA:1486:U:O2'	25:CA:1487:U:H5'	1.92	0.69
27:CC:51:ARG:HH22	27:CC:246:PRO:HG3	1.57	0.69
31:CG:39:ALA:HA	31:CG:57:TYR:CD1	2.28	0.69
36:CL:109:LYS:HE2	36:CL:128:THR:HG22	1.74	0.69
25:DA:204:A:O4'	25:DA:206:U:C6	2.46	0.69
25:DA:611:C:C2'	25:DA:612:G:H5'	2.22	0.69
25:DA:1071:G:C2'	25:DA:1072:C:H5''	2.22	0.69
25:DA:1444:G:H2'	25:DA:1445:G:H8	1.56	0.69
25:DA:2498:C:OP2	60:DA:3689:HOH:O	2.10	0.69
25:DA:2499:C:N3	60:DA:3536:HOH:O	2.25	0.69
25:DA:2731:G:C6	25:DA:2732:G:O6	2.44	0.69
32:DH:76:GLU:HG2	32:DH:76:GLU:O	1.92	0.69
32:DH:76:GLU:O	32:DH:143:ILE:HB	1.93	0.69
36:DL:106:GLU:C	36:DL:107:PHE:CD2	2.66	0.69
3:AC:137:VAL:HA	3:AC:148:ILE:HD13	1.74	0.69
3:AC:139:ASN:HA	3:AC:142:ARG:HB2	1.74	0.69
5:AE:14:LEU:HB3	5:AE:36:THR:HG22	1.73	0.69
14:AN:47:LYS:HB3	19:AS:12:LEU:HD21	1.75	0.69
17:AQ:7:LEU:HB2	17:AQ:60:ILE:HG22	1.73	0.69
1:BA:632:U:H2'	1:BA:632:U:O2	1.92	0.69
1:BA:929:G:C5	1:BA:930:C:C5	2.81	0.69
5:BE:37:VAL:HG11	5:BE:113:VAL:HA	1.72	0.69
15:BO:62:ARG:O	15:BO:66:LEU:HD12	1.93	0.69
25:CA:2881:U:O2'	25:CA:2882:A:H5'	1.93	0.69
27:CC:16:VAL:CB	27:CC:203:VAL:HG22	2.23	0.69
27:CC:242:HIS:O	27:CC:243:PRO:C	2.30	0.69
31:CG:148:ARG:CG	31:CG:148:ARG:HH11	2.06	0.69
27:DC:140:VAL:HG11	27:DC:189:ALA:HB1	1.73	0.69
32:DH:3:VAL:HG12	32:DH:38:PRO:HA	1.73	0.69
1:AA:108:G:C5	20:AT:9:ARG:HG2	2.28	0.69

Continued on next page...

Continued from previous page...

Atom-1	Atom-2	Interatomic distance (Å)	Clash overlap (Å)
1:AA:111:G:H5''	1:AA:112:G:OP2	1.93	0.69
1:AA:613:C:C2'	1:AA:614:C:H5'	2.22	0.69
1:AA:663:A:O2'	1:AA:664:G:H5'	1.93	0.69
2:AB:131:LYS:O	2:AB:135:MET:SD	2.51	0.69
3:AC:142:ARG:HG3	3:AC:143:LEU:HD13	1.74	0.69
5:AE:136:VAL:O	5:AE:137:ARG:HB2	1.93	0.69
9:AI:25:GLY:N	9:AI:58:GLU:HA	2.08	0.69
13:AM:74:MET:SD	30:CF:111:ARG:CB	2.81	0.69
13:AM:113:LYS:CB	13:AM:114:PRO:HD3	2.23	0.69
1:BA:801:U:H2'	1:BA:802:A:H8	1.58	0.69
1:BA:832:G:H2'	1:BA:833:G:H5'	1.74	0.69
2:BB:143:LEU:HD23	2:BB:143:LEU:H	1.57	0.69
4:BD:90:LEU:HA	4:BD:93:LEU:HD12	1.73	0.69
4:BD:150:LYS:HB2	4:BD:155:LYS:HE3	1.74	0.69
5:BE:82:HIS:CG	8:BH:95:MET:HE2	2.27	0.69
14:BN:43:ASN:O	14:BN:43:ASN:CG	2.30	0.69
21:BU:13:VAL:HG12	21:BU:15:LEU:CD2	2.22	0.69
21:BU:25:ALA:HB3	23:BX:8:A:H5''	1.74	0.69
25:CA:265:A:H4'	25:CA:266:G:OP1	1.91	0.69
25:CA:662:G:H2'	25:CA:663:G:H5'	1.75	0.69
25:CA:1067:A:H2'	25:CA:1067:A:N3	2.06	0.69
30:CF:7:TYR:HA	30:CF:11:VAL:CG2	2.22	0.69
25:DA:135:U:H2'	25:DA:136:G:C8	2.27	0.69
25:DA:223:A:C8	25:DA:422:A:HI1'	2.28	0.69
25:DA:1250:G:OP2	36:DL:21:ARG:NH2	2.26	0.69
25:DA:1412:U:H2'	25:DA:1413:A:C8	2.27	0.69
25:DA:1592:C:H2'	25:DA:1593:A:C8	2.28	0.69
25:DA:2531:A:C4	25:DA:2532:G:C8	2.80	0.69
25:DA:2547:A:H2'	25:DA:2548:U:C6	2.27	0.69
25:DA:2768:U:H2'	25:DA:2769:U:O5'	1.93	0.69
31:DG:3:VAL:HG12	31:DG:68:ARG:CG	2.22	0.69
1:AA:436:C:H4'	4:AD:152:SER:CB	2.23	0.69
1:AA:1032:G:H3'	1:AA:1033:G:O4'	1.93	0.69
1:AA:1049:U:H4'	1:AA:1050:G:OP2	1.92	0.69
8:AH:63:LYS:HB2	8:AH:70:VAL:HG21	1.73	0.69
9:AI:43:ALA:HA	9:AI:45:MET:SD	2.33	0.69
13:AM:1:ALA:O	13:AM:9:PRO:HD2	1.93	0.69
21:AU:13:VAL:O	21:AU:15:LEU:CD1	2.41	0.69
22:AV:18:G:C2'	22:AV:58:A:C2	2.75	0.69
1:BA:1000:A:C4	1:BA:1041:G:N2	2.61	0.69
13:BM:14:ALA:O	13:BM:18:LEU:HD23	1.93	0.69

Continued on next page...

Continued from previous page...

Atom-1	Atom-2	Interatomic distance (Å)	Clash overlap (Å)
25:CA:2291:U:H2'	25:CA:2292:U:C6	2.28	0.69
40:CP:1:SER:O	40:CP:5:LYS:HG2	1.92	0.69
46:CV:80:HIS:CG	46:CV:81:PRO:CD	2.76	0.69
49:CY:5:GLU:HG3	49:CY:56:LEU:CD1	2.21	0.69
50:CZ:1:ALA:HB1	50:CZ:2:LYS:CE	2.22	0.69
25:DA:1356:G:C4	25:DA:1357:C:C6	2.81	0.69
25:DA:2403:C:C2	25:DA:2404:U:C5	2.81	0.69
45:DU:7:ASP:O	45:DU:8:ASP:HB2	1.92	0.69
49:DY:48:ARG:O	49:DY:51:ALA:HB3	1.93	0.69
1:AA:1187:G:H5'	9:AI:114:LYS:HE3	1.74	0.69
2:AB:218:ALA:O	2:AB:219:THR:HG22	1.92	0.69
4:AD:146:GLU:O	4:AD:149:LYS:HB2	1.93	0.69
8:AH:98:LEU:HD23	8:AH:98:LEU:N	2.08	0.69
11:AK:51:PHE:CZ	11:AK:64:VAL:HG11	2.28	0.69
13:AM:28:ARG:HD2	13:AM:62:PHE:CD2	2.28	0.69
1:BA:595:A:C2	1:BA:641:U:C2	2.81	0.69
8:BH:79:ARG:HB2	8:BH:80:PRO:CD	2.23	0.69
15:BO:85:GLY:O	15:BO:86:LEU:HB3	1.91	0.69
25:CA:1056:G:N2	25:CA:1104:C:N4	2.40	0.69
31:CG:11:PRO:HD2	31:CG:14:VAL:HG21	1.72	0.69
33:CI:4:VAL:O	33:CI:5:GLN:CB	2.40	0.69
40:CP:71:ARG:HD3	40:CP:73:PHE:CZ	2.28	0.69
25:DA:548:G:H4'	25:DA:549:G:C2	2.28	0.69
25:DA:692:C:H2'	25:DA:693:A:O5'	1.93	0.69
25:DA:1739:A:H2'	25:DA:1740:G:O5'	1.92	0.69
25:DA:2637:U:C2'	25:DA:2638:G:H5'	2.23	0.69
31:DG:70:LEU:O	31:DG:74:MET:HG3	1.92	0.69
1:AA:104:G:O2'	1:AA:105:G:H5'	1.93	0.68
1:AA:1351:U:H2'	1:AA:1352:C:C6	2.29	0.68
6:AF:64:VAL:CG1	6:AF:65:GLU:N	2.56	0.68
14:AN:10:VAL:O	14:AN:13:VAL:HG12	1.93	0.68
16:AP:77:GLU:C	16:AP:79:ASN:H	1.96	0.68
1:BA:71:A:H8	1:BA:71:A:H5'	1.57	0.68
1:BA:299:G:H2'	1:BA:300:A:C8	2.28	0.68
1:BA:832:G:C2'	1:BA:833:G:H5'	2.23	0.68
1:BA:983:A:N3	1:BA:983:A:C2'	2.56	0.68
3:BC:101:ASN:C	3:BC:102:ILE:HG13	2.14	0.68
12:BL:24:GLU:HB3	12:BL:26:CYS:SG	2.33	0.68
14:BN:24:ALA:O	14:BN:27:LYS:HG3	1.92	0.68
25:CA:630:G:H5''	25:CA:631:A:OP2	1.94	0.68
25:CA:978:G:C2'	25:CA:979:A:H5'	2.22	0.68

Continued on next page...

Continued from previous page...

Atom-1	Atom-2	Interatomic distance (Å)	Clash overlap (Å)
25:CA:1866:A:C2	25:CA:1876:A:C4	2.81	0.68
25:CA:2473:U:C5	25:CA:2474:U:H5	2.10	0.68
25:DA:137:U:OP2	25:DA:137:U:C5	2.46	0.68
25:DA:1605:C:C2'	25:DA:1606:C:H5'	2.23	0.68
25:DA:2800:A:C2	25:DA:2895:G:H1'	2.28	0.68
27:DC:16:VAL:HB	27:DC:203:VAL:HG13	1.74	0.68
57:DW:41:PHE:O	57:DW:55:LEU:HD11	1.93	0.68
1:AA:223:A:H2'	1:AA:224:U:C6	2.28	0.68
1:AA:1038:C:C2'	1:AA:1039:G:H5'	2.23	0.68
1:AA:1118:U:C5'	9:AI:105:ARG:HG3	2.24	0.68
2:AB:193:ASP:OD1	2:AB:193:ASP:C	2.32	0.68
8:AH:10:LEU:HD23	8:AH:10:LEU:H	1.58	0.68
1:BA:370:C:O2'	1:BA:371:A:H5'	1.93	0.68
1:BA:613:C:O2'	1:BA:614:C:H5'	1.94	0.68
1:BA:1072:G:H3'	1:BA:1073:U:H6	1.58	0.68
1:BA:1142:G:C5	1:BA:1143:G:H1'	2.28	0.68
6:BF:6:ILE:HA	6:BF:88:MET:O	1.92	0.68
6:BF:98:GLU:HG3	6:BF:99:ALA:N	2.07	0.68
12:BL:27:PRO:HB2	12:BL:28:GLN:OE1	1.92	0.68
12:BL:78:VAL:N	12:BL:102:ASP:OD2	2.25	0.68
21:BU:25:ALA:CB	23:BX:8:A:H5''	2.23	0.68
28:CD:12:THR:HG23	40:CP:8:GLU:OE2	1.94	0.68
35:CK:113:MET:O	35:CK:114:LYS:C	2.30	0.68
37:CM:15:GLY:O	37:CM:16:ARG:CD	2.41	0.68
25:DA:783:A:C8	25:DA:784:G:H4'	2.28	0.68
25:DA:1031:G:H4'	55:D4:6:SER:HB2	1.75	0.68
25:DA:1187:G:H5''	42:DR:83:TYR:CE2	2.28	0.68
25:DA:1351:C:O2'	25:DA:1571:A:H1'	1.93	0.68
28:DD:25:THR:HG21	28:DD:193:VAL:CG2	2.24	0.68
37:DM:124:LEU:HD23	37:DM:124:LEU:N	2.09	0.68
46:DV:51:GLN:HB3	46:DV:56:PHE:CD2	2.28	0.68
49:DY:8:GLU:HA	49:DY:12:GLU:HG3	1.75	0.68
1:AA:11:G:C2'	1:AA:12:U:O5'	2.42	0.68
1:AA:468:A:C2	1:AA:469:C:C4	2.82	0.68
1:AA:513:C:H2'	1:AA:514:C:O5'	1.93	0.68
1:AA:659:U:O2	1:AA:659:U:H2'	1.93	0.68
9:AI:43:ALA:CA	9:AI:45:MET:SD	2.81	0.68
11:AK:124:LYS:HG2	11:AK:125:LYS:N	2.08	0.68
1:BA:383:A:H2'	1:BA:384:G:H5'	1.75	0.68
25:CA:12:U:H2'	25:CA:12:U:O2	1.92	0.68
25:CA:2106:U:H5''	25:CA:2107:G:OP2	1.93	0.68

Continued on next page...

Continued from previous page...

Atom-1	Atom-2	Interatomic distance (Å)	Clash overlap (Å)
25:CA:2785:C:O2'	28:CD:67:HIS:HD2	1.76	0.68
30:CF:150:GLY:O	30:CF:151:LEU:HB2	1.92	0.68
33:CI:100:ILE:HG21	33:CI:105:LEU:HD12	1.73	0.68
25:DA:548:G:O2'	25:DA:549:G:C5	2.45	0.68
25:DA:585:G:H5''	25:DA:586:A:OP1	1.94	0.68
25:DA:1788:C:C2'	25:DA:1789:A:H5'	2.23	0.68
25:DA:1936:A:H2	25:DA:1943:U:H3	1.40	0.68
25:DA:2310:C:H2'	25:DA:2311:A:O5'	1.93	0.68
56:DB:41:G:H8	30:DF:65:LEU:HD11	1.59	0.68
29:DE:155:GLU:HG3	29:DE:159:LEU:HD12	1.73	0.68
35:DK:7:MET:C	35:DK:8:LEU:HD12	2.13	0.68
1:AA:414:A:H2'	1:AA:415:A:H8	1.58	0.68
1:AA:718:A:H2'	1:AA:719:C:H5'	1.75	0.68
3:AC:139:ASN:HA	3:AC:142:ARG:HB3	1.74	0.68
21:AU:3:ILE:N	21:AU:19:LYS:HE3	2.09	0.68
1:BA:628:G:H2'	1:BA:629:A:C8	2.29	0.68
8:BH:115:ALA:HA	8:BH:118:ALA:HB3	1.75	0.68
9:BI:98:ARG:HA	9:BI:103:VAL:HG21	1.75	0.68
17:BQ:13:SER:OG	17:BQ:16:MET:HE1	1.93	0.68
25:CA:585:G:O2'	29:CE:77:ILE:HG22	1.93	0.68
30:CF:157:THR:CG2	30:CF:159:ALA:HB3	2.23	0.68
28:DD:151:THR:HG22	28:DD:152:PRO:CD	2.22	0.68
29:DE:149:ILE:CG2	29:DE:188:MET:HG2	2.23	0.68
32:DH:4:ILE:HG23	32:DH:17:ASP:O	1.93	0.68
1:AA:804:U:H5''	1:AA:805:C:OP2	1.94	0.68
1:AA:937:A:C2	1:AA:1379:G:O6	2.47	0.68
9:AI:6:TYR:HB2	9:AI:19:PHE:HA	1.76	0.68
9:AI:83:THR:HB	9:AI:97:LEU:HD21	1.74	0.68
12:AL:2:THR:HB	12:AL:5:GLN:HG3	1.76	0.68
19:AS:4:LEU:O	19:AS:5:LYS:HG3	1.94	0.68
1:BA:994:A:C2	1:BA:995:C:C6	2.81	0.68
2:BB:182:VAL:N	2:BB:196:ASP:OD1	2.27	0.68
2:BB:205:ALA:O	2:BB:207:ARG:N	2.26	0.68
21:BU:36:PHE:HA	21:BU:39:LYS:HE3	1.76	0.68
25:CA:1172:C:C4	25:CA:1173:U:C6	2.82	0.68
29:CE:18:THR:HG21	29:CE:19:PHE:CE2	2.28	0.68
29:CE:149:ILE:HD12	29:CE:150:THR:N	2.08	0.68
45:CU:48:VAL:O	45:CU:53:GLN:CB	2.42	0.68
25:DA:2652:C:H2'	25:DA:2653:U:H5'	1.75	0.68
25:DA:2730:C:O2'	25:DA:2731:G:H5'	1.93	0.68
27:DC:173:LEU:HD22	27:DC:183:VAL:HG23	1.75	0.68

Continued on next page...

Continued from previous page...

Atom-1	Atom-2	Interatomic distance (Å)	Clash overlap (Å)
27:DC:261:ARG:HG2	27:DC:262:THR:HG23	1.73	0.68
32:DH:9:VAL:CG2	32:DH:35:LYS:HE2	2.23	0.68
40:DP:9:GLN:HA	40:DP:12:MET:SD	2.34	0.68
49:DY:45:GLN:O	49:DY:48:ARG:N	2.26	0.68
1:AA:260:G:H2'	1:AA:261:U:C6	2.29	0.68
2:BB:46:VAL:HB	2:BB:47:PRO:HD3	1.76	0.68
7:BG:50:ALA:HB1	7:BG:56:SER:O	1.94	0.68
25:CA:1505:A:H2'	25:CA:1506:U:O4'	1.92	0.68
25:CA:2133:G:HO2'	25:CA:2158:A:N6	1.92	0.68
29:CE:146:VAL:CG2	29:CE:167:VAL:HG22	2.24	0.68
25:DA:1551:A:H2'	25:DA:1552:A:C5'	2.23	0.68
25:DA:1570:A:H2'	25:DA:1571:A:C8	2.29	0.68
28:DD:148:GLN:HB2	28:DD:152:PRO:HG2	1.75	0.68
42:DR:49:ILE:O	42:DR:49:ILE:HG13	1.94	0.68
4:AD:25:ARG:HD2	4:AD:30:LYS:HE2	1.75	0.68
4:AD:57:LYS:HB3	4:AD:199:ILE:CB	2.24	0.68
8:AH:5:PRO:O	8:AH:8:ASP:HB3	1.94	0.68
10:AJ:52:LEU:HB3	14:AN:81:ARG:HE	1.58	0.68
15:AO:6:ALA:O	15:AO:10:ILE:HD12	1.92	0.68
3:BC:54:ILE:HD13	3:BC:56:ILE:CD1	2.24	0.68
6:BF:16:GLU:O	6:BF:19:PRO:HD2	1.92	0.68
25:CA:1494:A:C2	25:CA:1495:A:C4	2.82	0.68
26:CB:7:G:H2'	26:CB:8:C:H5'	1.75	0.68
25:DA:340:A:H2'	25:DA:341:C:O4'	1.94	0.68
25:DA:1429:G:C2	25:DA:1430:G:C5	2.82	0.68
25:DA:1566:A:O2'	25:DA:1567:G:H5'	1.94	0.68
27:DC:66:PHE:HB3	27:DC:150:GLY:O	1.94	0.68
1:AA:204:G:H3'	1:AA:205:A:H5''	1.76	0.68
17:AQ:44:HIS:ND1	17:AQ:69:THR:CG2	2.56	0.68
1:BA:87:C:H2'	1:BA:88:U:C6	2.29	0.68
3:BC:133:MET:CE	3:BC:167:TYR:HB2	2.24	0.68
17:BQ:12:VAL:HG12	17:BQ:21:VAL:O	1.92	0.68
25:CA:978:G:N7	60:CA:3592:HOH:O	2.26	0.68
25:CA:1509:A:N3	25:CA:1510:G:C8	2.62	0.68
25:CA:1734:G:H2'	25:CA:1735:A:H8	1.59	0.68
25:CA:1860:G:C2'	25:CA:1861:G:H5'	2.24	0.68
49:CY:14:LEU:C	49:CY:17:GLU:HB3	2.14	0.68
25:DA:481:G:C4	25:DA:507:A:C2	2.82	0.68
25:DA:1551:A:C2'	25:DA:1552:A:H5'	2.24	0.68
25:DA:1593:A:H2'	25:DA:1594:U:O4'	1.93	0.68
25:DA:2528:U:O2'	25:DA:2529:G:H3'	1.94	0.68

Continued on next page...

Continued from previous page...

Atom-1	Atom-2	Interatomic distance (Å)	Clash overlap (Å)
35:DK:8:LEU:HD12	35:DK:8:LEU:N	2.08	0.68
1:AA:376:G:C2	1:AA:389:A:C2	2.81	0.68
1:AA:1314:C:O2	1:AA:1314:C:H2'	1.92	0.68
1:AA:1413:A:C5	1:AA:1414:U:C5	2.82	0.68
9:AI:117:LEU:HA	9:AI:124:PRO:HD3	1.76	0.68
21:AU:19:LYS:HE2	21:AU:19:LYS:N	2.09	0.68
21:AU:38:GLU:N	21:AU:40:PRO:CD	2.57	0.68
1:BA:1256:A:C8	1:BA:1258:G:C2	2.82	0.68
2:BB:125:PHE:HD2	2:BB:125:PHE:N	1.92	0.68
3:BC:21:TRP:CZ3	3:BC:31:ASN:ND2	2.62	0.68
4:BD:25:ARG:CG	4:BD:26:ALA:N	2.49	0.68
5:BE:109:ALA:O	5:BE:110:MET:HB2	1.94	0.68
31:CG:71:LEU:HD12	31:CG:71:LEU:N	2.09	0.68
25:DA:1005:C:N3	25:DA:1143:A:C2	2.62	0.68
25:DA:1588:G:C4	25:DA:1589:U:C5	2.82	0.68
25:DA:2882:A:OP1	38:DN:96:ARG:HD3	1.93	0.68
25:DA:2893:A:C3'	25:DA:2894:G:H5'	2.23	0.68
27:DC:173:LEU:HD22	27:DC:183:VAL:CG2	2.24	0.68
29:DE:178:VAL:CG1	29:DE:179:SER:N	2.57	0.68
31:DG:59:ASP:OD2	31:DG:63:GLN:HG3	1.92	0.68
35:DK:76:VAL:CG1	40:DP:72:VAL:CG2	2.72	0.68
1:AA:158:G:H2'	1:AA:159:G:H5''	1.75	0.68
9:AI:33:SER:HB3	9:AI:36:GLN:HG3	1.74	0.68
12:AL:113:ARG:HD2	12:AL:118:VAL:HG12	1.76	0.68
14:AN:26:LEU:O	14:AN:27:LYS:HB3	1.93	0.68
22:AV:55:U:C2	22:AV:57:G:OP2	2.47	0.68
1:BA:484:G:N7	1:BA:486:U:H1'	2.09	0.68
4:BD:16:THR:HG22	4:BD:17:ASP:O	1.94	0.68
6:BF:19:PRO:HA	6:BF:22:ILE:HD12	1.75	0.68
6:BF:85:ILE:O	6:BF:86:ARG:O	2.11	0.68
16:BP:19:VAL:HG22	16:BP:36:VAL:HG12	1.76	0.68
25:CA:247:G:C8	25:CA:249:C:C6	2.82	0.68
25:CA:1060:U:O4'	25:CA:1062:G:H5'	1.94	0.68
27:CC:120:ASP:O	27:CC:121:ALA:O	2.12	0.68
36:CL:58:TYR:O	54:C3:12:ARG:NE	2.26	0.68
25:DA:2062:A:OP1	60:DA:3501:HOH:O	2.10	0.68
25:DA:2219:U:H2'	25:DA:2220:U:O5'	1.93	0.68
25:DA:2792:A:N3	25:DA:2792:A:H2'	2.09	0.68
37:DM:20:LEU:N	37:DM:20:LEU:HD22	2.09	0.68
1:AA:207:C:H2'	1:AA:208:U:C2	2.29	0.67
1:AA:1060:U:C4	3:AC:1:GLY:N	2.57	0.67

Continued on next page...

Continued from previous page...

Atom-1	Atom-2	Interatomic distance (Å)	Clash overlap (Å)
1:AA:1126:U:C6	1:AA:1281:C:N3	2.62	0.67
1:AA:1333:A:H2'	1:AA:1334:G:O5'	1.94	0.67
1:BA:453:G:H2'	1:BA:454:G:C8	2.29	0.67
1:BA:920:U:H2'	1:BA:921:U:C6	2.29	0.67
1:BA:1211:U:H1'	1:BA:1213:A:C2	2.27	0.67
1:BA:1316:G:C5	1:BA:1318:A:OP2	2.46	0.67
3:BC:152:VAL:HB	3:BC:197:VAL:HG22	1.75	0.67
5:BE:155:LYS:HE3	5:BE:155:LYS:N	2.09	0.67
23:BX:13:A:N3	23:BX:14:A:C8	2.62	0.67
25:CA:137:U:H2'	25:CA:140:C:C2	2.29	0.67
25:CA:1519:G:C4	25:CA:1520:U:C6	2.83	0.67
35:CK:8:LEU:HD12	35:CK:8:LEU:N	2.10	0.67
42:CR:21:ARG:NH1	42:CR:93:PHE:CE1	2.62	0.67
25:DA:479:A:H4'	25:DA:480:A:OP1	1.94	0.67
25:DA:1411:U:H2'	25:DA:1412:U:O4'	1.94	0.67
25:DA:2162:G:H1'	25:DA:2163:A:O5'	1.92	0.67
25:DA:2223:G:H2'	25:DA:2224:G:C5'	2.24	0.67
56:DB:21:G:C5	56:DB:22:U:C5	2.82	0.67
33:DI:9:LYS:CB	33:DI:55:PRO:HB2	2.25	0.67
1:AA:1348:U:H4'	9:AI:121:ARG:HG3	1.77	0.67
9:AI:51:LEU:HA	9:AI:54:VAL:HG23	1.76	0.67
11:AK:33:ILE:HB	11:AK:73:VAL:HG11	1.76	0.67
13:AM:33:LEU:HD22	13:AM:40:GLU:HA	1.76	0.67
1:BA:69:G:C4	1:BA:70:U:C5	2.81	0.67
1:BA:211:G:O2'	1:BA:212:G:C4'	2.42	0.67
1:BA:1338:G:H2'	1:BA:1339:A:C8	2.29	0.67
20:BT:43:LYS:CG	20:BT:86:ALA:HA	2.24	0.67
20:BT:59:ARG:O	20:BT:63:LYS:HB2	1.95	0.67
25:CA:457:A:H5'	25:CA:459:U:H1'	1.75	0.67
25:CA:1171:G:C6	25:CA:1172:C:N3	2.62	0.67
25:CA:1589:U:H2'	25:CA:1589:U:O2	1.93	0.67
25:CA:2110:G:H2'	25:CA:2120:G:OP2	1.94	0.67
25:CA:2297:A:N1	25:CA:2321:U:H5	1.91	0.67
25:CA:2665:A:C2	25:CA:2666:C:C6	2.82	0.67
31:CG:100:ASN:H	31:CG:100:ASN:HD22	1.40	0.67
32:CH:10:ALA:O	32:CH:12:LEU:HD23	1.93	0.67
37:CM:111:GLU:C	37:CM:111:GLU:OE1	2.33	0.67
51:C0:43:THR:HG23	51:C0:47:TYR:O	1.94	0.67
25:DA:1448:G:C2	25:DA:1449:G:C4	2.83	0.67
25:DA:1971:U:H6	25:DA:1971:U:H3'	1.59	0.67
36:DL:126:ARG:O	36:DL:127:VAL:HG23	1.94	0.67

Continued on next page...

Continued from previous page...

Atom-1	Atom-2	Interatomic distance (Å)	Clash overlap (Å)
1:AA:152:A:N6	1:AA:170:U:C2	2.63	0.67
1:AA:232:G:H1'	1:AA:262:A:N1	2.08	0.67
1:AA:1303:C:C2'	1:AA:1304:G:O5'	2.42	0.67
2:AB:206:ILE:O	2:AB:209:VAL:HG23	1.94	0.67
12:AL:88:ASP:HB3	12:AL:89:LEU:HD12	1.77	0.67
17:AQ:3:LYS:HG3	17:AQ:6:THR:HG22	1.76	0.67
17:AQ:67:SER:O	17:AQ:68:LYS:C	2.33	0.67
1:BA:101:A:H2'	1:BA:102:G:O5'	1.94	0.67
1:BA:143:A:H5'	1:BA:144:G:H5'	1.75	0.67
1:BA:192:A:C2'	1:BA:193:C:H5'	2.24	0.67
1:BA:1189:U:H5''	1:BA:1190:G:OP2	1.93	0.67
6:BF:11:HIS:CG	6:BF:12:PRO:HD2	2.30	0.67
8:BH:95:MET:HB2	8:BH:98:LEU:O	1.94	0.67
11:BK:124:LYS:C	11:BK:124:LYS:HE3	2.14	0.67
25:CA:2146:C:H5''	25:CA:2147:A:OP1	1.95	0.67
25:CA:2748:A:H1'	31:CG:66:THR:CG2	2.25	0.67
26:CB:53:A:H2'	26:CB:54:G:H5'	1.76	0.67
25:DA:301:G:H1'	25:DA:302:C:C6	2.30	0.67
25:DA:2491:U:C5'	25:DA:2570:G:H5''	2.24	0.67
25:DA:2591:C:C2'	25:DA:2592:G:H5'	2.24	0.67
32:DH:62:LEU:HD13	32:DH:63:ALA:CB	2.24	0.67
33:DI:17:ALA:HB1	33:DI:42:ASN:HD21	1.60	0.67
38:DN:87:PHE:O	38:DN:89:SER:N	2.27	0.67
42:DR:53:PHE:N	42:DR:53:PHE:CD1	2.60	0.67
1:AA:35:G:H2'	1:AA:36:C:H6	1.59	0.67
1:AA:141:G:C4	1:AA:142:G:C8	2.82	0.67
1:AA:459:A:C2	1:AA:460:A:C4	2.83	0.67
1:AA:1275:A:H2'	1:AA:1276:G:O4'	1.93	0.67
7:AG:59:GLU:HA	7:AG:62:GLU:HB2	1.76	0.67
3:BC:6:PRO:O	3:BC:9:ILE:HG22	1.94	0.67
5:BE:154:ALA:CB	5:BE:155:LYS:HE3	2.23	0.67
25:CA:995:C:H5'	25:CA:995:C:C6	2.30	0.67
25:CA:2425:A:H4'	25:CA:2426:A:O5'	1.94	0.67
29:CE:44:ARG:O	29:CE:45:ALA:HB2	1.93	0.67
31:CG:140:ILE:HD12	31:CG:141:GLY:N	2.10	0.67
25:DA:1350:C:C2	25:DA:1382:G:N2	2.63	0.67
25:DA:2195:U:C2	25:DA:2196:C:C6	2.83	0.67
27:DC:141:HIS:CB	27:DC:194:VAL:HG12	2.24	0.67
29:DE:149:ILE:HD11	29:DE:172:ALA:HA	1.75	0.67
1:AA:991:U:C5	1:AA:1212:U:H1'	2.29	0.67
1:AA:1057:G:H2'	1:AA:1058:G:O5'	1.95	0.67

Continued on next page...

Continued from previous page...

Atom-1	Atom-2	Interatomic distance (Å)	Clash overlap (Å)
1:AA:1490:U:O2'	1:AA:1491:G:H5'	1.94	0.67
2:AB:53:LEU:HD12	2:AB:219:THR:HG21	1.76	0.67
5:AE:93:VAL:HG21	5:AE:110:MET:SD	2.34	0.67
9:AI:18:VAL:HG11	9:AI:82:ILE:HA	1.75	0.67
17:BQ:7:LEU:HB3	17:BQ:24:ILE:HD13	1.76	0.67
19:BS:57:VAL:HG11	19:BS:74:ALA:HA	1.76	0.67
25:CA:1084:A:C3'	25:CA:1085:A:C8	2.77	0.67
25:CA:1313:U:P	60:CA:3390:HOH:O	2.52	0.67
26:CB:116:G:H4'	39:CO:54:VAL:HG22	1.76	0.67
27:CC:161:VAL:HG22	27:CC:175:LEU:HA	1.76	0.67
33:CI:27:LEU:O	33:CI:27:LEU:HD12	1.94	0.67
41:CQ:88:GLU:H	42:CR:49:ILE:HD12	1.60	0.67
49:CY:6:LEU:HD13	49:CY:56:LEU:HD22	1.77	0.67
25:DA:149:A:N3	25:DA:150:U:C6	2.63	0.67
32:DH:1:MET:O	32:DH:20:ASN:HA	1.95	0.67
33:DI:60:VAL:HG22	33:DI:66:PHE:HB3	1.76	0.67
33:DI:100:ILE:O	33:DI:101:SER:HB3	1.95	0.67
51:D0:33:SER:OG	51:D0:35:GLU:HG2	1.94	0.67
1:AA:1204:A:C5	1:AA:1205:U:C5	2.82	0.67
3:AC:111:ASP:O	3:AC:115:VAL:HG23	1.95	0.67
7:AG:145:GLU:HA	7:AG:148:LYS:HB2	1.77	0.67
8:AH:46:GLU:CA	8:AH:63:LYS:HG2	2.25	0.67
9:AI:24:ASN:HB3	9:AI:58:GLU:CD	2.15	0.67
10:AJ:40:ILE:HG22	10:AJ:73:LEU:HB2	1.77	0.67
11:AK:127:ARG:HH11	11:AK:127:ARG:HG2	1.60	0.67
21:AU:18:PHE:O	21:AU:21:SER:CB	2.42	0.67
24:AY:19:GLU:O	24:AY:23:THR:HG23	1.95	0.67
1:BA:1029:U:O2	1:BA:1029:U:H2'	1.94	0.67
1:BA:1078:U:C2'	1:BA:1079:G:H5'	2.25	0.67
1:BA:1231:G:H4'	9:BI:127:SER:HB2	1.76	0.67
3:BC:166:TRP:HE3	3:BC:166:TRP:C	1.97	0.67
4:BD:170:LEU:HD12	4:BD:170:LEU:N	2.09	0.67
4:BD:172:VAL:HG13	4:BD:173:ASP:H	1.59	0.67
5:BE:106:ALA:HA	5:BE:124:ALA:HB3	1.76	0.67
15:BO:72:LYS:HE2	15:BO:72:LYS:HA	1.75	0.67
25:CA:381:G:OP1	48:CX:17:ARG:NH2	2.27	0.67
25:CA:1055:G:H5''	25:CA:1056:G:OP2	1.95	0.67
25:CA:1180:U:H2'	25:CA:1181:U:H5'	1.75	0.67
25:CA:1567:G:C8	27:CC:82:TYR:HE1	2.11	0.67
25:CA:2305:U:H1'	30:CF:132:ARG:HG2	1.75	0.67
25:CA:2308:G:C5	30:CF:76:PHE:CZ	2.83	0.67

Continued on next page...

Continued from previous page...

Atom-1	Atom-2	Interatomic distance (Å)	Clash overlap (Å)
42:CR:49:ILE:HB	42:CR:52:PRO:C	2.15	0.67
25:DA:1096:A:H2'	25:DA:1097:U:H5''	1.77	0.67
25:DA:1181:U:H5''	25:DA:1182:G:P	2.35	0.67
25:DA:1354:A:C8	25:DA:1355:G:C8	2.83	0.67
25:DA:1383:A:C2	25:DA:1384:A:C4	2.82	0.67
25:DA:1439:A:C2	25:DA:1553:A:C5	2.83	0.67
30:DF:19:PHE:HB2	30:DF:21:TYR:CE2	2.28	0.67
42:DR:51:VAL:HB	42:DR:52:PRO:CD	2.24	0.67
1:AA:198:G:C5	1:AA:220:G:C2	2.83	0.67
1:AA:481:G:O2'	1:AA:482:A:C8	2.48	0.67
4:AD:28:ASP:C	4:AD:29:THR:O	2.31	0.67
4:AD:202:LEU:HD23	4:AD:203:TYR:CE2	2.30	0.67
10:AJ:56:HIS:O	10:AJ:57:VAL:HG12	1.95	0.67
1:BA:247:G:OP1	1:BA:247:G:H4'	1.92	0.67
1:BA:1540:U:H4'	21:BU:17:ARG:HG2	1.76	0.67
10:BJ:66:GLU:HG3	14:BN:99:ALA:HB2	1.77	0.67
20:BT:53:MET:HG3	20:BT:54:GLN:N	2.09	0.67
25:CA:1060:U:H5'	25:CA:1062:G:C5'	2.25	0.67
25:CA:1854:A:C3'	25:CA:1855:U:H5'	2.25	0.67
26:CB:7:G:C2'	26:CB:8:C:H5'	2.24	0.67
30:CF:157:THR:HG23	30:CF:159:ALA:H	1.59	0.67
32:CH:7:ASP:HA	32:CH:15:LEU:HD22	1.77	0.67
25:DA:295:G:C2	25:DA:296:U:C5	2.83	0.67
25:DA:1165:A:H2'	25:DA:1166:G:H8	1.60	0.67
25:DA:2492:U:H2'	25:DA:2493:U:H5'	1.75	0.67
27:DC:226:PRO:HD3	27:DC:233:GLY:HA2	1.75	0.67
40:DP:74:GLN:HB2	40:DP:77:SER:HB2	1.76	0.67
44:DT:69:ARG:HG3	44:DT:74:ILE:CG2	2.25	0.67
49:DY:9:LYS:N	49:DY:12:GLU:CG	2.57	0.67
1:AA:143:A:H5'	1:AA:144:G:H5'	1.75	0.67
5:AE:81:GLN:H	5:AE:146:MET:HE1	1.59	0.67
9:AI:24:ASN:HB3	9:AI:58:GLU:OE1	1.95	0.67
1:BA:189:A:H2'	1:BA:190:A:O5'	1.93	0.67
1:BA:1053:G:C5'	1:BA:1054:C:H5'	2.24	0.67
11:BK:64:VAL:HA	11:BK:67:GLU:HG3	1.76	0.67
14:BN:43:ASN:HA	14:BN:45:VAL:HG22	1.76	0.67
25:CA:1180:U:H2'	25:CA:1181:U:C5'	2.24	0.67
25:CA:1565:C:H3'	27:CC:17:LYS:NZ	2.10	0.67
25:CA:2155:U:H2'	25:CA:2156:G:O4'	1.95	0.67
26:CB:20:G:O2'	26:CB:21:G:H5'	1.95	0.67
33:CI:121:ILE:HA	33:CI:124:MET:SD	2.34	0.67

Continued on next page...

Continued from previous page...

Atom-1	Atom-2	Interatomic distance (Å)	Clash overlap (Å)
25:DA:740:C:H5'	25:DA:1784:A:H3'	1.75	0.67
25:DA:748:G:C8	43:DS:89:ALA:HB1	2.30	0.67
25:DA:1179:G:N7	25:DA:1180:U:C6	2.62	0.67
25:DA:1446:C:H2'	25:DA:1447:C:H6	1.60	0.67
25:DA:1525:A:C5	25:DA:1526:C:C5	2.83	0.67
25:DA:1738:G:O2'	25:DA:1739:A:P	2.53	0.67
25:DA:2127:G:H2'	25:DA:2128:G:C8	2.29	0.67
32:DH:63:ALA:O	32:DH:66:ASN:HB2	1.95	0.67
1:AA:1378:C:H2'	1:AA:1379:G:O5'	1.95	0.67
1:AA:1402:C:O2	1:AA:1500:A:N1	2.27	0.67
5:AE:18:ASN:O	5:AE:32:PHE:HA	1.95	0.67
17:AQ:14:ASP:CA	17:AQ:16:MET:SD	2.83	0.67
1:BA:206:C:H2'	1:BA:207:C:C4'	2.25	0.67
1:BA:497:G:O2'	1:BA:498:A:H5'	1.94	0.67
1:BA:1249:C:O2'	9:BI:70:GLY:HA2	1.94	0.67
3:BC:28:PHE:HZ	14:BN:94:PRO:HD2	1.59	0.67
4:BD:25:ARG:O	4:BD:26:ALA:HB2	1.94	0.67
12:BL:58:ASN:H	12:BL:58:ASN:HD22	1.43	0.67
25:CA:1613:G:C2'	60:CA:3313:HOH:O	2.43	0.67
27:CC:38:LYS:HE2	27:CC:55:GLY:O	1.94	0.67
25:DA:58:G:N2	25:DA:70:G:C4	2.63	0.67
25:DA:232:G:H4'	25:DA:233:A:OP1	1.94	0.67
25:DA:1812:U:H2'	25:DA:1812:U:O2	1.93	0.67
25:DA:2209:G:C5	25:DA:2210:U:C4	2.82	0.67
56:DB:8:C:H5''	39:DO:27:VAL:HG11	1.77	0.67
35:DK:118:LEU:HD23	35:DK:118:LEU:N	2.09	0.67
2:AB:34:ARG:HA	2:AB:34:ARG:HE	1.59	0.67
4:AD:96:ARG:O	4:AD:100:VAL:HG23	1.95	0.67
21:AU:13:VAL:HG13	21:AU:15:LEU:CG	2.25	0.67
1:BA:88:U:C4	1:BA:89:U:C4	2.83	0.67
1:BA:269:C:H2'	1:BA:270:A:C8	2.30	0.67
1:BA:499:A:H4'	1:BA:500:G:OP1	1.95	0.67
1:BA:1441:A:H3'	1:BA:1441:A:C8	2.29	0.67
10:BJ:80:THR:HB	10:BJ:83:THR:H	1.60	0.67
25:CA:322:A:H5'	25:CA:340:A:H1'	1.76	0.67
25:CA:1387:A:H2'	25:CA:1388:G:O4'	1.95	0.67
25:CA:1687:G:O2'	25:CA:1688:U:H5'	1.95	0.67
33:CI:6:ALA:HB3	33:CI:60:VAL:H	1.60	0.67
25:DA:1380:G:OP2	60:DA:3759:HOH:O	2.12	0.67
25:DA:2005:A:H5''	60:DA:3384:HOH:O	1.94	0.67
25:DA:2133:G:C2	25:DA:2158:A:N6	2.63	0.67

Continued on next page...

Continued from previous page...

Atom-1	Atom-2	Interatomic distance (Å)	Clash overlap (Å)
42:DR:49:ILE:HG21	42:DR:53:PHE:H	1.58	0.67
1:AA:1134:G:C4	1:AA:1141:C:N4	2.63	0.66
2:AB:90:PHE:H	2:AB:149:GLY:HA3	1.60	0.66
3:AC:6:PRO:HG2	3:AC:183:TYR:CG	2.30	0.66
3:AC:24:ASN:O	3:AC:26:LYS:N	2.27	0.66
4:AD:31:CYS:SG	4:AD:32:LYS:N	2.68	0.66
8:AH:103:VAL:HG22	8:AH:103:VAL:O	1.94	0.66
18:AR:24:ASP:HB3	18:AR:27:THR:HB	1.77	0.66
3:BC:41:TYR:CE2	3:BC:45:GLU:HG2	2.30	0.66
3:BC:154:GLY:HA2	3:BC:162:ALA:HB1	1.75	0.66
5:BE:104:ILE:N	5:BE:121:ASN:O	2.27	0.66
9:BI:53:LEU:O	9:BI:54:VAL:HG22	1.95	0.66
25:CA:1530:G:H2'	25:CA:1530:G:N3	2.09	0.66
25:CA:1585:C:C2'	25:CA:1586:A:O5'	2.43	0.66
25:CA:2105:U:H2'	25:CA:2106:U:O4'	1.96	0.66
28:CD:85:ALA:HB3	28:CD:88:GLU:HG3	1.76	0.66
30:CF:11:VAL:HG13	30:CF:171:ALA:HB1	1.76	0.66
33:CI:74:PRO:HB2	33:CI:77:VAL:HG13	1.77	0.66
42:CR:42:ALA:HA	42:CR:46:GLU:CB	2.22	0.66
25:DA:168:G:H2'	25:DA:168:G:N3	2.10	0.66
25:DA:1315:C:H2'	25:DA:1316:U:H6	1.61	0.66
25:DA:1526:C:N4	25:DA:1527:G:C6	2.63	0.66
25:DA:2615:U:H1'	51:D0:3:GLN:HB3	1.75	0.66
30:DF:34:THR:HG23	30:DF:89:THR:HA	1.77	0.66
34:DJ:99:ARG:O	34:DJ:103:ILE:HD12	1.96	0.66
45:DU:15:GLY:O	45:DU:16:LYS:HB2	1.95	0.66
55:D4:23:ILE:HB	55:D4:38:GLY:HA3	1.76	0.66
1:AA:510:A:H5''	1:AA:511:C:OP2	1.95	0.66
1:AA:1397:C:HO2'	1:AA:1398:A:P	2.17	0.66
13:AM:3:ILE:HD11	13:AM:9:PRO:CG	2.25	0.66
18:AR:54:LEU:CD1	18:AR:58:ILE:HD11	2.25	0.66
1:BA:1308:U:H5''	13:BM:96:VAL:CG2	2.25	0.66
5:BE:24:VAL:HG23	5:BE:26:GLY:H	1.59	0.66
6:BF:47:LEU:CD1	6:BF:51:ILE:CG2	2.73	0.66
10:BJ:10:LEU:HD12	10:BJ:10:LEU:N	2.10	0.66
17:BQ:44:HIS:ND1	17:BQ:69:THR:HG21	2.10	0.66
25:CA:1179:G:N7	25:CA:1180:U:O4'	2.28	0.66
33:CI:83:ALA:HB2	33:CI:105:LEU:HD11	1.76	0.66
35:CK:34:GLY:O	35:CK:35:VAL:C	2.33	0.66
49:CY:9:LYS:HE2	49:CY:11:VAL:CG2	2.25	0.66
25:DA:323:C:N3	25:DA:333:G:C8	2.64	0.66

Continued on next page...

Continued from previous page...

Atom-1	Atom-2	Interatomic distance (Å)	Clash overlap (Å)
25:DA:422:A:OP2	60:DA:3567:HOH:O	2.12	0.66
25:DA:2196:C:C2'	25:DA:2197:U:H5'	2.25	0.66
25:DA:2415:G:C4	25:DA:2416:C:C5	2.83	0.66
31:DG:36:LEU:HD13	31:DG:40:VAL:HG11	1.78	0.66
1:AA:518:C:H2'	1:AA:530:G:C8	2.30	0.66
1:AA:1031:C:C2'	1:AA:1032:G:OP2	2.43	0.66
1:AA:1083:U:H5	1:AA:1084:G:C6	2.12	0.66
19:AS:28:LYS:CB	19:AS:29:PRO:HD2	2.25	0.66
24:AY:149:ILE:HG23	24:AY:153:ASP:CB	2.25	0.66
1:BA:723:U:C5	21:BU:49:ALA:HA	2.31	0.66
2:BB:130:LYS:HA	2:BB:133:ALA:HB3	1.76	0.66
4:BD:123:MET:HE3	4:BD:145:ARG:HB3	1.77	0.66
9:BI:43:ALA:HB1	9:BI:46:VAL:HG21	1.75	0.66
16:BP:10:GLY:HA3	16:BP:15:PRO:HA	1.76	0.66
19:BS:3:SER:O	19:BS:4:LEU:HB2	1.93	0.66
20:BT:69:ASN:O	20:BT:70:LYS:C	2.34	0.66
25:CA:2133:G:C2'	25:CA:2158:A:N6	2.59	0.66
25:CA:2172:U:OP1	25:CA:2174:C:C5	2.48	0.66
25:CA:2550:G:C2'	25:CA:2551:C:H5'	2.24	0.66
25:CA:2887:A:H2'	25:CA:2887:A:N3	2.09	0.66
43:CS:45:VAL:O	43:CS:46:LEU:C	2.33	0.66
45:CU:48:VAL:O	45:CU:53:GLN:HB2	1.95	0.66
25:DA:82:U:H5'	25:DA:296:U:H5''	1.76	0.66
25:DA:1062:G:H2'	25:DA:1063:G:C4	2.30	0.66
25:DA:1351:C:O2	25:DA:1381:G:C2	2.48	0.66
30:DF:33:ILE:HG12	30:DF:155:ILE:HA	1.77	0.66
31:DG:112:VAL:HG21	31:DG:150:TYR:CD2	2.31	0.66
32:DH:134:VAL:HG12	32:DH:138:VAL:O	1.94	0.66
1:AA:1530:G:O2'	1:AA:1531:A:OP2	2.13	0.66
10:AJ:49:PHE:N	10:AJ:49:PHE:CD1	2.63	0.66
1:BA:423:G:N2	1:BA:424:G:C8	2.64	0.66
1:BA:469:C:H5	1:BA:470:C:C4	2.14	0.66
4:BD:151:GLN:O	4:BD:154:VAL:HG12	1.96	0.66
5:BE:133:ILE:H	5:BE:133:ILE:HD12	1.59	0.66
10:BJ:87:LEU:HD13	10:BJ:88:MET:HG2	1.78	0.66
25:CA:10:A:H2	25:CA:2800:A:HO2'	1.43	0.66
25:CA:1180:U:O3'	25:CA:1180:U:OP1	2.14	0.66
25:CA:1789:A:OP2	27:CC:220:ARG:NH1	2.28	0.66
33:CI:54:ILE:HG12	33:CI:73:PRO:CA	2.25	0.66
25:DA:2146:C:H5''	25:DA:2147:A:OP1	1.95	0.66
25:DA:2248:C:C2'	25:DA:2249:U:H5'	2.24	0.66

Continued on next page...

Continued from previous page...

Atom-1	Atom-2	Interatomic distance (Å)	Clash overlap (Å)
27:DC:20:ASN:OD1	27:DC:20:ASN:C	2.33	0.66
36:DL:4:ASN:C	36:DL:5:THR:HG22	2.15	0.66
45:DU:98:ASN:OD1	45:DU:98:ASN:C	2.34	0.66
1:AA:959:A:C2	1:AA:1222:G:O4'	2.48	0.66
1:AA:1278:G:H4'	1:AA:1279:G:C8	2.31	0.66
18:AR:35:SER:HA	18:AR:71:ASP:OD2	1.96	0.66
1:BA:562:U:H4'	1:BA:563:A:H5'	1.78	0.66
1:BA:590:U:H2'	1:BA:591:U:C6	2.30	0.66
1:BA:1262:C:C6	1:BA:1263:C:C5	2.83	0.66
6:BF:18:VAL:HA	6:BF:21:MET:CE	2.26	0.66
37:CM:57:VAL:O	37:CM:60:GLN:CG	2.42	0.66
45:CU:17:ASP:HB3	45:CU:20:LYS:HD3	1.76	0.66
25:DA:744:U:OP1	60:DA:3658:HOH:O	2.13	0.66
25:DA:1001:A:OP2	60:DA:3742:HOH:O	2.13	0.66
25:DA:1517:G:N2	25:DA:1732:C:C4	2.63	0.66
25:DA:2134:A:H62	25:DA:2157:G:H1'	1.61	0.66
42:DR:39:LEU:C	42:DR:49:ILE:HG23	2.16	0.66
1:AA:918:A:H2'	1:AA:919:A:C8	2.30	0.66
2:AB:212:TYR:HA	2:AB:215:ALA:HB3	1.78	0.66
11:AK:121:ARG:CZ	21:AU:35:GLU:HG3	2.26	0.66
21:AU:7:GLU:HB3	21:AU:11:PHE:HZ	1.60	0.66
21:AU:36:PHE:CD1	21:AU:39:LYS:HE3	2.31	0.66
1:BA:540:G:H2'	1:BA:541:G:O4'	1.95	0.66
1:BA:1211:U:O2'	1:BA:1212:U:OP2	2.14	0.66
2:BB:98:GLY:HA2	2:BB:101:THR:CG2	2.24	0.66
5:BE:121:ASN:O	5:BE:122:VAL:O	2.13	0.66
9:BI:83:THR:HG21	9:BI:102:PHE:HB3	1.76	0.66
20:BT:64:GLY:HA2	20:BT:67:HIS:CE1	2.31	0.66
25:CA:1474:U:H2'	25:CA:1475:G:H5'	1.76	0.66
25:CA:2203:U:H5''	25:CA:2204:G:OP1	1.95	0.66
32:CH:117:LEU:HD21	32:CH:121:VAL:CA	2.24	0.66
40:CP:29:VAL:HG13	40:CP:79:VAL:HG12	1.77	0.66
44:CT:1:MET:C	44:CT:3:ARG:HB2	2.16	0.66
47:CW:20:LYS:O	47:CW:21:ARG:HD3	1.94	0.66
25:DA:540:C:C2'	25:DA:541:A:H5'	2.25	0.66
25:DA:2297:A:C2	25:DA:2298:A:C8	2.83	0.66
25:DA:2666:C:C5	25:DA:2667:C:C4	2.83	0.66
25:DA:2893:A:H4'	25:DA:2894:G:H5'	1.77	0.66
27:DC:79:ARG:HD3	27:DC:92:LEU:HB3	1.76	0.66
35:DK:76:VAL:HG12	40:DP:72:VAL:HG23	1.78	0.66
35:DK:99:ILE:HD13	35:DK:118:LEU:HD12	1.77	0.66

Continued on next page...

Continued from previous page...

Atom-1	Atom-2	Interatomic distance (Å)	Clash overlap (Å)
36:DL:90:VAL:HG12	36:DL:90:VAL:O	1.94	0.66
42:DR:61:ALA:HB1	42:DR:97:LYS:O	1.95	0.66
1:AA:1138:G:C8	1:AA:1140:C:H5'	2.30	0.66
7:AG:119:LEU:CD2	7:AG:123:LEU:CD2	2.73	0.66
1:BA:328:C:H2'	1:BA:328:C:O2	1.93	0.66
1:BA:1323:G:H2'	1:BA:1324:A:C8	2.30	0.66
3:BC:5:HIS:HD2	14:BN:89:MET:HB3	1.60	0.66
8:BH:54:THR:C	8:BH:56:PRO:HD3	2.16	0.66
11:BK:62:ALA:CB	11:BK:91:GLY:HA2	2.26	0.66
18:BR:38:ILE:CD1	18:BR:55:ALA:HA	2.26	0.66
25:CA:246:C:H2'	25:CA:247:G:H5'	1.78	0.66
25:CA:1080:A:C2	25:CA:1081:U:C5	2.83	0.66
25:CA:2334:U:O4	39:CO:16:ARG:NH2	2.29	0.66
30:CF:121:PHE:HB3	30:CF:162:ASP:OD2	1.95	0.66
34:CJ:64:VAL:HG13	34:CJ:68:LYS:HB2	1.78	0.66
55:C4:36:ARG:HG2	55:C4:37:GLN:N	2.11	0.66
25:DA:687:C:H2'	25:DA:688:U:O4'	1.96	0.66
25:DA:900:A:C2	25:DA:901:C:C1'	2.78	0.66
33:DI:46:ASP:HA	33:DI:50:LYS:HD2	1.76	0.66
1:AA:64:G:C2	1:AA:67:C:N4	2.64	0.66
4:AD:131:ILE:HD12	4:AD:134:TYR:N	2.11	0.66
1:BA:374:A:H5''	1:BA:452:A:H2	1.60	0.66
1:BA:451:A:H61	1:BA:481:G:H5'	1.61	0.66
1:BA:642:A:N3	8:BH:104:SER:OG	2.28	0.66
17:BQ:61:ARG:C	17:BQ:72:TRP:CE3	2.69	0.66
32:CH:31:VAL:CB	32:CH:32:PRO:HD2	2.24	0.66
42:CR:41:ILE:O	42:CR:46:GLU:HB2	1.95	0.66
49:CY:9:LYS:HE2	49:CY:11:VAL:HG21	1.77	0.66
25:DA:465:G:H2'	25:DA:466:A:C8	2.31	0.66
25:DA:1087:G:C4	25:DA:1089:A:H1'	2.31	0.66
25:DA:1477:A:C2	25:DA:1515:A:C4	2.82	0.66
25:DA:2133:G:N3	25:DA:2158:A:C6	2.64	0.66
30:DF:103:ILE:HG22	30:DF:174:PHE:HA	1.78	0.66
32:DH:72:ILE:CG2	32:DH:73:ASN:N	2.59	0.66
33:DI:38:CYS:CA	33:DI:41:PHE:HB3	2.22	0.66
40:DP:92:ARG:O	40:DP:93:LYS:HB2	1.95	0.66
41:DQ:85:ALA:HB3	41:DQ:87:VAL:HG23	1.77	0.66
42:DR:49:ILE:HB	42:DR:51:VAL:O	1.96	0.66
1:AA:204:G:C8	1:AA:205:A:H5''	2.31	0.66
1:AA:1133:G:N1	1:AA:1142:G:C6	2.64	0.66
3:AC:87:ARG:HG2	3:AC:98:ALA:O	1.96	0.66

Continued on next page...

Continued from previous page...

Atom-1	Atom-2	Interatomic distance (Å)	Clash overlap (Å)
8:AH:95:MET:HB2	8:AH:98:LEU:O	1.96	0.66
12:AL:43:LYS:HB2	12:AL:44:PRO:CD	2.26	0.66
21:AU:9:GLU:CG	21:AU:10:PRO:HD3	2.26	0.66
1:BA:940:C:H2'	1:BA:941:G:C8	2.30	0.66
1:BA:1005:A:N7	1:BA:1006:G:C4	2.64	0.66
1:BA:1239:A:H2'	1:BA:1298:U:O4	1.94	0.66
4:BD:169:TRP:CD1	4:BD:185:PRO:HG3	2.31	0.66
25:CA:2221:G:O2'	25:CA:2222:C:H5'	1.95	0.66
27:CC:51:ARG:NH2	27:CC:246:PRO:HG3	2.11	0.66
33:CI:71:LYS:CD	33:CI:71:LYS:N	2.58	0.66
25:DA:78:U:OP1	49:DY:2:LYS:HD2	1.96	0.66
25:DA:194:G:C8	60:DA:3767:HOH:O	2.49	0.66
25:DA:250:G:OP2	54:D3:12:ARG:NH1	2.29	0.66
25:DA:1025:G:O2'	60:DA:3714:HOH:O	2.04	0.66
25:DA:2115:G:O2'	25:DA:2117:A:N6	2.29	0.66
25:DA:2148:G:H2'	25:DA:2149:U:C6	2.31	0.66
25:DA:2345:G:C5	25:DA:2381:A:C2	2.84	0.66
56:DB:102:G:H8	56:DB:102:G:O5'	1.78	0.66
28:DD:124:ARG:HD3	28:DD:125:TRP:NE1	2.11	0.66
33:DI:89:SER:HB3	33:DI:92:PRO:HG3	1.77	0.66
38:DN:32:GLU:HA	38:DN:115:LEU:HG	1.78	0.66
49:DY:9:LYS:HG2	49:DY:10:SER:N	2.10	0.66
51:D0:12:ARG:O	51:D0:16:ARG:HG3	1.96	0.66
1:AA:66:A:C2	1:AA:67:C:C6	2.84	0.66
1:AA:1124:G:H3'	1:AA:1145:A:H61	1.59	0.66
12:AL:89:LEU:HD12	12:AL:89:LEU:N	2.10	0.66
1:BA:4:U:C5'	1:BA:5:U:OP1	2.44	0.66
2:BB:49:PHE:C	2:BB:49:PHE:CD1	2.69	0.66
2:BB:56:LEU:O	2:BB:59:ILE:HG13	1.96	0.66
2:BB:95:TRP:CZ3	2:BB:174:GLU:OE2	2.48	0.66
5:BE:156:ARG:O	5:BE:158:LYS:N	2.29	0.66
6:BF:50:PRO:HD3	18:BR:73:HIS:HB3	1.77	0.66
7:BG:131:GLY:H	7:BG:134:VAL:CG1	2.08	0.66
8:BH:82:LEU:HD13	8:BH:82:LEU:O	1.95	0.66
17:BQ:7:LEU:HD22	17:BQ:72:TRP:CH2	2.31	0.66
25:CA:408:G:C2	25:CA:420:C:O2	2.49	0.66
25:CA:981:A:OP1	60:CA:3601:HOH:O	2.14	0.66
25:CA:1058:U:H1'	25:CA:1081:U:O2	1.96	0.66
44:CT:35:ALA:O	44:CT:38:ALA:HB3	1.96	0.66
53:C2:43:THR:O	53:C2:44:VAL:CB	2.44	0.66
25:DA:418:C:H2'	25:DA:419:U:O4'	1.95	0.66

Continued on next page...

Continued from previous page...

Atom-1	Atom-2	Interatomic distance (Å)	Clash overlap (Å)
25:DA:860:U:O4'	25:DA:2268:A:H5'	1.96	0.66
25:DA:1506:U:H2'	25:DA:1507:C:C6	2.30	0.66
25:DA:2206:C:O2'	25:DA:2207:C:H5'	1.95	0.66
25:DA:2338:C:C2	25:DA:2339:C:C5	2.84	0.66
36:DL:10:GLU:OE1	36:DL:10:GLU:HA	1.96	0.66
46:DV:42:LEU:HD12	46:DV:47:VAL:HG21	1.78	0.66
9:AI:10:ARG:HB3	9:AI:15:ALA:HA	1.76	0.65
1:BA:414:A:C2	1:BA:415:A:H1'	2.31	0.65
1:BA:1078:U:O2	5:BE:89:THR:HG21	1.96	0.65
2:BB:17:HIS:O	2:BB:18:GLN:HB2	1.95	0.65
25:CA:2061:G:OP2	60:CA:3498:HOH:O	2.14	0.65
25:CA:2202:U:H5''	25:CA:2203:U:OP1	1.96	0.65
27:CC:17:LYS:HA	27:CC:17:LYS:HE3	1.78	0.65
33:CI:57:VAL:HG23	33:CI:71:LYS:NZ	2.11	0.65
25:DA:1177:G:H2'	25:DA:1178:C:O4'	1.96	0.65
25:DA:1429:G:O2'	25:DA:1430:G:H5'	1.96	0.65
25:DA:1590:A:H2'	25:DA:1591:A:H8	1.60	0.65
25:DA:1638:C:H4'	25:DA:2710:C:O2	1.96	0.65
25:DA:2039:U:H2'	25:DA:2040:G:C8	2.30	0.65
25:DA:2133:G:N3	25:DA:2158:A:N6	2.43	0.65
30:DF:103:ILE:CG2	30:DF:174:PHE:HA	2.26	0.65
1:AA:505:G:H4'	1:AA:534:U:C5	2.31	0.65
1:AA:993:G:H2'	1:AA:993:G:N3	2.11	0.65
3:AC:36:PHE:CZ	14:AN:92:GLU:OE2	2.49	0.65
6:AF:7:VAL:O	6:AF:7:VAL:HG13	1.96	0.65
8:AH:48:PHE:HD1	8:AH:48:PHE:H	1.42	0.65
9:AI:66:VAL:HG22	9:AI:74:GLN:HG2	1.76	0.65
13:AM:21:ILE:HB	13:AM:24:VAL:HG22	1.76	0.65
14:AN:35:ALA:CB	14:AN:41:ARG:HB3	2.25	0.65
16:AP:77:GLU:C	16:AP:79:ASN:N	2.48	0.65
21:AU:28:LEU:O	21:AU:28:LEU:HD23	1.96	0.65
1:BA:500:G:C6	1:BA:501:C:N4	2.64	0.65
1:BA:1113:C:C2	1:BA:1114:C:C5	2.85	0.65
1:BA:1142:G:C6	1:BA:1143:G:H1'	2.31	0.65
2:BB:134:LEU:HA	2:BB:137:THR:OG1	1.95	0.65
9:BI:27:ILE:HG23	9:BI:62:LEU:CD1	2.25	0.65
20:BT:64:GLY:C	20:BT:67:HIS:CE1	2.69	0.65
22:BV:20:U:OP1	22:BV:20:U:O4'	2.15	0.65
25:CA:215:G:H4'	25:CA:216:A:H4'	1.78	0.65
25:CA:1060:U:H4'	25:CA:1061:U:H3'	1.78	0.65
25:CA:2114:A:C4	25:CA:2167:U:H5'	2.30	0.65

Continued on next page...

Continued from previous page...

Atom-1	Atom-2	Interatomic distance (Å)	Clash overlap (Å)
25:CA:2318:G:C6	25:CA:2319:G:N1	2.65	0.65
32:CH:31:VAL:O	32:CH:32:PRO:C	2.31	0.65
33:CI:66:PHE:CE1	33:CI:68:PHE:CE1	2.84	0.65
38:CN:13:ASN:C	38:CN:13:ASN:HD22	2.00	0.65
25:DA:137:U:OP2	25:DA:137:U:C6	2.50	0.65
25:DA:1542:U:O2'	25:DA:1543:G:H5'	1.95	0.65
25:DA:2216:G:H2'	25:DA:2217:G:C8	2.31	0.65
25:DA:2727:A:C6	25:DA:2728:U:O4	2.50	0.65
25:DA:2885:G:N7	51:D0:39:ARG:NH2	2.44	0.65
30:DF:99:PHE:O	30:DF:102:LEU:HB3	1.96	0.65
33:DI:116:MET:SD	33:DI:128:ILE:HD11	2.36	0.65
34:DJ:140:LEU:HD12	34:DJ:141:ASP:N	2.10	0.65
1:AA:701:U:H4'	1:AA:702:A:H5''	1.79	0.65
1:AA:744:C:H2'	1:AA:745:G:C8	2.31	0.65
1:AA:805:C:O2'	1:AA:806:C:H5'	1.96	0.65
2:AB:119:GLN:N	2:AB:122:ASP:HB2	2.12	0.65
1:BA:175:C:O2'	1:BA:176:C:H5'	1.96	0.65
1:BA:236:A:H2'	1:BA:237:G:C8	2.32	0.65
3:BC:102:ILE:HD12	3:BC:102:ILE:N	2.10	0.65
8:BH:74:ILE:HD13	8:BH:128:VAL:HG22	1.78	0.65
20:BT:64:GLY:CA	20:BT:67:HIS:CE1	2.79	0.65
25:CA:981:A:H5''	60:CA:3598:HOH:O	1.93	0.65
25:CA:2055:C:H5'	25:CA:2056:G:H5''	1.77	0.65
33:CI:38:CYS:HB3	33:CI:42:ASN:ND2	2.11	0.65
33:CI:42:ASN:OD1	33:CI:45:THR:HB	1.97	0.65
40:CP:112:ARG:O	40:CP:113:LEU:HG	1.97	0.65
25:DA:443:A:N7	29:DE:40:ARG:HD3	2.10	0.65
25:DA:665:U:O2	25:DA:665:U:H2'	1.96	0.65
25:DA:1475:G:O2'	25:DA:1476:U:P	2.54	0.65
25:DA:2164:C:H2'	25:DA:2165:C:H6	1.60	0.65
56:DB:43:C:H5''	56:DB:44:G:OP2	1.96	0.65
35:DK:1:MET:HG2	35:DK:32:TYR:CD1	2.31	0.65
40:DP:93:LYS:HG2	40:DP:95:LYS:O	1.97	0.65
1:AA:37:U:O2'	1:AA:500:G:H4'	1.97	0.65
1:AA:542:G:N3	1:AA:543:U:C5	2.64	0.65
2:AB:88:GLN:CG	2:AB:220:VAL:HG11	2.26	0.65
2:AB:102:ASN:HB3	2:AB:105:THR:HB	1.77	0.65
5:AE:131:ASN:C	5:AE:131:ASN:HD22	1.99	0.65
10:AJ:63:ASP:OD1	14:AN:85:ARG:HD2	1.97	0.65
1:BA:802:A:H5''	1:BA:803:G:OP2	1.96	0.65
1:BA:1476:A:H2'	1:BA:1477:U:C6	2.31	0.65

Continued on next page...

Continued from previous page...

Atom-1	Atom-2	Interatomic distance (Å)	Clash overlap (Å)
11:BK:87:GLY:H	11:BK:113:THR:CG2	2.08	0.65
12:BL:29:LYS:HA	12:BL:29:LYS:HE3	1.79	0.65
21:BU:23:GLU:HA	21:BU:27:VAL:HG22	1.77	0.65
25:CA:544:C:C5	25:CA:545:U:C5	2.85	0.65
25:CA:2119:A:C2	25:CA:2169:A:C2	2.85	0.65
27:CC:161:VAL:CG1	27:CC:173:LEU:HB3	2.27	0.65
45:CU:45:GLN:OE1	45:CU:58:VAL:HG21	1.95	0.65
52:C1:7:LYS:HA	52:C1:23:THR:HG22	1.79	0.65
54:C3:30:HIS:O	54:C3:31:ILE:C	2.33	0.65
25:DA:479:A:N3	25:DA:481:G:H5''	2.11	0.65
25:DA:1301:A:H4'	25:DA:1302:A:OP1	1.96	0.65
25:DA:2038:G:H2'	25:DA:2039:U:O4'	1.96	0.65
32:DH:4:ILE:HG22	32:DH:5:LEU:H	1.61	0.65
33:DI:56:VAL:HB	33:DI:70:THR:HB	1.79	0.65
44:DT:7:LEU:HD21	44:DT:46:ALA:CA	2.26	0.65
44:DT:22:THR:HA	44:DT:25:GLU:CG	2.26	0.65
1:AA:403:C:H2'	1:AA:404:G:O4'	1.96	0.65
1:AA:1279:G:H5''	10:AJ:9:ARG:NH2	2.12	0.65
1:AA:1314:C:O2	1:AA:1315:U:C6	2.49	0.65
3:AC:59:PRO:HB3	10:AJ:94:ALA:HB1	1.78	0.65
5:AE:59:ILE:HG13	5:AE:60:GLN:N	2.10	0.65
8:AH:9:MET:HG3	8:AH:26:MET:SD	2.36	0.65
1:BA:692:U:H2'	1:BA:694:A:OP2	1.97	0.65
1:BA:1007:U:H2'	1:BA:1008:U:H5''	1.78	0.65
1:BA:1160:G:HO2'	1:BA:1161:C:H6	1.42	0.65
2:BB:156:LEU:HD23	2:BB:156:LEU:O	1.96	0.65
6:BF:77:THR:O	6:BF:80:PHE:HB3	1.96	0.65
25:CA:760:G:C2'	25:CA:761:A:H5'	2.27	0.65
25:CA:1098:A:C6	25:CA:1099:G:N1	2.65	0.65
25:CA:1169:A:C2	25:CA:1181:U:O2	2.49	0.65
25:CA:2141:G:H2'	25:CA:2142:A:H5'	1.78	0.65
25:CA:2304:G:H1'	30:CF:128:SER:HB3	1.78	0.65
60:CA:3660:HOH:O	28:CD:140:HIS:NE2	2.29	0.65
30:CF:141:ASP:O	30:CF:145:VAL:HG13	1.96	0.65
32:CH:2:GLN:O	32:CH:3:VAL:HG22	1.96	0.65
32:CH:31:VAL:HB	32:CH:32:PRO:CD	2.25	0.65
42:CR:49:ILE:HG22	42:CR:53:PHE:H	1.60	0.65
25:DA:1233:C:H2'	25:DA:1234:U:O5'	1.95	0.65
25:DA:2407:A:N3	25:DA:2408:U:C5	2.65	0.65
56:DB:103:U:H2'	56:DB:104:A:H5'	1.78	0.65
27:DC:132:ARG:HG3	27:DC:133:ASN:OD1	1.96	0.65

Continued on next page...

Continued from previous page...

Atom-1	Atom-2	Interatomic distance (Å)	Clash overlap (Å)
33:DI:20:SER:HB3	33:DI:21:PRO:HD3	1.78	0.65
36:DL:82:LEU:HD23	36:DL:83:ALA:N	2.10	0.65
36:DL:127:VAL:HG12	36:DL:131:ALA:HB3	1.78	0.65
3:AC:21:TRP:CG	3:AC:58:ARG:HG2	2.31	0.65
7:AG:38:ALA:O	7:AG:41:ILE:HB	1.97	0.65
14:AN:43:ASN:OD1	14:AN:47:LYS:HE2	1.97	0.65
17:AQ:15:LYS:C	17:AQ:16:MET:SD	2.75	0.65
22:AV:60:U:H5''	22:AV:61:C:H5	1.62	0.65
2:BB:56:LEU:HD13	2:BB:57:ASN:N	2.12	0.65
14:BN:17:ASP:HA	14:BN:20:PHE:O	1.96	0.65
20:BT:69:ASN:O	20:BT:71:ALA:N	2.30	0.65
25:CA:870:U:OP1	37:CM:6:ARG:HD3	1.97	0.65
33:CI:83:ALA:CB	33:CI:105:LEU:HD11	2.27	0.65
38:CN:103:ARG:NE	38:CN:110:MET:HE2	2.11	0.65
25:DA:64:A:H2'	25:DA:65:U:C6	2.32	0.65
34:DJ:37:ARG:HG2	34:DJ:39:LYS:HG2	1.78	0.65
34:DJ:80:HIS:HB3	34:DJ:81:ILE:HG22	1.77	0.65
37:DM:21:ALA:CB	37:DM:100:LYS:HG2	2.27	0.65
44:DT:39:THR:HG22	44:DT:42:GLU:HB2	1.77	0.65
49:DY:23:ARG:O	49:DY:24:GLU:C	2.35	0.65
1:AA:198:G:C4	1:AA:199:A:C8	2.84	0.65
1:AA:972:C:H4'	10:AJ:59:LYS:CE	2.27	0.65
2:AB:16:GLY:HA3	2:AB:39:ILE:HA	1.77	0.65
3:AC:181:ILE:HD13	3:AC:202:PHE:HA	1.79	0.65
4:AD:3:TYR:O	4:AD:4:LEU:HB2	1.97	0.65
10:AJ:48:ARG:C	10:AJ:49:PHE:CD1	2.70	0.65
11:AK:13:LYS:O	11:AK:14:GLN:CB	2.45	0.65
11:AK:13:LYS:O	11:AK:14:GLN:HB2	1.97	0.65
1:BA:64:G:C8	1:BA:99:C:N4	2.65	0.65
1:BA:463:U:O2	1:BA:463:U:C2'	2.45	0.65
1:BA:1093:A:C2	1:BA:1095:U:C4'	2.79	0.65
2:BB:99:MET:CA	2:BB:106:VAL:HG21	2.27	0.65
7:BG:85:GLN:NE2	7:BG:85:GLN:HA	2.11	0.65
18:BR:41:SER:CB	18:BR:51:GLN:HE21	2.09	0.65
25:CA:743:A:O3'	60:CA:3659:HOH:O	2.14	0.65
25:CA:2161:C:O2	25:CA:2161:C:H2'	1.97	0.65
25:CA:2404:U:C2'	25:CA:2405:G:O5'	2.44	0.65
33:CI:57:VAL:HG12	33:CI:58:ILE:N	2.12	0.65
34:CJ:76:HIS:CE1	34:CJ:85:LYS:HB2	2.31	0.65
36:CL:90:VAL:HG23	36:CL:120:VAL:HG21	1.78	0.65
36:CL:92:LEU:H	36:CL:92:LEU:HD12	1.62	0.65

Continued on next page...

Continued from previous page...

Atom-1	Atom-2	Interatomic distance (Å)	Clash overlap (Å)
25:DA:149:A:C4	25:DA:150:U:C6	2.85	0.65
25:DA:623:C:H2'	25:DA:624:C:H6	1.61	0.65
25:DA:1091:G:C4	25:DA:1092:C:C5	2.85	0.65
25:DA:1589:U:H2'	25:DA:1590:A:C8	2.31	0.65
25:DA:1873:G:H2'	25:DA:1874:C:H6	1.60	0.65
25:DA:2287:A:C8	25:DA:2289:G:C8	2.85	0.65
34:DJ:31:GLU:O	34:DJ:34:ARG:HB3	1.96	0.65
35:DK:104:THR:HG22	35:DK:122:VAL:HG11	1.77	0.65
41:DQ:78:PHE:CZ	41:DQ:82:LEU:HD11	2.31	0.65
43:DS:59:GLU:CG	43:DS:66:ILE:HD11	2.27	0.65
44:DT:2:ILE:HG12	44:DT:7:LEU:HD12	1.78	0.65
1:AA:144:G:C5	1:AA:179:A:C2	2.84	0.65
1:AA:737:C:O2'	1:AA:738:C:H5'	1.97	0.65
1:AA:1145:A:H2'	1:AA:1146:A:OP2	1.97	0.65
2:AB:40:ILE:HG21	2:AB:201:GLY:HA2	1.79	0.65
11:AK:41:LEU:HD22	11:AK:76:TYR:CD2	2.31	0.65
13:AM:80:MET:HG2	13:AM:91:ARG:CZ	2.27	0.65
18:AR:56:ARG:HE	18:AR:60:ARG:NH1	1.95	0.65
1:BA:82:G:O6	1:BA:87:C:N3	2.29	0.65
1:BA:750:C:O2	15:BO:22:GLY:HA3	1.97	0.65
2:BB:67:LEU:HD23	2:BB:90:PHE:HA	1.78	0.65
15:BO:80:LEU:HD11	15:BO:84:LEU:HD22	1.78	0.65
17:BQ:16:MET:HG2	17:BQ:19:SER:HB3	1.78	0.65
25:CA:34:U:O2'	25:CA:35:G:OP1	2.15	0.65
25:CA:973:A:OP2	42:CR:81:LYS:HE3	1.95	0.65
25:CA:1714:U:H5''	25:CA:1715:G:C5'	2.26	0.65
33:CI:56:VAL:HA	33:CI:71:LYS:HE2	1.79	0.65
33:CI:61:TYR:HH	33:CI:67:THR:HG1	1.42	0.65
39:CO:31:THR:HG22	39:CO:33:ARG:H	1.61	0.65
25:DA:362:A:N3	25:DA:362:A:H2'	2.10	0.65
25:DA:973:A:O4'	25:DA:1188:U:C6	2.49	0.65
25:DA:1586:A:C8	25:DA:1587:G:C8	2.85	0.65
25:DA:2338:C:O2	25:DA:2339:C:C5	2.49	0.65
1:AA:35:G:H2'	1:AA:36:C:C6	2.31	0.65
1:AA:421:U:C2	3:AC:126:ARG:NH2	2.65	0.65
1:AA:541:G:C4	1:AA:542:G:C8	2.85	0.65
2:AB:55:GLU:HA	2:AB:58:LYS:CB	2.27	0.65
4:AD:144:ILE:HG22	4:AD:145:ARG:O	1.97	0.65
6:AF:7:VAL:HG11	18:AR:64:LEU:HD11	1.78	0.65
8:AH:63:LYS:HB2	8:AH:70:VAL:CG2	2.27	0.65
11:AK:95:THR:O	11:AK:99:LEU:CD2	2.45	0.65

Continued on next page...

Continued from previous page...

Atom-1	Atom-2	Interatomic distance (Å)	Clash overlap (Å)
12:AL:58:ASN:ND2	12:AL:60:PHE:CD1	2.64	0.65
13:AM:63:VAL:O	13:AM:68:LEU:HB2	1.97	0.65
17:AQ:12:VAL:CG1	17:AQ:21:VAL:HG13	2.26	0.65
1:BA:240:G:OP1	1:BA:240:G:H4'	1.96	0.65
1:BA:938:A:C2	1:BA:1345:U:O4	2.50	0.65
1:BA:1126:U:C5	1:BA:1281:C:N4	2.65	0.65
1:BA:1492:A:C2	25:DA:1913:A:N6	2.65	0.65
2:BB:104:LYS:HG2	2:BB:104:LYS:O	1.97	0.65
4:BD:47:LEU:HD23	4:BD:52:VAL:CG1	2.27	0.65
4:BD:97:LEU:HD12	4:BD:97:LEU:C	2.17	0.65
10:BJ:9:ARG:CZ	10:BJ:9:ARG:HB3	2.25	0.65
13:BM:85:TYR:CE2	13:BM:89:ARG:HG3	2.32	0.65
25:CA:1746:A:C2	25:CA:1747:U:C2	2.85	0.65
26:CB:65:U:H2'	26:CB:108:A:N6	2.12	0.65
34:CJ:49:ASP:OD1	34:CJ:121:LYS:HE3	1.96	0.65
36:CL:126:ARG:HD3	36:CL:126:ARG:H	1.62	0.65
25:DA:1538:G:O4'	25:DA:1538:G:OP2	2.15	0.65
25:DA:2197:U:C6	25:DA:2224:G:N1	2.65	0.65
56:DB:62:C:H2'	56:DB:63:C:C6	2.31	0.65
30:DF:28:PRO:CB	30:DF:168:LEU:HD22	2.26	0.65
31:DG:154:GLU:HG2	31:DG:155:PRO:CD	2.26	0.65
32:DH:31:VAL:HG12	32:DH:32:PRO:CD	2.27	0.65
32:DH:69:ALA:HB2	32:DH:138:VAL:HG12	1.78	0.65
35:DK:79:PHE:HB3	40:DP:67:GLU:OE2	1.97	0.65
36:DL:9:ALA:HB3	36:DL:12:SER:OG	1.97	0.65
1:AA:1402:C:H2'	1:AA:1403:C:O4'	1.97	0.65
1:AA:1478:U:H2'	1:AA:1479:C:H6	1.62	0.65
4:AD:90:LEU:HD21	4:AD:194:ILE:HD11	1.79	0.65
7:AG:105:GLU:O	7:AG:109:LYS:HG2	1.97	0.65
14:AN:20:PHE:C	14:AN:22:LYS:H	1.99	0.65
1:BA:121:U:O4'	1:BA:121:U:OP2	2.15	0.65
1:BA:469:C:C5	1:BA:470:C:C4	2.84	0.65
1:BA:684:U:H2'	1:BA:685:G:H5'	1.78	0.65
1:BA:840:C:N3	1:BA:842:U:H4'	2.11	0.65
1:BA:1234:C:C2'	1:BA:1235:U:H5'	2.26	0.65
2:BB:101:THR:HG22	2:BB:174:GLU:OE1	1.97	0.65
6:BF:36:ILE:HB	6:BF:64:VAL:HG22	1.78	0.65
25:CA:594:U:H2'	25:CA:595:C:C6	2.32	0.65
25:CA:1840:G:C5	25:CA:1841:U:C5	2.85	0.65
25:CA:2152:G:H2'	25:CA:2153:C:H5'	1.79	0.65
29:CE:18:THR:CG2	29:CE:19:PHE:CD2	2.80	0.65

Continued on next page...

Continued from previous page...

Atom-1	Atom-2	Interatomic distance (Å)	Clash overlap (Å)
44:CT:89:GLU:O	44:CT:91:GLN:HG2	1.97	0.65
25:DA:1338:G:O2'	25:DA:1339:G:H5'	1.96	0.65
25:DA:1414:C:C4	25:DA:1415:U:H5	2.14	0.65
25:DA:1429:G:N2	25:DA:1430:G:C4	2.65	0.65
25:DA:1439:A:C2	25:DA:1553:A:C4	2.84	0.65
25:DA:1589:U:C2	25:DA:1590:A:N7	2.65	0.65
25:DA:2591:C:O2'	25:DA:2592:G:H5'	1.97	0.65
25:DA:2749:A:OP1	31:DG:1:SER:HB3	1.97	0.65
33:DI:32:VAL:HG13	33:DI:66:PHE:CE2	2.32	0.65
36:DL:70:LYS:O	36:DL:74:THR:HG23	1.97	0.65
1:AA:410:G:H5''	4:AD:25:ARG:NH2	2.12	0.64
1:AA:811:C:O2'	1:AA:901:A:N1	2.29	0.64
1:AA:1318:A:H1'	19:AS:36:ARG:NH1	2.13	0.64
6:AF:42:TRP:N	6:AF:42:TRP:CD1	2.63	0.64
7:AG:71:THR:HG23	7:AG:72:VAL:HG13	1.79	0.64
10:AJ:52:LEU:HD11	10:AJ:59:LYS:HA	1.78	0.64
11:AK:39:ASN:O	11:AK:40:ALA:HB3	1.97	0.64
16:AP:20:VAL:CG2	16:AP:35:ARG:HA	2.27	0.64
1:BA:986:U:H2'	1:BA:987:G:O4'	1.97	0.64
1:BA:1039:G:C6	1:BA:1040:U:C4	2.84	0.64
1:BA:1078:U:O2'	1:BA:1079:G:H5'	1.96	0.64
4:BD:4:LEU:N	4:BD:4:LEU:HD13	2.12	0.64
20:BT:43:LYS:CE	20:BT:85:LEU:O	2.44	0.64
20:BT:53:MET:CE	20:BT:57:VAL:HG21	2.27	0.64
25:CA:192:C:H2'	25:CA:193:U:H5'	1.79	0.64
25:CA:1086:A:H5''	25:CA:1087:G:OP1	1.97	0.64
25:CA:1313:U:H2'	25:CA:1610:A:C2	2.31	0.64
25:CA:2103:C:H2'	25:CA:2104:C:H5'	1.78	0.64
25:CA:2223:G:H2'	25:CA:2224:G:H5'	1.79	0.64
33:CI:92:PRO:HA	33:CI:97:VAL:HG21	1.79	0.64
52:C1:33:LEU:H	52:C1:51:ALA:HB3	1.62	0.64
25:DA:529:A:H4'	25:DA:530:G:OP1	1.96	0.64
25:DA:811:U:C2	25:DA:1251:C:C5	2.84	0.64
25:DA:1469:A:C2	25:DA:1470:A:C5	2.85	0.64
25:DA:2219:U:C2'	25:DA:2220:U:O5'	2.45	0.64
30:DF:33:ILE:HD13	30:DF:155:ILE:HG12	1.79	0.64
32:DH:76:GLU:HG2	32:DH:143:ILE:CD1	2.27	0.64
35:DK:4:GLU:O	35:DK:5:GLN:HB2	1.96	0.64
1:AA:1446:A:C2'	1:AA:1447:A:H5'	2.27	0.64
6:AF:3:HIS:HB2	6:AF:92:THR:HA	1.79	0.64
6:AF:16:GLU:OE2	4:BD:190:LEU:O	2.14	0.64

Continued on next page...

Continued from previous page...

Atom-1	Atom-2	Interatomic distance (Å)	Clash overlap (Å)
19:AS:49:ALA:HA	19:AS:57:VAL:O	1.97	0.64
21:AU:38:GLU:N	21:AU:40:PRO:HD2	2.11	0.64
24:AY:118:VAL:HG12	24:AY:176:LEU:CD1	2.27	0.64
1:BA:1292:G:H2'	1:BA:1293:C:C6	2.32	0.64
5:BE:56:PRO:O	5:BE:59:ILE:HG13	1.96	0.64
9:BI:53:LEU:O	9:BI:54:VAL:HG13	1.98	0.64
25:CA:26:G:C6	25:CA:27:G:N1	2.65	0.64
25:CA:1045:C:H3'	25:CA:1046:A:H5'	1.78	0.64
25:CA:1070:A:C2	33:CI:9:LYS:HG3	2.32	0.64
25:CA:1142:A:C2	25:CA:1144:A:C8	2.85	0.64
25:CA:1998:A:OP2	28:CD:141:ARG:NH2	2.30	0.64
25:CA:2311:A:N7	30:CF:76:PHE:CD2	2.66	0.64
25:CA:2731:G:C6	25:CA:2732:G:O6	2.50	0.64
27:CC:161:VAL:HG11	27:CC:173:LEU:HG	1.78	0.64
31:CG:123:GLU:HA	31:CG:123:GLU:OE1	1.97	0.64
25:DA:517:C:OP2	51:D0:9:ARG:NH2	2.30	0.64
29:DE:61:ARG:HD2	29:DE:63:LYS:O	1.96	0.64
29:DE:148:ILE:HD12	29:DE:187:VAL:HG11	1.79	0.64
30:DF:100:GLU:O	30:DF:101:ARG:C	2.36	0.64
34:DJ:117:ALA:O	34:DJ:119:PHE:N	2.30	0.64
39:DO:37:ALA:O	39:DO:78:VAL:HG21	1.97	0.64
1:AA:151:A:H2'	1:AA:152:A:O4'	1.98	0.64
1:AA:376:G:H2'	1:AA:377:G:H8	1.62	0.64
1:AA:1033:G:H2'	1:AA:1033:G:N3	2.10	0.64
9:AI:96:GLU:OE2	9:AI:96:GLU:N	2.30	0.64
10:AJ:59:LYS:HE3	10:AJ:59:LYS:H	1.63	0.64
17:AQ:68:LYS:O	17:AQ:69:THR:HB	1.97	0.64
19:AS:28:LYS:CB	19:AS:29:PRO:CD	2.74	0.64
1:BA:71:A:H5'	1:BA:71:A:C8	2.31	0.64
1:BA:72:A:N6	1:BA:99:C:H1'	2.11	0.64
1:BA:852:G:C6	1:BA:853:C:C4	2.85	0.64
2:BB:221:ARG:HE	2:BB:222:GLU:H	1.44	0.64
3:BC:84:GLU:HG3	3:BC:85:LYS:N	2.12	0.64
5:BE:14:LEU:CA	5:BE:36:THR:HG22	2.27	0.64
5:BE:152:VAL:O	5:BE:153:ALA:C	2.35	0.64
20:BT:42:ASP:HB3	20:BT:45:ALA:HB3	1.78	0.64
22:BV:26:A:C2'	22:BV:27:G:H5'	2.28	0.64
25:CA:2852:G:H2'	25:CA:2853:C:C6	2.33	0.64
27:CC:110:LYS:CE	27:CC:113:ASP:OD1	2.44	0.64
35:CK:58:LEU:N	35:CK:58:LEU:HD22	2.13	0.64
25:DA:469:G:O6	53:D2:37:LYS:HE2	1.97	0.64

Continued on next page...

Continued from previous page...

Atom-1	Atom-2	Interatomic distance (Å)	Clash overlap (Å)
25:DA:1442:U:C2'	25:DA:1443:U:O5'	2.45	0.64
25:DA:1454:C:C5	38:DN:63:ARG:HG2	2.33	0.64
25:DA:1621:U:H5''	25:DA:1622:G:OP1	1.97	0.64
25:DA:2296:U:C2	25:DA:2333:A:C2	2.86	0.64
56:DB:52:A:C5	39:DO:33:ARG:NH2	2.66	0.64
56:DB:63:C:C2'	56:DB:64:G:O5'	2.45	0.64
34:DJ:142:ILE:OXT	34:DJ:142:ILE:HG23	1.97	0.64
49:DY:10:SER:O	49:DY:14:LEU:HD12	1.97	0.64
1:AA:419:C:H2'	1:AA:420:U:O5'	1.97	0.64
1:AA:844:G:C6	1:AA:846:G:O2'	2.49	0.64
1:AA:874:G:C5	1:AA:875:U:C5	2.84	0.64
1:AA:1478:U:H2'	1:AA:1479:C:C6	2.32	0.64
2:AB:116:LEU:HA	2:AB:119:GLN:OE1	1.98	0.64
12:AL:23:LEU:O	12:AL:24:GLU:C	2.34	0.64
17:AQ:56:ASP:O	17:AQ:58:VAL:HG12	1.97	0.64
1:BA:485:U:H4'	1:BA:485:U:OP2	1.96	0.64
1:BA:929:G:C2'	1:BA:930:C:O5'	2.44	0.64
2:BB:125:PHE:N	2:BB:125:PHE:CD2	2.62	0.64
7:BG:68:VAL:O	7:BG:70:PRO:N	2.30	0.64
10:BJ:22:THR:HA	10:BJ:25:ILE:CG2	2.28	0.64
21:BU:11:PHE:N	21:BU:11:PHE:CD1	2.63	0.64
25:CA:55:G:O2'	25:CA:127:A:N1	2.26	0.64
25:CA:557:C:H2'	25:CA:558:U:H6	1.62	0.64
25:CA:1414:C:C4	25:CA:1415:U:C5	2.86	0.64
32:CH:3:VAL:HB	32:CH:37:VAL:O	1.97	0.64
33:CI:79:LEU:HD11	33:CI:132:ALA:HB2	1.79	0.64
46:CV:80:HIS:CG	46:CV:81:PRO:HD2	2.32	0.64
25:DA:1445:G:N2	25:DA:1547:C:C2	2.65	0.64
28:DD:50:VAL:HG23	28:DD:51:THR:N	2.12	0.64
33:DI:9:LYS:HB2	33:DI:55:PRO:CB	2.26	0.64
1:AA:254:G:OP1	17:AQ:69:THR:HB	1.96	0.64
1:AA:271:C:H2'	1:AA:272:C:H6	1.63	0.64
1:AA:832:G:C2'	1:AA:833:G:H5'	2.26	0.64
1:AA:1028:C:H2'	1:AA:1028:C:O2	1.97	0.64
1:AA:1083:U:C5	1:AA:1084:G:C4	2.86	0.64
2:AB:40:ILE:C	2:AB:40:ILE:HD13	2.17	0.64
3:AC:71:ARG:N	3:AC:72:PRO:HD3	2.13	0.64
3:AC:147:GLY:HA3	3:AC:171:ARG:O	1.97	0.64
5:AE:73:VAL:HG11	5:AE:143:LEU:HB3	1.80	0.64
5:AE:81:GLN:HG2	5:AE:149:PRO:HB3	1.79	0.64
9:AI:39:GLY:O	9:AI:40:ARG:HB2	1.96	0.64

Continued on next page...

Continued from previous page...

Atom-1	Atom-2	Interatomic distance (Å)	Clash overlap (Å)
10:AJ:52:LEU:HD13	10:AJ:61:ALA:HB3	1.80	0.64
24:AY:149:ILE:HG23	24:AY:153:ASP:HB3	1.80	0.64
1:BA:430:A:OP2	4:BD:7:LYS:HD2	1.97	0.64
1:BA:1130:A:H4'	9:BI:19:PHE:CE1	2.31	0.64
1:BA:1527:U:OP2	21:BU:38:GLU:HG3	1.98	0.64
8:BH:46:GLU:O	8:BH:47:ASP:HB2	1.98	0.64
13:BM:9:PRO:O	13:BM:10:ASP:HB2	1.96	0.64
18:BR:24:ASP:O	18:BR:26:ALA:N	2.30	0.64
25:CA:1234:U:H2'	25:CA:1235:G:O5'	1.97	0.64
30:CF:128:SER:O	30:CF:129:MET:HB3	1.98	0.64
33:CI:6:ALA:CB	33:CI:60:VAL:H	2.10	0.64
37:CM:108:VAL:HG12	37:CM:109:PRO:HD2	1.78	0.64
38:CN:10:LEU:O	38:CN:12:ARG:N	2.30	0.64
38:CN:35:LYS:HB2	38:CN:112:TYR:CE1	2.33	0.64
44:CT:16:VAL:O	44:CT:16:VAL:HG23	1.96	0.64
25:DA:1871:A:O2'	25:DA:1872:A:N7	2.30	0.64
25:DA:2414:G:C6	25:DA:2415:G:N7	2.65	0.64
28:DD:9:VAL:HG23	28:DD:26:VAL:O	1.98	0.64
29:DE:176:ASP:OD2	29:DE:178:VAL:HG12	1.97	0.64
30:DF:104:THR:O	30:DF:108:PRO:HG2	1.97	0.64
1:AA:666:G:H5'	1:AA:726:C:H1'	1.80	0.64
1:AA:1213:A:C8	1:AA:1215:G:C5	2.86	0.64
1:AA:1304:G:OP2	60:AA:1795:HOH:O	2.14	0.64
1:AA:1356:G:O2'	1:AA:1357:A:H5'	1.98	0.64
2:AB:162:VAL:HG13	2:AB:184:ALA:HB2	1.78	0.64
3:AC:166:TRP:O	3:AC:167:TYR:CD1	2.51	0.64
1:BA:69:G:H2'	1:BA:70:U:C6	2.32	0.64
1:BA:518:C:H2'	1:BA:530:G:H8	1.62	0.64
1:BA:1126:U:C6	1:BA:1281:C:C4	2.86	0.64
1:BA:1386:G:C2	1:BA:1387:G:N7	2.65	0.64
2:BB:99:MET:O	2:BB:103:TRP:HA	1.97	0.64
4:BD:55:ARG:HH12	4:BD:58:GLN:HG2	1.62	0.64
10:BJ:5:ARG:HG3	10:BJ:6:ILE:HG12	1.80	0.64
10:BJ:53:ILE:HG22	10:BJ:61:ALA:O	1.98	0.64
17:BQ:5:ARG:HB2	17:BQ:5:ARG:NH1	2.12	0.64
17:BQ:7:LEU:H	17:BQ:60:ILE:HG22	1.62	0.64
19:BS:14:LEU:HD23	19:BS:37:SER:OG	1.96	0.64
21:BU:38:GLU:OE2	21:BU:41:THR:HG21	1.97	0.64
25:CA:18:U:OP1	41:CQ:29:ARG:NH2	2.31	0.64
25:CA:141:G:H3'	25:CA:142:A:C8	2.32	0.64
30:CF:7:TYR:HA	30:CF:11:VAL:HG23	1.78	0.64

Continued on next page...

Continued from previous page...

Atom-1	Atom-2	Interatomic distance (Å)	Clash overlap (Å)
30:CF:154:THR:HG22	30:CF:154:THR:O	1.98	0.64
38:CN:57:THR:HG22	38:CN:57:THR:O	1.95	0.64
49:CY:14:LEU:O	49:CY:17:GLU:HB3	1.96	0.64
49:CY:19:LEU:HA	49:CY:22:LEU:HB3	1.79	0.64
25:DA:157:C:H2'	25:DA:158:U:O4'	1.98	0.64
25:DA:1047:G:H4'	25:DA:1048:A:H5'	1.79	0.64
25:DA:1916:A:H2'	25:DA:1917:U:O4'	1.98	0.64
25:DA:2230:G:H2'	25:DA:2231:U:C6	2.31	0.64
25:DA:2291:U:H2'	25:DA:2292:U:C6	2.32	0.64
56:DB:22:U:O2	56:DB:22:U:H2'	1.96	0.64
56:DB:35:C:H2'	56:DB:36:C:O5'	1.97	0.64
30:DF:3:LEU:HD21	30:DF:100:GLU:HB2	1.80	0.64
32:DH:133:GLN:HA	32:DH:139:PHE:CD1	2.32	0.64
49:DY:53:VAL:O	49:DY:56:LEU:O	2.15	0.64
49:DY:57:LEU:O	49:DY:61:ALA:HB3	1.96	0.64
1:AA:205:A:C2	1:AA:206:C:O4'	2.50	0.64
1:AA:718:A:H5'	11:AK:118:ASN:HB2	1.79	0.64
1:AA:768:A:H2'	1:AA:769:G:H5'	1.78	0.64
1:AA:1083:U:C5	1:AA:1084:G:C5	2.84	0.64
3:AC:41:TYR:OH	3:AC:89:VAL:HG21	1.98	0.64
4:AD:2:ARG:NH2	4:AD:114:ARG:HD3	2.13	0.64
1:BA:220:G:C2	1:BA:221:C:C6	2.86	0.64
1:BA:847:G:H2'	1:BA:848:C:O4'	1.97	0.64
1:BA:1252:A:H2'	1:BA:1253:G:O4'	1.97	0.64
1:BA:1521:C:C2'	1:BA:1522:U:O5'	2.46	0.64
6:BF:9:MET:HB2	6:BF:85:ILE:HG13	1.79	0.64
25:CA:395:U:O2'	25:CA:396:G:N7	2.24	0.64
25:CA:907:G:C2'	25:CA:908:C:H5'	2.27	0.64
25:CA:1076:C:N3	25:CA:1077:A:C6	2.66	0.64
25:CA:1467:U:C4	25:CA:1546:G:C2	2.85	0.64
25:CA:2277:G:C2'	25:CA:2278:A:O5'	2.43	0.64
25:CA:2318:G:O2'	25:CA:2319:G:H5'	1.98	0.64
27:CC:120:ASP:O	27:CC:121:ALA:C	2.36	0.64
29:CE:146:VAL:HG22	29:CE:167:VAL:HG22	1.79	0.64
36:CL:76:GLU:C	36:CL:77:ILE:HD13	2.17	0.64
25:DA:78:U:P	49:DY:2:LYS:HD2	2.38	0.64
25:DA:310:A:H5''	45:DU:14:THR:HG22	1.79	0.64
25:DA:484:C:H2'	25:DA:485:C:H6	1.62	0.64
25:DA:615:U:H3'	25:DA:616:A:H5'	1.80	0.64
25:DA:876:C:N4	25:DA:877:A:C6	2.65	0.64
25:DA:1486:U:C2	25:DA:1504:A:C2	2.85	0.64

Continued on next page...

Continued from previous page...

Atom-1	Atom-2	Interatomic distance (Å)	Clash overlap (Å)
25:DA:1538:G:OP2	25:DA:1538:G:H8	1.80	0.64
25:DA:1926:U:H1'	25:DA:1929:G:C6	2.33	0.64
25:DA:2096:C:H2'	25:DA:2097:A:C8	2.33	0.64
32:DH:3:VAL:O	32:DH:19:VAL:HG22	1.97	0.64
39:DO:49:VAL:HG12	39:DO:50:ALA:H	1.63	0.64
1:AA:575:G:O2'	1:AA:821:G:H5'	1.97	0.64
1:AA:717:U:H4'	11:AK:118:ASN:HD22	1.63	0.64
1:AA:802:A:H2'	1:AA:803:G:H5'	1.78	0.64
1:AA:1101:A:C4'	1:AA:1102:A:O5'	2.45	0.64
1:AA:1202:U:H1'	14:AN:69:ARG:HD2	1.78	0.64
1:AA:1313:U:OP2	19:AS:5:LYS:CB	2.45	0.64
2:AB:64:GLY:C	2:AB:65:LYS:HD3	2.17	0.64
20:AT:81:GLN:O	20:AT:84:LYS:HB2	1.98	0.64
25:CA:164:C:H2'	25:CA:165:A:H5'	1.79	0.64
26:CB:54:G:H2'	26:CB:55:U:H6	1.63	0.64
42:CR:51:VAL:HB	42:CR:52:PRO:CD	2.28	0.64
25:DA:616:A:C2'	25:DA:617:G:O5'	2.46	0.64
25:DA:866:A:O4'	25:DA:914:G:N2	2.30	0.64
25:DA:1091:G:O6	25:DA:1101:U:O4	2.16	0.64
25:DA:1248:G:OP1	41:DQ:1:ALA:HB3	1.98	0.64
25:DA:1385:A:H1'	25:DA:1386:C:H6	1.63	0.64
25:DA:2794:C:H2'	25:DA:2795:C:O4'	1.98	0.64
28:DD:51:THR:OG1	28:DD:76:GLY:HA3	1.97	0.64
28:DD:180:VAL:O	28:DD:180:VAL:HG12	1.98	0.64
33:DI:70:THR:C	33:DI:71:LYS:HD3	2.18	0.64
42:DR:47:VAL:HG12	42:DR:47:VAL:O	1.97	0.64
1:AA:190:A:C8	1:AA:191:G:C8	2.86	0.64
1:AA:395:C:H2'	1:AA:396:C:C6	2.33	0.64
1:AA:536:C:P	60:AA:1887:HOH:O	2.56	0.64
1:AA:945:G:C2	1:AA:946:A:C8	2.86	0.64
1:AA:1480:A:C2	1:AA:1481:U:C2	2.86	0.64
1:AA:1492:A:H3'	1:AA:1493:A:C8	2.33	0.64
2:AB:105:THR:O	2:AB:106:VAL:CB	2.46	0.64
3:AC:57:GLU:HG3	3:AC:64:ARG:HB3	1.80	0.64
11:AK:60:PHE:O	11:AK:64:VAL:HG12	1.98	0.64
12:AL:23:LEU:HB2	12:AL:58:ASN:HD22	1.63	0.64
1:BA:332:G:C2'	1:BA:333:U:H5'	2.27	0.64
1:BA:436:C:H2'	1:BA:437:U:C6	2.32	0.64
1:BA:1060:U:O2'	1:BA:1061:G:H5'	1.98	0.64
4:BD:38:GLY:H	4:BD:41:GLY:HA3	1.62	0.64
8:BH:12:ARG:HD3	8:BH:26:MET:HE2	1.80	0.64

Continued on next page...

Continued from previous page...

Atom-1	Atom-2	Interatomic distance (Å)	Clash overlap (Å)
12:BL:29:LYS:HA	12:BL:29:LYS:CE	2.28	0.64
12:BL:34:THR:HG22	12:BL:35:ARG:HG2	1.80	0.64
22:BV:40:C:H2'	22:BV:41:C:H6	1.63	0.64
25:CA:580:U:H2'	25:CA:581:C:H6	1.62	0.64
25:CA:994:C:O3'	25:CA:995:C:H3'	1.98	0.64
26:CB:53:A:C2'	26:CB:54:G:H5'	2.28	0.64
28:CD:1:MET:HG3	28:CD:205:PRO:HG2	1.79	0.64
25:DA:1540:G:C5	25:DA:1541:C:C5	2.86	0.64
56:DB:48:U:P	39:DO:30:ARG:HH22	2.21	0.64
32:DH:34:GLY:O	32:DH:35:LYS:HG3	1.97	0.64
1:AA:542:G:N3	1:AA:543:U:C6	2.65	0.64
1:AA:679:C:H2'	1:AA:680:C:O4'	1.97	0.64
1:AA:951:G:C6	1:AA:1231:G:C6	2.86	0.64
1:AA:1004:A:C4	1:AA:1026:G:C5	2.87	0.64
1:AA:1246:A:H2'	1:AA:1247:U:C6	2.33	0.64
2:AB:49:PHE:HA	2:AB:52:ALA:CB	2.26	0.64
4:AD:189:ASP:O	4:AD:190:LEU:HG	1.97	0.64
6:AF:18:VAL:HB	6:AF:19:PRO:HD3	1.81	0.64
21:AU:13:VAL:HG13	21:AU:15:LEU:HG	1.79	0.64
1:BA:1086:U:H4'	1:BA:1086:U:OP1	1.98	0.64
27:CC:78:GLU:HB2	27:CC:92:LEU:O	1.98	0.64
28:CD:151:THR:HG22	28:CD:152:PRO:CD	2.27	0.64
30:CF:154:THR:O	30:CF:154:THR:CG2	2.46	0.64
31:CG:79:THR:HG22	31:CG:80:GLU:N	2.12	0.64
31:CG:88:LEU:HD12	31:CG:88:LEU:N	2.13	0.64
36:CL:91:ASP:HB3	36:CL:93:ASN:O	1.98	0.64
42:CR:49:ILE:CG2	42:CR:53:PHE:H	2.11	0.64
25:DA:164:C:H2'	25:DA:165:A:H5'	1.80	0.64
25:DA:1087:G:H2'	25:DA:1088:A:H5'	1.78	0.64
25:DA:2250:G:H8	25:DA:2250:G:O5'	1.81	0.64
33:DI:46:ASP:CA	33:DI:50:LYS:HD2	2.28	0.64
36:DL:91:ASP:CB	36:DL:94:THR:HB	2.26	0.64
38:DN:33:ILE:HG23	38:DN:33:ILE:O	1.98	0.64
40:DP:38:ARG:HG3	40:DP:39:LEU:H	1.62	0.64
1:AA:214:C:H2'	1:AA:215:C:H6	1.64	0.63
2:AB:88:GLN:C	2:AB:89:PHE:CD2	2.72	0.63
3:AC:166:TRP:C	3:AC:166:TRP:HE3	2.00	0.63
7:AG:46:LEU:HG	7:AG:57:GLU:HG3	1.80	0.63
20:AT:53:MET:O	20:AT:56:ILE:CG2	2.46	0.63
20:AT:80:ALA:O	20:AT:84:LYS:HG2	1.97	0.63
1:BA:40:C:C2	1:BA:41:G:C8	2.86	0.63

Continued on next page...

Continued from previous page...

Atom-1	Atom-2	Interatomic distance (Å)	Clash overlap (Å)
1:BA:572:A:H5'	1:BA:573:A:OP2	1.98	0.63
1:BA:722:G:H4'	21:BU:48:LYS:HE2	1.80	0.63
1:BA:1521:C:H2'	1:BA:1522:U:O5'	1.97	0.63
1:BA:1522:U:H2'	1:BA:1523:G:O5'	1.98	0.63
1:BA:1540:U:O3'	21:BU:17:ARG:NE	2.30	0.63
6:BF:46:GLN:HA	6:BF:56:LYS:HG3	1.80	0.63
11:BK:124:LYS:O	21:BU:34:ARG:HB2	1.98	0.63
14:BN:73:PHE:CE2	14:BN:78:GLY:HA2	2.33	0.63
17:BQ:60:ILE:HG23	17:BQ:61:ARG:N	2.12	0.63
25:CA:846:U:O2'	25:CA:847:U:C5	2.50	0.63
25:CA:1269:A:OP2	60:CA:3384:HOH:O	2.15	0.63
25:CA:1426:G:H1'	25:CA:1572:A:N6	2.13	0.63
25:CA:1665:A:N3	35:CK:1:MET:HE2	2.13	0.63
25:CA:2211:A:O2'	25:CA:2212:A:OP1	2.15	0.63
25:CA:2328:A:H2'	25:CA:2329:U:C6	2.33	0.63
25:CA:2332:C:H5''	25:CA:2333:A:OP1	1.99	0.63
25:CA:2637:U:C2'	25:CA:2638:G:H5'	2.27	0.63
26:CB:112:G:H2'	26:CB:113:C:C6	2.33	0.63
28:CD:56:LYS:O	28:CD:57:ALA:C	2.36	0.63
33:CI:101:SER:HA	33:CI:140:GLU:C	2.18	0.63
33:CI:101:SER:HB3	33:CI:104:GLN:NE2	2.13	0.63
46:CV:50:MET:O	46:CV:52:ALA:N	2.30	0.63
25:DA:53:A:C8	25:DA:54:G:C8	2.87	0.63
25:DA:1156:A:C8	41:DQ:50:ARG:HG2	2.32	0.63
25:DA:1176:U:C5	25:DA:1177:G:C6	2.87	0.63
25:DA:1385:A:C2	25:DA:1386:C:C4	2.86	0.63
25:DA:2415:G:H2'	25:DA:2416:C:H6	1.63	0.63
25:DA:2746:U:C4	25:DA:2747:G:N7	2.66	0.63
34:DJ:17:VAL:HG23	34:DJ:137:PRO:CB	2.28	0.63
41:DQ:105:PHE:HA	41:DQ:108:LEU:HD12	1.79	0.63
1:AA:144:G:C4	1:AA:179:A:C2	2.86	0.63
1:AA:646:G:O6	60:AA:1745:HOH:O	2.11	0.63
2:AB:147:LEU:HD22	2:AB:150:ILE:HG21	1.78	0.63
4:AD:34:GLU:O	4:AD:37:PRO:HD3	1.98	0.63
14:AN:12:ARG:O	14:AN:16:ALA:HB2	1.98	0.63
1:BA:1004:A:H2'	1:BA:1005:A:O4'	1.98	0.63
3:BC:5:HIS:CD2	14:BN:89:MET:HB3	2.33	0.63
6:BF:29:ILE:HG22	6:BF:34:GLY:O	1.98	0.63
14:BN:22:LYS:HG3	14:BN:23:ARG:N	2.11	0.63
15:BO:73:ASP:CG	15:BO:76:ARG:HG3	2.18	0.63
25:CA:102:U:C4	49:CY:2:LYS:HD2	2.32	0.63

Continued on next page...

Continued from previous page...

Atom-1	Atom-2	Interatomic distance (Å)	Clash overlap (Å)
25:CA:179:C:H2'	25:CA:180:G:O5'	1.97	0.63
25:CA:615:U:C5	29:CE:35:TYR:CZ	2.86	0.63
25:CA:1038:G:O2'	25:CA:1039:A:H5'	1.97	0.63
25:CA:1080:A:N3	25:CA:1080:A:H2'	2.11	0.63
25:CA:2221:G:C2'	25:CA:2222:C:H5'	2.28	0.63
25:DA:1356:G:N2	25:DA:1357:C:H1'	2.13	0.63
25:DA:1442:U:H2'	25:DA:1443:U:O5'	1.98	0.63
25:DA:1467:U:H2'	25:DA:1468:U:O5'	1.97	0.63
25:DA:2303:G:C2'	25:DA:2304:G:H5'	2.29	0.63
25:DA:2636:C:H2'	25:DA:2637:U:C6	2.34	0.63
33:DI:18:ASN:HB2	33:DI:38:CYS:HB3	1.79	0.63
33:DI:54:ILE:HA	33:DI:73:PRO:HA	1.78	0.63
36:DL:107:PHE:N	36:DL:107:PHE:HD2	1.94	0.63
1:AA:328:C:O2	1:AA:328:C:H2'	1.98	0.63
1:AA:452:A:H3'	1:AA:452:A:C8	2.33	0.63
1:AA:1194:U:H2'	1:AA:1195:C:C6	2.34	0.63
2:AB:98:GLY:HA2	2:AB:101:THR:HB	1.80	0.63
7:AG:68:VAL:HG11	7:AG:133:ALA:HB3	1.78	0.63
8:AH:21:LYS:HE2	8:AH:21:LYS:HA	1.79	0.63
16:AP:80:LYS:HE3	16:AP:80:LYS:HA	1.81	0.63
1:BA:132:C:H5''	20:BT:68:LYS:CD	2.28	0.63
1:BA:462:G:H5''	1:BA:463:U:OP2	1.98	0.63
1:BA:736:C:H2'	1:BA:737:C:H6	1.62	0.63
1:BA:841:C:C6	1:BA:843:U:H5'	2.34	0.63
1:BA:1489:G:H2'	1:BA:1490:U:H6	1.63	0.63
1:BA:1499:A:H2'	1:BA:1500:A:O5'	1.98	0.63
2:BB:156:LEU:HG	2:BB:157:PRO:O	1.98	0.63
3:BC:153:SER:HA	3:BC:164:THR:HA	1.79	0.63
10:BJ:48:ARG:O	10:BJ:49:PHE:CD2	2.51	0.63
25:CA:47:C:H2'	25:CA:48:G:H5'	1.81	0.63
25:CA:374:A:C2	25:CA:401:A:C4	2.85	0.63
25:CA:1078:U:H1'	25:CA:1088:A:C2	2.33	0.63
25:CA:1490:A:O2'	27:CC:97:ASP:OD2	2.16	0.63
25:CA:1722:A:N1	25:CA:1723:G:C2	2.66	0.63
25:CA:2888:C:H2'	25:CA:2889:C:C6	2.34	0.63
25:DA:102:U:C2	49:DY:2:LYS:HE2	2.34	0.63
25:DA:412:A:H2'	25:DA:413:C:H5'	1.79	0.63
25:DA:858:G:O2'	25:DA:2268:A:H1'	1.98	0.63
25:DA:929:U:H1'	50:DZ:25:GLY:O	1.98	0.63
25:DA:1323:C:H2'	25:DA:1324:G:O5'	1.98	0.63
25:DA:1857:G:C4	25:DA:1884:G:N2	2.66	0.63

Continued on next page...

Continued from previous page...

Atom-1	Atom-2	Interatomic distance (Å)	Clash overlap (Å)
25:DA:2096:C:H2'	25:DA:2097:A:H8	1.62	0.63
34:DJ:16:TYR:HB3	34:DJ:140:LEU:HB2	1.80	0.63
34:DJ:59:ALA:O	34:DJ:62:VAL:HG12	1.98	0.63
44:DT:40:LYS:HG3	44:DT:60:THR:CG2	2.29	0.63
49:DY:16:THR:HG22	49:DY:17:GLU:N	2.14	0.63
1:AA:626:G:C2'	1:AA:627:G:H5'	2.28	0.63
1:AA:1037:C:C2	1:AA:1038:C:C5	2.87	0.63
2:AB:53:LEU:HD12	2:AB:219:THR:CG2	2.29	0.63
8:AH:1:SER:C	8:AH:3:GLN:H	2.01	0.63
8:AH:85:TYR:CE2	8:AH:123:GLU:HB2	2.34	0.63
1:BA:91:U:C4	1:BA:92:U:C5	2.86	0.63
1:BA:1079:G:H2'	1:BA:1080:A:C8	2.34	0.63
2:BB:140:LEU:O	2:BB:144:GLU:N	2.32	0.63
4:BD:14:GLU:HA	4:BD:14:GLU:OE1	1.97	0.63
7:BG:34:LYS:CB	7:BG:37:THR:HG22	2.28	0.63
15:BO:80:LEU:HD11	15:BO:84:LEU:CD2	2.29	0.63
25:CA:60:G:O2'	25:CA:61:C:O5'	2.17	0.63
25:CA:707:G:O6	25:CA:724:U:O2	2.16	0.63
36:CL:93:ASN:O	36:CL:94:THR:CB	2.46	0.63
36:CL:93:ASN:O	36:CL:94:THR:HB	1.98	0.63
25:DA:406:G:H2'	25:DA:407:G:O4'	1.99	0.63
25:DA:714:U:H2'	25:DA:716:A:C8	2.34	0.63
25:DA:773:U:O2'	27:DC:47:ARG:HD3	1.99	0.63
25:DA:1022:G:N2	25:DA:1142:A:C2	2.67	0.63
25:DA:1654:A:OP2	38:DN:1:MET:HA	1.98	0.63
25:DA:1735:A:C2	25:DA:1736:U:H1'	2.33	0.63
25:DA:2299:U:H2'	25:DA:2300:C:C6	2.33	0.63
25:DA:2567:G:H2'	25:DA:2568:U:C6	2.33	0.63
56:DB:57:A:H1'	30:DF:26:GLN:HA	1.79	0.63
39:DO:100:HIS:CD2	39:DO:101:GLY:N	2.67	0.63
1:AA:11:G:H2'	1:AA:12:U:O5'	1.98	0.63
1:AA:636:U:H2'	1:AA:637:C:C6	2.33	0.63
3:AC:41:TYR:CE2	3:AC:45:GLU:CG	2.81	0.63
3:AC:152:VAL:HG23	3:AC:156:LEU:HD21	1.81	0.63
6:AF:47:LEU:HD13	6:AF:51:ILE:HG23	1.81	0.63
13:AM:5:GLY:C	13:AM:7:ASN:N	2.51	0.63
13:AM:19:THR:HA	13:AM:24:VAL:CG2	2.28	0.63
1:BA:132:C:H5''	20:BT:68:LYS:HD3	1.80	0.63
1:BA:135:C:H2'	1:BA:136:C:H5'	1.79	0.63
1:BA:459:A:H2'	1:BA:460:A:O4'	1.99	0.63
1:BA:1489:G:C5	1:BA:1490:U:C5	2.86	0.63

Continued on next page...

Continued from previous page...

Atom-1	Atom-2	Interatomic distance (Å)	Clash overlap (Å)
3:BC:6:PRO:O	3:BC:10:ARG:HG2	1.98	0.63
3:BC:85:LYS:O	3:BC:88:LYS:HB3	1.98	0.63
9:BI:118:ARG:O	9:BI:119:LYS:HB3	1.98	0.63
15:BO:34:GLN:NE2	15:BO:38:LEU:HD22	2.14	0.63
17:BQ:14:ASP:N	17:BQ:16:MET:HE1	2.13	0.63
17:BQ:45:VAL:HG13	17:BQ:72:TRP:C	2.19	0.63
25:CA:1546:G:H5''	25:CA:1547:C:H5''	1.81	0.63
25:CA:2592:G:C2'	25:CA:2593:U:H5'	2.29	0.63
29:CE:131:THR:HG22	29:CE:160:ALA:HA	1.80	0.63
30:CF:56:LEU:HD13	30:CF:88:VAL:HG23	1.80	0.63
33:CI:20:SER:HA	33:CI:24:GLY:HA2	1.79	0.63
38:CN:103:ARG:NH1	38:CN:110:MET:CE	2.62	0.63
25:DA:58:G:P	44:DT:78:SER:HG	2.22	0.63
25:DA:582:A:C2	25:DA:1259:G:C2	2.87	0.63
25:DA:1406:U:C2	25:DA:1407:G:C8	2.86	0.63
25:DA:2093:G:C6	25:DA:2225:A:C8	2.87	0.63
31:DG:51:PHE:CE2	31:DG:68:ARG:HA	2.33	0.63
1:AA:148:G:H2'	1:AA:149:A:O5'	1.99	0.63
1:AA:1378:C:C2'	1:AA:1379:G:O5'	2.46	0.63
5:AE:45:VAL:O	5:AE:70:MET:HG3	1.99	0.63
7:AG:3:ARG:HG3	7:AG:4:ARG:N	2.13	0.63
13:AM:53:ASP:HA	13:AM:56:ARG:HB2	1.80	0.63
19:AS:12:LEU:O	19:AS:15:LEU:N	2.32	0.63
1:BA:686:U:O2	1:BA:687:A:C8	2.52	0.63
1:BA:687:A:C5	1:BA:701:U:H5	2.17	0.63
1:BA:991:U:H4'	1:BA:992:U:OP1	1.99	0.63
1:BA:1491:G:H2'	1:BA:1492:A:O4'	1.99	0.63
4:BD:47:LEU:HD23	4:BD:52:VAL:HG12	1.80	0.63
5:BE:14:LEU:HB3	5:BE:36:THR:HG22	1.80	0.63
9:BI:45:MET:HB2	9:BI:48:ARG:HB3	1.81	0.63
13:BM:3:ILE:O	13:BM:3:ILE:HG13	1.98	0.63
19:BS:62:THR:CB	19:BS:65:MET:HG3	2.27	0.63
20:BT:43:LYS:HD3	20:BT:86:ALA:HA	1.79	0.63
25:CA:819:A:C4	25:CA:1189:A:C2	2.87	0.63
31:CG:163:TYR:HB2	31:CG:166:GLU:HB2	1.79	0.63
25:DA:269:C:H2'	25:DA:270:A:H5'	1.81	0.63
25:DA:1457:U:H5''	25:DA:1458:U:OP1	1.99	0.63
25:DA:1520:U:H2'	25:DA:1521:G:H5'	1.80	0.63
25:DA:1526:C:N3	25:DA:1527:G:C4	2.66	0.63
56:DB:21:G:C4	56:DB:22:U:C6	2.86	0.63
31:DG:88:LEU:N	31:DG:88:LEU:HD13	2.14	0.63

Continued on next page...

Continued from previous page...

Atom-1	Atom-2	Interatomic distance (Å)	Clash overlap (Å)
44:DT:72:GLN:O	44:DT:74:ILE:HG23	1.98	0.63
1:AA:413:G:C6	4:AD:32:LYS:HD2	2.33	0.63
1:AA:632:U:H6	1:AA:632:U:H3'	1.63	0.63
1:AA:773:G:H4'	27:CC:201:LEU:HD21	1.78	0.63
1:AA:976:G:C8	1:AA:1358:U:O2	2.51	0.63
1:AA:1181:G:N1	1:AA:1182:G:N2	2.47	0.63
13:AM:44:ILE:HA	13:AM:47:LEU:HB2	1.81	0.63
22:AV:21:A:C4	22:AV:48:C:C5	2.86	0.63
1:BA:146:G:C2	1:BA:177:G:N7	2.67	0.63
1:BA:585:G:N3	1:BA:879:C:H4'	2.13	0.63
1:BA:715:A:O2'	1:BA:716:A:H5'	1.98	0.63
1:BA:952:U:H2'	1:BA:953:G:C8	2.33	0.63
5:BE:155:LYS:HG2	8:BH:65:PHE:HB2	1.80	0.63
7:BG:78:ARG:HA	7:BG:82:SER:O	1.99	0.63
9:BI:9:GLY:N	9:BI:84:ARG:HD3	2.12	0.63
10:BJ:71:LEU:O	10:BJ:72:ARG:HG2	1.99	0.63
23:BX:11:U:H3'	23:BX:12:A:C5'	2.28	0.63
25:CA:570:G:O6	60:CA:3694:HOH:O	2.14	0.63
25:CA:1288:G:C4	25:CA:1327:A:C2	2.87	0.63
25:CA:1594:U:H2'	25:CA:1595:C:C6	2.34	0.63
25:CA:1621:U:H5''	25:CA:1622:G:OP1	1.99	0.63
25:CA:2174:C:O2'	25:CA:2175:C:H5'	1.98	0.63
34:CJ:80:HIS:O	34:CJ:82:GLY:N	2.31	0.63
35:CK:71:ARG:HB2	35:CK:75:SER:HB2	1.80	0.63
36:CL:2:ARG:HG2	36:CL:2:ARG:O	1.97	0.63
36:CL:4:ASN:ND2	36:CL:4:ASN:O	2.31	0.63
44:CT:38:ALA:HA	44:CT:42:GLU:OE1	1.98	0.63
25:DA:1474:U:H2'	25:DA:1475:G:H5'	1.81	0.63
25:DA:1873:G:H2'	25:DA:1874:C:C6	2.34	0.63
25:DA:1965:C:OP1	25:DA:1966:A:H2'	1.98	0.63
25:DA:2209:G:N2	25:DA:2216:G:C4	2.67	0.63
36:DL:119:PRO:HA	36:DL:138:ALA:O	1.99	0.63
37:DM:7:THR:HG21	37:DM:92:TRP:CH2	2.33	0.63
49:DY:21:LEU:HA	49:DY:25:GLN:HB3	1.79	0.63
1:AA:143:A:H5'	1:AA:144:G:C5'	2.28	0.63
1:AA:598:U:H4'	8:AH:85:TYR:HD1	1.58	0.63
1:AA:601:G:H2'	1:AA:602:A:C8	2.33	0.63
1:AA:609:A:H2'	1:AA:610:U:H5'	1.81	0.63
1:AA:960:U:C5	1:AA:1225:A:C8	2.86	0.63
3:AC:152:VAL:HG12	3:AC:197:VAL:HG22	1.81	0.63
4:AD:173:ASP:OD1	4:AD:176:LYS:HE2	1.98	0.63

Continued on next page...

Continued from previous page...

Atom-1	Atom-2	Interatomic distance (Å)	Clash overlap (Å)
4:AD:176:LYS:O	4:AD:177:MET:HB2	1.99	0.63
8:AH:85:TYR:HD2	8:AH:123:GLU:HA	1.63	0.63
1:BA:4:U:C4'	1:BA:5:U:OP1	2.46	0.63
1:BA:409:U:H2'	1:BA:410:G:O4'	1.99	0.63
1:BA:1083:U:H5	1:BA:1084:G:C6	2.17	0.63
1:BA:1191:A:OP1	3:BC:3:LYS:HE3	1.97	0.63
2:BB:75:ALA:O	2:BB:79:VAL:HG23	1.98	0.63
3:BC:99:GLN:O	3:BC:100:ILE:HB	1.99	0.63
20:BT:82:ILE:HD12	20:BT:83:ASN:N	2.14	0.63
25:CA:276:U:H2'	25:CA:276:U:O2	1.97	0.63
25:CA:1452:G:H2'	25:CA:1457:U:O4	1.99	0.63
25:CA:2133:G:O2'	25:CA:2158:A:N6	2.30	0.63
27:CC:78:GLU:OE1	27:CC:100:ARG:NE	2.32	0.63
28:CD:150:GLN:O	28:CD:153:GLY:N	2.32	0.63
43:CS:29:VAL:O	43:CS:33:LEU:HD12	1.99	0.63
25:DA:612:G:O2'	25:DA:613:A:C8	2.51	0.63
25:DA:1078:U:H4'	25:DA:1079:C:H5''	1.81	0.63
25:DA:1612:C:H2'	25:DA:1613:G:O5'	1.99	0.63
25:DA:2099:U:O2	25:DA:2100:G:C8	2.52	0.63
25:DA:2193:G:N3	25:DA:2194:U:C5	2.66	0.63
25:DA:2230:G:C4	25:DA:2231:U:C5	2.87	0.63
25:DA:2292:U:H2'	25:DA:2293:G:H8	1.63	0.63
25:DA:2514:U:H2'	25:DA:2515:C:C6	2.33	0.63
29:DE:187:VAL:O	29:DE:187:VAL:HG13	1.98	0.63
32:DH:62:LEU:O	32:DH:65:ALA:HB3	1.99	0.63
1:AA:481:G:H4'	1:AA:481:G:OP1	1.98	0.63
1:AA:1444:U:H2'	1:AA:1444:U:O2	1.98	0.63
4:AD:78:ALA:HB1	4:AD:85:THR:O	1.98	0.63
9:AI:113:LYS:HE2	9:AI:117:LEU:O	1.98	0.63
1:BA:358:U:H2'	1:BA:359:G:C8	2.34	0.63
1:BA:1275:A:C4	1:BA:1276:G:C8	2.87	0.63
1:BA:1438:G:O2'	1:BA:1439:G:H5'	1.99	0.63
4:BD:58:GLN:O	4:BD:62:ARG:CG	2.47	0.63
5:BE:81:GLN:NE2	5:BE:149:PRO:HD3	2.14	0.63
7:BG:144:ALA:O	7:BG:145:GLU:HB2	1.99	0.63
12:BL:51:VAL:CG2	12:BL:52:CYS:N	2.61	0.63
12:BL:115:LYS:O	12:BL:116:TYR:CB	2.47	0.63
25:CA:179:C:C2'	25:CA:180:G:O5'	2.47	0.63
25:CA:271:G:C4'	25:CA:272:A:OP1	2.47	0.63
25:CA:947:A:O2'	25:CA:984:A:C2	2.51	0.63
25:CA:1669:A:OP2	60:CA:3731:HOH:O	2.15	0.63

Continued on next page...

Continued from previous page...

Atom-1	Atom-2	Interatomic distance (Å)	Clash overlap (Å)
27:CC:42:ARG:HA	27:CC:47:ARG:O	1.99	0.63
31:CG:95:ALA:HB2	31:CG:104:LEU:HD23	1.81	0.63
32:CH:27:ARG:O	32:CH:28:ASN:CB	2.46	0.63
25:DA:600:G:H2'	25:DA:601:C:C6	2.34	0.63
25:DA:1356:G:N3	25:DA:1357:C:C6	2.67	0.63
25:DA:2290:G:H4'	25:DA:2381:A:O2'	1.98	0.63
30:DF:30:VAL:HG22	30:DF:95:MET:SD	2.39	0.63
37:DM:31:PHE:CE2	37:DM:110:GLU:HG3	2.34	0.63
37:DM:36:VAL:HG23	37:DM:128:THR:CA	2.29	0.63
38:DN:86:ARG:CD	38:DN:117:ASP:OD2	2.47	0.63
44:DT:57:VAL:HG22	44:DT:58:VAL:H	1.64	0.63
1:AA:209:U:C4'	1:AA:210:C:OP2	2.47	0.62
1:AA:399:G:H2'	1:AA:400:C:C6	2.34	0.62
1:AA:595:A:C6	1:AA:641:U:C6	2.87	0.62
1:AA:842:U:O2	1:AA:842:U:H2'	1.99	0.62
1:AA:880:C:OP2	12:AL:2:THR:HG21	1.99	0.62
4:AD:117:VAL:HA	4:AD:122:ILE:CD1	2.28	0.62
5:AE:82:HIS:CD2	8:AH:95:MET:SD	2.92	0.62
8:AH:64:TYR:HD2	8:AH:69:ALA:HA	1.63	0.62
1:BA:384:G:O2'	1:BA:385:C:H5'	1.99	0.62
1:BA:872:A:C4	1:BA:874:G:N7	2.67	0.62
1:BA:986:U:H1'	19:BS:53:GLY:O	1.99	0.62
3:BC:5:HIS:HB3	14:BN:89:MET:SD	2.39	0.62
3:BC:39:ARG:CZ	3:BC:54:ILE:HD11	2.29	0.62
4:BD:35:GLN:O	4:BD:36:ALA:HB2	1.99	0.62
6:BF:72:ASP:O	6:BF:76:THR:HG23	1.99	0.62
10:BJ:27:GLU:O	10:BJ:31:ARG:HB3	1.99	0.62
12:BL:24:GLU:HB2	12:BL:26:CYS:SG	2.39	0.62
13:BM:80:MET:O	13:BM:82:LEU:N	2.32	0.62
25:CA:246:C:C2'	25:CA:247:G:H5'	2.29	0.62
25:CA:535:G:C2'	25:CA:536:G:H5'	2.28	0.62
25:CA:846:U:O2	25:CA:846:U:H2'	1.98	0.62
25:CA:914:G:H5'	25:CA:915:C:OP2	1.99	0.62
26:CB:42:C:C5	26:CB:43:C:C5	2.87	0.62
29:CE:189:THR:CG2	29:CE:190:ALA:N	2.62	0.62
30:CF:120:SER:HB2	30:CF:127:TYR:CE1	2.34	0.62
33:CI:33:ASN:CB	33:CI:36:GLU:CG	2.76	0.62
25:DA:167:A:C2	25:DA:168:G:H1'	2.33	0.62
25:DA:172:A:H2'	25:DA:173:A:C8	2.33	0.62
25:DA:184:C:O2	25:DA:213:A:C2	2.52	0.62
25:DA:370:G:O2'	25:DA:423:A:H3'	1.99	0.62

Continued on next page...

Continued from previous page...

Atom-1	Atom-2	Interatomic distance (Å)	Clash overlap (Å)
25:DA:910:A:N3	25:DA:2264:C:O2'	2.31	0.62
25:DA:2201:G:C2	25:DA:2202:U:C2	2.87	0.62
25:DA:2328:A:H2'	25:DA:2329:U:C6	2.34	0.62
56:DB:54:G:N2	56:DB:55:U:H1'	2.14	0.62
56:DB:64:G:H2'	56:DB:65:U:C6	2.33	0.62
33:DI:9:LYS:HB3	33:DI:55:PRO:HB2	1.80	0.62
34:DJ:64:VAL:CG2	34:DJ:68:LYS:HB2	2.29	0.62
1:AA:407:U:C2	1:AA:408:A:C8	2.87	0.62
1:AA:501:C:OP1	12:AL:113:ARG:NH2	2.32	0.62
2:AB:14:HIS:HB2	2:AB:208:ALA:HB2	1.81	0.62
2:AB:48:MET:O	2:AB:52:ALA:HB2	1.98	0.62
5:AE:82:HIS:HD2	8:AH:95:MET:SD	2.23	0.62
6:AF:92:THR:O	6:AF:93:LYS:HG2	1.99	0.62
9:AI:5:TYR:HB3	9:AI:88:GLU:HG2	1.81	0.62
10:AJ:59:LYS:HD2	10:AJ:59:LYS:C	2.19	0.62
1:BA:978:A:P	1:BA:1362:A:H62	2.22	0.62
1:BA:1151:A:N3	1:BA:1152:A:C8	2.67	0.62
1:BA:1522:U:O2'	1:BA:1523:G:C5'	2.47	0.62
2:BB:89:PHE:CE1	2:BB:153:MET:HA	2.34	0.62
9:BI:79:ARG:NH2	9:BI:102:PHE:HA	2.14	0.62
19:BS:28:LYS:CB	19:BS:29:PRO:HD2	2.29	0.62
20:BT:35:TYR:CG	20:BT:36:ALA:N	2.62	0.62
25:CA:1179:G:C8	25:CA:1180:U:O4'	2.52	0.62
26:CB:48:U:O2'	26:CB:49:C:H5'	1.98	0.62
27:CC:268:ARG:HH11	27:CC:268:ARG:CG	2.11	0.62
32:CH:4:ILE:HG22	32:CH:5:LEU:N	2.13	0.62
33:CI:56:VAL:CG2	33:CI:70:THR:HA	2.29	0.62
33:CI:76:ALA:HA	33:CI:79:LEU:HD12	1.81	0.62
36:CL:19:LEU:HD22	36:CL:31:GLY:O	1.98	0.62
38:CN:103:ARG:HD3	38:CN:110:MET:HE2	1.79	0.62
42:CR:50:GLY:C	42:CR:51:VAL:O	2.34	0.62
25:DA:22:C:H2'	25:DA:23:G:O5'	1.99	0.62
25:DA:142:A:H2'	25:DA:143:C:C6	2.34	0.62
25:DA:1588:G:C2	25:DA:1589:U:C4	2.87	0.62
25:DA:2098:U:N3	25:DA:2099:U:C6	2.66	0.62
25:DA:2579:C:H6	25:DA:2579:C:O5'	1.83	0.62
25:DA:2700:A:H2'	25:DA:2701:U:C6	2.34	0.62
25:DA:2758:A:C5	25:DA:2759:G:C8	2.87	0.62
30:DF:13:LYS:O	30:DF:16:MET:HB2	1.99	0.62
57:DW:47:VAL:HG21	57:DW:76:ILE:O	1.99	0.62
1:AA:100:G:N7	1:AA:101:A:N7	2.47	0.62

Continued on next page...

Continued from previous page...

Atom-1	Atom-2	Interatomic distance (Å)	Clash overlap (Å)
1:AA:224:U:H2'	1:AA:225:C:H6	1.65	0.62
1:AA:595:A:C6	1:AA:641:U:C5	2.87	0.62
1:AA:737:C:H2'	1:AA:738:C:H6	1.63	0.62
10:AJ:44:THR:CG2	10:AJ:70:HIS:HA	2.28	0.62
13:AM:76:ILE:CG2	13:AM:80:MET:CE	2.77	0.62
21:AU:36:PHE:HA	21:AU:39:LYS:HE2	1.80	0.62
1:BA:77:A:H2'	1:BA:78:A:O4'	1.99	0.62
1:BA:386:C:C2'	1:BA:387:U:H5'	2.28	0.62
1:BA:603:U:O2'	1:BA:604:G:H5'	1.99	0.62
1:BA:769:G:H4'	1:BA:1513:A:H4'	1.79	0.62
1:BA:1265:C:N3	1:BA:1271:A:C2	2.67	0.62
1:BA:1277:C:O2	1:BA:1277:C:H2'	1.98	0.62
2:BB:90:PHE:HD2	2:BB:149:GLY:HA3	1.63	0.62
3:BC:5:HIS:CE1	3:BC:183:TYR:CE2	2.87	0.62
10:BJ:35:GLN:HB2	10:BJ:78:GLU:HB3	1.81	0.62
25:CA:460:A:OP1	53:C2:41:ARG:NH1	2.32	0.62
25:CA:471:A:H8	25:CA:471:A:O5'	1.83	0.62
25:CA:602:A:C2	25:CA:656:G:C6	2.87	0.62
25:CA:649:G:H2'	25:CA:650:C:C6	2.34	0.62
25:CA:1420:A:N1	25:CA:2211:A:C2	2.67	0.62
27:CC:251:THR:HG22	27:CC:252:LYS:H	1.65	0.62
28:CD:4:LEU:HD23	28:CD:101:PHE:CE1	2.34	0.62
32:CH:2:GLN:C	32:CH:3:VAL:HG13	2.17	0.62
36:CL:96:LYS:HE2	36:CL:103:ILE:O	1.99	0.62
39:CO:54:VAL:HG22	39:CO:54:VAL:O	1.98	0.62
40:CP:13:LYS:HE3	40:CP:75:THR:O	1.99	0.62
25:DA:146:A:H2'	25:DA:147:C:C6	2.34	0.62
25:DA:347:A:C2	25:DA:348:A:C4	2.87	0.62
25:DA:2209:G:C6	25:DA:2210:U:C4	2.87	0.62
56:DB:35:C:C2'	56:DB:36:C:O5'	2.47	0.62
38:DN:58:ASP:O	38:DN:59:SER:HB3	1.99	0.62
1:AA:189:A:N7	1:AA:190:A:C6	2.67	0.62
1:AA:412:A:H1'	1:AA:413:G:H5''	1.82	0.62
1:AA:1041:G:H2'	1:AA:1042:A:C8	2.35	0.62
1:AA:1102:A:C2'	1:AA:1103:C:H5'	2.30	0.62
1:AA:1211:U:C2'	1:AA:1212:U:OP2	2.46	0.62
1:AA:1442:G:C2'	1:AA:1443:C:O5'	2.46	0.62
1:AA:1539:C:H5''	21:AU:17:ARG:CG	2.28	0.62
2:AB:53:LEU:N	2:AB:53:LEU:HD22	2.14	0.62
2:AB:118:THR:O	2:AB:119:GLN:CB	2.47	0.62
2:AB:133:ALA:O	2:AB:137:THR:HG23	1.99	0.62

Continued on next page...

Continued from previous page...

Atom-1	Atom-2	Interatomic distance (Å)	Clash overlap (Å)
4:AD:49:ASP:O	4:AD:53:GLN:HB2	1.98	0.62
11:AK:126:ARG:N	21:AU:33:ARG:CZ	2.62	0.62
20:AT:4:LYS:O	20:AT:6:ALA:N	2.32	0.62
1:BA:209:U:OP2	1:BA:210:C:C4	2.53	0.62
1:BA:721:G:H4'	1:BA:722:G:O4'	1.99	0.62
1:BA:840:C:C2	1:BA:842:U:H4'	2.34	0.62
1:BA:920:U:O4'	1:BA:1080:A:C2	2.53	0.62
1:BA:977:A:H2'	1:BA:977:A:N3	2.12	0.62
1:BA:1227:A:OP2	13:BM:109:LYS:HE3	2.00	0.62
1:BA:1313:U:P	19:BS:5:LYS:HB3	2.39	0.62
2:BB:212:TYR:O	2:BB:216:VAL:HG23	1.99	0.62
7:BG:144:ALA:O	7:BG:145:GLU:CB	2.47	0.62
17:BQ:49:ASN:O	17:BQ:51:GLU:N	2.33	0.62
25:CA:819:A:OP2	25:CA:1187:G:N2	2.32	0.62
25:CA:1085:A:H2'	25:CA:1086:A:N3	2.13	0.62
25:CA:1142:A:N3	25:CA:1144:A:C8	2.67	0.62
25:CA:1435:G:O2'	25:CA:1436:G:H5'	1.99	0.62
25:CA:1482:G:N2	25:CA:1483:G:C4	2.67	0.62
25:CA:2110:G:O2'	25:CA:2120:G:H5'	1.99	0.62
27:CC:170:TYR:CE2	27:CC:184:GLU:HB3	2.34	0.62
32:CH:6:LEU:HD13	32:CH:37:VAL:HG12	1.81	0.62
33:CI:19:PRO:O	33:CI:23:VAL:HG23	1.99	0.62
50:CZ:2:LYS:CD	50:CZ:2:LYS:H	2.11	0.62
25:DA:56:A:H2'	25:DA:57:C:O5'	1.98	0.62
25:DA:140:C:H4'	25:DA:141:G:N2	2.14	0.62
25:DA:541:A:H2'	25:DA:542:C:O4'	1.99	0.62
25:DA:1152:C:H3'	60:DA:3363:HOH:O	1.99	0.62
25:DA:1456:G:C5	25:DA:1457:U:C5	2.87	0.62
25:DA:1871:A:O2'	25:DA:1872:A:C8	2.53	0.62
25:DA:2166:U:C5	25:DA:2167:U:C5	2.86	0.62
25:DA:2213:U:H4'	25:DA:2214:C:OP2	1.98	0.62
25:DA:2377:A:C2'	25:DA:2378:A:H5'	2.28	0.62
25:DA:2782:G:N2	25:DA:2783:U:C2	2.68	0.62
28:DD:85:ALA:O	28:DD:86:GLU:HB3	2.00	0.62
1:AA:25:C:C5	1:AA:558:G:N2	2.68	0.62
1:AA:214:C:O2'	1:AA:215:C:H5'	1.99	0.62
2:AB:63:LYS:HD3	2:AB:64:GLY:N	2.14	0.62
5:AE:132:PRO:O	5:AE:134:ASN:N	2.33	0.62
13:AM:9:PRO:O	13:AM:10:ASP:CB	2.48	0.62
22:AV:17:C:C6	22:AV:17:C:H3'	2.35	0.62
1:BA:214:C:H2'	1:BA:215:C:C6	2.34	0.62

Continued on next page...

Continued from previous page...

Atom-1	Atom-2	Interatomic distance (Å)	Clash overlap (Å)
1:BA:572:A:H5'	1:BA:573:A:P	2.39	0.62
1:BA:977:A:C2	1:BA:1224:U:C4	2.87	0.62
2:BB:17:HIS:CD2	2:BB:202:ASN:ND2	2.68	0.62
3:BC:35:ASP:O	3:BC:38:VAL:HG22	1.98	0.62
25:CA:574:A:H4'	25:CA:575:A:O5'	1.99	0.62
25:CA:1061:U:C2	33:CI:9:LYS:HB2	2.34	0.62
25:CA:1501:G:O2'	25:CA:1502:A:H5'	1.98	0.62
25:CA:1536:C:H4'	25:CA:1537:G:H5''	1.80	0.62
30:CF:113:PHE:CZ	30:CF:115:GLY:HA2	2.33	0.62
32:CH:37:VAL:HG23	32:CH:38:PRO:HD2	1.80	0.62
44:CT:2:ILE:CA	44:CT:3:ARG:HB2	2.30	0.62
25:DA:160:A:C8	25:DA:167:A:C6	2.87	0.62
25:DA:223:A:C4	25:DA:422:A:C8	2.87	0.62
25:DA:1746:A:C4	25:DA:1747:U:C5	2.88	0.62
25:DA:2109:U:H5''	25:DA:2110:G:OP2	1.99	0.62
25:DA:2403:C:H2'	25:DA:2404:U:H6	1.64	0.62
27:DC:16:VAL:N	27:DC:203:VAL:CG2	2.62	0.62
33:DI:28:GLY:HA2	33:DI:32:VAL:HB	1.81	0.62
44:DT:89:GLU:O	44:DT:91:GLN:NE2	2.32	0.62
1:AA:973:G:H1'	10:AJ:56:HIS:HD2	1.64	0.62
1:AA:1210:C:O4'	1:AA:1214:C:C5	2.53	0.62
8:AH:6:ILE:O	8:AH:10:LEU:HD23	1.99	0.62
10:AJ:57:VAL:HG22	10:AJ:58:ASN:H	1.65	0.62
21:AU:24:LYS:CD	21:AU:25:ALA:N	2.63	0.62
1:BA:4:U:H4'	1:BA:5:U:OP1	2.00	0.62
1:BA:525:C:C2'	1:BA:526:C:H5'	2.30	0.62
1:BA:1165:U:H2'	1:BA:1166:G:O4'	1.98	0.62
1:BA:1347:G:H8	9:BI:108:ARG:HB3	1.64	0.62
1:BA:1476:A:H2'	1:BA:1477:U:H6	1.65	0.62
2:BB:141:GLU:HA	2:BB:144:GLU:HB2	1.80	0.62
3:BC:41:TYR:CZ	3:BC:45:GLU:CG	2.83	0.62
16:BP:38:PHE:CZ	16:BP:51:ARG:HB2	2.35	0.62
17:BQ:44:HIS:CG	17:BQ:69:THR:HG21	2.35	0.62
25:CA:1059:G:H5''	25:CA:1060:U:H3'	1.81	0.62
25:CA:1997:C:OP2	28:CD:129:THR:HB	2.00	0.62
28:CD:103:ASP:OD1	28:CD:103:ASP:C	2.38	0.62
30:CF:4:HIS:O	30:CF:7:TYR:HB3	1.99	0.62
30:CF:73:VAL:HG22	30:CF:78:ILE:HD11	1.81	0.62
33:CI:46:ASP:HA	33:CI:50:LYS:HD2	1.80	0.62
34:CJ:77:HIS:CD2	34:CJ:79:GLY:H	2.16	0.62
36:CL:87:GLY:O	36:CL:89:VAL:HG12	2.00	0.62

Continued on next page...

Continued from previous page...

Atom-1	Atom-2	Interatomic distance (Å)	Clash overlap (Å)
42:CR:39:LEU:HA	42:CR:49:ILE:HG23	1.81	0.62
45:CU:6:ARG:O	45:CU:7:ASP:C	2.38	0.62
48:CX:10:ARG:HB2	48:CX:11:PRO:CD	2.29	0.62
49:CY:17:GLU:O	49:CY:18:LEU:C	2.35	0.62
25:DA:1417:C:N3	25:DA:1581:G:O6	2.33	0.62
25:DA:1712:U:C4	25:DA:1713:A:C5	2.87	0.62
25:DA:2768:U:C2'	25:DA:2769:U:O5'	2.47	0.62
27:DC:73:ILE:O	27:DC:116:GLN:HG3	2.00	0.62
28:DD:25:THR:HG21	28:DD:193:VAL:HG22	1.82	0.62
31:DG:173:ALA:O	31:DG:174:LYS:O	2.16	0.62
32:DH:116:ARG:HD2	32:DH:133:GLN:HG2	1.79	0.62
33:DI:56:VAL:HG22	33:DI:57:VAL:N	2.15	0.62
39:DO:49:VAL:HG21	39:DO:82:ALA:HA	1.82	0.62
44:DT:69:ARG:HB3	44:DT:69:ARG:NH1	2.14	0.62
45:DU:94:PHE:HA	45:DU:102:ILE:HD12	1.81	0.62
1:AA:997:U:C2'	1:AA:998:C:H5'	2.29	0.62
1:AA:1034:G:H2'	1:AA:1035:A:O4'	2.00	0.62
1:AA:1125:U:C5	1:AA:1127:G:C6	2.88	0.62
3:AC:120:THR:HG22	3:AC:121:SER:N	2.14	0.62
4:AD:62:ARG:HE	4:AD:62:ARG:HA	1.65	0.62
6:AF:17:GLN:O	6:AF:18:VAL:C	2.38	0.62
24:AY:7:ARG:HD3	24:AY:160:ASP:OD2	2.00	0.62
1:BA:70:U:C2	1:BA:94:G:N7	2.68	0.62
1:BA:940:C:H2'	1:BA:941:G:H8	1.64	0.62
3:BC:54:ILE:CD1	3:BC:56:ILE:CD1	2.78	0.62
17:BQ:11:VAL:HG12	17:BQ:12:VAL:N	2.14	0.62
25:CA:1482:G:C2	25:CA:1483:G:C8	2.87	0.62
25:CA:2681:C:OP2	28:CD:114:LYS:CE	2.47	0.62
33:CI:17:ALA:O	33:CI:18:ASN:HB2	1.98	0.62
34:CJ:81:ILE:HG12	34:CJ:82:GLY:CA	2.29	0.62
36:CL:2:ARG:HA	36:CL:5:THR:HG21	1.82	0.62
37:CM:135:VAL:O	37:CM:136:MET:O	2.17	0.62
25:DA:215:G:H4'	25:DA:216:A:H4'	1.82	0.62
25:DA:2294:G:N2	25:DA:2295:C:H1'	2.15	0.62
25:DA:2517:C:C6	25:DA:2542:A:N7	2.67	0.62
25:DA:2849:U:H4'	25:DA:2868:A:C2	2.34	0.62
56:DB:60:C:C2'	56:DB:61:G:H5'	2.30	0.62
56:DB:77:U:H2'	56:DB:78:A:C5'	2.29	0.62
27:DC:16:VAL:HB	27:DC:203:VAL:HG22	1.81	0.62
32:DH:4:ILE:HG23	32:DH:17:ASP:C	2.20	0.62
35:DK:35:VAL:HG22	35:DK:69:VAL:HG12	1.82	0.62

Continued on next page...

Continued from previous page...

Atom-1	Atom-2	Interatomic distance (Å)	Clash overlap (Å)
44:DT:7:LEU:CD2	44:DT:46:ALA:HB2	2.29	0.62
44:DT:32:LEU:O	44:DT:34:VAL:HG13	1.99	0.62
48:DX:53:LYS:HG2	48:DX:54:GLY:N	2.14	0.62
1:AA:1057:G:C2'	1:AA:1058:G:O5'	2.48	0.62
1:AA:1060:U:H5''	10:AJ:53:ILE:CG2	2.30	0.62
4:AD:54:LEU:HD23	4:AD:55:ARG:N	2.15	0.62
9:AI:14:SER:HA	9:AI:68:GLY:O	1.99	0.62
16:AP:51:ARG:HH11	16:AP:51:ARG:CG	2.13	0.62
20:AT:70:LYS:HG3	20:AT:74:HIS:CD2	2.35	0.62
24:AY:110:ARG:O	24:AY:111:ARG:C	2.37	0.62
1:BA:105:G:H2'	1:BA:106:C:C6	2.35	0.62
1:BA:211:G:H21	1:BA:212:G:H1'	1.63	0.62
1:BA:612:C:H2'	1:BA:613:C:H6	1.64	0.62
1:BA:1234:C:H2'	1:BA:1235:U:H5'	1.82	0.62
1:BA:1469:C:H2'	1:BA:1470:U:O4'	2.00	0.62
1:BA:1522:U:C2'	1:BA:1523:G:O5'	2.47	0.62
2:BB:99:MET:HA	2:BB:106:VAL:HG21	1.82	0.62
11:BK:22:ILE:O	11:BK:22:ILE:HG13	2.00	0.62
14:BN:35:ALA:CB	14:BN:41:ARG:HG3	2.30	0.62
25:CA:880:G:C6	25:CA:881:G:N7	2.67	0.62
27:CC:42:ARG:HH11	27:CC:42:ARG:HG3	1.63	0.62
31:CG:37:ASN:O	31:CG:38:ASP:HB2	1.99	0.62
33:CI:5:GLN:O	33:CI:6:ALA:HB3	2.00	0.62
33:CI:33:ASN:HB3	33:CI:36:GLU:H	1.63	0.62
41:CQ:20:ALA:HB2	41:CQ:38:VAL:CG2	2.29	0.62
41:CQ:57:ARG:HA	41:CQ:60:TRP:CE3	2.34	0.62
25:DA:260:G:C5	25:DA:261:G:C8	2.88	0.62
25:DA:693:A:H2'	25:DA:694:U:O5'	1.99	0.62
25:DA:1018:U:N3	25:DA:1019:U:C5	2.67	0.62
25:DA:1023:U:H2'	25:DA:1024:G:H5'	1.80	0.62
25:DA:1085:A:C5	25:DA:1086:A:N6	2.68	0.62
25:DA:1435:G:H2'	25:DA:1436:G:H5'	1.81	0.62
25:DA:1883:U:C2'	25:DA:1884:G:O5'	2.48	0.62
25:DA:2063:C:O2	25:DA:2450:A:N1	2.32	0.62
25:DA:2305:U:C4	30:DF:151:LEU:HA	2.35	0.62
32:DH:50:ARG:HA	32:DH:50:ARG:NH1	2.15	0.62
44:DT:49:LYS:HB2	44:DT:50:LEU:CD1	2.29	0.62
50:DZ:3:THR:HG21	50:DZ:36:GLU:OE1	2.00	0.62
1:AA:274:A:H5'	17:AQ:15:LYS:CE	2.30	0.62
1:AA:451:A:O4'	1:AA:452:A:C2	2.53	0.62
1:AA:841:C:H5'	1:AA:843:U:OP2	1.99	0.62

Continued on next page...

Continued from previous page...

Atom-1	Atom-2	Interatomic distance (Å)	Clash overlap (Å)
1:AA:999:C:H2'	1:AA:1000:A:C8	2.35	0.62
1:AA:1305:G:O2'	1:AA:1306:A:C8	2.53	0.62
5:AE:89:THR:HG22	5:AE:90:GLY:H	1.65	0.62
6:AF:8:PHE:CE1	6:AF:60:VAL:HB	2.35	0.62
8:AH:82:LEU:HD13	8:AH:84:ILE:HD11	1.82	0.62
9:AI:105:ARG:NH1	9:AI:107:ALA:HA	2.15	0.62
11:AK:34:THR:HA	11:AK:40:ALA:HA	1.81	0.62
11:AK:85:VAL:HG12	11:AK:92:ARG:NH1	2.15	0.62
14:AN:41:ARG:HG3	14:AN:42:TRP:CD2	2.34	0.62
20:AT:54:GLN:HB3	20:AT:55:PRO:CD	2.29	0.62
22:AV:62:C:C2	22:AV:63:G:C8	2.88	0.62
24:AY:146:ASP:O	24:AY:148:GLU:N	2.32	0.62
1:BA:102:G:H2'	1:BA:103:U:H6	1.64	0.62
1:BA:488:C:H2'	1:BA:489:C:H6	1.65	0.62
1:BA:501:C:H2'	1:BA:502:A:H8	1.65	0.62
1:BA:1053:G:H4'	1:BA:1054:C:C5'	2.17	0.62
1:BA:1182:G:H4'	1:BA:1183:U:H5''	1.82	0.62
1:BA:1263:C:H2'	1:BA:1264:U:C6	2.35	0.62
1:BA:1342:C:H2'	1:BA:1343:G:C8	2.34	0.62
1:BA:1534:A:H4'	1:BA:1535:C:H2'	1.82	0.62
4:BD:72:ARG:HD3	4:BD:203:TYR:CE2	2.35	0.62
6:BF:18:VAL:HA	6:BF:21:MET:HE2	1.81	0.62
7:BG:8:GLN:O	7:BG:8:GLN:HG3	1.98	0.62
8:BH:1:SER:HB2	8:BH:3:GLN:HE21	1.64	0.62
9:BI:18:VAL:HG12	9:BI:85:ALA:HB2	1.82	0.62
13:BM:18:LEU:HG	13:BM:33:LEU:HD21	1.80	0.62
25:CA:274:C:H2'	25:CA:275:C:O4'	2.00	0.62
25:CA:362:A:H2'	25:CA:362:A:N3	2.15	0.62
25:CA:878:A:H5'	25:CA:879:G:OP2	2.00	0.62
31:CG:114:HIS:CD2	31:CG:147:LEU:HD21	2.35	0.62
31:CG:173:ALA:O	31:CG:174:LYS:HB3	1.99	0.62
49:CY:56:LEU:O	49:CY:57:LEU:HB3	2.00	0.62
53:C2:12:ARG:HD2	53:C2:44:VAL:HG11	1.80	0.62
25:DA:528:A:C8	25:DA:528:A:C3'	2.82	0.62
25:DA:1018:U:O2'	25:DA:1019:U:H5'	2.00	0.62
25:DA:1824:G:C2'	25:DA:1825:U:H5'	2.30	0.62
27:DC:124:LYS:HB2	27:DC:125:PRO:HD2	1.82	0.62
31:DG:5:LYS:O	31:DG:6:ALA:HB2	1.99	0.62
32:DH:2:GLN:HB2	32:DH:39:ALA:HB3	1.81	0.62
42:DR:27:ILE:HG21	42:DR:33:VAL:CG1	2.29	0.62
52:D1:8:ILE:HD12	52:D1:10:LEU:HD21	1.81	0.62

Continued on next page...

Continued from previous page...

Atom-1	Atom-2	Interatomic distance (Å)	Clash overlap (Å)
1:AA:40:C:H2'	1:AA:41:G:O4'	2.00	0.62
1:AA:459:A:C2'	1:AA:460:A:O4'	2.46	0.62
1:AA:943:U:H2'	1:AA:944:G:H5'	1.81	0.62
2:AB:60:ALA:HA	2:AB:64:GLY:N	2.14	0.62
2:AB:215:ALA:O	2:AB:219:THR:CG2	2.47	0.62
4:AD:24:VAL:HG12	4:AD:25:ARG:N	2.15	0.62
4:AD:124:VAL:HG23	4:AD:125:ASN:N	2.15	0.62
5:AE:155:LYS:HA	8:AH:65:PHE:CD2	2.35	0.62
7:AG:39:GLU:HA	7:AG:42:VAL:HG22	1.82	0.62
12:AL:49:ARG:CB	12:AL:89:LEU:HD21	2.29	0.62
19:AS:50:VAL:HG12	19:AS:51:HIS:O	2.00	0.62
1:BA:237:G:OP1	17:BQ:41:THR:HG23	2.00	0.62
1:BA:785:G:H2'	1:BA:786:G:H5'	1.81	0.62
1:BA:1028:C:H2'	1:BA:1028:C:O2	1.98	0.62
1:BA:1034:G:H2'	1:BA:1035:A:C8	2.35	0.62
1:BA:1298:U:H4'	1:BA:1299:A:C4	2.34	0.62
1:BA:1505:G:H4'	1:BA:1506:U:H5''	1.82	0.62
2:BB:101:THR:HA	2:BB:178:LEU:HD21	1.82	0.62
5:BE:80:LEU:HA	5:BE:146:MET:HE1	1.82	0.62
6:BF:7:VAL:HA	6:BF:60:VAL:O	2.00	0.62
7:BG:44:SER:O	7:BG:48:THR:HG23	2.00	0.62
21:BU:10:PRO:O	21:BU:11:PHE:CD2	2.53	0.62
25:CA:108:G:C2'	25:CA:109:C:H5'	2.30	0.62
25:CA:947:A:O2'	25:CA:984:A:H2	1.82	0.62
28:CD:26:VAL:HG12	28:CD:186:LEU:HD13	1.82	0.62
32:CH:34:GLY:O	32:CH:35:LYS:HG3	2.00	0.62
36:CL:90:VAL:HG23	36:CL:120:VAL:CG2	2.30	0.62
40:CP:102:ARG:HH11	40:CP:102:ARG:HG2	1.64	0.62
42:CR:28:ALA:HB3	42:CR:31:GLU:HG3	1.80	0.62
45:CU:98:ASN:O	45:CU:100:GLU:N	2.32	0.62
25:DA:729:G:H4'	25:DA:763:G:C5'	2.30	0.62
25:DA:1060:U:O4'	25:DA:1062:G:H5'	1.99	0.62
25:DA:1433:A:H5''	25:DA:1434:A:OP2	1.99	0.62
25:DA:2235:G:H2'	25:DA:2236:U:O4'	1.99	0.62
32:DH:145:ASN:OD1	32:DH:145:ASN:N	2.31	0.62
34:DJ:17:VAL:HG23	34:DJ:137:PRO:HB2	1.80	0.62
49:DY:24:GLU:O	49:DY:25:GLN:C	2.39	0.62
1:AA:164:G:H2'	1:AA:165:G:H5'	1.81	0.61
1:AA:868:C:C2'	1:AA:869:G:H5'	2.30	0.61
1:AA:1023:U:H2'	1:AA:1024:G:O4'	2.00	0.61
4:AD:2:ARG:CZ	4:AD:114:ARG:HD3	2.30	0.61

Continued on next page...

Continued from previous page...

Atom-1	Atom-2	Interatomic distance (Å)	Clash overlap (Å)
4:AD:156:ALA:O	4:AD:159:GLU:HB3	2.00	0.61
10:AJ:80:THR:O	10:AJ:83:THR:HG22	2.00	0.61
19:AS:12:LEU:O	19:AS:14:LEU:N	2.32	0.61
1:BA:100:G:C8	1:BA:101:A:N7	2.68	0.61
1:BA:471:U:O2'	1:BA:472:U:H5'	2.00	0.61
1:BA:934:C:C6	1:BA:1344:C:C5	2.88	0.61
2:BB:58:LYS:HA	2:BB:61:SER:HB2	1.82	0.61
4:BD:77:GLU:OE1	4:BD:77:GLU:HA	1.99	0.61
9:BI:5:TYR:HB2	9:BI:20:ILE:HB	1.81	0.61
9:BI:49:GLN:N	9:BI:50:PRO:HD2	2.15	0.61
9:BI:56:MET:SD	9:BI:56:MET:N	2.73	0.61
14:BN:24:ALA:O	14:BN:27:LYS:CG	2.47	0.61
16:BP:41:PRO:O	16:BP:42:ILE:HD13	2.00	0.61
25:CA:798:G:O6	60:CA:3322:HOH:O	2.14	0.61
25:CA:978:G:H2'	25:CA:979:A:H5'	1.80	0.61
25:CA:1410:G:H2'	25:CA:1411:U:C6	2.35	0.61
25:CA:2173:A:H2'	25:CA:2174:C:C6	2.35	0.61
32:CH:72:ILE:HG21	32:CH:140:ALA:HB1	1.82	0.61
33:CI:66:PHE:N	33:CI:66:PHE:CD2	2.68	0.61
36:CL:75:ALA:HB2	36:CL:105:ILE:HD12	1.82	0.61
37:CM:31:PHE:CZ	37:CM:110:GLU:HB2	2.35	0.61
48:CX:17:ARG:CZ	48:CX:23:ALA:HB2	2.30	0.61
25:DA:627:A:C6	25:DA:637:A:C8	2.88	0.61
25:DA:1095:A:N1	33:DI:29:GLN:HG2	2.15	0.61
25:DA:1301:A:H2'	25:DA:1301:A:N3	2.15	0.61
25:DA:1356:G:C2	25:DA:1357:C:N1	2.68	0.61
25:DA:2897:U:H2'	25:DA:2898:U:C6	2.35	0.61
30:DF:21:TYR:CD1	30:DF:26:GLN:HG2	2.35	0.61
30:DF:116:LEU:HD23	30:DF:175:PRO:HB2	1.81	0.61
39:DO:33:ARG:O	39:DO:34:HIS:HB2	2.00	0.61
45:DU:98:ASN:O	45:DU:98:ASN:OD1	2.17	0.61
1:AA:258:G:N2	1:AA:259:G:H1'	2.14	0.61
1:AA:511:C:H1'	1:AA:512:U:H6	1.65	0.61
1:AA:595:A:C5	1:AA:641:U:C5	2.88	0.61
1:AA:1233:G:C6	1:AA:1234:C:C4	2.88	0.61
4:AD:115:GLN:NE2	4:AD:119:HIS:CE1	2.68	0.61
6:AF:46:GLN:HB2	6:AF:56:LYS:HE3	1.82	0.61
6:AF:86:ARG:CG	6:AF:86:ARG:HH11	2.13	0.61
9:AI:29:ILE:HD11	9:AI:37:TYR:CD2	2.35	0.61
11:AK:52:ARG:NH2	11:AK:56:LYS:HE2	2.14	0.61
19:AS:8:PRO:HB2	19:AS:40:PHE:HZ	1.65	0.61

Continued on next page...

Continued from previous page...

Atom-1	Atom-2	Interatomic distance (Å)	Clash overlap (Å)
24:AY:133:ARG:NH2	25:CA:1942:C:O4'	2.33	0.61
1:BA:78:A:C6	1:BA:79:G:C6	2.87	0.61
1:BA:436:C:C2	1:BA:437:U:C5	2.88	0.61
2:BB:67:LEU:HB3	2:BB:160:LEU:HD12	1.82	0.61
4:BD:55:ARG:NH1	4:BD:55:ARG:HA	2.14	0.61
8:BH:65:PHE:C	8:BH:65:PHE:CD1	2.72	0.61
12:BL:86:VAL:HG11	12:BL:89:LEU:HD22	1.82	0.61
13:BM:9:PRO:O	13:BM:10:ASP:CB	2.48	0.61
21:BU:9:GLU:HG2	21:BU:10:PRO:HD3	1.82	0.61
25:CA:1731:G:C6	25:CA:1733:G:C5	2.88	0.61
25:CA:1784:A:H4'	25:CA:1785:A:O5'	2.00	0.61
25:CA:2056:G:N3	25:CA:2056:G:H2'	2.14	0.61
25:CA:2902:C:C4	25:CA:2903:U:O4	2.53	0.61
27:CC:229:HIS:CD2	27:CC:246:PRO:HB3	2.35	0.61
34:CJ:69:ARG:O	34:CJ:90:GLU:HB3	1.99	0.61
38:CN:103:ARG:CD	38:CN:110:MET:HE2	2.31	0.61
39:CO:117:PHE:C	39:CO:117:PHE:CD1	2.73	0.61
25:DA:833:A:OP1	36:DL:39:LYS:HE2	2.01	0.61
25:DA:2195:U:H2'	25:DA:2196:C:H6	1.64	0.61
27:DC:93:VAL:HG11	27:DC:103:ILE:HD11	1.81	0.61
30:DF:7:TYR:HA	30:DF:11:VAL:CG2	2.30	0.61
32:DH:62:LEU:HD23	32:DH:135:HIS:CE1	2.36	0.61
33:DI:72:THR:HB	33:DI:73:PRO:HD2	1.81	0.61
33:DI:121:ILE:HA	33:DI:124:MET:SD	2.40	0.61
38:DN:24:MET:HB3	38:DN:44:LEU:HD13	1.81	0.61
39:DO:56:LYS:CG	39:DO:57:ALA:N	2.63	0.61
40:DP:38:ARG:CG	40:DP:39:LEU:H	2.13	0.61
44:DT:1:MET:O	44:DT:2:ILE:HG13	2.00	0.61
44:DT:44:LYS:HG3	44:DT:55:VAL:HG11	1.81	0.61
45:DU:40:LEU:CD2	45:DU:61:GLU:HG3	2.30	0.61
46:DV:9:ARG:HG2	46:DV:41:GLU:HB3	1.82	0.61
51:D0:52:LYS:CE	51:D0:55:ALA:HA	2.31	0.61
51:D0:52:LYS:HE3	51:D0:55:ALA:HA	1.81	0.61
51:D0:52:LYS:NZ	51:D0:55:ALA:HA	2.15	0.61
1:AA:1527:U:H2'	1:AA:1528:U:C6	2.35	0.61
3:AC:155:ARG:H	3:AC:162:ALA:HA	1.65	0.61
7:AG:21:LEU:HD11	7:AG:61:PHE:CZ	2.36	0.61
11:AK:87:GLY:H	11:AK:113:THR:HG22	1.66	0.61
13:AM:74:MET:SD	30:CF:111:ARG:HB3	2.40	0.61
13:AM:76:ILE:HG23	13:AM:80:MET:HE1	1.80	0.61
1:BA:412:A:C2	1:BA:414:A:H1'	2.34	0.61

Continued on next page...

Continued from previous page...

Atom-1	Atom-2	Interatomic distance (Å)	Clash overlap (Å)
1:BA:644:U:H5'	8:BH:83:ARG:HH12	1.64	0.61
1:BA:1067:A:H4'	1:BA:1068:G:O5'	1.99	0.61
4:BD:160:LEU:HD22	4:BD:161:ALA:H	1.63	0.61
6:BF:1:MET:HE1	6:BF:67:PRO:HB3	1.83	0.61
6:BF:3:HIS:H	6:BF:92:THR:HG23	1.64	0.61
6:BF:24:ARG:O	6:BF:27:ALA:HB3	2.00	0.61
11:BK:21:HIS:CE1	11:BK:34:THR:HG21	2.34	0.61
12:BL:89:LEU:HB2	12:BL:92:VAL:CG2	2.29	0.61
25:CA:1547:C:C5'	25:CA:1547:C:H6	2.12	0.61
25:CA:1658:C:P	60:CA:3660:HOH:O	2.56	0.61
28:CD:33:ARG:NH2	28:CD:74:GLU:O	2.33	0.61
33:CI:38:CYS:HB3	33:CI:42:ASN:HD22	1.64	0.61
35:CK:13:ASN:HD22	35:CK:98:ARG:HB2	1.65	0.61
45:CU:39:ASN:HB3	45:CU:62:ALA:HB3	1.81	0.61
51:C0:22:THR:O	51:C0:22:THR:HG23	2.01	0.61
25:DA:335:C:H5''	45:DU:81:ARG:HD3	1.82	0.61
25:DA:1412:U:H2'	25:DA:1413:A:H8	1.63	0.61
25:DA:1651:G:H5'	38:DN:39:PRO:HG2	1.81	0.61
25:DA:2790:U:H4'	25:DA:2791:G:OP1	1.99	0.61
28:DD:140:HIS:NE2	60:DD:303:HOH:O	2.30	0.61
30:DF:33:ILE:HD11	30:DF:155:ILE:HG23	1.83	0.61
30:DF:33:ILE:O	30:DF:90:LEU:HB2	2.00	0.61
32:DH:4:ILE:HG23	32:DH:17:ASP:N	2.16	0.61
57:DW:10:ARG:O	57:DW:11:ASP:HB2	1.98	0.61
1:AA:8:A:C6	4:AD:205:LYS:HB3	2.35	0.61
1:AA:429:U:H3'	4:AD:8:LEU:HD23	1.82	0.61
1:AA:1213:A:C5	1:AA:1215:G:C4	2.87	0.61
4:AD:3:TYR:CD1	4:AD:3:TYR:C	2.71	0.61
4:AD:190:LEU:O	4:AD:190:LEU:HD12	2.00	0.61
6:AF:5:GLU:HB3	6:AF:90:MET:HB2	1.83	0.61
15:AO:41:HIS:CD2	15:AO:42:PHE:CE2	2.88	0.61
17:AQ:13:SER:CB	17:AQ:21:VAL:CG1	2.79	0.61
17:AQ:45:VAL:HG11	17:AQ:60:ILE:HG13	1.83	0.61
1:BA:861:G:C5	1:BA:862:C:C5	2.87	0.61
1:BA:1298:U:H4'	1:BA:1299:A:N9	2.16	0.61
1:BA:1410:A:C2	1:BA:1491:G:C2	2.88	0.61
1:BA:1486:G:H2'	1:BA:1487:G:O4'	1.99	0.61
1:BA:1493:A:H8	1:BA:1493:A:OP2	1.84	0.61
1:BA:1534:A:C4'	1:BA:1535:C:OP1	2.47	0.61
7:BG:39:GLU:HB2	7:BG:43:TYR:HE2	1.64	0.61
8:BH:64:TYR:N	8:BH:64:TYR:CD1	2.69	0.61

Continued on next page...

Continued from previous page...

Atom-1	Atom-2	Interatomic distance (Å)	Clash overlap (Å)
8:BH:65:PHE:O	8:BH:66:GLN:O	2.19	0.61
20:BT:63:LYS:HA	20:BT:63:LYS:HE3	1.82	0.61
25:CA:280:U:H2'	25:CA:281:C:O4'	2.01	0.61
25:CA:404:A:C1'	25:CA:405:U:OP2	2.47	0.61
25:CA:417:C:H2'	25:CA:418:C:O5'	2.00	0.61
25:CA:1372:U:C2'	25:CA:1373:A:O5'	2.48	0.61
25:CA:1494:A:N1	25:CA:1495:A:C2	2.68	0.61
25:CA:2492:U:C2'	25:CA:2493:U:H5'	2.30	0.61
27:CC:159:THR:H	27:CC:194:VAL:CG1	2.13	0.61
35:CK:91:SER:O	35:CK:93:GLN:HG2	2.00	0.61
40:CP:62:LYS:HE3	40:CP:64:SER:HB2	1.82	0.61
25:DA:277:G:N3	25:DA:277:G:H3'	2.16	0.61
25:DA:301:G:H5'	25:DA:317:G:N2	2.15	0.61
25:DA:1056:G:H4'	25:DA:1086:A:C8	2.35	0.61
25:DA:1059:G:N1	25:DA:1080:A:C2	2.68	0.61
25:DA:1094:U:H2'	25:DA:1096:A:OP2	2.01	0.61
25:DA:2207:C:C2	25:DA:2218:G:C2	2.88	0.61
25:DA:2209:G:N2	25:DA:2216:G:N3	2.48	0.61
25:DA:2690:U:C5	25:DA:2873:A:N1	2.68	0.61
25:DA:2862:G:H2'	25:DA:2863:C:H6	1.66	0.61
27:DC:60:ALA:O	27:DC:62:ARG:NH2	2.33	0.61
27:DC:265:PHE:CD1	27:DC:265:PHE:N	2.68	0.61
30:DF:34:THR:HA	30:DF:88:VAL:O	2.00	0.61
30:DF:39:VAL:CG1	30:DF:42:ALA:HB2	2.29	0.61
31:DG:86:LEU:HD11	31:DG:163:TYR:CD1	2.36	0.61
38:DN:51:LEU:N	38:DN:51:LEU:HD23	2.15	0.61
49:DY:21:LEU:O	49:DY:23:ARG:O	2.19	0.61
54:D3:15:LYS:HE2	54:D3:19:GLY:HA2	1.80	0.61
1:AA:64:G:C8	1:AA:99:C:N4	2.68	0.61
1:AA:91:U:C2	1:AA:92:U:H1'	2.35	0.61
1:AA:121:U:OP2	1:AA:121:U:H4'	2.00	0.61
1:AA:757:U:O2'	1:AA:879:C:H1'	2.00	0.61
1:AA:853:C:H2'	1:AA:854:U:H6	1.66	0.61
1:AA:1313:U:P	19:AS:5:LYS:HB3	2.41	0.61
2:AB:118:THR:O	2:AB:119:GLN:HB2	2.01	0.61
4:AD:131:ILE:HD12	4:AD:134:TYR:H	1.64	0.61
5:AE:59:ILE:O	5:AE:62:ALA:HB3	2.01	0.61
5:AE:72:ASN:HD22	5:AE:72:ASN:H	1.48	0.61
11:AK:124:LYS:HG2	11:AK:125:LYS:H	1.64	0.61
1:BA:600:A:C4	1:BA:639:G:N2	2.68	0.61
1:BA:1122:U:C2	1:BA:1123:U:C6	2.88	0.61

Continued on next page...

Continued from previous page...

Atom-1	Atom-2	Interatomic distance (Å)	Clash overlap (Å)
1:BA:1126:U:N1	1:BA:1281:C:C5	2.69	0.61
1:BA:1471:U:O2'	1:BA:1472:U:H5'	2.01	0.61
5:BE:124:ALA:O	5:BE:125:LYS:CB	2.49	0.61
7:BG:34:LYS:HB3	7:BG:37:THR:HG22	1.82	0.61
9:BI:75:ALA:HA	9:BI:78:ILE:HD12	1.81	0.61
13:BM:28:ARG:HG3	13:BM:62:PHE:CE2	2.36	0.61
15:BO:69:LEU:HD13	15:BO:77:TYR:HB2	1.81	0.61
19:BS:40:PHE:HA	19:BS:66:VAL:HG13	1.83	0.61
20:BT:56:ILE:O	20:BT:60:GLN:HG2	2.00	0.61
25:CA:417:C:H2'	25:CA:418:C:H6	1.65	0.61
25:CA:1300:G:H4'	25:CA:1301:A:H5'	1.82	0.61
25:CA:1415:U:H3'	25:CA:1415:U:O2	2.01	0.61
25:CA:1420:A:C6	25:CA:2211:A:C2	2.87	0.61
26:CB:102:G:C2'	26:CB:103:U:H5'	2.31	0.61
27:CC:167:ASP:C	27:CC:167:ASP:OD2	2.38	0.61
33:CI:4:VAL:O	33:CI:5:GLN:HB3	1.98	0.61
33:CI:54:ILE:CG1	33:CI:73:PRO:HB3	2.30	0.61
33:CI:126:ARG:HA	33:CI:129:GLU:HG3	1.82	0.61
44:CT:34:VAL:HG22	44:CT:81:LYS:HB3	1.83	0.61
44:CT:69:ARG:HB2	44:CT:74:ILE:HG22	1.81	0.61
49:CY:37:LEU:C	49:CY:37:LEU:HD12	2.21	0.61
49:CY:45:GLN:O	49:CY:46:VAL:HB	2.00	0.61
25:DA:900:A:C2	25:DA:901:C:H1'	2.35	0.61
25:DA:1866:A:N1	25:DA:1876:A:N7	2.49	0.61
28:DD:100:LEU:HD12	28:DD:100:LEU:C	2.20	0.61
32:DH:1:MET:HE2	32:DH:23:ALA:HA	1.82	0.61
36:DL:135:ILE:HG22	36:DL:140:GLY:HA2	1.83	0.61
45:DU:85:ARG:HG2	45:DU:94:PHE:HD2	1.65	0.61
46:DV:63:ILE:HG22	46:DV:65:VAL:HG12	1.83	0.61
1:AA:468:A:H5'	1:AA:469:C:OP2	2.01	0.61
1:AA:542:G:C4	1:AA:543:U:C5	2.88	0.61
2:AB:63:LYS:O	2:AB:65:LYS:HE2	2.00	0.61
16:AP:51:ARG:HH11	16:AP:51:ARG:HG2	1.64	0.61
16:AP:73:ALA:O	16:AP:77:GLU:CB	2.48	0.61
1:BA:1356:G:H2'	1:BA:1357:A:C8	2.35	0.61
4:BD:3:TYR:O	4:BD:4:LEU:HB2	2.00	0.61
12:BL:2:THR:HB	12:BL:5:GLN:CG	2.31	0.61
14:BN:90:ARG:HB2	14:BN:92:GLU:HG3	1.83	0.61
18:BR:31:TYR:O	18:BR:39:VAL:HG23	2.00	0.61
21:BU:26:GLY:O	21:BU:30:GLU:HB2	2.01	0.61
25:CA:1073:A:C3'	25:CA:1074:G:C5'	2.79	0.61

Continued on next page...

Continued from previous page...

Atom-1	Atom-2	Interatomic distance (Å)	Clash overlap (Å)
37:CM:54:THR:O	37:CM:56:ALA:N	2.33	0.61
42:CR:74:ILE:HD12	42:CR:74:ILE:N	2.15	0.61
25:DA:404:A:C1'	25:DA:405:U:OP2	2.48	0.61
25:DA:1057:A:N7	25:DA:1086:A:H2'	2.16	0.61
25:DA:1383:A:C2	25:DA:1384:A:N3	2.69	0.61
25:DA:1540:G:C6	25:DA:1541:C:C4	2.89	0.61
25:DA:1789:A:O2'	25:DA:1790:C:H5'	2.01	0.61
25:DA:1790:C:C5	25:DA:1828:G:C2	2.89	0.61
25:DA:2184:A:H2'	25:DA:2185:U:C6	2.36	0.61
27:DC:264:LYS:HB3	27:DC:265:PHE:CE1	2.35	0.61
34:DJ:117:ALA:HA	34:DJ:120:ARG:HD2	1.83	0.61
34:DJ:129:GLU:N	34:DJ:129:GLU:OE1	2.34	0.61
37:DM:62:LYS:HD3	37:DM:64:TRP:CH2	2.34	0.61
41:DQ:93:ILE:HD13	42:DR:11:GLN:HB2	1.83	0.61
45:DU:15:GLY:O	45:DU:16:LYS:CB	2.48	0.61
49:DY:13:GLU:O	49:DY:16:THR:N	2.33	0.61
1:AA:545:C:OP1	4:AD:68:GLU:HG3	2.01	0.61
1:AA:983:A:C2'	1:AA:983:A:N3	2.62	0.61
2:AB:71:THR:O	2:AB:72:LYS:HB3	2.01	0.61
2:AB:168:GLU:HA	2:AB:168:GLU:OE1	2.00	0.61
3:AC:122:GLN:O	3:AC:127:VAL:HG22	2.00	0.61
4:AD:21:LYS:O	4:AD:23:GLY:N	2.33	0.61
9:AI:33:SER:CB	9:AI:36:GLN:HG3	2.30	0.61
10:AJ:14:ASP:HB3	10:AJ:17:LEU:HD22	1.81	0.61
10:AJ:28:THR:O	10:AJ:32:THR:HG22	2.01	0.61
15:AO:18:ALA:O	15:AO:19:ASN:CB	2.49	0.61
1:BA:723:U:H5'	1:BA:724:G:OP1	2.01	0.61
1:BA:1536:C:H5''	1:BA:1537:U:OP2	2.01	0.61
2:BB:49:PHE:CD1	2:BB:49:PHE:O	2.53	0.61
4:BD:34:GLU:O	4:BD:36:ALA:N	2.32	0.61
5:BE:17:VAL:HG13	5:BE:18:ASN:N	2.14	0.61
7:BG:41:ILE:HG23	7:BG:116:ALA:HB2	1.82	0.61
10:BJ:53:ILE:HG22	10:BJ:61:ALA:C	2.21	0.61
16:BP:42:ILE:O	16:BP:44:SER:N	2.34	0.61
25:CA:454:A:H4'	25:CA:455:C:OP2	2.00	0.61
25:CA:1372:U:H2'	25:CA:1373:A:C5'	2.30	0.61
25:CA:2304:G:H2'	25:CA:2305:U:C5'	2.31	0.61
27:CC:104:LEU:N	27:CC:104:LEU:HD12	2.15	0.61
31:CG:41:GLU:HG3	31:CG:54:ARG:HH21	1.66	0.61
32:CH:11:ASN:O	32:CH:12:LEU:HB3	2.01	0.61
43:CS:59:GLU:HG3	43:CS:66:ILE:CD1	2.31	0.61

Continued on next page...

Continued from previous page...

Atom-1	Atom-2	Interatomic distance (Å)	Clash overlap (Å)
50:CZ:48:ASN:O	50:CZ:51:SER:HB3	2.00	0.61
25:DA:404:A:H1'	25:DA:405:U:OP2	2.01	0.61
25:DA:572:A:H5''	25:DA:573:U:OP2	2.00	0.61
28:DD:176:ASP:O	28:DD:189:VAL:HG12	2.00	0.61
30:DF:142:TYR:O	30:DF:145:VAL:HG22	2.01	0.61
46:DV:38:LEU:HB3	46:DV:40:ILE:HD11	1.83	0.61
50:DZ:35:VAL:HG21	50:DZ:37:ARG:NH2	2.15	0.61
1:AA:61:G:C4	1:AA:107:G:N2	2.68	0.61
1:AA:943:U:C2'	1:AA:944:G:H5'	2.30	0.61
2:AB:88:GLN:HG2	2:AB:220:VAL:HG11	1.83	0.61
4:AD:9:LYS:HA	4:AD:12:ARG:HG3	1.83	0.61
5:AE:80:LEU:HD21	5:AE:122:VAL:HG12	1.82	0.61
6:AF:7:VAL:O	6:AF:7:VAL:HG22	1.99	0.61
7:AG:14:ASP:H	7:AG:23:ALA:HB2	1.66	0.61
7:AG:119:LEU:HD22	7:AG:123:LEU:HD23	1.82	0.61
11:AK:125:LYS:C	21:AU:33:ARG:CZ	2.69	0.61
1:BA:1021:A:H2'	1:BA:1022:A:H5''	1.83	0.61
1:BA:1028:C:C6	1:BA:1034:G:N2	2.68	0.61
1:BA:1219:A:H2'	1:BA:1220:G:C8	2.35	0.61
1:BA:1265:C:C2	1:BA:1271:A:C2	2.88	0.61
1:BA:1377:A:N3	7:BG:1:PRO:CG	2.64	0.61
2:BB:61:SER:HA	2:BB:223:GLY:HA2	1.83	0.61
3:BC:101:ASN:C	3:BC:102:ILE:CG1	2.69	0.61
11:BK:75:GLU:HB2	11:BK:76:TYR:CD1	2.35	0.61
25:CA:211:C:OP1	53:C2:25:LYS:NZ	2.33	0.61
25:CA:1081:U:O2	25:CA:1081:U:H2'	2.00	0.61
25:CA:1416:G:HO2'	25:CA:1417:C:H6	1.47	0.61
25:CA:1462:C:O2'	25:CA:1463:C:C5'	2.48	0.61
25:CA:1673:G:C2'	25:CA:1674:G:H5'	2.30	0.61
25:CA:1740:G:O2'	25:CA:1741:C:H5'	2.00	0.61
25:CA:2127:G:C4'	25:CA:2128:G:OP1	2.45	0.61
25:CA:2657:A:H1'	25:CA:2665:A:N6	2.16	0.61
30:CF:40:GLY:HA2	30:CF:84:ILE:CD1	2.31	0.61
31:CG:108:PHE:HE2	31:CG:151:ARG:CZ	2.13	0.61
33:CI:46:ASP:HA	33:CI:50:LYS:CD	2.30	0.61
33:CI:100:ILE:CG1	33:CI:137:LEU:HD13	2.31	0.61
36:CL:81:ASP:O	36:CL:83:ALA:N	2.33	0.61
42:CR:24:LYS:HA	42:CR:94:THR:CG2	2.30	0.61
25:DA:1526:C:H2'	25:DA:1527:G:O4'	2.01	0.61
25:DA:2489:U:C4	25:DA:2490:G:C6	2.88	0.61
56:DB:95:U:C2	56:DB:96:G:C8	2.89	0.61

Continued on next page...

Continued from previous page...

Atom-1	Atom-2	Interatomic distance (Å)	Clash overlap (Å)
27:DC:123:ILE:CD1	27:DC:135:PRO:HD3	2.30	0.61
27:DC:144:GLU:HG2	27:DC:151:GLY:H	1.66	0.61
30:DF:98:PHE:O	30:DF:99:PHE:C	2.39	0.61
37:DM:17:ASN:O	37:DM:38:ARG:NH1	2.33	0.61
38:DN:24:MET:CE	38:DN:44:LEU:HD13	2.30	0.61
1:AA:429:U:H1'	1:AA:430:A:H5''	1.81	0.61
1:AA:495:A:C2	1:AA:496:A:N6	2.69	0.61
1:AA:1392:G:O2'	1:AA:1393:U:H5'	2.00	0.61
6:AF:92:THR:HG22	6:AF:93:LYS:N	2.14	0.61
16:AP:79:ASN:HB2	16:AP:82:ALA:O	2.00	0.61
21:AU:10:PRO:HD2	21:AU:11:PHE:CD2	2.36	0.61
3:BC:114:LEU:O	3:BC:115:VAL:C	2.39	0.61
4:BD:172:VAL:O	4:BD:173:ASP:CB	2.49	0.61
6:BF:43:GLY:O	6:BF:58:HIS:HA	2.01	0.61
6:BF:55:HIS:O	6:BF:56:LYS:HB2	2.01	0.61
8:BH:77:VAL:HG11	8:BH:124:ILE:CD1	2.30	0.61
9:BI:12:LYS:O	9:BI:13:SER:HB3	2.00	0.61
12:BL:42:LYS:HG2	12:BL:43:LYS:HD3	1.81	0.61
17:BQ:14:ASP:OD2	17:BQ:53:GLY:HA2	2.01	0.61
19:BS:28:LYS:HB3	19:BS:29:PRO:HD2	1.83	0.61
25:CA:96:C:H4'	49:CY:41:HIS:CD2	2.36	0.61
25:CA:323:C:H2'	29:CE:163:ASN:HD21	1.64	0.61
25:CA:1069:A:H4'	25:CA:1070:A:H8	1.66	0.61
25:CA:1844:C:C2	25:CA:1897:G:N2	2.69	0.61
30:CF:104:THR:HG23	30:CF:105:ILE:HG23	1.81	0.61
39:CO:83:LEU:HD22	39:CO:88:LYS:HB3	1.83	0.61
46:CV:29:ILE:HD13	46:CV:30:ILE:H	1.64	0.61
50:CZ:29:ARG:O	50:CZ:30:ARG:HB3	2.00	0.61
25:DA:78:U:OP2	49:DY:2:LYS:CD	2.49	0.61
25:DA:244:A:H2'	25:DA:245:G:O4'	1.99	0.61
25:DA:1314:C:P	60:DA:3770:HOH:O	2.52	0.61
25:DA:1392:A:C6	25:DA:1393:A:N6	2.69	0.61
25:DA:1410:G:C2	25:DA:1593:A:C6	2.89	0.61
25:DA:2386:A:H2'	25:DA:2387:U:C6	2.36	0.61
56:DB:103:U:C2'	56:DB:104:A:H5'	2.31	0.61
27:DC:71:ASP:HA	27:DC:117:SER:O	2.01	0.61
27:DC:120:ASP:O	27:DC:121:ALA:O	2.19	0.61
29:DE:130:LYS:O	29:DE:132:LYS:N	2.34	0.61
33:DI:11:GLN:HE22	33:DI:53:PRO:HA	1.66	0.61
35:DK:24:VAL:HG13	35:DK:33:ALA:HB2	1.82	0.61
36:DL:111:ILE:HD12	36:DL:111:ILE:N	2.16	0.61

Continued on next page...

Continued from previous page...

Atom-1	Atom-2	Interatomic distance (Å)	Clash overlap (Å)
42:DR:49:ILE:HG13	42:DR:52:PRO:HA	1.83	0.61
43:DS:59:GLU:HA	43:DS:64:ALA:CB	2.31	0.61
46:DV:63:ILE:HD12	46:DV:72:VAL:HG21	1.81	0.61
1:AA:202:G:O2'	1:AA:468:A:C8	2.48	0.61
1:AA:462:G:H3'	1:AA:463:U:C6	2.35	0.61
1:AA:1342:C:O2'	1:AA:1343:G:H5'	2.00	0.61
13:AM:18:LEU:CD1	13:AM:32:ILE:HG21	2.31	0.61
13:AM:44:ILE:HA	13:AM:47:LEU:CB	2.31	0.61
13:AM:45:SER:O	13:AM:46:GLU:HB3	2.01	0.61
13:AM:113:LYS:CB	13:AM:114:PRO:CD	2.78	0.61
15:AO:34:GLN:HB3	15:AO:58:MET:CE	2.30	0.61
1:BA:154:U:H2'	1:BA:154:U:O2	2.01	0.61
1:BA:765:G:H3'	1:BA:812:G:H22	1.65	0.61
1:BA:1113:C:N3	1:BA:1114:C:C5	2.68	0.61
3:BC:153:SER:CB	3:BC:164:THR:HG22	2.31	0.61
12:BL:18:SER:O	12:BL:21:PRO:HD3	2.01	0.61
14:BN:35:ALA:HB2	14:BN:42:TRP:CH2	2.36	0.61
17:BQ:12:VAL:CG1	17:BQ:21:VAL:HG22	2.30	0.61
25:CA:304:U:O2'	25:CA:305:C:H5'	2.01	0.61
25:CA:460:A:H2'	25:CA:461:C:O4'	2.01	0.61
25:CA:1060:U:C5'	25:CA:1062:G:H5'	2.30	0.61
25:CA:1475:G:O2'	25:CA:1476:U:P	2.58	0.61
25:CA:1509:A:O2'	25:CA:1510:G:P	2.58	0.61
25:CA:1526:C:H2'	25:CA:1527:G:O5'	2.00	0.61
25:CA:1714:U:H5''	25:CA:1715:G:H5'	1.82	0.61
25:CA:2469:A:H4'	37:CM:55:ARG:NH1	2.15	0.61
27:CC:170:TYR:CD2	27:CC:184:GLU:HA	2.36	0.61
36:CL:85:VAL:HG11	36:CL:94:THR:HG22	1.83	0.61
25:DA:714:U:C5'	25:DA:715:A:OP2	2.49	0.61
25:DA:1515:A:H5'	25:DA:1516:G:OP2	2.00	0.61
25:DA:2204:G:N3	25:DA:2205:A:C8	2.69	0.61
30:DF:32:LYS:O	30:DF:33:ILE:CG1	2.49	0.61
31:DG:97:VAL:HG21	31:DG:123:GLU:HA	1.82	0.61
37:DM:31:PHE:CZ	37:DM:110:GLU:HA	2.36	0.61
37:DM:36:VAL:HG23	37:DM:128:THR:HA	1.83	0.61
39:DO:75:GLY:CA	39:DO:106:LEU:HD23	2.31	0.61
40:DP:105:LYS:O	40:DP:108:ARG:HD3	2.01	0.61
54:D3:26:ALA:O	54:D3:27:ASN:HB2	1.99	0.61
1:AA:190:A:N7	1:AA:191:G:C8	2.69	0.60
1:AA:294:U:H2'	1:AA:295:C:C6	2.36	0.60
1:AA:983:A:N3	1:AA:983:A:H2'	2.16	0.60

Continued on next page...

Continued from previous page...

Atom-1	Atom-2	Interatomic distance (Å)	Clash overlap (Å)
1:AA:1032:G:C5'	1:AA:1033:G:OP2	2.47	0.60
1:AA:1228:C:OP2	13:AM:106:ARG:NH2	2.34	0.60
2:AB:110:ILE:CG1	2:AB:150:ILE:HG12	2.30	0.60
4:AD:168:THR:HB	4:AD:183:ARG:NH2	2.15	0.60
5:AE:39:GLY:HA3	5:AE:116:VAL:O	2.01	0.60
5:AE:81:GLN:OE1	5:AE:147:ASN:O	2.18	0.60
10:AJ:26:VAL:O	10:AJ:30:LYS:HD3	2.01	0.60
15:AO:34:GLN:HB3	15:AO:58:MET:HE1	1.82	0.60
17:AQ:54:ILE:C	17:AQ:54:ILE:HD13	2.21	0.60
24:AY:10:ALA:O	24:AY:11:GLU:C	2.38	0.60
1:BA:135:C:C2	16:BP:1:MET:HB2	2.36	0.60
1:BA:459:A:C2	1:BA:460:A:C4	2.89	0.60
1:BA:1308:U:H5''	13:BM:96:VAL:HG23	1.82	0.60
1:BA:1493:A:OP2	1:BA:1493:A:C8	2.54	0.60
11:BK:90:PRO:O	11:BK:91:GLY:C	2.37	0.60
13:BM:68:LEU:O	13:BM:71:GLU:HB2	2.01	0.60
19:BS:55:GLN:CD	19:BS:56:HIS:H	2.04	0.60
25:CA:1243:C:H2'	25:CA:1244:A:O5'	2.01	0.60
25:CA:1988:G:C2'	25:CA:1989:G:H5'	2.29	0.60
25:CA:2051:A:H8	25:CA:2051:A:OP2	1.84	0.60
25:CA:2314:A:H2'	25:CA:2315:G:H8	1.66	0.60
28:CD:1:MET:SD	28:CD:100:LEU:CD1	2.88	0.60
29:CE:48:THR:HG22	29:CE:86:ALA:HB3	1.82	0.60
38:CN:63:ARG:HG3	38:CN:80:PHE:CZ	2.35	0.60
40:CP:80:VAL:HG12	40:CP:80:VAL:O	1.99	0.60
41:CQ:87:VAL:HG13	42:CR:49:ILE:HD11	1.82	0.60
54:C3:26:ALA:O	54:C3:27:ASN:HB2	2.01	0.60
25:DA:735:A:H3'	25:DA:736:C:C6	2.36	0.60
25:DA:1360:G:OP2	60:DA:3623:HOH:O	2.16	0.60
25:DA:1363:C:O2'	25:DA:1364:G:H5'	2.00	0.60
25:DA:1477:A:C2	25:DA:1515:A:C5	2.89	0.60
25:DA:1486:U:N3	25:DA:1504:A:C2	2.69	0.60
25:DA:1588:G:C6	25:DA:1589:U:C4	2.88	0.60
29:DE:158:PHE:CD1	29:DE:158:PHE:C	2.73	0.60
31:DG:84:LYS:HG3	31:DG:140:ILE:HD12	1.82	0.60
33:DI:75:ALA:HA	33:DI:78:LEU:HB2	1.81	0.60
35:DK:87:LEU:O	35:DK:88:ASN:C	2.39	0.60
36:DL:93:ASN:OD1	36:DL:94:THR:N	2.34	0.60
46:DV:29:ILE:HG12	46:DV:38:LEU:O	2.02	0.60
1:AA:340:U:H2'	1:AA:341:C:H6	1.65	0.60
1:AA:1356:G:N2	1:AA:1357:A:N3	2.48	0.60

Continued on next page...

Continued from previous page...

Atom-1	Atom-2	Interatomic distance (Å)	Clash overlap (Å)
3:AC:51:VAL:HG21	3:AC:67:ILE:CG2	2.31	0.60
4:AD:121:ALA:N	4:AD:122:ILE:CD1	2.64	0.60
5:AE:80:LEU:CD2	5:AE:122:VAL:HG12	2.31	0.60
6:AF:10:VAL:CG1	6:AF:11:HIS:N	2.64	0.60
8:AH:78:SER:HA	8:AH:84:ILE:HG12	1.83	0.60
13:AM:19:THR:CA	13:AM:24:VAL:HG23	2.30	0.60
20:AT:33:LYS:HA	20:AT:33:LYS:CE	2.29	0.60
1:BA:60:A:N1	1:BA:107:G:O2'	2.31	0.60
1:BA:101:A:C2'	1:BA:102:G:O5'	2.49	0.60
1:BA:678:U:H2'	1:BA:679:C:C6	2.37	0.60
1:BA:1221:G:C4'	19:BS:76:THR:HG21	2.31	0.60
1:BA:1420:U:H2'	1:BA:1421:G:O4'	2.00	0.60
2:BB:99:MET:O	2:BB:103:TRP:CA	2.49	0.60
7:BG:4:ARG:HA	7:BG:4:ARG:NE	2.15	0.60
13:BM:15:VAL:HG13	13:BM:33:LEU:HD12	1.83	0.60
25:CA:1508:A:H4'	25:CA:1508:A:OP1	2.01	0.60
25:CA:1893:C:H2'	25:CA:1894:C:H5'	1.82	0.60
25:CA:2522:U:H2'	25:CA:2523:G:H5'	1.81	0.60
25:CA:2709:G:O2'	25:CA:2710:C:H5'	2.01	0.60
32:CH:116:ARG:HG3	32:CH:133:GLN:CD	2.21	0.60
36:CL:48:ARG:HD2	54:C3:59:ALA:O	2.01	0.60
40:CP:80:VAL:HG11	40:CP:83:ILE:HD11	1.83	0.60
44:CT:1:MET:HB2	44:CT:2:ILE:HD12	1.84	0.60
51:C0:52:LYS:CG	51:C0:52:LYS:O	2.49	0.60
52:C1:47:ILE:H	52:C1:47:ILE:HD12	1.66	0.60
25:DA:323:C:O4'	25:DA:323:C:O2	2.17	0.60
25:DA:1113:U:H2'	25:DA:1114:C:C6	2.36	0.60
25:DA:1319:C:O2'	25:DA:1320:C:H5'	2.01	0.60
25:DA:1372:U:C2'	25:DA:1373:A:H5'	2.31	0.60
25:DA:1410:G:N3	25:DA:1593:A:C2	2.68	0.60
25:DA:1489:C:C2	25:DA:1501:G:N2	2.69	0.60
25:DA:2335:A:OP1	39:DO:13:ARG:CD	2.48	0.60
27:DC:236:GLY:O	27:DC:237:ARG:CB	2.49	0.60
29:DE:108:ILE:HD11	29:DE:180:LEU:CB	2.28	0.60
36:DL:93:ASN:O	36:DL:94:THR:HG22	2.01	0.60
43:DS:20:VAL:CG2	43:DS:43:ALA:HB3	2.30	0.60
45:DU:85:ARG:O	45:DU:92:VAL:CG2	2.49	0.60
1:AA:175:C:O2'	1:AA:176:C:H5'	2.01	0.60
1:AA:1286:U:C5'	1:AA:1287:A:OP2	2.50	0.60
1:AA:1506:U:H4'	11:AK:128:VAL:OXT	2.00	0.60
1:AA:1533:C:H5'	1:AA:1534:A:OP1	2.01	0.60

Continued on next page...

Continued from previous page...

Atom-1	Atom-2	Interatomic distance (Å)	Clash overlap (Å)
3:AC:61:LYS:CE	3:AC:61:LYS:HA	2.30	0.60
5:AE:102:THR:CG2	5:AE:103:GLY:N	2.65	0.60
6:AF:46:GLN:HB2	6:AF:56:LYS:CE	2.32	0.60
9:AI:25:GLY:HA3	9:AI:57:VAL:O	2.00	0.60
17:AQ:14:ASP:OD1	17:AQ:54:ILE:HB	2.01	0.60
21:AU:35:GLU:O	21:AU:36:PHE:CB	2.50	0.60
1:BA:87:C:H2'	1:BA:88:U:N1	2.16	0.60
1:BA:317:U:C2	1:BA:318:G:C8	2.89	0.60
1:BA:714:G:H2'	1:BA:715:A:C8	2.36	0.60
1:BA:767:A:O2'	1:BA:1524:C:O2	2.17	0.60
1:BA:938:A:N6	1:BA:939:G:C6	2.70	0.60
1:BA:978:A:C5	1:BA:1318:A:N6	2.69	0.60
1:BA:1141:C:O2'	1:BA:1142:G:P	2.59	0.60
1:BA:1381:U:C5	1:BA:1382:C:C5	2.88	0.60
1:BA:1423:G:H2'	1:BA:1424:U:H6	1.67	0.60
2:BB:159:ALA:HA	2:BB:181:PRO:HD2	1.83	0.60
5:BE:154:ALA:HB3	5:BE:155:LYS:CE	2.31	0.60
8:BH:33:VAL:HG12	8:BH:34:ALA:N	2.16	0.60
10:BJ:26:VAL:HG22	10:BJ:36:VAL:HG11	1.81	0.60
15:BO:72:LYS:HA	15:BO:72:LYS:CE	2.30	0.60
17:BQ:14:ASP:HA	17:BQ:20:ILE:CD1	2.31	0.60
25:CA:138:U:H4'	25:CA:139:U:C5'	2.31	0.60
25:CA:533:G:OP1	41:CQ:23:TYR:O	2.19	0.60
25:CA:1591:A:H2'	25:CA:1592:C:C6	2.36	0.60
25:CA:1856:U:C2'	25:CA:1857:G:H5'	2.31	0.60
38:CN:103:ARG:CZ	38:CN:110:MET:CE	2.79	0.60
42:CR:39:LEU:CA	42:CR:49:ILE:HG23	2.31	0.60
44:CT:4:GLU:HA	44:CT:7:LEU:HD12	1.81	0.60
25:DA:301:G:C2	25:DA:302:C:C2	2.89	0.60
25:DA:309:A:H4'	45:DU:15:GLY:HA2	1.84	0.60
25:DA:769:U:C4	25:DA:770:G:N7	2.70	0.60
25:DA:1172:C:H2'	25:DA:1173:U:C6	2.36	0.60
25:DA:1179:G:C5	25:DA:1180:U:C1'	2.85	0.60
25:DA:1335:C:O2'	25:DA:1336:A:H5'	2.01	0.60
25:DA:1358:G:C8	25:DA:1371:G:O6	2.54	0.60
25:DA:1794:A:H2'	25:DA:1795:C:H6	1.65	0.60
25:DA:2279:G:N7	57:DW:10:ARG:NH2	2.49	0.60
25:DA:2794:C:C6	25:DA:2794:C:OP2	2.54	0.60
27:DC:69:ASN:O	27:DC:71:ASP:N	2.35	0.60
36:DL:77:ILE:O	36:DL:110:VAL:O	2.19	0.60
36:DL:126:ARG:O	36:DL:127:VAL:CG2	2.49	0.60

Continued on next page...

Continued from previous page...

Atom-1	Atom-2	Interatomic distance (Å)	Clash overlap (Å)
38:DN:103:ARG:HB2	38:DN:110:MET:HE3	1.82	0.60
44:DT:21:SER:O	44:DT:24:MET:N	2.34	0.60
44:DT:49:LYS:HB2	44:DT:50:LEU:HD13	1.83	0.60
51:D0:31:LYS:HG2	51:D0:32:THR:N	2.15	0.60
1:AA:274:A:C5'	17:AQ:15:LYS:HE2	2.32	0.60
1:AA:425:G:H2'	1:AA:426:U:O4'	2.02	0.60
1:AA:972:C:H4'	10:AJ:59:LYS:HE2	1.83	0.60
1:AA:1317:C:H2'	1:AA:1318:A:C5'	2.32	0.60
3:AC:54:ILE:HD12	3:AC:54:ILE:O	2.01	0.60
9:AI:25:GLY:CA	9:AI:58:GLU:HA	2.30	0.60
15:AO:72:LYS:HA	15:AO:72:LYS:CE	2.30	0.60
16:AP:19:VAL:HG22	16:AP:36:VAL:O	2.00	0.60
16:AP:48:GLU:HG3	16:AP:49:GLY:N	2.16	0.60
1:BA:344:A:H4'	1:BA:345:C:OP2	2.01	0.60
1:BA:357:G:OP1	1:BA:367:U:H2'	2.02	0.60
1:BA:1010:U:H2'	1:BA:1011:C:C6	2.36	0.60
5:BE:37:VAL:CG1	5:BE:116:VAL:HG21	2.31	0.60
15:BO:3:SER:O	15:BO:7:THR:HG23	2.00	0.60
25:CA:897:C:O5'	25:CA:897:C:H6	1.83	0.60
25:CA:1344:U:H4'	25:CA:1345:C:OP2	2.02	0.60
25:CA:2420:C:OP2	54:C3:32:LEU:HB2	2.00	0.60
27:CC:143:VAL:HB	27:CC:153:LEU:HD12	1.82	0.60
33:CI:66:PHE:CD1	33:CI:68:PHE:CD1	2.89	0.60
36:CL:2:ARG:HA	36:CL:5:THR:CG2	2.31	0.60
39:CO:59:ALA:HA	39:CO:62:LEU:HD12	1.83	0.60
43:CS:4:ILE:HD12	43:CS:4:ILE:N	2.17	0.60
25:DA:332:A:C2	25:DA:335:C:C5	2.90	0.60
25:DA:948:C:O2	25:DA:984:A:O2'	2.18	0.60
25:DA:1179:G:C6	25:DA:1180:U:H1'	2.37	0.60
25:DA:2354:C:H6	25:DA:2354:C:H5''	1.67	0.60
25:DA:2755:C:O2'	25:DA:2756:U:H6	1.85	0.60
56:DB:30:C:H2'	56:DB:31:C:C5'	2.31	0.60
27:DC:50:THR:HG21	27:DC:53:ILE:HD11	1.83	0.60
27:DC:141:HIS:HB2	27:DC:194:VAL:HG12	1.83	0.60
31:DG:45:ALA:O	31:DG:46:ASP:HB2	2.02	0.60
32:DH:57:LYS:HG3	32:DH:58:LEU:CD2	2.31	0.60
39:DO:13:ARG:O	39:DO:17:LYS:HG2	2.01	0.60
50:DZ:9:THR:HG22	50:DZ:53:MET:C	2.22	0.60
1:AA:437:U:C2'	1:AA:438:U:H5'	2.31	0.60
1:AA:802:A:H2'	1:AA:803:G:C5'	2.32	0.60
1:AA:930:C:C4	1:AA:931:C:C5	2.89	0.60

Continued on next page...

Continued from previous page...

Atom-1	Atom-2	Interatomic distance (Å)	Clash overlap (Å)
8:AH:57:GLU:HA	8:AH:57:GLU:OE2	2.01	0.60
14:AN:20:PHE:HA	14:AN:24:ALA:HB3	1.82	0.60
16:AP:73:ALA:O	16:AP:77:GLU:HB3	2.01	0.60
1:BA:50:A:N6	1:BA:361:G:C4'	2.64	0.60
1:BA:149:A:C2	1:BA:150:U:N1	2.69	0.60
1:BA:207:C:O2	1:BA:207:C:H2'	2.01	0.60
1:BA:435:A:H2'	1:BA:436:C:O5'	2.02	0.60
1:BA:934:C:C5	1:BA:1344:C:C5	2.88	0.60
1:BA:954:G:N2	1:BA:1228:C:N3	2.48	0.60
1:BA:1157:A:H4'	1:BA:1158:C:O5'	2.01	0.60
2:BB:163:ILE:HA	2:BB:185:ILE:HG22	1.83	0.60
4:BD:4:LEU:N	4:BD:4:LEU:CD1	2.64	0.60
5:BE:89:THR:HG22	5:BE:90:GLY:N	2.17	0.60
7:BG:50:ALA:HB2	7:BG:57:GLU:OE2	2.01	0.60
7:BG:66:GLU:O	7:BG:66:GLU:HG2	2.01	0.60
10:BJ:18:ILE:CG2	10:BJ:19:ASP:N	2.63	0.60
11:BK:30:ILE:HG12	11:BK:30:ILE:O	2.01	0.60
17:BQ:13:SER:HB3	17:BQ:21:VAL:HG13	1.83	0.60
18:BR:38:ILE:HD11	18:BR:55:ALA:HA	1.83	0.60
21:BU:33:ARG:NE	21:BU:34:ARG:HB2	2.16	0.60
22:BV:14:A:C2	22:BV:15:G:H1'	2.37	0.60
25:CA:8:C:O2'	25:CA:9:G:H5'	2.02	0.60
25:CA:1007:C:OP1	34:CJ:39:LYS:HE2	2.02	0.60
25:CA:1609:A:H5''	60:CA:3651:HOH:O	2.01	0.60
25:CA:1929:G:N3	25:CA:1929:G:H5''	2.15	0.60
25:CA:1992:G:N7	60:CA:3428:HOH:O	2.32	0.60
25:CA:2055:C:H5'	25:CA:2056:G:OP1	2.02	0.60
25:CA:2312:U:OP1	30:CF:70:ARG:HB2	2.02	0.60
25:CA:2542:A:H5''	25:CA:2766:A:O2'	2.02	0.60
27:CC:142:ASN:OD1	27:CC:151:GLY:HA3	2.02	0.60
36:CL:100:ILE:HG13	36:CL:101:ILE:HG23	1.84	0.60
46:CV:80:HIS:ND1	46:CV:81:PRO:HD2	2.16	0.60
25:DA:876:C:N4	25:DA:877:A:N6	2.50	0.60
25:DA:1096:A:H2'	25:DA:1097:U:O4'	2.01	0.60
25:DA:1350:C:C2	25:DA:1382:G:C2	2.90	0.60
25:DA:1503:A:N6	25:DA:1504:A:C6	2.70	0.60
25:DA:1739:A:C2'	25:DA:1740:G:O5'	2.47	0.60
25:DA:2198:A:H4'	25:DA:2199:A:OP1	2.01	0.60
25:DA:2218:G:O2'	25:DA:2219:U:H5'	2.01	0.60
25:DA:2301:C:H2'	25:DA:2302:U:C6	2.35	0.60
25:DA:2461:A:H1'	25:DA:2492:U:C2	2.37	0.60

Continued on next page...

Continued from previous page...

Atom-1	Atom-2	Interatomic distance (Å)	Clash overlap (Å)
25:DA:2572:A:OP1	25:DA:2574:G:H4'	2.01	0.60
29:DE:148:ILE:HD13	29:DE:187:VAL:CG1	2.31	0.60
33:DI:45:THR:O	33:DI:50:LYS:HD3	2.02	0.60
33:DI:56:VAL:CG2	33:DI:70:THR:HB	2.32	0.60
44:DT:8:LEU:HD13	49:DY:21:LEU:HB3	1.82	0.60
46:DV:55:GLU:H	46:DV:55:GLU:CD	2.04	0.60
1:AA:58:C:O2'	1:AA:388:G:N7	2.17	0.60
1:AA:402:G:C2'	1:AA:403:C:H5'	2.31	0.60
1:AA:533:A:C2	1:AA:536:C:C6	2.89	0.60
1:AA:1216:A:H2'	1:AA:1217:C:H6	1.66	0.60
1:AA:1231:G:C5	1:AA:1232:U:C5	2.89	0.60
1:AA:1320:C:H2'	1:AA:1321:U:O4'	2.00	0.60
1:AA:1502:A:C8	1:AA:1504:G:C5	2.89	0.60
3:AC:142:ARG:CG	3:AC:143:LEU:HD13	2.30	0.60
3:AC:205:GLU:O	3:AC:206:ILE:O	2.20	0.60
6:AF:86:ARG:HH11	6:AF:86:ARG:HG2	1.67	0.60
10:AJ:5:ARG:HG2	10:AJ:79:PRO:CB	2.32	0.60
10:AJ:63:ASP:OD1	14:AN:85:ARG:CD	2.50	0.60
18:AR:19:GLU:N	18:AR:27:THR:HG21	2.17	0.60
20:AT:67:HIS:HB3	20:AT:68:LYS:HE3	1.84	0.60
1:BA:785:G:C2'	1:BA:786:G:H5'	2.32	0.60
1:BA:1217:C:H2'	1:BA:1218:C:H6	1.66	0.60
1:BA:1221:G:H4'	19:BS:76:THR:HG22	1.83	0.60
7:BG:70:PRO:HG3	7:BG:102:TRP:CH2	2.36	0.60
13:BM:15:VAL:CG1	13:BM:33:LEU:HD12	2.31	0.60
15:BO:9:LYS:O	15:BO:13:GLU:HG3	2.02	0.60
21:BU:13:VAL:O	21:BU:15:LEU:HD11	2.02	0.60
25:CA:725:G:C6	25:CA:726:G:N1	2.69	0.60
25:CA:1403:A:C2	25:CA:1404:C:C2	2.89	0.60
25:CA:1434:A:HO2'	25:CA:1435:G:H8	1.42	0.60
25:CA:2075:U:C2'	25:CA:2077:A:OP2	2.49	0.60
25:CA:2152:G:C5	25:CA:2153:C:C4	2.90	0.60
25:CA:2211:A:C1'	25:CA:2212:A:OP1	2.49	0.60
25:CA:2813:A:C2'	25:CA:2814:A:H5'	2.31	0.60
28:CD:130:GLN:O	28:CD:131:ASP:C	2.39	0.60
25:DA:26:G:C6	25:DA:27:G:N1	2.70	0.60
25:DA:682:G:H2'	25:DA:682:G:N3	2.16	0.60
25:DA:1153:C:OP1	41:DQ:91:ARG:NH1	2.35	0.60
25:DA:1404:C:O2'	25:DA:1405:U:H5'	2.01	0.60
25:DA:1857:G:C4	25:DA:1884:G:C2	2.90	0.60
25:DA:2193:G:C4	25:DA:2194:U:C5	2.90	0.60

Continued on next page...

Continued from previous page...

Atom-1	Atom-2	Interatomic distance (Å)	Clash overlap (Å)
25:DA:2331:G:O2'	25:DA:2336:A:N1	2.26	0.60
25:DA:2792:A:N1	25:DA:2793:C:C4	2.70	0.60
56:DB:51:G:H5''	39:DO:64:TYR:CD2	2.36	0.60
40:DP:7:LEU:O	40:DP:7:LEU:HD23	2.02	0.60
44:DT:16:VAL:O	44:DT:17:SER:HB3	2.00	0.60
45:DU:85:ARG:O	45:DU:92:VAL:HG23	2.02	0.60
49:DY:56:LEU:O	49:DY:57:LEU:HB3	2.01	0.60
1:AA:502:A:O2'	1:AA:503:C:H5'	2.02	0.60
1:AA:694:A:OP1	11:AK:54:SER:HB3	2.01	0.60
1:AA:889:A:H5'	1:AA:891:U:O4'	2.02	0.60
1:AA:909:A:C8	1:AA:910:C:C5	2.90	0.60
1:AA:1134:G:C5	1:AA:1141:C:N4	2.69	0.60
1:AA:1491:G:H2'	1:AA:1492:A:C8	2.36	0.60
2:AB:160:LEU:O	2:AB:162:VAL:HG12	2.02	0.60
3:AC:86:LEU:O	3:AC:87:ARG:C	2.40	0.60
10:AJ:7:ARG:HB2	10:AJ:75:ASP:OD1	2.02	0.60
14:AN:25:GLU:HB2	14:AN:28:ALA:HB2	1.83	0.60
20:AT:43:LYS:HB3	20:AT:86:ALA:HB1	1.83	0.60
24:AY:41:ILE:HG22	24:AY:52:LEU:HB3	1.82	0.60
1:BA:120:A:H4'	1:BA:121:U:OP1	2.02	0.60
1:BA:802:A:C2	1:BA:803:G:H1'	2.37	0.60
1:BA:1342:C:H1'	9:BI:125:GLN:HG3	1.83	0.60
2:BB:66:ILE:HG22	2:BB:67:LEU:N	2.15	0.60
4:BD:47:LEU:CD2	4:BD:52:VAL:HG12	2.32	0.60
5:BE:73:VAL:O	5:BE:75:LEU:HD12	2.02	0.60
9:BI:56:MET:HB3	9:BI:60:LEU:CD2	2.32	0.60
11:BK:14:GLN:O	11:BK:14:GLN:HG3	2.01	0.60
25:CA:2110:G:O2'	25:CA:2120:G:C5'	2.50	0.60
25:CA:2186:G:H2'	25:CA:2187:U:C6	2.37	0.60
25:CA:2683:C:OP1	40:CP:50:ARG:NH2	2.34	0.60
32:CH:72:ILE:CG2	32:CH:73:ASN:N	2.65	0.60
33:CI:20:SER:HA	33:CI:24:GLY:HA3	1.82	0.60
39:CO:28:VAL:HG11	39:CO:92:PHE:CZ	2.36	0.60
46:CV:48:MET:O	46:CV:51:GLN:HG3	2.01	0.60
25:DA:56:A:C2	25:DA:57:C:C2	2.89	0.60
25:DA:300:A:H1'	25:DA:319:G:O4'	2.01	0.60
25:DA:484:C:O5'	25:DA:484:C:H6	1.85	0.60
25:DA:1575:C:C4	25:DA:1576:U:C5	2.90	0.60
25:DA:2615:U:C2	51:D0:3:GLN:HA	2.36	0.60
25:DA:2803:G:H2'	25:DA:2804:U:H6	1.67	0.60
56:DB:89:U:H3'	56:DB:90:C:O4'	2.02	0.60

Continued on next page...

Continued from previous page...

Atom-1	Atom-2	Interatomic distance (Å)	Clash overlap (Å)
34:DJ:119:PHE:CD1	34:DJ:119:PHE:C	2.74	0.60
36:DL:103:ILE:O	36:DL:105:ILE:N	2.35	0.60
41:DQ:93:ILE:CD1	42:DR:11:GLN:HB2	2.32	0.60
52:D1:18:HIS:CG	52:D1:19:PHE:N	2.70	0.60
1:AA:447:G:N2	1:AA:486:U:C4	2.70	0.60
1:AA:952:U:H2'	1:AA:953:G:C8	2.37	0.60
1:AA:1060:U:H4'	10:AJ:53:ILE:CG2	2.30	0.60
1:AA:1216:A:C2	1:AA:1217:C:C5	2.89	0.60
1:AA:1238:A:C2	1:AA:1241:G:N3	2.69	0.60
2:AB:32:GLY:HA3	2:AB:39:ILE:N	2.17	0.60
2:AB:63:LYS:HA	2:AB:63:LYS:CE	2.27	0.60
7:AG:39:GLU:HA	7:AG:42:VAL:CG2	2.32	0.60
11:AK:109:ILE:CG2	21:AU:16:ARG:HE	2.14	0.60
13:AM:69:ARG:HD2	30:CF:143:ASP:OD1	2.02	0.60
13:AM:71:GLU:O	13:AM:74:MET:CB	2.50	0.60
19:AS:43:MET:HA	19:AS:46:LEU:HD12	1.84	0.60
21:AU:33:ARG:NH2	21:AU:34:ARG:HD2	2.16	0.60
22:AV:69:G:C2'	22:AV:70:G:H5'	2.32	0.60
1:BA:17:U:H2'	1:BA:18:C:C6	2.36	0.60
1:BA:646:G:H2'	1:BA:647:C:O4'	2.02	0.60
1:BA:1060:U:C5	3:BC:1:GLY:HA3	2.36	0.60
1:BA:1204:A:H8	1:BA:1204:A:O5'	1.85	0.60
1:BA:1218:C:H2'	1:BA:1219:A:C8	2.37	0.60
1:BA:1490:U:C2'	1:BA:1491:G:H5'	2.32	0.60
4:BD:190:LEU:H	4:BD:190:LEU:HD12	1.67	0.60
6:BF:6:ILE:HG22	6:BF:7:VAL:N	2.17	0.60
9:BI:28:VAL:HB	9:BI:63:TYR:HD2	1.67	0.60
10:BJ:78:GLU:O	10:BJ:78:GLU:HG3	2.02	0.60
13:BM:25:GLY:O	13:BM:27:THR:N	2.35	0.60
16:BP:23:ASP:O	16:BP:26:ASN:ND2	2.34	0.60
20:BT:53:MET:HE1	20:BT:57:VAL:HG21	1.82	0.60
20:BT:82:ILE:HD12	20:BT:86:ALA:HB3	1.84	0.60
25:CA:117:G:C6	25:CA:119:A:N6	2.70	0.60
25:CA:998:C:H3'	60:CA:3360:HOH:O	2.00	0.60
25:CA:2207:C:H2'	25:CA:2208:C:C6	2.37	0.60
25:CA:2436:G:N3	25:CA:2598:A:H2	1.99	0.60
25:DA:45:G:H5''	25:DA:46:G:OP1	2.00	0.60
25:DA:55:G:C2'	25:DA:56:A:H5'	2.32	0.60
25:DA:158:U:H2'	25:DA:159:G:H5'	1.82	0.60
25:DA:295:G:C2	25:DA:296:U:C6	2.90	0.60
25:DA:934:U:H2'	25:DA:935:C:C6	2.36	0.60

Continued on next page...

Continued from previous page...

Atom-1	Atom-2	Interatomic distance (Å)	Clash overlap (Å)
25:DA:1455:G:OP2	60:DA:3417:HOH:O	2.17	0.60
25:DA:2333:A:H5'	25:DA:2335:A:H1'	1.83	0.60
56:DB:110:C:H2'	56:DB:111:U:C6	2.37	0.60
39:DO:56:LYS:HG3	39:DO:57:ALA:N	2.16	0.60
44:DT:22:THR:HA	44:DT:25:GLU:HG2	1.83	0.60
1:AA:380:G:N2	1:AA:384:G:C5	2.70	0.60
1:AA:451:A:C2	1:AA:480:U:C4	2.90	0.60
1:AA:632:U:H2'	1:AA:633:G:OP1	2.02	0.60
1:AA:1306:A:N7	1:AA:1307:U:C5	2.70	0.60
1:AA:1320:C:OP1	19:AS:69:LYS:HG3	2.01	0.60
1:AA:1443:C:C4	1:AA:1444:U:C5	2.89	0.60
14:AN:43:ASN:HA	14:AN:45:VAL:HG22	1.82	0.60
14:AN:51:LEU:HD23	14:AN:51:LEU:N	2.17	0.60
20:AT:53:MET:O	20:AT:56:ILE:HG22	2.02	0.60
1:BA:465:A:C6	1:BA:466:A:C6	2.90	0.60
1:BA:484:G:C5	1:BA:486:U:H1'	2.36	0.60
1:BA:1422:G:C2	1:BA:1423:G:C8	2.90	0.60
2:BB:99:MET:O	2:BB:103:TRP:HB2	2.02	0.60
4:BD:18:LEU:HD22	4:BD:63:ILE:HG13	1.84	0.60
9:BI:119:LYS:O	9:BI:120:ALA:HB3	2.02	0.60
10:BJ:52:LEU:HB2	14:BN:81:ARG:HD2	1.82	0.60
17:BQ:11:VAL:HA	17:BQ:22:VAL:HG13	1.84	0.60
21:BU:3:ILE:N	21:BU:18:PHE:CE1	2.70	0.60
22:BV:26:A:H2'	22:BV:27:G:H5'	1.82	0.60
25:CA:157:C:H2'	25:CA:158:U:O4'	2.02	0.60
25:CA:1502:A:H2'	25:CA:1503:A:O4'	2.01	0.60
28:CD:55:LYS:HG2	28:CD:56:LYS:N	2.16	0.60
32:CH:27:ARG:O	32:CH:27:ARG:HG2	2.02	0.60
35:CK:70:ARG:HD3	35:CK:76:VAL:HG22	1.84	0.60
41:CQ:23:TYR:O	41:CQ:24:TYR:HB2	2.01	0.60
42:CR:64:VAL:O	42:CR:65:ALA:HB2	2.02	0.60
25:DA:483:A:O3'	45:DU:47:PRO:HD3	2.01	0.60
25:DA:1083:U:O2	25:DA:1086:A:N1	2.35	0.60
25:DA:1190:G:OP1	36:DL:32:GLY:HA2	2.01	0.60
37:DM:47:GLU:O	37:DM:50:ARG:HB3	2.02	0.60
40:DP:21:PRO:HA	40:DP:46:VAL:CG1	2.32	0.60
43:DS:20:VAL:HG21	43:DS:43:ALA:HB1	1.84	0.60
44:DT:2:ILE:HA	44:DT:3:ARG:HB2	1.83	0.60
44:DT:39:THR:HG23	44:DT:41:ALA:H	1.66	0.60
57:DW:10:ARG:HH11	57:DW:10:ARG:HG3	1.67	0.60
1:AA:713:G:H2'	1:AA:714:G:C8	2.37	0.60

Continued on next page...

Continued from previous page...

Atom-1	Atom-2	Interatomic distance (Å)	Clash overlap (Å)
1:AA:955:U:C4	1:AA:956:U:C4	2.90	0.60
1:AA:1138:G:N7	1:AA:1140:C:O4'	2.35	0.60
1:AA:1158:C:N4	1:AA:1160:G:C4	2.70	0.60
1:AA:1539:C:C5'	21:AU:17:ARG:HG3	2.30	0.60
3:AC:152:VAL:HG23	3:AC:156:LEU:CD2	2.31	0.60
6:AF:3:HIS:O	6:AF:4:TYR:CG	2.54	0.60
10:AJ:26:VAL:HG12	10:AJ:30:LYS:HD3	1.84	0.60
17:AQ:62:GLU:HB2	17:AQ:72:TRP:CH2	2.37	0.60
1:BA:229:U:H2'	1:BA:230:G:O4'	2.02	0.60
1:BA:934:C:C6	1:BA:1344:C:C6	2.90	0.60
1:BA:1534:A:H4'	1:BA:1535:C:OP1	2.02	0.60
2:BB:53:LEU:HD12	2:BB:219:THR:HG21	1.84	0.60
7:BG:34:LYS:HB2	7:BG:37:THR:CG2	2.32	0.60
10:BJ:67:ILE:HG23	14:BN:95:GLY:O	2.01	0.60
10:BJ:84:VAL:O	10:BJ:88:MET:HG2	2.01	0.60
25:CA:1055:G:N3	25:CA:1055:G:H2'	2.17	0.60
25:CA:2516:A:N6	25:CA:2517:C:N4	2.50	0.60
28:CD:189:VAL:O	28:CD:189:VAL:HG23	2.02	0.60
30:CF:129:MET:HG3	30:CF:129:MET:O	2.02	0.60
38:CN:103:ARG:NH1	38:CN:110:MET:HE1	2.17	0.60
40:CP:21:PRO:HD3	40:CP:49:ILE:HD12	1.82	0.60
25:DA:247:G:H4'	25:DA:386:G:C5	2.37	0.60
25:DA:419:U:OP1	60:DA:3232:HOH:O	2.16	0.60
25:DA:484:C:H2'	25:DA:485:C:C6	2.37	0.60
25:DA:634:C:H2'	25:DA:635:C:C6	2.37	0.60
25:DA:1494:A:N3	25:DA:1495:A:C8	2.69	0.60
25:DA:1524:G:H8	25:DA:1524:G:O5'	1.84	0.60
25:DA:2216:G:H2'	25:DA:2217:G:H8	1.67	0.60
25:DA:2703:C:N3	25:DA:2704:C:C5	2.70	0.60
27:DC:1:ALA:HA	27:DC:198:GLU:CD	2.23	0.60
30:DF:30:VAL:CG2	30:DF:95:MET:SD	2.90	0.60
30:DF:39:VAL:HG12	30:DF:84:ILE:C	2.22	0.60
31:DG:119:GLY:O	31:DG:120:ILE:HD13	2.02	0.60
35:DK:79:PHE:CD2	40:DP:69:VAL:HG13	2.37	0.60
38:DN:112:TYR:CG	51:D0:54:ILE:HD11	2.37	0.60
44:DT:14:PRO:HA	44:DT:32:LEU:HB3	1.84	0.60
46:DV:41:GLU:C	46:DV:42:LEU:HD23	2.23	0.60
48:DX:53:LYS:O	48:DX:56:ARG:N	2.35	0.60
1:AA:243:A:C2	1:AA:246:A:C8	2.90	0.59
1:AA:270:A:N7	1:AA:271:C:C4	2.70	0.59
1:AA:418:C:O2'	1:AA:419:C:H5'	2.02	0.59

Continued on next page...

Continued from previous page...

Atom-1	Atom-2	Interatomic distance (Å)	Clash overlap (Å)
1:AA:624:C:H2'	1:AA:625:U:O5'	2.02	0.59
1:AA:1053:G:N7	1:AA:1199:U:H3'	2.17	0.59
1:AA:1213:A:N7	1:AA:1215:G:C5	2.70	0.59
1:AA:1285:A:H5'	1:AA:1286:U:O4	2.01	0.59
3:AC:71:ARG:N	3:AC:72:PRO:CD	2.65	0.59
4:AD:54:LEU:HD23	4:AD:54:LEU:C	2.22	0.59
6:AF:53:LYS:O	6:AF:54:LEU:CB	2.47	0.59
11:AK:80:ASN:HB3	11:AK:105:ARG:CB	2.31	0.59
17:AQ:11:VAL:O	17:AQ:12:VAL:HG12	2.02	0.59
17:AQ:49:ASN:O	17:AQ:51:GLU:N	2.35	0.59
22:AV:17:C:O3'	22:AV:18:G:C4'	2.50	0.59
1:BA:341:C:O2	1:BA:349:A:C2	2.55	0.59
1:BA:1092:A:N6	1:BA:1093:A:C6	2.70	0.59
1:BA:1101:A:H1'	1:BA:1102:A:O4'	2.02	0.59
1:BA:1250:A:C8	1:BA:1287:A:N7	2.70	0.59
1:BA:1444:U:C2'	1:BA:1445:U:O5'	2.50	0.59
3:BC:166:TRP:C	3:BC:166:TRP:CE3	2.75	0.59
10:BJ:67:ILE:HG12	14:BN:96:LEU:HA	1.83	0.59
17:BQ:11:VAL:HG23	17:BQ:56:ASP:O	2.01	0.59
21:BU:13:VAL:O	21:BU:15:LEU:CD1	2.50	0.59
25:CA:1306:C:H2'	25:CA:1306:C:O2	2.01	0.59
25:CA:2343:U:H2'	25:CA:2344:U:C6	2.37	0.59
25:CA:2346:A:H3'	25:CA:2347:C:H5''	1.84	0.59
25:CA:2480:C:C2'	25:CA:2481:G:H5'	2.32	0.59
25:CA:2506:U:C2'	25:CA:2507:C:H5'	2.32	0.59
25:CA:2549:G:N2	25:CA:2560:A:C4	2.69	0.59
25:CA:2550:G:H2'	25:CA:2551:C:H5'	1.84	0.59
27:CC:16:VAL:N	27:CC:203:VAL:HG22	2.16	0.59
30:CF:107:VAL:HG12	30:CF:108:PRO:HD3	1.83	0.59
30:CF:116:LEU:HD23	30:CF:175:PRO:HB2	1.82	0.59
32:CH:117:LEU:HD12	32:CH:118:PRO:HD2	1.83	0.59
33:CI:125:THR:HG22	33:CI:126:ARG:N	2.15	0.59
36:CL:85:VAL:HG11	36:CL:95:LEU:HD23	1.84	0.59
25:DA:141:G:H3'	25:DA:142:A:C8	2.36	0.59
25:DA:686:U:OP2	60:DA:3726:HOH:O	2.16	0.59
25:DA:878:A:N6	25:DA:900:A:C8	2.69	0.59
25:DA:1178:C:C3'	25:DA:1179:G:C8	2.85	0.59
25:DA:1178:C:C2'	25:DA:1179:G:C8	2.85	0.59
25:DA:1588:G:N1	25:DA:1589:U:C4	2.70	0.59
30:DF:3:LEU:HD23	30:DF:3:LEU:H	1.67	0.59
41:DQ:67:ALA:HB2	41:DQ:98:ALA:HB1	1.83	0.59

Continued on next page...

Continued from previous page...

Atom-1	Atom-2	Interatomic distance (Å)	Clash overlap (Å)
45:DU:6:ARG:O	45:DU:24:VAL:HB	2.02	0.59
1:AA:208:U:H5	1:AA:210:C:C5	2.21	0.59
1:AA:721:G:C6	1:AA:733:G:C2	2.90	0.59
2:AB:14:HIS:CB	2:AB:208:ALA:HB2	2.32	0.59
5:AE:150:GLU:O	5:AE:153:ALA:HB3	2.02	0.59
6:AF:70:VAL:HA	6:AF:73:GLU:CG	2.32	0.59
6:AF:70:VAL:HA	6:AF:73:GLU:HG3	1.84	0.59
12:AL:2:THR:HG22	12:AL:4:ASN:CB	2.32	0.59
13:AM:3:ILE:HD11	13:AM:9:PRO:HG3	1.83	0.59
1:BA:78:A:N6	1:BA:79:G:C6	2.70	0.59
1:BA:376:G:C4	1:BA:377:G:C8	2.89	0.59
1:BA:678:U:O2'	1:BA:679:C:H5'	2.03	0.59
2:BB:118:THR:O	2:BB:119:GLN:CB	2.49	0.59
3:BC:76:ILE:CA	3:BC:83:VAL:HG23	2.32	0.59
6:BF:19:PRO:HA	6:BF:22:ILE:CG1	2.32	0.59
16:BP:79:ASN:ND2	16:BP:82:ALA:HB3	2.17	0.59
20:BT:32:LYS:O	20:BT:33:LYS:C	2.40	0.59
21:BU:13:VAL:HG12	21:BU:15:LEU:HD23	1.82	0.59
25:CA:1064:C:H2'	25:CA:1064:C:O2	2.02	0.59
25:CA:1606:C:O2'	25:CA:1607:C:H5'	2.02	0.59
27:CC:156:SER:O	27:CC:194:VAL:HG11	2.02	0.59
28:CD:39:ASP:OD2	28:CD:40:LEU:HB2	2.01	0.59
32:CH:119:ASN:N	32:CH:120:GLY:CA	2.65	0.59
39:CO:76:LYS:HE3	39:CO:80:GLU:OE2	2.02	0.59
49:CY:13:GLU:C	49:CY:15:ASN:H	2.05	0.59
25:DA:564:C:O4'	41:DQ:36:GLN:NE2	2.34	0.59
25:DA:570:G:H2'	25:DA:2030:A:N7	2.16	0.59
25:DA:1374:G:C2	25:DA:1375:U:C2	2.90	0.59
25:DA:1754:A:C6	25:DA:1755:A:C6	2.90	0.59
25:DA:2119:A:N6	25:DA:2167:U:H1'	2.17	0.59
28:DD:104:VAL:HG23	28:DD:105:LYS:H	1.66	0.59
32:DH:9:VAL:O	32:DH:10:ALA:C	2.39	0.59
34:DJ:117:ALA:C	34:DJ:119:PHE:H	2.05	0.59
36:DL:4:ASN:C	36:DL:5:THR:CG2	2.71	0.59
38:DN:103:ARG:HB2	38:DN:110:MET:HE2	1.82	0.59
40:DP:31:VAL:CG2	40:DP:32:VAL:N	2.65	0.59
1:AA:170:U:O2'	1:AA:171:A:C5'	2.50	0.59
1:AA:196:A:N3	1:AA:222:C:H1'	2.17	0.59
1:AA:373:A:C2	1:AA:482:A:C6	2.91	0.59
1:AA:982:U:H4'	1:AA:983:A:O5'	2.02	0.59
1:AA:1202:U:C2'	1:AA:1203:C:H5'	2.32	0.59

Continued on next page...

Continued from previous page...

Atom-1	Atom-2	Interatomic distance (Å)	Clash overlap (Å)
2:AB:15:PHE:O	2:AB:40:ILE:HD12	2.01	0.59
2:AB:106:VAL:H	2:AB:108:GLN:HG2	1.67	0.59
4:AD:28:ASP:O	4:AD:30:LYS:HD3	2.02	0.59
12:AL:2:THR:CG2	12:AL:4:ASN:HB2	2.31	0.59
17:AQ:51:GLU:CD	17:AQ:51:GLU:H	2.06	0.59
21:AU:24:LYS:CD	21:AU:25:ALA:H	2.15	0.59
22:AV:21:A:C5	22:AV:48:C:C5	2.91	0.59
1:BA:98:A:H2'	1:BA:99:C:O4'	2.03	0.59
1:BA:110:C:C4	1:BA:111:G:C5	2.90	0.59
1:BA:181:A:N6	1:BA:194:C:H2'	2.16	0.59
1:BA:1358:U:OP1	14:BN:75:ARG:HB2	2.02	0.59
2:BB:90:PHE:O	2:BB:90:PHE:CD2	2.55	0.59
3:BC:52:SER:O	3:BC:53:ARG:CB	2.50	0.59
4:BD:86:GLY:HA3	4:BD:196:GLU:HB3	1.84	0.59
4:BD:137:SER:O	4:BD:140:ASP:HB2	2.02	0.59
4:BD:172:VAL:O	4:BD:173:ASP:HB3	2.01	0.59
6:BF:71:ILE:CG2	6:BF:72:ASP:N	2.66	0.59
11:BK:61:ALA:O	11:BK:64:VAL:HG13	2.02	0.59
20:BT:43:LYS:HE2	20:BT:85:LEU:O	2.02	0.59
25:CA:870:U:C2'	25:CA:871:U:H5'	2.33	0.59
25:CA:1203:U:C4	25:CA:1204:A:C5	2.90	0.59
25:CA:1392:A:H61	44:CT:18:GLU:CD	2.06	0.59
25:CA:1742:U:H2'	25:CA:1743:G:O5'	2.01	0.59
25:CA:2674:G:H4'	35:CK:30:ARG:HD2	1.83	0.59
26:CB:73:A:C4	26:CB:104:A:C2	2.90	0.59
29:CE:18:THR:CG2	29:CE:19:PHE:CE2	2.85	0.59
33:CI:74:PRO:HG2	33:CI:77:VAL:CG1	2.32	0.59
25:DA:1096:A:C6	25:DA:1097:U:C5	2.90	0.59
25:DA:1310:G:H1'	25:DA:1611:C:H5'	1.84	0.59
25:DA:1609:A:O2'	25:DA:1610:A:H5'	2.03	0.59
25:DA:1883:U:H2'	25:DA:1884:G:O5'	2.01	0.59
25:DA:2337:G:C5	25:DA:2338:C:C5	2.89	0.59
25:DA:2345:G:C6	25:DA:2381:A:C6	2.91	0.59
30:DF:56:LEU:HD21	30:DF:151:LEU:HD22	1.85	0.59
31:DG:42:VAL:HA	31:DG:43:LYS:HE2	1.83	0.59
36:DL:57:LEU:HA	36:DL:60:ARG:HD2	1.84	0.59
44:DT:58:VAL:HG22	44:DT:85:VAL:HG22	1.84	0.59
49:DY:45:GLN:O	49:DY:46:VAL:C	2.38	0.59
1:AA:482:A:C2	1:AA:483:C:H1'	2.38	0.59
1:AA:657:U:O2	1:AA:657:U:H2'	2.02	0.59
1:AA:749:A:C2	1:AA:750:C:C2	2.91	0.59

Continued on next page...

Continued from previous page...

Atom-1	Atom-2	Interatomic distance (Å)	Clash overlap (Å)
2:AB:18:GLN:HG2	2:AB:189:ASN:HD22	1.68	0.59
6:AF:51:ILE:HG12	6:AF:51:ILE:O	2.02	0.59
8:AH:35:ILE:HD11	8:AH:125:ILE:HG21	1.82	0.59
13:AM:21:ILE:CB	13:AM:24:VAL:HG22	2.33	0.59
13:AM:25:GLY:O	13:AM:26:LYS:C	2.40	0.59
1:BA:820:U:H4'	1:BA:821:G:OP2	2.02	0.59
1:BA:979:C:C5	1:BA:980:C:C5	2.90	0.59
1:BA:1057:G:O3'	3:BC:196:GLY:HA3	2.02	0.59
1:BA:1060:U:C4	3:BC:1:GLY:N	2.61	0.59
1:BA:1368:A:H2'	1:BA:1369:C:H6	1.66	0.59
8:BH:29:SER:O	8:BH:30:LYS:C	2.41	0.59
11:BK:19:VAL:HG13	11:BK:82:GLU:O	2.02	0.59
17:BQ:47:ASP:N	17:BQ:47:ASP:OD2	2.35	0.59
25:CA:626:A:H2'	36:CL:78:ARG:NH1	2.17	0.59
25:CA:771:G:C2'	25:CA:772:C:H5'	2.33	0.59
25:CA:1141:U:H4'	25:CA:1142:A:O4'	2.03	0.59
25:CA:2133:G:C2'	25:CA:2158:A:H61	2.14	0.59
25:CA:2171:A:O2'	25:CA:2172:U:H5'	2.02	0.59
25:CA:2799:A:O2'	25:CA:2800:A:H5'	2.01	0.59
30:CF:90:LEU:HB3	30:CF:95:MET:HA	1.85	0.59
36:CL:85:VAL:CG1	36:CL:94:THR:HG22	2.31	0.59
42:CR:51:VAL:HG23	42:CR:52:PRO:HD2	1.83	0.59
49:CY:23:ARG:O	49:CY:24:GLU:O	2.20	0.59
25:DA:22:C:C2'	25:DA:23:G:O5'	2.50	0.59
25:DA:328:U:O3'	45:DU:65:GLN:HG3	2.02	0.59
25:DA:664:G:H4'	25:DA:941:A:OP1	2.01	0.59
25:DA:897:C:H2'	25:DA:898:C:C6	2.37	0.59
25:DA:976:G:OP2	60:DA:3594:HOH:O	2.17	0.59
25:DA:1105:U:H2'	25:DA:1106:G:C8	2.37	0.59
25:DA:1199:U:H2'	25:DA:1200:C:C6	2.38	0.59
25:DA:1483:G:C4	25:DA:1484:U:C5	2.90	0.59
25:DA:1856:U:O2'	25:DA:1857:G:H5'	2.02	0.59
28:DD:158:GLY:O	28:DD:159:LYS:C	2.41	0.59
29:DE:200:LEU:N	29:DE:200:LEU:HD13	2.18	0.59
43:DS:43:ALA:O	43:DS:47:VAL:HG12	2.02	0.59
50:DZ:9:THR:HG22	50:DZ:53:MET:CA	2.32	0.59
1:AA:513:C:O2'	1:AA:514:C:O5'	2.21	0.59
1:AA:1286:U:H5'	1:AA:1287:A:OP2	2.02	0.59
1:AA:1293:C:H5'	1:AA:1294:G:OP2	2.03	0.59
2:AB:151:LYS:HG3	2:AB:152:ASP:O	2.02	0.59
2:AB:185:ILE:O	2:AB:185:ILE:HG13	2.02	0.59

Continued on next page...

Continued from previous page...

Atom-1	Atom-2	Interatomic distance (Å)	Clash overlap (Å)
10:AJ:52:LEU:HB3	14:AN:81:ARG:NE	2.18	0.59
10:AJ:52:LEU:HD22	10:AJ:62:ARG:HG2	1.83	0.59
12:AL:43:LYS:CB	12:AL:44:PRO:CD	2.80	0.59
15:AO:86:LEU:CD2	15:AO:86:LEU:N	2.65	0.59
22:AV:47:U:H2'	22:AV:47:U:O2	2.01	0.59
1:BA:73:C:H1'	1:BA:74:A:H5'	1.85	0.59
1:BA:557:G:H3'	1:BA:558:G:C8	2.38	0.59
1:BA:1262:C:C5	1:BA:1263:C:C5	2.90	0.59
1:BA:1471:U:C2'	1:BA:1472:U:H5'	2.32	0.59
1:BA:1503:A:C8	1:BA:1531:A:H1'	2.38	0.59
2:BB:84:LEU:O	2:BB:84:LEU:HG	2.03	0.59
2:BB:99:MET:HB3	2:BB:106:VAL:HG21	1.84	0.59
2:BB:205:ALA:C	2:BB:207:ARG:N	2.55	0.59
4:BD:173:ASP:O	4:BD:174:ALA:HB3	2.03	0.59
4:BD:202:LEU:C	4:BD:202:LEU:HD12	2.23	0.59
5:BE:149:PRO:HB3	8:BH:98:LEU:HD21	1.85	0.59
8:BH:31:LEU:O	8:BH:31:LEU:HD12	2.01	0.59
10:BJ:22:THR:HA	10:BJ:25:ILE:HG21	1.84	0.59
10:BJ:58:ASN:O	10:BJ:60:ASP:N	2.34	0.59
20:BT:5:SER:OG	20:BT:6:ALA:N	2.33	0.59
20:BT:31:ILE:HG12	20:BT:53:MET:HE3	1.84	0.59
25:CA:102:U:C5	49:CY:2:LYS:HD2	2.38	0.59
25:CA:125:A:OP2	53:C2:19:ARG:HD3	2.02	0.59
25:CA:1060:U:OP1	25:CA:1062:G:H4'	2.03	0.59
25:CA:1585:C:H2'	25:CA:1586:A:C5'	2.32	0.59
25:CA:2102:G:N2	25:CA:2188:U:H1'	2.16	0.59
28:CD:99:GLU:HA	28:CD:99:GLU:OE1	2.01	0.59
32:CH:32:PRO:O	32:CH:33:GLN:HB2	2.02	0.59
33:CI:37:PHE:CD1	33:CI:41:PHE:HB2	2.36	0.59
25:DA:537:G:N1	25:DA:555:G:C2	2.70	0.59
25:DA:637:A:H4'	25:DA:638:G:O5'	2.02	0.59
25:DA:1436:G:C2	25:DA:1557:C:O2	2.56	0.59
25:DA:1483:G:C5	25:DA:1484:U:C5	2.90	0.59
25:DA:1556:C:C2'	25:DA:1557:C:H5'	2.32	0.59
25:DA:1712:U:C6	25:DA:1713:A:C8	2.90	0.59
25:DA:1867:G:C2'	25:DA:1868:C:H5'	2.32	0.59
25:DA:1971:U:H3'	25:DA:1971:U:C6	2.38	0.59
25:DA:2262:U:OP1	57:DW:37:ARG:NH2	2.36	0.59
25:DA:2383:G:H2'	25:DA:2384:U:C6	2.37	0.59
25:DA:2478:A:N3	25:DA:2529:G:H2'	2.17	0.59
32:DH:2:GLN:CB	32:DH:39:ALA:HB3	2.33	0.59

Continued on next page...

Continued from previous page...

Atom-1	Atom-2	Interatomic distance (Å)	Clash overlap (Å)
39:DO:79:ALA:HB1	39:DO:113:ALA:CB	2.32	0.59
1:AA:115:G:H4'	1:AA:116:A:O5'	2.01	0.59
1:AA:159:G:C5'	1:AA:159:G:H8	2.16	0.59
1:AA:198:G:C6	1:AA:220:G:C2	2.91	0.59
1:AA:481:G:H2'	1:AA:483:C:N4	2.18	0.59
1:AA:572:A:H5'	1:AA:573:A:OP2	2.03	0.59
1:AA:1268:G:C6	1:AA:1269:A:N6	2.71	0.59
2:AB:20:ARG:O	2:AB:22:TRP:HD1	1.84	0.59
2:AB:70:GLY:HA2	2:AB:163:ILE:CG2	2.32	0.59
3:AC:154:GLY:HA2	3:AC:163:ARG:H	1.68	0.59
6:AF:60:VAL:HG12	6:AF:60:VAL:O	2.02	0.59
7:AG:145:GLU:O	7:AG:148:LYS:HB3	2.02	0.59
10:AJ:80:THR:HG22	10:AJ:82:LYS:H	1.67	0.59
14:AN:49:GLN:OE1	14:AN:49:GLN:HA	2.01	0.59
17:AQ:3:LYS:O	17:AQ:3:LYS:HD2	2.03	0.59
19:AS:50:VAL:HG22	19:AS:70:LEU:HD12	1.84	0.59
24:AY:33:ALA:O	24:AY:34:SER:CB	2.50	0.59
1:BA:92:U:H5'	1:BA:93:U:OP2	2.03	0.59
1:BA:152:A:N6	1:BA:170:U:C2	2.71	0.59
1:BA:206:C:H2'	1:BA:207:C:H4'	1.84	0.59
1:BA:969:A:C5	1:BA:970:C:C5	2.91	0.59
1:BA:1355:G:C4	1:BA:1368:A:C2	2.91	0.59
1:BA:1499:A:C2'	1:BA:1500:A:O5'	2.49	0.59
2:BB:169:HIS:HA	2:BB:172:ILE:HD12	1.84	0.59
4:BD:178:GLU:HG2	4:BD:179:GLY:N	2.17	0.59
20:BT:66:ILE:C	20:BT:67:HIS:CD2	2.76	0.59
22:BV:38:A:H2'	22:BV:39:U:O5'	2.03	0.59
25:CA:47:C:C2'	25:CA:48:G:H5'	2.32	0.59
25:CA:624:C:O2'	25:CA:657:U:OP1	2.19	0.59
25:CA:735:A:C8	25:CA:736:C:C5	2.91	0.59
25:CA:841:G:H2'	25:CA:842:U:C6	2.38	0.59
25:CA:971:G:OP1	25:CA:974:G:O2'	2.17	0.59
25:CA:2256:G:C2'	25:CA:2257:U:O5'	2.50	0.59
25:CA:2286:G:C8	25:CA:2286:G:H5'	2.38	0.59
37:CM:31:PHE:CE2	37:CM:110:GLU:HB2	2.38	0.59
38:CN:21:PHE:CE2	38:CN:24:MET:CE	2.85	0.59
25:DA:56:A:C2'	25:DA:57:C:O5'	2.50	0.59
25:DA:383:C:N3	25:DA:391:A:N6	2.49	0.59
25:DA:540:C:O2'	25:DA:541:A:H5'	2.02	0.59
25:DA:659:G:H4'	29:DE:95:LYS:HB3	1.84	0.59
25:DA:673:C:H5''	29:DE:76:PRO:HD2	1.85	0.59

Continued on next page...

Continued from previous page...

Atom-1	Atom-2	Interatomic distance (Å)	Clash overlap (Å)
25:DA:920:A:H2'	25:DA:921:C:H6	1.66	0.59
25:DA:947:A:HO2'	25:DA:984:A:H2	0.77	0.59
25:DA:1219:U:O2'	25:DA:1220:G:H5'	2.02	0.59
25:DA:2793:C:O2	25:DA:2794:C:C5	2.56	0.59
27:DC:175:LEU:HD12	27:DC:179:GLU:HB3	1.83	0.59
32:DH:1:MET:HG3	32:DH:2:GLN:N	2.18	0.59
36:DL:82:LEU:HD23	36:DL:82:LEU:C	2.22	0.59
40:DP:57:ALA:CB	40:DP:73:PHE:O	2.51	0.59
45:DU:72:PHE:CE2	45:DU:74:ALA:HA	2.37	0.59
1:AA:390:U:C2'	1:AA:391:G:O5'	2.51	0.59
1:AA:463:U:H2'	1:AA:463:U:O2	2.01	0.59
1:AA:723:U:H5'	1:AA:724:G:O5'	2.02	0.59
1:AA:1040:U:H2'	1:AA:1041:G:C8	2.38	0.59
1:AA:1141:C:C2	1:AA:1142:G:C8	2.91	0.59
2:AB:125:PHE:CD2	2:AB:125:PHE:N	2.70	0.59
4:AD:138:PRO:O	4:AD:139:ASN:HB2	2.01	0.59
4:AD:150:LYS:HA	4:AD:177:MET:HE1	1.85	0.59
11:AK:52:ARG:O	11:AK:55:ARG:CG	2.51	0.59
24:AY:145:LYS:H	24:AY:145:LYS:HE2	1.68	0.59
1:BA:25:C:C4	1:BA:558:G:N2	2.71	0.59
1:BA:693:G:C2	23:BX:13:A:N6	2.71	0.59
1:BA:738:C:C2	1:BA:739:C:C5	2.91	0.59
1:BA:1113:C:O2	1:BA:1114:C:C6	2.56	0.59
2:BB:49:PHE:HD1	2:BB:53:LEU:HD23	1.68	0.59
4:BD:145:ARG:CZ	4:BD:147:LYS:HE3	2.33	0.59
13:BM:79:LEU:CD2	13:BM:84:CYS:SG	2.91	0.59
15:BO:63:ARG:NH1	15:BO:87:ARG:NH2	2.50	0.59
22:BV:45:U:H5''	22:BV:46:G:OP2	2.03	0.59
25:CA:528:A:H2	25:CA:2043:C:H5'	1.66	0.59
25:CA:580:U:H2'	25:CA:581:C:C6	2.38	0.59
25:CA:1055:G:H3'	25:CA:1056:G:C8	2.38	0.59
25:CA:1059:G:C6	25:CA:1080:A:C2	2.90	0.59
25:CA:2112:G:N3	25:CA:2112:G:H2'	2.17	0.59
29:CE:152:GLU:HA	29:CE:152:GLU:OE1	2.02	0.59
31:CG:126:THR:HG22	31:CG:127:GLN:N	2.18	0.59
36:CL:110:VAL:N	36:CL:111:ILE:HD12	2.17	0.59
40:CP:20:ARG:HB2	40:CP:21:PRO:HD2	1.83	0.59
25:DA:145:C:C4	25:DA:146:A:N7	2.71	0.59
25:DA:278:A:C2	25:DA:362:A:H1'	2.37	0.59
25:DA:284:U:O2	25:DA:284:U:H2'	2.03	0.59
25:DA:1018:U:C4	25:DA:1019:U:C5	2.91	0.59

Continued on next page...

Continued from previous page...

Atom-1	Atom-2	Interatomic distance (Å)	Clash overlap (Å)
25:DA:1473:G:N2	25:DA:1519:G:C4	2.70	0.59
25:DA:1529:G:C6	25:DA:1543:G:N2	2.71	0.59
25:DA:1998:A:H2'	25:DA:1999:C:C6	2.36	0.59
25:DA:2425:A:H5''	25:DA:2427:C:O4'	2.03	0.59
25:DA:2861:U:O2'	25:DA:2862:G:H5'	2.02	0.59
28:DD:56:LYS:HB2	28:DD:59:ARG:HB2	1.85	0.59
28:DD:62:LYS:HB2	28:DD:63:PRO:HD3	1.84	0.59
30:DF:110:ILE:HB	30:DF:113:PHE:HB2	1.83	0.59
30:DF:116:LEU:O	30:DF:117:SER:C	2.41	0.59
41:DQ:97:ILE:HG22	41:DQ:105:PHE:HB2	1.84	0.59
1:AA:149:A:H1'	1:AA:1446:A:C2	2.37	0.59
1:AA:222:C:O2	1:AA:222:C:H2'	2.02	0.59
1:AA:256:U:H2'	1:AA:257:G:C8	2.37	0.59
2:AB:69:VAL:HG22	2:AB:91:VAL:HB	1.85	0.59
3:AC:6:PRO:HD2	3:AC:183:TYR:CD2	2.38	0.59
3:AC:166:TRP:CE3	3:AC:166:TRP:C	2.76	0.59
5:AE:108:GLY:HA2	5:AE:111:ARG:CB	2.33	0.59
7:AG:121:ASN:O	7:AG:124:SER:HB3	2.02	0.59
9:AI:62:LEU:N	9:AI:62:LEU:CD2	2.65	0.59
12:AL:98:ARG:HA	12:AL:103:CYS:SG	2.42	0.59
14:AN:4:SER:O	14:AN:8:ARG:HG3	2.03	0.59
17:AQ:21:VAL:HG22	17:AQ:22:VAL:N	2.18	0.59
19:AS:4:LEU:O	19:AS:5:LYS:CG	2.51	0.59
24:AY:141:LYS:O	24:AY:145:LYS:CE	2.51	0.59
1:BA:594:U:C2	1:BA:595:A:C8	2.91	0.59
1:BA:620:C:H1'	4:BD:131:ILE:HD13	1.84	0.59
1:BA:688:G:O2'	1:BA:704:A:N1	2.26	0.59
1:BA:1268:G:O2'	1:BA:1269:A:H5'	2.02	0.59
1:BA:1323:G:H2'	1:BA:1324:A:H8	1.68	0.59
1:BA:1345:U:C2	1:BA:1377:A:C6	2.90	0.59
1:BA:1356:G:O2'	1:BA:1357:A:H5'	2.03	0.59
5:BE:152:VAL:HG23	5:BE:156:ARG:HB3	1.85	0.59
7:BG:11:ILE:HD13	7:BG:27:ASN:HD21	1.68	0.59
8:BH:16:GLY:O	8:BH:19:ALA:N	2.36	0.59
10:BJ:7:ARG:HD3	10:BJ:75:ASP:OD1	2.02	0.59
25:CA:58:G:OP1	44:CT:78:SER:CB	2.51	0.59
25:CA:995:C:H5'	25:CA:995:C:H6	1.66	0.59
25:CA:2019:A:H2'	25:CA:2020:A:O5'	2.03	0.59
25:CA:2637:U:H2'	25:CA:2638:G:H5'	1.84	0.59
27:CC:158:GLY:N	27:CC:194:VAL:HG13	2.18	0.59
29:CE:178:VAL:HG13	29:CE:179:SER:N	2.17	0.59

Continued on next page...

Continued from previous page...

Atom-1	Atom-2	Interatomic distance (Å)	Clash overlap (Å)
36:CL:101:ILE:O	36:CL:105:ILE:HG13	2.03	0.59
37:CM:27:SER:O	37:CM:28:PHE:CD2	2.56	0.59
54:C3:8:GLY:O	54:C3:12:ARG:HG3	2.02	0.59
25:DA:121:G:H2'	25:DA:122:G:C8	2.38	0.59
25:DA:1268:A:C2	25:DA:2013:A:C4	2.91	0.59
25:DA:1404:C:O2	25:DA:1405:U:C6	2.56	0.59
25:DA:1520:U:C2'	25:DA:1521:G:H5'	2.32	0.59
25:DA:1738:G:HO2'	25:DA:1739:A:P	2.24	0.59
25:DA:2163:A:OP1	25:DA:2171:A:C8	2.56	0.59
31:DG:45:ALA:O	31:DG:46:ASP:CB	2.51	0.59
33:DI:74:PRO:HG2	33:DI:77:VAL:HG21	1.85	0.59
38:DN:49:GLU:N	38:DN:50:PRO:HD2	2.18	0.59
44:DT:2:ILE:HG23	44:DT:3:ARG:C	2.22	0.59
1:AA:882:C:C2'	1:AA:883:C:O5'	2.50	0.59
1:AA:922:G:N1	1:AA:923:A:C2	2.71	0.59
1:AA:1145:A:C2'	1:AA:1146:A:OP2	2.49	0.59
1:AA:1333:A:C2'	1:AA:1334:G:O5'	2.50	0.59
2:AB:110:ILE:HD11	2:AB:150:ILE:HG12	1.85	0.59
2:AB:135:MET:SD	2:AB:135:MET:N	2.75	0.59
13:AM:74:MET:SD	30:CF:111:ARG:HD3	2.43	0.59
14:AN:73:PHE:CD1	14:AN:74:LEU:N	2.71	0.59
22:AV:33:U:H2'	22:AV:35:A:OP2	2.03	0.59
1:BA:283:U:H2'	1:BA:284:C:C6	2.38	0.59
1:BA:386:C:H2'	1:BA:387:U:H5'	1.83	0.59
1:BA:951:G:C2	1:BA:1231:G:C2	2.91	0.59
1:BA:978:A:HO2'	1:BA:1322:C:H5	1.49	0.59
1:BA:1122:U:C2	1:BA:1123:U:C5	2.91	0.59
1:BA:1206:G:H4'	3:BC:191:THR:O	2.02	0.59
1:BA:1267:C:H2'	1:BA:1268:G:H5'	1.84	0.59
3:BC:153:SER:HB2	3:BC:164:THR:HG22	1.84	0.59
4:BD:57:LYS:HB2	4:BD:199:ILE:HD12	1.84	0.59
5:BE:21:SER:HB2	5:BE:30:PHE:CD2	2.38	0.59
7:BG:115:MET:O	7:BG:119:LEU:HB2	2.02	0.59
11:BK:80:ASN:HB3	11:BK:105:ARG:HG2	1.84	0.59
11:BK:124:LYS:CE	11:BK:125:LYS:HA	2.32	0.59
13:BM:38:ILE:HG13	13:BM:55:LEU:HD11	1.83	0.59
25:CA:946:C:P	60:CA:3348:HOH:O	2.57	0.59
25:CA:1182:G:H2'	25:CA:1183:U:O4'	2.01	0.59
25:CA:1251:C:OP2	41:CQ:5:ARG:HD2	2.02	0.59
25:CA:2307:G:C2	25:CA:2311:A:H2'	2.37	0.59
28:CD:103:ASP:O	28:CD:105:LYS:N	2.36	0.59

Continued on next page...

Continued from previous page...

Atom-1	Atom-2	Interatomic distance (Å)	Clash overlap (Å)
32:CH:10:ALA:O	32:CH:12:LEU:N	2.35	0.59
33:CI:28:GLY:O	33:CI:34:ILE:HD11	2.03	0.59
36:CL:127:VAL:HG11	36:CL:132:ARG:HB2	1.84	0.59
54:C3:44:ARG:N	54:C3:45:PRO:HD2	2.18	0.59
25:DA:1063:G:N3	33:DI:89:SER:OG	2.35	0.59
25:DA:2703:C:C4	25:DA:2704:C:C5	2.91	0.59
25:DA:2742:G:C2'	25:DA:2743:U:H5'	2.33	0.59
28:DD:104:VAL:O	28:DD:105:LYS:HB2	2.01	0.59
32:DH:116:ARG:HD2	32:DH:133:GLN:CG	2.32	0.59
32:DH:116:ARG:CG	32:DH:133:GLN:HG3	2.31	0.59
33:DI:9:LYS:HB2	33:DI:55:PRO:HB3	1.83	0.59
39:DO:47:VAL:HG23	39:DO:48:LEU:N	2.17	0.59
42:DR:39:LEU:N	42:DR:39:LEU:CD1	2.65	0.59
43:DS:51:LEU:O	43:DS:55:ILE:HG13	2.02	0.59
1:AA:79:G:N2	1:AA:91:U:C4	2.71	0.59
1:AA:708:C:H2'	1:AA:709:U:H6	1.68	0.59
1:AA:718:A:C2'	1:AA:719:C:H5'	2.33	0.59
1:AA:1180:A:OP1	9:AI:104:THR:HG23	2.03	0.59
5:AE:108:GLY:O	5:AE:109:ALA:HB3	2.03	0.59
7:AG:119:LEU:CD2	7:AG:123:LEU:HD23	2.32	0.59
8:AH:13:ILE:O	8:AH:15:ASN:N	2.36	0.59
11:AK:126:ARG:HB2	21:AU:33:ARG:HD2	1.84	0.59
14:AN:15:LEU:O	14:AN:17:ASP:N	2.35	0.59
17:AQ:12:VAL:HG13	17:AQ:21:VAL:HG13	1.84	0.59
18:AR:39:VAL:HG13	18:AR:40:PRO:HD2	1.83	0.59
1:BA:107:G:O6	20:BT:9:ARG:HD3	2.03	0.59
1:BA:211:G:N3	1:BA:212:G:H1'	2.17	0.59
1:BA:735:C:H2'	1:BA:736:C:H6	1.68	0.59
1:BA:825:A:O2'	1:BA:826:C:H5'	2.03	0.59
1:BA:1122:U:C4	1:BA:1123:U:C5	2.91	0.59
1:BA:1514:G:O2'	1:BA:1515:G:H5'	2.03	0.59
2:BB:79:VAL:HA	2:BB:213:LEU:HD21	1.84	0.59
6:BF:49:TYR:HB2	6:BF:50:PRO:CD	2.33	0.59
18:BR:24:ASP:HB2	18:BR:27:THR:HB	1.84	0.59
20:BT:66:ILE:HG23	20:BT:67:HIS:N	2.18	0.59
21:BU:9:GLU:HG3	21:BU:10:PRO:HD3	1.84	0.59
25:CA:366:C:H2'	25:CA:367:G:O4'	2.03	0.59
25:CA:582:A:C2	25:CA:1259:G:C2	2.90	0.59
25:CA:1046:A:OP2	25:CA:1046:A:C4'	2.50	0.59
25:CA:1287:A:C5'	38:CN:103:ARG:HD2	2.27	0.59
29:CE:111:GLU:OE1	29:CE:111:GLU:CA	2.50	0.59

Continued on next page...

Continued from previous page...

Atom-1	Atom-2	Interatomic distance (Å)	Clash overlap (Å)
32:CH:41:LYS:HA	32:CH:44:ILE:HG12	1.85	0.59
35:CK:122:VAL:HG12	35:CK:122:VAL:OXT	2.03	0.59
36:CL:67:THR:HG22	36:CL:67:THR:O	2.02	0.59
36:CL:110:VAL:O	36:CL:111:ILE:C	2.42	0.59
39:CO:106:LEU:C	39:CO:106:LEU:HD23	2.23	0.59
49:CY:13:GLU:C	49:CY:15:ASN:N	2.55	0.59
54:C3:3:ILE:O	54:C3:63:TYR:HE2	1.86	0.59
25:DA:606:U:H4'	25:DA:658:U:H4'	1.83	0.59
25:DA:626:A:H2'	36:DL:78:ARG:NH1	2.18	0.59
25:DA:1057:A:C2	25:DA:1058:U:C5	2.90	0.59
25:DA:1415:U:H2'	25:DA:1415:U:O2	2.03	0.59
25:DA:2211:A:H1'	25:DA:2212:A:OP1	2.03	0.59
25:DA:2803:G:H2'	25:DA:2804:U:C6	2.38	0.59
56:DB:89:U:H5''	56:DB:89:U:O2	2.03	0.59
30:DF:151:LEU:HD12	30:DF:152:ASP:N	2.17	0.59
32:DH:62:LEU:HD23	32:DH:135:HIS:NE2	2.17	0.59
36:DL:68:SER:O	36:DL:69:ARG:HB2	2.03	0.59
37:DM:2:LEU:HB3	37:DM:68:PHE:CE1	2.38	0.59
43:DS:20:VAL:CG2	43:DS:43:ALA:CB	2.81	0.59
43:DS:69:LEU:C	43:DS:70:LYS:HD2	2.23	0.59
46:DV:9:ARG:CG	46:DV:41:GLU:HB3	2.33	0.59
46:DV:76:ASP:HB3	46:DV:90:ASP:HB2	1.84	0.59
1:AA:36:C:OP1	12:AL:119:LYS:HE3	2.03	0.58
1:AA:194:C:C2'	1:AA:195:A:H5'	2.33	0.58
1:AA:208:U:C5	1:AA:210:C:C5	2.91	0.58
1:AA:386:C:C2'	1:AA:387:U:H5'	2.33	0.58
1:AA:634:C:H2'	1:AA:635:A:O4'	2.03	0.58
1:AA:833:G:C5	1:AA:834:U:C5	2.91	0.58
1:AA:882:C:H2'	1:AA:883:C:O5'	2.04	0.58
1:AA:1271:A:H5'	1:AA:1314:C:C5'	2.31	0.58
1:AA:1367:C:H5''	10:AJ:62:ARG:NH1	2.18	0.58
11:AK:81:LEU:CD2	11:AK:81:LEU:N	2.65	0.58
1:BA:66:A:C4'	1:BA:173:U:C5	2.86	0.58
1:BA:109:A:H4'	1:BA:110:C:OP2	2.03	0.58
1:BA:192:A:H2'	1:BA:193:C:H5'	1.85	0.58
1:BA:290:C:O2'	1:BA:291:U:H5'	2.02	0.58
1:BA:577:G:C8	1:BA:816:A:C6	2.91	0.58
1:BA:594:U:H3'	1:BA:595:A:H8	1.67	0.58
1:BA:1295:U:H2'	1:BA:1296:C:C6	2.38	0.58
1:BA:1431:A:C6	1:BA:1432:G:C6	2.91	0.58
2:BB:90:PHE:O	2:BB:149:GLY:HA3	2.03	0.58

Continued on next page...

Continued from previous page...

Atom-1	Atom-2	Interatomic distance (Å)	Clash overlap (Å)
3:BC:114:LEU:O	3:BC:117:ASP:N	2.36	0.58
5:BE:105:ILE:HD11	5:BE:123:LEU:CD2	2.32	0.58
10:BJ:66:GLU:CG	14:BN:99:ALA:HB2	2.32	0.58
12:BL:76:HIS:O	12:BL:77:SER:CB	2.50	0.58
13:BM:7:ASN:ND2	13:BM:9:PRO:HG3	2.17	0.58
17:BQ:13:SER:O	17:BQ:20:ILE:HD12	2.02	0.58
25:CA:197:A:H62	25:CA:2430:A:H2'	1.67	0.58
25:CA:998:C:H2'	25:CA:999:U:O5'	2.03	0.58
25:CA:1120:G:C2'	25:CA:1121:C:H5'	2.33	0.58
37:CM:113:ALA:O	37:CM:114:ARG:C	2.41	0.58
41:CQ:23:TYR:O	41:CQ:24:TYR:HB3	2.03	0.58
42:CR:53:PHE:N	42:CR:53:PHE:CD1	2.69	0.58
47:CW:37:ARG:HG3	47:CW:37:ARG:NH1	2.18	0.58
48:CX:20:ALA:O	48:CX:21:LEU:HB2	2.02	0.58
25:DA:992:C:O2'	25:DA:993:G:H5'	2.03	0.58
25:DA:1371:G:O2'	25:DA:1372:U:H5'	2.03	0.58
25:DA:1709:U:O2'	25:DA:1710:G:H5'	2.03	0.58
25:DA:1794:A:H2'	25:DA:1795:C:C6	2.38	0.58
25:DA:2547:A:H2'	25:DA:2548:U:H6	1.66	0.58
25:DA:2738:A:N3	25:DA:2738:A:H2'	2.17	0.58
56:DB:77:U:C2'	56:DB:78:A:H5'	2.33	0.58
30:DF:12:VAL:O	30:DF:16:MET:HG2	2.02	0.58
34:DJ:130:HIS:ND1	34:DJ:130:HIS:O	2.36	0.58
42:DR:67:GLY:HA3	42:DR:93:PHE:CE2	2.39	0.58
43:DS:43:ALA:O	43:DS:44:ALA:C	2.39	0.58
43:DS:59:GLU:HG3	43:DS:66:ILE:CD1	2.33	0.58
44:DT:9:LYS:O	44:DT:11:LEU:N	2.35	0.58
1:AA:622:A:H2'	1:AA:623:C:H5'	1.83	0.58
4:AD:125:ASN:HA	4:AD:141:VAL:CG2	2.32	0.58
5:AE:68:ARG:HG3	5:AE:68:ARG:HH11	1.68	0.58
17:AQ:13:SER:HB2	17:AQ:21:VAL:HG11	1.84	0.58
1:BA:436:C:H2'	1:BA:437:U:H6	1.67	0.58
1:BA:466:A:H2'	1:BA:468:A:H2	1.67	0.58
2:BB:57:ASN:HA	2:BB:60:ALA:HB3	1.85	0.58
8:BH:110:MET:HB3	8:BH:114:ALA:HB1	1.84	0.58
9:BI:49:GLN:HA	9:BI:52:GLU:OE2	2.01	0.58
10:BJ:36:VAL:HA	10:BJ:76:ILE:HA	1.84	0.58
12:BL:23:LEU:HG	12:BL:24:GLU:N	2.17	0.58
12:BL:42:LYS:HE3	12:BL:43:LYS:HD3	1.83	0.58
12:BL:43:LYS:CB	12:BL:44:PRO:HD3	2.33	0.58
17:BQ:13:SER:C	17:BQ:16:MET:HE1	2.24	0.58

Continued on next page...

Continued from previous page...

Atom-1	Atom-2	Interatomic distance (Å)	Clash overlap (Å)
20:BT:34:VAL:HG11	20:BT:78:LEU:CD1	2.32	0.58
20:BT:35:TYR:CE2	20:BT:36:ALA:HB2	2.38	0.58
25:CA:1073:A:C2'	25:CA:1074:G:H5''	2.34	0.58
25:CA:1281:G:N2	25:CA:1290:C:C2	2.71	0.58
30:CF:62:GLN:NE2	30:CF:94:ARG:HD3	2.18	0.58
33:CI:5:GLN:O	33:CI:6:ALA:CB	2.51	0.58
37:CM:46:ILE:HD12	37:CM:69:PRO:HD3	1.85	0.58
25:DA:480:A:OP2	45:DU:43:LYS:HE2	2.02	0.58
25:DA:500:G:N2	25:DA:502:A:H3'	2.18	0.58
25:DA:973:A:OP2	42:DR:81:LYS:NZ	2.36	0.58
25:DA:1165:A:H2'	25:DA:1166:G:C8	2.38	0.58
25:DA:1167:C:C2'	25:DA:1168:G:H5''	2.33	0.58
25:DA:1711:A:C2'	25:DA:1712:U:H5'	2.33	0.58
25:DA:1738:G:O2'	25:DA:1739:A:O5'	2.21	0.58
25:DA:2306:C:H3'	25:DA:2307:G:H5''	1.84	0.58
25:DA:2648:G:H2'	25:DA:2649:C:C6	2.38	0.58
25:DA:2887:A:H5'	25:DA:2888:C:OP2	2.03	0.58
56:DB:61:G:C6	56:DB:62:C:N3	2.71	0.58
33:DI:19:PRO:HB2	33:DI:22:PRO:HD2	1.84	0.58
36:DL:106:GLU:C	36:DL:107:PHE:HD2	2.06	0.58
44:DT:30:ILE:HD11	44:DT:32:LEU:HD21	1.85	0.58
45:DU:12:VAL:HG12	45:DU:18:LYS:HA	1.84	0.58
1:AA:327:A:O3'	1:AA:328:C:H4'	2.02	0.58
1:AA:1532:U:C4	1:AA:1533:C:N4	2.71	0.58
2:AB:165:ALA:HB2	2:AB:186:VAL:HG12	1.85	0.58
4:AD:122:ILE:N	4:AD:122:ILE:CD1	2.66	0.58
9:AI:20:ILE:HD13	9:AI:86:LEU:HD12	1.85	0.58
9:AI:119:LYS:O	9:AI:120:ALA:HB3	2.03	0.58
11:AK:95:THR:O	11:AK:99:LEU:HD22	2.03	0.58
12:AL:80:LEU:HB2	12:AL:101:LEU:HD22	1.84	0.58
12:AL:93:ARG:C	12:AL:94:TYR:CD2	2.77	0.58
14:AN:46:LEU:O	14:AN:48:LEU:N	2.36	0.58
16:AP:16:PHE:CD1	16:AP:16:PHE:C	2.75	0.58
21:AU:24:LYS:HD3	21:AU:25:ALA:N	2.18	0.58
22:AV:21:A:C6	22:AV:46:G:C4	2.91	0.58
22:AV:50:U:C2	22:AV:51:U:C5	2.92	0.58
1:BA:164:G:H2'	1:BA:165:G:H5'	1.85	0.58
1:BA:867:G:H2'	1:BA:868:C:H6	1.69	0.58
1:BA:1388:C:H2'	1:BA:1389:C:C6	2.38	0.58
2:BB:17:HIS:O	2:BB:188:THR:HG23	2.03	0.58
2:BB:53:LEU:CD1	2:BB:219:THR:HG21	2.32	0.58

Continued on next page...

Continued from previous page...

Atom-1	Atom-2	Interatomic distance (Å)	Clash overlap (Å)
2:BB:95:TRP:CZ3	2:BB:96:LEU:O	2.56	0.58
5:BE:121:ASN:CG	5:BE:122:VAL:N	2.56	0.58
6:BF:19:PRO:HA	6:BF:22:ILE:HG13	1.85	0.58
25:CA:440:C:O2'	25:CA:441:U:H5'	2.02	0.58
25:CA:656:G:C2'	25:CA:657:U:O5'	2.52	0.58
25:CA:928:A:O2'	25:CA:929:U:H5'	2.02	0.58
25:CA:1288:G:C5	25:CA:1327:A:C2	2.91	0.58
25:CA:1902:C:H4'	27:CC:241:LYS:O	2.03	0.58
25:CA:1919:A:H2'	25:CA:1919:A:N3	2.18	0.58
25:CA:2720:U:OP1	40:CP:52:ARG:NH2	2.37	0.58
26:CB:48:U:P	39:CO:30:ARG:HH22	2.26	0.58
27:CC:161:VAL:CG1	27:CC:162:GLN:N	2.66	0.58
33:CI:70:THR:C	33:CI:71:LYS:HD2	2.24	0.58
25:DA:247:G:H4'	25:DA:386:G:C4	2.37	0.58
25:DA:368:A:C2'	25:DA:369:U:H5'	2.33	0.58
25:DA:1018:U:C2	25:DA:1019:U:C6	2.91	0.58
25:DA:1323:C:C2'	25:DA:1324:G:O5'	2.51	0.58
25:DA:1392:A:C6	25:DA:1393:A:C6	2.91	0.58
25:DA:1538:G:C2	25:DA:1539:U:C6	2.91	0.58
25:DA:1719:G:N2	25:DA:1742:U:H1'	2.18	0.58
25:DA:1866:A:N3	25:DA:1876:A:C5	2.71	0.58
25:DA:2199:A:H1'	32:DH:28:ASN:HD21	1.67	0.58
25:DA:2258:C:H4'	25:DA:2259:U:OP2	2.04	0.58
25:DA:2341:G:H2'	25:DA:2342:C:C6	2.38	0.58
29:DE:23:PHE:CG	29:DE:111:GLU:HG3	2.39	0.58
29:DE:176:ASP:OD1	29:DE:179:SER:HB3	2.03	0.58
32:DH:59:ALA:O	32:DH:62:LEU:HB3	2.02	0.58
35:DK:58:LEU:HD23	35:DK:58:LEU:N	2.18	0.58
37:DM:70:ASP:OD1	37:DM:70:ASP:C	2.42	0.58
40:DP:21:PRO:HA	40:DP:46:VAL:HG12	1.84	0.58
1:AA:93:U:H2'	1:AA:94:G:H5'	1.83	0.58
1:AA:209:U:H5''	1:AA:210:C:OP2	2.02	0.58
1:AA:259:G:C6	1:AA:260:G:C5	2.90	0.58
1:AA:271:C:H2'	1:AA:272:C:C6	2.38	0.58
1:AA:277:C:O2'	1:AA:278:G:H5'	2.02	0.58
1:AA:412:A:C1'	1:AA:413:G:H5''	2.34	0.58
1:AA:602:A:O2'	1:AA:603:U:H5'	2.03	0.58
1:AA:739:C:C4	1:AA:740:U:C5	2.91	0.58
1:AA:1292:G:H2'	1:AA:1293:C:O4'	2.03	0.58
2:AB:56:LEU:HD21	2:AB:220:VAL:HG22	1.86	0.58
2:AB:158:ASP:O	2:AB:181:PRO:HD2	2.04	0.58

Continued on next page...

Continued from previous page...

Atom-1	Atom-2	Interatomic distance (Å)	Clash overlap (Å)
3:AC:96:VAL:CB	3:AC:97:PRO:CD	2.81	0.58
4:AD:158:LEU:O	4:AD:161:ALA:HB3	2.03	0.58
9:AI:96:GLU:N	9:AI:96:GLU:CD	2.57	0.58
16:AP:3:THR:HG22	16:AP:4:ILE:N	2.19	0.58
16:AP:6:LEU:HD13	16:AP:71:VAL:HG23	1.85	0.58
16:AP:19:VAL:HG13	16:AP:38:PHE:CA	2.31	0.58
17:AQ:11:VAL:O	17:AQ:12:VAL:CB	2.51	0.58
21:AU:11:PHE:N	21:AU:11:PHE:HD2	2.01	0.58
21:AU:36:PHE:HB3	21:AU:40:PRO:HG3	1.85	0.58
1:BA:448:A:C8	1:BA:487:A:C6	2.92	0.58
1:BA:459:A:H2'	1:BA:460:A:C8	2.39	0.58
1:BA:1022:A:C6	1:BA:1023:U:C4	2.91	0.58
1:BA:1062:U:C2'	1:BA:1063:C:C6	2.83	0.58
1:BA:1142:G:C4	1:BA:1143:G:H1'	2.38	0.58
2:BB:165:ALA:HB2	2:BB:186:VAL:HG12	1.86	0.58
20:BT:24:ARG:O	20:BT:28:ARG:HG2	2.02	0.58
25:CA:417:C:C2'	25:CA:418:C:O5'	2.50	0.58
25:CA:1075:C:H2'	25:CA:1076:C:C6	2.39	0.58
25:CA:1979:U:O2'	25:CA:1980:G:H5'	2.03	0.58
25:CA:2782:G:C2'	25:CA:2783:U:H5'	2.32	0.58
26:CB:20:G:N2	26:CB:64:G:C4	2.72	0.58
27:CC:259:ASN:CG	27:CC:262:THR:HG23	2.24	0.58
37:CM:43:ALA:O	37:CM:46:ILE:N	2.36	0.58
38:CN:2:ARG:O	38:CN:3:HIS:C	2.42	0.58
42:CR:102:SER:O	42:CR:103:ALA:O	2.22	0.58
49:CY:13:GLU:O	49:CY:15:ASN:N	2.36	0.58
49:CY:21:LEU:O	49:CY:22:LEU:O	2.21	0.58
25:DA:1538:G:OP2	25:DA:1538:G:C8	2.56	0.58
25:DA:1748:C:C2'	25:DA:1749:A:O5'	2.51	0.58
25:DA:2114:A:C5	25:DA:2167:U:H4'	2.38	0.58
30:DF:24:VAL:O	30:DF:27:VAL:HG12	2.04	0.58
39:DO:33:ARG:O	39:DO:34:HIS:CB	2.51	0.58
44:DT:54:GLU:HB3	44:DT:88:LYS:HG3	1.85	0.58
1:AA:142:G:N3	1:AA:142:G:H2'	2.18	0.58
1:AA:502:A:H2'	1:AA:503:C:C6	2.39	0.58
1:AA:505:G:H4'	1:AA:534:U:C4	2.38	0.58
1:AA:925:G:O4'	1:AA:1502:A:C2	2.57	0.58
1:AA:1005:A:H2'	1:AA:1006:G:O4'	2.04	0.58
1:AA:1259:C:H5''	1:AA:1260:G:OP2	2.03	0.58
2:AB:66:ILE:HB	2:AB:88:GLN:HB3	1.85	0.58
3:AC:52:SER:O	3:AC:53:ARG:CB	2.49	0.58

Continued on next page...

Continued from previous page...

Atom-1	Atom-2	Interatomic distance (Å)	Clash overlap (Å)
17:AQ:11:VAL:O	17:AQ:12:VAL:HB	2.04	0.58
17:AQ:54:ILE:HD13	17:AQ:55:GLY:N	2.18	0.58
19:AS:61:VAL:HA	19:AS:65:MET:SD	2.44	0.58
21:AU:11:PHE:CD2	21:AU:11:PHE:N	2.71	0.58
1:BA:112:G:H2'	1:BA:113:G:H5'	1.84	0.58
1:BA:435:A:C2'	1:BA:436:C:O5'	2.51	0.58
1:BA:718:A:H5'	11:BK:118:ASN:ND2	2.19	0.58
1:BA:1003:G:N2	1:BA:1004:A:O2'	2.37	0.58
1:BA:1527:U:OP2	21:BU:38:GLU:CG	2.51	0.58
2:BB:32:GLY:O	2:BB:33:ALA:HB2	2.02	0.58
5:BE:148:SER:CB	5:BE:151:MET:HG3	2.31	0.58
6:BF:47:LEU:CD1	6:BF:51:ILE:HG23	2.32	0.58
8:BH:88:LYS:HG3	8:BH:89:ASP:N	2.18	0.58
14:BN:41:ARG:NH1	14:BN:45:VAL:HG11	2.19	0.58
14:BN:64:CYS:SG	14:BN:83:LYS:HG3	2.44	0.58
15:BO:34:GLN:HE22	15:BO:38:LEU:HD22	1.69	0.58
15:BO:44:GLU:HG2	15:BO:45:HIS:N	2.18	0.58
20:BT:53:MET:O	20:BT:56:ILE:HG22	2.02	0.58
22:BV:7:A:H3'	22:BV:8:U:H5'	1.86	0.58
25:CA:277:G:H1'	25:CA:361:G:O6	2.03	0.58
25:CA:1405:U:H2'	25:CA:1406:U:O4'	2.03	0.58
25:CA:1835:G:N7	60:CA:3473:HOH:O	2.31	0.58
25:CA:2499:C:OP2	60:CA:3692:HOH:O	2.17	0.58
25:CA:2592:G:H2'	25:CA:2593:U:H5'	1.85	0.58
30:CF:40:GLY:O	30:CF:43:ILE:HD13	2.02	0.58
31:CG:148:ARG:HH21	31:CG:166:GLU:CD	2.07	0.58
35:CK:113:MET:HA	35:CK:116:ILE:HG13	1.86	0.58
38:CN:48:VAL:HG12	38:CN:49:GLU:N	2.18	0.58
43:CS:63:GLY:O	43:CS:64:ALA:HB3	2.04	0.58
49:CY:28:LEU:HD23	49:CY:37:LEU:CD2	2.33	0.58
25:DA:388:G:N7	25:DA:390:U:H2'	2.18	0.58
25:DA:1063:G:H3'	25:DA:1064:C:C5	2.39	0.58
25:DA:1350:C:N4	25:DA:1351:C:N4	2.52	0.58
25:DA:2097:A:H2'	25:DA:2098:U:H6	1.69	0.58
25:DA:2193:G:C2	25:DA:2194:U:C4	2.91	0.58
25:DA:2690:U:C4	25:DA:2873:A:N1	2.72	0.58
29:DE:1:MET:HG3	29:DE:14:VAL:HG23	1.85	0.58
31:DG:148:ARG:HA	31:DG:161:VAL:CG1	2.33	0.58
32:DH:34:GLY:O	32:DH:35:LYS:CB	2.50	0.58
34:DJ:81:ILE:HG12	34:DJ:82:GLY:N	2.19	0.58
37:DM:125:PRO:HG2	37:DM:126:ILE:HG23	1.86	0.58

Continued on next page...

Continued from previous page...

Atom-1	Atom-2	Interatomic distance (Å)	Clash overlap (Å)
40:DP:18:SER:O	40:DP:19:PHE:HB3	2.02	0.58
57:DW:17:LEU:HD22	57:DW:35:ARG:HB3	1.86	0.58
1:AA:44:A:C2'	1:AA:45:G:H5'	2.33	0.58
1:AA:299:G:C6	1:AA:300:A:N1	2.71	0.58
1:AA:411:A:P	4:AD:25:ARG:HH22	2.26	0.58
1:AA:463:U:H5'	1:AA:464:U:OP2	2.03	0.58
1:AA:553:A:O4'	12:AL:27:PRO:HA	2.04	0.58
1:AA:1114:C:H2'	1:AA:1114:C:O2	2.03	0.58
1:AA:1356:G:N2	1:AA:1357:A:C2	2.72	0.58
1:AA:1487:G:N2	1:AA:1488:G:H1'	2.19	0.58
2:AB:131:LYS:O	2:AB:133:ALA:N	2.37	0.58
4:AD:57:LYS:HB3	4:AD:199:ILE:HG22	1.86	0.58
6:AF:24:ARG:HH11	6:AF:24:ARG:HG2	1.69	0.58
8:AH:74:ILE:HD11	8:AH:128:VAL:HG22	1.83	0.58
10:AJ:40:ILE:CG2	10:AJ:73:LEU:HB2	2.33	0.58
11:AK:125:LYS:N	11:AK:125:LYS:HD3	2.18	0.58
14:AN:15:LEU:O	14:AN:16:ALA:C	2.42	0.58
1:BA:50:A:N6	1:BA:361:G:H4'	2.18	0.58
1:BA:71:A:C2	1:BA:100:G:N9	2.72	0.58
1:BA:579:A:C2'	1:BA:580:C:H5'	2.33	0.58
8:BH:17:GLN:HG2	8:BH:62:LEU:HD13	1.85	0.58
9:BI:98:ARG:HA	9:BI:103:VAL:HG11	1.85	0.58
15:BO:73:ASP:CB	15:BO:76:ARG:HG3	2.34	0.58
18:BR:41:SER:HB3	18:BR:51:GLN:NE2	2.19	0.58
25:CA:1063:G:N3	33:CI:135:MET:HA	2.18	0.58
25:CA:1508:A:O2'	25:CA:1509:A:O4'	2.22	0.58
29:CE:196:VAL:HA	29:CE:199:MET:HB2	1.85	0.58
32:CH:84:ALA:HB2	32:CH:90:LEU:HD12	1.86	0.58
33:CI:33:ASN:HB2	33:CI:36:GLU:CG	2.33	0.58
36:CL:76:GLU:HG3	36:CL:111:ILE:HG12	1.86	0.58
38:CN:103:ARG:CZ	38:CN:110:MET:HE2	2.34	0.58
45:CU:71:ILE:HD13	45:CU:82:VAL:HG23	1.86	0.58
55:C4:25:VAL:HB	55:C4:35:GLN:HB2	1.85	0.58
25:DA:905:A:H2'	25:DA:906:U:H5'	1.85	0.58
25:DA:1350:C:N3	25:DA:1382:G:C2	2.71	0.58
25:DA:1351:C:C2	25:DA:1381:G:C2	2.91	0.58
25:DA:1394:U:H2'	25:DA:1395:A:O5'	2.04	0.58
25:DA:2170:A:H1'	25:DA:2171:A:C8	2.38	0.58
56:DB:41:G:C8	30:DF:65:LEU:HD11	2.37	0.58
33:DI:21:PRO:HB2	33:DI:22:PRO:HD3	1.85	0.58
1:AA:27:G:C2'	1:AA:28:A:O5'	2.51	0.58

Continued on next page...

Continued from previous page...

Atom-1	Atom-2	Interatomic distance (Å)	Clash overlap (Å)
1:AA:601:G:H2'	1:AA:602:A:H8	1.67	0.58
1:AA:1061:G:C5	1:AA:1197:A:C2	2.92	0.58
1:AA:1253:G:N2	1:AA:1254:A:C4	2.72	0.58
1:AA:1309:G:OP1	13:AM:90:HIS:HE1	1.87	0.58
3:AC:64:ARG:O	3:AC:99:GLN:O	2.22	0.58
5:AE:81:GLN:CG	5:AE:149:PRO:HB3	2.33	0.58
7:AG:49:LEU:HD11	7:AG:60:ALA:HB1	1.86	0.58
8:AH:31:LEU:CD1	8:AH:31:LEU:C	2.72	0.58
11:AK:21:HIS:CD2	11:AK:34:THR:CG2	2.86	0.58
16:AP:51:ARG:HB3	16:AP:51:ARG:NH1	2.19	0.58
22:AV:61:C:H2'	22:AV:62:C:C6	2.38	0.58
1:BA:22:G:H4'	1:BA:885:G:C8	2.39	0.58
1:BA:279:A:H5''	1:BA:281:G:C5'	2.34	0.58
1:BA:707:U:H2'	1:BA:708:C:C6	2.38	0.58
1:BA:1000:A:N3	1:BA:1041:G:N2	2.50	0.58
2:BB:182:VAL:O	2:BB:195:VAL:HG12	2.03	0.58
14:BN:61:ARG:O	14:BN:62:ASN:HB2	2.04	0.58
17:BQ:11:VAL:O	17:BQ:12:VAL:HB	2.02	0.58
21:BU:25:ALA:O	21:BU:26:GLY:C	2.42	0.58
21:BU:45:LYS:HG2	21:BU:45:LYS:O	2.03	0.58
25:CA:1589:U:H2'	25:CA:1590:A:H5'	1.85	0.58
25:CA:1988:G:O2'	25:CA:1989:G:H5'	2.04	0.58
25:CA:2183:A:H2'	25:CA:2184:A:C8	2.38	0.58
26:CB:45:A:C4	26:CB:46:A:C8	2.91	0.58
26:CB:73:A:H2'	26:CB:73:A:N3	2.18	0.58
29:CE:176:ASP:C	29:CE:176:ASP:OD1	2.42	0.58
30:CF:107:VAL:N	30:CF:108:PRO:CD	2.67	0.58
25:DA:188:G:H2'	25:DA:189:G:H5'	1.86	0.58
25:DA:545:U:C6	25:DA:547:A:O3'	2.57	0.58
25:DA:1066:U:H1'	25:DA:1074:G:N2	2.18	0.58
25:DA:1257:C:H5'	29:DE:78:TRP:CZ3	2.39	0.58
25:DA:1269:A:H2'	25:DA:1270:C:C6	2.39	0.58
25:DA:1542:U:H2'	25:DA:1543:G:O5'	2.04	0.58
25:DA:2114:A:OP2	25:DA:2115:G:N7	2.37	0.58
25:DA:2335:A:C8	25:DA:2337:G:C5	2.92	0.58
25:DA:2666:C:C6	25:DA:2667:C:C5	2.92	0.58
25:DA:2707:U:H2'	25:DA:2707:U:O2	2.03	0.58
27:DC:13:ARG:HG2	27:DC:14:HIS:ND1	2.18	0.58
27:DC:50:THR:CG2	27:DC:53:ILE:HD11	2.32	0.58
29:DE:48:THR:OG1	29:DE:50:ALA:HB3	2.04	0.58
30:DF:105:ILE:HD11	30:DF:138:PRO:HG2	1.84	0.58

Continued on next page...

Continued from previous page...

Atom-1	Atom-2	Interatomic distance (Å)	Clash overlap (Å)
32:DH:114:GLU:OE2	32:DH:134:VAL:HA	2.04	0.58
33:DI:50:LYS:HD3	33:DI:50:LYS:N	2.19	0.58
35:DK:21:CYS:HA	35:DK:41:ILE:HG22	1.85	0.58
35:DK:105:ARG:O	35:DK:108:ARG:HB3	2.03	0.58
37:DM:49:ALA:CB	37:DM:124:LEU:HD21	2.34	0.58
37:DM:114:ARG:HG2	37:DM:130:PHE:CE1	2.39	0.58
40:DP:58:PHE:O	40:DP:72:VAL:HA	2.03	0.58
45:DU:8:ASP:O	45:DU:23:LYS:HA	2.03	0.58
49:DY:1:MET:HG2	49:DY:5:GLU:OE2	2.04	0.58
1:AA:108:G:C6	20:AT:9:ARG:HG2	2.39	0.58
1:AA:514:C:H2'	1:AA:515:G:O5'	2.04	0.58
1:AA:595:A:C4	1:AA:641:U:C4	2.91	0.58
1:AA:620:C:H1'	4:AD:131:ILE:HD11	1.85	0.58
1:AA:706:A:C2'	1:AA:707:U:H5'	2.34	0.58
1:AA:723:U:H5'	1:AA:724:G:P	2.44	0.58
1:AA:1338:G:H1'	22:AV:41:C:O2'	2.03	0.58
2:AB:49:PHE:C	2:AB:49:PHE:CD1	2.76	0.58
2:AB:60:ALA:HA	2:AB:64:GLY:HA3	1.85	0.58
4:AD:31:CYS:SG	4:AD:33:ILE:N	2.77	0.58
7:AG:14:ASP:HB2	7:AG:19:SER:HB3	1.86	0.58
11:AK:124:LYS:C	21:AU:33:ARG:HH21	2.06	0.58
12:AL:75:GLU:O	12:AL:76:HIS:HB2	2.02	0.58
19:AS:8:PRO:HB2	19:AS:40:PHE:CZ	2.38	0.58
19:AS:73:PHE:CD1	19:AS:73:PHE:N	2.72	0.58
1:BA:543:U:C2'	1:BA:544:G:H5'	2.34	0.58
1:BA:846:G:O2'	1:BA:847:G:H5'	2.04	0.58
1:BA:1176:A:H2'	1:BA:1177:G:O4'	2.04	0.58
1:BA:1272:G:C6	1:BA:1273:C:C4	2.92	0.58
2:BB:71:THR:HG22	2:BB:94:ARG:NH1	2.19	0.58
2:BB:156:LEU:HD12	2:BB:180:ILE:HD11	1.85	0.58
3:BC:21:TRP:HD1	3:BC:56:ILE:HG22	1.66	0.58
3:BC:66:THR:HG22	3:BC:67:ILE:N	2.19	0.58
5:BE:45:VAL:CG2	5:BE:117:ALA:HB2	2.33	0.58
5:BE:81:GLN:H	5:BE:146:MET:HE3	1.68	0.58
10:BJ:91:ASP:O	10:BJ:92:LEU:O	2.22	0.58
17:BQ:51:GLU:HG2	17:BQ:52:CYS:N	2.19	0.58
19:BS:6:LYS:HE2	19:BS:6:LYS:CA	2.33	0.58
25:CA:1054:A:H2'	25:CA:1054:A:N3	2.18	0.58
25:CA:1097:U:O2'	33:CI:8:VAL:HA	2.04	0.58
25:CA:1313:U:H5''	25:CA:1314:C:OP2	2.04	0.58
25:CA:1314:C:H2'	25:CA:1314:C:O2	2.02	0.58

Continued on next page...

Continued from previous page...

Atom-1	Atom-2	Interatomic distance (Å)	Clash overlap (Å)
25:CA:1490:A:N3	25:CA:1490:A:H2'	2.18	0.58
25:CA:1547:C:H2'	25:CA:1548:A:O4'	2.03	0.58
25:CA:1567:G:N7	27:CC:82:TYR:CE1	2.72	0.58
25:CA:1716:U:O2'	25:CA:1717:A:H5'	2.04	0.58
25:CA:1794:A:H2'	25:CA:1795:C:H6	1.68	0.58
25:CA:1873:G:H2'	25:CA:1874:C:H6	1.69	0.58
25:CA:2091:C:O3'	48:CX:55:MET:HE1	2.03	0.58
25:CA:2698:U:H2'	25:CA:2699:C:C6	2.39	0.58
25:CA:2801:G:H2'	25:CA:2802:G:H8	1.68	0.58
33:CI:44:LYS:O	33:CI:48:ILE:HG12	2.03	0.58
33:CI:74:PRO:HG2	33:CI:77:VAL:HG11	1.86	0.58
39:CO:75:GLY:O	39:CO:78:VAL:HG23	2.02	0.58
40:CP:24:THR:HG22	40:CP:25:VAL:N	2.18	0.58
44:CT:42:GLU:O	44:CT:45:ALA:HB3	2.04	0.58
25:DA:230:G:N3	25:DA:231:A:C8	2.72	0.58
25:DA:317:G:C4	25:DA:318:C:C6	2.92	0.58
25:DA:981:A:C5'	60:DA:3598:HOH:O	2.51	0.58
25:DA:1178:C:H2'	25:DA:1179:G:N7	2.19	0.58
25:DA:1187:G:OP1	42:DR:85:LYS:CE	2.51	0.58
25:DA:1494:A:C2	25:DA:1495:A:N9	2.72	0.58
25:DA:2746:U:N3	25:DA:2747:G:C8	2.71	0.58
28:DD:151:THR:HG22	28:DD:152:PRO:HD2	1.84	0.58
41:DQ:57:ARG:HA	41:DQ:60:TRP:CE3	2.39	0.58
1:AA:89:U:O2'	1:AA:90:C:H5''	2.04	0.58
2:AB:88:GLN:HE21	2:AB:220:VAL:HB	1.68	0.58
10:AJ:73:LEU:O	10:AJ:74:VAL:HB	2.04	0.58
13:AM:32:ILE:HD13	13:AM:58:GLU:CG	2.34	0.58
1:BA:420:U:C2'	1:BA:421:U:H5''	2.34	0.58
1:BA:642:A:C2	8:BH:104:SER:O	2.57	0.58
1:BA:978:A:C5	1:BA:1318:A:C6	2.92	0.58
1:BA:1237:C:C6	1:BA:1336:C:N4	2.71	0.58
2:BB:67:LEU:HD22	2:BB:69:VAL:HG23	1.85	0.58
4:BD:28:ASP:O	4:BD:29:THR:HB	2.04	0.58
4:BD:109:THR:O	4:BD:111:ALA:N	2.37	0.58
5:BE:94:PHE:CZ	5:BE:96:GLN:HG2	2.38	0.58
5:BE:109:ALA:O	5:BE:110:MET:CB	2.52	0.58
5:BE:124:ALA:O	5:BE:125:LYS:HB3	2.03	0.58
13:BM:89:ARG:HD2	13:BM:95:PRO:O	2.04	0.58
16:BP:3:THR:HG22	16:BP:66:THR:OG1	2.03	0.58
16:BP:79:ASN:O	16:BP:80:LYS:HB2	2.02	0.58
19:BS:43:MET:HA	19:BS:46:LEU:HD12	1.86	0.58

Continued on next page...

Continued from previous page...

Atom-1	Atom-2	Interatomic distance (Å)	Clash overlap (Å)
19:BS:68:HIS:HB3	19:BS:72:GLU:OE2	2.03	0.58
20:BT:54:GLN:HB3	20:BT:55:PRO:CD	2.34	0.58
25:CA:279:A:H2'	25:CA:280:U:H5'	1.84	0.58
25:CA:409:G:O2'	25:CA:410:G:H5'	2.04	0.58
25:CA:1526:C:C2'	25:CA:1527:G:O5'	2.52	0.58
25:CA:1968:G:H5''	60:CA:3468:HOH:O	2.02	0.58
25:CA:2128:G:O2'	25:CA:2129:C:H5'	2.04	0.58
25:CA:2880:C:H1'	38:CN:91:ALA:O	2.04	0.58
33:CI:91:LYS:HB3	33:CI:94:LYS:CG	2.33	0.58
35:CK:113:MET:SD	35:CK:116:ILE:HD11	2.44	0.58
36:CL:116:VAL:O	36:CL:116:VAL:HG13	2.02	0.58
45:CU:42:LYS:HG2	45:CU:59:GLU:HB2	1.85	0.58
52:C1:28:THR:C	52:C1:29:LYS:HG2	2.24	0.58
25:DA:158:U:C2'	25:DA:159:G:H5'	2.33	0.58
25:DA:261:G:H2'	25:DA:261:G:N3	2.18	0.58
25:DA:1448:G:C6	25:DA:1449:G:C5	2.92	0.58
25:DA:1526:C:C4	25:DA:1527:G:C5	2.92	0.58
25:DA:2125:G:N1	25:DA:2171:A:OP1	2.36	0.58
27:DC:140:VAL:HG13	27:DC:190:THR:O	2.03	0.58
30:DF:37:MET:HE3	30:DF:151:LEU:HB3	1.84	0.58
30:DF:170:ALA:C	30:DF:172:PHE:H	2.07	0.58
31:DG:101:VAL:HG22	31:DG:115:GLN:OE1	2.03	0.58
32:DH:96:THR:HG22	32:DH:115:VAL:CG1	2.34	0.58
43:DS:63:GLY:O	43:DS:64:ALA:HB3	2.03	0.58
43:DS:66:ILE:HD13	43:DS:66:ILE:N	2.19	0.58
45:DU:5:ARG:O	45:DU:6:ARG:O	2.21	0.58
49:DY:28:LEU:CD1	49:DY:46:VAL:HG21	2.33	0.58
54:D3:14:LYS:HB3	54:D3:22:LYS:HE2	1.84	0.58
1:AA:956:U:H2'	1:AA:957:U:O4'	2.04	0.58
3:AC:86:LEU:O	3:AC:89:VAL:HG22	2.03	0.58
8:AH:48:PHE:O	8:AH:49:LYS:CB	2.51	0.58
9:AI:49:GLN:NE2	9:AI:79:ARG:NH1	2.52	0.58
22:AV:18:G:H4'	22:AV:19:G:OP1	2.03	0.58
1:BA:209:U:H2'	1:BA:209:U:O2	2.04	0.58
1:BA:328:C:H4'	1:BA:329:A:H5''	1.85	0.58
1:BA:466:A:H2'	1:BA:468:A:C2	2.38	0.58
1:BA:674:G:H4'	18:BR:69:TYR:CE1	2.38	0.58
1:BA:1162:C:H1'	1:BA:1175:G:N2	2.19	0.58
1:BA:1210:C:O4'	1:BA:1214:C:C4	2.57	0.58
7:BG:64:ALA:HB1	7:BG:126:ALA:HB1	1.85	0.58
7:BG:94:ARG:HA	7:BG:97:ALA:HB3	1.86	0.58

Continued on next page...

Continued from previous page...

Atom-1	Atom-2	Interatomic distance (Å)	Clash overlap (Å)
20:BT:4:LYS:O	20:BT:6:ALA:N	2.36	0.58
21:BU:24:LYS:CG	21:BU:25:ALA:N	2.66	0.58
25:CA:61:C:C2	25:CA:94:A:C2	2.91	0.58
25:CA:117:G:C6	25:CA:119:A:C6	2.92	0.58
25:CA:846:U:H1'	25:CA:847:U:H5	1.69	0.58
25:CA:2590:A:O2'	25:CA:2591:C:H5'	2.04	0.58
27:CC:157:ALA:HB1	27:CC:196:ASN:O	2.04	0.58
30:CF:57:ALA:HB2	30:CF:64:PRO:HD3	1.86	0.58
30:CF:118:ALA:HA	30:CF:176:PHE:CE2	2.38	0.58
32:CH:3:VAL:HG12	32:CH:38:PRO:HA	1.86	0.58
36:CL:68:SER:O	36:CL:69:ARG:CB	2.52	0.58
40:CP:52:ARG:HH11	40:CP:52:ARG:HG2	1.69	0.58
41:CQ:90:ASP:O	41:CQ:94:LEU:HD12	2.03	0.58
43:CS:4:ILE:HD12	43:CS:4:ILE:H	1.68	0.58
44:CT:48:GLN:OE1	44:CT:54:GLU:HA	2.04	0.58
25:DA:402:A:H2'	25:DA:403:U:H5'	1.85	0.58
25:DA:1194:A:H2'	25:DA:1195:G:O5'	2.04	0.58
25:DA:1787:A:O4'	25:DA:2589:A:H4'	2.04	0.58
25:DA:2294:G:C2	25:DA:2295:C:C2	2.92	0.58
25:DA:2409:G:C6	25:DA:2410:G:C5	2.92	0.58
29:DE:148:ILE:CD1	29:DE:187:VAL:CG1	2.82	0.58
33:DI:126:ARG:HD3	33:DI:126:ARG:H	1.69	0.58
36:DL:91:ASP:HB3	36:DL:94:THR:CB	2.30	0.58
40:DP:52:ARG:H	40:DP:56:SER:HB3	1.68	0.58
45:DU:72:PHE:CZ	45:DU:77:GLY:HA2	2.39	0.58
50:DZ:6:ILE:HD11	50:DZ:47:ILE:HD11	1.85	0.58
1:AA:87:C:C2'	1:AA:88:U:H5'	2.34	0.57
1:AA:91:U:C4	1:AA:92:U:C2	2.92	0.57
1:AA:511:C:H1'	1:AA:512:U:C6	2.37	0.57
1:AA:1162:C:C2	1:AA:1175:G:C2	2.92	0.57
1:AA:1309:G:C6	1:AA:1329:A:C6	2.92	0.57
4:AD:52:VAL:CG2	4:AD:53:GLN:N	2.67	0.57
10:AJ:36:VAL:HA	10:AJ:75:ASP:O	2.04	0.57
12:AL:115:LYS:O	12:AL:116:TYR:HB2	2.03	0.57
17:AQ:57:VAL:HG12	17:AQ:78:VAL:HB	1.86	0.57
1:BA:112:G:C6	1:BA:330:C:C5	2.92	0.57
1:BA:145:G:C2'	1:BA:146:G:O5'	2.52	0.57
1:BA:993:G:H2'	1:BA:993:G:N3	2.19	0.57
1:BA:1092:A:C6	1:BA:1093:A:C6	2.92	0.57
1:BA:1276:G:C5	1:BA:1277:C:C5	2.92	0.57
1:BA:1489:G:C4	1:BA:1490:U:C6	2.92	0.57

Continued on next page...

Continued from previous page...

Atom-1	Atom-2	Interatomic distance (Å)	Clash overlap (Å)
4:BD:160:LEU:CD2	4:BD:161:ALA:N	2.66	0.57
7:BG:41:ILE:HD13	7:BG:115:MET:HB3	1.85	0.57
8:BH:20:ASN:HA	8:BH:64:TYR:CE2	2.39	0.57
8:BH:111:THR:O	8:BH:114:ALA:HB3	2.03	0.57
14:BN:80:SER:O	14:BN:84:VAL:HG23	2.04	0.57
25:CA:108:G:H2'	25:CA:109:C:H5'	1.85	0.57
25:CA:187:G:H2'	25:CA:188:G:H5''	1.84	0.57
25:CA:225:C:C2	25:CA:231:A:C2	2.92	0.57
25:CA:790:U:H2'	25:CA:790:U:O5'	2.03	0.57
25:CA:1061:U:O4	33:CI:10:LEU:HA	2.04	0.57
25:CA:1072:C:OP2	25:CA:1075:C:N4	2.37	0.57
25:CA:1185:G:H5''	25:CA:1186:G:OP1	2.03	0.57
25:CA:1439:A:H2'	25:CA:1440:U:H5'	1.85	0.57
25:CA:2040:G:H2'	25:CA:2041:U:O4'	2.04	0.57
25:CA:2502:G:H5'	25:CA:2503:A:H5''	1.85	0.57
29:CE:122:GLU:O	29:CE:123:LYS:HD3	2.04	0.57
31:CG:53:PRO:HD3	31:CG:61:TRP:CH2	2.39	0.57
31:CG:97:VAL:HG12	31:CG:97:VAL:O	2.02	0.57
32:CH:40:THR:O	32:CH:42:LYS:N	2.37	0.57
36:CL:23:ILE:O	36:CL:25:SER:N	2.37	0.57
42:CR:29:THR:HG22	42:CR:29:THR:O	2.02	0.57
25:DA:363:G:H2'	25:DA:364:C:C6	2.39	0.57
25:DA:618:G:N3	25:DA:618:G:H2'	2.18	0.57
25:DA:773:U:C5'	27:DC:46:GLY:HA3	2.34	0.57
25:DA:1121:C:N3	25:DA:1122:G:C8	2.72	0.57
25:DA:1229:C:H2'	25:DA:1230:A:C8	2.39	0.57
25:DA:2094:A:C2	25:DA:2196:C:C2	2.91	0.57
25:DA:2295:C:C2'	25:DA:2296:U:O5'	2.52	0.57
25:DA:2591:C:OP2	27:DC:236:GLY:O	2.21	0.57
25:DA:2819:G:H5''	60:DA:3816:HOH:O	2.03	0.57
32:DH:59:ALA:O	32:DH:62:LEU:CB	2.51	0.57
33:DI:27:LEU:HD13	33:DI:37:PHE:CD2	2.38	0.57
36:DL:79:LEU:O	36:DL:81:ASP:O	2.22	0.57
36:DL:110:VAL:O	36:DL:111:ILE:O	2.22	0.57
43:DS:59:GLU:HA	43:DS:64:ALA:HB2	1.86	0.57
1:AA:294:U:C2	1:AA:295:C:C5	2.91	0.57
1:AA:995:C:N3	1:AA:1046:A:O2'	2.29	0.57
1:AA:1298:U:H4'	1:AA:1299:A:O5'	2.03	0.57
2:AB:53:LEU:CD1	2:AB:216:VAL:HA	2.34	0.57
2:AB:114:LYS:O	2:AB:116:LEU:N	2.37	0.57
4:AD:147:LYS:CD	4:AD:147:LYS:H	2.17	0.57

Continued on next page...

Continued from previous page...

Atom-1	Atom-2	Interatomic distance (Å)	Clash overlap (Å)
5:AE:81:GLN:N	5:AE:146:MET:HE1	2.18	0.57
5:AE:120:HIS:O	5:AE:121:ASN:HB3	2.04	0.57
11:AK:41:LEU:HB3	11:AK:76:TYR:HE2	1.67	0.57
14:AN:35:ALA:HA	14:AN:41:ARG:HB3	1.86	0.57
16:AP:78:VAL:O	16:AP:80:LYS:N	2.37	0.57
17:AQ:57:VAL:C	17:AQ:58:VAL:HG12	2.25	0.57
17:AQ:80:LYS:HD3	17:AQ:80:LYS:N	2.19	0.57
20:AT:53:MET:HE3	20:AT:54:GLN:HA	1.86	0.57
1:BA:149:A:C2	1:BA:150:U:C2	2.92	0.57
1:BA:423:G:H2'	1:BA:424:G:O4'	2.04	0.57
1:BA:736:C:H2'	1:BA:737:C:C6	2.38	0.57
1:BA:1009:U:H2'	1:BA:1010:U:H5'	1.86	0.57
1:BA:1010:U:H2'	1:BA:1011:C:H6	1.69	0.57
2:BB:90:PHE:HE2	2:BB:148:GLY:O	1.87	0.57
2:BB:90:PHE:H	2:BB:149:GLY:HA3	1.68	0.57
3:BC:83:VAL:O	3:BC:86:LEU:HB2	2.03	0.57
8:BH:82:LEU:CD1	8:BH:84:ILE:HD11	2.34	0.57
11:BK:89:GLY:O	11:BK:90:PRO:O	2.22	0.57
25:CA:215:G:C4'	25:CA:216:A:H4'	2.34	0.57
25:CA:1059:G:OP2	25:CA:1060:U:C2'	2.52	0.57
25:CA:1475:G:O4'	25:CA:1475:G:N3	2.34	0.57
25:CA:1589:U:C2'	25:CA:1590:A:H5'	2.33	0.57
25:CA:1794:A:H2'	25:CA:1795:C:C6	2.39	0.57
25:CA:1869:G:O2'	25:CA:1872:A:N6	2.38	0.57
25:CA:2064:C:H2'	25:CA:2065:C:C6	2.40	0.57
25:CA:2327:A:H2'	25:CA:2328:A:C8	2.39	0.57
25:CA:2415:G:H4'	36:CL:66:PHE:HB3	1.86	0.57
25:CA:2480:C:H2'	25:CA:2481:G:H5'	1.86	0.57
27:CC:96:LYS:N	27:CC:96:LYS:HD2	2.18	0.57
30:CF:71:LYS:HD3	30:CF:72:SER:N	2.20	0.57
33:CI:115:ASP:O	33:CI:116:MET:HG2	2.05	0.57
33:CI:139:VAL:HG23	33:CI:141:ASP:HB2	1.86	0.57
36:CL:85:VAL:O	36:CL:86:GLU:O	2.22	0.57
40:CP:30:TRP:CD2	40:CP:39:LEU:CD1	2.87	0.57
42:CR:39:LEU:C	42:CR:49:ILE:HG23	2.25	0.57
25:DA:53:A:H2'	25:DA:54:G:H5'	1.86	0.57
25:DA:630:G:H5''	25:DA:631:A:OP2	2.04	0.57
25:DA:819:A:H2'	25:DA:820:A:O5'	2.04	0.57
25:DA:1043:C:C4	25:DA:1044:C:C4	2.92	0.57
25:DA:1312:U:H4'	25:DA:1313:U:O5'	2.05	0.57
25:DA:1356:G:C5	25:DA:1357:C:C5	2.92	0.57

Continued on next page...

Continued from previous page...

Atom-1	Atom-2	Interatomic distance (Å)	Clash overlap (Å)
25:DA:2344:U:H4'	25:DA:2345:G:OP1	2.04	0.57
25:DA:2383:G:H2'	25:DA:2384:U:H6	1.69	0.57
25:DA:2834:G:H2'	25:DA:2879:A:H61	1.69	0.57
30:DF:151:LEU:HD11	30:DF:153:ILE:HD11	1.86	0.57
31:DG:43:LYS:CE	31:DG:43:LYS:N	2.67	0.57
33:DI:40:ALA:HB3	33:DI:68:PHE:CZ	2.39	0.57
39:DO:25:ARG:HG3	39:DO:27:VAL:HG23	1.85	0.57
1:AA:83:C:OP1	1:AA:83:C:H4'	2.04	0.57
1:AA:201:G:C2	1:AA:217:C:O2	2.58	0.57
1:AA:1031:C:C4'	1:AA:1032:G:H5''	2.31	0.57
1:AA:1074:G:H4'	2:AB:101:THR:HG23	1.86	0.57
1:AA:1479:C:C2	1:AA:1480:A:C8	2.93	0.57
5:AE:88:HIS:ND1	5:AE:137:ARG:HD3	2.18	0.57
8:AH:10:LEU:HD23	8:AH:10:LEU:N	2.19	0.57
9:AI:20:ILE:HD13	9:AI:86:LEU:CD1	2.33	0.57
10:AJ:9:ARG:O	10:AJ:98:VAL:HA	2.04	0.57
13:AM:16:ILE:O	13:AM:17:ALA:C	2.42	0.57
17:AQ:68:LYS:O	17:AQ:69:THR:CB	2.52	0.57
1:BA:290:C:C2'	1:BA:291:U:H5'	2.34	0.57
1:BA:889:A:H4'	1:BA:890:G:OP1	2.05	0.57
1:BA:1073:U:C2	1:BA:1074:G:C8	2.91	0.57
1:BA:1120:C:H2'	1:BA:1121:U:H6	1.69	0.57
1:BA:1130:A:C2'	1:BA:1131:G:H5'	2.35	0.57
1:BA:1273:C:C6	1:BA:1274:A:C8	2.92	0.57
4:BD:153:ARG:O	4:BD:157:ALA:HB2	2.05	0.57
11:BK:87:GLY:H	11:BK:113:THR:HG22	1.67	0.57
12:BL:2:THR:HG22	12:BL:4:ASN:H	1.69	0.57
20:BT:43:LYS:CD	20:BT:86:ALA:HA	2.33	0.57
22:BV:5:G:C2	22:BV:69:G:C2	2.92	0.57
25:CA:1045:C:H3'	25:CA:1046:A:C5'	2.33	0.57
25:CA:1587:G:C5	25:CA:1588:G:C8	2.92	0.57
31:CG:80:GLU:O	31:CG:81:GLY:O	2.23	0.57
31:CG:158:GLY:O	31:CG:159:LYS:C	2.43	0.57
32:CH:61:VAL:O	32:CH:64:ALA:CB	2.50	0.57
46:CV:70:ILE:HG22	46:CV:72:VAL:CG1	2.34	0.57
52:C1:34:GLU:HG2	52:C1:49:LYS:HG3	1.84	0.57
25:DA:665:U:C2	25:DA:666:A:C8	2.92	0.57
25:DA:819:A:C4	25:DA:1189:A:C2	2.91	0.57
25:DA:1058:U:H2'	25:DA:1059:G:C8	2.39	0.57
25:DA:1853:A:N1	25:DA:2087:G:H1'	2.19	0.57
25:DA:2323:G:O2'	25:DA:2324:U:H5'	2.04	0.57

Continued on next page...

Continued from previous page...

Atom-1	Atom-2	Interatomic distance (Å)	Clash overlap (Å)
25:DA:2746:U:O4	25:DA:2747:G:C5	2.57	0.57
31:DG:8:VAL:CG2	31:DG:68:ARG:HD2	2.33	0.57
31:DG:39:ALA:HB2	31:DG:57:TYR:HB3	1.87	0.57
34:DJ:31:GLU:HB3	34:DJ:142:ILE:HG12	1.87	0.57
38:DN:33:ILE:HG13	38:DN:114:GLU:HB3	1.86	0.57
42:DR:49:ILE:CB	42:DR:53:PHE:N	2.68	0.57
54:D3:44:ARG:N	54:D3:45:PRO:HD2	2.19	0.57
1:AA:299:G:C6	1:AA:300:A:C2	2.92	0.57
1:AA:413:G:C2	4:AD:32:LYS:HD3	2.39	0.57
1:AA:514:C:C2'	1:AA:515:G:O5'	2.52	0.57
1:AA:543:U:O2'	1:AA:544:G:H5'	2.04	0.57
1:AA:883:C:O2'	1:AA:884:U:H5'	2.04	0.57
1:AA:1287:A:N6	1:AA:1288:A:N6	2.52	0.57
2:AB:81:ASP:H	2:AB:84:LEU:HB3	1.69	0.57
2:AB:207:ARG:O	2:AB:209:VAL:N	2.37	0.57
5:AE:114:LEU:O	5:AE:119:VAL:HG22	2.05	0.57
5:AE:152:VAL:O	5:AE:155:LYS:HB2	2.05	0.57
5:AE:158:LYS:O	8:AH:63:LYS:HE3	2.04	0.57
9:AI:11:ARG:HG2	9:AI:11:ARG:HH11	1.70	0.57
13:AM:74:MET:SD	30:CF:111:ARG:HB2	2.45	0.57
14:AN:29:ILE:O	14:AN:30:ILE:C	2.41	0.57
17:AQ:59:GLU:HG2	17:AQ:75:VAL:HG21	1.85	0.57
21:AU:38:GLU:N	21:AU:40:PRO:HD3	2.19	0.57
22:AV:21:A:C6	22:AV:48:C:C6	2.92	0.57
1:BA:150:U:C4	1:BA:170:U:C5	2.93	0.57
1:BA:264:C:H2'	1:BA:265:G:O4'	2.05	0.57
1:BA:660:C:H2'	1:BA:661:G:O4'	2.04	0.57
1:BA:1450:U:H2'	1:BA:1452:C:C5	2.39	0.57
4:BD:101:VAL:HG12	4:BD:113:ALA:HB1	1.85	0.57
14:BN:5:MET:HB3	14:BN:63:ARG:NH2	2.18	0.57
14:BN:45:VAL:HG23	14:BN:46:LEU:H	1.67	0.57
21:BU:46:ARG:HA	21:BU:49:ALA:HB3	1.86	0.57
25:CA:1066:U:O2	25:CA:1069:A:N7	2.38	0.57
25:CA:1071:G:C1'	25:CA:1089:A:N7	2.68	0.57
25:CA:2403:C:O2'	25:CA:2404:U:H5'	2.05	0.57
25:CA:2719:G:O2'	25:CA:2720:U:H5'	2.04	0.57
25:CA:2870:C:C4	25:CA:2871:U:C5	2.92	0.57
27:CC:259:ASN:O	27:CC:260:LYS:CB	2.52	0.57
29:CE:104:ALA:O	29:CE:108:ILE:CG2	2.52	0.57
30:CF:142:TYR:C	30:CF:145:VAL:HG22	2.24	0.57
38:CN:38:LEU:HB3	38:CN:39:PRO:CD	2.34	0.57

Continued on next page...

Continued from previous page...

Atom-1	Atom-2	Interatomic distance (Å)	Clash overlap (Å)
42:CR:40:MET:CE	42:CR:48:LYS:HE2	2.34	0.57
45:CU:96:LYS:O	45:CU:97:SER:CB	2.51	0.57
25:DA:119:A:H4'	25:DA:120:U:O5'	2.04	0.57
25:DA:230:G:C2	25:DA:231:A:C8	2.93	0.57
25:DA:434:U:H4'	25:DA:435:C:OP1	2.03	0.57
25:DA:560:C:O2	41:DQ:47:ARG:NH1	2.36	0.57
25:DA:749:A:N1	25:DA:753:A:O2'	2.32	0.57
25:DA:1029:A:C8	25:DA:1030:C:C6	2.92	0.57
25:DA:1097:U:H3'	25:DA:1098:A:O4'	2.03	0.57
25:DA:1401:G:N7	25:DA:1402:U:C5	2.73	0.57
25:DA:1869:G:N2	25:DA:1873:G:C6	2.72	0.57
25:DA:2125:G:C5'	25:DA:2126:A:OP2	2.53	0.57
25:DA:2291:U:O2'	25:DA:2292:U:H5'	2.03	0.57
25:DA:2315:G:H2'	25:DA:2316:G:O4'	2.04	0.57
31:DG:29:ASN:CB	31:DG:78:VAL:HA	2.35	0.57
31:DG:71:LEU:HA	31:DG:74:MET:SD	2.44	0.57
43:DS:1:MET:HB3	43:DS:109:ASP:OD2	2.04	0.57
43:DS:67:ASP:OD1	43:DS:67:ASP:N	2.36	0.57
54:D3:62:PRO:HG2	54:D3:63:TYR:CD2	2.39	0.57
1:AA:104:G:C2'	1:AA:105:G:H5'	2.34	0.57
1:AA:244:U:H4'	1:AA:245:U:C5'	2.34	0.57
1:AA:244:U:H4'	1:AA:245:U:H5'	1.86	0.57
1:AA:624:C:C2'	1:AA:625:U:O5'	2.52	0.57
1:AA:1183:U:O4'	1:AA:1183:U:OP2	2.22	0.57
1:AA:1211:U:O2'	1:AA:1212:U:P	2.61	0.57
2:AB:143:LEU:HD23	2:AB:143:LEU:H	1.69	0.57
4:AD:176:LYS:HD3	4:AD:176:LYS:H	1.67	0.57
5:AE:93:VAL:HG21	5:AE:110:MET:CE	2.34	0.57
8:AH:82:LEU:HD22	8:AH:83:ARG:O	2.05	0.57
14:AN:6:LYS:HD3	14:AN:6:LYS:N	2.20	0.57
14:AN:20:PHE:CD2	14:AN:24:ALA:CB	2.87	0.57
16:AP:72:ALA:HA	16:AP:75:ILE:CD1	2.35	0.57
1:BA:72:A:C6	1:BA:73:C:N4	2.72	0.57
1:BA:145:G:H2'	1:BA:146:G:O5'	2.04	0.57
1:BA:244:U:H4'	1:BA:245:U:C5'	2.35	0.57
1:BA:730:G:O2'	1:BA:766:A:H5'	2.03	0.57
1:BA:1032:G:H3'	1:BA:1032:G:N3	2.19	0.57
1:BA:1049:U:H4'	1:BA:1050:G:OP2	2.05	0.57
1:BA:1073:U:H5'	1:BA:1074:G:OP2	2.05	0.57
1:BA:1245:C:O2'	1:BA:1246:A:H5'	2.04	0.57
1:BA:1345:U:H2'	60:BA:1831:HOH:O	2.05	0.57

Continued on next page...

Continued from previous page...

Atom-1	Atom-2	Interatomic distance (Å)	Clash overlap (Å)
2:BB:185:ILE:HA	2:BB:199:ILE:HB	1.85	0.57
9:BI:89:TYR:O	9:BI:93:LEU:HD21	2.04	0.57
9:BI:128:LYS:CD	9:BI:129:ARG:H	2.18	0.57
10:BJ:18:ILE:HG23	10:BJ:19:ASP:N	2.18	0.57
12:BL:6:LEU:HD22	12:BL:11:ARG:HD2	1.85	0.57
13:BM:66:GLY:HA2	13:BM:69:ARG:CD	2.35	0.57
20:BT:66:ILE:HD11	20:BT:70:LYS:CD	2.33	0.57
25:CA:535:G:O2'	25:CA:536:G:H5'	2.04	0.57
25:CA:1178:C:O3'	25:CA:1179:G:C8	2.58	0.57
25:CA:1414:C:C5	25:CA:1415:U:C5	2.93	0.57
25:CA:1420:A:O2'	25:CA:1421:G:H5'	2.03	0.57
25:CA:1873:G:O2'	25:CA:1874:C:H5'	2.04	0.57
28:CD:150:GLN:O	28:CD:153:GLY:CA	2.52	0.57
30:CF:134:GLN:HG2	30:CF:134:GLN:O	2.03	0.57
32:CH:34:GLY:O	32:CH:35:LYS:CB	2.53	0.57
35:CK:77:ILE:N	35:CK:77:ILE:CD1	2.67	0.57
42:CR:39:LEU:CA	42:CR:49:ILE:CG2	2.82	0.57
53:C2:27:GLY:O	53:C2:30:VAL:HB	2.04	0.57
25:DA:146:A:H2'	25:DA:147:C:H6	1.70	0.57
25:DA:729:G:H2'	25:DA:729:G:N3	2.18	0.57
25:DA:969:G:H2'	25:DA:970:U:C6	2.40	0.57
25:DA:1014:A:C2	25:DA:1149:G:C2	2.92	0.57
25:DA:1356:G:C2	25:DA:1357:C:C6	2.92	0.57
25:DA:1413:A:C2	25:DA:1414:C:C2	2.93	0.57
28:DD:187:LEU:O	28:DD:188:LEU:HD23	2.04	0.57
29:DE:189:THR:HG22	29:DE:192:ALA:H	1.70	0.57
31:DG:112:VAL:CG1	31:DG:150:TYR:CE2	2.88	0.57
32:DH:43:ASN:O	32:DH:46:PHE:HB3	2.04	0.57
36:DL:90:VAL:HG11	36:DL:122:VAL:HG13	1.86	0.57
39:DO:14:ALA:O	39:DO:18:LEU:HD23	2.04	0.57
46:DV:28:ALA:HB3	46:DV:42:LEU:HD21	1.86	0.57
1:AA:419:C:C2'	1:AA:420:U:O5'	2.52	0.57
1:AA:435:A:C5	1:AA:436:C:C5	2.92	0.57
1:AA:439:U:C6	1:AA:440:C:C5	2.93	0.57
1:AA:625:U:O2'	1:AA:626:G:H5'	2.03	0.57
1:AA:883:C:C2'	1:AA:884:U:H5'	2.33	0.57
1:AA:1366:C:H2'	1:AA:1367:C:C6	2.39	0.57
2:AB:115:ASP:O	2:AB:116:LEU:HB2	2.05	0.57
2:AB:202:ASN:OD1	2:AB:203:ASP:N	2.38	0.57
3:AC:16:PRO:O	3:AC:17:TRP:HB2	2.04	0.57
3:AC:141:MET:HE1	3:AC:147:GLY:HA2	1.86	0.57

Continued on next page...

Continued from previous page...

Atom-1	Atom-2	Interatomic distance (Å)	Clash overlap (Å)
4:AD:147:LYS:H	4:AD:147:LYS:HD3	1.69	0.57
5:AE:96:GLN:HB2	5:AE:123:LEU:CD1	2.35	0.57
8:AH:53:ASP:CG	8:AH:54:THR:N	2.58	0.57
8:AH:58:LEU:HD13	8:AH:58:LEU:C	2.24	0.57
10:AJ:33:GLY:HA3	10:AJ:83:THR:HB	1.87	0.57
11:AK:123:PRO:O	11:AK:124:LYS:O	2.22	0.57
14:AN:30:ILE:HG22	14:AN:31:SER:N	2.20	0.57
21:AU:13:VAL:O	21:AU:15:LEU:CG	2.53	0.57
21:AU:28:LEU:CD2	21:AU:28:LEU:C	2.73	0.57
1:BA:189:A:C2'	1:BA:190:A:O5'	2.52	0.57
1:BA:211:G:O2'	1:BA:212:G:O4'	2.22	0.57
1:BA:430:A:H4'	4:BD:6:PRO:HG3	1.87	0.57
1:BA:735:C:H2'	1:BA:736:C:C6	2.39	0.57
1:BA:842:U:C2	1:BA:845:A:OP1	2.57	0.57
1:BA:1387:G:C6	1:BA:1388:C:C4	2.92	0.57
2:BB:49:PHE:HB2	2:BB:212:TYR:OH	2.05	0.57
2:BB:219:THR:H	2:BB:221:ARG:HD3	1.69	0.57
5:BE:95:MET:HE2	5:BE:114:LEU:HD21	1.84	0.57
5:BE:100:GLU:HA	5:BE:121:ASN:CB	2.34	0.57
6:BF:10:VAL:HG11	6:BF:18:VAL:CG2	2.34	0.57
6:BF:86:ARG:HH11	6:BF:86:ARG:HG2	1.69	0.57
7:BG:80:GLY:HA3	23:BX:11:U:H5''	1.86	0.57
9:BI:98:ARG:HA	9:BI:103:VAL:CG2	2.34	0.57
11:BK:100:ASN:OD1	11:BK:100:ASN:C	2.41	0.57
15:BO:20:ASP:OD2	15:BO:23:SER:HB2	2.05	0.57
15:BO:69:LEU:HD22	15:BO:77:TYR:HB2	1.87	0.57
20:BT:6:ALA:HB1	20:BT:9:ARG:HB2	1.86	0.57
25:CA:686:U:H2'	25:CA:788:A:N1	2.19	0.57
25:CA:751:A:H5'	43:CS:90:LYS:HA	1.86	0.57
25:CA:1071:G:C1'	25:CA:1089:A:C8	2.88	0.57
25:CA:1483:G:C5	25:CA:1484:U:C5	2.92	0.57
31:CG:148:ARG:HH11	31:CG:148:ARG:HG3	1.70	0.57
33:CI:83:ALA:HB1	33:CI:100:ILE:HD12	1.85	0.57
38:CN:2:ARG:O	38:CN:2:ARG:CD	2.52	0.57
49:CY:36:GLN:O	49:CY:37:LEU:HB3	2.05	0.57
25:DA:60:G:O2'	25:DA:61:C:O5'	2.23	0.57
25:DA:189:G:P	48:DX:25:LYS:HE2	2.44	0.57
25:DA:580:U:O3'	41:DQ:30:VAL:HG13	2.04	0.57
25:DA:2098:U:C4	25:DA:2099:U:C5	2.93	0.57
25:DA:2134:A:N6	25:DA:2157:G:O2'	2.37	0.57
25:DA:2193:G:H2'	25:DA:2194:U:C6	2.38	0.57

Continued on next page...

Continued from previous page...

Atom-1	Atom-2	Interatomic distance (Å)	Clash overlap (Å)
25:DA:2333:A:N7	25:DA:2335:A:C2	2.73	0.57
25:DA:2335:A:N7	25:DA:2337:G:C6	2.73	0.57
25:DA:2343:U:H2'	25:DA:2344:U:C6	2.40	0.57
25:DA:2642:G:C2	25:DA:2773:C:C2	2.92	0.57
25:DA:2884:U:O2	25:DA:2884:U:C4'	2.51	0.57
56:DB:45:A:C2	56:DB:46:A:N9	2.73	0.57
31:DG:21:GLN:HA	31:DG:21:GLN:OE1	2.04	0.57
31:DG:120:ILE:HD12	31:DG:140:ILE:CG2	2.35	0.57
40:DP:90:ALA:HB2	40:DP:112:ARG:HA	1.86	0.57
1:AA:22:G:C6	1:AA:23:C:N3	2.73	0.57
1:AA:104:G:N2	1:AA:105:G:C4	2.72	0.57
1:AA:410:G:H5'	1:AA:411:A:OP1	2.03	0.57
1:AA:676:A:O2'	1:AA:677:U:H5'	2.05	0.57
1:AA:1211:U:O2'	1:AA:1212:U:OP2	2.22	0.57
1:AA:1475:G:O2'	1:AA:1476:A:H5'	2.05	0.57
2:AB:40:ILE:HG21	2:AB:201:GLY:CA	2.35	0.57
3:AC:51:VAL:HG21	3:AC:67:ILE:HG23	1.87	0.57
4:AD:94:GLU:OE2	4:AD:103:ARG:NH1	2.37	0.57
9:AI:39:GLY:O	9:AI:40:ARG:CB	2.52	0.57
9:AI:89:TYR:O	9:AI:90:ASP:CG	2.43	0.57
10:AJ:33:GLY:O	10:AJ:34:ALA:HB2	2.05	0.57
13:AM:10:ASP:O	13:AM:11:HIS:HB2	2.04	0.57
13:AM:76:ILE:HG22	13:AM:80:MET:CE	2.34	0.57
17:AQ:71:SER:C	17:AQ:72:TRP:CD1	2.78	0.57
21:AU:19:LYS:CA	21:AU:19:LYS:HE2	2.33	0.57
1:BA:74:A:C2	1:BA:97:G:C4	2.93	0.57
1:BA:502:A:H2'	1:BA:503:C:H6	1.70	0.57
1:BA:920:U:H2'	1:BA:921:U:H6	1.69	0.57
1:BA:1050:G:H2'	1:BA:1051:C:C6	2.40	0.57
1:BA:1217:C:H2'	1:BA:1218:C:C6	2.38	0.57
2:BB:71:THR:O	2:BB:72:LYS:CG	2.52	0.57
2:BB:218:ALA:O	2:BB:219:THR:HB	2.05	0.57
3:BC:46:LEU:HB3	3:BC:49:ALA:HB3	1.86	0.57
7:BG:74:VAL:HG21	7:BG:143:MET:HG3	1.87	0.57
8:BH:82:LEU:HD13	8:BH:82:LEU:C	2.25	0.57
9:BI:8:THR:HB	9:BI:84:ARG:HH11	1.68	0.57
10:BJ:9:ARG:O	10:BJ:98:VAL:HA	2.05	0.57
13:BM:78:ARG:O	13:BM:82:LEU:HD23	2.04	0.57
17:BQ:60:ILE:O	17:BQ:61:ARG:HB3	2.04	0.57
18:BR:26:ALA:HA	18:BR:29:LYS:HG2	1.86	0.57
25:CA:528:A:H3'	25:CA:528:A:H8	1.70	0.57

Continued on next page...

Continued from previous page...

Atom-1	Atom-2	Interatomic distance (Å)	Clash overlap (Å)
25:CA:1169:A:H2'	25:CA:1170:C:O4'	2.04	0.57
25:CA:1181:U:H2'	25:CA:1182:G:C8	2.39	0.57
25:CA:2473:U:C6	25:CA:2474:U:H5	2.21	0.57
32:CH:69:ALA:CB	32:CH:138:VAL:HG12	2.34	0.57
34:CJ:7:LYS:O	34:CJ:11:VAL:HG23	2.04	0.57
35:CK:114:LYS:O	35:CK:118:LEU:HG	2.04	0.57
25:DA:558:U:OP1	34:DJ:113:PRO:HD2	2.04	0.57
25:DA:630:G:C3'	25:DA:631:A:H5''	2.34	0.57
25:DA:1090:A:N1	25:DA:1102:C:O2	2.37	0.57
25:DA:1458:U:H5'	25:DA:1459:G:C2	2.40	0.57
25:DA:1465:G:C6	25:DA:1466:U:C4	2.92	0.57
25:DA:2018:G:O2'	25:DA:2019:A:H5'	2.04	0.57
56:DB:47:C:H6	56:DB:47:C:O5'	1.88	0.57
27:DC:106:PRO:CB	27:DC:141:HIS:CE1	2.86	0.57
30:DF:63:LYS:HG2	30:DF:63:LYS:O	2.03	0.57
30:DF:96:TRP:O	30:DF:97:GLU:C	2.42	0.57
32:DH:6:LEU:HD13	32:DH:35:LYS:H	1.70	0.57
32:DH:117:LEU:HD12	32:DH:118:PRO:HD2	1.85	0.57
37:DM:66:ARG:NH1	37:DM:66:ARG:HG3	2.19	0.57
40:DP:13:LYS:HE3	40:DP:76:HIS:HA	1.87	0.57
1:AA:110:C:H2'	1:AA:111:G:O4'	2.04	0.57
1:AA:769:G:O2'	1:AA:770:C:H5'	2.05	0.57
1:AA:1183:U:OP2	1:AA:1183:U:C4'	2.52	0.57
1:AA:1312:G:N2	1:AA:1326:U:C2	2.73	0.57
1:AA:1442:G:H2'	1:AA:1443:C:O5'	2.04	0.57
20:AT:53:MET:CE	20:AT:54:GLN:HA	2.35	0.57
21:AU:25:ALA:CB	23:AX:9:G:C5'	2.83	0.57
1:BA:158:G:C4	1:BA:159:G:C8	2.93	0.57
1:BA:705:G:H21	11:BK:30:ILE:HD12	1.69	0.57
1:BA:833:G:O2'	1:BA:834:U:H5'	2.05	0.57
1:BA:920:U:C2	1:BA:921:U:C5	2.93	0.57
1:BA:974:A:C8	14:BN:71:HIS:CD2	2.92	0.57
1:BA:994:A:C8	1:BA:1216:A:H4'	2.40	0.57
1:BA:1088:G:C2	1:BA:1089:G:C4	2.93	0.57
1:BA:1130:A:C1'	1:BA:1146:A:C2	2.88	0.57
1:BA:1250:A:N7	1:BA:1287:A:N7	2.53	0.57
1:BA:1257:A:H4'	1:BA:1258:G:OP2	2.05	0.57
1:BA:1534:A:H4'	1:BA:1535:C:H6	1.69	0.57
2:BB:61:SER:C	2:BB:63:LYS:N	2.58	0.57
3:BC:5:HIS:CE1	3:BC:183:TYR:CD2	2.93	0.57
4:BD:83:GLY:O	4:BD:84:ASN:C	2.42	0.57

Continued on next page...

Continued from previous page...

Atom-1	Atom-2	Interatomic distance (Å)	Clash overlap (Å)
8:BH:77:VAL:HG12	8:BH:78:SER:N	2.18	0.57
11:BK:125:LYS:HA	21:BU:33:ARG:HH21	1.69	0.57
25:CA:185:G:C4	25:CA:186:G:C8	2.93	0.57
25:CA:1416:G:O2'	25:CA:1417:C:H6	1.86	0.57
25:CA:1501:G:H4'	27:CC:94:LEU:HD21	1.86	0.57
25:CA:2801:G:H2'	25:CA:2802:G:C8	2.40	0.57
28:CD:40:LEU:O	28:CD:41:ALA:C	2.43	0.57
30:CF:43:ILE:HG22	30:CF:82:TYR:CZ	2.39	0.57
30:CF:66:ILE:O	30:CF:66:ILE:HD12	2.04	0.57
32:CH:31:VAL:CB	32:CH:32:PRO:CD	2.83	0.57
46:CV:23:ALA:O	46:CV:24:ASN:C	2.39	0.57
46:CV:25:LYS:HE2	46:CV:43:ASP:HA	1.87	0.57
48:CX:58:ILE:HG13	48:CX:66:VAL:HG21	1.86	0.57
25:DA:282:A:H2'	25:DA:283:G:C8	2.39	0.57
25:DA:720:U:H2'	25:DA:721:A:C8	2.40	0.57
25:DA:1021:A:H3'	25:DA:1021:A:N3	2.19	0.57
25:DA:1176:U:C4	25:DA:1177:G:C6	2.92	0.57
25:DA:1348:C:H5''	25:DA:1349:C:OP2	2.05	0.57
25:DA:1837:C:O2'	25:DA:1927:A:N3	2.30	0.57
25:DA:2209:G:C8	25:DA:2210:U:C6	2.93	0.57
56:DB:43:C:H1'	30:DF:89:THR:HG22	1.85	0.57
29:DE:126:VAL:HG21	29:DE:133:LEU:HB3	1.85	0.57
30:DF:104:THR:HG22	30:DF:105:ILE:HG22	1.87	0.57
37:DM:66:ARG:HG3	37:DM:66:ARG:HH11	1.70	0.57
57:DW:17:LEU:HA	57:DW:35:ARG:HB2	1.87	0.57
1:AA:131:A:C6	1:AA:132:C:N4	2.73	0.57
1:AA:164:G:C2'	1:AA:165:G:H5'	2.34	0.57
1:AA:376:G:C4	1:AA:389:A:C2	2.93	0.57
1:AA:519:C:H2'	1:AA:520:A:C8	2.40	0.57
1:AA:1493:A:OP2	1:AA:1493:A:C8	2.55	0.57
2:AB:150:ILE:HG13	2:AB:151:LYS:N	2.20	0.57
8:AH:74:ILE:HD13	8:AH:128:VAL:HG13	1.87	0.57
9:AI:5:TYR:HB3	9:AI:88:GLU:CG	2.35	0.57
9:AI:28:VAL:HG11	9:AI:31:GLN:HA	1.87	0.57
9:AI:98:ARG:CD	9:AI:103:VAL:HG21	2.35	0.57
13:AM:40:GLU:CG	13:AM:41:ASP:N	2.68	0.57
19:AS:48:ILE:H	19:AS:48:ILE:HD12	1.68	0.57
1:BA:115:G:H4'	1:BA:116:A:O5'	2.04	0.57
1:BA:462:G:C5'	1:BA:463:U:OP2	2.52	0.57
1:BA:1151:A:N3	1:BA:1152:A:N7	2.52	0.57
1:BA:1269:A:N1	1:BA:1312:G:O2'	2.33	0.57

Continued on next page...

Continued from previous page...

Atom-1	Atom-2	Interatomic distance (Å)	Clash overlap (Å)
1:BA:1310:G:C6	1:BA:1311:A:C5	2.93	0.57
2:BB:118:THR:O	2:BB:119:GLN:HB3	2.05	0.57
3:BC:5:HIS:HE1	3:BC:183:TYR:CD2	2.23	0.57
3:BC:99:GLN:O	3:BC:100:ILE:CB	2.53	0.57
7:BG:30:MET:HG2	7:BG:30:MET:O	2.04	0.57
8:BH:101:ALA:HB3	8:BH:112:ASP:HB3	1.86	0.57
9:BI:60:LEU:HD23	9:BI:60:LEU:N	2.20	0.57
12:BL:87:LYS:O	12:BL:87:LYS:HG3	2.04	0.57
13:BM:10:ASP:O	13:BM:11:HIS:HB2	2.03	0.57
19:BS:29:PRO:HA	19:BS:47:THR:O	2.04	0.57
20:BT:77:ASN:O	20:BT:81:GLN:HG2	2.05	0.57
25:CA:183:C:H2'	25:CA:184:C:H5'	1.87	0.57
25:CA:281:C:H2'	25:CA:282:A:C8	2.40	0.57
25:CA:834:G:N3	25:CA:2358:A:H1'	2.19	0.57
25:CA:1171:G:C5	25:CA:1172:C:N3	2.73	0.57
25:CA:2314:A:H2'	25:CA:2315:G:C8	2.40	0.57
25:CA:2722:G:H4'	38:CN:4:ARG:HB2	1.87	0.57
27:CC:257:ARG:NH1	27:CC:263:ASP:OD2	2.38	0.57
28:CD:96:ILE:HG22	28:CD:97:SER:N	2.19	0.57
30:CF:48:LEU:HD12	30:CF:51:ASN:HD21	1.68	0.57
31:CG:15:ASP:HB2	31:CG:26:LYS:HG3	1.86	0.57
35:CK:121:GLU:O	35:CK:122:VAL:O	2.23	0.57
37:CM:90:GLU:O	37:CM:91:TYR:HB3	2.02	0.57
41:CQ:86:SER:CB	42:CR:51:VAL:HA	2.35	0.57
45:CU:53:GLN:N	45:CU:54:PRO:CD	2.67	0.57
49:CY:56:LEU:O	49:CY:57:LEU:HB2	2.05	0.57
53:C2:30:VAL:HG12	53:C2:31:LEU:N	2.19	0.57
25:DA:1073:A:H2'	25:DA:1074:G:H5'	1.85	0.57
25:DA:1412:U:O2	25:DA:1591:A:C2	2.57	0.57
25:DA:1414:C:C4	25:DA:1415:U:C5	2.93	0.57
25:DA:2799:A:O2'	25:DA:2800:A:C5'	2.53	0.57
29:DE:2:GLU:OE2	29:DE:13:THR:HG23	2.04	0.57
29:DE:119:ILE:O	29:DE:187:VAL:HA	2.04	0.57
30:DF:92:GLY:O	30:DF:95:MET:HB3	2.05	0.57
1:AA:437:U:C4	1:AA:438:U:C5	2.93	0.57
1:AA:470:C:C2	1:AA:471:U:C5	2.93	0.57
1:AA:1096:C:O2'	1:AA:1097:C:H5'	2.05	0.57
1:AA:1216:A:C2	1:AA:1217:C:C4	2.93	0.57
1:AA:1340:A:H2'	1:AA:1341:U:O4'	2.05	0.57
2:AB:66:ILE:HG21	2:AB:68:PHE:CE2	2.40	0.57
2:AB:79:VAL:O	2:AB:83:ALA:HB3	2.05	0.57

Continued on next page...

Continued from previous page...

Atom-1	Atom-2	Interatomic distance (Å)	Clash overlap (Å)
2:AB:138:ARG:HG3	2:AB:139:GLU:N	2.19	0.57
4:AD:77:GLU:HA	4:AD:77:GLU:OE1	2.03	0.57
5:AE:15:ILE:HD12	5:AE:15:ILE:N	2.20	0.57
13:AM:32:ILE:HG22	13:AM:33:LEU:N	2.18	0.57
17:AQ:13:SER:HB3	17:AQ:21:VAL:HG12	1.85	0.57
20:AT:35:TYR:HA	20:AT:38:ILE:HD12	1.87	0.57
21:AU:18:PHE:O	21:AU:21:SER:HB3	2.05	0.57
22:AV:64:A:C2	22:AV:65:G:C8	2.93	0.57
24:AY:107:THR:HG23	24:AY:110:ARG:HG2	1.87	0.57
1:BA:62:U:O2'	1:BA:379:C:H1'	2.05	0.57
1:BA:180:U:H2'	1:BA:181:A:O5'	2.05	0.57
1:BA:234:C:H2'	1:BA:235:C:C6	2.40	0.57
1:BA:649:A:H2'	1:BA:650:G:O4'	2.04	0.57
1:BA:677:U:H1'	11:BK:120:CYS:SG	2.44	0.57
1:BA:1256:A:N7	1:BA:1258:G:N2	2.52	0.57
1:BA:1490:U:O2'	1:BA:1491:G:H5'	2.05	0.57
4:BD:165:GLU:O	4:BD:166:LYS:O	2.23	0.57
4:BD:195:ASN:HB3	4:BD:197:HIS:HD2	1.69	0.57
6:BF:6:ILE:HD12	6:BF:6:ILE:N	2.19	0.57
8:BH:46:GLU:N	8:BH:63:LYS:HG3	2.19	0.57
9:BI:18:VAL:HA	9:BI:64:ILE:HG22	1.87	0.57
11:BK:83:VAL:HG11	11:BK:96:ILE:HG22	1.87	0.57
13:BM:86:ARG:HG2	13:BM:96:VAL:HG12	1.87	0.57
25:CA:1070:A:O2'	25:CA:1097:U:OP1	2.22	0.57
25:CA:1495:A:C2'	25:CA:1496:A:O5'	2.53	0.57
25:CA:2102:G:H5'	25:CA:2103:C:OP2	2.04	0.57
26:CB:102:G:H2'	26:CB:103:U:H5'	1.87	0.57
29:CE:115:GLN:O	29:CE:116:ASP:HB2	2.04	0.57
29:CE:149:ILE:HD12	29:CE:149:ILE:C	2.25	0.57
31:CG:148:ARG:CG	31:CG:148:ARG:NH1	2.67	0.57
36:CL:30:THR:O	36:CL:33:ARG:HG2	2.05	0.57
38:CN:78:LYS:C	38:CN:79:LEU:O	2.40	0.57
40:CP:72:VAL:CG2	40:CP:72:VAL:O	2.53	0.57
45:CU:53:GLN:N	45:CU:54:PRO:HD3	2.19	0.57
25:DA:88:G:C2'	25:DA:89:A:H5'	2.34	0.57
25:DA:1068:G:H2'	25:DA:1068:G:N3	2.19	0.57
25:DA:1084:A:C5	25:DA:1085:A:C5	2.93	0.57
25:DA:1339:G:H21	25:DA:1603:A:H1'	1.70	0.57
25:DA:1455:G:P	60:DA:3417:HOH:O	2.63	0.57
25:DA:1786:A:C4	25:DA:1938:A:C6	2.93	0.57
25:DA:2303:G:O2'	25:DA:2304:G:H5'	2.04	0.57

Continued on next page...

Continued from previous page...

Atom-1	Atom-2	Interatomic distance (Å)	Clash overlap (Å)
25:DA:2415:G:H2'	25:DA:2416:C:C6	2.39	0.57
25:DA:2663:G:C4	25:DA:2664:G:C8	2.93	0.57
25:DA:2847:U:H2'	25:DA:2848:G:O5'	2.05	0.57
25:DA:2898:U:H2'	25:DA:2899:A:H8	1.70	0.57
32:DH:9:VAL:CG1	32:DH:12:LEU:HG	2.35	0.57
32:DH:50:ARG:CZ	32:DH:50:ARG:CA	2.83	0.57
36:DL:19:LEU:HD12	36:DL:19:LEU:N	2.20	0.57
39:DO:92:PHE:HB2	39:DO:117:PHE:CD1	2.40	0.57
40:DP:11:GLN:HB2	40:DP:54:LEU:HD21	1.87	0.57
40:DP:113:LEU:O	40:DP:113:LEU:HG	2.04	0.57
43:DS:43:ALA:HA	43:DS:46:LEU:HD12	1.86	0.57
44:DT:35:ALA:HB3	44:DT:38:ALA:HB2	1.86	0.57
46:DV:63:ILE:HD11	46:DV:91:PHE:CE1	2.40	0.57
1:AA:65:A:C2	1:AA:381:C:C6	2.93	0.56
1:AA:274:A:H5''	17:AQ:15:LYS:HE2	1.87	0.56
1:AA:412:A:H4'	1:AA:413:G:OP1	2.04	0.56
1:AA:1049:U:C4'	1:AA:1050:G:OP2	2.53	0.56
1:AA:1299:A:O2'	1:AA:1300:G:H4'	2.05	0.56
5:AE:108:GLY:HA2	5:AE:111:ARG:HB3	1.87	0.56
5:AE:154:ALA:HB1	8:AH:65:PHE:CZ	2.40	0.56
7:AG:14:ASP:CB	7:AG:19:SER:HB3	2.35	0.56
7:AG:87:PRO:HD3	7:AG:147:ASN:HB2	1.86	0.56
13:AM:10:ASP:OD1	13:AM:11:HIS:N	2.38	0.56
13:AM:89:ARG:HD3	13:AM:95:PRO:O	2.05	0.56
20:AT:50:PHE:O	20:AT:53:MET:HG3	2.05	0.56
21:AU:40:PRO:HA	21:AU:44:ARG:HH11	1.68	0.56
22:AV:75:C:O4'	25:CA:2432:A:H1'	2.05	0.56
24:AY:59:THR:HG22	24:AY:60:VAL:N	2.20	0.56
24:AY:107:THR:CG2	24:AY:110:ARG:HG2	2.35	0.56
1:BA:158:G:C2'	1:BA:159:G:H5''	2.35	0.56
1:BA:565:U:OP2	1:BA:566:G:O2'	2.23	0.56
1:BA:631:C:H5''	1:BA:632:U:H5'	1.86	0.56
1:BA:645:G:C6	1:BA:646:G:N7	2.73	0.56
1:BA:918:A:H2'	1:BA:919:A:C8	2.40	0.56
1:BA:1397:C:O4'	1:BA:1397:C:O2	2.21	0.56
1:BA:1444:U:H2'	1:BA:1445:U:O5'	2.05	0.56
1:BA:1492:A:H3'	1:BA:1493:A:C8	2.40	0.56
6:BF:14:GLN:C	6:BF:16:GLU:H	2.06	0.56
7:BG:135:LYS:O	7:BG:136:LYS:C	2.43	0.56
11:BK:104:PHE:O	11:BK:106:ILE:N	2.38	0.56
13:BM:23:GLY:HA2	13:BM:68:LEU:CD2	2.34	0.56

Continued on next page...

Continued from previous page...

Atom-1	Atom-2	Interatomic distance (Å)	Clash overlap (Å)
16:BP:17:TYR:N	16:BP:17:TYR:CD1	2.73	0.56
16:BP:19:VAL:HG13	16:BP:38:PHE:N	2.19	0.56
17:BQ:60:ILE:HA	17:BQ:74:LEU:HA	1.87	0.56
25:CA:1060:U:H5'	25:CA:1062:G:H5'	1.85	0.56
25:CA:1474:U:C2'	25:CA:1475:G:H5'	2.34	0.56
25:CA:1731:G:N1	25:CA:1733:G:C4	2.73	0.56
25:CA:1838:C:C5	25:CA:1899:A:C5	2.93	0.56
25:CA:2331:G:N2	25:CA:2385:C:C6	2.73	0.56
25:CA:2491:U:H5''	25:CA:2570:G:H5''	1.87	0.56
25:CA:2579:C:H6	25:CA:2579:C:O5'	1.88	0.56
25:DA:71:A:OP2	25:DA:113:U:H5'	2.04	0.56
25:DA:149:A:H2'	25:DA:150:U:H6	1.70	0.56
25:DA:1440:U:C4	25:DA:1552:A:H2	2.23	0.56
25:DA:1567:G:O2'	27:DC:84:PRO:HG3	2.05	0.56
25:DA:1670:C:C5	25:DA:1671:U:N3	2.73	0.56
25:DA:1682:G:H2'	25:DA:1683:U:C6	2.40	0.56
25:DA:2098:U:C2'	25:DA:2099:U:H5'	2.35	0.56
25:DA:2531:A:N3	25:DA:2658:C:O2'	2.29	0.56
56:DB:49:C:O3'	39:DO:68:LYS:HE2	2.05	0.56
31:DG:145:ALA:O	31:DG:148:ARG:N	2.37	0.56
34:DJ:7:LYS:O	34:DJ:11:VAL:HG22	2.04	0.56
36:DL:50:PHE:CZ	36:DL:52:GLY:O	2.57	0.56
39:DO:93:ASP:OD2	39:DO:95:SER:CA	2.52	0.56
44:DT:80:TRP:CZ3	44:DT:82:LYS:HB2	2.39	0.56
45:DU:52:ASN:C	45:DU:54:PRO:HD3	2.25	0.56
55:D4:7:VAL:C	55:D4:8:LYS:HG3	2.24	0.56
1:AA:304:U:O2'	1:AA:305:G:H5'	2.05	0.56
1:AA:376:G:H5''	16:AP:5:ARG:HB3	1.86	0.56
1:AA:693:G:C6	1:AA:694:A:C5	2.93	0.56
1:AA:775:G:C2'	1:AA:776:G:H5'	2.35	0.56
1:AA:1066:C:C5'	1:AA:1067:A:OP2	2.52	0.56
5:AE:45:VAL:HG13	5:AE:117:ALA:HB2	1.87	0.56
11:AK:22:ILE:CG1	11:AK:85:VAL:HG22	2.35	0.56
14:AN:61:ARG:O	14:AN:62:ASN:CB	2.54	0.56
14:AN:91:GLY:O	14:AN:93:ILE:N	2.37	0.56
17:AQ:74:LEU:O	17:AQ:74:LEU:HD12	2.04	0.56
22:AV:12:U:H2'	22:AV:13:C:O5'	2.05	0.56
1:BA:22:G:H2'	1:BA:23:C:C6	2.40	0.56
1:BA:98:A:H2'	1:BA:99:C:C6	2.40	0.56
1:BA:210:C:H5''	1:BA:211:G:OP1	2.05	0.56
1:BA:502:A:H2'	1:BA:503:C:C6	2.40	0.56

Continued on next page...

Continued from previous page...

Atom-1	Atom-2	Interatomic distance (Å)	Clash overlap (Å)
1:BA:979:C:C6	1:BA:1318:A:N1	2.72	0.56
1:BA:1009:U:C2'	1:BA:1010:U:H5'	2.35	0.56
1:BA:1061:G:C5'	10:BJ:61:ALA:HB2	2.35	0.56
1:BA:1275:A:H2'	1:BA:1276:G:O4'	2.05	0.56
1:BA:1298:U:O2	1:BA:1298:U:C2'	2.52	0.56
3:BC:144:GLY:O	3:BC:145:ALA:O	2.23	0.56
5:BE:47:PHE:CD2	5:BE:47:PHE:C	2.78	0.56
5:BE:99:SER:O	5:BE:101:GLY:N	2.37	0.56
10:BJ:5:ARG:HG3	10:BJ:6:ILE:CG1	2.35	0.56
10:BJ:87:LEU:C	10:BJ:87:LEU:HD22	2.25	0.56
15:BO:1:SER:O	15:BO:2:LEU:HB2	2.05	0.56
15:BO:26:VAL:O	15:BO:27:GLN:C	2.43	0.56
18:BR:66:LEU:HD23	18:BR:66:LEU:N	2.20	0.56
25:CA:273:G:N2	25:CA:365:U:O2	2.38	0.56
25:CA:1533:C:H2'	25:CA:1533:C:O2	2.04	0.56
25:CA:1907:G:C6	25:CA:1908:C:C4	2.93	0.56
25:CA:2577:A:H5''	25:CA:2578:G:H5'	1.86	0.56
28:CD:103:ASP:OD1	28:CD:104:VAL:N	2.38	0.56
30:CF:151:LEU:HD12	30:CF:152:ASP:H	1.71	0.56
32:CH:4:ILE:HD11	32:CH:44:ILE:HA	1.87	0.56
36:CL:107:PHE:N	36:CL:107:PHE:CD2	2.72	0.56
37:CM:43:ALA:O	37:CM:45:GLN:N	2.37	0.56
48:CX:63:ILE:HD11	48:CX:67:LEU:HG	1.86	0.56
25:DA:27:G:N2	25:DA:512:G:HI1'	2.19	0.56
25:DA:143:C:O2	44:DT:1:MET:N	2.36	0.56
25:DA:230:G:C4	25:DA:231:A:C8	2.94	0.56
25:DA:260:G:C6	25:DA:261:G:N7	2.72	0.56
25:DA:1252:G:N3	41:DQ:32:ARG:HG2	2.18	0.56
25:DA:1362:C:C2'	25:DA:1363:C:H5'	2.35	0.56
25:DA:1710:G:C4	25:DA:1749:A:C2	2.94	0.56
25:DA:1866:A:C2	25:DA:1876:A:C4	2.93	0.56
25:DA:2473:U:O2	25:DA:2473:U:H2'	2.05	0.56
25:DA:2674:G:H4'	35:DK:30:ARG:HD2	1.86	0.56
56:DB:116:G:OP1	39:DO:55:GLU:HG2	2.04	0.56
35:DK:22:ILE:CG2	35:DK:42:THR:HG22	2.35	0.56
37:DM:21:ALA:N	37:DM:97:GLN:HB2	2.20	0.56
40:DP:24:THR:HB	40:DP:87:ARG:HB3	1.86	0.56
1:AA:541:G:H2'	1:AA:542:G:O4'	2.06	0.56
1:AA:1030:U:H5'	1:AA:1031:C:O2	2.05	0.56
1:AA:1114:C:C2	1:AA:1115:U:C6	2.93	0.56
1:AA:1142:G:N2	1:AA:1143:G:HI1'	2.20	0.56

Continued on next page...

Continued from previous page...

Atom-1	Atom-2	Interatomic distance (Å)	Clash overlap (Å)
1:AA:1234:C:H2'	1:AA:1235:U:H6	1.68	0.56
1:AA:1410:A:H2'	1:AA:1411:C:C6	2.40	0.56
1:AA:1525:G:OP1	11:AK:121:ARG:NH2	2.37	0.56
2:AB:23:ASN:ND2	2:AB:191:ASP:HA	2.21	0.56
2:AB:53:LEU:HD21	2:AB:212:TYR:CE2	2.40	0.56
2:AB:55:GLU:HA	2:AB:58:LYS:HB2	1.88	0.56
2:AB:185:ILE:HA	2:AB:199:ILE:HB	1.86	0.56
3:AC:171:ARG:O	3:AC:172:VAL:HG22	2.04	0.56
9:AI:11:ARG:HH11	9:AI:11:ARG:CG	2.19	0.56
9:AI:24:ASN:C	9:AI:58:GLU:HA	2.25	0.56
12:AL:2:THR:HG22	12:AL:4:ASN:N	2.20	0.56
15:AO:86:LEU:N	15:AO:86:LEU:HD23	2.20	0.56
22:AV:69:G:O2'	22:AV:70:G:H5'	2.05	0.56
1:BA:4:U:OP1	1:BA:5:U:O4	2.21	0.56
1:BA:107:G:H2'	1:BA:108:G:H5''	1.86	0.56
1:BA:164:G:C2'	1:BA:165:G:H5'	2.35	0.56
1:BA:689:C:OP2	11:BK:52:ARG:NH2	2.39	0.56
1:BA:853:C:O2'	1:BA:854:U:H5'	2.06	0.56
1:BA:919:A:C2	1:BA:920:U:C5	2.93	0.56
1:BA:969:A:C4	1:BA:970:C:C6	2.93	0.56
1:BA:996:A:C2	1:BA:1046:A:H4'	2.41	0.56
1:BA:1124:G:N2	1:BA:1127:G:C2	2.74	0.56
1:BA:1346:A:N1	1:BA:1374:A:H5''	2.20	0.56
1:BA:1379:G:N7	7:BG:1:PRO:HB2	2.20	0.56
2:BB:99:MET:O	2:BB:103:TRP:CB	2.54	0.56
2:BB:133:ALA:O	2:BB:137:THR:HG23	2.05	0.56
3:BC:56:ILE:HG13	3:BC:65:VAL:HG22	1.88	0.56
3:BC:149:LYS:HG3	3:BC:200:TRP:CZ3	2.40	0.56
5:BE:45:VAL:HG22	5:BE:117:ALA:HB2	1.87	0.56
5:BE:149:PRO:C	5:BE:151:MET:H	2.08	0.56
7:BG:58:LEU:HG	7:BG:59:GLU:H	1.70	0.56
8:BH:87:ARG:O	8:BH:88:LYS:HB3	2.06	0.56
9:BI:25:GLY:O	9:BI:62:LEU:HD21	2.06	0.56
9:BI:45:MET:HA	9:BI:47:VAL:HG23	1.86	0.56
10:BJ:5:ARG:HG2	10:BJ:79:PRO:HD3	1.86	0.56
14:BN:48:LEU:O	14:BN:51:LEU:HD21	2.05	0.56
14:BN:49:GLN:OE1	14:BN:49:GLN:HA	2.06	0.56
17:BQ:44:HIS:HB2	17:BQ:69:THR:HG22	1.87	0.56
22:BV:20:U:O4'	22:BV:20:U:P	2.64	0.56
25:CA:207:A:H2'	25:CA:208:C:O4'	2.06	0.56
25:CA:277:G:C1'	25:CA:361:G:O6	2.54	0.56

Continued on next page...

Continued from previous page...

Atom-1	Atom-2	Interatomic distance (Å)	Clash overlap (Å)
25:CA:359:G:C5	25:CA:360:U:C5	2.93	0.56
25:CA:528:A:C2	25:CA:2043:C:C5'	2.86	0.56
25:CA:528:A:C2	25:CA:2042:A:H2'	2.40	0.56
25:CA:557:C:H2'	25:CA:558:U:C6	2.39	0.56
25:CA:851:C:H2'	25:CA:852:U:H6	1.71	0.56
25:CA:1061:U:O2	33:CI:9:LYS:HB2	2.06	0.56
25:CA:1234:U:C2'	25:CA:1235:G:O5'	2.53	0.56
25:CA:1327:A:H2'	25:CA:1328:A:O4'	2.06	0.56
25:CA:1414:C:C4	25:CA:1415:U:H5	2.22	0.56
25:CA:1694:C:H4'	25:CA:1695:G:O5'	2.05	0.56
25:CA:2078:C:O2'	25:CA:2079:U:H5'	2.06	0.56
25:CA:2091:C:O2'	48:CX:55:MET:CE	2.54	0.56
25:CA:2153:C:H2'	25:CA:2154:A:O4'	2.05	0.56
25:CA:2205:A:H2'	25:CA:2206:C:C6	2.40	0.56
25:CA:2304:G:C1'	30:CF:128:SER:HB3	2.34	0.56
30:CF:11:VAL:HG13	30:CF:171:ALA:CB	2.35	0.56
30:CF:13:LYS:HG3	30:CF:14:LYS:N	2.20	0.56
31:CG:124:CYS:HA	31:CG:129:GLU:O	2.04	0.56
32:CH:72:ILE:CG2	32:CH:140:ALA:HB1	2.35	0.56
35:CK:77:ILE:HG22	35:CK:78:ARG:N	2.21	0.56
36:CL:87:GLY:O	36:CL:89:VAL:N	2.37	0.56
40:CP:30:TRP:CE3	40:CP:39:LEU:CD1	2.88	0.56
41:CQ:68:ALA:HB1	41:CQ:73:ILE:O	2.05	0.56
42:CR:49:ILE:C	42:CR:51:VAL:O	2.43	0.56
46:CV:61:LEU:N	46:CV:61:LEU:HD13	2.21	0.56
52:C1:28:THR:O	52:C1:29:LYS:HG2	2.05	0.56
25:DA:90:U:H3'	25:DA:91:A:H8	1.71	0.56
25:DA:454:A:H4'	25:DA:455:C:OP2	2.05	0.56
25:DA:535:G:C2'	25:DA:536:G:H5'	2.36	0.56
25:DA:1002:G:C5	25:DA:1003:G:C8	2.94	0.56
25:DA:1064:C:H4'	33:DI:90:GLY:H	1.70	0.56
25:DA:1091:G:N3	25:DA:1092:C:C6	2.73	0.56
25:DA:1197:G:H2'	25:DA:1198:U:H6	1.69	0.56
25:DA:1353:A:C2	25:DA:1378:A:C2	2.93	0.56
25:DA:1356:G:H21	25:DA:1357:C:H1'	1.70	0.56
25:DA:1486:U:C2	25:DA:1504:A:H2	2.23	0.56
25:DA:1670:C:C4	25:DA:1671:U:N3	2.73	0.56
25:DA:1672:A:C2	25:DA:1673:G:C4	2.93	0.56
25:DA:1778:U:H2'	25:DA:1784:A:N6	2.20	0.56
25:DA:2039:U:H2'	25:DA:2040:G:H8	1.71	0.56
25:DA:2204:G:C2	25:DA:2205:A:C8	2.93	0.56

Continued on next page...

Continued from previous page...

Atom-1	Atom-2	Interatomic distance (Å)	Clash overlap (Å)
25:DA:2308:G:O6	30:DF:76:PHE:HE2	1.89	0.56
25:DA:2493:U:H2'	25:DA:2494:G:O5'	2.05	0.56
25:DA:2847:U:C2'	25:DA:2848:G:O5'	2.54	0.56
56:DB:28:C:N3	56:DB:56:G:O6	2.37	0.56
28:DD:100:LEU:HD12	28:DD:100:LEU:O	2.05	0.56
31:DG:10:VAL:HG23	31:DG:14:VAL:HB	1.86	0.56
31:DG:106:LEU:HD13	31:DG:150:TYR:HB3	1.87	0.56
31:DG:120:ILE:HD12	31:DG:140:ILE:HG23	1.86	0.56
32:DH:32:PRO:O	32:DH:33:GLN:CB	2.52	0.56
33:DI:35:MET:O	33:DI:37:PHE:N	2.39	0.56
34:DJ:30:THR:HG22	34:DJ:31:GLU:N	2.19	0.56
34:DJ:101:ILE:O	34:DJ:105:VAL:HG23	2.05	0.56
36:DL:10:GLU:OE1	36:DL:10:GLU:CA	2.53	0.56
44:DT:30:ILE:C	44:DT:30:ILE:HD13	2.25	0.56
46:DV:75:GLN:HB2	46:DV:92:VAL:HG23	1.88	0.56
52:D1:24:LYS:HG3	52:D1:25:ASN:N	2.20	0.56
52:D1:49:LYS:O	52:D1:50:GLU:HB3	2.05	0.56
1:AA:198:G:C5	1:AA:199:A:N7	2.74	0.56
1:AA:500:G:C6	1:AA:546:A:C2	2.93	0.56
1:AA:714:G:H2'	1:AA:715:A:C8	2.41	0.56
1:AA:1054:C:H4'	1:AA:1055:A:OP1	2.04	0.56
1:AA:1161:C:H2'	1:AA:1162:C:H6	1.67	0.56
1:AA:1502:A:N7	1:AA:1504:G:C4	2.73	0.56
2:AB:39:ILE:N	2:AB:39:ILE:HD13	2.20	0.56
5:AE:119:VAL:HG21	5:AE:122:VAL:HG11	1.87	0.56
9:AI:43:ALA:N	9:AI:45:MET:SD	2.78	0.56
11:AK:15:VAL:O	11:AK:16:SER:CB	2.54	0.56
12:AL:113:ARG:NH2	12:AL:120:ARG:HG2	2.20	0.56
17:AQ:16:MET:HG2	17:AQ:19:SER:CB	2.36	0.56
1:BA:558:G:H8	1:BA:558:G:O5'	1.88	0.56
1:BA:601:G:O2'	1:BA:602:A:H5'	2.06	0.56
1:BA:939:G:C6	1:BA:940:C:C4	2.94	0.56
1:BA:1182:G:C5'	1:BA:1184:G:H5''	2.36	0.56
1:BA:1250:A:O2'	1:BA:1251:A:H5'	2.06	0.56
1:BA:1347:G:C8	9:BI:108:ARG:HB3	2.40	0.56
9:BI:106:ASP:OD2	9:BI:108:ARG:HG3	2.06	0.56
25:CA:363:G:H2'	25:CA:364:C:C6	2.40	0.56
25:CA:1536:C:O4'	25:CA:1537:G:C2	2.58	0.56
25:CA:1734:G:C4	25:CA:1735:A:C8	2.93	0.56
25:CA:2009:A:OP1	43:CS:41:LYS:HE2	2.06	0.56
25:CA:2164:C:H3'	25:CA:2165:C:C6	2.40	0.56

Continued on next page...

Continued from previous page...

Atom-1	Atom-2	Interatomic distance (Å)	Clash overlap (Å)
25:CA:2360:G:H1'	36:CL:60:ARG:HD3	1.87	0.56
25:CA:2786:U:C2'	25:CA:2787:C:H5'	2.34	0.56
25:CA:2886:A:C2	25:CA:2887:A:H1'	2.40	0.56
25:CA:2897:U:H2'	25:CA:2898:U:C6	2.41	0.56
27:CC:161:VAL:HG22	27:CC:175:LEU:HD23	1.87	0.56
30:CF:56:LEU:CD1	30:CF:64:PRO:HB3	2.34	0.56
33:CI:18:ASN:ND2	33:CI:27:LEU:HD21	2.20	0.56
36:CL:79:LEU:O	36:CL:82:LEU:HD22	2.05	0.56
25:DA:60:G:C4	25:DA:74:A:N1	2.74	0.56
25:DA:480:A:OP2	45:DU:43:LYS:CE	2.53	0.56
25:DA:1105:U:H2'	25:DA:1106:G:H8	1.70	0.56
25:DA:2105:U:C5	25:DA:2106:U:C5	2.93	0.56
25:DA:2204:G:C4	25:DA:2205:A:C8	2.93	0.56
27:DC:159:THR:H	27:DC:194:VAL:HG13	1.70	0.56
38:DN:86:ARG:HD3	38:DN:117:ASP:OD2	2.06	0.56
1:AA:53:A:H2'	1:AA:54:C:O4'	2.04	0.56
1:AA:55:A:C4	1:AA:56:U:C6	2.94	0.56
1:AA:482:A:H2'	1:AA:483:C:O4'	2.05	0.56
1:AA:707:U:H2'	1:AA:708:C:C6	2.40	0.56
1:AA:769:G:H4'	1:AA:1513:A:H4'	1.88	0.56
1:AA:1134:G:C2	1:AA:1135:U:H1'	2.40	0.56
1:AA:1181:G:O2'	1:AA:1182:G:N7	2.38	0.56
1:AA:1299:A:H2'	1:AA:1299:A:N3	2.19	0.56
1:AA:1299:A:C2	1:AA:1301:U:N3	2.74	0.56
4:AD:7:LYS:NZ	4:AD:21:LYS:HG3	2.20	0.56
4:AD:48:SER:O	4:AD:52:VAL:HG13	2.05	0.56
9:AI:18:VAL:HA	9:AI:64:ILE:HG22	1.88	0.56
10:AJ:32:THR:HG23	10:AJ:33:GLY:N	2.21	0.56
19:AS:10:ILE:HG21	19:AS:40:PHE:CE2	2.41	0.56
21:AU:33:ARG:CZ	21:AU:34:ARG:HB2	2.35	0.56
22:AV:52:G:C6	22:AV:63:G:C6	2.94	0.56
1:BA:71:A:C2'	1:BA:72:A:O5'	2.54	0.56
1:BA:188:C:O2	1:BA:188:C:C2'	2.52	0.56
1:BA:374:A:O2'	1:BA:375:U:H5'	2.05	0.56
1:BA:622:A:H3'	1:BA:623:C:H6	1.70	0.56
1:BA:1061:G:N7	1:BA:1062:U:C5	2.74	0.56
1:BA:1348:U:O3'	9:BI:121:ARG:HB2	2.05	0.56
1:BA:1364:U:H2'	1:BA:1364:U:O2	2.04	0.56
1:BA:1537:U:H3'	1:BA:1538:C:C6	2.40	0.56
2:BB:59:ILE:HD12	2:BB:60:ALA:N	2.21	0.56
3:BC:110:LEU:CD2	3:BC:110:LEU:N	2.68	0.56

Continued on next page...

Continued from previous page...

Atom-1	Atom-2	Interatomic distance (Å)	Clash overlap (Å)
4:BD:58:GLN:O	4:BD:62:ARG:HG2	2.05	0.56
5:BE:21:SER:HB2	5:BE:30:PHE:CE2	2.40	0.56
5:BE:121:ASN:CG	5:BE:122:VAL:H	2.09	0.56
7:BG:7:GLY:O	7:BG:8:GLN:HB3	2.04	0.56
7:BG:70:PRO:HA	7:BG:137:ARG:HG3	1.87	0.56
7:BG:79:VAL:HG12	7:BG:80:GLY:H	1.70	0.56
9:BI:7:GLY:CA	9:BI:84:ARG:HB3	2.36	0.56
17:BQ:77:VAL:C	17:BQ:78:VAL:HG22	2.26	0.56
25:CA:31:C:O3'	25:CA:1238:G:H5''	2.05	0.56
25:CA:1470:A:N6	25:CA:1521:G:H1'	2.20	0.56
25:CA:1494:A:C6	25:CA:1495:A:C6	2.93	0.56
25:CA:1678:A:N7	60:CA:3441:HOH:O	2.33	0.56
25:CA:2223:G:C2'	25:CA:2224:G:H5'	2.35	0.56
25:CA:2256:G:H2'	25:CA:2257:U:O5'	2.05	0.56
28:CD:100:LEU:O	28:CD:100:LEU:HD12	2.04	0.56
39:CO:31:THR:HG22	39:CO:33:ARG:N	2.21	0.56
39:CO:71:ALA:HB1	39:CO:106:LEU:HB2	1.87	0.56
39:CO:78:VAL:O	39:CO:79:ALA:C	2.43	0.56
46:CV:39:ALA:O	46:CV:40:ILE:HD13	2.05	0.56
25:DA:38:A:H2'	25:DA:39:G:O4'	2.05	0.56
25:DA:691:C:C2'	25:DA:692:C:H5'	2.36	0.56
25:DA:1167:C:H2'	25:DA:1168:G:H5''	1.88	0.56
25:DA:1429:G:C4	25:DA:1568:G:C2	2.94	0.56
25:DA:1473:G:O2'	25:DA:1474:U:H5'	2.05	0.56
25:DA:2755:C:HO2'	25:DA:2756:U:H6	1.53	0.56
33:DI:96:LYS:HG2	33:DI:138:VAL:HG22	1.87	0.56
36:DL:68:SER:O	36:DL:69:ARG:CB	2.53	0.56
46:DV:56:PHE:CE1	46:DV:61:LEU:CD2	2.89	0.56
57:DW:22:PHE:N	57:DW:22:PHE:CD2	2.72	0.56
48:DX:51:SER:O	48:DX:52:ALA:C	2.43	0.56
1:AA:1165:U:C2'	1:AA:1166:G:H5'	2.36	0.56
1:AA:1267:C:C5	1:AA:1268:G:C5	2.94	0.56
1:AA:1308:U:O2'	1:AA:1309:G:H5'	2.06	0.56
2:AB:125:PHE:N	2:AB:125:PHE:HD2	2.02	0.56
5:AE:81:GLN:NE2	5:AE:149:PRO:HD3	2.21	0.56
6:AF:8:PHE:CD1	6:AF:8:PHE:C	2.79	0.56
1:BA:143:A:C5'	1:BA:144:G:H5'	2.36	0.56
1:BA:166:U:O2'	1:BA:167:A:H5'	2.05	0.56
1:BA:459:A:H2'	1:BA:460:A:C1'	2.36	0.56
1:BA:543:U:O2'	1:BA:544:G:H5'	2.06	0.56
1:BA:718:A:H5'	11:BK:118:ASN:HD21	1.70	0.56

Continued on next page...

Continued from previous page...

Atom-1	Atom-2	Interatomic distance (Å)	Clash overlap (Å)
1:BA:1261:A:N3	1:BA:1262:C:C5	2.72	0.56
1:BA:1261:A:H1'	1:BA:1283:U:H5'	1.88	0.56
1:BA:1421:G:C2	1:BA:1422:G:C8	2.94	0.56
2:BB:53:LEU:HA	2:BB:56:LEU:HB3	1.87	0.56
2:BB:65:LYS:N	2:BB:65:LYS:HD2	2.20	0.56
2:BB:134:LEU:O	2:BB:136:ARG:N	2.39	0.56
5:BE:15:ILE:HD11	5:BE:112:ALA:CB	2.36	0.56
5:BE:105:ILE:HD11	5:BE:123:LEU:HD23	1.87	0.56
10:BJ:56:HIS:O	10:BJ:57:VAL:HG12	2.05	0.56
12:BL:49:ARG:NH1	12:BL:88:ASP:OD1	2.38	0.56
13:BM:22:TYR:O	13:BM:65:GLU:N	2.38	0.56
21:BU:9:GLU:HG3	21:BU:10:PRO:CD	2.36	0.56
25:CA:611:C:H2'	25:CA:612:G:H5'	1.87	0.56
25:CA:660:C:OP1	29:CE:94:GLN:HB2	2.06	0.56
25:CA:1130:U:C2	25:CA:2025:C:H5'	2.41	0.56
25:CA:1791:A:H5''	27:CC:204:LEU:HD23	1.87	0.56
25:CA:1860:G:O2'	25:CA:1861:G:H5'	2.06	0.56
25:CA:1894:C:H2'	25:CA:1895:C:C6	2.40	0.56
25:CA:2196:C:O2'	25:CA:2197:U:H5'	2.05	0.56
25:CA:2211:A:C2'	25:CA:2212:A:OP1	2.54	0.56
25:CA:2473:U:C6	25:CA:2474:U:C5	2.94	0.56
25:CA:2851:A:N6	25:CA:2852:G:C6	2.73	0.56
27:CC:161:VAL:HG12	27:CC:162:GLN:N	2.20	0.56
31:CG:173:ALA:O	31:CG:174:LYS:CB	2.52	0.56
36:CL:120:VAL:HG22	36:CL:121:THR:N	2.21	0.56
38:CN:72:ASP:C	38:CN:72:ASP:OD2	2.42	0.56
25:DA:1418:G:C2	25:DA:1579:A:N7	2.73	0.56
25:DA:1474:U:C4	25:DA:1475:G:N2	2.73	0.56
25:DA:1923:U:H2'	25:DA:1924:C:C6	2.41	0.56
25:DA:2201:G:C6	25:DA:2202:U:C4	2.93	0.56
25:DA:2294:G:N1	25:DA:2295:C:C2	2.74	0.56
25:DA:2444:G:OP2	29:DE:63:LYS:HE2	2.05	0.56
25:DA:2591:C:H2'	25:DA:2592:G:C8	2.40	0.56
27:DC:246:PRO:HG2	27:DC:247:TRP:CZ3	2.40	0.56
32:DH:5:LEU:O	32:DH:6:LEU:HD12	2.06	0.56
33:DI:104:GLN:O	33:DI:105:LEU:CB	2.53	0.56
34:DJ:35:ARG:HG2	34:DJ:40:HIS:HD2	1.71	0.56
36:DL:61:LEU:O	54:D3:12:ARG:HD3	2.05	0.56
37:DM:26:VAL:HG12	37:DM:104:GLU:OE2	2.06	0.56
39:DO:7:ARG:HG3	39:DO:96:GLY:O	2.05	0.56
41:DQ:30:VAL:O	41:DQ:31:TYR:C	2.44	0.56

Continued on next page...

Continued from previous page...

Atom-1	Atom-2	Interatomic distance (Å)	Clash overlap (Å)
44:DT:50:LEU:CD1	44:DT:50:LEU:N	2.68	0.56
1:AA:408:A:C2'	1:AA:409:U:H5'	2.36	0.56
1:AA:691:G:O6	11:AK:52:ARG:NH2	2.39	0.56
1:AA:1004:A:C2	1:AA:1026:G:C2	2.94	0.56
1:AA:1322:C:O2	1:AA:1322:C:O5'	2.23	0.56
8:AH:31:LEU:O	8:AH:32:LYS:C	2.43	0.56
1:BA:677:U:C2'	1:BA:678:U:H5'	2.36	0.56
1:BA:1377:A:C2'	7:BG:1:PRO:HG2	2.36	0.56
2:BB:47:PRO:O	2:BB:50:ASN:HB2	2.06	0.56
3:BC:154:GLY:O	3:BC:156:LEU:N	2.39	0.56
5:BE:153:ALA:O	5:BE:156:ARG:N	2.39	0.56
6:BF:70:VAL:HG23	6:BF:71:ILE:N	2.20	0.56
10:BJ:73:LEU:HD22	10:BJ:75:ASP:HB2	1.88	0.56
11:BK:124:LYS:O	21:BU:33:ARG:NE	2.35	0.56
12:BL:64:SER:OG	12:BL:96:THR:HG23	2.06	0.56
25:CA:1073:A:N7	25:CA:1074:G:C8	2.73	0.56
25:CA:1084:A:H5''	25:CA:1085:A:OP2	2.06	0.56
25:CA:1484:U:O2	25:CA:1484:U:H2'	2.04	0.56
25:CA:1613:G:H2'	60:CA:3313:HOH:O	2.02	0.56
25:CA:2146:C:H5'	25:CA:2147:A:C5	2.41	0.56
25:CA:2661:G:C6	25:CA:2662:A:C2	2.94	0.56
29:CE:4:VAL:HA	29:CE:11:ALA:HA	1.86	0.56
40:CP:27:VAL:HG22	40:CP:83:ILE:HG13	1.87	0.56
50:CZ:6:ILE:HD11	50:CZ:47:ILE:HD11	1.86	0.56
52:C1:33:LEU:N	52:C1:51:ALA:HB3	2.21	0.56
25:DA:237:C:O2'	25:DA:238:C:H5'	2.06	0.56
25:DA:1077:A:H2	25:DA:1088:A:C2	2.24	0.56
25:DA:2098:U:H2'	25:DA:2099:U:H5'	1.88	0.56
25:DA:2286:G:C4'	25:DA:2287:A:O5'	2.51	0.56
25:DA:2742:G:O2'	25:DA:2743:U:H5'	2.06	0.56
56:DB:34:A:H2'	56:DB:35:C:OP2	2.05	0.56
36:DL:77:ILE:HD11	36:DL:101:ILE:HG21	1.88	0.56
38:DN:10:LEU:O	38:DN:11:ASN:C	2.44	0.56
41:DQ:71:ASN:OD1	41:DQ:106:THR:HG23	2.04	0.56
48:DX:38:TRP:HB2	48:DX:45:PHE:HE2	1.71	0.56
50:DZ:26:LEU:HD21	50:DZ:46:MET:HB2	1.88	0.56
1:AA:89:U:O2'	1:AA:90:C:C5'	2.54	0.56
1:AA:108:G:C5'	1:AA:108:G:N3	2.69	0.56
3:AC:52:SER:HB2	3:AC:113:LYS:HB3	1.88	0.56
9:AI:98:ARG:HA	9:AI:103:VAL:CG2	2.36	0.56
16:AP:6:LEU:CD2	16:AP:70:ARG:HG3	2.35	0.56

Continued on next page...

Continued from previous page...

Atom-1	Atom-2	Interatomic distance (Å)	Clash overlap (Å)
17:AQ:10:ARG:HH21	17:AQ:55:GLY:HA2	1.71	0.56
22:AV:20:U:H2'	22:AV:20:U:O2	2.05	0.56
1:BA:110:C:N4	1:BA:111:G:C6	2.73	0.56
1:BA:112:G:C2'	1:BA:113:G:H5'	2.35	0.56
1:BA:188:C:O2	1:BA:189:A:C8	2.58	0.56
1:BA:587:G:H4'	8:BH:3:GLN:CB	2.36	0.56
1:BA:587:G:H4'	8:BH:3:GLN:HB3	1.88	0.56
1:BA:866:C:C4	1:BA:867:G:H1'	2.41	0.56
1:BA:867:G:H2'	1:BA:868:C:C6	2.40	0.56
1:BA:1160:G:O2'	1:BA:1161:C:H6	1.89	0.56
3:BC:64:ARG:O	3:BC:65:VAL:HB	2.05	0.56
3:BC:133:MET:O	3:BC:137:VAL:HG23	2.05	0.56
4:BD:54:LEU:CD2	4:BD:54:LEU:C	2.74	0.56
4:BD:137:SER:HB2	4:BD:138:PRO:HD2	1.88	0.56
4:BD:150:LYS:O	4:BD:151:GLN:OE1	2.23	0.56
5:BE:67:ARG:O	5:BE:70:MET:HE3	2.06	0.56
8:BH:110:MET:HB3	8:BH:114:ALA:CB	2.36	0.56
10:BJ:27:GLU:C	10:BJ:29:ALA:H	2.09	0.56
13:BM:76:ILE:O	13:BM:80:MET:HG3	2.05	0.56
19:BS:63:ASP:HB3	19:BS:64:GLU:CD	2.26	0.56
25:CA:32:C:O2'	25:CA:33:C:H5'	2.05	0.56
25:CA:150:U:H2'	25:CA:151:C:C6	2.40	0.56
25:CA:2182:U:H2'	25:CA:2183:A:C8	2.40	0.56
25:CA:2325:G:H5''	25:CA:2326:C:OP2	2.06	0.56
25:CA:2590:A:O3'	27:CC:237:ARG:NH1	2.39	0.56
25:CA:2732:G:C3'	25:CA:2733:A:H5'	2.36	0.56
30:CF:121:PHE:CZ	30:CF:127:TYR:HB2	2.41	0.56
31:CG:163:TYR:HB2	31:CG:166:GLU:CB	2.36	0.56
33:CI:132:ALA:HB1	33:CI:137:LEU:HD12	1.88	0.56
37:CM:15:GLY:C	37:CM:16:ARG:CD	2.73	0.56
43:CS:4:ILE:HG23	43:CS:106:VAL:HG22	1.88	0.56
50:CZ:34:THR:HG22	50:CZ:35:VAL:N	2.21	0.56
25:DA:65:U:C2	25:DA:66:C:C5	2.93	0.56
25:DA:320:A:H4'	25:DA:322:A:N7	2.21	0.56
25:DA:511:U:C3'	25:DA:512:G:H5'	2.35	0.56
25:DA:545:U:H1'	25:DA:548:G:OP2	2.06	0.56
25:DA:1126:A:H4'	25:DA:1127:A:O5'	2.06	0.56
25:DA:1224:U:H4'	42:DR:88:GLY:O	2.05	0.56
25:DA:1292:G:O2'	25:DA:1293:C:H5'	2.06	0.56
25:DA:1494:A:C2	25:DA:1495:A:C5	2.93	0.56
25:DA:1562:U:O2	25:DA:1563:U:C6	2.58	0.56

Continued on next page...

Continued from previous page...

Atom-1	Atom-2	Interatomic distance (Å)	Clash overlap (Å)
25:DA:2223:G:C3'	25:DA:2224:G:H5'	2.35	0.56
25:DA:2556:C:H2'	25:DA:2557:G:O5'	2.06	0.56
28:DD:101:PHE:O	28:DD:180:VAL:HG21	2.06	0.56
29:DE:48:THR:O	29:DE:52:VAL:HG23	2.06	0.56
29:DE:143:LEU:HB3	29:DE:146:VAL:HG11	1.87	0.56
30:DF:72:SER:HB2	30:DF:80:GLN:HB3	1.88	0.56
30:DF:175:PRO:O	30:DF:176:PHE:HB2	2.05	0.56
40:DP:12:MET:HB3	40:DP:76:HIS:CE1	2.41	0.56
40:DP:91:VAL:HG21	40:DP:96:LEU:HD21	1.87	0.56
42:DR:61:ALA:HB2	42:DR:98:ILE:HA	1.87	0.56
52:D1:31:GLU:O	52:D1:31:GLU:HG2	2.04	0.56
54:D3:31:ILE:O	54:D3:35:LYS:HD2	2.06	0.56
1:AA:270:A:C5	1:AA:271:C:C4	2.94	0.56
1:AA:542:G:C2	1:AA:543:U:C6	2.94	0.56
1:AA:647:C:O2'	1:AA:648:A:H5'	2.06	0.56
1:AA:696:A:H8	1:AA:696:A:O5'	1.88	0.56
1:AA:1142:G:C2	1:AA:1143:G:C1'	2.84	0.56
1:AA:1277:C:H2'	1:AA:1279:G:H8	1.71	0.56
9:AI:71:ILE:HG22	9:AI:72:SER:N	2.21	0.56
12:AL:43:LYS:HB2	12:AL:44:PRO:HD3	1.86	0.56
13:AM:113:LYS:HB3	13:AM:114:PRO:HD3	1.88	0.56
14:AN:3:GLN:HA	14:AN:6:LYS:HE2	1.88	0.56
14:AN:100:SER:O	14:AN:101:TRP:HB3	2.05	0.56
21:AU:9:GLU:OE1	21:AU:10:PRO:HG3	2.06	0.56
21:AU:13:VAL:CG1	21:AU:15:LEU:CD2	2.78	0.56
1:BA:96:U:O2'	1:BA:97:G:O5'	2.24	0.56
1:BA:708:C:H2'	1:BA:709:U:C6	2.41	0.56
1:BA:994:A:N7	1:BA:1216:A:H4'	2.21	0.56
1:BA:1000:A:C2	1:BA:1041:G:N2	2.73	0.56
1:BA:1055:A:H5''	1:BA:1056:U:OP2	2.06	0.56
1:BA:1097:C:H2'	1:BA:1098:C:C6	2.41	0.56
1:BA:1292:G:C6	1:BA:1293:C:N4	2.74	0.56
3:BC:154:GLY:O	3:BC:156:LEU:HD12	2.06	0.56
14:BN:73:PHE:CZ	14:BN:78:GLY:HA2	2.41	0.56
16:BP:48:GLU:CG	16:BP:49:GLY:H	2.19	0.56
25:CA:870:U:H2'	25:CA:871:U:H5'	1.86	0.56
25:CA:1419:A:O2'	25:CA:1420:A:H5''	2.06	0.56
25:CA:1925:C:H4'	25:CA:1926:U:C6	2.41	0.56
25:CA:2076:U:O4'	25:CA:2076:U:O2	2.24	0.56
25:CA:2376:A:N3	39:CO:111:ARG:NH1	2.53	0.56
26:CB:55:U:O2	26:CB:55:U:H2'	2.05	0.56

Continued on next page...

Continued from previous page...

Atom-1	Atom-2	Interatomic distance (Å)	Clash overlap (Å)
26:CB:106:G:H2'	26:CB:107:G:O4'	2.06	0.56
32:CH:59:ALA:HA	32:CH:62:LEU:CD2	2.35	0.56
36:CL:85:VAL:HB	36:CL:94:THR:HG23	1.87	0.56
44:CT:14:PRO:HD2	49:CY:33:ALA:HB1	1.88	0.56
25:DA:59:U:H6	25:DA:59:U:H3'	1.71	0.56
25:DA:920:A:H2'	25:DA:921:C:C6	2.40	0.56
25:DA:1138:G:H2'	34:DJ:108:MET:HE2	1.88	0.56
25:DA:1494:A:N1	25:DA:1495:A:C5	2.74	0.56
25:DA:1551:A:N6	25:DA:1552:A:C2	2.74	0.56
25:DA:1867:G:H2'	25:DA:1868:C:H5'	1.88	0.56
25:DA:2345:G:OP2	52:D1:45:HIS:HE1	1.88	0.56
25:DA:2473:U:H5''	25:DA:2474:U:OP2	2.05	0.56
28:DD:44:GLY:O	28:DD:45:TYR:HB3	2.06	0.56
30:DF:16:MET:O	30:DF:20:ASN:HA	2.06	0.56
33:DI:74:PRO:HG2	33:DI:77:VAL:CG2	2.34	0.56
35:DK:120:PRO:O	35:DK:121:GLU:HB2	2.06	0.56
36:DL:2:ARG:HA	36:DL:5:THR:HG23	1.88	0.56
52:D1:3:GLY:O	52:D1:5:ARG:N	2.39	0.56
1:AA:410:G:C4'	1:AA:411:A:OP1	2.53	0.56
1:AA:868:C:H2'	1:AA:869:G:H5'	1.86	0.56
1:AA:937:A:C2	1:AA:1379:G:C6	2.94	0.56
1:AA:1101:A:H1'	1:AA:1102:A:O4'	2.05	0.56
2:AB:86:CYS:HB2	2:AB:88:GLN:CD	2.26	0.56
3:AC:154:GLY:HA3	3:AC:162:ALA:HB1	1.88	0.56
4:AD:10:LEU:CD2	4:AD:62:ARG:HD3	2.36	0.56
4:AD:97:LEU:HD23	4:AD:117:VAL:HG11	1.88	0.56
4:AD:169:TRP:CD1	4:AD:185:PRO:HD3	2.41	0.56
8:AH:46:GLU:O	8:AH:47:ASP:CB	2.54	0.56
14:AN:15:LEU:N	14:AN:15:LEU:HD23	2.20	0.56
14:AN:20:PHE:CD2	14:AN:24:ALA:HB3	2.40	0.56
14:AN:35:ALA:HB2	14:AN:41:ARG:HB3	1.88	0.56
24:AY:112:LYS:O	24:AY:113:ASP:C	2.44	0.56
1:BA:108:G:O4'	1:BA:108:G:N3	2.39	0.56
1:BA:188:C:O2	1:BA:189:A:C1'	2.54	0.56
1:BA:1014:A:H2'	1:BA:1015:G:O4'	2.05	0.56
1:BA:1166:G:H2'	1:BA:1168:U:OP2	2.06	0.56
1:BA:1325:C:O2'	1:BA:1326:U:H5'	2.06	0.56
1:BA:1451:U:O5'	1:BA:1452:C:H5	1.89	0.56
2:BB:82:ALA:HA	2:BB:85:SER:HB3	1.88	0.56
3:BC:89:VAL:HA	3:BC:92:ASP:OD1	2.06	0.56
3:BC:149:LYS:HB3	3:BC:168:ARG:CG	2.35	0.56

Continued on next page...

Continued from previous page...

Atom-1	Atom-2	Interatomic distance (Å)	Clash overlap (Å)
8:BH:20:ASN:HA	8:BH:64:TYR:HE2	1.71	0.56
10:BJ:48:ARG:HH11	10:BJ:48:ARG:HG2	1.71	0.56
14:BN:15:LEU:O	14:BN:55:SER:HB2	2.06	0.56
19:BS:35:ARG:HH21	19:BS:74:ALA:HB3	1.70	0.56
21:BU:25:ALA:HB3	23:BX:8:A:H5'	1.88	0.56
25:CA:229:C:H2'	25:CA:230:G:O5'	2.05	0.56
25:CA:435:C:H2'	25:CA:436:C:H5'	1.88	0.56
25:CA:703:U:O4	25:CA:704:G:C6	2.59	0.56
25:CA:1183:U:H2'	25:CA:1184:U:C6	2.41	0.56
25:CA:1531:C:H2'	25:CA:1532:A:C8	2.41	0.56
25:CA:1742:U:C2'	25:CA:1743:G:O5'	2.54	0.56
34:CJ:64:VAL:CG1	34:CJ:68:LYS:HB2	2.35	0.56
48:CX:3:VAL:HG13	48:CX:10:ARG:HB3	1.86	0.56
52:C1:50:GLU:O	52:C1:51:ALA:HB2	2.05	0.56
25:DA:120:U:H5''	25:DA:122:G:OP2	2.06	0.56
25:DA:333:G:H2'	25:DA:334:C:H6	1.71	0.56
25:DA:464:U:H5'	53:D2:5:PHE:CD2	2.41	0.56
25:DA:536:G:H2'	25:DA:537:G:O5'	2.05	0.56
25:DA:1111:A:H4'	25:DA:1112:G:OP1	2.05	0.56
25:DA:1356:G:H2'	25:DA:1357:C:H6	1.71	0.56
25:DA:1446:C:H2'	25:DA:1447:C:C6	2.40	0.56
25:DA:1525:A:N7	25:DA:1526:C:C5	2.74	0.56
25:DA:1648:U:H2'	25:DA:1649:G:O4'	2.07	0.56
25:DA:2800:A:H3'	25:DA:2801:G:H5'	1.87	0.56
56:DB:74:U:O2	46:DV:29:ILE:CD1	2.54	0.56
29:DE:5:LEU:O	29:DE:6:LYS:C	2.44	0.56
29:DE:131:THR:O	29:DE:132:LYS:C	2.43	0.56
30:DF:57:ALA:O	30:DF:60:SER:O	2.24	0.56
32:DH:119:ASN:N	32:DH:120:GLY:CA	2.69	0.56
34:DJ:17:VAL:HG22	34:DJ:55:ILE:HB	1.86	0.56
36:DL:127:VAL:HG13	36:DL:131:ALA:HB1	1.88	0.56
42:DR:39:LEU:CA	42:DR:49:ILE:CG2	2.83	0.56
42:DR:83:TYR:C	42:DR:83:TYR:CD1	2.79	0.56
43:DS:29:VAL:HG11	43:DS:55:ILE:HD13	1.88	0.56
44:DT:3:ARG:N	44:DT:3:ARG:HD2	2.21	0.56
50:DZ:36:GLU:O	50:DZ:37:ARG:HD3	2.06	0.56
1:AA:499:A:N6	1:AA:547:A:H5''	2.21	0.55
1:AA:573:A:P	60:AA:1737:HOH:O	2.64	0.55
1:AA:918:A:C6	1:AA:919:A:C6	2.94	0.55
1:AA:1060:U:C1'	10:AJ:54:SER:HB2	2.36	0.55
1:AA:1279:G:H5''	10:AJ:9:ARG:HH22	1.71	0.55

Continued on next page...

Continued from previous page...

Atom-1	Atom-2	Interatomic distance (Å)	Clash overlap (Å)
2:AB:19:THR:HB	2:AB:36:LYS:O	2.06	0.55
2:AB:113:LEU:O	2:AB:117:GLU:HG2	2.05	0.55
2:AB:218:ALA:C	2:AB:219:THR:HG22	2.27	0.55
5:AE:81:GLN:CD	5:AE:149:PRO:HB3	2.25	0.55
5:AE:120:HIS:O	5:AE:121:ASN:CB	2.54	0.55
11:AK:93:GLU:OE2	21:AU:20:ARG:NH2	2.39	0.55
13:AM:113:LYS:HB2	13:AM:114:PRO:HD3	1.87	0.55
15:AO:10:ILE:O	15:AO:14:PHE:HD1	1.89	0.55
16:AP:52:LEU:O	16:AP:53:ASP:C	2.44	0.55
1:BA:100:G:C8	1:BA:101:A:C8	2.95	0.55
1:BA:114:U:H2'	1:BA:115:G:H5'	1.88	0.55
1:BA:511:C:H1'	1:BA:512:U:C6	2.41	0.55
1:BA:620:C:C1'	4:BD:131:ILE:HD13	2.36	0.55
1:BA:924:C:O2'	1:BA:1502:A:N1	2.33	0.55
1:BA:1375:A:H2'	1:BA:1376:U:H5'	1.88	0.55
2:BB:207:ARG:HB3	2:BB:211:LEU:HD13	1.87	0.55
2:BB:207:ARG:O	2:BB:209:VAL:N	2.38	0.55
3:BC:58:ARG:HA	3:BC:63:ILE:HA	1.87	0.55
4:BD:144:ILE:HG21	4:BD:149:LYS:HA	1.88	0.55
7:BG:105:GLU:HA	7:BG:108:ARG:HB2	1.87	0.55
16:BP:6:LEU:HD23	16:BP:17:TYR:CG	2.41	0.55
17:BQ:11:VAL:O	17:BQ:22:VAL:HA	2.06	0.55
19:BS:10:ILE:HG21	19:BS:40:PHE:CE2	2.42	0.55
25:CA:84:A:N3	25:CA:85:G:H1'	2.21	0.55
25:CA:358:U:H2'	25:CA:359:G:C8	2.41	0.55
25:CA:415:A:C2	25:CA:416:U:O2	2.58	0.55
25:CA:1340:U:O4'	25:CA:1340:U:O2	2.13	0.55
25:CA:1452:G:H5''	25:CA:1452:G:C8	2.41	0.55
25:CA:1871:A:C8	25:CA:1872:A:N1	2.74	0.55
25:CA:2144:G:O2'	25:CA:2147:A:N1	2.38	0.55
25:CA:2276:G:C2'	25:CA:2277:G:H5'	2.36	0.55
28:CD:12:THR:HG22	28:CD:13:ARG:H	1.71	0.55
30:CF:19:PHE:O	30:CF:20:ASN:C	2.44	0.55
32:CH:14:SER:OG	32:CH:17:ASP:HB2	2.06	0.55
33:CI:91:LYS:HB3	33:CI:94:LYS:HG3	1.87	0.55
33:CI:101:SER:HB3	33:CI:104:GLN:CG	2.37	0.55
41:CQ:26:ALA:HB1	41:CQ:33:VAL:HG21	1.89	0.55
41:CQ:75:TYR:CZ	41:CQ:79:ILE:HG13	2.41	0.55
49:CY:18:LEU:O	49:CY:22:LEU:N	2.39	0.55
54:C3:31:ILE:CG2	54:C3:34:LYS:HE3	2.36	0.55
25:DA:391:A:C2	25:DA:411:G:C5	2.93	0.55

Continued on next page...

Continued from previous page...

Atom-1	Atom-2	Interatomic distance (Å)	Clash overlap (Å)
25:DA:621:A:OP2	25:DA:622:G:OP2	2.23	0.55
25:DA:1049:C:H2'	25:DA:1050:A:H5'	1.87	0.55
25:DA:1105:U:O2	25:DA:1106:G:N7	2.38	0.55
25:DA:1277:G:H5'	38:DN:20:MET:HE1	1.88	0.55
25:DA:1317:G:N2	25:DA:1336:A:C4	2.74	0.55
25:DA:1378:A:C2	25:DA:1380:G:C8	2.94	0.55
25:DA:2792:A:C2	25:DA:2793:C:C6	2.94	0.55
28:DD:16:THR:OG1	28:DD:20:VAL:HB	2.07	0.55
28:DD:55:LYS:HG3	28:DD:77:ARG:HA	1.88	0.55
31:DG:15:ASP:HB2	31:DG:26:LYS:HG2	1.88	0.55
33:DI:120:ASP:O	33:DI:123:ALA:HB3	2.06	0.55
43:DS:66:ILE:CD1	43:DS:66:ILE:N	2.69	0.55
54:D3:22:LYS:HA	54:D3:47:ALA:O	2.06	0.55
1:AA:91:U:C6	1:AA:92:U:C6	2.94	0.55
1:AA:138:G:H2'	1:AA:139:A:H5'	1.87	0.55
1:AA:299:G:N1	1:AA:300:A:C2	2.74	0.55
1:AA:404:G:N7	4:AD:1:ALA:N	2.54	0.55
1:AA:626:G:H2'	1:AA:627:G:H5'	1.88	0.55
1:AA:771:G:C2'	1:AA:772:U:H5'	2.36	0.55
1:AA:1243:C:H2'	1:AA:1244:G:C8	2.42	0.55
1:AA:1294:G:C6	1:AA:1295:U:C4	2.95	0.55
1:AA:1319:A:OP1	19:AS:4:LEU:HD21	2.06	0.55
2:AB:71:THR:O	2:AB:72:LYS:CB	2.55	0.55
2:AB:73:ARG:O	2:AB:74:ALA:HB2	2.06	0.55
2:AB:209:VAL:O	2:AB:211:LEU:N	2.40	0.55
5:AE:76:ASN:O	5:AE:77:ASN:CB	2.55	0.55
12:AL:101:LEU:N	12:AL:101:LEU:HD13	2.21	0.55
19:AS:50:VAL:HG21	19:AS:70:LEU:O	2.06	0.55
1:BA:525:C:H2'	1:BA:526:C:H5'	1.88	0.55
1:BA:687:A:C5	1:BA:701:U:C5	2.94	0.55
1:BA:981:U:H2'	1:BA:982:U:C5	2.41	0.55
1:BA:987:G:C2	1:BA:1219:A:C2	2.94	0.55
1:BA:1314:C:H2'	1:BA:1315:U:H6	1.72	0.55
2:BB:124:THR:C	2:BB:125:PHE:CD2	2.80	0.55
2:BB:222:GLU:OE2	2:BB:225:SER:HA	2.05	0.55
12:BL:20:VAL:N	12:BL:21:PRO:HD2	2.21	0.55
13:BM:90:HIS:O	13:BM:92:ARG:N	2.40	0.55
18:BR:59:LYS:O	18:BR:62:ARG:HB2	2.05	0.55
25:CA:554:U:O2'	25:CA:555:G:H5'	2.06	0.55
25:CA:960:A:O3'	25:CA:961:C:H3'	2.06	0.55
25:CA:1078:U:H5''	25:CA:1079:C:OP1	2.07	0.55

Continued on next page...

Continued from previous page...

Atom-1	Atom-2	Interatomic distance (Å)	Clash overlap (Å)
25:CA:2144:G:C2'	25:CA:2147:A:H61	2.18	0.55
25:CA:2219:U:H2'	25:CA:2220:U:O5'	2.06	0.55
25:CA:2365:G:H2'	25:CA:2366:A:C8	2.42	0.55
60:CA:3293:HOH:O	29:CE:98:LYS:HE2	2.07	0.55
27:CC:156:SER:O	27:CC:157:ALA:C	2.43	0.55
30:CF:43:ILE:HG22	30:CF:82:TYR:CE1	2.41	0.55
30:CF:51:ASN:HB3	30:CF:146:ASP:CG	2.26	0.55
31:CG:154:GLU:OE2	31:CG:157:LYS:HB2	2.06	0.55
32:CH:129:GLU:HG2	32:CH:143:ILE:HG13	1.89	0.55
33:CI:24:GLY:O	33:CI:27:LEU:HD23	2.06	0.55
34:CJ:80:HIS:HB3	34:CJ:81:ILE:CG2	2.34	0.55
38:CN:103:ARG:HD3	38:CN:110:MET:HE3	1.88	0.55
39:CO:94:ARG:O	39:CO:96:GLY:N	2.39	0.55
49:CY:5:GLU:C	49:CY:7:ARG:N	2.56	0.55
49:CY:18:LEU:O	49:CY:22:LEU:CB	2.54	0.55
25:DA:7:G:H4'	34:DJ:15:TRP:CZ2	2.41	0.55
25:DA:104:A:C5	25:DA:105:C:C5	2.94	0.55
25:DA:503:A:H5'	25:DA:505:A:OP1	2.06	0.55
25:DA:962:G:H21	25:DA:2250:G:H1	1.54	0.55
25:DA:979:A:H2'	25:DA:982:C:H42	1.70	0.55
25:DA:1022:G:O6	34:DJ:68:LYS:HE2	2.05	0.55
25:DA:1181:U:H5''	25:DA:1182:G:OP2	2.06	0.55
25:DA:1773:A:N7	25:DA:1829:A:H1'	2.22	0.55
25:DA:2148:G:H2'	25:DA:2149:U:H6	1.71	0.55
25:DA:2250:G:OP1	37:DM:84:LYS:NZ	2.39	0.55
25:DA:2311:A:C2	30:DF:84:ILE:HD11	2.41	0.55
25:DA:2441:U:OP1	25:DA:2441:U:H4'	2.05	0.55
25:DA:2748:A:C4	25:DA:2749:A:C8	2.94	0.55
25:DA:2813:A:H2'	25:DA:2814:A:C8	2.41	0.55
27:DC:231:HIS:NE2	27:DC:243:PRO:HA	2.20	0.55
41:DQ:81:GLY:HA2	41:DQ:116:LEU:HD13	1.88	0.55
46:DV:63:ILE:O	46:DV:65:VAL:HG12	2.06	0.55
1:AA:52:C:O2'	1:AA:53:A:H5'	2.07	0.55
1:AA:113:G:C6	1:AA:315:A:N6	2.74	0.55
1:AA:589:U:H2'	1:AA:590:U:H6	1.71	0.55
1:AA:1314:C:OP2	19:AS:5:LYS:NZ	2.38	0.55
1:AA:1322:C:O2	1:AA:1322:C:O4'	2.19	0.55
2:AB:70:GLY:CA	2:AB:163:ILE:HG22	2.35	0.55
2:AB:110:ILE:O	2:AB:111:LYS:C	2.43	0.55
3:AC:5:HIS:CD2	3:AC:8:GLY:H	2.25	0.55
6:AF:64:VAL:HG12	6:AF:65:GLU:N	2.22	0.55

Continued on next page...

Continued from previous page...

Atom-1	Atom-2	Interatomic distance (Å)	Clash overlap (Å)
1:BA:35:G:H2'	1:BA:36:C:C6	2.41	0.55
1:BA:100:G:C5	1:BA:101:A:C5	2.94	0.55
1:BA:175:C:H2'	1:BA:176:C:C6	2.42	0.55
1:BA:211:G:C2'	1:BA:212:G:O4'	2.54	0.55
1:BA:279:A:H4'	1:BA:281:G:C8	2.42	0.55
1:BA:306:A:C2'	1:BA:307:C:H5'	2.36	0.55
1:BA:417:G:C5	1:BA:418:C:C4	2.93	0.55
1:BA:451:A:H5'	16:BP:70:ARG:HH12	1.71	0.55
1:BA:978:A:N7	1:BA:1318:A:N6	2.54	0.55
2:BB:172:ILE:HG22	2:BB:176:ASN:OD1	2.06	0.55
3:BC:129:PHE:CE2	3:BC:156:LEU:HD23	2.41	0.55
4:BD:86:GLY:CA	4:BD:196:GLU:HB3	2.37	0.55
7:BG:68:VAL:O	7:BG:70:PRO:HD3	2.06	0.55
9:BI:25:GLY:H	9:BI:58:GLU:CA	2.19	0.55
11:BK:13:LYS:CD	11:BK:13:LYS:C	2.75	0.55
25:CA:236:C:H2'	25:CA:237:C:H6	1.71	0.55
25:CA:611:C:C2'	25:CA:612:G:H5'	2.36	0.55
26:CB:41:G:C6	30:CF:68:LYS:HE2	2.42	0.55
26:CB:64:G:H2'	26:CB:65:U:C6	2.41	0.55
27:CC:182:LYS:O	27:CC:183:VAL:HG23	2.06	0.55
29:CE:12:LEU:HD23	29:CE:12:LEU:C	2.27	0.55
30:CF:142:TYR:HA	30:CF:145:VAL:HG13	1.87	0.55
31:CG:86:LEU:HD11	31:CG:132:LEU:HD12	1.88	0.55
33:CI:46:ASP:CA	33:CI:50:LYS:HD2	2.35	0.55
49:CY:18:LEU:CD2	49:CY:22:LEU:HD22	2.35	0.55
25:DA:77:G:OP1	49:DY:52:ARG:HD3	2.06	0.55
25:DA:680:C:H2'	25:DA:681:G:C8	2.40	0.55
25:DA:817:C:P	60:DA:3585:HOH:O	2.63	0.55
25:DA:863:A:C2'	25:DA:864:G:O5'	2.54	0.55
25:DA:1277:G:H4'	38:DN:20:MET:HE2	1.88	0.55
25:DA:1355:G:C2	25:DA:1356:G:C8	2.95	0.55
25:DA:1542:U:C2'	25:DA:1543:G:O5'	2.54	0.55
25:DA:1726:C:H2'	25:DA:1727:C:H6	1.70	0.55
25:DA:1783:A:N1	25:DA:2587:A:H2'	2.21	0.55
25:DA:2025:C:P	60:DA:3477:HOH:O	2.64	0.55
25:DA:2221:G:C2'	25:DA:2222:C:H5'	2.36	0.55
25:DA:2660:A:H2'	25:DA:2661:G:C8	2.41	0.55
25:DA:2730:C:C2'	25:DA:2731:G:O5'	2.54	0.55
25:DA:2884:U:O2	25:DA:2884:U:O5'	2.23	0.55
56:DB:60:C:H2'	56:DB:61:G:H5'	1.88	0.55
33:DI:3:LYS:HD2	33:DI:4:VAL:H	1.72	0.55

Continued on next page...

Continued from previous page...

Atom-1	Atom-2	Interatomic distance (Å)	Clash overlap (Å)
37:DM:2:LEU:HD12	37:DM:2:LEU:N	2.20	0.55
42:DR:66:HIS:CE1	42:DR:94:THR:CG2	2.88	0.55
44:DT:26:LYS:HG2	44:DT:26:LYS:O	2.06	0.55
46:DV:51:GLN:HB3	46:DV:56:PHE:CE2	2.42	0.55
48:DX:32:LEU:O	48:DX:33:HIS:CD2	2.60	0.55
51:D0:54:ILE:CG2	51:D0:55:ALA:N	2.70	0.55
1:AA:246:A:H4'	1:AA:247:G:OP1	2.07	0.55
1:AA:353:A:H2'	1:AA:354:G:OP2	2.05	0.55
4:AD:150:LYS:HA	4:AD:177:MET:CE	2.36	0.55
4:AD:167:PRO:CG	4:AD:170:LEU:HD11	2.37	0.55
4:AD:169:TRP:NE1	4:AD:185:PRO:CG	2.66	0.55
5:AE:132:PRO:C	5:AE:134:ASN:H	2.09	0.55
5:AE:152:VAL:HG22	5:AE:153:ALA:N	2.21	0.55
6:AF:86:ARG:CG	6:AF:86:ARG:NH1	2.69	0.55
8:AH:24:VAL:O	8:AH:24:VAL:HG13	2.07	0.55
10:AJ:5:ARG:HE	10:AJ:79:PRO:HG3	1.71	0.55
10:AJ:100:ILE:HG13	10:AJ:101:SER:N	2.22	0.55
11:AK:50:GLY:O	11:AK:51:PHE:CD2	2.58	0.55
11:AK:110:THR:HG23	21:AU:4:LYS:HB3	1.87	0.55
13:AM:94:LEU:CB	13:AM:95:PRO:CD	2.83	0.55
16:AP:50:THR:O	16:AP:51:ARG:C	2.44	0.55
16:AP:75:ILE:O	16:AP:77:GLU:N	2.39	0.55
19:AS:40:PHE:O	19:AS:43:MET:HG3	2.06	0.55
1:BA:349:A:O2'	1:BA:350:G:H5'	2.06	0.55
1:BA:403:C:O2'	1:BA:404:G:H5'	2.07	0.55
1:BA:935:A:C2	1:BA:936:C:C2	2.94	0.55
1:BA:1093:A:C2	1:BA:1095:U:H4'	2.41	0.55
1:BA:1273:C:C5	1:BA:1274:A:N7	2.74	0.55
1:BA:1379:G:O6	7:BG:1:PRO:HD2	2.06	0.55
2:BB:180:ILE:HG22	2:BB:181:PRO:O	2.07	0.55
4:BD:3:TYR:CE1	4:BD:5:GLY:HA3	2.41	0.55
4:BD:31:CYS:O	4:BD:32:LYS:CB	2.54	0.55
4:BD:195:ASN:HB3	4:BD:197:HIS:CD2	2.41	0.55
5:BE:150:GLU:CG	5:BE:151:MET:SD	2.95	0.55
7:BG:137:ARG:NH2	7:BG:138:GLU:HG2	2.21	0.55
15:BO:75:ALA:C	15:BO:77:TYR:N	2.56	0.55
15:BO:77:TYR:O	15:BO:80:LEU:N	2.39	0.55
17:BQ:15:LYS:O	17:BQ:16:MET:SD	2.65	0.55
18:BR:24:ASP:O	18:BR:27:THR:N	2.39	0.55
22:BV:54:U:O5'	22:BV:54:U:H6	1.90	0.55
22:BV:74:C:H5'	22:BV:75:C:OP2	2.07	0.55

Continued on next page...

Continued from previous page...

Atom-1	Atom-2	Interatomic distance (Å)	Clash overlap (Å)
25:CA:100:U:C2	25:CA:101:A:N6	2.75	0.55
25:CA:545:U:O5'	25:CA:545:U:O2	2.25	0.55
25:CA:806:C:O2	25:CA:2444:G:O2'	2.25	0.55
25:CA:851:C:H2'	25:CA:852:U:C6	2.40	0.55
25:CA:1057:A:C5	25:CA:1086:A:H2'	2.41	0.55
25:CA:1707:G:O2'	25:CA:1708:C:H5'	2.07	0.55
25:CA:2305:U:H3	30:CF:150:GLY:HA3	1.67	0.55
25:CA:2519:U:C5	25:CA:2541:A:C6	2.94	0.55
25:CA:2571:U:O2'	28:CD:151:THR:HG22	2.06	0.55
25:CA:2846:G:H2'	25:CA:2847:U:O4'	2.07	0.55
29:CE:108:ILE:HD12	36:CL:2:ARG:HH12	1.71	0.55
31:CG:123:GLU:CD	31:CG:124:CYS:N	2.60	0.55
33:CI:6:ALA:HB1	33:CI:60:VAL:HG23	1.88	0.55
33:CI:102:ARG:N	33:CI:141:ASP:HA	2.21	0.55
45:CU:97:SER:O	45:CU:98:ASN:CB	2.54	0.55
46:CV:93:ARG:O	46:CV:94:ALA:HB2	2.05	0.55
54:C3:16:THR:HG23	54:C3:20:GLY:O	2.06	0.55
25:DA:614:A:O2'	25:DA:615:U:OP2	2.24	0.55
25:DA:665:U:N3	25:DA:666:A:N7	2.55	0.55
25:DA:1184:U:O2'	25:DA:1185:G:H5'	2.06	0.55
25:DA:1497:U:H3'	25:DA:1498:C:H6	1.71	0.55
25:DA:1906:G:H5''	25:DA:1929:G:O2'	2.06	0.55
25:DA:2032:G:C2	28:DD:150:GLN:HG2	2.42	0.55
25:DA:2078:C:H2'	25:DA:2079:U:O4'	2.06	0.55
25:DA:2204:G:H2'	25:DA:2205:A:H8	1.72	0.55
25:DA:2554:U:C4	25:DA:2555:U:O4	2.59	0.55
33:DI:102:ARG:O	33:DI:106:GLN:HB2	2.07	0.55
36:DL:119:PRO:HG3	36:DL:138:ALA:O	2.06	0.55
1:AA:504:C:O4'	1:AA:510:A:C2	2.59	0.55
1:AA:769:G:H2'	1:AA:770:C:O5'	2.07	0.55
1:AA:1102:A:O2'	1:AA:1103:C:H5'	2.07	0.55
1:AA:1222:G:C6	1:AA:1223:C:C4	2.95	0.55
1:AA:1253:G:H1'	1:AA:1355:G:O2'	2.07	0.55
1:AA:1313:U:P	19:AS:5:LYS:CB	2.94	0.55
1:AA:1462:C:H2'	1:AA:1463:U:C6	2.41	0.55
2:AB:116:LEU:HG	2:AB:140:LEU:CD1	2.37	0.55
4:AD:3:TYR:O	4:AD:3:TYR:CD1	2.60	0.55
5:AE:99:SER:O	5:AE:100:GLU:C	2.44	0.55
5:AE:132:PRO:HA	5:AE:135:VAL:CG1	2.36	0.55
8:AH:4:ASP:HB2	8:AH:80:PRO:CG	2.36	0.55
8:AH:33:VAL:HG12	8:AH:34:ALA:N	2.21	0.55

Continued on next page...

Continued from previous page...

Atom-1	Atom-2	Interatomic distance (Å)	Clash overlap (Å)
10:AJ:33:GLY:HA3	10:AJ:83:THR:CB	2.37	0.55
11:AK:30:ILE:CB	11:AK:45:THR:HG22	2.37	0.55
11:AK:91:GLY:O	11:AK:95:THR:CG2	2.54	0.55
13:AM:21:ILE:HG22	13:AM:22:TYR:O	2.06	0.55
21:AU:35:GLU:OE2	21:AU:37:TYR:HD1	1.90	0.55
21:AU:39:LYS:N	21:AU:40:PRO:HD2	2.21	0.55
1:BA:76:G:N2	1:BA:95:C:C2	2.74	0.55
1:BA:149:A:C2'	1:BA:150:U:H5'	2.36	0.55
1:BA:389:A:C6	1:BA:390:U:H1'	2.42	0.55
1:BA:687:A:C4	1:BA:701:U:H5	2.25	0.55
1:BA:791:G:C2'	1:BA:792:A:H5'	2.36	0.55
1:BA:1141:C:O2'	1:BA:1142:G:O5'	2.23	0.55
1:BA:1299:A:C6	1:BA:1301:U:O2	2.60	0.55
1:BA:1368:A:H2'	1:BA:1369:C:C6	2.40	0.55
6:BF:18:VAL:HG12	6:BF:19:PRO:N	2.21	0.55
8:BH:7:ALA:HB2	8:BH:76:ARG:HD2	1.88	0.55
12:BL:43:LYS:HB2	12:BL:44:PRO:HD3	1.89	0.55
14:BN:83:LYS:HE2	14:BN:83:LYS:HA	1.87	0.55
16:BP:77:GLU:C	16:BP:79:ASN:H	2.08	0.55
18:BR:39:VAL:HG13	18:BR:40:PRO:HD2	1.88	0.55
25:CA:1167:C:C2'	25:CA:1168:G:H5''	2.35	0.55
25:CA:1243:C:C2'	25:CA:1244:A:O5'	2.53	0.55
25:CA:1266:G:O6	43:CS:13:SER:HB3	2.06	0.55
25:CA:1458:U:H4'	25:CA:1459:G:O5'	2.06	0.55
25:CA:2392:A:H5'	54:C3:27:ASN:OD1	2.07	0.55
25:CA:2751:G:C4	31:CG:2:ARG:CD	2.90	0.55
26:CB:30:C:H2'	26:CB:31:C:H5'	1.88	0.55
27:CC:123:ILE:HG22	27:CC:123:ILE:O	2.06	0.55
28:CD:2:ILE:HD13	28:CD:90:PHE:CE1	2.42	0.55
30:CF:42:ALA:CB	30:CF:45:ASP:O	2.54	0.55
30:CF:107:VAL:HG12	30:CF:108:PRO:CD	2.36	0.55
32:CH:14:SER:HB3	32:CH:17:ASP:OD2	2.05	0.55
32:CH:60:GLU:O	32:CH:63:ALA:HB3	2.06	0.55
34:CJ:29:ALA:HA	34:CJ:32:LEU:HB2	1.89	0.55
46:CV:4:ILE:HD11	46:CV:56:PHE:HE1	1.71	0.55
25:DA:133:U:H3'	25:DA:133:U:C6	2.41	0.55
25:DA:182:A:C5	25:DA:183:C:C4	2.94	0.55
25:DA:659:G:H4'	29:DE:95:LYS:HD3	1.89	0.55
25:DA:674:G:H1'	29:DE:69:ARG:HD3	1.88	0.55
25:DA:1045:C:H4'	25:DA:1047:G:N7	2.21	0.55
25:DA:2249:U:H4'	25:DA:2250:G:OP2	2.06	0.55

Continued on next page...

Continued from previous page...

Atom-1	Atom-2	Interatomic distance (Å)	Clash overlap (Å)
25:DA:2403:C:N3	25:DA:2404:U:C5	2.74	0.55
56:DB:62:C:C2	56:DB:63:C:C5	2.95	0.55
29:DE:193:VAL:O	29:DE:197:GLU:HB2	2.06	0.55
31:DG:148:ARG:HA	31:DG:161:VAL:HG11	1.89	0.55
32:DH:3:VAL:HA	32:DH:39:ALA:N	2.21	0.55
32:DH:25:TYR:CZ	32:DH:30:LEU:HD11	2.42	0.55
34:DJ:3:THR:HG23	34:DJ:4:PHE:N	2.22	0.55
36:DL:119:PRO:CA	36:DL:138:ALA:O	2.55	0.55
1:AA:976:G:H5'	1:AA:977:A:OP1	2.07	0.55
1:AA:1168:U:O2	1:AA:1168:U:C2'	2.53	0.55
1:AA:1217:C:H2'	1:AA:1218:C:H6	1.70	0.55
1:AA:1305:G:O2'	1:AA:1306:A:H8	1.87	0.55
3:AC:154:GLY:CA	3:AC:162:ALA:HB1	2.37	0.55
3:AC:164:THR:O	3:AC:165:GLU:HB2	2.06	0.55
6:AF:3:HIS:H	6:AF:92:THR:HG23	1.72	0.55
9:AI:51:LEU:HA	9:AI:54:VAL:CG2	2.36	0.55
9:AI:90:ASP:OD2	9:AI:93:LEU:HG	2.06	0.55
13:AM:106:ARG:NH1	13:AM:106:ARG:HG2	2.22	0.55
19:AS:50:VAL:CG2	19:AS:70:LEU:HD13	2.36	0.55
20:AT:7:LYS:O	20:AT:10:ALA:HB3	2.06	0.55
1:BA:375:U:C4	1:BA:376:G:N7	2.74	0.55
1:BA:1088:G:C4	1:BA:1089:G:C8	2.93	0.55
1:BA:1124:G:O2'	1:BA:1145:A:N6	2.39	0.55
1:BA:1148:U:C5	1:BA:1149:C:C4	2.95	0.55
1:BA:1148:U:H2'	1:BA:1149:C:O4'	2.05	0.55
1:BA:1518:A:C2	1:BA:1519:A:C2	2.95	0.55
3:BC:39:ARG:HG2	3:BC:54:ILE:HD11	1.87	0.55
4:BD:10:LEU:HD23	4:BD:10:LEU:N	2.21	0.55
6:BF:88:MET:CE	18:BR:63:TYR:CD2	2.90	0.55
7:BG:106:ALA:HB1	7:BG:122:GLU:HG3	1.88	0.55
7:BG:123:LEU:O	7:BG:126:ALA:HB3	2.07	0.55
9:BI:117:LEU:N	9:BI:117:LEU:CD1	2.70	0.55
15:BO:25:GLU:OE2	15:BO:76:ARG:HB3	2.07	0.55
20:BT:85:LEU:O	20:BT:85:LEU:HG	2.07	0.55
21:BU:24:LYS:HG2	21:BU:25:ALA:N	2.21	0.55
25:CA:45:G:C4'	25:CA:46:G:H5'	2.36	0.55
25:CA:213:A:C2	25:CA:214:G:C5	2.95	0.55
25:CA:415:A:C2	25:CA:2409:G:C2	2.94	0.55
25:CA:1045:C:O5'	25:CA:1046:A:H5'	2.07	0.55
25:CA:1073:A:H3'	25:CA:1074:G:H5'	1.86	0.55
25:CA:1178:C:C2'	25:CA:1179:G:N7	2.69	0.55

Continued on next page...

Continued from previous page...

Atom-1	Atom-2	Interatomic distance (Å)	Clash overlap (Å)
25:CA:1495:A:O2'	25:CA:1496:A:H5'	2.07	0.55
25:CA:1830:C:H6	25:CA:1830:C:O5'	1.89	0.55
25:CA:2163:A:H3'	25:CA:2164:C:H4'	1.89	0.55
25:CA:2313:C:H3'	25:CA:2313:C:H6	1.71	0.55
25:CA:2375:G:O2'	25:CA:2377:A:N7	2.32	0.55
25:CA:2544:G:O2'	25:CA:2545:G:H5'	2.06	0.55
25:CA:2704:C:H3'	25:CA:2705:A:H8	1.71	0.55
25:CA:2747:G:O2'	31:CG:66:THR:HG22	2.07	0.55
28:CD:39:ASP:OD1	28:CD:46:ARG:HD2	2.06	0.55
28:CD:101:PHE:CE2	28:CD:203:VAL:HG12	2.41	0.55
31:CG:37:ASN:O	31:CG:38:ASP:HB3	2.04	0.55
32:CH:2:GLN:O	32:CH:19:VAL:O	2.24	0.55
32:CH:129:GLU:HA	32:CH:142:VAL:O	2.06	0.55
40:CP:102:ARG:CD	40:CP:106:ALA:O	2.55	0.55
25:DA:108:G:O2'	25:DA:109:C:H5'	2.06	0.55
25:DA:363:G:H2'	25:DA:364:C:H6	1.71	0.55
25:DA:729:G:H2'	25:DA:1775:U:H1'	1.87	0.55
25:DA:996:A:H4'	41:DQ:90:ASP:OD1	2.07	0.55
25:DA:1315:C:C2	25:DA:1338:G:N2	2.75	0.55
25:DA:1346:G:C2'	25:DA:1347:A:O5'	2.54	0.55
25:DA:1483:G:C2	25:DA:1484:U:C6	2.95	0.55
25:DA:1717:A:C2	25:DA:1718:G:H1'	2.42	0.55
25:DA:1748:C:H2'	25:DA:1749:A:O5'	2.07	0.55
25:DA:1936:A:H2	25:DA:1943:U:N3	2.05	0.55
25:DA:2014:A:H2'	25:DA:2015:A:C8	2.42	0.55
25:DA:2747:G:O6	25:DA:2755:C:H5''	2.06	0.55
56:DB:20:G:C2'	56:DB:21:G:H5'	2.37	0.55
56:DB:51:G:C8	39:DO:64:TYR:HE2	2.24	0.55
29:DE:5:LEU:O	29:DE:7:ASP:N	2.39	0.55
32:DH:11:ASN:C	32:DH:12:LEU:HD23	2.26	0.55
33:DI:14:ALA:HB1	33:DI:45:THR:HG21	1.87	0.55
40:DP:81:ASP:OD2	40:DP:81:ASP:O	2.24	0.55
44:DT:32:LEU:O	44:DT:34:VAL:CG1	2.54	0.55
57:DW:46:ASN:HB3	57:DW:59:ALA:HB3	1.88	0.55
1:AA:373:A:C4	1:AA:482:A:N7	2.75	0.55
1:AA:377:G:OP1	16:AP:5:ARG:HD3	2.07	0.55
1:AA:1107:C:C5	1:AA:1108:G:C8	2.94	0.55
1:AA:1202:U:H2'	1:AA:1203:C:O4'	2.07	0.55
1:AA:1226:C:C5	13:AM:102:LYS:HB2	2.42	0.55
2:AB:147:LEU:CD2	2:AB:150:ILE:HG21	2.35	0.55
2:AB:206:ILE:HD13	2:AB:207:ARG:H	1.72	0.55

Continued on next page...

Continued from previous page...

Atom-1	Atom-2	Interatomic distance (Å)	Clash overlap (Å)
7:AG:134:VAL:CG2	7:AG:135:LYS:N	2.69	0.55
8:AH:28:SER:HB3	8:AH:56:PRO:HB3	1.89	0.55
15:AO:63:ARG:NH1	15:AO:87:ARG:NH2	2.55	0.55
16:AP:50:THR:O	16:AP:50:THR:HG22	2.06	0.55
1:BA:84:U:O2'	1:BA:85:U:H5'	2.07	0.55
1:BA:307:C:H2'	1:BA:308:C:O5'	2.07	0.55
1:BA:928:G:O2'	1:BA:929:G:H5'	2.06	0.55
1:BA:1007:U:H2'	1:BA:1008:U:C5'	2.36	0.55
1:BA:1124:G:N2	1:BA:1127:G:N2	2.55	0.55
1:BA:1160:G:C2	1:BA:1161:C:C2	2.95	0.55
1:BA:1172:C:H2'	1:BA:1173:U:C6	2.41	0.55
1:BA:1276:G:C4	1:BA:1277:C:C5	2.95	0.55
1:BA:1317:C:H2'	1:BA:1318:A:O4'	2.07	0.55
1:BA:1375:A:C2'	1:BA:1376:U:H5'	2.37	0.55
9:BI:26:LYS:O	9:BI:62:LEU:HD23	2.07	0.55
11:BK:121:ARG:NH1	21:BU:35:GLU:HG2	2.22	0.55
12:BL:89:LEU:CB	12:BL:92:VAL:HG21	2.34	0.55
14:BN:44:ALA:HA	14:BN:47:LYS:HG3	1.89	0.55
14:BN:91:GLY:O	14:BN:93:ILE:N	2.40	0.55
25:CA:280:U:H2'	25:CA:281:C:C6	2.42	0.55
25:CA:907:G:H2'	25:CA:908:C:H5'	1.89	0.55
25:CA:1063:G:H4'	33:CI:76:ALA:CB	2.36	0.55
25:CA:1171:G:C2	25:CA:1172:C:O2	2.60	0.55
25:CA:1503:A:C2	25:CA:1504:A:C4	2.94	0.55
25:CA:1863:G:C2	25:CA:1880:U:O2	2.60	0.55
25:CA:2334:U:H4'	25:CA:2335:A:OP2	2.06	0.55
25:CA:2647:U:O2'	25:CA:2648:G:H5'	2.07	0.55
27:CC:124:LYS:HB2	27:CC:125:PRO:HD2	1.89	0.55
27:CC:129:LEU:N	27:CC:129:LEU:CD2	2.70	0.55
27:CC:195:GLY:O	27:CC:196:ASN:O	2.25	0.55
29:CE:150:THR:HG22	29:CE:170:ARG:O	2.06	0.55
38:CN:49:GLU:N	38:CN:50:PRO:CD	2.70	0.55
39:CO:27:VAL:HG12	39:CO:93:ASP:HB3	1.87	0.55
40:CP:36:LYS:HE3	40:CP:38:ARG:HE	1.72	0.55
25:DA:402:A:C2'	25:DA:403:U:H5'	2.36	0.55
25:DA:1241:A:C8	25:DA:1242:U:C5	2.94	0.55
25:DA:1392:A:C5	25:DA:1393:A:N6	2.75	0.55
25:DA:1436:G:C2'	25:DA:1437:C:O5'	2.55	0.55
25:DA:1606:C:H3'	25:DA:1606:C:H6	1.70	0.55
25:DA:2262:U:C2'	25:DA:2263:C:H5'	2.37	0.55
25:DA:2292:U:C2	25:DA:2293:G:C8	2.94	0.55

Continued on next page...

Continued from previous page...

Atom-1	Atom-2	Interatomic distance (Å)	Clash overlap (Å)
25:DA:2523:G:O2'	25:DA:2524:G:H5'	2.07	0.55
27:DC:158:GLY:N	27:DC:194:VAL:HG22	2.21	0.55
29:DE:109:LEU:HD13	29:DE:180:LEU:CD1	2.37	0.55
30:DF:121:PHE:HB3	30:DF:162:ASP:HB2	1.88	0.55
31:DG:26:LYS:O	31:DG:27:GLY:O	2.25	0.55
32:DH:40:THR:O	32:DH:41:LYS:C	2.44	0.55
33:DI:7:TYR:HB3	33:DI:58:ILE:O	2.06	0.55
36:DL:96:LYS:HE2	36:DL:103:ILE:O	2.06	0.55
40:DP:60:VAL:O	40:DP:70:GLU:HA	2.07	0.55
57:DW:32:ILE:HG23	57:DW:54:THR:HG23	1.88	0.55
55:D4:25:VAL:HB	55:D4:35:GLN:HG3	1.88	0.55
1:AA:5:U:C2	1:AA:5:U:OP1	2.60	0.55
1:AA:570:G:H1'	1:AA:820:U:C4	2.42	0.55
1:AA:1153:G:C6	1:AA:1154:G:N7	2.74	0.55
1:AA:1355:G:H2'	1:AA:1356:G:H8	1.72	0.55
2:AB:55:GLU:HA	2:AB:58:LYS:HB3	1.87	0.55
2:AB:138:ARG:HG3	2:AB:139:GLU:H	1.72	0.55
5:AE:45:VAL:O	5:AE:70:MET:CG	2.54	0.55
6:AF:42:TRP:CZ2	6:AF:61:LEU:HB2	2.42	0.55
11:AK:111:ASP:O	21:AU:3:ILE:CG2	2.55	0.55
13:AM:28:ARG:CZ	13:AM:62:PHE:CB	2.85	0.55
24:AY:131:ASN:O	24:AY:135:ASP:OD2	2.24	0.55
1:BA:420:U:H2'	1:BA:421:U:H5''	1.88	0.55
1:BA:474:G:C5	1:BA:475:C:C5	2.95	0.55
1:BA:786:G:C2	1:BA:787:A:H1'	2.42	0.55
1:BA:972:C:H2'	10:BJ:57:VAL:HG23	1.89	0.55
1:BA:1012:A:C2	1:BA:1018:G:C2	2.95	0.55
1:BA:1192:C:C5	1:BA:1193:G:C8	2.95	0.55
1:BA:1211:U:C2'	1:BA:1212:U:OP2	2.54	0.55
1:BA:1262:C:C5	1:BA:1263:C:C4	2.95	0.55
2:BB:94:ARG:NE	2:BB:94:ARG:H	2.05	0.55
8:BH:7:ALA:CB	8:BH:76:ARG:HG3	2.37	0.55
8:BH:79:ARG:HB2	8:BH:80:PRO:HD3	1.87	0.55
9:BI:16:ALA:HB2	9:BI:66:VAL:HG23	1.88	0.55
10:BJ:34:ALA:HB3	10:BJ:78:GLU:HG2	1.89	0.55
13:BM:1:ALA:CB	13:BM:9:PRO:O	2.55	0.55
22:BV:75:C:H3'	22:BV:76:A:H3'	1.89	0.55
25:CA:282:A:H2'	25:CA:283:G:H8	1.72	0.55
25:CA:1441:G:H2'	25:CA:1442:U:H6	1.72	0.55
25:CA:1762:A:H8	25:CA:1762:A:O5'	1.90	0.55
25:CA:2751:G:C4	31:CG:2:ARG:HD2	2.42	0.55

Continued on next page...

Continued from previous page...

Atom-1	Atom-2	Interatomic distance (Å)	Clash overlap (Å)
31:CG:8:VAL:HG12	31:CG:49:LEU:O	2.06	0.55
31:CG:68:ARG:O	31:CG:68:ARG:HD3	2.06	0.55
32:CH:122:LEU:HD13	32:CH:128:HIS:CD2	2.42	0.55
25:DA:90:U:H3'	25:DA:91:A:C8	2.42	0.55
25:DA:126:A:O5'	53:D2:19:ARG:HG3	2.06	0.55
25:DA:1063:G:H3'	25:DA:1064:C:H6	1.70	0.55
25:DA:1425:G:H2'	25:DA:1426:G:C8	2.41	0.55
25:DA:1436:G:H2'	25:DA:1437:C:O5'	2.07	0.55
25:DA:1459:G:O2'	25:DA:1460:U:H2'	2.06	0.55
25:DA:1946:U:C2'	25:DA:1947:C:H5'	2.37	0.55
25:DA:2193:G:C2	25:DA:2194:U:C5	2.95	0.55
25:DA:2207:C:N3	25:DA:2218:G:C2	2.75	0.55
25:DA:2271:G:H8	25:DA:2271:G:O5'	1.90	0.55
25:DA:2776:A:C6	25:DA:2778:A:C6	2.95	0.55
56:DB:9:G:OP1	39:DO:15:ARG:HD2	2.07	0.55
27:DC:32:LEU:O	27:DC:63:ILE:HD12	2.06	0.55
27:DC:236:GLY:O	27:DC:237:ARG:HB2	2.07	0.55
30:DF:7:TYR:O	30:DF:12:VAL:HG23	2.06	0.55
30:DF:126:ASN:OD1	30:DF:156:THR:HA	2.07	0.55
32:DH:9:VAL:HG22	32:DH:35:LYS:CE	2.36	0.55
32:DH:32:PRO:HG3	48:DX:38:TRP:HB3	1.88	0.55
33:DI:57:VAL:HG12	33:DI:58:ILE:N	2.22	0.55
33:DI:93:ASN:HD21	33:DI:134:SER:HA	1.72	0.55
36:DL:77:ILE:HG22	36:DL:78:ARG:O	2.06	0.55
42:DR:39:LEU:N	42:DR:39:LEU:HD12	2.21	0.55
1:AA:142:G:H5'	1:AA:143:A:OP2	2.07	0.55
1:AA:175:C:C2'	1:AA:176:C:H5'	2.37	0.55
1:AA:694:A:H2'	1:AA:695:A:O5'	2.07	0.55
1:AA:1053:G:C3'	1:AA:1054:C:H5'	2.36	0.55
1:AA:1294:G:N3	1:AA:1294:G:H2'	2.21	0.55
2:AB:86:CYS:HB2	2:AB:88:GLN:OE1	2.05	0.55
3:AC:7:ASN:OD1	3:AC:7:ASN:C	2.46	0.55
5:AE:105:ILE:HD11	5:AE:123:LEU:HB3	1.89	0.55
9:AI:46:VAL:O	9:AI:49:GLN:HB2	2.06	0.55
13:AM:2:ARG:HG3	13:AM:3:ILE:N	2.19	0.55
13:AM:106:ARG:HG2	13:AM:106:ARG:HH11	1.71	0.55
14:AN:78:GLY:C	14:AN:79:LEU:HG	2.27	0.55
1:BA:82:G:C6	1:BA:83:C:C2	2.94	0.55
1:BA:486:U:H2'	1:BA:486:U:O2	2.07	0.55
1:BA:652:U:H1'	1:BA:653:U:C5	2.42	0.55
1:BA:1157:A:C6	1:BA:1180:A:C5	2.94	0.55

Continued on next page...

Continued from previous page...

Atom-1	Atom-2	Interatomic distance (Å)	Clash overlap (Å)
1:BA:1261:A:C4	1:BA:1262:C:C6	2.95	0.55
3:BC:96:VAL:HB	3:BC:97:PRO:HD2	1.88	0.55
6:BF:46:GLN:HA	6:BF:56:LYS:CG	2.37	0.55
11:BK:76:TYR:CD1	11:BK:76:TYR:N	2.75	0.55
20:BT:27:MET:O	20:BT:31:ILE:HG13	2.07	0.55
25:CA:188:G:H2'	25:CA:189:G:H5'	1.89	0.55
25:CA:1071:G:H8	25:CA:1071:G:OP2	1.90	0.55
25:CA:1187:G:HO2'	25:CA:1188:U:H6	1.55	0.55
25:CA:1248:G:OP1	41:CQ:1:ALA:N	2.39	0.55
25:CA:1932:A:H2'	25:CA:1933:G:O4'	2.07	0.55
25:CA:2619:C:OP1	28:CD:157:LYS:HE2	2.06	0.55
30:CF:105:ILE:C	30:CF:108:PRO:HD2	2.27	0.55
31:CG:8:VAL:HG12	31:CG:49:LEU:HB2	1.88	0.55
31:CG:150:TYR:O	31:CG:151:ARG:HB2	2.07	0.55
33:CI:18:ASN:CB	33:CI:37:PHE:HB3	2.35	0.55
35:CK:90:ASN:O	35:CK:91:SER:HB3	2.06	0.55
39:CO:24:THR:HG22	39:CO:42:PRO:CD	2.37	0.55
39:CO:31:THR:O	39:CO:102:ARG:NH1	2.37	0.55
45:CU:35:VAL:O	45:CU:36:GLU:C	2.45	0.55
52:C1:16:THR:CG2	52:C1:41:VAL:HG11	2.36	0.55
25:DA:666:A:C4	25:DA:667:U:C5	2.94	0.55
25:DA:753:A:H2'	25:DA:754:U:C6	2.42	0.55
25:DA:962:G:O2'	25:DA:963:U:H5'	2.06	0.55
25:DA:1744:A:H3'	25:DA:1745:A:H8	1.71	0.55
25:DA:1794:A:O4'	25:DA:1900:A:C2	2.60	0.55
56:DB:89:U:OP2	56:DB:89:U:C4'	2.55	0.55
29:DE:175:ILE:O	29:DE:175:ILE:HG13	2.06	0.55
30:DF:7:TYR:HA	30:DF:11:VAL:CB	2.35	0.55
31:DG:120:ILE:HG21	31:DG:140:ILE:HG22	1.89	0.55
39:DO:75:GLY:HA3	39:DO:106:LEU:HD23	1.89	0.55
45:DU:44:HIS:CD2	45:DU:57:ILE:HG12	2.41	0.55
49:DY:9:LYS:H	49:DY:12:GLU:CG	2.19	0.55
55:D4:26:ILE:HD13	55:D4:26:ILE:N	2.21	0.55
1:AA:55:A:C2	1:AA:56:U:H1'	2.42	0.55
1:AA:188:C:O2	1:AA:188:C:H2'	2.05	0.55
1:AA:257:G:C2	1:AA:258:G:C5	2.95	0.55
1:AA:985:C:C2	1:AA:1221:G:N2	2.75	0.55
1:AA:1080:A:OP1	5:AE:51:LYS:CE	2.55	0.55
2:AB:22:TRP:HA	2:AB:189:ASN:HA	1.89	0.55
2:AB:81:ASP:O	2:AB:82:ALA:C	2.45	0.55
2:AB:202:ASN:OD1	2:AB:202:ASN:C	2.45	0.55

Continued on next page...

Continued from previous page...

Atom-1	Atom-2	Interatomic distance (Å)	Clash overlap (Å)
5:AE:64:GLU:OE2	5:AE:68:ARG:NH2	2.40	0.55
9:AI:66:VAL:O	9:AI:66:VAL:HG13	2.06	0.55
17:AQ:58:VAL:HG22	17:AQ:60:ILE:HD13	1.89	0.55
1:BA:29:U:O2'	1:BA:30:U:H5'	2.06	0.55
1:BA:501:C:H2'	1:BA:502:A:C8	2.41	0.55
1:BA:690:G:H2'	1:BA:691:G:O4'	2.07	0.55
1:BA:764:C:H2'	1:BA:765:G:H8	1.72	0.55
1:BA:1103:C:C4	1:BA:1104:G:N7	2.75	0.55
1:BA:1255:G:N1	1:BA:1279:G:C8	2.75	0.55
3:BC:176:THR:HG22	3:BC:178:ARG:HG3	1.89	0.55
3:BC:178:ARG:O	3:BC:205:GLU:O	2.25	0.55
4:BD:25:ARG:HH11	4:BD:30:LYS:HE3	1.72	0.55
7:BG:87:PRO:HB3	7:BG:144:ALA:CB	2.37	0.55
8:BH:100:ILE:HG22	8:BH:112:ASP:OD1	2.07	0.55
9:BI:90:ASP:OD2	9:BI:93:LEU:HG	2.07	0.55
14:BN:10:VAL:O	14:BN:11:LYS:C	2.45	0.55
25:CA:543:G:H1'	25:CA:551:G:N2	2.21	0.55
25:CA:1452:G:O2'	25:CA:1453:A:OP1	2.25	0.55
25:CA:1626:A:H8	25:CA:1626:A:OP2	1.90	0.55
25:CA:2139:U:H2'	25:CA:2140:G:H8	1.72	0.55
25:CA:2313:C:H3'	25:CA:2313:C:C6	2.42	0.55
27:CC:24:HIS:CD2	27:CC:79:ARG:CZ	2.90	0.55
30:CF:48:LEU:O	30:CF:51:ASN:N	2.39	0.55
30:CF:62:GLN:HE22	30:CF:94:ARG:HD3	1.72	0.55
31:CG:26:LYS:HB3	31:CG:31:GLU:HG3	1.88	0.55
32:CH:9:VAL:O	32:CH:10:ALA:O	2.25	0.55
38:CN:2:ARG:CD	38:CN:2:ARG:C	2.75	0.55
25:DA:404:A:H1'	25:DA:405:U:P	2.47	0.55
25:DA:415:A:C5	25:DA:416:U:C5	2.95	0.55
25:DA:1414:C:C2	25:DA:1415:U:H5	2.25	0.55
25:DA:1973:G:C2'	25:DA:1974:C:H5'	2.37	0.55
25:DA:2007:U:H2'	25:DA:2008:C:O5'	2.07	0.55
25:DA:2138:G:C5	25:DA:2154:A:C2	2.95	0.55
25:DA:2188:U:H2'	25:DA:2189:U:C1'	2.37	0.55
25:DA:2585:U:O2'	25:DA:2586:U:O5'	2.24	0.55
25:DA:2722:G:H2'	25:DA:2723:C:C6	2.42	0.55
25:DA:2784:U:O2'	25:DA:2785:C:H5'	2.07	0.55
56:DB:15:A:C5	56:DB:109:A:C2	2.95	0.55
27:DC:32:LEU:O	27:DC:63:ILE:CD1	2.55	0.55
31:DG:10:VAL:HG23	31:DG:14:VAL:CG1	2.37	0.55
32:DH:27:ARG:HE	48:DX:59:ASP:HA	1.72	0.55

Continued on next page...

Continued from previous page...

Atom-1	Atom-2	Interatomic distance (Å)	Clash overlap (Å)
36:DL:136:GLU:HA	36:DL:140:GLY:HA3	1.89	0.55
37:DM:36:VAL:O	37:DM:98:PRO:HB3	2.07	0.55
40:DP:58:PHE:N	40:DP:58:PHE:CD2	2.75	0.55
45:DU:8:ASP:HB3	45:DU:24:VAL:HG23	1.88	0.55
49:DY:31:GLN:HG2	49:DY:37:LEU:HB2	1.88	0.55
52:D1:42:VAL:CG1	52:D1:44:GLN:HB2	2.36	0.55
1:AA:160:A:H1'	1:AA:344:A:C5	2.42	0.54
1:AA:198:G:O2'	1:AA:199:A:H5'	2.06	0.54
1:AA:375:U:C4	1:AA:376:G:N7	2.75	0.54
1:AA:429:U:O2	1:AA:430:A:H5''	2.07	0.54
1:AA:987:G:O2'	1:AA:988:G:H5'	2.07	0.54
1:AA:1205:U:O2	1:AA:1205:U:H2'	2.07	0.54
1:AA:1308:U:OP2	13:AM:97:ARG:HG2	2.07	0.54
2:AB:103:TRP:CZ2	2:AB:153:MET:HG2	2.42	0.54
3:AC:21:TRP:CD1	3:AC:58:ARG:HD3	2.42	0.54
4:AD:61:ARG:HG3	4:AD:71:PHE:CD2	2.42	0.54
5:AE:80:LEU:HA	5:AE:146:MET:HE1	1.88	0.54
8:AH:62:LEU:H	8:AH:62:LEU:HD22	1.72	0.54
8:AH:93:LYS:HD3	8:AH:96:ALA:O	2.06	0.54
8:AH:124:ILE:O	8:AH:124:ILE:CG1	2.55	0.54
10:AJ:7:ARG:CB	10:AJ:75:ASP:OD1	2.54	0.54
22:AV:60:U:H5''	22:AV:61:C:C5	2.41	0.54
1:BA:462:G:C6	1:BA:463:U:C5	2.95	0.54
1:BA:958:A:C6	1:BA:959:A:N1	2.75	0.54
1:BA:1269:A:C8	1:BA:1270:G:C1'	2.90	0.54
1:BA:1323:G:O2'	1:BA:1324:A:H5'	2.07	0.54
1:BA:1364:U:O2	1:BA:1364:U:C2'	2.54	0.54
1:BA:1458:G:OP1	20:BT:29:THR:HG21	2.07	0.54
7:BG:136:LYS:O	7:BG:139:ASP:HB2	2.07	0.54
11:BK:15:VAL:O	11:BK:16:SER:CB	2.55	0.54
11:BK:29:THR:HG21	11:BK:91:GLY:HA3	1.89	0.54
13:BM:77:LYS:HA	13:BM:80:MET:CE	2.36	0.54
17:BQ:11:VAL:O	17:BQ:12:VAL:CB	2.55	0.54
25:CA:587:C:O2	36:CL:33:ARG:NH2	2.40	0.54
25:CA:1096:A:H2'	25:CA:1097:U:O4'	2.07	0.54
25:CA:1416:G:O2'	25:CA:1417:C:C6	2.59	0.54
25:CA:1480:C:H2'	25:CA:1481:U:O4'	2.08	0.54
25:CA:1838:C:C2	25:CA:1898:U:H5	2.25	0.54
28:CD:26:VAL:CG1	28:CD:186:LEU:HD13	2.36	0.54
30:CF:96:TRP:O	30:CF:99:PHE:N	2.40	0.54
31:CG:10:VAL:O	31:CG:47:ASN:ND2	2.40	0.54

Continued on next page...

Continued from previous page...

Atom-1	Atom-2	Interatomic distance (Å)	Clash overlap (Å)
32:CH:46:PHE:CD2	32:CH:46:PHE:C	2.80	0.54
37:CM:54:THR:O	37:CM:55:ARG:C	2.46	0.54
44:CT:35:ALA:O	44:CT:38:ALA:CB	2.55	0.54
49:CY:18:LEU:CD2	49:CY:22:LEU:CD2	2.85	0.54
50:CZ:9:THR:HG22	50:CZ:10:ARG:HG3	1.88	0.54
54:C3:15:LYS:HG3	54:C3:16:THR:N	2.21	0.54
25:DA:41:C:H2'	25:DA:42:A:O5'	2.08	0.54
25:DA:157:C:C5	25:DA:158:U:C5	2.95	0.54
25:DA:1145:C:H2'	25:DA:1146:C:H6	1.72	0.54
25:DA:1227:G:C2'	25:DA:1228:G:H5'	2.37	0.54
25:DA:1475:G:HO2'	25:DA:1476:U:P	2.30	0.54
25:DA:1498:C:H2'	25:DA:1499:C:C6	2.42	0.54
25:DA:1734:G:H2'	25:DA:1735:A:H8	1.71	0.54
25:DA:2002:G:OP1	38:DN:17:ARG:NH1	2.40	0.54
25:DA:2111:U:H5'	25:DA:2112:G:OP2	2.07	0.54
25:DA:2137:U:O4	25:DA:2154:A:N1	2.40	0.54
25:DA:2683:C:H2'	25:DA:2684:U:H6	1.71	0.54
25:DA:2729:G:O2'	25:DA:2730:C:H5'	2.07	0.54
25:DA:2834:G:H2'	25:DA:2879:A:N6	2.22	0.54
56:DB:43:C:H1'	30:DF:89:THR:HG21	1.88	0.54
33:DI:98:GLY:O	33:DI:137:LEU:HA	2.07	0.54
34:DJ:69:ARG:O	34:DJ:89:PHE:HB3	2.07	0.54
36:DL:93:ASN:C	36:DL:95:LEU:H	2.10	0.54
37:DM:136:MET:HE1	46:DV:57:TYR:CE2	2.42	0.54
38:DN:33:ILE:O	38:DN:33:ILE:CG2	2.54	0.54
40:DP:113:LEU:O	40:DP:113:LEU:CG	2.55	0.54
1:AA:20:U:C2'	1:AA:21:G:H5'	2.38	0.54
1:AA:93:U:H2'	1:AA:94:G:C5'	2.37	0.54
1:AA:417:G:C6	1:AA:418:C:C4	2.96	0.54
1:AA:1038:C:H2'	1:AA:1039:G:H5'	1.89	0.54
1:AA:1130:A:H1'	1:AA:1146:A:C2	2.42	0.54
2:AB:93:HIS:ND1	2:AB:145:ASN:HB2	2.22	0.54
2:AB:110:ILE:HD11	2:AB:147:LEU:CD2	2.37	0.54
3:AC:15:LYS:HG3	3:AC:16:PRO:CD	2.37	0.54
3:AC:63:ILE:HG22	3:AC:96:VAL:CG2	2.37	0.54
4:AD:8:LEU:CD2	4:AD:21:LYS:HB2	2.36	0.54
4:AD:94:GLU:HG2	4:AD:185:PRO:HG2	1.89	0.54
4:AD:169:TRP:CD1	4:AD:185:PRO:HG3	2.41	0.54
5:AE:113:VAL:HG22	5:AE:114:LEU:N	2.22	0.54
11:AK:111:ASP:O	21:AU:3:ILE:HG22	2.07	0.54
13:AM:28:ARG:NH1	13:AM:62:PHE:HB3	2.22	0.54

Continued on next page...

Continued from previous page...

Atom-1	Atom-2	Interatomic distance (Å)	Clash overlap (Å)
14:AN:3:GLN:OE1	14:AN:6:LYS:HE3	2.07	0.54
16:AP:67:ILE:HG13	16:AP:71:VAL:CG1	2.37	0.54
18:AR:50:TYR:O	18:AR:54:LEU:HB2	2.05	0.54
20:AT:82:ILE:HG13	20:AT:83:ASN:H	1.73	0.54
22:AV:18:G:H1	22:AV:55:U:H1'	1.73	0.54
22:AV:24:G:H2'	22:AV:25:C:O5'	2.06	0.54
1:BA:376:G:H5''	16:BP:5:ARG:HB2	1.89	0.54
1:BA:403:C:H5'	4:BD:131:ILE:HG23	1.88	0.54
1:BA:471:U:C2'	1:BA:472:U:H5'	2.37	0.54
1:BA:583:A:H2'	1:BA:584:G:O4'	2.07	0.54
1:BA:594:U:H2'	1:BA:595:A:C8	2.42	0.54
1:BA:824:G:H1'	8:BH:1:SER:N	2.22	0.54
1:BA:954:G:C2	1:BA:1228:C:N3	2.75	0.54
1:BA:1060:U:H5''	10:BJ:53:ILE:HG12	1.88	0.54
1:BA:1386:G:N2	1:BA:1387:G:C4	2.75	0.54
1:BA:1489:G:C4	1:BA:1490:U:C5	2.95	0.54
3:BC:119:ILE:HD11	3:BC:136:ALA:CB	2.38	0.54
11:BK:13:LYS:C	11:BK:13:LYS:HD2	2.27	0.54
17:BQ:31:PRO:HB2	17:BQ:32:ILE:HD12	1.88	0.54
25:CA:368:A:N7	25:CA:369:U:C5	2.75	0.54
25:CA:581:C:OP1	41:CQ:32:ARG:HG3	2.07	0.54
25:CA:1291:C:C2'	25:CA:1292:G:H5'	2.36	0.54
25:CA:1434:A:O2'	25:CA:1435:G:C8	2.56	0.54
25:CA:1538:G:H8	25:CA:1538:G:OP2	1.88	0.54
25:CA:1669:A:H5''	25:CA:1670:C:OP2	2.08	0.54
25:CA:2571:U:O2'	28:CD:151:THR:CG2	2.55	0.54
27:CC:196:ASN:OD1	27:CC:196:ASN:C	2.45	0.54
32:CH:120:GLY:O	32:CH:121:VAL:C	2.46	0.54
25:DA:295:G:C5	25:DA:344:A:C2	2.94	0.54
25:DA:956:G:OP2	37:DM:86:LYS:NZ	2.40	0.54
25:DA:1474:U:H2'	25:DA:1475:G:C5'	2.37	0.54
25:DA:1588:G:H2'	25:DA:1589:U:C6	2.42	0.54
25:DA:1735:A:H2'	25:DA:1736:U:O4'	2.07	0.54
25:DA:2158:A:H4'	25:DA:2159:G:OP1	2.01	0.54
25:DA:2311:A:O2'	25:DA:2312:U:P	2.65	0.54
25:DA:2685:G:H2'	25:DA:2686:G:H8	1.73	0.54
31:DG:171:LYS:HG3	31:DG:172:GLU:N	2.22	0.54
32:DH:4:ILE:HG22	32:DH:5:LEU:N	2.22	0.54
32:DH:62:LEU:HB2	32:DH:135:HIS:CE1	2.43	0.54
35:DK:47:ILE:HB	35:DK:48:PRO:CD	2.37	0.54
35:DK:120:PRO:HG2	40:DP:65:ASN:ND2	2.22	0.54

Continued on next page...

Continued from previous page...

Atom-1	Atom-2	Interatomic distance (Å)	Clash overlap (Å)
37:DM:7:THR:HG21	37:DM:92:TRP:HH2	1.72	0.54
37:DM:107:GLY:C	37:DM:108:VAL:HG22	2.28	0.54
37:DM:118:LYS:HE2	37:DM:118:LYS:HA	1.89	0.54
42:DR:102:SER:O	42:DR:103:ALA:O	2.25	0.54
44:DT:29:THR:OG1	44:DT:86:THR:CG2	2.55	0.54
48:DX:32:LEU:HD23	48:DX:49:ARG:NE	2.22	0.54
1:AA:346:G:H8	40:CP:36:LYS:HE2	1.71	0.54
1:AA:1160:G:O2'	1:AA:1161:C:O5'	2.23	0.54
1:AA:1305:G:HO2'	1:AA:1306:A:H8	1.49	0.54
1:AA:1411:C:O2'	1:AA:1412:C:H5'	2.08	0.54
2:AB:132:GLU:O	2:AB:136:ARG:HB2	2.08	0.54
2:AB:159:ALA:HA	2:AB:181:PRO:HD2	1.89	0.54
3:AC:59:PRO:O	3:AC:60:ALA:HB3	2.06	0.54
3:AC:155:ARG:HD3	3:AC:192:TYR:O	2.06	0.54
4:AD:29:THR:C	4:AD:30:LYS:HD3	2.27	0.54
5:AE:17:VAL:HA	5:AE:33:THR:O	2.07	0.54
7:AG:91:ARG:HE	7:AG:93:VAL:CG2	2.21	0.54
8:AH:58:LEU:HD11	8:AH:60:LEU:HD21	1.88	0.54
9:AI:33:SER:HB3	9:AI:36:GLN:CG	2.37	0.54
10:AJ:27:GLU:O	10:AJ:30:LYS:HG2	2.07	0.54
11:AK:52:ARG:N	11:AK:55:ARG:HB2	2.22	0.54
15:AO:7:THR:O	15:AO:11:VAL:HG23	2.07	0.54
16:AP:42:ILE:HG22	16:AP:42:ILE:O	2.08	0.54
1:BA:8:A:N6	4:BD:205:LYS:HB3	2.21	0.54
1:BA:71:A:H2'	1:BA:72:A:O5'	2.06	0.54
1:BA:791:G:C6	1:BA:792:A:N7	2.75	0.54
1:BA:1258:G:O2'	1:BA:1259:C:H5'	2.08	0.54
2:BB:220:VAL:O	2:BB:222:GLU:N	2.39	0.54
3:BC:18:ASN:OD1	3:BC:53:ARG:NE	2.41	0.54
3:BC:152:VAL:O	3:BC:164:THR:O	2.25	0.54
10:BJ:27:GLU:HA	10:BJ:30:LYS:HG2	1.89	0.54
14:BN:46:LEU:O	14:BN:49:GLN:HB2	2.07	0.54
16:BP:46:LYS:HD3	16:BP:48:GLU:H	1.72	0.54
18:BR:44:THR:O	18:BR:46:THR:HG22	2.07	0.54
22:BV:36:A:C2	23:BX:17:U:C2	2.95	0.54
25:CA:158:U:H2'	25:CA:158:U:O2	2.07	0.54
25:CA:449:A:H2'	25:CA:450:G:H5'	1.89	0.54
25:CA:877:A:C6	25:CA:899:A:C6	2.96	0.54
25:CA:1079:C:H2'	25:CA:1080:A:H8	1.73	0.54
25:CA:1420:A:HO2'	25:CA:1421:G:C5'	2.19	0.54
25:CA:2086:U:H2'	25:CA:2087:G:C8	2.42	0.54

Continued on next page...

Continued from previous page...

Atom-1	Atom-2	Interatomic distance (Å)	Clash overlap (Å)
27:CC:149:LYS:HD3	27:CC:152:GLN:OE1	2.08	0.54
31:CG:41:GLU:HB2	31:CG:54:ARG:NH2	2.22	0.54
33:CI:17:ALA:HA	33:CI:41:PHE:CZ	2.43	0.54
33:CI:73:PRO:HB2	33:CI:77:VAL:HG21	1.89	0.54
37:CM:12:MET:HE3	37:CM:71:LYS:HA	1.89	0.54
38:CN:41:ALA:HB1	38:CN:97:ILE:HD13	1.89	0.54
41:CQ:9:ALA:O	41:CQ:10:ARG:C	2.45	0.54
43:CS:57:ASN:O	43:CS:61:ASN:HB2	2.07	0.54
52:C1:31:GLU:O	52:C1:32:LYS:C	2.45	0.54
25:DA:107:G:O2'	25:DA:108:G:H5'	2.07	0.54
25:DA:740:C:H5'	25:DA:1784:A:C3'	2.37	0.54
25:DA:752:A:H62	25:DA:2609:U:H3	1.55	0.54
25:DA:1203:U:O4	25:DA:1204:A:C6	2.60	0.54
25:DA:1313:U:H2'	25:DA:1610:A:C2	2.42	0.54
25:DA:1469:A:H2'	25:DA:1469:A:N3	2.21	0.54
25:DA:1502:A:C2	25:DA:1503:A:C4	2.95	0.54
25:DA:1578:U:H2'	25:DA:1579:A:O5'	2.07	0.54
27:DC:51:ARG:NH1	27:DC:246:PRO:HG3	2.22	0.54
28:DD:142:VAL:HG23	28:DD:144:GLY:H	1.72	0.54
29:DE:131:THR:O	29:DE:134:LEU:N	2.40	0.54
29:DE:148:ILE:CD1	29:DE:187:VAL:HG11	2.36	0.54
36:DL:128:THR:OG1	36:DL:131:ALA:HB2	2.08	0.54
39:DO:40:ILE:HG22	39:DO:41:ALA:N	2.23	0.54
42:DR:86:GLN:O	42:DR:86:GLN:HG3	2.07	0.54
44:DT:30:ILE:HD11	44:DT:32:LEU:HD23	1.88	0.54
49:DY:11:VAL:HG13	49:DY:15:ASN:OD1	2.07	0.54
1:AA:109:A:C6	1:AA:326:G:C6	2.95	0.54
1:AA:240:G:OP1	1:AA:240:G:C4'	2.56	0.54
1:AA:955:U:C5	1:AA:956:U:C5	2.95	0.54
1:AA:1234:C:C2'	1:AA:1235:U:H5'	2.38	0.54
1:AA:1271:A:OP1	1:AA:1314:C:H4'	2.08	0.54
1:AA:1314:C:OP2	19:AS:5:LYS:HD3	2.08	0.54
2:AB:137:THR:HA	2:AB:140:LEU:HB2	1.88	0.54
8:AH:82:LEU:HD22	8:AH:82:LEU:C	2.27	0.54
9:AI:20:ILE:HD11	9:AI:85:ALA:HB3	1.88	0.54
9:AI:46:VAL:CG2	9:AI:75:ALA:HB1	2.38	0.54
10:AJ:40:ILE:HG21	10:AJ:73:LEU:HD12	1.89	0.54
11:AK:114:PRO:O	11:AK:115:ILE:HD13	2.07	0.54
13:AM:80:MET:HG2	13:AM:91:ARG:NH2	2.22	0.54
18:AR:32:ILE:HA	18:AR:39:VAL:HG23	1.89	0.54
1:BA:73:C:O2'	1:BA:74:A:O5'	2.25	0.54

Continued on next page...

Continued from previous page...

Atom-1	Atom-2	Interatomic distance (Å)	Clash overlap (Å)
1:BA:157:U:O2'	1:BA:158:G:H5'	2.08	0.54
1:BA:417:G:C6	1:BA:418:C:C4	2.95	0.54
1:BA:747:A:N6	1:BA:748:G:C6	2.76	0.54
1:BA:787:A:N1	1:BA:795:C:N4	2.54	0.54
1:BA:1022:A:C5	1:BA:1023:U:C5	2.96	0.54
1:BA:1053:G:N2	1:BA:1056:U:C5	2.75	0.54
1:BA:1179:A:H4'	9:BI:104:THR:HA	1.90	0.54
1:BA:1251:A:O2'	1:BA:1252:A:H5'	2.06	0.54
1:BA:1291:U:H4'	9:BI:41:GLU:OE2	2.08	0.54
2:BB:111:LYS:HD3	2:BB:111:LYS:C	2.28	0.54
5:BE:80:LEU:N	5:BE:80:LEU:HD13	2.22	0.54
11:BK:96:ILE:HD12	11:BK:96:ILE:C	2.27	0.54
13:BM:70:ARG:O	13:BM:74:MET:HB2	2.08	0.54
16:BP:50:THR:HG22	16:BP:50:THR:O	2.06	0.54
19:BS:55:GLN:CD	19:BS:56:HIS:N	2.60	0.54
19:BS:62:THR:HB	19:BS:65:MET:CG	2.37	0.54
20:BT:66:ILE:HG23	20:BT:67:HIS:H	1.72	0.54
20:BT:79:THR:O	20:BT:80:ALA:C	2.44	0.54
21:BU:19:LYS:C	21:BU:21:SER:H	2.10	0.54
25:CA:547:A:C8	25:CA:548:G:N3	2.75	0.54
25:CA:587:C:O2'	36:CL:19:LEU:HD11	2.07	0.54
25:CA:1051:G:H5'	25:CA:1052:C:OP2	2.07	0.54
25:CA:1212:G:H1'	25:CA:1236:G:N2	2.23	0.54
25:CA:1486:U:O2	25:CA:1504:A:C2	2.60	0.54
25:CA:1507:C:N4	25:CA:1508:A:C2	2.75	0.54
25:CA:1588:G:C5	25:CA:1589:U:C5	2.95	0.54
25:CA:1936:A:H3'	25:CA:1937:A:H5'	1.89	0.54
25:CA:2534:A:H2'	25:CA:2535:G:O5'	2.07	0.54
27:CC:161:VAL:HG13	27:CC:173:LEU:HB3	1.88	0.54
28:CD:86:GLU:CA	28:CD:86:GLU:OE1	2.54	0.54
29:CE:19:PHE:CE1	29:CE:109:LEU:HD23	2.42	0.54
44:CT:7:LEU:HD22	44:CT:46:ALA:HA	1.88	0.54
46:CV:6:ALA:HB1	46:CV:40:ILE:CG2	2.38	0.54
51:C0:54:ILE:CG2	51:C0:55:ALA:N	2.58	0.54
25:DA:1433:A:H2'	25:DA:1434:A:C1'	2.37	0.54
25:DA:1468:U:C2	25:DA:1525:A:C2	2.95	0.54
25:DA:1703:G:H2'	25:DA:1704:C:C6	2.43	0.54
25:DA:2024:G:H2'	25:DA:2025:C:O4'	2.08	0.54
25:DA:2053:G:N2	25:DA:2054:A:H1'	2.22	0.54
25:DA:2144:G:N3	25:DA:2146:C:O2	2.41	0.54
25:DA:2177:C:N4	25:DA:2178:C:H41	2.05	0.54

Continued on next page...

Continued from previous page...

Atom-1	Atom-2	Interatomic distance (Å)	Clash overlap (Å)
25:DA:2221:G:C4	25:DA:2222:C:C5	2.96	0.54
25:DA:2364:C:C2'	25:DA:2365:G:H5'	2.38	0.54
25:DA:2660:A:C2	25:DA:2661:G:C4	2.96	0.54
25:DA:2808:G:N1	25:DA:2891:U:C5	2.75	0.54
28:DD:101:PHE:HD1	28:DD:104:VAL:HG11	1.73	0.54
29:DE:143:LEU:HB3	29:DE:146:VAL:CG1	2.37	0.54
29:DE:187:VAL:O	29:DE:187:VAL:CG1	2.55	0.54
31:DG:128:THR:O	31:DG:129:GLU:HG2	2.07	0.54
35:DK:4:GLU:O	35:DK:5:GLN:CB	2.55	0.54
35:DK:114:LYS:HD2	35:DK:118:LEU:HD21	1.89	0.54
39:DO:40:ILE:HG21	39:DO:44:GLY:HA2	1.90	0.54
1:AA:8:A:H5'	5:AE:124:ALA:O	2.07	0.54
1:AA:85:U:H4'	1:AA:86:G:OP1	2.06	0.54
1:AA:257:G:N2	1:AA:258:G:C4	2.76	0.54
1:AA:293:G:C5	1:AA:294:U:C5	2.95	0.54
1:AA:303:A:H2'	1:AA:304:U:O4'	2.08	0.54
1:AA:376:G:H2'	1:AA:377:G:C8	2.41	0.54
1:AA:1161:C:O2	1:AA:1176:A:C2	2.60	0.54
1:AA:1215:G:H2'	1:AA:1216:A:H5'	1.90	0.54
1:AA:1245:C:H2'	1:AA:1246:A:O4'	2.08	0.54
1:AA:1504:G:H4'	1:AA:1505:G:C4	2.43	0.54
5:AE:20:VAL:CG2	5:AE:20:VAL:O	2.55	0.54
6:AF:3:HIS:HB2	6:AF:92:THR:HG23	1.89	0.54
6:AF:43:GLY:HA2	6:AF:58:HIS:NE2	2.22	0.54
8:AH:29:SER:O	8:AH:30:LYS:C	2.46	0.54
8:AH:100:ILE:HD11	8:AH:128:VAL:HG23	1.90	0.54
1:BA:190:A:H2'	1:BA:191:G:O5'	2.07	0.54
1:BA:404:G:O2'	1:BA:405:U:H5'	2.08	0.54
1:BA:467:U:H3'	1:BA:468:A:C5'	2.38	0.54
1:BA:564:C:C4	1:BA:565:U:C4	2.96	0.54
1:BA:605:U:O2'	1:BA:606:G:H5'	2.08	0.54
1:BA:628:G:H2'	1:BA:629:A:H8	1.70	0.54
1:BA:775:G:H2'	1:BA:776:G:O4'	2.08	0.54
1:BA:846:G:C2'	1:BA:847:G:H5'	2.38	0.54
1:BA:905:U:H2'	1:BA:906:A:H5'	1.88	0.54
1:BA:949:A:C4	1:BA:1233:G:N2	2.75	0.54
1:BA:1070:U:H2'	1:BA:1071:C:H6	1.72	0.54
2:BB:72:LYS:O	2:BB:74:ALA:N	2.40	0.54
4:BD:25:ARG:O	4:BD:26:ALA:CB	2.55	0.54
10:BJ:26:VAL:HG21	10:BJ:39:PRO:HD3	1.90	0.54
12:BL:65:TYR:O	12:BL:96:THR:OG1	2.24	0.54

Continued on next page...

Continued from previous page...

Atom-1	Atom-2	Interatomic distance (Å)	Clash overlap (Å)
13:BM:94:LEU:HB3	13:BM:95:PRO:HD2	1.88	0.54
15:BO:75:ALA:O	15:BO:76:ARG:C	2.44	0.54
17:BQ:12:VAL:HG11	17:BQ:21:VAL:HG22	1.89	0.54
25:CA:998:C:C2'	25:CA:999:U:O5'	2.56	0.54
25:CA:1061:U:HO2'	25:CA:1062:G:P	2.28	0.54
25:CA:1277:G:H5'	38:CN:20:MET:CE	2.38	0.54
25:CA:1379:U:OP1	25:CA:1379:U:C6	2.61	0.54
25:CA:1783:A:H5'	25:CA:2608:G:H4'	1.89	0.54
25:CA:2006:C:H6	25:CA:2006:C:O5'	1.91	0.54
25:CA:2141:G:C2	25:CA:2142:A:H1'	2.43	0.54
25:CA:2331:G:O4'	47:CW:38:GLY:HA3	2.07	0.54
25:CA:2492:U:H2'	25:CA:2493:U:H5'	1.88	0.54
25:CA:2585:U:HO2'	25:CA:2586:U:P	2.30	0.54
25:CA:2870:C:C5	25:CA:2871:U:C5	2.96	0.54
34:CJ:97:PRO:O	34:CJ:98:GLU:C	2.46	0.54
40:CP:30:TRP:CZ3	40:CP:39:LEU:HD13	2.43	0.54
51:C0:47:TYR:CE2	51:C0:52:LYS:HB2	2.42	0.54
25:DA:14:A:C6	25:DA:526:A:C2	2.96	0.54
25:DA:230:G:N1	25:DA:231:A:C5	2.76	0.54
25:DA:318:C:O2'	25:DA:319:G:H5'	2.07	0.54
25:DA:404:A:C4'	25:DA:405:U:OP2	2.54	0.54
25:DA:832:U:H2'	25:DA:833:A:H8	1.73	0.54
25:DA:995:C:OP2	41:DQ:52:ARG:NH1	2.40	0.54
25:DA:1010:A:H1'	25:DA:1153:C:H1'	1.88	0.54
25:DA:1061:U:H5''	25:DA:1061:U:O2	2.08	0.54
25:DA:1538:G:O2'	25:DA:1539:U:H5'	2.08	0.54
25:DA:2019:A:H4'	41:DQ:33:VAL:HG21	1.90	0.54
25:DA:2072:C:H5''	25:DA:2072:C:C6	2.40	0.54
25:DA:2311:A:O2'	25:DA:2312:U:O4'	2.25	0.54
25:DA:2692:G:H1'	25:DA:2847:U:H1'	1.89	0.54
25:DA:2769:U:H2'	25:DA:2769:U:O2	2.07	0.54
29:DE:189:THR:O	29:DE:192:ALA:HB3	2.07	0.54
32:DH:4:ILE:CG2	32:DH:17:ASP:N	2.70	0.54
36:DL:89:VAL:O	36:DL:89:VAL:HG13	2.08	0.54
36:DL:110:VAL:HB	36:DL:127:VAL:HG13	1.89	0.54
49:DY:8:GLU:CA	49:DY:12:GLU:HG3	2.38	0.54
1:AA:73:C:O2'	1:AA:74:A:H5''	2.08	0.54
1:AA:428:G:H4'	1:AA:429:U:OP1	2.07	0.54
1:AA:683:G:O2'	1:AA:684:U:H5'	2.07	0.54
1:AA:827:U:H5''	1:AA:828:U:OP2	2.08	0.54
1:AA:1077:G:N2	1:AA:1080:A:OP2	2.41	0.54

Continued on next page...

Continued from previous page...

Atom-1	Atom-2	Interatomic distance (Å)	Clash overlap (Å)
1:AA:1299:A:C6	1:AA:1301:U:O2	2.60	0.54
2:AB:34:ARG:NE	2:AB:34:ARG:CA	2.71	0.54
2:AB:53:LEU:CD1	2:AB:56:LEU:HD12	2.38	0.54
2:AB:54:ALA:O	2:AB:58:LYS:HB2	2.07	0.54
2:AB:67:LEU:HB3	2:AB:160:LEU:HD23	1.90	0.54
2:AB:205:ALA:O	2:AB:207:ARG:N	2.41	0.54
7:AG:70:PRO:HG3	7:AG:102:TRP:CH2	2.43	0.54
8:AH:74:ILE:HD13	8:AH:128:VAL:HG22	1.86	0.54
11:AK:110:THR:HG23	21:AU:4:LYS:CB	2.38	0.54
14:AN:30:ILE:HG23	14:AN:45:VAL:HB	1.88	0.54
14:AN:41:ARG:HG3	14:AN:42:TRP:CE3	2.42	0.54
15:AO:23:SER:HB3	15:AO:26:VAL:CG2	2.37	0.54
17:AQ:16:MET:HG2	17:AQ:19:SER:HB3	1.88	0.54
23:AX:10:G:C5	23:AX:11:U:C4	2.96	0.54
1:BA:194:C:H3'	60:BA:1716:HOH:O	2.08	0.54
1:BA:660:C:C2	1:BA:661:G:C8	2.95	0.54
1:BA:929:G:C6	1:BA:930:C:C4	2.95	0.54
1:BA:977:A:N3	1:BA:977:A:C2'	2.71	0.54
1:BA:1244:G:N1	1:BA:1294:G:N1	2.56	0.54
3:BC:84:GLU:HG3	3:BC:85:LYS:H	1.72	0.54
4:BD:32:LYS:HB2	4:BD:32:LYS:NZ	2.22	0.54
4:BD:32:LYS:O	4:BD:32:LYS:HG3	2.07	0.54
4:BD:172:VAL:O	4:BD:178:GLU:O	2.26	0.54
5:BE:148:SER:HB2	5:BE:151:MET:HG2	1.89	0.54
9:BI:43:ALA:HB1	9:BI:46:VAL:CG2	2.36	0.54
10:BJ:36:VAL:HG22	10:BJ:76:ILE:HG12	1.90	0.54
10:BJ:59:LYS:O	10:BJ:62:ARG:HD2	2.08	0.54
11:BK:22:ILE:HD11	11:BK:85:VAL:HG13	1.89	0.54
11:BK:107:THR:HG22	11:BK:108:ASN:ND2	2.22	0.54
12:BL:86:VAL:HG11	12:BL:89:LEU:CD2	2.37	0.54
13:BM:22:TYR:HB3	13:BM:65:GLU:HA	1.90	0.54
20:BT:68:LYS:HB3	20:BT:69:ASN:OD1	2.07	0.54
25:CA:90:U:H2'	25:CA:91:A:C8	2.41	0.54
25:CA:301:G:C4	25:CA:302:C:C5	2.96	0.54
25:CA:981:A:P	60:CA:3598:HOH:O	2.58	0.54
25:CA:1851:U:H2'	25:CA:1852:U:O5'	2.07	0.54
25:CA:1908:C:C5'	25:CA:1909:C:OP2	2.55	0.54
25:CA:1926:U:H2'	25:CA:1926:U:O2	2.06	0.54
25:CA:2127:G:N2	25:CA:2161:C:O2	2.40	0.54
25:CA:2170:A:OP2	25:CA:2170:A:C8	2.61	0.54
25:CA:2318:G:C6	25:CA:2319:G:C6	2.95	0.54

Continued on next page...

Continued from previous page...

Atom-1	Atom-2	Interatomic distance (Å)	Clash overlap (Å)
25:CA:2346:A:C3'	25:CA:2347:C:C5'	2.81	0.54
25:CA:2602:A:C4'	25:CA:2603:G:OP2	2.53	0.54
27:CC:265:PHE:N	27:CC:265:PHE:CD1	2.75	0.54
27:CC:270:ARG:HH11	27:CC:270:ARG:HG2	1.71	0.54
32:CH:62:LEU:C	32:CH:62:LEU:HD12	2.28	0.54
33:CI:57:VAL:CG1	33:CI:58:ILE:N	2.71	0.54
33:CI:59:THR:HG22	33:CI:61:TYR:CZ	2.43	0.54
34:CJ:65:THR:O	34:CJ:68:LYS:HG3	2.07	0.54
39:CO:24:THR:HG22	39:CO:42:PRO:HG3	1.89	0.54
44:CT:67:VAL:HG22	44:CT:76:ARG:HG3	1.90	0.54
25:DA:9:G:C6	25:DA:2629:U:C5	2.96	0.54
25:DA:82:U:H2'	25:DA:83:A:C8	2.42	0.54
25:DA:298:G:H8	25:DA:298:G:O5'	1.91	0.54
25:DA:528:A:C2	25:DA:2043:C:H5'	2.42	0.54
25:DA:623:C:H2'	25:DA:624:C:C6	2.42	0.54
25:DA:1090:A:C2	25:DA:1102:C:O2	2.60	0.54
25:DA:1324:G:C2	25:DA:1328:A:N1	2.76	0.54
25:DA:1607:C:H4'	25:DA:1608:A:O5'	2.08	0.54
25:DA:2104:C:C2	25:DA:2186:G:N2	2.75	0.54
25:DA:2196:C:O2'	25:DA:2197:U:H5'	2.08	0.54
25:DA:2291:U:H2'	25:DA:2292:U:C5	2.43	0.54
27:DC:251:THR:CG2	27:DC:252:LYS:N	2.69	0.54
31:DG:83:THR:OG1	31:DG:133:LYS:HG2	2.08	0.54
39:DO:31:THR:HG23	39:DO:32:PRO:CD	2.36	0.54
43:DS:9:HIS:CD2	43:DS:9:HIS:N	2.76	0.54
49:DY:10:SER:C	49:DY:14:LEU:HD12	2.28	0.54
49:DY:32:ALA:O	49:DY:35:GLY:HA2	2.07	0.54
49:DY:35:GLY:C	49:DY:36:GLN:CG	2.76	0.54
1:AA:81:A:H2'	1:AA:82:G:H5'	1.90	0.54
1:AA:86:G:O4'	1:AA:86:G:N3	2.40	0.54
1:AA:128:G:O2'	1:AA:129:A:H5'	2.07	0.54
1:AA:209:U:H4'	1:AA:210:C:OP2	2.06	0.54
1:AA:338:A:N1	1:AA:351:G:O6	2.41	0.54
1:AA:832:G:H2'	1:AA:833:G:H5'	1.88	0.54
1:AA:1244:G:O2'	1:AA:1245:C:H5'	2.07	0.54
1:AA:1247:U:O2'	1:AA:1248:A:H5'	2.08	0.54
3:AC:59:PRO:CB	10:AJ:94:ALA:HB1	2.38	0.54
4:AD:57:LYS:HG2	4:AD:202:LEU:HD22	1.90	0.54
4:AD:112:GLU:O	4:AD:113:ALA:C	2.44	0.54
4:AD:144:ILE:HD13	4:AD:177:MET:HB3	1.90	0.54
5:AE:136:VAL:O	5:AE:137:ARG:HB3	2.06	0.54

Continued on next page...

Continued from previous page...

Atom-1	Atom-2	Interatomic distance (Å)	Clash overlap (Å)
6:AF:10:VAL:HG13	6:AF:11:HIS:N	2.23	0.54
9:AI:95:SER:CA	9:AI:98:ARG:HB2	2.35	0.54
10:AJ:18:ILE:HG12	10:AJ:72:ARG:HG3	1.90	0.54
1:BA:175:C:C2'	1:BA:176:C:H5'	2.38	0.54
1:BA:363:A:C6	1:BA:364:A:C6	2.96	0.54
1:BA:394:G:H2'	1:BA:395:C:H6	1.72	0.54
1:BA:666:G:H5'	1:BA:726:C:H1'	1.90	0.54
1:BA:1237:C:H2'	1:BA:1336:C:C5	2.42	0.54
1:BA:1363:A:C5	1:BA:1365:G:C6	2.96	0.54
1:BA:1460:C:H2'	1:BA:1461:G:O5'	2.07	0.54
3:BC:133:MET:HE3	3:BC:167:TYR:HB2	1.90	0.54
3:BC:164:THR:O	3:BC:165:GLU:HB3	2.08	0.54
4:BD:33:ILE:O	4:BD:34:GLU:CB	2.54	0.54
7:BG:115:MET:HA	7:BG:118:ARG:HD3	1.90	0.54
7:BG:135:LYS:HE2	7:BG:139:ASP:OD1	2.08	0.54
8:BH:19:ALA:C	8:BH:21:LYS:H	2.11	0.54
9:BI:97:LEU:O	9:BI:103:VAL:HG13	2.07	0.54
12:BL:73:LEU:CD1	12:BL:79:ILE:HG21	2.37	0.54
13:BM:85:TYR:CD2	13:BM:85:TYR:C	2.80	0.54
25:CA:277:G:H4'	25:CA:278:A:N6	2.22	0.54
25:CA:1246:A:H2'	25:CA:1247:A:O5'	2.08	0.54
25:CA:1371:G:O2'	25:CA:1372:U:H5'	2.07	0.54
25:CA:1889:A:H1'	25:CA:2086:U:O2'	2.08	0.54
25:CA:2019:A:C2'	25:CA:2020:A:O5'	2.56	0.54
25:CA:2458:G:C2	25:CA:2490:G:N2	2.76	0.54
26:CB:43:C:H5''	26:CB:44:G:OP2	2.07	0.54
40:CP:111:GLU:HG3	40:CP:112:ARG:N	2.23	0.54
42:CR:51:VAL:C	42:CR:52:PRO:O	2.43	0.54
25:DA:120:U:O4'	25:DA:149:A:C8	2.61	0.54
25:DA:279:A:C5	25:DA:280:U:C5	2.95	0.54
25:DA:792:A:C3'	25:DA:793:A:H5'	2.37	0.54
25:DA:1062:G:C5	25:DA:1088:A:H2'	2.43	0.54
25:DA:1998:A:H2'	25:DA:1999:C:H6	1.73	0.54
25:DA:2179:C:C2	25:DA:2180:U:C6	2.96	0.54
25:DA:2221:G:C5	25:DA:2222:C:C5	2.96	0.54
25:DA:2248:C:H2'	25:DA:2249:U:H5'	1.90	0.54
25:DA:2392:A:C2	25:DA:2393:U:C2	2.96	0.54
30:DF:103:ILE:O	30:DF:108:PRO:HD3	2.07	0.54
33:DI:27:LEU:HD12	33:DI:27:LEU:C	2.27	0.54
40:DP:74:GLN:O	40:DP:77:SER:CB	2.56	0.54
44:DT:2:ILE:HG23	44:DT:3:ARG:O	2.07	0.54

Continued on next page...

Continued from previous page...

Atom-1	Atom-2	Interatomic distance (Å)	Clash overlap (Å)
44:DT:14:PRO:CD	49:DY:33:ALA:HB1	2.38	0.54
1:AA:424:G:O2'	1:AA:425:G:H5'	2.08	0.54
1:AA:980:C:C5	1:AA:981:U:C4	2.95	0.54
1:AA:1451:U:H5''	1:AA:1452:C:C5	2.42	0.54
3:AC:13:ILE:C	3:AC:14:VAL:HG13	2.27	0.54
4:AD:75:TYR:CG	4:AD:203:TYR:HD1	2.26	0.54
5:AE:33:THR:HB	5:AE:49:TYR:CE2	2.42	0.54
9:AI:44:ARG:N	9:AI:45:MET:SD	2.80	0.54
11:AK:15:VAL:O	11:AK:16:SER:OG	2.21	0.54
12:AL:2:THR:CG2	12:AL:4:ASN:CB	2.86	0.54
14:AN:87:ALA:HA	14:AN:90:ARG:HH12	1.72	0.54
16:AP:5:ARG:HA	16:AP:68:SER:OG	2.08	0.54
19:AS:39:ILE:CD1	19:AS:70:LEU:HD22	2.38	0.54
21:AU:3:ILE:HD13	21:AU:19:LYS:HE3	1.90	0.54
24:AY:14:MET:O	24:AY:17:CYS:HB2	2.07	0.54
1:BA:146:G:C2'	1:BA:147:G:H5'	2.38	0.54
1:BA:220:G:O2'	1:BA:221:C:H5'	2.07	0.54
1:BA:1219:A:H2'	1:BA:1220:G:H8	1.73	0.54
2:BB:53:LEU:HA	2:BB:56:LEU:CB	2.38	0.54
2:BB:207:ARG:O	2:BB:210:THR:N	2.41	0.54
4:BD:167:PRO:HG2	4:BD:170:LEU:HD11	1.90	0.54
4:BD:178:GLU:CG	4:BD:179:GLY:N	2.70	0.54
5:BE:106:ALA:HB1	5:BE:124:ALA:CB	2.38	0.54
6:BF:25:TYR:C	6:BF:27:ALA:N	2.60	0.54
10:BJ:67:ILE:HG12	14:BN:96:LEU:CA	2.37	0.54
10:BJ:78:GLU:O	10:BJ:78:GLU:CG	2.56	0.54
11:BK:123:PRO:O	11:BK:125:LYS:N	2.41	0.54
14:BN:26:LEU:O	14:BN:27:LYS:HB3	2.08	0.54
15:BO:8:ALA:O	15:BO:9:LYS:C	2.45	0.54
16:BP:74:LEU:O	16:BP:75:ILE:C	2.46	0.54
23:BX:10:G:O2'	23:BX:11:U:H5'	2.07	0.54
25:CA:717:C:H2'	25:CA:718:A:H5'	1.89	0.54
25:CA:1100:C:H2'	25:CA:1101:U:C6	2.43	0.54
25:CA:1645:G:H5''	25:CA:1646:C:H5'	1.90	0.54
25:CA:2145:C:H6	25:CA:2145:C:H3'	1.73	0.54
25:CA:2218:G:C6	25:CA:2219:U:C4	2.96	0.54
25:CA:2748:A:C2	25:CA:2757:A:C4	2.96	0.54
26:CB:33:G:H2'	26:CB:34:A:H5'	1.89	0.54
29:CE:108:ILE:HD12	29:CE:108:ILE:O	2.08	0.54
31:CG:130:ILE:HG22	31:CG:131:VAL:H	1.73	0.54
32:CH:135:HIS:HD2	32:CH:138:VAL:HG23	1.73	0.54

Continued on next page...

Continued from previous page...

Atom-1	Atom-2	Interatomic distance (Å)	Clash overlap (Å)
35:CK:9:ASN:O	35:CK:83:ALA:HA	2.08	0.54
37:CM:55:ARG:HH21	37:CM:55:ARG:CG	2.20	0.54
25:DA:591:U:H1'	54:D3:1:PRO:N	2.23	0.54
25:DA:630:G:H3'	25:DA:631:A:C5'	2.37	0.54
25:DA:792:A:C4'	25:DA:793:A:H5'	2.38	0.54
25:DA:1047:G:C4'	25:DA:1048:A:H5'	2.37	0.54
25:DA:1494:A:H2'	25:DA:1495:A:C8	2.43	0.54
25:DA:1563:U:O2'	25:DA:1564:C:H5'	2.07	0.54
25:DA:1629:U:O2	25:DA:2698:U:H5''	2.08	0.54
25:DA:2217:G:C2'	25:DA:2218:G:H5'	2.38	0.54
25:DA:2309:A:C5	25:DA:2310:C:C4	2.96	0.54
25:DA:2673:G:C2	25:DA:2674:G:C8	2.96	0.54
25:DA:2730:C:O2'	25:DA:2731:G:C5'	2.55	0.54
56:DB:65:U:C4	56:DB:108:A:C4	2.96	0.54
27:DC:16:VAL:H	27:DC:203:VAL:HG22	1.71	0.54
33:DI:6:ALA:O	33:DI:58:ILE:HB	2.08	0.54
37:DM:41:LEU:HD21	37:DM:124:LEU:HD13	1.90	0.54
37:DM:57:VAL:O	37:DM:58:LYS:HB2	2.08	0.54
38:DN:51:LEU:CD1	38:DN:70:THR:HG22	2.38	0.54
39:DO:33:ARG:O	39:DO:34:HIS:CD2	2.61	0.54
44:DT:10:VAL:HG12	44:DT:11:LEU:HD23	1.89	0.54
48:DX:32:LEU:HD23	48:DX:49:ARG:CZ	2.36	0.54
53:D2:44:VAL:HG12	53:D2:44:VAL:O	2.08	0.54
1:AA:451:A:OP2	16:AP:70:ARG:NH2	2.41	0.54
1:AA:452:A:N6	1:AA:480:U:H3	2.05	0.54
1:AA:1060:U:H5''	10:AJ:53:ILE:HG23	1.89	0.54
1:AA:1323:G:C2	1:AA:1324:A:C4	2.95	0.54
4:AD:146:GLU:HA	4:AD:149:LYS:HD2	1.89	0.54
5:AE:106:ALA:O	5:AE:111:ARG:NH2	2.41	0.54
6:AF:20:GLY:O	6:AF:23:GLU:HB3	2.07	0.54
6:AF:71:ILE:HG13	6:AF:72:ASP:N	2.23	0.54
8:AH:76:ARG:NE	8:AH:78:SER:O	2.41	0.54
10:AJ:28:THR:O	10:AJ:32:THR:CG2	2.55	0.54
12:AL:87:LYS:O	12:AL:87:LYS:HG3	2.07	0.54
13:AM:94:LEU:HB3	13:AM:95:PRO:CD	2.38	0.54
1:BA:16:A:C2	1:BA:17:U:C6	2.95	0.54
1:BA:49:U:O2	1:BA:362:G:H1'	2.08	0.54
1:BA:209:U:C4'	1:BA:210:C:OP2	2.56	0.54
1:BA:261:U:C5	20:BT:73:ARG:CZ	2.91	0.54
1:BA:270:A:C6	1:BA:271:C:C4	2.96	0.54
1:BA:620:C:C2	4:BD:131:ILE:HG12	2.43	0.54

Continued on next page...

Continued from previous page...

Atom-1	Atom-2	Interatomic distance (Å)	Clash overlap (Å)
1:BA:1002:G:C2	1:BA:1039:G:C2	2.96	0.54
1:BA:1207:G:H2'	1:BA:1208:C:O4'	2.07	0.54
1:BA:1269:A:C8	1:BA:1270:G:H1'	2.42	0.54
1:BA:1324:A:C6	1:BA:1325:C:C4	2.96	0.54
2:BB:96:LEU:O	2:BB:99:MET:HG2	2.07	0.54
4:BD:71:PHE:CE1	4:BD:199:ILE:HD11	2.42	0.54
7:BG:99:ALA:O	7:BG:103:ILE:HG13	2.08	0.54
9:BI:27:ILE:HG23	9:BI:62:LEU:HG	1.89	0.54
12:BL:19:ASN:H	12:BL:19:ASN:ND2	2.05	0.54
25:CA:1085:A:C5	25:CA:1086:A:N1	2.76	0.54
25:CA:2615:U:C2	51:C0:3:GLN:HA	2.43	0.54
28:CD:13:ARG:O	28:CD:14:ILE:HD13	2.08	0.54
29:CE:118:LEU:HD11	29:CE:188:MET:HG3	1.88	0.54
29:CE:118:LEU:C	29:CE:119:ILE:HD13	2.29	0.54
29:CE:128:ALA:HB1	29:CE:129:PRO:CD	2.38	0.54
31:CG:29:ASN:O	31:CG:29:ASN:CG	2.46	0.54
33:CI:32:VAL:HG21	33:CI:58:ILE:HG23	1.90	0.54
33:CI:57:VAL:O	33:CI:58:ILE:HD13	2.07	0.54
36:CL:104:GLN:OE1	36:CL:104:GLN:HA	2.08	0.54
41:CQ:88:GLU:H	42:CR:49:ILE:CD1	2.21	0.54
47:CW:37:ARG:O	47:CW:53:HIS:ND1	2.41	0.54
52:C1:16:THR:HG21	52:C1:41:VAL:CB	2.35	0.54
25:DA:197:A:N6	25:DA:2430:A:H2'	2.23	0.54
25:DA:200:U:C4	25:DA:248:G:C2	2.96	0.54
25:DA:715:A:OP1	25:DA:715:A:H8	1.91	0.54
25:DA:845:A:H3'	25:DA:845:A:N3	2.23	0.54
25:DA:871:U:H4'	37:DM:68:PHE:CD2	2.43	0.54
25:DA:1077:A:C2	25:DA:1088:A:C2	2.96	0.54
25:DA:1233:C:C2'	25:DA:1234:U:O5'	2.56	0.54
25:DA:1276:A:H5''	25:DA:1276:A:C8	2.43	0.54
25:DA:1276:A:H5''	25:DA:1276:A:H8	1.73	0.54
25:DA:1494:A:C4	25:DA:1495:A:C8	2.96	0.54
25:DA:1693:U:H4'	25:DA:1694:C:OP2	2.07	0.54
25:DA:1704:C:H2'	25:DA:1705:A:C8	2.43	0.54
25:DA:1758:U:C5	25:DA:2696:U:H5'	2.43	0.54
25:DA:1870:C:C3'	25:DA:1871:A:H5'	2.38	0.54
25:DA:2020:A:C2	25:DA:2022:U:O4'	2.61	0.54
25:DA:2097:A:C5	25:DA:2098:U:C5	2.95	0.54
25:DA:2233:U:H2'	25:DA:2234:G:C8	2.43	0.54
25:DA:2531:A:H4'	31:DG:156:TYR:CD1	2.42	0.54
25:DA:2816:G:O3'	38:DN:99:LYS:HE2	2.08	0.54

Continued on next page...

Continued from previous page...

Atom-1	Atom-2	Interatomic distance (Å)	Clash overlap (Å)
28:DD:101:PHE:HA	28:DD:104:VAL:CG1	2.38	0.54
29:DE:109:LEU:HD13	29:DE:180:LEU:HD13	1.89	0.54
30:DF:131:VAL:O	30:DF:131:VAL:HG23	2.08	0.54
31:DG:37:ASN:HB3	31:DG:40:VAL:HG23	1.90	0.54
33:DI:74:PRO:O	33:DI:78:LEU:HD12	2.07	0.54
33:DI:79:LEU:HD13	33:DI:135:MET:SD	2.48	0.54
35:DK:108:ARG:O	35:DK:109:SER:HB3	2.08	0.54
36:DL:76:GLU:O	36:DL:76:GLU:CG	2.56	0.54
36:DL:81:ASP:O	36:DL:82:LEU:CB	2.54	0.54
36:DL:123:ARG:HG3	36:DL:143:GLU:HG3	1.90	0.54
36:DL:126:ARG:C	36:DL:127:VAL:HG23	2.28	0.54
38:DN:86:ARG:HD2	38:DN:117:ASP:OD2	2.07	0.54
40:DP:51:ASN:O	40:DP:52:ARG:HD3	2.08	0.54
40:DP:53:GLY:O	40:DP:56:SER:OG	2.26	0.54
41:DQ:61:ILE:HG23	41:DQ:75:TYR:CE1	2.43	0.54
49:DY:28:LEU:HD13	49:DY:46:VAL:HG21	1.89	0.54
52:D1:46:VAL:CG1	52:D1:47:ILE:N	2.70	0.54
1:AA:9:G:O2'	1:AA:10:A:H5'	2.08	0.54
1:AA:374:A:O4'	1:AA:481:G:N2	2.41	0.54
1:AA:464:U:N3	1:AA:466:A:C5'	2.71	0.54
1:AA:510:A:H5''	1:AA:511:C:P	2.48	0.54
1:AA:549:C:H2'	1:AA:550:G:O5'	2.08	0.54
1:AA:791:G:C6	1:AA:792:A:N7	2.76	0.54
1:AA:850:U:H2'	1:AA:851:G:H5''	1.90	0.54
1:AA:943:U:H2'	1:AA:944:G:C5'	2.37	0.54
1:AA:1007:U:H2'	1:AA:1008:U:H5'	1.89	0.54
1:AA:1201:A:H1'	1:AA:1202:U:OP2	2.07	0.54
1:AA:1305:G:H2'	1:AA:1331:G:N2	2.23	0.54
1:AA:1366:C:H2'	1:AA:1367:C:H6	1.73	0.54
2:AB:130:LYS:HE2	2:AB:130:LYS:HA	1.90	0.54
3:AC:57:GLU:HG3	3:AC:64:ARG:CB	2.38	0.54
5:AE:71:ILE:HG21	5:AE:144:GLU:HB2	1.90	0.54
5:AE:96:GLN:HB2	5:AE:123:LEU:HD11	1.89	0.54
8:AH:13:ILE:HG22	8:AH:14:ARG:N	2.22	0.54
10:AJ:34:ALA:O	10:AJ:35:GLN:HB2	2.08	0.54
12:AL:2:THR:HG22	12:AL:4:ASN:HB2	1.90	0.54
17:AQ:40:THR:HG22	17:AQ:41:THR:N	2.23	0.54
19:AS:80:ARG:HA	19:AS:80:ARG:HE	1.73	0.54
24:AY:25:ILE:HG22	24:AY:26:SER:N	2.22	0.54
1:BA:96:U:O2'	1:BA:97:G:C5'	2.56	0.54
1:BA:557:G:H5''	1:BA:558:G:OP2	2.08	0.54

Continued on next page...

Continued from previous page...

Atom-1	Atom-2	Interatomic distance (Å)	Clash overlap (Å)
1:BA:699:C:C2'	1:BA:700:G:H5'	2.37	0.54
1:BA:960:U:H2'	1:BA:1225:A:H62	1.73	0.54
1:BA:979:C:C6	1:BA:980:C:C5	2.96	0.54
1:BA:1050:G:N2	1:BA:1209:C:O2	2.41	0.54
1:BA:1253:G:C2	1:BA:1285:A:N6	2.76	0.54
1:BA:1302:C:OP1	13:BM:12:LYS:HE2	2.08	0.54
3:BC:18:ASN:HA	3:BC:55:VAL:HG13	1.89	0.54
3:BC:117:ASP:O	3:BC:120:THR:HG22	2.07	0.54
4:BD:168:THR:CG2	4:BD:183:ARG:HH21	2.20	0.54
4:BD:187:ARG:O	4:BD:190:LEU:HD12	2.08	0.54
5:BE:14:LEU:HD12	5:BE:14:LEU:O	2.08	0.54
5:BE:149:PRO:C	5:BE:151:MET:N	2.61	0.54
6:BF:38:ARG:NH1	6:BF:61:LEU:HD21	2.23	0.54
9:BI:16:ALA:HB1	9:BI:65:THR:O	2.08	0.54
9:BI:26:LYS:O	9:BI:62:LEU:CD2	2.56	0.54
12:BL:33:CYS:CA	12:BL:54:VAL:HA	2.29	0.54
13:BM:15:VAL:O	13:BM:18:LEU:HB2	2.08	0.54
21:BU:3:ILE:HG23	21:BU:19:LYS:HE3	1.90	0.54
25:CA:31:C:C2'	25:CA:32:C:H5'	2.38	0.54
25:CA:64:A:H2'	25:CA:65:U:C6	2.43	0.54
25:CA:213:A:C2	25:CA:214:G:C4	2.96	0.54
25:CA:285:G:C6	25:CA:286:U:C4	2.96	0.54
25:CA:559:G:C2'	25:CA:560:C:H5'	2.38	0.54
25:CA:864:G:O2'	25:CA:865:C:H5'	2.08	0.54
25:CA:995:C:O2'	25:CA:996:A:P	2.66	0.54
25:CA:1744:A:H3'	25:CA:1745:A:H8	1.72	0.54
25:CA:1838:C:N1	25:CA:1898:U:H5	2.05	0.54
25:CA:1867:G:O2'	25:CA:1868:C:H5'	2.07	0.54
25:CA:2287:A:C8	25:CA:2289:G:C8	2.96	0.54
25:CA:2870:C:C2'	25:CA:2871:U:H5'	2.38	0.54
26:CB:64:G:C5	26:CB:65:U:C4	2.96	0.54
32:CH:59:ALA:HA	32:CH:62:LEU:HD23	1.89	0.54
32:CH:117:LEU:HD21	32:CH:121:VAL:N	2.22	0.54
33:CI:121:ILE:HG23	33:CI:124:MET:SD	2.48	0.54
25:DA:7:G:H5''	34:DJ:123:LYS:NZ	2.23	0.54
25:DA:39:G:H1'	29:DE:43:THR:HG21	1.90	0.54
25:DA:45:G:C5'	25:DA:46:G:H5'	2.37	0.54
25:DA:893:C:H2'	25:DA:894:U:O4'	2.08	0.54
25:DA:954:G:C5	25:DA:955:U:C5	2.95	0.54
25:DA:1096:A:C2'	25:DA:1097:U:H5''	2.38	0.54
25:DA:1153:C:H5''	41:DQ:61:ILE:HD13	1.89	0.54

Continued on next page...

Continued from previous page...

Atom-1	Atom-2	Interatomic distance (Å)	Clash overlap (Å)
25:DA:2642:G:N2	25:DA:2773:C:C2	2.76	0.54
25:DA:2757:A:N3	25:DA:2757:A:H2'	2.23	0.54
56:DB:74:U:H2'	56:DB:75:G:O4'	2.08	0.54
56:DB:104:A:H2'	56:DB:105:G:O4'	2.08	0.54
27:DC:73:ILE:HG22	27:DC:74:PRO:O	2.08	0.54
27:DC:181:ARG:HG2	27:DC:181:ARG:O	2.08	0.54
29:DE:83:VAL:CG1	29:DE:86:ALA:HA	2.38	0.54
30:DF:52:ALA:HB2	30:DF:149:ARG:HD2	1.90	0.54
31:DG:18:ILE:O	31:DG:18:ILE:HG22	2.08	0.54
41:DQ:98:ALA:HB2	41:DQ:105:PHE:CE2	2.42	0.54
45:DU:73:ASN:HA	45:DU:95:PHE:CE2	2.43	0.54
54:D3:35:LYS:O	54:D3:40:LYS:HE2	2.08	0.54
1:AA:324:G:N2	1:AA:326:G:H3'	2.22	0.53
1:AA:622:A:C8	1:AA:623:C:C5	2.96	0.53
1:AA:988:G:C6	1:AA:989:U:N3	2.76	0.53
1:AA:1060:U:C5'	10:AJ:53:ILE:HG23	2.37	0.53
1:AA:1497:G:C2'	1:AA:1498:U:H5'	2.38	0.53
2:AB:110:ILE:HD12	2:AB:147:LEU:HD13	1.90	0.53
3:AC:174:LEU:O	3:AC:174:LEU:HD12	2.08	0.53
4:AD:24:VAL:O	4:AD:25:ARG:O	2.25	0.53
7:AG:55:LYS:O	7:AG:60:ALA:HB2	2.08	0.53
7:AG:93:VAL:O	7:AG:96:ASN:OD1	2.25	0.53
10:AJ:6:ILE:HD12	10:AJ:76:ILE:O	2.08	0.53
10:AJ:65:TYR:HA	14:AN:98:LYS:HA	1.91	0.53
11:AK:124:LYS:O	21:AU:33:ARG:NE	2.40	0.53
1:BA:83:C:OP1	1:BA:83:C:H4'	2.08	0.53
1:BA:244:U:H4'	1:BA:245:U:H5''	1.89	0.53
1:BA:417:G:C6	1:BA:418:C:N3	2.76	0.53
1:BA:446:G:H2'	1:BA:447:G:O5'	2.07	0.53
1:BA:1073:U:O2	1:BA:1073:U:C2'	2.53	0.53
1:BA:1128:C:H4'	1:BA:1148:U:O2	2.07	0.53
1:BA:1285:A:H4'	1:BA:1286:U:N3	2.22	0.53
1:BA:1302:C:C5	13:BM:16:ILE:CD1	2.91	0.53
1:BA:1386:G:N3	1:BA:1387:G:C8	2.76	0.53
1:BA:1424:U:C4	1:BA:1425:U:C4	2.96	0.53
3:BC:83:VAL:HA	3:BC:86:LEU:HD12	1.89	0.53
4:BD:43:ARG:HA	4:BD:43:ARG:CZ	2.38	0.53
5:BE:82:HIS:NE2	5:BE:146:MET:HG3	2.23	0.53
6:BF:96:VAL:O	6:BF:97:THR:HG23	2.07	0.53
7:BG:34:LYS:CB	7:BG:37:THR:CG2	2.86	0.53
10:BJ:53:ILE:HG12	10:BJ:53:ILE:O	2.07	0.53

Continued on next page...

Continued from previous page...

Atom-1	Atom-2	Interatomic distance (Å)	Clash overlap (Å)
11:BK:109:ILE:HG22	21:BU:16:ARG:CZ	2.38	0.53
14:BN:35:ALA:CB	14:BN:41:ARG:CG	2.85	0.53
16:BP:39:PHE:O	16:BP:41:PRO:HD3	2.08	0.53
21:BU:3:ILE:N	21:BU:18:PHE:CD1	2.77	0.53
25:CA:1084:A:H2'	25:CA:1085:A:C8	2.43	0.53
25:CA:1409:U:H2'	25:CA:1410:G:O4'	2.08	0.53
25:CA:1799:G:H4'	25:CA:1800:C:O5'	2.07	0.53
25:CA:1838:C:N4	25:CA:1899:A:C4	2.76	0.53
25:CA:1954:G:O2'	25:CA:1956:U:O4	2.19	0.53
25:CA:2128:G:C2'	25:CA:2129:C:H5'	2.38	0.53
25:CA:2156:G:H3'	25:CA:2157:G:C8	2.43	0.53
25:CA:2303:G:C5	25:CA:2304:G:N7	2.77	0.53
25:CA:2383:G:O2'	25:CA:2384:U:H5'	2.08	0.53
25:CA:2592:G:C6	25:CA:2593:U:C4	2.96	0.53
29:CE:23:PHE:HB2	29:CE:111:GLU:HG2	1.90	0.53
30:CF:69:ALA:HB2	30:CF:82:TYR:O	2.08	0.53
32:CH:48:GLU:CD	32:CH:48:GLU:C	2.66	0.53
33:CI:18:ASN:ND2	33:CI:27:LEU:CD2	2.71	0.53
33:CI:101:SER:HB3	33:CI:104:GLN:CD	2.28	0.53
44:CT:17:SER:O	44:CT:18:GLU:C	2.46	0.53
49:CY:18:LEU:HG	49:CY:22:LEU:HB2	1.90	0.53
52:C1:10:LEU:HA	52:C1:49:LYS:O	2.08	0.53
25:DA:60:G:H1'	25:DA:61:C:OP1	2.07	0.53
25:DA:78:U:OP2	49:DY:2:LYS:HD3	2.07	0.53
25:DA:91:A:H4'	25:DA:92:U:O5'	2.09	0.53
25:DA:417:C:C2	25:DA:418:C:C5	2.96	0.53
25:DA:718:A:H2'	25:DA:719:C:H5'	1.90	0.53
25:DA:1056:G:C2	25:DA:1102:C:C5	2.95	0.53
25:DA:1140:C:H5'	34:DJ:26:GLY:HA3	1.90	0.53
25:DA:1463:C:H2'	25:DA:1464:G:O4'	2.09	0.53
25:DA:1467:U:C2'	25:DA:1468:U:O5'	2.56	0.53
25:DA:1495:A:H1'	25:DA:1579:A:H5'	1.90	0.53
25:DA:1708:C:H2'	25:DA:1709:U:C6	2.43	0.53
25:DA:1912:A:C8	25:DA:1918:A:C2	2.96	0.53
25:DA:2648:G:C5	25:DA:2649:C:C5	2.96	0.53
25:DA:2673:G:N3	25:DA:2674:G:C8	2.76	0.53
25:DA:2707:U:O2	25:DA:2707:U:C2'	2.54	0.53
25:DA:2833:U:H4'	25:DA:2834:G:OP2	2.08	0.53
33:DI:30:GLN:HG2	33:DI:31:GLY:H	1.73	0.53
33:DI:33:ASN:HB3	33:DI:36:GLU:HG2	1.89	0.53
34:DJ:95:ARG:HG2	34:DJ:96:ARG:N	2.22	0.53

Continued on next page...

Continued from previous page...

Atom-1	Atom-2	Interatomic distance (Å)	Clash overlap (Å)
39:DO:49:VAL:CG1	39:DO:81:ARG:HB3	2.37	0.53
49:DY:12:GLU:HA	49:DY:12:GLU:OE1	2.08	0.53
49:DY:13:GLU:C	49:DY:15:ASN:N	2.58	0.53
1:AA:805:C:C2'	1:AA:806:C:H5'	2.38	0.53
1:AA:1233:G:OP2	9:AI:125:GLN:HB2	2.06	0.53
1:AA:1323:G:H2'	1:AA:1324:A:H8	1.73	0.53
1:AA:1430:A:OP2	1:AA:1430:A:C8	2.61	0.53
1:AA:1502:A:N7	1:AA:1504:G:N3	2.57	0.53
2:AB:65:LYS:O	2:AB:158:ASP:HB2	2.08	0.53
3:AC:24:ASN:O	3:AC:25:THR:C	2.46	0.53
4:AD:2:ARG:NE	4:AD:114:ARG:HD3	2.23	0.53
4:AD:47:LEU:HD23	4:AD:47:LEU:O	2.08	0.53
7:AG:45:ALA:HB1	7:AG:119:LEU:HB3	1.90	0.53
10:AJ:61:ALA:O	10:AJ:62:ARG:HB2	2.07	0.53
11:AK:86:LYS:HG3	11:AK:113:THR:HA	1.90	0.53
13:AM:18:LEU:HD11	13:AM:32:ILE:HG21	1.89	0.53
19:AS:28:LYS:HB3	19:AS:29:PRO:CD	2.38	0.53
20:AT:81:GLN:HA	20:AT:84:LYS:HG2	1.89	0.53
22:AV:24:G:O2'	22:AV:25:C:H5'	2.08	0.53
1:BA:186:C:C4'	20:BT:75:LYS:HD2	2.39	0.53
1:BA:189:A:H2'	1:BA:190:A:C5'	2.37	0.53
1:BA:210:C:H5'	1:BA:211:G:C4	2.43	0.53
1:BA:527:G:O2'	1:BA:535:A:N1	2.31	0.53
1:BA:731:G:H5'	1:BA:766:A:H4'	1.89	0.53
1:BA:830:G:O2'	1:BA:831:A:H5'	2.08	0.53
1:BA:1113:C:C2	1:BA:1114:C:C6	2.97	0.53
1:BA:1318:A:O2'	19:BS:36:ARG:HD3	2.08	0.53
2:BB:53:LEU:HD21	2:BB:212:TYR:CE2	2.44	0.53
2:BB:114:LYS:O	2:BB:116:LEU:N	2.41	0.53
2:BB:163:ILE:CG1	2:BB:203:ASP:HB2	2.38	0.53
3:BC:5:HIS:CE1	3:BC:183:TYR:HE2	2.26	0.53
7:BG:62:GLU:C	7:BG:62:GLU:OE2	2.47	0.53
9:BI:11:ARG:NH1	9:BI:106:ASP:HB3	2.24	0.53
11:BK:17:ASP:HB2	11:BK:80:ASN:O	2.08	0.53
13:BM:18:LEU:CG	13:BM:33:LEU:HD21	2.38	0.53
14:BN:16:ALA:HA	14:BN:55:SER:O	2.09	0.53
14:BN:25:GLU:OE1	14:BN:26:LEU:HD23	2.08	0.53
14:BN:62:ASN:OD1	14:BN:73:PHE:CE1	2.62	0.53
22:BV:51:U:H2'	22:BV:52:G:C8	2.43	0.53
25:CA:1090:A:C6	25:CA:1091:G:N7	2.76	0.53
25:CA:1462:C:C2'	25:CA:1463:C:C5'	2.86	0.53

Continued on next page...

Continued from previous page...

Atom-1	Atom-2	Interatomic distance (Å)	Clash overlap (Å)
25:CA:1478:G:H1	25:CA:1513:U:H3	1.56	0.53
25:CA:1881:C:C4	25:CA:1882:U:C5	2.95	0.53
25:CA:2723:C:H2'	25:CA:2724:U:O5'	2.08	0.53
28:CD:38:LYS:HB3	28:CD:43:ASP:CB	2.38	0.53
28:CD:96:ILE:CG2	28:CD:97:SER:N	2.71	0.53
30:CF:69:ALA:HA	30:CF:84:ILE:HG21	1.89	0.53
31:CG:1:SER:O	31:CG:2:ARG:C	2.46	0.53
39:CO:30:ARG:HG2	39:CO:31:THR:N	2.22	0.53
40:CP:96:LEU:N	40:CP:96:LEU:HD23	2.23	0.53
53:C2:24:THR:O	53:C2:25:LYS:C	2.47	0.53
25:DA:263:G:H1'	25:DA:430:A:N3	2.24	0.53
25:DA:277:G:H2'	25:DA:278:A:OP2	2.07	0.53
25:DA:1089:A:H5''	25:DA:1090:A:OP2	2.08	0.53
25:DA:2207:C:H2'	25:DA:2208:C:H6	1.73	0.53
25:DA:2293:G:C2'	25:DA:2294:G:H5'	2.38	0.53
25:DA:2485:G:H5''	37:DM:45:GLN:HE21	1.72	0.53
25:DA:2579:C:O2'	25:DA:2580:U:H5'	2.08	0.53
28:DD:133:THR:HG23	28:DD:134:HIS:CD2	2.43	0.53
33:DI:7:TYR:HA	33:DI:58:ILE:HB	1.91	0.53
40:DP:77:SER:HB3	40:DP:80:VAL:HG12	1.90	0.53
40:DP:99:LEU:C	40:DP:101:GLU:H	2.10	0.53
44:DT:45:ALA:O	44:DT:48:GLN:HB2	2.08	0.53
57:DW:30:GLY:O	57:DW:31:SER:C	2.46	0.53
49:DY:11:VAL:CG1	49:DY:11:VAL:O	2.56	0.53
1:AA:38:G:C2	1:AA:397:A:C2	2.96	0.53
1:AA:64:G:N2	1:AA:67:C:C4	2.75	0.53
1:AA:437:U:H2'	1:AA:438:U:H5'	1.89	0.53
1:AA:533:A:C2	1:AA:536:C:C5	2.97	0.53
1:AA:1108:G:H5'	3:AC:175:HIS:CD2	2.44	0.53
1:AA:1167:A:N7	1:AA:1169:A:C6	2.76	0.53
1:AA:1211:U:H1'	1:AA:1213:A:C2	2.44	0.53
1:AA:1539:C:H1'	23:AX:7:G:N2	2.24	0.53
3:AC:64:ARG:O	3:AC:65:VAL:HB	2.07	0.53
3:AC:84:GLU:HG3	3:AC:85:LYS:N	2.23	0.53
3:AC:168:ARG:O	3:AC:168:ARG:NE	2.41	0.53
6:AF:6:ILE:HA	6:AF:89:VAL:HA	1.89	0.53
8:AH:100:ILE:CD1	8:AH:128:VAL:HG23	2.39	0.53
15:AO:18:ALA:O	15:AO:19:ASN:HB2	2.07	0.53
16:AP:38:PHE:CD1	16:AP:38:PHE:C	2.81	0.53
22:AV:27:G:O2'	22:AV:28:G:H5'	2.09	0.53
23:AX:14:A:N6	23:AX:15:A:N1	2.57	0.53

Continued on next page...

Continued from previous page...

Atom-1	Atom-2	Interatomic distance (Å)	Clash overlap (Å)
24:AY:53:ARG:HH22	24:AY:54:GLN:NE2	2.06	0.53
1:BA:923:A:H8	1:BA:923:A:O5'	1.91	0.53
1:BA:931:C:H2'	1:BA:932:C:H6	1.74	0.53
1:BA:982:U:O2	1:BA:983:A:N1	2.41	0.53
1:BA:1126:U:C1'	1:BA:1281:C:C6	2.91	0.53
4:BD:144:ILE:HG22	4:BD:145:ARG:O	2.08	0.53
5:BE:63:MET:O	5:BE:64:GLU:C	2.44	0.53
6:BF:70:VAL:HA	6:BF:73:GLU:OE1	2.09	0.53
8:BH:85:TYR:O	8:BH:86:LYS:HD2	2.09	0.53
10:BJ:40:ILE:HG23	10:BJ:41:PRO:HD2	1.91	0.53
10:BJ:71:LEU:O	10:BJ:72:ARG:HD3	2.08	0.53
12:BL:74:GLN:O	12:BL:76:HIS:N	2.41	0.53
12:BL:107:LYS:O	12:BL:108:ASP:HB2	2.09	0.53
13:BM:3:ILE:O	13:BM:5:GLY:N	2.42	0.53
13:BM:6:ILE:HD12	13:BM:6:ILE:N	2.23	0.53
13:BM:15:VAL:HG13	13:BM:40:GLU:HA	1.89	0.53
16:BP:6:LEU:HD12	16:BP:71:VAL:HG23	1.90	0.53
17:BQ:13:SER:O	17:BQ:20:ILE:CD1	2.56	0.53
17:BQ:30:HIS:CD2	17:BQ:31:PRO:HD2	2.43	0.53
20:BT:69:ASN:O	20:BT:72:ALA:N	2.41	0.53
22:BV:51:U:H2'	22:BV:52:G:H8	1.72	0.53
25:CA:1563:U:H2'	25:CA:1564:C:C6	2.43	0.53
25:CA:1784:A:OP2	60:CA:3703:HOH:O	2.18	0.53
25:CA:2522:U:C2'	25:CA:2523:G:H5'	2.38	0.53
27:CC:22:GLU:O	27:CC:22:GLU:HG3	2.09	0.53
27:CC:124:LYS:CB	27:CC:125:PRO:HD2	2.39	0.53
28:CD:86:GLU:OE1	28:CD:86:GLU:HA	2.08	0.53
32:CH:7:ASP:CA	32:CH:15:LEU:HD22	2.38	0.53
32:CH:80:ILE:HD12	32:CH:144:VAL:CG1	2.39	0.53
32:CH:100:ALA:O	32:CH:104:THR:HG23	2.08	0.53
36:CL:47:ARG:HG2	36:CL:47:ARG:NH2	2.23	0.53
37:CM:72:PRO:HB3	37:CM:92:TRP:CZ3	2.43	0.53
37:CM:113:ALA:O	37:CM:116:ALA:N	2.40	0.53
45:CU:82:VAL:HG12	45:CU:83:GLY:N	2.22	0.53
25:DA:121:G:H2'	25:DA:122:G:H8	1.72	0.53
25:DA:149:A:C2	25:DA:150:U:C6	2.97	0.53
25:DA:543:G:C5'	25:DA:543:G:H8	2.22	0.53
25:DA:1171:G:N2	25:DA:1178:C:O2	2.41	0.53
25:DA:1844:C:O3'	27:DC:255:LYS:HE3	2.08	0.53
25:DA:2057:G:P	60:DA:3492:HOH:O	2.65	0.53
25:DA:2104:C:O2	25:DA:2186:G:N2	2.41	0.53

Continued on next page...

Continued from previous page...

Atom-1	Atom-2	Interatomic distance (Å)	Clash overlap (Å)
25:DA:2236:U:C2'	25:DA:2237:G:H5'	2.37	0.53
25:DA:2277:G:H2'	25:DA:2278:A:H5''	1.89	0.53
56:DB:30:C:H1'	56:DB:57:A:H61	1.74	0.53
27:DC:76:VAL:HG23	27:DC:112:GLY:O	2.08	0.53
28:DD:101:PHE:HA	28:DD:104:VAL:HG13	1.90	0.53
32:DH:3:VAL:O	32:DH:19:VAL:CG2	2.56	0.53
32:DH:9:VAL:CG2	32:DH:35:LYS:CE	2.86	0.53
33:DI:116:MET:CE	33:DI:128:ILE:HD11	2.39	0.53
34:DJ:117:ALA:C	34:DJ:119:PHE:N	2.62	0.53
36:DL:109:LYS:HB3	36:DL:111:ILE:CD1	2.39	0.53
1:AA:437:U:N3	1:AA:438:U:C5	2.76	0.53
1:AA:458:U:H2'	1:AA:459:A:C8	2.43	0.53
1:AA:589:U:H2'	1:AA:590:U:C6	2.43	0.53
1:AA:1013:G:N2	1:AA:1017:U:N3	2.56	0.53
1:AA:1266:G:N1	1:AA:1270:G:C6	2.76	0.53
1:AA:1429:A:H8	1:AA:1429:A:OP2	1.91	0.53
3:AC:72:PRO:HG3	3:AC:104:GLU:HB2	1.89	0.53
3:AC:109:GLU:HB2	3:AC:143:LEU:CD2	2.39	0.53
4:AD:117:VAL:HG12	4:AD:130:ASN:HA	1.91	0.53
6:AF:16:GLU:CD	4:BD:190:LEU:O	2.46	0.53
6:AF:47:LEU:HD12	6:AF:55:HIS:HA	1.90	0.53
8:AH:79:ARG:HB2	8:AH:80:PRO:CD	2.38	0.53
8:AH:110:MET:HE1	8:AH:115:ALA:HA	1.91	0.53
10:AJ:42:LEU:HB3	10:AJ:71:LEU:HB3	1.89	0.53
21:AU:24:LYS:O	21:AU:28:LEU:HB2	2.07	0.53
1:BA:209:U:C5'	1:BA:210:C:OP2	2.56	0.53
1:BA:462:G:C5	1:BA:463:U:C6	2.96	0.53
1:BA:842:U:O2'	1:BA:846:G:C2	2.62	0.53
1:BA:844:G:OP1	1:BA:844:G:H3'	2.08	0.53
1:BA:847:G:O2'	1:BA:848:C:H5'	2.09	0.53
1:BA:1148:U:H5''	9:BI:8:THR:CG2	2.39	0.53
1:BA:1328:C:H5''	13:BM:27:THR:HG21	1.90	0.53
1:BA:1340:A:C2	1:BA:1341:U:C2	2.96	0.53
1:BA:1492:A:H3'	1:BA:1493:A:H8	1.72	0.53
6:BF:99:ALA:O	6:BF:100:SER:HB3	2.09	0.53
12:BL:33:CYS:HA	12:BL:53:ARG:O	2.08	0.53
14:BN:46:LEU:HD12	14:BN:49:GLN:HB2	1.89	0.53
16:BP:12:LYS:O	16:BP:13:LYS:HB2	2.07	0.53
20:BT:54:GLN:HB3	20:BT:55:PRO:HD3	1.90	0.53
25:CA:752:A:H62	25:CA:2609:U:H3	1.55	0.53
25:CA:2298:A:C2'	25:CA:2299:U:H5'	2.38	0.53

Continued on next page...

Continued from previous page...

Atom-1	Atom-2	Interatomic distance (Å)	Clash overlap (Å)
25:CA:2660:A:N1	25:CA:2661:G:C4	2.76	0.53
25:CA:2708:G:O2'	25:CA:2709:G:H5'	2.09	0.53
27:CC:140:VAL:HG11	27:CC:189:ALA:HB1	1.89	0.53
29:CE:131:THR:HG22	29:CE:160:ALA:CA	2.39	0.53
30:CF:91:ARG:HA	30:CF:95:MET:HE2	1.90	0.53
33:CI:17:ALA:HB1	33:CI:41:PHE:CE2	2.44	0.53
37:CM:113:ALA:O	37:CM:115:GLU:N	2.40	0.53
54:C3:31:ILE:O	54:C3:35:LYS:HE3	2.08	0.53
55:C4:37:GLN:HG2	55:C4:37:GLN:O	2.08	0.53
25:DA:21:A:C2'	25:DA:22:C:H5'	2.39	0.53
25:DA:328:U:H4'	45:DU:65:GLN:HG3	1.89	0.53
25:DA:534:U:O2'	41:DQ:48:ASP:OD1	2.21	0.53
25:DA:1363:C:O2'	25:DA:1809:A:H1'	2.07	0.53
25:DA:1456:G:C6	25:DA:1457:U:C4	2.96	0.53
25:DA:2102:G:C2'	25:DA:2103:C:H5'	2.39	0.53
25:DA:2134:A:N6	25:DA:2157:G:H1'	2.23	0.53
25:DA:2155:U:H2'	25:DA:2156:G:O4'	2.08	0.53
56:DB:30:C:H2'	56:DB:31:C:H5'	1.89	0.53
56:DB:109:A:H2'	56:DB:110:C:O4'	2.08	0.53
27:DC:136:VAL:HG22	27:DC:166:ARG:HB2	1.90	0.53
29:DE:44:ARG:O	29:DE:45:ALA:HB2	2.07	0.53
29:DE:115:GLN:OE1	29:DE:115:GLN:HA	2.09	0.53
32:DH:72:ILE:HG21	32:DH:140:ALA:HB1	1.90	0.53
34:DJ:29:ALA:HA	34:DJ:32:LEU:HD12	1.89	0.53
38:DN:87:PHE:CE1	38:DN:94:TYR:HB3	2.43	0.53
42:DR:49:ILE:CG2	42:DR:53:PHE:N	2.71	0.53
48:DX:38:TRP:HE3	48:DX:45:PHE:CD2	2.26	0.53
49:DY:60:LYS:O	49:DY:61:ALA:O	2.26	0.53
1:AA:204:G:H1'	1:AA:465:A:C2	2.43	0.53
1:AA:283:U:H2'	1:AA:284:C:H6	1.72	0.53
1:AA:382:A:H2'	1:AA:383:A:C8	2.43	0.53
1:AA:430:A:N3	1:AA:430:A:H2'	2.23	0.53
1:AA:587:G:H4'	8:AH:3:GLN:CA	2.34	0.53
1:AA:649:A:H2'	1:AA:650:G:H5''	1.89	0.53
1:AA:1246:A:C2	1:AA:1247:U:C2	2.97	0.53
3:AC:87:ARG:HG3	3:AC:100:ILE:HG22	1.91	0.53
5:AE:71:ILE:HG23	5:AE:72:ASN:N	2.22	0.53
6:AF:5:GLU:HG3	6:AF:5:GLU:O	2.08	0.53
6:AF:93:LYS:O	6:AF:94:HIS:HB2	2.07	0.53
8:AH:48:PHE:O	8:AH:49:LYS:HB2	2.07	0.53
9:AI:105:ARG:O	9:AI:105:ARG:HD2	2.09	0.53

Continued on next page...

Continued from previous page...

Atom-1	Atom-2	Interatomic distance (Å)	Clash overlap (Å)
11:AK:15:VAL:HG22	11:AK:16:SER:N	2.24	0.53
12:AL:19:ASN:C	12:AL:20:VAL:HG12	2.29	0.53
13:AM:44:ILE:N	13:AM:44:ILE:CD1	2.72	0.53
16:AP:18:GLN:HG3	16:AP:35:ARG:HD2	1.90	0.53
16:AP:20:VAL:HG22	16:AP:35:ARG:HA	1.90	0.53
16:AP:48:GLU:CG	16:AP:49:GLY:N	2.71	0.53
22:AV:61:C:H2'	22:AV:62:C:H6	1.73	0.53
1:BA:40:C:H2'	1:BA:41:G:O4'	2.07	0.53
1:BA:154:U:C2	1:BA:168:G:C2	2.96	0.53
1:BA:183:C:HO2'	1:BA:184:G:P	2.32	0.53
1:BA:209:U:H4'	1:BA:210:C:OP2	2.09	0.53
1:BA:255:G:C4	1:BA:256:U:C5	2.97	0.53
1:BA:872:A:C5	1:BA:874:G:C8	2.96	0.53
1:BA:1073:U:N3	1:BA:1074:G:N7	2.57	0.53
1:BA:1239:A:C4'	1:BA:1240:U:OP1	2.56	0.53
2:BB:99:MET:CB	2:BB:106:VAL:HG21	2.38	0.53
3:BC:110:LEU:CD1	3:BC:145:ALA:HB2	2.38	0.53
3:BC:150:VAL:HA	3:BC:198:LYS:O	2.09	0.53
7:BG:68:VAL:O	7:BG:70:PRO:CD	2.57	0.53
9:BI:46:VAL:HA	9:BI:49:GLN:HG3	1.90	0.53
9:BI:47:VAL:HG12	9:BI:78:ILE:CG2	2.38	0.53
14:BN:31:SER:O	14:BN:32:ASP:CB	2.57	0.53
14:BN:75:ARG:O	14:BN:76:LYS:C	2.46	0.53
16:BP:16:PHE:CD2	16:BP:40:ASN:HB2	2.43	0.53
21:BU:23:GLU:HA	21:BU:27:VAL:CG2	2.38	0.53
25:CA:365:U:O2'	25:CA:366:C:H5'	2.07	0.53
25:CA:772:C:C2'	25:CA:773:U:O5'	2.56	0.53
25:CA:2287:A:H2'	25:CA:2287:A:N3	2.24	0.53
27:CC:72:GLY:HA2	27:CC:116:GLN:HE21	1.73	0.53
27:CC:141:HIS:CE1	27:CC:190:THR:CG2	2.92	0.53
32:CH:76:GLU:HG2	32:CH:143:ILE:HD12	1.90	0.53
32:CH:116:ARG:HD2	32:CH:133:GLN:CG	2.37	0.53
33:CI:82:ALA:HB1	33:CI:108:ILE:HD13	1.91	0.53
37:CM:43:ALA:O	37:CM:44:ARG:C	2.45	0.53
39:CO:24:THR:HG22	39:CO:42:PRO:HD3	1.90	0.53
41:CQ:20:ALA:HB2	41:CQ:38:VAL:HG23	1.90	0.53
42:CR:42:ALA:CA	42:CR:46:GLU:HB2	2.31	0.53
46:CV:2:PHE:HB3	46:CV:50:MET:CE	2.39	0.53
25:DA:1074:G:O2'	25:DA:1075:C:H5'	2.08	0.53
25:DA:1324:G:C4	25:DA:1328:A:N6	2.77	0.53
25:DA:1439:A:C8	25:DA:1440:U:C6	2.97	0.53

Continued on next page...

Continued from previous page...

Atom-1	Atom-2	Interatomic distance (Å)	Clash overlap (Å)
25:DA:1681:G:N3	25:DA:1762:A:H2'	2.23	0.53
25:DA:2114:A:C2	25:DA:2166:U:H2'	2.43	0.53
25:DA:2703:C:C2	25:DA:2704:C:C5	2.96	0.53
25:DA:2774:C:H2'	25:DA:2775:G:O4'	2.09	0.53
32:DH:63:ALA:HA	32:DH:66:ASN:H	1.74	0.53
33:DI:56:VAL:HG21	33:DI:68:PHE:HB2	1.90	0.53
42:DR:29:THR:HG22	42:DR:29:THR:O	2.09	0.53
46:DV:30:ILE:HG13	46:DV:40:ILE:HG13	1.91	0.53
51:D0:14:MET:O	51:D0:17:SER:HB2	2.09	0.53
1:AA:142:G:C5	1:AA:143:A:C8	2.96	0.53
1:AA:193:C:O4'	20:AT:54:GLN:OE1	2.26	0.53
1:AA:369:G:C4	1:AA:370:C:C5	2.97	0.53
1:AA:538:G:H5''	12:AL:110:LYS:HB2	1.89	0.53
1:AA:1151:A:O2'	1:AA:1152:A:O5'	2.21	0.53
2:AB:32:GLY:O	2:AB:33:ALA:HB2	2.09	0.53
2:AB:53:LEU:HD11	2:AB:216:VAL:HA	1.90	0.53
2:AB:53:LEU:HD11	2:AB:216:VAL:HG22	1.90	0.53
3:AC:117:ASP:HA	3:AC:120:THR:HB	1.91	0.53
5:AE:75:LEU:HD21	5:AE:119:VAL:HG12	1.90	0.53
10:AJ:7:ARG:O	10:AJ:100:ILE:O	2.27	0.53
11:AK:22:ILE:HG22	11:AK:31:VAL:HG22	1.90	0.53
16:AP:20:VAL:HG23	16:AP:35:ARG:HA	1.90	0.53
17:AQ:45:VAL:HG11	17:AQ:60:ILE:CG1	2.38	0.53
18:AR:42:ARG:HG2	18:AR:43:ILE:CD1	2.39	0.53
19:AS:10:ILE:HG13	19:AS:37:SER:HB3	1.91	0.53
20:AT:14:GLU:O	20:AT:15:LYS:C	2.46	0.53
21:AU:4:LYS:HD2	21:AU:4:LYS:C	2.29	0.53
1:BA:220:G:C2	1:BA:221:C:C5	2.96	0.53
1:BA:254:G:C4	1:BA:255:G:C8	2.97	0.53
1:BA:404:G:N7	4:BD:1:ALA:N	2.56	0.53
1:BA:559:A:H4'	1:BA:560:A:H3'	1.90	0.53
1:BA:705:G:N2	11:BK:30:ILE:HD12	2.24	0.53
1:BA:728:A:N6	1:BA:729:A:N6	2.55	0.53
1:BA:872:A:C4	1:BA:874:G:C8	2.96	0.53
1:BA:1106:G:H2'	1:BA:1107:C:C6	2.42	0.53
1:BA:1250:A:N7	1:BA:1287:A:C8	2.76	0.53
1:BA:1410:A:H2'	1:BA:1411:C:C6	2.44	0.53
1:BA:1422:G:N2	1:BA:1423:G:C4	2.76	0.53
2:BB:34:ARG:O	2:BB:36:LYS:N	2.42	0.53
3:BC:22:PHE:O	3:BC:23:ALA:HB2	2.09	0.53
4:BD:34:GLU:O	4:BD:37:PRO:HD3	2.08	0.53

Continued on next page...

Continued from previous page...

Atom-1	Atom-2	Interatomic distance (Å)	Clash overlap (Å)
5:BE:152:VAL:HG23	5:BE:156:ARG:HB2	1.90	0.53
7:BG:145:GLU:OE1	7:BG:148:LYS:HE2	2.09	0.53
9:BI:19:PHE:CB	9:BI:63:TYR:HB3	2.35	0.53
10:BJ:93:ALA:HB1	10:BJ:96:VAL:HB	1.91	0.53
12:BL:28:GLN:CB	12:BL:81:ILE:O	2.57	0.53
13:BM:24:VAL:CG2	13:BM:25:GLY:N	2.72	0.53
17:BQ:7:LEU:HB3	17:BQ:24:ILE:CD1	2.39	0.53
21:BU:3:ILE:HA	21:BU:19:LYS:HZ1	1.74	0.53
25:CA:550:C:H2'	25:CA:550:C:O2	2.08	0.53
25:CA:964:C:O2'	25:CA:2273:A:N3	2.35	0.53
25:CA:1246:A:C2'	25:CA:1247:A:O5'	2.57	0.53
25:CA:1483:G:C4	25:CA:1484:U:C5	2.96	0.53
25:CA:1499:C:C4	25:CA:1500:G:N7	2.77	0.53
25:CA:2147:A:H2'	25:CA:2148:G:O4'	2.08	0.53
25:CA:2185:U:O2	25:CA:2185:U:H2'	2.06	0.53
25:CA:2276:G:H2'	25:CA:2277:G:H5'	1.89	0.53
25:CA:2418:A:C5	25:CA:2419:U:C5	2.97	0.53
25:CA:2474:U:H5''	25:CA:2475:C:OP2	2.08	0.53
25:CA:2685:G:OP1	35:CK:78:ARG:NH2	2.41	0.53
26:CB:30:C:C2'	26:CB:31:C:H5'	2.39	0.53
27:CC:173:LEU:HD13	27:CC:173:LEU:N	2.23	0.53
27:CC:216:ARG:HB3	27:CC:217:PRO:HD2	1.91	0.53
31:CG:51:PHE:CE2	31:CG:68:ARG:HA	2.44	0.53
33:CI:5:GLN:O	33:CI:5:GLN:HG2	2.07	0.53
33:CI:57:VAL:C	33:CI:68:PHE:HB2	2.29	0.53
33:CI:79:LEU:HD13	33:CI:135:MET:CE	2.39	0.53
34:CJ:64:VAL:HG13	34:CJ:65:THR:N	2.22	0.53
49:CY:32:ALA:O	49:CY:33:ALA:C	2.46	0.53
25:DA:549:G:O4'	25:DA:549:G:N3	2.41	0.53
25:DA:665:U:O2	25:DA:665:U:C2'	2.54	0.53
25:DA:1351:C:H2'	25:DA:1352:U:C1'	2.39	0.53
25:DA:1354:A:N7	25:DA:1355:G:N9	2.57	0.53
25:DA:1475:G:H1'	25:DA:1476:U:OP2	2.08	0.53
25:DA:1779:U:H2'	60:DA:3695:HOH:O	2.07	0.53
25:DA:2102:G:O2'	25:DA:2103:C:H5'	2.07	0.53
25:DA:2228:G:H2'	25:DA:2229:U:C6	2.43	0.53
25:DA:2690:U:C4	25:DA:2873:A:C2	2.97	0.53
25:DA:2742:G:OP1	55:D4:36:ARG:CD	2.56	0.53
25:DA:2792:A:C2	25:DA:2793:C:C4	2.96	0.53
25:DA:2796:U:C2'	25:DA:2797:U:H2'	2.39	0.53
28:DD:52:THR:HG23	28:DD:53:GLY:N	2.24	0.53

Continued on next page...

Continued from previous page...

Atom-1	Atom-2	Interatomic distance (Å)	Clash overlap (Å)
29:DE:198:GLU:HG3	29:DE:198:GLU:O	2.09	0.53
30:DF:41:GLU:CB	30:DF:48:LEU:CD2	2.85	0.53
31:DG:41:GLU:HB2	31:DG:54:ARG:HE	1.73	0.53
33:DI:21:PRO:HD2	33:DI:22:PRO:HD2	1.90	0.53
33:DI:45:THR:CG2	33:DI:50:LYS:HG3	2.39	0.53
33:DI:104:GLN:O	33:DI:105:LEU:HB2	2.07	0.53
34:DJ:96:ARG:HH21	34:DJ:96:ARG:HG2	1.72	0.53
37:DM:33:LEU:HD22	37:DM:117:PHE:CG	2.44	0.53
37:DM:124:LEU:N	37:DM:124:LEU:CD2	2.71	0.53
39:DO:34:HIS:HB3	39:DO:36:TYR:CE2	2.44	0.53
1:AA:395:C:H2'	1:AA:396:C:H6	1.74	0.53
1:AA:633:G:OP2	8:AH:87:ARG:NH2	2.42	0.53
1:AA:978:A:C2'	1:AA:979:C:H5'	2.39	0.53
1:AA:989:U:H2'	1:AA:990:C:H6	1.74	0.53
1:AA:1446:A:H2'	1:AA:1447:A:H5'	1.89	0.53
2:AB:80:LYS:HG3	2:AB:84:LEU:HD22	1.91	0.53
2:AB:110:ILE:HG22	2:AB:111:LYS:N	2.22	0.53
3:AC:56:ILE:HG12	3:AC:65:VAL:HG22	1.90	0.53
9:AI:56:MET:HA	9:AI:59:LYS:CB	2.38	0.53
1:BA:552:U:H2'	1:BA:553:A:C8	2.43	0.53
1:BA:567:G:H2'	1:BA:568:G:O4'	2.08	0.53
1:BA:840:C:C4	1:BA:842:U:C5'	2.91	0.53
1:BA:854:U:H3'	1:BA:871:U:H3	1.72	0.53
1:BA:1149:C:HO2'	1:BA:1280:A:H2	1.55	0.53
1:BA:1267:C:C2'	1:BA:1268:G:H5'	2.38	0.53
1:BA:1452:C:H4'	1:BA:1453:G:C5'	2.38	0.53
2:BB:57:ASN:O	2:BB:58:LYS:HB2	2.08	0.53
3:BC:146:LYS:HG3	3:BC:203:LYS:O	2.08	0.53
4:BD:32:LYS:O	4:BD:33:ILE:C	2.47	0.53
5:BE:104:ILE:HD11	5:BE:114:LEU:HB3	1.91	0.53
7:BG:17:PHE:CZ	7:BG:57:GLU:HG2	2.44	0.53
7:BG:136:LYS:O	7:BG:139:ASP:CB	2.57	0.53
14:BN:35:ALA:HB2	14:BN:41:ARG:HG3	1.88	0.53
14:BN:50:THR:C	14:BN:51:LEU:HD23	2.29	0.53
16:BP:6:LEU:HD12	16:BP:6:LEU:N	2.23	0.53
21:BU:4:LYS:O	21:BU:4:LYS:HD2	2.08	0.53
25:CA:247:G:C8	25:CA:249:C:C5	2.97	0.53
25:CA:649:G:H2'	25:CA:650:C:H6	1.73	0.53
25:CA:892:A:H2'	25:CA:892:A:N3	2.23	0.53
25:CA:1319:C:O2'	25:CA:1320:C:H5'	2.08	0.53
25:CA:1869:G:C6	25:CA:1871:A:OP2	2.61	0.53

Continued on next page...

Continued from previous page...

Atom-1	Atom-2	Interatomic distance (Å)	Clash overlap (Å)
25:CA:1902:C:H5'	27:CC:239:PHE:CE1	2.44	0.53
25:CA:2143:C:H2'	25:CA:2144:G:C8	2.43	0.53
25:CA:2631:G:H2'	25:CA:2632:A:O5'	2.09	0.53
25:CA:2886:A:C4	25:CA:2887:A:C8	2.97	0.53
31:CG:126:THR:CG2	31:CG:127:GLN:N	2.72	0.53
34:CJ:77:HIS:CD2	34:CJ:79:GLY:HA2	2.43	0.53
40:CP:25:VAL:HG23	40:CP:84:SER:O	2.07	0.53
45:CU:87:GLU:O	45:CU:88:ASP:HB3	2.08	0.53
25:DA:362:A:OP2	25:DA:362:A:C8	2.62	0.53
25:DA:422:A:H2'	25:DA:422:A:N3	2.24	0.53
25:DA:515:A:H1'	25:DA:581:C:H1'	1.90	0.53
25:DA:531:C:C5	25:DA:2035:G:C2	2.97	0.53
25:DA:545:U:C6	25:DA:547:A:H4'	2.44	0.53
25:DA:817:C:OP1	60:DA:3585:HOH:O	2.19	0.53
25:DA:997:G:OP1	41:DQ:91:ARG:HG2	2.08	0.53
25:DA:1196:C:O4'	25:DA:1226:A:C2	2.61	0.53
25:DA:1392:A:C5	25:DA:1393:A:C6	2.97	0.53
25:DA:1670:C:O2	25:DA:1993:U:H1'	2.09	0.53
25:DA:2148:G:H2'	25:DA:2149:U:C5	2.43	0.53
25:DA:2756:U:C4	25:DA:2759:G:O6	2.62	0.53
56:DB:58:A:H2'	56:DB:59:A:C8	2.44	0.53
27:DC:170:TYR:CD2	27:DC:184:GLU:HA	2.43	0.53
27:DC:253:GLY:O	27:DC:254:LYS:CB	2.57	0.53
28:DD:90:PHE:CE2	28:DD:96:ILE:CD1	2.90	0.53
32:DH:31:VAL:CB	32:DH:32:PRO:CD	2.87	0.53
38:DN:35:LYS:HD2	38:DN:100:CYS:SG	2.49	0.53
1:AA:386:C:O2'	1:AA:387:U:H5'	2.09	0.53
1:AA:1060:U:C5'	10:AJ:53:ILE:CG2	2.85	0.53
1:AA:1239:A:C2	1:AA:1241:G:N1	2.77	0.53
1:AA:1321:U:H3'	1:AA:1322:C:O2	2.09	0.53
3:AC:129:PHE:CZ	3:AC:130:ARG:HD2	2.44	0.53
4:AD:16:THR:HG22	4:AD:17:ASP:O	2.08	0.53
5:AE:132:PRO:C	5:AE:134:ASN:N	2.62	0.53
5:AE:148:SER:O	5:AE:152:VAL:HG12	2.08	0.53
6:AF:2:ARG:HG2	6:AF:92:THR:HG21	1.90	0.53
9:AI:20:ILE:HG21	9:AI:60:LEU:HD12	1.90	0.53
11:AK:54:SER:O	11:AK:55:ARG:C	2.48	0.53
11:AK:81:LEU:N	11:AK:81:LEU:HD23	2.24	0.53
12:AL:49:ARG:HB2	12:AL:89:LEU:HD21	1.91	0.53
13:AM:17:ALA:O	13:AM:20:SER:CB	2.57	0.53
16:AP:61:VAL:HA	16:AP:65:ALA:HB3	1.91	0.53

Continued on next page...

Continued from previous page...

Atom-1	Atom-2	Interatomic distance (Å)	Clash overlap (Å)
21:AU:34:ARG:O	21:AU:36:PHE:N	2.42	0.53
1:BA:15:G:C2	1:BA:16:A:C4	2.97	0.53
1:BA:116:A:H61	1:BA:313:A:H1'	1.74	0.53
1:BA:215:C:H2'	1:BA:216:U:O4'	2.09	0.53
1:BA:455:G:C2'	1:BA:456:A:H5'	2.38	0.53
1:BA:646:G:H2'	1:BA:647:C:H6	1.74	0.53
1:BA:1179:A:H2'	1:BA:1180:A:H5'	1.91	0.53
1:BA:1328:C:H5''	13:BM:27:THR:CG2	2.38	0.53
1:BA:1377:A:O2'	7:BG:1:PRO:HG2	2.08	0.53
2:BB:81:ASP:OD1	2:BB:83:ALA:HB3	2.08	0.53
2:BB:163:ILE:HG12	2:BB:164:ASP:N	2.23	0.53
4:BD:58:GLN:O	4:BD:62:ARG:HG3	2.07	0.53
5:BE:55:VAL:HB	5:BE:56:PRO:CD	2.39	0.53
6:BF:36:ILE:HA	6:BF:64:VAL:HG13	1.90	0.53
6:BF:38:ARG:HG3	6:BF:39:LEU:N	2.21	0.53
6:BF:90:MET:O	6:BF:91:ARG:O	2.26	0.53
6:BF:97:THR:O	6:BF:98:GLU:HG2	2.08	0.53
8:BH:9:MET:CE	8:BH:32:LYS:O	2.57	0.53
9:BI:23:GLY:HA3	9:BI:61:ASP:OD2	2.09	0.53
13:BM:77:LYS:HA	13:BM:80:MET:HE2	1.91	0.53
13:BM:113:LYS:CB	13:BM:114:PRO:HD3	2.38	0.53
15:BO:27:GLN:O	15:BO:31:LEU:HD12	2.08	0.53
17:BQ:44:HIS:CG	17:BQ:69:THR:CG2	2.92	0.53
23:BX:8:A:C6	23:BX:9:G:C5	2.97	0.53
25:CA:178:G:C2'	25:CA:179:C:H5'	2.39	0.53
25:CA:585:G:N7	41:CQ:5:ARG:NH1	2.57	0.53
25:CA:606:U:OP2	29:CE:99:LYS:HE3	2.09	0.53
25:CA:664:G:C2'	25:CA:665:U:H5'	2.39	0.53
25:CA:1120:G:H2'	25:CA:1121:C:H5'	1.91	0.53
25:CA:1485:U:N3	25:CA:1505:A:C2	2.77	0.53
25:CA:1558:C:H4'	25:CA:1559:U:O5'	2.08	0.53
25:CA:2849:U:H4'	25:CA:2868:A:C2	2.43	0.53
26:CB:39:A:C2	26:CB:44:G:C2	2.97	0.53
27:CC:136:VAL:CG1	27:CC:137:GLY:N	2.72	0.53
29:CE:190:ALA:C	29:CE:192:ALA:H	2.11	0.53
30:CF:69:ALA:HA	30:CF:84:ILE:CG2	2.37	0.53
30:CF:100:GLU:OE2	30:CF:104:THR:HG21	2.08	0.53
36:CL:26:GLY:O	36:CL:27:LEU:C	2.46	0.53
41:CQ:98:ALA:HB2	41:CQ:105:PHE:CD2	2.44	0.53
25:DA:120:U:H1'	25:DA:149:A:N7	2.23	0.53
25:DA:122:G:C2'	25:DA:123:G:H5'	2.39	0.53

Continued on next page...

Continued from previous page...

Atom-1	Atom-2	Interatomic distance (Å)	Clash overlap (Å)
25:DA:182:A:C6	25:DA:183:C:C4	2.96	0.53
25:DA:188:G:C2'	25:DA:189:G:H5'	2.39	0.53
25:DA:368:A:H2'	25:DA:369:U:H5'	1.91	0.53
25:DA:582:A:N6	25:DA:583:G:O6	2.42	0.53
25:DA:585:G:H5''	25:DA:586:A:P	2.49	0.53
25:DA:640:C:C5	25:DA:641:U:C5	2.97	0.53
25:DA:657:U:H2'	25:DA:658:U:C6	2.44	0.53
25:DA:984:A:C5'	25:DA:985:C:OP2	2.54	0.53
25:DA:1313:U:H5''	25:DA:1314:C:OP2	2.08	0.53
25:DA:1719:G:H22	25:DA:1742:U:H1'	1.74	0.53
25:DA:2114:A:C2	25:DA:2115:G:O4'	2.62	0.53
25:DA:2159:G:O2'	25:DA:2160:C:H5'	2.08	0.53
25:DA:2162:G:C4'	25:DA:2171:A:H2'	2.39	0.53
25:DA:2372:U:O4'	52:D1:45:HIS:CD2	2.62	0.53
25:DA:2411:A:O2'	25:DA:2412:A:H5'	2.08	0.53
25:DA:2493:U:C2'	25:DA:2494:G:O5'	2.57	0.53
25:DA:2850:A:C4	25:DA:2851:A:C8	2.97	0.53
27:DC:12:ARG:O	27:DC:13:ARG:C	2.46	0.53
27:DC:13:ARG:HG2	27:DC:14:HIS:CE1	2.44	0.53
27:DC:251:THR:HG22	27:DC:252:LYS:HG2	1.91	0.53
30:DF:35:LEU:HD12	30:DF:153:ILE:CD1	2.36	0.53
30:DF:135:ILE:HG23	30:DF:140:ILE:HG22	1.90	0.53
38:DN:76:VAL:CG1	38:DN:77:ALA:N	2.71	0.53
38:DN:81:ASN:O	38:DN:85:PRO:HD2	2.09	0.53
40:DP:38:ARG:HG3	40:DP:39:LEU:N	2.24	0.53
41:DQ:67:ALA:HB1	41:DQ:105:PHE:CE1	2.44	0.53
43:DS:20:VAL:O	43:DS:23:LEU:HB2	2.09	0.53
46:DV:32:GLY:O	46:DV:35:GLU:OE1	2.27	0.53
57:DW:64:LYS:HD3	57:DW:79:GLU:OE2	2.08	0.53
1:AA:118:U:O4	1:AA:288:A:H2'	2.09	0.53
1:AA:274:A:C5'	17:AQ:15:LYS:CE	2.87	0.53
1:AA:300:A:H1'	1:AA:565:U:O2	2.08	0.53
1:AA:322:C:O3'	20:AT:17:ARG:HG3	2.07	0.53
1:AA:446:G:H2'	1:AA:447:G:O4'	2.09	0.53
1:AA:689:C:H2'	1:AA:690:G:C8	2.44	0.53
1:AA:978:A:C1'	1:AA:1322:C:H5	2.22	0.53
2:AB:89:PHE:HB3	2:AB:149:GLY:O	2.08	0.53
3:AC:35:ASP:OD1	3:AC:58:ARG:NH1	2.42	0.53
7:AG:25:PHE:O	7:AG:26:VAL:C	2.47	0.53
10:AJ:29:ALA:CA	10:AJ:32:THR:HG22	2.33	0.53
14:AN:73:PHE:HE1	14:AN:75:ARG:HA	1.73	0.53

Continued on next page...

Continued from previous page...

Atom-1	Atom-2	Interatomic distance (Å)	Clash overlap (Å)
15:AO:23:SER:OG	15:AO:26:VAL:HG23	2.08	0.53
17:AQ:16:MET:CB	17:AQ:19:SER:HB3	2.39	0.53
17:AQ:51:GLU:N	17:AQ:51:GLU:OE1	2.42	0.53
1:BA:89:U:H2'	1:BA:90:C:C6	2.44	0.53
5:BE:97:PRO:O	5:BE:98:ALA:HB3	2.09	0.53
6:BF:87:SER:O	6:BF:88:MET:HB2	2.09	0.53
8:BH:58:LEU:C	8:BH:58:LEU:HD12	2.29	0.53
10:BJ:65:TYR:HB3	14:BN:96:LEU:HD11	1.90	0.53
12:BL:47:ALA:HB3	12:BL:49:ARG:HE	1.73	0.53
13:BM:2:ARG:HA	13:BM:8:ILE:HG12	1.91	0.53
19:BS:17:LYS:HA	19:BS:20:LYS:NZ	2.24	0.53
25:CA:347:A:H2'	25:CA:348:A:C8	2.43	0.53
25:CA:846:U:O2	25:CA:846:U:C2'	2.57	0.53
25:CA:1121:C:C6	25:CA:1121:C:H3'	2.44	0.53
25:CA:1392:A:N6	44:CT:18:GLU:HG2	2.24	0.53
25:CA:1445:G:H2'	25:CA:1446:C:C6	2.44	0.53
27:CC:28:PRO:HG2	27:CC:33:LEU:HD11	1.91	0.53
27:CC:83:ASP:OD1	27:CC:83:ASP:C	2.46	0.53
28:CD:28:GLU:OE2	28:CD:30:GLU:HG3	2.08	0.53
30:CF:7:TYR:HA	30:CF:11:VAL:HG21	1.91	0.53
32:CH:34:GLY:O	32:CH:35:LYS:CG	2.57	0.53
32:CH:46:PHE:HD2	32:CH:47:PHE:N	2.07	0.53
36:CL:77:ILE:HD11	36:CL:101:ILE:HG21	1.90	0.53
46:CV:80:HIS:CD2	46:CV:81:PRO:HD2	2.44	0.53
51:C0:35:GLU:OE2	51:C0:45:ASP:HB2	2.08	0.53
25:DA:41:C:C2'	25:DA:42:A:O5'	2.57	0.53
25:DA:588:U:H2'	25:DA:589:U:C6	2.44	0.53
25:DA:1096:A:H3'	25:DA:1096:A:C8	2.44	0.53
25:DA:1300:G:H3'	60:DA:3655:HOH:O	2.08	0.53
25:DA:1315:C:C2	25:DA:1316:U:C5	2.97	0.53
25:DA:1540:G:C5	25:DA:1541:C:C4	2.97	0.53
25:DA:2742:G:OP1	55:D4:36:ARG:HD2	2.09	0.53
25:DA:2817:U:OP1	38:DN:99:LYS:HE2	2.08	0.53
27:DC:74:PRO:HB2	27:DC:96:LYS:CE	2.38	0.53
28:DD:61:THR:HB	28:DD:63:PRO:HD2	1.91	0.53
34:DJ:80:HIS:O	34:DJ:82:GLY:N	2.41	0.53
36:DL:4:ASN:O	36:DL:5:THR:HG22	2.09	0.53
37:DM:15:GLY:O	37:DM:16:ARG:HD3	2.08	0.53
38:DN:17:ARG:HH21	38:DN:17:ARG:HG3	1.73	0.53
40:DP:51:ASN:HA	40:DP:56:SER:HB3	1.91	0.53
44:DT:69:ARG:HB3	44:DT:69:ARG:CZ	2.39	0.53

Continued on next page...

Continued from previous page...

Atom-1	Atom-2	Interatomic distance (Å)	Clash overlap (Å)
49:DY:24:GLU:O	49:DY:27:ASN:N	2.42	0.53
1:AA:160:A:H2'	1:AA:161:A:O4'	2.09	0.53
1:AA:363:A:OP1	12:AL:30:ARG:HB3	2.09	0.53
1:AA:477:C:H2'	1:AA:478:A:C8	2.43	0.53
1:AA:692:U:O2'	1:AA:694:A:N7	2.32	0.53
1:AA:956:U:O2	1:AA:1225:A:C2	2.61	0.53
1:AA:1151:A:HO2'	1:AA:1152:A:C5'	2.20	0.53
1:AA:1379:G:O2'	1:AA:1380:U:H5'	2.09	0.53
2:AB:89:PHE:CD2	2:AB:89:PHE:N	2.76	0.53
2:AB:112:ARG:O	2:AB:115:ASP:O	2.27	0.53
4:AD:159:GLU:O	4:AD:161:ALA:N	2.42	0.53
7:AG:21:LEU:HD13	7:AG:21:LEU:C	2.29	0.53
11:AK:75:GLU:N	11:AK:75:GLU:OE1	2.42	0.53
12:AL:32:VAL:HG12	12:AL:78:VAL:HG22	1.90	0.53
13:AM:70:ARG:HD2	13:AM:74:MET:HE3	1.91	0.53
19:AS:39:ILE:HG12	19:AS:70:LEU:CD2	2.38	0.53
1:BA:55:A:C4	1:BA:56:U:C6	2.97	0.53
1:BA:107:G:H2'	1:BA:108:G:C5'	2.39	0.53
1:BA:406:G:C2	1:BA:407:U:C6	2.97	0.53
1:BA:408:A:H2'	1:BA:409:U:O4'	2.08	0.53
1:BA:516:U:C2'	1:BA:517:G:H5'	2.39	0.53
1:BA:728:A:C6	1:BA:729:A:C6	2.97	0.53
1:BA:749:A:O2'	1:BA:750:C:H5'	2.08	0.53
1:BA:815:A:OP2	60:BA:1815:HOH:O	2.19	0.53
1:BA:1009:U:H2'	1:BA:1009:U:O2	2.07	0.53
1:BA:1298:U:O4'	1:BA:1299:A:C5	2.62	0.53
2:BB:98:GLY:O	2:BB:101:THR:N	2.41	0.53
3:BC:38:VAL:O	3:BC:42:LEU:HB2	2.09	0.53
5:BE:11:GLN:HA	5:BE:11:GLN:OE1	2.09	0.53
5:BE:155:LYS:HE3	5:BE:155:LYS:H	1.74	0.53
9:BI:110:VAL:O	9:BI:110:VAL:HG23	2.09	0.53
12:BL:74:GLN:O	12:BL:75:GLU:C	2.47	0.53
13:BM:47:LEU:HD22	13:BM:52:ILE:HG13	1.91	0.53
19:BS:17:LYS:HB3	19:BS:30:LEU:HD23	1.90	0.53
20:BT:66:ILE:O	20:BT:67:HIS:HB2	2.09	0.53
25:CA:910:A:C6	25:CA:911:A:C6	2.97	0.53
25:CA:1060:U:H5'	25:CA:1062:G:H4'	1.91	0.53
25:CA:1829:A:H2'	25:CA:1830:C:H5'	1.91	0.53
25:CA:2215:C:O2'	25:CA:2216:G:H5'	2.09	0.53
25:CA:2499:C:OP1	60:CA:3694:HOH:O	2.19	0.53
25:CA:2665:A:C2	25:CA:2666:C:C5	2.97	0.53

Continued on next page...

Continued from previous page...

Atom-1	Atom-2	Interatomic distance (Å)	Clash overlap (Å)
25:CA:2766:A:H2'	25:CA:2766:A:N3	2.24	0.53
25:CA:2888:C:H2'	25:CA:2889:C:H6	1.72	0.53
30:CF:56:LEU:HD12	30:CF:64:PRO:CB	2.39	0.53
31:CG:117:PRO:O	31:CG:118:ALA:C	2.47	0.53
31:CG:142:GLN:O	31:CG:145:ALA:HB3	2.10	0.53
33:CI:18:ASN:HD21	33:CI:27:LEU:HD11	1.72	0.53
33:CI:56:VAL:HG23	33:CI:70:THR:HA	1.90	0.53
34:CJ:27:ARG:HH11	34:CJ:27:ARG:HG2	1.74	0.53
38:CN:38:LEU:HB3	38:CN:39:PRO:HD3	1.90	0.53
41:CQ:86:SER:HB3	42:CR:51:VAL:HA	1.91	0.53
44:CT:30:ILE:HD11	44:CT:32:LEU:HD21	1.91	0.53
52:C1:42:VAL:HG22	52:C1:44:GLN:HB2	1.90	0.53
25:DA:58:G:OP1	44:DT:78:SER:OG	2.26	0.53
25:DA:480:A:H5''	45:DU:43:LYS:CD	2.38	0.53
25:DA:1053:C:C2	25:DA:1107:G:C2	2.97	0.53
25:DA:1539:U:C2	25:DA:1540:G:C8	2.97	0.53
25:DA:1832:C:N4	25:DA:1833:C:C4	2.77	0.53
25:DA:1934:C:H4'	25:DA:1974:C:O3'	2.09	0.53
25:DA:2207:C:C2	25:DA:2208:C:H5	2.27	0.53
25:DA:2210:U:H4'	25:DA:2211:A:H5'	1.90	0.53
25:DA:2211:A:H5''	25:DA:2211:A:N3	2.24	0.53
25:DA:2771:C:H2'	25:DA:2772:C:C6	2.44	0.53
56:DB:10:G:N7	56:DB:11:C:C5	2.76	0.53
56:DB:28:C:P	39:DO:31:THR:HG21	2.49	0.53
27:DC:16:VAL:CB	27:DC:203:VAL:HG22	2.39	0.53
29:DE:145:ASP:HB3	29:DE:184:ASP:HB2	1.91	0.53
31:DG:108:PHE:HE2	31:DG:151:ARG:CZ	2.22	0.53
33:DI:79:LEU:HD11	33:DI:132:ALA:CB	2.39	0.53
41:DQ:65:ASN:O	41:DQ:69:ARG:HG3	2.08	0.53
45:DU:101:THR:HG22	45:DU:102:ILE:N	2.24	0.53
46:DV:20:LEU:CD2	46:DV:26:PHE:CA	2.87	0.53
46:DV:26:PHE:CD2	46:DV:44:HIS:HA	2.44	0.53
49:DY:13:GLU:O	49:DY:15:ASN:N	2.41	0.53
49:DY:32:ALA:O	49:DY:35:GLY:N	2.42	0.53
52:D1:44:GLN:HA	52:D1:44:GLN:NE2	2.23	0.53
1:AA:379:C:C2'	1:AA:380:G:H5'	2.39	0.52
1:AA:513:C:O2'	1:AA:514:C:C5'	2.58	0.52
1:AA:542:G:C2	1:AA:543:U:C4	2.96	0.52
1:AA:895:G:H2'	1:AA:896:C:C6	2.44	0.52
1:AA:1216:A:N3	1:AA:1217:C:C5	2.77	0.52
1:AA:1312:G:N7	19:AS:2:ARG:N	2.57	0.52

Continued on next page...

Continued from previous page...

Atom-1	Atom-2	Interatomic distance (Å)	Clash overlap (Å)
1:AA:1523:G:OP1	11:AK:124:LYS:HE2	2.10	0.52
2:AB:66:ILE:O	2:AB:67:LEU:HB2	2.08	0.52
2:AB:86:CYS:HB2	2:AB:88:GLN:NE2	2.24	0.52
2:AB:206:ILE:HG12	2:AB:207:ARG:N	2.23	0.52
4:AD:40:HIS:HB3	4:AD:43:ARG:HG3	1.90	0.52
7:AG:122:GLU:O	7:AG:123:LEU:C	2.48	0.52
10:AJ:16:ARG:O	10:AJ:16:ARG:HG3	2.09	0.52
11:AK:51:PHE:CA	11:AK:55:ARG:HB3	2.39	0.52
11:AK:74:LYS:C	11:AK:75:GLU:OE1	2.47	0.52
12:AL:6:LEU:HB3	17:AQ:33:TYR:CE1	2.45	0.52
12:AL:36:VAL:O	12:AL:36:VAL:HG12	2.09	0.52
12:AL:49:ARG:NH1	12:AL:88:ASP:OD1	2.41	0.52
17:AQ:13:SER:CB	17:AQ:16:MET:HE2	2.39	0.52
20:AT:65:LEU:O	20:AT:65:LEU:HD12	2.09	0.52
1:BA:188:C:O2	1:BA:189:A:N9	2.41	0.52
1:BA:211:G:N2	1:BA:212:G:H1'	2.24	0.52
1:BA:438:U:H5'	4:BD:119:HIS:CD2	2.43	0.52
1:BA:466:A:H5''	1:BA:467:U:OP2	2.09	0.52
1:BA:593:U:H2'	1:BA:594:U:H6	1.74	0.52
1:BA:1028:C:C5	1:BA:1034:G:C2	2.97	0.52
1:BA:1160:G:O2'	1:BA:1161:C:O5'	2.27	0.52
1:BA:1170:A:H2'	1:BA:1171:A:O4'	2.09	0.52
1:BA:1431:A:C5	1:BA:1432:G:C6	2.97	0.52
1:BA:1472:U:C2'	1:BA:1473:G:O5'	2.57	0.52
2:BB:93:HIS:CG	2:BB:94:ARG:NH2	2.77	0.52
4:BD:3:TYR:C	4:BD:3:TYR:CD1	2.82	0.52
9:BI:28:VAL:CB	9:BI:63:TYR:HD2	2.22	0.52
11:BK:126:ARG:N	21:BU:33:ARG:CZ	2.72	0.52
14:BN:23:ARG:O	14:BN:26:LEU:HB2	2.09	0.52
16:BP:16:PHE:CE2	16:BP:40:ASN:HB2	2.44	0.52
18:BR:49:LYS:HA	18:BR:52:ARG:NH1	2.24	0.52
21:BU:10:PRO:C	21:BU:11:PHE:CD1	2.82	0.52
25:CA:120:U:H5''	25:CA:122:G:OP2	2.08	0.52
25:CA:1028:A:N6	25:CA:1125:G:H2'	2.24	0.52
25:CA:1180:U:H2'	25:CA:1181:U:O5'	2.08	0.52
25:CA:1775:U:P	60:CA:3450:HOH:O	2.67	0.52
25:CA:1820:U:OP1	27:CC:176:ARG:NH2	2.42	0.52
26:CB:102:G:O2'	26:CB:103:U:H5'	2.09	0.52
31:CG:8:VAL:HG13	31:CG:49:LEU:HB2	1.87	0.52
37:CM:55:ARG:CG	37:CM:55:ARG:NH2	2.66	0.52
38:CN:13:ASN:C	38:CN:13:ASN:ND2	2.61	0.52

Continued on next page...

Continued from previous page...

Atom-1	Atom-2	Interatomic distance (Å)	Clash overlap (Å)
42:CR:39:LEU:O	42:CR:40:MET:CB	2.56	0.52
42:CR:62:GLU:HG2	42:CR:62:GLU:O	2.08	0.52
44:CT:30:ILE:HG22	44:CT:85:VAL:O	2.09	0.52
51:C0:54:ILE:O	51:C0:55:ALA:HB3	2.09	0.52
55:C4:16:ILE:HG22	55:C4:16:ILE:O	2.09	0.52
25:DA:55:G:C2	25:DA:56:A:C8	2.98	0.52
25:DA:190:A:H2'	25:DA:191:A:O4'	2.08	0.52
25:DA:381:G:OP1	48:DX:17:ARG:NH2	2.42	0.52
25:DA:484:C:OP1	45:DU:47:PRO:HG3	2.09	0.52
25:DA:1167:C:H2'	25:DA:1168:G:C5'	2.39	0.52
25:DA:1503:A:C6	25:DA:1504:A:C5	2.96	0.52
25:DA:1701:A:C2'	25:DA:1702:G:H5'	2.39	0.52
25:DA:2303:G:H2'	25:DA:2304:G:H5'	1.90	0.52
56:DB:25:U:C5	56:DB:26:C:C5	2.97	0.52
27:DC:175:LEU:HD11	27:DC:181:ARG:HD2	1.91	0.52
29:DE:1:MET:HG3	29:DE:14:VAL:CG2	2.39	0.52
32:DH:15:LEU:N	32:DH:15:LEU:HD22	2.24	0.52
38:DN:79:LEU:HA	38:DN:83:LEU:HB2	1.90	0.52
40:DP:3:ILE:HD12	40:DP:3:ILE:H	1.74	0.52
41:DQ:104:ALA:O	41:DQ:107:ALA:HB3	2.09	0.52
43:DS:59:GLU:CD	43:DS:66:ILE:HD11	2.29	0.52
44:DT:44:LYS:HE3	44:DT:55:VAL:HG12	1.91	0.52
45:DU:4:ILE:HD13	45:DU:66:VAL:HG13	1.89	0.52
45:DU:36:GLU:O	45:DU:36:GLU:HG3	2.09	0.52
48:DX:73:ARG:O	48:DX:73:ARG:HG3	2.09	0.52
54:D3:29:ARG:O	54:D3:30:HIS:HB3	2.09	0.52
55:D4:36:ARG:O	55:D4:37:GLN:O	2.25	0.52
1:AA:11:G:C6	1:AA:12:U:C4	2.97	0.52
1:AA:16:A:H2'	1:AA:17:U:H5'	1.90	0.52
1:AA:452:A:C8	1:AA:452:A:C3'	2.89	0.52
1:AA:452:A:C8	1:AA:453:G:O4'	2.62	0.52
1:AA:1037:C:N3	1:AA:1038:C:C5	2.77	0.52
1:AA:1259:C:H6	1:AA:1259:C:O5'	1.91	0.52
1:AA:1308:U:O3'	13:AM:90:HIS:CE1	2.62	0.52
2:AB:185:ILE:O	2:AB:185:ILE:CG1	2.57	0.52
4:AD:57:LYS:N	4:AD:199:ILE:HG22	2.24	0.52
4:AD:87:GLU:HG2	4:AD:187:ARG:HD3	1.89	0.52
4:AD:154:VAL:O	4:AD:158:LEU:HG	2.08	0.52
4:AD:159:GLU:HG2	4:AD:160:LEU:N	2.24	0.52
5:AE:59:ILE:O	5:AE:63:MET:HG2	2.09	0.52
5:AE:93:VAL:HG12	5:AE:138:ALA:HB1	1.92	0.52

Continued on next page...

Continued from previous page...

Atom-1	Atom-2	Interatomic distance (Å)	Clash overlap (Å)
5:AE:105:ILE:O	5:AE:105:ILE:HG13	2.08	0.52
5:AE:149:PRO:HA	8:AH:98:LEU:HD11	1.91	0.52
7:AG:49:LEU:HD11	7:AG:60:ALA:CB	2.38	0.52
8:AH:15:ASN:O	8:AH:18:ALA:N	2.42	0.52
13:AM:2:ARG:HA	13:AM:8:ILE:HG12	1.91	0.52
19:AS:33:TRP:CZ2	19:AS:56:HIS:CE1	2.97	0.52
20:AT:27:MET:O	20:AT:31:ILE:HD12	2.10	0.52
21:AU:25:ALA:O	21:AU:26:GLY:O	2.28	0.52
22:AV:44:G:N3	22:AV:45:U:N3	2.56	0.52
22:AV:61:C:O2'	22:AV:62:C:H5'	2.08	0.52
1:BA:183:C:O2'	1:BA:184:G:O5'	2.19	0.52
1:BA:201:G:O2'	1:BA:202:G:H5'	2.09	0.52
1:BA:255:G:C6	1:BA:256:U:C4	2.98	0.52
1:BA:316:C:H2'	1:BA:317:U:H6	1.75	0.52
1:BA:426:U:H5''	4:BD:36:ALA:HB1	1.91	0.52
1:BA:951:G:N3	1:BA:1231:G:C2	2.77	0.52
1:BA:1084:G:C5	1:BA:1085:U:C4	2.97	0.52
1:BA:1101:A:H4'	1:BA:1102:A:O5'	2.10	0.52
1:BA:1102:A:H2'	1:BA:1103:C:C6	2.44	0.52
2:BB:99:MET:HA	2:BB:106:VAL:CG2	2.39	0.52
2:BB:120:SER:O	2:BB:125:PHE:HB3	2.10	0.52
3:BC:52:SER:HB2	3:BC:114:LEU:HG	1.90	0.52
4:BD:86:GLY:O	4:BD:89:LEU:HB3	2.09	0.52
5:BE:81:GLN:OE1	5:BE:148:SER:HA	2.08	0.52
6:BF:78:PHE:CD1	6:BF:87:SER:HB3	2.45	0.52
7:BG:50:ALA:CB	7:BG:57:GLU:OE2	2.57	0.52
7:BG:68:VAL:CG2	7:BG:99:ALA:HA	2.40	0.52
9:BI:127:SER:O	9:BI:128:LYS:C	2.47	0.52
13:BM:32:ILE:HD13	13:BM:58:GLU:CG	2.40	0.52
13:BM:80:MET:O	13:BM:81:ASP:C	2.48	0.52
14:BN:64:CYS:SG	14:BN:80:SER:HB2	2.49	0.52
15:BO:35:ILE:HD11	15:BO:59:VAL:N	2.25	0.52
17:BQ:16:MET:CG	17:BQ:19:SER:HB3	2.40	0.52
19:BS:10:ILE:HD11	19:BS:15:LEU:CA	2.39	0.52
20:BT:33:LYS:O	20:BT:36:ALA:HB3	2.08	0.52
25:CA:301:G:OP2	45:CU:81:ARG:NH1	2.41	0.52
25:CA:301:G:H1'	25:CA:302:C:C6	2.44	0.52
25:CA:309:A:H4'	45:CU:15:GLY:HA2	1.91	0.52
25:CA:1141:U:OP2	34:CJ:65:THR:HG21	2.09	0.52
25:CA:1244:A:H5'	36:CL:8:PRO:HD2	1.92	0.52
25:CA:1893:C:C2'	25:CA:1894:C:H5'	2.38	0.52

Continued on next page...

Continued from previous page...

Atom-1	Atom-2	Interatomic distance (Å)	Clash overlap (Å)
27:CC:219:VAL:O	27:CC:220:ARG:C	2.45	0.52
28:CD:57:ALA:O	28:CD:58:ASN:C	2.48	0.52
31:CG:75:VAL:O	31:CG:79:THR:HB	2.09	0.52
31:CG:86:LEU:HD11	31:CG:132:LEU:CD1	2.39	0.52
33:CI:59:THR:HG22	33:CI:61:TYR:OH	2.09	0.52
40:CP:74:GLN:HA	40:CP:74:GLN:HE21	1.75	0.52
41:CQ:73:ILE:O	41:CQ:73:ILE:HG23	2.09	0.52
44:CT:2:ILE:HG22	44:CT:2:ILE:O	2.10	0.52
46:CV:92:VAL:O	46:CV:93:ARG:C	2.47	0.52
25:DA:58:G:C2'	25:DA:59:U:H5'	2.38	0.52
25:DA:545:U:O2	25:DA:545:U:OP2	2.27	0.52
25:DA:910:A:C5	37:DM:13:HIS:NE2	2.77	0.52
25:DA:1430:G:H2'	25:DA:1431:A:O4'	2.08	0.52
25:DA:1448:G:C4	25:DA:1464:G:N2	2.78	0.52
25:DA:1562:U:O2	25:DA:1563:U:C1'	2.56	0.52
25:DA:1631:G:N2	25:DA:1634:A:OP2	2.40	0.52
25:DA:1748:C:O2'	25:DA:1749:A:H5'	2.09	0.52
25:DA:2327:A:H2'	25:DA:2328:A:C8	2.44	0.52
25:DA:2704:C:H3'	25:DA:2705:A:C8	2.44	0.52
25:DA:2738:A:C2	25:DA:2739:U:C1'	2.93	0.52
25:DA:2898:U:H2'	25:DA:2899:A:C8	2.44	0.52
27:DC:9:SER:O	27:DC:12:ARG:HB3	2.08	0.52
27:DC:74:PRO:HB2	27:DC:96:LYS:CG	2.40	0.52
28:DD:11:MET:HG2	28:DD:24:VAL:O	2.08	0.52
28:DD:101:PHE:CD1	28:DD:104:VAL:HG11	2.44	0.52
29:DE:3:LEU:HD11	29:DE:14:VAL:HG21	1.90	0.52
32:DH:59:ALA:C	32:DH:62:LEU:HD12	2.30	0.52
33:DI:53:PRO:O	33:DI:74:PRO:CD	2.56	0.52
34:DJ:78:THR:HG21	34:DJ:85:LYS:HE2	1.91	0.52
39:DO:27:VAL:HG21	39:DO:40:ILE:HD12	1.92	0.52
48:DX:39:VAL:HG22	48:DX:44:ARG:O	2.08	0.52
49:DY:5:GLU:HA	49:DY:8:GLU:OE1	2.09	0.52
50:DZ:3:THR:CG2	50:DZ:36:GLU:OE1	2.57	0.52
1:AA:44:A:H2'	1:AA:45:G:H5'	1.91	0.52
1:AA:71:A:O2'	1:AA:72:A:H5''	2.09	0.52
1:AA:215:C:H2'	1:AA:216:U:O4'	2.09	0.52
1:AA:224:U:H2'	1:AA:225:C:C6	2.42	0.52
1:AA:259:G:N2	1:AA:260:G:H1'	2.23	0.52
1:AA:455:G:N2	1:AA:478:A:C2	2.77	0.52
1:AA:459:A:H2'	1:AA:460:A:H1'	1.91	0.52
1:AA:465:A:H2'	1:AA:466:A:C8	2.45	0.52

Continued on next page...

Continued from previous page...

Atom-1	Atom-2	Interatomic distance (Å)	Clash overlap (Å)
1:AA:949:A:C2	1:AA:1233:G:N3	2.78	0.52
1:AA:1215:G:N2	1:AA:1216:A:C1'	2.72	0.52
1:AA:1225:A:H2'	1:AA:1226:C:C5	2.44	0.52
1:AA:1425:U:C2'	1:AA:1426:G:H5'	2.38	0.52
3:AC:23:ALA:HB2	3:AC:31:ASN:ND2	2.24	0.52
3:AC:141:MET:HE1	3:AC:170:GLY:HA3	1.92	0.52
3:AC:156:LEU:HD12	3:AC:163:ARG:HB2	1.92	0.52
4:AD:58:GLN:HA	4:AD:58:GLN:OE1	2.10	0.52
5:AE:104:ILE:HD12	5:AE:122:VAL:CG2	2.39	0.52
5:AE:152:VAL:CG2	5:AE:153:ALA:N	2.72	0.52
5:AE:154:ALA:O	5:AE:155:LYS:C	2.47	0.52
7:AG:21:LEU:HD11	7:AG:61:PHE:HZ	1.73	0.52
9:AI:34:LEU:HD21	9:AI:47:VAL:HG21	1.91	0.52
10:AJ:59:LYS:CE	10:AJ:59:LYS:N	2.72	0.52
12:AL:101:LEU:N	12:AL:101:LEU:CD1	2.73	0.52
13:AM:76:ILE:HG23	13:AM:80:MET:CE	2.39	0.52
15:AO:37:HIS:CD2	15:AO:37:HIS:C	2.83	0.52
16:AP:39:PHE:CG	16:AP:74:LEU:HD11	2.44	0.52
18:AR:20:ILE:HD12	18:AR:21:ASP:N	2.25	0.52
1:BA:211:G:O2'	1:BA:212:G:H4'	2.09	0.52
1:BA:261:U:OP2	20:BT:73:ARG:NH2	2.42	0.52
1:BA:489:C:O2	1:BA:490:C:C6	2.63	0.52
1:BA:600:A:N1	1:BA:601:G:C5	2.77	0.52
1:BA:931:C:H2'	1:BA:932:C:C6	2.44	0.52
1:BA:994:A:C6	1:BA:995:C:C5	2.97	0.52
1:BA:1126:U:C6	1:BA:1281:C:C5	2.98	0.52
1:BA:1238:A:OP1	1:BA:1336:C:H5	1.93	0.52
1:BA:1326:U:H2'	1:BA:1327:C:H6	1.74	0.52
1:BA:1441:A:C8	1:BA:1442:G:C8	2.97	0.52
2:BB:130:LYS:HA	2:BB:133:ALA:CB	2.38	0.52
3:BC:10:ARG:NH2	3:BC:181:ILE:HG13	2.25	0.52
3:BC:22:PHE:CG	3:BC:23:ALA:N	2.77	0.52
3:BC:170:GLY:O	3:BC:171:ARG:HB2	2.10	0.52
7:BG:131:GLY:H	7:BG:134:VAL:HG11	1.73	0.52
20:BT:36:ALA:O	20:BT:39:GLU:N	2.42	0.52
25:CA:880:G:C2	25:CA:881:G:C8	2.97	0.52
25:CA:1056:G:C2	25:CA:1102:C:C5	2.97	0.52
25:CA:1121:C:H2'	25:CA:1122:G:O5'	2.09	0.52
25:CA:1180:U:C2'	25:CA:1181:U:O5'	2.57	0.52
25:CA:1372:U:C2'	25:CA:1373:A:H5'	2.39	0.52
25:CA:1917:U:O4	25:CA:1918:A:C6	2.62	0.52

Continued on next page...

Continued from previous page...

Atom-1	Atom-2	Interatomic distance (Å)	Clash overlap (Å)
25:CA:2298:A:C4	25:CA:2321:U:C5	2.98	0.52
25:CA:2805:C:C4	25:CA:2806:C:C4	2.97	0.52
27:CC:3:VAL:HB	27:CC:17:LYS:HB2	1.90	0.52
27:CC:166:ARG:HB2	27:CC:166:ARG:CZ	2.39	0.52
28:CD:99:GLU:HG2	28:CD:182:ALA:HB2	1.91	0.52
33:CI:96:LYS:HE3	33:CI:96:LYS:HA	1.90	0.52
39:CO:66:GLY:CA	39:CO:102:ARG:NH2	2.73	0.52
44:CT:40:LYS:HE2	44:CT:60:THR:HG23	1.91	0.52
25:DA:104:A:C6	25:DA:105:C:C4	2.96	0.52
25:DA:279:A:N7	25:DA:280:U:C5	2.78	0.52
25:DA:1045:C:C4'	25:DA:1046:A:H5'	2.38	0.52
25:DA:1215:G:C2'	25:DA:1216:G:H5'	2.40	0.52
25:DA:1275:A:N1	25:DA:1295:C:O2'	2.33	0.52
25:DA:2230:G:C5	25:DA:2231:U:C5	2.98	0.52
25:DA:2862:G:H2'	25:DA:2863:C:C6	2.45	0.52
28:DD:133:THR:HG23	28:DD:134:HIS:N	2.25	0.52
29:DE:158:PHE:HD1	29:DE:159:LEU:N	2.07	0.52
31:DG:1:SER:C	31:DG:3:VAL:N	2.60	0.52
32:DH:3:VAL:N	32:DH:39:ALA:HB2	2.24	0.52
33:DI:80:LYS:HA	33:DI:85:ILE:O	2.09	0.52
46:DV:58:SER:O	46:DV:59:GLU:O	2.27	0.52
1:AA:138:G:O2'	1:AA:139:A:H5'	2.09	0.52
1:AA:182:A:C8	1:AA:184:G:C5	2.98	0.52
1:AA:198:G:N3	1:AA:199:A:C8	2.77	0.52
1:AA:410:G:H5''	1:AA:411:A:OP1	2.06	0.52
1:AA:652:U:O2'	1:AA:653:U:P	2.67	0.52
1:AA:1182:G:C4'	1:AA:1183:U:H5'	2.39	0.52
1:AA:1533:C:C5'	1:AA:1534:A:OP1	2.58	0.52
2:AB:26:MET:HE2	2:AB:29:PHE:CD2	2.45	0.52
4:AD:187:ARG:NH2	4:AD:191:SER:OG	2.43	0.52
4:AD:191:SER:OG	4:AD:192:ALA:N	2.42	0.52
5:AE:119:VAL:HG21	5:AE:122:VAL:CG1	2.40	0.52
10:AJ:56:HIS:O	10:AJ:57:VAL:O	2.27	0.52
13:AM:82:LEU:N	13:AM:82:LEU:HD23	2.25	0.52
1:BA:53:A:N1	1:BA:359:G:C6	2.78	0.52
1:BA:150:U:C5	1:BA:170:U:C5	2.97	0.52
1:BA:328:C:H4'	1:BA:329:A:C5'	2.39	0.52
1:BA:381:C:N4	1:BA:382:A:C6	2.77	0.52
1:BA:1118:U:H1'	1:BA:1179:A:C5	2.44	0.52
1:BA:1327:C:H2'	1:BA:1328:C:C6	2.45	0.52
2:BB:47:PRO:HA	2:BB:50:ASN:ND2	2.24	0.52

Continued on next page...

Continued from previous page...

Atom-1	Atom-2	Interatomic distance (Å)	Clash overlap (Å)
2:BB:66:ILE:HG21	2:BB:68:PHE:CE2	2.44	0.52
7:BG:11:ILE:CD1	7:BG:23:ALA:HB1	2.40	0.52
10:BJ:29:ALA:CB	10:BJ:76:ILE:HD13	2.38	0.52
10:BJ:36:VAL:CG2	10:BJ:76:ILE:HG23	2.39	0.52
10:BJ:48:ARG:HA	10:BJ:66:GLU:HB3	1.91	0.52
10:BJ:80:THR:OG1	10:BJ:83:THR:CG2	2.58	0.52
13:BM:90:HIS:HA	13:BM:108:ARG:NH2	2.24	0.52
16:BP:17:TYR:HE1	16:BP:41:PRO:HG3	1.75	0.52
17:BQ:20:ILE:HG23	17:BQ:22:VAL:HG22	1.91	0.52
20:BT:44:ALA:O	20:BT:47:GLN:N	2.42	0.52
21:BU:36:PHE:CG	21:BU:40:PRO:HG3	2.45	0.52
25:CA:84:A:N1	25:CA:103:A:C5	2.78	0.52
25:CA:1073:A:H2'	25:CA:1074:G:H5''	1.91	0.52
25:CA:1265:A:O4'	25:CA:1267:U:C6	2.63	0.52
25:CA:1660:G:N2	25:CA:2001:C:C2	2.78	0.52
25:CA:2183:A:H2'	25:CA:2184:A:O4'	2.09	0.52
26:CB:47:C:OP2	39:CO:3:LYS:HE3	2.08	0.52
35:CK:109:SER:O	35:CK:111:LYS:N	2.42	0.52
41:CQ:29:ARG:NE	51:C0:9:ARG:HH11	2.07	0.52
47:CW:45:ALA:O	47:CW:46:ASN:HB2	2.10	0.52
25:DA:300:A:OP2	45:DU:96:LYS:HD2	2.10	0.52
25:DA:644:A:N1	25:DA:2369:A:H1'	2.25	0.52
25:DA:863:A:H2'	25:DA:864:G:O5'	2.09	0.52
25:DA:905:A:C2'	25:DA:906:U:H5'	2.39	0.52
25:DA:1324:G:N2	25:DA:1331:G:C4	2.76	0.52
25:DA:1336:A:H2'	25:DA:1337:G:O5'	2.10	0.52
25:DA:1441:G:C2	25:DA:1551:A:C2	2.97	0.52
25:DA:1663:G:C6	25:DA:1992:G:N7	2.78	0.52
25:DA:1814:G:C6	25:DA:1815:A:C6	2.98	0.52
25:DA:2119:A:H61	25:DA:2167:U:H1'	1.75	0.52
25:DA:2334:U:H4'	25:DA:2335:A:OP2	2.10	0.52
25:DA:2373:G:O2'	25:DA:2374:C:H5'	2.08	0.52
25:DA:2378:A:H2'	25:DA:2379:G:O5'	2.10	0.52
25:DA:2820:A:C2'	25:DA:2821:A:OP1	2.56	0.52
32:DH:58:LEU:HA	32:DH:61:VAL:HG23	1.91	0.52
33:DI:89:SER:CB	33:DI:92:PRO:HG3	2.40	0.52
38:DN:32:GLU:HB3	38:DN:115:LEU:HD12	1.91	0.52
38:DN:118:ARG:O	38:DN:119:SER:CB	2.57	0.52
41:DQ:59:LEU:O	41:DQ:60:TRP:C	2.45	0.52
1:AA:103:U:C2	1:AA:104:G:C8	2.98	0.52
1:AA:145:G:N2	1:AA:146:G:C4	2.77	0.52

Continued on next page...

Continued from previous page...

Atom-1	Atom-2	Interatomic distance (Å)	Clash overlap (Å)
1:AA:237:G:H2'	1:AA:238:A:C8	2.44	0.52
1:AA:257:G:C2	1:AA:258:G:C8	2.98	0.52
1:AA:974:A:H4'	1:AA:975:A:H3'	1.92	0.52
1:AA:1216:A:N1	1:AA:1217:C:C4	2.77	0.52
1:AA:1239:A:H62	1:AA:1299:A:N6	2.07	0.52
1:AA:1503:A:C2	1:AA:1531:A:H2	2.26	0.52
2:AB:49:PHE:CA	2:AB:212:TYR:OH	2.56	0.52
3:AC:41:TYR:CE1	3:AC:89:VAL:HG21	2.44	0.52
3:AC:70:ALA:HB2	3:AC:105:VAL:HB	1.90	0.52
4:AD:12:ARG:HD2	4:AD:33:ILE:HA	1.92	0.52
4:AD:176:LYS:CB	4:AD:178:GLU:HG2	2.39	0.52
5:AE:49:TYR:CE2	5:AE:133:ILE:HD11	2.45	0.52
6:AF:3:HIS:N	6:AF:92:THR:HG23	2.25	0.52
7:AG:144:ALA:O	7:AG:145:GLU:CB	2.55	0.52
9:AI:6:TYR:HE2	9:AI:17:ARG:CB	2.23	0.52
9:AI:56:MET:CE	9:AI:57:VAL:H	2.22	0.52
10:AJ:8:ILE:CD1	10:AJ:74:VAL:HG11	2.40	0.52
11:AK:82:GLU:HG3	11:AK:108:ASN:ND2	2.24	0.52
1:BA:42:G:H2'	1:BA:43:C:C6	2.45	0.52
1:BA:58:C:O2'	1:BA:59:A:H5'	2.10	0.52
1:BA:121:U:OP2	1:BA:121:U:C4'	2.57	0.52
1:BA:158:G:C5	1:BA:164:G:C6	2.98	0.52
1:BA:465:A:H2'	1:BA:466:A:C8	2.44	0.52
1:BA:699:C:H2'	1:BA:700:G:H5'	1.92	0.52
1:BA:1355:G:C5	1:BA:1368:A:C2	2.97	0.52
1:BA:1526:G:P	21:BU:38:GLU:HB2	2.49	0.52
2:BB:32:GLY:HA2	2:BB:39:ILE:H	1.73	0.52
2:BB:67:LEU:HD21	2:BB:91:VAL:HG23	1.92	0.52
4:BD:75:TYR:C	4:BD:75:TYR:CD1	2.82	0.52
4:BD:172:VAL:HG13	4:BD:173:ASP:N	2.24	0.52
6:BF:3:HIS:HA	6:BF:65:GLU:HA	1.92	0.52
6:BF:30:THR:HA	6:BF:34:GLY:O	2.10	0.52
7:BG:64:ALA:HB1	7:BG:126:ALA:HB3	1.89	0.52
7:BG:92:PRO:HA	7:BG:95:ARG:HB2	1.92	0.52
7:BG:119:LEU:O	7:BG:123:LEU:HG	2.10	0.52
10:BJ:27:GLU:HB2	10:BJ:30:LYS:HE3	1.91	0.52
11:BK:96:ILE:O	11:BK:99:LEU:HB2	2.10	0.52
14:BN:34:ASN:O	14:BN:35:ALA:HB2	2.09	0.52
17:BQ:35:LYS:HG3	17:BQ:37:ILE:CD1	2.39	0.52
25:CA:479:A:H4'	25:CA:480:A:OP1	2.09	0.52
25:CA:978:G:O2'	25:CA:979:A:H5'	2.08	0.52

Continued on next page...

Continued from previous page...

Atom-1	Atom-2	Interatomic distance (Å)	Clash overlap (Å)
25:CA:1301:A:H2'	25:CA:1301:A:N3	2.25	0.52
25:CA:2851:A:C5	25:CA:2852:G:C5	2.98	0.52
27:CC:203:VAL:O	27:CC:203:VAL:HG23	2.09	0.52
27:CC:235:GLU:HA	27:CC:235:GLU:OE1	2.09	0.52
28:CD:187:LEU:C	28:CD:188:LEU:HD23	2.30	0.52
30:CF:132:ARG:HA	30:CF:150:GLY:HA2	1.91	0.52
38:CN:21:PHE:CD2	38:CN:24:MET:CE	2.93	0.52
39:CO:54:VAL:O	39:CO:54:VAL:CG2	2.58	0.52
43:CS:89:ALA:O	43:CS:90:LYS:HB2	2.09	0.52
25:DA:224:U:H2'	25:DA:225:C:O4'	2.09	0.52
25:DA:582:A:C6	25:DA:583:G:C6	2.98	0.52
25:DA:1079:C:C5	25:DA:1080:A:N7	2.77	0.52
25:DA:1084:A:H2'	25:DA:1085:A:O4'	2.09	0.52
25:DA:1176:U:C5	25:DA:1177:G:C5	2.98	0.52
25:DA:1220:G:C2'	25:DA:1221:C:O5'	2.58	0.52
25:DA:1462:C:O2'	25:DA:2702:G:H1'	2.10	0.52
25:DA:1554:U:H4'	25:DA:1555:G:OP2	2.09	0.52
25:DA:1571:A:H8	25:DA:1571:A:O5'	1.92	0.52
25:DA:1682:G:C8	25:DA:1757:A:C2	2.97	0.52
25:DA:1923:U:H2'	25:DA:1924:C:H6	1.73	0.52
25:DA:2080:A:H2'	25:DA:2081:U:C6	2.44	0.52
25:DA:2133:G:C2	25:DA:2158:A:C6	2.98	0.52
25:DA:2185:U:H2'	25:DA:2186:G:O4'	2.09	0.52
25:DA:2193:G:H2'	25:DA:2194:U:H6	1.72	0.52
25:DA:2557:G:H2'	25:DA:2558:C:C6	2.44	0.52
30:DF:32:LYS:O	30:DF:33:ILE:HG13	2.09	0.52
32:DH:72:ILE:HG21	32:DH:140:ALA:CB	2.39	0.52
33:DI:19:PRO:HG2	33:DI:23:VAL:CG2	2.40	0.52
33:DI:60:VAL:CG2	33:DI:66:PHE:HB3	2.39	0.52
34:DJ:28:LEU:HD12	34:DJ:28:LEU:O	2.08	0.52
39:DO:28:VAL:HG23	39:DO:36:TYR:O	2.09	0.52
1:AA:161:A:H2'	1:AA:162:A:C8	2.45	0.52
1:AA:437:U:C4	1:AA:438:U:H5	2.28	0.52
1:AA:505:G:H5'	1:AA:534:U:H2'	1.90	0.52
1:AA:1041:G:C6	1:AA:1042:A:N6	2.77	0.52
1:AA:1081:A:C2	1:AA:1082:A:C4	2.97	0.52
1:AA:1330:U:H2'	1:AA:1331:G:C5'	2.37	0.52
2:AB:14:HIS:HD2	2:AB:15:PHE:N	2.08	0.52
2:AB:75:ALA:O	2:AB:76:SER:C	2.48	0.52
2:AB:221:ARG:HH11	2:AB:221:ARG:HG2	1.74	0.52
4:AD:151:GLN:O	4:AD:152:SER:C	2.47	0.52

Continued on next page...

Continued from previous page...

Atom-1	Atom-2	Interatomic distance (Å)	Clash overlap (Å)
4:AD:193:ASP:C	4:AD:194:ILE:HG22	2.29	0.52
8:AH:48:PHE:CD1	8:AH:48:PHE:N	2.74	0.52
8:AH:87:ARG:O	8:AH:121:GLY:HA3	2.09	0.52
9:AI:126:PHE:CD2	9:AI:126:PHE:C	2.82	0.52
10:AJ:65:TYR:HA	14:AN:99:ALA:H	1.74	0.52
12:AL:23:LEU:HB2	12:AL:58:ASN:ND2	2.25	0.52
12:AL:42:LYS:O	12:AL:43:LYS:C	2.47	0.52
13:AM:49:GLU:O	13:AM:50:GLY:C	2.47	0.52
14:AN:6:LYS:HD3	14:AN:6:LYS:H	1.73	0.52
19:AS:39:ILE:HD11	19:AS:70:LEU:HD22	1.89	0.52
22:AV:59:U:C6	22:AV:60:U:C5	2.97	0.52
1:BA:33:A:H2'	1:BA:34:C:C6	2.45	0.52
1:BA:96:U:H2'	1:BA:97:G:C8	2.45	0.52
1:BA:251:G:C6	1:BA:266:G:O6	2.63	0.52
1:BA:786:G:C2'	1:BA:787:A:O5'	2.58	0.52
1:BA:942:G:C2	1:BA:1342:C:C2	2.97	0.52
1:BA:1372:U:OP2	9:BI:12:LYS:NZ	2.42	0.52
1:BA:1494:G:N2	25:DA:1912:A:N3	2.58	0.52
2:BB:153:MET:HE2	2:BB:157:PRO:HG3	1.92	0.52
4:BD:99:ASN:HD22	4:BD:100:VAL:N	2.07	0.52
5:BE:140:ILE:H	5:BE:140:ILE:HD12	1.74	0.52
8:BH:63:LYS:HE2	8:BH:70:VAL:HG21	1.92	0.52
9:BI:37:TYR:O	9:BI:38:PHE:HB3	2.10	0.52
9:BI:51:LEU:HD13	9:BI:56:MET:HG2	1.92	0.52
10:BJ:26:VAL:HG12	10:BJ:27:GLU:N	2.24	0.52
10:BJ:56:HIS:O	10:BJ:57:VAL:O	2.27	0.52
10:BJ:73:LEU:CD2	10:BJ:75:ASP:HB2	2.40	0.52
12:BL:73:LEU:CD2	12:BL:73:LEU:H	2.23	0.52
15:BO:18:ALA:O	15:BO:19:ASN:CB	2.57	0.52
18:BR:33:THR:CG2	18:BR:35:SER:HB2	2.39	0.52
25:CA:192:C:O2'	25:CA:802:A:N3	2.35	0.52
25:CA:638:G:C5	25:CA:639:U:C5	2.98	0.52
25:CA:1901:A:H2'	25:CA:1901:A:N3	2.25	0.52
25:CA:2114:A:C2	25:CA:2166:U:H2'	2.45	0.52
25:CA:2174:C:O2	25:CA:2175:C:C6	2.63	0.52
26:CB:34:A:O2'	26:CB:35:C:H5''	2.09	0.52
26:CB:36:C:C5'	26:CB:37:C:OP2	2.58	0.52
28:CD:13:ARG:HD2	28:CD:15:PHE:CZ	2.45	0.52
32:CH:72:ILE:HG23	32:CH:141:LYS:O	2.09	0.52
34:CJ:81:ILE:HG23	34:CJ:82:GLY:H	1.75	0.52
37:CM:55:ARG:NH2	37:CM:55:ARG:HG3	2.25	0.52

Continued on next page...

Continued from previous page...

Atom-1	Atom-2	Interatomic distance (Å)	Clash overlap (Å)
50:CZ:43:ILE:O	50:CZ:47:ILE:HD12	2.10	0.52
25:DA:60:G:C2	25:DA:74:A:C2	2.98	0.52
25:DA:246:C:C2'	25:DA:247:G:H5'	2.39	0.52
25:DA:322:A:C5	25:DA:340:A:C2	2.97	0.52
25:DA:396:G:C6	25:DA:397:U:C4	2.97	0.52
25:DA:947:A:O2'	25:DA:984:A:C2	2.47	0.52
25:DA:1019:U:O2'	25:DA:1021:A:N7	2.43	0.52
25:DA:1097:U:C6	25:DA:1098:A:H1'	2.44	0.52
25:DA:1410:G:C2	25:DA:1593:A:N1	2.77	0.52
25:DA:1545:A:H2'	25:DA:1546:G:H5'	1.92	0.52
25:DA:1746:A:C2'	25:DA:1747:U:H6	2.20	0.52
25:DA:2079:U:O3'	48:DX:20:ALA:HB2	2.09	0.52
25:DA:2127:G:O2'	25:DA:2173:A:C2	2.61	0.52
25:DA:2321:U:H5''	25:DA:2322:A:OP2	2.10	0.52
25:DA:2414:G:C4	25:DA:2415:G:C8	2.97	0.52
25:DA:2419:U:H5	60:DA:3672:HOH:O	1.92	0.52
25:DA:2819:G:C6	25:DA:2821:A:C2	2.98	0.52
25:DA:2822:G:H2'	25:DA:2823:A:H5''	1.92	0.52
27:DC:16:VAL:HG23	27:DC:203:VAL:HG21	1.91	0.52
29:DE:194:LYS:O	29:DE:197:GLU:N	2.43	0.52
30:DF:4:HIS:O	30:DF:8:LYS:HG3	2.09	0.52
35:DK:104:THR:HA	35:DK:122:VAL:HG12	1.92	0.52
44:DT:68:LYS:O	44:DT:74:ILE:HB	2.10	0.52
48:DX:10:ARG:HB3	48:DX:11:PRO:HD2	1.92	0.52
54:D3:10:ALA:O	54:D3:12:ARG:N	2.42	0.52
1:AA:63:C:C2'	1:AA:64:G:H5'	2.40	0.52
1:AA:262:A:H4'	20:AT:68:LYS:HZ1	1.75	0.52
1:AA:439:U:H2'	1:AA:440:C:O5'	2.10	0.52
1:AA:634:C:O2'	1:AA:635:A:H5'	2.10	0.52
1:AA:722:G:H3'	1:AA:722:G:N3	2.24	0.52
1:AA:1133:G:C5	1:AA:1134:G:N7	2.77	0.52
1:AA:1233:G:C5	1:AA:1234:C:C5	2.98	0.52
3:AC:6:PRO:HB3	3:AC:174:LEU:HD13	1.91	0.52
7:AG:119:LEU:HD22	7:AG:123:LEU:CD2	2.38	0.52
8:AH:94:VAL:HG21	8:AH:100:ILE:O	2.10	0.52
11:AK:52:ARG:HA	11:AK:52:ARG:NE	2.25	0.52
11:AK:107:THR:CG2	11:AK:108:ASN:ND2	2.72	0.52
11:AK:109:ILE:HG21	21:AU:16:ARG:HE	1.74	0.52
12:AL:23:LEU:HG	12:AL:24:GLU:H	1.75	0.52
17:AQ:46:HIS:O	17:AQ:73:THR:HG23	2.08	0.52
24:AY:155:ARG:O	24:AY:156:ARG:C	2.47	0.52

Continued on next page...

Continued from previous page...

Atom-1	Atom-2	Interatomic distance (Å)	Clash overlap (Å)
1:BA:143:A:H5'	1:BA:144:G:C5'	2.39	0.52
1:BA:268:U:H2'	1:BA:269:C:C6	2.45	0.52
1:BA:831:A:H2'	1:BA:832:G:O5'	2.09	0.52
1:BA:1324:A:C5	1:BA:1325:C:C4	2.97	0.52
1:BA:1351:U:H4'	7:BG:32:ASP:CG	2.30	0.52
1:BA:1417:G:N2	1:BA:1484:C:C4	2.78	0.52
3:BC:31:ASN:HD21	3:BC:58:ARG:HD3	1.74	0.52
4:BD:90:LEU:CD1	4:BD:196:GLU:HG3	2.39	0.52
5:BE:56:PRO:O	5:BE:59:ILE:CG1	2.57	0.52
6:BF:84:VAL:O	6:BF:84:VAL:HG13	2.10	0.52
17:BQ:6:THR:OG1	17:BQ:59:GLU:HG2	2.09	0.52
18:BR:21:ASP:OD1	18:BR:22:TYR:N	2.43	0.52
25:CA:65:U:H2'	25:CA:66:C:C6	2.45	0.52
25:CA:172:A:H2'	25:CA:173:A:C8	2.45	0.52
25:CA:189:G:P	48:CX:25:LYS:HD2	2.50	0.52
25:CA:250:G:OP2	54:C3:12:ARG:NH1	2.42	0.52
25:CA:731:C:OP2	60:CA:3700:HOH:O	2.19	0.52
25:CA:1061:U:H3'	25:CA:1062:G:H5'	1.91	0.52
25:CA:1717:A:H2'	25:CA:1718:G:O5'	2.09	0.52
25:CA:2096:C:H2'	25:CA:2096:C:O2	2.09	0.52
25:CA:2124:G:H2'	25:CA:2125:G:H5'	1.91	0.52
25:CA:2339:C:H2'	25:CA:2340:A:C8	2.44	0.52
25:CA:2626:C:O5'	25:CA:2626:C:H6	1.92	0.52
26:CB:20:G:C2	26:CB:64:G:C4	2.98	0.52
26:CB:54:G:C4	26:CB:55:U:C6	2.97	0.52
30:CF:100:GLU:O	30:CF:101:ARG:C	2.47	0.52
31:CG:153:PRO:HG3	31:CG:161:VAL:O	2.10	0.52
33:CI:46:ASP:CB	33:CI:50:LYS:HD2	2.40	0.52
33:CI:56:VAL:CG2	33:CI:57:VAL:N	2.73	0.52
33:CI:100:ILE:HG21	33:CI:105:LEU:CD1	2.38	0.52
43:CS:41:LYS:O	43:CS:42:LYS:C	2.46	0.52
44:CT:69:ARG:HA	44:CT:74:ILE:HA	1.91	0.52
48:CX:36:ARG:HG3	48:CX:47:THR:HB	1.92	0.52
51:C0:53:VAL:O	51:C0:54:ILE:C	2.45	0.52
25:DA:195:A:C2'	25:DA:196:A:OP1	2.58	0.52
25:DA:910:A:C6	37:DM:13:HIS:CD2	2.98	0.52
25:DA:1168:G:H5'	25:DA:1168:G:H8	1.75	0.52
25:DA:1230:A:C2	25:DA:1231:U:C2	2.98	0.52
25:DA:1589:U:C2	25:DA:1590:A:C8	2.98	0.52
25:DA:2343:U:H2'	25:DA:2344:U:C5	2.44	0.52
29:DE:146:VAL:HG21	29:DE:148:ILE:HD11	1.90	0.52

Continued on next page...

Continued from previous page...

Atom-1	Atom-2	Interatomic distance (Å)	Clash overlap (Å)
30:DF:33:ILE:HA	30:DF:154:THR:O	2.09	0.52
30:DF:133:GLU:HG3	30:DF:135:ILE:HD12	1.91	0.52
38:DN:69:ARG:C	38:DN:70:THR:HG23	2.30	0.52
44:DT:21:SER:O	44:DT:24:MET:HB2	2.09	0.52
45:DU:65:GLN:HB2	45:DU:68:ASN:ND2	2.25	0.52
1:AA:38:G:N2	1:AA:397:A:C4	2.78	0.52
1:AA:142:G:H3'	1:AA:143:A:C8	2.41	0.52
1:AA:235:C:H2'	1:AA:236:A:C8	2.45	0.52
1:AA:302:G:N3	1:AA:556:C:H4'	2.25	0.52
1:AA:374:A:C6	1:AA:375:U:C4	2.97	0.52
1:AA:452:A:N7	1:AA:453:G:N9	2.58	0.52
1:AA:464:U:C2	1:AA:466:A:H5''	2.45	0.52
1:AA:1142:G:H2'	1:AA:1143:G:O4'	2.09	0.52
1:AA:1337:G:H4'	1:AA:1338:G:OP1	2.09	0.52
1:AA:1371:G:O3'	9:AI:70:GLY:HA3	2.09	0.52
1:AA:1386:G:H2'	1:AA:1387:G:H8	1.73	0.52
1:AA:1410:A:H2'	1:AA:1411:C:H6	1.75	0.52
2:AB:20:ARG:O	2:AB:22:TRP:CD1	2.62	0.52
2:AB:122:ASP:O	2:AB:123:GLY:O	2.27	0.52
2:AB:146:SER:O	2:AB:147:LEU:CG	2.53	0.52
4:AD:89:LEU:O	4:AD:89:LEU:HD12	2.10	0.52
8:AH:46:GLU:N	8:AH:63:LYS:CG	2.72	0.52
9:AI:29:ILE:HA	9:AI:64:ILE:HG12	1.92	0.52
11:AK:33:ILE:HG12	11:AK:69:CYS:SG	2.49	0.52
13:AM:2:ARG:O	13:AM:3:ILE:O	2.28	0.52
15:AO:3:SER:HB2	15:AO:6:ALA:CB	2.39	0.52
19:AS:74:ALA:N	19:AS:75:PRO:CD	2.73	0.52
22:AV:75:C:H4'	22:AV:76:A:OP1	2.08	0.52
24:AY:107:THR:OG1	24:AY:108:GLU:N	2.43	0.52
1:BA:337:G:H2'	1:BA:338:A:C8	2.45	0.52
1:BA:562:U:OP2	12:BL:13:ARG:CZ	2.57	0.52
1:BA:692:U:H5	11:BK:27:ASN:ND2	2.08	0.52
1:BA:1306:A:H2'	1:BA:1307:U:O4'	2.10	0.52
2:BB:34:ARG:O	2:BB:37:VAL:HG12	2.10	0.52
2:BB:168:GLU:O	2:BB:169:HIS:C	2.48	0.52
6:BF:43:GLY:HA2	6:BF:58:HIS:NE2	2.25	0.52
7:BG:16:LYS:HE2	7:BG:17:PHE:CE1	2.44	0.52
8:BH:103:VAL:HG23	8:BH:123:GLU:O	2.10	0.52
8:BH:125:ILE:HG22	8:BH:126:CYS:SG	2.49	0.52
14:BN:25:GLU:HG3	14:BN:26:LEU:N	2.24	0.52
17:BQ:16:MET:HG2	17:BQ:19:SER:CB	2.39	0.52

Continued on next page...

Continued from previous page...

Atom-1	Atom-2	Interatomic distance (Å)	Clash overlap (Å)
21:BU:36:PHE:CA	21:BU:39:LYS:HE3	2.39	0.52
25:CA:11:C:H2'	25:CA:12:U:H5'	1.91	0.52
25:CA:674:G:H5''	29:CE:71:GLY:N	2.24	0.52
25:CA:1079:C:C4	25:CA:1088:A:C5	2.98	0.52
25:CA:2114:A:C5	25:CA:2167:U:H5'	2.44	0.52
29:CE:54:GLY:CA	29:CE:74:LYS:HE2	2.40	0.52
31:CG:54:ARG:CD	31:CG:57:TYR:HE1	2.23	0.52
32:CH:8:LYS:NZ	32:CH:14:SER:HA	2.25	0.52
32:CH:103:VAL:HG12	32:CH:108:VAL:O	2.10	0.52
33:CI:83:ALA:HB2	33:CI:105:LEU:HD21	1.92	0.52
37:CM:31:PHE:CZ	37:CM:110:GLU:CA	2.93	0.52
40:CP:52:ARG:HH11	40:CP:52:ARG:CG	2.23	0.52
25:DA:55:G:H2'	25:DA:56:A:H5'	1.92	0.52
25:DA:276:U:C2'	25:DA:277:G:O5'	2.58	0.52
25:DA:279:A:N6	25:DA:361:G:H1'	2.24	0.52
25:DA:320:A:H4'	25:DA:322:A:C8	2.45	0.52
25:DA:545:U:O2	25:DA:545:U:O5'	2.26	0.52
25:DA:910:A:C6	37:DM:13:HIS:NE2	2.78	0.52
25:DA:1115:G:HO2'	25:DA:1116:G:H8	1.57	0.52
25:DA:1268:A:C2	25:DA:2013:A:C5	2.98	0.52
25:DA:1283:G:H22	25:DA:1286:A:H5'	1.73	0.52
25:DA:1417:C:H2'	25:DA:1418:G:O4'	2.10	0.52
25:DA:1433:A:H2'	25:DA:1434:A:O4'	2.10	0.52
25:DA:2185:U:H2'	25:DA:2186:G:C8	2.45	0.52
25:DA:2295:C:H2'	25:DA:2296:U:O5'	2.10	0.52
25:DA:2430:A:H5'	25:DA:2431:U:OP2	2.10	0.52
25:DA:2668:G:C2	25:DA:2669:G:C8	2.98	0.52
25:DA:2811:G:H2'	25:DA:2812:G:O4'	2.10	0.52
27:DC:62:ARG:HG3	27:DC:83:ASP:OD1	2.10	0.52
32:DH:16:GLY:C	32:DH:17:ASP:OD1	2.48	0.52
33:DI:5:GLN:O	33:DI:6:ALA:HB2	2.09	0.52
33:DI:10:LEU:HD13	33:DI:10:LEU:O	2.09	0.52
35:DK:22:ILE:HG21	35:DK:42:THR:HG22	1.92	0.52
36:DL:127:VAL:CG1	36:DL:131:ALA:CB	2.87	0.52
38:DN:72:ASP:OD1	38:DN:75:ILE:HG12	2.10	0.52
38:DN:100:CYS:SG	38:DN:100:CYS:O	2.68	0.52
40:DP:31:VAL:O	40:DP:37:LYS:HA	2.09	0.52
41:DQ:8:ILE:HG13	41:DQ:9:ALA:N	2.25	0.52
42:DR:49:ILE:CG2	42:DR:53:PHE:H	2.22	0.52
50:DZ:43:ILE:O	50:DZ:45:GLY:N	2.42	0.52
1:AA:19:A:O2'	1:AA:20:U:H5'	2.10	0.52

Continued on next page...

Continued from previous page...

Atom-1	Atom-2	Interatomic distance (Å)	Clash overlap (Å)
1:AA:106:C:O2	1:AA:379:C:H4'	2.10	0.52
1:AA:979:C:OP1	1:AA:981:U:O4	2.27	0.52
1:AA:1202:U:H2'	1:AA:1203:C:H5'	1.91	0.52
1:AA:1226:C:H2'	13:AM:101:THR:HB	1.92	0.52
1:AA:1285:A:H4'	1:AA:1286:U:C2	2.45	0.52
1:AA:1302:C:C5	13:AM:16:ILE:HD13	2.44	0.52
1:AA:1539:C:OP1	21:AU:17:ARG:NH1	2.43	0.52
2:AB:131:LYS:CG	2:AB:132:GLU:N	2.71	0.52
2:AB:139:GLU:HG2	2:AB:143:LEU:HD21	1.90	0.52
3:AC:105:VAL:HG12	3:AC:106:ARG:O	2.10	0.52
3:AC:172:VAL:N	3:AC:173:PRO:HD3	2.25	0.52
5:AE:35:LEU:HD21	5:AE:136:VAL:HG11	1.92	0.52
5:AE:37:VAL:HG23	5:AE:47:PHE:CB	2.40	0.52
5:AE:55:VAL:HB	5:AE:56:PRO:CD	2.39	0.52
5:AE:110:MET:HE1	5:AE:124:ALA:HB1	1.92	0.52
6:AF:9:MET:CE	18:AR:64:LEU:HD22	2.40	0.52
7:AG:82:SER:HB3	7:AG:84:TYR:CD2	2.45	0.52
8:AH:46:GLU:N	8:AH:63:LYS:HG3	2.25	0.52
9:AI:16:ALA:HB2	9:AI:66:VAL:HG23	1.92	0.52
10:AJ:5:ARG:HG2	10:AJ:79:PRO:HG3	1.90	0.52
15:AO:7:THR:HA	15:AO:10:ILE:HD12	1.90	0.52
22:AV:18:G:C4	22:AV:58:A:C6	2.97	0.52
1:BA:207:C:O2	1:BA:207:C:C2'	2.57	0.52
1:BA:207:C:HO2'	1:BA:213:G:N2	2.08	0.52
1:BA:438:U:C4'	4:BD:119:HIS:CD2	2.92	0.52
1:BA:1267:C:H2'	1:BA:1267:C:O2	2.10	0.52
1:BA:1277:C:H1'	1:BA:1282:C:H1'	1.92	0.52
1:BA:1294:G:C2	1:BA:1295:U:C2	2.98	0.52
1:BA:1323:G:O4'	1:BA:1362:A:H2	1.93	0.52
1:BA:1348:U:C2	1:BA:1349:A:C8	2.98	0.52
2:BB:95:TRP:NE1	2:BB:171:ALA:HB2	2.24	0.52
3:BC:79:LYS:HA	3:BC:79:LYS:HE3	1.92	0.52
3:BC:129:PHE:CE1	3:BC:156:LEU:HB3	2.45	0.52
4:BD:21:LYS:O	4:BD:22:SER:C	2.48	0.52
5:BE:49:TYR:O	5:BE:62:ALA:HB2	2.08	0.52
6:BF:14:GLN:C	6:BF:16:GLU:N	2.64	0.52
7:BG:139:ASP:C	7:BG:141:HIS:N	2.64	0.52
12:BL:23:LEU:C	12:BL:25:ALA:N	2.62	0.52
14:BN:43:ASN:O	14:BN:43:ASN:ND2	2.43	0.52
14:BN:61:ARG:O	14:BN:62:ASN:CB	2.57	0.52
18:BR:31:TYR:O	18:BR:39:VAL:CG2	2.57	0.52

Continued on next page...

Continued from previous page...

Atom-1	Atom-2	Interatomic distance (Å)	Clash overlap (Å)
25:CA:656:G:H2'	25:CA:657:U:O5'	2.09	0.52
25:CA:1019:U:H3	25:CA:1142:A:H62	1.58	0.52
25:CA:1171:G:H2'	25:CA:1172:C:C6	2.44	0.52
25:CA:1267:U:H2'	25:CA:1267:U:O2	2.10	0.52
25:CA:2127:G:N1	25:CA:2161:C:O2	2.42	0.52
25:CA:2307:G:N2	25:CA:2311:A:C2'	2.69	0.52
25:CA:2713:U:H3'	25:CA:2714:G:H5''	1.92	0.52
28:CD:98:VAL:O	28:CD:98:VAL:CG2	2.57	0.52
30:CF:40:GLY:HA2	30:CF:84:ILE:HD11	1.91	0.52
31:CG:95:ALA:CB	31:CG:104:LEU:HD23	2.39	0.52
46:CV:8:VAL:HG12	46:CV:65:VAL:HG21	1.91	0.52
25:DA:371:A:H61	25:DA:401:A:H3'	1.74	0.52
25:DA:843:G:C2	25:DA:936:A:C2	2.98	0.52
25:DA:1018:U:C4	25:DA:1019:U:H5	2.28	0.52
25:DA:1124:G:O2'	25:DA:1125:G:H5'	2.10	0.52
25:DA:1197:G:H2'	25:DA:1198:U:C6	2.45	0.52
25:DA:1404:C:C2	25:DA:1405:U:C5	2.98	0.52
25:DA:1444:G:C2	25:DA:1548:A:C2	2.97	0.52
25:DA:1998:A:OP2	28:DD:141:ARG:NH2	2.42	0.52
25:DA:2407:A:H2'	25:DA:2408:U:C6	2.45	0.52
56:DB:61:G:C5	56:DB:62:C:C4	2.98	0.52
28:DD:149:ASN:OD1	28:DD:150:GLN:N	2.43	0.52
30:DF:51:ASN:O	30:DF:52:ALA:C	2.48	0.52
32:DH:72:ILE:HG22	32:DH:73:ASN:H	1.73	0.52
42:DR:49:ILE:HD12	42:DR:52:PRO:CA	2.35	0.52
45:DU:35:VAL:O	45:DU:35:VAL:HG12	2.08	0.52
45:DU:40:LEU:HD22	45:DU:61:GLU:HG3	1.90	0.52
45:DU:70:ALA:HB3	45:DU:79:ALA:HB1	1.91	0.52
46:DV:63:ILE:HG22	46:DV:65:VAL:CG1	2.39	0.52
1:AA:188:C:O2	1:AA:188:C:C2'	2.57	0.52
1:AA:451:A:C8	1:AA:481:G:C6	2.97	0.52
1:AA:525:C:H2'	1:AA:526:C:C6	2.44	0.52
1:AA:763:G:C2'	1:AA:764:C:O5'	2.57	0.52
1:AA:802:A:C2'	1:AA:803:G:H5'	2.39	0.52
1:AA:1182:G:H4'	1:AA:1183:U:H5'	1.92	0.52
1:AA:1202:U:C2	14:AN:82:ILE:HG21	2.45	0.52
1:AA:1285:A:H5'	1:AA:1286:U:C4	2.44	0.52
1:AA:1304:G:N7	1:AA:1305:G:C6	2.78	0.52
1:AA:1410:A:C4	1:AA:1491:G:N2	2.78	0.52
2:AB:48:MET:HG2	2:AB:198:VAL:O	2.10	0.52
2:AB:59:ILE:C	2:AB:59:ILE:HD12	2.30	0.52

Continued on next page...

Continued from previous page...

Atom-1	Atom-2	Interatomic distance (Å)	Clash overlap (Å)
3:AC:58:ARG:HA	3:AC:62:SER:O	2.09	0.52
5:AE:82:HIS:CE1	5:AE:146:MET:HG3	2.45	0.52
5:AE:94:PHE:CD1	5:AE:94:PHE:C	2.82	0.52
8:AH:50:VAL:HG22	8:AH:50:VAL:O	2.10	0.52
9:AI:42:THR:O	9:AI:43:ALA:HB3	2.09	0.52
12:AL:31:GLY:HA3	12:AL:54:VAL:CG1	2.40	0.52
14:AN:20:PHE:CG	14:AN:24:ALA:HB3	2.45	0.52
17:AQ:13:SER:HB2	17:AQ:21:VAL:CG1	2.39	0.52
20:AT:4:LYS:HE2	20:AT:4:LYS:CA	2.40	0.52
20:AT:77:ASN:O	20:AT:81:GLN:HG2	2.10	0.52
1:BA:180:U:C2'	1:BA:181:A:O5'	2.58	0.52
1:BA:526:C:H2'	1:BA:527:G:C4'	2.39	0.52
1:BA:570:G:O6	1:BA:865:A:N6	2.42	0.52
1:BA:723:U:C5'	1:BA:724:G:OP1	2.58	0.52
1:BA:786:G:H2'	1:BA:787:A:O5'	2.10	0.52
1:BA:972:C:C2'	10:BJ:57:VAL:HG23	2.40	0.52
1:BA:1015:G:HO2'	1:BA:1218:C:HO2'	1.58	0.52
1:BA:1087:G:C2	1:BA:1088:G:C8	2.98	0.52
1:BA:1104:G:C2	1:BA:1105:A:C4	2.98	0.52
1:BA:1296:C:H4'	1:BA:1302:C:N4	2.25	0.52
1:BA:1362:A:OP1	1:BA:1362:A:C4'	2.46	0.52
1:BA:1532:U:H5''	1:BA:1533:C:OP2	2.10	0.52
4:BD:156:ALA:O	4:BD:159:GLU:HB3	2.10	0.52
5:BE:153:ALA:O	5:BE:155:LYS:N	2.43	0.52
6:BF:4:TYR:CD2	6:BF:71:ILE:CD1	2.93	0.52
9:BI:10:ARG:HA	9:BI:77:ALA:HB1	1.92	0.52
9:BI:83:THR:HA	9:BI:86:LEU:HD12	1.91	0.52
11:BK:96:ILE:HD12	11:BK:97:ARG:N	2.24	0.52
12:BL:49:ARG:HB2	12:BL:89:LEU:HD11	1.92	0.52
12:BL:73:LEU:CD2	12:BL:73:LEU:N	2.73	0.52
18:BR:22:TYR:CD1	18:BR:22:TYR:O	2.63	0.52
18:BR:28:LEU:O	18:BR:31:TYR:N	2.43	0.52
20:BT:84:LYS:HE3	20:BT:84:LYS:HA	1.91	0.52
25:CA:414:C:H2'	25:CA:415:A:C8	2.45	0.52
25:CA:547:A:C8	25:CA:548:G:O4'	2.63	0.52
25:CA:630:G:C3'	25:CA:631:A:H5''	2.41	0.52
25:CA:1090:A:H2'	25:CA:1091:G:O5'	2.10	0.52
25:CA:1372:U:C2'	25:CA:1373:A:C5'	2.88	0.52
25:CA:1468:U:H5'	25:CA:1469:A:OP1	2.10	0.52
25:CA:1673:G:H2'	25:CA:1674:G:H5'	1.90	0.52
25:CA:2473:U:C5	25:CA:2474:U:C4	2.98	0.52

Continued on next page...

Continued from previous page...

Atom-1	Atom-2	Interatomic distance (Å)	Clash overlap (Å)
25:CA:2539:C:H5'	55:C4:3:VAL:HG21	1.92	0.52
26:CB:39:A:O2'	26:CB:40:U:H5'	2.10	0.52
27:CC:24:HIS:NE2	27:CC:79:ARG:NH2	2.58	0.52
29:CE:141:MET:O	29:CE:142:ALA:HB3	2.09	0.52
30:CF:142:TYR:O	30:CF:142:TYR:CG	2.63	0.52
32:CH:72:ILE:HG22	32:CH:73:ASN:OD1	2.10	0.52
32:CH:116:ARG:HG3	32:CH:133:GLN:CG	2.40	0.52
34:CJ:65:THR:HG23	34:CJ:68:LYS:HZ2	1.75	0.52
36:CL:81:ASP:C	36:CL:83:ALA:H	2.14	0.52
36:CL:125:LEU:N	36:CL:125:LEU:CD1	2.73	0.52
39:CO:7:ARG:HG3	39:CO:96:GLY:HA3	1.92	0.52
39:CO:35:ILE:HD11	39:CO:106:LEU:HD13	1.92	0.52
45:CU:6:ARG:HG3	45:CU:7:ASP:H	1.75	0.52
52:C1:25:ASN:OD1	52:C1:27:ARG:HB2	2.10	0.52
25:DA:392:U:H2'	25:DA:393:C:H6	1.75	0.52
25:DA:545:U:H6	25:DA:547:A:O3'	1.93	0.52
25:DA:724:U:H2'	25:DA:725:G:O4'	2.10	0.52
25:DA:1392:A:N6	25:DA:1393:A:H61	2.08	0.52
25:DA:1701:A:H2'	25:DA:1702:G:H5'	1.92	0.52
25:DA:1731:G:C5	25:DA:1733:G:C8	2.98	0.52
25:DA:2097:A:C4	25:DA:2098:U:C5	2.98	0.52
25:DA:2306:C:H3'	25:DA:2307:G:C5'	2.38	0.52
25:DA:2531:A:C5	25:DA:2532:G:N7	2.78	0.52
25:DA:2799:A:O2'	25:DA:2800:A:H5'	2.10	0.52
56:DB:37:C:C5	56:DB:38:C:C4	2.98	0.52
56:DB:49:C:H2'	56:DB:50:A:O5'	2.10	0.52
29:DE:61:ARG:CD	29:DE:63:LYS:O	2.58	0.52
30:DF:3:LEU:HD21	30:DF:100:GLU:OE1	2.10	0.52
32:DH:14:SER:HA	32:DH:15:LEU:HD22	1.90	0.52
35:DK:87:LEU:HD22	35:DK:92:GLU:HA	1.92	0.52
37:DM:2:LEU:O	37:DM:3:GLN:CB	2.57	0.52
44:DT:51:PHE:O	44:DT:52:GLU:C	2.49	0.52
46:DV:65:VAL:HG22	46:DV:65:VAL:O	2.10	0.52
1:AA:79:G:H1	1:AA:90:C:N4	2.01	0.51
1:AA:97:G:H2'	1:AA:98:A:O5'	2.10	0.51
1:AA:490:C:H2'	1:AA:491:G:O4'	2.10	0.51
1:AA:684:U:H2'	1:AA:685:G:O4'	2.10	0.51
1:AA:781:A:C4	1:AA:802:A:C2	2.98	0.51
1:AA:1066:C:H2'	1:AA:1066:C:O2	2.10	0.51
1:AA:1136:C:O4'	1:AA:1136:C:O2	2.29	0.51
2:AB:116:LEU:CG	2:AB:140:LEU:HD11	2.39	0.51

Continued on next page...

Continued from previous page...

Atom-1	Atom-2	Interatomic distance (Å)	Clash overlap (Å)
3:AC:106:ARG:HD3	3:AC:106:ARG:N	2.25	0.51
3:AC:109:GLU:HB2	3:AC:143:LEU:HD23	1.93	0.51
4:AD:10:LEU:HD21	4:AD:62:ARG:HD3	1.90	0.51
5:AE:154:ALA:HB1	8:AH:65:PHE:CE2	2.45	0.51
7:AG:86:VAL:O	7:AG:86:VAL:HG12	2.09	0.51
8:AH:111:THR:O	8:AH:114:ALA:HB3	2.09	0.51
9:AI:18:VAL:HG11	9:AI:82:ILE:HG12	1.92	0.51
9:AI:83:THR:HB	9:AI:97:LEU:CD2	2.38	0.51
10:AJ:27:GLU:O	10:AJ:29:ALA:N	2.44	0.51
10:AJ:32:THR:CG2	10:AJ:83:THR:HA	2.39	0.51
16:AP:50:THR:O	16:AP:51:ARG:O	2.28	0.51
20:AT:16:ALA:O	20:AT:20:ASN:ND2	2.44	0.51
1:BA:15:G:C6	1:BA:16:A:C5	2.98	0.51
1:BA:186:C:O4'	20:BT:75:LYS:HD2	2.10	0.51
1:BA:474:G:C4	1:BA:475:C:C6	2.97	0.51
1:BA:671:G:C5	1:BA:672:U:C5	2.98	0.51
1:BA:694:A:H2'	1:BA:695:A:O5'	2.10	0.51
1:BA:711:G:O2'	1:BA:712:A:H5'	2.10	0.51
1:BA:908:A:H2'	1:BA:909:A:C8	2.45	0.51
1:BA:1242:G:H2'	1:BA:1243:C:O4'	2.09	0.51
1:BA:1298:U:O2	7:BG:113:LYS:HE2	2.09	0.51
1:BA:1345:U:C2	1:BA:1377:A:N1	2.78	0.51
1:BA:1472:U:H2'	1:BA:1473:G:O5'	2.10	0.51
3:BC:66:THR:HG22	3:BC:67:ILE:H	1.73	0.51
4:BD:145:ARG:HB2	4:BD:147:LYS:HE2	1.90	0.51
5:BE:104:ILE:H	5:BE:121:ASN:CA	2.22	0.51
5:BE:152:VAL:O	5:BE:155:LYS:NZ	2.33	0.51
5:BE:153:ALA:HA	5:BE:156:ARG:C	2.30	0.51
7:BG:106:ALA:HB1	7:BG:122:GLU:OE2	2.10	0.51
12:BL:18:SER:OG	12:BL:20:VAL:HG23	2.10	0.51
16:BP:19:VAL:CG1	16:BP:38:PHE:N	2.73	0.51
17:BQ:46:HIS:CG	17:BQ:47:ASP:H	2.28	0.51
25:CA:277:G:C8	25:CA:361:G:O6	2.63	0.51
25:CA:473:G:H2'	25:CA:474:G:O5'	2.10	0.51
25:CA:1094:U:O2	25:CA:1096:A:N7	2.43	0.51
25:CA:1744:A:C2	25:CA:1745:A:H1'	2.45	0.51
25:CA:2093:G:C6	25:CA:2225:A:C8	2.98	0.51
27:CC:216:ARG:HB3	27:CC:217:PRO:HD3	1.92	0.51
30:CF:56:LEU:HD13	30:CF:64:PRO:HB3	1.91	0.51
31:CG:130:ILE:HG22	31:CG:131:VAL:N	2.24	0.51
33:CI:14:ALA:HB1	33:CI:45:THR:HG23	1.92	0.51

Continued on next page...

Continued from previous page...

Atom-1	Atom-2	Interatomic distance (Å)	Clash overlap (Å)
41:CQ:13:HIS:O	41:CQ:14:LYS:C	2.48	0.51
43:CS:48:LYS:HE3	43:CS:52:GLU:OE2	2.10	0.51
44:CT:19:LYS:O	44:CT:20:ALA:C	2.49	0.51
50:CZ:6:ILE:CD1	50:CZ:47:ILE:HD11	2.40	0.51
54:C3:44:ARG:HH11	54:C3:44:ARG:HG3	1.74	0.51
25:DA:215:G:C4'	25:DA:216:A:H4'	2.40	0.51
25:DA:604:G:C5	25:DA:625:G:C2	2.98	0.51
25:DA:742:A:H2'	25:DA:743:A:C8	2.45	0.51
25:DA:1096:A:C2	25:DA:1097:U:C5	2.98	0.51
25:DA:1255:U:C5	29:DE:68:ALA:HA	2.45	0.51
25:DA:1394:U:H3'	25:DA:1394:U:C6	2.44	0.51
25:DA:1746:A:N3	25:DA:1747:U:C5	2.77	0.51
25:DA:1760:C:H2'	25:DA:1761:C:O4'	2.11	0.51
25:DA:1867:G:O2'	25:DA:1868:C:H5'	2.09	0.51
25:DA:2392:A:O2'	36:DL:60:ARG:O	2.28	0.51
25:DA:2403:C:C4	25:DA:2415:G:N1	2.78	0.51
25:DA:2469:A:O2'	37:DM:55:ARG:NH2	2.43	0.51
56:DB:50:A:OP1	39:DO:68:LYS:HG3	2.10	0.51
27:DC:83:ASP:HB3	27:DC:86:ARG:HG2	1.92	0.51
29:DE:147:LEU:HB3	29:DE:186:VAL:HG22	1.91	0.51
29:DE:178:VAL:HG13	29:DE:179:SER:N	2.24	0.51
31:DG:42:VAL:HG22	31:DG:43:LYS:N	2.25	0.51
31:DG:97:VAL:CG2	31:DG:124:CYS:SG	2.99	0.51
36:DL:123:ARG:HG3	36:DL:143:GLU:CG	2.39	0.51
38:DN:50:PRO:HB2	38:DN:51:LEU:HD23	1.90	0.51
40:DP:100:ARG:C	40:DP:101:GLU:HG2	2.31	0.51
43:DS:36:LEU:CD1	43:DS:48:LYS:HB2	2.41	0.51
44:DT:87:LEU:O	44:DT:88:LYS:O	2.27	0.51
45:DU:94:PHE:CA	45:DU:102:ILE:HD12	2.40	0.51
49:DY:16:THR:O	49:DY:19:LEU:N	2.44	0.51
1:AA:148:G:C2'	1:AA:149:A:O5'	2.59	0.51
1:AA:432:A:H2'	1:AA:433:G:O5'	2.11	0.51
1:AA:853:C:H2'	1:AA:854:U:C6	2.45	0.51
1:AA:891:U:C5	1:AA:906:A:C2	2.98	0.51
1:AA:1472:U:O2'	1:AA:1473:G:H5'	2.09	0.51
2:AB:8:MET:HB2	2:AB:43:GLU:OE2	2.09	0.51
3:AC:41:TYR:CZ	3:AC:89:VAL:HG21	2.45	0.51
3:AC:135:ARG:O	3:AC:136:ALA:C	2.48	0.51
4:AD:112:GLU:O	4:AD:115:GLN:HB3	2.10	0.51
4:AD:117:VAL:HA	4:AD:122:ILE:HD12	1.91	0.51
5:AE:81:GLN:HE22	5:AE:148:SER:HA	1.75	0.51

Continued on next page...

Continued from previous page...

Atom-1	Atom-2	Interatomic distance (Å)	Clash overlap (Å)
7:AG:144:ALA:O	7:AG:145:GLU:HB2	2.09	0.51
9:AI:98:ARG:HA	9:AI:103:VAL:HG21	1.92	0.51
11:AK:30:ILE:HD12	11:AK:31:VAL:N	2.24	0.51
11:AK:39:ASN:O	11:AK:40:ALA:CB	2.59	0.51
13:AM:28:ARG:NH1	13:AM:62:PHE:CB	2.73	0.51
1:BA:261:U:H5	20:BT:73:ARG:CZ	2.23	0.51
1:BA:782:A:C2'	1:BA:783:C:H5'	2.40	0.51
1:BA:840:C:C6	1:BA:842:U:H5''	2.44	0.51
1:BA:844:G:N3	1:BA:844:G:H2'	2.24	0.51
1:BA:1171:A:H2'	1:BA:1172:C:H6	1.75	0.51
1:BA:1308:U:H5''	13:BM:96:VAL:HG21	1.91	0.51
1:BA:1424:U:C4	1:BA:1425:U:C5	2.98	0.51
2:BB:63:LYS:C	2:BB:63:LYS:CD	2.78	0.51
2:BB:69:VAL:HG22	2:BB:91:VAL:HG23	1.92	0.51
2:BB:86:CYS:C	2:BB:88:GLN:H	2.14	0.51
3:BC:161:ILE:O	3:BC:161:ILE:HD12	2.10	0.51
4:BD:53:GLN:HG2	4:BD:202:LEU:HB2	1.93	0.51
4:BD:98:ASP:OD1	4:BD:99:ASN:N	2.42	0.51
5:BE:82:HIS:HB2	5:BE:83:PRO:HD2	1.91	0.51
7:BG:41:ILE:HG23	7:BG:116:ALA:CA	2.40	0.51
8:BH:80:PRO:HA	8:BH:83:ARG:HE	1.76	0.51
13:BM:59:VAL:HG22	13:BM:60:ALA:N	2.24	0.51
14:BN:41:ARG:HH22	14:BN:45:VAL:HG21	1.74	0.51
16:BP:51:ARG:HH11	16:BP:51:ARG:HB3	1.74	0.51
20:BT:14:GLU:OE2	20:BT:14:GLU:HA	2.10	0.51
25:CA:356:G:O2'	25:CA:357:C:H5'	2.10	0.51
25:CA:666:A:H2'	25:CA:667:U:C6	2.45	0.51
25:CA:1074:G:C2'	25:CA:1075:C:H5'	2.35	0.51
25:CA:1495:A:H2'	25:CA:1496:A:O5'	2.10	0.51
25:CA:1681:G:O2'	25:CA:1762:A:H1'	2.10	0.51
25:CA:1766:G:H2'	25:CA:1767:G:H8	1.74	0.51
25:CA:1860:G:C6	25:CA:1883:U:O2	2.63	0.51
25:CA:1917:U:C4	25:CA:1918:A:C5	2.99	0.51
25:CA:2784:U:H2'	25:CA:2785:C:C6	2.43	0.51
30:CF:24:VAL:O	30:CF:24:VAL:CG2	2.58	0.51
30:CF:110:ILE:HG12	30:CF:136:ILE:HG21	1.92	0.51
33:CI:79:LEU:CD2	33:CI:100:ILE:HD11	2.41	0.51
34:CJ:88:THR:O	34:CJ:89:PHE:C	2.47	0.51
38:CN:74:GLU:HG2	38:CN:75:ILE:HD12	1.91	0.51
44:CT:2:ILE:HG23	44:CT:7:LEU:HD12	1.93	0.51
44:CT:28:ASN:HD21	44:CT:91:GLN:HB3	1.75	0.51

Continued on next page...

Continued from previous page...

Atom-1	Atom-2	Interatomic distance (Å)	Clash overlap (Å)
49:CY:9:LYS:HB3	49:CY:12:GLU:H	1.76	0.51
49:CY:28:LEU:CD2	49:CY:37:LEU:HD21	2.40	0.51
25:DA:354:A:C6	25:DA:355:U:C4	2.98	0.51
25:DA:359:G:H2'	25:DA:360:U:H5'	1.92	0.51
25:DA:630:G:H3'	25:DA:631:A:H5''	1.92	0.51
25:DA:716:A:H3'	25:DA:717:C:H5''	1.93	0.51
25:DA:847:U:O2	25:DA:847:U:H2'	2.11	0.51
25:DA:1505:A:H2'	25:DA:1506:U:C6	2.44	0.51
25:DA:1746:A:C2	25:DA:1747:U:C4	2.99	0.51
25:DA:2119:A:H3'	25:DA:2120:G:C5'	2.40	0.51
25:DA:2298:A:H2'	25:DA:2299:U:C6	2.45	0.51
25:DA:2299:U:H2'	25:DA:2300:C:H6	1.76	0.51
25:DA:2314:A:C2	25:DA:2315:G:C5	2.99	0.51
25:DA:2415:G:N3	25:DA:2416:C:C6	2.78	0.51
28:DD:4:LEU:HD23	28:DD:29:VAL:HG11	1.91	0.51
29:DE:46:GLN:HB3	29:DE:83:VAL:HG21	1.92	0.51
31:DG:26:LYS:HB3	31:DG:31:GLU:OE2	2.10	0.51
32:DH:129:GLU:OE2	32:DH:141:LYS:HB3	2.11	0.51
33:DI:45:THR:HG22	33:DI:50:LYS:HG3	1.93	0.51
33:DI:120:ASP:OD2	33:DI:122:GLU:HB3	2.10	0.51
37:DM:41:LEU:HD12	37:DM:96:ILE:CD1	2.40	0.51
37:DM:136:MET:HE3	37:DM:136:MET:O	2.10	0.51
41:DQ:31:TYR:C	41:DQ:31:TYR:CD2	2.84	0.51
42:DR:14:VAL:HA	42:DR:18:GLN:NE2	2.25	0.51
49:DY:11:VAL:O	49:DY:11:VAL:HG12	2.08	0.51
52:D1:46:VAL:HG12	52:D1:47:ILE:N	2.25	0.51
1:AA:284:C:H2'	1:AA:285:C:C6	2.46	0.51
1:AA:383:A:H2'	1:AA:384:G:O4'	2.11	0.51
1:AA:541:G:C2	1:AA:542:G:C4	2.98	0.51
1:AA:1140:C:O2'	1:AA:1141:C:P	2.68	0.51
1:AA:1293:C:C4	1:AA:1294:G:N7	2.78	0.51
2:AB:116:LEU:HB3	2:AB:140:LEU:HD11	1.93	0.51
3:AC:204:GLY:O	3:AC:205:GLU:HG2	2.10	0.51
4:AD:33:ILE:HG12	4:AD:34:GLU:HB2	1.91	0.51
4:AD:120:LYS:C	4:AD:122:ILE:HD13	2.31	0.51
5:AE:131:ASN:HD22	5:AE:132:PRO:N	2.09	0.51
6:AF:21:MET:HA	6:AF:24:ARG:NH2	2.25	0.51
6:AF:43:GLY:HA2	6:AF:58:HIS:CD2	2.45	0.51
8:AH:77:VAL:HG11	8:AH:124:ILE:HD11	1.91	0.51
9:AI:18:VAL:HG11	9:AI:82:ILE:CG1	2.40	0.51
9:AI:27:ILE:HG23	9:AI:62:LEU:HD23	1.92	0.51

Continued on next page...

Continued from previous page...

Atom-1	Atom-2	Interatomic distance (Å)	Clash overlap (Å)
12:AL:55:ARG:HH21	12:AL:55:ARG:HG3	1.75	0.51
13:AM:5:GLY:C	13:AM:7:ASN:H	2.13	0.51
14:AN:35:ALA:CA	14:AN:41:ARG:HB3	2.40	0.51
14:AN:41:ARG:HB2	14:AN:42:TRP:CE3	2.44	0.51
16:AP:10:GLY:HA3	16:AP:15:PRO:HA	1.92	0.51
20:AT:35:TYR:HA	20:AT:38:ILE:CD1	2.40	0.51
1:BA:70:U:H1'	1:BA:71:A:N7	2.26	0.51
1:BA:359:G:H2'	1:BA:360:G:O4'	2.11	0.51
1:BA:588:G:C6	1:BA:589:U:N3	2.79	0.51
1:BA:680:C:O2'	1:BA:681:A:H5'	2.10	0.51
1:BA:857:C:C2'	1:BA:858:G:O5'	2.58	0.51
1:BA:980:C:H2'	1:BA:981:U:H5'	1.91	0.51
1:BA:1145:A:H4'	1:BA:1145:A:OP1	2.08	0.51
1:BA:1223:C:P	19:BS:77:ARG:HH12	2.33	0.51
1:BA:1266:G:N1	1:BA:1270:G:C6	2.78	0.51
1:BA:1358:U:H2'	1:BA:1359:C:O4'	2.10	0.51
2:BB:70:GLY:HA3	2:BB:163:ILE:CG2	2.40	0.51
4:BD:74:TYR:O	4:BD:78:ALA:N	2.43	0.51
7:BG:98:LEU:HD22	7:BG:102:TRP:CZ2	2.45	0.51
8:BH:9:MET:HE1	8:BH:32:LYS:O	2.10	0.51
10:BJ:28:THR:HG21	10:BJ:90:LEU:HD12	1.92	0.51
11:BK:32:THR:OG1	11:BK:43:TRP:HB3	2.09	0.51
21:BU:35:GLU:HA	21:BU:35:GLU:OE1	2.10	0.51
21:BU:52:VAL:HG13	21:BU:53:LYS:H	1.74	0.51
25:CA:18:U:O3'	41:CQ:22:GLY:HA2	2.11	0.51
25:CA:89:A:O2'	25:CA:90:U:H5'	2.10	0.51
25:CA:720:U:H2'	25:CA:720:U:O2	2.10	0.51
25:CA:1106:G:H2'	25:CA:1106:G:N3	2.26	0.51
25:CA:1463:C:H5'	25:CA:1463:C:H6	1.74	0.51
25:CA:1534:U:H5'	25:CA:1535:A:OP2	2.09	0.51
25:CA:2108:A:C6	25:CA:2109:U:C2	2.98	0.51
25:CA:2748:A:C1'	31:CG:66:THR:HG22	2.39	0.51
32:CH:126:GLY:O	32:CH:145:ASN:HA	2.10	0.51
35:CK:87:LEU:HD23	35:CK:94:PRO:HA	1.92	0.51
38:CN:51:LEU:O	38:CN:54:LEU:HB3	2.10	0.51
39:CO:31:THR:HB	39:CO:34:HIS:H	1.75	0.51
47:CW:13:GLU:O	47:CW:15:LYS:HE2	2.09	0.51
25:DA:7:G:C6	25:DA:8:C:C4	2.99	0.51
25:DA:223:A:C8	25:DA:422:A:C1'	2.94	0.51
25:DA:272:A:C6	25:DA:273:G:C6	2.98	0.51
25:DA:583:G:C5	25:DA:584:C:C5	2.98	0.51

Continued on next page...

Continued from previous page...

Atom-1	Atom-2	Interatomic distance (Å)	Clash overlap (Å)
25:DA:801:G:H4'	25:DA:802:A:OP2	2.10	0.51
25:DA:970:U:O5'	25:DA:970:U:H6	1.93	0.51
25:DA:1340:U:C5	25:DA:1603:A:C8	2.98	0.51
25:DA:1386:C:H2'	25:DA:1387:A:C8	2.45	0.51
25:DA:1578:U:C2'	25:DA:1579:A:O5'	2.57	0.51
25:DA:1812:U:O2	25:DA:1812:U:C2'	2.54	0.51
25:DA:1966:A:N3	25:DA:2592:G:O2'	2.32	0.51
25:DA:2059:A:O3'	29:DE:64:GLY:HA2	2.10	0.51
25:DA:2338:C:C2	25:DA:2339:C:H5	2.28	0.51
25:DA:2720:U:OP1	40:DP:52:ARG:NH2	2.44	0.51
28:DD:139:SER:HA	28:DD:142:VAL:HG13	1.91	0.51
40:DP:7:LEU:O	40:DP:7:LEU:CD2	2.58	0.51
41:DQ:71:ASN:HB3	41:DQ:109:VAL:HG11	1.91	0.51
51:D0:54:ILE:O	51:D0:55:ALA:HB3	2.11	0.51
1:AA:108:G:N3	1:AA:108:G:H5'	2.25	0.51
1:AA:491:G:N3	1:AA:491:G:H2'	2.23	0.51
1:AA:874:G:C4	1:AA:875:U:C5	2.98	0.51
1:AA:994:A:C8	1:AA:1216:A:H4'	2.46	0.51
1:AA:1112:C:O2	3:AC:178:ARG:HG3	2.10	0.51
1:AA:1286:U:C6	1:AA:1286:U:OP1	2.63	0.51
1:AA:1332:A:H2'	1:AA:1333:A:O5'	2.10	0.51
4:AD:125:ASN:HA	4:AD:141:VAL:HG22	1.93	0.51
4:AD:131:ILE:HD12	4:AD:131:ILE:O	2.10	0.51
7:AG:134:VAL:O	7:AG:138:GLU:HG2	2.10	0.51
9:AI:129:ARG:NH1	22:AV:35:A:OP1	2.44	0.51
10:AJ:56:HIS:O	10:AJ:57:VAL:CG1	2.59	0.51
11:AK:85:VAL:CG1	11:AK:92:ARG:NH1	2.73	0.51
15:AO:78:THR:O	15:AO:82:GLU:OE1	2.29	0.51
1:BA:111:G:O6	1:BA:330:C:N4	2.43	0.51
1:BA:512:U:H2'	1:BA:513:C:C6	2.46	0.51
1:BA:626:G:C2'	1:BA:627:G:O5'	2.59	0.51
1:BA:969:A:H2'	1:BA:970:C:H6	1.74	0.51
1:BA:1149:C:H6	1:BA:1149:C:O5'	1.94	0.51
1:BA:1236:A:H4'	1:BA:1304:G:H5'	1.91	0.51
1:BA:1441:A:C8	1:BA:1441:A:C3'	2.93	0.51
3:BC:37:LYS:O	3:BC:37:LYS:HG3	2.11	0.51
3:BC:73:GLY:O	3:BC:75:VAL:N	2.44	0.51
4:BD:55:ARG:HA	4:BD:55:ARG:HH11	1.75	0.51
4:BD:168:THR:CG2	4:BD:183:ARG:NH2	2.74	0.51
7:BG:41:ILE:HG23	7:BG:116:ALA:CB	2.41	0.51
12:BL:49:ARG:CG	12:BL:89:LEU:HD11	2.40	0.51

Continued on next page...

Continued from previous page...

Atom-1	Atom-2	Interatomic distance (Å)	Clash overlap (Å)
13:BM:26:LYS:O	13:BM:26:LYS:HD3	2.10	0.51
17:BQ:37:ILE:HG22	17:BQ:38:LYS:O	2.10	0.51
25:CA:181:A:C2	25:CA:182:A:C4	2.99	0.51
25:CA:324:A:H2'	25:CA:325:G:O5'	2.10	0.51
25:CA:878:A:N7	25:CA:899:A:H2	2.09	0.51
25:CA:1056:G:HO2'	25:CA:1086:A:H8	1.53	0.51
25:CA:1439:A:C2'	25:CA:1440:U:H5'	2.41	0.51
25:CA:1533:C:H5'	25:CA:1534:U:OP2	2.10	0.51
25:CA:1851:U:C2'	25:CA:1852:U:O5'	2.58	0.51
29:CE:53:THR:HG22	29:CE:53:THR:O	2.09	0.51
30:CF:76:PHE:C	30:CF:77:LYS:HG3	2.30	0.51
33:CI:45:THR:HG22	33:CI:50:LYS:HG3	1.92	0.51
35:CK:51:LYS:HD3	35:CK:95:ILE:HG22	1.92	0.51
44:CT:2:ILE:HG12	44:CT:7:LEU:HD11	1.92	0.51
46:CV:16:ALA:N	46:CV:19:ARG:HH21	2.09	0.51
47:CW:6:THR:O	47:CW:7:ARG:CB	2.58	0.51
49:CY:28:LEU:O	49:CY:29:ARG:C	2.49	0.51
25:DA:136:G:H2'	25:DA:137:U:C5	2.45	0.51
25:DA:149:A:C4	25:DA:150:U:C5	2.99	0.51
25:DA:239:C:C4	25:DA:240:C:N3	2.78	0.51
25:DA:323:C:N4	25:DA:333:G:N7	2.59	0.51
25:DA:359:G:C6	25:DA:360:U:O2	2.63	0.51
25:DA:536:G:C2'	25:DA:537:G:O5'	2.59	0.51
25:DA:664:G:C5	25:DA:665:U:C5	2.99	0.51
25:DA:1073:A:H3'	25:DA:1074:G:C5'	2.40	0.51
25:DA:1195:G:H2'	25:DA:1196:C:H5'	1.91	0.51
25:DA:1358:G:H2'	25:DA:1359:A:OP2	2.10	0.51
25:DA:1441:G:C2	25:DA:1442:U:C4	2.98	0.51
25:DA:1777:U:C2'	25:DA:1778:U:H5'	2.41	0.51
25:DA:2207:C:C2	25:DA:2208:C:C5	2.98	0.51
25:DA:2573:C:P	60:DA:3716:HOH:O	2.68	0.51
25:DA:2579:C:H2'	25:DA:2580:U:H5'	1.92	0.51
25:DA:2584:U:H2'	25:DA:2585:U:H5'	1.92	0.51
25:DA:2660:A:H2'	25:DA:2661:G:O4'	2.11	0.51
25:DA:2804:U:H2'	25:DA:2805:C:C6	2.45	0.51
25:DA:2818:U:O2'	25:DA:2837:A:H5'	2.09	0.51
31:DG:122:ALA:HB2	31:DG:132:LEU:HB3	1.92	0.51
34:DJ:43:GLU:CD	34:DJ:43:GLU:H	2.13	0.51
39:DO:55:GLU:O	39:DO:56:LYS:C	2.49	0.51
40:DP:32:VAL:O	40:DP:32:VAL:CG1	2.58	0.51
40:DP:63:ILE:HA	40:DP:68:GLY:HA2	1.91	0.51

Continued on next page...

Continued from previous page...

Atom-1	Atom-2	Interatomic distance (Å)	Clash overlap (Å)
44:DT:40:LYS:HG2	44:DT:58:VAL:O	2.10	0.51
45:DU:94:PHE:HA	45:DU:102:ILE:CD1	2.41	0.51
46:DV:26:PHE:CE2	46:DV:44:HIS:HA	2.45	0.51
57:DW:11:ASP:OD2	57:DW:12:SER:N	2.43	0.51
52:D1:42:VAL:O	52:D1:43:ARG:HB2	2.11	0.51
55:D4:17:VAL:CB	55:D4:26:ILE:HD11	2.38	0.51
1:AA:87:C:H2'	1:AA:88:U:H5'	1.92	0.51
1:AA:449:G:O2'	1:AA:450:G:H5'	2.10	0.51
1:AA:663:A:H5'	1:AA:836:G:OP1	2.10	0.51
1:AA:866:C:H4'	1:AA:919:A:H5'	1.92	0.51
1:AA:893:C:H2'	1:AA:894:G:H8	1.75	0.51
1:AA:1008:U:C2	1:AA:1022:A:C2	2.99	0.51
1:AA:1082:A:C2	1:AA:1083:U:O2	2.64	0.51
1:AA:1269:A:C2	1:AA:1313:U:H1'	2.46	0.51
1:AA:1391:U:H2'	1:AA:1392:G:C8	2.46	0.51
1:AA:1411:C:H2'	1:AA:1412:C:H6	1.76	0.51
2:AB:90:PHE:N	2:AB:149:GLY:HA3	2.23	0.51
2:AB:151:LYS:HG3	2:AB:152:ASP:N	2.25	0.51
3:AC:16:PRO:O	3:AC:17:TRP:CB	2.59	0.51
4:AD:121:ALA:N	4:AD:122:ILE:HD13	2.24	0.51
4:AD:129:VAL:HG11	4:AD:134:TYR:CD1	2.45	0.51
4:AD:173:ASP:CB	4:AD:176:LYS:HB2	2.41	0.51
5:AE:37:VAL:HG23	5:AE:47:PHE:CA	2.40	0.51
6:AF:81:ASN:O	6:AF:84:VAL:HG12	2.11	0.51
7:AG:59:GLU:O	7:AG:63:VAL:HG23	2.10	0.51
7:AG:91:ARG:HE	7:AG:93:VAL:HG23	1.74	0.51
9:AI:46:VAL:HA	9:AI:49:GLN:HG3	1.91	0.51
9:AI:87:MET:CG	9:AI:88:GLU:N	2.72	0.51
13:AM:18:LEU:HG	13:AM:33:LEU:CD1	2.41	0.51
13:AM:85:TYR:HA	13:AM:88:LEU:HD12	1.91	0.51
16:AP:76:LYS:O	16:AP:77:GLU:HB2	2.09	0.51
21:AU:4:LYS:HD2	21:AU:4:LYS:O	2.09	0.51
24:AY:149:ILE:HG23	24:AY:153:ASP:HB2	1.92	0.51
1:BA:16:A:C6	1:BA:17:U:C5	2.98	0.51
1:BA:427:U:H2'	1:BA:428:G:C8	2.46	0.51
1:BA:451:A:H4'	1:BA:452:A:O4'	2.10	0.51
1:BA:723:U:C4	21:BU:49:ALA:HA	2.46	0.51
1:BA:1087:G:C2	1:BA:1088:G:N7	2.78	0.51
1:BA:1113:C:H2'	1:BA:1114:C:H6	1.74	0.51
1:BA:1317:C:H2'	1:BA:1318:A:O5'	2.11	0.51
1:BA:1361:G:C6	1:BA:1362:A:N7	2.79	0.51

Continued on next page...

Continued from previous page...

Atom-1	Atom-2	Interatomic distance (Å)	Clash overlap (Å)
1:BA:1381:U:C6	1:BA:1382:C:C5	2.98	0.51
1:BA:1538:C:H2'	1:BA:1539:C:C5	2.45	0.51
5:BE:82:HIS:CE1	8:BH:95:MET:HE3	2.45	0.51
8:BH:31:LEU:O	8:BH:32:LYS:C	2.48	0.51
9:BI:50:PRO:HD3	9:BI:79:ARG:HG2	1.93	0.51
11:BK:21:HIS:ND1	11:BK:34:THR:HG21	2.26	0.51
11:BK:123:PRO:O	11:BK:124:LYS:C	2.49	0.51
20:BT:34:VAL:O	20:BT:35:TYR:C	2.49	0.51
22:BV:23:A:H2'	22:BV:24:G:C8	2.44	0.51
25:CA:1059:G:H3'	25:CA:1060:U:H6	1.76	0.51
25:CA:1816:C:C5	27:CC:61:TYR:CE1	2.99	0.51
25:CA:1922:G:C4	25:CA:1923:U:C6	2.98	0.51
25:CA:2179:C:C4	25:CA:2180:U:C5	2.98	0.51
25:CA:2230:G:H4'	48:CX:29:LEU:HB2	1.92	0.51
25:CA:2469:A:C4'	37:CM:55:ARG:HH22	2.22	0.51
25:CA:2881:U:C2'	25:CA:2882:A:O5'	2.59	0.51
31:CG:19:ASN:C	31:CG:22:VAL:HG23	2.31	0.51
33:CI:71:LYS:N	33:CI:71:LYS:HD3	2.25	0.51
34:CJ:18:VAL:HG12	34:CJ:19:ASP:N	2.25	0.51
54:C3:54:LEU:O	54:C3:58:ILE:HD12	2.10	0.51
25:DA:237:C:C2'	25:DA:238:C:H5'	2.41	0.51
25:DA:246:C:H2'	25:DA:247:G:H5'	1.93	0.51
25:DA:276:U:H2'	25:DA:277:G:O5'	2.09	0.51
25:DA:783:A:H8	25:DA:784:G:H4'	1.74	0.51
25:DA:1269:A:H2'	25:DA:1270:C:H6	1.73	0.51
25:DA:1313:U:H4'	25:DA:1332:G:H4'	1.91	0.51
25:DA:1447:C:H1'	25:DA:1545:A:H1'	1.92	0.51
25:DA:1485:U:H2'	25:DA:1486:U:C6	2.45	0.51
25:DA:1495:A:H2'	25:DA:1496:A:C8	2.45	0.51
25:DA:1532:A:C6	25:DA:1533:C:N3	2.78	0.51
25:DA:1779:U:C4	25:DA:1784:A:N7	2.78	0.51
25:DA:1883:U:C4	25:DA:1884:G:C6	2.98	0.51
25:DA:2324:U:OP2	25:DA:2324:U:H6	1.93	0.51
25:DA:2337:G:C4	25:DA:2338:C:C5	2.99	0.51
25:DA:2376:A:N3	39:DO:99:TYR:CE2	2.78	0.51
25:DA:2822:G:O6	38:DN:2:ARG:CG	2.57	0.51
27:DC:29:PHE:CE2	27:DC:31:PRO:HG2	2.45	0.51
27:DC:231:HIS:HA	27:DC:241:LYS:HE3	1.92	0.51
31:DG:88:LEU:HB3	31:DG:93:TYR:HB3	1.92	0.51
31:DG:100:ASN:O	31:DG:116:LEU:HB2	2.10	0.51
34:DJ:35:ARG:HG2	34:DJ:40:HIS:CD2	2.46	0.51

Continued on next page...

Continued from previous page...

Atom-1	Atom-2	Interatomic distance (Å)	Clash overlap (Å)
44:DT:7:LEU:HD21	44:DT:46:ALA:N	2.25	0.51
44:DT:7:LEU:HD21	44:DT:46:ALA:HB2	1.93	0.51
44:DT:69:ARG:HB2	44:DT:74:ILE:CG2	2.40	0.51
45:DU:8:ASP:HB3	45:DU:24:VAL:CG2	2.40	0.51
52:D1:6:GLU:OE2	52:D1:26:LYS:HB2	2.11	0.51
1:AA:29:U:H5'	1:AA:296:U:OP1	2.11	0.51
1:AA:112:G:C2'	1:AA:113:G:H5'	2.40	0.51
1:AA:830:G:O2'	1:AA:831:A:H5'	2.11	0.51
1:AA:864:A:H3'	1:AA:865:A:C8	2.45	0.51
1:AA:880:C:O2'	1:AA:881:G:H5'	2.10	0.51
1:AA:1103:C:H2'	1:AA:1104:G:O5'	2.10	0.51
1:AA:1380:U:N3	7:AG:2:ARG:HD3	2.26	0.51
2:AB:81:ASP:N	2:AB:84:LEU:HB3	2.26	0.51
6:AF:91:ARG:O	6:AF:92:THR:OG1	2.26	0.51
9:AI:85:ALA:C	9:AI:87:MET:N	2.64	0.51
1:BA:69:G:C6	1:BA:70:U:O4	2.64	0.51
1:BA:163:C:O2	1:BA:163:C:H2'	2.11	0.51
1:BA:468:A:H2'	1:BA:469:C:O5'	2.11	0.51
1:BA:489:C:C2	1:BA:490:C:C5	2.99	0.51
1:BA:560:A:C5	5:BE:127:TYR:CE2	2.99	0.51
1:BA:633:G:O2'	1:BA:634:C:H5'	2.11	0.51
1:BA:1055:A:C6	1:BA:1206:G:C5	2.99	0.51
1:BA:1182:G:H5'	1:BA:1184:G:H5''	1.91	0.51
1:BA:1231:G:C2	1:BA:1232:U:O2	2.63	0.51
1:BA:1251:A:H1'	1:BA:1369:C:O2'	2.10	0.51
2:BB:67:LEU:HD13	2:BB:160:LEU:CD1	2.41	0.51
4:BD:186:GLU:HB2	4:BD:189:ASP:OD1	2.10	0.51
5:BE:96:GLN:HE21	5:BE:97:PRO:HD2	1.76	0.51
5:BE:106:ALA:CB	5:BE:124:ALA:CB	2.88	0.51
7:BG:26:VAL:HG23	7:BG:27:ASN:H	1.75	0.51
7:BG:102:TRP:HZ3	7:BG:137:ARG:HB2	1.75	0.51
7:BG:145:GLU:HA	7:BG:148:LYS:HB2	1.93	0.51
8:BH:76:ARG:O	8:BH:77:VAL:HG23	2.10	0.51
9:BI:18:VAL:HG21	9:BI:82:ILE:N	2.25	0.51
10:BJ:29:ALA:HB1	10:BJ:76:ILE:HD13	1.92	0.51
11:BK:13:LYS:HD2	11:BK:14:GLN:O	2.11	0.51
11:BK:79:LYS:O	11:BK:105:ARG:HB3	2.10	0.51
14:BN:51:LEU:O	14:BN:53:ARG:N	2.44	0.51
25:CA:17:G:H2'	25:CA:18:U:C6	2.45	0.51
25:CA:282:A:H2'	25:CA:283:G:C8	2.46	0.51
25:CA:782:A:H4'	25:CA:783:A:O5'	2.11	0.51

Continued on next page...

Continued from previous page...

Atom-1	Atom-2	Interatomic distance (Å)	Clash overlap (Å)
25:CA:1176:U:H2'	25:CA:1177:G:C8	2.46	0.51
25:CA:1712:U:C4	25:CA:1713:A:C5	2.99	0.51
25:CA:2312:U:H6	25:CA:2312:U:H3'	1.74	0.51
27:CC:259:ASN:O	27:CC:261:ARG:N	2.43	0.51
28:CD:39:ASP:OD2	28:CD:40:LEU:N	2.44	0.51
28:CD:104:VAL:O	28:CD:105:LYS:HB2	2.11	0.51
28:CD:119:ALA:O	28:CD:162:ALA:HB1	2.10	0.51
32:CH:37:VAL:HG23	32:CH:38:PRO:CD	2.41	0.51
32:CH:116:ARG:HG3	32:CH:133:GLN:OE1	2.11	0.51
33:CI:10:LEU:HD12	33:CI:23:VAL:HG12	1.91	0.51
33:CI:57:VAL:O	33:CI:68:PHE:HB2	2.11	0.51
33:CI:99:LYS:HB3	33:CI:138:VAL:HB	1.92	0.51
44:CT:1:MET:CB	44:CT:2:ILE:HD12	2.41	0.51
49:CY:45:GLN:O	49:CY:46:VAL:CB	2.58	0.51
51:C0:52:LYS:HE2	51:C0:55:ALA:HA	1.92	0.51
25:DA:712:G:N3	25:DA:712:G:H2'	2.26	0.51
25:DA:898:C:H2'	25:DA:899:A:H5'	1.92	0.51
25:DA:1277:G:C5'	38:DN:20:MET:CE	2.87	0.51
25:DA:1874:C:H3'	25:DA:1875:G:H8	1.76	0.51
25:DA:1982:U:O2	25:DA:1982:U:H2'	2.09	0.51
25:DA:2142:A:C2	25:DA:2150:C:N3	2.79	0.51
25:DA:2195:U:N3	25:DA:2196:C:C5	2.79	0.51
56:DB:59:A:C6	56:DB:60:C:C4	2.98	0.51
56:DB:63:C:O2'	56:DB:64:G:O5'	2.24	0.51
35:DK:69:VAL:O	35:DK:69:VAL:HG23	2.10	0.51
36:DL:51:GLU:OE1	54:D3:56:LEU:HD13	2.10	0.51
36:DL:56:PRO:O	36:DL:60:ARG:HB3	2.11	0.51
37:DM:111:GLU:CD	37:DM:111:GLU:C	2.70	0.51
44:DT:69:ARG:CG	44:DT:74:ILE:HG22	2.40	0.51
50:DZ:6:ILE:CG2	50:DZ:28:LEU:HD11	2.41	0.51
1:AA:66:A:H2'	1:AA:67:C:H5'	1.91	0.51
1:AA:495:A:O4'	1:AA:496:A:C8	2.64	0.51
1:AA:646:G:C6	1:AA:647:C:N4	2.79	0.51
1:AA:892:A:C6	1:AA:893:C:C4	2.98	0.51
1:AA:1310:G:O6	1:AA:1327:C:N4	2.44	0.51
1:AA:1376:U:H2'	1:AA:1377:A:C8	2.46	0.51
2:AB:63:LYS:NZ	2:AB:87:ASP:OD1	2.44	0.51
2:AB:70:GLY:CA	2:AB:163:ILE:CG2	2.89	0.51
2:AB:95:TRP:CH2	2:AB:99:MET:HG2	2.45	0.51
2:AB:224:ARG:O	2:AB:224:ARG:HG2	2.10	0.51
3:AC:39:ARG:O	3:AC:40:GLN:C	2.49	0.51

Continued on next page...

Continued from previous page...

Atom-1	Atom-2	Interatomic distance (Å)	Clash overlap (Å)
3:AC:140:ALA:O	3:AC:145:ALA:HB3	2.10	0.51
4:AD:54:LEU:CD2	4:AD:55:ARG:N	2.74	0.51
4:AD:147:LYS:O	4:AD:148:ALA:C	2.49	0.51
5:AE:132:PRO:HA	5:AE:135:VAL:HG13	1.92	0.51
8:AH:82:LEU:HD23	17:AQ:35:LYS:HA	1.92	0.51
8:AH:123:GLU:HG2	8:AH:125:ILE:HD12	1.92	0.51
10:AJ:29:ALA:HA	10:AJ:32:THR:CG2	2.34	0.51
11:AK:15:VAL:HG13	11:AK:16:SER:H	1.74	0.51
11:AK:58:THR:HB	11:AK:59:PRO:HD2	1.92	0.51
13:AM:13:HIS:CD2	13:AM:41:ASP:HB2	2.46	0.51
14:AN:43:ASN:OD1	14:AN:47:LYS:CE	2.59	0.51
20:AT:47:GLN:NE2	20:AT:47:GLN:O	2.43	0.51
22:AV:17:C:C6	22:AV:17:C:C3'	2.94	0.51
1:BA:108:G:N3	1:BA:108:G:C5'	2.74	0.51
1:BA:338:A:H2'	1:BA:339:C:H6	1.75	0.51
1:BA:399:G:H2'	1:BA:400:C:C6	2.45	0.51
1:BA:622:A:H3'	1:BA:623:C:C6	2.45	0.51
1:BA:1177:G:O6	1:BA:1178:G:C2	2.63	0.51
1:BA:1177:G:C6	1:BA:1178:G:C4	2.98	0.51
1:BA:1240:U:H3'	1:BA:1241:G:H5'	1.91	0.51
9:BI:25:GLY:H	9:BI:58:GLU:HA	1.75	0.51
13:BM:53:ASP:HA	13:BM:56:ARG:CB	2.33	0.51
15:BO:80:LEU:CD1	15:BO:84:LEU:HD22	2.41	0.51
19:BS:38:THR:HG23	19:BS:69:LYS:HD3	1.93	0.51
22:BV:63:G:H2'	22:BV:64:A:C8	2.45	0.51
25:CA:31:C:H2'	25:CA:32:C:H5'	1.92	0.51
25:CA:84:A:H5''	45:CU:5:ARG:HD3	1.91	0.51
25:CA:246:C:H2'	25:CA:247:G:C5'	2.41	0.51
25:CA:674:G:OP2	60:CA:3333:HOH:O	2.19	0.51
25:CA:709:U:H2'	25:CA:710:U:C6	2.46	0.51
25:CA:1045:C:C3'	25:CA:1046:A:H5'	2.40	0.51
25:CA:1078:U:H1'	25:CA:1088:A:N1	2.24	0.51
25:CA:1138:G:H5''	25:CA:1139:G:OP2	2.10	0.51
25:CA:2330:G:O3'	47:CW:40:LYS:HE3	2.10	0.51
25:CA:2582:G:C2	25:CA:2583:G:C8	2.98	0.51
27:CC:226:PRO:HD3	27:CC:233:GLY:CA	2.37	0.51
32:CH:24:GLY:O	32:CH:27:ARG:O	2.29	0.51
32:CH:33:GLN:O	32:CH:34:GLY:O	2.29	0.51
33:CI:98:GLY:O	33:CI:138:VAL:HG23	2.11	0.51
39:CO:24:THR:CG2	39:CO:42:PRO:HG3	2.40	0.51
47:CW:71:LYS:O	47:CW:72:ASN:HB2	2.11	0.51

Continued on next page...

Continued from previous page...

Atom-1	Atom-2	Interatomic distance (Å)	Clash overlap (Å)
50:CZ:23:LEU:HD11	50:CZ:53:MET:CE	2.41	0.51
25:DA:184:C:H2'	25:DA:185:G:C8	2.45	0.51
25:DA:686:U:H1'	53:D2:6:GLN:O	2.11	0.51
25:DA:1028:A:N3	25:DA:2486:C:O2'	2.38	0.51
25:DA:1117:C:H2'	25:DA:1117:C:O2	2.10	0.51
25:DA:1220:G:H2'	25:DA:1221:C:O5'	2.10	0.51
25:DA:1361:G:C6	25:DA:1371:G:N2	2.79	0.51
25:DA:1429:G:N3	25:DA:1568:G:C2	2.79	0.51
25:DA:1469:A:N1	25:DA:1470:A:C6	2.78	0.51
25:DA:1483:G:N3	25:DA:1484:U:C6	2.79	0.51
25:DA:1581:G:C2'	25:DA:1582:C:O5'	2.59	0.51
25:DA:1635:A:C2	25:DA:1636:U:H1'	2.46	0.51
25:DA:2197:U:C5	25:DA:2224:G:C6	2.99	0.51
25:DA:2209:G:C5	25:DA:2210:U:C5	2.99	0.51
56:DB:29:A:OP2	39:DO:31:THR:HG23	2.11	0.51
27:DC:198:GLU:O	27:DC:199:HIS:C	2.48	0.51
28:DD:57:ALA:O	28:DD:60:VAL:HG12	2.10	0.51
30:DF:33:ILE:N	30:DF:90:LEU:O	2.43	0.51
31:DG:61:TRP:O	31:DG:64:ALA:HB3	2.11	0.51
32:DH:32:PRO:O	32:DH:33:GLN:HB2	2.09	0.51
35:DK:115:ILE:O	35:DK:118:LEU:O	2.29	0.51
36:DL:111:ILE:N	36:DL:111:ILE:CD1	2.74	0.51
37:DM:22:GLN:O	37:DM:24:THR:N	2.44	0.51
44:DT:40:LYS:HG3	44:DT:60:THR:HG23	1.91	0.51
1:AA:497:G:H2'	1:AA:498:A:C8	2.45	0.51
1:AA:1539:C:O3'	21:AU:17:ARG:HG2	2.10	0.51
2:AB:16:GLY:HA2	2:AB:40:ILE:HG23	1.91	0.51
2:AB:209:VAL:HG23	2:AB:210:THR:H	1.74	0.51
4:AD:35:GLN:O	4:AD:36:ALA:HB2	2.11	0.51
4:AD:169:TRP:HB2	4:AD:183:ARG:HG3	1.92	0.51
5:AE:15:ILE:O	5:AE:16:ALA:HB2	2.10	0.51
6:AF:37:HIS:CD2	6:AF:37:HIS:N	2.79	0.51
6:AF:62:MET:O	6:AF:63:ASN:HB2	2.10	0.51
8:AH:13:ILE:O	8:AH:14:ARG:C	2.48	0.51
8:AH:35:ILE:CD1	8:AH:125:ILE:HG21	2.41	0.51
9:AI:40:ARG:H	9:AI:44:ARG:CB	2.24	0.51
15:AO:3:SER:HB2	15:AO:6:ALA:HB2	1.92	0.51
1:BA:172:A:C5	1:BA:174:A:N7	2.79	0.51
1:BA:862:C:H1'	1:BA:874:G:H5''	1.91	0.51
1:BA:1228:C:OP1	13:BM:112:ARG:HA	2.10	0.51
1:BA:1361:G:C5	1:BA:1362:A:C8	2.99	0.51

Continued on next page...

Continued from previous page...

Atom-1	Atom-2	Interatomic distance (Å)	Clash overlap (Å)
2:BB:70:GLY:HA3	2:BB:163:ILE:HG21	1.93	0.51
2:BB:70:GLY:CA	2:BB:163:ILE:CG2	2.89	0.51
5:BE:15:ILE:HD11	5:BE:112:ALA:HB1	1.92	0.51
5:BE:23:THR:HA	5:BE:28:ARG:HA	1.91	0.51
5:BE:140:ILE:C	5:BE:142:GLY:H	2.12	0.51
6:BF:32:ALA:O	6:BF:34:GLY:N	2.43	0.51
6:BF:61:LEU:HD12	6:BF:62:MET:N	2.26	0.51
10:BJ:26:VAL:O	10:BJ:29:ALA:HB3	2.10	0.51
11:BK:63:GLN:O	11:BK:67:GLU:HG3	2.11	0.51
17:BQ:59:GLU:OE2	17:BQ:76:ARG:HD3	2.10	0.51
25:CA:196:A:H2'	25:CA:805:G:O6	2.10	0.51
25:CA:528:A:H3'	25:CA:528:A:C8	2.46	0.51
25:CA:627:A:C6	25:CA:637:A:C8	2.99	0.51
25:CA:1559:U:C3'	25:CA:1560:G:H5'	2.41	0.51
25:CA:1564:C:O2'	25:CA:1565:C:H5'	2.11	0.51
25:CA:1838:C:C4	25:CA:1899:A:C4	2.98	0.51
25:CA:2294:G:H2'	25:CA:2295:C:H6	1.75	0.51
25:CA:2334:U:O4	39:CO:16:ARG:CZ	2.59	0.51
25:CA:2642:G:N2	25:CA:2773:C:C2	2.78	0.51
29:CE:189:THR:HG23	29:CE:190:ALA:N	2.25	0.51
30:CF:51:ASN:HD22	30:CF:146:ASP:CB	2.24	0.51
30:CF:157:THR:CG2	30:CF:159:ALA:CB	2.88	0.51
31:CG:123:GLU:OE2	31:CG:124:CYS:HB2	2.11	0.51
33:CI:75:ALA:CB	33:CI:128:ILE:CG2	2.87	0.51
33:CI:114:ALA:O	33:CI:115:ASP:HB2	2.11	0.51
34:CJ:31:GLU:OE2	34:CJ:35:ARG:HD2	2.10	0.51
45:CU:38:ILE:HG22	45:CU:39:ASN:N	2.25	0.51
46:CV:2:PHE:CD1	46:CV:50:MET:CE	2.93	0.51
25:DA:68:G:N2	25:DA:74:A:O4'	2.44	0.51
25:DA:586:A:N1	25:DA:809:G:O2'	2.34	0.51
25:DA:611:C:H2'	25:DA:612:G:H5'	1.92	0.51
25:DA:630:G:C5'	25:DA:631:A:OP2	2.59	0.51
25:DA:751:A:H5'	43:DS:90:LYS:HA	1.92	0.51
25:DA:1362:C:O2'	25:DA:1363:C:H5'	2.11	0.51
25:DA:1414:C:H3'	25:DA:1414:C:C6	2.46	0.51
25:DA:1503:A:N6	25:DA:1504:A:N6	2.59	0.51
25:DA:1783:A:N7	60:DA:3695:HOH:O	2.34	0.51
25:DA:2278:A:H2'	25:DA:2279:G:O5'	2.10	0.51
25:DA:2681:C:C4	25:DA:2724:U:C5	2.99	0.51
25:DA:2852:G:C2'	25:DA:2853:C:O4'	2.58	0.51
36:DL:91:ASP:HB3	36:DL:93:ASN:O	2.11	0.51

Continued on next page...

Continued from previous page...

Atom-1	Atom-2	Interatomic distance (Å)	Clash overlap (Å)
39:DO:7:ARG:HD2	39:DO:97:PHE:CZ	2.46	0.51
39:DO:32:PRO:HA	39:DO:102:ARG:HH12	1.76	0.51
39:DO:75:GLY:HA2	39:DO:106:LEU:CD2	2.41	0.51
41:DQ:86:SER:HB3	42:DR:51:VAL:HA	1.91	0.51
44:DT:29:THR:OG1	44:DT:86:THR:HG22	2.11	0.51
44:DT:74:ILE:HD12	44:DT:74:ILE:C	2.31	0.51
1:AA:570:G:H5'	1:AA:571:U:OP2	2.10	0.51
1:AA:842:U:H3'	1:AA:843:U:C5'	2.41	0.51
1:AA:1356:G:H2'	1:AA:1357:A:C8	2.45	0.51
1:AA:1533:C:C6	1:AA:1533:C:OP2	2.64	0.51
2:AB:18:GLN:HG2	2:AB:189:ASN:ND2	2.24	0.51
3:AC:41:TYR:CD1	3:AC:42:LEU:CD1	2.94	0.51
3:AC:166:TRP:O	3:AC:167:TYR:HD1	1.94	0.51
4:AD:16:THR:HG22	4:AD:17:ASP:C	2.30	0.51
4:AD:49:ASP:O	4:AD:53:GLN:CB	2.58	0.51
4:AD:61:ARG:HG2	4:AD:71:PHE:HD2	1.71	0.51
4:AD:131:ILE:CD1	4:AD:134:TYR:N	2.73	0.51
4:AD:195:ASN:O	4:AD:198:LEU:HB2	2.11	0.51
7:AG:110:ARG:HD2	7:AG:122:GLU:HG2	1.92	0.51
8:AH:46:GLU:O	8:AH:47:ASP:HB2	2.11	0.51
13:AM:9:PRO:O	13:AM:10:ASP:HB2	2.11	0.51
19:AS:70:LEU:O	19:AS:70:LEU:HD13	2.11	0.51
1:BA:1242:G:C2'	1:BA:1243:C:H5'	2.39	0.51
1:BA:1275:A:C5	1:BA:1276:G:C5	2.99	0.51
1:BA:1275:A:C5	1:BA:1276:G:C8	2.98	0.51
2:BB:14:HIS:O	2:BB:16:GLY:N	2.44	0.51
2:BB:150:ILE:O	2:BB:151:LYS:C	2.49	0.51
2:BB:166:ASP:OD2	2:BB:190:SER:HA	2.11	0.51
2:BB:207:ARG:O	2:BB:211:LEU:N	2.44	0.51
4:BD:45:PRO:O	4:BD:46:ARG:C	2.50	0.51
4:BD:170:LEU:HD12	4:BD:170:LEU:H	1.75	0.51
8:BH:21:LYS:HE2	8:BH:21:LYS:HA	1.91	0.51
9:BI:88:GLU:HG3	9:BI:89:TYR:H	1.75	0.51
10:BJ:17:LEU:HA	10:BJ:20:GLN:HG3	1.93	0.51
10:BJ:71:LEU:O	10:BJ:72:ARG:CG	2.59	0.51
12:BL:13:ARG:C	12:BL:14:LYS:O	2.47	0.51
12:BL:49:ARG:HG3	12:BL:89:LEU:HD11	1.93	0.51
15:BO:38:LEU:HD12	15:BO:41:HIS:HB2	1.92	0.51
20:BT:28:ARG:HA	20:BT:31:ILE:HD12	1.93	0.51
25:CA:1809:A:H2'	25:CA:1810:A:C8	2.45	0.51
25:CA:2578:G:OP2	25:CA:2578:G:H4'	2.10	0.51

Continued on next page...

Continued from previous page...

Atom-1	Atom-2	Interatomic distance (Å)	Clash overlap (Å)
25:CA:2851:A:N7	25:CA:2852:G:N7	2.58	0.51
25:CA:2895:G:H2'	25:CA:2896:C:C6	2.46	0.51
27:CC:120:ASP:OD1	27:CC:120:ASP:N	2.44	0.51
30:CF:29:ARG:O	30:CF:158:THR:HG23	2.11	0.51
30:CF:48:LEU:HA	30:CF:51:ASN:CG	2.31	0.51
30:CF:105:ILE:HG13	30:CF:106:ALA:N	2.25	0.51
31:CG:127:GLN:HE21	31:CG:127:GLN:HA	1.76	0.51
33:CI:57:VAL:HG11	33:CI:59:THR:OG1	2.11	0.51
33:CI:105:LEU:HD23	33:CI:108:ILE:HG21	1.93	0.51
34:CJ:4:PHE:C	34:CJ:4:PHE:CD1	2.84	0.51
34:CJ:21:THR:HA	34:CJ:61:LYS:HB3	1.92	0.51
37:CM:21:ALA:HB1	37:CM:100:LYS:HG2	1.93	0.51
25:DA:269:C:H2'	25:DA:270:A:C5'	2.40	0.51
25:DA:292:U:C4	25:DA:293:U:C5	2.99	0.51
25:DA:581:C:OP1	41:DQ:32:ARG:HB2	2.10	0.51
25:DA:999:U:P	60:DA:3362:HOH:O	2.69	0.51
25:DA:1760:C:C2'	25:DA:1761:C:H5'	2.40	0.51
25:DA:2042:A:H2'	25:DA:2043:C:H5'	1.93	0.51
25:DA:2074:U:H2'	25:DA:2075:U:C6	2.46	0.51
25:DA:2196:C:H2'	25:DA:2196:C:O2	2.11	0.51
25:DA:2204:G:C4	25:DA:2205:A:N7	2.79	0.51
25:DA:2204:G:C5	25:DA:2205:A:N7	2.79	0.51
25:DA:2422:C:C4	25:DA:2424:C:C4	2.99	0.51
25:DA:2602:A:H4'	25:DA:2603:G:O5'	2.11	0.51
25:DA:2769:U:C2'	25:DA:2770:G:H5'	2.41	0.51
27:DC:141:HIS:HB3	27:DC:194:VAL:HG12	1.92	0.51
29:DE:15:SER:HB2	29:DE:18:THR:HB	1.91	0.51
29:DE:130:LYS:O	29:DE:131:THR:C	2.49	0.51
30:DF:106:ALA:HB1	30:DF:136:ILE:O	2.11	0.51
31:DG:88:LEU:N	31:DG:88:LEU:CD1	2.74	0.51
32:DH:60:GLU:HA	32:DH:60:GLU:OE2	2.11	0.51
33:DI:12:VAL:CG2	33:DI:16:MET:HB2	2.41	0.51
33:DI:14:ALA:HB3	33:DI:50:LYS:HA	1.92	0.51
33:DI:98:GLY:C	33:DI:137:LEU:HA	2.31	0.51
34:DJ:3:THR:CG2	34:DJ:4:PHE:N	2.73	0.51
34:DJ:58:ASN:HA	34:DJ:126:ALA:O	2.10	0.51
37:DM:49:ALA:CB	37:DM:124:LEU:CD2	2.89	0.51
50:DZ:1:ALA:HA	50:DZ:2:LYS:HE2	1.93	0.51
54:D3:10:ALA:C	54:D3:12:ARG:H	2.15	0.51
54:D3:37:THR:HA	54:D3:40:LYS:HE3	1.92	0.51
1:AA:33:A:H2'	1:AA:34:C:C6	2.46	0.51

Continued on next page...

Continued from previous page...

Atom-1	Atom-2	Interatomic distance (Å)	Clash overlap (Å)
1:AA:41:G:O2'	1:AA:42:G:H5'	2.11	0.51
1:AA:109:A:C8	1:AA:326:G:H2'	2.46	0.51
1:AA:353:A:C2'	1:AA:354:G:OP2	2.59	0.51
1:AA:429:U:OP2	4:AD:31:CYS:O	2.29	0.51
1:AA:441:A:H2'	1:AA:442:G:H5'	1.93	0.51
1:AA:446:G:C2	1:AA:489:C:C2	2.98	0.51
1:AA:451:A:H61	1:AA:481:G:C5'	2.23	0.51
1:AA:470:C:N3	1:AA:471:U:C5	2.79	0.51
1:AA:809:G:H2'	1:AA:810:C:O5'	2.11	0.51
1:AA:1057:G:O2'	1:AA:1058:G:H5'	2.10	0.51
1:AA:1255:G:O2'	1:AA:1258:G:H1'	2.11	0.51
1:AA:1439:G:C6	1:AA:1440:U:C4	2.99	0.51
1:AA:1444:U:O2	1:AA:1444:U:C2'	2.59	0.51
2:AB:127:LYS:HG3	2:AB:128:LEU:N	2.26	0.51
2:AB:141:GLU:O	2:AB:145:ASN:OD1	2.29	0.51
7:AG:20:GLU:OE2	7:AG:20:GLU:HA	2.11	0.51
8:AH:6:ILE:HG23	8:AH:10:LEU:HD21	1.93	0.51
10:AJ:87:LEU:C	10:AJ:87:LEU:HD13	2.32	0.51
11:AK:95:THR:O	11:AK:99:LEU:HD23	2.11	0.51
13:AM:33:LEU:HD23	13:AM:38:ILE:HB	1.93	0.51
14:AN:3:GLN:HA	14:AN:6:LYS:CE	2.40	0.51
22:AV:59:U:H2'	22:AV:60:U:C6	2.46	0.51
1:BA:5:U:OP1	1:BA:5:U:C5	2.64	0.51
1:BA:96:U:O2'	1:BA:97:G:H5'	2.11	0.51
1:BA:130:A:OP1	17:BQ:64:ARG:HD2	2.11	0.51
1:BA:328:C:O2	1:BA:328:C:C2'	2.54	0.51
1:BA:443:C:O2'	1:BA:444:G:H5'	2.11	0.51
1:BA:655:A:O2'	1:BA:755:G:H5'	2.11	0.51
1:BA:806:C:H2'	1:BA:807:A:C8	2.46	0.51
1:BA:919:A:O2'	1:BA:920:U:H5'	2.11	0.51
1:BA:1130:A:H1'	1:BA:1146:A:C2	2.45	0.51
1:BA:1411:C:H2'	1:BA:1412:C:H6	1.76	0.51
1:BA:1540:U:O2'	21:BU:17:ARG:HG2	2.11	0.51
3:BC:114:LEU:O	3:BC:116:ALA:N	2.44	0.51
3:BC:149:LYS:O	3:BC:200:TRP:HE3	1.94	0.51
5:BE:45:VAL:HG13	5:BE:116:VAL:HG23	1.93	0.51
5:BE:96:GLN:O	5:BE:122:VAL:HA	2.11	0.51
6:BF:11:HIS:ND1	6:BF:12:PRO:HD2	2.25	0.51
7:BG:87:PRO:HB3	7:BG:144:ALA:HB1	1.93	0.51
25:CA:151:C:OP1	25:CA:1359:A:O2'	2.28	0.51
25:CA:435:C:C2'	25:CA:436:C:H5'	2.41	0.51

Continued on next page...

Continued from previous page...

Atom-1	Atom-2	Interatomic distance (Å)	Clash overlap (Å)
25:CA:871:U:H2'	25:CA:872:U:C6	2.45	0.51
25:CA:1277:G:H5'	38:CN:20:MET:HE2	1.93	0.51
25:CA:1318:U:H2'	25:CA:1319:C:C6	2.46	0.51
25:CA:1483:G:C2	25:CA:1507:C:C2	2.99	0.51
25:CA:1547:C:C6	25:CA:1547:C:H3'	2.46	0.51
25:CA:1678:A:H2'	25:CA:1679:A:O4'	2.10	0.51
25:CA:1735:A:N3	25:CA:1736:U:C6	2.78	0.51
25:CA:1753:G:OP1	40:CP:92:ARG:HD3	2.10	0.51
25:CA:1826:G:C5	25:CA:1827:U:C5	2.99	0.51
25:CA:2027:G:C5	25:CA:2028:U:C5	2.99	0.51
25:CA:2139:U:O2'	25:CA:2140:G:H5'	2.11	0.51
25:CA:2248:C:H5''	25:CA:2249:U:OP2	2.11	0.51
26:CB:20:G:H2'	26:CB:21:G:C5'	2.41	0.51
26:CB:111:U:H2'	26:CB:112:G:C8	2.46	0.51
27:CC:244:VAL:HG12	27:CC:250:GLN:HA	1.93	0.51
27:CC:259:ASN:O	27:CC:260:LYS:HB2	2.10	0.51
28:CD:172:VAL:HG21	28:CD:194:PRO:HD3	1.92	0.51
33:CI:66:PHE:N	33:CI:66:PHE:HD2	2.08	0.51
36:CL:127:VAL:CG1	36:CL:132:ARG:HB2	2.41	0.51
37:CM:28:PHE:HB3	37:CM:64:TRP:CE2	2.46	0.51
42:CR:64:VAL:HG22	42:CR:96:VAL:HA	1.93	0.51
49:CY:23:ARG:HA	49:CY:27:ASN:ND2	2.26	0.51
25:DA:269:C:C2'	25:DA:270:A:H5'	2.41	0.51
25:DA:343:C:C2'	25:DA:344:A:H5'	2.41	0.51
25:DA:622:G:H2'	25:DA:623:C:C6	2.45	0.51
25:DA:1095:A:C2	33:DI:29:GLN:HG2	2.46	0.51
25:DA:1335:C:C2'	25:DA:1336:A:H5'	2.42	0.51
25:DA:1394:U:H4'	25:DA:1603:A:H4'	1.93	0.51
25:DA:1446:C:O2'	25:DA:1447:C:H5'	2.10	0.51
25:DA:2194:U:C2	25:DA:2195:U:C6	2.99	0.51
25:DA:2511:U:C5	25:DA:2512:C:C5	2.99	0.51
25:DA:2663:G:C2'	25:DA:2664:G:H5'	2.40	0.51
25:DA:2794:C:H2'	25:DA:2794:C:O2	2.09	0.51
27:DC:123:ILE:CD1	27:DC:135:PRO:CD	2.89	0.51
31:DG:94:ARG:O	31:DG:95:ALA:HB2	2.11	0.51
36:DL:110:VAL:CG2	36:DL:127:VAL:HG22	2.40	0.51
42:DR:82:HIS:O	42:DR:82:HIS:CG	2.62	0.51
44:DT:3:ARG:HB3	44:DT:6:ARG:HB3	1.93	0.51
45:DU:82:VAL:HG12	45:DU:83:GLY:N	2.25	0.51
1:AA:35:G:C4	1:AA:36:C:C5	2.98	0.50
1:AA:98:A:H2'	1:AA:99:C:C6	2.46	0.50

Continued on next page...

Continued from previous page...

Atom-1	Atom-2	Interatomic distance (Å)	Clash overlap (Å)
1:AA:233:C:H2'	1:AA:234:C:H6	1.75	0.50
1:AA:240:G:OP1	1:AA:240:G:H4'	2.11	0.50
1:AA:298:A:N6	1:AA:299:G:N1	2.58	0.50
1:AA:398:U:O2'	1:AA:399:G:H5'	2.11	0.50
1:AA:413:G:N1	4:AD:32:LYS:CD	2.74	0.50
1:AA:1215:G:C2'	1:AA:1216:A:H5'	2.41	0.50
1:AA:1226:C:N4	13:AM:102:LYS:HG3	2.26	0.50
1:AA:1461:G:H2'	1:AA:1462:C:O4'	2.11	0.50
5:AE:80:LEU:HD12	5:AE:146:MET:SD	2.51	0.50
6:AF:18:VAL:CB	6:AF:19:PRO:CD	2.87	0.50
6:AF:88:MET:HB2	18:AR:63:TYR:HE2	1.75	0.50
10:AJ:6:ILE:CD1	10:AJ:76:ILE:HB	2.41	0.50
10:AJ:49:PHE:N	10:AJ:49:PHE:HD1	2.09	0.50
13:AM:10:ASP:CG	13:AM:11:HIS:N	2.65	0.50
18:AR:54:LEU:HD11	18:AR:58:ILE:HD11	1.93	0.50
21:AU:27:VAL:HG12	21:AU:30:GLU:OE1	2.11	0.50
1:BA:198:G:C4	1:BA:199:A:C8	2.98	0.50
1:BA:258:G:H2'	1:BA:259:G:O4'	2.12	0.50
1:BA:465:A:C6	1:BA:466:A:C5	2.99	0.50
1:BA:673:A:H2'	1:BA:674:G:O4'	2.11	0.50
1:BA:934:C:H5''	60:BA:1828:HOH:O	2.11	0.50
1:BA:1075:U:H2'	1:BA:1076:U:H6	1.76	0.50
1:BA:1099:G:C5	1:BA:1100:C:C5	2.99	0.50
1:BA:1171:A:H2'	1:BA:1172:C:C6	2.45	0.50
1:BA:1237:C:H2'	1:BA:1238:A:OP1	2.11	0.50
2:BB:21:TYR:O	2:BB:22:TRP:C	2.48	0.50
2:BB:95:TRP:CE3	2:BB:96:LEU:C	2.85	0.50
3:BC:19:SER:O	14:BN:94:PRO:HB3	2.11	0.50
3:BC:66:THR:HG23	3:BC:101:ASN:HB2	1.93	0.50
4:BD:77:GLU:OE1	4:BD:77:GLU:CA	2.60	0.50
5:BE:80:LEU:HA	5:BE:146:MET:CE	2.41	0.50
6:BF:45:ARG:O	6:BF:56:LYS:HA	2.11	0.50
8:BH:19:ALA:O	8:BH:21:LYS:N	2.44	0.50
11:BK:107:THR:HG22	11:BK:108:ASN:CG	2.32	0.50
12:BL:73:LEU:HD21	12:BL:103:CYS:SG	2.51	0.50
13:BM:6:ILE:HG12	30:DF:111:ARG:HD3	1.93	0.50
13:BM:28:ARG:HG3	13:BM:62:PHE:HE2	1.75	0.50
14:BN:35:ALA:CB	14:BN:41:ARG:HB2	2.41	0.50
19:BS:13:HIS:CD2	19:BS:13:HIS:H	2.29	0.50
21:BU:40:PRO:O	21:BU:44:ARG:HB2	2.11	0.50
23:BX:8:A:N6	23:BX:9:G:C6	2.79	0.50

Continued on next page...

Continued from previous page...

Atom-1	Atom-2	Interatomic distance (Å)	Clash overlap (Å)
25:CA:137:U:O2'	25:CA:138:U:P	2.70	0.50
25:CA:298:G:H5''	25:CA:299:A:OP1	2.11	0.50
25:CA:1088:A:H3'	25:CA:1088:A:N3	2.26	0.50
25:CA:1106:G:C6	25:CA:1107:G:C5	3.00	0.50
25:CA:1734:G:C4	25:CA:1735:A:N7	2.79	0.50
25:CA:2120:G:C2'	25:CA:2121:G:H5'	2.41	0.50
25:CA:2371:G:O2'	52:C1:45:HIS:HD2	1.93	0.50
25:CA:2581:G:C4	25:CA:2610:C:C5	2.99	0.50
25:CA:2656:U:O2	25:CA:2656:U:H2'	2.10	0.50
27:CC:42:ARG:HH11	27:CC:42:ARG:HG2	1.73	0.50
29:CE:118:LEU:CD1	29:CE:188:MET:HG3	2.41	0.50
35:CK:13:ASN:ND2	35:CK:98:ARG:HG3	2.26	0.50
35:CK:43:ILE:HD12	35:CK:56:ASP:HB2	1.93	0.50
39:CO:56:LYS:O	39:CO:58:ILE:N	2.43	0.50
55:C4:10:LEU:N	55:C4:10:LEU:HD23	2.24	0.50
25:DA:122:G:H2'	25:DA:123:G:H5'	1.92	0.50
25:DA:323:C:C4	25:DA:333:G:C8	2.99	0.50
25:DA:645:C:O2'	25:DA:646:U:O5'	2.29	0.50
25:DA:849:A:C4	25:DA:930:G:N2	2.79	0.50
25:DA:1122:G:N3	25:DA:1122:G:C2'	2.70	0.50
25:DA:1227:G:O2'	25:DA:1228:G:H5'	2.11	0.50
25:DA:1336:A:C2'	25:DA:1337:G:O5'	2.59	0.50
25:DA:1600:C:O2'	25:DA:1601:G:H5'	2.10	0.50
25:DA:1809:A:H2'	25:DA:1810:A:C8	2.44	0.50
25:DA:1833:C:H2'	25:DA:1834:U:H6	1.76	0.50
25:DA:1878:G:O2'	25:DA:1879:C:H5'	2.11	0.50
25:DA:2126:A:C5	25:DA:2162:G:C6	2.98	0.50
25:DA:2403:C:C2	25:DA:2404:U:C6	2.99	0.50
25:DA:2714:G:C2'	25:DA:2715:C:H5'	2.41	0.50
30:DF:65:LEU:HD12	30:DF:66:ILE:N	2.26	0.50
31:DG:144:ALA:O	31:DG:145:ALA:C	2.49	0.50
31:DG:162:ARG:NH2	31:DG:168:VAL:HG21	2.25	0.50
34:DJ:140:LEU:HD12	34:DJ:140:LEU:C	2.32	0.50
37:DM:107:GLY:O	37:DM:108:VAL:HG22	2.11	0.50
38:DN:52:ILE:HG21	38:DN:94:TYR:CD2	2.46	0.50
39:DO:9:ARG:HG3	39:DO:10:ARG:N	2.26	0.50
39:DO:98:GLN:O	39:DO:100:HIS:N	2.44	0.50
40:DP:105:LYS:HA	40:DP:108:ARG:CD	2.42	0.50
43:DS:59:GLU:HA	43:DS:64:ALA:HA	1.92	0.50
44:DT:61:LEU:C	44:DT:61:LEU:HD12	2.31	0.50
57:DW:53:HIS:CD2	57:DW:53:HIS:N	2.77	0.50

Continued on next page...

Continued from previous page...

Atom-1	Atom-2	Interatomic distance (Å)	Clash overlap (Å)
49:DY:18:LEU:HD21	49:DY:22:LEU:CD2	2.41	0.50
1:AA:22:G:H2'	1:AA:23:C:O4'	2.11	0.50
1:AA:77:A:H2'	1:AA:78:A:N7	2.26	0.50
1:AA:155:A:C2	1:AA:167:A:C2	2.99	0.50
1:AA:537:G:OP1	12:AL:109:ARG:NH2	2.45	0.50
1:AA:763:G:C5	1:AA:764:C:C5	3.00	0.50
1:AA:830:G:C2'	1:AA:831:A:H5'	2.41	0.50
1:AA:1123:U:O3'	10:AJ:38:GLY:HA3	2.10	0.50
1:AA:1241:G:C4	1:AA:1242:G:C8	2.99	0.50
1:AA:1287:A:C6	1:AA:1288:A:C6	2.98	0.50
1:AA:1302:C:C6	13:AM:16:ILE:HD13	2.46	0.50
1:AA:1306:A:C8	1:AA:1307:U:C5	2.99	0.50
1:AA:1380:U:C4	7:AG:2:ARG:HD3	2.47	0.50
2:AB:147:LEU:C	2:AB:150:ILE:HG22	2.32	0.50
3:AC:77:GLY:O	3:AC:79:LYS:N	2.44	0.50
4:AD:24:VAL:C	4:AD:25:ARG:O	2.49	0.50
4:AD:57:LYS:C	4:AD:57:LYS:HD2	2.32	0.50
5:AE:14:LEU:O	5:AE:14:LEU:HD12	2.11	0.50
5:AE:102:THR:HG22	5:AE:103:GLY:H	1.73	0.50
10:AJ:52:LEU:HD21	10:AJ:59:LYS:HA	1.93	0.50
14:AN:13:VAL:O	14:AN:16:ALA:HB3	2.11	0.50
20:AT:54:GLN:HB3	20:AT:55:PRO:HD3	1.94	0.50
22:AV:52:G:H2'	22:AV:52:G:N3	2.26	0.50
1:BA:108:G:C6	20:BT:9:ARG:HG2	2.45	0.50
1:BA:248:C:C4	1:BA:249:U:C5	2.99	0.50
1:BA:594:U:C2'	1:BA:595:A:H8	2.25	0.50
1:BA:890:G:OP1	1:BA:890:G:H4'	2.11	0.50
1:BA:1126:U:H1'	1:BA:1281:C:C6	2.46	0.50
1:BA:1309:G:C6	1:BA:1329:A:N1	2.79	0.50
1:BA:1350:A:OP2	9:BI:119:LYS:HD3	2.10	0.50
2:BB:146:SER:OG	2:BB:147:LEU:HG	2.11	0.50
5:BE:19:ARG:HG2	5:BE:20:VAL:N	2.26	0.50
5:BE:104:ILE:H	5:BE:121:ASN:HA	1.76	0.50
7:BG:27:ASN:O	7:BG:30:MET:HB3	2.11	0.50
9:BI:126:PHE:CD2	9:BI:126:PHE:C	2.81	0.50
10:BJ:36:VAL:HG22	10:BJ:76:ILE:HG23	1.93	0.50
13:BM:56:ARG:O	13:BM:59:VAL:HG13	2.11	0.50
16:BP:43:ALA:O	16:BP:44:SER:CB	2.58	0.50
18:BR:35:SER:CB	18:BR:37:LYS:HD2	2.41	0.50
20:BT:69:ASN:C	20:BT:71:ALA:N	2.62	0.50
25:CA:21:A:H2'	25:CA:22:C:O5'	2.11	0.50

Continued on next page...

Continued from previous page...

Atom-1	Atom-2	Interatomic distance (Å)	Clash overlap (Å)
25:CA:305:C:O5'	25:CA:305:C:H6	1.95	0.50
25:CA:658:U:C2'	25:CA:659:G:O5'	2.60	0.50
25:CA:1060:U:O4'	25:CA:1062:G:C5'	2.59	0.50
25:CA:1584:U:O2	25:CA:1584:U:H3'	2.11	0.50
25:CA:1869:G:C2'	25:CA:1870:C:H5'	2.41	0.50
25:CA:2304:G:H2'	25:CA:2305:U:H5''	1.92	0.50
29:CE:5:LEU:HD12	29:CE:5:LEU:N	2.25	0.50
29:CE:126:VAL:HG21	29:CE:133:LEU:HB2	1.93	0.50
38:CN:67:PHE:O	38:CN:71:ARG:HA	2.10	0.50
45:CU:41:VAL:O	45:CU:59:GLU:HA	2.11	0.50
52:C1:3:GLY:O	52:C1:4:ILE:HB	2.10	0.50
25:DA:278:A:H2'	25:DA:278:A:N3	2.25	0.50
25:DA:1194:A:C2'	25:DA:1195:G:O5'	2.59	0.50
25:DA:1541:C:O2'	25:DA:1542:U:H5'	2.11	0.50
25:DA:2055:C:H5'	25:DA:2056:G:H5''	1.93	0.50
25:DA:2210:U:O2	25:DA:2212:A:C8	2.65	0.50
25:DA:2457:U:C4	25:DA:2458:G:C6	2.99	0.50
25:DA:2678:C:O5'	25:DA:2678:C:H6	1.93	0.50
28:DD:103:ASP:OD2	28:DD:104:VAL:N	2.45	0.50
29:DE:2:GLU:OE1	29:DE:13:THR:HA	2.10	0.50
29:DE:145:ASP:O	29:DE:184:ASP:HB2	2.11	0.50
31:DG:26:LYS:HB3	31:DG:31:GLU:HG3	1.91	0.50
32:DH:4:ILE:O	32:DH:36:ALA:HA	2.11	0.50
34:DJ:117:ALA:O	34:DJ:120:ARG:N	2.44	0.50
41:DQ:51:GLN:O	41:DQ:52:ARG:C	2.46	0.50
44:DT:34:VAL:HG22	44:DT:81:LYS:HB3	1.94	0.50
1:AA:257:G:C2	1:AA:270:A:C2	3.00	0.50
1:AA:451:A:O4'	1:AA:452:A:N3	2.44	0.50
1:AA:590:U:H2'	1:AA:591:U:C6	2.46	0.50
1:AA:1151:A:O2'	1:AA:1152:A:P	2.69	0.50
1:AA:1304:G:C5	1:AA:1305:G:N1	2.80	0.50
1:AA:1385:G:C6	1:AA:1386:G:C5	2.99	0.50
1:AA:1513:A:H2'	1:AA:1514:G:C8	2.46	0.50
2:AB:32:GLY:HA3	2:AB:38:HIS:CB	2.42	0.50
2:AB:147:LEU:C	2:AB:150:ILE:CG2	2.79	0.50
6:AF:21:MET:O	6:AF:22:ILE:C	2.47	0.50
8:AH:52:GLY:HA3	8:AH:56:PRO:CA	2.35	0.50
16:AP:12:LYS:HG2	16:AP:13:LYS:HG2	1.92	0.50
16:AP:22:ALA:HA	16:AP:33:ILE:HG13	1.93	0.50
17:AQ:21:VAL:CG2	17:AQ:22:VAL:N	2.74	0.50
20:AT:46:ALA:O	20:AT:47:GLN:C	2.48	0.50

Continued on next page...

Continued from previous page...

Atom-1	Atom-2	Interatomic distance (Å)	Clash overlap (Å)
21:AU:16:ARG:NH1	21:AU:19:LYS:CG	2.74	0.50
22:AV:58:A:C2	22:AV:61:C:C6	2.99	0.50
1:BA:5:U:OP1	1:BA:5:U:C6	2.64	0.50
1:BA:73:C:O2'	1:BA:74:A:P	2.70	0.50
1:BA:110:C:C2'	1:BA:110:C:O2	2.58	0.50
1:BA:158:G:C2	1:BA:159:G:C8	3.00	0.50
1:BA:158:G:N3	1:BA:159:G:C8	2.80	0.50
1:BA:433:G:C5	1:BA:434:U:C5	2.99	0.50
1:BA:439:U:C5	1:BA:440:C:C5	2.99	0.50
1:BA:663:A:H2'	1:BA:664:G:O4'	2.12	0.50
1:BA:1073:U:C4	1:BA:1074:G:N7	2.80	0.50
1:BA:1372:U:H2'	1:BA:1373:G:O4'	2.11	0.50
2:BB:70:GLY:O	2:BB:92:ASN:HA	2.12	0.50
2:BB:199:ILE:HD12	2:BB:199:ILE:N	2.26	0.50
5:BE:113:VAL:CG2	5:BE:114:LEU:N	2.72	0.50
10:BJ:48:ARG:HH11	10:BJ:48:ARG:HG3	1.74	0.50
15:BO:72:LYS:HE2	15:BO:72:LYS:CA	2.38	0.50
20:BT:32:LYS:O	20:BT:34:VAL:N	2.44	0.50
21:BU:44:ARG:O	21:BU:45:LYS:HB2	2.10	0.50
25:CA:71:A:H5''	25:CA:72:U:H2'	1.91	0.50
25:CA:592:A:O2'	54:C3:2:LYS:HA	2.12	0.50
25:CA:851:C:O2'	25:CA:852:U:H5'	2.12	0.50
25:CA:1076:C:H2'	25:CA:1077:A:N9	2.26	0.50
25:CA:1414:C:C5	25:CA:1415:U:C4	2.99	0.50
25:CA:1589:U:O2	25:CA:1589:U:C2'	2.60	0.50
25:CA:2502:G:C5'	25:CA:2503:A:H5''	2.41	0.50
25:CA:2691:C:O3'	25:CA:2871:U:H4'	2.11	0.50
27:CC:199:HIS:O	27:CC:202:ARG:HD3	2.12	0.50
29:CE:48:THR:C	29:CE:50:ALA:H	2.15	0.50
29:CE:109:LEU:O	29:CE:110:SER:C	2.47	0.50
32:CH:128:HIS:O	32:CH:144:VAL:N	2.44	0.50
33:CI:3:LYS:CD	33:CI:4:VAL:H	2.24	0.50
38:CN:45:ARG:HG2	38:CN:95:THR:HG21	1.93	0.50
25:DA:61:C:O5'	25:DA:61:C:H6	1.93	0.50
25:DA:359:G:H2'	25:DA:360:U:C5'	2.42	0.50
25:DA:447:A:C2	25:DA:454:A:C8	3.00	0.50
25:DA:636:G:O2'	25:DA:638:G:H4'	2.11	0.50
25:DA:1023:U:C2'	25:DA:1024:G:H5'	2.42	0.50
25:DA:1109:C:H2'	25:DA:1109:C:O2	2.11	0.50
25:DA:1429:G:C2'	25:DA:1430:G:O5'	2.60	0.50
25:DA:1467:U:N3	25:DA:1546:G:N2	2.59	0.50

Continued on next page...

Continued from previous page...

Atom-1	Atom-2	Interatomic distance (Å)	Clash overlap (Å)
25:DA:1562:U:O2	25:DA:1563:U:N1	2.44	0.50
25:DA:1902:C:H4'	27:DC:241:LYS:O	2.11	0.50
25:DA:1997:C:OP2	28:DD:129:THR:HB	2.12	0.50
25:DA:2111:U:N3	25:DA:2147:A:H2	2.09	0.50
25:DA:2121:G:N2	25:DA:2178:C:C2	2.79	0.50
25:DA:2298:A:OP1	30:DF:70:ARG:HD2	2.11	0.50
25:DA:2371:G:C2	25:DA:2372:U:C6	3.00	0.50
25:DA:2695:U:O5'	25:DA:2695:U:H6	1.94	0.50
25:DA:2796:U:H2'	25:DA:2797:U:H2'	1.93	0.50
56:DB:95:U:N3	56:DB:96:G:N7	2.60	0.50
28:DD:172:VAL:HG21	28:DD:194:PRO:HD3	1.93	0.50
31:DG:120:ILE:HD12	31:DG:134:GLY:HA3	1.93	0.50
32:DH:84:ALA:HB3	32:DH:148:ALA:HB2	1.92	0.50
34:DJ:70:THR:HG22	34:DJ:90:GLU:OE1	2.12	0.50
37:DM:21:ALA:CB	37:DM:100:LYS:N	2.74	0.50
40:DP:51:ASN:H	40:DP:51:ASN:HD22	1.59	0.50
41:DQ:57:ARG:HH21	41:DQ:91:ARG:CZ	2.23	0.50
41:DQ:85:ALA:CB	41:DQ:87:VAL:HG23	2.42	0.50
43:DS:28:LYS:HA	43:DS:70:LYS:HG3	1.91	0.50
43:DS:34:ASP:O	43:DS:37:THR:N	2.44	0.50
46:DV:51:GLN:CB	46:DV:56:PHE:CD2	2.94	0.50
52:D1:42:VAL:HG12	52:D1:44:GLN:N	2.26	0.50
1:AA:257:G:N3	1:AA:258:G:C8	2.79	0.50
1:AA:439:U:C6	1:AA:440:C:H5	2.28	0.50
1:AA:540:G:C2'	1:AA:541:G:H5'	2.41	0.50
1:AA:622:A:C2'	1:AA:623:C:H5'	2.41	0.50
1:AA:667:G:H4'	15:AO:50:HIS:ND1	2.26	0.50
1:AA:1279:G:H22	10:AJ:45:ARG:HE	1.60	0.50
1:AA:1470:U:O2'	1:AA:1471:U:H5'	2.11	0.50
2:AB:30:ILE:CD1	2:AB:38:HIS:CG	2.95	0.50
3:AC:129:PHE:CE1	3:AC:130:ARG:HD2	2.47	0.50
8:AH:104:SER:HA	8:AH:109:VAL:HA	1.94	0.50
10:AJ:57:VAL:HG22	10:AJ:58:ASN:N	2.26	0.50
16:AP:73:ALA:O	16:AP:77:GLU:HB2	2.11	0.50
19:AS:19:GLU:C	19:AS:21:ALA:H	2.14	0.50
1:BA:208:U:C5	1:BA:210:C:H6	2.29	0.50
1:BA:280:C:H4'	1:BA:281:G:OP2	2.11	0.50
1:BA:476:U:H2'	1:BA:477:C:C6	2.46	0.50
1:BA:595:A:N1	1:BA:641:U:C2	2.79	0.50
1:BA:675:A:H1'	11:BK:117:HIS:CG	2.47	0.50
1:BA:981:U:C6	1:BA:982:U:C6	3.00	0.50

Continued on next page...

Continued from previous page...

Atom-1	Atom-2	Interatomic distance (Å)	Clash overlap (Å)
1:BA:1014:A:C4	19:BS:33:TRP:CZ3	2.99	0.50
1:BA:1058:G:C2'	1:BA:1059:C:O5'	2.60	0.50
2:BB:83:ALA:O	2:BB:88:GLN:NE2	2.44	0.50
2:BB:129:THR:O	2:BB:130:LYS:HE2	2.11	0.50
4:BD:69:ARG:O	4:BD:72:ARG:HB2	2.11	0.50
4:BD:172:VAL:O	4:BD:179:GLY:HA2	2.11	0.50
5:BE:37:VAL:HG12	5:BE:116:VAL:HG21	1.93	0.50
6:BF:25:TYR:O	6:BF:26:THR:C	2.49	0.50
6:BF:81:ASN:HB3	6:BF:84:VAL:CG1	2.41	0.50
10:BJ:15:HIS:CG	10:BJ:16:ARG:N	2.79	0.50
11:BK:86:LYS:HA	11:BK:113:THR:HG22	1.94	0.50
12:BL:31:GLY:HA3	12:BL:54:VAL:CG1	2.41	0.50
14:BN:2:LYS:N	60:BN:205:HOH:O	2.44	0.50
15:BO:3:SER:CB	15:BO:6:ALA:HB3	2.38	0.50
15:BO:69:LEU:CD2	15:BO:69:LEU:C	2.80	0.50
15:BO:87:ARG:O	15:BO:87:ARG:CD	2.60	0.50
16:BP:80:LYS:HB2	16:BP:80:LYS:NZ	2.26	0.50
22:BV:1:G:C6	22:BV:73:A:C2	2.99	0.50
25:CA:74:A:H4'	25:CA:75:G:OP2	2.10	0.50
25:CA:622:G:H2'	25:CA:623:C:H6	1.77	0.50
25:CA:763:G:C4	25:CA:765:C:C6	3.00	0.50
25:CA:784:G:H5'	60:CA:3316:HOH:O	2.10	0.50
25:CA:898:C:C4	25:CA:899:A:N7	2.79	0.50
25:CA:920:A:C2	25:CA:921:C:C2	2.99	0.50
25:CA:923:G:H4'	47:CW:25:GLU:HG3	1.93	0.50
25:CA:1106:G:N2	25:CA:1107:G:H1'	2.26	0.50
25:CA:1470:A:H2'	25:CA:1471:G:O4'	2.12	0.50
25:CA:1535:A:C5'	25:CA:1536:C:H5	2.25	0.50
25:CA:1585:C:C2'	25:CA:1586:A:C5'	2.89	0.50
25:CA:1873:G:H2'	25:CA:1874:C:C6	2.47	0.50
25:CA:2392:A:C2	36:CL:55:MET:HE3	2.46	0.50
25:CA:2714:G:C2'	25:CA:2715:C:H5'	2.42	0.50
26:CB:47:C:OP2	39:CO:3:LYS:CE	2.59	0.50
27:CC:43:ASN:HB3	27:CC:49:THR:HG21	1.93	0.50
27:CC:128:THR:C	27:CC:129:LEU:CD2	2.79	0.50
29:CE:176:ASP:OD1	29:CE:178:VAL:N	2.44	0.50
31:CG:8:VAL:CG1	31:CG:49:LEU:CB	2.83	0.50
31:CG:148:ARG:NH2	31:CG:166:GLU:OE2	2.44	0.50
31:CG:154:GLU:HG2	31:CG:155:PRO:N	2.27	0.50
35:CK:48:PRO:O	35:CK:49:ARG:HG3	2.11	0.50
39:CO:12:THR:O	39:CO:13:ARG:C	2.46	0.50

Continued on next page...

Continued from previous page...

Atom-1	Atom-2	Interatomic distance (Å)	Clash overlap (Å)
40:CP:17:PRO:HG3	40:CP:83:ILE:O	2.11	0.50
43:CS:66:ILE:CG2	43:CS:66:ILE:O	2.59	0.50
45:CU:101:THR:HG22	45:CU:102:ILE:N	2.26	0.50
47:CW:6:THR:O	47:CW:7:ARG:HB2	2.12	0.50
25:DA:5:A:H2'	25:DA:6:A:C8	2.46	0.50
25:DA:88:G:C6	25:DA:89:A:N7	2.80	0.50
25:DA:223:A:C5	25:DA:422:A:C8	2.98	0.50
25:DA:559:G:H2'	25:DA:560:C:O4'	2.12	0.50
25:DA:998:C:P	41:DQ:91:ARG:HH22	2.34	0.50
25:DA:1080:A:C2	25:DA:1081:U:C6	3.00	0.50
25:DA:1142:A:H4'	34:DJ:27:ARG:NH2	2.27	0.50
25:DA:1266:G:OP1	51:D0:15:ARG:NE	2.44	0.50
25:DA:1423:G:OP1	25:DA:1492:G:O2'	2.27	0.50
25:DA:1731:G:H2'	25:DA:1732:C:O5'	2.11	0.50
25:DA:1810:A:H2'	25:DA:1811:G:O4'	2.11	0.50
25:DA:1853:A:N3	25:DA:2233:U:O2'	2.43	0.50
25:DA:2131:U:H5'	25:DA:2132:U:C5'	2.40	0.50
25:DA:2469:A:H4'	37:DM:55:ARG:HD3	1.94	0.50
25:DA:2531:A:H3'	25:DA:2532:G:H8	1.76	0.50
25:DA:2729:G:H2'	25:DA:2730:C:H6	1.77	0.50
25:DA:2849:U:N3	25:DA:2867:G:O4'	2.44	0.50
25:DA:2861:U:C2	25:DA:2862:G:C8	3.00	0.50
56:DB:27:C:OP1	39:DO:34:HIS:NE2	2.45	0.50
27:DC:250:GLN:HE21	27:DC:250:GLN:HA	1.77	0.50
28:DD:57:ALA:O	28:DD:60:VAL:CG1	2.59	0.50
28:DD:148:GLN:HB2	28:DD:152:PRO:CG	2.41	0.50
29:DE:12:LEU:HD23	29:DE:13:THR:N	2.27	0.50
33:DI:72:THR:HG23	33:DI:115:ASP:HB3	1.92	0.50
35:DK:86:LEU:N	35:DK:86:LEU:HD23	2.26	0.50
36:DL:96:LYS:HD3	36:DL:103:ILE:HA	1.93	0.50
37:DM:31:PHE:HD2	37:DM:132:THR:HG23	1.76	0.50
39:DO:28:VAL:O	39:DO:95:SER:HB3	2.11	0.50
39:DO:72:ALA:HA	39:DO:109:ALA:CB	2.41	0.50
42:DR:29:THR:O	42:DR:29:THR:CG2	2.59	0.50
50:DZ:35:VAL:CG2	50:DZ:37:ARG:CZ	2.90	0.50
55:D4:18:LYS:HG3	55:D4:23:ILE:HD13	1.93	0.50
1:AA:201:G:N1	1:AA:217:C:C2	2.80	0.50
1:AA:262:A:N6	1:AA:263:A:N6	2.60	0.50
1:AA:390:U:H2'	1:AA:391:G:H8	1.75	0.50
1:AA:390:U:H2'	1:AA:391:G:O5'	2.11	0.50
1:AA:960:U:O2'	1:AA:1223:C:H4'	2.11	0.50

Continued on next page...

Continued from previous page...

Atom-1	Atom-2	Interatomic distance (Å)	Clash overlap (Å)
1:AA:1075:U:O2'	1:AA:1076:U:H5'	2.11	0.50
1:AA:1300:G:C6	1:AA:1334:G:C5	3.00	0.50
1:AA:1492:A:H3'	1:AA:1493:A:H8	1.75	0.50
5:AE:37:VAL:HG23	5:AE:47:PHE:HA	1.92	0.50
8:AH:110:MET:CE	8:AH:115:ALA:N	2.74	0.50
11:AK:87:GLY:O	11:AK:92:ARG:HD2	2.10	0.50
14:AN:43:ASN:CA	14:AN:45:VAL:HG22	2.41	0.50
19:AS:52:ASN:OD1	19:AS:55:GLN:O	2.30	0.50
21:AU:24:LYS:HD2	21:AU:25:ALA:H	1.75	0.50
24:AY:64:ARG:HA	24:AY:103:LEU:HB2	1.92	0.50
1:BA:461:A:H8	1:BA:461:A:OP2	1.95	0.50
1:BA:815:A:H4'	1:BA:817:C:C4	2.46	0.50
1:BA:908:A:H2'	1:BA:909:A:H8	1.76	0.50
1:BA:1083:U:C5	1:BA:1084:G:C6	2.97	0.50
1:BA:1203:C:C5'	14:BN:67:THR:HB	2.41	0.50
2:BB:103:TRP:HZ3	2:BB:107:ARG:CZ	2.23	0.50
4:BD:12:ARG:HB3	4:BD:37:PRO:HG3	1.91	0.50
6:BF:26:THR:O	6:BF:27:ALA:O	2.29	0.50
6:BF:81:ASN:HB3	6:BF:84:VAL:HG12	1.92	0.50
7:BG:105:GLU:O	7:BG:109:LYS:HG2	2.11	0.50
8:BH:33:VAL:O	8:BH:36:ALA:N	2.45	0.50
9:BI:37:TYR:CD2	9:BI:38:PHE:CE2	3.00	0.50
12:BL:42:LYS:HE3	12:BL:43:LYS:CE	2.42	0.50
13:BM:32:ILE:CD1	13:BM:58:GLU:HB3	2.42	0.50
14:BN:64:CYS:O	14:BN:66:GLN:N	2.44	0.50
15:BO:24:THR:O	15:BO:25:GLU:C	2.50	0.50
16:BP:38:PHE:C	16:BP:38:PHE:CD1	2.84	0.50
25:CA:284:U:H2'	25:CA:285:G:H8	1.76	0.50
25:CA:1124:G:H1'	55:C4:38:GLY:OXT	2.11	0.50
25:CA:1368:G:O2'	25:CA:1369:G:H5'	2.12	0.50
25:CA:1547:C:C6	25:CA:1547:C:C3'	2.95	0.50
25:CA:1805:A:N3	27:CC:49:THR:HB	2.26	0.50
25:CA:2194:U:H2'	25:CA:2194:U:O2	2.12	0.50
25:CA:2216:G:H2'	25:CA:2217:G:C8	2.46	0.50
25:CA:2311:A:C8	30:CF:76:PHE:CG	2.99	0.50
25:CA:2798:U:H5'	25:CA:2798:U:H6	1.77	0.50
26:CB:20:G:C2'	26:CB:21:G:H5'	2.42	0.50
26:CB:103:U:O2'	26:CB:104:A:H5'	2.12	0.50
31:CG:49:LEU:HD12	31:CG:71:LEU:HD23	1.94	0.50
33:CI:21:PRO:HB2	33:CI:22:PRO:CD	2.30	0.50
33:CI:79:LEU:HA	33:CI:83:ALA:HB3	1.94	0.50

Continued on next page...

Continued from previous page...

Atom-1	Atom-2	Interatomic distance (Å)	Clash overlap (Å)
39:CO:110:ALA:HB1	39:CO:115:LEU:HD22	1.94	0.50
40:CP:80:VAL:HG11	40:CP:83:ILE:CD1	2.41	0.50
54:C3:54:LEU:O	54:C3:58:ILE:CD1	2.60	0.50
25:DA:290:U:O5'	25:DA:290:U:H6	1.95	0.50
25:DA:415:A:H2'	25:DA:416:U:H6	1.76	0.50
25:DA:590:A:H2'	25:DA:591:U:C6	2.46	0.50
25:DA:622:G:O2'	25:DA:623:C:H5'	2.11	0.50
25:DA:668:A:H2'	25:DA:670:A:H62	1.77	0.50
25:DA:678:C:H2'	25:DA:679:C:C6	2.46	0.50
25:DA:1360:G:H3'	25:DA:1361:G:H8	1.77	0.50
25:DA:1401:G:C4	25:DA:1402:U:C6	3.00	0.50
25:DA:1537:G:H3'	25:DA:1537:G:N3	2.27	0.50
25:DA:1782:U:H2'	25:DA:2608:G:O2'	2.11	0.50
25:DA:2103:C:H2'	25:DA:2104:C:C6	2.45	0.50
25:DA:2207:C:H2'	25:DA:2208:C:C6	2.46	0.50
25:DA:2757:A:C2	25:DA:2758:A:C8	3.00	0.50
25:DA:2835:A:C2	25:DA:2879:A:N7	2.80	0.50
27:DC:150:GLY:O	27:DC:151:GLY:O	2.29	0.50
27:DC:173:LEU:CD2	27:DC:183:VAL:HG21	2.42	0.50
30:DF:28:PRO:O	30:DF:29:ARG:HB3	2.10	0.50
30:DF:45:ASP:HB3	30:DF:48:LEU:CB	2.41	0.50
30:DF:135:ILE:C	30:DF:137:PHE:N	2.64	0.50
31:DG:67:ALA:O	31:DG:68:ARG:C	2.50	0.50
31:DG:108:PHE:CE2	31:DG:151:ARG:CZ	2.94	0.50
32:DH:14:SER:C	32:DH:15:LEU:CD2	2.79	0.50
32:DH:31:VAL:HG12	32:DH:32:PRO:HD3	1.92	0.50
32:DH:84:ALA:HB3	32:DH:148:ALA:CB	2.42	0.50
34:DJ:15:TRP:CZ2	34:DJ:135:GLN:HG2	2.46	0.50
34:DJ:31:GLU:CG	34:DJ:142:ILE:HD11	2.36	0.50
35:DK:51:LYS:O	35:DK:52:VAL:HG13	2.12	0.50
42:DR:6:GLN:HB3	42:DR:37:GLU:HB3	1.93	0.50
43:DS:84:ARG:HB2	43:DS:96:ILE:HG13	1.90	0.50
1:AA:45:G:N2	1:AA:398:U:C4	2.80	0.50
1:AA:234:C:H2'	1:AA:235:C:C6	2.47	0.50
1:AA:412:A:H1'	1:AA:413:G:C5'	2.41	0.50
1:AA:609:A:H2'	1:AA:610:U:C5'	2.40	0.50
1:AA:955:U:C5	1:AA:956:U:C4	3.00	0.50
1:AA:1462:C:H2'	1:AA:1463:U:H6	1.75	0.50
2:AB:116:LEU:HG	2:AB:140:LEU:HD11	1.93	0.50
3:AC:93:ILE:HG22	3:AC:94:ALA:N	2.26	0.50
4:AD:53:GLN:NE2	4:AD:202:LEU:N	2.60	0.50

Continued on next page...

Continued from previous page...

Atom-1	Atom-2	Interatomic distance (Å)	Clash overlap (Å)
7:AG:66:GLU:HG3	7:AG:69:ARG:NH2	2.25	0.50
7:AG:101:ARG:O	7:AG:104:VAL:N	2.45	0.50
10:AJ:28:THR:HG22	10:AJ:86:ALA:HB1	1.94	0.50
10:AJ:57:VAL:O	10:AJ:58:ASN:CB	2.56	0.50
11:AK:109:ILE:HG22	21:AU:16:ARG:NE	2.27	0.50
16:AP:51:ARG:HH11	16:AP:51:ARG:CB	2.24	0.50
17:AQ:37:ILE:H	17:AQ:37:ILE:HD12	1.77	0.50
18:AR:32:ILE:O	18:AR:32:ILE:CG1	2.59	0.50
1:BA:141:G:C2	1:BA:142:G:H1'	2.47	0.50
1:BA:202:G:O2'	1:BA:468:A:C8	2.59	0.50
1:BA:519:C:O2	1:BA:519:C:H2'	2.12	0.50
1:BA:731:G:OP1	1:BA:766:A:H1'	2.12	0.50
1:BA:951:G:OP2	13:BM:100:ARG:NH2	2.45	0.50
1:BA:972:C:H4'	10:BJ:59:LYS:CG	2.42	0.50
1:BA:1062:U:O4	3:BC:2:GLN:HG2	2.12	0.50
1:BA:1450:U:O2'	1:BA:1451:U:H2'	2.12	0.50
1:BA:1505:G:H2'	23:BX:15:A:OP2	2.12	0.50
2:BB:139:GLU:C	2:BB:143:LEU:CD2	2.80	0.50
4:BD:96:ARG:HB3	4:BD:98:ASP:OD1	2.12	0.50
4:BD:168:THR:HB	4:BD:183:ARG:NH2	2.27	0.50
5:BE:100:GLU:O	5:BE:100:GLU:CD	2.49	0.50
6:BF:97:THR:O	6:BF:98:GLU:CB	2.59	0.50
9:BI:33:SER:HB3	9:BI:36:GLN:CD	2.31	0.50
9:BI:35:GLU:CD	9:BI:35:GLU:H	2.13	0.50
11:BK:84:MET:HA	11:BK:110:THR:O	2.11	0.50
13:BM:21:ILE:HG22	13:BM:22:TYR:N	2.26	0.50
15:BO:63:ARG:NH1	15:BO:67:ASP:OD2	2.45	0.50
20:BT:17:ARG:O	20:BT:21:ALA:HB2	2.11	0.50
21:BU:17:ARG:O	21:BU:20:ARG:N	2.45	0.50
25:CA:434:U:H4'	25:CA:435:C:OP1	2.11	0.50
25:CA:1535:A:H5''	25:CA:1536:C:H5	1.76	0.50
25:CA:1686:C:C2'	25:CA:1687:G:H5'	2.42	0.50
25:CA:1856:U:O2'	25:CA:1857:G:H5'	2.11	0.50
25:CA:2024:G:P	60:CA:3476:HOH:O	2.69	0.50
25:CA:2155:U:H2'	25:CA:2156:G:C4'	2.41	0.50
25:CA:2593:U:H2'	25:CA:2594:C:H6	1.76	0.50
29:CE:189:THR:HG22	29:CE:191:ASP:N	2.27	0.50
29:CE:190:ALA:C	29:CE:192:ALA:N	2.63	0.50
30:CF:105:ILE:CG1	30:CF:106:ALA:N	2.74	0.50
33:CI:7:TYR:HA	33:CI:58:ILE:HG12	1.94	0.50
33:CI:56:VAL:HG22	33:CI:68:PHE:HD2	1.77	0.50

Continued on next page...

Continued from previous page...

Atom-1	Atom-2	Interatomic distance (Å)	Clash overlap (Å)
35:CK:66:LYS:HD2	35:CK:79:PHE:O	2.11	0.50
50:CZ:3:THR:HG22	50:CZ:4:ILE:N	2.26	0.50
52:C1:34:GLU:CG	52:C1:49:LYS:HG3	2.42	0.50
25:DA:31:C:O3'	25:DA:1238:G:H5''	2.12	0.50
25:DA:60:G:C2	25:DA:74:A:C6	2.99	0.50
25:DA:464:U:H5'	53:D2:5:PHE:CE2	2.47	0.50
25:DA:802:A:OP1	60:DA:3330:HOH:O	2.19	0.50
25:DA:1060:U:O4'	25:DA:1062:G:C5'	2.60	0.50
25:DA:1233:C:C4	25:DA:1234:U:C5	2.99	0.50
25:DA:1344:U:O2'	25:DA:1345:C:P	2.69	0.50
25:DA:1383:A:N1	25:DA:1384:A:C2	2.80	0.50
25:DA:1678:A:C2'	25:DA:1679:A:H5'	2.42	0.50
25:DA:1885:A:C4	25:DA:1886:U:C6	3.00	0.50
25:DA:2107:G:C2	25:DA:2108:A:H1'	2.47	0.50
25:DA:2209:G:C4	25:DA:2210:U:C5	2.99	0.50
25:DA:2311:A:H2	30:DF:84:ILE:HD11	1.75	0.50
25:DA:2326:C:O2'	25:DA:2327:A:O5'	2.26	0.50
25:DA:2348:U:O4	25:DA:2382:G:C6	2.64	0.50
25:DA:2465:C:H2'	25:DA:2466:C:H6	1.76	0.50
25:DA:2674:G:H2'	25:DA:2675:A:O4'	2.12	0.50
25:DA:2839:G:C5	25:DA:2840:C:C5	2.99	0.50
56:DB:49:C:C2'	56:DB:50:A:O5'	2.60	0.50
28:DD:4:LEU:HG	28:DD:32:ASN:OD1	2.11	0.50
29:DE:115:GLN:O	29:DE:116:ASP:HB2	2.12	0.50
30:DF:35:LEU:HD21	30:DF:90:LEU:CD1	2.42	0.50
35:DK:71:ARG:CZ	35:DK:77:ILE:HD11	2.41	0.50
46:DV:75:GLN:HB2	46:DV:92:VAL:CG2	2.42	0.50
49:DY:16:THR:HG22	49:DY:17:GLU:H	1.75	0.50
1:AA:218:U:O2'	1:AA:219:U:H5'	2.11	0.50
1:AA:234:C:H2'	1:AA:235:C:H6	1.77	0.50
1:AA:356:A:H2	1:AA:368:U:O2	1.94	0.50
1:AA:373:A:C2'	1:AA:374:A:O5'	2.60	0.50
1:AA:438:U:C2	1:AA:494:G:C6	2.99	0.50
1:AA:455:G:C2	1:AA:478:A:C2	3.00	0.50
1:AA:542:G:H2'	1:AA:543:U:H6	1.75	0.50
1:AA:625:U:H4'	16:AP:16:PHE:CE2	2.46	0.50
1:AA:643:C:C5'	8:AH:31:LEU:HD23	2.42	0.50
1:AA:796:C:O2'	1:AA:797:C:H5'	2.11	0.50
1:AA:852:G:C5	1:AA:853:C:C5	2.99	0.50
1:AA:974:A:H4'	1:AA:975:A:O5'	2.10	0.50
1:AA:1501:C:C2	1:AA:1504:G:C6	3.00	0.50

Continued on next page...

Continued from previous page...

Atom-1	Atom-2	Interatomic distance (Å)	Clash overlap (Å)
3:AC:54:ILE:HD12	3:AC:54:ILE:C	2.32	0.50
5:AE:114:LEU:HG	5:AE:122:VAL:HG11	1.94	0.50
8:AH:59:GLU:C	8:AH:59:GLU:OE2	2.49	0.50
14:AN:49:GLN:OE1	14:AN:49:GLN:CA	2.58	0.50
17:AQ:15:LYS:N	17:AQ:16:MET:HE1	2.27	0.50
1:BA:160:A:H2'	1:BA:161:A:O4'	2.11	0.50
1:BA:349:A:C2'	1:BA:350:G:H5'	2.42	0.50
1:BA:378:G:C2	1:BA:386:C:C2	3.00	0.50
1:BA:383:A:C2'	1:BA:384:G:H5'	2.41	0.50
1:BA:722:G:C8	1:BA:724:G:H1'	2.47	0.50
1:BA:833:G:C5	1:BA:834:U:C5	2.99	0.50
1:BA:841:C:N1	1:BA:843:U:H5'	2.27	0.50
1:BA:893:C:H2'	1:BA:894:G:H8	1.76	0.50
1:BA:1068:G:C2	1:BA:1069:C:C6	2.99	0.50
1:BA:1239:A:C2	1:BA:1297:G:C2	2.99	0.50
1:BA:1291:U:H2'	1:BA:1292:G:C8	2.47	0.50
2:BB:71:THR:HA	2:BB:92:ASN:O	2.11	0.50
2:BB:162:VAL:O	2:BB:184:ALA:CA	2.57	0.50
3:BC:14:VAL:HG11	3:BC:206:ILE:OXT	2.11	0.50
4:BD:202:LEU:HD12	4:BD:202:LEU:O	2.12	0.50
5:BE:106:ALA:CA	5:BE:124:ALA:HB3	2.41	0.50
10:BJ:86:ALA:O	10:BJ:90:LEU:HD12	2.11	0.50
17:BQ:46:HIS:HA	17:BQ:70:LYS:CE	2.42	0.50
19:BS:57:VAL:HG11	19:BS:74:ALA:CA	2.42	0.50
22:BV:8:U:H5''	22:BV:49:C:OP2	2.11	0.50
22:BV:38:A:C2'	22:BV:39:U:O5'	2.59	0.50
25:CA:229:C:C2'	25:CA:230:G:O5'	2.60	0.50
25:CA:1060:U:O4'	25:CA:1062:G:C4'	2.60	0.50
25:CA:1414:C:N3	25:CA:1415:U:H5	2.09	0.50
25:CA:1415:U:O2	25:CA:1415:U:C2'	2.59	0.50
25:CA:1478:G:H2'	25:CA:1479:G:C8	2.47	0.50
25:CA:2095:A:N1	25:CA:2194:U:O4	2.45	0.50
28:CD:12:THR:HG21	40:CP:8:GLU:HG2	1.92	0.50
29:CE:131:THR:HG22	29:CE:160:ALA:C	2.30	0.50
29:CE:181:ILE:HG23	36:CL:2:ARG:HD3	1.94	0.50
30:CF:90:LEU:C	30:CF:95:MET:HB2	2.32	0.50
31:CG:108:PHE:CE2	31:CG:151:ARG:CZ	2.94	0.50
33:CI:85:ILE:CG1	33:CI:88:GLY:HA2	2.42	0.50
39:CO:56:LYS:O	39:CO:57:ALA:C	2.51	0.50
42:CR:21:ARG:CZ	42:CR:93:PHE:CE1	2.94	0.50
42:CR:39:LEU:O	42:CR:49:ILE:HG23	2.11	0.50

Continued on next page...

Continued from previous page...

Atom-1	Atom-2	Interatomic distance (Å)	Clash overlap (Å)
42:CR:74:ILE:N	42:CR:74:ILE:CD1	2.74	0.50
44:CT:49:LYS:CA	44:CT:49:LYS:HE3	2.42	0.50
49:CY:22:LEU:O	49:CY:23:ARG:C	2.48	0.50
25:DA:133:U:H3'	25:DA:133:U:H6	1.76	0.50
25:DA:453:A:H5''	60:DA:3241:HOH:O	2.12	0.50
25:DA:471:A:H2'	25:DA:472:A:O4'	2.12	0.50
25:DA:569:U:C4	25:DA:570:G:C6	3.00	0.50
25:DA:993:G:O2'	25:DA:994:C:H5'	2.11	0.50
25:DA:1105:U:O2'	25:DA:1106:G:O5'	2.30	0.50
25:DA:1406:U:H2'	25:DA:1407:G:C8	2.46	0.50
25:DA:1737:G:C6	25:DA:1738:G:N1	2.80	0.50
25:DA:2313:C:O4'	30:DF:36:ASN:HB2	2.12	0.50
25:DA:2555:U:C5	25:DA:2556:C:C2	3.00	0.50
25:DA:2698:U:H2'	25:DA:2699:C:C6	2.47	0.50
27:DC:1:ALA:HA	27:DC:198:GLU:OE1	2.12	0.50
27:DC:124:LYS:CB	27:DC:125:PRO:HD2	2.42	0.50
27:DC:237:ARG:O	27:DC:238:ASN:O	2.30	0.50
31:DG:79:THR:HG22	31:DG:80:GLU:N	2.27	0.50
31:DG:106:LEU:CD1	31:DG:150:TYR:HB3	2.41	0.50
32:DH:100:ALA:O	32:DH:104:THR:HG23	2.11	0.50
38:DN:106:ASP:OD1	38:DN:106:ASP:C	2.50	0.50
50:DZ:30:ARG:HG2	50:DZ:33:HIS:HB2	1.92	0.50
1:AA:100:G:C5	1:AA:101:A:N7	2.80	0.50
1:AA:369:G:C6	1:AA:370:C:N4	2.80	0.50
1:AA:605:U:C2'	1:AA:606:G:H5'	2.42	0.50
1:AA:646:G:N1	1:AA:647:C:C4	2.80	0.50
1:AA:687:A:C2	1:AA:704:A:C5	2.99	0.50
1:AA:694:A:C2'	1:AA:695:A:O5'	2.60	0.50
1:AA:987:G:C2	1:AA:1219:A:C2	2.99	0.50
2:AB:193:ASP:C	2:AB:195:VAL:H	2.14	0.50
3:AC:12:GLY:C	3:AC:13:ILE:HG23	2.33	0.50
3:AC:166:TRP:N	3:AC:166:TRP:CD2	2.74	0.50
5:AE:14:LEU:O	5:AE:14:LEU:CD1	2.60	0.50
6:AF:38:ARG:CG	6:AF:39:LEU:N	2.75	0.50
7:AG:130:LYS:N	7:AG:134:VAL:HG11	2.27	0.50
8:AH:52:GLY:O	8:AH:53:ASP:HB3	2.11	0.50
10:AJ:11:LYS:HA	10:AJ:70:HIS:O	2.11	0.50
12:AL:65:TYR:O	12:AL:96:THR:N	2.44	0.50
13:AM:44:ILE:N	13:AM:44:ILE:HD12	2.27	0.50
13:AM:84:CYS:HA	19:AS:72:GLU:O	2.12	0.50
13:AM:89:ARG:NH2	13:AM:94:LEU:HD12	2.26	0.50

Continued on next page...

Continued from previous page...

Atom-1	Atom-2	Interatomic distance (Å)	Clash overlap (Å)
15:AO:42:PHE:O	15:AO:46:LYS:HG2	2.11	0.50
1:BA:384:G:O2'	1:BA:385:C:C5'	2.60	0.50
1:BA:448:A:N3	1:BA:448:A:H2'	2.26	0.50
1:BA:751:U:C2'	1:BA:752:G:H5'	2.41	0.50
1:BA:1072:G:C8	1:BA:1073:U:C5	3.00	0.50
1:BA:1078:U:C2	5:BE:89:THR:HG21	2.47	0.50
1:BA:1179:A:C2'	1:BA:1180:A:H5'	2.41	0.50
1:BA:1240:U:C5	7:BG:115:MET:HG2	2.47	0.50
1:BA:1287:A:C6	1:BA:1288:A:C6	2.99	0.50
1:BA:1292:G:C6	1:BA:1293:C:C4	3.00	0.50
4:BD:160:LEU:O	4:BD:162:GLU:N	2.45	0.50
5:BE:79:THR:HG23	5:BE:80:LEU:O	2.11	0.50
5:BE:152:VAL:O	5:BE:154:ALA:N	2.45	0.50
9:BI:118:ARG:HH22	9:BI:122:ARG:NH2	2.10	0.50
10:BJ:87:LEU:C	10:BJ:87:LEU:CD2	2.80	0.50
11:BK:19:VAL:HG22	11:BK:82:GLU:HG2	1.93	0.50
13:BM:30:LYS:NZ	13:BM:40:GLU:HB3	2.27	0.50
15:BO:66:LEU:HD12	15:BO:66:LEU:H	1.76	0.50
21:BU:45:LYS:O	21:BU:49:ALA:HB2	2.11	0.50
25:CA:247:G:N7	25:CA:249:C:C2	2.79	0.50
25:CA:643:A:H1'	52:C1:43:ARG:NH2	2.27	0.50
25:CA:1128:G:O6	25:CA:2491:U:H5	1.94	0.50
25:CA:2178:C:H3'	25:CA:2178:C:H6	1.77	0.50
25:CA:2283:C:H2'	25:CA:2284:A:O5'	2.12	0.50
25:CA:2308:G:C5	30:CF:76:PHE:HZ	2.29	0.50
25:CA:2619:C:H5'	28:CD:155:VAL:O	2.12	0.50
27:CC:161:VAL:HG11	27:CC:173:LEU:HB3	1.94	0.50
28:CD:3:GLY:HA3	28:CD:203:VAL:O	2.12	0.50
29:CE:7:ASP:C	29:CE:9:GLN:N	2.65	0.50
29:CE:146:VAL:O	29:CE:146:VAL:HG23	2.12	0.50
30:CF:80:GLN:CD	30:CF:81:GLY:N	2.65	0.50
33:CI:33:ASN:HB3	33:CI:36:GLU:CG	2.42	0.50
33:CI:121:ILE:HG12	33:CI:124:MET:SD	2.51	0.50
34:CJ:140:LEU:HD11	34:CJ:142:ILE:HD13	1.93	0.50
36:CL:67:THR:O	36:CL:68:SER:O	2.29	0.50
36:CL:77:ILE:HG23	36:CL:100:ILE:HD11	1.94	0.50
37:CM:24:THR:CG2	37:CM:24:THR:O	2.60	0.50
37:CM:28:PHE:HB2	37:CM:104:GLU:OE2	2.12	0.50
38:CN:1:MET:O	38:CN:2:ARG:CB	2.59	0.50
46:CV:25:LYS:HE2	46:CV:43:ASP:CA	2.42	0.50
48:CX:37:PHE:CE1	48:CX:58:ILE:HG21	2.46	0.50

Continued on next page...

Continued from previous page...

Atom-1	Atom-2	Interatomic distance (Å)	Clash overlap (Å)
25:DA:753:A:H2'	25:DA:754:U:H6	1.77	0.50
25:DA:871:U:H5''	37:DM:68:PHE:CE2	2.47	0.50
25:DA:1300:G:C2	25:DA:1626:A:C6	2.99	0.50
25:DA:1355:G:N3	25:DA:1356:G:C8	2.80	0.50
25:DA:1358:G:O6	25:DA:1371:G:C8	2.65	0.50
25:DA:1485:U:O2'	25:DA:1486:U:H5'	2.12	0.50
25:DA:1870:C:H5''	25:DA:1871:A:C5	2.47	0.50
25:DA:2357:G:H5'	25:DA:2358:A:OP2	2.12	0.50
25:DA:2532:G:C6	25:DA:2533:U:C4	2.99	0.50
25:DA:2561:U:O3'	35:DK:40:LYS:HD3	2.12	0.50
25:DA:2746:U:C4'	31:DG:138:GLN:HA	2.40	0.50
25:DA:2785:C:H2'	25:DA:2786:U:C6	2.46	0.50
27:DC:117:SER:HB3	27:DC:128:THR:HB	1.94	0.50
31:DG:146:ASP:O	31:DG:149:ALA:HB3	2.12	0.50
32:DH:78:VAL:HG11	32:DH:102:ALA:O	2.12	0.50
34:DJ:84:ILE:O	34:DJ:84:ILE:HG23	2.11	0.50
34:DJ:93:ILE:HA	34:DJ:97:PRO:HB3	1.94	0.50
35:DK:120:PRO:O	35:DK:121:GLU:CB	2.58	0.50
37:DM:42:THR:HA	37:DM:93:VAL:HG12	1.94	0.50
40:DP:88:ARG:HD2	40:DP:112:ARG:NH2	2.26	0.50
41:DQ:23:TYR:O	41:DQ:28:SER:HB3	2.12	0.50
44:DT:29:THR:HG23	44:DT:86:THR:HA	1.94	0.50
44:DT:69:ARG:HG2	44:DT:70:HIS:N	2.27	0.50
46:DV:29:ILE:O	46:DV:91:PHE:HB2	2.12	0.50
49:DY:1:MET:O	49:DY:2:LYS:C	2.50	0.50
55:D4:7:VAL:O	55:D4:8:LYS:CG	2.60	0.50
1:AA:198:G:C2	1:AA:199:A:C8	2.99	0.50
1:AA:725:G:C2'	1:AA:726:C:H5'	2.42	0.50
1:AA:737:C:H2'	1:AA:738:C:C6	2.44	0.50
1:AA:774:G:N2	1:AA:806:C:C6	2.80	0.50
1:AA:947:G:H2'	1:AA:948:C:O4'	2.12	0.50
1:AA:1114:C:O2	1:AA:1114:C:C2'	2.58	0.50
1:AA:1294:G:C5	1:AA:1295:U:C5	3.00	0.50
1:AA:1296:C:H4'	1:AA:1302:C:N4	2.27	0.50
1:AA:1304:G:C5	1:AA:1305:G:C2	2.99	0.50
1:AA:1358:U:OP1	14:AN:75:ARG:HG3	2.12	0.50
2:AB:67:LEU:CD2	2:AB:69:VAL:HG23	2.41	0.50
4:AD:36:ALA:CA	4:AD:41:GLY:HA3	2.37	0.50
5:AE:95:MET:HB3	5:AE:124:ALA:HB2	1.93	0.50
8:AH:46:GLU:HB2	8:AH:63:LYS:HG2	1.93	0.50
8:AH:48:PHE:O	8:AH:49:LYS:HG3	2.10	0.50

Continued on next page...

Continued from previous page...

Atom-1	Atom-2	Interatomic distance (Å)	Clash overlap (Å)
9:AI:56:MET:HA	9:AI:59:LYS:HB2	1.92	0.50
16:AP:10:GLY:O	16:AP:11:ALA:HB2	2.12	0.50
17:AQ:16:MET:SD	17:AQ:16:MET:N	2.85	0.50
22:AV:48:C:O2	22:AV:59:U:H1'	2.12	0.50
1:BA:88:U:C4	1:BA:89:U:C5	2.99	0.50
1:BA:215:C:C2'	1:BA:216:U:H5'	2.42	0.50
1:BA:853:C:C2'	1:BA:854:U:H5'	2.41	0.50
1:BA:930:C:O2'	1:BA:931:C:H5'	2.12	0.50
1:BA:1014:A:C4	19:BS:33:TRP:CE3	3.00	0.50
1:BA:1072:G:N7	1:BA:1073:U:C5	2.80	0.50
1:BA:1106:G:C4	1:BA:1107:C:C5	3.00	0.50
1:BA:1212:U:H5'	1:BA:1213:A:C5	2.47	0.50
1:BA:1272:G:C2	1:BA:1273:C:N1	2.80	0.50
1:BA:1441:A:N7	1:BA:1442:G:C8	2.80	0.50
1:BA:1538:C:C6	1:BA:1538:C:OP2	2.65	0.50
2:BB:112:ARG:O	2:BB:113:LEU:C	2.51	0.50
2:BB:116:LEU:HB3	2:BB:140:LEU:CD1	2.39	0.50
2:BB:139:GLU:HB3	2:BB:143:LEU:HD21	1.94	0.50
3:BC:35:ASP:O	3:BC:38:VAL:CG2	2.59	0.50
4:BD:13:ARG:HG3	4:BD:55:ARG:HE	1.77	0.50
4:BD:97:LEU:HD12	4:BD:97:LEU:O	2.12	0.50
5:BE:9:GLU:HG3	5:BE:10:LEU:N	2.27	0.50
5:BE:76:ASN:OD1	5:BE:81:GLN:HG2	2.11	0.50
7:BG:88:VAL:HG22	7:BG:89:GLU:N	2.27	0.50
9:BI:5:TYR:HB2	9:BI:20:ILE:CB	2.40	0.50
10:BJ:35:GLN:HG2	10:BJ:77:VAL:HG23	1.93	0.50
16:BP:19:VAL:HG13	16:BP:37:GLY:C	2.32	0.50
16:BP:39:PHE:C	16:BP:39:PHE:CD1	2.84	0.50
25:CA:587:C:C2'	36:CL:19:LEU:HD11	2.42	0.50
25:CA:1172:C:N3	25:CA:1173:U:H1'	2.26	0.50
25:CA:1922:G:C6	25:CA:1923:U:C4	3.00	0.50
25:CA:2163:A:H3'	25:CA:2164:C:C4'	2.42	0.50
25:CA:2307:G:H22	25:CA:2311:A:C2'	2.25	0.50
25:CA:2318:G:C2'	25:CA:2319:G:H5'	2.41	0.50
25:CA:2639:A:C2	25:CA:2778:A:C8	3.00	0.50
27:CC:93:VAL:HG11	27:CC:103:ILE:HD11	1.92	0.50
27:CC:200:MET:HG3	27:CC:201:LEU:HD12	1.94	0.50
27:CC:246:PRO:HG2	27:CC:247:TRP:CZ3	2.47	0.50
29:CE:7:ASP:O	29:CE:9:GLN:N	2.44	0.50
31:CG:93:TYR:CD2	31:CG:106:LEU:HA	2.47	0.50
25:DA:308:G:O2'	45:DU:16:LYS:HE2	2.12	0.50

Continued on next page...

Continued from previous page...

Atom-1	Atom-2	Interatomic distance (Å)	Clash overlap (Å)
25:DA:654:A:H3'	25:DA:654:A:N3	2.27	0.50
25:DA:988:A:C5'	50:DZ:11:SER:HB2	2.42	0.50
25:DA:1045:C:H4'	25:DA:1047:G:C8	2.47	0.50
25:DA:1366:A:H2'	25:DA:1367:A:O4'	2.12	0.50
25:DA:1459:G:C2'	25:DA:1460:U:O5'	2.60	0.50
25:DA:1637:A:H5'	25:DA:1760:C:O2'	2.12	0.50
25:DA:2223:G:C2'	25:DA:2224:G:C5'	2.86	0.50
25:DA:2291:U:C2	25:DA:2292:U:C5	3.00	0.50
25:DA:2427:C:H5''	25:DA:2428:G:OP1	2.11	0.50
25:DA:2765:A:H3'	25:DA:2765:A:N3	2.26	0.50
25:DA:2793:C:H2'	25:DA:2794:C:C5	2.47	0.50
25:DA:2838:G:C6	25:DA:2839:G:C5	3.00	0.50
25:DA:2850:A:H2'	25:DA:2851:A:O4'	2.12	0.50
27:DC:56:GLY:O	27:DC:57:HIS:O	2.30	0.50
27:DC:73:ILE:N	27:DC:73:ILE:CD1	2.72	0.50
27:DC:129:LEU:O	27:DC:134:ILE:HD11	2.12	0.50
30:DF:57:ALA:CB	30:DF:62:GLN:O	2.60	0.50
30:DF:102:LEU:HG	30:DF:107:VAL:CG2	2.42	0.50
30:DF:102:LEU:HG	30:DF:107:VAL:HG21	1.94	0.50
31:DG:124:CYS:HB3	31:DG:129:GLU:O	2.11	0.50
33:DI:9:LYS:HB2	33:DI:55:PRO:HB2	1.89	0.50
33:DI:10:LEU:O	33:DI:10:LEU:CD1	2.59	0.50
33:DI:56:VAL:CB	33:DI:70:THR:HB	2.41	0.50
37:DM:57:VAL:CG2	37:DM:58:LYS:O	2.60	0.50
39:DO:117:PHE:CD1	39:DO:117:PHE:C	2.85	0.50
43:DS:63:GLY:O	43:DS:64:ALA:CB	2.59	0.50
45:DU:33:VAL:HG13	45:DU:66:VAL:CG2	2.42	0.50
46:DV:51:GLN:CD	46:DV:51:GLN:C	2.70	0.50
49:DY:18:LEU:HG	49:DY:22:LEU:HB2	1.93	0.50
55:D4:33:HIS:O	55:D4:35:GLN:HG2	2.12	0.50
1:AA:101:A:C6	1:AA:102:G:N7	2.80	0.49
1:AA:123:U:H4'	1:AA:290:C:O2	2.12	0.49
1:AA:443:C:H2'	1:AA:444:G:O4'	2.11	0.49
1:AA:541:G:N3	1:AA:542:G:C8	2.80	0.49
1:AA:656:G:C5	1:AA:657:U:C5	2.99	0.49
1:AA:675:A:O4'	11:AK:117:HIS:CD2	2.65	0.49
1:AA:1399:C:O2	1:AA:1401:G:C5	2.65	0.49
1:AA:1497:G:O2'	1:AA:1498:U:H5'	2.12	0.49
2:AB:127:LYS:CG	2:AB:128:LEU:N	2.75	0.49
3:AC:109:GLU:CD	3:AC:109:GLU:H	2.15	0.49
4:AD:77:GLU:OE1	4:AD:77:GLU:CA	2.59	0.49

Continued on next page...

Continued from previous page...

Atom-1	Atom-2	Interatomic distance (Å)	Clash overlap (Å)
4:AD:173:ASP:OD1	4:AD:176:LYS:CE	2.60	0.49
7:AG:84:TYR:CE1	7:AG:150:PHE:HE2	2.30	0.49
9:AI:7:GLY:HA3	9:AI:84:ARG:HB3	1.94	0.49
18:AR:26:ALA:O	18:AR:29:LYS:HE3	2.12	0.49
19:AS:80:ARG:HA	19:AS:80:ARG:NE	2.27	0.49
21:AU:11:PHE:HD2	21:AU:11:PHE:H	1.59	0.49
21:AU:14:ALA:O	21:AU:15:LEU:HD12	2.12	0.49
21:AU:34:ARG:O	21:AU:35:GLU:C	2.51	0.49
21:AU:44:ARG:N	21:AU:44:ARG:HD2	2.27	0.49
22:AV:48:C:H2'	22:AV:59:U:O4'	2.12	0.49
24:AY:41:ILE:HG22	24:AY:52:LEU:CB	2.42	0.49
1:BA:132:C:H4'	20:BT:68:LYS:HE2	1.94	0.49
1:BA:200:G:C2'	1:BA:201:G:H5'	2.42	0.49
1:BA:1073:U:N3	1:BA:1074:G:C8	2.79	0.49
1:BA:1187:G:H2'	1:BA:1188:A:C8	2.47	0.49
1:BA:1317:C:N3	14:BN:53:ARG:HD3	2.27	0.49
1:BA:1388:C:H2'	1:BA:1389:C:H6	1.76	0.49
4:BD:107:GLY:HA3	4:BD:113:ALA:HB2	1.94	0.49
9:BI:27:ILE:HG12	9:BI:62:LEU:HD11	1.94	0.49
16:BP:73:ALA:O	16:BP:77:GLU:HB2	2.12	0.49
22:BV:1:G:H2'	22:BV:2:C:H6	1.76	0.49
25:CA:1:G:C2	25:CA:2:G:C8	3.00	0.49
25:CA:383:C:N3	25:CA:391:A:N6	2.60	0.49
25:CA:989:G:C8	50:CZ:13:ILE:HD11	2.47	0.49
25:CA:1053:C:C4	25:CA:1054:A:C8	3.00	0.49
25:CA:1178:C:C5'	25:CA:1179:G:OP1	2.60	0.49
25:CA:1420:A:C6	25:CA:2211:A:N1	2.79	0.49
25:CA:2119:A:H61	25:CA:2167:U:H1'	1.77	0.49
25:CA:2209:G:C2	25:CA:2216:G:C2	3.00	0.49
25:CA:2272:U:H5''	25:CA:2273:A:OP1	2.12	0.49
26:CB:59:A:H2'	26:CB:60:C:O5'	2.12	0.49
30:CF:55:ASP:N	30:CF:55:ASP:OD2	2.44	0.49
30:CF:173:ASP:O	30:CF:174:PHE:C	2.51	0.49
31:CG:126:THR:HG22	31:CG:128:THR:H	1.76	0.49
39:CO:18:LEU:HD11	39:CO:91:SER:HB3	1.94	0.49
43:CS:59:GLU:HG3	43:CS:66:ILE:HD11	1.94	0.49
50:CZ:15:ARG:N	50:CZ:15:ARG:HD3	2.26	0.49
25:DA:998:C:P	41:DQ:91:ARG:NH2	2.84	0.49
25:DA:1071:G:H2'	25:DA:1072:C:H5''	1.92	0.49
25:DA:1714:U:O2	25:DA:1714:U:H2'	2.11	0.49
25:DA:2190:G:O2'	25:DA:2191:A:H5'	2.11	0.49

Continued on next page...

Continued from previous page...

Atom-1	Atom-2	Interatomic distance (Å)	Clash overlap (Å)
25:DA:2328:A:H2'	25:DA:2329:U:H6	1.74	0.49
25:DA:2580:U:C5	25:DA:2581:G:C6	3.00	0.49
30:DF:34:THR:CG2	30:DF:89:THR:HA	2.42	0.49
30:DF:129:MET:HE2	30:DF:130:GLY:O	2.12	0.49
32:DH:7:ASP:HB2	32:DH:35:LYS:CE	2.41	0.49
32:DH:34:GLY:O	32:DH:35:LYS:HB2	2.11	0.49
32:DH:66:ASN:HA	32:DH:138:VAL:HG11	1.94	0.49
32:DH:135:HIS:CD2	32:DH:137:GLU:HG2	2.47	0.49
33:DI:53:PRO:O	33:DI:73:PRO:CB	2.60	0.49
34:DJ:130:HIS:O	34:DJ:130:HIS:CG	2.65	0.49
36:DL:2:ARG:CA	36:DL:5:THR:HG23	2.42	0.49
36:DL:77:ILE:HD12	36:DL:77:ILE:N	2.26	0.49
42:DR:68:ARG:HA	42:DR:91:GLN:O	2.12	0.49
49:DY:9:LYS:N	49:DY:12:GLU:HB2	2.27	0.49
49:DY:9:LYS:N	49:DY:12:GLU:HG3	2.25	0.49
49:DY:42:LEU:O	49:DY:46:VAL:HG23	2.12	0.49
1:AA:318:G:C4	1:AA:336:A:C2	3.00	0.49
1:AA:390:U:H2'	1:AA:391:G:C8	2.47	0.49
1:AA:414:A:C6	1:AA:431:A:C2	3.00	0.49
1:AA:437:U:H4'	4:AD:153:ARG:NH2	2.27	0.49
1:AA:570:G:H1'	1:AA:820:U:N3	2.27	0.49
1:AA:721:G:C6	1:AA:733:G:N2	2.80	0.49
1:AA:977:A:H1'	1:AA:982:U:O4	2.11	0.49
1:AA:1167:A:H5''	1:AA:1168:U:OP2	2.12	0.49
1:AA:1171:A:C2	1:AA:1172:C:C2	3.00	0.49
1:AA:1413:A:C4	1:AA:1414:U:C6	3.00	0.49
2:AB:62:ARG:O	2:AB:63:LYS:CB	2.60	0.49
4:AD:57:LYS:CB	4:AD:199:ILE:HB	2.40	0.49
5:AE:19:ARG:NH1	5:AE:30:PHE:CD2	2.79	0.49
5:AE:104:ILE:HA	5:AE:122:VAL:HG23	1.94	0.49
5:AE:113:VAL:CG2	5:AE:114:LEU:N	2.75	0.49
5:AE:148:SER:HB2	5:AE:151:MET:HB2	1.93	0.49
6:AF:38:ARG:HG3	6:AF:39:LEU:H	1.77	0.49
7:AG:67:ASN:O	7:AG:137:ARG:NH1	2.45	0.49
8:AH:104:SER:H	8:AH:125:ILE:HD13	1.76	0.49
11:AK:71:ASP:O	11:AK:72:ALA:HB2	2.12	0.49
11:AK:111:ASP:OD1	11:AK:113:THR:HG23	2.12	0.49
17:AQ:13:SER:HB3	17:AQ:21:VAL:CG1	2.42	0.49
20:AT:28:ARG:CA	20:AT:31:ILE:HD12	2.41	0.49
20:AT:53:MET:O	20:AT:56:ILE:HG23	2.11	0.49
24:AY:76:SER:HB3	24:AY:77:PRO:CD	2.39	0.49

Continued on next page...

Continued from previous page...

Atom-1	Atom-2	Interatomic distance (Å)	Clash overlap (Å)
1:BA:9:G:OP1	5:BE:107:GLY:CA	2.60	0.49
1:BA:91:U:C2	1:BA:92:U:C6	3.00	0.49
1:BA:108:G:N3	1:BA:108:G:H5'	2.27	0.49
1:BA:187:G:H5''	1:BA:188:C:OP2	2.12	0.49
1:BA:457:G:C5	1:BA:458:U:C5	2.99	0.49
1:BA:549:C:C2'	1:BA:550:G:O5'	2.60	0.49
1:BA:1004:A:C2	1:BA:1026:G:N3	2.80	0.49
1:BA:1085:U:H5'	1:BA:1094:G:N2	2.27	0.49
1:BA:1234:C:O2'	1:BA:1235:U:H5'	2.12	0.49
1:BA:1245:C:C5	1:BA:1246:A:N7	2.80	0.49
2:BB:40:ILE:HG21	2:BB:201:GLY:HA2	1.94	0.49
2:BB:119:GLN:HA	2:BB:122:ASP:HB2	1.93	0.49
3:BC:178:ARG:HH11	3:BC:178:ARG:HG2	1.76	0.49
4:BD:32:LYS:O	4:BD:32:LYS:CG	2.59	0.49
4:BD:196:GLU:CD	4:BD:196:GLU:H	2.14	0.49
5:BE:104:ILE:CD1	5:BE:114:LEU:HB3	2.43	0.49
7:BG:125:ASP:O	7:BG:129:ASN:HA	2.12	0.49
9:BI:16:ALA:HB2	9:BI:66:VAL:HB	1.94	0.49
12:BL:32:VAL:HG23	12:BL:55:ARG:O	2.12	0.49
12:BL:71:HIS:ND1	12:BL:71:HIS:C	2.65	0.49
13:BM:22:TYR:CD2	13:BM:68:LEU:HD23	2.47	0.49
16:BP:60:TRP:O	16:BP:63:GLN:N	2.44	0.49
25:CA:1:G:N3	25:CA:2:G:C8	2.80	0.49
25:CA:593:U:H2'	25:CA:594:U:C6	2.47	0.49
25:CA:1081:U:OP2	25:CA:1081:U:H6	1.95	0.49
25:CA:1767:G:O2'	25:CA:1768:C:H5'	2.12	0.49
25:CA:1800:C:H3'	27:CC:145:MET:HE1	1.95	0.49
25:CA:1856:U:H2'	25:CA:1857:G:H5'	1.93	0.49
25:CA:1924:C:H3'	25:CA:1925:C:H5'	1.93	0.49
26:CB:77:U:C2'	26:CB:78:A:H5'	2.41	0.49
28:CD:142:VAL:HB	28:CD:143:PRO:CD	2.42	0.49
30:CF:118:ALA:HB1	30:CF:166:ARG:CD	2.36	0.49
46:CV:40:ILE:HG21	46:CV:42:LEU:HD21	1.93	0.49
25:DA:170:U:O2'	25:DA:171:U:H5'	2.13	0.49
25:DA:446:G:OP1	41:DQ:2:ARG:HD2	2.12	0.49
25:DA:508:A:N6	43:DS:9:HIS:CE1	2.80	0.49
25:DA:569:U:H1'	25:DA:947:A:O4'	2.11	0.49
25:DA:1229:C:H2'	25:DA:1230:A:H8	1.76	0.49
25:DA:1557:C:C5	25:DA:1558:C:C2	3.00	0.49
25:DA:1789:A:H2'	25:DA:1790:C:C6	2.47	0.49
25:DA:1926:U:H1'	25:DA:1929:G:O6	2.12	0.49

Continued on next page...

Continued from previous page...

Atom-1	Atom-2	Interatomic distance (Å)	Clash overlap (Å)
25:DA:2135:A:N1	25:DA:2136:G:H1'	2.27	0.49
25:DA:2162:G:C5'	25:DA:2171:A:H2'	2.42	0.49
25:DA:2311:A:N7	30:DF:76:PHE:CE2	2.80	0.49
25:DA:2407:A:H2'	25:DA:2408:U:H6	1.76	0.49
25:DA:2648:G:H2'	25:DA:2649:C:O4'	2.12	0.49
25:DA:2817:U:P	38:DN:99:LYS:HE2	2.53	0.49
56:DB:21:G:C5	56:DB:22:U:C6	3.00	0.49
27:DC:259:ASN:O	27:DC:260:LYS:HB2	2.12	0.49
30:DF:2:LYS:HG2	30:DF:3:LEU:N	2.27	0.49
31:DG:26:LYS:O	31:DG:26:LYS:HG3	2.11	0.49
31:DG:67:ALA:O	31:DG:70:LEU:N	2.46	0.49
32:DH:34:GLY:O	32:DH:35:LYS:CG	2.59	0.49
34:DJ:42:ALA:O	41:DQ:63:ARG:HD3	2.12	0.49
34:DJ:55:ILE:HD11	34:DJ:132:HIS:HB2	1.94	0.49
37:DM:21:ALA:HB3	37:DM:100:LYS:N	2.27	0.49
37:DM:49:ALA:HB1	37:DM:124:LEU:HD21	1.94	0.49
40:DP:31:VAL:HG23	40:DP:32:VAL:N	2.27	0.49
1:AA:64:G:N7	1:AA:99:C:C4	2.80	0.49
1:AA:233:C:C2	1:AA:234:C:C5	3.01	0.49
1:AA:256:U:H2'	1:AA:257:G:H8	1.76	0.49
1:AA:406:G:C4	1:AA:407:U:C5	3.01	0.49
1:AA:429:U:H1'	1:AA:430:A:C5'	2.41	0.49
1:AA:439:U:C2'	1:AA:440:C:O5'	2.60	0.49
1:AA:451:A:H5'	1:AA:452:A:N3	2.27	0.49
1:AA:828:U:H2'	1:AA:829:G:O5'	2.12	0.49
1:AA:1085:U:C6	1:AA:1094:G:N1	2.80	0.49
1:AA:1181:G:C2	1:AA:1182:G:N2	2.80	0.49
1:AA:1314:C:N3	1:AA:1315:U:C5	2.80	0.49
2:AB:66:ILE:O	2:AB:67:LEU:CB	2.59	0.49
2:AB:81:ASP:OD1	2:AB:83:ALA:HB3	2.13	0.49
2:AB:150:ILE:O	2:AB:151:LYS:O	2.30	0.49
3:AC:15:LYS:HG3	3:AC:16:PRO:HD2	1.93	0.49
6:AF:46:GLN:HA	6:AF:56:LYS:HG2	1.95	0.49
8:AH:11:THR:HA	8:AH:14:ARG:NH1	2.27	0.49
10:AJ:67:ILE:HG13	14:AN:96:LEU:HD13	1.94	0.49
11:AK:34:THR:OG1	11:AK:35:ASP:N	2.45	0.49
17:AQ:11:VAL:O	17:AQ:12:VAL:CG1	2.60	0.49
17:AQ:15:LYS:C	17:AQ:15:LYS:HD2	2.33	0.49
24:AY:44:GLU:HA	24:AY:44:GLU:OE1	2.12	0.49
1:BA:104:G:O2'	1:BA:105:G:H5'	2.12	0.49
1:BA:468:A:N7	1:BA:469:C:O2	2.45	0.49

Continued on next page...

Continued from previous page...

Atom-1	Atom-2	Interatomic distance (Å)	Clash overlap (Å)
1:BA:995:C:H5'	14:BN:7:ALA:HB1	1.95	0.49
1:BA:1110:A:H2'	1:BA:1111:A:C8	2.48	0.49
1:BA:1124:G:H5'	10:BJ:37:ARG:O	2.11	0.49
1:BA:1261:A:C5'	1:BA:1262:C:OP2	2.60	0.49
2:BB:54:ALA:O	2:BB:57:ASN:O	2.29	0.49
2:BB:169:HIS:CD2	2:BB:170:ILE:H	2.30	0.49
8:BH:77:VAL:HG11	8:BH:124:ILE:CG1	2.41	0.49
9:BI:11:ARG:O	9:BI:11:ARG:HG3	2.11	0.49
9:BI:98:ARG:HA	9:BI:103:VAL:CG1	2.41	0.49
11:BK:14:GLN:C	11:BK:14:GLN:HE21	2.15	0.49
11:BK:51:PHE:CE2	11:BK:61:ALA:HA	2.47	0.49
13:BM:16:ILE:O	13:BM:20:SER:OG	2.30	0.49
16:BP:11:ALA:O	16:BP:12:LYS:C	2.50	0.49
16:BP:78:VAL:HG22	16:BP:78:VAL:O	2.11	0.49
17:BQ:14:ASP:HA	17:BQ:20:ILE:HD11	1.92	0.49
20:BT:34:VAL:O	20:BT:38:ILE:HG13	2.12	0.49
22:BV:49:C:N3	22:BV:50:U:C5	2.79	0.49
25:CA:353:C:H2'	25:CA:353:C:O2	2.12	0.49
25:CA:897:C:O5'	25:CA:897:C:C6	2.64	0.49
25:CA:905:A:C6	25:CA:906:U:C5	3.01	0.49
25:CA:996:A:C2	25:CA:997:G:C8	3.00	0.49
25:CA:1026:G:H2'	25:CA:1027:A:H8	1.74	0.49
25:CA:1417:C:C2'	25:CA:1418:G:H5'	2.43	0.49
25:CA:1690:A:H2'	25:CA:1691:C:O4'	2.12	0.49
25:CA:1734:G:N3	25:CA:1735:A:C8	2.80	0.49
25:CA:1783:A:C2	25:CA:2588:G:O4'	2.65	0.49
25:CA:2221:G:H2'	25:CA:2222:C:C5'	2.42	0.49
25:CA:2485:G:H5''	37:CM:45:GLN:HE21	1.77	0.49
27:CC:176:ARG:HH21	27:CC:176:ARG:CG	2.24	0.49
29:CE:120:VAL:HA	29:CE:188:MET:O	2.12	0.49
30:CF:48:LEU:O	30:CF:51:ASN:HB2	2.11	0.49
33:CI:56:VAL:HG22	33:CI:68:PHE:CD2	2.47	0.49
41:CQ:60:TRP:O	41:CQ:61:ILE:C	2.51	0.49
43:CS:29:VAL:CG1	43:CS:55:ILE:HD11	2.43	0.49
47:CW:32:ILE:HG23	47:CW:54:THR:HG23	1.94	0.49
25:DA:1178:C:H2'	25:DA:1179:G:C5	2.47	0.49
25:DA:1347:A:C6	25:DA:1348:C:C2	3.00	0.49
25:DA:1414:C:C2	25:DA:1415:U:C5	3.00	0.49
25:DA:1586:A:H2'	25:DA:1587:G:O4'	2.12	0.49
25:DA:1708:C:H2'	25:DA:1709:U:H6	1.78	0.49
25:DA:1971:U:C6	25:DA:1971:U:C3'	2.95	0.49

Continued on next page...

Continued from previous page...

Atom-1	Atom-2	Interatomic distance (Å)	Clash overlap (Å)
25:DA:2154:A:H2'	25:DA:2155:U:C6	2.47	0.49
25:DA:2390:U:OP2	54:D3:34:LYS:HE2	2.12	0.49
25:DA:2472:G:N2	25:DA:2529:G:C6	2.80	0.49
31:DG:75:VAL:C	31:DG:77:GLY:N	2.64	0.49
32:DH:40:THR:O	32:DH:40:THR:OG1	2.31	0.49
36:DL:91:ASP:HB2	36:DL:94:THR:HG21	1.93	0.49
40:DP:26:GLU:HB2	40:DP:43:GLU:HG3	1.93	0.49
43:DS:29:VAL:O	43:DS:33:LEU:HB2	2.12	0.49
45:DU:93:ARG:C	45:DU:102:ILE:HD12	2.32	0.49
49:DY:24:GLU:O	49:DY:27:ASN:HB2	2.12	0.49
1:AA:632:U:H3'	1:AA:632:U:C6	2.47	0.49
1:AA:794:A:H2'	1:AA:795:C:C6	2.48	0.49
1:AA:809:G:C2'	1:AA:810:C:O5'	2.60	0.49
1:AA:874:G:C4	1:AA:875:U:C6	3.00	0.49
1:AA:1323:G:C6	1:AA:1324:A:C6	3.00	0.49
2:AB:63:LYS:HB3	2:AB:65:LYS:HE2	1.95	0.49
3:AC:51:VAL:HA	3:AC:69:THR:HA	1.95	0.49
3:AC:86:LEU:HA	3:AC:89:VAL:HG22	1.94	0.49
3:AC:148:ILE:O	3:AC:169:GLU:O	2.30	0.49
5:AE:45:VAL:HG22	5:AE:117:ALA:CB	2.42	0.49
5:AE:103:GLY:O	5:AE:104:ILE:HG22	2.12	0.49
6:AF:84:VAL:O	6:AF:84:VAL:HG13	2.11	0.49
7:AG:45:ALA:CB	7:AG:119:LEU:HB3	2.42	0.49
8:AH:4:ASP:HB2	8:AH:80:PRO:HG2	1.93	0.49
16:AP:79:ASN:O	16:AP:80:LYS:HB2	2.12	0.49
18:AR:67:LEU:HD23	18:AR:68:PRO:HD3	1.95	0.49
20:AT:34:VAL:CG1	20:AT:78:LEU:HD22	2.42	0.49
20:AT:54:GLN:HG3	20:AT:75:LYS:NZ	2.27	0.49
21:AU:25:ALA:O	21:AU:26:GLY:C	2.50	0.49
22:AV:18:G:H2'	22:AV:18:G:N3	2.27	0.49
1:BA:98:A:H2'	1:BA:99:C:H6	1.77	0.49
1:BA:211:G:H2'	1:BA:212:G:O4'	2.11	0.49
1:BA:327:A:O3'	1:BA:328:C:H4'	2.13	0.49
1:BA:596:A:N1	1:BA:645:G:C4	2.79	0.49
1:BA:624:C:H4'	16:BP:10:GLY:O	2.11	0.49
1:BA:631:C:C5'	1:BA:632:U:H5'	2.41	0.49
1:BA:681:A:H2'	1:BA:682:G:O4'	2.11	0.49
1:BA:1061:G:H2'	1:BA:1062:U:C5'	2.42	0.49
1:BA:1083:U:C5	1:BA:1084:G:C5	3.01	0.49
1:BA:1195:C:N3	1:BA:1197:A:C8	2.81	0.49
1:BA:1223:C:P	19:BS:77:ARG:NH1	2.85	0.49

Continued on next page...

Continued from previous page...

Atom-1	Atom-2	Interatomic distance (Å)	Clash overlap (Å)
1:BA:1342:C:H5''	9:BI:126:PHE:HE2	1.77	0.49
1:BA:1478:U:O2'	1:BA:1479:C:H5'	2.13	0.49
5:BE:25:LYS:HA	5:BE:25:LYS:HE2	1.94	0.49
6:BF:61:LEU:CG	6:BF:62:MET:H	2.25	0.49
8:BH:85:TYR:C	8:BH:86:LYS:HD2	2.33	0.49
9:BI:27:ILE:HG13	9:BI:62:LEU:HD21	1.94	0.49
13:BM:45:SER:O	13:BM:46:GLU:HB3	2.13	0.49
14:BN:7:ALA:O	14:BN:8:ARG:C	2.51	0.49
16:BP:53:ASP:OD2	16:BP:56:ARG:HG2	2.11	0.49
25:CA:580:U:O3'	41:CQ:30:VAL:HG13	2.13	0.49
25:CA:898:C:H2'	25:CA:899:A:O4'	2.13	0.49
25:CA:1327:A:N6	25:CA:1328:A:C2	2.80	0.49
25:CA:1424:G:H2'	25:CA:1425:G:O4'	2.12	0.49
25:CA:1530:G:H5'	25:CA:1531:C:OP2	2.12	0.49
25:CA:1599:U:P	44:CT:40:LYS:HG3	2.53	0.49
25:CA:2181:U:O2'	25:CA:2182:U:H5'	2.12	0.49
25:CA:2309:A:N6	25:CA:2310:C:N4	2.60	0.49
25:CA:2875:C:H2'	25:CA:2876:G:O5'	2.12	0.49
25:CA:2884:U:O2	25:CA:2884:U:O4'	2.30	0.49
28:CD:55:LYS:HD2	28:CD:60:VAL:HG22	1.93	0.49
29:CE:149:ILE:HD11	29:CE:172:ALA:N	2.27	0.49
32:CH:3:VAL:HA	32:CH:39:ALA:N	2.28	0.49
32:CH:31:VAL:HG12	32:CH:32:PRO:CD	2.42	0.49
33:CI:18:ASN:HD21	33:CI:27:LEU:HD21	1.78	0.49
33:CI:71:LYS:N	33:CI:71:LYS:HD2	2.27	0.49
37:CM:74:THR:O	37:CM:75:GLU:HG3	2.13	0.49
38:CN:79:LEU:HD12	38:CN:79:LEU:H	1.76	0.49
49:CY:17:GLU:HA	49:CY:17:GLU:OE2	2.13	0.49
25:DA:53:A:N7	25:DA:54:G:C8	2.81	0.49
25:DA:83:A:H5''	45:DU:1:ALA:N	2.28	0.49
25:DA:223:A:N7	25:DA:422:A:H1'	2.27	0.49
25:DA:881:G:C2	25:DA:897:C:O2	2.66	0.49
25:DA:942:G:H2'	25:DA:943:A:O4'	2.12	0.49
25:DA:1169:A:C2	25:DA:1181:U:O2	2.66	0.49
25:DA:1448:G:C4	25:DA:1449:G:C8	3.01	0.49
25:DA:1816:C:C5	27:DC:61:TYR:CD1	3.00	0.49
25:DA:2127:G:C4'	25:DA:2128:G:OP1	2.57	0.49
25:DA:2199:A:C5	25:DA:2225:A:C2	3.00	0.49
25:DA:2292:U:H2'	25:DA:2293:G:C8	2.46	0.49
25:DA:2335:A:C8	25:DA:2337:G:N7	2.80	0.49
25:DA:2345:G:C5	25:DA:2381:A:N1	2.81	0.49

Continued on next page...

Continued from previous page...

Atom-1	Atom-2	Interatomic distance (Å)	Clash overlap (Å)
25:DA:2531:A:H5'	31:DG:156:TYR:CZ	2.48	0.49
25:DA:2839:G:H2'	25:DA:2840:C:H6	1.78	0.49
27:DC:94:LEU:HG	27:DC:95:TYR:O	2.12	0.49
29:DE:18:THR:HG22	29:DE:19:PHE:CD2	2.47	0.49
29:DE:83:VAL:HG11	29:DE:86:ALA:HA	1.94	0.49
29:DE:129:PRO:HG3	29:DE:156:ASN:OD1	2.11	0.49
30:DF:133:GLU:HB3	30:DF:136:ILE:HG23	1.95	0.49
31:DG:43:LYS:N	31:DG:43:LYS:HE3	2.28	0.49
32:DH:31:VAL:CG1	32:DH:32:PRO:CD	2.91	0.49
33:DI:19:PRO:HG2	33:DI:23:VAL:HG22	1.93	0.49
33:DI:116:MET:HE3	33:DI:128:ILE:HD11	1.95	0.49
36:DL:135:ILE:O	36:DL:140:GLY:HA3	2.12	0.49
38:DN:73:ASN:OD1	38:DN:76:VAL:HG11	2.12	0.49
39:DO:93:ASP:OD2	39:DO:95:SER:HA	2.12	0.49
39:DO:104:GLN:O	39:DO:107:ALA:HB3	2.11	0.49
43:DS:29:VAL:HG11	43:DS:55:ILE:CD1	2.42	0.49
44:DT:7:LEU:CD2	44:DT:46:ALA:HA	2.42	0.49
57:DW:62:LYS:O	57:DW:78:ILE:HG23	2.12	0.49
51:D0:35:GLU:OE2	51:D0:45:ASP:HB2	2.13	0.49
1:AA:66:A:C2'	1:AA:67:C:H5'	2.42	0.49
1:AA:609:A:O5'	1:AA:609:A:C8	2.66	0.49
1:AA:858:G:O2'	1:AA:859:G:H5'	2.13	0.49
1:AA:996:A:C2	1:AA:1046:A:H5'	2.47	0.49
1:AA:1435:G:H2'	1:AA:1436:U:C6	2.46	0.49
2:AB:30:ILE:HG12	2:AB:38:HIS:HB2	1.95	0.49
2:AB:103:TRP:HZ2	2:AB:153:MET:HG2	1.77	0.49
5:AE:55:VAL:O	5:AE:58:ALA:HB3	2.13	0.49
7:AG:145:GLU:HG3	7:AG:148:LYS:HE2	1.94	0.49
8:AH:88:LYS:HG3	8:AH:89:ASP:N	2.27	0.49
19:AS:12:LEU:O	19:AS:13:HIS:C	2.51	0.49
23:AX:10:G:C6	23:AX:11:U:N3	2.81	0.49
24:AY:140:VAL:O	24:AY:142:ALA:N	2.45	0.49
1:BA:64:G:C8	1:BA:99:C:C4	3.01	0.49
1:BA:270:A:H2'	1:BA:271:C:O4'	2.13	0.49
1:BA:321:A:C2	1:BA:333:U:O2	2.65	0.49
1:BA:921:U:H2'	1:BA:922:G:O4'	2.12	0.49
1:BA:1004:A:C2	1:BA:1026:G:C4	3.01	0.49
1:BA:1272:G:N2	1:BA:1273:C:H1'	2.27	0.49
2:BB:14:HIS:C	2:BB:14:HIS:ND1	2.65	0.49
4:BD:149:LYS:NZ	4:BD:177:MET:HB3	2.26	0.49
5:BE:100:GLU:O	5:BE:100:GLU:OE2	2.30	0.49

Continued on next page...

Continued from previous page...

Atom-1	Atom-2	Interatomic distance (Å)	Clash overlap (Å)
6:BF:47:LEU:HG	6:BF:56:LYS:N	2.27	0.49
7:BG:14:ASP:OD2	7:BG:16:LYS:N	2.45	0.49
7:BG:68:VAL:HG21	7:BG:103:ILE:HD11	1.93	0.49
15:BO:50:HIS:O	15:BO:53:ARG:HB3	2.13	0.49
19:BS:28:LYS:HB3	19:BS:29:PRO:CD	2.43	0.49
19:BS:44:ILE:CD1	19:BS:63:ASP:HA	2.42	0.49
20:BT:73:ARG:O	20:BT:74:HIS:C	2.51	0.49
20:BT:83:ASN:HA	20:BT:86:ALA:H	1.78	0.49
25:CA:535:G:H2'	25:CA:536:G:H5'	1.94	0.49
25:CA:627:A:C5	25:CA:637:A:N7	2.80	0.49
25:CA:630:G:N2	25:CA:634:C:C4	2.79	0.49
25:CA:1039:A:H2'	25:CA:1040:A:O5'	2.13	0.49
25:CA:1595:C:H2'	25:CA:1595:C:O2	2.12	0.49
25:CA:1872:A:H2'	25:CA:1873:G:O4'	2.13	0.49
25:CA:1936:A:H2	25:CA:1943:U:H3	1.56	0.49
25:CA:2247:A:H2'	25:CA:2248:C:H6	1.77	0.49
25:CA:2748:A:C2	25:CA:2757:A:C5	3.01	0.49
26:CB:53:A:H2'	26:CB:54:G:C5'	2.43	0.49
27:CC:161:VAL:CG2	27:CC:175:LEU:HD23	2.42	0.49
28:CD:32:ASN:N	28:CD:32:ASN:HD22	2.09	0.49
30:CF:153:ILE:N	30:CF:153:ILE:HD13	2.27	0.49
32:CH:53:GLU:HG2	32:CH:57:LYS:HD3	1.93	0.49
33:CI:54:ILE:HG13	33:CI:73:PRO:HB3	1.94	0.49
33:CI:115:ASP:O	33:CI:116:MET:CB	2.60	0.49
35:CK:70:ARG:CD	35:CK:76:VAL:HG22	2.43	0.49
36:CL:78:ARG:CZ	36:CL:113:ALA:HB1	2.42	0.49
39:CO:93:ASP:C	39:CO:95:SER:H	2.16	0.49
40:CP:50:ARG:O	40:CP:56:SER:HA	2.13	0.49
53:C2:12:ARG:CG	53:C2:13:ASN:N	2.75	0.49
25:DA:149:A:H2'	25:DA:150:U:O5'	2.11	0.49
25:DA:643:A:H2'	25:DA:643:A:N3	2.26	0.49
25:DA:870:U:C4	25:DA:871:U:C5	3.00	0.49
25:DA:1544:A:N6	25:DA:1545:A:N1	2.60	0.49
25:DA:1788:C:H2'	25:DA:1789:A:H5'	1.95	0.49
25:DA:2293:G:C6	25:DA:2340:A:N1	2.80	0.49
25:DA:2316:G:H4'	30:DF:124:ARG:HD3	1.95	0.49
25:DA:2377:A:H2'	25:DA:2378:A:H5'	1.94	0.49
25:DA:2473:U:C4	25:DA:2474:U:C5	3.00	0.49
56:DB:46:A:C5	56:DB:47:C:C4	3.01	0.49
27:DC:66:PHE:CE2	27:DC:155:ARG:NH2	2.80	0.49
27:DC:170:TYR:HD2	27:DC:184:GLU:HA	1.77	0.49

Continued on next page...

Continued from previous page...

Atom-1	Atom-2	Interatomic distance (Å)	Clash overlap (Å)
29:DE:149:ILE:HD12	29:DE:150:THR:N	2.26	0.49
31:DG:8:VAL:HG23	31:DG:68:ARG:CD	2.41	0.49
32:DH:41:LYS:O	32:DH:44:ILE:HG12	2.12	0.49
32:DH:112:LYS:HA	32:DH:115:VAL:HG23	1.95	0.49
35:DK:47:ILE:HB	35:DK:48:PRO:HD3	1.93	0.49
36:DL:2:ARG:HA	36:DL:5:THR:CG2	2.41	0.49
36:DL:91:ASP:CB	36:DL:94:THR:CG2	2.91	0.49
37:DM:107:GLY:C	37:DM:108:VAL:CG2	2.81	0.49
41:DQ:8:ILE:O	41:DQ:12:ARG:HG3	2.11	0.49
41:DQ:51:GLN:HA	41:DQ:54:ARG:HG3	1.95	0.49
44:DT:29:THR:HG23	44:DT:86:THR:CA	2.42	0.49
48:DX:26:ARG:HG3	48:DX:27:ARG:N	2.23	0.49
55:D4:10:LEU:HD12	55:D4:33:HIS:HA	1.94	0.49
1:AA:11:G:C2	1:AA:24:U:O2	2.65	0.49
1:AA:407:U:O2'	4:AD:112:GLU:HG3	2.13	0.49
1:AA:429:U:O2	1:AA:430:A:C8	2.65	0.49
1:AA:445:G:C2'	1:AA:446:G:H5'	2.43	0.49
1:AA:496:A:H2'	1:AA:496:A:N3	2.26	0.49
1:AA:646:G:C6	1:AA:647:C:C4	3.00	0.49
1:AA:658:C:C4	1:AA:659:U:H5	2.29	0.49
1:AA:929:G:C6	1:AA:930:C:C4	3.00	0.49
1:AA:1061:G:C5'	1:AA:1062:U:OP2	2.60	0.49
1:AA:1300:G:C5	1:AA:1334:G:C6	3.01	0.49
2:AB:112:ARG:O	2:AB:116:LEU:HB2	2.12	0.49
2:AB:127:LYS:O	2:AB:128:LEU:O	2.30	0.49
2:AB:136:ARG:O	2:AB:139:GLU:CB	2.60	0.49
3:AC:39:ARG:HG2	3:AC:54:ILE:HG12	1.93	0.49
3:AC:54:ILE:O	3:AC:54:ILE:CG1	2.60	0.49
3:AC:86:LEU:O	3:AC:89:VAL:CG2	2.61	0.49
4:AD:3:TYR:O	4:AD:4:LEU:CB	2.60	0.49
4:AD:156:ALA:HA	4:AD:159:GLU:HB3	1.94	0.49
7:AG:22:LEU:CD2	7:AG:61:PHE:CZ	2.94	0.49
10:AJ:59:LYS:HE3	10:AJ:59:LYS:N	2.26	0.49
10:AJ:91:ASP:C	10:AJ:92:LEU:HG	2.33	0.49
12:AL:43:LYS:CB	12:AL:44:PRO:HD3	2.43	0.49
13:AM:106:ARG:HH11	13:AM:106:ARG:CG	2.25	0.49
16:AP:48:GLU:OE2	16:AP:51:ARG:HG3	2.11	0.49
17:AQ:16:MET:HB2	17:AQ:19:SER:HB3	1.95	0.49
19:AS:5:LYS:HD2	19:AS:6:LYS:HG2	1.94	0.49
21:AU:16:ARG:C	21:AU:18:PHE:H	2.15	0.49
1:BA:87:C:H2'	1:BA:88:U:C1'	2.43	0.49

Continued on next page...

Continued from previous page...

Atom-1	Atom-2	Interatomic distance (Å)	Clash overlap (Å)
1:BA:338:A:H2'	1:BA:339:C:C6	2.48	0.49
1:BA:396:C:H2'	1:BA:397:A:H5''	1.95	0.49
1:BA:919:A:C4	1:BA:920:U:C5	3.01	0.49
1:BA:976:G:N2	1:BA:1362:A:O2'	2.46	0.49
1:BA:978:A:C4'	1:BA:1322:C:C5	2.94	0.49
1:BA:1061:G:H2'	1:BA:1062:U:O5'	2.13	0.49
1:BA:1221:G:H5''	19:BS:76:THR:HG21	1.93	0.49
1:BA:1244:G:N2	1:BA:1294:G:C4	2.81	0.49
1:BA:1306:A:H2'	1:BA:1307:U:C6	2.48	0.49
1:BA:1317:C:C4	14:BN:53:ARG:CD	2.96	0.49
5:BE:24:VAL:HG23	5:BE:25:LYS:N	2.27	0.49
5:BE:106:ALA:HB1	5:BE:124:ALA:HB2	1.93	0.49
6:BF:13:ASP:C	6:BF:15:SER:H	2.16	0.49
6:BF:68:GLN:HA	6:BF:71:ILE:CG2	2.43	0.49
8:BH:113:ARG:O	8:BH:116:ARG:HB3	2.12	0.49
9:BI:79:ARG:NH1	9:BI:102:PHE:CD1	2.81	0.49
10:BJ:34:ALA:N	10:BJ:78:GLU:HG2	2.27	0.49
11:BK:110:THR:HA	21:BU:4:LYS:HA	1.94	0.49
15:BO:86:LEU:C	15:BO:88:ARG:H	2.14	0.49
21:BU:25:ALA:HA	21:BU:28:LEU:HB3	1.95	0.49
25:CA:228:C:H4'	25:CA:229:C:H5''	1.94	0.49
25:CA:277:G:O2'	25:CA:361:G:C6	2.59	0.49
25:CA:547:A:N7	25:CA:548:G:C1'	2.71	0.49
25:CA:994:C:H1'	42:CR:10:LYS:HE3	1.95	0.49
25:CA:1591:A:H2'	25:CA:1592:C:O4'	2.13	0.49
25:CA:2514:U:H2'	25:CA:2515:C:C6	2.48	0.49
27:CC:96:LYS:HE2	27:CC:96:LYS:HA	1.95	0.49
28:CD:47:ALA:HA	28:CD:84:LEU:HG	1.94	0.49
28:CD:47:ALA:HB1	28:CD:82:PHE:O	2.13	0.49
29:CE:3:LEU:O	29:CE:11:ALA:HA	2.12	0.49
29:CE:27:LEU:CD1	29:CE:100:MET:HE3	2.42	0.49
29:CE:177:PRO:O	29:CE:178:VAL:C	2.51	0.49
30:CF:168:LEU:O	30:CF:168:LEU:HG	2.13	0.49
31:CG:16:VAL:HG22	31:CG:25:ILE:CD1	2.43	0.49
33:CI:52:LEU:HD11	33:CI:81:LYS:HE2	1.95	0.49
33:CI:78:LEU:HD23	33:CI:81:LYS:HZ1	1.77	0.49
35:CK:55:GLY:O	35:CK:56:ASP:C	2.50	0.49
36:CL:28:GLY:C	36:CL:29:LYS:O	2.51	0.49
36:CL:110:VAL:HB	36:CL:127:VAL:HG22	1.95	0.49
37:CM:125:PRO:C	37:CM:126:ILE:HG23	2.33	0.49
44:CT:28:ASN:ND2	44:CT:91:GLN:HB3	2.28	0.49

Continued on next page...

Continued from previous page...

Atom-1	Atom-2	Interatomic distance (Å)	Clash overlap (Å)
45:CU:4:ILE:HG22	45:CU:5:ARG:N	2.27	0.49
52:C1:33:LEU:H	52:C1:51:ALA:CB	2.25	0.49
25:DA:483:A:H4'	45:DU:46:LYS:HA	1.92	0.49
25:DA:861:A:C2	25:DA:917:A:C4	3.00	0.49
25:DA:945:A:H4'	25:DA:946:C:OP2	2.11	0.49
25:DA:1054:A:N6	25:DA:1055:G:C6	2.81	0.49
25:DA:1241:A:N7	25:DA:1242:U:C5	2.81	0.49
25:DA:1345:C:H5'	25:DA:1396:U:H5	1.77	0.49
25:DA:1391:U:O2	25:DA:1394:U:C4	2.65	0.49
25:DA:1410:G:N3	25:DA:1593:A:N1	2.60	0.49
25:DA:1491:G:C6	25:DA:1500:G:C2	3.00	0.49
25:DA:2296:U:H4'	25:DA:2297:A:OP1	2.12	0.49
25:DA:2372:U:C4'	52:D1:45:HIS:CD2	2.96	0.49
60:DA:3254:HOH:O	36:DL:35:HIS:HD2	1.95	0.49
28:DD:13:ARG:HD3	28:DD:21:SER:OG	2.12	0.49
28:DD:85:ALA:O	28:DD:86:GLU:CB	2.61	0.49
30:DF:37:MET:HB2	30:DF:56:LEU:HD11	1.94	0.49
30:DF:69:ALA:HB3	30:DF:81:GLY:H	1.78	0.49
32:DH:120:GLY:O	32:DH:121:VAL:C	2.50	0.49
33:DI:4:VAL:HA	33:DI:7:TYR:CE1	2.48	0.49
35:DK:104:THR:O	35:DK:106:GLU:N	2.45	0.49
39:DO:108:ASP:O	39:DO:112:GLU:HG3	2.12	0.49
43:DS:5:ALA:CB	43:DS:54:ALA:HB2	2.42	0.49
45:DU:85:ARG:HD3	45:DU:87:GLU:HG3	1.94	0.49
49:DY:21:LEU:O	49:DY:22:LEU:C	2.51	0.49
51:D0:33:SER:HB3	51:D0:47:TYR:CD1	2.48	0.49
1:AA:5:U:H4'	1:AA:6:G:C4	2.47	0.49
1:AA:472:U:C5	1:AA:473:U:C5	3.00	0.49
1:AA:600:A:C4	1:AA:639:G:N2	2.80	0.49
1:AA:803:G:C6	1:AA:804:U:N3	2.81	0.49
1:AA:1044:A:C5	1:AA:1045:C:H1'	2.47	0.49
1:AA:1485:U:H2'	1:AA:1486:G:C8	2.48	0.49
1:AA:1537:U:O5'	1:AA:1537:U:H6	1.95	0.49
8:AH:1:SER:O	8:AH:4:ASP:N	2.44	0.49
9:AI:87:MET:HG2	9:AI:88:GLU:N	2.27	0.49
11:AK:82:GLU:HG3	11:AK:108:ASN:HD22	1.77	0.49
14:AN:42:TRP:H	14:AN:42:TRP:HE3	1.60	0.49
15:AO:41:HIS:HD2	15:AO:42:PHE:CE2	2.29	0.49
17:AQ:62:GLU:N	17:AQ:72:TRP:CE3	2.81	0.49
1:BA:71:A:C8	1:BA:71:A:C3'	2.96	0.49
1:BA:363:A:H2'	1:BA:364:A:C8	2.47	0.49

Continued on next page...

Continued from previous page...

Atom-1	Atom-2	Interatomic distance (Å)	Clash overlap (Å)
1:BA:577:G:H1'	1:BA:816:A:N3	2.28	0.49
1:BA:623:C:C2	1:BA:624:C:C6	3.01	0.49
1:BA:972:C:H4'	10:BJ:59:LYS:HE3	1.95	0.49
1:BA:1058:G:H2'	1:BA:1059:C:O5'	2.12	0.49
1:BA:1222:G:H5''	19:BS:77:ARG:NH1	2.28	0.49
1:BA:1284:C:H2'	1:BA:1285:A:C8	2.48	0.49
1:BA:1345:U:C5	1:BA:1377:A:C2	3.00	0.49
2:BB:183:PHE:CD1	2:BB:197:PHE:HB2	2.46	0.49
2:BB:224:ARG:O	2:BB:225:SER:CB	2.60	0.49
3:BC:57:GLU:HG3	3:BC:64:ARG:HB3	1.94	0.49
3:BC:178:ARG:HG2	3:BC:178:ARG:NH1	2.28	0.49
4:BD:94:GLU:OE2	4:BD:103:ARG:NH1	2.46	0.49
6:BF:61:LEU:HG	6:BF:62:MET:H	1.78	0.49
16:BP:44:SER:OG	16:BP:46:LYS:CG	2.60	0.49
22:BV:56:C:H2'	22:BV:56:C:O2	2.11	0.49
25:CA:1:G:H2'	25:CA:2:G:H8	1.78	0.49
25:CA:894:U:H2'	25:CA:895:U:C6	2.47	0.49
25:CA:1223:G:P	42:CR:68:ARG:HH12	2.35	0.49
25:CA:1565:C:H3'	27:CC:17:LYS:HZ3	1.76	0.49
25:CA:1599:U:H2'	25:CA:1600:C:C6	2.48	0.49
25:CA:2152:G:C4	25:CA:2153:C:C6	3.00	0.49
25:CA:2167:U:H2'	25:CA:2169:A:OP2	2.13	0.49
25:CA:2183:A:H2'	25:CA:2184:A:H8	1.77	0.49
25:CA:2204:G:OP2	27:CC:146:LYS:HE3	2.13	0.49
27:CC:194:VAL:HG22	27:CC:195:GLY:N	2.27	0.49
29:CE:134:LEU:HD23	29:CE:160:ALA:O	2.12	0.49
30:CF:20:ASN:O	30:CF:20:ASN:ND2	2.45	0.49
31:CG:9:VAL:HG12	31:CG:9:VAL:O	2.13	0.49
33:CI:32:VAL:HG21	33:CI:58:ILE:CG2	2.42	0.49
34:CJ:31:GLU:O	34:CJ:35:ARG:HG3	2.13	0.49
35:CK:28:SER:C	35:CK:30:ARG:H	2.15	0.49
46:CV:80:HIS:CD2	46:CV:81:PRO:CD	2.95	0.49
25:DA:258:G:H1'	36:DL:104:GLN:NE2	2.27	0.49
25:DA:333:G:C4	25:DA:334:C:C5	3.01	0.49
25:DA:830:G:H1'	25:DA:2448:A:N1	2.28	0.49
25:DA:919:U:C4	25:DA:920:A:C5	3.00	0.49
25:DA:1030:C:H2'	25:DA:1030:C:O2	2.12	0.49
25:DA:1050:A:C4	25:DA:2751:G:C2	3.01	0.49
25:DA:1073:A:C3'	25:DA:1074:G:H5'	2.42	0.49
25:DA:1179:G:N7	25:DA:1180:U:C1'	2.76	0.49
25:DA:1180:U:H5'	25:DA:1181:U:OP2	2.13	0.49

Continued on next page...

Continued from previous page...

Atom-1	Atom-2	Interatomic distance (Å)	Clash overlap (Å)
25:DA:1342:A:N7	25:DA:1397:U:C2	2.81	0.49
25:DA:1448:G:C6	25:DA:1449:G:C6	3.01	0.49
25:DA:1465:G:C2	25:DA:1466:U:C2	3.00	0.49
25:DA:2006:C:O5'	25:DA:2006:C:H6	1.95	0.49
25:DA:2177:C:N4	25:DA:2178:C:N4	2.60	0.49
56:DB:43:C:O2'	30:DF:91:ARG:HG3	2.13	0.49
56:DB:55:U:H2'	56:DB:56:G:O4'	2.12	0.49
29:DE:161:ALA:HB1	29:DE:167:VAL:HG12	1.95	0.49
30:DF:121:PHE:CE1	30:DF:127:TYR:HB2	2.48	0.49
32:DH:14:SER:HA	32:DH:15:LEU:CD2	2.42	0.49
32:DH:21:VAL:O	32:DH:22:LYS:C	2.51	0.49
35:DK:99:ILE:N	35:DK:99:ILE:CD1	2.75	0.49
36:DL:59:ARG:HB3	36:DL:59:ARG:CZ	2.41	0.49
36:DL:92:LEU:CD2	36:DL:124:GLY:HA3	2.42	0.49
38:DN:1:MET:O	38:DN:3:HIS:N	2.46	0.49
40:DP:47:ILE:O	40:DP:48:ALA:HB2	2.12	0.49
43:DS:46:LEU:O	43:DS:49:LYS:HB2	2.12	0.49
45:DU:44:HIS:HB3	45:DU:56:GLY:O	2.11	0.49
46:DV:89:ILE:HG21	46:DV:91:PHE:CE2	2.48	0.49
51:D0:31:LYS:CG	51:D0:32:THR:N	2.75	0.49
52:D1:50:GLU:O	52:D1:51:ALA:HB2	2.13	0.49
1:AA:149:A:C1'	1:AA:1446:A:C2	2.96	0.49
1:AA:1006:G:C2	1:AA:1007:U:C2	3.01	0.49
1:AA:1060:U:H2'	1:AA:1061:G:H8	1.78	0.49
1:AA:1118:U:H5''	9:AI:105:ARG:HG3	1.95	0.49
2:AB:129:THR:HB	2:AB:131:LYS:HB3	1.95	0.49
3:AC:59:PRO:HD2	3:AC:62:SER:O	2.12	0.49
3:AC:105:VAL:C	3:AC:106:ARG:O	2.51	0.49
4:AD:168:THR:CG2	4:AD:183:ARG:NH2	2.75	0.49
5:AE:22:LYS:HB3	5:AE:29:ILE:HG23	1.94	0.49
5:AE:39:GLY:HA2	5:AE:44:ARG:O	2.13	0.49
5:AE:40:ASP:OD1	5:AE:40:ASP:C	2.51	0.49
5:AE:100:GLU:O	5:AE:100:GLU:HG3	2.12	0.49
5:AE:100:GLU:OE2	5:AE:102:THR:HA	2.12	0.49
6:AF:17:GLN:HE21	6:AF:17:GLN:HA	1.78	0.49
7:AG:82:SER:CB	7:AG:84:TYR:CD2	2.96	0.49
8:AH:65:PHE:C	8:AH:65:PHE:CD1	2.82	0.49
10:AJ:33:GLY:HA3	10:AJ:83:THR:OG1	2.11	0.49
13:AM:22:TYR:CD2	13:AM:68:LEU:HD23	2.48	0.49
13:AM:70:ARG:HD2	13:AM:74:MET:CE	2.43	0.49
14:AN:87:ALA:HB3	14:AN:93:ILE:HD11	1.94	0.49

Continued on next page...

Continued from previous page...

Atom-1	Atom-2	Interatomic distance (Å)	Clash overlap (Å)
15:AO:80:LEU:O	15:AO:84:LEU:HB2	2.13	0.49
15:AO:85:GLY:O	15:AO:86:LEU:HB3	2.13	0.49
17:AQ:60:ILE:HG23	17:AQ:72:TRP:HE3	1.78	0.49
21:AU:14:ALA:O	21:AU:15:LEU:CB	2.60	0.49
22:AV:17:C:O3'	22:AV:18:G:H4'	2.12	0.49
24:AY:59:THR:HG22	24:AY:60:VAL:C	2.33	0.49
24:AY:59:THR:O	24:AY:66:LEU:HD22	2.13	0.49
24:AY:77:PRO:O	24:AY:81:LYS:HG2	2.13	0.49
1:BA:9:G:OP1	5:BE:107:GLY:HA3	2.13	0.49
1:BA:19:A:C4	1:BA:917:G:N2	2.81	0.49
1:BA:204:G:C2'	1:BA:205:A:O5'	2.61	0.49
1:BA:207:C:O2'	1:BA:213:G:N2	2.46	0.49
1:BA:659:U:C2'	1:BA:660:C:O5'	2.61	0.49
1:BA:677:U:H3	1:BA:713:G:H1	1.59	0.49
1:BA:715:A:H1'	1:BA:777:A:N1	2.28	0.49
1:BA:811:C:H4'	1:BA:900:A:N6	2.28	0.49
1:BA:942:G:N3	1:BA:942:G:H2'	2.28	0.49
1:BA:1052:U:H5''	1:BA:1053:G:OP2	2.12	0.49
1:BA:1151:A:H5'	10:BJ:44:THR:H	1.78	0.49
1:BA:1250:A:H4'	9:BI:69:GLY:O	2.12	0.49
1:BA:1315:U:O4	1:BA:1316:G:C6	2.66	0.49
1:BA:1315:U:O4	1:BA:1316:G:N1	2.45	0.49
2:BB:52:ALA:C	2:BB:53:LEU:HD22	2.32	0.49
2:BB:71:THR:HG22	2:BB:72:LYS:H	1.78	0.49
3:BC:18:ASN:HA	3:BC:55:VAL:CG1	2.42	0.49
4:BD:57:LYS:HE2	4:BD:68:GLU:OE1	2.13	0.49
5:BE:94:PHE:CZ	5:BE:96:GLN:CG	2.96	0.49
7:BG:3:ARG:HG3	7:BG:4:ARG:N	2.28	0.49
9:BI:28:VAL:O	9:BI:64:ILE:CG1	2.61	0.49
10:BJ:10:LEU:HB2	10:BJ:18:ILE:HD11	1.94	0.49
11:BK:37:GLN:HA	11:BK:37:GLN:OE1	2.11	0.49
17:BQ:8:GLN:HA	17:BQ:8:GLN:HE21	1.77	0.49
17:BQ:44:HIS:CE1	17:BQ:69:THR:HG21	2.47	0.49
17:BQ:51:GLU:CG	17:BQ:52:CYS:N	2.76	0.49
25:CA:1495:A:O2'	25:CA:1496:A:C5'	2.60	0.49
25:CA:1838:C:H4'	25:CA:1839:G:H8	1.77	0.49
25:CA:2520:C:C6	25:CA:2567:G:H1'	2.48	0.49
27:CC:210:ALA:O	27:CC:215:VAL:HB	2.12	0.49
28:CD:97:SER:O	28:CD:99:GLU:N	2.46	0.49
33:CI:70:THR:HA	33:CI:71:LYS:HD2	1.95	0.49
36:CL:68:SER:O	36:CL:69:ARG:HB2	2.13	0.49

Continued on next page...

Continued from previous page...

Atom-1	Atom-2	Interatomic distance (Å)	Clash overlap (Å)
39:CO:49:VAL:HG12	39:CO:49:VAL:O	2.11	0.49
44:CT:69:ARG:O	44:CT:69:ARG:CG	2.60	0.49
49:CY:22:LEU:HG	49:CY:23:ARG:H	1.78	0.49
25:DA:60:G:N7	25:DA:62:U:C6	2.80	0.49
25:DA:333:G:H2'	25:DA:334:C:C6	2.47	0.49
25:DA:616:A:H2'	25:DA:617:G:H5'	1.95	0.49
25:DA:857:G:H5'	57:DW:65:PHE:CD1	2.48	0.49
25:DA:1062:G:C2	25:DA:1063:G:N1	2.81	0.49
25:DA:1064:C:H4'	33:DI:90:GLY:N	2.28	0.49
25:DA:1066:U:H2'	25:DA:1066:U:O2	2.13	0.49
25:DA:1220:G:N2	25:DA:1230:A:C4	2.81	0.49
25:DA:1420:A:C5	25:DA:2211:A:C6	3.00	0.49
25:DA:1494:A:N3	25:DA:1494:A:H2'	2.27	0.49
25:DA:1584:U:H3'	25:DA:1584:U:O2	2.13	0.49
25:DA:2112:G:H5'	25:DA:2113:U:C5	2.47	0.49
25:DA:2370:G:C6	25:DA:2371:G:C5	3.00	0.49
25:DA:2537:U:H2'	25:DA:2538:C:C6	2.48	0.49
25:DA:2692:G:C6	25:DA:2718:G:C6	3.01	0.49
56:DB:33:G:C4	56:DB:50:A:C2	3.01	0.49
28:DD:181:ASP:OD2	28:DD:184:ARG:HD2	2.12	0.49
31:DG:42:VAL:CA	31:DG:43:LYS:HE2	2.42	0.49
32:DH:32:PRO:HB3	48:DX:38:TRP:CB	2.42	0.49
33:DI:40:ALA:HB3	33:DI:68:PHE:HZ	1.77	0.49
34:DJ:13:ARG:HG2	34:DJ:51:GLY:O	2.13	0.49
36:DL:28:GLY:C	36:DL:29:LYS:O	2.50	0.49
53:D2:44:VAL:O	53:D2:44:VAL:CG1	2.61	0.49
1:AA:423:G:H3'	1:AA:423:G:N3	2.28	0.49
1:AA:516:U:C4	1:AA:517:G:C6	3.00	0.49
1:AA:564:C:H2'	1:AA:565:U:O4'	2.12	0.49
1:AA:735:C:O2'	1:AA:736:C:H5'	2.13	0.49
1:AA:1300:G:C4	1:AA:1334:G:C6	3.01	0.49
4:AD:53:GLN:HE21	4:AD:202:LEU:N	2.10	0.49
15:AO:86:LEU:O	15:AO:87:ARG:HB3	2.13	0.49
20:AT:66:ILE:O	20:AT:66:ILE:CG2	2.60	0.49
21:AU:28:LEU:HD23	21:AU:28:LEU:C	2.33	0.49
22:AV:46:G:H4'	22:AV:47:U:OP1	2.13	0.49
22:AV:63:G:H2'	22:AV:64:A:C8	2.47	0.49
24:AY:152:ASP:O	24:AY:153:ASP:C	2.49	0.49
1:BA:29:U:H5'	1:BA:296:U:OP1	2.12	0.49
1:BA:91:U:N3	1:BA:92:U:C5	2.81	0.49
1:BA:338:A:H2'	1:BA:339:C:O4'	2.13	0.49

Continued on next page...

Continued from previous page...

Atom-1	Atom-2	Interatomic distance (Å)	Clash overlap (Å)
1:BA:658:C:C1'	15:BO:21:THR:HG21	2.43	0.49
1:BA:692:U:O2'	1:BA:694:A:N7	2.37	0.49
1:BA:913:A:H4'	1:BA:914:A:OP1	2.12	0.49
1:BA:938:A:C6	1:BA:939:G:C5	3.01	0.49
1:BA:1032:G:N2	1:BA:1033:G:C8	2.81	0.49
1:BA:1211:U:C1'	1:BA:1213:A:C2	2.95	0.49
1:BA:1216:A:H2'	1:BA:1217:C:C6	2.47	0.49
1:BA:1540:U:HO3'	21:BU:17:ARG:CZ	2.25	0.49
2:BB:137:THR:O	2:BB:139:GLU:N	2.45	0.49
3:BC:32:LEU:O	3:BC:32:LEU:HD12	2.12	0.49
4:BD:61:ARG:NH1	4:BD:68:GLU:HG2	2.27	0.49
5:BE:55:VAL:HB	5:BE:56:PRO:HD2	1.95	0.49
5:BE:104:ILE:HD11	5:BE:114:LEU:CB	2.43	0.49
6:BF:66:ALA:HB1	6:BF:67:PRO:HD2	1.95	0.49
7:BG:104:VAL:O	7:BG:108:ARG:N	2.45	0.49
8:BH:29:SER:O	8:BH:32:LYS:HB2	2.13	0.49
9:BI:16:ALA:HB2	9:BI:66:VAL:CG2	2.43	0.49
9:BI:53:LEU:C	9:BI:54:VAL:HG22	2.33	0.49
9:BI:88:GLU:CG	9:BI:89:TYR:N	2.76	0.49
9:BI:117:LEU:N	9:BI:117:LEU:HD12	2.28	0.49
11:BK:117:HIS:O	11:BK:118:ASN:HB2	2.12	0.49
12:BL:54:VAL:HG21	12:BL:79:ILE:HD11	1.94	0.49
13:BM:28:ARG:NH1	13:BM:32:ILE:HD11	2.28	0.49
20:BT:78:LEU:O	20:BT:81:GLN:HB2	2.12	0.49
22:BV:5:G:N3	22:BV:69:G:C2	2.81	0.49
25:CA:20:C:O2'	25:CA:21:A:H5'	2.12	0.49
25:CA:122:G:H2'	25:CA:123:G:O4'	2.12	0.49
25:CA:186:G:C2	25:CA:187:G:N7	2.81	0.49
25:CA:687:C:H1'	53:C2:4:THR:HG22	1.95	0.49
25:CA:1056:G:C4'	25:CA:1086:A:C8	2.96	0.49
25:CA:1561:C:H2'	25:CA:1562:U:C6	2.48	0.49
25:CA:1875:G:C2'	25:CA:1876:A:OP2	2.60	0.49
25:CA:2293:G:H2'	25:CA:2294:G:O4'	2.12	0.49
27:CC:76:VAL:HA	27:CC:113:ASP:O	2.12	0.49
27:CC:140:VAL:CG1	27:CC:189:ALA:HB1	2.42	0.49
30:CF:59:ILE:HG23	30:CF:137:PHE:CD1	2.48	0.49
31:CG:154:GLU:HG2	31:CG:155:PRO:HD2	1.93	0.49
36:CL:111:ILE:N	36:CL:111:ILE:CD1	2.73	0.49
38:CN:66:ALA:O	38:CN:69:ARG:O	2.30	0.49
39:CO:7:ARG:HA	39:CO:10:ARG:NH2	2.28	0.49
45:CU:101:THR:CG2	45:CU:102:ILE:N	2.75	0.49

Continued on next page...

Continued from previous page...

Atom-1	Atom-2	Interatomic distance (Å)	Clash overlap (Å)
51:C0:52:LYS:HE2	51:C0:55:ALA:CA	2.43	0.49
54:C3:16:THR:HG23	54:C3:20:GLY:C	2.33	0.49
25:DA:118:A:N3	25:DA:178:G:HI'	2.27	0.49
25:DA:229:C:H2'	25:DA:230:G:O5'	2.12	0.49
25:DA:607:U:H2'	25:DA:608:A:H5'	1.94	0.49
25:DA:611:C:H2'	25:DA:612:G:O4'	2.13	0.49
25:DA:1382:G:H5''	25:DA:1383:A:OP2	2.13	0.49
25:DA:1391:U:C2	25:DA:1394:U:O4	2.66	0.49
25:DA:1495:A:C8	25:DA:1495:A:OP2	2.65	0.49
25:DA:1612:C:C2'	25:DA:1613:G:O5'	2.57	0.49
25:DA:1878:G:C5	25:DA:1879:C:C5	3.01	0.49
25:DA:2111:U:O2	25:DA:2118:U:HI'	2.12	0.49
25:DA:2127:G:O3'	25:DA:2128:G:H8	1.96	0.49
25:DA:2311:A:P	25:DA:2311:A:H3'	2.53	0.49
25:DA:2376:A:C2	39:DO:99:TYR:CE2	3.01	0.49
25:DA:2730:C:H4'	28:DD:175:LEU:HD23	1.94	0.49
30:DF:39:VAL:HG13	30:DF:40:GLY:N	2.28	0.49
31:DG:36:LEU:HD13	31:DG:40:VAL:CG1	2.40	0.49
31:DG:39:ALA:CB	31:DG:57:TYR:CB	2.91	0.49
33:DI:53:PRO:O	33:DI:74:PRO:HD3	2.13	0.49
33:DI:56:VAL:CG2	33:DI:57:VAL:N	2.76	0.49
37:DM:118:LYS:HE2	37:DM:118:LYS:CA	2.41	0.49
43:DS:84:ARG:CB	43:DS:96:ILE:HD11	2.43	0.49
57:DW:10:ARG:HG3	57:DW:10:ARG:NH1	2.27	0.49
48:DX:6:VAL:HG12	48:DX:7:THR:N	2.28	0.49
1:AA:35:G:C4	1:AA:550:G:N2	2.80	0.49
1:AA:402:G:H2'	1:AA:403:C:H5'	1.94	0.49
1:AA:575:G:HO2'	1:AA:821:G:H5'	1.76	0.49
1:AA:1059:C:H2'	1:AA:1060:U:H6	1.78	0.49
1:AA:1233:G:C4	1:AA:1234:C:C5	3.01	0.49
1:AA:1241:G:H2'	1:AA:1242:G:H8	1.78	0.49
1:AA:1538:C:O5'	1:AA:1538:C:H6	1.96	0.49
2:AB:56:LEU:HD13	2:AB:57:ASN:N	2.28	0.49
2:AB:63:LYS:C	2:AB:65:LYS:HE2	2.33	0.49
2:AB:106:VAL:HA	2:AB:109:SER:OG	2.12	0.49
2:AB:193:ASP:C	2:AB:195:VAL:N	2.66	0.49
3:AC:41:TYR:CD1	3:AC:42:LEU:HD12	2.48	0.49
4:AD:57:LYS:H	4:AD:199:ILE:HG22	1.76	0.49
4:AD:122:ILE:HD13	4:AD:122:ILE:H	1.78	0.49
5:AE:104:ILE:O	5:AE:104:ILE:HG23	2.13	0.49
5:AE:105:ILE:CG1	5:AE:123:LEU:HB3	2.42	0.49

Continued on next page...

Continued from previous page...

Atom-1	Atom-2	Interatomic distance (Å)	Clash overlap (Å)
6:AF:3:HIS:CB	6:AF:92:THR:HG23	2.43	0.49
6:AF:46:GLN:HA	6:AF:56:LYS:HA	1.94	0.49
7:AG:80:GLY:HA3	23:AX:12:A:H4'	1.95	0.49
7:AG:115:MET:O	7:AG:119:LEU:HB2	2.12	0.49
8:AH:44:PHE:HA	8:AH:70:VAL:HG11	1.95	0.49
9:AI:20:ILE:CD1	9:AI:86:LEU:CD1	2.91	0.49
10:AJ:18:ILE:CG2	10:AJ:19:ASP:N	2.75	0.49
11:AK:30:ILE:HB	11:AK:45:THR:CG2	2.41	0.49
14:AN:25:GLU:C	14:AN:28:ALA:H	2.15	0.49
16:AP:18:GLN:HE21	16:AP:35:ARG:NE	2.10	0.49
17:AQ:71:SER:O	17:AQ:72:TRP:CD1	2.65	0.49
22:AV:65:G:N1	22:AV:66:U:C4	2.81	0.49
1:BA:76:G:C2	1:BA:95:C:N3	2.81	0.49
1:BA:374:A:OP1	1:BA:452:A:C2	2.66	0.49
1:BA:452:A:H62	1:BA:480:U:H3	1.60	0.49
1:BA:976:G:C2	1:BA:1362:A:H2'	2.48	0.49
1:BA:1265:C:C2	1:BA:1271:A:H2	2.31	0.49
2:BB:90:PHE:HD2	2:BB:149:GLY:CA	2.25	0.49
4:BD:31:CYS:O	4:BD:32:LYS:HB3	2.12	0.49
4:BD:99:ASN:OD1	4:BD:110:ARG:NH1	2.46	0.49
5:BE:105:ILE:HD12	5:BE:105:ILE:O	2.13	0.49
6:BF:4:TYR:CD2	6:BF:71:ILE:HD13	2.48	0.49
6:BF:10:VAL:HG12	6:BF:58:HIS:CB	2.43	0.49
6:BF:88:MET:HE3	18:BR:63:TYR:HD2	1.77	0.49
7:BG:96:ASN:O	7:BG:99:ALA:HB3	2.12	0.49
9:BI:81:GLY:O	9:BI:84:ARG:CB	2.60	0.49
14:BN:27:LYS:H	14:BN:30:ILE:HD13	1.78	0.49
16:BP:43:ALA:O	16:BP:46:LYS:HG2	2.13	0.49
18:BR:26:ALA:O	18:BR:29:LYS:HG2	2.12	0.49
18:BR:31:TYR:O	18:BR:39:VAL:HB	2.12	0.49
21:BU:19:LYS:N	21:BU:19:LYS:HZ3	2.11	0.49
25:CA:49:A:C8	25:CA:51:G:C2	3.01	0.49
25:CA:186:G:N2	25:CA:187:G:C4	2.81	0.49
25:CA:275:C:C4	25:CA:276:U:H6	2.31	0.49
25:CA:284:U:H2'	25:CA:285:G:C8	2.48	0.49
25:CA:657:U:H2'	25:CA:658:U:C6	2.48	0.49
25:CA:734:A:C5	25:CA:735:A:C8	3.01	0.49
25:CA:790:U:O4'	25:CA:790:U:O2	2.26	0.49
25:CA:864:G:C6	25:CA:865:C:N4	2.81	0.49
25:CA:1103:A:C8	25:CA:1104:C:C5	3.01	0.49
25:CA:1122:G:C2	25:CA:1123:C:C6	3.01	0.49

Continued on next page...

Continued from previous page...

Atom-1	Atom-2	Interatomic distance (Å)	Clash overlap (Å)
25:CA:1292:G:H2'	25:CA:1293:C:O5'	2.13	0.49
25:CA:1361:G:C6	25:CA:1362:C:N4	2.81	0.49
25:CA:1737:G:C6	25:CA:1738:G:C2	3.01	0.49
25:CA:2207:C:H2'	25:CA:2208:C:H6	1.78	0.49
25:CA:2305:U:H2'	25:CA:2306:C:C6	2.47	0.49
25:CA:2644:G:O2'	25:CA:2645:G:H5'	2.12	0.49
25:CA:2745:C:C4	25:CA:2746:U:C4	3.00	0.49
26:CB:24:G:N2	26:CB:28:C:C2	2.80	0.49
27:CC:16:VAL:HG23	27:CC:203:VAL:CG2	2.43	0.49
27:CC:70:LYS:HE3	27:CC:95:TYR:CD2	2.47	0.49
29:CE:44:ARG:O	29:CE:45:ALA:CB	2.59	0.49
29:CE:171:ASP:O	29:CE:171:ASP:OD1	2.30	0.49
29:CE:178:VAL:CG1	29:CE:179:SER:N	2.75	0.49
31:CG:53:PRO:HD3	31:CG:61:TRP:CZ2	2.48	0.49
33:CI:56:VAL:HG21	33:CI:70:THR:CB	2.43	0.49
35:CK:109:SER:O	35:CK:112:PHE:N	2.46	0.49
38:CN:98:LEU:HD13	51:C0:54:ILE:HD11	1.94	0.49
44:CT:56:GLU:HB2	44:CT:88:LYS:H	1.77	0.49
48:CX:10:ARG:HB2	48:CX:11:PRO:HD2	1.95	0.49
25:DA:49:A:H4'	25:DA:51:G:C8	2.48	0.49
25:DA:282:A:H2'	25:DA:283:G:H8	1.78	0.49
25:DA:875:G:N2	25:DA:903:C:C2	2.80	0.49
25:DA:981:A:H5''	60:DA:3598:HOH:O	2.12	0.49
25:DA:1027:A:C6	25:DA:1126:A:N3	2.81	0.49
25:DA:1073:A:H3'	25:DA:1074:G:H5'	1.93	0.49
25:DA:1448:G:H2'	25:DA:1449:G:C8	2.48	0.49
25:DA:1482:G:H1'	25:DA:1509:A:N6	2.28	0.49
25:DA:1685:C:O2'	25:DA:1686:C:H5'	2.12	0.49
25:DA:1796:U:H2'	25:DA:1797:G:C8	2.47	0.49
25:DA:2058:A:H8	25:DA:2058:A:O5'	1.94	0.49
25:DA:2716:C:H2'	25:DA:2717:C:H6	1.77	0.49
56:DB:74:U:O2	46:DV:29:ILE:HD12	2.13	0.49
27:DC:156:SER:O	27:DC:159:THR:OG1	2.30	0.49
27:DC:213:ARG:HH11	27:DC:213:ARG:HG3	1.77	0.49
29:DE:24:ASN:O	29:DE:28:VAL:HG23	2.12	0.49
29:DE:148:ILE:HA	29:DE:187:VAL:HG12	1.95	0.49
31:DG:7:PRO:HG3	31:DG:50:THR:HG22	1.95	0.49
31:DG:30:GLY:C	31:DG:78:VAL:CG1	2.81	0.49
33:DI:38:CYS:HA	33:DI:41:PHE:CB	2.31	0.49
36:DL:109:LYS:CG	36:DL:126:ARG:HB3	2.42	0.49
36:DL:117:THR:HG22	36:DL:118:THR:H	1.78	0.49

Continued on next page...

Continued from previous page...

Atom-1	Atom-2	Interatomic distance (Å)	Clash overlap (Å)
37:DM:41:LEU:HD12	37:DM:96:ILE:HD11	1.95	0.49
38:DN:116:VAL:O	38:DN:116:VAL:HG13	2.12	0.49
39:DO:6:ALA:O	39:DO:9:ARG:HG2	2.12	0.49
40:DP:27:VAL:HG12	40:DP:29:VAL:HG23	1.95	0.49
40:DP:32:VAL:C	40:DP:34:GLY:H	2.16	0.49
1:AA:174:A:C6	1:AA:175:C:C4	3.01	0.48
1:AA:270:A:C6	1:AA:271:C:N3	2.81	0.48
1:AA:417:G:C6	1:AA:418:C:N4	2.81	0.48
1:AA:714:G:H5'	1:AA:776:G:H5''	1.95	0.48
1:AA:1108:G:N3	1:AA:1108:G:C2'	2.74	0.48
1:AA:1213:A:C2	1:AA:1215:G:H1'	2.47	0.48
1:AA:1215:G:N2	1:AA:1216:A:H1'	2.28	0.48
1:AA:1494:G:C2	1:AA:1495:U:C6	3.01	0.48
2:AB:24:PRO:C	2:AB:26:MET:H	2.16	0.48
3:AC:28:PHE:HE2	3:AC:32:LEU:HD23	1.77	0.48
3:AC:54:ILE:O	3:AC:54:ILE:CD1	2.61	0.48
4:AD:33:ILE:HG13	4:AD:34:GLU:N	2.28	0.48
4:AD:89:LEU:O	4:AD:93:LEU:HD12	2.13	0.48
4:AD:121:ALA:N	4:AD:122:ILE:HD12	2.28	0.48
7:AG:103:ILE:O	7:AG:104:VAL:C	2.51	0.48
10:AJ:36:VAL:HG22	10:AJ:76:ILE:HG12	1.94	0.48
13:AM:2:ARG:CG	13:AM:3:ILE:N	2.75	0.48
17:AQ:12:VAL:HG13	17:AQ:21:VAL:CG1	2.42	0.48
17:AQ:46:HIS:O	17:AQ:73:THR:CG2	2.61	0.48
21:AU:40:PRO:O	21:AU:44:ARG:HD3	2.13	0.48
1:BA:487:A:H5''	1:BA:488:C:OP2	2.12	0.48
1:BA:646:G:C4	1:BA:647:C:C6	3.01	0.48
1:BA:765:G:H3'	1:BA:812:G:N2	2.27	0.48
1:BA:1294:G:H2'	1:BA:1295:U:C6	2.47	0.48
1:BA:1329:A:H5''	13:BM:24:VAL:HA	1.94	0.48
1:BA:1492:A:O2'	25:DA:1913:A:N1	2.42	0.48
2:BB:20:ARG:HA	2:BB:20:ARG:NE	2.28	0.48
2:BB:67:LEU:HD22	2:BB:69:VAL:HG22	1.93	0.48
2:BB:151:LYS:HG3	2:BB:152:ASP:N	2.28	0.48
3:BC:63:ILE:CG1	3:BC:65:VAL:CG2	2.91	0.48
3:BC:181:ILE:O	3:BC:181:ILE:HG22	2.12	0.48
4:BD:131:ILE:HG22	4:BD:133:SER:H	1.77	0.48
4:BD:144:ILE:HD12	4:BD:144:ILE:N	2.28	0.48
4:BD:202:LEU:C	4:BD:202:LEU:CD1	2.81	0.48
6:BF:38:ARG:NH2	6:BF:96:VAL:HG23	2.28	0.48
9:BI:40:ARG:O	9:BI:44:ARG:NH1	2.45	0.48

Continued on next page...

Continued from previous page...

Atom-1	Atom-2	Interatomic distance (Å)	Clash overlap (Å)
11:BK:80:ASN:HB3	11:BK:105:ARG:CG	2.42	0.48
15:BO:63:ARG:HD3	15:BO:87:ARG:HH22	1.78	0.48
17:BQ:30:HIS:HD2	17:BQ:32:ILE:H	1.61	0.48
17:BQ:32:ILE:HD12	17:BQ:32:ILE:N	2.28	0.48
17:BQ:46:HIS:HB2	17:BQ:66:LEU:CD1	2.43	0.48
20:BT:37:ALA:CB	20:BT:46:ALA:HA	2.43	0.48
25:CA:361:G:HO2'	25:CA:362:A:P	2.35	0.48
25:CA:368:A:H2'	25:CA:369:U:O5'	2.12	0.48
25:CA:892:A:C2	25:CA:893:C:C6	3.01	0.48
25:CA:967:U:H2'	25:CA:968:C:C6	2.48	0.48
25:CA:1069:A:O2'	25:CA:1070:A:H5''	2.12	0.48
25:CA:1348:C:H2'	25:CA:1349:C:H5'	1.95	0.48
25:CA:1730:C:H1'	25:CA:1731:G:C6	2.48	0.48
25:CA:2170:A:C2	25:CA:2171:A:C5	3.01	0.48
25:CA:2491:U:H5'	25:CA:2570:G:H5'	1.95	0.48
25:CA:2531:A:H4'	31:CG:156:TYR:CD1	2.48	0.48
25:CA:2590:A:OP2	27:CC:236:GLY:HA2	2.13	0.48
28:CD:125:TRP:CD2	28:CD:160:LYS:HD2	2.48	0.48
29:CE:23:PHE:CE1	29:CE:28:VAL:HG21	2.47	0.48
29:CE:131:THR:HA	29:CE:160:ALA:HB1	1.93	0.48
29:CE:144:GLU:OE2	29:CE:166:LYS:HD3	2.13	0.48
30:CF:16:MET:O	30:CF:20:ASN:HA	2.13	0.48
30:CF:142:TYR:HD1	30:CF:145:VAL:HG11	1.78	0.48
33:CI:33:ASN:C	33:CI:35:MET:H	2.16	0.48
35:CK:108:ARG:HH12	40:CP:34:GLY:N	2.10	0.48
43:CS:19:LEU:HB3	51:C0:21:LEU:CD1	2.42	0.48
48:CX:69:GLU:O	48:CX:73:ARG:HG2	2.13	0.48
25:DA:168:G:N2	25:DA:169:G:C1'	2.76	0.48
25:DA:278:A:N1	25:DA:362:A:C8	2.81	0.48
25:DA:372:G:OP2	48:DX:60:LYS:HD3	2.13	0.48
25:DA:419:U:C4	25:DA:420:C:N4	2.80	0.48
25:DA:448:U:H4'	25:DA:449:A:OP2	2.13	0.48
25:DA:476:G:O4'	25:DA:505:A:C2	2.66	0.48
25:DA:547:A:C8	25:DA:548:G:N3	2.81	0.48
25:DA:643:A:H1'	52:D1:43:ARG:NH2	2.27	0.48
25:DA:861:A:H3'	25:DA:862:G:H8	1.78	0.48
25:DA:984:A:C4'	25:DA:985:C:OP2	2.60	0.48
25:DA:1084:A:C6	25:DA:1085:A:N6	2.81	0.48
25:DA:1556:C:H2'	25:DA:1557:C:C5'	2.43	0.48
25:DA:2110:G:C6	25:DA:2120:G:N7	2.80	0.48
25:DA:2112:G:N3	25:DA:2112:G:C2'	2.73	0.48

Continued on next page...

Continued from previous page...

Atom-1	Atom-2	Interatomic distance (Å)	Clash overlap (Å)
25:DA:2172:U:H4'	25:DA:2173:A:C5'	2.43	0.48
25:DA:2309:A:H2'	25:DA:2310:C:C6	2.48	0.48
25:DA:2402:U:H2'	25:DA:2403:C:OP2	2.13	0.48
25:DA:2545:G:H2'	25:DA:2546:U:O4'	2.13	0.48
25:DA:2721:A:H2'	25:DA:2722:G:O4'	2.13	0.48
25:DA:2723:C:O5'	25:DA:2723:C:H6	1.95	0.48
25:DA:2839:G:C4	25:DA:2840:C:C6	3.01	0.48
28:DD:80:TRP:N	28:DD:80:TRP:CE3	2.81	0.48
28:DD:101:PHE:HB3	28:DD:104:VAL:HG21	1.95	0.48
29:DE:26:ALA:HB1	36:DL:9:ALA:HB2	1.94	0.48
29:DE:71:GLY:O	29:DE:72:SER:HB2	2.13	0.48
35:DK:99:ILE:HG12	35:DK:115:ILE:HG23	1.94	0.48
37:DM:33:LEU:HD22	37:DM:117:PHE:CB	2.43	0.48
39:DO:51:ALA:HB1	39:DO:77:ALA:HB1	1.94	0.48
40:DP:77:SER:HB3	40:DP:80:VAL:CG1	2.42	0.48
40:DP:99:LEU:C	40:DP:101:GLU:N	2.67	0.48
43:DS:36:LEU:HD12	43:DS:48:LYS:HA	1.95	0.48
44:DT:5:GLU:O	44:DT:8:LEU:HB2	2.13	0.48
46:DV:20:LEU:HD22	46:DV:26:PHE:HA	1.95	0.48
51:D0:36:LYS:O	51:D0:37:HIS:HB3	2.12	0.48
1:AA:564:C:O2'	1:AA:565:U:H5'	2.13	0.48
1:AA:591:U:H2'	1:AA:592:G:C8	2.48	0.48
1:AA:595:A:C2	1:AA:641:U:C2	3.01	0.48
1:AA:656:G:N3	1:AA:657:U:C6	2.81	0.48
1:AA:769:G:C2'	1:AA:770:C:O5'	2.62	0.48
1:AA:1061:G:C4	1:AA:1197:A:C2	3.01	0.48
1:AA:1539:C:C5'	21:AU:17:ARG:CG	2.90	0.48
2:AB:95:TRP:CZ3	2:AB:174:GLU:OE2	2.66	0.48
3:AC:28:PHE:C	3:AC:28:PHE:CD2	2.87	0.48
5:AE:125:LYS:HG3	5:AE:126:ALA:N	2.28	0.48
5:AE:150:GLU:O	5:AE:153:ALA:CB	2.60	0.48
6:AF:7:VAL:HG11	18:AR:64:LEU:CD1	2.41	0.48
6:AF:9:MET:HE1	18:AR:64:LEU:HD22	1.95	0.48
6:AF:17:GLN:O	6:AF:17:GLN:NE2	2.45	0.48
20:AT:8:LYS:O	20:AT:9:ARG:C	2.50	0.48
24:AY:123:GLU:HA	24:AY:126:ARG:HG3	1.95	0.48
1:BA:92:U:O2	1:BA:92:U:H2'	2.12	0.48
1:BA:146:G:O2'	1:BA:147:G:H5'	2.13	0.48
1:BA:270:A:C5	1:BA:271:C:C5	3.01	0.48
1:BA:341:C:H2'	1:BA:342:C:H6	1.78	0.48
1:BA:465:A:N6	1:BA:466:A:C6	2.81	0.48

Continued on next page...

Continued from previous page...

Atom-1	Atom-2	Interatomic distance (Å)	Clash overlap (Å)
1:BA:949:A:N3	1:BA:1233:G:N2	2.61	0.48
1:BA:1045:C:C2	1:BA:1046:A:C8	3.01	0.48
1:BA:1149:C:N4	1:BA:1150:A:N6	2.61	0.48
1:BA:1363:A:C8	1:BA:1365:G:C5	3.01	0.48
1:BA:1450:U:H2'	1:BA:1452:C:C4	2.48	0.48
1:BA:1491:G:H2'	1:BA:1492:A:H8	1.74	0.48
2:BB:49:PHE:HA	2:BB:52:ALA:HB3	1.94	0.48
3:BC:13:ILE:N	3:BC:13:ILE:HD13	2.27	0.48
4:BD:128:VAL:HG23	4:BD:145:ARG:HD3	1.95	0.48
4:BD:190:LEU:HD12	4:BD:190:LEU:N	2.26	0.48
5:BE:106:ALA:CB	5:BE:124:ALA:HB2	2.43	0.48
6:BF:10:VAL:HG12	6:BF:58:HIS:HB2	1.95	0.48
6:BF:51:ILE:HD13	6:BF:85:ILE:HD12	1.95	0.48
6:BF:74:LEU:O	6:BF:75:GLU:C	2.52	0.48
9:BI:45:MET:HB2	9:BI:48:ARG:CB	2.43	0.48
10:BJ:59:LYS:HD2	10:BJ:60:ASP:H	1.78	0.48
12:BL:43:LYS:CB	12:BL:44:PRO:CD	2.91	0.48
13:BM:108:ARG:O	13:BM:108:ARG:HG3	2.13	0.48
14:BN:77:PHE:CD1	14:BN:77:PHE:N	2.81	0.48
15:BO:62:ARG:O	15:BO:65:LEU:HB2	2.12	0.48
25:CA:116:C:O2	25:CA:116:C:C2'	2.57	0.48
25:CA:329:G:O4'	25:CA:477:A:H1'	2.13	0.48
25:CA:348:A:H2'	25:CA:349:U:C6	2.48	0.48
25:CA:473:G:C2'	25:CA:474:G:O5'	2.61	0.48
25:CA:679:C:C2'	25:CA:680:C:H5'	2.43	0.48
25:CA:686:U:O4	53:C2:12:ARG:HB2	2.13	0.48
25:CA:721:A:H2'	25:CA:722:A:H8	1.73	0.48
25:CA:1020:A:C2	25:CA:1141:U:C2	3.01	0.48
25:CA:1520:U:O2	25:CA:1520:U:H2'	2.13	0.48
25:CA:1838:C:H4'	25:CA:1839:G:C8	2.48	0.48
25:CA:2139:U:C2	25:CA:2140:G:C8	3.01	0.48
25:CA:2298:A:H2'	25:CA:2299:U:H5'	1.95	0.48
25:CA:2531:A:H4'	31:CG:156:TYR:CE1	2.48	0.48
28:CD:85:ALA:O	28:CD:86:GLU:O	2.31	0.48
30:CF:48:LEU:HA	30:CF:51:ASN:ND2	2.28	0.48
30:CF:131:VAL:HG21	30:CF:136:ILE:HD11	1.94	0.48
30:CF:147:ARG:CG	30:CF:148:VAL:N	2.76	0.48
33:CI:79:LEU:HD11	33:CI:132:ALA:CB	2.41	0.48
37:CM:108:VAL:HG12	37:CM:109:PRO:CD	2.43	0.48
49:CY:5:GLU:C	49:CY:7:ARG:H	2.16	0.48
25:DA:418:C:C2	25:DA:419:U:C6	3.01	0.48

Continued on next page...

Continued from previous page...

Atom-1	Atom-2	Interatomic distance (Å)	Clash overlap (Å)
25:DA:1096:A:H3'	25:DA:1096:A:H8	1.78	0.48
25:DA:1317:G:H2'	25:DA:1318:U:O4'	2.12	0.48
25:DA:1413:A:C6	25:DA:1590:A:N1	2.81	0.48
25:DA:2293:G:H5''	39:DO:94:ARG:NH1	2.28	0.48
25:DA:2517:C:C2	25:DA:2542:A:N6	2.80	0.48
25:DA:2874:C:O2	25:DA:2874:C:H2'	2.12	0.48
56:DB:116:G:H5'	39:DO:55:GLU:CG	2.41	0.48
27:DC:11:GLY:O	27:DC:12:ARG:HB2	2.13	0.48
29:DE:197:GLU:O	29:DE:201:ALA:HB2	2.12	0.48
30:DF:125:GLY:HA2	30:DF:162:ASP:HA	1.94	0.48
31:DG:86:LEU:HD12	31:DG:163:TYR:HA	1.96	0.48
32:DH:117:LEU:HD21	32:DH:121:VAL:CA	2.38	0.48
34:DJ:29:ALA:O	34:DJ:30:THR:C	2.52	0.48
36:DL:103:ILE:H	36:DL:103:ILE:HD13	1.78	0.48
37:DM:21:ALA:CB	37:DM:100:LYS:CA	2.92	0.48
37:DM:130:PHE:CD2	37:DM:130:PHE:C	2.87	0.48
41:DQ:16:ILE:HG22	41:DQ:17:LEU:N	2.28	0.48
42:DR:49:ILE:HG21	42:DR:53:PHE:N	2.25	0.48
46:DV:56:PHE:CD1	46:DV:61:LEU:HD21	2.48	0.48
55:D4:24:ARG:NH2	55:D4:36:ARG:HG3	2.28	0.48
1:AA:399:G:H2'	1:AA:400:C:H6	1.77	0.48
1:AA:414:A:C5	1:AA:431:A:C2	3.01	0.48
1:AA:466:A:H5'	1:AA:467:U:OP2	2.13	0.48
1:AA:1213:A:N1	1:AA:1215:G:H1'	2.27	0.48
1:AA:1296:C:H4'	1:AA:1302:C:H41	1.78	0.48
2:AB:93:HIS:O	2:AB:94:ARG:C	2.52	0.48
5:AE:14:LEU:CD1	5:AE:14:LEU:C	2.81	0.48
5:AE:100:GLU:HB2	5:AE:121:ASN:HB3	1.95	0.48
5:AE:158:LYS:OXT	8:AH:46:GLU:OE2	2.31	0.48
11:AK:22:ILE:HG22	11:AK:31:VAL:CG2	2.43	0.48
11:AK:70:ALA:O	11:AK:72:ALA:N	2.46	0.48
11:AK:96:ILE:HG13	11:AK:97:ARG:N	2.27	0.48
13:AM:80:MET:CB	13:AM:91:ARG:HH22	2.26	0.48
15:AO:15:GLY:O	15:AO:16:ARG:C	2.51	0.48
21:AU:16:ARG:NH1	21:AU:19:LYS:HG2	2.28	0.48
1:BA:53:A:H2'	1:BA:54:C:O4'	2.12	0.48
1:BA:74:A:C2	1:BA:97:G:C2	3.01	0.48
1:BA:113:G:O4'	1:BA:354:G:H4'	2.13	0.48
1:BA:211:G:C2	1:BA:212:G:H1'	2.49	0.48
1:BA:307:C:C2'	1:BA:308:C:O5'	2.60	0.48
1:BA:428:G:OP1	1:BA:428:G:H8	1.96	0.48

Continued on next page...

Continued from previous page...

Atom-1	Atom-2	Interatomic distance (Å)	Clash overlap (Å)
1:BA:499:A:C6	1:BA:547:A:C8	3.01	0.48
1:BA:552:U:H2'	1:BA:553:A:H8	1.78	0.48
1:BA:562:U:H4'	1:BA:563:A:C5'	2.44	0.48
1:BA:607:A:C2	1:BA:608:A:C4	3.00	0.48
1:BA:625:U:H5''	16:BP:16:PHE:CD1	2.48	0.48
1:BA:634:C:H2'	1:BA:635:A:O5'	2.13	0.48
1:BA:890:G:HO2'	1:BA:891:U:P	2.36	0.48
1:BA:970:C:O2	1:BA:970:C:H2'	2.12	0.48
1:BA:1032:G:C2	1:BA:1033:G:O4'	2.66	0.48
1:BA:1256:A:O4'	1:BA:1258:G:C4	2.66	0.48
1:BA:1261:A:N1	1:BA:1262:C:C4	2.81	0.48
1:BA:1298:U:H4'	1:BA:1299:A:C8	2.48	0.48
1:BA:1379:G:O2'	1:BA:1380:U:H5'	2.14	0.48
2:BB:16:GLY:HA3	2:BB:40:ILE:H	1.78	0.48
2:BB:131:LYS:HA	2:BB:135:MET:SD	2.53	0.48
3:BC:119:ILE:HD11	3:BC:136:ALA:HB1	1.95	0.48
3:BC:139:ASN:HA	3:BC:142:ARG:HB3	1.95	0.48
4:BD:97:LEU:HG	4:BD:117:VAL:HG21	1.96	0.48
9:BI:50:PRO:HG3	9:BI:82:ILE:HD12	1.95	0.48
10:BJ:6:ILE:HG13	10:BJ:76:ILE:O	2.13	0.48
10:BJ:15:HIS:HB3	10:BJ:70:HIS:CD2	2.48	0.48
13:BM:72:ILE:O	13:BM:73:SER:C	2.51	0.48
15:BO:66:LEU:O	15:BO:67:ASP:C	2.49	0.48
15:BO:81:ILE:CG1	15:BO:82:GLU:N	2.75	0.48
17:BQ:68:LYS:O	17:BQ:69:THR:CB	2.61	0.48
25:CA:79:C:O2	25:CA:108:G:C2	2.66	0.48
25:CA:96:C:H4'	49:CY:41:HIS:CG	2.49	0.48
25:CA:208:C:C2'	25:CA:208:C:O2	2.54	0.48
25:CA:1124:G:H2'	25:CA:1125:G:C5'	2.42	0.48
25:CA:1518:C:H6	25:CA:1518:C:O5'	1.95	0.48
25:CA:2298:A:C5	25:CA:2321:U:C5	3.02	0.48
25:CA:2728:U:O2'	25:CA:2729:G:P	2.70	0.48
25:CA:2801:G:C2	25:CA:2802:G:C4	3.01	0.48
32:CH:69:ALA:CB	32:CH:138:VAL:CG1	2.91	0.48
37:CM:97:GLN:O	37:CM:98:PRO:C	2.50	0.48
40:CP:3:ILE:HD12	40:CP:3:ILE:N	2.29	0.48
49:CY:20:ASN:O	49:CY:21:LEU:C	2.52	0.48
25:DA:244:A:C2	25:DA:255:A:C4	3.02	0.48
25:DA:542:C:C3'	25:DA:543:G:H5''	2.44	0.48
25:DA:714:U:H5''	25:DA:715:A:OP2	2.14	0.48
25:DA:1050:A:C1'	25:DA:2751:G:N2	2.76	0.48

Continued on next page...

Continued from previous page...

Atom-1	Atom-2	Interatomic distance (Å)	Clash overlap (Å)
25:DA:1054:A:C6	25:DA:1055:G:C5	3.01	0.48
25:DA:1429:G:H2'	25:DA:1430:G:O5'	2.13	0.48
25:DA:1476:U:H1'	25:DA:1732:C:C2	2.48	0.48
25:DA:1559:U:H3'	25:DA:1560:G:H5'	1.94	0.48
25:DA:2027:G:C6	25:DA:2028:U:C4	3.02	0.48
56:DB:25:U:C4	56:DB:26:C:C5	3.01	0.48
27:DC:1:ALA:CB	27:DC:198:GLU:OE2	2.61	0.48
27:DC:251:THR:O	27:DC:252:LYS:HB2	2.13	0.48
30:DF:32:LYS:HA	30:DF:90:LEU:O	2.12	0.48
31:DG:43:LYS:HE3	31:DG:43:LYS:H	1.77	0.48
31:DG:120:ILE:CD1	31:DG:134:GLY:HA3	2.43	0.48
32:DH:127:GLU:HA	32:DH:144:VAL:O	2.13	0.48
37:DM:108:VAL:CG1	37:DM:109:PRO:HD2	2.39	0.48
38:DN:49:GLU:N	38:DN:50:PRO:CD	2.77	0.48
40:DP:113:LEU:O	40:DP:113:LEU:HD23	2.13	0.48
42:DR:9:GLY:C	42:DR:10:LYS:HG2	2.33	0.48
45:DU:4:ILE:C	45:DU:5:ARG:HG2	2.34	0.48
45:DU:5:ARG:O	45:DU:8:ASP:HB3	2.12	0.48
45:DU:12:VAL:HG11	45:DU:17:ASP:C	2.33	0.48
50:DZ:5:LYS:HB2	50:DZ:57:GLU:HG3	1.95	0.48
54:D3:60:CYS:C	54:D3:61:LEU:HD23	2.34	0.48
54:D3:60:CYS:O	54:D3:62:PRO:HD3	2.13	0.48
1:AA:189:A:C6	1:AA:190:A:C2	3.02	0.48
1:AA:198:G:H2'	1:AA:199:A:H8	1.79	0.48
1:AA:446:G:C2'	1:AA:447:G:H5'	2.43	0.48
1:AA:462:G:C8	1:AA:463:U:C5	3.01	0.48
1:AA:488:C:O5'	1:AA:488:C:H6	1.96	0.48
1:AA:636:U:H2'	1:AA:637:C:H6	1.77	0.48
1:AA:821:G:H2'	1:AA:822:U:C6	2.48	0.48
1:AA:1068:G:N7	1:AA:1094:G:H2'	2.28	0.48
1:AA:1235:U:H2'	1:AA:1236:A:O5'	2.13	0.48
2:AB:160:LEU:HB3	2:AB:182:VAL:HA	1.94	0.48
4:AD:2:ARG:CZ	4:AD:114:ARG:CD	2.92	0.48
4:AD:117:VAL:O	4:AD:130:ASN:HB2	2.14	0.48
7:AG:22:LEU:HD21	7:AG:61:PHE:CZ	2.47	0.48
22:AV:24:G:C2'	22:AV:25:C:O5'	2.61	0.48
24:AY:86:SER:O	24:AY:87:ASP:C	2.51	0.48
1:BA:88:U:O4	1:BA:89:U:C4	2.67	0.48
1:BA:369:G:C2'	1:BA:370:C:O5'	2.61	0.48
1:BA:475:C:O2	1:BA:475:C:H2'	2.12	0.48
1:BA:523:A:N6	12:BL:49:ARG:HH12	2.12	0.48

Continued on next page...

Continued from previous page...

Atom-1	Atom-2	Interatomic distance (Å)	Clash overlap (Å)
1:BA:979:C:H3'	1:BA:980:C:H6	1.79	0.48
1:BA:1036:A:H2'	1:BA:1036:A:N3	2.28	0.48
1:BA:1166:G:N1	1:BA:1168:U:H5''	2.28	0.48
1:BA:1256:A:H5'	1:BA:1258:G:C1'	2.43	0.48
3:BC:147:GLY:HA2	3:BC:170:GLY:HA3	1.95	0.48
6:BF:61:LEU:HD12	6:BF:62:MET:H	1.79	0.48
13:BM:92:ARG:HH11	13:BM:92:ARG:HG2	1.77	0.48
15:BO:75:ALA:O	15:BO:77:TYR:N	2.46	0.48
17:BQ:45:VAL:HG22	17:BQ:72:TRP:HB2	1.95	0.48
18:BR:24:ASP:C	18:BR:26:ALA:N	2.65	0.48
21:BU:11:PHE:O	21:BU:12:ASP:HB2	2.14	0.48
21:BU:52:VAL:HG13	21:BU:53:LYS:N	2.28	0.48
22:BV:63:G:H2'	22:BV:64:A:O4'	2.14	0.48
25:CA:35:G:C2'	25:CA:36:G:O5'	2.60	0.48
25:CA:572:A:H3'	25:CA:573:U:O4'	2.14	0.48
25:CA:691:C:O2'	25:CA:692:C:H5'	2.14	0.48
25:CA:1081:U:OP2	25:CA:1081:U:C6	2.66	0.48
25:CA:1154:G:OP2	41:CQ:57:ARG:NH1	2.45	0.48
25:CA:1348:C:C5	25:CA:1349:C:C5	3.02	0.48
25:CA:1450:G:C6	25:CA:1451:C:N4	2.81	0.48
25:CA:1559:U:H3'	25:CA:1560:G:H5'	1.95	0.48
25:CA:1567:G:C5	27:CC:82:TYR:CD1	3.01	0.48
25:CA:1613:G:C2	25:CA:1619:G:C5	3.01	0.48
25:CA:1707:G:H2'	25:CA:1708:C:O4'	2.14	0.48
25:CA:2032:G:H1'	28:CD:150:GLN:OE1	2.13	0.48
25:CA:2149:U:H2'	25:CA:2150:C:C6	2.49	0.48
25:CA:2287:A:C4	25:CA:2289:G:N7	2.82	0.48
25:CA:2305:U:OP1	25:CA:2305:U:H4'	2.14	0.48
25:CA:2683:C:H4'	28:CD:13:ARG:NH1	2.28	0.48
25:CA:2813:A:H2'	25:CA:2814:A:H5'	1.94	0.48
27:CC:158:GLY:H	27:CC:194:VAL:HG13	1.79	0.48
28:CD:4:LEU:HD11	28:CD:96:ILE:HG22	1.95	0.48
29:CE:175:ILE:HD13	29:CE:196:VAL:CG2	2.43	0.48
30:CF:121:PHE:CE2	30:CF:127:TYR:CD1	3.01	0.48
32:CH:5:LEU:O	32:CH:6:LEU:HD12	2.13	0.48
34:CJ:65:THR:HG23	34:CJ:68:LYS:NZ	2.28	0.48
36:CL:77:ILE:HD12	36:CL:100:ILE:HD11	1.96	0.48
36:CL:112:LEU:O	36:CL:112:LEU:HG	2.14	0.48
42:CR:49:ILE:HG22	42:CR:53:PHE:CA	2.41	0.48
42:CR:51:VAL:HB	42:CR:52:PRO:HD3	1.94	0.48
42:CR:62:GLU:O	42:CR:62:GLU:CG	2.61	0.48

Continued on next page...

Continued from previous page...

Atom-1	Atom-2	Interatomic distance (Å)	Clash overlap (Å)
44:CT:31:VAL:HA	44:CT:83:ALA:O	2.13	0.48
45:CU:42:LYS:HZ3	45:CU:42:LYS:HB2	1.79	0.48
46:CV:66:ASP:O	46:CV:67:GLY:C	2.52	0.48
25:DA:141:G:H5'	25:DA:142:A:C5	2.47	0.48
25:DA:200:U:O4	25:DA:248:G:C2	2.66	0.48
25:DA:320:A:H2'	29:DE:131:THR:HG21	1.94	0.48
25:DA:477:A:C6	25:DA:478:A:C6	3.01	0.48
25:DA:615:U:H3'	25:DA:616:A:C5'	2.43	0.48
25:DA:666:A:C5	25:DA:667:U:C5	3.01	0.48
25:DA:871:U:C5'	37:DM:68:PHE:CE2	2.97	0.48
25:DA:1073:A:C2'	25:DA:1074:G:H5'	2.43	0.48
25:DA:1104:C:C2	25:DA:1105:U:C5	3.01	0.48
25:DA:1179:G:O6	25:DA:1180:U:C2	2.66	0.48
25:DA:1338:G:C2'	25:DA:1339:G:H5'	2.43	0.48
25:DA:1467:U:C5	25:DA:1468:U:C5	3.01	0.48
25:DA:1498:C:H2'	25:DA:1499:C:H6	1.78	0.48
25:DA:2131:U:H5'	25:DA:2132:U:OP1	2.13	0.48
25:DA:2514:U:H2'	25:DA:2515:C:H6	1.77	0.48
25:DA:2615:U:O2	25:DA:2615:U:H2'	2.12	0.48
56:DB:51:G:C2'	56:DB:52:A:O5'	2.61	0.48
27:DC:83:ASP:C	27:DC:85:ASN:H	2.17	0.48
30:DF:30:VAL:HG22	30:DF:95:MET:HE3	1.96	0.48
30:DF:100:GLU:O	30:DF:103:ILE:N	2.46	0.48
35:DK:92:GLU:O	35:DK:93:GLN:HB2	2.12	0.48
36:DL:23:ILE:HD13	42:DR:84:ARG:CG	2.42	0.48
39:DO:37:ALA:CB	39:DO:106:LEU:HD11	2.40	0.48
42:DR:49:ILE:HG22	42:DR:54:VAL:N	2.28	0.48
45:DU:6:ARG:CG	45:DU:7:ASP:H	2.27	0.48
50:DZ:43:ILE:C	50:DZ:45:GLY:N	2.64	0.48
1:AA:159:G:C5'	1:AA:159:G:C8	2.96	0.48
1:AA:194:C:H2'	1:AA:195:A:H5'	1.95	0.48
1:AA:276:G:C4	1:AA:277:C:C5	3.01	0.48
1:AA:409:U:C4	1:AA:410:G:C6	3.02	0.48
1:AA:1072:G:H2'	1:AA:1073:U:C6	2.48	0.48
1:AA:1312:G:C2	1:AA:1326:U:C2	3.01	0.48
1:AA:1326:U:H2'	1:AA:1327:C:C6	2.47	0.48
1:AA:1332:A:H5'	1:AA:1332:A:N3	2.29	0.48
2:AB:88:GLN:HG3	2:AB:220:VAL:HG11	1.95	0.48
4:AD:169:TRP:HB3	4:AD:183:ARG:CZ	2.43	0.48
4:AD:196:GLU:CD	4:AD:196:GLU:N	2.66	0.48
5:AE:37:VAL:HA	5:AE:47:PHE:HA	1.94	0.48

Continued on next page...

Continued from previous page...

Atom-1	Atom-2	Interatomic distance (Å)	Clash overlap (Å)
5:AE:83:PRO:CA	5:AE:97:PRO:HD3	2.44	0.48
5:AE:94:PHE:CZ	5:AE:96:GLN:HG3	2.48	0.48
11:AK:30:ILE:HA	11:AK:45:THR:HG22	1.96	0.48
11:AK:37:GLN:CA	11:AK:37:GLN:OE1	2.61	0.48
13:AM:33:LEU:HD23	13:AM:38:ILE:CG2	2.43	0.48
15:AO:3:SER:O	15:AO:7:THR:HG23	2.12	0.48
18:AR:22:TYR:C	18:AR:22:TYR:CD1	2.86	0.48
22:AV:59:U:C4	22:AV:60:U:C4	3.00	0.48
1:BA:27:G:H2'	1:BA:28:A:O4'	2.12	0.48
1:BA:58:C:C2'	1:BA:59:A:H5'	2.43	0.48
1:BA:141:G:H2'	1:BA:142:G:O4'	2.12	0.48
1:BA:615:G:C6	1:BA:626:G:C6	3.01	0.48
1:BA:688:G:H5'	11:BK:48:GLY:HA2	1.95	0.48
1:BA:815:A:H4'	1:BA:817:C:C5	2.48	0.48
1:BA:933:G:OP2	7:BG:2:ARG:HB3	2.14	0.48
1:BA:937:A:H1'	1:BA:1379:G:N2	2.29	0.48
1:BA:1048:G:H4'	14:BN:2:LYS:HE2	1.93	0.48
1:BA:1286:U:H3'	1:BA:1286:U:O2	2.13	0.48
2:BB:101:THR:CA	2:BB:178:LEU:HD21	2.44	0.48
2:BB:181:PRO:C	2:BB:182:VAL:HG23	2.34	0.48
2:BB:206:ILE:N	2:BB:206:ILE:HD13	2.29	0.48
3:BC:66:THR:O	3:BC:67:ILE:HG13	2.13	0.48
3:BC:86:LEU:O	3:BC:90:VAL:HG23	2.13	0.48
3:BC:111:ASP:O	3:BC:115:VAL:HG23	2.13	0.48
4:BD:145:ARG:NH2	4:BD:147:LYS:HE3	2.28	0.48
8:BH:7:ALA:HA	8:BH:76:ARG:HG3	1.94	0.48
9:BI:128:LYS:HD3	9:BI:129:ARG:H	1.77	0.48
12:BL:63:THR:HG23	12:BL:92:VAL:HA	1.95	0.48
12:BL:106:VAL:CG2	12:BL:116:TYR:HB3	2.40	0.48
19:BS:50:VAL:O	19:BS:56:HIS:HA	2.13	0.48
19:BS:79:TYR:O	19:BS:80:ARG:CB	2.62	0.48
25:CA:184:C:H2'	25:CA:185:G:C8	2.48	0.48
25:CA:592:A:C2	25:CA:666:A:C4	3.01	0.48
25:CA:702:U:H2'	25:CA:703:U:O4'	2.13	0.48
25:CA:894:U:O2'	25:CA:895:U:H5'	2.14	0.48
25:CA:1180:U:HO2'	25:CA:1181:U:P	2.37	0.48
25:CA:1359:A:N7	25:CA:1373:A:C2	2.81	0.48
25:CA:1359:A:C8	25:CA:1373:A:N1	2.81	0.48
25:CA:1592:C:H2'	25:CA:1593:A:C8	2.49	0.48
25:CA:1721:G:C6	25:CA:1738:G:C6	3.01	0.48
25:CA:1840:G:C4	25:CA:1841:U:C6	3.02	0.48

Continued on next page...

Continued from previous page...

Atom-1	Atom-2	Interatomic distance (Å)	Clash overlap (Å)
25:CA:1989:G:H2'	25:CA:1990:C:O5'	2.13	0.48
25:CA:2545:G:H2'	25:CA:2546:U:O4'	2.14	0.48
27:CC:124:LYS:HD3	27:CC:127:ASN:ND2	2.29	0.48
29:CE:175:ILE:HD13	29:CE:196:VAL:HG21	1.94	0.48
31:CG:73:SER:HA	31:CG:76:ILE:HG12	1.95	0.48
38:CN:24:MET:HG2	38:CN:44:LEU:CD2	2.40	0.48
41:CQ:25:GLY:O	41:CQ:26:ALA:C	2.51	0.48
43:CS:11:ARG:O	43:CS:12:SER:CB	2.61	0.48
25:DA:349:U:H2'	25:DA:350:G:H8	1.77	0.48
25:DA:570:G:H2'	25:DA:2030:A:C8	2.47	0.48
25:DA:680:C:H2'	25:DA:681:G:H8	1.78	0.48
25:DA:861:A:H3'	25:DA:862:G:C8	2.48	0.48
25:DA:1047:G:H1'	25:DA:1110:G:N1	2.28	0.48
25:DA:1087:G:C2	25:DA:1089:A:N3	2.81	0.48
25:DA:1873:G:C4	25:DA:1874:C:C5	3.02	0.48
25:DA:1932:A:C2	25:DA:1969:A:C6	3.02	0.48
25:DA:2126:A:C4	25:DA:2162:G:O6	2.66	0.48
25:DA:2137:U:C2	25:DA:2138:G:C8	3.02	0.48
25:DA:2204:G:O5'	27:DC:149:LYS:HE3	2.14	0.48
25:DA:2477:U:H5''	25:DA:2479:U:O4	2.14	0.48
27:DC:188:ARG:NH2	27:DC:188:ARG:HG3	2.29	0.48
29:DE:28:VAL:HG12	29:DE:32:VAL:HG22	1.95	0.48
29:DE:149:ILE:HD12	29:DE:150:THR:H	1.78	0.48
31:DG:39:ALA:HB2	31:DG:57:TYR:CB	2.43	0.48
32:DH:62:LEU:CD1	32:DH:63:ALA:N	2.69	0.48
32:DH:112:LYS:O	32:DH:115:VAL:HB	2.14	0.48
36:DL:110:VAL:HB	36:DL:127:VAL:HG22	1.95	0.48
38:DN:79:LEU:O	38:DN:80:PHE:HB2	2.13	0.48
39:DO:56:LYS:O	39:DO:57:ALA:C	2.51	0.48
40:DP:20:ARG:HB3	40:DP:21:PRO:CD	2.43	0.48
1:AA:83:C:H2'	1:AA:85:U:OP2	2.13	0.48
1:AA:568:G:O2'	1:AA:574:A:N1	2.28	0.48
1:AA:575:G:H4'	1:AA:576:C:OP1	2.14	0.48
1:AA:634:C:C2	1:AA:635:A:C8	3.02	0.48
1:AA:859:G:H2'	1:AA:860:A:C8	2.49	0.48
1:AA:941:G:C6	1:AA:1343:G:C6	3.01	0.48
1:AA:1158:C:N4	1:AA:1160:G:C5	2.81	0.48
1:AA:1245:C:H2'	1:AA:1246:A:C8	2.48	0.48
1:AA:1304:G:C6	1:AA:1305:G:C2	3.02	0.48
1:AA:1319:A:N7	1:AA:1323:G:C5	2.81	0.48
1:AA:1505:G:H4'	1:AA:1506:U:H5''	1.96	0.48

Continued on next page...

Continued from previous page...

Atom-1	Atom-2	Interatomic distance (Å)	Clash overlap (Å)
2:AB:90:PHE:H	2:AB:90:PHE:HD2	1.60	0.48
3:AC:22:PHE:CD2	3:AC:22:PHE:C	2.85	0.48
3:AC:134:LYS:O	3:AC:138:GLN:HG3	2.13	0.48
4:AD:164:ARG:C	4:AD:166:LYS:N	2.66	0.48
5:AE:88:HIS:O	5:AE:89:THR:HB	2.13	0.48
6:AF:39:LEU:HD13	6:AF:40:GLU:N	2.29	0.48
6:AF:40:GLU:HB2	6:AF:42:TRP:HE1	1.78	0.48
7:AG:143:MET:C	7:AG:144:ALA:O	2.47	0.48
10:AJ:81:GLU:HA	10:AJ:84:VAL:HG12	1.94	0.48
11:AK:106:ILE:O	11:AK:106:ILE:HG23	2.13	0.48
12:AL:56:LEU:HB3	12:AL:58:ASN:OD1	2.14	0.48
13:AM:94:LEU:HD23	13:AM:94:LEU:N	2.28	0.48
16:AP:28:ARG:HG2	16:AP:29:ASN:OD1	2.14	0.48
16:AP:52:LEU:HD23	16:AP:78:VAL:HG11	1.95	0.48
17:AQ:16:MET:C	17:AQ:19:SER:HB3	2.33	0.48
19:AS:18:VAL:HG11	19:AS:42:ASN:OD1	2.13	0.48
22:AV:61:C:C2	22:AV:62:C:C5	3.01	0.48
1:BA:72:A:C5	1:BA:73:C:N4	2.80	0.48
1:BA:519:C:O2	1:BA:519:C:C2'	2.57	0.48
1:BA:642:A:C5	8:BH:106:SER:HA	2.49	0.48
1:BA:790:A:C6	1:BA:791:G:C6	3.02	0.48
1:BA:1098:C:H2'	1:BA:1099:G:O4'	2.13	0.48
1:BA:1124:G:C2	1:BA:1127:G:C2	3.01	0.48
1:BA:1256:A:C8	1:BA:1278:G:C8	3.02	0.48
1:BA:1275:A:H2'	1:BA:1276:G:C5'	2.39	0.48
1:BA:1473:G:O2'	1:BA:1474:U:H5'	2.14	0.48
2:BB:79:VAL:HG12	2:BB:79:VAL:O	2.13	0.48
2:BB:80:LYS:HG2	2:BB:84:LEU:CD2	2.39	0.48
2:BB:134:LEU:CD1	2:BB:138:ARG:HB3	2.43	0.48
2:BB:224:ARG:O	2:BB:225:SER:HB2	2.13	0.48
3:BC:22:PHE:CD2	3:BC:22:PHE:C	2.86	0.48
3:BC:102:ILE:N	3:BC:102:ILE:CD1	2.75	0.48
4:BD:61:ARG:HG2	4:BD:71:PHE:CD2	2.49	0.48
5:BE:96:GLN:HB2	5:BE:123:LEU:HB2	1.95	0.48
10:BJ:46:LYS:HE2	10:BJ:68:ARG:NE	2.29	0.48
13:BM:1:ALA:HB1	13:BM:9:PRO:HD2	1.95	0.48
14:BN:64:CYS:SG	14:BN:79:LEU:CD2	3.01	0.48
17:BQ:77:VAL:O	17:BQ:78:VAL:HG22	2.14	0.48
20:BT:35:TYR:CE2	20:BT:36:ALA:HA	2.49	0.48
25:CA:493:G:H2'	25:CA:494:G:O4'	2.13	0.48
25:CA:640:C:O2'	25:CA:641:U:H5'	2.13	0.48

Continued on next page...

Continued from previous page...

Atom-1	Atom-2	Interatomic distance (Å)	Clash overlap (Å)
25:CA:1747:U:H2'	25:CA:1748:C:C6	2.48	0.48
25:CA:1857:G:H1'	25:CA:1884:G:N2	2.29	0.48
25:CA:2127:G:C2'	25:CA:2128:G:C8	2.86	0.48
25:CA:2183:A:O2'	25:CA:2184:A:H5'	2.13	0.48
25:CA:2419:U:OP1	54:C3:40:LYS:HE2	2.13	0.48
25:CA:2438:U:O2'	25:CA:2439:A:H5''	2.13	0.48
28:CD:33:ARG:NH1	28:CD:53:GLY:O	2.46	0.48
28:CD:132:ALA:HA	28:CD:140:HIS:HD1	1.79	0.48
32:CH:24:GLY:O	32:CH:25:TYR:C	2.51	0.48
36:CL:117:THR:HG22	36:CL:117:THR:O	2.14	0.48
38:CN:28:LEU:HD12	38:CN:28:LEU:O	2.14	0.48
40:CP:102:ARG:HH11	40:CP:102:ARG:HG3	1.76	0.48
47:CW:17:LEU:HD23	47:CW:35:ARG:HB3	1.96	0.48
25:DA:118:A:H1'	25:DA:178:G:O4'	2.14	0.48
25:DA:146:A:C2	25:DA:147:C:C2	3.01	0.48
25:DA:629:G:H5''	25:DA:650:C:O2'	2.14	0.48
25:DA:776:G:H4'	25:DA:777:G:O5'	2.13	0.48
25:DA:994:C:H1'	42:DR:10:LYS:HE3	1.94	0.48
25:DA:1057:A:C2	25:DA:1058:U:C6	3.02	0.48
25:DA:1090:A:N1	25:DA:1102:C:C2	2.82	0.48
25:DA:1347:A:N1	25:DA:1348:C:O2	2.46	0.48
25:DA:1354:A:N7	25:DA:1355:G:C8	2.82	0.48
25:DA:1710:G:C2	25:DA:1711:A:C4	3.01	0.48
25:DA:2311:A:C5	30:DF:76:PHE:CD2	3.02	0.48
25:DA:2800:A:C3'	25:DA:2801:G:H5'	2.43	0.48
25:DA:2874:C:O2	25:DA:2874:C:C2'	2.52	0.48
27:DC:216:ARG:HB3	27:DC:217:PRO:CD	2.44	0.48
28:DD:39:ASP:O	28:DD:43:ASP:HB2	2.13	0.48
29:DE:177:PRO:O	29:DE:178:VAL:C	2.52	0.48
29:DE:194:LYS:O	29:DE:195:GLN:C	2.52	0.48
32:DH:42:LYS:HD3	32:DH:43:ASN:N	2.28	0.48
32:DH:50:ARG:CA	32:DH:50:ARG:NE	2.76	0.48
35:DK:114:LYS:CE	35:DK:118:LEU:HD21	2.43	0.48
37:DM:135:VAL:O	37:DM:136:MET:O	2.32	0.48
46:DV:20:LEU:O	46:DV:25:LYS:HB2	2.14	0.48
52:D1:9:LYS:O	52:D1:50:GLU:HG2	2.12	0.48
52:D1:18:HIS:CD2	52:D1:48:TYR:OH	2.67	0.48
55:D4:16:ILE:HD13	55:D4:25:VAL:CG2	2.44	0.48
1:AA:146:G:C2'	1:AA:147:G:H5'	2.44	0.48
1:AA:193:C:H2'	1:AA:194:C:H6	1.78	0.48
1:AA:520:A:N1	1:AA:536:C:H1'	2.28	0.48

Continued on next page...

Continued from previous page...

Atom-1	Atom-2	Interatomic distance (Å)	Clash overlap (Å)
1:AA:685:G:O2'	1:AA:686:U:H5'	2.14	0.48
1:AA:1140:C:O2	1:AA:1141:C:C5	2.66	0.48
2:AB:61:SER:C	2:AB:63:LYS:N	2.67	0.48
2:AB:98:GLY:N	2:AB:174:GLU:OE2	2.46	0.48
2:AB:117:GLU:HA	2:AB:120:SER:HB2	1.96	0.48
2:AB:146:SER:O	2:AB:147:LEU:CB	2.61	0.48
2:AB:155:GLY:O	2:AB:156:LEU:O	2.31	0.48
6:AF:38:ARG:HB3	6:AF:63:ASN:HB2	1.94	0.48
6:AF:89:VAL:HG23	6:AF:90:MET:N	2.28	0.48
9:AI:30:ASN:O	9:AI:32:ARG:N	2.46	0.48
11:AK:22:ILE:HG13	11:AK:22:ILE:O	2.14	0.48
12:AL:2:THR:HB	12:AL:5:GLN:CG	2.43	0.48
13:AM:40:GLU:HG3	13:AM:41:ASP:H	1.77	0.48
13:AM:53:ASP:HA	13:AM:56:ARG:HE	1.79	0.48
22:AV:59:U:C5	22:AV:60:U:O4	2.66	0.48
1:BA:272:C:H2'	1:BA:273:U:H6	1.78	0.48
1:BA:438:U:C2	1:BA:494:G:C6	3.02	0.48
1:BA:782:A:H2'	1:BA:783:C:H5'	1.95	0.48
1:BA:812:G:OP1	1:BA:903:G:H1'	2.13	0.48
1:BA:1036:A:H5'	1:BA:1037:C:OP2	2.13	0.48
1:BA:1072:G:C3'	1:BA:1073:U:H6	2.26	0.48
1:BA:1150:A:H1'	1:BA:1280:A:N6	2.28	0.48
1:BA:1225:A:C2'	1:BA:1226:C:C5	2.94	0.48
1:BA:1226:C:H4'	1:BA:1227:A:OP1	2.14	0.48
1:BA:1304:G:O3'	1:BA:1305:G:O4'	2.31	0.48
1:BA:1387:G:C6	1:BA:1388:C:N4	2.82	0.48
1:BA:1423:G:H2'	1:BA:1424:U:C6	2.46	0.48
1:BA:1426:G:O2'	1:BA:1427:C:H5'	2.13	0.48
1:BA:1458:G:H5'	20:BT:26:MET:HB3	1.96	0.48
1:BA:1477:U:O2'	1:BA:1478:U:H5'	2.13	0.48
5:BE:9:GLU:O	5:BE:10:LEU:C	2.51	0.48
7:BG:41:ILE:HG23	7:BG:116:ALA:HA	1.96	0.48
8:BH:112:ASP:CG	8:BH:113:ARG:H	2.17	0.48
16:BP:7:ALA:HA	16:BP:28:ARG:HG2	1.96	0.48
16:BP:56:ARG:HD2	16:BP:56:ARG:HA	1.64	0.48
19:BS:13:HIS:CD2	19:BS:13:HIS:N	2.81	0.48
20:BT:25:SER:O	20:BT:29:THR:HG23	2.14	0.48
21:BU:24:LYS:CG	21:BU:25:ALA:H	2.25	0.48
22:BV:60:U:H5''	22:BV:61:C:C5	2.49	0.48
25:CA:35:G:H2'	25:CA:36:G:O5'	2.13	0.48
25:CA:634:C:H6	25:CA:634:C:O5'	1.96	0.48

Continued on next page...

Continued from previous page...

Atom-1	Atom-2	Interatomic distance (Å)	Clash overlap (Å)
25:CA:790:U:O5'	25:CA:790:U:C2'	2.62	0.48
25:CA:1090:A:C2'	25:CA:1091:G:O5'	2.62	0.48
25:CA:1385:A:O2'	25:CA:1396:U:O2	2.31	0.48
25:CA:1392:A:N6	44:CT:18:GLU:CG	2.77	0.48
26:CB:2:G:N3	26:CB:2:G:H2'	2.29	0.48
30:CF:135:ILE:HD12	30:CF:135:ILE:N	2.29	0.48
31:CG:89:VAL:HG21	31:CG:162:ARG:CZ	2.44	0.48
32:CH:76:GLU:O	32:CH:143:ILE:HB	2.14	0.48
33:CI:54:ILE:HG12	33:CI:73:PRO:HA	1.94	0.48
34:CJ:73:VAL:HG11	34:CJ:75:TYR:CZ	2.49	0.48
36:CL:106:GLU:HB3	36:CL:107:PHE:CE2	2.48	0.48
43:CS:20:VAL:HG11	43:CS:44:ALA:HA	1.96	0.48
25:DA:52:A:C2'	25:DA:53:A:O5'	2.61	0.48
25:DA:133:U:C6	25:DA:133:U:C3'	2.97	0.48
25:DA:871:U:H4'	37:DM:68:PHE:CE2	2.49	0.48
25:DA:1328:A:H2'	25:DA:1330:C:C5	2.49	0.48
25:DA:1336:A:C2	25:DA:1337:G:C4	3.02	0.48
25:DA:1360:G:H2'	25:DA:1360:G:N3	2.28	0.48
25:DA:1717:A:H2'	25:DA:1718:G:O4'	2.13	0.48
25:DA:1862:G:C2	25:DA:1881:C:O2	2.67	0.48
25:DA:2048:G:H2'	25:DA:2049:G:O5'	2.13	0.48
25:DA:2080:A:C5	25:DA:2081:U:C5	3.01	0.48
25:DA:2293:G:N2	25:DA:2294:G:H1'	2.28	0.48
25:DA:2311:A:H5'	25:DA:2311:A:C8	2.49	0.48
25:DA:2599:G:N7	27:DC:234:GLY:O	2.47	0.48
25:DA:2619:C:H5'	28:DD:155:VAL:O	2.13	0.48
56:DB:25:U:H2'	56:DB:26:C:O4'	2.14	0.48
56:DB:91:C:H2'	56:DB:92:C:C6	2.48	0.48
29:DE:97:ASN:HB2	29:DE:100:MET:HB2	1.95	0.48
29:DE:146:VAL:HG22	29:DE:167:VAL:HG22	1.96	0.48
30:DF:6:TYR:CE1	30:DF:10:GLU:HB2	2.49	0.48
30:DF:62:GLN:NE2	30:DF:88:VAL:HG13	2.29	0.48
31:DG:67:ALA:HA	31:DG:70:LEU:HD12	1.96	0.48
31:DG:162:ARG:CZ	31:DG:168:VAL:HG21	2.43	0.48
33:DI:96:LYS:HA	33:DI:136:GLY:O	2.14	0.48
40:DP:98:TYR:O	40:DP:98:TYR:CD2	2.66	0.48
43:DS:29:VAL:HG13	43:DS:55:ILE:HD11	1.96	0.48
44:DT:21:SER:O	44:DT:23:ALA:N	2.47	0.48
45:DU:94:PHE:N	45:DU:102:ILE:HD12	2.29	0.48
46:DV:20:LEU:CD2	46:DV:26:PHE:N	2.77	0.48
46:DV:30:ILE:HG12	46:DV:91:PHE:CB	2.43	0.48

Continued on next page...

Continued from previous page...

Atom-1	Atom-2	Interatomic distance (Å)	Clash overlap (Å)
1:AA:72:A:N6	1:AA:73:C:N4	2.62	0.48
1:AA:307:C:C5	1:AA:308:C:C5	3.02	0.48
1:AA:554:A:H2'	1:AA:555:U:C6	2.49	0.48
1:AA:708:C:H2'	1:AA:709:U:C6	2.47	0.48
1:AA:731:G:OP1	1:AA:766:A:H1'	2.13	0.48
1:AA:809:G:C6	1:AA:810:C:C5	3.01	0.48
1:AA:872:A:C4	1:AA:874:G:N7	2.82	0.48
1:AA:1213:A:C8	1:AA:1215:G:N7	2.82	0.48
1:AA:1329:A:H2'	1:AA:1330:U:H5'	1.95	0.48
1:AA:1430:A:OP2	1:AA:1430:A:H8	1.95	0.48
1:AA:1503:A:C4	1:AA:1531:A:N3	2.82	0.48
4:AD:54:LEU:HD23	4:AD:55:ARG:HA	1.96	0.48
4:AD:156:ALA:O	4:AD:160:LEU:HD13	2.14	0.48
5:AE:32:PHE:CD2	5:AE:32:PHE:N	2.82	0.48
6:AF:38:ARG:HG3	6:AF:39:LEU:N	2.29	0.48
8:AH:124:ILE:O	8:AH:124:ILE:HG13	2.13	0.48
10:AJ:65:TYR:OH	14:AN:85:ARG:CD	2.62	0.48
11:AK:30:ILE:HD12	11:AK:30:ILE:C	2.34	0.48
11:AK:95:THR:HG23	11:AK:96:ILE:H	1.79	0.48
12:AL:54:VAL:HG12	12:AL:56:LEU:HD23	1.96	0.48
17:AQ:20:ILE:HD13	17:AQ:47:ASP:OD1	2.14	0.48
20:AT:4:LYS:HE2	20:AT:4:LYS:C	2.34	0.48
1:BA:600:A:C2	1:BA:601:G:C5	3.02	0.48
1:BA:634:C:O2'	1:BA:635:A:H5'	2.13	0.48
1:BA:717:U:O2'	1:BA:734:G:O4'	2.27	0.48
1:BA:1237:C:C2'	1:BA:1238:A:OP1	2.60	0.48
1:BA:1262:C:C4	1:BA:1263:C:C4	3.02	0.48
1:BA:1299:A:N3	1:BA:1299:A:H2'	2.28	0.48
3:BC:82:ASP:O	3:BC:85:LYS:HG3	2.13	0.48
12:BL:24:GLU:O	12:BL:25:ALA:O	2.31	0.48
14:BN:14:ALA:O	14:BN:16:ALA:N	2.47	0.48
15:BO:3:SER:HB3	15:BO:6:ALA:H	1.79	0.48
15:BO:42:PHE:CE1	15:BO:55:LEU:HD22	2.48	0.48
16:BP:77:GLU:C	16:BP:79:ASN:N	2.67	0.48
20:BT:35:TYR:C	20:BT:35:TYR:CD1	2.78	0.48
20:BT:72:ALA:O	20:BT:73:ARG:C	2.50	0.48
25:CA:361:G:O2'	25:CA:362:A:O5'	2.30	0.48
25:CA:1079:C:C4	25:CA:1088:A:C6	3.02	0.48
25:CA:1104:C:OP2	25:CA:1104:C:C6	2.67	0.48
25:CA:2191:A:N3	25:CA:2191:A:H2'	2.29	0.48
25:CA:2774:C:H2'	25:CA:2775:G:O4'	2.14	0.48

Continued on next page...

Continued from previous page...

Atom-1	Atom-2	Interatomic distance (Å)	Clash overlap (Å)
26:CB:65:U:O5'	26:CB:65:U:H6	1.97	0.48
27:CC:10:PRO:O	27:CC:11:GLY:O	2.32	0.48
27:CC:104:LEU:N	27:CC:104:LEU:HD13	2.28	0.48
28:CD:136:ASN:HD22	28:CD:140:HIS:CD2	2.31	0.48
28:CD:157:LYS:HE3	34:CJ:79:GLY:O	2.14	0.48
29:CE:84:THR:HG22	29:CE:85:PHE:CG	2.48	0.48
30:CF:71:LYS:HD3	30:CF:72:SER:H	1.78	0.48
30:CF:94:ARG:HB3	30:CF:94:ARG:NH1	2.29	0.48
30:CF:171:ALA:C	30:CF:173:ASP:H	2.16	0.48
31:CG:5:LYS:O	31:CG:7:PRO:HD3	2.13	0.48
31:CG:87:GLN:C	31:CG:88:LEU:HD12	2.33	0.48
34:CJ:23:LYS:HE3	34:CJ:142:ILE:OXT	2.13	0.48
36:CL:77:ILE:HD13	36:CL:77:ILE:N	2.27	0.48
44:CT:12:ARG:HH21	49:CY:29:ARG:NH2	2.12	0.48
49:CY:9:LYS:H	49:CY:12:GLU:HB2	1.78	0.48
54:C3:54:LEU:O	54:C3:55:GLY:C	2.50	0.48
25:DA:67:U:C2	25:DA:68:G:C8	3.01	0.48
25:DA:404:A:C2	25:DA:406:G:N3	2.82	0.48
25:DA:563:A:C4	25:DA:2018:G:C2	3.02	0.48
25:DA:833:A:P	36:DL:39:LYS:HE2	2.54	0.48
25:DA:898:C:C2'	25:DA:899:A:H5'	2.43	0.48
25:DA:967:U:H2'	25:DA:968:C:C6	2.49	0.48
25:DA:1097:U:C3'	25:DA:1098:A:H5'	2.44	0.48
25:DA:1354:A:N7	25:DA:1355:G:C4	2.82	0.48
25:DA:1421:G:C2	25:DA:1422:G:C8	3.02	0.48
25:DA:1528:A:H2'	25:DA:1529:G:O4'	2.13	0.48
25:DA:1779:U:O4	25:DA:1784:A:C8	2.66	0.48
25:DA:2347:C:H2'	25:DA:2348:U:C6	2.48	0.48
25:DA:2414:G:C5	25:DA:2415:G:N7	2.82	0.48
25:DA:2555:U:H5	25:DA:2556:C:C2	2.31	0.48
25:DA:2648:G:H2'	25:DA:2649:C:H6	1.75	0.48
32:DH:76:GLU:O	32:DH:76:GLU:CG	2.62	0.48
33:DI:11:GLN:NE2	33:DI:53:PRO:HA	2.29	0.48
40:DP:51:ASN:H	40:DP:51:ASN:ND2	2.12	0.48
42:DR:61:ALA:CB	42:DR:97:LYS:O	2.59	0.48
42:DR:63:VAL:HA	42:DR:95:ASP:O	2.13	0.48
45:DU:45:GLN:HG2	45:DU:45:GLN:O	2.13	0.48
49:DY:50:VAL:O	49:DY:54:LYS:HG3	2.13	0.48
49:DY:56:LEU:HD23	49:DY:59:GLU:OE1	2.13	0.48
50:DZ:5:LYS:O	50:DZ:56:VAL:HG23	2.14	0.48
1:AA:20:U:H2'	1:AA:21:G:H5'	1.95	0.48

Continued on next page...

Continued from previous page...

Atom-1	Atom-2	Interatomic distance (Å)	Clash overlap (Å)
1:AA:94:G:N1	1:AA:98:A:C2	2.82	0.48
1:AA:201:G:H2'	1:AA:202:G:C8	2.49	0.48
1:AA:1238:A:N3	1:AA:1241:G:H1'	2.29	0.48
1:AA:1288:A:H2'	1:AA:1289:A:O4'	2.13	0.48
2:AB:30:ILE:CD1	2:AB:38:HIS:HB2	2.44	0.48
2:AB:53:LEU:N	2:AB:53:LEU:CD2	2.77	0.48
4:AD:162:GLU:HA	4:AD:166:LYS:CD	2.44	0.48
4:AD:171:GLU:HG2	4:AD:182:LYS:NZ	2.29	0.48
5:AE:115:GLU:CD	5:AE:115:GLU:C	2.73	0.48
5:AE:137:ARG:O	5:AE:138:ALA:C	2.50	0.48
5:AE:150:GLU:O	5:AE:153:ALA:N	2.47	0.48
7:AG:99:ALA:O	7:AG:100:MET:C	2.51	0.48
8:AH:15:ASN:O	8:AH:16:GLY:C	2.52	0.48
9:AI:22:PRO:HA	9:AI:60:LEU:HB3	1.96	0.48
9:AI:129:ARG:CZ	9:AI:129:ARG:HB3	2.44	0.48
14:AN:22:LYS:O	14:AN:23:ARG:C	2.52	0.48
15:AO:45:HIS:C	15:AO:47:LYS:H	2.17	0.48
16:AP:42:ILE:O	16:AP:44:SER:N	2.46	0.48
19:AS:11:ASP:OD1	19:AS:36:ARG:HD2	2.13	0.48
24:AY:157:SER:O	24:AY:160:ASP:N	2.47	0.48
1:BA:184:G:O2'	1:BA:185:U:H5'	2.12	0.48
1:BA:211:G:N3	1:BA:211:G:H2'	2.28	0.48
1:BA:778:G:O2'	11:BK:120:CYS:HB3	2.14	0.48
1:BA:1397:C:H3'	1:BA:1398:A:H5''	1.94	0.48
4:BD:90:LEU:HD11	4:BD:196:GLU:HG3	1.96	0.48
9:BI:62:LEU:HD23	9:BI:62:LEU:H	1.78	0.48
9:BI:62:LEU:HD23	9:BI:62:LEU:N	2.29	0.48
10:BJ:8:ILE:HD13	10:BJ:25:ILE:HD11	1.96	0.48
15:BO:70:LYS:HD2	15:BO:77:TYR:CZ	2.49	0.48
15:BO:73:ASP:HB3	15:BO:76:ARG:HG3	1.94	0.48
16:BP:44:SER:HG	16:BP:46:LYS:HG2	1.79	0.48
18:BR:48:ALA:O	18:BR:51:GLN:HB3	2.13	0.48
21:BU:10:PRO:O	21:BU:11:PHE:CB	2.61	0.48
25:CA:1532:A:H3'	25:CA:1533:C:H6	1.79	0.48
25:CA:1665:A:N3	35:CK:1:MET:CE	2.76	0.48
25:CA:1716:U:C2'	25:CA:1717:A:H5'	2.44	0.48
25:CA:1734:G:C5	25:CA:1735:A:N7	2.82	0.48
25:CA:1925:C:C5'	25:CA:1926:U:C5	2.97	0.48
25:CA:2415:G:H2'	25:CA:2416:C:O5'	2.14	0.48
25:CA:2552:U:C2	25:CA:2554:U:H5'	2.49	0.48
27:CC:181:ARG:HH21	27:CC:181:ARG:HG2	1.79	0.48

Continued on next page...

Continued from previous page...

Atom-1	Atom-2	Interatomic distance (Å)	Clash overlap (Å)
29:CE:189:THR:HB	29:CE:192:ALA:HB2	1.94	0.48
38:CN:48:VAL:CG1	38:CN:49:GLU:N	2.74	0.48
40:CP:52:ARG:O	40:CP:53:GLY:C	2.50	0.48
42:CR:49:ILE:HB	42:CR:51:VAL:O	2.13	0.48
48:CX:40:GLU:O	48:CX:42:GLU:N	2.46	0.48
25:DA:71:A:H2'	25:DA:71:A:N3	2.29	0.48
25:DA:205:G:O2'	25:DA:206:U:OP2	2.29	0.48
25:DA:548:G:H4'	25:DA:549:G:N1	2.28	0.48
25:DA:732:C:H2'	25:DA:733:G:H5'	1.96	0.48
25:DA:863:A:N7	60:DA:3733:HOH:O	2.35	0.48
25:DA:898:C:H2'	25:DA:899:A:C5'	2.44	0.48
25:DA:911:A:H8	25:DA:911:A:O5'	1.96	0.48
25:DA:1240:U:HO2'	25:DA:1241:A:P	2.37	0.48
25:DA:1525:A:C4	25:DA:1526:C:C6	3.02	0.48
25:DA:1663:G:C6	25:DA:1992:G:C8	3.02	0.48
25:DA:1676:A:N1	25:DA:1677:A:N3	2.61	0.48
25:DA:1708:C:C2'	25:DA:1709:U:H5'	2.43	0.48
25:DA:1709:U:H2'	25:DA:1710:G:O5'	2.13	0.48
25:DA:1754:A:N6	25:DA:1755:A:N6	2.62	0.48
25:DA:2013:A:H2'	25:DA:2014:A:O5'	2.14	0.48
25:DA:2118:U:C4	25:DA:2149:U:H1'	2.48	0.48
25:DA:2162:G:H4'	25:DA:2171:A:H2'	1.95	0.48
25:DA:2422:C:C4	25:DA:2424:C:N4	2.81	0.48
25:DA:2662:A:H2'	25:DA:2663:G:O4'	2.14	0.48
25:DA:2730:C:H2'	25:DA:2731:G:O5'	2.14	0.48
56:DB:63:C:H2'	56:DB:64:G:O5'	2.13	0.48
56:DB:78:A:H2'	56:DB:79:G:O4'	2.13	0.48
56:DB:81:G:C5	56:DB:82:U:C5	3.02	0.48
28:DD:14:ILE:HA	40:DP:11:GLN:HE22	1.77	0.48
28:DD:172:VAL:CG2	28:DD:194:PRO:CD	2.90	0.48
31:DG:59:ASP:O	31:DG:60:GLY:C	2.52	0.48
31:DG:140:ILE:HA	31:DG:143:VAL:HG23	1.96	0.48
33:DI:72:THR:HB	33:DI:73:PRO:CD	2.43	0.48
33:DI:73:PRO:HB2	33:DI:74:PRO:HD2	1.95	0.48
34:DJ:104:ALA:O	34:DJ:108:MET:HG3	2.14	0.48
36:DL:8:PRO:O	36:DL:9:ALA:O	2.32	0.48
38:DN:32:GLU:CB	38:DN:115:LEU:HD12	2.44	0.48
38:DN:51:LEU:HD11	38:DN:70:THR:HG22	1.94	0.48
42:DR:35:PHE:O	42:DR:58:VAL:HA	2.14	0.48
43:DS:34:ASP:O	43:DS:35:ILE:C	2.52	0.48
45:DU:4:ILE:HG22	45:DU:5:ARG:N	2.29	0.48

Continued on next page...

Continued from previous page...

Atom-1	Atom-2	Interatomic distance (Å)	Clash overlap (Å)
46:DV:38:LEU:HB3	46:DV:40:ILE:CD1	2.43	0.48
52:D1:24:LYS:CG	52:D1:25:ASN:N	2.75	0.48
1:AA:55:A:H2'	1:AA:56:U:O4'	2.14	0.48
1:AA:108:G:H5'	1:AA:109:A:H2	1.78	0.48
1:AA:157:U:H1'	1:AA:165:G:N2	2.29	0.48
1:AA:258:G:C6	1:AA:259:G:C5	3.01	0.48
1:AA:572:A:C5'	1:AA:573:A:OP2	2.62	0.48
1:AA:643:C:C2'	1:AA:644:U:H5'	2.44	0.48
1:AA:706:A:H2'	1:AA:707:U:H5'	1.95	0.48
1:AA:949:A:C4	1:AA:1233:G:N2	2.82	0.48
1:AA:949:A:C5	1:AA:950:U:C5	3.02	0.48
1:AA:951:G:C5	1:AA:1231:G:C6	3.01	0.48
1:AA:1160:G:O2'	1:AA:1161:C:P	2.72	0.48
1:AA:1304:G:C6	1:AA:1305:G:N2	2.82	0.48
1:AA:1413:A:C6	1:AA:1414:U:C5	3.02	0.48
2:AB:53:LEU:CD1	2:AB:216:VAL:HG13	2.43	0.48
2:AB:206:ILE:O	2:AB:210:THR:HG23	2.14	0.48
3:AC:158:GLY:HA2	3:AC:192:TYR:CD1	2.49	0.48
4:AD:22:SER:O	4:AD:23:GLY:C	2.52	0.48
4:AD:167:PRO:HB2	4:AD:170:LEU:HD11	1.95	0.48
5:AE:110:MET:HA	5:AE:113:VAL:HG13	1.95	0.48
10:AJ:6:ILE:HD13	10:AJ:76:ILE:HB	1.96	0.48
14:AN:61:ARG:HG2	14:AN:70:PRO:HB3	1.95	0.48
15:AO:5:GLU:HG2	15:AO:6:ALA:N	2.29	0.48
16:AP:53:ASP:O	16:AP:57:ILE:HG13	2.14	0.48
21:AU:36:PHE:O	21:AU:37:TYR:CB	2.61	0.48
22:AV:64:A:C6	22:AV:65:G:N7	2.82	0.48
24:AY:122:ALA:O	24:AY:125:ALA:HB3	2.13	0.48
1:BA:162:A:H5''	1:BA:163:C:OP2	2.12	0.48
1:BA:275:G:C2	1:BA:276:G:C8	3.02	0.48
1:BA:728:A:C6	1:BA:729:A:N6	2.82	0.48
1:BA:980:C:H4'	14:BN:59:ARG:HH12	1.79	0.48
1:BA:1313:U:C2	1:BA:1314:C:C6	3.02	0.48
1:BA:1360:A:C1'	14:BN:58:SER:HG	2.27	0.48
1:BA:1534:A:H5''	1:BA:1535:C:OP1	2.12	0.48
2:BB:61:SER:O	2:BB:63:LYS:N	2.47	0.48
4:BD:173:ASP:HB3	4:BD:178:GLU:O	2.13	0.48
5:BE:115:GLU:O	5:BE:118:GLY:HA2	2.14	0.48
5:BE:122:VAL:O	5:BE:122:VAL:HG23	2.14	0.48
7:BG:105:GLU:O	7:BG:108:ARG:HB2	2.13	0.48
9:BI:33:SER:HB3	9:BI:36:GLN:HB2	1.95	0.48

Continued on next page...

Continued from previous page...

Atom-1	Atom-2	Interatomic distance (Å)	Clash overlap (Å)
11:BK:58:THR:HB	11:BK:59:PRO:HD2	1.96	0.48
11:BK:85:VAL:CG1	11:BK:92:ARG:NH1	2.77	0.48
11:BK:111:ASP:HB3	21:BU:3:ILE:CG2	2.44	0.48
13:BM:15:VAL:CG1	13:BM:40:GLU:HA	2.44	0.48
22:BV:65:G:H2'	22:BV:66:U:C6	2.49	0.48
25:CA:1:G:H8	25:CA:1:G:OP2	1.97	0.48
25:CA:141:G:H5''	25:CA:142:A:N7	2.29	0.48
25:CA:183:C:C2'	25:CA:184:C:H5'	2.42	0.48
25:CA:225:C:C2'	25:CA:226:A:H5'	2.44	0.48
25:CA:883:G:N2	25:CA:894:U:H1'	2.29	0.48
25:CA:1057:A:N6	25:CA:1086:A:O3'	2.47	0.48
25:CA:1319:C:C2'	25:CA:1320:C:H5'	2.44	0.48
25:CA:1979:U:C2'	25:CA:1980:G:H5'	2.44	0.48
25:CA:2032:G:N1	25:CA:2572:A:C8	2.82	0.48
25:CA:2105:U:O4	25:CA:2184:A:N1	2.47	0.48
25:CA:2161:C:O2	25:CA:2162:G:H8	1.96	0.48
25:CA:2547:A:H2'	25:CA:2548:U:C6	2.49	0.48
25:CA:2751:G:H2'	25:CA:2751:G:N3	2.29	0.48
27:CC:90:ILE:HD12	27:CC:102:TYR:CD1	2.49	0.48
27:CC:121:ALA:O	27:CC:122:ALA:C	2.50	0.48
27:CC:170:TYR:CD2	27:CC:184:GLU:CA	2.96	0.48
29:CE:192:ALA:O	29:CE:193:VAL:C	2.52	0.48
30:CF:30:VAL:CG2	30:CF:30:VAL:O	2.62	0.48
30:CF:71:LYS:HE2	30:CF:71:LYS:HA	1.96	0.48
31:CG:169:ARG:HH12	55:C4:29:ALA:HA	1.78	0.48
33:CI:57:VAL:HG23	33:CI:71:LYS:HZ3	1.78	0.48
38:CN:78:LYS:HG2	38:CN:78:LYS:O	2.13	0.48
39:CO:76:LYS:O	39:CO:77:ALA:C	2.52	0.48
45:CU:70:ALA:HB3	45:CU:79:ALA:HB1	1.95	0.48
25:DA:157:C:H3'	25:DA:157:C:H6	1.79	0.48
25:DA:217:A:H2'	25:DA:218:A:O4'	2.14	0.48
25:DA:446:G:OP1	41:DQ:2:ARG:CD	2.62	0.48
25:DA:528:A:N1	25:DA:2043:C:H5'	2.29	0.48
25:DA:587:C:OP2	36:DL:21:ARG:NH1	2.47	0.48
25:DA:631:A:N3	25:DA:2415:G:O2'	2.39	0.48
25:DA:778:G:C5	25:DA:779:U:C4	3.02	0.48
25:DA:1372:U:H2'	25:DA:1373:A:C5'	2.44	0.48
25:DA:2482:A:H2'	25:DA:2483:C:C6	2.48	0.48
25:DA:2712:C:OP1	25:DA:2714:G:H4'	2.14	0.48
25:DA:2729:G:H2'	25:DA:2730:C:C6	2.48	0.48
56:DB:102:G:O5'	56:DB:102:G:C8	2.64	0.48

Continued on next page...

Continued from previous page...

Atom-1	Atom-2	Interatomic distance (Å)	Clash overlap (Å)
30:DF:42:ALA:O	30:DF:46:LYS:HD2	2.14	0.48
31:DG:143:VAL:O	31:DG:144:ALA:C	2.53	0.48
33:DI:79:LEU:O	33:DI:83:ALA:HB3	2.14	0.48
33:DI:112:LYS:HE2	33:DI:116:MET:HE3	1.95	0.48
36:DL:23:ILE:HD13	42:DR:84:ARG:HG2	1.95	0.48
54:D3:39:ARG:O	54:D3:43:LEU:HD12	2.14	0.48
1:AA:16:A:C2'	1:AA:17:U:H5'	2.44	0.47
1:AA:244:U:O2	1:AA:894:G:H1'	2.13	0.47
1:AA:413:G:N1	4:AD:32:LYS:HD2	2.29	0.47
1:AA:452:A:H3'	1:AA:452:A:H8	1.77	0.47
1:AA:503:C:O5'	1:AA:503:C:H6	1.97	0.47
1:AA:745:G:O2'	1:AA:746:A:H5'	2.14	0.47
1:AA:921:U:H2'	1:AA:922:G:O4'	2.14	0.47
1:AA:1306:A:C5	1:AA:1307:U:C5	3.01	0.47
2:AB:110:ILE:CD1	2:AB:150:ILE:HG12	2.43	0.47
3:AC:10:ARG:O	3:AC:12:GLY:N	2.46	0.47
4:AD:160:LEU:N	4:AD:160:LEU:HD22	2.29	0.47
10:AJ:40:ILE:HB	10:AJ:73:LEU:CB	2.44	0.47
12:AL:105:GLY:HA3	12:AL:117:GLY:O	2.14	0.47
16:AP:72:ALA:HA	16:AP:75:ILE:HD11	1.95	0.47
1:BA:49:U:C4	1:BA:364:A:C6	3.02	0.47
1:BA:81:A:H2'	1:BA:82:G:H8	1.79	0.47
1:BA:340:U:C2	1:BA:350:G:N2	2.82	0.47
1:BA:452:A:H3'	1:BA:452:A:C8	2.49	0.47
1:BA:681:A:C6	1:BA:710:G:C6	3.02	0.47
1:BA:684:U:O2'	11:BK:39:ASN:O	2.24	0.47
1:BA:857:C:H2'	1:BA:858:G:O5'	2.14	0.47
2:BB:44:LYS:O	2:BB:48:MET:HB2	2.14	0.47
2:BB:86:CYS:H	2:BB:88:GLN:NE2	2.12	0.47
3:BC:76:ILE:HA	3:BC:83:VAL:HG21	1.96	0.47
5:BE:110:MET:O	5:BE:114:LEU:HB2	2.14	0.47
7:BG:131:GLY:CA	7:BG:134:VAL:HG13	2.44	0.47
8:BH:105:THR:HG21	8:BH:115:ALA:HB2	1.96	0.47
13:BM:33:LEU:N	13:BM:33:LEU:HD23	2.29	0.47
14:BN:35:ALA:HB3	14:BN:41:ARG:HD3	1.96	0.47
17:BQ:5:ARG:HB2	17:BQ:5:ARG:HH11	1.78	0.47
19:BS:32:THR:HB	19:BS:34:SER:H	1.78	0.47
25:CA:220:G:H1'	25:CA:234:U:H1'	1.95	0.47
25:CA:359:G:C6	25:CA:360:U:C6	3.01	0.47
25:CA:565:C:H4'	25:CA:1253:A:N6	2.29	0.47
25:CA:1314:C:O2	25:CA:1314:C:C2'	2.61	0.47

Continued on next page...

Continued from previous page...

Atom-1	Atom-2	Interatomic distance (Å)	Clash overlap (Å)
25:CA:1871:A:N7	25:CA:1872:A:N1	2.61	0.47
25:CA:1894:C:H2'	25:CA:1895:C:H6	1.79	0.47
25:CA:2136:G:H1	25:CA:2155:U:H3	1.61	0.47
25:CA:2141:G:C2'	25:CA:2142:A:H5'	2.44	0.47
25:CA:2145:C:H3'	25:CA:2145:C:C6	2.49	0.47
25:CA:2196:C:C2'	25:CA:2197:U:H5'	2.43	0.47
25:CA:2469:A:H4'	37:CM:55:ARG:HH22	1.78	0.47
25:CA:2472:G:H2'	25:CA:2475:C:H42	1.79	0.47
27:CC:100:ARG:NH1	27:CC:100:ARG:HG3	2.28	0.47
27:CC:159:THR:N	27:CC:194:VAL:CG1	2.77	0.47
32:CH:66:ASN:CG	32:CH:138:VAL:HG21	2.34	0.47
32:CH:80:ILE:CD1	32:CH:144:VAL:CG1	2.92	0.47
33:CI:41:PHE:CE2	33:CI:42:ASN:OD1	2.67	0.47
34:CJ:33:ALA:HB2	34:CJ:105:VAL:HG13	1.95	0.47
35:CK:47:ILE:HB	35:CK:48:PRO:HD3	1.96	0.47
39:CO:16:ARG:O	39:CO:20:GLU:HG3	2.14	0.47
43:CS:66:ILE:HA	43:CS:69:LEU:CD2	2.44	0.47
45:CU:97:SER:O	45:CU:98:ASN:HB3	2.14	0.47
53:C2:23:ALA:C	53:C2:24:THR:CG2	2.82	0.47
25:DA:59:U:H2'	25:DA:60:G:O5'	2.14	0.47
25:DA:66:C:H2'	25:DA:67:U:H6	1.80	0.47
25:DA:362:A:C2	25:DA:363:G:C8	3.02	0.47
25:DA:417:C:H2'	25:DA:418:C:H6	1.79	0.47
25:DA:447:A:C6	25:DA:454:A:C8	3.01	0.47
25:DA:548:G:O2'	25:DA:549:G:C6	2.61	0.47
25:DA:616:A:C2'	25:DA:617:G:C5'	2.91	0.47
25:DA:643:A:H3'	25:DA:644:A:H8	1.78	0.47
25:DA:1161:C:H1'	42:DR:8:GLY:O	2.13	0.47
25:DA:1231:U:H2'	25:DA:1232:G:H8	1.79	0.47
25:DA:1268:A:H2'	25:DA:1269:A:O5'	2.14	0.47
25:DA:1475:G:O2'	25:DA:1476:U:OP1	2.25	0.47
25:DA:1527:G:H5''	25:DA:1528:A:OP1	2.14	0.47
25:DA:1789:A:OP2	27:DC:220:ARG:NH1	2.47	0.47
25:DA:2016:U:H1'	51:D0:2:VAL:HG21	1.95	0.47
25:DA:2091:C:C3'	25:DA:2092:U:H5''	2.43	0.47
25:DA:2472:G:N2	25:DA:2529:G:N1	2.61	0.47
25:DA:2746:U:C4	25:DA:2747:G:C8	3.01	0.47
25:DA:2857:G:N2	25:DA:2859:G:C8	2.82	0.47
25:DA:2870:C:C4	25:DA:2871:U:C5	3.02	0.47
56:DB:4:C:H2'	56:DB:5:U:H6	1.78	0.47
56:DB:91:C:H2'	56:DB:92:C:H6	1.79	0.47

Continued on next page...

Continued from previous page...

Atom-1	Atom-2	Interatomic distance (Å)	Clash overlap (Å)
27:DC:236:GLY:O	27:DC:237:ARG:CG	2.62	0.47
30:DF:97:GLU:O	30:DF:100:GLU:HB3	2.14	0.47
33:DI:89:SER:HB3	33:DI:92:PRO:CG	2.44	0.47
35:DK:99:ILE:N	35:DK:99:ILE:HD12	2.29	0.47
37:DM:21:ALA:HA	37:DM:97:GLN:HE21	1.79	0.47
41:DQ:90:ASP:C	41:DQ:90:ASP:OD2	2.51	0.47
49:DY:12:GLU:OE1	49:DY:12:GLU:CA	2.61	0.47
50:DZ:20:LYS:O	50:DZ:23:LEU:HB2	2.14	0.47
1:AA:212:G:H2'	1:AA:213:G:C8	2.48	0.47
1:AA:335:C:O2'	1:AA:336:A:H5'	2.14	0.47
1:AA:430:A:OP2	4:AD:7:LYS:HG2	2.15	0.47
1:AA:623:C:H2'	1:AA:624:C:H5'	1.96	0.47
1:AA:656:G:C4	1:AA:657:U:C6	3.01	0.47
1:AA:710:G:H5''	6:AF:53:LYS:NZ	2.29	0.47
1:AA:748:G:H2'	1:AA:749:A:H8	1.79	0.47
1:AA:806:C:O2	1:AA:807:A:C8	2.67	0.47
1:AA:872:A:N7	1:AA:874:G:C8	2.83	0.47
1:AA:1007:U:C2'	1:AA:1008:U:H5'	2.45	0.47
1:AA:1215:G:C2	1:AA:1216:A:C8	3.02	0.47
1:AA:1259:C:N4	1:AA:1260:G:C4	2.82	0.47
1:AA:1519:A:C8	1:AA:1520:C:H1'	2.49	0.47
2:AB:14:HIS:O	2:AB:15:PHE:C	2.52	0.47
2:AB:68:PHE:HE2	2:AB:88:GLN:CB	2.27	0.47
2:AB:145:ASN:O	2:AB:146:SER:CB	2.61	0.47
2:AB:183:PHE:CE2	2:AB:197:PHE:CD2	3.02	0.47
3:AC:141:MET:HE3	3:AC:145:ALA:O	2.14	0.47
3:AC:166:TRP:O	3:AC:166:TRP:HE3	1.98	0.47
3:AC:171:ARG:C	3:AC:172:VAL:CG2	2.82	0.47
4:AD:97:LEU:CD2	4:AD:117:VAL:HG11	2.44	0.47
4:AD:167:PRO:CB	4:AD:170:LEU:HD11	2.44	0.47
5:AE:56:PRO:O	5:AE:60:GLN:HB2	2.14	0.47
5:AE:81:GLN:NE2	5:AE:149:PRO:CD	2.77	0.47
5:AE:115:GLU:OE1	5:AE:116:VAL:HG12	2.15	0.47
10:AJ:25:ILE:HG22	10:AJ:26:VAL:N	2.28	0.47
10:AJ:42:LEU:HD23	10:AJ:43:PRO:HD2	1.94	0.47
10:AJ:59:LYS:N	10:AJ:59:LYS:NZ	2.62	0.47
10:AJ:63:ASP:OD2	14:AN:98:LYS:HD2	2.14	0.47
11:AK:125:LYS:C	21:AU:33:ARG:NH2	2.67	0.47
18:AR:48:ALA:O	18:AR:49:LYS:C	2.52	0.47
23:AX:5:A:H5'	23:AX:6:G:OP2	2.15	0.47
1:BA:166:U:C2'	1:BA:167:A:H5'	2.43	0.47

Continued on next page...

Continued from previous page...

Atom-1	Atom-2	Interatomic distance (Å)	Clash overlap (Å)
1:BA:186:C:H4'	20:BT:75:LYS:HG3	1.96	0.47
1:BA:342:C:C4	1:BA:348:G:N1	2.82	0.47
1:BA:957:U:O2	1:BA:959:A:H8	1.96	0.47
1:BA:1014:A:N7	1:BA:1015:G:C5	2.82	0.47
1:BA:1036:A:H5'	1:BA:1037:C:P	2.54	0.47
1:BA:1237:C:C6	1:BA:1336:C:C4	3.03	0.47
1:BA:1477:U:H2'	1:BA:1478:U:C6	2.49	0.47
3:BC:10:ARG:HH21	3:BC:181:ILE:HG13	1.79	0.47
4:BD:35:GLN:O	4:BD:36:ALA:CB	2.62	0.47
4:BD:152:SER:O	4:BD:153:ARG:C	2.53	0.47
5:BE:99:SER:O	5:BE:100:GLU:C	2.52	0.47
6:BF:5:GLU:O	6:BF:89:VAL:HA	2.13	0.47
9:BI:67:LYS:HD3	9:BI:67:LYS:N	2.28	0.47
11:BK:15:VAL:HG12	11:BK:76:TYR:HB3	1.96	0.47
11:BK:76:TYR:O	11:BK:77:GLY:C	2.53	0.47
17:BQ:54:ILE:HD13	17:BQ:54:ILE:O	2.13	0.47
18:BR:28:LEU:O	18:BR:30:ASN:N	2.47	0.47
25:CA:152:A:C2	25:CA:175:G:C2	3.02	0.47
25:CA:277:G:H2'	25:CA:278:A:OP2	2.14	0.47
25:CA:769:U:HO2'	25:CA:1379:U:H6	1.60	0.47
25:CA:1098:A:C5	25:CA:1099:G:C6	3.02	0.47
25:CA:1820:U:O2	27:CC:200:MET:HB3	2.14	0.47
25:CA:1924:C:H3'	25:CA:1925:C:C5'	2.44	0.47
25:CA:2221:G:H2'	25:CA:2222:C:H5'	1.95	0.47
25:CA:2371:G:N2	25:CA:2372:U:H1'	2.28	0.47
27:CC:128:THR:C	27:CC:129:LEU:HD23	2.34	0.47
29:CE:29:HIS:CE1	36:CL:8:PRO:HD3	2.48	0.47
30:CF:23:SER:O	30:CF:25:MET:N	2.47	0.47
32:CH:1:MET:SD	32:CH:3:VAL:CG1	3.02	0.47
33:CI:17:ALA:CB	33:CI:41:PHE:CE2	2.97	0.47
34:CJ:58:ASN:N	34:CJ:127:GLY:O	2.45	0.47
40:CP:102:ARG:HD2	40:CP:106:ALA:O	2.15	0.47
41:CQ:40:LYS:C	41:CQ:42:GLY:N	2.59	0.47
43:CS:35:ILE:O	43:CS:36:LEU:C	2.51	0.47
45:CU:37:GLY:O	45:CU:38:ILE:HD13	2.15	0.47
52:C1:44:GLN:HA	52:C1:44:GLN:OE1	2.15	0.47
25:DA:3:U:H2'	25:DA:4:U:O4'	2.14	0.47
25:DA:280:U:H2'	25:DA:281:C:C6	2.50	0.47
25:DA:1225:G:H2'	25:DA:1226:A:C8	2.49	0.47
25:DA:1414:C:N3	25:DA:1415:U:H5	2.12	0.47
25:DA:1458:U:H5'	25:DA:1459:G:N3	2.28	0.47

Continued on next page...

Continued from previous page...

Atom-1	Atom-2	Interatomic distance (Å)	Clash overlap (Å)
25:DA:1647:U:H3'	25:DA:1647:U:P	2.54	0.47
25:DA:1883:U:O4	25:DA:1884:G:C6	2.67	0.47
25:DA:1929:G:H4'	25:DA:1930:G:OP1	2.13	0.47
25:DA:2286:G:H5'	25:DA:2287:A:O4'	2.14	0.47
25:DA:2297:A:N3	25:DA:2298:A:C8	2.82	0.47
25:DA:2303:G:H2'	25:DA:2304:G:C5'	2.44	0.47
25:DA:2891:U:O2'	25:DA:2892:G:H5'	2.14	0.47
56:DB:73:A:C4	56:DB:104:A:C2	3.03	0.47
27:DC:34:GLU:O	27:DC:35:LYS:C	2.53	0.47
27:DC:230:PRO:C	27:DC:231:HIS:O	2.49	0.47
29:DE:15:SER:N	29:DE:197:GLU:OE2	2.47	0.47
29:DE:45:ALA:HB1	29:DE:87:ALA:O	2.14	0.47
30:DF:39:VAL:CG1	30:DF:40:GLY:N	2.77	0.47
40:DP:6:GLN:C	40:DP:6:GLN:HE21	2.18	0.47
40:DP:88:ARG:CD	40:DP:112:ARG:NH2	2.77	0.47
1:AA:143:A:H5'	1:AA:144:G:O5'	2.15	0.47
1:AA:160:A:H1'	1:AA:344:A:N7	2.29	0.47
1:AA:173:U:C6	1:AA:197:A:C2	3.01	0.47
1:AA:277:C:H2'	1:AA:278:G:C5'	2.44	0.47
1:AA:373:A:H2'	1:AA:374:A:H8	1.79	0.47
1:AA:427:U:H3'	1:AA:428:G:H2'	1.96	0.47
1:AA:656:G:C4	1:AA:657:U:C5	3.02	0.47
1:AA:735:C:H2'	1:AA:736:C:H6	1.78	0.47
1:AA:859:G:C2'	1:AA:860:A:O5'	2.62	0.47
1:AA:872:A:C5	1:AA:874:G:C8	3.03	0.47
1:AA:923:A:H2'	1:AA:924:C:O4'	2.15	0.47
1:AA:1103:C:C2'	1:AA:1104:G:O5'	2.62	0.47
1:AA:1124:G:C2	1:AA:1150:A:C2	3.03	0.47
1:AA:1285:A:H4'	1:AA:1286:U:C4	2.50	0.47
1:AA:1374:A:C2'	1:AA:1375:A:H5'	2.44	0.47
2:AB:26:MET:CE	2:AB:29:PHE:CD2	2.97	0.47
2:AB:49:PHE:CB	2:AB:212:TYR:OH	2.62	0.47
2:AB:84:LEU:O	2:AB:88:GLN:O	2.33	0.47
3:AC:69:THR:O	3:AC:104:GLU:HA	2.14	0.47
4:AD:134:TYR:C	4:AD:134:TYR:CD2	2.88	0.47
6:AF:71:ILE:HG23	6:AF:72:ASP:H	1.79	0.47
10:AJ:59:LYS:C	10:AJ:59:LYS:CD	2.82	0.47
11:AK:46:ALA:HA	11:AK:65:ALA:HB2	1.96	0.47
11:AK:52:ARG:O	11:AK:55:ARG:HB2	2.14	0.47
11:AK:109:ILE:HG22	21:AU:16:ARG:HE	1.79	0.47
13:AM:18:LEU:HD12	13:AM:32:ILE:HG21	1.96	0.47

Continued on next page...

Continued from previous page...

Atom-1	Atom-2	Interatomic distance (Å)	Clash overlap (Å)
13:AM:40:GLU:CG	13:AM:41:ASP:H	2.28	0.47
13:AM:44:ILE:HG22	13:AM:44:ILE:O	2.15	0.47
17:AQ:12:VAL:HG12	17:AQ:21:VAL:HG13	1.96	0.47
19:AS:39:ILE:CD1	19:AS:70:LEU:CD2	2.92	0.47
22:AV:12:U:C2'	22:AV:13:C:O5'	2.63	0.47
24:AY:130:ARG:HD3	25:CA:1942:C:O2	2.15	0.47
1:BA:82:G:N7	1:BA:83:C:C4	2.82	0.47
1:BA:144:G:H2'	1:BA:145:G:O5'	2.14	0.47
1:BA:381:C:C4	1:BA:382:A:C5	3.03	0.47
1:BA:753:A:H4'	1:BA:754:C:O2	2.14	0.47
1:BA:840:C:O2	1:BA:847:G:C2	2.67	0.47
1:BA:985:C:H2'	1:BA:985:C:O2	2.13	0.47
1:BA:1049:U:C4'	1:BA:1050:G:OP2	2.62	0.47
1:BA:1501:C:OP1	1:BA:1508:A:H4'	2.13	0.47
3:BC:49:ALA:O	3:BC:71:ARG:HB2	2.14	0.47
3:BC:133:MET:HE1	3:BC:167:TYR:HB2	1.95	0.47
4:BD:58:GLN:HA	4:BD:58:GLN:OE1	2.14	0.47
4:BD:123:MET:HE2	4:BD:145:ARG:HD2	1.96	0.47
5:BE:37:VAL:CG1	5:BE:38:VAL:N	2.77	0.47
5:BE:95:MET:HE1	5:BE:114:LEU:HD21	1.93	0.47
6:BF:53:LYS:O	6:BF:54:LEU:HB2	2.15	0.47
8:BH:82:LEU:HD11	8:BH:84:ILE:HD11	1.95	0.47
12:BL:2:THR:N	12:BL:5:GLN:HG3	2.29	0.47
25:CA:359:G:C5	25:CA:360:U:C6	3.02	0.47
25:CA:587:C:N3	36:CL:33:ARG:NH2	2.61	0.47
25:CA:1106:G:C4	25:CA:1107:G:C8	3.01	0.47
25:CA:1249:U:H4'	41:CQ:3:VAL:HG11	1.96	0.47
25:CA:1281:G:C2	25:CA:1290:C:C2	3.02	0.47
25:CA:1922:G:N7	25:CA:1923:U:C5	2.82	0.47
25:CA:2128:G:H2'	25:CA:2129:C:C6	2.49	0.47
25:CA:2211:A:O2'	25:CA:2212:A:P	2.72	0.47
25:CA:2516:A:C6	25:CA:2517:C:N4	2.82	0.47
26:CB:35:C:H2'	26:CB:36:C:O4'	2.14	0.47
28:CD:205:PRO:O	28:CD:206:ALA:C	2.52	0.47
29:CE:145:ASP:HA	29:CE:166:LYS:O	2.15	0.47
33:CI:115:ASP:O	33:CI:116:MET:CG	2.63	0.47
41:CQ:107:ALA:HB1	42:CR:48:LYS:HZ2	1.78	0.47
42:CR:68:ARG:HG2	42:CR:92:TRP:CE3	2.49	0.47
25:DA:207:A:H2'	25:DA:208:C:O4'	2.13	0.47
25:DA:528:A:N1	25:DA:2043:C:C5'	2.77	0.47
25:DA:818:G:H2'	25:DA:819:A:H5''	1.95	0.47

Continued on next page...

Continued from previous page...

Atom-1	Atom-2	Interatomic distance (Å)	Clash overlap (Å)
25:DA:1581:G:O2'	25:DA:1582:C:O5'	2.31	0.47
25:DA:1606:C:C2'	25:DA:1607:C:OP2	2.62	0.47
25:DA:1678:A:H2'	25:DA:1679:A:H5'	1.95	0.47
25:DA:2214:C:H2'	25:DA:2215:C:O4'	2.15	0.47
25:DA:2294:G:O2'	25:DA:2295:C:H5'	2.14	0.47
25:DA:2344:U:P	52:D1:36:LYS:HD2	2.55	0.47
25:DA:2491:U:C5'	25:DA:2570:G:C5'	2.92	0.47
25:DA:2591:C:H2'	25:DA:2592:G:H8	1.79	0.47
25:DA:2748:A:C5	25:DA:2749:A:C8	3.02	0.47
29:DE:40:ARG:NH2	29:DE:92:HIS:CE1	2.82	0.47
31:DG:95:ALA:CB	31:DG:104:LEU:HD23	2.44	0.47
33:DI:32:VAL:HG11	33:DI:37:PHE:CE2	2.49	0.47
36:DL:112:LEU:HD13	36:DL:130:GLY:O	2.15	0.47
39:DO:67:ASN:C	39:DO:69:ASP:H	2.16	0.47
40:DP:28:LYS:HB3	40:DP:39:LEU:HD21	1.96	0.47
43:DS:36:LEU:CD1	43:DS:48:LYS:HA	2.43	0.47
48:DX:39:VAL:O	48:DX:39:VAL:HG23	2.14	0.47
49:DY:7:ARG:O	49:DY:7:ARG:HG3	2.14	0.47
1:AA:66:A:H2'	1:AA:66:A:N3	2.30	0.47
1:AA:69:G:H2'	1:AA:70:U:C6	2.49	0.47
1:AA:79:G:H2'	1:AA:80:A:O4'	2.15	0.47
1:AA:744:C:H2'	1:AA:745:G:H8	1.76	0.47
1:AA:1020:G:H2'	1:AA:1020:G:N3	2.28	0.47
1:AA:1367:C:C2	1:AA:1368:A:C8	3.03	0.47
1:AA:1397:C:H3'	1:AA:1398:A:H5''	1.95	0.47
2:AB:142:LYS:O	2:AB:145:ASN:OD1	2.32	0.47
3:AC:13:ILE:HG12	3:AC:13:ILE:O	2.14	0.47
3:AC:154:GLY:HA2	3:AC:163:ARG:N	2.29	0.47
4:AD:18:LEU:C	4:AD:19:PHE:CG	2.87	0.47
5:AE:152:VAL:CG1	8:AH:98:LEU:HD13	2.43	0.47
7:AG:149:ALA:CB	11:AK:55:ARG:HH22	2.28	0.47
10:AJ:5:ARG:HG2	10:AJ:79:PRO:CG	2.43	0.47
10:AJ:80:THR:HB	10:AJ:83:THR:CB	2.42	0.47
13:AM:65:GLU:O	13:AM:68:LEU:N	2.48	0.47
14:AN:20:PHE:C	14:AN:22:LYS:N	2.66	0.47
15:AO:45:HIS:O	15:AO:47:LYS:N	2.48	0.47
16:AP:6:LEU:HG	16:AP:17:TYR:CB	2.44	0.47
16:AP:44:SER:OG	16:AP:46:LYS:HG3	2.14	0.47
16:AP:72:ALA:HA	16:AP:75:ILE:HD12	1.97	0.47
20:AT:34:VAL:HG21	20:AT:53:MET:HG2	1.96	0.47
24:AY:29:ARG:HD3	24:AY:110:ARG:HH22	1.79	0.47

Continued on next page...

Continued from previous page...

Atom-1	Atom-2	Interatomic distance (Å)	Clash overlap (Å)
24:AY:155:ARG:NH2	25:CA:2602:A:O2'	2.48	0.47
1:BA:247:G:C6	1:BA:278:G:C2	3.02	0.47
1:BA:554:A:H5'	12:BL:25:ALA:HB1	1.96	0.47
1:BA:558:G:H5''	1:BA:559:A:O5'	2.14	0.47
1:BA:652:U:H1'	1:BA:653:U:C6	2.50	0.47
1:BA:806:C:H2'	1:BA:807:A:H8	1.79	0.47
1:BA:1093:A:C2	1:BA:1095:U:O4'	2.67	0.47
1:BA:1221:G:C5'	19:BS:76:THR:HG21	2.44	0.47
1:BA:1308:U:C5	13:BM:97:ARG:NH2	2.82	0.47
2:BB:66:ILE:HB	2:BB:88:GLN:HB3	1.96	0.47
3:BC:34:SER:HA	3:BC:37:LYS:HB3	1.97	0.47
3:BC:120:THR:CG2	3:BC:121:SER:N	2.78	0.47
3:BC:149:LYS:CB	3:BC:168:ARG:HA	2.44	0.47
3:BC:180:ASP:HB3	3:BC:204:GLY:H	1.79	0.47
4:BD:119:HIS:O	4:BD:120:LYS:HB2	2.14	0.47
4:BD:190:LEU:O	4:BD:191:SER:CB	2.52	0.47
5:BE:15:ILE:O	5:BE:16:ALA:HB2	2.15	0.47
5:BE:80:LEU:N	5:BE:80:LEU:CD1	2.76	0.47
6:BF:8:PHE:CE1	6:BF:60:VAL:HG21	2.49	0.47
6:BF:69:GLU:CA	6:BF:69:GLU:OE1	2.62	0.47
7:BG:14:ASP:HB3	7:BG:18:GLY:N	2.28	0.47
7:BG:106:ALA:CB	7:BG:122:GLU:HG3	2.45	0.47
9:BI:7:GLY:HA2	9:BI:84:ARG:HB3	1.96	0.47
9:BI:28:VAL:HB	9:BI:63:TYR:CD2	2.48	0.47
9:BI:42:THR:HA	9:BI:44:ARG:NH2	2.29	0.47
9:BI:90:ASP:OD2	9:BI:90:ASP:C	2.52	0.47
10:BJ:78:GLU:C	10:BJ:78:GLU:OE1	2.52	0.47
11:BK:76:TYR:N	11:BK:76:TYR:HD1	2.13	0.47
17:BQ:13:SER:OG	17:BQ:16:MET:CE	2.60	0.47
17:BQ:47:ASP:HB2	17:BQ:51:GLU:OE2	2.14	0.47
18:BR:44:THR:OG1	18:BR:46:THR:CG2	2.63	0.47
19:BS:57:VAL:CG1	19:BS:74:ALA:HB2	2.45	0.47
20:BT:34:VAL:CG1	20:BT:78:LEU:CD1	2.92	0.47
25:CA:178:G:O2'	25:CA:179:C:H5'	2.14	0.47
25:CA:417:C:H2'	25:CA:418:C:C6	2.48	0.47
25:CA:742:A:H2'	25:CA:743:A:C8	2.49	0.47
25:CA:1234:U:H6	25:CA:1234:U:O5'	1.97	0.47
25:CA:1519:G:C4	25:CA:1520:U:C5	3.02	0.47
25:CA:1880:U:H2'	25:CA:1881:C:C6	2.49	0.47
25:CA:2102:G:C5	25:CA:2103:C:C5	3.02	0.47
27:CC:17:LYS:HA	27:CC:17:LYS:CE	2.44	0.47

Continued on next page...

Continued from previous page...

Atom-1	Atom-2	Interatomic distance (Å)	Clash overlap (Å)
28:CD:55:LYS:HG2	28:CD:56:LYS:H	1.79	0.47
29:CE:4:VAL:C	29:CE:5:LEU:HD12	2.35	0.47
30:CF:105:ILE:CD1	30:CF:138:PRO:HG3	2.44	0.47
33:CI:18:ASN:H	33:CI:19:PRO:HD3	1.79	0.47
37:CM:111:GLU:OE1	37:CM:111:GLU:O	2.31	0.47
41:CQ:23:TYR:HB3	41:CQ:27:ARG:HB3	1.96	0.47
45:CU:15:GLY:O	45:CU:16:LYS:C	2.52	0.47
50:CZ:3:THR:CG2	50:CZ:36:GLU:HB3	2.45	0.47
25:DA:38:A:N3	29:DE:43:THR:HB	2.29	0.47
25:DA:46:G:C6	25:DA:47:C:N4	2.82	0.47
25:DA:611:C:C5	25:DA:612:G:N7	2.82	0.47
25:DA:690:G:O2'	27:DC:42:ARG:NH2	2.43	0.47
25:DA:989:G:OP2	50:DZ:11:SER:OG	2.26	0.47
25:DA:1057:A:H2'	25:DA:1057:A:N3	2.28	0.47
25:DA:1275:A:O2'	25:DA:1645:G:N3	2.47	0.47
25:DA:1477:A:N3	25:DA:1515:A:C6	2.83	0.47
25:DA:1681:G:O2'	25:DA:1762:A:H1'	2.14	0.47
25:DA:2059:A:C2	25:DA:2503:A:C6	3.02	0.47
25:DA:2523:G:C2'	25:DA:2524:G:H5'	2.44	0.47
25:DA:2673:G:H2'	25:DA:2674:G:H8	1.78	0.47
25:DA:2678:C:H2'	25:DA:2679:A:O4'	2.14	0.47
25:DA:2682:A:C2'	25:DA:2683:C:H5'	2.45	0.47
25:DA:2771:C:H2'	25:DA:2772:C:H6	1.79	0.47
56:DB:50:A:OP2	39:DO:67:ASN:HA	2.14	0.47
28:DD:49:GLN:OE1	28:DD:79:LEU:HB3	2.14	0.47
32:DH:21:VAL:HG23	32:DH:25:TYR:CD2	2.48	0.47
38:DN:38:LEU:HB3	38:DN:39:PRO:HD3	1.95	0.47
42:DR:54:VAL:O	42:DR:55:ASP:C	2.53	0.47
45:DU:11:ILE:CG1	45:DU:19:GLY:O	2.62	0.47
46:DV:28:ALA:CB	46:DV:42:LEU:HD21	2.44	0.47
48:DX:1:SER:O	48:DX:3:VAL:HG23	2.14	0.47
1:AA:103:U:O2'	1:AA:104:G:H5'	2.14	0.47
1:AA:147:G:H2'	1:AA:148:G:H8	1.77	0.47
1:AA:158:G:C2'	1:AA:159:G:H5''	2.43	0.47
1:AA:540:G:O2'	1:AA:541:G:H5'	2.14	0.47
1:AA:915:A:H2'	1:AA:916:U:H5'	1.96	0.47
1:AA:987:G:C2'	1:AA:988:G:H5'	2.45	0.47
1:AA:1258:G:H2'	1:AA:1259:C:C6	2.50	0.47
1:AA:1322:C:OP1	19:AS:77:ARG:NH2	2.47	0.47
2:AB:9:LEU:HG	2:AB:11:ALA:H	1.78	0.47
2:AB:63:LYS:HD3	2:AB:63:LYS:C	2.33	0.47

Continued on next page...

Continued from previous page...

Atom-1	Atom-2	Interatomic distance (Å)	Clash overlap (Å)
2:AB:84:LEU:HG	2:AB:85:SER:CA	2.44	0.47
2:AB:134:LEU:HA	2:AB:137:THR:OG1	2.14	0.47
2:AB:220:VAL:O	2:AB:221:ARG:C	2.52	0.47
3:AC:6:PRO:O	3:AC:10:ARG:HG3	2.14	0.47
4:AD:123:MET:HG3	4:AD:145:ARG:HG2	1.96	0.47
6:AF:82:ASP:N	6:AF:82:ASP:OD1	2.47	0.47
7:AG:145:GLU:HA	7:AG:148:LYS:HE2	1.96	0.47
8:AH:11:THR:HG23	8:AH:14:ARG:HH12	1.78	0.47
8:AH:110:MET:CE	8:AH:115:ALA:HA	2.45	0.47
9:AI:43:ALA:C	9:AI:45:MET:H	2.17	0.47
9:AI:48:ARG:O	9:AI:49:GLN:C	2.53	0.47
9:AI:60:LEU:HD23	9:AI:60:LEU:N	2.28	0.47
10:AJ:19:ASP:O	10:AJ:23:ALA:HB2	2.14	0.47
10:AJ:59:LYS:HZ2	10:AJ:60:ASP:H	1.61	0.47
13:AM:53:ASP:CB	13:AM:56:ARG:HE	2.27	0.47
14:AN:34:ASN:O	14:AN:41:ARG:HD3	2.14	0.47
24:AY:107:THR:HG23	24:AY:110:ARG:CG	2.44	0.47
1:BA:9:G:OP2	5:BE:125:LYS:HE2	2.14	0.47
1:BA:53:A:C2	1:BA:359:G:C2	3.03	0.47
1:BA:94:G:H5'	1:BA:95:C:H5	1.79	0.47
1:BA:446:G:C2'	1:BA:447:G:O5'	2.63	0.47
1:BA:448:A:H3'	1:BA:449:G:H8	1.78	0.47
1:BA:468:A:H2'	1:BA:469:C:C5'	2.44	0.47
1:BA:468:A:O4'	1:BA:468:A:N3	2.46	0.47
1:BA:498:A:H8	1:BA:498:A:OP2	1.96	0.47
1:BA:560:A:H4'	1:BA:561:U:H5''	1.96	0.47
1:BA:686:U:C2	1:BA:687:A:C8	3.01	0.47
1:BA:833:G:C4	1:BA:834:U:C6	3.02	0.47
1:BA:1251:A:O2'	1:BA:1252:A:C5'	2.62	0.47
1:BA:1275:A:C5	1:BA:1276:G:N7	2.82	0.47
1:BA:1539:C:C2'	1:BA:1540:U:H5'	2.45	0.47
2:BB:181:PRO:CA	2:BB:196:ASP:OD1	2.61	0.47
2:BB:202:ASN:OD1	2:BB:203:ASP:N	2.47	0.47
3:BC:65:VAL:HG12	3:BC:65:VAL:O	2.13	0.47
4:BD:169:TRP:CG	4:BD:185:PRO:HG3	2.49	0.47
6:BF:51:ILE:HD11	6:BF:85:ILE:HB	1.96	0.47
6:BF:86:ARG:CG	6:BF:86:ARG:NH1	2.70	0.47
7:BG:7:GLY:O	7:BG:8:GLN:CB	2.63	0.47
7:BG:16:LYS:HD3	7:BG:17:PHE:CE1	2.50	0.47
7:BG:16:LYS:CE	7:BG:17:PHE:CE1	2.98	0.47
10:BJ:19:ASP:O	10:BJ:22:THR:HG22	2.14	0.47

Continued on next page...

Continued from previous page...

Atom-1	Atom-2	Interatomic distance (Å)	Clash overlap (Å)
11:BK:81:LEU:HD23	11:BK:81:LEU:N	2.30	0.47
22:BV:32:U:C4	22:BV:33:U:C5	3.02	0.47
25:CA:371:A:H5''	25:CA:423:A:C2	2.48	0.47
25:CA:483:A:O2'	45:CU:56:GLY:HA2	2.15	0.47
25:CA:720:U:O2	25:CA:720:U:C2'	2.61	0.47
25:CA:892:A:C2	25:CA:893:C:C5	3.02	0.47
25:CA:1199:U:H5''	60:CA:3712:HOH:O	2.15	0.47
25:CA:1306:C:O2	25:CA:1306:C:C2'	2.62	0.47
25:CA:1408:G:C2'	25:CA:1409:U:H5'	2.44	0.47
25:CA:1434:A:O2'	25:CA:1435:G:H8	1.95	0.47
25:CA:1536:C:H4'	25:CA:1537:G:C5'	2.45	0.47
25:CA:1855:U:O2'	25:CA:1856:U:H5'	2.15	0.47
25:CA:1924:C:H2'	25:CA:1925:C:H5''	1.96	0.47
25:CA:2831:G:OP1	28:CD:56:LYS:HE2	2.15	0.47
27:CC:16:VAL:CG2	27:CC:203:VAL:HG22	2.44	0.47
30:CF:30:VAL:HG23	30:CF:95:MET:SD	2.55	0.47
30:CF:56:LEU:HD11	30:CF:86:CYS:O	2.14	0.47
32:CH:57:LYS:HG2	32:CH:58:LEU:HG	1.96	0.47
33:CI:6:ALA:CB	33:CI:60:VAL:N	2.78	0.47
33:CI:56:VAL:O	33:CI:57:VAL:O	2.32	0.47
33:CI:105:LEU:HA	33:CI:108:ILE:CB	2.43	0.47
34:CJ:73:VAL:HG12	34:CJ:75:TYR:CE2	2.49	0.47
40:CP:9:GLN:C	40:CP:11:GLN:H	2.16	0.47
44:CT:35:ALA:HB1	44:CT:37:ASP:OD1	2.15	0.47
25:DA:59:U:C2'	25:DA:60:G:O5'	2.62	0.47
25:DA:149:A:C2'	25:DA:150:U:O5'	2.62	0.47
25:DA:158:U:C3'	25:DA:159:G:H5'	2.44	0.47
25:DA:410:G:C6	25:DA:2407:A:N6	2.82	0.47
25:DA:585:G:C5'	25:DA:586:A:OP1	2.62	0.47
25:DA:625:G:H2'	25:DA:626:A:C8	2.50	0.47
25:DA:838:C:O2'	25:DA:839:U:H5'	2.15	0.47
25:DA:909:A:C6	25:DA:912:C:C2	3.02	0.47
25:DA:929:U:O2	50:DZ:25:GLY:HA2	2.14	0.47
25:DA:1043:C:H2'	25:DA:1044:C:O4'	2.14	0.47
25:DA:1123:C:O2'	25:DA:1124:G:H5'	2.14	0.47
25:DA:1168:G:H2'	25:DA:1169:A:O4'	2.14	0.47
25:DA:1244:A:H5'	36:DL:8:PRO:HD2	1.97	0.47
25:DA:1269:A:O5'	25:DA:1269:A:H8	1.97	0.47
25:DA:1331:G:C5	25:DA:1333:G:C8	3.02	0.47
25:DA:1398:C:H2'	25:DA:1399:C:O5'	2.15	0.47
25:DA:1414:C:C5	25:DA:1415:U:H5	2.31	0.47

Continued on next page...

Continued from previous page...

Atom-1	Atom-2	Interatomic distance (Å)	Clash overlap (Å)
25:DA:1455:G:C5	25:DA:1456:G:C8	3.02	0.47
25:DA:1494:A:C6	25:DA:1495:A:C5	3.03	0.47
25:DA:1588:G:C3'	25:DA:1589:U:H6	2.27	0.47
25:DA:1893:C:H2'	25:DA:1894:C:H5'	1.97	0.47
25:DA:2259:U:H1'	25:DA:2427:C:C2	2.49	0.47
25:DA:2476:A:C2	25:DA:2477:U:C2	3.02	0.47
25:DA:2646:C:O5'	25:DA:2646:C:H6	1.98	0.47
25:DA:2656:U:C5	25:DA:2664:G:N2	2.82	0.47
25:DA:2660:A:C6	25:DA:2661:G:C6	3.02	0.47
56:DB:12:C:C2	57:DW:70:PRO:HA	2.50	0.47
56:DB:62:C:O5'	56:DB:62:C:H6	1.97	0.47
27:DC:112:GLY:O	27:DC:113:ASP:C	2.52	0.47
27:DC:123:ILE:HG22	27:DC:123:ILE:O	2.14	0.47
28:DD:56:LYS:O	28:DD:57:ALA:C	2.53	0.47
30:DF:32:LYS:O	30:DF:33:ILE:HG12	2.14	0.47
31:DG:67:ALA:O	31:DG:71:LEU:HD12	2.15	0.47
32:DH:9:VAL:HB	32:DH:13:GLY:HA3	1.96	0.47
33:DI:125:THR:HG22	33:DI:126:ARG:N	2.29	0.47
35:DK:19:VAL:HG11	35:DK:41:ILE:HD13	1.97	0.47
36:DL:59:ARG:HB3	36:DL:59:ARG:NH1	2.29	0.47
37:DM:32:GLY:C	37:DM:117:PHE:CE2	2.87	0.47
37:DM:130:PHE:CD2	37:DM:131:VAL:N	2.82	0.47
39:DO:58:ILE:HG22	39:DO:62:LEU:HD11	1.96	0.47
41:DQ:24:TYR:CG	41:DQ:25:GLY:N	2.83	0.47
45:DU:8:ASP:O	45:DU:24:VAL:HG23	2.15	0.47
45:DU:35:VAL:CG1	45:DU:38:ILE:HG13	2.44	0.47
54:D3:60:CYS:O	54:D3:61:LEU:HD23	2.14	0.47
1:AA:140:U:H2'	1:AA:141:G:O5'	2.13	0.47
1:AA:198:G:C6	1:AA:199:A:N7	2.82	0.47
1:AA:456:A:N6	1:AA:457:G:C6	2.83	0.47
1:AA:591:U:H2'	1:AA:592:G:H8	1.79	0.47
1:AA:599:C:H4'	8:AH:121:GLY:C	2.35	0.47
1:AA:1181:G:C6	1:AA:1182:G:N2	2.83	0.47
1:AA:1186:G:H2'	1:AA:1187:G:O5'	2.14	0.47
3:AC:106:ARG:O	3:AC:107:LYS:C	2.51	0.47
3:AC:205:GLU:OE2	3:AC:205:GLU:HA	2.14	0.47
4:AD:21:LYS:O	4:AD:22:SER:C	2.53	0.47
10:AJ:65:TYR:HB2	14:AN:96:LEU:HD11	1.96	0.47
11:AK:96:ILE:C	11:AK:96:ILE:HD12	2.35	0.47
13:AM:53:ASP:HB3	13:AM:56:ARG:HH21	1.79	0.47
13:AM:66:GLY:O	13:AM:70:ARG:HB3	2.15	0.47

Continued on next page...

Continued from previous page...

Atom-1	Atom-2	Interatomic distance (Å)	Clash overlap (Å)
13:AM:68:LEU:O	13:AM:72:ILE:HG13	2.14	0.47
15:AO:49:HIS:O	15:AO:52:ARG:HB3	2.15	0.47
23:AX:18:C:H3'	23:AX:19:U:C5'	2.45	0.47
1:BA:220:G:N3	1:BA:221:C:C6	2.83	0.47
1:BA:243:A:N1	1:BA:246:A:N7	2.62	0.47
1:BA:318:G:N1	1:BA:319:G:C5	2.82	0.47
1:BA:590:U:H2'	1:BA:591:U:H6	1.76	0.47
1:BA:594:U:C3'	1:BA:595:A:H8	2.26	0.47
1:BA:606:G:N2	1:BA:632:U:OP1	2.47	0.47
1:BA:791:G:H2'	1:BA:792:A:H5'	1.95	0.47
1:BA:842:U:O2	1:BA:845:A:OP1	2.33	0.47
1:BA:929:G:C6	1:BA:930:C:C5	3.02	0.47
1:BA:1298:U:H5'	1:BA:1299:A:C8	2.50	0.47
1:BA:1350:A:C6	1:BA:1351:U:N3	2.83	0.47
1:BA:1424:U:C2	1:BA:1425:U:C6	3.03	0.47
1:BA:1505:G:H4'	1:BA:1506:U:C5'	2.45	0.47
4:BD:123:MET:CE	4:BD:145:ARG:HD2	2.44	0.47
6:BF:6:ILE:HB	6:BF:62:MET:CB	2.44	0.47
7:BG:114:SER:HB3	7:BG:117:LEU:HG	1.96	0.47
11:BK:18:GLY:O	11:BK:81:LEU:HB2	2.15	0.47
12:BL:20:VAL:N	12:BL:21:PRO:HD3	2.30	0.47
16:BP:44:SER:O	16:BP:46:LYS:HG3	2.14	0.47
16:BP:61:VAL:HG21	16:BP:67:ILE:HD11	1.90	0.47
25:CA:7:G:H5'	34:CJ:132:HIS:CE1	2.49	0.47
25:CA:278:A:H2'	25:CA:278:A:N3	2.29	0.47
25:CA:528:A:C8	25:CA:528:A:C3'	2.97	0.47
25:CA:729:G:H2'	25:CA:1775:U:H1'	1.96	0.47
25:CA:1069:A:N1	25:CA:1074:G:C5	2.82	0.47
25:CA:1075:C:H3'	25:CA:1075:C:C6	2.49	0.47
25:CA:1122:G:C6	25:CA:1123:C:C5	3.03	0.47
25:CA:1124:G:H2'	25:CA:1125:G:H5'	1.95	0.47
25:CA:1637:A:H5'	25:CA:1760:C:O2'	2.14	0.47
25:CA:1731:G:C2	25:CA:1733:G:C4	3.03	0.47
25:CA:1735:A:C2	25:CA:1736:U:C2	3.03	0.47
25:CA:1776:G:N3	25:CA:1776:G:H2'	2.29	0.47
25:CA:1878:G:H2'	25:CA:1879:C:O4'	2.15	0.47
25:CA:2140:G:O6	25:CA:2151:U:O2	2.32	0.47
29:CE:27:LEU:HD13	29:CE:100:MET:HE3	1.96	0.47
29:CE:30:GLN:HG2	29:CE:30:GLN:O	2.14	0.47
30:CF:73:VAL:HG22	30:CF:78:ILE:CD1	2.44	0.47
30:CF:101:ARG:O	30:CF:102:LEU:C	2.53	0.47

Continued on next page...

Continued from previous page...

Atom-1	Atom-2	Interatomic distance (Å)	Clash overlap (Å)
32:CH:50:ARG:O	32:CH:51:ARG:C	2.53	0.47
33:CI:100:ILE:HG22	33:CI:104:GLN:HB2	1.95	0.47
34:CJ:96:ARG:NH2	34:CJ:99:ARG:HD3	2.30	0.47
36:CL:2:ARG:O	36:CL:2:ARG:CG	2.62	0.47
39:CO:27:VAL:HG23	39:CO:38:GLN:HG3	1.97	0.47
44:CT:87:LEU:O	44:CT:89:GLU:N	2.46	0.47
45:CU:71:ILE:HG12	45:CU:71:ILE:O	2.14	0.47
46:CV:70:ILE:HG22	46:CV:72:VAL:HG13	1.96	0.47
52:C1:31:GLU:O	52:C1:31:GLU:HG2	2.15	0.47
25:DA:140:C:O2	25:DA:140:C:O4'	2.33	0.47
25:DA:252:G:N2	25:DA:253:C:H1'	2.30	0.47
25:DA:615:U:C3'	25:DA:616:A:H5'	2.42	0.47
25:DA:915:C:H2'	25:DA:916:G:H5'	1.97	0.47
25:DA:947:A:H2'	25:DA:948:C:C6	2.49	0.47
25:DA:1018:U:C2	25:DA:1019:U:C5	3.02	0.47
25:DA:1464:G:H2'	25:DA:1465:G:C8	2.49	0.47
25:DA:1523:U:O2'	25:DA:1524:G:H5'	2.14	0.47
25:DA:1635:A:C6	25:DA:1636:U:C2	3.02	0.47
25:DA:1911:U:H2'	25:DA:1918:A:C2	2.49	0.47
25:DA:1918:A:HO2'	25:DA:1920:C:N4	2.13	0.47
25:DA:2137:U:N3	25:DA:2138:G:C8	2.83	0.47
25:DA:2293:G:H2'	25:DA:2294:G:O4'	2.14	0.47
25:DA:2418:A:OP1	54:D3:44:ARG:HD3	2.15	0.47
25:DA:2555:U:H2'	25:DA:2556:C:H5'	1.96	0.47
25:DA:2723:C:H2'	25:DA:2724:U:O5'	2.14	0.47
25:DA:2793:C:C2	25:DA:2794:C:C5	3.03	0.47
27:DC:188:ARG:HG3	27:DC:188:ARG:HH21	1.80	0.47
31:DG:26:LYS:CB	31:DG:31:GLU:HG3	2.45	0.47
32:DH:135:HIS:HB3	32:DH:138:VAL:HB	1.96	0.47
33:DI:7:TYR:O	33:DI:8:VAL:HG13	2.15	0.47
33:DI:16:MET:SD	33:DI:22:PRO:HG2	2.55	0.47
33:DI:122:GLU:O	33:DI:125:THR:HB	2.14	0.47
36:DL:132:ARG:HG3	36:DL:142:ILE:HD12	1.95	0.47
38:DN:26:GLY:O	38:DN:29:VAL:N	2.47	0.47
44:DT:17:SER:O	44:DT:20:ALA:N	2.47	0.47
57:DW:15:LYS:O	57:DW:16:ARG:CB	2.63	0.47
1:AA:49:U:O2'	1:AA:50:A:H2'	2.14	0.47
1:AA:71:A:O2'	1:AA:72:A:P	2.73	0.47
1:AA:130:A:N7	17:AQ:64:ARG:HB2	2.29	0.47
1:AA:154:U:O4	1:AA:167:A:N1	2.48	0.47
1:AA:258:G:C2	1:AA:269:C:O2	2.68	0.47

Continued on next page...

Continued from previous page...

Atom-1	Atom-2	Interatomic distance (Å)	Clash overlap (Å)
1:AA:299:G:O6	1:AA:300:A:N1	2.48	0.47
1:AA:340:U:H2'	1:AA:341:C:C6	2.47	0.47
1:AA:417:G:C2	1:AA:418:C:C2	3.02	0.47
1:AA:502:A:C2	1:AA:503:C:C2	3.03	0.47
1:AA:599:C:O2	1:AA:640:A:C2	2.68	0.47
1:AA:609:A:O5'	1:AA:609:A:H8	1.97	0.47
1:AA:714:G:O2'	1:AA:715:A:H5'	2.14	0.47
1:AA:763:G:H2'	1:AA:764:C:O5'	2.13	0.47
1:AA:864:A:OP1	1:AA:864:A:H8	1.98	0.47
1:AA:1230:C:H6	1:AA:1230:C:O5'	1.97	0.47
1:AA:1286:U:O2	1:AA:1286:U:H2'	2.14	0.47
1:AA:1417:G:N2	1:AA:1482:G:H2'	2.29	0.47
1:AA:1490:U:H2'	1:AA:1491:G:H5'	1.94	0.47
1:AA:1497:G:H2'	1:AA:1498:U:H5'	1.96	0.47
1:AA:1507:A:C5	1:AA:1530:G:C6	3.02	0.47
1:AA:1508:A:H2'	1:AA:1509:C:C6	2.50	0.47
2:AB:27:LYS:N	2:AB:28:PRO:HD3	2.30	0.47
2:AB:40:ILE:HG21	2:AB:201:GLY:H	1.79	0.47
2:AB:56:LEU:C	2:AB:56:LEU:CD2	2.80	0.47
3:AC:153:SER:HA	3:AC:164:THR:HA	1.95	0.47
4:AD:101:VAL:HA	4:AD:104:MET:HG3	1.96	0.47
5:AE:94:PHE:HZ	5:AE:96:GLN:HG3	1.79	0.47
5:AE:108:GLY:O	5:AE:109:ALA:CB	2.62	0.47
6:AF:67:PRO:O	6:AF:69:GLU:N	2.48	0.47
7:AG:42:VAL:O	7:AG:46:LEU:N	2.47	0.47
7:AG:94:ARG:CZ	7:AG:98:LEU:HD21	2.44	0.47
11:AK:96:ILE:HA	11:AK:99:LEU:HD23	1.96	0.47
12:AL:115:LYS:O	12:AL:116:TYR:CB	2.63	0.47
13:AM:70:ARG:HD2	13:AM:70:ARG:O	2.15	0.47
16:AP:52:LEU:O	16:AP:54:LEU:N	2.48	0.47
17:AQ:17:GLU:O	17:AQ:18:LYS:HB2	2.15	0.47
18:AR:25:ILE:HA	18:AR:28:LEU:HB2	1.95	0.47
20:AT:2:ASN:O	20:AT:3:ILE:C	2.52	0.47
20:AT:53:MET:HA	20:AT:56:ILE:CG2	2.44	0.47
21:AU:38:GLU:HA	21:AU:40:PRO:HD2	1.96	0.47
21:AU:38:GLU:OE2	21:AU:41:THR:HG21	2.14	0.47
22:AV:21:A:O4'	22:AV:48:C:N4	2.48	0.47
22:AV:48:C:C2	22:AV:59:U:H1'	2.50	0.47
1:BA:8:A:N6	4:BD:201:GLU:O	2.47	0.47
1:BA:15:G:C6	1:BA:16:A:C6	3.03	0.47
1:BA:158:G:C5	1:BA:159:G:N7	2.82	0.47

Continued on next page...

Continued from previous page...

Atom-1	Atom-2	Interatomic distance (Å)	Clash overlap (Å)
1:BA:161:A:H2'	1:BA:162:A:C8	2.49	0.47
1:BA:179:A:H2'	1:BA:180:U:C6	2.50	0.47
1:BA:337:G:C6	1:BA:338:A:C6	3.02	0.47
1:BA:352:C:H42	1:BA:357:G:N2	2.11	0.47
1:BA:389:A:H2'	1:BA:390:U:H5'	1.97	0.47
1:BA:401:C:O2'	1:BA:621:A:N3	2.38	0.47
1:BA:406:G:C2	1:BA:407:U:C5	3.03	0.47
1:BA:414:A:C2	1:BA:415:A:C1'	2.97	0.47
1:BA:467:U:H3'	1:BA:467:U:O2	2.15	0.47
1:BA:484:G:H4'	1:BA:485:U:C5'	2.44	0.47
1:BA:518:C:C2'	1:BA:530:G:C8	2.91	0.47
1:BA:560:A:C8	1:BA:566:G:N3	2.83	0.47
1:BA:607:A:H2'	1:BA:608:A:C8	2.48	0.47
1:BA:709:U:H2'	1:BA:710:G:H8	1.79	0.47
1:BA:801:U:C2	1:BA:802:A:C8	3.03	0.47
1:BA:1155:A:O2'	1:BA:1156:G:H5'	2.15	0.47
1:BA:1302:C:C4	13:BM:16:ILE:CD1	2.98	0.47
1:BA:1323:G:C1'	1:BA:1362:A:C2	2.97	0.47
1:BA:1381:U:H2'	1:BA:1382:C:H6	1.80	0.47
1:BA:1392:G:C2'	1:BA:1393:U:H5'	2.45	0.47
1:BA:1422:G:C2'	1:BA:1423:G:H5'	2.44	0.47
1:BA:1438:G:C2'	1:BA:1439:G:H5'	2.44	0.47
1:BA:1523:G:OP1	11:BK:124:LYS:HD3	2.15	0.47
2:BB:49:PHE:O	2:BB:52:ALA:HB3	2.15	0.47
2:BB:68:PHE:O	2:BB:90:PHE:HA	2.15	0.47
2:BB:82:ALA:O	2:BB:85:SER:OG	2.30	0.47
2:BB:95:TRP:CH2	2:BB:99:MET:HG3	2.49	0.47
2:BB:163:ILE:HG13	2:BB:203:ASP:HB2	1.96	0.47
3:BC:7:ASN:C	3:BC:9:ILE:H	2.18	0.47
3:BC:130:ARG:H	3:BC:130:ARG:HE	1.62	0.47
3:BC:151:GLU:HA	3:BC:166:TRP:HB3	1.96	0.47
4:BD:36:ALA:O	4:BD:38:GLY:N	2.48	0.47
4:BD:71:PHE:HE1	4:BD:199:ILE:HD11	1.79	0.47
5:BE:92:ARG:HB3	5:BE:92:ARG:CZ	2.43	0.47
5:BE:93:VAL:CG1	5:BE:110:MET:HE3	2.44	0.47
5:BE:155:LYS:CG	8:BH:65:PHE:HB2	2.43	0.47
6:BF:29:ILE:HG21	6:BF:36:ILE:HG22	1.97	0.47
6:BF:70:VAL:HG23	6:BF:71:ILE:H	1.80	0.47
7:BG:77:ARG:O	7:BG:78:ARG:C	2.52	0.47
8:BH:112:ASP:O	8:BH:113:ARG:C	2.53	0.47
9:BI:5:TYR:HB2	9:BI:20:ILE:CG2	2.44	0.47

Continued on next page...

Continued from previous page...

Atom-1	Atom-2	Interatomic distance (Å)	Clash overlap (Å)
9:BI:19:PHE:O	9:BI:62:LEU:HA	2.14	0.47
9:BI:24:ASN:HB3	9:BI:58:GLU:CD	2.34	0.47
9:BI:66:VAL:O	9:BI:66:VAL:HG13	2.14	0.47
11:BK:109:ILE:CG2	21:BU:16:ARG:NE	2.77	0.47
12:BL:50:LYS:CD	12:BL:50:LYS:N	2.78	0.47
13:BM:18:LEU:O	13:BM:20:SER:N	2.47	0.47
17:BQ:69:THR:O	17:BQ:70:LYS:CB	2.63	0.47
20:BT:53:MET:HG3	20:BT:54:GLN:H	1.78	0.47
20:BT:66:ILE:O	20:BT:67:HIS:CB	2.62	0.47
21:BU:14:ALA:C	21:BU:15:LEU:HG	2.34	0.47
21:BU:24:LYS:NZ	21:BU:25:ALA:HB2	2.30	0.47
25:CA:21:A:C2'	25:CA:22:C:O5'	2.63	0.47
25:CA:158:U:H2'	25:CA:159:G:H5'	1.96	0.47
25:CA:460:A:P	53:C2:41:ARG:HH12	2.37	0.47
25:CA:632:A:H2'	25:CA:633:A:C8	2.49	0.47
25:CA:662:G:O3'	36:CL:16:GLY:HA2	2.14	0.47
25:CA:684:G:C6	25:CA:774:G:C4	3.02	0.47
25:CA:729:G:C6	27:CC:206:LYS:HB2	2.49	0.47
25:CA:894:U:H2'	25:CA:895:U:H6	1.77	0.47
25:CA:1076:C:H2'	25:CA:1077:A:O4'	2.14	0.47
25:CA:1079:C:N4	25:CA:1088:A:C4	2.83	0.47
25:CA:1090:A:N1	25:CA:1091:G:N7	2.62	0.47
25:CA:1196:C:O4'	25:CA:1226:A:C2	2.68	0.47
25:CA:1287:A:H3'	25:CA:1288:G:N2	2.30	0.47
25:CA:1415:U:O2	25:CA:1415:U:C3'	2.63	0.47
25:CA:1433:A:H2'	25:CA:1434:A:O4'	2.15	0.47
25:CA:1441:G:H2'	25:CA:1442:U:C6	2.50	0.47
25:CA:1533:C:N4	25:CA:1534:U:C4	2.83	0.47
25:CA:1534:U:O2	25:CA:1534:U:H2'	2.13	0.47
25:CA:1547:C:C2'	25:CA:1548:A:O5'	2.62	0.47
25:CA:1585:C:C2'	25:CA:1586:A:H5'	2.44	0.47
25:CA:1773:A:N7	25:CA:1829:A:H1'	2.30	0.47
25:CA:1838:C:C4	25:CA:1899:A:C5	3.03	0.47
25:CA:1840:G:C4	25:CA:1841:U:C5	3.02	0.47
25:CA:1869:G:H2'	25:CA:1870:C:H5'	1.97	0.47
25:CA:1888:G:H5''	25:CA:1889:A:OP1	2.15	0.47
25:CA:2063:C:O2	25:CA:2450:A:N1	2.48	0.47
25:CA:2161:C:O2	25:CA:2162:G:C8	2.66	0.47
25:CA:2210:U:O3'	25:CA:2211:A:H4'	2.14	0.47
25:CA:2219:U:C2'	25:CA:2220:U:O5'	2.62	0.47
25:CA:2303:G:C4	25:CA:2304:G:C8	3.02	0.47

Continued on next page...

Continued from previous page...

Atom-1	Atom-2	Interatomic distance (Å)	Clash overlap (Å)
25:CA:2317:A:N6	25:CA:2318:G:C2	2.83	0.47
25:CA:2388:A:H5'	25:CA:2389:G:OP2	2.15	0.47
25:CA:2516:A:C2	25:CA:2569:G:N3	2.83	0.47
27:CC:96:LYS:HA	27:CC:96:LYS:CE	2.45	0.47
27:CC:156:SER:O	27:CC:194:VAL:CG1	2.62	0.47
28:CD:12:THR:HG21	40:CP:8:GLU:CG	2.45	0.47
29:CE:7:ASP:C	29:CE:9:GLN:H	2.17	0.47
30:CF:57:ALA:O	30:CF:60:SER:O	2.33	0.47
31:CG:102:ILE:HD12	31:CG:147:LEU:HD11	1.96	0.47
32:CH:135:HIS:CD2	32:CH:137:GLU:HG2	2.49	0.47
33:CI:27:LEU:HD11	33:CI:34:ILE:HA	1.96	0.47
33:CI:42:ASN:HB3	33:CI:46:ASP:OD1	2.14	0.47
39:CO:64:TYR:HB3	39:CO:67:ASN:ND2	2.29	0.47
41:CQ:10:ARG:HD2	41:CQ:10:ARG:HA	1.63	0.47
41:CQ:26:ALA:O	41:CQ:28:SER:N	2.48	0.47
43:CS:11:ARG:O	43:CS:12:SER:HB3	2.14	0.47
49:CY:9:LYS:HB3	49:CY:12:GLU:CG	2.45	0.47
49:CY:24:GLU:O	49:CY:25:GLN:C	2.52	0.47
50:CZ:36:GLU:O	50:CZ:37:ARG:HD3	2.14	0.47
25:DA:7:G:C5	25:DA:8:C:C5	3.03	0.47
25:DA:227:A:N6	25:DA:410:G:H1'	2.30	0.47
25:DA:227:A:N3	25:DA:2407:A:H1'	2.29	0.47
25:DA:282:A:H2'	25:DA:283:G:O4'	2.15	0.47
25:DA:294:A:N7	25:DA:345:A:C6	2.82	0.47
25:DA:295:G:N1	25:DA:296:U:C5	2.83	0.47
25:DA:396:G:H1'	48:DX:28:PHE:HB3	1.97	0.47
25:DA:404:A:N1	25:DA:406:G:C2	2.82	0.47
25:DA:511:U:C2'	25:DA:512:G:H5'	2.45	0.47
25:DA:609:A:C8	25:DA:610:C:C6	3.03	0.47
25:DA:640:C:H2'	25:DA:641:U:O4'	2.14	0.47
25:DA:709:U:H2'	25:DA:710:U:O4'	2.15	0.47
25:DA:818:G:C2'	25:DA:819:A:H5''	2.44	0.47
25:DA:845:A:C2	25:DA:847:U:C6	3.03	0.47
25:DA:948:C:H1'	25:DA:984:A:O2'	2.15	0.47
25:DA:1010:A:H1'	25:DA:1153:C:C1'	2.45	0.47
25:DA:1069:A:C2	25:DA:1073:A:N7	2.83	0.47
25:DA:1087:G:N1	25:DA:1089:A:C2	2.83	0.47
25:DA:1165:A:C2	25:DA:1185:G:C2	3.03	0.47
25:DA:1214:A:H4'	25:DA:1239:G:H4'	1.97	0.47
25:DA:1287:A:H5'	38:DN:103:ARG:HD2	1.96	0.47
25:DA:1340:U:O2'	44:DT:61:LEU:HD13	2.15	0.47

Continued on next page...

Continued from previous page...

Atom-1	Atom-2	Interatomic distance (Å)	Clash overlap (Å)
25:DA:1441:G:C2'	25:DA:1442:U:O5'	2.63	0.47
25:DA:1490:A:O2'	27:DC:97:ASP:OD2	2.32	0.47
25:DA:1587:G:C5	25:DA:1588:G:C8	3.03	0.47
25:DA:1799:G:O2'	27:DC:179:GLU:OE2	2.20	0.47
25:DA:1833:C:H2'	25:DA:1834:U:C6	2.50	0.47
25:DA:2162:G:HO2'	25:DA:2163:A:H8	1.60	0.47
25:DA:2180:U:C4	25:DA:2181:U:C4	3.03	0.47
25:DA:2292:U:H2'	25:DA:2293:G:O5'	2.15	0.47
25:DA:2293:G:C2	25:DA:2340:A:C2	3.03	0.47
25:DA:2350:C:H2'	25:DA:2351:G:O5'	2.15	0.47
25:DA:2362:C:O5'	25:DA:2362:C:H6	1.97	0.47
25:DA:2378:A:C2'	25:DA:2379:G:O5'	2.62	0.47
25:DA:2420:C:OP1	54:D3:33:THR:HB	2.14	0.47
25:DA:2556:C:C2'	25:DA:2557:G:O5'	2.63	0.47
25:DA:2850:A:C6	25:DA:2851:A:C5	3.02	0.47
56:DB:15:A:C8	56:DB:109:A:C6	3.03	0.47
56:DB:49:C:O3'	39:DO:68:LYS:HG3	2.14	0.47
27:DC:1:ALA:CA	27:DC:198:GLU:OE2	2.62	0.47
30:DF:101:ARG:O	30:DF:102:LEU:O	2.32	0.47
31:DG:8:VAL:HG21	31:DG:72:ASN:HB2	1.95	0.47
33:DI:8:VAL:O	33:DI:56:VAL:O	2.32	0.47
33:DI:30:GLN:HG2	33:DI:32:VAL:HG23	1.95	0.47
33:DI:50:LYS:N	33:DI:50:LYS:CD	2.78	0.47
37:DM:30:SER:HB2	37:DM:31:PHE:CE1	2.50	0.47
37:DM:54:THR:O	37:DM:55:ARG:C	2.53	0.47
37:DM:97:GLN:N	37:DM:97:GLN:CD	2.68	0.47
39:DO:49:VAL:HG11	39:DO:81:ARG:CB	2.44	0.47
41:DQ:26:ALA:HB1	41:DQ:30:VAL:CG2	2.44	0.47
43:DS:2:GLU:HA	43:DS:108:SER:HB3	1.97	0.47
44:DT:38:ALA:O	44:DT:39:THR:HB	2.15	0.47
44:DT:44:LYS:HG3	44:DT:55:VAL:CG1	2.43	0.47
44:DT:51:PHE:O	44:DT:53:VAL:HG13	2.15	0.47
57:DW:15:LYS:O	57:DW:16:ARG:HB2	2.14	0.47
48:DX:29:LEU:HD23	48:DX:29:LEU:HA	1.77	0.47
48:DX:65:THR:O	48:DX:68:ALA:HB3	2.15	0.47
49:DY:26:PHE:CE2	49:DY:30:MET:CG	2.95	0.47
52:D1:25:ASN:O	52:D1:26:LYS:C	2.53	0.47
52:D1:42:VAL:HG12	52:D1:44:GLN:H	1.80	0.47
1:AA:47:C:H4'	1:AA:48:C:O5'	2.15	0.47
1:AA:203:G:N2	1:AA:215:C:C2	2.83	0.47
1:AA:833:G:C4	1:AA:834:U:C6	3.03	0.47

Continued on next page...

Continued from previous page...

Atom-1	Atom-2	Interatomic distance (Å)	Clash overlap (Å)
1:AA:985:C:H2'	1:AA:986:U:C6	2.50	0.47
1:AA:1079:G:C6	1:AA:1080:A:N6	2.83	0.47
1:AA:1106:G:C6	1:AA:1107:C:N4	2.83	0.47
1:AA:1225:A:O4'	19:AS:77:ARG:HD3	2.15	0.47
1:AA:1352:C:H2'	1:AA:1353:G:C8	2.49	0.47
1:AA:1480:A:C4	1:AA:1481:U:C6	3.02	0.47
3:AC:7:ASN:O	3:AC:8:GLY:C	2.53	0.47
3:AC:84:GLU:C	3:AC:86:LEU:H	2.18	0.47
8:AH:24:VAL:CG1	8:AH:62:LEU:HD21	2.44	0.47
9:AI:27:ILE:CG1	9:AI:62:LEU:HD21	2.45	0.47
11:AK:23:HIS:CD2	11:AK:23:HIS:C	2.88	0.47
11:AK:87:GLY:H	11:AK:113:THR:CG2	2.27	0.47
13:AM:32:ILE:HD13	13:AM:58:GLU:HG3	1.97	0.47
16:AP:39:PHE:CB	16:AP:74:LEU:HD11	2.45	0.47
18:AR:22:TYR:CE1	18:AR:23:LYS:HG3	2.49	0.47
24:AY:18:VAL:O	24:AY:21:PHE:HB3	2.14	0.47
1:BA:4:U:H5''	1:BA:5:U:OP1	2.14	0.47
1:BA:173:U:H6	1:BA:198:G:HO2'	1.63	0.47
1:BA:409:U:OP1	4:BD:23:GLY:HA3	2.14	0.47
1:BA:443:C:H2'	1:BA:444:G:O4'	2.15	0.47
1:BA:489:C:H2'	1:BA:490:C:H6	1.80	0.47
1:BA:562:U:C4'	1:BA:563:A:H5'	2.43	0.47
1:BA:629:A:H2'	1:BA:630:A:O4'	2.15	0.47
1:BA:631:C:C3'	1:BA:632:U:H5'	2.44	0.47
1:BA:712:A:C2'	1:BA:713:G:O5'	2.62	0.47
1:BA:784:A:H2'	1:BA:785:G:O4'	2.15	0.47
1:BA:841:C:C3'	1:BA:843:U:H5''	2.38	0.47
1:BA:1242:G:O2'	1:BA:1243:C:H5'	2.15	0.47
1:BA:1361:G:C6	1:BA:1362:A:C8	3.03	0.47
1:BA:1397:C:C3'	1:BA:1398:A:H5''	2.44	0.47
1:BA:1458:G:H2'	1:BA:1459:G:H8	1.79	0.47
5:BE:153:ALA:N	5:BE:156:ARG:HB3	2.30	0.47
6:BF:6:ILE:CG2	6:BF:7:VAL:N	2.77	0.47
12:BL:17:LYS:O	12:BL:17:LYS:HD2	2.15	0.47
12:BL:21:PRO:C	12:BL:23:LEU:H	2.18	0.47
12:BL:80:LEU:HD12	12:BL:81:ILE:H	1.80	0.47
13:BM:15:VAL:HG23	13:BM:16:ILE:HG13	1.97	0.47
13:BM:76:ILE:HG23	13:BM:90:HIS:CD2	2.49	0.47
21:BU:23:GLU:O	21:BU:24:LYS:C	2.52	0.47
25:CA:134:G:H2'	25:CA:135:U:O5'	2.15	0.47
25:CA:396:G:H1'	48:CX:28:PHE:HB3	1.97	0.47

Continued on next page...

Continued from previous page...

Atom-1	Atom-2	Interatomic distance (Å)	Clash overlap (Å)
25:CA:1121:C:C6	25:CA:1121:C:C3'	2.98	0.47
25:CA:2383:G:C2'	25:CA:2384:U:H5'	2.45	0.47
25:CA:2593:U:H2'	25:CA:2594:C:C6	2.50	0.47
25:CA:2660:A:C2	25:CA:2661:G:H1'	2.49	0.47
25:CA:2785:C:O2'	28:CD:67:HIS:CD2	2.62	0.47
25:CA:2881:U:H2'	25:CA:2882:A:O5'	2.15	0.47
26:CB:36:C:H5''	26:CB:37:C:OP2	2.15	0.47
26:CB:45:A:H2'	26:CB:46:A:O4'	2.15	0.47
27:CC:51:ARG:O	27:CC:52:HIS:HB2	2.14	0.47
29:CE:3:LEU:CD1	29:CE:14:VAL:HG21	2.44	0.47
29:CE:5:LEU:N	29:CE:5:LEU:CD1	2.77	0.47
29:CE:119:ILE:N	29:CE:119:ILE:HD13	2.30	0.47
30:CF:30:VAL:CG2	30:CF:95:MET:SD	3.03	0.47
31:CG:9:VAL:O	31:CG:9:VAL:CG1	2.63	0.47
31:CG:71:LEU:N	31:CG:71:LEU:CD1	2.78	0.47
32:CH:72:ILE:HD12	32:CH:140:ALA:HB3	1.97	0.47
35:CK:69:VAL:O	35:CK:76:VAL:HA	2.14	0.47
36:CL:106:GLU:CB	36:CL:107:PHE:CE2	2.98	0.47
37:CM:36:VAL:HG23	37:CM:129:THR:CG2	2.42	0.47
38:CN:77:ALA:O	38:CN:79:LEU:O	2.33	0.47
40:CP:21:PRO:HD3	40:CP:49:ILE:CD1	2.44	0.47
40:CP:30:TRP:CE3	40:CP:39:LEU:HD12	2.50	0.47
46:CV:18:ARG:HH11	46:CV:18:ARG:HG3	1.79	0.47
48:CX:76:LYS:HE3	48:CX:77:TYR:H	1.79	0.47
25:DA:18:U:O3'	41:DQ:22:GLY:HA2	2.14	0.47
25:DA:64:A:C6	25:DA:65:U:O4	2.68	0.47
25:DA:511:U:H2'	25:DA:512:G:H5'	1.96	0.47
25:DA:545:U:O2	25:DA:545:U:P	2.73	0.47
25:DA:624:C:O2'	25:DA:657:U:H5''	2.15	0.47
25:DA:705:A:C2	25:DA:706:A:C4	3.03	0.47
25:DA:877:A:C2	25:DA:900:A:N7	2.82	0.47
25:DA:1066:U:H1'	25:DA:1074:G:H22	1.78	0.47
25:DA:1356:G:C2	25:DA:1376:C:O2	2.67	0.47
25:DA:1356:G:C2	25:DA:1357:C:C2	3.02	0.47
25:DA:1517:G:O2'	25:DA:1518:C:H5'	2.15	0.47
25:DA:1943:U:C4'	25:DA:1944:U:OP1	2.56	0.47
25:DA:1990:C:H5''	25:DA:1991:U:P	2.54	0.47
25:DA:2070:A:H2'	25:DA:2070:A:N3	2.30	0.47
25:DA:2278:A:C2'	25:DA:2279:G:O5'	2.62	0.47
25:DA:2424:C:H5'	25:DA:2424:C:H6	1.80	0.47
25:DA:2531:A:C6	25:DA:2532:G:C5	3.03	0.47

Continued on next page...

Continued from previous page...

Atom-1	Atom-2	Interatomic distance (Å)	Clash overlap (Å)
25:DA:2661:G:H2'	25:DA:2662:A:O5'	2.15	0.47
25:DA:2663:G:O2'	25:DA:2664:G:H5'	2.14	0.47
25:DA:2839:G:C4	25:DA:2840:C:C5	3.02	0.47
56:DB:14:U:H4'	56:DB:15:A:OP2	2.14	0.47
27:DC:161:VAL:HG11	27:DC:173:LEU:HG	1.96	0.47
29:DE:23:PHE:CD1	29:DE:111:GLU:HG3	2.49	0.47
31:DG:89:VAL:HG21	31:DG:162:ARG:HE	1.79	0.47
31:DG:126:THR:HG22	31:DG:127:GLN:N	2.29	0.47
33:DI:17:ALA:HB1	33:DI:41:PHE:CD2	2.50	0.47
33:DI:101:SER:HB2	33:DI:140:GLU:O	2.15	0.47
37:DM:34:LYS:HE3	37:DM:131:VAL:HG11	1.96	0.47
38:DN:20:MET:CG	38:DN:21:PHE:N	2.78	0.47
38:DN:117:ASP:O	38:DN:118:ARG:HB2	2.14	0.47
39:DO:40:ILE:CG2	39:DO:44:GLY:HA2	2.45	0.47
43:DS:19:LEU:HG	51:D0:21:LEU:HG	1.96	0.47
44:DT:29:THR:HG23	44:DT:86:THR:N	2.29	0.47
46:DV:54:ALA:C	46:DV:56:PHE:H	2.16	0.47
46:DV:69:GLU:O	46:DV:70:ILE:HG12	2.14	0.47
48:DX:10:ARG:HB3	48:DX:11:PRO:CD	2.45	0.47
48:DX:66:VAL:O	48:DX:69:GLU:HB2	2.15	0.47
49:DY:28:LEU:HD23	49:DY:37:LEU:HD11	1.97	0.47
55:D4:7:VAL:C	55:D4:8:LYS:CG	2.83	0.47
1:AA:214:C:H2'	1:AA:215:C:C6	2.48	0.47
1:AA:478:A:H2'	1:AA:479:U:O5'	2.14	0.47
1:AA:853:C:C2	1:AA:854:U:C6	3.03	0.47
1:AA:1149:C:O5'	1:AA:1149:C:H6	1.98	0.47
1:AA:1164:G:C5'	10:BJ:89:ARG:HD2	2.45	0.47
1:AA:1351:U:H2'	1:AA:1352:C:H6	1.80	0.47
2:AB:9:LEU:HD11	2:AB:11:ALA:O	2.14	0.47
2:AB:30:ILE:HD13	2:AB:38:HIS:CG	2.50	0.47
2:AB:63:LYS:O	2:AB:65:LYS:CE	2.61	0.47
2:AB:112:ARG:O	2:AB:116:LEU:HD23	2.15	0.47
3:AC:41:TYR:CE1	3:AC:42:LEU:HD12	2.50	0.47
3:AC:46:LEU:HD21	3:AC:86:LEU:HD11	1.97	0.47
3:AC:141:MET:CE	3:AC:147:GLY:HA2	2.44	0.47
13:AM:88:LEU:O	13:AM:92:ARG:HG3	2.13	0.47
13:AM:94:LEU:CB	13:AM:95:PRO:HD2	2.45	0.47
14:AN:73:PHE:CZ	14:AN:78:GLY:HA2	2.49	0.47
24:AY:133:ARG:HH22	25:CA:1941:C:H2'	1.80	0.47
1:BA:66:A:O4'	1:BA:173:U:C4	2.68	0.47
1:BA:188:C:C2	1:BA:189:A:C8	3.02	0.47

Continued on next page...

Continued from previous page...

Atom-1	Atom-2	Interatomic distance (Å)	Clash overlap (Å)
1:BA:317:U:N3	1:BA:318:G:N7	2.63	0.47
1:BA:634:C:C2'	1:BA:635:A:O5'	2.63	0.47
1:BA:664:G:H22	1:BA:741:G:H1	1.63	0.47
1:BA:1031:C:H4'	1:BA:1032:G:C4	2.50	0.47
1:BA:1072:G:C4	1:BA:1073:U:C6	3.02	0.47
1:BA:1085:U:H5'	1:BA:1094:G:C2	2.50	0.47
1:BA:1269:A:H2	1:BA:1312:G:N3	2.13	0.47
1:BA:1374:A:C2'	1:BA:1375:A:H5'	2.45	0.47
2:BB:117:GLU:N	2:BB:140:LEU:HD21	2.29	0.47
3:BC:41:TYR:CE1	3:BC:89:VAL:HG21	2.50	0.47
3:BC:153:SER:HB3	3:BC:164:THR:HB	1.96	0.47
5:BE:10:LEU:HD23	5:BE:11:GLN:H	1.80	0.47
5:BE:93:VAL:CG1	5:BE:110:MET:CE	2.93	0.47
5:BE:155:LYS:N	5:BE:155:LYS:CE	2.77	0.47
6:BF:10:VAL:HG11	6:BF:18:VAL:HG22	1.97	0.47
8:BH:48:PHE:C	8:BH:48:PHE:CD1	2.88	0.47
10:BJ:19:ASP:HB3	10:BJ:72:ARG:HH21	1.80	0.47
14:BN:17:ASP:O	14:BN:18:LYS:C	2.53	0.47
14:BN:19:TYR:N	14:BN:19:TYR:CD1	2.83	0.47
14:BN:42:TRP:CD1	14:BN:42:TRP:O	2.68	0.47
15:BO:16:ARG:O	15:BO:17:ASP:CB	2.63	0.47
16:BP:39:PHE:CZ	16:BP:41:PRO:HB3	2.50	0.47
25:CA:368:A:H8	25:CA:368:A:O5'	1.97	0.47
25:CA:551:G:H2'	25:CA:552:U:O4'	2.15	0.47
25:CA:601:C:O2	25:CA:605:G:H4'	2.14	0.47
25:CA:1063:G:N2	33:CI:89:SER:HG	2.12	0.47
25:CA:1079:C:C2	25:CA:1080:A:C8	3.03	0.47
25:CA:1139:G:O3'	34:CJ:26:GLY:CA	2.62	0.47
25:CA:1292:G:O2'	25:CA:1293:C:H5'	2.15	0.47
25:CA:1724:G:H1	25:CA:1737:G:H1'	1.80	0.47
25:CA:1907:G:C5	25:CA:1908:C:C5	3.03	0.47
25:CA:1919:A:H5''	25:CA:1920:C:OP2	2.15	0.47
25:CA:2591:C:H2'	25:CA:2592:G:C8	2.49	0.47
25:CA:2732:G:O2'	25:CA:2733:A:H5'	2.14	0.47
27:CC:58:LYS:O	27:CC:59:GLN:HG3	2.15	0.47
29:CE:48:THR:C	29:CE:50:ALA:N	2.68	0.47
30:CF:129:MET:HE3	30:CF:129:MET:HB2	1.89	0.47
31:CG:16:VAL:HG22	31:CG:25:ILE:HD13	1.97	0.47
33:CI:12:VAL:O	33:CI:13:ALA:HB2	2.15	0.47
33:CI:18:ASN:ND2	33:CI:27:LEU:CD1	2.78	0.47
33:CI:24:GLY:O	33:CI:34:ILE:HG23	2.15	0.47

Continued on next page...

Continued from previous page...

Atom-1	Atom-2	Interatomic distance (Å)	Clash overlap (Å)
33:CI:33:ASN:CB	33:CI:36:GLU:HG2	2.45	0.47
33:CI:100:ILE:HG12	33:CI:137:LEU:HD13	1.97	0.47
35:CK:104:THR:HB	35:CK:106:GLU:OE1	2.15	0.47
36:CL:99:ASN:CG	60:CL:202:HOH:O	2.53	0.47
37:CM:42:THR:HG22	37:CM:93:VAL:HG12	1.97	0.47
40:CP:103:THR:O	40:CP:105:LYS:N	2.48	0.47
25:DA:236:C:O2'	25:DA:237:C:H5'	2.15	0.47
25:DA:249:C:O2'	36:DL:63:LYS:HE2	2.15	0.47
25:DA:447:A:N1	25:DA:454:A:C8	2.83	0.47
25:DA:480:A:OP2	45:DU:43:LYS:NZ	2.47	0.47
25:DA:782:A:C2	27:DC:224:MET:SD	3.08	0.47
25:DA:858:G:C4	25:DA:2268:A:C2	3.02	0.47
25:DA:979:A:C2'	25:DA:980:A:OP1	2.62	0.47
25:DA:1053:C:C2	25:DA:1107:G:N2	2.82	0.47
25:DA:1387:A:C4'	25:DA:1469:A:H1'	2.44	0.47
25:DA:1395:A:O2'	25:DA:1397:U:C6	2.68	0.47
25:DA:1454:C:N4	38:DN:73:ASN:HD21	2.13	0.47
25:DA:1482:G:H1'	25:DA:1509:A:H61	1.80	0.47
25:DA:1575:C:N3	25:DA:1576:U:C5	2.83	0.47
25:DA:2210:U:C2	25:DA:2212:A:N7	2.83	0.47
25:DA:2232:C:C4	25:DA:2233:U:C5	3.03	0.47
25:DA:2677:G:C6	25:DA:2731:G:C6	3.03	0.47
25:DA:2704:C:H3'	25:DA:2705:A:H8	1.80	0.47
27:DC:118:GLY:O	27:DC:120:ASP:N	2.48	0.47
27:DC:118:GLY:O	27:DC:119:VAL:C	2.52	0.47
29:DE:109:LEU:HD12	29:DE:109:LEU:HA	1.74	0.47
30:DF:21:TYR:HD1	30:DF:26:GLN:HG2	1.80	0.47
30:DF:142:TYR:O	30:DF:142:TYR:CG	2.68	0.47
32:DH:2:GLN:O	32:DH:19:VAL:HG23	2.15	0.47
32:DH:2:GLN:HA	32:DH:19:VAL:O	2.15	0.47
33:DI:7:TYR:HB2	33:DI:58:ILE:H	1.80	0.47
33:DI:27:LEU:O	33:DI:30:GLN:OE1	2.32	0.47
35:DK:22:ILE:O	35:DK:23:LYS:HB2	2.15	0.47
36:DL:117:THR:O	36:DL:118:THR:C	2.53	0.47
37:DM:51:ARG:O	37:DM:52:ALA:C	2.53	0.47
41:DQ:7:VAL:HG12	41:DQ:8:ILE:HG22	1.96	0.47
42:DR:81:LYS:O	42:DR:82:HIS:HB3	2.14	0.47
46:DV:20:LEU:CD2	46:DV:26:PHE:HA	2.44	0.47
54:D3:30:HIS:ND1	54:D3:31:ILE:HG13	2.29	0.47
1:AA:143:A:N3	1:AA:143:A:C2'	2.75	0.47
1:AA:323:U:O4	1:AA:324:G:C6	2.68	0.47

Continued on next page...

Continued from previous page...

Atom-1	Atom-2	Interatomic distance (Å)	Clash overlap (Å)
1:AA:458:U:H2'	1:AA:458:U:O2	2.14	0.47
1:AA:540:G:C4	1:AA:541:G:C8	3.03	0.47
1:AA:854:U:C6	1:AA:871:U:O4	2.68	0.47
1:AA:921:U:C5	1:AA:922:G:N7	2.83	0.47
1:AA:1004:A:C2	1:AA:1026:G:C4	3.03	0.47
1:AA:1126:U:H4'	1:AA:1127:G:OP2	2.15	0.47
1:AA:1164:G:H5''	10:BJ:89:ARG:HD2	1.97	0.47
1:AA:1175:G:O2'	1:AA:1176:A:H5'	2.14	0.47
3:AC:39:ARG:HG2	3:AC:54:ILE:CG1	2.45	0.47
3:AC:54:ILE:O	3:AC:54:ILE:HG13	2.15	0.47
3:AC:147:GLY:CA	3:AC:171:ARG:H	2.27	0.47
3:AC:183:TYR:HA	3:AC:199:VAL:O	2.14	0.47
4:AD:164:ARG:O	4:AD:166:LYS:N	2.47	0.47
5:AE:88:HIS:CE1	5:AE:137:ARG:HD3	2.50	0.47
7:AG:30:MET:CG	7:AG:31:VAL:N	2.78	0.47
8:AH:48:PHE:HB3	8:AH:60:LEU:HD23	1.97	0.47
9:AI:48:ARG:HD3	9:AI:49:GLN:N	2.30	0.47
9:AI:49:GLN:HE22	9:AI:79:ARG:NH1	2.12	0.47
10:AJ:27:GLU:C	10:AJ:29:ALA:H	2.17	0.47
11:AK:124:LYS:HA	21:AU:34:ARG:HG3	1.97	0.47
13:AM:75:SER:O	13:AM:79:LEU:HD12	2.15	0.47
14:AN:31:SER:O	14:AN:32:ASP:CB	2.62	0.47
17:AQ:3:LYS:C	17:AQ:4:ILE:HD12	2.36	0.47
17:AQ:47:ASP:O	17:AQ:48:GLU:O	2.33	0.47
17:AQ:51:GLU:N	17:AQ:51:GLU:CD	2.67	0.47
21:AU:18:PHE:C	21:AU:19:LYS:HE2	2.35	0.47
22:AV:8:U:C2	22:AV:15:G:O6	2.67	0.47
22:AV:21:A:N6	22:AV:46:G:N9	2.62	0.47
22:AV:63:G:H2'	22:AV:63:G:N3	2.30	0.47
1:BA:59:A:C5	1:BA:331:G:N2	2.83	0.47
1:BA:138:G:C4	1:BA:226:G:C2	3.03	0.47
1:BA:189:A:N6	1:BA:190:A:N1	2.63	0.47
1:BA:479:U:C2'	1:BA:480:U:H5'	2.45	0.47
1:BA:861:G:C4	1:BA:862:C:C6	3.03	0.47
1:BA:1303:C:N4	1:BA:1304:G:C6	2.82	0.47
2:BB:216:VAL:HA	2:BB:219:THR:CG2	2.45	0.47
5:BE:11:GLN:OE1	5:BE:11:GLN:CA	2.62	0.47
5:BE:55:VAL:N	5:BE:56:PRO:HD2	2.30	0.47
9:BI:42:THR:O	9:BI:43:ALA:C	2.52	0.47
10:BJ:98:VAL:O	10:BJ:99:GLN:HG2	2.15	0.47
12:BL:51:VAL:HG23	12:BL:52:CYS:N	2.28	0.47

Continued on next page...

Continued from previous page...

Atom-1	Atom-2	Interatomic distance (Å)	Clash overlap (Å)
13:BM:32:ILE:HD13	13:BM:58:GLU:HB3	1.97	0.47
14:BN:35:ALA:HB1	14:BN:41:ARG:HB2	1.96	0.47
15:BO:58:MET:O	15:BO:60:SER:N	2.48	0.47
16:BP:4:ILE:HD12	16:BP:66:THR:O	2.15	0.47
16:BP:39:PHE:CD2	16:BP:74:LEU:HD11	2.49	0.47
18:BR:33:THR:HG23	18:BR:36:GLY:H	1.79	0.47
19:BS:39:ILE:O	19:BS:66:VAL:O	2.32	0.47
19:BS:50:VAL:CG2	19:BS:70:LEU:HD13	2.44	0.47
20:BT:8:LYS:HG2	20:BT:12:GLN:OE1	2.13	0.47
25:CA:60:G:O2'	25:CA:61:C:P	2.73	0.47
25:CA:128:C:H2'	25:CA:129:C:H6	1.80	0.47
25:CA:416:U:H6	25:CA:416:U:H3'	1.80	0.47
25:CA:777:G:O2'	25:CA:778:G:H5'	2.15	0.47
25:CA:1023:U:H2'	25:CA:1024:G:H5'	1.96	0.47
25:CA:1088:A:N3	25:CA:1088:A:H5''	2.30	0.47
25:CA:1270:C:O5'	25:CA:1270:C:H6	1.98	0.47
25:CA:1270:C:H5''	25:CA:1271:G:O5'	2.15	0.47
25:CA:1482:G:C2	25:CA:1483:G:C5	3.02	0.47
25:CA:1616:A:H4'	25:CA:1617:C:OP2	2.15	0.47
25:CA:2102:G:C5	25:CA:2103:C:C4	3.03	0.47
25:CA:2255:G:H2'	25:CA:2256:G:C5'	2.45	0.47
25:CA:2348:U:H2'	25:CA:2349:G:O4'	2.14	0.47
25:CA:2668:G:C2'	25:CA:2669:G:O5'	2.62	0.47
26:CB:34:A:O2'	26:CB:35:C:C5'	2.63	0.47
29:CE:198:GLU:O	29:CE:199:MET:C	2.54	0.47
30:CF:148:VAL:O	30:CF:148:VAL:HG23	2.15	0.47
32:CH:135:HIS:HB3	32:CH:138:VAL:HB	1.96	0.47
38:CN:36:THR:HG23	38:CN:37:THR:N	2.29	0.47
38:CN:49:GLU:HB2	38:CN:50:PRO:HD3	1.96	0.47
40:CP:102:ARG:HD3	40:CP:106:ALA:O	2.15	0.47
44:CT:8:LEU:HD22	49:CY:22:LEU:HA	1.95	0.47
49:CY:36:GLN:O	49:CY:37:LEU:CB	2.63	0.47
54:C3:49:VAL:HG12	54:C3:53:ASP:HB2	1.96	0.47
55:C4:19:ARG:O	55:C4:21:GLY:N	2.48	0.47
25:DA:65:U:O2'	25:DA:66:C:H5'	2.15	0.47
25:DA:81:G:O4'	25:DA:294:A:C2	2.68	0.47
25:DA:161:A:H2	25:DA:2218:G:O4'	1.97	0.47
25:DA:540:C:H2'	25:DA:541:A:H5'	1.95	0.47
25:DA:976:G:H5'	25:DA:1156:A:N6	2.30	0.47
25:DA:1024:G:OP2	25:DA:1025:G:H3'	2.15	0.47
25:DA:1050:A:H2'	25:DA:1051:G:O4'	2.14	0.47

Continued on next page...

Continued from previous page...

Atom-1	Atom-2	Interatomic distance (Å)	Clash overlap (Å)
25:DA:1060:U:H4'	25:DA:1061:U:H3'	1.97	0.47
25:DA:1292:G:C2'	25:DA:1293:C:H5'	2.45	0.47
25:DA:1389:G:C2	25:DA:1390:U:C2	3.03	0.47
25:DA:1476:U:C5	25:DA:1514:G:N2	2.83	0.47
25:DA:1513:U:C2	25:DA:1514:G:C8	3.03	0.47
25:DA:1633:G:C6	25:DA:1635:A:C4	3.03	0.47
25:DA:1864:U:C2'	25:DA:1865:U:H5'	2.44	0.47
25:DA:1915:U:H2'	25:DA:1916:A:O5'	2.14	0.47
25:DA:1972:G:OP2	27:DC:237:ARG:NH1	2.47	0.47
25:DA:2127:G:C2'	25:DA:2128:G:C8	2.97	0.47
25:DA:2183:A:H2'	25:DA:2184:A:C8	2.50	0.47
25:DA:2199:A:H2'	25:DA:2200:C:H6	1.80	0.47
25:DA:2345:G:C4	25:DA:2347:C:C5	3.03	0.47
25:DA:2714:G:H2'	25:DA:2715:C:H5'	1.97	0.47
25:DA:2836:U:H2'	25:DA:2837:A:C8	2.50	0.47
25:DA:2839:G:H2'	25:DA:2840:C:O5'	2.15	0.47
56:DB:21:G:H2'	56:DB:22:U:O4'	2.15	0.47
56:DB:45:A:N1	56:DB:46:A:C4	2.83	0.47
28:DD:24:VAL:HA	28:DD:189:VAL:O	2.15	0.47
30:DF:63:LYS:HE2	30:DF:63:LYS:H	1.80	0.47
33:DI:30:GLN:HG2	33:DI:31:GLY:N	2.30	0.47
36:DL:113:ALA:O	36:DL:114:GLY:O	2.33	0.47
39:DO:49:VAL:HG11	39:DO:81:ARG:HB3	1.97	0.47
39:DO:93:ASP:OD2	39:DO:95:SER:N	2.48	0.47
46:DV:80:HIS:HE1	46:DV:82:TYR:CE2	2.33	0.47
57:DW:64:LYS:HE3	57:DW:66:GLU:OE1	2.15	0.47
50:DZ:52:PHE:CE2	50:DZ:53:MET:HG2	2.50	0.47
1:AA:22:G:C6	1:AA:23:C:C4	3.03	0.46
1:AA:75:G:H5'	1:AA:76:G:OP2	2.15	0.46
1:AA:92:U:H2'	1:AA:93:U:C6	2.50	0.46
1:AA:374:A:C5	1:AA:375:U:C5	3.04	0.46
1:AA:455:G:C2	1:AA:478:A:N1	2.83	0.46
1:AA:499:A:H61	1:AA:547:A:C5'	2.28	0.46
1:AA:659:U:O2'	1:AA:660:C:H5'	2.15	0.46
1:AA:790:A:C6	1:AA:791:G:C6	3.03	0.46
1:AA:833:G:H2'	1:AA:834:U:O4'	2.15	0.46
1:AA:932:C:N4	7:AG:2:ARG:NH2	2.63	0.46
1:AA:1000:A:C2	1:AA:1041:G:C2	3.03	0.46
1:AA:1162:C:C2	1:AA:1175:G:N2	2.83	0.46
1:AA:1239:A:N3	1:AA:1241:G:N1	2.63	0.46
1:AA:1317:C:H2'	1:AA:1318:A:H5'	1.97	0.46

Continued on next page...

Continued from previous page...

Atom-1	Atom-2	Interatomic distance (Å)	Clash overlap (Å)
1:AA:1538:C:O2'	1:AA:1539:C:H5'	2.13	0.46
2:AB:69:VAL:HG12	2:AB:69:VAL:O	2.15	0.46
4:AD:197:HIS:O	4:AD:201:GLU:HG3	2.15	0.46
5:AE:19:ARG:HA	5:AE:31:SER:O	2.15	0.46
8:AH:82:LEU:HD22	8:AH:83:ARG:N	2.31	0.46
8:AH:100:ILE:HD11	8:AH:128:VAL:HB	1.96	0.46
9:AI:98:ARG:HD3	9:AI:103:VAL:HG21	1.97	0.46
10:AJ:32:THR:HG23	10:AJ:83:THR:HA	1.97	0.46
11:AK:94:SER:O	11:AK:97:ARG:HB2	2.15	0.46
12:AL:37:TYR:O	12:AL:38:THR:CG2	2.63	0.46
12:AL:87:LYS:HE3	12:AL:87:LYS:HB2	1.78	0.46
13:AM:78:ARG:O	13:AM:82:LEU:HG	2.15	0.46
14:AN:22:LYS:HA	14:AN:25:GLU:OE2	2.15	0.46
14:AN:93:ILE:HA	14:AN:94:PRO:HD3	1.70	0.46
15:AO:66:LEU:HD13	15:AO:87:ARG:HH22	1.75	0.46
17:AQ:30:HIS:ND1	17:AQ:31:PRO:HD2	2.30	0.46
20:AT:67:HIS:HB3	20:AT:68:LYS:HG3	1.96	0.46
21:AU:32:ARG:HH11	21:AU:32:ARG:HG2	1.78	0.46
23:AX:13:A:O2'	23:AX:14:A:C8	2.68	0.46
1:BA:49:U:C2	1:BA:362:G:H1'	2.50	0.46
1:BA:72:A:N6	1:BA:73:C:N4	2.63	0.46
1:BA:245:U:O2	1:BA:245:U:C2'	2.53	0.46
1:BA:472:U:H2'	1:BA:473:U:C6	2.50	0.46
1:BA:580:C:C2'	1:BA:581:G:O5'	2.63	0.46
1:BA:895:G:C6	1:BA:896:C:C4	3.03	0.46
1:BA:981:U:H2'	1:BA:982:U:H5	1.79	0.46
1:BA:1309:G:C4	1:BA:1310:G:C8	3.03	0.46
3:BC:101:ASN:O	3:BC:102:ILE:HG13	2.15	0.46
3:BC:149:LYS:HB3	3:BC:168:ARG:HA	1.98	0.46
4:BD:30:LYS:HD3	4:BD:30:LYS:N	2.30	0.46
7:BG:65:LEU:CD2	7:BG:69:ARG:CZ	2.94	0.46
7:BG:148:LYS:CD	11:BK:60:PHE:CZ	2.99	0.46
9:BI:117:LEU:HD23	9:BI:120:ALA:C	2.35	0.46
10:BJ:48:ARG:HG2	10:BJ:48:ARG:NH1	2.30	0.46
12:BL:23:LEU:HG	12:BL:24:GLU:H	1.79	0.46
14:BN:20:PHE:HA	14:BN:24:ALA:HB2	1.97	0.46
25:CA:31:C:H2'	25:CA:32:C:C5'	2.45	0.46
25:CA:84:A:H62	25:CA:101:A:H2	1.63	0.46
25:CA:141:G:C2	44:CT:1:MET:HE3	2.50	0.46
25:CA:142:A:C8	25:CA:142:A:OP2	2.67	0.46
25:CA:158:U:C2'	25:CA:159:G:H5'	2.46	0.46

Continued on next page...

Continued from previous page...

Atom-1	Atom-2	Interatomic distance (Å)	Clash overlap (Å)
25:CA:371:A:N6	25:CA:402:A:OP2	2.48	0.46
25:CA:449:A:C2'	25:CA:450:G:H5'	2.45	0.46
25:CA:490:C:H4'	25:CA:491:G:OP2	2.15	0.46
25:CA:547:A:H8	25:CA:548:G:N3	2.13	0.46
25:CA:586:A:C2	25:CA:1254:A:C2	3.04	0.46
25:CA:1140:C:H5'	34:CJ:26:GLY:HA3	1.97	0.46
25:CA:1445:G:C2	25:CA:1446:C:C2	3.03	0.46
25:CA:1607:C:H4'	25:CA:1608:A:C8	2.50	0.46
25:CA:2162:G:O2'	25:CA:2163:A:N7	2.47	0.46
25:CA:2223:G:C3'	25:CA:2224:G:H5'	2.45	0.46
25:CA:2782:G:H2'	25:CA:2783:U:H5'	1.97	0.46
27:CC:10:PRO:O	27:CC:11:GLY:C	2.52	0.46
30:CF:26:GLN:O	30:CF:27:VAL:C	2.52	0.46
31:CG:117:PRO:HD2	31:CG:120:ILE:HB	1.97	0.46
33:CI:102:ARG:HA	33:CI:141:ASP:OD2	2.14	0.46
36:CL:143:GLU:O	36:CL:143:GLU:HG3	2.15	0.46
48:CX:26:ARG:HG3	48:CX:27:ARG:N	2.30	0.46
53:C2:30:VAL:O	53:C2:31:LEU:C	2.52	0.46
25:DA:371:A:N6	25:DA:401:A:H3'	2.31	0.46
25:DA:404:A:C2	25:DA:406:G:C2	3.04	0.46
25:DA:417:C:C2	25:DA:418:C:C6	3.03	0.46
25:DA:709:U:O2'	25:DA:710:U:H5'	2.15	0.46
25:DA:980:A:N7	25:DA:1136:G:H5''	2.31	0.46
25:DA:1071:G:O2'	25:DA:1072:C:H5''	2.15	0.46
25:DA:1131:G:C4	34:DJ:77:HIS:CD2	3.02	0.46
25:DA:1342:A:C2	25:DA:1345:C:C5	3.04	0.46
25:DA:1455:G:C6	25:DA:1456:G:C8	3.03	0.46
25:DA:1474:U:C5	25:DA:1475:G:C2	3.03	0.46
25:DA:1514:G:H5''	25:DA:1515:A:OP1	2.15	0.46
25:DA:1556:C:C2'	25:DA:1557:C:C5'	2.94	0.46
25:DA:1565:C:C5	25:DA:1567:G:C6	3.02	0.46
25:DA:1688:U:H1'	25:DA:1701:A:C6	2.49	0.46
25:DA:2004:G:C6	25:DA:2005:A:C4	3.03	0.46
25:DA:2370:G:H4'	52:D1:43:ARG:NH1	2.31	0.46
25:DA:2871:U:O2	25:DA:2871:U:H2'	2.13	0.46
31:DG:108:PHE:CE2	31:DG:151:ARG:NH2	2.83	0.46
32:DH:69:ALA:HB2	32:DH:138:VAL:HG11	1.97	0.46
32:DH:142:VAL:HG12	32:DH:143:ILE:H	1.80	0.46
42:DR:19:THR:HA	42:DR:96:VAL:O	2.14	0.46
45:DU:44:HIS:HD2	45:DU:57:ILE:HG12	1.79	0.46
48:DX:11:PRO:HB3	48:DX:29:LEU:CD2	2.46	0.46

Continued on next page...

Continued from previous page...

Atom-1	Atom-2	Interatomic distance (Å)	Clash overlap (Å)
48:DX:70:LEU:HB3	48:DX:75:GLU:HG3	1.97	0.46
53:D2:31:LEU:O	53:D2:34:ARG:N	2.48	0.46
1:AA:191:G:C2'	1:AA:192:A:H5'	2.45	0.46
1:AA:198:G:C6	1:AA:220:G:C4	3.03	0.46
1:AA:374:A:C4	1:AA:375:U:C5	3.03	0.46
1:AA:452:A:N7	1:AA:453:G:C8	2.83	0.46
1:AA:501:C:O2'	1:AA:502:A:H5'	2.15	0.46
1:AA:511:C:C2	1:AA:512:U:C6	3.04	0.46
1:AA:643:C:H6	1:AA:643:C:O5'	1.98	0.46
1:AA:841:C:C6	1:AA:843:U:OP2	2.69	0.46
1:AA:1213:A:C4	1:AA:1215:G:C8	3.02	0.46
1:AA:1356:G:N2	1:AA:1357:A:C4	2.83	0.46
1:AA:1370:G:O2'	1:AA:1371:G:H5'	2.15	0.46
1:AA:1539:C:H5''	21:AU:17:ARG:HE	1.79	0.46
3:AC:6:PRO:HA	3:AC:174:LEU:HD11	1.97	0.46
5:AE:40:ASP:OD1	5:AE:42:ASN:N	2.49	0.46
8:AH:23:ALA:HA	8:AH:60:LEU:O	2.15	0.46
8:AH:40:LYS:N	8:AH:45:ILE:HG12	2.29	0.46
8:AH:46:GLU:HA	8:AH:63:LYS:HG2	1.98	0.46
8:AH:105:THR:HG21	8:AH:120:LEU:CD1	2.45	0.46
11:AK:124:LYS:HE3	21:AU:34:ARG:NH2	2.31	0.46
14:AN:44:ALA:HA	14:AN:47:LYS:HG3	1.97	0.46
14:AN:57:PRO:C	14:AN:59:ARG:H	2.18	0.46
16:AP:79:ASN:CB	16:AP:82:ALA:O	2.63	0.46
18:AR:72:ARG:HH11	18:AR:72:ARG:HG3	1.80	0.46
19:AS:43:MET:CE	19:AS:48:ILE:HG12	2.45	0.46
21:AU:32:ARG:HH11	21:AU:32:ARG:CG	2.28	0.46
1:BA:111:G:C6	1:BA:330:C:N4	2.84	0.46
1:BA:152:A:N1	1:BA:170:U:O2	2.48	0.46
1:BA:176:C:C2'	1:BA:177:G:O5'	2.63	0.46
1:BA:248:C:C4	1:BA:249:U:C4	3.03	0.46
1:BA:780:A:C2	1:BA:803:G:C6	3.03	0.46
1:BA:1015:G:H2'	1:BA:1016:A:C8	2.50	0.46
1:BA:1267:C:H2'	1:BA:1268:G:C5'	2.46	0.46
1:BA:1275:A:C6	1:BA:1276:G:C5	3.03	0.46
2:BB:18:GLN:O	2:BB:37:VAL:HG22	2.15	0.46
2:BB:53:LEU:CD2	2:BB:212:TYR:OH	2.63	0.46
2:BB:67:LEU:HD21	2:BB:91:VAL:CG2	2.45	0.46
2:BB:93:HIS:CD2	2:BB:145:ASN:HB2	2.50	0.46
3:BC:64:ARG:O	3:BC:65:VAL:CB	2.63	0.46
4:BD:27:ILE:O	4:BD:28:ASP:C	2.54	0.46

Continued on next page...

Continued from previous page...

Atom-1	Atom-2	Interatomic distance (Å)	Clash overlap (Å)
4:BD:40:HIS:O	4:BD:42:ALA:N	2.48	0.46
7:BG:30:MET:SD	7:BG:33:GLY:HA2	2.54	0.46
7:BG:96:ASN:HA	7:BG:99:ALA:HB2	1.97	0.46
8:BH:82:LEU:O	8:BH:82:LEU:CD1	2.63	0.46
9:BI:119:LYS:O	9:BI:120:ALA:CB	2.63	0.46
11:BK:67:GLU:O	11:BK:70:ALA:HB3	2.15	0.46
12:BL:73:LEU:H	12:BL:73:LEU:HD23	1.80	0.46
20:BT:35:TYR:CD2	20:BT:36:ALA:CA	2.98	0.46
25:CA:388:G:H5'	25:CA:389:G:OP2	2.15	0.46
25:CA:415:A:O5'	25:CA:415:A:H8	1.98	0.46
25:CA:1084:A:C5	25:CA:1085:A:N6	2.82	0.46
25:CA:1096:A:C5	25:CA:1097:U:C5	3.04	0.46
25:CA:1413:A:C2	25:CA:1414:C:O2	2.68	0.46
25:CA:1413:A:C2	25:CA:1590:A:C2	3.02	0.46
25:CA:1486:U:C2'	25:CA:1487:U:H5'	2.45	0.46
25:CA:1801:A:C8	25:CA:2203:U:H2'	2.50	0.46
25:CA:1871:A:C8	25:CA:1872:A:C2	3.03	0.46
25:CA:2046:G:C2'	25:CA:2047:C:H5'	2.45	0.46
25:CA:2333:A:P	47:CW:73:ARG:HH22	2.37	0.46
25:CA:2849:U:C6	25:CA:2867:G:N2	2.83	0.46
26:CB:29:A:OP2	39:CO:31:THR:HG23	2.14	0.46
27:CC:77:VAL:HG12	27:CC:111:ALA:HA	1.97	0.46
27:CC:195:GLY:O	27:CC:196:ASN:C	2.52	0.46
30:CF:36:ASN:CG	30:CF:37:MET:N	2.68	0.46
30:CF:40:GLY:HA2	30:CF:84:ILE:HD12	1.97	0.46
30:CF:51:ASN:O	30:CF:52:ALA:C	2.53	0.46
33:CI:57:VAL:HB	33:CI:68:PHE:HB2	1.97	0.46
39:CO:14:ALA:O	39:CO:18:LEU:CD2	2.63	0.46
42:CR:51:VAL:CB	42:CR:52:PRO:CD	2.92	0.46
43:CS:20:VAL:HG11	43:CS:47:VAL:HG11	1.97	0.46
46:CV:21:ARG:C	46:CV:23:ALA:H	2.18	0.46
52:C1:33:LEU:HB3	52:C1:51:ALA:HB2	1.96	0.46
25:DA:164:C:H2'	25:DA:165:A:C5'	2.44	0.46
25:DA:237:C:H2'	25:DA:238:C:H6	1.80	0.46
25:DA:648:G:H1'	25:DA:2351:G:OP1	2.15	0.46
25:DA:669:G:H2'	25:DA:670:A:N7	2.31	0.46
25:DA:1406:U:H2'	25:DA:1407:G:H8	1.79	0.46
25:DA:1504:A:H3'	25:DA:1505:A:H8	1.80	0.46
25:DA:2283:C:H2'	25:DA:2284:A:O4'	2.15	0.46
25:DA:2482:A:H2'	25:DA:2483:C:H6	1.80	0.46
25:DA:2803:G:C2'	25:DA:2804:U:O5'	2.62	0.46

Continued on next page...

Continued from previous page...

Atom-1	Atom-2	Interatomic distance (Å)	Clash overlap (Å)
25:DA:2843:G:H2'	25:DA:2844:G:O4'	2.15	0.46
25:DA:2849:U:P	40:DP:92:ARG:HH21	2.38	0.46
25:DA:2870:C:C4	25:DA:2871:U:C4	3.03	0.46
56:DB:12:C:N3	57:DW:70:PRO:HB3	2.30	0.46
56:DB:54:G:N3	56:DB:54:G:H2'	2.30	0.46
28:DD:202:ILE:HG22	28:DD:202:ILE:O	2.16	0.46
29:DE:1:MET:HG2	29:DE:16:GLU:HA	1.96	0.46
30:DF:11:VAL:HG12	30:DF:15:LEU:HD11	1.96	0.46
30:DF:105:ILE:CG1	30:DF:106:ALA:N	2.78	0.46
30:DF:150:GLY:O	30:DF:151:LEU:HB3	2.15	0.46
31:DG:23:ILE:HD12	31:DG:71:LEU:HD21	1.96	0.46
33:DI:20:SER:O	33:DI:24:GLY:CA	2.64	0.46
36:DL:76:GLU:O	36:DL:76:GLU:HG3	2.14	0.46
37:DM:106:ASP:OD1	37:DM:107:GLY:N	2.48	0.46
38:DN:98:LEU:HD13	51:D0:53:VAL:HG21	1.96	0.46
39:DO:72:ALA:HA	39:DO:109:ALA:HB2	1.97	0.46
40:DP:51:ASN:ND2	40:DP:51:ASN:N	2.63	0.46
41:DQ:16:ILE:O	41:DQ:19:GLN:HB2	2.15	0.46
44:DT:18:GLU:O	44:DT:19:LYS:C	2.52	0.46
46:DV:43:ASP:OD1	46:DV:43:ASP:C	2.53	0.46
49:DY:8:GLU:HB3	49:DY:12:GLU:HB3	1.98	0.46
52:D1:37:LYS:HB2	52:D1:48:TYR:CD2	2.49	0.46
1:AA:294:U:H2'	1:AA:295:C:H6	1.78	0.46
1:AA:413:G:N1	4:AD:32:LYS:HD3	2.31	0.46
1:AA:490:C:H2'	1:AA:491:G:C8	2.50	0.46
1:AA:579:A:H2'	1:AA:580:C:C6	2.50	0.46
1:AA:754:C:H3'	1:AA:754:C:O2	2.16	0.46
1:AA:791:G:C5	1:AA:792:A:N7	2.83	0.46
1:AA:978:A:C6	1:AA:1319:A:C2	3.03	0.46
1:AA:1020:G:C2	1:AA:1021:A:C5	3.03	0.46
1:AA:1156:G:H5''	1:AA:1157:A:P	2.55	0.46
1:AA:1204:A:C4	1:AA:1205:U:C6	3.03	0.46
1:AA:1216:A:H2'	1:AA:1217:C:C6	2.50	0.46
1:AA:1238:A:H2	1:AA:1241:G:N3	2.11	0.46
1:AA:1291:U:O5'	1:AA:1291:U:H6	1.97	0.46
1:AA:1291:U:OP1	7:AG:36:SER:OG	2.30	0.46
1:AA:1313:U:C2	1:AA:1314:C:C5	3.02	0.46
1:AA:1389:C:C2'	1:AA:1390:U:H5'	2.45	0.46
2:AB:32:GLY:HA3	2:AB:39:ILE:H	1.80	0.46
3:AC:55:VAL:HG12	3:AC:56:ILE:N	2.30	0.46
3:AC:60:ALA:O	3:AC:62:SER:N	2.49	0.46

Continued on next page...

Continued from previous page...

Atom-1	Atom-2	Interatomic distance (Å)	Clash overlap (Å)
3:AC:68:HIS:HA	3:AC:103:ALA:O	2.15	0.46
4:AD:54:LEU:HD23	4:AD:55:ARG:CA	2.46	0.46
4:AD:146:GLU:HA	4:AD:149:LYS:CD	2.46	0.46
5:AE:116:VAL:O	5:AE:116:VAL:HG23	2.15	0.46
6:AF:99:ALA:O	6:AF:100:SER:CB	2.63	0.46
7:AG:85:GLN:OE1	7:AG:85:GLN:HA	2.15	0.46
9:AI:7:GLY:HA3	9:AI:84:ARG:O	2.16	0.46
12:AL:49:ARG:HG3	12:AL:89:LEU:HD11	1.96	0.46
16:AP:18:GLN:HE21	16:AP:35:ARG:HE	1.63	0.46
19:AS:13:HIS:O	19:AS:17:LYS:HG3	2.15	0.46
19:AS:43:MET:O	19:AS:44:ILE:C	2.54	0.46
1:BA:9:G:C4	1:BA:10:A:C8	3.04	0.46
1:BA:175:C:H2'	1:BA:176:C:H6	1.80	0.46
1:BA:782:A:H2'	1:BA:783:C:O4'	2.15	0.46
1:BA:844:G:OP2	1:BA:844:G:N7	2.49	0.46
1:BA:1012:A:C2	1:BA:1018:G:N1	2.83	0.46
1:BA:1130:A:H2'	1:BA:1131:G:H5'	1.97	0.46
1:BA:1312:G:N7	19:BS:2:ARG:N	2.63	0.46
1:BA:1540:U:H4'	21:BU:17:ARG:CG	2.43	0.46
2:BB:20:ARG:HA	2:BB:20:ARG:CZ	2.45	0.46
2:BB:209:VAL:CG2	2:BB:210:THR:N	2.79	0.46
2:BB:216:VAL:HA	2:BB:219:THR:HG21	1.97	0.46
3:BC:63:ILE:HG22	3:BC:96:VAL:HG23	1.98	0.46
3:BC:179:ALA:HB1	3:BC:202:PHE:HE1	1.79	0.46
3:BC:180:ASP:O	3:BC:202:PHE:HA	2.16	0.46
4:BD:3:TYR:C	4:BD:4:LEU:HD13	2.36	0.46
4:BD:45:PRO:O	4:BD:47:LEU:HB2	2.15	0.46
4:BD:191:SER:OG	4:BD:192:ALA:N	2.41	0.46
5:BE:114:LEU:O	5:BE:119:VAL:HG23	2.15	0.46
5:BE:153:ALA:O	5:BE:156:ARG:O	2.32	0.46
7:BG:68:VAL:HG23	7:BG:99:ALA:CB	2.45	0.46
7:BG:145:GLU:C	7:BG:147:ASN:H	2.18	0.46
9:BI:8:THR:HB	9:BI:84:ARG:NH1	2.31	0.46
9:BI:117:LEU:HD23	9:BI:120:ALA:O	2.15	0.46
15:BO:81:ILE:HG13	15:BO:82:GLU:N	2.30	0.46
20:BT:53:MET:CE	20:BT:57:VAL:CG2	2.93	0.46
21:BU:32:ARG:O	21:BU:32:ARG:CG	2.62	0.46
25:CA:1060:U:O4'	25:CA:1062:G:OP2	2.34	0.46
25:CA:1094:U:O4	25:CA:1097:U:OP2	2.34	0.46
25:CA:1217:U:O2	25:CA:1217:U:H2'	2.15	0.46
25:CA:1274:A:N1	25:CA:1644:C:O2'	2.44	0.46

Continued on next page...

Continued from previous page...

Atom-1	Atom-2	Interatomic distance (Å)	Clash overlap (Å)
25:CA:1917:U:C4	25:CA:1918:A:N7	2.83	0.46
25:CA:2174:C:H2'	25:CA:2175:C:H6	1.80	0.46
25:CA:2180:U:H3'	25:CA:2181:U:C6	2.51	0.46
25:CA:2887:A:H5'	25:CA:2888:C:OP2	2.15	0.46
27:CC:5:CYS:SG	27:CC:15:VAL:HG12	2.55	0.46
27:CC:250:GLN:HB3	27:CC:254:LYS:HB2	1.96	0.46
28:CD:207:VAL:HG13	28:CD:208:LYS:N	2.29	0.46
29:CE:84:THR:HG22	29:CE:85:PHE:CD2	2.50	0.46
30:CF:46:LYS:C	30:CF:48:LEU:H	2.18	0.46
30:CF:107:VAL:N	30:CF:108:PRO:HD2	2.30	0.46
33:CI:50:LYS:HD3	33:CI:50:LYS:N	2.31	0.46
35:CK:19:VAL:CG1	35:CK:41:ILE:HD13	2.45	0.46
35:CK:21:CYS:HA	35:CK:41:ILE:HG22	1.97	0.46
39:CO:87:ILE:HG22	39:CO:88:LYS:N	2.30	0.46
52:C1:50:GLU:OE2	52:C1:52:LYS:HD3	2.15	0.46
25:DA:261:G:C2	25:DA:262:A:C8	3.04	0.46
25:DA:359:G:C2'	25:DA:360:U:H5'	2.46	0.46
25:DA:640:C:H2'	25:DA:641:U:C6	2.51	0.46
25:DA:748:G:O6	25:DA:751:A:H4'	2.14	0.46
25:DA:1017:G:C2'	25:DA:1018:U:H5'	2.45	0.46
25:DA:1050:A:H2'	25:DA:1051:G:C8	2.50	0.46
25:DA:1097:U:H2'	25:DA:1098:A:H5'	1.97	0.46
25:DA:1271:G:H5''	25:DA:1272:A:OP1	2.14	0.46
25:DA:1315:C:N3	25:DA:1316:U:C5	2.84	0.46
25:DA:1362:C:H2'	25:DA:1363:C:H5'	1.97	0.46
25:DA:1412:U:O2	25:DA:1591:A:N1	2.49	0.46
25:DA:1816:C:C5	27:DC:61:TYR:CE1	3.03	0.46
25:DA:1866:A:C6	25:DA:1876:A:N7	2.83	0.46
25:DA:2310:C:C2'	25:DA:2311:A:O5'	2.51	0.46
25:DA:2738:A:N1	25:DA:2739:U:C2	2.83	0.46
27:DC:120:ASP:CG	27:DC:121:ALA:H	2.18	0.46
27:DC:124:LYS:HB2	27:DC:125:PRO:CD	2.45	0.46
28:DD:97:SER:O	28:DD:99:GLU:N	2.48	0.46
30:DF:19:PHE:CD1	30:DF:19:PHE:N	2.82	0.46
30:DF:69:ALA:HB3	30:DF:80:GLN:HA	1.97	0.46
32:DH:30:LEU:C	32:DH:31:VAL:O	2.53	0.46
32:DH:62:LEU:HD13	32:DH:63:ALA:CA	2.46	0.46
33:DI:45:THR:O	33:DI:49:GLU:N	2.49	0.46
34:DJ:66:GLY:C	34:DJ:68:LYS:H	2.19	0.46
34:DJ:80:HIS:C	34:DJ:81:ILE:CG2	2.84	0.46
34:DJ:105:VAL:HG11	34:DJ:122:LEU:HD23	1.97	0.46

Continued on next page...

Continued from previous page...

Atom-1	Atom-2	Interatomic distance (Å)	Clash overlap (Å)
36:DL:54:GLN:O	36:DL:55:MET:C	2.54	0.46
38:DN:87:PHE:CZ	38:DN:94:TYR:HB3	2.50	0.46
45:DU:7:ASP:O	45:DU:8:ASP:CB	2.63	0.46
45:DU:17:ASP:O	45:DU:18:LYS:C	2.53	0.46
45:DU:35:VAL:O	45:DU:36:GLU:C	2.54	0.46
57:DW:46:ASN:C	57:DW:58:LYS:HB2	2.36	0.46
52:D1:50:GLU:HG3	52:D1:51:ALA:N	2.29	0.46
1:AA:97:G:C2'	1:AA:98:A:O5'	2.63	0.46
1:AA:218:U:C2'	1:AA:219:U:H5'	2.46	0.46
1:AA:258:G:C2	1:AA:259:G:H1'	2.50	0.46
1:AA:276:G:C5	1:AA:277:C:C5	3.03	0.46
1:AA:610:U:H2'	1:AA:611:C:C6	2.51	0.46
1:AA:654:G:C2'	1:AA:655:A:H5'	2.46	0.46
1:AA:1141:C:O2	1:AA:1142:G:C8	2.68	0.46
1:AA:1219:A:OP1	14:AN:53:ARG:NH1	2.49	0.46
1:AA:1451:U:C3'	1:AA:1452:C:H5'	2.46	0.46
3:AC:143:LEU:HD13	3:AC:143:LEU:N	2.31	0.46
4:AD:123:MET:HE2	4:AD:145:ARG:HD2	1.97	0.46
9:AI:23:GLY:H	9:AI:60:LEU:HA	1.81	0.46
11:AK:73:VAL:O	11:AK:75:GLU:N	2.48	0.46
12:AL:28:GLN:HB2	12:AL:81:ILE:O	2.14	0.46
13:AM:94:LEU:HB3	13:AM:95:PRO:HD2	1.97	0.46
13:AM:110:GLY:O	13:AM:111:PRO:C	2.54	0.46
23:AX:7:G:O2'	23:AX:8:A:H5'	2.15	0.46
1:BA:152:A:C6	1:BA:170:U:O2	2.68	0.46
1:BA:429:U:H4'	1:BA:430:A:OP1	2.14	0.46
1:BA:455:G:H2'	1:BA:456:A:H5'	1.97	0.46
1:BA:549:C:H2'	1:BA:550:G:O5'	2.15	0.46
1:BA:600:A:C4	1:BA:639:G:C2	3.04	0.46
1:BA:747:A:H2'	1:BA:748:G:O4'	2.15	0.46
1:BA:1287:A:N6	1:BA:1288:A:N6	2.63	0.46
1:BA:1291:U:H2'	1:BA:1292:G:H8	1.80	0.46
2:BB:157:PRO:O	2:BB:180:ILE:HD12	2.15	0.46
3:BC:131:ARG:HD3	3:BC:135:ARG:HH21	1.80	0.46
5:BE:56:PRO:O	5:BE:59:ILE:HD11	2.15	0.46
5:BE:82:HIS:ND1	8:BH:95:MET:HE2	2.29	0.46
6:BF:20:GLY:O	6:BF:24:ARG:HB2	2.16	0.46
7:BG:26:VAL:HG23	7:BG:27:ASN:N	2.31	0.46
9:BI:16:ALA:HB2	9:BI:66:VAL:CB	2.44	0.46
10:BJ:7:ARG:HD2	10:BJ:73:LEU:HD11	1.96	0.46
14:BN:19:TYR:N	14:BN:19:TYR:HD1	2.13	0.46

Continued on next page...

Continued from previous page...

Atom-1	Atom-2	Interatomic distance (Å)	Clash overlap (Å)
20:BT:34:VAL:O	20:BT:36:ALA:N	2.48	0.46
20:BT:66:ILE:HG13	20:BT:70:LYS:HB3	1.97	0.46
20:BT:68:LYS:CB	20:BT:69:ASN:OD1	2.63	0.46
25:CA:132:G:H2'	25:CA:133:U:C6	2.50	0.46
25:CA:547:A:C8	25:CA:548:G:C1'	2.99	0.46
25:CA:622:G:H2'	25:CA:623:C:C6	2.50	0.46
25:CA:666:A:H2'	25:CA:667:U:H6	1.79	0.46
25:CA:752:A:H61	25:CA:2609:U:H3	1.58	0.46
25:CA:772:C:H2'	25:CA:773:U:H6	1.79	0.46
25:CA:823:C:C4	25:CA:824:U:C4	3.04	0.46
25:CA:927:A:H2'	25:CA:928:A:C8	2.49	0.46
25:CA:1121:C:C2'	25:CA:1122:G:O5'	2.63	0.46
25:CA:1168:G:C5'	25:CA:1168:G:H8	2.29	0.46
25:CA:1348:C:H2'	25:CA:1349:C:C5'	2.45	0.46
25:CA:1581:G:C2'	25:CA:1582:C:H5'	2.45	0.46
25:CA:1664:A:C2	25:CA:2726:A:C8	3.03	0.46
25:CA:1808:A:O2'	48:CX:2:ARG:NH1	2.49	0.46
25:CA:2258:C:O2'	25:CA:2426:A:H5''	2.16	0.46
25:CA:2414:G:C2'	25:CA:2415:G:H5'	2.46	0.46
25:CA:2544:G:H2'	25:CA:2545:G:O5'	2.15	0.46
27:CC:7:PRO:HA	27:CC:13:ARG:HA	1.97	0.46
27:CC:105:ALA:O	27:CC:195:GLY:CA	2.63	0.46
32:CH:29:PHE:CD2	32:CH:30:LEU:HD23	2.50	0.46
32:CH:72:ILE:HD11	32:CH:132:PHE:CD2	2.51	0.46
33:CI:101:SER:HB3	33:CI:104:GLN:HG3	1.96	0.46
33:CI:102:ARG:HB3	33:CI:141:ASP:O	2.15	0.46
34:CJ:4:PHE:CG	34:CJ:5:THR:N	2.83	0.46
34:CJ:77:HIS:HD2	34:CJ:79:GLY:HA2	1.80	0.46
37:CM:50:ARG:CG	37:CM:51:ARG:N	2.78	0.46
39:CO:56:LYS:HA	39:CO:59:ALA:HB3	1.97	0.46
41:CQ:90:ASP:OD1	42:CR:11:GLN:HG3	2.16	0.46
41:CQ:105:PHE:CE1	41:CQ:109:VAL:CG2	2.98	0.46
43:CS:109:ASP:O	43:CS:110:ARG:O	2.34	0.46
45:CU:86:PHE:CE1	45:CU:91:LYS:HB2	2.50	0.46
47:CW:43:ALA:HB1	47:CW:47:VAL:O	2.15	0.46
49:CY:22:LEU:CG	49:CY:23:ARG:H	2.28	0.46
51:C0:29:VAL:HG12	51:C0:34:GLY:HA2	1.97	0.46
51:C0:52:LYS:HE2	51:C0:55:ALA:HB2	1.98	0.46
25:DA:55:G:O2'	25:DA:56:A:C5'	2.62	0.46
25:DA:65:U:C2	25:DA:66:C:C6	3.04	0.46
25:DA:301:G:H5'	25:DA:317:G:H22	1.78	0.46

Continued on next page...

Continued from previous page...

Atom-1	Atom-2	Interatomic distance (Å)	Clash overlap (Å)
25:DA:840:C:H2'	25:DA:841:G:O4'	2.16	0.46
25:DA:1045:C:H3'	25:DA:1046:A:H5'	1.96	0.46
25:DA:1097:U:O2'	33:DI:8:VAL:HG11	2.16	0.46
25:DA:1160:G:C6	25:DA:1161:C:C4	3.04	0.46
25:DA:1343:G:N2	25:DA:1405:U:C4	2.83	0.46
25:DA:1799:G:OP1	27:DC:257:ARG:CD	2.59	0.46
25:DA:2026:U:C4	25:DA:2027:G:N7	2.83	0.46
25:DA:2121:G:C2	25:DA:2178:C:N3	2.83	0.46
25:DA:2165:C:O2	25:DA:2165:C:C2'	2.62	0.46
25:DA:2182:U:O2	25:DA:2182:U:H2'	2.14	0.46
25:DA:2287:A:N7	25:DA:2289:G:C8	2.84	0.46
25:DA:2371:G:C6	25:DA:2372:U:C5	3.03	0.46
25:DA:2392:A:O3'	54:D3:26:ALA:HB1	2.15	0.46
25:DA:2516:A:O2'	25:DA:2517:C:H5'	2.15	0.46
56:DB:34:A:C2'	56:DB:35:C:OP2	2.64	0.46
31:DG:84:LYS:HB2	31:DG:132:LEU:HD11	1.97	0.46
31:DG:104:LEU:O	31:DG:111:PRO:HB3	2.16	0.46
31:DG:104:LEU:HB2	31:DG:112:VAL:HB	1.96	0.46
32:DH:63:ALA:HB1	32:DH:66:ASN:HD22	1.80	0.46
32:DH:104:THR:HG22	32:DH:109:GLU:HA	1.98	0.46
33:DI:71:LYS:HG2	33:DI:115:ASP:OD2	2.16	0.46
33:DI:135:MET:HG3	33:DI:137:LEU:HD11	1.97	0.46
36:DL:2:ARG:C	36:DL:5:THR:HG23	2.36	0.46
38:DN:52:ILE:O	38:DN:55:ALA:N	2.49	0.46
38:DN:52:ILE:O	38:DN:53:THR:C	2.54	0.46
42:DR:66:HIS:CE1	42:DR:94:THR:HG21	2.50	0.46
44:DT:2:ILE:CA	44:DT:3:ARG:HB2	2.45	0.46
49:DY:56:LEU:O	49:DY:57:LEU:HB2	2.14	0.46
51:D0:53:VAL:O	51:D0:54:ILE:HB	2.15	0.46
1:AA:4:U:H3'	1:AA:4:U:O2	2.15	0.46
1:AA:739:C:HO2'	15:AO:41:HIS:HD1	1.63	0.46
1:AA:812:G:OP1	1:AA:903:G:H1'	2.15	0.46
1:AA:987:G:C2	1:AA:988:G:C4	3.04	0.46
1:AA:1066:C:H5'	1:AA:1067:A:OP2	2.16	0.46
1:AA:1271:A:C5'	1:AA:1314:C:C5'	2.93	0.46
2:AB:14:HIS:HB2	2:AB:202:ASN:HB3	1.97	0.46
3:AC:35:ASP:O	3:AC:38:VAL:HG22	2.16	0.46
3:AC:61:LYS:HA	3:AC:61:LYS:HE3	1.97	0.46
4:AD:53:GLN:HE21	4:AD:202:LEU:CA	2.28	0.46
4:AD:54:LEU:CD2	4:AD:58:GLN:HB2	2.46	0.46
4:AD:56:GLU:OE2	4:AD:194:ILE:HA	2.15	0.46

Continued on next page...

Continued from previous page...

Atom-1	Atom-2	Interatomic distance (Å)	Clash overlap (Å)
4:AD:149:LYS:O	4:AD:151:GLN:N	2.48	0.46
4:AD:154:VAL:O	4:AD:157:ALA:HB3	2.15	0.46
7:AG:65:LEU:C	7:AG:67:ASN:N	2.68	0.46
9:AI:9:GLY:HA3	9:AI:80:HIS:HB3	1.98	0.46
9:AI:29:ILE:HG22	9:AI:64:ILE:HD11	1.96	0.46
9:AI:93:LEU:HD12	9:AI:94:ARG:N	2.29	0.46
12:AL:89:LEU:N	12:AL:89:LEU:CD1	2.78	0.46
1:BA:26:A:H61	1:BA:558:G:C2'	2.29	0.46
1:BA:243:A:H4'	1:BA:244:U:H5''	1.97	0.46
1:BA:368:U:N3	32:CH:91:PHE:HB3	2.30	0.46
1:BA:404:G:C2	1:BA:405:U:C2	3.04	0.46
1:BA:543:U:C2	1:BA:544:G:C8	3.03	0.46
1:BA:1126:U:O4	10:BJ:73:LEU:HD12	2.15	0.46
1:BA:1134:G:C2	1:BA:1141:C:N3	2.84	0.46
1:BA:1182:G:H5''	1:BA:1184:G:H5''	1.98	0.46
1:BA:1286:U:H5'	1:BA:1287:A:OP2	2.16	0.46
1:BA:1445:U:H2'	1:BA:1446:A:OP2	2.15	0.46
1:BA:1537:U:O2	1:BA:1537:U:H2'	2.14	0.46
2:BB:202:ASN:HD22	2:BB:205:ALA:HB2	1.80	0.46
4:BD:47:LEU:HD21	4:BD:51:GLY:C	2.35	0.46
6:BF:43:GLY:O	6:BF:58:HIS:CD2	2.69	0.46
6:BF:61:LEU:CD1	6:BF:62:MET:H	2.29	0.46
6:BF:74:LEU:C	6:BF:76:THR:N	2.67	0.46
7:BG:36:SER:O	7:BG:39:GLU:HG2	2.15	0.46
7:BG:103:ILE:O	7:BG:106:ALA:HB3	2.15	0.46
8:BH:78:SER:HB3	8:BH:124:ILE:O	2.15	0.46
8:BH:88:LYS:HA	8:BH:91:LEU:HD12	1.97	0.46
11:BK:13:LYS:O	11:BK:13:LYS:HD3	2.15	0.46
14:BN:19:TYR:O	14:BN:22:LYS:HB3	2.15	0.46
15:BO:87:ARG:O	15:BO:87:ARG:CG	2.63	0.46
16:BP:6:LEU:CD1	16:BP:71:VAL:HG23	2.46	0.46
16:BP:18:GLN:O	16:BP:20:VAL:HG12	2.15	0.46
16:BP:52:LEU:CD2	16:BP:54:LEU:CD2	2.94	0.46
17:BQ:7:LEU:HB2	17:BQ:60:ILE:CG2	2.45	0.46
17:BQ:46:HIS:HA	17:BQ:70:LYS:HE3	1.98	0.46
21:BU:23:GLU:CA	21:BU:27:VAL:HG22	2.46	0.46
25:CA:39:G:H1'	29:CE:43:THR:HG21	1.96	0.46
25:CA:164:C:C2'	25:CA:165:A:H5'	2.46	0.46
25:CA:245:G:O6	54:C3:7:ARG:HD3	2.15	0.46
25:CA:368:A:H3'	25:CA:368:A:C8	2.51	0.46
25:CA:417:C:C2	25:CA:418:C:C5	3.03	0.46

Continued on next page...

Continued from previous page...

Atom-1	Atom-2	Interatomic distance (Å)	Clash overlap (Å)
25:CA:1085:A:C2'	25:CA:1086:A:C2	2.91	0.46
25:CA:1484:U:O2	25:CA:1484:U:C2'	2.63	0.46
25:CA:1671:U:H6	25:CA:1671:U:O5'	1.98	0.46
25:CA:1710:G:H4'	25:CA:2858:C:O2	2.15	0.46
25:CA:1866:A:C2	25:CA:1876:A:C5	3.03	0.46
25:CA:2111:U:O2	25:CA:2118:U:O2	2.33	0.46
25:CA:2127:G:C2	25:CA:2161:C:O2	2.68	0.46
25:CA:2278:A:OP1	37:CM:10:ARG:NH2	2.48	0.46
25:CA:2313:C:C6	25:CA:2313:C:C3'	2.98	0.46
25:CA:2648:G:H2'	25:CA:2649:C:H6	1.78	0.46
25:CA:2799:A:O2'	25:CA:2800:A:C5'	2.63	0.46
31:CG:64:ALA:O	31:CG:67:ALA:N	2.48	0.46
33:CI:18:ASN:ND2	33:CI:27:LEU:HD11	2.30	0.46
37:CM:16:ARG:HD3	37:CM:16:ARG:N	2.31	0.46
39:CO:31:THR:O	39:CO:32:PRO:C	2.52	0.46
40:CP:24:THR:HB	40:CP:87:ARG:HB3	1.97	0.46
44:CT:2:ILE:HA	44:CT:3:ARG:C	2.36	0.46
49:CY:17:GLU:HG3	49:CY:18:LEU:N	2.30	0.46
55:C4:2:LYS:HB2	55:C4:2:LYS:NZ	2.31	0.46
25:DA:58:G:C2	25:DA:70:G:C2	3.03	0.46
25:DA:214:G:H8	25:DA:214:G:O5'	1.98	0.46
25:DA:292:U:N3	25:DA:293:U:C5	2.84	0.46
25:DA:417:C:N3	25:DA:418:C:C5	2.84	0.46
25:DA:635:C:P	36:DL:126:ARG:HD2	2.56	0.46
25:DA:879:G:N1	25:DA:880:G:C6	2.84	0.46
25:DA:935:C:O2'	25:DA:936:A:H5'	2.16	0.46
25:DA:1064:C:O4'	33:DI:89:SER:HB2	2.15	0.46
25:DA:1105:U:C2	25:DA:1106:G:N7	2.83	0.46
25:DA:1240:U:O2'	25:DA:1241:A:O5'	2.31	0.46
25:DA:1281:G:N2	25:DA:1290:C:C2	2.84	0.46
25:DA:1353:A:N6	25:DA:1354:A:N1	2.64	0.46
25:DA:1421:G:C8	25:DA:1421:G:O5'	2.69	0.46
25:DA:1838:C:N4	25:DA:1898:U:H2'	2.31	0.46
25:DA:2091:C:H1'	48:DX:33:HIS:CD2	2.50	0.46
25:DA:2128:G:H22	25:DA:2161:C:H1'	1.80	0.46
56:DB:50:A:C5	56:DB:51:G:C8	3.03	0.46
56:DB:89:U:O2	56:DB:89:U:O4'	2.33	0.46
27:DC:100:ARG:HG3	27:DC:100:ARG:HH11	1.81	0.46
30:DF:73:VAL:HG23	30:DF:78:ILE:HD11	1.97	0.46
30:DF:74:ALA:O	30:DF:75:GLY:C	2.53	0.46
32:DH:3:VAL:HA	32:DH:37:VAL:O	2.15	0.46

Continued on next page...

Continued from previous page...

Atom-1	Atom-2	Interatomic distance (Å)	Clash overlap (Å)
38:DN:72:ASP:HB3	38:DN:75:ILE:HG12	1.98	0.46
42:DR:62:GLU:O	42:DR:62:GLU:HG3	2.16	0.46
45:DU:32:LYS:HB3	45:DU:63:ALA:HB1	1.97	0.46
45:DU:97:SER:O	45:DU:98:ASN:HB3	2.14	0.46
46:DV:44:HIS:O	46:DV:45:ASP:C	2.53	0.46
46:DV:61:LEU:HD12	46:DV:61:LEU:N	2.30	0.46
49:DY:11:VAL:O	49:DY:12:GLU:C	2.52	0.46
1:AA:102:G:C2	1:AA:103:U:C5	3.04	0.46
1:AA:142:G:C6	1:AA:143:A:C5	3.03	0.46
1:AA:625:U:O2'	1:AA:626:G:C5'	2.64	0.46
1:AA:748:G:C4	1:AA:749:A:C8	3.03	0.46
1:AA:773:G:C2	1:AA:807:A:C2	3.03	0.46
1:AA:1072:G:OP1	5:AE:61:LYS:NZ	2.49	0.46
1:AA:1151:A:HO2'	1:AA:1152:A:P	2.39	0.46
2:AB:9:LEU:HG	2:AB:11:ALA:N	2.30	0.46
2:AB:216:VAL:O	2:AB:220:VAL:HG23	2.15	0.46
3:AC:71:ARG:HB3	3:AC:74:ILE:HG22	1.98	0.46
7:AG:87:PRO:C	7:AG:88:VAL:HG12	2.35	0.46
7:AG:119:LEU:CD2	7:AG:123:LEU:HD21	2.45	0.46
8:AH:77:VAL:HG11	8:AH:124:ILE:CG1	2.46	0.46
11:AK:73:VAL:C	11:AK:75:GLU:H	2.18	0.46
12:AL:1:ALA:HB3	12:AL:5:GLN:OE1	2.16	0.46
17:AQ:15:LYS:H	17:AQ:16:MET:HE1	1.80	0.46
24:AY:150:SER:O	24:AY:153:ASP:HB2	2.16	0.46
1:BA:74:A:C2	1:BA:97:G:C5	3.04	0.46
1:BA:413:G:H22	1:BA:429:U:P	2.39	0.46
1:BA:473:U:H2'	1:BA:474:G:H8	1.81	0.46
1:BA:617:G:C6	1:BA:618:C:C5	3.04	0.46
1:BA:1141:C:C2	1:BA:1142:G:C8	3.03	0.46
1:BA:1170:A:H8	1:BA:1170:A:O5'	1.98	0.46
1:BA:1226:C:H2'	13:BM:101:THR:HB	1.97	0.46
1:BA:1253:G:N2	1:BA:1285:A:H62	2.13	0.46
1:BA:1302:C:C4	13:BM:16:ILE:HD11	2.51	0.46
1:BA:1319:A:OP2	19:BS:4:LEU:HD21	2.16	0.46
3:BC:132:ALA:O	3:BC:136:ALA:CB	2.64	0.46
3:BC:132:ALA:O	3:BC:136:ALA:HB2	2.16	0.46
4:BD:116:LEU:HD23	4:BD:121:ALA:HB3	1.97	0.46
5:BE:24:VAL:O	5:BE:25:LYS:C	2.53	0.46
5:BE:45:VAL:HG22	5:BE:117:ALA:CB	2.46	0.46
6:BF:13:ASP:O	6:BF:15:SER:N	2.48	0.46
8:BH:35:ILE:HD11	8:BH:125:ILE:HG21	1.97	0.46

Continued on next page...

Continued from previous page...

Atom-1	Atom-2	Interatomic distance (Å)	Clash overlap (Å)
9:BI:41:GLU:O	9:BI:42:THR:O	2.33	0.46
10:BJ:5:ARG:CD	10:BJ:79:PRO:HG3	2.45	0.46
13:BM:47:LEU:CD2	13:BM:52:ILE:HG13	2.46	0.46
15:BO:35:ILE:CD1	15:BO:62:ARG:NH1	2.78	0.46
18:BR:33:THR:HG23	18:BR:35:SER:HB2	1.97	0.46
18:BR:34:GLU:HB2	21:BU:18:PHE:CE1	2.51	0.46
18:BR:70:THR:HG23	18:BR:72:ARG:H	1.80	0.46
25:CA:1085:A:C5	25:CA:1086:A:C6	3.04	0.46
25:CA:1908:C:C4	25:CA:1909:C:C5	3.04	0.46
25:CA:1909:C:H5'	25:CA:1910:G:OP2	2.16	0.46
25:CA:2102:G:H3'	25:CA:2103:C:H6	1.80	0.46
25:CA:2157:G:O2'	25:CA:2158:A:O5'	2.24	0.46
25:CA:2415:G:C4'	36:CL:66:PHE:HB3	2.46	0.46
25:CA:2516:A:C2	25:CA:2569:G:C2	3.03	0.46
25:CA:2656:U:C5	25:CA:2664:G:N2	2.83	0.46
28:CD:136:ASN:ND2	28:CD:140:HIS:CD2	2.83	0.46
30:CF:35:LEU:HD11	30:CF:98:PHE:CZ	2.49	0.46
30:CF:43:ILE:O	30:CF:82:TYR:OH	2.32	0.46
31:CG:71:LEU:HD12	31:CG:71:LEU:H	1.79	0.46
33:CI:122:GLU:C	33:CI:125:THR:HB	2.36	0.46
33:CI:122:GLU:O	33:CI:126:ARG:HD3	2.16	0.46
37:CM:92:TRP:C	37:CM:93:VAL:HG13	2.35	0.46
42:CR:14:VAL:HG11	42:CR:98:ILE:CD1	2.45	0.46
45:CU:96:LYS:O	45:CU:97:SER:OG	2.34	0.46
46:CV:75:GLN:HB2	46:CV:92:VAL:HG23	1.97	0.46
25:DA:178:G:C2'	25:DA:179:C:H5'	2.46	0.46
25:DA:189:G:H2'	25:DA:205:G:H22	1.80	0.46
25:DA:511:U:C5	25:DA:512:G:C5	3.04	0.46
25:DA:566:U:H5''	36:DL:29:LYS:HE3	1.97	0.46
25:DA:569:U:O4	25:DA:570:G:C6	2.69	0.46
25:DA:1385:A:H4'	25:DA:1386:C:OP1	2.15	0.46
25:DA:1402:U:H2'	25:DA:1403:A:O5'	2.15	0.46
25:DA:1403:A:N3	25:DA:1404:C:C6	2.84	0.46
25:DA:1579:A:H2'	25:DA:1580:A:O4'	2.15	0.46
25:DA:1588:G:H3'	25:DA:1589:U:H6	1.81	0.46
25:DA:1738:G:C2'	25:DA:1739:A:OP2	2.63	0.46
25:DA:1824:G:O2'	25:DA:1825:U:H5'	2.16	0.46
25:DA:2325:G:C6	25:DA:2326:C:N4	2.84	0.46
25:DA:2345:G:C4	25:DA:2381:A:C2	3.03	0.46
56:DB:3:C:O2'	56:DB:4:C:H5'	2.16	0.46
27:DC:17:LYS:C	27:DC:18:VAL:HG23	2.36	0.46

Continued on next page...

Continued from previous page...

Atom-1	Atom-2	Interatomic distance (Å)	Clash overlap (Å)
28:DD:47:ALA:HA	28:DD:84:LEU:HG	1.97	0.46
30:DF:31:GLU:OE1	30:DF:91:ARG:NH1	2.49	0.46
30:DF:92:GLY:O	30:DF:93:GLU:C	2.52	0.46
33:DI:82:ALA:O	33:DI:83:ALA:HB2	2.15	0.46
36:DL:62:PRO:CG	54:D3:24:LYS:HD2	2.45	0.46
36:DL:78:ARG:HG3	36:DL:81:ASP:OD1	2.15	0.46
37:DM:30:SER:HB2	37:DM:31:PHE:CD1	2.50	0.46
39:DO:27:VAL:HA	39:DO:93:ASP:HB3	1.98	0.46
39:DO:88:LYS:HG3	39:DO:88:LYS:O	2.14	0.46
42:DR:47:VAL:O	42:DR:47:VAL:CG1	2.63	0.46
44:DT:63:VAL:O	44:DT:79:ASP:HA	2.15	0.46
44:DT:91:GLN:OE1	44:DT:91:GLN:O	2.33	0.46
46:DV:56:PHE:CD1	46:DV:61:LEU:CD2	2.99	0.46
52:D1:8:ILE:HB	52:D1:51:ALA:HA	1.97	0.46
1:AA:68:G:C5	1:AA:69:G:H1'	2.50	0.46
1:AA:328:C:O2	1:AA:328:C:C2'	2.62	0.46
1:AA:470:C:N3	1:AA:471:U:C4	2.84	0.46
1:AA:610:U:H2'	1:AA:611:C:H6	1.79	0.46
1:AA:619:U:H3	4:AD:130:ASN:ND2	2.14	0.46
1:AA:687:A:C8	1:AA:701:U:C4	3.04	0.46
1:AA:763:G:C4	1:AA:764:C:C6	3.04	0.46
1:AA:922:G:C2	1:AA:1396:A:C6	3.04	0.46
1:AA:1002:G:C6	1:AA:1003:G:C5	3.03	0.46
1:AA:1053:G:H4'	1:AA:1054:C:C5'	2.43	0.46
2:AB:15:PHE:HB2	2:AB:39:ILE:HG23	1.97	0.46
2:AB:27:LYS:N	2:AB:28:PRO:CD	2.79	0.46
2:AB:163:ILE:HG12	2:AB:164:ASP:N	2.30	0.46
3:AC:45:GLU:C	3:AC:47:ALA:H	2.18	0.46
3:AC:72:PRO:O	3:AC:73:GLY:C	2.54	0.46
4:AD:52:VAL:HG23	4:AD:53:GLN:N	2.30	0.46
4:AD:112:GLU:O	4:AD:115:GLN:N	2.49	0.46
4:AD:172:VAL:HG22	4:AD:173:ASP:N	2.31	0.46
5:AE:55:VAL:HB	5:AE:56:PRO:HD3	1.98	0.46
6:AF:35:LYS:HE3	6:AF:65:GLU:OE2	2.15	0.46
7:AG:73:GLU:HA	7:AG:140:VAL:CG1	2.46	0.46
9:AI:16:ALA:HA	9:AI:65:THR:O	2.15	0.46
9:AI:38:PHE:HA	9:AI:41:GLU:CD	2.36	0.46
11:AK:121:ARG:NE	21:AU:35:GLU:HG3	2.31	0.46
14:AN:7:ALA:HA	14:AN:10:VAL:CG2	2.46	0.46
16:AP:20:VAL:HG11	16:AP:32:PHE:CB	2.46	0.46
17:AQ:60:ILE:HA	17:AQ:73:THR:O	2.16	0.46

Continued on next page...

Continued from previous page...

Atom-1	Atom-2	Interatomic distance (Å)	Clash overlap (Å)
18:AR:33:THR:HG23	18:AR:36:GLY:H	1.81	0.46
20:AT:47:GLN:C	20:AT:47:GLN:HE21	2.19	0.46
22:AV:70:G:O2'	25:CA:1893:C:H1'	2.15	0.46
24:AY:140:VAL:O	24:AY:141:LYS:C	2.53	0.46
1:BA:71:A:C8	1:BA:71:A:H3'	2.50	0.46
1:BA:146:G:N2	1:BA:177:G:C8	2.84	0.46
1:BA:283:U:C4	1:BA:284:C:N4	2.84	0.46
1:BA:341:C:C2	1:BA:349:A:C2	3.04	0.46
1:BA:600:A:C2	1:BA:601:G:C4	3.03	0.46
1:BA:681:A:N1	1:BA:710:G:C6	2.84	0.46
1:BA:721:G:H4'	1:BA:722:G:C5'	2.46	0.46
1:BA:1057:G:C5	1:BA:1058:G:C5	3.04	0.46
1:BA:1090:U:O2	1:BA:1090:U:H2'	2.16	0.46
1:BA:1097:C:H5''	2:BB:138:ARG:NH2	2.31	0.46
1:BA:1151:A:O4'	10:BJ:41:PRO:HB2	2.15	0.46
2:BB:53:LEU:C	2:BB:56:LEU:HB3	2.36	0.46
2:BB:67:LEU:O	2:BB:160:LEU:CD1	2.62	0.46
2:BB:86:CYS:HB2	2:BB:88:GLN:HG3	1.97	0.46
2:BB:97:GLY:HA2	2:BB:174:GLU:OE2	2.15	0.46
2:BB:216:VAL:O	2:BB:217:ALA:C	2.54	0.46
4:BD:109:THR:O	4:BD:112:GLU:N	2.49	0.46
5:BE:56:PRO:O	5:BE:59:ILE:CD1	2.64	0.46
7:BG:35:LYS:O	7:BG:38:ALA:HB3	2.15	0.46
7:BG:45:ALA:HB1	7:BG:120:ALA:HB2	1.98	0.46
7:BG:88:VAL:CG2	7:BG:89:GLU:N	2.79	0.46
8:BH:62:LEU:HD23	8:BH:62:LEU:N	2.31	0.46
9:BI:18:VAL:CG1	9:BI:85:ALA:HB2	2.45	0.46
15:BO:87:ARG:O	15:BO:88:ARG:OXT	2.34	0.46
16:BP:5:ARG:NH1	16:BP:24:SER:HA	2.30	0.46
18:BR:19:GLU:HG3	18:BR:54:LEU:HD13	1.98	0.46
20:BT:42:ASP:HB3	20:BT:45:ALA:CB	2.44	0.46
21:BU:34:ARG:O	21:BU:35:GLU:O	2.33	0.46
22:BV:33:U:O2	22:BV:35:A:C8	2.69	0.46
25:CA:1291:C:O2'	25:CA:1292:G:H5'	2.15	0.46
25:CA:1482:G:N3	25:CA:1483:G:C8	2.83	0.46
25:CA:1782:U:H2'	25:CA:2608:G:O2'	2.16	0.46
25:CA:1853:A:C5	25:CA:1889:A:C6	3.03	0.46
25:CA:1897:G:C6	25:CA:1898:U:N3	2.83	0.46
25:CA:2123:G:O2'	25:CA:2124:G:H5'	2.16	0.46
25:CA:2172:U:OP1	25:CA:2174:C:H5	1.98	0.46
25:CA:2534:A:C2'	25:CA:2535:G:O5'	2.64	0.46

Continued on next page...

Continued from previous page...

Atom-1	Atom-2	Interatomic distance (Å)	Clash overlap (Å)
25:CA:2585:U:O2'	25:CA:2586:U:H5'	2.16	0.46
25:CA:2592:G:C5	25:CA:2593:U:C4	3.03	0.46
25:CA:2661:G:C2'	25:CA:2662:A:O5'	2.63	0.46
25:CA:2852:G:C5	25:CA:2853:C:C5	3.04	0.46
26:CB:30:C:C3'	26:CB:31:C:H5'	2.46	0.46
26:CB:61:G:H2'	26:CB:62:C:C6	2.50	0.46
27:CC:63:ILE:O	27:CC:63:ILE:HG22	2.14	0.46
27:CC:221:GLY:O	27:CC:223:ALA:N	2.48	0.46
33:CI:33:ASN:HB3	33:CI:36:GLU:CB	2.45	0.46
36:CL:106:GLU:C	36:CL:107:PHE:CD2	2.89	0.46
39:CO:66:GLY:HA2	39:CO:102:ARG:NH2	2.30	0.46
49:CY:9:LYS:O	49:CY:13:GLU:HB2	2.15	0.46
49:CY:17:GLU:OE2	49:CY:17:GLU:CA	2.63	0.46
49:CY:18:LEU:HD23	49:CY:22:LEU:HD23	1.98	0.46
52:C1:11:VAL:O	52:C1:12:SER:C	2.53	0.46
25:DA:12:U:O2	25:DA:12:U:H2'	2.14	0.46
25:DA:80:G:C2'	25:DA:81:G:H5'	2.46	0.46
25:DA:224:U:H2'	25:DA:225:C:O5'	2.15	0.46
25:DA:230:G:C2	25:DA:231:A:C4	3.04	0.46
25:DA:537:G:C2	25:DA:555:G:N2	2.83	0.46
25:DA:666:A:H2'	25:DA:667:U:C6	2.51	0.46
25:DA:828:U:C5	25:DA:2247:A:H4'	2.51	0.46
25:DA:845:A:N1	25:DA:847:U:C6	2.84	0.46
25:DA:1062:G:H2'	25:DA:1063:G:C5	2.50	0.46
25:DA:1063:G:C3'	25:DA:1064:C:H6	2.29	0.46
25:DA:1272:A:N7	25:DA:1618:A:H1'	2.30	0.46
25:DA:1400:U:H2'	25:DA:1401:G:O5'	2.16	0.46
25:DA:1586:A:N7	25:DA:1587:G:C4	2.84	0.46
25:DA:2137:U:O2	25:DA:2137:U:H2'	2.16	0.46
25:DA:2290:G:C6	25:DA:2291:U:C4	3.04	0.46
56:DB:42:C:O2'	30:DF:62:GLN:HB3	2.16	0.46
56:DB:70:C:H2'	56:DB:70:C:O2	2.16	0.46
28:DD:39:ASP:H	28:DD:43:ASP:HB2	1.81	0.46
29:DE:76:PRO:HA	29:DE:82:GLY:CA	2.45	0.46
29:DE:155:GLU:HA	29:DE:155:GLU:OE1	2.15	0.46
29:DE:191:ASP:O	29:DE:194:LYS:HB3	2.16	0.46
33:DI:63:ASP:O	33:DI:64:ARG:CB	2.64	0.46
33:DI:120:ASP:CG	33:DI:122:GLU:HB3	2.36	0.46
35:DK:14:SER:O	35:DK:52:VAL:HG22	2.15	0.46
36:DL:79:LEU:O	36:DL:80:SER:C	2.53	0.46
36:DL:100:ILE:O	36:DL:100:ILE:HG13	2.15	0.46

Continued on next page...

Continued from previous page...

Atom-1	Atom-2	Interatomic distance (Å)	Clash overlap (Å)
36:DL:110:VAL:HG11	36:DL:135:ILE:HD11	1.98	0.46
39:DO:47:VAL:C	39:DO:48:LEU:HD23	2.36	0.46
40:DP:21:PRO:HG3	40:DP:94:ALA:HA	1.98	0.46
41:DQ:57:ARG:NH2	41:DQ:91:ARG:CZ	2.79	0.46
41:DQ:81:GLY:CA	41:DQ:116:LEU:HD13	2.46	0.46
42:DR:45:GLU:HA	42:DR:45:GLU:OE2	2.16	0.46
43:DS:59:GLU:OE1	43:DS:66:ILE:HD11	2.16	0.46
44:DT:69:ARG:CB	44:DT:74:ILE:CG2	2.94	0.46
45:DU:71:ILE:CD1	45:DU:82:VAL:HG22	2.46	0.46
57:DW:30:GLY:O	57:DW:56:PHE:HB2	2.15	0.46
48:DX:66:VAL:O	48:DX:69:GLU:N	2.49	0.46
1:AA:375:U:O2'	16:AP:6:LEU:O	2.33	0.46
1:AA:426:U:H5''	4:AD:36:ALA:CB	2.46	0.46
1:AA:439:U:C4	1:AA:440:C:C5	3.04	0.46
1:AA:622:A:N7	1:AA:623:C:C6	2.84	0.46
1:AA:675:A:H2'	1:AA:676:A:O5'	2.15	0.46
1:AA:684:U:O2'	11:AK:39:ASN:O	2.33	0.46
1:AA:739:C:C5	1:AA:740:U:C5	3.03	0.46
2:AB:32:GLY:HA3	2:AB:38:HIS:CA	2.46	0.46
2:AB:52:ALA:CB	2:AB:212:TYR:OH	2.64	0.46
2:AB:57:ASN:HA	2:AB:60:ALA:HB3	1.97	0.46
2:AB:101:THR:N	2:AB:174:GLU:OE1	2.49	0.46
3:AC:166:TRP:CE3	3:AC:166:TRP:CA	2.99	0.46
5:AE:45:VAL:C	5:AE:70:MET:HG3	2.37	0.46
5:AE:63:MET:O	5:AE:64:GLU:C	2.54	0.46
7:AG:119:LEU:HD23	7:AG:123:LEU:CD2	2.46	0.46
9:AI:90:ASP:OD2	9:AI:90:ASP:C	2.54	0.46
9:AI:100:ALA:O	9:AI:102:PHE:CD1	2.69	0.46
13:AM:2:ARG:O	13:AM:7:ASN:O	2.34	0.46
18:AR:54:LEU:O	18:AR:58:ILE:HG13	2.15	0.46
20:AT:68:LYS:HB2	20:AT:69:ASN:H	1.60	0.46
20:AT:69:ASN:OD1	20:AT:69:ASN:N	2.49	0.46
22:AV:14:A:N6	22:AV:22:G:C5	2.83	0.46
1:BA:19:A:C4	1:BA:917:G:C2	3.04	0.46
1:BA:69:G:H2'	1:BA:70:U:H6	1.79	0.46
1:BA:72:A:C6	1:BA:99:C:H1'	2.51	0.46
1:BA:72:A:C8	1:BA:73:C:H5	2.34	0.46
1:BA:101:A:O2'	1:BA:102:G:H5'	2.16	0.46
1:BA:110:C:O2	1:BA:110:C:H2'	2.14	0.46
1:BA:158:G:C3'	1:BA:159:G:H5''	2.46	0.46
1:BA:251:G:C6	1:BA:266:G:C6	3.04	0.46

Continued on next page...

Continued from previous page...

Atom-1	Atom-2	Interatomic distance (Å)	Clash overlap (Å)
1:BA:318:G:C6	1:BA:319:G:N7	2.84	0.46
1:BA:856:C:C2'	1:BA:857:C:H5'	2.46	0.46
1:BA:972:C:O2'	10:BJ:57:VAL:HG22	2.16	0.46
1:BA:972:C:O2'	10:BJ:57:VAL:CG2	2.64	0.46
1:BA:1103:C:H5''	2:BB:96:LEU:HD13	1.97	0.46
1:BA:1216:A:C6	1:BA:1217:C:N4	2.83	0.46
1:BA:1245:C:C4	1:BA:1246:A:N7	2.84	0.46
1:BA:1256:A:H5'	1:BA:1258:G:O4'	2.15	0.46
1:BA:1350:A:C2	1:BA:1351:U:C2	3.04	0.46
2:BB:67:LEU:HD13	2:BB:160:LEU:HD11	1.97	0.46
4:BD:31:CYS:SG	4:BD:32:LYS:N	2.88	0.46
4:BD:122:ILE:CG2	4:BD:142:VAL:HG23	2.46	0.46
5:BE:158:LYS:O	5:BE:158:LYS:HG3	2.16	0.46
7:BG:110:ARG:CZ	7:BG:121:ASN:HB3	2.46	0.46
7:BG:120:ALA:HA	7:BG:123:LEU:HB2	1.98	0.46
9:BI:11:ARG:O	9:BI:11:ARG:CG	2.63	0.46
19:BS:17:LYS:HA	19:BS:20:LYS:HZ3	1.81	0.46
19:BS:57:VAL:CG1	19:BS:74:ALA:CB	2.94	0.46
21:BU:28:LEU:O	21:BU:28:LEU:HD23	2.15	0.46
22:BV:50:U:C2	22:BV:51:U:C5	3.04	0.46
22:BV:52:G:C6	22:BV:53:G:N7	2.83	0.46
25:CA:31:C:O3'	25:CA:1238:G:C5'	2.64	0.46
25:CA:263:G:H2'	25:CA:264:C:O4'	2.16	0.46
25:CA:277:G:C2'	25:CA:361:G:O6	2.64	0.46
25:CA:354:A:C5	25:CA:355:U:C5	3.03	0.46
25:CA:1372:U:H5'	25:CA:1372:U:H6	1.81	0.46
25:CA:1473:G:C6	25:CA:1474:U:N3	2.83	0.46
25:CA:1520:U:O2	25:CA:1520:U:C2'	2.62	0.46
25:CA:1693:U:O2'	27:CC:13:ARG:NH2	2.49	0.46
25:CA:1830:C:H2'	25:CA:1831:G:H8	1.80	0.46
25:CA:2016:U:H1'	51:C0:2:VAL:CG2	2.46	0.46
25:CA:2091:C:O2'	48:CX:55:MET:HE3	2.16	0.46
25:CA:2111:U:H5'	25:CA:2112:G:P	2.55	0.46
25:CA:2124:G:H2'	25:CA:2125:G:C5'	2.45	0.46
25:CA:2189:U:H2'	25:CA:2190:G:H8	1.80	0.46
25:CA:2229:U:H2'	25:CA:2230:G:C8	2.51	0.46
27:CC:259:ASN:OD1	27:CC:262:THR:HG23	2.15	0.46
28:CD:99:GLU:O	28:CD:102:ALA:N	2.49	0.46
29:CE:138:LEU:CD1	29:CE:167:VAL:HG21	2.46	0.46
30:CF:32:LYS:HD3	30:CF:91:ARG:NH1	2.30	0.46
31:CG:154:GLU:HG2	31:CG:155:PRO:CD	2.45	0.46

Continued on next page...

Continued from previous page...

Atom-1	Atom-2	Interatomic distance (Å)	Clash overlap (Å)
33:CI:20:SER:N	33:CI:21:PRO:CD	2.79	0.46
33:CI:100:ILE:HD11	33:CI:137:LEU:HD13	1.97	0.46
33:CI:110:GLN:O	33:CI:110:GLN:HG2	2.16	0.46
37:CM:69:PRO:O	37:CM:70:ASP:OD2	2.33	0.46
38:CN:75:ILE:O	38:CN:79:LEU:CD1	2.61	0.46
40:CP:32:VAL:HG13	40:CP:36:LYS:O	2.16	0.46
40:CP:80:VAL:CG1	40:CP:83:ILE:CD1	2.94	0.46
45:CU:4:ILE:CG2	45:CU:5:ARG:N	2.79	0.46
25:DA:59:U:C6	25:DA:59:U:C3'	2.98	0.46
25:DA:106:C:H5''	25:DA:107:G:OP2	2.16	0.46
25:DA:222:A:C5	25:DA:224:U:C2	3.04	0.46
25:DA:305:C:H1'	25:DA:313:G:N2	2.30	0.46
25:DA:584:C:OP1	41:DQ:5:ARG:HG2	2.16	0.46
25:DA:1172:C:H3'	25:DA:1173:U:C5	2.51	0.46
25:DA:1237:A:H2'	25:DA:1237:A:O5'	2.15	0.46
25:DA:1519:G:C6	25:DA:1520:U:N3	2.84	0.46
25:DA:1676:A:N7	60:DA:3775:HOH:O	2.36	0.46
25:DA:1710:G:C5	25:DA:1749:A:N1	2.83	0.46
25:DA:1874:C:H3'	25:DA:1875:G:C8	2.50	0.46
25:DA:1893:C:C5	25:DA:1894:C:C5	3.03	0.46
25:DA:1953:A:H2	25:DA:2549:G:N3	2.13	0.46
25:DA:2060:A:H3'	29:DE:63:LYS:HZ1	1.81	0.46
25:DA:2492:U:O2'	25:DA:2493:U:H5'	2.16	0.46
25:DA:2648:G:C6	25:DA:2649:C:C4	3.04	0.46
56:DB:2:G:H2'	56:DB:2:G:N3	2.31	0.46
31:DG:30:GLY:CA	31:DG:78:VAL:HG12	2.45	0.46
34:DJ:34:ARG:HH11	34:DJ:34:ARG:HG3	1.81	0.46
34:DJ:72:LYS:HD3	34:DJ:74:TYR:CE1	2.51	0.46
35:DK:19:VAL:HG12	35:DK:43:ILE:HG12	1.96	0.46
36:DL:90:VAL:HB	36:DL:122:VAL:HG22	1.98	0.46
40:DP:32:VAL:O	40:DP:34:GLY:N	2.49	0.46
42:DR:47:VAL:HG13	42:DR:54:VAL:HG22	1.97	0.46
43:DS:15:GLN:HG3	51:D0:16:ARG:HH12	1.80	0.46
44:DT:7:LEU:CD2	44:DT:46:ALA:CA	2.93	0.46
45:DU:62:ALA:O	45:DU:63:ALA:O	2.33	0.46
46:DV:56:PHE:CE1	46:DV:61:LEU:HD22	2.51	0.46
46:DV:64:VAL:HG13	46:DV:67:GLY:HA2	1.97	0.46
49:DY:9:LYS:HB3	49:DY:12:GLU:HG2	1.97	0.46
50:DZ:41:PRO:O	50:DZ:44:ARG:HB2	2.16	0.46
1:AA:100:G:C6	1:AA:101:A:C5	3.04	0.46
1:AA:189:A:C5	1:AA:190:A:C2	3.04	0.46

Continued on next page...

Continued from previous page...

Atom-1	Atom-2	Interatomic distance (Å)	Clash overlap (Å)
1:AA:421:U:O2	3:AC:126:ARG:NH2	2.49	0.46
1:AA:564:C:C4	1:AA:565:U:C4	3.04	0.46
1:AA:726:C:O2'	1:AA:727:G:H5'	2.16	0.46
1:AA:1057:G:H2'	1:AA:1058:G:C5'	2.46	0.46
1:AA:1152:A:H5'	10:AJ:15:HIS:CD2	2.50	0.46
1:AA:1203:C:N4	1:AA:1204:A:N6	2.64	0.46
1:AA:1309:G:P	13:AM:90:HIS:HE1	2.38	0.46
1:AA:1519:A:N7	1:AA:1520:C:H1'	2.31	0.46
2:AB:15:PHE:HD1	2:AB:16:GLY:H	1.64	0.46
2:AB:62:ARG:O	2:AB:63:LYS:HB2	2.16	0.46
2:AB:207:ARG:O	2:AB:211:LEU:HD13	2.14	0.46
4:AD:97:LEU:HD23	4:AD:117:VAL:CG1	2.45	0.46
5:AE:125:LYS:HD3	5:AE:127:TYR:CE2	2.50	0.46
6:AF:70:VAL:HA	6:AF:73:GLU:HG2	1.98	0.46
8:AH:38:VAL:CG1	8:AH:111:THR:HG22	2.46	0.46
9:AI:27:ILE:HG12	9:AI:62:LEU:HD21	1.97	0.46
9:AI:38:PHE:CE1	9:AI:75:ALA:HB2	2.50	0.46
10:AJ:6:ILE:HD12	10:AJ:6:ILE:H	1.81	0.46
10:AJ:58:ASN:O	10:AJ:60:ASP:N	2.49	0.46
11:AK:88:PRO:HD3	21:AU:28:LEU:HD11	1.97	0.46
16:AP:67:ILE:CG2	16:AP:67:ILE:O	2.63	0.46
17:AQ:13:SER:CB	17:AQ:21:VAL:HG11	2.46	0.46
17:AQ:34:GLY:O	17:AQ:35:LYS:C	2.53	0.46
19:AS:10:ILE:HG21	19:AS:40:PHE:HE2	1.81	0.46
1:BA:220:G:H2'	1:BA:221:C:O5'	2.16	0.46
1:BA:402:G:C6	1:BA:403:C:C4	3.03	0.46
1:BA:489:C:H2'	1:BA:490:C:C6	2.51	0.46
1:BA:500:G:C6	1:BA:501:C:C4	3.04	0.46
1:BA:706:A:C1'	11:BK:30:ILE:HD11	2.45	0.46
1:BA:775:G:C2'	1:BA:776:G:H5'	2.45	0.46
1:BA:799:G:C2'	1:BA:800:G:H5'	2.46	0.46
1:BA:932:C:C4	7:BG:2:ARG:NH2	2.83	0.46
1:BA:1070:U:H2'	1:BA:1071:C:C6	2.50	0.46
1:BA:1349:A:H2'	1:BA:1350:A:O4'	2.16	0.46
1:BA:1423:G:C5	1:BA:1424:U:C5	3.04	0.46
2:BB:100:LEU:N	2:BB:100:LEU:CD2	2.79	0.46
2:BB:169:HIS:O	2:BB:170:ILE:C	2.53	0.46
4:BD:27:ILE:O	4:BD:28:ASP:O	2.34	0.46
6:BF:21:MET:HB3	6:BF:25:TYR:CZ	2.50	0.46
6:BF:69:GLU:OE1	6:BF:69:GLU:HA	2.16	0.46
7:BG:96:ASN:HA	7:BG:99:ALA:CB	2.45	0.46

Continued on next page...

Continued from previous page...

Atom-1	Atom-2	Interatomic distance (Å)	Clash overlap (Å)
8:BH:88:LYS:C	8:BH:90:GLU:H	2.18	0.46
11:BK:109:ILE:O	21:BU:5:VAL:HG22	2.16	0.46
12:BL:2:THR:O	12:BL:3:VAL:C	2.54	0.46
13:BM:4:ALA:O	13:BM:6:ILE:N	2.49	0.46
14:BN:27:LYS:O	14:BN:28:ALA:O	2.34	0.46
16:BP:6:LEU:HD23	16:BP:17:TYR:CB	2.45	0.46
16:BP:71:VAL:HG12	16:BP:75:ILE:HD11	1.98	0.46
25:CA:277:G:H4'	25:CA:278:A:C6	2.50	0.46
25:CA:362:A:C8	25:CA:362:A:OP2	2.69	0.46
25:CA:392:U:H2'	25:CA:393:C:H6	1.81	0.46
25:CA:570:G:H2'	25:CA:2030:A:N7	2.31	0.46
25:CA:708:G:O6	25:CA:723:C:N3	2.49	0.46
25:CA:1004:U:C2'	25:CA:1005:C:OP2	2.63	0.46
25:CA:1061:U:HO2'	25:CA:1062:G:C5'	2.26	0.46
25:CA:1098:A:C6	25:CA:1099:G:C6	3.04	0.46
25:CA:1142:A:C4	25:CA:1144:A:C8	3.04	0.46
25:CA:1446:C:H2'	25:CA:1447:C:C6	2.50	0.46
25:CA:1501:G:C2'	25:CA:1502:A:O5'	2.64	0.46
25:CA:1714:U:C5'	25:CA:1715:G:H5'	2.46	0.46
25:CA:1748:C:H2'	25:CA:1749:A:O4'	2.16	0.46
25:CA:1904:G:H1'	25:CA:1927:A:N1	2.31	0.46
25:CA:1966:A:N3	25:CA:2592:G:O2'	2.41	0.46
25:CA:2110:G:O2'	25:CA:2120:G:H5''	2.16	0.46
25:CA:2182:U:C2	25:CA:2183:A:N7	2.83	0.46
25:CA:2355:G:O2'	47:CW:35:ARG:HD2	2.16	0.46
25:CA:2526:G:H2'	25:CA:2527:C:O5'	2.16	0.46
25:CA:2567:G:H2'	25:CA:2568:U:C6	2.51	0.46
25:CA:2760:C:O2	25:CA:2760:C:C2'	2.60	0.46
25:CA:2820:A:C2'	25:CA:2821:A:OP1	2.64	0.46
27:CC:16:VAL:HB	27:CC:203:VAL:HG13	1.98	0.46
29:CE:48:THR:CG2	29:CE:86:ALA:HB3	2.46	0.46
30:CF:117:SER:C	30:CF:119:LYS:H	2.20	0.46
32:CH:24:GLY:O	32:CH:28:ASN:HB2	2.16	0.46
33:CI:57:VAL:O	33:CI:68:PHE:CB	2.64	0.46
33:CI:126:ARG:HA	33:CI:129:GLU:CG	2.45	0.46
36:CL:4:ASN:O	36:CL:4:ASN:CG	2.54	0.46
36:CL:29:LYS:HG2	36:CL:30:THR:HG23	1.97	0.46
36:CL:76:GLU:O	36:CL:77:ILE:HD13	2.15	0.46
40:CP:64:SER:OG	40:CP:65:ASN:ND2	2.49	0.46
41:CQ:67:ALA:O	41:CQ:68:ALA:C	2.54	0.46
42:CR:54:VAL:O	42:CR:55:ASP:O	2.33	0.46

Continued on next page...

Continued from previous page...

Atom-1	Atom-2	Interatomic distance (Å)	Clash overlap (Å)
47:CW:27:VAL:HG21	47:CW:78:ILE:HD11	1.98	0.46
49:CY:9:LYS:N	49:CY:12:GLU:HB2	2.31	0.46
25:DA:84:A:N3	25:DA:85:G:H1'	2.31	0.46
25:DA:137:U:C2	25:DA:140:C:H1'	2.51	0.46
25:DA:155:A:C2	25:DA:172:A:C2	3.03	0.46
25:DA:227:A:C4	25:DA:2407:A:H1'	2.51	0.46
25:DA:412:A:N6	25:DA:2412:A:O4'	2.49	0.46
25:DA:590:A:O2'	25:DA:591:U:H5'	2.16	0.46
25:DA:640:C:C6	25:DA:641:U:C5	3.04	0.46
25:DA:681:G:H2'	25:DA:682:G:O4'	2.15	0.46
25:DA:747:U:C4	25:DA:2613:U:C5	3.03	0.46
25:DA:846:U:H1'	25:DA:847:U:H5	1.80	0.46
25:DA:979:A:H2'	25:DA:980:A:OP1	2.15	0.46
25:DA:996:A:N6	25:DA:1160:G:C6	2.83	0.46
25:DA:1031:G:C4'	55:D4:6:SER:HB2	2.45	0.46
25:DA:1359:A:C8	25:DA:1373:A:C2	3.03	0.46
25:DA:1394:U:C2'	25:DA:1395:A:O5'	2.62	0.46
25:DA:1401:G:C6	25:DA:1402:U:C4	3.04	0.46
25:DA:1553:A:C6	25:DA:1555:G:H1'	2.51	0.46
25:DA:1614:A:C6	43:DS:87:PRO:HB3	2.51	0.46
25:DA:1709:U:C2	25:DA:1710:G:C8	3.04	0.46
25:DA:2114:A:N1	25:DA:2115:G:H1'	2.31	0.46
25:DA:2292:U:C2'	25:DA:2293:G:O5'	2.64	0.46
25:DA:2671:G:C2	25:DA:2672:U:C2	3.04	0.46
30:DF:45:ASP:HB3	30:DF:48:LEU:HB3	1.97	0.46
32:DH:9:VAL:HG11	32:DH:12:LEU:HD11	1.96	0.46
32:DH:42:LYS:C	32:DH:42:LYS:HE2	2.35	0.46
32:DH:62:LEU:CD1	32:DH:63:ALA:HB2	2.45	0.46
32:DH:142:VAL:HG12	32:DH:143:ILE:N	2.30	0.46
33:DI:10:LEU:HD13	33:DI:23:VAL:HG11	1.98	0.46
33:DI:46:ASP:CG	33:DI:50:LYS:HD2	2.37	0.46
35:DK:105:ARG:NH1	40:DP:33:GLU:HG3	2.31	0.46
36:DL:127:VAL:HG13	36:DL:131:ALA:CB	2.46	0.46
37:DM:97:GLN:H	37:DM:97:GLN:NE2	2.14	0.46
38:DN:77:ALA:O	38:DN:78:LYS:C	2.54	0.46
39:DO:35:ILE:HG23	39:DO:74:VAL:HG11	1.97	0.46
39:DO:105:ALA:O	39:DO:106:LEU:C	2.54	0.46
42:DR:39:LEU:HB3	42:DR:49:ILE:HD13	1.97	0.46
44:DT:57:VAL:HG22	44:DT:58:VAL:N	2.30	0.46
44:DT:61:LEU:O	44:DT:61:LEU:HG	2.15	0.46
45:DU:25:LYS:HA	45:DU:25:LYS:HE3	1.98	0.46

Continued on next page...

Continued from previous page...

Atom-1	Atom-2	Interatomic distance (Å)	Clash overlap (Å)
50:DZ:9:THR:CG2	50:DZ:53:MET:HA	2.42	0.46
1:AA:71:A:N1	1:AA:99:C:O2'	2.48	0.46
1:AA:91:U:H2'	1:AA:92:U:C1'	2.45	0.46
1:AA:101:A:C5	1:AA:102:G:N7	2.83	0.46
1:AA:142:G:N3	1:AA:143:A:C8	2.83	0.46
1:AA:255:G:H5'	17:AQ:17:GLU:O	2.16	0.46
1:AA:276:G:C5	1:AA:277:C:H5	2.33	0.46
1:AA:276:G:OP1	17:AQ:16:MET:HE2	2.16	0.46
1:AA:322:C:O2	1:AA:332:G:N2	2.49	0.46
1:AA:451:A:C8	1:AA:481:G:N1	2.84	0.46
1:AA:456:A:C6	1:AA:457:G:C5	3.04	0.46
1:AA:503:C:O2'	1:AA:504:C:H5'	2.16	0.46
1:AA:550:G:C6	1:AA:551:U:C4	3.04	0.46
1:AA:646:G:C4	1:AA:647:C:C5	3.04	0.46
1:AA:757:U:C5'	1:AA:822:U:O2	2.64	0.46
1:AA:794:A:C6	1:AA:795:C:N4	2.84	0.46
1:AA:1020:G:C2	1:AA:1021:A:N7	2.84	0.46
1:AA:1061:G:C6	1:AA:1197:A:C2	3.03	0.46
1:AA:1439:G:N7	1:AA:1440:U:C5	2.84	0.46
1:AA:1494:G:C8	25:CA:1913:A:C2	3.04	0.46
2:AB:134:LEU:HG	2:AB:137:THR:OG1	2.16	0.46
3:AC:2:GLN:C	3:AC:3:LYS:HG2	2.35	0.46
3:AC:72:PRO:HG2	3:AC:104:GLU:HG3	1.98	0.46
3:AC:84:GLU:O	3:AC:86:LEU:N	2.49	0.46
4:AD:162:GLU:HA	4:AD:166:LYS:HD3	1.97	0.46
4:AD:167:PRO:HB2	4:AD:170:LEU:CD1	2.46	0.46
5:AE:152:VAL:HG22	5:AE:153:ALA:H	1.80	0.46
7:AG:82:SER:CB	7:AG:84:TYR:CE2	2.99	0.46
8:AH:82:LEU:C	8:AH:82:LEU:CD2	2.84	0.46
10:AJ:52:LEU:CD1	10:AJ:61:ALA:HB3	2.46	0.46
11:AK:32:THR:OG1	11:AK:43:TRP:HB3	2.16	0.46
15:AO:3:SER:HB3	15:AO:6:ALA:H	1.81	0.46
1:BA:457:G:C5	1:BA:458:U:C4	3.03	0.46
1:BA:459:A:C2	1:BA:460:A:C5	3.04	0.46
1:BA:630:A:C2	1:BA:631:C:C2	3.03	0.46
1:BA:1086:U:O2'	1:BA:1087:G:H5'	2.15	0.46
1:BA:1107:C:C2	1:BA:1108:G:C8	3.04	0.46
1:BA:1239:A:H62	1:BA:1299:A:N6	2.14	0.46
1:BA:1514:G:H2'	1:BA:1515:G:O4'	2.16	0.46
2:BB:9:LEU:HA	2:BB:42:LEU:HD13	1.98	0.46
3:BC:153:SER:HB3	3:BC:164:THR:HG22	1.98	0.46

Continued on next page...

Continued from previous page...

Atom-1	Atom-2	Interatomic distance (Å)	Clash overlap (Å)
8:BH:31:LEU:O	8:BH:33:VAL:N	2.49	0.46
9:BI:12:LYS:H	9:BI:105:ARG:HH12	1.63	0.46
9:BI:113:LYS:HG3	9:BI:119:LYS:HA	1.97	0.46
10:BJ:81:GLU:OE2	10:BJ:81:GLU:HA	2.17	0.46
11:BK:19:VAL:HB	11:BK:34:THR:CG2	2.46	0.46
11:BK:80:ASN:HA	11:BK:105:ARG:O	2.16	0.46
11:BK:85:VAL:HG11	11:BK:92:ARG:NH1	2.31	0.46
12:BL:33:CYS:HB3	12:BL:54:VAL:CG2	2.42	0.46
12:BL:106:VAL:HG23	12:BL:116:TYR:O	2.15	0.46
15:BO:17:ASP:OD1	15:BO:20:ASP:HB2	2.16	0.46
15:BO:26:VAL:HG12	15:BO:30:LEU:CD1	2.45	0.46
16:BP:74:LEU:HD23	16:BP:74:LEU:N	2.31	0.46
20:BT:81:GLN:O	20:BT:84:LYS:HB2	2.16	0.46
25:CA:185:G:C5	25:CA:186:G:N7	2.84	0.46
25:CA:208:C:O2	25:CA:208:C:H2'	2.14	0.46
25:CA:734:A:C4	25:CA:735:A:C8	3.04	0.46
25:CA:785:G:H2'	25:CA:786:C:C6	2.51	0.46
25:CA:1268:A:C2	25:CA:2013:A:C4	3.04	0.46
25:CA:1417:C:O2'	25:CA:1587:G:C2'	2.64	0.46
25:CA:1449:G:C2'	25:CA:1450:G:O5'	2.64	0.46
25:CA:1456:G:H2'	25:CA:1456:G:N3	2.31	0.46
25:CA:1482:G:C6	25:CA:1508:A:N1	2.84	0.46
25:CA:1595:C:O2	25:CA:1595:C:C2'	2.53	0.46
25:CA:1601:G:C2'	25:CA:1602:U:H5'	2.46	0.46
25:CA:1838:C:C5	25:CA:1899:A:C6	3.04	0.46
25:CA:1983:G:C2'	25:CA:1984:G:H5'	2.46	0.46
25:CA:2186:G:H2'	25:CA:2187:U:H6	1.78	0.46
25:CA:2250:G:H8	25:CA:2250:G:O5'	1.99	0.46
25:CA:2313:C:H5''	30:CF:87:LYS:HD3	1.97	0.46
26:CB:38:C:C6	26:CB:38:C:H3'	2.51	0.46
26:CB:54:G:C5	26:CB:55:U:C5	3.03	0.46
28:CD:8:LYS:HE3	28:CD:193:VAL:O	2.15	0.46
30:CF:28:PRO:O	30:CF:29:ARG:HG2	2.16	0.46
31:CG:72:ASN:ND2	31:CG:76:ILE:HD11	2.31	0.46
33:CI:15:GLY:CA	33:CI:50:LYS:HB3	2.41	0.46
35:CK:104:THR:O	35:CK:107:LEU:HD12	2.16	0.46
36:CL:110:VAL:O	36:CL:110:VAL:CG1	2.64	0.46
37:CM:42:THR:O	37:CM:46:ILE:HG13	2.16	0.46
38:CN:55:ALA:HB1	38:CN:80:PHE:H	1.81	0.46
42:CR:54:VAL:O	42:CR:55:ASP:C	2.54	0.46
45:CU:82:VAL:CG1	45:CU:83:GLY:N	2.79	0.46

Continued on next page...

Continued from previous page...

Atom-1	Atom-2	Interatomic distance (Å)	Clash overlap (Å)
46:CV:4:ILE:HG12	46:CV:50:MET:SD	2.55	0.46
52:C1:10:LEU:HD23	52:C1:10:LEU:N	2.30	0.46
25:DA:24:G:H1'	43:DS:77:ASP:HB3	1.98	0.46
25:DA:31:C:O3'	25:DA:1238:G:C5'	2.64	0.46
25:DA:55:G:C2'	25:DA:56:A:C5'	2.94	0.46
25:DA:55:G:HO2'	25:DA:56:A:H5'	1.81	0.46
25:DA:65:U:N3	25:DA:66:C:C5	2.83	0.46
25:DA:104:A:C5	25:DA:105:C:C4	3.03	0.46
25:DA:391:A:H1'	25:DA:411:G:O4'	2.16	0.46
25:DA:833:A:H2'	25:DA:834:G:C8	2.51	0.46
25:DA:1078:U:H5''	25:DA:1079:C:OP1	2.16	0.46
25:DA:1092:C:H3'	25:DA:1093:G:H8	1.81	0.46
25:DA:1164:C:O2'	25:DA:1165:A:H5'	2.15	0.46
25:DA:1407:G:C2	25:DA:1596:A:C2	3.03	0.46
25:DA:1930:G:N2	25:DA:1968:G:H2'	2.31	0.46
25:DA:2148:G:C2	25:DA:2149:U:C4	3.04	0.46
25:DA:2197:U:C6	25:DA:2224:G:C6	3.03	0.46
25:DA:2681:C:OP2	28:DD:114:LYS:CE	2.64	0.46
25:DA:2720:U:H4'	25:DA:2845:U:O2'	2.16	0.46
25:DA:2738:A:N3	25:DA:2738:A:C2'	2.76	0.46
27:DC:16:VAL:CB	27:DC:203:VAL:HG13	2.45	0.46
27:DC:188:ARG:HH21	27:DC:188:ARG:CG	2.29	0.46
28:DD:12:THR:HG22	40:DP:8:GLU:OE2	2.15	0.46
28:DD:22:ILE:HG23	28:DD:190:LYS:HD2	1.98	0.46
30:DF:55:ASP:O	30:DF:59:ILE:HG13	2.16	0.46
30:DF:100:GLU:HG3	30:DF:104:THR:OG1	2.15	0.46
31:DG:147:LEU:HA	31:DG:150:TYR:CD1	2.51	0.46
33:DI:14:ALA:CB	33:DI:45:THR:HG21	2.45	0.46
33:DI:58:ILE:HG23	33:DI:66:PHE:CD1	2.51	0.46
35:DK:20:MET:HE2	35:DK:22:ILE:HG22	1.97	0.46
36:DL:95:LEU:C	36:DL:97:ALA:N	2.68	0.46
36:DL:99:ASN:ND2	60:DL:302:HOH:O	2.48	0.46
38:DN:113:ILE:O	38:DN:113:ILE:HG23	2.16	0.46
39:DO:105:ALA:O	39:DO:107:ALA:N	2.49	0.46
41:DQ:93:ILE:HD13	42:DR:11:GLN:CB	2.46	0.46
44:DT:23:ALA:O	44:DT:27:SER:HB3	2.16	0.46
48:DX:34:SER:HA	48:DX:49:ARG:HA	1.96	0.46
49:DY:16:THR:CG2	49:DY:17:GLU:N	2.79	0.46
55:D4:16:ILE:HD13	55:D4:25:VAL:HG22	1.98	0.46
1:AA:54:C:O2	1:AA:54:C:H2'	2.16	0.45
1:AA:71:A:H61	1:AA:99:C:C2'	2.29	0.45

Continued on next page...

Continued from previous page...

Atom-1	Atom-2	Interatomic distance (Å)	Clash overlap (Å)
1:AA:159:G:H5''	1:AA:159:G:H8	1.80	0.45
1:AA:293:G:C6	1:AA:294:U:C4	3.04	0.45
1:AA:299:G:C6	1:AA:300:A:C6	3.04	0.45
1:AA:373:A:C2	1:AA:482:A:N6	2.84	0.45
1:AA:410:G:H5''	1:AA:411:A:P	2.56	0.45
1:AA:418:C:H2'	1:AA:419:C:C6	2.52	0.45
1:AA:435:A:C6	1:AA:436:C:C5	3.04	0.45
1:AA:451:A:N7	1:AA:481:G:C6	2.83	0.45
1:AA:525:C:C4	1:AA:526:C:N4	2.84	0.45
1:AA:614:C:H2'	1:AA:615:G:O4'	2.16	0.45
1:AA:945:G:N1	1:AA:1337:G:C2	2.84	0.45
1:AA:1013:G:H3'	1:AA:1013:G:C8	2.51	0.45
1:AA:1076:U:N3	1:AA:1082:A:C2	2.84	0.45
1:AA:1216:A:C5	1:AA:1217:C:C5	3.04	0.45
1:AA:1271:A:H5''	1:AA:1314:C:H5''	1.98	0.45
1:AA:1378:C:C6	1:AA:1378:C:C3'	2.99	0.45
1:AA:1379:G:N7	7:AG:1:PRO:HB2	2.30	0.45
1:AA:1386:G:H2'	1:AA:1387:G:C8	2.51	0.45
1:AA:1441:A:H62	1:AA:1461:G:H21	1.65	0.45
3:AC:100:ILE:O	3:AC:100:ILE:HG23	2.16	0.45
3:AC:110:LEU:HD13	3:AC:203:LYS:HE3	1.98	0.45
4:AD:91:ALA:O	4:AD:94:GLU:N	2.48	0.45
4:AD:186:GLU:HA	4:AD:186:GLU:OE1	2.15	0.45
5:AE:55:VAL:CB	5:AE:56:PRO:CD	2.94	0.45
5:AE:150:GLU:CG	5:AE:151:MET:N	2.80	0.45
8:AH:30:LYS:O	8:AH:31:LEU:C	2.55	0.45
9:AI:40:ARG:H	9:AI:44:ARG:HB3	1.82	0.45
9:AI:66:VAL:HG21	9:AI:74:GLN:HB3	1.98	0.45
9:AI:91:GLU:C	9:AI:93:LEU:H	2.19	0.45
9:AI:123:ARG:CG	9:AI:124:PRO:HD2	2.46	0.45
12:AL:54:VAL:HG21	12:AL:79:ILE:HD11	1.98	0.45
15:AO:87:ARG:O	15:AO:88:ARG:HB2	2.15	0.45
16:AP:51:ARG:HH11	16:AP:51:ARG:HB3	1.81	0.45
20:AT:76:ALA:O	20:AT:79:THR:HB	2.16	0.45
21:AU:28:LEU:O	21:AU:28:LEU:CD2	2.63	0.45
1:BA:758:C:H2'	1:BA:759:A:OP2	2.17	0.45
1:BA:853:C:C2	1:BA:854:U:C6	3.03	0.45
1:BA:869:G:H4'	1:BA:872:A:C8	2.51	0.45
1:BA:1114:C:O2	1:BA:1114:C:H2'	2.16	0.45
1:BA:1202:U:O2	1:BA:1202:U:H2'	2.15	0.45
1:BA:1230:C:O2'	1:BA:1231:G:H5'	2.16	0.45

Continued on next page...

Continued from previous page...

Atom-1	Atom-2	Interatomic distance (Å)	Clash overlap (Å)
1:BA:1349:A:OP2	9:BI:119:LYS:HE2	2.16	0.45
1:BA:1540:U:O3'	21:BU:17:ARG:NH2	2.50	0.45
2:BB:15:PHE:CE1	2:BB:17:HIS:CE1	3.04	0.45
2:BB:182:VAL:HG12	2:BB:195:VAL:HG13	1.99	0.45
2:BB:205:ALA:C	2:BB:207:ARG:H	2.19	0.45
3:BC:70:ALA:O	3:BC:72:PRO:HD3	2.16	0.45
3:BC:106:ARG:HD3	3:BC:106:ARG:H	1.81	0.45
5:BE:136:VAL:HA	5:BE:139:THR:OG1	2.16	0.45
6:BF:18:VAL:CB	6:BF:19:PRO:HD3	2.45	0.45
6:BF:25:TYR:O	6:BF:27:ALA:N	2.49	0.45
7:BG:34:LYS:HB2	7:BG:37:THR:HG22	1.95	0.45
7:BG:94:ARG:HG3	7:BG:98:LEU:HG	1.97	0.45
7:BG:145:GLU:OE1	7:BG:148:LYS:CE	2.65	0.45
8:BH:100:ILE:H	8:BH:100:ILE:HD12	1.81	0.45
9:BI:37:TYR:CD2	9:BI:38:PHE:CD2	3.04	0.45
9:BI:47:VAL:HG12	9:BI:78:ILE:HG22	1.98	0.45
9:BI:52:GLU:O	9:BI:54:VAL:O	2.34	0.45
10:BJ:80:THR:O	10:BJ:84:VAL:HB	2.16	0.45
13:BM:51:GLN:O	13:BM:55:LEU:HD12	2.16	0.45
20:BT:43:LYS:NZ	20:BT:85:LEU:O	2.48	0.45
25:CA:184:C:H2'	25:CA:185:G:H8	1.81	0.45
25:CA:198:C:H6	25:CA:198:C:O5'	2.00	0.45
25:CA:242:G:H5''	54:C3:63:TYR:CZ	2.50	0.45
25:CA:653:U:H2'	25:CA:654:A:OP1	2.16	0.45
25:CA:771:G:C6	25:CA:772:C:C4	3.04	0.45
25:CA:847:U:O2	25:CA:934:U:H1'	2.16	0.45
25:CA:896:A:H5'	25:CA:897:C:OP2	2.16	0.45
25:CA:1519:G:H2'	25:CA:1520:U:O4'	2.16	0.45
25:CA:1525:A:C2'	25:CA:1526:C:H5'	2.46	0.45
25:CA:1724:G:C5	25:CA:1725:U:C5	3.04	0.45
25:CA:1735:A:C4	25:CA:1736:U:C5	3.04	0.45
25:CA:1928:A:C3'	25:CA:1929:G:H5''	2.46	0.45
25:CA:2039:U:H2'	25:CA:2040:G:C8	2.51	0.45
25:CA:2094:A:OP1	32:CH:22:LYS:HD2	2.16	0.45
25:CA:2313:C:H2'	25:CA:2314:A:H5'	1.97	0.45
29:CE:138:LEU:HD22	29:CE:143:LEU:HB2	1.98	0.45
30:CF:41:GLU:O	30:CF:43:ILE:HG12	2.16	0.45
31:CG:120:ILE:O	31:CG:121:THR:HG23	2.16	0.45
32:CH:41:LYS:H	32:CH:44:ILE:HG23	1.80	0.45
33:CI:37:PHE:CE1	33:CI:41:PHE:HD1	2.35	0.45
33:CI:83:ALA:HB1	33:CI:100:ILE:CD1	2.46	0.45

Continued on next page...

Continued from previous page...

Atom-1	Atom-2	Interatomic distance (Å)	Clash overlap (Å)
38:CN:9:GLN:O	38:CN:10:LEU:C	2.55	0.45
44:CT:2:ILE:HG23	44:CT:7:LEU:CD1	2.46	0.45
44:CT:5:GLU:O	44:CT:6:ARG:C	2.54	0.45
55:C4:3:VAL:CG1	55:C4:36:ARG:HB3	2.45	0.45
25:DA:78:U:P	49:DY:2:LYS:CD	3.02	0.45
25:DA:260:G:C6	25:DA:261:G:C8	3.04	0.45
25:DA:709:U:C2'	25:DA:710:U:H5'	2.46	0.45
25:DA:1248:G:P	41:DQ:1:ALA:HB3	2.56	0.45
25:DA:1347:A:H2'	25:DA:1348:C:O5'	2.16	0.45
25:DA:1429:G:H2'	25:DA:1430:G:H8	1.81	0.45
25:DA:1708:C:O2'	25:DA:1709:U:H5'	2.16	0.45
25:DA:1824:G:H2'	25:DA:1825:U:H5'	1.98	0.45
25:DA:2199:A:C2'	25:DA:2200:C:H5'	2.46	0.45
25:DA:2331:G:C2'	25:DA:2336:A:N1	2.79	0.45
25:DA:2472:G:H3'	25:DA:2473:U:C5'	2.46	0.45
25:DA:2504:U:H5''	25:DA:2505:G:OP2	2.16	0.45
25:DA:2640:G:H8	25:DA:2640:G:O5'	1.99	0.45
25:DA:2738:A:C2	25:DA:2739:U:H1'	2.51	0.45
25:DA:2767:C:C2'	25:DA:2768:U:H5'	2.45	0.45
25:DA:2857:G:N2	25:DA:2859:G:H3'	2.31	0.45
56:DB:24:G:C6	56:DB:56:G:C4	3.04	0.45
56:DB:53:A:N3	56:DB:53:A:H2'	2.30	0.45
27:DC:73:ILE:HD12	27:DC:73:ILE:H	1.78	0.45
28:DD:113:SER:HB3	28:DD:170:VAL:HG21	1.97	0.45
31:DG:7:PRO:HB3	31:DG:49:LEU:O	2.16	0.45
31:DG:30:GLY:N	31:DG:78:VAL:HG12	2.30	0.45
32:DH:2:GLN:HA	32:DH:2:GLN:OE1	2.15	0.45
32:DH:53:GLU:O	32:DH:57:LYS:HB2	2.15	0.45
32:DH:143:ILE:CG2	32:DH:144:VAL:N	2.79	0.45
36:DL:79:LEU:N	36:DL:113:ALA:HB3	2.25	0.45
37:DM:35:ALA:O	37:DM:98:PRO:HA	2.16	0.45
43:DS:59:GLU:HA	43:DS:64:ALA:CA	2.46	0.45
49:DY:31:GLN:HA	49:DY:34:SER:HG	1.82	0.45
1:AA:379:C:H2'	1:AA:380:G:H5'	1.97	0.45
1:AA:414:A:C4	1:AA:415:A:C8	3.04	0.45
1:AA:457:G:C5	1:AA:458:U:C5	3.04	0.45
1:AA:600:A:C4	1:AA:639:G:C2	3.04	0.45
1:AA:794:A:C6	1:AA:795:C:C4	3.04	0.45
1:AA:952:U:H4'	1:AA:964:A:H61	1.82	0.45
1:AA:1032:G:C2	1:AA:1033:G:C1'	2.95	0.45
1:AA:1180:A:P	9:AI:104:THR:HG23	2.56	0.45

Continued on next page...

Continued from previous page...

Atom-1	Atom-2	Interatomic distance (Å)	Clash overlap (Å)
1:AA:1435:G:O6	1:AA:1465:A:N6	2.49	0.45
2:AB:139:GLU:O	2:AB:143:LEU:CD2	2.64	0.45
2:AB:209:VAL:O	2:AB:210:THR:C	2.54	0.45
3:AC:89:VAL:O	3:AC:93:ILE:HB	2.16	0.45
6:AF:74:LEU:HD23	6:AF:78:PHE:CZ	2.51	0.45
7:AG:21:LEU:CD1	7:AG:22:LEU:HD23	2.47	0.45
9:AI:123:ARG:HG3	9:AI:124:PRO:HD2	1.99	0.45
10:AJ:92:LEU:O	10:AJ:93:ALA:HB3	2.15	0.45
13:AM:76:ILE:HG22	13:AM:77:LYS:N	2.31	0.45
13:AM:79:LEU:HD23	13:AM:86:ARG:HD3	1.97	0.45
14:AN:86:GLU:HB3	14:AN:90:ARG:NH2	2.31	0.45
16:AP:70:ARG:HB2	16:AP:70:ARG:HH11	1.81	0.45
19:AS:4:LEU:C	19:AS:5:LYS:HG3	2.36	0.45
20:AT:22:SER:O	20:AT:25:SER:HB3	2.15	0.45
23:AX:5:A:C5'	23:AX:6:G:OP2	2.65	0.45
24:AY:133:ARG:HG2	24:AY:165:THR:OG1	2.17	0.45
24:AY:150:SER:C	24:AY:152:ASP:N	2.69	0.45
1:BA:2:A:N3	1:BA:613:C:O2'	2.48	0.45
1:BA:16:A:C5	1:BA:17:U:C5	3.04	0.45
1:BA:516:U:H2'	1:BA:517:G:H5'	1.98	0.45
1:BA:636:U:H2'	1:BA:637:C:C6	2.52	0.45
1:BA:936:C:C2'	1:BA:937:A:H5'	2.46	0.45
1:BA:939:G:C6	1:BA:940:C:N4	2.84	0.45
1:BA:1137:C:H1'	1:BA:1138:G:N2	2.31	0.45
1:BA:1256:A:N7	1:BA:1258:G:C2	2.84	0.45
1:BA:1266:G:N2	1:BA:1269:A:OP2	2.48	0.45
1:BA:1276:G:H2'	1:BA:1277:C:H6	1.81	0.45
1:BA:1381:U:C5	1:BA:1382:C:H5	2.34	0.45
2:BB:48:MET:C	2:BB:50:ASN:N	2.70	0.45
4:BD:22:SER:O	4:BD:26:ALA:HB2	2.16	0.45
5:BE:14:LEU:CD1	5:BE:14:LEU:C	2.84	0.45
5:BE:154:ALA:HB1	8:BH:65:PHE:CD2	2.51	0.45
7:BG:22:LEU:O	7:BG:26:VAL:HG22	2.16	0.45
7:BG:55:LYS:O	7:BG:56:SER:O	2.35	0.45
9:BI:19:PHE:HB2	9:BI:63:TYR:O	2.17	0.45
9:BI:59:LYS:O	9:BI:59:LYS:HD2	2.17	0.45
10:BJ:57:VAL:HG22	10:BJ:58:ASN:H	1.81	0.45
13:BM:21:ILE:CG2	13:BM:22:TYR:N	2.79	0.45
13:BM:36:ALA:HB3	13:BM:38:ILE:HG12	1.98	0.45
19:BS:35:ARG:O	19:BS:36:ARG:C	2.54	0.45
25:CA:411:G:OP2	25:CA:2406:A:O2'	2.31	0.45

Continued on next page...

Continued from previous page...

Atom-1	Atom-2	Interatomic distance (Å)	Clash overlap (Å)
25:CA:1075:C:C6	25:CA:1075:C:C3'	2.99	0.45
25:CA:1292:G:C2'	25:CA:1293:C:O5'	2.65	0.45
25:CA:1301:A:C2	25:CA:1303:G:C6	3.03	0.45
25:CA:1681:G:N3	25:CA:1762:A:H2'	2.31	0.45
25:CA:1766:G:O2'	25:CA:1767:G:H5'	2.16	0.45
25:CA:2171:A:H3'	25:CA:2173:A:C8	2.51	0.45
25:CA:2228:G:H2'	25:CA:2229:U:C6	2.50	0.45
25:CA:2332:C:H2'	25:CA:2335:A:N3	2.31	0.45
25:CA:2393:U:O3'	36:CL:62:PRO:HA	2.15	0.45
30:CF:56:LEU:HD12	30:CF:64:PRO:HB2	1.97	0.45
31:CG:34:ARG:HG2	31:CG:35:THR:H	1.81	0.45
31:CG:51:PHE:CD2	31:CG:51:PHE:N	2.84	0.45
33:CI:100:ILE:HG22	33:CI:104:GLN:CB	2.45	0.45
35:CK:122:VAL:OXT	35:CK:122:VAL:CG1	2.64	0.45
36:CL:81:ASP:CG	36:CL:100:ILE:HD13	2.37	0.45
37:CM:57:VAL:O	37:CM:57:VAL:HG23	2.15	0.45
40:CP:8:GLU:HB3	40:CP:54:LEU:HB2	1.99	0.45
41:CQ:91:ARG:HG2	41:CQ:91:ARG:H	1.62	0.45
49:CY:28:LEU:HD23	49:CY:37:LEU:HD21	1.98	0.45
50:CZ:41:PRO:O	50:CZ:45:GLY:N	2.49	0.45
25:DA:40:U:H2'	25:DA:41:C:C6	2.51	0.45
25:DA:88:G:H2'	25:DA:89:A:C5'	2.46	0.45
25:DA:258:G:H8	25:DA:258:G:O5'	1.99	0.45
25:DA:447:A:C5	25:DA:454:A:N7	2.84	0.45
25:DA:490:C:H4'	25:DA:491:G:OP2	2.16	0.45
25:DA:997:G:H5''	41:DQ:91:ARG:HH21	1.80	0.45
25:DA:1124:G:C2'	25:DA:1125:G:H5'	2.47	0.45
25:DA:1179:G:C8	25:DA:1180:U:O4'	2.70	0.45
25:DA:1359:A:N6	25:DA:1360:G:C2	2.84	0.45
25:DA:1416:G:C4	25:DA:1417:C:C5	3.03	0.45
25:DA:1576:U:O2'	25:DA:1577:C:H5'	2.16	0.45
25:DA:1775:U:P	60:DA:3454:HOH:O	2.74	0.45
25:DA:2114:A:H2'	25:DA:2114:A:N3	2.30	0.45
25:DA:2221:G:H2'	25:DA:2222:C:H5'	1.97	0.45
25:DA:2248:C:H6	25:DA:2248:C:O5'	1.99	0.45
25:DA:2347:C:C2	25:DA:2348:U:C5	3.04	0.45
25:DA:2377:A:O2'	25:DA:2378:A:H5'	2.16	0.45
25:DA:2785:C:H2'	25:DA:2786:U:H6	1.81	0.45
28:DD:15:PHE:HA	28:DD:20:VAL:O	2.17	0.45
29:DE:28:VAL:O	29:DE:32:VAL:HG23	2.16	0.45
33:DI:9:LYS:CB	33:DI:55:PRO:CB	2.88	0.45

Continued on next page...

Continued from previous page...

Atom-1	Atom-2	Interatomic distance (Å)	Clash overlap (Å)
33:DI:99:LYS:HA	33:DI:138:VAL:H	1.81	0.45
36:DL:132:ARG:HG3	36:DL:142:ILE:CD1	2.46	0.45
37:DM:65:ILE:O	37:DM:65:ILE:HG22	2.16	0.45
38:DN:76:VAL:O	38:DN:79:LEU:HD12	2.15	0.45
45:DU:39:ASN:CB	45:DU:62:ALA:O	2.64	0.45
48:DX:70:LEU:HB2	48:DX:75:GLU:HB2	1.97	0.45
52:D1:8:ILE:HD11	52:D1:22:THR:CG2	2.46	0.45
1:AA:79:G:H2'	1:AA:80:A:C8	2.51	0.45
1:AA:375:U:N3	1:AA:376:G:C8	2.85	0.45
1:AA:438:U:O2'	1:AA:439:U:P	2.75	0.45
1:AA:632:U:C6	1:AA:632:U:C3'	2.99	0.45
1:AA:632:U:C2'	1:AA:633:G:OP1	2.64	0.45
1:AA:865:A:H2	1:AA:918:A:H4'	1.81	0.45
1:AA:1071:C:N3	1:AA:1105:A:C2	2.83	0.45
1:AA:1285:A:C5'	1:AA:1286:U:C4	2.98	0.45
1:AA:1293:C:O2	1:AA:1293:C:H2'	2.16	0.45
1:AA:1304:G:C6	1:AA:1305:G:N1	2.84	0.45
1:AA:1317:C:H2'	1:AA:1318:A:O5'	2.16	0.45
1:AA:1348:U:O4	1:AA:1374:A:C8	2.70	0.45
1:AA:1505:G:H4'	1:AA:1506:U:C5'	2.46	0.45
2:AB:80:LYS:CG	2:AB:84:LEU:HD22	2.47	0.45
5:AE:76:ASN:O	5:AE:77:ASN:HB2	2.16	0.45
5:AE:90:GLY:O	5:AE:128:GLY:HA3	2.15	0.45
5:AE:131:ASN:C	5:AE:131:ASN:ND2	2.68	0.45
6:AF:25:TYR:CD2	6:AF:25:TYR:N	2.84	0.45
7:AG:22:LEU:O	7:AG:25:PHE:HB3	2.17	0.45
9:AI:7:GLY:HA3	9:AI:84:ARG:C	2.36	0.45
16:AP:72:ALA:O	16:AP:75:ILE:HD12	2.15	0.45
17:AQ:15:LYS:N	17:AQ:16:MET:CE	2.80	0.45
19:AS:74:ALA:N	19:AS:75:PRO:HD2	2.32	0.45
20:AT:20:ASN:HB3	20:AT:65:LEU:HD22	1.99	0.45
24:AY:74:SER:O	24:AY:77:PRO:HD2	2.16	0.45
24:AY:177:ALA:O	24:AY:178:ASP:C	2.53	0.45
1:BA:294:U:H2'	1:BA:295:C:C6	2.52	0.45
1:BA:369:G:H2'	1:BA:370:C:O5'	2.16	0.45
1:BA:522:C:H2'	1:BA:523:A:O4'	2.16	0.45
1:BA:613:C:H2'	1:BA:614:C:C6	2.52	0.45
1:BA:1000:A:C2	1:BA:1001:C:C2	3.05	0.45
1:BA:1086:U:O2'	1:BA:1087:G:C5'	2.64	0.45
1:BA:1095:U:H5'	1:BA:1109:C:O2	2.16	0.45
1:BA:1151:A:C5'	10:BJ:44:THR:H	2.29	0.45

Continued on next page...

Continued from previous page...

Atom-1	Atom-2	Interatomic distance (Å)	Clash overlap (Å)
1:BA:1435:G:H2'	1:BA:1436:U:C6	2.51	0.45
2:BB:150:ILE:C	2:BB:152:ASP:N	2.68	0.45
2:BB:172:ILE:O	2:BB:173:LYS:C	2.55	0.45
3:BC:6:PRO:C	3:BC:9:ILE:HG22	2.37	0.45
3:BC:46:LEU:HB3	3:BC:49:ALA:CB	2.45	0.45
3:BC:54:ILE:HD13	3:BC:56:ILE:HD11	1.97	0.45
4:BD:5:GLY:O	4:BD:6:PRO:C	2.53	0.45
6:BF:74:LEU:O	6:BF:76:THR:N	2.49	0.45
11:BK:109:ILE:CG2	21:BU:16:ARG:CZ	2.93	0.45
13:BM:57:ASP:O	13:BM:60:ALA:N	2.49	0.45
18:BR:24:ASP:CB	18:BR:27:THR:HB	2.46	0.45
20:BT:7:LYS:H	20:BT:7:LYS:HG2	1.55	0.45
22:BV:76:A:N6	25:DA:2450:A:O2'	2.49	0.45
25:CA:536:G:H2'	25:CA:537:G:O5'	2.16	0.45
25:CA:545:U:H6	25:CA:548:G:P	2.39	0.45
25:CA:807:U:H1'	25:CA:2445:G:OP1	2.16	0.45
25:CA:813:U:H2'	25:CA:814:C:C6	2.51	0.45
25:CA:1059:G:O2'	33:CI:128:ILE:HA	2.16	0.45
25:CA:1080:A:N3	25:CA:1080:A:C2'	2.79	0.45
25:CA:1169:A:H8	25:CA:1169:A:O5'	1.99	0.45
25:CA:1461:C:H2'	25:CA:1462:C:O5'	2.16	0.45
25:CA:1534:U:H5'	25:CA:1535:A:P	2.56	0.45
25:CA:1641:A:H2'	25:CA:1642:G:O4'	2.16	0.45
25:CA:1712:U:C4	25:CA:1713:A:C6	3.05	0.45
25:CA:1870:C:H5''	25:CA:1871:A:C8	2.51	0.45
25:CA:1889:A:C2'	25:CA:1890:A:O5'	2.63	0.45
25:CA:2070:A:C2	25:CA:2442:C:C2	3.05	0.45
25:CA:2218:G:O2'	25:CA:2219:U:H5'	2.17	0.45
25:CA:2298:A:H2'	25:CA:2298:A:N3	2.31	0.45
25:CA:2469:A:C4'	37:CM:55:ARG:HH12	2.23	0.45
27:CC:74:PRO:HB2	27:CC:96:LYS:HD3	1.97	0.45
28:CD:136:ASN:HD21	28:CD:139:SER:C	2.20	0.45
29:CE:154:ASP:OD2	29:CE:154:ASP:C	2.55	0.45
30:CF:135:ILE:HG22	30:CF:135:ILE:O	2.15	0.45
31:CG:82:PHE:CD2	31:CG:82:PHE:N	2.83	0.45
31:CG:145:ALA:O	31:CG:148:ARG:HB3	2.16	0.45
33:CI:85:ILE:HG12	33:CI:88:GLY:HA2	1.97	0.45
36:CL:127:VAL:HG13	36:CL:131:ALA:HB3	1.97	0.45
37:CM:53:MET:HE2	37:CM:53:MET:HB3	1.89	0.45
38:CN:20:MET:HG2	38:CN:21:PHE:N	2.31	0.45
39:CO:89:ASP:HA	39:CO:116:GLN:HB3	1.96	0.45

Continued on next page...

Continued from previous page...

Atom-1	Atom-2	Interatomic distance (Å)	Clash overlap (Å)
40:CP:103:THR:O	40:CP:104:GLY:C	2.54	0.45
41:CQ:56:PHE:O	41:CQ:57:ARG:C	2.52	0.45
46:CV:21:ARG:HA	46:CV:25:LYS:O	2.17	0.45
50:CZ:53:MET:O	50:CZ:54:VAL:CG1	2.65	0.45
25:DA:280:U:N3	25:DA:281:C:C4	2.85	0.45
25:DA:410:G:O3'	25:DA:2407:A:OP2	2.34	0.45
25:DA:714:U:H5'	25:DA:715:A:OP2	2.17	0.45
25:DA:843:G:C6	25:DA:936:A:N1	2.85	0.45
25:DA:870:U:C4	25:DA:871:U:H5	2.34	0.45
25:DA:878:A:C6	25:DA:900:A:C8	3.05	0.45
25:DA:930:G:C1'	50:DZ:24:LEU:HD21	2.47	0.45
25:DA:1146:C:H2'	25:DA:1146:C:O2	2.16	0.45
25:DA:1188:U:H2'	25:DA:1189:A:O5'	2.17	0.45
25:DA:1356:G:O2'	25:DA:1357:C:H5'	2.17	0.45
25:DA:1509:A:O2'	25:DA:1510:G:P	2.74	0.45
25:DA:1718:G:N2	25:DA:1719:G:H1'	2.31	0.45
25:DA:2211:A:C1'	25:DA:2212:A:OP1	2.64	0.45
25:DA:2316:G:N2	25:DA:2317:A:H1'	2.30	0.45
25:DA:2604:U:C2'	25:DA:2605:U:O5'	2.65	0.45
25:DA:2803:G:O2'	25:DA:2804:U:O5'	2.34	0.45
25:DA:2888:C:O2	25:DA:2888:C:H2'	2.16	0.45
28:DD:1:MET:H3	28:DD:1:MET:HE3	1.81	0.45
31:DG:26:LYS:CB	31:DG:31:GLU:CG	2.94	0.45
31:DG:61:TRP:O	31:DG:64:ALA:N	2.49	0.45
31:DG:109:SER:O	31:DG:110:HIS:HB3	2.17	0.45
32:DH:40:THR:O	32:DH:42:LYS:HB3	2.16	0.45
35:DK:58:LEU:N	35:DK:58:LEU:CD2	2.79	0.45
35:DK:114:LYS:HD2	35:DK:114:LYS:O	2.16	0.45
37:DM:26:VAL:CG1	37:DM:104:GLU:OE2	2.64	0.45
38:DN:24:MET:CE	38:DN:44:LEU:HB2	2.45	0.45
38:DN:29:VAL:HG12	38:DN:30:ARG:N	2.31	0.45
39:DO:7:ARG:O	39:DO:7:ARG:HG2	2.16	0.45
39:DO:66:GLY:HA2	39:DO:102:ARG:NH2	2.32	0.45
39:DO:116:GLN:N	39:DO:116:GLN:OE1	2.50	0.45
40:DP:45:VAL:HG12	40:DP:46:VAL:N	2.31	0.45
41:DQ:81:GLY:O	41:DQ:82:LEU:C	2.55	0.45
1:AA:261:U:C5	20:AT:73:ARG:NH1	2.85	0.45
1:AA:403:C:O2'	1:AA:404:G:H5'	2.16	0.45
1:AA:451:A:H5'	16:AP:70:ARG:HH22	1.81	0.45
1:AA:939:G:C6	1:AA:940:C:N4	2.84	0.45
1:AA:1206:G:H2'	1:AA:1207:G:O4'	2.17	0.45

Continued on next page...

Continued from previous page...

Atom-1	Atom-2	Interatomic distance (Å)	Clash overlap (Å)
1:AA:1270:G:O3'	1:AA:1314:C:H5'	2.15	0.45
1:AA:1277:C:H1'	1:AA:1282:C:H1'	1.99	0.45
1:AA:1422:G:N2	1:AA:1423:G:C4	2.85	0.45
1:AA:1475:G:C2'	1:AA:1476:A:H5'	2.46	0.45
1:AA:1492:A:N3	25:CA:1913:A:N6	2.65	0.45
2:AB:14:HIS:CD2	2:AB:14:HIS:C	2.89	0.45
2:AB:53:LEU:HD13	2:AB:56:LEU:HD12	1.98	0.45
2:AB:95:TRP:CZ3	2:AB:97:GLY:HA2	2.51	0.45
3:AC:6:PRO:HG2	3:AC:183:TYR:CD1	2.52	0.45
3:AC:52:SER:O	3:AC:52:SER:OG	2.32	0.45
4:AD:77:GLU:O	4:AD:80:ARG:N	2.49	0.45
10:AJ:53:ILE:HG22	10:AJ:54:SER:N	2.31	0.45
13:AM:38:ILE:N	13:AM:38:ILE:HD13	2.32	0.45
17:AQ:44:HIS:ND1	17:AQ:69:THR:HG21	2.30	0.45
21:AU:7:GLU:CB	21:AU:11:PHE:HZ	2.26	0.45
23:AX:7:G:H2'	23:AX:8:A:O4'	2.17	0.45
1:BA:149:A:H2'	1:BA:149:A:N3	2.32	0.45
1:BA:253:A:C2	1:BA:254:G:C4	3.04	0.45
1:BA:983:A:O2'	1:BA:984:C:O5'	2.33	0.45
1:BA:1096:C:N4	1:BA:1097:C:N4	2.65	0.45
1:BA:1154:G:C2	1:BA:1155:A:C8	3.04	0.45
1:BA:1187:G:H2'	1:BA:1188:A:H8	1.81	0.45
1:BA:1506:U:H2'	60:BA:1884:HOH:O	2.17	0.45
2:BB:153:MET:O	2:BB:154:GLY:O	2.35	0.45
5:BE:57:ALA:O	5:BE:60:GLN:HB3	2.16	0.45
6:BF:6:ILE:HB	6:BF:62:MET:HB3	1.98	0.45
7:BG:72:VAL:HG12	7:BG:89:GLU:HA	1.98	0.45
8:BH:74:ILE:HA	8:BH:127:TYR:O	2.16	0.45
9:BI:47:VAL:O	9:BI:50:PRO:HD2	2.16	0.45
10:BJ:6:ILE:O	10:BJ:8:ILE:N	2.50	0.45
11:BK:63:GLN:O	11:BK:66:ALA:HB3	2.16	0.45
13:BM:63:VAL:O	13:BM:68:LEU:HD13	2.16	0.45
17:BQ:35:LYS:CG	17:BQ:37:ILE:HD11	2.47	0.45
19:BS:9:PHE:CD1	19:BS:9:PHE:C	2.90	0.45
21:BU:8:ASN:N	21:BU:8:ASN:OD1	2.49	0.45
22:BV:5:G:C4	22:BV:69:G:N2	2.84	0.45
25:CA:245:G:O6	54:C3:7:ARG:CD	2.64	0.45
25:CA:866:A:C5	25:CA:867:C:C5	3.05	0.45
25:CA:1056:G:H4'	25:CA:1086:A:H8	1.77	0.45
25:CA:1173:U:O2	25:CA:1173:U:H2'	2.17	0.45
25:CA:1735:A:H2'	25:CA:1736:U:H6	1.82	0.45

Continued on next page...

Continued from previous page...

Atom-1	Atom-2	Interatomic distance (Å)	Clash overlap (Å)
25:CA:2157:G:H8	25:CA:2157:G:OP2	2.00	0.45
27:CC:202:ARG:HG2	27:CC:202:ARG:O	2.15	0.45
33:CI:75:ALA:HB1	33:CI:128:ILE:HG23	1.98	0.45
37:CM:14:LYS:HE3	37:CM:14:LYS:HB2	1.80	0.45
37:CM:24:THR:HG22	37:CM:25:ASP:OD1	2.15	0.45
38:CN:63:ARG:HG3	38:CN:80:PHE:CE1	2.51	0.45
40:CP:30:TRP:CE2	40:CP:39:LEU:CD1	2.99	0.45
41:CQ:86:SER:HB2	42:CR:51:VAL:HA	1.98	0.45
46:CV:48:MET:HA	46:CV:51:GLN:HG2	1.98	0.45
25:DA:64:A:C6	25:DA:65:U:C4	3.04	0.45
25:DA:181:A:C4	25:DA:435:C:C6	3.04	0.45
25:DA:186:G:C2'	25:DA:187:G:H5'	2.45	0.45
25:DA:282:A:C2	25:DA:283:G:C5	3.04	0.45
25:DA:319:G:O2'	25:DA:320:A:O5'	2.34	0.45
25:DA:322:A:H5'	25:DA:340:A:H1'	1.98	0.45
25:DA:359:G:C6	25:DA:360:U:C2	3.04	0.45
25:DA:398:C:OP1	48:DX:52:ALA:CB	2.64	0.45
25:DA:840:C:O2	25:DA:939:G:C6	2.69	0.45
25:DA:1361:G:C5	25:DA:1371:G:N2	2.85	0.45
25:DA:1556:C:H2'	25:DA:1557:C:O5'	2.16	0.45
25:DA:2007:U:O5'	25:DA:2007:U:H6	1.99	0.45
25:DA:2293:G:H5''	39:DO:94:ARG:HH12	1.82	0.45
25:DA:2756:U:C4'	25:DA:2757:A:O5'	2.65	0.45
56:DB:43:C:O2	30:DF:89:THR:HG21	2.16	0.45
27:DC:144:GLU:HG2	27:DC:151:GLY:N	2.29	0.45
28:DD:85:ALA:HB3	28:DD:88:GLU:HG3	1.97	0.45
30:DF:5:ASP:HA	30:DF:8:LYS:HD2	1.98	0.45
33:DI:53:PRO:O	33:DI:74:PRO:HD2	2.15	0.45
37:DM:130:PHE:HD2	37:DM:131:VAL:N	2.14	0.45
40:DP:74:GLN:O	40:DP:77:SER:HB3	2.16	0.45
42:DR:79:ARG:O	42:DR:79:ARG:HG3	2.17	0.45
45:DU:6:ARG:O	45:DU:8:ASP:HB3	2.16	0.45
45:DU:52:ASN:OD1	45:DU:52:ASN:N	2.50	0.45
57:DW:33:ILE:HG21	57:DW:76:ILE:HG21	1.97	0.45
55:D4:22:VAL:HG11	55:D4:36:ARG:HG2	1.99	0.45
1:AA:67:C:H4'	1:AA:172:A:O4'	2.17	0.45
1:AA:69:G:O6	1:AA:98:A:N6	2.50	0.45
1:AA:71:A:OP2	1:AA:71:A:C3'	2.62	0.45
1:AA:93:U:C2'	1:AA:94:G:H5''	2.47	0.45
1:AA:264:C:N4	1:AA:265:G:C6	2.85	0.45
1:AA:539:A:H2'	1:AA:540:G:C8	2.50	0.45

Continued on next page...

Continued from previous page...

Atom-1	Atom-2	Interatomic distance (Å)	Clash overlap (Å)
1:AA:549:C:C2'	1:AA:550:G:O5'	2.64	0.45
1:AA:781:A:C5	1:AA:802:A:C2	3.04	0.45
1:AA:918:A:C2'	1:AA:919:A:O5'	2.64	0.45
1:AA:1021:A:H2'	1:AA:1022:A:O4'	2.15	0.45
1:AA:1048:G:OP1	14:AN:2:LYS:HA	2.16	0.45
1:AA:1098:C:C4	1:AA:1099:G:N7	2.85	0.45
1:AA:1217:C:C2	1:AA:1218:C:C5	3.03	0.45
1:AA:1241:G:N3	1:AA:1242:G:C8	2.84	0.45
2:AB:196:ASP:OD1	2:AB:196:ASP:N	2.49	0.45
2:AB:216:VAL:HA	2:AB:219:THR:CG2	2.46	0.45
3:AC:135:ARG:O	3:AC:138:GLN:HB2	2.16	0.45
4:AD:115:GLN:HE21	4:AD:115:GLN:HA	1.82	0.45
4:AD:176:LYS:HB3	4:AD:178:GLU:HG2	1.98	0.45
5:AE:33:THR:HG22	5:AE:51:LYS:CB	2.45	0.45
5:AE:79:THR:HG23	5:AE:80:LEU:O	2.16	0.45
6:AF:1:MET:HG3	6:AF:66:ALA:C	2.37	0.45
7:AG:24:LYS:HB3	7:AG:100:MET:HE1	1.99	0.45
7:AG:61:PHE:CD1	7:AG:62:GLU:N	2.85	0.45
7:AG:70:PRO:O	7:AG:95:ARG:HD3	2.15	0.45
14:AN:42:TRP:CE3	14:AN:42:TRP:N	2.84	0.45
19:AS:19:GLU:C	19:AS:21:ALA:N	2.69	0.45
21:AU:33:ARG:HH22	21:AU:34:ARG:HD2	1.81	0.45
1:BA:190:A:C2'	1:BA:191:G:O5'	2.64	0.45
1:BA:428:G:O4'	1:BA:430:A:C8	2.70	0.45
1:BA:577:G:C8	1:BA:816:A:N1	2.85	0.45
1:BA:623:C:N3	1:BA:624:C:C5	2.84	0.45
1:BA:791:G:C5	1:BA:792:A:N7	2.84	0.45
1:BA:827:U:O4	1:BA:870:U:C2	2.69	0.45
1:BA:952:U:H2'	1:BA:953:G:H8	1.81	0.45
1:BA:1204:A:H2'	1:BA:1205:U:O4'	2.17	0.45
1:BA:1328:C:H5''	13:BM:27:THR:HB	1.99	0.45
1:BA:1341:U:H5'	22:BV:32:U:H5''	1.98	0.45
1:BA:1350:A:H2'	1:BA:1351:U:O4'	2.17	0.45
1:BA:1355:G:C2	1:BA:1356:G:C4	3.05	0.45
2:BB:165:ALA:CB	2:BB:186:VAL:HG12	2.44	0.45
2:BB:187:ASP:OD2	2:BB:202:ASN:HA	2.16	0.45
3:BC:137:VAL:O	3:BC:138:GLN:C	2.55	0.45
3:BC:182:ASP:HB2	3:BC:203:LYS:HE3	1.97	0.45
4:BD:129:VAL:HG11	4:BD:134:TYR:CD1	2.51	0.45
5:BE:80:LEU:HB3	5:BE:146:MET:HE3	1.99	0.45
5:BE:130:THR:O	5:BE:130:THR:HG23	2.17	0.45

Continued on next page...

Continued from previous page...

Atom-1	Atom-2	Interatomic distance (Å)	Clash overlap (Å)
7:BG:145:GLU:C	7:BG:147:ASN:N	2.69	0.45
8:BH:41:GLU:CD	8:BH:41:GLU:O	2.54	0.45
10:BJ:24:GLU:C	10:BJ:26:VAL:N	2.69	0.45
11:BK:87:GLY:N	11:BK:113:THR:HG22	2.31	0.45
12:BL:17:LYS:HD2	12:BL:17:LYS:C	2.36	0.45
16:BP:20:VAL:CG2	16:BP:32:PHE:HB2	2.46	0.45
16:BP:52:LEU:CD2	16:BP:54:LEU:HD21	2.46	0.45
20:BT:28:ARG:O	20:BT:32:LYS:HG2	2.16	0.45
20:BT:42:ASP:HB2	20:BT:45:ALA:HB3	1.93	0.45
25:CA:21:A:O2'	25:CA:22:C:H5'	2.17	0.45
25:CA:138:U:OP2	25:CA:139:U:H5''	2.16	0.45
25:CA:196:A:H2'	25:CA:196:A:N3	2.31	0.45
25:CA:205:G:O2'	25:CA:206:U:P	2.74	0.45
25:CA:1098:A:H5'	25:CA:1099:G:OP2	2.17	0.45
25:CA:1413:A:N1	25:CA:1590:A:C2	2.84	0.45
25:CA:2154:A:C2	25:CA:2155:U:C4	3.05	0.45
25:CA:2204:G:O5'	27:CC:149:LYS:CE	2.65	0.45
28:CD:56:LYS:O	28:CD:57:ALA:O	2.35	0.45
30:CF:110:ILE:HB	30:CF:113:PHE:HB2	1.98	0.45
32:CH:104:THR:HG22	32:CH:109:GLU:HA	1.98	0.45
33:CI:33:ASN:CB	33:CI:36:GLU:HG3	2.38	0.45
36:CL:132:ARG:NH1	36:CL:142:ILE:HG21	2.31	0.45
38:CN:32:GLU:CD	38:CN:86:ARG:HH22	2.19	0.45
46:CV:25:LYS:HE2	46:CV:43:ASP:HB2	1.98	0.45
50:CZ:34:THR:HG22	50:CZ:35:VAL:H	1.82	0.45
55:C4:3:VAL:O	55:C4:4:ARG:HB3	2.16	0.45
25:DA:71:A:OP2	25:DA:113:U:C5'	2.64	0.45
25:DA:558:U:H6	25:DA:558:U:O5'	1.99	0.45
25:DA:1026:G:OP1	25:DA:1134:A:H1'	2.16	0.45
25:DA:1315:C:C2'	25:DA:1316:U:O5'	2.64	0.45
25:DA:1589:U:H2'	25:DA:1590:A:H8	1.78	0.45
25:DA:1738:G:O2'	25:DA:1739:A:OP2	2.34	0.45
25:DA:2478:A:C2	25:DA:2529:G:H2'	2.52	0.45
25:DA:2648:G:C5	25:DA:2649:C:C4	3.04	0.45
25:DA:2679:A:O2'	25:DA:2680:U:H5'	2.16	0.45
25:DA:2854:G:H2'	25:DA:2855:C:O5'	2.17	0.45
56:DB:28:C:H2'	56:DB:29:A:C8	2.51	0.45
27:DC:69:ASN:O	27:DC:70:LYS:C	2.54	0.45
27:DC:106:PRO:HD2	27:DC:109:LEU:HD22	1.99	0.45
27:DC:119:VAL:HG13	27:DC:132:ARG:HH11	1.81	0.45
28:DD:105:LYS:O	28:DD:177:VAL:HG12	2.17	0.45

Continued on next page...

Continued from previous page...

Atom-1	Atom-2	Interatomic distance (Å)	Clash overlap (Å)
31:DG:83:THR:HG23	31:DG:133:LYS:HG3	1.97	0.45
32:DH:9:VAL:HG12	32:DH:12:LEU:HG	1.99	0.45
32:DH:9:VAL:HA	32:DH:35:LYS:HE2	1.98	0.45
33:DI:17:ALA:O	33:DI:18:ASN:CB	2.64	0.45
36:DL:96:LYS:CE	36:DL:103:ILE:O	2.65	0.45
38:DN:37:THR:OG1	38:DN:40:LYS:HB2	2.17	0.45
38:DN:86:ARG:HG2	38:DN:86:ARG:O	2.17	0.45
38:DN:103:ARG:NE	38:DN:110:MET:CE	2.79	0.45
39:DO:47:VAL:O	39:DO:48:LEU:CD2	2.65	0.45
40:DP:5:LYS:O	40:DP:9:GLN:HG2	2.17	0.45
43:DS:89:ALA:O	43:DS:90:LYS:HB2	2.16	0.45
45:DU:55:GLY:O	45:DU:56:GLY:O	2.35	0.45
46:DV:75:GLN:CB	46:DV:92:VAL:HG23	2.47	0.45
1:AA:144:G:N2	1:AA:145:G:H1'	2.31	0.45
1:AA:176:C:H5''	20:AT:23:ARG:NH1	2.31	0.45
1:AA:737:C:C2'	1:AA:738:C:O5'	2.64	0.45
1:AA:900:A:H2'	1:AA:901:A:C8	2.52	0.45
1:AA:953:G:C2	1:AA:1229:A:C2	3.04	0.45
1:AA:957:U:H1'	1:AA:960:U:N3	2.31	0.45
1:AA:992:U:H4'	1:AA:993:G:O5'	2.17	0.45
1:AA:1004:A:C2	1:AA:1026:G:N3	2.85	0.45
1:AA:1319:A:C8	1:AA:1323:G:C5	3.04	0.45
4:AD:56:GLU:OE2	4:AD:59:LYS:HE3	2.16	0.45
6:AF:4:TYR:OH	6:AF:68:GLN:HB3	2.17	0.45
6:AF:92:THR:CG2	6:AF:93:LYS:N	2.74	0.45
7:AG:91:ARG:O	7:AG:95:ARG:HB2	2.17	0.45
9:AI:18:VAL:HG11	9:AI:82:ILE:CA	2.46	0.45
9:AI:20:ILE:CD1	9:AI:86:LEU:HD12	2.47	0.45
10:AJ:35:GLN:HG2	10:AJ:78:GLU:N	2.31	0.45
10:AJ:40:ILE:CB	10:AJ:73:LEU:HB2	2.46	0.45
11:AK:75:GLU:OE1	11:AK:75:GLU:CA	2.65	0.45
17:AQ:4:ILE:HG22	17:AQ:5:ARG:HG3	1.99	0.45
17:AQ:13:SER:CB	17:AQ:21:VAL:HG12	2.46	0.45
20:AT:22:SER:O	20:AT:23:ARG:C	2.55	0.45
1:BA:28:A:OP1	4:BD:72:ARG:NH2	2.50	0.45
1:BA:220:G:C2'	1:BA:221:C:O5'	2.64	0.45
1:BA:273:U:N3	1:BA:274:A:N7	2.64	0.45
1:BA:415:A:H2'	1:BA:416:G:O4'	2.16	0.45
1:BA:476:U:H2'	1:BA:476:U:O2	2.16	0.45
1:BA:587:G:C2	1:BA:755:G:C5	3.04	0.45
1:BA:688:G:C5	1:BA:700:G:C2	3.05	0.45

Continued on next page...

Continued from previous page...

Atom-1	Atom-2	Interatomic distance (Å)	Clash overlap (Å)
1:BA:715:A:H2'	1:BA:716:A:C8	2.52	0.45
1:BA:972:C:H4'	10:BJ:59:LYS:HG3	1.99	0.45
1:BA:1050:G:N2	1:BA:1209:C:C2	2.85	0.45
1:BA:1079:G:C6	1:BA:1080:A:N6	2.84	0.45
1:BA:1151:A:C2	1:BA:1152:A:C8	3.04	0.45
1:BA:1211:U:H1'	1:BA:1213:A:N1	2.31	0.45
1:BA:1240:U:C4	7:BG:115:MET:HG2	2.52	0.45
1:BA:1374:A:H2'	1:BA:1375:A:H5'	1.99	0.45
1:BA:1386:G:C2	1:BA:1387:G:C5	3.05	0.45
1:BA:1422:G:N3	1:BA:1423:G:C8	2.84	0.45
2:BB:174:GLU:O	2:BB:178:LEU:CD2	2.65	0.45
2:BB:183:PHE:HB3	2:BB:199:ILE:HD11	1.99	0.45
3:BC:71:ARG:HB3	3:BC:74:ILE:HG21	1.96	0.45
3:BC:106:ARG:HD3	3:BC:106:ARG:N	2.31	0.45
3:BC:123:LEU:HD21	3:BC:129:PHE:HB3	1.98	0.45
3:BC:133:MET:HE3	3:BC:167:TYR:CB	2.47	0.45
4:BD:191:SER:O	4:BD:192:ALA:HB3	2.17	0.45
5:BE:104:ILE:H	5:BE:121:ASN:C	2.20	0.45
6:BF:40:GLU:HB3	6:BF:42:TRP:HE1	1.81	0.45
6:BF:82:ASP:N	6:BF:82:ASP:OD2	2.49	0.45
6:BF:97:THR:O	6:BF:98:GLU:CG	2.64	0.45
6:BF:97:THR:O	6:BF:98:GLU:HB3	2.16	0.45
8:BH:30:LYS:HA	8:BH:30:LYS:HE3	1.98	0.45
8:BH:85:TYR:O	8:BH:86:LYS:CE	2.65	0.45
9:BI:89:TYR:CB	9:BI:93:LEU:HD11	2.47	0.45
10:BJ:36:VAL:HG12	10:BJ:38:GLY:H	1.82	0.45
10:BJ:80:THR:OG1	10:BJ:83:THR:HB	2.16	0.45
11:BK:37:GLN:HB2	11:BK:39:ASN:ND2	2.32	0.45
12:BL:3:VAL:HG13	12:BL:4:ASN:N	2.32	0.45
13:BM:4:ALA:HB2	13:BM:56:ARG:CG	2.46	0.45
14:BN:15:LEU:O	14:BN:55:SER:CB	2.65	0.45
14:BN:27:LYS:HG3	14:BN:28:ALA:N	2.31	0.45
16:BP:6:LEU:HB3	16:BP:17:TYR:CD2	2.52	0.45
25:CA:60:G:HO2'	25:CA:61:C:P	2.39	0.45
25:CA:188:G:H2'	25:CA:189:G:C5'	2.46	0.45
25:CA:225:C:H2'	25:CA:226:A:H5'	1.98	0.45
25:CA:823:C:C2'	25:CA:824:U:H5'	2.47	0.45
25:CA:960:A:C5'	25:CA:961:C:OP2	2.58	0.45
25:CA:1076:C:H2'	25:CA:1077:A:C1'	2.46	0.45
25:CA:1174:U:O2	25:CA:1174:U:O4'	2.35	0.45
25:CA:1180:U:C2'	25:CA:1181:U:H5'	2.42	0.45

Continued on next page...

Continued from previous page...

Atom-1	Atom-2	Interatomic distance (Å)	Clash overlap (Å)
25:CA:1293:C:H2'	25:CA:1294:U:O5'	2.16	0.45
25:CA:1358:G:C2'	25:CA:1359:A:OP2	2.64	0.45
25:CA:1392:A:N6	25:CA:1393:A:N6	2.64	0.45
25:CA:1833:C:C4	25:CA:1834:U:C4	3.05	0.45
25:CA:1869:G:C5	25:CA:1871:A:OP2	2.70	0.45
25:CA:2103:C:O2'	25:CA:2104:C:H5'	2.17	0.45
25:CA:2723:C:C2'	25:CA:2724:U:O5'	2.65	0.45
25:CA:2820:A:H4'	38:CN:3:HIS:HD2	1.74	0.45
26:CB:39:A:C2	26:CB:44:G:N3	2.84	0.45
27:CC:9:SER:O	27:CC:10:PRO:C	2.53	0.45
27:CC:251:THR:O	27:CC:252:LYS:C	2.54	0.45
30:CF:34:THR:HA	30:CF:88:VAL:O	2.17	0.45
32:CH:54:LEU:HD22	32:CH:54:LEU:HA	1.80	0.45
32:CH:132:PHE:CE2	32:CH:142:VAL:HG23	2.52	0.45
33:CI:103:ALA:O	33:CI:105:LEU:N	2.50	0.45
36:CL:37:GLY:O	36:CL:41:ARG:HG3	2.16	0.45
36:CL:110:VAL:O	36:CL:110:VAL:HG12	2.17	0.45
38:CN:10:LEU:O	38:CN:11:ASN:C	2.53	0.45
40:CP:9:GLN:HA	40:CP:12:MET:HG3	1.99	0.45
40:CP:15:ASP:O	40:CP:16:VAL:C	2.55	0.45
41:CQ:35:PHE:C	41:CQ:37:ALA:N	2.70	0.45
41:CQ:80:ASN:O	41:CQ:83:LYS:HB3	2.15	0.45
48:CX:16:ASN:OD1	48:CX:26:ARG:HD2	2.15	0.45
49:CY:23:ARG:O	49:CY:24:GLU:C	2.55	0.45
52:C1:16:THR:CG2	52:C1:41:VAL:CG1	2.95	0.45
25:DA:461:C:O5'	25:DA:461:C:H6	1.99	0.45
25:DA:497:A:C2'	25:DA:498:G:H5'	2.46	0.45
25:DA:693:A:O2'	25:DA:694:U:O5'	2.34	0.45
25:DA:769:U:C2	25:DA:770:G:C8	3.04	0.45
25:DA:1019:U:OP1	25:DA:1035:U:O2'	2.26	0.45
25:DA:1358:G:C2'	25:DA:1359:A:OP2	2.64	0.45
25:DA:1394:U:C6	25:DA:1394:U:C3'	3.00	0.45
25:DA:1485:U:H2'	25:DA:1486:U:H6	1.80	0.45
25:DA:1585:C:H2'	25:DA:1586:A:H5'	1.97	0.45
25:DA:2049:G:C2'	25:DA:2050:C:H5'	2.47	0.45
25:DA:2467:C:H41	25:DA:2468:A:N6	2.15	0.45
25:DA:2748:A:C5	25:DA:2749:A:N7	2.85	0.45
25:DA:2788:C:H2'	25:DA:2789:C:C6	2.51	0.45
56:DB:51:G:C2	56:DB:52:A:N7	2.84	0.45
56:DB:53:A:C2	56:DB:54:G:C8	3.04	0.45
27:DC:203:VAL:O	27:DC:204:LEU:HB2	2.16	0.45

Continued on next page...

Continued from previous page...

Atom-1	Atom-2	Interatomic distance (Å)	Clash overlap (Å)
31:DG:112:VAL:HG21	31:DG:150:TYR:HD2	1.81	0.45
32:DH:9:VAL:HG11	32:DH:12:LEU:CG	2.47	0.45
33:DI:46:ASP:HA	33:DI:50:LYS:CD	2.45	0.45
33:DI:73:PRO:HB2	33:DI:74:PRO:CD	2.46	0.45
37:DM:4:PRO:HB2	37:DM:7:THR:CG2	2.46	0.45
38:DN:46:ARG:O	38:DN:50:PRO:HG2	2.16	0.45
40:DP:54:LEU:CD1	40:DP:76:HIS:HB2	2.46	0.45
45:DU:71:ILE:HD11	45:DU:82:VAL:CG2	2.46	0.45
46:DV:25:LYS:O	46:DV:26:PHE:HB3	2.17	0.45
49:DY:6:LEU:HD13	49:DY:56:LEU:HD22	1.99	0.45
50:DZ:35:VAL:HG22	50:DZ:37:ARG:CZ	2.46	0.45
50:DZ:43:ILE:C	50:DZ:45:GLY:H	2.19	0.45
55:D4:34:LYS:C	55:D4:35:GLN:HG2	2.37	0.45
1:AA:27:G:H2'	1:AA:28:A:O5'	2.17	0.45
1:AA:61:G:C5	1:AA:107:G:C2	3.04	0.45
1:AA:202:G:N2	1:AA:216:U:O2	2.49	0.45
1:AA:439:U:C5	1:AA:440:C:H5	2.32	0.45
1:AA:457:G:C6	1:AA:458:U:C4	3.04	0.45
1:AA:459:A:C2	1:AA:460:A:C5	3.05	0.45
1:AA:489:C:C2'	1:AA:490:C:O5'	2.65	0.45
1:AA:650:G:C5	1:AA:651:C:C5	3.05	0.45
1:AA:654:G:C6	1:AA:753:A:N7	2.85	0.45
1:AA:922:G:N2	1:AA:1396:A:C5	2.85	0.45
1:AA:946:A:H2'	1:AA:947:G:C8	2.52	0.45
1:AA:954:G:N1	1:AA:955:U:O2	2.49	0.45
1:AA:1032:G:C5'	1:AA:1032:G:N3	2.80	0.45
1:AA:1151:A:H5''	10:AJ:44:THR:OG1	2.16	0.45
1:AA:1346:A:H5''	9:AI:121:ARG:HH12	1.82	0.45
1:AA:1397:C:O2	1:AA:1397:C:O4'	2.33	0.45
1:AA:1399:C:O2	1:AA:1401:G:C6	2.70	0.45
1:AA:1485:U:H2'	1:AA:1486:G:H8	1.80	0.45
2:AB:19:THR:O	2:AB:20:ARG:CZ	2.65	0.45
2:AB:34:ARG:HE	2:AB:34:ARG:CA	2.27	0.45
2:AB:206:ILE:CG1	2:AB:207:ARG:N	2.78	0.45
3:AC:70:ALA:C	3:AC:72:PRO:HD3	2.36	0.45
3:AC:96:VAL:CB	3:AC:97:PRO:HD2	2.41	0.45
4:AD:12:ARG:HH11	4:AD:12:ARG:HB3	1.81	0.45
4:AD:53:GLN:NE2	4:AD:202:LEU:HA	2.32	0.45
4:AD:103:ARG:NH1	4:AD:110:ARG:HH22	2.14	0.45
5:AE:56:PRO:HA	5:AE:59:ILE:HG12	1.97	0.45
9:AI:29:ILE:CD1	9:AI:38:PHE:HE2	2.30	0.45

Continued on next page...

Continued from previous page...

Atom-1	Atom-2	Interatomic distance (Å)	Clash overlap (Å)
9:AI:93:LEU:HA	9:AI:96:GLU:OE1	2.16	0.45
10:AJ:67:ILE:HG22	10:AJ:67:ILE:O	2.17	0.45
14:AN:1:ALA:O	14:AN:2:LYS:HB3	2.16	0.45
20:AT:4:LYS:O	20:AT:5:SER:C	2.54	0.45
22:AV:13:C:O2'	22:AV:14:A:H5'	2.16	0.45
1:BA:35:G:C6	1:BA:36:C:N4	2.85	0.45
1:BA:342:C:C2'	1:BA:343:U:H5'	2.47	0.45
1:BA:960:U:O2'	1:BA:1223:C:H4'	2.17	0.45
1:BA:994:A:C5	1:BA:1216:A:H4'	2.52	0.45
1:BA:1013:G:N2	1:BA:1017:U:H1'	2.32	0.45
1:BA:1446:A:H2'	1:BA:1446:A:N3	2.32	0.45
1:BA:1485:U:O2'	1:BA:1486:G:H5'	2.17	0.45
1:BA:1492:A:H8	1:BA:1492:A:OP2	1.99	0.45
1:BA:1504:G:H4'	1:BA:1505:G:C4	2.52	0.45
2:BB:49:PHE:HA	2:BB:212:TYR:OH	2.16	0.45
2:BB:101:THR:N	2:BB:178:LEU:HD21	2.32	0.45
2:BB:183:PHE:HA	2:BB:197:PHE:O	2.17	0.45
10:BJ:53:ILE:HG13	14:BN:85:ARG:HD2	1.97	0.45
11:BK:88:PRO:HD3	21:BU:28:LEU:HD11	1.97	0.45
11:BK:92:ARG:HH22	21:BU:19:LYS:HD2	1.82	0.45
12:BL:115:LYS:O	12:BL:116:TYR:HB2	2.16	0.45
14:BN:46:LEU:HD11	14:BN:49:GLN:HG2	1.97	0.45
14:BN:93:ILE:HG21	14:BN:96:LEU:HB2	1.99	0.45
17:BQ:46:HIS:CG	17:BQ:47:ASP:N	2.85	0.45
20:BT:4:LYS:O	20:BT:5:SER:C	2.54	0.45
20:BT:43:LYS:HG2	20:BT:86:ALA:HA	1.96	0.45
22:BV:72:C:N4	22:BV:73:A:N6	2.65	0.45
25:CA:760:G:H2'	25:CA:761:A:H5'	1.96	0.45
25:CA:771:G:H2'	25:CA:772:C:H5'	1.99	0.45
25:CA:829:A:H5''	25:CA:831:G:N7	2.32	0.45
25:CA:1172:C:C5	25:CA:1173:U:C6	3.04	0.45
25:CA:1979:U:H2'	25:CA:1980:G:O5'	2.16	0.45
25:CA:2461:A:H1'	25:CA:2492:U:C2	2.52	0.45
25:CA:2727:A:C2'	25:CA:2728:U:H5'	2.47	0.45
26:CB:43:C:C4	26:CB:45:A:C6	3.05	0.45
26:CB:61:G:H2'	26:CB:62:C:H6	1.82	0.45
27:CC:16:VAL:HG23	27:CC:203:VAL:HG22	1.97	0.45
30:CF:46:LYS:NZ	30:CF:83:PRO:HG2	2.32	0.45
32:CH:7:ASP:C	32:CH:15:LEU:HD22	2.38	0.45
32:CH:46:PHE:O	32:CH:49:ALA:HB3	2.16	0.45
35:CK:99:ILE:HG21	35:CK:119:ALA:HB2	1.99	0.45

Continued on next page...

Continued from previous page...

Atom-1	Atom-2	Interatomic distance (Å)	Clash overlap (Å)
35:CK:108:ARG:NH1	40:CP:34:GLY:CA	2.80	0.45
36:CL:53:GLY:O	36:CL:54:GLN:C	2.55	0.45
37:CM:57:VAL:O	37:CM:58:LYS:C	2.53	0.45
41:CQ:90:ASP:C	41:CQ:90:ASP:OD2	2.55	0.45
42:CR:14:VAL:HG11	42:CR:98:ILE:HD12	1.99	0.45
42:CR:79:ARG:O	42:CR:80:ARG:HB3	2.16	0.45
48:CX:30:PRO:HB2	48:CX:32:LEU:HG	1.98	0.45
25:DA:88:G:H2'	25:DA:89:A:H5'	1.98	0.45
25:DA:120:U:C1'	25:DA:149:A:N7	2.79	0.45
25:DA:264:C:O2	25:DA:264:C:H2'	2.16	0.45
25:DA:346:A:C6	25:DA:347:A:C5	3.05	0.45
25:DA:776:G:C8	25:DA:793:A:C2	3.05	0.45
25:DA:909:A:O2'	25:DA:910:A:H5'	2.16	0.45
25:DA:929:U:O2'	25:DA:930:G:H5'	2.16	0.45
25:DA:1051:G:H2'	25:DA:1051:G:N3	2.32	0.45
25:DA:1063:G:C8	25:DA:1064:C:C6	3.05	0.45
25:DA:1078:U:H4'	25:DA:1079:C:C5'	2.45	0.45
25:DA:1153:C:N4	25:DA:1154:G:C6	2.85	0.45
25:DA:1256:G:C2'	29:DE:77:ILE:HD11	2.46	0.45
25:DA:1479:G:H2'	25:DA:1480:C:O4'	2.17	0.45
25:DA:1509:A:N3	25:DA:1510:G:C8	2.85	0.45
25:DA:1540:G:C4	25:DA:1541:C:C6	3.04	0.45
25:DA:2093:G:C5	25:DA:2225:A:N7	2.85	0.45
25:DA:2103:C:C2	25:DA:2104:C:C5	3.04	0.45
25:DA:2205:A:C2	25:DA:2206:C:N3	2.85	0.45
25:DA:2591:C:H2'	25:DA:2592:G:H5'	1.97	0.45
25:DA:2852:G:H2'	25:DA:2853:C:C6	2.52	0.45
56:DB:63:C:HO2'	56:DB:64:G:C5'	2.28	0.45
27:DC:226:PRO:HD3	27:DC:233:GLY:CA	2.43	0.45
30:DF:102:LEU:C	30:DF:107:VAL:HG23	2.37	0.45
30:DF:173:ASP:O	30:DF:174:PHE:HB3	2.17	0.45
31:DG:76:ILE:HD13	31:DG:76:ILE:N	2.32	0.45
32:DH:62:LEU:HD13	32:DH:63:ALA:HB2	1.98	0.45
32:DH:96:THR:HG22	32:DH:115:VAL:HG11	1.97	0.45
32:DH:125:THR:HA	32:DH:146:VAL:HB	1.97	0.45
33:DI:37:PHE:C	33:DI:41:PHE:HB2	2.37	0.45
33:DI:56:VAL:HG23	33:DI:70:THR:N	2.32	0.45
36:DL:85:VAL:CG1	36:DL:95:LEU:HD23	2.47	0.45
40:DP:105:LYS:HA	40:DP:108:ARG:HD2	1.98	0.45
43:DS:97:LEU:HD23	43:DS:99:ARG:HH12	1.80	0.45
44:DT:7:LEU:CD2	44:DT:46:ALA:CB	2.94	0.45

Continued on next page...

Continued from previous page...

Atom-1	Atom-2	Interatomic distance (Å)	Clash overlap (Å)
46:DV:17:SER:O	46:DV:20:LEU:HB3	2.16	0.45
57:DW:45:ALA:H	57:DW:77:SER:HB3	1.80	0.45
55:D4:36:ARG:O	55:D4:37:GLN:C	2.55	0.45
1:AA:22:G:O2'	1:AA:913:A:N1	2.39	0.45
1:AA:64:G:C2	1:AA:67:C:C4	3.05	0.45
1:AA:205:A:N3	1:AA:205:A:C2'	2.78	0.45
1:AA:355:C:C4	1:AA:356:A:N7	2.84	0.45
1:AA:513:C:O2'	1:AA:514:C:H5'	2.16	0.45
1:AA:549:C:H2'	1:AA:550:G:O4'	2.16	0.45
1:AA:620:C:H1'	4:AD:131:ILE:HD13	1.98	0.45
1:AA:662:U:O2'	1:AA:836:G:O5'	2.35	0.45
1:AA:723:U:C5'	1:AA:724:G:O5'	2.65	0.45
1:AA:1036:A:H2'	1:AA:1036:A:N3	2.32	0.45
1:AA:1038:C:O2'	1:AA:1039:G:H5'	2.17	0.45
1:AA:1061:G:H5'	1:AA:1062:U:OP2	2.17	0.45
1:AA:1096:C:H2'	1:AA:1097:C:C6	2.52	0.45
1:AA:1106:G:C6	1:AA:1107:C:C4	3.05	0.45
1:AA:1142:G:C2'	1:AA:1143:G:H5'	2.47	0.45
1:AA:1216:A:N1	1:AA:1217:C:N4	2.65	0.45
1:AA:1299:A:C2	1:AA:1301:U:C2	3.05	0.45
1:AA:1366:C:C2'	1:AA:1367:C:H5'	2.46	0.45
1:AA:1539:C:H1'	23:AX:7:G:C2	2.52	0.45
2:AB:80:LYS:HB2	2:AB:90:PHE:HE1	1.81	0.45
2:AB:133:ALA:C	2:AB:135:MET:H	2.20	0.45
4:AD:57:LYS:N	4:AD:199:ILE:CG2	2.80	0.45
5:AE:72:ASN:H	5:AE:72:ASN:ND2	2.14	0.45
7:AG:11:ILE:HD11	7:AG:23:ALA:HB3	1.98	0.45
9:AI:6:TYR:HE2	9:AI:17:ARG:CA	2.30	0.45
10:AJ:17:LEU:HD23	10:AJ:17:LEU:C	2.37	0.45
10:AJ:67:ILE:HD11	14:AN:96:LEU:HB2	1.97	0.45
10:AJ:73:LEU:O	10:AJ:74:VAL:CB	2.65	0.45
11:AK:18:GLY:O	11:AK:81:LEU:HA	2.17	0.45
12:AL:63:THR:CG2	12:AL:91:GLY:O	2.65	0.45
15:AO:38:LEU:HD12	15:AO:38:LEU:HA	1.81	0.45
16:AP:1:MET:HB3	16:AP:1:MET:HE2	1.88	0.45
16:AP:12:LYS:O	16:AP:13:LYS:HB2	2.17	0.45
22:AV:69:G:H2'	22:AV:70:G:H5'	1.99	0.45
1:BA:96:U:H2'	1:BA:97:G:H8	1.80	0.45
1:BA:128:G:C6	1:BA:129:A:N6	2.85	0.45
1:BA:147:G:C2	1:BA:176:C:C2	3.05	0.45
1:BA:185:U:O2'	1:BA:186:C:H5'	2.17	0.45

Continued on next page...

Continued from previous page...

Atom-1	Atom-2	Interatomic distance (Å)	Clash overlap (Å)
1:BA:283:U:H2'	1:BA:284:C:H6	1.78	0.45
1:BA:424:G:N2	1:BA:425:G:C4	2.85	0.45
1:BA:457:G:C6	1:BA:458:U:C4	3.04	0.45
1:BA:720:C:N4	1:BA:721:G:C2	2.85	0.45
1:BA:767:A:H2'	1:BA:768:A:O4'	2.16	0.45
1:BA:935:A:N3	1:BA:935:A:H2'	2.31	0.45
1:BA:957:U:O2	1:BA:959:A:C8	2.70	0.45
1:BA:1053:G:H5''	1:BA:1055:A:OP1	2.17	0.45
1:BA:1126:U:O2'	1:BA:1127:G:H5'	2.17	0.45
1:BA:1227:A:N1	1:BA:1228:C:O2	2.50	0.45
1:BA:1422:G:N1	1:BA:1423:G:C5	2.85	0.45
2:BB:93:HIS:HB2	2:BB:145:ASN:O	2.17	0.45
3:BC:5:HIS:HE1	3:BC:183:TYR:HD2	1.63	0.45
4:BD:202:LEU:C	4:BD:204:SER:H	2.20	0.45
6:BF:73:GLU:O	6:BF:73:GLU:HG2	2.17	0.45
7:BG:75:LYS:O	7:BG:86:VAL:HG23	2.17	0.45
8:BH:10:LEU:HD13	8:BH:74:ILE:HG13	1.99	0.45
8:BH:29:SER:O	8:BH:32:LYS:N	2.50	0.45
9:BI:24:ASN:HB3	9:BI:58:GLU:OE1	2.17	0.45
9:BI:27:ILE:HG23	9:BI:62:LEU:CG	2.45	0.45
13:BM:109:LYS:O	13:BM:110:GLY:O	2.35	0.45
14:BN:53:ARG:O	14:BN:59:ARG:HD2	2.17	0.45
15:BO:69:LEU:O	15:BO:70:LYS:C	2.55	0.45
19:BS:48:ILE:O	19:BS:48:ILE:HD12	2.17	0.45
21:BU:11:PHE:O	21:BU:12:ASP:CB	2.65	0.45
25:CA:637:A:H4'	25:CA:638:G:O5'	2.17	0.45
25:CA:703:U:C2'	25:CA:704:G:H5'	2.46	0.45
25:CA:717:C:C2'	25:CA:718:A:H5'	2.46	0.45
25:CA:924:G:O2'	25:CA:925:A:H5'	2.17	0.45
25:CA:1069:A:H4'	25:CA:1070:A:C8	2.50	0.45
25:CA:1421:G:H2'	25:CA:1422:G:O5'	2.17	0.45
25:CA:1726:C:O2'	25:CA:1727:C:H5'	2.17	0.45
25:CA:1901:A:OP2	27:CC:252:LYS:HD2	2.17	0.45
25:CA:2107:G:N2	25:CA:2108:A:H1'	2.32	0.45
25:CA:2139:U:C2'	25:CA:2140:G:H5'	2.47	0.45
25:CA:2172:U:OP2	25:CA:2173:A:H5''	2.16	0.45
25:CA:2331:G:N2	25:CA:2385:C:C5	2.85	0.45
25:CA:2415:G:C2'	25:CA:2416:C:O5'	2.65	0.45
25:CA:2651:C:O2'	25:CA:2652:C:H5'	2.17	0.45
25:CA:2800:A:C3'	25:CA:2801:G:C5'	2.91	0.45
26:CB:112:G:H2'	26:CB:113:C:H6	1.80	0.45

Continued on next page...

Continued from previous page...

Atom-1	Atom-2	Interatomic distance (Å)	Clash overlap (Å)
27:CC:83:ASP:OD1	27:CC:84:PRO:N	2.49	0.45
27:CC:234:GLY:HA2	27:CC:238:ASN:HB2	1.98	0.45
28:CD:172:VAL:CG2	28:CD:194:PRO:HD3	2.47	0.45
29:CE:54:GLY:N	29:CE:74:LYS:HE2	2.32	0.45
29:CE:60:TRP:O	29:CE:61:ARG:O	2.35	0.45
30:CF:56:LEU:CD1	30:CF:86:CYS:O	2.65	0.45
30:CF:147:ARG:HG2	30:CF:148:VAL:N	2.32	0.45
33:CI:107:GLU:CA	33:CI:110:GLN:HB3	2.40	0.45
35:CK:13:ASN:HD22	35:CK:98:ARG:CB	2.30	0.45
37:CM:50:ARG:HG2	37:CM:51:ARG:N	2.31	0.45
41:CQ:29:ARG:HE	51:C0:9:ARG:HH11	1.63	0.45
46:CV:43:ASP:OD1	46:CV:43:ASP:C	2.54	0.45
46:CV:78:GLN:O	46:CV:87:GLN:HB2	2.17	0.45
25:DA:54:G:H2'	25:DA:55:G:O5'	2.17	0.45
25:DA:303:G:H2'	25:DA:304:U:C6	2.51	0.45
25:DA:404:A:C1'	25:DA:405:U:P	3.04	0.45
25:DA:1011:G:C2	25:DA:1013:C:O2	2.70	0.45
25:DA:1071:G:N7	25:DA:1089:A:C6	2.85	0.45
25:DA:1277:G:C4'	38:DN:20:MET:HE2	2.46	0.45
25:DA:1606:C:H3'	25:DA:1606:C:C6	2.51	0.45
25:DA:1717:A:H2'	25:DA:1718:G:H5'	1.98	0.45
25:DA:1993:U:H4'	28:DD:133:THR:CG2	2.37	0.45
25:DA:2007:U:C2'	25:DA:2008:C:O5'	2.65	0.45
25:DA:2043:C:N3	25:DA:2777:G:C2	2.85	0.45
25:DA:2476:A:C2'	25:DA:2477:U:H5'	2.47	0.45
25:DA:2702:G:H2'	25:DA:2703:C:C6	2.52	0.45
25:DA:2884:U:O2	25:DA:2884:U:C3'	2.65	0.45
56:DB:4:C:H2'	56:DB:5:U:C6	2.51	0.45
56:DB:34:A:O4'	56:DB:35:C:H5	2.00	0.45
27:DC:116:GLN:HG2	27:DC:117:SER:N	2.32	0.45
27:DC:236:GLY:O	27:DC:237:ARG:HG3	2.17	0.45
30:DF:27:VAL:O	30:DF:28:PRO:O	2.34	0.45
30:DF:89:THR:O	30:DF:90:LEU:HD23	2.17	0.45
31:DG:109:SER:O	31:DG:110:HIS:CB	2.65	0.45
37:DM:34:LYS:HD3	37:DM:99:GLY:HA2	1.99	0.45
37:DM:53:MET:CE	37:DM:103:TYR:CG	2.99	0.45
37:DM:105:MET:HG2	37:DM:106:ASP:N	2.32	0.45
39:DO:34:HIS:HB3	39:DO:36:TYR:HE2	1.81	0.45
39:DO:51:ALA:HB1	39:DO:77:ALA:CB	2.47	0.45
57:DW:32:ILE:HG23	57:DW:54:THR:CG2	2.47	0.45
50:DZ:35:VAL:CG2	50:DZ:37:ARG:NH2	2.79	0.45

Continued on next page...

Continued from previous page...

Atom-1	Atom-2	Interatomic distance (Å)	Clash overlap (Å)
52:D1:39:ASP:HA	52:D1:48:TYR:OH	2.16	0.45
55:D4:16:ILE:HG22	55:D4:16:ILE:O	2.17	0.45
1:AA:189:A:O2'	1:AA:190:A:H5'	2.16	0.45
1:AA:375:U:C2	1:AA:376:G:C8	3.05	0.45
1:AA:462:G:N7	1:AA:463:U:C5	2.84	0.45
1:AA:550:G:C5	1:AA:551:U:C5	3.05	0.45
1:AA:623:C:C2'	1:AA:624:C:H5'	2.46	0.45
1:AA:657:U:O2	1:AA:657:U:C2'	2.62	0.45
1:AA:854:U:H2'	1:AA:855:U:H6	1.82	0.45
1:AA:858:G:O2'	1:AA:859:G:C5'	2.65	0.45
1:AA:938:A:N6	1:AA:939:G:C6	2.85	0.45
1:AA:979:C:P	1:AA:981:U:O4	2.75	0.45
1:AA:981:U:C2	1:AA:982:U:C5	3.04	0.45
1:AA:1210:C:O4'	1:AA:1214:C:H5	2.00	0.45
1:AA:1414:U:O2	1:AA:1414:U:H2'	2.16	0.45
3:AC:39:ARG:C	3:AC:41:TYR:N	2.70	0.45
3:AC:119:ILE:O	3:AC:121:SER:N	2.50	0.45
4:AD:101:VAL:CG1	4:AD:113:ALA:HB1	2.46	0.45
6:AF:24:ARG:O	6:AF:27:ALA:HB3	2.17	0.45
7:AG:73:GLU:HA	7:AG:140:VAL:HG12	1.98	0.45
8:AH:40:LYS:NZ	8:AH:47:ASP:OD2	2.49	0.45
9:AI:35:GLU:HA	9:AI:39:GLY:CA	2.47	0.45
11:AK:41:LEU:CB	11:AK:76:TYR:HE2	2.29	0.45
13:AM:35:ALA:HB3	13:AM:58:GLU:OE1	2.17	0.45
13:AM:55:LEU:O	13:AM:58:GLU:N	2.50	0.45
14:AN:7:ALA:HA	14:AN:10:VAL:HG23	1.99	0.45
14:AN:43:ASN:OD1	14:AN:47:LYS:NZ	2.47	0.45
14:AN:50:THR:H	14:AN:51:LEU:HD23	1.81	0.45
14:AN:90:ARG:HB3	14:AN:92:GLU:CG	2.47	0.45
15:AO:6:ALA:O	15:AO:10:ILE:CD1	2.64	0.45
24:AY:5:ASP:O	24:AY:8:LYS:HB2	2.17	0.45
1:BA:135:C:O2	16:BP:1:MET:HB2	2.16	0.45
1:BA:631:C:H3'	1:BA:632:U:H5'	1.99	0.45
1:BA:684:U:C3'	1:BA:685:G:H5'	2.46	0.45
1:BA:686:U:O2	1:BA:687:A:N7	2.50	0.45
1:BA:694:A:C2'	1:BA:695:A:O5'	2.65	0.45
1:BA:763:G:C2'	1:BA:764:C:O5'	2.65	0.45
1:BA:916:U:C2'	1:BA:917:G:H5'	2.47	0.45
1:BA:1060:U:O2'	1:BA:1061:G:C5'	2.64	0.45
1:BA:1117:A:H4'	9:BI:105:ARG:NE	2.32	0.45
1:BA:1202:U:H1'	14:BN:69:ARG:HD2	1.98	0.45

Continued on next page...

Continued from previous page...

Atom-1	Atom-2	Interatomic distance (Å)	Clash overlap (Å)
2:BB:141:GLU:CD	2:BB:141:GLU:H	2.21	0.45
2:BB:143:LEU:HB2	2:BB:147:LEU:HD12	1.99	0.45
2:BB:175:ALA:HB1	2:BB:180:ILE:HB	1.97	0.45
2:BB:183:PHE:N	2:BB:183:PHE:CD2	2.85	0.45
3:BC:82:ASP:O	3:BC:85:LYS:CG	2.65	0.45
3:BC:120:THR:HG22	3:BC:121:SER:N	2.32	0.45
4:BD:3:TYR:CZ	4:BD:5:GLY:HA3	2.51	0.45
4:BD:113:ALA:O	4:BD:116:LEU:HB2	2.17	0.45
5:BE:103:GLY:CA	5:BE:121:ASN:HA	2.41	0.45
6:BF:47:LEU:H	6:BF:56:LYS:H	1.64	0.45
9:BI:5:TYR:HD1	9:BI:20:ILE:O	2.00	0.45
9:BI:91:GLU:HA	9:BI:94:ARG:HB2	1.99	0.45
10:BJ:27:GLU:HA	10:BJ:30:LYS:CG	2.45	0.45
14:BN:101:TRP:N	14:BN:101:TRP:CE3	2.85	0.45
15:BO:69:LEU:HD13	15:BO:77:TYR:CB	2.47	0.45
19:BS:12:LEU:CD2	19:BS:16:LYS:HE3	2.46	0.45
25:CA:27:G:C4	25:CA:512:G:N2	2.85	0.45
25:CA:137:U:H2'	25:CA:140:C:N1	2.32	0.45
25:CA:825:A:H2'	25:CA:826:U:O4'	2.17	0.45
25:CA:911:A:C5	37:CM:9:PHE:CD2	3.05	0.45
25:CA:1107:G:C5	25:CA:1108:U:C5	3.05	0.45
25:CA:1378:A:H4'	25:CA:1379:U:OP1	2.16	0.45
25:CA:1407:G:C2	25:CA:1596:A:C2	3.05	0.45
25:CA:1494:A:N1	25:CA:1495:A:C4	2.85	0.45
25:CA:1494:A:N1	25:CA:1495:A:N3	2.65	0.45
25:CA:1807:G:H2'	25:CA:1809:A:N7	2.32	0.45
25:CA:1931:U:H5'	25:CA:1931:U:H6	1.81	0.45
25:CA:2023:C:O2'	25:CA:2024:G:H5'	2.16	0.45
25:CA:2144:G:O2'	25:CA:2145:C:H5	2.00	0.45
25:CA:2146:C:C5'	25:CA:2147:A:OP1	2.62	0.45
25:CA:2732:G:H3'	25:CA:2733:A:C5'	2.47	0.45
26:CB:99:A:C6	26:CB:100:G:C4	3.05	0.45
27:CC:7:PRO:CB	27:CC:13:ARG:HB2	2.47	0.45
27:CC:123:ILE:CD1	27:CC:129:LEU:HD11	2.47	0.45
30:CF:129:MET:HG3	30:CF:153:ILE:HB	1.98	0.45
31:CG:59:ASP:HB2	31:CG:62:ALA:HB3	1.98	0.45
31:CG:114:HIS:CD2	31:CG:147:LEU:CD2	2.99	0.45
31:CG:122:ALA:HB2	31:CG:132:LEU:HA	1.99	0.45
32:CH:69:ALA:HB2	32:CH:134:VAL:HG11	1.99	0.45
32:CH:72:ILE:CD1	32:CH:140:ALA:O	2.65	0.45
33:CI:72:THR:HB	33:CI:73:PRO:HD2	1.98	0.45

Continued on next page...

Continued from previous page...

Atom-1	Atom-2	Interatomic distance (Å)	Clash overlap (Å)
33:CI:102:ARG:HG2	33:CI:103:ALA:N	2.32	0.45
36:CL:19:LEU:CD2	36:CL:31:GLY:O	2.64	0.45
36:CL:30:THR:O	36:CL:32:GLY:N	2.50	0.45
37:CM:92:TRP:C	37:CM:93:VAL:CG1	2.85	0.45
44:CT:12:ARG:HD2	44:CT:12:ARG:N	2.32	0.45
44:CT:30:ILE:HG23	44:CT:85:VAL:HB	1.98	0.45
45:CU:84:PHE:O	45:CU:85:ARG:HB3	2.16	0.45
46:CV:40:ILE:HD13	46:CV:40:ILE:HA	1.71	0.45
49:CY:9:LYS:C	49:CY:11:VAL:H	2.20	0.45
49:CY:24:GLU:OE1	49:CY:24:GLU:HA	2.17	0.45
25:DA:60:G:C4	25:DA:74:A:C2	3.05	0.45
25:DA:182:A:C6	25:DA:183:C:N3	2.85	0.45
25:DA:230:G:C2	25:DA:231:A:C5	3.05	0.45
25:DA:233:A:H2'	25:DA:234:U:O4'	2.17	0.45
25:DA:415:A:C2	25:DA:2409:G:C2	3.05	0.45
25:DA:934:U:H2'	25:DA:935:C:H6	1.81	0.45
25:DA:1052:C:O5'	25:DA:1052:C:H6	1.99	0.45
25:DA:1069:A:O2'	25:DA:1070:A:H5''	2.16	0.45
25:DA:1095:A:C5	25:DA:1096:A:C2	3.05	0.45
25:DA:1097:U:C2'	25:DA:1098:A:H5'	2.47	0.45
25:DA:1183:U:H2'	25:DA:1184:U:C6	2.51	0.45
25:DA:1429:G:C2	25:DA:1568:G:N2	2.84	0.45
25:DA:1441:G:C4	25:DA:1442:U:C5	3.05	0.45
25:DA:1492:G:H2'	25:DA:1493:C:OP1	2.16	0.45
25:DA:1588:G:H3'	25:DA:1589:U:C6	2.51	0.45
25:DA:1747:U:C2	25:DA:1748:C:C5	3.05	0.45
25:DA:2020:A:H5'	51:D0:8:THR:CG2	2.47	0.45
25:DA:2098:U:C2	25:DA:2099:U:C6	3.05	0.45
25:DA:2118:U:H5'	25:DA:2119:A:OP1	2.16	0.45
25:DA:2161:C:O2	25:DA:2161:C:H2'	2.17	0.45
25:DA:2259:U:H2'	25:DA:2260:C:H6	1.82	0.45
25:DA:2756:U:H4'	25:DA:2757:A:O5'	2.16	0.45
25:DA:2766:A:H2'	25:DA:2766:A:N3	2.31	0.45
56:DB:54:G:H21	56:DB:55:U:H1'	1.82	0.45
27:DC:29:PHE:O	27:DC:30:ALA:C	2.56	0.45
28:DD:13:ARG:O	28:DD:14:ILE:HD13	2.17	0.45
30:DF:116:LEU:O	30:DF:176:PHE:HA	2.17	0.45
30:DF:130:GLY:HA2	30:DF:152:ASP:HB3	1.99	0.45
31:DG:112:VAL:HG21	31:DG:150:TYR:CE2	2.52	0.45
32:DH:38:PRO:O	32:DH:40:THR:HG23	2.16	0.45
32:DH:63:ALA:HB1	32:DH:66:ASN:HB2	1.99	0.45

Continued on next page...

Continued from previous page...

Atom-1	Atom-2	Interatomic distance (Å)	Clash overlap (Å)
32:DH:135:HIS:CD2	32:DH:138:VAL:HG23	2.52	0.45
36:DL:85:VAL:HG12	36:DL:95:LEU:HD23	1.99	0.45
36:DL:95:LEU:O	36:DL:96:LYS:C	2.55	0.45
37:DM:42:THR:O	37:DM:45:GLN:HB2	2.16	0.45
40:DP:50:ARG:HG2	40:DP:50:ARG:O	2.17	0.45
43:DS:60:HIS:ND1	43:DS:61:ASN:N	2.65	0.45
44:DT:51:PHE:HB3	44:DT:53:VAL:HG22	1.99	0.45
44:DT:67:VAL:HG22	44:DT:76:ARG:HD2	1.98	0.45
45:DU:73:ASN:OD1	45:DU:76:THR:HG23	2.17	0.45
45:DU:82:VAL:CG1	45:DU:83:GLY:N	2.79	0.45
54:D3:15:LYS:HD2	54:D3:20:GLY:O	2.17	0.45
54:D3:30:HIS:ND1	54:D3:30:HIS:C	2.70	0.45
1:AA:213:G:H2'	1:AA:214:C:H5'	1.99	0.45
1:AA:233:C:H2'	1:AA:234:C:C6	2.52	0.45
1:AA:508:U:H4'	1:AA:509:A:OP1	2.17	0.45
1:AA:553:A:O2'	12:AL:25:ALA:HB1	2.17	0.45
1:AA:696:A:H2'	1:AA:697:U:H6	1.82	0.45
1:AA:710:G:H5''	6:AF:53:LYS:HZ1	1.82	0.45
1:AA:757:U:H5''	1:AA:822:U:O2	2.17	0.45
1:AA:1025:U:OP2	1:AA:1025:U:C6	2.70	0.45
1:AA:1163:A:H2'	1:AA:1164:G:C8	2.52	0.45
1:AA:1188:A:H2'	1:AA:1189:U:O4'	2.17	0.45
1:AA:1335:U:H5''	1:AA:1336:C:H5'	1.99	0.45
1:AA:1504:G:OP2	1:AA:1507:A:O2'	2.28	0.45
2:AB:65:LYS:HE3	2:AB:158:ASP:OD2	2.18	0.45
2:AB:81:ASP:C	2:AB:83:ALA:N	2.70	0.45
3:AC:84:GLU:HA	3:AC:87:ARG:NH2	2.31	0.45
3:AC:119:ILE:O	3:AC:120:THR:C	2.55	0.45
4:AD:157:ALA:O	4:AD:160:LEU:HD22	2.17	0.45
5:AE:40:ASP:O	5:AE:42:ASN:HB2	2.17	0.45
5:AE:140:ILE:O	5:AE:143:LEU:HB2	2.16	0.45
6:AF:39:LEU:CD1	6:AF:39:LEU:C	2.85	0.45
8:AH:31:LEU:C	8:AH:31:LEU:HD13	2.37	0.45
8:AH:88:LYS:HG3	8:AH:89:ASP:H	1.82	0.45
9:AI:114:LYS:O	9:AI:115:VAL:C	2.55	0.45
10:AJ:56:HIS:C	10:AJ:57:VAL:O	2.54	0.45
13:AM:19:THR:C	13:AM:24:VAL:HG23	2.38	0.45
13:AM:39:ALA:O	13:AM:41:ASP:N	2.50	0.45
24:AY:25:ILE:HG23	24:AY:179:LYS:NZ	2.31	0.45
24:AY:108:GLU:O	24:AY:109:GLU:C	2.55	0.45
1:BA:55:A:H2'	1:BA:56:U:H6	1.81	0.45

Continued on next page...

Continued from previous page...

Atom-1	Atom-2	Interatomic distance (Å)	Clash overlap (Å)
1:BA:189:A:N1	1:BA:190:A:N3	2.65	0.45
1:BA:307:C:O5'	1:BA:307:C:H6	2.00	0.45
1:BA:462:G:C5	1:BA:463:U:C5	3.05	0.45
1:BA:484:G:C4'	1:BA:485:U:O5'	2.48	0.45
1:BA:502:A:OP1	12:BL:114:SER:HB2	2.17	0.45
1:BA:554:A:H2'	1:BA:555:U:C6	2.51	0.45
1:BA:673:A:C2'	1:BA:674:G:O4'	2.65	0.45
1:BA:740:U:O2'	1:BA:741:G:H5'	2.16	0.45
1:BA:818:G:O2'	1:BA:819:A:H5'	2.16	0.45
1:BA:1110:A:P	60:BA:1857:HOH:O	2.75	0.45
1:BA:1251:A:C2'	1:BA:1252:A:O5'	2.65	0.45
1:BA:1342:C:H1'	9:BI:125:GLN:CG	2.47	0.45
3:BC:63:ILE:HG12	3:BC:65:VAL:CG2	2.46	0.45
3:BC:63:ILE:HG12	3:BC:65:VAL:HG23	1.98	0.45
5:BE:75:LEU:HD23	5:BE:119:VAL:HG13	1.99	0.45
6:BF:21:MET:HA	6:BF:24:ARG:HB2	2.00	0.45
9:BI:118:ARG:O	9:BI:119:LYS:CB	2.62	0.45
12:BL:89:LEU:CB	12:BL:92:VAL:CG2	2.94	0.45
13:BM:42:VAL:HG23	13:BM:42:VAL:O	2.16	0.45
19:BS:10:ILE:HD11	19:BS:15:LEU:CB	2.46	0.45
19:BS:63:ASP:HB3	19:BS:64:GLU:OE1	2.17	0.45
20:BT:2:ASN:O	20:BT:4:LYS:N	2.49	0.45
25:CA:707:G:O6	25:CA:724:U:C2	2.70	0.45
25:CA:1339:G:N2	25:CA:1603:A:N3	2.64	0.45
25:CA:1425:G:O2'	25:CA:1426:G:H5'	2.17	0.45
25:CA:1818:U:H2'	27:CC:155:ARG:HD2	1.99	0.45
25:CA:2337:G:H2'	25:CA:2337:G:N3	2.32	0.45
25:CA:2571:U:C2'	25:CA:2572:A:OP1	2.64	0.45
25:CA:2658:C:O2	25:CA:2658:C:C2'	2.59	0.45
27:CC:30:ALA:HB3	27:CC:31:PRO:HD3	1.98	0.45
27:CC:211:ARG:HA	27:CC:211:ARG:HD2	1.55	0.45
28:CD:62:LYS:N	28:CD:63:PRO:CD	2.79	0.45
32:CH:6:LEU:CD1	32:CH:37:VAL:HG12	2.46	0.45
32:CH:135:HIS:CG	32:CH:136:SER:N	2.85	0.45
34:CJ:24:THR:O	34:CJ:25:LEU:C	2.55	0.45
36:CL:4:ASN:C	36:CL:5:THR:HG22	2.36	0.45
37:CM:97:GLN:CD	37:CM:97:GLN:N	2.70	0.45
39:CO:74:VAL:O	39:CO:78:VAL:CG2	2.65	0.45
42:CR:40:MET:HA	42:CR:54:VAL:HG21	1.99	0.45
44:CT:30:ILE:HG12	44:CT:31:VAL:N	2.31	0.45
45:CU:80:ASP:OD1	45:CU:95:PHE:HD2	2.00	0.45

Continued on next page...

Continued from previous page...

Atom-1	Atom-2	Interatomic distance (Å)	Clash overlap (Å)
45:CU:82:VAL:HG13	45:CU:93:ARG:HB3	1.99	0.45
49:CY:3:ALA:C	49:CY:5:GLU:H	2.20	0.45
51:C0:24:VAL:HG13	51:C0:25:THR:N	2.31	0.45
54:C3:36:ALA:O	54:C3:40:LYS:HG3	2.16	0.45
25:DA:65:U:H2'	25:DA:66:C:C6	2.43	0.45
25:DA:230:G:O2'	25:DA:231:A:H5'	2.17	0.45
25:DA:558:U:P	34:DJ:113:PRO:HD2	2.56	0.45
25:DA:565:C:H2'	25:DA:566:U:O4'	2.17	0.45
25:DA:588:U:H1'	29:DE:85:PHE:CD1	2.52	0.45
25:DA:729:G:C5	27:DC:206:LYS:HB2	2.52	0.45
25:DA:854:C:O2'	25:DA:855:G:H5'	2.17	0.45
25:DA:900:A:C2	25:DA:901:C:N1	2.84	0.45
25:DA:1012:U:O4	34:DJ:30:THR:HG21	2.17	0.45
25:DA:1132:U:O2'	25:DA:1133:A:H5'	2.17	0.45
25:DA:1340:U:H4'	25:DA:1341:G:OP2	2.17	0.45
25:DA:1346:G:H2'	25:DA:1347:A:O5'	2.16	0.45
25:DA:1354:A:C8	25:DA:1354:A:H3'	2.52	0.45
25:DA:1388:G:C2'	25:DA:1389:G:H5'	2.47	0.45
25:DA:1440:U:H2'	25:DA:1441:G:C8	2.52	0.45
25:DA:1586:A:N7	25:DA:1587:G:C8	2.85	0.45
25:DA:1825:U:H2'	25:DA:1826:G:C8	2.52	0.45
25:DA:1918:A:O2'	25:DA:1920:C:C4	2.70	0.45
25:DA:2208:C:H2'	25:DA:2208:C:O2	2.16	0.45
25:DA:2796:U:O2'	25:DA:2797:U:H2'	2.17	0.45
25:DA:2838:G:H1'	38:DN:45:ARG:NH1	2.32	0.45
56:DB:28:C:O2'	56:DB:29:A:H5'	2.17	0.45
56:DB:97:C:H2'	56:DB:98:G:O5'	2.17	0.45
27:DC:251:THR:HG22	27:DC:252:LYS:H	1.80	0.45
28:DD:125:TRP:O	28:DD:126:ASN:HB2	2.17	0.45
30:DF:19:PHE:O	30:DF:20:ASN:ND2	2.50	0.45
30:DF:135:ILE:HG22	30:DF:135:ILE:O	2.17	0.45
31:DG:66:THR:O	31:DG:69:ALA:HB3	2.17	0.45
31:DG:167:VAL:O	31:DG:167:VAL:HG13	2.16	0.45
33:DI:5:GLN:O	33:DI:6:ALA:CB	2.65	0.45
33:DI:96:LYS:HD2	33:DI:96:LYS:N	2.31	0.45
38:DN:51:LEU:CD1	38:DN:70:THR:CG2	2.95	0.45
42:DR:43:ASN:HB3	42:DR:44:GLY:H	1.62	0.45
46:DV:4:ILE:HB	46:DV:63:ILE:HG12	1.99	0.45
46:DV:60:VAL:CG1	46:DV:61:LEU:N	2.79	0.45
53:D2:34:ARG:HB2	53:D2:42:LEU:CD1	2.47	0.45
54:D3:14:LYS:HB3	54:D3:22:LYS:CE	2.47	0.45

Continued on next page...

Continued from previous page...

Atom-1	Atom-2	Interatomic distance (Å)	Clash overlap (Å)
1:AA:211:G:H3'	1:AA:211:G:N3	2.32	0.44
1:AA:315:A:OP1	60:AA:1709:HOH:O	2.21	0.44
1:AA:588:G:C6	1:AA:589:U:N3	2.84	0.44
1:AA:588:G:C6	1:AA:589:U:C2	3.05	0.44
1:AA:675:A:C2'	1:AA:676:A:O5'	2.65	0.44
1:AA:767:A:H2'	1:AA:768:A:O4'	2.16	0.44
1:AA:1039:G:C2'	1:AA:1040:U:O5'	2.65	0.44
1:AA:1047:G:H2'	1:AA:1048:G:H5'	1.98	0.44
1:AA:1377:A:C2	7:AG:6:ILE:HD11	2.52	0.44
2:AB:135:MET:CA	2:AB:138:ARG:HG2	2.47	0.44
3:AC:71:ARG:HB3	3:AC:74:ILE:CG2	2.47	0.44
3:AC:84:GLU:C	3:AC:86:LEU:N	2.70	0.44
3:AC:147:GLY:HA3	3:AC:171:ARG:H	1.82	0.44
6:AF:51:ILE:CG1	6:AF:52:ASN:HB2	2.47	0.44
8:AH:39:LEU:HD23	8:AH:39:LEU:HA	1.79	0.44
10:AJ:17:LEU:HA	10:AJ:20:GLN:HB2	1.99	0.44
10:AJ:40:ILE:HG13	10:AJ:41:PRO:HD2	1.98	0.44
14:AN:13:VAL:HA	14:AN:16:ALA:HB2	1.98	0.44
14:AN:14:ALA:O	14:AN:18:LYS:HG3	2.17	0.44
17:AQ:11:VAL:HG12	17:AQ:12:VAL:H	1.80	0.44
17:AQ:59:GLU:HG2	17:AQ:75:VAL:CG2	2.47	0.44
20:AT:23:ARG:O	20:AT:24:ARG:C	2.55	0.44
24:AY:156:ARG:HH21	24:AY:159:ASP:HB3	1.82	0.44
24:AY:157:SER:C	24:AY:159:ASP:N	2.69	0.44
1:BA:71:A:N3	1:BA:100:G:C4	2.86	0.44
1:BA:159:G:C8	1:BA:159:G:C5'	3.00	0.44
1:BA:181:A:N1	1:BA:195:A:C5	2.85	0.44
1:BA:247:G:C5	1:BA:278:G:N2	2.85	0.44
1:BA:337:G:C6	1:BA:338:A:N6	2.85	0.44
1:BA:424:G:C2	1:BA:425:G:C4	3.05	0.44
1:BA:462:G:C5	1:BA:463:U:H6	2.34	0.44
1:BA:592:G:C6	1:BA:593:U:N3	2.84	0.44
1:BA:676:A:C2	1:BA:677:U:C2	3.05	0.44
1:BA:728:A:C8	15:BO:53:ARG:CZ	3.00	0.44
1:BA:923:A:H2'	1:BA:924:C:O4'	2.17	0.44
1:BA:941:G:C6	1:BA:1343:G:N1	2.85	0.44
1:BA:954:G:C2	1:BA:955:U:C2	3.05	0.44
1:BA:1115:U:H5'	10:BJ:68:ARG:HH22	1.81	0.44
1:BA:1399:C:N3	1:BA:1401:G:C2	2.85	0.44
3:BC:11:LEU:O	3:BC:13:ILE:N	2.50	0.44
3:BC:149:LYS:HB3	3:BC:168:ARG:CB	2.47	0.44

Continued on next page...

Continued from previous page...

Atom-1	Atom-2	Interatomic distance (Å)	Clash overlap (Å)
3:BC:152:VAL:HA	3:BC:197:VAL:HG22	1.99	0.44
4:BD:30:LYS:N	4:BD:30:LYS:CD	2.81	0.44
4:BD:144:ILE:HD12	4:BD:144:ILE:H	1.81	0.44
4:BD:173:ASP:O	4:BD:174:ALA:CB	2.64	0.44
6:BF:39:LEU:HD12	6:BF:40:GLU:C	2.37	0.44
9:BI:101:GLY:O	9:BI:103:VAL:N	2.49	0.44
10:BJ:19:ASP:HA	10:BJ:22:THR:CG2	2.48	0.44
12:BL:113:ARG:HB3	12:BL:118:VAL:HB	1.99	0.44
13:BM:6:ILE:HD11	30:DF:111:ARG:HD3	1.98	0.44
19:BS:43:MET:O	19:BS:44:ILE:C	2.56	0.44
20:BT:54:GLN:N	20:BT:55:PRO:HD2	2.31	0.44
22:BV:61:C:H2'	22:BV:62:C:H6	1.82	0.44
25:CA:634:C:H2'	25:CA:635:C:O4'	2.17	0.44
25:CA:704:G:H1'	25:CA:726:G:N2	2.32	0.44
25:CA:707:G:N2	25:CA:708:G:H1'	2.32	0.44
25:CA:892:A:H2	25:CA:893:C:C6	2.34	0.44
25:CA:978:G:H2'	25:CA:979:A:C5'	2.46	0.44
25:CA:1373:A:H2'	25:CA:1374:G:O4'	2.16	0.44
25:CA:1408:G:O2'	25:CA:1409:U:H5'	2.16	0.44
25:CA:1724:G:C6	25:CA:1725:U:C4	3.05	0.44
25:CA:1875:G:H2'	25:CA:1876:A:OP2	2.17	0.44
25:CA:1889:A:H2'	25:CA:1890:A:O5'	2.17	0.44
25:CA:2124:G:H2'	25:CA:2125:G:O4'	2.17	0.44
25:CA:2142:A:H2'	25:CA:2143:C:H6	1.79	0.44
25:CA:2186:G:C4	25:CA:2187:U:C5	3.05	0.44
25:CA:2392:A:C2	36:CL:55:MET:CE	2.99	0.44
25:CA:2408:U:H2'	25:CA:2409:G:C8	2.52	0.44
25:CA:2550:G:O2'	25:CA:2551:C:H5'	2.16	0.44
25:CA:2703:C:C2	25:CA:2704:C:C5	3.05	0.44
26:CB:28:C:H2'	26:CB:29:A:O4'	2.17	0.44
26:CB:43:C:O2'	30:CF:91:ARG:HG3	2.17	0.44
26:CB:78:A:H61	26:CB:98:G:C2'	2.30	0.44
28:CD:49:GLN:OE1	28:CD:67:HIS:HE1	1.99	0.44
30:CF:69:ALA:CB	30:CF:82:TYR:O	2.65	0.44
32:CH:50:ARG:HA	32:CH:50:ARG:NH1	2.33	0.44
33:CI:104:GLN:O	33:CI:105:LEU:HB2	2.17	0.44
35:CK:77:ILE:N	35:CK:77:ILE:HD13	2.31	0.44
36:CL:99:ASN:O	36:CL:99:ASN:ND2	2.50	0.44
38:CN:8:ARG:HD2	38:CN:43:GLU:CG	2.47	0.44
38:CN:23:ASN:O	38:CN:24:MET:C	2.54	0.44
25:DA:9:G:C6	25:DA:2629:U:C6	3.06	0.44

Continued on next page...

Continued from previous page...

Atom-1	Atom-2	Interatomic distance (Å)	Clash overlap (Å)
25:DA:126:A:C5	53:D2:18:PHE:CD2	3.05	0.44
25:DA:181:A:C2	25:DA:435:C:C5	3.04	0.44
25:DA:229:C:C2'	25:DA:230:G:O5'	2.65	0.44
25:DA:443:A:N1	25:DA:1245:G:O2'	2.45	0.44
25:DA:575:A:H4'	25:DA:2500:U:H5''	2.00	0.44
25:DA:648:G:O5'	25:DA:648:G:H8	2.01	0.44
25:DA:1071:G:C5	25:DA:1089:A:C6	3.05	0.44
25:DA:1203:U:C4	25:DA:1204:A:C5	3.05	0.44
25:DA:1334:G:C6	25:DA:1335:C:C4	3.05	0.44
25:DA:1372:U:C2'	25:DA:1373:A:C5'	2.95	0.44
25:DA:1432:G:N2	25:DA:1433:A:N3	2.66	0.44
25:DA:1458:U:C4'	25:DA:1459:G:O5'	2.57	0.44
25:DA:1490:A:N3	25:DA:1490:A:H2'	2.31	0.44
25:DA:1588:G:C2	25:DA:1589:U:N3	2.85	0.44
25:DA:1630:A:H2'	25:DA:1631:G:H5'	1.98	0.44
25:DA:1712:U:H2'	25:DA:1713:A:C8	2.51	0.44
25:DA:2133:G:N3	25:DA:2158:A:N1	2.64	0.44
25:DA:2562:U:O2	25:DA:2562:U:H2'	2.17	0.44
25:DA:2817:U:OP1	38:DN:99:LYS:CE	2.64	0.44
27:DC:129:LEU:HD12	27:DC:133:ASN:HB2	1.98	0.44
27:DC:215:VAL:O	27:DC:215:VAL:CG1	2.65	0.44
29:DE:1:MET:HE2	29:DE:19:PHE:C	2.37	0.44
30:DF:7:TYR:CA	30:DF:11:VAL:HB	2.44	0.44
31:DG:51:PHE:CD2	31:DG:68:ARG:HA	2.52	0.44
31:DG:106:LEU:HD21	31:DG:161:VAL:HG23	1.99	0.44
31:DG:139:VAL:O	31:DG:142:GLN:HB3	2.17	0.44
32:DH:143:ILE:HG22	32:DH:144:VAL:N	2.31	0.44
34:DJ:105:VAL:HG11	34:DJ:122:LEU:CD2	2.47	0.44
35:DK:90:ASN:ND2	35:DK:90:ASN:H	2.14	0.44
37:DM:57:VAL:HG11	37:DM:105:MET:HE2	2.00	0.44
37:DM:74:THR:HA	37:DM:88:ASN:O	2.17	0.44
38:DN:22:ARG:HG2	38:DN:23:ASN:N	2.33	0.44
40:DP:97:TYR:CD2	40:DP:100:ARG:NH2	2.84	0.44
44:DT:30:ILE:HD13	44:DT:31:VAL:N	2.33	0.44
45:DU:6:ARG:HG3	45:DU:7:ASP:H	1.82	0.44
45:DU:94:PHE:CD1	45:DU:94:PHE:C	2.91	0.44
1:AA:636:U:H5''	17:AQ:5:ARG:HG2	1.99	0.44
1:AA:676:A:H5''	11:AK:114:PRO:HB3	2.00	0.44
1:AA:721:G:H4'	1:AA:722:G:O4'	2.17	0.44
1:AA:918:A:H2'	1:AA:919:A:H8	1.78	0.44
1:AA:923:A:H8	1:AA:923:A:O5'	2.00	0.44

Continued on next page...

Continued from previous page...

Atom-1	Atom-2	Interatomic distance (Å)	Clash overlap (Å)
1:AA:1193:G:C2'	1:AA:1194:U:H5'	2.48	0.44
1:AA:1416:G:C2	1:AA:1485:U:O2	2.70	0.44
2:AB:53:LEU:HD12	2:AB:56:LEU:HD12	1.98	0.44
2:AB:57:ASN:HB2	2:AB:219:THR:O	2.18	0.44
2:AB:162:VAL:O	2:AB:184:ALA:HA	2.17	0.44
2:AB:170:ILE:O	2:AB:171:ALA:C	2.55	0.44
2:AB:184:ALA:HB3	2:AB:195:VAL:HG22	1.98	0.44
3:AC:79:LYS:O	3:AC:81:GLU:N	2.51	0.44
3:AC:140:ALA:H	3:AC:142:ARG:HB3	1.82	0.44
4:AD:96:ARG:HB3	4:AD:98:ASP:OD1	2.16	0.44
5:AE:98:ALA:O	5:AE:100:GLU:N	2.50	0.44
6:AF:64:VAL:HG13	6:AF:65:GLU:N	2.31	0.44
6:AF:90:MET:O	6:AF:91:ARG:O	2.34	0.44
7:AG:65:LEU:O	7:AG:67:ASN:N	2.49	0.44
9:AI:25:GLY:N	9:AI:58:GLU:HG2	2.31	0.44
10:AJ:53:ILE:HD11	10:AJ:63:ASP:CG	2.38	0.44
13:AM:6:ILE:HG21	30:CF:144:LYS:HE3	2.00	0.44
17:AQ:10:ARG:HH11	17:AQ:10:ARG:HG3	1.83	0.44
18:AR:71:ASP:OD1	18:AR:72:ARG:HG2	2.17	0.44
19:AS:63:ASP:HB3	30:CF:114:ARG:NH2	2.33	0.44
24:AY:56:ALA:CB	24:AY:70:VAL:HA	2.46	0.44
1:BA:16:A:O2'	1:BA:17:U:H5'	2.18	0.44
1:BA:85:U:H4'	1:BA:86:G:H5'	1.99	0.44
1:BA:503:C:O2	1:BA:510:A:H2	2.01	0.44
1:BA:560:A:N7	1:BA:566:G:C5	2.84	0.44
1:BA:943:U:H2'	1:BA:944:G:H5'	1.99	0.44
1:BA:1032:G:N2	1:BA:1033:G:O4'	2.50	0.44
1:BA:1097:C:H5''	2:BB:138:ARG:HH21	1.81	0.44
1:BA:1120:C:H2'	1:BA:1121:U:C6	2.50	0.44
1:BA:1165:U:C2'	1:BA:1166:G:H5'	2.46	0.44
1:BA:1261:A:H5'	1:BA:1262:C:OP2	2.17	0.44
1:BA:1317:C:O2'	1:BA:1318:A:OP1	2.34	0.44
1:BA:1491:G:C2'	1:BA:1492:A:O5'	2.65	0.44
2:BB:71:THR:O	2:BB:72:LYS:HG3	2.17	0.44
2:BB:110:ILE:HD11	2:BB:147:LEU:HD22	2.00	0.44
3:BC:17:TRP:CZ2	14:BN:95:GLY:CA	2.97	0.44
4:BD:160:LEU:O	4:BD:163:GLN:N	2.49	0.44
5:BE:100:GLU:O	5:BE:102:THR:CA	2.64	0.44
6:BF:88:MET:HG2	6:BF:90:MET:HG2	1.98	0.44
8:BH:48:PHE:O	8:BH:49:LYS:HB2	2.16	0.44
9:BI:5:TYR:HB2	9:BI:20:ILE:HG22	2.00	0.44

Continued on next page...

Continued from previous page...

Atom-1	Atom-2	Interatomic distance (Å)	Clash overlap (Å)
10:BJ:35:GLN:HG2	10:BJ:77:VAL:CB	2.47	0.44
11:BK:69:CYS:O	11:BK:73:VAL:CG1	2.65	0.44
13:BM:6:ILE:CG1	30:DF:111:ARG:HD3	2.46	0.44
17:BQ:10:ARG:NH2	17:BQ:12:VAL:N	2.65	0.44
25:CA:120:U:H4'	25:CA:121:G:H5''	1.99	0.44
25:CA:634:C:H2'	25:CA:635:C:C6	2.52	0.44
25:CA:1084:A:C2'	25:CA:1085:A:C8	3.00	0.44
25:CA:1386:C:H2'	25:CA:1387:A:C8	2.52	0.44
25:CA:2146:C:H4'	25:CA:2147:A:C8	2.51	0.44
25:CA:2216:G:H2'	25:CA:2217:G:H8	1.82	0.44
25:CA:2343:U:H2'	25:CA:2344:U:C5	2.51	0.44
25:CA:2644:G:C2'	25:CA:2645:G:H5'	2.47	0.44
25:CA:2658:C:O2	25:CA:2658:C:H2'	2.16	0.44
25:CA:2768:U:H2'	25:CA:2769:U:O5'	2.17	0.44
28:CD:4:LEU:HD23	28:CD:101:PHE:HE1	1.82	0.44
29:CE:136:GLN:HE22	29:CE:139:LYS:NZ	2.15	0.44
30:CF:107:VAL:HG12	30:CF:108:PRO:N	2.31	0.44
31:CG:71:LEU:O	31:CG:72:ASN:C	2.55	0.44
33:CI:57:VAL:HG23	33:CI:71:LYS:HZ1	1.79	0.44
33:CI:58:ILE:HA	33:CI:68:PHE:HB3	1.99	0.44
34:CJ:98:GLU:HB3	34:CJ:124:VAL:HG22	1.98	0.44
35:CK:77:ILE:HD12	40:CP:71:ARG:HG3	2.00	0.44
36:CL:23:ILE:O	36:CL:24:GLY:C	2.55	0.44
36:CL:124:GLY:C	36:CL:125:LEU:HD12	2.38	0.44
37:CM:16:ARG:HG2	37:CM:16:ARG:NH1	2.23	0.44
38:CN:12:ARG:NH1	38:CN:20:MET:HE1	2.32	0.44
39:CO:55:GLU:HG3	39:CO:58:ILE:HG13	1.99	0.44
40:CP:32:VAL:HG12	40:CP:34:GLY:O	2.17	0.44
42:CR:51:VAL:CG2	42:CR:52:PRO:HD2	2.46	0.44
44:CT:18:GLU:O	44:CT:22:THR:HG23	2.17	0.44
44:CT:67:VAL:HG12	44:CT:68:LYS:N	2.32	0.44
25:DA:54:G:C2'	25:DA:55:G:O5'	2.66	0.44
25:DA:501:A:N6	25:DA:502:A:C6	2.85	0.44
25:DA:609:A:C8	25:DA:610:C:C5	3.05	0.44
25:DA:636:G:OP2	36:DL:128:THR:HG22	2.17	0.44
25:DA:920:A:C2'	25:DA:921:C:O5'	2.65	0.44
25:DA:945:A:C4'	25:DA:946:C:OP2	2.66	0.44
25:DA:1043:C:C4	25:DA:1044:C:C5	3.05	0.44
25:DA:1383:A:N1	25:DA:1384:A:N1	2.65	0.44
25:DA:1403:A:H2'	25:DA:1404:C:H6	1.82	0.44
25:DA:1448:G:N1	25:DA:1449:G:C5	2.85	0.44

Continued on next page...

Continued from previous page...

Atom-1	Atom-2	Interatomic distance (Å)	Clash overlap (Å)
25:DA:1489:C:N3	25:DA:1501:G:C2	2.84	0.44
25:DA:1526:C:N3	25:DA:1527:G:C5	2.86	0.44
25:DA:1669:A:H2'	25:DA:1669:A:N3	2.32	0.44
25:DA:1676:A:N1	25:DA:1677:A:C2	2.85	0.44
25:DA:1750:G:C2'	25:DA:1751:U:O5'	2.65	0.44
25:DA:2093:G:C5	25:DA:2225:A:C8	3.05	0.44
25:DA:2110:G:C5	25:DA:2120:G:C8	3.05	0.44
25:DA:2111:U:H1'	25:DA:2118:U:O4'	2.17	0.44
25:DA:2407:A:C2	25:DA:2408:U:C5	3.05	0.44
25:DA:2685:G:C2	25:DA:2725:A:C2	3.05	0.44
25:DA:2702:G:C6	25:DA:2703:C:N4	2.85	0.44
56:DB:42:C:C6	30:DF:65:LEU:HD22	2.52	0.44
27:DC:119:VAL:HG13	27:DC:133:ASN:HD21	1.82	0.44
30:DF:16:MET:HA	30:DF:16:MET:HE3	1.99	0.44
33:DI:116:MET:HE3	33:DI:128:ILE:CD1	2.47	0.44
34:DJ:58:ASN:ND2	34:DJ:61:LYS:HD3	2.33	0.44
35:DK:13:ASN:OD1	35:DK:13:ASN:O	2.35	0.44
35:DK:105:ARG:O	35:DK:108:ARG:CB	2.66	0.44
36:DL:127:VAL:CG1	36:DL:131:ALA:HB3	2.42	0.44
37:DM:21:ALA:HB1	37:DM:100:LYS:CG	2.39	0.44
38:DN:27:SER:O	38:DN:31:HIS:HB2	2.17	0.44
39:DO:51:ALA:HB3	39:DO:78:VAL:CG2	2.41	0.44
41:DQ:48:ASP:O	41:DQ:49:ARG:C	2.54	0.44
41:DQ:103:VAL:O	41:DQ:104:ALA:C	2.56	0.44
42:DR:42:ALA:HA	42:DR:46:GLU:CB	2.47	0.44
44:DT:27:SER:O	44:DT:28:ASN:HB2	2.17	0.44
44:DT:55:VAL:HG12	44:DT:55:VAL:O	2.17	0.44
45:DU:85:ARG:HG3	45:DU:92:VAL:HG23	1.97	0.44
46:DV:26:PHE:HD2	46:DV:44:HIS:HB2	1.81	0.44
1:AA:287:U:H2'	1:AA:288:A:C8	2.53	0.44
1:AA:452:A:H1'	16:AP:70:ARG:NH1	2.32	0.44
1:AA:496:A:C2	1:AA:497:G:N7	2.85	0.44
1:AA:749:A:N1	1:AA:750:C:N3	2.66	0.44
1:AA:1218:C:O2'	1:AA:1219:A:H5'	2.17	0.44
1:AA:1253:G:C2	1:AA:1254:A:C5	3.06	0.44
1:AA:1499:A:O2'	1:AA:1500:A:H5'	2.17	0.44
2:AB:130:LYS:HA	2:AB:130:LYS:CE	2.43	0.44
2:AB:134:LEU:HA	2:AB:137:THR:HG23	2.00	0.44
3:AC:22:PHE:C	3:AC:22:PHE:HD2	2.20	0.44
4:AD:54:LEU:HD23	4:AD:58:GLN:HB2	1.99	0.44
4:AD:55:ARG:NH2	4:AD:58:GLN:HG2	2.33	0.44

Continued on next page...

Continued from previous page...

Atom-1	Atom-2	Interatomic distance (Å)	Clash overlap (Å)
5:AE:100:GLU:CB	5:AE:121:ASN:CB	2.95	0.44
6:AF:12:PRO:O	6:AF:13:ASP:C	2.56	0.44
11:AK:22:ILE:CG1	11:AK:22:ILE:O	2.65	0.44
14:AN:1:ALA:HB3	14:AN:68:GLY:HA3	1.99	0.44
14:AN:64:CYS:HB2	14:AN:80:SER:CB	2.48	0.44
15:AO:88:ARG:NH1	25:CA:716:A:OP1	2.50	0.44
1:BA:22:G:H2'	1:BA:23:C:H6	1.82	0.44
1:BA:149:A:N1	1:BA:150:U:C2	2.86	0.44
1:BA:174:A:H2'	1:BA:175:C:C5'	2.48	0.44
1:BA:232:G:C5	1:BA:233:C:C5	3.05	0.44
1:BA:551:U:H5'	12:BL:115:LYS:HE2	2.00	0.44
1:BA:802:A:N3	1:BA:802:A:H2'	2.32	0.44
1:BA:953:G:O6	1:BA:1228:C:N4	2.50	0.44
1:BA:982:U:C4'	1:BA:983:A:H5'	2.44	0.44
1:BA:1027:C:N4	1:BA:1034:G:O6	2.50	0.44
1:BA:1072:G:C4	1:BA:1073:U:C5	3.04	0.44
1:BA:1227:A:N1	1:BA:1228:C:C2	2.86	0.44
1:BA:1239:A:N6	1:BA:1299:A:H62	2.16	0.44
1:BA:1244:G:N1	1:BA:1294:G:C6	2.86	0.44
1:BA:1360:A:C8	14:BN:58:SER:HB3	2.52	0.44
1:BA:1429:A:C4	1:BA:1430:A:C8	3.06	0.44
2:BB:40:ILE:HD12	2:BB:40:ILE:O	2.17	0.44
2:BB:58:LYS:O	2:BB:62:ARG:HB2	2.18	0.44
2:BB:58:LYS:H	2:BB:60:ALA:H	1.65	0.44
3:BC:27:GLU:HG2	3:BC:27:GLU:O	2.16	0.44
3:BC:36:PHE:HA	3:BC:39:ARG:HD2	1.99	0.44
5:BE:12:GLU:HB2	5:BE:63:MET:HE1	1.99	0.44
5:BE:82:HIS:CG	8:BH:95:MET:CE	2.97	0.44
5:BE:95:MET:HE3	5:BE:95:MET:HB3	1.81	0.44
6:BF:16:GLU:O	6:BF:19:PRO:CD	2.62	0.44
6:BF:18:VAL:CA	6:BF:21:MET:HE2	2.47	0.44
9:BI:42:THR:HA	9:BI:44:ARG:HH21	1.82	0.44
11:BK:58:THR:HB	11:BK:59:PRO:CD	2.48	0.44
11:BK:81:LEU:N	11:BK:81:LEU:CD2	2.81	0.44
11:BK:84:MET:CE	11:BK:112:VAL:HG11	2.47	0.44
12:BL:23:LEU:C	12:BL:25:ALA:H	2.20	0.44
14:BN:35:ALA:CB	14:BN:42:TRP:CH2	2.99	0.44
21:BU:36:PHE:HB3	21:BU:37:TYR:H	1.59	0.44
22:BV:60:U:H5''	22:BV:61:C:H5	1.83	0.44
23:BX:6:G:O2'	23:BX:7:G:H5'	2.16	0.44
25:CA:72:U:O2	49:CY:51:ALA:HB1	2.17	0.44

Continued on next page...

Continued from previous page...

Atom-1	Atom-2	Interatomic distance (Å)	Clash overlap (Å)
25:CA:90:U:H2'	25:CA:91:A:N7	2.32	0.44
25:CA:401:A:H2'	25:CA:402:A:O4'	2.16	0.44
25:CA:545:U:H2'	25:CA:546:U:O3'	2.16	0.44
25:CA:1078:U:O2	25:CA:1088:A:C2	2.71	0.44
25:CA:1244:A:OP1	36:CL:7:SER:HB2	2.16	0.44
25:CA:1315:C:C2'	25:CA:1316:U:O5'	2.65	0.44
25:CA:1420:A:O2'	25:CA:1421:G:C5'	2.64	0.44
25:CA:2094:A:P	32:CH:22:LYS:HD2	2.57	0.44
25:CA:2120:G:HO2'	25:CA:2121:G:H5'	1.82	0.44
25:CA:2124:G:C2'	25:CA:2125:G:H5'	2.46	0.44
25:CA:2145:C:C5	25:CA:2147:A:C2	3.05	0.44
25:CA:2291:U:H5''	25:CA:2380:C:O2'	2.16	0.44
25:CA:2419:U:H2'	25:CA:2420:C:C6	2.53	0.44
26:CB:20:G:C2	26:CB:64:G:N3	2.86	0.44
26:CB:33:G:H2'	26:CB:34:A:C5'	2.46	0.44
26:CB:85:G:H2'	26:CB:86:G:O5'	2.18	0.44
27:CC:86:ARG:HG3	27:CC:88:ALA:H	1.82	0.44
28:CD:4:LEU:CD2	28:CD:101:PHE:HE1	2.31	0.44
35:CK:58:LEU:N	35:CK:58:LEU:CD2	2.81	0.44
35:CK:98:ARG:O	35:CK:99:ILE:HD13	2.18	0.44
39:CO:29:HIS:CD2	39:CO:30:ARG:H	2.36	0.44
41:CQ:40:LYS:O	41:CQ:41:ALA:C	2.54	0.44
44:CT:3:ARG:O	44:CT:6:ARG:HB3	2.18	0.44
50:CZ:2:LYS:H	50:CZ:2:LYS:HD3	1.82	0.44
50:CZ:23:LEU:HD11	50:CZ:53:MET:HE2	1.99	0.44
25:DA:60:G:N1	25:DA:74:A:C6	2.85	0.44
25:DA:528:A:C2	25:DA:2043:C:C4'	3.00	0.44
25:DA:532:A:HO2'	25:DA:2021:C:H5	1.58	0.44
25:DA:549:G:N3	25:DA:549:G:H5'	2.31	0.44
25:DA:621:A:H2'	25:DA:622:G:O4'	2.18	0.44
25:DA:640:C:H2'	25:DA:641:U:H6	1.82	0.44
25:DA:715:A:C6	25:DA:716:A:C6	3.05	0.44
25:DA:729:G:N3	25:DA:729:G:C2'	2.80	0.44
25:DA:797:G:C6	25:DA:798:G:C5	3.06	0.44
25:DA:858:G:H3'	25:DA:859:G:C8	2.52	0.44
25:DA:988:A:P	50:DZ:11:SER:HB2	2.57	0.44
25:DA:994:C:O2'	25:DA:996:A:OP1	2.32	0.44
25:DA:1063:G:C8	25:DA:1064:C:C5	3.05	0.44
25:DA:1142:A:C5	25:DA:1144:A:C5	3.05	0.44
25:DA:1157:G:H2'	25:DA:1158:C:H6	1.81	0.44
25:DA:1190:G:P	36:DL:32:GLY:HA2	2.57	0.44

Continued on next page...

Continued from previous page...

Atom-1	Atom-2	Interatomic distance (Å)	Clash overlap (Å)
25:DA:1396:U:O2	25:DA:1396:U:O4'	2.31	0.44
25:DA:1399:C:O2'	25:DA:1400:U:H5'	2.17	0.44
25:DA:2080:A:O5'	48:DX:18:SER:CB	2.64	0.44
25:DA:2148:G:C2'	25:DA:2149:U:H6	2.30	0.44
25:DA:2162:G:H21	25:DA:2163:A:H1'	1.81	0.44
25:DA:2324:U:C2'	25:DA:2325:G:OP1	2.65	0.44
25:DA:2661:G:C2'	25:DA:2662:A:O5'	2.66	0.44
25:DA:2688:G:H2'	25:DA:2689:U:OP2	2.17	0.44
56:DB:27:C:H2'	56:DB:28:C:O5'	2.18	0.44
27:DC:15:VAL:HG22	27:DC:205:GLY:HA3	1.99	0.44
29:DE:164:LEU:HB2	29:DE:167:VAL:HB	1.99	0.44
29:DE:200:LEU:N	29:DE:200:LEU:CD1	2.80	0.44
30:DF:36:ASN:ND2	30:DF:37:MET:N	2.65	0.44
30:DF:105:ILE:C	30:DF:108:PRO:HD2	2.38	0.44
31:DG:30:GLY:C	31:DG:78:VAL:HG12	2.37	0.44
31:DG:39:ALA:O	31:DG:54:ARG:HB3	2.18	0.44
31:DG:126:THR:HG22	31:DG:127:GLN:H	1.82	0.44
31:DG:152:ARG:HH21	31:DG:152:ARG:HB2	1.81	0.44
32:DH:2:GLN:HB3	32:DH:39:ALA:CB	2.48	0.44
35:DK:76:VAL:HG22	35:DK:77:ILE:N	2.32	0.44
37:DM:27:SER:O	37:DM:28:PHE:CD2	2.70	0.44
37:DM:136:MET:CE	46:DV:57:TYR:CD2	3.00	0.44
40:DP:32:VAL:HA	40:DP:36:LYS:O	2.18	0.44
45:DU:87:GLU:HB2	45:DU:92:VAL:HG21	1.99	0.44
45:DU:87:GLU:O	45:DU:88:ASP:CB	2.65	0.44
46:DV:6:ALA:HB1	46:DV:41:GLU:O	2.18	0.44
46:DV:60:VAL:HG22	46:DV:73:LYS:HG3	1.98	0.44
49:DY:56:LEU:CD2	49:DY:59:GLU:OE1	2.66	0.44
1:AA:15:G:H4'	5:AE:28:ARG:NH1	2.32	0.44
1:AA:380:G:C4	1:AA:382:A:OP2	2.71	0.44
1:AA:463:U:O2	1:AA:463:U:C2'	2.65	0.44
1:AA:788:U:C2'	1:AA:789:U:H5'	2.47	0.44
1:AA:865:A:C2	1:AA:918:A:H4'	2.53	0.44
1:AA:918:A:H2'	1:AA:919:A:O5'	2.16	0.44
1:AA:943:U:O2'	1:AA:944:G:H5'	2.18	0.44
1:AA:1032:G:H3'	1:AA:1032:G:N3	2.32	0.44
1:AA:1118:U:H1'	1:AA:1179:A:C4	2.52	0.44
1:AA:1135:U:O4'	1:AA:1135:U:OP2	2.36	0.44
1:AA:1193:G:O2'	1:AA:1194:U:H5'	2.18	0.44
2:AB:195:VAL:HG12	2:AB:197:PHE:C	2.37	0.44
3:AC:129:PHE:O	3:AC:130:ARG:C	2.55	0.44

Continued on next page...

Continued from previous page...

Atom-1	Atom-2	Interatomic distance (Å)	Clash overlap (Å)
3:AC:171:ARG:O	3:AC:172:VAL:CG2	2.66	0.44
9:AI:38:PHE:HA	9:AI:41:GLU:OE1	2.17	0.44
10:AJ:53:ILE:HB	10:AJ:61:ALA:HB1	1.97	0.44
12:AL:34:THR:O	12:AL:35:ARG:HG3	2.17	0.44
12:AL:41:PRO:HD3	12:AL:47:ALA:O	2.17	0.44
16:AP:53:ASP:C	16:AP:53:ASP:OD1	2.55	0.44
18:AR:44:THR:OG1	18:AR:46:THR:HB	2.17	0.44
21:AU:13:VAL:O	21:AU:15:LEU:HD11	2.17	0.44
1:BA:39:G:O2'	1:BA:40:C:H5'	2.17	0.44
1:BA:110:C:H2'	1:BA:111:G:O4'	2.17	0.44
1:BA:306:A:H2'	1:BA:307:C:H5'	1.99	0.44
1:BA:647:C:O2	1:BA:647:C:H2'	2.17	0.44
1:BA:782:A:H4'	1:BA:1514:G:O2'	2.16	0.44
1:BA:840:C:C3'	1:BA:841:C:C5'	2.96	0.44
1:BA:1014:A:O3'	19:BS:13:HIS:CE1	2.70	0.44
1:BA:1018:G:O6	1:BA:1019:A:N6	2.51	0.44
1:BA:1074:G:H4'	2:BB:102:ASN:HB3	2.00	0.44
1:BA:1314:C:C5	19:BS:5:LYS:HE2	2.53	0.44
1:BA:1533:C:H4'	1:BA:1534:A:OP1	2.16	0.44
3:BC:130:ARG:H	3:BC:130:ARG:NE	2.15	0.44
4:BD:47:LEU:HD23	4:BD:52:VAL:HG13	1.98	0.44
4:BD:87:GLU:O	4:BD:89:LEU:N	2.50	0.44
6:BF:76:THR:O	6:BF:79:ARG:HB2	2.18	0.44
8:BH:19:ALA:C	8:BH:21:LYS:N	2.71	0.44
14:BN:18:LYS:HB3	14:BN:19:TYR:HD1	1.83	0.44
14:BN:43:ASN:C	14:BN:45:VAL:H	2.19	0.44
15:BO:36:ASN:C	15:BO:38:LEU:N	2.70	0.44
17:BQ:13:SER:HB3	17:BQ:21:VAL:HG11	1.92	0.44
18:BR:32:ILE:HA	18:BR:39:VAL:HG23	1.98	0.44
20:BT:42:ASP:O	20:BT:43:LYS:C	2.53	0.44
25:CA:100:U:N3	25:CA:101:A:N6	2.65	0.44
25:CA:272:A:C2	25:CA:366:C:O2	2.70	0.44
25:CA:361:G:O2'	25:CA:362:A:P	2.75	0.44
25:CA:812:C:H5''	25:CA:1250:G:O2'	2.17	0.44
25:CA:838:C:C2	25:CA:941:A:C2	3.05	0.44
25:CA:846:U:O2'	25:CA:847:U:C6	2.66	0.44
25:CA:1021:A:H3'	25:CA:1021:A:N3	2.32	0.44
25:CA:1072:C:P	25:CA:1075:C:N4	2.91	0.44
25:CA:1104:C:H2'	25:CA:1105:U:C6	2.52	0.44
25:CA:1410:G:C2	25:CA:1593:A:C2	3.06	0.44
25:CA:1483:G:C6	25:CA:1484:U:C4	3.05	0.44

Continued on next page...

Continued from previous page...

Atom-1	Atom-2	Interatomic distance (Å)	Clash overlap (Å)
25:CA:1509:A:H1'	25:CA:1510:G:H5'	1.99	0.44
25:CA:1586:A:H3'	25:CA:1586:A:C8	2.53	0.44
25:CA:1827:U:H2'	25:CA:1828:G:O5'	2.18	0.44
25:CA:2075:U:O2'	25:CA:2077:A:OP2	2.33	0.44
25:CA:2146:C:H5'	25:CA:2147:A:N7	2.32	0.44
26:CB:94:A:C5	26:CB:95:U:C5	3.06	0.44
27:CC:24:HIS:CD2	27:CC:79:ARG:NH2	2.85	0.44
28:CD:84:LEU:HD23	28:CD:84:LEU:HA	1.73	0.44
29:CE:180:LEU:HD23	29:CE:180:LEU:HA	1.77	0.44
29:CE:189:THR:CG2	29:CE:191:ASP:N	2.80	0.44
30:CF:151:LEU:HD13	30:CF:151:LEU:HA	1.91	0.44
31:CG:54:ARG:O	31:CG:55:ASP:C	2.56	0.44
36:CL:47:ARG:HG2	36:CL:47:ARG:HH21	1.81	0.44
37:CM:2:LEU:HB2	37:CM:69:PRO:HG2	1.98	0.44
42:CR:49:ILE:O	42:CR:50:GLY:O	2.35	0.44
45:CU:60:LYS:HG3	45:CU:61:GLU:H	1.82	0.44
45:CU:71:ILE:CD1	45:CU:82:VAL:CG2	2.95	0.44
49:CY:5:GLU:HG3	49:CY:56:LEU:HD11	1.98	0.44
25:DA:404:A:O4'	25:DA:405:U:OP2	2.34	0.44
25:DA:669:G:N3	25:DA:669:G:C2'	2.80	0.44
25:DA:920:A:H2'	25:DA:921:C:O5'	2.18	0.44
25:DA:1043:C:N4	25:DA:1044:C:N4	2.65	0.44
25:DA:1078:U:H5''	25:DA:1079:C:P	2.57	0.44
25:DA:1105:U:HO2'	25:DA:1106:G:C5'	2.31	0.44
25:DA:1429:G:C2	25:DA:1430:G:C4	3.06	0.44
25:DA:1486:U:H6	25:DA:1486:U:O5'	2.01	0.44
25:DA:1794:A:H1'	25:DA:1900:A:N3	2.33	0.44
25:DA:2118:U:C5	25:DA:2149:U:H1'	2.53	0.44
25:DA:2291:U:H2'	25:DA:2292:U:H6	1.77	0.44
25:DA:2441:U:C2'	25:DA:2442:C:H5'	2.47	0.44
25:DA:2672:U:H2'	25:DA:2673:G:O5'	2.18	0.44
25:DA:2746:U:H4'	31:DG:138:GLN:HA	1.98	0.44
25:DA:2782:G:N2	25:DA:2783:U:N1	2.66	0.44
56:DB:93:C:H2'	56:DB:94:A:C8	2.53	0.44
28:DD:3:GLY:O	28:DD:4:LEU:CD1	2.66	0.44
30:DF:3:LEU:O	30:DF:4:HIS:C	2.55	0.44
33:DI:72:THR:HG22	33:DI:112:LYS:HG2	1.99	0.44
37:DM:110:GLU:HG2	37:DM:110:GLU:O	2.17	0.44
40:DP:58:PHE:CE2	40:DP:73:PHE:HB2	2.51	0.44
40:DP:64:SER:N	40:DP:67:GLU:O	2.51	0.44
43:DS:36:LEU:CD1	43:DS:48:LYS:CA	2.95	0.44

Continued on next page...

Continued from previous page...

Atom-1	Atom-2	Interatomic distance (Å)	Clash overlap (Å)
57:DW:22:PHE:O	57:DW:23:GLY:C	2.56	0.44
48:DX:4:CYS:SG	48:DX:51:SER:HB3	2.58	0.44
49:DY:24:GLU:C	49:DY:28:LEU:HD12	2.38	0.44
49:DY:32:ALA:O	49:DY:35:GLY:CA	2.65	0.44
50:DZ:9:THR:HG23	50:DZ:10:ARG:HG2	2.00	0.44
51:D0:2:VAL:HG22	51:D0:3:GLN:N	2.33	0.44
51:D0:16:ARG:O	51:D0:17:SER:C	2.55	0.44
1:AA:103:U:H2'	1:AA:104:G:H8	1.82	0.44
1:AA:203:G:C2	1:AA:215:C:C2	3.06	0.44
1:AA:204:G:N3	1:AA:465:A:C2	2.84	0.44
1:AA:496:A:N3	1:AA:497:G:N7	2.65	0.44
1:AA:1000:A:N3	1:AA:1041:G:N2	2.66	0.44
1:AA:1060:U:O2'	10:AJ:54:SER:HB2	2.16	0.44
1:AA:1271:A:H2'	1:AA:1272:G:C8	2.52	0.44
1:AA:1280:A:H5''	10:AJ:42:LEU:HD21	1.98	0.44
1:AA:1286:U:O2	1:AA:1286:U:C2'	2.65	0.44
1:AA:1308:U:O3'	13:AM:90:HIS:HE1	2.00	0.44
1:AA:1481:U:O2	1:AA:1481:U:C2'	2.62	0.44
2:AB:23:ASN:O	2:AB:26:MET:HB2	2.18	0.44
2:AB:172:ILE:O	2:AB:175:ALA:HB3	2.17	0.44
3:AC:16:PRO:O	3:AC:17:TRP:CE3	2.71	0.44
3:AC:59:PRO:O	3:AC:60:ALA:CB	2.65	0.44
4:AD:62:ARG:HE	4:AD:62:ARG:CA	2.30	0.44
4:AD:94:GLU:CG	4:AD:185:PRO:HG2	2.47	0.44
5:AE:141:ASP:O	5:AE:143:LEU:N	2.50	0.44
5:AE:158:LYS:O	8:AH:63:LYS:CE	2.65	0.44
13:AM:8:ILE:HG22	13:AM:8:ILE:O	2.18	0.44
13:AM:11:HIS:C	13:AM:43:LYS:HE3	2.38	0.44
16:AP:60:TRP:HB3	16:AP:65:ALA:HB2	2.00	0.44
20:AT:27:MET:CG	20:AT:31:ILE:HD11	2.45	0.44
20:AT:73:ARG:O	20:AT:76:ALA:HB3	2.17	0.44
21:AU:9:GLU:OE2	21:AU:10:PRO:HD3	2.17	0.44
22:AV:50:U:N3	22:AV:51:U:C5	2.85	0.44
1:BA:68:G:C6	1:BA:69:G:H1'	2.51	0.44
1:BA:358:U:H2'	1:BA:359:G:H8	1.79	0.44
1:BA:445:G:H2'	1:BA:445:G:N3	2.32	0.44
1:BA:734:G:O2'	1:BA:735:C:H5'	2.18	0.44
1:BA:942:G:N2	1:BA:943:U:C2	2.86	0.44
1:BA:1014:A:H4'	19:BS:13:HIS:CE1	2.52	0.44
1:BA:1061:G:C8	1:BA:1062:U:C5	3.06	0.44
1:BA:1113:C:O2'	3:BC:13:ILE:HD11	2.17	0.44

Continued on next page...

Continued from previous page...

Atom-1	Atom-2	Interatomic distance (Å)	Clash overlap (Å)
1:BA:1212:U:C6	1:BA:1212:U:OP1	2.70	0.44
1:BA:1441:A:H3'	1:BA:1441:A:H8	1.77	0.44
1:BA:1451:U:C5'	1:BA:1452:C:H5	2.30	0.44
2:BB:17:HIS:O	2:BB:188:THR:CG2	2.65	0.44
3:BC:80:GLY:O	3:BC:84:GLU:HG2	2.18	0.44
4:BD:36:ALA:H	4:BD:37:PRO:CD	2.27	0.44
5:BE:65:LYS:O	5:BE:69:ASN:HB2	2.18	0.44
5:BE:153:ALA:HA	5:BE:156:ARG:HB3	1.99	0.44
6:BF:20:GLY:O	6:BF:24:ARG:HD3	2.17	0.44
6:BF:29:ILE:HG22	6:BF:30:THR:N	2.31	0.44
8:BH:29:SER:N	8:BH:32:LYS:HB2	2.32	0.44
9:BI:9:GLY:H	9:BI:84:ARG:HD3	1.79	0.44
11:BK:22:ILE:O	11:BK:22:ILE:CG1	2.65	0.44
11:BK:64:VAL:C	11:BK:66:ALA:N	2.67	0.44
13:BM:73:SER:O	13:BM:77:LYS:HG3	2.17	0.44
15:BO:42:PHE:HE1	15:BO:55:LEU:HD22	1.82	0.44
16:BP:38:PHE:CE2	16:BP:51:ARG:CB	3.01	0.44
18:BR:45:GLY:O	18:BR:46:THR:HG23	2.18	0.44
19:BS:52:ASN:HB3	19:BS:74:ALA:O	2.17	0.44
21:BU:44:ARG:O	21:BU:45:LYS:CB	2.66	0.44
25:CA:108:G:H2'	25:CA:109:C:C5'	2.48	0.44
25:CA:141:G:H5''	25:CA:142:A:C5	2.52	0.44
25:CA:186:G:C2	25:CA:187:G:C5	3.06	0.44
25:CA:319:G:H2'	25:CA:320:A:O4'	2.18	0.44
25:CA:588:U:H2'	25:CA:589:U:C6	2.52	0.44
25:CA:833:A:OP1	36:CL:39:LYS:HD3	2.18	0.44
25:CA:901:C:O2	25:CA:901:C:C2'	2.65	0.44
25:CA:1217:U:O2	25:CA:1217:U:C2'	2.62	0.44
25:CA:1278:C:O2'	25:CA:1279:G:H5'	2.17	0.44
25:CA:1418:G:O6	25:CA:1578:U:H3'	2.18	0.44
25:CA:1840:G:C6	25:CA:1841:U:C4	3.05	0.44
25:CA:1956:U:O2	25:CA:1956:U:H2'	2.17	0.44
25:CA:2058:A:H8	25:CA:2058:A:O5'	2.00	0.44
25:CA:2147:A:C8	25:CA:2147:A:H3'	2.52	0.44
25:CA:2884:U:C5	51:C0:39:ARG:NH2	2.86	0.44
27:CC:83:ASP:OD1	27:CC:84:PRO:CD	2.66	0.44
27:CC:110:LYS:HE2	27:CC:110:LYS:H	1.83	0.44
29:CE:60:TRP:O	29:CE:61:ARG:C	2.56	0.44
31:CG:164:ALA:C	31:CG:166:GLU:H	2.21	0.44
36:CL:81:ASP:OD2	36:CL:100:ILE:HD13	2.17	0.44
38:CN:21:PHE:CE2	38:CN:24:MET:HE3	2.52	0.44

Continued on next page...

Continued from previous page...

Atom-1	Atom-2	Interatomic distance (Å)	Clash overlap (Å)
40:CP:64:SER:O	40:CP:66:GLY:N	2.50	0.44
25:DA:164:C:C2'	25:DA:165:A:H5'	2.46	0.44
25:DA:770:G:C4	25:DA:771:G:C8	3.06	0.44
25:DA:845:A:H5'	25:DA:846:U:OP2	2.18	0.44
25:DA:1070:A:H61	33:DI:10:LEU:HB3	1.82	0.44
25:DA:1076:C:H2'	25:DA:1077:A:O5'	2.18	0.44
25:DA:1333:G:N2	25:DA:1334:G:N9	2.65	0.44
25:DA:1534:U:O2'	25:DA:1537:G:O6	2.35	0.44
25:DA:1635:A:C8	25:DA:1636:U:C5	3.06	0.44
25:DA:1872:A:H2'	25:DA:1873:G:O4'	2.18	0.44
25:DA:2146:C:H4'	25:DA:2147:A:OP1	2.17	0.44
25:DA:2259:U:C5	25:DA:2427:C:N4	2.86	0.44
25:DA:2296:U:O2	25:DA:2333:A:N1	2.50	0.44
25:DA:2417:C:O2	25:DA:2417:C:H2'	2.17	0.44
25:DA:2475:C:H2'	25:DA:2476:A:H5'	1.99	0.44
25:DA:2516:A:C2'	25:DA:2517:C:H5'	2.47	0.44
25:DA:2602:A:H4'	25:DA:2603:G:C5'	2.47	0.44
25:DA:2716:C:C2	25:DA:2717:C:C5	3.06	0.44
28:DD:62:LYS:N	28:DD:63:PRO:HD2	2.33	0.44
30:DF:98:PHE:O	30:DF:100:GLU:N	2.50	0.44
30:DF:98:PHE:HA	30:DF:101:ARG:NH2	2.33	0.44
31:DG:83:THR:CG2	31:DG:133:LYS:HG3	2.47	0.44
31:DG:89:VAL:HG23	31:DG:160:GLY:O	2.17	0.44
32:DH:3:VAL:N	32:DH:39:ALA:CB	2.81	0.44
33:DI:79:LEU:HD23	33:DI:83:ALA:HB2	2.00	0.44
38:DN:32:GLU:O	38:DN:114:GLU:HA	2.18	0.44
39:DO:14:ALA:O	39:DO:18:LEU:CD2	2.65	0.44
43:DS:36:LEU:HD13	43:DS:48:LYS:HB2	1.98	0.44
43:DS:70:LYS:O	43:DS:107:VAL:HA	2.16	0.44
45:DU:5:ARG:O	45:DU:8:ASP:CB	2.65	0.44
48:DX:29:LEU:HD22	48:DX:30:PRO:HD2	1.98	0.44
49:DY:57:LEU:O	49:DY:57:LEU:HD12	2.17	0.44
1:AA:259:G:C4	1:AA:260:G:C8	3.04	0.44
1:AA:429:U:H4'	1:AA:430:A:OP1	2.18	0.44
1:AA:583:A:H2'	1:AA:584:G:H5'	1.99	0.44
1:AA:626:G:H2'	1:AA:627:G:C5'	2.46	0.44
1:AA:689:C:H2'	1:AA:690:G:O4'	2.18	0.44
1:AA:848:C:H2'	1:AA:849:G:O5'	2.17	0.44
1:AA:874:G:C6	1:AA:875:U:C4	3.05	0.44
1:AA:1012:A:N6	1:AA:1013:G:C6	2.85	0.44
1:AA:1022:A:C6	1:AA:1023:U:C4	3.06	0.44

Continued on next page...

Continued from previous page...

Atom-1	Atom-2	Interatomic distance (Å)	Clash overlap (Å)
1:AA:1167:A:H5''	1:AA:1168:U:P	2.57	0.44
1:AA:1278:G:C4'	1:AA:1279:G:C8	3.01	0.44
1:AA:1320:C:O2	19:AS:35:ARG:NH1	2.50	0.44
1:AA:1378:C:C6	1:AA:1378:C:H3'	2.53	0.44
4:AD:143:SER:HB2	4:AD:178:GLU:HA	1.99	0.44
4:AD:184:LYS:HA	4:AD:185:PRO:HD2	1.86	0.44
6:AF:50:PRO:O	6:AF:51:ILE:C	2.56	0.44
8:AH:48:PHE:O	8:AH:49:LYS:CG	2.65	0.44
8:AH:79:ARG:HB2	8:AH:80:PRO:HD2	2.00	0.44
9:AI:12:LYS:HG2	9:AI:12:LYS:O	2.17	0.44
9:AI:49:GLN:O	9:AI:51:LEU:N	2.51	0.44
10:AJ:15:HIS:CG	10:AJ:16:ARG:N	2.86	0.44
10:AJ:42:LEU:O	10:AJ:43:PRO:O	2.36	0.44
17:AQ:7:LEU:CB	17:AQ:60:ILE:HG22	2.46	0.44
24:AY:50:THR:OG1	24:AY:55:LEU:HD21	2.17	0.44
24:AY:144:LEU:HD23	24:AY:144:LEU:HA	1.70	0.44
1:BA:59:A:C6	1:BA:331:G:N3	2.86	0.44
1:BA:74:A:N1	1:BA:97:G:C6	2.86	0.44
1:BA:107:G:C2'	1:BA:108:G:H5''	2.47	0.44
1:BA:154:U:O4	1:BA:167:A:N1	2.50	0.44
1:BA:376:G:H2'	1:BA:377:G:H8	1.83	0.44
1:BA:470:C:H3'	1:BA:470:C:C6	2.52	0.44
1:BA:663:A:N1	1:BA:743:A:C2	2.85	0.44
1:BA:883:C:C2'	1:BA:884:U:H5'	2.48	0.44
1:BA:892:A:C5	1:BA:893:C:C4	3.06	0.44
1:BA:1142:G:C2	1:BA:1143:G:H1'	2.51	0.44
1:BA:1275:A:O2'	1:BA:1276:G:H5'	2.16	0.44
2:BB:206:ILE:N	2:BB:206:ILE:CD1	2.81	0.44
3:BC:4:VAL:HG22	3:BC:5:HIS:N	2.33	0.44
3:BC:89:VAL:O	3:BC:93:ILE:HG13	2.18	0.44
3:BC:153:SER:HB3	3:BC:164:THR:CB	2.47	0.44
4:BD:87:GLU:O	4:BD:88:ASN:C	2.54	0.44
5:BE:141:ASP:O	5:BE:145:ASN:ND2	2.51	0.44
7:BG:14:ASP:OD2	7:BG:14:ASP:C	2.56	0.44
21:BU:13:VAL:O	21:BU:15:LEU:CG	2.66	0.44
21:BU:17:ARG:O	21:BU:18:PHE:C	2.55	0.44
23:BX:14:A:N6	23:BX:15:A:N1	2.65	0.44
25:CA:382:A:C2'	25:CA:383:C:O5'	2.65	0.44
25:CA:825:A:C2	25:CA:833:A:C2	3.05	0.44
25:CA:1059:G:N2	25:CA:1080:A:H1'	2.33	0.44
25:CA:1079:C:C5	25:CA:1088:A:C2	3.05	0.44

Continued on next page...

Continued from previous page...

Atom-1	Atom-2	Interatomic distance (Å)	Clash overlap (Å)
25:CA:1138:G:N3	34:CJ:108:MET:HE2	2.33	0.44
25:CA:1355:G:C2'	25:CA:1356:G:O5'	2.66	0.44
25:CA:1535:A:C5'	25:CA:1536:C:C5	3.00	0.44
25:CA:1676:A:H2'	25:CA:1677:A:O5'	2.18	0.44
25:CA:1875:G:O2'	25:CA:1876:A:P	2.75	0.44
25:CA:2108:A:C6	25:CA:2109:U:O2	2.70	0.44
25:CA:2152:G:N7	25:CA:2153:C:C5	2.85	0.44
25:CA:2181:U:C2	25:CA:2182:U:C6	3.05	0.44
25:CA:2190:G:H3'	25:CA:2191:A:H8	1.82	0.44
25:CA:2297:A:C6	25:CA:2298:A:N7	2.85	0.44
25:CA:2757:A:N1	31:CG:66:THR:CG2	2.74	0.44
25:CA:2870:C:H2'	25:CA:2871:U:H5'	1.98	0.44
25:CA:2874:C:C2'	25:CA:2875:C:H5'	2.47	0.44
26:CB:51:G:C6	26:CB:52:A:N6	2.86	0.44
27:CC:176:ARG:HH21	27:CC:176:ARG:HG2	1.83	0.44
28:CD:187:LEU:O	28:CD:188:LEU:HD23	2.17	0.44
29:CE:52:VAL:CG1	29:CE:53:THR:N	2.81	0.44
29:CE:52:VAL:HG12	29:CE:53:THR:N	2.32	0.44
29:CE:145:ASP:HB3	29:CE:184:ASP:HB2	2.00	0.44
30:CF:51:ASN:HD22	30:CF:146:ASP:HB3	1.83	0.44
30:CF:105:ILE:HD12	30:CF:138:PRO:HG3	1.99	0.44
32:CH:41:LYS:O	32:CH:42:LYS:C	2.55	0.44
33:CI:16:MET:HA	33:CI:16:MET:CE	2.47	0.44
33:CI:17:ALA:O	33:CI:18:ASN:HB3	2.17	0.44
33:CI:37:PHE:CZ	33:CI:41:PHE:HD1	2.35	0.44
35:CK:91:SER:O	35:CK:92:GLU:C	2.56	0.44
40:CP:30:TRP:CD2	40:CP:39:LEU:HD11	2.52	0.44
44:CT:33:LYS:HG3	44:CT:80:TRP:CE3	2.52	0.44
44:CT:69:ARG:O	44:CT:69:ARG:HG3	2.18	0.44
49:CY:15:ASN:O	49:CY:19:LEU:HG	2.18	0.44
49:CY:43:LEU:HA	49:CY:43:LEU:HD23	1.76	0.44
25:DA:22:C:C6	25:DA:22:C:C3'	3.01	0.44
25:DA:230:G:H2'	25:DA:231:A:H8	1.82	0.44
25:DA:283:G:H2'	25:DA:284:U:O4'	2.17	0.44
25:DA:295:G:C4	25:DA:344:A:C2	3.06	0.44
25:DA:381:G:C6	25:DA:382:A:C8	3.05	0.44
25:DA:391:A:H2'	25:DA:392:U:H5'	2.00	0.44
25:DA:734:A:C5	25:DA:735:A:C8	3.06	0.44
25:DA:869:G:C2'	25:DA:870:U:H5'	2.48	0.44
25:DA:1125:G:C6	25:DA:1126:A:N6	2.86	0.44
25:DA:1127:A:C2'	25:DA:1128:G:H5'	2.48	0.44

Continued on next page...

Continued from previous page...

Atom-1	Atom-2	Interatomic distance (Å)	Clash overlap (Å)
25:DA:1208:C:C2	25:DA:1239:G:N2	2.86	0.44
25:DA:1268:A:H2'	25:DA:1269:A:O4'	2.18	0.44
25:DA:1421:G:O5'	25:DA:1421:G:H8	2.01	0.44
25:DA:1448:G:H2'	25:DA:1449:G:H8	1.83	0.44
25:DA:1452:G:H2'	25:DA:1457:U:O4	2.18	0.44
25:DA:1516:G:C2'	25:DA:1517:G:H5'	2.48	0.44
25:DA:1644:C:O2	25:DA:1644:C:H2'	2.17	0.44
25:DA:1731:G:O2'	25:DA:1732:C:H2'	2.18	0.44
25:DA:1995:U:OP1	60:DA:3819:HOH:O	2.21	0.44
25:DA:2100:G:C5	25:DA:2190:G:C6	3.06	0.44
25:DA:2110:G:O2'	25:DA:2120:G:H5'	2.17	0.44
25:DA:2196:C:H2'	25:DA:2197:U:H5'	1.99	0.44
25:DA:2201:G:C5	25:DA:2223:G:C2	3.06	0.44
25:DA:2462:C:H2'	25:DA:2463:C:C6	2.53	0.44
25:DA:2511:U:H2'	25:DA:2512:C:H6	1.83	0.44
56:DB:57:A:C2'	56:DB:58:A:H5'	2.48	0.44
29:DE:28:VAL:HG12	29:DE:32:VAL:CG2	2.48	0.44
29:DE:170:ARG:NH2	29:DE:170:ARG:HG2	2.33	0.44
30:DF:16:MET:CE	30:DF:21:TYR:HB2	2.47	0.44
30:DF:72:SER:OG	30:DF:79:ARG:HA	2.17	0.44
30:DF:131:VAL:O	30:DF:131:VAL:CG2	2.66	0.44
31:DG:147:LEU:O	31:DG:150:TYR:HB2	2.18	0.44
36:DL:117:THR:HG22	36:DL:118:THR:N	2.32	0.44
37:DM:57:VAL:HG23	37:DM:58:LYS:O	2.18	0.44
38:DN:116:VAL:O	38:DN:116:VAL:CG1	2.61	0.44
39:DO:8:ILE:HG22	39:DO:9:ARG:N	2.32	0.44
41:DQ:105:PHE:C	41:DQ:107:ALA:N	2.71	0.44
43:DS:56:ALA:O	43:DS:57:ASN:C	2.56	0.44
45:DU:101:THR:CG2	45:DU:102:ILE:N	2.80	0.44
48:DX:70:LEU:O	48:DX:71:ARG:C	2.53	0.44
55:D4:29:ALA:O	55:D4:31:PRO:HD3	2.18	0.44
1:AA:140:U:C2'	1:AA:141:G:O5'	2.66	0.44
1:AA:200:G:C2	1:AA:218:U:O2	2.71	0.44
1:AA:309:A:C2	1:AA:310:G:C8	3.05	0.44
1:AA:320:A:C2	1:AA:334:C:N3	2.86	0.44
1:AA:367:U:O2'	1:AA:368:U:H4'	2.18	0.44
1:AA:438:U:N3	1:AA:494:G:C6	2.86	0.44
1:AA:451:A:C8	1:AA:452:A:C2	3.06	0.44
1:AA:552:U:H4'	12:AL:83:GLY:O	2.16	0.44
1:AA:642:A:C6	1:AA:643:C:N3	2.85	0.44
1:AA:646:G:C2	1:AA:647:C:C5	3.05	0.44

Continued on next page...

Continued from previous page...

Atom-1	Atom-2	Interatomic distance (Å)	Clash overlap (Å)
1:AA:980:C:C5	1:AA:981:U:N3	2.86	0.44
1:AA:1055:A:C6	1:AA:1056:U:C6	3.05	0.44
1:AA:1240:U:C2	7:AG:31:VAL:CG1	3.01	0.44
1:AA:1322:C:P	19:AS:77:ARG:HH21	2.41	0.44
2:AB:34:ARG:HE	2:AB:35:ASN:N	2.16	0.44
2:AB:132:GLU:O	2:AB:136:ARG:N	2.51	0.44
2:AB:199:ILE:O	2:AB:200:PRO:O	2.35	0.44
5:AE:12:GLU:CB	5:AE:38:VAL:HG12	2.48	0.44
7:AG:91:ARG:NE	7:AG:93:VAL:HG21	2.32	0.44
8:AH:21:LYS:HE2	8:AH:21:LYS:CA	2.46	0.44
11:AK:37:GLN:OE1	11:AK:37:GLN:N	2.50	0.44
11:AK:52:ARG:O	11:AK:55:ARG:HG3	2.18	0.44
13:AM:52:ILE:HG22	13:AM:56:ARG:NH2	2.33	0.44
13:AM:65:GLU:O	13:AM:67:ASP:N	2.50	0.44
13:AM:80:MET:O	13:AM:81:ASP:C	2.56	0.44
19:AS:4:LEU:O	19:AS:5:LYS:CD	2.66	0.44
20:AT:72:ALA:O	20:AT:73:ARG:C	2.56	0.44
22:AV:65:G:H2'	22:AV:66:U:C6	2.52	0.44
24:AY:18:VAL:HG22	24:AY:172:ILE:CG1	2.48	0.44
24:AY:128:ALA:O	24:AY:129:VAL:C	2.56	0.44
1:BA:247:G:C5	1:BA:278:G:C2	3.06	0.44
1:BA:338:A:H8	1:BA:338:A:O5'	2.00	0.44
1:BA:393:A:H5'	1:BA:483:C:O2'	2.17	0.44
1:BA:764:C:H2'	1:BA:765:G:C8	2.50	0.44
1:BA:878:A:OP1	8:BH:80:PRO:HD2	2.18	0.44
1:BA:1275:A:C3'	1:BA:1276:G:H5'	2.43	0.44
1:BA:1310:G:C5	1:BA:1311:A:N7	2.86	0.44
1:BA:1329:A:H4'	13:BM:23:GLY:O	2.17	0.44
1:BA:1350:A:C2	1:BA:1351:U:O2	2.71	0.44
1:BA:1381:U:C6	1:BA:1382:C:H5	2.36	0.44
1:BA:1428:A:C2	1:BA:1473:G:C2	3.06	0.44
1:BA:1458:G:H2'	1:BA:1459:G:C8	2.53	0.44
2:BB:205:ALA:O	2:BB:206:ILE:C	2.56	0.44
3:BC:79:LYS:HD2	3:BC:79:LYS:N	2.32	0.44
4:BD:7:LYS:HB2	4:BD:20:LEU:HD13	1.98	0.44
5:BE:22:LYS:O	5:BE:23:THR:CB	2.64	0.44
6:BF:62:MET:HG3	6:BF:64:VAL:HG23	2.00	0.44
9:BI:38:PHE:CE1	9:BI:75:ALA:HB2	2.52	0.44
9:BI:56:MET:HA	9:BI:59:LYS:CB	2.48	0.44
10:BJ:92:LEU:HD23	10:BJ:92:LEU:N	2.32	0.44
17:BQ:10:ARG:CZ	17:BQ:55:GLY:HA2	2.47	0.44

Continued on next page...

Continued from previous page...

Atom-1	Atom-2	Interatomic distance (Å)	Clash overlap (Å)
17:BQ:16:MET:CB	17:BQ:19:SER:HB3	2.48	0.44
17:BQ:77:VAL:C	17:BQ:78:VAL:CG2	2.86	0.44
20:BT:66:ILE:CG2	20:BT:67:HIS:H	2.31	0.44
21:BU:24:LYS:HD3	21:BU:25:ALA:H	1.83	0.44
25:CA:272:A:H2'	25:CA:273:G:O4'	2.17	0.44
25:CA:416:U:C5	25:CA:417:C:N4	2.85	0.44
25:CA:503:A:H5'	25:CA:504:A:H3'	1.99	0.44
25:CA:892:A:H2	25:CA:893:C:C2	2.36	0.44
25:CA:1269:A:H8	25:CA:1269:A:O5'	2.01	0.44
25:CA:1291:C:H2'	25:CA:1292:G:H5'	1.98	0.44
25:CA:1684:G:H2'	25:CA:1685:C:C6	2.53	0.44
25:CA:1737:G:C6	25:CA:1738:G:N2	2.86	0.44
25:CA:1818:U:OP2	27:CC:155:ARG:NH1	2.51	0.44
25:CA:2349:G:O6	25:CA:2350:C:C4	2.70	0.44
25:CA:2486:C:H2'	25:CA:2487:G:O4'	2.18	0.44
25:CA:2544:G:C2'	25:CA:2545:G:O5'	2.65	0.44
25:CA:2571:U:H2'	25:CA:2572:A:OP1	2.17	0.44
25:CA:2631:G:C2'	25:CA:2632:A:O5'	2.65	0.44
25:CA:2800:A:H3'	25:CA:2801:G:H5''	1.96	0.44
25:CA:2849:U:N3	25:CA:2867:G:O4'	2.51	0.44
26:CB:78:A:C2	26:CB:99:A:C4	3.05	0.44
28:CD:105:LYS:HB3	28:CD:105:LYS:NZ	2.33	0.44
29:CE:97:ASN:HB3	29:CE:100:MET:HG3	1.98	0.44
30:CF:42:ALA:HB1	30:CF:45:ASP:C	2.38	0.44
31:CG:97:VAL:O	31:CG:97:VAL:CG1	2.62	0.44
32:CH:18:GLN:O	32:CH:19:VAL:HG13	2.18	0.44
32:CH:46:PHE:CD2	32:CH:47:PHE:N	2.85	0.44
33:CI:29:GLN:HG2	33:CI:29:GLN:O	2.17	0.44
33:CI:34:ILE:N	33:CI:34:ILE:HD13	2.32	0.44
35:CK:41:ILE:C	35:CK:41:ILE:HD12	2.38	0.44
35:CK:113:MET:O	35:CK:116:ILE:N	2.50	0.44
36:CL:91:ASP:OD1	36:CL:92:LEU:HD12	2.18	0.44
37:CM:50:ARG:O	37:CM:51:ARG:C	2.56	0.44
37:CM:57:VAL:C	37:CM:58:LYS:HG2	2.38	0.44
39:CO:2:ASP:O	39:CO:4:LYS:N	2.51	0.44
40:CP:30:TRP:CZ3	40:CP:39:LEU:CD1	3.00	0.44
40:CP:36:LYS:HE3	40:CP:38:ARG:NE	2.33	0.44
40:CP:55:HIS:O	40:CP:56:SER:C	2.56	0.44
42:CR:76:LYS:O	42:CR:84:ARG:HA	2.17	0.44
25:DA:59:U:O2'	25:DA:60:G:C5'	2.65	0.44
25:DA:442:G:O4'	29:DE:41:GLN:OE1	2.36	0.44

Continued on next page...

Continued from previous page...

Atom-1	Atom-2	Interatomic distance (Å)	Clash overlap (Å)
25:DA:463:G:N1	25:DA:467:G:C6	2.85	0.44
25:DA:528:A:H2'	25:DA:529:A:O5'	2.17	0.44
25:DA:773:U:H4'	27:DC:46:GLY:HA3	1.99	0.44
25:DA:1005:C:C4	25:DA:1143:A:N3	2.86	0.44
25:DA:1080:A:C2	25:DA:1081:U:C2	3.06	0.44
25:DA:1330:C:H2'	25:DA:1331:G:O5'	2.17	0.44
25:DA:1358:G:O2'	25:DA:1359:A:H5'	2.17	0.44
25:DA:1441:G:C2	25:DA:1442:U:C5	3.05	0.44
25:DA:1477:A:C2	25:DA:1515:A:C2	3.05	0.44
25:DA:1670:C:C4	25:DA:1671:U:C2	3.05	0.44
25:DA:1967:C:H2'	25:DA:1967:C:O2	2.17	0.44
25:DA:2148:G:N3	25:DA:2149:U:C5	2.86	0.44
56:DB:72:G:N2	56:DB:103:U:C5	2.86	0.44
27:DC:144:GLU:CA	27:DC:151:GLY:HA2	2.43	0.44
27:DC:184:GLU:O	27:DC:187:CYS:SG	2.74	0.44
29:DE:21:ARG:O	29:DE:22:ASP:C	2.56	0.44
29:DE:182:ALA:HB2	36:DL:3:LEU:HD22	2.00	0.44
30:DF:7:TYR:O	30:DF:11:VAL:HB	2.18	0.44
31:DG:43:LYS:HE2	31:DG:43:LYS:N	2.32	0.44
31:DG:75:VAL:O	31:DG:76:ILE:C	2.56	0.44
32:DH:59:ALA:O	32:DH:62:LEU:CG	2.66	0.44
37:DM:20:LEU:N	37:DM:20:LEU:CD2	2.80	0.44
38:DN:28:LEU:O	38:DN:28:LEU:HD12	2.18	0.44
38:DN:83:LEU:HD21	38:DN:115:LEU:HD13	2.00	0.44
39:DO:67:ASN:O	39:DO:69:ASP:N	2.50	0.44
43:DS:29:VAL:CG1	43:DS:55:ILE:HD11	2.48	0.44
44:DT:17:SER:O	44:DT:18:GLU:C	2.56	0.44
45:DU:40:LEU:HD21	45:DU:61:GLU:HG3	1.99	0.44
51:D0:29:VAL:HG13	51:D0:34:GLY:C	2.38	0.44
54:D3:30:HIS:CE1	54:D3:31:ILE:CD1	3.01	0.44
1:AA:135:C:O2	16:AP:1:MET:N	2.34	0.44
1:AA:190:A:C8	1:AA:190:A:H3'	2.53	0.44
1:AA:197:A:O2'	1:AA:221:C:H1'	2.18	0.44
1:AA:229:U:O2'	1:AA:230:G:H5'	2.17	0.44
1:AA:376:G:O3'	16:AP:5:ARG:HD2	2.18	0.44
1:AA:469:C:O5'	1:AA:469:C:H6	2.00	0.44
1:AA:510:A:N7	60:AA:1723:HOH:O	2.37	0.44
1:AA:569:C:H5''	1:AA:570:G:OP1	2.17	0.44
1:AA:836:G:C5	1:AA:851:G:C6	3.06	0.44
1:AA:966:G:O2'	9:AI:128:LYS:O	2.36	0.44
1:AA:1212:U:H2'	1:AA:1212:U:O2	2.18	0.44

Continued on next page...

Continued from previous page...

Atom-1	Atom-2	Interatomic distance (Å)	Clash overlap (Å)
1:AA:1313:U:P	19:AS:5:LYS:HB2	2.58	0.44
2:AB:95:TRP:CH2	2:AB:174:GLU:CD	2.91	0.44
3:AC:142:ARG:HG3	3:AC:142:ARG:HH11	1.83	0.44
6:AF:21:MET:HB3	6:AF:21:MET:HE2	1.79	0.44
7:AG:46:LEU:HD12	7:AG:46:LEU:HA	1.85	0.44
9:AI:24:ASN:O	9:AI:60:LEU:N	2.50	0.44
9:AI:117:LEU:HD12	9:AI:117:LEU:N	2.33	0.44
13:AM:48:SER:O	13:AM:49:GLU:C	2.55	0.44
17:AQ:13:SER:HB3	17:AQ:16:MET:HE2	2.00	0.44
17:AQ:54:ILE:C	17:AQ:54:ILE:CD1	2.86	0.44
19:AS:35:ARG:NH2	19:AS:76:THR:HG23	2.32	0.44
21:AU:16:ARG:HH11	21:AU:19:LYS:HG2	1.83	0.44
1:BA:321:A:H2	1:BA:333:U:O2	2.00	0.44
1:BA:615:G:C2	1:BA:616:G:C8	3.06	0.44
1:BA:639:G:C4	1:BA:640:A:C8	3.06	0.44
1:BA:724:G:N2	1:BA:725:G:H1'	2.33	0.44
1:BA:1144:G:H3'	1:BA:1145:A:O4'	2.17	0.44
1:BA:1149:C:N4	1:BA:1150:A:C6	2.86	0.44
1:BA:1330:U:OP1	13:BM:24:VAL:O	2.35	0.44
1:BA:1399:C:H4'	1:BA:1400:C:O5'	2.17	0.44
2:BB:134:LEU:HD11	2:BB:138:ARG:HB3	1.99	0.44
3:BC:61:LYS:HA	3:BC:61:LYS:HE3	2.00	0.44
4:BD:7:LYS:NZ	4:BD:21:LYS:HD2	2.33	0.44
5:BE:45:VAL:O	5:BE:70:MET:HG3	2.17	0.44
5:BE:64:GLU:OE2	5:BE:68:ARG:NH1	2.51	0.44
5:BE:158:LYS:O	5:BE:158:LYS:CG	2.65	0.44
6:BF:49:TYR:HB2	6:BF:50:PRO:HD3	1.98	0.44
7:BG:78:ARG:CG	7:BG:83:THR:HG23	2.48	0.44
7:BG:80:GLY:CA	23:BX:11:U:H5''	2.48	0.44
9:BI:118:ARG:O	9:BI:118:ARG:HG2	2.18	0.44
12:BL:49:ARG:CB	12:BL:89:LEU:HD11	2.48	0.44
13:BM:24:VAL:HG22	13:BM:25:GLY:N	2.32	0.44
13:BM:32:ILE:HG23	13:BM:58:GLU:HB3	1.99	0.44
15:BO:55:LEU:O	15:BO:59:VAL:HG23	2.18	0.44
16:BP:79:ASN:ND2	16:BP:82:ALA:CB	2.81	0.44
16:BP:80:LYS:HB2	16:BP:80:LYS:HZ3	1.82	0.44
25:CA:306:U:O4	25:CA:307:G:C6	2.70	0.44
25:CA:643:A:H2'	25:CA:644:A:C8	2.53	0.44
25:CA:1063:G:H4'	33:CI:76:ALA:HB3	2.00	0.44
25:CA:1091:G:HO2'	25:CA:1092:C:H5	1.64	0.44
25:CA:1310:G:H1'	25:CA:1611:C:H5'	1.99	0.44

Continued on next page...

Continued from previous page...

Atom-1	Atom-2	Interatomic distance (Å)	Clash overlap (Å)
25:CA:1439:A:N7	25:CA:1552:A:H2	2.15	0.44
25:CA:1606:C:H3'	25:CA:1606:C:H6	1.82	0.44
25:CA:1726:C:C2'	25:CA:1727:C:H5'	2.48	0.44
25:CA:2008:C:H2'	25:CA:2009:A:O5'	2.18	0.44
25:CA:2247:A:H2'	25:CA:2248:C:C6	2.52	0.44
25:CA:2298:A:C6	25:CA:2321:U:C4	3.06	0.44
25:CA:2311:A:C8	30:CF:76:PHE:CD2	3.06	0.44
25:CA:2403:C:C2'	25:CA:2404:U:H5'	2.48	0.44
26:CB:102:G:H2'	26:CB:103:U:C5'	2.48	0.44
27:CC:74:PRO:O	27:CC:75:ALA:HB2	2.18	0.44
29:CE:27:LEU:CD1	29:CE:100:MET:CE	2.96	0.44
30:CF:7:TYR:CA	30:CF:11:VAL:HG23	2.48	0.44
30:CF:79:ARG:HG2	30:CF:80:GLN:H	1.83	0.44
30:CF:93:GLU:O	30:CF:94:ARG:C	2.56	0.44
32:CH:25:TYR:HE1	32:CH:29:PHE:CD2	2.35	0.44
32:CH:128:HIS:O	32:CH:144:VAL:HG23	2.18	0.44
33:CI:10:LEU:O	33:CI:23:VAL:HG11	2.18	0.44
35:CK:105:ARG:O	35:CK:106:GLU:C	2.57	0.44
37:CM:111:GLU:OE1	37:CM:112:LEU:HA	2.17	0.44
39:CO:102:ARG:O	39:CO:105:ALA:HB3	2.17	0.44
45:CU:5:ARG:C	45:CU:6:ARG:O	2.54	0.44
46:CV:40:ILE:HG22	46:CV:42:LEU:HD23	2.00	0.44
50:CZ:53:MET:C	50:CZ:54:VAL:HG13	2.37	0.44
25:DA:78:U:OP2	49:DY:2:LYS:HD2	2.18	0.44
25:DA:636:G:H3'	36:DL:128:THR:HG21	1.99	0.44
25:DA:901:C:C4	25:DA:902:C:C2	3.05	0.44
25:DA:945:A:C4	25:DA:2448:A:C2	3.06	0.44
25:DA:1178:C:C5'	25:DA:1179:G:OP1	2.66	0.44
25:DA:1221:C:C4	25:DA:1222:U:C5	3.06	0.44
25:DA:1354:A:H5''	25:DA:1355:G:OP2	2.17	0.44
25:DA:1512:C:O5'	25:DA:1512:C:H6	2.00	0.44
25:DA:1717:A:H2'	25:DA:1718:G:C5'	2.48	0.44
25:DA:1731:G:C6	25:DA:1733:G:C5	3.05	0.44
25:DA:1741:C:H2'	25:DA:1742:U:H6	1.82	0.44
25:DA:1870:C:H3'	25:DA:1871:A:H5'	2.00	0.44
25:DA:1878:G:C2'	25:DA:1879:C:H5'	2.48	0.44
25:DA:2029:G:H2'	25:DA:2031:A:OP1	2.18	0.44
25:DA:2179:C:H2'	25:DA:2180:U:H6	1.82	0.44
25:DA:2854:G:C2'	25:DA:2855:C:O5'	2.66	0.44
27:DC:110:LYS:O	27:DC:113:ASP:OD2	2.36	0.44
27:DC:136:VAL:HG22	27:DC:166:ARG:CB	2.47	0.44

Continued on next page...

Continued from previous page...

Atom-1	Atom-2	Interatomic distance (Å)	Clash overlap (Å)
27:DC:252:LYS:O	27:DC:253:GLY:O	2.35	0.44
29:DE:151:GLY:O	29:DE:195:GLN:NE2	2.51	0.44
30:DF:99:PHE:O	30:DF:103:ILE:HG12	2.18	0.44
30:DF:101:ARG:HA	30:DF:105:ILE:HG23	1.99	0.44
30:DF:104:THR:O	30:DF:108:PRO:CG	2.63	0.44
31:DG:39:ALA:CB	31:DG:57:TYR:HB3	2.47	0.44
31:DG:95:ALA:HB2	31:DG:104:LEU:HD23	2.00	0.44
31:DG:130:ILE:HG22	31:DG:131:VAL:N	2.33	0.44
31:DG:142:GLN:O	31:DG:143:VAL:C	2.56	0.44
32:DH:102:ALA:O	32:DH:106:ALA:HB2	2.17	0.44
33:DI:27:LEU:HD11	33:DI:34:ILE:CD1	2.48	0.44
37:DM:33:LEU:HD22	37:DM:117:PHE:HB3	2.00	0.44
38:DN:8:ARG:HE	38:DN:43:GLU:CG	2.31	0.44
39:DO:53:THR:HG22	39:DO:74:VAL:HG21	2.00	0.44
44:DT:2:ILE:HA	44:DT:3:ARG:CB	2.46	0.44
46:DV:48:MET:HA	46:DV:86:LEU:HD11	1.99	0.44
1:AA:316:C:C2	1:AA:317:U:C5	3.06	0.44
1:AA:568:G:O6	12:AL:1:ALA:HB2	2.18	0.44
1:AA:663:A:C2'	1:AA:664:G:H5'	2.48	0.44
1:AA:663:A:H5''	18:AR:49:LYS:HD2	2.00	0.44
1:AA:1004:A:C5	1:AA:1026:G:C8	3.06	0.44
1:AA:1076:U:C2	1:AA:1082:A:C2	3.06	0.44
1:AA:1135:U:OP2	1:AA:1135:U:H6	2.01	0.44
1:AA:1310:G:N2	1:AA:1328:C:C2	2.86	0.44
2:AB:20:ARG:HD3	2:AB:20:ARG:HA	1.79	0.44
2:AB:47:PRO:HA	2:AB:50:ASN:ND2	2.33	0.44
2:AB:147:LEU:HD23	2:AB:147:LEU:HA	1.89	0.44
2:AB:164:ASP:O	2:AB:168:GLU:HG2	2.17	0.44
5:AE:135:VAL:HG22	5:AE:136:VAL:N	2.32	0.44
9:AI:6:TYR:CE2	9:AI:17:ARG:CB	3.01	0.44
10:AJ:42:LEU:HA	10:AJ:43:PRO:HD2	1.85	0.44
12:AL:42:LYS:O	12:AL:44:PRO:N	2.50	0.44
13:AM:106:ARG:HH21	13:AM:112:ARG:HB3	1.82	0.44
14:AN:15:LEU:C	14:AN:17:ASP:N	2.71	0.44
15:AO:55:LEU:O	15:AO:58:MET:HB2	2.18	0.44
17:AQ:69:THR:O	17:AQ:69:THR:CG2	2.66	0.44
19:AS:43:MET:O	19:AS:46:LEU:HG	2.18	0.44
20:AT:34:VAL:HG12	20:AT:38:ILE:HD11	1.99	0.44
21:AU:3:ILE:N	21:AU:3:ILE:HD13	2.33	0.44
21:AU:32:ARG:HG2	21:AU:32:ARG:NH1	2.32	0.44
1:BA:57:G:C5	1:BA:58:C:C4	3.06	0.44

Continued on next page...

Continued from previous page...

Atom-1	Atom-2	Interatomic distance (Å)	Clash overlap (Å)
1:BA:72:A:N1	1:BA:99:C:H4'	2.33	0.44
1:BA:145:G:N2	1:BA:178:C:N3	2.66	0.44
1:BA:425:G:H2'	1:BA:426:U:O4'	2.18	0.44
1:BA:459:A:C4	1:BA:460:A:C8	3.06	0.44
1:BA:550:G:H2'	1:BA:551:U:C6	2.53	0.44
1:BA:567:G:H2'	1:BA:568:G:O5'	2.18	0.44
1:BA:831:A:C2'	1:BA:832:G:O5'	2.66	0.44
1:BA:861:G:H2'	1:BA:862:C:H6	1.82	0.44
1:BA:864:A:C6	1:BA:865:A:C2	3.06	0.44
1:BA:1097:C:OP1	2:BB:138:ARG:NH2	2.51	0.44
1:BA:1157:A:N6	1:BA:1180:A:C5	2.85	0.44
1:BA:1262:C:H3'	1:BA:1263:C:H6	1.83	0.44
1:BA:1426:G:H2'	1:BA:1427:C:C6	2.53	0.44
1:BA:1526:G:H2'	1:BA:1527:U:C6	2.53	0.44
2:BB:174:GLU:O	2:BB:178:LEU:HD23	2.18	0.44
3:BC:113:LYS:O	3:BC:113:LYS:HD2	2.17	0.44
3:BC:152:VAL:CG2	3:BC:156:LEU:HD21	2.47	0.44
3:BC:156:LEU:O	3:BC:159:ALA:HB2	2.17	0.44
4:BD:133:SER:O	4:BD:134:TYR:C	2.57	0.44
9:BI:20:ILE:O	9:BI:20:ILE:HG22	2.17	0.44
11:BK:24:ALA:HA	11:BK:29:THR:CG2	2.46	0.44
11:BK:39:ASN:O	11:BK:40:ALA:HB3	2.17	0.44
14:BN:9:GLU:O	14:BN:12:ARG:N	2.51	0.44
15:BO:16:ARG:HD3	15:BO:16:ARG:H	1.83	0.44
15:BO:22:GLY:O	15:BO:23:SER:C	2.54	0.44
18:BR:31:TYR:O	18:BR:39:VAL:CB	2.65	0.44
19:BS:14:LEU:HD12	19:BS:14:LEU:O	2.17	0.44
20:BT:29:THR:O	20:BT:32:LYS:N	2.51	0.44
20:BT:35:TYR:CE2	20:BT:36:ALA:CA	3.01	0.44
20:BT:60:GLN:O	20:BT:63:LYS:N	2.51	0.44
25:CA:137:U:HO2'	25:CA:138:U:P	2.39	0.44
25:CA:327:G:H2'	25:CA:328:U:O4'	2.18	0.44
25:CA:974:G:N3	25:CA:974:G:C2'	2.81	0.44
25:CA:1060:U:OP2	33:CI:75:ALA:N	2.50	0.44
25:CA:1078:U:H1'	25:CA:1088:A:H2	1.83	0.44
25:CA:1082:U:H6	25:CA:1082:U:H3'	1.83	0.44
25:CA:1365:A:H2'	25:CA:1365:A:N3	2.33	0.44
25:CA:1461:C:C2'	25:CA:1462:C:O5'	2.65	0.44
25:CA:1519:G:C6	25:CA:1520:U:C4	3.06	0.44
25:CA:1744:A:H5''	25:CA:1745:A:OP2	2.18	0.44
25:CA:2016:U:H1'	51:C0:2:VAL:HG21	1.99	0.44

Continued on next page...

Continued from previous page...

Atom-1	Atom-2	Interatomic distance (Å)	Clash overlap (Å)
25:CA:2585:U:O2'	25:CA:2586:U:C5'	2.66	0.44
25:CA:2822:G:H8	25:CA:2822:G:O5'	2.01	0.44
26:CB:17:C:H2'	26:CB:18:G:O5'	2.17	0.44
27:CC:83:ASP:OD1	27:CC:85:ASN:N	2.51	0.44
30:CF:7:TYR:CD2	30:CF:11:VAL:HB	2.53	0.44
30:CF:109:ARG:HH12	30:CF:138:PRO:HA	1.83	0.44
46:CV:20:LEU:O	46:CV:23:ALA:N	2.51	0.44
46:CV:80:HIS:CE1	46:CV:83:LYS:CE	3.01	0.44
52:C1:21:THR:HG23	54:C3:33:THR:HG23	2.00	0.44
55:C4:30:GLU:O	55:C4:33:HIS:N	2.51	0.44
25:DA:122:G:O2'	25:DA:123:G:H5'	2.17	0.44
25:DA:258:G:H1'	36:DL:104:GLN:HE21	1.83	0.44
25:DA:289:G:C6	25:DA:290:U:N3	2.86	0.44
25:DA:521:U:H2'	25:DA:522:A:C8	2.53	0.44
25:DA:1002:G:H2'	25:DA:1003:G:O5'	2.18	0.44
25:DA:1104:C:N4	25:DA:1105:U:O4	2.51	0.44
25:DA:1356:G:C4	25:DA:1357:C:C5	3.06	0.44
25:DA:1477:A:C2	25:DA:1515:A:C6	3.06	0.44
25:DA:1589:U:H2'	25:DA:1589:U:O2	2.18	0.44
25:DA:1963:U:H3'	25:DA:1963:U:C6	2.53	0.44
25:DA:2093:G:C6	25:DA:2225:A:N7	2.86	0.44
25:DA:2365:G:N7	54:D3:38:LYS:NZ	2.64	0.44
25:DA:2391:G:H1'	25:DA:2424:C:N4	2.33	0.44
25:DA:2419:U:H3'	54:D3:32:LEU:HD12	2.00	0.44
25:DA:2657:A:H2'	25:DA:2657:A:N3	2.33	0.44
29:DE:48:THR:C	29:DE:50:ALA:N	2.71	0.44
29:DE:132:LYS:O	29:DE:135:ALA:HB3	2.17	0.44
31:DG:10:VAL:HG23	31:DG:14:VAL:CB	2.48	0.44
31:DG:84:LYS:HB2	31:DG:132:LEU:CD1	2.48	0.44
31:DG:145:ALA:O	31:DG:146:ASP:C	2.56	0.44
32:DH:104:THR:HG22	32:DH:110:VAL:H	1.83	0.44
33:DI:11:GLN:NE2	33:DI:54:ILE:H	2.16	0.44
34:DJ:55:ILE:HA	34:DJ:123:LYS:O	2.18	0.44
34:DJ:119:PHE:C	34:DJ:119:PHE:HD1	2.20	0.44
36:DL:127:VAL:CG1	36:DL:131:ALA:HB1	2.47	0.44
38:DN:55:ALA:CB	38:DN:79:LEU:HB2	2.48	0.44
39:DO:29:HIS:CD2	39:DO:30:ARG:N	2.86	0.44
41:DQ:79:ILE:HD13	41:DQ:79:ILE:HA	1.73	0.44
45:DU:71:ILE:CD1	45:DU:82:VAL:CG2	2.96	0.44
57:DW:64:LYS:CE	57:DW:66:GLU:OE1	2.66	0.44
52:D1:8:ILE:HG21	52:D1:24:LYS:HD2	2.00	0.44

Continued on next page...

Continued from previous page...

Atom-1	Atom-2	Interatomic distance (Å)	Clash overlap (Å)
52:D1:8:ILE:CG1	52:D1:22:THR:HG23	2.48	0.44
54:D3:9:ALA:HB3	54:D3:61:LEU:HD21	2.00	0.44
1:AA:243:A:H4'	1:AA:244:U:H5''	1.99	0.43
1:AA:412:A:H4'	1:AA:412:A:OP1	2.18	0.43
1:AA:669:G:O2'	1:AA:670:G:H5'	2.18	0.43
1:AA:1116:U:O2'	9:AI:109:GLN:HG3	2.18	0.43
1:AA:1124:G:C3'	1:AA:1145:A:N6	2.69	0.43
1:AA:1144:G:C5'	1:AA:1145:A:OP2	2.66	0.43
1:AA:1211:U:H2'	1:AA:1212:U:OP2	2.17	0.43
2:AB:73:ARG:O	2:AB:74:ALA:CB	2.65	0.43
5:AE:33:THR:HB	5:AE:49:TYR:CZ	2.53	0.43
5:AE:35:LEU:HD22	5:AE:133:ILE:HA	1.99	0.43
5:AE:93:VAL:CG2	5:AE:110:MET:CE	2.96	0.43
5:AE:93:VAL:CG2	5:AE:110:MET:SD	3.06	0.43
6:AF:39:LEU:CD1	6:AF:40:GLU:N	2.81	0.43
7:AG:25:PHE:O	7:AG:27:ASN:N	2.51	0.43
7:AG:111:GLY:O	7:AG:112:ASP:O	2.35	0.43
8:AH:9:MET:HE1	8:AH:32:LYS:CA	2.43	0.43
8:AH:46:GLU:CA	8:AH:63:LYS:CG	2.96	0.43
9:AI:30:ASN:O	9:AI:32:ARG:HB2	2.18	0.43
9:AI:113:LYS:HD3	9:AI:114:LYS:N	2.33	0.43
9:AI:117:LEU:HD23	9:AI:121:ARG:C	2.38	0.43
9:AI:122:ARG:NH1	9:AI:123:ARG:O	2.51	0.43
11:AK:41:LEU:HB2	11:AK:73:VAL:CG1	2.48	0.43
11:AK:109:ILE:HB	21:AU:5:VAL:HG22	2.00	0.43
11:AK:110:THR:HG23	21:AU:4:LYS:HA	2.00	0.43
12:AL:74:GLN:O	12:AL:75:GLU:C	2.55	0.43
12:AL:113:ARG:O	12:AL:115:LYS:O	2.36	0.43
13:AM:21:ILE:CG2	13:AM:22:TYR:O	2.65	0.43
14:AN:64:CYS:HB2	14:AN:80:SER:HB2	2.00	0.43
15:AO:52:ARG:O	15:AO:55:LEU:HB3	2.18	0.43
15:AO:69:LEU:O	15:AO:70:LYS:C	2.54	0.43
17:AQ:54:ILE:O	17:AQ:54:ILE:HG23	2.18	0.43
20:AT:78:LEU:O	20:AT:81:GLN:HB2	2.17	0.43
21:AU:18:PHE:O	21:AU:21:SER:N	2.51	0.43
24:AY:141:LYS:O	24:AY:145:LYS:HE3	2.18	0.43
24:AY:146:ASP:O	24:AY:147:LYS:C	2.56	0.43
1:BA:49:U:O2	1:BA:362:G:C1'	2.66	0.43
1:BA:375:U:N3	1:BA:376:G:C8	2.86	0.43
1:BA:558:G:H5''	1:BA:559:A:H3'	2.00	0.43
1:BA:625:U:O2'	1:BA:626:G:H5'	2.17	0.43

Continued on next page...

Continued from previous page...

Atom-1	Atom-2	Interatomic distance (Å)	Clash overlap (Å)
1:BA:824:G:H1'	8:BH:1:SER:H2	1.82	0.43
1:BA:852:G:C6	1:BA:853:C:C5	3.06	0.43
1:BA:864:A:C6	1:BA:865:A:N1	2.85	0.43
1:BA:976:G:C2	1:BA:1363:A:C2	3.06	0.43
1:BA:977:A:H1'	1:BA:982:U:O4	2.17	0.43
1:BA:1036:A:H3'	1:BA:1037:C:C6	2.53	0.43
1:BA:1049:U:H5	1:BA:1203:C:OP1	2.00	0.43
1:BA:1092:A:C6	1:BA:1093:A:C5	3.06	0.43
1:BA:1114:C:C2	1:BA:1115:U:C6	3.06	0.43
1:BA:1144:G:C3'	1:BA:1145:A:O4'	2.66	0.43
1:BA:1170:A:H2'	1:BA:1171:A:O5'	2.17	0.43
1:BA:1265:C:N3	1:BA:1271:A:N1	2.65	0.43
1:BA:1323:G:O4'	1:BA:1362:A:C2	2.71	0.43
1:BA:1349:A:C2	1:BA:1350:A:H1'	2.54	0.43
2:BB:49:PHE:CA	2:BB:52:ALA:HB3	2.48	0.43
3:BC:10:ARG:HH21	3:BC:181:ILE:CG1	2.31	0.43
3:BC:99:GLN:C	3:BC:100:ILE:HG22	2.37	0.43
4:BD:75:TYR:CE2	4:BD:203:TYR:HB2	2.52	0.43
4:BD:137:SER:CB	4:BD:138:PRO:HD2	2.47	0.43
4:BD:167:PRO:HG2	4:BD:170:LEU:CD1	2.47	0.43
5:BE:111:ARG:O	5:BE:112:ALA:C	2.57	0.43
6:BF:86:ARG:HH11	6:BF:86:ARG:HG3	1.81	0.43
10:BJ:67:ILE:CG1	14:BN:96:LEU:HA	2.47	0.43
13:BM:90:HIS:O	13:BM:91:ARG:C	2.57	0.43
15:BO:35:ILE:HD12	15:BO:62:ARG:HH11	1.83	0.43
16:BP:6:LEU:HD23	16:BP:17:TYR:HB2	2.00	0.43
17:BQ:10:ARG:HA	17:BQ:57:VAL:HA	1.99	0.43
17:BQ:57:VAL:HG12	17:BQ:58:VAL:N	2.33	0.43
23:BX:4:A:H2'	23:BX:5:A:C8	2.53	0.43
25:CA:479:A:HO2'	25:CA:481:G:H8	1.65	0.43
25:CA:551:G:H2'	25:CA:552:U:C5'	2.48	0.43
25:CA:818:G:H2'	25:CA:819:A:OP2	2.18	0.43
25:CA:969:G:H2'	25:CA:970:U:C6	2.53	0.43
25:CA:974:G:N3	25:CA:974:G:H2'	2.32	0.43
25:CA:1062:G:H21	33:CI:134:SER:HB3	1.83	0.43
25:CA:1071:G:N9	25:CA:1089:A:N7	2.66	0.43
25:CA:1179:G:C6	25:CA:1180:U:H1'	2.52	0.43
25:CA:1502:A:C4	25:CA:1503:A:C8	3.06	0.43
25:CA:1687:G:HO2'	25:CA:1688:U:H5'	1.81	0.43
25:CA:1689:A:C6	25:CA:1700:A:C2	3.06	0.43
25:CA:1772:A:OP1	60:CA:3459:HOH:O	2.21	0.43

Continued on next page...

Continued from previous page...

Atom-1	Atom-2	Interatomic distance (Å)	Clash overlap (Å)
25:CA:2107:G:C2	25:CA:2108:A:C8	3.05	0.43
25:CA:2218:G:C2'	25:CA:2219:U:H5'	2.48	0.43
25:CA:2259:U:C4	25:CA:2427:C:N4	2.86	0.43
25:CA:2547:A:C5'	35:CK:29:HIS:NE2	2.81	0.43
25:CA:2591:C:OP2	27:CC:236:GLY:O	2.35	0.43
25:CA:2592:G:H8	25:CA:2592:G:O5'	2.01	0.43
25:CA:2670:A:H2'	25:CA:2671:G:O5'	2.18	0.43
25:CA:2733:A:H2'	25:CA:2734:A:H8	1.83	0.43
27:CC:135:PRO:O	27:CC:136:VAL:C	2.57	0.43
29:CE:183:PHE:CD1	29:CE:183:PHE:N	2.85	0.43
30:CF:142:TYR:HA	30:CF:145:VAL:CG1	2.48	0.43
31:CG:25:ILE:O	31:CG:78:VAL:CG1	2.62	0.43
32:CH:2:GLN:O	32:CH:3:VAL:HG13	2.18	0.43
32:CH:119:ASN:N	32:CH:120:GLY:HA3	2.31	0.43
33:CI:57:VAL:H	33:CI:71:LYS:HE2	1.83	0.43
33:CI:92:PRO:HB3	33:CI:135:MET:O	2.18	0.43
33:CI:96:LYS:HG3	33:CI:138:VAL:CG2	2.42	0.43
34:CJ:58:ASN:HD21	34:CJ:128:ASN:HB2	1.82	0.43
40:CP:30:TRP:CZ2	40:CP:39:LEU:HD11	2.52	0.43
40:CP:60:VAL:HG12	40:CP:61:ARG:N	2.33	0.43
53:C2:33:ARG:O	53:C2:36:ALA:HB3	2.18	0.43
25:DA:39:G:H2'	25:DA:39:G:N3	2.33	0.43
25:DA:60:G:P	25:DA:60:G:H3'	2.58	0.43
25:DA:279:A:C5	25:DA:280:U:C6	3.06	0.43
25:DA:659:G:O5'	29:DE:95:LYS:CD	2.66	0.43
25:DA:1051:G:H8	25:DA:1051:G:OP2	2.01	0.43
25:DA:1070:A:N6	33:DI:10:LEU:HB3	2.32	0.43
25:DA:1366:A:C2	25:DA:1367:A:H1'	2.52	0.43
25:DA:1403:A:C6	25:DA:1404:C:C4	3.06	0.43
25:DA:1428:C:N4	25:DA:1570:A:OP2	2.47	0.43
25:DA:1429:G:H2'	25:DA:1430:G:C8	2.53	0.43
25:DA:1441:G:N3	25:DA:1442:U:C5	2.86	0.43
25:DA:1598:A:C6	25:DA:1599:U:N3	2.86	0.43
25:DA:1667:G:O2'	25:DA:1991:U:O4	2.19	0.43
25:DA:1731:G:C2'	25:DA:1732:C:O5'	2.65	0.43
25:DA:1795:C:C4	25:DA:1796:U:C5	3.06	0.43
25:DA:1868:C:H2'	25:DA:1869:G:O4'	2.18	0.43
25:DA:2333:A:O4'	25:DA:2335:A:H1'	2.18	0.43
25:DA:2678:C:O2'	25:DA:2679:A:H5'	2.18	0.43
25:DA:2838:G:C2'	25:DA:2839:G:H5'	2.48	0.43
56:DB:116:G:O2'	56:DB:117:G:H5'	2.18	0.43

Continued on next page...

Continued from previous page...

Atom-1	Atom-2	Interatomic distance (Å)	Clash overlap (Å)
29:DE:178:VAL:HG12	29:DE:179:SER:N	2.32	0.43
30:DF:57:ALA:HB1	30:DF:62:GLN:O	2.18	0.43
31:DG:5:LYS:O	31:DG:6:ALA:CB	2.63	0.43
32:DH:8:LYS:O	32:DH:9:VAL:HB	2.17	0.43
32:DH:135:HIS:CD2	32:DH:137:GLU:H	2.35	0.43
33:DI:17:ALA:CB	33:DI:41:PHE:CE2	3.00	0.43
33:DI:79:LEU:HD23	33:DI:83:ALA:CB	2.48	0.43
34:DJ:9:GLU:O	34:DJ:10:THR:HG22	2.18	0.43
36:DL:91:ASP:HB3	36:DL:94:THR:CG2	2.48	0.43
38:DN:43:GLU:O	38:DN:44:LEU:C	2.56	0.43
40:DP:32:VAL:C	40:DP:34:GLY:N	2.70	0.43
40:DP:100:ARG:O	40:DP:101:GLU:HG2	2.17	0.43
42:DR:47:VAL:CG1	42:DR:54:VAL:CG2	2.96	0.43
43:DS:84:ARG:HB3	43:DS:96:ILE:HD11	2.00	0.43
45:DU:85:ARG:O	45:DU:92:VAL:HG22	2.16	0.43
48:DX:53:LYS:O	48:DX:54:GLY:C	2.57	0.43
49:DY:8:GLU:HB3	49:DY:13:GLU:HG3	2.00	0.43
1:AA:155:A:H2'	1:AA:156:C:C6	2.54	0.43
1:AA:194:C:O2'	1:AA:195:A:H5'	2.18	0.43
1:AA:290:C:H3'	1:AA:290:C:C6	2.53	0.43
1:AA:460:A:H5''	1:AA:461:A:OP2	2.18	0.43
1:AA:654:G:C6	1:AA:753:A:C8	3.06	0.43
1:AA:763:G:C4	1:AA:764:C:C5	3.06	0.43
1:AA:1029:U:O2	1:AA:1033:G:C4	2.71	0.43
1:AA:1032:G:N2	1:AA:1033:G:C8	2.86	0.43
1:AA:1033:G:N1	1:AA:1034:G:C8	2.86	0.43
1:AA:1203:C:H4'	14:AN:67:THR:HG22	2.00	0.43
1:AA:1357:A:C5	1:AA:1358:U:C5	3.06	0.43
1:AA:1426:G:H2'	1:AA:1427:C:O5'	2.18	0.43
2:AB:181:PRO:O	2:AB:182:VAL:C	2.56	0.43
4:AD:198:LEU:C	4:AD:200:VAL:H	2.20	0.43
5:AE:114:LEU:HA	5:AE:114:LEU:HD12	1.74	0.43
6:AF:4:TYR:CE2	6:AF:71:ILE:HG21	2.53	0.43
10:AJ:35:GLN:OE1	10:AJ:78:GLU:CB	2.66	0.43
10:AJ:49:PHE:CD2	14:AN:77:PHE:CE1	3.06	0.43
10:AJ:49:PHE:CE2	14:AN:77:PHE:CZ	3.05	0.43
11:AK:113:THR:HA	11:AK:114:PRO:HD3	1.86	0.43
13:AM:18:LEU:O	13:AM:24:VAL:HG21	2.18	0.43
13:AM:59:VAL:C	13:AM:61:LYS:H	2.21	0.43
14:AN:64:CYS:CB	14:AN:80:SER:H	2.31	0.43
19:AS:46:LEU:O	19:AS:61:VAL:HG23	2.18	0.43

Continued on next page...

Continued from previous page...

Atom-1	Atom-2	Interatomic distance (Å)	Clash overlap (Å)
21:AU:18:PHE:O	21:AU:18:PHE:HD2	2.00	0.43
1:BA:108:G:C5	20:BT:9:ARG:HG2	2.53	0.43
1:BA:110:C:N4	1:BA:111:G:N1	2.66	0.43
1:BA:135:C:N3	16:BP:1:MET:HB2	2.32	0.43
1:BA:253:A:C2	1:BA:254:G:C5	3.06	0.43
1:BA:273:U:C4	1:BA:274:A:N7	2.86	0.43
1:BA:505:G:C6	1:BA:535:A:C2	3.06	0.43
1:BA:538:G:H5''	12:BL:110:LYS:HB2	1.99	0.43
1:BA:557:G:H3'	1:BA:558:G:H8	1.83	0.43
1:BA:560:A:C6	1:BA:566:G:O4'	2.71	0.43
1:BA:621:A:H2'	1:BA:622:A:C8	2.52	0.43
1:BA:933:G:C4	1:BA:935:A:C8	3.06	0.43
1:BA:1014:A:C5	1:BA:1015:G:C6	3.06	0.43
1:BA:1064:G:N2	1:BA:1190:G:H1'	2.33	0.43
1:BA:1090:U:N3	1:BA:1091:U:C4	2.85	0.43
1:BA:1125:U:C2	1:BA:1127:G:C8	3.06	0.43
1:BA:1161:C:N3	1:BA:1175:G:O6	2.51	0.43
8:BH:58:LEU:C	8:BH:58:LEU:CD1	2.86	0.43
17:BQ:30:HIS:HA	17:BQ:31:PRO:HD3	1.87	0.43
25:CA:72:U:H1'	49:CY:51:ALA:CB	2.48	0.43
25:CA:142:A:C2	44:CT:1:MET:HE3	2.53	0.43
25:CA:277:G:H8	25:CA:361:G:O6	2.00	0.43
25:CA:528:A:C2	25:CA:2043:C:O5'	2.71	0.43
25:CA:1239:G:H2'	25:CA:1240:U:O4'	2.18	0.43
25:CA:1351:C:H2'	25:CA:1352:U:O4'	2.18	0.43
25:CA:1881:C:H2'	25:CA:1882:U:O4'	2.18	0.43
25:CA:2146:C:H4'	25:CA:2147:A:N7	2.33	0.43
25:CA:2152:G:C6	25:CA:2153:C:N3	2.85	0.43
25:CA:2193:G:C6	25:CA:2194:U:C5	3.06	0.43
25:CA:2238:G:H2'	25:CA:2238:G:N3	2.32	0.43
25:CA:2305:U:O2'	30:CF:132:ARG:CZ	2.67	0.43
25:CA:2531:A:C2	25:CA:2532:G:N9	2.86	0.43
25:CA:2681:C:C2	25:CA:2724:U:O4	2.71	0.43
27:CC:1:ALA:HB3	27:CC:19:VAL:O	2.18	0.43
27:CC:121:ALA:O	27:CC:122:ALA:O	2.37	0.43
29:CE:10:SER:O	29:CE:11:ALA:C	2.55	0.43
30:CF:39:VAL:O	30:CF:41:GLU:N	2.51	0.43
31:CG:136:ASP:O	31:CG:137:LYS:C	2.57	0.43
33:CI:28:GLY:O	33:CI:34:ILE:CD1	2.66	0.43
35:CK:75:SER:O	35:CK:76:VAL:HG23	2.18	0.43
36:CL:109:LYS:HE2	36:CL:128:THR:CG2	2.45	0.43

Continued on next page...

Continued from previous page...

Atom-1	Atom-2	Interatomic distance (Å)	Clash overlap (Å)
38:CN:23:ASN:O	38:CN:26:GLY:N	2.52	0.43
39:CO:19:GLN:C	39:CO:21:LEU:H	2.20	0.43
39:CO:24:THR:HG22	39:CO:42:PRO:CG	2.47	0.43
39:CO:66:GLY:HA2	39:CO:102:ARG:HH22	1.83	0.43
43:CS:43:ALA:O	43:CS:47:VAL:CG1	2.57	0.43
43:CS:85:ILE:CG2	43:CS:86:MET:N	2.81	0.43
48:CX:57:VAL:HG12	48:CX:58:ILE:N	2.32	0.43
50:CZ:9:THR:HG22	50:CZ:10:ARG:CG	2.48	0.43
25:DA:54:G:C6	25:DA:55:G:N7	2.86	0.43
25:DA:282:A:N1	25:DA:283:G:C6	2.86	0.43
25:DA:357:C:N4	25:DA:358:U:O4	2.51	0.43
25:DA:811:U:H2'	36:DL:21:ARG:HA	1.98	0.43
25:DA:822:G:H2'	25:DA:823:C:H6	1.83	0.43
25:DA:846:U:O2'	25:DA:847:U:P	2.77	0.43
25:DA:1248:G:OP1	29:DE:44:ARG:NH1	2.52	0.43
25:DA:1268:A:C2'	25:DA:1269:A:O5'	2.67	0.43
25:DA:1408:G:H2'	25:DA:1409:U:C6	2.53	0.43
25:DA:1414:C:N3	25:DA:1415:U:C5	2.87	0.43
25:DA:1773:A:C2'	25:DA:1774:C:H5'	2.48	0.43
25:DA:1936:A:H2	25:DA:1943:U:O4	2.00	0.43
25:DA:2047:C:N4	60:DA:3680:HOH:O	2.51	0.43
25:DA:2148:G:H2'	25:DA:2149:U:OP2	2.18	0.43
25:DA:2370:G:O6	25:DA:2371:G:C6	2.71	0.43
25:DA:2531:A:C5	25:DA:2532:G:C8	3.06	0.43
25:DA:2562:U:P	35:DK:40:LYS:HD3	2.58	0.43
25:DA:2648:G:C4	25:DA:2649:C:C6	3.05	0.43
25:DA:2803:G:C4	25:DA:2804:U:C5	3.05	0.43
25:DA:2839:G:C2'	25:DA:2840:C:O5'	2.67	0.43
27:DC:35:LYS:NZ	27:DC:37:SER:HB3	2.33	0.43
27:DC:147:PRO:CD	27:DC:184:GLU:OE2	2.66	0.43
27:DC:171:VAL:HG23	27:DC:173:LEU:HD13	2.00	0.43
30:DF:89:THR:HG22	30:DF:89:THR:O	2.18	0.43
32:DH:29:PHE:CD2	32:DH:30:LEU:HD23	2.53	0.43
33:DI:36:GLU:HB2	33:DI:66:PHE:HE2	1.83	0.43
35:DK:92:GLU:CA	35:DK:92:GLU:OE2	2.65	0.43
37:DM:66:ARG:HH11	37:DM:66:ARG:CG	2.30	0.43
37:DM:136:MET:HE2	46:DV:57:TYR:CD2	2.53	0.43
38:DN:32:GLU:CG	38:DN:115:LEU:HD12	2.48	0.43
38:DN:55:ALA:HB1	38:DN:80:PHE:N	2.33	0.43
39:DO:106:LEU:CD2	39:DO:106:LEU:O	2.66	0.43
42:DR:49:ILE:CG2	42:DR:53:PHE:CA	2.96	0.43

Continued on next page...

Continued from previous page...

Atom-1	Atom-2	Interatomic distance (Å)	Clash overlap (Å)
42:DR:68:ARG:HB3	42:DR:90:ARG:HD3	1.99	0.43
44:DT:7:LEU:HD21	44:DT:46:ALA:CB	2.47	0.43
48:DX:48:LEU:O	48:DX:50:VAL:HG13	2.17	0.43
52:D1:8:ILE:HG12	52:D1:22:THR:HG23	1.99	0.43
1:AA:285:C:C2	1:AA:286:C:C5	3.06	0.43
1:AA:525:C:N4	1:AA:526:C:N4	2.65	0.43
1:AA:771:G:H2'	1:AA:772:U:H5'	2.00	0.43
1:AA:944:G:O6	1:AA:1337:G:H3'	2.18	0.43
1:AA:1004:A:H2'	1:AA:1005:A:C5'	2.49	0.43
1:AA:1188:A:C2'	1:AA:1189:U:H5'	2.48	0.43
1:AA:1201:A:H4'	1:AA:1202:U:O5'	2.18	0.43
2:AB:53:LEU:HD12	2:AB:216:VAL:HA	2.00	0.43
2:AB:180:ILE:HA	2:AB:181:PRO:HD3	1.69	0.43
2:AB:195:VAL:CG1	2:AB:197:PHE:O	2.66	0.43
3:AC:21:TRP:CD1	3:AC:58:ARG:CD	3.01	0.43
4:AD:14:GLU:HA	4:AD:14:GLU:OE1	2.17	0.43
4:AD:152:SER:OG	4:AD:153:ARG:N	2.50	0.43
4:AD:168:THR:CB	4:AD:183:ARG:HH22	2.27	0.43
9:AI:56:MET:SD	9:AI:56:MET:N	2.91	0.43
9:AI:83:THR:HG21	9:AI:102:PHE:CB	2.48	0.43
9:AI:129:ARG:NH1	9:AI:129:ARG:HB3	2.33	0.43
10:AJ:65:TYR:HB3	14:AN:96:LEU:CD1	2.45	0.43
13:AM:3:ILE:O	13:AM:3:ILE:HG12	2.18	0.43
13:AM:74:MET:SD	30:CF:111:ARG:CD	3.06	0.43
14:AN:82:ILE:HG22	14:AN:83:LYS:N	2.33	0.43
19:AS:44:ILE:CD1	19:AS:63:ASP:HA	2.47	0.43
20:AT:34:VAL:O	20:AT:35:TYR:C	2.56	0.43
24:AY:106:LEU:HA	24:AY:106:LEU:HD13	1.76	0.43
1:BA:128:G:N1	1:BA:129:A:C6	2.87	0.43
1:BA:303:A:O2'	1:BA:555:U:H4'	2.18	0.43
1:BA:318:G:C6	1:BA:319:G:C5	3.07	0.43
1:BA:390:U:H2'	1:BA:391:G:C8	2.53	0.43
1:BA:1236:A:H4'	1:BA:1304:G:H4'	1.99	0.43
1:BA:1291:U:C2	1:BA:1292:G:N7	2.85	0.43
1:BA:1360:A:N6	1:BA:1361:G:N2	2.66	0.43
1:BA:1422:G:C2	1:BA:1423:G:C4	3.06	0.43
1:BA:1423:G:C4	1:BA:1424:U:C6	3.06	0.43
1:BA:1538:C:H3'	1:BA:1538:C:H6	1.83	0.43
2:BB:19:THR:O	2:BB:20:ARG:CZ	2.67	0.43
2:BB:78:ALA:O	2:BB:81:ASP:OD2	2.35	0.43
2:BB:180:ILE:HG22	2:BB:181:PRO:N	2.33	0.43

Continued on next page...

Continued from previous page...

Atom-1	Atom-2	Interatomic distance (Å)	Clash overlap (Å)
3:BC:57:GLU:OE1	10:BJ:94:ALA:HB1	2.18	0.43
3:BC:63:ILE:CG1	3:BC:65:VAL:HG23	2.47	0.43
4:BD:84:ASN:OD1	4:BD:87:GLU:HG3	2.19	0.43
6:BF:53:LYS:O	6:BF:54:LEU:CB	2.65	0.43
6:BF:63:ASN:ND2	6:BF:96:VAL:HG22	2.32	0.43
7:BG:100:MET:O	7:BG:101:ARG:C	2.55	0.43
9:BI:11:ARG:CZ	9:BI:106:ASP:OD1	2.66	0.43
9:BI:123:ARG:HG3	9:BI:124:PRO:N	2.33	0.43
10:BJ:46:LYS:HG2	10:BJ:68:ARG:HG2	2.00	0.43
12:BL:23:LEU:HD23	12:BL:24:GLU:HG3	2.01	0.43
12:BL:42:LYS:HE3	12:BL:43:LYS:CD	2.46	0.43
13:BM:58:GLU:O	13:BM:61:LYS:HB2	2.19	0.43
15:BO:86:LEU:O	15:BO:88:ARG:N	2.52	0.43
18:BR:72:ARG:HB2	18:BR:73:HIS:HD2	1.82	0.43
22:BV:18:G:N2	22:BV:57:G:H2'	2.34	0.43
25:CA:71:A:C5'	25:CA:72:U:H3'	2.47	0.43
25:CA:96:C:O2'	25:CA:97:C:H5'	2.17	0.43
25:CA:275:C:C4	25:CA:276:U:C6	3.07	0.43
25:CA:404:A:C8	25:CA:406:G:C6	3.07	0.43
25:CA:527:C:H4'	25:CA:528:A:O5'	2.18	0.43
25:CA:626:A:C2	36:CL:78:ARG:HD3	2.53	0.43
25:CA:929:U:H4'	50:CZ:37:ARG:NH2	2.33	0.43
25:CA:1085:A:N6	25:CA:1086:A:H61	2.17	0.43
25:CA:1095:A:C6	25:CA:1096:A:N6	2.86	0.43
25:CA:1249:U:H4'	41:CQ:3:VAL:CG1	2.48	0.43
25:CA:1414:C:C6	25:CA:1415:U:C5	3.06	0.43
25:CA:1806:C:H2'	25:CA:1807:G:O5'	2.19	0.43
25:CA:1915:U:H3'	25:CA:1916:A:H8	1.83	0.43
25:CA:2120:G:H3'	25:CA:2120:G:C8	2.52	0.43
25:CA:2650:U:H2'	25:CA:2651:C:C6	2.53	0.43
25:CA:2723:C:N4	25:CA:2724:U:C4	2.85	0.43
26:CB:20:G:C2'	26:CB:21:G:C5'	2.96	0.43
28:CD:132:ALA:HA	28:CD:140:HIS:ND1	2.33	0.43
29:CE:155:GLU:HG3	29:CE:159:LEU:HD22	2.00	0.43
30:CF:27:VAL:O	30:CF:27:VAL:HG13	2.18	0.43
30:CF:94:ARG:HB3	30:CF:94:ARG:HH11	1.84	0.43
33:CI:57:VAL:CG1	33:CI:59:THR:OG1	2.67	0.43
33:CI:79:LEU:HD22	33:CI:137:LEU:HD11	2.00	0.43
33:CI:121:ILE:HG22	33:CI:121:ILE:O	2.19	0.43
37:CM:125:PRO:C	37:CM:126:ILE:CG2	2.86	0.43
42:CR:34:GLU:CD	42:CR:60:LYS:HE2	2.38	0.43

Continued on next page...

Continued from previous page...

Atom-1	Atom-2	Interatomic distance (Å)	Clash overlap (Å)
46:CV:50:MET:C	46:CV:52:ALA:H	2.20	0.43
49:CY:9:LYS:HG2	49:CY:11:VAL:H	1.82	0.43
51:C0:11:LYS:HD2	51:C0:11:LYS:HA	1.92	0.43
55:C4:9:LYS:C	55:C4:10:LEU:HD23	2.39	0.43
25:DA:88:G:C2	25:DA:89:A:C8	3.05	0.43
25:DA:200:U:H2'	25:DA:201:C:H5'	2.00	0.43
25:DA:250:G:C6	25:DA:251:A:C6	3.06	0.43
25:DA:262:A:C2	25:DA:430:A:N3	2.86	0.43
25:DA:264:C:O2	25:DA:264:C:C2'	2.64	0.43
25:DA:353:C:N4	25:DA:354:A:N6	2.66	0.43
25:DA:370:G:OP2	60:DA:3567:HOH:O	2.21	0.43
25:DA:861:A:C2	25:DA:917:A:N3	2.86	0.43
25:DA:935:C:C2'	25:DA:936:A:H5'	2.49	0.43
25:DA:948:C:H2'	25:DA:949:G:C8	2.54	0.43
25:DA:1064:C:N3	25:DA:1074:G:N2	2.65	0.43
25:DA:1133:A:C8	25:DA:2026:U:H4'	2.53	0.43
25:DA:1136:G:C2'	25:DA:1137:G:H5'	2.47	0.43
25:DA:1341:G:OP2	25:DA:1394:U:H1'	2.19	0.43
25:DA:1410:G:N2	25:DA:1593:A:C5	2.86	0.43
25:DA:1471:G:H2'	25:DA:1471:G:N3	2.33	0.43
25:DA:1517:G:N2	25:DA:1732:C:N3	2.66	0.43
25:DA:1594:U:O5'	25:DA:1594:U:H6	2.01	0.43
25:DA:1724:G:C6	25:DA:1725:U:C4	3.06	0.43
25:DA:1857:G:H1'	25:DA:1884:G:N2	2.32	0.43
25:DA:1885:A:C2'	25:DA:1886:U:H5'	2.49	0.43
25:DA:1914:C:O2	25:DA:1914:C:O4'	2.34	0.43
25:DA:2080:A:C5'	48:DX:18:SER:HB3	2.49	0.43
25:DA:2304:G:O2'	30:DF:152:ASP:HB2	2.19	0.43
25:DA:2399:G:H2'	25:DA:2400:G:O4'	2.17	0.43
25:DA:2618:G:C6	25:DA:2619:C:C4	3.07	0.43
25:DA:2745:C:C2	25:DA:2746:U:C6	3.06	0.43
25:DA:2746:U:C4	25:DA:2747:G:C5	3.05	0.43
25:DA:2769:U:H2'	25:DA:2770:G:O4'	2.17	0.43
27:DC:124:LYS:HG2	27:DC:127:ASN:ND2	2.33	0.43
28:DD:1:MET:CE	28:DD:1:MET:N	2.82	0.43
35:DK:76:VAL:HG12	40:DP:72:VAL:HG21	1.94	0.43
36:DL:119:PRO:CG	36:DL:138:ALA:O	2.65	0.43
37:DM:42:THR:O	37:DM:43:ALA:C	2.55	0.43
37:DM:49:ALA:HB2	37:DM:124:LEU:CD2	2.48	0.43
40:DP:1:SER:H2	40:DP:3:ILE:H	1.66	0.43
41:DQ:75:TYR:CZ	41:DQ:79:ILE:HG13	2.54	0.43

Continued on next page...

Continued from previous page...

Atom-1	Atom-2	Interatomic distance (Å)	Clash overlap (Å)
42:DR:37:GLU:OE2	42:DR:53:PHE:CE2	2.72	0.43
46:DV:21:ARG:HA	46:DV:25:LYS:O	2.17	0.43
51:D0:29:VAL:HG12	51:D0:30:ASP:N	2.33	0.43
52:D1:6:GLU:CD	52:D1:26:LYS:HB2	2.38	0.43
54:D3:38:LYS:O	54:D3:38:LYS:HG3	2.18	0.43
1:AA:10:A:OP2	5:AE:130:THR:OG1	2.32	0.43
1:AA:100:G:C5	1:AA:101:A:C5	3.06	0.43
1:AA:212:G:C2	1:AA:213:G:C5	3.06	0.43
1:AA:445:G:H2'	1:AA:446:G:O4'	2.18	0.43
1:AA:499:A:H61	1:AA:547:A:H5''	1.83	0.43
1:AA:674:G:C2'	1:AA:675:A:O5'	2.66	0.43
1:AA:833:G:C6	1:AA:834:U:C4	3.06	0.43
1:AA:879:C:C6	1:AA:879:C:H3'	2.54	0.43
1:AA:1031:C:O2'	1:AA:1032:G:P	2.76	0.43
1:AA:1124:G:O4'	10:AJ:40:ILE:HD11	2.18	0.43
1:AA:1150:A:O2'	10:AJ:43:PRO:HD3	2.19	0.43
1:AA:1257:A:H4'	1:AA:1258:G:OP2	2.18	0.43
1:AA:1321:U:O3'	19:AS:77:ARG:NH2	2.52	0.43
1:AA:1347:G:C8	9:AI:108:ARG:CB	3.01	0.43
1:AA:1494:G:C2	1:AA:1495:U:C5	3.06	0.43
2:AB:40:ILE:HG12	2:AB:41:ASN:N	2.32	0.43
2:AB:63:LYS:CB	2:AB:65:LYS:HE2	2.48	0.43
2:AB:69:VAL:O	2:AB:162:VAL:HA	2.18	0.43
2:AB:71:THR:HG22	2:AB:92:ASN:O	2.18	0.43
2:AB:116:LEU:CB	2:AB:140:LEU:HD11	2.48	0.43
3:AC:5:HIS:CB	14:AN:89:MET:HG3	2.49	0.43
3:AC:13:ILE:HG13	3:AC:14:VAL:HG13	2.00	0.43
4:AD:104:MET:SD	4:AD:106:PHE:CE2	3.12	0.43
4:AD:159:GLU:O	4:AD:162:GLU:OE1	2.37	0.43
4:AD:189:ASP:O	4:AD:190:LEU:CG	2.66	0.43
8:AH:122:GLY:O	8:AH:123:GLU:C	2.56	0.43
14:AN:7:ALA:O	14:AN:10:VAL:HB	2.18	0.43
15:AO:29:ALA:HA	15:AO:84:LEU:HD21	2.01	0.43
17:AQ:56:ASP:N	17:AQ:56:ASP:OD2	2.51	0.43
17:AQ:76:ARG:HH21	17:AQ:78:VAL:HG22	1.84	0.43
19:AS:33:TRP:CZ2	19:AS:56:HIS:HE1	2.37	0.43
20:AT:34:VAL:HG11	20:AT:78:LEU:HD22	2.01	0.43
20:AT:71:ALA:O	20:AT:74:HIS:HB2	2.18	0.43
21:AU:14:ALA:O	21:AU:15:LEU:HB2	2.18	0.43
24:AY:110:ARG:HE	24:AY:114:LEU:HD11	1.84	0.43
24:AY:140:VAL:HG12	24:AY:154:ASP:OD2	2.17	0.43

Continued on next page...

Continued from previous page...

Atom-1	Atom-2	Interatomic distance (Å)	Clash overlap (Å)
1:BA:69:G:C4	1:BA:70:U:H5	2.36	0.43
1:BA:102:G:C4	1:BA:103:U:C5	3.07	0.43
1:BA:1018:G:C6	1:BA:1019:A:C6	3.06	0.43
1:BA:1275:A:C6	1:BA:1276:G:C4	3.06	0.43
1:BA:1387:G:C2'	1:BA:1388:C:H5'	2.48	0.43
1:BA:1538:C:OP2	1:BA:1538:C:C5	2.72	0.43
2:BB:183:PHE:CE1	2:BB:197:PHE:CD2	3.06	0.43
3:BC:150:VAL:CG1	3:BC:199:VAL:HB	2.48	0.43
5:BE:9:GLU:O	5:BE:11:GLN:HB3	2.19	0.43
5:BE:81:GLN:CD	5:BE:149:PRO:HD3	2.38	0.43
5:BE:111:ARG:CZ	5:BE:111:ARG:HB2	2.48	0.43
6:BF:38:ARG:NH1	6:BF:63:ASN:HB2	2.33	0.43
9:BI:18:VAL:CG1	9:BI:85:ALA:CB	2.96	0.43
9:BI:114:LYS:HB2	9:BI:117:LEU:HD22	1.99	0.43
10:BJ:35:GLN:CD	10:BJ:77:VAL:HB	2.38	0.43
11:BK:69:CYS:O	11:BK:73:VAL:HG11	2.18	0.43
12:BL:98:ARG:HB2	12:BL:116:TYR:HA	2.00	0.43
14:BN:32:ASP:C	14:BN:32:ASP:OD2	2.56	0.43
14:BN:43:ASN:O	14:BN:47:LYS:CG	2.66	0.43
15:BO:69:LEU:HD13	15:BO:77:TYR:HA	2.00	0.43
16:BP:10:GLY:HA3	16:BP:15:PRO:CA	2.45	0.43
19:BS:49:ALA:HB1	19:BS:56:HIS:HB3	2.00	0.43
21:BU:36:PHE:CD1	21:BU:40:PRO:HG3	2.54	0.43
25:CA:100:U:H4'	25:CA:101:A:O5'	2.16	0.43
25:CA:538:A:O2'	34:CJ:8:PRO:HD2	2.18	0.43
25:CA:677:A:O3'	25:CA:2071:A:H5''	2.19	0.43
25:CA:919:U:C2	25:CA:920:A:C8	3.06	0.43
25:CA:1452:G:C8	25:CA:1457:U:N3	2.86	0.43
25:CA:1484:U:C2	25:CA:1485:U:C5	3.06	0.43
25:CA:1683:U:O5'	25:CA:1683:U:H6	2.01	0.43
25:CA:1693:U:O4	25:CA:1977:A:C5	2.71	0.43
25:CA:2008:C:C2'	25:CA:2009:A:O5'	2.66	0.43
25:CA:2078:C:C2'	25:CA:2079:U:H5'	2.48	0.43
25:CA:2172:U:P	25:CA:2174:C:H5	2.41	0.43
25:CA:2190:G:N3	25:CA:2190:G:H2'	2.33	0.43
25:CA:2356:U:O3'	47:CW:16:ARG:HD3	2.19	0.43
25:CA:2452:C:C4	25:CA:2453:A:C6	3.07	0.43
28:CD:107:VAL:HA	28:CD:206:ALA:H	1.83	0.43
32:CH:45:GLU:O	32:CH:48:GLU:HB3	2.18	0.43
35:CK:74:GLY:O	35:CK:75:SER:O	2.36	0.43
35:CK:109:SER:O	35:CK:110:GLU:C	2.57	0.43

Continued on next page...

Continued from previous page...

Atom-1	Atom-2	Interatomic distance (Å)	Clash overlap (Å)
36:CL:85:VAL:CG1	36:CL:94:THR:CG2	2.95	0.43
37:CM:136:MET:SD	46:CV:75:GLN:O	2.76	0.43
44:CT:12:ARG:O	49:CY:29:ARG:HD2	2.18	0.43
45:CU:88:ASP:CG	45:CU:89:GLY:H	2.22	0.43
46:CV:24:ASN:OD1	46:CV:44:HIS:HB3	2.18	0.43
49:CY:9:LYS:C	49:CY:11:VAL:N	2.72	0.43
49:CY:61:ALA:O	49:CY:63:ALA:N	2.51	0.43
52:C1:9:LYS:O	52:C1:50:GLU:HG3	2.19	0.43
25:DA:7:G:H4'	34:DJ:15:TRP:CH2	2.53	0.43
25:DA:136:G:H1	25:DA:143:C:H42	1.66	0.43
25:DA:224:U:C4	25:DA:225:C:C5	3.06	0.43
25:DA:231:A:C6	25:DA:232:G:N1	2.86	0.43
25:DA:318:C:C2'	25:DA:319:G:O5'	2.66	0.43
25:DA:783:A:C8	25:DA:783:A:H3'	2.54	0.43
25:DA:1045:C:O2	25:DA:1047:G:N1	2.51	0.43
25:DA:1373:A:C5	25:DA:1374:G:H1'	2.53	0.43
25:DA:1401:G:C8	25:DA:1402:U:C5	3.06	0.43
25:DA:1579:A:O2'	25:DA:1580:A:H5'	2.18	0.43
25:DA:1582:C:C5	25:DA:1583:A:C2	3.06	0.43
25:DA:1599:U:OP2	44:DT:40:LYS:HD2	2.18	0.43
25:DA:1789:A:OP1	27:DC:219:VAL:HA	2.19	0.43
25:DA:1856:U:C5	25:DA:1857:G:C5	3.07	0.43
25:DA:1878:G:H2'	25:DA:1879:C:H6	1.82	0.43
25:DA:2048:G:C2'	25:DA:2049:G:O5'	2.67	0.43
25:DA:2176:A:H2'	25:DA:2177:C:C6	2.53	0.43
25:DA:2354:C:O2'	57:DW:32:ILE:N	2.51	0.43
25:DA:2449:U:H4'	25:DA:2450:A:OP1	2.18	0.43
25:DA:2722:G:O2'	25:DA:2723:C:H5'	2.17	0.43
25:DA:2742:G:OP1	55:D4:36:ARG:HD3	2.19	0.43
25:DA:2758:A:C6	25:DA:2759:G:C8	3.07	0.43
25:DA:2808:G:C2	25:DA:2891:U:C5	3.07	0.43
56:DB:17:C:C2'	56:DB:18:G:H5'	2.48	0.43
56:DB:48:U:H4'	39:DO:100:HIS:NE2	2.33	0.43
27:DC:216:ARG:HB3	27:DC:217:PRO:HD2	1.98	0.43
28:DD:38:LYS:HD2	28:DD:45:TYR:OH	2.18	0.43
29:DE:21:ARG:O	29:DE:22:ASP:O	2.37	0.43
31:DG:123:GLU:O	31:DG:125:PRO:HD2	2.18	0.43
32:DH:21:VAL:CG2	32:DH:25:TYR:CD2	3.02	0.43
32:DH:32:PRO:HB3	48:DX:38:TRP:HB3	2.01	0.43
38:DN:55:ALA:HB2	38:DN:79:LEU:HB2	1.99	0.43
39:DO:74:VAL:O	39:DO:77:ALA:HB3	2.19	0.43

Continued on next page...

Continued from previous page...

Atom-1	Atom-2	Interatomic distance (Å)	Clash overlap (Å)
40:DP:11:GLN:HB2	40:DP:54:LEU:CD2	2.48	0.43
42:DR:42:ALA:HA	42:DR:46:GLU:HB2	2.00	0.43
49:DY:8:GLU:CG	49:DY:12:GLU:HB3	2.49	0.43
51:D0:14:MET:O	51:D0:17:SER:CB	2.65	0.43
54:D3:6:VAL:HB	54:D3:60:CYS:HB3	2.00	0.43
1:AA:61:G:C5	1:AA:107:G:N2	2.87	0.43
1:AA:346:G:N2	1:AA:347:G:C8	2.86	0.43
1:AA:849:G:H2'	1:AA:850:U:O5'	2.17	0.43
1:AA:893:C:H2'	1:AA:894:G:C8	2.53	0.43
1:AA:915:A:C2'	1:AA:916:U:H5'	2.48	0.43
1:AA:1125:U:HO2'	1:AA:1126:U:P	2.42	0.43
1:AA:1191:A:C2'	1:AA:1192:C:H5'	2.47	0.43
1:AA:1253:G:C2	1:AA:1254:A:C4	3.06	0.43
1:AA:1299:A:C5	1:AA:1301:U:O2	2.72	0.43
1:AA:1306:A:C5	1:AA:1307:U:C6	3.06	0.43
1:AA:1337:G:C4'	1:AA:1338:G:OP1	2.66	0.43
1:AA:1337:G:H5'	1:AA:1338:G:OP1	2.18	0.43
1:AA:1520:C:H2'	1:AA:1521:C:H6	1.83	0.43
2:AB:29:PHE:O	2:AB:41:ASN:N	2.51	0.43
5:AE:24:VAL:O	5:AE:25:LYS:C	2.57	0.43
6:AF:14:GLN:OE1	6:AF:17:GLN:HB2	2.18	0.43
12:AL:49:ARG:HB3	12:AL:89:LEU:HD21	1.99	0.43
13:AM:17:ALA:O	13:AM:20:SER:HB2	2.19	0.43
13:AM:65:GLU:O	13:AM:68:LEU:HB3	2.18	0.43
16:AP:36:VAL:O	16:AP:36:VAL:HG13	2.18	0.43
16:AP:45:GLU:HG2	16:AP:45:GLU:O	2.19	0.43
16:AP:51:ARG:CG	16:AP:51:ARG:NH1	2.79	0.43
18:AR:40:PRO:O	18:AR:44:THR:HG23	2.18	0.43
22:AV:11:C:H6	22:AV:11:C:O5'	2.01	0.43
22:AV:41:C:O5'	22:AV:41:C:H6	2.01	0.43
22:AV:62:C:N3	22:AV:63:G:N7	2.67	0.43
1:BA:16:A:N1	1:BA:919:A:H2	2.14	0.43
1:BA:49:U:C4	1:BA:364:A:C5	3.06	0.43
1:BA:72:A:H61	1:BA:99:C:H1'	1.83	0.43
1:BA:100:G:O6	1:BA:101:A:C6	2.72	0.43
1:BA:363:A:OP1	12:BL:30:ARG:HB3	2.18	0.43
1:BA:459:A:C2'	1:BA:460:A:O4'	2.65	0.43
1:BA:471:U:C4	1:BA:472:U:C4	3.06	0.43
1:BA:596:A:C6	1:BA:645:G:C2	3.06	0.43
1:BA:663:A:C2	1:BA:743:A:C2	3.06	0.43
1:BA:942:G:C2	1:BA:1342:C:O2	2.72	0.43

Continued on next page...

Continued from previous page...

Atom-1	Atom-2	Interatomic distance (Å)	Clash overlap (Å)
1:BA:949:A:H2'	1:BA:950:U:O4'	2.18	0.43
1:BA:956:U:C4	1:BA:957:U:C5	3.07	0.43
1:BA:1095:U:C4	1:BA:1096:C:C4	3.06	0.43
1:BA:1275:A:N7	1:BA:1276:G:N7	2.66	0.43
2:BB:32:GLY:O	2:BB:33:ALA:CB	2.66	0.43
3:BC:129:PHE:CD2	3:BC:156:LEU:HD23	2.54	0.43
4:BD:60:VAL:O	4:BD:63:ILE:N	2.51	0.43
4:BD:168:THR:HB	4:BD:183:ARG:HH21	1.84	0.43
6:BF:19:PRO:CA	6:BF:22:ILE:HD12	2.44	0.43
6:BF:74:LEU:HA	6:BF:74:LEU:HD12	1.78	0.43
10:BJ:77:VAL:O	10:BJ:79:PRO:HD3	2.19	0.43
13:BM:47:LEU:HD13	13:BM:52:ILE:CG1	2.48	0.43
14:BN:27:LYS:CA	14:BN:30:ILE:HB	2.48	0.43
21:BU:13:VAL:O	21:BU:15:LEU:HG	2.18	0.43
25:CA:5:A:C2	25:CA:2899:A:C2	3.07	0.43
25:CA:178:G:H8	25:CA:178:G:O5'	2.02	0.43
25:CA:328:U:H2'	25:CA:329:G:OP1	2.18	0.43
25:CA:586:A:H8	25:CA:586:A:H5''	1.83	0.43
25:CA:919:U:C2'	25:CA:920:A:H5'	2.49	0.43
25:CA:1070:A:C6	33:CI:9:LYS:O	2.71	0.43
25:CA:1102:C:H2'	25:CA:1103:A:C8	2.53	0.43
25:CA:1142:A:C2	25:CA:1144:A:N9	2.86	0.43
25:CA:1406:U:H2'	25:CA:1407:G:C8	2.53	0.43
25:CA:1464:G:O2'	25:CA:1465:G:H5'	2.18	0.43
25:CA:1872:A:H8	25:CA:1873:G:C1'	2.32	0.43
25:CA:1883:U:H2'	25:CA:1884:G:O4'	2.18	0.43
25:CA:2093:G:O2'	25:CA:2094:A:H5'	2.18	0.43
25:CA:2133:G:H2'	25:CA:2158:A:N6	2.32	0.43
25:CA:2145:C:C6	25:CA:2145:C:C3'	3.02	0.43
25:CA:2281:A:O2'	25:CA:2282:G:H5'	2.18	0.43
25:CA:2474:U:C5'	25:CA:2475:C:OP2	2.67	0.43
25:CA:2703:C:N4	25:CA:2704:C:H41	2.16	0.43
26:CB:42:C:P	30:CF:63:LYS:HE3	2.58	0.43
26:CB:51:G:O2'	26:CB:52:A:H5'	2.18	0.43
27:CC:17:LYS:CE	27:CC:17:LYS:CA	2.95	0.43
27:CC:56:GLY:HA2	27:CC:212:TRP:HA	2.00	0.43
33:CI:33:ASN:HB3	33:CI:36:GLU:HB2	2.01	0.43
36:CL:130:GLY:O	36:CL:131:ALA:C	2.57	0.43
39:CO:2:ASP:O	39:CO:3:LYS:C	2.57	0.43
39:CO:66:GLY:CA	39:CO:102:ARG:HH22	2.31	0.43
39:CO:74:VAL:O	39:CO:78:VAL:HG22	2.19	0.43

Continued on next page...

Continued from previous page...

Atom-1	Atom-2	Interatomic distance (Å)	Clash overlap (Å)
39:CO:88:LYS:O	39:CO:89:ASP:HB2	2.18	0.43
43:CS:3:THR:HG21	43:CS:58:ALA:N	2.34	0.43
45:CU:5:ARG:O	45:CU:6:ARG:O	2.35	0.43
45:CU:46:LYS:HB3	45:CU:46:LYS:HE2	1.85	0.43
46:CV:50:MET:C	46:CV:52:ALA:N	2.68	0.43
49:CY:37:LEU:C	49:CY:37:LEU:CD1	2.87	0.43
52:C1:38:PHE:CE2	52:C1:40:PRO:HA	2.53	0.43
25:DA:277:G:O2'	25:DA:361:G:N1	2.52	0.43
25:DA:412:A:C2'	25:DA:413:C:H5'	2.47	0.43
25:DA:480:A:H2'	25:DA:480:A:N3	2.33	0.43
25:DA:543:G:C5'	25:DA:543:G:C8	3.02	0.43
25:DA:756:A:H2'	25:DA:757:G:O4'	2.18	0.43
25:DA:1096:A:C6	25:DA:1097:U:H5	2.35	0.43
25:DA:1252:G:C2	41:DQ:32:ARG:HG2	2.54	0.43
25:DA:1424:G:C2	25:DA:1425:G:H1'	2.53	0.43
25:DA:1459:G:H2'	25:DA:1460:U:O5'	2.18	0.43
25:DA:1519:G:N1	25:DA:1520:U:C2	2.86	0.43
25:DA:1556:C:H2'	25:DA:1557:C:H5'	1.98	0.43
25:DA:1675:C:C2'	25:DA:1676:A:H5'	2.49	0.43
25:DA:2364:C:H2'	25:DA:2365:G:H5'	2.00	0.43
25:DA:2402:U:C2'	25:DA:2403:C:OP2	2.67	0.43
27:DC:215:VAL:O	27:DC:215:VAL:HG12	2.18	0.43
31:DG:3:VAL:O	31:DG:4:ALA:C	2.55	0.43
32:DH:3:VAL:CA	32:DH:39:ALA:HB2	2.49	0.43
33:DI:100:ILE:O	33:DI:101:SER:CB	2.64	0.43
34:DJ:55:ILE:CD1	34:DJ:132:HIS:HB2	2.48	0.43
36:DL:4:ASN:N	36:DL:4:ASN:HD22	2.17	0.43
36:DL:98:ALA:O	36:DL:100:ILE:HG22	2.19	0.43
37:DM:64:TRP:HZ3	37:DM:106:ASP:HB3	1.82	0.43
38:DN:81:ASN:OD1	38:DN:81:ASN:N	2.50	0.43
40:DP:69:VAL:C	40:DP:70:GLU:HG3	2.39	0.43
42:DR:6:GLN:O	42:DR:7:SER:HB2	2.18	0.43
44:DT:39:THR:HG23	44:DT:41:ALA:N	2.32	0.43
46:DV:8:VAL:O	46:DV:9:ARG:C	2.56	0.43
46:DV:30:ILE:HG12	46:DV:91:PHE:HB2	1.99	0.43
49:DY:45:GLN:O	49:DY:48:ARG:HB2	2.19	0.43
1:AA:33:A:O2'	1:AA:363:A:H1'	2.18	0.43
1:AA:89:U:O2'	1:AA:90:C:H5'	2.18	0.43
1:AA:250:A:N3	1:AA:250:A:H5'	2.33	0.43
1:AA:257:G:C2	1:AA:258:G:N7	2.87	0.43
1:AA:380:G:H3'	1:AA:380:G:C8	2.53	0.43

Continued on next page...

Continued from previous page...

Atom-1	Atom-2	Interatomic distance (Å)	Clash overlap (Å)
1:AA:426:U:H5''	4:AD:36:ALA:HB1	2.00	0.43
1:AA:650:G:C2'	1:AA:651:C:H5'	2.49	0.43
1:AA:815:A:O2'	1:AA:816:A:OP1	2.26	0.43
1:AA:949:A:C6	1:AA:950:U:C4	3.07	0.43
1:AA:1258:G:C2	1:AA:1259:C:C2	3.06	0.43
1:AA:1285:A:C5'	1:AA:1286:U:O4	2.67	0.43
1:AA:1449:C:H1'	1:AA:1455:G:N2	2.34	0.43
1:AA:1508:A:H2'	1:AA:1509:C:O4'	2.18	0.43
2:AB:53:LEU:HA	2:AB:56:LEU:HB3	2.01	0.43
2:AB:159:ALA:O	2:AB:160:LEU:HB2	2.18	0.43
4:AD:73:ASN:O	4:AD:77:GLU:HB2	2.18	0.43
5:AE:149:PRO:HA	8:AH:98:LEU:CD1	2.48	0.43
6:AF:11:HIS:HA	6:AF:12:PRO:HD2	1.77	0.43
6:AF:62:MET:O	6:AF:63:ASN:CB	2.66	0.43
6:AF:69:GLU:O	6:AF:72:ASP:HB3	2.18	0.43
6:AF:92:THR:CG2	6:AF:93:LYS:H	2.31	0.43
7:AG:148:LYS:C	7:AG:150:PHE:N	2.69	0.43
9:AI:49:GLN:C	9:AI:51:LEU:H	2.22	0.43
9:AI:53:LEU:HD12	9:AI:53:LEU:N	2.34	0.43
11:AK:107:THR:HG22	11:AK:108:ASN:ND2	2.33	0.43
12:AL:93:ARG:O	12:AL:94:TYR:CG	2.72	0.43
14:AN:48:LEU:HD23	14:AN:51:LEU:HD21	1.99	0.43
19:AS:50:VAL:CG2	19:AS:70:LEU:CD1	2.90	0.43
20:AT:5:SER:OG	20:AT:6:ALA:N	2.52	0.43
20:AT:57:VAL:HG12	20:AT:58:ASP:N	2.33	0.43
24:AY:9:ASP:HB3	24:AY:13:ARG:HH22	1.78	0.43
24:AY:12:VAL:HG12	24:AY:13:ARG:N	2.32	0.43
1:BA:81:A:H2'	1:BA:82:G:C8	2.54	0.43
1:BA:148:G:H2'	1:BA:149:A:O5'	2.18	0.43
1:BA:392:C:O2'	1:BA:483:C:H1'	2.18	0.43
1:BA:620:C:O2	4:BD:131:ILE:HG21	2.18	0.43
1:BA:901:A:C5	1:BA:902:G:H1'	2.53	0.43
1:BA:1136:C:H4'	1:BA:1137:C:OP2	2.19	0.43
1:BA:1285:A:H5'	1:BA:1286:U:O4	2.18	0.43
1:BA:1347:G:C8	9:BI:108:ARG:CB	3.02	0.43
1:BA:1491:G:C8	1:BA:1492:A:N7	2.86	0.43
2:BB:67:LEU:HA	2:BB:89:PHE:O	2.19	0.43
2:BB:141:GLU:HG2	2:BB:142:LYS:H	1.83	0.43
3:BC:71:ARG:CB	3:BC:74:ILE:CG2	2.94	0.43
5:BE:29:ILE:O	5:BE:29:ILE:HG23	2.18	0.43
6:BF:29:ILE:N	6:BF:29:ILE:CD1	2.82	0.43

Continued on next page...

Continued from previous page...

Atom-1	Atom-2	Interatomic distance (Å)	Clash overlap (Å)
6:BF:47:LEU:HD13	6:BF:51:ILE:CG2	2.48	0.43
6:BF:82:ASP:C	6:BF:84:VAL:H	2.22	0.43
6:BF:88:MET:HG2	6:BF:90:MET:CG	2.49	0.43
7:BG:137:ARG:NH2	7:BG:138:GLU:CG	2.81	0.43
9:BI:6:TYR:HA	9:BI:18:VAL:O	2.19	0.43
9:BI:41:GLU:O	9:BI:42:THR:C	2.56	0.43
10:BJ:35:GLN:NE2	10:BJ:77:VAL:HB	2.33	0.43
10:BJ:36:VAL:HG12	10:BJ:38:GLY:HA2	2.01	0.43
11:BK:62:ALA:HB3	11:BK:91:GLY:HA2	1.99	0.43
14:BN:20:PHE:CA	14:BN:24:ALA:HB2	2.49	0.43
14:BN:33:VAL:O	14:BN:33:VAL:HG12	2.18	0.43
15:BO:30:LEU:O	15:BO:34:GLN:HB2	2.18	0.43
15:BO:48:ASP:CG	15:BO:51:SER:HB2	2.39	0.43
17:BQ:46:HIS:HB2	17:BQ:70:LYS:HE2	2.01	0.43
19:BS:10:ILE:HG12	19:BS:15:LEU:HD22	2.01	0.43
19:BS:17:LYS:HA	19:BS:20:LYS:HB3	2.01	0.43
20:BT:66:ILE:CG2	20:BT:67:HIS:N	2.80	0.43
25:CA:67:U:O2	25:CA:88:G:C2	2.71	0.43
25:CA:86:G:C2	25:CA:87:U:C4	3.06	0.43
25:CA:306:U:C4	25:CA:307:G:C5	3.07	0.43
25:CA:323:C:O4'	25:CA:323:C:O2	2.31	0.43
25:CA:570:G:OP1	25:CA:972:A:O2'	2.27	0.43
25:CA:811:U:O4	36:CL:21:ARG:NH2	2.51	0.43
25:CA:848:C:H2'	25:CA:849:A:C8	2.53	0.43
25:CA:852:U:H2'	25:CA:853:C:C6	2.53	0.43
25:CA:1058:U:O2	25:CA:1058:U:H2'	2.18	0.43
25:CA:1059:G:C4	25:CA:1060:U:C5	3.07	0.43
25:CA:1063:G:H4'	33:CI:76:ALA:HB1	2.00	0.43
25:CA:1071:G:C4	25:CA:1089:A:C5	3.07	0.43
25:CA:1180:U:C2'	25:CA:1181:U:C5'	2.95	0.43
25:CA:1483:G:C2	25:CA:1507:C:O2	2.71	0.43
25:CA:1559:U:H4'	25:CA:1560:G:OP2	2.19	0.43
25:CA:2051:A:H5'	25:CA:2578:G:O4'	2.19	0.43
25:CA:2114:A:N3	25:CA:2114:A:C2'	2.79	0.43
25:CA:2161:C:O2	25:CA:2161:C:C2'	2.62	0.43
25:CA:2304:G:C2'	25:CA:2305:U:H5''	2.47	0.43
25:CA:2516:A:C6	25:CA:2517:C:C4	3.06	0.43
25:CA:2552:U:H2'	25:CA:2554:U:H5''	2.00	0.43
25:CA:2636:C:H2'	25:CA:2636:C:O2	2.18	0.43
25:CA:2831:G:H1'	25:CA:2883:A:H2'	2.01	0.43
27:CC:35:LYS:O	27:CC:36:ASN:HB2	2.14	0.43

Continued on next page...

Continued from previous page...

Atom-1	Atom-2	Interatomic distance (Å)	Clash overlap (Å)
27:CC:92:LEU:HD11	27:CC:100:ARG:HD3	2.00	0.43
28:CD:2:ILE:HG23	28:CD:88:GLU:OE2	2.18	0.43
28:CD:61:THR:OG1	28:CD:64:GLU:HG3	2.19	0.43
30:CF:127:TYR:CE2	30:CF:129:MET:HG2	2.53	0.43
31:CG:25:ILE:HG21	31:CG:74:MET:O	2.19	0.43
31:CG:42:VAL:HB	31:CG:51:PHE:CD1	2.53	0.43
32:CH:142:VAL:HG12	32:CH:143:ILE:H	1.83	0.43
33:CI:107:GLU:HA	33:CI:110:GLN:OE1	2.18	0.43
35:CK:103:VAL:O	35:CK:122:VAL:HB	2.17	0.43
38:CN:32:GLU:OE1	38:CN:118:ARG:HA	2.18	0.43
39:CO:59:ALA:O	39:CO:60:GLU:C	2.56	0.43
41:CQ:87:VAL:CG1	42:CR:49:ILE:HD11	2.48	0.43
42:CR:40:MET:HE2	42:CR:48:LYS:HE2	1.99	0.43
42:CR:48:LYS:HE3	42:CR:48:LYS:HB3	1.52	0.43
42:CR:49:ILE:O	42:CR:51:VAL:O	2.37	0.43
45:CU:68:ASN:C	45:CU:69:VAL:HG13	2.38	0.43
46:CV:60:VAL:C	46:CV:61:LEU:HD13	2.39	0.43
25:DA:42:A:N3	25:DA:438:G:C2	2.87	0.43
25:DA:80:G:H2'	25:DA:81:G:H5'	2.00	0.43
25:DA:659:G:O5'	29:DE:95:LYS:HD3	2.18	0.43
25:DA:784:G:P	60:DA:3317:HOH:O	2.76	0.43
25:DA:796:C:OP1	29:DE:57:LYS:NZ	2.47	0.43
25:DA:864:G:O2'	25:DA:865:C:H5'	2.19	0.43
25:DA:1221:C:H2'	25:DA:1222:U:O4'	2.19	0.43
25:DA:1301:A:N3	25:DA:1301:A:C2'	2.82	0.43
25:DA:1398:C:C2'	25:DA:1399:C:O5'	2.65	0.43
25:DA:1402:U:H2'	25:DA:1402:U:O2	2.17	0.43
25:DA:1487:U:N3	25:DA:1503:A:C2	2.86	0.43
25:DA:1681:G:C8	25:DA:1762:A:C2	3.06	0.43
25:DA:2111:U:C4	25:DA:2147:A:H2	2.37	0.43
25:DA:2114:A:N3	25:DA:2114:A:C2'	2.80	0.43
25:DA:2407:A:C2	25:DA:2408:U:C6	3.06	0.43
25:DA:2511:U:H2'	25:DA:2512:C:O4'	2.17	0.43
25:DA:2540:C:C2'	25:DA:2541:A:H5'	2.49	0.43
25:DA:2588:G:C6	25:DA:2607:G:C2	3.06	0.43
25:DA:2751:G:N3	25:DA:2751:G:H2'	2.34	0.43
25:DA:2794:C:O2	25:DA:2795:C:N1	2.52	0.43
27:DC:243:PRO:C	27:DC:244:VAL:HG13	2.38	0.43
28:DD:62:LYS:N	28:DD:63:PRO:CD	2.81	0.43
29:DE:114:ARG:HE	29:DE:114:ARG:HB2	1.61	0.43
30:DF:41:GLU:O	30:DF:45:ASP:OD1	2.36	0.43

Continued on next page...

Continued from previous page...

Atom-1	Atom-2	Interatomic distance (Å)	Clash overlap (Å)
31:DG:53:PRO:HG3	31:DG:61:TRP:CD2	2.53	0.43
31:DG:136:ASP:HB3	31:DG:139:VAL:HG23	2.01	0.43
34:DJ:39:LYS:NZ	34:DJ:44:TYR:CZ	2.86	0.43
34:DJ:80:HIS:HB3	34:DJ:81:ILE:CG2	2.46	0.43
34:DJ:98:GLU:O	34:DJ:102:GLU:HG3	2.19	0.43
34:DJ:122:LEU:HD12	34:DJ:123:LYS:N	2.33	0.43
39:DO:26:LEU:CD1	39:DO:39:VAL:CG2	2.92	0.43
39:DO:36:TYR:N	39:DO:36:TYR:CD2	2.83	0.43
44:DT:34:VAL:HG21	44:DT:43:ILE:HD11	2.00	0.43
45:DU:23:LYS:HB3	45:DU:36:GLU:CD	2.39	0.43
46:DV:80:HIS:HE1	46:DV:82:TYR:CD2	2.36	0.43
49:DY:9:LYS:H	49:DY:12:GLU:HG3	1.81	0.43
52:D1:16:THR:HG21	52:D1:39:ASP:OD1	2.18	0.43
55:D4:1:MET:SD	55:D4:36:ARG:HB2	2.59	0.43
55:D4:10:LEU:N	55:D4:14:CYS:SG	2.92	0.43
1:AA:66:A:O4'	1:AA:173:U:C4	2.71	0.43
1:AA:108:G:N2	1:AA:109:A:N1	2.66	0.43
1:AA:182:A:N7	1:AA:184:G:C5	2.87	0.43
1:AA:199:A:C2	1:AA:200:G:C5	3.06	0.43
1:AA:283:U:H2'	1:AA:284:C:C6	2.53	0.43
1:AA:518:C:H5''	1:AA:519:C:C6	2.54	0.43
1:AA:1140:C:HO2'	1:AA:1141:C:P	2.40	0.43
1:AA:1374:A:O2'	1:AA:1375:A:H5'	2.19	0.43
1:AA:1539:C:P	21:AU:17:ARG:CZ	3.07	0.43
2:AB:110:ILE:CD1	2:AB:147:LEU:HD13	2.49	0.43
4:AD:106:PHE:CG	4:AD:144:ILE:HD11	2.53	0.43
4:AD:123:MET:O	4:AD:142:VAL:HA	2.18	0.43
4:AD:194:ILE:HG13	4:AD:196:GLU:OE2	2.18	0.43
9:AI:24:ASN:C	9:AI:58:GLU:CA	2.87	0.43
9:AI:35:GLU:OE2	9:AI:39:GLY:HA3	2.18	0.43
9:AI:49:GLN:N	9:AI:50:PRO:HD2	2.34	0.43
10:AJ:83:THR:CG2	10:AJ:84:VAL:N	2.82	0.43
14:AN:20:PHE:O	14:AN:21:ALA:HB3	2.19	0.43
14:AN:41:ARG:CB	14:AN:42:TRP:CE3	3.01	0.43
16:AP:3:THR:HG22	16:AP:4:ILE:H	1.82	0.43
16:AP:15:PRO:O	16:AP:16:PHE:HB2	2.19	0.43
19:AS:54:ARG:H	19:AS:54:ARG:HG3	1.69	0.43
20:AT:23:ARG:O	20:AT:26:MET:N	2.51	0.43
1:BA:98:A:O2'	1:BA:99:C:H5'	2.19	0.43
1:BA:174:A:C5	1:BA:175:C:C5	3.07	0.43
1:BA:762:U:H2'	1:BA:763:G:C8	2.53	0.43

Continued on next page...

Continued from previous page...

Atom-1	Atom-2	Interatomic distance (Å)	Clash overlap (Å)
1:BA:782:A:C6	1:BA:801:U:C2	3.07	0.43
1:BA:807:A:H2'	1:BA:808:C:C6	2.54	0.43
1:BA:905:U:C2'	1:BA:906:A:H5'	2.48	0.43
1:BA:926:G:C6	1:BA:1505:G:C6	3.07	0.43
1:BA:1000:A:C6	1:BA:1001:C:N3	2.87	0.43
1:BA:1148:U:C4	1:BA:1149:C:N3	2.86	0.43
1:BA:1151:A:C2	1:BA:1152:A:C6	3.06	0.43
1:BA:1233:G:C6	1:BA:1234:C:C4	3.07	0.43
1:BA:1276:G:H2'	1:BA:1277:C:C6	2.54	0.43
1:BA:1317:C:H2'	1:BA:1318:A:C5'	2.49	0.43
1:BA:1317:C:C2'	1:BA:1318:A:O5'	2.66	0.43
1:BA:1486:G:N1	1:BA:1487:G:C2	2.86	0.43
2:BB:9:LEU:HB2	2:BB:42:LEU:HD22	2.00	0.43
2:BB:18:GLN:O	2:BB:37:VAL:CG2	2.67	0.43
2:BB:71:THR:O	2:BB:72:LYS:HG2	2.19	0.43
2:BB:117:GLU:HA	2:BB:120:SER:HB2	2.00	0.43
2:BB:130:LYS:O	2:BB:134:LEU:N	2.51	0.43
4:BD:30:LYS:HE2	4:BD:30:LYS:H	1.84	0.43
6:BF:40:GLU:OE1	6:BF:100:SER:CB	2.66	0.43
7:BG:13:PRO:HA	7:BG:20:GLU:HG3	1.99	0.43
7:BG:23:ALA:O	7:BG:26:VAL:CG2	2.66	0.43
10:BJ:10:LEU:N	10:BJ:10:LEU:CD1	2.77	0.43
10:BJ:35:GLN:HG2	10:BJ:77:VAL:HB	2.00	0.43
10:BJ:84:VAL:O	10:BJ:88:MET:CG	2.67	0.43
12:BL:54:VAL:CG2	12:BL:79:ILE:HD11	2.48	0.43
13:BM:14:ALA:HA	13:BM:44:ILE:HD11	2.01	0.43
19:BS:39:ILE:HG22	19:BS:66:VAL:HA	2.00	0.43
20:BT:35:TYR:HE1	20:BT:39:GLU:OE2	2.01	0.43
25:CA:130:C:H2'	25:CA:131:A:O5'	2.19	0.43
25:CA:671:C:H2'	25:CA:672:C:C6	2.54	0.43
25:CA:684:G:C2	25:CA:794:A:C2	3.07	0.43
25:CA:877:A:C2	25:CA:899:A:C2	3.07	0.43
25:CA:928:A:C2'	25:CA:929:U:H5'	2.48	0.43
25:CA:1039:A:C2'	25:CA:1040:A:O5'	2.66	0.43
25:CA:1414:C:H6	25:CA:1414:C:H3'	1.83	0.43
25:CA:1434:A:O2'	25:CA:1435:G:O4'	2.37	0.43
25:CA:1583:A:O4'	25:CA:1583:A:N3	2.50	0.43
25:CA:1826:G:O2'	25:CA:1971:U:OP2	2.36	0.43
25:CA:1870:C:H2'	25:CA:1871:A:N3	2.33	0.43
25:CA:1875:G:HO2'	25:CA:1876:A:P	2.41	0.43
25:CA:2221:G:C2'	25:CA:2222:C:C5'	2.96	0.43

Continued on next page...

Continued from previous page...

Atom-1	Atom-2	Interatomic distance (Å)	Clash overlap (Å)
25:CA:2655:G:HO2'	25:CA:2656:U:P	2.40	0.43
27:CC:134:ILE:HG23	27:CC:135:PRO:CD	2.49	0.43
29:CE:109:LEU:O	29:CE:111:GLU:N	2.52	0.43
30:CF:63:LYS:HA	30:CF:64:PRO:HD3	1.87	0.43
30:CF:116:LEU:N	30:CF:116:LEU:HD22	2.33	0.43
32:CH:4:ILE:CG2	32:CH:5:LEU:N	2.80	0.43
33:CI:57:VAL:CG1	33:CI:68:PHE:HA	2.49	0.43
33:CI:106:GLN:O	33:CI:110:GLN:N	2.52	0.43
35:CK:13:ASN:HD21	35:CK:98:ARG:HG3	1.83	0.43
35:CK:66:LYS:HD2	35:CK:66:LYS:HA	1.79	0.43
35:CK:108:ARG:NH1	40:CP:34:GLY:HA2	2.34	0.43
36:CL:126:ARG:HD3	36:CL:126:ARG:N	2.32	0.43
39:CO:110:ALA:O	39:CO:115:LEU:HB2	2.18	0.43
40:CP:3:ILE:N	40:CP:3:ILE:CD1	2.82	0.43
40:CP:14:GLN:O	40:CP:15:ASP:CB	2.59	0.43
25:DA:67:U:H2'	25:DA:68:G:O4'	2.18	0.43
25:DA:202:U:H2'	25:DA:203:A:C8	2.52	0.43
25:DA:205:G:HO2'	25:DA:206:U:P	2.41	0.43
25:DA:241:A:O2'	54:D3:2:LYS:NZ	2.52	0.43
25:DA:537:G:C2	25:DA:555:G:C2	3.07	0.43
25:DA:616:A:O2'	25:DA:617:G:H5'	2.18	0.43
25:DA:973:A:H5'	25:DA:1188:U:H1'	2.01	0.43
25:DA:1117:C:O2	25:DA:1117:C:C2'	2.65	0.43
25:DA:1178:C:H5'	25:DA:1179:G:OP1	2.18	0.43
25:DA:1344:U:H1'	25:DA:1384:A:H2'	2.01	0.43
25:DA:1353:A:C6	25:DA:1354:A:C2	3.07	0.43
25:DA:1370:C:H2'	25:DA:1371:G:O4'	2.18	0.43
25:DA:1386:C:H2'	25:DA:1387:A:H8	1.83	0.43
25:DA:1414:C:C6	25:DA:1414:C:C3'	3.01	0.43
25:DA:1559:U:H3'	25:DA:1560:G:C5'	2.49	0.43
25:DA:1722:A:C2	25:DA:1739:A:N3	2.86	0.43
25:DA:1856:U:O4	25:DA:1857:G:C6	2.71	0.43
25:DA:2080:A:C5	25:DA:2081:U:C4	3.07	0.43
25:DA:2150:C:C4	25:DA:2151:U:C5	3.07	0.43
25:DA:2603:G:C6	25:DA:2604:U:C4	3.07	0.43
25:DA:2772:C:H2'	25:DA:2773:C:C6	2.53	0.43
25:DA:2808:G:N2	25:DA:2891:U:C6	2.86	0.43
56:DB:33:G:H2'	56:DB:34:A:C8	2.53	0.43
27:DC:70:LYS:HG2	27:DC:101:ARG:NH1	2.33	0.43
29:DE:157:LEU:HD23	29:DE:169:VAL:HG11	2.01	0.43
29:DE:168:ASP:HB2	29:DE:183:PHE:CZ	2.53	0.43

Continued on next page...

Continued from previous page...

Atom-1	Atom-2	Interatomic distance (Å)	Clash overlap (Å)
30:DF:109:ARG:NH1	30:DF:138:PRO:HG3	2.34	0.43
31:DG:26:LYS:HB3	31:DG:31:GLU:CD	2.39	0.43
31:DG:131:VAL:O	31:DG:131:VAL:HG12	2.18	0.43
32:DH:61:VAL:O	32:DH:64:ALA:HB3	2.18	0.43
33:DI:12:VAL:HG23	33:DI:16:MET:HB2	2.00	0.43
33:DI:102:ARG:H	33:DI:141:ASP:HB2	1.84	0.43
38:DN:103:ARG:NE	38:DN:110:MET:HE3	2.33	0.43
39:DO:35:ILE:HG23	39:DO:35:ILE:O	2.19	0.43
40:DP:112:ARG:O	40:DP:113:LEU:HD23	2.18	0.43
42:DR:47:VAL:CG1	42:DR:54:VAL:HG22	2.48	0.43
43:DS:35:ILE:O	43:DS:36:LEU:C	2.53	0.43
43:DS:85:ILE:N	43:DS:96:ILE:HD11	2.33	0.43
48:DX:29:LEU:HD22	48:DX:30:PRO:CD	2.49	0.43
55:D4:9:LYS:HG2	55:D4:14:CYS:CB	2.48	0.43
1:AA:145:G:C2'	1:AA:146:G:O5'	2.67	0.43
1:AA:295:C:H2'	1:AA:296:U:H6	1.84	0.43
1:AA:377:G:C2	1:AA:387:U:O2	2.71	0.43
1:AA:541:G:H2'	1:AA:542:G:H8	1.83	0.43
1:AA:645:G:C5	1:AA:646:G:N7	2.87	0.43
1:AA:677:U:H3	1:AA:713:G:H1	1.66	0.43
1:AA:927:G:C2	1:AA:1391:U:O2	2.71	0.43
1:AA:1004:A:O2'	1:AA:1005:A:H5'	2.18	0.43
1:AA:1135:U:C2	1:AA:1137:C:N3	2.87	0.43
1:AA:1271:A:C5'	1:AA:1314:C:H5''	2.49	0.43
1:AA:1298:U:O4	7:AG:113:LYS:O	2.37	0.43
1:AA:1324:A:C2	1:AA:1325:C:C2	3.06	0.43
1:AA:1346:A:O2'	7:AG:9:ARG:NH1	2.51	0.43
1:AA:1405:G:H1'	1:AA:1518:A:O2'	2.19	0.43
2:AB:101:THR:HB	2:AB:174:GLU:OE1	2.19	0.43
3:AC:35:ASP:HA	3:AC:38:VAL:HG22	2.01	0.43
4:AD:11:SER:O	4:AD:12:ARG:C	2.57	0.43
4:AD:11:SER:OG	4:AD:18:LEU:HG	2.19	0.43
4:AD:109:THR:HG1	4:AD:111:ALA:HB3	1.84	0.43
4:AD:149:LYS:O	4:AD:150:LYS:C	2.56	0.43
4:AD:156:ALA:O	4:AD:160:LEU:HD22	2.19	0.43
4:AD:193:ASP:N	4:AD:193:ASP:OD2	2.50	0.43
5:AE:45:VAL:HG22	5:AE:117:ALA:HB1	2.01	0.43
5:AE:104:ILE:HD12	5:AE:122:VAL:HG23	2.01	0.43
7:AG:13:PRO:O	7:AG:14:ASP:O	2.37	0.43
7:AG:65:LEU:C	7:AG:67:ASN:H	2.22	0.43
10:AJ:16:ARG:O	10:AJ:17:LEU:CB	2.67	0.43

Continued on next page...

Continued from previous page...

Atom-1	Atom-2	Interatomic distance (Å)	Clash overlap (Å)
12:AL:42:LYS:O	12:AL:44:PRO:HD2	2.19	0.43
12:AL:56:LEU:CB	12:AL:58:ASN:OD1	2.67	0.43
13:AM:21:ILE:O	13:AM:24:VAL:HG22	2.19	0.43
15:AO:65:LEU:HD23	15:AO:65:LEU:HA	1.75	0.43
15:AO:78:THR:C	15:AO:82:GLU:OE1	2.57	0.43
22:AV:55:U:C2'	22:AV:57:G:N7	2.81	0.43
23:AX:14:A:N6	23:AX:15:A:C6	2.86	0.43
1:BA:81:A:C2	1:BA:89:U:C2	3.07	0.43
1:BA:154:U:O2	1:BA:168:G:N2	2.52	0.43
1:BA:357:G:C2'	1:BA:358:U:O5'	2.67	0.43
1:BA:462:G:C6	1:BA:463:U:C6	3.07	0.43
1:BA:559:A:H4'	1:BA:560:A:H5''	1.99	0.43
1:BA:560:A:C8	1:BA:566:G:C2	3.06	0.43
1:BA:971:G:H1'	1:BA:1365:G:O2'	2.19	0.43
1:BA:1088:G:N1	1:BA:1089:G:C5	2.87	0.43
1:BA:1137:C:O2	1:BA:1137:C:O4'	2.36	0.43
2:BB:102:ASN:O	2:BB:103:TRP:C	2.57	0.43
3:BC:178:ARG:O	3:BC:178:ARG:CD	2.67	0.43
6:BF:1:MET:SD	6:BF:67:PRO:HD3	2.59	0.43
6:BF:9:MET:SD	6:BF:59:TYR:CE1	3.12	0.43
6:BF:68:GLN:HA	6:BF:71:ILE:HG22	2.00	0.43
7:BG:131:GLY:H	7:BG:134:VAL:CG2	2.30	0.43
8:BH:36:ALA:O	8:BH:39:LEU:N	2.52	0.43
12:BL:41:PRO:HB3	12:BL:88:ASP:OD1	2.18	0.43
14:BN:19:TYR:O	14:BN:20:PHE:O	2.36	0.43
16:BP:35:ARG:HG2	16:BP:36:VAL:H	1.83	0.43
17:BQ:16:MET:SD	17:BQ:16:MET:N	2.92	0.43
17:BQ:31:PRO:HB2	17:BQ:32:ILE:CD1	2.48	0.43
20:BT:80:ALA:O	20:BT:81:GLN:C	2.57	0.43
21:BU:14:ALA:C	21:BU:16:ARG:H	2.22	0.43
25:CA:163:C:H2'	25:CA:164:C:O4'	2.19	0.43
25:CA:319:G:H2'	25:CA:320:A:O5'	2.18	0.43
25:CA:408:G:O6	25:CA:409:G:C6	2.72	0.43
25:CA:545:U:O2	25:CA:545:U:P	2.77	0.43
25:CA:811:U:C2	25:CA:1251:C:C5	3.06	0.43
25:CA:858:G:O2'	25:CA:2268:A:H1'	2.19	0.43
25:CA:915:C:H2'	25:CA:916:G:O5'	2.18	0.43
25:CA:1069:A:C4'	25:CA:1070:A:H8	2.32	0.43
25:CA:1416:G:O2'	25:CA:1417:C:OP2	2.37	0.43
25:CA:2078:C:H2'	25:CA:2079:U:O4'	2.19	0.43
25:CA:2156:G:N7	25:CA:2157:G:C6	2.87	0.43

Continued on next page...

Continued from previous page...

Atom-1	Atom-2	Interatomic distance (Å)	Clash overlap (Å)
25:CA:2555:U:C3'	25:CA:2556:C:H5'	2.49	0.43
25:CA:2568:U:H2'	25:CA:2569:G:O4'	2.18	0.43
25:CA:2734:A:H2'	25:CA:2735:G:O4'	2.18	0.43
25:CA:2808:G:C2	25:CA:2891:U:C6	3.07	0.43
25:CA:2853:C:C2	25:CA:2854:G:C8	3.06	0.43
28:CD:39:ASP:OD2	28:CD:40:LEU:CB	2.67	0.43
30:CF:36:ASN:ND2	30:CF:37:MET:H	2.17	0.43
30:CF:43:ILE:HA	30:CF:82:TYR:OH	2.19	0.43
31:CG:148:ARG:NH1	31:CG:148:ARG:HG2	2.34	0.43
32:CH:21:VAL:HG22	32:CH:25:TYR:HB3	2.00	0.43
32:CH:97:ARG:HE	32:CH:112:LYS:NZ	2.16	0.43
32:CH:135:HIS:CD2	32:CH:138:VAL:HG23	2.54	0.43
33:CI:32:VAL:CG1	33:CI:33:ASN:N	2.81	0.43
33:CI:79:LEU:HD11	33:CI:132:ALA:CA	2.49	0.43
35:CK:10:VAL:HB	35:CK:16:ALA:O	2.18	0.43
37:CM:4:PRO:HG3	37:CM:70:ASP:HA	2.01	0.43
38:CN:33:ILE:O	38:CN:33:ILE:HG23	2.19	0.43
43:CS:4:ILE:N	43:CS:4:ILE:CD1	2.80	0.43
47:CW:52:ASP:OD1	47:CW:52:ASP:N	2.52	0.43
49:CY:18:LEU:O	49:CY:22:LEU:HB2	2.18	0.43
25:DA:250:G:O5'	36:DL:59:ARG:HD2	2.19	0.43
25:DA:546:U:O2	25:DA:546:U:H3'	2.19	0.43
25:DA:910:A:N7	37:DM:13:HIS:CD2	2.87	0.43
25:DA:970:U:H1'	25:DA:985:C:OP1	2.18	0.43
25:DA:1092:C:H3'	25:DA:1093:G:C8	2.54	0.43
25:DA:1324:G:H1'	25:DA:1616:A:N6	2.33	0.43
25:DA:1406:U:N3	25:DA:1407:G:N7	2.66	0.43
25:DA:1540:G:H2'	25:DA:1541:C:H6	1.83	0.43
25:DA:1544:A:N6	25:DA:1545:A:C6	2.86	0.43
25:DA:1856:U:C4	25:DA:1857:G:C6	3.07	0.43
25:DA:1956:U:H1'	25:DA:2552:U:OP1	2.18	0.43
25:DA:2131:U:C5'	25:DA:2132:U:H5''	2.45	0.43
25:DA:2168:G:C6	25:DA:2169:A:C6	3.07	0.43
25:DA:2339:C:O2'	25:DA:2340:A:H5'	2.19	0.43
25:DA:2406:A:H2'	25:DA:2406:A:OP2	2.18	0.43
25:DA:2818:U:H4'	25:DA:2837:A:O4'	2.19	0.43
27:DC:146:LYS:HB2	27:DC:149:LYS:HD2	1.99	0.43
27:DC:212:TRP:C	27:DC:214:GLY:H	2.22	0.43
28:DD:39:ASP:O	28:DD:43:ASP:CB	2.67	0.43
29:DE:10:SER:O	29:DE:11:ALA:O	2.37	0.43
30:DF:57:ALA:HB2	30:DF:64:PRO:HD3	2.01	0.43

Continued on next page...

Continued from previous page...

Atom-1	Atom-2	Interatomic distance (Å)	Clash overlap (Å)
30:DF:95:MET:O	30:DF:96:TRP:C	2.57	0.43
32:DH:8:LYS:O	32:DH:9:VAL:CB	2.67	0.43
33:DI:35:MET:SD	33:DI:39:LYS:HB2	2.58	0.43
33:DI:58:ILE:CD1	33:DI:66:PHE:CE1	3.02	0.43
33:DI:133:ARG:CZ	33:DI:139:VAL:HB	2.49	0.43
35:DK:35:VAL:HG12	35:DK:36:GLY:N	2.33	0.43
35:DK:61:VAL:O	35:DK:61:VAL:HG13	2.19	0.43
37:DM:78:LEU:HD23	37:DM:79:ALA:N	2.33	0.43
38:DN:48:VAL:O	38:DN:49:GLU:C	2.56	0.43
39:DO:40:ILE:CG2	39:DO:41:ALA:N	2.82	0.43
40:DP:8:GLU:O	40:DP:54:LEU:CD2	2.67	0.43
40:DP:89:GLY:O	40:DP:112:ARG:HD3	2.19	0.43
40:DP:100:ARG:C	40:DP:101:GLU:CG	2.85	0.43
41:DQ:13:HIS:O	41:DQ:14:LYS:C	2.57	0.43
42:DR:95:ASP:C	42:DR:96:VAL:HG13	2.38	0.43
45:DU:17:ASP:OD1	45:DU:38:ILE:O	2.37	0.43
48:DX:66:VAL:HG12	48:DX:67:LEU:N	2.34	0.43
49:DY:20:ASN:O	49:DY:21:LEU:O	2.37	0.43
49:DY:24:GLU:HB3	49:DY:28:LEU:HD11	2.00	0.43
1:AA:9:G:H5'	5:AE:107:GLY:HA3	2.00	0.43
1:AA:45:G:C2	1:AA:398:U:N3	2.87	0.43
1:AA:134:G:H1'	1:AA:325:A:C5	2.54	0.43
1:AA:141:G:C5	1:AA:142:G:N7	2.87	0.43
1:AA:257:G:H2'	1:AA:258:G:H8	1.84	0.43
1:AA:427:U:C4	1:AA:428:G:C6	3.07	0.43
1:AA:687:A:C8	1:AA:701:U:O4	2.72	0.43
1:AA:687:A:C5	1:AA:701:U:C5	3.07	0.43
1:AA:839:C:O5'	1:AA:839:C:H6	2.00	0.43
1:AA:1178:G:H2'	1:AA:1180:A:OP2	2.18	0.43
1:AA:1190:G:OP1	3:AC:4:VAL:HG12	2.18	0.43
1:AA:1267:C:H2'	1:AA:1268:G:O4'	2.19	0.43
1:AA:1332:A:C2'	1:AA:1333:A:O5'	2.67	0.43
1:AA:1338:G:O5'	1:AA:1338:G:H8	2.02	0.43
2:AB:21:TYR:CD1	2:AB:21:TYR:N	2.87	0.43
2:AB:145:ASN:OD1	2:AB:145:ASN:N	2.52	0.43
2:AB:163:ILE:HG23	2:AB:164:ASP:N	2.28	0.43
2:AB:175:ALA:CB	2:AB:182:VAL:CG2	2.96	0.43
3:AC:69:THR:HG21	3:AC:75:VAL:HG21	2.00	0.43
4:AD:8:LEU:O	4:AD:10:LEU:N	2.52	0.43
4:AD:25:ARG:HD2	4:AD:30:LYS:CE	2.45	0.43
5:AE:33:THR:HG21	5:AE:49:TYR:OH	2.17	0.43

Continued on next page...

Continued from previous page...

Atom-1	Atom-2	Interatomic distance (Å)	Clash overlap (Å)
6:AF:18:VAL:O	6:AF:21:MET:N	2.51	0.43
7:AG:68:VAL:HG12	7:AG:134:VAL:HG12	2.01	0.43
9:AI:25:GLY:HA3	9:AI:58:GLU:HA	2.01	0.43
9:AI:90:ASP:OD2	9:AI:92:SER:N	2.52	0.43
9:AI:100:ALA:HB1	9:AI:102:PHE:CZ	2.54	0.43
10:AJ:40:ILE:HB	10:AJ:73:LEU:HB2	2.00	0.43
14:AN:87:ALA:HA	14:AN:90:ARG:NH1	2.33	0.43
17:AQ:47:ASP:O	17:AQ:48:GLU:C	2.56	0.43
22:AV:48:C:C2	22:AV:59:U:C1'	3.02	0.43
22:AV:59:U:H3'	22:AV:60:U:C5	2.53	0.43
22:AV:65:G:C2	22:AV:66:U:C4	3.06	0.43
24:AY:145:LYS:H	24:AY:145:LYS:CD	2.31	0.43
1:BA:174:A:C4	1:BA:175:C:C6	3.07	0.43
1:BA:433:G:C6	1:BA:434:U:C4	3.06	0.43
1:BA:457:G:N7	1:BA:458:U:C5	2.87	0.43
1:BA:603:U:H2'	1:BA:604:G:O5'	2.18	0.43
1:BA:675:A:C4	1:BA:676:A:C8	3.07	0.43
1:BA:979:C:O2	1:BA:979:C:H2'	2.19	0.43
1:BA:1038:C:H2'	1:BA:1039:G:C8	2.53	0.43
1:BA:1134:G:C5	1:BA:1135:U:C5	3.07	0.43
1:BA:1155:A:C2'	1:BA:1156:G:O5'	2.66	0.43
1:BA:1159:U:C4	1:BA:1182:G:C5	3.07	0.43
1:BA:1216:A:C2	1:BA:1217:C:C4	3.07	0.43
1:BA:1220:G:H21	19:BS:53:GLY:HA2	1.83	0.43
1:BA:1277:C:H2'	1:BA:1278:G:H5''	2.01	0.43
1:BA:1312:G:C2	1:BA:1326:U:C2	3.07	0.43
1:BA:1338:G:H2'	1:BA:1339:A:H8	1.80	0.43
1:BA:1359:C:O2'	1:BA:1361:G:N7	2.51	0.43
1:BA:1406:U:H2'	1:BA:1407:C:O4'	2.19	0.43
1:BA:1416:G:C6	1:BA:1417:G:C4	3.06	0.43
1:BA:1460:C:C2'	1:BA:1461:G:O5'	2.66	0.43
1:BA:1461:G:O5'	1:BA:1461:G:H8	2.01	0.43
1:BA:1535:C:HO2'	1:BA:1536:C:P	2.36	0.43
3:BC:178:ARG:O	3:BC:178:ARG:HD2	2.19	0.43
4:BD:117:VAL:HG22	4:BD:122:ILE:HG13	2.01	0.43
4:BD:165:GLU:O	4:BD:166:LYS:C	2.57	0.43
5:BE:74:ALA:HB1	5:BE:81:GLN:NE2	2.34	0.43
5:BE:106:ALA:CB	5:BE:124:ALA:HB3	2.48	0.43
6:BF:71:ILE:HG22	6:BF:72:ASP:N	2.34	0.43
6:BF:80:PHE:CD2	6:BF:81:ASN:N	2.86	0.43
6:BF:88:MET:CE	18:BR:63:TYR:HD2	2.29	0.43

Continued on next page...

Continued from previous page...

Atom-1	Atom-2	Interatomic distance (Å)	Clash overlap (Å)
7:BG:106:ALA:HB2	7:BG:133:ALA:HB2	2.00	0.43
14:BN:46:LEU:CD1	14:BN:49:GLN:HG2	2.49	0.43
15:BO:34:GLN:O	15:BO:35:ILE:C	2.56	0.43
16:BP:40:ASN:OD1	16:BP:42:ILE:HB	2.18	0.43
21:BU:13:VAL:HG12	21:BU:15:LEU:HG	2.01	0.43
22:BV:6:G:O2'	22:BV:7:A:H5'	2.19	0.43
25:CA:182:A:C5	25:CA:183:C:C4	3.07	0.43
25:CA:192:C:C2'	25:CA:193:U:H5'	2.47	0.43
25:CA:357:C:H2'	25:CA:358:U:C6	2.54	0.43
25:CA:668:A:H2'	25:CA:670:A:H62	1.84	0.43
25:CA:834:G:H5'	54:C3:56:LEU:HD11	2.00	0.43
25:CA:1059:G:OP2	25:CA:1060:U:C3'	2.67	0.43
25:CA:1078:U:C5'	25:CA:1079:C:OP1	2.67	0.43
25:CA:1280:G:H2'	25:CA:1281:G:O5'	2.18	0.43
25:CA:1370:C:O2'	25:CA:1811:G:O2'	2.37	0.43
25:CA:1467:U:C4	25:CA:1546:G:N2	2.87	0.43
25:CA:1684:G:C6	25:CA:1685:C:N4	2.87	0.43
25:CA:2183:A:C2	25:CA:2184:A:C5	3.07	0.43
25:CA:2458:G:O2'	25:CA:2460:U:O4	2.32	0.43
28:CD:4:LEU:HD11	28:CD:96:ILE:CG2	2.49	0.43
28:CD:38:LYS:O	28:CD:46:ARG:HA	2.19	0.43
28:CD:142:VAL:CB	28:CD:143:PRO:CD	2.97	0.43
28:CD:177:VAL:O	28:CD:177:VAL:HG22	2.19	0.43
29:CE:125:SER:OG	29:CE:126:VAL:N	2.52	0.43
33:CI:68:PHE:O	33:CI:68:PHE:CG	2.72	0.43
39:CO:77:ALA:O	39:CO:81:ARG:HG3	2.19	0.43
41:CQ:26:ALA:HB1	41:CQ:33:VAL:CG2	2.48	0.43
42:CR:21:ARG:NH1	42:CR:93:PHE:CZ	2.86	0.43
43:CS:74:ILE:O	43:CS:75:PHE:HB3	2.19	0.43
44:CT:51:PHE:N	44:CT:51:PHE:CD1	2.86	0.43
46:CV:24:ASN:O	46:CV:25:LYS:HG2	2.18	0.43
47:CW:64:LYS:HD3	47:CW:79:GLU:OE2	2.19	0.43
54:C3:54:LEU:HA	54:C3:54:LEU:HD23	1.79	0.43
25:DA:61:C:OP2	49:DY:44:LYS:HB2	2.19	0.43
25:DA:303:G:H2'	25:DA:304:U:O4'	2.19	0.43
25:DA:602:A:O2'	25:DA:655:A:N1	2.45	0.43
25:DA:645:C:O2	25:DA:645:C:C2'	2.65	0.43
25:DA:1091:G:C2	25:DA:1092:C:C4	3.07	0.43
25:DA:1139:G:H2'	25:DA:1140:C:O5'	2.19	0.43
25:DA:1174:U:H5'	25:DA:1175:A:OP2	2.18	0.43
25:DA:1206:G:C5	25:DA:1207:C:C5	3.07	0.43

Continued on next page...

Continued from previous page...

Atom-1	Atom-2	Interatomic distance (Å)	Clash overlap (Å)
25:DA:1347:A:C6	25:DA:1348:C:N3	2.86	0.43
25:DA:1419:A:C8	25:DA:1421:G:C6	3.07	0.43
25:DA:1483:G:C6	25:DA:1484:U:C5	3.07	0.43
25:DA:1494:A:C2	25:DA:1495:A:C8	3.06	0.43
25:DA:2280:G:C2'	25:DA:2281:A:H5'	2.49	0.43
25:DA:2323:G:C2'	25:DA:2324:U:H5'	2.49	0.43
25:DA:2577:A:H5''	25:DA:2578:G:H5'	1.99	0.43
25:DA:2672:U:C2'	25:DA:2673:G:O5'	2.66	0.43
25:DA:2705:A:H2	38:DN:64:ARG:NH1	2.16	0.43
25:DA:2784:U:H6	25:DA:2784:U:O5'	2.02	0.43
28:DD:105:LYS:C	28:DD:177:VAL:HG12	2.39	0.43
29:DE:96:VAL:HG12	29:DE:97:ASN:O	2.19	0.43
29:DE:104:ALA:O	29:DE:108:ILE:HG23	2.19	0.43
30:DF:64:PRO:HB3	30:DF:88:VAL:CG2	2.48	0.43
30:DF:94:ARG:HE	30:DF:94:ARG:HB2	1.63	0.43
32:DH:133:GLN:HA	32:DH:139:PHE:CE1	2.53	0.43
33:DI:3:LYS:CD	33:DI:4:VAL:H	2.32	0.43
36:DL:95:LEU:O	36:DL:98:ALA:N	2.52	0.43
38:DN:43:GLU:C	38:DN:45:ARG:N	2.71	0.43
39:DO:28:VAL:O	39:DO:95:SER:CB	2.67	0.43
39:DO:47:VAL:O	39:DO:48:LEU:HD23	2.18	0.43
43:DS:36:LEU:O	43:DS:37:THR:C	2.57	0.43
44:DT:1:MET:C	44:DT:2:ILE:HD12	2.39	0.43
48:DX:30:PRO:HB2	48:DX:32:LEU:HD13	2.00	0.43
50:DZ:9:THR:CG2	50:DZ:10:ARG:N	2.81	0.43
51:D0:28:SER:O	51:D0:37:HIS:CD2	2.71	0.43
51:D0:53:VAL:O	51:D0:55:ALA:N	2.52	0.43
1:AA:27:G:O2'	1:AA:28:A:O5'	2.34	0.43
1:AA:57:G:H2'	1:AA:58:C:O4'	2.18	0.43
1:AA:145:G:C2	1:AA:146:G:C8	3.07	0.43
1:AA:219:U:C2	1:AA:220:G:C8	3.07	0.43
1:AA:246:A:N3	1:AA:279:A:N6	2.67	0.43
1:AA:404:G:H2'	1:AA:405:U:O4'	2.18	0.43
1:AA:408:A:H2'	1:AA:409:U:H5'	1.99	0.43
1:AA:429:U:C4'	1:AA:430:A:O5'	2.67	0.43
1:AA:432:A:C2'	1:AA:433:G:O5'	2.67	0.43
1:AA:623:C:N4	1:AA:624:C:N4	2.67	0.43
1:AA:662:U:H2'	1:AA:663:A:C8	2.54	0.43
1:AA:711:G:C2'	1:AA:712:A:H5'	2.49	0.43
1:AA:737:C:H2'	1:AA:738:C:O5'	2.19	0.43
1:AA:1034:G:H2'	1:AA:1035:A:C8	2.54	0.43

Continued on next page...

Continued from previous page...

Atom-1	Atom-2	Interatomic distance (Å)	Clash overlap (Å)
1:AA:1161:C:H2'	1:AA:1162:C:C5	2.52	0.43
1:AA:1234:C:H2'	1:AA:1235:U:C6	2.52	0.43
1:AA:1235:U:C2'	1:AA:1236:A:O5'	2.66	0.43
1:AA:1426:G:C2'	1:AA:1427:C:O5'	2.66	0.43
1:AA:1537:U:H2'	1:AA:1538:C:O4'	2.19	0.43
2:AB:47:PRO:O	2:AB:50:ASN:HB2	2.19	0.43
3:AC:26:LYS:H	3:AC:26:LYS:CD	2.15	0.43
3:AC:133:MET:O	3:AC:137:VAL:HG23	2.19	0.43
3:AC:140:ALA:HB1	3:AC:148:ILE:HD12	2.00	0.43
4:AD:97:LEU:HD23	4:AD:117:VAL:HG21	2.01	0.43
5:AE:105:ILE:CD1	5:AE:123:LEU:HB3	2.49	0.43
6:AF:35:LYS:CE	6:AF:65:GLU:OE2	2.67	0.43
8:AH:31:LEU:O	8:AH:31:LEU:HD13	2.18	0.43
11:AK:83:VAL:O	11:AK:83:VAL:HG12	2.18	0.43
16:AP:7:ALA:O	16:AP:9:HIS:N	2.51	0.43
16:AP:40:ASN:HA	16:AP:41:PRO:HD2	1.91	0.43
18:AR:40:PRO:HG2	18:AR:43:ILE:HG12	2.00	0.43
21:AU:18:PHE:O	21:AU:21:SER:HB2	2.18	0.43
24:AY:18:VAL:HG22	24:AY:172:ILE:HG13	2.00	0.43
1:BA:171:A:C2	1:BA:172:A:C4	3.07	0.43
1:BA:495:A:C2	1:BA:496:A:C6	3.06	0.43
1:BA:1015:G:H2'	1:BA:1016:A:O4'	2.18	0.43
1:BA:1103:C:N3	1:BA:1104:G:C8	2.87	0.43
1:BA:1103:C:C2	1:BA:1104:G:C8	3.07	0.43
1:BA:1160:G:N2	1:BA:1161:C:C2	2.87	0.43
1:BA:1192:C:N4	1:BA:1193:G:C5	2.87	0.43
1:BA:1194:U:H2'	1:BA:1195:C:C6	2.53	0.43
1:BA:1232:U:OP1	9:BI:125:GLN:NE2	2.52	0.43
1:BA:1241:G:H8	1:BA:1241:G:O5'	2.01	0.43
1:BA:1255:G:C6	1:BA:1279:G:C5	3.06	0.43
1:BA:1343:G:O2'	9:BI:122:ARG:HD2	2.19	0.43
1:BA:1363:A:C5	1:BA:1365:G:N1	2.87	0.43
1:BA:1365:G:C5	1:BA:1366:C:C5	3.07	0.43
1:BA:1501:C:C6	1:BA:1504:G:C8	3.07	0.43
2:BB:69:VAL:HB	2:BB:162:VAL:CG1	2.49	0.43
3:BC:189:HIS:O	3:BC:190:THR:O	2.36	0.43
4:BD:141:VAL:HG12	4:BD:180:THR:OG1	2.19	0.43
6:BF:88:MET:HE3	18:BR:63:TYR:CD2	2.50	0.43
7:BG:124:SER:C	7:BG:126:ALA:N	2.70	0.43
8:BH:20:ASN:O	8:BH:22:ALA:N	2.52	0.43
8:BH:55:LYS:N	8:BH:56:PRO:HD3	2.34	0.43

Continued on next page...

Continued from previous page...

Atom-1	Atom-2	Interatomic distance (Å)	Clash overlap (Å)
12:BL:24:GLU:C	12:BL:26:CYS:N	2.65	0.43
13:BM:46:GLU:O	13:BM:46:GLU:HG3	2.19	0.43
13:BM:50:GLY:C	13:BM:52:ILE:H	2.21	0.43
13:BM:100:ARG:HD2	13:BM:103:THR:OG1	2.19	0.43
15:BO:58:MET:O	15:BO:59:VAL:C	2.56	0.43
17:BQ:16:MET:O	17:BQ:17:GLU:CB	2.66	0.43
19:BS:18:VAL:CG2	19:BS:43:MET:HG2	2.49	0.43
19:BS:30:LEU:HB2	19:BS:48:ILE:HG22	2.00	0.43
19:BS:38:THR:HG22	19:BS:68:HIS:O	2.19	0.43
21:BU:8:ASN:N	21:BU:11:PHE:CE2	2.80	0.43
21:BU:10:PRO:O	21:BU:10:PRO:HD2	2.19	0.43
25:CA:124:G:H3'	53:C2:19:ARG:HH21	1.84	0.43
25:CA:185:G:H4'	25:CA:218:A:H4'	1.99	0.43
25:CA:186:G:N2	25:CA:187:G:C5	2.87	0.43
25:CA:188:G:H5''	25:CA:188:G:H8	1.83	0.43
25:CA:740:C:O2	25:CA:740:C:H2'	2.18	0.43
25:CA:1069:A:O2'	25:CA:1070:A:H2'	2.19	0.43
25:CA:1301:A:C4	25:CA:1303:G:N7	2.86	0.43
25:CA:1586:A:O5'	25:CA:1586:A:H8	2.02	0.43
25:CA:1799:G:O6	27:CC:177:SER:HB3	2.18	0.43
25:CA:1981:A:O5'	25:CA:1982:U:OP2	2.37	0.43
30:CF:146:ASP:HB2	30:CF:149:ARG:NH2	2.34	0.43
33:CI:41:PHE:CD2	33:CI:42:ASN:OD1	2.72	0.43
33:CI:54:ILE:HG21	33:CI:71:LYS:O	2.19	0.43
33:CI:56:VAL:HG21	33:CI:70:THR:HA	2.01	0.43
36:CL:29:LYS:O	36:CL:31:GLY:N	2.51	0.43
36:CL:85:VAL:HB	36:CL:94:THR:CG2	2.48	0.43
38:CN:13:ASN:ND2	38:CN:16:HIS:H	2.17	0.43
41:CQ:39:ILE:HG22	41:CQ:40:LYS:N	2.34	0.43
43:CS:19:LEU:HB3	51:C0:21:LEU:HD12	2.00	0.43
44:CT:87:LEU:HD23	44:CT:87:LEU:HA	1.78	0.43
45:CU:71:ILE:HD13	45:CU:82:VAL:CG2	2.49	0.43
45:CU:98:ASN:C	45:CU:100:GLU:N	2.70	0.43
48:CX:34:SER:HA	48:CX:48:LEU:O	2.19	0.43
54:C3:3:ILE:HG21	54:C3:62:PRO:HG3	2.00	0.43
25:DA:59:U:H3'	25:DA:59:U:C6	2.52	0.43
25:DA:265:A:H2	25:DA:427:U:O2	2.02	0.43
25:DA:300:A:H5''	25:DA:301:G:OP2	2.19	0.43
25:DA:365:U:N3	25:DA:366:C:C4	2.87	0.43
25:DA:381:G:C6	25:DA:382:A:N7	2.87	0.43
25:DA:464:U:C4	25:DA:465:G:C6	3.07	0.43

Continued on next page...

Continued from previous page...

Atom-1	Atom-2	Interatomic distance (Å)	Clash overlap (Å)
25:DA:574:A:C8	60:DA:3579:HOH:O	2.71	0.43
25:DA:807:U:C2'	25:DA:808:G:H5'	2.49	0.43
25:DA:872:U:H2'	25:DA:873:C:C6	2.54	0.43
25:DA:900:A:C5	25:DA:901:C:C6	3.07	0.43
25:DA:973:A:H5'	25:DA:1188:U:C1'	2.49	0.43
25:DA:1142:A:N3	25:DA:1144:A:C8	2.87	0.43
25:DA:1650:A:H2'	25:DA:1651:G:O4'	2.19	0.43
25:DA:1713:A:C2	25:DA:1716:U:C6	3.07	0.43
25:DA:1747:U:O2'	25:DA:1748:C:H5'	2.19	0.43
25:DA:1788:C:O5'	25:DA:1788:C:H6	2.02	0.43
25:DA:1794:A:C1'	25:DA:1900:A:C2	3.02	0.43
25:DA:1810:A:H8	25:DA:1810:A:O5'	2.01	0.43
25:DA:2052:A:O4'	28:DD:147:GLY:HA3	2.19	0.43
25:DA:2146:C:C4'	25:DA:2147:A:OP1	2.67	0.43
25:DA:2335:A:N7	25:DA:2337:G:C4	2.84	0.43
25:DA:2383:G:C4	25:DA:2384:U:C5	3.07	0.43
25:DA:2400:G:N1	25:DA:2401:U:O2	2.52	0.43
25:DA:2533:U:OP1	25:DA:2665:A:O2'	2.35	0.43
25:DA:2782:G:C2	25:DA:2783:U:C6	3.07	0.43
25:DA:2798:U:O5'	25:DA:2798:U:H6	2.02	0.43
56:DB:9:G:N2	56:DB:10:G:H1'	2.34	0.43
29:DE:188:MET:HE3	29:DE:192:ALA:HB1	2.00	0.43
30:DF:51:ASN:O	30:DF:53:ALA:N	2.52	0.43
31:DG:88:LEU:HB2	31:DG:128:THR:HG22	2.01	0.43
31:DG:128:THR:O	31:DG:129:GLU:CG	2.65	0.43
33:DI:123:ALA:C	33:DI:125:THR:H	2.23	0.43
35:DK:35:VAL:CG1	35:DK:106:GLU:HG2	2.49	0.43
36:DL:41:ARG:O	36:DL:42:SER:C	2.57	0.43
36:DL:135:ILE:O	36:DL:140:GLY:CA	2.67	0.43
37:DM:56:ALA:C	37:DM:58:LYS:N	2.72	0.43
38:DN:48:VAL:C	38:DN:50:PRO:HD2	2.39	0.43
39:DO:36:TYR:O	39:DO:37:ALA:HB2	2.17	0.43
40:DP:96:LEU:O	40:DP:98:TYR:N	2.52	0.43
50:DZ:16:LEU:HB3	50:DZ:17:PRO:CD	2.49	0.43
51:D0:52:LYS:HE3	51:D0:55:ALA:CA	2.49	0.43
1:AA:212:G:H2'	1:AA:213:G:H8	1.84	0.42
1:AA:240:G:C2	1:AA:287:U:O2	2.70	0.42
1:AA:290:C:C6	1:AA:290:C:C3'	3.02	0.42
1:AA:439:U:HO2'	1:AA:440:C:P	2.41	0.42
1:AA:441:A:C2'	1:AA:442:G:H5'	2.49	0.42
1:AA:456:A:C5	1:AA:457:G:N7	2.87	0.42

Continued on next page...

Continued from previous page...

Atom-1	Atom-2	Interatomic distance (Å)	Clash overlap (Å)
1:AA:459:A:C8	1:AA:459:A:OP2	2.72	0.42
1:AA:495:A:C2	1:AA:496:A:C6	3.07	0.42
1:AA:603:U:O2'	1:AA:604:G:H5'	2.18	0.42
1:AA:736:C:O2	1:AA:736:C:H2'	2.19	0.42
1:AA:825:A:C6	1:AA:826:C:C4	3.07	0.42
1:AA:938:A:H8	1:AA:938:A:OP2	2.02	0.42
1:AA:1154:G:H2'	1:AA:1154:G:N3	2.32	0.42
1:AA:1260:G:H4'	1:AA:1283:U:O2'	2.19	0.42
1:AA:1314:C:P	19:AS:5:LYS:HZ3	2.41	0.42
3:AC:10:ARG:O	3:AC:13:ILE:HG12	2.19	0.42
4:AD:158:LEU:O	4:AD:159:GLU:O	2.37	0.42
6:AF:10:VAL:HG13	6:AF:11:HIS:H	1.82	0.42
8:AH:1:SER:HB3	8:AH:2:MET:HG3	2.00	0.42
10:AJ:17:LEU:HD23	10:AJ:18:ILE:N	2.33	0.42
10:AJ:88:MET:O	10:AJ:89:ARG:CB	2.67	0.42
12:AL:57:THR:CG2	12:AL:58:ASN:N	2.82	0.42
13:AM:89:ARG:HB3	13:AM:96:VAL:HG22	2.01	0.42
17:AQ:16:MET:HB2	17:AQ:19:SER:CB	2.49	0.42
17:AQ:69:THR:O	17:AQ:69:THR:HG22	2.19	0.42
18:AR:33:THR:HG22	18:AR:37:LYS:N	2.34	0.42
20:AT:26:MET:HG3	20:AT:27:MET:N	2.33	0.42
22:AV:65:G:C2	22:AV:66:U:C2	3.07	0.42
1:BA:142:G:C6	1:BA:143:A:C5	3.07	0.42
1:BA:149:A:C2	1:BA:150:U:C1'	3.02	0.42
1:BA:523:A:H61	12:BL:49:ARG:HH12	1.67	0.42
1:BA:853:C:H2'	1:BA:854:U:O4'	2.19	0.42
1:BA:979:C:C5	1:BA:980:C:C4	3.06	0.42
1:BA:1050:G:H2'	1:BA:1051:C:H6	1.81	0.42
1:BA:1158:C:N3	1:BA:1160:G:N7	2.67	0.42
1:BA:1161:C:O2'	1:BA:1162:C:H5'	2.18	0.42
1:BA:1313:U:OP2	19:BS:5:LYS:CA	2.62	0.42
2:BB:49:PHE:C	2:BB:52:ALA:HB3	2.39	0.42
2:BB:56:LEU:HD13	2:BB:57:ASN:H	1.83	0.42
2:BB:170:ILE:O	2:BB:174:GLU:HG3	2.18	0.42
3:BC:25:THR:HG22	3:BC:26:LYS:CD	2.49	0.42
3:BC:80:GLY:O	3:BC:81:GLU:C	2.57	0.42
3:BC:95:GLY:O	3:BC:96:VAL:CG1	2.67	0.42
4:BD:169:TRP:CZ3	4:BD:189:ASP:HB3	2.54	0.42
6:BF:47:LEU:HD11	6:BF:51:ILE:HG23	2.00	0.42
6:BF:67:PRO:C	6:BF:69:GLU:N	2.70	0.42
7:BG:27:ASN:O	7:BG:28:ILE:C	2.56	0.42

Continued on next page...

Continued from previous page...

Atom-1	Atom-2	Interatomic distance (Å)	Clash overlap (Å)
8:BH:65:PHE:CG	8:BH:66:GLN:N	2.86	0.42
10:BJ:26:VAL:CG1	10:BJ:27:GLU:N	2.82	0.42
11:BK:13:LYS:CD	11:BK:13:LYS:O	2.67	0.42
13:BM:73:SER:HB3	13:BM:77:LYS:HZ1	1.84	0.42
14:BN:23:ARG:HG2	14:BN:26:LEU:HD12	2.00	0.42
16:BP:35:ARG:HG2	16:BP:36:VAL:N	2.34	0.42
17:BQ:12:VAL:HG13	17:BQ:21:VAL:HG13	1.99	0.42
20:BT:19:HIS:HD2	20:BT:20:ASN:ND2	2.17	0.42
20:BT:53:MET:O	20:BT:54:GLN:C	2.58	0.42
25:CA:324:A:C2'	25:CA:325:G:O5'	2.67	0.42
25:CA:409:G:H2'	25:CA:410:G:C8	2.54	0.42
25:CA:457:A:O4'	25:CA:459:U:C6	2.72	0.42
25:CA:514:A:H2'	25:CA:515:A:O4'	2.19	0.42
25:CA:697:G:C2	25:CA:766:U:O2	2.72	0.42
25:CA:1421:G:C2'	25:CA:1422:G:O5'	2.67	0.42
25:CA:2126:A:C8	25:CA:2162:G:C2	3.07	0.42
25:CA:2218:G:C4	25:CA:2219:U:C5	3.07	0.42
25:CA:2303:G:C4	25:CA:2304:G:N7	2.86	0.42
26:CB:77:U:O2'	26:CB:78:A:H5'	2.19	0.42
27:CC:6:LYS:HA	27:CC:7:PRO:HD3	1.91	0.42
27:CC:159:THR:O	27:CC:194:VAL:HG12	2.19	0.42
28:CD:97:SER:C	28:CD:99:GLU:H	2.22	0.42
29:CE:171:ASP:O	29:CE:172:ALA:C	2.58	0.42
31:CG:75:VAL:C	31:CG:77:GLY:N	2.67	0.42
31:CG:102:ILE:HG22	31:CG:103:ASN:N	2.34	0.42
33:CI:5:GLN:HG2	33:CI:60:VAL:O	2.19	0.42
33:CI:97:VAL:HG12	33:CI:98:GLY:N	2.34	0.42
35:CK:108:ARG:HH12	40:CP:34:GLY:CA	2.32	0.42
35:CK:113:MET:C	35:CK:115:ILE:N	2.68	0.42
36:CL:59:ARG:NH1	60:CL:206:HOH:O	2.51	0.42
37:CM:47:GLU:O	37:CM:48:ALA:C	2.56	0.42
40:CP:32:VAL:CG1	40:CP:34:GLY:O	2.68	0.42
41:CQ:35:PHE:C	41:CQ:37:ALA:H	2.22	0.42
43:CS:85:ILE:HG22	43:CS:86:MET:N	2.32	0.42
44:CT:30:ILE:CD1	44:CT:32:LEU:HD21	2.48	0.42
49:CY:28:LEU:HB3	49:CY:43:LEU:HD21	2.01	0.42
49:CY:39:GLN:HB2	49:CY:41:HIS:ND1	2.33	0.42
51:C0:10:SER:O	51:C0:11:LYS:C	2.56	0.42
25:DA:22:C:C6	25:DA:22:C:H3'	2.54	0.42
25:DA:130:C:H2'	25:DA:131:A:O5'	2.19	0.42
25:DA:185:G:C6	25:DA:212:G:N1	2.87	0.42

Continued on next page...

Continued from previous page...

Atom-1	Atom-2	Interatomic distance (Å)	Clash overlap (Å)
25:DA:352:A:H2'	25:DA:353:C:O4'	2.18	0.42
25:DA:396:G:C5	25:DA:397:U:C5	3.07	0.42
25:DA:447:A:C6	25:DA:454:A:C5	3.07	0.42
25:DA:962:G:N2	25:DA:2250:G:H1	2.17	0.42
25:DA:1063:G:H8	25:DA:1063:G:P	2.42	0.42
25:DA:1168:G:N2	25:DA:1182:G:H1'	2.33	0.42
25:DA:1299:G:O6	25:DA:1639:C:H5''	2.19	0.42
25:DA:1338:G:H2'	25:DA:1339:G:C5'	2.49	0.42
25:DA:1341:G:C6	44:DT:84:TYR:CE2	3.07	0.42
25:DA:1400:U:O2'	25:DA:1401:G:H5'	2.19	0.42
25:DA:1429:G:N3	25:DA:1568:G:N2	2.66	0.42
25:DA:1476:U:C4	25:DA:1514:G:N2	2.87	0.42
25:DA:1483:G:C6	25:DA:1484:U:C4	3.07	0.42
25:DA:1557:C:H2'	25:DA:1558:C:C6	2.54	0.42
25:DA:1874:C:H2'	25:DA:1875:G:O4'	2.19	0.42
25:DA:2305:U:C5	30:DF:151:LEU:HA	2.54	0.42
25:DA:2491:U:H5'	25:DA:2570:G:H5'	2.01	0.42
25:DA:2495:G:C2'	25:DA:2496:C:H5'	2.49	0.42
27:DC:100:ARG:HG3	27:DC:100:ARG:NH1	2.34	0.42
29:DE:105:LEU:HA	29:DE:108:ILE:HG23	2.01	0.42
31:DG:69:ALA:O	31:DG:73:SER:HB3	2.19	0.42
32:DH:17:ASP:N	32:DH:17:ASP:OD1	2.51	0.42
33:DI:23:VAL:CG2	33:DI:27:LEU:HD23	2.49	0.42
35:DK:53:LYS:HG2	35:DK:56:ASP:OD1	2.19	0.42
35:DK:122:VAL:HG12	35:DK:122:VAL:OXT	2.19	0.42
36:DL:125:LEU:HD12	36:DL:125:LEU:N	2.34	0.42
39:DO:67:ASN:H	39:DO:70:ALA:HB3	1.84	0.42
39:DO:80:GLU:HA	39:DO:83:LEU:HD12	2.01	0.42
40:DP:47:ILE:HA	40:DP:96:LEU:HB2	2.01	0.42
41:DQ:98:ALA:HB2	41:DQ:105:PHE:CD2	2.54	0.42
43:DS:15:GLN:HG3	51:D0:16:ARG:NH1	2.34	0.42
44:DT:1:MET:O	44:DT:2:ILE:CG1	2.64	0.42
1:AA:36:C:H2'	1:AA:37:U:O4'	2.19	0.42
1:AA:50:A:N6	1:AA:361:G:H4'	2.34	0.42
1:AA:73:C:C2	1:AA:74:A:C8	3.07	0.42
1:AA:108:G:N3	1:AA:108:G:O4'	2.52	0.42
1:AA:446:G:N2	1:AA:489:C:C2	2.88	0.42
1:AA:674:G:OP1	6:AF:86:ARG:NH2	2.52	0.42
1:AA:831:A:OP1	2:AB:20:ARG:HG3	2.19	0.42
1:AA:972:C:H4'	10:AJ:59:LYS:HE3	2.01	0.42
1:AA:1133:G:C4	1:AA:1134:G:C8	3.06	0.42

Continued on next page...

Continued from previous page...

Atom-1	Atom-2	Interatomic distance (Å)	Clash overlap (Å)
1:AA:1431:A:C6	1:AA:1432:G:O6	2.72	0.42
1:AA:1454:G:C2	1:AA:1455:G:C8	3.06	0.42
2:AB:94:ARG:HH12	2:AB:96:LEU:HA	1.84	0.42
2:AB:106:VAL:O	2:AB:110:ILE:HD13	2.19	0.42
2:AB:110:ILE:CG1	2:AB:150:ILE:CG1	2.97	0.42
3:AC:72:PRO:CG	3:AC:104:GLU:HG3	2.48	0.42
3:AC:81:GLU:O	3:AC:84:GLU:HB3	2.19	0.42
3:AC:140:ALA:N	3:AC:142:ARG:HB3	2.34	0.42
3:AC:151:GLU:HG2	3:AC:198:LYS:HB2	2.02	0.42
4:AD:14:GLU:HB3	4:AD:59:LYS:HG3	2.01	0.42
4:AD:117:VAL:O	4:AD:130:ASN:HA	2.19	0.42
4:AD:152:SER:O	4:AD:155:LYS:HB2	2.20	0.42
5:AE:84:VAL:HG21	5:AE:142:GLY:O	2.19	0.42
5:AE:100:GLU:O	5:AE:100:GLU:CG	2.67	0.42
5:AE:113:VAL:O	5:AE:115:GLU:N	2.52	0.42
6:AF:17:GLN:OE1	6:AF:21:MET:HG3	2.19	0.42
8:AH:6:ILE:O	8:AH:10:LEU:CD2	2.65	0.42
9:AI:18:VAL:HG22	9:AI:64:ILE:CG2	2.49	0.42
10:AJ:84:VAL:O	10:AJ:88:MET:HG2	2.18	0.42
14:AN:17:ASP:C	14:AN:19:TYR:N	2.71	0.42
14:AN:68:GLY:O	14:AN:69:ARG:O	2.37	0.42
20:AT:84:LYS:HD2	20:AT:84:LYS:HA	1.84	0.42
22:AV:65:G:H2'	22:AV:66:U:H6	1.84	0.42
1:BA:26:A:H61	1:BA:558:G:H2'	1.85	0.42
1:BA:97:G:H2'	1:BA:98:A:O5'	2.18	0.42
1:BA:247:G:C6	1:BA:278:G:N1	2.87	0.42
1:BA:340:U:O2	1:BA:340:U:H2'	2.18	0.42
1:BA:414:A:C2	1:BA:415:A:C4	3.08	0.42
1:BA:491:G:O2'	1:BA:492:C:H5'	2.19	0.42
1:BA:511:C:N1	1:BA:512:U:C5	2.86	0.42
1:BA:939:G:C2	1:BA:940:C:C2	3.07	0.42
1:BA:1007:U:C2'	1:BA:1008:U:H5''	2.46	0.42
1:BA:1099:G:C4	1:BA:1100:C:C6	3.07	0.42
1:BA:1101:A:N3	1:BA:1102:A:H1'	2.34	0.42
1:BA:1159:U:N3	1:BA:1182:G:C4	2.87	0.42
1:BA:1297:G:H4'	1:BA:1298:U:O5'	2.19	0.42
1:BA:1320:C:N3	19:BS:35:ARG:NH1	2.66	0.42
1:BA:1404:C:O5'	1:BA:1404:C:H6	2.02	0.42
2:BB:53:LEU:HD12	2:BB:219:THR:CG2	2.49	0.42
2:BB:98:GLY:CA	2:BB:101:THR:CG2	2.97	0.42
2:BB:181:PRO:O	2:BB:182:VAL:HG23	2.19	0.42

Continued on next page...

Continued from previous page...

Atom-1	Atom-2	Interatomic distance (Å)	Clash overlap (Å)
3:BC:150:VAL:HG13	3:BC:199:VAL:HB	2.00	0.42
5:BE:81:GLN:HE22	5:BE:148:SER:HA	1.84	0.42
6:BF:74:LEU:O	6:BF:77:THR:N	2.52	0.42
7:BG:119:LEU:O	7:BG:123:LEU:CG	2.68	0.42
8:BH:31:LEU:HD11	8:BH:35:ILE:HG13	2.01	0.42
9:BI:14:SER:HB3	9:BI:74:GLN:HA	2.00	0.42
12:BL:40:THR:HA	12:BL:41:PRO:HD3	1.75	0.42
16:BP:71:VAL:O	16:BP:75:ILE:HG13	2.19	0.42
25:CA:118:A:N3	25:CA:178:G:H1'	2.33	0.42
25:CA:196:A:C4	25:CA:805:G:C6	3.07	0.42
25:CA:1098:A:N6	25:CA:1099:G:H1	2.16	0.42
25:CA:1297:C:O2'	25:CA:1302:A:N1	2.46	0.42
25:CA:1394:U:C4	25:CA:1395:A:C6	3.08	0.42
25:CA:1717:A:C2'	25:CA:1718:G:O5'	2.67	0.42
25:CA:1738:G:HO2'	25:CA:1739:A:H8	1.65	0.42
25:CA:1936:A:H2	25:CA:1943:U:N3	2.17	0.42
25:CA:1956:U:H1'	25:CA:2552:U:OP1	2.20	0.42
25:CA:1979:U:H2'	25:CA:1980:G:C5'	2.48	0.42
25:CA:2300:C:N3	25:CA:2317:A:C2	2.87	0.42
27:CC:15:VAL:HG13	27:CC:16:VAL:N	2.34	0.42
28:CD:67:HIS:O	28:CD:68:PHE:C	2.57	0.42
28:CD:127:PHE:HZ	28:CD:160:LYS:HB2	1.84	0.42
29:CE:148:ILE:HB	29:CE:169:VAL:HG22	2.01	0.42
30:CF:157:THR:HG21	30:CF:159:ALA:HB3	1.98	0.42
35:CK:95:ILE:HG22	35:CK:95:ILE:O	2.19	0.42
35:CK:113:MET:O	35:CK:115:ILE:N	2.52	0.42
46:CV:29:ILE:HD13	46:CV:38:LEU:O	2.19	0.42
48:CX:63:ILE:CD1	48:CX:67:LEU:HG	2.50	0.42
49:CY:53:VAL:O	49:CY:53:VAL:CG1	2.67	0.42
25:DA:930:G:H1'	50:DZ:24:LEU:CD2	2.49	0.42
25:DA:1049:C:C2'	25:DA:1050:A:H5'	2.48	0.42
25:DA:1118:C:N4	25:DA:1119:U:C4	2.87	0.42
25:DA:1137:G:C2'	25:DA:1138:G:O5'	2.68	0.42
25:DA:1142:A:C4	25:DA:1144:A:C8	3.07	0.42
25:DA:1190:G:OP1	36:DL:32:GLY:CA	2.66	0.42
25:DA:1315:C:H2'	25:DA:1316:U:O5'	2.19	0.42
25:DA:1378:A:O2'	25:DA:1380:G:N7	2.42	0.42
25:DA:1403:A:C4	25:DA:1404:C:C5	3.07	0.42
25:DA:1760:C:H2'	25:DA:1761:C:H5'	2.01	0.42
25:DA:1817:G:H2'	25:DA:1817:G:N3	2.34	0.42
25:DA:1855:U:H2'	25:DA:1856:U:H5'	2.02	0.42

Continued on next page...

Continued from previous page...

Atom-1	Atom-2	Interatomic distance (Å)	Clash overlap (Å)
25:DA:1994:C:OP1	28:DD:132:ALA:CB	2.68	0.42
25:DA:2126:A:C4	25:DA:2162:G:C6	3.07	0.42
25:DA:2209:G:C2	25:DA:2216:G:N1	2.87	0.42
25:DA:2438:U:O3'	25:DA:2439:A:H3'	2.19	0.42
25:DA:2707:U:O2	38:DN:71:ARG:NH1	2.53	0.42
27:DC:134:ILE:HG22	27:DC:135:PRO:HD2	2.01	0.42
27:DC:220:ARG:O	27:DC:221:GLY:C	2.57	0.42
27:DC:244:VAL:CG2	27:DC:248:GLY:HA2	2.49	0.42
28:DD:108:ASP:OD1	28:DD:207:VAL:HG12	2.19	0.42
29:DE:26:ALA:CB	36:DL:9:ALA:HB2	2.49	0.42
29:DE:88:ARG:HB3	29:DE:89:PRO:HD2	2.00	0.42
29:DE:131:THR:O	29:DE:133:LEU:N	2.52	0.42
32:DH:131:SER:C	32:DH:132:PHE:CD2	2.92	0.42
33:DI:39:LYS:HA	33:DI:39:LYS:HD3	1.84	0.42
37:DM:53:MET:HE3	37:DM:103:TYR:CG	2.54	0.42
37:DM:108:VAL:HG11	37:DM:112:LEU:HD23	2.01	0.42
39:DO:69:ASP:C	39:DO:71:ALA:N	2.73	0.42
42:DR:21:ARG:HE	42:DR:21:ARG:HB2	1.75	0.42
50:DZ:2:LYS:CD	50:DZ:2:LYS:N	2.82	0.42
52:D1:45:HIS:O	52:D1:46:VAL:HG23	2.18	0.42
1:AA:300:A:H2	1:AA:566:G:O6	2.03	0.42
1:AA:499:A:C4'	1:AA:500:G:OP1	2.65	0.42
1:AA:610:U:C2'	1:AA:611:C:O5'	2.68	0.42
1:AA:779:C:O2'	1:AA:780:A:H5'	2.18	0.42
1:AA:805:C:H2'	1:AA:806:C:H5'	2.01	0.42
1:AA:844:G:C4	1:AA:846:G:O2'	2.72	0.42
1:AA:850:U:H2'	1:AA:851:G:C5'	2.48	0.42
1:AA:877:G:H21	8:AH:1:SER:N	2.17	0.42
1:AA:894:G:C2	1:AA:895:G:C8	3.07	0.42
1:AA:946:A:O2'	1:AA:1333:A:N3	2.47	0.42
1:AA:977:A:O2'	1:AA:979:C:OP2	2.32	0.42
1:AA:979:C:O5'	1:AA:980:C:OP2	2.37	0.42
1:AA:1182:G:H5''	1:AA:1183:U:H5'	2.01	0.42
1:AA:1215:G:C2	1:AA:1216:A:N9	2.88	0.42
1:AA:1246:A:C5	1:AA:1247:U:C4	3.07	0.42
1:AA:1368:A:C2	1:AA:1369:C:C6	3.06	0.42
1:AA:1531:A:C2'	1:AA:1532:U:H5'	2.50	0.42
4:AD:2:ARG:HH21	4:AD:114:ARG:HD3	1.84	0.42
4:AD:18:LEU:HD12	4:AD:20:LEU:HD11	2.02	0.42
4:AD:57:LYS:HG3	4:AD:58:GLN:N	2.33	0.42
4:AD:186:GLU:O	4:AD:187:ARG:C	2.56	0.42

Continued on next page...

Continued from previous page...

Atom-1	Atom-2	Interatomic distance (Å)	Clash overlap (Å)
5:AE:82:HIS:CE1	5:AE:146:MET:CG	3.02	0.42
8:AH:6:ILE:HD12	8:AH:6:ILE:N	2.33	0.42
9:AI:9:GLY:CA	9:AI:80:HIS:HB3	2.49	0.42
9:AI:46:VAL:HG23	9:AI:47:VAL:N	2.34	0.42
10:AJ:47:GLU:HB2	10:AJ:49:PHE:CE1	2.54	0.42
10:AJ:63:ASP:OD2	14:AN:98:LYS:CD	2.67	0.42
11:AK:127:ARG:HH11	11:AK:127:ARG:CG	2.30	0.42
12:AL:85:ARG:CZ	12:AL:87:LYS:HB3	2.49	0.42
13:AM:38:ILE:HG22	13:AM:39:ALA:N	2.34	0.42
16:AP:67:ILE:HG13	16:AP:71:VAL:HG11	2.01	0.42
24:AY:61:GLU:O	24:AY:61:GLU:CG	2.68	0.42
1:BA:15:G:C4	1:BA:16:A:C8	3.08	0.42
1:BA:346:G:H3'	1:BA:346:G:N3	2.33	0.42
1:BA:390:U:H2'	1:BA:391:G:H8	1.84	0.42
1:BA:394:G:C5	1:BA:395:C:C5	3.08	0.42
1:BA:679:C:O2	1:BA:712:A:C2	2.73	0.42
1:BA:957:U:H4'	19:BS:78:THR:O	2.19	0.42
1:BA:960:U:C5	1:BA:1225:A:C8	3.07	0.42
1:BA:1143:G:C6	1:BA:1144:G:C6	3.07	0.42
1:BA:1191:A:O5'	1:BA:1191:A:C8	2.72	0.42
1:BA:1233:G:H2'	1:BA:1234:C:C6	2.54	0.42
1:BA:1240:U:OP2	7:BG:115:MET:HB3	2.19	0.42
1:BA:1314:C:OP2	19:BS:5:LYS:HG2	2.19	0.42
1:BA:1317:C:N3	14:BN:53:ARG:CD	2.83	0.42
4:BD:104:MET:SD	4:BD:142:VAL:HG13	2.59	0.42
7:BG:14:ASP:OD2	7:BG:15:PRO:N	2.52	0.42
7:BG:41:ILE:HA	7:BG:44:SER:HB3	2.01	0.42
9:BI:11:ARG:HB3	9:BI:77:ALA:HB2	2.01	0.42
9:BI:20:ILE:HD12	9:BI:85:ALA:CB	2.50	0.42
10:BJ:87:LEU:HD22	10:BJ:88:MET:N	2.34	0.42
11:BK:19:VAL:HB	11:BK:34:THR:HG23	2.01	0.42
11:BK:30:ILE:O	11:BK:30:ILE:CG1	2.60	0.42
11:BK:106:ILE:HD13	11:BK:107:THR:N	2.33	0.42
13:BM:101:THR:C	13:BM:103:THR:N	2.73	0.42
15:BO:44:GLU:HG2	15:BO:45:HIS:H	1.85	0.42
16:BP:79:ASN:O	16:BP:80:LYS:NZ	2.52	0.42
17:BQ:7:LEU:HB2	17:BQ:60:ILE:HG21	2.01	0.42
17:BQ:60:ILE:HG12	17:BQ:61:ARG:H	1.84	0.42
18:BR:70:THR:HG23	18:BR:71:ASP:N	2.33	0.42
21:BU:25:ALA:O	21:BU:27:VAL:N	2.51	0.42
25:CA:212:G:H2'	25:CA:213:A:O4'	2.20	0.42

Continued on next page...

Continued from previous page...

Atom-1	Atom-2	Interatomic distance (Å)	Clash overlap (Å)
25:CA:1045:C:C3'	25:CA:1046:A:C5'	2.96	0.42
25:CA:1279:G:O4'	38:CN:31:HIS:CE1	2.73	0.42
25:CA:1443:U:H2'	25:CA:1444:G:O4'	2.19	0.42
25:CA:1730:C:O2'	25:CA:1731:G:C4	2.59	0.42
25:CA:2144:G:HO2'	25:CA:2147:A:H61	1.67	0.42
25:CA:2668:G:H2'	25:CA:2669:G:O5'	2.19	0.42
25:CA:2751:G:C5	31:CG:2:ARG:HD3	2.54	0.42
26:CB:33:G:C2'	26:CB:34:A:C5'	2.94	0.42
26:CB:96:G:C2'	26:CB:97:C:H5'	2.49	0.42
27:CC:176:ARG:NH2	27:CC:176:ARG:CG	2.81	0.42
27:CC:221:GLY:HA2	27:CC:224:MET:HG3	2.00	0.42
27:CC:257:ARG:HG3	27:CC:258:SER:N	2.33	0.42
27:CC:265:PHE:N	27:CC:265:PHE:HD1	2.16	0.42
28:CD:2:ILE:CD1	28:CD:90:PHE:CZ	3.02	0.42
28:CD:142:VAL:HB	28:CD:143:PRO:HD2	2.02	0.42
31:CG:25:ILE:O	31:CG:25:ILE:HG22	2.19	0.42
31:CG:146:ASP:O	31:CG:149:ALA:HB3	2.19	0.42
33:CI:56:VAL:HG21	33:CI:70:THR:CA	2.49	0.42
36:CL:109:LYS:CE	36:CL:128:THR:HG22	2.46	0.42
36:CL:127:VAL:CG1	36:CL:128:THR:N	2.80	0.42
37:CM:110:GLU:O	37:CM:110:GLU:HG3	2.18	0.42
38:CN:52:ILE:O	38:CN:53:THR:C	2.57	0.42
39:CO:66:GLY:C	39:CO:102:ARG:NH2	2.72	0.42
39:CO:88:LYS:O	39:CO:89:ASP:CB	2.67	0.42
42:CR:12:HIS:CE1	42:CR:22:LEU:CD2	3.02	0.42
44:CT:56:GLU:HB2	44:CT:88:LYS:HA	2.01	0.42
48:CX:63:ILE:O	48:CX:63:ILE:HD12	2.19	0.42
25:DA:96:C:H2'	25:DA:97:C:H6	1.84	0.42
25:DA:150:U:H2'	25:DA:151:C:C6	2.55	0.42
25:DA:189:G:H2'	25:DA:205:G:N2	2.33	0.42
25:DA:377:G:H2'	25:DA:378:C:O4'	2.18	0.42
25:DA:386:G:H4'	25:DA:387:U:OP2	2.19	0.42
25:DA:471:A:H8	25:DA:471:A:O5'	2.02	0.42
25:DA:480:A:N3	25:DA:480:A:C2'	2.79	0.42
25:DA:481:G:H1'	25:DA:507:A:N1	2.33	0.42
25:DA:1050:A:H1'	25:DA:2751:G:H21	1.84	0.42
25:DA:1097:U:C3'	25:DA:1098:A:C5'	2.97	0.42
25:DA:1331:G:C5	25:DA:1333:G:N7	2.88	0.42
25:DA:1339:G:N2	25:DA:1603:A:H1'	2.34	0.42
25:DA:1392:A:N6	25:DA:1393:A:N6	2.67	0.42
25:DA:1526:C:C2	25:DA:1527:G:C8	3.07	0.42

Continued on next page...

Continued from previous page...

Atom-1	Atom-2	Interatomic distance (Å)	Clash overlap (Å)
25:DA:1655:A:H3'	25:DA:1656:C:C6	2.54	0.42
25:DA:1657:U:H2'	25:DA:1658:C:C6	2.54	0.42
25:DA:1657:U:H2'	25:DA:1658:C:H6	1.84	0.42
25:DA:1717:A:C2'	25:DA:1718:G:H5'	2.50	0.42
25:DA:1927:A:C6	25:DA:1928:A:C6	3.08	0.42
25:DA:2049:G:H2'	25:DA:2050:C:H5'	2.01	0.42
25:DA:2109:U:H4'	25:DA:2110:G:OP2	2.19	0.42
25:DA:2201:G:C6	25:DA:2223:G:N1	2.87	0.42
25:DA:2221:G:C6	25:DA:2222:C:C4	3.07	0.42
25:DA:2221:G:O2'	25:DA:2222:C:H5'	2.19	0.42
25:DA:2299:U:OP2	30:DF:70:ARG:NH2	2.52	0.42
25:DA:2369:A:H2'	25:DA:2370:G:O4'	2.19	0.42
25:DA:2414:G:C2	25:DA:2415:G:C8	3.07	0.42
25:DA:2507:C:O5'	25:DA:2507:C:H6	2.02	0.42
25:DA:2517:C:C6	25:DA:2542:A:C8	3.08	0.42
56:DB:25:U:O5'	56:DB:25:U:H6	2.03	0.42
27:DC:93:VAL:O	27:DC:93:VAL:CG2	2.67	0.42
27:DC:234:GLY:O	27:DC:235:GLU:HB2	2.20	0.42
28:DD:20:VAL:HG12	28:DD:21:SER:N	2.33	0.42
30:DF:35:LEU:HD21	30:DF:90:LEU:HD11	2.01	0.42
31:DG:24:THR:O	31:DG:25:ILE:HG13	2.18	0.42
31:DG:59:ASP:OD2	31:DG:63:GLN:CG	2.62	0.42
35:DK:15:GLY:HA2	35:DK:47:ILE:HD11	2.00	0.42
37:DM:83:GLY:O	37:DM:84:LYS:HB2	2.19	0.42
38:DN:70:THR:OG1	38:DN:71:ARG:N	2.52	0.42
39:DO:48:LEU:HD12	39:DO:87:ILE:HD11	2.01	0.42
41:DQ:7:VAL:HG12	41:DQ:8:ILE:N	2.34	0.42
42:DR:39:LEU:O	42:DR:40:MET:HB2	2.18	0.42
42:DR:40:MET:C	42:DR:41:ILE:HG13	2.39	0.42
43:DS:66:ILE:O	43:DS:69:LEU:HB3	2.20	0.42
57:DW:14:ALA:HB3	57:DW:16:ARG:HH21	1.84	0.42
48:DX:1:SER:C	48:DX:3:VAL:HG23	2.40	0.42
49:DY:16:THR:HG23	49:DY:20:ASN:HD21	1.84	0.42
1:AA:57:G:H2'	1:AA:58:C:C6	2.55	0.42
1:AA:77:A:H8	1:AA:77:A:OP2	2.03	0.42
1:AA:259:G:N1	1:AA:260:G:C4	2.87	0.42
1:AA:399:G:O2'	1:AA:400:C:H5'	2.19	0.42
1:AA:451:A:N6	1:AA:481:G:C5'	2.83	0.42
1:AA:528:C:H5'	1:AA:529:G:OP2	2.19	0.42
1:AA:542:G:N1	1:AA:543:U:C4	2.88	0.42
1:AA:782:A:H2'	1:AA:783:C:O4'	2.19	0.42

Continued on next page...

Continued from previous page...

Atom-1	Atom-2	Interatomic distance (Å)	Clash overlap (Å)
1:AA:849:G:C2'	1:AA:850:U:O5'	2.68	0.42
1:AA:923:A:H2	1:AA:1395:C:C2	2.37	0.42
1:AA:999:C:H2'	1:AA:1000:A:H8	1.84	0.42
1:AA:1268:G:N1	1:AA:1269:A:C6	2.87	0.42
1:AA:1293:C:N3	1:AA:1294:G:C8	2.88	0.42
1:AA:1296:C:C4'	1:AA:1302:C:N4	2.83	0.42
1:AA:1310:G:C2	1:AA:1328:C:C2	3.07	0.42
1:AA:1314:C:OP2	19:AS:5:LYS:CD	2.67	0.42
1:AA:1329:A:H2'	1:AA:1329:A:N3	2.34	0.42
1:AA:1367:C:P	9:AI:113:LYS:HZ1	2.42	0.42
2:AB:40:ILE:HG21	2:AB:201:GLY:N	2.34	0.42
2:AB:56:LEU:HB2	2:AB:183:PHE:CE1	2.54	0.42
2:AB:77:GLU:HG3	2:AB:78:ALA:N	2.35	0.42
2:AB:143:LEU:O	2:AB:147:LEU:HB2	2.20	0.42
2:AB:187:ASP:OD2	2:AB:202:ASN:HA	2.19	0.42
2:AB:205:ALA:C	2:AB:206:ILE:HD13	2.39	0.42
3:AC:119:ILE:HG22	3:AC:123:LEU:HD12	2.01	0.42
4:AD:16:THR:CG2	4:AD:17:ASP:H	2.30	0.42
4:AD:88:ASN:O	4:AD:92:LEU:HD23	2.20	0.42
6:AF:20:GLY:O	6:AF:21:MET:C	2.58	0.42
7:AG:11:ILE:CD1	7:AG:23:ALA:HB3	2.49	0.42
9:AI:20:ILE:CG2	9:AI:60:LEU:HD12	2.49	0.42
11:AK:34:THR:HB	11:AK:40:ALA:HA	2.01	0.42
11:AK:112:VAL:O	11:AK:113:THR:C	2.54	0.42
13:AM:113:LYS:HB3	13:AM:114:PRO:CD	2.46	0.42
14:AN:92:GLU:H	14:AN:92:GLU:HG2	1.77	0.42
20:AT:68:LYS:HB2	20:AT:69:ASN:OD1	2.19	0.42
23:AX:8:A:H2'	23:AX:9:G:O4'	2.19	0.42
24:AY:52:LEU:HD12	24:AY:52:LEU:O	2.20	0.42
24:AY:67:LYS:O	24:AY:67:LYS:HG2	2.18	0.42
1:BA:181:A:C2	1:BA:195:A:C5	3.07	0.42
1:BA:980:C:C2'	1:BA:981:U:H5'	2.49	0.42
1:BA:1048:G:H2'	1:BA:1050:G:C8	2.54	0.42
1:BA:1162:C:O2	1:BA:1175:G:C2	2.72	0.42
1:BA:1269:A:C8	1:BA:1270:G:O4'	2.73	0.42
1:BA:1461:G:O2'	1:BA:1462:C:H5'	2.20	0.42
3:BC:9:ILE:HD12	14:BN:98:LYS:HG3	2.01	0.42
4:BD:30:LYS:CD	4:BD:30:LYS:H	2.32	0.42
5:BE:36:THR:O	5:BE:47:PHE:HA	2.18	0.42
5:BE:93:VAL:HG11	5:BE:110:MET:HE3	2.01	0.42
6:BF:11:HIS:ND1	6:BF:12:PRO:CD	2.83	0.42

Continued on next page...

Continued from previous page...

Atom-1	Atom-2	Interatomic distance (Å)	Clash overlap (Å)
6:BF:70:VAL:O	6:BF:71:ILE:C	2.57	0.42
7:BG:16:LYS:HD3	7:BG:17:PHE:CD1	2.54	0.42
7:BG:117:LEU:O	7:BG:121:ASN:N	2.52	0.42
9:BI:81:GLY:O	9:BI:82:ILE:C	2.58	0.42
14:BN:88:ALA:N	14:BN:93:ILE:HD13	2.35	0.42
15:BO:35:ILE:HD12	15:BO:62:ARG:NH1	2.34	0.42
19:BS:51:HIS:ND1	19:BS:55:GLN:O	2.52	0.42
21:BU:35:GLU:HB3	21:BU:36:PHE:H	1.71	0.42
22:BV:61:C:H2'	22:BV:62:C:C6	2.54	0.42
25:CA:102:U:C6	49:CY:2:LYS:HD2	2.54	0.42
25:CA:380:G:H2'	25:CA:381:G:O4'	2.19	0.42
25:CA:528:A:C2	25:CA:2043:C:C4'	3.00	0.42
25:CA:1050:A:C2	25:CA:2751:G:C4	3.07	0.42
25:CA:1467:U:C4	25:CA:1546:G:N3	2.87	0.42
25:CA:1735:A:C2	25:CA:1736:U:N1	2.87	0.42
25:CA:1770:G:C6	25:CA:1983:G:C5	3.08	0.42
25:CA:2140:G:C2	25:CA:2141:G:C8	3.08	0.42
25:CA:2144:G:HO2'	25:CA:2147:A:N6	2.18	0.42
25:CA:2179:C:C2'	25:CA:2180:U:H5'	2.49	0.42
25:CA:2430:A:H5'	25:CA:2431:U:OP2	2.19	0.42
25:CA:2636:C:O2	25:CA:2636:C:C2'	2.63	0.42
25:CA:2784:U:H2'	25:CA:2785:C:H6	1.83	0.42
26:CB:51:G:O6	39:CO:32:PRO:HB3	2.19	0.42
27:CC:156:SER:O	27:CC:159:THR:HG23	2.18	0.42
29:CE:65:THR:HG23	29:CE:65:THR:O	2.19	0.42
29:CE:176:ASP:OD1	29:CE:177:PRO:N	2.53	0.42
30:CF:24:VAL:O	30:CF:24:VAL:HG22	2.20	0.42
30:CF:111:ARG:HG2	30:CF:112:ASP:HB2	2.01	0.42
31:CG:24:THR:C	31:CG:25:ILE:HG12	2.39	0.42
31:CG:164:ALA:C	31:CG:166:GLU:N	2.69	0.42
33:CI:5:GLN:O	33:CI:5:GLN:CG	2.67	0.42
33:CI:111:THR:O	33:CI:112:LYS:C	2.57	0.42
38:CN:45:ARG:HE	38:CN:45:ARG:HB2	1.60	0.42
40:CP:29:VAL:HG13	40:CP:79:VAL:CG1	2.48	0.42
41:CQ:26:ALA:O	41:CQ:27:ARG:C	2.56	0.42
45:CU:31:GLY:O	45:CU:66:VAL:HG12	2.20	0.42
47:CW:45:ALA:H	47:CW:77:SER:HB3	1.84	0.42
25:DA:136:G:C6	25:DA:137:U:O4	2.71	0.42
25:DA:318:C:H2'	25:DA:319:G:O5'	2.18	0.42
25:DA:638:G:C5	25:DA:639:U:C4	3.07	0.42
25:DA:1215:G:H5''	41:DQ:7:VAL:HG21	2.01	0.42

Continued on next page...

Continued from previous page...

Atom-1	Atom-2	Interatomic distance (Å)	Clash overlap (Å)
25:DA:1374:G:C6	25:DA:1375:U:N3	2.88	0.42
25:DA:1408:G:O6	25:DA:1594:U:O2	2.36	0.42
25:DA:1520:U:O4	25:DA:1521:G:C6	2.72	0.42
25:DA:1675:C:H2'	25:DA:1676:A:H5'	2.01	0.42
25:DA:1738:G:O2'	25:DA:1739:A:H8	2.03	0.42
25:DA:1748:C:O2'	25:DA:1749:A:C5'	2.67	0.42
25:DA:2199:A:H2'	25:DA:2200:C:C6	2.53	0.42
25:DA:2204:G:C6	25:DA:2205:A:C5	3.07	0.42
25:DA:2309:A:C2'	25:DA:2310:C:O5'	2.68	0.42
25:DA:2338:C:N3	25:DA:2339:C:C5	2.87	0.42
25:DA:2416:C:N3	25:DA:2417:C:C5	2.88	0.42
25:DA:2850:A:C2	25:DA:2851:A:C4	3.08	0.42
56:DB:69:G:C2	56:DB:70:C:H1'	2.53	0.42
27:DC:131:MET:HA	27:DC:134:ILE:HD12	2.02	0.42
27:DC:153:LEU:O	27:DC:154:ALA:HB3	2.19	0.42
28:DD:179:ARG:NH1	40:DP:7:LEU:HD21	2.34	0.42
29:DE:134:LEU:O	29:DE:134:LEU:HD12	2.19	0.42
31:DG:119:GLY:C	31:DG:120:ILE:HD13	2.38	0.42
32:DH:1:MET:HE2	32:DH:23:ALA:CB	2.49	0.42
32:DH:70:GLU:O	32:DH:72:ILE:N	2.52	0.42
35:DK:68:GLY:C	35:DK:69:VAL:HG13	2.40	0.42
36:DL:95:LEU:HB2	36:DL:101:ILE:HG12	2.01	0.42
36:DL:133:ALA:O	36:DL:136:GLU:HB2	2.19	0.42
37:DM:3:GLN:HG2	37:DM:3:GLN:O	2.19	0.42
37:DM:54:THR:HA	37:DM:57:VAL:HG22	2.00	0.42
38:DN:49:GLU:O	38:DN:50:PRO:C	2.58	0.42
39:DO:76:LYS:O	39:DO:79:ALA:HB3	2.20	0.42
39:DO:79:ALA:HB1	39:DO:113:ALA:HB3	2.02	0.42
43:DS:86:MET:HA	43:DS:87:PRO:HD3	1.86	0.42
44:DT:8:LEU:O	44:DT:9:LYS:C	2.57	0.42
45:DU:38:ILE:HG22	45:DU:39:ASN:N	2.35	0.42
1:AA:298:A:N6	1:AA:299:G:C2	2.88	0.42
1:AA:626:G:H2'	1:AA:627:G:O4'	2.20	0.42
1:AA:903:G:H2'	1:AA:904:U:C6	2.53	0.42
1:AA:1056:U:O2	1:AA:1057:G:C8	2.73	0.42
1:AA:1102:A:H2'	1:AA:1103:C:H5'	1.99	0.42
1:AA:1434:A:H8	1:AA:1434:A:O5'	2.02	0.42
1:AA:1539:C:P	21:AU:17:ARG:NE	2.92	0.42
2:AB:14:HIS:HB3	2:AB:208:ALA:HB2	2.01	0.42
2:AB:30:ILE:HD11	2:AB:38:HIS:CG	2.55	0.42
2:AB:110:ILE:HG12	2:AB:150:ILE:CG1	2.49	0.42

Continued on next page...

Continued from previous page...

Atom-1	Atom-2	Interatomic distance (Å)	Clash overlap (Å)
4:AD:120:LYS:HB2	4:AD:128:VAL:HG21	2.02	0.42
5:AE:110:MET:O	5:AE:114:LEU:HB2	2.20	0.42
5:AE:154:ALA:CB	8:AH:65:PHE:CE2	3.03	0.42
7:AG:28:ILE:HD12	7:AG:100:MET:CE	2.50	0.42
8:AH:5:PRO:O	8:AH:8:ASP:CB	2.64	0.42
8:AH:78:SER:HA	8:AH:84:ILE:CG1	2.50	0.42
8:AH:87:ARG:H	8:AH:90:GLU:HB2	1.83	0.42
14:AN:81:ARG:O	14:AN:82:ILE:C	2.58	0.42
16:AP:44:SER:OG	16:AP:46:LYS:HD2	2.20	0.42
18:AR:22:TYR:HB2	18:AR:57:ALA:O	2.20	0.42
18:AR:40:PRO:HG2	18:AR:43:ILE:CG1	2.50	0.42
19:AS:30:LEU:HD12	19:AS:30:LEU:HA	1.86	0.42
21:AU:25:ALA:HB3	23:AX:9:G:H4'	2.01	0.42
21:AU:44:ARG:O	21:AU:45:LYS:C	2.58	0.42
24:AY:157:SER:O	24:AY:159:ASP:N	2.53	0.42
1:BA:429:U:H3'	4:BD:8:LEU:CD2	2.49	0.42
1:BA:596:A:C2	1:BA:645:G:N3	2.86	0.42
1:BA:648:A:C2	1:BA:649:A:C4	3.07	0.42
1:BA:803:G:OP1	60:BA:1802:HOH:O	2.21	0.42
1:BA:841:C:H2'	1:BA:843:U:C5'	2.49	0.42
1:BA:883:C:O2'	1:BA:884:U:H5'	2.20	0.42
1:BA:1055:A:H2'	3:BC:155:ARG:HE	1.84	0.42
1:BA:1219:A:N6	1:BA:1220:G:O6	2.53	0.42
1:BA:1304:G:H2'	1:BA:1305:G:C1'	2.49	0.42
1:BA:1346:A:C8	1:BA:1348:U:C2	3.07	0.42
1:BA:1436:U:H2'	1:BA:1437:A:C8	2.54	0.42
1:BA:1465:A:H2'	1:BA:1466:C:C6	2.54	0.42
1:BA:1496:C:H2'	1:BA:1497:G:O4'	2.19	0.42
1:BA:1537:U:H5'	1:BA:1538:C:P	2.58	0.42
2:BB:223:GLY:O	2:BB:225:SER:N	2.52	0.42
3:BC:26:LYS:HB3	3:BC:26:LYS:NZ	2.34	0.42
5:BE:68:ARG:H	5:BE:68:ARG:HE	1.66	0.42
5:BE:100:GLU:HA	5:BE:121:ASN:HB3	2.02	0.42
6:BF:45:ARG:HD2	6:BF:59:TYR:CE2	2.55	0.42
7:BG:26:VAL:O	7:BG:27:ASN:C	2.57	0.42
7:BG:124:SER:O	7:BG:126:ALA:N	2.53	0.42
8:BH:33:VAL:O	8:BH:35:ILE:N	2.53	0.42
9:BI:24:ASN:HA	9:BI:58:GLU:O	2.18	0.42
9:BI:88:GLU:C	9:BI:88:GLU:OE2	2.58	0.42
10:BJ:42:LEU:CD1	10:BJ:73:LEU:HB2	2.49	0.42
11:BK:84:MET:HE2	11:BK:112:VAL:HG11	2.02	0.42

Continued on next page...

Continued from previous page...

Atom-1	Atom-2	Interatomic distance (Å)	Clash overlap (Å)
13:BM:13:HIS:H	13:BM:16:ILE:HD12	1.83	0.42
13:BM:92:ARG:HH11	13:BM:92:ARG:CG	2.32	0.42
16:BP:22:ALA:HA	16:BP:33:ILE:HD12	2.02	0.42
17:BQ:30:HIS:NE2	17:BQ:32:ILE:HD13	2.33	0.42
17:BQ:35:LYS:CG	17:BQ:37:ILE:CD1	2.98	0.42
18:BR:24:ASP:HB3	18:BR:27:THR:OG1	2.19	0.42
21:BU:19:LYS:C	21:BU:21:SER:N	2.73	0.42
25:CA:11:C:H2'	25:CA:12:U:C5'	2.49	0.42
25:CA:31:C:O2'	25:CA:32:C:H5'	2.19	0.42
25:CA:566:U:H2'	25:CA:567:U:O4'	2.19	0.42
25:CA:812:C:H4'	41:CQ:12:ARG:HH22	1.85	0.42
25:CA:924:G:H2'	25:CA:925:A:O4'	2.19	0.42
25:CA:1084:A:C6	25:CA:1085:A:N6	2.88	0.42
25:CA:1392:A:C6	25:CA:1393:A:C6	3.07	0.42
25:CA:1419:A:N7	25:CA:1421:G:C6	2.87	0.42
25:CA:1445:G:C5	25:CA:1446:C:C4	3.08	0.42
25:CA:1483:G:N2	25:CA:1507:C:C2	2.87	0.42
25:CA:1590:A:H2'	25:CA:1591:A:C8	2.55	0.42
25:CA:1599:U:OP2	44:CT:40:LYS:HG3	2.19	0.42
25:CA:1751:U:H2'	25:CA:1752:C:C6	2.55	0.42
25:CA:1827:U:C2'	25:CA:1828:G:O5'	2.68	0.42
25:CA:1979:U:HO2'	25:CA:1980:G:H5'	1.82	0.42
25:CA:2130:U:O2	25:CA:2158:A:H2	2.02	0.42
25:CA:2164:C:H3'	25:CA:2165:C:C5	2.55	0.42
25:CA:2170:A:N3	25:CA:2171:A:N7	2.67	0.42
25:CA:2243:U:O2'	25:CA:2244:U:H5'	2.20	0.42
25:CA:2294:G:C5	25:CA:2295:C:C5	3.07	0.42
25:CA:2339:C:H2'	25:CA:2340:A:H8	1.84	0.42
25:CA:2379:G:H2'	25:CA:2380:C:C6	2.54	0.42
25:CA:2585:U:O2'	25:CA:2586:U:O5'	2.33	0.42
28:CD:101:PHE:HE2	28:CD:203:VAL:HG12	1.81	0.42
36:CL:75:ALA:HB3	36:CL:108:ALA:HB2	2.01	0.42
38:CN:108:ALA:HA	38:CN:109:PRO:HD3	1.91	0.42
40:CP:22:GLY:O	40:CP:109:ILE:HD11	2.18	0.42
42:CR:20:VAL:HG13	42:CR:21:ARG:N	2.32	0.42
42:CR:39:LEU:N	42:CR:39:LEU:CD1	2.83	0.42
44:CT:8:LEU:CD2	49:CY:22:LEU:HA	2.50	0.42
48:CX:17:ARG:HD2	48:CX:17:ARG:HA	1.76	0.42
49:CY:16:THR:HA	49:CY:19:LEU:HD12	2.02	0.42
49:CY:39:GLN:O	49:CY:40:SER:C	2.55	0.42
25:DA:36:G:C5	25:DA:37:C:C5	3.07	0.42

Continued on next page...

Continued from previous page...

Atom-1	Atom-2	Interatomic distance (Å)	Clash overlap (Å)
25:DA:157:C:H3'	25:DA:157:C:C6	2.54	0.42
25:DA:411:G:P	25:DA:2407:A:OP2	2.77	0.42
25:DA:478:A:C6	25:DA:480:A:C6	3.08	0.42
25:DA:480:A:P	45:DU:43:LYS:HZ3	2.42	0.42
25:DA:639:U:H2'	25:DA:640:C:C6	2.53	0.42
25:DA:747:U:C5	25:DA:2613:U:C5	3.07	0.42
25:DA:780:G:H21	25:DA:783:A:H62	1.68	0.42
25:DA:783:A:C4	25:DA:785:G:H1'	2.54	0.42
25:DA:800:A:OP1	25:DA:800:A:H8	2.02	0.42
25:DA:928:A:H2	50:DZ:46:MET:HE1	1.85	0.42
25:DA:1003:G:N2	25:DA:1004:U:C2	2.87	0.42
25:DA:1020:A:C2	25:DA:1141:U:C2	3.08	0.42
25:DA:1115:G:C2	25:DA:1116:G:C5	3.07	0.42
25:DA:1176:U:C6	25:DA:1177:G:C5	3.07	0.42
25:DA:1579:A:N1	25:DA:1580:A:C2	2.87	0.42
25:DA:1596:A:O2'	25:DA:1597:A:H5'	2.19	0.42
25:DA:2016:U:H1'	51:D0:2:VAL:CG2	2.50	0.42
25:DA:2093:G:H2'	25:DA:2094:A:O5'	2.19	0.42
25:DA:2094:A:N1	25:DA:2196:C:C2	2.88	0.42
25:DA:2249:U:C4'	25:DA:2250:G:OP2	2.68	0.42
25:DA:2413:G:H2'	25:DA:2414:G:O5'	2.18	0.42
25:DA:2484:G:OP1	37:DM:44:ARG:HD3	2.19	0.42
25:DA:2555:U:C2'	25:DA:2556:C:H5'	2.49	0.42
25:DA:2677:G:O2'	25:DA:2678:C:H5'	2.19	0.42
56:DB:39:A:C2	56:DB:44:G:C4	3.08	0.42
56:DB:111:U:O2	56:DB:112:G:N7	2.53	0.42
27:DC:66:PHE:CD2	27:DC:155:ARG:NH2	2.88	0.42
30:DF:24:VAL:HG13	30:DF:25:MET:N	2.34	0.42
31:DG:39:ALA:HB2	31:DG:57:TYR:CG	2.55	0.42
32:DH:96:THR:O	32:DH:97:ARG:C	2.57	0.42
34:DJ:119:PHE:CD1	34:DJ:119:PHE:O	2.72	0.42
36:DL:41:ARG:O	36:DL:43:GLY:N	2.53	0.42
38:DN:24:MET:O	38:DN:25:ALA:C	2.58	0.42
39:DO:9:ARG:CG	39:DO:10:ARG:N	2.82	0.42
39:DO:92:PHE:HB2	39:DO:117:PHE:CE1	2.54	0.42
40:DP:12:MET:HG3	40:DP:54:LEU:HD22	2.02	0.42
42:DR:15:SER:O	42:DR:18:GLN:HB2	2.19	0.42
46:DV:9:ARG:HG3	46:DV:40:ILE:O	2.19	0.42
57:DW:34:VAL:HG21	57:DW:76:ILE:CD1	2.50	0.42
48:DX:15:ASN:HA	48:DX:24:THR:O	2.19	0.42
49:DY:14:LEU:O	49:DY:17:GLU:HB3	2.19	0.42

Continued on next page...

Continued from previous page...

Atom-1	Atom-2	Interatomic distance (Å)	Clash overlap (Å)
1:AA:64:G:C8	1:AA:99:C:C4	3.08	0.42
1:AA:93:U:C2'	1:AA:94:G:C5'	2.97	0.42
1:AA:164:G:N2	1:AA:165:G:H1'	2.34	0.42
1:AA:195:A:H1'	1:AA:222:C:O2'	2.20	0.42
1:AA:406:G:C8	1:AA:495:A:C4	3.07	0.42
1:AA:976:G:C8	1:AA:1358:U:C2	3.07	0.42
1:AA:978:A:C6	1:AA:1318:A:C6	3.08	0.42
1:AA:1114:C:O2	1:AA:1115:U:C6	2.72	0.42
1:AA:1255:G:H5''	1:AA:1256:A:OP1	2.19	0.42
1:AA:1325:C:O2'	1:AA:1326:U:H5'	2.18	0.42
1:AA:1367:C:N3	1:AA:1368:A:C8	2.87	0.42
1:AA:1416:G:C6	1:AA:1417:G:C5	3.08	0.42
2:AB:95:TRP:O	2:AB:97:GLY:N	2.52	0.42
2:AB:159:ALA:O	2:AB:160:LEU:CB	2.68	0.42
2:AB:167:HIS:ND1	2:AB:167:HIS:O	2.52	0.42
2:AB:175:ALA:C	2:AB:177:ASN:N	2.73	0.42
3:AC:152:VAL:CG2	3:AC:156:LEU:CD2	2.96	0.42
8:AH:36:ALA:O	8:AH:45:ILE:HD11	2.20	0.42
9:AI:6:TYR:CE2	9:AI:17:ARG:HB2	2.55	0.42
10:AJ:10:LEU:HB2	10:AJ:72:ARG:CB	2.41	0.42
10:AJ:53:ILE:HB	10:AJ:62:ARG:N	2.33	0.42
10:AJ:59:LYS:HD2	10:AJ:60:ASP:N	2.35	0.42
11:AK:125:LYS:N	11:AK:125:LYS:CD	2.82	0.42
15:AO:24:THR:O	15:AO:25:GLU:C	2.58	0.42
15:AO:59:VAL:HG11	25:CA:715:A:C8	2.55	0.42
18:AR:41:SER:N	18:AR:51:GLN:NE2	2.66	0.42
24:AY:59:THR:CG2	24:AY:60:VAL:N	2.81	0.42
24:AY:140:VAL:O	24:AY:143:LEU:N	2.53	0.42
1:BA:16:A:C4	1:BA:17:U:C6	3.08	0.42
1:BA:59:A:C5	1:BA:354:G:C6	3.07	0.42
1:BA:59:A:C4	1:BA:331:G:N2	2.87	0.42
1:BA:394:G:H2'	1:BA:395:C:C6	2.53	0.42
1:BA:457:G:C6	1:BA:458:U:N3	2.87	0.42
1:BA:626:G:H2'	1:BA:627:G:O5'	2.19	0.42
1:BA:737:C:O2'	1:BA:738:C:H5'	2.20	0.42
1:BA:837:U:O5'	1:BA:837:U:H6	2.03	0.42
1:BA:840:C:C4	1:BA:842:U:H5'	2.55	0.42
1:BA:842:U:O2'	1:BA:846:G:N1	2.52	0.42
1:BA:1085:U:O4'	1:BA:1094:G:C6	2.73	0.42
1:BA:1225:A:H2'	1:BA:1226:C:C4	2.53	0.42
1:BA:1239:A:H2	1:BA:1297:G:C2	2.37	0.42

Continued on next page...

Continued from previous page...

Atom-1	Atom-2	Interatomic distance (Å)	Clash overlap (Å)
1:BA:1310:G:C6	1:BA:1311:A:N7	2.88	0.42
1:BA:1483:A:H1'	25:DA:1948:G:H1'	2.02	0.42
1:BA:1538:C:C6	1:BA:1538:C:H3'	2.54	0.42
3:BC:41:TYR:OH	3:BC:45:GLU:CG	2.67	0.42
4:BD:150:LYS:O	4:BD:150:LYS:HG3	2.19	0.42
6:BF:86:ARG:HD3	18:BR:63:TYR:CE1	2.54	0.42
7:BG:109:LYS:O	7:BG:110:ARG:C	2.57	0.42
8:BH:10:LEU:HD22	8:BH:10:LEU:HA	1.85	0.42
8:BH:41:GLU:CD	8:BH:41:GLU:C	2.77	0.42
8:BH:92:PRO:HG3	8:BH:124:ILE:HD12	2.01	0.42
9:BI:29:ILE:HG23	9:BI:29:ILE:O	2.20	0.42
11:BK:20:ALA:CB	11:BK:33:ILE:CD1	2.98	0.42
11:BK:27:ASN:HB3	11:BK:56:LYS:HE3	2.02	0.42
11:BK:113:THR:HA	11:BK:114:PRO:HD3	1.83	0.42
19:BS:44:ILE:HD11	19:BS:63:ASP:HA	2.01	0.42
20:BT:50:PHE:O	20:BT:53:MET:N	2.52	0.42
21:BU:8:ASN:C	21:BU:11:PHE:CE2	2.93	0.42
23:BX:5:A:H2'	23:BX:6:G:H5'	2.01	0.42
25:CA:114:U:H2'	25:CA:115:C:C6	2.55	0.42
25:CA:273:G:C2	25:CA:365:U:O2	2.73	0.42
25:CA:587:C:C2	36:CL:33:ARG:NH2	2.87	0.42
25:CA:751:A:C6	25:CA:789:A:C5	3.07	0.42
25:CA:779:U:H2'	25:CA:780:G:O5'	2.19	0.42
25:CA:846:U:C2'	25:CA:847:U:OP2	2.67	0.42
25:CA:1056:G:O2'	25:CA:1086:A:H8	2.02	0.42
25:CA:1085:A:C4	25:CA:1086:A:N1	2.88	0.42
25:CA:1090:A:N1	25:CA:1091:G:C5	2.87	0.42
25:CA:1104:C:O2	25:CA:1105:U:C5	2.72	0.42
25:CA:1117:C:C2'	25:CA:1118:C:H5'	2.50	0.42
25:CA:2111:U:C4	25:CA:2145:C:O2	2.73	0.42
25:CA:2839:G:C6	25:CA:2840:C:C4	3.07	0.42
25:CA:2852:G:C4	25:CA:2853:C:C5	3.07	0.42
25:CA:2875:C:C2'	25:CA:2876:G:O5'	2.68	0.42
26:CB:8:C:H2'	26:CB:9:G:O4'	2.20	0.42
28:CD:48:ILE:HG13	28:CD:50:VAL:HG13	2.02	0.42
29:CE:108:ILE:CD1	36:CL:2:ARG:HH12	2.32	0.42
30:CF:56:LEU:HD12	30:CF:64:PRO:HB3	2.00	0.42
31:CG:8:VAL:HG12	31:CG:49:LEU:CB	2.48	0.42
32:CH:66:ASN:HA	32:CH:138:VAL:HG11	2.02	0.42
37:CM:62:LYS:O	37:CM:105:MET:HA	2.20	0.42
39:CO:72:ALA:HA	39:CO:109:ALA:HB2	2.01	0.42

Continued on next page...

Continued from previous page...

Atom-1	Atom-2	Interatomic distance (Å)	Clash overlap (Å)
40:CP:21:PRO:HA	40:CP:46:VAL:HG12	2.01	0.42
40:CP:52:ARG:CG	40:CP:52:ARG:NH1	2.80	0.42
41:CQ:63:ARG:O	41:CQ:64:ILE:C	2.58	0.42
49:CY:9:LYS:H	49:CY:12:GLU:HG3	1.83	0.42
54:C3:53:ASP:O	54:C3:54:LEU:C	2.57	0.42
25:DA:52:A:H2'	25:DA:53:A:O5'	2.18	0.42
25:DA:56:A:H2'	25:DA:57:C:O4'	2.20	0.42
25:DA:145:C:C6	25:DA:145:C:H3'	2.54	0.42
25:DA:149:A:C5	25:DA:150:U:C5	3.08	0.42
25:DA:458:G:H22	25:DA:469:G:H2'	1.85	0.42
25:DA:714:U:H2'	25:DA:716:A:N7	2.34	0.42
25:DA:817:C:H2'	25:DA:818:G:O4'	2.19	0.42
25:DA:1050:A:H1'	25:DA:2751:G:N2	2.35	0.42
25:DA:1188:U:C2'	25:DA:1189:A:O5'	2.67	0.42
25:DA:1421:G:H2'	25:DA:1422:G:H5'	2.01	0.42
25:DA:1675:C:OP2	60:DA:3772:HOH:O	2.21	0.42
25:DA:1692:U:O2	25:DA:1696:G:C2	2.73	0.42
25:DA:1866:A:N3	25:DA:1876:A:C6	2.88	0.42
25:DA:1885:A:H2'	25:DA:1886:U:H5'	2.00	0.42
25:DA:1891:G:C5	25:DA:1892:C:C4	3.07	0.42
25:DA:1936:A:H2	25:DA:1943:U:C4	2.36	0.42
25:DA:1955:U:H2'	25:DA:2551:C:O2'	2.19	0.42
25:DA:2146:C:C5'	25:DA:2147:A:OP1	2.66	0.42
25:DA:2162:G:P	25:DA:2162:G:H3'	2.59	0.42
25:DA:2179:C:C2	25:DA:2180:U:C5	3.07	0.42
25:DA:2491:U:H5'	25:DA:2570:G:C5'	2.50	0.42
25:DA:2730:C:H5'	28:DD:175:LEU:CD2	2.50	0.42
25:DA:2746:U:H2'	25:DA:2747:G:H5'	2.00	0.42
25:DA:2844:G:C2'	25:DA:2845:U:H5'	2.50	0.42
27:DC:68:ARG:NH1	27:DC:128:THR:OG1	2.52	0.42
27:DC:83:ASP:OD1	27:DC:84:PRO:HD2	2.19	0.42
27:DC:161:VAL:HG13	27:DC:174:ARG:O	2.19	0.42
28:DD:33:ARG:NH2	28:DD:74:GLU:O	2.53	0.42
28:DD:124:ARG:HD3	28:DD:125:TRP:HE1	1.84	0.42
29:DE:67:ARG:HE	29:DE:67:ARG:HB3	1.65	0.42
30:DF:43:ILE:HA	30:DF:82:TYR:CE1	2.54	0.42
31:DG:147:LEU:HA	31:DG:150:TYR:HD1	1.85	0.42
32:DH:80:ILE:CD1	32:DH:144:VAL:CG1	2.97	0.42
33:DI:75:ALA:HB3	33:DI:131:THR:HG21	2.02	0.42
34:DJ:21:THR:HG23	34:DJ:61:LYS:HB3	2.00	0.42
35:DK:92:GLU:OE2	35:DK:92:GLU:N	2.53	0.42

Continued on next page...

Continued from previous page...

Atom-1	Atom-2	Interatomic distance (Å)	Clash overlap (Å)
35:DK:113:MET:O	35:DK:116:ILE:HG13	2.20	0.42
36:DL:19:LEU:N	36:DL:19:LEU:CD1	2.82	0.42
39:DO:70:ALA:O	39:DO:74:VAL:HB	2.19	0.42
39:DO:101:GLY:O	39:DO:102:ARG:C	2.58	0.42
45:DU:12:VAL:HB	45:DU:17:ASP:O	2.20	0.42
48:DX:39:VAL:O	48:DX:40:GLU:C	2.57	0.42
48:DX:56:ARG:O	48:DX:59:ASP:HB2	2.19	0.42
49:DY:8:GLU:C	49:DY:12:GLU:HB2	2.39	0.42
49:DY:13:GLU:C	49:DY:15:ASN:H	2.22	0.42
50:DZ:4:ILE:HG22	50:DZ:37:ARG:O	2.19	0.42
52:D1:18:HIS:HE2	52:D1:20:TYR:HE2	1.68	0.42
55:D4:9:LYS:HG2	55:D4:14:CYS:HB3	2.01	0.42
1:AA:171:A:C6	1:AA:172:A:C6	3.07	0.42
1:AA:262:A:C6	1:AA:263:A:C6	3.07	0.42
1:AA:293:G:C4	1:AA:294:U:C5	3.08	0.42
1:AA:511:C:N1	1:AA:512:U:C5	2.87	0.42
1:AA:540:G:C5	1:AA:541:G:C8	3.08	0.42
1:AA:721:G:O4'	1:AA:722:G:C5	2.73	0.42
1:AA:986:U:O2'	1:AA:987:G:H5'	2.20	0.42
1:AA:1008:U:N3	1:AA:1022:A:C2	2.87	0.42
1:AA:1053:G:O5'	1:AA:1054:C:H5'	2.19	0.42
1:AA:1068:G:C2'	1:AA:1069:C:H5'	2.50	0.42
1:AA:1119:C:H2'	1:AA:1120:C:C6	2.54	0.42
1:AA:1160:G:HO2'	1:AA:1161:C:P	2.43	0.42
1:AA:1410:A:O2'	1:AA:1411:C:H5'	2.20	0.42
2:AB:137:THR:O	2:AB:141:GLU:HG3	2.19	0.42
3:AC:28:PHE:C	3:AC:28:PHE:HD2	2.23	0.42
3:AC:135:ARG:O	3:AC:138:GLN:N	2.53	0.42
4:AD:64:TYR:HE2	4:AD:99:ASN:OD1	2.02	0.42
4:AD:162:GLU:HA	4:AD:166:LYS:HE2	2.00	0.42
5:AE:108:GLY:HA2	5:AE:111:ARG:HB2	2.01	0.42
5:AE:131:ASN:HA	5:AE:132:PRO:HD3	1.94	0.42
5:AE:148:SER:O	5:AE:152:VAL:CG1	2.67	0.42
6:AF:4:TYR:HA	6:AF:90:MET:O	2.19	0.42
7:AG:69:ARG:O	7:AG:137:ARG:HD3	2.20	0.42
8:AH:21:LYS:N	8:AH:64:TYR:OH	2.52	0.42
10:AJ:27:GLU:C	10:AJ:29:ALA:N	2.73	0.42
10:AJ:28:THR:CG2	10:AJ:86:ALA:HB1	2.49	0.42
10:AJ:42:LEU:HB3	10:AJ:71:LEU:CB	2.49	0.42
10:AJ:44:THR:O	10:AJ:45:ARG:C	2.57	0.42
10:AJ:59:LYS:CE	10:AJ:59:LYS:H	2.29	0.42

Continued on next page...

Continued from previous page...

Atom-1	Atom-2	Interatomic distance (Å)	Clash overlap (Å)
11:AK:23:HIS:CD2	11:AK:23:HIS:O	2.73	0.42
11:AK:52:ARG:N	11:AK:55:ARG:CB	2.83	0.42
12:AL:37:TYR:N	12:AL:37:TYR:CD2	2.87	0.42
13:AM:78:ARG:O	13:AM:81:ASP:HB2	2.19	0.42
17:AQ:80:LYS:N	17:AQ:80:LYS:CD	2.82	0.42
22:AV:59:U:H3'	22:AV:60:U:C6	2.54	0.42
24:AY:130:ARG:O	24:AY:133:ARG:HB2	2.19	0.42
1:BA:100:G:C5	1:BA:101:A:N7	2.87	0.42
1:BA:164:G:O2'	1:BA:165:G:H5'	2.19	0.42
1:BA:188:C:N3	1:BA:189:A:C5	2.87	0.42
1:BA:253:A:N1	1:BA:254:G:C5	2.88	0.42
1:BA:794:A:H2'	1:BA:795:C:C6	2.54	0.42
1:BA:927:G:H4'	1:BA:1503:A:N7	2.34	0.42
1:BA:943:U:C2'	1:BA:944:G:H5'	2.50	0.42
1:BA:1057:G:C6	1:BA:1204:A:C2	3.08	0.42
1:BA:1096:C:C4	1:BA:1097:C:N4	2.88	0.42
1:BA:1155:A:H2'	1:BA:1156:G:O5'	2.19	0.42
1:BA:1272:G:C2	1:BA:1273:C:C2	3.07	0.42
1:BA:1304:G:H2'	1:BA:1305:G:H1'	2.02	0.42
1:BA:1323:G:H1'	1:BA:1362:A:C2	2.55	0.42
1:BA:1360:A:C8	14:BN:58:SER:CB	3.03	0.42
1:BA:1361:G:C8	1:BA:1362:A:H5''	2.55	0.42
1:BA:1478:U:H2'	1:BA:1479:C:C6	2.55	0.42
3:BC:22:PHE:CD2	3:BC:23:ALA:CA	3.01	0.42
3:BC:88:LYS:HG2	3:BC:89:VAL:N	2.35	0.42
3:BC:129:PHE:CD2	3:BC:130:ARG:HD3	2.54	0.42
3:BC:179:ALA:HB1	3:BC:202:PHE:CE1	2.55	0.42
5:BE:115:GLU:O	5:BE:118:GLY:N	2.52	0.42
5:BE:152:VAL:HG23	5:BE:153:ALA:N	2.34	0.42
6:BF:6:ILE:C	6:BF:7:VAL:HG12	2.40	0.42
7:BG:59:GLU:HA	7:BG:62:GLU:HB3	2.00	0.42
7:BG:78:ARG:HG2	7:BG:83:THR:HG23	2.02	0.42
8:BH:85:TYR:O	8:BH:86:LYS:CD	2.67	0.42
9:BI:60:LEU:CD2	9:BI:60:LEU:N	2.82	0.42
9:BI:115:VAL:HG21	10:BJ:62:ARG:HB2	2.02	0.42
11:BK:12:ARG:CZ	11:BK:76:TYR:OH	2.68	0.42
13:BM:47:LEU:HD13	13:BM:52:ILE:HG13	2.02	0.42
13:BM:88:LEU:C	13:BM:90:HIS:N	2.72	0.42
15:BO:44:GLU:O	15:BO:45:HIS:HB2	2.19	0.42
17:BQ:17:GLU:O	17:BQ:18:LYS:HB2	2.19	0.42
17:BQ:31:PRO:CB	17:BQ:32:ILE:HD12	2.49	0.42

Continued on next page...

Continued from previous page...

Atom-1	Atom-2	Interatomic distance (Å)	Clash overlap (Å)
17:BQ:64:ARG:HD3	17:BQ:64:ARG:H	1.85	0.42
20:BT:35:TYR:CD1	20:BT:35:TYR:O	2.73	0.42
21:BU:25:ALA:HB1	23:BX:8:A:H5''	2.00	0.42
25:CA:186:G:C2	25:CA:187:G:C8	3.07	0.42
25:CA:623:C:H2'	25:CA:624:C:C6	2.54	0.42
25:CA:665:U:H2'	25:CA:666:A:H8	1.85	0.42
25:CA:740:C:O2	25:CA:740:C:C2'	2.66	0.42
25:CA:908:C:H2'	25:CA:909:A:O5'	2.19	0.42
25:CA:936:A:H2'	25:CA:937:C:C6	2.55	0.42
25:CA:1058:U:H1'	25:CA:1081:U:C2	2.55	0.42
25:CA:1076:C:C2'	25:CA:1077:A:O4'	2.68	0.42
25:CA:1446:C:H2'	25:CA:1447:C:H6	1.84	0.42
25:CA:1485:U:C2	25:CA:1505:A:C2	3.08	0.42
25:CA:1547:C:C6	25:CA:1547:C:C4'	3.02	0.42
25:CA:1585:C:O2'	25:CA:1586:A:C5'	2.62	0.42
25:CA:1588:G:C4	25:CA:1589:U:C5	3.08	0.42
25:CA:2162:G:OP2	25:CA:2164:C:N4	2.52	0.42
25:CA:2181:U:H2'	25:CA:2182:U:H6	1.83	0.42
25:CA:2301:C:C2'	25:CA:2302:U:H5'	2.50	0.42
25:CA:2328:A:H2'	25:CA:2329:U:H6	1.80	0.42
25:CA:2469:A:N6	25:CA:2481:G:H1'	2.35	0.42
25:CA:2555:U:C5	25:CA:2556:C:C2	3.08	0.42
25:CA:2555:U:C2'	25:CA:2556:C:H5'	2.50	0.42
25:CA:2800:A:C2	25:CA:2895:G:H1'	2.55	0.42
27:CC:163:ILE:HA	27:CC:173:LEU:HD12	2.01	0.42
28:CD:111:GLY:HA3	28:CD:194:PRO:HB2	2.01	0.42
29:CE:24:ASN:OD1	29:CE:27:LEU:CB	2.68	0.42
29:CE:118:LEU:HD12	29:CE:119:ILE:H	1.81	0.42
30:CF:6:TYR:CE2	30:CF:11:VAL:HG22	2.54	0.42
30:CF:51:ASN:N	30:CF:51:ASN:OD1	2.51	0.42
30:CF:68:LYS:O	30:CF:69:ALA:C	2.58	0.42
30:CF:88:VAL:CG1	30:CF:89:THR:N	2.83	0.42
31:CG:100:ASN:H	31:CG:100:ASN:ND2	2.13	0.42
32:CH:78:VAL:O	32:CH:145:ASN:N	2.53	0.42
33:CI:95:ASP:CG	33:CI:97:VAL:H	2.23	0.42
35:CK:114:LYS:HD2	35:CK:114:LYS:HA	1.82	0.42
37:CM:50:ARG:O	37:CM:53:MET:HG2	2.19	0.42
38:CN:1:MET:O	38:CN:2:ARG:HB3	2.20	0.42
40:CP:59:THR:HG23	40:CP:72:VAL:HG12	2.00	0.42
41:CQ:96:ASP:OD1	41:CQ:100:PHE:CD1	2.73	0.42
48:CX:1:SER:O	48:CX:3:VAL:N	2.52	0.42

Continued on next page...

Continued from previous page...

Atom-1	Atom-2	Interatomic distance (Å)	Clash overlap (Å)
25:DA:24:G:H2'	25:DA:25:U:O4'	2.20	0.42
25:DA:65:U:H4'	44:DT:73:ARG:HH11	1.85	0.42
25:DA:93:G:O2'	25:DA:94:A:H5'	2.19	0.42
25:DA:294:A:C5	25:DA:345:A:C2	3.07	0.42
25:DA:413:C:C2'	25:DA:414:C:O5'	2.68	0.42
25:DA:443:A:C5	29:DE:40:ARG:HD3	2.54	0.42
25:DA:846:U:C2'	25:DA:847:U:OP2	2.68	0.42
25:DA:1062:G:H2'	25:DA:1063:G:N9	2.34	0.42
25:DA:1356:G:C6	25:DA:1357:C:C4	3.08	0.42
25:DA:1637:A:H4'	25:DA:2711:A:O2'	2.20	0.42
25:DA:1668:A:C2	25:DA:1670:C:N3	2.88	0.42
25:DA:1717:A:C5	25:DA:1718:G:C8	3.08	0.42
25:DA:1795:C:C2	25:DA:1796:U:C6	3.08	0.42
25:DA:2093:G:O2'	25:DA:2094:A:H5'	2.19	0.42
25:DA:2181:U:H2'	25:DA:2182:U:H6	1.85	0.42
25:DA:2298:A:H2'	25:DA:2299:U:H6	1.81	0.42
25:DA:2311:A:O2'	25:DA:2312:U:O5'	2.37	0.42
25:DA:2473:U:C2	25:DA:2474:U:C6	3.07	0.42
25:DA:2531:A:N3	25:DA:2531:A:H2'	2.34	0.42
25:DA:2769:U:C2	25:DA:2770:G:C8	3.08	0.42
56:DB:49:C:H4'	39:DO:68:LYS:HE2	2.01	0.42
56:DB:52:A:H2'	56:DB:52:A:OP2	2.20	0.42
27:DC:118:GLY:C	27:DC:120:ASP:N	2.71	0.42
27:DC:134:ILE:HA	27:DC:135:PRO:HD3	1.81	0.42
27:DC:139:THR:C	27:DC:140:VAL:CG2	2.88	0.42
29:DE:167:VAL:HG12	29:DE:167:VAL:O	2.20	0.42
32:DH:51:ARG:O	32:DH:55:GLU:HB2	2.20	0.42
32:DH:86:ASP:O	32:DH:87:GLU:CB	2.61	0.42
41:DQ:40:LYS:C	41:DQ:42:GLY:N	2.73	0.42
43:DS:29:VAL:CG1	43:DS:55:ILE:CD1	2.98	0.42
45:DU:94:PHE:CA	45:DU:102:ILE:CD1	2.97	0.42
49:DY:8:GLU:CB	49:DY:12:GLU:HB3	2.50	0.42
55:D4:12:ARG:NH1	55:D4:12:ARG:HB2	2.34	0.42
1:AA:66:A:C6	1:AA:67:C:C5	3.08	0.42
1:AA:71:A:H3'	1:AA:71:A:P	2.60	0.42
1:AA:113:G:C1'	1:AA:354:G:H5'	2.50	0.42
1:AA:208:U:O4	1:AA:210:C:N3	2.53	0.42
1:AA:258:G:C2	1:AA:259:G:C1'	3.01	0.42
1:AA:502:A:OP1	12:AL:114:SER:HB3	2.20	0.42
1:AA:617:G:N1	1:AA:618:C:C4	2.88	0.42
1:AA:646:G:C5	1:AA:647:C:C5	3.08	0.42

Continued on next page...

Continued from previous page...

Atom-1	Atom-2	Interatomic distance (Å)	Clash overlap (Å)
1:AA:673:A:H5''	6:AF:86:ARG:NH1	2.35	0.42
1:AA:807:A:H2'	1:AA:808:C:O4'	2.19	0.42
1:AA:980:C:H5	1:AA:981:U:C4	2.37	0.42
1:AA:1062:U:H5''	1:AA:1063:C:OP1	2.20	0.42
1:AA:1141:C:O2'	1:AA:1142:G:P	2.78	0.42
1:AA:1164:G:C2	1:AA:1165:U:C6	3.08	0.42
1:AA:1179:A:O3'	9:AI:104:THR:HG23	2.19	0.42
2:AB:46:VAL:HB	2:AB:47:PRO:CD	2.42	0.42
2:AB:174:GLU:O	2:AB:177:ASN:HB3	2.19	0.42
2:AB:216:VAL:O	2:AB:219:THR:CG2	2.63	0.42
3:AC:125:ARG:O	3:AC:126:ARG:CB	2.66	0.42
3:AC:134:LYS:O	3:AC:135:ARG:C	2.57	0.42
5:AE:82:HIS:HE1	5:AE:146:MET:CG	2.33	0.42
7:AG:39:GLU:C	7:AG:41:ILE:N	2.71	0.42
8:AH:2:MET:O	8:AH:5:PRO:HD3	2.19	0.42
8:AH:100:ILE:HD11	8:AH:128:VAL:CB	2.49	0.42
8:AH:100:ILE:C	8:AH:100:ILE:HD12	2.40	0.42
10:AJ:56:HIS:C	10:AJ:57:VAL:HG12	2.40	0.42
11:AK:52:ARG:CZ	11:AK:56:LYS:HE2	2.50	0.42
11:AK:106:ILE:HD13	11:AK:106:ILE:C	2.40	0.42
12:AL:27:PRO:O	12:AL:28:GLN:HB3	2.20	0.42
13:AM:53:ASP:O	13:AM:56:ARG:CB	2.68	0.42
13:AM:106:ARG:HD3	13:AM:106:ARG:HA	1.77	0.42
14:AN:43:ASN:C	14:AN:45:VAL:N	2.73	0.42
15:AO:86:LEU:O	15:AO:87:ARG:CB	2.68	0.42
16:AP:70:ARG:HD3	16:AP:70:ARG:HA	1.79	0.42
17:AQ:27:PHE:CE1	17:AQ:36:PHE:HB3	2.54	0.42
21:AU:9:GLU:CD	21:AU:10:PRO:HG3	2.40	0.42
22:AV:45:U:O2	22:AV:45:U:H2'	2.18	0.42
24:AY:132:VAL:HA	24:AY:135:ASP:OD2	2.20	0.42
24:AY:144:LEU:O	24:AY:147:LYS:HA	2.20	0.42
24:AY:162:GLN:NE2	24:AY:162:GLN:HA	2.33	0.42
1:BA:594:U:H2'	1:BA:595:A:H8	1.81	0.42
1:BA:615:G:C4	1:BA:616:G:C8	3.08	0.42
1:BA:659:U:H2'	1:BA:660:C:C6	2.55	0.42
1:BA:684:U:C2'	11:BK:39:ASN:O	2.67	0.42
1:BA:1255:G:C6	1:BA:1279:G:N7	2.88	0.42
1:BA:1371:G:OP2	9:BI:12:LYS:HD3	2.20	0.42
1:BA:1386:G:H2'	1:BA:1387:G:H8	1.84	0.42
1:BA:1492:A:OP1	12:BL:43:LYS:HA	2.20	0.42
2:BB:112:ARG:HH22	2:BB:136:ARG:HD3	1.85	0.42

Continued on next page...

Continued from previous page...

Atom-1	Atom-2	Interatomic distance (Å)	Clash overlap (Å)
3:BC:70:ALA:C	3:BC:72:PRO:HD3	2.39	0.42
3:BC:118:SER:O	3:BC:121:SER:HB2	2.18	0.42
3:BC:127:VAL:HG23	3:BC:128:MET:N	2.34	0.42
3:BC:154:GLY:C	3:BC:156:LEU:HD12	2.40	0.42
4:BD:123:MET:O	4:BD:142:VAL:HA	2.20	0.42
5:BE:22:LYS:O	5:BE:23:THR:HB	2.19	0.42
5:BE:115:GLU:CG	5:BE:116:VAL:N	2.82	0.42
8:BH:79:ARG:O	8:BH:83:ARG:HD3	2.19	0.42
9:BI:125:GLN:HE21	9:BI:125:GLN:C	2.23	0.42
10:BJ:27:GLU:C	10:BJ:29:ALA:N	2.73	0.42
11:BK:93:GLU:O	11:BK:96:ILE:HG13	2.20	0.42
12:BL:73:LEU:O	12:BL:74:GLN:HB3	2.19	0.42
18:BR:58:ILE:HG22	18:BR:62:ARG:HD2	2.01	0.42
25:CA:270:A:OP1	25:CA:271:G:H2'	2.20	0.42
25:CA:556:A:H2'	25:CA:557:C:O5'	2.19	0.42
25:CA:631:A:H1'	36:CL:65:GLY:HA2	2.02	0.42
25:CA:682:G:H5'	53:C2:26:ASN:CG	2.40	0.42
25:CA:713:G:H8	25:CA:713:G:O5'	2.03	0.42
25:CA:927:A:H2'	25:CA:928:A:O5'	2.20	0.42
25:CA:1056:G:H4'	25:CA:1086:A:N7	2.34	0.42
25:CA:1178:C:H5'	25:CA:1179:G:OP1	2.20	0.42
25:CA:1315:C:H2'	25:CA:1316:U:O5'	2.19	0.42
25:CA:1359:A:C8	25:CA:1373:A:C2	3.08	0.42
25:CA:1407:G:C2'	25:CA:1408:G:H5'	2.49	0.42
25:CA:1474:U:C5	25:CA:1475:G:N2	2.87	0.42
25:CA:1524:G:H2'	25:CA:1525:A:O4'	2.20	0.42
25:CA:1535:A:H5''	25:CA:1536:C:C5	2.54	0.42
25:CA:1925:C:H5''	25:CA:1926:U:C5	2.54	0.42
25:CA:2312:U:OP2	25:CA:2312:U:C5	2.73	0.42
25:CA:2727:A:H2'	25:CA:2728:U:H5'	2.01	0.42
26:CB:111:U:H2'	26:CB:112:G:H8	1.83	0.42
27:CC:134:ILE:HG23	27:CC:135:PRO:HD2	2.00	0.42
30:CF:114:ARG:HA	30:CF:114:ARG:HD3	1.90	0.42
32:CH:116:ARG:HB2	32:CH:131:SER:O	2.19	0.42
33:CI:56:VAL:HG21	33:CI:70:THR:HB	2.02	0.42
33:CI:102:ARG:HE	33:CI:103:ALA:H	1.68	0.42
38:CN:103:ARG:CD	38:CN:110:MET:CE	2.93	0.42
42:CR:63:VAL:HA	42:CR:96:VAL:HG12	2.01	0.42
45:CU:6:ARG:HG3	45:CU:7:ASP:N	2.35	0.42
45:CU:85:ARG:HH12	45:CU:99:SER:CB	2.33	0.42
47:CW:11:ASP:OD2	47:CW:12:SER:N	2.52	0.42

Continued on next page...

Continued from previous page...

Atom-1	Atom-2	Interatomic distance (Å)	Clash overlap (Å)
47:CW:52:ASP:O	47:CW:53:HIS:HB2	2.20	0.42
51:C0:53:VAL:O	51:C0:55:ALA:N	2.53	0.42
25:DA:24:G:C2	25:DA:517:C:C2	3.07	0.42
25:DA:78:U:OP1	49:DY:2:LYS:HB2	2.20	0.42
25:DA:110:G:N3	25:DA:110:G:H2'	2.34	0.42
25:DA:140:C:O2	25:DA:140:C:OP2	2.38	0.42
25:DA:184:C:O2'	25:DA:217:A:H1'	2.20	0.42
25:DA:271:G:C6	25:DA:367:G:C6	3.08	0.42
25:DA:406:G:O2'	25:DA:407:G:H5'	2.19	0.42
25:DA:690:G:H2'	25:DA:691:C:O4'	2.20	0.42
25:DA:692:C:O2'	25:DA:693:A:O5'	2.37	0.42
25:DA:769:U:HO2'	25:DA:1379:U:H6	1.65	0.42
25:DA:779:U:O5'	25:DA:779:U:H6	2.02	0.42
25:DA:830:G:C4	25:DA:2448:A:C5	3.08	0.42
25:DA:930:G:C1'	50:DZ:24:LEU:CD2	2.98	0.42
25:DA:1076:C:C2'	25:DA:1077:A:O5'	2.68	0.42
25:DA:1257:C:H5'	29:DE:78:TRP:CH2	2.54	0.42
25:DA:1362:C:H2'	25:DA:1363:C:C5'	2.49	0.42
25:DA:1411:U:C6	25:DA:1411:U:H3'	2.54	0.42
25:DA:1446:C:H6	25:DA:1446:C:O5'	2.02	0.42
25:DA:1682:G:C8	25:DA:1757:A:N3	2.87	0.42
25:DA:1700:A:H5'	25:DA:1701:A:OP2	2.19	0.42
25:DA:1826:G:O2'	25:DA:1971:U:OP2	2.37	0.42
25:DA:1994:C:OP1	28:DD:132:ALA:HB2	2.20	0.42
25:DA:2111:U:O4	25:DA:2145:C:H3'	2.19	0.42
25:DA:2259:U:H2'	25:DA:2260:C:C6	2.54	0.42
25:DA:2445:G:C2'	25:DA:2446:G:H5'	2.50	0.42
25:DA:2902:C:OP2	25:DA:2902:C:H6	2.03	0.42
56:DB:27:C:C2'	56:DB:28:C:O5'	2.67	0.42
29:DE:127:GLU:HA	29:DE:127:GLU:OE1	2.19	0.42
30:DF:170:ALA:C	30:DF:172:PHE:N	2.72	0.42
35:DK:53:LYS:HG3	35:DK:56:ASP:OD2	2.20	0.42
36:DL:29:LYS:HG2	36:DL:30:THR:HG23	2.02	0.42
37:DM:111:GLU:OE1	37:DM:115:GLU:HG2	2.18	0.42
38:DN:72:ASP:HB3	38:DN:75:ILE:CG1	2.49	0.42
41:DQ:77:LYS:O	41:DQ:80:ASN:HB3	2.19	0.42
42:DR:67:GLY:CA	42:DR:93:PHE:CE2	3.03	0.42
43:DS:27:LYS:O	43:DS:71:VAL:HG23	2.19	0.42
44:DT:8:LEU:HD11	49:DY:22:LEU:HA	2.02	0.42
44:DT:39:THR:HG22	44:DT:42:GLU:H	1.85	0.42
49:DY:16:THR:O	49:DY:17:GLU:C	2.57	0.42

Continued on next page...

Continued from previous page...

Atom-1	Atom-2	Interatomic distance (Å)	Clash overlap (Å)
49:DY:36:GLN:O	49:DY:37:LEU:C	2.58	0.42
1:AA:100:G:C5	1:AA:101:A:C8	3.07	0.42
1:AA:304:U:C2'	1:AA:305:G:H5'	2.49	0.42
1:AA:538:G:OP2	12:AL:111:GLN:HG3	2.19	0.42
1:AA:859:G:H2'	1:AA:860:A:H8	1.83	0.42
1:AA:885:G:O2'	1:AA:914:A:N1	2.27	0.42
1:AA:1038:C:C2	1:AA:1039:G:C8	3.08	0.42
1:AA:1214:C:H4'	1:AA:1215:G:OP2	2.19	0.42
1:AA:1446:A:H2'	1:AA:1447:A:C5'	2.49	0.42
2:AB:52:ALA:HB3	2:AB:212:TYR:OH	2.19	0.42
2:AB:93:HIS:ND1	2:AB:145:ASN:CB	2.83	0.42
2:AB:177:ASN:OD1	2:AB:178:LEU:HD23	2.19	0.42
3:AC:16:PRO:CG	3:AC:53:ARG:NH2	2.83	0.42
3:AC:122:GLN:O	3:AC:125:ARG:HB2	2.20	0.42
4:AD:109:THR:OG1	4:AD:111:ALA:HB3	2.20	0.42
4:AD:121:ALA:O	4:AD:122:ILE:HG23	2.20	0.42
4:AD:193:ASP:O	4:AD:194:ILE:HG22	2.20	0.42
5:AE:64:GLU:OE2	5:AE:68:ARG:CZ	2.68	0.42
5:AE:66:ALA:O	5:AE:67:ARG:C	2.58	0.42
5:AE:104:ILE:HD12	5:AE:104:ILE:HA	1.79	0.42
9:AI:119:LYS:O	9:AI:120:ALA:CB	2.68	0.42
12:AL:35:ARG:NH2	24:AY:110:ARG:HD2	2.35	0.42
12:AL:56:LEU:HD23	12:AL:56:LEU:HA	1.87	0.42
12:AL:81:ILE:HA	12:AL:97:VAL:HG23	2.02	0.42
14:AN:27:LYS:CA	14:AN:30:ILE:HB	2.50	0.42
16:AP:4:ILE:HA	16:AP:20:VAL:O	2.20	0.42
16:AP:19:VAL:CG2	16:AP:19:VAL:O	2.67	0.42
16:AP:39:PHE:CD1	16:AP:40:ASN:N	2.87	0.42
17:AQ:47:ASP:O	17:AQ:47:ASP:CG	2.57	0.42
17:AQ:48:GLU:O	17:AQ:49:ASN:C	2.58	0.42
20:AT:56:ILE:HD12	20:AT:56:ILE:O	2.20	0.42
1:BA:6:G:C6	5:BE:98:ALA:HB1	2.55	0.42
1:BA:55:A:C2	32:CH:91:PHE:CD2	3.07	0.42
1:BA:361:G:C2'	1:BA:362:G:H5'	2.50	0.42
1:BA:474:G:C6	1:BA:475:C:C4	3.08	0.42
1:BA:687:A:N3	1:BA:688:G:H1'	2.35	0.42
1:BA:737:C:C2	1:BA:738:C:C5	3.08	0.42
1:BA:811:C:O2'	1:BA:901:A:N1	2.46	0.42
1:BA:919:A:H2'	1:BA:920:U:H6	1.83	0.42
1:BA:1074:G:H2'	1:BA:1075:U:O4'	2.20	0.42
1:BA:1134:G:C6	1:BA:1135:U:C4	3.08	0.42

Continued on next page...

Continued from previous page...

Atom-1	Atom-2	Interatomic distance (Å)	Clash overlap (Å)
1:BA:1211:U:O2'	1:BA:1212:U:O5'	2.37	0.42
1:BA:1251:A:C2	1:BA:1252:A:C4	3.08	0.42
1:BA:1337:G:H5''	1:BA:1338:G:OP1	2.19	0.42
3:BC:34:SER:O	3:BC:38:VAL:HG13	2.20	0.42
3:BC:113:LYS:HB2	3:BC:184:ASN:ND2	2.34	0.42
3:BC:115:VAL:O	3:BC:118:SER:HB3	2.20	0.42
3:BC:116:ALA:O	3:BC:119:ILE:N	2.52	0.42
3:BC:148:ILE:HA	3:BC:200:TRP:O	2.20	0.42
4:BD:134:TYR:C	4:BD:134:TYR:CD2	2.93	0.42
4:BD:201:GLU:O	4:BD:204:SER:HB2	2.20	0.42
5:BE:155:LYS:CE	5:BE:155:LYS:H	2.31	0.42
7:BG:74:VAL:HG21	7:BG:143:MET:CG	2.47	0.42
9:BI:89:TYR:CA	9:BI:93:LEU:HD11	2.49	0.42
10:BJ:22:THR:O	10:BJ:22:THR:HG23	2.19	0.42
10:BJ:58:ASN:O	10:BJ:59:LYS:C	2.58	0.42
10:BJ:80:THR:CB	10:BJ:83:THR:HG22	2.49	0.42
12:BL:43:LYS:HB2	12:BL:44:PRO:CD	2.50	0.42
13:BM:18:LEU:C	13:BM:20:SER:N	2.73	0.42
18:BR:26:ALA:O	18:BR:27:THR:C	2.58	0.42
18:BR:28:LEU:N	18:BR:28:LEU:CD1	2.83	0.42
19:BS:14:LEU:HD23	19:BS:37:SER:CB	2.50	0.42
19:BS:39:ILE:O	19:BS:66:VAL:HG13	2.19	0.42
19:BS:57:VAL:HG11	19:BS:74:ALA:CB	2.50	0.42
20:BT:7:LYS:O	20:BT:10:ALA:HB3	2.20	0.42
21:BU:18:PHE:HA	21:BU:21:SER:HB3	2.01	0.42
25:CA:4:U:C2'	25:CA:5:A:H5'	2.49	0.42
25:CA:45:G:H5'	25:CA:46:G:H5'	2.01	0.42
25:CA:123:G:H4'	25:CA:1376:C:O5'	2.20	0.42
25:CA:368:A:C8	25:CA:368:A:C3'	3.03	0.42
25:CA:559:G:H2'	25:CA:560:C:H5'	2.02	0.42
25:CA:594:U:H2'	25:CA:595:C:H6	1.80	0.42
25:CA:1444:G:C4	25:CA:1445:G:C8	3.07	0.42
25:CA:1712:U:H2'	25:CA:1713:A:C8	2.55	0.42
25:CA:1726:C:C4	25:CA:1727:C:C5	3.07	0.42
25:CA:1914:C:C5	25:CA:1915:U:C5	3.08	0.42
25:CA:2174:C:C2	25:CA:2175:C:C5	3.08	0.42
25:CA:2179:C:N3	25:CA:2180:U:C5	2.87	0.42
25:CA:2415:G:H2'	25:CA:2416:C:H6	1.85	0.42
25:CA:2732:G:C3'	25:CA:2733:A:C5'	2.98	0.42
26:CB:78:A:H61	26:CB:98:G:H2'	1.83	0.42
27:CC:23:LEU:HA	27:CC:23:LEU:HD12	1.82	0.42

Continued on next page...

Continued from previous page...

Atom-1	Atom-2	Interatomic distance (Å)	Clash overlap (Å)
27:CC:221:GLY:C	27:CC:223:ALA:N	2.72	0.42
29:CE:193:VAL:O	29:CE:197:GLU:HB2	2.19	0.42
32:CH:130:VAL:HG21	32:CH:144:VAL:HG21	2.01	0.42
35:CK:44:LYS:HA	35:CK:44:LYS:HD3	1.91	0.42
36:CL:120:VAL:CG2	36:CL:121:THR:N	2.83	0.42
37:CM:29:GLY:CA	37:CM:106:ASP:HB2	2.50	0.42
38:CN:58:ASP:C	38:CN:58:ASP:OD2	2.58	0.42
39:CO:14:ALA:O	39:CO:18:LEU:HD22	2.19	0.42
40:CP:30:TRP:CD2	40:CP:39:LEU:HD12	2.55	0.42
42:CR:43:ASN:HD22	42:CR:43:ASN:HA	1.63	0.42
47:CW:17:LEU:HD23	47:CW:35:ARG:CB	2.50	0.42
50:CZ:2:LYS:HD3	50:CZ:2:LYS:N	2.35	0.42
51:C0:28:SER:O	51:C0:36:LYS:HA	2.20	0.42
54:C3:6:VAL:HG21	54:C3:60:CYS:SG	2.60	0.42
54:C3:16:THR:CG2	54:C3:20:GLY:O	2.68	0.42
25:DA:53:A:C2'	25:DA:54:G:H5'	2.49	0.42
25:DA:107:G:H2'	25:DA:108:G:H8	1.85	0.42
25:DA:129:C:C2'	25:DA:130:C:H5'	2.50	0.42
25:DA:255:A:H2'	25:DA:256:A:O4'	2.20	0.42
25:DA:317:G:C4	25:DA:318:C:C5	3.08	0.42
25:DA:321:U:C2	29:DE:159:LEU:CD2	3.03	0.42
25:DA:494:G:H4'	43:DS:6:LYS:HG3	2.01	0.42
25:DA:511:U:O4	25:DA:512:G:N1	2.53	0.42
25:DA:616:A:N3	29:DE:173:THR:HG21	2.34	0.42
25:DA:1045:C:H4'	25:DA:1046:A:H5'	2.02	0.42
25:DA:1286:A:C6	25:DA:1329:U:C2	3.08	0.42
25:DA:1327:A:C2'	25:DA:1328:A:H5'	2.50	0.42
25:DA:1367:A:C5	25:DA:1368:G:H1'	2.54	0.42
25:DA:1378:A:C2	25:DA:1380:G:N9	2.87	0.42
25:DA:1443:U:H2'	25:DA:1444:G:C8	2.54	0.42
25:DA:1448:G:N1	25:DA:1449:G:C4	2.88	0.42
25:DA:1562:U:H2'	25:DA:1563:U:O4'	2.20	0.42
25:DA:1579:A:C2	25:DA:1580:A:C2	3.07	0.42
25:DA:1712:U:C2	25:DA:1713:A:N7	2.88	0.42
25:DA:1885:A:C5	25:DA:1886:U:C5	3.08	0.42
25:DA:2119:A:C2	25:DA:2169:A:H2'	2.55	0.42
25:DA:2338:C:O2	25:DA:2339:C:C6	2.73	0.42
25:DA:2350:C:C2'	25:DA:2351:G:O5'	2.68	0.42
25:DA:2433:A:H5''	25:DA:2434:A:OP1	2.19	0.42
25:DA:2721:A:H2'	25:DA:2722:G:C8	2.54	0.42
25:DA:2731:G:O2'	25:DA:2732:G:O5'	2.38	0.42

Continued on next page...

Continued from previous page...

Atom-1	Atom-2	Interatomic distance (Å)	Clash overlap (Å)
25:DA:2784:U:C2	25:DA:2785:C:C5	3.08	0.42
25:DA:2794:C:O2	25:DA:2795:C:C2	2.73	0.42
56:DB:82:U:C2	56:DB:83:G:C8	3.08	0.42
27:DC:74:PRO:O	27:DC:96:LYS:HG2	2.20	0.42
27:DC:225:ASN:O	27:DC:226:PRO:C	2.57	0.42
30:DF:128:SER:OG	30:DF:154:THR:HG23	2.19	0.42
30:DF:132:ARG:HH21	30:DF:132:ARG:CG	2.33	0.42
31:DG:3:VAL:O	31:DG:6:ALA:HB3	2.20	0.42
31:DG:8:VAL:CG2	31:DG:72:ASN:HB2	2.49	0.42
31:DG:26:LYS:HB3	31:DG:31:GLU:CG	2.48	0.42
31:DG:26:LYS:CB	31:DG:31:GLU:CD	2.87	0.42
31:DG:39:ALA:HB2	31:DG:57:TYR:CD2	2.55	0.42
33:DI:7:TYR:O	33:DI:7:TYR:CD1	2.72	0.42
33:DI:72:THR:CG2	33:DI:112:LYS:HG2	2.50	0.42
34:DJ:62:VAL:O	34:DJ:62:VAL:HG13	2.18	0.42
36:DL:10:GLU:O	36:DL:10:GLU:HG3	2.20	0.42
37:DM:32:GLY:C	37:DM:117:PHE:HE2	2.23	0.42
37:DM:111:GLU:OE1	37:DM:112:LEU:HA	2.20	0.42
44:DT:7:LEU:CD2	44:DT:7:LEU:O	2.68	0.42
45:DU:17:ASP:O	45:DU:19:GLY:N	2.53	0.42
50:DZ:26:LEU:HD21	50:DZ:46:MET:CB	2.49	0.42
53:D2:21:ARG:O	53:D2:27:GLY:HA3	2.20	0.42
55:D4:19:ARG:O	55:D4:20:ASP:HB2	2.20	0.42
1:AA:96:U:O2'	1:AA:97:G:P	2.77	0.42
1:AA:108:G:N7	20:AT:9:ARG:HG2	2.34	0.42
1:AA:233:C:N3	1:AA:234:C:C5	2.87	0.42
1:AA:386:C:H2'	1:AA:387:U:C5'	2.50	0.42
1:AA:451:A:C2	1:AA:480:U:N3	2.88	0.42
1:AA:490:C:C2	1:AA:491:G:C8	3.08	0.42
1:AA:508:U:H1'	1:AA:509:A:N7	2.35	0.42
1:AA:585:G:C6	1:AA:586:C:C4	3.08	0.42
1:AA:613:C:C2	1:AA:628:G:N2	2.87	0.42
1:AA:1001:C:H3'	1:AA:1001:C:H6	1.85	0.42
1:AA:1066:C:H3'	1:AA:1067:A:C8	2.55	0.42
1:AA:1178:G:C8	1:AA:1178:G:H3'	2.55	0.42
1:AA:1345:U:C4	1:AA:1377:A:C2	3.08	0.42
1:AA:1394:A:C5	1:AA:1501:C:H4'	2.54	0.42
1:AA:1405:G:O4'	1:AA:1519:A:H4'	2.20	0.42
1:AA:1446:A:C2'	1:AA:1447:A:C5'	2.97	0.42
2:AB:31:PHE:O	2:AB:31:PHE:CD2	2.73	0.42
3:AC:28:PHE:CE2	3:AC:32:LEU:HD23	2.55	0.42

Continued on next page...

Continued from previous page...

Atom-1	Atom-2	Interatomic distance (Å)	Clash overlap (Å)
3:AC:51:VAL:CG2	3:AC:67:ILE:CG2	2.98	0.42
4:AD:106:PHE:HD1	4:AD:158:LEU:CD2	2.32	0.42
4:AD:151:GLN:O	4:AD:154:VAL:HG12	2.19	0.42
6:AF:51:ILE:HG13	6:AF:52:ASN:HB2	2.02	0.42
7:AG:91:ARG:HB2	7:AG:94:ARG:HG2	2.02	0.42
8:AH:85:TYR:CD2	8:AH:123:GLU:HA	2.48	0.42
8:AH:102:VAL:HG21	8:AH:126:CYS:SG	2.60	0.42
9:AI:89:TYR:HB3	9:AI:93:LEU:HD21	2.01	0.42
10:AJ:72:ARG:HA	10:AJ:72:ARG:HD3	1.94	0.42
14:AN:25:GLU:O	14:AN:28:ALA:HB3	2.20	0.42
1:BA:82:G:C5	1:BA:83:C:C2	3.08	0.42
1:BA:318:G:C4	1:BA:319:G:C8	3.08	0.42
1:BA:385:C:H3'	1:BA:385:C:H6	1.85	0.42
1:BA:488:C:C2	1:BA:489:C:C5	3.08	0.42
1:BA:506:G:C5	1:BA:507:C:C4	3.07	0.42
1:BA:645:G:C5	1:BA:646:G:N7	2.88	0.42
1:BA:840:C:C5	1:BA:842:U:H5''	2.55	0.42
1:BA:1023:U:H2'	1:BA:1024:G:O4'	2.19	0.42
1:BA:1088:G:N3	1:BA:1089:G:C8	2.88	0.42
1:BA:1117:A:H4'	9:BI:105:ARG:CD	2.50	0.42
1:BA:1134:G:N1	1:BA:1141:C:N4	2.67	0.42
1:BA:1240:U:H3'	1:BA:1241:G:C5'	2.49	0.42
1:BA:1308:U:C6	13:BM:97:ARG:NH2	2.87	0.42
1:BA:1446:A:N6	1:BA:1447:A:N6	2.68	0.42
1:BA:1533:C:H4'	1:BA:1533:C:OP1	2.20	0.42
2:BB:59:ILE:O	2:BB:63:LYS:HA	2.20	0.42
2:BB:186:VAL:O	2:BB:186:VAL:HG23	2.20	0.42
3:BC:129:PHE:CE2	3:BC:156:LEU:CD2	3.03	0.42
7:BG:65:LEU:HD21	7:BG:69:ARG:CZ	2.50	0.42
8:BH:11:THR:HA	8:BH:14:ARG:NH1	2.35	0.42
9:BI:53:LEU:O	9:BI:54:VAL:CG2	2.67	0.42
10:BJ:17:LEU:N	10:BJ:20:GLN:HG2	2.35	0.42
16:BP:23:ASP:OD1	16:BP:23:ASP:C	2.57	0.42
23:BX:18:C:H3'	23:BX:19:U:C5'	2.49	0.42
25:CA:623:C:H2'	25:CA:624:C:H6	1.84	0.42
25:CA:699:A:H4'	25:CA:1634:A:N7	2.35	0.42
25:CA:1079:C:C5	25:CA:1088:A:N1	2.88	0.42
25:CA:1197:G:H2'	25:CA:1198:U:C6	2.55	0.42
25:CA:1255:U:C5	29:CE:68:ALA:HA	2.55	0.42
25:CA:1262:A:OP2	43:CS:99:ARG:NH2	2.52	0.42
25:CA:1575:C:H2'	25:CA:1576:U:O5'	2.20	0.42

Continued on next page...

Continued from previous page...

Atom-1	Atom-2	Interatomic distance (Å)	Clash overlap (Å)
25:CA:1637:A:H5'	25:CA:1760:C:HO2'	1.85	0.42
25:CA:1911:U:C2	25:CA:1918:A:C2	3.08	0.42
25:CA:2038:G:H2'	25:CA:2039:U:O4'	2.20	0.42
25:CA:2141:G:C2	25:CA:2142:A:C1'	3.02	0.42
25:CA:2314:A:C4	25:CA:2315:G:C8	3.07	0.42
25:CA:2331:G:H8	25:CA:2331:G:C5'	2.32	0.42
25:CA:2482:A:H2'	25:CA:2483:C:O4'	2.20	0.42
26:CB:59:A:C2'	26:CB:60:C:O5'	2.67	0.42
26:CB:68:C:C6	26:CB:68:C:H3'	2.55	0.42
27:CC:174:ARG:O	27:CC:174:ARG:HG2	2.20	0.42
27:CC:190:THR:HG22	27:CC:191:LEU:O	2.20	0.42
28:CD:121:THR:HG22	28:CD:125:TRP:HD1	1.85	0.42
28:CD:205:PRO:O	28:CD:206:ALA:O	2.38	0.42
29:CE:48:THR:O	29:CE:50:ALA:N	2.53	0.42
31:CG:8:VAL:HG13	31:CG:8:VAL:O	2.19	0.42
33:CI:18:ASN:H	33:CI:19:PRO:CD	2.33	0.42
33:CI:75:ALA:HB1	33:CI:128:ILE:HG22	1.98	0.42
35:CK:53:LYS:O	35:CK:56:ASP:HB2	2.20	0.42
38:CN:79:LEU:HG	38:CN:83:LEU:HD12	2.02	0.42
42:CR:25:LEU:N	42:CR:94:THR:CG2	2.77	0.42
44:CT:51:PHE:O	44:CT:53:VAL:HG13	2.20	0.42
48:CX:67:LEU:HD23	48:CX:67:LEU:HA	1.89	0.42
49:CY:59:GLU:O	49:CY:63:ALA:CB	2.68	0.42
25:DA:54:G:C6	25:DA:55:G:C5	3.07	0.42
25:DA:201:C:H2'	25:DA:202:U:O5'	2.18	0.42
25:DA:545:U:C5	25:DA:547:A:O3'	2.73	0.42
25:DA:570:G:C4	25:DA:2030:A:N7	2.88	0.42
25:DA:900:A:C5	25:DA:901:C:C5	3.07	0.42
25:DA:1121:C:H2'	25:DA:1122:G:O4'	2.20	0.42
25:DA:1168:G:C2'	25:DA:1169:A:O5'	2.68	0.42
25:DA:1178:C:C5	25:DA:1180:U:C4	3.08	0.42
25:DA:1469:A:C2'	25:DA:1470:A:C8	3.00	0.42
25:DA:1656:C:O5'	25:DA:1656:C:H6	2.01	0.42
25:DA:1709:U:C2'	25:DA:1710:G:O5'	2.68	0.42
25:DA:1856:U:C2'	25:DA:1857:G:H5'	2.49	0.42
25:DA:2165:C:O2	25:DA:2166:U:C1'	2.67	0.42
25:DA:2177:C:C4	25:DA:2178:C:N4	2.88	0.42
25:DA:2192:U:H2'	25:DA:2193:G:C8	2.55	0.42
25:DA:2393:U:H2'	25:DA:2394:C:H6	1.84	0.42
25:DA:2462:C:H2'	25:DA:2463:C:H6	1.85	0.42
25:DA:2477:U:H4'	25:DA:2479:U:O4	2.19	0.42

Continued on next page...

Continued from previous page...

Atom-1	Atom-2	Interatomic distance (Å)	Clash overlap (Å)
25:DA:2585:U:HO2'	25:DA:2586:U:C5'	2.24	0.42
25:DA:2862:G:C4	25:DA:2863:C:C5	3.08	0.42
25:DA:2886:A:H3'	25:DA:2887:A:H8	1.85	0.42
56:DB:112:G:H8	56:DB:112:G:O5'	2.02	0.42
28:DD:47:ALA:HB2	28:DD:83:ARG:HA	2.02	0.42
29:DE:137:LYS:O	29:DE:140:ASP:HB2	2.20	0.42
29:DE:181:ILE:HD13	36:DL:2:ARG:NH1	2.35	0.42
30:DF:169:LEU:HD13	30:DF:174:PHE:CE1	2.55	0.42
31:DG:10:VAL:O	31:DG:47:ASN:ND2	2.53	0.42
32:DH:21:VAL:O	32:DH:21:VAL:HG13	2.20	0.42
32:DH:118:PRO:O	32:DH:119:ASN:HB2	2.20	0.42
33:DI:58:ILE:HD13	33:DI:66:PHE:CD1	2.55	0.42
36:DL:92:LEU:HD23	36:DL:124:GLY:HA3	2.02	0.42
37:DM:26:VAL:HB	37:DM:133:LYS:HA	2.02	0.42
37:DM:66:ARG:HB2	37:DM:102:LEU:O	2.20	0.42
39:DO:31:THR:HG22	39:DO:33:ARG:O	2.20	0.42
44:DT:69:ARG:HB2	44:DT:74:ILE:HG21	2.02	0.42
44:DT:69:ARG:CB	44:DT:74:ILE:HG22	2.50	0.42
48:DX:1:SER:O	48:DX:3:VAL:N	2.53	0.42
48:DX:51:SER:O	48:DX:52:ALA:O	2.37	0.42
49:DY:60:LYS:HE3	49:DY:60:LYS:HB2	1.94	0.42
1:AA:282:A:H5''	1:AA:283:U:OP2	2.20	0.41
1:AA:289:G:H5''	1:AA:289:G:H8	1.85	0.41
1:AA:299:G:C2'	1:AA:300:A:O5'	2.68	0.41
1:AA:386:C:H2'	1:AA:387:U:H5'	2.00	0.41
1:AA:430:A:OP2	4:AD:7:LYS:CG	2.68	0.41
1:AA:489:C:H2'	1:AA:490:C:O5'	2.18	0.41
1:AA:527:G:O2'	1:AA:535:A:N1	2.52	0.41
1:AA:957:U:C2	1:AA:959:A:OP2	2.73	0.41
1:AA:1097:C:H2'	1:AA:1098:C:C6	2.54	0.41
1:AA:1165:U:H2'	1:AA:1166:G:H5'	2.02	0.41
2:AB:67:LEU:HA	2:AB:89:PHE:O	2.19	0.41
2:AB:68:PHE:CE2	2:AB:88:GLN:CB	3.03	0.41
2:AB:72:LYS:HE3	2:AB:204:ASP:HB2	2.02	0.41
4:AD:24:VAL:HG12	4:AD:25:ARG:H	1.83	0.41
4:AD:61:ARG:NH2	4:AD:67:LEU:HD13	2.35	0.41
6:AF:47:LEU:HD13	6:AF:51:ILE:CG2	2.49	0.41
7:AG:70:PRO:O	7:AG:95:ARG:CD	2.68	0.41
10:AJ:5:ARG:CG	10:AJ:79:PRO:HG3	2.49	0.41
10:AJ:51:VAL:HB	14:AN:81:ARG:HB2	2.02	0.41
10:AJ:71:LEU:O	10:AJ:72:ARG:NE	2.53	0.41

Continued on next page...

Continued from previous page...

Atom-1	Atom-2	Interatomic distance (Å)	Clash overlap (Å)
11:AK:13:LYS:HB3	11:AK:14:GLN:H	1.63	0.41
11:AK:63:GLN:O	11:AK:64:VAL:C	2.58	0.41
11:AK:88:PRO:HB3	21:AU:28:LEU:HD13	2.00	0.41
11:AK:92:ARG:NH2	21:AU:19:LYS:HG3	2.35	0.41
13:AM:2:ARG:C	13:AM:3:ILE:HD13	2.40	0.41
13:AM:22:TYR:CE2	13:AM:68:LEU:HD23	2.54	0.41
16:AP:20:VAL:HG11	16:AP:32:PHE:HB3	2.02	0.41
17:AQ:60:ILE:HG23	17:AQ:72:TRP:CE3	2.55	0.41
19:AS:44:ILE:HG23	19:AS:62:THR:HA	2.03	0.41
20:AT:34:VAL:HG11	20:AT:78:LEU:HD13	2.02	0.41
24:AY:6:ILE:HG12	24:AY:139:LYS:HD3	2.02	0.41
1:BA:293:G:C6	1:BA:305:G:C2	3.08	0.41
1:BA:437:U:C2'	4:BD:119:HIS:HD2	2.33	0.41
1:BA:439:U:H2'	1:BA:440:C:O5'	2.20	0.41
1:BA:464:U:C2	1:BA:466:A:OP2	2.74	0.41
1:BA:511:C:H1'	1:BA:512:U:H6	1.85	0.41
1:BA:585:G:N3	1:BA:879:C:C5'	2.83	0.41
1:BA:723:U:O2'	1:BA:855:U:H4'	2.20	0.41
1:BA:734:G:H2'	1:BA:735:C:C6	2.54	0.41
1:BA:808:C:H2'	1:BA:809:G:O5'	2.20	0.41
1:BA:862:C:O2	1:BA:862:C:H2'	2.19	0.41
1:BA:959:A:H5''	1:BA:960:U:OP2	2.20	0.41
1:BA:1130:A:C4	1:BA:1146:A:C2	3.07	0.41
1:BA:1328:C:H5''	13:BM:27:THR:CB	2.50	0.41
1:BA:1422:G:C2	1:BA:1423:G:C5	3.08	0.41
2:BB:53:LEU:HD13	2:BB:56:LEU:HD12	2.00	0.41
3:BC:14:VAL:O	3:BC:15:LYS:HB2	2.19	0.41
4:BD:30:LYS:HD3	4:BD:30:LYS:H	1.85	0.41
4:BD:99:ASN:O	4:BD:100:VAL:C	2.57	0.41
7:BG:16:LYS:HD3	7:BG:43:TYR:CE1	2.54	0.41
8:BH:91:LEU:HD21	8:BH:103:VAL:HG11	2.01	0.41
9:BI:18:VAL:HG12	9:BI:18:VAL:O	2.19	0.41
12:BL:35:ARG:HD2	12:BL:53:ARG:NH2	2.35	0.41
13:BM:20:SER:C	13:BM:21:ILE:HD12	2.39	0.41
14:BN:13:VAL:HA	14:BN:60:GLN:NE2	2.35	0.41
17:BQ:10:ARG:NH2	17:BQ:55:GLY:HA2	2.35	0.41
21:BU:18:PHE:O	21:BU:18:PHE:CD2	2.73	0.41
25:CA:93:G:C6	25:CA:94:A:C5	3.08	0.41
25:CA:322:A:H5'	25:CA:340:A:C1'	2.47	0.41
25:CA:416:U:C4	25:CA:417:C:C4	3.08	0.41
25:CA:1044:C:H1'	25:CA:1048:A:H1'	2.02	0.41

Continued on next page...

Continued from previous page...

Atom-1	Atom-2	Interatomic distance (Å)	Clash overlap (Å)
25:CA:1114:C:O2'	25:CA:1115:G:H5'	2.20	0.41
25:CA:1165:A:O2'	25:CA:1166:G:H5'	2.20	0.41
25:CA:1414:C:C2	25:CA:1415:U:C5	3.08	0.41
25:CA:1415:U:C6	25:CA:1588:G:N1	2.88	0.41
25:CA:1591:A:H2'	25:CA:1592:C:H6	1.84	0.41
25:CA:1606:C:O2'	25:CA:1607:C:C5'	2.67	0.41
25:CA:2031:A:C6	25:CA:2498:C:H1'	2.55	0.41
25:CA:2286:G:OP1	52:C1:29:LYS:HE3	2.20	0.41
25:CA:2858:C:O5'	25:CA:2858:C:H6	2.02	0.41
25:CA:2863:C:O2	25:CA:2863:C:H2'	2.19	0.41
31:CG:123:GLU:OE1	31:CG:123:GLU:CA	2.66	0.41
32:CH:14:SER:O	32:CH:15:LEU:HB2	2.19	0.41
32:CH:45:GLU:O	32:CH:46:PHE:C	2.59	0.41
32:CH:75:LEU:O	32:CH:76:GLU:HB3	2.20	0.41
33:CI:75:ALA:CB	33:CI:128:ILE:HG23	2.50	0.41
34:CJ:23:LYS:CE	34:CJ:142:ILE:OXT	2.67	0.41
36:CL:101:ILE:O	36:CL:102:GLY:O	2.39	0.41
37:CM:110:GLU:O	37:CM:111:GLU:C	2.57	0.41
38:CN:2:ARG:C	38:CN:2:ARG:HD2	2.39	0.41
38:CN:70:THR:O	38:CN:71:ARG:C	2.58	0.41
45:CU:33:VAL:O	45:CU:64:ILE:HG22	2.19	0.41
49:CY:22:LEU:CG	49:CY:23:ARG:N	2.83	0.41
51:C0:5:ASN:O	51:C0:7:PRO:HD3	2.20	0.41
51:C0:48:TYR:O	51:C0:49:ARG:HB2	2.20	0.41
54:C3:14:LYS:HD2	54:C3:22:LYS:HE2	2.02	0.41
55:C4:36:ARG:CG	55:C4:37:GLN:H	2.26	0.41
25:DA:106:C:H2'	25:DA:106:C:O2	2.19	0.41
25:DA:168:G:N2	25:DA:169:G:H1'	2.34	0.41
25:DA:468:G:OP2	53:D2:37:LYS:NZ	2.53	0.41
25:DA:542:C:H6	25:DA:542:C:OP2	2.03	0.41
25:DA:559:G:H2'	25:DA:560:C:H6	1.85	0.41
25:DA:995:C:OP2	41:DQ:53:LYS:HE3	2.19	0.41
25:DA:1035:U:O2	25:DA:1120:G:C6	2.73	0.41
25:DA:1063:G:C2	33:DI:89:SER:OG	2.72	0.41
25:DA:1193:G:O2'	25:DA:1194:A:H5'	2.20	0.41
25:DA:1333:G:N2	25:DA:1334:G:C8	2.88	0.41
25:DA:1474:U:H2'	25:DA:1475:G:O5'	2.20	0.41
25:DA:1489:C:N3	25:DA:1501:G:N2	2.68	0.41
25:DA:1750:G:O2'	25:DA:1751:U:H5'	2.20	0.41
25:DA:1796:U:H2'	25:DA:1797:G:H8	1.83	0.41
25:DA:1825:U:H2'	25:DA:1826:G:H8	1.84	0.41

Continued on next page...

Continued from previous page...

Atom-1	Atom-2	Interatomic distance (Å)	Clash overlap (Å)
25:DA:1828:G:OP1	60:DA:3460:HOH:O	2.22	0.41
25:DA:1857:G:N9	25:DA:1884:G:N2	2.68	0.41
25:DA:2407:A:H5''	25:DA:2408:U:OP2	2.19	0.41
25:DA:2422:C:C5	25:DA:2424:C:N4	2.88	0.41
25:DA:2428:G:H5''	25:DA:2429:G:P	2.60	0.41
25:DA:2702:G:H2'	25:DA:2703:C:H6	1.84	0.41
56:DB:50:A:P	39:DO:68:LYS:HG3	2.60	0.41
27:DC:47:ARG:O	27:DC:49:THR:HG23	2.19	0.41
27:DC:64:VAL:HB	27:DC:66:PHE:CE1	2.55	0.41
27:DC:143:VAL:C	27:DC:151:GLY:HA2	2.40	0.41
27:DC:221:GLY:O	27:DC:224:MET:HG3	2.20	0.41
28:DD:3:GLY:O	28:DD:4:LEU:HD13	2.20	0.41
28:DD:173:GLN:OE1	28:DD:208:LYS:HE3	2.20	0.41
28:DD:180:VAL:O	28:DD:180:VAL:CG1	2.68	0.41
29:DE:158:PHE:CD1	29:DE:159:LEU:N	2.88	0.41
30:DF:3:LEU:H	30:DF:3:LEU:CD2	2.24	0.41
31:DG:8:VAL:HG11	31:DG:72:ASN:HA	2.01	0.41
31:DG:85:LYS:O	31:DG:86:LEU:HD12	2.20	0.41
36:DL:132:ARG:O	36:DL:133:ALA:C	2.58	0.41
37:DM:109:PRO:O	37:DM:112:LEU:N	2.53	0.41
42:DR:61:ALA:HB2	42:DR:98:ILE:HD13	2.02	0.41
43:DS:68:ASP:O	43:DS:109:ASP:HA	2.20	0.41
45:DU:3:LYS:HD3	45:DU:82:VAL:HB	2.01	0.41
52:D1:8:ILE:HD11	52:D1:22:THR:HG23	2.01	0.41
1:AA:73:C:HO2'	1:AA:74:A:H5''	1.85	0.41
1:AA:96:U:C2	1:AA:97:G:C8	3.08	0.41
1:AA:255:G:H2'	1:AA:256:U:O4'	2.21	0.41
1:AA:623:C:N3	1:AA:624:C:C5	2.88	0.41
1:AA:865:A:H5'	1:AA:1078:U:O4	2.19	0.41
1:AA:948:C:C5	13:AM:104:ASN:OD1	2.73	0.41
1:AA:1094:G:O2'	60:AA:1863:HOH:O	2.14	0.41
1:AA:1130:A:C1'	1:AA:1146:A:C2	3.02	0.41
1:AA:1134:G:C6	1:AA:1141:C:N4	2.89	0.41
1:AA:1246:A:C6	1:AA:1292:G:C6	3.07	0.41
2:AB:12:GLY:HA3	2:AB:207:ARG:HH22	1.85	0.41
4:AD:53:GLN:O	4:AD:202:LEU:HD13	2.20	0.41
4:AD:57:LYS:CB	4:AD:199:ILE:CG2	2.95	0.41
4:AD:115:GLN:HE21	4:AD:115:GLN:CA	2.33	0.41
4:AD:120:LYS:HA	4:AD:122:ILE:CD1	2.50	0.41
4:AD:159:GLU:OE1	4:AD:160:LEU:HD13	2.19	0.41
5:AE:20:VAL:O	5:AE:20:VAL:HG22	2.19	0.41

Continued on next page...

Continued from previous page...

Atom-1	Atom-2	Interatomic distance (Å)	Clash overlap (Å)
5:AE:37:VAL:HG23	5:AE:47:PHE:HB3	2.01	0.41
5:AE:81:GLN:HB2	5:AE:146:MET:HE2	2.02	0.41
5:AE:110:MET:HE3	5:AE:139:THR:HG21	2.02	0.41
5:AE:130:THR:O	5:AE:131:ASN:C	2.58	0.41
9:AI:33:SER:HB3	9:AI:36:GLN:CB	2.50	0.41
9:AI:33:SER:HB3	9:AI:36:GLN:HB2	2.02	0.41
11:AK:41:LEU:HB2	11:AK:73:VAL:HG12	2.01	0.41
18:AR:51:GLN:HG3	18:AR:51:GLN:O	2.20	0.41
19:AS:39:ILE:HB	19:AS:65:MET:O	2.19	0.41
19:AS:79:TYR:CD2	19:AS:79:TYR:C	2.93	0.41
24:AY:140:VAL:C	24:AY:142:ALA:N	2.73	0.41
1:BA:429:U:H1'	1:BA:430:A:H5''	2.02	0.41
1:BA:654:G:C2	1:BA:753:A:C4	3.08	0.41
1:BA:799:G:H2'	1:BA:800:G:O4'	2.19	0.41
1:BA:840:C:C2	1:BA:842:U:H5''	2.56	0.41
1:BA:1029:U:O2	1:BA:1029:U:C2'	2.66	0.41
1:BA:1072:G:C5	1:BA:1073:U:C4	3.07	0.41
1:BA:1130:A:N9	1:BA:1146:A:C2	2.88	0.41
2:BB:69:VAL:O	2:BB:162:VAL:HA	2.20	0.41
2:BB:80:LYS:CG	2:BB:84:LEU:CD2	2.98	0.41
2:BB:94:ARG:NE	2:BB:94:ARG:N	2.68	0.41
2:BB:181:PRO:O	2:BB:182:VAL:CG2	2.68	0.41
4:BD:3:TYR:O	4:BD:4:LEU:CB	2.67	0.41
5:BE:75:LEU:HB3	5:BE:77:ASN:O	2.20	0.41
5:BE:76:ASN:O	5:BE:77:ASN:CB	2.68	0.41
6:BF:86:ARG:HD3	18:BR:63:TYR:CZ	2.55	0.41
7:BG:49:LEU:C	7:BG:51:GLN:N	2.72	0.41
8:BH:105:THR:HG21	8:BH:115:ALA:CB	2.49	0.41
9:BI:11:ARG:HG2	9:BI:73:GLY:HA2	2.02	0.41
9:BI:88:GLU:HG3	9:BI:89:TYR:N	2.35	0.41
9:BI:98:ARG:CA	9:BI:103:VAL:HG11	2.48	0.41
13:BM:6:ILE:CD1	30:DF:111:ARG:HD3	2.50	0.41
13:BM:7:ASN:O	13:BM:9:PRO:HD3	2.21	0.41
13:BM:84:CYS:CA	19:BS:72:GLU:O	2.65	0.41
14:BN:83:LYS:HE2	14:BN:86:GLU:HG3	2.01	0.41
15:BO:23:SER:O	15:BO:26:VAL:HB	2.20	0.41
15:BO:55:LEU:O	15:BO:58:MET:N	2.53	0.41
19:BS:12:LEU:HD22	19:BS:16:LYS:HE3	2.03	0.41
20:BT:34:VAL:C	20:BT:36:ALA:N	2.72	0.41
20:BT:53:MET:HE3	20:BT:53:MET:HB2	1.98	0.41
20:BT:66:ILE:HG12	20:BT:70:LYS:HG2	2.02	0.41

Continued on next page...

Continued from previous page...

Atom-1	Atom-2	Interatomic distance (Å)	Clash overlap (Å)
21:BU:40:PRO:C	21:BU:42:THR:H	2.22	0.41
22:BV:26:A:C4	22:BV:27:G:C8	3.08	0.41
25:CA:28:A:C2'	25:CA:29:U:H5'	2.50	0.41
25:CA:189:G:OP1	48:CX:25:LYS:HD2	2.19	0.41
25:CA:196:A:C2'	25:CA:805:G:O6	2.69	0.41
25:CA:360:U:O2	25:CA:360:U:H2'	2.21	0.41
25:CA:1088:A:N3	25:CA:1088:A:C5'	2.83	0.41
25:CA:1139:G:O3'	34:CJ:26:GLY:HA3	2.20	0.41
25:CA:1355:G:H2'	25:CA:1356:G:O5'	2.20	0.41
25:CA:1840:G:C2'	25:CA:1841:U:H5'	2.50	0.41
25:CA:2017:U:H4'	51:C0:4:GLN:O	2.19	0.41
25:CA:2170:A:H1'	25:CA:2171:A:C8	2.56	0.41
25:CA:2232:C:O2	25:CA:2232:C:C2'	2.64	0.41
25:CA:2255:G:H2'	25:CA:2256:G:H5'	2.03	0.41
25:CA:2309:A:C6	25:CA:2310:C:C4	3.08	0.41
25:CA:2508:G:HO2'	25:CA:2554:U:HO2'	1.67	0.41
25:CA:2758:A:H2'	25:CA:2759:G:H5'	2.02	0.41
26:CB:30:C:OP1	39:CO:3:LYS:NZ	2.52	0.41
27:CC:124:LYS:CB	27:CC:125:PRO:CD	2.98	0.41
27:CC:270:ARG:HH11	27:CC:270:ARG:CG	2.33	0.41
28:CD:62:LYS:N	28:CD:63:PRO:HD2	2.34	0.41
29:CE:130:LYS:HD3	29:CE:130:LYS:HA	1.89	0.41
29:CE:143:LEU:HB3	29:CE:146:VAL:HG11	2.01	0.41
29:CE:196:VAL:O	29:CE:200:LEU:HD23	2.20	0.41
30:CF:3:LEU:HG	30:CF:100:GLU:HG3	2.01	0.41
30:CF:162:ASP:O	30:CF:163:GLU:C	2.58	0.41
31:CG:10:VAL:O	31:CG:10:VAL:CG2	2.68	0.41
31:CG:59:ASP:O	31:CG:61:TRP:N	2.53	0.41
31:CG:76:ILE:N	31:CG:76:ILE:HD13	2.35	0.41
33:CI:66:PHE:CD1	33:CI:68:PHE:CE1	3.08	0.41
36:CL:110:VAL:CA	36:CL:111:ILE:HD12	2.51	0.41
37:CM:7:THR:O	37:CM:8:LYS:C	2.57	0.41
43:CS:31:GLN:O	43:CS:35:ILE:HG12	2.19	0.41
45:CU:39:ASN:CB	45:CU:62:ALA:O	2.68	0.41
52:C1:9:LYS:C	52:C1:10:LEU:HD23	2.41	0.41
25:DA:36:G:N3	25:DA:450:G:O2'	2.51	0.41
25:DA:616:A:H4'	29:DE:101:TYR:CE2	2.55	0.41
25:DA:826:U:H2'	25:DA:828:U:O4'	2.20	0.41
25:DA:864:G:N2	25:DA:913:U:C2	2.88	0.41
25:DA:1011:G:C2	25:DA:1151:A:N3	2.88	0.41
25:DA:1018:U:C2'	25:DA:1019:U:H5'	2.50	0.41

Continued on next page...

Continued from previous page...

Atom-1	Atom-2	Interatomic distance (Å)	Clash overlap (Å)
25:DA:1062:G:C3'	25:DA:1063:G:C8	3.03	0.41
25:DA:1135:C:C2'	25:DA:1136:G:OP1	2.68	0.41
25:DA:1157:G:H2'	25:DA:1158:C:C6	2.56	0.41
25:DA:1319:C:O2	25:DA:1334:G:C2	2.73	0.41
25:DA:1474:U:C2'	25:DA:1475:G:H5'	2.49	0.41
25:DA:1557:C:H2'	25:DA:1558:C:C5	2.55	0.41
25:DA:1606:C:C6	25:DA:1606:C:C3'	3.02	0.41
25:DA:1606:C:H2'	25:DA:1607:C:OP2	2.19	0.41
25:DA:1723:G:O2'	25:DA:1724:G:H5'	2.20	0.41
25:DA:1744:A:C8	25:DA:1745:A:N7	2.88	0.41
25:DA:1845:G:OP1	27:DC:255:LYS:HE3	2.20	0.41
25:DA:1946:U:O2'	25:DA:1947:C:H5'	2.19	0.41
25:DA:2093:G:H4'	32:DH:25:TYR:N	2.35	0.41
25:DA:2195:U:C2	25:DA:2196:C:C5	3.08	0.41
25:DA:2306:C:C5	25:DA:2307:G:H2'	2.55	0.41
25:DA:2392:A:C8	25:DA:2429:G:C2	3.09	0.41
25:DA:2898:U:O2	34:DJ:134:ALA:HB1	2.20	0.41
56:DB:7:G:H5'	39:DO:29:HIS:ND1	2.35	0.41
56:DB:71:C:H2'	56:DB:72:G:H5'	2.01	0.41
27:DC:70:LYS:HB3	27:DC:95:TYR:CE2	2.56	0.41
28:DD:45:TYR:CD1	28:DD:45:TYR:C	2.91	0.41
29:DE:5:LEU:HD12	29:DE:5:LEU:N	2.35	0.41
29:DE:14:VAL:HB	29:DE:197:GLU:OE1	2.20	0.41
29:DE:127:GLU:OE1	29:DE:127:GLU:CA	2.68	0.41
30:DF:39:VAL:H	30:DF:85:GLY:HA2	1.84	0.41
30:DF:92:GLY:O	30:DF:95:MET:N	2.53	0.41
32:DH:59:ALA:O	32:DH:60:GLU:C	2.58	0.41
34:DJ:7:LYS:HA	34:DJ:8:PRO:HD3	1.88	0.41
34:DJ:119:PHE:C	34:DJ:121:LYS:N	2.73	0.41
39:DO:40:ILE:HA	39:DO:47:VAL:HA	2.01	0.41
39:DO:41:ALA:HB1	39:DO:43:ASN:ND2	2.35	0.41
41:DQ:65:ASN:O	41:DQ:66:ALA:C	2.57	0.41
42:DR:69:GLY:O	42:DR:70:GLU:C	2.59	0.41
44:DT:18:GLU:CD	44:DT:18:GLU:N	2.73	0.41
45:DU:62:ALA:O	45:DU:63:ALA:C	2.57	0.41
45:DU:73:ASN:OD1	45:DU:75:ALA:HB3	2.20	0.41
45:DU:73:ASN:O	45:DU:74:ALA:HB3	2.19	0.41
49:DY:6:LEU:HA	49:DY:56:LEU:HD13	2.02	0.41
49:DY:35:GLY:O	49:DY:36:GLN:HG2	2.20	0.41
50:DZ:2:LYS:O	50:DZ:3:THR:O	2.38	0.41
51:D0:6:LYS:HA	51:D0:7:PRO:HD3	1.86	0.41

Continued on next page...

Continued from previous page...

Atom-1	Atom-2	Interatomic distance (Å)	Clash overlap (Å)
54:D3:21:PHE:O	54:D3:49:VAL:HG23	2.20	0.41
1:AA:22:G:C5	1:AA:23:C:C4	3.08	0.41
1:AA:190:A:H3'	1:AA:190:A:H8	1.85	0.41
1:AA:243:A:N1	1:AA:246:A:C8	2.89	0.41
1:AA:267:C:OP1	17:AQ:68:LYS:HB2	2.20	0.41
1:AA:375:U:OP1	16:AP:70:ARG:NH1	2.53	0.41
1:AA:416:G:C2'	1:AA:417:G:H5'	2.50	0.41
1:AA:1092:A:N6	1:AA:1093:A:N6	2.68	0.41
1:AA:1131:G:H22	1:AA:1144:G:H4'	1.85	0.41
1:AA:1233:G:H2'	1:AA:1234:C:H6	1.85	0.41
2:AB:14:HIS:CD2	2:AB:15:PHE:N	2.87	0.41
2:AB:110:ILE:O	2:AB:113:LEU:N	2.53	0.41
2:AB:129:THR:CG2	2:AB:131:LYS:HB3	2.50	0.41
3:AC:163:ARG:O	3:AC:164:THR:HG23	2.20	0.41
4:AD:8:LEU:C	4:AD:10:LEU:N	2.74	0.41
4:AD:8:LEU:HD22	4:AD:21:LYS:HB2	2.02	0.41
5:AE:31:SER:C	5:AE:32:PHE:CD2	2.94	0.41
6:AF:18:VAL:HG21	6:AF:58:HIS:CE1	2.55	0.41
7:AG:75:LYS:HB3	7:AG:88:VAL:HG11	2.01	0.41
7:AG:108:ARG:HA	7:AG:108:ARG:HE	1.84	0.41
9:AI:16:ALA:HB2	9:AI:66:VAL:CG2	2.50	0.41
9:AI:20:ILE:HG22	9:AI:21:LYS:N	2.35	0.41
9:AI:24:ASN:O	9:AI:60:LEU:C	2.58	0.41
9:AI:48:ARG:C	9:AI:50:PRO:HD2	2.40	0.41
10:AJ:33:GLY:O	10:AJ:34:ALA:CB	2.68	0.41
10:AJ:41:PRO:O	10:AJ:42:LEU:CB	2.68	0.41
11:AK:41:LEU:CB	11:AK:73:VAL:HG12	2.50	0.41
12:AL:116:TYR:N	12:AL:116:TYR:CD1	2.87	0.41
15:AO:44:GLU:O	15:AO:45:HIS:HB2	2.19	0.41
17:AQ:43:LEU:HA	17:AQ:43:LEU:HD23	1.82	0.41
1:BA:17:U:H2'	1:BA:17:U:O2	2.18	0.41
1:BA:17:U:N3	1:BA:18:C:C4	2.88	0.41
1:BA:174:A:H2'	1:BA:175:C:H5'	2.02	0.41
1:BA:201:G:O6	1:BA:216:U:O2	2.37	0.41
1:BA:234:C:H2'	1:BA:235:C:H6	1.83	0.41
1:BA:376:G:N3	1:BA:377:G:C8	2.88	0.41
1:BA:468:A:N7	1:BA:469:C:C2	2.88	0.41
1:BA:575:G:C8	1:BA:881:G:N2	2.88	0.41
1:BA:671:G:C4	1:BA:672:U:C6	3.08	0.41
1:BA:827:U:H5''	1:BA:828:U:OP2	2.19	0.41
1:BA:976:G:H5'	1:BA:977:A:OP1	2.19	0.41

Continued on next page...

Continued from previous page...

Atom-1	Atom-2	Interatomic distance (Å)	Clash overlap (Å)
1:BA:1004:A:H5'	1:BA:1025:U:O2	2.20	0.41
1:BA:1220:G:C4	1:BA:1221:G:C8	3.07	0.41
1:BA:1223:C:OP1	19:BS:77:ARG:NH1	2.53	0.41
1:BA:1250:A:C5	1:BA:1287:A:C5	3.08	0.41
1:BA:1305:G:H21	1:BA:1332:A:H2	1.67	0.41
1:BA:1445:U:C2'	1:BA:1446:A:OP2	2.68	0.41
1:BA:1491:G:O2'	1:BA:1492:A:O5'	2.25	0.41
4:BD:58:GLN:O	4:BD:59:LYS:C	2.58	0.41
7:BG:115:MET:CA	7:BG:118:ARG:HD3	2.50	0.41
8:BH:25:THR:O	8:BH:26:MET:HB3	2.21	0.41
9:BI:29:ILE:HB	9:BI:64:ILE:HD11	2.02	0.41
13:BM:88:LEU:O	13:BM:89:ARG:C	2.58	0.41
19:BS:13:HIS:O	19:BS:17:LYS:CD	2.68	0.41
20:BT:6:ALA:O	20:BT:9:ARG:HB2	2.20	0.41
20:BT:32:LYS:O	20:BT:35:TYR:HD2	2.04	0.41
21:BU:25:ALA:CB	23:BX:8:A:C5'	2.89	0.41
25:CA:126:A:C5	53:C2:18:PHE:CD2	3.09	0.41
25:CA:404:A:C2'	25:CA:405:U:OP2	2.69	0.41
25:CA:417:C:C2	25:CA:418:C:C6	3.09	0.41
25:CA:434:U:H1'	25:CA:435:C:H5	1.85	0.41
25:CA:747:U:C5	25:CA:2613:U:C5	3.08	0.41
25:CA:883:G:H22	25:CA:894:U:H1'	1.85	0.41
25:CA:1056:G:C4'	25:CA:1086:A:H8	2.33	0.41
25:CA:1056:G:H5''	25:CA:1057:A:H5'	2.02	0.41
25:CA:1101:U:O2	25:CA:1101:U:H2'	2.20	0.41
25:CA:1103:A:N7	25:CA:1104:C:C5	2.89	0.41
25:CA:1293:C:C4	25:CA:1294:U:C5	3.08	0.41
25:CA:1407:G:O2'	25:CA:1408:G:H5'	2.20	0.41
25:CA:1428:C:O2'	25:CA:1569:A:OP2	2.31	0.41
25:CA:1588:G:C6	25:CA:1589:U:C5	3.09	0.41
25:CA:1631:G:N2	25:CA:1633:G:H3'	2.34	0.41
25:CA:1748:C:C4	25:CA:1749:A:N7	2.88	0.41
25:CA:1754:A:C6	25:CA:1755:A:C6	3.08	0.41
25:CA:1909:C:O2	25:CA:1909:C:H2'	2.21	0.41
25:CA:2173:A:C3'	25:CA:2174:C:H6	2.33	0.41
25:CA:2317:A:C2'	25:CA:2318:G:H5'	2.51	0.41
25:CA:2332:C:H5''	25:CA:2333:A:P	2.60	0.41
25:CA:2469:A:H4'	37:CM:55:ARG:NH2	2.34	0.41
25:CA:2663:G:H2'	25:CA:2664:G:O5'	2.21	0.41
25:CA:2882:A:H2'	25:CA:2883:A:O5'	2.19	0.41
26:CB:85:G:C2'	26:CB:86:G:O5'	2.68	0.41

Continued on next page...

Continued from previous page...

Atom-1	Atom-2	Interatomic distance (Å)	Clash overlap (Å)
28:CD:4:LEU:CD2	28:CD:100:LEU:HD23	2.47	0.41
29:CE:75:SER:O	29:CE:81:GLY:HA3	2.21	0.41
33:CI:58:ILE:HG22	33:CI:60:VAL:HG23	2.02	0.41
34:CJ:46:PRO:HD3	41:CQ:59:LEU:HD13	2.03	0.41
37:CM:123:LYS:HD3	37:CM:123:LYS:N	2.34	0.41
37:CM:124:LEU:HD23	37:CM:124:LEU:HA	1.84	0.41
38:CN:115:LEU:HD23	38:CN:115:LEU:HA	1.81	0.41
43:CS:48:LYS:O	43:CS:48:LYS:CG	2.68	0.41
44:CT:28:ASN:OD1	44:CT:91:GLN:HB3	2.19	0.41
45:CU:71:ILE:CD1	45:CU:82:VAL:HG23	2.49	0.41
46:CV:1:MET:HG3	46:CV:2:PHE:N	2.35	0.41
49:CY:22:LEU:HD12	49:CY:23:ARG:N	2.35	0.41
52:C1:34:GLU:HA	52:C1:48:TYR:O	2.20	0.41
53:C2:21:ARG:O	53:C2:27:GLY:HA3	2.20	0.41
25:DA:42:A:C2	25:DA:438:G:C2	3.09	0.41
25:DA:96:C:H4'	49:DY:41:HIS:ND1	2.35	0.41
25:DA:239:C:N4	25:DA:240:C:N3	2.68	0.41
25:DA:297:G:H8	25:DA:297:G:O5'	2.03	0.41
25:DA:1025:G:C4	25:DA:1135:C:O4'	2.73	0.41
25:DA:1027:A:N1	25:DA:1126:A:C1'	2.84	0.41
25:DA:1057:A:N1	25:DA:1058:U:C4	2.88	0.41
25:DA:1171:G:H1	25:DA:1177:G:H1	1.67	0.41
25:DA:1173:U:C6	25:DA:1173:U:OP2	2.74	0.41
25:DA:1272:A:C5	25:DA:1618:A:H1'	2.54	0.41
25:DA:1441:G:H2'	25:DA:1442:U:C6	2.55	0.41
25:DA:1508:A:C2'	25:DA:1509:A:O5'	2.68	0.41
25:DA:1590:A:C2'	25:DA:1591:A:H8	2.30	0.41
25:DA:1598:A:C6	25:DA:1599:U:C2	3.08	0.41
25:DA:1744:A:H3'	25:DA:1745:A:C8	2.53	0.41
25:DA:1805:A:C2	25:DA:1813:G:C2	3.09	0.41
25:DA:2116:G:C5'	25:DA:2117:A:OP2	2.68	0.41
25:DA:2701:U:H5''	25:DA:2702:G:C5'	2.47	0.41
25:DA:2856:A:C2'	25:DA:2857:G:H5'	2.50	0.41
30:DF:53:ALA:O	30:DF:55:ASP:N	2.54	0.41
30:DF:64:PRO:HB3	30:DF:88:VAL:HG23	2.01	0.41
30:DF:121:PHE:O	30:DF:122:ASP:C	2.58	0.41
31:DG:75:VAL:O	31:DG:77:GLY:N	2.54	0.41
32:DH:1:MET:HE2	32:DH:23:ALA:CA	2.50	0.41
32:DH:15:LEU:N	32:DH:15:LEU:CD2	2.84	0.41
33:DI:44:LYS:O	33:DI:48:ILE:CG1	2.69	0.41
33:DI:44:LYS:O	33:DI:48:ILE:HG13	2.19	0.41

Continued on next page...

Continued from previous page...

Atom-1	Atom-2	Interatomic distance (Å)	Clash overlap (Å)
33:DI:56:VAL:HG23	33:DI:70:THR:CA	2.49	0.41
33:DI:135:MET:HG3	33:DI:137:LEU:CD1	2.51	0.41
35:DK:73:ASP:OD1	35:DK:75:SER:HB2	2.20	0.41
38:DN:37:THR:OG1	38:DN:39:PRO:HD2	2.20	0.41
39:DO:21:LEU:HD23	39:DO:21:LEU:HA	1.85	0.41
42:DR:10:LYS:O	42:DR:12:HIS:CE1	2.73	0.41
44:DT:2:ILE:CG2	44:DT:4:GLU:HG2	2.50	0.41
45:DU:38:ILE:N	45:DU:40:LEU:HD21	2.34	0.41
45:DU:88:ASP:HB3	45:DU:90:LYS:HG2	2.01	0.41
52:D1:34:GLU:O	52:D1:35:LEU:HG	2.20	0.41
1:AA:87:C:H2'	1:AA:88:U:C4'	2.50	0.41
1:AA:199:A:C2	1:AA:200:G:C8	3.09	0.41
1:AA:273:U:O4	1:AA:274:A:N6	2.53	0.41
1:AA:380:G:C2	1:AA:384:G:C6	3.07	0.41
1:AA:382:A:N1	1:AA:383:A:C6	2.88	0.41
1:AA:456:A:C2	1:AA:477:C:O2	2.73	0.41
1:AA:481:G:C8	1:AA:481:G:C5'	2.97	0.41
1:AA:696:A:H2'	1:AA:697:U:C6	2.55	0.41
1:AA:730:G:N2	1:AA:765:G:H5''	2.35	0.41
1:AA:956:U:C2	1:AA:1225:A:C2	3.08	0.41
1:AA:962:C:H2'	1:AA:963:G:O4'	2.21	0.41
1:AA:1072:G:C5	1:AA:1073:U:C4	3.08	0.41
1:AA:1137:C:H1'	1:AA:1138:G:N2	2.35	0.41
1:AA:1253:G:O2'	1:AA:1356:G:H4'	2.20	0.41
1:AA:1294:G:C4	1:AA:1295:U:C5	3.08	0.41
1:AA:1309:G:C2	1:AA:1329:A:C4	3.09	0.41
1:AA:1480:A:C6	1:AA:1481:U:C4	3.08	0.41
2:AB:142:LYS:C	2:AB:144:GLU:N	2.74	0.41
3:AC:41:TYR:CZ	3:AC:45:GLU:HG3	2.55	0.41
3:AC:112:ALA:O	3:AC:113:LYS:C	2.57	0.41
3:AC:199:VAL:O	3:AC:199:VAL:CG2	2.65	0.41
5:AE:122:VAL:HG23	5:AE:122:VAL:O	2.20	0.41
7:AG:68:VAL:HA	7:AG:137:ARG:NE	2.35	0.41
8:AH:20:ASN:HA	8:AH:64:TYR:OH	2.20	0.41
9:AI:29:ILE:CG2	9:AI:34:LEU:HD12	2.49	0.41
9:AI:30:ASN:HB2	9:AI:37:TYR:CE1	2.56	0.41
9:AI:43:ALA:O	9:AI:46:VAL:HG22	2.19	0.41
9:AI:48:ARG:NH2	9:AI:52:GLU:HA	2.35	0.41
11:AK:52:ARG:H	11:AK:55:ARG:HG3	1.86	0.41
13:AM:52:ILE:CG2	13:AM:56:ARG:NH2	2.84	0.41
14:AN:64:CYS:HB2	14:AN:80:SER:H	1.85	0.41

Continued on next page...

Continued from previous page...

Atom-1	Atom-2	Interatomic distance (Å)	Clash overlap (Å)
21:AU:33:ARG:NE	21:AU:34:ARG:HB2	2.34	0.41
21:AU:43:GLU:HB3	21:AU:44:ARG:NH1	2.35	0.41
22:AV:10:G:H2'	22:AV:11:C:C6	2.55	0.41
22:AV:71:G:H4'	25:CA:1892:C:O2	2.20	0.41
1:BA:35:G:H2'	1:BA:36:C:H6	1.85	0.41
1:BA:49:U:C5	1:BA:364:A:C6	3.08	0.41
1:BA:108:G:N2	1:BA:109:A:C2	2.88	0.41
1:BA:430:A:OP1	4:BD:8:LEU:HB2	2.20	0.41
1:BA:580:C:H2'	1:BA:581:G:O4'	2.20	0.41
1:BA:613:C:C2'	1:BA:614:C:H5'	2.50	0.41
1:BA:645:G:C2	1:BA:646:G:C8	3.08	0.41
1:BA:712:A:H2'	1:BA:713:G:O5'	2.19	0.41
1:BA:908:A:C2	1:BA:909:A:C4	3.08	0.41
1:BA:936:C:C5	1:BA:937:A:N7	2.87	0.41
1:BA:1088:G:C2	1:BA:1089:G:C5	3.08	0.41
1:BA:1138:G:C4	1:BA:1140:C:C6	3.08	0.41
1:BA:1324:A:N6	1:BA:1325:C:N4	2.69	0.41
2:BB:53:LEU:CA	2:BB:56:LEU:HB3	2.48	0.41
2:BB:137:THR:C	2:BB:139:GLU:N	2.73	0.41
2:BB:139:GLU:O	2:BB:143:LEU:HD23	2.19	0.41
4:BD:40:HIS:C	4:BD:42:ALA:N	2.72	0.41
5:BE:152:VAL:C	5:BE:154:ALA:N	2.73	0.41
6:BF:81:ASN:HD21	6:BF:83:ALA:HB3	1.85	0.41
7:BG:135:LYS:O	7:BG:139:ASP:HB2	2.20	0.41
7:BG:137:ARG:O	7:BG:137:ARG:HG2	2.21	0.41
9:BI:7:GLY:HA3	9:BI:84:ARG:HB3	2.01	0.41
11:BK:81:LEU:HD13	11:BK:104:PHE:CZ	2.55	0.41
12:BL:21:PRO:O	12:BL:23:LEU:N	2.54	0.41
12:BL:73:LEU:N	12:BL:73:LEU:HD22	2.36	0.41
15:BO:24:THR:HG23	15:BO:65:LEU:HD12	2.02	0.41
15:BO:45:HIS:C	15:BO:47:LYS:H	2.23	0.41
17:BQ:20:ILE:HD12	17:BQ:20:ILE:HA	1.82	0.41
17:BQ:27:PHE:C	17:BQ:28:VAL:HG12	2.40	0.41
18:BR:33:THR:HG23	18:BR:36:GLY:N	2.36	0.41
21:BU:39:LYS:HB3	21:BU:40:PRO:HD3	2.03	0.41
25:CA:84:A:H4'	25:CA:85:G:O5'	2.20	0.41
25:CA:108:G:O2'	25:CA:109:C:H5'	2.20	0.41
25:CA:443:A:C2	25:CA:1245:G:N3	2.88	0.41
25:CA:545:U:O2	25:CA:545:U:OP2	2.38	0.41
25:CA:612:G:H2'	25:CA:614:A:C8	2.55	0.41
25:CA:837:C:O5'	25:CA:837:C:H6	2.03	0.41

Continued on next page...

Continued from previous page...

Atom-1	Atom-2	Interatomic distance (Å)	Clash overlap (Å)
25:CA:901:C:O2	25:CA:901:C:H2'	2.20	0.41
25:CA:1104:C:N3	25:CA:1105:U:C5	2.88	0.41
25:CA:1287:A:OP2	38:CN:103:ARG:HG3	2.20	0.41
25:CA:1427:A:C2	25:CA:1570:A:OP2	2.74	0.41
25:CA:1467:U:C5	25:CA:1546:G:N3	2.89	0.41
25:CA:1494:A:N6	25:CA:1495:A:N1	2.68	0.41
25:CA:1792:G:OP1	27:CC:204:LEU:HB2	2.20	0.41
25:CA:1824:G:O2'	27:CC:245:THR:HG22	2.20	0.41
25:CA:1983:G:O2'	25:CA:1984:G:H5'	2.21	0.41
25:CA:2133:G:H1'	25:CA:2158:A:H61	1.85	0.41
25:CA:2135:A:N6	25:CA:2156:G:O2'	2.54	0.41
25:CA:2141:G:N2	25:CA:2142:A:H1'	2.35	0.41
25:CA:2193:G:C5	25:CA:2194:U:C5	3.08	0.41
25:CA:2329:U:H2'	25:CA:2330:G:O4'	2.20	0.41
25:CA:2485:G:H5''	37:CM:45:GLN:NE2	2.35	0.41
25:CA:2634:A:H8	25:CA:2634:A:H5''	1.85	0.41
25:CA:2654:A:O4'	25:CA:2656:U:H1'	2.20	0.41
25:CA:2678:C:H2'	25:CA:2679:A:O4'	2.21	0.41
25:CA:2716:C:H5''	25:CA:2716:C:H6	1.85	0.41
28:CD:46:ARG:HB3	28:CD:84:LEU:HB2	2.01	0.41
28:CD:133:THR:HG23	28:CD:134:HIS:N	2.36	0.41
30:CF:6:TYR:CD2	30:CF:6:TYR:C	2.93	0.41
30:CF:46:LYS:HZ3	30:CF:83:PRO:HG2	1.86	0.41
30:CF:105:ILE:O	30:CF:108:PRO:HD2	2.20	0.41
31:CG:86:LEU:H	31:CG:86:LEU:HD12	1.86	0.41
31:CG:156:TYR:CE2	31:CG:171:LYS:HG3	2.55	0.41
33:CI:85:ILE:HD12	33:CI:85:ILE:N	2.35	0.41
34:CJ:61:LYS:O	34:CJ:62:VAL:C	2.58	0.41
35:CK:58:LEU:HD22	35:CK:58:LEU:H	1.84	0.41
35:CK:77:ILE:CG2	35:CK:78:ARG:N	2.83	0.41
38:CN:103:ARG:HB3	38:CN:106:ASP:OD1	2.20	0.41
39:CO:67:ASN:HA	39:CO:102:ARG:HD3	2.02	0.41
40:CP:33:GLU:HB2	40:CP:36:LYS:HB2	2.01	0.41
40:CP:80:VAL:CG1	40:CP:83:ILE:HD11	2.47	0.41
45:CU:48:VAL:O	45:CU:48:VAL:HG13	2.20	0.41
51:C0:33:SER:OG	51:C0:35:GLU:CG	2.68	0.41
53:C2:1:MET:HE2	53:C2:1:MET:HB2	1.94	0.41
55:C4:14:CYS:HA	55:C4:26:ILE:O	2.20	0.41
25:DA:88:G:C2'	25:DA:89:A:C5'	2.98	0.41
25:DA:158:U:O2	25:DA:169:G:C2	2.73	0.41
25:DA:191:A:H1'	25:DA:679:C:H1'	2.02	0.41

Continued on next page...

Continued from previous page...

Atom-1	Atom-2	Interatomic distance (Å)	Clash overlap (Å)
25:DA:224:U:C2'	25:DA:225:C:O5'	2.69	0.41
25:DA:501:A:C6	25:DA:502:A:C6	3.08	0.41
25:DA:616:A:C2'	25:DA:617:G:H5'	2.49	0.41
25:DA:634:C:OP1	36:DL:70:LYS:HE2	2.20	0.41
25:DA:736:C:H2'	25:DA:737:C:C6	2.55	0.41
25:DA:760:G:H4'	25:DA:1776:G:OP1	2.20	0.41
25:DA:1315:C:C2	25:DA:1316:U:C6	3.08	0.41
25:DA:1347:A:C2'	25:DA:1348:C:O5'	2.68	0.41
25:DA:1446:C:C2'	25:DA:1447:C:H5'	2.50	0.41
25:DA:1581:G:H2'	25:DA:1582:C:C6	2.55	0.41
25:DA:1652:A:OP1	38:DN:8:ARG:HD3	2.19	0.41
25:DA:1660:G:H5''	25:DA:1660:G:H8	1.86	0.41
25:DA:1790:C:C6	25:DA:1828:G:N2	2.89	0.41
25:DA:1895:C:O5'	25:DA:1895:C:H6	2.03	0.41
25:DA:1963:U:C6	25:DA:1963:U:C3'	3.03	0.41
25:DA:2111:U:H4'	25:DA:2112:G:OP1	2.19	0.41
25:DA:2395:C:H2'	25:DA:2396:G:O4'	2.20	0.41
25:DA:2784:U:C2'	25:DA:2785:C:H5'	2.51	0.41
56:DB:33:G:H2'	56:DB:34:A:O5'	2.15	0.41
28:DD:51:THR:OG1	28:DD:52:THR:N	2.52	0.41
31:DG:83:THR:HG23	31:DG:132:LEU:O	2.21	0.41
32:DH:12:LEU:HG	32:DH:13:GLY:N	2.35	0.41
32:DH:27:ARG:HA	32:DH:27:ARG:HD3	1.92	0.41
33:DI:79:LEU:HD13	33:DI:135:MET:CE	2.51	0.41
38:DN:52:ILE:CG2	38:DN:94:TYR:CD2	3.04	0.41
39:DO:32:PRO:HA	39:DO:102:ARG:NH1	2.34	0.41
39:DO:61:GLN:C	39:DO:62:LEU:HG	2.40	0.41
40:DP:4:ILE:O	40:DP:5:LYS:C	2.56	0.41
40:DP:90:ALA:HB2	40:DP:112:ARG:HG3	2.02	0.41
52:D1:12:SER:HB2	52:D1:48:TYR:CZ	2.54	0.41
1:AA:131:A:C2	1:AA:132:C:C4	3.08	0.41
1:AA:164:G:H2'	1:AA:165:G:C5'	2.49	0.41
1:AA:410:G:C5'	1:AA:411:A:P	3.08	0.41
1:AA:503:C:OP2	12:AL:112:ALA:HB2	2.20	0.41
1:AA:542:G:H2'	1:AA:543:U:C6	2.53	0.41
1:AA:704:A:C2	1:AA:705:G:H1'	2.56	0.41
1:AA:958:A:C5	19:AS:54:ARG:HG2	2.55	0.41
1:AA:1068:G:O2'	1:AA:1069:C:H5'	2.21	0.41
1:AA:1160:G:C6	1:AA:1181:G:O6	2.74	0.41
1:AA:1186:G:C2'	1:AA:1187:G:O5'	2.69	0.41
1:AA:1300:G:C4	1:AA:1334:G:O6	2.73	0.41

Continued on next page...

Continued from previous page...

Atom-1	Atom-2	Interatomic distance (Å)	Clash overlap (Å)
1:AA:1317:C:C2'	1:AA:1318:A:O5'	2.68	0.41
1:AA:1325:C:C2'	1:AA:1326:U:H5'	2.50	0.41
1:AA:1451:U:H3'	1:AA:1452:C:H6	1.86	0.41
1:AA:1495:U:O2	1:AA:1495:U:H2'	2.20	0.41
2:AB:122:ASP:O	2:AB:123:GLY:C	2.59	0.41
3:AC:156:LEU:C	3:AC:158:GLY:H	2.24	0.41
7:AG:94:ARG:O	7:AG:97:ALA:N	2.54	0.41
8:AH:88:LYS:HA	8:AH:91:LEU:HG	2.01	0.41
17:AQ:62:GLU:HB2	17:AQ:72:TRP:CZ3	2.55	0.41
17:AQ:78:VAL:O	17:AQ:79:GLU:HB2	2.21	0.41
24:AY:40:GLY:O	24:AY:41:ILE:C	2.57	0.41
24:AY:114:LEU:HD12	24:AY:114:LEU:N	2.36	0.41
24:AY:114:LEU:O	24:AY:117:ILE:HB	2.20	0.41
1:BA:144:G:C2'	1:BA:145:G:O5'	2.69	0.41
1:BA:560:A:H4'	1:BA:561:U:C5'	2.49	0.41
1:BA:892:A:O2'	1:BA:1415:G:H4'	2.21	0.41
1:BA:893:C:H2'	1:BA:894:G:C8	2.55	0.41
1:BA:963:G:O2'	1:BA:964:A:H5'	2.21	0.41
1:BA:980:C:H4'	14:BN:59:ARG:NH1	2.35	0.41
1:BA:988:G:H1'	1:BA:1015:G:H22	1.86	0.41
1:BA:1053:G:N7	1:BA:1199:U:C3'	2.74	0.41
1:BA:1109:C:O2	1:BA:1109:C:H2'	2.20	0.41
1:BA:1135:U:O2	1:BA:1135:U:H2'	2.20	0.41
1:BA:1197:A:OP2	1:BA:1197:A:H3'	2.20	0.41
1:BA:1273:C:C2	1:BA:1274:A:C8	3.08	0.41
1:BA:1302:C:N4	13:BM:16:ILE:HD11	2.35	0.41
1:BA:1317:C:C4	14:BN:53:ARG:HD3	2.55	0.41
1:BA:1317:C:OP1	14:BN:57:PRO:HD2	2.20	0.41
1:BA:1337:G:C5'	1:BA:1338:G:OP1	2.68	0.41
2:BB:102:ASN:O	2:BB:102:ASN:CG	2.59	0.41
2:BB:219:THR:N	2:BB:221:ARG:HD3	2.32	0.41
3:BC:84:GLU:CG	3:BC:85:LYS:N	2.83	0.41
3:BC:119:ILE:HA	3:BC:122:GLN:HE21	1.86	0.41
4:BD:60:VAL:O	4:BD:61:ARG:C	2.59	0.41
4:BD:152:SER:O	4:BD:154:VAL:N	2.54	0.41
5:BE:92:ARG:C	5:BE:93:VAL:HG23	2.40	0.41
7:BG:39:GLU:O	7:BG:43:TYR:CD2	2.73	0.41
7:BG:77:ARG:HG3	7:BG:86:VAL:HG21	2.02	0.41
8:BH:115:ALA:HA	8:BH:118:ALA:CB	2.48	0.41
9:BI:45:MET:O	9:BI:48:ARG:HB3	2.21	0.41
10:BJ:35:GLN:O	10:BJ:36:VAL:CB	2.68	0.41

Continued on next page...

Continued from previous page...

Atom-1	Atom-2	Interatomic distance (Å)	Clash overlap (Å)
12:BL:3:VAL:HG13	12:BL:4:ASN:H	1.86	0.41
12:BL:39:THR:HG22	12:BL:40:THR:O	2.21	0.41
13:BM:103:THR:O	13:BM:104:ASN:C	2.59	0.41
14:BN:93:ILE:HG21	14:BN:96:LEU:CB	2.50	0.41
15:BO:44:GLU:CG	15:BO:45:HIS:N	2.83	0.41
16:BP:6:LEU:HB3	16:BP:17:TYR:HB3	2.00	0.41
16:BP:38:PHE:CE2	16:BP:51:ARG:HB3	2.56	0.41
20:BT:36:ALA:O	20:BT:37:ALA:C	2.57	0.41
20:BT:59:ARG:O	20:BT:59:ARG:HG2	2.20	0.41
22:BV:66:U:H2'	22:BV:67:C:O4'	2.20	0.41
25:CA:242:G:P	54:C3:2:LYS:HE2	2.60	0.41
25:CA:340:A:H2'	25:CA:341:C:O4'	2.20	0.41
25:CA:498:G:HO2'	45:CU:44:HIS:CE1	2.37	0.41
25:CA:760:G:H2'	25:CA:761:A:O4'	2.20	0.41
25:CA:782:A:C2	27:CC:224:MET:SD	3.13	0.41
25:CA:1350:C:C2	25:CA:1382:G:C2	3.09	0.41
25:CA:1533:C:O2	25:CA:1533:C:C2'	2.69	0.41
25:CA:1628:G:H2'	25:CA:1629:U:O5'	2.20	0.41
25:CA:1864:U:OP1	25:CA:2411:A:H5'	2.20	0.41
25:CA:1936:A:C2	25:CA:1943:U:N3	2.81	0.41
25:CA:2281:A:C2'	25:CA:2282:G:H5'	2.50	0.41
25:CA:2345:G:H5'	25:CA:2347:C:O4'	2.19	0.41
25:CA:2560:A:H2'	25:CA:2561:U:O4'	2.21	0.41
30:CF:147:ARG:CG	30:CF:148:VAL:H	2.33	0.41
30:CF:157:THR:CG2	30:CF:159:ALA:H	2.29	0.41
30:CF:157:THR:HG22	30:CF:159:ALA:HB3	2.01	0.41
33:CI:96:LYS:CG	33:CI:138:VAL:HG22	2.40	0.41
38:CN:21:PHE:CD2	38:CN:24:MET:HE2	2.55	0.41
40:CP:6:GLN:HG2	40:CP:6:GLN:O	2.20	0.41
40:CP:19:PHE:CD1	40:CP:19:PHE:C	2.93	0.41
40:CP:86:LYS:O	40:CP:87:ARG:HB2	2.20	0.41
45:CU:80:ASP:OD1	45:CU:80:ASP:C	2.59	0.41
46:CV:40:ILE:CG2	46:CV:42:LEU:CD2	2.98	0.41
46:CV:93:ARG:O	46:CV:94:ALA:CB	2.69	0.41
48:CX:40:GLU:O	48:CX:41:SER:C	2.58	0.41
51:C0:29:VAL:CG1	51:C0:34:GLY:HA2	2.51	0.41
25:DA:60:G:C8	25:DA:62:U:C5	3.08	0.41
25:DA:125:A:OP2	53:D2:19:ARG:NH2	2.44	0.41
25:DA:393:C:H2'	25:DA:394:C:H6	1.85	0.41
25:DA:416:U:H2'	25:DA:417:C:C6	2.55	0.41
25:DA:636:G:P	36:DL:128:THR:HG22	2.61	0.41

Continued on next page...

Continued from previous page...

Atom-1	Atom-2	Interatomic distance (Å)	Clash overlap (Å)
25:DA:664:G:C4	25:DA:665:U:C6	3.08	0.41
25:DA:671:C:H2'	25:DA:672:C:C6	2.56	0.41
25:DA:864:G:N2	25:DA:913:U:N3	2.69	0.41
25:DA:1314:C:OP1	25:DA:1332:G:H5''	2.20	0.41
25:DA:1440:U:C4	25:DA:1552:A:C2	3.08	0.41
25:DA:1515:A:H3'	25:DA:1516:G:H8	1.85	0.41
25:DA:1829:A:O2'	27:DC:14:HIS:CD2	2.74	0.41
25:DA:2271:G:OP1	57:DW:14:ALA:HB1	2.21	0.41
25:DA:2634:A:H2'	25:DA:2635:A:O4'	2.21	0.41
25:DA:2661:G:N1	25:DA:2662:A:C4	2.88	0.41
25:DA:2759:G:C6	25:DA:2760:C:C5	3.09	0.41
25:DA:2870:C:N4	25:DA:2871:U:C4	2.89	0.41
56:DB:29:A:OP2	39:DO:32:PRO:HD2	2.20	0.41
28:DD:46:ARG:NH2	28:DD:89:GLU:OE2	2.54	0.41
29:DE:28:VAL:O	29:DE:29:HIS:C	2.59	0.41
31:DG:52:GLY:HA2	31:DG:53:PRO:HD2	1.85	0.41
32:DH:7:ASP:HB3	32:DH:35:LYS:NZ	2.35	0.41
32:DH:9:VAL:HG11	32:DH:12:LEU:HG	2.01	0.41
32:DH:30:LEU:HB3	32:DH:36:ALA:HB2	2.03	0.41
32:DH:66:ASN:O	32:DH:69:ALA:CB	2.64	0.41
36:DL:68:SER:C	36:DL:69:ARG:HG3	2.41	0.41
39:DO:75:GLY:CA	39:DO:106:LEU:CD2	2.97	0.41
41:DQ:75:TYR:CD2	41:DQ:75:TYR:C	2.93	0.41
42:DR:14:VAL:HA	42:DR:18:GLN:HE22	1.85	0.41
44:DT:34:VAL:HG11	44:DT:83:ALA:CB	2.51	0.41
44:DT:37:ASP:O	44:DT:38:ALA:HB3	2.21	0.41
46:DV:23:ALA:O	46:DV:24:ASN:HB3	2.21	0.41
49:DY:37:LEU:O	49:DY:37:LEU:HD23	2.20	0.41
1:AA:79:G:N2	1:AA:91:U:O4	2.54	0.41
1:AA:201:G:H2'	1:AA:202:G:O4'	2.21	0.41
1:AA:346:G:O5'	40:CP:33:GLU:HG2	2.20	0.41
1:AA:597:G:N7	1:AA:598:U:C5	2.88	0.41
1:AA:728:A:C6	1:AA:729:A:C6	3.09	0.41
1:AA:794:A:C5	1:AA:795:C:C4	3.08	0.41
1:AA:826:C:O2	1:AA:826:C:H2'	2.20	0.41
1:AA:1066:C:H5''	1:AA:1067:A:OP2	2.19	0.41
1:AA:1093:A:N3	1:AA:1109:C:O2'	2.33	0.41
1:AA:1277:C:C1'	1:AA:1282:C:H1'	2.51	0.41
1:AA:1306:A:C4	1:AA:1307:U:C6	3.08	0.41
1:AA:1346:A:C5'	9:AI:121:ARG:HH12	2.33	0.41
2:AB:56:LEU:HD13	2:AB:57:ASN:H	1.85	0.41

Continued on next page...

Continued from previous page...

Atom-1	Atom-2	Interatomic distance (Å)	Clash overlap (Å)
2:AB:96:LEU:N	2:AB:99:MET:CE	2.84	0.41
2:AB:110:ILE:HG12	2:AB:150:ILE:HG12	2.00	0.41
2:AB:115:ASP:O	2:AB:116:LEU:CB	2.69	0.41
2:AB:135:MET:C	2:AB:138:ARG:HG2	2.41	0.41
2:AB:140:LEU:O	2:AB:144:GLU:HB2	2.20	0.41
3:AC:23:ALA:CB	3:AC:28:PHE:HA	2.51	0.41
3:AC:51:VAL:CG2	3:AC:67:ILE:HG22	2.51	0.41
4:AD:131:ILE:CD1	4:AD:134:TYR:HB2	2.51	0.41
4:AD:164:ARG:C	4:AD:166:LYS:H	2.24	0.41
5:AE:72:ASN:HD22	5:AE:72:ASN:N	2.13	0.41
5:AE:113:VAL:O	5:AE:114:LEU:C	2.58	0.41
6:AF:24:ARG:HH11	6:AF:24:ARG:CG	2.32	0.41
9:AI:28:VAL:CG1	9:AI:31:GLN:HA	2.51	0.41
9:AI:50:PRO:HB3	9:AI:83:THR:CG2	2.50	0.41
9:AI:56:MET:HA	9:AI:59:LYS:HB3	2.01	0.41
10:AJ:80:THR:HB	10:AJ:83:THR:H	1.85	0.41
13:AM:10:ASP:O	13:AM:11:HIS:CB	2.68	0.41
15:AO:23:SER:O	15:AO:27:GLN:HG3	2.19	0.41
16:AP:16:PHE:C	16:AP:16:PHE:HD1	2.23	0.41
16:AP:75:ILE:HA	16:AP:78:VAL:HG12	2.03	0.41
21:AU:9:GLU:CD	21:AU:10:PRO:CD	2.82	0.41
24:AY:56:ALA:HB2	24:AY:70:VAL:HA	2.02	0.41
24:AY:61:GLU:O	24:AY:62:ASP:HB3	2.20	0.41
1:BA:59:A:C4	1:BA:331:G:C2	3.08	0.41
1:BA:64:G:N7	1:BA:99:C:C4	2.88	0.41
1:BA:71:A:H8	1:BA:71:A:C5'	2.29	0.41
1:BA:96:U:C2'	1:BA:97:G:O5'	2.69	0.41
1:BA:152:A:N6	1:BA:170:U:N3	2.69	0.41
1:BA:173:U:C2	1:BA:197:A:C6	3.08	0.41
1:BA:279:A:C5'	1:BA:281:G:O4'	2.64	0.41
1:BA:612:C:H2'	1:BA:613:C:C6	2.51	0.41
1:BA:621:A:H2'	1:BA:622:A:O4'	2.21	0.41
1:BA:763:G:H2'	1:BA:764:C:O5'	2.20	0.41
1:BA:873:A:H4'	1:BA:874:G:OP2	2.19	0.41
1:BA:933:G:C2	1:BA:935:A:C8	3.08	0.41
1:BA:978:A:P	1:BA:1362:A:H61	2.41	0.41
1:BA:1160:G:O2'	1:BA:1161:C:C6	2.61	0.41
1:BA:1316:G:C6	1:BA:1318:A:OP2	2.73	0.41
2:BB:57:ASN:OD1	2:BB:60:ALA:HB3	2.20	0.41
2:BB:86:CYS:N	2:BB:88:GLN:NE2	2.68	0.41
2:BB:139:GLU:C	2:BB:143:LEU:HD23	2.41	0.41

Continued on next page...

Continued from previous page...

Atom-1	Atom-2	Interatomic distance (Å)	Clash overlap (Å)
4:BD:28:ASP:C	4:BD:30:LYS:N	2.74	0.41
4:BD:33:ILE:O	4:BD:33:ILE:HG23	2.21	0.41
4:BD:176:LYS:O	4:BD:177:MET:CB	2.68	0.41
5:BE:49:TYR:O	5:BE:50:GLY:O	2.38	0.41
5:BE:116:VAL:HG23	5:BE:117:ALA:N	2.35	0.41
7:BG:11:ILE:HD13	7:BG:27:ASN:ND2	2.34	0.41
7:BG:68:VAL:O	7:BG:69:ARG:C	2.59	0.41
8:BH:13:ILE:O	8:BH:14:ARG:C	2.59	0.41
8:BH:48:PHE:O	8:BH:49:LYS:CB	2.68	0.41
10:BJ:35:GLN:O	10:BJ:36:VAL:HG23	2.21	0.41
11:BK:15:VAL:O	11:BK:16:SER:HB3	2.20	0.41
13:BM:69:ARG:O	13:BM:73:SER:N	2.51	0.41
15:BO:38:LEU:HG	15:BO:42:PHE:CE1	2.55	0.41
19:BS:51:HIS:HA	19:BS:55:GLN:O	2.21	0.41
20:BT:43:LYS:HB3	20:BT:86:ALA:HB1	2.01	0.41
20:BT:65:LEU:C	20:BT:67:HIS:CD2	2.93	0.41
22:BV:37:A:H2'	22:BV:38:A:H5'	2.02	0.41
22:BV:52:G:C2	22:BV:63:G:C6	3.09	0.41
25:CA:13:A:N3	25:CA:15:G:C6	2.88	0.41
25:CA:124:G:H3'	53:C2:19:ARG:NH2	2.35	0.41
25:CA:279:A:H2'	25:CA:279:A:N3	2.36	0.41
25:CA:303:G:H2'	25:CA:304:U:H6	1.85	0.41
25:CA:487:C:H6	25:CA:487:C:O5'	2.03	0.41
25:CA:548:G:O2'	25:CA:549:G:N1	2.53	0.41
25:CA:772:C:H2'	25:CA:773:U:O5'	2.20	0.41
25:CA:1043:C:H2'	25:CA:1044:C:C6	2.56	0.41
25:CA:1079:C:H2'	25:CA:1080:A:C8	2.54	0.41
25:CA:1467:U:C4	25:CA:1468:U:C5	3.08	0.41
25:CA:1478:G:H2'	25:CA:1479:G:H8	1.85	0.41
25:CA:1519:G:H2'	25:CA:1520:U:H6	1.85	0.41
25:CA:2006:C:O5'	25:CA:2006:C:C6	2.73	0.41
25:CA:2116:G:C5'	25:CA:2117:A:OP2	2.68	0.41
25:CA:2419:U:H5	60:CA:3675:HOH:O	2.02	0.41
25:CA:2458:G:N3	25:CA:2490:G:N2	2.69	0.41
25:CA:2839:G:C5	25:CA:2840:C:C4	3.09	0.41
27:CC:130:PRO:HB2	27:CC:133:ASN:HD22	1.85	0.41
28:CD:57:ALA:O	28:CD:59:ARG:N	2.54	0.41
29:CE:23:PHE:HE1	29:CE:28:VAL:HG21	1.84	0.41
29:CE:31:VAL:HG21	29:CE:104:ALA:HB2	2.01	0.41
29:CE:143:LEU:HB3	29:CE:146:VAL:CG1	2.50	0.41
30:CF:172:PHE:O	30:CF:173:ASP:HB3	2.20	0.41

Continued on next page...

Continued from previous page...

Atom-1	Atom-2	Interatomic distance (Å)	Clash overlap (Å)
31:CG:11:PRO:O	31:CG:14:VAL:HG23	2.21	0.41
31:CG:27:GLY:O	31:CG:29:ASN:N	2.53	0.41
31:CG:88:LEU:N	31:CG:88:LEU:CD1	2.80	0.41
31:CG:124:CYS:C	31:CG:126:THR:N	2.74	0.41
32:CH:76:GLU:O	32:CH:76:GLU:CG	2.62	0.41
33:CI:54:ILE:HG12	33:CI:73:PRO:CB	2.50	0.41
33:CI:56:VAL:HG22	33:CI:57:VAL:N	2.36	0.41
33:CI:114:ALA:O	33:CI:115:ASP:CB	2.67	0.41
39:CO:94:ARG:O	39:CO:95:SER:C	2.59	0.41
39:CO:94:ARG:O	39:CO:97:PHE:N	2.48	0.41
39:CO:106:LEU:HD23	39:CO:106:LEU:O	2.20	0.41
48:CX:15:ASN:HA	48:CX:24:THR:O	2.21	0.41
25:DA:10:A:N3	25:DA:10:A:H2'	2.35	0.41
25:DA:547:A:C3'	25:DA:548:G:H5'	2.45	0.41
25:DA:574:A:N7	60:DA:3579:HOH:O	2.37	0.41
25:DA:612:G:H2'	25:DA:614:A:C8	2.56	0.41
25:DA:945:A:C2	25:DA:2448:A:C4	3.09	0.41
25:DA:1073:A:C3'	25:DA:1074:G:C5'	2.99	0.41
25:DA:1084:A:N6	25:DA:1085:A:C6	2.86	0.41
25:DA:1265:A:H61	25:DA:2013:A:H3'	1.85	0.41
25:DA:1401:G:H2'	25:DA:1402:U:H6	1.86	0.41
25:DA:1471:G:O6	25:DA:1521:G:N2	2.54	0.41
25:DA:1495:A:OP2	25:DA:1495:A:H8	2.04	0.41
25:DA:1551:A:N6	25:DA:1552:A:N1	2.69	0.41
25:DA:2131:U:C5'	25:DA:2132:U:C5'	2.98	0.41
25:DA:2199:A:C1'	32:DH:28:ASN:HD21	2.33	0.41
25:DA:2427:C:P	60:DA:3703:HOH:O	2.79	0.41
25:DA:2537:U:H2'	25:DA:2538:C:H6	1.85	0.41
25:DA:2583:G:C5	25:DA:2584:U:C4	3.08	0.41
25:DA:2663:G:H2'	25:DA:2664:G:H8	1.85	0.41
25:DA:2756:U:C5	25:DA:2759:G:O6	2.73	0.41
56:DB:33:G:HO2'	56:DB:34:A:C5'	2.33	0.41
56:DB:99:A:C5	56:DB:100:G:C5	3.09	0.41
27:DC:64:VAL:HG22	27:DC:102:TYR:HB3	2.03	0.41
27:DC:204:LEU:HD12	27:DC:204:LEU:HA	1.72	0.41
27:DC:244:VAL:HG21	27:DC:248:GLY:HA2	2.01	0.41
28:DD:171:THR:O	28:DD:171:THR:HG22	2.19	0.41
29:DE:143:LEU:O	29:DE:144:GLU:HB2	2.21	0.41
31:DG:17:LYS:HB2	31:DG:24:THR:HB	2.01	0.41
31:DG:128:THR:C	31:DG:129:GLU:CG	2.89	0.41
31:DG:150:TYR:O	31:DG:151:ARG:HB2	2.21	0.41

Continued on next page...

Continued from previous page...

Atom-1	Atom-2	Interatomic distance (Å)	Clash overlap (Å)
32:DH:124:THR:O	32:DH:146:VAL:HG11	2.20	0.41
32:DH:134:VAL:CG1	32:DH:138:VAL:HB	2.51	0.41
33:DI:35:MET:C	33:DI:37:PHE:N	2.74	0.41
33:DI:101:SER:CB	33:DI:140:GLU:O	2.68	0.41
34:DJ:96:ARG:HH21	34:DJ:96:ARG:CG	2.33	0.41
37:DM:57:VAL:HG23	37:DM:60:GLN:O	2.20	0.41
42:DR:1:MET:HE1	42:DR:101:ILE:HB	2.03	0.41
49:DY:9:LYS:N	49:DY:12:GLU:HG2	2.35	0.41
1:AA:52:C:H2'	1:AA:53:A:C8	2.55	0.41
1:AA:104:G:C2	1:AA:105:G:C5	3.09	0.41
1:AA:435:A:N6	1:AA:436:C:C4	2.88	0.41
1:AA:439:U:H4'	4:AD:120:LYS:HE3	2.03	0.41
1:AA:585:G:C5	1:AA:586:C:C5	3.09	0.41
1:AA:693:G:C6	1:AA:694:A:C6	3.09	0.41
1:AA:806:C:O2	1:AA:806:C:H2'	2.20	0.41
1:AA:977:A:C2'	1:AA:978:A:H5''	2.51	0.41
1:AA:990:C:O2'	1:AA:991:U:H5'	2.21	0.41
1:AA:1063:C:H3'	1:AA:1064:G:H2'	2.02	0.41
1:AA:1239:A:N3	1:AA:1241:G:C6	2.89	0.41
1:AA:1310:G:C2	1:AA:1328:C:O2	2.74	0.41
1:AA:1377:A:C2	7:AG:6:ILE:CD1	3.03	0.41
1:AA:1526:G:H2'	1:AA:1527:U:C6	2.55	0.41
2:AB:50:ASN:O	2:AB:51:GLU:CB	2.62	0.41
3:AC:6:PRO:O	3:AC:9:ILE:HG22	2.21	0.41
3:AC:13:ILE:C	3:AC:15:LYS:H	2.24	0.41
3:AC:13:ILE:O	3:AC:15:LYS:N	2.54	0.41
3:AC:39:ARG:O	3:AC:41:TYR:N	2.53	0.41
3:AC:140:ALA:O	3:AC:145:ALA:CB	2.68	0.41
3:AC:142:ARG:HG3	3:AC:142:ARG:NH1	2.36	0.41
4:AD:42:ALA:O	4:AD:43:ARG:C	2.59	0.41
4:AD:156:ALA:C	4:AD:159:GLU:HB3	2.41	0.41
11:AK:93:GLU:O	11:AK:94:SER:C	2.57	0.41
13:AM:51:GLN:O	13:AM:54:THR:HG23	2.21	0.41
14:AN:26:LEU:O	14:AN:27:LYS:CB	2.65	0.41
18:AR:24:ASP:C	18:AR:26:ALA:N	2.72	0.41
20:AT:68:LYS:HB2	20:AT:68:LYS:NZ	2.36	0.41
22:AV:2:C:H2'	22:AV:3:C:C6	2.55	0.41
1:BA:126:G:N2	1:BA:127:G:H1'	2.35	0.41
1:BA:209:U:OP2	1:BA:210:C:C5	2.74	0.41
1:BA:392:C:OP1	16:BP:8:ARG:NH2	2.53	0.41
1:BA:401:C:H2'	1:BA:402:G:C8	2.56	0.41

Continued on next page...

Continued from previous page...

Atom-1	Atom-2	Interatomic distance (Å)	Clash overlap (Å)
1:BA:560:A:C4	5:BE:127:TYR:CE2	3.09	0.41
1:BA:579:A:H2'	1:BA:580:C:H5'	2.02	0.41
1:BA:827:U:C4	1:BA:870:U:O2	2.73	0.41
1:BA:841:C:H2'	1:BA:843:U:O4'	2.20	0.41
1:BA:846:G:H2'	1:BA:847:G:H5'	2.02	0.41
1:BA:891:U:P	60:BA:1825:HOH:O	2.78	0.41
1:BA:1014:A:N7	1:BA:1015:G:C6	2.89	0.41
1:BA:1053:G:N2	1:BA:1056:U:C4	2.89	0.41
1:BA:1256:A:C4	1:BA:1278:G:C5	3.08	0.41
1:BA:1277:C:HO2'	1:BA:1279:G:H1'	1.83	0.41
1:BA:1323:G:C4'	1:BA:1362:A:H2	2.33	0.41
1:BA:1537:U:H5''	1:BA:1538:C:OP2	2.21	0.41
2:BB:216:VAL:O	2:BB:219:THR:HG22	2.21	0.41
3:BC:110:LEU:N	3:BC:110:LEU:HD23	2.36	0.41
5:BE:80:LEU:CD1	5:BE:119:VAL:HG11	2.51	0.41
5:BE:110:MET:HA	5:BE:113:VAL:HG13	2.02	0.41
5:BE:153:ALA:CA	5:BE:156:ARG:HB3	2.50	0.41
7:BG:44:SER:OG	7:BG:116:ALA:HB1	2.20	0.41
7:BG:125:ASP:HA	7:BG:128:GLU:OE1	2.21	0.41
7:BG:142:ARG:O	7:BG:146:ALA:CB	2.69	0.41
8:BH:4:ASP:CG	8:BH:7:ALA:CB	2.89	0.41
11:BK:109:ILE:HG21	21:BU:16:ARG:NE	2.36	0.41
12:BL:24:GLU:O	12:BL:26:CYS:N	2.53	0.41
13:BM:24:VAL:HG23	13:BM:28:ARG:HB3	2.03	0.41
17:BQ:11:VAL:HG12	17:BQ:12:VAL:H	1.83	0.41
22:BV:56:C:O2	22:BV:56:C:C2'	2.69	0.41
23:BX:8:A:C6	23:BX:9:G:C6	3.09	0.41
25:CA:70:G:H4'	25:CA:71:A:OP1	2.21	0.41
25:CA:182:A:C6	25:CA:183:C:C4	3.08	0.41
25:CA:242:G:H5''	54:C3:63:TYR:CE2	2.56	0.41
25:CA:303:G:H2'	25:CA:304:U:C6	2.56	0.41
25:CA:358:U:H2'	25:CA:359:G:H8	1.84	0.41
25:CA:362:A:C2	25:CA:363:G:C4	3.08	0.41
25:CA:388:G:N7	25:CA:390:U:H2'	2.36	0.41
25:CA:412:A:H8	25:CA:412:A:O5'	2.04	0.41
25:CA:483:A:C8	25:CA:484:C:C5	3.08	0.41
25:CA:902:C:O5'	25:CA:902:C:H6	2.04	0.41
25:CA:1027:A:H5''	25:CA:1028:A:OP1	2.21	0.41
25:CA:1066:U:O2	25:CA:1066:U:H2'	2.19	0.41
25:CA:1408:G:H2'	25:CA:1409:U:C5'	2.51	0.41
25:CA:1606:C:H3'	25:CA:1606:C:C6	2.55	0.41

Continued on next page...

Continued from previous page...

Atom-1	Atom-2	Interatomic distance (Å)	Clash overlap (Å)
25:CA:1721:G:O6	25:CA:1738:G:O6	2.39	0.41
25:CA:1880:U:H2'	25:CA:1881:C:H6	1.86	0.41
25:CA:2120:G:H2'	25:CA:2121:G:H8	1.85	0.41
25:CA:2206:C:O2	25:CA:2206:C:C2'	2.66	0.41
25:CA:2415:G:H2'	25:CA:2416:C:C6	2.56	0.41
25:CA:2626:C:H2'	25:CA:2627:G:O4'	2.21	0.41
25:CA:2840:C:H2'	25:CA:2841:C:C6	2.55	0.41
25:CA:2855:C:O2	25:CA:2855:C:H2'	2.20	0.41
26:CB:32:U:O2'	26:CB:33:G:H5'	2.21	0.41
26:CB:56:G:OP1	30:CF:23:SER:HB2	2.21	0.41
26:CB:104:A:H2'	26:CB:105:G:O4'	2.21	0.41
27:CC:144:GLU:HB2	27:CC:187:CYS:HB3	2.02	0.41
27:CC:166:ARG:HB2	27:CC:166:ARG:NH2	2.35	0.41
29:CE:145:ASP:HB3	29:CE:184:ASP:CG	2.40	0.41
29:CE:146:VAL:HA	29:CE:185:LYS:O	2.20	0.41
32:CH:76:GLU:HG2	32:CH:143:ILE:CD1	2.49	0.41
32:CH:129:GLU:HA	32:CH:143:ILE:HA	2.01	0.41
33:CI:4:VAL:O	33:CI:5:GLN:HB2	2.19	0.41
34:CJ:77:HIS:CD2	34:CJ:79:GLY:N	2.85	0.41
35:CK:23:LYS:HA	35:CK:23:LYS:HD3	1.93	0.41
38:CN:79:LEU:O	38:CN:81:ASN:N	2.54	0.41
40:CP:87:ARG:NH2	40:CP:111:GLU:HB2	2.35	0.41
43:CS:58:ALA:O	43:CS:62:ASP:HB2	2.20	0.41
45:CU:19:GLY:O	45:CU:20:LYS:C	2.59	0.41
46:CV:1:MET:SD	46:CV:1:MET:C	2.99	0.41
47:CW:36:GLN:OE1	47:CW:40:LYS:N	2.54	0.41
52:C1:18:HIS:NE2	52:C1:40:PRO:HD2	2.36	0.41
54:C3:16:THR:CG2	54:C3:20:GLY:C	2.89	0.41
25:DA:60:G:C2	25:DA:74:A:N1	2.88	0.41
25:DA:167:A:C5	25:DA:168:G:C8	3.09	0.41
25:DA:338:G:N2	25:DA:339:U:H1'	2.36	0.41
25:DA:408:G:C6	25:DA:409:G:C5	3.08	0.41
25:DA:522:A:H2'	25:DA:523:C:C6	2.56	0.41
25:DA:557:C:O5'	25:DA:557:C:H6	2.04	0.41
25:DA:593:U:O2	25:DA:593:U:H2'	2.19	0.41
25:DA:627:A:C5	25:DA:637:A:N7	2.89	0.41
25:DA:876:C:H41	25:DA:877:A:N6	2.19	0.41
25:DA:987:C:O2'	25:DA:1000:A:N3	2.40	0.41
25:DA:1022:G:C6	25:DA:1140:C:C5	3.09	0.41
25:DA:1045:C:H41	25:DA:1111:A:H2'	1.86	0.41
25:DA:1096:A:C8	25:DA:1096:A:C3'	3.04	0.41

Continued on next page...

Continued from previous page...

Atom-1	Atom-2	Interatomic distance (Å)	Clash overlap (Å)
25:DA:1131:G:H4'	34:DJ:84:ILE:HD13	2.02	0.41
25:DA:1356:G:C6	25:DA:1357:C:C5	3.08	0.41
25:DA:1359:A:C8	25:DA:1360:G:C8	3.09	0.41
25:DA:1378:A:C4	25:DA:1380:G:N7	2.89	0.41
25:DA:1382:G:C5'	25:DA:1383:A:OP2	2.69	0.41
25:DA:1531:C:H2'	25:DA:1532:A:O4'	2.20	0.41
25:DA:1567:G:H2'	25:DA:1567:G:O5'	2.21	0.41
25:DA:1589:U:N3	25:DA:1590:A:N7	2.68	0.41
25:DA:1685:C:H2'	25:DA:1686:C:C6	2.55	0.41
25:DA:1696:G:C6	25:DA:1697:G:C4	3.08	0.41
25:DA:1744:A:H2'	25:DA:1745:A:O4'	2.21	0.41
25:DA:1786:A:H1'	25:DA:1938:A:H61	1.82	0.41
25:DA:2011:U:OP2	43:DS:16:LYS:HE2	2.20	0.41
25:DA:2080:A:H2'	25:DA:2081:U:H6	1.83	0.41
25:DA:2165:C:O2	25:DA:2166:U:O4'	2.38	0.41
25:DA:2218:G:C2'	25:DA:2219:U:H5'	2.51	0.41
25:DA:2317:A:N6	25:DA:2318:G:C2	2.89	0.41
25:DA:2420:C:O2'	25:DA:2421:G:H5'	2.21	0.41
25:DA:2543:G:H2'	25:DA:2544:G:O4'	2.20	0.41
25:DA:2677:G:H2'	25:DA:2678:C:C6	2.55	0.41
25:DA:2694:G:H2'	25:DA:2695:U:C6	2.56	0.41
25:DA:2702:G:C6	25:DA:2703:C:C4	3.09	0.41
25:DA:2728:U:O2'	25:DA:2729:G:C5'	2.69	0.41
25:DA:2734:A:C5	25:DA:2735:G:C8	3.09	0.41
56:DB:17:C:H2'	56:DB:18:G:H5'	2.03	0.41
56:DB:51:G:H21	56:DB:53:A:H62	1.67	0.41
56:DB:71:C:H2'	56:DB:71:C:O2	2.21	0.41
27:DC:203:VAL:O	27:DC:204:LEU:CB	2.68	0.41
29:DE:46:GLN:HB2	29:DE:83:VAL:HG11	2.02	0.41
29:DE:164:LEU:HD13	29:DE:164:LEU:N	2.35	0.41
30:DF:29:ARG:O	30:DF:29:ARG:HG3	2.20	0.41
31:DG:143:VAL:O	31:DG:144:ALA:O	2.37	0.41
32:DH:5:LEU:HA	32:DH:35:LYS:O	2.20	0.41
33:DI:99:LYS:O	33:DI:100:ILE:HD13	2.21	0.41
34:DJ:4:PHE:CG	34:DJ:5:THR:N	2.89	0.41
36:DL:91:ASP:O	36:DL:93:ASN:O	2.39	0.41
37:DM:130:PHE:C	37:DM:130:PHE:HD2	2.23	0.41
38:DN:49:GLU:HB2	38:DN:50:PRO:HD3	2.03	0.41
38:DN:101:GLY:C	38:DN:102:PHE:CD2	2.94	0.41
39:DO:7:ARG:CG	39:DO:96:GLY:HA3	2.51	0.41
39:DO:24:THR:HG22	39:DO:40:ILE:O	2.20	0.41

Continued on next page...

Continued from previous page...

Atom-1	Atom-2	Interatomic distance (Å)	Clash overlap (Å)
39:DO:75:GLY:C	39:DO:77:ALA:N	2.72	0.41
42:DR:4:VAL:HA	42:DR:12:HIS:O	2.20	0.41
43:DS:33:LEU:HD21	43:DS:52:GLU:CG	2.50	0.41
44:DT:31:VAL:HG13	44:DT:84:TYR:HA	2.02	0.41
44:DT:61:LEU:HD12	44:DT:62:VAL:N	2.36	0.41
48:DX:44:ARG:HH21	48:DX:46:VAL:HG22	1.86	0.41
49:DY:3:ALA:O	49:DY:4:LYS:C	2.58	0.41
52:D1:42:VAL:HG12	52:D1:44:GLN:HB2	2.03	0.41
52:D1:47:ILE:H	52:D1:47:ILE:HD12	1.86	0.41
53:D2:24:THR:HG23	53:D2:27:GLY:H	1.85	0.41
54:D3:54:LEU:O	54:D3:58:ILE:HG13	2.21	0.41
55:D4:10:LEU:HB2	55:D4:33:HIS:ND1	2.36	0.41
1:AA:184:G:O4'	1:AA:224:U:H4'	2.21	0.41
1:AA:293:G:C4	1:AA:294:U:C6	3.08	0.41
1:AA:581:G:H8	1:AA:581:G:O5'	2.04	0.41
1:AA:642:A:C5	1:AA:643:C:C4	3.08	0.41
1:AA:792:A:H4'	1:AA:793:U:C5'	2.50	0.41
1:AA:1033:G:C2	1:AA:1034:G:C8	3.09	0.41
1:AA:1113:C:C2	1:AA:1114:C:C5	3.09	0.41
1:AA:1152:A:N6	1:AA:1153:G:C6	2.88	0.41
1:AA:1210:C:C4'	1:AA:1214:C:H5	2.33	0.41
1:AA:1277:C:C2'	1:AA:1279:G:H8	2.33	0.41
1:AA:1347:G:C8	9:AI:108:ARG:HB2	2.56	0.41
1:AA:1505:G:H4'	1:AA:1506:U:O5'	2.21	0.41
2:AB:27:LYS:HE3	2:AB:27:LYS:HB2	1.94	0.41
3:AC:23:ALA:HB2	3:AC:31:ASN:HD22	1.85	0.41
4:AD:149:LYS:HE2	4:AD:176:LYS:O	2.20	0.41
6:AF:16:GLU:OE1	4:BD:190:LEU:O	2.39	0.41
8:AH:28:SER:HB3	8:AH:56:PRO:CB	2.50	0.41
9:AI:24:ASN:HB2	9:AI:61:ASP:OD2	2.21	0.41
9:AI:49:GLN:CB	9:AI:50:PRO:CD	2.98	0.41
9:AI:79:ARG:O	9:AI:83:THR:HG23	2.20	0.41
9:AI:118:ARG:O	9:AI:119:LYS:CB	2.69	0.41
10:AJ:19:ASP:HA	10:AJ:22:THR:HB	2.03	0.41
10:AJ:27:GLU:HA	10:AJ:30:LYS:CD	2.51	0.41
10:AJ:65:TYR:CE2	14:AN:98:LYS:HG2	2.56	0.41
11:AK:52:ARG:O	11:AK:55:ARG:CB	2.69	0.41
11:AK:69:CYS:O	11:AK:70:ALA:C	2.59	0.41
13:AM:70:ARG:HA	30:CF:142:TYR:CE2	2.56	0.41
14:AN:13:VAL:HA	14:AN:16:ALA:CB	2.50	0.41
14:AN:43:ASN:C	14:AN:45:VAL:HG22	2.41	0.41

Continued on next page...

Continued from previous page...

Atom-1	Atom-2	Interatomic distance (Å)	Clash overlap (Å)
14:AN:88:ALA:CA	14:AN:93:ILE:HD12	2.50	0.41
15:AO:23:SER:HB3	15:AO:26:VAL:HG21	2.03	0.41
16:AP:12:LYS:C	16:AP:14:ARG:H	2.24	0.41
16:AP:46:LYS:HD3	16:AP:47:GLU:N	2.35	0.41
19:AS:19:GLU:HA	19:AS:19:GLU:OE2	2.21	0.41
20:AT:57:VAL:CG1	20:AT:71:ALA:CB	2.99	0.41
22:AV:48:C:H2'	22:AV:59:U:C4'	2.51	0.41
1:BA:15:G:H4'	5:BE:28:ARG:NH1	2.36	0.41
1:BA:49:U:O4	1:BA:365:U:C5	2.73	0.41
1:BA:469:C:C5	1:BA:470:C:C5	3.08	0.41
1:BA:574:A:P	60:BA:1785:HOH:O	2.79	0.41
1:BA:575:G:O2'	1:BA:821:G:OP2	2.26	0.41
1:BA:676:A:N1	1:BA:677:U:C4	2.89	0.41
1:BA:745:G:H1'	1:BA:836:G:O2'	2.21	0.41
1:BA:1026:G:C6	1:BA:1027:C:N4	2.89	0.41
1:BA:1068:G:O2'	1:BA:1191:A:N1	2.45	0.41
1:BA:1142:G:N1	1:BA:1143:G:H1'	2.35	0.41
1:BA:1315:U:C4	1:BA:1316:G:C6	3.09	0.41
1:BA:1386:G:N2	1:BA:1387:G:C8	2.88	0.41
1:BA:1473:G:H2'	1:BA:1474:U:O4'	2.20	0.41
1:BA:1478:U:H2'	1:BA:1479:C:H6	1.85	0.41
2:BB:84:LEU:O	2:BB:85:SER:HB3	2.21	0.41
3:BC:8:GLY:HA2	3:BC:11:LEU:HG	2.02	0.41
9:BI:74:GLN:O	9:BI:78:ILE:HG13	2.19	0.41
10:BJ:50:THR:OG1	10:BJ:64:GLN:CG	2.69	0.41
11:BK:124:LYS:O	21:BU:34:ARG:HD2	2.21	0.41
13:BM:67:ASP:HA	13:BM:70:ARG:HG2	2.02	0.41
13:BM:70:ARG:HA	13:BM:73:SER:HB2	2.02	0.41
14:BN:5:MET:HB3	14:BN:63:ARG:CZ	2.51	0.41
14:BN:41:ARG:NH2	14:BN:45:VAL:HG21	2.36	0.41
15:BO:86:LEU:C	15:BO:88:ARG:N	2.74	0.41
19:BS:10:ILE:CD1	19:BS:15:LEU:HD22	2.50	0.41
21:BU:33:ARG:CD	21:BU:34:ARG:HB2	2.51	0.41
25:CA:64:A:H2'	25:CA:65:U:H6	1.86	0.41
25:CA:71:A:H5''	25:CA:72:U:C2'	2.51	0.41
25:CA:319:G:C2'	25:CA:320:A:O5'	2.69	0.41
25:CA:437:U:C2'	25:CA:438:G:O5'	2.69	0.41
25:CA:703:U:H2'	25:CA:704:G:H5'	2.02	0.41
25:CA:723:C:H2'	25:CA:724:U:O4'	2.21	0.41
25:CA:787:C:P	60:CA:3765:HOH:O	2.79	0.41
25:CA:1038:G:C2'	25:CA:1039:A:H5'	2.51	0.41

Continued on next page...

Continued from previous page...

Atom-1	Atom-2	Interatomic distance (Å)	Clash overlap (Å)
25:CA:1056:G:O2'	25:CA:1086:A:C8	2.70	0.41
25:CA:1116:G:C6	25:CA:1117:C:C4	3.08	0.41
25:CA:1269:A:H2'	25:CA:1270:C:C6	2.55	0.41
25:CA:2055:C:C5'	25:CA:2056:G:OP1	2.67	0.41
25:CA:2092:U:H4'	25:CA:2093:G:O5'	2.20	0.41
25:CA:2448:A:H4'	25:CA:2449:U:OP2	2.21	0.41
25:CA:2599:G:N7	27:CC:235:GLU:HB2	2.35	0.41
25:CA:2692:G:H4'	25:CA:2870:C:O2	2.21	0.41
25:CA:2703:C:O5'	25:CA:2703:C:H6	2.04	0.41
31:CG:163:TYR:O	31:CG:166:GLU:HB3	2.20	0.41
31:CG:171:LYS:HG3	31:CG:172:GLU:O	2.21	0.41
32:CH:111:ALA:C	32:CH:113:SER:H	2.22	0.41
36:CL:135:ILE:HD12	36:CL:142:ILE:HD11	2.03	0.41
37:CM:5:LYS:O	37:CM:6:ARG:HB2	2.20	0.41
37:CM:33:LEU:HA	37:CM:33:LEU:HD12	1.83	0.41
38:CN:49:GLU:N	38:CN:50:PRO:HD2	2.36	0.41
38:CN:113:ILE:O	38:CN:113:ILE:HG23	2.21	0.41
40:CP:89:GLY:HA3	40:CP:109:ILE:HD11	2.03	0.41
43:CS:18:ARG:O	43:CS:19:LEU:C	2.58	0.41
48:CX:37:PHE:O	48:CX:45:PHE:HA	2.21	0.41
48:CX:76:LYS:HA	48:CX:76:LYS:HD2	1.75	0.41
49:CY:44:LYS:O	49:CY:47:ARG:HB3	2.20	0.41
25:DA:168:G:N3	25:DA:168:G:C2'	2.80	0.41
25:DA:260:G:C4	25:DA:261:G:C8	3.08	0.41
25:DA:797:G:C4	25:DA:798:G:C8	3.08	0.41
25:DA:857:G:C6	25:DA:858:G:C6	3.09	0.41
25:DA:908:C:O2'	25:DA:909:A:H5'	2.20	0.41
25:DA:1021:A:C6	25:DA:1023:U:C5	3.08	0.41
25:DA:1173:U:O2'	25:DA:1176:U:O2	2.28	0.41
25:DA:1364:G:H2'	25:DA:1365:A:C5'	2.51	0.41
25:DA:1386:C:C2'	25:DA:1386:C:O2	2.65	0.41
25:DA:1403:A:C2	25:DA:1404:C:C6	3.09	0.41
25:DA:1455:G:C6	25:DA:1456:G:C5	3.09	0.41
25:DA:1476:U:C5	25:DA:1514:G:C2	3.08	0.41
25:DA:1746:A:C2	25:DA:1747:U:C5	3.08	0.41
25:DA:1754:A:C2	25:DA:1755:A:C4	3.09	0.41
25:DA:1915:U:C2'	25:DA:1916:A:O5'	2.68	0.41
25:DA:2273:A:H2'	25:DA:2274:A:C8	2.55	0.41
25:DA:2291:U:H4'	25:DA:2380:C:O2	2.21	0.41
25:DA:2428:G:H5''	25:DA:2429:G:O5'	2.20	0.41
25:DA:2573:C:H3'	60:DA:3716:HOH:O	2.20	0.41

Continued on next page...

Continued from previous page...

Atom-1	Atom-2	Interatomic distance (Å)	Clash overlap (Å)
25:DA:2584:U:C2'	25:DA:2585:U:H5'	2.50	0.41
25:DA:2723:C:C2'	25:DA:2724:U:O5'	2.68	0.41
25:DA:2816:G:H2'	25:DA:2817:U:O5'	2.20	0.41
25:DA:2822:G:O6	38:DN:2:ARG:CB	2.69	0.41
56:DB:49:C:O2'	39:DO:68:LYS:HE2	2.21	0.41
27:DC:153:LEU:N	27:DC:153:LEU:HD23	2.36	0.41
28:DD:30:GLU:O	28:DD:31:ALA:C	2.59	0.41
28:DD:58:ASN:ND2	28:DD:59:ARG:N	2.68	0.41
30:DF:6:TYR:CD1	30:DF:6:TYR:C	2.91	0.41
30:DF:29:ARG:O	30:DF:29:ARG:CG	2.69	0.41
30:DF:48:LEU:O	30:DF:48:LEU:HG	2.21	0.41
32:DH:31:VAL:CG1	32:DH:32:PRO:HD2	2.49	0.41
32:DH:32:PRO:CG	48:DX:38:TRP:HB3	2.51	0.41
32:DH:40:THR:O	32:DH:43:ASN:N	2.53	0.41
36:DL:119:PRO:CB	36:DL:138:ALA:O	2.69	0.41
41:DQ:86:SER:OG	42:DR:51:VAL:HG12	2.20	0.41
43:DS:96:ILE:HD13	43:DS:96:ILE:N	2.36	0.41
43:DS:97:LEU:HD12	43:DS:97:LEU:HA	1.97	0.41
57:DW:32:ILE:HG22	57:DW:33:ILE:N	2.36	0.41
49:DY:9:LYS:N	49:DY:12:GLU:CB	2.84	0.41
53:D2:41:ARG:HH21	53:D2:41:ARG:HB2	1.84	0.41
54:D3:31:ILE:O	54:D3:35:LYS:CD	2.68	0.41
1:AA:66:A:C2	1:AA:67:C:N1	2.89	0.41
1:AA:68:G:C6	1:AA:69:G:H1'	2.55	0.41
1:AA:75:G:H5'	1:AA:76:G:P	2.61	0.41
1:AA:91:U:C5	1:AA:92:U:C6	3.09	0.41
1:AA:116:A:OP2	1:AA:116:A:C8	2.73	0.41
1:AA:168:G:C5'	1:AA:168:G:H8	2.34	0.41
1:AA:176:C:O4'	1:AA:1447:A:C2	2.74	0.41
1:AA:179:A:C2'	1:AA:180:U:H5'	2.51	0.41
1:AA:207:C:H2'	1:AA:208:U:O2	2.19	0.41
1:AA:237:G:H2'	1:AA:238:A:H8	1.86	0.41
1:AA:274:A:H5'	17:AQ:15:LYS:HE3	2.03	0.41
1:AA:436:C:H4'	4:AD:152:SER:HB2	2.00	0.41
1:AA:439:U:C6	4:AD:119:HIS:CD2	3.09	0.41
1:AA:588:G:C4	1:AA:753:A:C2	3.09	0.41
1:AA:637:C:N3	1:AA:638:U:C5	2.89	0.41
1:AA:643:C:H5'	8:AH:31:LEU:CD2	2.51	0.41
1:AA:725:G:H2'	1:AA:726:C:H5'	2.02	0.41
1:AA:847:G:C6	1:AA:848:C:C4	3.08	0.41
1:AA:864:A:H2'	1:AA:865:A:C8	2.56	0.41

Continued on next page...

Continued from previous page...

Atom-1	Atom-2	Interatomic distance (Å)	Clash overlap (Å)
1:AA:882:C:O2'	1:AA:883:C:H5'	2.20	0.41
1:AA:993:G:N3	1:AA:993:G:C2'	2.82	0.41
1:AA:1031:C:C3'	1:AA:1032:G:H5''	2.50	0.41
1:AA:1202:U:N3	14:AN:82:ILE:HG21	2.35	0.41
1:AA:1317:C:C4	14:AN:53:ARG:HD2	2.56	0.41
1:AA:1322:C:P	19:AS:77:ARG:NH2	2.94	0.41
1:AA:1349:A:C2	1:AA:1350:A:H1'	2.56	0.41
1:AA:1432:G:HO2'	1:AA:1433:A:P	2.43	0.41
2:AB:68:PHE:HE2	2:AB:88:GLN:HB3	1.86	0.41
2:AB:218:ALA:HB1	2:AB:221:ARG:HH21	1.85	0.41
3:AC:43:THR:O	3:AC:47:ALA:HA	2.21	0.41
3:AC:57:GLU:O	3:AC:63:ILE:HA	2.20	0.41
3:AC:87:ARG:HG3	3:AC:100:ILE:CG2	2.51	0.41
3:AC:120:THR:CG2	3:AC:121:SER:N	2.80	0.41
3:AC:156:LEU:CD1	3:AC:163:ARG:CB	2.99	0.41
4:AD:68:GLU:O	4:AD:72:ARG:HG2	2.21	0.41
4:AD:151:GLN:O	4:AD:152:SER:O	2.39	0.41
4:AD:173:ASP:HB3	4:AD:176:LYS:HB2	2.03	0.41
5:AE:104:ILE:CD1	5:AE:122:VAL:CG2	2.98	0.41
5:AE:131:ASN:ND2	5:AE:133:ILE:HG22	2.35	0.41
5:AE:143:LEU:O	5:AE:144:GLU:C	2.59	0.41
7:AG:102:TRP:CH2	7:AG:140:VAL:HG21	2.56	0.41
9:AI:30:ASN:C	9:AI:32:ARG:N	2.73	0.41
9:AI:53:LEU:HD12	9:AI:53:LEU:H	1.85	0.41
9:AI:116:GLY:O	9:AI:124:PRO:CG	2.69	0.41
10:AJ:17:LEU:N	10:AJ:20:GLN:HG3	2.35	0.41
11:AK:110:THR:HG23	21:AU:4:LYS:CA	2.51	0.41
11:AK:124:LYS:HE3	21:AU:34:ARG:CZ	2.50	0.41
11:AK:126:ARG:N	21:AU:33:ARG:NH1	2.68	0.41
12:AL:100:ALA:O	12:AL:101:LEU:C	2.58	0.41
13:AM:22:TYR:CE2	13:AM:69:ARG:HG2	2.55	0.41
13:AM:35:ALA:CB	13:AM:58:GLU:OE1	2.69	0.41
13:AM:65:GLU:HA	13:AM:65:GLU:OE1	2.19	0.41
13:AM:80:MET:CA	13:AM:91:ARG:HH22	2.34	0.41
13:AM:105:ALA:O	13:AM:106:ARG:C	2.59	0.41
14:AN:25:GLU:CB	14:AN:28:ALA:HB2	2.49	0.41
14:AN:35:ALA:HB2	14:AN:41:ARG:NE	2.36	0.41
15:AO:63:ARG:HA	15:AO:63:ARG:HD2	1.89	0.41
17:AQ:16:MET:CG	17:AQ:19:SER:HB3	2.50	0.41
17:AQ:21:VAL:C	17:AQ:22:VAL:CG2	2.89	0.41
18:AR:54:LEU:O	18:AR:54:LEU:HD13	2.21	0.41

Continued on next page...

Continued from previous page...

Atom-1	Atom-2	Interatomic distance (Å)	Clash overlap (Å)
19:AS:12:LEU:C	19:AS:14:LEU:N	2.72	0.41
20:AT:4:LYS:HE2	20:AT:4:LYS:HA	2.03	0.41
20:AT:14:GLU:C	20:AT:16:ALA:N	2.75	0.41
20:AT:47:GLN:NE2	20:AT:47:GLN:C	2.74	0.41
20:AT:47:GLN:NE2	20:AT:47:GLN:CA	2.84	0.41
20:AT:67:HIS:C	20:AT:68:LYS:HG3	2.42	0.41
21:AU:11:PHE:C	21:AU:12:ASP:OD2	2.58	0.41
21:AU:31:VAL:O	21:AU:31:VAL:CG1	2.69	0.41
21:AU:43:GLU:OE2	21:AU:44:ARG:NH1	2.54	0.41
22:AV:41:C:H2'	22:AV:42:C:C6	2.56	0.41
24:AY:9:ASP:CB	24:AY:13:ARG:NH2	2.81	0.41
24:AY:144:LEU:C	24:AY:145:LYS:O	2.58	0.41
1:BA:46:G:H2'	1:BA:366:A:N7	2.36	0.41
1:BA:94:G:N2	1:BA:96:U:C4	2.89	0.41
1:BA:168:G:H5''	1:BA:168:G:H8	1.85	0.41
1:BA:246:A:N1	1:BA:278:G:O2'	2.50	0.41
1:BA:254:G:H2'	1:BA:255:G:O4'	2.20	0.41
1:BA:292:G:N2	1:BA:309:A:C4	2.89	0.41
1:BA:325:A:H2'	1:BA:326:G:O4'	2.21	0.41
1:BA:341:C:H2'	1:BA:342:C:C6	2.55	0.41
1:BA:375:U:N3	1:BA:376:G:N7	2.69	0.41
1:BA:402:G:C5	1:BA:403:C:C5	3.08	0.41
1:BA:429:U:H3'	4:BD:8:LEU:HD22	2.03	0.41
1:BA:511:C:C6	1:BA:512:U:C5	3.09	0.41
1:BA:526:C:H2'	1:BA:527:G:H4'	2.03	0.41
1:BA:570:G:H2'	1:BA:571:U:C6	2.56	0.41
1:BA:608:A:H2'	1:BA:609:A:O4'	2.20	0.41
1:BA:719:C:C5	1:BA:720:C:C4	3.09	0.41
1:BA:856:C:H2'	1:BA:857:C:H5'	2.02	0.41
1:BA:969:A:H2'	1:BA:970:C:O5'	2.20	0.41
1:BA:1151:A:N1	1:BA:1152:A:C6	2.89	0.41
1:BA:1247:U:O2'	1:BA:1248:A:H5'	2.21	0.41
1:BA:1298:U:C4'	1:BA:1299:A:C4	3.02	0.41
1:BA:1399:C:H4'	1:BA:1400:C:C5'	2.51	0.41
1:BA:1424:U:H2'	1:BA:1425:U:O4'	2.21	0.41
1:BA:1449:C:H2'	1:BA:1450:U:H5'	2.02	0.41
1:BA:1501:C:C5	1:BA:1504:G:C4	3.09	0.41
1:BA:1526:G:OP1	21:BU:38:GLU:HB2	2.21	0.41
2:BB:95:TRP:CE3	2:BB:96:LEU:O	2.74	0.41
2:BB:175:ALA:C	2:BB:177:ASN:N	2.70	0.41
3:BC:28:PHE:O	3:BC:28:PHE:HD2	2.04	0.41

Continued on next page...

Continued from previous page...

Atom-1	Atom-2	Interatomic distance (Å)	Clash overlap (Å)
3:BC:36:PHE:HZ	14:BN:90:ARG:NH1	2.19	0.41
3:BC:112:ALA:O	3:BC:114:LEU:N	2.54	0.41
3:BC:131:ARG:HD3	3:BC:135:ARG:NH2	2.36	0.41
3:BC:142:ARG:HG2	3:BC:143:LEU:HD13	2.02	0.41
3:BC:166:TRP:HE3	3:BC:167:TYR:N	2.19	0.41
4:BD:28:ASP:C	4:BD:30:LYS:H	2.24	0.41
4:BD:67:LEU:HD23	4:BD:67:LEU:HA	1.83	0.41
4:BD:123:MET:HA	4:BD:127:ARG:O	2.20	0.41
5:BE:31:SER:OG	5:BE:32:PHE:N	2.54	0.41
6:BF:59:TYR:HE2	18:BR:66:LEU:CD2	2.34	0.41
6:BF:67:PRO:O	6:BF:69:GLU:N	2.54	0.41
6:BF:91:ARG:CG	6:BF:92:THR:H	2.33	0.41
7:BG:115:MET:N	7:BG:118:ARG:HD3	2.36	0.41
9:BI:128:LYS:CD	9:BI:129:ARG:N	2.83	0.41
10:BJ:35:GLN:HG2	10:BJ:77:VAL:CG2	2.50	0.41
11:BK:92:ARG:HH11	11:BK:92:ARG:HG3	1.85	0.41
11:BK:124:LYS:HE3	11:BK:124:LYS:O	2.21	0.41
11:BK:125:LYS:C	21:BU:33:ARG:CZ	2.89	0.41
13:BM:5:GLY:O	13:BM:7:ASN:N	2.54	0.41
13:BM:79:LEU:HD11	13:BM:86:ARG:HB3	2.03	0.41
14:BN:2:LYS:O	14:BN:4:SER:N	2.54	0.41
14:BN:99:ALA:O	14:BN:100:SER:HB3	2.21	0.41
16:BP:38:PHE:CE2	16:BP:51:ARG:HB2	2.55	0.41
16:BP:53:ASP:OD1	16:BP:53:ASP:C	2.59	0.41
16:BP:56:ARG:O	16:BP:57:ILE:C	2.59	0.41
17:BQ:37:ILE:N	17:BQ:37:ILE:HD12	2.36	0.41
18:BR:24:ASP:C	18:BR:26:ALA:H	2.23	0.41
18:BR:50:TYR:HA	18:BR:53:GLN:NE2	2.36	0.41
19:BS:18:VAL:O	19:BS:22:VAL:HG23	2.21	0.41
19:BS:46:LEU:C	19:BS:47:THR:HG23	2.41	0.41
20:BT:19:HIS:HD2	20:BT:20:ASN:HD22	1.67	0.41
25:CA:1:G:C4	25:CA:2:G:C8	3.09	0.41
25:CA:283:G:C2'	25:CA:284:U:O5'	2.69	0.41
25:CA:495:G:H2'	25:CA:496:G:O5'	2.21	0.41
25:CA:587:C:O2'	36:CL:19:LEU:CD1	2.68	0.41
25:CA:653:U:C2'	25:CA:654:A:OP1	2.69	0.41
25:CA:679:C:O2'	25:CA:680:C:H5'	2.21	0.41
25:CA:693:A:O2'	25:CA:694:U:H5'	2.21	0.41
25:CA:783:A:H8	25:CA:784:G:H4'	1.86	0.41
25:CA:799:G:N1	25:CA:800:A:N6	2.68	0.41
25:CA:923:G:H4'	47:CW:25:GLU:CG	2.51	0.41

Continued on next page...

Continued from previous page...

Atom-1	Atom-2	Interatomic distance (Å)	Clash overlap (Å)
25:CA:980:A:N7	25:CA:1136:G:H5''	2.36	0.41
25:CA:1053:C:N4	25:CA:1054:A:N7	2.69	0.41
25:CA:1055:G:H3'	25:CA:1056:G:H8	1.85	0.41
25:CA:1056:G:O2'	25:CA:1086:A:H1'	2.21	0.41
25:CA:1091:G:O2'	25:CA:1092:C:C5	2.73	0.41
25:CA:1104:C:H2'	25:CA:1105:U:H6	1.85	0.41
25:CA:1179:G:O5'	25:CA:1180:U:O5'	2.39	0.41
25:CA:1244:A:OP1	36:CL:7:SER:CB	2.69	0.41
25:CA:1405:U:O2'	25:CA:1406:U:H5'	2.20	0.41
25:CA:1417:C:O2'	25:CA:1587:G:O2'	2.27	0.41
25:CA:1484:U:N3	25:CA:1485:U:C5	2.89	0.41
25:CA:1550:C:O2'	25:CA:1551:A:H5'	2.21	0.41
25:CA:1627:G:C2	25:CA:1628:G:C8	3.09	0.41
25:CA:1731:G:C2	25:CA:1733:G:H1'	2.55	0.41
25:CA:1818:U:H2'	27:CC:155:ARG:CD	2.51	0.41
25:CA:1924:C:H2'	25:CA:1925:C:C5'	2.51	0.41
25:CA:2289:G:H2'	25:CA:2289:G:N3	2.36	0.41
25:CA:2313:C:C2'	25:CA:2314:A:H5'	2.51	0.41
25:CA:2516:A:C5	25:CA:2517:C:C4	3.09	0.41
25:CA:2547:A:H5'	35:CK:29:HIS:NE2	2.36	0.41
25:CA:2617:U:C2'	25:CA:2618:G:H5'	2.51	0.41
25:CA:2675:A:H2'	25:CA:2676:C:O5'	2.21	0.41
25:CA:2731:G:C6	25:CA:2732:G:C6	3.09	0.41
25:CA:2757:A:OP1	55:C4:20:ASP:N	2.54	0.41
25:CA:2886:A:C5	25:CA:2887:A:N7	2.88	0.41
26:CB:78:A:N6	26:CB:98:G:H2'	2.36	0.41
27:CC:35:LYS:CG	27:CC:36:ASN:N	2.84	0.41
27:CC:51:ARG:HE	27:CC:52:HIS:CE1	2.38	0.41
27:CC:211:ARG:HH21	27:CC:211:ARG:CG	2.33	0.41
29:CE:12:LEU:HD23	29:CE:13:THR:O	2.21	0.41
29:CE:49:ARG:HA	29:CE:82:GLY:HA3	2.03	0.41
29:CE:49:ARG:HH11	29:CE:72:SER:HB2	1.86	0.41
30:CF:15:LEU:HA	30:CF:18:GLU:HB2	2.03	0.41
31:CG:77:GLY:C	31:CG:79:THR:H	2.24	0.41
31:CG:130:ILE:C	31:CG:131:VAL:HG23	2.40	0.41
31:CG:152:ARG:HA	31:CG:153:PRO:HD3	1.88	0.41
32:CH:28:ASN:H	32:CH:32:PRO:HG2	1.85	0.41
33:CI:38:CYS:HA	33:CI:41:PHE:HB3	2.03	0.41
33:CI:54:ILE:HG12	33:CI:73:PRO:HB3	2.03	0.41
33:CI:57:VAL:HB	33:CI:68:PHE:CA	2.50	0.41
34:CJ:27:ARG:HG2	34:CJ:27:ARG:NH1	2.36	0.41

Continued on next page...

Continued from previous page...

Atom-1	Atom-2	Interatomic distance (Å)	Clash overlap (Å)
35:CK:112:PHE:O	35:CK:115:ILE:HB	2.21	0.41
36:CL:8:PRO:HB2	36:CL:12:SER:HB2	2.03	0.41
37:CM:31:PHE:CZ	37:CM:110:GLU:CB	3.03	0.41
38:CN:28:LEU:O	38:CN:32:GLU:N	2.53	0.41
38:CN:82:GLU:O	38:CN:85:PRO:HG2	2.21	0.41
38:CN:100:CYS:SG	38:CN:100:CYS:O	2.79	0.41
39:CO:19:GLN:C	39:CO:21:LEU:N	2.73	0.41
40:CP:25:VAL:O	40:CP:25:VAL:HG13	2.21	0.41
40:CP:112:ARG:O	40:CP:113:LEU:CG	2.65	0.41
41:CQ:107:ALA:CB	42:CR:48:LYS:HZ2	2.34	0.41
42:CR:43:ASN:HB3	42:CR:44:GLY:H	1.51	0.41
46:CV:61:LEU:N	46:CV:61:LEU:CD1	2.84	0.41
46:CV:70:ILE:HG22	46:CV:72:VAL:HG12	2.03	0.41
52:C1:30:PRO:HD2	52:C1:31:GLU:OE2	2.20	0.41
53:C2:28:ARG:C	53:C2:30:VAL:N	2.75	0.41
55:C4:3:VAL:HG12	55:C4:36:ARG:HB3	2.02	0.41
25:DA:27:G:O2'	25:DA:28:A:OP2	2.35	0.41
25:DA:46:G:N1	25:DA:47:C:C4	2.89	0.41
25:DA:52:A:H2	25:DA:179:C:O4'	2.02	0.41
25:DA:52:A:H8	25:DA:52:A:O5'	2.04	0.41
25:DA:147:C:H2'	25:DA:148:U:O5'	2.19	0.41
25:DA:278:A:N3	25:DA:278:A:C2'	2.84	0.41
25:DA:298:G:H5''	25:DA:299:A:OP1	2.21	0.41
25:DA:306:U:C6	25:DA:306:U:H3'	2.56	0.41
25:DA:346:A:C6	25:DA:347:A:C8	3.09	0.41
25:DA:503:A:C5	25:DA:506:G:C6	3.08	0.41
25:DA:528:A:C2	25:DA:2043:C:C5'	3.03	0.41
25:DA:572:A:OP2	42:DR:80:ARG:NH2	2.53	0.41
25:DA:668:A:H2'	25:DA:670:A:N6	2.36	0.41
25:DA:749:A:H4'	25:DA:1271:G:N3	2.36	0.41
25:DA:915:C:C2'	25:DA:916:G:H5'	2.51	0.41
25:DA:932:U:O4'	25:DA:933:A:C2	2.73	0.41
25:DA:975:A:H1'	25:DA:990:A:C2	2.56	0.41
25:DA:982:C:H5''	25:DA:983:A:P	2.61	0.41
25:DA:1006:C:O2'	25:DA:1007:C:H5'	2.20	0.41
25:DA:1059:G:C6	25:DA:1080:A:N1	2.89	0.41
25:DA:1062:G:O3'	25:DA:1063:G:C8	2.74	0.41
25:DA:1235:G:C6	25:DA:1236:G:N1	2.89	0.41
25:DA:1258:U:H2'	25:DA:1259:G:C8	2.56	0.41
25:DA:1343:G:O4'	25:DA:1597:A:H2'	2.21	0.41
25:DA:1391:U:H6	25:DA:1391:U:H3'	1.85	0.41

Continued on next page...

Continued from previous page...

Atom-1	Atom-2	Interatomic distance (Å)	Clash overlap (Å)
25:DA:1414:C:H3'	25:DA:1414:C:H6	1.84	0.41
25:DA:1422:G:C2	25:DA:1423:G:C4	3.09	0.41
25:DA:1447:C:C2	25:DA:1448:G:C8	3.09	0.41
25:DA:1469:A:N3	25:DA:1469:A:C2'	2.84	0.41
25:DA:1484:U:C2	25:DA:1485:U:C5	3.09	0.41
25:DA:1486:U:C2	25:DA:1487:U:C5	3.08	0.41
25:DA:1744:A:C8	25:DA:1745:A:C8	3.09	0.41
25:DA:1750:G:H2'	25:DA:1751:U:O5'	2.21	0.41
25:DA:1798:U:H5''	27:DC:257:ARG:HB2	2.02	0.41
25:DA:2097:A:C4	25:DA:2098:U:C6	3.08	0.41
25:DA:2111:U:O4'	25:DA:2118:U:H1'	2.21	0.41
25:DA:2258:C:O2'	25:DA:2426:A:H5''	2.20	0.41
25:DA:2311:A:H5'	25:DA:2311:A:H8	1.85	0.41
25:DA:2317:A:H2'	25:DA:2318:G:C5'	2.50	0.41
25:DA:2317:A:H2'	25:DA:2318:G:H5'	2.01	0.41
25:DA:2339:C:O2'	25:DA:2340:A:C5'	2.69	0.41
25:DA:2476:A:N3	25:DA:2476:A:H2'	2.35	0.41
25:DA:2632:A:O2'	25:DA:2633:G:H5'	2.21	0.41
25:DA:2655:G:N3	25:DA:2664:G:C6	2.89	0.41
25:DA:2808:G:C2	25:DA:2891:U:C6	3.09	0.41
25:DA:2837:A:H5''	60:DA:3816:HOH:O	2.20	0.41
25:DA:2840:C:H5''	38:DN:53:THR:CG2	2.51	0.41
25:DA:2858:C:O5'	25:DA:2858:C:H6	2.04	0.41
56:DB:24:G:N1	56:DB:56:G:C2	2.89	0.41
56:DB:51:G:O2'	56:DB:52:A:O5'	2.39	0.41
56:DB:61:G:C6	56:DB:62:C:C4	3.08	0.41
27:DC:52:HIS:NE2	27:DC:218:THR:HG23	2.36	0.41
27:DC:79:ARG:NH2	27:DC:79:ARG:HG3	2.36	0.41
27:DC:124:LYS:CB	27:DC:125:PRO:CD	2.98	0.41
27:DC:227:VAL:HG22	27:DC:227:VAL:O	2.20	0.41
27:DC:264:LYS:HB3	27:DC:265:PHE:CD1	2.56	0.41
29:DE:173:THR:O	29:DE:175:ILE:N	2.54	0.41
30:DF:45:ASP:CB	30:DF:48:LEU:HB3	2.51	0.41
30:DF:47:LYS:O	30:DF:50:ASP:HB2	2.21	0.41
30:DF:50:ASP:O	30:DF:53:ALA:HB3	2.21	0.41
30:DF:62:GLN:OE1	30:DF:90:LEU:HD23	2.20	0.41
30:DF:101:ARG:O	30:DF:102:LEU:C	2.59	0.41
31:DG:42:VAL:CG2	31:DG:43:LYS:N	2.84	0.41
31:DG:43:LYS:HE3	31:DG:50:THR:OG1	2.21	0.41
31:DG:72:ASN:O	31:DG:75:VAL:HB	2.21	0.41
31:DG:89:VAL:HG21	31:DG:162:ARG:NE	2.36	0.41

Continued on next page...

Continued from previous page...

Atom-1	Atom-2	Interatomic distance (Å)	Clash overlap (Å)
32:DH:119:ASN:N	32:DH:120:GLY:HA3	2.33	0.41
35:DK:76:VAL:CG1	40:DP:72:VAL:HG22	2.47	0.41
36:DL:75:ALA:O	36:DL:108:ALA:HA	2.21	0.41
36:DL:79:LEU:O	36:DL:82:LEU:HD22	2.21	0.41
36:DL:86:GLU:O	36:DL:86:GLU:HG2	2.21	0.41
36:DL:95:LEU:HD12	36:DL:101:ILE:HD13	2.03	0.41
37:DM:31:PHE:CE2	37:DM:110:GLU:HB2	2.56	0.41
37:DM:53:MET:HE1	37:DM:103:TYR:CB	2.51	0.41
37:DM:62:LYS:HD3	37:DM:64:TRP:CZ2	2.56	0.41
38:DN:65:LEU:HG	38:DN:69:ARG:NH2	2.36	0.41
38:DN:81:ASN:O	38:DN:85:PRO:CD	2.69	0.41
39:DO:28:VAL:CG2	39:DO:36:TYR:O	2.68	0.41
39:DO:49:VAL:HG12	39:DO:50:ALA:N	2.34	0.41
39:DO:80:GLU:O	39:DO:84:GLU:HG3	2.21	0.41
39:DO:117:PHE:CD1	39:DO:117:PHE:OXT	2.73	0.41
40:DP:8:GLU:O	40:DP:54:LEU:HD22	2.21	0.41
40:DP:103:THR:O	40:DP:104:GLY:C	2.59	0.41
42:DR:46:GLU:OE1	42:DR:47:VAL:N	2.53	0.41
43:DS:64:ALA:O	43:DS:65:ASP:HB3	2.21	0.41
45:DU:6:ARG:HD3	45:DU:6:ARG:HA	1.74	0.41
46:DV:69:GLU:C	46:DV:70:ILE:HG12	2.42	0.41
46:DV:80:HIS:ND1	46:DV:80:HIS:C	2.74	0.41
48:DX:57:VAL:O	48:DX:60:LYS:N	2.53	0.41
49:DY:9:LYS:CB	49:DY:12:GLU:HG2	2.51	0.41
50:DZ:35:VAL:HG21	50:DZ:37:ARG:CZ	2.49	0.41
53:D2:43:THR:O	53:D2:44:VAL:CB	2.67	0.41
55:D4:30:GLU:HB3	55:D4:33:HIS:CG	2.56	0.41
1:AA:66:A:N1	1:AA:67:C:C6	2.89	0.41
1:AA:75:G:N3	1:AA:75:G:H2'	2.35	0.41
1:AA:112:G:H2'	1:AA:113:G:H5'	2.02	0.41
1:AA:246:A:C4	1:AA:279:A:N6	2.89	0.41
1:AA:264:C:O2	17:AQ:65:PRO:HG2	2.21	0.41
1:AA:322:C:C2	1:AA:332:G:N2	2.89	0.41
1:AA:392:C:H2'	1:AA:393:A:C8	2.56	0.41
1:AA:524:G:H2'	1:AA:525:C:C6	2.56	0.41
1:AA:1013:G:O5'	1:AA:1013:G:H8	2.04	0.41
1:AA:1197:A:OP1	1:AA:1198:G:OP2	2.38	0.41
1:AA:1421:G:C6	1:AA:1422:G:N7	2.89	0.41
1:AA:1526:G:P	21:AU:38:GLU:HB3	2.61	0.41
2:AB:65:LYS:CB	2:AB:158:ASP:OD2	2.66	0.41
2:AB:187:ASP:HB2	2:AB:203:ASP:OD1	2.21	0.41

Continued on next page...

Continued from previous page...

Atom-1	Atom-2	Interatomic distance (Å)	Clash overlap (Å)
3:AC:35:ASP:C	3:AC:37:LYS:H	2.24	0.41
3:AC:199:VAL:O	3:AC:199:VAL:HG22	2.21	0.41
5:AE:22:LYS:HB3	5:AE:29:ILE:CG2	2.51	0.41
7:AG:4:ARG:O	7:AG:5:VAL:C	2.59	0.41
7:AG:61:PHE:HD2	7:AG:123:LEU:HD11	1.86	0.41
7:AG:72:VAL:O	7:AG:140:VAL:HG12	2.21	0.41
8:AH:17:GLN:CD	8:AH:69:ALA:HB1	2.41	0.41
8:AH:98:LEU:HD23	8:AH:98:LEU:H	1.82	0.41
13:AM:52:ILE:O	13:AM:55:LEU:HB2	2.21	0.41
14:AN:85:ARG:O	14:AN:86:GLU:C	2.60	0.41
16:AP:80:LYS:HE3	16:AP:80:LYS:CA	2.43	0.41
18:AR:24:ASP:O	18:AR:26:ALA:N	2.53	0.41
20:AT:56:ILE:CD1	20:AT:60:GLN:HG2	2.51	0.41
22:AV:16:U:H2'	22:AV:17:C:H5'	2.03	0.41
22:AV:18:G:C4	22:AV:58:A:N1	2.89	0.41
1:BA:10:A:OP2	5:BE:130:THR:HG21	2.21	0.41
1:BA:87:C:O3'	1:BA:88:U:O4'	2.38	0.41
1:BA:274:A:H4'	1:BA:275:G:OP1	2.18	0.41
1:BA:376:G:C5	1:BA:377:G:N7	2.89	0.41
1:BA:452:A:C8	1:BA:452:A:C3'	3.03	0.41
1:BA:585:G:OP1	17:BQ:38:LYS:HE3	2.21	0.41
1:BA:585:G:H1'	1:BA:879:C:H5''	2.03	0.41
1:BA:603:U:C2'	1:BA:604:G:O5'	2.69	0.41
1:BA:710:G:N2	1:BA:711:G:H1'	2.36	0.41
1:BA:840:C:O2	1:BA:847:G:N2	2.54	0.41
1:BA:939:G:N1	1:BA:940:C:N3	2.69	0.41
1:BA:1021:A:C2'	1:BA:1022:A:H5''	2.50	0.41
1:BA:1118:U:H2'	1:BA:1119:C:C6	2.55	0.41
1:BA:1129:C:C2'	1:BA:1139:G:N7	2.84	0.41
1:BA:1320:C:N4	19:BS:35:ARG:HB2	2.36	0.41
1:BA:1373:G:C5'	7:BG:35:LYS:HB2	2.51	0.41
2:BB:19:THR:O	2:BB:20:ARG:NH2	2.53	0.41
2:BB:25:LYS:CE	2:BB:193:ASP:OD2	2.69	0.41
3:BC:32:LEU:O	3:BC:35:ASP:HB2	2.20	0.41
4:BD:7:LYS:HZ3	4:BD:21:LYS:HD2	1.86	0.41
4:BD:187:ARG:HH12	4:BD:191:SER:CB	2.34	0.41
5:BE:136:VAL:HG23	5:BE:140:ILE:HD11	2.02	0.41
8:BH:17:GLN:HE21	8:BH:71:VAL:HG23	1.86	0.41
11:BK:23:HIS:O	11:BK:29:THR:HA	2.20	0.41
11:BK:45:THR:O	11:BK:48:GLY:N	2.54	0.41
11:BK:89:GLY:O	11:BK:90:PRO:C	2.59	0.41

Continued on next page...

Continued from previous page...

Atom-1	Atom-2	Interatomic distance (Å)	Clash overlap (Å)
13:BM:10:ASP:OD1	13:BM:11:HIS:N	2.53	0.41
13:BM:39:ALA:HB3	13:BM:42:VAL:HG13	2.02	0.41
13:BM:51:GLN:O	13:BM:55:LEU:CD1	2.68	0.41
15:BO:2:LEU:HD12	15:BO:2:LEU:HA	1.87	0.41
17:BQ:51:GLU:O	17:BQ:52:CYS:O	2.38	0.41
20:BT:29:THR:HA	20:BT:32:LYS:HG2	2.04	0.41
21:BU:33:ARG:HD3	21:BU:34:ARG:CB	2.50	0.41
22:BV:5:G:N3	22:BV:69:G:N2	2.68	0.41
25:CA:125:A:C6	53:C2:10:LEU:HD13	2.56	0.41
25:CA:153:U:O5'	25:CA:153:U:H6	2.04	0.41
25:CA:513:A:C2	25:CA:514:A:C4	3.09	0.41
25:CA:557:C:C2	25:CA:558:U:C5	3.09	0.41
25:CA:614:A:H8	25:CA:614:A:H5'	1.86	0.41
25:CA:706:A:H2'	25:CA:707:G:O4'	2.21	0.41
25:CA:828:U:O2'	25:CA:829:A:H5'	2.21	0.41
25:CA:842:U:C2'	25:CA:843:G:H5'	2.51	0.41
25:CA:1450:G:H21	25:CA:1452:G:H1	1.68	0.41
25:CA:1628:G:C2'	25:CA:1629:U:O5'	2.69	0.41
25:CA:1744:A:H2'	25:CA:1744:A:N3	2.35	0.41
25:CA:1805:A:H1'	27:CC:49:THR:O	2.21	0.41
25:CA:1843:C:H2'	25:CA:1844:C:C6	2.56	0.41
25:CA:1947:C:N3	25:CA:1960:A:C2	2.89	0.41
25:CA:1982:U:O2	25:CA:1982:U:H2'	2.21	0.41
25:CA:2002:G:OP1	38:CN:13:ASN:HA	2.21	0.41
25:CA:2070:A:H2'	25:CA:2071:A:O4'	2.21	0.41
25:CA:2072:C:H6	25:CA:2072:C:H5''	1.86	0.41
25:CA:2191:A:C2	25:CA:2192:U:C6	3.09	0.41
25:CA:2278:A:H8	25:CA:2278:A:H5''	1.86	0.41
25:CA:2297:A:C6	25:CA:2298:A:C8	3.09	0.41
25:CA:2687:U:H2'	25:CA:2688:G:O4'	2.20	0.41
26:CB:55:U:O2	26:CB:55:U:C2'	2.60	0.41
26:CB:73:A:C5	26:CB:104:A:C2	3.09	0.41
27:CC:13:ARG:HG2	27:CC:14:HIS:CD2	2.56	0.41
27:CC:142:ASN:H	27:CC:154:ALA:HB3	1.85	0.41
29:CE:138:LEU:O	29:CE:139:LYS:C	2.59	0.41
30:CF:91:ARG:O	30:CF:94:ARG:HG3	2.21	0.41
32:CH:52:ALA:O	32:CH:56:ALA:HB3	2.21	0.41
32:CH:69:ALA:HB1	32:CH:138:VAL:HG12	2.04	0.41
33:CI:24:GLY:HA3	33:CI:25:PRO:HD3	1.99	0.41
39:CO:87:ILE:C	39:CO:88:LYS:O	2.59	0.41
40:CP:90:ALA:HB2	40:CP:112:ARG:HA	2.02	0.41

Continued on next page...

Continued from previous page...

Atom-1	Atom-2	Interatomic distance (Å)	Clash overlap (Å)
45:CU:13:LEU:HA	45:CU:13:LEU:HD23	1.89	0.41
46:CV:83:LYS:HB2	46:CV:83:LYS:HE3	1.94	0.41
25:DA:476:G:H4'	25:DA:502:A:N1	2.36	0.41
25:DA:617:G:H2'	25:DA:618:G:O5'	2.21	0.41
25:DA:1113:U:H2'	25:DA:1114:C:H6	1.84	0.41
25:DA:1257:C:H4'	29:DE:78:TRP:CD2	2.56	0.41
25:DA:1300:G:N3	25:DA:1626:A:C6	2.88	0.41
25:DA:1668:A:H4'	25:DA:1669:A:O5'	2.21	0.41
25:DA:1782:U:C4	25:DA:2587:A:C2	3.09	0.41
25:DA:2035:G:H4'	25:DA:2036:C:OP2	2.21	0.41
25:DA:2043:C:H2'	25:DA:2044:C:C6	2.56	0.41
25:DA:2070:A:N3	25:DA:2070:A:C2'	2.82	0.41
25:DA:2201:G:O6	25:DA:2223:G:C6	2.74	0.41
25:DA:2217:G:O2'	25:DA:2218:G:H5'	2.21	0.41
25:DA:2259:U:C6	25:DA:2427:C:C4	3.09	0.41
25:DA:2468:A:H2'	25:DA:2476:A:C6	2.56	0.41
25:DA:2769:U:C4	25:DA:2770:G:C5	3.09	0.41
25:DA:2816:G:C2'	25:DA:2817:U:O5'	2.69	0.41
56:DB:36:C:H5''	56:DB:37:C:OP2	2.20	0.41
27:DC:64:VAL:CG1	27:DC:65:ASP:N	2.83	0.41
27:DC:261:ARG:HG2	27:DC:262:THR:CG2	2.48	0.41
32:DH:40:THR:O	32:DH:42:LYS:CA	2.69	0.41
32:DH:46:PHE:O	32:DH:49:ALA:HB3	2.21	0.41
34:DJ:59:ALA:H	34:DJ:126:ALA:HA	1.86	0.41
37:DM:1:MET:HE3	37:DM:43:ALA:HB1	2.03	0.41
43:DS:82:MET:HB2	43:DS:98:LYS:HB2	2.03	0.41
54:D3:42:HIS:O	54:D3:45:PRO:HG2	2.20	0.41
1:AA:495:A:H4'	1:AA:496:A:O4'	2.20	0.40
1:AA:614:C:C4	1:AA:615:G:N7	2.89	0.40
1:AA:749:A:C6	1:AA:750:C:C4	3.09	0.40
1:AA:755:G:H2'	1:AA:756:C:H6	1.87	0.40
1:AA:840:C:H6	1:AA:840:C:O5'	2.04	0.40
1:AA:840:C:N3	1:AA:846:G:O6	2.54	0.40
1:AA:977:A:H3'	1:AA:977:A:N3	2.37	0.40
1:AA:1035:A:C8	1:AA:1035:A:OP2	2.74	0.40
1:AA:1236:A:O2'	1:AA:1304:G:H4'	2.21	0.40
1:AA:1394:A:N6	1:AA:1501:C:H5'	2.36	0.40
1:AA:1492:A:C8	1:AA:1492:A:OP2	2.74	0.40
2:AB:131:LYS:O	2:AB:132:GLU:C	2.60	0.40
2:AB:206:ILE:HD13	2:AB:206:ILE:N	2.36	0.40
2:AB:211:LEU:C	2:AB:213:LEU:H	2.25	0.40

Continued on next page...

Continued from previous page...

Atom-1	Atom-2	Interatomic distance (Å)	Clash overlap (Å)
4:AD:141:VAL:HG23	4:AD:141:VAL:O	2.20	0.40
4:AD:147:LYS:HD3	4:AD:147:LYS:N	2.33	0.40
5:AE:131:ASN:O	5:AE:135:VAL:HG12	2.22	0.40
5:AE:150:GLU:C	5:AE:152:VAL:H	2.25	0.40
6:AF:45:ARG:HB3	6:AF:59:TYR:CD1	2.55	0.40
9:AI:19:PHE:O	9:AI:62:LEU:HA	2.21	0.40
9:AI:20:ILE:CD1	9:AI:85:ALA:CB	2.99	0.40
9:AI:102:PHE:CD1	9:AI:102:PHE:N	2.87	0.40
12:AL:27:PRO:HG2	12:AL:28:GLN:OE1	2.21	0.40
12:AL:93:ARG:C	12:AL:94:TYR:CG	2.95	0.40
14:AN:53:ARG:HG2	14:AN:53:ARG:HH11	1.86	0.40
17:AQ:47:ASP:HB2	17:AQ:74:LEU:HD21	2.02	0.40
17:AQ:57:VAL:C	17:AQ:58:VAL:CG1	2.89	0.40
19:AS:54:ARG:HH21	19:AS:55:GLN:CB	2.34	0.40
20:AT:71:ALA:O	20:AT:72:ALA:C	2.59	0.40
21:AU:8:ASN:OD1	21:AU:8:ASN:N	2.53	0.40
24:AY:75:MET:O	24:AY:76:SER:C	2.59	0.40
1:BA:156:C:C4	1:BA:157:U:C4	3.09	0.40
1:BA:189:A:H2'	1:BA:190:A:H5'	2.04	0.40
1:BA:202:G:H2'	1:BA:203:G:O4'	2.21	0.40
1:BA:322:C:O3'	20:BT:17:ARG:CG	2.69	0.40
1:BA:542:G:C2	1:BA:543:U:C5	3.10	0.40
1:BA:657:U:O2	15:BO:21:THR:CG2	2.68	0.40
1:BA:738:C:H2'	1:BA:739:C:C5	2.54	0.40
1:BA:844:G:OP2	1:BA:844:G:C5	2.74	0.40
1:BA:1013:G:N2	1:BA:1017:U:C2	2.90	0.40
1:BA:1089:G:N2	1:BA:1090:U:H1'	2.35	0.40
1:BA:1167:A:O2'	1:BA:1168:U:C4	2.74	0.40
1:BA:1239:A:N6	1:BA:1299:A:N6	2.70	0.40
1:BA:1319:A:H5'	19:BS:4:LEU:HD13	2.03	0.40
1:BA:1486:G:C2	1:BA:1487:G:N3	2.89	0.40
1:BA:1524:C:O5'	1:BA:1524:C:H6	2.03	0.40
2:BB:110:ILE:O	2:BB:111:LYS:C	2.60	0.40
4:BD:173:ASP:CG	4:BD:176:LYS:HE2	2.42	0.40
5:BE:38:VAL:CG2	5:BE:70:MET:CE	2.99	0.40
6:BF:40:GLU:CB	6:BF:42:TRP:HE1	2.34	0.40
6:BF:52:ASN:O	6:BF:53:LYS:HB2	2.21	0.40
7:BG:87:PRO:HB3	7:BG:144:ALA:HB2	2.03	0.40
9:BI:13:SER:O	9:BI:68:GLY:HA3	2.21	0.40
9:BI:33:SER:HB3	9:BI:36:GLN:NE2	2.37	0.40
9:BI:46:VAL:O	9:BI:49:GLN:HB2	2.21	0.40

Continued on next page...

Continued from previous page...

Atom-1	Atom-2	Interatomic distance (Å)	Clash overlap (Å)
12:BL:62:VAL:HG23	12:BL:63:THR:N	2.36	0.40
14:BN:14:ALA:C	14:BN:16:ALA:N	2.74	0.40
17:BQ:31:PRO:C	17:BQ:32:ILE:HD12	2.41	0.40
19:BS:9:PHE:CD1	19:BS:10:ILE:N	2.90	0.40
21:BU:13:VAL:C	21:BU:15:LEU:HG	2.42	0.40
25:CA:135:U:O5'	25:CA:135:U:H6	2.04	0.40
25:CA:162:U:O4	25:CA:2218:G:H4'	2.20	0.40
25:CA:729:G:C5	27:CC:206:LYS:HB2	2.56	0.40
25:CA:838:C:O2'	25:CA:839:U:H5'	2.21	0.40
25:CA:1059:G:C2'	33:CI:131:THR:OG1	2.69	0.40
25:CA:1091:G:O2'	25:CA:1092:C:H5	2.04	0.40
25:CA:1234:U:H3'	25:CA:1234:U:C6	2.56	0.40
25:CA:1446:C:H6	25:CA:1446:C:O5'	2.04	0.40
25:CA:1478:G:C6	25:CA:1514:G:C2	3.09	0.40
25:CA:1490:A:O2'	25:CA:1491:G:H5'	2.21	0.40
25:CA:1569:A:C6	25:CA:1570:A:C6	3.09	0.40
25:CA:1613:G:N2	25:CA:1619:G:C4	2.89	0.40
25:CA:1724:G:H2'	25:CA:1725:U:H5'	2.02	0.40
25:CA:2056:G:N3	25:CA:2056:G:C2'	2.84	0.40
25:CA:2163:A:H5'	25:CA:2170:A:O2'	2.21	0.40
25:CA:2189:U:H2'	25:CA:2190:G:C8	2.56	0.40
25:CA:2207:C:C2'	25:CA:2208:C:O5'	2.68	0.40
25:CA:2312:U:C3'	25:CA:2312:U:C6	3.03	0.40
25:CA:2401:U:H6	25:CA:2401:U:O5'	2.03	0.40
25:CA:2443:C:O2'	25:CA:2444:G:H5'	2.21	0.40
25:CA:2619:C:H4'	28:CD:156:PHE:O	2.21	0.40
25:CA:2722:G:C2'	25:CA:2723:C:H5'	2.51	0.40
25:CA:2760:C:O2	25:CA:2760:C:H2'	2.21	0.40
25:CA:2807:U:C2'	25:CA:2808:G:H5'	2.51	0.40
27:CC:75:ALA:HB2	27:CC:95:TYR:HA	2.03	0.40
27:CC:97:ASP:C	27:CC:97:ASP:OD1	2.59	0.40
27:CC:146:LYS:O	27:CC:149:LYS:HB3	2.21	0.40
28:CD:63:PRO:O	28:CD:64:GLU:C	2.60	0.40
37:CM:57:VAL:C	37:CM:60:GLN:HE21	2.24	0.40
38:CN:3:HIS:O	38:CN:4:ARG:HB2	2.21	0.40
38:CN:23:ASN:O	38:CN:25:ALA:N	2.54	0.40
39:CO:41:ALA:HB1	39:CO:42:PRO:CD	2.51	0.40
43:CS:7:HIS:C	43:CS:7:HIS:CD2	2.94	0.40
45:CU:39:ASN:HD22	45:CU:62:ALA:HB3	1.86	0.40
45:CU:42:LYS:HB2	45:CU:42:LYS:NZ	2.35	0.40
45:CU:53:GLN:H	45:CU:54:PRO:HD3	1.83	0.40

Continued on next page...

Continued from previous page...

Atom-1	Atom-2	Interatomic distance (Å)	Clash overlap (Å)
51:C0:52:LYS:HE2	51:C0:55:ALA:CB	2.50	0.40
51:C0:52:LYS:CE	51:C0:55:ALA:HB2	2.51	0.40
55:C4:2:LYS:HB2	55:C4:2:LYS:HZ2	1.85	0.40
25:DA:84:A:H4'	25:DA:85:G:O5'	2.21	0.40
25:DA:371:A:N3	48:DX:60:LYS:NZ	2.69	0.40
25:DA:419:U:H5''	60:DA:3232:HOH:O	2.21	0.40
25:DA:511:U:H5''	25:DA:512:G:OP2	2.21	0.40
25:DA:659:G:C4'	29:DE:95:LYS:HD3	2.51	0.40
25:DA:1010:A:N3	25:DA:1153:C:H1'	2.36	0.40
25:DA:1069:A:O3'	25:DA:1070:A:H8	2.04	0.40
25:DA:1095:A:C6	25:DA:1096:A:C2	3.09	0.40
25:DA:1542:U:O2'	25:DA:1543:G:C5'	2.68	0.40
25:DA:1644:C:O2	25:DA:1644:C:C2'	2.66	0.40
25:DA:1734:G:C5	25:DA:1735:A:N7	2.89	0.40
25:DA:1756:G:C8	25:DA:1756:G:H3'	2.56	0.40
25:DA:1760:C:C5	25:DA:1761:C:C4	3.10	0.40
25:DA:1792:G:O2'	25:DA:1793:C:H5'	2.20	0.40
25:DA:1862:G:C2	25:DA:1881:C:C2	3.09	0.40
25:DA:1867:G:C5	25:DA:1868:C:C5	3.09	0.40
25:DA:1996:C:H5	35:DK:32:TYR:OH	2.04	0.40
25:DA:2100:G:C6	25:DA:2190:G:C6	3.08	0.40
25:DA:2215:C:O2'	25:DA:2216:G:H5'	2.21	0.40
25:DA:2334:U:O3'	39:DO:13:ARG:HB2	2.21	0.40
25:DA:2545:G:C2'	25:DA:2546:U:H5'	2.51	0.40
25:DA:2661:G:N1	25:DA:2662:A:N3	2.69	0.40
25:DA:2683:C:C6	25:DA:2684:U:H5	2.39	0.40
56:DB:49:C:OP1	39:DO:102:ARG:N	2.53	0.40
27:DC:194:VAL:HG23	27:DC:195:GLY:N	2.35	0.40
29:DE:18:THR:HG22	29:DE:19:PHE:CE2	2.56	0.40
29:DE:48:THR:C	29:DE:50:ALA:H	2.23	0.40
30:DF:21:TYR:HH	30:DF:164:GLU:CD	2.24	0.40
30:DF:147:ARG:HG3	30:DF:149:ARG:H	1.86	0.40
31:DG:174:LYS:HG2	31:DG:175:LYS:N	2.36	0.40
32:DH:75:LEU:HD23	32:DH:75:LEU:HA	1.75	0.40
32:DH:85:GLY:O	32:DH:86:ASP:C	2.60	0.40
33:DI:30:GLN:OE1	33:DI:32:VAL:HB	2.21	0.40
34:DJ:103:ILE:HG22	34:DJ:104:ALA:N	2.35	0.40
36:DL:92:LEU:HD21	36:DL:124:GLY:HA3	2.03	0.40
38:DN:9:GLN:O	38:DN:17:ARG:NH2	2.54	0.40
38:DN:29:VAL:HG11	38:DN:75:ILE:HG23	2.01	0.40
40:DP:61:ARG:HH21	40:DP:61:ARG:HG3	1.87	0.40

Continued on next page...

Continued from previous page...

Atom-1	Atom-2	Interatomic distance (Å)	Clash overlap (Å)
42:DR:51:VAL:CB	42:DR:52:PRO:CD	2.94	0.40
43:DS:28:LYS:HD3	43:DS:31:GLN:OE1	2.22	0.40
48:DX:7:THR:OG1	48:DX:9:LYS:HD2	2.21	0.40
51:D0:30:ASP:O	51:D0:31:LYS:C	2.60	0.40
1:AA:16:A:C2	1:AA:920:U:O2	2.74	0.40
1:AA:32:A:H2'	1:AA:33:A:C8	2.56	0.40
1:AA:60:A:C2	1:AA:107:G:N3	2.88	0.40
1:AA:186:C:H2'	1:AA:187:G:O4'	2.20	0.40
1:AA:389:A:C3'	1:AA:390:U:H5'	2.51	0.40
1:AA:720:C:H3'	1:AA:721:G:C8	2.56	0.40
1:AA:1118:U:O3'	9:AI:84:ARG:NH2	2.54	0.40
1:AA:1165:U:H2'	1:AA:1166:G:O4'	2.22	0.40
1:AA:1216:A:C6	1:AA:1217:C:C4	3.09	0.40
1:AA:1216:A:C4	1:AA:1217:C:H5	2.36	0.40
1:AA:1312:G:C2	1:AA:1326:U:N3	2.89	0.40
4:AD:154:VAL:HA	4:AD:157:ALA:HB3	2.03	0.40
4:AD:170:LEU:HD12	4:AD:170:LEU:H	1.87	0.40
4:AD:196:GLU:C	4:AD:198:LEU:N	2.74	0.40
5:AE:15:ILE:HD11	5:AE:37:VAL:HB	2.03	0.40
5:AE:81:GLN:N	5:AE:146:MET:HE3	2.34	0.40
6:AF:49:TYR:HA	6:AF:50:PRO:HD3	1.82	0.40
7:AG:49:LEU:CD1	7:AG:60:ALA:CB	2.99	0.40
8:AH:5:PRO:O	8:AH:8:ASP:N	2.55	0.40
8:AH:19:ALA:O	8:AH:20:ASN:HB2	2.21	0.40
9:AI:18:VAL:O	9:AI:18:VAL:HG12	2.21	0.40
11:AK:96:ILE:O	11:AK:99:LEU:N	2.53	0.40
11:AK:98:ALA:O	11:AK:101:ALA:HB3	2.21	0.40
11:AK:111:ASP:CG	11:AK:113:THR:HG23	2.42	0.40
12:AL:86:VAL:O	12:AL:88:ASP:N	2.54	0.40
16:AP:46:LYS:HE2	16:AP:47:GLU:H	1.86	0.40
18:AR:62:ARG:HB3	18:AR:69:TYR:CZ	2.56	0.40
1:BA:255:G:H2'	1:BA:256:U:C6	2.56	0.40
1:BA:293:G:C6	1:BA:305:G:N1	2.90	0.40
1:BA:457:G:N2	1:BA:476:U:C2	2.89	0.40
1:BA:734:G:H2'	1:BA:735:C:H6	1.87	0.40
1:BA:736:C:OP1	18:BR:60:ARG:NH1	2.54	0.40
1:BA:740:U:O2'	1:BA:741:G:C5'	2.69	0.40
1:BA:977:A:C1'	1:BA:982:U:O4	2.69	0.40
1:BA:984:C:H2'	1:BA:985:C:H6	1.86	0.40
1:BA:1074:G:C2	1:BA:1102:A:C4	3.09	0.40
1:BA:1131:G:N7	1:BA:1132:C:C5	2.90	0.40

Continued on next page...

Continued from previous page...

Atom-1	Atom-2	Interatomic distance (Å)	Clash overlap (Å)
1:BA:1505:G:C2'	23:BX:15:A:OP2	2.69	0.40
2:BB:136:ARG:O	2:BB:139:GLU:CG	2.69	0.40
2:BB:170:ILE:O	2:BB:171:ALA:C	2.59	0.40
3:BC:6:PRO:HB3	3:BC:181:ILE:HG21	2.04	0.40
3:BC:11:LEU:HD13	3:BC:17:TRP:CE2	2.56	0.40
3:BC:150:VAL:O	3:BC:166:TRP:HA	2.21	0.40
4:BD:114:ARG:O	4:BD:116:LEU:N	2.55	0.40
4:BD:186:GLU:CB	4:BD:189:ASP:OD1	2.69	0.40
5:BE:35:LEU:HA	5:BE:35:LEU:HD12	1.73	0.40
7:BG:45:ALA:CA	7:BG:120:ALA:HB2	2.50	0.40
8:BH:4:ASP:CG	8:BH:7:ALA:HB2	2.41	0.40
10:BJ:89:ARG:O	10:BJ:90:LEU:HG	2.20	0.40
15:BO:44:GLU:HB3	15:BO:45:HIS:CD2	2.56	0.40
17:BQ:11:VAL:O	17:BQ:12:VAL:HG12	2.20	0.40
17:BQ:51:GLU:N	17:BQ:51:GLU:CD	2.75	0.40
20:BT:79:THR:O	20:BT:82:ILE:N	2.55	0.40
21:BU:24:LYS:HZ3	21:BU:25:ALA:HB2	1.86	0.40
25:CA:170:U:H2'	25:CA:171:U:H6	1.86	0.40
25:CA:359:G:C2'	25:CA:360:U:H5'	2.50	0.40
25:CA:528:A:N1	25:CA:2043:C:O5'	2.54	0.40
25:CA:666:A:C4	25:CA:667:U:C5	3.09	0.40
25:CA:842:U:O2'	25:CA:843:G:H5'	2.21	0.40
25:CA:1166:G:N2	25:CA:1184:U:H1'	2.35	0.40
25:CA:1261:C:C2'	25:CA:1262:A:O5'	2.70	0.40
25:CA:1373:A:H2'	25:CA:1374:G:O5'	2.20	0.40
25:CA:1432:G:O2'	25:CA:1433:A:H5'	2.22	0.40
25:CA:1584:U:O2	25:CA:1584:U:C2'	2.68	0.40
25:CA:1735:A:C2	25:CA:1736:U:C6	3.09	0.40
25:CA:1748:C:C2	25:CA:1749:A:C8	3.09	0.40
25:CA:1875:G:O2'	25:CA:1876:A:O5'	2.36	0.40
25:CA:2142:A:C2	25:CA:2150:C:N3	2.89	0.40
25:CA:2204:G:O5'	27:CC:149:LYS:HE3	2.21	0.40
26:CB:86:G:N7	26:CB:88:C:C4	2.89	0.40
27:CC:110:LYS:HE2	27:CC:113:ASP:CG	2.40	0.40
28:CD:103:ASP:C	28:CD:104:VAL:CG2	2.89	0.40
30:CF:16:MET:HB3	30:CF:16:MET:HE2	1.95	0.40
31:CG:86:LEU:HD12	31:CG:86:LEU:N	2.36	0.40
32:CH:31:VAL:HG12	32:CH:32:PRO:N	2.37	0.40
32:CH:72:ILE:HD12	32:CH:140:ALA:CB	2.51	0.40
33:CI:101:SER:OG	33:CI:102:ARG:N	2.55	0.40
37:CM:2:LEU:HD22	37:CM:2:LEU:H	1.86	0.40

Continued on next page...

Continued from previous page...

Atom-1	Atom-2	Interatomic distance (Å)	Clash overlap (Å)
37:CM:54:THR:C	37:CM:56:ALA:N	2.75	0.40
37:CM:59:ARG:O	37:CM:60:GLN:HG2	2.21	0.40
37:CM:109:PRO:O	37:CM:112:LEU:N	2.54	0.40
41:CQ:78:PHE:CE2	41:CQ:82:LEU:HD11	2.55	0.40
48:CX:38:TRP:HE3	48:CX:45:PHE:CD2	2.40	0.40
25:DA:282:A:C4	25:DA:283:G:C8	3.08	0.40
25:DA:294:A:N6	25:DA:345:A:C4	2.89	0.40
25:DA:428:A:H2'	25:DA:429:A:O4'	2.21	0.40
25:DA:528:A:C2'	25:DA:529:A:O5'	2.69	0.40
25:DA:645:C:O2'	25:DA:646:U:C5'	2.69	0.40
25:DA:648:G:H2'	25:DA:649:G:H8	1.86	0.40
25:DA:812:C:N3	25:DA:813:U:C5	2.89	0.40
25:DA:819:A:C2'	25:DA:820:A:O5'	2.65	0.40
25:DA:860:U:C6	25:DA:2268:A:O4'	2.74	0.40
25:DA:900:A:C4	25:DA:901:C:C6	3.09	0.40
25:DA:1011:G:C2	25:DA:1151:A:C2	3.10	0.40
25:DA:1081:U:C5'	25:DA:1082:U:OP2	2.69	0.40
25:DA:1176:U:C4	25:DA:1177:G:O6	2.74	0.40
25:DA:1195:G:N3	25:DA:1226:A:H2	2.19	0.40
25:DA:1373:A:H2'	25:DA:1374:G:O4'	2.22	0.40
25:DA:1465:G:N1	25:DA:1466:U:N3	2.69	0.40
25:DA:1486:U:H2'	25:DA:1487:U:C6	2.56	0.40
25:DA:1629:U:O2	25:DA:2698:U:C5'	2.69	0.40
25:DA:1790:C:O5'	25:DA:1790:C:H6	2.04	0.40
25:DA:1964:G:H4'	25:DA:1965:C:OP2	2.21	0.40
25:DA:2110:G:H5'	25:DA:2118:U:O2	2.20	0.40
25:DA:2195:U:O2	25:DA:2196:C:C6	2.74	0.40
25:DA:2286:G:OP1	52:D1:29:LYS:CE	2.63	0.40
25:DA:2329:U:H2'	25:DA:2330:G:O4'	2.21	0.40
25:DA:2331:G:H2'	25:DA:2336:A:N1	2.36	0.40
25:DA:2382:G:N2	54:D3:41:ARG:NH2	2.70	0.40
25:DA:2765:A:N3	25:DA:2765:A:C2'	2.85	0.40
25:DA:2779:U:O4'	25:DA:2781:A:C5	2.74	0.40
25:DA:2810:A:H2'	25:DA:2811:G:O4'	2.21	0.40
25:DA:2824:C:C4	25:DA:2825:G:C5	3.08	0.40
25:DA:2860:A:C8	25:DA:2861:U:C6	3.09	0.40
27:DC:160:TYR:CD1	27:DC:160:TYR:C	2.95	0.40
27:DC:199:HIS:O	27:DC:202:ARG:HG2	2.22	0.40
28:DD:49:GLN:HA	28:DD:81:GLU:HA	2.04	0.40
29:DE:171:ASP:OD1	29:DE:172:ALA:N	2.55	0.40
30:DF:37:MET:CG	30:DF:56:LEU:HD11	2.51	0.40

Continued on next page...

Continued from previous page...

Atom-1	Atom-2	Interatomic distance (Å)	Clash overlap (Å)
33:DI:13:ALA:C	33:DI:15:GLY:N	2.75	0.40
34:DJ:99:ARG:C	34:DJ:103:ILE:HD12	2.42	0.40
35:DK:10:VAL:HG12	35:DK:12:ASP:OD1	2.22	0.40
35:DK:34:GLY:O	35:DK:36:GLY:N	2.54	0.40
36:DL:103:ILE:HD13	36:DL:103:ILE:N	2.35	0.40
38:DN:51:LEU:O	38:DN:54:LEU:HB3	2.21	0.40
39:DO:109:ALA:HA	39:DO:112:GLU:HB2	2.04	0.40
41:DQ:85:ALA:O	41:DQ:86:SER:CB	2.69	0.40
45:DU:51:LEU:O	45:DU:52:ASN:C	2.60	0.40
49:DY:9:LYS:HG2	49:DY:11:VAL:H	1.86	0.40
50:DZ:44:ARG:HA	50:DZ:44:ARG:HD2	1.74	0.40
1:AA:78:A:N6	1:AA:79:G:C2	2.89	0.40
1:AA:295:C:C2	1:AA:296:U:C6	3.09	0.40
1:AA:369:G:H2'	1:AA:370:C:H6	1.86	0.40
1:AA:430:A:OP1	4:AD:8:LEU:HB2	2.21	0.40
1:AA:720:C:H1'	18:AR:38:ILE:HG21	2.03	0.40
1:AA:987:G:N3	1:AA:1219:A:C2	2.89	0.40
1:AA:1000:A:C2	1:AA:1041:G:N2	2.89	0.40
1:AA:1023:U:C2'	1:AA:1024:G:O4'	2.68	0.40
1:AA:1033:G:N2	1:AA:1034:G:O4'	2.54	0.40
1:AA:1048:G:P	60:AA:1783:HOH:O	2.79	0.40
1:AA:1144:G:N1	1:AA:1145:A:H2	2.19	0.40
1:AA:1315:U:C4	1:AA:1316:G:C6	3.09	0.40
2:AB:117:GLU:O	2:AB:120:SER:HB3	2.21	0.40
2:AB:142:LYS:O	2:AB:144:GLU:N	2.54	0.40
2:AB:211:LEU:C	2:AB:213:LEU:N	2.75	0.40
3:AC:113:LYS:O	3:AC:117:ASP:OD2	2.39	0.40
4:AD:128:VAL:O	4:AD:128:VAL:HG13	2.22	0.40
5:AE:67:ARG:O	5:AE:68:ARG:O	2.40	0.40
5:AE:96:GLN:HB2	5:AE:123:LEU:HD12	2.04	0.40
7:AG:67:ASN:OD1	7:AG:129:ASN:HB3	2.21	0.40
7:AG:96:ASN:O	7:AG:100:MET:HG3	2.21	0.40
8:AH:101:ALA:O	8:AH:102:VAL:C	2.59	0.40
9:AI:41:GLU:O	9:AI:44:ARG:NH1	2.52	0.40
11:AK:124:LYS:HZ2	21:AU:34:ARG:NH2	2.19	0.40
13:AM:19:THR:HB	13:AM:25:GLY:HA2	2.02	0.40
13:AM:30:LYS:HE3	13:AM:30:LYS:HB3	1.88	0.40
18:AR:71:ASP:O	18:AR:73:HIS:N	2.54	0.40
21:AU:33:ARG:HH21	21:AU:34:ARG:HG3	1.85	0.40
1:BA:64:G:H2'	1:BA:64:G:O5'	2.21	0.40
1:BA:109:A:C6	1:BA:326:G:C6	3.10	0.40

Continued on next page...

Continued from previous page...

Atom-1	Atom-2	Interatomic distance (Å)	Clash overlap (Å)
1:BA:708:C:H2'	1:BA:709:U:H6	1.84	0.40
1:BA:739:C:H2'	1:BA:740:U:O5'	2.21	0.40
1:BA:781:A:N6	1:BA:802:A:H1'	2.35	0.40
1:BA:1061:G:H8	1:BA:1061:G:O5'	2.05	0.40
1:BA:1061:G:C5	1:BA:1062:U:C5	3.09	0.40
1:BA:1081:A:C2	1:BA:1082:A:C4	3.10	0.40
1:BA:1129:C:C2	1:BA:1139:G:C6	3.09	0.40
1:BA:1244:G:N2	1:BA:1294:G:N3	2.70	0.40
1:BA:1415:G:C2	1:BA:1486:G:C4	3.08	0.40
2:BB:9:LEU:CD2	2:BB:11:ALA:HB3	2.51	0.40
2:BB:134:LEU:HD23	2:BB:135:MET:SD	2.61	0.40
4:BD:168:THR:HG21	4:BD:183:ARG:NH2	2.36	0.40
5:BE:73:VAL:O	5:BE:75:LEU:CD1	2.69	0.40
5:BE:132:PRO:HA	5:BE:135:VAL:CG1	2.51	0.40
6:BF:55:HIS:ND1	6:BF:55:HIS:N	2.66	0.40
7:BG:125:ASP:HB3	7:BG:130:LYS:CG	2.52	0.40
8:BH:88:LYS:C	8:BH:90:GLU:N	2.74	0.40
10:BJ:22:THR:C	10:BJ:25:ILE:HG22	2.42	0.40
10:BJ:25:ILE:HG21	10:BJ:74:VAL:HG21	2.04	0.40
11:BK:14:GLN:HE21	11:BK:15:VAL:N	2.19	0.40
11:BK:51:PHE:HB2	11:BK:55:ARG:HB2	2.03	0.40
11:BK:109:ILE:CG2	21:BU:16:ARG:CD	2.99	0.40
11:BK:125:LYS:O	11:BK:126:ARG:HG3	2.21	0.40
12:BL:60:PHE:N	12:BL:60:PHE:CD1	2.90	0.40
14:BN:15:LEU:HB3	14:BN:55:SER:CA	2.47	0.40
20:BT:27:MET:SD	20:BT:60:GLN:HG3	2.61	0.40
25:CA:443:A:H2	25:CA:1245:G:N3	2.19	0.40
25:CA:544:C:C5	25:CA:545:U:C6	3.09	0.40
25:CA:664:G:H2'	25:CA:665:U:H5'	2.03	0.40
25:CA:677:A:O2'	25:CA:2071:A:H5'	2.21	0.40
25:CA:686:U:H2'	25:CA:788:A:C2	2.56	0.40
25:CA:710:U:H6	25:CA:710:U:O5'	2.05	0.40
25:CA:771:G:C6	25:CA:772:C:N4	2.89	0.40
25:CA:1415:U:C4	25:CA:1587:G:O6	2.74	0.40
25:CA:1701:A:H2'	25:CA:1702:G:H5'	2.02	0.40
25:CA:1752:C:H5'	25:CA:2861:U:O3'	2.21	0.40
25:CA:1827:U:O2'	25:CA:1828:G:H5'	2.21	0.40
25:CA:2095:A:H5'	25:CA:2096:C:OP2	2.21	0.40
25:CA:2392:A:C2	25:CA:2393:U:C2	3.09	0.40
25:CA:2667:C:N3	31:CG:109:SER:OG	2.49	0.40
26:CB:38:C:C6	26:CB:38:C:C3'	3.04	0.40

Continued on next page...

Continued from previous page...

Atom-1	Atom-2	Interatomic distance (Å)	Clash overlap (Å)
26:CB:73:A:C8	26:CB:104:A:C6	3.09	0.40
27:CC:35:LYS:HG2	27:CC:36:ASN:N	2.36	0.40
27:CC:100:ARG:HG3	27:CC:100:ARG:HH11	1.87	0.40
27:CC:106:PRO:HD2	27:CC:109:LEU:HD22	2.02	0.40
28:CD:40:LEU:H	28:CD:40:LEU:HG	1.72	0.40
28:CD:99:GLU:CG	28:CD:182:ALA:HB2	2.52	0.40
30:CF:48:LEU:O	30:CF:51:ASN:CB	2.69	0.40
30:CF:121:PHE:CE2	30:CF:127:TYR:HD1	2.39	0.40
31:CG:1:SER:C	31:CG:3:VAL:N	2.70	0.40
31:CG:25:ILE:O	31:CG:78:VAL:HG21	2.22	0.40
31:CG:140:ILE:HD12	31:CG:140:ILE:C	2.40	0.40
32:CH:51:ARG:HB2	32:CH:52:ALA:H	1.77	0.40
33:CI:56:VAL:HA	33:CI:71:LYS:CE	2.49	0.40
33:CI:57:VAL:C	33:CI:68:PHE:CB	2.90	0.40
36:CL:58:TYR:O	54:C3:12:ARG:CD	2.70	0.40
39:CO:9:ARG:O	39:CO:10:ARG:C	2.58	0.40
49:CY:18:LEU:O	49:CY:22:LEU:HB3	2.21	0.40
49:CY:23:ARG:CA	49:CY:27:ASN:ND2	2.84	0.40
54:C3:56:LEU:O	54:C3:59:ALA:HB3	2.21	0.40
25:DA:10:A:C5	25:DA:11:C:C5	3.10	0.40
25:DA:13:A:H4'	25:DA:14:A:OP1	2.20	0.40
25:DA:55:G:C2	25:DA:56:A:N7	2.90	0.40
25:DA:151:C:H2'	25:DA:152:A:C8	2.57	0.40
25:DA:186:G:HO2'	25:DA:187:G:H5'	1.85	0.40
25:DA:277:G:C2'	25:DA:278:A:OP2	2.69	0.40
25:DA:280:U:C2	25:DA:281:C:C5	3.09	0.40
25:DA:391:A:C5	25:DA:392:U:C5	3.09	0.40
25:DA:402:A:H8	25:DA:402:A:O5'	2.04	0.40
25:DA:494:G:OP1	43:DS:8:ARG:HD3	2.21	0.40
25:DA:600:G:C5	25:DA:601:C:C4	3.09	0.40
25:DA:1030:C:O2	25:DA:1030:C:C2'	2.65	0.40
25:DA:1059:G:C6	25:DA:1080:A:C2	3.08	0.40
25:DA:1084:A:H2'	25:DA:1085:A:C1'	2.51	0.40
25:DA:1087:G:N9	25:DA:1089:A:H1'	2.37	0.40
25:DA:1146:C:O2	25:DA:1146:C:C2'	2.65	0.40
25:DA:1364:G:H2'	25:DA:1365:A:H5'	2.02	0.40
25:DA:1796:U:H4'	27:DC:253:GLY:N	2.37	0.40
25:DA:1870:C:H5''	25:DA:1871:A:C4	2.56	0.40
25:DA:2019:A:H2'	25:DA:2020:A:O5'	2.21	0.40
25:DA:2019:A:C2'	25:DA:2020:A:O5'	2.69	0.40
25:DA:2470:G:O2'	25:DA:2471:A:H5'	2.20	0.40

Continued on next page...

Continued from previous page...

Atom-1	Atom-2	Interatomic distance (Å)	Clash overlap (Å)
25:DA:2531:A:C5	25:DA:2532:G:C5	3.10	0.40
25:DA:2660:A:C6	25:DA:2661:G:C5	3.09	0.40
25:DA:2751:G:H3'	25:DA:2752:C:C6	2.56	0.40
25:DA:2787:C:O2'	25:DA:2788:C:H5'	2.21	0.40
25:DA:2840:C:H5''	38:DN:53:THR:HG21	2.03	0.40
27:DC:7:PRO:HB3	27:DC:13:ARG:HA	2.01	0.40
27:DC:145:MET:HG3	27:DC:153:LEU:HD21	2.03	0.40
28:DD:185:ASN:O	28:DD:186:LEU:HD23	2.21	0.40
29:DE:83:VAL:HG12	29:DE:86:ALA:HA	2.03	0.40
30:DF:109:ARG:HH21	30:DF:109:ARG:HG2	1.85	0.40
30:DF:168:LEU:O	30:DF:172:PHE:CE1	2.75	0.40
32:DH:9:VAL:HG11	32:DH:12:LEU:CD1	2.52	0.40
32:DH:63:ALA:CA	32:DH:66:ASN:HB2	2.51	0.40
33:DI:107:GLU:C	33:DI:108:ILE:HG13	2.42	0.40
35:DK:69:VAL:O	35:DK:69:VAL:CG2	2.69	0.40
38:DN:49:GLU:OE2	38:DN:95:THR:HG21	2.22	0.40
38:DN:79:LEU:O	38:DN:80:PHE:CB	2.69	0.40
40:DP:20:ARG:CB	40:DP:21:PRO:HD2	2.47	0.40
40:DP:23:ASP:OD2	40:DP:112:ARG:NH1	2.55	0.40
40:DP:105:LYS:HA	40:DP:108:ARG:HD3	2.03	0.40
42:DR:49:ILE:HB	42:DR:52:PRO:C	2.42	0.40
42:DR:74:ILE:HD12	42:DR:74:ILE:N	2.37	0.40
43:DS:62:ASP:O	43:DS:63:GLY:C	2.59	0.40
46:DV:55:GLU:O	46:DV:59:GLU:HB2	2.21	0.40
49:DY:45:GLN:HG3	49:DY:46:VAL:H	1.85	0.40
53:D2:43:THR:O	53:D2:44:VAL:HB	2.21	0.40
1:AA:69:G:H2'	1:AA:69:G:N3	2.35	0.40
1:AA:80:A:N3	1:AA:80:A:H2'	2.36	0.40
1:AA:181:A:C2	1:AA:194:C:N3	2.90	0.40
1:AA:476:U:O2	1:AA:476:U:H2'	2.20	0.40
1:AA:614:C:H2'	1:AA:615:G:O5'	2.21	0.40
1:AA:678:U:O2'	1:AA:679:C:H5'	2.21	0.40
1:AA:932:C:N4	7:AG:2:ARG:HH22	2.20	0.40
1:AA:952:U:H2'	1:AA:953:G:H8	1.85	0.40
1:AA:958:A:C6	1:AA:959:A:N1	2.89	0.40
1:AA:1016:A:H3'	1:AA:1017:U:O4'	2.21	0.40
1:AA:1025:U:C5'	1:AA:1026:G:O5'	2.69	0.40
1:AA:1056:U:O2'	1:AA:1057:G:H5'	2.21	0.40
1:AA:1060:U:H1'	10:AJ:54:SER:HB2	2.02	0.40
1:AA:1471:U:C2'	1:AA:1472:U:O5'	2.70	0.40
2:AB:87:ASP:HB2	2:AB:220:VAL:HG12	2.03	0.40

Continued on next page...

Continued from previous page...

Atom-1	Atom-2	Interatomic distance (Å)	Clash overlap (Å)
3:AC:106:ARG:NH1	3:AC:107:LYS:O	2.54	0.40
4:AD:8:LEU:HA	4:AD:8:LEU:HD13	1.86	0.40
4:AD:155:LYS:HD3	4:AD:155:LYS:HA	1.92	0.40
4:AD:168:THR:CB	4:AD:183:ARG:NH2	2.84	0.40
6:AF:17:GLN:HE21	6:AF:17:GLN:CA	2.35	0.40
8:AH:39:LEU:C	8:AH:45:ILE:HG12	2.42	0.40
10:AJ:36:VAL:HG23	10:AJ:76:ILE:HG23	2.03	0.40
11:AK:111:ASP:OD2	11:AK:113:THR:HG23	2.21	0.40
13:AM:44:ILE:HG13	13:AM:47:LEU:CD1	2.46	0.40
13:AM:76:ILE:HG22	13:AM:80:MET:HE3	2.04	0.40
14:AN:2:LYS:C	14:AN:6:LYS:HE2	2.42	0.40
16:AP:3:THR:CG2	16:AP:4:ILE:N	2.85	0.40
16:AP:79:ASN:O	16:AP:80:LYS:HE3	2.21	0.40
22:AV:65:G:N3	22:AV:66:U:C6	2.89	0.40
24:AY:25:ILE:HG23	24:AY:179:LYS:HE2	2.04	0.40
24:AY:91:ASN:O	24:AY:102:PRO:HD2	2.21	0.40
1:BA:230:G:H2'	1:BA:231:U:O4'	2.22	0.40
1:BA:386:C:H2'	1:BA:387:U:C5'	2.52	0.40
1:BA:560:A:C8	1:BA:566:G:C4	3.09	0.40
1:BA:644:U:C5'	8:BH:83:ARG:HH12	2.31	0.40
1:BA:724:G:C2	1:BA:725:G:C8	3.10	0.40
1:BA:766:A:H2'	1:BA:767:A:O4'	2.21	0.40
1:BA:801:U:C2'	1:BA:802:A:O5'	2.69	0.40
1:BA:952:U:O4	13:BM:102:LYS:HG2	2.22	0.40
1:BA:1028:C:C5	1:BA:1034:G:N2	2.89	0.40
1:BA:1158:C:O2	1:BA:1158:C:C2'	2.67	0.40
1:BA:1313:U:N3	1:BA:1314:C:C5	2.89	0.40
1:BA:1324:A:C5	1:BA:1325:C:C5	3.09	0.40
1:BA:1417:G:C6	1:BA:1482:G:C6	3.10	0.40
2:BB:93:HIS:CG	2:BB:94:ARG:HH21	2.40	0.40
2:BB:124:THR:O	2:BB:125:PHE:HB3	2.21	0.40
3:BC:7:ASN:C	3:BC:9:ILE:N	2.73	0.40
3:BC:11:LEU:HD23	3:BC:11:LEU:HA	1.84	0.40
3:BC:46:LEU:O	3:BC:49:ALA:HB3	2.22	0.40
4:BD:114:ARG:O	4:BD:115:GLN:C	2.59	0.40
5:BE:104:ILE:HD12	5:BE:104:ILE:HA	1.96	0.40
9:BI:29:ILE:CD1	9:BI:37:TYR:CD2	3.05	0.40
9:BI:128:LYS:CD	9:BI:129:ARG:OXT	2.70	0.40
10:BJ:35:GLN:OE1	10:BJ:78:GLU:HB2	2.22	0.40
11:BK:15:VAL:HG13	11:BK:16:SER:N	2.36	0.40
12:BL:2:THR:C	12:BL:4:ASN:N	2.75	0.40

Continued on next page...

Continued from previous page...

Atom-1	Atom-2	Interatomic distance (Å)	Clash overlap (Å)
12:BL:21:PRO:C	12:BL:23:LEU:N	2.74	0.40
12:BL:113:ARG:HD2	12:BL:118:VAL:HG12	2.04	0.40
16:BP:32:PHE:O	16:BP:32:PHE:CD1	2.74	0.40
25:CA:80:G:N3	25:CA:294:A:C2	2.90	0.40
25:CA:328:U:C2'	25:CA:329:G:OP1	2.69	0.40
25:CA:757:G:N3	25:CA:757:G:H2'	2.35	0.40
25:CA:771:G:OP2	53:C2:11:LYS:HD3	2.21	0.40
25:CA:772:C:C2	25:CA:773:U:C5	3.10	0.40
25:CA:819:A:N3	25:CA:1189:A:C2	2.90	0.40
25:CA:869:G:C6	25:CA:870:U:C4	3.10	0.40
25:CA:912:C:C4	25:CA:913:U:O4	2.74	0.40
25:CA:1448:G:C2'	25:CA:1449:G:H5'	2.51	0.40
25:CA:1450:G:C2	25:CA:1462:C:C2	3.09	0.40
25:CA:1580:A:H2'	25:CA:1581:G:C5'	2.52	0.40
25:CA:1726:C:C2	25:CA:1727:C:C6	3.08	0.40
25:CA:1958:C:O2'	25:CA:1959:G:H5'	2.21	0.40
25:CA:2111:U:O4	25:CA:2145:C:O2	2.39	0.40
25:CA:2463:C:H6	25:CA:2463:C:O5'	2.05	0.40
25:CA:2649:C:H6	25:CA:2649:C:O5'	2.04	0.40
27:CC:26:GLY:O	27:CC:27:LYS:C	2.60	0.40
28:CD:2:ILE:HD13	28:CD:90:PHE:CZ	2.57	0.40
29:CE:171:ASP:OD1	29:CE:171:ASP:C	2.60	0.40
30:CF:51:ASN:ND2	30:CF:146:ASP:HB3	2.36	0.40
30:CF:175:PRO:O	30:CF:176:PHE:HB2	2.20	0.40
31:CG:8:VAL:HG21	31:CG:72:ASN:HA	2.04	0.40
33:CI:56:VAL:CA	33:CI:71:LYS:HE2	2.50	0.40
37:CM:83:GLY:C	37:CM:84:LYS:HG2	2.39	0.40
39:CO:50:ALA:O	39:CO:51:ALA:HB2	2.21	0.40
43:CS:35:ILE:HB	43:CS:36:LEU:H	1.78	0.40
43:CS:63:GLY:O	43:CS:64:ALA:CB	2.69	0.40
44:CT:69:ARG:CB	44:CT:74:ILE:HG22	2.48	0.40
46:CV:80:HIS:CE1	46:CV:83:LYS:HE2	2.56	0.40
48:CX:44:ARG:CG	48:CX:45:PHE:N	2.84	0.40
50:CZ:16:LEU:HD23	50:CZ:16:LEU:HA	1.90	0.40
25:DA:222:A:C8	25:DA:224:U:C6	3.09	0.40
25:DA:541:A:C8	25:DA:541:A:H3'	2.56	0.40
25:DA:734:A:C4	25:DA:735:A:C8	3.10	0.40
25:DA:835:C:H6	25:DA:835:C:O5'	2.04	0.40
25:DA:873:C:N3	25:DA:905:A:C2	2.89	0.40
25:DA:1142:A:C4	25:DA:1144:A:N7	2.90	0.40
25:DA:1384:A:H1'	25:DA:1405:U:H1'	2.03	0.40

Continued on next page...

Continued from previous page...

Atom-1	Atom-2	Interatomic distance (Å)	Clash overlap (Å)
25:DA:1401:G:C5	25:DA:1402:U:C4	3.09	0.40
25:DA:1545:A:C8	25:DA:1546:G:C8	3.09	0.40
25:DA:1587:G:C6	25:DA:1588:G:N7	2.89	0.40
25:DA:1600:C:N4	60:DA:3720:HOH:O	2.54	0.40
25:DA:1821:A:H8	25:DA:1821:A:O5'	2.04	0.40
25:DA:1982:U:O2	25:DA:1982:U:C2'	2.69	0.40
25:DA:2184:A:H8	25:DA:2184:A:OP2	2.04	0.40
25:DA:2207:C:C4	25:DA:2218:G:N1	2.89	0.40
25:DA:2230:G:O5'	25:DA:2230:G:H8	2.05	0.40
25:DA:2259:U:C4	25:DA:2427:C:N4	2.89	0.40
25:DA:2284:A:H1'	25:DA:2325:G:C2	2.57	0.40
25:DA:2648:G:C4	25:DA:2649:C:C5	3.09	0.40
25:DA:2683:C:H2'	25:DA:2684:U:C6	2.52	0.40
25:DA:2742:G:N2	25:DA:2763:G:H1'	2.37	0.40
25:DA:2821:A:OP2	28:DD:115:GLY:CA	2.69	0.40
29:DE:124:PHE:C	29:DE:124:PHE:CD1	2.95	0.40
30:DF:103:ILE:CG2	30:DF:174:PHE:CD2	3.04	0.40
32:DH:41:LYS:HA	32:DH:44:ILE:HG23	2.03	0.40
33:DI:7:TYR:CB	33:DI:58:ILE:H	2.34	0.40
33:DI:135:MET:HB2	33:DI:137:LEU:HG	2.04	0.40
34:DJ:7:LYS:O	34:DJ:11:VAL:CG2	2.68	0.40
34:DJ:58:ASN:HD22	34:DJ:61:LYS:HD3	1.86	0.40
35:DK:8:LEU:N	35:DK:8:LEU:CD1	2.78	0.40
36:DL:77:ILE:HG23	36:DL:81:ASP:OD2	2.22	0.40
36:DL:111:ILE:HD12	36:DL:111:ILE:H	1.84	0.40
37:DM:53:MET:C	37:DM:57:VAL:HG13	2.41	0.40
41:DQ:31:TYR:O	41:DQ:32:ARG:C	2.56	0.40
41:DQ:48:ASP:HA	41:DQ:51:GLN:HB2	2.04	0.40
41:DQ:94:LEU:HD23	41:DQ:94:LEU:HA	1.90	0.40
42:DR:39:LEU:CB	42:DR:49:ILE:HD13	2.52	0.40
45:DU:90:LYS:HA	45:DU:90:LYS:HD3	1.83	0.40
57:DW:43:ALA:CB	57:DW:47:VAL:HG12	2.51	0.40
1:AA:9:G:C2'	1:AA:10:A:H5'	2.51	0.40
1:AA:53:A:N1	1:AA:359:G:C6	2.89	0.40
1:AA:54:C:O2	1:AA:54:C:C2'	2.67	0.40
1:AA:191:G:H2'	1:AA:192:A:H5'	2.02	0.40
1:AA:217:C:O2'	1:AA:218:U:H5'	2.22	0.40
1:AA:408:A:N1	1:AA:409:U:C2	2.90	0.40
1:AA:513:C:O5'	1:AA:513:C:H6	2.05	0.40
1:AA:719:C:O2'	18:AR:38:ILE:O	2.29	0.40
1:AA:751:U:H1'	15:AO:22:GLY:O	2.21	0.40

Continued on next page...

Continued from previous page...

Atom-1	Atom-2	Interatomic distance (Å)	Clash overlap (Å)
1:AA:803:G:O5'	1:AA:803:G:H8	2.04	0.40
1:AA:841:C:O2	1:AA:843:U:C4	2.75	0.40
1:AA:1296:C:H5'	13:AM:13:HIS:CE1	2.56	0.40
1:AA:1398:A:H5''	1:AA:1398:A:H8	1.86	0.40
2:AB:34:ARG:HE	2:AB:35:ASN:H	1.69	0.40
2:AB:51:GLU:HA	2:AB:54:ALA:HB3	2.04	0.40
2:AB:53:LEU:CD1	2:AB:219:THR:HG21	2.49	0.40
2:AB:74:ALA:O	2:AB:75:ALA:HB2	2.21	0.40
2:AB:75:ALA:O	2:AB:78:ALA:N	2.55	0.40
2:AB:135:MET:HA	2:AB:138:ARG:HG2	2.03	0.40
3:AC:21:TRP:CH2	3:AC:31:ASN:CB	3.05	0.40
4:AD:25:ARG:CD	4:AD:30:LYS:CE	3.00	0.40
4:AD:29:THR:O	4:AD:30:LYS:C	2.58	0.40
4:AD:30:LYS:HE2	4:AD:30:LYS:HB2	1.93	0.40
4:AD:131:ILE:HD11	4:AD:134:TYR:CA	2.52	0.40
5:AE:105:ILE:HG13	5:AE:123:LEU:HB3	2.04	0.40
6:AF:16:GLU:OE1	4:BD:187:ARG:NH1	2.55	0.40
8:AH:11:THR:O	8:AH:14:ARG:HB3	2.21	0.40
8:AH:58:LEU:C	8:AH:58:LEU:CD1	2.90	0.40
9:AI:52:GLU:HB3	9:AI:53:LEU:HD12	2.04	0.40
10:AJ:84:VAL:O	10:AJ:84:VAL:HG22	2.22	0.40
12:AL:55:ARG:HG3	12:AL:55:ARG:NH2	2.35	0.40
14:AN:64:CYS:HA	14:AN:79:LEU:HA	2.03	0.40
15:AO:28:VAL:O	15:AO:28:VAL:HG12	2.21	0.40
15:AO:40:GLY:O	15:AO:43:ALA:HB3	2.21	0.40
15:AO:69:LEU:O	15:AO:69:LEU:HD23	2.21	0.40
15:AO:77:TYR:O	15:AO:81:ILE:HG23	2.22	0.40
18:AR:54:LEU:HD13	18:AR:54:LEU:C	2.42	0.40
19:AS:26:ASP:OD2	19:AS:27:LYS:O	2.40	0.40
19:AS:48:ILE:HD12	19:AS:48:ILE:N	2.36	0.40
1:BA:69:G:N3	1:BA:70:U:C5	2.90	0.40
1:BA:235:C:H2'	1:BA:236:A:C8	2.56	0.40
1:BA:401:C:H2'	1:BA:402:G:H8	1.86	0.40
1:BA:474:G:C4	1:BA:475:C:C5	3.09	0.40
1:BA:491:G:H2'	1:BA:492:C:H6	1.86	0.40
1:BA:692:U:H5	11:BK:27:ASN:HD22	1.68	0.40
1:BA:707:U:OP1	11:BK:86:LYS:CE	2.70	0.40
1:BA:1037:C:OP2	1:BA:1037:C:H6	2.03	0.40
1:BA:1226:C:P	13:BM:89:ARG:HH22	2.44	0.40
1:BA:1234:C:H2'	1:BA:1235:U:C5'	2.49	0.40
1:BA:1473:G:C2'	1:BA:1474:U:H5'	2.52	0.40

Continued on next page...

Continued from previous page...

Atom-1	Atom-2	Interatomic distance (Å)	Clash overlap (Å)
2:BB:14:HIS:HD2	2:BB:208:ALA:HB2	1.86	0.40
3:BC:61:LYS:HE3	3:BC:61:LYS:CA	2.52	0.40
3:BC:86:LEU:O	3:BC:87:ARG:C	2.60	0.40
3:BC:166:TRP:HE3	3:BC:166:TRP:O	2.04	0.40
5:BE:12:GLU:OE2	5:BE:63:MET:HE3	2.21	0.40
7:BG:24:LYS:HB3	7:BG:100:MET:HE3	2.03	0.40
8:BH:11:THR:HG23	8:BH:14:ARG:HH12	1.87	0.40
8:BH:68:LYS:HE2	8:BH:72:GLU:OE2	2.20	0.40
9:BI:5:TYR:CD1	9:BI:20:ILE:HG22	2.56	0.40
9:BI:50:PRO:HB3	9:BI:83:THR:HG23	2.03	0.40
10:BJ:35:GLN:C	10:BJ:36:VAL:HG23	2.42	0.40
10:BJ:71:LEU:HA	10:BJ:71:LEU:HD13	1.90	0.40
11:BK:22:ILE:HG21	11:BK:95:THR:CG2	2.51	0.40
11:BK:109:ILE:HG22	21:BU:16:ARG:NH1	2.37	0.40
13:BM:6:ILE:O	13:BM:7:ASN:C	2.59	0.40
13:BM:32:ILE:HD13	13:BM:58:GLU:CB	2.51	0.40
13:BM:47:LEU:HD23	13:BM:48:SER:N	2.36	0.40
13:BM:79:LEU:O	13:BM:80:MET:O	2.38	0.40
13:BM:106:ARG:HD2	13:BM:112:ARG:CZ	2.52	0.40
14:BN:43:ASN:O	14:BN:47:LYS:HG3	2.22	0.40
18:BR:47:ARG:N	18:BR:47:ARG:HD2	2.36	0.40
19:BS:9:PHE:O	19:BS:38:THR:OG1	2.39	0.40
20:BT:5:SER:O	20:BT:7:LYS:HG2	2.22	0.40
20:BT:79:THR:HG22	20:BT:80:ALA:N	2.36	0.40
21:BU:7:GLU:C	21:BU:11:PHE:HE2	2.24	0.40
25:CA:109:C:H6	25:CA:109:C:O5'	2.03	0.40
25:CA:228:C:H4'	25:CA:229:C:C5'	2.51	0.40
25:CA:329:G:H1	45:CU:16:LYS:HG2	1.86	0.40
25:CA:356:G:C2'	25:CA:357:C:H5'	2.52	0.40
25:CA:545:U:H1'	25:CA:548:G:OP2	2.21	0.40
25:CA:669:G:H2'	25:CA:670:A:N7	2.36	0.40
25:CA:712:G:O6	25:CA:719:C:N3	2.54	0.40
25:CA:1057:A:C5	25:CA:1058:U:C5	3.10	0.40
25:CA:1080:A:C2	25:CA:1081:U:C6	3.10	0.40
25:CA:1087:G:N2	25:CA:1090:A:C8	2.90	0.40
25:CA:1203:U:C4	25:CA:1204:A:C6	3.10	0.40
25:CA:1441:G:C4	25:CA:1442:U:C5	3.10	0.40
25:CA:1463:C:O2'	25:CA:1464:G:H5'	2.22	0.40
25:CA:1723:G:H3'	25:CA:1723:G:H8	1.87	0.40
25:CA:1989:G:C2'	25:CA:1990:C:O5'	2.68	0.40
25:CA:2056:G:H4'	51:C0:4:GLN:NE2	2.37	0.40

Continued on next page...

Continued from previous page...

Atom-1	Atom-2	Interatomic distance (Å)	Clash overlap (Å)
25:CA:2307:G:H4'	25:CA:2308:G:O5'	2.21	0.40
25:CA:2655:G:O2'	25:CA:2656:U:P	2.80	0.40
25:CA:2681:C:C4	25:CA:2724:U:C5	3.10	0.40
26:CB:20:G:H2'	26:CB:21:G:O5'	2.21	0.40
27:CC:173:LEU:O	27:CC:180:MET:HA	2.22	0.40
28:CD:5:VAL:HG21	28:CD:80:TRP:CD2	2.57	0.40
28:CD:12:THR:CG2	40:CP:8:GLU:HG2	2.52	0.40
28:CD:115:GLY:O	38:CN:3:HIS:CE1	2.75	0.40
28:CD:125:TRP:O	28:CD:126:ASN:HB2	2.21	0.40
28:CD:131:ASP:C	28:CD:133:THR:H	2.25	0.40
29:CE:91:ASP:OD1	29:CE:92:HIS:N	2.55	0.40
29:CE:134:LEU:CD2	29:CE:160:ALA:O	2.69	0.40
30:CF:66:ILE:O	30:CF:66:ILE:CG1	2.69	0.40
30:CF:174:PHE:HA	30:CF:175:PRO:HD2	1.74	0.40
31:CG:23:ILE:HG23	31:CG:25:ILE:HD11	2.03	0.40
32:CH:31:VAL:CG1	32:CH:32:PRO:CD	2.99	0.40
36:CL:127:VAL:HG11	36:CL:132:ARG:CA	2.51	0.40
38:CN:46:ARG:O	38:CN:50:PRO:HG2	2.21	0.40
39:CO:67:ASN:O	39:CO:68:LYS:C	2.57	0.40
44:CT:29:THR:HG22	44:CT:30:ILE:N	2.36	0.40
46:CV:30:ILE:HA	46:CV:91:PHE:O	2.21	0.40
49:CY:18:LEU:HD21	49:CY:22:LEU:CD2	2.45	0.40
55:C4:30:GLU:HB3	55:C4:33:HIS:CG	2.56	0.40
55:C4:36:ARG:CG	55:C4:37:GLN:N	2.77	0.40
25:DA:132:G:C2	25:DA:133:U:C2	3.09	0.40
25:DA:137:U:H5''	25:DA:140:C:C5	2.57	0.40
25:DA:284:U:H5'	25:DA:285:G:OP2	2.22	0.40
25:DA:362:A:C4	25:DA:363:G:C8	3.10	0.40
25:DA:478:A:N1	25:DA:500:G:H4'	2.36	0.40
25:DA:494:G:H21	43:DS:57:ASN:HD21	1.69	0.40
25:DA:857:G:H2'	25:DA:858:G:O4'	2.21	0.40
25:DA:1178:C:N3	25:DA:1179:G:O6	2.54	0.40
25:DA:1194:A:C2	25:DA:1195:G:C4	3.10	0.40
25:DA:1351:C:H2'	25:DA:1352:U:N1	2.36	0.40
25:DA:1441:G:N2	25:DA:1442:U:C2	2.89	0.40
25:DA:1525:A:C8	25:DA:1526:C:C5	3.09	0.40
25:DA:1562:U:N3	25:DA:1563:U:C5	2.89	0.40
25:DA:1854:A:O4'	25:DA:2233:U:H4'	2.21	0.40
25:DA:1860:G:C2'	25:DA:1861:G:H5'	2.52	0.40
25:DA:2060:A:O4'	25:DA:2502:G:H1'	2.22	0.40
25:DA:2304:G:H4'	30:DF:128:SER:C	2.42	0.40

Continued on next page...

Continued from previous page...

Atom-1	Atom-2	Interatomic distance (Å)	Clash overlap (Å)
25:DA:2659:G:OP1	31:DG:157:LYS:HD2	2.21	0.40
56:DB:24:G:C2	56:DB:56:G:C6	3.09	0.40
56:DB:96:G:O2'	56:DB:97:C:H5'	2.21	0.40
27:DC:24:HIS:CE1	27:DC:25:LYS:O	2.75	0.40
29:DE:28:VAL:O	29:DE:32:VAL:CG2	2.69	0.40
29:DE:124:PHE:O	29:DE:125:SER:HB3	2.21	0.40
32:DH:25:TYR:CE1	32:DH:30:LEU:HD11	2.56	0.40
32:DH:41:LYS:HA	32:DH:44:ILE:HG12	2.04	0.40
32:DH:62:LEU:HD22	32:DH:62:LEU:C	2.42	0.40
33:DI:3:LYS:CD	33:DI:4:VAL:HG23	2.51	0.40
34:DJ:3:THR:HG23	34:DJ:4:PHE:H	1.86	0.40
34:DJ:60:ASP:OD1	34:DJ:61:LYS:N	2.54	0.40
36:DL:117:THR:CG2	36:DL:118:THR:H	2.34	0.40
37:DM:74:THR:O	37:DM:75:GLU:HB2	2.20	0.40
38:DN:52:ILE:O	38:DN:54:LEU:N	2.54	0.40
38:DN:66:ALA:O	38:DN:69:ARG:O	2.40	0.40
44:DT:44:LYS:O	44:DT:45:ALA:C	2.59	0.40
46:DV:64:VAL:C	46:DV:65:VAL:HG12	2.41	0.40
49:DY:31:GLN:HA	49:DY:34:SER:OG	2.22	0.40
49:DY:33:ALA:C	49:DY:35:GLY:N	2.75	0.40
49:DY:35:GLY:C	49:DY:36:GLN:HG2	2.42	0.40

There are no symmetry-related clashes.

5.3 Torsion angles [i](#)

5.3.1 Protein backbone [i](#)

In the following table, the Percentiles column shows the percent Ramachandran outliers of the chain as a percentile score with respect to all X-ray entries followed by that with respect to entries of similar resolution.

The Analysed column shows the number of residues for which the backbone conformation was analysed, and the total number of residues.

Mol	Chain	Analysed	Favoured	Allowed	Outliers	Percentiles
2	AB	216/218 (99%)	109 (50%)	49 (23%)	58 (27%)	0 0
2	BB	216/218 (99%)	112 (52%)	49 (23%)	55 (26%)	0 0
3	AC	204/206 (99%)	125 (61%)	49 (24%)	30 (15%)	0 1
3	BC	204/206 (99%)	126 (62%)	47 (23%)	31 (15%)	0 1

Continued on next page...

Continued from previous page...

Mol	Chain	Analysed	Favoured	Allowed	Outliers	Percentiles	
4	AD	203/205 (99%)	123 (61%)	41 (20%)	39 (19%)	0	0
4	BD	203/205 (99%)	136 (67%)	36 (18%)	31 (15%)	0	1
5	AE	148/150 (99%)	87 (59%)	38 (26%)	23 (16%)	0	1
5	BE	148/150 (99%)	90 (61%)	31 (21%)	27 (18%)	0	0
6	AF	98/100 (98%)	62 (63%)	21 (21%)	15 (15%)	0	1
6	BF	98/100 (98%)	54 (55%)	23 (24%)	21 (21%)	0	0
7	AG	149/151 (99%)	86 (58%)	41 (28%)	22 (15%)	0	1
7	BG	149/151 (99%)	79 (53%)	46 (31%)	24 (16%)	0	1
8	AH	127/129 (98%)	79 (62%)	37 (29%)	11 (9%)	1	3
8	BH	127/129 (98%)	82 (65%)	32 (25%)	13 (10%)	0	2
9	AI	125/127 (98%)	76 (61%)	34 (27%)	15 (12%)	0	1
9	BI	125/127 (98%)	77 (62%)	33 (26%)	15 (12%)	0	1
10	AJ	96/98 (98%)	60 (62%)	14 (15%)	22 (23%)	0	0
10	BJ	96/98 (98%)	64 (67%)	14 (15%)	18 (19%)	0	0
11	AK	115/117 (98%)	84 (73%)	17 (15%)	14 (12%)	0	1
11	BK	115/117 (98%)	81 (70%)	19 (16%)	15 (13%)	0	1
12	AL	121/123 (98%)	85 (70%)	29 (24%)	7 (6%)	1	10
12	BL	121/123 (98%)	91 (75%)	16 (13%)	14 (12%)	0	1
13	AM	112/114 (98%)	78 (70%)	22 (20%)	12 (11%)	0	2
13	BM	112/114 (98%)	65 (58%)	24 (21%)	23 (20%)	0	0
14	AN	92/100 (92%)	47 (51%)	27 (29%)	18 (20%)	0	0
14	BN	92/100 (92%)	39 (42%)	30 (33%)	23 (25%)	0	0
15	AO	86/88 (98%)	57 (66%)	22 (26%)	7 (8%)	1	4
15	BO	86/88 (98%)	52 (60%)	17 (20%)	17 (20%)	0	0
16	AP	80/82 (98%)	48 (60%)	11 (14%)	21 (26%)	0	0
16	BP	80/82 (98%)	47 (59%)	22 (28%)	11 (14%)	0	1
17	AQ	78/80 (98%)	47 (60%)	18 (23%)	13 (17%)	0	0
17	BQ	78/80 (98%)	48 (62%)	18 (23%)	12 (15%)	0	1
18	AR	53/55 (96%)	34 (64%)	13 (24%)	6 (11%)	0	2
18	BR	53/55 (96%)	31 (58%)	19 (36%)	3 (6%)	1	10
19	AS	77/79 (98%)	36 (47%)	29 (38%)	12 (16%)	0	1

Continued on next page...

Continued from previous page...

Mol	Chain	Analysed	Favoured	Allowed	Outliers	Percentiles	
19	BS	77/79 (98%)	56 (73%)	14 (18%)	7 (9%)	1	3
20	AT	83/85 (98%)	37 (45%)	31 (37%)	15 (18%)	0	0
20	BT	83/85 (98%)	46 (55%)	23 (28%)	14 (17%)	0	0
21	AU	49/51 (96%)	20 (41%)	15 (31%)	14 (29%)	0	0
21	BU	49/51 (96%)	22 (45%)	10 (20%)	17 (35%)	0	0
24	AY	181/183 (99%)	135 (75%)	35 (19%)	11 (6%)	1	8
27	CC	269/271 (99%)	216 (80%)	32 (12%)	21 (8%)	1	4
27	DC	269/271 (99%)	198 (74%)	43 (16%)	28 (10%)	0	2
28	CD	207/209 (99%)	166 (80%)	30 (14%)	11 (5%)	2	11
28	DD	207/209 (99%)	162 (78%)	35 (17%)	10 (5%)	2	13
29	CE	199/201 (99%)	158 (79%)	32 (16%)	9 (4%)	2	14
29	DE	199/201 (99%)	142 (71%)	38 (19%)	19 (10%)	0	3
30	CF	175/177 (99%)	118 (67%)	38 (22%)	19 (11%)	0	2
30	DF	175/177 (99%)	113 (65%)	34 (19%)	28 (16%)	0	1
31	CG	174/176 (99%)	129 (74%)	30 (17%)	15 (9%)	1	3
31	DG	174/176 (99%)	106 (61%)	43 (25%)	25 (14%)	0	1
32	CH	147/149 (99%)	95 (65%)	29 (20%)	23 (16%)	0	1
32	DH	147/149 (99%)	95 (65%)	27 (18%)	25 (17%)	0	0
33	CI	139/141 (99%)	65 (47%)	47 (34%)	27 (19%)	0	0
33	DI	139/141 (99%)	71 (51%)	46 (33%)	22 (16%)	0	1
34	CJ	140/142 (99%)	123 (88%)	11 (8%)	6 (4%)	2	15
34	DJ	140/142 (99%)	112 (80%)	24 (17%)	4 (3%)	4	24
35	CK	120/122 (98%)	88 (73%)	24 (20%)	8 (7%)	1	6
35	DK	120/122 (98%)	87 (72%)	21 (18%)	12 (10%)	0	2
36	CL	141/143 (99%)	99 (70%)	21 (15%)	21 (15%)	0	1
36	DL	141/143 (99%)	88 (62%)	36 (26%)	17 (12%)	0	1
37	CM	134/136 (98%)	110 (82%)	15 (11%)	9 (7%)	1	6
37	DM	134/136 (98%)	97 (72%)	23 (17%)	14 (10%)	0	2
38	CN	118/120 (98%)	91 (77%)	21 (18%)	6 (5%)	2	12
38	DN	118/120 (98%)	82 (70%)	28 (24%)	8 (7%)	1	6
39	CO	114/116 (98%)	83 (73%)	17 (15%)	14 (12%)	0	1

Continued on next page...

Continued from previous page...

Mol	Chain	Analysed	Favoured	Allowed	Outliers	Percentiles	
39	DO	114/116 (98%)	77 (68%)	25 (22%)	12 (10%)	0	2
40	CP	112/114 (98%)	96 (86%)	12 (11%)	4 (4%)	3	19
40	DP	112/114 (98%)	86 (77%)	19 (17%)	7 (6%)	1	7
41	CQ	115/117 (98%)	100 (87%)	13 (11%)	2 (2%)	9	39
41	DQ	115/117 (98%)	95 (83%)	18 (16%)	2 (2%)	9	39
42	CR	101/103 (98%)	84 (83%)	9 (9%)	8 (8%)	1	4
42	DR	101/103 (98%)	78 (77%)	14 (14%)	9 (9%)	1	3
43	CS	108/110 (98%)	90 (83%)	12 (11%)	6 (6%)	2	10
43	DS	108/110 (98%)	78 (72%)	19 (18%)	11 (10%)	0	2
44	CT	91/93 (98%)	67 (74%)	13 (14%)	11 (12%)	0	1
44	DT	91/93 (98%)	59 (65%)	20 (22%)	12 (13%)	0	1
45	CU	100/102 (98%)	74 (74%)	14 (14%)	12 (12%)	0	1
45	DU	100/102 (98%)	73 (73%)	14 (14%)	13 (13%)	0	1
46	CV	92/94 (98%)	78 (85%)	12 (13%)	2 (2%)	6	31
46	DV	92/94 (98%)	71 (77%)	15 (16%)	6 (6%)	1	7
47	CW	74/76 (97%)	68 (92%)	4 (5%)	2 (3%)	5	26
48	CX	75/77 (97%)	64 (85%)	9 (12%)	2 (3%)	5	26
48	DX	75/77 (97%)	54 (72%)	15 (20%)	6 (8%)	1	4
49	CY	61/63 (97%)	34 (56%)	13 (21%)	14 (23%)	0	0
49	DY	61/63 (97%)	28 (46%)	16 (26%)	17 (28%)	0	0
50	CZ	56/58 (97%)	50 (89%)	6 (11%)	0	100	100
50	DZ	56/58 (97%)	50 (89%)	4 (7%)	2 (4%)	3	19
51	C0	54/56 (96%)	44 (82%)	8 (15%)	2 (4%)	3	19
51	D0	54/56 (96%)	39 (72%)	10 (18%)	5 (9%)	0	3
52	C1	48/50 (96%)	32 (67%)	12 (25%)	4 (8%)	1	4
52	D1	48/50 (96%)	36 (75%)	10 (21%)	2 (4%)	3	16
53	C2	44/46 (96%)	37 (84%)	6 (14%)	1 (2%)	6	30
53	D2	44/46 (96%)	31 (70%)	8 (18%)	5 (11%)	0	2
54	C3	62/64 (97%)	56 (90%)	6 (10%)	0	100	100
54	D3	62/64 (97%)	49 (79%)	11 (18%)	2 (3%)	4	22
55	C4	36/38 (95%)	31 (86%)	4 (11%)	1 (3%)	5	25

Continued on next page...

Continued from previous page...

Mol	Chain	Analysed	Favoured	Allowed	Outliers	Percentiles	
55	D4	36/38 (95%)	31 (86%)	4 (11%)	1 (3%)	5	25
57	DW	73/75 (97%)	57 (78%)	12 (16%)	4 (6%)	2	10
All	All	11416/11626 (98%)	7804 (68%)	2248 (20%)	1364 (12%)	0	1

All (1364) Ramachandran outliers are listed below:

Mol	Chain	Res	Type
2	AB	15	PHE
2	AB	21	TYR
2	AB	33	ALA
2	AB	63	LYS
2	AB	67	LEU
2	AB	72	LYS
2	AB	74	ALA
2	AB	82	ALA
2	AB	86	CYS
2	AB	91	VAL
2	AB	94	ARG
2	AB	106	VAL
2	AB	114	LYS
2	AB	115	ASP
2	AB	116	LEU
2	AB	119	GLN
2	AB	128	LEU
2	AB	131	LYS
2	AB	132	GLU
2	AB	133	ALA
2	AB	144	GLU
2	AB	147	LEU
2	AB	151	LYS
2	AB	156	LEU
2	AB	160	LEU
2	AB	163	ILE
2	AB	182	VAL
2	AB	200	PRO
2	AB	206	ILE
2	AB	208	ALA
2	AB	211	LEU
2	AB	219	THR
2	AB	221	ARG
3	AC	11	LEU

Continued on next page...

Continued from previous page...

Mol	Chain	Res	Type
3	AC	14	VAL
3	AC	16	PRO
3	AC	17	TRP
3	AC	25	THR
3	AC	53	ARG
3	AC	78	LYS
3	AC	79	LYS
3	AC	119	ILE
3	AC	120	THR
3	AC	138	GLN
3	AC	145	ALA
3	AC	167	TYR
4	AD	22	SER
4	AD	25	ARG
4	AD	28	ASP
4	AD	32	LYS
4	AD	34	GLU
4	AD	43	ARG
4	AD	48	SER
4	AD	150	LYS
4	AD	152	SER
4	AD	155	LYS
4	AD	159	GLU
4	AD	167	PRO
4	AD	190	LEU
4	AD	191	SER
4	AD	202	LEU
5	AE	11	GLN
5	AE	61	LYS
5	AE	68	ARG
5	AE	81	GLN
5	AE	99	SER
5	AE	104	ILE
5	AE	112	ALA
5	AE	121	ASN
5	AE	137	ARG
6	AF	6	ILE
6	AF	18	VAL
6	AF	36	ILE
6	AF	63	ASN
6	AF	82	ASP
6	AF	91	ARG

Continued on next page...

Continued from previous page...

Mol	Chain	Res	Type
6	AF	92	THR
7	AG	14	ASP
7	AG	49	LEU
7	AG	58	LEU
7	AG	93	VAL
7	AG	101	ARG
7	AG	112	ASP
7	AG	129	ASN
8	AH	2	MET
8	AH	13	ILE
8	AH	14	ARG
8	AH	49	LYS
8	AH	53	ASP
8	AH	56	PRO
8	AH	102	VAL
9	AI	40	ARG
9	AI	71	ILE
9	AI	87	MET
9	AI	90	ASP
9	AI	119	LYS
10	AJ	17	LEU
10	AJ	32	THR
10	AJ	33	GLY
10	AJ	34	ALA
10	AJ	43	PRO
10	AJ	57	VAL
10	AJ	61	ALA
10	AJ	101	SER
11	AK	14	GLN
11	AK	51	PHE
11	AK	71	ASP
11	AK	72	ALA
11	AK	74	LYS
11	AK	124	LYS
11	AK	125	LYS
12	AL	23	LEU
12	AL	24	GLU
12	AL	25	ALA
12	AL	43	LYS
13	AM	3	ILE
13	AM	10	ASP
13	AM	11	HIS

Continued on next page...

Continued from previous page...

Mol	Chain	Res	Type
13	AM	26	LYS
13	AM	40	GLU
13	AM	113	LYS
14	AN	20	PHE
14	AN	28	ALA
14	AN	30	ILE
14	AN	32	ASP
14	AN	47	LYS
14	AN	49	GLN
14	AN	52	PRO
14	AN	62	ASN
14	AN	92	GLU
15	AO	72	LYS
16	AP	11	ALA
16	AP	16	PHE
16	AP	43	ALA
16	AP	46	LYS
16	AP	51	ARG
16	AP	77	GLU
16	AP	79	ASN
17	AQ	12	VAL
17	AQ	50	ASN
19	AS	28	LYS
19	AS	64	GLU
19	AS	75	PRO
20	AT	4	LYS
20	AT	5	SER
20	AT	43	LYS
20	AT	72	ALA
20	AT	76	ALA
21	AU	10	PRO
21	AU	23	GLU
21	AU	35	GLU
21	AU	37	TYR
21	AU	39	LYS
24	AY	34	SER
24	AY	112	LYS
24	AY	113	ASP
24	AY	147	LYS
2	BB	9	LEU
2	BB	15	PHE
2	BB	21	TYR

Continued on next page...

Continued from previous page...

Mol	Chain	Res	Type
2	BB	35	ASN
2	BB	56	LEU
2	BB	58	LYS
2	BB	62	ARG
2	BB	73	ARG
2	BB	99	MET
2	BB	115	ASP
2	BB	120	SER
2	BB	125	PHE
2	BB	133	ALA
2	BB	139	GLU
2	BB	140	LEU
2	BB	150	ILE
2	BB	221	ARG
3	BC	11	LEU
3	BC	16	PRO
3	BC	53	ARG
3	BC	63	ILE
3	BC	81	GLU
3	BC	100	ILE
3	BC	102	ILE
3	BC	140	ALA
3	BC	145	ALA
3	BC	155	ARG
3	BC	171	ARG
3	BC	190	THR
4	BD	25	ARG
4	BD	26	ALA
4	BD	32	LYS
4	BD	34	GLU
4	BD	35	GLN
4	BD	36	ALA
4	BD	110	ARG
4	BD	163	GLN
4	BD	166	LYS
4	BD	173	ASP
4	BD	191	SER
5	BE	11	GLN
5	BE	50	GLY
5	BE	67	ARG
5	BE	97	PRO
5	BE	100	GLU

Continued on next page...

Continued from previous page...

Mol	Chain	Res	Type
5	BE	101	GLY
5	BE	102	THR
5	BE	122	VAL
5	BE	137	ARG
5	BE	154	ALA
6	BF	15	SER
6	BF	27	ALA
6	BF	33	GLU
6	BF	54	LEU
6	BF	55	HIS
6	BF	86	ARG
6	BF	91	ARG
6	BF	92	THR
6	BF	93	LYS
6	BF	98	GLU
7	BG	8	GLN
7	BG	56	SER
7	BG	69	ARG
7	BG	126	ALA
7	BG	129	ASN
8	BH	30	LYS
8	BH	49	LYS
8	BH	66	GLN
8	BH	77	VAL
8	BH	88	LYS
9	BI	38	PHE
9	BI	40	ARG
9	BI	42	THR
9	BI	44	ARG
9	BI	54	VAL
9	BI	119	LYS
9	BI	128	LYS
10	BJ	7	ARG
10	BJ	42	LEU
10	BJ	57	VAL
10	BJ	59	LYS
10	BJ	86	ALA
10	BJ	92	LEU
10	BJ	93	ALA
11	BK	51	PHE
11	BK	90	PRO
11	BK	124	LYS

Continued on next page...

Continued from previous page...

Mol	Chain	Res	Type
11	BK	126	ARG
12	BL	14	LYS
12	BL	43	LYS
12	BL	75	GLU
12	BL	116	TYR
13	BM	10	ASP
13	BM	26	LYS
13	BM	31	ALA
13	BM	65	GLU
13	BM	80	MET
13	BM	81	ASP
13	BM	113	LYS
14	BN	10	VAL
14	BN	20	PHE
14	BN	22	LYS
14	BN	28	ALA
14	BN	32	ASP
14	BN	52	PRO
14	BN	59	ARG
14	BN	62	ASN
15	BO	58	MET
15	BO	59	VAL
15	BO	74	VAL
15	BO	86	LEU
16	BP	43	ALA
16	BP	44	SER
16	BP	80	LYS
17	BQ	4	ILE
17	BQ	9	GLY
17	BQ	11	VAL
17	BQ	12	VAL
17	BQ	50	ASN
17	BQ	51	GLU
17	BQ	52	CYS
18	BR	46	THR
20	BT	3	ILE
20	BT	5	SER
20	BT	40	ALA
21	BU	8	ASN
21	BU	11	PHE
21	BU	16	ARG
21	BU	23	GLU

Continued on next page...

Continued from previous page...

Mol	Chain	Res	Type
21	BU	35	GLU
21	BU	36	PHE
21	BU	39	LYS
21	BU	45	LYS
27	CC	35	LYS
27	CC	36	ASN
27	CC	121	ALA
27	CC	122	ALA
27	CC	167	ASP
27	CC	196	ASN
27	CC	235	GLU
28	CD	41	ALA
28	CD	104	VAL
28	CD	152	PRO
30	CF	175	PRO
31	CG	81	GLY
31	CG	117	PRO
31	CG	118	ALA
32	CH	2	GLN
32	CH	10	ALA
32	CH	11	ASN
32	CH	12	LEU
32	CH	14	SER
32	CH	31	VAL
32	CH	32	PRO
32	CH	33	GLN
32	CH	56	ALA
33	CI	5	GLN
33	CI	6	ALA
33	CI	18	ASN
33	CI	30	GLN
33	CI	57	VAL
33	CI	64	ARG
33	CI	65	SER
33	CI	74	PRO
33	CI	104	GLN
33	CI	105	LEU
33	CI	115	ASP
33	CI	116	MET
33	CI	133	ARG
34	CJ	81	ILE
35	CK	35	VAL

Continued on next page...

Continued from previous page...

Mol	Chain	Res	Type
35	CK	75	SER
35	CK	91	SER
35	CK	110	GLU
36	CL	15	ALA
36	CL	29	LYS
36	CL	68	SER
36	CL	69	ARG
36	CL	86	GLU
36	CL	88	GLY
36	CL	94	THR
36	CL	111	ILE
36	CL	115	GLU
37	CM	44	ARG
37	CM	55	ARG
37	CM	69	PRO
37	CM	78	LEU
38	CN	11	ASN
39	CO	49	VAL
40	CP	15	ASP
40	CP	93	LYS
40	CP	104	GLY
41	CQ	24	TYR
41	CQ	86	SER
42	CR	40	MET
42	CR	51	VAL
42	CR	55	ASP
42	CR	65	ALA
44	CT	72	GLN
44	CT	89	GLU
45	CU	6	ARG
45	CU	7	ASP
45	CU	16	LYS
45	CU	97	SER
45	CU	98	ASN
45	CU	99	SER
49	CY	17	GLU
49	CY	22	LEU
49	CY	24	GLU
49	CY	33	ALA
52	C1	16	THR
52	C1	51	ALA
53	C2	44	VAL

Continued on next page...

Continued from previous page...

Mol	Chain	Res	Type
27	DC	12	ARG
27	DC	57	HIS
27	DC	70	LYS
27	DC	107	LYS
27	DC	121	ALA
27	DC	237	ARG
27	DC	238	ASN
27	DC	254	LYS
28	DD	98	VAL
28	DD	105	LYS
28	DD	152	PRO
29	DE	6	LYS
29	DE	7	ASP
29	DE	8	ALA
29	DE	11	ALA
29	DE	22	ASP
29	DE	72	SER
29	DE	131	THR
29	DE	144	GLU
30	DF	2	LYS
30	DF	28	PRO
30	DF	100	GLU
30	DF	102	LEU
30	DF	122	ASP
30	DF	149	ARG
30	DF	175	PRO
31	DG	6	ALA
31	DG	27	GLY
31	DG	46	ASP
31	DG	110	HIS
31	DG	118	ALA
31	DG	144	ALA
31	DG	173	ALA
31	DG	174	LYS
32	DH	3	VAL
32	DH	8	LYS
32	DH	9	VAL
32	DH	10	ALA
32	DH	31	VAL
32	DH	32	PRO
32	DH	33	GLN
32	DH	41	LYS

Continued on next page...

Continued from previous page...

Mol	Chain	Res	Type
32	DH	115	VAL
32	DH	119	ASN
33	DI	6	ALA
33	DI	18	ASN
33	DI	64	ARG
33	DI	89	SER
33	DI	92	PRO
33	DI	101	SER
33	DI	114	ALA
35	DK	109	SER
35	DK	119	ALA
36	DL	9	ALA
36	DL	29	LYS
36	DL	80	SER
36	DL	103	ILE
36	DL	104	GLN
36	DL	111	ILE
36	DL	133	ALA
37	DM	3	GLN
37	DM	43	ALA
37	DM	53	MET
37	DM	69	PRO
38	DN	2	ARG
38	DN	59	SER
38	DN	88	ALA
38	DN	119	SER
39	DO	99	TYR
40	DP	93	LYS
42	DR	7	SER
42	DR	24	LYS
43	DS	64	ALA
43	DS	109	ASP
44	DT	10	VAL
44	DT	17	SER
44	DT	18	GLU
44	DT	37	ASP
44	DT	48	GLN
44	DT	88	LYS
45	DU	6	ARG
45	DU	8	ASP
45	DU	52	ASN
45	DU	54	PRO

Continued on next page...

Continued from previous page...

Mol	Chain	Res	Type
45	DU	99	SER
46	DV	59	GLU
49	DY	17	GLU
49	DY	21	LEU
49	DY	24	GLU
49	DY	37	LEU
49	DY	57	LEU
49	DY	61	ALA
50	DZ	3	THR
52	D1	4	ILE
52	D1	51	ALA
53	D2	32	ALA
2	AB	13	VAL
2	AB	50	ASN
2	AB	51	GLU
2	AB	56	LEU
2	AB	75	ALA
2	AB	96	LEU
2	AB	122	ASP
2	AB	123	GLY
2	AB	127	LYS
2	AB	154	GLY
2	AB	176	ASN
2	AB	207	ARG
2	AB	209	VAL
2	AB	210	THR
3	AC	61	LYS
3	AC	80	GLY
3	AC	93	ILE
3	AC	106	ARG
3	AC	126	ARG
3	AC	140	ALA
4	AD	6	PRO
4	AD	9	LYS
4	AD	23	GLY
4	AD	31	CYS
4	AD	101	VAL
4	AD	124	VAL
4	AD	165	GLU
4	AD	174	ALA
5	AE	75	LEU
5	AE	77	ASN

Continued on next page...

Continued from previous page...

Mol	Chain	Res	Type
5	AE	87	VAL
5	AE	98	ALA
5	AE	119	VAL
5	AE	133	ILE
5	AE	146	MET
5	AE	156	ARG
6	AF	8	PHE
6	AF	51	ILE
7	AG	74	VAL
7	AG	86	VAL
7	AG	99	ALA
7	AG	102	TRP
7	AG	124	SER
7	AG	131	GLY
8	AH	24	VAL
8	AH	47	ASP
9	AI	31	GLN
9	AI	106	ASP
10	AJ	28	THR
10	AJ	35	GLN
10	AJ	41	PRO
10	AJ	59	LYS
10	AJ	74	VAL
10	AJ	93	ALA
11	AK	16	SER
11	AK	77	GLY
11	AK	118	ASN
12	AL	88	ASP
13	AM	66	GLY
14	AN	16	ALA
14	AN	27	LYS
14	AN	75	ARG
16	AP	10	GLY
16	AP	15	PRO
16	AP	36	VAL
16	AP	53	ASP
16	AP	76	LYS
16	AP	78	VAL
16	AP	80	LYS
17	AQ	8	GLN
17	AQ	11	VAL
17	AQ	48	GLU

Continued on next page...

Continued from previous page...

Mol	Chain	Res	Type
17	AQ	49	ASN
17	AQ	68	LYS
17	AQ	69	THR
18	AR	24	ASP
19	AS	8	PRO
19	AS	13	HIS
19	AS	29	PRO
20	AT	57	VAL
20	AT	73	ARG
21	AU	26	GLY
24	AY	87	ASP
24	AY	141	LYS
24	AY	153	ASP
2	BB	18	GLN
2	BB	22	TRP
2	BB	32	GLY
2	BB	33	ALA
2	BB	63	LYS
2	BB	72	LYS
2	BB	85	SER
2	BB	123	GLY
2	BB	138	ARG
2	BB	154	GLY
2	BB	170	ILE
2	BB	206	ILE
2	BB	208	ALA
2	BB	219	THR
2	BB	224	ARG
3	BC	12	GLY
3	BC	13	ILE
3	BC	76	ILE
3	BC	79	LYS
3	BC	88	LYS
3	BC	115	VAL
4	BD	31	CYS
4	BD	33	ILE
4	BD	46	ARG
4	BD	78	ALA
4	BD	161	ALA
4	BD	175	GLY
5	BE	99	SER
5	BE	110	MET

Continued on next page...

Continued from previous page...

Mol	Chain	Res	Type
5	BE	125	LYS
5	BE	129	SER
5	BE	153	ALA
5	BE	157	GLY
6	BF	14	GLN
6	BF	52	ASN
6	BF	75	GLU
7	BG	16	LYS
7	BG	28	ILE
7	BG	79	VAL
7	BG	139	ASP
8	BH	21	LYS
8	BH	114	ALA
9	BI	9	GLY
9	BI	90	ASP
9	BI	100	ALA
9	BI	102	PHE
10	BJ	17	LEU
10	BJ	35	GLN
10	BJ	36	VAL
10	BJ	100	ILE
11	BK	14	GLN
11	BK	16	SER
11	BK	91	GLY
11	BK	103	GLY
11	BK	105	ARG
12	BL	3	VAL
12	BL	16	ALA
12	BL	77	SER
12	BL	88	ASP
12	BL	117	GLY
13	BM	4	ALA
13	BM	5	GLY
13	BM	11	HIS
13	BM	19	THR
13	BM	40	GLU
13	BM	91	ARG
13	BM	104	ASN
13	BM	110	GLY
14	BN	3	GLN
14	BN	17	ASP
14	BN	27	LYS

Continued on next page...

Continued from previous page...

Mol	Chain	Res	Type
14	BN	30	ILE
14	BN	33	VAL
14	BN	42	TRP
14	BN	76	LYS
14	BN	92	GLU
14	BN	100	SER
15	BO	2	LEU
15	BO	17	ASP
15	BO	26	VAL
15	BO	27	GLN
15	BO	35	ILE
15	BO	85	GLY
16	BP	31	ARG
16	BP	53	ASP
16	BP	75	ILE
17	BQ	17	GLU
19	BS	4	LEU
19	BS	5	LYS
19	BS	37	SER
19	BS	63	ASP
21	BU	10	PRO
21	BU	12	ASP
21	BU	24	LYS
27	CC	11	GLY
27	CC	12	ARG
27	CC	70	LYS
27	CC	151	GLY
27	CC	177	SER
28	CD	86	GLU
28	CD	88	GLU
28	CD	206	ALA
29	CE	45	ALA
29	CE	151	GLY
29	CE	161	ALA
30	CF	20	ASN
30	CF	40	GLY
30	CF	41	GLU
30	CF	52	ALA
30	CF	69	ALA
30	CF	151	LEU
30	CF	159	ALA
31	CG	38	ASP

Continued on next page...

Continued from previous page...

Mol	Chain	Res	Type
31	CG	60	GLY
31	CG	151	ARG
32	CH	3	VAL
32	CH	28	ASN
32	CH	34	GLY
32	CH	35	LYS
32	CH	41	LYS
32	CH	118	PRO
32	CH	119	ASN
32	CH	121	VAL
33	CI	21	PRO
33	CI	23	VAL
33	CI	44	LYS
33	CI	71	LYS
33	CI	97	VAL
35	CK	109	SER
36	CL	24	GLY
36	CL	27	LEU
36	CL	30	THR
36	CL	31	GLY
36	CL	81	ASP
36	CL	102	GLY
36	CL	114	GLY
37	CM	54	THR
38	CN	2	ARG
38	CN	10	LEU
39	CO	3	LYS
39	CO	57	ALA
39	CO	77	ALA
39	CO	87	ILE
42	CR	49	ILE
42	CR	50	GLY
42	CR	53	PHE
44	CT	38	ALA
45	CU	8	ASP
45	CU	51	LEU
45	CU	101	THR
46	CV	51	GLN
48	CX	41	SER
49	CY	14	LEU
49	CY	32	ALA
49	CY	37	LEU

Continued on next page...

Continued from previous page...

Mol	Chain	Res	Type
49	CY	62	GLY
51	C0	54	ILE
27	DC	35	LYS
27	DC	151	GLY
27	DC	188	ARG
27	DC	239	PHE
27	DC	253	GLY
28	DD	104	VAL
29	DE	122	GLU
29	DE	127	GLU
29	DE	132	LYS
29	DE	163	ASN
29	DE	194	LYS
30	DF	20	ASN
30	DF	29	ARG
30	DF	53	ALA
30	DF	96	TRP
30	DF	104	THR
30	DF	115	GLY
30	DF	160	LYS
31	DG	5	LYS
31	DG	60	GLY
31	DG	81	GLY
31	DG	95	ALA
31	DG	151	ARG
32	DH	12	LEU
32	DH	22	LYS
32	DH	34	GLY
32	DH	35	LYS
32	DH	87	GLU
32	DH	118	PRO
32	DH	121	VAL
33	DI	8	VAL
33	DI	71	LYS
33	DI	83	ALA
33	DI	87	SER
33	DI	105	LEU
34	DJ	81	ILE
34	DJ	118	MET
35	DK	35	VAL
35	DK	101	GLY
35	DK	105	ARG

Continued on next page...

Continued from previous page...

Mol	Chain	Res	Type
36	DL	5	THR
36	DL	54	GLN
36	DL	102	GLY
36	DL	114	GLY
36	DL	115	GLU
37	DM	23	GLY
37	DM	111	GLU
39	DO	34	HIS
39	DO	37	ALA
39	DO	57	ALA
39	DO	63	LYS
39	DO	76	LYS
39	DO	103	VAL
39	DO	106	LEU
40	DP	19	PHE
40	DP	104	GLY
42	DR	102	SER
43	DS	33	LEU
43	DS	59	GLU
43	DS	63	GLY
43	DS	80	PRO
44	DT	9	LYS
44	DT	22	THR
44	DT	52	GLU
45	DU	20	LYS
45	DU	56	GLY
45	DU	63	ALA
46	DV	9	ARG
46	DV	65	VAL
46	DV	93	ARG
57	DW	23	GLY
48	DX	2	ARG
48	DX	56	ARG
49	DY	2	LYS
49	DY	9	LYS
49	DY	25	GLN
49	DY	33	ALA
49	DY	46	VAL
51	D0	17	SER
51	D0	31	LYS
53	D2	17	GLY
55	D4	37	GLN

Continued on next page...

Continued from previous page...

Mol	Chain	Res	Type
2	AB	25	LYS
2	AB	40	ILE
2	AB	125	PHE
3	AC	65	VAL
3	AC	87	ARG
3	AC	135	ARG
3	AC	139	ASN
4	AD	160	LEU
4	AD	166	LYS
4	AD	168	THR
4	AD	169	TRP
4	AD	192	ALA
5	AE	60	GLN
5	AE	67	ARG
5	AE	142	GLY
5	AE	150	GLU
6	AF	56	LYS
6	AF	68	GLN
6	AF	69	GLU
7	AG	50	ALA
7	AG	100	MET
8	AH	96	ALA
9	AI	8	THR
9	AI	52	GLU
9	AI	55	ASP
10	AJ	39	PRO
10	AJ	58	ASN
10	AJ	95	GLY
13	AM	56	ARG
13	AM	104	ASN
14	AN	42	TRP
14	AN	76	LYS
15	AO	57	ARG
16	AP	49	GLY
16	AP	65	ALA
17	AQ	16	MET
17	AQ	17	GLU
17	AQ	39	ARG
18	AR	48	ALA
19	AS	23	GLU
20	AT	3	ILE
20	AT	15	LYS

Continued on next page...

Continued from previous page...

Mol	Chain	Res	Type
21	AU	36	PHE
21	AU	47	ALA
2	BB	17	HIS
2	BB	50	ASN
2	BB	74	ALA
2	BB	86	CYS
2	BB	94	ARG
2	BB	101	THR
2	BB	169	HIS
2	BB	192	PRO
2	BB	204	ASP
2	BB	217	ALA
3	BC	116	ALA
3	BC	138	GLN
4	BD	84	ASN
4	BD	88	ASN
4	BD	104	MET
4	BD	172	VAL
5	BE	44	ARG
5	BE	69	ASN
5	BE	121	ASN
5	BE	144	GLU
6	BF	26	THR
6	BF	53	LYS
6	BF	69	GLU
7	BG	6	ILE
7	BG	9	ARG
7	BG	15	PRO
7	BG	38	ALA
7	BG	58	LEU
7	BG	81	GLY
7	BG	83	THR
8	BH	34	ALA
8	BH	70	VAL
8	BH	112	ASP
9	BI	120	ALA
10	BJ	58	ASN
10	BJ	75	ASP
11	BK	71	ASP
11	BK	97	ARG
11	BK	98	ALA
12	BL	33	CYS

Continued on next page...

Continued from previous page...

Mol	Chain	Res	Type
12	BL	122	LYS
13	BM	51	GLN
13	BM	90	HIS
13	BM	109	LYS
14	BN	8	ARG
14	BN	21	ALA
14	BN	64	CYS
15	BO	25	GLU
15	BO	65	LEU
15	BO	70	LYS
15	BO	72	LYS
16	BP	11	ALA
17	BQ	61	ARG
20	BT	33	LYS
20	BT	35	TYR
20	BT	68	LYS
20	BT	70	LYS
20	BT	74	HIS
21	BU	20	ARG
21	BU	34	ARG
27	CC	65	ASP
27	CC	74	PRO
27	CC	157	ALA
28	CD	40	LEU
29	CE	8	ALA
29	CE	142	ALA
29	CE	173	THR
30	CF	9	ASP
30	CF	24	VAL
30	CF	44	ALA
30	CF	109	ARG
30	CF	116	LEU
31	CG	28	LYS
31	CG	77	GLY
31	CG	150	TYR
32	CH	26	ALA
32	CH	107	GLY
33	CI	36	GLU
33	CI	41	PHE
33	CI	82	ALA
33	CI	100	ILE
33	CI	112	LYS

Continued on next page...

Continued from previous page...

Mol	Chain	Res	Type
34	CJ	32	LEU
35	CK	93	GLN
35	CK	119	ALA
36	CL	137	ALA
37	CM	6	ARG
37	CM	43	ALA
37	CM	113	ALA
38	CN	80	PHE
39	CO	60	GLU
39	CO	88	LYS
39	CO	89	ASP
39	CO	95	SER
40	CP	65	ASN
43	CS	12	SER
43	CS	46	LEU
43	CS	64	ALA
44	CT	20	ALA
44	CT	88	LYS
46	CV	67	GLY
49	CY	20	ASN
49	CY	57	LEU
52	C1	32	LYS
27	DC	18	VAL
27	DC	189	ALA
27	DC	204	LEU
27	DC	224	MET
28	DD	36	GLN
28	DD	43	ASP
28	DD	45	TYR
28	DD	159	LYS
28	DD	174	SER
29	DE	61	ARG
29	DE	83	VAL
30	DF	42	ALA
30	DF	51	ASN
30	DF	52	ALA
30	DF	95	MET
30	DF	97	GLU
30	DF	99	PHE
30	DF	101	ARG
31	DG	79	THR
31	DG	145	ALA

Continued on next page...

Continued from previous page...

Mol	Chain	Res	Type
33	DI	36	GLU
33	DI	38	CYS
35	DK	88	ASN
35	DK	108	ARG
36	DL	42	SER
36	DL	118	THR
38	DN	3	HIS
38	DN	53	THR
39	DO	68	LYS
39	DO	79	ALA
40	DP	33	GLU
42	DR	6	GLN
42	DR	28	ALA
42	DR	70	GLU
43	DS	58	ALA
44	DT	5	GLU
45	DU	36	GLU
45	DU	97	SER
57	DW	31	SER
48	DX	33	HIS
48	DX	52	ALA
48	DX	61	LYS
49	DY	14	LEU
49	DY	22	LEU
50	DZ	44	ARG
53	D2	45	SER
54	D3	27	ASN
2	AB	142	LYS
3	AC	8	GLY
3	AC	60	ALA
3	AC	85	LYS
4	AD	29	THR
4	AD	35	GLN
4	AD	42	ALA
4	AD	78	ALA
4	AD	125	ASN
4	AD	148	ALA
5	AE	23	THR
6	AF	53	LYS
7	AG	16	LYS
7	AG	144	ALA
8	AH	118	ALA

Continued on next page...

Continued from previous page...

Mol	Chain	Res	Type
9	AI	68	GLY
10	AJ	36	VAL
10	AJ	42	LEU
10	AJ	92	LEU
11	AK	40	ALA
11	AK	126	ARG
13	AM	111	PRO
14	AN	64	CYS
14	AN	69	ARG
15	AO	2	LEU
15	AO	9	LYS
15	AO	45	HIS
17	AQ	5	ARG
17	AQ	35	LYS
18	AR	26	ALA
18	AR	29	LYS
18	AR	60	ARG
19	AS	4	LEU
20	AT	23	ARG
20	AT	29	THR
20	AT	74	HIS
21	AU	9	GLU
2	BB	81	ASP
2	BB	134	LEU
2	BB	182	VAL
2	BB	187	ASP
3	BC	47	ALA
3	BC	65	VAL
3	BC	74	ILE
4	BD	41	GLY
4	BD	115	GLN
4	BD	153	ARG
4	BD	174	ALA
4	BD	203	TYR
5	BE	106	ALA
5	BE	112	ALA
5	BE	149	PRO
6	BF	13	ASP
6	BF	62	MET
7	BG	27	ASN
7	BG	130	LYS
7	BG	136	LYS

Continued on next page...

Continued from previous page...

Mol	Chain	Res	Type
10	BJ	29	ALA
11	BK	77	GLY
11	BK	88	PRO
11	BK	118	ASN
12	BL	21	PRO
13	BM	32	ILE
14	BN	15	LEU
14	BN	57	PRO
14	BN	65	ARG
15	BO	45	HIS
17	BQ	47	ASP
17	BQ	70	LYS
17	BQ	79	GLU
18	BR	29	LYS
20	BT	6	ALA
20	BT	50	PHE
27	CC	160	TYR
27	CC	204	LEU
28	CD	57	ALA
28	CD	67	HIS
28	CD	133	THR
30	CF	129	MET
30	CF	132	ARG
31	CG	131	VAL
32	CH	8	LYS
32	CH	9	VAL
32	CH	51	ARG
34	CJ	89	PHE
39	CO	51	ALA
39	CO	76	LYS
39	CO	94	ARG
44	CT	5	GLU
44	CT	41	ALA
44	CT	52	GLU
47	CW	7	ARG
47	CW	59	ALA
48	CX	59	ASP
49	CY	10	SER
49	CY	21	LEU
51	C0	53	VAL
52	C1	50	GLU
55	C4	20	ASP

Continued on next page...

Continued from previous page...

Mol	Chain	Res	Type
27	DC	113	ASP
27	DC	158	GLY
27	DC	200	MET
27	DC	231	HIS
27	DC	243	PRO
28	DD	133	THR
29	DE	200	LEU
30	DF	4	HIS
30	DF	26	GLN
30	DF	54	ALA
30	DF	171	ALA
31	DG	3	VAL
31	DG	7	PRO
31	DG	45	ALA
31	DG	159	LYS
32	DH	16	GLY
32	DH	42	LYS
32	DH	71	LYS
33	DI	21	PRO
33	DI	100	ILE
34	DJ	30	THR
35	DK	23	LYS
35	DK	110	GLU
36	DL	82	LEU
37	DM	17	ASN
37	DM	28	PHE
37	DM	54	THR
38	DN	84	GLY
39	DO	60	GLU
40	DP	110	LYS
41	DQ	66	ALA
42	DR	49	ILE
43	DS	36	LEU
45	DU	50	ALA
46	DV	16	ALA
46	DV	43	ASP
57	DW	11	ASP
49	DY	4	LYS
49	DY	34	SER
49	DY	60	LYS
51	D0	19	ASP
51	D0	37	HIS

Continued on next page...

Continued from previous page...

Mol	Chain	Res	Type
2	AB	42	LEU
2	AB	83	ALA
2	AB	111	LYS
2	AB	218	ALA
3	AC	26	LYS
3	AC	64	ARG
3	AC	76	ILE
3	AC	166	TRP
4	AD	69	ARG
4	AD	139	ASN
5	AE	55	VAL
6	AF	54	LEU
7	AG	78	ARG
9	AI	56	MET
10	AJ	31	ARG
11	AK	55	ARG
11	AK	123	PRO
12	AL	20	VAL
13	AM	49	GLU
16	AP	8	ARG
16	AP	50	THR
18	AR	59	LYS
19	AS	12	LEU
19	AS	30	LEU
19	AS	74	ALA
20	AT	39	GLU
21	AU	14	ALA
21	AU	22	CYS
21	AU	24	LYS
21	AU	51	ALA
24	AY	41	ILE
24	AY	95	ALA
2	BB	119	GLN
2	BB	135	MET
2	BB	151	LYS
2	BB	211	LEU
3	BC	44	LYS
3	BC	114	LEU
4	BD	49	ASP
4	BD	169	TRP
6	BF	18	VAL
6	BF	94	HIS

Continued on next page...

Continued from previous page...

Mol	Chain	Res	Type
7	BG	78	ARG
8	BH	20	ASN
8	BH	32	LYS
9	BI	125	GLN
10	BJ	31	ARG
10	BJ	90	LEU
12	BL	76	HIS
15	BO	28	VAL
16	BP	10	GLY
16	BP	13	LYS
16	BP	74	LEU
19	BS	22	VAL
19	BS	26	ASP
20	BT	37	ALA
20	BT	54	GLN
20	BT	85	LEU
21	BU	22	CYS
21	BU	52	VAL
27	CC	75	ALA
28	CD	98	VAL
29	CE	97	ASN
30	CF	42	ALA
31	CG	7	PRO
31	CG	78	VAL
31	CG	98	LYS
31	CG	155	PRO
32	CH	55	GLU
33	CI	120	ASP
34	CJ	25	LEU
35	CK	29	HIS
36	CL	5	THR
36	CL	84	LYS
36	CL	101	ILE
38	CN	118	ARG
39	CO	41	ALA
43	CS	10	ALA
44	CT	37	ASP
44	CT	90	GLY
49	CY	5	GLU
27	DC	142	ASN
29	DE	135	ALA
30	DF	109	ARG

Continued on next page...

Continued from previous page...

Mol	Chain	Res	Type
31	DG	66	THR
31	DG	155	PRO
33	DI	116	MET
36	DL	86	GLU
37	DM	116	ALA
40	DP	65	ASN
40	DP	113	LEU
42	DR	53	PHE
43	DS	57	ASN
43	DS	62	ASP
44	DT	24	MET
45	DU	67	SER
57	DW	16	ARG
48	DX	54	GLY
49	DY	23	ARG
53	D2	31	LEU
53	D2	44	VAL
4	AD	36	ALA
6	AF	27	ALA
7	AG	17	PHE
7	AG	104	VAL
9	AI	49	GLN
9	AI	50	PRO
10	AJ	45	ARG
15	AO	16	ARG
16	AP	28	ARG
16	AP	44	SER
20	AT	54	GLN
24	AY	33	ALA
2	BB	16	GLY
2	BB	34	ARG
2	BB	87	ASP
3	BC	73	GLY
5	BE	23	THR
5	BE	98	ALA
5	BE	132	PRO
7	BG	26	VAL
7	BG	30	MET
13	BM	9	PRO
15	BO	24	THR
21	BU	26	GLY
21	BU	37	TYR

Continued on next page...

Continued from previous page...

Mol	Chain	Res	Type
27	CC	154	ALA
29	CE	177	PRO
30	CF	102	LEU
30	CF	174	PHE
33	CI	51	GLY
33	CI	101	SER
36	CL	12	SER
37	CM	114	ARG
42	CR	64	VAL
43	CS	45	VAL
45	CU	36	GLU
27	DC	252	LYS
27	DC	269	ARG
29	DE	97	ASN
30	DF	93	GLU
32	DH	53	GLU
32	DH	57	LYS
32	DH	76	GLU
32	DH	86	ASP
33	DI	73	PRO
33	DI	108	ILE
37	DM	55	ARG
38	DN	52	ILE
41	DQ	106	THR
44	DT	2	ILE
45	DU	16	LYS
51	D0	54	ILE
4	AD	24	VAL
7	AG	5	VAL
9	AI	54	VAL
20	AT	66	ILE
21	AU	40	PRO
3	BC	71	ARG
3	BC	75	VAL
3	BC	148	ILE
4	BD	27	ILE
5	BE	107	GLY
10	BJ	39	PRO
19	BS	44	ILE
27	CC	27	LYS
29	CE	193	VAL
31	CG	11	PRO

Continued on next page...

Continued from previous page...

Mol	Chain	Res	Type
27	DC	28	PRO
29	DE	177	PRO
33	DI	84	GLY
35	DK	50	GLY
35	DK	93	GLN
37	DM	46	ILE
42	DR	63	VAL
2	AB	150	ILE
4	AD	100	VAL
7	AG	80	GLY
14	AN	10	VAL
15	AO	85	GLY
19	AS	44	ILE
24	AY	129	VAL
2	BB	172	ILE
4	BD	24	VAL
7	BG	7	GLY
9	BI	71	ILE
10	BJ	41	PRO
18	BR	25	ILE
38	CN	109	PRO
45	CU	54	PRO
35	DK	48	PRO
37	DM	87	GLY
2	AB	79	VAL
2	AB	155	GLY
12	AL	70	GLY
14	AN	45	VAL
16	AP	75	ILE
7	BG	92	PRO
9	BI	57	VAL
12	BL	15	VAL
13	BM	59	VAL
27	CC	195	GLY
33	CI	121	ILE
34	CJ	82	GLY
34	CJ	97	PRO
39	CO	101	GLY
43	CS	66	ILE
49	CY	46	VAL
31	DG	16	VAL
31	DG	125	PRO

Continued on next page...

Continued from previous page...

Mol	Chain	Res	Type
37	DM	4	PRO
43	DS	35	ILE
13	AM	94	LEU
3	BC	59	PRO
4	BD	51	GLY
20	BT	82	ILE
30	CF	28	PRO
27	DC	123	ILE
30	DF	75	GLY
31	DG	143	VAL
33	DI	12	VAL
33	DI	57	VAL
34	DJ	103	ILE
36	DL	53	GLY
39	DO	66	GLY
2	BB	200	PRO
3	BC	97	PRO
6	BF	29	ILE
8	BH	71	VAL
13	BM	6	ILE
13	BM	64	VAL
16	BP	36	VAL
44	CT	2	ILE
45	CU	53	GLN
27	DC	130	PRO
31	DG	75	VAL
32	DH	107	GLY
54	D3	17	GLY

5.3.2 Protein sidechains [i](#)

In the following table, the Percentiles column shows the percent sidechain outliers of the chain as a percentile score with respect to all X-ray entries followed by that with respect to entries of similar resolution.

The Analysed column shows the number of residues for which the sidechain conformation was analysed, and the total number of residues.

Mol	Chain	Analysed	Rotameric	Outliers	Percentiles
2	AB	180/180 (100%)	114 (63%)	66 (37%)	0 1
2	BB	180/180 (100%)	131 (73%)	49 (27%)	0 2
3	AC	170/170 (100%)	127 (75%)	43 (25%)	0 3

Continued on next page...

Continued from previous page...

Mol	Chain	Analysed	Rotameric	Outliers	Percentiles	
3	BC	170/170 (100%)	123 (72%)	47 (28%)	0	2
4	AD	172/172 (100%)	132 (77%)	40 (23%)	1	4
4	BD	172/172 (100%)	123 (72%)	49 (28%)	0	2
5	AE	113/113 (100%)	80 (71%)	33 (29%)	0	2
5	BE	113/113 (100%)	87 (77%)	26 (23%)	1	4
6	AF	87/87 (100%)	60 (69%)	27 (31%)	0	1
6	BF	87/87 (100%)	61 (70%)	26 (30%)	0	1
7	AG	124/124 (100%)	90 (73%)	34 (27%)	0	2
7	BG	124/124 (100%)	85 (68%)	39 (32%)	0	1
8	AH	104/104 (100%)	78 (75%)	26 (25%)	0	3
8	BH	104/104 (100%)	78 (75%)	26 (25%)	0	3
9	AI	105/105 (100%)	74 (70%)	31 (30%)	0	1
9	BI	105/105 (100%)	67 (64%)	38 (36%)	0	1
10	AJ	86/86 (100%)	63 (73%)	23 (27%)	0	2
10	BJ	86/86 (100%)	61 (71%)	25 (29%)	0	2
11	AK	90/90 (100%)	66 (73%)	24 (27%)	0	2
11	BK	90/90 (100%)	67 (74%)	23 (26%)	0	3
12	AL	103/103 (100%)	86 (84%)	17 (16%)	2	11
12	BL	103/103 (100%)	75 (73%)	28 (27%)	0	2
13	AM	92/92 (100%)	73 (79%)	19 (21%)	1	6
13	BM	92/92 (100%)	71 (77%)	21 (23%)	1	4
14	AN	79/83 (95%)	56 (71%)	23 (29%)	0	2
14	BN	79/83 (95%)	60 (76%)	19 (24%)	0	3
15	AO	76/76 (100%)	61 (80%)	15 (20%)	1	7
15	BO	76/76 (100%)	60 (79%)	16 (21%)	1	5
16	AP	65/65 (100%)	45 (69%)	20 (31%)	0	1
16	BP	65/65 (100%)	48 (74%)	17 (26%)	0	2
17	AQ	74/74 (100%)	54 (73%)	20 (27%)	0	2
17	BQ	74/74 (100%)	47 (64%)	27 (36%)	0	1
18	AR	48/48 (100%)	40 (83%)	8 (17%)	2	11
18	BR	48/48 (100%)	40 (83%)	8 (17%)	2	11

Continued on next page...

Continued from previous page...

Mol	Chain	Analysed	Rotameric	Outliers	Percentiles	
19	AS	70/70 (100%)	56 (80%)	14 (20%)	1	7
19	BS	70/70 (100%)	53 (76%)	17 (24%)	0	3
20	AT	65/65 (100%)	45 (69%)	20 (31%)	0	1
20	BT	65/65 (100%)	47 (72%)	18 (28%)	0	2
21	AU	44/44 (100%)	23 (52%)	21 (48%)	0	0
21	BU	44/44 (100%)	26 (59%)	18 (41%)	0	0
24	AY	157/157 (100%)	139 (88%)	18 (12%)	5	24
27	CC	216/216 (100%)	182 (84%)	34 (16%)	2	13
27	DC	216/216 (100%)	173 (80%)	43 (20%)	1	7
28	CD	164/164 (100%)	143 (87%)	21 (13%)	4	19
28	DD	164/164 (100%)	135 (82%)	29 (18%)	2	9
29	CE	165/165 (100%)	143 (87%)	22 (13%)	4	17
29	DE	165/165 (100%)	126 (76%)	39 (24%)	1	3
30	CF	148/148 (100%)	112 (76%)	36 (24%)	0	3
30	DF	148/148 (100%)	114 (77%)	34 (23%)	1	4
31	CG	137/137 (100%)	114 (83%)	23 (17%)	2	11
31	DG	137/137 (100%)	119 (87%)	18 (13%)	4	18
32	CH	114/114 (100%)	89 (78%)	25 (22%)	1	5
32	DH	114/114 (100%)	92 (81%)	22 (19%)	1	8
33	CI	109/109 (100%)	78 (72%)	31 (28%)	0	2
33	DI	109/109 (100%)	83 (76%)	26 (24%)	0	3
34	CJ	116/116 (100%)	97 (84%)	19 (16%)	2	11
34	DJ	116/116 (100%)	95 (82%)	21 (18%)	1	9
35	CK	103/103 (100%)	85 (82%)	18 (18%)	2	10
35	DK	103/103 (100%)	85 (82%)	18 (18%)	2	10
36	CL	102/102 (100%)	81 (79%)	21 (21%)	1	6
36	DL	102/102 (100%)	81 (79%)	21 (21%)	1	6
37	CM	109/109 (100%)	87 (80%)	22 (20%)	1	6
37	DM	109/109 (100%)	87 (80%)	22 (20%)	1	6
38	CN	100/100 (100%)	83 (83%)	17 (17%)	2	10
38	DN	100/100 (100%)	80 (80%)	20 (20%)	1	7

Continued on next page...

Continued from previous page...

Mol	Chain	Analysed	Rotameric	Outliers	Percentiles	
39	CO	86/86 (100%)	68 (79%)	18 (21%)	1	5
39	DO	86/86 (100%)	66 (77%)	20 (23%)	1	4
40	CP	99/99 (100%)	78 (79%)	21 (21%)	1	5
40	DP	99/99 (100%)	76 (77%)	23 (23%)	1	4
41	CQ	89/89 (100%)	76 (85%)	13 (15%)	3	15
41	DQ	89/89 (100%)	74 (83%)	15 (17%)	2	11
42	CR	84/84 (100%)	70 (83%)	14 (17%)	2	11
42	DR	84/84 (100%)	66 (79%)	18 (21%)	1	5
43	CS	93/93 (100%)	83 (89%)	10 (11%)	6	26
43	DS	93/93 (100%)	71 (76%)	22 (24%)	1	3
44	CT	80/80 (100%)	69 (86%)	11 (14%)	3	17
44	DT	80/80 (100%)	57 (71%)	23 (29%)	0	2
45	CU	83/83 (100%)	64 (77%)	19 (23%)	1	4
45	DU	83/83 (100%)	63 (76%)	20 (24%)	0	3
46	CV	78/78 (100%)	63 (81%)	15 (19%)	1	8
46	DV	78/78 (100%)	63 (81%)	15 (19%)	1	8
47	CW	56/58 (97%)	50 (89%)	6 (11%)	6	26
48	CX	67/67 (100%)	56 (84%)	11 (16%)	2	11
48	DX	67/67 (100%)	56 (84%)	11 (16%)	2	11
49	CY	55/55 (100%)	46 (84%)	9 (16%)	2	11
49	DY	55/55 (100%)	43 (78%)	12 (22%)	1	5
50	CZ	48/48 (100%)	40 (83%)	8 (17%)	2	11
50	DZ	48/48 (100%)	38 (79%)	10 (21%)	1	5
51	C0	47/47 (100%)	41 (87%)	6 (13%)	4	19
51	D0	47/47 (100%)	41 (87%)	6 (13%)	4	19
52	C1	45/45 (100%)	38 (84%)	7 (16%)	2	13
52	D1	45/45 (100%)	37 (82%)	8 (18%)	2	9
53	C2	38/38 (100%)	32 (84%)	6 (16%)	2	12
53	D2	38/38 (100%)	33 (87%)	5 (13%)	4	18
54	C3	51/51 (100%)	48 (94%)	3 (6%)	19	54
54	D3	51/51 (100%)	48 (94%)	3 (6%)	19	54

Continued on next page...

Continued from previous page...

Mol	Chain	Analysed	Rotameric	Outliers	Percentiles	
55	C4	34/34 (100%)	28 (82%)	6 (18%)	2	10
55	D4	34/34 (100%)	27 (79%)	7 (21%)	1	6
57	DW	55/57 (96%)	47 (86%)	8 (14%)	3	15
All	All	9482/9494 (100%)	7392 (78%)	2090 (22%)	1	4

All (2090) residues with a non-rotameric sidechain are listed below:

Mol	Chain	Res	Type
2	AB	9	LEU
2	AB	13	VAL
2	AB	14	HIS
2	AB	18	GLN
2	AB	19	THR
2	AB	20	ARG
2	AB	22	TRP
2	AB	31	PHE
2	AB	34	ARG
2	AB	38	HIS
2	AB	40	ILE
2	AB	43	GLU
2	AB	45	THR
2	AB	48	MET
2	AB	49	PHE
2	AB	51	GLU
2	AB	55	GLU
2	AB	56	LEU
2	AB	63	LYS
2	AB	65	LYS
2	AB	67	LEU
2	AB	69	VAL
2	AB	71	THR
2	AB	77	GLU
2	AB	81	ASP
2	AB	84	LEU
2	AB	88	GLN
2	AB	89	PHE
2	AB	90	PHE
2	AB	100	LEU
2	AB	101	THR
2	AB	106	VAL
2	AB	108	GLN

Continued on next page...

Continued from previous page...

Mol	Chain	Res	Type
2	AB	110	ILE
2	AB	111	LYS
2	AB	116	LEU
2	AB	125	PHE
2	AB	128	LEU
2	AB	129	THR
2	AB	130	LYS
2	AB	131	LYS
2	AB	132	GLU
2	AB	134	LEU
2	AB	135	MET
2	AB	136	ARG
2	AB	142	LYS
2	AB	143	LEU
2	AB	145	ASN
2	AB	156	LEU
2	AB	160	LEU
2	AB	162	VAL
2	AB	169	HIS
2	AB	173	LYS
2	AB	178	LEU
2	AB	180	ILE
2	AB	185	ILE
2	AB	187	ASP
2	AB	193	ASP
2	AB	196	ASP
2	AB	198	VAL
2	AB	204	ASP
2	AB	206	ILE
2	AB	207	ARG
2	AB	209	VAL
2	AB	219	THR
2	AB	224	ARG
3	AC	2	GLN
3	AC	3	LYS
3	AC	7	ASN
3	AC	10	ARG
3	AC	13	ILE
3	AC	14	VAL
3	AC	15	LYS
3	AC	17	TRP
3	AC	22	PHE

Continued on next page...

Continued from previous page...

Mol	Chain	Res	Type
3	AC	24	ASN
3	AC	25	THR
3	AC	26	LYS
3	AC	28	PHE
3	AC	32	LEU
3	AC	34	SER
3	AC	36	PHE
3	AC	43	THR
3	AC	54	ILE
3	AC	57	GLU
3	AC	58	ARG
3	AC	63	ILE
3	AC	81	GLU
3	AC	85	LYS
3	AC	93	ILE
3	AC	102	ILE
3	AC	106	ARG
3	AC	110	LEU
3	AC	120	THR
3	AC	128	MET
3	AC	139	ASN
3	AC	141	MET
3	AC	143	LEU
3	AC	149	LYS
3	AC	153	SER
3	AC	156	LEU
3	AC	160	GLU
3	AC	161	ILE
3	AC	165	GLU
3	AC	166	TRP
3	AC	168	ARG
3	AC	171	ARG
3	AC	183	TYR
3	AC	184	ASN
4	AD	2	ARG
4	AD	3	TYR
4	AD	4	LEU
4	AD	8	LEU
4	AD	12	ARG
4	AD	30	LYS
4	AD	31	CYS
4	AD	34	GLU

Continued on next page...

Continued from previous page...

Mol	Chain	Res	Type
4	AD	43	ARG
4	AD	44	LYS
4	AD	47	LEU
4	AD	54	LEU
4	AD	55	ARG
4	AD	57	LYS
4	AD	59	LYS
4	AD	62	ARG
4	AD	68	GLU
4	AD	69	ARG
4	AD	77	GLU
4	AD	82	LYS
4	AD	85	THR
4	AD	103	ARG
4	AD	104	MET
4	AD	109	THR
4	AD	115	GLN
4	AD	118	SER
4	AD	122	ILE
4	AD	130	ASN
4	AD	137	SER
4	AD	142	VAL
4	AD	160	LEU
4	AD	162	GLU
4	AD	170	LEU
4	AD	176	LYS
4	AD	178	GLU
4	AD	193	ASP
4	AD	194	ILE
4	AD	195	ASN
4	AD	196	GLU
4	AD	205	LYS
5	AE	14	LEU
5	AE	18	ASN
5	AE	25	LYS
5	AE	37	VAL
5	AE	45	VAL
5	AE	53	ARG
5	AE	54	GLU
5	AE	55	VAL
5	AE	64	GLU
5	AE	68	ARG

Continued on next page...

Continued from previous page...

Mol	Chain	Res	Type
5	AE	71	ILE
5	AE	72	ASN
5	AE	73	VAL
5	AE	77	ASN
5	AE	82	HIS
5	AE	87	VAL
5	AE	92	ARG
5	AE	94	PHE
5	AE	100	GLU
5	AE	102	THR
5	AE	114	LEU
5	AE	115	GLU
5	AE	119	VAL
5	AE	121	ASN
5	AE	123	LEU
5	AE	125	LYS
5	AE	130	THR
5	AE	131	ASN
5	AE	133	ILE
5	AE	135	VAL
5	AE	136	VAL
5	AE	139	THR
5	AE	148	SER
6	AF	2	ARG
6	AF	6	ILE
6	AF	11	HIS
6	AF	14	GLN
6	AF	15	SER
6	AF	17	GLN
6	AF	24	ARG
6	AF	35	LYS
6	AF	39	LEU
6	AF	42	TRP
6	AF	44	ARG
6	AF	46	GLN
6	AF	51	ILE
6	AF	52	ASN
6	AF	55	HIS
6	AF	62	MET
6	AF	63	ASN
6	AF	69	GLU
6	AF	71	ILE

Continued on next page...

Continued from previous page...

Mol	Chain	Res	Type
6	AF	73	GLU
6	AF	77	THR
6	AF	82	ASP
6	AF	85	ILE
6	AF	87	SER
6	AF	96	VAL
6	AF	97	THR
6	AF	100	SER
7	AG	3	ARG
7	AG	5	VAL
7	AG	6	ILE
7	AG	8	GLN
7	AG	12	LEU
7	AG	25	PHE
7	AG	29	LEU
7	AG	31	VAL
7	AG	42	VAL
7	AG	46	LEU
7	AG	48	THR
7	AG	51	GLN
7	AG	58	LEU
7	AG	61	PHE
7	AG	62	GLU
7	AG	67	ASN
7	AG	69	ARG
7	AG	74	VAL
7	AG	75	LYS
7	AG	77	ARG
7	AG	78	ARG
7	AG	79	VAL
7	AG	85	GLN
7	AG	88	VAL
7	AG	89	GLU
7	AG	90	VAL
7	AG	91	ARG
7	AG	110	ARG
7	AG	119	LEU
7	AG	134	VAL
7	AG	135	LYS
7	AG	141	HIS
7	AG	145	GLU
7	AG	147	ASN

Continued on next page...

Continued from previous page...

Mol	Chain	Res	Type
8	AH	2	MET
8	AH	10	LEU
8	AH	12	ARG
8	AH	21	LYS
8	AH	25	THR
8	AH	29	SER
8	AH	30	LYS
8	AH	31	LEU
8	AH	37	ASN
8	AH	41	GLU
8	AH	47	ASP
8	AH	48	PHE
8	AH	54	THR
8	AH	76	ARG
8	AH	82	LEU
8	AH	86	LYS
8	AH	88	LYS
8	AH	89	ASP
8	AH	93	LYS
8	AH	98	LEU
8	AH	102	VAL
8	AH	103	VAL
8	AH	106	SER
8	AH	111	THR
8	AH	120	LEU
8	AH	124	ILE
9	AI	6	TYR
9	AI	10	ARG
9	AI	11	ARG
9	AI	12	LYS
9	AI	13	SER
9	AI	17	ARG
9	AI	21	LYS
9	AI	29	ILE
9	AI	32	ARG
9	AI	35	GLU
9	AI	41	GLU
9	AI	42	THR
9	AI	45	MET
9	AI	48	ARG
9	AI	56	MET
9	AI	60	LEU

Continued on next page...

Continued from previous page...

Mol	Chain	Res	Type
9	AI	62	LEU
9	AI	67	LYS
9	AI	86	LEU
9	AI	87	MET
9	AI	88	GLU
9	AI	89	TYR
9	AI	93	LEU
9	AI	96	GLU
9	AI	98	ARG
9	AI	105	ARG
9	AI	115	VAL
9	AI	119	LYS
9	AI	126	PHE
9	AI	128	LYS
9	AI	129	ARG
10	AJ	6	ILE
10	AJ	8	ILE
10	AJ	15	HIS
10	AJ	17	LEU
10	AJ	25	ILE
10	AJ	27	GLU
10	AJ	28	THR
10	AJ	40	ILE
10	AJ	42	LEU
10	AJ	44	THR
10	AJ	49	PHE
10	AJ	52	LEU
10	AJ	53	ILE
10	AJ	54	SER
10	AJ	59	LYS
10	AJ	63	ASP
10	AJ	71	LEU
10	AJ	73	LEU
10	AJ	75	ASP
10	AJ	83	THR
10	AJ	89	ARG
10	AJ	92	LEU
10	AJ	101	SER
11	AK	17	ASP
11	AK	23	HIS
11	AK	30	ILE
11	AK	31	VAL

Continued on next page...

Continued from previous page...

Mol	Chain	Res	Type
11	AK	34	THR
11	AK	37	GLN
11	AK	51	PHE
11	AK	64	VAL
11	AK	75	GLU
11	AK	80	ASN
11	AK	81	LEU
11	AK	82	GLU
11	AK	92	ARG
11	AK	93	GLU
11	AK	95	THR
11	AK	96	ILE
11	AK	100	ASN
11	AK	106	ILE
11	AK	108	ASN
11	AK	110	THR
11	AK	113	THR
11	AK	121	ARG
11	AK	125	LYS
11	AK	127	ARG
12	AL	3	VAL
12	AL	18	SER
12	AL	20	VAL
12	AL	24	GLU
12	AL	28	GLN
12	AL	29	LYS
12	AL	43	LYS
12	AL	53	ARG
12	AL	61	GLU
12	AL	63	THR
12	AL	73	LEU
12	AL	74	GLN
12	AL	75	GLU
12	AL	77	SER
12	AL	101	LEU
12	AL	114	SER
12	AL	120	ARG
13	AM	3	ILE
13	AM	12	LYS
13	AM	15	VAL
13	AM	26	LYS
13	AM	28	ARG

Continued on next page...

Continued from previous page...

Mol	Chain	Res	Type
13	AM	43	LYS
13	AM	44	ILE
13	AM	54	THR
13	AM	56	ARG
13	AM	70	ARG
13	AM	71	GLU
13	AM	78	ARG
13	AM	82	LEU
13	AM	86	ARG
13	AM	90	HIS
13	AM	94	LEU
13	AM	106	ARG
13	AM	107	THR
13	AM	111	PRO
14	AN	6	LYS
14	AN	9	GLU
14	AN	15	LEU
14	AN	23	ARG
14	AN	25	GLU
14	AN	27	LYS
14	AN	41	ARG
14	AN	43	ASN
14	AN	46	LEU
14	AN	48	LEU
14	AN	49	GLN
14	AN	51	LEU
14	AN	58	SER
14	AN	62	ASN
14	AN	63	ARG
14	AN	65	ARG
14	AN	76	LYS
14	AN	81	ARG
14	AN	82	ILE
14	AN	89	MET
14	AN	92	GLU
14	AN	98	LYS
14	AN	100	SER
15	AO	7	THR
15	AO	12	SER
15	AO	16	ARG
15	AO	21	THR
15	AO	23	SER

Continued on next page...

Continued from previous page...

Mol	Chain	Res	Type
15	AO	30	LEU
15	AO	34	GLN
15	AO	38	LEU
15	AO	39	GLN
15	AO	47	LYS
15	AO	52	ARG
15	AO	56	LEU
15	AO	57	ARG
15	AO	74	VAL
15	AO	86	LEU
16	AP	1	MET
16	AP	2	VAL
16	AP	6	LEU
16	AP	9	HIS
16	AP	16	PHE
16	AP	18	GLN
16	AP	19	VAL
16	AP	20	VAL
16	AP	31	ARG
16	AP	33	ILE
16	AP	34	GLU
16	AP	39	PHE
16	AP	46	LYS
16	AP	51	ARG
16	AP	67	ILE
16	AP	69	ASP
16	AP	70	ARG
16	AP	75	ILE
16	AP	76	LYS
16	AP	80	LYS
17	AQ	3	LYS
17	AQ	6	THR
17	AQ	10	ARG
17	AQ	13	SER
17	AQ	16	MET
17	AQ	20	ILE
17	AQ	22	VAL
17	AQ	27	PHE
17	AQ	28	VAL
17	AQ	37	ILE
17	AQ	50	ASN
17	AQ	51	GLU

Continued on next page...

Continued from previous page...

Mol	Chain	Res	Type
17	AQ	54	ILE
17	AQ	58	VAL
17	AQ	60	ILE
17	AQ	73	THR
17	AQ	75	VAL
17	AQ	76	ARG
17	AQ	80	LYS
17	AQ	82	VAL
18	AR	24	ASP
18	AR	29	LYS
18	AR	35	SER
18	AR	42	ARG
18	AR	47	ARG
18	AR	60	ARG
18	AR	70	THR
18	AR	71	ASP
19	AS	5	LYS
19	AS	15	LEU
19	AS	20	LYS
19	AS	26	ASP
19	AS	34	SER
19	AS	39	ILE
19	AS	48	ILE
19	AS	54	ARG
19	AS	55	GLN
19	AS	62	THR
19	AS	64	GLU
19	AS	70	LEU
19	AS	73	PHE
19	AS	78	THR
20	AT	4	LYS
20	AT	7	LYS
20	AT	9	ARG
20	AT	11	ILE
20	AT	12	GLN
20	AT	14	GLU
20	AT	22	SER
20	AT	25	SER
20	AT	26	MET
20	AT	29	THR
20	AT	33	LYS
20	AT	47	GLN

Continued on next page...

Continued from previous page...

Mol	Chain	Res	Type
20	AT	52	GLU
20	AT	53	MET
20	AT	65	LEU
20	AT	67	HIS
20	AT	68	LYS
20	AT	69	ASN
20	AT	75	LYS
20	AT	83	ASN
21	AU	4	LYS
21	AU	5	VAL
21	AU	8	ASN
21	AU	9	GLU
21	AU	11	PHE
21	AU	15	LEU
21	AU	17	ARG
21	AU	18	PHE
21	AU	19	LYS
21	AU	27	VAL
21	AU	28	LEU
21	AU	32	ARG
21	AU	33	ARG
21	AU	36	PHE
21	AU	42	THR
21	AU	43	GLU
21	AU	45	LYS
21	AU	46	ARG
21	AU	50	SER
21	AU	52	VAL
21	AU	53	LYS
24	AY	16	LYS
24	AY	23	THR
24	AY	25	ILE
24	AY	38	LEU
24	AY	41	ILE
24	AY	57	SER
24	AY	87	ASP
24	AY	98	ASP
24	AY	106	LEU
24	AY	107	THR
24	AY	133	ARG
24	AY	135	ASP
24	AY	145	LYS

Continued on next page...

Continued from previous page...

Mol	Chain	Res	Type
24	AY	147	LYS
24	AY	157	SER
24	AY	159	ASP
24	AY	163	LYS
24	AY	179	LYS
2	BB	13	VAL
2	BB	14	HIS
2	BB	15	PHE
2	BB	17	HIS
2	BB	18	GLN
2	BB	19	THR
2	BB	23	ASN
2	BB	26	MET
2	BB	27	LYS
2	BB	34	ARG
2	BB	39	ILE
2	BB	42	LEU
2	BB	48	MET
2	BB	49	PHE
2	BB	50	ASN
2	BB	56	LEU
2	BB	62	ARG
2	BB	65	LYS
2	BB	67	LEU
2	BB	80	LYS
2	BB	81	ASP
2	BB	87	ASP
2	BB	88	GLN
2	BB	90	PHE
2	BB	91	VAL
2	BB	93	HIS
2	BB	94	ARG
2	BB	95	TRP
2	BB	100	LEU
2	BB	105	THR
2	BB	116	LEU
2	BB	125	PHE
2	BB	129	THR
2	BB	132	GLU
2	BB	135	MET
2	BB	138	ARG
2	BB	142	LYS

Continued on next page...

Continued from previous page...

Mol	Chain	Res	Type
2	BB	143	LEU
2	BB	162	VAL
2	BB	163	ILE
2	BB	169	HIS
2	BB	173	LYS
2	BB	187	ASP
2	BB	195	VAL
2	BB	196	ASP
2	BB	206	ILE
2	BB	209	VAL
2	BB	219	THR
2	BB	221	ARG
3	BC	2	GLN
3	BC	14	VAL
3	BC	15	LYS
3	BC	17	TRP
3	BC	25	THR
3	BC	26	LYS
3	BC	28	PHE
3	BC	32	LEU
3	BC	36	PHE
3	BC	42	LEU
3	BC	44	LYS
3	BC	45	GLU
3	BC	52	SER
3	BC	55	VAL
3	BC	57	GLU
3	BC	69	THR
3	BC	79	LYS
3	BC	93	ILE
3	BC	102	ILE
3	BC	106	ARG
3	BC	110	LEU
3	BC	111	ASP
3	BC	118	SER
3	BC	120	THR
3	BC	128	MET
3	BC	130	ARG
3	BC	131	ARG
3	BC	139	ASN
3	BC	143	LEU
3	BC	146	LYS

Continued on next page...

Continued from previous page...

Mol	Chain	Res	Type
3	BC	148	ILE
3	BC	150	VAL
3	BC	151	GLU
3	BC	166	TRP
3	BC	167	TYR
3	BC	169	GLU
3	BC	174	LEU
3	BC	175	HIS
3	BC	177	LEU
3	BC	178	ARG
3	BC	184	ASN
3	BC	189	HIS
3	BC	191	THR
3	BC	192	TYR
3	BC	199	VAL
3	BC	200	TRP
3	BC	201	ILE
4	BD	4	LEU
4	BD	7	LYS
4	BD	8	LEU
4	BD	27	ILE
4	BD	28	ASP
4	BD	30	LYS
4	BD	31	CYS
4	BD	32	LYS
4	BD	46	ARG
4	BD	53	GLN
4	BD	54	LEU
4	BD	55	ARG
4	BD	57	LYS
4	BD	58	GLN
4	BD	62	ARG
4	BD	66	VAL
4	BD	68	GLU
4	BD	80	ARG
4	BD	82	LYS
4	BD	85	THR
4	BD	89	LEU
4	BD	90	LEU
4	BD	92	LEU
4	BD	97	LEU
4	BD	99	ASN

Continued on next page...

Continued from previous page...

Mol	Chain	Res	Type
4	BD	101	VAL
4	BD	109	THR
4	BD	115	GLN
4	BD	116	LEU
4	BD	119	HIS
4	BD	124	VAL
4	BD	127	ARG
4	BD	128	VAL
4	BD	131	ILE
4	BD	137	SER
4	BD	142	VAL
4	BD	146	GLU
4	BD	151	GLN
4	BD	160	LEU
4	BD	162	GLU
4	BD	170	LEU
4	BD	177	MET
4	BD	178	GLU
4	BD	183	ARG
4	BD	190	LEU
4	BD	197	HIS
4	BD	199	ILE
4	BD	202	LEU
4	BD	205	LYS
5	BE	9	GLU
5	BE	14	LEU
5	BE	17	VAL
5	BE	24	VAL
5	BE	25	LYS
5	BE	28	ARG
5	BE	45	VAL
5	BE	68	ARG
5	BE	72	ASN
5	BE	76	ASN
5	BE	79	THR
5	BE	80	LEU
5	BE	92	ARG
5	BE	96	GLN
5	BE	100	GLU
5	BE	111	ARG
5	BE	113	VAL
5	BE	114	LEU

Continued on next page...

Continued from previous page...

Mol	Chain	Res	Type
5	BE	119	VAL
5	BE	125	LYS
5	BE	130	THR
5	BE	136	VAL
5	BE	139	THR
5	BE	151	MET
5	BE	155	LYS
5	BE	156	ARG
6	BF	1	MET
6	BF	2	ARG
6	BF	5	GLU
6	BF	7	VAL
6	BF	8	PHE
6	BF	9	MET
6	BF	10	VAL
6	BF	23	GLU
6	BF	24	ARG
6	BF	29	ILE
6	BF	35	LYS
6	BF	36	ILE
6	BF	38	ARG
6	BF	39	LEU
6	BF	51	ILE
6	BF	53	LYS
6	BF	54	LEU
6	BF	55	HIS
6	BF	63	ASN
6	BF	69	GLU
6	BF	73	GLU
6	BF	77	THR
6	BF	87	SER
6	BF	91	ARG
6	BF	93	LYS
6	BF	97	THR
7	BG	2	ARG
7	BG	4	ARG
7	BG	5	VAL
7	BG	8	GLN
7	BG	11	ILE
7	BG	21	LEU
7	BG	22	LEU
7	BG	25	PHE

Continued on next page...

Continued from previous page...

Mol	Chain	Res	Type
7	BG	29	LEU
7	BG	35	LYS
7	BG	46	LEU
7	BG	47	GLU
7	BG	49	LEU
7	BG	52	ARG
7	BG	58	LEU
7	BG	61	PHE
7	BG	65	LEU
7	BG	69	ARG
7	BG	72	VAL
7	BG	74	VAL
7	BG	76	SER
7	BG	77	ARG
7	BG	83	THR
7	BG	86	VAL
7	BG	89	GLU
7	BG	90	VAL
7	BG	94	ARG
7	BG	96	ASN
7	BG	108	ARG
7	BG	110	ARG
7	BG	119	LEU
7	BG	125	ASP
7	BG	128	GLU
7	BG	129	ASN
7	BG	134	VAL
7	BG	137	ARG
7	BG	139	ASP
7	BG	143	MET
7	BG	145	GLU
8	BH	2	MET
8	BH	10	LEU
8	BH	12	ARG
8	BH	21	LYS
8	BH	29	SER
8	BH	30	LYS
8	BH	41	GLU
8	BH	46	GLU
8	BH	48	PHE
8	BH	53	ASP
8	BH	58	LEU

Continued on next page...

Continued from previous page...

Mol	Chain	Res	Type
8	BH	62	LEU
8	BH	64	TYR
8	BH	65	PHE
8	BH	66	GLN
8	BH	73	SER
8	BH	74	ILE
8	BH	76	ARG
8	BH	79	ARG
8	BH	86	LYS
8	BH	100	ILE
8	BH	103	VAL
8	BH	111	THR
8	BH	116	ARG
8	BH	120	LEU
8	BH	124	ILE
9	BI	8	THR
9	BI	10	ARG
9	BI	11	ARG
9	BI	17	ARG
9	BI	27	ILE
9	BI	28	VAL
9	BI	31	GLN
9	BI	32	ARG
9	BI	35	GLU
9	BI	42	THR
9	BI	44	ARG
9	BI	45	MET
9	BI	47	VAL
9	BI	48	ARG
9	BI	53	LEU
9	BI	55	ASP
9	BI	56	MET
9	BI	58	GLU
9	BI	59	LYS
9	BI	60	LEU
9	BI	62	LEU
9	BI	65	THR
9	BI	67	LYS
9	BI	84	ARG
9	BI	87	MET
9	BI	88	GLU
9	BI	89	TYR

Continued on next page...

Continued from previous page...

Mol	Chain	Res	Type
9	BI	92	SER
9	BI	93	LEU
9	BI	96	GLU
9	BI	98	ARG
9	BI	104	THR
9	BI	105	ARG
9	BI	115	VAL
9	BI	119	LYS
9	BI	125	GLN
9	BI	126	PHE
9	BI	128	LYS
10	BJ	9	ARG
10	BJ	10	LEU
10	BJ	22	THR
10	BJ	25	ILE
10	BJ	27	GLU
10	BJ	32	THR
10	BJ	35	GLN
10	BJ	42	LEU
10	BJ	45	ARG
10	BJ	48	ARG
10	BJ	50	THR
10	BJ	58	ASN
10	BJ	59	LYS
10	BJ	63	ASP
10	BJ	64	GLN
10	BJ	66	GLU
10	BJ	73	LEU
10	BJ	77	VAL
10	BJ	78	GLU
10	BJ	80	THR
10	BJ	83	THR
10	BJ	84	VAL
10	BJ	87	LEU
10	BJ	89	ARG
10	BJ	92	LEU
11	BK	14	GLN
11	BK	26	PHE
11	BK	30	ILE
11	BK	32	THR
11	BK	41	LEU
11	BK	45	THR

Continued on next page...

Continued from previous page...

Mol	Chain	Res	Type
11	BK	63	GLN
11	BK	64	VAL
11	BK	71	ASP
11	BK	76	TYR
11	BK	80	ASN
11	BK	81	LEU
11	BK	82	GLU
11	BK	95	THR
11	BK	99	LEU
11	BK	100	ASN
11	BK	104	PHE
11	BK	105	ARG
11	BK	106	ILE
11	BK	113	THR
11	BK	124	LYS
11	BK	125	LYS
11	BK	127	ARG
12	BL	3	VAL
12	BL	4	ASN
12	BL	5	GLN
12	BL	9	LYS
12	BL	11	ARG
12	BL	15	VAL
12	BL	17	LYS
12	BL	19	ASN
12	BL	20	VAL
12	BL	21	PRO
12	BL	28	GLN
12	BL	30	ARG
12	BL	35	ARG
12	BL	43	LYS
12	BL	51	VAL
12	BL	57	THR
12	BL	58	ASN
12	BL	73	LEU
12	BL	74	GLN
12	BL	81	ILE
12	BL	85	ARG
12	BL	89	LEU
12	BL	92	VAL
12	BL	93	ARG
12	BL	101	LEU

Continued on next page...

Continued from previous page...

Mol	Chain	Res	Type
12	BL	109	ARG
12	BL	114	SER
12	BL	120	ARG
13	BM	6	ILE
13	BM	20	SER
13	BM	24	VAL
13	BM	28	ARG
13	BM	30	LYS
13	BM	33	LEU
13	BM	40	GLU
13	BM	47	LEU
13	BM	52	ILE
13	BM	53	ASP
13	BM	55	LEU
13	BM	59	VAL
13	BM	62	PHE
13	BM	67	ASP
13	BM	71	GLU
13	BM	79	LEU
13	BM	86	ARG
13	BM	89	ARG
13	BM	90	HIS
13	BM	96	VAL
13	BM	100	ARG
14	BN	3	GLN
14	BN	9	GLU
14	BN	12	ARG
14	BN	15	LEU
14	BN	19	TYR
14	BN	22	LYS
14	BN	25	GLU
14	BN	27	LYS
14	BN	31	SER
14	BN	32	ASP
14	BN	34	ASN
14	BN	43	ASN
14	BN	48	LEU
14	BN	51	LEU
14	BN	60	GLN
14	BN	71	HIS
14	BN	77	PHE
14	BN	85	ARG

Continued on next page...

Continued from previous page...

Mol	Chain	Res	Type
14	BN	90	ARG
15	BO	3	SER
15	BO	5	GLU
15	BO	16	ARG
15	BO	21	THR
15	BO	25	GLU
15	BO	34	GLN
15	BO	38	LEU
15	BO	47	LYS
15	BO	61	GLN
15	BO	62	ARG
15	BO	63	ARG
15	BO	69	LEU
15	BO	78	THR
15	BO	84	LEU
15	BO	86	LEU
15	BO	87	ARG
16	BP	1	MET
16	BP	2	VAL
16	BP	3	THR
16	BP	8	ARG
16	BP	17	TYR
16	BP	19	VAL
16	BP	26	ASN
16	BP	34	GLU
16	BP	36	VAL
16	BP	39	PHE
16	BP	46	LYS
16	BP	48	GLU
16	BP	51	ARG
16	BP	63	GLN
16	BP	69	ASP
16	BP	74	LEU
16	BP	80	LYS
17	BQ	3	LYS
17	BQ	4	ILE
17	BQ	6	THR
17	BQ	7	LEU
17	BQ	8	GLN
17	BQ	10	ARG
17	BQ	16	MET
17	BQ	17	GLU

Continued on next page...

Continued from previous page...

Mol	Chain	Res	Type
17	BQ	22	VAL
17	BQ	26	ARG
17	BQ	27	PHE
17	BQ	28	VAL
17	BQ	39	ARG
17	BQ	47	ASP
17	BQ	50	ASN
17	BQ	51	GLU
17	BQ	54	ILE
17	BQ	58	VAL
17	BQ	64	ARG
17	BQ	69	THR
17	BQ	73	THR
17	BQ	74	LEU
17	BQ	75	VAL
17	BQ	77	VAL
17	BQ	78	VAL
17	BQ	80	LYS
17	BQ	82	VAL
18	BR	20	ILE
18	BR	24	ASP
18	BR	28	LEU
18	BR	32	ILE
18	BR	38	ILE
18	BR	46	THR
18	BR	47	ARG
18	BR	54	LEU
19	BS	5	LYS
19	BS	6	LYS
19	BS	10	ILE
19	BS	11	ASP
19	BS	12	LEU
19	BS	13	HIS
19	BS	15	LEU
19	BS	22	VAL
19	BS	24	SER
19	BS	27	LYS
19	BS	32	THR
19	BS	36	ARG
19	BS	38	THR
19	BS	48	ILE
19	BS	55	GLN

Continued on next page...

Continued from previous page...

Mol	Chain	Res	Type
19	BS	57	VAL
19	BS	65	MET
20	BT	4	LYS
20	BT	7	LYS
20	BT	9	ARG
20	BT	11	ILE
20	BT	14	GLU
20	BT	18	LYS
20	BT	20	ASN
20	BT	26	MET
20	BT	28	ARG
20	BT	35	TYR
20	BT	38	ILE
20	BT	48	LYS
20	BT	53	MET
20	BT	63	LYS
20	BT	66	ILE
20	BT	75	LYS
20	BT	77	ASN
20	BT	78	LEU
21	BU	4	LYS
21	BU	7	GLU
21	BU	8	ASN
21	BU	11	PHE
21	BU	13	VAL
21	BU	15	LEU
21	BU	16	ARG
21	BU	18	PHE
21	BU	19	LYS
21	BU	21	SER
21	BU	27	VAL
21	BU	33	ARG
21	BU	35	GLU
21	BU	36	PHE
21	BU	37	TYR
21	BU	42	THR
21	BU	46	ARG
21	BU	48	LYS
27	CC	2	VAL
27	CC	9	SER
27	CC	13	ARG
27	CC	15	VAL

Continued on next page...

Continued from previous page...

Mol	Chain	Res	Type
27	CC	17	LYS
27	CC	34	GLU
27	CC	37	SER
27	CC	42	ARG
27	CC	76	VAL
27	CC	96	LYS
27	CC	101	ARG
27	CC	104	LEU
27	CC	109	LEU
27	CC	110	LYS
27	CC	113	ASP
27	CC	120	ASP
27	CC	124	LYS
27	CC	129	LEU
27	CC	138	SER
27	CC	153	LEU
27	CC	155	ARG
27	CC	167	ASP
27	CC	173	LEU
27	CC	176	ARG
27	CC	196	ASN
27	CC	198	GLU
27	CC	211	ARG
27	CC	224	MET
27	CC	225	ASN
27	CC	256	THR
27	CC	259	ASN
27	CC	262	THR
27	CC	268	ARG
27	CC	270	ARG
28	CD	12	THR
28	CD	13	ARG
28	CD	18	ASP
28	CD	26	VAL
28	CD	28	GLU
28	CD	32	ASN
28	CD	35	THR
28	CD	48	ILE
28	CD	77	ARG
28	CD	83	ARG
28	CD	89	GLU
28	CD	95	SER

Continued on next page...

Continued from previous page...

Mol	Chain	Res	Type
28	CD	97	SER
28	CD	100	LEU
28	CD	105	LYS
28	CD	121	THR
28	CD	129	THR
28	CD	139	SER
28	CD	159	LYS
28	CD	176	ASP
28	CD	177	VAL
29	CE	7	ASP
29	CE	12	LEU
29	CE	40	ARG
29	CE	47	LYS
29	CE	55	SER
29	CE	72	SER
29	CE	77	ILE
29	CE	80	SER
29	CE	90	GLN
29	CE	97	ASN
29	CE	108	ILE
29	CE	111	GLU
29	CE	113	VAL
29	CE	123	LYS
29	CE	149	ILE
29	CE	150	THR
29	CE	159	LEU
29	CE	163	ASN
29	CE	164	LEU
29	CE	170	ARG
29	CE	176	ASP
29	CE	189	THR
30	CF	2	LYS
30	CF	13	LYS
30	CF	18	GLU
30	CF	20	ASN
30	CF	24	VAL
30	CF	26	GLN
30	CF	30	VAL
30	CF	34	THR
30	CF	35	LEU
30	CF	41	GLU
30	CF	43	ILE

Continued on next page...

Continued from previous page...

Mol	Chain	Res	Type
30	CF	49	LEU
30	CF	50	ASP
30	CF	55	ASP
30	CF	56	LEU
30	CF	60	SER
30	CF	67	THR
30	CF	77	LYS
30	CF	82	TYR
30	CF	91	ARG
30	CF	93	GLU
30	CF	94	ARG
30	CF	100	GLU
30	CF	104	THR
30	CF	107	VAL
30	CF	120	SER
30	CF	124	ARG
30	CF	129	MET
30	CF	131	VAL
30	CF	146	ASP
30	CF	149	ARG
30	CF	151	LEU
30	CF	154	THR
30	CF	157	THR
30	CF	173	ASP
30	CF	176	PHE
31	CG	5	LYS
31	CG	9	VAL
31	CG	14	VAL
31	CG	22	VAL
31	CG	31	GLU
31	CG	41	GLU
31	CG	42	VAL
31	CG	47	ASN
31	CG	49	LEU
31	CG	68	ARG
31	CG	76	ILE
31	CG	91	VAL
31	CG	100	ASN
31	CG	105	SER
31	CG	123	GLU
31	CG	148	ARG
31	CG	151	ARG

Continued on next page...

Continued from previous page...

Mol	Chain	Res	Type
31	CG	154	GLU
31	CG	155	PRO
31	CG	159	LYS
31	CG	165	ASP
31	CG	167	VAL
31	CG	170	THR
32	CH	1	MET
32	CH	3	VAL
32	CH	7	ASP
32	CH	15	LEU
32	CH	18	GLN
32	CH	19	VAL
32	CH	25	TYR
32	CH	27	ARG
32	CH	37	VAL
32	CH	48	GLU
32	CH	50	ARG
32	CH	60	GLU
32	CH	72	ILE
32	CH	75	LEU
32	CH	76	GLU
32	CH	77	THR
32	CH	78	VAL
32	CH	87	GLU
32	CH	90	LEU
32	CH	112	LYS
32	CH	113	SER
32	CH	116	ARG
32	CH	123	ARG
32	CH	124	THR
32	CH	131	SER
33	CI	2	LYS
33	CI	5	GLN
33	CI	7	TYR
33	CI	8	VAL
33	CI	10	LEU
33	CI	11	GLN
33	CI	16	MET
33	CI	27	LEU
33	CI	30	GLN
33	CI	33	ASN
33	CI	37	PHE

Continued on next page...

Continued from previous page...

Mol	Chain	Res	Type
33	CI	44	LYS
33	CI	46	ASP
33	CI	49	GLU
33	CI	56	VAL
33	CI	61	TYR
33	CI	66	PHE
33	CI	68	PHE
33	CI	71	LYS
33	CI	81	LYS
33	CI	85	ILE
33	CI	86	LYS
33	CI	95	ASP
33	CI	96	LYS
33	CI	100	ILE
33	CI	101	SER
33	CI	102	ARG
33	CI	107	GLU
33	CI	126	ARG
33	CI	133	ARG
33	CI	135	MET
34	CJ	1	MET
34	CJ	4	PHE
34	CJ	5	THR
34	CJ	9	GLU
34	CJ	17	VAL
34	CJ	23	LYS
34	CJ	30	THR
34	CJ	43	GLU
34	CJ	61	LYS
34	CJ	64	VAL
34	CJ	65	THR
34	CJ	69	ARG
34	CJ	70	THR
34	CJ	81	ILE
34	CJ	100	VAL
34	CJ	101	ILE
34	CJ	131	ASN
34	CJ	135	GLN
34	CJ	142	ILE
35	CK	8	LEU
35	CK	19	VAL
35	CK	20	MET

Continued on next page...

Continued from previous page...

Mol	Chain	Res	Type
35	CK	28	SER
35	CK	31	ARG
35	CK	32	TYR
35	CK	42	THR
35	CK	58	LEU
35	CK	66	LYS
35	CK	77	ILE
35	CK	80	ASP
35	CK	82	ASN
35	CK	88	ASN
35	CK	92	GLU
35	CK	103	VAL
35	CK	107	LEU
35	CK	108	ARG
35	CK	121	GLU
36	CL	2	ARG
36	CL	5	THR
36	CL	13	LYS
36	CL	19	LEU
36	CL	21	ARG
36	CL	27	LEU
36	CL	33	ARG
36	CL	40	SER
36	CL	47	ARG
36	CL	67	THR
36	CL	69	ARG
36	CL	82	LEU
36	CL	85	VAL
36	CL	86	GLU
36	CL	92	LEU
36	CL	93	ASN
36	CL	95	LEU
36	CL	100	ILE
36	CL	115	GLU
36	CL	125	LEU
36	CL	144	GLU
37	CM	7	THR
37	CM	12	MET
37	CM	16	ARG
37	CM	25	ASP
37	CM	30	SER
37	CM	40	ARG

Continued on next page...

Continued from previous page...

Mol	Chain	Res	Type
37	CM	47	GLU
37	CM	50	ARG
37	CM	55	ARG
37	CM	60	GLN
37	CM	69	PRO
37	CM	70	ASP
37	CM	74	THR
37	CM	100	LYS
37	CM	108	VAL
37	CM	110	GLU
37	CM	111	GLU
37	CM	115	GLU
37	CM	129	THR
37	CM	131	VAL
37	CM	134	THR
37	CM	135	VAL
38	CN	2	ARG
38	CN	6	SER
38	CN	13	ASN
38	CN	15	SER
38	CN	36	THR
38	CN	37	THR
38	CN	39	PRO
38	CN	48	VAL
38	CN	62	ASN
38	CN	65	LEU
38	CN	69	ARG
38	CN	70	THR
38	CN	71	ARG
38	CN	89	SER
38	CN	90	ARG
38	CN	114	GLU
38	CN	119	SER
39	CO	4	LYS
39	CO	9	ARG
39	CO	17	LYS
39	CO	25	ARG
39	CO	28	VAL
39	CO	38	GLN
39	CO	45	SER
39	CO	49	VAL
39	CO	62	LEU

Continued on next page...

Continued from previous page...

Mol	Chain	Res	Type
39	CO	63	LYS
39	CO	65	THR
39	CO	74	VAL
39	CO	78	VAL
39	CO	88	LYS
39	CO	89	ASP
39	CO	111	ARG
39	CO	112	GLU
39	CO	115	LEU
40	CP	2	ASN
40	CP	3	ILE
40	CP	6	GLN
40	CP	15	ASP
40	CP	18	SER
40	CP	26	GLU
40	CP	31	VAL
40	CP	62	LYS
40	CP	67	GLU
40	CP	72	VAL
40	CP	74	GLN
40	CP	92	ARG
40	CP	93	LYS
40	CP	95	LYS
40	CP	102	ARG
40	CP	108	ARG
40	CP	109	ILE
40	CP	110	LYS
40	CP	111	GLU
40	CP	113	LEU
40	CP	114	ASN
41	CQ	3	VAL
41	CQ	5	ARG
41	CQ	7	VAL
41	CQ	8	ILE
41	CQ	10	ARG
41	CQ	16	ILE
41	CQ	17	LEU
41	CQ	18	LYS
41	CQ	33	VAL
41	CQ	39	ILE
41	CQ	50	ARG
41	CQ	58	GLN

Continued on next page...

Continued from previous page...

Mol	Chain	Res	Type
41	CQ	91	ARG
42	CR	1	MET
42	CR	14	VAL
42	CR	20	VAL
42	CR	38	VAL
42	CR	39	LEU
42	CR	43	ASN
42	CR	46	GLU
42	CR	47	VAL
42	CR	48	LYS
42	CR	62	GLU
42	CR	64	VAL
42	CR	83	TYR
42	CR	85	LYS
42	CR	94	THR
43	CS	4	ILE
43	CS	6	LYS
43	CS	12	SER
43	CS	19	LEU
43	CS	35	ILE
43	CS	69	LEU
43	CS	81	SER
43	CS	97	LEU
43	CS	107	VAL
43	CS	109	ASP
44	CT	17	SER
44	CT	28	ASN
44	CT	30	ILE
44	CT	37	ASP
44	CT	39	THR
44	CT	49	LYS
44	CT	57	VAL
44	CT	60	THR
44	CT	77	ARG
44	CT	82	LYS
44	CT	91	GLN
45	CU	6	ARG
45	CU	7	ASP
45	CU	8	ASP
45	CU	11	ILE
45	CU	17	ASP
45	CU	20	LYS

Continued on next page...

Continued from previous page...

Mol	Chain	Res	Type
45	CU	23	LYS
45	CU	25	LYS
45	CU	28	LEU
45	CU	30	SER
45	CU	33	VAL
45	CU	51	LEU
45	CU	60	LYS
45	CU	64	ILE
45	CU	67	SER
45	CU	71	ILE
45	CU	73	ASN
45	CU	85	ARG
45	CU	99	SER
46	CV	1	MET
46	CV	3	THR
46	CV	8	VAL
46	CV	10	LYS
46	CV	11	GLU
46	CV	19	ARG
46	CV	29	ILE
46	CV	43	ASP
46	CV	53	LYS
46	CV	61	LEU
46	CV	62	THR
46	CV	65	VAL
46	CV	70	ILE
46	CV	77	VAL
46	CV	90	ASP
47	CW	16	ARG
47	CW	25	GLU
47	CW	40	LYS
47	CW	60	ASP
47	CW	66	GLU
47	CW	77	SER
48	CX	4	CYS
48	CX	17	ARG
48	CX	21	LEU
48	CX	27	ARG
48	CX	36	ARG
48	CX	39	VAL
48	CX	40	GLU
48	CX	46	VAL

Continued on next page...

Continued from previous page...

Mol	Chain	Res	Type
48	CX	58	ILE
48	CX	64	ASP
48	CX	76	LYS
49	CY	2	LYS
49	CY	6	LEU
49	CY	13	GLU
49	CY	16	THR
49	CY	22	LEU
49	CY	37	LEU
49	CY	44	LYS
49	CY	58	ASN
49	CY	59	GLU
50	CZ	2	LYS
50	CZ	20	LYS
50	CZ	24	LEU
50	CZ	31	ILE
50	CZ	38	GLU
50	CZ	47	ILE
50	CZ	56	VAL
50	CZ	58	GLU
51	C0	9	ARG
51	C0	10	SER
51	C0	19	ASP
51	C0	35	GLU
51	C0	39	ARG
51	C0	52	LYS
52	C1	5	ARG
52	C1	7	LYS
52	C1	9	LYS
52	C1	34	GLU
52	C1	42	VAL
52	C1	46	VAL
52	C1	50	GLU
53	C2	1	MET
53	C2	3	ARG
53	C2	12	ARG
53	C2	22	MET
53	C2	25	LYS
53	C2	42	LEU
54	C3	16	THR
54	C3	29	ARG
54	C3	30	HIS

Continued on next page...

Continued from previous page...

Mol	Chain	Res	Type
55	C4	2	LYS
55	C4	3	VAL
55	C4	6	SER
55	C4	16	ILE
55	C4	17	VAL
55	C4	20	ASP
27	DC	5	CYS
27	DC	8	THR
27	DC	19	VAL
27	DC	20	ASN
27	DC	27	LYS
27	DC	35	LYS
27	DC	47	ARG
27	DC	50	THR
27	DC	51	ARG
27	DC	52	HIS
27	DC	58	LYS
27	DC	62	ARG
27	DC	63	ILE
27	DC	69	ASN
27	DC	73	ILE
27	DC	79	ARG
27	DC	87	SER
27	DC	93	VAL
27	DC	103	ILE
27	DC	104	LEU
27	DC	110	LYS
27	DC	113	ASP
27	DC	117	SER
27	DC	153	LEU
27	DC	155	ARG
27	DC	159	THR
27	DC	167	ASP
27	DC	173	LEU
27	DC	174	ARG
27	DC	181	ARG
27	DC	188	ARG
27	DC	200	MET
27	DC	201	LEU
27	DC	204	LEU
27	DC	212	TRP
27	DC	215	VAL

Continued on next page...

Continued from previous page...

Mol	Chain	Res	Type
27	DC	235	GLU
27	DC	250	GLN
27	DC	255	LYS
27	DC	261	ARG
27	DC	264	LYS
27	DC	266	ILE
27	DC	271	SER
28	DD	1	MET
28	DD	11	MET
28	DD	18	ASP
28	DD	33	ARG
28	DD	42	ASN
28	DD	43	ASP
28	DD	49	GLN
28	DD	50	VAL
28	DD	52	THR
28	DD	55	LYS
28	DD	60	VAL
28	DD	73	VAL
28	DD	80	TRP
28	DD	84	LEU
28	DD	86	GLU
28	DD	91	THR
28	DD	95	SER
28	DD	99	GLU
28	DD	100	LEU
28	DD	103	ASP
28	DD	107	VAL
28	DD	136	ASN
28	DD	141	ARG
28	DD	150	GLN
28	DD	170	VAL
28	DD	172	VAL
28	DD	177	VAL
28	DD	179	ARG
28	DD	189	VAL
29	DE	22	ASP
29	DE	32	VAL
29	DE	33	VAL
29	DE	44	ARG
29	DE	63	LYS
29	DE	65	THR

Continued on next page...

Continued from previous page...

Mol	Chain	Res	Type
29	DE	69	ARG
29	DE	77	ILE
29	DE	78	TRP
29	DE	88	ARG
29	DE	90	GLN
29	DE	93	SER
29	DE	100	MET
29	DE	108	ILE
29	DE	109	LEU
29	DE	113	VAL
29	DE	118	LEU
29	DE	120	VAL
29	DE	124	PHE
29	DE	127	GLU
29	DE	130	LYS
29	DE	131	THR
29	DE	149	ILE
29	DE	154	ASP
29	DE	158	PHE
29	DE	159	LEU
29	DE	163	ASN
29	DE	164	LEU
29	DE	168	ASP
29	DE	170	ARG
29	DE	171	ASP
29	DE	173	THR
29	DE	178	VAL
29	DE	179	SER
29	DE	181	ILE
29	DE	184	ASP
29	DE	189	THR
29	DE	198	GLU
29	DE	200	LEU
30	DF	3	LEU
30	DF	6	TYR
30	DF	9	ASP
30	DF	13	LYS
30	DF	19	PHE
30	DF	20	ASN
30	DF	25	MET
30	DF	30	VAL
30	DF	34	THR

Continued on next page...

Continued from previous page...

Mol	Chain	Res	Type
30	DF	35	LEU
30	DF	43	ILE
30	DF	51	ASN
30	DF	63	LYS
30	DF	65	LEU
30	DF	73	VAL
30	DF	79	ARG
30	DF	80	GLN
30	DF	82	TYR
30	DF	89	THR
30	DF	91	ARG
30	DF	94	ARG
30	DF	102	LEU
30	DF	103	ILE
30	DF	105	ILE
30	DF	113	PHE
30	DF	124	ARG
30	DF	132	ARG
30	DF	140	ILE
30	DF	146	ASP
30	DF	148	VAL
30	DF	149	ARG
30	DF	156	THR
30	DF	173	ASP
30	DF	177	ARG
31	DG	10	VAL
31	DG	15	ASP
31	DG	28	LYS
31	DG	43	LYS
31	DG	50	THR
31	DG	73	SER
31	DG	83	THR
31	DG	88	LEU
31	DG	103	ASN
31	DG	116	LEU
31	DG	128	THR
31	DG	131	VAL
31	DG	132	LEU
31	DG	151	ARG
31	DG	154	GLU
31	DG	159	LYS
31	DG	165	ASP

Continued on next page...

Continued from previous page...

Mol	Chain	Res	Type
31	DG	171	LYS
32	DH	7	ASP
32	DH	12	LEU
32	DH	14	SER
32	DH	15	LEU
32	DH	42	LYS
32	DH	48	GLU
32	DH	50	ARG
32	DH	54	LEU
32	DH	60	GLU
32	DH	61	VAL
32	DH	62	LEU
32	DH	72	ILE
32	DH	76	GLU
32	DH	77	THR
32	DH	79	THR
32	DH	82	SER
32	DH	86	ASP
32	DH	87	GLU
32	DH	129	GLU
32	DH	131	SER
32	DH	136	SER
32	DH	145	ASN
33	DI	2	LYS
33	DI	3	LYS
33	DI	7	TYR
33	DI	10	LEU
33	DI	11	GLN
33	DI	16	MET
33	DI	23	VAL
33	DI	30	GLN
33	DI	39	LYS
33	DI	48	ILE
33	DI	50	LYS
33	DI	54	ILE
33	DI	67	THR
33	DI	68	PHE
33	DI	71	LYS
33	DI	86	LYS
33	DI	94	LYS
33	DI	95	ASP
33	DI	96	LYS

Continued on next page...

Continued from previous page...

Mol	Chain	Res	Type
33	DI	102	ARG
33	DI	104	GLN
33	DI	107	GLU
33	DI	124	MET
33	DI	126	ARG
33	DI	129	GLU
33	DI	133	ARG
34	DJ	1	MET
34	DJ	2	LYS
34	DJ	3	THR
34	DJ	11	VAL
34	DJ	30	THR
34	DJ	37	ARG
34	DJ	39	LYS
34	DJ	40	HIS
34	DJ	43	GLU
34	DJ	58	ASN
34	DJ	64	VAL
34	DJ	72	LYS
34	DJ	75	TYR
34	DJ	81	ILE
34	DJ	84	ILE
34	DJ	86	GLN
34	DJ	111	LYS
34	DJ	119	PHE
34	DJ	131	ASN
34	DJ	140	LEU
34	DJ	142	ILE
35	DK	1	MET
35	DK	40	LYS
35	DK	47	ILE
35	DK	49	ARG
35	DK	53	LYS
35	DK	58	LEU
35	DK	61	VAL
35	DK	67	LYS
35	DK	70	ARG
35	DK	73	ASP
35	DK	80	ASP
35	DK	90	ASN
35	DK	92	GLU
35	DK	95	ILE

Continued on next page...

Continued from previous page...

Mol	Chain	Res	Type
35	DK	97	THR
35	DK	104	THR
35	DK	116	ILE
35	DK	118	LEU
36	DL	4	ASN
36	DL	5	THR
36	DL	6	LEU
36	DL	12	SER
36	DL	14	LYS
36	DL	27	LEU
36	DL	42	SER
36	DL	46	VAL
36	DL	47	ARG
36	DL	48	ARG
36	DL	60	ARG
36	DL	74	THR
36	DL	82	LEU
36	DL	85	VAL
36	DL	94	THR
36	DL	95	LEU
36	DL	100	ILE
36	DL	103	ILE
36	DL	107	PHE
36	DL	118	THR
36	DL	126	ARG
37	DM	14	LYS
37	DM	20	LEU
37	DM	33	LEU
37	DM	46	ILE
37	DM	54	THR
37	DM	66	ARG
37	DM	69	PRO
37	DM	70	ASP
37	DM	74	THR
37	DM	100	LYS
37	DM	108	VAL
37	DM	111	GLU
37	DM	118	LYS
37	DM	124	LEU
37	DM	126	ILE
37	DM	127	LYS
37	DM	128	THR

Continued on next page...

Continued from previous page...

Mol	Chain	Res	Type
37	DM	129	THR
37	DM	130	PHE
37	DM	132	THR
37	DM	134	THR
37	DM	136	MET
38	DN	6	SER
38	DN	8	ARG
38	DN	14	SER
38	DN	20	MET
38	DN	22	ARG
38	DN	24	MET
38	DN	34	ILE
38	DN	51	LEU
38	DN	63	ARG
38	DN	69	ARG
38	DN	70	THR
38	DN	71	ARG
38	DN	74	GLU
38	DN	76	VAL
38	DN	79	LEU
38	DN	81	ASN
38	DN	82	GLU
38	DN	90	ARG
38	DN	95	THR
38	DN	116	VAL
39	DO	8	ILE
39	DO	9	ARG
39	DO	15	ARG
39	DO	24	THR
39	DO	26	LEU
39	DO	28	VAL
39	DO	45	SER
39	DO	48	LEU
39	DO	52	SER
39	DO	67	ASN
39	DO	78	VAL
39	DO	88	LYS
39	DO	89	ASP
39	DO	95	SER
39	DO	100	HIS
39	DO	102	ARG
39	DO	103	VAL

Continued on next page...

Continued from previous page...

Mol	Chain	Res	Type
39	DO	106	LEU
39	DO	116	GLN
39	DO	117	PHE
40	DP	1	SER
40	DP	6	GLN
40	DP	7	LEU
40	DP	18	SER
40	DP	25	VAL
40	DP	31	VAL
40	DP	33	GLU
40	DP	36	LYS
40	DP	50	ARG
40	DP	51	ASN
40	DP	54	LEU
40	DP	56	SER
40	DP	63	ILE
40	DP	65	ASN
40	DP	72	VAL
40	DP	74	GLN
40	DP	79	VAL
40	DP	80	VAL
40	DP	84	SER
40	DP	92	ARG
40	DP	93	LYS
40	DP	109	ILE
40	DP	113	LEU
41	DQ	2	ARG
41	DQ	7	VAL
41	DQ	8	ILE
41	DQ	10	ARG
41	DQ	21	LYS
41	DQ	32	ARG
41	DQ	40	LYS
41	DQ	50	ARG
41	DQ	52	ARG
41	DQ	86	SER
41	DQ	91	ARG
41	DQ	93	ILE
41	DQ	99	VAL
41	DQ	108	LEU
41	DQ	110	GLU
42	DR	10	LYS

Continued on next page...

Continued from previous page...

Mol	Chain	Res	Type
42	DR	12	HIS
42	DR	14	VAL
42	DR	18	GLN
42	DR	26	ASP
42	DR	31	GLU
42	DR	38	VAL
42	DR	46	GLU
42	DR	47	VAL
42	DR	48	LYS
42	DR	51	VAL
42	DR	53	PHE
42	DR	58	VAL
42	DR	72	VAL
42	DR	84	ARG
42	DR	86	GLN
42	DR	94	THR
42	DR	99	THR
43	DS	1	MET
43	DS	2	GLU
43	DS	4	ILE
43	DS	6	LYS
43	DS	9	HIS
43	DS	19	LEU
43	DS	28	LYS
43	DS	39	THR
43	DS	40	ASN
43	DS	41	LYS
43	DS	47	VAL
43	DS	62	ASP
43	DS	66	ILE
43	DS	67	ASP
43	DS	68	ASP
43	DS	80	PRO
43	DS	81	SER
43	DS	86	MET
43	DS	96	ILE
43	DS	97	LEU
43	DS	104	THR
43	DS	109	ASP
44	DT	3	ARG
44	DT	5	GLU
44	DT	7	LEU

Continued on next page...

Continued from previous page...

Mol	Chain	Res	Type
44	DT	16	VAL
44	DT	18	GLU
44	DT	25	GLU
44	DT	26	LYS
44	DT	28	ASN
44	DT	30	ILE
44	DT	31	VAL
44	DT	32	LEU
44	DT	34	VAL
44	DT	39	THR
44	DT	50	LEU
44	DT	52	GLU
44	DT	60	THR
44	DT	61	LEU
44	DT	70	HIS
44	DT	77	ARG
44	DT	82	LYS
44	DT	86	THR
44	DT	89	GLU
44	DT	91	GLN
45	DU	5	ARG
45	DU	6	ARG
45	DU	14	THR
45	DU	24	VAL
45	DU	25	LYS
45	DU	26	ASN
45	DU	27	VAL
45	DU	28	LEU
45	DU	30	SER
45	DU	39	ASN
45	DU	44	HIS
45	DU	45	GLN
45	DU	52	ASN
45	DU	53	GLN
45	DU	59	GLU
45	DU	67	SER
45	DU	71	ILE
45	DU	92	VAL
45	DU	98	ASN
45	DU	99	SER
46	DV	1	MET
46	DV	8	VAL

Continued on next page...

Continued from previous page...

Mol	Chain	Res	Type
46	DV	29	ILE
46	DV	40	ILE
46	DV	41	GLU
46	DV	42	LEU
46	DV	45	ASP
46	DV	50	MET
46	DV	53	LYS
46	DV	55	GLU
46	DV	61	LEU
46	DV	65	VAL
46	DV	70	ILE
46	DV	86	LEU
46	DV	87	GLN
57	DW	16	ARG
57	DW	25	GLU
57	DW	26	SER
57	DW	37	ARG
57	DW	66	GLU
57	DW	73	ARG
57	DW	77	SER
57	DW	79	GLU
48	DX	2	ARG
48	DX	9	LYS
48	DX	24	THR
48	DX	32	LEU
48	DX	40	GLU
48	DX	42	GLU
48	DX	47	THR
48	DX	50	VAL
48	DX	65	THR
48	DX	70	LEU
48	DX	73	ARG
49	DY	2	LYS
49	DY	6	LEU
49	DY	8	GLU
49	DY	12	GLU
49	DY	13	GLU
49	DY	15	ASN
49	DY	16	THR
49	DY	29	ARG
49	DY	37	LEU
49	DY	40	SER

Continued on next page...

Continued from previous page...

Mol	Chain	Res	Type
49	DY	55	THR
49	DY	57	LEU
50	DZ	2	LYS
50	DZ	9	THR
50	DZ	10	ARG
50	DZ	15	ARG
50	DZ	24	LEU
50	DZ	30	ARG
50	DZ	31	ILE
50	DZ	35	VAL
50	DZ	40	THR
50	DZ	44	ARG
51	D0	22	THR
51	D0	24	VAL
51	D0	27	LEU
51	D0	39	ARG
51	D0	45	ASP
51	D0	51	ARG
52	D1	4	ILE
52	D1	9	LYS
52	D1	24	LYS
52	D1	27	ARG
52	D1	34	GLU
52	D1	37	LYS
52	D1	42	VAL
52	D1	50	GLU
53	D2	1	MET
53	D2	4	THR
53	D2	24	THR
53	D2	41	ARG
53	D2	44	VAL
54	D3	13	PHE
54	D3	29	ARG
54	D3	30	HIS
55	D4	2	LYS
55	D4	3	VAL
55	D4	4	ARG
55	D4	12	ARG
55	D4	20	ASP
55	D4	26	ILE
55	D4	35	GLN

Sometimes sidechains can be flipped to improve hydrogen bonding and reduce clashes. All (211)

such sidechains are listed below:

Mol	Chain	Res	Type
2	AB	14	HIS
2	AB	50	ASN
2	AB	189	ASN
3	AC	5	HIS
4	AD	53	GLN
4	AD	115	GLN
4	AD	119	HIS
4	AD	130	ASN
4	AD	163	GLN
4	AD	195	ASN
4	AD	197	HIS
5	AE	11	GLN
5	AE	72	ASN
5	AE	81	GLN
5	AE	82	HIS
5	AE	88	HIS
5	AE	121	ASN
5	AE	131	ASN
6	AF	3	HIS
7	AG	141	HIS
9	AI	3	ASN
9	AI	24	ASN
9	AI	49	GLN
10	AJ	56	HIS
11	AK	21	HIS
11	AK	23	HIS
11	AK	108	ASN
11	AK	118	ASN
13	AM	90	HIS
15	AO	37	HIS
15	AO	61	GLN
16	AP	18	GLN
17	AQ	8	GLN
18	AR	53	GLN
19	AS	51	HIS
19	AS	56	HIS
20	AT	20	ASN
20	AT	47	GLN
20	AT	51	ASN
20	AT	74	HIS
20	AT	83	ASN
24	AY	54	GLN

Continued on next page...

Continued from previous page...

Mol	Chain	Res	Type
2	BB	17	HIS
2	BB	38	HIS
2	BB	50	ASN
2	BB	93	HIS
2	BB	169	HIS
2	BB	202	ASN
3	BC	5	HIS
3	BC	122	GLN
3	BC	175	HIS
4	BD	119	HIS
4	BD	139	ASN
4	BD	197	HIS
5	BE	60	GLN
5	BE	96	GLN
6	BF	17	GLN
6	BF	52	ASN
6	BF	63	ASN
7	BG	67	ASN
7	BG	129	ASN
8	BH	17	GLN
8	BH	66	GLN
9	BI	24	ASN
9	BI	125	GLN
10	BJ	20	GLN
10	BJ	64	GLN
10	BJ	70	HIS
10	BJ	99	GLN
11	BK	14	GLN
11	BK	23	HIS
11	BK	27	ASN
11	BK	39	ASN
12	BL	4	ASN
12	BL	19	ASN
12	BL	58	ASN
12	BL	72	ASN
13	BM	90	HIS
14	BN	71	HIS
15	BO	34	GLN
15	BO	61	GLN
16	BP	26	ASN
16	BP	79	ASN
17	BQ	8	GLN

Continued on next page...

Continued from previous page...

Mol	Chain	Res	Type
17	BQ	30	HIS
17	BQ	46	HIS
18	BR	51	GLN
18	BR	53	GLN
19	BS	56	HIS
19	BS	68	HIS
20	BT	19	HIS
20	BT	20	ASN
20	BT	60	GLN
20	BT	67	HIS
27	CC	85	ASN
27	CC	116	GLN
27	CC	133	ASN
27	CC	141	HIS
28	CD	67	HIS
28	CD	136	ASN
29	CE	90	GLN
29	CE	136	GLN
29	CE	163	ASN
30	CF	4	HIS
30	CF	20	ASN
30	CF	36	ASN
30	CF	51	ASN
30	CF	62	GLN
31	CG	21	GLN
31	CG	72	ASN
31	CG	100	ASN
31	CG	114	HIS
31	CG	127	GLN
32	CH	43	ASN
32	CH	128	HIS
32	CH	135	HIS
33	CI	11	GLN
33	CI	18	ASN
34	CJ	58	ASN
34	CJ	77	HIS
34	CJ	80	HIS
34	CJ	138	GLN
35	CK	3	GLN
35	CK	5	GLN
35	CK	13	ASN
35	CK	90	ASN

Continued on next page...

Continued from previous page...

Mol	Chain	Res	Type
36	CL	35	HIS
37	CM	13	HIS
37	CM	60	GLN
38	CN	13	ASN
38	CN	31	HIS
38	CN	62	ASN
39	CO	29	HIS
40	CP	2	ASN
40	CP	11	GLN
40	CP	40	GLN
40	CP	65	ASN
42	CR	12	HIS
42	CR	43	ASN
42	CR	87	GLN
42	CR	89	HIS
43	CS	9	HIS
43	CS	57	ASN
45	CU	68	ASN
45	CU	73	ASN
48	CX	19	HIS
49	CY	25	GLN
49	CY	27	ASN
49	CY	58	ASN
51	C0	3	GLN
51	C0	41	HIS
52	C1	18	HIS
52	C1	45	HIS
54	C3	30	HIS
27	DC	24	HIS
27	DC	141	HIS
27	DC	250	GLN
28	DD	42	ASN
28	DD	58	ASN
28	DD	134	HIS
28	DD	136	ASN
28	DD	150	GLN
29	DE	90	GLN
29	DE	92	HIS
29	DE	156	ASN
29	DE	163	ASN
29	DE	195	GLN
30	DF	20	ASN

Continued on next page...

Continued from previous page...

Mol	Chain	Res	Type
30	DF	22	ASN
30	DF	36	ASN
30	DF	62	GLN
31	DG	29	ASN
31	DG	44	HIS
31	DG	72	ASN
31	DG	103	ASN
32	DH	128	HIS
32	DH	135	HIS
33	DI	11	GLN
33	DI	42	ASN
33	DI	93	ASN
34	DJ	58	ASN
34	DJ	86	GLN
35	DK	5	GLN
35	DK	90	ASN
36	DL	4	ASN
36	DL	35	HIS
37	DM	97	GLN
40	DP	51	ASN
40	DP	65	ASN
40	DP	74	GLN
41	DQ	36	GLN
42	DR	86	GLN
43	DS	9	HIS
43	DS	57	ASN
44	DT	91	GLN
45	DU	26	ASN
45	DU	53	GLN
46	DV	24	ASN
46	DV	75	GLN
46	DV	87	GLN
57	DW	53	HIS
48	DX	15	ASN
49	DY	20	ASN
49	DY	36	GLN
52	D1	18	HIS
52	D1	25	ASN
52	D1	45	HIS
53	D2	13	ASN
53	D2	26	ASN
53	D2	29	GLN

Continued on next page...

Continued from previous page...

Mol	Chain	Res	Type
55	D4	35	GLN

5.3.3 RNA [i](#)

Mol	Chain	Analysed	Backbone Outliers	Pucker Outliers
1	AA	1537/1539 (99%)	441 (28%)	28 (1%)
1	BA	1538/1539 (99%)	445 (28%)	20 (1%)
22	AV	75/76 (98%)	29 (38%)	1 (1%)
22	BV	75/76 (98%)	15 (20%)	1 (1%)
23	AX	14/16 (87%)	5 (35%)	0
23	BX	15/16 (93%)	4 (26%)	0
25	CA	2895/2903 (99%)	747 (25%)	53 (1%)
25	DA	2893/2903 (99%)	764 (26%)	48 (1%)
26	CB	118/119 (99%)	24 (20%)	1 (0%)
56	DB	117/118 (99%)	34 (29%)	3 (2%)
All	All	9277/9305 (99%)	2508 (27%)	155 (1%)

All (2508) RNA backbone outliers are listed below:

Mol	Chain	Res	Type
1	AA	5	U
1	AA	6	G
1	AA	7	A
1	AA	9	G
1	AA	12	U
1	AA	13	U
1	AA	15	G
1	AA	22	G
1	AA	28	A
1	AA	32	A
1	AA	39	G
1	AA	44	A
1	AA	45	G
1	AA	47	C
1	AA	48	C
1	AA	49	U
1	AA	51	A
1	AA	62	U
1	AA	67	C
1	AA	69	G
1	AA	70	U

Continued on next page...

Continued from previous page...

Mol	Chain	Res	Type
1	AA	71	A
1	AA	72	A
1	AA	75	G
1	AA	76	G
1	AA	77	A
1	AA	80	A
1	AA	82	G
1	AA	83	C
1	AA	84	U
1	AA	85	U
1	AA	86	G
1	AA	89	U
1	AA	90	C
1	AA	91	U
1	AA	92	U
1	AA	94	G
1	AA	95	C
1	AA	97	G
1	AA	108	G
1	AA	109	A
1	AA	111	G
1	AA	116	A
1	AA	117	G
1	AA	121	U
1	AA	122	G
1	AA	130	A
1	AA	131	A
1	AA	137	U
1	AA	139	A
1	AA	142	G
1	AA	143	A
1	AA	144	G
1	AA	149	A
1	AA	159	G
1	AA	162	A
1	AA	163	C
1	AA	164	G
1	AA	168	G
1	AA	176	C
1	AA	181	A
1	AA	182	A
1	AA	183	C

Continued on next page...

Continued from previous page...

Mol	Chain	Res	Type
1	AA	195	A
1	AA	200	G
1	AA	204	G
1	AA	205	A
1	AA	209	U
1	AA	210	C
1	AA	213	G
1	AA	220	G
1	AA	226	G
1	AA	240	G
1	AA	245	U
1	AA	247	G
1	AA	251	G
1	AA	260	G
1	AA	262	A
1	AA	263	A
1	AA	266	G
1	AA	267	C
1	AA	278	G
1	AA	279	A
1	AA	280	C
1	AA	289	G
1	AA	290	C
1	AA	300	A
1	AA	308	C
1	AA	321	A
1	AA	328	C
1	AA	329	A
1	AA	331	G
1	AA	332	G
1	AA	346	G
1	AA	347	G
1	AA	352	C
1	AA	354	G
1	AA	359	G
1	AA	367	U
1	AA	370	C
1	AA	371	A
1	AA	372	C
1	AA	374	A
1	AA	382	A
1	AA	383	A

Continued on next page...

Continued from previous page...

Mol	Chain	Res	Type
1	AA	384	G
1	AA	391	G
1	AA	398	U
1	AA	402	G
1	AA	403	C
1	AA	406	G
1	AA	407	U
1	AA	409	U
1	AA	410	G
1	AA	411	A
1	AA	412	A
1	AA	413	G
1	AA	414	A
1	AA	418	C
1	AA	420	U
1	AA	421	U
1	AA	422	C
1	AA	423	G
1	AA	424	G
1	AA	429	U
1	AA	430	A
1	AA	433	G
1	AA	435	A
1	AA	439	U
1	AA	440	C
1	AA	445	G
1	AA	453	G
1	AA	456	A
1	AA	457	G
1	AA	458	U
1	AA	459	A
1	AA	460	A
1	AA	463	U
1	AA	465	A
1	AA	466	A
1	AA	467	U
1	AA	468	A
1	AA	474	G
1	AA	481	G
1	AA	482	A
1	AA	484	G
1	AA	485	U

Continued on next page...

Continued from previous page...

Mol	Chain	Res	Type
1	AA	486	U
1	AA	490	C
1	AA	491	G
1	AA	492	C
1	AA	494	G
1	AA	495	A
1	AA	497	G
1	AA	498	A
1	AA	500	G
1	AA	501	C
1	AA	509	A
1	AA	511	C
1	AA	514	C
1	AA	515	G
1	AA	518	C
1	AA	521	G
1	AA	527	G
1	AA	530	G
1	AA	531	U
1	AA	532	A
1	AA	534	U
1	AA	547	A
1	AA	550	G
1	AA	559	A
1	AA	562	U
1	AA	564	C
1	AA	570	G
1	AA	572	A
1	AA	573	A
1	AA	576	C
1	AA	578	C
1	AA	596	A
1	AA	605	U
1	AA	611	C
1	AA	615	G
1	AA	619	U
1	AA	625	U
1	AA	630	A
1	AA	631	C
1	AA	640	A
1	AA	644	U
1	AA	650	G

Continued on next page...

Continued from previous page...

Mol	Chain	Res	Type
1	AA	652	U
1	AA	653	U
1	AA	656	G
1	AA	661	G
1	AA	665	A
1	AA	686	U
1	AA	695	A
1	AA	702	A
1	AA	703	G
1	AA	707	U
1	AA	720	C
1	AA	721	G
1	AA	723	U
1	AA	724	G
1	AA	731	G
1	AA	733	G
1	AA	755	G
1	AA	756	C
1	AA	764	C
1	AA	773	G
1	AA	774	G
1	AA	776	G
1	AA	777	A
1	AA	778	G
1	AA	786	G
1	AA	787	A
1	AA	788	U
1	AA	792	A
1	AA	793	U
1	AA	794	A
1	AA	799	G
1	AA	804	U
1	AA	805	C
1	AA	815	A
1	AA	817	C
1	AA	821	G
1	AA	828	U
1	AA	829	G
1	AA	833	G
1	AA	841	C
1	AA	842	U
1	AA	843	U

Continued on next page...

Continued from previous page...

Mol	Chain	Res	Type
1	AA	845	A
1	AA	846	G
1	AA	849	G
1	AA	854	U
1	AA	859	G
1	AA	860	A
1	AA	869	G
1	AA	883	C
1	AA	890	G
1	AA	896	C
1	AA	900	A
1	AA	902	G
1	AA	910	C
1	AA	912	C
1	AA	914	A
1	AA	919	A
1	AA	926	G
1	AA	927	G
1	AA	932	C
1	AA	934	C
1	AA	935	A
1	AA	938	A
1	AA	946	A
1	AA	960	U
1	AA	963	G
1	AA	964	A
1	AA	966	G
1	AA	969	A
1	AA	975	A
1	AA	976	G
1	AA	977	A
1	AA	979	C
1	AA	982	U
1	AA	983	A
1	AA	986	U
1	AA	989	U
1	AA	991	U
1	AA	992	U
1	AA	993	G
1	AA	994	A
1	AA	1002	G
1	AA	1004	A

Continued on next page...

Continued from previous page...

Mol	Chain	Res	Type
1	AA	1007	U
1	AA	1008	U
1	AA	1016	A
1	AA	1017	U
1	AA	1019	A
1	AA	1021	A
1	AA	1022	A
1	AA	1025	U
1	AA	1026	G
1	AA	1027	C
1	AA	1028	C
1	AA	1030	U
1	AA	1031	C
1	AA	1032	G
1	AA	1033	G
1	AA	1034	G
1	AA	1035	A
1	AA	1036	A
1	AA	1037	C
1	AA	1039	G
1	AA	1043	G
1	AA	1044	A
1	AA	1049	U
1	AA	1050	G
1	AA	1054	C
1	AA	1055	A
1	AA	1056	U
1	AA	1058	G
1	AA	1063	C
1	AA	1065	U
1	AA	1066	C
1	AA	1067	A
1	AA	1086	U
1	AA	1094	G
1	AA	1095	U
1	AA	1101	A
1	AA	1102	A
1	AA	1114	C
1	AA	1115	U
1	AA	1118	U
1	AA	1124	G
1	AA	1127	G

Continued on next page...

Continued from previous page...

Mol	Chain	Res	Type
1	AA	1133	G
1	AA	1134	G
1	AA	1135	U
1	AA	1136	C
1	AA	1137	C
1	AA	1139	G
1	AA	1140	C
1	AA	1141	C
1	AA	1142	G
1	AA	1145	A
1	AA	1146	A
1	AA	1152	A
1	AA	1157	A
1	AA	1159	U
1	AA	1160	G
1	AA	1161	C
1	AA	1164	G
1	AA	1166	G
1	AA	1167	A
1	AA	1168	U
1	AA	1169	A
1	AA	1181	G
1	AA	1182	G
1	AA	1183	U
1	AA	1184	G
1	AA	1187	G
1	AA	1188	A
1	AA	1190	G
1	AA	1191	A
1	AA	1192	C
1	AA	1196	A
1	AA	1197	A
1	AA	1201	A
1	AA	1202	U
1	AA	1203	C
1	AA	1212	U
1	AA	1213	A
1	AA	1215	G
1	AA	1224	U
1	AA	1227	A
1	AA	1228	C
1	AA	1235	U

Continued on next page...

Continued from previous page...

Mol	Chain	Res	Type
1	AA	1238	A
1	AA	1239	A
1	AA	1240	U
1	AA	1256	A
1	AA	1257	A
1	AA	1259	C
1	AA	1260	G
1	AA	1271	A
1	AA	1272	G
1	AA	1275	A
1	AA	1280	A
1	AA	1284	C
1	AA	1285	A
1	AA	1286	U
1	AA	1287	A
1	AA	1293	C
1	AA	1294	G
1	AA	1297	G
1	AA	1299	A
1	AA	1300	G
1	AA	1302	C
1	AA	1303	C
1	AA	1304	G
1	AA	1305	G
1	AA	1317	C
1	AA	1318	A
1	AA	1320	C
1	AA	1322	C
1	AA	1323	G
1	AA	1326	U
1	AA	1329	A
1	AA	1330	U
1	AA	1332	A
1	AA	1334	G
1	AA	1336	C
1	AA	1337	G
1	AA	1338	G
1	AA	1340	A
1	AA	1341	U
1	AA	1346	A
1	AA	1352	C
1	AA	1353	G

Continued on next page...

Continued from previous page...

Mol	Chain	Res	Type
1	AA	1354	U
1	AA	1357	A
1	AA	1358	U
1	AA	1363	A
1	AA	1365	G
1	AA	1368	A
1	AA	1378	C
1	AA	1379	G
1	AA	1397	C
1	AA	1398	A
1	AA	1399	C
1	AA	1414	U
1	AA	1418	A
1	AA	1426	G
1	AA	1427	C
1	AA	1429	A
1	AA	1430	A
1	AA	1432	G
1	AA	1433	A
1	AA	1441	A
1	AA	1443	C
1	AA	1446	A
1	AA	1448	C
1	AA	1452	C
1	AA	1453	G
1	AA	1455	G
1	AA	1491	G
1	AA	1492	A
1	AA	1493	A
1	AA	1497	G
1	AA	1505	G
1	AA	1506	U
1	AA	1507	A
1	AA	1517	G
1	AA	1526	G
1	AA	1529	G
1	AA	1530	G
1	AA	1531	A
1	AA	1533	C
1	AA	1534	A
1	AA	1535	C
1	AA	1539	C

Continued on next page...

Continued from previous page...

Mol	Chain	Res	Type
22	AV	8	U
22	AV	10	G
22	AV	13	C
22	AV	16	U
22	AV	17	C
22	AV	18	G
22	AV	19	G
22	AV	20	U
22	AV	21	A
22	AV	22	G
22	AV	26	A
22	AV	33	U
22	AV	36	A
22	AV	37	A
22	AV	38	A
22	AV	44	G
22	AV	45	U
22	AV	46	G
22	AV	47	U
22	AV	48	C
22	AV	51	U
22	AV	57	G
22	AV	58	A
22	AV	59	U
22	AV	61	C
22	AV	64	A
22	AV	67	C
22	AV	74	C
22	AV	76	A
23	AX	11	U
23	AX	12	A
23	AX	13	A
23	AX	14	A
23	AX	19	U
1	BA	4	U
1	BA	5	U
1	BA	6	G
1	BA	7	A
1	BA	8	A
1	BA	9	G
1	BA	19	A
1	BA	32	A

Continued on next page...

Continued from previous page...

Mol	Chain	Res	Type
1	BA	39	G
1	BA	47	C
1	BA	48	C
1	BA	51	A
1	BA	52	C
1	BA	62	U
1	BA	63	C
1	BA	68	G
1	BA	70	U
1	BA	71	A
1	BA	74	A
1	BA	78	A
1	BA	81	A
1	BA	83	C
1	BA	84	U
1	BA	85	U
1	BA	87	C
1	BA	88	U
1	BA	89	U
1	BA	91	U
1	BA	92	U
1	BA	97	G
1	BA	99	C
1	BA	102	G
1	BA	108	G
1	BA	116	A
1	BA	120	A
1	BA	121	U
1	BA	122	G
1	BA	127	G
1	BA	130	A
1	BA	131	A
1	BA	138	G
1	BA	142	G
1	BA	143	A
1	BA	144	G
1	BA	150	U
1	BA	151	A
1	BA	154	U
1	BA	155	A
1	BA	156	C
1	BA	157	U

Continued on next page...

Continued from previous page...

Mol	Chain	Res	Type
1	BA	159	G
1	BA	161	A
1	BA	163	C
1	BA	168	G
1	BA	176	C
1	BA	177	G
1	BA	179	A
1	BA	181	A
1	BA	182	A
1	BA	183	C
1	BA	184	G
1	BA	187	G
1	BA	189	A
1	BA	190	A
1	BA	193	C
1	BA	195	A
1	BA	197	A
1	BA	200	G
1	BA	201	G
1	BA	204	G
1	BA	205	A
1	BA	206	C
1	BA	207	C
1	BA	208	U
1	BA	209	U
1	BA	210	C
1	BA	211	G
1	BA	212	G
1	BA	213	G
1	BA	214	C
1	BA	223	A
1	BA	240	G
1	BA	244	U
1	BA	245	U
1	BA	247	G
1	BA	249	U
1	BA	251	G
1	BA	253	A
1	BA	266	G
1	BA	267	C
1	BA	269	C
1	BA	275	G

Continued on next page...

Continued from previous page...

Mol	Chain	Res	Type
1	BA	279	A
1	BA	289	G
1	BA	298	A
1	BA	308	C
1	BA	309	A
1	BA	317	U
1	BA	318	G
1	BA	320	A
1	BA	321	A
1	BA	328	C
1	BA	329	A
1	BA	330	C
1	BA	332	G
1	BA	333	U
1	BA	339	C
1	BA	341	C
1	BA	349	A
1	BA	352	C
1	BA	354	G
1	BA	367	U
1	BA	369	G
1	BA	370	C
1	BA	372	C
1	BA	373	A
1	BA	378	G
1	BA	383	A
1	BA	398	U
1	BA	406	G
1	BA	409	U
1	BA	411	A
1	BA	412	A
1	BA	413	G
1	BA	421	U
1	BA	422	C
1	BA	423	G
1	BA	429	U
1	BA	430	A
1	BA	436	C
1	BA	440	C
1	BA	456	A
1	BA	458	U
1	BA	461	A

Continued on next page...

Continued from previous page...

Mol	Chain	Res	Type
1	BA	462	G
1	BA	463	U
1	BA	464	U
1	BA	466	A
1	BA	467	U
1	BA	468	A
1	BA	469	C
1	BA	474	G
1	BA	477	C
1	BA	478	A
1	BA	481	G
1	BA	482	A
1	BA	484	G
1	BA	485	U
1	BA	486	U
1	BA	494	G
1	BA	495	A
1	BA	497	G
1	BA	498	A
1	BA	499	A
1	BA	500	G
1	BA	506	G
1	BA	511	C
1	BA	518	C
1	BA	519	C
1	BA	524	G
1	BA	526	C
1	BA	527	G
1	BA	530	G
1	BA	531	U
1	BA	532	A
1	BA	533	A
1	BA	537	G
1	BA	545	C
1	BA	547	A
1	BA	550	G
1	BA	557	G
1	BA	558	G
1	BA	559	A
1	BA	560	A
1	BA	562	U
1	BA	563	A

Continued on next page...

Continued from previous page...

Mol	Chain	Res	Type
1	BA	568	G
1	BA	572	A
1	BA	573	A
1	BA	576	C
1	BA	579	A
1	BA	580	C
1	BA	581	G
1	BA	582	C
1	BA	595	A
1	BA	614	C
1	BA	627	G
1	BA	628	G
1	BA	633	G
1	BA	638	U
1	BA	641	U
1	BA	650	G
1	BA	653	U
1	BA	660	C
1	BA	665	A
1	BA	674	G
1	BA	675	A
1	BA	683	G
1	BA	684	U
1	BA	685	G
1	BA	694	A
1	BA	695	A
1	BA	700	G
1	BA	702	A
1	BA	710	G
1	BA	713	G
1	BA	718	A
1	BA	719	C
1	BA	720	C
1	BA	721	G
1	BA	723	U
1	BA	724	G
1	BA	731	G
1	BA	733	G
1	BA	734	G
1	BA	745	G
1	BA	752	G
1	BA	755	G

Continued on next page...

Continued from previous page...

Mol	Chain	Res	Type
1	BA	764	C
1	BA	765	G
1	BA	766	A
1	BA	776	G
1	BA	777	A
1	BA	778	G
1	BA	784	A
1	BA	785	G
1	BA	792	A
1	BA	793	U
1	BA	794	A
1	BA	798	U
1	BA	802	A
1	BA	805	C
1	BA	809	G
1	BA	815	A
1	BA	817	C
1	BA	819	A
1	BA	820	U
1	BA	827	U
1	BA	828	U
1	BA	833	G
1	BA	841	C
1	BA	842	U
1	BA	843	U
1	BA	844	G
1	BA	845	A
1	BA	846	G
1	BA	847	G
1	BA	849	G
1	BA	858	G
1	BA	870	U
1	BA	872	A
1	BA	874	G
1	BA	876	C
1	BA	885	G
1	BA	914	A
1	BA	918	A
1	BA	921	U
1	BA	926	G
1	BA	927	G
1	BA	930	C

Continued on next page...

Continued from previous page...

Mol	Chain	Res	Type
1	BA	934	C
1	BA	935	A
1	BA	958	A
1	BA	960	U
1	BA	966	G
1	BA	968	A
1	BA	969	A
1	BA	970	C
1	BA	971	G
1	BA	972	C
1	BA	975	A
1	BA	976	G
1	BA	977	A
1	BA	983	A
1	BA	988	G
1	BA	989	U
1	BA	992	U
1	BA	993	G
1	BA	995	C
1	BA	996	A
1	BA	1003	G
1	BA	1004	A
1	BA	1008	U
1	BA	1009	U
1	BA	1017	U
1	BA	1018	G
1	BA	1020	G
1	BA	1022	A
1	BA	1025	U
1	BA	1026	G
1	BA	1027	C
1	BA	1028	C
1	BA	1030	U
1	BA	1031	C
1	BA	1032	G
1	BA	1033	G
1	BA	1034	G
1	BA	1037	C
1	BA	1039	G
1	BA	1043	G
1	BA	1044	A
1	BA	1049	U

Continued on next page...

Continued from previous page...

Mol	Chain	Res	Type
1	BA	1050	G
1	BA	1054	C
1	BA	1056	U
1	BA	1057	G
1	BA	1059	C
1	BA	1065	U
1	BA	1066	C
1	BA	1073	U
1	BA	1079	G
1	BA	1080	A
1	BA	1081	A
1	BA	1084	G
1	BA	1086	U
1	BA	1087	G
1	BA	1089	G
1	BA	1094	G
1	BA	1095	U
1	BA	1100	C
1	BA	1101	A
1	BA	1102	A
1	BA	1103	C
1	BA	1105	A
1	BA	1107	C
1	BA	1116	U
1	BA	1122	U
1	BA	1124	G
1	BA	1125	U
1	BA	1132	C
1	BA	1133	G
1	BA	1134	G
1	BA	1135	U
1	BA	1136	C
1	BA	1137	C
1	BA	1138	G
1	BA	1139	G
1	BA	1140	C
1	BA	1141	C
1	BA	1142	G
1	BA	1145	A
1	BA	1154	G
1	BA	1155	A
1	BA	1158	C

Continued on next page...

Continued from previous page...

Mol	Chain	Res	Type
1	BA	1159	U
1	BA	1160	G
1	BA	1161	C
1	BA	1167	A
1	BA	1171	A
1	BA	1176	A
1	BA	1180	A
1	BA	1183	U
1	BA	1184	G
1	BA	1192	C
1	BA	1196	A
1	BA	1197	A
1	BA	1200	C
1	BA	1201	A
1	BA	1202	U
1	BA	1203	C
1	BA	1212	U
1	BA	1213	A
1	BA	1227	A
1	BA	1238	A
1	BA	1240	U
1	BA	1243	C
1	BA	1247	U
1	BA	1253	G
1	BA	1257	A
1	BA	1263	C
1	BA	1264	U
1	BA	1275	A
1	BA	1276	G
1	BA	1280	A
1	BA	1283	U
1	BA	1285	A
1	BA	1286	U
1	BA	1287	A
1	BA	1292	G
1	BA	1293	C
1	BA	1298	U
1	BA	1299	A
1	BA	1300	G
1	BA	1302	C
1	BA	1304	G
1	BA	1305	G

Continued on next page...

Continued from previous page...

Mol	Chain	Res	Type
1	BA	1317	C
1	BA	1318	A
1	BA	1320	C
1	BA	1322	C
1	BA	1335	U
1	BA	1336	C
1	BA	1338	G
1	BA	1340	A
1	BA	1346	A
1	BA	1362	A
1	BA	1363	A
1	BA	1365	G
1	BA	1370	G
1	BA	1378	C
1	BA	1379	G
1	BA	1384	C
1	BA	1388	C
1	BA	1398	A
1	BA	1401	G
1	BA	1412	C
1	BA	1413	A
1	BA	1419	G
1	BA	1425	U
1	BA	1426	G
1	BA	1435	G
1	BA	1440	U
1	BA	1441	A
1	BA	1442	G
1	BA	1445	U
1	BA	1446	A
1	BA	1452	C
1	BA	1454	G
1	BA	1455	G
1	BA	1456	A
1	BA	1468	A
1	BA	1473	G
1	BA	1480	A
1	BA	1487	G
1	BA	1491	G
1	BA	1492	A
1	BA	1497	G
1	BA	1498	U

Continued on next page...

Continued from previous page...

Mol	Chain	Res	Type
1	BA	1499	A
1	BA	1500	A
1	BA	1503	A
1	BA	1505	G
1	BA	1506	U
1	BA	1517	G
1	BA	1522	U
1	BA	1529	G
1	BA	1530	G
1	BA	1531	A
1	BA	1532	U
1	BA	1533	C
1	BA	1534	A
1	BA	1535	C
1	BA	1536	C
1	BA	1538	C
1	BA	1540	U
22	BV	5	G
22	BV	8	U
22	BV	17	C
22	BV	18	G
22	BV	19	G
22	BV	20	U
22	BV	21	A
22	BV	37	A
22	BV	39	U
22	BV	45	U
22	BV	48	C
22	BV	56	C
22	BV	58	A
22	BV	74	C
22	BV	76	A
23	BX	5	A
23	BX	12	A
23	BX	14	A
23	BX	19	U
25	CA	10	A
25	CA	12	U
25	CA	13	A
25	CA	15	G
25	CA	34	U
25	CA	35	G

Continued on next page...

Continued from previous page...

Mol	Chain	Res	Type
25	CA	46	G
25	CA	61	C
25	CA	63	A
25	CA	71	A
25	CA	72	U
25	CA	74	A
25	CA	75	G
25	CA	84	A
25	CA	86	G
25	CA	87	U
25	CA	101	A
25	CA	103	A
25	CA	110	G
25	CA	118	A
25	CA	119	A
25	CA	120	U
25	CA	123	G
25	CA	128	C
25	CA	138	U
25	CA	139	U
25	CA	140	C
25	CA	141	G
25	CA	142	A
25	CA	143	C
25	CA	146	A
25	CA	147	C
25	CA	158	U
25	CA	180	G
25	CA	181	A
25	CA	188	G
25	CA	196	A
25	CA	208	C
25	CA	216	A
25	CA	221	A
25	CA	222	A
25	CA	227	A
25	CA	230	G
25	CA	245	G
25	CA	248	G
25	CA	249	C
25	CA	254	G
25	CA	255	A

Continued on next page...

Continued from previous page...

Mol	Chain	Res	Type
25	CA	265	A
25	CA	266	G
25	CA	271	G
25	CA	272	A
25	CA	273	G
25	CA	277	G
25	CA	278	A
25	CA	279	A
25	CA	282	A
25	CA	284	U
25	CA	285	G
25	CA	293	U
25	CA	302	C
25	CA	306	U
25	CA	310	A
25	CA	311	A
25	CA	325	G
25	CA	329	G
25	CA	330	A
25	CA	331	C
25	CA	340	A
25	CA	344	A
25	CA	351	C
25	CA	353	C
25	CA	359	G
25	CA	361	G
25	CA	362	A
25	CA	370	G
25	CA	371	A
25	CA	372	G
25	CA	386	G
25	CA	389	G
25	CA	396	G
25	CA	402	A
25	CA	404	A
25	CA	405	U
25	CA	406	G
25	CA	409	G
25	CA	411	G
25	CA	412	A
25	CA	414	C
25	CA	415	A

Continued on next page...

Continued from previous page...

Mol	Chain	Res	Type
25	CA	418	C
25	CA	420	C
25	CA	424	G
25	CA	425	G
25	CA	428	A
25	CA	429	A
25	CA	438	G
25	CA	442	G
25	CA	451	U
25	CA	455	C
25	CA	456	C
25	CA	457	A
25	CA	471	A
25	CA	474	G
25	CA	480	A
25	CA	481	G
25	CA	491	G
25	CA	503	A
25	CA	504	A
25	CA	505	A
25	CA	508	A
25	CA	509	C
25	CA	510	C
25	CA	528	A
25	CA	529	A
25	CA	531	C
25	CA	532	A
25	CA	533	G
25	CA	537	G
25	CA	538	A
25	CA	542	C
25	CA	543	G
25	CA	544	C
25	CA	545	U
25	CA	546	U
25	CA	547	A
25	CA	548	G
25	CA	549	G
25	CA	550	C
25	CA	551	G
25	CA	557	C
25	CA	563	A

Continued on next page...

Continued from previous page...

Mol	Chain	Res	Type
25	CA	572	A
25	CA	573	U
25	CA	575	A
25	CA	586	A
25	CA	603	A
25	CA	613	A
25	CA	614	A
25	CA	615	U
25	CA	627	A
25	CA	631	A
25	CA	634	C
25	CA	637	A
25	CA	645	C
25	CA	646	U
25	CA	647	G
25	CA	648	G
25	CA	654	A
25	CA	655	A
25	CA	657	U
25	CA	663	G
25	CA	669	G
25	CA	680	C
25	CA	686	U
25	CA	701	G
25	CA	702	U
25	CA	711	G
25	CA	722	A
25	CA	726	G
25	CA	730	A
25	CA	736	C
25	CA	738	G
25	CA	747	U
25	CA	751	A
25	CA	761	A
25	CA	762	U
25	CA	764	A
25	CA	765	C
25	CA	772	C
25	CA	773	U
25	CA	775	G
25	CA	776	G
25	CA	782	A

Continued on next page...

Continued from previous page...

Mol	Chain	Res	Type
25	CA	784	G
25	CA	785	G
25	CA	791	C
25	CA	792	A
25	CA	805	G
25	CA	812	C
25	CA	819	A
25	CA	824	U
25	CA	827	U
25	CA	828	U
25	CA	829	A
25	CA	830	G
25	CA	835	C
25	CA	845	A
25	CA	846	U
25	CA	847	U
25	CA	848	C
25	CA	858	G
25	CA	859	G
25	CA	868	U
25	CA	873	C
25	CA	878	A
25	CA	879	G
25	CA	884	U
25	CA	885	C
25	CA	894	U
25	CA	896	A
25	CA	901	C
25	CA	910	A
25	CA	914	G
25	CA	915	C
25	CA	916	G
25	CA	930	G
25	CA	931	U
25	CA	932	U
25	CA	941	A
25	CA	946	C
25	CA	957	C
25	CA	961	C
25	CA	971	G
25	CA	973	A
25	CA	974	G

Continued on next page...

Continued from previous page...

Mol	Chain	Res	Type
25	CA	983	A
25	CA	984	A
25	CA	985	C
25	CA	987	C
25	CA	989	G
25	CA	995	C
25	CA	996	A
25	CA	999	U
25	CA	1009	A
25	CA	1012	U
25	CA	1013	C
25	CA	1021	A
25	CA	1026	G
25	CA	1027	A
25	CA	1033	U
25	CA	1041	G
25	CA	1046	A
25	CA	1047	G
25	CA	1053	C
25	CA	1057	A
25	CA	1059	G
25	CA	1061	U
25	CA	1062	G
25	CA	1066	U
25	CA	1067	A
25	CA	1068	G
25	CA	1070	A
25	CA	1071	G
25	CA	1072	C
25	CA	1073	A
25	CA	1074	G
25	CA	1075	C
25	CA	1079	C
25	CA	1081	U
25	CA	1087	G
25	CA	1088	A
25	CA	1091	G
25	CA	1092	C
25	CA	1093	G
25	CA	1098	A
25	CA	1099	G
25	CA	1100	C

Continued on next page...

Continued from previous page...

Mol	Chain	Res	Type
25	CA	1101	U
25	CA	1104	C
25	CA	1106	G
25	CA	1112	G
25	CA	1119	U
25	CA	1121	C
25	CA	1126	A
25	CA	1130	U
25	CA	1131	G
25	CA	1132	U
25	CA	1133	A
25	CA	1135	C
25	CA	1136	G
25	CA	1138	G
25	CA	1139	G
25	CA	1141	U
25	CA	1142	A
25	CA	1155	A
25	CA	1168	G
25	CA	1170	C
25	CA	1171	G
25	CA	1172	C
25	CA	1173	U
25	CA	1174	U
25	CA	1175	A
25	CA	1176	U
25	CA	1178	C
25	CA	1179	G
25	CA	1180	U
25	CA	1181	U
25	CA	1182	G
25	CA	1214	A
25	CA	1222	U
25	CA	1235	G
25	CA	1238	G
25	CA	1239	G
25	CA	1249	U
25	CA	1253	A
25	CA	1256	G
25	CA	1258	U
25	CA	1266	G
25	CA	1271	G

Continued on next page...

Continued from previous page...

Mol	Chain	Res	Type
25	CA	1272	A
25	CA	1273	U
25	CA	1288	G
25	CA	1294	U
25	CA	1299	G
25	CA	1300	G
25	CA	1301	A
25	CA	1306	C
25	CA	1310	G
25	CA	1315	C
25	CA	1316	U
25	CA	1321	A
25	CA	1325	U
25	CA	1341	G
25	CA	1345	C
25	CA	1349	C
25	CA	1352	U
25	CA	1359	A
25	CA	1365	A
25	CA	1367	A
25	CA	1370	C
25	CA	1372	U
25	CA	1373	A
25	CA	1374	G
25	CA	1378	A
25	CA	1379	U
25	CA	1380	G
25	CA	1383	A
25	CA	1386	C
25	CA	1387	A
25	CA	1390	U
25	CA	1406	U
25	CA	1407	G
25	CA	1415	U
25	CA	1416	G
25	CA	1417	C
25	CA	1418	G
25	CA	1419	A
25	CA	1420	A
25	CA	1424	G
25	CA	1427	A
25	CA	1428	C

Continued on next page...

Continued from previous page...

Mol	Chain	Res	Type
25	CA	1450	G
25	CA	1451	C
25	CA	1452	G
25	CA	1453	A
25	CA	1460	U
25	CA	1461	C
25	CA	1462	C
25	CA	1463	C
25	CA	1472	C
25	CA	1482	G
25	CA	1485	U
25	CA	1491	G
25	CA	1493	C
25	CA	1494	A
25	CA	1495	A
25	CA	1504	A
25	CA	1505	A
25	CA	1508	A
25	CA	1509	A
25	CA	1510	G
25	CA	1515	A
25	CA	1523	U
25	CA	1526	C
25	CA	1527	G
25	CA	1528	A
25	CA	1530	G
25	CA	1532	A
25	CA	1533	C
25	CA	1534	U
25	CA	1535	A
25	CA	1536	C
25	CA	1538	G
25	CA	1547	C
25	CA	1554	U
25	CA	1555	G
25	CA	1556	C
25	CA	1560	G
25	CA	1568	G
25	CA	1569	A
25	CA	1576	U
25	CA	1578	U
25	CA	1582	C

Continued on next page...

Continued from previous page...

Mol	Chain	Res	Type
25	CA	1583	A
25	CA	1584	U
25	CA	1585	C
25	CA	1586	A
25	CA	1590	A
25	CA	1593	A
25	CA	1606	C
25	CA	1607	C
25	CA	1608	A
25	CA	1618	A
25	CA	1619	G
25	CA	1623	G
25	CA	1626	A
25	CA	1634	A
25	CA	1639	C
25	CA	1647	U
25	CA	1648	U
25	CA	1649	G
25	CA	1651	G
25	CA	1652	A
25	CA	1661	G
25	CA	1674	G
25	CA	1677	A
25	CA	1686	C
25	CA	1687	G
25	CA	1695	G
25	CA	1710	G
25	CA	1711	A
25	CA	1714	U
25	CA	1715	G
25	CA	1717	A
25	CA	1718	G
25	CA	1721	G
25	CA	1725	U
25	CA	1729	U
25	CA	1730	C
25	CA	1736	U
25	CA	1738	G
25	CA	1743	G
25	CA	1744	A
25	CA	1750	G
25	CA	1754	A

Continued on next page...

Continued from previous page...

Mol	Chain	Res	Type
25	CA	1757	A
25	CA	1758	U
25	CA	1764	C
25	CA	1771	C
25	CA	1773	A
25	CA	1782	U
25	CA	1791	A
25	CA	1800	C
25	CA	1801	A
25	CA	1802	A
25	CA	1808	A
25	CA	1809	A
25	CA	1811	G
25	CA	1816	C
25	CA	1828	G
25	CA	1829	A
25	CA	1833	C
25	CA	1835	G
25	CA	1839	G
25	CA	1841	U
25	CA	1845	G
25	CA	1848	A
25	CA	1854	A
25	CA	1855	U
25	CA	1858	A
25	CA	1861	G
25	CA	1862	G
25	CA	1866	A
25	CA	1870	C
25	CA	1871	A
25	CA	1872	A
25	CA	1873	G
25	CA	1876	A
25	CA	1884	G
25	CA	1885	A
25	CA	1889	A
25	CA	1890	A
25	CA	1902	C
25	CA	1908	C
25	CA	1909	C
25	CA	1913	A
25	CA	1914	C

Continued on next page...

Continued from previous page...

Mol	Chain	Res	Type
25	CA	1915	U
25	CA	1925	C
25	CA	1926	U
25	CA	1927	A
25	CA	1928	A
25	CA	1929	G
25	CA	1930	G
25	CA	1931	U
25	CA	1932	A
25	CA	1937	A
25	CA	1938	A
25	CA	1944	U
25	CA	1955	U
25	CA	1960	A
25	CA	1965	C
25	CA	1966	A
25	CA	1967	C
25	CA	1970	A
25	CA	1971	U
25	CA	1972	G
25	CA	1975	G
25	CA	1981	A
25	CA	1985	C
25	CA	1990	C
25	CA	1991	U
25	CA	1992	G
25	CA	1993	U
25	CA	1997	C
25	CA	2008	C
25	CA	2009	A
25	CA	2020	A
25	CA	2022	U
25	CA	2023	C
25	CA	2025	C
25	CA	2027	G
25	CA	2031	A
25	CA	2033	A
25	CA	2034	U
25	CA	2035	G
25	CA	2043	C
25	CA	2055	C
25	CA	2056	G

Continued on next page...

Continued from previous page...

Mol	Chain	Res	Type
25	CA	2060	A
25	CA	2061	G
25	CA	2062	A
25	CA	2066	C
25	CA	2069	G
25	CA	2071	A
25	CA	2072	C
25	CA	2077	A
25	CA	2078	C
25	CA	2083	G
25	CA	2096	C
25	CA	2097	A
25	CA	2101	A
25	CA	2102	G
25	CA	2104	C
25	CA	2107	G
25	CA	2109	U
25	CA	2110	G
25	CA	2111	U
25	CA	2112	G
25	CA	2113	U
25	CA	2115	G
25	CA	2116	G
25	CA	2117	A
25	CA	2118	U
25	CA	2119	A
25	CA	2120	G
25	CA	2122	U
25	CA	2123	G
25	CA	2126	A
25	CA	2128	G
25	CA	2129	C
25	CA	2130	U
25	CA	2132	U
25	CA	2133	G
25	CA	2135	A
25	CA	2136	G
25	CA	2145	C
25	CA	2146	C
25	CA	2147	A
25	CA	2152	G
25	CA	2153	C

Continued on next page...

Continued from previous page...

Mol	Chain	Res	Type
25	CA	2155	U
25	CA	2157	G
25	CA	2158	A
25	CA	2160	C
25	CA	2162	G
25	CA	2163	A
25	CA	2164	C
25	CA	2165	C
25	CA	2167	U
25	CA	2168	G
25	CA	2169	A
25	CA	2170	A
25	CA	2171	A
25	CA	2172	U
25	CA	2173	A
25	CA	2178	C
25	CA	2179	C
25	CA	2181	U
25	CA	2183	A
25	CA	2184	A
25	CA	2185	U
25	CA	2187	U
25	CA	2198	A
25	CA	2203	U
25	CA	2204	G
25	CA	2208	C
25	CA	2211	A
25	CA	2212	A
25	CA	2213	U
25	CA	2214	C
25	CA	2220	U
25	CA	2225	A
25	CA	2226	C
25	CA	2233	U
25	CA	2238	G
25	CA	2239	G
25	CA	2248	C
25	CA	2250	G
25	CA	2257	U
25	CA	2261	C
25	CA	2268	A
25	CA	2277	G

Continued on next page...

Continued from previous page...

Mol	Chain	Res	Type
25	CA	2278	A
25	CA	2280	G
25	CA	2283	C
25	CA	2284	A
25	CA	2286	G
25	CA	2287	A
25	CA	2288	A
25	CA	2296	U
25	CA	2302	U
25	CA	2303	G
25	CA	2305	U
25	CA	2308	G
25	CA	2309	A
25	CA	2311	A
25	CA	2312	U
25	CA	2325	G
25	CA	2326	C
25	CA	2327	A
25	CA	2329	U
25	CA	2331	G
25	CA	2332	C
25	CA	2333	A
25	CA	2335	A
25	CA	2340	A
25	CA	2341	G
25	CA	2347	C
25	CA	2348	U
25	CA	2350	C
25	CA	2354	C
25	CA	2358	A
25	CA	2361	G
25	CA	2366	A
25	CA	2372	U
25	CA	2376	A
25	CA	2383	G
25	CA	2384	U
25	CA	2385	C
25	CA	2396	G
25	CA	2402	U
25	CA	2405	G
25	CA	2406	A
25	CA	2410	G

Continued on next page...

Continued from previous page...

Mol	Chain	Res	Type
25	CA	2419	U
25	CA	2424	C
25	CA	2425	A
25	CA	2426	A
25	CA	2427	C
25	CA	2428	G
25	CA	2429	G
25	CA	2430	A
25	CA	2435	A
25	CA	2441	U
25	CA	2445	G
25	CA	2448	A
25	CA	2449	U
25	CA	2468	A
25	CA	2469	A
25	CA	2474	U
25	CA	2476	A
25	CA	2491	U
25	CA	2493	U
25	CA	2494	G
25	CA	2497	A
25	CA	2502	G
25	CA	2505	G
25	CA	2507	C
25	CA	2508	G
25	CA	2514	U
25	CA	2518	A
25	CA	2520	C
25	CA	2523	G
25	CA	2525	G
25	CA	2527	C
25	CA	2529	G
25	CA	2552	U
25	CA	2553	G
25	CA	2554	U
25	CA	2555	U
25	CA	2556	C
25	CA	2566	A
25	CA	2567	G
25	CA	2573	C
25	CA	2585	U
25	CA	2586	U

Continued on next page...

Continued from previous page...

Mol	Chain	Res	Type
25	CA	2602	A
25	CA	2603	G
25	CA	2604	U
25	CA	2609	U
25	CA	2610	C
25	CA	2613	U
25	CA	2629	U
25	CA	2632	A
25	CA	2634	A
25	CA	2646	C
25	CA	2662	A
25	CA	2664	G
25	CA	2669	G
25	CA	2676	C
25	CA	2681	C
25	CA	2682	A
25	CA	2689	U
25	CA	2690	U
25	CA	2704	C
25	CA	2711	A
25	CA	2714	G
25	CA	2716	C
25	CA	2720	U
25	CA	2721	A
25	CA	2724	U
25	CA	2726	A
25	CA	2729	G
25	CA	2744	G
25	CA	2745	C
25	CA	2748	A
25	CA	2760	C
25	CA	2767	C
25	CA	2778	A
25	CA	2783	U
25	CA	2784	U
25	CA	2791	G
25	CA	2792	A
25	CA	2798	U
25	CA	2799	A
25	CA	2800	A
25	CA	2811	G
25	CA	2813	A

Continued on next page...

Continued from previous page...

Mol	Chain	Res	Type
25	CA	2818	U
25	CA	2820	A
25	CA	2821	A
25	CA	2823	A
25	CA	2825	G
25	CA	2835	A
25	CA	2836	U
25	CA	2837	A
25	CA	2849	U
25	CA	2854	G
25	CA	2858	C
25	CA	2861	U
25	CA	2864	G
25	CA	2867	G
25	CA	2870	C
25	CA	2874	C
25	CA	2880	C
25	CA	2881	U
25	CA	2883	A
25	CA	2884	U
25	CA	2885	G
25	CA	2886	A
25	CA	2887	A
25	CA	2889	C
25	CA	2899	A
25	CA	2900	A
25	CA	2903	U
26	CB	2	G
26	CB	3	C
26	CB	8	C
26	CB	12	C
26	CB	15	A
26	CB	16	G
26	CB	35	C
26	CB	36	C
26	CB	37	C
26	CB	41	G
26	CB	44	G
26	CB	45	A
26	CB	49	C
26	CB	56	G
26	CB	57	A

Continued on next page...

Continued from previous page...

Mol	Chain	Res	Type
26	CB	60	C
26	CB	66	A
26	CB	67	G
26	CB	89	U
26	CB	90	C
26	CB	98	G
26	CB	99	A
26	CB	109	A
26	CB	119	A
25	DA	2	G
25	DA	10	A
25	DA	12	U
25	DA	13	A
25	DA	15	G
25	DA	17	G
25	DA	22	C
25	DA	31	C
25	DA	34	U
25	DA	41	C
25	DA	42	A
25	DA	43	G
25	DA	45	G
25	DA	46	G
25	DA	53	A
25	DA	55	G
25	DA	56	A
25	DA	57	C
25	DA	58	G
25	DA	59	U
25	DA	60	G
25	DA	61	C
25	DA	63	A
25	DA	70	G
25	DA	71	A
25	DA	74	A
25	DA	75	G
25	DA	80	G
25	DA	82	U
25	DA	84	A
25	DA	90	U
25	DA	91	A
25	DA	92	U

Continued on next page...

Continued from previous page...

Mol	Chain	Res	Type
25	DA	98	G
25	DA	99	U
25	DA	101	A
25	DA	102	U
25	DA	103	A
25	DA	105	C
25	DA	106	C
25	DA	118	A
25	DA	119	A
25	DA	120	U
25	DA	135	U
25	DA	137	U
25	DA	138	U
25	DA	139	U
25	DA	140	C
25	DA	141	G
25	DA	142	A
25	DA	150	U
25	DA	158	U
25	DA	159	G
25	DA	162	U
25	DA	163	C
25	DA	196	A
25	DA	199	A
25	DA	202	U
25	DA	204	A
25	DA	216	A
25	DA	221	A
25	DA	222	A
25	DA	225	C
25	DA	231	A
25	DA	232	G
25	DA	244	A
25	DA	248	G
25	DA	249	C
25	DA	255	A
25	DA	256	A
25	DA	257	C
25	DA	264	C
25	DA	265	A
25	DA	266	G
25	DA	272	A

Continued on next page...

Continued from previous page...

Mol	Chain	Res	Type
25	DA	276	U
25	DA	277	G
25	DA	279	A
25	DA	280	U
25	DA	281	C
25	DA	285	G
25	DA	287	G
25	DA	294	A
25	DA	296	U
25	DA	301	G
25	DA	311	A
25	DA	312	G
25	DA	320	A
25	DA	329	G
25	DA	330	A
25	DA	331	C
25	DA	343	C
25	DA	353	C
25	DA	354	A
25	DA	361	G
25	DA	362	A
25	DA	365	U
25	DA	367	G
25	DA	371	A
25	DA	372	G
25	DA	385	C
25	DA	386	G
25	DA	399	U
25	DA	405	U
25	DA	411	G
25	DA	414	C
25	DA	417	C
25	DA	424	G
25	DA	425	G
25	DA	436	C
25	DA	437	U
25	DA	446	G
25	DA	455	C
25	DA	480	A
25	DA	481	G
25	DA	485	C
25	DA	486	C

Continued on next page...

Continued from previous page...

Mol	Chain	Res	Type
25	DA	491	G
25	DA	504	A
25	DA	505	A
25	DA	508	A
25	DA	510	C
25	DA	521	U
25	DA	530	G
25	DA	531	C
25	DA	532	A
25	DA	533	G
25	DA	537	G
25	DA	541	A
25	DA	542	C
25	DA	543	G
25	DA	544	C
25	DA	545	U
25	DA	546	U
25	DA	547	A
25	DA	548	G
25	DA	549	G
25	DA	550	C
25	DA	563	A
25	DA	567	U
25	DA	573	U
25	DA	575	A
25	DA	585	G
25	DA	586	A
25	DA	603	A
25	DA	608	A
25	DA	609	A
25	DA	612	G
25	DA	613	A
25	DA	614	A
25	DA	615	U
25	DA	617	G
25	DA	618	G
25	DA	620	G
25	DA	627	A
25	DA	630	G
25	DA	631	A
25	DA	637	A
25	DA	639	U

Continued on next page...

Continued from previous page...

Mol	Chain	Res	Type
25	DA	640	C
25	DA	641	U
25	DA	645	C
25	DA	646	U
25	DA	647	G
25	DA	648	G
25	DA	654	A
25	DA	655	A
25	DA	673	C
25	DA	677	A
25	DA	683	U
25	DA	686	U
25	DA	693	A
25	DA	694	U
25	DA	702	U
25	DA	704	G
25	DA	710	U
25	DA	711	G
25	DA	714	U
25	DA	715	A
25	DA	716	A
25	DA	717	C
25	DA	721	A
25	DA	730	A
25	DA	738	G
25	DA	740	C
25	DA	747	U
25	DA	762	U
25	DA	764	A
25	DA	765	C
25	DA	775	G
25	DA	776	G
25	DA	782	A
25	DA	783	A
25	DA	784	G
25	DA	785	G
25	DA	792	A
25	DA	799	G
25	DA	805	G
25	DA	811	U
25	DA	812	C
25	DA	816	C

Continued on next page...

Continued from previous page...

Mol	Chain	Res	Type
25	DA	819	A
25	DA	820	A
25	DA	827	U
25	DA	828	U
25	DA	829	A
25	DA	830	G
25	DA	844	A
25	DA	845	A
25	DA	846	U
25	DA	847	U
25	DA	858	G
25	DA	859	G
25	DA	860	U
25	DA	863	A
25	DA	864	G
25	DA	865	C
25	DA	880	G
25	DA	881	G
25	DA	882	G
25	DA	885	C
25	DA	896	A
25	DA	897	C
25	DA	902	C
25	DA	904	G
25	DA	910	A
25	DA	914	G
25	DA	921	C
25	DA	927	A
25	DA	931	U
25	DA	932	U
25	DA	934	U
25	DA	941	A
25	DA	946	C
25	DA	961	C
25	DA	974	G
25	DA	982	C
25	DA	983	A
25	DA	985	C
25	DA	990	A
25	DA	995	C
25	DA	996	A
25	DA	997	G

Continued on next page...

Continued from previous page...

Mol	Chain	Res	Type
25	DA	1005	C
25	DA	1010	A
25	DA	1012	U
25	DA	1013	C
25	DA	1016	G
25	DA	1021	A
25	DA	1022	G
25	DA	1025	G
25	DA	1026	G
25	DA	1030	C
25	DA	1033	U
25	DA	1042	G
25	DA	1046	A
25	DA	1047	G
25	DA	1048	A
25	DA	1053	C
25	DA	1058	U
25	DA	1059	G
25	DA	1060	U
25	DA	1061	U
25	DA	1062	G
25	DA	1063	G
25	DA	1065	U
25	DA	1066	U
25	DA	1067	A
25	DA	1068	G
25	DA	1070	A
25	DA	1071	G
25	DA	1072	C
25	DA	1073	A
25	DA	1074	G
25	DA	1075	C
25	DA	1077	A
25	DA	1079	C
25	DA	1082	U
25	DA	1083	U
25	DA	1087	G
25	DA	1088	A
25	DA	1089	A
25	DA	1090	A
25	DA	1091	G
25	DA	1092	C

Continued on next page...

Continued from previous page...

Mol	Chain	Res	Type
25	DA	1094	U
25	DA	1097	U
25	DA	1100	C
25	DA	1104	C
25	DA	1110	G
25	DA	1111	A
25	DA	1112	G
25	DA	1115	G
25	DA	1122	G
25	DA	1128	G
25	DA	1132	U
25	DA	1133	A
25	DA	1135	C
25	DA	1136	G
25	DA	1137	G
25	DA	1138	G
25	DA	1141	U
25	DA	1142	A
25	DA	1143	A
25	DA	1156	A
25	DA	1158	C
25	DA	1168	G
25	DA	1169	A
25	DA	1171	G
25	DA	1173	U
25	DA	1174	U
25	DA	1175	A
25	DA	1176	U
25	DA	1178	C
25	DA	1179	G
25	DA	1180	U
25	DA	1181	U
25	DA	1182	G
25	DA	1186	G
25	DA	1189	A
25	DA	1198	U
25	DA	1208	C
25	DA	1212	G
25	DA	1221	C
25	DA	1227	G
25	DA	1234	U
25	DA	1238	G

Continued on next page...

Continued from previous page...

Mol	Chain	Res	Type
25	DA	1241	A
25	DA	1248	G
25	DA	1253	A
25	DA	1256	G
25	DA	1262	A
25	DA	1266	G
25	DA	1269	A
25	DA	1271	G
25	DA	1272	A
25	DA	1278	C
25	DA	1286	A
25	DA	1300	G
25	DA	1301	A
25	DA	1302	A
25	DA	1310	G
25	DA	1311	G
25	DA	1313	U
25	DA	1315	C
25	DA	1316	U
25	DA	1321	A
25	DA	1324	G
25	DA	1332	G
25	DA	1337	G
25	DA	1345	C
25	DA	1347	A
25	DA	1348	C
25	DA	1349	C
25	DA	1352	U
25	DA	1359	A
25	DA	1361	G
25	DA	1365	A
25	DA	1368	G
25	DA	1372	U
25	DA	1378	A
25	DA	1379	U
25	DA	1383	A
25	DA	1386	C
25	DA	1387	A
25	DA	1389	G
25	DA	1390	U
25	DA	1395	A
25	DA	1398	C

Continued on next page...

Continued from previous page...

Mol	Chain	Res	Type
25	DA	1412	U
25	DA	1413	A
25	DA	1414	C
25	DA	1416	G
25	DA	1417	C
25	DA	1418	G
25	DA	1419	A
25	DA	1420	A
25	DA	1423	G
25	DA	1427	A
25	DA	1428	C
25	DA	1429	G
25	DA	1433	A
25	DA	1434	A
25	DA	1436	G
25	DA	1442	U
25	DA	1443	U
25	DA	1450	G
25	DA	1452	G
25	DA	1453	A
25	DA	1454	C
25	DA	1455	G
25	DA	1456	G
25	DA	1458	U
25	DA	1467	U
25	DA	1471	G
25	DA	1475	G
25	DA	1476	U
25	DA	1478	G
25	DA	1480	C
25	DA	1482	G
25	DA	1484	U
25	DA	1493	C
25	DA	1495	A
25	DA	1499	C
25	DA	1504	A
25	DA	1509	A
25	DA	1510	G
25	DA	1515	A
25	DA	1516	G
25	DA	1523	U
25	DA	1528	A

Continued on next page...

Continued from previous page...

Mol	Chain	Res	Type
25	DA	1530	G
25	DA	1531	C
25	DA	1533	C
25	DA	1534	U
25	DA	1535	A
25	DA	1536	C
25	DA	1537	G
25	DA	1538	G
25	DA	1556	C
25	DA	1566	A
25	DA	1569	A
25	DA	1578	U
25	DA	1579	A
25	DA	1581	G
25	DA	1582	C
25	DA	1583	A
25	DA	1584	U
25	DA	1585	C
25	DA	1586	A
25	DA	1606	C
25	DA	1607	C
25	DA	1608	A
25	DA	1610	A
25	DA	1613	G
25	DA	1616	A
25	DA	1622	G
25	DA	1623	G
25	DA	1647	U
25	DA	1648	U
25	DA	1649	G
25	DA	1651	G
25	DA	1654	A
25	DA	1674	G
25	DA	1676	A
25	DA	1677	A
25	DA	1702	G
25	DA	1705	A
25	DA	1706	C
25	DA	1709	U
25	DA	1715	G
25	DA	1728	C
25	DA	1729	U

Continued on next page...

Continued from previous page...

Mol	Chain	Res	Type
25	DA	1730	C
25	DA	1731	G
25	DA	1735	A
25	DA	1738	G
25	DA	1739	A
25	DA	1740	G
25	DA	1744	A
25	DA	1754	A
25	DA	1756	G
25	DA	1762	A
25	DA	1764	C
25	DA	1773	A
25	DA	1774	C
25	DA	1776	G
25	DA	1782	U
25	DA	1800	C
25	DA	1801	A
25	DA	1808	A
25	DA	1811	G
25	DA	1816	C
25	DA	1823	G
25	DA	1825	U
25	DA	1827	U
25	DA	1828	G
25	DA	1829	A
25	DA	1846	G
25	DA	1858	A
25	DA	1859	U
25	DA	1869	G
25	DA	1870	C
25	DA	1871	A
25	DA	1872	A
25	DA	1874	C
25	DA	1884	G
25	DA	1888	G
25	DA	1903	G
25	DA	1905	C
25	DA	1906	G
25	DA	1907	G
25	DA	1913	A
25	DA	1914	C
25	DA	1916	A

Continued on next page...

Continued from previous page...

Mol	Chain	Res	Type
25	DA	1927	A
25	DA	1929	G
25	DA	1930	G
25	DA	1935	G
25	DA	1936	A
25	DA	1937	A
25	DA	1938	A
25	DA	1944	U
25	DA	1947	C
25	DA	1948	G
25	DA	1949	G
25	DA	1951	U
25	DA	1955	U
25	DA	1958	C
25	DA	1961	C
25	DA	1963	U
25	DA	1965	C
25	DA	1966	A
25	DA	1967	C
25	DA	1970	A
25	DA	1971	U
25	DA	1972	G
25	DA	1974	C
25	DA	1983	G
25	DA	1991	U
25	DA	1992	G
25	DA	1993	U
25	DA	1997	C
25	DA	2019	A
25	DA	2022	U
25	DA	2023	C
25	DA	2031	A
25	DA	2033	A
25	DA	2042	A
25	DA	2043	C
25	DA	2055	C
25	DA	2056	G
25	DA	2057	G
25	DA	2060	A
25	DA	2061	G
25	DA	2062	A
25	DA	2069	G

Continued on next page...

Continued from previous page...

Mol	Chain	Res	Type
25	DA	2072	C
25	DA	2076	U
25	DA	2092	U
25	DA	2093	G
25	DA	2096	C
25	DA	2102	G
25	DA	2103	C
25	DA	2107	G
25	DA	2108	A
25	DA	2109	U
25	DA	2110	G
25	DA	2111	U
25	DA	2112	G
25	DA	2113	U
25	DA	2115	G
25	DA	2116	G
25	DA	2117	A
25	DA	2118	U
25	DA	2119	A
25	DA	2125	G
25	DA	2126	A
25	DA	2127	G
25	DA	2128	G
25	DA	2131	U
25	DA	2132	U
25	DA	2133	G
25	DA	2135	A
25	DA	2136	G
25	DA	2137	U
25	DA	2145	C
25	DA	2146	C
25	DA	2147	A
25	DA	2148	G
25	DA	2149	U
25	DA	2150	C
25	DA	2151	U
25	DA	2152	G
25	DA	2158	A
25	DA	2159	G
25	DA	2162	G
25	DA	2163	A
25	DA	2164	C

Continued on next page...

Continued from previous page...

Mol	Chain	Res	Type
25	DA	2165	C
25	DA	2169	A
25	DA	2170	A
25	DA	2171	A
25	DA	2172	U
25	DA	2173	A
25	DA	2177	C
25	DA	2178	C
25	DA	2184	A
25	DA	2189	U
25	DA	2190	G
25	DA	2194	U
25	DA	2197	U
25	DA	2198	A
25	DA	2204	G
25	DA	2211	A
25	DA	2212	A
25	DA	2214	C
25	DA	2220	U
25	DA	2223	G
25	DA	2224	G
25	DA	2225	A
25	DA	2226	C
25	DA	2227	A
25	DA	2228	G
25	DA	2236	U
25	DA	2238	G
25	DA	2242	G
25	DA	2243	U
25	DA	2245	U
25	DA	2250	G
25	DA	2268	A
25	DA	2269	G
25	DA	2273	A
25	DA	2278	A
25	DA	2280	G
25	DA	2283	C
25	DA	2287	A
25	DA	2293	G
25	DA	2294	G
25	DA	2296	U
25	DA	2297	A

Continued on next page...

Continued from previous page...

Mol	Chain	Res	Type
25	DA	2305	U
25	DA	2307	G
25	DA	2309	A
25	DA	2310	C
25	DA	2311	A
25	DA	2312	U
25	DA	2320	U
25	DA	2321	U
25	DA	2322	A
25	DA	2324	U
25	DA	2325	G
25	DA	2327	A
25	DA	2333	A
25	DA	2335	A
25	DA	2336	A
25	DA	2344	U
25	DA	2347	C
25	DA	2354	C
25	DA	2356	U
25	DA	2357	G
25	DA	2358	A
25	DA	2361	G
25	DA	2378	A
25	DA	2379	G
25	DA	2383	G
25	DA	2385	C
25	DA	2402	U
25	DA	2403	C
25	DA	2406	A
25	DA	2407	A
25	DA	2414	G
25	DA	2423	U
25	DA	2424	C
25	DA	2425	A
25	DA	2426	A
25	DA	2429	G
25	DA	2430	A
25	DA	2431	U
25	DA	2434	A
25	DA	2435	A
25	DA	2441	U
25	DA	2446	G

Continued on next page...

Continued from previous page...

Mol	Chain	Res	Type
25	DA	2448	A
25	DA	2473	U
25	DA	2476	A
25	DA	2477	U
25	DA	2484	G
25	DA	2491	U
25	DA	2494	G
25	DA	2502	G
25	DA	2504	U
25	DA	2505	G
25	DA	2518	A
25	DA	2525	G
25	DA	2529	G
25	DA	2532	G
25	DA	2534	A
25	DA	2535	G
25	DA	2547	A
25	DA	2554	U
25	DA	2557	G
25	DA	2566	A
25	DA	2567	G
25	DA	2572	A
25	DA	2573	C
25	DA	2574	G
25	DA	2580	U
25	DA	2585	U
25	DA	2592	G
25	DA	2602	A
25	DA	2603	G
25	DA	2605	U
25	DA	2609	U
25	DA	2613	U
25	DA	2614	A
25	DA	2615	U
25	DA	2629	U
25	DA	2630	G
25	DA	2653	U
25	DA	2656	U
25	DA	2663	G
25	DA	2681	C
25	DA	2683	C
25	DA	2689	U

Continued on next page...

Continued from previous page...

Mol	Chain	Res	Type
25	DA	2690	U
25	DA	2701	U
25	DA	2702	G
25	DA	2703	C
25	DA	2713	U
25	DA	2714	G
25	DA	2718	G
25	DA	2724	U
25	DA	2726	A
25	DA	2729	G
25	DA	2732	G
25	DA	2743	U
25	DA	2748	A
25	DA	2757	A
25	DA	2758	A
25	DA	2764	A
25	DA	2765	A
25	DA	2768	U
25	DA	2769	U
25	DA	2770	G
25	DA	2778	A
25	DA	2791	G
25	DA	2793	C
25	DA	2794	C
25	DA	2798	U
25	DA	2799	A
25	DA	2800	A
25	DA	2805	C
25	DA	2807	U
25	DA	2818	U
25	DA	2820	A
25	DA	2821	A
25	DA	2825	G
25	DA	2826	A
25	DA	2833	U
25	DA	2835	A
25	DA	2836	U
25	DA	2840	C
25	DA	2848	G
25	DA	2855	C
25	DA	2856	A
25	DA	2858	C

Continued on next page...

Continued from previous page...

Mol	Chain	Res	Type
25	DA	2861	U
25	DA	2863	C
25	DA	2867	G
25	DA	2871	U
25	DA	2872	A
25	DA	2873	A
25	DA	2875	C
25	DA	2879	A
25	DA	2880	C
25	DA	2883	A
25	DA	2884	U
25	DA	2887	A
25	DA	2889	C
25	DA	2894	G
25	DA	2895	G
25	DA	2902	C
25	DA	2903	U
56	DB	8	C
56	DB	11	C
56	DB	13	G
56	DB	15	A
56	DB	16	G
56	DB	19	C
56	DB	21	G
56	DB	22	U
56	DB	24	G
56	DB	25	U
56	DB	32	U
56	DB	33	G
56	DB	34	A
56	DB	35	C
56	DB	36	C
56	DB	38	C
56	DB	39	A
56	DB	44	G
56	DB	45	A
56	DB	46	A
56	DB	52	A
56	DB	56	G
56	DB	58	A
56	DB	59	A
56	DB	61	G

Continued on next page...

Continued from previous page...

Mol	Chain	Res	Type
56	DB	64	G
56	DB	73	A
56	DB	88	C
56	DB	89	U
56	DB	90	C
56	DB	93	C
56	DB	99	A
56	DB	105	G
56	DB	109	A

All (155) RNA pucker outliers are listed below:

Mol	Chain	Res	Type
1	AA	115	G
1	AA	120	A
1	AA	148	G
1	AA	209	U
1	AA	329	A
1	AA	351	G
1	AA	410	G
1	AA	412	A
1	AA	428	G
1	AA	429	U
1	AA	439	U
1	AA	481	G
1	AA	510	A
1	AA	513	C
1	AA	653	U
1	AA	889	A
1	AA	1031	C
1	AA	1049	U
1	AA	1101	A
1	AA	1126	U
1	AA	1145	A
1	AA	1201	A
1	AA	1211	U
1	AA	1227	A
1	AA	1286	U
1	AA	1337	G
1	AA	1378	C
1	AA	1533	C
22	AV	18	G

Continued on next page...

Continued from previous page...

Mol	Chain	Res	Type
1	BA	4	U
1	BA	96	U
1	BA	115	G
1	BA	209	U
1	BA	274	A
1	BA	428	G
1	BA	429	U
1	BA	485	U
1	BA	653	U
1	BA	733	G
1	BA	926	G
1	BA	1049	U
1	BA	1101	A
1	BA	1168	U
1	BA	1201	A
1	BA	1211	U
1	BA	1299	A
1	BA	1317	C
1	BA	1491	G
1	BA	1534	A
22	BV	19	G
25	CA	60	G
25	CA	71	A
25	CA	74	A
25	CA	196	A
25	CA	221	A
25	CA	271	G
25	CA	301	G
25	CA	370	G
25	CA	404	A
25	CA	479	A
25	CA	503	A
25	CA	614	A
25	CA	620	G
25	CA	685	A
25	CA	764	A
25	CA	776	G
25	CA	790	U
25	CA	960	A
25	CA	984	A
25	CA	995	C
25	CA	1046	A

Continued on next page...

Continued from previous page...

Mol	Chain	Res	Type
25	CA	1086	A
25	CA	1133	A
25	CA	1180	U
25	CA	1212	G
25	CA	1234	U
25	CA	1253	A
25	CA	1286	A
25	CA	1301	A
25	CA	1344	U
25	CA	1373	A
25	CA	1378	A
25	CA	1494	A
25	CA	1606	C
25	CA	1647	U
25	CA	1674	G
25	CA	1800	C
25	CA	1875	G
25	CA	1900	A
25	CA	1929	G
25	CA	2060	A
25	CA	2127	G
25	CA	2157	G
25	CA	2211	A
25	CA	2286	G
25	CA	2326	C
25	CA	2406	A
25	CA	2422	C
25	CA	2425	A
25	CA	2602	A
25	CA	2681	C
25	CA	2848	G
25	CA	2873	A
26	CB	15	A
25	DA	60	G
25	DA	162	U
25	DA	199	A
25	DA	221	A
25	DA	271	G
25	DA	319	G
25	DA	404	A
25	DA	479	A
25	DA	503	A

Continued on next page...

Continued from previous page...

Mol	Chain	Res	Type
25	DA	529	A
25	DA	531	C
25	DA	614	A
25	DA	616	A
25	DA	764	A
25	DA	776	G
25	DA	945	A
25	DA	984	A
25	DA	1033	U
25	DA	1071	G
25	DA	1237	A
25	DA	1240	U
25	DA	1344	U
25	DA	1378	A
25	DA	1394	U
25	DA	1475	G
25	DA	1606	C
25	DA	1738	G
25	DA	1943	U
25	DA	2109	U
25	DA	2111	U
25	DA	2127	G
25	DA	2146	C
25	DA	2158	A
25	DA	2162	G
25	DA	2211	A
25	DA	2225	A
25	DA	2286	G
25	DA	2296	U
25	DA	2308	G
25	DA	2311	A
25	DA	2326	C
25	DA	2425	A
25	DA	2602	A
25	DA	2756	U
25	DA	2768	U
25	DA	2797	U
25	DA	2800	A
25	DA	2873	A
56	DB	33	G
56	DB	34	A
56	DB	89	U

5.4 Non-standard residues in protein, DNA, RNA chains [i](#)

There are no non-standard protein/DNA/RNA residues in this entry.

5.5 Carbohydrates [i](#)

There are no monosaccharides in this entry.

5.6 Ligand geometry [i](#)

Of 500 ligands modelled in this entry, 500 are monoatomic - leaving 0 for Mogul analysis.

There are no bond length outliers.

There are no bond angle outliers.

There are no chirality outliers.

There are no torsion outliers.

There are no ring outliers.

No monomer is involved in short contacts.

5.7 Other polymers [i](#)

There are no such residues in this entry.

5.8 Polymer linkage issues [i](#)

There are no chain breaks in this entry.

6 Fit of model and data i

6.1 Protein, DNA and RNA chains i

In the following table, the column labelled '#RSRZ > 2' contains the number (and percentage) of RSRZ outliers, followed by percent RSRZ outliers for the chain as percentile scores relative to all X-ray entries and entries of similar resolution. The OWAB column contains the minimum, median, 95th percentile and maximum values of the occupancy-weighted average B-factor per residue. The column labelled 'Q < 0.9' lists the number of (and percentage) of residues with an average occupancy less than 0.9.

Mol	Chain	Analysed	<RSRZ>	#RSRZ>2	OWAB(Å ²)	Q<0.9
1	AA	1538/1539 (99%)	-0.64	7 (0%) 91 75	0, 31, 105, 170	0
1	BA	1539/1539 (100%)	-0.58	9 (0%) 89 72	0, 33, 101, 147	0
2	AB	218/218 (100%)	0.58	13 (5%) 21 7	12, 52, 84, 115	0
2	BB	218/218 (100%)	0.41	12 (5%) 25 9	19, 59, 88, 113	0
3	AC	206/206 (100%)	-0.32	0 100 100	0, 35, 69, 93	0
3	BC	206/206 (100%)	0.23	3 (1%) 73 46	9, 46, 75, 92	0
4	AD	205/205 (100%)	0.09	4 (1%) 65 36	14, 42, 73, 98	0
4	BD	205/205 (100%)	-0.26	1 (0%) 91 75	0, 24, 64, 82	0
5	AE	150/150 (100%)	-0.15	2 (1%) 77 51	0, 32, 68, 105	0
5	BE	150/150 (100%)	-0.38	0 100 100	0, 31, 68, 98	0
6	AF	100/100 (100%)	-0.37	0 100 100	0, 33, 68, 86	0
6	BF	100/100 (100%)	-0.01	0 100 100	17, 54, 80, 93	0
7	AG	151/151 (100%)	0.50	14 (9%) 8 3	12, 56, 86, 111	0
7	BG	151/151 (100%)	0.01	5 (3%) 46 20	20, 54, 81, 94	0
8	AH	129/129 (100%)	-0.48	0 100 100	0, 32, 60, 71	0
8	BH	129/129 (100%)	-0.25	1 (0%) 86 65	4, 34, 58, 82	0
9	AI	127/127 (100%)	0.18	4 (3%) 49 21	6, 54, 79, 108	0
9	BI	127/127 (100%)	0.36	8 (6%) 20 6	20, 55, 85, 117	0
10	AJ	98/98 (100%)	0.42	5 (5%) 28 10	8, 55, 89, 104	0
10	BJ	98/98 (100%)	0.38	6 (6%) 21 7	25, 58, 82, 113	0
11	AK	117/117 (100%)	-0.37	1 (0%) 84 63	0, 19, 50, 87	0
11	BK	117/117 (100%)	-0.24	0 100 100	0, 32, 66, 79	0
12	AL	123/123 (100%)	-0.32	2 (1%) 72 44	0, 22, 67, 93	0
12	BL	123/123 (100%)	-0.27	3 (2%) 59 30	0, 17, 58, 93	0

Continued on next page...

Continued from previous page...

Mol	Chain	Analysed	<RSRZ>	#RSRZ>2	OWAB(Å ²)	Q<0.9
13	AM	114/114 (100%)	0.08	5 (4%) 34 13	9, 53, 87, 100	0
13	BM	114/114 (100%)	0.73	7 (6%) 21 7	26, 63, 87, 97	0
14	AN	96/100 (96%)	-0.03	1 (1%) 82 59	12, 45, 84, 107	0
14	BN	96/100 (96%)	0.26	4 (4%) 36 14	10, 56, 84, 98	0
15	AO	88/88 (100%)	-0.40	1 (1%) 80 56	0, 28, 55, 93	0
15	BO	88/88 (100%)	-0.08	1 (1%) 80 56	1, 33, 66, 89	0
16	AP	82/82 (100%)	0.13	3 (3%) 41 17	5, 30, 73, 86	0
16	BP	82/82 (100%)	-0.12	4 (4%) 29 11	0, 24, 67, 91	0
17	AQ	80/80 (100%)	0.03	1 (1%) 77 51	8, 42, 75, 96	0
17	BQ	80/80 (100%)	-0.10	1 (1%) 77 51	7, 44, 79, 94	0
18	AR	55/55 (100%)	-0.37	1 (1%) 68 40	0, 25, 59, 93	0
18	BR	55/55 (100%)	-0.10	2 (3%) 42 17	5, 38, 80, 101	0
19	AS	79/79 (100%)	0.51	4 (5%) 28 10	21, 52, 83, 98	0
19	BS	79/79 (100%)	0.78	9 (11%) 5 1	37, 65, 83, 95	0
20	AT	85/85 (100%)	0.19	3 (3%) 44 18	7, 37, 67, 80	0
20	BT	85/85 (100%)	0.20	2 (2%) 59 30	8, 38, 69, 96	0
21	AU	51/51 (100%)	0.20	5 (9%) 7 2	7, 39, 74, 77	0
21	BU	51/51 (100%)	0.27	3 (5%) 22 7	8, 47, 74, 80	0
22	AV	76/76 (100%)	-0.23	1 (1%) 77 51	0, 70, 127, 154	0
22	BV	76/76 (100%)	-0.33	0 100 100	22, 43, 72, 119	0
23	AX	15/16 (93%)	0.40	1 (6%) 17 5	6, 76, 115, 133	0
23	BX	16/16 (100%)	0.19	1 (6%) 20 6	16, 77, 102, 124	0
24	AY	183/183 (100%)	0.71	38 (20%) 1 0	0, 50, 96, 117	0
25	CA	2897/2903 (99%)	-0.52	33 (1%) 80 56	0, 0, 103, 162	0
25	DA	2896/2903 (99%)	-0.60	25 (0%) 84 63	0, 15, 109, 162	0
26	CB	119/119 (100%)	-0.84	0 100 100	0, 7, 32, 85	0
27	CC	271/271 (100%)	-0.62	0 100 100	0, 1, 29, 56	0
27	DC	271/271 (100%)	-0.53	0 100 100	0, 19, 46, 77	0
28	CD	209/209 (100%)	-0.63	0 100 100	0, 0, 19, 61	0
28	DD	209/209 (100%)	-0.55	1 (0%) 91 75	0, 10, 52, 66	0
29	CE	201/201 (100%)	-0.53	0 100 100	0, 0, 39, 84	0

Continued on next page...

Continued from previous page...

Mol	Chain	Analysed	<RSRZ>	#RSRZ>2	OWAB(Å ²)	Q<0.9
29	DE	201/201 (100%)	-0.39	0 100 100	0, 21, 60, 89	0
30	CF	177/177 (100%)	0.06	3 (1%) 70 41	0, 35, 82, 91	0
30	DF	177/177 (100%)	0.41	8 (4%) 33 12	12, 58, 84, 95	0
31	CG	176/176 (100%)	-0.37	0 100 100	0, 15, 48, 88	0
31	DG	176/176 (100%)	0.19	2 (1%) 80 56	15, 48, 73, 93	0
32	CH	149/149 (100%)	0.10	7 (4%) 31 11	0, 52, 87, 100	0
32	DH	149/149 (100%)	0.60	7 (4%) 31 11	8, 58, 92, 107	0
33	CI	141/141 (100%)	2.32	73 (51%) 0 0	44, 79, 102, 124	0
33	DI	141/141 (100%)	2.45	71 (50%) 0 0	54, 82, 104, 118	0
34	CJ	142/142 (100%)	-0.61	0 100 100	0, 0, 21, 56	0
34	DJ	142/142 (100%)	-0.44	0 100 100	0, 8, 37, 65	0
35	CK	122/122 (100%)	-0.64	0 100 100	0, 0, 27, 73	0
35	DK	122/122 (100%)	-0.45	0 100 100	0, 15, 50, 71	0
36	CL	143/143 (100%)	-0.54	0 100 100	0, 0, 27, 68	0
36	DL	143/143 (100%)	-0.30	3 (2%) 63 34	0, 18, 56, 82	0
37	CM	136/136 (100%)	-0.61	0 100 100	0, 0, 21, 83	0
37	DM	136/136 (100%)	-0.17	1 (0%) 87 69	0, 21, 55, 88	0
38	CN	120/120 (100%)	-0.57	0 100 100	0, 0, 14, 68	0
38	DN	120/120 (100%)	-0.50	0 100 100	0, 12, 44, 78	0
39	CO	116/116 (100%)	-0.55	0 100 100	0, 11, 39, 49	0
39	DO	116/116 (100%)	0.33	8 (6%) 16 5	5, 49, 78, 98	0
40	CP	114/114 (100%)	-0.61	0 100 100	0, 0, 47, 70	0
40	DP	114/114 (100%)	-0.46	0 100 100	0, 21, 51, 81	0
41	CQ	117/117 (100%)	-0.60	0 100 100	0, 0, 7, 63	0
41	DQ	117/117 (100%)	-0.70	0 100 100	0, 2, 27, 45	0
42	CR	103/103 (100%)	-0.57	0 100 100	0, 0, 35, 57	0
42	DR	103/103 (100%)	-0.61	1 (0%) 82 59	0, 10, 46, 78	0
43	CS	110/110 (100%)	-0.46	1 (0%) 84 63	0, 0, 22, 98	0
43	DS	110/110 (100%)	-0.63	0 100 100	0, 8, 40, 77	0
44	CT	93/93 (100%)	-0.27	2 (2%) 62 33	0, 6, 68, 78	0
44	DT	93/93 (100%)	0.13	1 (1%) 80 56	0, 35, 71, 96	0

Continued on next page...

Continued from previous page...

Mol	Chain	Analysed	<RSRZ>	#RSRZ>2	OWAB(Å ²)	Q<0.9
45	CU	102/102 (100%)	-0.49	2 (1%) 65 36	0, 5, 42, 79	0
45	DU	102/102 (100%)	0.36	10 (9%) 7 2	0, 34, 74, 100	0
46	CV	94/94 (100%)	-0.55	0 100 100	0, 6, 42, 62	0
46	DV	94/94 (100%)	-0.10	1 (1%) 80 56	11, 43, 68, 82	0
47	CW	76/76 (100%)	-0.54	0 100 100	0, 1, 31, 69	0
48	CX	77/77 (100%)	-0.47	0 100 100	0, 1, 47, 74	0
48	DX	77/77 (100%)	-0.42	0 100 100	0, 23, 55, 67	0
49	CY	63/63 (100%)	-0.32	2 (3%) 47 20	0, 14, 56, 97	0
49	DY	63/63 (100%)	-0.18	0 100 100	8, 43, 70, 111	0
50	CZ	58/58 (100%)	-0.53	0 100 100	0, 0, 13, 50	0
50	DZ	58/58 (100%)	-0.39	1 (1%) 70 41	0, 20, 52, 72	0
51	C0	56/56 (100%)	-0.60	0 100 100	0, 0, 25, 69	0
51	D0	56/56 (100%)	-0.54	0 100 100	0, 10, 53, 94	0
52	C1	50/50 (100%)	-0.03	1 (2%) 65 36	0, 8, 51, 93	0
52	D1	50/50 (100%)	0.47	3 (6%) 21 7	21, 38, 70, 88	0
53	C2	46/46 (100%)	-0.50	1 (2%) 62 33	0, 0, 15, 101	0
53	D2	46/46 (100%)	-0.64	0 100 100	0, 10, 26, 94	0
54	C3	64/64 (100%)	-0.61	0 100 100	0, 0, 11, 38	0
54	D3	64/64 (100%)	-0.42	0 100 100	0, 15, 35, 52	0
55	C4	38/38 (100%)	-0.38	0 100 100	0, 1, 32, 72	0
55	D4	38/38 (100%)	-0.12	0 100 100	3, 26, 59, 65	0
56	DB	118/118 (100%)	-0.71	0 100 100	6, 58, 86, 106	0
57	DW	75/75 (100%)	-0.16	0 100 100	0, 27, 54, 94	0
All	All	20908/20931 (99%)	-0.31	466 (2%) 62 33	0, 23, 86, 170	0

All (466) RSRZ outliers are listed below:

Mol	Chain	Res	Type	RSRZ
33	CI	52	LEU	10.6
33	DI	2	LYS	9.5
33	DI	59	THR	9.0
33	DI	4	VAL	8.9
33	CI	48	ILE	8.7
33	DI	66	PHE	8.5

Continued on next page...

Continued from previous page...

Mol	Chain	Res	Type	RSRZ
33	DI	1	ALA	8.4
33	CI	47	SER	8.3
33	DI	3	LYS	8.0
2	AB	156	LEU	7.9
33	CI	2	LYS	7.6
7	AG	84	TYR	7.4
24	AY	46	TYR	6.9
24	AY	47	GLY	6.8
45	DU	48	VAL	6.7
33	DI	5	GLN	6.6
25	CA	2145	C	6.5
45	DU	52	ASN	6.5
33	CI	70	THR	6.4
33	CI	3	LYS	6.3
7	AG	7	GLY	6.3
13	BM	114	PRO	6.1
16	AP	81	ALA	6.0
33	DI	58	ILE	5.9
32	DH	119	ASN	5.9
33	CI	46	ASP	5.8
12	AL	123	ALA	5.8
33	DI	10	LEU	5.7
25	CA	2141	G	5.5
1	BA	1031	C	5.5
24	AY	44	GLU	5.4
33	CI	66	PHE	5.3
33	CI	1	ALA	5.3
2	AB	155	GLY	5.3
45	DU	46	LYS	5.3
25	CA	138	U	5.3
33	DI	18	ASN	5.3
49	CY	63	ALA	5.2
52	C1	52	LYS	5.2
33	DI	11	GLN	5.2
18	BR	19	GLU	5.2
33	CI	65	SER	5.1
33	DI	27	LEU	5.1
33	DI	67	THR	5.1
25	DA	138	U	5.1
25	CA	2140	G	5.0
33	DI	54	ILE	5.0
24	AY	43	VAL	5.0

Continued on next page...

Continued from previous page...

Mol	Chain	Res	Type	RSRZ
25	CA	2139	U	4.9
25	DA	1175	A	4.9
33	DI	7	TYR	4.9
24	AY	73	ARG	4.8
24	AY	74	SER	4.8
10	AJ	102	LEU	4.7
45	DU	50	ALA	4.7
1	BA	841	C	4.7
33	DI	47	SER	4.7
33	DI	12	VAL	4.6
33	CI	132	ALA	4.6
45	CU	52	ASN	4.6
2	BB	127	LYS	4.5
33	DI	52	LEU	4.5
24	AY	95	ALA	4.5
24	AY	45	TYR	4.5
24	AY	97	SER	4.4
19	AS	2	ARG	4.4
33	DI	139	VAL	4.4
2	AB	154	GLY	4.4
2	BB	73	ARG	4.4
17	AQ	82	VAL	4.4
33	CI	87	SER	4.3
19	BS	2	ARG	4.3
2	BB	131	LYS	4.3
33	DI	98	GLY	4.3
25	CA	2132	U	4.2
33	DI	65	SER	4.2
9	BI	39	GLY	4.2
25	CA	2146	C	4.2
25	DA	2132	U	4.2
33	CI	38	CYS	4.2
33	CI	86	LYS	4.1
32	CH	137	GLU	4.1
5	AE	158	LYS	4.1
19	BS	29	PRO	4.1
2	AB	64	GLY	4.1
33	CI	10	LEU	4.1
1	BA	1030	U	4.1
32	CH	136	SER	4.1
45	DU	53	GLN	4.1
20	AT	3	ILE	4.1

Continued on next page...

Continued from previous page...

Mol	Chain	Res	Type	RSRZ
33	CI	25	PRO	4.0
24	AY	96	GLY	4.0
33	CI	7	TYR	4.0
33	CI	19	PRO	4.0
33	CI	20	SER	4.0
33	DI	114	ALA	4.0
45	DU	45	GLN	4.0
25	CA	2153	C	4.0
24	AY	75	MET	4.0
33	DI	19	PRO	4.0
16	BP	81	ALA	4.0
33	DI	68	PHE	4.0
4	AD	27	ILE	3.9
25	CA	2154	A	3.9
1	AA	844	G	3.9
2	AB	17	HIS	3.9
33	DI	82	ALA	3.9
7	AG	79	VAL	3.9
25	CA	2172	U	3.9
25	DA	2172	U	3.9
2	BB	8	MET	3.9
25	CA	139	U	3.9
24	AY	98	ASP	3.9
53	C2	46	LYS	3.8
42	DR	50	GLY	3.8
33	CI	67	THR	3.8
33	CI	78	LEU	3.8
33	CI	113	ALA	3.8
7	AG	82	SER	3.8
25	DA	139	U	3.8
23	AX	12	A	3.8
19	BS	63	ASP	3.8
7	AG	78	ARG	3.7
7	AG	77	ARG	3.7
33	CI	54	ILE	3.7
33	DI	55	PRO	3.7
33	CI	114	ALA	3.7
45	DU	49	PRO	3.7
24	AY	94	SER	3.7
33	DI	111	THR	3.7
14	AN	29	ILE	3.7
25	DA	546	U	3.6

Continued on next page...

Continued from previous page...

Mol	Chain	Res	Type	RSRZ
16	AP	82	ALA	3.6
33	CI	4	VAL	3.6
33	DI	6	ALA	3.6
23	BX	12	A	3.6
7	AG	83	THR	3.6
25	DA	884	U	3.6
25	CA	2152	G	3.6
24	AY	49	PRO	3.6
4	BD	24	VAL	3.6
33	DI	23	VAL	3.6
25	DA	613	A	3.6
24	AY	42	VAL	3.6
25	CA	546	U	3.6
25	DA	2131	U	3.5
1	AA	1031	C	3.5
19	BS	25	GLY	3.5
30	DF	129	MET	3.5
45	DU	51	LEU	3.5
33	DI	43	ALA	3.5
7	AG	80	GLY	3.5
24	AY	72	ASP	3.5
30	CF	79	ARG	3.5
33	CI	62	ALA	3.5
2	BB	128	LEU	3.5
24	AY	85	ALA	3.4
33	DI	113	ALA	3.4
49	CY	59	GLU	3.4
5	AE	157	GLY	3.4
52	D1	52	LYS	3.4
45	DU	54	PRO	3.4
9	BI	40	ARG	3.4
25	CA	1065	U	3.4
7	BG	78	ARG	3.4
33	CI	53	PRO	3.4
50	DZ	1	ALA	3.4
24	AY	52	LEU	3.4
33	DI	14	ALA	3.4
25	DA	2402	U	3.4
25	CA	1171	G	3.4
25	CA	2402	U	3.3
33	CI	21	PRO	3.3
18	BR	73	HIS	3.3

Continued on next page...

Continued from previous page...

Mol	Chain	Res	Type	RSRZ
33	CI	51	GLY	3.3
33	CI	139	VAL	3.3
33	CI	138	VAL	3.3
25	CA	2144	G	3.2
20	BT	3	ILE	3.2
16	BP	47	GLU	3.2
33	CI	95	ASP	3.2
9	AI	40	ARG	3.2
24	AY	101	VAL	3.2
16	BP	45	GLU	3.2
25	DA	883	G	3.2
33	CI	119	ALA	3.2
33	DI	132	ALA	3.2
33	CI	79	LEU	3.2
39	DO	50	ALA	3.2
1	BA	1032	G	3.2
24	AY	37	LEU	3.1
21	AU	46	ARG	3.1
33	CI	11	GLN	3.1
9	AI	42	THR	3.1
25	CA	2163	A	3.1
25	DA	2126	A	3.1
21	BU	37	TYR	3.1
33	CI	58	ILE	3.1
33	DI	48	ILE	3.1
33	CI	120	ASP	3.1
33	DI	22	PRO	3.1
20	AT	51	ASN	3.1
25	CA	1172	C	3.1
33	DI	21	PRO	3.1
25	CA	2142	A	3.1
33	CI	80	LYS	3.1
33	DI	57	VAL	3.1
1	BA	843	U	3.1
8	BH	1	SER	3.1
25	CA	2133	G	3.1
25	CA	2138	G	3.0
33	DI	95	ASP	3.0
15	AO	88	ARG	3.0
39	DO	88	LYS	3.0
2	AB	134	LEU	3.0
33	DI	33	ASN	3.0

Continued on next page...

Continued from previous page...

Mol	Chain	Res	Type	RSRZ
32	DH	87	GLU	3.0
10	AJ	91	ASP	3.0
7	AG	8	GLN	3.0
39	DO	51	ALA	3.0
24	AY	38	LEU	3.0
1	AA	1032	G	3.0
22	AV	20	U	3.0
21	AU	23	GLU	2.9
33	DI	45	THR	2.9
13	AM	114	PRO	2.9
39	DO	26	LEU	2.9
2	AB	8	MET	2.9
30	DF	169	LEU	2.9
33	CI	35	MET	2.9
33	CI	137	LEU	2.9
32	CH	119	ASN	2.9
7	AG	10	LYS	2.9
25	CA	2143	C	2.9
33	CI	24	GLY	2.9
33	CI	77	VAL	2.9
52	D1	51	ALA	2.9
7	AG	22	LEU	2.9
1	AA	86	G	2.9
9	BI	31	GLN	2.9
33	CI	63	ASP	2.9
33	DI	85	ILE	2.9
33	DI	44	LYS	2.9
33	DI	81	LYS	2.8
7	BG	7	GLY	2.8
14	BN	29	ILE	2.8
33	CI	44	LYS	2.8
33	CI	42	ASN	2.8
1	AA	88	U	2.8
7	AG	6	ILE	2.8
25	DA	2168	G	2.8
33	CI	6	ALA	2.8
30	DF	45	ASP	2.8
21	AU	37	TYR	2.8
4	AD	150	LYS	2.8
13	BM	112	ARG	2.8
24	AY	56	ALA	2.7
24	AY	76	SER	2.7

Continued on next page...

Continued from previous page...

Mol	Chain	Res	Type	RSRZ
25	DA	882	G	2.7
33	DI	60	VAL	2.7
9	BI	20	ILE	2.7
10	BJ	76	ILE	2.7
33	CI	39	LYS	2.7
24	AY	48	THR	2.7
33	DI	46	ASP	2.7
1	BA	1033	G	2.7
16	AP	80	LYS	2.7
31	DG	47	ASN	2.7
11	AK	125	LYS	2.7
19	AS	37	SER	2.7
33	DI	20	SER	2.7
25	DA	1174	U	2.7
33	CI	12	VAL	2.7
33	DI	97	VAL	2.7
25	DA	881	G	2.7
33	DI	137	LEU	2.7
24	AY	51	PRO	2.7
32	DH	149	GLU	2.7
7	BG	8	GLN	2.7
25	CA	1179	G	2.7
33	CI	32	VAL	2.6
2	BB	129	THR	2.6
25	CA	2164	C	2.6
25	DA	2796	U	2.6
3	BC	36	PHE	2.6
33	DI	64	ARG	2.6
45	DU	47	PRO	2.6
25	CA	1078	U	2.6
28	DD	209	ALA	2.6
43	CS	110	ARG	2.6
1	AA	1492	A	2.6
24	AY	50	THR	2.6
10	AJ	25	ILE	2.6
33	DI	37	PHE	2.6
24	AY	93	ASN	2.6
14	BN	34	ASN	2.6
39	DO	114	GLY	2.6
24	AY	68	ILE	2.6
33	CI	83	ALA	2.6
46	DV	94	ALA	2.6

Continued on next page...

Continued from previous page...

Mol	Chain	Res	Type	RSRZ
37	DM	136	MET	2.6
21	AU	20	ARG	2.5
7	AG	81	GLY	2.5
1	BA	1534	A	2.5
10	AJ	90	LEU	2.5
2	BB	33	ALA	2.5
24	AY	71	PHE	2.5
33	CI	141	ASP	2.5
1	AA	78	A	2.5
13	BM	7	ASN	2.5
24	AY	79	VAL	2.5
2	BB	34	ARG	2.5
12	BL	24	GLU	2.5
33	CI	40	ALA	2.5
9	BI	3	ASN	2.5
33	CI	68	PHE	2.5
33	DI	34	ILE	2.5
33	DI	15	GLY	2.5
33	DI	110	GLN	2.5
13	AM	32	ILE	2.5
33	DI	24	GLY	2.5
44	CT	69	ARG	2.5
25	CA	2173	A	2.5
25	DA	2118	U	2.5
33	DI	56	VAL	2.5
2	BB	135	MET	2.5
2	AB	127	LYS	2.4
24	AY	70	VAL	2.4
25	DA	2797	U	2.4
25	CA	2147	A	2.4
32	DH	135	HIS	2.4
33	CI	43	ALA	2.4
25	CA	549	G	2.4
32	DH	18	GLN	2.4
7	BG	83	THR	2.4
25	DA	1171	G	2.4
9	BI	5	TYR	2.4
14	BN	18	LYS	2.4
36	DL	143	GLU	2.4
25	DA	1172	C	2.4
32	CH	135	HIS	2.4
3	BC	81	GLU	2.4

Continued on next page...

Continued from previous page...

Mol	Chain	Res	Type	RSRZ
33	CI	116	MET	2.4
2	BB	212	TYR	2.4
19	AS	31	ARG	2.4
33	CI	49	GLU	2.4
33	CI	96	LYS	2.4
14	BN	52	PRO	2.4
24	AY	77	PRO	2.4
2	AB	65	LYS	2.4
2	BB	32	GLY	2.4
2	BB	17	HIS	2.4
45	CU	51	LEU	2.4
12	BL	43	LYS	2.3
25	CA	2148	G	2.3
25	DA	885	C	2.3
33	DI	32	VAL	2.3
25	DA	2125	G	2.3
25	CA	2165	C	2.3
2	AB	153	MET	2.3
39	DO	60	GLU	2.3
33	CI	75	ALA	2.3
13	BM	95	PRO	2.3
25	DA	2158	A	2.3
30	DF	119	LYS	2.3
19	BS	46	LEU	2.3
44	CT	72	GLN	2.3
25	DA	1870	C	2.3
18	AR	19	GLU	2.3
9	AI	22	PRO	2.3
17	BQ	3	LYS	2.3
33	CI	118	GLY	2.3
30	CF	80	GLN	2.3
12	BL	123	ALA	2.3
20	BT	35	TYR	2.3
30	DF	82	TYR	2.3
32	DH	136	SER	2.3
33	DI	29	GLN	2.3
30	CF	112	ASP	2.2
19	AS	23	GLU	2.2
32	CH	116	ARG	2.2
9	BI	38	PHE	2.2
10	BJ	100	ILE	2.2
13	BM	3	ILE	2.2

Continued on next page...

Continued from previous page...

Mol	Chain	Res	Type	RSRZ
19	BS	40	PHE	2.2
33	CI	69	VAL	2.2
2	AB	122	ASP	2.2
33	DI	41	PHE	2.2
24	AY	58	VAL	2.2
30	DF	30	VAL	2.2
30	DF	147	ARG	2.2
24	AY	99	ILE	2.2
7	BG	4	ARG	2.2
33	DI	13	ALA	2.2
25	CA	613	A	2.2
16	BP	80	LYS	2.2
33	CI	100	ILE	2.2
33	DI	76	ALA	2.2
4	AD	190	LEU	2.2
25	CA	896	A	2.2
33	CI	45	THR	2.2
1	BA	842	U	2.2
15	BO	15	GLY	2.2
24	AY	86	SER	2.2
32	CH	140	ALA	2.2
33	CI	81	LYS	2.2
33	DI	30	GLN	2.2
33	CI	16	MET	2.2
33	CI	22	PRO	2.2
33	CI	8	VAL	2.2
31	DG	176	LYS	2.2
33	CI	82	ALA	2.2
21	BU	43	GLU	2.2
33	DI	42	ASN	2.2
2	AB	128	LEU	2.1
13	BM	55	LEU	2.1
33	CI	41	PHE	2.1
10	AJ	89	ARG	2.1
10	BJ	6	ILE	2.1
33	DI	120	ASP	2.1
21	BU	46	ARG	2.1
33	DI	53	PRO	2.1
36	DL	144	GLU	2.1
36	DL	92	LEU	2.1
2	AB	133	ALA	2.1
52	D1	8	ILE	2.1

Continued on next page...

Continued from previous page...

Mol	Chain	Res	Type	RSRZ
3	BC	150	VAL	2.1
33	DI	138	VAL	2.1
39	DO	49	VAL	2.1
20	AT	86	ALA	2.1
39	DO	87	ILE	2.1
19	BS	43	MET	2.1
30	DF	160	LYS	2.1
7	AG	151	ALA	2.1
10	BJ	8	ILE	2.1
33	DI	107	GLU	2.1
12	AL	122	LYS	2.1
33	DI	119	ALA	2.1
32	DH	116	ARG	2.1
24	AY	91	ASN	2.1
10	BJ	75	ASP	2.1
24	AY	84	MET	2.1
32	CH	139	PHE	2.1
33	CI	110	GLN	2.1
13	BM	113	LYS	2.1
33	CI	33	ASN	2.1
33	DI	87	SER	2.1
33	CI	102	ARG	2.0
9	AI	18	VAL	2.0
4	AD	104	MET	2.0
24	AY	146	ASP	2.0
9	BI	66	VAL	2.0
10	BJ	32	THR	2.0
19	BS	39	ILE	2.0
33	DI	96	LYS	2.0
44	DT	73	ARG	2.0
33	DI	63	ASP	2.0
13	AM	3	ILE	2.0
13	AM	97	ARG	2.0
19	BS	26	ASP	2.0
33	CI	60	VAL	2.0
13	AM	6	ILE	2.0
21	AU	44	ARG	2.0
33	DI	35	MET	2.0
1	BA	209	U	2.0
33	CI	111	THR	2.0

6.2 Non-standard residues in protein, DNA, RNA chains [i](#)

There are no non-standard protein/DNA/RNA residues in this entry.

6.3 Carbohydrates [i](#)

There are no monosaccharides in this entry.

6.4 Ligands [i](#)

In the following table, the Atoms column lists the number of modelled atoms in the group and the number defined in the chemical component dictionary. The B-factors column lists the minimum, median, 95th percentile and maximum values of B factors of atoms in the group. The column labelled 'Q< 0.9' lists the number of atoms with occupancy less than 0.9.

Mol	Type	Chain	Res	Atoms	RSCC	RSR	B-factors(\AA^2)	Q<0.9
58	MG	DA	3115	1/1	0.60	0.18	27,27,27,27	0
58	MG	DA	3083	1/1	0.64	0.22	31,31,31,31	0
58	MG	DA	3098	1/1	0.65	0.54	49,49,49,49	0
58	MG	DA	3055	1/1	0.71	0.13	28,28,28,28	0
58	MG	DA	3091	1/1	0.71	0.26	50,50,50,50	0
58	MG	DA	3088	1/1	0.74	0.11	12,12,12,12	0
58	MG	AA	1640	1/1	0.74	0.18	34,34,34,34	0
58	MG	BA	1631	1/1	0.78	0.13	35,35,35,35	0
58	MG	CA	3084	1/1	0.78	0.11	22,22,22,22	0
58	MG	CA	3015	1/1	0.79	0.25	36,36,36,36	0
58	MG	CA	3062	1/1	0.80	0.46	46,46,46,46	0
58	MG	BA	1630	1/1	0.80	0.07	41,41,41,41	0
58	MG	DA	3061	1/1	0.81	0.19	24,24,24,24	0
58	MG	BA	1602	1/1	0.82	0.08	21,21,21,21	0
58	MG	AA	1631	1/1	0.82	0.17	35,35,35,35	0
58	MG	DA	3078	1/1	0.82	0.09	15,15,15,15	0
58	MG	AA	1601	1/1	0.82	0.10	44,44,44,44	0
58	MG	AA	1620	1/1	0.83	0.07	10,10,10,10	0
58	MG	AA	1644	1/1	0.83	0.19	5,5,5,5	0
58	MG	CA	3105	1/1	0.84	0.16	0,0,0,0	0
58	MG	CA	3106	1/1	0.84	0.18	0,0,0,0	0
58	MG	DA	3116	1/1	0.84	0.14	13,13,13,13	0
58	MG	AA	1603	1/1	0.85	0.08	28,28,28,28	0
58	MG	DA	3080	1/1	0.85	0.09	1,1,1,1	0
58	MG	AA	1626	1/1	0.85	0.10	0,0,0,0	0
58	MG	AA	1611	1/1	0.85	0.09	0,0,0,0	0
58	MG	DA	3136	1/1	0.85	0.11	28,28,28,28	0

Continued on next page...

Continued from previous page...

Mol	Type	Chain	Res	Atoms	RSCC	RSR	B-factors(\AA^2)	Q<0.9
58	MG	BA	1636	1/1	0.86	0.10	42,42,42,42	0
58	MG	CA	3082	1/1	0.86	0.12	0,0,0,0	0
58	MG	DA	3090	1/1	0.86	0.08	15,15,15,15	0
58	MG	AA	1639	1/1	0.86	0.10	22,22,22,22	0
58	MG	DA	3015	1/1	0.87	0.18	23,23,23,23	0
58	MG	AA	1662	1/1	0.87	0.10	8,8,8,8	0
58	MG	AA	1623	1/1	0.87	0.07	24,24,24,24	0
58	MG	BA	1618	1/1	0.87	0.19	4,4,4,4	0
58	MG	DA	3101	1/1	0.87	0.12	0,0,0,0	0
58	MG	AA	1658	1/1	0.87	0.19	16,16,16,16	0
58	MG	DA	3005	1/1	0.87	0.11	25,25,25,25	0
58	MG	DA	3084	1/1	0.87	0.12	32,32,32,32	0
58	MG	DA	3165	1/1	0.87	0.23	0,0,0,0	0
58	MG	CA	3099	1/1	0.88	0.85	53,53,53,53	0
58	MG	DA	3025	1/1	0.88	0.20	16,16,16,16	0
58	MG	BA	1641	1/1	0.88	0.09	20,20,20,20	0
58	MG	CA	3014	1/1	0.88	0.14	12,12,12,12	0
58	MG	DA	3064	1/1	0.88	0.10	0,0,0,0	0
58	MG	AA	1617	1/1	0.88	0.05	21,21,21,21	0
58	MG	DB	203	1/1	0.88	0.06	16,16,16,16	0
58	MG	BA	1624	1/1	0.89	0.07	1,1,1,1	0
58	MG	CA	3019	1/1	0.89	0.09	0,0,0,0	0
58	MG	DA	3050	1/1	0.89	0.06	0,0,0,0	0
58	MG	CA	3117	1/1	0.89	0.14	5,5,5,5	0
58	MG	DA	3057	1/1	0.89	0.14	14,14,14,14	0
58	MG	CA	3134	1/1	0.89	0.32	14,14,14,14	0
58	MG	AA	1645	1/1	0.89	0.24	8,8,8,8	0
58	MG	AA	1669	1/1	0.90	0.14	10,10,10,10	0
58	MG	BA	1627	1/1	0.90	0.12	35,35,35,35	0
58	MG	AA	1634	1/1	0.90	0.05	2,2,2,2	0
58	MG	BA	1609	1/1	0.90	0.09	26,26,26,26	0
58	MG	BA	1614	1/1	0.90	0.07	19,19,19,19	0
58	MG	DA	3102	1/1	0.90	0.09	12,12,12,12	0
58	MG	DA	3103	1/1	0.90	0.08	0,0,0,0	0
58	MG	AA	1666	1/1	0.90	0.16	13,13,13,13	0
58	MG	CA	3089	1/1	0.90	0.08	19,19,19,19	0
58	MG	DA	3131	1/1	0.90	0.59	55,55,55,55	0
58	MG	CA	3092	1/1	0.90	0.09	16,16,16,16	0
58	MG	DA	3036	1/1	0.90	0.08	21,21,21,21	0
58	MG	DA	3087	1/1	0.90	0.05	20,20,20,20	0
58	MG	AA	1635	1/1	0.91	0.09	18,18,18,18	0
58	MG	AA	1637	1/1	0.91	0.09	1,1,1,1	0

Continued on next page...

Continued from previous page...

Mol	Type	Chain	Res	Atoms	RSCC	RSR	B-factors(\AA^2)	Q<0.9
58	MG	BA	1653	1/1	0.91	0.08	7,7,7,7	0
58	MG	BA	1655	1/1	0.91	0.11	9,9,9,9	0
58	MG	AA	1606	1/1	0.91	0.06	6,6,6,6	0
58	MG	AA	1660	1/1	0.91	0.12	15,15,15,15	0
58	MG	DA	3047	1/1	0.91	0.05	28,28,28,28	0
58	MG	DA	3133	1/1	0.91	0.17	16,16,16,16	0
58	MG	AA	1604	1/1	0.91	0.18	22,22,22,22	0
58	MG	DA	3160	1/1	0.91	0.12	0,0,0,0	0
58	MG	CA	3026	1/1	0.91	0.33	30,30,30,30	0
58	MG	CA	3114	1/1	0.91	0.10	0,0,0,0	0
58	MG	AA	1655	1/1	0.92	0.15	0,0,0,0	0
58	MG	AA	1670	1/1	0.92	0.27	11,11,11,11	0
58	MG	DA	3063	1/1	0.92	0.15	0,0,0,0	0
58	MG	CA	3091	1/1	0.92	0.08	3,3,3,3	0
58	MG	DA	3070	1/1	0.92	0.08	0,0,0,0	0
58	MG	DA	3071	1/1	0.92	0.08	0,0,0,0	0
58	MG	BA	1635	1/1	0.92	0.08	21,21,21,21	0
58	MG	DA	3079	1/1	0.92	0.08	27,27,27,27	0
58	MG	AA	1630	1/1	0.92	0.09	16,16,16,16	0
58	MG	CA	3102	1/1	0.92	0.15	0,0,0,0	0
58	MG	BA	1605	1/1	0.92	0.06	21,21,21,21	0
58	MG	BA	1649	1/1	0.92	0.15	11,11,11,11	0
58	MG	BA	1608	1/1	0.92	0.15	18,18,18,18	0
58	MG	AA	1659	1/1	0.92	0.08	12,12,12,12	0
58	MG	BA	1611	1/1	0.92	0.11	13,13,13,13	0
58	MG	DA	3092	1/1	0.92	0.25	34,34,34,34	0
58	MG	DA	3095	1/1	0.92	0.11	10,10,10,10	0
58	MG	CA	3138	1/1	0.92	0.43	0,0,0,0	0
58	MG	CA	3164	1/1	0.92	0.24	0,0,0,0	0
58	MG	AA	1613	1/1	0.92	0.06	2,2,2,2	0
58	MG	DA	3006	1/1	0.92	0.05	10,10,10,10	0
58	MG	AA	1636	1/1	0.92	0.08	0,0,0,0	0
58	MG	DA	3019	1/1	0.92	0.11	0,0,0,0	0
58	MG	AA	1632	1/1	0.92	0.07	15,15,15,15	0
58	MG	DA	3030	1/1	0.92	0.12	0,0,0,0	0
58	MG	CA	3028	1/1	0.92	0.14	21,21,21,21	0
58	MG	DA	3138	1/1	0.92	0.45	0,0,0,0	0
58	MG	DA	3152	1/1	0.92	0.17	6,6,6,6	0
58	MG	CA	3048	1/1	0.92	0.09	13,13,13,13	0
58	MG	AA	1667	1/1	0.92	0.26	13,13,13,13	0
58	MG	BA	1629	1/1	0.92	0.06	17,17,17,17	0
58	MG	CA	3187	1/1	0.93	0.16	0,0,0,0	0

Continued on next page...

Continued from previous page...

Mol	Type	Chain	Res	Atoms	RSCC	RSR	B-factors(\AA^2)	Q<0.9
58	MG	CA	3024	1/1	0.93	0.11	0,0,0,0	0
58	MG	CA	3025	1/1	0.93	0.17	0,0,0,0	0
58	MG	DA	3014	1/1	0.93	0.11	12,12,12,12	0
58	MG	BA	1625	1/1	0.93	0.06	0,0,0,0	0
58	MG	DA	3016	1/1	0.93	0.08	1,1,1,1	0
58	MG	BA	1634	1/1	0.93	0.05	10,10,10,10	0
58	MG	AA	1654	1/1	0.93	0.16	5,5,5,5	0
58	MG	CA	3002	1/1	0.93	0.07	0,0,0,0	0
58	MG	CA	3112	1/1	0.93	0.10	4,4,4,4	0
58	MG	DA	3038	1/1	0.93	0.12	0,0,0,0	0
58	MG	CA	3076	1/1	0.93	0.15	0,0,0,0	0
58	MG	CA	3116	1/1	0.93	0.22	10,10,10,10	0
58	MG	CA	3080	1/1	0.93	0.07	1,1,1,1	0
58	MG	CA	3129	1/1	0.93	0.12	0,0,0,0	0
58	MG	CA	3132	1/1	0.93	0.40	24,24,24,24	0
58	MG	DA	3062	1/1	0.93	0.09	0,0,0,0	0
58	MG	AA	1627	1/1	0.93	0.14	19,19,19,19	0
58	MG	AA	1641	1/1	0.93	0.09	0,0,0,0	0
58	MG	DA	3065	1/1	0.93	0.08	0,0,0,0	0
58	MG	CA	3154	1/1	0.93	0.29	0,0,0,0	0
58	MG	BA	1645	1/1	0.93	0.08	8,8,8,8	0
58	MG	DA	3161	1/1	0.93	0.09	15,15,15,15	0
58	MG	DA	3075	1/1	0.93	0.12	8,8,8,8	0
58	MG	CA	3185	1/1	0.93	0.28	0,0,0,0	0
58	MG	DL	201	1/1	0.93	0.05	10,10,10,10	0
58	MG	AA	1616	1/1	0.94	0.09	11,11,11,11	0
58	MG	CA	3135	1/1	0.94	0.12	0,0,0,0	0
58	MG	AA	1607	1/1	0.94	0.08	10,10,10,10	0
58	MG	BA	1626	1/1	0.94	0.06	14,14,14,14	0
58	MG	CA	3160	1/1	0.94	0.32	0,0,0,0	0
58	MG	AA	1625	1/1	0.94	0.07	6,6,6,6	0
58	MG	CA	3178	1/1	0.94	0.13	0,0,0,0	0
58	MG	AA	1671	1/1	0.94	0.17	6,6,6,6	0
58	MG	DA	3077	1/1	0.94	0.05	12,12,12,12	0
58	MG	CA	3006	1/1	0.94	0.07	1,1,1,1	0
58	MG	CA	3191	1/1	0.94	0.20	0,0,0,0	0
58	MG	CA	3194	1/1	0.94	0.19	0,0,0,0	0
58	MG	CB	201	1/1	0.94	0.05	0,0,0,0	0
58	MG	DA	3003	1/1	0.94	0.07	8,8,8,8	0
58	MG	DA	3085	1/1	0.94	0.20	0,0,0,0	0
58	MG	DA	3004	1/1	0.94	0.10	30,30,30,30	0
58	MG	BA	1612	1/1	0.94	0.05	18,18,18,18	0

Continued on next page...

Continued from previous page...

Mol	Type	Chain	Res	Atoms	RSCC	RSR	B-factors(\AA^2)	Q<0.9
58	MG	AA	1619	1/1	0.94	0.16	32,32,32,32	0
58	MG	DA	3009	1/1	0.94	0.09	4,4,4,4	0
58	MG	DA	3010	1/1	0.94	0.09	7,7,7,7	0
58	MG	BA	1632	1/1	0.94	0.04	18,18,18,18	0
58	MG	CA	3100	1/1	0.94	0.10	0,0,0,0	0
58	MG	BA	1633	1/1	0.94	0.12	11,11,11,11	0
58	MG	BA	1615	1/1	0.94	0.18	9,9,9,9	0
58	MG	BA	1617	1/1	0.94	0.06	13,13,13,13	0
58	MG	DA	3109	1/1	0.94	0.13	2,2,2,2	0
58	MG	DA	3110	1/1	0.94	0.05	18,18,18,18	0
58	MG	DA	3112	1/1	0.94	0.09	5,5,5,5	0
58	MG	DA	3114	1/1	0.94	0.08	14,14,14,14	0
58	MG	DA	3026	1/1	0.94	0.09	0,0,0,0	0
58	MG	BA	1603	1/1	0.94	0.09	13,13,13,13	0
58	MG	DA	3119	1/1	0.94	0.15	44,44,44,44	0
58	MG	DA	3120	1/1	0.94	0.11	8,8,8,8	0
58	MG	DA	3124	1/1	0.94	0.05	0,0,0,0	0
58	MG	DA	3126	1/1	0.94	0.14	0,0,0,0	0
58	MG	DA	3033	1/1	0.94	0.12	0,0,0,0	0
58	MG	DA	3034	1/1	0.94	0.06	11,11,11,11	0
58	MG	DA	3135	1/1	0.94	0.08	11,11,11,11	0
58	MG	CA	3030	1/1	0.94	0.11	0,0,0,0	0
58	MG	CA	3035	1/1	0.94	0.07	1,1,1,1	0
58	MG	DA	3044	1/1	0.94	0.05	11,11,11,11	0
58	MG	DA	3156	1/1	0.94	0.23	3,3,3,3	0
58	MG	CA	3040	1/1	0.94	0.16	0,0,0,0	0
58	MG	CA	3120	1/1	0.94	0.12	2,2,2,2	0
58	MG	DA	3162	1/1	0.94	0.20	4,4,4,4	0
58	MG	BA	1622	1/1	0.94	0.05	4,4,4,4	0
58	MG	CA	3056	1/1	0.94	0.08	10,10,10,10	0
58	MG	DA	3059	1/1	0.94	0.11	6,6,6,6	0
58	MG	CA	3061	1/1	0.95	0.12	9,9,9,9	0
58	MG	CA	3009	1/1	0.95	0.11	0,0,0,0	0
58	MG	CA	3063	1/1	0.95	0.12	0,0,0,0	0
58	MG	DA	3066	1/1	0.95	0.05	0,0,0,0	0
58	MG	CA	3168	1/1	0.95	0.20	0,0,0,0	0
58	MG	CA	3169	1/1	0.95	0.22	7,7,7,7	0
58	MG	CA	3171	1/1	0.95	0.14	0,0,0,0	0
58	MG	DA	3076	1/1	0.95	0.09	5,5,5,5	0
58	MG	CA	3173	1/1	0.95	0.25	0,0,0,0	0
58	MG	CA	3175	1/1	0.95	0.17	0,0,0,0	0
58	MG	BA	1637	1/1	0.95	0.16	19,19,19,19	0

Continued on next page...

Continued from previous page...

Mol	Type	Chain	Res	Atoms	RSCC	RSR	B-factors(\AA^2)	Q<0.9
58	MG	CA	3180	1/1	0.95	0.19	6,6,6,6	0
58	MG	DA	3082	1/1	0.95	0.05	7,7,7,7	0
58	MG	BA	1639	1/1	0.95	0.06	0,0,0,0	0
58	MG	CA	3081	1/1	0.95	0.07	0,0,0,0	0
58	MG	AA	1602	1/1	0.95	0.11	17,17,17,17	0
58	MG	AA	1608	1/1	0.95	0.20	0,0,0,0	0
58	MG	CA	3085	1/1	0.95	0.21	12,12,12,12	0
58	MG	BA	1646	1/1	0.95	0.14	10,10,10,10	0
58	MG	BA	1613	1/1	0.95	0.13	0,0,0,0	0
58	MG	CA	3027	1/1	0.95	0.14	0,0,0,0	0
58	MG	CA	3098	1/1	0.95	0.14	0,0,0,0	0
58	MG	DA	3096	1/1	0.95	0.06	13,13,13,13	0
58	MG	BA	1652	1/1	0.95	0.10	1,1,1,1	0
58	MG	DA	3099	1/1	0.95	0.07	0,0,0,0	0
58	MG	AA	1653	1/1	0.95	0.15	1,1,1,1	0
58	MG	CA	3101	1/1	0.95	0.11	0,0,0,0	0
58	MG	CA	3032	1/1	0.95	0.07	0,0,0,0	0
58	MG	CA	3034	1/1	0.95	0.20	0,0,0,0	0
58	MG	AA	1663	1/1	0.95	0.10	6,6,6,6	0
58	MG	DA	3111	1/1	0.95	0.08	1,1,1,1	0
58	MG	DA	3021	1/1	0.95	0.08	3,3,3,3	0
58	MG	DA	3113	1/1	0.95	0.12	0,0,0,0	0
58	MG	CA	3109	1/1	0.95	0.15	0,0,0,0	0
58	MG	CA	3001	1/1	0.95	0.10	0,0,0,0	0
58	MG	DA	3027	1/1	0.95	0.10	14,14,14,14	0
58	MG	DA	3117	1/1	0.95	0.05	5,5,5,5	0
58	MG	DA	3118	1/1	0.95	0.10	7,7,7,7	0
58	MG	DA	3028	1/1	0.95	0.11	0,0,0,0	0
58	MG	CA	3041	1/1	0.95	0.16	0,0,0,0	0
58	MG	DA	3122	1/1	0.95	0.15	0,0,0,0	0
58	MG	CA	3044	1/1	0.95	0.06	0,0,0,0	0
58	MG	CA	3045	1/1	0.95	0.10	0,0,0,0	0
58	MG	CA	3046	1/1	0.95	0.06	0,0,0,0	0
58	MG	DA	3037	1/1	0.95	0.18	0,0,0,0	0
58	MG	CA	3121	1/1	0.95	0.19	0,0,0,0	0
58	MG	CA	3126	1/1	0.95	0.13	0,0,0,0	0
58	MG	DA	3045	1/1	0.95	0.09	0,0,0,0	0
58	MG	DA	3145	1/1	0.95	0.11	0,0,0,0	0
58	MG	DA	3149	1/1	0.95	0.18	0,0,0,0	0
58	MG	CA	3127	1/1	0.95	0.11	0,0,0,0	0
58	MG	BA	1616	1/1	0.95	0.11	0,0,0,0	0
58	MG	CA	3051	1/1	0.95	0.09	3,3,3,3	0

Continued on next page...

Continued from previous page...

Mol	Type	Chain	Res	Atoms	RSCC	RSR	B-factors(\AA^2)	Q<0.9
58	MG	AA	1665	1/1	0.95	0.08	0,0,0,0	0
58	MG	CA	3058	1/1	0.95	0.10	10,10,10,10	0
58	MG	DA	3060	1/1	0.95	0.13	5,5,5,5	0
58	MG	DB	201	1/1	0.95	0.05	24,24,24,24	0
58	MG	CA	3059	1/1	0.95	0.07	4,4,4,4	0
58	MG	CA	3153	1/1	0.95	0.29	0,0,0,0	0
58	MG	BA	1643	1/1	0.96	0.14	3,3,3,3	0
58	MG	CA	3090	1/1	0.96	0.08	1,1,1,1	0
58	MG	CA	3172	1/1	0.96	0.17	0,0,0,0	0
58	MG	AA	1656	1/1	0.96	0.13	14,14,14,14	0
58	MG	AA	1657	1/1	0.96	0.18	2,2,2,2	0
58	MG	DA	3073	1/1	0.96	0.11	6,6,6,6	0
58	MG	CA	3177	1/1	0.96	0.13	0,0,0,0	0
58	MG	CA	3093	1/1	0.96	0.12	11,11,11,11	0
58	MG	CA	3179	1/1	0.96	0.15	0,0,0,0	0
58	MG	CA	3094	1/1	0.96	0.06	3,3,3,3	0
58	MG	CA	3181	1/1	0.96	0.15	0,0,0,0	0
58	MG	BA	1648	1/1	0.96	0.17	0,0,0,0	0
58	MG	AA	1643	1/1	0.96	0.27	0,0,0,0	0
58	MG	CA	3188	1/1	0.96	0.15	2,2,2,2	0
58	MG	AA	1612	1/1	0.96	0.05	0,0,0,0	0
58	MG	CA	3193	1/1	0.96	0.25	0,0,0,0	0
58	MG	AA	1614	1/1	0.96	0.05	12,12,12,12	0
58	MG	BA	1654	1/1	0.96	0.10	22,22,22,22	0
58	MG	CB	202	1/1	0.96	0.10	0,0,0,0	0
58	MG	DA	3001	1/1	0.96	0.05	0,0,0,0	0
58	MG	DA	3002	1/1	0.96	0.06	1,1,1,1	0
58	MG	DA	3093	1/1	0.96	0.08	2,2,2,2	0
58	MG	DA	3094	1/1	0.96	0.08	43,43,43,43	0
58	MG	AA	1646	1/1	0.96	0.17	0,0,0,0	0
58	MG	BA	1656	1/1	0.96	0.19	9,9,9,9	0
58	MG	AA	1647	1/1	0.96	0.23	1,1,1,1	0
58	MG	CA	3111	1/1	0.96	0.04	6,6,6,6	0
58	MG	DA	3100	1/1	0.96	0.06	4,4,4,4	0
58	MG	AA	1648	1/1	0.96	0.12	4,4,4,4	0
58	MG	CA	3003	1/1	0.96	0.06	0,0,0,0	0
58	MG	DA	3012	1/1	0.96	0.11	0,0,0,0	0
58	MG	DA	3105	1/1	0.96	0.11	0,0,0,0	0
58	MG	DA	3013	1/1	0.96	0.14	0,0,0,0	0
58	MG	AA	1649	1/1	0.96	0.23	0,0,0,0	0
58	MG	CA	3007	1/1	0.96	0.04	0,0,0,0	0
58	MG	AA	1651	1/1	0.96	0.24	0,0,0,0	0

Continued on next page...

Continued from previous page...

Mol	Type	Chain	Res	Atoms	RSCC	RSR	B-factors(\AA^2)	Q<0.9
58	MG	DA	3018	1/1	0.96	0.07	6,6,6,6	0
58	MG	AA	1633	1/1	0.96	0.04	3,3,3,3	0
58	MG	CA	3124	1/1	0.96	0.09	0,0,0,0	0
58	MG	CA	3125	1/1	0.96	0.08	0,0,0,0	0
58	MG	AA	1622	1/1	0.96	0.17	0,0,0,0	0
58	MG	CA	3067	1/1	0.96	0.13	0,0,0,0	0
58	MG	CA	3070	1/1	0.96	0.12	25,25,25,25	0
58	MG	CA	3071	1/1	0.96	0.07	0,0,0,0	0
58	MG	DA	3121	1/1	0.96	0.07	7,7,7,7	0
58	MG	CA	3075	1/1	0.96	0.07	0,0,0,0	0
58	MG	AA	1618	1/1	0.96	0.07	21,21,21,21	0
58	MG	CA	3136	1/1	0.96	0.09	0,0,0,0	0
58	MG	CA	3137	1/1	0.96	0.09	4,4,4,4	0
58	MG	DA	3132	1/1	0.96	0.05	6,6,6,6	0
58	MG	CA	3021	1/1	0.96	0.10	0,0,0,0	0
58	MG	DA	3040	1/1	0.96	0.14	5,5,5,5	0
58	MG	DA	3042	1/1	0.96	0.06	5,5,5,5	0
58	MG	CA	3140	1/1	0.96	0.52	0,0,0,0	0
58	MG	DA	3139	1/1	0.96	0.28	0,0,0,0	0
58	MG	CA	3146	1/1	0.96	0.33	0,0,0,0	0
58	MG	DA	3046	1/1	0.96	0.07	1,1,1,1	0
58	MG	DA	3150	1/1	0.96	0.15	0,0,0,0	0
58	MG	CA	3150	1/1	0.96	0.10	0,0,0,0	0
58	MG	DA	3154	1/1	0.96	0.17	0,0,0,0	0
58	MG	BA	1638	1/1	0.96	0.09	27,27,27,27	0
58	MG	BA	1620	1/1	0.96	0.07	19,19,19,19	0
58	MG	CA	3155	1/1	0.96	0.37	0,0,0,0	0
58	MG	AA	1672	1/1	0.96	0.21	3,3,3,3	0
58	MG	BA	1642	1/1	0.96	0.23	6,6,6,6	0
58	MG	DA	3166	1/1	0.96	0.20	9,9,9,9	0
58	MG	CA	3165	1/1	0.96	0.20	0,0,0,0	0
58	MG	DB	202	1/1	0.96	0.04	9,9,9,9	0
58	MG	CA	3166	1/1	0.96	0.14	0,0,0,0	0
58	MG	CA	3086	1/1	0.96	0.16	0,0,0,0	0
58	MG	CA	3052	1/1	0.97	0.12	0,0,0,0	0
58	MG	CA	3053	1/1	0.97	0.08	0,0,0,0	0
58	MG	BA	1651	1/1	0.97	0.14	7,7,7,7	0
58	MG	CA	3157	1/1	0.97	0.21	0,0,0,0	0
58	MG	CA	3158	1/1	0.97	0.33	0,0,0,0	0
58	MG	AA	1650	1/1	0.97	0.11	0,0,0,0	0
58	MG	DA	3023	1/1	0.97	0.06	0,0,0,0	0
58	MG	CA	3163	1/1	0.97	0.20	0,0,0,0	0

Continued on next page...

Continued from previous page...

Mol	Type	Chain	Res	Atoms	RSCC	RSR	B-factors(\AA^2)	Q<0.9
58	MG	CA	3023	1/1	0.97	0.13	0,0,0,0	0
58	MG	CA	3103	1/1	0.97	0.09	0,0,0,0	0
58	MG	DA	3097	1/1	0.97	0.08	13,13,13,13	0
58	MG	CA	3104	1/1	0.97	0.06	0,0,0,0	0
58	MG	CA	3167	1/1	0.97	0.30	0,0,0,0	0
58	MG	DA	3031	1/1	0.97	0.11	0,0,0,0	0
58	MG	CA	3060	1/1	0.97	0.04	4,4,4,4	0
58	MG	BA	1623	1/1	0.97	0.08	3,3,3,3	0
58	MG	CA	3170	1/1	0.97	0.07	0,0,0,0	0
58	MG	DA	3104	1/1	0.97	0.09	0,0,0,0	0
58	MG	CA	3108	1/1	0.97	0.10	0,0,0,0	0
58	MG	BA	1610	1/1	0.97	0.03	0,0,0,0	0
58	MG	CA	3110	1/1	0.97	0.17	0,0,0,0	0
58	MG	AA	1615	1/1	0.97	0.08	9,9,9,9	0
58	MG	DA	3043	1/1	0.97	0.05	6,6,6,6	0
58	MG	CA	3176	1/1	0.97	0.14	10,10,10,10	0
58	MG	CA	3065	1/1	0.97	0.09	0,0,0,0	0
58	MG	CA	3113	1/1	0.97	0.12	0,0,0,0	0
58	MG	AA	1610	1/1	0.97	0.07	32,32,32,32	0
58	MG	CA	3115	1/1	0.97	0.06	0,0,0,0	0
58	MG	DA	3051	1/1	0.97	0.07	0,0,0,0	0
58	MG	AA	1624	1/1	0.97	0.06	10,10,10,10	0
58	MG	DA	3056	1/1	0.97	0.05	5,5,5,5	0
58	MG	CA	3183	1/1	0.97	0.18	0,0,0,0	0
58	MG	CA	3184	1/1	0.97	0.22	0,0,0,0	0
58	MG	DA	3123	1/1	0.97	0.05	6,6,6,6	0
58	MG	AA	1621	1/1	0.97	0.03	10,10,10,10	0
58	MG	CA	3074	1/1	0.97	0.15	0,0,0,0	0
58	MG	DA	3128	1/1	0.97	0.11	0,0,0,0	0
58	MG	CA	3031	1/1	0.97	0.22	0,0,0,0	0
58	MG	BA	1604	1/1	0.97	0.07	13,13,13,13	0
58	MG	CA	3079	1/1	0.97	0.05	3,3,3,3	0
58	MG	CA	3004	1/1	0.97	0.05	11,11,11,11	0
58	MG	BA	1644	1/1	0.97	0.09	0,0,0,0	0
58	MG	DA	3137	1/1	0.97	0.47	0,0,0,0	0
58	MG	DA	3067	1/1	0.97	0.07	0,0,0,0	0
58	MG	DA	3068	1/1	0.97	0.06	6,6,6,6	0
58	MG	DA	3140	1/1	0.97	0.28	0,0,0,0	0
58	MG	DA	3144	1/1	0.97	0.07	0,0,0,0	0
58	MG	DA	3069	1/1	0.97	0.09	41,41,41,41	0
58	MG	DA	3146	1/1	0.97	0.18	0,0,0,0	0
58	MG	DA	3147	1/1	0.97	0.19	0,0,0,0	0

Continued on next page...

Continued from previous page...

Mol	Type	Chain	Res	Atoms	RSCC	RSR	B-factors(\AA^2)	Q<0.9
58	MG	CA	3037	1/1	0.97	0.06	11,11,11,11	0
58	MG	CQ	201	1/1	0.97	0.31	0,0,0,0	0
58	MG	DA	3072	1/1	0.97	0.09	0,0,0,0	0
58	MG	AA	1668	1/1	0.97	0.09	0,0,0,0	0
58	MG	CA	3008	1/1	0.97	0.09	0,0,0,0	0
58	MG	DA	3157	1/1	0.97	0.22	0,0,0,0	0
58	MG	CA	3042	1/1	0.97	0.10	0,0,0,0	0
58	MG	BA	1606	1/1	0.97	0.12	24,24,24,24	0
58	MG	CA	3011	1/1	0.97	0.20	0,0,0,0	0
58	MG	DA	3164	1/1	0.97	0.15	0,0,0,0	0
58	MG	CA	3013	1/1	0.97	0.15	0,0,0,0	0
58	MG	BA	1607	1/1	0.97	0.06	1,1,1,1	0
58	MG	DA	3081	1/1	0.97	0.06	0,0,0,0	0
58	MG	CA	3145	1/1	0.97	0.13	0,0,0,0	0
58	MG	CA	3049	1/1	0.97	0.07	0,0,0,0	0
58	MG	AA	1661	1/1	0.97	0.15	15,15,15,15	0
58	MG	DQ	801	1/1	0.97	0.26	0,0,0,0	0
58	MG	CA	3088	1/1	0.98	0.10	0,0,0,0	0
58	MG	CA	3029	1/1	0.98	0.13	0,0,0,0	0
58	MG	CA	3054	1/1	0.98	0.14	0,0,0,0	0
58	MG	CA	3055	1/1	0.98	0.10	6,6,6,6	0
58	MG	CA	3010	1/1	0.98	0.11	0,0,0,0	0
58	MG	CA	3057	1/1	0.98	0.04	0,0,0,0	0
58	MG	CA	3141	1/1	0.98	0.27	0,0,0,0	0
58	MG	DA	3008	1/1	0.98	0.11	0,0,0,0	0
58	MG	DA	3086	1/1	0.98	0.15	0,0,0,0	0
58	MG	CA	3144	1/1	0.98	0.33	0,0,0,0	0
58	MG	BA	1621	1/1	0.98	0.05	12,12,12,12	0
58	MG	DA	3089	1/1	0.98	0.08	24,24,24,24	0
58	MG	DA	3011	1/1	0.98	0.08	0,0,0,0	0
58	MG	CA	3095	1/1	0.98	0.16	17,17,17,17	0
58	MG	CA	3147	1/1	0.98	0.27	0,0,0,0	0
58	MG	CA	3148	1/1	0.98	0.47	0,0,0,0	0
58	MG	CA	3149	1/1	0.98	0.32	0,0,0,0	0
58	MG	CA	3096	1/1	0.98	0.07	0,0,0,0	0
58	MG	DA	3017	1/1	0.98	0.13	0,0,0,0	0
58	MG	CA	3152	1/1	0.98	0.17	0,0,0,0	0
58	MG	CA	3097	1/1	0.98	0.12	0,0,0,0	0
58	MG	DA	3020	1/1	0.98	0.06	0,0,0,0	0
58	MG	CA	3012	1/1	0.98	0.18	0,0,0,0	0
58	MG	DA	3022	1/1	0.98	0.07	0,0,0,0	0
58	MG	CA	3033	1/1	0.98	0.14	0,0,0,0	0

Continued on next page...

Continued from previous page...

Mol	Type	Chain	Res	Atoms	RSCC	RSR	B-factors(\AA^2)	Q<0.9
58	MG	DA	3024	1/1	0.98	0.07	0,0,0,0	0
58	MG	CA	3156	1/1	0.98	0.30	0,0,0,0	0
58	MG	AA	1638	1/1	0.98	0.06	12,12,12,12	0
58	MG	DA	3106	1/1	0.98	0.17	0,0,0,0	0
58	MG	DA	3107	1/1	0.98	0.09	9,9,9,9	0
58	MG	AA	1642	1/1	0.98	0.06	1,1,1,1	0
58	MG	CA	3159	1/1	0.98	0.26	0,0,0,0	0
58	MG	CA	3036	1/1	0.98	0.16	0,0,0,0	0
58	MG	CA	3161	1/1	0.98	0.19	0,0,0,0	0
58	MG	DA	3032	1/1	0.98	0.08	0,0,0,0	0
58	MG	CA	3162	1/1	0.98	0.28	0,0,0,0	0
58	MG	CA	3064	1/1	0.98	0.18	0,0,0,0	0
58	MG	DA	3035	1/1	0.98	0.10	0,0,0,0	0
58	MG	BA	1601	1/1	0.98	0.08	2,2,2,2	0
58	MG	CA	3066	1/1	0.98	0.21	0,0,0,0	0
58	MG	CA	3039	1/1	0.98	0.11	0,0,0,0	0
58	MG	DA	3039	1/1	0.98	0.09	3,3,3,3	0
58	MG	CA	3107	1/1	0.98	0.17	0,0,0,0	0
58	MG	DA	3041	1/1	0.98	0.04	6,6,6,6	0
58	MG	CA	3069	1/1	0.98	0.14	0,0,0,0	0
58	MG	CA	3017	1/1	0.98	0.16	0,0,0,0	0
58	MG	DA	3125	1/1	0.98	0.07	0,0,0,0	0
58	MG	AA	1609	1/1	0.98	0.05	0,0,0,0	0
58	MG	DA	3127	1/1	0.98	0.05	0,0,0,0	0
58	MG	CA	3072	1/1	0.98	0.07	0,0,0,0	0
58	MG	CA	3073	1/1	0.98	0.12	0,0,0,0	0
58	MG	CA	3020	1/1	0.98	0.12	0,0,0,0	0
58	MG	DA	3048	1/1	0.98	0.06	0,0,0,0	0
58	MG	DA	3049	1/1	0.98	0.05	0,0,0,0	0
58	MG	CA	3174	1/1	0.98	0.31	0,0,0,0	0
58	MG	CA	3043	1/1	0.98	0.07	0,0,0,0	0
58	MG	DA	3052	1/1	0.98	0.05	0,0,0,0	0
58	MG	DA	3054	1/1	0.98	0.09	0,0,0,0	0
58	MG	AA	1652	1/1	0.98	0.12	13,13,13,13	0
58	MG	DA	3142	1/1	0.98	0.16	0,0,0,0	0
58	MG	DA	3143	1/1	0.98	0.21	0,0,0,0	0
58	MG	CA	3077	1/1	0.98	0.07	0,0,0,0	0
58	MG	CA	3078	1/1	0.98	0.07	0,0,0,0	0
58	MG	DA	3058	1/1	0.98	0.07	6,6,6,6	0
58	MG	CA	3118	1/1	0.98	0.08	0,0,0,0	0
58	MG	BA	1647	1/1	0.98	0.06	0,0,0,0	0
58	MG	AA	1628	1/1	0.98	0.04	1,1,1,1	0

Continued on next page...

Continued from previous page...

Mol	Type	Chain	Res	Atoms	RSCC	RSR	B-factors(\AA^2)	Q<0.9
58	MG	CA	3123	1/1	0.98	0.20	0,0,0,0	0
58	MG	CA	3047	1/1	0.98	0.09	0,0,0,0	0
58	MG	DA	3155	1/1	0.98	0.18	1,1,1,1	0
58	MG	BA	1619	1/1	0.98	0.07	0,0,0,0	0
58	MG	CA	3186	1/1	0.98	0.27	0,0,0,0	0
58	MG	DA	3159	1/1	0.98	0.26	3,3,3,3	0
58	MG	CA	3083	1/1	0.98	0.04	10,10,10,10	0
58	MG	BA	1650	1/1	0.98	0.21	5,5,5,5	0
58	MG	CA	3189	1/1	0.98	0.14	0,0,0,0	0
58	MG	DA	3163	1/1	0.98	0.09	0,0,0,0	0
58	MG	CA	3128	1/1	0.98	0.14	0,0,0,0	0
58	MG	CA	3192	1/1	0.98	0.11	0,0,0,0	0
58	MG	AA	1664	1/1	0.98	0.11	4,4,4,4	0
58	MG	CA	3130	1/1	0.98	0.18	0,0,0,0	0
58	MG	CA	3131	1/1	0.98	0.15	0,0,0,0	0
58	MG	BA	1640	1/1	0.98	0.14	0,0,0,0	0
58	MG	CB	203	1/1	0.98	0.04	5,5,5,5	0
58	MG	CB	204	1/1	0.98	0.39	0,0,0,0	0
58	MG	DA	3141	1/1	0.99	0.23	0,0,0,0	0
58	MG	DA	3029	1/1	0.99	0.05	0,0,0,0	0
58	MG	CA	3190	1/1	0.99	0.23	0,0,0,0	0
58	MG	CA	3068	1/1	0.99	0.12	0,0,0,0	0
58	MG	CA	3142	1/1	0.99	0.41	0,0,0,0	0
58	MG	DA	3074	1/1	0.99	0.13	0,0,0,0	0
58	MG	DA	3053	1/1	0.99	0.06	0,0,0,0	0
58	MG	DA	3148	1/1	0.99	0.27	0,0,0,0	0
58	MG	CA	3143	1/1	0.99	0.29	0,0,0,0	0
58	MG	CA	3087	1/1	0.99	0.13	0,0,0,0	0
58	MG	DA	3151	1/1	0.99	0.15	11,11,11,11	0
58	MG	AA	1605	1/1	0.99	0.07	0,0,0,0	0
58	MG	DA	3153	1/1	0.99	0.10	11,11,11,11	0
58	MG	CA	3119	1/1	0.99	0.02	8,8,8,8	0
58	MG	CA	3022	1/1	0.99	0.14	0,0,0,0	0
58	MG	CA	3133	1/1	0.99	0.05	0,0,0,0	0
58	MG	CA	3016	1/1	0.99	0.12	0,0,0,0	0
58	MG	DA	3158	1/1	0.99	0.14	0,0,0,0	0
58	MG	CA	3182	1/1	0.99	0.30	0,0,0,0	0
58	MG	DA	3129	1/1	0.99	0.08	0,0,0,0	0
58	MG	DA	3130	1/1	0.99	0.11	0,0,0,0	0
58	MG	CA	3038	1/1	0.99	0.20	0,0,0,0	0
58	MG	CA	3151	1/1	0.99	0.32	0,0,0,0	0
58	MG	DA	3108	1/1	0.99	0.17	0,0,0,0	0

Continued on next page...

Continued from previous page...

Mol	Type	Chain	Res	Atoms	RSCC	RSR	B-factors(\AA^2)	Q<0.9
58	MG	DA	3134	1/1	0.99	0.07	0,0,0,0	0
58	MG	AA	1629	1/1	0.99	0.07	0,0,0,0	0
58	MG	CA	3018	1/1	0.99	0.18	0,0,0,0	0
58	MG	CA	3005	1/1	0.99	0.05	14,14,14,14	0
58	MG	DA	3007	1/1	0.99	0.19	26,26,26,26	0
58	MG	CA	3139	1/1	0.99	0.42	0,0,0,0	0
58	MG	BA	1628	1/1	0.99	0.08	25,25,25,25	0
59	ZN	C4	101	1/1	0.99	0.07	0,0,0,0	0
59	ZN	D4	101	1/1	0.99	0.06	41,41,41,41	0
58	MG	CA	3050	1/1	1.00	0.15	0,0,0,0	0
58	MG	CA	3122	1/1	1.00	0.11	0,0,0,0	0

6.5 Other polymers [\(i\)](#)

There are no such residues in this entry.