



Full wwPDB X-ray Structure Validation Report ⓘ

Oct 10, 2023 – 02:50 AM EDT

PDB ID : 4V83
Title : Crystal structure of a complex containing domain 3 from the PSIV IGR IRES RNA bound to the 70S ribosome.
Authors : Zhu, J.; Korostelev, A.; Costantino, D.; Noller, H.F.; Kieft, J.S.
Deposited on : 2010-12-13
Resolution : 3.50 Å(reported)

This is a Full wwPDB X-ray Structure Validation Report for a publicly released PDB entry.

We welcome your comments at validation@mail.wwpdb.org

A user guide is available at

<https://www.wwpdb.org/validation/2017/XrayValidationReportHelp>

with specific help available everywhere you see the ⓘ symbol.

The types of validation reports are described at

<http://www.wwpdb.org/validation/2017/FAQs#types>.

The following versions of software and data (see [references ⓘ](#)) were used in the production of this report:

MolProbity : 4.02b-467
Xtriage (Phenix) : 1.13
EDS : 2.35.1
Percentile statistics : 20191225.v01 (using entries in the PDB archive December 25th 2019)
Refmac : 5.8.0158
CCP4 : 7.0.044 (Gargrove)
Ideal geometry (proteins) : Engh & Huber (2001)
Ideal geometry (DNA, RNA) : Parkinson et al. (1996)
Validation Pipeline (wwPDB-VP) : 2.35.1

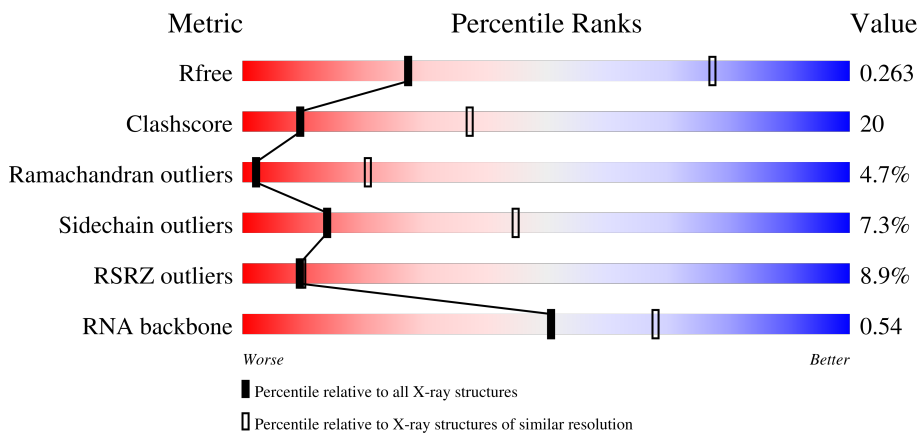
1 Overall quality at a glance i

The following experimental techniques were used to determine the structure:

X-RAY DIFFRACTION

The reported resolution of this entry is 3.50 Å.

Percentile scores (ranging between 0-100) for global validation metrics of the entry are shown in the following graphic. The table shows the number of entries on which the scores are based.






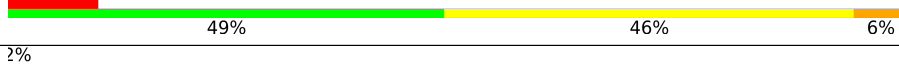



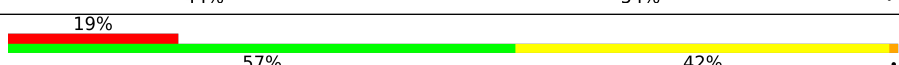
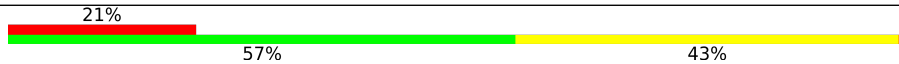

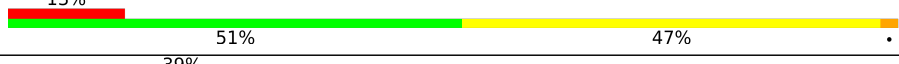




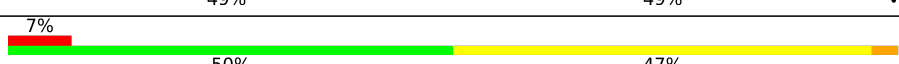
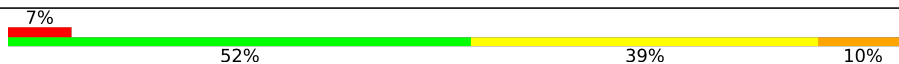
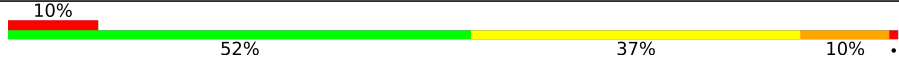







Metric	Whole archive (#Entries)	Similar resolution (#Entries, resolution range(Å))
R_{free}	130704	1659 (3.60-3.40)
Clashscore	141614	1036 (3.58-3.42)
Ramachandran outliers	138981	1005 (3.58-3.42)
Sidechain outliers	138945	1006 (3.58-3.42)
RSRZ outliers	127900	1559 (3.60-3.40)
RNA backbone	3102	1002 (4.00-3.00)

The table below summarises the geometric issues observed across the polymeric chains and their fit to the electron density. The red, orange, yellow and green segments of the lower bar indicate the fraction of residues that contain outliers for ≥ 3 , 2, 1 and 0 types of geometric quality criteria respectively. A grey segment represents the fraction of residues that are not modelled. The numeric value for each fraction is indicated below the corresponding segment, with a dot representing fractions $\leq 5\%$. The upper red bar (where present) indicates the fraction of residues that have poor fit to the electron density. The numeric value is given above the bar.

Mol	Chain	Length	Quality of chain
1	AA	1506	<div style="display: flex; align-items: center;"> <div style="width: 4%; height: 10px; background-color: red; margin-right: 5px;"></div> <div style="width: 47%; height: 10px; background-color: green; margin-right: 5px;"></div> <div style="width: 44%; height: 10px; background-color: yellow; margin-right: 5px;"></div> <div style="width: 7%; height: 10px; background-color: orange; margin-right: 5px;"></div> <div style="width: 7%; height: 10px; background-color: red;"></div> </div> <p style="margin-left: 40px;">4% 47% 44% 7% .</p>
1	CA	1506	<div style="display: flex; align-items: center;"> <div style="width: 7%; height: 10px; background-color: red; margin-right: 5px;"></div> <div style="width: 47%; height: 10px; background-color: green; margin-right: 5px;"></div> <div style="width: 44%; height: 10px; background-color: yellow; margin-right: 5px;"></div> <div style="width: 7%; height: 10px; background-color: orange; margin-right: 5px;"></div> <div style="width: 7%; height: 10px; background-color: red;"></div> </div> <p style="margin-left: 40px;">7% 47% 44% 7% .</p>
2	AB	234	<div style="display: flex; align-items: center;"> <div style="width: 34%; height: 10px; background-color: red; margin-right: 5px;"></div> <div style="width: 50%; height: 10px; background-color: green; margin-right: 5px;"></div> <div style="width: 45%; height: 10px; background-color: yellow; margin-right: 5px;"></div> <div style="width: 5%; height: 10px; background-color: orange;"></div> </div> <p style="margin-left: 40px;">34% 50% 45% 5%</p>
2	CB	234	<div style="display: flex; align-items: center;"> <div style="width: 31%; height: 10px; background-color: red; margin-right: 5px;"></div> <div style="width: 51%; height: 10px; background-color: green; margin-right: 5px;"></div> <div style="width: 44%; height: 10px; background-color: yellow; margin-right: 5px;"></div> <div style="width: 5%; height: 10px; background-color: orange;"></div> </div> <p style="margin-left: 40px;">31% 51% 44% .</p>

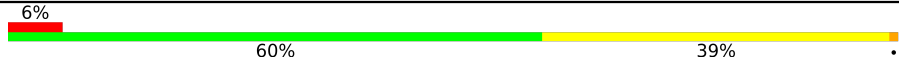
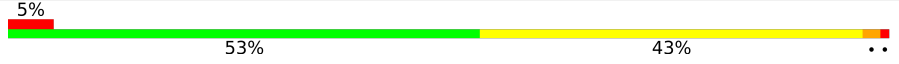

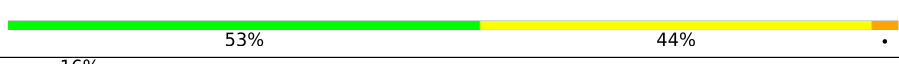
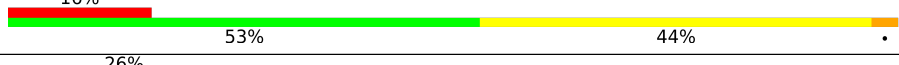
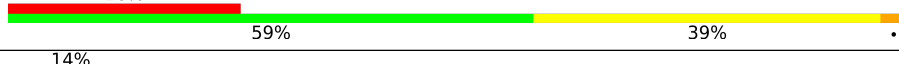
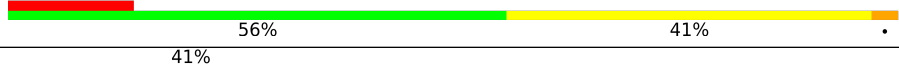
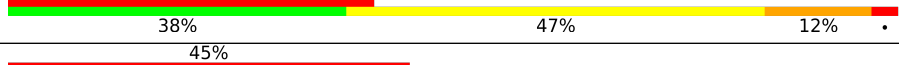
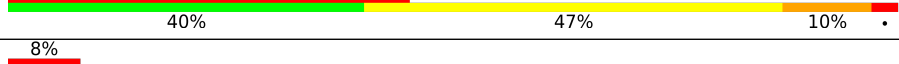




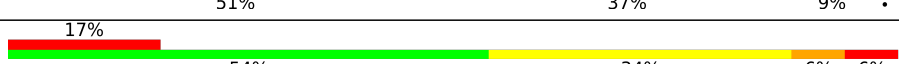



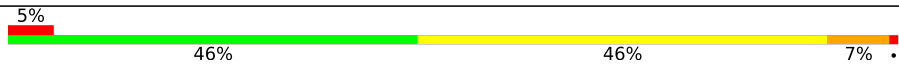







Continued on next page...

Continued from previous page...

Mol	Chain	Length	Quality of chain
3	AC	206	
3	CC	206	
4	AD	208	
4	CD	208	
5	AE	151	
5	CE	151	
6	AF	101	
6	CF	101	
7	AG	155	
7	CG	155	
8	AH	138	
8	CH	138	
9	AI	127	
9	CI	127	
10	AJ	98	
10	CJ	98	
11	AK	119	
11	CK	119	
12	AL	124	
12	CL	124	
13	AM	116	
13	CM	116	
14	AN	60	
14	CN	60	
15	AO	88	

Continued on next page...

Continued from previous page...

Mol	Chain	Length	Quality of chain
15	CO	88	
16	AP	83	
16	CP	83	
17	AQ	99	
17	CQ	99	
18	AR	70	
18	CR	70	
19	AS	78	
19	CS	78	
20	AT	99	
20	CT	99	
21	AU	24	
21	CU	24	
22	AV	35	
22	CV	35	
23	BA	2879	
23	DA	2879	
24	BB	119	
24	DB	119	
25	BC	271	
25	DC	271	
26	BD	204	
26	DD	204	
27	BE	202	
27	DE	202	









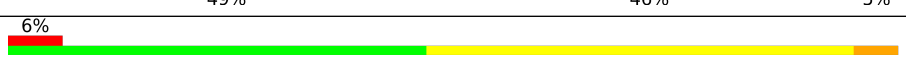








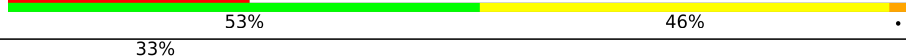



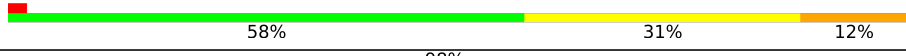

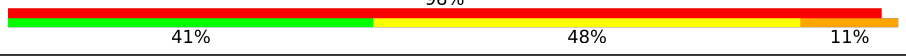

Continued on next page...

Continued from previous page...

Mol	Chain	Length	Quality of chain
28	BF	181	10% 40% 53% 6%
28	DF	181	11% 40% 52% 7%
29	BG	159	30% 55% 38% 7%
29	DG	159	6% 53% 40% 7%
30	BH	145	28% 48% 45% 8%
30	DH	145	34% 49% 43% 8%
31	BI	65	48% 37% 12% 51%
31	DI	65	32% 37% 12% 51%
32	BJ	137	2% 36% 50% 14%
32	DJ	137	39% 47% 14%
33	BK	122	54% 39% 7%
33	DK	122	55% 38% 7%
34	BL	146	7% 32% 46% 19%
34	DL	146	8% 32% 46% 19%
35	BM	136	3% 41% 46% 12%
35	DM	136	6% 39% 49% 12%
36	BN	117	2% 46% 47% 6%
36	DN	117	2% 47% 47% 5%
37	BO	98	47% 34% 52% 11%
37	DO	98	19% 33% 54% 10%
38	BP	137	4% 45% 47% 7%
38	DP	137	7% 44% 49% 7%
39	BQ	116	2% 53% 43%
39	DQ	116	53% 43%
40	BR	101	42% 50% 8%



Continued on next page...

Continued from previous page...

Mol	Chain	Length	Quality of chain
40	DR	101	
41	BS	112	
41	DS	112	
42	BT	92	
42	DT	92	
43	BU	100	
43	DU	100	
44	BV	188	
44	DV	188	
45	BW	76	
45	DW	76	
46	BX	88	
46	DX	88	
47	BY	62	
47	DY	62	
48	BZ	59	
48	DZ	59	
49	B1	30	
49	D1	30	
50	B2	52	
50	D2	52	
51	B3	44	
51	D3	44	
52	B4	48	
52	D4	48	

Continued on next page...

Continued from previous page...

Mol	Chain	Length	Quality of chain
53	B5	63	
53	D5	63	

The following table lists non-polymeric compounds, carbohydrate monomers and non-standard residues in protein, DNA, RNA chains that are outliers for geometric or electron-density-fit criteria:

Mol	Type	Chain	Res	Chirality	Geometry	Clashes	Electron density
54	MG	AA	1621	-	-	-	X
54	MG	AA	1631	-	-	-	X
54	MG	AA	1664	-	-	-	X
54	MG	AA	1666	-	-	-	X
54	MG	AA	1680	-	-	-	X
54	MG	AA	1688	-	-	-	X
54	MG	AA	1693	-	-	-	X
54	MG	AA	1705	-	-	-	X
54	MG	AA	1717	-	-	-	X
54	MG	AA	1729	-	-	-	X
54	MG	AA	1738	-	-	-	X
54	MG	AA	1741	-	-	-	X
54	MG	AA	1771	-	-	-	X
54	MG	AA	1784	-	-	-	X
54	MG	AA	1785	-	-	-	X
54	MG	AA	1787	-	-	-	X
54	MG	AA	1800	-	-	-	X
54	MG	AA	1805	-	-	-	X
54	MG	AA	1815	-	-	-	X
54	MG	AA	1820	-	-	-	X
54	MG	AA	1823	-	-	-	X
54	MG	AA	1830	-	-	-	X
54	MG	AA	1839	-	-	-	X
54	MG	AA	1843	-	-	-	X
54	MG	AA	1844	-	-	-	X
54	MG	AA	1854	-	-	-	X
54	MG	AA	1860	-	-	-	X
54	MG	AA	1866	-	-	-	X
54	MG	AD	304	-	-	-	X
54	MG	AN	102	-	-	-	X
54	MG	BA	2926	-	-	-	X
54	MG	BA	2978	-	-	-	X
54	MG	BA	2995	-	-	-	X

Continued on next page...

Continued from previous page...

Mol	Type	Chain	Res	Chirality	Geometry	Clashes	Electron density
54	MG	BA	3003	-	-	-	X
54	MG	BA	3018	-	-	-	X
54	MG	BA	3033	-	-	-	X
54	MG	BA	3040	-	-	-	X
54	MG	BA	3042	-	-	-	X
54	MG	BA	3052	-	-	-	X
54	MG	BA	3055	-	-	-	X
54	MG	BA	3067	-	-	-	X
54	MG	BA	3095	-	-	-	X
54	MG	BA	3114	-	-	-	X
54	MG	BA	3117	-	-	-	X
54	MG	BA	3133	-	-	-	X
54	MG	BA	3134	-	-	-	X
54	MG	BA	3150	-	-	-	X
54	MG	BA	3155	-	-	-	X
54	MG	BA	3163	-	-	-	X
54	MG	BA	3166	-	-	-	X
54	MG	BA	3184	-	-	-	X
54	MG	BA	3185	-	-	-	X
54	MG	BA	3187	-	-	-	X
54	MG	BA	3204	-	-	-	X
54	MG	BA	3211	-	-	-	X
54	MG	BA	3257	-	-	-	X
54	MG	BA	3261	-	-	-	X
54	MG	BA	3274	-	-	-	X
54	MG	BA	3280	-	-	-	X
54	MG	BA	3288	-	-	-	X
54	MG	BA	3297	-	-	-	X
54	MG	BA	3310	-	-	-	X
54	MG	BA	3341	-	-	-	X
54	MG	BA	3354	-	-	-	X
54	MG	BA	3362	-	-	-	X
54	MG	BA	3372	-	-	-	X
54	MG	BA	3378	-	-	-	X
54	MG	BA	3393	-	-	-	X
54	MG	BA	3400	-	-	-	X
54	MG	BA	3413	-	-	-	X
54	MG	BA	3414	-	-	-	X
54	MG	BA	3418	-	-	-	X
54	MG	BA	3420	-	-	-	X
54	MG	BA	3451	-	-	-	X
54	MG	BA	3462	-	-	-	X

Continued on next page...

Continued from previous page...

Mol	Type	Chain	Res	Chirality	Geometry	Clashes	Electron density
54	MG	BA	3464	-	-	-	X
54	MG	BA	3468	-	-	-	X
54	MG	BA	3475	-	-	-	X
54	MG	BA	3493	-	-	-	X
54	MG	BA	3504	-	-	-	X
54	MG	BA	3510	-	-	-	X
54	MG	BA	3520	-	-	-	X
54	MG	BA	3527	-	-	-	X
54	MG	BA	3549	-	-	-	X
54	MG	BA	3559	-	-	-	X
54	MG	BA	3570	-	-	-	X
54	MG	BA	3576	-	-	-	X
54	MG	BA	3585	-	-	-	X
54	MG	BA	3592	-	-	-	X
54	MG	BA	3605	-	-	-	X
54	MG	BA	3606	-	-	-	X
54	MG	BA	3623	-	-	-	X
54	MG	BA	3633	-	-	-	X
54	MG	BA	3643	-	-	-	X
54	MG	BA	3653	-	-	-	X
54	MG	BA	3668	-	-	-	X
54	MG	BA	3680	-	-	-	X
54	MG	BB	216	-	-	-	X
54	MG	BB	226	-	-	-	X
54	MG	BC	302	-	-	-	X
54	MG	CA	1614	-	-	-	X
54	MG	CA	1622	-	-	-	X
54	MG	CA	1627	-	-	-	X
54	MG	CA	1640	-	-	-	X
54	MG	CA	1665	-	-	-	X
54	MG	CA	1704	-	-	-	X
54	MG	CA	1717	-	-	-	X
54	MG	CA	1724	-	-	-	X
54	MG	CA	1732	-	-	-	X
54	MG	CA	1734	-	-	-	X
54	MG	CA	1735	-	-	-	X
54	MG	CA	1820	-	-	-	X
54	MG	CA	1837	-	-	-	X
54	MG	CA	1845	-	-	-	X
54	MG	CA	1867	-	-	-	X
54	MG	CA	1891	-	-	-	X
54	MG	CA	1897	-	-	-	X

Continued on next page...

Continued from previous page...

Mol	Type	Chain	Res	Chirality	Geometry	Clashes	Electron density
54	MG	CA	1898	-	-	-	X
54	MG	CA	1908	-	-	-	X
54	MG	CA	1911	-	-	-	X
54	MG	CA	1928	-	-	-	X
54	MG	CA	1958	-	-	-	X
54	MG	CG	201	-	-	-	X
54	MG	CG	202	-	-	-	X
54	MG	CM	202	-	-	-	X
54	MG	CO	102	-	-	-	X
54	MG	D2	101	-	-	-	X
54	MG	D2	103	-	-	-	X
54	MG	DA	2976	-	-	-	X
54	MG	DA	3013	-	-	-	X
54	MG	DA	3021	-	-	-	X
54	MG	DA	3026	-	-	-	X
54	MG	DA	3034	-	-	-	X
54	MG	DA	3047	-	-	-	X
54	MG	DA	3067	-	-	-	X
54	MG	DA	3069	-	-	-	X
54	MG	DA	3086	-	-	-	X
54	MG	DA	3087	-	-	-	X
54	MG	DA	3103	-	-	-	X
54	MG	DA	3105	-	-	-	X
54	MG	DA	3179	-	-	-	X
54	MG	DA	3205	-	-	-	X
54	MG	DA	3209	-	-	-	X
54	MG	DA	3231	-	-	-	X
54	MG	DA	3254	-	-	-	X
54	MG	DA	3255	-	-	-	X
54	MG	DA	3278	-	-	-	X
54	MG	DA	3295	-	-	-	X
54	MG	DA	3311	-	-	-	X
54	MG	DA	3323	-	-	-	X
54	MG	DA	3332	-	-	-	X
54	MG	DA	3333	-	-	-	X
54	MG	DA	3342	-	-	-	X
54	MG	DA	3355	-	-	-	X
54	MG	DA	3367	-	-	-	X
54	MG	DA	3385	-	-	-	X
54	MG	DA	3390	-	-	-	X
54	MG	DA	3411	-	-	-	X
54	MG	DA	3417	-	-	-	X

Continued on next page...

Continued from previous page...

Mol	Type	Chain	Res	Chirality	Geometry	Clashes	Electron density
54	MG	DA	3422	-	-	-	X
54	MG	DA	3436	-	-	-	X
54	MG	DA	3450	-	-	-	X
54	MG	DA	3452	-	-	-	X
54	MG	DA	3463	-	-	-	X
54	MG	DA	3468	-	-	-	X
54	MG	DA	3474	-	-	-	X
54	MG	DA	3475	-	-	-	X
54	MG	DA	3476	-	-	-	X
54	MG	DA	3497	-	-	-	X
54	MG	DA	3505	-	-	-	X
54	MG	DA	3537	-	-	-	X
54	MG	DA	3538	-	-	-	X
54	MG	DA	3545	-	-	-	X
54	MG	DA	3570	-	-	-	X
54	MG	DA	3573	-	-	-	X
54	MG	DA	3588	-	-	-	X
54	MG	DA	3603	-	-	-	X
54	MG	DA	3618	-	-	-	X
54	MG	DA	3652	-	-	-	X
54	MG	DA	3662	-	-	-	X
54	MG	DA	3663	-	-	-	X
54	MG	DA	3664	-	-	-	X
54	MG	DA	3665	-	-	-	X
54	MG	DA	3668	-	-	-	X
54	MG	DA	3669	-	-	-	X
54	MG	DA	3688	-	-	-	X
54	MG	DA	3691	-	-	-	X
54	MG	DA	3692	-	-	-	X
54	MG	DA	3698	-	-	-	X
54	MG	DA	3700	-	-	-	X
54	MG	DA	3702	-	-	-	X
54	MG	DA	3713	-	-	-	X
54	MG	DA	3721	-	-	-	X
54	MG	DA	3733	-	-	-	X
54	MG	DA	3756	-	-	-	X
54	MG	DA	3759	-	-	-	X
54	MG	DA	3762	-	-	-	X
54	MG	DA	3768	-	-	-	X
54	MG	DA	3786	-	-	-	X
54	MG	DA	3787	-	-	-	X
54	MG	DA	3803	-	-	-	X

Continued on next page...

Continued from previous page...

Mol	Type	Chain	Res	Chirality	Geometry	Clashes	Electron density
54	MG	DA	3809	-	-	-	X
54	MG	DA	3836	-	-	-	X
54	MG	DA	3862	-	-	-	X
54	MG	DB	229	-	-	-	X
54	MG	DB	230	-	-	-	X
54	MG	DB	237	-	-	-	X
54	MG	DD	304	-	-	-	X
54	MG	DD	305	-	-	-	X
54	MG	DE	302	-	-	-	X

2 Entry composition

There are 55 unique types of molecules in this entry. The entry contains 283641 atoms, of which 0 are hydrogens and 0 are deuteriums.

In the tables below, the ZeroOcc column contains the number of atoms modelled with zero occupancy, the AltConf column contains the number of residues with at least one atom in alternate conformation and the Trace column contains the number of residues modelled with at most 2 atoms.

- Molecule 1 is a RNA chain called ribosomal RNA 16S.

Mol	Chain	Residues	Atoms					ZeroOcc	AltConf	Trace
			Total	C	N	O	P			
1	AA	1506	Total 32372	C 14409	N 5999	O 10459	P 1505	0	0	0
1	CA	1506	Total 32372	C 14409	N 5999	O 10459	P 1505	0	0	0

- Molecule 2 is a protein called 30S ribosomal protein S2.

Mol	Chain	Residues	Atoms					ZeroOcc	AltConf	Trace
			Total	C	N	O	S			
2	AB	234	Total 1901	C 1213	N 341	O 342	S 5	0	0	0
2	CB	234	Total 1901	C 1213	N 341	O 342	S 5	0	0	0

- Molecule 3 is a protein called 30S ribosomal protein S3.

Mol	Chain	Residues	Atoms					ZeroOcc	AltConf	Trace
			Total	C	N	O	S			
3	AC	206	Total 1613	C 1016	N 314	O 282	S 1	0	0	0
3	CC	206	Total 1613	C 1016	N 314	O 282	S 1	0	0	0

- Molecule 4 is a protein called 30S ribosomal protein S4.

Mol	Chain	Residues	Atoms					ZeroOcc	AltConf	Trace
			Total	C	N	O	S			
4	AD	208	Total 1703	C 1066	N 339	O 291	S 7	0	0	0
4	CD	208	Total 1703	C 1066	N 339	O 291	S 7	0	0	0

- Molecule 5 is a protein called 30S ribosomal protein S5.

Mol	Chain	Residues	Atoms					ZeroOcc	AltConf	Trace
5	AE	151	Total	C	N	O	S	0	0	0
			1156	729	218	205	4			
5	CE	151	Total	C	N	O	S	0	0	0
			1156	729	218	205	4			

- Molecule 6 is a protein called 30S ribosomal protein S6.

Mol	Chain	Residues	Atoms					ZeroOcc	AltConf	Trace
6	AF	101	Total	C	N	O	S	0	0	0
			843	531	155	154	3			
6	CF	101	Total	C	N	O	S	0	0	0
			843	531	155	154	3			

- Molecule 7 is a protein called 30S ribosomal protein S7.

Mol	Chain	Residues	Atoms					ZeroOcc	AltConf	Trace
7	AG	155	Total	C	N	O	S	0	0	0
			1257	781	252	218	6			
7	CG	155	Total	C	N	O	S	0	0	0
			1257	781	252	218	6			

- Molecule 8 is a protein called 30S ribosomal protein S8.

Mol	Chain	Residues	Atoms					ZeroOcc	AltConf	Trace
8	AH	138	Total	C	N	O	S	0	0	0
			1116	705	215	193	3			
8	CH	138	Total	C	N	O	S	0	0	0
			1116	705	215	193	3			

- Molecule 9 is a protein called 30S ribosomal protein S9.

Mol	Chain	Residues	Atoms				ZeroOcc	AltConf	Trace
9	AI	127	Total	C	N	O	0	0	0
			1011	639	198	174			
9	CI	127	Total	C	N	O	0	0	0
			1011	639	198	174			

- Molecule 10 is a protein called 30S ribosomal protein S10.

Mol	Chain	Residues	Atoms					ZeroOcc	AltConf	Trace
10	AJ	98	Total	C	N	O	S	0	0	0
			795	499	156	139	1			

Continued on next page...

Continued from previous page...

Mol	Chain	Residues	Atoms					ZeroOcc	AltConf	Trace
10	CJ	98	Total	C	N	O	S	0	0	0
			795	499	156	139	1			

- Molecule 11 is a protein called 30S ribosomal protein S11.

Mol	Chain	Residues	Atoms					ZeroOcc	AltConf	Trace
11	AK	119	Total	C	N	O	S	0	0	0
			885	549	168	165	3			
11	CK	119	Total	C	N	O	S	0	0	0
			885	549	168	165	3			

- Molecule 12 is a protein called 30S ribosomal protein S12.

Mol	Chain	Residues	Atoms					ZeroOcc	AltConf	Trace
12	AL	124	Total	C	N	O	S	0	0	0
			971	611	195	164	1			
12	CL	124	Total	C	N	O	S	0	0	0
			971	611	195	164	1			

- Molecule 13 is a protein called 30S ribosomal protein S13.

Mol	Chain	Residues	Atoms					ZeroOcc	AltConf	Trace
13	AM	116	Total	C	N	O	S	0	0	0
			929	574	191	162	2			
13	CM	116	Total	C	N	O	S	0	0	0
			929	574	191	162	2			

- Molecule 14 is a protein called 30S ribosomal protein S14 type Z.

Mol	Chain	Residues	Atoms					ZeroOcc	AltConf	Trace
14	AN	60	Total	C	N	O	S	0	0	0
			492	312	104	72	4			
14	CN	60	Total	C	N	O	S	0	0	0
			492	312	104	72	4			

- Molecule 15 is a protein called 30S ribosomal protein S15.

Mol	Chain	Residues	Atoms					ZeroOcc	AltConf	Trace
15	AO	88	Total	C	N	O	S	0	0	0
			734	459	147	126	2			
15	CO	88	Total	C	N	O	S	0	0	0
			734	459	147	126	2			

- Molecule 16 is a protein called 30S ribosomal protein S16.

Mol	Chain	Residues	Atoms					ZeroOcc	AltConf	Trace
16	AP	83	Total	C	N	O	S	0	0	0
			701	443	139	118	1			
16	CP	83	Total	C	N	O	S	0	0	0
			701	443	139	118	1			

- Molecule 17 is a protein called 30S ribosomal protein S17.

Mol	Chain	Residues	Atoms					ZeroOcc	AltConf	Trace
17	AQ	99	Total	C	N	O	S	0	0	0
			824	528	152	142	2			
17	CQ	99	Total	C	N	O	S	0	0	0
			824	528	152	142	2			

- Molecule 18 is a protein called 30S ribosomal protein S18.

Mol	Chain	Residues	Atoms				ZeroOcc	AltConf	Trace
18	AR	70	Total	C	N	O	0	0	0
			574	367	112	95			
18	CR	70	Total	C	N	O	0	0	0
			574	367	112	95			

- Molecule 19 is a protein called 30S ribosomal protein S19.

Mol	Chain	Residues	Atoms					ZeroOcc	AltConf	Trace
19	AS	78	Total	C	N	O	S	0	0	0
			630	403	114	111	2			
19	CS	78	Total	C	N	O	S	0	0	0
			630	403	114	111	2			

- Molecule 20 is a protein called 30S ribosomal protein S20.

Mol	Chain	Residues	Atoms					ZeroOcc	AltConf	Trace
20	AT	99	Total	C	N	O	S	0	0	0
			762	469	162	129	2			
20	CT	99	Total	C	N	O	S	0	0	0
			762	469	162	129	2			

- Molecule 21 is a protein called 30S ribosomal protein Thx.

Mol	Chain	Residues	Atoms				ZeroOcc	AltConf	Trace
21	AU	24	Total	C	N	O	0	0	0
			209	128	50	31			
21	CU	24	Total	C	N	O	0	0	0
			209	128	50	31			

- Molecule 22 is a RNA chain called domain 3 of PSIC IGR IRES RNA.

Mol	Chain	Residues	Atoms					ZeroOcc	AltConf	Trace
22	AV	35	Total	C	N	O	P	0	0	0
			736	332	128	243	33			
22	CV	35	Total	C	N	O	P	0	0	0
			736	332	128	243	33			

- Molecule 23 is a RNA chain called 23S ribosomal RNA.

Mol	Chain	Residues	Atoms					ZeroOcc	AltConf	Trace
23	BA	2760	Total	C	N	O	P	0	0	0
			59442	26456	11114	19113	2759			
23	DA	2760	Total	C	N	O	P	0	0	0
			59442	26456	11114	19113	2759			

There are 4 discrepancies between the modelled and reference sequences:

Chain	Residue	Modelled	Actual	Comment	Reference
BA	1142	U	C	SEE REMARK 999	GB AE017221.1
BA	2825	U	G	SEE REMARK 999	GB AE017221.1
DA	1142	U	C	SEE REMARK 999	GB AE017221.1
DA	2825	U	G	SEE REMARK 999	GB AE017221.1

- Molecule 24 is a RNA chain called 5S ribosomal RNA.

Mol	Chain	Residues	Atoms					ZeroOcc	AltConf	Trace
24	BB	119	Total	C	N	O	P	0	0	0
			2551	1136	471	826	118			
24	DB	119	Total	C	N	O	P	0	0	0
			2551	1136	471	826	118			

- Molecule 25 is a protein called 50S ribosomal protein L2.

Mol	Chain	Residues	Atoms					ZeroOcc	AltConf	Trace
25	BC	271	Total	C	N	O	S	0	0	0
			2105	1329	416	357	3			

Continued on next page...

Continued from previous page...

Mol	Chain	Residues	Atoms					ZeroOcc	AltConf	Trace
			Total	C	N	O	S			
25	DC	271	2105	1329	416	357	3	0	0	0

- Molecule 26 is a protein called 50S ribosomal protein L3.

Mol	Chain	Residues	Atoms					ZeroOcc	AltConf	Trace
			Total	C	N	O	S			
26	BD	204	1564	988	299	271	6	0	0	0
26	DD	204	1564	988	299	271	6	0	0	0

- Molecule 27 is a protein called 50S ribosomal protein L4.

Mol	Chain	Residues	Atoms					ZeroOcc	AltConf	Trace
			Total	C	N	O	S			
27	BE	202	1587	1011	297	276	3	0	0	0
27	DE	202	1587	1011	297	276	3	0	0	0

- Molecule 28 is a protein called 50S ribosomal protein L5.

Mol	Chain	Residues	Atoms					ZeroOcc	AltConf	Trace
			Total	C	N	O	S			
28	BF	181	1475	943	268	260	4	0	0	0
28	DF	181	1475	943	268	260	4	0	0	0

- Molecule 29 is a protein called 50S ribosomal protein L6.

Mol	Chain	Residues	Atoms					ZeroOcc	AltConf	Trace
			Total	C	N	O	S			
29	BG	159	1223	773	228	221	1	0	0	0
29	DG	159	1223	773	228	221	1	0	0	0

- Molecule 30 is a protein called 50S ribosomal protein L9.

Mol	Chain	Residues	Atoms					ZeroOcc	AltConf	Trace
			Total	C	N	O	S			
30	BH	145	1133	724	200	208	1	0	0	0
30	DH	145	1133	724	200	208	1	0	0	0

- Molecule 31 is a protein called 50S ribosomal protein L10.

Mol	Chain	Residues	Atoms				ZeroOcc	AltConf	Trace
			Total	C	N	O			
31	BI	32	254	157	49	48	0	0	0
31	DI	32	254	157	49	48	0	0	0

- Molecule 32 is a protein called 50S ribosomal protein L13.

Mol	Chain	Residues	Atoms					ZeroOcc	AltConf	Trace
			Total	C	N	O	S			
32	BJ	137	1097	707	205	182	3	0	0	0
32	DJ	137	1097	707	205	182	3	0	0	0

- Molecule 33 is a protein called 50S ribosomal protein L14.

Mol	Chain	Residues	Atoms					ZeroOcc	AltConf	Trace
			Total	C	N	O	S			
33	BK	122	932	587	171	170	4	0	0	0
33	DK	122	932	587	171	170	4	0	0	0

- Molecule 34 is a protein called 50S ribosomal protein L15.

Mol	Chain	Residues	Atoms					ZeroOcc	AltConf	Trace
			Total	C	N	O	S			
34	BL	146	1114	692	227	193	2	0	0	0
34	DL	146	1114	692	227	193	2	0	0	0

- Molecule 35 is a protein called 50S ribosomal protein L16.

Mol	Chain	Residues	Atoms					ZeroOcc	AltConf	Trace
			Total	C	N	O	S			
35	BM	136	1079	688	204	182	5	0	0	0
35	DM	136	1079	688	204	182	5	0	0	0

- Molecule 36 is a protein called 50S ribosomal protein L17.

Mol	Chain	Residues	Atoms				ZeroOcc	AltConf	Trace
36	BN	117	Total	C	N	O	0	0	0
			960	599	202	159			
36	DN	117	Total	C	N	O	0	0	0
			960	599	202	159			

- Molecule 37 is a protein called 50S ribosomal protein L18.

Mol	Chain	Residues	Atoms				ZeroOcc	AltConf	Trace
37	BO	98	Total	C	N	O	0	0	0
			771	486	154	131			
37	DO	98	Total	C	N	O	0	0	0
			771	486	154	131			

- Molecule 38 is a protein called 50S ribosomal protein L19.

Mol	Chain	Residues	Atoms					ZeroOcc	AltConf	Trace
38	BP	137	Total	C	N	O	S	0	0	0
			1144	713	234	196	1			
38	DP	137	Total	C	N	O	S	0	0	0
			1144	713	234	196	1			

- Molecule 39 is a protein called 50S ribosomal protein L20.

Mol	Chain	Residues	Atoms					ZeroOcc	AltConf	Trace
39	BQ	116	Total	C	N	O	S	0	0	0
			953	601	201	150	1			
39	DQ	116	Total	C	N	O	S	0	0	0
			953	601	201	150	1			

There are 2 discrepancies between the modelled and reference sequences:

Chain	Residue	Modelled	Actual	Comment	Reference
BQ	?	-	PHE	DELETION	UNP Q72L76
DQ	?	-	PHE	DELETION	UNP Q72L76

- Molecule 40 is a protein called 50S ribosomal protein L21.

Mol	Chain	Residues	Atoms					ZeroOcc	AltConf	Trace
40	BR	101	Total	C	N	O	S	0	0	0
			779	501	142	135	1			
40	DR	101	Total	C	N	O	S	0	0	0
			779	501	142	135	1			

- Molecule 41 is a protein called 50S ribosomal protein L22.

Mol	Chain	Residues	Atoms					ZeroOcc	AltConf	Trace
			Total	C	N	O	S			
41	BS	112	Total 891	C 560	N 175	O 154	S 2	0	0	0
41	DS	112	Total 891	C 560	N 175	O 154	S 2	0	0	0

- Molecule 42 is a protein called 50S ribosomal protein L23.

Mol	Chain	Residues	Atoms				ZeroOcc	AltConf	Trace
			Total	C	N	O			
42	BT	92	Total 726	C 471	N 131	O 124	0	0	0
42	DT	92	Total 726	C 471	N 131	O 124	0	0	0

- Molecule 43 is a protein called 50S ribosomal protein L24.

Mol	Chain	Residues	Atoms					ZeroOcc	AltConf	Trace
			Total	C	N	O	S			
43	BU	100	Total 776	C 500	N 148	O 124	S 4	0	0	0
43	DU	100	Total 776	C 500	N 148	O 124	S 4	0	0	0

- Molecule 44 is a protein called 50S ribosomal protein L25.

Mol	Chain	Residues	Atoms					ZeroOcc	AltConf	Trace
			Total	C	N	O	S			
44	BV	188	Total 1492	C 950	N 265	O 275	S 2	0	0	0
44	DV	188	Total 1492	C 950	N 265	O 275	S 2	0	0	0

- Molecule 45 is a protein called 50S ribosomal protein L27.

Mol	Chain	Residues	Atoms					ZeroOcc	AltConf	Trace
			Total	C	N	O	S			
45	BW	76	Total 605	C 376	N 126	O 102	S 1	0	0	0
45	DW	76	Total 605	C 376	N 126	O 102	S 1	0	0	0

- Molecule 46 is a protein called 50S ribosomal protein L28.

Mol	Chain	Residues	Atoms				ZeroOcc	AltConf	Trace
46	BX	88	Total	C	N	O	0	0	0
			695	435	141	119			
46	DX	88	Total	C	N	O	0	0	0
			695	435	141	119			

- Molecule 47 is a protein called 50S ribosomal protein L29.

Mol	Chain	Residues	Atoms					ZeroOcc	AltConf	Trace
47	BY	62	Total	C	N	O	S	0	0	0
			521	325	102	92	2			
47	DY	62	Total	C	N	O	S	0	0	0
			521	325	102	92	2			

- Molecule 48 is a protein called 50S ribosomal protein L30.

Mol	Chain	Residues	Atoms					ZeroOcc	AltConf	Trace
48	BZ	59	Total	C	N	O	S	0	0	0
			468	298	90	79	1			
48	DZ	59	Total	C	N	O	S	0	0	0
			468	298	90	79	1			

- Molecule 49 is a protein called 50S ribosomal protein L31.

Mol	Chain	Residues	Atoms					ZeroOcc	AltConf	Trace
49	B1	30	Total	C	N	O	S	0	0	0
			226	142	36	44	4			
49	D1	30	Total	C	N	O	S	0	0	0
			226	142	36	44	4			

- Molecule 50 is a protein called 50S ribosomal protein L32.

Mol	Chain	Residues	Atoms					ZeroOcc	AltConf	Trace
50	B2	52	Total	C	N	O	S	0	0	0
			405	255	79	66	5			
50	D2	52	Total	C	N	O	S	0	0	0
			405	255	79	66	5			

- Molecule 51 is a protein called 50S ribosomal protein L33.

Mol	Chain	Residues	Atoms					ZeroOcc	AltConf	Trace
51	B3	44	Total	C	N	O	S	0	0	0
			381	235	77	65	4			

Continued on next page...

Continued from previous page...

Mol	Chain	Residues	Atoms					ZeroOcc	AltConf	Trace
51	D3	44	Total	C	N	O	S	0	0	0
			381	235	77	65	4			

- Molecule 52 is a protein called 50S ribosomal protein L34.

Mol	Chain	Residues	Atoms					ZeroOcc	AltConf	Trace
52	B4	48	Total	C	N	O	S	0	0	0
			419	257	104	56	2			
52	D4	48	Total	C	N	O	S	0	0	0
			419	257	104	56	2			

- Molecule 53 is a protein called 50S ribosomal protein L35.

Mol	Chain	Residues	Atoms					ZeroOcc	AltConf	Trace
53	B5	63	Total	C	N	O	S	0	0	0
			508	326	101	79	2			
53	D5	63	Total	C	N	O	S	0	0	0
			508	326	101	79	2			

- Molecule 54 is MAGNESIUM ION (three-letter code: MG) (formula: Mg).

Mol	Chain	Residues	Atoms		ZeroOcc	AltConf
54	AA	279	Total	Mg	0	0
			279	279		
54	AB	3	Total	Mg	0	0
			3	3		
54	AC	2	Total	Mg	0	0
			2	2		
54	AD	3	Total	Mg	0	0
			3	3		
54	AE	5	Total	Mg	0	0
			5	5		
54	AF	1	Total	Mg	0	0
			1	1		
54	AG	2	Total	Mg	0	0
			2	2		
54	AH	1	Total	Mg	0	0
			1	1		
54	AI	1	Total	Mg	0	0
			1	1		
54	AK	2	Total	Mg	0	0
			2	2		

Continued on next page...

Continued from previous page...

Mol	Chain	Residues	Atoms		ZeroOcc	AltConf
54	AL	2	Total 2	Mg 2	0	0
54	AM	1	Total 1	Mg 1	0	0
54	AN	1	Total 1	Mg 1	0	0
54	AO	3	Total 3	Mg 3	0	0
54	AQ	3	Total 3	Mg 3	0	0
54	AS	1	Total 1	Mg 1	0	0
54	AT	2	Total 2	Mg 2	0	0
54	AV	8	Total 8	Mg 8	0	0
54	BA	781	Total 781	Mg 781	0	0
54	BB	27	Total 27	Mg 27	0	0
54	BC	3	Total 3	Mg 3	0	0
54	BE	2	Total 2	Mg 2	0	0
54	BF	1	Total 1	Mg 1	0	0
54	BH	1	Total 1	Mg 1	0	0
54	BI	1	Total 1	Mg 1	0	0
54	BJ	3	Total 3	Mg 3	0	0
54	BK	1	Total 1	Mg 1	0	0
54	BM	3	Total 3	Mg 3	0	0
54	BN	2	Total 2	Mg 2	0	0
54	BO	1	Total 1	Mg 1	0	0
54	BP	2	Total 2	Mg 2	0	0

Continued on next page...

Continued from previous page...

Mol	Chain	Residues	Atoms		ZeroOcc	AltConf
54	BR	1	Total 1	Mg 1	0	0
54	BS	1	Total 1	Mg 1	0	0
54	BT	2	Total 2	Mg 2	0	0
54	BU	2	Total 2	Mg 2	0	0
54	BV	3	Total 3	Mg 3	0	0
54	BW	1	Total 1	Mg 1	0	0
54	BX	2	Total 2	Mg 2	0	0
54	BY	3	Total 3	Mg 3	0	0
54	B2	3	Total 3	Mg 3	0	0
54	B3	1	Total 1	Mg 1	0	0
54	B4	1	Total 1	Mg 1	0	0
54	B5	1	Total 1	Mg 1	0	0
54	CA	372	Total 372	Mg 372	0	0
54	CB	3	Total 3	Mg 3	0	0
54	CC	8	Total 8	Mg 8	0	0
54	CD	3	Total 3	Mg 3	0	0
54	CE	5	Total 5	Mg 5	0	0
54	CF	2	Total 2	Mg 2	0	0
54	CG	3	Total 3	Mg 3	0	0
54	CK	1	Total 1	Mg 1	0	0
54	CL	6	Total 6	Mg 6	0	0

Continued on next page...

Continued from previous page...

Mol	Chain	Residues	Atoms		ZeroOcc	AltConf
54	CM	2	Total 2	Mg 2	0	0
54	CN	1	Total 1	Mg 1	0	0
54	CO	4	Total 4	Mg 4	0	0
54	CQ	2	Total 2	Mg 2	0	0
54	CV	7	Total 7	Mg 7	0	0
54	DA	964	Total 964	Mg 964	0	0
54	DB	43	Total 43	Mg 43	0	0
54	DC	3	Total 3	Mg 3	0	0
54	DD	6	Total 6	Mg 6	0	0
54	DE	3	Total 3	Mg 3	0	0
54	DF	2	Total 2	Mg 2	0	0
54	DG	3	Total 3	Mg 3	0	0
54	DI	1	Total 1	Mg 1	0	0
54	DJ	6	Total 6	Mg 6	0	0
54	DK	3	Total 3	Mg 3	0	0
54	DL	3	Total 3	Mg 3	0	0
54	DM	1	Total 1	Mg 1	0	0
54	DN	1	Total 1	Mg 1	0	0
54	DO	1	Total 1	Mg 1	0	0
54	DP	2	Total 2	Mg 2	0	0
54	DQ	2	Total 2	Mg 2	0	0

Continued on next page...

Continued from previous page...

Mol	Chain	Residues	Atoms	ZeroOcc	AltConf
54	DS	2	Total Mg 2 2	0	0
54	DU	1	Total Mg 1 1	0	0
54	DV	4	Total Mg 4 4	0	0
54	DW	1	Total Mg 1 1	0	0
54	DX	3	Total Mg 3 3	0	0
54	DY	2	Total Mg 2 2	0	0
54	D1	1	Total Mg 1 1	0	0
54	D2	3	Total Mg 3 3	0	0
54	D3	1	Total Mg 1 1	0	0
54	D4	4	Total Mg 4 4	0	0
54	D5	3	Total Mg 3 3	0	0

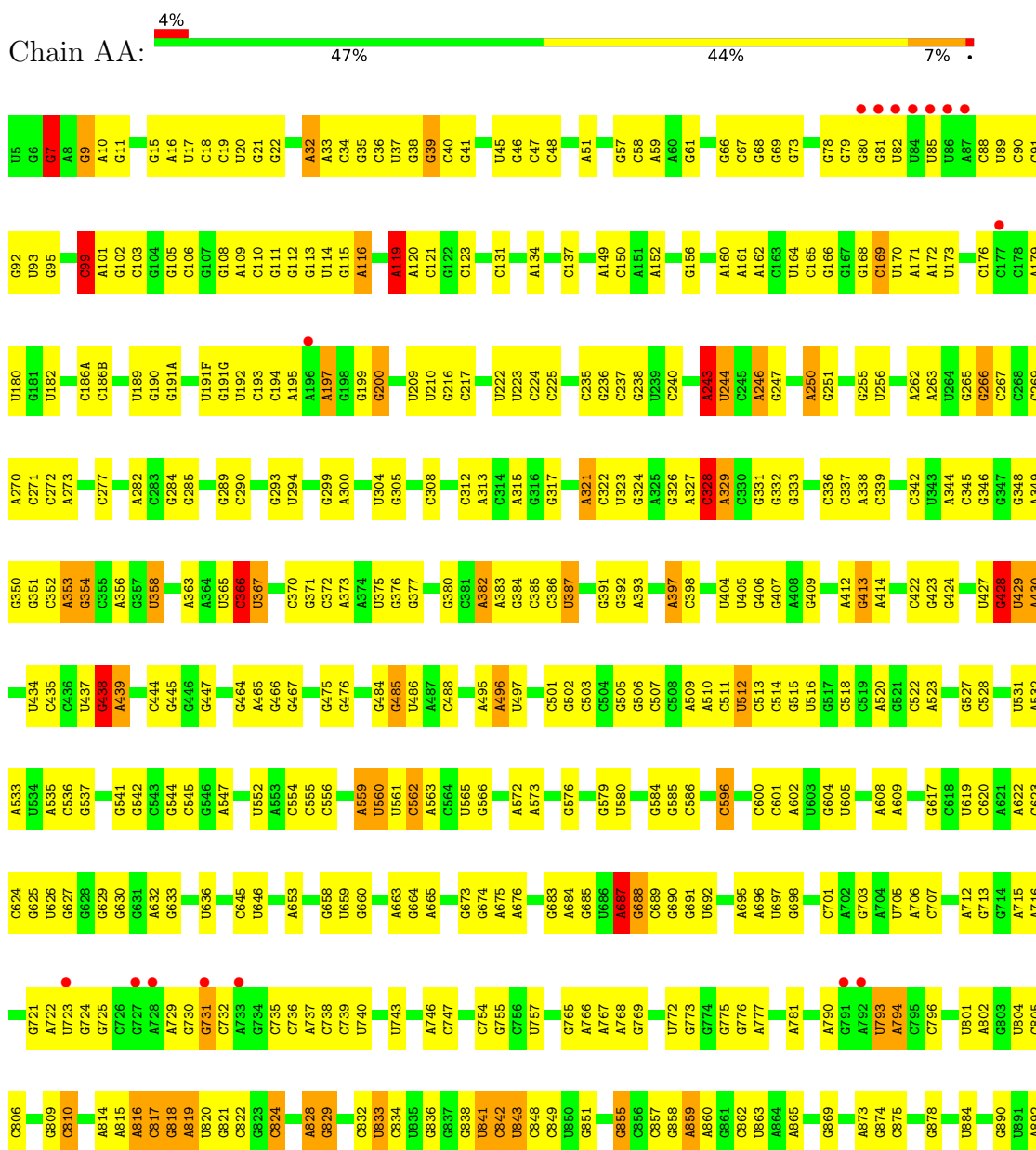
- Molecule 55 is ZINC ION (three-letter code: ZN) (formula: Zn).

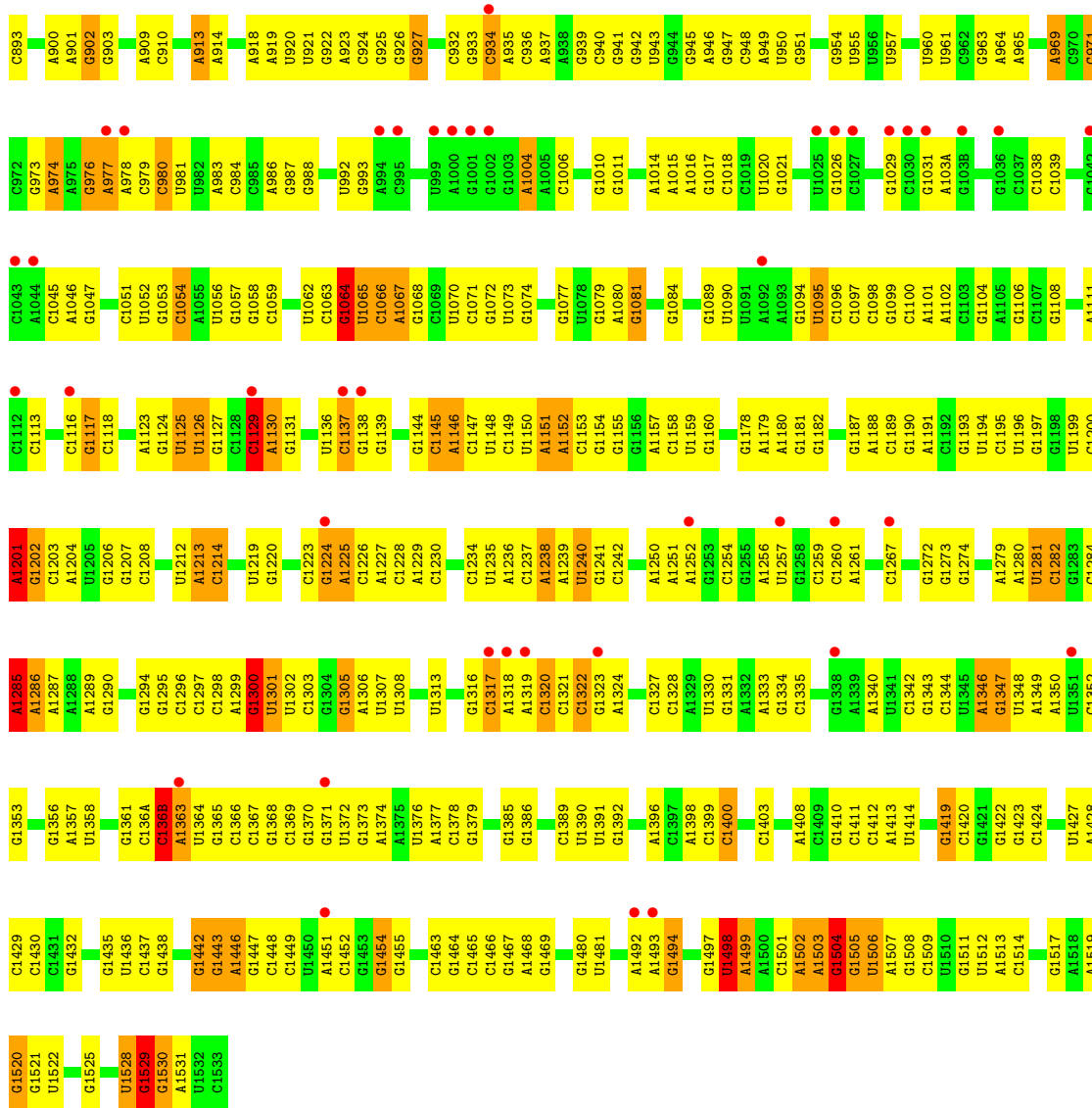
Mol	Chain	Residues	Atoms	ZeroOcc	AltConf
55	AD	1	Total Zn 1 1	0	0
55	AN	1	Total Zn 1 1	0	0
55	CD	1	Total Zn 1 1	0	0
55	CN	1	Total Zn 1 1	0	0

3 Residue-property plots i

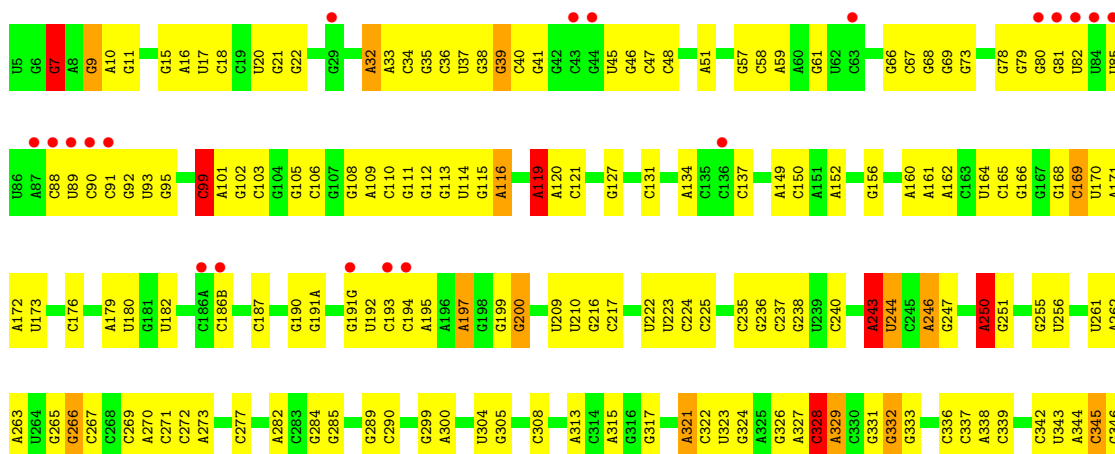
These plots are drawn for all protein, RNA, DNA and oligosaccharide chains in the entry. The first graphic for a chain summarises the proportions of the various outlier classes displayed in the second graphic. The second graphic shows the sequence view annotated by issues in geometry and electron density. Residues are color-coded according to the number of geometric quality criteria for which they contain at least one outlier: green = 0, yellow = 1, orange = 2 and red = 3 or more. A red dot above a residue indicates a poor fit to the electron density ($RSRZ > 2$). Stretches of 2 or more consecutive residues without any outlier are shown as a green connector. Residues present in the sample, but not in the model, are shown in grey.

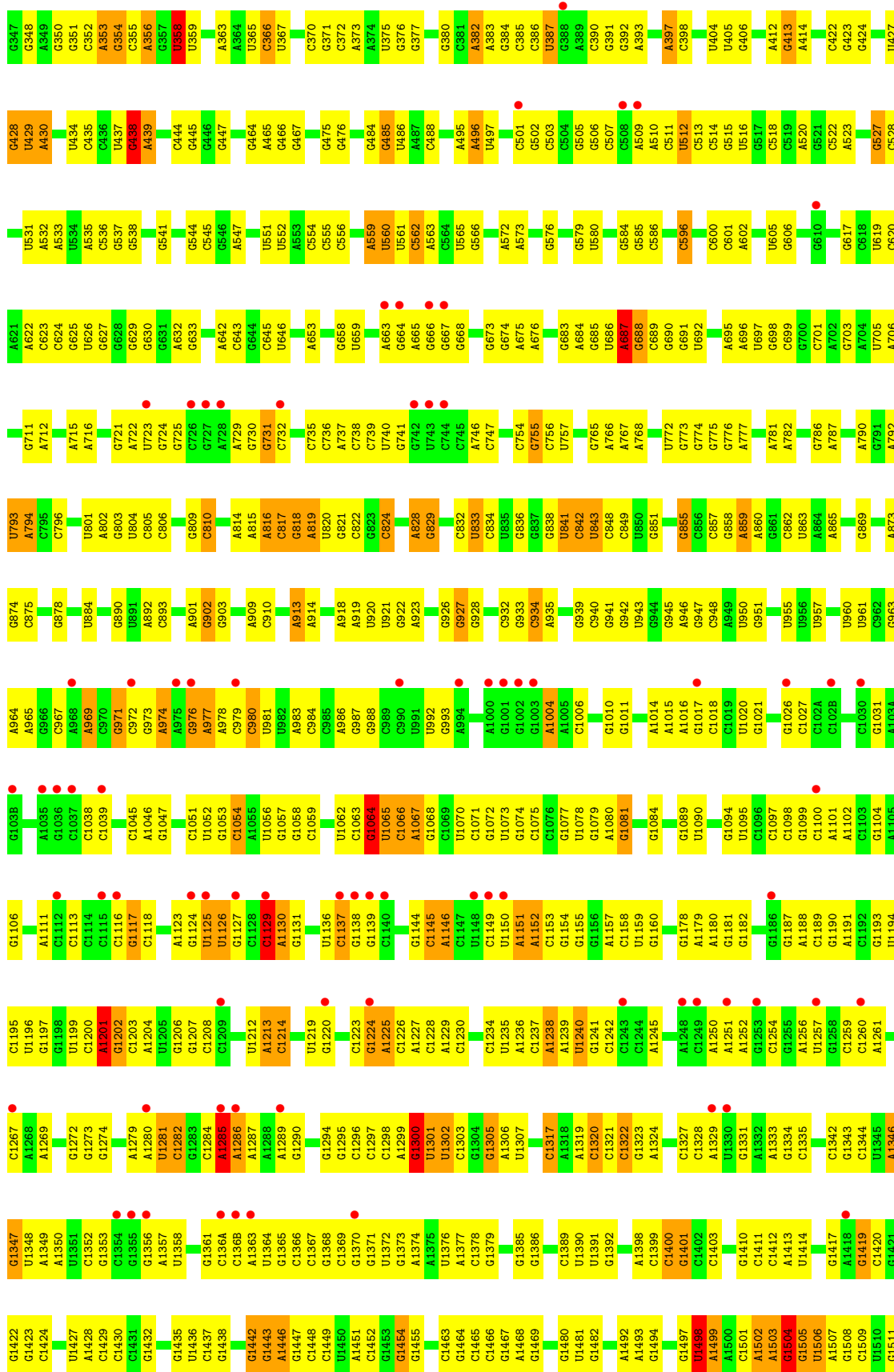
- Molecule 1: ribosomal RNA 16S





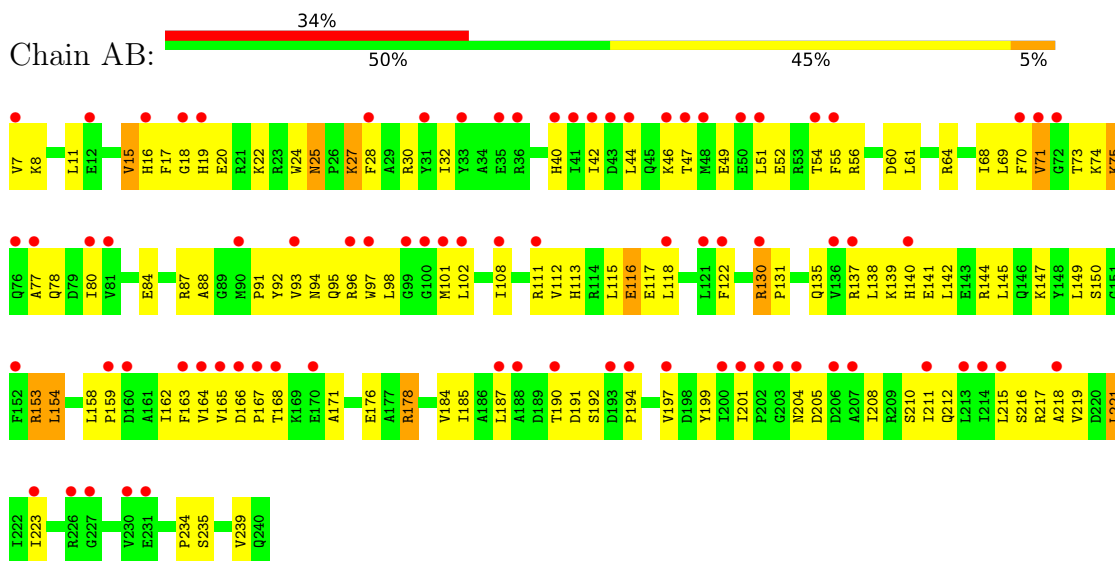
• Molecule 1: ribosomal RNA 16S



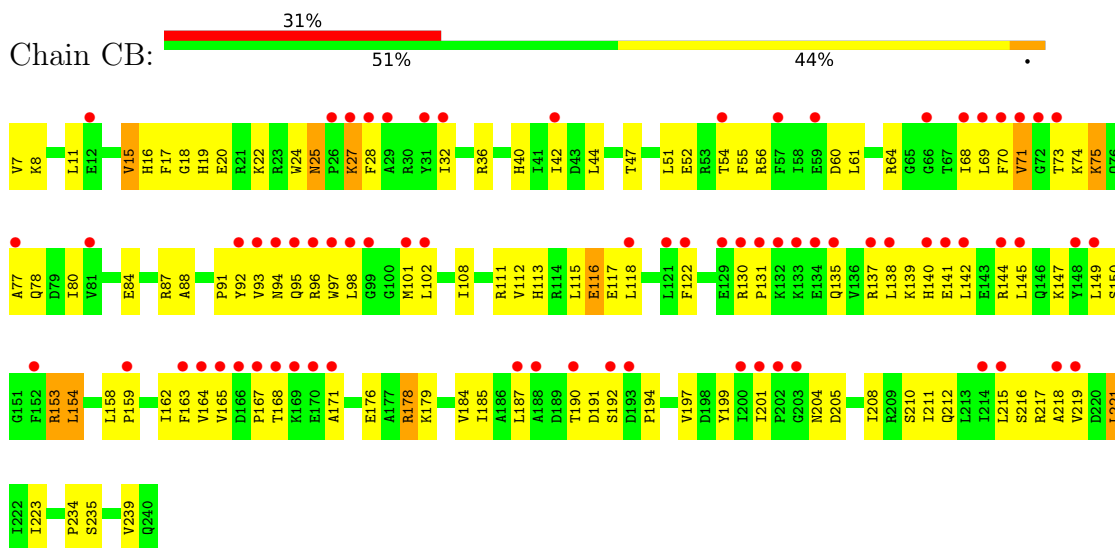





- Molecule 2: 30S ribosomal protein S2



- Molecule 2: 30S ribosomal protein S2

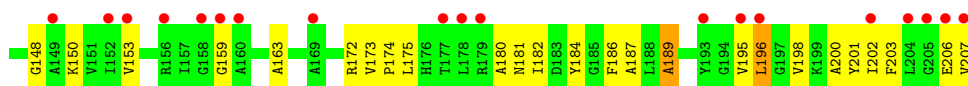
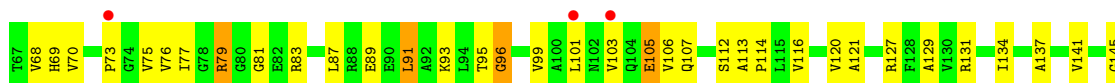
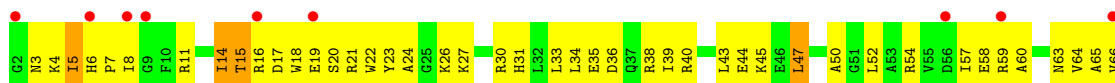


- Molecule 3: 30S ribosomal protein S3

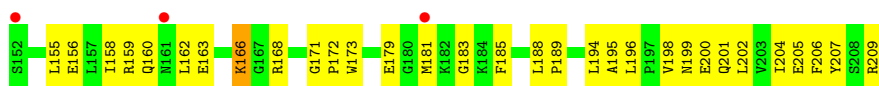




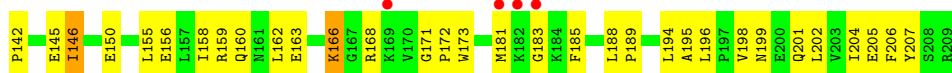
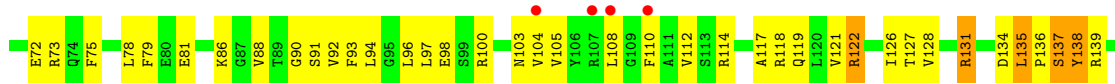
- Molecule 3: 30S ribosomal protein S3



- Molecule 4: 30S ribosomal protein S4

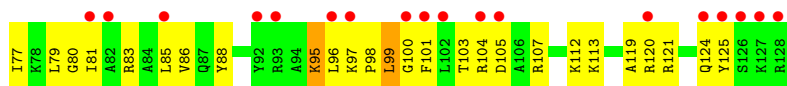


- Molecule 4: 30S ribosomal protein S4

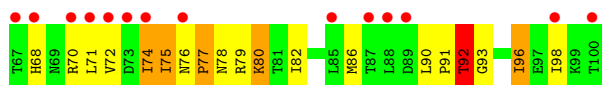
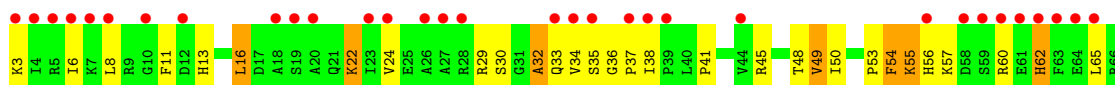


- Molecule 5: 30S ribosomal protein S5

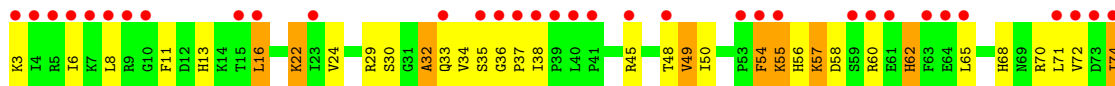
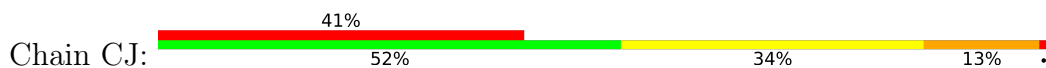




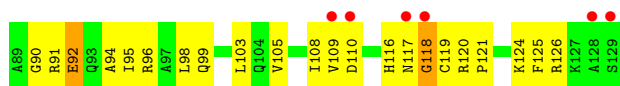
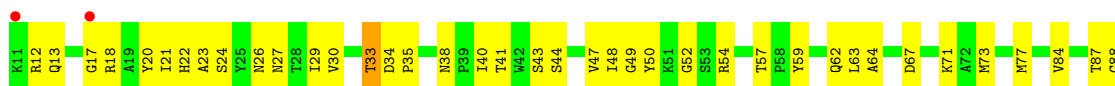
- Molecule 10: 30S ribosomal protein S10



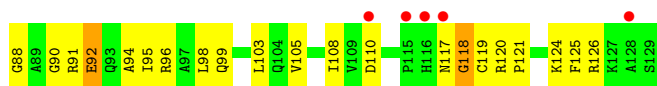
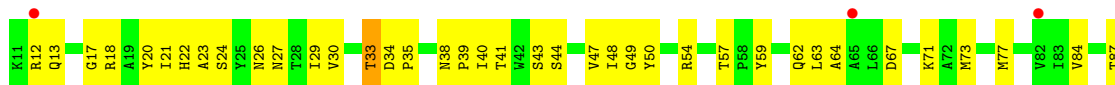
- Molecule 10: 30S ribosomal protein S10



- Molecule 11: 30S ribosomal protein S11

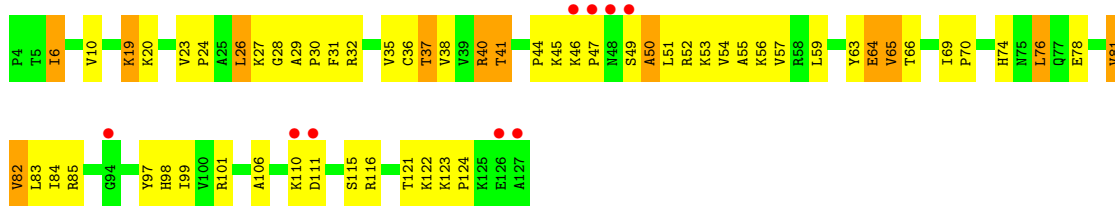


- Molecule 11: 30S ribosomal protein S11

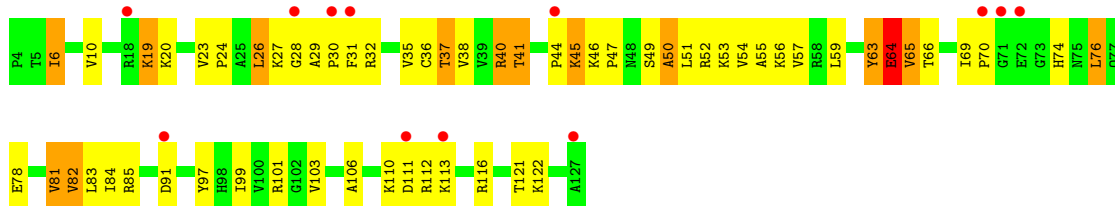


- Molecule 12: 30S ribosomal protein S12

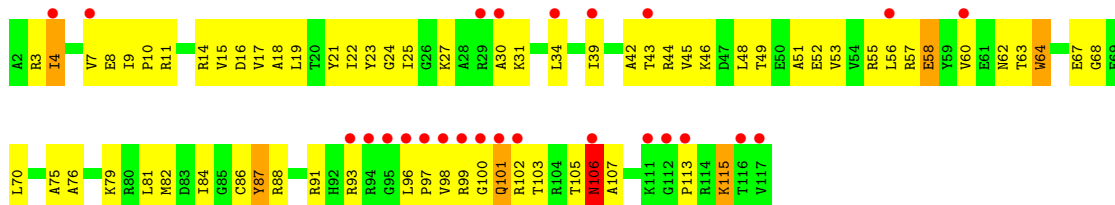
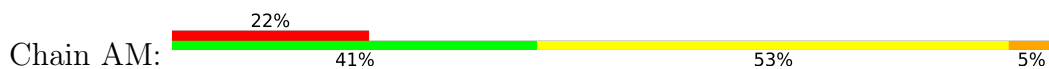




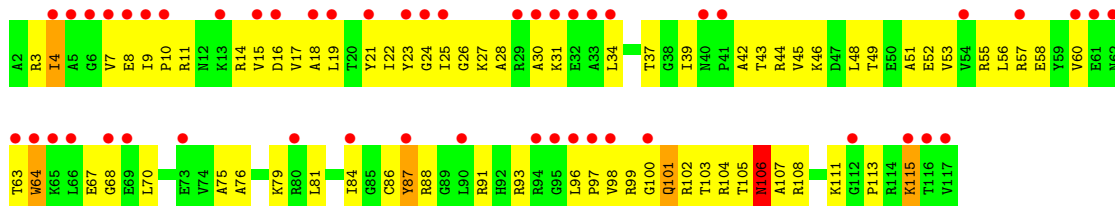
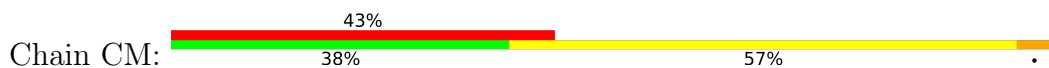
• Molecule 12: 30S ribosomal protein S12



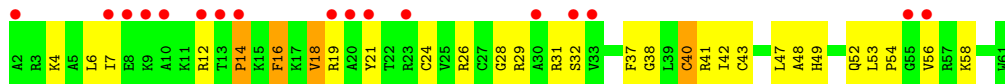
• Molecule 13: 30S ribosomal protein S13



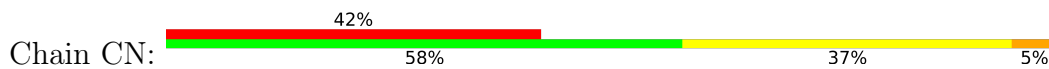
• Molecule 13: 30S ribosomal protein S13

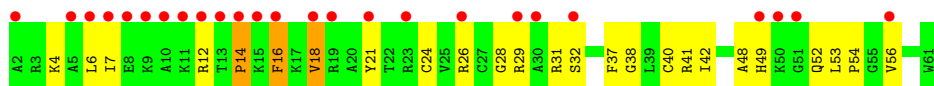


• Molecule 14: 30S ribosomal protein S14 type Z



• Molecule 14: 30S ribosomal protein S14 type Z

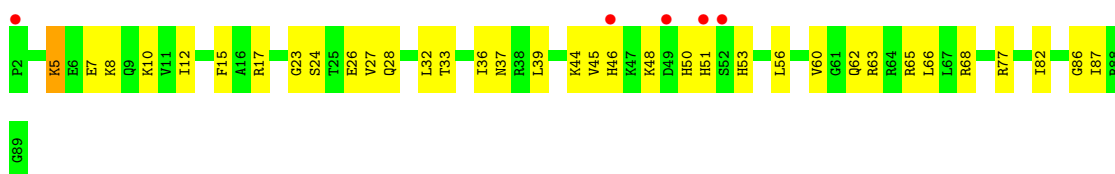




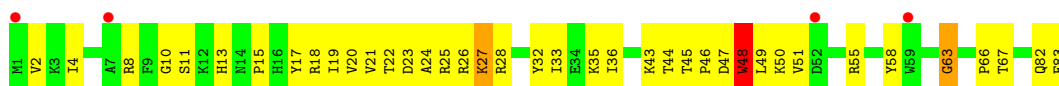
• Molecule 15: 30S ribosomal protein S15



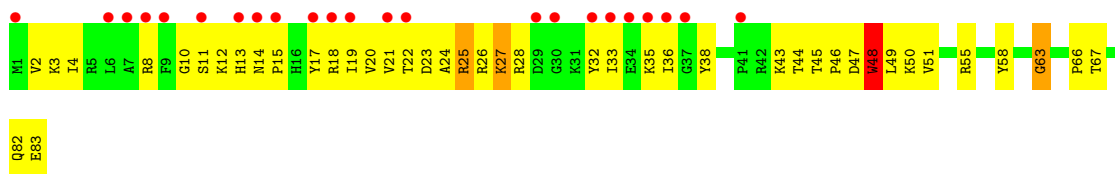
• Molecule 15: 30S ribosomal protein S15



• Molecule 16: 30S ribosomal protein S16



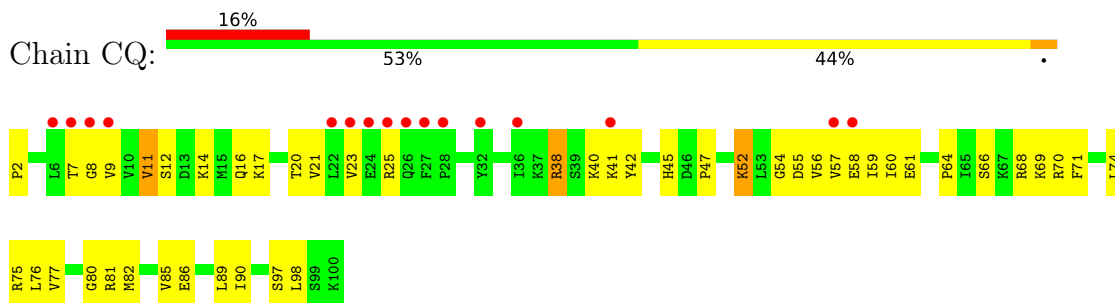
• Molecule 16: 30S ribosomal protein S16



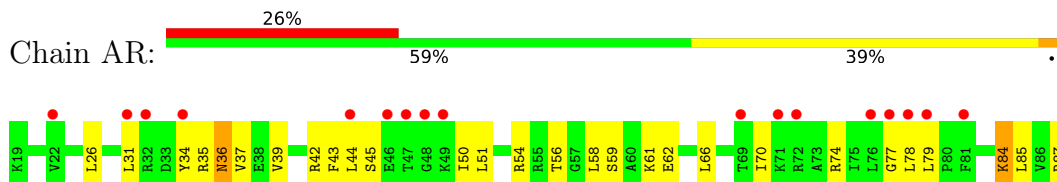
• Molecule 17: 30S ribosomal protein S17



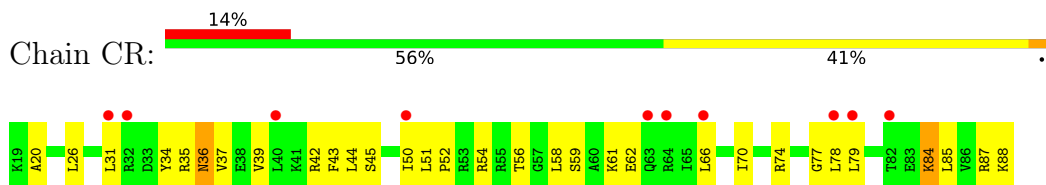
• Molecule 17: 30S ribosomal protein S17



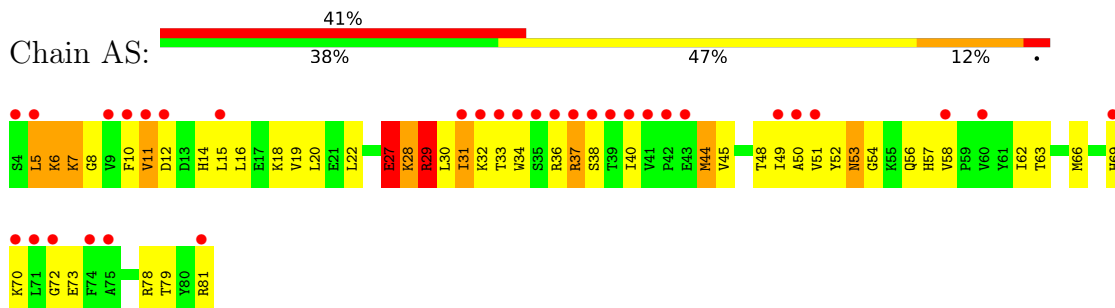
- Molecule 18: 30S ribosomal protein S18



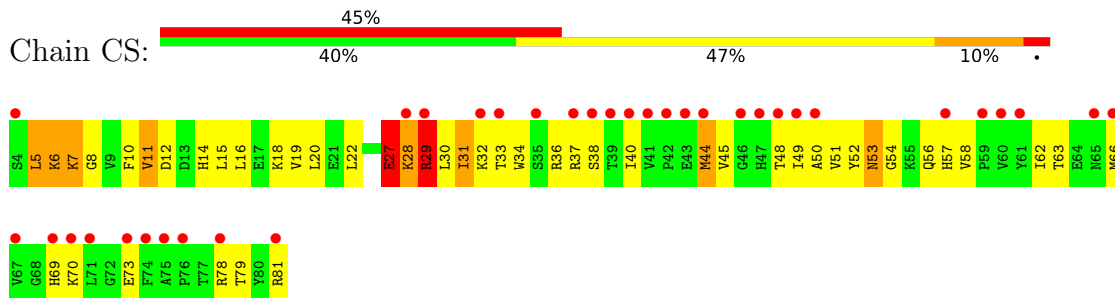
- Molecule 18: 30S ribosomal protein S18



- Molecule 19: 30S ribosomal protein S19

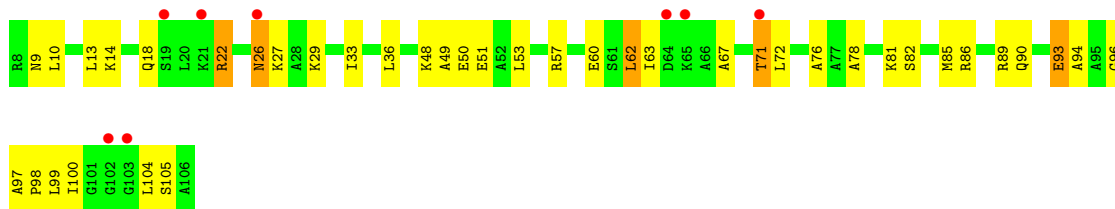


- Molecule 19: 30S ribosomal protein S19

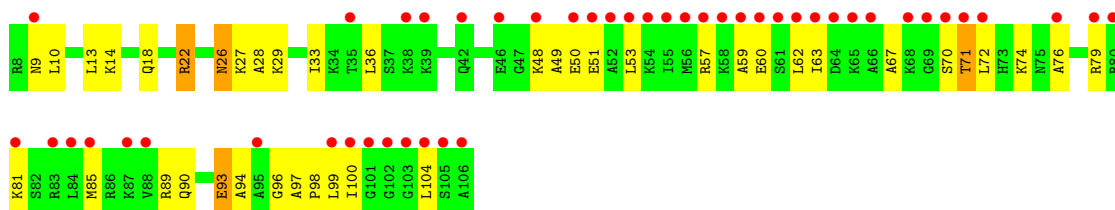


- Molecule 20: 30S ribosomal protein S20

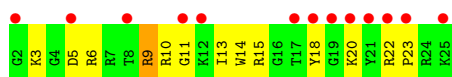




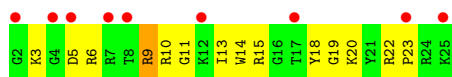
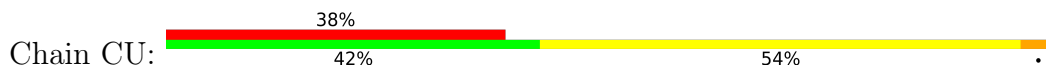
- Molecule 20: 30S ribosomal protein S20




- Molecule 21: 30S ribosomal protein Thx




- Molecule 21: 30S ribosomal protein Thx



- Molecule 22: domain 3 of PSIC IGR IRES RNA

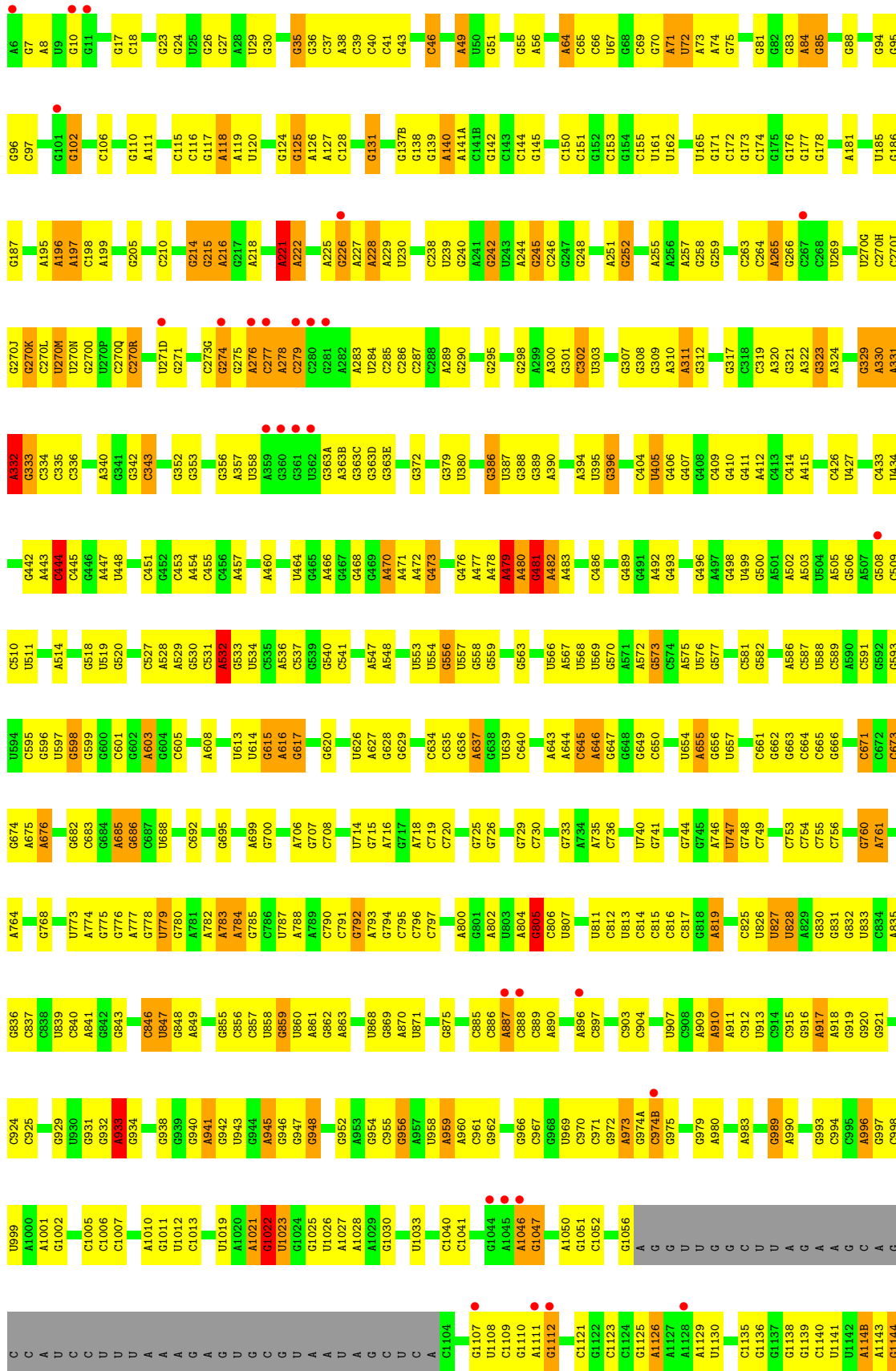


- Molecule 22: domain 3 of PSIC IGR IRES RNA

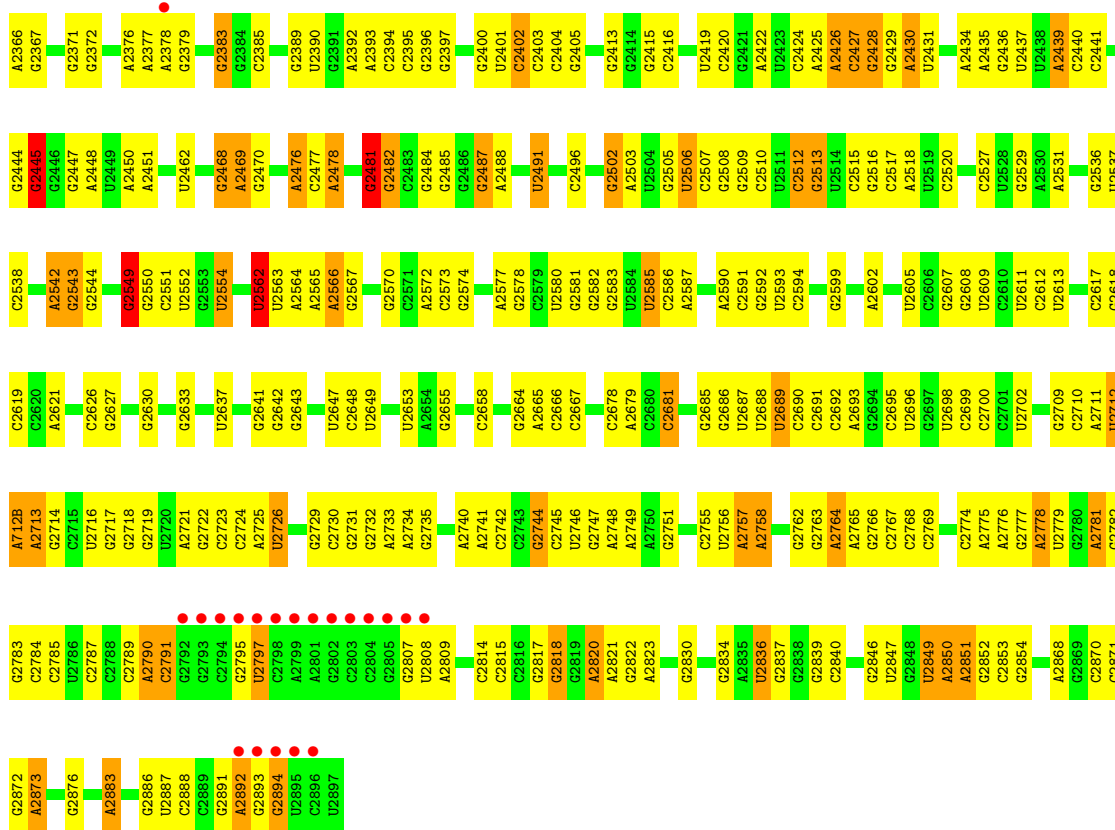


- Molecule 23: 23S ribosomal RNA

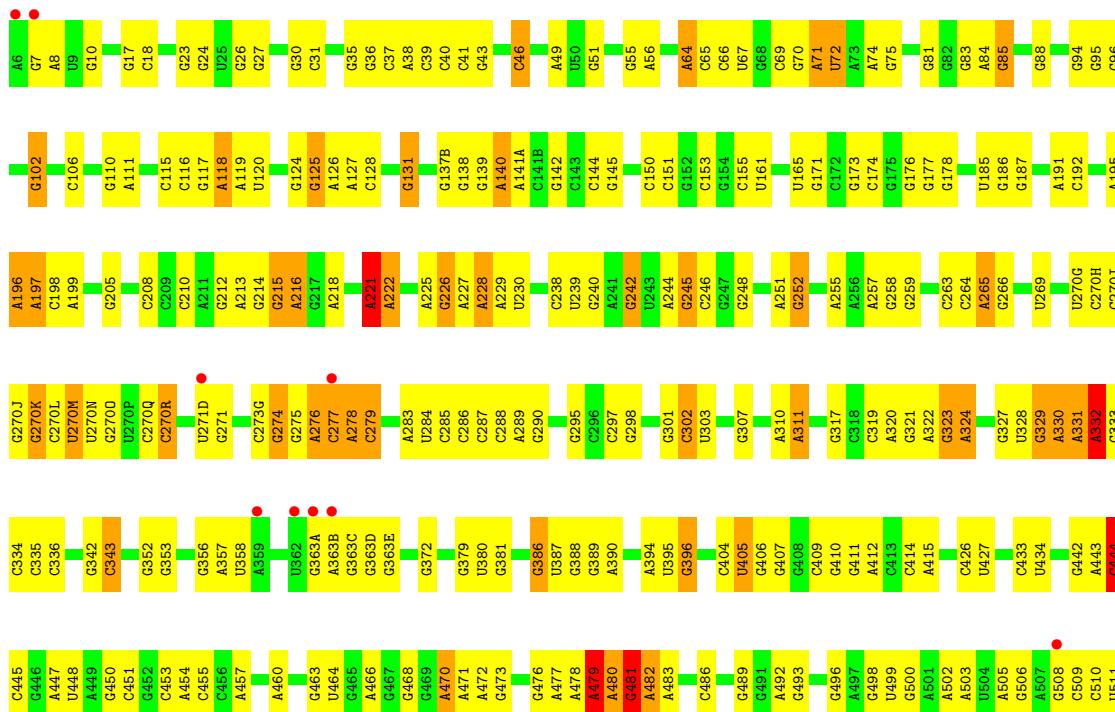





C2285	G2194	G1589	A1496	G1683	C1790	G1883	C1589	A1496	G1683	G1411	G1334	A1242	C1153
A2286	C2195	U2208	U1991	U1888	A1791	G1882	C1592	U1497	C1682	G1412	U1335	A1242	G1154
A2287	C2196	C2209	G2065	G1888	C1884	C1684	G1593	C1502	G1683	G1413	A1336	U1249	A1155
A2288	U2197	G2210	G2066	A1889	U1794	U1688	G1594	U1503	C1684	G1414	G1337	G1250	A1156
G2289	A2198	C2211	G2067	A1888	C1795	U1688	G1595	C1504	C1689	U1415	U1341	G1251	G1157
C2290	C2208	C2212	G2068	A1889	U1796	A1689	C1596	C1505	U1689	G1416	A1342	G1252	C1161
C2291	C2209	C2213	G2069	A1889	C1797	U1689	C1599	C1506	U1690	G1417	G1343	A1254	G1162
C2292	C2210	C2214	G2070	A1889	U1798	U1692	C1600	C1507	U1691	G1418	G1344	U1255	G1163
C2293	C2211	C2215	G2071	A1890	U1799	U1693	C1601	C1508	U1692	G1419	G1345	U1256	G1164
C2294	C2212	C2216	G2072	A1891	U1800	U1694	C1602	C1509	U1693	U1420	G1346	U1257	U1165
C2295	C2213	C2217	G2073	A1892	G1801	G1695	A1603	C1510	U1694	U1421	G1347	C1258	C1166
C2296	C2214	C2218	G2074	A1893	A1802	G1696	A1604	C1511	A1422	A1427	A1348		
C2297	U2074	C2219	U2075	A1803	A1803	G1697	C1604	U1516	G1428	G1428	G1350		
C2298	U2075	C2220	C2204	C1804	C1804	A1698	C1607	G1517	G1429	G1429	C1351	G1264	G1171
C2299	C2204	C2221	G2010	C1804	C1804	A1699	C1607	G1518	G1430	G1430	C1352	A1265	G1173
C2300	C2205	C2222	G2011	A1809	A1809	G1699	C1608	C1519	G1431	G1431	A1353	G1266	A1174
C2301	C2206	C2223	U2011	A1810	A1810	A1700	A1609	G1525	U1432	U1432	A1354	U1175	A1175
C2302	C2207	C2224	A2013	A1811	A1811	U1709	A1610	G1526	U1433	U1433	A1355	G1270	A1176
C2303	C2208	C2225	A2014	A1812	A1812	C1710	A1611	G1527	U1434	U1434	G1356	C1271	A1177
C2304	U2086	C2226	A2015	A1813	A1813	G1717	C1612	G1528	U1435	U1435	G1357	A1272	C1178
C2305	G2087	C2227	A2016	A1814	A1814	U1726	C1613	G1529	U1436	U1436	G1358	A1273	C1179
C2306	G2088	C2228	A2017	A1815	A1815	U1727	C1614	G1530	U1437	U1437	A1359	A1274	G1187
C2307	G2089	C2229	A2018	A1816	A1816	G1728	C1615	G1531	U1438	U1438	A1360	A1275	U1188
A2308	G2090	C2230	G2018	A1817	A1817	A1729	C1616	G1532	G1444	G1444	A1361	A1276	U1189
A2309	G2091	C2231	A2019	A1818	A1818	U1729	C1617	G1533	A1445	A1445	A1365		G1190
A2310	G2092	C2232	A2020	A1819	A1819	A1730	C1618	G1534	A1446	A1446	A1368		G1191
A2311	G2093	C2233	A2021	A1820	A1820	G1733	C1619	G1535	U1447	U1447	G1369		U1198
U2312	G2094	C2234	C2021	A1821	A1821	U1735	C1620	G1536	U1448	U1448	C1289		U1199
G2315	G2095	C2235	U2022	A1822	A1822	G1743	C1621	G1537	U1449	U1449	C1290		G1203
G2316	G2096	C2236	U2023	A1823	A1823	U1743	C1622	G1538	U1450	U1450	C1291		G1204
G2317	G2097	C2237	U2024	A1824	A1824	G1748	C1623	G1539	U1451	U1451	C1292		U1205
G2318	G2098	C2238	U2025	A1825	A1825	U1748	C1624	G1540	U1452	U1452	C1293		U1206
G2319	G2099	C2239	U2026	A1826	A1826	G1748	C1625	G1541	U1453	U1453	C1294		U1207
A2320	G2100	C2240	U2027	A1827	A1827	U1748	C1626	G1542	U1454	U1454	C1295		U1208
G2321	G2101	C2241	U2028	A1828	A1828	G1748	C1627	G1543	U1455	U1455	C1296		U1209
G2322	G2102	C2242	U2029	A1829	A1829	U1748	C1628	G1544	U1456	U1456	C1297		G1209
G2323	G2103	C2243	U2030	A1830	A1830	U1748	C1629	G1545	U1457	U1457	C1298		G1210
G2324	G2104	C2244	U2031	A1831	A1831	U1748	C1630	G1546	U1458	U1458	C1299		U1211
G2325	G2105	C2245	U2032	A1832	A1832	U1748	C1631	G1547	U1459	U1459	C1300		U1212
G2326	G2106	C2246	U2033	A1833	A1833	U1748	C1632	G1548	U1460	U1460	C1301		A1213
G2327	G2107	C2247	U2034	A1834	A1834	U1748	C1633	G1549	U1461	U1461	C1302		A1214
G2328	G2108	C2248	U2035	A1835	A1835	U1748	C1634	G1550	U1462	U1462	C1303		G1215
G2329	G2109	C2249	U2036	A1836	A1836	U1748	C1635	G1551	U1463	U1463	C1304		A1220
G2330	G2110	C2250	U2037	A1837	A1837	U1748	C1636	G1552	U1464	U1464	C1305		C1221
G2331	G2111	C2251	U2038	A1838	A1838	U1748	C1637	G1553	U1465	U1465	C1306		A1222
G2332	G2112	C2252	U2039	A1839	A1839	U1748	C1638	G1554	U1466	U1466	C1307		A1223
G2333	G2113	C2253	U2040	A1840	A1840	U1748	C1639	G1555	U1467	U1467	C1308		G1224
G2334	G2114	C2254	U2041	A1841	A1841	U1748	C1640	G1556	U1468	U1468	C1309		G1225
G2335	G2115	C2255	U2042	A1842	A1842	U1748	C1641	G1557	U1469	U1469	C1310		G1226
G2336	G2116	C2256	U2043	A1843	A1843	U1748	C1642	G1558	U1470	U1470	C1311		G1227
G2337	G2117	C2257	U2044	A1844	A1844	U1748	C1643	G1559	U1471	U1471	C1312		G1228
G2338	G2118	C2258	U2045	A1845	A1845	U1748	C1644	G1560	U1472	U1472	C1313		G1229
G2339	G2119	C2259	U2046	A1846	A1846	U1748	C1645	G1561	U1473	U1473	C1314		G1230
G2340	G2120	C2260	U2047	A1847	A1847	U1748	C1646	G1562	U1474	U1474	C1315		G1231
G2341	G2121	C2261	U2048	A1848	A1848	U1748	C1647	G1563	U1475	U1475	C1316		G1232
G2342	G2122	C2262	U2049	A1849	A1849	U1748	C1648	G1564	U1476	U1476	C1317		C1233
G2343	G2123	C2263	U2050	A1850	A1850	U1748	C1649	G1565	U1477	U1477	C1318		G1234
G2344	G2124	C2264	U2051	A1851	A1851	U1748	C1650	G1566	U1478	U1478	C1319		G1235
G2345	G2125	C2265	U2052	A1852	A1852	U1748	C1651	G1567	U1479	U1479	C1320		G1236
A2346	G2126	C2266	U2053	A1853	A1853	U1748	C1652	G1568	U1480	U1480	C1321		G1237
C2347	G2127	C2267	U2054	A1854	A1854	U1748	C1653	G1569	U1481	U1481	C1322		G1238
C2348	G2128	C2268	U2055	A1855	A1855	U1748	C1654	G1570	U1482	U1482	C1323		G1239
C2349	G2129	C2269	U2056	A1856	A1856	U1748	C1655	G1571	U1483	U1483	C1324		G1240
C2350	G2130	C2270	U2057	A1857	A1857	U1748	C1656	G1572	U1484	U1484	C1325		G1241
C2351	G2131	C2271	U2058	A1858	A1858	U1748	C1657	G1573	U1485	U1485	C1326		G1242
C2352	G2132	C2272	U2059	A1859	A1859	U1748	C1658	G1574	U1486	U1486	C1327		G1243
C2353	G2133	C2273	U2060	A1860	A1860	U1748	C1659	G1575	U1487	U1487	C1328		G1244
C2354	G2134	C2274	U2061	A1861	A1861	U1748	C1660	G1576	U1488	U1488	C1329		G1245
C2355	G2135	C2275	U2062	A1862	A1862	U1748	C1661	G1577	U1489	U1489	C1330		G1246
C2356	G2136	C2276	U2063	A1863	A1863	U1748	C1662	G1578	U1490	U1490	C1331		G1247
C2357	G2137	C2277	U2064	A1864	A1864	U1748	C1663	G1579	U1491	U1491	C1332		G1248
C2358	G2138	C2278	U2065	A1865	A1865	U1748	C1664	G1580	U1492	U1492	C1333		G1249
C2359	G2139	C2279	U2066	A1866	A1866	U1748	C1665	G1581	U1493	U1493	C1334		G1250
C2360	G2140	C2280	U2067	A1867	A1867	U1748	C1666	G1582	U1494	U1494	C1335		G1251
C2361	G2141	C2281	U2068	A1868	A1868	U1748	C1667	G1583	U1495	U1495	C1336		G1252
C2362	G2142	C2282	U2069	A1869	A1869	U1748	C1668	G1584	U1496	U1496	C1337		G1253
C2363	G2143	C2283	U2070	A1870	A1870	U1748	C1669	G1585	U1497	U1497	C1338		G1254
C2364	G2144	C2284	U2071	A1871	A1871	U1748	C1670	G1586	U1498	U1498	C1339		G1255
C2365	G2145	C2285	U2072	A1872	A1872	U1748	C1671	G1587	U1499	U1499	C1340		G1256
C2366	G2146	C2286	U2073	A1873	A1873	U1748	C1672	G1588	U1500	U1500	C1341		G1257
C2367	G2147	C2287	U2074	A1874	A1874	U1748	C1673	G1589	U1501	U1501	C1342		G1258
C2368	G2148	C2288	U2075	A1875	A1875	U1748	C1674	G1590	U1502	U1502	C1343		G1259
C2369	G2149	C2289	U2076	A1876	A1876	U1748	C1675	G1591	U1503	U1503	C1344		G1260
C2370	G2150	C2290	U2077	A1877	A1877	U1748	C1676	G1592	U1504	U1504	C1345		G1261
C2371	G2151	C2291	U2078	A1878	A1878	U1748	C1677	G1593	U1505	U1505	C1346		G1262
C2372	G2152	C2292	U2079	A1879	A1879	U1748	C1678	G1594	U1506	U1506	C1347		G1263
C2373	G2153	C2293	U2080	A1880	A1880	U1748	C1679	G1595	U1507	U1507	C1348		G1264
C2374	G2154	C2294	U2081	A1881	A1881	U1748	C1680	G1596	U1508	U1508	C1349		G1265
C2375	G2155	C2295	U2082	A1882	A1882	U1748	C1681	G1597	U1509	U1509	C1350		G1266
C2376	G2156	C2296	U2083	A1883	A1883	U1748	C1682	G1598	U1510	U1510	C1351		G1267
C2377	G2157	C2297	U2084	A1884	A1884	U1748	C1683	G1599	U1511	U1511	C1352		G1268
C2378	G2158	C2298	U2085	A1885	A1885	U1748	C1684	G1600	U1512	U1512	C1353		G1269
C2379	G2159	C2299	U2086	A1886	A1886	U1748	C1685	G1601	U1513	U1513	C1354		G1270
C2380	G2160	C2300	U2087	A1887	A1887	U1748	C1686	G1602					



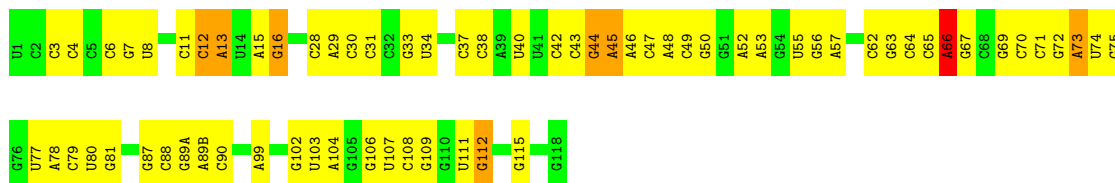
• Molecule 23: 23S ribosomal RNA





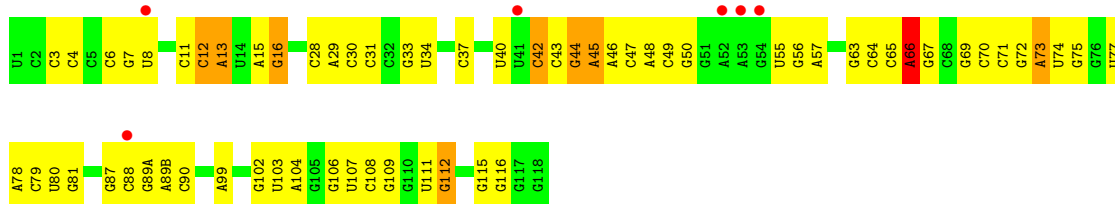
- Molecule 24: 5S ribosomal RNA

Chain BB: 44% 50% 6%



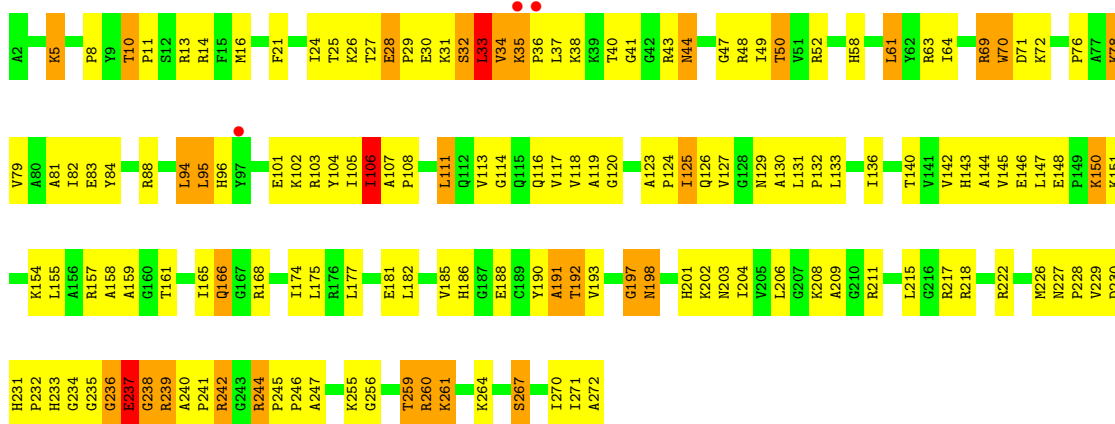
- Molecule 24: 5S ribosomal RNA

Chain DB: 5% 46% 46% 7%




- Molecule 25: 50S ribosomal protein L2

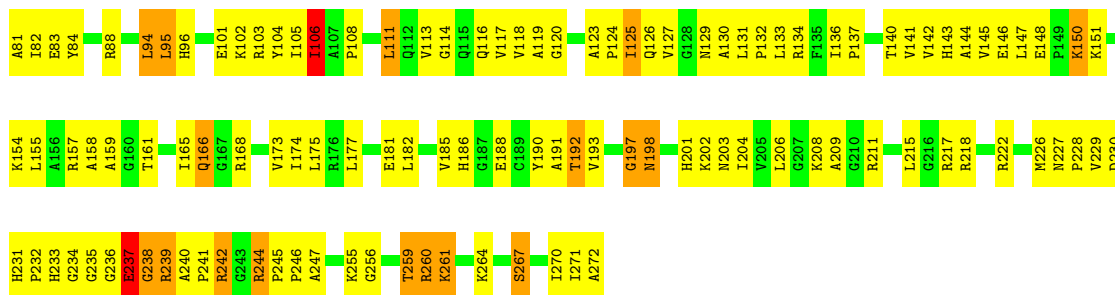
Chain BC: 43% 44% 11%



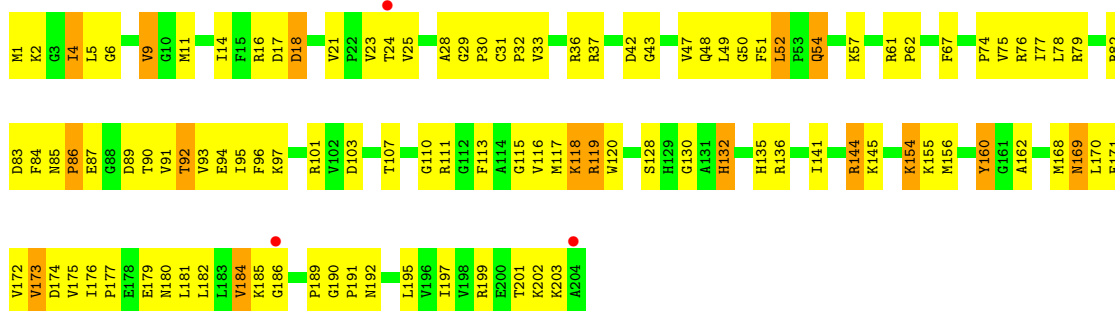
- Molecule 25: 50S ribosomal protein L2

Chain DC: 42% 46% 11%

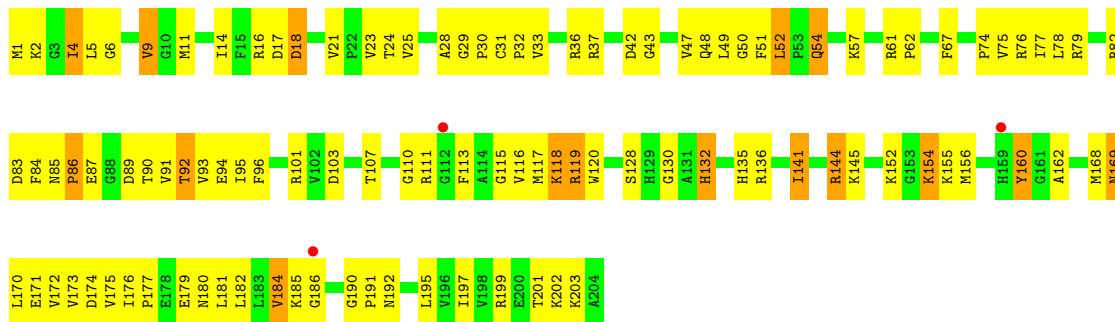




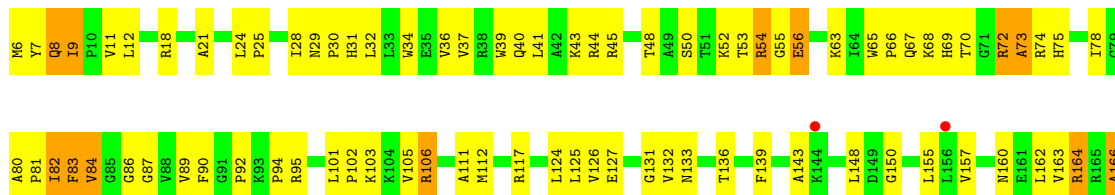
● Molecule 26: 50S ribosomal protein L3

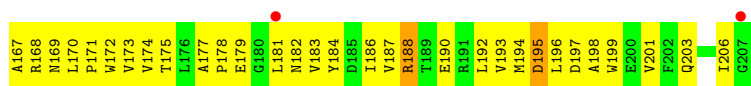


● Molecule 26: 50S ribosomal protein L3

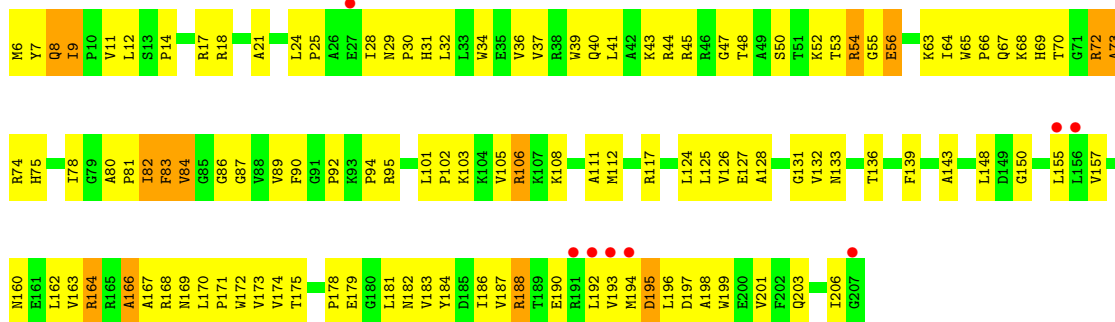


● Molecule 27: 50S ribosomal protein L4

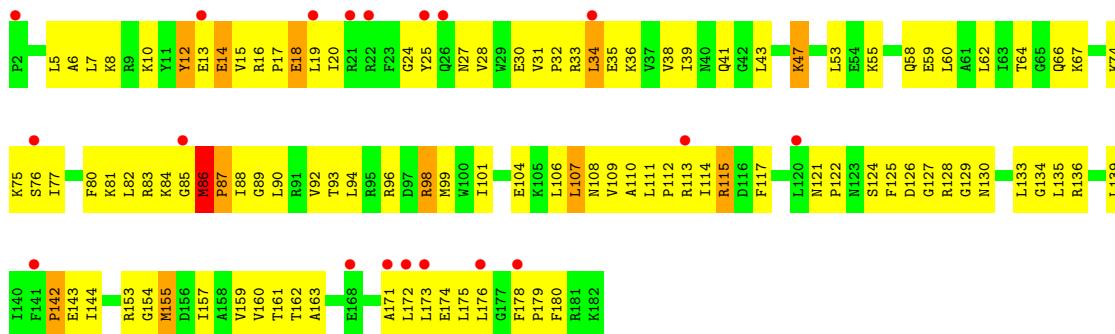




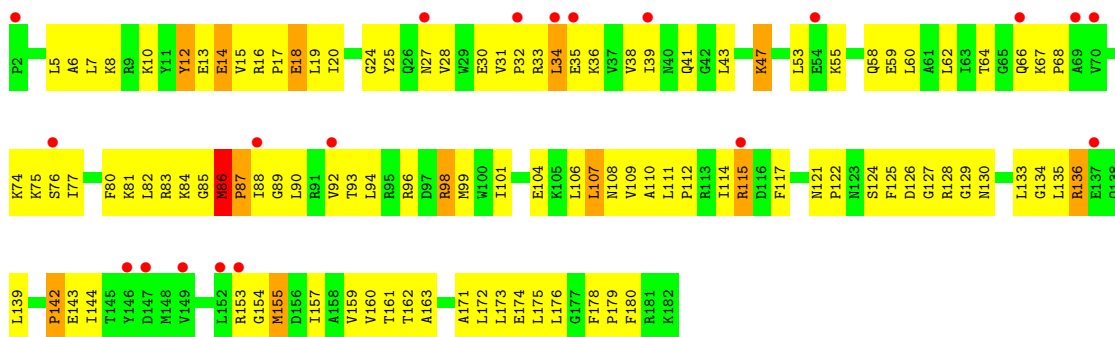
• Molecule 27: 50S ribosomal protein L4



• Molecule 28: 50S ribosomal protein L5

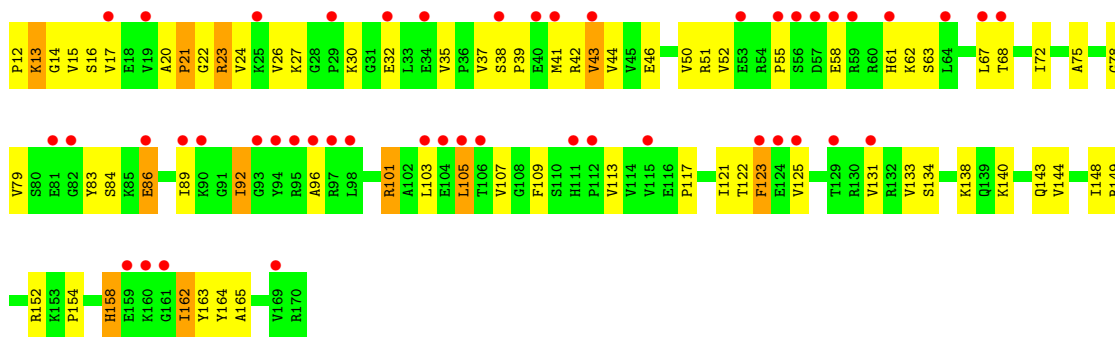


• Molecule 28: 50S ribosomal protein L5

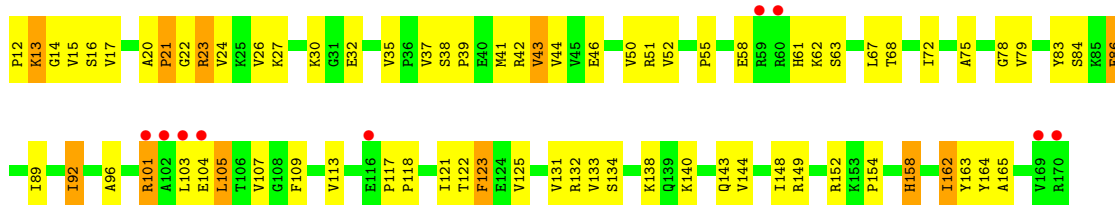


• Molecule 29: 50S ribosomal protein L6

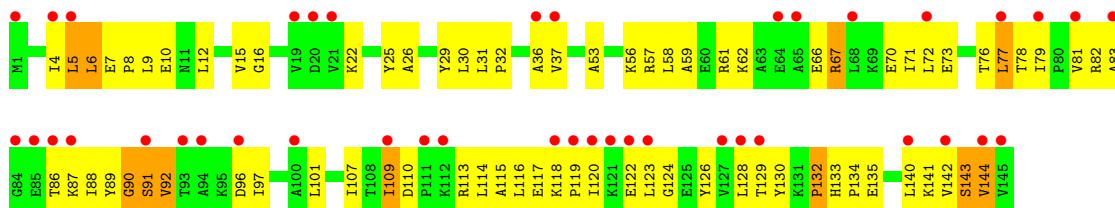




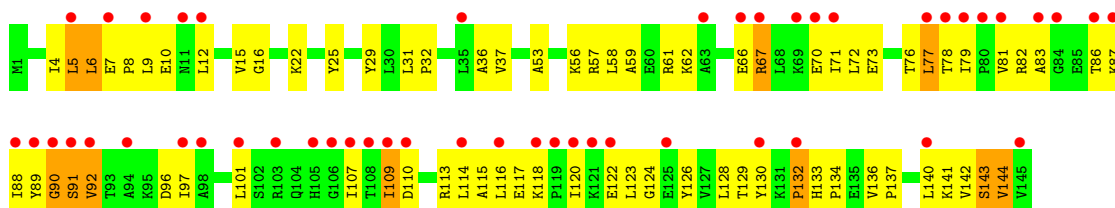
• Molecule 29: 50S ribosomal protein L6



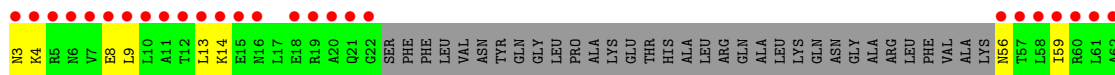
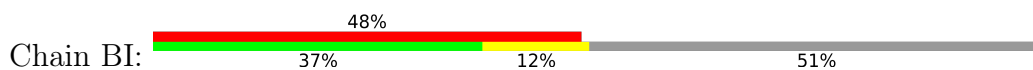
• Molecule 30: 50S ribosomal protein L9

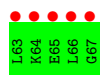


• Molecule 30: 50S ribosomal protein L9

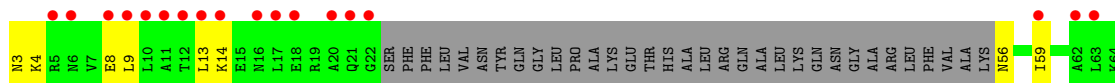
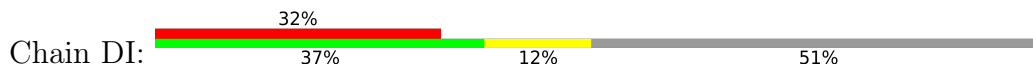


• Molecule 31: 50S ribosomal protein L10

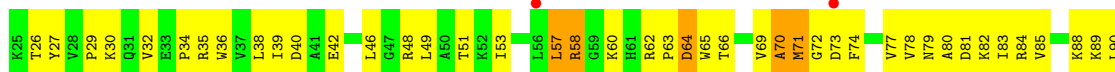




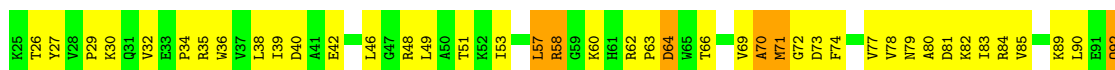
• Molecule 31: 50S ribosomal protein L10



• Molecule 32: 50S ribosomal protein L13



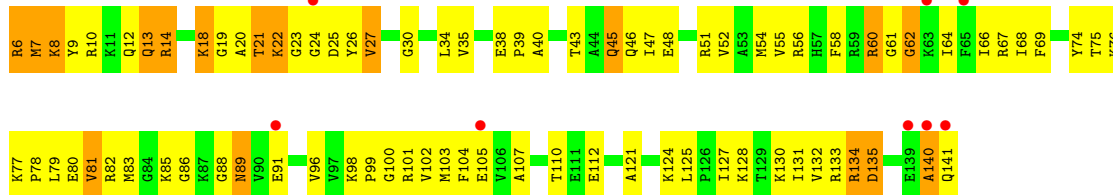
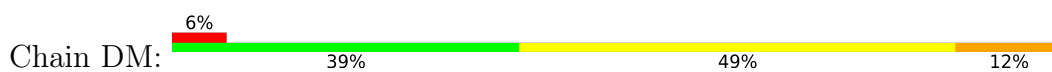
• Molecule 32: 50S ribosomal protein L13



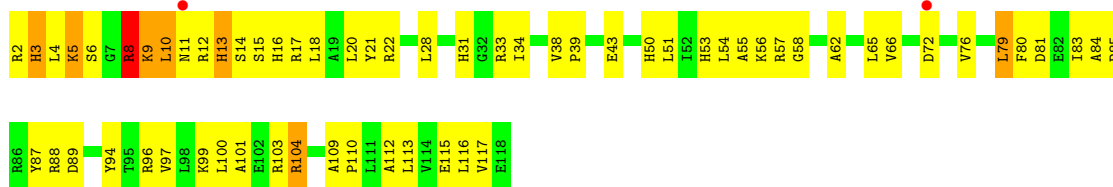
• Molecule 33: 50S ribosomal protein L14



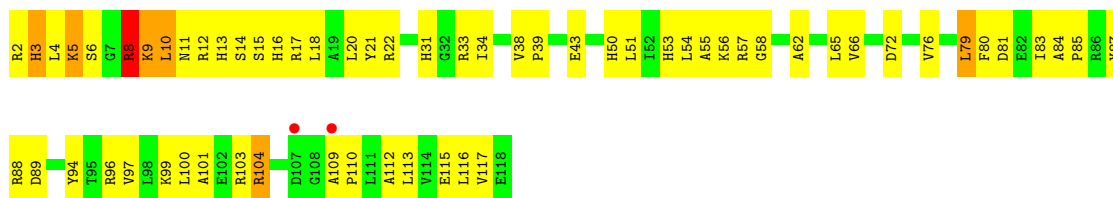
• Molecule 33: 50S ribosomal protein L14



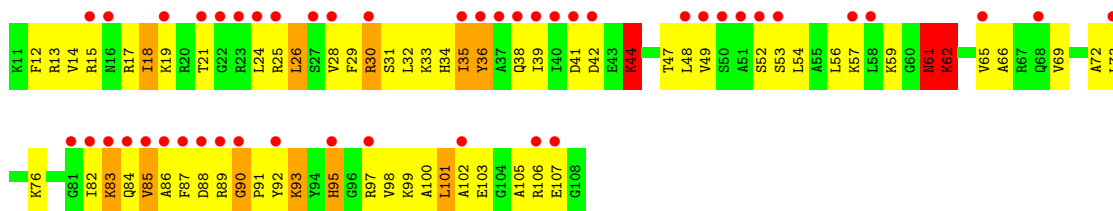
- Molecule 36: 50S ribosomal protein L17



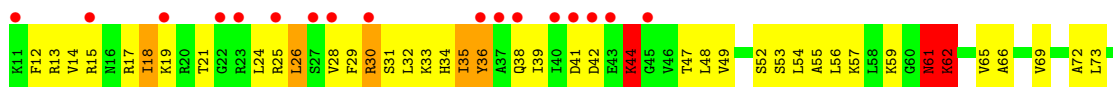
- Molecule 36: 50S ribosomal protein L17

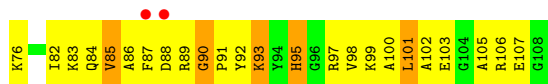


- Molecule 37: 50S ribosomal protein L18




- Molecule 37: 50S ribosomal protein L18

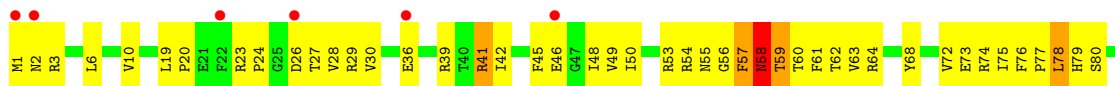
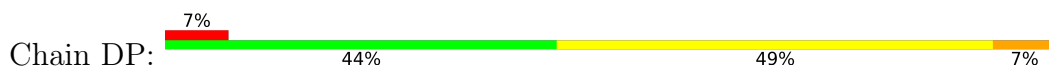




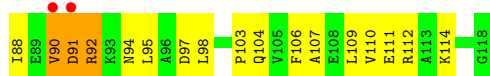
• Molecule 38: 50S ribosomal protein L19



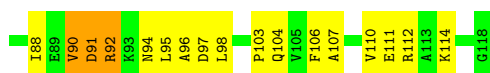
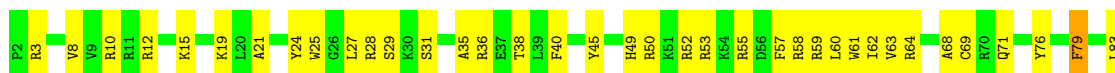
• Molecule 38: 50S ribosomal protein L19



• Molecule 39: 50S ribosomal protein L20

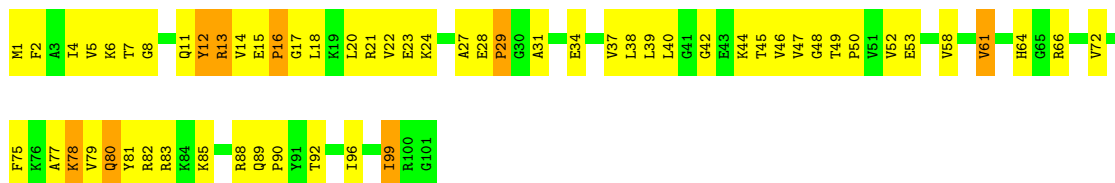


• Molecule 39: 50S ribosomal protein L20



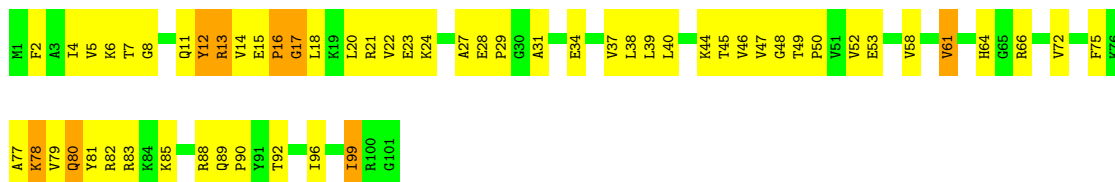
• Molecule 40: 50S ribosomal protein L21





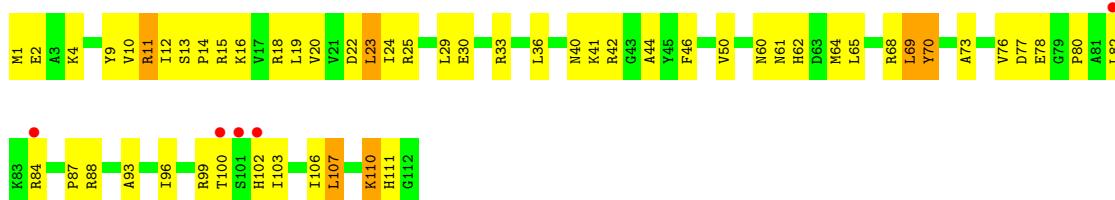
- Molecule 40: 50S ribosomal protein L21

Chain DR: 44% 49% 8%



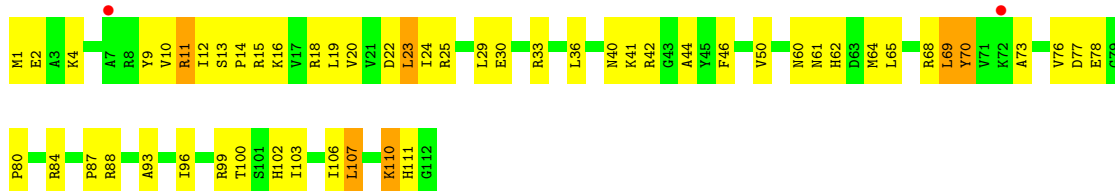
- Molecule 41: 50S ribosomal protein L22

Chain BS: 4% 51% 44% 5%



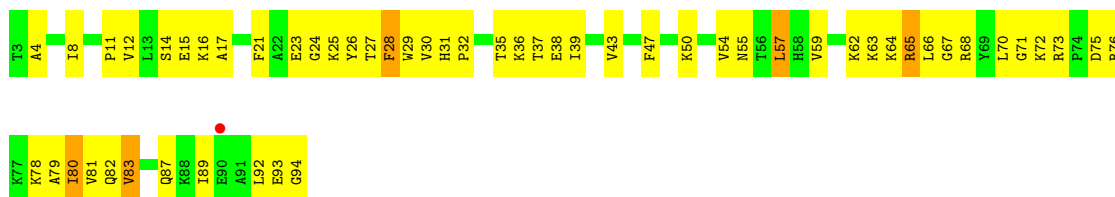
- Molecule 41: 50S ribosomal protein L22

Chain DS: 2% 52% 43% 5%




- Molecule 42: 50S ribosomal protein L23

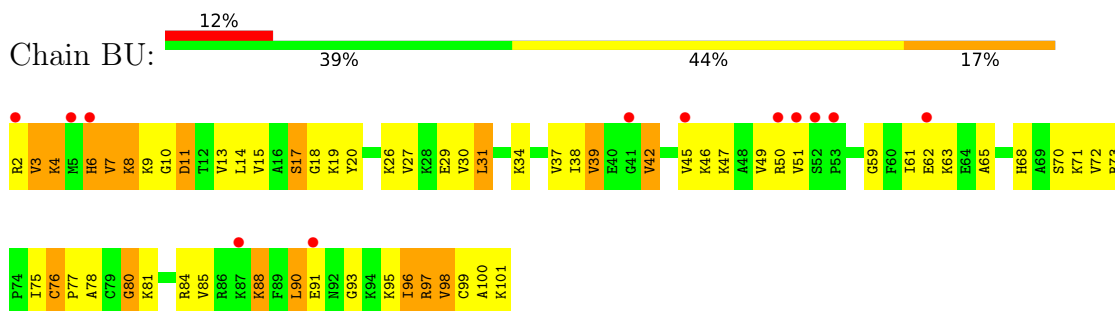
Chain BT: % 40% 54% 5%



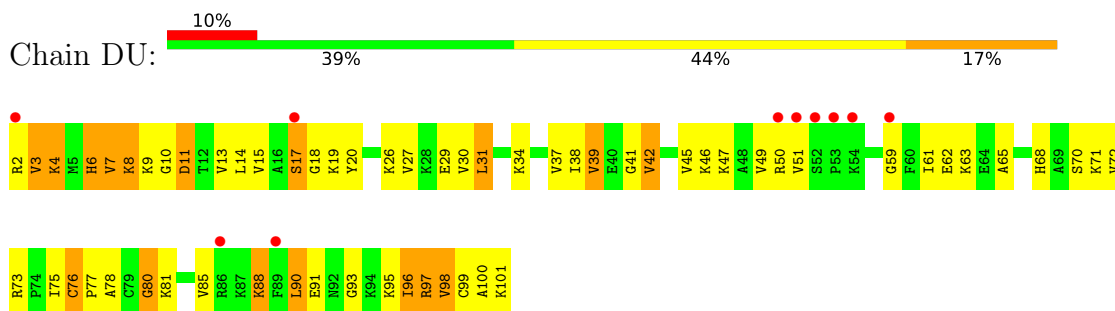
- Molecule 42: 50S ribosomal protein L23



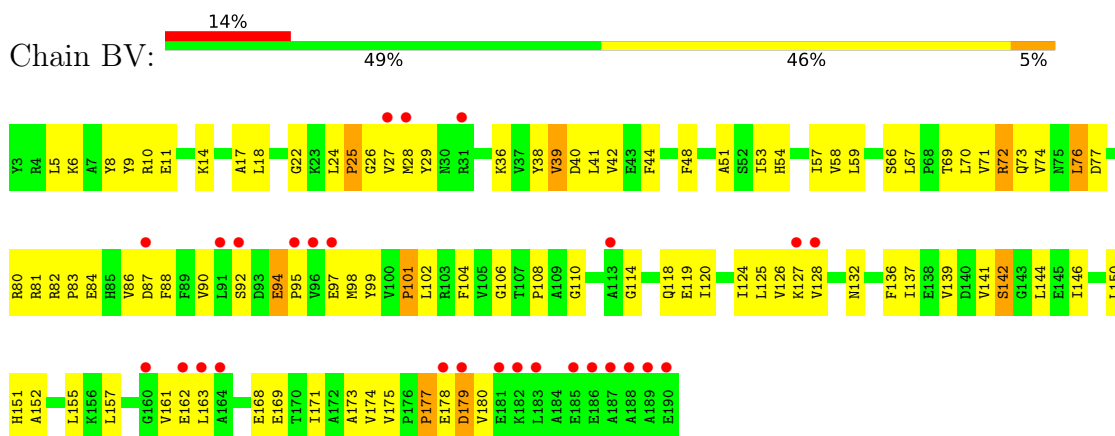
- Molecule 43: 50S ribosomal protein L24



- Molecule 43: 50S ribosomal protein L24

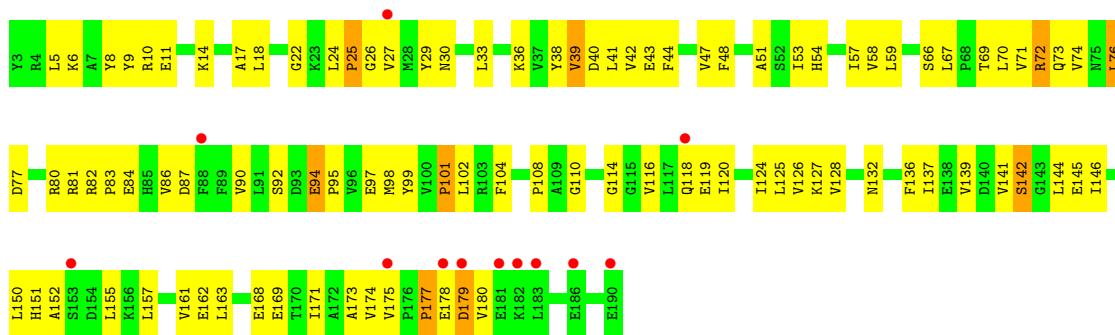


- Molecule 44: 50S ribosomal protein L25

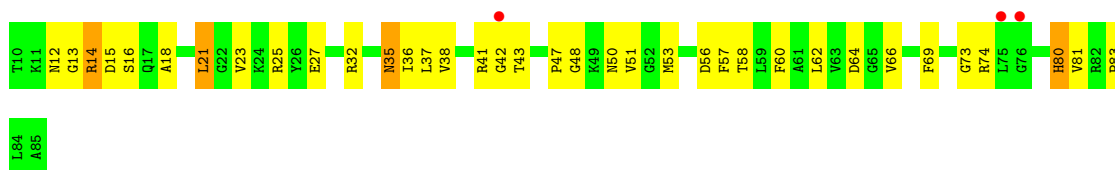


- Molecule 44: 50S ribosomal protein L25

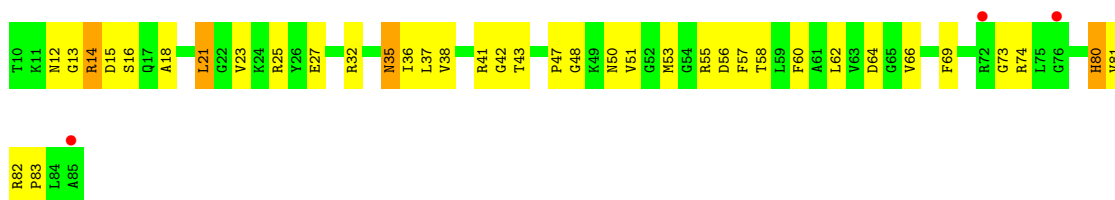




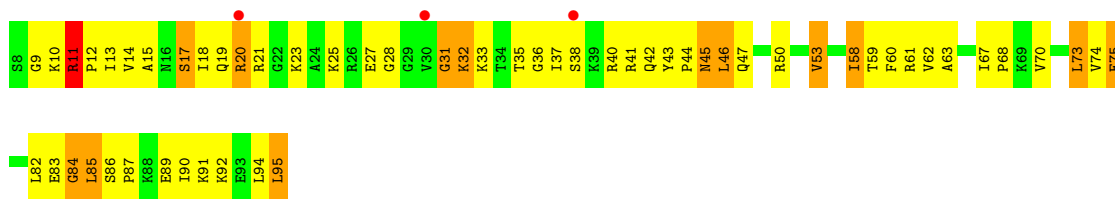
• Molecule 45: 50S ribosomal protein L27




• Molecule 45: 50S ribosomal protein L27



• Molecule 46: 50S ribosomal protein L28

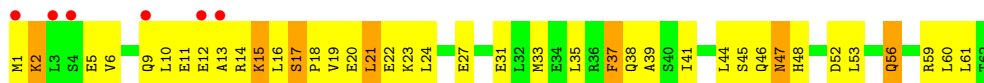


• Molecule 46: 50S ribosomal protein L28





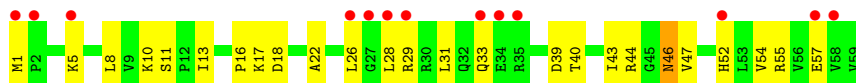
- Molecule 47: 50S ribosomal protein L29



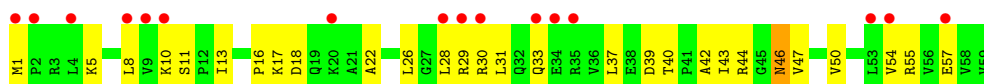
- Molecule 47: 50S ribosomal protein L29



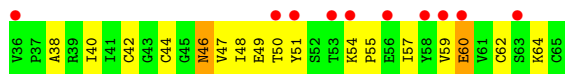
- Molecule 48: 50S ribosomal protein L30



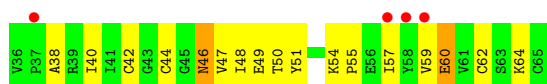
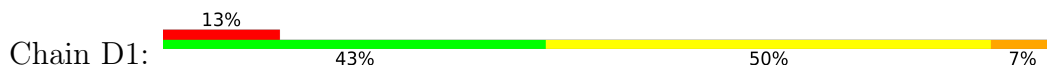
- Molecule 48: 50S ribosomal protein L30



- Molecule 49: 50S ribosomal protein L31



- Molecule 49: 50S ribosomal protein L31



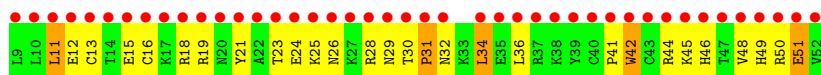
- Molecule 50: 50S ribosomal protein L32



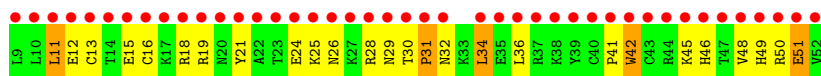
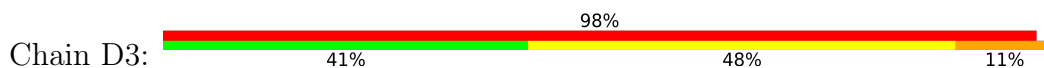
- Molecule 50: 50S ribosomal protein L32



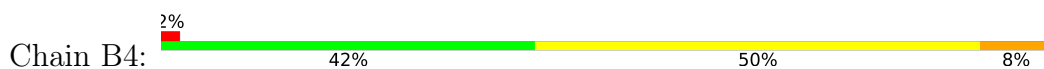
- Molecule 51: 50S ribosomal protein L33



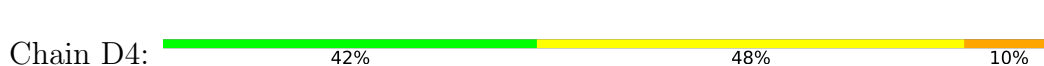
- Molecule 51: 50S ribosomal protein L33




- Molecule 52: 50S ribosomal protein L34



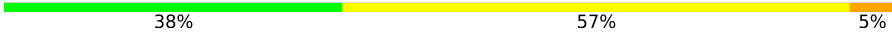
- Molecule 52: 50S ribosomal protein L34

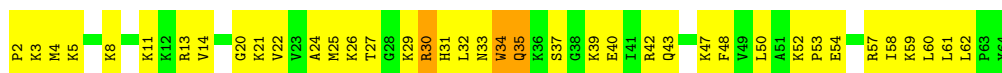


- Molecule 53: 50S ribosomal protein L35



- Molecule 53: 50S ribosomal protein L35

Chain D5:  38% 57% 5%



4 Data and refinement statistics

Property	Value	Source
Space group	P 21 21 21	Depositor
Cell constants a, b, c, α , β , γ	211.94Å 455.59Å 618.02Å 90.00° 90.00° 90.00°	Depositor
Resolution (Å)	50.00 – 3.50 60.01 – 3.49	Depositor EDS
% Data completeness (in resolution range)	99.9 (50.00-3.50) 99.6 (60.01-3.49)	Depositor EDS
R_{merge}	(Not available)	Depositor
R_{sym}	(Not available)	Depositor
$\langle I/\sigma(I) \rangle$ ¹	1.61 (at 3.49Å)	Xtrriage
Refinement program	PHENIX 1.5_2, CNS	Depositor
R, R_{free}	0.233 , 0.264 0.229 , 0.263	Depositor DCC
R_{free} test set	7410 reflections (0.99%)	wwPDB-VP
Wilson B-factor (Å ²)	106.2	Xtrriage
Anisotropy	0.163	Xtrriage
Bulk solvent k_{sol} (e/Å ³), B_{sol} (Å ²)	0.25 , 110.2	EDS
L-test for twinning ²	$\langle L \rangle = 0.38$, $\langle L^2 \rangle = 0.21$	Xtrriage
Estimated twinning fraction	No twinning to report.	Xtrriage
F_o, F_c correlation	0.91	EDS
Total number of atoms	283641	wwPDB-VP
Average B, all atoms (Å ²)	127.0	wwPDB-VP

Xtrriage's analysis on translational NCS is as follows: *The largest off-origin peak in the Patterson function is 1.63% of the height of the origin peak. No significant pseudotranslation is detected.*

¹Intensities estimated from amplitudes.

²Theoretical values of $\langle |L| \rangle$, $\langle L^2 \rangle$ for acentric reflections are 0.5, 0.333 respectively for untwinned datasets, and 0.375, 0.2 for perfectly twinned datasets.

5 Model quality i

5.1 Standard geometry i

Bond lengths and bond angles in the following residue types are not validated in this section: MG, ZN

The Z score for a bond length (or angle) is the number of standard deviations the observed value is removed from the expected value. A bond length (or angle) with $|Z| > 5$ is considered an outlier worth inspection. RMSZ is the root-mean-square of all Z scores of the bond lengths (or angles).

Mol	Chain	Bond lengths		Bond angles	
		RMSZ	# Z >5	RMSZ	# Z >5
1	AA	0.45	0/36238	0.90	34/56561 (0.1%)
1	CA	0.44	0/36238	0.90	34/56561 (0.1%)
2	AB	0.21	0/1936	0.38	0/2609
2	CB	0.21	0/1936	0.38	0/2609
3	AC	0.21	0/1637	0.37	0/2205
3	CC	0.21	0/1637	0.37	0/2205
4	AD	0.24	0/1733	0.40	0/2318
4	CD	0.23	0/1733	0.39	0/2318
5	AE	0.24	0/1172	0.41	0/1576
5	CE	0.23	0/1172	0.40	0/1576
6	AF	0.23	0/856	0.42	0/1154
6	CF	0.23	0/856	0.43	0/1154
7	AG	0.21	0/1276	0.36	0/1709
7	CG	0.22	0/1276	0.36	0/1709
8	AH	0.23	0/1136	0.41	0/1527
8	CH	0.22	0/1136	0.41	0/1527
9	AI	0.22	0/1029	0.38	0/1378
9	CI	0.22	0/1029	0.38	0/1378
10	AJ	0.21	0/808	0.39	0/1085
10	CJ	0.21	0/808	0.39	0/1085
11	AK	0.23	0/900	0.40	0/1213
11	CK	0.23	0/900	0.40	0/1213
12	AL	0.25	0/987	0.46	0/1320
12	CL	0.24	0/987	0.46	0/1320
13	AM	0.24	0/939	0.41	0/1258
13	CM	0.24	0/939	0.41	0/1258
14	AN	0.23	0/501	0.37	0/664
14	CN	0.22	0/501	0.37	0/664
15	AO	0.24	0/745	0.38	0/992
15	CO	0.24	0/745	0.38	0/992
16	AP	0.36	1/717 (0.1%)	0.44	0/963
16	CP	0.44	1/717 (0.1%)	0.45	0/963

Mol	Chain	Bond lengths		Bond angles	
		RMSZ	# Z >5	RMSZ	# Z >5
17	AQ	0.24	0/837	0.41	0/1117
17	CQ	0.23	0/837	0.40	0/1117
18	AR	0.24	0/579	0.42	0/768
18	CR	0.23	0/579	0.42	0/768
19	AS	0.20	0/643	0.37	0/865
19	CS	0.21	0/643	0.37	0/865
20	AT	0.23	0/764	0.39	0/1006
20	CT	0.22	0/764	0.39	0/1006
21	AU	0.20	0/213	0.37	0/277
21	CU	0.19	0/213	0.37	0/277
22	AV	0.43	0/821	0.86	2/1275 (0.2%)
22	CV	0.44	0/821	0.86	2/1275 (0.2%)
23	BA	0.51	0/66575	1.03	115/103930 (0.1%)
23	DA	0.54	0/66575	1.04	119/103930 (0.1%)
24	BB	0.44	0/2853	0.92	1/4451 (0.0%)
24	DB	0.44	0/2853	0.93	2/4451 (0.0%)
25	BC	0.33	0/2155	0.51	0/2905
25	DC	0.34	0/2155	0.52	0/2905
26	BD	0.27	0/1597	0.48	0/2153
26	DD	0.27	0/1597	0.48	0/2153
27	BE	0.29	0/1622	0.46	0/2194
27	DE	0.31	0/1622	0.47	0/2194
28	BF	0.23	0/1500	0.42	0/2017
28	DF	0.23	0/1500	0.42	0/2017
29	BG	0.22	0/1246	0.42	0/1682
29	DG	0.24	0/1246	0.43	0/1682
30	BH	0.29	0/1148	0.46	0/1552
30	DH	0.31	0/1148	0.47	0/1552
31	BI	0.21	0/252	0.38	0/333
31	DI	0.22	0/252	0.38	0/333
32	BJ	0.26	0/1124	0.47	0/1515
32	DJ	0.27	0/1124	0.47	0/1515
33	BK	0.27	0/942	0.48	0/1268
33	DK	0.28	0/942	0.49	0/1268
34	BL	0.30	0/1131	0.56	0/1504
34	DL	0.32	0/1131	0.57	0/1504
35	BM	0.30	0/1099	0.49	0/1468
35	DM	0.30	0/1099	0.50	0/1468
36	BN	0.26	0/974	0.45	0/1302
36	DN	0.27	0/974	0.45	0/1302
37	BO	0.23	0/779	0.42	0/1036
37	DO	0.24	0/779	0.42	0/1036
38	BP	0.27	0/1158	0.44	0/1544

Mol	Chain	Bond lengths		Bond angles	
		RMSZ	# Z >5	RMSZ	# Z >5
38	DP	0.27	0/1158	0.44	0/1544
39	BQ	0.29	0/970	0.46	0/1290
39	DQ	0.31	0/970	0.47	0/1290
40	BR	0.27	0/790	0.45	0/1057
40	DR	0.29	0/790	0.46	0/1057
41	BS	0.31	0/902	0.51	0/1209
41	DS	0.30	0/902	0.50	0/1209
42	BT	0.30	0/740	0.49	0/993
42	DT	0.33	0/740	0.50	0/993
43	BU	0.25	0/789	0.44	0/1051
43	DU	0.26	0/789	0.45	0/1051
44	BV	0.23	0/1524	0.44	0/2068
44	DV	0.23	0/1524	0.45	0/2068
45	BW	0.26	0/613	0.43	0/816
45	DW	0.27	0/613	0.43	0/816
46	BX	0.30	0/702	0.56	0/932
46	DX	0.31	0/702	0.57	0/932
47	BY	0.29	0/523	0.52	0/690
47	DY	0.31	0/523	0.54	0/690
48	BZ	0.23	0/473	0.41	0/634
48	DZ	0.24	0/473	0.41	0/634
49	B1	0.20	0/229	0.38	0/309
49	D1	0.20	0/229	0.38	0/309
50	B2	0.28	0/419	0.51	0/567
50	D2	0.28	0/419	0.51	0/567
51	B3	0.21	0/388	0.40	0/518
51	D3	0.21	0/388	0.40	0/518
52	B4	0.34	0/427	0.52	0/561
52	D4	0.38	0/427	0.53	0/561
53	B5	0.31	0/516	0.50	0/679
53	D5	0.32	0/516	0.51	0/679
All	All	0.44	2/305254 (0.0%)	0.87	309/456136 (0.1%)

Chiral center outliers are detected by calculating the chiral volume of a chiral center and verifying if the center is modelled as a planar moiety or with the opposite hand. A planarity outlier is detected by checking planarity of atoms in a peptide group, atoms in a mainchain group or atoms of a sidechain that are expected to be planar.

Mol	Chain	#Chirality outliers	#Planarity outliers
28	BF	0	1
28	DF	0	1
34	BL	0	1

Continued on next page...

Continued from previous page...

Mol	Chain	#Chirality outliers	#Planarity outliers
34	DL	0	1
All	All	0	4

All (2) bond length outliers are listed below:

Mol	Chain	Res	Type	Atoms	Z	Observed(Å)	Ideal(Å)
16	CP	48	TRP	CG-CD1	7.51	1.47	1.36
16	AP	48	TRP	CG-CD1	6.09	1.45	1.36

All (309) bond angle outliers are listed below:

Mol	Chain	Res	Type	Atoms	Z	Observed(°)	Ideal(°)
23	BA	945	A	C1'-O4'-C4'	-10.48	101.52	109.90
23	BA	1786	A	C1'-O4'-C4'	-10.25	101.70	109.90
23	DA	676	A	C1'-O4'-C4'	-9.79	102.07	109.90
23	DA	1786	A	C1'-O4'-C4'	-9.78	102.07	109.90
23	DA	945	A	C1'-O4'-C4'	-9.73	102.11	109.90
23	BA	676	A	C1'-O4'-C4'	-9.48	102.32	109.90
23	BA	2818	G	C1'-O4'-C4'	-9.24	102.51	109.90
23	DA	945	A	O4'-C1'-N9	9.13	115.50	108.20
23	DA	2818	G	C1'-O4'-C4'	-9.09	102.63	109.90
1	CA	99	C	P-O3'-C3'	9.00	130.50	119.70
23	BA	945	A	O4'-C1'-N9	8.85	115.28	108.20
1	AA	99	C	P-O3'-C3'	8.79	130.25	119.70
23	DA	265	A	C3'-C2'-C1'	-8.72	94.53	101.50
23	BA	265	A	C3'-C2'-C1'	-8.68	94.55	101.50
23	DA	761	A	N1-C6-N6	8.67	123.80	118.60
23	DA	748	G	C1'-O4'-C4'	-8.53	103.08	109.90
23	DA	221	A	P-O3'-C3'	8.12	129.45	119.70
23	DA	1786	A	C3'-C2'-C1'	-8.09	95.03	101.50
23	BA	1786	A	C3'-C2'-C1'	-8.01	95.09	101.50
23	BA	761	A	N1-C6-N6	7.98	123.39	118.60
1	CA	266	G	P-O3'-C3'	7.96	129.26	119.70
1	AA	266	G	P-O3'-C3'	7.94	129.23	119.70
23	BA	221	A	P-O3'-C3'	7.85	129.12	119.70
23	BA	1614	A	C1'-O4'-C4'	-7.84	103.63	109.90
23	BA	481	G	P-O3'-C3'	7.74	128.98	119.70
23	BA	748	G	C1'-O4'-C4'	-7.71	103.73	109.90
23	DA	1614	A	C1'-O4'-C4'	-7.70	103.74	109.90
23	DA	1937	A	P-O3'-C3'	7.66	128.89	119.70
1	AA	1498	U	P-O3'-C3'	7.63	128.86	119.70
23	BA	1937	A	P-O3'-C3'	7.59	128.81	119.70

Continued on next page...

Continued from previous page...

Mol	Chain	Res	Type	Atoms	Z	Observed(°)	Ideal(°)
23	DA	933	A	O4'-C1'-N9	7.51	114.21	108.20
23	DA	481	G	P-O3'-C3'	7.49	128.69	119.70
1	AA	243	A	P-O3'-C3'	7.42	128.61	119.70
23	DA	945	A	C3'-C2'-C1'	-7.42	95.56	101.50
1	CA	1529	G	C1'-O4'-C4'	-7.38	103.99	109.90
23	BA	933	A	O4'-C1'-N9	7.32	114.06	108.20
1	CA	243	A	P-O3'-C3'	7.25	128.40	119.70
1	CA	1498	U	P-O3'-C3'	7.23	128.38	119.70
23	BA	945	A	C3'-C2'-C1'	-7.22	95.72	101.50
1	AA	438	G	P-O3'-C3'	7.21	128.35	119.70
1	CA	438	G	P-O3'-C3'	7.20	128.33	119.70
23	DA	1022	G	P-O3'-C3'	7.13	128.26	119.70
23	BA	242	G	C3'-C2'-C1'	-7.05	95.86	101.50
1	AA	1529	G	C1'-O4'-C4'	-7.05	104.26	109.90
23	DA	242	G	C3'-C2'-C1'	-7.02	95.88	101.50
1	AA	136(B)	C	O3'-P-O5'	-6.97	90.75	104.00
23	BA	1496	A	O4'-C1'-N9	6.94	113.75	108.20
1	CA	1129	C	P-O3'-C3'	6.94	128.03	119.70
23	DA	1395	A	C1'-O4'-C4'	-6.94	104.35	109.90
23	BA	332	A	P-O3'-C3'	6.92	128.00	119.70
1	AA	1129	C	P-O3'-C3'	6.89	127.97	119.70
23	DA	1698	A	C3'-C2'-C1'	-6.84	96.03	101.50
23	DA	989	G	C1'-O4'-C4'	-6.84	104.43	109.90
23	BA	1395	A	C1'-O4'-C4'	-6.82	104.44	109.90
23	DA	332	A	P-O3'-C3'	6.82	127.88	119.70
23	BA	1558	A	P-O3'-C3'	6.80	127.86	119.70
1	AA	1201	A	P-O3'-C3'	6.80	127.86	119.70
1	AA	119	A	P-O3'-C3'	6.78	127.84	119.70
23	BA	2506	U	O4'-C1'-N1	6.75	113.60	108.20
1	AA	687	A	P-O3'-C3'	6.74	127.79	119.70
23	BA	1542	G	P-O3'-C3'	6.70	127.75	119.70
23	BA	989	G	C1'-O4'-C4'	-6.69	104.55	109.90
23	BA	1984	G	C4'-C3'-C2'	-6.67	95.93	102.60
1	CA	687	A	P-O3'-C3'	6.64	127.66	119.70
23	DA	1545	A	C1'-O4'-C4'	-6.63	104.60	109.90
23	DA	131	G	C1'-O4'-C4'	-6.62	104.60	109.90
23	BA	1698	A	C3'-C2'-C1'	-6.59	96.22	101.50
23	BA	2445	G	C4'-C3'-C2'	-6.58	96.02	102.60
23	BA	1022	G	P-O3'-C3'	6.58	127.59	119.70
23	DA	1558	A	P-O3'-C3'	6.57	127.59	119.70
1	AA	366	C	P-O3'-C3'	6.56	127.58	119.70
23	BA	1021	A	C3'-C2'-C1'	-6.56	96.25	101.50

Continued on next page...

Continued from previous page...

Mol	Chain	Res	Type	Atoms	Z	Observed(°)	Ideal(°)
23	DA	2506	U	O4'-C1'-N1	6.54	113.44	108.20
23	DA	1542	G	P-O3'-C3'	6.54	127.55	119.70
1	AA	1300	G	P-O3'-C3'	6.52	127.52	119.70
23	DA	1266	G	C3'-C2'-C1'	-6.50	96.30	101.50
1	CA	1300	G	P-O3'-C3'	6.50	127.50	119.70
23	BA	1046	A	C5-C6-N1	-6.48	114.46	117.70
23	DA	372	G	O4'-C1'-N9	6.48	113.38	108.20
23	DA	2049	G	C1'-O4'-C4'	-6.47	104.72	109.90
1	CA	1201	A	P-O3'-C3'	6.47	127.47	119.70
23	DA	2445	G	C4'-C3'-C2'	-6.47	96.13	102.60
23	BA	1379	A	P-O3'-C3'	6.47	127.46	119.70
23	DA	2447	G	P-O3'-C3'	6.47	127.46	119.70
23	DA	783	A	C3'-C2'-C1'	-6.45	96.34	101.50
1	CA	366	C	P-O3'-C3'	6.42	127.41	119.70
1	CA	358	U	P-O3'-C3'	-6.39	112.03	119.70
23	DA	1427	A	P-O3'-C3'	6.39	127.37	119.70
23	DA	933	A	C4'-C3'-C2'	-6.38	96.22	102.60
23	DA	1385	G	C3'-C2'-C1'	-6.37	96.41	101.50
1	CA	119	A	P-O3'-C3'	6.36	127.33	119.70
23	DA	1698	A	C1'-O4'-C4'	-6.36	104.81	109.90
23	DA	783	A	C2-N3-C4	-6.35	107.43	110.60
23	BA	2049	G	C1'-O4'-C4'	-6.33	104.84	109.90
1	AA	824	C	C3'-C2'-C1'	-6.32	96.44	101.50
23	BA	933	A	C4'-C3'-C2'	-6.32	96.28	102.60
23	DA	1608	A	C1'-O4'-C4'	-6.30	104.86	109.90
23	BA	1545	A	C1'-O4'-C4'	-6.29	104.87	109.90
23	DA	761	A	C6-C5-N7	-6.29	127.90	132.30
23	BA	210	C	C6-N1-C2	6.27	122.81	120.30
23	BA	1786	A	N9-C1'-C2'	6.24	122.11	114.00
23	BA	131	G	C1'-O4'-C4'	-6.24	104.91	109.90
23	DA	933	A	C1'-O4'-C4'	-6.24	104.91	109.90
23	DA	1984	G	C4'-C3'-C2'	-6.23	96.37	102.60
23	BA	2225	A	P-O3'-C3'	6.22	127.17	119.70
1	CA	1067	A	P-O3'-C3'	6.22	127.16	119.70
23	BA	791	C	C3'-C2'-C1'	-6.21	96.53	101.50
23	BA	1385	G	C3'-C2'-C1'	-6.20	96.54	101.50
23	DA	131	G	O4'-C4'-C3'	-6.19	97.81	104.00
23	DA	1046	A	C5-C6-N1	-6.19	114.60	117.70
23	BA	859	G	C3'-C2'-C1'	-6.19	96.55	101.50
23	BA	2613	U	C3'-C2'-C1'	-6.19	96.55	101.50
23	DA	1496	A	O4'-C1'-N9	6.17	113.14	108.20
1	CA	246	A	C3'-C2'-C1'	-6.17	96.56	101.50

Continued on next page...

Continued from previous page...

Mol	Chain	Res	Type	Atoms	Z	Observed(°)	Ideal(°)
23	DA	2225	A	P-O3'-C3'	6.16	127.09	119.70
1	CA	1529	G	O4'-C1'-N9	6.15	113.12	108.20
1	AA	1067	A	P-O3'-C3'	6.14	127.07	119.70
23	BA	1761	C	C1'-O4'-C4'	-6.14	104.99	109.90
23	DA	859	G	C3'-C2'-C1'	-6.14	96.59	101.50
23	DA	1379	A	P-O3'-C3'	6.13	127.05	119.70
1	AA	136(B)	C	P-O3'-C3'	-6.12	112.35	119.70
23	BA	2447	G	P-O3'-C3'	6.12	127.05	119.70
23	DA	450	G	C5-C6-N1	-6.09	108.45	111.50
23	BA	1266	G	C3'-C2'-C1'	-6.09	96.62	101.50
23	DA	791	C	C3'-C2'-C1'	-6.08	96.63	101.50
23	DA	1021	A	C3'-C2'-C1'	-6.08	96.63	101.50
23	DA	673	C	C4'-C3'-C2'	-6.08	96.52	102.60
1	CA	824	C	C3'-C2'-C1'	-6.07	96.64	101.50
1	AA	1529	G	O4'-C1'-N9	6.04	113.03	108.20
23	DA	1786	A	N9-C1'-C2'	6.04	121.85	114.00
23	DA	2033	A	P-O3'-C3'	6.04	126.94	119.70
23	BA	372	G	O4'-C1'-N9	6.03	113.03	108.20
23	DA	783	A	N1-C6-N6	6.02	122.21	118.60
23	DA	760	G	C4'-C3'-C2'	-6.01	96.59	102.60
23	DA	2613	U	C3'-C2'-C1'	-6.00	96.70	101.50
23	BA	783	A	N1-C6-N6	5.98	122.19	118.60
23	BA	989	G	O4'-C1'-N9	5.98	112.98	108.20
23	BA	2052	G	C4'-C3'-C2'	-5.97	96.63	102.60
23	BA	2056	G	N9-C4-C5	5.96	107.78	105.40
23	DA	686	G	O4'-C1'-N9	5.96	112.96	108.20
23	BA	933	A	C1'-O4'-C4'	-5.93	105.15	109.90
23	DA	2481	G	P-O3'-C3'	5.93	126.82	119.70
1	AA	1504	G	P-O3'-C3'	5.91	126.79	119.70
1	CA	1285	A	P-O3'-C3'	5.90	126.78	119.70
23	BA	938	G	C4'-C3'-C2'	-5.90	96.70	102.60
23	DA	2562	U	C4'-C3'-C2'	-5.89	96.70	102.60
1	AA	1285	A	P-O3'-C3'	5.89	126.77	119.70
23	BA	2033	A	P-O3'-C3'	5.89	126.76	119.70
23	BA	825	C	C4'-C3'-C2'	-5.87	96.73	102.60
23	BA	407	G	C4'-C3'-C2'	-5.86	96.74	102.60
1	AA	246	A	C3'-C2'-C1'	-5.85	96.82	101.50
22	CV	6188	C	P-O3'-C3'	5.83	126.70	119.70
23	BA	783	A	C3'-C2'-C1'	-5.82	96.84	101.50
23	BA	1427	A	P-O3'-C3'	5.82	126.68	119.70
22	AV	6188	C	P-O3'-C3'	5.82	126.68	119.70
23	BA	1786	A	O4'-C1'-C2'	-5.82	99.98	105.80

Continued on next page...

Continued from previous page...

Mol	Chain	Res	Type	Atoms	Z	Observed(°)	Ideal(°)
1	AA	810	C	C1'-O4'-C4'	-5.79	105.26	109.90
23	DA	2049	G	C4'-C3'-C2'	-5.79	96.81	102.60
23	BA	1698	A	C1'-O4'-C4'	-5.78	105.28	109.90
23	DA	825	C	C4'-C3'-C2'	-5.78	96.83	102.60
23	BA	444	C	C1'-O4'-C4'	-5.77	105.28	109.90
23	BA	2428	G	P-O3'-C3'	5.76	126.61	119.70
23	DA	807	U	C4'-C3'-C2'	-5.76	96.84	102.60
23	BA	807	U	C4'-C3'-C2'	-5.76	96.84	102.60
1	AA	913	A	P-O3'-C3'	5.75	126.59	119.70
23	DA	2098	U	P-O3'-C3'	5.72	126.56	119.70
23	BA	2278	A	C1'-O4'-C4'	-5.70	105.34	109.90
1	CA	913	A	P-O3'-C3'	5.70	126.54	119.70
23	DA	733	G	O4'-C1'-N9	-5.70	103.64	108.20
1	AA	7	G	C1'-O4'-C4'	-5.69	105.35	109.90
1	CA	7	G	C1'-O4'-C4'	-5.69	105.34	109.90
23	BA	2883	A	O4'-C1'-N9	5.69	112.75	108.20
22	CV	6171	U	P-O3'-C3'	5.69	126.53	119.70
23	DA	1761	C	C1'-O4'-C4'	-5.67	105.36	109.90
23	DA	444	C	C4'-C3'-C2'	-5.66	96.94	102.60
23	DA	761	A	N7-C8-N9	5.66	116.63	113.80
22	AV	6171	U	P-O3'-C3'	5.65	126.48	119.70
23	DA	680	G	O4'-C1'-N9	-5.65	103.68	108.20
23	DA	2512	C	C4'-C3'-C2'	-5.65	96.95	102.60
23	BA	974(B)	C	C3'-C2'-C1'	-5.64	96.99	101.50
23	BA	2098	U	P-O3'-C3'	5.63	126.46	119.70
23	DA	2056	G	N3-C4-N9	-5.63	122.62	126.00
23	BA	761	A	N7-C8-N9	5.61	116.61	113.80
23	BA	933	A	O4'-C4'-C3'	-5.60	98.40	104.00
23	BA	1608	A	C1'-O4'-C4'	-5.60	105.42	109.90
23	BA	2481	G	P-O3'-C3'	5.59	126.41	119.70
23	DA	2278	A	C1'-O4'-C4'	-5.58	105.44	109.90
23	DA	783	A	C5-N7-C8	-5.58	101.11	103.90
23	BA	131	G	O4'-C4'-C3'	-5.57	98.43	104.00
24	DB	66	A	P-O3'-C3'	5.57	126.39	119.70
23	DA	2428	G	P-O3'-C3'	5.57	126.39	119.70
1	AA	890	G	O4'-C1'-N9	5.56	112.65	108.20
23	BA	2689	U	P-O3'-C3'	5.56	126.37	119.70
23	DA	989	G	O4'-C1'-N9	5.53	112.62	108.20
23	BA	940	G	C4'-C3'-C2'	-5.51	97.09	102.60
23	DA	974(B)	C	C3'-C2'-C1'	-5.51	97.10	101.50
23	BA	226	G	C3'-C2'-C1'	-5.50	97.10	101.50
23	DA	95	G	C4'-C3'-C2'	-5.50	97.11	102.60

Continued on next page...

Continued from previous page...

Mol	Chain	Res	Type	Atoms	Z	Observed(°)	Ideal(°)
24	BB	66	A	P-O3'-C3'	5.49	126.29	119.70
23	DA	1255	U	C1'-O4'-C4'	-5.49	105.51	109.90
23	DA	940	G	C4'-C3'-C2'	-5.48	97.12	102.60
23	BA	2562	U	C4'-C3'-C2'	-5.48	97.12	102.60
23	DA	450	G	C4-C5-C6	5.47	122.08	118.80
23	DA	85	G	C3'-C2'-C1'	-5.46	97.13	101.50
1	AA	356	A	C4'-C3'-C2'	-5.45	97.15	102.60
23	DA	1275	A	C3'-C2'-C1'	-5.45	97.14	101.50
1	CA	1504	G	P-O3'-C3'	5.44	126.23	119.70
23	DA	938	G	C4'-C3'-C2'	-5.43	97.17	102.60
23	BA	760	G	C4'-C3'-C2'	-5.42	97.18	102.60
1	AA	358	U	P-O3'-C3'	-5.41	113.21	119.70
23	BA	95	G	C4'-C3'-C2'	-5.40	97.20	102.60
23	DA	527	C	O4'-C1'-N1	5.40	112.52	108.20
23	DA	407	G	C4'-C3'-C2'	-5.39	97.21	102.60
23	BA	761	A	C6-C5-N7	-5.39	128.53	132.30
23	DA	479	A	C1'-O4'-C4'	-5.39	105.59	109.90
23	BA	673	C	C4'-C3'-C2'	-5.39	97.21	102.60
23	DA	1786	A	O4'-C1'-C2'	-5.38	100.42	105.80
23	BA	1255	U	C1'-O4'-C4'	-5.38	105.60	109.90
23	DA	2052	G	C4'-C3'-C2'	-5.37	97.23	102.60
23	BA	1162	G	C4'-C3'-C2'	-5.37	97.23	102.60
1	CA	890	G	O4'-C1'-N9	5.37	112.49	108.20
23	BA	527	C	O4'-C1'-N1	5.36	112.49	108.20
23	BA	2681	C	C3'-C2'-C1'	-5.36	97.21	101.50
23	BA	1022	G	C3'-C2'-C1'	5.36	105.79	101.50
23	DA	226	G	C3'-C2'-C1'	-5.35	97.22	101.50
23	DA	2789	C	C1'-O4'-C4'	-5.35	105.62	109.90
1	AA	328	C	P-O3'-C3'	5.35	126.12	119.70
23	BA	2549	G	C4'-C3'-C2'	-5.35	97.25	102.60
23	BA	2512	C	C4'-C3'-C2'	-5.34	97.26	102.60
1	AA	890	G	C1'-O4'-C4'	-5.34	105.63	109.90
23	BA	956	G	C1'-O4'-C4'	-5.32	105.64	109.90
1	AA	1064	G	P-O3'-C3'	5.32	126.08	119.70
1	AA	890	G	C3'-C2'-C1'	-5.31	97.25	101.50
23	BA	84	A	C3'-C2'-C1'	-5.30	97.26	101.50
23	DA	761	A	C5-C6-N1	-5.30	115.05	117.70
23	BA	372	G	C3'-C2'-C1'	-5.29	97.27	101.50
23	DA	2689	U	P-O3'-C3'	5.29	126.05	119.70
23	DA	1162	G	C4'-C3'-C2'	-5.29	97.31	102.60
23	DA	1616	A	O4'-C1'-N9	5.28	112.43	108.20
23	BA	2049	G	C4'-C3'-C2'	-5.28	97.32	102.60

Continued on next page...

Continued from previous page...

Mol	Chain	Res	Type	Atoms	Z	Observed(°)	Ideal(°)
23	BA	2056	G	C4'-C3'-C2'	-5.28	97.32	102.60
23	BA	2818	G	O4'-C4'-C3'	-5.28	98.72	104.00
23	DA	210	C	C6-N1-C2	5.27	122.41	120.30
23	BA	1936	A	P-O3'-C3'	5.27	126.02	119.70
23	BA	807	U	O4'-C4'-C3'	-5.27	98.73	104.00
23	BA	444	C	C4'-C3'-C2'	-5.26	97.34	102.60
23	BA	479	A	C1'-O4'-C4'	-5.25	105.70	109.90
1	CA	1525	G	C4'-C3'-C2'	-5.25	97.35	102.60
1	AA	1525	G	C4'-C3'-C2'	-5.24	97.36	102.60
23	DA	532	A	C1'-O4'-C4'	-5.24	105.71	109.90
1	AA	428	G	P-O3'-C3'	5.22	125.97	119.70
23	BA	214	G	O4'-C1'-N9	5.22	112.38	108.20
23	DA	1613	G	C4'-C3'-C2'	-5.21	97.39	102.60
1	CA	890	G	C3'-C2'-C1'	-5.21	97.33	101.50
23	BA	1613	G	C4'-C3'-C2'	-5.21	97.39	102.60
23	DA	974(B)	C	O4'-C1'-C2'	-5.21	100.59	105.80
23	DA	1855	G	C4'-C3'-C2'	-5.20	97.40	102.60
23	BA	601	C	C4'-C3'-C2'	-5.18	97.42	102.60
23	DA	1012	U	C3'-C2'-C1'	-5.18	97.36	101.50
23	DA	444	C	C1'-O4'-C4'	-5.17	105.77	109.90
23	BA	532	A	C1'-O4'-C4'	-5.15	105.78	109.90
23	BA	2447	G	C3'-C2'-C1'	-5.14	97.38	101.50
1	CA	527	G	C4'-C3'-C2'	-5.14	97.46	102.60
23	DA	784	A	C3'-C2'-C1'	5.14	105.61	101.50
1	AA	1077	G	C4'-C3'-C2'	-5.13	97.47	102.60
1	CA	810	C	C1'-O4'-C4'	-5.13	105.79	109.90
23	DA	1559	G	C1'-O4'-C4'	-5.13	105.79	109.90
23	DA	2056	G	C4'-C3'-C2'	-5.13	97.47	102.60
23	BA	2789	C	C1'-O4'-C4'	-5.13	105.80	109.90
23	DA	208	C	C6-N1-C2	5.13	122.35	120.30
23	DA	692	C	C4'-C3'-C2'	-5.13	97.47	102.60
23	DA	463	G	C4'-C3'-C2'	-5.12	97.48	102.60
23	DA	807	U	O4'-C4'-C3'	-5.12	98.88	104.00
23	BA	1929	G	C3'-C2'-C1'	-5.12	97.40	101.50
1	CA	356	A	C4'-C3'-C2'	-5.12	97.48	102.60
1	CA	890	G	C1'-O4'-C4'	-5.12	105.80	109.90
23	DA	2744	G	C4'-C3'-C2'	-5.12	97.48	102.60
23	DA	1504	C	N1-C1'-C2'	-5.11	106.37	112.00
23	DA	933	A	O4'-C4'-C3'	-5.11	98.89	104.00
23	DA	1267	U	P-O3'-C3'	5.11	125.83	119.70
1	AA	1361	G	OP2-P-O3'	5.11	116.43	105.20
23	BA	974(B)	C	C1'-O4'-C4'	-5.09	105.82	109.90

Continued on next page...

Continued from previous page...

Mol	Chain	Res	Type	Atoms	Z	Observed(°)	Ideal(°)
23	DA	2681	C	C3'-C2'-C1'	-5.09	97.43	101.50
23	DA	1496	A	C1'-O4'-C4'	-5.09	105.83	109.90
23	BA	692	C	C4'-C3'-C2'	-5.08	97.52	102.60
23	BA	2744	G	C4'-C3'-C2'	-5.07	97.53	102.60
1	CA	1077	G	C4'-C3'-C2'	-5.07	97.53	102.60
1	CA	1064	G	P-O3'-C3'	5.07	125.78	119.70
23	DA	738	G	C1'-O4'-C4'	-5.06	105.85	109.90
1	CA	250	A	P-O3'-C3'	5.06	125.77	119.70
1	CA	792	A	C3'-C2'-C1'	-5.06	97.45	101.50
24	DB	42	C	C1'-O4'-C4'	-5.06	105.85	109.90
23	DA	1022	G	C3'-C2'-C1'	5.05	105.54	101.50
23	DA	324	A	C4'-C3'-C2'	-5.04	97.56	102.60
23	BA	265	A	C1'-O4'-C4'	-5.04	105.87	109.90
23	BA	1494	A	P-O3'-C3'	5.04	125.74	119.70
23	BA	1189	A	O3'-P-O5'	-5.03	94.44	104.00
23	BA	741	G	C4'-C3'-C2'	-5.03	97.57	102.60
23	DA	1929	G	C3'-C2'-C1'	-5.03	97.48	101.50
23	DA	672	C	C4'-C3'-C2'	-5.02	97.58	102.60
1	CA	328	C	P-O3'-C3'	5.02	125.72	119.70
23	BA	671	C	C4'-C3'-C2'	-5.02	97.58	102.60
23	BA	85	G	C3'-C2'-C1'	-5.02	97.49	101.50
1	CA	1027	C	P-O3'-C3'	-5.01	113.68	119.70
23	BA	35	G	C4'-C3'-C2'	-5.01	97.59	102.60
23	BA	805	G	O4'-C1'-N9	5.01	112.21	108.20
23	DA	1743	G	C4'-C3'-C2'	-5.01	97.59	102.60
23	BA	1504	C	N1-C1'-C2'	-5.00	106.50	112.00
23	BA	1654	A	C4'-C3'-C2'	-5.00	97.60	102.60

There are no chirality outliers.

All (4) planarity outliers are listed below:

Mol	Chain	Res	Type	Group
28	BF	75	LYS	Peptide
34	BL	52	GLU	Peptide
28	DF	75	LYS	Peptide
34	DL	52	GLU	Peptide

5.2 Too-close contacts

In the following table, the Non-H and H(model) columns list the number of non-hydrogen atoms and hydrogen atoms in the chain respectively. The H(added) column lists the number of hydrogen

atoms added and optimized by MolProbity. The Clashes column lists the number of clashes within the asymmetric unit, whereas Symm-Clashes lists symmetry-related clashes.

Mol	Chain	Non-H	H(model)	H(added)	Clashes	Symm-Clashes
1	AA	32372	0	16339	682	0
1	CA	32372	0	16339	694	0
2	AB	1901	0	1951	103	0
2	CB	1901	0	1951	103	0
3	AC	1613	0	1677	95	0
3	CC	1613	0	1677	95	0
4	AD	1703	0	1764	100	0
4	CD	1703	0	1765	92	0
5	AE	1156	0	1213	68	0
5	CE	1156	0	1213	66	0
6	AF	843	0	857	46	0
6	CF	843	0	857	46	0
7	AG	1257	0	1296	60	0
7	CG	1257	0	1296	62	0
8	AH	1116	0	1177	57	0
8	CH	1116	0	1177	59	0
9	AI	1011	0	1043	62	0
9	CI	1011	0	1043	58	0
10	AJ	795	0	840	59	0
10	CJ	795	0	840	59	0
11	AK	885	0	904	56	0
11	CK	885	0	904	50	0
12	AL	971	0	1057	60	0
12	CL	971	0	1057	66	0
13	AM	929	0	987	66	0
13	CM	929	0	987	64	0
14	AN	492	0	529	29	0
14	CN	492	0	533	26	0
15	AO	734	0	771	26	0
15	CO	734	0	771	29	0
16	AP	701	0	720	30	0
16	CP	701	0	720	38	0
17	AQ	824	0	893	42	0
17	CQ	824	0	893	44	0
18	AR	574	0	644	30	0
18	CR	574	0	644	32	0
19	AS	630	0	652	59	0
19	CS	630	0	652	54	0
20	AT	762	0	859	32	0
20	CT	762	0	859	31	0
21	AU	209	0	221	13	0

Continued on next page...

Continued from previous page...

Mol	Chain	Non-H	H(model)	H(added)	Clashes	Symm-Clashes
21	CU	209	0	221	14	0
22	AV	736	0	378	19	0
22	CV	736	0	378	18	0
23	BA	59442	0	29966	1292	0
23	DA	59442	0	29966	1295	0
24	BB	2551	0	1295	53	0
24	DB	2551	0	1295	53	0
25	BC	2105	0	2182	202	0
25	DC	2105	0	2182	214	0
26	BD	1564	0	1629	117	0
26	DD	1564	0	1629	112	0
27	BE	1587	0	1632	107	0
27	DE	1587	0	1632	106	0
28	BF	1475	0	1537	109	0
28	DF	1475	0	1537	109	0
29	BG	1223	0	1282	64	0
29	DG	1223	0	1282	66	0
30	BH	1133	0	1220	83	0
30	DH	1133	0	1220	80	0
31	BI	254	0	275	8	0
31	DI	254	0	275	8	0
32	BJ	1097	0	1168	82	0
32	DJ	1097	0	1168	83	0
33	BK	932	0	994	54	0
33	DK	932	0	994	56	0
34	BL	1114	0	1187	167	0
34	DL	1114	0	1187	169	0
35	BM	1079	0	1127	96	0
35	DM	1079	0	1127	99	0
36	BN	960	0	1021	73	0
36	DN	960	0	1021	71	0
37	BO	771	0	832	67	0
37	DO	771	0	832	70	0
38	BP	1144	0	1211	69	0
38	DP	1144	0	1211	74	0
39	BQ	953	0	1013	71	0
39	DQ	953	0	1013	71	0
40	BR	779	0	852	76	0
40	DR	779	0	852	73	0
41	BS	891	0	951	50	0
41	DS	891	0	951	52	0
42	BT	726	0	778	58	0

Continued on next page...

Continued from previous page...

Mol	Chain	Non-H	H(model)	H(added)	Clashes	Symm-Clashes
42	DT	726	0	778	59	0
43	BU	776	0	870	78	0
43	DU	776	0	870	76	0
44	BV	1492	0	1513	94	0
44	DV	1492	0	1513	92	0
45	BW	605	0	628	36	0
45	DW	605	0	628	38	0
46	BX	695	0	764	69	0
46	DX	695	0	764	68	0
47	BY	521	0	575	45	0
47	DY	521	0	575	45	0
48	BZ	468	0	523	20	0
48	DZ	468	0	523	24	0
49	B1	226	0	225	17	0
49	D1	226	0	225	17	0
50	B2	405	0	420	27	0
50	D2	405	0	420	29	0
51	B3	381	0	391	28	0
51	D3	381	0	391	26	0
52	B4	419	0	467	30	0
52	D4	419	0	467	32	0
53	B5	508	0	576	54	0
53	D5	508	0	576	55	0
54	AA	279	0	0	0	0
54	AB	3	0	0	0	0
54	AC	2	0	0	0	0
54	AD	3	0	0	0	0
54	AE	5	0	0	0	0
54	AF	1	0	0	0	0
54	AG	2	0	0	0	0
54	AH	1	0	0	0	0
54	AI	1	0	0	0	0
54	AK	2	0	0	0	0
54	AL	2	0	0	0	0
54	AM	1	0	0	0	0
54	AN	1	0	0	0	0
54	AO	3	0	0	0	0
54	AQ	3	0	0	0	0
54	AS	1	0	0	0	0
54	AT	2	0	0	0	0
54	AV	8	0	0	0	0
54	B2	3	0	0	0	0

Continued on next page...

Continued from previous page...

Mol	Chain	Non-H	H(model)	H(added)	Clashes	Symm-Clashes
54	B3	1	0	0	0	0
54	B4	1	0	0	0	0
54	B5	1	0	0	0	0
54	BA	781	0	0	0	0
54	BB	27	0	0	0	0
54	BC	3	0	0	0	0
54	BE	2	0	0	0	0
54	BF	1	0	0	0	0
54	BH	1	0	0	0	0
54	BI	1	0	0	0	0
54	BJ	3	0	0	0	0
54	BK	1	0	0	0	0
54	BM	3	0	0	0	0
54	BN	2	0	0	0	0
54	BO	1	0	0	0	0
54	BP	2	0	0	0	0
54	BR	1	0	0	0	0
54	BS	1	0	0	0	0
54	BT	2	0	0	0	0
54	BU	2	0	0	0	0
54	BV	3	0	0	0	0
54	BW	1	0	0	0	0
54	BX	2	0	0	0	0
54	BY	3	0	0	0	0
54	CA	372	0	0	0	0
54	CB	3	0	0	0	0
54	CC	8	0	0	0	0
54	CD	3	0	0	0	0
54	CE	5	0	0	0	0
54	CF	2	0	0	0	0
54	CG	3	0	0	0	0
54	CK	1	0	0	0	0
54	CL	6	0	0	0	0
54	CM	2	0	0	0	0
54	CN	1	0	0	0	0
54	CO	4	0	0	0	0
54	CQ	2	0	0	0	0
54	CV	7	0	0	0	0
54	D1	1	0	0	0	0
54	D2	3	0	0	0	0
54	D3	1	0	0	0	0
54	D4	4	0	0	0	0

Continued on next page...

Continued from previous page...

Mol	Chain	Non-H	H(model)	H(added)	Clashes	Symm-Clashes
54	D5	3	0	0	0	0
54	DA	964	0	0	0	0
54	DB	43	0	0	0	0
54	DC	3	0	0	0	0
54	DD	6	0	0	0	0
54	DE	3	0	0	0	0
54	DF	2	0	0	0	0
54	DG	3	0	0	0	0
54	DI	1	0	0	0	0
54	DJ	6	0	0	0	0
54	DK	3	0	0	0	0
54	DL	3	0	0	0	0
54	DM	1	0	0	0	0
54	DN	1	0	0	0	0
54	DO	1	0	0	0	0
54	DP	2	0	0	0	0
54	DQ	2	0	0	0	0
54	DS	2	0	0	0	0
54	DU	1	0	0	0	0
54	DV	4	0	0	0	0
54	DW	1	0	0	0	0
54	DX	3	0	0	0	0
54	DY	2	0	0	0	0
55	AD	1	0	0	0	0
55	AN	1	0	0	0	0
55	CD	1	0	0	0	0
55	CN	1	0	0	0	0
All	All	283641	0	191757	9280	0

The all-atom clashscore is defined as the number of clashes found per 1000 atoms (including hydrogen atoms). The all-atom clashscore for this structure is 20.

All (9280) close contacts within the same asymmetric unit are listed below, sorted by their clash magnitude.

Atom-1	Atom-2	Interatomic distance (Å)	Clash overlap (Å)
1:AA:1399:C:H4'	1:AA:1400:C:H5'	1.26	1.16
34:BL:33:ARG:HG3	34:BL:36:LYS:HD3	1.31	1.12
34:BL:128:HIS:HA	34:BL:147:LEU:HB3	1.30	1.11
23:DA:2015:A:H1'	50:D2:2:ALA:HA	1.33	1.08
34:DL:33:ARG:HG3	34:DL:36:LYS:HD3	1.33	1.08
1:CA:1399:C:H4'	1:CA:1400:C:H5'	1.27	1.08

Continued on next page...

Continued from previous page...

Atom-1	Atom-2	Interatomic distance (Å)	Clash overlap (Å)
23:BA:2015:A:H1'	50:B2:2:ALA:HA	1.34	1.07
34:DL:49:ARG:HG2	34:DL:50:ARG:H	1.18	1.06
34:DL:128:HIS:HA	34:DL:147:LEU:HB3	1.30	1.06
34:BL:49:ARG:HG2	34:BL:50:ARG:H	1.16	1.04
7:AG:113:GLU:HB2	7:AG:119:ARG:HG2	1.38	1.04
45:BW:23:VAL:HA	45:BW:38:VAL:HG22	1.37	1.03
32:DJ:70:ALA:HB2	32:DJ:135:LEU:HD12	1.41	1.03
45:DW:23:VAL:HA	45:DW:38:VAL:HG22	1.37	1.03
37:BO:24:LEU:HD12	37:BO:84:GLN:HB3	1.38	1.03
30:BH:92:VAL:HG13	30:BH:120:ILE:HB	1.41	1.03
7:CG:113:GLU:HB2	7:CG:119:ARG:HG2	1.38	1.02
9:AI:19:LEU:HD21	9:AI:59:PHE:HB3	1.41	1.02
37:DO:24:LEU:HD12	37:DO:84:GLN:HB3	1.38	1.02
39:DQ:92:ARG:HH11	39:DQ:92:ARG:HB2	1.24	1.01
39:BQ:92:ARG:HB2	39:BQ:92:ARG:HH11	1.25	1.01
25:BC:242:ARG:H	25:BC:242:ARG:HD3	1.21	1.00
9:CI:19:LEU:HD21	9:CI:59:PHE:HB3	1.40	1.00
15:AO:63:ARG:HH21	15:AO:87:ILE:HG21	1.27	0.99
25:DC:242:ARG:HD3	25:DC:242:ARG:H	1.23	0.99
5:AE:76:ILE:HG12	5:AE:77:PRO:HD2	1.43	0.99
30:DH:92:VAL:HG13	30:DH:120:ILE:HB	1.42	0.99
43:DU:8:LYS:HZ2	43:DU:8:LYS:H	1.07	0.98
23:DA:2681:C:H5	23:DA:2725:A:H62	0.99	0.98
23:DA:2781:A:H5'	23:DA:2782:G:H5'	1.46	0.98
32:BJ:70:ALA:HB2	32:BJ:135:LEU:HD12	1.41	0.98
42:BT:11:PRO:HA	42:BT:28:PHE:HB3	1.47	0.97
23:BA:2781:A:H5'	23:BA:2782:G:H5'	1.44	0.97
23:DA:1163:G:H2'	23:DA:1164:G:H5''	1.46	0.97
15:CO:63:ARG:HH21	15:CO:87:ILE:HG21	1.28	0.96
23:BA:1163:G:H2'	23:BA:1164:G:H5''	1.46	0.96
34:BL:50:ARG:HB2	53:B5:60:LEU:HD11	1.47	0.96
13:CM:76:ALA:HA	13:CM:79:LYS:HE2	1.48	0.96
5:CE:76:ILE:HG12	5:CE:77:PRO:HD2	1.43	0.95
42:DT:11:PRO:HA	42:DT:28:PHE:HB3	1.47	0.95
1:AA:1443:G:H3'	1:AA:1446:A:H5''	1.48	0.95
23:BA:1021:A:H8	23:BA:1021:A:H3'	1.31	0.95
32:BJ:157:ARG:H	32:BJ:158:PRO:HD3	1.30	0.95
23:DA:2068:U:H3	23:DA:2430:A:H2	1.13	0.95
1:CA:522:C:H41	12:CL:52:ARG:HH22	1.11	0.95
2:CB:185:ILE:HG22	2:CB:199:TYR:HB2	1.47	0.95
1:CA:1443:G:H3'	1:CA:1446:A:H5''	1.48	0.95

Continued on next page...

Continued from previous page...

Atom-1	Atom-2	Interatomic distance (Å)	Clash overlap (Å)
44:DV:18:LEU:HD23	44:DV:25:PRO:HG3	1.49	0.95
1:AA:955:U:H1'	1:AA:1227:A:H61	1.31	0.94
23:DA:780:G:H21	23:DA:783:A:H62	1.15	0.94
23:DA:1899:G:H21	23:DA:1902:C:H41	1.07	0.94
2:AB:185:ILE:HG22	2:AB:199:TYR:HB2	1.47	0.94
23:BA:2420:C:OP1	53:B5:34:TRP:HA	1.68	0.93
32:DJ:42:GLU:HA	32:DJ:82:LYS:HB3	1.50	0.93
23:BA:1021:A:H3'	23:BA:1021:A:C8	2.04	0.93
23:BA:1899:G:H21	23:BA:1902:C:H41	1.08	0.93
10:CJ:50:ILE:HB	14:CN:41:ARG:HH21	1.33	0.93
1:CA:955:U:H1'	1:CA:1227:A:H61	1.31	0.93
29:BG:16:SER:HB2	29:BG:27:LYS:HB2	1.51	0.92
1:CA:1378:C:H5''	7:CG:6:ARG:HE	1.33	0.92
32:BJ:42:GLU:HA	32:BJ:82:LYS:HB3	1.50	0.92
13:AM:76:ALA:HA	13:AM:79:LYS:HE2	1.48	0.92
23:DA:1046:A:N3	31:DI:4:LYS:HD3	1.84	0.92
35:DM:22:LYS:HE2	35:DM:22:LYS:HA	1.50	0.92
35:BM:22:LYS:HE2	35:BM:22:LYS:HA	1.51	0.92
32:DJ:157:ARG:H	32:DJ:158:PRO:HD3	1.30	0.92
28:BF:60:LEU:HD11	28:BF:92:VAL:HG11	1.52	0.92
23:BA:1019:U:HO2'	23:BA:1021:A:H2	0.99	0.91
23:DA:1021:A:C8	23:DA:1021:A:H3'	2.05	0.91
28:DF:60:LEU:HD11	28:DF:92:VAL:HG11	1.52	0.91
34:DL:50:ARG:HB2	53:D5:60:LEU:HD11	1.49	0.91
23:BA:886:C:H2'	23:BA:887:A:H4'	1.52	0.91
23:DA:1019:U:HO2'	23:DA:1021:A:H2	0.95	0.91
34:DL:49:ARG:HG2	34:DL:50:ARG:N	1.84	0.91
23:BA:2068:U:H3	23:BA:2430:A:H2	1.11	0.91
34:DL:114:ILE:HD11	34:DL:130:PHE:CD1	2.05	0.91
23:DA:2420:C:OP1	53:D5:34:TRP:HA	1.71	0.90
23:DA:587:C:H42	34:DL:33:ARG:HG2	1.35	0.90
12:CL:26:LEU:HD13	12:CL:27:LYS:H	1.36	0.90
29:DG:16:SER:HB2	29:DG:27:LYS:HB2	1.52	0.90
10:AJ:50:ILE:HB	14:AN:41:ARG:HH21	1.34	0.90
23:BA:1046:A:N3	31:BI:4:LYS:HD3	1.84	0.90
23:BA:587:C:H42	34:BL:33:ARG:HG2	1.34	0.90
23:BA:2681:C:H5	23:BA:2725:A:H62	0.98	0.90
33:DK:3:GLN:HB2	33:DK:4:PRO:HD2	1.53	0.90
23:BA:761:A:H8	23:BA:761:A:O5'	1.53	0.90
44:BV:18:LEU:HD23	44:BV:25:PRO:HG3	1.52	0.90
23:DA:547:A:H2'	23:DA:548:A:C8	2.07	0.90

Continued on next page...

Continued from previous page...

Atom-1	Atom-2	Interatomic distance (Å)	Clash overlap (Å)
47:DY:2:LYS:HA	47:DY:5:GLU:CD	1.90	0.90
23:DA:1021:A:H3'	23:DA:1021:A:H8	1.32	0.90
19:AS:19:VAL:HG21	19:AS:44:MET:HG3	1.55	0.89
23:DA:2426:A:H3'	23:DA:2427:C:H5''	1.54	0.89
1:CA:1223:C:H5'	1:CA:1224:G:H5''	1.54	0.89
43:DU:81:LYS:HD2	43:DU:96:ILE:HD12	1.54	0.89
1:CA:1261:A:H62	1:CA:1274:G:H21	1.18	0.89
21:CU:22:ARG:HD2	21:CU:23:PRO:HD2	1.55	0.89
23:DA:761:A:O5'	23:DA:761:A:H8	1.56	0.89
23:BA:996:A:H4'	39:BQ:92:ARG:NH1	1.87	0.89
41:BS:24:ILE:HG21	41:BS:36:LEU:HD21	1.55	0.89
1:CA:736:C:H2'	1:CA:737:A:C8	2.07	0.89
23:BA:547:A:H2'	23:BA:548:A:C8	2.08	0.89
1:AA:134:A:H61	16:AP:25:ARG:NH1	1.69	0.89
12:AL:26:LEU:HD13	12:AL:27:LYS:H	1.36	0.89
49:D1:50:THR:HG22	49:D1:51:TYR:H	1.37	0.89
1:AA:736:C:H2'	1:AA:737:A:C8	2.08	0.89
47:BY:2:LYS:HA	47:BY:5:GLU:CD	1.94	0.89
19:CS:19:VAL:HG21	19:CS:44:MET:HG3	1.54	0.88
23:BA:142:G:H4'	42:BT:35:THR:HG21	1.55	0.88
23:DA:996:A:H4'	39:DQ:92:ARG:NH1	1.87	0.88
29:DG:101:ARG:H	29:DG:101:ARG:HE	1.18	0.88
1:CA:979:C:H3'	1:CA:980:C:H5''	1.55	0.88
34:BL:49:ARG:HG2	34:BL:50:ARG:N	1.83	0.88
23:BA:780:G:H21	23:BA:783:A:H62	1.14	0.88
34:BL:114:ILE:HD11	34:BL:130:PHE:CD1	2.07	0.88
23:DA:954:G:H5''	35:DM:13:GLN:HG3	1.54	0.88
5:AE:51:VAL:HB	5:AE:52:PRO:HD3	1.56	0.88
23:DA:886:C:H2'	23:DA:887:A:H4'	1.53	0.88
23:DA:2331:G:H4'	45:DW:43:THR:H	1.36	0.88
5:AE:151:LEU:HD13	8:AH:77:GLU:HG2	1.56	0.88
23:BA:197:A:H5'	23:BA:197:A:H8	1.36	0.88
29:BG:89:ILE:HG12	29:BG:162:ILE:HG22	1.56	0.88
23:DA:197:A:H5'	23:DA:197:A:H8	1.36	0.88
43:BU:8:LYS:H	43:BU:8:LYS:HZ2	1.19	0.87
47:DY:17:SER:HB3	47:DY:18:PRO:HD3	1.57	0.87
29:BG:101:ARG:HE	29:BG:101:ARG:H	1.18	0.87
23:BA:857:C:H4'	45:BW:23:VAL:HG21	1.55	0.87
33:BK:3:GLN:HB2	33:BK:4:PRO:HD2	1.54	0.87
50:B2:35:GLU:HB2	50:B2:49:CYS:SG	2.14	0.87
1:CA:922:G:H4'	5:CE:20:GLN:HA	1.56	0.87

Continued on next page...

Continued from previous page...

Atom-1	Atom-2	Interatomic distance (Å)	Clash overlap (Å)
41:DS:24:ILE:HG21	41:DS:36:LEU:HD21	1.56	0.87
27:BE:67:GLN:HG3	27:BE:67:GLN:O	1.73	0.87
23:DA:142:G:H4'	42:DT:35:THR:HG21	1.55	0.87
1:CA:93:U:H2'	1:CA:95:G:C8	2.09	0.87
50:D2:35:GLU:HB2	50:D2:49:CYS:SG	2.15	0.87
23:BA:270(J):G:HO2'	23:BA:270(K):G:H8	1.19	0.86
21:AU:22:ARG:HD2	21:AU:23:PRO:HD2	1.56	0.86
43:BU:81:LYS:HD2	43:BU:96:ILE:HD12	1.57	0.86
9:CI:103:THR:HG22	9:CI:105:ASP:H	1.40	0.86
1:AA:1223:C:H5'	1:AA:1224:G:H5''	1.55	0.86
23:BA:2426:A:H3'	23:BA:2427:C:H5''	1.56	0.86
49:B1:50:THR:HG22	49:B1:51:TYR:H	1.38	0.86
9:AI:103:THR:HG22	9:AI:105:ASP:H	1.40	0.86
23:BA:676:A:H8	23:BA:2069:G:H21	1.24	0.86
23:BA:954:G:H5''	35:BM:13:GLN:HG3	1.57	0.86
23:BA:2331:G:H4'	45:BW:43:THR:H	1.38	0.86
23:DA:857:C:H4'	45:DW:23:VAL:HG21	1.55	0.86
23:DA:1899:G:H21	23:DA:1902:C:N4	1.73	0.86
10:AJ:48:THR:HA	10:AJ:62:HIS:HB3	1.55	0.86
1:AA:1261:A:H62	1:AA:1274:G:H21	1.19	0.86
1:AA:93:U:H2'	1:AA:95:G:C8	2.11	0.85
37:BO:35:ILE:HG12	37:BO:101:LEU:HD21	1.57	0.85
3:CC:105:GLU:HG2	3:CC:106:VAL:H	1.40	0.85
27:DE:67:GLN:HG3	27:DE:67:GLN:O	1.74	0.85
23:BA:2681:C:H5	23:BA:2725:A:N6	1.74	0.85
47:BY:17:SER:HB3	47:BY:18:PRO:HD3	1.56	0.85
39:DQ:88:ILE:HB	39:DQ:90:VAL:HG12	1.58	0.85
1:AA:979:C:H3'	1:AA:980:C:H5''	1.56	0.85
23:BA:2712:U:H1'	23:BA:712(B):A:C8	2.11	0.85
43:BU:88:LYS:HE2	43:BU:93:GLY:HA3	1.58	0.85
49:B1:59:VAL:HG12	49:B1:60:GLU:H	1.40	0.85
42:BT:35:THR:O	42:BT:39:ILE:HG12	1.77	0.85
33:DK:119:PRO:HB2	38:DP:68:TYR:HE1	1.41	0.85
37:DO:35:ILE:HG12	37:DO:101:LEU:HD21	1.57	0.85
49:D1:59:VAL:HG12	49:D1:60:GLU:H	1.40	0.85
5:CE:151:LEU:HD13	8:CH:77:GLU:HG2	1.56	0.85
23:DA:2681:C:H5	23:DA:2725:A:N6	1.74	0.85
42:DT:35:THR:O	42:DT:39:ILE:HG12	1.76	0.85
39:BQ:88:ILE:HB	39:BQ:90:VAL:HG12	1.59	0.85
10:CJ:48:THR:HA	10:CJ:62:HIS:HB3	1.55	0.85
30:DH:5:LEU:HD23	30:DH:5:LEU:H	1.40	0.85

Continued on next page...

Continued from previous page...

Atom-1	Atom-2	Interatomic distance (Å)	Clash overlap (Å)
43:DU:2:ARG:HG2	43:DU:3:VAL:HG23	1.59	0.85
1:AA:91:C:H2'	1:AA:92:G:H8	1.42	0.85
3:AC:105:GLU:HG2	3:AC:106:VAL:H	1.41	0.85
17:CQ:9:VAL:HG12	17:CQ:56:VAL:HG22	1.58	0.84
23:BA:2439:A:H5'	23:BA:2439:A:C8	2.13	0.84
28:DF:41:GLN:HG2	28:DF:155:MET:HB3	1.59	0.84
30:BH:5:LEU:HD23	30:BH:5:LEU:H	1.39	0.84
43:BU:45:VAL:HG22	43:BU:62:GLU:HB3	1.59	0.84
23:BA:1813:G:H1'	25:BC:50:THR:HG21	1.59	0.84
23:DA:2712:U:H1'	23:DA:712(B):A:C8	2.12	0.84
43:BU:2:ARG:HG2	43:BU:3:VAL:HG23	1.59	0.84
28:BF:41:GLN:HG2	28:BF:155:MET:HB3	1.60	0.84
33:BK:119:PRO:HB2	38:BP:68:TYR:HE1	1.39	0.84
34:DL:41:ARG:HH22	34:DL:45:LEU:HB2	1.43	0.84
1:CA:1346:A:H61	1:CA:1374:A:H3'	1.42	0.84
23:DA:2426:A:H3'	23:DA:2427:C:C5'	2.08	0.84
23:DA:2744:G:H21	29:DG:143:GLN:HE22	1.23	0.84
46:DX:11:ARG:HB3	46:DX:12:PRO:HD2	1.60	0.84
17:AQ:9:VAL:HG12	17:AQ:56:VAL:HG22	1.57	0.84
46:BX:11:ARG:HB3	46:BX:12:PRO:HD2	1.59	0.84
34:DL:45:LEU:HD23	34:DL:46:LYS:H	1.43	0.84
1:CA:91:C:H2'	1:CA:92:G:H8	1.43	0.83
23:DA:245:G:H5'	34:DL:73:GLY:HA2	1.59	0.83
29:DG:89:ILE:HG12	29:DG:162:ILE:HG22	1.58	0.83
5:CE:51:VAL:HB	5:CE:52:PRO:HD3	1.59	0.83
23:DA:270(J):G:HO2'	23:DA:270(K):G:H8	1.24	0.83
45:DW:35:ASN:HD22	45:DW:35:ASN:H	1.25	0.83
23:BA:2426:A:H3'	23:BA:2427:C:C5'	2.08	0.83
26:DD:91:VAL:HB	26:DD:95:ILE:HD11	1.60	0.83
28:DF:55:LYS:HD2	28:DF:58:GLN:HE21	1.42	0.83
38:DP:26:ASP:HB2	38:DP:91:ARG:HA	1.61	0.83
23:DA:848:G:H2'	23:DA:849:A:C8	2.13	0.83
23:DA:2439:A:H5'	23:DA:2439:A:C8	2.14	0.83
41:DS:13:SER:HB3	41:DS:16:LYS:HD2	1.59	0.83
25:BC:133:LEU:HD23	25:BC:136:ILE:HD12	1.60	0.83
36:BN:54:LEU:HD11	36:BN:65:LEU:HD23	1.61	0.83
44:DV:97:GLU:HB3	44:DV:125:LEU:HD21	1.61	0.83
6:AF:99:ALA:HB2	18:AR:31:LEU:HD22	1.61	0.83
23:BA:848:G:H2'	23:BA:849:A:C8	2.14	0.83
25:BC:159:ALA:HB1	25:BC:198:ASN:O	1.78	0.83
44:BV:97:GLU:HB3	44:BV:125:LEU:HD21	1.60	0.82

Continued on next page...

Continued from previous page...

Atom-1	Atom-2	Interatomic distance (Å)	Clash overlap (Å)
43:DU:45:VAL:HG22	43:DU:62:GLU:HB3	1.59	0.82
1:AA:942:G:H21	9:AI:124:GLN:HE22	1.26	0.82
1:AA:1346:A:H61	1:AA:1374:A:H3'	1.42	0.82
23:BA:1899:G:H21	23:BA:1902:C:N4	1.74	0.82
38:BP:26:ASP:HB2	38:BP:91:ARG:HA	1.60	0.82
25:DC:159:ALA:HB1	25:DC:198:ASN:O	1.78	0.82
28:BF:55:LYS:HD2	28:BF:58:GLN:HE21	1.42	0.82
23:BA:2744:G:H21	29:BG:143:GLN:HE22	1.25	0.82
43:DU:8:LYS:HZ2	43:DU:8:LYS:N	1.77	0.82
23:DA:676:A:H8	23:DA:2069:G:H21	1.25	0.82
10:CJ:75:ILE:HG13	10:CJ:76:ASN:H	1.44	0.82
1:CA:105:G:H2'	1:CA:106:C:C6	2.15	0.82
11:CK:22:HIS:HB3	11:CK:29:ILE:HG13	1.61	0.82
13:CM:99:ARG:HB2	13:CM:101:GLN:HE21	1.45	0.82
23:DA:2327:A:H2'	23:DA:2328:A:C8	2.15	0.82
34:DL:89:ALA:HB1	34:DL:121:LYS:HD3	1.62	0.82
1:AA:673:G:H2'	1:AA:674:G:C8	2.15	0.82
33:BK:119:PRO:HB2	38:BP:68:TYR:CE1	2.14	0.82
29:DG:92:ILE:H	29:DG:92:ILE:HD12	1.45	0.82
11:AK:22:HIS:HB3	11:AK:29:ILE:HG13	1.60	0.81
45:BW:35:ASN:HD22	45:BW:35:ASN:H	1.24	0.81
52:B4:8:ASN:ND2	52:B4:11:LYS:H	1.78	0.81
17:CQ:12:SER:HB3	17:CQ:20:THR:HB	1.62	0.81
34:BL:41:ARG:HH22	34:BL:45:LEU:HB2	1.44	0.81
23:DA:2400:G:H4'	51:D3:19:ARG:HD3	1.61	0.81
25:DC:25:THR:O	25:DC:27:THR:HG22	1.80	0.81
25:DC:133:LEU:HD23	25:DC:136:ILE:HD12	1.61	0.81
43:DU:88:LYS:HE2	43:DU:93:GLY:HA3	1.62	0.81
23:BA:245:G:H5'	34:BL:73:GLY:HA2	1.61	0.81
23:BA:947:G:C2'	23:BA:948:G:H5''	2.10	0.81
27:BE:41:LEU:HA	27:BE:44:ARG:HD3	1.62	0.81
43:BU:78:ALA:HB3	43:BU:81:LYS:HE3	1.63	0.81
23:DA:1899:G:N2	23:DA:1902:C:H41	1.79	0.81
43:DU:78:ALA:HB3	43:DU:81:LYS:HE3	1.62	0.81
10:AJ:75:ILE:HG13	10:AJ:76:ASN:H	1.43	0.81
13:AM:99:ARG:HB2	13:AM:101:GLN:HE21	1.46	0.81
26:BD:91:VAL:HB	26:BD:95:ILE:HD11	1.61	0.81
23:BA:2327:A:H2'	23:BA:2328:A:C8	2.15	0.81
34:BL:89:ALA:HB1	34:BL:121:LYS:HD3	1.62	0.81
1:AA:690:G:H2'	1:AA:691:G:C8	2.15	0.81
1:CA:1129:C:H4'	1:CA:1130:A:H5''	1.62	0.81

Continued on next page...

Continued from previous page...

Atom-1	Atom-2	Interatomic distance (Å)	Clash overlap (Å)
36:DN:54:LEU:HD11	36:DN:65:LEU:HD23	1.60	0.81
53:D5:54:GLU:HA	53:D5:57:ARG:HH12	1.46	0.81
3:AC:195:VAL:HG12	3:AC:196:LEU:H	1.46	0.81
23:BA:2400:G:H4'	51:B3:19:ARG:HD3	1.61	0.81
41:BS:13:SER:HB3	41:BS:16:LYS:HD2	1.62	0.81
1:CA:673:G:H2'	1:CA:674:G:C8	2.15	0.81
28:DF:109:VAL:HG11	28:DF:142:PRO:HG3	1.62	0.81
29:DG:162:ILE:HD13	29:DG:162:ILE:H	1.45	0.81
35:DM:81:VAL:HG12	35:DM:82:ARG:HG2	1.62	0.81
43:DU:81:LYS:HD3	43:DU:97:ARG:HB3	1.63	0.81
5:AE:78:HIS:HE1	5:AE:143:ARG:H	1.27	0.81
29:BG:162:ILE:HD13	29:BG:162:ILE:H	1.46	0.81
23:DA:1813:G:H1'	25:DC:50:THR:HG21	1.63	0.81
30:DH:71:ILE:HG23	30:DH:72:LEU:HD22	1.63	0.81
1:AA:1348:U:H4'	9:AI:120:ARG:HD2	1.63	0.80
1:CA:1347:G:C8	9:CI:107:ARG:HB3	2.15	0.80
39:BQ:83:LEU:HG	39:BQ:88:ILE:HD11	1.63	0.80
1:AA:82:U:H2'	1:AA:85:U:H5	1.46	0.80
26:BD:117:MET:HE1	26:BD:136:ARG:HA	1.62	0.80
3:CC:195:VAL:HG12	3:CC:196:LEU:H	1.46	0.80
23:DA:947:G:H2'	23:DA:948:G:H5''	1.63	0.80
1:AA:38:G:H22	1:AA:397:A:H5'	1.47	0.80
1:AA:105:G:H2'	1:AA:106:C:C6	2.17	0.80
1:CA:82:U:H2'	1:CA:85:U:H5	1.46	0.80
5:CE:78:HIS:HE1	5:CE:143:ARG:H	1.27	0.80
6:CF:99:ALA:HB2	18:CR:31:LEU:HD22	1.62	0.80
23:DA:1658:C:OP1	26:DD:132:HIS:ND1	2.15	0.80
27:DE:41:LEU:HA	27:DE:44:ARG:HD3	1.62	0.80
1:CA:690:G:H2'	1:CA:691:G:C8	2.16	0.80
1:CA:942:G:H21	9:CI:124:GLN:HE22	1.26	0.80
23:DA:947:G:C2'	23:DA:948:G:H5''	2.11	0.80
43:BU:81:LYS:HD3	43:BU:97:ARG:HB3	1.63	0.80
13:CM:60:VAL:HG13	13:CM:64:TRP:HE1	1.47	0.80
33:DK:119:PRO:HB2	38:DP:68:TYR:CE1	2.16	0.80
23:BA:2873:A:C2	36:BN:6:SER:HB2	2.17	0.80
28:BF:109:VAL:HG11	28:BF:142:PRO:HG3	1.61	0.79
1:AA:1346:A:H5'	9:AI:120:ARG:HH12	1.45	0.79
30:DH:62:LYS:HB2	30:DH:133:HIS:CE1	2.18	0.79
23:BA:996:A:H4'	39:BQ:92:ARG:HH12	1.45	0.79
35:BM:81:VAL:HG12	35:BM:82:ARG:HG2	1.63	0.79
3:CC:43:LEU:O	3:CC:47:LEU:HB3	1.82	0.79

Continued on next page...

Continued from previous page...

Atom-1	Atom-2	Interatomic distance (Å)	Clash overlap (Å)
3:CC:141:VAL:HG11	3:CC:202:ILE:HD12	1.63	0.79
23:DA:2873:A:C2	36:DN:6:SER:HB2	2.17	0.79
29:BG:92:ILE:HD12	29:BG:92:ILE:H	1.47	0.79
34:BL:45:LEU:HD23	34:BL:46:LYS:H	1.44	0.79
23:DA:2025:C:H2'	23:DA:2026:C:C6	2.18	0.79
42:DT:29:TRP:CZ3	42:DT:78:LYS:HG3	2.16	0.79
52:D4:8:ASN:ND2	52:D4:11:LYS:H	1.79	0.79
23:BA:1579:A:H5'	23:BA:1579:A:H8	1.45	0.79
27:BE:65:TRP:CZ3	27:BE:75:HIS:HD2	2.01	0.79
34:BL:6:LEU:H	34:BL:6:LEU:HD23	1.48	0.79
48:BZ:8:LEU:HD12	48:BZ:31:LEU:HA	1.63	0.79
3:AC:141:VAL:HG11	3:AC:202:ILE:HD12	1.65	0.79
23:DA:948:G:H5'	23:DA:948:G:H8	1.47	0.79
1:CA:1224:G:H4'	13:CM:102:ARG:HH22	1.48	0.79
1:CA:1443:G:H3'	1:CA:1446:A:C5'	2.11	0.79
44:DV:77:ASP:HB2	44:DV:84:GLU:HG3	1.63	0.79
1:AA:957:U:H4'	19:AS:79:THR:HB	1.63	0.79
1:AA:1443:G:H3'	1:AA:1446:A:C5'	2.11	0.79
5:AE:43:LEU:HD11	5:AE:132:ALA:HB1	1.65	0.79
23:BA:773:U:C4'	25:BC:47:GLY:HA3	2.13	0.79
1:CA:957:U:H4'	19:CS:79:THR:HB	1.64	0.79
25:DC:264:LYS:O	25:DC:267:SER:HB2	1.83	0.79
34:DL:6:LEU:HD23	34:DL:6:LEU:H	1.46	0.79
23:BA:2637:U:H5''	26:BD:82:ARG:NH2	1.97	0.79
25:BC:25:THR:O	25:BC:27:THR:HG22	1.83	0.79
45:DW:35:ASN:H	45:DW:35:ASN:ND2	1.81	0.79
1:AA:977:A:H2'	1:AA:978:A:H5''	1.65	0.78
1:AA:1129:C:H4'	1:AA:1130:A:H5''	1.62	0.78
2:AB:101:MET:HA	2:AB:108:ILE:HG13	1.65	0.78
23:BA:2394:C:OP1	34:BL:63:PRO:HD2	1.83	0.78
33:BK:35:VAL:HG11	33:BK:103:ALA:HB3	1.65	0.78
44:BV:77:ASP:HB2	44:BV:84:GLU:HG3	1.63	0.78
1:CA:977:A:H2'	1:CA:978:A:H5''	1.65	0.78
2:CB:101:MET:HA	2:CB:108:ILE:HG13	1.65	0.78
23:DA:996:A:H4'	39:DQ:92:ARG:HH12	1.45	0.78
23:DA:1021:A:H62	23:DA:1141:U:H3	1.31	0.78
2:AB:77:ALA:HB2	2:AB:211:ILE:HD13	1.64	0.78
5:CE:43:LEU:HD11	5:CE:132:ALA:HB1	1.66	0.78
23:DA:125:G:H4'	23:DA:126:A:OP2	1.82	0.78
27:DE:65:TRP:CZ3	27:DE:75:HIS:HD2	2.01	0.78
35:DM:75:THR:HA	35:DM:88:GLY:HA2	1.64	0.78

Continued on next page...

Continued from previous page...

Atom-1	Atom-2	Interatomic distance (Å)	Clash overlap (Å)
39:DQ:92:ARG:HB2	39:DQ:92:ARG:NH1	1.97	0.78
53:B5:54:GLU:HA	53:B5:57:ARG:HH12	1.47	0.78
34:DL:36:LYS:HG3	34:DL:41:ARG:HB2	1.63	0.78
16:AP:4:ILE:HG13	16:AP:21:VAL:HG12	1.65	0.78
28:DF:66:GLN:HG2	28:DF:67:LYS:H	1.48	0.78
3:AC:150:LYS:HB3	3:AC:201:TYR:HB2	1.66	0.78
23:BA:947:G:H2'	23:BA:948:G:H5''	1.64	0.78
25:BC:71:ASP:HB3	25:BC:103:ARG:HH22	1.49	0.78
37:DO:49:VAL:HG12	37:DO:73:LEU:HD23	1.65	0.78
47:DY:16:LEU:HB2	47:DY:20:GLU:HG3	1.63	0.78
23:BA:2025:C:H2'	23:BA:2026:C:C6	2.17	0.78
47:BY:16:LEU:HB2	47:BY:20:GLU:HG3	1.64	0.78
1:CA:1279:A:H62	3:CC:26:LYS:HE2	1.49	0.78
25:BC:244:ARG:HG3	25:BC:245:PRO:HD2	1.65	0.78
37:DO:24:LEU:O	37:DO:86:ALA:HB3	1.82	0.78
48:DZ:8:LEU:HD12	48:DZ:31:LEU:HA	1.66	0.78
23:BA:1311:G:H5'	23:BA:1311:G:H8	1.48	0.78
30:BH:62:LYS:HB2	30:BH:133:HIS:CE1	2.19	0.78
30:BH:71:ILE:HG23	30:BH:72:LEU:HD22	1.64	0.78
37:BO:24:LEU:O	37:BO:86:ALA:HB3	1.82	0.78
1:CA:38:G:H22	1:CA:397:A:H5'	1.48	0.78
1:CA:91:C:H2'	1:CA:92:G:C8	2.19	0.78
1:CA:922:G:H2'	1:CA:923:A:C8	2.19	0.78
23:DA:773:U:C4'	25:DC:47:GLY:HA3	2.14	0.78
13:AM:60:VAL:HG13	13:AM:64:TRP:HE1	1.47	0.78
42:DT:63:LYS:NZ	42:DT:72:LYS:HB3	1.99	0.78
1:AA:328:C:H4'	1:AA:329:A:H5'	1.65	0.77
1:AA:673:G:H5''	6:AF:87:ARG:NH1	2.00	0.77
42:BT:29:TRP:CZ3	42:BT:78:LYS:HG3	2.19	0.77
45:BW:35:ASN:H	45:BW:35:ASN:ND2	1.81	0.77
23:DA:1006:C:O2	32:DJ:129:MET:HG2	1.83	0.77
23:BA:1021:A:H62	23:BA:1141:U:H3	1.32	0.77
23:BA:1899:G:N2	23:BA:1902:C:H41	1.79	0.77
35:BM:8:LYS:HG3	35:BM:9:TYR:H	1.50	0.77
23:DA:587:C:N3	34:DL:33:ARG:HD2	2.00	0.77
23:DA:2210:G:H3'	23:DA:2210:G:N3	1.99	0.77
34:DL:122:PRO:HA	34:DL:141:ALA:O	1.84	0.77
23:BA:587:C:N3	34:BL:33:ARG:HD2	2.00	0.77
35:BM:75:THR:HA	35:BM:88:GLY:HA2	1.65	0.77
3:CC:150:LYS:HB3	3:CC:201:TYR:HB2	1.65	0.77
23:DA:1311:G:H8	23:DA:1311:G:H5'	1.48	0.77

Continued on next page...

Continued from previous page...

Atom-1	Atom-2	Interatomic distance (Å)	Clash overlap (Å)
1:AA:1391:U:H2'	1:AA:1392:G:C8	2.20	0.77
23:BA:1006:C:O2	32:BJ:129:MET:HG2	1.84	0.77
25:BC:264:LYS:O	25:BC:267:SER:HB2	1.84	0.77
1:CA:1348:U:H4'	9:CI:120:ARG:HD2	1.65	0.77
8:AH:42:GLU:HG3	8:AH:109:ILE:HD12	1.66	0.77
23:BA:1658:C:OP1	26:BD:132:HIS:ND1	2.16	0.77
23:DA:1579:A:H5'	23:DA:1579:A:H8	1.47	0.77
25:DC:33:LEU:HD23	25:DC:33:LEU:H	1.50	0.77
1:AA:922:G:H2'	1:AA:923:A:C8	2.20	0.77
25:BC:242:ARG:HD3	25:BC:242:ARG:N	1.98	0.77
34:BL:36:LYS:HG3	34:BL:41:ARG:HB2	1.67	0.77
27:DE:53:THR:HG23	27:DE:55:GLY:H	1.49	0.77
17:AQ:12:SER:HB3	17:AQ:20:THR:HB	1.65	0.77
41:DS:1:MET:HE2	41:DS:2:GLU:H	1.50	0.77
1:AA:91:C:H2'	1:AA:92:G:C8	2.19	0.77
23:BA:1210:A:H5''	23:BA:1210:A:C8	2.20	0.77
28:BF:66:GLN:HG2	28:BF:67:LYS:H	1.48	0.77
38:BP:27:THR:HG23	38:BP:89:VAL:HG13	1.67	0.77
25:DC:30:GLU:CD	25:DC:63:ARG:HE	1.87	0.77
35:DM:75:THR:HA	35:DM:88:GLY:CA	2.15	0.77
39:DQ:83:LEU:HG	39:DQ:88:ILE:HD11	1.65	0.77
23:BA:1210:A:H5''	23:BA:1210:A:H8	1.48	0.77
39:BQ:24:TYR:HB2	39:BQ:29:SER:HB3	1.65	0.77
23:DA:1175:U:H2'	23:DA:1176:G:H8	1.50	0.77
7:AG:69:VAL:HA	7:AG:138:LYS:HD2	1.67	0.77
23:BA:773:U:H4'	25:BC:47:GLY:HA3	1.66	0.77
39:BQ:92:ARG:HB2	39:BQ:92:ARG:NH1	1.98	0.77
25:DC:71:ASP:HB3	25:DC:103:ARG:HH22	1.49	0.77
39:DQ:24:TYR:HB2	39:DQ:29:SER:HB3	1.65	0.77
23:BA:125:G:H4'	23:BA:126:A:OP2	1.84	0.76
1:CA:1346:A:H5'	9:CI:120:ARG:HH12	1.50	0.76
38:DP:27:THR:HG23	38:DP:89:VAL:HG13	1.66	0.76
12:AL:82:VAL:HG23	12:AL:106:ALA:HB2	1.68	0.76
27:BE:53:THR:HG23	27:BE:55:GLY:H	1.50	0.76
37:BO:49:VAL:HG12	37:BO:73:LEU:HD23	1.67	0.76
2:CB:20:GLU:HB2	2:CB:190:THR:HB	1.67	0.76
23:DA:2394:C:OP1	34:DL:63:PRO:HD2	1.85	0.76
23:DA:2637:U:H5''	26:DD:82:ARG:NH2	2.00	0.76
37:DO:103:GLU:O	37:DO:107:GLU:HG2	1.84	0.76
43:DU:27:VAL:HG12	43:DU:39:VAL:HG22	1.68	0.76
52:D4:12:ARG:NH2	52:D4:44:PRO:HB3	2.00	0.76

Continued on next page...

Continued from previous page...

Atom-1	Atom-2	Interatomic distance (Å)	Clash overlap (Å)
10:AJ:92:THR:HG23	10:AJ:93:GLY:H	1.50	0.76
23:BA:2210:G:H3'	23:BA:2210:G:N3	2.00	0.76
1:CA:1327:C:OP1	21:CU:20:LYS:HB3	1.85	0.76
26:DD:201:THR:HG22	26:DD:202:LYS:H	1.50	0.76
23:BA:1510:A:H2'	23:BA:1511:A:C8	2.21	0.76
1:CA:328:C:H4'	1:CA:329:A:H5'	1.68	0.76
40:DR:4:ILE:HB	40:DR:39:LEU:HB2	1.68	0.76
47:BY:39:ALA:HA	47:BY:45:SER:HB3	1.66	0.76
1:CA:1014:A:H5'	19:CS:14:HIS:CD2	2.21	0.76
1:CA:1056:U:H5'	3:CC:163:ALA:HB2	1.68	0.76
1:AA:1378:C:H5''	7:AG:6:ARG:HE	1.50	0.76
23:BA:2377:A:H2'	23:BA:2378:A:C8	2.21	0.76
25:BC:33:LEU:HD23	25:BC:33:LEU:H	1.50	0.76
30:BH:82:ARG:HB3	30:BH:89:TYR:HB2	1.67	0.76
16:CP:4:ILE:HG13	16:CP:21:VAL:HG12	1.65	0.76
3:AC:43:LEU:O	3:AC:47:LEU:HB3	1.84	0.76
13:AM:67:GLU:HG3	13:AM:68:GLY:H	1.50	0.76
23:BA:948:G:H8	23:BA:948:G:H5'	1.48	0.76
26:BD:201:THR:HG22	26:BD:202:LYS:H	1.50	0.76
23:DA:1510:A:H2'	23:DA:1511:A:C8	2.21	0.76
23:BA:140:A:H8	23:BA:1408:C:HO2'	1.31	0.76
1:CA:134:A:H61	16:CP:25:ARG:NH1	1.83	0.76
3:CC:14:ILE:HG23	3:CC:15:THR:H	1.51	0.76
12:CL:82:VAL:HG23	12:CL:106:ALA:HB2	1.68	0.76
23:DA:140:A:H8	23:DA:1408:C:HO2'	1.34	0.76
23:DA:1210:A:H5''	23:DA:1210:A:H8	1.51	0.76
43:DU:31:LEU:HD23	43:DU:31:LEU:H	1.50	0.76
2:AB:91:PRO:HA	2:AB:154:LEU:HD11	1.68	0.75
34:BL:115:LEU:HA	34:BL:134:ALA:HB2	1.67	0.75
23:DA:773:U:H4'	25:DC:47:GLY:HA3	1.68	0.75
23:DA:2377:A:H2'	23:DA:2378:A:C8	2.20	0.75
47:DY:39:ALA:HA	47:DY:45:SER:HB3	1.67	0.75
23:BA:1175:U:H2'	23:BA:1176:G:H8	1.50	0.75
26:BD:2:LYS:HD3	26:BD:95:ILE:HG22	1.67	0.75
2:CB:77:ALA:HB2	2:CB:211:ILE:HD13	1.67	0.75
8:CH:42:GLU:HG3	8:CH:109:ILE:HD12	1.66	0.75
34:DL:115:LEU:HA	34:DL:134:ALA:HB2	1.69	0.75
37:BO:103:GLU:O	37:BO:107:GLU:HG2	1.86	0.75
23:BA:603:A:N1	23:BA:655:A:H1'	2.00	0.75
29:BG:35:VAL:HG21	29:BG:75:ALA:HB2	1.66	0.75
23:DA:2542:A:N3	23:DA:2542:A:H5''	2.01	0.75

Continued on next page...

Continued from previous page...

Atom-1	Atom-2	Interatomic distance (Å)	Clash overlap (Å)
26:DD:52:LEU:HD12	26:DD:52:LEU:H	1.50	0.75
34:DL:45:LEU:HD23	34:DL:46:LYS:N	2.01	0.75
34:BL:122:PRO:HA	34:BL:141:ALA:O	1.86	0.75
42:BT:63:LYS:NZ	42:BT:72:LYS:HB3	2.01	0.75
23:DA:528:A:H8	23:DA:528:A:H3'	1.52	0.75
23:DA:603:A:N1	23:DA:655:A:H1'	2.02	0.75
26:DD:201:THR:HG22	26:DD:202:LYS:N	2.01	0.75
32:DJ:66:THR:H	32:DJ:71:MET:HE3	1.52	0.75
52:D4:8:ASN:C	52:D4:8:ASN:HD22	1.90	0.75
30:BH:83:ALA:HB2	30:BH:88:ILE:HD13	1.69	0.75
34:BL:45:LEU:HD23	34:BL:46:LYS:N	2.01	0.75
36:DN:10:LEU:HB2	36:DN:17:ARG:HE	1.52	0.75
23:BA:343:C:H6	23:BA:343:C:H5'	1.50	0.75
35:BM:75:THR:HA	35:BM:88:GLY:CA	2.16	0.75
2:CB:91:PRO:HA	2:CB:154:LEU:HD11	1.68	0.75
7:CG:69:VAL:HA	7:CG:138:LYS:HD2	1.67	0.75
13:CM:67:GLU:HG3	13:CM:68:GLY:H	1.50	0.75
23:BA:2039:C:H2'	23:BA:2040:C:H6	1.52	0.75
23:BA:2427:C:H5'	23:BA:2427:C:H6	1.51	0.75
34:BL:33:ARG:CG	34:BL:36:LYS:HD3	2.13	0.75
9:CI:13:ALA:HB2	9:CI:68:GLY:HA3	1.68	0.75
26:BD:201:THR:HG22	26:BD:202:LYS:N	2.03	0.74
40:BR:66:ARG:HD2	40:BR:88:ARG:CZ	2.17	0.74
23:DA:343:C:H5'	23:DA:343:C:H6	1.49	0.74
26:DD:117:MET:HE1	26:DD:136:ARG:HA	1.69	0.74
19:AS:50:ALA:HB1	19:AS:57:HIS:HB3	1.70	0.74
28:BF:86:MET:SD	28:BF:87:PRO:HD3	2.27	0.74
40:BR:4:ILE:HB	40:BR:39:LEU:HB2	1.67	0.74
41:BS:1:MET:HE2	41:BS:2:GLU:H	1.51	0.74
32:DJ:57:LEU:O	32:DJ:72:GLY:HA3	1.87	0.74
1:AA:1220:G:H21	19:AS:54:GLY:HA2	1.52	0.74
2:AB:20:GLU:HB2	2:AB:190:THR:HB	1.67	0.74
26:DD:2:LYS:HD3	26:DD:95:ILE:HG22	1.67	0.74
25:BC:30:GLU:CD	25:BC:63:ARG:HE	1.90	0.74
25:BC:227:ASN:HB3	25:BC:228:PRO:HD2	1.69	0.74
52:B4:11:LYS:O	52:B4:15:THR:HG23	1.87	0.74
23:DA:2039:C:H2'	23:DA:2040:C:H6	1.52	0.74
28:DF:28:VAL:O	28:DF:31:VAL:HG12	1.88	0.74
43:BU:27:VAL:HG12	43:BU:39:VAL:HG22	1.69	0.74
25:DC:244:ARG:HG3	25:DC:245:PRO:HD2	1.68	0.74
43:BU:71:LYS:HB2	43:BU:71:LYS:NZ	2.03	0.74

Continued on next page...

Continued from previous page...

Atom-1	Atom-2	Interatomic distance (Å)	Clash overlap (Å)
1:CA:1371:G:OP1	9:CI:11:LYS:HB3	1.87	0.74
8:CH:10:LEU:HD22	8:CH:83:ILE:HD11	1.69	0.74
23:DA:547:A:H2'	23:DA:548:A:H8	1.51	0.74
23:DA:674:G:H1'	27:DE:74:ARG:HD3	1.69	0.74
23:DA:2056:G:N2	50:D2:4:HIS:O	2.20	0.74
3:AC:30:ARG:HD3	14:AN:38:GLY:HA3	1.70	0.74
42:BT:50:LYS:H	42:BT:87:GLN:HE22	1.35	0.74
3:CC:30:ARG:HD3	14:CN:38:GLY:HA3	1.70	0.74
23:DA:2427:C:H6	23:DA:2427:C:H5'	1.52	0.74
36:DN:10:LEU:HB2	36:DN:17:ARG:NE	2.03	0.74
1:AA:199:G:H2'	1:AA:200:G:H5''	1.70	0.74
10:AJ:74:ILE:HD13	10:AJ:74:ILE:H	1.53	0.74
33:BK:71:ARG:HH12	38:BP:74:ARG:HH22	1.36	0.74
42:BT:30:VAL:HG11	42:BT:39:ILE:HD12	1.69	0.74
33:DK:71:ARG:HH12	38:DP:74:ARG:HH22	1.32	0.74
23:BA:1019:U:H3	23:BA:114(B):A:H62	1.36	0.74
24:BB:13:A:N7	24:BB:70:C:H4'	2.02	0.74
23:DA:2287:A:O2'	23:DA:2288:A:H5''	1.88	0.74
35:DM:8:LYS:HG3	35:DM:9:TYR:H	1.51	0.74
42:DT:15:GLU:CD	42:DT:15:GLU:H	1.91	0.74
42:DT:30:VAL:HG11	42:DT:39:ILE:HD12	1.69	0.74
25:BC:118:VAL:HG22	25:BC:119:ALA:H	1.53	0.74
10:CJ:92:THR:HG23	10:CJ:93:GLY:H	1.50	0.74
30:DH:83:ALA:HB2	30:DH:88:ILE:HD13	1.68	0.74
38:DP:84:GLN:HG3	38:DP:85:LYS:HG3	1.70	0.74
23:BA:2056:G:N2	50:B2:4:HIS:O	2.21	0.73
32:BJ:157:ARG:N	32:BJ:158:PRO:HD3	2.03	0.73
44:BV:48:PHE:HA	44:BV:51:ALA:HB3	1.70	0.73
34:DL:26:GLY:HA2	34:DL:30:THR:HG23	1.69	0.73
23:BA:2025:C:H2'	23:BA:2026:C:H6	1.51	0.73
23:BA:2542:A:N3	23:BA:2542:A:H5''	2.02	0.73
13:CM:9:ILE:HG22	13:CM:11:ARG:HG3	1.71	0.73
23:DA:1314:C:H5'	23:DA:1314:C:H6	1.53	0.73
32:DJ:157:ARG:H	32:DJ:158:PRO:CD	2.01	0.73
34:DL:33:ARG:CG	34:DL:36:LYS:HD3	2.13	0.73
42:DT:50:LYS:H	42:DT:87:GLN:HE22	1.34	0.73
23:BA:528:A:H8	23:BA:528:A:H3'	1.53	0.73
24:BB:43:C:H4'	28:BF:98:ARG:HH12	1.52	0.73
3:AC:14:ILE:HG23	3:AC:15:THR:H	1.51	0.73
32:BJ:157:ARG:H	32:BJ:158:PRO:CD	2.01	0.73
38:BP:84:GLN:HG3	38:BP:85:LYS:HG3	1.70	0.73

Continued on next page...

Continued from previous page...

Atom-1	Atom-2	Interatomic distance (Å)	Clash overlap (Å)
5:CE:39:GLY:HA2	5:CE:69:VAL:HB	1.70	0.73
30:DH:82:ARG:HB3	30:DH:89:TYR:HB2	1.70	0.73
32:DJ:157:ARG:N	32:DJ:158:PRO:HD3	2.03	0.73
9:AI:13:ALA:HB2	9:AI:68:GLY:HA3	1.68	0.73
25:BC:186:HIS:HD2	25:BC:188:GLU:H	1.37	0.73
32:BJ:57:LEU:O	32:BJ:72:GLY:HA3	1.88	0.73
23:DA:2025:C:H2'	23:DA:2026:C:H6	1.53	0.73
24:DB:43:C:H4'	28:DF:98:ARG:HH12	1.52	0.73
2:AB:84:GLU:HB3	2:AB:219:VAL:HG21	1.71	0.73
40:BR:5:VAL:HG23	40:BR:37:VAL:HG23	1.70	0.73
28:DF:86:MET:SD	28:DF:87:PRO:HD3	2.29	0.73
12:AL:74:HIS:CD2	12:AL:76:LEU:H	2.07	0.73
23:DA:528:A:H2	23:DA:2043:C:H4'	1.52	0.73
24:DB:13:A:N7	24:DB:70:C:H4'	2.04	0.73
25:DC:147:LEU:HD13	25:DC:155:LEU:HD11	1.69	0.73
44:DV:126:VAL:HG12	44:DV:163:LEU:HA	1.71	0.73
30:BH:9:LEU:HB3	30:BH:12:LEU:HD23	1.71	0.73
26:DD:51:PHE:HD1	26:DD:52:LEU:HG	1.53	0.73
23:BA:2287:A:O2'	23:BA:2288:A:H5''	1.88	0.73
36:BN:10:LEU:HB2	36:BN:17:ARG:HE	1.53	0.73
37:BO:30:ARG:HB3	37:BO:35:ILE:HD13	1.71	0.73
44:BV:126:VAL:HG12	44:BV:163:LEU:HA	1.71	0.73
28:DF:77:ILE:HG22	28:DF:80:PHE:H	1.54	0.73
23:BA:806:C:OP2	34:BL:39:LYS:HD2	1.89	0.73
23:BA:973:A:OP2	40:BR:78:LYS:NZ	2.21	0.73
23:BA:2469:A:H2	23:BA:2481:G:H21	1.35	0.73
42:BT:15:GLU:CD	42:BT:15:GLU:H	1.91	0.73
1:CA:736:C:H2'	1:CA:737:A:H8	1.53	0.73
2:CB:60:ASP:O	2:CB:64:ARG:HG2	1.89	0.73
19:CS:50:ALA:HB1	19:CS:57:HIS:HB3	1.69	0.73
23:DA:1678:G:O5'	23:DA:1678:G:H8	1.72	0.73
29:DG:35:VAL:HG21	29:DG:75:ALA:HB2	1.70	0.73
43:BU:96:ILE:HD11	43:BU:99:CYS:HB2	1.69	0.72
53:B5:57:ARG:HB2	53:B5:57:ARG:NH1	2.04	0.72
1:CA:1123:A:H4'	10:CJ:36:GLY:HA3	1.71	0.72
10:CJ:96:ILE:HD13	10:CJ:96:ILE:H	1.54	0.72
23:DA:2469:A:H2	23:DA:2481:G:H21	1.34	0.72
34:DL:29:LYS:N	34:DL:29:LYS:HD2	2.04	0.72
37:DO:30:ARG:HB3	37:DO:35:ILE:HD13	1.72	0.72
19:AS:6:LYS:HG2	19:AS:7:LYS:HD3	1.71	0.72
27:BE:139:PHE:HB2	27:BE:166:ALA:HB1	1.71	0.72

Continued on next page...

Continued from previous page...

Atom-1	Atom-2	Interatomic distance (Å)	Clash overlap (Å)
28:BF:77:ILE:HG22	28:BF:80:PHE:H	1.53	0.72
36:BN:10:LEU:HB2	36:BN:17:ARG:NE	2.04	0.72
1:CA:1129:C:H4'	1:CA:1130:A:C5'	2.19	0.72
43:DU:71:LYS:HB2	43:DU:71:LYS:NZ	2.04	0.72
1:AA:716:A:H1'	11:AK:118:GLY:HA2	1.69	0.72
35:BM:75:THR:HG21	35:BM:85:LYS:NZ	2.04	0.72
26:DD:154:LYS:HA	26:DD:154:LYS:HE3	1.71	0.72
5:AE:39:GLY:HA2	5:AE:69:VAL:HB	1.71	0.72
23:BA:547:A:H2'	23:BA:548:A:H8	1.51	0.72
17:CQ:69:LYS:C	17:CQ:70:ARG:HD2	2.10	0.72
23:DA:1210:A:H5''	23:DA:1210:A:C8	2.24	0.72
25:DC:30:GLU:HG3	25:DC:63:ARG:NH2	2.04	0.72
43:DU:96:ILE:HD11	43:DU:99:CYS:HB2	1.70	0.72
28:BF:28:VAL:O	28:BF:31:VAL:HG12	1.89	0.72
49:B1:38:ALA:HA	49:B1:55:PRO:HA	1.72	0.72
23:BA:1314:C:H6	23:BA:1314:C:H5'	1.55	0.72
25:BC:30:GLU:HG3	25:BC:63:ARG:NH2	2.04	0.72
23:DA:848:G:C4	23:DA:933:A:H8	2.07	0.72
23:DA:1405:U:H2'	23:DA:1406:U:C6	2.25	0.72
44:DV:48:PHE:HA	44:DV:51:ALA:HB3	1.71	0.72
2:AB:55:PHE:HE1	2:AB:218:ALA:HA	1.54	0.72
10:AJ:96:ILE:HD13	10:AJ:96:ILE:H	1.54	0.72
16:AP:27:LYS:HD2	16:AP:27:LYS:H	1.53	0.72
23:BA:848:G:C4	23:BA:933:A:H8	2.07	0.72
26:BD:51:PHE:HD1	26:BD:52:LEU:HG	1.53	0.72
26:BD:52:LEU:H	26:BD:52:LEU:HD12	1.53	0.72
5:CE:6:PHE:HD2	5:CE:36:ASP:HB3	1.54	0.72
5:CE:78:HIS:CE1	5:CE:143:ARG:H	2.08	0.72
16:CP:27:LYS:H	16:CP:27:LYS:HD2	1.55	0.72
34:DL:59:LEU:HA	34:DL:61:ARG:NE	2.04	0.72
40:DR:66:ARG:HD2	40:DR:88:ARG:CZ	2.20	0.72
46:DX:17:SER:HB3	46:DX:44:PRO:HD3	1.70	0.72
53:D5:57:ARG:NH1	53:D5:57:ARG:HB2	2.05	0.72
1:AA:1320:C:H42	19:AS:36:ARG:HG3	1.52	0.72
4:AD:49:ARG:NH2	4:AD:50:ARG:HB2	2.04	0.72
23:BA:106:C:H1'	43:BU:2:ARG:HE	1.54	0.72
34:BL:64:LYS:HB2	53:B5:25:MET:HG3	1.72	0.72
25:DC:242:ARG:HD3	25:DC:242:ARG:N	2.00	0.72
33:DK:35:VAL:HG11	33:DK:103:ALA:HB3	1.69	0.72
47:DY:2:LYS:H	47:DY:2:LYS:CD	2.03	0.72
26:BD:179:GLU:HB3	26:BD:181:LEU:HD23	1.72	0.72

Continued on next page...

Continued from previous page...

Atom-1	Atom-2	Interatomic distance (Å)	Clash overlap (Å)
48:BZ:43:ILE:O	48:BZ:47:VAL:HG23	1.89	0.72
1:CA:1378:C:H5''	7:CG:6:ARG:NE	2.05	0.72
2:CB:55:PHE:HE1	2:CB:218:ALA:HA	1.54	0.72
23:DA:106:C:H1'	43:DU:2:ARG:HE	1.52	0.72
1:AA:1422:G:H5''	33:BK:48:PRO:HB3	1.71	0.72
23:BA:528:A:H2	23:BA:2043:C:H4'	1.54	0.72
23:BA:556:G:H2'	23:BA:557:U:C6	2.24	0.72
23:BA:1021:A:C8	23:BA:1021:A:C3'	2.72	0.72
23:BA:2287:A:H62	23:BA:2344:U:H3	1.37	0.72
30:BH:110:ASP:HB2	30:BH:113:ARG:HG2	1.70	0.72
32:BJ:65:TRP:HA	32:BJ:71:MET:HE1	1.72	0.72
2:CB:84:GLU:HB3	2:CB:219:VAL:HG21	1.71	0.72
12:CL:74:HIS:CD2	12:CL:76:LEU:H	2.07	0.72
15:CO:63:ARG:NH2	15:CO:87:ILE:HG21	2.03	0.72
27:DE:160:ASN:OD1	27:DE:163:VAL:HG23	1.90	0.72
27:BE:155:LEU:HD23	27:BE:186:ILE:HD13	1.71	0.71
42:BT:63:LYS:HD2	42:BT:72:LYS:HA	1.72	0.71
52:B4:35:ARG:HG3	52:B4:42:LEU:HD11	1.71	0.71
11:CK:21:ILE:HG13	11:CK:30:VAL:HG12	1.71	0.71
35:DM:43:THR:HB	35:DM:45:GLN:HE21	1.55	0.71
6:AF:23:LYS:O	6:AF:27:GLN:HG2	1.88	0.71
10:AJ:50:ILE:HB	14:AN:41:ARG:NH2	2.05	0.71
11:AK:21:ILE:HG13	11:AK:30:VAL:HG12	1.71	0.71
25:BC:27:THR:HG23	25:BC:27:THR:O	1.91	0.71
44:BV:163:LEU:HD23	44:BV:163:LEU:H	1.55	0.71
6:CF:16:GLN:H	6:CF:16:GLN:CD	1.93	0.71
19:CS:18:LYS:HG2	19:CS:31:ILE:HD13	1.72	0.71
23:DA:1019:U:H3	23:DA:114(B):A:H62	1.37	0.71
23:DA:1516:U:H2'	23:DA:1517:G:H8	1.55	0.71
26:DD:179:GLU:HB3	26:DD:181:LEU:HD23	1.72	0.71
5:AE:6:PHE:HD2	5:AE:36:ASP:HB3	1.54	0.71
23:BA:1343:G:C8	23:BA:1343:G:H5'	2.24	0.71
23:BA:2075:U:H2'	23:BA:2238:G:N2	2.05	0.71
23:BA:2543:G:H5'	23:BA:2543:G:H8	1.53	0.71
34:BL:29:LYS:HD2	34:BL:29:LYS:N	2.05	0.71
51:B3:42:TRP:HA	51:B3:42:TRP:CE3	2.25	0.71
1:CA:392:G:H2'	1:CA:393:A:H8	1.54	0.71
1:CA:1220:G:H21	19:CS:54:GLY:HA2	1.55	0.71
23:DA:1429:G:H2'	23:DA:1430:C:C6	2.25	0.71
23:DA:2075:U:H2'	23:DA:2238:G:N2	2.06	0.71
53:D5:26:LYS:HA	53:D5:48:PHE:HE2	1.55	0.71

Continued on next page...

Continued from previous page...

Atom-1	Atom-2	Interatomic distance (Å)	Clash overlap (Å)
17:AQ:69:LYS:C	17:AQ:70:ARG:HD2	2.10	0.71
23:BA:1311:G:H5'	23:BA:1311:G:C8	2.26	0.71
25:BC:147:LEU:HD13	25:BC:155:LEU:HD11	1.71	0.71
34:BL:49:ARG:CG	34:BL:50:ARG:N	2.52	0.71
52:B4:8:ASN:HD22	52:B4:8:ASN:C	1.92	0.71
1:CA:199:G:H2'	1:CA:200:G:H5''	1.71	0.71
23:DA:2415:G:H4'	34:DL:66:GLY:CA	2.20	0.71
27:DE:139:PHE:HB2	27:DE:166:ALA:HB1	1.73	0.71
42:DT:63:LYS:HD2	42:DT:72:LYS:HA	1.71	0.71
8:AH:10:LEU:HD22	8:AH:83:ILE:HD11	1.71	0.71
23:BA:1429:G:H2'	23:BA:1430:C:C6	2.26	0.71
34:BL:59:LEU:HA	34:BL:61:ARG:NE	2.05	0.71
4:CD:49:ARG:NH2	4:CD:50:ARG:HB2	2.04	0.71
10:CJ:50:ILE:HB	14:CN:41:ARG:NH2	2.04	0.71
25:DC:35:LYS:HG3	25:DC:104:TYR:CE2	2.26	0.71
31:DI:14:LYS:HE2	31:DI:14:LYS:HA	1.71	0.71
1:AA:736:C:H2'	1:AA:737:A:H8	1.54	0.71
23:BA:1516:U:H2'	23:BA:1517:G:H8	1.56	0.71
46:BX:17:SER:HB3	46:BX:44:PRO:HD3	1.69	0.71
12:CL:74:HIS:HD2	12:CL:76:LEU:H	1.38	0.71
23:DA:1336:A:H2'	23:DA:1337:G:H8	1.55	0.71
48:DZ:43:ILE:O	48:DZ:47:VAL:HG23	1.91	0.71
1:AA:1129:C:H4'	1:AA:1130:A:C5'	2.19	0.71
23:BA:2415:G:H4'	34:BL:66:GLY:CA	2.20	0.71
28:BF:83:ARG:HG3	28:BF:84:LYS:H	1.56	0.71
34:BL:16:ARG:HE	34:BL:17:LYS:N	1.89	0.71
37:BO:34:HIS:HA	37:BO:54:LEU:HD23	1.72	0.71
53:B5:26:LYS:HA	53:B5:48:PHE:HE2	1.55	0.71
19:CS:6:LYS:HG2	19:CS:7:LYS:HD3	1.71	0.71
23:DA:556:G:H2'	23:DA:557:U:C6	2.26	0.71
2:AB:54:THR:HG21	2:AB:201:ILE:HD11	1.72	0.71
23:BA:1336:A:H2'	23:BA:1337:G:H8	1.55	0.71
2:CB:54:THR:HG21	2:CB:201:ILE:HD11	1.72	0.71
10:CJ:74:ILE:HD13	10:CJ:74:ILE:H	1.54	0.71
28:DF:83:ARG:HG3	28:DF:84:LYS:H	1.54	0.71
37:DO:34:HIS:HA	37:DO:54:LEU:HD23	1.72	0.71
28:BF:19:LEU:HD11	28:BF:172:LEU:HD13	1.72	0.71
23:DA:197:A:H5'	23:DA:197:A:C8	2.24	0.71
23:DA:1343:G:H5'	23:DA:1343:G:C8	2.26	0.71
34:DL:16:ARG:HE	34:DL:17:LYS:N	1.88	0.71
40:DR:5:VAL:HG23	40:DR:37:VAL:HG23	1.71	0.71

Continued on next page...

Continued from previous page...

Atom-1	Atom-2	Interatomic distance (Å)	Clash overlap (Å)
4:AD:4:TYR:CE1	4:AD:11:LEU:HD11	2.26	0.71
13:AM:9:ILE:HG22	13:AM:11:ARG:HG3	1.71	0.71
18:AR:50:ILE:HD12	18:AR:70:ILE:HG21	1.73	0.71
35:BM:43:THR:HB	35:BM:45:GLN:HE21	1.54	0.71
43:BU:31:LEU:HD23	43:BU:31:LEU:H	1.54	0.71
4:CD:20:TYR:HD2	4:CD:26:CYS:HB3	1.56	0.71
25:DC:227:ASN:HB3	25:DC:228:PRO:HD2	1.72	0.71
30:DH:9:LEU:HB3	30:DH:12:LEU:HD23	1.73	0.71
35:DM:75:THR:HG21	35:DM:85:LYS:NZ	2.06	0.71
7:CG:15:ASP:HB3	7:CG:19:GLY:H	1.56	0.70
23:DA:1541:U:H3'	23:DA:1542:G:O3'	1.91	0.70
1:AA:168:G:H2'	1:AA:169:C:H5''	1.73	0.70
39:DQ:15:LYS:O	39:DQ:19:LYS:HG3	1.91	0.70
46:DX:50:ARG:HG2	46:DX:59:THR:HG22	1.73	0.70
6:AF:16:GLN:CD	6:AF:16:GLN:H	1.95	0.70
7:AG:69:VAL:HG22	7:AG:135:VAL:HG22	1.72	0.70
38:BP:26:ASP:CB	38:BP:91:ARG:HA	2.21	0.70
1:CA:82:U:H2'	1:CA:85:U:C5	2.25	0.70
6:CF:23:LYS:O	6:CF:27:GLN:HG2	1.91	0.70
11:CK:110:ASP:HB3	18:CR:85:LEU:HB3	1.74	0.70
23:DA:1021:A:C8	23:DA:1021:A:C3'	2.73	0.70
23:DA:2392:A:H2	23:DA:2424:C:H42	1.39	0.70
25:DC:118:VAL:HG22	25:DC:119:ALA:H	1.54	0.70
25:DC:155:LEU:HD23	25:DC:177:LEU:HD21	1.72	0.70
5:AE:78:HIS:CE1	5:AE:143:ARG:H	2.08	0.70
23:BA:796:C:H2'	23:BA:797:C:C6	2.25	0.70
28:BF:7:LEU:HD23	28:BF:10:LYS:HD2	1.74	0.70
23:DA:322:A:H3'	27:DE:169:ASN:ND2	2.06	0.70
23:DA:860:U:H5	23:DA:917:A:N7	1.89	0.70
25:DC:27:THR:HG23	25:DC:27:THR:O	1.91	0.70
52:D4:11:LYS:O	52:D4:15:THR:HG23	1.89	0.70
23:BA:2740:A:H2'	23:BA:2741:A:C8	2.26	0.70
7:CG:69:VAL:HG22	7:CG:135:VAL:HG22	1.72	0.70
22:CV:6189:A:H2'	22:CV:6190:C:H6	1.56	0.70
23:DA:806:C:OP2	34:DL:39:LYS:HD2	1.90	0.70
25:DC:144:ALA:HB3	25:DC:192:THR:HG23	1.73	0.70
28:DF:19:LEU:HD11	28:DF:172:LEU:HD13	1.73	0.70
30:DH:76:THR:HG22	30:DH:141:LYS:HD3	1.74	0.70
44:DV:108:PRO:HG3	44:DV:141:VAL:HG22	1.73	0.70
2:AB:60:ASP:O	2:AB:64:ARG:HG2	1.91	0.70
19:AS:18:LYS:HG2	19:AS:31:ILE:HD13	1.72	0.70

Continued on next page...

Continued from previous page...

Atom-1	Atom-2	Interatomic distance (Å)	Clash overlap (Å)
23:BA:141(A):A:H8	23:BA:1595:G:H21	1.38	0.70
23:BA:674:G:H1'	27:BE:74:ARG:HD3	1.73	0.70
7:CG:102:ARG:HG2	7:CG:106:GLN:HE21	1.56	0.70
23:DA:2036:C:H6	23:DA:2036:C:H5'	1.56	0.70
32:DJ:90:LEU:H	32:DJ:90:LEU:HD12	1.54	0.70
44:DV:104:PHE:HA	44:DV:139:VAL:HB	1.73	0.70
49:D1:38:ALA:HA	49:D1:55:PRO:HA	1.71	0.70
23:BA:2261:C:C6	45:BW:16:SER:HB3	2.27	0.70
30:BH:56:LYS:HA	30:BH:59:ALA:HB3	1.73	0.70
52:B4:12:ARG:NH2	52:B4:44:PRO:HB3	2.05	0.70
23:DA:1899:G:N2	23:DA:1902:C:N4	2.38	0.70
23:DA:2261:C:C6	45:DW:16:SER:HB3	2.25	0.70
51:D3:15:GLU:OE2	51:D3:18:ARG:HD2	1.92	0.70
23:BA:2036:C:H5'	23:BA:2036:C:H6	1.57	0.70
30:BH:76:THR:HG22	30:BH:141:LYS:HD3	1.74	0.70
34:BL:26:GLY:HA2	34:BL:30:THR:HG23	1.71	0.70
52:B4:5:TRP:NE1	52:B4:7:PRO:HG3	2.06	0.70
6:CF:69:GLU:O	6:CF:72:VAL:HG12	1.92	0.70
23:DA:1657:C:H2'	23:DA:1658:C:H6	1.54	0.70
1:AA:392:G:H2'	1:AA:393:A:H8	1.56	0.70
3:AC:6:HIS:HD2	3:AC:7:PRO:HD2	1.56	0.70
3:AC:206:GLU:HG2	3:AC:207:VAL:HG23	1.73	0.70
23:BA:2068:U:N3	23:BA:2430:A:H2	1.89	0.70
25:BC:201:HIS:O	25:BC:204:ILE:HG13	1.90	0.70
37:BO:90:GLY:O	37:BO:92:TYR:N	2.25	0.70
43:BU:8:LYS:HZ2	43:BU:8:LYS:N	1.90	0.70
44:BV:76:LEU:H	44:BV:76:LEU:HD12	1.56	0.70
1:CA:729:A:H2'	1:CA:730:G:H8	1.57	0.70
3:CC:6:HIS:HD2	3:CC:7:PRO:HD2	1.56	0.70
23:DA:528:A:H3'	23:DA:528:A:C8	2.26	0.70
23:DA:2543:G:H5'	23:DA:2543:G:H8	1.57	0.70
27:DE:155:LEU:HD23	27:DE:186:ILE:HD13	1.72	0.70
47:DY:16:LEU:O	47:DY:20:GLU:HB2	1.92	0.70
14:AN:24:CYS:HB3	14:AN:29:ARG:H	1.57	0.70
28:BF:121:ASN:HD22	28:BF:122:PRO:HD2	1.56	0.70
31:BI:14:LYS:HA	31:BI:14:LYS:HE2	1.72	0.70
32:BJ:90:LEU:H	32:BJ:90:LEU:HD12	1.56	0.70
23:DA:2740:A:H2'	23:DA:2741:A:C8	2.26	0.70
4:AD:20:TYR:HD2	4:AD:26:CYS:HB3	1.56	0.69
8:AH:86:ILE:HB	8:AH:133:LEU:HD22	1.74	0.69
22:AV:6189:A:H2'	22:AV:6190:C:H6	1.56	0.69

Continued on next page...

Continued from previous page...

Atom-1	Atom-2	Interatomic distance (Å)	Clash overlap (Å)
42:BT:27:THR:HB	42:BT:80:ILE:HB	1.74	0.69
42:BT:50:LYS:H	42:BT:87:GLN:NE2	1.90	0.69
47:BY:2:LYS:H	47:BY:2:LYS:CD	2.05	0.69
34:DL:49:ARG:CG	34:DL:50:ARG:N	2.53	0.69
37:DO:90:GLY:O	37:DO:92:TYR:N	2.25	0.69
46:DX:27:GLU:HB2	46:DX:33:LYS:HA	1.74	0.69
23:BA:760:G:H2'	23:BA:761:A:H5'	1.74	0.69
23:BA:1541:U:H3'	23:BA:1542:G:O3'	1.92	0.69
39:BQ:15:LYS:O	39:BQ:19:LYS:HG3	1.92	0.69
23:DA:1418:G:H8	23:DA:1418:G:O5'	1.74	0.69
25:DC:186:HIS:HD2	25:DC:188:GLU:H	1.38	0.69
29:DG:17:VAL:HG22	29:DG:26:VAL:HG22	1.74	0.69
29:DG:43:VAL:HA	29:DG:52:VAL:HG22	1.73	0.69
48:DZ:8:LEU:CD1	48:DZ:31:LEU:HD12	2.22	0.69
52:D4:5:TRP:NE1	52:D4:7:PRO:HG3	2.07	0.69
11:AK:87:THR:HA	11:AK:91:ARG:HH21	1.57	0.69
12:AL:74:HIS:HD2	12:AL:76:LEU:H	1.38	0.69
15:AO:63:ARG:NH2	15:AO:87:ILE:HG21	2.04	0.69
23:BA:1678:G:H8	23:BA:1678:G:O5'	1.75	0.69
23:DA:1311:G:H5'	23:DA:1311:G:C8	2.27	0.69
34:DL:64:LYS:HB2	53:D5:25:MET:HG3	1.73	0.69
42:DT:27:THR:HB	42:DT:80:ILE:HB	1.74	0.69
1:AA:522:C:H41	12:AL:52:ARG:HH22	1.39	0.69
1:AA:922:G:H4'	5:AE:20:GLN:HA	1.74	0.69
6:AF:7:ASN:HD21	18:AR:34:TYR:HE1	1.40	0.69
25:BC:35:LYS:HG3	25:BC:104:TYR:CE2	2.26	0.69
4:CD:4:TYR:CE1	4:CD:11:LEU:HD11	2.26	0.69
11:CK:18:ARG:HB3	11:CK:33:THR:HG23	1.73	0.69
28:DF:121:ASN:HD22	28:DF:122:PRO:HD2	1.56	0.69
30:DH:110:ASP:HB2	30:DH:113:ARG:HG2	1.72	0.69
13:AM:14:ARG:NH1	13:AM:42:ALA:HA	2.06	0.69
23:BA:2023:G:H5'	23:BA:2617:C:H4'	1.74	0.69
1:CA:1152:A:OP1	10:CJ:68:HIS:HD2	1.75	0.69
1:CA:1224:G:H4'	13:CM:102:ARG:NH2	2.07	0.69
3:CC:206:GLU:HG2	3:CC:207:VAL:HG23	1.73	0.69
44:DV:163:LEU:HD23	44:DV:163:LEU:H	1.56	0.69
1:AA:82:U:H2'	1:AA:85:U:C5	2.25	0.69
39:BQ:50:ARG:HH22	40:BR:72:VAL:HG12	1.58	0.69
46:BX:83:GLU:HG2	46:BX:84:GLY:H	1.57	0.69
23:DA:1174:A:H3'	23:DA:1175:U:H5''	1.73	0.69
26:BD:154:LYS:HE3	26:BD:154:LYS:HA	1.74	0.69

Continued on next page...

Continued from previous page...

Atom-1	Atom-2	Interatomic distance (Å)	Clash overlap (Å)
32:BJ:36:TRP:HB2	32:BJ:156:GLN:HB2	1.75	0.69
46:BX:50:ARG:HG2	46:BX:59:THR:HG22	1.73	0.69
4:CD:189:PRO:HB2	4:CD:194:LEU:HD21	1.75	0.69
11:CK:87:THR:HA	11:CK:91:ARG:HH21	1.58	0.69
18:CR:50:ILE:HD12	18:CR:70:ILE:HG21	1.75	0.69
23:DA:796:C:H2'	23:DA:797:C:C6	2.27	0.69
30:DH:56:LYS:HA	30:DH:59:ALA:HB3	1.74	0.69
23:BA:1163:G:C2'	23:BA:1164:G:H5''	2.23	0.69
23:BA:1174:A:H3'	23:BA:1175:U:H5''	1.73	0.69
23:BA:1542:G:H1'	23:BA:1543:A:C4	2.28	0.69
23:BA:2415:G:H4'	34:BL:66:GLY:HA3	1.75	0.69
35:BM:60:ARG:H	44:BV:179:ASP:HB2	1.56	0.69
1:CA:168:G:H2'	1:CA:169:C:H5''	1.73	0.69
1:CA:1226:C:H2'	13:CM:103:THR:HB	1.75	0.69
1:CA:1427:U:H2'	1:CA:1428:A:C8	2.28	0.69
2:CB:187:LEU:HA	2:CB:201:ILE:HB	1.74	0.69
23:DA:1046:A:H3'	23:DA:1047:G:H5''	1.75	0.69
30:DH:78:THR:HA	30:DH:143:SER:HB3	1.75	0.69
46:DX:83:GLU:HG2	46:DX:84:GLY:H	1.57	0.69
51:D3:42:TRP:HA	51:D3:42:TRP:CE3	2.25	0.69
6:AF:47:ARG:HH12	6:AF:56:PRO:HB2	1.58	0.69
11:AK:110:ASP:HB3	18:AR:85:LEU:HB3	1.74	0.69
23:BA:1544:C:H3'	23:BA:1545:A:H5''	1.75	0.69
27:BE:160:ASN:OD1	27:BE:163:VAL:HG23	1.93	0.69
23:DA:2287:A:H62	23:DA:2344:U:H3	1.38	0.69
30:DH:79:ILE:HB	30:DH:144:VAL:HA	1.73	0.69
50:D2:45:VAL:HG12	50:D2:46:CYS:H	1.58	0.69
3:AC:19:GLU:HG2	3:AC:40:ARG:HH22	1.56	0.69
23:BA:1046:A:H1'	31:BI:4:LYS:CD	2.23	0.69
23:BA:1899:G:N2	23:BA:1902:C:N4	2.39	0.69
23:BA:2062:A:O2'	23:BA:2063:C:H5''	1.93	0.69
23:DA:1778:U:H2'	23:DA:1784:A:N6	2.07	0.69
23:DA:2415:G:H4'	34:DL:66:GLY:HA3	1.75	0.69
38:DP:26:ASP:CB	38:DP:91:ARG:HA	2.22	0.69
50:B2:45:VAL:HG12	50:B2:46:CYS:H	1.56	0.68
51:B3:15:GLU:OE2	51:B3:18:ARG:HD2	1.92	0.68
51:B3:42:TRP:HA	51:B3:42:TRP:HE3	1.58	0.68
8:CH:86:ILE:HB	8:CH:133:LEU:HD22	1.73	0.68
25:DC:238:GLY:O	25:DC:239:ARG:C	2.32	0.68
35:DM:60:ARG:H	44:DV:179:ASP:HB2	1.57	0.68
1:AA:729:A:H2'	1:AA:730:G:H8	1.59	0.68

Continued on next page...

Continued from previous page...

Atom-1	Atom-2	Interatomic distance (Å)	Clash overlap (Å)
1:AA:1435:G:H2'	1:AA:1436:U:C6	2.28	0.68
39:BQ:55:ARG:HA	39:BQ:58:ARG:HD2	1.73	0.68
44:BV:104:PHE:HA	44:BV:139:VAL:HB	1.74	0.68
46:BX:11:ARG:HB3	46:BX:12:PRO:CD	2.21	0.68
46:BX:27:GLU:HB2	46:BX:33:LYS:HA	1.75	0.68
3:CC:95:THR:HG22	3:CC:96:GLY:H	1.58	0.68
23:DA:1516:U:H2'	23:DA:1517:G:C8	2.28	0.68
25:DC:155:LEU:HD23	25:DC:177:LEU:CD2	2.23	0.68
35:DM:24:GLY:HA2	35:DM:101:ARG:HA	1.75	0.68
23:BA:591:C:O2	53:B5:2:PRO:HA	1.94	0.68
30:BH:79:ILE:HB	30:BH:144:VAL:HA	1.75	0.68
1:CA:939:G:H5''	7:CG:102:ARG:HH12	1.58	0.68
14:CN:24:CYS:HB3	14:CN:29:ARG:H	1.56	0.68
28:DF:7:LEU:HD23	28:DF:10:LYS:HD2	1.74	0.68
39:DQ:90:VAL:HG13	39:DQ:91:ASP:H	1.58	0.68
1:AA:1286:A:C8	21:AU:22:ARG:NH2	2.61	0.68
23:BA:1516:U:H2'	23:BA:1517:G:C8	2.29	0.68
35:BM:24:GLY:HA2	35:BM:101:ARG:HA	1.75	0.68
1:CA:673:G:H5''	6:CF:87:ARG:NH1	2.08	0.68
1:CA:1369:C:H2'	1:CA:1370:G:C8	2.28	0.68
12:CL:56:LYS:HG2	12:CL:66:THR:HG22	1.75	0.68
24:DB:79:C:H2'	24:DB:80:U:O4'	1.94	0.68
34:DL:59:LEU:HA	34:DL:61:ARG:CZ	2.24	0.68
46:DX:11:ARG:HB3	46:DX:12:PRO:CD	2.23	0.68
7:AG:102:ARG:HG2	7:AG:106:GLN:HE21	1.57	0.68
12:AL:56:LYS:HG2	12:AL:66:THR:HG22	1.74	0.68
23:BA:528:A:H3'	23:BA:528:A:C8	2.28	0.68
23:BA:733:G:N7	23:BA:761:A:C6	2.62	0.68
23:BA:2056:G:H2'	23:BA:2056:G:N3	2.08	0.68
23:DA:1542:G:H1'	23:DA:1543:A:C4	2.28	0.68
1:AA:1056:U:H5'	3:AC:163:ALA:HB2	1.74	0.68
3:AC:31:HIS:O	3:AC:35:GLU:HG2	1.94	0.68
4:AD:3:ARG:HH21	4:AD:118:ARG:HD3	1.58	0.68
19:AS:69:HIS:HB3	19:AS:73:GLU:HG3	1.76	0.68
23:BA:587:C:N4	34:BL:33:ARG:HG2	2.08	0.68
23:BA:860:U:H5	23:BA:917:A:N7	1.91	0.68
24:BB:55:U:H4'	28:BF:27:ASN:HD21	1.58	0.68
1:CA:1512:U:H2'	1:CA:1513:A:C8	2.29	0.68
23:DA:2023:G:H5'	23:DA:2617:C:H4'	1.75	0.68
23:DA:2068:U:N3	23:DA:2430:A:H2	1.90	0.68
42:DT:50:LYS:H	42:DT:87:GLN:NE2	1.90	0.68

Continued on next page...

Continued from previous page...

Atom-1	Atom-2	Interatomic distance (Å)	Clash overlap (Å)
4:AD:189:PRO:HB2	4:AD:194:LEU:HD21	1.75	0.68
25:BC:155:LEU:HD23	25:BC:177:LEU:HD21	1.74	0.68
29:BG:43:VAL:HA	29:BG:52:VAL:HG22	1.74	0.68
3:CC:195:VAL:HG12	3:CC:196:LEU:N	2.08	0.68
23:DA:1826:G:H4'	25:DC:242:ARG:HE	1.59	0.68
51:D3:36:LEU:HD23	51:D3:36:LEU:H	1.58	0.68
7:AG:15:ASP:HB3	7:AG:19:GLY:H	1.57	0.68
15:AO:5:LYS:HD3	15:AO:5:LYS:N	2.09	0.68
23:BA:1316:U:H2'	23:BA:1317:A:C8	2.29	0.68
25:BC:244:ARG:HG3	25:BC:245:PRO:CD	2.24	0.68
4:CD:23:GLY:HA3	4:CD:112:VAL:HG22	1.76	0.68
15:CO:5:LYS:HD3	15:CO:5:LYS:N	2.08	0.68
25:DC:201:HIS:O	25:DC:204:ILE:HG13	1.94	0.68
1:AA:1346:A:N1	1:AA:1374:A:H5''	2.09	0.68
25:BC:96:HIS:HD2	25:BC:102:LYS:HG2	1.59	0.68
34:BL:146:VAL:HG22	34:BL:147:LEU:H	1.59	0.68
51:B3:36:LEU:HD23	51:B3:36:LEU:H	1.59	0.68
23:DA:591:C:O2	53:D5:2:PRO:HA	1.93	0.68
25:DC:148:GLU:HB2	25:DC:151:LYS:HD2	1.75	0.68
52:D4:35:ARG:HG3	52:D4:42:LEU:HD11	1.76	0.68
1:AA:1014:A:H5'	19:AS:14:HIS:CD2	2.28	0.68
1:AA:1369:C:H2'	1:AA:1370:G:C8	2.29	0.68
32:BJ:66:THR:HB	32:BJ:69:VAL:HG12	1.76	0.68
39:BQ:90:VAL:HG13	39:BQ:91:ASP:H	1.58	0.68
43:BU:42:VAL:HG12	43:BU:65:ALA:HB3	1.76	0.68
3:CC:31:HIS:O	3:CC:35:GLU:HG2	1.94	0.68
4:CD:9:CYS:HB3	4:CD:32:ALA:HB2	1.76	0.68
6:CF:7:ASN:HD21	18:CR:34:TYR:HE1	1.41	0.68
18:CR:66:LEU:O	18:CR:70:ILE:HG12	1.94	0.68
23:DA:973:A:OP2	40:DR:78:LYS:NZ	2.23	0.68
41:DS:18:ARG:HG2	41:DS:76:VAL:CG1	2.24	0.68
51:D3:42:TRP:HA	51:D3:42:TRP:HE3	1.58	0.68
1:AA:939:G:H5''	7:AG:102:ARG:NH1	2.09	0.67
1:CA:1347:G:H22	1:CA:1373:G:H2'	1.58	0.67
23:DA:673:C:H5''	27:DE:81:PRO:HD2	1.75	0.67
2:AB:187:LEU:HA	2:AB:201:ILE:HB	1.75	0.67
11:AK:18:ARG:HB3	11:AK:33:THR:HG23	1.74	0.67
23:BA:1175:U:H2'	23:BA:1176:G:C8	2.29	0.67
23:BA:1826:G:H4'	25:BC:242:ARG:HE	1.58	0.67
25:BC:217:ARG:HG2	25:BC:217:ARG:HH11	1.59	0.67
30:BH:87:LYS:HA	30:BH:122:GLU:HA	1.76	0.67

Continued on next page...

Continued from previous page...

Atom-1	Atom-2	Interatomic distance (Å)	Clash overlap (Å)
4:CD:3:ARG:HH21	4:CD:118:ARG:HD3	1.58	0.67
6:CF:47:ARG:HH12	6:CF:56:PRO:HB2	1.58	0.67
10:CJ:32:ALA:H	10:CJ:78:ASN:HD21	1.43	0.67
23:DA:1544:C:H3'	23:DA:1545:A:H5'	1.75	0.67
30:DH:87:LYS:HA	30:DH:122:GLU:HA	1.76	0.67
3:AC:17:ASP:HB2	3:AC:21:ARG:HH22	1.59	0.67
23:BA:1405:U:H2'	23:BA:1406:U:C6	2.28	0.67
44:BV:108:PRO:HG3	44:BV:141:VAL:HG22	1.75	0.67
1:CA:1285:A:H4'	1:CA:1286:A:O5'	1.95	0.67
8:CH:51:VAL:HG21	8:CH:60:ARG:HG3	1.76	0.67
18:CR:44:LEU:HD22	18:CR:79:LEU:HD22	1.75	0.67
23:DA:141(A):A:H8	23:DA:1595:G:H21	1.40	0.67
25:DC:96:HIS:HD2	25:DC:102:LYS:HG2	1.58	0.67
44:DV:136:PHE:C	44:DV:137:ILE:HD12	2.15	0.67
3:AC:195:VAL:HG12	3:AC:196:LEU:N	2.08	0.67
23:BA:2637:U:H5''	26:BD:82:ARG:HH21	1.59	0.67
30:BH:92:VAL:HA	30:BH:96:ASP:OD2	1.95	0.67
23:DA:185:U:H2'	23:DA:186:G:C8	2.29	0.67
47:DY:46:GLN:O	47:DY:47:ASN:HB2	1.93	0.67
1:AA:1427:U:H2'	1:AA:1428:A:C8	2.29	0.67
25:BC:78:LYS:HD3	25:BC:114:GLY:HA2	1.77	0.67
32:BJ:118:PRO:O	32:BJ:121:VAL:HG22	1.94	0.67
24:DB:66:A:H61	24:DB:107:U:H2'	1.59	0.67
10:AJ:45:ARG:HB2	10:AJ:65:LEU:HB3	1.76	0.67
48:BZ:8:LEU:CD1	48:BZ:31:LEU:HD12	2.24	0.67
10:CJ:45:ARG:HB2	10:CJ:65:LEU:HB3	1.76	0.67
19:CS:69:HIS:HB3	19:CS:73:GLU:HG3	1.76	0.67
23:DA:65:C:H2'	23:DA:66:C:H6	1.60	0.67
27:DE:8:GLN:HA	27:DE:21:ALA:HA	1.77	0.67
4:AD:9:CYS:HB3	4:AD:32:ALA:HB2	1.77	0.67
4:AD:108:LEU:HD23	4:AD:110:PHE:HE2	1.60	0.67
28:BF:98:ARG:HD2	28:BF:98:ARG:H	1.60	0.67
23:DA:587:C:N4	34:DL:33:ARG:HG2	2.09	0.67
23:DA:760:G:H2'	23:DA:761:A:H5'	1.77	0.67
39:DQ:50:ARG:HH22	40:DR:72:VAL:HG12	1.58	0.67
1:AA:1347:G:H22	1:AA:1373:G:H2'	1.59	0.67
18:AR:44:LEU:HD22	18:AR:79:LEU:HD22	1.76	0.67
22:AV:6155:C:H2'	22:AV:6156:A:C8	2.30	0.67
23:BA:1046:A:H3'	23:BA:1047:G:H5''	1.75	0.67
26:BD:92:THR:HB	26:BD:94:GLU:HG2	1.77	0.67
29:BG:17:VAL:HG22	29:BG:26:VAL:HG22	1.76	0.67

Continued on next page...

Continued from previous page...

Atom-1	Atom-2	Interatomic distance (Å)	Clash overlap (Å)
3:CC:19:GLU:HG2	3:CC:40:ARG:HH22	1.56	0.67
5:CE:149:GLU:O	5:CE:153:LYS:HB2	1.95	0.67
23:DA:245:G:H2'	23:DA:246:C:H6	1.59	0.67
23:DA:480:A:OP2	43:DU:46:LYS:HE2	1.95	0.67
23:DA:1046:A:H1'	31:DI:4:LYS:CD	2.23	0.67
23:DA:2056:G:H2'	23:DA:2056:G:N3	2.08	0.67
39:DQ:55:ARG:HA	39:DQ:58:ARG:HD2	1.76	0.67
3:AC:95:THR:HG22	3:AC:96:GLY:H	1.59	0.67
23:BA:1657:C:H2'	23:BA:1658:C:H6	1.59	0.67
25:BC:144:ALA:HB3	25:BC:192:THR:HG23	1.75	0.67
1:CA:1443:G:N2	38:DP:119:LYS:HA	2.09	0.67
23:DA:1316:U:H2'	23:DA:1317:A:C8	2.29	0.67
24:DB:55:U:H4'	28:DF:27:ASN:HD21	1.59	0.67
32:DJ:66:THR:HB	32:DJ:69:VAL:HG12	1.76	0.67
1:AA:541:G:O2'	4:AD:41:GLY:HA2	1.94	0.67
23:BA:443:A:H2'	27:BE:45:ARG:HH12	1.60	0.67
23:BA:1336:A:H2'	23:BA:1337:G:C8	2.30	0.67
23:BA:1858:G:H1'	23:BA:1884:A:N6	2.10	0.67
26:BD:30:PRO:HD3	26:BD:180:ASN:ND2	2.10	0.67
42:BT:26:TYR:HB3	42:BT:92:LEU:HD13	1.77	0.67
1:CA:1151:A:O2'	1:CA:1152:A:H8	1.78	0.67
23:DA:443:A:H2'	27:DE:45:ARG:HH12	1.60	0.67
1:AA:1073:U:H2'	1:AA:1074:G:H8	1.60	0.66
7:AG:100:ALA:O	7:AG:104:LEU:HD23	1.95	0.66
24:BB:13:A:H5'	45:BW:74:ARG:HH21	1.60	0.66
23:DA:954:G:H5''	35:DM:13:GLN:CG	2.25	0.66
23:DA:1348:G:H2'	23:DA:1349:A:H5''	1.77	0.66
25:DC:69:ARG:HH21	25:DC:130:ALA:HB2	1.59	0.66
34:DL:62:LEU:HD11	53:D5:27:THR:HA	1.76	0.66
53:D5:39:LYS:O	53:D5:43:GLN:HG2	1.96	0.66
23:BA:586:A:H5'	27:BE:89:VAL:HG21	1.77	0.66
23:BA:2822:G:H2'	23:BA:2823:A:H5''	1.77	0.66
27:BE:139:PHE:CB	27:BE:166:ALA:HB1	2.25	0.66
34:BL:148:LEU:HD13	34:BL:148:LEU:H	1.60	0.66
1:CA:1079:G:H2'	1:CA:1080:A:C8	2.30	0.66
23:DA:1794:U:H2'	23:DA:1795:C:H6	1.59	0.66
26:DD:30:PRO:HD3	26:DD:180:ASN:ND2	2.10	0.66
32:DJ:118:PRO:O	32:DJ:121:VAL:HG22	1.94	0.66
44:DV:24:LEU:HB2	44:DV:41:LEU:HD23	1.77	0.66
12:AL:69:ILE:HG13	12:AL:99:ILE:HG21	1.77	0.66
23:BA:65:C:H2'	23:BA:66:C:H6	1.60	0.66

Continued on next page...

Continued from previous page...

Atom-1	Atom-2	Interatomic distance (Å)	Clash overlap (Å)
23:BA:330:A:C2	23:BA:1210:A:H2'	2.31	0.66
23:BA:1504:C:HO2'	23:BA:1505:C:H6	1.41	0.66
25:BC:186:HIS:CD2	25:BC:188:GLU:H	2.14	0.66
30:BH:82:ARG:HB3	30:BH:89:TYR:CB	2.24	0.66
34:BL:62:LEU:HD11	53:B5:27:THR:HA	1.77	0.66
53:B5:22:VAL:HB	53:B5:54:GLU:HG2	1.77	0.66
1:CA:7:G:H21	5:CE:121:LYS:HE2	1.60	0.66
1:CA:1435:G:H2'	1:CA:1436:U:C6	2.30	0.66
3:CC:17:ASP:HB2	3:CC:21:ARG:HH22	1.60	0.66
12:CL:69:ILE:HG13	12:CL:99:ILE:HG21	1.76	0.66
1:AA:691:G:C6	11:AK:52:GLY:HA2	2.31	0.66
44:BV:136:PHE:C	44:BV:137:ILE:HD12	2.15	0.66
46:BX:10:LYS:O	46:BX:11:ARG:HG2	1.96	0.66
1:CA:277:C:H5''	17:CQ:68:ARG:NH2	2.11	0.66
1:CA:878:G:H5'	8:CH:89:PRO:HG2	1.77	0.66
1:CA:1346:A:N1	1:CA:1374:A:H5''	2.10	0.66
13:CM:14:ARG:NH1	13:CM:42:ALA:HA	2.09	0.66
23:DA:588:U:H2'	23:DA:589:C:C6	2.30	0.66
28:DF:98:ARG:H	28:DF:98:ARG:HD2	1.59	0.66
43:DU:8:LYS:H	43:DU:8:LYS:NZ	1.89	0.66
3:AC:18:TRP:CD1	14:AN:54:PRO:HA	2.31	0.66
18:AR:70:ILE:O	18:AR:74:ARG:HG3	1.96	0.66
25:BC:94:LEU:HB2	25:BC:104:TYR:HE1	1.60	0.66
39:BQ:92:ARG:HD2	39:BQ:95:LEU:HG	1.77	0.66
47:BY:16:LEU:O	47:BY:20:GLU:HB2	1.95	0.66
7:CG:100:ALA:O	7:CG:104:LEU:HD23	1.94	0.66
23:DA:528:A:C2	23:DA:2043:C:H4'	2.31	0.66
23:DA:1175:U:H2'	23:DA:1176:G:C8	2.29	0.66
1:AA:878:G:H5'	8:AH:89:PRO:HG2	1.77	0.66
1:AA:955:U:H1'	1:AA:1227:A:N6	2.08	0.66
17:AQ:8:GLY:HA3	17:AQ:23:VAL:HG12	1.78	0.66
23:BA:126:A:OP2	52:B4:19:ARG:HB2	1.95	0.66
34:BL:111:ARG:HG3	34:BL:128:HIS:CG	2.30	0.66
41:BS:18:ARG:HG2	41:BS:76:VAL:CG1	2.25	0.66
22:CV:6155:C:H2'	22:CV:6156:A:C8	2.30	0.66
22:CV:6172:U:H2'	22:CV:6173:G:H8	1.60	0.66
23:DA:1163:G:C2'	23:DA:1164:G:H5''	2.23	0.66
25:DC:217:ARG:HG2	25:DC:217:ARG:HH11	1.60	0.66
34:DL:146:VAL:HG22	34:DL:147:LEU:H	1.57	0.66
43:DU:42:VAL:HG12	43:DU:65:ALA:HB3	1.78	0.66
1:AA:1285:A:H4'	1:AA:1286:A:O5'	1.95	0.66

Continued on next page...

Continued from previous page...

Atom-1	Atom-2	Interatomic distance (Å)	Clash overlap (Å)
6:AF:76:ALA:O	6:AF:80:ARG:HG2	1.96	0.66
23:BA:1348:G:H2'	23:BA:1349:A:H5''	1.77	0.66
24:BB:66:A:H61	24:BB:107:U:H2'	1.60	0.66
34:DL:148:LEU:H	34:DL:148:LEU:HD13	1.59	0.66
42:DT:26:TYR:HB3	42:DT:92:LEU:HD13	1.77	0.66
1:AA:939:G:H5''	7:AG:102:ARG:HH12	1.61	0.66
1:AA:1512:U:H2'	1:AA:1513:A:C8	2.31	0.66
23:BA:1614:A:N6	41:BS:87:PRO:HA	2.11	0.66
27:BE:8:GLN:HA	27:BE:21:ALA:HA	1.77	0.66
40:BR:40:LEU:HD23	40:BR:47:VAL:HG23	1.78	0.66
42:BT:8:ILE:H	42:BT:8:ILE:HD12	1.60	0.66
3:CC:18:TRP:CD1	14:CN:54:PRO:HA	2.31	0.66
45:DW:37:LEU:O	45:DW:38:VAL:HG23	1.96	0.66
25:BC:148:GLU:HB2	25:BC:151:LYS:HD2	1.76	0.66
1:CA:955:U:H1'	1:CA:1227:A:N6	2.09	0.66
23:DA:251:A:C5	23:DA:252:G:H1'	2.31	0.66
25:DC:94:LEU:HB2	25:DC:104:TYR:HE1	1.60	0.66
32:DJ:36:TRP:HB2	32:DJ:156:GLN:HB2	1.76	0.66
23:BA:774:A:H2	23:BA:787:U:HO2'	1.39	0.66
23:BA:1778:U:H2'	23:BA:1784:A:N6	2.11	0.66
29:BG:101:ARG:H	29:BG:101:ARG:NE	1.93	0.66
34:BL:59:LEU:HA	34:BL:61:ARG:CZ	2.26	0.66
50:B2:40:LYS:HE2	50:B2:46:CYS:HB3	1.78	0.66
1:CA:1512:U:H2'	1:CA:1513:A:H8	1.61	0.66
23:BA:1418:G:H8	23:BA:1418:G:O5'	1.78	0.65
25:BC:238:GLY:O	25:BC:239:ARG:C	2.33	0.65
25:DC:270:ILE:O	25:DC:271:ILE:HG13	1.96	0.65
30:DH:92:VAL:HA	30:DH:96:ASP:OD2	1.96	0.65
1:AA:1356:G:H2'	1:AA:1357:A:C8	2.31	0.65
3:AC:59:ARG:HG2	3:AC:64:VAL:HG22	1.78	0.65
4:AD:23:GLY:HA3	4:AD:112:VAL:HG22	1.76	0.65
5:AE:149:GLU:O	5:AE:153:LYS:HB2	1.96	0.65
25:BC:155:LEU:HD23	25:BC:177:LEU:CD2	2.26	0.65
33:BK:20:MET:HG2	33:BK:21:CYS:O	1.96	0.65
39:BQ:110:VAL:O	39:BQ:114:LYS:HG2	1.96	0.65
1:CA:243:A:H4'	1:CA:244:U:O5'	1.96	0.65
4:CD:22:LYS:HB2	4:CD:26:CYS:SG	2.35	0.65
9:CI:113:LYS:H	9:CI:119:ALA:HA	1.61	0.65
23:DA:2359:C:H2'	23:DA:2360:A:C8	2.31	0.65
3:AC:58:GLU:O	3:AC:64:VAL:HA	1.97	0.65
22:AV:6172:U:H2'	22:AV:6173:G:H8	1.61	0.65

Continued on next page...

Continued from previous page...

Atom-1	Atom-2	Interatomic distance (Å)	Clash overlap (Å)
23:BA:251:A:C5	23:BA:252:G:H1'	2.31	0.65
23:BA:673:C:H5''	27:BE:81:PRO:HD2	1.78	0.65
23:BA:1694:C:H6	23:BA:1694:C:H5''	1.62	0.65
23:BA:2392:A:H2	23:BA:2424:C:H42	1.43	0.65
24:BB:74:U:H2'	24:BB:75:G:C8	2.31	0.65
1:CA:397:A:H3'	1:CA:397:A:N3	2.11	0.65
3:CC:83:ARG:O	3:CC:87:LEU:HG	1.96	0.65
15:CO:48:LYS:HE2	15:CO:48:LYS:HA	1.79	0.65
23:DA:270(G):U:H2'	23:DA:270(H):C:C6	2.31	0.65
23:DA:675:A:H4'	27:DE:67:GLN:NE2	2.12	0.65
23:DA:948:G:H5'	23:DA:948:G:C8	2.31	0.65
26:DD:92:THR:HB	26:DD:94:GLU:HG2	1.78	0.65
33:DK:103:ALA:HB1	33:DK:105:GLU:OE1	1.97	0.65
34:DL:111:ARG:HG3	34:DL:128:HIS:CG	2.30	0.65
5:AE:91:LEU:HA	5:AE:120:THR:HG22	1.79	0.65
8:AH:51:VAL:HG21	8:AH:60:ARG:HG3	1.77	0.65
22:AV:6189:A:H2'	22:AV:6190:C:C6	2.32	0.65
25:BC:79:VAL:HG21	25:BC:111:LEU:HD11	1.77	0.65
28:BF:32:PRO:HB2	28:BF:172:LEU:HD22	1.77	0.65
47:BY:46:GLN:O	47:BY:47:ASN:HB2	1.94	0.65
1:CA:1194:U:H2'	1:CA:1195:C:C6	2.31	0.65
12:CL:26:LEU:CD1	12:CL:27:LYS:H	2.07	0.65
13:CM:16:ASP:HB3	13:CM:34:LEU:HD11	1.78	0.65
23:DA:1332:G:H5'	23:DA:1332:G:C8	2.32	0.65
24:DB:74:U:H2'	24:DB:75:G:C8	2.32	0.65
18:AR:66:LEU:O	18:AR:70:ILE:HG12	1.95	0.65
23:BA:675:A:H4'	27:BE:67:GLN:NE2	2.11	0.65
23:BA:910:A:H62	35:BM:12:GLN:HA	1.61	0.65
23:BA:1332:G:C8	23:BA:1332:G:H5'	2.32	0.65
23:BA:2359:C:H2'	23:BA:2360:A:C8	2.32	0.65
30:BH:83:ALA:HB3	30:BH:123:LEU:HD12	1.79	0.65
34:BL:41:ARG:NH2	34:BL:45:LEU:HD12	2.11	0.65
37:BO:99:LYS:O	37:BO:103:GLU:HB2	1.97	0.65
1:CA:1073:U:H2'	1:CA:1074:G:H8	1.61	0.65
23:DA:389:G:O6	34:DL:71:VAL:HG23	1.97	0.65
23:DA:1336:A:H2'	23:DA:1337:G:C8	2.30	0.65
23:DA:1858:G:H1'	23:DA:1884:A:N6	2.11	0.65
27:DE:103:LYS:HA	27:DE:106:ARG:HG3	1.77	0.65
28:DF:32:PRO:HB2	28:DF:172:LEU:HD22	1.77	0.65
34:DL:41:ARG:NH2	34:DL:45:LEU:HD12	2.12	0.65
39:DQ:110:VAL:O	39:DQ:114:LYS:HG2	1.97	0.65

Continued on next page...

Continued from previous page...

Atom-1	Atom-2	Interatomic distance (Å)	Clash overlap (Å)
40:DR:49:THR:HB	40:DR:50:PRO:HD2	1.78	0.65
6:AF:69:GLU:O	6:AF:72:VAL:HG12	1.95	0.65
44:BV:24:LEU:HB2	44:BV:41:LEU:HD23	1.77	0.65
1:CA:939:G:H5''	7:CG:102:ARG:NH1	2.12	0.65
23:DA:2822:G:H2'	23:DA:2823:A:H5''	1.77	0.65
10:AJ:32:ALA:H	10:AJ:78:ASN:HD21	1.43	0.65
23:BA:197:A:H5'	23:BA:197:A:C8	2.24	0.65
23:BA:342:G:C2'	23:BA:343:C:H5''	2.27	0.65
1:CA:1225:A:N3	1:CA:1225:A:H2'	2.11	0.65
22:CV:6189:A:H2'	22:CV:6190:C:C6	2.32	0.65
23:DA:733:G:N7	23:DA:761:A:C6	2.64	0.65
23:DA:1607:C:H4'	23:DA:1608:A:O5'	1.97	0.65
23:DA:2599:G:C8	25:DC:237:GLU:HG3	2.32	0.65
37:DO:99:LYS:O	37:DO:103:GLU:HB2	1.96	0.65
13:AM:16:ASP:HB3	13:AM:34:LEU:HD11	1.78	0.65
20:AT:50:GLU:HB3	20:AT:100:ILE:HD13	1.77	0.65
1:CA:105:G:H2'	1:CA:106:C:H6	1.61	0.65
23:DA:342:G:C2'	23:DA:343:C:H5''	2.26	0.65
23:DA:343:C:H5'	23:DA:343:C:C6	2.32	0.65
40:DR:22:VAL:HG12	40:DR:23:GLU:N	2.10	0.65
53:D5:22:VAL:HB	53:D5:54:GLU:HG2	1.77	0.65
1:AA:1225:A:H2'	1:AA:1225:A:N3	2.11	0.65
4:AD:28:SER:HB3	4:AD:29:PRO:HD2	1.79	0.65
6:AF:97:PHE:HD2	18:AR:31:LEU:HD21	1.62	0.65
39:BQ:92:ARG:HD3	39:BQ:94:ASN:HB3	1.79	0.65
51:B3:11:LEU:HG	51:B3:26:ASN:HB2	1.78	0.65
1:CA:942:G:H21	9:CI:124:GLN:NE2	1.95	0.65
3:CC:58:GLU:O	3:CC:64:VAL:HA	1.96	0.65
23:DA:811:U:O2	23:DA:1250:G:H2'	1.97	0.65
23:DA:910:A:H62	35:DM:12:GLN:HA	1.62	0.65
1:AA:1079:G:H2'	1:AA:1080:A:C8	2.32	0.65
3:AC:83:ARG:O	3:AC:87:LEU:HG	1.96	0.65
23:BA:860:U:O2'	23:BA:861:A:H5'	1.96	0.65
23:BA:2724:C:OP1	26:BD:118:LYS:HE3	1.97	0.65
25:BC:142:VAL:HG23	25:BC:192:THR:O	1.97	0.65
40:BR:22:VAL:HG12	40:BR:23:GLU:N	2.11	0.65
40:BR:49:THR:HB	40:BR:50:PRO:HD2	1.77	0.65
47:BY:6:VAL:O	47:BY:10:LEU:HG	1.96	0.65
4:CD:108:LEU:HD23	4:CD:110:PHE:HE2	1.61	0.65
20:CT:26:ASN:HB2	20:CT:71:THR:HG23	1.78	0.65
20:CT:50:GLU:HB3	20:CT:100:ILE:HD13	1.78	0.65

Continued on next page...

Continued from previous page...

Atom-1	Atom-2	Interatomic distance (Å)	Clash overlap (Å)
25:DC:10:THR:HG23	25:DC:13:ARG:CB	2.27	0.65
25:DC:244:ARG:HG3	25:DC:245:PRO:CD	2.26	0.65
1:AA:430:A:OP1	4:AD:9:CYS:HB2	1.96	0.64
22:AV:6157:A:H61	22:AV:6172:U:H3	1.42	0.64
5:CE:91:LEU:HA	5:CE:120:THR:HG22	1.78	0.64
23:DA:330:A:C2	23:DA:1210:A:H2'	2.33	0.64
30:DH:6:LEU:HD23	30:DH:6:LEU:H	1.63	0.64
1:AA:438:G:H4'	1:AA:439:A:OP1	1.97	0.64
10:AJ:55:LYS:O	10:AJ:55:LYS:HD2	1.97	0.64
23:BA:140:A:H8	23:BA:1408:C:O2'	1.79	0.64
23:BA:322:A:H3'	27:BE:169:ASN:ND2	2.12	0.64
23:BA:528:A:C2	23:BA:2043:C:H4'	2.32	0.64
23:BA:1343:G:H5'	23:BA:1343:G:H8	1.62	0.64
23:BA:2506:U:H5	23:BA:2583:G:H1	1.45	0.64
25:BC:158:ALA:HB3	25:BC:161:THR:HG21	1.79	0.64
1:CA:1298:C:H4'	1:CA:1299:A:C8	2.33	0.64
23:DA:661:C:O3'	34:DL:18:ARG:HG2	1.98	0.64
23:DA:2637:U:H5''	26:DD:82:ARG:HH21	1.61	0.64
34:DL:9:ASN:N	34:DL:10:PRO:HD3	2.12	0.64
1:AA:38:G:N2	1:AA:397:A:H5'	2.13	0.64
1:AA:397:A:H3'	1:AA:397:A:N3	2.12	0.64
23:BA:270(G):U:H2'	23:BA:270(H):C:C6	2.32	0.64
23:BA:588:U:H2'	23:BA:589:C:C6	2.32	0.64
23:BA:2078:C:H2'	23:BA:2079:U:H6	1.62	0.64
26:BD:51:PHE:H	26:BD:75:VAL:HB	1.62	0.64
50:B2:40:LYS:CE	50:B2:46:CYS:HB3	2.27	0.64
1:CA:1356:G:H2'	1:CA:1357:A:C8	2.31	0.64
2:CB:168:THR:OG1	2:CB:192:SER:HA	1.97	0.64
29:DG:55:PRO:HG2	29:DG:61:HIS:HD2	1.62	0.64
46:DX:10:LYS:O	46:DX:11:ARG:HG2	1.97	0.64
51:D3:11:LEU:HG	51:D3:26:ASN:HB2	1.78	0.64
1:AA:79:G:H2'	1:AA:80:G:C8	2.32	0.64
23:BA:1022:G:H8	32:BJ:92:GLN:NE2	1.96	0.64
23:BA:1607:C:H4'	23:BA:1608:A:O5'	1.97	0.64
23:BA:1794:U:H2'	23:BA:1795:C:H6	1.62	0.64
48:BZ:5:LYS:HB3	48:BZ:57:GLU:HB2	1.80	0.64
1:CA:7:G:H21	5:CE:121:LYS:CE	2.11	0.64
1:CA:323:U:H4'	20:CT:22:ARG:HB3	1.78	0.64
6:CF:97:PHE:HD2	18:CR:31:LEU:HD21	1.63	0.64
17:CQ:8:GLY:HA3	17:CQ:23:VAL:HG12	1.78	0.64
19:CS:29:ARG:HB2	19:CS:48:THR:H	1.63	0.64

Continued on next page...

Continued from previous page...

Atom-1	Atom-2	Interatomic distance (Å)	Clash overlap (Å)
23:DA:663:G:H5''	34:DL:21:ARG:HD3	1.80	0.64
23:DA:1652:A:OP1	36:DN:9:LYS:HE3	1.98	0.64
25:DC:131:LEU:CD1	25:DC:136:ILE:HG12	2.28	0.64
27:DE:102:PRO:HB2	27:DE:105:VAL:HG23	1.80	0.64
1:AA:1151:A:O2'	1:AA:1152:A:H8	1.79	0.64
12:AL:26:LEU:CD1	12:AL:27:LYS:H	2.07	0.64
23:BA:2873:A:N3	36:BN:6:SER:HB2	2.13	0.64
1:CA:986:A:H1'	19:CS:54:GLY:O	1.97	0.64
11:CK:24:SER:HB3	11:CK:27:ASN:O	1.97	0.64
23:DA:81:G:H21	43:DU:2:ARG:NH2	1.96	0.64
1:AA:105:G:H2'	1:AA:106:C:H6	1.63	0.64
12:AL:44:PRO:HG3	12:AL:52:ARG:HD3	1.79	0.64
35:BM:83:MET:O	35:BM:83:MET:HG3	1.98	0.64
36:BN:9:LYS:O	36:BN:10:LEU:HG	1.96	0.64
42:BT:70:LEU:HD23	42:BT:71:GLY:N	2.13	0.64
10:CJ:55:LYS:HD2	10:CJ:55:LYS:O	1.96	0.64
23:DA:1614:A:N6	41:DS:87:PRO:HA	2.11	0.64
23:DA:2271:G:OP1	45:DW:18:ALA:HB1	1.96	0.64
47:DY:6:VAL:O	47:DY:10:LEU:HG	1.97	0.64
1:AA:243:A:H4'	1:AA:244:U:O5'	1.97	0.64
1:AA:1194:U:H2'	1:AA:1195:C:C6	2.33	0.64
3:AC:22:TRP:HB3	3:AC:59:ARG:H	1.63	0.64
27:BE:31:HIS:HB2	34:BL:13:ASN:HB3	1.79	0.64
32:BJ:36:TRP:HB2	32:BJ:156:GLN:CB	2.27	0.64
35:BM:110:THR:HB	35:BM:112:GLU:OE1	1.98	0.64
37:BO:33:LYS:O	37:BO:33:LYS:HD3	1.98	0.64
45:BW:37:LEU:O	45:BW:38:VAL:HG23	1.98	0.64
53:B5:39:LYS:O	53:B5:43:GLN:HG2	1.97	0.64
23:DA:860:U:C5	23:DA:917:A:N7	2.66	0.64
23:DA:2506:U:H5	23:DA:2583:G:H1	1.44	0.64
24:DB:13:A:H5'	45:DW:74:ARG:HH21	1.62	0.64
30:DH:82:ARG:HB3	30:DH:89:TYR:CB	2.27	0.64
32:DJ:135:LEU:HD23	32:DJ:136:GLY:N	2.12	0.64
1:AA:1224:G:H4'	13:AM:102:ARG:HH22	1.62	0.64
4:AD:30:LYS:C	4:AD:32:ALA:H	2.00	0.64
23:BA:1210:A:H4'	23:BA:1211:U:O5'	1.98	0.64
23:BA:2599:G:C8	25:BC:237:GLU:HG3	2.32	0.64
24:BB:79:C:H2'	24:BB:80:U:O4'	1.97	0.64
29:BG:149:ARG:HA	29:BG:162:ILE:CG1	2.28	0.64
1:CA:413:G:N2	1:CA:428:G:H1'	2.13	0.64
12:CL:23:VAL:HG13	12:CL:97:TYR:CE2	2.33	0.64

Continued on next page...

Continued from previous page...

Atom-1	Atom-2	Interatomic distance (Å)	Clash overlap (Å)
12:CL:44:PRO:HG3	12:CL:52:ARG:HD3	1.80	0.64
17:CQ:45:HIS:CD2	17:CQ:47:PRO:HD3	2.33	0.64
23:DA:2402:C:H5'	23:DA:2403:C:OP2	1.97	0.64
27:DE:139:PHE:CB	27:DE:166:ALA:HB1	2.28	0.64
29:DG:149:ARG:HA	29:DG:162:ILE:CG1	2.28	0.64
32:DJ:36:TRP:HB2	32:DJ:156:GLN:CB	2.28	0.64
36:DN:38:VAL:HB	36:DN:39:PRO:HD3	1.78	0.64
36:DN:79:LEU:HD23	36:DN:83:ILE:HB	1.79	0.64
48:DZ:5:LYS:HB3	48:DZ:57:GLU:HB2	1.79	0.64
1:AA:413:G:N2	1:AA:428:G:H1'	2.13	0.64
2:AB:168:THR:OG1	2:AB:192:SER:HA	1.98	0.64
9:AI:28:VAL:HG22	9:AI:63:ILE:HB	1.79	0.64
15:AO:48:LYS:HE2	15:AO:48:LYS:HA	1.78	0.64
17:AQ:45:HIS:CD2	17:AQ:47:PRO:HD3	2.32	0.64
23:BA:1007:C:O2'	32:BJ:131:PRO:HA	1.98	0.64
23:BA:1529:A:H62	23:BA:1542:G:N2	1.96	0.64
23:BA:2777:G:H5''	23:BA:2778:A:H5'	1.78	0.64
36:BN:38:VAL:HB	36:BN:39:PRO:HD3	1.80	0.64
37:BO:31:SER:HB3	37:BO:34:HIS:HB2	1.78	0.64
1:CA:255:G:O3'	17:CQ:17:LYS:HD3	1.98	0.64
1:CA:438:G:H4'	1:CA:439:A:OP1	1.97	0.64
25:DC:78:LYS:HD3	25:DC:114:GLY:HA2	1.80	0.64
26:DD:51:PHE:H	26:DD:75:VAL:HB	1.60	0.64
36:DN:9:LYS:O	36:DN:10:LEU:HG	1.97	0.64
9:AI:27:THR:O	9:AI:62:TYR:HA	1.98	0.64
23:BA:185:U:H2'	23:BA:186:G:C8	2.32	0.64
23:BA:480:A:OP2	43:BU:46:LYS:HE2	1.97	0.64
23:BA:664:C:H4'	23:BA:941:A:OP1	1.98	0.64
23:BA:811:U:O2	23:BA:1250:G:H2'	1.98	0.64
25:BC:206:LEU:O	25:BC:211:ARG:HD3	1.98	0.64
25:BC:270:ILE:O	25:BC:271:ILE:HG13	1.97	0.64
43:BU:50:ARG:HD3	43:BU:51:VAL:H	1.63	0.64
1:CA:1298:C:N4	7:CG:114:ARG:HD3	2.13	0.64
9:CI:28:VAL:HG22	9:CI:63:ILE:HB	1.79	0.64
29:DG:101:ARG:H	29:DG:101:ARG:NE	1.93	0.64
12:AL:70:PRO:HD3	12:AL:99:ILE:HG22	1.80	0.63
20:AT:26:ASN:HB2	20:AT:71:THR:HG23	1.79	0.63
23:BA:954:G:H5''	35:BM:13:GLN:CG	2.27	0.63
23:BA:1434:A:H2'	23:BA:1435:G:C8	2.33	0.63
23:BA:2271:G:OP1	45:BW:18:ALA:HB1	1.97	0.63
36:BN:79:LEU:HD23	36:BN:83:ILE:HB	1.79	0.63

Continued on next page...

Continued from previous page...

Atom-1	Atom-2	Interatomic distance (Å)	Clash overlap (Å)
1:CA:265:G:H5'	17:CQ:64:PRO:O	1.97	0.63
3:CC:59:ARG:HG2	3:CC:64:VAL:HG22	1.79	0.63
8:CH:64:LYS:HG2	8:CH:79:VAL:HG21	1.80	0.63
23:DA:2687:U:C4	23:DA:2688:U:C5	2.86	0.63
32:DJ:112:LYS:O	32:DJ:116:THR:HG22	1.98	0.63
37:DO:66:ALA:HB1	37:DO:101:LEU:HD22	1.80	0.63
1:AA:1126:U:H2'	1:AA:1127:G:C8	2.34	0.63
8:AH:91:ARG:HB2	12:AL:6:ILE:HD13	1.80	0.63
23:BA:948:G:H5'	23:BA:948:G:C8	2.32	0.63
23:BA:2210:G:H21	23:BA:2211:G:H5'	1.64	0.63
24:BB:11:C:H3'	24:BB:12:C:H6	1.63	0.63
39:BQ:90:VAL:HG23	40:BR:39:LEU:HB3	1.81	0.63
44:BV:24:LEU:HD21	44:BV:86:VAL:CG2	2.29	0.63
9:CI:27:THR:O	9:CI:62:TYR:HA	1.97	0.63
12:CL:70:PRO:HD3	12:CL:99:ILE:HG22	1.81	0.63
22:CV:6157:A:H61	22:CV:6172:U:H3	1.43	0.63
23:DA:1694:C:H6	23:DA:1694:C:C5'	2.11	0.63
23:DA:1803:A:H5''	23:DA:1804:C:OP2	1.98	0.63
26:DD:119:ARG:HD3	26:DD:120:TRP:CE2	2.33	0.63
35:DM:83:MET:HG3	35:DM:83:MET:O	1.97	0.63
37:DO:31:SER:HB3	37:DO:34:HIS:HB2	1.79	0.63
46:DX:86:SER:O	46:DX:90:ILE:HG12	1.98	0.63
23:BA:389:G:O6	34:BL:71:VAL:HG23	1.97	0.63
23:BA:1652:A:OP1	36:BN:9:LYS:HE3	1.98	0.63
23:BA:2294:C:H2'	23:BA:2295:C:H6	1.62	0.63
29:BG:101:ARG:HE	29:BG:101:ARG:N	1.94	0.63
46:BX:13:ILE:HD11	46:BX:15:ALA:HB2	1.79	0.63
46:BX:46:LEU:O	46:BX:46:LEU:HD23	1.99	0.63
4:CD:28:SER:HB3	4:CD:29:PRO:HD2	1.79	0.63
23:DA:126:A:OP2	52:D4:19:ARG:HB2	1.97	0.63
23:DA:1434:A:H2'	23:DA:1435:G:C8	2.34	0.63
23:DA:1657:C:H2'	23:DA:1658:C:C6	2.33	0.63
35:DM:6:ARG:O	35:DM:7:MET:HB2	1.98	0.63
26:BD:119:ARG:HD3	26:BD:120:TRP:CE2	2.34	0.63
33:BK:103:ALA:HB1	33:BK:105:GLU:OE1	1.98	0.63
2:CB:8:LYS:HA	2:CB:217:ARG:HH12	1.63	0.63
23:DA:140:A:H8	23:DA:1408:C:O2'	1.81	0.63
23:DA:586:A:H5'	27:DE:89:VAL:HG21	1.78	0.63
25:DC:158:ALA:HB3	25:DC:161:THR:HG21	1.80	0.63
35:DM:20:ALA:HB1	35:DM:99:PRO:O	1.98	0.63
23:BA:637:A:O5'	34:BL:116:GLY:HA2	1.99	0.63

Continued on next page...

Continued from previous page...

Atom-1	Atom-2	Interatomic distance (Å)	Clash overlap (Å)
3:CC:22:TRP:HB3	3:CC:59:ARG:H	1.63	0.63
6:CF:76:ALA:O	6:CF:80:ARG:HG2	1.98	0.63
23:DA:637:A:O5'	34:DL:116:GLY:HA2	1.98	0.63
23:DA:1937:A:O2'	23:DA:1938:A:H5'	1.98	0.63
25:DC:186:HIS:CD2	25:DC:188:GLU:H	2.16	0.63
1:AA:1298:C:H4'	1:AA:1299:A:C8	2.33	0.63
21:AU:10:ARG:HA	21:AU:13:ILE:HB	1.80	0.63
23:BA:2401:U:H2'	23:BA:2402:C:H5''	1.79	0.63
1:CA:79:G:H2'	1:CA:80:G:C8	2.33	0.63
2:CB:70:PHE:O	2:CB:92:TYR:HA	1.98	0.63
8:CH:91:ARG:HB2	12:CL:6:ILE:HD13	1.80	0.63
19:CS:49:ILE:H	19:CS:49:ILE:HD12	1.64	0.63
23:DA:2062:A:O2'	23:DA:2063:C:H5'	1.98	0.63
23:DA:2401:U:H2'	23:DA:2402:C:H5''	1.80	0.63
35:DM:110:THR:HB	35:DM:112:GLU:OE1	1.98	0.63
39:DQ:92:ARG:HD3	39:DQ:94:ASN:HB3	1.79	0.63
46:DX:19:GLN:HG2	46:DX:41:ARG:HB2	1.80	0.63
1:AA:406:G:H5''	4:AD:5:ILE:HD12	1.81	0.63
16:AP:19:ILE:HG22	16:AP:36:ILE:HD11	1.80	0.63
23:BA:1314:C:H5'	23:BA:1314:C:C6	2.34	0.63
23:BA:1316:U:H2'	23:BA:1317:A:H8	1.63	0.63
27:BE:103:LYS:HA	27:BE:106:ARG:HG3	1.78	0.63
40:BR:39:LEU:HD12	40:BR:47:VAL:HG11	1.81	0.63
46:BX:86:SER:O	46:BX:90:ILE:HG12	1.97	0.63
1:CA:38:G:N2	1:CA:397:A:H5'	2.13	0.63
1:CA:674:G:H2'	1:CA:675:A:H8	1.64	0.63
9:CI:17:VAL:HA	9:CI:63:ILE:HG13	1.80	0.63
23:DA:7:G:H2'	23:DA:8:A:H8	1.64	0.63
23:DA:1210:A:H4'	23:DA:1211:U:O5'	1.99	0.63
23:DA:1437:C:H2'	23:DA:1438:U:C6	2.34	0.63
23:DA:2350:C:H5''	53:D5:42:ARG:HD3	1.81	0.63
23:DA:2873:A:N3	36:DN:6:SER:HB2	2.14	0.63
25:DC:5:LYS:HD2	25:DC:5:LYS:N	2.14	0.63
37:DO:24:LEU:HD13	37:DO:82:ILE:HG23	1.81	0.63
37:DO:33:LYS:O	37:DO:33:LYS:HD3	1.97	0.63
40:DR:39:LEU:HD12	40:DR:47:VAL:HG11	1.81	0.63
2:AB:70:PHE:O	2:AB:92:TYR:HA	1.98	0.63
9:AI:113:LYS:H	9:AI:119:ALA:HA	1.61	0.63
11:AK:29:ILE:HG22	11:AK:44:SER:HB3	1.81	0.63
19:AS:29:ARG:HB2	19:AS:48:THR:H	1.64	0.63
25:BC:131:LEU:CD1	25:BC:136:ILE:HG12	2.29	0.63

Continued on next page...

Continued from previous page...

Atom-1	Atom-2	Interatomic distance (Å)	Clash overlap (Å)
26:BD:36:ARG:NH1	26:BD:86:PRO:HD2	2.14	0.63
34:BL:14:LYS:O	34:BL:15:ARG:HB2	1.98	0.63
36:BN:18:LEU:HD11	36:BN:22:ARG:CZ	2.29	0.63
23:DA:1694:C:H6	23:DA:1694:C:H5''	1.62	0.63
26:DD:36:ARG:NH1	26:DD:86:PRO:HD2	2.14	0.63
1:AA:674:G:H2'	1:AA:675:A:H8	1.63	0.63
3:AC:107:GLN:H	3:AC:107:GLN:CD	2.02	0.63
7:AG:126:ASP:HB3	7:AG:131:LYS:O	1.99	0.63
9:AI:69:GLY:O	9:AI:73:GLN:HG3	1.99	0.63
23:BA:214:G:H1'	23:BA:216:A:O2'	1.99	0.63
23:BA:663:G:H5''	34:BL:21:ARG:HD3	1.79	0.63
23:BA:1694:C:H6	23:BA:1694:C:C5'	2.12	0.63
32:BJ:112:LYS:O	32:BJ:116:THR:HG22	1.99	0.63
1:CA:1227:A:OP2	13:CM:111:LYS:HE3	1.99	0.63
18:CR:70:ILE:O	18:CR:74:ARG:HG3	1.97	0.63
23:DA:1309:G:H3'	52:D4:9:ARG:HH12	1.64	0.63
23:DA:2724:C:OP1	26:DD:118:LYS:HE3	1.98	0.63
25:DC:61:LEU:O	25:DC:63:ARG:NH1	2.31	0.63
36:DN:10:LEU:CB	36:DN:17:ARG:HE	2.12	0.63
40:DR:38:LEU:O	40:DR:39:LEU:HD13	1.99	0.63
40:DR:40:LEU:HD23	40:DR:47:VAL:HG23	1.80	0.63
46:DX:13:ILE:HD11	46:DX:15:ALA:HB2	1.80	0.63
1:AA:976:G:H22	1:AA:136(A):C:H2'	1.64	0.62
2:AB:8:LYS:HA	2:AB:217:ARG:HH12	1.63	0.62
23:BA:780:G:H21	23:BA:783:A:N6	1.93	0.62
23:BA:1389:G:H2'	23:BA:1390:U:C6	2.34	0.62
23:BA:2402:C:H5'	23:BA:2403:C:OP2	1.98	0.62
36:BN:17:ARG:HG3	36:BN:18:LEU:N	2.14	0.62
38:BP:50:ILE:HA	38:BP:99:LEU:HD11	1.81	0.62
1:CA:392:G:H2'	1:CA:393:A:C8	2.32	0.62
1:CA:1071:C:H5''	5:CE:49:PRO:HG2	1.81	0.62
19:CS:11:VAL:HG23	19:CS:38:SER:HB2	1.81	0.62
23:DA:1388:G:H2'	23:DA:1389:G:H8	1.64	0.62
23:DA:2777:G:H5''	23:DA:2778:A:H5'	1.80	0.62
25:DC:142:VAL:HG23	25:DC:192:THR:O	1.98	0.62
27:DE:170:LEU:HD12	27:DE:171:PRO:HD2	1.81	0.62
29:DG:101:ARG:HE	29:DG:101:ARG:N	1.93	0.62
33:DK:71:ARG:NH1	38:DP:74:ARG:HH22	1.95	0.62
43:DU:50:ARG:HD3	43:DU:51:VAL:H	1.64	0.62
19:AS:18:LYS:O	19:AS:22:LEU:HD23	1.99	0.62
19:AS:49:ILE:H	19:AS:49:ILE:HD12	1.63	0.62

Continued on next page...

Continued from previous page...

Atom-1	Atom-2	Interatomic distance (Å)	Clash overlap (Å)
23:BA:242:G:C8	53:B5:5:LYS:HG2	2.33	0.62
23:BA:510:C:H2'	23:BA:511:U:O4'	1.99	0.62
23:BA:1953:A:H2	23:BA:2549:G:N3	1.97	0.62
27:BE:29:ASN:H	27:BE:112:MET:HE1	1.64	0.62
29:BG:84:SER:HA	29:BG:133:VAL:O	1.99	0.62
34:BL:62:LEU:HD13	34:BL:62:LEU:N	2.14	0.62
37:BO:66:ALA:HB1	37:BO:101:LEU:HD22	1.80	0.62
1:CA:137:C:O4'	16:CP:63:GLY:HA3	1.99	0.62
1:CA:1298:C:H41	7:CG:114:ARG:HD3	1.64	0.62
5:CE:82:VAL:HG21	5:CE:138:ALA:HA	1.80	0.62
23:DA:65:C:H2'	23:DA:66:C:C6	2.34	0.62
23:DA:1314:C:H5'	23:DA:1314:C:C6	2.34	0.62
25:DC:95:LEU:HD12	25:DC:95:LEU:O	1.98	0.62
52:D4:8:ASN:ND2	52:D4:8:ASN:C	2.53	0.62
1:AA:427:U:OP1	4:AD:13:ARG:NH2	2.32	0.62
7:AG:111:ARG:HB3	7:AG:113:GLU:HG2	1.80	0.62
11:AK:24:SER:HB3	11:AK:27:ASN:O	1.99	0.62
25:BC:10:THR:HG23	25:BC:13:ARG:CB	2.29	0.62
1:CA:979:C:H42	14:CN:18:VAL:HG12	1.63	0.62
3:CC:107:GLN:CD	3:CC:107:GLN:H	2.03	0.62
6:CF:12:PRO:HD3	6:CF:58:GLY:HA2	1.81	0.62
21:CU:10:ARG:HA	21:CU:13:ILE:HB	1.80	0.62
23:DA:747:U:OP2	50:D2:3:LYS:HD3	1.99	0.62
27:DE:31:HIS:HB2	34:DL:13:ASN:HB3	1.80	0.62
34:DL:14:LYS:O	34:DL:15:ARG:HB2	1.99	0.62
23:BA:2687:U:C4	23:BA:2688:U:C5	2.88	0.62
30:BH:6:LEU:HD23	30:BH:6:LEU:H	1.63	0.62
32:BJ:135:LEU:HD23	32:BJ:136:GLY:N	2.13	0.62
33:BK:71:ARG:NH1	38:BP:74:ARG:HH22	1.98	0.62
34:BL:9:ASN:N	34:BL:10:PRO:HD3	2.15	0.62
23:DA:1316:U:H2'	23:DA:1317:A:H8	1.64	0.62
23:DA:1389:G:H2'	23:DA:1390:U:C6	2.34	0.62
23:DA:2078:C:H2'	23:DA:2079:U:H6	1.64	0.62
34:DL:30:THR:HG22	34:DL:31:ALA:N	2.15	0.62
42:DT:64:LYS:HG2	42:DT:65:ARG:H	1.64	0.62
6:AF:60:PHE:C	6:AF:61:LEU:HD12	2.19	0.62
9:AI:17:VAL:HA	9:AI:63:ILE:HG13	1.80	0.62
23:BA:2075:U:H2'	23:BA:2238:G:H22	1.63	0.62
23:BA:2350:C:H5''	53:B5:42:ARG:HD3	1.81	0.62
23:BA:2502:G:H5'	23:BA:2503:A:H5''	1.81	0.62
26:BD:132:HIS:CD2	26:BD:135:HIS:NE2	2.68	0.62

Continued on next page...

Continued from previous page...

Atom-1	Atom-2	Interatomic distance (Å)	Clash overlap (Å)
33:BK:104:ARG:HB3	33:BK:104:ARG:HH11	1.63	0.62
39:BQ:21:ALA:CB	39:BQ:35:ALA:HB1	2.29	0.62
1:CA:1349:A:H2'	1:CA:1350:A:C8	2.35	0.62
2:CB:27:LYS:HG3	2:CB:194:PRO:HD2	1.82	0.62
23:DA:1022:G:H8	32:DJ:92:GLN:NE2	1.96	0.62
25:DC:79:VAL:HG21	25:DC:111:LEU:HD11	1.80	0.62
25:DC:206:LEU:O	25:DC:211:ARG:HD3	2.00	0.62
27:DE:178:PRO:HB3	27:DE:201:VAL:HG11	1.82	0.62
33:DK:20:MET:HG2	33:DK:21:CYS:O	2.00	0.62
34:DL:62:LEU:HD13	34:DL:62:LEU:N	2.14	0.62
1:AA:976:G:N2	1:AA:136(A):C:H2'	2.14	0.62
4:AD:166:LYS:HE2	25:DC:134:ARG:HH21	1.63	0.62
23:BA:185:U:H4'	23:BA:218:A:H4'	1.82	0.62
24:BB:50:G:OP2	37:BO:62:LYS:HD3	2.00	0.62
34:BL:16:ARG:NH1	34:BL:18:ARG:HG3	2.15	0.62
44:BV:102:LEU:HD23	44:BV:137:ILE:HB	1.81	0.62
1:CA:922:G:H2'	1:CA:923:A:H8	1.63	0.62
2:CB:178:ARG:HE	8:CH:74:PRO:HD3	1.65	0.62
7:CG:111:ARG:HB3	7:CG:113:GLU:HG2	1.80	0.62
23:DA:1794:U:H2'	23:DA:1795:C:C6	2.35	0.62
26:DD:9:VAL:HG22	26:DD:25:VAL:HB	1.81	0.62
32:DJ:127:LYS:HB2	32:DJ:140:PHE:CE1	2.33	0.62
39:DQ:90:VAL:HG23	40:DR:39:LEU:HB3	1.81	0.62
42:DT:63:LYS:HZ1	42:DT:72:LYS:HB3	1.63	0.62
46:DX:25:LYS:HG2	46:DX:35:THR:HG22	1.80	0.62
1:AA:190:G:H4'	1:AA:191(A):G:OP2	2.00	0.62
1:AA:948:C:OP1	13:AM:107:ALA:HA	1.99	0.62
9:AI:26:VAL:HG13	9:AI:61:ALA:HB3	1.82	0.62
7:CG:126:ASP:HB3	7:CG:131:LYS:O	2.00	0.62
19:CS:18:LYS:O	19:CS:22:LEU:HD23	2.00	0.62
23:DA:2210:G:H21	23:DA:2211:G:H5'	1.64	0.62
23:DA:2307:G:H2'	23:DA:2308:G:H5'	1.81	0.62
33:DK:104:ARG:HB3	33:DK:104:ARG:HH11	1.65	0.62
43:DU:90:LEU:HG	43:DU:91:GLU:N	2.15	0.62
1:AA:624:C:O3'	16:AP:10:GLY:HA2	2.00	0.62
23:BA:492:A:H2'	23:BA:493:G:O4'	2.00	0.62
35:BM:38:GLU:HB2	35:BM:127:ILE:HG23	1.81	0.62
23:DA:1529:A:H62	23:DA:1542:G:N2	1.98	0.62
29:DG:68:THR:O	29:DG:72:ILE:HG12	2.00	0.62
33:DK:2:ILE:HD11	33:DK:82:ASN:HD22	1.64	0.62
44:DV:69:THR:HG22	44:DV:90:VAL:HG22	1.82	0.62

Continued on next page...

Continued from previous page...

Atom-1	Atom-2	Interatomic distance (Å)	Clash overlap (Å)
45:DW:23:VAL:HA	45:DW:38:VAL:CG2	2.24	0.62
46:DX:46:LEU:O	46:DX:46:LEU:HD23	2.00	0.62
4:AD:22:LYS:HB2	4:AD:26:CYS:SG	2.40	0.62
5:AE:6:PHE:CD2	5:AE:36:ASP:HB3	2.35	0.62
19:AS:62:ILE:HA	19:AS:66:MET:SD	2.40	0.62
23:BA:81:G:H21	43:BU:2:ARG:NH2	1.98	0.62
23:BA:343:C:H5'	23:BA:343:C:C6	2.32	0.62
23:BA:674:G:H2'	23:BA:804:A:H61	1.62	0.62
23:BA:1937:A:O2'	23:BA:1938:A:H5'	1.99	0.62
23:BA:2186:G:H2'	23:BA:2187:G:H8	1.65	0.62
23:BA:2577:A:H5''	23:BA:2578:G:H5'	1.81	0.62
30:BH:78:THR:HA	30:BH:143:SER:HB3	1.80	0.62
43:BU:7:VAL:HB	43:BU:8:LYS:HZ2	1.65	0.62
45:BW:23:VAL:HA	45:BW:38:VAL:CG2	2.24	0.62
46:BX:25:LYS:HG2	46:BX:35:THR:HG22	1.81	0.62
46:BX:73:LEU:HD21	46:BX:94:LEU:HG	1.82	0.62
1:CA:370:C:H2'	1:CA:371:G:H8	1.65	0.62
17:CQ:40:LYS:HD2	17:CQ:42:TYR:CZ	2.35	0.62
17:CQ:64:PRO:HA	17:CQ:70:ARG:HG3	1.82	0.62
23:DA:1542:G:H4'	23:DA:1543:A:O5'	2.00	0.62
29:DG:84:SER:HA	29:DG:133:VAL:O	2.00	0.62
42:DT:59:VAL:HB	42:DT:76:ARG:HG3	1.81	0.62
44:DV:102:LEU:HD23	44:DV:137:ILE:HB	1.80	0.62
1:AA:946:A:H2'	1:AA:947:G:H8	1.65	0.62
23:BA:273(G):C:H2'	23:BA:274:G:H5''	1.82	0.62
25:BC:30:GLU:HG3	25:BC:63:ARG:HH21	1.63	0.62
32:BJ:127:LYS:HB2	32:BJ:140:PHE:CE1	2.35	0.62
34:BL:30:THR:HG22	34:BL:31:ALA:N	2.15	0.62
1:CA:1220:G:H21	19:CS:54:GLY:CA	2.13	0.62
5:CE:6:PHE:CD2	5:CE:36:ASP:HB3	2.35	0.62
6:CF:60:PHE:C	6:CF:61:LEU:HD12	2.20	0.62
23:DA:38:A:H2'	23:DA:39:C:C6	2.34	0.62
23:DA:492:A:H2'	23:DA:493:G:O4'	2.00	0.62
26:DD:132:HIS:HA	26:DD:135:HIS:NE2	2.15	0.62
39:DQ:21:ALA:CB	39:DQ:35:ALA:HB1	2.30	0.62
39:DQ:92:ARG:HD2	39:DQ:95:LEU:HG	1.81	0.62
46:DX:27:GLU:HB3	46:DX:33:LYS:HG3	1.82	0.62
1:AA:801:U:H2'	1:AA:802:A:C8	2.35	0.61
6:AF:12:PRO:HD3	6:AF:58:GLY:HA2	1.82	0.61
12:AL:23:VAL:HG13	12:AL:97:TYR:CE2	2.35	0.61
13:AM:14:ARG:CZ	13:AM:42:ALA:HA	2.30	0.61

Continued on next page...

Continued from previous page...

Atom-1	Atom-2	Interatomic distance (Å)	Clash overlap (Å)
23:BA:1046:A:H1'	31:BI:4:LYS:HD3	1.82	0.61
26:BD:4:ILE:CG1	26:BD:28:ALA:HB1	2.30	0.61
35:BM:20:ALA:HB1	35:BM:99:PRO:O	2.00	0.61
1:CA:801:U:H2'	1:CA:802:A:C8	2.35	0.61
1:CA:1126:U:H2'	1:CA:1127:G:C8	2.35	0.61
1:CA:1322:C:OP2	13:CM:100:GLY:HA3	2.00	0.61
4:CD:30:LYS:C	4:CD:32:ALA:H	2.03	0.61
19:CS:31:ILE:HG23	19:CS:49:ILE:HA	1.81	0.61
23:DA:664:C:H4'	23:DA:941:A:OP1	2.00	0.61
23:DA:779:U:H5'	25:DC:49:ILE:HD11	1.82	0.61
23:DA:1007:C:O2'	32:DJ:131:PRO:HA	1.99	0.61
23:DA:1343:G:H5'	23:DA:1343:G:H8	1.64	0.61
24:DB:50:G:OP2	37:DO:62:LYS:HD3	2.00	0.61
46:DX:27:GLU:CB	46:DX:33:LYS:HA	2.30	0.61
50:D2:40:LYS:CE	50:D2:46:CYS:HB3	2.29	0.61
1:AA:392:G:H2'	1:AA:393:A:C8	2.34	0.61
1:AA:754:C:H3'	1:AA:754:C:O2	2.01	0.61
2:AB:25:ASN:HD22	2:AB:25:ASN:N	1.98	0.61
23:BA:729:G:C5	25:BC:208:LYS:HB2	2.35	0.61
23:BA:1021:A:O2'	23:BA:1123:C:H5''	2.00	0.61
23:BA:2653:U:H3	23:BA:2667:C:H42	1.48	0.61
25:BC:21:PHE:O	25:BC:24:ILE:HG22	2.00	0.61
27:BE:199:TRP:O	27:BE:203:GLN:HG2	2.00	0.61
30:BH:123:LEU:HD23	30:BH:124:GLY:N	2.15	0.61
43:BU:8:LYS:HE2	43:BU:37:VAL:HG11	1.82	0.61
23:DA:860:U:O2'	23:DA:861:A:H5'	1.99	0.61
23:DA:2346:A:H5''	23:DA:2383:G:H1'	1.82	0.61
23:DA:2393:A:C5'	34:DL:62:LEU:HD12	2.31	0.61
23:DA:2502:G:H5'	23:DA:2503:A:H5''	1.81	0.61
23:DA:2787:C:H1'	26:DD:62:PRO:HG3	1.81	0.61
34:DL:71:VAL:HB	34:DL:72:PRO:HD3	1.82	0.61
43:DU:8:LYS:HE2	43:DU:37:VAL:HG11	1.81	0.61
46:DX:19:GLN:HE21	46:DX:41:ARG:HE	1.48	0.61
1:AA:370:C:H2'	1:AA:371:G:H8	1.66	0.61
23:BA:1291:C:H2'	23:BA:1292:U:C6	2.35	0.61
25:BC:108:PRO:HG3	25:BC:143:HIS:CE1	2.36	0.61
33:BK:2:ILE:HD11	33:BK:82:ASN:HD22	1.65	0.61
1:CA:600:C:OP1	8:CH:97:VAL:HG12	2.00	0.61
9:CI:79:LEU:HD23	9:CI:101:PHE:O	1.99	0.61
30:DH:126:TYR:H	30:DH:142:VAL:HB	1.65	0.61
32:DJ:57:LEU:HD21	32:DJ:143:LEU:HB2	1.82	0.61

Continued on next page...

Continued from previous page...

Atom-1	Atom-2	Interatomic distance (Å)	Clash overlap (Å)
17:AQ:40:LYS:HD2	17:AQ:42:TYR:CZ	2.35	0.61
23:BA:2562:U:H1'	33:BK:23:ARG:NH1	2.15	0.61
32:BJ:57:LEU:HD21	32:BJ:143:LEU:HB2	1.80	0.61
42:BT:64:LYS:HG2	42:BT:65:ARG:H	1.65	0.61
6:CF:37:VAL:HA	6:CF:65:VAL:HG12	1.81	0.61
9:CI:26:VAL:HG13	9:CI:61:ALA:HB3	1.81	0.61
16:CP:19:ILE:HG22	16:CP:36:ILE:HD11	1.82	0.61
23:DA:639:U:H2'	23:DA:640:C:C6	2.35	0.61
23:DA:729:G:C5	25:DC:208:LYS:HB2	2.36	0.61
23:DA:2593:U:H2'	23:DA:2594:C:C6	2.36	0.61
24:DB:11:C:H3'	24:DB:12:C:H6	1.65	0.61
26:DD:132:HIS:CD2	26:DD:135:HIS:NE2	2.68	0.61
33:DK:47:ILE:HG13	33:DK:48:PRO:HD2	1.82	0.61
34:DL:16:ARG:NH1	34:DL:18:ARG:HG3	2.16	0.61
35:DM:38:GLU:O	35:DM:127:ILE:HD13	2.01	0.61
35:DM:38:GLU:HB2	35:DM:127:ILE:HG23	1.83	0.61
1:AA:684:A:H2'	1:AA:685:G:C8	2.35	0.61
1:AA:1349:A:H2'	1:AA:1350:A:C8	2.35	0.61
4:AD:166:LYS:HE2	25:DC:134:ARG:NH2	2.15	0.61
5:AE:82:VAL:HG21	5:AE:138:ALA:HA	1.81	0.61
10:AJ:48:THR:HA	10:AJ:62:HIS:CB	2.29	0.61
11:AK:120:ARG:HH21	11:AK:126:ARG:HH21	1.49	0.61
23:BA:7:G:H2'	23:BA:8:A:H8	1.64	0.61
23:BA:639:U:H2'	23:BA:640:C:C6	2.35	0.61
25:BC:5:LYS:HD2	25:BC:5:LYS:N	2.14	0.61
27:BE:102:PRO:HB2	27:BE:105:VAL:HG23	1.81	0.61
38:BP:98:LYS:HB3	38:BP:100:TYR:CE1	2.36	0.61
4:CD:4:TYR:HE1	4:CD:11:LEU:HD11	1.65	0.61
23:DA:774:A:H2	23:DA:787:U:HO2'	1.47	0.61
23:DA:1408:C:C2	23:DA:1595:G:N2	2.69	0.61
23:DA:2294:C:H2'	23:DA:2295:C:H6	1.66	0.61
36:DN:17:ARG:HG3	36:DN:18:LEU:N	2.14	0.61
38:DP:41:ARG:HD2	38:DP:42:ILE:H	1.66	0.61
38:DP:50:ILE:HA	38:DP:99:LEU:HD11	1.82	0.61
43:DU:76:CYS:HB3	43:DU:77:PRO:HD2	1.81	0.61
48:DZ:1:MET:SD	48:DZ:40:THR:HA	2.41	0.61
1:AA:114:U:H2'	1:AA:115:G:C8	2.36	0.61
1:AA:920:U:H2'	1:AA:921:U:C6	2.36	0.61
1:AA:932:C:OP1	7:AG:4:ARG:HG2	2.01	0.61
4:AD:4:TYR:HE1	4:AD:11:LEU:HD11	1.65	0.61
8:AH:64:LYS:HG2	8:AH:79:VAL:HG21	1.82	0.61

Continued on next page...

Continued from previous page...

Atom-1	Atom-2	Interatomic distance (Å)	Clash overlap (Å)
18:AR:26:LEU:HD13	18:AR:39:VAL:HG13	1.83	0.61
23:BA:860:U:C5	23:BA:917:A:N7	2.68	0.61
23:BA:996:A:C4'	39:BQ:92:ARG:HH12	2.12	0.61
23:BA:1678:G:N2	23:BA:1989:G:H22	1.98	0.61
25:BC:25:THR:HG22	25:BC:82:ILE:O	2.01	0.61
27:BE:83:PHE:O	27:BE:84:VAL:C	2.38	0.61
29:BG:55:PRO:HG2	29:BG:61:HIS:HD2	1.63	0.61
35:BM:6:ARG:O	35:BM:7:MET:HB2	2.00	0.61
38:BP:41:ARG:HD2	38:BP:42:ILE:H	1.65	0.61
23:DA:780:G:H21	23:DA:783:A:N6	1.94	0.61
25:DC:44:ASN:HB3	25:DC:50:THR:HG21	1.82	0.61
36:DN:84:ALA:HB3	36:DN:85:PRO:HD3	1.83	0.61
41:DS:78:GLU:OE2	41:DS:99:ARG:HD3	2.00	0.61
42:DT:70:LEU:HD23	42:DT:71:GLY:N	2.13	0.61
47:DY:2:LYS:H	47:DY:2:LYS:HD2	1.65	0.61
50:D2:40:LYS:HE2	50:D2:46:CYS:HB3	1.81	0.61
23:BA:245:G:H2'	23:BA:246:C:H6	1.65	0.61
23:BA:1388:G:H2'	23:BA:1389:G:H8	1.64	0.61
23:BA:1408:C:C2	23:BA:1595:G:N2	2.68	0.61
23:BA:2787:C:H1'	26:BD:62:PRO:HG3	1.82	0.61
23:BA:2850:A:H5'	23:BA:2850:A:C8	2.36	0.61
41:BS:78:GLU:OE2	41:BS:99:ARG:HD3	2.00	0.61
45:BW:21:LEU:H	45:BW:21:LEU:HD12	1.66	0.61
46:BX:67:ILE:N	46:BX:68:PRO:HD2	2.15	0.61
1:CA:737:A:H2'	1:CA:738:C:C6	2.35	0.61
5:CE:101:ILE:HD11	5:CE:119:LEU:HD23	1.82	0.61
9:CI:69:GLY:O	9:CI:73:GLN:HG3	2.00	0.61
11:CK:29:ILE:HG22	11:CK:44:SER:HB3	1.82	0.61
23:DA:2562:U:H1'	33:DK:23:ARG:NH1	2.15	0.61
25:DC:267:SER:O	25:DC:270:ILE:HG13	2.01	0.61
26:DD:4:ILE:CG1	26:DD:28:ALA:HB1	2.31	0.61
28:DF:10:LYS:O	28:DF:14:GLU:HB3	2.00	0.61
34:DL:140:ALA:O	34:DL:141:ALA:HB2	2.00	0.61
36:DN:4:LEU:O	36:DN:4:LEU:HG	2.00	0.61
38:DP:98:LYS:HB3	38:DP:100:TYR:CE1	2.36	0.61
1:AA:1347:G:N2	1:AA:1373:G:H2'	2.15	0.61
23:BA:1358:G:O2'	23:BA:1359:A:H5''	2.01	0.61
25:BC:31:LYS:O	25:BC:36:PRO:HD3	2.01	0.61
26:BD:32:PRO:HA	26:BD:90:THR:HG22	1.83	0.61
26:BD:51:PHE:CD1	26:BD:52:LEU:HG	2.36	0.61
26:BD:173:VAL:HG12	26:BD:174:ASP:H	1.65	0.61

Continued on next page...

Continued from previous page...

Atom-1	Atom-2	Interatomic distance (Å)	Clash overlap (Å)
32:BJ:62:ARG:NH2	32:BJ:64:ASP:HB2	2.15	0.61
34:BL:140:ALA:O	34:BL:141:ALA:HB2	2.00	0.61
42:BT:59:VAL:HB	42:BT:76:ARG:HG3	1.81	0.61
43:BU:90:LEU:HG	43:BU:91:GLU:N	2.16	0.61
1:CA:475:G:H2'	1:CA:476:G:H8	1.66	0.61
1:CA:1347:G:N2	1:CA:1373:G:H2'	2.14	0.61
23:DA:1543:A:H5'	23:DA:1544:C:OP2	2.00	0.61
23:DA:1678:G:N2	23:DA:1989:G:H22	1.98	0.61
23:DA:2393:A:H5''	34:DL:62:LEU:HB3	1.83	0.61
25:DC:21:PHE:O	25:DC:24:ILE:HG22	2.01	0.61
25:DC:30:GLU:HG3	25:DC:63:ARG:HH21	1.64	0.61
32:DJ:62:ARG:NH2	32:DJ:64:ASP:HB2	2.16	0.61
34:DL:91:PHE:CE2	34:DL:95:VAL:HG12	2.35	0.61
2:AB:27:LYS:HG3	2:AB:194:PRO:HD2	1.81	0.61
12:AL:70:PRO:HD2	12:AL:101:ARG:HD3	1.82	0.61
19:AS:31:ILE:HG23	19:AS:49:ILE:HA	1.81	0.61
23:BA:38:A:H2'	23:BA:39:C:C6	2.35	0.61
23:BA:1542:G:H4'	23:BA:1543:A:O5'	2.01	0.61
41:BS:65:LEU:HB2	41:BS:68:ARG:HG2	1.82	0.61
1:CA:1152:A:OP1	10:CJ:68:HIS:CD2	2.54	0.61
11:CK:57:THR:HG22	11:CK:59:TYR:H	1.64	0.61
23:DA:674:G:H2'	23:DA:804:A:H61	1.66	0.61
23:DA:1021:A:O2'	23:DA:1123:C:H5''	2.01	0.61
23:DA:1429:G:H2'	23:DA:1430:C:H6	1.65	0.61
25:DC:25:THR:HG22	25:DC:82:ILE:O	2.00	0.61
25:DC:70:TRP:CZ2	25:DC:150:LYS:HA	2.36	0.61
41:DS:65:LEU:HB2	41:DS:68:ARG:HG2	1.83	0.61
43:DU:76:CYS:CB	43:DU:77:PRO:HD2	2.31	0.61
6:AF:37:VAL:HA	6:AF:65:VAL:HG12	1.82	0.61
19:AS:11:VAL:HG23	19:AS:38:SER:HB2	1.81	0.61
23:BA:65:C:H2'	23:BA:66:C:C6	2.35	0.61
23:BA:245:G:O6	53:B5:8:LYS:HE3	2.01	0.61
23:BA:1311:G:H8	23:BA:1311:G:C5'	2.12	0.61
30:BH:126:TYR:H	30:BH:142:VAL:HB	1.65	0.61
30:DH:83:ALA:HB3	30:DH:123:LEU:HD12	1.82	0.61
41:DS:29:LEU:HD22	41:DS:69:LEU:HD11	1.81	0.61
44:DV:58:VAL:HA	44:DV:67:LEU:O	2.01	0.61
47:DY:17:SER:HB3	47:DY:18:PRO:CD	2.30	0.61
23:BA:1437:C:H2'	23:BA:1438:U:C6	2.36	0.60
23:BA:1543:A:H5'	23:BA:1544:C:OP2	2.00	0.60
23:BA:2039:C:H2'	23:BA:2040:C:C6	2.35	0.60

Continued on next page...

Continued from previous page...

Atom-1	Atom-2	Interatomic distance (Å)	Clash overlap (Å)
23:BA:2078:C:H2'	23:BA:2079:U:C6	2.36	0.60
25:BC:69:ARG:HH21	25:BC:130:ALA:HB2	1.62	0.60
27:BE:53:THR:HG22	27:BE:56:GLU:CD	2.22	0.60
28:BF:36:LYS:HB3	28:BF:160:VAL:HB	1.83	0.60
46:BX:27:GLU:CB	46:BX:33:LYS:HA	2.31	0.60
53:B5:57:ARG:HB2	53:B5:57:ARG:HH11	1.66	0.60
1:CA:754:C:H3'	1:CA:754:C:O2	2.00	0.60
1:CA:1104:G:H4'	2:CB:111:ARG:NH1	2.15	0.60
4:CD:63:LYS:HD2	4:CD:198:VAL:HG22	1.83	0.60
23:DA:185:U:H2'	23:DA:186:G:H8	1.63	0.60
23:DA:2075:U:H2'	23:DA:2238:G:H22	1.64	0.60
23:DA:2186:G:H2'	23:DA:2187:G:H8	1.65	0.60
27:DE:83:PHE:O	27:DE:84:VAL:C	2.40	0.60
1:AA:735:C:H2'	1:AA:736:C:H6	1.66	0.60
1:AA:1220:G:H21	19:AS:54:GLY:CA	2.14	0.60
2:AB:87:ARG:O	2:AB:87:ARG:HD2	2.01	0.60
3:AC:66:VAL:HB	3:AC:101:LEU:HD23	1.84	0.60
4:AD:63:LYS:HD2	4:AD:198:VAL:HG22	1.83	0.60
23:BA:1309:G:H3'	52:B4:9:ARG:HH12	1.65	0.60
23:BA:1478:G:O2'	23:BA:1558:A:H2	1.84	0.60
29:BG:68:THR:O	29:BG:72:ILE:HG12	2.01	0.60
36:BN:84:ALA:HB3	36:BN:85:PRO:HD3	1.83	0.60
46:BX:31:GLY:O	46:BX:32:LYS:HB2	2.01	0.60
52:B4:8:ASN:ND2	52:B4:8:ASN:C	2.54	0.60
23:DA:242:G:C8	53:D5:5:LYS:HG2	2.35	0.60
23:DA:1587:A:H2'	23:DA:1588:C:C6	2.37	0.60
27:DE:164:ARG:HG3	27:DE:175:THR:OG1	2.00	0.60
27:DE:199:TRP:O	27:DE:203:GLN:HG2	2.00	0.60
32:DJ:80:ALA:O	32:DJ:83:ILE:HG13	2.01	0.60
35:DM:30:GLY:HA2	35:DM:107:ALA:HB2	1.83	0.60
1:AA:7:G:H21	5:AE:121:LYS:HE2	1.67	0.60
1:AA:475:G:H2'	1:AA:476:G:H8	1.65	0.60
1:AA:922:G:H2'	1:AA:923:A:H8	1.64	0.60
14:AN:32:SER:HB3	14:AN:41:ARG:HG2	1.84	0.60
23:BA:747:U:OP2	50:B2:3:LYS:HD3	2.00	0.60
23:BA:2074:U:H2'	23:BA:2075:U:C6	2.36	0.60
25:BC:61:LEU:O	25:BC:63:ARG:NH1	2.34	0.60
36:BN:4:LEU:HG	36:BN:4:LEU:O	2.01	0.60
36:BN:10:LEU:CB	36:BN:17:ARG:HE	2.13	0.60
43:BU:76:CYS:HB3	43:BU:77:PRO:HD2	1.83	0.60
53:B5:22:VAL:HB	53:B5:54:GLU:CG	2.31	0.60

Continued on next page...

Continued from previous page...

Atom-1	Atom-2	Interatomic distance (Å)	Clash overlap (Å)
1:CA:33:A:H2'	1:CA:34:C:C6	2.36	0.60
19:CS:6:LYS:HD3	19:CS:7:LYS:HE2	1.83	0.60
23:DA:85:G:H8	23:DA:85:G:H5''	1.65	0.60
23:DA:214:G:H1'	23:DA:216:A:O2'	2.00	0.60
23:DA:795:C:H2'	23:DA:796:C:H6	1.65	0.60
23:DA:996:A:C4'	39:DQ:92:ARG:HH12	2.13	0.60
23:DA:1953:A:H2	23:DA:2549:G:N3	1.98	0.60
30:DH:90:GLY:O	30:DH:91:SER:HB2	2.00	0.60
7:AG:46:ALA:O	7:AG:50:ILE:HG12	2.02	0.60
13:AM:27:LYS:HG3	13:AM:31:LYS:HE3	1.83	0.60
23:BA:85:G:H5''	23:BA:85:G:H8	1.66	0.60
23:BA:2893:G:H5''	23:BA:2894:G:O4'	2.02	0.60
46:BX:19:GLN:HG2	46:BX:41:ARG:HB2	1.83	0.60
1:CA:1528:U:H6	1:CA:1528:U:H5''	1.66	0.60
5:CE:47:LYS:HD3	5:CE:47:LYS:N	2.16	0.60
10:CJ:24:VAL:HG21	10:CJ:37:PRO:HD3	1.82	0.60
23:DA:510:C:H2'	23:DA:511:U:O4'	2.00	0.60
23:DA:2850:A:H5'	23:DA:2850:A:C8	2.36	0.60
33:DK:3:GLN:CB	33:DK:4:PRO:HD2	2.27	0.60
42:DT:8:ILE:H	42:DT:8:ILE:HD12	1.64	0.60
53:D5:22:VAL:HB	53:D5:54:GLU:CG	2.31	0.60
1:AA:299:G:H2'	1:AA:300:A:C8	2.36	0.60
2:AB:178:ARG:HE	8:AH:74:PRO:HD3	1.66	0.60
5:AE:48:ALA:HB2	5:AE:57:LYS:HD3	1.84	0.60
25:BC:34:VAL:O	25:BC:35:LYS:HD3	2.01	0.60
42:BT:8:ILE:HD12	42:BT:8:ILE:N	2.16	0.60
46:BX:83:GLU:HG2	46:BX:84:GLY:N	2.17	0.60
1:CA:505:G:H2'	1:CA:506:G:H8	1.66	0.60
1:CA:920:U:H2'	1:CA:921:U:C6	2.36	0.60
2:CB:87:ARG:HD2	2:CB:87:ARG:O	2.02	0.60
18:CR:26:LEU:HD13	18:CR:39:VAL:HG13	1.83	0.60
23:DA:2653:U:H3	23:DA:2667:C:H42	1.50	0.60
25:DC:34:VAL:O	25:DC:35:LYS:HD3	2.01	0.60
26:DD:51:PHE:CD1	26:DD:52:LEU:HG	2.36	0.60
46:DX:73:LEU:HD21	46:DX:94:LEU:HG	1.83	0.60
1:AA:1014:A:C2	1:AA:1219:U:H1'	2.37	0.60
1:AA:1106:G:H5''	3:AC:172:ARG:HG2	1.83	0.60
1:AA:1346:A:H5'	9:AI:120:ARG:NH1	2.16	0.60
9:AI:79:LEU:HD23	9:AI:101:PHE:O	2.00	0.60
10:AJ:24:VAL:HG21	10:AJ:37:PRO:HD3	1.83	0.60
23:BA:558:G:OP1	32:BJ:134:PRO:HD2	2.00	0.60

Continued on next page...

Continued from previous page...

Atom-1	Atom-2	Interatomic distance (Å)	Clash overlap (Å)
23:BA:795:C:H2'	23:BA:796:C:H6	1.66	0.60
23:BA:1771:C:HO2'	23:BA:1786:A:H8	1.50	0.60
23:BA:2439:A:C8	23:BA:2439:A:C5'	2.84	0.60
28:BF:10:LYS:O	28:BF:14:GLU:HB3	2.00	0.60
28:BF:114:ILE:HG23	28:BF:115:ARG:HD2	1.84	0.60
32:BJ:117:HIS:CE1	32:BJ:120:ARG:HE	2.19	0.60
34:BL:38:GLN:HG3	34:BL:39:LYS:H	1.66	0.60
36:BN:11:ASN:OD1	36:BN:12:ARG:N	2.30	0.60
44:BV:24:LEU:HD21	44:BV:86:VAL:HG21	1.82	0.60
1:CA:1014:A:C2	1:CA:1219:U:H1'	2.37	0.60
11:CK:29:ILE:HG22	11:CK:44:SER:CB	2.31	0.60
15:CO:5:LYS:HD3	15:CO:5:LYS:H	1.66	0.60
23:DA:83:G:H22	23:DA:102:G:H2'	1.65	0.60
23:DA:342:G:H2'	23:DA:343:C:H5''	1.82	0.60
26:DD:32:PRO:HA	26:DD:90:THR:HG22	1.83	0.60
34:DL:57:THR:HG23	34:DL:59:LEU:CB	2.31	0.60
1:AA:1152:A:OP1	10:AJ:68:HIS:HD2	1.85	0.60
5:AE:101:ILE:HD11	5:AE:119:LEU:HD23	1.83	0.60
19:AS:5:LEU:HD12	19:AS:8:GLY:O	2.02	0.60
23:BA:153:C:OP1	46:BX:92:LYS:HE2	2.02	0.60
26:BD:132:HIS:HA	26:BD:135:HIS:NE2	2.15	0.60
27:BE:164:ARG:HG3	27:BE:175:THR:OG1	2.02	0.60
1:CA:1223:C:C5'	1:CA:1224:G:H5''	2.30	0.60
7:CG:26:PHE:O	7:CG:30:ILE:HG12	2.01	0.60
10:CJ:6:ILE:HG12	10:CJ:72:VAL:O	2.01	0.60
19:CS:62:ILE:HA	19:CS:66:MET:SD	2.41	0.60
23:DA:955:C:OP1	35:DM:85:LYS:HE2	2.00	0.60
23:DA:1156:A:H4'	23:DA:1157:G:OP2	2.02	0.60
23:DA:1568:G:P	25:DC:63:ARG:HH22	2.24	0.60
46:DX:31:GLY:O	46:DX:32:LYS:HB2	2.01	0.60
46:DX:67:ILE:N	46:DX:68:PRO:HD2	2.15	0.60
23:BA:414:C:H2'	23:BA:415:A:C8	2.37	0.60
25:BC:28:GLU:HB3	25:BC:29:PRO:HD3	1.84	0.60
33:BK:53:LYS:N	33:BK:53:LYS:HD2	2.17	0.60
1:CA:328:C:H4'	1:CA:329:A:C5'	2.31	0.60
12:CL:54:VAL:HG12	12:CL:55:ALA:H	1.65	0.60
23:DA:273(G):C:H2'	23:DA:274:G:H5''	1.84	0.60
43:DU:71:LYS:HB2	43:DU:71:LYS:HZ2	1.67	0.60
18:AR:58:LEU:HB3	18:AR:62:GLU:HB2	1.83	0.60
23:BA:1429:G:H2'	23:BA:1430:C:H6	1.66	0.60
23:BA:2776:A:H4'	23:BA:2777:G:H5''	1.83	0.60

Continued on next page...

Continued from previous page...

Atom-1	Atom-2	Interatomic distance (Å)	Clash overlap (Å)
34:BL:71:VAL:HB	34:BL:72:PRO:HD3	1.84	0.60
41:BS:40:ASN:O	41:BS:41:LYS:HG2	2.02	0.60
43:BU:8:LYS:H	43:BU:8:LYS:NZ	1.95	0.60
46:BX:19:GLN:NE2	46:BX:41:ARG:HE	1.98	0.60
48:BZ:1:MET:SD	48:BZ:40:THR:HA	2.42	0.60
1:CA:299:G:H2'	1:CA:300:A:C8	2.36	0.60
12:CL:41:THR:OG1	12:CL:51:LEU:HB3	2.02	0.60
18:CR:58:LEU:HB3	18:CR:62:GLU:HB2	1.83	0.60
23:DA:153:C:OP1	46:DX:92:LYS:HE2	2.02	0.60
23:DA:839:U:H2'	23:DA:840:C:C6	2.37	0.60
23:DA:2893:G:H5''	23:DA:2894:G:O4'	2.02	0.60
34:DL:38:GLN:HG3	34:DL:39:LYS:H	1.66	0.60
35:DM:76:LYS:N	35:DM:88:GLY:HA2	2.17	0.60
36:DN:11:ASN:OD1	36:DN:12:ARG:N	2.32	0.60
1:AA:1149:C:H2'	1:AA:1150:U:C6	2.37	0.60
1:AA:1512:U:H2'	1:AA:1513:A:H8	1.65	0.60
31:BI:4:LYS:HG2	31:BI:8:GLU:HG3	1.84	0.60
35:BM:30:GLY:HA2	35:BM:107:ALA:HB2	1.83	0.60
37:BO:24:LEU:HD13	37:BO:82:ILE:HG23	1.82	0.60
9:CI:97:LYS:HB3	9:CI:98:PRO:HD3	1.84	0.60
23:DA:1603:A:H5'	23:DA:1603:A:C8	2.37	0.60
23:DA:1980:G:H3'	23:DA:1981:A:H5''	1.84	0.60
25:DC:28:GLU:HB3	25:DC:29:PRO:HD3	1.83	0.60
1:AA:186(B):C:O2'	20:AT:89:ARG:HD2	2.02	0.59
1:AA:841:U:O2'	1:AA:842:C:H5''	2.02	0.59
2:AB:95:GLN:HG3	2:AB:147:LYS:O	2.01	0.59
23:BA:295:G:H4'	43:BU:2:ARG:NH1	2.16	0.59
23:BA:760:G:C2'	23:BA:761:A:H5'	2.31	0.59
23:BA:1803:A:H5''	23:BA:1804:C:OP2	2.01	0.59
23:BA:2038:G:H2'	23:BA:2039:C:C6	2.36	0.59
23:BA:2243:U:H2'	23:BA:2244:U:C6	2.37	0.59
30:BH:113:ARG:HB2	30:BH:130:TYR:CE1	2.37	0.59
33:BK:3:GLN:CB	33:BK:4:PRO:HD2	2.29	0.59
35:BM:38:GLU:O	35:BM:127:ILE:HD13	2.02	0.59
35:BM:76:LYS:N	35:BM:88:GLY:HA2	2.17	0.59
41:BS:29:LEU:HD22	41:BS:69:LEU:HD11	1.83	0.59
1:CA:735:C:H2'	1:CA:736:C:H6	1.67	0.59
23:DA:426:C:H2'	23:DA:427:U:H6	1.67	0.59
23:DA:656:G:H2'	23:DA:657:U:O4'	2.02	0.59
28:DF:83:ARG:HG3	28:DF:84:LYS:N	2.16	0.59
46:DX:19:GLN:NE2	46:DX:41:ARG:HE	2.00	0.59

Continued on next page...

Continued from previous page...

Atom-1	Atom-2	Interatomic distance (Å)	Clash overlap (Å)
1:AA:505:G:H2'	1:AA:506:G:H8	1.65	0.59
12:AL:35:VAL:HG12	12:AL:36:CYS:O	2.01	0.59
23:BA:1799:G:H8	25:BC:181:GLU:CD	2.06	0.59
23:BA:2307:G:H2'	23:BA:2308:G:H5'	1.82	0.59
23:BA:2593:U:H2'	23:BA:2594:C:C6	2.37	0.59
24:BB:70:C:H2'	24:BB:71:C:H6	1.68	0.59
27:BE:170:LEU:HD12	27:BE:171:PRO:HD2	1.84	0.59
42:BT:47:PHE:HB3	42:BT:89:ILE:HD12	1.84	0.59
44:BV:69:THR:HG22	44:BV:90:VAL:HG22	1.84	0.59
2:CB:25:ASN:HD22	2:CB:25:ASN:N	1.99	0.59
23:DA:476:G:H4'	23:DA:502:A:N1	2.17	0.59
23:DA:1046:A:H1'	31:DI:4:LYS:HD3	1.83	0.59
23:DA:2038:G:H2'	23:DA:2039:C:C6	2.36	0.59
33:DK:53:LYS:HD2	33:DK:53:LYS:N	2.17	0.59
1:AA:328:C:H4'	1:AA:329:A:C5'	2.30	0.59
1:AA:1187:G:H5'	9:AI:113:LYS:HE2	1.83	0.59
11:AK:29:ILE:HG22	11:AK:44:SER:CB	2.31	0.59
23:BA:826:U:O2	23:BA:832:G:C2	2.56	0.59
23:BA:835:A:OP1	53:B5:52:LYS:HG2	2.02	0.59
24:BB:13:A:H5'	45:BW:74:ARG:NH2	2.16	0.59
26:BD:9:VAL:HG22	26:BD:25:VAL:HB	1.84	0.59
39:BQ:104:GLN:HB3	40:BR:44:LYS:HZ1	1.67	0.59
43:BU:76:CYS:CB	43:BU:77:PRO:HD2	2.32	0.59
52:B4:21:ARG:HB3	52:B4:31:LEU:HD21	1.84	0.59
1:CA:324:G:OP1	20:CT:70:SER:HB2	2.02	0.59
1:CA:1064:G:N2	1:CA:1190:G:H2'	2.18	0.59
1:CA:1498:U:H1'	1:CA:1499:A:N7	2.17	0.59
7:CG:46:ALA:O	7:CG:50:ILE:HG12	2.02	0.59
13:CM:75:ALA:O	13:CM:79:LYS:HG3	2.02	0.59
23:DA:1264:G:OP1	50:D2:19:ARG:NH2	2.34	0.59
23:DA:1540:G:H2'	23:DA:1541:U:O4'	2.02	0.59
23:DA:2074:U:H2'	23:DA:2075:U:C6	2.38	0.59
25:DC:108:PRO:HG3	25:DC:143:HIS:CE1	2.37	0.59
26:DD:50:GLY:HA3	26:DD:75:VAL:HG11	1.83	0.59
1:AA:1104:G:H4'	2:AB:111:ARG:NH1	2.17	0.59
3:AC:15:THR:HG21	3:AC:181:ASN:HA	1.83	0.59
17:AQ:64:PRO:HA	17:AQ:70:ARG:HG3	1.83	0.59
23:BA:342:G:H2'	23:BA:343:C:H5''	1.84	0.59
25:BC:267:SER:O	25:BC:270:ILE:HG13	2.02	0.59
33:BK:104:ARG:HB3	33:BK:104:ARG:NH1	2.18	0.59
35:BM:75:THR:HG21	35:BM:85:LYS:HZ2	1.66	0.59

Continued on next page...

Continued from previous page...

Atom-1	Atom-2	Interatomic distance (Å)	Clash overlap (Å)
36:BN:4:LEU:C	36:BN:6:SER:H	2.05	0.59
1:CA:304:U:H2'	1:CA:305:G:C8	2.37	0.59
1:CA:692:U:H5	11:CK:26:ASN:ND2	1.99	0.59
1:CA:805:C:H2'	1:CA:806:C:H6	1.67	0.59
1:CA:1111:A:H8	1:CA:1111:A:O5'	1.85	0.59
3:CC:15:THR:HG21	3:CC:181:ASN:HA	1.84	0.59
3:CC:112:SER:O	3:CC:116:VAL:HG23	2.02	0.59
12:CL:35:VAL:HG12	12:CL:36:CYS:O	2.01	0.59
14:CN:32:SER:HB3	14:CN:41:ARG:HG2	1.83	0.59
23:DA:185:U:H4'	23:DA:218:A:H4'	1.83	0.59
23:DA:942:G:H5'	34:DL:35:HIS:HB2	1.85	0.59
23:DA:2712:U:H1'	23:DA:712(B):A:H8	1.66	0.59
32:DJ:117:HIS:CE1	32:DJ:120:ARG:HE	2.19	0.59
47:DY:13:ALA:O	47:DY:17:SER:HA	2.02	0.59
52:D4:21:ARG:HB3	52:D4:31:LEU:HD21	1.83	0.59
1:AA:737:A:H2'	1:AA:738:C:C6	2.38	0.59
1:AA:1296:C:H5''	13:AM:44:ARG:HH22	1.68	0.59
2:AB:158:LEU:H	2:AB:158:LEU:HD12	1.68	0.59
10:AJ:32:ALA:H	10:AJ:78:ASN:ND2	2.01	0.59
19:AS:6:LYS:HD3	19:AS:7:LYS:HE2	1.83	0.59
23:BA:185:U:H2'	23:BA:186:G:H8	1.67	0.59
23:BA:661:C:O3'	34:BL:18:ARG:HG2	2.02	0.59
23:BA:839:U:H2'	23:BA:840:C:C6	2.37	0.59
25:BC:44:ASN:HB3	25:BC:50:THR:HG21	1.84	0.59
26:BD:50:GLY:HA3	26:BD:75:VAL:HG11	1.84	0.59
34:BL:91:PHE:CE2	34:BL:95:VAL:HG12	2.37	0.59
46:BX:19:GLN:HE21	46:BX:41:ARG:HE	1.47	0.59
1:CA:464:G:O6	1:CA:466:G:H5''	2.02	0.59
13:CM:49:THR:HG22	13:CM:51:ALA:H	1.67	0.59
23:DA:1291:C:H2'	23:DA:1292:U:C6	2.37	0.59
23:DA:2577:A:H5''	23:DA:2578:G:H5'	1.82	0.59
24:DB:87:G:H21	24:DB:89(B):A:H62	1.51	0.59
25:DC:35:LYS:HE3	25:DC:104:TYR:CD2	2.37	0.59
26:DD:173:VAL:HG12	26:DD:174:ASP:H	1.66	0.59
32:DJ:39:ILE:HG22	32:DJ:40:ASP:O	2.03	0.59
34:DL:57:THR:HG23	34:DL:59:LEU:HB2	1.85	0.59
35:DM:141:GLN:HG2	44:DV:72:ARG:HA	1.84	0.59
36:DN:18:LEU:HD11	36:DN:22:ARG:CZ	2.32	0.59
40:DR:12:TYR:OH	40:DR:22:VAL:HG13	2.02	0.59
40:DR:81:TYR:C	40:DR:82:ARG:HG3	2.21	0.59
42:DT:12:VAL:HG12	42:DT:28:PHE:HA	1.84	0.59

Continued on next page...

Continued from previous page...

Atom-1	Atom-2	Interatomic distance (Å)	Clash overlap (Å)
53:D5:57:ARG:HB2	53:D5:57:ARG:HH11	1.66	0.59
1:AA:1097:C:H2'	1:AA:1098:C:C6	2.37	0.59
1:AA:1528:U:H5''	1:AA:1528:U:H6	1.67	0.59
5:AE:47:LYS:HD3	5:AE:47:LYS:N	2.17	0.59
7:AG:26:PHE:O	7:AG:30:ILE:HG12	2.02	0.59
10:AJ:54:PHE:CD2	10:AJ:55:LYS:HG3	2.38	0.59
15:AO:5:LYS:HD3	15:AO:5:LYS:H	1.67	0.59
23:BA:330:A:H2	23:BA:1210:A:H2'	1.68	0.59
23:BA:442:G:H1'	27:BE:48:THR:HG21	1.85	0.59
23:BA:1264:G:OP1	50:B2:19:ARG:NH2	2.33	0.59
23:BA:2476:A:H2'	23:BA:2476:A:N3	2.17	0.59
32:BJ:80:ALA:O	32:BJ:83:ILE:HG13	2.01	0.59
7:CG:102:ARG:HG2	7:CG:106:GLN:NE2	2.17	0.59
23:DA:779:U:OP1	25:DC:49:ILE:HG13	2.02	0.59
23:DA:1358:G:O2'	23:DA:1359:A:H5''	2.01	0.59
24:DB:13:A:H5'	45:DW:74:ARG:NH2	2.18	0.59
30:DH:92:VAL:HG21	30:DH:97:ILE:HD11	1.84	0.59
32:DJ:119:GLU:O	32:DJ:123:GLU:HG3	2.02	0.59
47:DY:38:GLN:HB3	47:DY:44:LEU:HB3	1.84	0.59
1:AA:33:A:H2'	1:AA:34:C:C6	2.38	0.59
1:AA:429:U:H1'	1:AA:430:A:H5''	1.85	0.59
16:AP:13:HIS:C	16:AP:15:PRO:HD3	2.23	0.59
23:BA:83:G:H22	23:BA:102:G:H2'	1.65	0.59
23:BA:779:U:H5'	25:BC:49:ILE:HD11	1.85	0.59
23:BA:1794:U:H2'	23:BA:1795:C:C6	2.37	0.59
23:BA:2392:A:OP1	53:B5:32:LEU:HB3	2.02	0.59
23:BA:2496:C:OP1	35:BM:81:VAL:HG13	2.03	0.59
40:BR:38:LEU:HD23	40:BR:39:LEU:N	2.17	0.59
47:BY:13:ALA:O	47:BY:17:SER:HA	2.03	0.59
1:CA:190:G:H4'	1:CA:191(A):G:OP2	2.00	0.59
1:CA:828:A:H2'	1:CA:829:G:O4'	2.02	0.59
1:CA:841:U:O2'	1:CA:842:C:H5''	2.03	0.59
1:CA:946:A:H2'	1:CA:947:G:H8	1.66	0.59
11:CK:120:ARG:HH21	11:CK:126:ARG:HH21	1.49	0.59
12:CL:70:PRO:HD2	12:CL:101:ARG:HD3	1.82	0.59
23:DA:295:G:H4'	43:DU:2:ARG:NH1	2.17	0.59
23:DA:1799:G:H8	25:DC:181:GLU:CD	2.05	0.59
23:DA:1993:U:H4'	26:DD:128:SER:HB3	1.83	0.59
25:DC:30:GLU:CG	25:DC:63:ARG:HH21	2.16	0.59
26:DD:36:ARG:HH12	26:DD:86:PRO:HD2	1.68	0.59
27:DE:181:LEU:HD22	27:DE:186:ILE:HD11	1.85	0.59

Continued on next page...

Continued from previous page...

Atom-1	Atom-2	Interatomic distance (Å)	Clash overlap (Å)
39:DQ:50:ARG:NH2	40:DR:72:VAL:HG12	2.17	0.59
11:AK:57:THR:HG22	11:AK:59:TYR:H	1.68	0.59
13:AM:49:THR:HG22	13:AM:51:ALA:H	1.66	0.59
23:BA:426:C:H2'	23:BA:427:U:H6	1.68	0.59
23:BA:814:C:C5	34:BL:27:HIS:NE2	2.71	0.59
23:BA:2346:A:H5''	23:BA:2383:G:H1'	1.84	0.59
27:BE:178:PRO:HB3	27:BE:201:VAL:HG11	1.83	0.59
39:BQ:50:ARG:NH2	40:BR:72:VAL:HG12	2.17	0.59
40:BR:12:TYR:OH	40:BR:22:VAL:HG13	2.02	0.59
52:B4:8:ASN:HD21	52:B4:11:LYS:H	1.51	0.59
1:CA:57:G:H2'	1:CA:58:C:C6	2.38	0.59
1:CA:114:U:H2'	1:CA:115:G:C8	2.37	0.59
1:CA:552:U:O2	12:CL:30:PRO:HB3	2.03	0.59
2:CB:95:GLN:HG3	2:CB:147:LYS:O	2.03	0.59
19:CS:63:THR:HG22	19:CS:66:MET:HG2	1.83	0.59
23:DA:1311:G:H8	23:DA:1311:G:C5'	2.13	0.59
23:DA:1566:A:O2'	23:DA:1567:A:H5'	2.03	0.59
23:DA:2815:C:O2'	50:D2:43:HIS:HD2	1.86	0.59
28:DF:60:LEU:HD11	28:DF:92:VAL:CG1	2.31	0.59
43:DU:13:VAL:HG11	43:DU:72:VAL:HB	1.83	0.59
47:DY:38:GLN:O	47:DY:41:ILE:HG12	2.03	0.59
3:AC:91:LEU:HD13	3:AC:99:VAL:HB	1.84	0.59
7:AG:102:ARG:HG2	7:AG:106:GLN:NE2	2.17	0.59
23:BA:1188:U:O2'	23:BA:1189:A:H5'	2.03	0.59
23:BA:2563:U:O2	23:BA:2565:A:H8	1.85	0.59
27:BE:192:LEU:HD21	27:BE:194:MET:HE3	1.84	0.59
30:BH:113:ARG:HB2	30:BH:130:TYR:CZ	2.38	0.59
34:BL:57:THR:HG23	34:BL:59:LEU:CB	2.33	0.59
38:BP:132:LYS:O	38:BP:136:GLN:HG3	2.03	0.59
39:BQ:36:ARG:HG2	39:BQ:40:PHE:CE1	2.38	0.59
40:BR:38:LEU:O	40:BR:39:LEU:HD13	2.03	0.59
42:BT:12:VAL:HG12	42:BT:28:PHE:HA	1.85	0.59
43:BU:13:VAL:HG11	43:BU:72:VAL:HB	1.84	0.59
46:BX:58:ILE:HD11	46:BX:91:LYS:HG2	1.84	0.59
49:B1:50:THR:HG22	49:B1:51:TYR:N	2.15	0.59
2:CB:158:LEU:HD12	2:CB:158:LEU:H	1.66	0.59
3:CC:66:VAL:HB	3:CC:101:LEU:HD23	1.84	0.59
13:CM:14:ARG:CZ	13:CM:42:ALA:HA	2.32	0.59
23:DA:674:G:C1'	27:DE:74:ARG:HD3	2.33	0.59
23:DA:784:A:C5	25:DC:229:VAL:HG21	2.37	0.59
23:DA:826:U:O2	23:DA:832:G:C2	2.56	0.59

Continued on next page...

Continued from previous page...

Atom-1	Atom-2	Interatomic distance (Å)	Clash overlap (Å)
23:DA:2468:G:H22	23:DA:2481:G:H2'	1.67	0.59
27:DE:150:GLY:HA2	27:DE:172:TRP:CE3	2.37	0.59
1:AA:464:G:O6	1:AA:466:G:H5''	2.03	0.59
1:AA:1111:A:H8	1:AA:1111:A:O5'	1.86	0.59
1:AA:1391:U:H2'	1:AA:1392:G:H8	1.67	0.59
10:AJ:6:ILE:HG12	10:AJ:72:VAL:O	2.02	0.59
12:AL:35:VAL:HG22	12:AL:81:VAL:HG13	1.84	0.59
25:BC:95:LEU:HD12	25:BC:95:LEU:O	2.03	0.59
27:BE:80:ALA:O	27:BE:83:PHE:HB2	2.02	0.59
44:BV:58:VAL:HA	44:BV:67:LEU:O	2.01	0.59
3:CC:91:LEU:HD13	3:CC:99:VAL:HB	1.84	0.59
23:DA:2607:G:H2'	23:DA:2608:G:O4'	2.03	0.59
44:DV:14:LYS:HB2	44:DV:17:ALA:HB3	1.85	0.59
45:DW:21:LEU:H	45:DW:21:LEU:HD12	1.68	0.59
47:DY:2:LYS:HD2	47:DY:2:LYS:N	2.18	0.59
49:D1:50:THR:HG22	49:D1:51:TYR:N	2.15	0.59
2:AB:118:LEU:HD13	2:AB:142:LEU:HA	1.84	0.58
26:BD:33:VAL:HG12	26:BD:89:ASP:O	2.03	0.58
27:BE:150:GLY:HA2	27:BE:172:TRP:CE3	2.38	0.58
37:BO:52:SER:HB2	37:BO:56:LEU:HB2	1.85	0.58
40:BR:28:GLU:HB2	40:BR:31:ALA:HB2	1.85	0.58
51:B3:11:LEU:HD13	51:B3:12:GLU:N	2.18	0.58
23:DA:760:G:C2'	23:DA:761:A:H5'	2.32	0.58
23:DA:835:A:OP1	53:D5:52:LYS:HG2	2.03	0.58
33:DK:122:LEU:HD13	38:DP:72:VAL:HG11	1.83	0.58
38:DP:20:PRO:HD2	38:DP:86:ILE:HG23	1.84	0.58
38:DP:132:LYS:O	38:DP:136:GLN:HG3	2.02	0.58
42:DT:47:PHE:HB3	42:DT:89:ILE:HD12	1.83	0.58
46:DX:37:ILE:CG2	46:DX:38:SER:N	2.66	0.58
47:DY:24:LEU:HD22	47:DY:60:LEU:HD13	1.86	0.58
52:D4:34:ARG:HD2	52:D4:39:ARG:HG3	1.85	0.58
1:AA:687:A:H4'	1:AA:688:G:O5'	2.04	0.58
4:AD:8:VAL:HB	4:AD:21:LEU:HD22	1.84	0.58
4:AD:108:LEU:HD21	4:AD:183:GLY:HA3	1.84	0.58
7:AG:115:ARG:O	7:AG:118:VAL:HG22	2.02	0.58
23:BA:1331:A:O2'	23:BA:1332:G:H8	1.86	0.58
44:BV:14:LYS:HB2	44:BV:17:ALA:HB3	1.85	0.58
1:CA:1502:A:H5'	1:CA:1504:G:N7	2.18	0.58
4:CD:12:CYS:SG	4:CD:19:LEU:HB2	2.43	0.58
13:CM:84:ILE:HD13	19:CS:66:MET:HE1	1.83	0.58
16:CP:13:HIS:C	16:CP:15:PRO:HD3	2.23	0.58

Continued on next page...

Continued from previous page...

Atom-1	Atom-2	Interatomic distance (Å)	Clash overlap (Å)
23:DA:414:C:H2'	23:DA:415:A:C8	2.38	0.58
25:DC:11:PRO:C	25:DC:13:ARG:H	2.07	0.58
1:AA:1064:G:N2	1:AA:1190:G:H2'	2.17	0.58
1:AA:1498:U:H1'	1:AA:1499:A:N7	2.18	0.58
2:AB:97:TRP:HZ2	2:AB:102:LEU:HD13	1.67	0.58
3:AC:89:GLU:O	3:AC:93:LYS:HB2	2.03	0.58
15:AO:56:LEU:HD21	23:BA:715:G:C2	2.38	0.58
23:BA:71:A:C2	42:BT:31:HIS:HE1	2.21	0.58
23:BA:603:A:H61	23:BA:655:A:H1'	1.68	0.58
26:BD:132:HIS:CG	26:BD:135:HIS:NE2	2.72	0.58
30:BH:53:ALA:O	30:BH:57:ARG:HB2	2.04	0.58
53:B5:37:SER:OG	53:B5:40:GLU:HG2	2.03	0.58
1:CA:892:A:H2'	1:CA:893:C:C6	2.38	0.58
4:CD:108:LEU:HD21	4:CD:183:GLY:HA3	1.85	0.58
13:CM:27:LYS:HG3	13:CM:31:LYS:HE3	1.84	0.58
23:DA:1434:A:H2'	23:DA:1435:G:H8	1.68	0.58
23:DA:1478:G:O2'	23:DA:1558:A:H2	1.86	0.58
23:DA:2776:A:H4'	23:DA:2777:G:H5''	1.84	0.58
26:DD:1:MET:HB3	26:DD:83:ASP:O	2.02	0.58
29:DG:13:LYS:HE2	29:DG:14:GLY:H	1.66	0.58
40:DR:38:LEU:HD23	40:DR:39:LEU:N	2.18	0.58
48:DZ:8:LEU:HB2	48:DZ:28:LEU:HD23	1.85	0.58
6:AF:35:ALA:HA	6:AF:67:MET:HB3	1.85	0.58
15:AO:53:HIS:CE1	23:BA:715:G:O6	2.57	0.58
23:BA:7:G:H2'	23:BA:8:A:C8	2.37	0.58
23:BA:784:A:C5	25:BC:229:VAL:HG21	2.38	0.58
25:BC:30:GLU:CG	25:BC:63:ARG:HH21	2.16	0.58
25:BC:70:TRP:CZ2	25:BC:150:LYS:HA	2.38	0.58
25:BC:271:ILE:O	25:BC:272:ALA:HB3	2.03	0.58
26:BD:36:ARG:HH12	26:BD:86:PRO:HD2	1.68	0.58
34:BL:32:THR:OG1	34:BL:36:LYS:HB3	2.04	0.58
35:BM:141:GLN:HG2	44:BV:72:ARG:HA	1.84	0.58
38:BP:20:PRO:HD2	38:BP:86:ILE:HG23	1.85	0.58
42:BT:63:LYS:HZ1	42:BT:72:LYS:HB3	1.67	0.58
4:CD:8:VAL:HB	4:CD:21:LEU:HD22	1.84	0.58
10:CJ:54:PHE:CD2	10:CJ:55:LYS:HG3	2.38	0.58
23:DA:603:A:H61	23:DA:655:A:H1'	1.68	0.58
23:DA:2476:A:N3	23:DA:2476:A:H2'	2.17	0.58
25:DC:8:PRO:HB3	25:DC:14:ARG:CB	2.33	0.58
1:AA:304:U:H2'	1:AA:305:G:C8	2.39	0.58
20:AT:90:GLN:O	20:AT:93:GLU:HB3	2.03	0.58

Continued on next page...

Continued from previous page...

Atom-1	Atom-2	Interatomic distance (Å)	Clash overlap (Å)
23:BA:278:A:H4'	23:BA:279:C:OP1	2.04	0.58
23:BA:476:G:H4'	23:BA:502:A:N1	2.19	0.58
23:BA:942:G:H5'	34:BL:35:HIS:HB2	1.86	0.58
23:BA:1657:C:H2'	23:BA:1658:C:C6	2.38	0.58
23:BA:1966:A:H4'	23:BA:1967:C:OP1	2.02	0.58
26:BD:92:THR:O	26:BD:95:ILE:HG13	2.03	0.58
27:BE:164:ARG:O	27:BE:168:ARG:HB2	2.03	0.58
32:BJ:119:GLU:O	32:BJ:123:GLU:HG3	2.04	0.58
42:BT:26:TYR:O	42:BT:81:VAL:HG22	2.03	0.58
1:CA:1149:C:H2'	1:CA:1150:U:C6	2.37	0.58
1:CA:1327:C:H2'	1:CA:1328:C:C6	2.39	0.58
2:CB:118:LEU:HD13	2:CB:142:LEU:HA	1.84	0.58
12:CL:35:VAL:HG22	12:CL:81:VAL:HG13	1.85	0.58
12:CL:82:VAL:HG21	12:CL:99:ILE:HD11	1.86	0.58
23:DA:528:A:C8	23:DA:528:A:C3'	2.87	0.58
23:DA:886:C:C2'	23:DA:887:A:H4'	2.31	0.58
23:DA:1161:C:O2'	40:DR:8:GLY:HA2	2.04	0.58
23:DA:1952:A:C5	33:DK:22:ILE:HD12	2.39	0.58
30:DH:123:LEU:HD23	30:DH:124:GLY:N	2.18	0.58
36:DN:4:LEU:C	36:DN:6:SER:H	2.05	0.58
41:DS:40:ASN:O	41:DS:41:LYS:HG2	2.04	0.58
1:AA:186(A):C:H5'	20:AT:78:ALA:HB1	1.85	0.58
1:AA:707:C:H4'	11:AK:20:TYR:CD1	2.38	0.58
9:AI:97:LYS:HB3	9:AI:98:PRO:HD3	1.84	0.58
30:BH:114:LEU:HD21	30:BH:128:LEU:HD13	1.85	0.58
32:BJ:39:ILE:HG22	32:BJ:40:ASP:O	2.03	0.58
34:BL:18:ARG:CZ	34:BL:18:ARG:HB3	2.34	0.58
39:BQ:92:ARG:HG2	40:BR:11:GLN:NE2	2.19	0.58
47:BY:24:LEU:HD22	47:BY:60:LEU:HD13	1.85	0.58
2:CB:97:TRP:HZ2	2:CB:102:LEU:HD13	1.69	0.58
23:DA:7:G:H2'	23:DA:8:A:C8	2.37	0.58
23:DA:71:A:C2	42:DT:31:HIS:HE1	2.22	0.58
23:DA:558:G:OP1	32:DJ:134:PRO:HD2	2.03	0.58
23:DA:795:C:H2'	23:DA:796:C:C6	2.37	0.58
23:DA:966:G:H2'	23:DA:967:C:H6	1.67	0.58
23:DA:2392:A:OP1	53:D5:32:LEU:HB3	2.04	0.58
25:DC:130:ALA:HB2	25:DC:192:THR:HB	1.86	0.58
26:DD:132:HIS:CG	26:DD:135:HIS:NE2	2.71	0.58
30:DH:53:ALA:O	30:DH:57:ARG:HB2	2.03	0.58
39:DQ:95:LEU:O	39:DQ:98:LEU:HG	2.04	0.58
1:AA:1108:G:H5'	3:AC:176:HIS:CD2	2.38	0.58

Continued on next page...

Continued from previous page...

Atom-1	Atom-2	Interatomic distance (Å)	Clash overlap (Å)
10:AJ:6:ILE:HD11	10:AJ:72:VAL:HB	1.86	0.58
23:BA:656:G:H2'	23:BA:657:U:O4'	2.02	0.58
23:BA:1603:A:H5'	23:BA:1603:A:C8	2.39	0.58
23:BA:2393:A:H5''	34:BL:62:LEU:HB3	1.85	0.58
24:BB:11:C:H3'	24:BB:12:C:C6	2.39	0.58
33:BK:47:ILE:HG13	33:BK:48:PRO:HD2	1.85	0.58
43:BU:45:VAL:HA	43:BU:62:GLU:HA	1.86	0.58
46:BX:27:GLU:HB3	46:BX:33:LYS:HG3	1.85	0.58
3:CC:189:ALA:HB3	3:CC:196:LEU:HB3	1.86	0.58
13:CM:27:LYS:HE2	13:CM:31:LYS:HE2	1.86	0.58
23:DA:1378:A:O2'	23:DA:1379:A:H3'	2.03	0.58
24:DB:70:C:H2'	24:DB:71:C:H6	1.68	0.58
26:DD:92:THR:O	26:DD:95:ILE:HG13	2.03	0.58
28:DF:36:LYS:HB3	28:DF:160:VAL:HB	1.84	0.58
35:DM:66:ILE:HG22	35:DM:104:PHE:CD2	2.39	0.58
1:AA:1327:C:H2'	1:AA:1328:C:C6	2.38	0.58
3:AC:47:LEU:HD21	3:AC:68:VAL:HG11	1.86	0.58
5:AE:137:GLU:O	5:AE:141:GLN:HG3	2.03	0.58
13:AM:84:ILE:HD13	19:AS:66:MET:HE1	1.86	0.58
23:BA:955:C:OP1	35:BM:85:LYS:HE2	2.04	0.58
23:BA:1331:A:HO2'	23:BA:1332:G:H8	1.52	0.58
29:BG:13:LYS:HE2	29:BG:14:GLY:H	1.67	0.58
47:BY:17:SER:HB3	47:BY:18:PRO:CD	2.30	0.58
47:BY:38:GLN:O	47:BY:41:ILE:HG12	2.03	0.58
7:CG:115:ARG:O	7:CG:118:VAL:HG22	2.03	0.58
10:CJ:16:LEU:HD12	10:CJ:70:ARG:HD2	1.86	0.58
10:CJ:32:ALA:H	10:CJ:78:ASN:ND2	2.01	0.58
19:CS:5:LEU:HD12	19:CS:8:GLY:O	2.03	0.58
23:DA:270(J):G:O2'	23:DA:270(K):G:H8	1.87	0.58
28:DF:114:ILE:HG23	28:DF:115:ARG:HD2	1.84	0.58
34:DL:128:HIS:HA	34:DL:147:LEU:CB	2.21	0.58
1:AA:828:A:H2'	1:AA:829:G:O4'	2.03	0.58
1:AA:1429:C:H2'	1:AA:1430:C:C6	2.39	0.58
7:AG:115:ARG:O	7:AG:119:ARG:HG3	2.03	0.58
12:AL:37:THR:HG23	12:AL:38:VAL:H	1.69	0.58
13:AM:27:LYS:HE2	13:AM:31:LYS:HE2	1.85	0.58
13:AM:75:ALA:O	13:AM:79:LYS:HG3	2.03	0.58
23:BA:1311:G:C8	23:BA:1311:G:C5'	2.86	0.58
23:BA:2294:C:H2'	23:BA:2295:C:C6	2.38	0.58
28:BF:83:ARG:HG3	28:BF:84:LYS:N	2.17	0.58
47:BY:2:LYS:H	47:BY:2:LYS:HD2	1.68	0.58

Continued on next page...

Continued from previous page...

Atom-1	Atom-2	Interatomic distance (Å)	Clash overlap (Å)
1:CA:250:A:H8	1:CA:250:A:O5'	1.87	0.58
3:CC:35:GLU:O	3:CC:39:ILE:HG13	2.04	0.58
4:CD:173:TRP:CD1	4:CD:189:PRO:HG3	2.39	0.58
20:CT:90:GLN:O	20:CT:93:GLU:HB3	2.03	0.58
23:DA:2039:C:H2'	23:DA:2040:C:C6	2.35	0.58
25:DC:31:LYS:O	25:DC:36:PRO:HD3	2.03	0.58
29:DG:55:PRO:HG2	29:DG:61:HIS:CD2	2.38	0.58
30:DH:113:ARG:HB2	30:DH:130:TYR:CE1	2.38	0.58
31:DI:4:LYS:HG2	31:DI:8:GLU:HG3	1.85	0.58
33:DK:86:ILE:H	33:DK:86:ILE:HD12	1.68	0.58
37:DO:52:SER:HB2	37:DO:56:LEU:HB2	1.85	0.58
1:AA:57:G:H2'	1:AA:58:C:C6	2.38	0.58
8:AH:9:MET:HG3	8:AH:26:VAL:HG21	1.86	0.58
10:AJ:13:HIS:HB3	10:AJ:68:HIS:NE2	2.19	0.58
19:AS:40:ILE:HD13	19:AS:62:ILE:HD11	1.86	0.58
23:BA:2393:A:C5'	34:BL:62:LEU:HD12	2.34	0.58
25:BC:35:LYS:HE3	25:BC:104:TYR:CD2	2.38	0.58
30:BH:130:TYR:CD2	30:BH:132:PRO:HG3	2.39	0.58
47:BY:2:LYS:HD2	47:BY:2:LYS:N	2.19	0.58
1:CA:1320:C:H2'	1:CA:1321:C:O4'	2.04	0.58
20:CT:72:LEU:HD21	20:CT:76:ALA:C	2.24	0.58
23:DA:814:C:C5	34:DL:27:HIS:NE2	2.72	0.58
27:DE:53:THR:HG22	27:DE:56:GLU:CD	2.23	0.58
44:DV:24:LEU:HD21	44:DV:86:VAL:CG2	2.33	0.58
47:DY:16:LEU:HB2	47:DY:20:GLU:CG	2.34	0.58
53:D5:37:SER:OG	53:D5:40:GLU:HG2	2.04	0.58
1:AA:250:A:H8	1:AA:250:A:O5'	1.87	0.57
1:AA:1372:U:H2'	1:AA:1373:G:O4'	2.04	0.57
18:AR:54:ARG:HD2	18:AR:54:ARG:N	2.19	0.57
19:AS:63:THR:HG22	19:AS:66:MET:HG2	1.84	0.57
23:BA:83:G:N2	23:BA:102:G:H2'	2.19	0.57
23:BA:1540:G:H2'	23:BA:1541:U:O4'	2.03	0.57
23:BA:1980:G:H3'	23:BA:1981:A:H5''	1.85	0.57
23:BA:2468:G:H22	23:BA:2481:G:H2'	1.68	0.57
25:BC:11:PRO:C	25:BC:13:ARG:H	2.07	0.57
28:BF:47:LYS:HG3	28:BF:82:LEU:HD22	1.86	0.57
37:BO:26:LEU:O	37:BO:88:ASP:HB3	2.04	0.57
1:CA:976:G:C8	1:CA:1358:U:H2'	2.39	0.57
3:CC:22:TRP:HZ3	3:CC:24:ALA:HB2	1.68	0.57
5:CE:48:ALA:HB2	5:CE:57:LYS:HD3	1.85	0.57
10:CJ:13:HIS:HB3	10:CJ:68:HIS:NE2	2.18	0.57

Continued on next page...

Continued from previous page...

Atom-1	Atom-2	Interatomic distance (Å)	Clash overlap (Å)
23:DA:83:G:N2	23:DA:102:G:H2'	2.18	0.57
23:DA:245:G:O6	53:D5:8:LYS:HE3	2.04	0.57
23:DA:278:A:H4'	23:DA:279:C:OP1	2.04	0.57
23:DA:114(B):A:H4'	32:DJ:48:ARG:HH22	1.69	0.57
23:DA:2439:A:C8	23:DA:2439:A:C5'	2.86	0.57
27:DE:80:ALA:O	27:DE:83:PHE:HB2	2.04	0.57
36:DN:101:ALA:HB2	50:D2:44:THR:HG21	1.86	0.57
40:DR:28:GLU:HB2	40:DR:31:ALA:HB2	1.85	0.57
42:DT:57:LEU:N	42:DT:57:LEU:HD12	2.19	0.57
10:AJ:16:LEU:HD12	10:AJ:70:ARG:HD2	1.86	0.57
10:AJ:49:VAL:O	10:AJ:60:ARG:HB2	2.04	0.57
13:AM:44:ARG:HB2	13:AM:46:LYS:HG2	1.86	0.57
23:BA:832:G:OP1	34:BL:40:SER:HB3	2.03	0.57
23:BA:114(B):A:H4'	32:BJ:48:ARG:HH22	1.69	0.57
23:BA:1566:A:O2'	23:BA:1567:A:H5'	2.04	0.57
23:BA:1568:G:P	25:BC:63:ARG:HH22	2.27	0.57
23:BA:1993:U:H4'	26:BD:128:SER:HB3	1.84	0.57
23:BA:2233:U:H2'	23:BA:2234:G:C8	2.40	0.57
23:BA:2647:U:H2'	23:BA:2648:C:C6	2.39	0.57
27:BE:195:ASP:OD2	27:BE:197:ASP:HB3	2.04	0.57
1:CA:262:A:H2'	1:CA:263:A:C8	2.39	0.57
1:CA:716:A:H1'	11:CK:118:GLY:HA2	1.85	0.57
1:CA:979:C:H3'	1:CA:980:C:C5'	2.31	0.57
1:CA:1506:U:O2'	1:CA:1507:A:H5'	2.03	0.57
2:CB:25:ASN:HB3	2:CB:27:LYS:HE2	1.86	0.57
5:CE:137:GLU:O	5:CE:141:GLN:HG3	2.03	0.57
8:CH:8:ASP:O	8:CH:12:ARG:HG2	2.05	0.57
10:CJ:48:THR:HA	10:CJ:62:HIS:CB	2.29	0.57
11:CK:50:TYR:HB3	11:CK:54:ARG:HB2	1.86	0.57
23:DA:534:U:O2'	39:DQ:49:HIS:HD2	1.87	0.57
23:DA:1275:A:C8	36:DN:16:HIS:CD2	2.92	0.57
23:DA:1331:A:HO2'	23:DA:1332:G:H8	1.51	0.57
23:DA:1504:C:HO2'	23:DA:1505:C:P	2.26	0.57
23:DA:2633:G:O2'	26:DD:61:ARG:HD3	2.05	0.57
25:DC:246:PRO:HD2	25:DC:255:LYS:HD3	1.86	0.57
26:DD:84:PHE:CZ	26:DD:86:PRO:HG3	2.39	0.57
28:DF:47:LYS:HG3	28:DF:82:LEU:HD22	1.85	0.57
46:DX:83:GLU:HG2	46:DX:84:GLY:N	2.17	0.57
1:AA:1320:C:H2'	1:AA:1321:C:O4'	2.04	0.57
1:AA:1327:C:OP1	21:AU:20:LYS:HB3	2.04	0.57
2:AB:25:ASN:HB3	2:AB:27:LYS:HE2	1.85	0.57

Continued on next page...

Continued from previous page...

Atom-1	Atom-2	Interatomic distance (Å)	Clash overlap (Å)
23:BA:221:A:H4'	23:BA:222:A:O5'	2.03	0.57
23:BA:795:C:H2'	23:BA:796:C:C6	2.39	0.57
23:BA:1241:A:H5'	23:BA:1241:A:N3	2.19	0.57
23:BA:1587:A:H2'	23:BA:1588:C:C6	2.39	0.57
23:BA:2056:G:N2	23:BA:2057:A:H1'	2.20	0.57
23:BA:2104:G:H2'	23:BA:2105:C:C6	2.40	0.57
26:BD:1:MET:HB3	26:BD:83:ASP:O	2.03	0.57
30:BH:90:GLY:O	30:BH:91:SER:HB2	2.02	0.57
23:DA:929:G:O5'	23:DA:929:G:H8	1.88	0.57
23:DA:2243:U:H2'	23:DA:2244:U:C6	2.39	0.57
34:DL:18:ARG:HB3	34:DL:18:ARG:CZ	2.33	0.57
9:AI:3:GLN:HG2	9:AI:20:ARG:HG2	1.87	0.57
20:AT:72:LEU:HD21	20:AT:76:ALA:C	2.24	0.57
23:BA:46:C:OP2	23:BA:215:G:H2'	2.04	0.57
23:BA:2376:A:N6	37:BO:89:ARG:HD2	2.20	0.57
26:BD:5:LEU:HB2	26:BD:51:PHE:CD2	2.39	0.57
33:BK:86:ILE:HD12	33:BK:86:ILE:H	1.68	0.57
40:BR:81:TYR:C	40:BR:82:ARG:HG3	2.24	0.57
42:BT:57:LEU:HD12	42:BT:57:LEU:N	2.18	0.57
1:CA:974:A:H8	1:CA:974:A:OP1	1.88	0.57
1:CA:1014:A:H4'	19:CS:14:HIS:CE1	2.40	0.57
10:CJ:49:VAL:O	10:CJ:60:ARG:HB2	2.05	0.57
51:D3:11:LEU:HD11	51:D3:51:GLU:HG3	1.87	0.57
1:AA:976:G:C8	1:AA:1358:U:H2'	2.39	0.57
1:AA:1294:G:H2'	1:AA:1295:G:C8	2.40	0.57
8:AH:8:ASP:O	8:AH:12:ARG:HG2	2.04	0.57
12:AL:116:ARG:HB3	12:AL:121:THR:O	2.04	0.57
23:BA:534:U:O2'	39:BQ:49:HIS:HD2	1.87	0.57
23:BA:2607:G:H2'	23:BA:2608:G:O4'	2.05	0.57
24:BB:30:C:OP2	37:BO:32:LEU:HD11	2.03	0.57
29:BG:121:ILE:HD11	29:BG:140:LYS:HD3	1.87	0.57
32:BJ:148:GLY:HA3	32:BJ:149:PRO:O	2.05	0.57
33:BK:122:LEU:HD13	38:BP:72:VAL:HG11	1.86	0.57
34:BL:57:THR:HG23	34:BL:59:LEU:HB2	1.87	0.57
35:BM:40:ALA:HB3	35:BM:127:ILE:HD11	1.87	0.57
36:BN:13:HIS:CE1	36:BN:16:HIS:HB2	2.39	0.57
50:B2:33:CYS:SG	50:B2:40:LYS:HE3	2.45	0.57
2:CB:162:ILE:HD12	2:CB:162:ILE:O	2.04	0.57
3:CC:89:GLU:O	3:CC:93:LYS:HB2	2.04	0.57
6:CF:35:ALA:HA	6:CF:67:MET:HB3	1.86	0.57
9:CI:85:LEU:HD11	9:CI:96:LEU:HD22	1.86	0.57

Continued on next page...

Continued from previous page...

Atom-1	Atom-2	Interatomic distance (Å)	Clash overlap (Å)
23:DA:572:A:C2	23:DA:2033:A:C2	2.93	0.57
23:DA:1579:A:H5'	23:DA:1579:A:C8	2.35	0.57
23:DA:2647:U:H2'	23:DA:2648:C:C6	2.40	0.57
23:DA:2790:A:H2'	23:DA:2791:C:H5''	1.87	0.57
24:DB:30:C:OP2	37:DO:32:LEU:HD11	2.04	0.57
26:DD:5:LEU:HB2	26:DD:51:PHE:CD2	2.39	0.57
27:DE:164:ARG:O	27:DE:168:ARG:HB2	2.05	0.57
29:DG:20:ALA:HB1	29:DG:21:PRO:HD2	1.87	0.57
40:DR:64:HIS:CD2	40:DR:92:THR:HG22	2.39	0.57
46:DX:58:ILE:HD11	46:DX:91:LYS:HG2	1.85	0.57
51:D3:11:LEU:HD13	51:D3:12:GLU:N	2.19	0.57
51:D3:13:CYS:SG	51:D3:24:GLU:HG3	2.45	0.57
1:AA:222:U:H2'	1:AA:223:U:C6	2.39	0.57
2:AB:184:VAL:HG12	2:AB:197:VAL:HG13	1.87	0.57
4:AD:134:ASP:O	4:AD:136:PRO:HD3	2.04	0.57
24:BB:111:U:H2'	24:BB:112:G:H8	1.70	0.57
27:BE:29:ASN:N	27:BE:112:MET:HE1	2.19	0.57
30:BH:142:VAL:HG12	30:BH:143:SER:H	1.69	0.57
34:BL:135:LEU:O	34:BL:139:LYS:HB2	2.04	0.57
38:BP:117:ASP:O	38:BP:121:ILE:HG13	2.05	0.57
3:CC:22:TRP:CZ3	3:CC:24:ALA:HB2	2.40	0.57
10:CJ:6:ILE:HD11	10:CJ:72:VAL:HB	1.85	0.57
12:CL:46:LYS:HG2	12:CL:47:PRO:N	2.19	0.57
23:DA:1154:G:H8	23:DA:1154:G:O5'	1.88	0.57
23:DA:1331:A:O2'	23:DA:1332:G:H8	1.88	0.57
23:DA:2104:G:H2'	23:DA:2105:C:C6	2.39	0.57
25:DC:231:HIS:CG	25:DC:232:PRO:HD2	2.39	0.57
27:DE:195:ASP:OD2	27:DE:197:ASP:HB3	2.05	0.57
30:DH:113:ARG:HB2	30:DH:130:TYR:CZ	2.39	0.57
43:DU:8:LYS:N	43:DU:8:LYS:NZ	2.51	0.57
53:D5:54:GLU:HA	53:D5:57:ARG:NH1	2.19	0.57
1:AA:1038:C:H2'	1:AA:1039:C:C6	2.39	0.57
14:AN:4:LYS:O	14:AN:7:ILE:HG13	2.05	0.57
23:BA:966:G:H2'	23:BA:967:C:H6	1.69	0.57
34:BL:114:ILE:O	34:BL:114:ILE:HD12	2.05	0.57
49:B1:48:ILE:HD12	49:B1:48:ILE:H	1.70	0.57
1:CA:222:U:H2'	1:CA:223:U:C6	2.40	0.57
1:CA:353:A:H5'	1:CA:353:A:H8	1.70	0.57
1:CA:1070:U:H2'	1:CA:1071:C:H6	1.70	0.57
1:CA:1097:C:H2'	1:CA:1098:C:C6	2.39	0.57
1:CA:1372:U:H2'	1:CA:1373:G:O4'	2.04	0.57

Continued on next page...

Continued from previous page...

Atom-1	Atom-2	Interatomic distance (Å)	Clash overlap (Å)
10:CJ:90:LEU:N	10:CJ:91:PRO:HD3	2.19	0.57
23:DA:832:G:OP1	34:DL:40:SER:HB3	2.05	0.57
28:DF:136:ARG:O	28:DF:154:GLY:HA2	2.05	0.57
46:DX:27:GLU:CD	46:DX:33:LYS:HE3	2.24	0.57
23:BA:1434:A:H2'	23:BA:1435:G:H8	1.67	0.57
23:BA:1544:C:H3'	23:BA:1545:A:C5'	2.33	0.57
23:BA:1819:A:H4'	23:BA:1820:U:H5''	1.86	0.57
25:BC:130:ALA:HB2	25:BC:192:THR:HB	1.86	0.57
25:BC:217:ARG:HG2	25:BC:217:ARG:NH1	2.19	0.57
25:BC:231:HIS:CG	25:BC:232:PRO:HD2	2.40	0.57
29:BG:20:ALA:HB1	29:BG:21:PRO:HD2	1.87	0.57
40:BR:64:HIS:CD2	40:BR:92:THR:HG22	2.40	0.57
47:BY:23:LYS:O	47:BY:27:GLU:HG3	2.04	0.57
47:BY:38:GLN:HB3	47:BY:44:LEU:HB3	1.84	0.57
1:CA:684:A:H2'	1:CA:685:G:C8	2.39	0.57
1:CA:841:U:HO2'	1:CA:842:C:H6	1.51	0.57
1:CA:1038:C:H2'	1:CA:1039:C:C6	2.40	0.57
1:CA:1294:G:H2'	1:CA:1295:G:C8	2.40	0.57
1:CA:1320:C:H42	19:CS:36:ARG:HG3	1.69	0.57
23:DA:1360:A:H5'	23:DA:1361:G:OP2	2.05	0.57
42:DT:26:TYR:O	42:DT:81:VAL:HG22	2.04	0.57
1:AA:723:U:H5''	1:AA:724:G:OP2	2.05	0.57
1:AA:1320:C:N4	19:AS:36:ARG:HG3	2.18	0.57
4:AD:126:ILE:HG22	4:AD:127:THR:H	1.69	0.57
8:AH:102:ARG:HE	8:AH:102:ARG:N	2.03	0.57
21:AU:9:ARG:O	21:AU:13:ILE:HD13	2.05	0.57
23:BA:529:A:H62	23:BA:2041:U:H3	1.53	0.57
23:BA:1046:A:C3'	23:BA:1047:G:H5''	2.35	0.57
23:BA:2746:U:H2'	23:BA:2747:G:H5'	1.87	0.57
24:BB:43:C:H2'	24:BB:44:G:H5''	1.87	0.57
25:BC:8:PRO:HB3	25:BC:14:ARG:CB	2.34	0.57
29:BG:55:PRO:HG2	29:BG:61:HIS:CD2	2.40	0.57
30:BH:6:LEU:HA	30:BH:15:VAL:HG13	1.87	0.57
1:CA:237:C:H5''	17:CQ:25:ARG:CZ	2.35	0.57
7:CG:115:ARG:O	7:CG:119:ARG:HG3	2.04	0.57
8:CH:9:MET:HG3	8:CH:26:VAL:HG21	1.87	0.57
13:CM:44:ARG:HB2	13:CM:46:LYS:HG2	1.86	0.57
23:DA:1544:C:H3'	23:DA:1545:A:C5'	2.34	0.57
25:DC:8:PRO:HB3	25:DC:14:ARG:HB3	1.87	0.57
1:AA:300:A:H8	1:AA:300:A:O5'	1.88	0.57
1:AA:663:A:H5''	18:AR:61:LYS:HE2	1.87	0.57

Continued on next page...

Continued from previous page...

Atom-1	Atom-2	Interatomic distance (Å)	Clash overlap (Å)
23:BA:528:A:C8	23:BA:528:A:C3'	2.88	0.57
23:BA:2633:G:O2'	26:BD:61:ARG:HD3	2.05	0.57
26:BD:67:PHE:CE2	26:BD:75:VAL:HG22	2.40	0.57
26:BD:67:PHE:HE2	26:BD:75:VAL:HG22	1.70	0.57
27:BE:52:LYS:HB3	27:BE:56:GLU:O	2.05	0.57
28:BF:136:ARG:O	28:BF:154:GLY:HA2	2.04	0.57
44:BV:95:PRO:HB2	44:BV:127:LYS:HE3	1.87	0.57
46:BX:37:ILE:CG2	46:BX:38:SER:N	2.68	0.57
48:BZ:8:LEU:HB2	48:BZ:28:LEU:HD23	1.86	0.57
1:CA:429:U:H1'	1:CA:430:A:H5''	1.85	0.57
1:CA:1075:C:H5''	2:CB:179:LYS:NZ	2.20	0.57
12:CL:6:ILE:O	12:CL:10:VAL:HG23	2.05	0.57
12:CL:116:ARG:HB3	12:CL:121:THR:O	2.05	0.57
23:DA:46:C:OP2	23:DA:215:G:H2'	2.05	0.57
23:DA:301:G:C4	23:DA:302:C:C5	2.93	0.57
23:DA:319:C:H2'	23:DA:320:A:C8	2.40	0.57
23:DA:581:C:OP1	39:DQ:31:SER:HB2	2.05	0.57
23:DA:2563:U:O2	23:DA:2565:A:H8	1.86	0.57
26:DD:33:VAL:HG12	26:DD:89:ASP:O	2.04	0.57
27:DE:52:LYS:HB3	27:DE:56:GLU:O	2.04	0.57
42:DT:12:VAL:HG12	42:DT:27:THR:O	2.05	0.57
53:D5:53:PRO:HB2	53:D5:57:ARG:HH21	1.70	0.57
1:AA:262:A:H2'	1:AA:263:A:C8	2.39	0.56
1:AA:1016:A:H2'	1:AA:1017:G:O4'	2.05	0.56
2:AB:162:ILE:HD12	2:AB:162:ILE:O	2.05	0.56
3:AC:22:TRP:HZ3	3:AC:24:ALA:HB2	1.70	0.56
4:AD:26:CYS:HA	4:AD:31:CYS:HA	1.86	0.56
8:AH:19:VAL:HG23	8:AH:21:LYS:HG2	1.87	0.56
23:BA:556:G:H2'	23:BA:557:U:H6	1.67	0.56
23:BA:761:A:O5'	23:BA:761:A:C8	2.45	0.56
23:BA:1275:A:C8	36:BN:16:HIS:CD2	2.93	0.56
23:BA:1360:A:H5'	23:BA:1361:G:OP2	2.05	0.56
23:BA:2790:A:H2'	23:BA:2791:C:H5''	1.87	0.56
27:BE:192:LEU:HD21	27:BE:194:MET:CE	2.35	0.56
1:CA:932:C:OP1	7:CG:4:ARG:HG2	2.04	0.56
4:CD:91:SER:HA	4:CD:94:LEU:HD12	1.87	0.56
13:CM:113:PRO:O	13:CM:115:LYS:HD3	2.05	0.56
23:DA:330:A:H2	23:DA:1210:A:H2'	1.70	0.56
23:DA:2078:C:H2'	23:DA:2079:U:C6	2.38	0.56
23:DA:2376:A:N6	37:DO:89:ARG:HD2	2.20	0.56
34:DL:135:LEU:O	34:DL:139:LYS:HB2	2.04	0.56

Continued on next page...

Continued from previous page...

Atom-1	Atom-2	Interatomic distance (Å)	Clash overlap (Å)
42:DT:31:HIS:ND1	42:DT:32:PRO:HD2	2.19	0.56
1:AA:237:C:H5''	17:AQ:25:ARG:CZ	2.34	0.56
12:AL:6:ILE:O	12:AL:10:VAL:HG23	2.05	0.56
23:BA:301:G:C4	23:BA:302:C:C5	2.93	0.56
23:BA:2892:A:H2'	23:BA:2893:G:H5'	1.87	0.56
24:BB:87:G:H21	24:BB:89(B):A:H62	1.52	0.56
25:BC:125:ILE:HD12	25:BC:125:ILE:H	1.70	0.56
27:BE:32:LEU:HD23	27:BE:32:LEU:C	2.26	0.56
28:BF:5:LEU:HD21	49:B1:50:THR:HG23	1.87	0.56
28:BF:81:LYS:O	28:BF:82:LEU:HD23	2.04	0.56
38:BP:19:LEU:HD13	38:BP:78:LEU:HD22	1.87	0.56
1:CA:537:G:H5''	12:CL:112:ARG:NH2	2.20	0.56
1:CA:687:A:H4'	1:CA:688:G:O5'	2.05	0.56
3:CC:76:VAL:HG21	3:CC:103:VAL:HG11	1.88	0.56
5:CE:33:VAL:HG11	5:CE:109:ILE:HD13	1.87	0.56
23:DA:1495:A:H2'	23:DA:1496:A:N3	2.20	0.56
24:DB:37:C:H2'	37:DO:95:HIS:HE1	1.70	0.56
27:DE:192:LEU:HD21	27:DE:194:MET:CE	2.36	0.56
27:DE:203:GLN:HA	27:DE:206:ILE:O	2.05	0.56
34:DL:111:ARG:HG3	34:DL:128:HIS:CB	2.36	0.56
39:DQ:36:ARG:HG2	39:DQ:40:PHE:CE1	2.40	0.56
39:DQ:68:ALA:O	39:DQ:71:GLN:HB3	2.04	0.56
47:DY:21:LEU:HD23	47:DY:22:GLU:N	2.19	0.56
1:AA:353:A:H8	1:AA:353:A:H5'	1.69	0.56
1:AA:382:A:H2'	1:AA:383:A:C8	2.41	0.56
1:AA:979:C:H3'	1:AA:980:C:C5'	2.31	0.56
4:AD:3:ARG:HD3	4:AD:5:ILE:CD1	2.36	0.56
4:AD:91:SER:HA	4:AD:94:LEU:HD12	1.87	0.56
10:AJ:6:ILE:HG22	10:AJ:98:ILE:HG23	1.88	0.56
10:AJ:90:LEU:N	10:AJ:91:PRO:HD3	2.20	0.56
13:AM:113:PRO:O	13:AM:115:LYS:HD3	2.06	0.56
23:BA:195:A:OP1	34:BL:46:LYS:HE2	2.06	0.56
23:BA:278:A:H2'	23:BA:279:C:O4'	2.06	0.56
23:BA:568:U:O4	40:BR:78:LYS:NZ	2.37	0.56
23:BA:626:U:O2	34:BL:105:LEU:HB3	2.05	0.56
23:BA:2439:A:H5'	23:BA:2439:A:H8	1.68	0.56
32:BJ:62:ARG:HH21	32:BJ:64:ASP:HB2	1.69	0.56
34:BL:115:LEU:HA	34:BL:134:ALA:CB	2.35	0.56
37:BO:49:VAL:HG13	37:BO:76:LYS:HD2	1.87	0.56
1:CA:1235:U:H5''	21:CU:3:LYS:HD2	1.87	0.56
1:CA:1429:C:H2'	1:CA:1430:C:C6	2.40	0.56

Continued on next page...

Continued from previous page...

Atom-1	Atom-2	Interatomic distance (Å)	Clash overlap (Å)
2:CB:88:ALA:HB2	2:CB:219:VAL:HG13	1.86	0.56
3:CC:7:PRO:HG3	3:CC:175:LEU:HD11	1.87	0.56
3:CC:47:LEU:HD21	3:CC:68:VAL:HG11	1.86	0.56
8:CH:102:ARG:HE	8:CH:102:ARG:N	2.04	0.56
14:CN:29:ARG:HG2	14:CN:31:ARG:O	2.05	0.56
19:CS:29:ARG:HD3	19:CS:48:THR:HB	1.87	0.56
23:DA:319:C:H2'	23:DA:320:A:H8	1.71	0.56
23:DA:747:U:C4	50:D2:2:ALA:N	2.74	0.56
23:DA:806:C:O2'	23:DA:2445:G:H4'	2.05	0.56
23:DA:1046:A:C3'	23:DA:1047:G:H5''	2.35	0.56
25:DC:233:HIS:CE1	25:DC:247:ALA:H	2.23	0.56
28:DF:5:LEU:HD21	49:D1:50:THR:HG23	1.87	0.56
33:DK:104:ARG:HB3	33:DK:104:ARG:NH1	2.20	0.56
34:DL:125:VAL:O	34:DL:145:PRO:HD2	2.05	0.56
42:DT:8:ILE:HD12	42:DT:8:ILE:N	2.20	0.56
44:DV:24:LEU:HD21	44:DV:86:VAL:HG21	1.87	0.56
47:DY:23:LYS:O	47:DY:27:GLU:HG3	2.05	0.56
1:AA:1502:A:H5'	1:AA:1504:G:N7	2.19	0.56
2:AB:88:ALA:HB2	2:AB:219:VAL:HG13	1.86	0.56
7:AG:69:VAL:CA	7:AG:138:LYS:HD2	2.35	0.56
9:AI:85:LEU:HD11	9:AI:96:LEU:HD22	1.86	0.56
12:AL:54:VAL:HG12	12:AL:55:ALA:H	1.69	0.56
19:AS:29:ARG:HD3	19:AS:48:THR:HB	1.88	0.56
23:BA:779:U:OP1	25:BC:49:ILE:HG13	2.04	0.56
23:BA:1378:A:O2'	23:BA:1379:A:H3'	2.06	0.56
23:BA:1952:A:C5	33:BK:22:ILE:HD12	2.41	0.56
43:BU:76:CYS:SG	43:BU:77:PRO:HD2	2.46	0.56
48:BZ:17:LYS:C	48:BZ:17:LYS:HD3	2.26	0.56
51:B3:11:LEU:HD11	51:B3:51:GLU:HG3	1.86	0.56
5:CE:127:ASN:O	5:CE:131:ILE:HG12	2.05	0.56
12:CL:37:THR:HG23	12:CL:38:VAL:H	1.70	0.56
20:CT:53:LEU:O	20:CT:57:ARG:HD3	2.06	0.56
23:DA:1373:A:H2'	23:DA:1374:G:O4'	2.06	0.56
23:DA:1430:C:H2'	23:DA:1431:U:C6	2.40	0.56
23:DA:1966:A:H4'	23:DA:1967:C:OP1	2.04	0.56
23:DA:2305:A:H5''	28:DF:134:GLY:HA3	1.87	0.56
24:DB:8:U:H5''	37:DO:15:ARG:HH22	1.71	0.56
25:DC:44:ASN:HB3	25:DC:50:THR:CG2	2.36	0.56
1:AA:673:G:H5''	6:AF:87:ARG:HH12	1.71	0.56
2:AB:70:PHE:O	2:AB:71:VAL:HG13	2.05	0.56
3:AC:22:TRP:CZ3	3:AC:24:ALA:HB2	2.41	0.56

Continued on next page...

Continued from previous page...

Atom-1	Atom-2	Interatomic distance (Å)	Clash overlap (Å)
23:BA:706:A:H2'	23:BA:707:G:O4'	2.06	0.56
23:BA:828:U:H4'	23:BA:831:G:N1	2.20	0.56
23:BA:1588:C:H2'	23:BA:1589:C:H6	1.70	0.56
26:BD:84:PHE:CZ	26:BD:86:PRO:HG3	2.41	0.56
34:BL:64:LYS:HD2	53:B5:25:MET:SD	2.46	0.56
35:BM:66:ILE:HG22	35:BM:104:PHE:CD2	2.40	0.56
38:BP:28:VAL:HA	38:BP:89:VAL:HG12	1.86	0.56
1:CA:555:C:H2'	1:CA:556:C:C6	2.41	0.56
1:CA:1117:G:H21	1:CA:1180:A:H1'	1.71	0.56
1:CA:1191:A:H5''	3:CC:4:LYS:NZ	2.20	0.56
4:CD:3:ARG:N	4:CD:3:ARG:HD2	2.21	0.56
6:CF:97:PHE:O	18:CR:31:LEU:HD23	2.05	0.56
16:CP:20:VAL:HG21	16:CP:32:TYR:CG	2.40	0.56
23:DA:1187:G:H5''	40:DR:81:TYR:CE2	2.41	0.56
26:DD:67:PHE:HE2	26:DD:75:VAL:HG22	1.70	0.56
34:DL:143:GLY:O	34:DL:145:PRO:HD3	2.05	0.56
47:DY:2:LYS:CD	47:DY:2:LYS:N	2.69	0.56
1:AA:116:A:H61	1:AA:313:A:H1'	1.70	0.56
3:AC:112:SER:O	3:AC:116:VAL:HG23	2.06	0.56
6:AF:61:LEU:HB3	6:AF:63:TYR:HE2	1.71	0.56
12:AL:82:VAL:HG21	12:AL:99:ILE:HD11	1.86	0.56
15:AO:56:LEU:O	15:AO:60:VAL:HG23	2.06	0.56
17:AQ:14:LYS:H	17:AQ:14:LYS:HD2	1.71	0.56
23:BA:886:C:C2'	23:BA:887:A:H4'	2.31	0.56
25:BC:126:GLN:O	25:BC:193:VAL:HG11	2.05	0.56
34:BL:128:HIS:HA	34:BL:147:LEU:CB	2.20	0.56
36:BN:9:LYS:C	36:BN:10:LEU:HG	2.26	0.56
36:BN:51:LEU:HD22	36:BN:66:VAL:HG13	1.87	0.56
38:BP:80:SER:HB3	38:BP:83:ILE:HG13	1.86	0.56
1:CA:109:A:C6	1:CA:326:G:C6	2.94	0.56
1:CA:520:A:OP2	12:CL:50:ALA:O	2.23	0.56
1:CA:1157:A:H61	1:CA:1178:G:H1'	1.71	0.56
4:CD:90:GLY:CA	4:CD:204:ILE:HD11	2.35	0.56
8:CH:51:VAL:HG21	8:CH:60:ARG:CG	2.35	0.56
10:CJ:6:ILE:HG22	10:CJ:98:ILE:HG23	1.87	0.56
13:CM:4:ILE:HA	13:CM:57:ARG:HG3	1.87	0.56
23:DA:911:A:C6	35:DM:9:TYR:HE1	2.24	0.56
23:DA:1241:A:H5'	23:DA:1241:A:N3	2.21	0.56
23:DA:1311:G:C8	23:DA:1311:G:C5'	2.87	0.56
23:DA:1434:A:H61	23:DA:1558:A:N6	2.03	0.56
23:DA:1541:U:H3'	23:DA:1542:G:C3'	2.35	0.56

Continued on next page...

Continued from previous page...

Atom-1	Atom-2	Interatomic distance (Å)	Clash overlap (Å)
23:DA:2496:C:OP1	35:DM:81:VAL:HG13	2.05	0.56
23:DA:2746:U:H2'	23:DA:2747:G:H5'	1.86	0.56
24:DB:43:C:H2'	24:DB:44:G:H5''	1.86	0.56
25:DC:182:LEU:O	25:DC:271:ILE:HD12	2.06	0.56
29:DG:121:ILE:HD11	29:DG:140:LYS:HD3	1.87	0.56
32:DJ:148:GLY:HA3	32:DJ:149:PRO:O	2.04	0.56
32:DJ:151:HIS:HD2	32:DJ:152:PRO:O	1.89	0.56
36:DN:51:LEU:HD22	36:DN:66:VAL:HG13	1.88	0.56
44:DV:95:PRO:HB2	44:DV:127:LYS:HE3	1.88	0.56
53:D5:14:VAL:HG13	53:D5:22:VAL:HG13	1.88	0.56
1:AA:59:A:H1'	1:AA:354:G:N2	2.20	0.56
1:AA:160:A:H2'	1:AA:161:A:O4'	2.06	0.56
1:AA:805:C:H2'	1:AA:806:C:H6	1.69	0.56
1:AA:946:A:H2'	1:AA:947:G:C8	2.40	0.56
1:AA:1070:U:H2'	1:AA:1071:C:H6	1.71	0.56
3:AC:77:ILE:C	3:AC:83:ARG:HB3	2.25	0.56
3:AC:189:ALA:HB3	3:AC:196:LEU:HB3	1.86	0.56
23:BA:966:G:H2'	23:BA:967:C:C6	2.41	0.56
23:BA:1826:G:H4'	25:BC:242:ARG:NE	2.21	0.56
23:BA:2744:G:N2	29:BG:143:GLN:HE22	2.01	0.56
27:BE:181:LEU:HD22	27:BE:186:ILE:HD11	1.88	0.56
32:BJ:90:LEU:O	32:BJ:111:GLU:HG3	2.06	0.56
39:BQ:58:ARG:O	39:BQ:62:ILE:HG12	2.05	0.56
1:CA:377:G:OP1	16:CP:3:LYS:HD2	2.06	0.56
4:CD:126:ILE:HG22	4:CD:127:THR:H	1.70	0.56
9:CI:3:GLN:HG2	9:CI:20:ARG:HG2	1.88	0.56
14:CN:4:LYS:O	14:CN:7:ILE:HG13	2.05	0.56
15:CO:28:GLN:O	15:CO:32:LEU:HG	2.06	0.56
23:DA:626:U:O2	34:DL:105:LEU:HB3	2.04	0.56
23:DA:2058:A:N6	23:DA:2059:A:N6	2.54	0.56
27:DE:184:TYR:CE2	27:DE:188:ARG:HD2	2.40	0.56
35:DM:40:ALA:HB3	35:DM:127:ILE:HD11	1.87	0.56
36:DN:13:HIS:CE1	36:DN:16:HIS:HB2	2.39	0.56
38:DP:28:VAL:HA	38:DP:89:VAL:HG12	1.88	0.56
52:D4:37:LYS:HD3	52:D4:39:ARG:HE	1.71	0.56
1:AA:942:G:N2	9:AI:124:GLN:HE22	2.02	0.56
2:AB:27:LYS:CG	2:AB:194:PRO:HD2	2.36	0.56
2:AB:97:TRP:HH2	2:AB:176:GLU:CD	2.09	0.56
7:AG:12:LEU:H	7:AG:12:LEU:HD23	1.71	0.56
23:BA:581:C:H2'	23:BA:582:G:H8	1.69	0.56
23:BA:1373:A:H2'	23:BA:1374:G:O4'	2.05	0.56

Continued on next page...

Continued from previous page...

Atom-1	Atom-2	Interatomic distance (Å)	Clash overlap (Å)
34:BL:33:ARG:O	34:BL:34:GLY:C	2.44	0.56
52:B4:37:LYS:HD3	52:B4:39:ARG:HE	1.70	0.56
1:CA:99:C:H3'	1:CA:99:C:C6	2.41	0.56
1:CA:819:A:H4'	1:CA:820:U:OP2	2.05	0.56
1:CA:1254:C:OP1	10:CJ:45:ARG:HD3	2.06	0.56
8:CH:19:VAL:HG23	8:CH:21:LYS:HG2	1.87	0.56
18:CR:84:LYS:HA	18:CR:84:LYS:NZ	2.21	0.56
19:CS:40:ILE:HD13	19:CS:62:ILE:HD11	1.86	0.56
23:DA:828:U:H4'	23:DA:831:G:N1	2.21	0.56
23:DA:1005:C:O2'	32:DJ:51:THR:HG21	2.06	0.56
23:DA:2233:U:H2'	23:DA:2234:G:C8	2.41	0.56
35:DM:58:PHE:CD1	35:DM:58:PHE:O	2.59	0.56
38:DP:117:ASP:O	38:DP:121:ILE:HG13	2.05	0.56
49:D1:48:ILE:H	49:D1:48:ILE:HD12	1.69	0.56
1:AA:555:C:H2'	1:AA:556:C:C6	2.41	0.56
1:AA:1157:A:H61	1:AA:1178:G:H1'	1.71	0.56
2:AB:80:ILE:HD11	2:AB:208:ILE:HG23	1.88	0.56
8:AH:51:VAL:HG21	8:AH:60:ARG:CG	2.36	0.56
10:AJ:38:ILE:HB	10:AJ:71:LEU:HB3	1.88	0.56
23:BA:276:A:H3'	23:BA:277:C:H5''	1.88	0.56
23:BA:343:C:H6	23:BA:343:C:C5'	2.18	0.56
23:BA:572:A:C2	23:BA:2033:A:C2	2.93	0.56
23:BA:1156:A:H4'	23:BA:1157:G:OP2	2.05	0.56
23:BA:1655:A:H1'	26:BD:113:PHE:CD2	2.41	0.56
24:BB:8:U:H5''	37:BO:15:ARG:HH22	1.71	0.56
25:BC:233:HIS:CE1	25:BC:247:ALA:H	2.23	0.56
30:BH:12:LEU:H	30:BH:12:LEU:HD22	1.71	0.56
1:CA:59:A:H1'	1:CA:354:G:N2	2.20	0.56
1:CA:255:G:H1'	17:CQ:16:GLN:NE2	2.21	0.56
1:CA:382:A:H2'	1:CA:383:A:C8	2.40	0.56
1:CA:1228:C:P	13:CM:108:ARG:HH22	2.27	0.56
18:CR:54:ARG:N	18:CR:54:ARG:HD2	2.20	0.56
21:CU:9:ARG:O	21:CU:13:ILE:HD13	2.05	0.56
23:DA:999:U:H5''	23:DA:1154:G:O6	2.05	0.56
23:DA:2036:C:H5'	23:DA:2036:C:C6	2.38	0.56
23:DA:2294:C:H2'	23:DA:2295:C:C6	2.41	0.56
28:DF:110:ALA:O	28:DF:114:ILE:HG13	2.05	0.56
34:DL:33:ARG:O	34:DL:34:GLY:C	2.44	0.56
37:DO:26:LEU:O	37:DO:88:ASP:HB3	2.06	0.56
37:DO:35:ILE:CG1	37:DO:101:LEU:HD21	2.34	0.56
40:DR:77:ALA:O	40:DR:79:VAL:N	2.39	0.56

Continued on next page...

Continued from previous page...

Atom-1	Atom-2	Interatomic distance (Å)	Clash overlap (Å)
51:D3:11:LEU:HB2	51:D3:26:ASN:H	1.70	0.56
3:AC:54:ARG:O	3:AC:69:HIS:HD2	1.89	0.56
4:AD:173:TRP:CD1	4:AD:189:PRO:HG3	2.41	0.56
6:AF:97:PHE:O	18:AR:31:LEU:HD23	2.05	0.56
7:AG:38:LEU:O	7:AG:42:ILE:HG13	2.06	0.56
23:BA:1813:G:H1'	25:BC:50:THR:CG2	2.35	0.56
28:BF:110:ALA:O	28:BF:114:ILE:HG13	2.06	0.56
51:B3:13:CYS:SG	51:B3:24:GLU:HG3	2.45	0.56
1:CA:977:A:C2'	1:CA:978:A:H5''	2.35	0.56
3:CC:77:ILE:C	3:CC:83:ARG:HB3	2.26	0.56
19:CS:6:LYS:H	19:CS:6:LYS:HD2	1.71	0.56
23:DA:706:A:H2'	23:DA:707:G:O4'	2.07	0.56
25:DC:126:GLN:O	25:DC:193:VAL:HG11	2.05	0.56
36:DN:9:LYS:C	36:DN:10:LEU:HG	2.26	0.56
37:DO:49:VAL:HG13	37:DO:76:LYS:HD2	1.87	0.56
38:DP:48:ILE:HD12	38:DP:48:ILE:H	1.70	0.56
41:DS:73:ALA:O	41:DS:106:ILE:HG12	2.05	0.56
43:DU:96:ILE:HG23	43:DU:101:LYS:O	2.06	0.56
50:D2:33:CYS:SG	50:D2:40:LYS:HE3	2.46	0.56
16:AP:49:LEU:HD12	16:AP:50:LYS:H	1.71	0.55
23:BA:2517:C:C6	23:BA:2542:A:C2	2.94	0.55
25:BC:44:ASN:HB3	25:BC:50:THR:CG2	2.36	0.55
35:BM:58:PHE:CD1	35:BM:58:PHE:O	2.59	0.55
39:BQ:68:ALA:O	39:BQ:71:GLN:HB3	2.05	0.55
39:BQ:95:LEU:O	39:BQ:98:LEU:HG	2.05	0.55
42:BT:30:VAL:HG12	42:BT:31:HIS:N	2.21	0.55
23:DA:442:G:H1'	27:DE:48:THR:HG21	1.88	0.55
23:DA:1996:C:OP1	33:DK:31:LYS:HE3	2.06	0.55
23:DA:2036:C:H6	23:DA:2036:C:C5'	2.18	0.55
24:DB:111:U:H2'	24:DB:112:G:H8	1.70	0.55
25:DC:271:ILE:O	25:DC:272:ALA:HB3	2.06	0.55
1:AA:892:A:H2'	1:AA:893:C:C6	2.41	0.55
1:AA:1223:C:C5'	1:AA:1224:G:H5''	2.31	0.55
1:AA:1530:G:H2'	1:AA:1531:A:C8	2.41	0.55
14:AN:29:ARG:HG2	14:AN:31:ARG:O	2.05	0.55
23:BA:1173:G:H1'	23:BA:1177:A:H61	1.71	0.55
25:BC:8:PRO:HB3	25:BC:14:ARG:HB3	1.88	0.55
30:BH:92:VAL:HG21	30:BH:97:ILE:HD11	1.86	0.55
38:BP:59:THR:O	38:BP:78:LEU:HB2	2.06	0.55
1:CA:193:C:H2'	1:CA:194:C:C6	2.42	0.55
1:CA:918:A:H2'	1:CA:919:A:C8	2.41	0.55

Continued on next page...

Continued from previous page...

Atom-1	Atom-2	Interatomic distance (Å)	Clash overlap (Å)
4:CD:3:ARG:HD3	4:CD:5:ILE:CD1	2.37	0.55
6:CF:5:GLU:HB3	6:CF:62:TRP:HE1	1.71	0.55
23:DA:221:A:H4'	23:DA:222:A:O5'	2.06	0.55
23:DA:1588:C:H2'	23:DA:1589:C:H6	1.71	0.55
23:DA:2210:G:N2	23:DA:2211:G:H5'	2.21	0.55
32:DJ:62:ARG:HH21	32:DJ:64:ASP:HB2	1.70	0.55
34:DL:114:ILE:HD12	34:DL:114:ILE:O	2.05	0.55
44:DV:8:TYR:HB2	44:DV:38:TYR:CZ	2.41	0.55
46:DX:27:GLU:CB	46:DX:33:LYS:HG3	2.37	0.55
53:D5:52:LYS:N	53:D5:53:PRO:HD2	2.20	0.55
1:AA:7:G:H21	5:AE:121:LYS:CE	2.19	0.55
8:AH:50:ARG:H	8:AH:50:ARG:HD2	1.72	0.55
15:AO:24:SER:H	15:AO:27:VAL:HB	1.71	0.55
15:AO:28:GLN:O	15:AO:32:LEU:HG	2.07	0.55
23:BA:1187:G:H5''	40:BR:81:TYR:CE2	2.41	0.55
23:BA:1430:C:H2'	23:BA:1431:U:C6	2.41	0.55
30:BH:92:VAL:HG23	30:BH:96:ASP:HB2	1.88	0.55
33:BK:103:ALA:O	33:BK:106:LEU:HD13	2.06	0.55
36:BN:101:ALA:HB2	50:B2:44:THR:HG21	1.88	0.55
1:CA:405:U:H3'	1:CA:406:G:H5'	1.89	0.55
1:CA:434:U:H2'	1:CA:435:C:C6	2.41	0.55
1:CA:723:U:H5''	1:CA:724:G:OP2	2.06	0.55
19:CS:6:LYS:HD3	19:CS:7:LYS:CE	2.36	0.55
23:DA:64:A:O2'	42:DT:71:GLY:HA3	2.06	0.55
23:DA:278:A:H2'	23:DA:279:C:O4'	2.06	0.55
25:DC:242:ARG:H	25:DC:242:ARG:CD	2.08	0.55
28:DF:173:LEU:HD23	28:DF:176:LEU:HD12	1.88	0.55
34:DL:18:ARG:HB3	34:DL:18:ARG:NH1	2.22	0.55
38:DP:80:SER:HB3	38:DP:83:ILE:HG13	1.88	0.55
39:DQ:104:GLN:HB3	40:DR:44:LYS:HZ1	1.71	0.55
1:AA:109:A:C6	1:AA:326:G:C6	2.95	0.55
1:AA:691:G:O6	11:AK:52:GLY:HA2	2.06	0.55
1:AA:1506:U:O2'	1:AA:1507:A:H5'	2.06	0.55
4:AD:13:ARG:HB3	4:AD:38:TYR:O	2.07	0.55
6:AF:75:LEU:O	6:AF:79:LEU:HG	2.06	0.55
12:AL:31:PHE:HB3	12:AL:83:LEU:HD22	1.89	0.55
12:AL:32:ARG:HA	12:AL:32:ARG:HE	1.72	0.55
23:BA:1541:U:H3'	23:BA:1542:G:C3'	2.37	0.55
27:BE:203:GLN:HA	27:BE:206:ILE:O	2.06	0.55
33:BK:73:ASP:OD1	33:BK:75:SER:HB3	2.07	0.55
39:BQ:92:ARG:HD2	39:BQ:95:LEU:CG	2.37	0.55

Continued on next page...

Continued from previous page...

Atom-1	Atom-2	Interatomic distance (Å)	Clash overlap (Å)
40:BR:77:ALA:O	40:BR:79:VAL:N	2.39	0.55
43:BU:71:LYS:HB2	43:BU:71:LYS:HZ2	1.70	0.55
51:B3:11:LEU:HB2	51:B3:26:ASN:H	1.70	0.55
23:DA:343:C:H6	23:DA:343:C:C5'	2.18	0.55
24:DB:11:C:H3'	24:DB:12:C:C6	2.41	0.55
38:DP:19:LEU:HD13	38:DP:78:LEU:HD22	1.89	0.55
39:DQ:92:ARG:HG2	40:DR:11:GLN:NE2	2.21	0.55
43:DU:45:VAL:HA	43:DU:62:GLU:HA	1.87	0.55
48:DZ:11:SER:OG	48:DZ:13:ILE:HG12	2.06	0.55
1:AA:790:A:H5'	22:AV:6168:G:H4'	1.89	0.55
1:AA:1227:A:H2'	1:AA:1227:A:N3	2.22	0.55
1:AA:1320:C:N3	19:AS:72:GLY:HA3	2.21	0.55
1:AA:1376:U:H2'	1:AA:1377:A:C8	2.42	0.55
12:AL:46:LYS:HG2	12:AL:47:PRO:N	2.21	0.55
20:AT:53:LEU:O	20:AT:57:ARG:HD3	2.07	0.55
23:BA:747:U:C4	50:B2:2:ALA:N	2.74	0.55
23:BA:1579:A:H5'	23:BA:1579:A:C8	2.33	0.55
23:BA:2058:A:N6	23:BA:2059:A:N6	2.54	0.55
23:BA:2749:A:H4'	29:BG:62:LYS:HB3	1.89	0.55
30:BH:77:LEU:HD11	30:BH:101:LEU:HB2	1.88	0.55
44:BV:8:TYR:HB2	44:BV:38:TYR:CZ	2.41	0.55
44:BV:76:LEU:HD12	44:BV:76:LEU:N	2.21	0.55
46:BX:27:GLU:CD	46:BX:33:LYS:HE3	2.27	0.55
47:BY:21:LEU:HD23	47:BY:22:GLU:N	2.22	0.55
1:CA:376:G:OP2	16:CP:67:THR:HG21	2.07	0.55
2:CB:70:PHE:O	2:CB:71:VAL:HG13	2.06	0.55
15:CO:24:SER:H	15:CO:27:VAL:HB	1.72	0.55
34:DL:115:LEU:HA	34:DL:134:ALA:CB	2.36	0.55
47:DY:2:LYS:HA	47:DY:5:GLU:OE2	2.07	0.55
1:AA:255:G:H2'	1:AA:256:U:C6	2.42	0.55
1:AA:1004:A:H8	1:AA:1026:G:C8	2.25	0.55
4:AD:3:ARG:HD2	4:AD:3:ARG:N	2.21	0.55
11:AK:50:TYR:HB3	11:AK:54:ARG:HB2	1.87	0.55
13:AM:106:ASN:O	13:AM:107:ALA:HB3	2.06	0.55
23:BA:195:A:H61	23:BA:198:C:H3'	1.72	0.55
23:BA:1996:C:OP1	33:BK:31:LYS:HE3	2.06	0.55
23:BA:2210:G:N2	23:BA:2211:G:H5'	2.21	0.55
23:BA:2305:A:H5''	28:BF:134:GLY:HA3	1.88	0.55
23:BA:2393:A:H5'	34:BL:62:LEU:HD12	1.88	0.55
23:BA:2439:A:C5'	23:BA:2439:A:H8	2.20	0.55
27:BE:192:LEU:HD23	27:BE:193:VAL:N	2.22	0.55

Continued on next page...

Continued from previous page...

Atom-1	Atom-2	Interatomic distance (Å)	Clash overlap (Å)
34:BL:112:LEU:HD23	34:BL:113:LYS:N	2.22	0.55
1:CA:406:G:H5''	4:CD:5:ILE:HD12	1.89	0.55
1:CA:1227:A:N3	1:CA:1227:A:H2'	2.21	0.55
23:DA:55:G:H2'	23:DA:56:A:H8	1.72	0.55
23:DA:195:A:OP1	34:DL:46:LYS:HE2	2.07	0.55
23:DA:1046:A:H1'	31:DI:4:LYS:HD2	1.89	0.55
23:DA:1639:U:H2'	23:DA:1640:C:H5''	1.89	0.55
23:DA:2892:A:H2'	23:DA:2893:G:H5'	1.87	0.55
24:DB:104:A:O4'	44:DV:29:TYR:HE1	1.90	0.55
30:DH:12:LEU:HD22	30:DH:12:LEU:H	1.71	0.55
36:DN:88:ARG:HG3	36:DN:89:ASP:OD1	2.07	0.55
43:DU:7:VAL:HB	43:DU:8:LYS:HZ2	1.71	0.55
45:DW:51:VAL:N	45:DW:62:LEU:HD12	2.22	0.55
48:DZ:1:MET:HA	48:DZ:39:ASP:HB3	1.88	0.55
1:AA:99:C:H3'	1:AA:99:C:C6	2.42	0.55
1:AA:601:C:H2'	1:AA:602:A:H8	1.72	0.55
1:AA:819:A:H4'	1:AA:820:U:OP2	2.05	0.55
1:AA:1279:A:H62	3:AC:26:LYS:HE2	1.71	0.55
3:AC:35:GLU:O	3:AC:39:ILE:HG13	2.05	0.55
13:AM:82:MET:HG3	23:BA:888:C:H5'	1.89	0.55
23:BA:1292:U:H2'	23:BA:1293:C:C6	2.42	0.55
23:BA:2815:C:O2'	50:B2:43:HIS:HD2	1.88	0.55
29:BG:44:VAL:O	29:BG:50:VAL:HG13	2.07	0.55
34:BL:111:ARG:HG3	34:BL:128:HIS:CB	2.36	0.55
52:B4:34:ARG:HD2	52:B4:39:ARG:HG3	1.87	0.55
1:CA:255:G:H2'	1:CA:256:U:C6	2.42	0.55
1:CA:1427:U:H2'	1:CA:1428:A:H8	1.72	0.55
1:CA:1530:G:H2'	1:CA:1531:A:C8	2.41	0.55
3:CC:120:VAL:HG21	3:CC:137:ALA:HB2	1.89	0.55
23:DA:1173:G:H1'	23:DA:1177:A:H61	1.71	0.55
25:DC:71:ASP:HB3	25:DC:103:ARG:NH2	2.20	0.55
32:DJ:42:GLU:HA	32:DJ:82:LYS:CB	2.32	0.55
35:DM:112:GLU:CD	35:DM:112:GLU:H	2.10	0.55
38:DP:57:PHE:O	38:DP:59:THR:N	2.39	0.55
46:DX:23:LYS:HB3	46:DX:37:ILE:HG12	1.87	0.55
52:D4:8:ASN:HD21	52:D4:11:LYS:H	1.52	0.55
1:AA:1117:G:H21	1:AA:1180:A:H1'	1.70	0.55
1:AA:1224:G:H4'	13:AM:102:ARG:NH2	2.21	0.55
1:AA:1501:C:C4	1:AA:1504:G:C6	2.95	0.55
3:AC:76:VAL:HG21	3:AC:103:VAL:HG11	1.88	0.55
11:AK:120:ARG:HH21	11:AK:126:ARG:NH2	2.05	0.55

Continued on next page...

Continued from previous page...

Atom-1	Atom-2	Interatomic distance (Å)	Clash overlap (Å)
12:AL:41:THR:OG1	12:AL:51:LEU:HB3	2.06	0.55
17:AQ:82:MET:O	17:AQ:86:GLU:HG2	2.06	0.55
19:AS:6:LYS:HD3	19:AS:7:LYS:CE	2.36	0.55
23:BA:483:A:H4'	43:BU:49:VAL:HG23	1.89	0.55
23:BA:775:G:C4	23:BA:794:G:C8	2.94	0.55
23:BA:1971:A:C4	25:BC:241:PRO:HG3	2.41	0.55
23:BA:2036:C:H5'	23:BA:2036:C:C6	2.39	0.55
23:BA:2648:C:H2'	23:BA:2649:U:C6	2.42	0.55
42:BT:12:VAL:HG12	42:BT:27:THR:O	2.07	0.55
43:BU:59:GLY:C	43:BU:61:ILE:H	2.10	0.55
46:BX:23:LYS:HB3	46:BX:37:ILE:HG12	1.89	0.55
1:CA:1016:A:H2'	1:CA:1017:G:O4'	2.06	0.55
2:CB:27:LYS:CG	2:CB:194:PRO:HD2	2.36	0.55
2:CB:97:TRP:HH2	2:CB:176:GLU:CD	2.09	0.55
14:CN:24:CYS:HB3	14:CN:29:ARG:N	2.20	0.55
23:DA:1292:U:H2'	23:DA:1293:C:C6	2.42	0.55
26:DD:67:PHE:CE2	26:DD:75:VAL:HG22	2.41	0.55
29:DG:44:VAL:O	29:DG:50:VAL:HG13	2.07	0.55
1:AA:149:A:H2'	1:AA:150:C:C6	2.42	0.55
1:AA:692:U:H5	11:AK:26:ASN:ND2	2.03	0.55
1:AA:1504:G:OP1	1:AA:1507:A:H4'	2.07	0.55
4:AD:155:LEU:O	4:AD:159:ARG:HG2	2.06	0.55
15:AO:53:HIS:HE1	23:BA:715:G:O6	1.90	0.55
16:AP:20:VAL:HG21	16:AP:32:TYR:CG	2.42	0.55
19:AS:6:LYS:H	19:AS:6:LYS:HD2	1.71	0.55
23:BA:323:G:H5'	27:BE:169:ASN:HD21	1.71	0.55
23:BA:2014:A:H2'	23:BA:2015:A:C8	2.42	0.55
25:BC:182:LEU:O	25:BC:271:ILE:HD12	2.06	0.55
26:BD:111:ARG:HD2	26:BD:160:TYR:CE1	2.42	0.55
33:BK:24:VAL:HG23	33:BK:33:ALA:HB2	1.89	0.55
48:BZ:1:MET:HA	48:BZ:39:ASP:HB3	1.88	0.55
53:B5:14:VAL:HG13	53:B5:22:VAL:HG13	1.89	0.55
1:CA:976:G:H8	1:CA:1358:U:H2'	1.72	0.55
1:CA:1137:C:H4'	1:CA:1138:G:C2	2.42	0.55
1:CA:1376:U:H2'	1:CA:1377:A:C8	2.41	0.55
2:CB:184:VAL:HG12	2:CB:197:VAL:HG13	1.89	0.55
3:CC:11:ARG:HB3	3:CC:15:THR:HB	1.89	0.55
4:CD:134:ASP:O	4:CD:136:PRO:HD3	2.06	0.55
7:CG:38:LEU:O	7:CG:42:ILE:HG13	2.07	0.55
8:CH:50:ARG:H	8:CH:50:ARG:HD2	1.72	0.55
10:CJ:8:LEU:HG	10:CJ:96:ILE:HG22	1.89	0.55

Continued on next page...

Continued from previous page...

Atom-1	Atom-2	Interatomic distance (Å)	Clash overlap (Å)
23:DA:676:A:H2	23:DA:802:A:H61	1.54	0.55
23:DA:1188:U:O2'	23:DA:1189:A:H5'	2.06	0.55
23:DA:1276:A:O2'	36:DN:16:HIS:HE1	1.90	0.55
23:DA:1826:G:H4'	25:DC:242:ARG:NE	2.22	0.55
28:DF:81:LYS:O	28:DF:82:LEU:HD23	2.06	0.55
34:DL:33:ARG:HG3	34:DL:36:LYS:CD	2.22	0.55
2:AB:235:SER:O	2:AB:239:VAL:HG23	2.07	0.55
4:AD:90:GLY:CA	4:AD:204:ILE:HD11	2.36	0.55
10:AJ:8:LEU:HG	10:AJ:96:ILE:HG22	1.88	0.55
12:AL:53:LYS:N	12:AL:53:LYS:HD2	2.22	0.55
17:AQ:86:GLU:O	17:AQ:90:ILE:HG12	2.07	0.55
23:BA:2543:G:H5'	23:BA:2543:G:C8	2.40	0.55
30:BH:116:LEU:HD22	30:BH:128:LEU:HD21	1.89	0.55
41:BS:4:LYS:HG2	41:BS:106:ILE:HG22	1.88	0.55
53:B5:52:LYS:N	53:B5:53:PRO:HD2	2.22	0.55
1:CA:18:C:H5''	5:CE:127:ASN:ND2	2.22	0.55
1:CA:946:A:H2'	1:CA:947:G:C8	2.41	0.55
1:CA:971:G:H1'	1:CA:1365:G:O2'	2.07	0.55
2:CB:235:SER:O	2:CB:239:VAL:HG23	2.06	0.55
4:CD:13:ARG:HB3	4:CD:38:TYR:O	2.07	0.55
23:DA:1448:G:H2'	23:DA:149(B):A:C8	2.41	0.55
23:DA:1833:U:H2'	23:DA:1834:U:H6	1.70	0.55
35:DM:45:GLN:CD	35:DM:45:GLN:H	2.10	0.55
35:DM:75:THR:HA	35:DM:88:GLY:HA3	1.88	0.55
48:DZ:26:LEU:HB2	48:DZ:28:LEU:HD13	1.89	0.55
1:AA:1137:C:H4'	1:AA:1138:G:C2	2.42	0.54
8:AH:58:TYR:O	8:AH:59:LEU:HD23	2.07	0.54
23:BA:380:U:O2'	46:BX:20:ARG:HB3	2.08	0.54
41:BS:103:ILE:H	41:BS:103:ILE:HD12	1.73	0.54
1:CA:300:A:O5'	1:CA:300:A:H8	1.90	0.54
1:CA:624:C:O3'	16:CP:10:GLY:HA2	2.07	0.54
1:CA:1065:U:H4'	1:CA:1066:C:O5'	2.07	0.54
6:CF:75:LEU:O	6:CF:79:LEU:HG	2.07	0.54
12:CL:53:LYS:HD2	12:CL:53:LYS:N	2.22	0.54
23:DA:2102:U:H2'	23:DA:2103:C:C6	2.43	0.54
25:DC:217:ARG:HG2	25:DC:217:ARG:NH1	2.19	0.54
36:DN:12:ARG:HD3	36:DN:16:HIS:ND1	2.23	0.54
23:BA:270(Q):C:HO2'	23:BA:270(R):C:H6	1.50	0.54
23:BA:1005:C:O2'	32:BJ:51:THR:HG21	2.06	0.54
23:BA:1266:G:H5''	50:B2:23:HIS:NE2	2.21	0.54
23:BA:1510:A:H2'	23:BA:1511:A:H8	1.72	0.54

Continued on next page...

Continued from previous page...

Atom-1	Atom-2	Interatomic distance (Å)	Clash overlap (Å)
23:BA:1932:A:H3'	23:BA:1933:G:H8	1.72	0.54
34:BL:84:ASN:HB3	34:BL:86:LYS:HG2	1.90	0.54
37:BO:34:HIS:ND1	37:BO:54:LEU:HB2	2.22	0.54
48:BZ:26:LEU:HB2	48:BZ:28:LEU:HD13	1.89	0.54
49:B1:46:ASN:HB2	49:B1:64:LYS:HB2	1.90	0.54
23:DA:1614:A:H62	41:DS:93:ALA:HB2	1.72	0.54
23:DA:2393:A:H5'	34:DL:62:LEU:HD12	1.89	0.54
30:DH:114:LEU:HD21	30:DH:128:LEU:HD13	1.89	0.54
32:DJ:90:LEU:O	32:DJ:111:GLU:HG3	2.07	0.54
33:DK:68:GLU:HB3	33:DK:78:ARG:HB2	1.90	0.54
35:DM:26:TYR:HA	44:DV:81:ARG:HH21	1.72	0.54
35:DM:140:ALA:HB3	44:DV:53:ILE:HD13	1.89	0.54
41:DS:4:LYS:HG2	41:DS:106:ILE:HG22	1.89	0.54
42:DT:28:PHE:HE2	42:DT:92:LEU:HD11	1.71	0.54
1:AA:974:A:H8	1:AA:974:A:OP1	1.89	0.54
1:AA:1065:U:H4'	1:AA:1066:C:O5'	2.07	0.54
1:AA:1157:A:H4'	1:AA:1158:C:O5'	2.08	0.54
13:AM:34:LEU:HD22	13:AM:39:ILE:HB	1.89	0.54
23:BA:806:C:O2'	23:BA:2445:G:H4'	2.07	0.54
23:BA:999:U:H5''	23:BA:1154:G:O6	2.06	0.54
23:BA:1448:G:H2'	23:BA:149(B):A:C8	2.42	0.54
23:BA:1647:G:H3'	23:BA:1647:G:OP2	2.08	0.54
23:BA:2036:C:H6	23:BA:2036:C:C5'	2.20	0.54
28:BF:173:LEU:HD23	28:BF:176:LEU:HD12	1.89	0.54
35:BM:26:TYR:HA	44:BV:81:ARG:HH21	1.72	0.54
35:BM:81:VAL:CG1	35:BM:82:ARG:HG2	2.37	0.54
1:CA:269:C:H2'	1:CA:270:A:C8	2.42	0.54
1:CA:363:A:C8	12:CL:32:ARG:NH2	2.76	0.54
1:CA:1152:A:H2'	1:CA:1153:C:H6	1.73	0.54
1:CA:1347:G:H8	9:CI:107:ARG:HB3	1.70	0.54
1:CA:1501:C:C4	1:CA:1504:G:C6	2.94	0.54
6:CF:12:PRO:HG2	6:CF:55:ASP:OD2	2.07	0.54
7:CG:12:LEU:HD23	7:CG:12:LEU:H	1.71	0.54
23:DA:1257:C:H4'	27:DE:83:PHE:CE2	2.42	0.54
25:DC:25:THR:HG21	25:DC:81:ALA:HB1	1.89	0.54
27:DE:32:LEU:HD23	27:DE:32:LEU:C	2.28	0.54
27:DE:192:LEU:HD23	27:DE:193:VAL:N	2.22	0.54
33:DK:73:ASP:OD1	33:DK:75:SER:HB3	2.07	0.54
4:AD:108:LEU:HD23	4:AD:110:PHE:CE2	2.42	0.54
8:AH:97:VAL:HG13	8:AH:98:LYS:N	2.23	0.54
13:AM:15:VAL:O	13:AM:19:LEU:HD23	2.08	0.54

Continued on next page...

Continued from previous page...

Atom-1	Atom-2	Interatomic distance (Å)	Clash overlap (Å)
18:AR:84:LYS:HA	18:AR:84:LYS:NZ	2.22	0.54
21:AU:18:TYR:O	21:AU:22:ARG:HB3	2.07	0.54
23:BA:137(B):G:H2'	23:BA:139:G:N7	2.23	0.54
23:BA:1046:A:H1'	31:BI:4:LYS:HD2	1.89	0.54
23:BA:1434:A:H61	23:BA:1558:A:N6	2.05	0.54
23:BA:1639:U:H2'	23:BA:1640:C:H5''	1.88	0.54
26:BD:101:ARG:HD3	26:BD:169:ASN:ND2	2.22	0.54
34:BL:143:GLY:O	34:BL:145:PRO:HD3	2.08	0.54
35:BM:8:LYS:O	35:BM:9:TYR:HB3	2.08	0.54
1:CA:1100:C:OP2	2:CB:96:ARG:HG2	2.08	0.54
3:CC:35:GLU:HA	3:CC:38:ARG:HG2	1.90	0.54
3:CC:54:ARG:O	3:CC:69:HIS:HD2	1.90	0.54
9:CI:17:VAL:HG13	9:CI:63:ILE:HD11	1.90	0.54
13:CM:10:PRO:HB2	13:CM:18:ALA:HB1	1.90	0.54
17:CQ:14:LYS:H	17:CQ:14:LYS:HD2	1.72	0.54
23:DA:910:A:C4	35:DM:13:GLN:NE2	2.74	0.54
23:DA:2014:A:H2'	23:DA:2015:A:C8	2.43	0.54
27:DE:183:VAL:O	27:DE:187:VAL:HG23	2.08	0.54
34:DL:112:LEU:HD23	34:DL:113:LYS:N	2.22	0.54
38:DP:59:THR:O	38:DP:78:LEU:HB2	2.07	0.54
1:AA:793:U:H3'	1:AA:794:A:C5'	2.36	0.54
1:AA:977:A:C2'	1:AA:978:A:H5''	2.35	0.54
1:AA:1017:G:H2'	1:AA:1018:C:C6	2.43	0.54
1:AA:1152:A:H2'	1:AA:1153:C:H6	1.73	0.54
3:AC:7:PRO:HG3	3:AC:175:LEU:HD11	1.89	0.54
3:AC:120:VAL:HG21	3:AC:137:ALA:HB2	1.88	0.54
23:BA:270(J):G:O2'	23:BA:270(K):G:H8	1.87	0.54
23:BA:910:A:C4	35:BM:13:GLN:NE2	2.76	0.54
23:BA:1495:A:H2'	23:BA:1496:A:N3	2.22	0.54
23:BA:1614:A:H61	41:BS:88:ARG:H	1.56	0.54
34:BL:125:VAL:O	34:BL:145:PRO:HD2	2.07	0.54
45:BW:35:ASN:ND2	45:BW:35:ASN:N	2.55	0.54
52:B4:34:ARG:HB3	52:B4:42:LEU:HD22	1.88	0.54
1:CA:559:A:H4'	1:CA:560:U:H5''	1.90	0.54
1:CA:1004:A:H8	1:CA:1026:G:C8	2.25	0.54
1:CA:1017:G:H2'	1:CA:1018:C:C6	2.42	0.54
13:CM:106:ASN:O	13:CM:107:ALA:HB3	2.06	0.54
21:CU:18:TYR:O	21:CU:22:ARG:HB3	2.08	0.54
23:DA:819:A:C4	23:DA:1189:A:C2	2.95	0.54
23:DA:919:G:H5'	24:DB:81:G:H1'	1.89	0.54
23:DA:966:G:H2'	23:DA:967:C:C6	2.41	0.54

Continued on next page...

Continued from previous page...

Atom-1	Atom-2	Interatomic distance (Å)	Clash overlap (Å)
23:DA:2749:A:H4'	29:DG:62:LYS:HB3	1.89	0.54
30:DH:92:VAL:HG23	30:DH:96:ASP:HB2	1.90	0.54
33:DK:96:THR:O	33:DK:97:ARG:C	2.46	0.54
34:DL:64:LYS:HD2	53:D5:25:MET:SD	2.48	0.54
40:DR:6:LYS:O	40:DR:37:VAL:HG21	2.08	0.54
47:DY:11:GLU:OE1	47:DY:11:GLU:N	2.40	0.54
1:AA:176:C:H5''	20:AT:29:LYS:NZ	2.23	0.54
20:AT:97:ALA:O	20:AT:99:LEU:N	2.41	0.54
23:BA:64:A:O2'	42:BT:71:GLY:HA3	2.07	0.54
23:BA:319:C:H2'	23:BA:320:A:C8	2.42	0.54
23:BA:576:U:H2'	23:BA:577:G:C8	2.43	0.54
23:BA:948:G:H8	23:BA:948:G:C5'	2.20	0.54
23:BA:1833:U:H2'	23:BA:1834:U:H6	1.72	0.54
36:BN:88:ARG:HG3	36:BN:89:ASP:OD1	2.06	0.54
1:CA:692:U:H5	11:CK:26:ASN:HD22	1.55	0.54
1:CA:793:U:H3'	1:CA:794:A:C5'	2.37	0.54
1:CA:1223:C:P	19:CS:78:ARG:HH21	2.29	0.54
4:CD:26:CYS:HA	4:CD:31:CYS:HA	1.90	0.54
23:DA:2774:C:H2'	23:DA:2775:A:O4'	2.06	0.54
27:DE:63:LYS:HE3	27:DE:75:HIS:O	2.08	0.54
29:DG:27:LYS:HG2	29:DG:32:GLU:HB2	1.90	0.54
33:DK:103:ALA:O	33:DK:106:LEU:HD13	2.07	0.54
35:DM:141:GLN:HA	44:DV:71:VAL:O	2.08	0.54
44:DV:74:VAL:O	44:DV:76:LEU:HD12	2.07	0.54
17:AQ:56:VAL:HG23	17:AQ:81:ARG:HG3	1.89	0.54
23:BA:919:G:H5'	24:BB:81:G:H1'	1.90	0.54
23:BA:1161:C:O2'	40:BR:23:GLU:HG2	2.08	0.54
23:BA:2102:U:H2'	23:BA:2103:C:C6	2.42	0.54
23:BA:2186:G:H2'	23:BA:2187:G:C8	2.42	0.54
23:BA:2305:A:C2	28:BF:154:GLY:HA3	2.43	0.54
25:BC:25:THR:HG21	25:BC:81:ALA:HB1	1.90	0.54
32:BJ:151:HIS:HD2	32:BJ:152:PRO:O	1.90	0.54
40:BR:38:LEU:HD22	40:BR:52:VAL:HG11	1.90	0.54
42:BT:23:GLU:HG3	42:BT:24:GLY:H	1.72	0.54
53:B5:54:GLU:HA	53:B5:57:ARG:NH1	2.20	0.54
1:CA:1373:G:H5''	7:CG:36:LYS:HZ3	1.73	0.54
5:CE:76:ILE:HD11	5:CE:142:LEU:HD11	1.90	0.54
10:CJ:38:ILE:HB	10:CJ:71:LEU:HB3	1.88	0.54
11:CK:120:ARG:HH21	11:CK:126:ARG:NH2	2.05	0.54
23:DA:276:A:H3'	23:DA:277:C:H5''	1.89	0.54
23:DA:529:A:H62	23:DA:2041:U:H3	1.54	0.54

Continued on next page...

Continued from previous page...

Atom-1	Atom-2	Interatomic distance (Å)	Clash overlap (Å)
23:DA:1819:A:H4'	23:DA:1820:U:H5''	1.88	0.54
23:DA:2726:U:H5'	23:DA:2726:U:O2	2.08	0.54
23:DA:2744:G:H21	29:DG:143:GLN:NE2	2.00	0.54
25:DC:125:ILE:H	25:DC:125:ILE:HD12	1.72	0.54
53:D5:52:LYS:H	53:D5:53:PRO:HD2	1.73	0.54
1:AA:512:U:H2'	1:AA:513:C:H6	1.73	0.54
1:AA:559:A:H4'	1:AA:560:U:H5''	1.90	0.54
1:AA:563:A:H2'	1:AA:563:A:N3	2.23	0.54
1:AA:918:A:H2'	1:AA:919:A:C8	2.42	0.54
4:AD:12:CYS:SG	4:AD:19:LEU:HB2	2.48	0.54
5:AE:127:ASN:O	5:AE:131:ILE:HG12	2.08	0.54
23:BA:319:C:H2'	23:BA:320:A:H8	1.73	0.54
23:BA:929:G:H8	23:BA:929:G:O5'	1.90	0.54
23:BA:1161:C:O2'	40:BR:8:GLY:HA2	2.08	0.54
23:BA:2726:U:H5'	23:BA:2726:U:O2	2.08	0.54
23:BA:2729:G:H2'	23:BA:2730:C:C6	2.43	0.54
25:BC:25:THR:HG21	25:BC:81:ALA:CB	2.38	0.54
25:BC:123:ALA:HB3	25:BC:131:LEU:HD23	1.89	0.54
25:BC:246:PRO:HD2	25:BC:255:LYS:HD3	1.89	0.54
34:BL:62:LEU:H	34:BL:62:LEU:HD22	1.73	0.54
35:BM:54:MET:HG2	35:BM:64:ILE:HD13	1.90	0.54
42:BT:28:PHE:HE2	42:BT:92:LEU:HD11	1.71	0.54
45:BW:51:VAL:N	45:BW:62:LEU:HD12	2.22	0.54
47:BY:2:LYS:CD	47:BY:2:LYS:N	2.69	0.54
1:CA:673:G:H5''	6:CF:87:ARG:HH12	1.72	0.54
1:CA:950:U:H2'	1:CA:951:G:H8	1.73	0.54
1:CA:1281:U:H4'	1:CA:1282:C:OP2	2.07	0.54
2:CB:22:LYS:H	2:CB:22:LYS:HZ3	1.56	0.54
3:CC:105:GLU:HG2	3:CC:106:VAL:N	2.17	0.54
13:CM:15:VAL:O	13:CM:19:LEU:HD23	2.07	0.54
13:CM:34:LEU:HD22	13:CM:39:ILE:HB	1.89	0.54
17:CQ:40:LYS:HG2	17:CQ:41:LYS:N	2.23	0.54
20:CT:29:LYS:O	20:CT:33:ILE:HG12	2.08	0.54
23:DA:947:G:N2	23:DA:971:C:C2	2.76	0.54
23:DA:1647:G:H3'	23:DA:1647:G:OP2	2.06	0.54
23:DA:2293:C:H4'	37:DO:93:LYS:NZ	2.23	0.54
23:DA:2393:A:H5''	34:DL:62:LEU:HD12	1.90	0.54
25:DC:123:ALA:HB3	25:DC:131:LEU:HD23	1.88	0.54
29:DG:121:ILE:HD11	29:DG:140:LYS:HB3	1.90	0.54
44:DV:110:GLY:HA3	44:DV:174:VAL:HG11	1.90	0.54
1:AA:80:G:H2'	1:AA:81:G:C8	2.43	0.54

Continued on next page...

Continued from previous page...

Atom-1	Atom-2	Interatomic distance (Å)	Clash overlap (Å)
1:AA:405:U:H3'	1:AA:406:G:H5'	1.89	0.54
1:AA:1251:A:H2'	1:AA:1252:A:C8	2.43	0.54
2:AB:51:LEU:O	2:AB:55:PHE:HD2	1.91	0.54
3:AC:50:ALA:HB2	3:AC:75:VAL:HB	1.89	0.54
23:BA:2731:G:C6	23:BA:2732:G:O6	2.61	0.54
24:BB:49:C:OP1	37:BO:97:ARG:HG3	2.08	0.54
28:BF:60:LEU:HD11	28:BF:92:VAL:CG1	2.30	0.54
30:BH:101:LEU:HG	30:BH:107:ILE:HG23	1.90	0.54
37:BO:35:ILE:CG1	37:BO:101:LEU:HD21	2.34	0.54
41:BS:73:ALA:O	41:BS:106:ILE:HG12	2.07	0.54
1:CA:80:G:H2'	1:CA:81:G:C8	2.43	0.54
1:CA:116:A:H61	1:CA:313:A:H1'	1.72	0.54
6:CF:61:LEU:HB3	6:CF:63:TYR:HE2	1.72	0.54
15:CO:56:LEU:O	15:CO:60:VAL:HG23	2.07	0.54
16:CP:49:LEU:HD12	16:CP:50:LYS:H	1.73	0.54
23:DA:2744:G:N2	29:DG:143:GLN:HE22	1.99	0.54
39:DQ:79:PHE:HE1	39:DQ:83:LEU:HD21	1.72	0.54
43:DU:37:VAL:HG21	43:DU:72:VAL:HG21	1.89	0.54
48:DZ:17:LYS:HD3	48:DZ:17:LYS:C	2.28	0.54
1:AA:323:U:H4'	20:AT:22:ARG:HB3	1.90	0.54
1:AA:1369:C:H2'	1:AA:1370:G:H8	1.72	0.54
20:AT:29:LYS:O	20:AT:33:ILE:HG12	2.07	0.54
24:BB:40:U:O5'	24:BB:40:U:H6	1.91	0.54
25:BC:131:LEU:HA	25:BC:190:TYR:CE2	2.43	0.54
26:BD:25:VAL:HG12	26:BD:181:LEU:HD12	1.90	0.54
27:BE:53:THR:HG23	27:BE:55:GLY:N	2.18	0.54
36:BN:96:ARG:HH22	36:BN:117:VAL:HG23	1.73	0.54
42:BT:39:ILE:O	42:BT:43:VAL:HG12	2.08	0.54
8:CH:58:TYR:O	8:CH:59:LEU:HD23	2.08	0.54
8:CH:86:ILE:CB	8:CH:133:LEU:HD22	2.38	0.54
23:DA:137(B):G:H2'	23:DA:139:G:N7	2.22	0.54
23:DA:605:C:H1'	23:DA:657:U:O2'	2.08	0.54
23:DA:614:U:H4'	23:DA:615:G:H5''	1.90	0.54
23:DA:2422:A:N7	53:D5:31:HIS:CE1	2.76	0.54
29:DG:109:PHE:CE1	29:DG:152:ARG:HD3	2.43	0.54
30:DH:77:LEU:HD11	30:DH:101:LEU:HB2	1.90	0.54
33:DK:2:ILE:HG12	33:DK:8:LEU:HD11	1.88	0.54
43:DU:76:CYS:SG	43:DU:77:PRO:HD2	2.48	0.54
49:D1:59:VAL:HG12	49:D1:60:GLU:N	2.19	0.54
1:AA:137:C:O4'	16:AP:63:GLY:HA3	2.08	0.53
1:AA:269:C:H2'	1:AA:270:A:C8	2.42	0.53

Continued on next page...

Continued from previous page...

Atom-1	Atom-2	Interatomic distance (Å)	Clash overlap (Å)
8:AH:89:PRO:HA	8:AH:92:ARG:HH11	1.72	0.53
9:AI:17:VAL:HG13	9:AI:63:ILE:HD11	1.90	0.53
13:AM:4:ILE:HA	13:AM:57:ARG:HG3	1.88	0.53
17:AQ:40:LYS:HG2	17:AQ:41:LYS:N	2.23	0.53
23:BA:955:C:OP2	35:BM:14:ARG:HD2	2.08	0.53
25:BC:132:PRO:HD3	25:BC:190:TYR:CZ	2.44	0.53
27:BE:183:VAL:O	27:BE:187:VAL:HG23	2.08	0.53
28:BF:47:LYS:HG3	28:BF:82:LEU:CD2	2.39	0.53
28:BF:134:GLY:C	28:BF:135:LEU:HD12	2.29	0.53
33:BK:96:THR:O	33:BK:97:ARG:C	2.47	0.53
34:BL:18:ARG:HB3	34:BL:18:ARG:NH1	2.22	0.53
34:BL:132:LYS:N	34:BL:132:LYS:HD2	2.22	0.53
35:BM:45:GLN:H	35:BM:45:GLN:CD	2.10	0.53
35:BM:112:GLU:H	35:BM:112:GLU:CD	2.11	0.53
39:BQ:92:ARG:CD	39:BQ:94:ASN:HB3	2.38	0.53
44:BV:110:GLY:HA3	44:BV:174:VAL:HG11	1.90	0.53
1:CA:563:A:H2'	1:CA:563:A:N3	2.23	0.53
2:CB:80:ILE:HD11	2:CB:208:ILE:HG23	1.88	0.53
2:CB:158:LEU:HD12	2:CB:158:LEU:N	2.23	0.53
17:CQ:86:GLU:O	17:CQ:90:ILE:HG12	2.07	0.53
24:DB:40:U:H6	24:DB:40:U:O5'	1.92	0.53
25:DC:25:THR:HG21	25:DC:81:ALA:CB	2.37	0.53
25:DC:71:ASP:CB	25:DC:103:ARG:HH22	2.20	0.53
37:DO:87:PHE:CE2	37:DO:89:ARG:HA	2.43	0.53
39:DQ:92:ARG:CD	39:DQ:94:ASN:HB3	2.38	0.53
1:AA:1191:A:H5''	3:AC:4:LYS:NZ	2.23	0.53
16:AP:20:VAL:HG23	16:AP:35:LYS:HA	1.90	0.53
19:AS:16:LEU:O	19:AS:20:LEU:HG	2.09	0.53
23:BA:320:A:H2'	27:BE:136:THR:HG21	1.91	0.53
23:BA:674:G:C1'	27:BE:74:ARG:HD3	2.37	0.53
23:BA:911:A:C6	35:BM:9:TYR:HE1	2.25	0.53
23:BA:1154:G:O5'	23:BA:1154:G:H8	1.90	0.53
23:BA:2032:G:O2'	26:BD:145:LYS:HE2	2.09	0.53
24:BB:37:C:H2'	37:BO:95:HIS:HE1	1.71	0.53
29:BG:27:LYS:HG2	29:BG:32:GLU:HB2	1.90	0.53
33:BK:24:VAL:CG2	33:BK:33:ALA:HB2	2.38	0.53
1:CA:363:A:H8	12:CL:32:ARG:HH21	1.56	0.53
1:CA:512:U:H2'	1:CA:513:C:H6	1.73	0.53
1:CA:1063:C:H3'	1:CA:1064:G:H2'	1.91	0.53
1:CA:1157:A:H4'	1:CA:1158:C:O5'	2.08	0.53
17:CQ:56:VAL:HG23	17:CQ:81:ARG:HG3	1.89	0.53

Continued on next page...

Continued from previous page...

Atom-1	Atom-2	Interatomic distance (Å)	Clash overlap (Å)
23:DA:17:G:H4'	39:DQ:25:TRP:CH2	2.42	0.53
25:DC:233:HIS:HE1	25:DC:247:ALA:H	1.56	0.53
26:DD:47:VAL:HG21	26:DD:86:PRO:HD3	1.90	0.53
27:DE:36:VAL:O	27:DE:40:GLN:HG3	2.07	0.53
27:DE:192:LEU:HD21	27:DE:194:MET:HE3	1.90	0.53
30:DH:76:THR:HA	30:DH:141:LYS:HB2	1.89	0.53
34:DL:58:THR:C	34:DL:60:MET:H	2.12	0.53
34:DL:132:LYS:HD2	34:DL:132:LYS:N	2.21	0.53
37:DO:34:HIS:ND1	37:DO:54:LEU:HB2	2.22	0.53
40:DR:22:VAL:HG12	40:DR:23:GLU:H	1.73	0.53
47:DY:46:GLN:OE1	47:DY:46:GLN:HA	2.09	0.53
52:D4:8:ASN:ND2	52:D4:11:LYS:N	2.54	0.53
1:AA:193:C:H2'	1:AA:194:C:C6	2.42	0.53
1:AA:434:U:H2'	1:AA:435:C:C6	2.42	0.53
1:AA:501:C:H2'	1:AA:502:G:C8	2.43	0.53
3:AC:11:ARG:HB3	3:AC:15:THR:HB	1.89	0.53
4:AD:189:PRO:CB	4:AD:194:LEU:HD21	2.38	0.53
17:AQ:59:ILE:N	17:AQ:59:ILE:HD12	2.23	0.53
17:AQ:97:SER:O	17:AQ:98:LEU:HD23	2.09	0.53
23:BA:2050:C:H1'	26:BD:156:MET:HE1	1.90	0.53
23:BA:2293:C:H4'	37:BO:93:LYS:NZ	2.23	0.53
34:BL:88:LEU:HD22	34:BL:114:ILE:HG21	1.90	0.53
40:BR:22:VAL:HG12	40:BR:23:GLU:H	1.73	0.53
1:CA:1251:A:H2'	1:CA:1252:A:C8	2.43	0.53
3:CC:173:VAL:N	3:CC:174:PRO:HD3	2.23	0.53
15:CO:36:ILE:HG22	15:CO:37:ASN:HD22	1.73	0.53
23:DA:581:C:H2'	23:DA:582:G:H8	1.74	0.53
23:DA:1655:A:H1'	26:DD:113:PHE:CD2	2.43	0.53
23:DA:2186:G:H2'	23:DA:2187:G:C8	2.42	0.53
23:DA:2814:C:O2'	50:D2:29:ILE:HG13	2.08	0.53
26:DD:25:VAL:HG12	26:DD:181:LEU:HD12	1.91	0.53
30:DH:130:TYR:CD2	30:DH:132:PRO:HG3	2.43	0.53
34:DL:84:ASN:HB3	34:DL:86:LYS:HG2	1.90	0.53
53:D5:34:TRP:CG	53:D5:35:GLN:N	2.76	0.53
1:AA:1223:C:P	19:AS:78:ARG:HH21	2.31	0.53
1:AA:1236:A:H2'	1:AA:1237:C:C6	2.44	0.53
1:AA:1427:U:H2'	1:AA:1428:A:H8	1.73	0.53
2:AB:178:ARG:HH21	8:AH:74:PRO:HG3	1.73	0.53
5:AE:10:MET:HA	5:AE:32:VAL:HA	1.91	0.53
6:AF:67:MET:HB2	6:AF:68:PRO:HD2	1.90	0.53
23:BA:17:G:H4'	39:BQ:25:TRP:CH2	2.43	0.53

Continued on next page...

Continued from previous page...

Atom-1	Atom-2	Interatomic distance (Å)	Clash overlap (Å)
23:BA:1614:A:H62	41:BS:93:ALA:HB2	1.73	0.53
23:BA:1692:U:O2'	23:BA:1693:U:H2'	2.08	0.53
23:BA:1809:A:H2'	23:BA:1810:A:C8	2.43	0.53
23:BA:2543:G:H2'	23:BA:2544:G:C8	2.44	0.53
23:BA:2814:C:O2'	50:B2:29:ILE:HG13	2.08	0.53
30:BH:142:VAL:HG12	30:BH:143:SER:N	2.23	0.53
35:BM:78:PRO:O	35:BM:79:LEU:HB2	2.09	0.53
42:BT:31:HIS:ND1	42:BT:32:PRO:HD2	2.22	0.53
43:BU:11:ASP:O	43:BU:26:LYS:HA	2.09	0.53
3:CC:50:ALA:HB2	3:CC:75:VAL:HB	1.90	0.53
4:CD:155:LEU:O	4:CD:159:ARG:HG2	2.08	0.53
8:CH:89:PRO:HA	8:CH:92:ARG:HH11	1.73	0.53
20:CT:97:ALA:O	20:CT:99:LEU:N	2.41	0.53
23:DA:2401:U:C2'	23:DA:2402:C:H5''	2.39	0.53
23:DA:2481:G:O2'	23:DA:2482:G:P	2.65	0.53
26:DD:111:ARG:HD2	26:DD:160:TYR:CE1	2.44	0.53
28:DF:96:ARG:O	28:DF:99:MET:HB3	2.09	0.53
36:DN:104:ARG:NH1	36:DN:109:ALA:HB3	2.24	0.53
42:DT:23:GLU:HG3	42:DT:24:GLY:H	1.73	0.53
1:AA:1281:U:H4'	1:AA:1282:C:OP2	2.07	0.53
3:AC:182:ILE:HG12	3:AC:203:PHE:HA	1.91	0.53
4:AD:104:VAL:HG11	4:AD:146:ILE:CD1	2.38	0.53
8:AH:88:LYS:HB3	8:AH:89:PRO:HD2	1.91	0.53
16:AP:22:THR:HA	16:AP:33:ILE:HG12	1.90	0.53
23:BA:176:G:O2'	23:BA:177:G:H5'	2.09	0.53
25:BC:244:ARG:HG3	25:BC:245:PRO:N	2.24	0.53
28:BF:41:GLN:HG2	28:BF:155:MET:CB	2.37	0.53
32:BJ:42:GLU:HA	32:BJ:82:LYS:CB	2.32	0.53
34:BL:62:LEU:CD2	53:B5:25:MET:HB2	2.38	0.53
37:BO:87:PHE:CE2	37:BO:89:ARG:HA	2.43	0.53
38:BP:57:PHE:O	38:BP:59:THR:N	2.41	0.53
47:BY:16:LEU:HB2	47:BY:20:GLU:CG	2.35	0.53
53:B5:50:LEU:HB2	53:B5:54:GLU:HG3	1.91	0.53
1:CA:20:U:H2'	1:CA:21:G:O4'	2.09	0.53
1:CA:413:G:H21	1:CA:428:G:H1'	1.73	0.53
1:CA:1236:A:H2'	1:CA:1237:C:C6	2.43	0.53
2:CB:205:ASP:O	2:CB:211:ILE:HD11	2.09	0.53
4:CD:104:VAL:HG11	4:CD:146:ILE:CD1	2.38	0.53
10:CJ:13:HIS:HB3	10:CJ:68:HIS:CD2	2.44	0.53
14:CN:48:ALA:HB2	14:CN:53:LEU:HD12	1.90	0.53
17:CQ:82:MET:O	17:CQ:86:GLU:HG2	2.08	0.53

Continued on next page...

Continued from previous page...

Atom-1	Atom-2	Interatomic distance (Å)	Clash overlap (Å)
23:DA:483:A:H4'	43:DU:49:VAL:HG23	1.89	0.53
23:DA:814:C:O2'	23:DA:815:C:H5'	2.08	0.53
23:DA:1266:G:H5''	50:D2:23:HIS:NE2	2.23	0.53
23:DA:1932:A:H3'	23:DA:1933:G:H8	1.73	0.53
24:DB:49:C:OP1	37:DO:97:ARG:HG3	2.08	0.53
28:DF:32:PRO:HA	28:DF:162:THR:OG1	2.09	0.53
36:DN:96:ARG:HH22	36:DN:117:VAL:HG23	1.73	0.53
43:DU:59:GLY:C	43:DU:61:ILE:H	2.11	0.53
1:AA:78:G:H2'	1:AA:79:G:C8	2.44	0.53
1:AA:939:G:H2'	1:AA:940:C:C6	2.44	0.53
1:AA:1152:A:OP1	10:AJ:68:HIS:CD2	2.62	0.53
3:AC:35:GLU:HA	3:AC:38:ARG:HG2	1.91	0.53
5:AE:33:VAL:HG11	5:AE:109:ILE:HD13	1.89	0.53
6:AF:16:GLN:HA	6:AF:19:LEU:HB3	1.89	0.53
23:BA:605:C:H1'	23:BA:657:U:O2'	2.09	0.53
23:BA:1309:G:H3'	52:B4:9:ARG:NH1	2.23	0.53
34:BL:52:GLU:HA	34:BL:52:GLU:OE1	2.08	0.53
38:BP:26:ASP:HB2	38:BP:90:GLN:O	2.09	0.53
39:BQ:92:ARG:NH2	40:BR:11:GLN:H	2.06	0.53
2:CB:178:ARG:HH21	8:CH:74:PRO:HG3	1.72	0.53
4:CD:122:ARG:O	4:CD:122:ARG:HD3	2.08	0.53
6:CF:5:GLU:HG3	6:CF:93:SER:OG	2.09	0.53
14:CN:24:CYS:O	14:CN:28:GLY:HA2	2.09	0.53
20:CT:81:LYS:O	20:CT:85:MET:HG2	2.09	0.53
23:DA:1309:G:H3'	52:D4:9:ARG:NH1	2.22	0.53
23:DA:1692:U:O2'	23:DA:1693:U:H2'	2.09	0.53
23:DA:1862:G:H2'	23:DA:1863:G:H8	1.73	0.53
34:DL:27:HIS:HE1	40:DR:83:ARG:HH12	1.56	0.53
34:DL:62:LEU:HD22	34:DL:62:LEU:H	1.74	0.53
39:DQ:58:ARG:O	39:DQ:62:ILE:HG12	2.08	0.53
44:DV:108:PRO:HA	44:DV:142:SER:O	2.07	0.53
53:D5:50:LEU:HB2	53:D5:54:GLU:HG3	1.90	0.53
5:AE:72:GLN:O	5:AE:75:THR:HG22	2.09	0.53
14:AN:24:CYS:HB3	14:AN:29:ARG:N	2.21	0.53
24:BB:30:C:H2'	24:BB:31:C:H5'	1.90	0.53
25:BC:242:ARG:H	25:BC:242:ARG:CD	2.07	0.53
26:BD:9:VAL:HG13	26:BD:25:VAL:O	2.09	0.53
28:BF:107:LEU:HA	28:BF:111:LEU:HD12	1.91	0.53
29:BG:109:PHE:CE1	29:BG:152:ARG:HD3	2.44	0.53
32:BJ:49:LEU:O	32:BJ:53:ILE:HG13	2.09	0.53
33:BK:68:GLU:HB3	33:BK:78:ARG:HB2	1.89	0.53

Continued on next page...

Continued from previous page...

Atom-1	Atom-2	Interatomic distance (Å)	Clash overlap (Å)
35:BM:48:GLU:O	35:BM:52:VAL:HG12	2.08	0.53
38:BP:1:MET:O	38:BP:3:ARG:N	2.41	0.53
41:BS:80:PRO:O	41:BS:100:THR:HG22	2.09	0.53
44:BV:108:PRO:HA	44:BV:142:SER:O	2.08	0.53
1:CA:626:U:H2'	1:CA:627:G:C8	2.44	0.53
1:CA:1125:U:O5'	1:CA:1125:U:H6	1.92	0.53
1:CA:1317:C:C2	14:CN:16:PHE:CZ	2.96	0.53
22:CV:6168:G:H2'	22:CV:6169:U:H6	1.74	0.53
23:DA:1386:C:H2'	23:DA:1387:C:C6	2.44	0.53
23:DA:1386:C:H2'	23:DA:1387:C:H6	1.74	0.53
25:DC:72:LYS:HE3	25:DC:101:GLU:HG2	1.91	0.53
26:DD:33:VAL:HG23	26:DD:47:VAL:HG13	1.91	0.53
32:DJ:157:ARG:N	32:DJ:158:PRO:CD	2.65	0.53
41:DS:103:ILE:H	41:DS:103:ILE:HD12	1.74	0.53
1:AA:765:G:H5''	1:AA:766:A:OP1	2.09	0.53
1:AA:942:G:H21	9:AI:124:GLN:NE2	2.00	0.53
1:AA:963:G:H2'	1:AA:964:A:C8	2.44	0.53
1:AA:1125:U:O5'	1:AA:1125:U:H6	1.92	0.53
1:AA:1317:C:C2	14:AN:16:PHE:CZ	2.97	0.53
7:AG:15:ASP:HA	7:AG:24:THR:HG23	1.91	0.53
17:AQ:80:GLY:O	17:AQ:81:ARG:HG2	2.09	0.53
20:AT:81:LYS:O	20:AT:85:MET:HG2	2.09	0.53
23:BA:637:A:OP1	34:BL:133:SER:HB3	2.09	0.53
23:BA:1257:C:H4'	27:BE:83:PHE:CE2	2.44	0.53
23:BA:1862:G:H2'	23:BA:1863:G:H8	1.74	0.53
26:BD:47:VAL:HG21	26:BD:86:PRO:HD3	1.90	0.53
39:BQ:8:VAL:HG11	39:BQ:12:ARG:CZ	2.39	0.53
53:B5:53:PRO:HB2	53:B5:57:ARG:HH21	1.72	0.53
1:CA:149:A:H2'	1:CA:150:C:C6	2.43	0.53
1:CA:238:G:P	17:CQ:25:ARG:HH22	2.32	0.53
1:CA:939:G:H2'	1:CA:940:C:C6	2.44	0.53
1:CA:1154:G:H2'	1:CA:1155:G:H8	1.74	0.53
8:CH:97:VAL:HG13	8:CH:98:LYS:N	2.24	0.53
11:CK:43:SER:HA	11:CK:47:VAL:HG21	1.91	0.53
17:CQ:97:SER:O	17:CQ:98:LEU:HD23	2.09	0.53
23:DA:127:A:H5''	23:DA:128:C:O4'	2.09	0.53
23:DA:322:A:H3'	27:DE:169:ASN:HD21	1.72	0.53
23:DA:597:U:O2'	34:DL:15:ARG:HG2	2.09	0.53
23:DA:2394:C:H2'	23:DA:2395:C:C6	2.44	0.53
23:DA:2543:G:H2'	23:DA:2544:G:C8	2.44	0.53
23:DA:2648:C:H2'	23:DA:2649:U:C6	2.43	0.53

Continued on next page...

Continued from previous page...

Atom-1	Atom-2	Interatomic distance (Å)	Clash overlap (Å)
25:DC:131:LEU:HA	25:DC:190:TYR:CE2	2.43	0.53
29:DG:149:ARG:HA	29:DG:162:ILE:HG12	1.90	0.53
38:DP:1:MET:O	38:DP:3:ARG:N	2.40	0.53
43:DU:11:ASP:O	43:DU:26:LYS:HA	2.09	0.53
44:DV:76:LEU:HD12	44:DV:76:LEU:H	1.73	0.53
46:DX:45:ASN:ND2	46:DX:47:GLN:HE21	2.07	0.53
1:AA:950:U:H2'	1:AA:951:G:H8	1.74	0.53
1:AA:971:G:H1'	1:AA:1365:G:O2'	2.08	0.53
6:AF:5:GLU:HB3	6:AF:62:TRP:HE1	1.73	0.53
6:AF:12:PRO:HG2	6:AF:55:ASP:OD2	2.09	0.53
23:BA:1028:A:N6	23:BA:1125:G:H2'	2.24	0.53
23:BA:1971:A:C5	25:BC:241:PRO:HG3	2.44	0.53
23:BA:2056:G:N2	23:BA:2057:A:C1'	2.72	0.53
23:BA:2401:U:C2'	23:BA:2402:C:H5''	2.38	0.53
24:BB:104:A:O4'	44:BV:29:TYR:HE1	1.92	0.53
34:BL:75:ILE:HD13	34:BL:77:ARG:NE	2.24	0.53
35:BM:68:ILE:HG23	35:BM:103:MET:HA	1.91	0.53
35:BM:140:ALA:HB3	44:BV:53:ILE:HD13	1.90	0.53
35:BM:141:GLN:HA	44:BV:71:VAL:O	2.08	0.53
46:BX:27:GLU:CB	46:BX:33:LYS:HG3	2.39	0.53
53:B5:34:TRP:CG	53:B5:35:GLN:N	2.76	0.53
1:CA:59:A:H3'	1:CA:331:G:H22	1.74	0.53
1:CA:1356:G:H2'	1:CA:1357:A:H8	1.74	0.53
7:CG:69:VAL:CA	7:CG:138:LYS:HD2	2.35	0.53
9:CI:65:VAL:HG21	9:CI:73:GLN:HB3	1.91	0.53
10:CJ:54:PHE:HD2	10:CJ:55:LYS:HG3	1.73	0.53
12:CL:82:VAL:HG22	12:CL:83:LEU:N	2.24	0.53
22:CV:6168:G:H2'	22:CV:6169:U:C6	2.44	0.53
23:DA:1614:A:H61	41:DS:88:ARG:H	1.55	0.53
23:DA:2731:G:C6	23:DA:2732:G:O6	2.62	0.53
23:DA:2822:G:O6	36:DN:4:LEU:HD23	2.08	0.53
25:DC:132:PRO:HD3	25:DC:190:TYR:CZ	2.44	0.53
34:DL:17:LYS:O	34:DL:19:VAL:HG22	2.09	0.53
37:DO:41:ASP:OD2	37:DO:44:LYS:HD3	2.09	0.53
41:DS:110:LYS:HG3	41:DS:111:HIS:ND1	2.24	0.53
44:DV:118:GLN:HB2	44:DV:173:ALA:O	2.09	0.53
49:D1:42:CYS:SG	49:D1:46:ASN:HB3	2.49	0.53
1:AA:161:A:H2'	1:AA:162:A:C8	2.44	0.53
1:AA:735:C:H2'	1:AA:736:C:C6	2.42	0.53
2:AB:17:PHE:HB2	2:AB:42:ILE:CG2	2.39	0.53
9:AI:10:ARG:HH21	9:AI:107:ARG:HB2	1.74	0.53

Continued on next page...

Continued from previous page...

Atom-1	Atom-2	Interatomic distance (Å)	Clash overlap (Å)
9:AI:83:ARG:HA	9:AI:86:VAL:HG12	1.91	0.53
12:AL:65:VAL:HG11	12:AL:97:TYR:CE1	2.44	0.53
23:BA:55:G:H2'	23:BA:56:A:H8	1.73	0.53
23:BA:1386:C:H2'	23:BA:1387:C:H6	1.74	0.53
23:BA:2422:A:N7	53:B5:31:HIS:CE1	2.77	0.53
23:BA:2481:G:O2'	23:BA:2482:G:P	2.67	0.53
27:BE:18:ARG:HG3	27:BE:18:ARG:O	2.08	0.53
36:BN:12:ARG:HD3	36:BN:16:HIS:ND1	2.24	0.53
49:B1:42:CYS:SG	49:B1:46:ASN:HB3	2.48	0.53
1:CA:735:C:H2'	1:CA:736:C:C6	2.44	0.53
2:CB:17:PHE:HB2	2:CB:42:ILE:CG2	2.40	0.53
6:CF:67:MET:HB2	6:CF:68:PRO:HD2	1.90	0.53
9:CI:10:ARG:HH21	9:CI:107:ARG:HB2	1.74	0.53
12:CL:32:ARG:HA	12:CL:32:ARG:HE	1.71	0.53
13:CM:87:TYR:O	13:CM:91:ARG:HG2	2.08	0.53
23:DA:323:G:H5'	27:DE:169:ASN:HD21	1.73	0.53
23:DA:486:C:H4'	41:DS:60:ASN:HD22	1.74	0.53
23:DA:637:A:OP1	34:DL:133:SER:HB3	2.09	0.53
23:DA:948:G:H8	23:DA:948:G:C5'	2.18	0.53
23:DA:1164:G:C5'	23:DA:1164:G:H8	2.22	0.53
23:DA:2010:G:H5''	41:DS:42:ARG:HB2	1.91	0.53
28:DF:107:LEU:HA	28:DF:111:LEU:HD12	1.91	0.53
30:DH:117:GLU:HG3	30:DH:118:LYS:N	2.24	0.53
40:DR:38:LEU:HD22	40:DR:52:VAL:HG11	1.91	0.53
1:AA:501:C:H2'	1:AA:502:G:H8	1.72	0.52
1:AA:1053:G:N7	1:AA:1200:C:H5''	2.24	0.52
3:AC:173:VAL:N	3:AC:174:PRO:HD3	2.24	0.52
3:AC:184:TYR:HE2	3:AC:186:PHE:HB2	1.74	0.52
13:AM:10:PRO:HB2	13:AM:18:ALA:HB1	1.90	0.52
13:AM:17:VAL:HG12	13:AM:21:TYR:HE1	1.74	0.52
13:AM:87:TYR:O	13:AM:91:ARG:HG2	2.09	0.52
15:AO:36:ILE:HD12	15:AO:63:ARG:HH11	1.74	0.52
17:AQ:55:ASP:HB3	17:AQ:76:LEU:HD13	1.92	0.52
23:BA:270(L):C:H2'	23:BA:270(M):U:H5''	1.91	0.52
27:BE:63:LYS:HE3	27:BE:75:HIS:O	2.09	0.52
34:BL:143:GLY:C	34:BL:145:PRO:HD3	2.30	0.52
37:BO:35:ILE:O	37:BO:53:SER:HB2	2.09	0.52
37:BO:41:ASP:OD2	37:BO:44:LYS:HD3	2.09	0.52
40:BR:6:LYS:O	40:BR:37:VAL:HG21	2.10	0.52
43:BU:95:LYS:HG2	43:BU:100:ALA:HA	1.91	0.52
1:CA:160:A:H2'	1:CA:161:A:O4'	2.08	0.52

Continued on next page...

Continued from previous page...

Atom-1	Atom-2	Interatomic distance (Å)	Clash overlap (Å)
1:CA:772:U:H2'	1:CA:773:G:O4'	2.09	0.52
1:CA:865:A:H5'	1:CA:1078:U:O4	2.08	0.52
1:CA:1229:A:H2'	1:CA:1230:C:C6	2.44	0.52
4:CD:142:PRO:HA	4:CD:185:PHE:HD2	1.74	0.52
7:CG:15:ASP:HA	7:CG:24:THR:HG23	1.91	0.52
19:CS:16:LEU:O	19:CS:20:LEU:HG	2.09	0.52
23:DA:176:G:O2'	23:DA:177:G:H5'	2.09	0.52
23:DA:263:C:H2'	23:DA:264:C:O4'	2.09	0.52
23:DA:1510:A:H2'	23:DA:1511:A:H8	1.71	0.52
36:DN:10:LEU:HD22	36:DN:17:ARG:CD	2.39	0.52
42:DT:39:ILE:O	42:DT:43:VAL:HG12	2.09	0.52
45:DW:48:GLY:HA3	45:DW:80:HIS:ND1	2.24	0.52
1:AA:1154:G:H2'	1:AA:1155:G:H8	1.74	0.52
2:AB:158:LEU:HD12	2:AB:158:LEU:N	2.24	0.52
8:AH:80:ILE:HD12	8:AH:80:ILE:N	2.25	0.52
10:AJ:30:SER:HB2	10:AJ:80:LYS:CG	2.40	0.52
14:AN:48:ALA:HB2	14:AN:53:LEU:HD12	1.91	0.52
20:AT:26:ASN:HD22	20:AT:27:LYS:N	2.07	0.52
23:BA:263:C:H2'	23:BA:264:C:O4'	2.09	0.52
23:BA:498:G:N3	43:BU:47:LYS:HE3	2.24	0.52
23:BA:676:A:H2	23:BA:802:A:H61	1.57	0.52
23:BA:2210:G:H21	23:BA:2211:G:C5'	2.23	0.52
33:BK:2:ILE:HG12	33:BK:8:LEU:HD11	1.91	0.52
45:BW:48:GLY:HA3	45:BW:80:HIS:ND1	2.24	0.52
1:CA:17:U:H2'	1:CA:18:C:C6	2.45	0.52
1:CA:601:C:H2'	1:CA:602:A:H8	1.73	0.52
5:CE:10:MET:HA	5:CE:32:VAL:HA	1.91	0.52
8:CH:88:LYS:HB3	8:CH:89:PRO:HD2	1.90	0.52
17:CQ:80:GLY:O	17:CQ:81:ARG:HG2	2.09	0.52
23:DA:2271:G:H2'	23:DA:2272:U:C6	2.44	0.52
23:DA:2358:G:C6	23:DA:2359:C:C4	2.97	0.52
28:DF:47:LYS:HG3	28:DF:82:LEU:CD2	2.38	0.52
30:DH:77:LEU:HG	30:DH:101:LEU:HD13	1.91	0.52
1:AA:1014:A:H2	1:AA:1219:U:H1'	1.75	0.52
5:AE:10:MET:HG3	5:AE:13:ILE:HD11	1.90	0.52
9:AI:113:LYS:HG2	9:AI:119:ALA:HA	1.91	0.52
10:AJ:13:HIS:HB3	10:AJ:68:HIS:CD2	2.45	0.52
12:AL:82:VAL:HG22	12:AL:83:LEU:N	2.24	0.52
16:AP:21:VAL:HG23	16:AP:33:ILE:HB	1.91	0.52
23:BA:118:A:N3	23:BA:178:G:H1'	2.25	0.52
23:BA:1276:A:O2'	36:BN:16:HIS:HE1	1.92	0.52

Continued on next page...

Continued from previous page...

Atom-1	Atom-2	Interatomic distance (Å)	Clash overlap (Å)
23:BA:1790:C:O2'	25:BC:209:ALA:HB2	2.09	0.52
23:BA:2358:G:C6	23:BA:2359:C:C4	2.97	0.52
25:BC:71:ASP:HB3	25:BC:103:ARG:NH2	2.20	0.52
30:BH:66:GLU:HB3	30:BH:67:ARG:NH1	2.24	0.52
30:BH:76:THR:HA	30:BH:141:LYS:HB2	1.90	0.52
35:BM:60:ARG:H	44:BV:179:ASP:CB	2.22	0.52
36:BN:10:LEU:HD22	36:BN:17:ARG:CD	2.40	0.52
36:BN:21:TYR:HE2	36:BN:43:GLU:HB3	1.73	0.52
38:BP:6:LEU:O	38:BP:10:VAL:HG23	2.09	0.52
40:BR:15:GLU:HB3	40:BR:16:PRO:HD2	1.92	0.52
41:BS:110:LYS:HG3	41:BS:111:HIS:ND1	2.25	0.52
47:BY:2:LYS:HA	47:BY:5:GLU:OE2	2.08	0.52
1:CA:332:G:OP2	20:CT:10:LEU:HD23	2.10	0.52
1:CA:512:U:H2'	1:CA:513:C:C6	2.44	0.52
1:CA:765:G:H5''	1:CA:766:A:OP1	2.09	0.52
1:CA:1369:C:H2'	1:CA:1370:G:H8	1.72	0.52
2:CB:51:LEU:O	2:CB:55:PHE:HD2	1.91	0.52
4:CD:100:ARG:NH1	4:CD:137:SER:HA	2.24	0.52
11:CK:29:ILE:C	11:CK:29:ILE:HD12	2.30	0.52
12:CL:40:ARG:HD3	12:CL:41:THR:O	2.09	0.52
13:CM:3:ARG:HH21	13:CM:7:VAL:HG13	1.74	0.52
23:DA:568:U:O4	40:DR:78:LYS:NZ	2.40	0.52
23:DA:593:G:O2'	53:D5:62:LEU:HD13	2.09	0.52
23:DA:775:G:C4	23:DA:794:G:C8	2.97	0.52
23:DA:1022:G:H8	32:DJ:92:GLN:HE22	1.56	0.52
23:DA:2517:C:C6	23:DA:2542:A:C2	2.96	0.52
35:DM:58:PHE:O	35:DM:58:PHE:HD1	1.92	0.52
35:DM:78:PRO:O	35:DM:79:LEU:HB2	2.09	0.52
39:DQ:88:ILE:O	39:DQ:88:ILE:HG13	2.09	0.52
44:DV:94:GLU:H	44:DV:94:GLU:CD	2.12	0.52
1:AA:1260:C:H4'	1:AA:1284:C:H5'	1.92	0.52
1:AA:1347:G:C8	9:AI:107:ARG:HB3	2.44	0.52
4:AD:166:LYS:HD2	4:AD:166:LYS:O	2.10	0.52
9:AI:65:VAL:HG21	9:AI:73:GLN:HB3	1.91	0.52
11:AK:21:ILE:N	11:AK:21:ILE:HD12	2.25	0.52
23:BA:1173:G:H3'	23:BA:1174:A:C5'	2.40	0.52
23:BA:1567:A:H2'	25:BC:84:TYR:HE2	1.75	0.52
23:BA:1817:G:OP1	25:BC:88:ARG:NH2	2.42	0.52
23:BA:2774:C:H2'	23:BA:2775:A:O4'	2.09	0.52
26:BD:33:VAL:HG23	26:BD:47:VAL:HG13	1.90	0.52
28:BF:96:ARG:O	28:BF:99:MET:HB3	2.09	0.52

Continued on next page...

Continued from previous page...

Atom-1	Atom-2	Interatomic distance (Å)	Clash overlap (Å)
30:BH:72:LEU:HD12	30:BH:140:LEU:HD13	1.91	0.52
38:BP:48:ILE:H	38:BP:48:ILE:HD12	1.73	0.52
53:B5:50:LEU:HD13	53:B5:57:ARG:CZ	2.40	0.52
1:CA:350:G:O2'	1:CA:351:G:H5'	2.08	0.52
17:CQ:54:GLY:O	17:CQ:81:ARG:HB2	2.09	0.52
23:DA:779:U:P	25:DC:49:ILE:HG13	2.49	0.52
33:DK:68:GLU:CD	33:DK:68:GLU:H	2.12	0.52
37:DO:49:VAL:HG11	37:DO:73:LEU:HA	1.92	0.52
38:DP:57:PHE:HE2	38:DP:79:HIS:HB2	1.74	0.52
39:DQ:49:HIS:HA	39:DQ:52:ARG:HB2	1.92	0.52
43:DU:90:LEU:HG	43:DU:91:GLU:HG2	1.91	0.52
44:DV:5:LEU:HB3	44:DV:59:LEU:HD23	1.92	0.52
52:D4:21:ARG:HB3	52:D4:31:LEU:CD2	2.40	0.52
1:AA:164:U:H2'	1:AA:165:C:C6	2.45	0.52
1:AA:136(B):C:H5'	1:AA:1363:A:H2'	1.90	0.52
2:AB:205:ASP:O	2:AB:211:ILE:HD11	2.09	0.52
6:AF:14:LEU:HD21	6:AF:18:GLN:HB2	1.92	0.52
23:BA:127:A:H5''	23:BA:128:C:O4'	2.09	0.52
23:BA:1164:G:C5'	23:BA:1164:G:H8	2.22	0.52
23:BA:1386:C:H2'	23:BA:1387:C:C6	2.44	0.52
27:BE:29:ASN:H	27:BE:112:MET:CE	2.22	0.52
27:BE:179:GLU:H	27:BE:179:GLU:CD	2.12	0.52
34:BL:58:THR:C	34:BL:60:MET:H	2.12	0.52
47:BY:12:GLU:C	47:BY:14:ARG:H	2.13	0.52
1:CA:817:C:H1'	1:CA:819:A:H5'	1.91	0.52
1:CA:909:A:OP1	12:CL:20:LYS:HD2	2.08	0.52
1:CA:1504:G:OP1	1:CA:1507:A:H4'	2.10	0.52
5:CE:10:MET:HG3	5:CE:13:ILE:HD11	1.90	0.52
10:CJ:30:SER:HB2	10:CJ:80:LYS:CG	2.39	0.52
15:CO:36:ILE:HD12	15:CO:63:ARG:HH11	1.74	0.52
23:DA:1826:G:OP1	25:DC:233:HIS:HD2	1.92	0.52
23:DA:2439:A:C5'	23:DA:2439:A:H8	2.22	0.52
27:DE:34:TRP:HB2	34:DL:10:PRO:O	2.10	0.52
27:DE:53:THR:HG23	27:DE:55:GLY:N	2.19	0.52
28:DF:139:LEU:HA	28:DF:144:ILE:HG21	1.91	0.52
33:DK:112:MET:HA	33:DK:115:VAL:HG22	1.91	0.52
34:DL:62:LEU:CD2	53:D5:25:MET:HB2	2.38	0.52
34:DL:143:GLY:C	34:DL:145:PRO:HD3	2.29	0.52
1:AA:413:G:H21	1:AA:428:G:H1'	1.73	0.52
1:AA:976:G:H8	1:AA:1358:U:H2'	1.72	0.52
14:AN:24:CYS:O	14:AN:28:GLY:HA2	2.09	0.52

Continued on next page...

Continued from previous page...

Atom-1	Atom-2	Interatomic distance (Å)	Clash overlap (Å)
15:AO:36:ILE:HG22	15:AO:37:ASN:HD22	1.74	0.52
17:AQ:81:ARG:HA	17:AQ:81:ARG:HE	1.75	0.52
23:BA:1027:A:C2	23:BA:2488:A:H5'	2.45	0.52
23:BA:2712:U:H1'	23:BA:712(B):A:H8	1.66	0.52
25:BC:242:ARG:N	25:BC:242:ARG:CD	2.70	0.52
26:BD:201:THR:CG2	26:BD:202:LYS:N	2.73	0.52
29:BG:149:ARG:HA	29:BG:162:ILE:HG12	1.91	0.52
1:CA:1240:U:OP1	7:CG:115:ARG:HA	2.09	0.52
3:CC:182:ILE:HG12	3:CC:203:PHE:HA	1.92	0.52
8:CH:31:PHE:O	8:CH:35:ILE:HG12	2.10	0.52
16:CP:20:VAL:HG23	16:CP:35:LYS:HA	1.90	0.52
23:DA:871:U:H4'	35:DM:69:PHE:CE2	2.45	0.52
23:DA:959:A:O2'	23:DA:960:A:H5'	2.10	0.52
30:DH:6:LEU:HA	30:DH:15:VAL:HG13	1.90	0.52
34:DL:88:LEU:HD22	34:DL:114:ILE:HG21	1.90	0.52
35:DM:60:ARG:H	44:DV:179:ASP:CB	2.22	0.52
38:DP:26:ASP:HB2	38:DP:90:GLN:O	2.09	0.52
40:DR:15:GLU:HB3	40:DR:16:PRO:HD2	1.92	0.52
47:DY:39:ALA:HA	47:DY:45:SER:CB	2.39	0.52
1:AA:488:C:O5'	1:AA:488:C:H6	1.93	0.52
2:AB:74:LYS:O	2:AB:78:GLN:HG3	2.10	0.52
6:AF:21:LEU:O	6:AF:25:ILE:HG12	2.10	0.52
6:AF:87:ARG:HG2	6:AF:87:ARG:HH11	1.74	0.52
8:AH:86:ILE:CB	8:AH:133:LEU:HD22	2.38	0.52
17:AQ:54:GLY:O	17:AQ:81:ARG:HB2	2.10	0.52
23:BA:49:A:H5''	23:BA:51:G:O4'	2.10	0.52
23:BA:814:C:O2'	23:BA:815:C:H5'	2.09	0.52
23:BA:819:A:C4	23:BA:1189:A:C2	2.97	0.52
23:BA:1953:A:C2	23:BA:2549:G:N3	2.78	0.52
25:BC:31:LYS:HE3	25:BC:33:LEU:HD21	1.92	0.52
25:BC:233:HIS:HE1	25:BC:247:ALA:H	1.58	0.52
28:BF:85:GLY:C	28:BF:86:MET:HG3	2.30	0.52
29:BG:121:ILE:HD11	29:BG:140:LYS:HB3	1.90	0.52
47:BY:39:ALA:HA	47:BY:45:SER:CB	2.39	0.52
1:CA:626:U:H2'	1:CA:627:G:H8	1.75	0.52
1:CA:715:A:H2'	1:CA:716:A:C8	2.45	0.52
1:CA:721:G:H4'	1:CA:722:A:O4'	2.09	0.52
1:CA:1053:G:N7	1:CA:1200:C:H5''	2.24	0.52
15:CO:39:LEU:HD12	15:CO:56:LEU:HB2	1.92	0.52
23:DA:144:C:H2'	23:DA:145:G:C8	2.45	0.52
23:DA:195:A:H61	23:DA:198:C:H3'	1.75	0.52

Continued on next page...

Continued from previous page...

Atom-1	Atom-2	Interatomic distance (Å)	Clash overlap (Å)
23:DA:270(L):C:H2'	23:DA:270(M):U:H5''	1.91	0.52
23:DA:298:G:P	43:DU:85:VAL:HG22	2.49	0.52
23:DA:553:U:O2'	23:DA:554:U:H5'	2.10	0.52
23:DA:830:G:H4'	23:DA:831:G:OP2	2.09	0.52
23:DA:1592:C:H2'	23:DA:1593:G:H8	1.75	0.52
25:DC:204:ILE:HD12	25:DC:204:ILE:O	2.10	0.52
27:DE:18:ARG:HG3	27:DE:18:ARG:O	2.09	0.52
34:DL:16:ARG:HE	34:DL:16:ARG:C	2.13	0.52
37:DO:35:ILE:O	37:DO:53:SER:HB2	2.10	0.52
49:D1:46:ASN:HB2	49:D1:64:LYS:HB2	1.90	0.52
1:AA:20:U:H2'	1:AA:21:G:O4'	2.10	0.52
1:AA:216:G:H2'	1:AA:217:C:C6	2.45	0.52
1:AA:255:G:H1'	17:AQ:16:GLN:NE2	2.25	0.52
1:AA:817:C:H1'	1:AA:819:A:H5'	1.90	0.52
3:AC:19:GLU:HA	3:AC:54:ARG:HE	1.75	0.52
23:BA:298:G:P	43:BU:85:VAL:HG22	2.49	0.52
23:BA:871:U:H4'	35:BM:69:PHE:CE2	2.45	0.52
23:BA:2822:G:O6	36:BN:4:LEU:HD23	2.10	0.52
24:BB:71:C:C2	24:BB:72:G:C8	2.97	0.52
32:BJ:135:LEU:HD23	32:BJ:136:GLY:H	1.75	0.52
34:BL:27:HIS:HE1	40:BR:83:ARG:HH12	1.56	0.52
39:BQ:8:VAL:HG11	39:BQ:12:ARG:NE	2.24	0.52
43:BU:96:ILE:HG23	43:BU:101:LYS:O	2.09	0.52
1:CA:501:C:H2'	1:CA:502:G:C8	2.45	0.52
1:CA:836:G:C6	1:CA:851:G:C6	2.98	0.52
1:CA:1226:C:N4	13:CM:104:ARG:HB2	2.23	0.52
1:CA:1423:G:H2'	1:CA:1424:C:C6	2.44	0.52
6:CF:87:ARG:HG2	6:CF:87:ARG:HH11	1.75	0.52
23:DA:556:G:H2'	23:DA:557:U:H6	1.70	0.52
23:DA:2688:U:O2	23:DA:2688:U:H3'	2.09	0.52
25:DC:166:GLN:CA	25:DC:166:GLN:HE21	2.22	0.52
26:DD:101:ARG:HD3	26:DD:169:ASN:ND2	2.24	0.52
26:DD:172:VAL:HG13	26:DD:182:LEU:HD11	1.90	0.52
26:DD:201:THR:CG2	26:DD:202:LYS:N	2.72	0.52
35:DM:58:PHE:CD1	35:DM:61:GLY:HA3	2.45	0.52
35:DM:81:VAL:CG1	35:DM:82:ARG:HG2	2.37	0.52
39:DQ:92:ARG:NH2	40:DR:11:GLN:H	2.07	0.52
40:DR:28:GLU:HB2	40:DR:31:ALA:CB	2.39	0.52
41:DS:46:PHE:O	41:DS:50:VAL:HG12	2.09	0.52
41:DS:80:PRO:O	41:DS:100:THR:HG22	2.10	0.52
43:DU:31:LEU:HD23	43:DU:31:LEU:N	2.23	0.52

Continued on next page...

Continued from previous page...

Atom-1	Atom-2	Interatomic distance (Å)	Clash overlap (Å)
1:AA:17:U:H2'	1:AA:18:C:C6	2.44	0.52
1:AA:512:U:H2'	1:AA:513:C:C6	2.44	0.52
1:AA:1063:C:H3'	1:AA:1064:G:H2'	1.91	0.52
1:AA:1151:A:OP1	10:AJ:41:PRO:HA	2.10	0.52
5:AE:36:ASP:O	5:AE:37:ARG:HB2	2.10	0.52
6:AF:5:GLU:HG3	6:AF:93:SER:OG	2.10	0.52
10:AJ:54:PHE:HD2	10:AJ:55:LYS:HG3	1.73	0.52
19:AS:12:ASP:HB2	19:AS:15:LEU:HD23	1.92	0.52
23:BA:1022:G:O2'	23:BA:1023:U:OP2	2.25	0.52
27:BE:36:VAL:O	27:BE:40:GLN:HG3	2.08	0.52
35:BM:58:PHE:O	35:BM:58:PHE:HD1	1.91	0.52
1:CA:794:A:H4'	1:CA:1521:G:O2'	2.09	0.52
1:CA:983:A:H3'	1:CA:983:A:N3	2.24	0.52
1:CA:1225:A:H5''	1:CA:1226:C:OP2	2.10	0.52
4:CD:166:LYS:HD2	4:CD:166:LYS:O	2.10	0.52
6:CF:16:GLN:HA	6:CF:19:LEU:HB3	1.92	0.52
9:CI:83:ARG:HA	9:CI:86:VAL:HG12	1.91	0.52
16:CP:8:ARG:HB3	16:CP:28:ARG:NH1	2.25	0.52
23:DA:661:C:H2'	23:DA:662:G:C8	2.45	0.52
23:DA:1173:G:H3'	23:DA:1174:A:C5'	2.40	0.52
23:DA:1495:A:H2'	23:DA:1495:A:N3	2.25	0.52
23:DA:1568:G:OP2	25:DC:63:ARG:NH2	2.43	0.52
23:DA:1980:G:H3'	23:DA:1981:A:C5'	2.40	0.52
23:DA:2210:G:H21	23:DA:2211:G:C5'	2.22	0.52
23:DA:2258:C:H4'	23:DA:2259:G:OP2	2.10	0.52
23:DA:2305:A:C2	28:DF:154:GLY:HA3	2.44	0.52
23:DA:2371:G:O2'	51:D3:45:LYS:HB3	2.10	0.52
32:DJ:135:LEU:HD23	32:DJ:136:GLY:H	1.75	0.52
34:DL:52:GLU:OE1	34:DL:52:GLU:HA	2.10	0.52
37:DO:15:ARG:O	37:DO:19:LYS:HG3	2.10	0.52
42:DT:30:VAL:HG12	42:DT:31:HIS:N	2.24	0.52
52:D4:34:ARG:HB3	52:D4:42:LEU:HD22	1.92	0.52
1:AA:513:C:H2'	1:AA:514:C:C6	2.46	0.52
1:AA:794:A:H4'	1:AA:1521:G:O2'	2.10	0.52
1:AA:1201:A:H4'	1:AA:1202:G:O5'	2.10	0.52
1:AA:1229:A:H2'	1:AA:1230:C:C6	2.44	0.52
4:AD:21:LEU:HD12	4:AD:22:LYS:H	1.75	0.52
16:AP:4:ILE:HD13	16:AP:66:PRO:HG3	1.92	0.52
23:BA:614:U:H4'	23:BA:615:G:H5''	1.92	0.52
23:BA:917:A:H2'	23:BA:918:A:O4'	2.09	0.52
23:BA:959:A:O2'	23:BA:960:A:H5'	2.09	0.52

Continued on next page...

Continued from previous page...

Atom-1	Atom-2	Interatomic distance (Å)	Clash overlap (Å)
23:BA:1206:G:C6	23:BA:1207:C:C4	2.98	0.52
23:BA:2094:G:N2	23:BA:2196:C:H1'	2.24	0.52
23:BA:2371:G:O2'	51:B3:45:LYS:HB3	2.09	0.52
25:BC:72:LYS:HE3	25:BC:101:GLU:HG2	1.92	0.52
25:BC:204:ILE:HD12	25:BC:204:ILE:O	2.10	0.52
36:BN:81:ASP:O	36:BN:85:PRO:HG2	2.10	0.52
39:BQ:79:PHE:HE1	39:BQ:83:LEU:HD21	1.75	0.52
43:BU:81:LYS:CD	43:BU:97:ARG:HB3	2.39	0.52
52:B4:8:ASN:ND2	52:B4:11:LYS:N	2.53	0.52
53:B5:52:LYS:H	53:B5:53:PRO:HD2	1.75	0.52
1:CA:216:G:H2'	1:CA:217:C:C6	2.45	0.52
1:CA:729:A:H2'	1:CA:730:G:C8	2.43	0.52
1:CA:1306:A:H2'	1:CA:1307:U:C6	2.45	0.52
3:CC:184:TYR:CE2	3:CC:186:PHE:HB2	2.45	0.52
16:CP:21:VAL:HG23	16:CP:33:ILE:HB	1.92	0.52
23:DA:588:U:H1'	27:DE:90:PHE:CD1	2.45	0.52
23:DA:848:G:C4	23:DA:933:A:C8	2.95	0.52
23:DA:1790:C:O2'	25:DC:209:ALA:HB2	2.10	0.52
23:DA:2305:A:H3'	23:DA:2306:C:H5''	1.92	0.52
35:DM:52:VAL:O	35:DM:56:ARG:HB2	2.10	0.52
35:DM:54:MET:HG2	35:DM:64:ILE:HD13	1.91	0.52
41:DS:19:LEU:HB3	50:D2:25:LEU:CD1	2.41	0.52
51:D3:30:THR:HG22	51:D3:31:PRO:HD2	1.92	0.52
1:AA:80:G:P	1:AA:80:G:H8	2.32	0.51
6:AF:36:ARG:HH21	6:AF:38:GLU:HG2	1.76	0.51
11:AK:43:SER:HA	11:AK:47:VAL:HG21	1.92	0.51
23:BA:380:U:O2	46:BX:20:ARG:NH2	2.43	0.51
23:BA:486:C:H4'	41:BS:60:ASN:HD22	1.74	0.51
23:BA:518:G:H4'	41:BS:18:ARG:NH1	2.24	0.51
23:BA:1537:C:H2'	23:BA:1538:G:O4'	2.10	0.51
23:BA:2090:G:H21	46:BX:45:ASN:ND2	2.08	0.51
23:BA:2188:C:H2'	23:BA:2189:U:O4'	2.10	0.51
23:BA:2747:G:O6	23:BA:2755:C:H5''	2.10	0.51
27:BE:182:ASN:O	27:BE:186:ILE:HG12	2.10	0.51
28:BF:139:LEU:HA	28:BF:144:ILE:HG21	1.91	0.51
34:BL:58:THR:C	34:BL:61:ARG:HE	2.13	0.51
39:BQ:88:ILE:HG13	39:BQ:88:ILE:O	2.10	0.51
40:BR:28:GLU:HB2	40:BR:31:ALA:CB	2.40	0.51
43:BU:90:LEU:HG	43:BU:91:GLU:HG2	1.92	0.51
1:CA:513:C:H2'	1:CA:514:C:C6	2.44	0.51
1:CA:663:A:H5''	18:CR:61:LYS:HE2	1.92	0.51

Continued on next page...

Continued from previous page...

Atom-1	Atom-2	Interatomic distance (Å)	Clash overlap (Å)
3:CC:19:GLU:HA	3:CC:54:ARG:HE	1.75	0.51
16:CP:22:THR:HA	16:CP:33:ILE:HG12	1.91	0.51
17:CQ:81:ARG:HA	17:CQ:81:ARG:HE	1.75	0.51
23:DA:2094:G:N2	23:DA:2196:C:H1'	2.25	0.51
23:DA:2320:A:H2'	23:DA:2320:A:N3	2.25	0.51
23:DA:2415:G:H4'	34:DL:66:GLY:HA2	1.92	0.51
23:DA:2729:G:H2'	23:DA:2730:C:C6	2.45	0.51
23:DA:2747:G:O6	23:DA:2755:C:H5''	2.10	0.51
27:DE:82:ILE:O	27:DE:82:ILE:HG13	2.09	0.51
30:DH:92:VAL:HG22	30:DH:120:ILE:HD12	1.92	0.51
30:DH:142:VAL:HG12	30:DH:143:SER:H	1.74	0.51
33:DK:24:VAL:HG23	33:DK:33:ALA:HB2	1.92	0.51
34:DL:58:THR:C	34:DL:61:ARG:HE	2.13	0.51
39:DQ:92:ARG:HD2	39:DQ:95:LEU:CG	2.38	0.51
41:DS:84:ARG:HB2	41:DS:96:ILE:HG22	1.92	0.51
1:AA:1520:G:H2'	1:AA:1521:G:H8	1.75	0.51
2:AB:163:PHE:HD1	2:AB:185:ILE:HG13	1.75	0.51
7:AG:113:GLU:HB3	7:AG:118:VAL:HG23	1.92	0.51
11:AK:73:MET:HG2	11:AK:103:LEU:HD11	1.91	0.51
18:AR:50:ILE:HD11	18:AR:74:ARG:NH1	2.24	0.51
23:BA:566:U:H2'	23:BA:567:A:O4'	2.10	0.51
23:BA:2094:G:P	30:BH:22:LYS:HD2	2.50	0.51
23:BA:2688:U:O2	23:BA:2688:U:H3'	2.10	0.51
23:BA:2758:A:C4	29:BG:67:LEU:HD21	2.45	0.51
25:BC:166:GLN:HE21	25:BC:166:GLN:CA	2.22	0.51
28:BF:74:LYS:HA	28:BF:74:LYS:HE3	1.93	0.51
30:BH:107:ILE:HG13	30:BH:109:ILE:HG23	1.92	0.51
32:BJ:157:ARG:N	32:BJ:158:PRO:CD	2.65	0.51
33:BK:68:GLU:H	33:BK:68:GLU:CD	2.13	0.51
35:BM:75:THR:HA	35:BM:88:GLY:HA3	1.89	0.51
38:BP:57:PHE:HE2	38:BP:79:HIS:HB2	1.76	0.51
42:BT:11:PRO:HG3	47:BY:37:PHE:CE2	2.46	0.51
44:BV:94:GLU:CD	44:BV:94:GLU:H	2.14	0.51
1:CA:1194:U:H2'	1:CA:1195:C:H6	1.75	0.51
1:CA:1267:C:O2	1:CA:1327:C:H4'	2.10	0.51
3:CC:184:TYR:HE2	3:CC:186:PHE:HB2	1.75	0.51
6:CF:14:LEU:HD21	6:CF:18:GLN:HB2	1.91	0.51
23:DA:1028:A:N6	23:DA:1125:G:H2'	2.25	0.51
23:DA:1444:G:H2'	23:DA:1445:C:C5	2.46	0.51
23:DA:144(B):A:H5''	23:DA:1445:C:H5	1.75	0.51
23:DA:1973:G:H2'	23:DA:1974:C:H6	1.75	0.51

Continued on next page...

Continued from previous page...

Atom-1	Atom-2	Interatomic distance (Å)	Clash overlap (Å)
23:DA:2032:G:O2'	26:DD:145:LYS:HE2	2.09	0.51
23:DA:2056:G:N2	23:DA:2057:A:H1'	2.25	0.51
23:DA:2105:C:H2'	23:DA:2106:G:C8	2.45	0.51
23:DA:2188:C:H2'	23:DA:2189:U:O4'	2.10	0.51
33:DK:2:ILE:CG1	33:DK:8:LEU:HD11	2.40	0.51
36:DN:10:LEU:HB2	36:DN:17:ARG:CZ	2.40	0.51
44:DV:104:PHE:HB3	44:DV:141:VAL:HG11	1.93	0.51
46:DX:13:ILE:HG23	46:DX:14:VAL:H	1.75	0.51
1:AA:1389:C:H2'	1:AA:1390:U:O4'	2.09	0.51
1:AA:1423:G:H2'	1:AA:1424:C:C6	2.45	0.51
1:AA:1520:G:H2'	1:AA:1521:G:C8	2.44	0.51
8:AH:11:THR:HA	8:AH:14:ARG:NH1	2.26	0.51
9:AI:16:ARG:O	9:AI:63:ILE:HG23	2.10	0.51
23:BA:389:G:C6	34:BL:71:VAL:HG23	2.45	0.51
23:BA:780:G:N2	23:BA:783:A:H62	1.95	0.51
23:BA:830:G:H4'	23:BA:831:G:OP2	2.11	0.51
23:BA:848:G:C4	23:BA:933:A:C8	2.95	0.51
23:BA:2744:G:H21	29:BG:143:GLN:NE2	2.02	0.51
27:BE:155:LEU:CD2	27:BE:186:ILE:HD13	2.39	0.51
29:BG:92:ILE:H	29:BG:92:ILE:CD1	2.22	0.51
37:BO:26:LEU:HD13	37:BO:87:PHE:HD1	1.76	0.51
43:BU:37:VAL:HG21	43:BU:72:VAL:HG21	1.93	0.51
47:BY:46:GLN:OE1	47:BY:46:GLN:HA	2.09	0.51
1:CA:983:A:H2	1:CA:984:C:C5	2.28	0.51
2:CB:135:GLN:O	2:CB:139:LYS:HG2	2.10	0.51
4:CD:189:PRO:CB	4:CD:194:LEU:HD21	2.38	0.51
8:CH:80:ILE:HD12	8:CH:80:ILE:N	2.24	0.51
9:CI:16:ARG:O	9:CI:63:ILE:HG23	2.10	0.51
17:CQ:59:ILE:CG2	17:CQ:71:PHE:HB3	2.41	0.51
23:DA:2252:G:H2'	23:DA:2253:G:H8	1.76	0.51
23:DA:2378:A:H2'	37:DO:21:THR:HG21	1.92	0.51
24:DB:71:C:C2	24:DB:72:G:C8	2.98	0.51
28:DF:74:LYS:HE3	28:DF:74:LYS:HA	1.92	0.51
30:DH:142:VAL:HG12	30:DH:143:SER:N	2.26	0.51
36:DN:21:TYR:HE2	36:DN:43:GLU:HB3	1.75	0.51
38:DP:6:LEU:O	38:DP:10:VAL:HG23	2.10	0.51
1:AA:59:A:H3'	1:AA:331:G:H22	1.75	0.51
1:AA:626:U:H2'	1:AA:627:G:C8	2.45	0.51
1:AA:1267:C:O2	1:AA:1327:C:H4'	2.10	0.51
1:AA:1308:U:H5''	13:AM:98:VAL:HG23	1.92	0.51
3:AC:184:TYR:CE2	3:AC:186:PHE:HB2	2.45	0.51

Continued on next page...

Continued from previous page...

Atom-1	Atom-2	Interatomic distance (Å)	Clash overlap (Å)
8:AH:103:VAL:HG21	8:AH:109:ILE:C	2.30	0.51
15:AO:15:PHE:O	15:AO:27:VAL:HG22	2.10	0.51
20:AT:14:LYS:O	20:AT:18:GLN:HG3	2.10	0.51
22:AV:6166:U:C4	22:AV:6167:G:N7	2.78	0.51
23:BA:69:C:O2'	23:BA:70:G:H5'	2.11	0.51
23:BA:144:C:H2'	23:BA:145:G:C8	2.45	0.51
23:BA:588:U:H1'	27:BE:90:PHE:CD1	2.45	0.51
23:BA:588:U:C2	27:BE:90:PHE:CE1	2.99	0.51
23:BA:661:C:H2'	23:BA:662:G:C8	2.46	0.51
23:BA:943:U:OP2	34:BL:38:GLN:CD	2.48	0.51
23:BA:1444:G:H2'	23:BA:1445:C:C5	2.46	0.51
23:BA:2105:C:H2'	23:BA:2106:G:C8	2.45	0.51
27:BE:34:TRP:HB2	34:BL:10:PRO:O	2.10	0.51
37:BO:15:ARG:O	37:BO:19:LYS:HG3	2.10	0.51
39:BQ:107:ALA:O	39:BQ:111:GLU:HG2	2.11	0.51
41:BS:19:LEU:HB3	50:B2:25:LEU:CD1	2.40	0.51
42:BT:30:VAL:HG11	42:BT:39:ILE:CD1	2.38	0.51
1:CA:37:U:OP1	12:CL:122:LYS:HG3	2.10	0.51
1:CA:80:G:P	1:CA:80:G:H8	2.33	0.51
1:CA:164:U:H2'	1:CA:165:C:C6	2.45	0.51
1:CA:176:C:H5''	20:CT:29:LYS:NZ	2.25	0.51
1:CA:643:C:H5'	8:CH:31:PHE:CD1	2.45	0.51
2:CB:27:LYS:H	2:CB:27:LYS:HD3	1.76	0.51
2:CB:69:LEU:HB3	2:CB:162:ILE:HG22	1.93	0.51
4:CD:21:LEU:HD12	4:CD:22:LYS:H	1.75	0.51
7:CG:38:LEU:HD12	7:CG:41:ARG:HH12	1.76	0.51
8:CH:11:THR:HG22	8:CH:15:ASN:ND2	2.26	0.51
8:CH:66:GLY:HA3	8:CH:77:GLU:HB3	1.92	0.51
8:CH:103:VAL:HG21	8:CH:109:ILE:C	2.30	0.51
9:CI:113:LYS:HG2	9:CI:119:ALA:HA	1.92	0.51
15:CO:15:PHE:O	15:CO:27:VAL:HG22	2.10	0.51
23:DA:1010:A:H1'	23:DA:1153:C:H1'	1.93	0.51
28:DF:85:GLY:C	28:DF:86:MET:HG3	2.31	0.51
30:DH:86:THR:O	30:DH:122:GLU:HG3	2.11	0.51
30:DH:116:LEU:HD22	30:DH:128:LEU:HD21	1.91	0.51
39:DQ:8:VAL:HG11	39:DQ:12:ARG:CZ	2.39	0.51
42:DT:15:GLU:CD	42:DT:15:GLU:N	2.62	0.51
47:DY:12:GLU:C	47:DY:14:ARG:H	2.13	0.51
1:AA:721:G:H4'	1:AA:722:A:O4'	2.11	0.51
3:AC:17:ASP:CB	3:AC:21:ARG:HH22	2.23	0.51
4:AD:108:LEU:HB3	4:AD:110:PHE:CD2	2.45	0.51

Continued on next page...

Continued from previous page...

Atom-1	Atom-2	Interatomic distance (Å)	Clash overlap (Å)
4:AD:142:PRO:HA	4:AD:185:PHE:HD2	1.74	0.51
8:AH:31:PHE:O	8:AH:35:ILE:HG12	2.10	0.51
18:AR:74:ARG:HA	18:AR:79:LEU:O	2.11	0.51
22:AV:6168:G:H2'	22:AV:6169:U:C6	2.46	0.51
23:BA:603:A:H61	23:BA:655:A:C1'	2.24	0.51
23:BA:719:C:H2'	23:BA:720:C:H6	1.75	0.51
23:BA:814:C:H5	34:BL:27:HIS:NE2	2.08	0.51
23:BA:954:G:C5	23:BA:955:C:C5	2.99	0.51
23:BA:960:A:H61	35:BM:82:ARG:HH21	1.58	0.51
23:BA:1188:U:C2'	23:BA:1189:A:H5'	2.40	0.51
23:BA:1344:G:H4'	23:BA:1384:A:C5	2.46	0.51
23:BA:1824:G:OP1	25:BC:52:ARG:HD3	2.11	0.51
25:BC:118:VAL:HG22	25:BC:119:ALA:N	2.24	0.51
28:BF:32:PRO:HA	28:BF:162:THR:OG1	2.10	0.51
30:BH:31:LEU:HB3	30:BH:32:PRO:HD3	1.92	0.51
34:BL:83:VAL:O	34:BL:114:ILE:HA	2.10	0.51
35:BM:58:PHE:CD1	35:BM:61:GLY:HA3	2.45	0.51
36:BN:10:LEU:HB2	36:BN:17:ARG:CZ	2.41	0.51
36:BN:72:ASP:O	36:BN:76:VAL:HG12	2.11	0.51
39:BQ:106:PHE:O	39:BQ:110:VAL:HG23	2.10	0.51
1:CA:78:G:H2'	1:CA:79:G:C8	2.44	0.51
4:CD:108:LEU:HD23	4:CD:110:PHE:CE2	2.44	0.51
5:CE:72:GLN:O	5:CE:75:THR:HG22	2.09	0.51
13:CM:60:VAL:HG13	13:CM:64:TRP:NE1	2.22	0.51
15:CO:26:GLU:OE2	15:CO:77:ARG:HD2	2.11	0.51
16:CP:4:ILE:HD13	16:CP:66:PRO:HG3	1.92	0.51
23:DA:310:A:OP1	43:DU:18:GLY:HA2	2.11	0.51
23:DA:320:A:H2'	27:DE:136:THR:HG21	1.91	0.51
23:DA:498:G:N3	43:DU:47:LYS:HE3	2.25	0.51
23:DA:915:C:H2'	23:DA:916:G:C8	2.46	0.51
23:DA:1206:G:C6	23:DA:1207:C:C4	2.98	0.51
23:DA:1541:U:H3'	23:DA:1542:G:H3'	1.93	0.51
27:DE:182:ASN:O	27:DE:186:ILE:HG12	2.11	0.51
28:DF:134:GLY:C	28:DF:135:LEU:HD12	2.30	0.51
30:DH:101:LEU:HG	30:DH:107:ILE:HG23	1.92	0.51
34:DL:85:LEU:HD23	34:DL:85:LEU:H	1.75	0.51
46:DX:27:GLU:HB2	46:DX:32:LYS:O	2.11	0.51
1:AA:715:A:H2'	1:AA:716:A:C8	2.46	0.51
4:AD:100:ARG:NH1	4:AD:137:SER:HA	2.24	0.51
5:AE:76:ILE:HD11	5:AE:142:LEU:HD11	1.91	0.51
15:AO:26:GLU:OE2	15:AO:77:ARG:HD2	2.10	0.51

Continued on next page...

Continued from previous page...

Atom-1	Atom-2	Interatomic distance (Å)	Clash overlap (Å)
22:AV:6168:G:H2'	22:AV:6169:U:H6	1.76	0.51
23:BA:363(D):G:H2'	23:BA:363(E):G:H8	1.76	0.51
23:BA:1022:G:H8	32:BJ:92:GLN:HE22	1.57	0.51
25:BC:71:ASP:CB	25:BC:103:ARG:HH22	2.20	0.51
29:BG:92:ILE:HD12	29:BG:92:ILE:N	2.22	0.51
1:CA:434:U:H2'	1:CA:435:C:H6	1.74	0.51
6:CF:21:LEU:O	6:CF:25:ILE:HG12	2.10	0.51
15:CO:45:VAL:HG23	15:CO:46:HIS:ND1	2.26	0.51
22:CV:6166:U:C4	22:CV:6167:G:N7	2.78	0.51
23:DA:389:G:C6	34:DL:71:VAL:HG23	2.45	0.51
23:DA:1187:G:O5'	23:DA:1187:G:H8	1.94	0.51
23:DA:1335:U:H2'	23:DA:1336:A:H8	1.76	0.51
23:DA:2537:U:H2'	23:DA:2538:C:H6	1.75	0.51
34:DL:75:ILE:HD13	34:DL:77:ARG:NE	2.25	0.51
35:DM:75:THR:CA	35:DM:88:GLY:HA2	2.39	0.51
46:DX:11:ARG:HB2	46:DX:13:ILE:HG22	1.93	0.51
1:AA:321:A:H2'	1:AA:322:C:C6	2.46	0.51
1:AA:1190:G:OP2	3:AC:5:ILE:HG23	2.11	0.51
1:AA:1203:C:H2'	1:AA:1204:A:H8	1.76	0.51
3:AC:58:GLU:HB2	3:AC:65:ALA:HB3	1.92	0.51
11:AK:99:GLN:HE22	11:AK:105:VAL:HG21	1.76	0.51
15:AO:45:VAL:HG23	15:AO:46:HIS:ND1	2.25	0.51
22:AV:6157:A:N6	22:AV:6172:U:H3	2.09	0.51
23:BA:581:C:OP1	39:BQ:31:SER:HB2	2.11	0.51
23:BA:920:G:H2'	23:BA:921:G:H8	1.76	0.51
23:BA:2378:A:H2'	37:BO:21:THR:HG21	1.92	0.51
23:BA:2893:G:H3'	23:BA:2894:G:H5'	1.93	0.51
24:BB:71:C:C4	24:BB:72:G:N7	2.79	0.51
28:BF:77:ILE:HG22	28:BF:80:PHE:N	2.24	0.51
37:BO:49:VAL:HG11	37:BO:73:LEU:HA	1.92	0.51
39:BQ:49:HIS:HA	39:BQ:52:ARG:HB2	1.91	0.51
40:BR:13:ARG:HD2	40:BR:13:ARG:C	2.31	0.51
48:BZ:11:SER:OG	48:BZ:13:ILE:HG12	2.10	0.51
1:CA:1290:G:N3	1:CA:1290:G:H2'	2.26	0.51
1:CA:1520:G:H2'	1:CA:1521:G:C8	2.46	0.51
23:DA:23:G:H2'	23:DA:24:G:H8	1.75	0.51
23:DA:588:U:C2	27:DE:90:PHE:CE1	2.98	0.51
23:DA:2893:G:H3'	23:DA:2894:G:H5'	1.93	0.51
25:DC:244:ARG:HG3	25:DC:245:PRO:N	2.25	0.51
37:DO:38:GLN:HB3	37:DO:47:THR:CG2	2.40	0.51
52:D4:24:THR:O	52:D4:28:ARG:HG3	2.11	0.51

Continued on next page...

Continued from previous page...

Atom-1	Atom-2	Interatomic distance (Å)	Clash overlap (Å)
1:AA:189:U:O4	17:AQ:62:SER:HB3	2.11	0.51
1:AA:617:G:H4'	16:AP:44:THR:HB	1.93	0.51
1:AA:824:C:C6	1:AA:824:C:H3'	2.46	0.51
2:AB:135:GLN:O	2:AB:139:LYS:HG2	2.11	0.51
13:AM:60:VAL:HG13	13:AM:64:TRP:NE1	2.23	0.51
19:AS:22:LEU:HD13	19:AS:27:GLU:HB2	1.93	0.51
23:BA:379:G:N2	46:BX:20:ARG:HH12	2.08	0.51
23:BA:388:G:OP1	46:BX:33:LYS:HB3	2.11	0.51
23:BA:2698:U:H2'	23:BA:2699:C:C6	2.46	0.51
23:BA:2777:G:C5'	23:BA:2778:A:H5'	2.41	0.51
34:BL:135:LEU:O	34:BL:135:LEU:HD13	2.11	0.51
36:BN:104:ARG:NH1	36:BN:109:ALA:HB3	2.25	0.51
39:BQ:90:VAL:HG13	39:BQ:91:ASP:N	2.26	0.51
39:BQ:95:LEU:HD11	40:BR:12:TYR:HA	1.92	0.51
43:BU:71:LYS:HB2	43:BU:71:LYS:HZ3	1.76	0.51
44:BV:104:PHE:HB3	44:BV:141:VAL:HG11	1.93	0.51
44:BV:118:GLN:HB2	44:BV:173:ALA:O	2.11	0.51
1:CA:10:A:H2'	1:CA:11:G:H8	1.76	0.51
1:CA:161:A:H2'	1:CA:162:A:C8	2.46	0.51
1:CA:501:C:H2'	1:CA:502:G:H8	1.74	0.51
4:CD:122:ARG:HD3	4:CD:122:ARG:C	2.32	0.51
6:CF:69:GLU:CD	6:CF:69:GLU:H	2.15	0.51
16:CP:23:ASP:O	16:CP:26:ARG:HB2	2.10	0.51
17:CQ:52:LYS:H	17:CQ:52:LYS:HD2	1.76	0.51
20:CT:26:ASN:HD22	20:CT:27:LYS:N	2.07	0.51
23:DA:49:A:H5''	23:DA:51:G:O4'	2.10	0.51
23:DA:719:C:H2'	23:DA:720:C:H6	1.75	0.51
23:DA:917:A:H2'	23:DA:918:A:O4'	2.10	0.51
23:DA:1404:C:O2'	23:DA:1405:U:H5'	2.10	0.51
23:DA:1817:G:OP1	25:DC:88:ARG:NH2	2.43	0.51
34:DL:138:LEU:HD11	34:DL:144:GLU:HB3	1.93	0.51
35:DM:74:TYR:CD2	35:DM:91:GLU:HB2	2.46	0.51
42:DT:89:ILE:O	42:DT:93:GLU:HG2	2.11	0.51
47:DY:14:ARG:HA	47:DY:17:SER:HB2	1.93	0.51
53:D5:50:LEU:HD13	53:D5:57:ARG:CZ	2.40	0.51
1:AA:89:U:H2'	1:AA:90:C:C6	2.46	0.51
1:AA:1152:A:H2'	1:AA:1153:C:C6	2.46	0.51
1:AA:1225:A:H5''	1:AA:1226:C:OP2	2.11	0.51
7:AG:38:LEU:HD12	7:AG:41:ARG:HH12	1.76	0.51
8:AH:66:GLY:HA3	8:AH:77:GLU:HB3	1.92	0.51
21:AU:6:ARG:NE	21:AU:15:ARG:HH12	2.09	0.51

Continued on next page...

Continued from previous page...

Atom-1	Atom-2	Interatomic distance (Å)	Clash overlap (Å)
23:BA:597:U:O2'	34:BL:15:ARG:HG2	2.10	0.51
23:BA:2305:A:H3'	23:BA:2306:C:H5''	1.92	0.51
23:BA:2795:G:H3'	23:BA:2797:U:C5'	2.41	0.51
34:BL:16:ARG:HE	34:BL:16:ARG:C	2.14	0.51
35:BM:74:TYR:CD2	35:BM:91:GLU:HB2	2.46	0.51
38:BP:100:TYR:HD2	38:BP:103:ARG:NH2	2.09	0.51
51:B3:30:THR:HG22	51:B3:31:PRO:HD2	1.92	0.51
2:CB:163:PHE:HD1	2:CB:185:ILE:HG13	1.75	0.51
2:CB:178:ARG:HD2	8:CH:71:GLY:O	2.11	0.51
3:CC:57:ILE:HD13	3:CC:66:VAL:HA	1.93	0.51
8:CH:110:ALA:HB3	8:CH:121:ASP:HB3	1.93	0.51
9:CI:19:LEU:HD23	9:CI:20:ARG:N	2.26	0.51
12:CL:31:PHE:HB3	12:CL:83:LEU:HD22	1.92	0.51
15:CO:53:HIS:HE1	23:DA:715:G:O6	1.94	0.51
17:CQ:55:ASP:HB3	17:CQ:76:LEU:HD13	1.91	0.51
19:CS:22:LEU:HD13	19:CS:27:GLU:HB2	1.93	0.51
23:DA:2698:U:H2'	23:DA:2699:C:C6	2.46	0.51
23:DA:2795:G:H3'	23:DA:2797:U:C5'	2.41	0.51
24:DB:30:C:H2'	24:DB:31:C:H5'	1.93	0.51
25:DC:118:VAL:HG22	25:DC:119:ALA:N	2.25	0.51
30:DH:4:ILE:HD11	30:DH:16:GLY:HA2	1.92	0.51
35:DM:68:ILE:HG23	35:DM:103:MET:HA	1.92	0.51
36:DN:17:ARG:O	36:DN:20:LEU:HB3	2.11	0.51
37:DO:26:LEU:HG	37:DO:39:ILE:CD1	2.40	0.51
53:D5:53:PRO:HB2	53:D5:57:ARG:NH2	2.26	0.51
1:AA:836:G:C6	1:AA:851:G:C6	2.99	0.51
3:AC:79:ARG:HD3	3:AC:79:ARG:N	2.26	0.51
11:AK:29:ILE:C	11:AK:29:ILE:HD12	2.31	0.51
13:AM:3:ARG:HH21	13:AM:7:VAL:HG13	1.75	0.51
23:BA:1335:U:H2'	23:BA:1336:A:H8	1.76	0.51
23:BA:144(B):A:H5''	23:BA:1445:C:H5	1.75	0.51
23:BA:2484:G:H5''	35:BM:45:GLN:HB2	1.92	0.51
23:BA:2840:C:H4'	36:BN:53:HIS:CD2	2.46	0.51
23:BA:2853:C:H2'	23:BA:2854:G:H8	1.76	0.51
25:BC:43:ARG:HB2	25:BC:48:ARG:O	2.11	0.51
27:BE:184:TYR:CE2	27:BE:188:ARG:HD2	2.46	0.51
30:BH:82:ARG:HG2	30:BH:89:TYR:CD1	2.46	0.51
41:BS:46:PHE:O	41:BS:50:VAL:HG12	2.11	0.51
1:CA:475:G:H2'	1:CA:476:G:C8	2.46	0.51
1:CA:963:G:H2'	1:CA:964:A:C8	2.46	0.51
2:CB:96:ARG:N	2:CB:96:ARG:HD2	2.25	0.51

Continued on next page...

Continued from previous page...

Atom-1	Atom-2	Interatomic distance (Å)	Clash overlap (Å)
11:CK:73:MET:HG2	11:CK:103:LEU:HD11	1.92	0.51
11:CK:105:VAL:HG23	11:CK:105:VAL:O	2.11	0.51
12:CL:65:VAL:HG11	12:CL:97:TYR:CE1	2.45	0.51
17:CQ:59:ILE:HD12	17:CQ:59:ILE:N	2.26	0.51
17:CQ:74:LEU:HD12	17:CQ:75:ARG:HG2	1.93	0.51
23:DA:566:U:H2'	23:DA:567:A:O4'	2.11	0.51
23:DA:1680:U:O2	23:DA:1763:G:H3'	2.11	0.51
23:DA:1809:A:H2'	23:DA:1810:A:C8	2.46	0.51
24:DB:63:G:H2'	24:DB:64:C:C6	2.46	0.51
25:DC:37:LEU:HD12	25:DC:38:LYS:H	1.75	0.51
30:DH:72:LEU:HD12	30:DH:140:LEU:HD13	1.92	0.51
33:DK:2:ILE:CD1	33:DK:82:ASN:HD22	2.23	0.51
34:DL:147:LEU:HD13	34:DL:148:LEU:O	2.11	0.51
35:DM:48:GLU:O	35:DM:52:VAL:HG12	2.11	0.51
35:DM:75:THR:HG21	35:DM:85:LYS:HZ1	1.74	0.51
36:DN:72:ASP:O	36:DN:76:VAL:HG12	2.10	0.51
39:DQ:8:VAL:HG11	39:DQ:12:ARG:NE	2.26	0.51
40:DR:13:ARG:HD2	40:DR:13:ARG:C	2.31	0.51
43:DU:95:LYS:HG2	43:DU:100:ALA:HA	1.92	0.51
1:AA:674:G:H2'	1:AA:675:A:C8	2.46	0.50
1:AA:772:U:H2'	1:AA:773:G:O4'	2.10	0.50
1:AA:983:A:H3'	1:AA:983:A:N3	2.26	0.50
2:AB:27:LYS:HD3	2:AB:27:LYS:H	1.75	0.50
18:AR:36:ASN:HD22	18:AR:39:VAL:HG21	1.76	0.50
23:BA:94:G:H21	47:BY:47:ASN:ND2	2.09	0.50
23:BA:744:G:OP1	26:BD:132:HIS:HB2	2.12	0.50
23:BA:2038:G:H2'	23:BA:2039:C:H6	1.76	0.50
23:BA:2366:A:H2'	23:BA:2367:G:O4'	2.11	0.50
34:BL:85:LEU:HD23	34:BL:85:LEU:H	1.76	0.50
44:BV:5:LEU:HB3	44:BV:59:LEU:HD23	1.92	0.50
1:CA:38:G:C2	1:CA:397:A:C2	2.99	0.50
1:CA:127:G:HO2'	17:CQ:2:PRO:N	2.09	0.50
1:CA:1014:A:H2	1:CA:1219:U:H1'	1.75	0.50
1:CA:1260:C:H4'	1:CA:1284:C:H5'	1.92	0.50
23:DA:628:G:H2'	23:DA:629:G:H8	1.75	0.50
23:DA:955:C:OP2	35:DM:14:ARG:HD2	2.11	0.50
23:DA:1178:C:H2'	23:DA:1179:C:H6	1.75	0.50
23:DA:1537:C:H2'	23:DA:1538:G:O4'	2.11	0.50
23:DA:1929:G:N3	23:DA:1929:G:H5''	2.26	0.50
23:DA:2419:U:O4	53:D5:30:ARG:CZ	2.60	0.50
25:DC:131:LEU:HD11	25:DC:136:ILE:HG12	1.92	0.50

Continued on next page...

Continued from previous page...

Atom-1	Atom-2	Interatomic distance (Å)	Clash overlap (Å)
25:DC:238:GLY:O	25:DC:240:ALA:N	2.44	0.50
35:DM:8:LYS:O	35:DM:9:TYR:HB3	2.11	0.50
42:DT:30:VAL:HG11	42:DT:39:ILE:CD1	2.38	0.50
46:DX:62:VAL:HG22	46:DX:63:ALA:N	2.26	0.50
1:AA:665:A:H2'	1:AA:732:C:O2	2.11	0.50
1:AA:979:C:H42	14:AN:18:VAL:HG12	1.76	0.50
1:AA:1306:A:H2'	1:AA:1307:U:C6	2.46	0.50
3:AC:57:ILE:HD13	3:AC:66:VAL:HA	1.94	0.50
23:BA:1111:A:N3	23:BA:1112:G:H1'	2.26	0.50
23:BA:2340:G:H2'	23:BA:2341:G:H8	1.76	0.50
23:BA:2822:G:O5'	23:BA:2822:G:H8	1.95	0.50
34:BL:33:ARG:HG3	34:BL:36:LYS:CD	2.22	0.50
37:BO:36:TYR:N	37:BO:36:TYR:CD1	2.79	0.50
46:BX:45:ASN:ND2	46:BX:47:GLN:HE21	2.10	0.50
46:BX:90:ILE:O	46:BX:94:LEU:HB2	2.10	0.50
53:B5:11:LYS:C	53:B5:11:LYS:HD3	2.31	0.50
1:CA:447:G:H2'	1:CA:485:G:N2	2.26	0.50
1:CA:464:G:H8	1:CA:464:G:O5'	1.94	0.50
1:CA:1201:A:H4'	1:CA:1202:G:O5'	2.10	0.50
1:CA:1389:C:H2'	1:CA:1390:U:O4'	2.10	0.50
1:CA:1412:C:H2'	1:CA:1413:A:C8	2.47	0.50
8:CH:81:HIS:HB2	8:CH:138:TRP:OXT	2.11	0.50
20:CT:67:ALA:HA	20:CT:72:LEU:O	2.12	0.50
23:DA:150:C:H2'	23:DA:151:C:C6	2.46	0.50
23:DA:390:A:C6	34:DL:71:VAL:HG21	2.46	0.50
23:DA:646:A:H5'	23:DA:646:A:N3	2.27	0.50
23:DA:675:A:H4'	27:DE:67:GLN:HE21	1.76	0.50
23:DA:814:C:H5	34:DL:27:HIS:NE2	2.09	0.50
23:DA:960:A:H61	35:DM:82:ARG:HH21	1.60	0.50
23:DA:2777:G:C5'	23:DA:2778:A:H5'	2.42	0.50
27:DE:179:GLU:H	27:DE:179:GLU:CD	2.13	0.50
28:DF:133:LEU:HD21	28:DF:157:ILE:HG13	1.93	0.50
32:DJ:127:LYS:HA	32:DJ:130:LEU:HD12	1.93	0.50
43:DU:20:TYR:CE1	43:DU:42:VAL:HA	2.46	0.50
1:AA:1148:U:C2	9:AI:16:ARG:NH2	2.79	0.50
2:AB:96:ARG:N	2:AB:96:ARG:HD2	2.25	0.50
8:AH:6:ILE:O	8:AH:10:LEU:HG	2.12	0.50
9:AI:4:TYR:CE2	9:AI:88:TYR:HB2	2.47	0.50
10:AJ:29:ARG:O	10:AJ:29:ARG:HG2	2.12	0.50
12:AL:44:PRO:HD2	12:AL:49:SER:HA	1.93	0.50
23:BA:593:G:O2'	53:B5:62:LEU:HD13	2.11	0.50

Continued on next page...

Continued from previous page...

Atom-1	Atom-2	Interatomic distance (Å)	Clash overlap (Å)
23:BA:1178:C:H2'	23:BA:1179:C:H6	1.76	0.50
23:BA:1404:C:O2'	23:BA:1405:U:H5'	2.11	0.50
23:BA:1504:C:O2'	23:BA:1505:C:H6	1.95	0.50
23:BA:1541:U:H3'	23:BA:1542:G:H3'	1.93	0.50
23:BA:1929:G:H5''	23:BA:1929:G:N3	2.26	0.50
23:BA:2208:U:O2'	23:BA:2209:C:H5'	2.11	0.50
23:BA:2271:G:H2'	23:BA:2272:U:C6	2.46	0.50
25:BC:33:LEU:HD23	25:BC:33:LEU:N	2.24	0.50
26:BD:14:ILE:C	26:BD:14:ILE:HD12	2.31	0.50
26:BD:172:VAL:HG13	26:BD:182:LEU:HD11	1.92	0.50
37:BO:26:LEU:HG	37:BO:39:ILE:CD1	2.41	0.50
37:BO:30:ARG:HD2	37:BO:30:ARG:C	2.31	0.50
39:BQ:112:ARG:HH21	40:BR:46:VAL:HG21	1.76	0.50
42:BT:63:LYS:HZ2	42:BT:72:LYS:HB3	1.76	0.50
42:BT:89:ILE:O	42:BT:93:GLU:HG2	2.11	0.50
46:BX:62:VAL:HG22	46:BX:63:ALA:N	2.26	0.50
52:B4:24:THR:O	52:B4:28:ARG:HG3	2.11	0.50
8:CH:11:THR:HA	8:CH:14:ARG:NH1	2.26	0.50
10:CJ:75:ILE:HG13	10:CJ:76:ASN:N	2.22	0.50
11:CK:99:GLN:HE22	11:CK:105:VAL:HG21	1.76	0.50
12:CL:81:VAL:O	12:CL:82:VAL:HB	2.12	0.50
23:DA:379:G:N2	46:DX:20:ARG:HH12	2.09	0.50
23:DA:1165:U:H2'	23:DA:1166:C:C6	2.47	0.50
23:DA:1813:G:H1'	25:DC:50:THR:CG2	2.37	0.50
23:DA:2335:A:C8	23:DA:2337:G:C5	3.00	0.50
23:DA:2641:G:H5''	32:DJ:99:SER:HB3	1.94	0.50
30:DH:107:ILE:HG13	30:DH:109:ILE:HG23	1.92	0.50
32:DJ:49:LEU:O	32:DJ:53:ILE:HG13	2.11	0.50
37:DO:26:LEU:HD13	37:DO:87:PHE:HD1	1.76	0.50
38:DP:57:PHE:CG	38:DP:58:ASN:N	2.80	0.50
39:DQ:88:ILE:HB	39:DQ:90:VAL:CG1	2.35	0.50
39:DQ:112:ARG:HH21	40:DR:46:VAL:HG21	1.76	0.50
44:DV:27:VAL:HG22	44:DV:36:LYS:HA	1.93	0.50
44:DV:39:VAL:HG21	44:DV:44:PHE:CD2	2.47	0.50
1:AA:841:U:HO2'	1:AA:842:C:H6	1.59	0.50
1:AA:983:A:H2	1:AA:984:C:C5	2.29	0.50
1:AA:1356:G:H2'	1:AA:1357:A:H8	1.74	0.50
2:AB:24:TRP:HE3	2:AB:25:ASN:O	1.95	0.50
2:AB:69:LEU:HB3	2:AB:162:ILE:HG22	1.92	0.50
12:AL:81:VAL:O	12:AL:82:VAL:HB	2.12	0.50
23:BA:1010:A:H1'	23:BA:1153:C:H1'	1.92	0.50

Continued on next page...

Continued from previous page...

Atom-1	Atom-2	Interatomic distance (Å)	Clash overlap (Å)
23:BA:2462:U:H1'	23:BA:2491:U:O4	2.12	0.50
25:BC:244:ARG:HB2	25:BC:244:ARG:HH11	1.77	0.50
27:BE:12:LEU:HB2	27:BE:124:LEU:HD11	1.94	0.50
32:BJ:57:LEU:HD11	32:BJ:142:ARG:HB2	1.92	0.50
32:BJ:127:LYS:HA	32:BJ:130:LEU:HD12	1.92	0.50
34:BL:147:LEU:HD13	34:BL:148:LEU:O	2.12	0.50
44:BV:125:LEU:HD23	44:BV:126:VAL:N	2.26	0.50
2:CB:75:LYS:HD3	2:CB:75:LYS:C	2.32	0.50
4:CD:105:VAL:HG13	4:CD:110:PHE:HB2	1.93	0.50
4:CD:108:LEU:HB3	4:CD:110:PHE:CD2	2.46	0.50
11:CK:20:TYR:O	11:CK:30:VAL:HA	2.11	0.50
11:CK:21:ILE:HD12	11:CK:21:ILE:N	2.26	0.50
17:CQ:57:VAL:HG12	17:CQ:76:LEU:HA	1.94	0.50
23:DA:576:U:H2'	23:DA:577:G:C8	2.46	0.50
23:DA:628:G:H2'	23:DA:629:G:C8	2.47	0.50
23:DA:780:G:N2	23:DA:783:A:H62	1.96	0.50
23:DA:1056:G:H8	23:DA:1056:G:O5'	1.94	0.50
23:DA:2462:U:H1'	23:DA:2491:U:O4	2.10	0.50
25:DC:43:ARG:HB2	25:DC:48:ARG:O	2.10	0.50
28:DF:74:LYS:HE2	28:DF:84:LYS:HE3	1.94	0.50
37:DO:25:ARG:HD2	37:DO:88:ASP:OD1	2.12	0.50
37:DO:30:ARG:HD2	37:DO:30:ARG:C	2.32	0.50
1:AA:38:G:C2	1:AA:397:A:C2	3.00	0.50
1:AA:444:C:H2'	1:AA:445:G:C8	2.47	0.50
1:AA:1072:G:H2'	1:AA:1073:U:C6	2.46	0.50
4:AD:88:VAL:O	4:AD:92:VAL:HG23	2.12	0.50
12:AL:19:LYS:HD3	12:AL:19:LYS:H	1.77	0.50
19:AS:53:ASN:HD21	19:AS:56:GLN:H	1.59	0.50
23:BA:270(H):C:H2'	23:BA:270(I):C:H6	1.76	0.50
23:BA:1056:G:O5'	23:BA:1056:G:H8	1.94	0.50
23:BA:2517:C:C5	23:BA:2542:A:C2	2.99	0.50
28:BF:25:TYR:CD1	28:BF:30:GLU:HB3	2.47	0.50
28:BF:74:LYS:HE2	28:BF:84:LYS:HE3	1.94	0.50
29:BG:30:LYS:HB2	29:BG:79:VAL:HA	1.94	0.50
37:BO:14:VAL:O	37:BO:18:ILE:HG12	2.12	0.50
40:BR:49:THR:HB	40:BR:50:PRO:CD	2.42	0.50
1:CA:90:C:H2'	1:CA:91:C:C6	2.47	0.50
1:CA:321:A:H2'	1:CA:322:C:C6	2.47	0.50
1:CA:629:G:H2'	1:CA:630:G:C8	2.47	0.50
5:CE:36:ASP:O	5:CE:37:ARG:HB2	2.12	0.50
7:CG:113:GLU:HB3	7:CG:118:VAL:HG23	1.93	0.50

Continued on next page...

Continued from previous page...

Atom-1	Atom-2	Interatomic distance (Å)	Clash overlap (Å)
13:CM:49:THR:O	13:CM:53:VAL:HG23	2.12	0.50
18:CR:74:ARG:HA	18:CR:79:LEU:O	2.11	0.50
19:CS:32:LYS:HA	19:CS:50:ALA:HB3	1.94	0.50
23:DA:363(D):G:H2'	23:DA:363(E):G:H8	1.77	0.50
23:DA:1824:G:OP1	25:DC:52:ARG:HD3	2.11	0.50
23:DA:2758:A:C4	29:DG:67:LEU:HD21	2.47	0.50
27:DE:29:ASN:H	27:DE:112:MET:CE	2.25	0.50
29:DG:46:GLU:HG3	29:DG:51:ARG:NE	2.26	0.50
30:DH:31:LEU:HB3	30:DH:32:PRO:HD3	1.94	0.50
32:DJ:57:LEU:HD11	32:DJ:142:ARG:HB2	1.93	0.50
37:DO:36:TYR:N	37:DO:36:TYR:CD1	2.79	0.50
39:DQ:90:VAL:HG13	39:DQ:91:ASP:N	2.26	0.50
42:DT:11:PRO:HG3	47:DY:37:PHE:CE2	2.46	0.50
43:DU:14:LEU:HD23	43:DU:15:VAL:N	2.26	0.50
44:DV:125:LEU:HD23	44:DV:126:VAL:N	2.27	0.50
1:AA:434:U:H2'	1:AA:435:C:H6	1.76	0.50
23:BA:116:C:H2'	23:BA:117:G:C8	2.47	0.50
23:BA:775:G:C5	23:BA:794:G:C8	2.99	0.50
23:BA:1980:G:H3'	23:BA:1981:A:C5'	2.42	0.50
23:BA:2320:A:N3	23:BA:2320:A:H2'	2.25	0.50
25:BC:131:LEU:HD11	25:BC:136:ILE:HG12	1.94	0.50
26:BD:120:TRP:CD1	26:BD:155:LYS:HB3	2.47	0.50
1:CA:370:C:H2'	1:CA:371:G:C8	2.47	0.50
1:CA:824:C:H3'	1:CA:824:C:C6	2.47	0.50
2:CB:47:THR:O	2:CB:51:LEU:HG	2.12	0.50
2:CB:74:LYS:O	2:CB:78:GLN:HG3	2.12	0.50
6:CF:36:ARG:HH21	6:CF:38:GLU:HG2	1.75	0.50
13:CM:17:VAL:HG12	13:CM:21:TYR:HE1	1.75	0.50
23:DA:518:G:H4'	41:DS:18:ARG:NH1	2.26	0.50
23:DA:557:U:H2'	23:DA:558:G:H8	1.76	0.50
23:DA:774:A:H2	23:DA:787:U:O2'	1.95	0.50
23:DA:1567:A:H2'	25:DC:84:TYR:HE2	1.76	0.50
23:DA:2846:G:H2'	23:DA:2847:U:O4'	2.12	0.50
25:DC:132:PRO:HG3	25:DC:190:TYR:CE1	2.46	0.50
29:DG:92:ILE:HD12	29:DG:92:ILE:N	2.21	0.50
30:DH:6:LEU:HD23	30:DH:6:LEU:N	2.25	0.50
36:DN:10:LEU:CB	36:DN:17:ARG:NE	2.73	0.50
37:DO:69:VAL:O	37:DO:72:ALA:HB3	2.11	0.50
40:DR:81:TYR:O	40:DR:82:ARG:HG3	2.12	0.50
1:AA:447:G:H2'	1:AA:485:G:N2	2.27	0.50
1:AA:922:G:N3	1:AA:1398:A:H2	2.09	0.50

Continued on next page...

Continued from previous page...

Atom-1	Atom-2	Interatomic distance (Å)	Clash overlap (Å)
1:AA:1123:A:H4'	10:AJ:36:GLY:HA3	1.94	0.50
2:AB:7:VAL:O	2:AB:11:LEU:HG	2.12	0.50
2:AB:178:ARG:HD2	8:AH:71:GLY:O	2.12	0.50
10:AJ:33:GLN:O	10:AJ:75:ILE:HG12	2.12	0.50
17:AQ:74:LEU:HD12	17:AQ:75:ARG:HG2	1.93	0.50
22:AV:6171:U:H2'	22:AV:6172:U:C6	2.47	0.50
23:BA:481:G:H1'	23:BA:506:G:N2	2.27	0.50
23:BA:1495:A:H2'	23:BA:1495:A:N3	2.26	0.50
30:BH:6:LEU:HD23	30:BH:6:LEU:N	2.26	0.50
30:BH:77:LEU:HG	30:BH:101:LEU:HD13	1.94	0.50
34:BL:17:LYS:O	34:BL:19:VAL:HG22	2.12	0.50
37:BO:38:GLN:HB3	37:BO:47:THR:CG2	2.41	0.50
38:BP:57:PHE:CG	38:BP:58:ASN:N	2.80	0.50
41:BS:4:LYS:HG2	41:BS:106:ILE:CG2	2.42	0.50
43:BU:8:LYS:N	43:BU:8:LYS:NZ	2.57	0.50
1:CA:273:A:H1'	17:CQ:16:GLN:OE1	2.11	0.50
1:CA:922:G:N3	1:CA:1398:A:H2	2.10	0.50
2:CB:7:VAL:O	2:CB:11:LEU:HG	2.12	0.50
3:CC:30:ARG:CD	14:CN:38:GLY:HA3	2.40	0.50
3:CC:91:LEU:HB3	3:CC:99:VAL:HG11	1.94	0.50
5:CE:12:LEU:C	5:CE:12:LEU:HD22	2.32	0.50
20:CT:10:LEU:O	20:CT:13:LEU:HD13	2.11	0.50
23:DA:1405:U:H2'	23:DA:1406:U:H6	1.75	0.50
23:DA:1504:C:O2'	23:DA:1505:C:H6	1.95	0.50
23:DA:1602:U:H3'	23:DA:1603:A:H5''	1.94	0.50
23:DA:2244:U:O2'	23:DA:2245:U:H5'	2.11	0.50
25:DC:150:LYS:HA	25:DC:150:LYS:HE3	1.94	0.50
27:DE:28:ILE:O	27:DE:30:PRO:HD3	2.11	0.50
28:DF:16:ARG:O	28:DF:20:ILE:HG12	2.12	0.50
28:DF:25:TYR:CD1	28:DF:30:GLU:HB3	2.47	0.50
29:DG:23:ARG:HD3	29:DG:23:ARG:N	2.27	0.50
39:DQ:95:LEU:HD11	40:DR:12:TYR:HA	1.93	0.50
42:DT:63:LYS:HZ2	42:DT:72:LYS:HB3	1.77	0.50
1:AA:90:C:H2'	1:AA:91:C:C6	2.47	0.50
1:AA:350:G:O2'	1:AA:351:G:H5'	2.11	0.50
1:AA:464:G:H8	1:AA:464:G:O5'	1.94	0.50
1:AA:629:G:H2'	1:AA:630:G:C8	2.47	0.50
10:AJ:30:SER:HB2	10:AJ:80:LYS:HG2	1.93	0.50
12:AL:40:ARG:HD3	12:AL:41:THR:O	2.12	0.50
23:BA:41:C:H2'	23:BA:43:G:O4'	2.11	0.50
23:BA:310:A:OP1	43:BU:18:GLY:HA2	2.11	0.50

Continued on next page...

Continued from previous page...

Atom-1	Atom-2	Interatomic distance (Å)	Clash overlap (Å)
23:BA:2641:G:H5''	32:BJ:99:SER:HB3	1.93	0.50
24:BB:46:A:H2'	24:BB:47:C:C6	2.47	0.50
33:BK:61:VAL:HG13	33:BK:61:VAL:O	2.12	0.50
45:BW:37:LEU:HG	45:BW:60:PHE:HA	1.92	0.50
1:CA:909:A:H2'	1:CA:910:C:O4'	2.11	0.50
2:CB:17:PHE:CD1	2:CB:44:LEU:HD21	2.47	0.50
4:CD:121:VAL:O	4:CD:134:ASP:HA	2.11	0.50
8:CH:6:ILE:O	8:CH:10:LEU:HG	2.11	0.50
20:CT:26:ASN:HD22	20:CT:27:LYS:H	1.60	0.50
23:DA:37:C:H2'	23:DA:38:A:C8	2.47	0.50
23:DA:1341:U:O4	42:DT:16:LYS:HE2	2.12	0.50
23:DA:2246:G:H2'	23:DA:2247:A:C8	2.47	0.50
23:DA:2572:A:H62	26:DD:145:LYS:HG3	1.77	0.50
34:DL:83:VAL:O	34:DL:114:ILE:HA	2.11	0.50
38:DP:107:ASP:O	38:DP:110:ILE:HG22	2.11	0.50
39:DQ:106:PHE:O	39:DQ:110:VAL:HG23	2.12	0.50
1:AA:1080:A:H5''	1:AA:1081:G:OP2	2.12	0.50
2:AB:17:PHE:CD1	2:AB:44:LEU:HD21	2.47	0.50
5:AE:65:ASN:O	5:AE:66:MET:HB2	2.12	0.50
23:BA:37:C:H2'	23:BA:38:A:C8	2.46	0.50
23:BA:646:A:N3	23:BA:646:A:H5'	2.27	0.50
23:BA:773:U:H4'	25:BC:47:GLY:CA	2.39	0.50
23:BA:2846:G:H2'	23:BA:2847:U:O4'	2.11	0.50
25:BC:150:LYS:HA	25:BC:150:LYS:HE3	1.94	0.50
28:BF:173:LEU:HA	28:BF:176:LEU:HD12	1.94	0.50
30:BH:4:ILE:HD11	30:BH:16:GLY:HA2	1.94	0.50
44:BV:39:VAL:HG21	44:BV:44:PHE:CD2	2.47	0.50
1:CA:1070:U:H2'	1:CA:1071:C:C6	2.47	0.50
1:CA:1072:G:H2'	1:CA:1073:U:C6	2.47	0.50
3:CC:58:GLU:HB2	3:CC:65:ALA:HB3	1.92	0.50
3:CC:195:VAL:CG1	3:CC:196:LEU:H	2.20	0.50
4:CD:162:LEU:HD13	4:CD:181:MET:HG2	1.94	0.50
19:CS:12:ASP:HB2	19:CS:15:LEU:HD23	1.93	0.50
20:CT:85:MET:HB2	20:CT:104:LEU:HD21	1.93	0.50
23:DA:860:U:O4'	23:DA:860:U:O2	2.30	0.50
23:DA:1344:G:H4'	23:DA:1384:A:C5	2.47	0.50
23:DA:1603:A:H5'	23:DA:1603:A:H8	1.77	0.50
23:DA:2050:C:H1'	26:DD:156:MET:HE1	1.93	0.50
25:DC:81:ALA:HB3	25:DC:94:LEU:HB3	1.93	0.50
28:DF:130:ASN:OD1	28:DF:160:VAL:HA	2.11	0.50
38:DP:54:ARG:HA	38:DP:59:THR:OG1	2.12	0.50

Continued on next page...

Continued from previous page...

Atom-1	Atom-2	Interatomic distance (Å)	Clash overlap (Å)
38:DP:100:TYR:HD2	38:DP:103:ARG:NH2	2.10	0.50
39:DQ:60:LEU:C	39:DQ:60:LEU:HD23	2.32	0.50
43:DU:29:GLU:HB3	43:DU:38:ILE:HB	1.94	0.50
3:AC:6:HIS:CD2	3:AC:7:PRO:HD2	2.43	0.49
10:AJ:82:ILE:O	10:AJ:86:MET:HB2	2.12	0.49
16:AP:23:ASP:O	16:AP:26:ARG:HB2	2.11	0.49
17:AQ:59:ILE:HG22	17:AQ:60:ILE:N	2.27	0.49
23:BA:496:G:H1'	41:BS:61:ASN:ND2	2.27	0.49
23:BA:581:C:H2'	23:BA:582:G:C8	2.47	0.49
23:BA:774:A:H2	23:BA:787:U:O2'	1.93	0.49
23:BA:903:C:H2'	23:BA:904:C:C6	2.47	0.49
23:BA:1165:U:H2'	23:BA:1166:C:C6	2.47	0.49
23:BA:1827:C:H2'	23:BA:1828:G:O4'	2.12	0.49
23:BA:2894:G:H2'	23:BA:2894:G:N3	2.27	0.49
25:BC:132:PRO:HG3	25:BC:190:TYR:CE1	2.46	0.49
33:BK:2:ILE:CD1	33:BK:82:ASN:HD22	2.25	0.49
43:BU:29:GLU:HB3	43:BU:38:ILE:HB	1.94	0.49
44:BV:76:LEU:H	44:BV:76:LEU:CD1	2.24	0.49
47:BY:11:GLU:OE1	47:BY:11:GLU:N	2.43	0.49
1:CA:80:G:H2'	1:CA:81:G:H8	1.77	0.49
1:CA:114:U:H2'	1:CA:115:G:H8	1.77	0.49
1:CA:345:C:OP2	38:DP:39:ARG:NH2	2.45	0.49
1:CA:1520:G:H2'	1:CA:1521:G:H8	1.77	0.49
17:CQ:21:VAL:HG11	17:CQ:59:ILE:HD11	1.93	0.49
23:DA:661:C:H4'	34:DL:16:ARG:CD	2.42	0.49
23:DA:1111:A:N3	23:DA:1112:G:H1'	2.27	0.49
23:DA:1486:A:N6	23:DA:1504:C:H42	2.10	0.49
23:DA:2208:U:O2'	23:DA:2209:C:H5'	2.12	0.49
25:DC:72:LYS:CE	25:DC:101:GLU:HG2	2.42	0.49
26:DD:9:VAL:HG13	26:DD:25:VAL:O	2.11	0.49
30:DH:77:LEU:O	30:DH:143:SER:HB3	2.12	0.49
31:DI:9:LEU:O	31:DI:13:LEU:HG	2.12	0.49
46:DX:90:ILE:O	46:DX:94:LEU:HB2	2.12	0.49
1:AA:1295:G:O2'	13:AM:14:ARG:CZ	2.60	0.49
3:AC:105:GLU:HG2	3:AC:106:VAL:N	2.18	0.49
4:AD:122:ARG:O	4:AD:122:ARG:HD3	2.12	0.49
15:AO:39:LEU:HD12	15:AO:56:LEU:HB2	1.93	0.49
23:BA:144:C:H2'	23:BA:145:G:H8	1.77	0.49
23:BA:390:A:C6	34:BL:71:VAL:HG21	2.47	0.49
23:BA:1578:U:H2'	23:BA:1579:A:H5''	1.94	0.49
23:BA:1689:A:H62	23:BA:1698:A:H2	1.59	0.49

Continued on next page...

Continued from previous page...

Atom-1	Atom-2	Interatomic distance (Å)	Clash overlap (Å)
23:BA:2246:G:H2'	23:BA:2247:A:C8	2.48	0.49
23:BA:2419:U:O4	53:B5:30:ARG:CZ	2.60	0.49
28:BF:16:ARG:O	28:BF:20:ILE:HG12	2.12	0.49
39:BQ:79:PHE:CD1	39:BQ:79:PHE:C	2.85	0.49
39:BQ:88:ILE:HB	39:BQ:90:VAL:CG1	2.36	0.49
44:BV:82:ARG:HG2	44:BV:83:PRO:HD2	1.94	0.49
1:CA:724:G:C2	1:CA:725:G:C8	3.00	0.49
1:CA:971:G:C8	1:CA:1365:G:H4'	2.48	0.49
1:CA:1152:A:H2'	1:CA:1153:C:C6	2.46	0.49
1:CA:1203:C:H2'	1:CA:1204:A:H8	1.77	0.49
2:CB:61:LEU:HD21	2:CB:68:ILE:HG12	1.95	0.49
2:CB:187:LEU:HD11	2:CB:204:ASN:O	2.12	0.49
3:CC:14:ILE:HG23	3:CC:15:THR:N	2.25	0.49
19:CS:63:THR:HG22	19:CS:66:MET:HE3	1.94	0.49
23:DA:270(Q):C:HO2'	23:DA:270(R):C:H6	1.58	0.49
23:DA:114(B):A:N3	23:DA:1144:G:C8	2.80	0.49
23:DA:1161:C:O2'	40:DR:23:GLU:HG2	2.11	0.49
23:DA:2392:A:H2	23:DA:2424:C:N4	2.08	0.49
23:DA:2853:C:H2'	23:DA:2854:G:H8	1.77	0.49
24:DB:71:C:C4	24:DB:72:G:N7	2.80	0.49
25:DC:244:ARG:HH11	25:DC:244:ARG:HB2	1.77	0.49
26:DD:51:PHE:HB3	26:DD:52:LEU:HD12	1.94	0.49
26:DD:120:TRP:CD1	26:DD:155:LYS:HB3	2.47	0.49
28:DF:153:ARG:NH1	28:DF:153:ARG:HB3	2.27	0.49
30:DH:82:ARG:HG2	30:DH:89:TYR:CD1	2.47	0.49
33:DK:24:VAL:CG2	33:DK:33:ALA:HB2	2.41	0.49
33:DK:61:VAL:O	33:DK:61:VAL:HG13	2.11	0.49
39:DQ:79:PHE:C	39:DQ:79:PHE:CD1	2.86	0.49
40:DR:14:VAL:HG13	40:DR:96:ILE:HG13	1.94	0.49
1:AA:1226:C:H2'	13:AM:103:THR:HB	1.93	0.49
1:AA:1286:A:N7	21:AU:22:ARG:NH2	2.61	0.49
1:AA:1290:G:H2'	1:AA:1290:G:N3	2.25	0.49
2:AB:75:LYS:C	2:AB:75:LYS:HD3	2.32	0.49
2:AB:145:LEU:O	2:AB:149:LEU:HB2	2.12	0.49
3:AC:175:LEU:O	3:AC:175:LEU:HD23	2.11	0.49
13:AM:98:VAL:HB	13:AM:99:ARG:HH11	1.77	0.49
16:AP:8:ARG:HB3	16:AP:28:ARG:NH1	2.26	0.49
23:BA:150:C:H2'	23:BA:151:C:C6	2.47	0.49
23:BA:603:A:N6	23:BA:655:A:H1'	2.27	0.49
23:BA:860:U:O2	23:BA:860:U:O4'	2.29	0.49
23:BA:956:G:N2	23:BA:959:A:H3'	2.26	0.49

Continued on next page...

Continued from previous page...

Atom-1	Atom-2	Interatomic distance (Å)	Clash overlap (Å)
23:BA:114(B):A:N3	23:BA:1144:G:C8	2.81	0.49
23:BA:1568:G:OP2	25:BC:63:ARG:NH2	2.45	0.49
23:BA:2010:G:H5''	41:BS:42:ARG:HB2	1.94	0.49
23:BA:2394:C:H2'	23:BA:2395:C:C6	2.48	0.49
24:BB:63:G:H2'	24:BB:64:C:C6	2.47	0.49
25:BC:10:THR:HG23	25:BC:13:ARG:HB3	1.94	0.49
27:BE:143:ALA:HB1	27:BE:148:LEU:HB2	1.94	0.49
30:BH:57:ARG:O	30:BH:61:ARG:HG3	2.12	0.49
33:BK:112:MET:HA	33:BK:115:VAL:HG22	1.93	0.49
36:BN:103:ARG:HH12	36:BN:110:PRO:HG3	1.78	0.49
43:BU:20:TYR:CE1	43:BU:42:VAL:HA	2.47	0.49
46:BX:11:ARG:HB2	46:BX:13:ILE:HG22	1.94	0.49
1:CA:665:A:H2'	1:CA:732:C:O2	2.12	0.49
1:CA:1157:A:N6	1:CA:1178:G:H1'	2.27	0.49
23:DA:165:U:H2'	23:DA:171:G:O4'	2.13	0.49
23:DA:603:A:H61	23:DA:655:A:C1'	2.25	0.49
23:DA:827:U:O2	23:DA:2246:G:H4'	2.12	0.49
23:DA:903:C:H2'	23:DA:904:C:C6	2.47	0.49
23:DA:114(B):A:C4	23:DA:1144:G:N7	2.80	0.49
23:DA:1431:U:H2'	23:DA:1432:C:C6	2.47	0.49
23:DA:1478:G:H2'	23:DA:1479:G:H8	1.77	0.49
23:DA:2335:A:H2'	37:DO:13:ARG:HH22	1.77	0.49
35:DM:60:ARG:N	44:DV:179:ASP:HB2	2.27	0.49
1:AA:767:A:H2'	1:AA:768:A:O4'	2.12	0.49
1:AA:1014:A:H4'	19:AS:14:HIS:CE1	2.46	0.49
23:BA:754:C:H2'	23:BA:755:C:C6	2.47	0.49
23:BA:114(B):A:C4	23:BA:1144:G:N7	2.80	0.49
23:BA:1937:A:N7	23:BA:1939:U:H2'	2.28	0.49
25:BC:81:ALA:HB3	25:BC:94:LEU:HB3	1.95	0.49
33:BK:2:ILE:CG1	33:BK:8:LEU:HD11	2.42	0.49
35:BM:23:GLY:HA3	35:BM:98:LYS:HB2	1.94	0.49
35:BM:52:VAL:O	35:BM:56:ARG:HB2	2.12	0.49
35:BM:60:ARG:N	44:BV:179:ASP:HB2	2.26	0.49
51:B3:13:CYS:O	51:B3:21:TYR:HA	2.13	0.49
51:B3:16:CYS:SG	51:B3:48:VAL:HG23	2.52	0.49
53:B5:33:ASN:ND2	53:B5:34:TRP:H	2.11	0.49
1:CA:444:C:H2'	1:CA:445:G:C8	2.47	0.49
1:CA:1305:G:H1'	1:CA:1306:A:C8	2.48	0.49
1:CA:1391:U:H2'	1:CA:1392:G:C8	2.47	0.49
8:CH:1:MET:HE2	8:CH:1:MET:N	2.28	0.49
9:CI:4:TYR:CE2	9:CI:88:TYR:HB2	2.47	0.49

Continued on next page...

Continued from previous page...

Atom-1	Atom-2	Interatomic distance (Å)	Clash overlap (Å)
10:CJ:33:GLN:O	10:CJ:75:ILE:HG12	2.12	0.49
19:CS:16:LEU:HA	19:CS:19:VAL:HG12	1.94	0.49
22:CV:6171:U:H2'	22:CV:6172:U:C6	2.47	0.49
23:DA:41:C:H2'	23:DA:43:G:O4'	2.11	0.49
23:DA:471:A:H2'	23:DA:472:A:O4'	2.12	0.49
23:DA:855:G:H2'	23:DA:856:C:C6	2.47	0.49
23:DA:966:G:C4	23:DA:967:C:C5	3.00	0.49
23:DA:1486:A:C6	23:DA:1504:C:N4	2.80	0.49
23:DA:1971:A:C4	25:DC:241:PRO:HG3	2.47	0.49
23:DA:2481:G:HO2'	23:DA:2482:G:P	2.35	0.49
23:DA:2516:G:C6	23:DA:2517:C:N4	2.80	0.49
23:DA:2894:G:H2'	23:DA:2894:G:N3	2.27	0.49
24:DB:75:G:N1	24:DB:102:G:N2	2.60	0.49
25:DC:10:THR:HG23	25:DC:13:ARG:HB2	1.94	0.49
26:DD:117:MET:CE	26:DD:136:ARG:HA	2.41	0.49
27:DE:155:LEU:CD2	27:DE:186:ILE:HD13	2.40	0.49
29:DG:51:ARG:O	29:DG:52:VAL:HG23	2.13	0.49
32:DJ:77:VAL:HB	32:DJ:145:VAL:HG22	1.93	0.49
37:DO:14:VAL:O	37:DO:18:ILE:HG12	2.13	0.49
38:DP:24:PRO:HA	38:DP:49:VAL:HG13	1.93	0.49
41:DS:12:ILE:HD12	41:DS:46:PHE:CE2	2.48	0.49
51:D3:16:CYS:SG	51:D3:48:VAL:HG23	2.53	0.49
51:D3:36:LEU:HB3	51:D3:50:ARG:NH1	2.27	0.49
53:D5:14:VAL:CG1	53:D5:22:VAL:HG13	2.42	0.49
1:AA:626:U:H2'	1:AA:627:G:H8	1.76	0.49
1:AA:1413:A:C6	1:AA:1414:U:C4	3.00	0.49
2:AB:22:LYS:HZ3	2:AB:22:LYS:H	1.60	0.49
4:AD:43:HIS:HA	4:AD:46:LYS:HE3	1.94	0.49
4:AD:195:ALA:C	4:AD:196:LEU:HD12	2.32	0.49
9:AI:19:LEU:HD23	9:AI:20:ARG:N	2.26	0.49
11:AK:17:GLY:HA3	11:AK:77:MET:SD	2.52	0.49
11:AK:20:TYR:O	11:AK:30:VAL:HA	2.13	0.49
23:BA:23:G:H2'	23:BA:24:G:H8	1.77	0.49
23:BA:405:U:H3'	23:BA:406:G:H5'	1.94	0.49
23:BA:1437:C:H2'	23:BA:1438:U:H6	1.78	0.49
23:BA:1592:C:H2'	23:BA:1593:G:H8	1.78	0.49
23:BA:1826:G:OP1	25:BC:233:HIS:HD2	1.96	0.49
23:BA:2564:A:OP1	23:BA:2648:C:H4'	2.13	0.49
25:BC:79:VAL:O	25:BC:113:VAL:HG13	2.11	0.49
27:BE:125:LEU:HB3	27:BE:196:LEU:HD23	1.94	0.49
28:BF:86:MET:H	28:BF:87:PRO:CD	2.25	0.49

Continued on next page...

Continued from previous page...

Atom-1	Atom-2	Interatomic distance (Å)	Clash overlap (Å)
28:BF:133:LEU:HD21	28:BF:157:ILE:HG13	1.94	0.49
35:BM:76:LYS:H	35:BM:88:GLY:HA2	1.76	0.49
36:BN:87:TYR:OH	36:BN:116:LEU:HB3	2.13	0.49
51:B3:36:LEU:HB3	51:B3:50:ARG:NH1	2.27	0.49
1:CA:89:U:H2'	1:CA:90:C:C6	2.47	0.49
1:CA:1366:C:H2'	1:CA:1367:C:C6	2.48	0.49
2:CB:8:LYS:HG2	2:CB:217:ARG:NH1	2.27	0.49
2:CB:20:GLU:OE1	2:CB:20:GLU:HA	2.12	0.49
2:CB:24:TRP:HE3	2:CB:25:ASN:O	1.96	0.49
4:CD:53:ASP:O	4:CD:57:ARG:HD3	2.13	0.49
10:CJ:29:ARG:O	10:CJ:29:ARG:HG2	2.12	0.49
10:CJ:30:SER:HB2	10:CJ:80:LYS:HG2	1.93	0.49
12:CL:57:VAL:O	12:CL:59:LEU:HD22	2.13	0.49
23:DA:596:G:C6	23:DA:597:U:C4	3.01	0.49
23:DA:1354:A:C8	23:DA:1355:G:C8	3.01	0.49
23:DA:1478:G:HO2'	23:DA:1558:A:H2	1.61	0.49
23:DA:1963:U:O2	23:DA:1963:U:H2'	2.13	0.49
23:DA:2340:G:H2'	23:DA:2341:G:H8	1.77	0.49
23:DA:2439:A:H5'	23:DA:2439:A:H8	1.70	0.49
26:DD:201:THR:O	26:DD:202:LYS:HD3	2.13	0.49
29:DG:92:ILE:H	29:DG:92:ILE:CD1	2.21	0.49
43:DU:90:LEU:HG	43:DU:91:GLU:H	1.76	0.49
17:AQ:59:ILE:CG2	17:AQ:71:PHE:HB3	2.42	0.49
18:AR:43:PHE:O	18:AR:51:LEU:HB2	2.12	0.49
20:AT:85:MET:HB2	20:AT:104:LEU:HD21	1.94	0.49
23:BA:557:U:H2'	23:BA:558:G:H8	1.76	0.49
23:BA:596:G:C6	23:BA:597:U:C4	3.01	0.49
23:BA:733:G:H8	23:BA:733:G:O5'	1.96	0.49
23:BA:1022:G:C6	23:BA:1140:C:C4	3.01	0.49
23:BA:1833:U:C2	23:BA:1834:U:C6	3.00	0.49
23:BA:1970:A:H4'	23:BA:1971:A:OP1	2.12	0.49
23:BA:2258:C:H4'	23:BA:2259:G:OP2	2.12	0.49
25:BC:108:PRO:CG	25:BC:143:HIS:CE1	2.96	0.49
26:BD:5:LEU:HB2	26:BD:51:PHE:HD2	1.77	0.49
28:BF:130:ASN:OD1	28:BF:160:VAL:HA	2.13	0.49
29:BG:23:ARG:HD3	29:BG:23:ARG:N	2.27	0.49
30:BH:92:VAL:HG22	30:BH:120:ILE:HD12	1.94	0.49
32:BJ:80:ALA:HB3	32:BJ:147:ALA:HB2	1.95	0.49
1:CA:488:C:H6	1:CA:488:C:O5'	1.94	0.49
1:CA:624:C:H2'	1:CA:625:G:H8	1.78	0.49
1:CA:979:C:N4	14:CN:18:VAL:HG12	2.28	0.49

Continued on next page...

Continued from previous page...

Atom-1	Atom-2	Interatomic distance (Å)	Clash overlap (Å)
1:CA:1080:A:H5''	1:CA:1081:G:OP2	2.12	0.49
3:CC:17:ASP:CB	3:CC:21:ARG:HH22	2.23	0.49
3:CC:79:ARG:HD3	3:CC:79:ARG:N	2.27	0.49
11:CK:124:LYS:C	11:CK:126:ARG:H	2.16	0.49
12:CL:76:LEU:HD11	12:CL:106:ALA:HA	1.95	0.49
19:CS:53:ASN:HD21	19:CS:56:GLN:H	1.59	0.49
23:DA:69:C:H2'	23:DA:70:G:C8	2.47	0.49
23:DA:118:A:N3	23:DA:178:G:H1'	2.27	0.49
23:DA:144:C:H2'	23:DA:145:G:H8	1.77	0.49
23:DA:322:A:OP2	27:DE:169:ASN:HB2	2.12	0.49
23:DA:1188:U:C2'	23:DA:1189:A:H5'	2.42	0.49
23:DA:1608:A:HO2'	23:DA:1610:A:P	2.35	0.49
34:DL:126:VAL:HA	34:DL:145:PRO:HB2	1.95	0.49
36:DN:81:ASP:O	36:DN:85:PRO:HG2	2.12	0.49
50:D2:33:CYS:SG	50:D2:49:CYS:SG	3.07	0.49
1:AA:19:C:H5''	5:AE:86:ALA:HB1	1.95	0.49
1:AA:475:G:H2'	1:AA:476:G:C8	2.45	0.49
1:AA:909:A:H2'	1:AA:910:C:O4'	2.13	0.49
1:AA:1300:G:O2'	1:AA:1301:U:P	2.71	0.49
4:AD:162:LEU:HD13	4:AD:181:MET:HG2	1.95	0.49
7:AG:41:ARG:HB3	7:AG:41:ARG:NH1	2.28	0.49
11:AK:21:ILE:HB	11:AK:84:VAL:HG12	1.94	0.49
17:AQ:57:VAL:HG12	17:AQ:76:LEU:HA	1.95	0.49
20:AT:49:ALA:HB3	20:AT:99:LEU:HD12	1.94	0.49
23:BA:795:C:O2'	23:BA:796:C:H5'	2.13	0.49
23:BA:1973:G:H2'	23:BA:1974:C:H6	1.77	0.49
23:BA:2892:A:N6	23:BA:2893:G:C2	2.81	0.49
33:BK:12:ASP:OD1	33:BK:85:VAL:HG13	2.13	0.49
35:BM:43:THR:OG1	35:BM:46:GLN:HG3	2.12	0.49
45:BW:50:ASN:HD22	45:BW:83:PRO:HD3	1.78	0.49
45:BW:53:MET:HA	45:BW:58:THR:O	2.13	0.49
47:BY:14:ARG:HA	47:BY:17:SER:HB2	1.94	0.49
1:CA:134:A:H61	16:CP:25:ARG:HH12	1.56	0.49
1:CA:1349:A:H2'	1:CA:1350:A:H8	1.76	0.49
2:CB:17:PHE:HB2	2:CB:42:ILE:HG22	1.95	0.49
3:CC:19:GLU:HG3	3:CC:54:ARG:HD2	1.95	0.49
3:CC:113:ALA:HB3	3:CC:114:PRO:HD3	1.95	0.49
4:CD:88:VAL:O	4:CD:92:VAL:HG23	2.12	0.49
6:CF:26:ILE:O	6:CF:30:LEU:HG	2.13	0.49
10:CJ:82:ILE:O	10:CJ:86:MET:HB2	2.12	0.49
21:CU:6:ARG:NE	21:CU:15:ARG:HH12	2.10	0.49

Continued on next page...

Continued from previous page...

Atom-1	Atom-2	Interatomic distance (Å)	Clash overlap (Å)
23:DA:116:C:H2'	23:DA:117:G:C8	2.47	0.49
23:DA:258:G:H2'	23:DA:259:G:H8	1.78	0.49
23:DA:289:A:H2'	23:DA:290:G:O4'	2.13	0.49
23:DA:405:U:H3'	23:DA:406:G:H5'	1.95	0.49
23:DA:603:A:N6	23:DA:655:A:H1'	2.28	0.49
23:DA:1887:C:H3'	23:DA:1888:G:H5''	1.95	0.49
23:DA:2784:C:H2'	23:DA:2785:C:C6	2.47	0.49
28:DF:98:ARG:O	28:DF:101:ILE:HG12	2.12	0.49
33:DK:88:ASN:OD1	33:DK:89:ASN:N	2.46	0.49
34:DL:32:THR:OG1	34:DL:36:LYS:HB3	2.13	0.49
45:DW:37:LEU:HG	45:DW:60:PHE:HA	1.95	0.49
1:AA:1157:A:N6	1:AA:1178:G:H1'	2.27	0.49
2:AB:8:LYS:HG2	2:AB:217:ARG:NH1	2.28	0.49
2:AB:212:GLN:HE22	2:AB:216:SER:HB2	1.77	0.49
3:AC:73:PRO:O	3:AC:76:VAL:HG22	2.13	0.49
3:AC:195:VAL:CG1	3:AC:196:LEU:H	2.20	0.49
8:AH:110:ALA:HB3	8:AH:121:ASP:HB3	1.94	0.49
10:AJ:32:ALA:CB	10:AJ:76:ASN:HB2	2.43	0.49
19:AS:32:LYS:HA	19:AS:50:ALA:HB3	1.95	0.49
19:AS:51:VAL:O	19:AS:58:VAL:HG22	2.12	0.49
23:BA:783:A:C8	23:BA:783:A:H3'	2.48	0.49
23:BA:1486:A:C6	23:BA:1504:C:N4	2.80	0.49
23:BA:2012:G:O2'	41:BS:96:ILE:HD11	2.12	0.49
23:BA:2537:U:H2'	23:BA:2538:C:H6	1.77	0.49
25:BC:105:ILE:CG1	25:BC:106:ILE:HD12	2.42	0.49
26:BD:117:MET:CE	26:BD:136:ARG:HA	2.38	0.49
28:BF:153:ARG:NH1	28:BF:153:ARG:HB3	2.27	0.49
30:BH:5:LEU:H	30:BH:5:LEU:CD2	2.18	0.49
52:B4:21:ARG:HB3	52:B4:31:LEU:CD2	2.43	0.49
1:CA:255:G:H2'	1:CA:256:U:H6	1.78	0.49
1:CA:538:G:O3'	12:CL:113:LYS:HG3	2.13	0.49
1:CA:1154:G:H2'	1:CA:1155:G:C8	2.48	0.49
1:CA:1443:G:H22	38:DP:119:LYS:HA	1.78	0.49
1:CA:1503:A:H5''	1:CA:1531:A:H1'	1.94	0.49
2:CB:28:PHE:CD1	2:CB:190:THR:HA	2.48	0.49
2:CB:88:ALA:HA	2:CB:223:ILE:HD11	1.95	0.49
2:CB:212:GLN:HE22	2:CB:216:SER:HB2	1.78	0.49
4:CD:43:HIS:HA	4:CD:46:LYS:HE3	1.93	0.49
20:CT:49:ALA:HB3	20:CT:99:LEU:HD12	1.94	0.49
23:DA:943:U:OP2	34:DL:38:GLN:CD	2.51	0.49
23:DA:1022:G:O2'	23:DA:1023:U:OP2	2.28	0.49

Continued on next page...

Continued from previous page...

Atom-1	Atom-2	Interatomic distance (Å)	Clash overlap (Å)
23:DA:1027:A:C2	23:DA:2488:A:H5'	2.47	0.49
23:DA:2365:G:O6	53:D5:39:LYS:HE3	2.13	0.49
23:DA:2512:C:H5''	23:DA:2513:G:OP2	2.13	0.49
25:DC:10:THR:HG23	25:DC:13:ARG:HB3	1.93	0.49
26:DD:169:ASN:ND2	26:DD:201:THR:HG21	2.28	0.49
34:DL:35:HIS:O	34:DL:36:LYS:HB2	2.13	0.49
44:DV:82:ARG:HG2	44:DV:83:PRO:HD2	1.95	0.49
45:DW:53:MET:HA	45:DW:58:THR:O	2.12	0.49
51:D3:11:LEU:HD21	51:D3:51:GLU:CD	2.33	0.49
51:D3:13:CYS:O	51:D3:21:TYR:HA	2.13	0.49
1:AA:724:G:C2	1:AA:725:G:C8	3.00	0.49
1:AA:1100:C:OP2	2:AB:96:ARG:HG2	2.13	0.49
1:AA:1313:U:OP1	19:AS:6:LYS:HG3	2.12	0.49
2:AB:118:LEU:O	2:AB:122:PHE:HB2	2.13	0.49
3:AC:6:HIS:ND1	14:AN:49:HIS:HB3	2.28	0.49
3:AC:14:ILE:HG23	3:AC:15:THR:N	2.25	0.49
17:AQ:52:LYS:H	17:AQ:52:LYS:HD2	1.77	0.49
17:AQ:76:LEU:HD12	17:AQ:77:VAL:H	1.77	0.49
23:BA:110:G:C2	23:BA:111:A:C8	3.01	0.49
23:BA:433:C:H2'	23:BA:434:U:C6	2.48	0.49
23:BA:747:U:O2	23:BA:2014:A:H1'	2.12	0.49
23:BA:1614:A:C6	41:BS:87:PRO:HA	2.48	0.49
23:BA:1963:U:O2	23:BA:1963:U:H2'	2.12	0.49
26:BD:101:ARG:HG2	26:BD:171:GLU:HA	1.95	0.49
46:BX:13:ILE:HG23	46:BX:14:VAL:H	1.77	0.49
46:BX:58:ILE:HD11	46:BX:91:LYS:CG	2.43	0.49
1:CA:509:A:C6	1:CA:510:A:N1	2.81	0.49
1:CA:1194:U:H4'	5:CE:22:GLY:O	2.12	0.49
19:CS:5:LEU:HG	19:CS:10:PHE:HB3	1.95	0.49
19:CS:51:VAL:O	19:CS:58:VAL:HG22	2.12	0.49
23:DA:466:A:N3	23:DA:683:C:H1'	2.28	0.49
23:DA:1171:G:H2'	23:DA:1173:G:O4'	2.13	0.49
23:DA:1495:A:H2'	23:DA:1496:A:C2	2.48	0.49
23:DA:1517:G:H2'	23:DA:1518:C:C6	2.48	0.49
28:DF:86:MET:H	28:DF:87:PRO:CD	2.26	0.49
30:DH:115:ALA:HB3	30:DH:129:THR:O	2.12	0.49
36:DN:50:HIS:O	36:DN:54:LEU:HB2	2.13	0.49
1:AA:865:A:H8	1:AA:865:A:O5'	1.96	0.49
3:AC:19:GLU:HG3	3:AC:54:ARG:HD2	1.95	0.49
4:AD:163:GLU:O	4:AD:166:LYS:HG3	2.13	0.49
5:AE:12:LEU:C	5:AE:12:LEU:HD22	2.32	0.49

Continued on next page...

Continued from previous page...

Atom-1	Atom-2	Interatomic distance (Å)	Clash overlap (Å)
9:AI:99:LEU:HD12	9:AI:101:PHE:HE2	1.77	0.49
13:AM:49:THR:O	13:AM:53:VAL:HG23	2.12	0.49
23:BA:1486:A:N6	23:BA:1504:C:H42	2.09	0.49
23:BA:1680:U:O2	23:BA:1763:G:H3'	2.12	0.49
23:BA:2784:C:H2'	23:BA:2785:C:C6	2.48	0.49
25:BC:25:THR:HG21	25:BC:81:ALA:CA	2.43	0.49
25:BC:72:LYS:HE3	25:BC:101:GLU:CB	2.43	0.49
32:BJ:160:LYS:CD	32:BJ:161:LEU:H	2.26	0.49
34:BL:95:VAL:HG23	34:BL:125:VAL:HA	1.94	0.49
38:BP:107:ASP:O	38:BP:110:ILE:HG22	2.12	0.49
40:BR:47:VAL:HG12	40:BR:49:THR:O	2.13	0.49
1:CA:565:U:C6	1:CA:566:G:C8	3.01	0.49
4:CD:31:CYS:O	4:CD:32:ALA:HB3	2.12	0.49
6:CF:19:LEU:O	6:CF:23:LYS:HG3	2.13	0.49
7:CG:41:ARG:HB3	7:CG:41:ARG:NH1	2.28	0.49
11:CK:17:GLY:HA3	11:CK:77:MET:SD	2.52	0.49
11:CK:44:SER:OG	11:CK:47:VAL:HG23	2.12	0.49
12:CL:82:VAL:HG21	12:CL:99:ILE:CD1	2.43	0.49
23:DA:69:C:O2'	23:DA:70:G:H5'	2.13	0.49
23:DA:634:C:H2'	23:DA:635:C:C6	2.48	0.49
25:DC:31:LYS:HE3	25:DC:33:LEU:HD21	1.94	0.49
25:DC:70:TRP:CH2	25:DC:150:LYS:HA	2.48	0.49
25:DC:242:ARG:N	25:DC:242:ARG:CD	2.71	0.49
26:DD:14:ILE:C	26:DD:14:ILE:HD12	2.33	0.49
26:DD:201:THR:CG2	26:DD:202:LYS:H	2.22	0.49
32:DJ:58:ARG:C	32:DJ:60:LYS:H	2.15	0.49
32:DJ:66:THR:N	32:DJ:71:MET:HE3	2.22	0.49
33:DK:79:PHE:HD2	38:DP:72:VAL:HG22	1.78	0.49
35:DM:76:LYS:H	35:DM:88:GLY:HA2	1.76	0.49
39:DQ:79:PHE:C	39:DQ:79:PHE:HD1	2.16	0.49
40:DR:47:VAL:HG13	40:DR:52:VAL:N	2.27	0.49
1:AA:427:U:C4	1:AA:428:G:C6	3.01	0.48
8:AH:81:HIS:HB2	8:AH:138:TRP:OXT	2.11	0.48
12:AL:57:VAL:O	12:AL:59:LEU:HD22	2.12	0.48
16:AP:27:LYS:HD2	16:AP:27:LYS:N	2.26	0.48
20:AT:67:ALA:HA	20:AT:72:LEU:O	2.12	0.48
23:BA:165:U:H2'	23:BA:171:G:O4'	2.13	0.48
23:BA:322:A:H3'	27:BE:169:ASN:HD21	1.78	0.48
23:BA:481:G:O2'	23:BA:482:A:P	2.71	0.48
23:BA:947:G:N2	23:BA:971:C:C2	2.81	0.48
23:BA:1001:A:H2'	23:BA:1002:G:O4'	2.12	0.48

Continued on next page...

Continued from previous page...

Atom-1	Atom-2	Interatomic distance (Å)	Clash overlap (Å)
23:BA:1270:C:H5''	23:BA:1271:G:O5'	2.13	0.48
23:BA:1431:U:H2'	23:BA:1432:C:C6	2.48	0.48
23:BA:2252:G:H2'	23:BA:2253:G:H8	1.78	0.48
23:BA:2741:A:H2'	23:BA:2742:C:O4'	2.13	0.48
25:BC:72:LYS:CE	25:BC:101:GLU:HG2	2.42	0.48
28:BF:55:LYS:HD2	28:BF:58:GLN:NE2	2.20	0.48
38:BP:54:ARG:HA	38:BP:59:THR:OG1	2.12	0.48
39:BQ:79:PHE:C	39:BQ:79:PHE:HD1	2.16	0.48
43:BU:14:LEU:HD23	43:BU:15:VAL:N	2.28	0.48
47:BY:1:MET:SD	47:BY:1:MET:O	2.71	0.48
50:B2:3:LYS:O	50:B2:4:HIS:C	2.51	0.48
51:B3:11:LEU:HD21	51:B3:51:GLU:CD	2.33	0.48
1:CA:427:U:C4	1:CA:428:G:C6	3.00	0.48
1:CA:600:C:H2'	1:CA:601:C:C6	2.48	0.48
1:CA:1237:C:OP1	1:CA:1238:A:H1'	2.13	0.48
1:CA:1300:G:O2'	1:CA:1301:U:P	2.71	0.48
3:CC:73:PRO:O	3:CC:76:VAL:HG22	2.13	0.48
3:CC:175:LEU:O	3:CC:175:LEU:HD23	2.12	0.48
17:CQ:59:ILE:HG22	17:CQ:60:ILE:N	2.28	0.48
18:CR:50:ILE:HD11	18:CR:74:ARG:NH1	2.28	0.48
18:CR:56:THR:HB	18:CR:58:LEU:HD13	1.94	0.48
23:DA:329:G:H1	43:DU:19:LYS:HE3	1.78	0.48
23:DA:733:G:H8	23:DA:733:G:O5'	1.96	0.48
23:DA:784:A:N7	25:DC:229:VAL:HG21	2.27	0.48
23:DA:1437:C:H2'	23:DA:1438:U:H6	1.75	0.48
23:DA:1615:C:O2'	23:DA:1616:A:H5'	2.13	0.48
23:DA:2436:G:C5	23:DA:2437:U:C5	3.01	0.48
23:DA:2795:G:H3'	23:DA:2797:U:H5''	1.95	0.48
27:DE:12:LEU:HB2	27:DE:124:LEU:HD11	1.94	0.48
28:DF:173:LEU:HA	28:DF:176:LEU:HD12	1.93	0.48
43:DU:2:ARG:C	43:DU:4:LYS:H	2.17	0.48
45:DW:32:ARG:C	45:DW:35:ASN:HD21	2.15	0.48
50:D2:3:LYS:HD2	50:D2:3:LYS:N	2.28	0.48
1:AA:80:G:H2'	1:AA:81:G:H8	1.78	0.48
1:AA:112:G:C2	1:AA:113:G:C8	3.02	0.48
1:AA:1378:C:H5''	7:AG:6:ARG:NE	2.25	0.48
1:AA:1412:C:H2'	1:AA:1413:A:C8	2.48	0.48
11:AK:105:VAL:O	11:AK:105:VAL:HG23	2.13	0.48
19:AS:16:LEU:HA	19:AS:19:VAL:HG12	1.94	0.48
23:BA:1252:G:C2	23:BA:1253:A:C2	3.01	0.48
23:BA:2039:C:C2	23:BA:2040:C:C5	3.01	0.48

Continued on next page...

Continued from previous page...

Atom-1	Atom-2	Interatomic distance (Å)	Clash overlap (Å)
23:BA:2415:G:H4'	34:BL:66:GLY:HA2	1.92	0.48
25:BC:43:ARG:HB2	25:BC:49:ILE:HA	1.96	0.48
30:BH:77:LEU:O	30:BH:143:SER:HB3	2.13	0.48
34:BL:138:LEU:HD11	34:BL:144:GLU:HB3	1.94	0.48
35:BM:39:PRO:O	35:BM:40:ALA:HB2	2.13	0.48
38:BP:58:ASN:C	38:BP:58:ASN:HD22	2.17	0.48
40:BR:47:VAL:HG13	40:BR:52:VAL:N	2.28	0.48
1:CA:277:C:OP1	17:CQ:41:LYS:HE3	2.12	0.48
1:CA:832:C:N4	1:CA:855:G:O6	2.47	0.48
1:CA:1412:C:H2'	1:CA:1413:A:H8	1.77	0.48
10:CJ:32:ALA:CB	10:CJ:76:ASN:HB2	2.43	0.48
13:CM:98:VAL:HB	13:CM:99:ARG:HH11	1.78	0.48
23:DA:380:U:O2	46:DX:20:ARG:NH2	2.46	0.48
23:DA:718:A:O5'	23:DA:718:A:H8	1.96	0.48
23:DA:114(B):A:C4	23:DA:1144:G:C8	3.01	0.48
23:DA:1937:A:N7	23:DA:1939:U:H2'	2.27	0.48
35:DM:43:THR:OG1	35:DM:46:GLN:HG3	2.13	0.48
44:DV:99:TYR:CE2	44:DV:125:LEU:HD12	2.48	0.48
1:AA:600:C:H2'	1:AA:601:C:C6	2.48	0.48
1:AA:971:G:C8	1:AA:1365:G:H4'	2.48	0.48
1:AA:1237:C:OP1	1:AA:1238:A:H1'	2.12	0.48
1:AA:1503:A:H5''	1:AA:1531:A:H1'	1.93	0.48
4:AD:53:ASP:O	4:AD:57:ARG:HD3	2.14	0.48
5:AE:70:PRO:HB3	5:AE:144:THR:HG22	1.95	0.48
10:AJ:34:VAL:CG2	10:AJ:74:ILE:HG22	2.43	0.48
12:AL:26:LEU:HD13	12:AL:27:LYS:N	2.17	0.48
19:AS:34:TRP:CZ2	19:AS:57:HIS:HE1	2.31	0.48
23:BA:996:A:H4'	39:BQ:92:ARG:CZ	2.44	0.48
23:BA:1171:G:H2'	23:BA:1173:G:O4'	2.13	0.48
23:BA:1632:A:H8	23:BA:1632:A:O5'	1.96	0.48
23:BA:2699:C:H2'	23:BA:2700:C:O4'	2.13	0.48
37:BO:25:ARG:HD2	37:BO:88:ASP:OD1	2.12	0.48
43:BU:90:LEU:HG	43:BU:91:GLU:H	1.77	0.48
1:CA:45:U:O5'	1:CA:45:U:H6	1.97	0.48
1:CA:1062:U:H2'	1:CA:1063:C:C6	2.49	0.48
3:CC:6:HIS:ND1	14:CN:49:HIS:HB3	2.28	0.48
10:CJ:33:GLN:HB2	10:CJ:75:ILE:HD11	1.95	0.48
12:CL:19:LYS:HD3	12:CL:19:LYS:H	1.78	0.48
23:DA:124:G:N7	52:D4:19:ARG:NH2	2.61	0.48
23:DA:270(H):C:H2'	23:DA:270(I):C:H6	1.77	0.48
23:DA:496:G:H1'	41:DS:61:ASN:ND2	2.29	0.48

Continued on next page...

Continued from previous page...

Atom-1	Atom-2	Interatomic distance (Å)	Clash overlap (Å)
23:DA:1001:A:H2'	23:DA:1002:G:O4'	2.13	0.48
23:DA:1567:A:H5''	25:DC:58:HIS:CD2	2.48	0.48
23:DA:1953:A:C2	23:DA:2549:G:N3	2.79	0.48
23:DA:2516:G:O6	23:DA:2517:C:N4	2.47	0.48
26:DD:31:CYS:HB3	26:DD:49:LEU:HB3	1.95	0.48
28:DF:55:LYS:O	28:DF:59:GLU:HG3	2.13	0.48
30:DH:88:ILE:CG2	30:DH:89:TYR:N	2.76	0.48
34:DL:114:ILE:CD1	34:DL:130:PHE:CD1	2.90	0.48
43:DU:76:CYS:CB	43:DU:77:PRO:CD	2.91	0.48
44:DV:10:ARG:HH21	44:DV:26:GLY:H	1.62	0.48
1:AA:277:C:H5''	17:AQ:68:ARG:NH2	2.28	0.48
1:AA:363:A:H8	12:AL:32:ARG:HH21	1.59	0.48
1:AA:1154:G:H2'	1:AA:1155:G:C8	2.48	0.48
1:AA:1366:C:H2'	1:AA:1367:C:C6	2.48	0.48
2:AB:187:LEU:HD11	2:AB:204:ASN:O	2.12	0.48
3:AC:30:ARG:CD	14:AN:38:GLY:HA3	2.40	0.48
3:AC:91:LEU:HB3	3:AC:99:VAL:HG11	1.94	0.48
17:AQ:21:VAL:HG11	17:AQ:59:ILE:HD11	1.95	0.48
23:BA:478:A:C6	23:BA:480:A:C6	3.01	0.48
23:BA:675:A:H4'	27:BE:67:GLN:HE21	1.76	0.48
23:BA:1478:G:H2'	23:BA:1479:G:H8	1.78	0.48
23:BA:2887:U:H2'	23:BA:2888:C:H6	1.78	0.48
25:BC:259:THR:O	25:BC:260:ARG:HB2	2.14	0.48
28:BF:55:LYS:O	28:BF:59:GLU:HG3	2.14	0.48
28:BF:60:LEU:O	28:BF:64:THR:HG22	2.14	0.48
37:BO:89:ARG:O	37:BO:90:GLY:O	2.31	0.48
39:BQ:60:LEU:HD23	39:BQ:60:LEU:C	2.33	0.48
42:BT:30:VAL:HG21	42:BT:79:ALA:HB3	1.94	0.48
1:CA:1305:G:H1'	1:CA:1306:A:N7	2.28	0.48
1:CA:1329:A:P	13:CM:28:ALA:HB3	2.53	0.48
2:CB:118:LEU:O	2:CB:122:PHE:HB2	2.13	0.48
7:CG:106:GLN:O	7:CG:110:GLN:HG3	2.13	0.48
11:CK:21:ILE:HB	11:CK:84:VAL:HG12	1.95	0.48
23:DA:363(A):G:H2'	23:DA:363(B):A:H8	1.78	0.48
23:DA:826:U:C5	23:DA:828:U:H1'	2.49	0.48
23:DA:1614:A:C6	41:DS:87:PRO:HA	2.48	0.48
23:DA:1995:U:H3'	23:DA:1996:C:H2'	1.96	0.48
23:DA:2590:A:C2	23:DA:2605:U:C2	3.02	0.48
23:DA:2741:A:H2'	23:DA:2742:C:O4'	2.13	0.48
23:DA:2815:C:O2'	50:D2:43:HIS:CD2	2.64	0.48
36:DN:103:ARG:HH12	36:DN:110:PRO:HG3	1.79	0.48

Continued on next page...

Continued from previous page...

Atom-1	Atom-2	Interatomic distance (Å)	Clash overlap (Å)
39:DQ:62:ILE:HD12	39:DQ:76:TYR:CE1	2.49	0.48
41:DS:24:ILE:HG21	41:DS:36:LEU:CD2	2.37	0.48
47:DY:10:LEU:O	47:DY:13:ALA:HB3	2.13	0.48
1:AA:269:C:H2'	1:AA:270:A:H8	1.78	0.48
1:AA:924:C:H2'	1:AA:925:G:H8	1.78	0.48
1:AA:941:G:C2	1:AA:942:G:C8	3.01	0.48
8:AH:11:THR:HG22	8:AH:15:ASN:ND2	2.28	0.48
11:AK:44:SER:OG	11:AK:47:VAL:HG23	2.14	0.48
11:AK:92:GLU:O	11:AK:96:ARG:HG2	2.13	0.48
13:AM:45:VAL:O	13:AM:48:LEU:HD22	2.13	0.48
18:AR:56:THR:HB	18:AR:58:LEU:HD13	1.95	0.48
23:BA:1509:A:H4'	23:BA:1510:A:C1'	2.44	0.48
23:BA:1615:C:O2'	23:BA:1616:A:H5'	2.13	0.48
23:BA:1797:C:O2'	25:BC:259:THR:HG23	2.14	0.48
23:BA:2335:A:H2'	37:BO:13:ARG:HH22	1.78	0.48
28:BF:98:ARG:O	28:BF:101:ILE:HG12	2.13	0.48
28:BF:109:VAL:C	28:BF:112:PRO:HD2	2.34	0.48
30:BH:88:ILE:CG2	30:BH:89:TYR:N	2.76	0.48
32:BJ:26:THR:HG22	32:BJ:27:TYR:N	2.29	0.48
33:BK:88:ASN:OD1	33:BK:89:ASN:N	2.47	0.48
41:BS:12:ILE:HD12	41:BS:46:PHE:CE2	2.49	0.48
44:BV:10:ARG:HB3	44:BV:36:LYS:HB3	1.95	0.48
47:BY:52:ASP:O	47:BY:56:GLN:HB2	2.14	0.48
48:BZ:40:THR:O	48:BZ:44:ARG:HG3	2.13	0.48
1:CA:112:G:C2	1:CA:113:G:C8	3.02	0.48
13:CM:45:VAL:O	13:CM:48:LEU:HD22	2.14	0.48
23:DA:481:G:O2'	23:DA:482:A:P	2.71	0.48
23:DA:481:G:H1'	23:DA:506:G:N2	2.27	0.48
23:DA:768:G:O2'	23:DA:1379:A:N6	2.46	0.48
23:DA:956:G:N2	23:DA:959:A:H3'	2.29	0.48
23:DA:1051:G:H2'	23:DA:1052:C:C6	2.49	0.48
23:DA:1289:C:H2'	23:DA:1290:C:H6	1.79	0.48
23:DA:2286:A:H4'	23:DA:2287:A:O4'	2.14	0.48
33:DK:12:ASP:OD1	33:DK:85:VAL:HG13	2.12	0.48
33:DK:71:ARG:HH12	38:DP:74:ARG:NH2	2.08	0.48
34:DL:36:LYS:HG3	34:DL:41:ARG:CB	2.40	0.48
48:DZ:8:LEU:HA	48:DZ:54:VAL:HG12	1.96	0.48
1:AA:562:C:N4	1:AA:884:U:C6	2.82	0.48
2:AB:28:PHE:CD2	2:AB:194:PRO:HG3	2.49	0.48
4:AD:121:VAL:O	4:AD:134:ASP:HA	2.14	0.48
20:AT:26:ASN:HD22	20:AT:27:LYS:H	1.61	0.48

Continued on next page...

Continued from previous page...

Atom-1	Atom-2	Interatomic distance (Å)	Clash overlap (Å)
23:BA:792:G:H5''	23:BA:793:A:H5'	1.94	0.48
23:BA:1399:C:O2'	23:BA:1400:G:H5'	2.14	0.48
23:BA:1478:G:O2'	23:BA:1558:A:C2	2.66	0.48
23:BA:1887:C:H3'	23:BA:1888:G:H5''	1.96	0.48
27:BE:28:ILE:O	27:BE:30:PRO:HD3	2.13	0.48
28:BF:128:ARG:HH21	28:BF:130:ASN:HD21	1.61	0.48
30:BH:86:THR:O	30:BH:122:GLU:HG3	2.14	0.48
39:BQ:62:ILE:HD12	39:BQ:76:TYR:CE1	2.48	0.48
43:BU:2:ARG:C	43:BU:4:LYS:H	2.17	0.48
44:BV:10:ARG:HH21	44:BV:26:GLY:H	1.62	0.48
53:B5:53:PRO:HB2	53:B5:57:ARG:NH2	2.28	0.48
1:CA:57:G:H2'	1:CA:58:C:H6	1.77	0.48
1:CA:321:A:C2	1:CA:333:G:C2	3.01	0.48
1:CA:404:U:H2'	1:CA:405:U:C6	2.49	0.48
22:CV:6157:A:N6	22:CV:6172:U:H3	2.10	0.48
23:DA:747:U:O2	23:DA:2014:A:H1'	2.13	0.48
23:DA:754:C:H2'	23:DA:755:C:C6	2.48	0.48
23:DA:920:G:H2'	23:DA:921:G:H8	1.79	0.48
23:DA:948:G:OP1	23:DA:962:G:OP1	2.32	0.48
23:DA:1040:C:H2'	23:DA:1041:C:C6	2.49	0.48
23:DA:1239:G:O2'	23:DA:1240:U:H5'	2.13	0.48
23:DA:1689:A:H62	23:DA:1698:A:H2	1.60	0.48
23:DA:2090:G:H21	46:DX:45:ASN:ND2	2.10	0.48
23:DA:2366:A:H2'	23:DA:2367:G:O4'	2.14	0.48
23:DA:2517:C:C5	23:DA:2542:A:C2	3.02	0.48
24:DB:46:A:H2'	24:DB:47:C:C6	2.48	0.48
27:DE:126:VAL:O	27:DE:196:LEU:HG	2.13	0.48
28:DF:143:GLU:CD	28:DF:143:GLU:H	2.17	0.48
29:DG:30:LYS:HB2	29:DG:79:VAL:HA	1.94	0.48
32:DJ:160:LYS:CD	32:DJ:161:LEU:H	2.27	0.48
34:DL:85:LEU:HA	34:DL:88:LEU:CB	2.43	0.48
35:DM:23:GLY:HA3	35:DM:98:LYS:HB2	1.95	0.48
38:DP:46:GLU:OE2	38:DP:89:VAL:HG11	2.14	0.48
38:DP:58:ASN:HD22	38:DP:58:ASN:C	2.17	0.48
44:DV:10:ARG:HB3	44:DV:36:LYS:HB3	1.94	0.48
1:AA:15:G:C4	1:AA:16:A:C8	3.01	0.48
1:AA:199:G:C2'	1:AA:200:G:H5''	2.41	0.48
1:AA:444:C:H2'	1:AA:445:G:H8	1.78	0.48
1:AA:716:A:N3	11:AK:118:GLY:HA2	2.29	0.48
1:AA:949:A:OP1	13:AM:101:GLN:HB3	2.14	0.48
1:AA:1281:U:HO2'	1:AA:1282:C:P	2.37	0.48

Continued on next page...

Continued from previous page...

Atom-1	Atom-2	Interatomic distance (Å)	Clash overlap (Å)
1:AA:1305:G:H1'	1:AA:1306:A:C8	2.48	0.48
1:AA:1508:G:H2'	1:AA:1509:C:C6	2.48	0.48
2:AB:88:ALA:HA	2:AB:223:ILE:HD11	1.95	0.48
5:AE:81:GLU:HG2	5:AE:90:VAL:HG22	1.96	0.48
8:AH:36:LEU:HA	8:AH:39:LEU:HB3	1.95	0.48
11:AK:124:LYS:C	11:AK:126:ARG:H	2.16	0.48
12:AL:30:PRO:HB2	12:AL:31:PHE:CD1	2.49	0.48
23:BA:649:G:H2'	23:BA:650:C:C6	2.49	0.48
23:BA:661:C:H4'	34:BL:16:ARG:HD2	1.95	0.48
23:BA:855:G:H2'	23:BA:856:C:C6	2.48	0.48
23:BA:903:C:H2'	23:BA:904:C:H6	1.79	0.48
23:BA:1615:C:C6	23:BA:1617:C:C5	3.01	0.48
23:BA:2027:G:H2'	23:BA:2028:U:O4'	2.14	0.48
23:BA:2061:G:H5''	23:BA:2503:A:C2	2.48	0.48
23:BA:2537:U:H2'	23:BA:2538:C:C6	2.49	0.48
23:BA:2572:A:H62	26:BD:145:LYS:HG3	1.79	0.48
23:BA:2815:C:O2'	50:B2:43:HIS:CD2	2.66	0.48
24:BB:78:A:C2	24:BB:99:A:C4	3.02	0.48
25:BC:25:THR:HG21	25:BC:81:ALA:HA	1.95	0.48
36:BN:17:ARG:O	36:BN:20:LEU:HB3	2.14	0.48
41:BS:62:HIS:O	41:BS:64:MET:HG3	2.14	0.48
1:CA:269:C:H2'	1:CA:270:A:H8	1.78	0.48
1:CA:444:C:H2'	1:CA:445:G:H8	1.79	0.48
1:CA:523:A:N1	12:CL:91:ASP:HB2	2.28	0.48
1:CA:1213:A:O2'	1:CA:1214:C:H5'	2.14	0.48
1:CA:1281:U:HO2'	1:CA:1282:C:P	2.36	0.48
2:CB:52:GLU:O	2:CB:56:ARG:HG3	2.13	0.48
2:CB:145:LEU:O	2:CB:149:LEU:HB2	2.13	0.48
3:CC:23:TYR:CG	3:CC:24:ALA:N	2.82	0.48
5:CE:11:ILE:HG21	5:CE:105:VAL:HG22	1.96	0.48
8:CH:64:LYS:HD2	8:CH:79:VAL:HG11	1.96	0.48
19:CS:34:TRP:CZ2	19:CS:57:HIS:HE1	2.32	0.48
23:DA:196:A:H2'	23:DA:196:A:N3	2.28	0.48
23:DA:380:U:O2'	46:DX:20:ARG:HB3	2.13	0.48
23:DA:1357:U:H2'	23:DA:1358:G:O4'	2.14	0.48
23:DA:1390:U:O2'	23:DA:1391:U:H5'	2.13	0.48
23:DA:1478:G:N3	23:DA:1479:G:C8	2.82	0.48
23:DA:1709:U:C2	23:DA:1750:G:C2	3.01	0.48
23:DA:2484:G:H5''	35:DM:45:GLN:HB2	1.95	0.48
23:DA:2784:C:H2'	23:DA:2785:C:H6	1.79	0.48
23:DA:2840:C:H4'	36:DN:53:HIS:CD2	2.49	0.48

Continued on next page...

Continued from previous page...

Atom-1	Atom-2	Interatomic distance (Å)	Clash overlap (Å)
23:DA:2892:A:N6	23:DA:2893:G:C2	2.81	0.48
25:DC:25:THR:HG21	25:DC:81:ALA:CA	2.43	0.48
25:DC:105:ILE:CG1	25:DC:106:ILE:HD12	2.43	0.48
28:DF:60:LEU:O	28:DF:64:THR:HG22	2.12	0.48
32:DJ:80:ALA:HB3	32:DJ:147:ALA:HB2	1.94	0.48
37:DO:85:VAL:HG11	37:DO:106:ARG:HD2	1.95	0.48
40:DR:49:THR:HB	40:DR:50:PRO:CD	2.43	0.48
41:DS:14:PRO:O	41:DS:15:ARG:C	2.52	0.48
43:DU:81:LYS:CD	43:DU:97:ARG:HB3	2.39	0.48
44:DV:119:GLU:O	44:DV:119:GLU:HG3	2.14	0.48
45:DW:50:ASN:HD22	45:DW:83:PRO:HD3	1.77	0.48
46:DX:19:GLN:HA	46:DX:41:ARG:HA	1.96	0.48
53:D5:11:LYS:C	53:D5:11:LYS:HD3	2.34	0.48
1:AA:18:C:H5'	5:AE:127:ASN:ND2	2.28	0.48
1:AA:32:A:C6	1:AA:33:A:C6	3.02	0.48
1:AA:363:A:C8	12:AL:32:ARG:NH2	2.82	0.48
1:AA:600:C:OP1	8:AH:97:VAL:HG12	2.14	0.48
1:AA:675:A:H1'	11:AK:116:HIS:CD2	2.49	0.48
1:AA:738:C:H2'	1:AA:739:C:C6	2.48	0.48
2:AB:28:PHE:CD1	2:AB:190:THR:HA	2.48	0.48
2:AB:187:LEU:HD23	2:AB:201:ILE:HG22	1.95	0.48
4:AD:92:VAL:O	4:AD:96:LEU:HD23	2.14	0.48
10:AJ:3:LYS:HD2	10:AJ:77:PRO:HD3	1.96	0.48
23:BA:310:A:OP1	43:BU:17:SER:O	2.31	0.48
23:BA:1210:A:H8	23:BA:1210:A:C5'	2.22	0.48
23:BA:1639:U:H4'	23:BA:2699:C:H4'	1.94	0.48
23:BA:2244:U:O2'	23:BA:2245:U:H5'	2.13	0.48
23:BA:2334:G:H4'	23:BA:2335:A:OP2	2.14	0.48
25:BC:94:LEU:HB2	25:BC:104:TYR:CE1	2.47	0.48
29:BG:46:GLU:HG3	29:BG:51:ARG:NE	2.28	0.48
29:BG:58:GLU:HB2	29:BG:61:HIS:ND1	2.29	0.48
35:BM:81:VAL:HG12	35:BM:82:ARG:CG	2.41	0.48
45:BW:32:ARG:CB	45:BW:35:ASN:HD21	2.27	0.48
47:BY:10:LEU:O	47:BY:13:ALA:HB3	2.13	0.48
48:BZ:8:LEU:HA	48:BZ:54:VAL:HG12	1.95	0.48
1:CA:705:U:C5	1:CA:706:A:C5	3.02	0.48
1:CA:820:U:H4'	1:CA:821:G:OP2	2.14	0.48
5:CE:70:PRO:HB3	5:CE:144:THR:HG22	1.95	0.48
12:CL:44:PRO:HD2	12:CL:49:SER:HA	1.94	0.48
23:DA:380:U:H1'	46:DX:20:ARG:NH1	2.29	0.48
23:DA:714:U:O2	23:DA:716:A:C8	2.67	0.48

Continued on next page...

Continued from previous page...

Atom-1	Atom-2	Interatomic distance (Å)	Clash overlap (Å)
23:DA:2056:G:N2	23:DA:2057:A:C1'	2.77	0.48
25:DC:25:THR:O	25:DC:25:THR:HG23	2.14	0.48
25:DC:40:THR:HG22	25:DC:41:GLY:N	2.28	0.48
25:DC:79:VAL:O	25:DC:113:VAL:HG13	2.14	0.48
28:DF:77:ILE:HG22	28:DF:80:PHE:N	2.25	0.48
30:DH:66:GLU:HB3	30:DH:67:ARG:NH1	2.28	0.48
34:DL:95:VAL:HG23	34:DL:125:VAL:HA	1.95	0.48
37:DO:39:ILE:O	37:DO:48:LEU:HD13	2.14	0.48
42:DT:54:VAL:C	42:DT:55:ASN:HD22	2.17	0.48
44:DV:5:LEU:HD23	44:DV:6:LYS:N	2.29	0.48
45:DW:66:VAL:O	45:DW:81:VAL:HA	2.13	0.48
48:DZ:40:THR:O	48:DZ:44:ARG:HG3	2.14	0.48
53:D5:33:ASN:ND2	53:D5:34:TRP:H	2.11	0.48
1:AA:624:C:H2'	1:AA:625:G:H8	1.78	0.48
1:AA:1017:G:H2'	1:AA:1018:C:H6	1.79	0.48
1:AA:1327:C:H2'	1:AA:1328:C:H6	1.78	0.48
4:AD:93:PHE:O	4:AD:97:LEU:HG	2.14	0.48
6:AF:69:GLU:CD	6:AF:69:GLU:H	2.16	0.48
23:BA:242:G:N7	53:B5:5:LYS:HG2	2.28	0.48
23:BA:1517:G:H2'	23:BA:1518:C:C6	2.49	0.48
23:BA:2850:A:H2'	23:BA:2851:A:C8	2.49	0.48
24:BB:8:U:H5''	37:BO:15:ARG:NH2	2.29	0.48
27:BE:37:VAL:HG13	27:BE:184:TYR:HD1	1.78	0.48
31:BI:9:LEU:O	31:BI:13:LEU:HG	2.13	0.48
32:BJ:77:VAL:HB	32:BJ:145:VAL:HG22	1.94	0.48
38:BP:24:PRO:HA	38:BP:49:VAL:HG13	1.95	0.48
43:BU:9:LYS:O	43:BU:27:VAL:HG21	2.14	0.48
1:CA:688:G:H2'	1:CA:689:C:H6	1.78	0.48
4:CD:51:PRO:HB3	4:CD:55:ALA:HB3	1.96	0.48
5:CE:31:LEU:HD23	5:CE:32:VAL:N	2.29	0.48
5:CE:76:ILE:HG23	5:CE:78:HIS:H	1.78	0.48
5:CE:81:GLU:HG2	5:CE:90:VAL:HG22	1.96	0.48
23:DA:270(Q):C:O2'	23:DA:270(R):C:H6	1.97	0.48
23:DA:356:G:H2'	23:DA:357:A:C8	2.49	0.48
23:DA:1504:C:O2'	23:DA:1505:C:O5'	2.31	0.48
24:DB:28:C:H2'	24:DB:29:A:O4'	2.14	0.48
25:DC:72:LYS:HE3	25:DC:101:GLU:CB	2.44	0.48
36:DN:87:TYR:HE1	36:DN:117:VAL:HG13	1.79	0.48
39:DQ:107:ALA:O	39:DQ:111:GLU:HG2	2.13	0.48
45:DW:27:GLU:HB2	45:DW:69:PHE:HD1	1.79	0.48
53:D5:29:LYS:NZ	53:D5:29:LYS:HB3	2.29	0.48

Continued on next page...

Continued from previous page...

Atom-1	Atom-2	Interatomic distance (Å)	Clash overlap (Å)
1:AA:10:A:H2'	1:AA:11:G:H8	1.78	0.48
1:AA:91:C:O2'	1:AA:92:G:H5'	2.14	0.48
1:AA:92:G:H2'	1:AA:93:U:O4'	2.14	0.48
1:AA:404:U:H2'	1:AA:405:U:C6	2.49	0.48
1:AA:1070:U:H2'	1:AA:1071:C:C6	2.48	0.48
1:AA:1084:G:H5'	1:AA:1102:A:OP2	2.14	0.48
1:AA:1305:G:H1'	1:AA:1306:A:N7	2.28	0.48
2:AB:61:LEU:HD21	2:AB:68:ILE:HG12	1.95	0.48
4:AD:51:PRO:HB3	4:AD:55:ALA:HB3	1.96	0.48
5:AE:76:ILE:HG23	5:AE:78:HIS:H	1.78	0.48
6:AF:19:LEU:O	6:AF:23:LYS:HG3	2.13	0.48
8:AH:48:TYR:HA	8:AH:60:ARG:O	2.14	0.48
8:AH:82:HIS:HD2	8:AH:138:TRP:NE1	2.12	0.48
13:AM:3:ARG:NH1	28:BF:113:ARG:HD2	2.28	0.48
19:AS:5:LEU:HG	19:AS:10:PHE:HB3	1.95	0.48
23:BA:39:C:H2'	23:BA:40:C:C6	2.49	0.48
23:BA:409:C:O2'	23:BA:410:G:H5'	2.13	0.48
23:BA:2599:G:N7	25:BC:237:GLU:HG3	2.29	0.48
24:BB:6:C:C2	24:BB:115:G:N2	2.82	0.48
25:BC:40:THR:HG22	25:BC:41:GLY:N	2.28	0.48
25:BC:154:LYS:C	25:BC:155:LEU:HD12	2.34	0.48
30:BH:117:GLU:HG3	30:BH:118:LYS:N	2.28	0.48
36:BN:50:HIS:O	36:BN:54:LEU:HB2	2.14	0.48
38:BP:27:THR:CG2	38:BP:90:GLN:HB3	2.44	0.48
38:BP:60:THR:HG22	38:BP:77:PRO:HA	1.96	0.48
40:BR:81:TYR:O	40:BR:82:ARG:HG3	2.13	0.48
1:CA:9:G:H2'	1:CA:10:A:H8	1.79	0.48
1:CA:622:A:C8	1:CA:623:C:C6	3.02	0.48
1:CA:675:A:H2'	1:CA:676:A:H8	1.79	0.48
1:CA:857:C:H2'	1:CA:858:G:O4'	2.14	0.48
1:CA:941:G:C2	1:CA:942:G:C8	3.02	0.48
1:CA:1349:A:H2'	1:CA:1350:A:O4'	2.14	0.48
1:CA:1504:G:O2'	1:CA:1505:G:P	2.72	0.48
8:CH:36:LEU:HA	8:CH:39:LEU:HB3	1.96	0.48
17:CQ:54:GLY:HA3	17:CQ:82:MET:CE	2.44	0.48
17:CQ:76:LEU:HD12	17:CQ:77:VAL:H	1.78	0.48
23:DA:649:G:H2'	23:DA:650:C:C6	2.49	0.48
23:DA:954:G:C5	23:DA:955:C:C5	3.01	0.48
23:DA:1973:G:H2'	23:DA:1974:C:C6	2.49	0.48
23:DA:2252:G:H2'	23:DA:2253:G:C8	2.49	0.48
23:DA:2537:U:H2'	23:DA:2538:C:C6	2.48	0.48

Continued on next page...

Continued from previous page...

Atom-1	Atom-2	Interatomic distance (Å)	Clash overlap (Å)
30:DH:109:ILE:HD13	30:DH:109:ILE:N	2.29	0.48
36:DN:97:VAL:HA	36:DN:113:LEU:O	2.14	0.48
37:DO:34:HIS:CG	37:DO:54:LEU:HB2	2.49	0.48
44:DV:81:ARG:O	44:DV:82:ARG:HB2	2.13	0.48
1:AA:832:C:N4	1:AA:855:G:O6	2.47	0.47
1:AA:963:G:H2'	1:AA:964:A:H8	1.77	0.47
1:AA:1203:C:H2'	1:AA:1204:A:C8	2.49	0.47
1:AA:1349:A:H2'	1:AA:1350:A:H8	1.76	0.47
2:AB:20:GLU:HA	2:AB:20:GLU:OE1	2.13	0.47
5:AE:101:ILE:HD11	5:AE:119:LEU:CD2	2.44	0.47
9:AI:14:VAL:O	9:AI:65:VAL:HG23	2.14	0.47
10:AJ:34:VAL:HG22	10:AJ:74:ILE:HG22	1.96	0.47
10:AJ:80:LYS:HB2	10:AJ:80:LYS:NZ	2.30	0.47
23:BA:124:G:N7	52:B4:19:ARG:NH2	2.62	0.47
23:BA:603:A:C6	23:BA:655:A:H1'	2.48	0.47
23:BA:661:C:H4'	34:BL:16:ARG:CD	2.44	0.47
23:BA:784:A:N7	25:BC:229:VAL:HG21	2.29	0.47
23:BA:114(B):A:C4	23:BA:1144:G:C8	3.01	0.47
23:BA:1478:G:N3	23:BA:1479:G:C8	2.82	0.47
23:BA:1796:U:H2'	23:BA:1797:C:C6	2.49	0.47
23:BA:2286:A:H4'	23:BA:2287:A:O4'	2.14	0.47
26:BD:31:CYS:HB3	26:BD:49:LEU:HB3	1.95	0.47
30:BH:25:TYR:O	30:BH:29:TYR:HB3	2.14	0.47
30:BH:79:ILE:HG22	30:BH:81:VAL:CG2	2.44	0.47
34:BL:16:ARG:CZ	34:BL:18:ARG:HG3	2.44	0.47
41:BS:84:ARG:HB2	41:BS:96:ILE:HG22	1.96	0.47
43:BU:76:CYS:CB	43:BU:77:PRO:CD	2.92	0.47
44:BV:5:LEU:HD23	44:BV:6:LYS:N	2.29	0.47
53:B5:14:VAL:CG1	53:B5:22:VAL:HG13	2.43	0.47
1:CA:865:A:H8	1:CA:865:A:O5'	1.97	0.47
1:CA:1455:G:O2'	20:CT:28:ALA:HB1	2.14	0.47
8:CH:23:SER:HB3	8:CH:62:TYR:HA	1.96	0.47
9:CI:62:TYR:C	9:CI:63:ILE:HD12	2.35	0.47
9:CI:99:LEU:HD12	9:CI:101:PHE:HE2	1.78	0.47
15:CO:33:THR:HG23	15:CO:63:ARG:HH22	1.79	0.47
16:CP:18:ARG:HD3	16:CP:35:LYS:HD2	1.95	0.47
18:CR:36:ASN:HD22	18:CR:39:VAL:HG21	1.78	0.47
18:CR:43:PHE:O	18:CR:51:LEU:HB2	2.13	0.47
23:DA:226:G:N2	23:DA:228:A:H62	2.12	0.47
23:DA:409:C:O2'	23:DA:410:G:H5'	2.14	0.47
23:DA:587:C:C5	23:DA:671:C:H1'	2.49	0.47

Continued on next page...

Continued from previous page...

Atom-1	Atom-2	Interatomic distance (Å)	Clash overlap (Å)
23:DA:598:G:H5'	34:DL:15:ARG:CB	2.44	0.47
23:DA:761:A:O5'	23:DA:761:A:C8	2.48	0.47
23:DA:909:A:H2'	23:DA:912:C:H5	1.79	0.47
23:DA:1198:U:O2	23:DA:1249:U:H1'	2.14	0.47
23:DA:1317:A:N6	23:DA:1336:A:N6	2.62	0.47
23:DA:2476:A:C2	23:DA:2477:C:C6	3.02	0.47
26:DD:101:ARG:HG2	26:DD:171:GLU:HA	1.96	0.47
26:DD:171:GLU:HG2	26:DD:185:LYS:HG2	1.96	0.47
32:DJ:63:PRO:O	39:DQ:64:ARG:HD2	2.14	0.47
34:DL:135:LEU:O	34:DL:135:LEU:HD13	2.14	0.47
37:DO:89:ARG:O	37:DO:90:GLY:O	2.31	0.47
38:DP:27:THR:HA	38:DP:48:ILE:HA	1.96	0.47
38:DP:60:THR:HG22	38:DP:77:PRO:HA	1.96	0.47
40:DR:47:VAL:HG12	40:DR:49:THR:O	2.13	0.47
42:DT:30:VAL:HG21	42:DT:79:ALA:HB3	1.96	0.47
43:DU:10:GLY:HA2	43:DU:27:VAL:HG23	1.95	0.47
50:D2:3:LYS:O	50:D2:4:HIS:C	2.52	0.47
1:AA:171:A:H2'	1:AA:172:A:C8	2.49	0.47
1:AA:636:U:H5'	17:AQ:2:PRO:HD3	1.95	0.47
1:AA:820:U:H4'	1:AA:821:G:OP2	2.13	0.47
1:AA:1062:U:H2'	1:AA:1063:C:C6	2.49	0.47
3:AC:18:TRP:HE3	3:AC:18:TRP:H	1.61	0.47
16:AP:18:ARG:HD3	16:AP:35:LYS:HD2	1.96	0.47
17:AQ:66:SER:OG	17:AQ:69:LYS:HB3	2.13	0.47
23:BA:239:U:O2'	23:BA:240:G:H5'	2.14	0.47
23:BA:471:A:H2'	23:BA:472:A:O4'	2.14	0.47
23:BA:634:C:H2'	23:BA:635:C:C6	2.50	0.47
23:BA:783:A:C8	23:BA:783:A:C3'	2.97	0.47
23:BA:827:U:O2	23:BA:2246:G:H4'	2.14	0.47
23:BA:861:A:H2'	23:BA:862:G:O4'	2.15	0.47
23:BA:1040:C:H2'	23:BA:1041:C:C6	2.49	0.47
23:BA:1289:C:H2'	23:BA:1290:C:H6	1.79	0.47
23:BA:1331:A:O2'	23:BA:1332:G:C8	2.66	0.47
23:BA:1448:G:H21	23:BA:1529:A:H2	1.62	0.47
23:BA:2512:C:H5''	23:BA:2513:G:OP2	2.14	0.47
23:BA:2751:G:H2'	23:BA:2751:G:N3	2.29	0.47
28:BF:92:VAL:O	28:BF:92:VAL:HG13	2.14	0.47
35:BM:81:VAL:HG12	35:BM:82:ARG:N	2.29	0.47
40:BR:22:VAL:CG1	40:BR:23:GLU:N	2.76	0.47
41:BS:9:TYR:H	41:BS:102:HIS:HD2	1.63	0.47
1:CA:746:A:H2'	1:CA:747:C:C6	2.50	0.47

Continued on next page...

Continued from previous page...

Atom-1	Atom-2	Interatomic distance (Å)	Clash overlap (Å)
1:CA:1508:G:H2'	1:CA:1509:C:C6	2.49	0.47
2:CB:162:ILE:HD11	2:CB:184:VAL:HG13	1.96	0.47
4:CD:79:PHE:CE1	4:CD:204:ILE:HA	2.49	0.47
5:CE:101:ILE:HD11	5:CE:119:LEU:CD2	2.44	0.47
8:CH:82:HIS:HD2	8:CH:138:TRP:NE1	2.12	0.47
16:CP:45:THR:HB	16:CP:46:PRO:HD2	1.96	0.47
19:CS:28:LYS:HB3	19:CS:29:ARG:NH1	2.29	0.47
20:CT:14:LYS:O	20:CT:18:GLN:HG3	2.13	0.47
20:CT:26:ASN:HB2	20:CT:71:THR:CG2	2.44	0.47
23:DA:603:A:C6	23:DA:655:A:H1'	2.50	0.47
23:DA:1308:A:N6	23:DA:1309:G:C2	2.83	0.47
23:DA:1971:A:C5	25:DC:241:PRO:HG3	2.48	0.47
23:DA:2552:U:H2'	23:DA:2554:U:OP2	2.14	0.47
23:DA:2593:U:H2'	23:DA:2594:C:H6	1.79	0.47
26:DD:5:LEU:HB2	26:DD:51:PHE:HD2	1.77	0.47
28:DF:92:VAL:HG13	28:DF:92:VAL:O	2.15	0.47
29:DG:154:PRO:HB3	29:DG:163:TYR:CE2	2.49	0.47
30:DH:6:LEU:HD23	30:DH:36:ALA:HA	1.96	0.47
30:DH:57:ARG:O	30:DH:61:ARG:HG3	2.14	0.47
40:DR:79:VAL:O	40:DR:79:VAL:HG12	2.14	0.47
45:DW:12:ASN:O	45:DW:14:ARG:HB2	2.14	0.47
1:AA:114:U:H2'	1:AA:115:G:H8	1.75	0.47
1:AA:255:G:H2'	1:AA:256:U:H6	1.78	0.47
1:AA:370:C:H2'	1:AA:371:G:C8	2.47	0.47
1:AA:1213:A:O2'	1:AA:1214:C:H5'	2.14	0.47
1:AA:1480:G:C5	1:AA:1481:U:C5	3.03	0.47
5:AE:31:LEU:HD23	5:AE:32:VAL:N	2.29	0.47
10:AJ:33:GLN:HB2	10:AJ:75:ILE:HD11	1.96	0.47
12:AL:76:LEU:HD11	12:AL:106:ALA:HA	1.96	0.47
23:BA:124:G:C5	52:B4:19:ARG:NH2	2.82	0.47
23:BA:714:U:O2	23:BA:716:A:C8	2.67	0.47
23:BA:768:G:O2'	23:BA:1379:A:N6	2.47	0.47
23:BA:966:G:C6	23:BA:967:C:N4	2.82	0.47
23:BA:1504:C:O2'	23:BA:1505:C:O5'	2.31	0.47
23:BA:1871:A:H2'	23:BA:1872:A:C8	2.50	0.47
25:BC:136:ILE:O	25:BC:168:ARG:NH2	2.47	0.47
35:BM:47:ILE:HG22	35:BM:48:GLU:N	2.28	0.47
36:BN:96:ARG:NH2	36:BN:117:VAL:HG23	2.29	0.47
1:CA:738:C:H2'	1:CA:739:C:C6	2.48	0.47
1:CA:858:G:O6	1:CA:869:G:C8	2.67	0.47
1:CA:1423:G:H2'	1:CA:1424:C:H6	1.79	0.47

Continued on next page...

Continued from previous page...

Atom-1	Atom-2	Interatomic distance (Å)	Clash overlap (Å)
5:CE:91:LEU:N	5:CE:91:LEU:HD12	2.30	0.47
10:CJ:34:VAL:CG2	10:CJ:74:ILE:HG22	2.43	0.47
12:CL:24:PRO:HD2	12:CL:97:TYR:OH	2.14	0.47
12:CL:26:LEU:HD13	12:CL:27:LYS:N	2.18	0.47
12:CL:44:PRO:CD	12:CL:50:ALA:H	2.28	0.47
16:CP:22:THR:HG22	16:CP:32:TYR:HA	1.95	0.47
21:CU:22:ARG:HD2	21:CU:23:PRO:CD	2.37	0.47
23:DA:903:C:H2'	23:DA:904:C:H6	1.79	0.47
23:DA:919:G:H2'	23:DA:920:G:C8	2.50	0.47
23:DA:1411:C:H2'	23:DA:1412:A:C8	2.50	0.47
23:DA:1509:A:H4'	23:DA:1510:A:C1'	2.44	0.47
23:DA:2542:A:C8	23:DA:2544:G:O6	2.67	0.47
23:DA:2822:G:H8	23:DA:2822:G:O5'	1.97	0.47
26:DD:78:LEU:N	26:DD:78:LEU:HD23	2.29	0.47
26:DD:103:ASP:OD1	26:DD:201:THR:HG23	2.15	0.47
30:DH:78:THR:HA	30:DH:143:SER:CB	2.41	0.47
40:DR:99:ILE:HD13	40:DR:99:ILE:N	2.28	0.47
1:AA:186(A):C:C5'	20:AT:78:ALA:HB1	2.43	0.47
1:AA:1097:C:H2'	1:AA:1098:C:H6	1.79	0.47
1:AA:1240:U:OP1	7:AG:115:ARG:HA	2.15	0.47
2:AB:47:THR:O	2:AB:51:LEU:HG	2.14	0.47
3:AC:11:ARG:HH21	3:AC:180:ALA:HB3	1.80	0.47
23:BA:356:G:H2'	23:BA:357:A:C8	2.49	0.47
23:BA:363(A):G:H2'	23:BA:363(B):A:H8	1.79	0.47
23:BA:380:U:H1'	46:BX:20:ARG:NH1	2.29	0.47
23:BA:2516:G:C6	23:BA:2517:C:N4	2.83	0.47
26:BD:51:PHE:HB3	26:BD:52:LEU:HD12	1.96	0.47
26:BD:171:GLU:HG2	26:BD:185:LYS:HG2	1.96	0.47
27:BE:126:VAL:O	27:BE:196:LEU:HG	2.14	0.47
35:BM:6:ARG:HE	35:BM:6:ARG:N	2.12	0.47
36:BN:54:LEU:HD23	36:BN:62:ALA:HB1	1.97	0.47
36:BN:87:TYR:HE1	36:BN:117:VAL:HG13	1.79	0.47
37:BO:69:VAL:O	37:BO:72:ALA:HB3	2.14	0.47
37:BO:85:VAL:HG11	37:BO:106:ARG:HD2	1.95	0.47
44:BV:27:VAL:HG22	44:BV:36:LYS:HA	1.95	0.47
1:CA:1017:G:H2'	1:CA:1018:C:H6	1.79	0.47
23:DA:94:G:H21	47:DY:47:ASN:ND2	2.12	0.47
23:DA:451:C:H41	23:DA:453:C:H3'	1.78	0.47
23:DA:1478:G:O2'	23:DA:1558:A:C2	2.67	0.47
23:DA:1709:U:H2'	23:DA:1710:C:C6	2.49	0.47
23:DA:1936:A:OP1	23:DA:1936:A:H3'	2.14	0.47

Continued on next page...

Continued from previous page...

Atom-1	Atom-2	Interatomic distance (Å)	Clash overlap (Å)
23:DA:2038:G:H2'	23:DA:2039:C:H6	1.78	0.47
23:DA:2056:G:N3	23:DA:2056:G:C2'	2.77	0.47
23:DA:2699:C:H2'	23:DA:2700:C:O4'	2.14	0.47
25:DC:25:THR:O	25:DC:27:THR:N	2.48	0.47
25:DC:69:ARG:HH12	25:DC:117:VAL:CG2	2.26	0.47
26:DD:152:LYS:HB3	26:DD:152:LYS:HE2	1.72	0.47
27:DE:125:LEU:HB3	27:DE:196:LEU:HD23	1.95	0.47
30:DH:58:LEU:HD23	30:DH:61:ARG:HD2	1.96	0.47
35:DM:39:PRO:O	35:DM:40:ALA:HB2	2.14	0.47
35:DM:81:VAL:HG12	35:DM:82:ARG:N	2.29	0.47
36:DN:53:HIS:O	36:DN:56:LYS:HB3	2.14	0.47
46:DX:19:GLN:HG2	46:DX:41:ARG:CB	2.45	0.47
1:AA:46:G:O2'	1:AA:365:U:H1'	2.15	0.47
3:AC:23:TYR:HA	10:AJ:11:PHE:CE1	2.50	0.47
4:AD:79:PHE:CE1	4:AD:204:ILE:HA	2.49	0.47
4:AD:122:ARG:HD3	4:AD:122:ARG:C	2.34	0.47
7:AG:69:VAL:O	7:AG:69:VAL:HG12	2.15	0.47
8:AH:97:VAL:HG13	8:AH:98:LYS:H	1.80	0.47
10:AJ:49:VAL:HG21	14:AN:41:ARG:CB	2.44	0.47
11:AK:59:TYR:CZ	11:AK:63:LEU:HD11	2.49	0.47
19:AS:28:LYS:HB3	19:AS:29:ARG:NH1	2.29	0.47
23:BA:1341:U:O4	42:BT:16:LYS:HE2	2.14	0.47
23:BA:1709:U:H2'	23:BA:1710:C:C6	2.49	0.47
23:BA:2481:G:HO2'	23:BA:2482:G:P	2.37	0.47
24:BB:75:G:N1	24:BB:102:G:N2	2.61	0.47
25:BC:76:PRO:HB3	25:BC:116:GLN:HE21	1.80	0.47
26:BD:4:ILE:HG12	26:BD:28:ALA:HB1	1.95	0.47
28:BF:16:ARG:HB3	28:BF:17:PRO:HD3	1.97	0.47
28:BF:104:GLU:O	28:BF:108:ASN:HB2	2.14	0.47
28:BF:143:GLU:CD	28:BF:143:GLU:H	2.17	0.47
29:BG:103:LEU:HD22	29:BG:123:PHE:CE1	2.50	0.47
34:BL:84:ASN:HA	34:BL:115:LEU:O	2.15	0.47
40:BR:99:ILE:HD13	40:BR:99:ILE:N	2.29	0.47
50:B2:18:ALA:O	50:B2:21:SER:HB2	2.14	0.47
1:CA:522:C:N4	1:CA:528:C:H42	2.11	0.47
1:CA:716:A:N3	11:CK:118:GLY:HA2	2.29	0.47
1:CA:1410:G:H2'	1:CA:1411:C:C6	2.49	0.47
4:CD:93:PHE:O	4:CD:97:LEU:HG	2.13	0.47
5:CE:65:ASN:O	5:CE:66:MET:HB2	2.14	0.47
12:CL:78:GLU:HG2	12:CL:78:GLU:O	2.14	0.47
13:CM:15:VAL:HG13	13:CM:43:THR:O	2.14	0.47

Continued on next page...

Continued from previous page...

Atom-1	Atom-2	Interatomic distance (Å)	Clash overlap (Å)
23:DA:124:G:C5	52:D4:19:ARG:NH2	2.82	0.47
23:DA:320:A:H5''	23:DA:321:G:OP1	2.15	0.47
23:DA:1431:U:H2'	23:DA:1432:C:H6	1.80	0.47
23:DA:1578:U:H2'	23:DA:1579:A:H5''	1.95	0.47
23:DA:1827:C:H2'	23:DA:1828:G:O4'	2.14	0.47
23:DA:2630:G:H1'	23:DA:2894:G:H1'	1.97	0.47
23:DA:2687:U:C4	23:DA:2688:U:H5	2.30	0.47
23:DA:2846:G:H2'	23:DA:2847:U:C6	2.50	0.47
30:DH:12:LEU:HD22	30:DH:12:LEU:N	2.29	0.47
50:D2:4:HIS:HB2	50:D2:5:PRO:CD	2.45	0.47
1:AA:375:U:H4'	16:AP:17:TYR:CE2	2.49	0.47
1:AA:1194:U:H2'	1:AA:1195:C:H6	1.76	0.47
1:AA:1446:A:N1	38:BP:118:ARG:CZ	2.78	0.47
3:AC:23:TYR:CG	3:AC:24:ALA:N	2.82	0.47
14:AN:40:CYS:SG	14:AN:42:ILE:HB	2.55	0.47
23:BA:718:A:H8	23:BA:718:A:O5'	1.96	0.47
23:BA:1022:G:N2	23:BA:114(B):A:C2	2.83	0.47
23:BA:1326:U:O2'	23:BA:1327:C:H5'	2.15	0.47
23:BA:2836:U:C4	23:BA:2883:A:N6	2.82	0.47
26:BD:5:LEU:C	26:BD:51:PHE:HE2	2.18	0.47
29:BG:154:PRO:HB3	29:BG:163:TYR:CE2	2.49	0.47
37:BO:49:VAL:CG1	37:BO:76:LYS:HB2	2.45	0.47
44:BV:81:ARG:O	44:BV:82:ARG:HB2	2.14	0.47
46:BX:27:GLU:HB2	46:BX:32:LYS:O	2.14	0.47
47:BY:41:ILE:HD11	47:BY:44:LEU:HD12	1.95	0.47
1:CA:617:G:H4'	16:CP:44:THR:HB	1.95	0.47
1:CA:632:A:H2'	1:CA:633:G:O4'	2.15	0.47
1:CA:1203:C:H2'	1:CA:1204:A:C8	2.50	0.47
4:CD:163:GLU:O	4:CD:166:LYS:HG3	2.14	0.47
4:CD:195:ALA:C	4:CD:196:LEU:HD12	2.35	0.47
6:CF:82:ARG:HA	6:CF:82:ARG:HH11	1.78	0.47
13:CM:81:LEU:HD22	13:CM:86:CYS:SG	2.54	0.47
19:CS:40:ILE:HG21	19:CS:62:ILE:HD11	1.97	0.47
21:CU:6:ARG:HG3	21:CU:15:ARG:NH1	2.30	0.47
23:DA:775:G:C5	23:DA:794:G:C8	3.02	0.47
23:DA:1030:G:OP2	35:DM:128:LYS:HE3	2.14	0.47
23:DA:1658:C:OP1	26:DD:132:HIS:O	2.33	0.47
23:DA:2247:A:H2'	23:DA:2248:C:C6	2.49	0.47
23:DA:2887:U:H2'	23:DA:2888:C:H6	1.80	0.47
24:DB:106:G:C6	24:DB:107:U:C4	3.03	0.47
24:DB:111:U:HO2'	24:DB:112:G:H8	1.59	0.47

Continued on next page...

Continued from previous page...

Atom-1	Atom-2	Interatomic distance (Å)	Clash overlap (Å)
25:DC:108:PRO:CG	25:DC:143:HIS:CE1	2.97	0.47
26:DD:4:ILE:HG12	26:DD:28:ALA:HB1	1.95	0.47
26:DD:54:GLN:HB2	26:DD:74:PRO:O	2.15	0.47
36:DN:87:TYR:OH	36:DN:116:LEU:HB3	2.15	0.47
36:DN:96:ARG:NH2	36:DN:117:VAL:HG23	2.30	0.47
38:DP:109:GLU:HA	38:DP:112:ARG:HG3	1.97	0.47
41:DS:4:LYS:HG2	41:DS:106:ILE:CG2	2.44	0.47
1:AA:45:U:H6	1:AA:45:U:O5'	1.97	0.47
1:AA:57:G:H2'	1:AA:58:C:H6	1.77	0.47
1:AA:102:G:H2'	1:AA:103:C:C6	2.49	0.47
1:AA:342:C:N3	1:AA:348:G:C2	2.83	0.47
1:AA:406:G:N2	1:AA:437:U:C2	2.83	0.47
1:AA:746:A:H2'	1:AA:747:C:C6	2.50	0.47
1:AA:818:G:H3'	1:AA:819:A:H5''	1.97	0.47
1:AA:920:U:H2'	1:AA:921:U:H6	1.80	0.47
1:AA:973:G:H3'	1:AA:974:A:H5''	1.97	0.47
1:AA:1151:A:O2'	1:AA:1152:A:C8	2.65	0.47
1:AA:1412:C:H2'	1:AA:1413:A:H8	1.79	0.47
1:AA:1504:G:O2'	1:AA:1505:G:P	2.73	0.47
2:AB:17:PHE:HB2	2:AB:42:ILE:HG22	1.95	0.47
2:AB:91:PRO:CA	2:AB:154:LEU:HD11	2.42	0.47
3:AC:113:ALA:HB3	3:AC:114:PRO:HD3	1.97	0.47
5:AE:51:VAL:HB	5:AE:52:PRO:CD	2.37	0.47
5:AE:144:THR:O	5:AE:148:VAL:HG23	2.15	0.47
6:AF:26:ILE:O	6:AF:30:LEU:HG	2.15	0.47
15:AO:33:THR:HG23	15:AO:63:ARG:HH22	1.80	0.47
16:AP:22:THR:HG22	16:AP:32:TYR:HA	1.96	0.47
23:BA:270(L):C:H6	23:BA:270(L):C:O5'	1.97	0.47
23:BA:628:G:H2'	23:BA:629:G:H8	1.79	0.47
23:BA:744:G:OP1	26:BD:132:HIS:CB	2.62	0.47
23:BA:1051:G:H2'	23:BA:1052:C:C6	2.49	0.47
23:BA:1121:C:O5'	23:BA:1121:C:H6	1.98	0.47
23:BA:1357:U:H2'	23:BA:1358:G:O4'	2.15	0.47
23:BA:1495:A:H2'	23:BA:1496:A:C2	2.50	0.47
23:BA:2365:G:O6	53:B5:39:LYS:HE3	2.15	0.47
23:BA:2730:C:O2'	23:BA:2731:G:H5'	2.14	0.47
23:BA:2784:C:H2'	23:BA:2785:C:H6	1.80	0.47
23:BA:2836:U:H2'	23:BA:2837:G:C8	2.50	0.47
25:BC:238:GLY:O	25:BC:240:ALA:N	2.48	0.47
26:BD:49:LEU:O	26:BD:78:LEU:HA	2.15	0.47
29:BG:51:ARG:O	29:BG:52:VAL:HG23	2.15	0.47

Continued on next page...

Continued from previous page...

Atom-1	Atom-2	Interatomic distance (Å)	Clash overlap (Å)
30:BH:82:ARG:HB3	30:BH:89:TYR:CG	2.49	0.47
30:BH:83:ALA:CB	30:BH:123:LEU:HD12	2.43	0.47
30:BH:130:TYR:HD2	30:BH:132:PRO:HG3	1.80	0.47
32:BJ:30:LYS:O	32:BJ:32:VAL:HG23	2.15	0.47
34:BL:126:VAL:HA	34:BL:145:PRO:HB2	1.95	0.47
39:BQ:92:ARG:HG2	40:BR:11:GLN:CD	2.35	0.47
41:BS:14:PRO:O	41:BS:15:ARG:C	2.52	0.47
41:BS:24:ILE:HG21	41:BS:36:LEU:CD2	2.36	0.47
44:BV:99:TYR:CE2	44:BV:125:LEU:HD12	2.49	0.47
44:BV:119:GLU:HG3	44:BV:119:GLU:O	2.14	0.47
45:BW:66:VAL:O	45:BW:81:VAL:HA	2.15	0.47
53:B5:60:LEU:C	53:B5:62:LEU:H	2.17	0.47
1:CA:15:G:C4	1:CA:16:A:C8	3.03	0.47
1:CA:91:C:O2'	1:CA:92:G:H5'	2.15	0.47
1:CA:1073:U:H2'	1:CA:1074:G:C8	2.47	0.47
1:CA:1410:G:H2'	1:CA:1411:C:H6	1.80	0.47
3:CC:18:TRP:HE3	3:CC:18:TRP:H	1.62	0.47
3:CC:23:TYR:HA	10:CJ:11:PHE:CE1	2.50	0.47
7:CG:101:LEU:O	7:CG:105:VAL:HG23	2.15	0.47
10:CJ:34:VAL:HG22	10:CJ:74:ILE:HG22	1.96	0.47
11:CK:92:GLU:O	11:CK:96:ARG:HG2	2.13	0.47
23:DA:816:C:O2'	23:DA:817:C:H5'	2.15	0.47
23:DA:1449:G:H2'	23:DA:1450:C:C6	2.50	0.47
23:DA:1639:U:H4'	23:DA:2699:C:H4'	1.96	0.47
23:DA:1833:U:C2	23:DA:1834:U:C6	3.01	0.47
23:DA:1900:A:N1	23:DA:1970:A:C6	2.83	0.47
23:DA:2469:A:H5'	23:DA:2470:G:OP2	2.15	0.47
23:DA:2564:A:OP1	23:DA:2648:C:H4'	2.14	0.47
23:DA:2751:G:N3	23:DA:2751:G:H2'	2.30	0.47
24:DB:78:A:C2	24:DB:99:A:C4	3.02	0.47
25:DC:259:THR:O	25:DC:260:ARG:HB2	2.15	0.47
26:DD:176:ILE:HG22	26:DD:176:ILE:O	2.15	0.47
28:DF:104:GLU:O	28:DF:108:ASN:HB2	2.15	0.47
32:DJ:30:LYS:O	32:DJ:32:VAL:HG23	2.15	0.47
32:DJ:127:LYS:HB2	32:DJ:140:PHE:HE1	1.77	0.47
34:DL:6:LEU:HD23	34:DL:6:LEU:N	2.23	0.47
35:DM:6:ARG:HE	35:DM:6:ARG:N	2.13	0.47
36:DN:54:LEU:HD23	36:DN:62:ALA:HB1	1.95	0.47
38:DP:27:THR:CG2	38:DP:90:GLN:HB3	2.44	0.47
41:DS:20:VAL:O	41:DS:23:LEU:HB2	2.14	0.47
41:DS:22:ASP:HA	41:DS:25:ARG:HH12	1.79	0.47

Continued on next page...

Continued from previous page...

Atom-1	Atom-2	Interatomic distance (Å)	Clash overlap (Å)
41:DS:62:HIS:O	41:DS:64:MET:HG3	2.14	0.47
43:DU:13:VAL:HG13	43:DU:73:ARG:O	2.14	0.47
46:DX:58:ILE:HD11	46:DX:91:LYS:CG	2.44	0.47
53:D5:32:LEU:HD23	53:D5:33:ASN:H	1.80	0.47
1:AA:9:G:H2'	1:AA:10:A:H8	1.80	0.47
1:AA:859:A:H2'	1:AA:860:A:O4'	2.14	0.47
1:AA:1188:A:H4'	14:AN:58:LYS:NZ	2.29	0.47
4:AD:105:VAL:HG13	4:AD:110:PHE:HB2	1.96	0.47
5:AE:96:PRO:HA	5:AE:117:ASP:OD2	2.15	0.47
20:AT:10:LEU:O	20:AT:13:LEU:HD13	2.14	0.47
23:BA:245:G:H2'	23:BA:246:C:C6	2.49	0.47
23:BA:329:G:H1	43:BU:19:LYS:HE3	1.79	0.47
23:BA:636:G:OP1	34:BL:132:LYS:HD3	2.15	0.47
23:BA:828:U:O2	23:BA:828:U:H3'	2.15	0.47
23:BA:915:C:H2'	23:BA:916:G:C8	2.50	0.47
23:BA:2026:C:C2	23:BA:2027:G:C8	3.03	0.47
23:BA:2247:A:H2'	23:BA:2248:C:C6	2.50	0.47
23:BA:2261:C:H3'	45:BW:16:SER:CB	2.45	0.47
23:BA:2335:A:C8	23:BA:2337:G:C5	3.02	0.47
23:BA:2887:U:H2'	23:BA:2888:C:C6	2.50	0.47
25:BC:33:LEU:O	25:BC:35:LYS:N	2.48	0.47
26:BD:103:ASP:OD1	26:BD:201:THR:HG23	2.14	0.47
26:BD:169:ASN:ND2	26:BD:201:THR:HG21	2.30	0.47
27:BE:157:VAL:HB	27:BE:194:MET:HB3	1.96	0.47
28:BF:38:VAL:HG22	28:BF:93:THR:HG23	1.97	0.47
33:BK:79:PHE:HD2	38:BP:72:VAL:HG22	1.78	0.47
34:BL:140:ALA:O	34:BL:141:ALA:CB	2.63	0.47
36:BN:31:HIS:HB2	36:BN:34:ILE:HD11	1.97	0.47
38:BP:88:ILE:HG13	38:BP:89:VAL:N	2.30	0.47
40:BR:6:LYS:HA	40:BR:11:GLN:HB3	1.97	0.47
40:BR:14:VAL:HG13	40:BR:96:ILE:HG13	1.97	0.47
43:BU:13:VAL:HG13	43:BU:73:ARG:O	2.14	0.47
43:BU:88:LYS:HE2	43:BU:93:GLY:CA	2.39	0.47
45:BW:12:ASN:O	45:BW:14:ARG:HB2	2.15	0.47
52:B4:24:THR:HG23	52:B4:27:GLY:HA3	1.96	0.47
1:CA:731:G:H5'	1:CA:766:A:H4'	1.96	0.47
1:CA:859:A:H2'	1:CA:860:A:O4'	2.14	0.47
1:CA:1480:G:C5	1:CA:1481:U:C5	3.02	0.47
4:CD:8:VAL:C	4:CD:10:ARG:H	2.18	0.47
4:CD:92:VAL:O	4:CD:96:LEU:HD23	2.14	0.47
10:CJ:3:LYS:HD2	10:CJ:77:PRO:HD3	1.96	0.47

Continued on next page...

Continued from previous page...

Atom-1	Atom-2	Interatomic distance (Å)	Clash overlap (Å)
10:CJ:80:LYS:HB2	10:CJ:80:LYS:NZ	2.29	0.47
16:CP:27:LYS:HD2	16:CP:27:LYS:N	2.28	0.47
18:CR:59:SER:HB3	18:CR:62:GLU:HG3	1.96	0.47
23:DA:270(L):C:O5'	23:DA:270(L):C:H6	1.98	0.47
23:DA:322:A:P	27:DE:169:ASN:HB2	2.55	0.47
23:DA:433:C:H2'	23:DA:434:U:C6	2.50	0.47
23:DA:2190:G:H5'	23:DA:2190:G:H8	1.79	0.47
23:DA:2730:C:O2'	23:DA:2731:G:H5'	2.14	0.47
27:DE:29:ASN:H	27:DE:112:MET:HE1	1.79	0.47
28:DF:6:ALA:HB1	28:DF:10:LYS:HE3	1.97	0.47
30:DH:79:ILE:HG22	30:DH:81:VAL:CG2	2.45	0.47
34:DL:50:ARG:HD3	34:DL:51:PHE:HB2	1.97	0.47
36:DN:10:LEU:HB2	36:DN:17:ARG:NH2	2.30	0.47
41:DS:20:VAL:HG11	41:DS:44:ALA:HA	1.97	0.47
46:DX:11:ARG:HD2	46:DX:60:PHE:HD2	1.79	0.47
1:AA:624:C:H4'	16:AP:11:SER:N	2.29	0.47
1:AA:857:C:H2'	1:AA:858:G:O4'	2.15	0.47
1:AA:1322:C:OP2	13:AM:100:GLY:HA3	2.15	0.47
2:AB:84:GLU:HG3	2:AB:215:LEU:HB3	1.97	0.47
4:AD:96:LEU:HD12	4:AD:139:ARG:CD	2.45	0.47
11:AK:67:ASP:OD1	11:AK:71:LYS:HE3	2.15	0.47
23:BA:96:G:H4'	47:BY:48:HIS:CD2	2.50	0.47
23:BA:196:A:N3	23:BA:196:A:H2'	2.29	0.47
23:BA:396:G:H1'	46:BX:42:GLN:OE1	2.15	0.47
23:BA:1411:C:H2'	23:BA:1412:A:C8	2.50	0.47
23:BA:1655:A:H1'	26:BD:113:PHE:CE2	2.50	0.47
25:BC:271:ILE:O	25:BC:272:ALA:CB	2.63	0.47
28:BF:81:LYS:C	28:BF:82:LEU:HD23	2.35	0.47
40:BR:78:LYS:HG3	40:BR:79:VAL:HG23	1.97	0.47
46:BX:11:ARG:HD2	46:BX:60:PHE:HD2	1.79	0.47
50:B2:3:LYS:N	50:B2:3:LYS:HD2	2.29	0.47
1:CA:562:C:N4	1:CA:884:U:C6	2.83	0.47
1:CA:950:U:H2'	1:CA:951:G:C8	2.50	0.47
2:CB:28:PHE:CD2	2:CB:194:PRO:HG3	2.49	0.47
4:CD:68:TYR:CE2	4:CD:97:LEU:HB3	2.50	0.47
5:CE:76:ILE:HG12	5:CE:77:PRO:CD	2.31	0.47
9:CI:73:GLN:O	9:CI:77:ILE:HG13	2.15	0.47
23:DA:125:G:H5'	52:D4:19:ARG:HG3	1.96	0.47
23:DA:244:A:C2	23:DA:255:A:C4	3.03	0.47
23:DA:649:G:C5	23:DA:650:C:C4	3.03	0.47
23:DA:966:G:C6	23:DA:967:C:N4	2.82	0.47

Continued on next page...

Continued from previous page...

Atom-1	Atom-2	Interatomic distance (Å)	Clash overlap (Å)
23:DA:2850:A:H2'	23:DA:2851:A:C8	2.50	0.47
25:DC:33:LEU:O	25:DC:35:LYS:N	2.48	0.47
26:DD:5:LEU:C	26:DD:51:PHE:HE2	2.18	0.47
27:DE:37:VAL:HG13	27:DE:184:TYR:HD1	1.80	0.47
37:DO:90:GLY:O	37:DO:92:TYR:CD1	2.68	0.47
40:DR:6:LYS:HA	40:DR:11:GLN:HB3	1.97	0.47
40:DR:24:LYS:HA	40:DR:92:THR:HG23	1.96	0.47
1:AA:67:C:H2'	1:AA:68:G:C8	2.50	0.47
1:AA:683:G:C6	1:AA:684:A:C5	3.03	0.47
1:AA:688:G:H2'	1:AA:689:C:H6	1.80	0.47
1:AA:731:G:H5'	1:AA:766:A:H4'	1.96	0.47
1:AA:1239:A:H4'	1:AA:1240:U:H5'	1.96	0.47
2:AB:20:GLU:HG3	2:AB:191:ASP:H	1.80	0.47
6:AF:61:LEU:HD23	6:AF:63:TYR:OH	2.14	0.47
11:AK:12:ARG:HG2	11:AK:13:GLN:N	2.30	0.47
13:AM:15:VAL:HG13	13:AM:43:THR:O	2.14	0.47
13:AM:52:GLU:HA	13:AM:55:ARG:HB3	1.97	0.47
17:AQ:69:LYS:O	17:AQ:70:ARG:HD2	2.15	0.47
17:AQ:85:VAL:O	17:AQ:89:LEU:HG	2.15	0.47
23:BA:753:C:H2'	23:BA:754:C:H6	1.80	0.47
23:BA:909:A:H2'	23:BA:912:C:H5	1.79	0.47
23:BA:1506:C:H2'	23:BA:1508:A:C8	2.50	0.47
24:BB:106:G:C6	24:BB:107:U:C4	3.03	0.47
26:BD:86:PRO:HB2	26:BD:87:GLU:H	1.41	0.47
33:BK:79:PHE:CD2	38:BP:72:VAL:HG22	2.50	0.47
36:BN:97:VAL:HA	36:BN:113:LEU:O	2.15	0.47
43:BU:10:GLY:HA2	43:BU:27:VAL:HG23	1.96	0.47
43:BU:76:CYS:O	43:BU:77:PRO:C	2.52	0.47
46:BX:19:GLN:HA	46:BX:41:ARG:HA	1.96	0.47
1:CA:522:C:O2'	1:CA:523:A:H5'	2.14	0.47
1:CA:544:G:H2'	1:CA:545:C:C6	2.50	0.47
1:CA:963:G:H2'	1:CA:964:A:H8	1.80	0.47
1:CA:1239:A:H4'	1:CA:1240:U:H5'	1.97	0.47
1:CA:1373:G:H5''	7:CG:36:LYS:NZ	2.29	0.47
2:CB:187:LEU:HD23	2:CB:201:ILE:HG22	1.96	0.47
3:CC:195:VAL:CG1	3:CC:196:LEU:N	2.77	0.47
5:CE:43:LEU:CD1	5:CE:132:ALA:HB1	2.41	0.47
9:CI:14:VAL:O	9:CI:65:VAL:HG23	2.14	0.47
17:CQ:85:VAL:O	17:CQ:89:LEU:HG	2.15	0.47
23:DA:536:A:H2'	23:DA:537:C:C6	2.50	0.47
23:DA:2730:C:H4'	26:DD:168:MET:O	2.14	0.47

Continued on next page...

Continued from previous page...

Atom-1	Atom-2	Interatomic distance (Å)	Clash overlap (Å)
23:DA:2836:U:C4	23:DA:2883:A:N6	2.83	0.47
23:DA:2836:U:H2'	23:DA:2837:G:C8	2.49	0.47
24:DB:8:U:H5''	37:DO:15:ARG:NH2	2.29	0.47
25:DC:43:ARG:HB2	25:DC:49:ILE:HA	1.97	0.47
25:DC:136:ILE:O	25:DC:168:ARG:NH2	2.48	0.47
27:DE:132:VAL:HG23	27:DE:133:ASN:N	2.30	0.47
29:DG:123:PHE:HA	29:DG:133:VAL:HA	1.97	0.47
34:DL:38:GLN:HG3	34:DL:41:ARG:HG2	1.96	0.47
34:DL:61:ARG:HH11	53:D5:13:ARG:HD2	1.80	0.47
34:DL:62:LEU:HA	34:DL:63:PRO:HD3	1.78	0.47
35:DM:35:VAL:HA	35:DM:101:ARG:O	2.14	0.47
40:DR:99:ILE:HD13	40:DR:99:ILE:H	1.80	0.47
42:DT:66:LEU:HD23	42:DT:67:GLY:N	2.29	0.47
43:DU:76:CYS:O	43:DU:77:PRO:C	2.53	0.47
45:DW:42:GLY:HA2	45:DW:57:PHE:CD2	2.50	0.47
47:DY:52:ASP:O	47:DY:56:GLN:HB2	2.14	0.47
50:D2:4:HIS:HB2	50:D2:5:PRO:HD3	1.97	0.47
1:AA:986:A:H1'	19:AS:54:GLY:O	2.15	0.46
1:AA:1073:U:H2'	1:AA:1074:G:C8	2.46	0.46
2:AB:141:GLU:O	2:AB:145:LEU:HD23	2.14	0.46
6:AF:82:ARG:HA	6:AF:82:ARG:HH11	1.79	0.46
7:AG:106:GLN:O	7:AG:110:GLN:HG3	2.14	0.46
14:AN:6:LEU:HD22	14:AN:21:TYR:OH	2.16	0.46
14:AN:37:PHE:HZ	14:AN:56:VAL:HG21	1.80	0.46
20:AT:26:ASN:HB2	20:AT:71:THR:CG2	2.44	0.46
23:BA:532:A:C8	23:BA:2021:C:C5	3.03	0.46
23:BA:966:G:C4	23:BA:967:C:C5	3.03	0.46
23:BA:1762:A:H8	23:BA:1762:A:O5'	1.98	0.46
24:BB:56:G:H4'	24:BB:57:A:C8	2.50	0.46
25:BC:25:THR:O	25:BC:25:THR:HG23	2.14	0.46
25:BC:25:THR:O	25:BC:27:THR:N	2.49	0.46
25:BC:37:LEU:HD12	25:BC:38:LYS:H	1.79	0.46
33:BK:77:ILE:HD13	33:BK:78:ARG:N	2.30	0.46
35:BM:35:VAL:HA	35:BM:101:ARG:O	2.14	0.46
36:BN:53:HIS:O	36:BN:56:LYS:HB3	2.15	0.46
38:BP:50:ILE:HA	38:BP:99:LEU:CD1	2.45	0.46
53:B5:54:GLU:O	53:B5:58:ILE:HG12	2.14	0.46
1:CA:46:G:O2'	1:CA:365:U:H1'	2.16	0.46
1:CA:171:A:H2'	1:CA:172:A:C8	2.50	0.46
1:CA:186(B):C:O2'	20:CT:89:ARG:HD2	2.15	0.46
1:CA:262:A:C6	1:CA:263:A:C6	3.03	0.46

Continued on next page...

Continued from previous page...

Atom-1	Atom-2	Interatomic distance (Å)	Clash overlap (Å)
1:CA:909:A:H3'	1:CA:910:C:H6	1.80	0.46
1:CA:1084:G:H5'	1:CA:1102:A:OP2	2.15	0.46
1:CA:1187:G:H5'	9:CI:113:LYS:HE2	1.97	0.46
1:CA:1319:A:OP2	19:CS:5:LEU:HD23	2.15	0.46
2:CB:77:ALA:HB1	2:CB:165:VAL:HG11	1.96	0.46
2:CB:221:LEU:O	2:CB:221:LEU:HD13	2.16	0.46
3:CC:11:ARG:HH21	3:CC:180:ALA:HB3	1.80	0.46
5:CE:144:THR:O	5:CE:148:VAL:HG23	2.15	0.46
7:CG:69:VAL:O	7:CG:69:VAL:HG12	2.15	0.46
17:CQ:66:SER:OG	17:CQ:69:LYS:HB3	2.14	0.46
23:DA:636:G:OP1	34:DL:132:LYS:HD3	2.15	0.46
23:DA:661:C:H4'	34:DL:16:ARG:HD2	1.96	0.46
23:DA:773:U:H4'	25:DC:47:GLY:CA	2.40	0.46
23:DA:1952:A:C4	33:DK:22:ILE:HD12	2.49	0.46
23:DA:2272:U:H5''	23:DA:2273:A:OP1	2.15	0.46
25:DC:147:LEU:HD13	25:DC:155:LEU:CD1	2.43	0.46
25:DC:154:LYS:C	25:DC:155:LEU:HD12	2.35	0.46
26:DD:49:LEU:O	26:DD:78:LEU:HA	2.14	0.46
26:DD:175:VAL:O	26:DD:177:PRO:HD3	2.15	0.46
28:DF:38:VAL:HG22	28:DF:93:THR:HG23	1.97	0.46
28:DF:109:VAL:C	28:DF:112:PRO:HD2	2.35	0.46
28:DF:174:GLU:HG2	28:DF:180:PHE:HD1	1.81	0.46
30:DH:82:ARG:HD2	30:DH:89:TYR:CD2	2.50	0.46
34:DL:57:THR:CG2	34:DL:59:LEU:HB2	2.45	0.46
38:DP:30:VAL:HG12	38:DP:86:ILE:CG1	2.45	0.46
45:DW:32:ARG:CB	45:DW:35:ASN:HD21	2.28	0.46
1:AA:515:G:H2'	1:AA:516:U:O4'	2.16	0.46
7:AG:101:LEU:O	7:AG:105:VAL:HG23	2.15	0.46
8:AH:102:ARG:HE	8:AH:102:ARG:H	1.62	0.46
9:AI:29:ASN:OD1	9:AI:64:THR:HA	2.15	0.46
9:AI:73:GLN:O	9:AI:77:ILE:HG13	2.15	0.46
12:AL:82:VAL:HG21	12:AL:99:ILE:CD1	2.45	0.46
13:AM:81:LEU:HD22	13:AM:86:CYS:SG	2.54	0.46
23:BA:226:G:N2	23:BA:228:A:H62	2.13	0.46
23:BA:322:A:OP2	27:BE:169:ASN:HB2	2.14	0.46
23:BA:1019:U:H3	23:BA:114(B):A:N6	2.09	0.46
23:BA:1567:A:H5''	25:BC:58:HIS:CD2	2.50	0.46
23:BA:1602:U:H3'	23:BA:1603:A:H5''	1.97	0.46
23:BA:1668:A:H4'	23:BA:1669:A:O5'	2.16	0.46
23:BA:2393:A:H5''	34:BL:62:LEU:HD12	1.97	0.46
23:BA:2531:A:H2	23:BA:2658:C:O2	1.98	0.46

Continued on next page...

Continued from previous page...

Atom-1	Atom-2	Interatomic distance (Å)	Clash overlap (Å)
24:BB:28:C:H2'	24:BB:29:A:O4'	2.15	0.46
30:BH:12:LEU:HD22	30:BH:12:LEU:N	2.30	0.46
32:BJ:34:PRO:HB3	32:BJ:74:PHE:CE1	2.50	0.46
32:BJ:58:ARG:C	32:BJ:60:LYS:H	2.18	0.46
35:BM:75:THR:CA	35:BM:88:GLY:HA2	2.40	0.46
36:BN:10:LEU:HD23	36:BN:21:TYR:OH	2.15	0.46
40:BR:34:GLU:HG3	40:BR:58:VAL:HG22	1.97	0.46
47:BY:31:GLU:O	47:BY:35:LEU:HB2	2.15	0.46
1:CA:32:A:C6	1:CA:33:A:C6	3.03	0.46
1:CA:92:G:H2'	1:CA:93:U:O4'	2.15	0.46
1:CA:376:G:H2'	1:CA:377:G:H8	1.80	0.46
1:CA:506:G:C6	1:CA:507:C:C4	3.03	0.46
1:CA:1298:C:C5	7:CG:114:ARG:NH1	2.84	0.46
1:CA:1501:C:C2	1:CA:1504:G:O6	2.68	0.46
12:CL:30:PRO:HB2	12:CL:31:PHE:CD1	2.50	0.46
23:DA:71:A:C2	42:DT:31:HIS:CE1	3.03	0.46
23:DA:242:G:N7	53:D5:5:LYS:HG2	2.30	0.46
23:DA:532:A:C8	23:DA:2021:C:C5	3.04	0.46
23:DA:661:C:H4'	34:DL:18:ARG:HG2	1.96	0.46
23:DA:2027:G:H2'	23:DA:2028:U:O4'	2.15	0.46
25:DC:25:THR:HG21	25:DC:81:ALA:HA	1.96	0.46
31:DI:56:ASN:HA	31:DI:59:ILE:HD12	1.98	0.46
33:DK:76:ALA:HB3	38:DP:75:ILE:HB	1.97	0.46
38:DP:29:ARG:HA	38:DP:45:PHE:O	2.15	0.46
40:DR:20:LEU:HD12	40:DR:21:ARG:H	1.81	0.46
40:DR:22:VAL:CG1	40:DR:23:GLU:N	2.76	0.46
1:AA:505:G:H2'	1:AA:506:G:C8	2.48	0.46
1:AA:619:U:C2	4:AD:135:LEU:HD21	2.50	0.46
1:AA:793:U:H3'	1:AA:794:A:H5''	1.97	0.46
1:AA:818:G:C3'	1:AA:819:A:H5''	2.45	0.46
1:AA:1295:G:H2'	1:AA:1296:C:O4'	2.15	0.46
1:AA:1423:G:H2'	1:AA:1424:C:H6	1.80	0.46
2:AB:77:ALA:HB1	2:AB:165:VAL:HG11	1.97	0.46
9:AI:19:LEU:HD23	9:AI:20:ARG:H	1.81	0.46
10:AJ:55:LYS:O	10:AJ:56:HIS:CG	2.68	0.46
11:AK:120:ARG:HA	11:AK:121:PRO:HD3	1.79	0.46
18:AR:84:LYS:HA	18:AR:84:LYS:HZ3	1.79	0.46
23:BA:380:U:O2'	46:BX:20:ARG:HG2	2.16	0.46
23:BA:510:C:OP1	23:BA:511:U:OP2	2.34	0.46
23:BA:943:U:OP1	34:BL:38:GLN:HB3	2.16	0.46
23:BA:1010:A:H1'	23:BA:1153:C:C1'	2.45	0.46

Continued on next page...

Continued from previous page...

Atom-1	Atom-2	Interatomic distance (Å)	Clash overlap (Å)
23:BA:1187:G:H8	23:BA:1187:G:O5'	1.98	0.46
23:BA:2287:A:C6	23:BA:2289:G:C4	3.03	0.46
23:BA:2666:C:H3'	23:BA:2667:C:C6	2.50	0.46
23:BA:2687:U:C4	23:BA:2688:U:H5	2.33	0.46
23:BA:2730:C:H4'	26:BD:168:MET:O	2.15	0.46
23:BA:2795:G:H3'	23:BA:2797:U:H5''	1.95	0.46
25:BC:76:PRO:CB	25:BC:116:GLN:HE21	2.28	0.46
26:BD:175:VAL:O	26:BD:177:PRO:HD3	2.16	0.46
26:BD:201:THR:O	26:BD:202:LYS:HD3	2.15	0.46
27:BE:132:VAL:HG23	27:BE:133:ASN:N	2.30	0.46
30:BH:58:LEU:HD23	30:BH:61:ARG:HD2	1.97	0.46
33:BK:76:ALA:HB3	38:BP:75:ILE:HB	1.97	0.46
34:BL:128:HIS:CA	34:BL:147:LEU:HB3	2.22	0.46
37:BO:39:ILE:O	37:BO:48:LEU:HD13	2.15	0.46
1:CA:515:G:H2'	1:CA:516:U:O4'	2.15	0.46
1:CA:675:A:H2'	1:CA:676:A:C8	2.51	0.46
1:CA:972:C:H4'	10:CJ:57:LYS:HG3	1.97	0.46
1:CA:1327:C:H2'	1:CA:1328:C:H6	1.79	0.46
1:CA:1502:A:C8	1:CA:1505:G:N2	2.83	0.46
2:CB:168:THR:HG1	2:CB:192:SER:HA	1.81	0.46
4:CD:131:ARG:HD3	4:CD:131:ARG:N	2.31	0.46
8:CH:38:ILE:HD12	8:CH:118:VAL:HG12	1.97	0.46
8:CH:102:ARG:HE	8:CH:102:ARG:H	1.63	0.46
10:CJ:49:VAL:HG21	14:CN:41:ARG:CB	2.45	0.46
11:CK:59:TYR:CZ	11:CK:63:LEU:HD11	2.50	0.46
23:DA:110:G:C2	23:DA:111:A:C8	3.03	0.46
23:DA:380:U:O2'	46:DX:20:ARG:HG2	2.15	0.46
23:DA:448:U:H1'	27:DE:84:VAL:CG2	2.45	0.46
23:DA:2590:A:O2'	23:DA:2591:C:H5'	2.15	0.46
23:DA:2627:G:H8	23:DA:2627:G:O5'	1.98	0.46
23:DA:2745:C:C4	23:DA:2746:U:C4	3.03	0.46
23:DA:2887:U:H2'	23:DA:2888:C:C6	2.50	0.46
25:DC:35:LYS:HD2	25:DC:35:LYS:HA	1.62	0.46
25:DC:76:PRO:CB	25:DC:116:GLN:HE21	2.28	0.46
27:DE:83:PHE:O	27:DE:86:GLY:N	2.44	0.46
30:DH:31:LEU:HD13	30:DH:37:VAL:HA	1.98	0.46
30:DH:83:ALA:CB	30:DH:123:LEU:HD12	2.45	0.46
40:DR:75:PHE:CD1	40:DR:75:PHE:C	2.89	0.46
46:DX:11:ARG:HB2	46:DX:13:ILE:CG2	2.46	0.46
53:D5:60:LEU:C	53:D5:62:LEU:H	2.18	0.46
1:AA:579:G:H2'	1:AA:580:U:C6	2.51	0.46

Continued on next page...

Continued from previous page...

Atom-1	Atom-2	Interatomic distance (Å)	Clash overlap (Å)
1:AA:625:G:H2'	1:AA:626:U:H6	1.80	0.46
1:AA:1463:C:H2'	1:AA:1464:G:H8	1.81	0.46
2:AB:52:GLU:O	2:AB:56:ARG:HG3	2.14	0.46
2:AB:162:ILE:HD11	2:AB:184:VAL:HG13	1.97	0.46
16:AP:45:THR:HB	16:AP:46:PRO:HD2	1.98	0.46
21:AU:6:ARG:HG3	21:AU:15:ARG:NH1	2.30	0.46
23:BA:289:A:H2'	23:BA:290:G:O4'	2.15	0.46
23:BA:1431:U:H2'	23:BA:1432:C:H6	1.81	0.46
23:BA:1620:G:O2'	52:B4:2:LYS:HG2	2.16	0.46
23:BA:1936:A:OP1	23:BA:1936:A:H3'	2.15	0.46
23:BA:2190:G:H8	23:BA:2190:G:H5'	1.79	0.46
23:BA:2469:A:H5'	23:BA:2470:G:OP2	2.15	0.46
23:BA:2734:A:C8	23:BA:2735:G:C8	3.04	0.46
27:BE:167:ALA:HB1	27:BE:173:VAL:HG11	1.97	0.46
28:BF:6:ALA:HB1	28:BF:10:LYS:HE3	1.97	0.46
28:BF:15:VAL:O	28:BF:19:LEU:HG	2.15	0.46
34:BL:128:HIS:HB3	34:BL:147:LEU:HD23	1.98	0.46
1:CA:110:C:H2'	1:CA:111:G:O4'	2.14	0.46
1:CA:520:A:N1	1:CA:536:C:H1'	2.30	0.46
1:CA:623:C:C4	1:CA:624:C:C5	3.04	0.46
1:CA:1097:C:H2'	1:CA:1098:C:H6	1.80	0.46
1:CA:1151:A:O2'	1:CA:1152:A:C8	2.64	0.46
1:CA:1413:A:C6	1:CA:1414:U:C4	3.02	0.46
1:CA:1463:C:H2'	1:CA:1464:G:H8	1.80	0.46
1:CA:1480:G:C6	1:CA:1481:U:C4	3.04	0.46
8:CH:48:TYR:HA	8:CH:60:ARG:O	2.16	0.46
19:CS:29:ARG:HD2	19:CS:30:LEU:N	2.30	0.46
23:DA:69:C:H2'	23:DA:70:G:H8	1.81	0.46
23:DA:307:G:N1	23:DA:310:A:OP2	2.49	0.46
23:DA:394:A:O2'	23:DA:395:U:H5'	2.15	0.46
23:DA:1588:C:H2'	23:DA:1589:C:C6	2.50	0.46
23:DA:2228:G:C6	23:DA:2229:C:C4	3.03	0.46
23:DA:2320:A:C8	23:DA:2333:A:N6	2.83	0.46
23:DA:2543:G:H5'	23:DA:2543:G:C8	2.43	0.46
23:DA:2599:G:N7	25:DC:237:GLU:HG3	2.31	0.46
23:DA:2846:G:H2'	23:DA:2847:U:H6	1.81	0.46
25:DC:31:LYS:HD2	25:DC:31:LYS:HA	1.67	0.46
28:DF:53:LEU:CD1	28:DF:88:ILE:HG12	2.46	0.46
32:DJ:34:PRO:HB3	32:DJ:74:PHE:CE1	2.50	0.46
34:DL:80:TYR:CE1	34:DL:111:ARG:HG2	2.50	0.46
44:DV:22:GLY:O	44:DV:41:LEU:HG	2.15	0.46

Continued on next page...

Continued from previous page...

Atom-1	Atom-2	Interatomic distance (Å)	Clash overlap (Å)
44:DV:54:HIS:HB3	44:DV:101:PRO:HD3	1.98	0.46
46:DX:27:GLU:HG3	46:DX:33:LYS:CD	2.45	0.46
1:AA:192:U:O2'	1:AA:193:C:H5'	2.16	0.46
1:AA:522:C:N4	1:AA:528:C:H42	2.14	0.46
1:AA:1015:A:H8	1:AA:1015:A:O5'	1.98	0.46
1:AA:1333:A:H2'	1:AA:1334:G:O4'	2.16	0.46
3:AC:21:ARG:O	3:AC:58:GLU:HA	2.16	0.46
8:AH:23:SER:HB3	8:AH:62:TYR:HA	1.97	0.46
9:AI:17:VAL:HG21	9:AI:80:GLY:C	2.36	0.46
18:AR:59:SER:HB3	18:AR:62:GLU:HG3	1.96	0.46
19:AS:40:ILE:HG21	19:AS:62:ILE:HD11	1.97	0.46
23:BA:448:U:H1'	27:BE:84:VAL:CG2	2.45	0.46
23:BA:2037:G:H2'	23:BA:2038:G:C8	2.51	0.46
23:BA:2056:G:N3	23:BA:2056:G:C2'	2.78	0.46
23:BA:2830:G:N3	23:BA:2883:A:H2	2.13	0.46
27:BE:124:LEU:HD12	27:BE:125:LEU:N	2.31	0.46
32:BJ:105:LEU:O	32:BJ:106:LYS:C	2.54	0.46
33:BK:31:LYS:HB3	33:BK:32:TYR:CE1	2.51	0.46
33:BK:71:ARG:HH21	33:BK:77:ILE:HG21	1.79	0.46
34:BL:85:LEU:HA	34:BL:88:LEU:CB	2.45	0.46
38:BP:27:THR:HA	38:BP:48:ILE:HA	1.96	0.46
39:BQ:69:CYS:SG	39:BQ:79:PHE:HD2	2.38	0.46
45:BW:56:ASP:O	45:BW:57:PHE:HB2	2.16	0.46
48:BZ:28:LEU:HA	48:BZ:33:GLN:OE1	2.16	0.46
1:CA:674:G:H2'	1:CA:675:A:C8	2.47	0.46
1:CA:767:A:H2'	1:CA:768:A:O4'	2.15	0.46
1:CA:1242:C:O2'	1:CA:1303:C:H5''	2.15	0.46
23:DA:245:G:H2'	23:DA:246:C:C6	2.44	0.46
27:DE:54:ARG:HA	27:DE:87:GLY:HA3	1.97	0.46
28:DF:15:VAL:O	28:DF:19:LEU:HG	2.16	0.46
28:DF:64:THR:HG23	28:DF:66:GLN:N	2.31	0.46
32:DJ:92:GLN:O	32:DJ:94:ILE:HG13	2.15	0.46
34:DL:16:ARG:CZ	34:DL:18:ARG:HG3	2.45	0.46
34:DL:84:ASN:HA	34:DL:115:LEU:O	2.16	0.46
36:DN:33:ARG:HG3	36:DN:115:GLU:HG3	1.98	0.46
47:DY:1:MET:O	47:DY:1:MET:SD	2.73	0.46
47:DY:41:ILE:HD11	47:DY:44:LEU:HD12	1.96	0.46
1:AA:238:G:P	17:AQ:25:ARG:HH22	2.39	0.46
1:AA:1371:G:OP1	9:AI:11:LYS:HB3	2.15	0.46
1:AA:1442:G:H3'	1:AA:1442:G:H8	1.81	0.46
1:AA:1505:G:H4'	1:AA:1506:U:H5'	1.98	0.46

Continued on next page...

Continued from previous page...

Atom-1	Atom-2	Interatomic distance (Å)	Clash overlap (Å)
5:AE:77:PRO:HG2	5:AE:78:HIS:ND1	2.30	0.46
9:AI:62:TYR:C	9:AI:63:ILE:HD12	2.36	0.46
12:AL:84:ILE:HG23	12:AL:97:TYR:HB3	1.98	0.46
13:AM:70:LEU:HD23	13:AM:70:LEU:C	2.36	0.46
23:BA:69:C:H2'	23:BA:70:G:C8	2.50	0.46
23:BA:587:C:H42	34:BL:33:ARG:CG	2.18	0.46
23:BA:958:U:H5'	35:BM:14:ARG:NH1	2.30	0.46
23:BA:1173:G:H3'	23:BA:1174:A:H5''	1.96	0.46
23:BA:2745:C:C4	23:BA:2746:U:C4	3.03	0.46
23:BA:2815:C:O2'	50:B2:42:PRO:HB2	2.16	0.46
28:BF:53:LEU:CD1	28:BF:88:ILE:HG12	2.46	0.46
28:BF:86:MET:O	28:BF:87:PRO:O	2.34	0.46
30:BH:15:VAL:HG12	30:BH:16:GLY:N	2.30	0.46
36:BN:21:TYR:CE2	36:BN:43:GLU:HB3	2.50	0.46
38:BP:30:VAL:HG12	38:BP:86:ILE:CG1	2.45	0.46
44:BV:28:MET:HB3	44:BV:28:MET:HE2	1.80	0.46
44:BV:74:VAL:O	44:BV:76:LEU:HD12	2.16	0.46
46:BX:27:GLU:HG2	46:BX:28:GLY:N	2.30	0.46
1:CA:67:C:H2'	1:CA:68:G:C8	2.50	0.46
1:CA:668:G:H1'	15:CO:46:HIS:HD2	1.81	0.46
1:CA:828:A:H5''	1:CA:859:A:C2	2.50	0.46
2:CB:22:LYS:HZ3	2:CB:22:LYS:N	2.13	0.46
5:CE:12:LEU:C	5:CE:13:ILE:HD12	2.36	0.46
5:CE:102:ALA:HB2	5:CE:120:THR:OG1	2.16	0.46
23:DA:96:G:H4'	47:DY:48:HIS:CD2	2.51	0.46
23:DA:836:G:H2'	23:DA:837:C:C6	2.51	0.46
23:DA:1019:U:H3	23:DA:114(B):A:N6	2.10	0.46
23:DA:1173:G:H3'	23:DA:1174:A:H5''	1.97	0.46
23:DA:1448:G:H21	23:DA:1529:A:H2	1.63	0.46
23:DA:1762:A:H8	23:DA:1762:A:O5'	1.97	0.46
23:DA:2667:C:H1'	29:DG:109:PHE:HD2	1.81	0.46
27:DE:143:ALA:HB1	27:DE:148:LEU:HB2	1.97	0.46
29:DG:58:GLU:HB2	29:DG:61:HIS:ND1	2.30	0.46
29:DG:103:LEU:HD22	29:DG:123:PHE:CE1	2.50	0.46
30:DH:83:ALA:CA	30:DH:89:TYR:HD1	2.28	0.46
42:DT:26:TYR:HE1	42:DT:83:VAL:HG21	1.80	0.46
48:DZ:55:ARG:HA	48:DZ:55:ARG:HD3	1.65	0.46
50:D2:18:ALA:O	50:D2:21:SER:HB2	2.16	0.46
1:AA:102:G:H2'	1:AA:103:C:H6	1.81	0.46
1:AA:110:C:H2'	1:AA:111:G:O4'	2.15	0.46
1:AA:324:G:N2	1:AA:327:A:C8	2.83	0.46

Continued on next page...

Continued from previous page...

Atom-1	Atom-2	Interatomic distance (Å)	Clash overlap (Å)
1:AA:509:A:C6	1:AA:510:A:N1	2.84	0.46
1:AA:828:A:H5''	1:AA:859:A:C2	2.50	0.46
1:AA:924:C:H2'	1:AA:925:G:C8	2.50	0.46
1:AA:950:U:H2'	1:AA:951:G:C8	2.50	0.46
3:AC:8:ILE:CD1	3:AC:16:ARG:HH21	2.29	0.46
4:AD:8:VAL:C	4:AD:10:ARG:H	2.18	0.46
5:AE:11:ILE:HG21	5:AE:105:VAL:HG22	1.98	0.46
23:BA:258:G:H2'	23:BA:259:G:H8	1.80	0.46
23:BA:394:A:O2'	23:BA:395:U:H5'	2.16	0.46
23:BA:613:U:H4'	23:BA:616:A:N6	2.31	0.46
23:BA:1449:G:H2'	23:BA:1450:C:C6	2.50	0.46
23:BA:2320:A:C8	23:BA:2333:A:N6	2.83	0.46
23:BA:2476:A:C2	23:BA:2477:C:C6	3.03	0.46
23:BA:2590:A:O2'	23:BA:2591:C:H5'	2.15	0.46
25:BC:69:ARG:HH12	25:BC:117:VAL:CG2	2.29	0.46
26:BD:78:LEU:N	26:BD:78:LEU:HD23	2.30	0.46
38:BP:63:VAL:O	38:BP:73:GLU:HA	2.16	0.46
40:BR:24:LYS:HA	40:BR:92:THR:HG23	1.97	0.46
51:B3:34:LEU:HD13	51:B3:34:LEU:N	2.31	0.46
1:CA:804:U:H5''	1:CA:805:C:OP2	2.16	0.46
1:CA:814:A:N7	1:CA:816:A:C4	2.84	0.46
2:CB:20:GLU:HG3	2:CB:191:ASP:H	1.80	0.46
7:CG:45:ASP:O	7:CG:49:ILE:HG12	2.16	0.46
7:CG:69:VAL:O	7:CG:71:PRO:HD3	2.16	0.46
10:CJ:6:ILE:HG22	10:CJ:98:ILE:CG2	2.45	0.46
13:CM:52:GLU:HA	13:CM:55:ARG:HB3	1.98	0.46
23:DA:286:C:H2'	23:DA:287:C:H6	1.81	0.46
23:DA:1121:C:O5'	23:DA:1121:C:H6	1.99	0.46
23:DA:1164:G:C5'	23:DA:1164:G:C8	2.99	0.46
23:DA:1632:A:O5'	23:DA:1632:A:H8	1.99	0.46
23:DA:2012:G:O2'	41:DS:96:ILE:HD11	2.16	0.46
23:DA:2273:A:H2'	23:DA:2274:A:C8	2.51	0.46
23:DA:2287:A:C6	23:DA:2289:G:C4	3.02	0.46
23:DA:2582:G:C2	23:DA:2583:G:C8	3.03	0.46
25:DC:130:ALA:HA	25:DC:192:THR:HA	1.96	0.46
25:DC:132:PRO:HD3	25:DC:190:TYR:CE2	2.51	0.46
27:DE:63:LYS:HG2	27:DE:65:TRP:O	2.15	0.46
28:DF:86:MET:O	28:DF:87:PRO:O	2.33	0.46
32:DJ:81:ASP:N	32:DJ:81:ASP:OD1	2.49	0.46
33:DK:79:PHE:CD2	38:DP:72:VAL:HG22	2.50	0.46
35:DM:47:ILE:HG22	35:DM:48:GLU:N	2.30	0.46

Continued on next page...

Continued from previous page...

Atom-1	Atom-2	Interatomic distance (Å)	Clash overlap (Å)
39:DQ:28:ARG:HG3	39:DQ:38:THR:OG1	2.15	0.46
40:DR:34:GLU:HG3	40:DR:58:VAL:HG22	1.98	0.46
40:DR:77:ALA:C	40:DR:79:VAL:H	2.19	0.46
41:DS:9:TYR:H	41:DS:102:HIS:CD2	2.34	0.46
45:DW:50:ASN:ND2	45:DW:83:PRO:HD3	2.30	0.46
1:AA:321:A:C2	1:AA:333:G:C2	3.04	0.46
1:AA:520:A:N1	1:AA:536:C:H1'	2.31	0.46
1:AA:596:C:H6	1:AA:596:C:H5'	1.81	0.46
1:AA:729:A:H2'	1:AA:730:G:C8	2.45	0.46
1:AA:1188:A:H2'	1:AA:1189:C:O4'	2.16	0.46
1:AA:1254:C:OP1	10:AJ:45:ARG:HD3	2.15	0.46
1:AA:1410:G:H2'	1:AA:1411:C:C6	2.51	0.46
7:AG:69:VAL:O	7:AG:71:PRO:HD3	2.15	0.46
7:AG:74:GLU:HG2	7:AG:91:VAL:HG22	1.98	0.46
10:AJ:75:ILE:HG13	10:AJ:76:ASN:N	2.20	0.46
13:AM:23:TYR:HE1	13:AM:70:LEU:HD22	1.81	0.46
13:AM:27:LYS:HE2	13:AM:31:LYS:CE	2.45	0.46
23:BA:221:A:N7	23:BA:266:G:C5	2.84	0.46
23:BA:451:C:H41	23:BA:453:C:H3'	1.80	0.46
23:BA:534:U:O2'	39:BQ:49:HIS:CD2	2.69	0.46
23:BA:1678:G:H22	23:BA:1989:G:H22	1.62	0.46
23:BA:2273:A:H2'	23:BA:2274:A:C8	2.50	0.46
23:BA:2764:A:N7	23:BA:2766:G:C6	2.83	0.46
24:BB:79:C:O5'	24:BB:79:C:H6	1.99	0.46
27:BE:50:SER:HB2	27:BE:94:PRO:HD3	1.97	0.46
28:BF:39:ILE:HG12	28:BF:157:ILE:HG22	1.98	0.46
30:BH:78:THR:HA	30:BH:143:SER:CB	2.44	0.46
34:BL:38:GLN:CG	34:BL:39:LYS:H	2.28	0.46
38:BP:29:ARG:HA	38:BP:45:PHE:O	2.16	0.46
38:BP:62:THR:HG22	38:BP:75:ILE:HG13	1.98	0.46
42:BT:55:ASN:HB2	42:BT:80:ILE:HG23	1.97	0.46
46:BX:27:GLU:HG3	46:BX:33:LYS:CD	2.46	0.46
1:CA:224:C:H2'	1:CA:225:C:C6	2.51	0.46
1:CA:790:A:H5'	22:CV:6168:G:H4'	1.97	0.46
1:CA:892:A:H2'	1:CA:893:C:H6	1.77	0.46
1:CA:1432:G:H8	1:CA:1432:G:O5'	1.99	0.46
4:CD:9:CYS:HB3	4:CD:32:ALA:CB	2.45	0.46
9:CI:29:ASN:OD1	9:CI:64:THR:HA	2.15	0.46
9:CI:77:ILE:O	9:CI:81:ILE:HG13	2.15	0.46
11:CK:12:ARG:HG2	11:CK:13:GLN:N	2.30	0.46
14:CN:6:LEU:HD22	14:CN:21:TYR:OH	2.16	0.46

Continued on next page...

Continued from previous page...

Atom-1	Atom-2	Interatomic distance (Å)	Clash overlap (Å)
14:CN:37:PHE:HZ	14:CN:56:VAL:HG21	1.81	0.46
19:CS:29:ARG:O	19:CS:31:ILE:HG22	2.16	0.46
23:DA:36:G:N1	23:DA:445:C:C4	2.84	0.46
23:DA:558:G:H2'	23:DA:559:G:H8	1.80	0.46
23:DA:1178:C:H2'	23:DA:1179:C:C6	2.51	0.46
23:DA:1348:G:C2'	23:DA:1349:A:H5''	2.45	0.46
23:DA:1354:A:H2'	23:DA:1355:G:O4'	2.16	0.46
27:DE:198:ALA:O	27:DE:201:VAL:HG12	2.16	0.46
28:DF:60:LEU:C	28:DF:60:LEU:HD13	2.36	0.46
28:DF:88:ILE:HG13	28:DF:89:GLY:N	2.31	0.46
37:DO:49:VAL:CG1	37:DO:76:LYS:HB2	2.46	0.46
41:DS:9:TYR:H	41:DS:102:HIS:HD2	1.62	0.46
49:D1:57:ILE:HG22	49:D1:59:VAL:CG2	2.46	0.46
51:D3:25:LYS:HD3	53:D5:34:TRP:CZ3	2.50	0.46
1:AA:224:C:H2'	1:AA:225:C:C6	2.51	0.46
1:AA:622:A:C8	1:AA:623:C:C6	3.04	0.46
2:AB:73:THR:HA	2:AB:94:ASN:O	2.16	0.46
2:AB:221:LEU:HD13	2:AB:221:LEU:O	2.16	0.46
8:AH:35:ILE:O	8:AH:39:LEU:HB2	2.16	0.46
12:AL:110:LYS:O	12:AL:111:ASP:HB2	2.16	0.46
17:AQ:45:HIS:HB2	17:AQ:69:LYS:HE2	1.98	0.46
17:AQ:54:GLY:HA3	17:AQ:82:MET:CE	2.46	0.46
19:AS:29:ARG:HD2	19:AS:30:LEU:N	2.30	0.46
23:BA:71:A:OP1	23:BA:72:U:H2'	2.16	0.46
23:BA:155:C:H2'	23:BA:161:U:H5'	1.98	0.46
23:BA:499:U:C4'	43:BU:47:LYS:HZ1	2.29	0.46
23:BA:558:G:H2'	23:BA:559:G:H8	1.81	0.46
23:BA:661:C:H4'	34:BL:18:ARG:HG2	1.98	0.46
23:BA:1317:A:N6	23:BA:1336:A:N6	2.64	0.46
23:BA:1354:A:C8	23:BA:1355:G:C8	3.03	0.46
23:BA:1833:U:C2	23:BA:1834:U:C5	3.04	0.46
23:BA:2252:G:H2'	23:BA:2253:G:C8	2.51	0.46
23:BA:2306:C:H4'	28:BF:136:ARG:HH22	1.80	0.46
23:BA:2630:G:H1'	23:BA:2894:G:H1'	1.98	0.46
23:BA:2647:U:H2'	23:BA:2648:C:H6	1.80	0.46
23:BA:2666:C:H3'	23:BA:2667:C:H6	1.81	0.46
23:BA:2678:C:H2'	23:BA:2679:A:H8	1.81	0.46
23:BA:2722:G:H4'	36:BN:5:LYS:HB3	1.98	0.46
25:BC:70:TRP:CH2	25:BC:150:LYS:HA	2.51	0.46
25:BC:146:GLU:OE2	25:BC:150:LYS:N	2.49	0.46
26:BD:118:LYS:NZ	36:BN:2:ARG:HH22	2.13	0.46

Continued on next page...

Continued from previous page...

Atom-1	Atom-2	Interatomic distance (Å)	Clash overlap (Å)
27:BE:63:LYS:HG2	27:BE:65:TRP:O	2.15	0.46
32:BJ:81:ASP:OD1	32:BJ:81:ASP:N	2.48	0.46
32:BJ:92:GLN:O	32:BJ:94:ILE:HG13	2.16	0.46
35:BM:134:ARG:O	35:BM:135:ASP:HB2	2.16	0.46
38:BP:109:GLU:HA	38:BP:112:ARG:HG3	1.98	0.46
39:BQ:69:CYS:CB	39:BQ:79:PHE:HD2	2.29	0.46
45:BW:14:ARG:O	45:BW:15:ASP:HB2	2.16	0.46
46:BX:11:ARG:HB2	46:BX:13:ILE:CG2	2.45	0.46
51:B3:34:LEU:HD23	51:B3:36:LEU:HD22	1.98	0.46
1:CA:505:G:H2'	1:CA:506:G:C8	2.49	0.46
1:CA:1191:A:H5''	3:CC:4:LYS:HZ2	1.81	0.46
2:CB:141:GLU:O	2:CB:145:LEU:HD23	2.15	0.46
5:CE:96:PRO:HA	5:CE:117:ASP:OD2	2.16	0.46
9:CI:52:ALA:C	9:CI:95:LYS:HZ1	2.19	0.46
17:CQ:45:HIS:HB2	17:CQ:69:LYS:HE2	1.98	0.46
19:CS:10:PHE:O	19:CS:11:VAL:HB	2.16	0.46
19:CS:49:ILE:HD12	19:CS:49:ILE:N	2.31	0.46
23:DA:478:A:C6	23:DA:480:A:C6	3.03	0.46
23:DA:958:U:H5'	35:DM:14:ARG:NH1	2.31	0.46
23:DA:1252:G:C2	23:DA:1253:A:C2	3.04	0.46
23:DA:1654:A:OP2	36:DN:3:HIS:NE2	2.49	0.46
23:DA:2039:C:C2	23:DA:2040:C:C5	3.04	0.46
23:DA:2315:G:H2'	23:DA:2316:C:C6	2.51	0.46
23:DA:2527:C:H6	23:DA:2527:C:O5'	1.98	0.46
26:DD:190:GLY:HA2	26:DD:191:PRO:HD3	1.75	0.46
27:DE:28:ILE:HA	27:DE:112:MET:HE3	1.97	0.46
27:DE:70:THR:HG23	27:DE:72:ARG:H	1.81	0.46
28:DF:81:LYS:C	28:DF:82:LEU:HD23	2.37	0.46
36:DN:21:TYR:CE2	36:DN:43:GLU:HB3	2.50	0.46
39:DQ:69:CYS:CB	39:DQ:79:PHE:HD2	2.29	0.46
42:DT:25:LYS:HE3	42:DT:82:GLN:OE1	2.16	0.46
47:DY:59:ARG:H	47:DY:59:ARG:HG2	1.59	0.46
1:AA:321:A:N7	1:AA:328:C:C6	2.84	0.46
1:AA:843:U:H5'	1:AA:848:C:C6	2.51	0.46
1:AA:892:A:H2'	1:AA:893:C:H6	1.80	0.46
1:AA:1480:G:C6	1:AA:1481:U:C4	3.04	0.46
2:AB:131:PRO:O	2:AB:135:GLN:HG3	2.16	0.46
2:AB:138:LEU:O	2:AB:141:GLU:HB2	2.16	0.46
4:AD:9:CYS:HB3	4:AD:32:ALA:CB	2.44	0.46
4:AD:103:ASN:OD1	4:AD:114:ARG:NH2	2.49	0.46
4:AD:131:ARG:HD3	4:AD:131:ARG:N	2.31	0.46

Continued on next page...

Continued from previous page...

Atom-1	Atom-2	Interatomic distance (Å)	Clash overlap (Å)
5:AE:91:LEU:HD12	5:AE:91:LEU:N	2.30	0.46
6:AF:62:TRP:CB	18:AR:35:ARG:HH12	2.29	0.46
8:AH:114:THR:HG21	8:AH:119:LEU:HD12	1.98	0.46
16:AP:4:ILE:HD12	16:AP:4:ILE:N	2.31	0.46
23:BA:587:C:C5	23:BA:671:C:H1'	2.51	0.46
23:BA:826:U:C5	23:BA:828:U:H1'	2.50	0.46
23:BA:833:U:H5''	34:BL:48:PRO:HB2	1.97	0.46
23:BA:919:G:H2'	23:BA:920:G:C8	2.50	0.46
23:BA:1006:C:H5'	32:BJ:51:THR:HG23	1.97	0.46
23:BA:2627:G:H8	23:BA:2627:G:O5'	1.99	0.46
23:BA:2667:C:H1'	29:BG:109:PHE:HD2	1.81	0.46
25:BC:102:LYS:C	25:BC:103:ARG:HG2	2.37	0.46
25:BC:130:ALA:HA	25:BC:192:THR:HA	1.97	0.46
26:BD:24:THR:HB	26:BD:186:GLY:O	2.16	0.46
28:BF:64:THR:HG23	28:BF:66:GLN:N	2.30	0.46
37:BO:34:HIS:CG	37:BO:54:LEU:HB2	2.51	0.46
40:BR:79:VAL:O	40:BR:79:VAL:HG12	2.16	0.46
42:BT:24:GLY:O	42:BT:83:VAL:HG22	2.15	0.46
43:BU:68:HIS:ND1	43:BU:70:SER:HB3	2.31	0.46
44:BV:24:LEU:HD21	44:BV:86:VAL:HG23	1.98	0.46
45:BW:42:GLY:HA2	45:BW:57:PHE:CD2	2.51	0.46
49:B1:59:VAL:HG12	49:B1:60:GLU:N	2.19	0.46
1:CA:39:G:C2	1:CA:40:C:C6	3.04	0.46
1:CA:947:G:H2'	1:CA:948:C:C6	2.51	0.46
1:CA:1224:G:C4'	13:CM:102:ARG:HH22	2.24	0.46
4:CD:64:LEU:HB2	4:CD:198:VAL:HG11	1.98	0.46
4:CD:96:LEU:HD12	4:CD:139:ARG:CD	2.45	0.46
4:CD:117:ALA:O	4:CD:121:VAL:HG23	2.16	0.46
7:CG:113:GLU:HB2	7:CG:119:ARG:CG	2.28	0.46
23:DA:239:U:O2'	23:DA:240:G:H5'	2.15	0.46
23:DA:356:G:H2'	23:DA:357:A:H8	1.81	0.46
23:DA:414:C:H2'	23:DA:415:A:H8	1.80	0.46
23:DA:863:A:OP1	35:DM:21:THR:HB	2.16	0.46
23:DA:1487:G:H2'	23:DA:1488:G:H8	1.80	0.46
23:DA:1748:G:H2'	23:DA:1749:A:C8	2.51	0.46
23:DA:2830:G:N3	23:DA:2883:A:H2	2.14	0.46
24:DB:56:G:H4'	24:DB:57:A:C8	2.50	0.46
27:DE:167:ALA:HB1	27:DE:173:VAL:HG11	1.97	0.46
28:DF:128:ARG:HH21	28:DF:130:ASN:HD21	1.63	0.46
29:DG:24:VAL:HG23	29:DG:37:VAL:HG21	1.98	0.46
38:DP:20:PRO:CD	38:DP:86:ILE:HG23	2.45	0.46

Continued on next page...

Continued from previous page...

Atom-1	Atom-2	Interatomic distance (Å)	Clash overlap (Å)
39:DQ:69:CYS:SG	39:DQ:79:PHE:HD2	2.39	0.46
41:DS:10:VAL:O	41:DS:12:ILE:N	2.49	0.46
44:DV:54:HIS:CG	44:DV:101:PRO:HG3	2.51	0.46
44:DV:71:VAL:HG11	44:DV:74:VAL:CG2	2.46	0.46
45:DW:12:ASN:O	45:DW:14:ARG:N	2.49	0.46
1:AA:81:G:C5	1:AA:82:U:C4	3.04	0.45
1:AA:404:U:H2'	1:AA:405:U:H6	1.81	0.45
1:AA:705:U:C5	1:AA:706:A:C5	3.03	0.45
2:AB:162:ILE:O	2:AB:185:ILE:HG12	2.16	0.45
4:AD:3:ARG:HD3	4:AD:5:ILE:HD13	1.97	0.45
11:AK:108:ILE:O	18:AR:87:ARG:HA	2.16	0.45
20:AT:71:THR:HG22	20:AT:72:LEU:N	2.32	0.45
23:BA:1164:G:C5'	23:BA:1164:G:C8	2.99	0.45
23:BA:1378:A:H4'	23:BA:1379:A:OP1	2.15	0.45
23:BA:1599:C:OP2	42:BT:36:LYS:HD3	2.15	0.45
23:BA:1748:G:H2'	23:BA:1749:A:C8	2.51	0.45
23:BA:2027:G:C2	23:BA:2028:U:H1'	2.51	0.45
23:BA:2033:A:O2'	23:BA:2034:U:P	2.74	0.45
23:BA:2392:A:H2	23:BA:2424:C:N4	2.11	0.45
27:BE:89:VAL:HG12	27:BE:90:PHE:CD2	2.51	0.45
27:BE:198:ALA:O	27:BE:201:VAL:HG12	2.15	0.45
28:BF:25:TYR:CZ	28:BF:32:PRO:HD3	2.51	0.45
29:BG:38:SER:HB2	29:BG:41:MET:HG3	1.98	0.45
31:BI:56:ASN:HA	31:BI:59:ILE:HD12	1.98	0.45
34:BL:65:ARG:H	34:BL:65:ARG:HD2	1.80	0.45
37:BO:72:ALA:O	37:BO:76:LYS:HG3	2.16	0.45
38:BP:46:GLU:OE2	38:BP:89:VAL:HG11	2.16	0.45
40:BR:7:THR:HG23	40:BR:22:VAL:HG11	1.98	0.45
40:BR:72:VAL:CG2	40:BR:85:LYS:HB3	2.46	0.45
1:CA:404:U:H2'	1:CA:405:U:H6	1.80	0.45
1:CA:819:A:N6	1:CA:1529:G:C5	2.84	0.45
1:CA:1188:A:H2'	1:CA:1189:C:O4'	2.16	0.45
1:CA:1505:G:H4'	1:CA:1506:U:H5'	1.98	0.45
4:CD:3:ARG:HD3	4:CD:5:ILE:HD13	1.98	0.45
11:CK:57:THR:HG22	11:CK:59:TYR:N	2.30	0.45
11:CK:67:ASP:OD1	11:CK:71:LYS:HE3	2.16	0.45
11:CK:87:THR:HA	11:CK:91:ARG:NH2	2.29	0.45
13:CM:23:TYR:HE1	13:CM:70:LEU:HD22	1.82	0.45
23:DA:1010:A:H1'	23:DA:1153:C:C1'	2.46	0.45
23:DA:1210:A:H8	23:DA:1210:A:C5'	2.26	0.45
25:DC:174:ILE:N	25:DC:174:ILE:HD12	2.31	0.45

Continued on next page...

Continued from previous page...

Atom-1	Atom-2	Interatomic distance (Å)	Clash overlap (Å)
27:DE:11:VAL:HG13	27:DE:196:LEU:HD21	1.97	0.45
27:DE:157:VAL:HB	27:DE:194:MET:HB3	1.97	0.45
34:DL:65:ARG:H	34:DL:65:ARG:HD2	1.81	0.45
35:DM:66:ILE:HG22	35:DM:104:PHE:HD2	1.80	0.45
36:DN:31:HIS:HB2	36:DN:34:ILE:HD11	1.97	0.45
43:DU:11:ASP:H	43:DU:27:VAL:CG2	2.29	0.45
45:DW:14:ARG:O	45:DW:15:ASP:HB2	2.16	0.45
46:DX:45:ASN:HD21	46:DX:47:GLN:NE2	2.15	0.45
47:DY:33:MET:O	47:DY:37:PHE:HB2	2.15	0.45
51:D3:34:LEU:HD23	51:D3:36:LEU:HD22	1.98	0.45
1:AA:39:G:C2	1:AA:40:C:C6	3.04	0.45
1:AA:99:C:C6	1:AA:99:C:C3'	3.00	0.45
1:AA:337:C:H2'	1:AA:338:A:H8	1.80	0.45
1:AA:376:G:H2'	1:AA:377:G:H8	1.80	0.45
1:AA:384:G:H2'	1:AA:385:C:C6	2.51	0.45
1:AA:522:C:O2'	1:AA:523:A:H5'	2.16	0.45
1:AA:1238:A:C8	1:AA:1303:C:H1'	2.51	0.45
1:AA:1319:A:OP2	19:AS:5:LEU:HD23	2.15	0.45
1:AA:1372:U:OP1	9:AI:71:SER:HB3	2.16	0.45
1:AA:1448:C:H2'	1:AA:1449:C:H6	1.81	0.45
12:AL:78:GLU:HG2	12:AL:78:GLU:O	2.16	0.45
15:AO:62:GLN:O	15:AO:66:LEU:HD13	2.16	0.45
21:AU:14:TRP:CE3	21:AU:15:ARG:HG2	2.51	0.45
23:BA:125:G:H5'	52:B4:19:ARG:HG3	1.97	0.45
23:BA:270(Q):C:O2'	23:BA:270(R):C:H6	1.98	0.45
23:BA:414:C:H2'	23:BA:415:A:H8	1.79	0.45
23:BA:628:G:H2'	23:BA:629:G:C8	2.51	0.45
23:BA:947:G:H2'	23:BA:948:G:C5'	2.43	0.45
23:BA:956:G:H22	23:BA:959:A:H3'	1.81	0.45
23:BA:1750:G:H2'	23:BA:1751:C:C6	2.52	0.45
23:BA:1850:G:C6	23:BA:1851:U:C4	3.04	0.45
23:BA:2582:G:C2	23:BA:2583:G:C8	3.03	0.45
23:BA:2585:U:H4'	23:BA:2586:C:OP1	2.16	0.45
26:BD:54:GLN:HB2	26:BD:74:PRO:O	2.16	0.45
28:BF:174:GLU:HG2	28:BF:180:PHE:CD1	2.51	0.45
32:BJ:62:ARG:CZ	32:BJ:64:ASP:HB2	2.46	0.45
32:BJ:63:PRO:O	39:BQ:64:ARG:HD2	2.17	0.45
33:BK:99:PHE:CD1	33:BK:99:PHE:N	2.85	0.45
41:BS:9:TYR:H	41:BS:102:HIS:CD2	2.34	0.45
42:BT:30:VAL:HG12	42:BT:31:HIS:H	1.80	0.45
44:BV:10:ARG:HG2	44:BV:11:GLU:N	2.32	0.45

Continued on next page...

Continued from previous page...

Atom-1	Atom-2	Interatomic distance (Å)	Clash overlap (Å)
44:BV:58:VAL:HG11	44:BV:66:SER:HB2	1.98	0.45
49:B1:57:ILE:HG22	49:B1:59:VAL:CG2	2.46	0.45
53:B5:29:LYS:NZ	53:B5:29:LYS:HB3	2.31	0.45
1:CA:270:A:C6	1:CA:271:C:C4	3.04	0.45
1:CA:392:G:C2	1:CA:393:A:C4	3.04	0.45
1:CA:625:G:H2'	1:CA:626:U:H6	1.81	0.45
1:CA:775:G:H2'	1:CA:776:G:O4'	2.16	0.45
1:CA:922:G:C6	1:CA:923:A:C6	3.04	0.45
1:CA:1245:A:OP2	21:CU:9:ARG:NH2	2.49	0.45
1:CA:1279:A:N6	3:CC:26:LYS:HE2	2.24	0.45
1:CA:1296:C:H5''	1:CA:1297:C:OP2	2.15	0.45
1:CA:1333:A:H2'	1:CA:1334:G:O4'	2.15	0.45
2:CB:84:GLU:HG3	2:CB:215:LEU:HB3	1.96	0.45
13:CM:70:LEU:HD23	13:CM:70:LEU:C	2.36	0.45
23:DA:357:A:H2'	23:DA:358:U:C6	2.51	0.45
23:DA:532:A:N1	23:DA:2020:A:H1'	2.30	0.45
23:DA:581:C:H2'	23:DA:582:G:C8	2.51	0.45
23:DA:868:U:C4	23:DA:869:G:N7	2.85	0.45
23:DA:943:U:OP1	34:DL:38:GLN:HB3	2.16	0.45
23:DA:1006:C:H5'	32:DJ:51:THR:HG23	1.98	0.45
23:DA:1022:G:N2	23:DA:114(B):A:C2	2.84	0.45
23:DA:1270:C:H5''	23:DA:1271:G:O5'	2.16	0.45
23:DA:1826:G:H2'	23:DA:1827:C:C6	2.52	0.45
23:DA:1970:A:H4'	23:DA:1971:A:OP1	2.15	0.45
23:DA:2359:C:H2'	23:DA:2360:A:H8	1.81	0.45
23:DA:2655:G:N2	23:DA:2664:G:C5	2.84	0.45
23:DA:2722:G:H4'	36:DN:5:LYS:HB3	1.97	0.45
24:DB:6:C:C2	24:DB:115:G:N2	2.84	0.45
25:DC:5:LYS:HD2	25:DC:5:LYS:H	1.80	0.45
25:DC:76:PRO:HB3	25:DC:116:GLN:HE21	1.81	0.45
25:DC:228:PRO:HD3	25:DC:234:GLY:O	2.16	0.45
34:DL:30:THR:HG22	34:DL:31:ALA:H	1.79	0.45
43:DU:13:VAL:CG1	43:DU:72:VAL:HB	2.47	0.45
43:DU:15:VAL:HG22	43:DU:72:VAL:HG12	1.98	0.45
43:DU:88:LYS:HE2	43:DU:93:GLY:CA	2.42	0.45
1:AA:235:C:H2'	1:AA:236:G:H8	1.81	0.45
1:AA:819:A:N6	1:AA:1529:G:C5	2.84	0.45
1:AA:934:C:H5	1:AA:1344:C:H2'	1.81	0.45
1:AA:1349:A:H2'	1:AA:1350:A:O4'	2.17	0.45
3:AC:33:LEU:HD21	14:AN:53:LEU:CD2	2.46	0.45
4:AD:64:LEU:HB2	4:AD:198:VAL:HG11	1.98	0.45

Continued on next page...

Continued from previous page...

Atom-1	Atom-2	Interatomic distance (Å)	Clash overlap (Å)
23:BA:238:C:O2'	23:BA:608:A:H1'	2.16	0.45
23:BA:447:A:C5	23:BA:473:G:C5	3.05	0.45
23:BA:779:U:P	25:BC:49:ILE:HG13	2.56	0.45
23:BA:1354:A:H2'	23:BA:1355:G:O4'	2.17	0.45
23:BA:1427:A:H4'	23:BA:1428:C:O5'	2.17	0.45
23:BA:1588:C:H2'	23:BA:1589:C:C6	2.49	0.45
23:BA:1709:U:C2	23:BA:1750:G:C2	3.05	0.45
23:BA:1995:U:H3'	23:BA:1996:C:H2'	1.99	0.45
25:BC:31:LYS:HA	25:BC:31:LYS:HD2	1.65	0.45
25:BC:124:PRO:HG2	25:BC:129:ASN:ND2	2.31	0.45
25:BC:132:PRO:HD3	25:BC:190:TYR:CE2	2.52	0.45
26:BD:101:ARG:HB3	26:BD:169:ASN:HD22	1.82	0.45
27:BE:192:LEU:HD23	27:BE:192:LEU:C	2.37	0.45
28:BF:60:LEU:C	28:BF:60:LEU:HD13	2.37	0.45
34:BL:50:ARG:HD3	34:BL:51:PHE:HB2	1.98	0.45
35:BM:51:ARG:O	35:BM:55:VAL:HG13	2.16	0.45
40:BR:72:VAL:HG22	40:BR:85:LYS:O	2.16	0.45
41:BS:20:VAL:O	41:BS:23:LEU:HB2	2.16	0.45
42:BT:26:TYR:HE1	42:BT:83:VAL:HG21	1.81	0.45
42:BT:54:VAL:C	42:BT:55:ASN:HD22	2.20	0.45
42:BT:66:LEU:HD23	42:BT:67:GLY:N	2.30	0.45
45:BW:12:ASN:O	45:BW:14:ARG:N	2.49	0.45
1:CA:192:U:H2'	1:CA:193:C:H6	1.82	0.45
1:CA:793:U:H3'	1:CA:794:A:H5''	1.97	0.45
1:CA:1238:A:C8	1:CA:1303:C:H1'	2.51	0.45
1:CA:1295:G:H2'	1:CA:1296:C:O4'	2.16	0.45
2:CB:73:THR:HA	2:CB:94:ASN:O	2.16	0.45
4:CD:173:TRP:NE1	4:CD:189:PRO:HG3	2.31	0.45
6:CF:17:SER:O	6:CF:21:LEU:HD23	2.16	0.45
9:CI:19:LEU:HD23	9:CI:20:ARG:H	1.81	0.45
11:CK:33:THR:HA	11:CK:40:ILE:HG12	1.97	0.45
23:DA:301:G:H5'	23:DA:334:C:O2'	2.15	0.45
23:DA:388:G:OP1	46:DX:33:LYS:HB3	2.16	0.45
23:DA:519:U:H2'	23:DA:520:G:H8	1.82	0.45
23:DA:919:G:C5'	24:DB:81:G:H1'	2.47	0.45
23:DA:969:U:H2'	23:DA:970:C:C6	2.52	0.45
23:DA:1331:A:O2'	23:DA:1332:G:C8	2.68	0.45
23:DA:1461:G:O2'	23:DA:1462:C:H5'	2.16	0.45
23:DA:2346:A:H5''	23:DA:2383:G:C1'	2.45	0.45
28:DF:174:GLU:HG2	28:DF:180:PHE:CD1	2.51	0.45
32:DJ:105:LEU:O	32:DJ:106:LYS:C	2.55	0.45

Continued on next page...

Continued from previous page...

Atom-1	Atom-2	Interatomic distance (Å)	Clash overlap (Å)
43:DU:68:HIS:ND1	43:DU:70:SER:HB3	2.31	0.45
1:AA:191(G):G:C6	1:AA:192:U:C4	3.04	0.45
1:AA:495:A:H4'	1:AA:496:A:OP1	2.16	0.45
1:AA:947:G:H2'	1:AA:948:C:C6	2.51	0.45
5:AE:50:GLU:HG3	5:AE:52:PRO:HD2	1.98	0.45
7:AG:45:ASP:O	7:AG:49:ILE:HG12	2.16	0.45
22:AV:6170:G:H2'	22:AV:6171:U:C6	2.52	0.45
23:BA:226:G:N2	23:BA:227:A:C2	2.85	0.45
23:BA:1021:A:H2'	23:BA:1023:U:H5'	1.98	0.45
23:BA:1178:C:H2'	23:BA:1179:C:C6	2.51	0.45
23:BA:1971:A:N3	25:BC:239:ARG:O	2.50	0.45
23:BA:1973:G:H2'	23:BA:1974:C:C6	2.51	0.45
23:BA:2516:G:O6	23:BA:2517:C:N4	2.49	0.45
23:BA:2542:A:C8	23:BA:2544:G:O6	2.70	0.45
25:BC:174:ILE:HD12	25:BC:174:ILE:N	2.31	0.45
26:BD:192:ASN:N	26:BD:192:ASN:HD22	2.15	0.45
28:BF:125:PHE:C	28:BF:127:GLY:H	2.20	0.45
30:BH:31:LEU:HD13	30:BH:37:VAL:HA	1.98	0.45
38:BP:30:VAL:HG12	38:BP:86:ILE:HG12	1.99	0.45
41:BS:20:VAL:HG11	41:BS:44:ALA:HA	1.98	0.45
42:BT:25:LYS:HE3	42:BT:82:GLN:OE1	2.16	0.45
44:BV:71:VAL:HG11	44:BV:74:VAL:CG2	2.46	0.45
50:B2:4:HIS:HB2	50:B2:5:PRO:HD3	1.99	0.45
51:B3:25:LYS:HD3	53:B5:34:TRP:CZ3	2.51	0.45
1:CA:191(G):G:C6	1:CA:192:U:C4	3.04	0.45
1:CA:384:G:H2'	1:CA:385:C:C6	2.51	0.45
1:CA:902:G:H2'	1:CA:903:G:H8	1.82	0.45
1:CA:1031:G:H8	1:CA:1031:G:O5'	2.00	0.45
2:CB:138:LEU:O	2:CB:141:GLU:HB2	2.16	0.45
3:CC:8:ILE:CD1	3:CC:16:ARG:HH21	2.28	0.45
8:CH:35:ILE:O	8:CH:39:LEU:HB2	2.16	0.45
9:CI:17:VAL:HG21	9:CI:80:GLY:C	2.37	0.45
13:CM:14:ARG:HG2	13:CM:44:ARG:NH1	2.32	0.45
22:CV:6170:G:H2'	22:CV:6171:U:C6	2.51	0.45
23:DA:861:A:H2'	23:DA:862:G:O4'	2.17	0.45
23:DA:1021:A:H2'	23:DA:1023:U:H5'	1.97	0.45
23:DA:1208:C:C4	23:DA:1209:G:N7	2.85	0.45
23:DA:1733:G:H8	23:DA:1733:G:O5'	2.00	0.45
23:DA:1954:G:N2	23:DA:1956:U:H3	2.14	0.45
23:DA:2015:A:N3	50:D2:2:ALA:N	2.64	0.45
23:DA:2033:A:O2'	23:DA:2034:U:P	2.74	0.45

Continued on next page...

Continued from previous page...

Atom-1	Atom-2	Interatomic distance (Å)	Clash overlap (Å)
23:DA:2094:G:P	30:DH:22:LYS:HD2	2.57	0.45
23:DA:2259:G:C2	23:DA:2282:G:N1	2.84	0.45
23:DA:2261:C:H3'	45:DW:16:SER:CB	2.46	0.45
23:DA:2271:G:H2'	23:DA:2272:U:H6	1.81	0.45
23:DA:2531:A:H2	23:DA:2658:C:O2	1.99	0.45
23:DA:2563:U:H4'	33:DK:28:SER:HA	1.99	0.45
23:DA:2734:A:C8	23:DA:2735:G:C8	3.05	0.45
23:DA:2764:A:N7	23:DA:2766:G:C6	2.84	0.45
28:DF:39:ILE:HG12	28:DF:157:ILE:HG22	1.98	0.45
32:DJ:101:TYR:N	32:DJ:101:TYR:CD1	2.85	0.45
33:DK:71:ARG:HH21	33:DK:77:ILE:HG21	1.80	0.45
34:DL:12:ALA:HB1	34:DL:16:ARG:HB2	1.98	0.45
34:DL:85:LEU:HA	34:DL:88:LEU:HB2	1.98	0.45
34:DL:140:ALA:O	34:DL:141:ALA:CB	2.63	0.45
38:DP:63:VAL:O	38:DP:73:GLU:HA	2.16	0.45
40:DR:78:LYS:HG3	40:DR:79:VAL:HG23	1.98	0.45
43:DU:9:LYS:O	43:DU:27:VAL:HG21	2.17	0.45
48:DZ:28:LEU:HA	48:DZ:33:GLN:OE1	2.16	0.45
53:D5:54:GLU:O	53:D5:58:ILE:HG12	2.16	0.45
1:AA:191(F):U:O2	20:AT:105:SER:HB2	2.17	0.45
1:AA:392:G:C2	1:AA:393:A:C4	3.05	0.45
1:AA:515:G:C2	1:AA:537:G:C2	3.05	0.45
1:AA:544:G:H2'	1:AA:545:C:C6	2.51	0.45
1:AA:565:U:C6	1:AA:566:G:C8	3.05	0.45
1:AA:632:A:H2'	1:AA:633:G:O4'	2.16	0.45
1:AA:675:A:H2'	1:AA:676:A:H8	1.81	0.45
1:AA:775:G:H2'	1:AA:776:G:O4'	2.16	0.45
4:AD:201:GLN:O	4:AD:205:GLU:HG3	2.17	0.45
5:AE:43:LEU:CD1	5:AE:132:ALA:HB1	2.41	0.45
5:AE:102:ALA:HB2	5:AE:120:THR:OG1	2.16	0.45
6:AF:17:SER:O	6:AF:21:LEU:HD23	2.16	0.45
19:AS:10:PHE:O	19:AS:11:VAL:HB	2.16	0.45
23:BA:36:G:N1	23:BA:445:C:C4	2.84	0.45
23:BA:186:G:H2'	23:BA:187:G:H8	1.82	0.45
23:BA:390:A:C5	34:BL:71:VAL:HG21	2.52	0.45
23:BA:868:U:C4	23:BA:869:G:N7	2.85	0.45
23:BA:919:G:C5'	24:BB:81:G:H1'	2.46	0.45
23:BA:1858:G:H1'	23:BA:1884:A:H61	1.82	0.45
27:BE:83:PHE:O	27:BE:86:GLY:N	2.45	0.45
29:BG:149:ARG:HD2	29:BG:164:TYR:HE1	1.82	0.45
34:BL:38:GLN:HG3	34:BL:41:ARG:HG2	1.99	0.45

Continued on next page...

Continued from previous page...

Atom-1	Atom-2	Interatomic distance (Å)	Clash overlap (Å)
41:BS:70:TYR:O	41:BS:107:LEU:HA	2.17	0.45
1:CA:315:A:H5''	1:CA:317:G:OP2	2.17	0.45
1:CA:624:C:H4'	16:CP:10:GLY:HA2	1.98	0.45
1:CA:687:A:H2'	1:CA:701:C:H41	1.82	0.45
1:CA:973:G:H3'	1:CA:974:A:H5''	1.97	0.45
1:CA:1015:A:O5'	1:CA:1015:A:H8	1.99	0.45
1:CA:1106:G:H5''	3:CC:172:ARG:HG2	1.98	0.45
2:CB:32:ILE:HG12	2:CB:40:HIS:HD2	1.81	0.45
7:CG:15:ASP:HB3	7:CG:19:GLY:N	2.28	0.45
9:CI:48:GLU:N	9:CI:49:PRO:CD	2.79	0.45
12:CL:110:LYS:O	12:CL:111:ASP:HB2	2.16	0.45
14:CN:37:PHE:HE1	14:CN:53:LEU:HD22	1.82	0.45
19:CS:33:THR:HG22	19:CS:51:VAL:HA	1.98	0.45
20:CT:72:LEU:HD23	20:CT:72:LEU:C	2.37	0.45
23:DA:639:U:H2'	23:DA:640:C:H6	1.81	0.45
23:DA:813:U:H2'	23:DA:814:C:C6	2.52	0.45
23:DA:1229:G:H2'	23:DA:1230:C:C6	2.51	0.45
23:DA:1506:C:H2'	23:DA:1508:A:C8	2.50	0.45
23:DA:1587:A:H2'	23:DA:1588:C:H6	1.81	0.45
23:DA:1599:C:OP2	42:DT:36:LYS:HD3	2.17	0.45
23:DA:1871:A:H2'	23:DA:1872:A:C8	2.51	0.45
23:DA:2306:C:H4'	28:DF:136:ARG:HH22	1.82	0.45
25:DC:27:THR:O	25:DC:27:THR:CG2	2.63	0.45
25:DC:32:SER:O	25:DC:33:LEU:O	2.35	0.45
27:DE:29:ASN:N	27:DE:112:MET:HE1	2.32	0.45
27:DE:124:LEU:HD12	27:DE:125:LEU:N	2.31	0.45
39:DQ:92:ARG:HG2	40:DR:11:GLN:CD	2.37	0.45
1:AA:192:U:H2'	1:AA:193:C:H6	1.81	0.45
1:AA:501:C:OP1	12:AL:116:ARG:NH2	2.49	0.45
1:AA:942:G:H2'	1:AA:943:U:C6	2.52	0.45
1:AA:1454:G:H2'	1:AA:1455:G:H8	1.82	0.45
6:AF:50:TYR:CE1	18:AR:77:GLY:HA2	2.52	0.45
7:AG:86:GLN:HB2	7:AG:148:ASN:HD22	1.82	0.45
23:BA:553:U:O2'	23:BA:554:U:H5'	2.16	0.45
23:BA:558:G:P	32:BJ:134:PRO:HD2	2.57	0.45
23:BA:777:A:O2'	23:BA:778:G:H5'	2.16	0.45
23:BA:1567:A:C8	25:BC:84:TYR:CE2	3.05	0.45
23:BA:2436:G:C5	23:BA:2437:U:C5	3.04	0.45
23:BA:2655:G:N2	23:BA:2664:G:C5	2.85	0.45
23:BA:2722:G:H2'	23:BA:2723:C:C6	2.51	0.45
23:BA:2817:G:H21	23:BA:2836:U:H1'	1.82	0.45

Continued on next page...

Continued from previous page...

Atom-1	Atom-2	Interatomic distance (Å)	Clash overlap (Å)
25:BC:70:TRP:CD1	25:BC:70:TRP:C	2.90	0.45
26:BD:21:VAL:HG12	26:BD:23:VAL:HG13	1.99	0.45
29:BG:38:SER:HB2	29:BG:41:MET:CG	2.46	0.45
38:BP:20:PRO:CD	38:BP:86:ILE:HG23	2.46	0.45
40:BR:77:ALA:C	40:BR:79:VAL:H	2.19	0.45
43:BU:75:ILE:HG13	43:BU:80:GLY:H	1.82	0.45
49:B1:40:ILE:O	49:B1:47:VAL:HA	2.16	0.45
1:CA:102:G:H2'	1:CA:103:C:C6	2.51	0.45
1:CA:308:C:O2	1:CA:308:C:H2'	2.17	0.45
1:CA:642:A:HO2'	8:CH:31:PHE:HE1	1.65	0.45
3:CC:131:ARG:HH21	5:CE:50:GLU:HG2	1.81	0.45
4:CD:8:VAL:C	4:CD:10:ARG:N	2.70	0.45
11:CK:48:ILE:HD11	11:CK:64:ALA:HA	1.99	0.45
11:CK:108:ILE:O	18:CR:87:ARG:HA	2.16	0.45
19:CS:53:ASN:HD22	19:CS:53:ASN:C	2.19	0.45
21:CU:14:TRP:CE3	21:CU:15:ARG:HG2	2.52	0.45
23:DA:116:C:O2'	23:DA:117:G:H5'	2.17	0.45
23:DA:479:A:HO2'	23:DA:481:G:H8	1.61	0.45
23:DA:499:U:C4'	43:DU:47:LYS:HZ1	2.30	0.45
23:DA:1272:A:O2'	23:DA:1273:U:H5'	2.17	0.45
23:DA:1599:C:H2'	23:DA:1600:C:C6	2.52	0.45
23:DA:1826:G:H2'	23:DA:1827:C:H6	1.81	0.45
23:DA:2334:G:H4'	23:DA:2335:A:OP2	2.17	0.45
23:DA:2807:G:C6	23:DA:2893:G:O6	2.69	0.45
23:DA:2815:C:O2'	50:D2:42:PRO:HB2	2.16	0.45
26:DD:37:ARG:HD3	26:DD:42:ASP:OD1	2.17	0.45
26:DD:203:LYS:HD2	26:DD:203:LYS:O	2.17	0.45
27:DE:53:THR:C	27:DE:55:GLY:N	2.70	0.45
33:DK:31:LYS:HB3	33:DK:32:TYR:CE1	2.51	0.45
34:DL:27:HIS:CE1	40:DR:83:ARG:HH12	2.34	0.45
34:DL:57:THR:HG23	34:DL:59:LEU:HB3	1.97	0.45
37:DO:72:ALA:O	37:DO:76:LYS:HG3	2.17	0.45
38:DP:27:THR:HG22	38:DP:90:GLN:HB3	1.99	0.45
38:DP:50:ILE:HA	38:DP:99:LEU:CD1	2.46	0.45
39:DQ:104:GLN:HB3	40:DR:44:LYS:NZ	2.32	0.45
1:AA:683:G:C5	1:AA:684:A:N7	2.85	0.45
1:AA:1296:C:H5''	1:AA:1297:C:OP2	2.16	0.45
1:AA:1318:A:O2'	19:AS:37:ARG:HB2	2.16	0.45
1:AA:1410:G:H2'	1:AA:1411:C:H6	1.81	0.45
2:AB:32:ILE:HG12	2:AB:40:HIS:HD2	1.81	0.45
9:AI:39:GLY:O	9:AI:40:LEU:HD23	2.17	0.45

Continued on next page...

Continued from previous page...

Atom-1	Atom-2	Interatomic distance (Å)	Clash overlap (Å)
12:AL:44:PRO:CD	12:AL:50:ALA:H	2.29	0.45
14:AN:37:PHE:HE1	14:AN:53:LEU:HD22	1.81	0.45
16:AP:43:LYS:HA	16:AP:48:TRP:HB3	1.99	0.45
23:BA:356:G:H2'	23:BA:357:A:H8	1.81	0.45
23:BA:557:U:H2'	23:BA:558:G:C8	2.51	0.45
23:BA:1006:C:H1'	32:BJ:129:MET:HG2	1.99	0.45
23:BA:1188:U:H4'	40:BR:79:VAL:HG13	1.98	0.45
23:BA:1208:C:C4	23:BA:1209:G:N7	2.85	0.45
23:BA:1348:G:C2'	23:BA:1349:A:H5''	2.45	0.45
23:BA:1489:U:HO2'	23:BA:1490:A:H8	1.65	0.45
23:BA:1952:A:C4	33:BK:22:ILE:HD12	2.50	0.45
23:BA:2025:C:C2	23:BA:2026:C:C5	3.05	0.45
23:BA:2346:A:H5''	23:BA:2383:G:C1'	2.46	0.45
23:BA:2552:U:H2'	23:BA:2554:U:OP2	2.16	0.45
23:BA:2807:G:C6	23:BA:2893:G:O6	2.69	0.45
25:BC:11:PRO:C	25:BC:13:ARG:N	2.70	0.45
25:BC:35:LYS:HD2	25:BC:35:LYS:HA	1.62	0.45
26:BD:201:THR:CG2	26:BD:202:LYS:H	2.22	0.45
29:BG:13:LYS:HE2	29:BG:14:GLY:N	2.32	0.45
30:BH:9:LEU:HB2	30:BH:12:LEU:HB2	1.98	0.45
36:BN:10:LEU:HB2	36:BN:17:ARG:NH2	2.31	0.45
41:BS:1:MET:HG3	41:BS:2:GLU:N	2.32	0.45
50:B2:4:HIS:HB2	50:B2:5:PRO:CD	2.46	0.45
1:CA:192:U:O2'	1:CA:193:C:H5'	2.17	0.45
1:CA:342:C:N3	1:CA:348:G:C2	2.85	0.45
1:CA:505:G:C6	1:CA:535:A:C2	3.04	0.45
1:CA:515:G:C2	1:CA:537:G:C2	3.04	0.45
1:CA:554:C:H2'	1:CA:555:C:H6	1.82	0.45
1:CA:1075:C:H5''	2:CB:179:LYS:HZ3	1.79	0.45
1:CA:1250:A:H5'	9:CI:67:GLY:HA2	1.98	0.45
2:CB:153:ARG:NH1	2:CB:153:ARG:HB2	2.31	0.45
6:CF:50:TYR:CE1	18:CR:77:GLY:HA2	2.52	0.45
13:CM:102:ARG:HB3	13:CM:105:THR:OG1	2.17	0.45
23:DA:644:A:C2	23:DA:646:A:C4	3.05	0.45
23:DA:996:A:H4'	39:DQ:92:ARG:CZ	2.44	0.45
23:DA:1022:G:C6	23:DA:1140:C:C4	3.04	0.45
23:DA:1188:U:H4'	40:DR:79:VAL:HG13	1.99	0.45
23:DA:1694:C:C5'	23:DA:1694:C:C6	2.96	0.45
23:DA:1804:C:O5'	23:DA:1804:C:H6	1.99	0.45
23:DA:1850:G:C6	23:DA:1851:U:C4	3.05	0.45
23:DA:1971:A:N3	25:DC:239:ARG:O	2.49	0.45

Continued on next page...

Continued from previous page...

Atom-1	Atom-2	Interatomic distance (Å)	Clash overlap (Å)
23:DA:2210:G:N3	23:DA:2210:G:C3'	2.77	0.45
23:DA:2817:G:H21	23:DA:2836:U:H1'	1.82	0.45
25:DC:211:ARG:O	25:DC:215:LEU:HG	2.16	0.45
28:DF:41:GLN:HG2	28:DF:155:MET:CB	2.37	0.45
29:DG:46:GLU:HG3	29:DG:51:ARG:CD	2.47	0.45
32:DJ:26:THR:HG22	32:DJ:27:TYR:N	2.31	0.45
32:DJ:93:LYS:HB3	32:DJ:110:LEU:HB2	1.99	0.45
33:DK:22:ILE:HA	33:DK:22:ILE:HD13	1.77	0.45
38:DP:115:ARG:H	38:DP:115:ARG:HG2	1.53	0.45
44:DV:152:ALA:N	44:DV:169:GLU:O	2.48	0.45
47:DY:31:GLU:O	47:DY:35:LEU:HB2	2.17	0.45
1:AA:645:C:H2'	1:AA:646:U:O4'	2.16	0.45
1:AA:735:C:C2	1:AA:736:C:C5	3.05	0.45
1:AA:862:C:O2'	1:AA:863:U:H5'	2.17	0.45
1:AA:1281:U:H5'	1:AA:1282:C:H5	1.82	0.45
1:AA:1298:C:H41	7:AG:114:ARG:HD3	1.81	0.45
1:AA:1396:A:C2	5:AE:19:MET:HG3	2.52	0.45
1:AA:1501:C:C2	1:AA:1504:G:O6	2.70	0.45
1:AA:1502:A:C8	1:AA:1505:G:N2	2.85	0.45
2:AB:153:ARG:NH1	2:AB:153:ARG:HB2	2.31	0.45
2:AB:168:THR:HG1	2:AB:192:SER:HA	1.81	0.45
3:AC:20:SER:HB2	3:AC:40:ARG:NH1	2.31	0.45
5:AE:152:ARG:HD3	8:AH:42:GLU:O	2.16	0.45
9:AI:5:TYR:HA	9:AI:17:VAL:O	2.17	0.45
11:AK:33:THR:HA	11:AK:40:ILE:HG12	1.98	0.45
23:BA:244:A:C2	23:BA:255:A:C4	3.05	0.45
23:BA:301:G:C6	23:BA:317:G:C6	3.05	0.45
23:BA:979:G:H3'	23:BA:980:A:H5''	1.99	0.45
23:BA:994:C:OP1	39:BQ:53:ARG:NH2	2.49	0.45
23:BA:1682:G:H2'	23:BA:1683:C:C6	2.51	0.45
23:BA:2580:U:H4'	26:BD:130:GLY:HA2	1.98	0.45
23:BA:2850:A:H5'	23:BA:2850:A:H8	1.79	0.45
26:BD:6:GLY:HA2	26:BD:51:PHE:CZ	2.51	0.45
26:BD:170:LEU:HB3	26:BD:184:VAL:HG12	1.99	0.45
27:BE:53:THR:C	27:BE:55:GLY:N	2.70	0.45
28:BF:106:LEU:HB3	28:BF:107:LEU:HD23	1.99	0.45
32:BJ:116:THR:HG23	32:BJ:117:HIS:N	2.32	0.45
42:BT:62:LYS:O	42:BT:73:ARG:HB2	2.16	0.45
43:BU:27:VAL:HG23	43:BU:27:VAL:O	2.16	0.45
45:BW:32:ARG:C	45:BW:35:ASN:HD21	2.19	0.45
1:CA:284:G:H2'	1:CA:285:G:H8	1.80	0.45

Continued on next page...

Continued from previous page...

Atom-1	Atom-2	Interatomic distance (Å)	Clash overlap (Å)
1:CA:321:A:N7	1:CA:328:C:C6	2.84	0.45
1:CA:406:G:N2	1:CA:437:U:C2	2.85	0.45
1:CA:695:A:H2'	1:CA:696:A:C8	2.52	0.45
1:CA:818:G:C3'	1:CA:819:A:H5''	2.47	0.45
1:CA:843:U:H5'	1:CA:848:C:C6	2.52	0.45
1:CA:1468:A:H2'	1:CA:1469:G:O4'	2.17	0.45
6:CF:61:LEU:HD23	6:CF:63:TYR:OH	2.17	0.45
8:CH:97:VAL:HG13	8:CH:98:LYS:H	1.81	0.45
23:DA:380:U:H4'	46:DX:21:ARG:O	2.17	0.45
23:DA:643:A:C2	23:DA:644:A:C4	3.05	0.45
23:DA:661:C:H2'	23:DA:662:G:H8	1.82	0.45
23:DA:1326:U:O2'	23:DA:1327:C:H5'	2.17	0.45
23:DA:1615:C:C6	23:DA:1617:C:C5	3.04	0.45
23:DA:2394:C:H2'	23:DA:2395:C:H6	1.81	0.45
23:DA:2515:C:H1'	23:DA:2570:G:N2	2.32	0.45
26:DD:6:GLY:HA2	26:DD:51:PHE:C'Z	2.51	0.45
26:DD:24:THR:HB	26:DD:186:GLY:O	2.17	0.45
26:DD:78:LEU:C	26:DD:79:ARG:HD2	2.36	0.45
33:DK:77:ILE:HD13	33:DK:78:ARG:N	2.31	0.45
37:DO:38:GLN:HB3	37:DO:47:THR:HG23	1.98	0.45
40:DR:38:LEU:C	40:DR:39:LEU:HD22	2.36	0.45
42:DT:64:LYS:HG2	42:DT:65:ARG:N	2.30	0.45
43:DU:75:ILE:HG12	43:DU:76:CYS:N	2.32	0.45
46:DX:21:ARG:HA	46:DX:21:ARG:HD3	1.86	0.45
51:D3:34:LEU:N	51:D3:34:LEU:HD13	2.32	0.45
1:AA:262:A:C6	1:AA:263:A:C6	3.05	0.45
9:AI:17:VAL:HG22	9:AI:63:ILE:HG13	1.99	0.45
10:AJ:6:ILE:HG22	10:AJ:98:ILE:CG2	2.45	0.45
11:AK:20:TYR:C	11:AK:21:ILE:HD12	2.37	0.45
13:AM:30:ALA:O	13:AM:34:LEU:HG	2.17	0.45
19:AS:53:ASN:C	19:AS:53:ASN:HD22	2.20	0.45
22:AV:6167:G:H2'	22:AV:6168:G:C8	2.52	0.45
23:BA:66:C:H2'	23:BA:67:U:H6	1.81	0.45
23:BA:142:G:H1'	42:BT:37:THR:HG21	1.98	0.45
23:BA:454:A:H4'	23:BA:455:C:OP2	2.17	0.45
23:BA:598:G:H2'	23:BA:599:G:O4'	2.16	0.45
23:BA:1022:G:C5	23:BA:1140:C:N4	2.85	0.45
23:BA:1291:C:H2'	23:BA:1292:U:H6	1.79	0.45
23:BA:1578:U:C2'	23:BA:1579:A:H5''	2.46	0.45
23:BA:2712:U:O2'	23:BA:712(B):A:P	2.75	0.45
25:BC:5:LYS:HD2	25:BC:5:LYS:H	1.80	0.45

Continued on next page...

Continued from previous page...

Atom-1	Atom-2	Interatomic distance (Å)	Clash overlap (Å)
27:BE:63:LYS:NZ	27:BE:67:GLN:HE21	2.15	0.45
28:BF:88:ILE:HG13	28:BF:89:GLY:N	2.30	0.45
29:BG:105:LEU:HD13	29:BG:105:LEU:N	2.31	0.45
32:BJ:127:LYS:HB2	32:BJ:140:PHE:HE1	1.78	0.45
34:BL:105:LEU:H	34:BL:105:LEU:HD12	1.82	0.45
43:BU:90:LEU:N	43:BU:90:LEU:HD23	2.31	0.45
45:BW:50:ASN:ND2	45:BW:83:PRO:HD3	2.31	0.45
47:BY:33:MET:O	47:BY:37:PHE:HB2	2.17	0.45
1:CA:246:A:C2	1:CA:282:A:C5	3.05	0.45
1:CA:740:U:O3'	15:CO:39:LEU:HD23	2.16	0.45
2:CB:112:VAL:O	2:CB:115:LEU:HB3	2.17	0.45
3:CC:6:HIS:CD2	3:CC:7:PRO:HD2	2.43	0.45
4:CD:30:LYS:HD3	4:CD:35:ARG:NH2	2.32	0.45
4:CD:103:ASN:OD1	4:CD:114:ARG:NH2	2.50	0.45
5:CE:43:LEU:HD12	5:CE:109:ILE:HD11	1.99	0.45
5:CE:50:GLU:HG3	5:CE:52:PRO:HD2	1.98	0.45
7:CG:86:GLN:HB2	7:CG:148:ASN:HD22	1.81	0.45
15:CO:62:GLN:O	15:CO:66:LEU:HD13	2.17	0.45
17:CQ:69:LYS:O	17:CQ:70:ARG:HD2	2.16	0.45
23:DA:311:A:C8	23:DA:332:A:C5	3.05	0.45
23:DA:2748:A:C2	23:DA:2757:A:C4	3.04	0.45
25:DC:70:TRP:C	25:DC:70:TRP:CD1	2.90	0.45
27:DE:89:VAL:HG12	27:DE:90:PHE:CD2	2.52	0.45
27:DE:160:ASN:ND2	27:DE:162:LEU:H	2.15	0.45
29:DG:13:LYS:HE2	29:DG:14:GLY:N	2.32	0.45
34:DL:128:HIS:HB3	34:DL:147:LEU:HD23	1.97	0.45
44:DV:8:TYR:HB2	44:DV:38:TYR:CE2	2.52	0.45
1:AA:284:G:H2'	1:AA:285:G:H8	1.82	0.45
1:AA:740:U:O3'	15:AO:39:LEU:HD23	2.16	0.45
1:AA:1057:G:H4'	3:AC:197:GLY:N	2.32	0.45
5:AE:90:VAL:O	5:AE:120:THR:HA	2.17	0.45
23:BA:380:U:H4'	46:BX:21:ARG:O	2.17	0.45
23:BA:1006:C:C2	23:BA:1138:G:N2	2.85	0.45
23:BA:1390:U:O2'	23:BA:1391:U:H5'	2.16	0.45
23:BA:1478:G:C2	23:BA:1479:G:C8	3.04	0.45
23:BA:1658:C:OP1	26:BD:132:HIS:O	2.34	0.45
23:BA:2196:C:O2'	23:BA:2197:U:H5'	2.17	0.45
23:BA:2259:G:C2	23:BA:2282:G:N1	2.85	0.45
23:BA:2287:A:C4	23:BA:2289:G:C8	3.04	0.45
23:BA:2315:G:H2'	23:BA:2316:C:C6	2.52	0.45
23:BA:2543:G:H2'	23:BA:2544:G:O4'	2.17	0.45

Continued on next page...

Continued from previous page...

Atom-1	Atom-2	Interatomic distance (Å)	Clash overlap (Å)
23:BA:2850:A:H5''	23:BA:2868:A:C2	2.51	0.45
23:BA:2886:G:H2'	23:BA:2887:U:H6	1.82	0.45
26:BD:91:VAL:HB	26:BD:95:ILE:CD1	2.40	0.45
27:BE:54:ARG:HA	27:BE:87:GLY:HA3	1.98	0.45
27:BE:124:LEU:HB3	27:BE:193:VAL:HG22	1.99	0.45
32:BJ:62:ARG:NE	32:BJ:64:ASP:HB2	2.32	0.45
34:BL:50:ARG:HB3	53:B5:60:LEU:HD21	1.98	0.45
35:BM:85:LYS:HG3	35:BM:86:GLY:N	2.32	0.45
35:BM:101:ARG:HG3	35:BM:102:VAL:N	2.32	0.45
44:BV:22:GLY:O	44:BV:41:LEU:HG	2.17	0.45
1:CA:81:G:C5	1:CA:82:U:C4	3.05	0.45
1:CA:99:C:C6	1:CA:99:C:C3'	2.99	0.45
1:CA:179:A:H2'	1:CA:180:U:H6	1.81	0.45
1:CA:324:G:N2	1:CA:327:A:C8	2.85	0.45
1:CA:818:G:H3'	1:CA:819:A:H5''	1.98	0.45
1:CA:964:A:H5'	1:CA:1199:U:OP1	2.16	0.45
1:CA:1130:A:N6	1:CA:1144:G:H21	2.15	0.45
1:CA:1305:G:OP2	1:CA:1305:G:C8	2.70	0.45
23:DA:155:C:H2'	23:DA:161:U:H5'	1.99	0.45
23:DA:637:A:OP2	34:DL:115:LEU:HB2	2.16	0.45
23:DA:846:C:C2	23:DA:847:U:C5	3.05	0.45
23:DA:1427:A:H4'	23:DA:1428:C:O5'	2.17	0.45
23:DA:1600:C:O2'	23:DA:1601:G:H5'	2.17	0.45
23:DA:2346:A:C2	23:DA:2383:G:C2	3.05	0.45
25:DC:108:PRO:HB3	25:DC:143:HIS:CE1	2.52	0.45
25:DC:124:PRO:HG2	25:DC:129:ASN:ND2	2.32	0.45
25:DC:218:ARG:HG3	25:DC:218:ARG:HH11	1.82	0.45
27:DE:192:LEU:HD23	27:DE:192:LEU:C	2.37	0.45
32:DJ:42:GLU:O	32:DJ:42:GLU:HG3	2.17	0.45
32:DJ:116:THR:O	32:DJ:118:PRO:HD3	2.17	0.45
34:DL:16:ARG:NH2	34:DL:18:ARG:H	2.15	0.45
34:DL:39:LYS:HA	34:DL:39:LYS:HD3	1.71	0.45
35:DM:51:ARG:O	35:DM:55:VAL:HG13	2.18	0.45
51:D3:41:PRO:HG3	51:D3:49:HIS:HE1	1.82	0.45
53:D5:14:VAL:HG22	53:D5:24:ALA:HB2	1.99	0.45
1:AA:506:G:C6	1:AA:507:C:C4	3.04	0.44
1:AA:554:C:H2'	1:AA:555:C:H6	1.82	0.44
1:AA:695:A:H2'	1:AA:696:A:C8	2.52	0.44
4:AD:68:TYR:CE2	4:AD:97:LEU:HB3	2.51	0.44
7:AG:15:ASP:CB	7:AG:20:ASP:H	2.29	0.44
7:AG:107:ALA:HB2	7:AG:134:ALA:HB2	1.99	0.44

Continued on next page...

Continued from previous page...

Atom-1	Atom-2	Interatomic distance (Å)	Clash overlap (Å)
8:AH:1:MET:HE2	8:AH:1:MET:N	2.32	0.44
16:AP:55:ARG:O	16:AP:58:TYR:HB3	2.17	0.44
23:BA:102:G:H5''	23:BA:102:G:H8	1.82	0.44
23:BA:225:A:O2'	23:BA:257:A:H4'	2.17	0.44
23:BA:2037:G:C6	23:BA:2038:G:C6	3.05	0.44
25:BC:211:ARG:O	25:BC:215:LEU:HG	2.17	0.44
26:BD:37:ARG:HD3	26:BD:42:ASP:OD1	2.18	0.44
28:BF:58:GLN:O	28:BF:62:LEU:HD13	2.17	0.44
29:BG:24:VAL:HG23	29:BG:37:VAL:HG21	1.98	0.44
30:BH:82:ARG:HD2	30:BH:89:TYR:CD2	2.52	0.44
32:BJ:57:LEU:CD1	32:BJ:142:ARG:HB2	2.48	0.44
32:BJ:156:GLN:O	32:BJ:157:ARG:HB2	2.17	0.44
33:BK:86:ILE:HD12	33:BK:86:ILE:N	2.31	0.44
37:BO:90:GLY:O	37:BO:92:TYR:CD1	2.69	0.44
39:BQ:104:GLN:HB3	40:BR:44:LYS:NZ	2.32	0.44
42:BT:64:LYS:HG2	42:BT:65:ARG:N	2.31	0.44
45:BW:27:GLU:HB2	45:BW:69:PHE:HD1	1.81	0.44
53:B5:11:LYS:HB2	53:B5:61:LEU:HD22	1.99	0.44
1:CA:262:A:H5'	20:CT:74:LYS:HG3	1.98	0.44
1:CA:862:C:O2'	1:CA:863:U:H5'	2.17	0.44
4:CD:201:GLN:O	4:CD:205:GLU:HG3	2.17	0.44
5:CE:33:VAL:CG1	5:CE:109:ILE:HD13	2.47	0.44
8:CH:13:ILE:O	8:CH:17:THR:HG23	2.16	0.44
9:CI:5:TYR:HA	9:CI:17:VAL:O	2.16	0.44
12:CL:29:ALA:HA	12:CL:30:PRO:HD3	1.78	0.44
12:CL:44:PRO:HG3	12:CL:52:ARG:CD	2.46	0.44
12:CL:84:ILE:HD12	12:CL:84:ILE:N	2.32	0.44
13:CM:27:LYS:HE2	13:CM:31:LYS:CE	2.46	0.44
13:CM:30:ALA:O	13:CM:34:LEU:HG	2.17	0.44
15:CO:65:ARG:O	15:CO:68:ARG:HB2	2.17	0.44
23:DA:404:C:H4'	23:DA:405:U:H5'	1.99	0.44
23:DA:644:A:O2'	23:DA:645:C:H5''	2.17	0.44
23:DA:662:G:OP1	34:DL:18:ARG:HD2	2.17	0.44
23:DA:813:U:O2'	23:DA:1225:G:H1'	2.17	0.44
23:DA:1448:G:N2	23:DA:149(B):A:N6	2.66	0.44
23:DA:1578:U:C2'	23:DA:1579:A:H5''	2.47	0.44
23:DA:2250:G:C4	35:DM:82:ARG:HG3	2.52	0.44
23:DA:2287:A:C4	23:DA:2289:G:C8	3.04	0.44
23:DA:2666:C:H3'	23:DA:2667:C:C6	2.52	0.44
25:DC:11:PRO:C	25:DC:13:ARG:N	2.70	0.44
28:DF:16:ARG:HB3	28:DF:17:PRO:HD3	1.98	0.44

Continued on next page...

Continued from previous page...

Atom-1	Atom-2	Interatomic distance (Å)	Clash overlap (Å)
28:DF:125:PHE:C	28:DF:127:GLY:H	2.19	0.44
29:DG:105:LEU:HD13	29:DG:105:LEU:N	2.31	0.44
29:DG:122:THR:O	29:DG:134:SER:HB2	2.16	0.44
35:DM:22:LYS:HA	35:DM:22:LYS:CE	2.35	0.44
38:DP:88:ILE:HG13	38:DP:89:VAL:N	2.31	0.44
41:DS:70:TYR:O	41:DS:107:LEU:HA	2.17	0.44
42:DT:55:ASN:HB2	42:DT:80:ILE:HG23	1.99	0.44
43:DU:81:LYS:NZ	43:DU:99:CYS:SG	2.90	0.44
44:DV:58:VAL:HG11	44:DV:66:SER:HB2	1.98	0.44
48:DZ:26:LEU:HB2	48:DZ:28:LEU:CD1	2.47	0.44
1:AA:9:G:OP2	5:AE:121:LYS:HG3	2.17	0.44
1:AA:179:A:H2'	1:AA:180:U:H6	1.82	0.44
1:AA:838:G:N2	1:AA:849:C:C2	2.85	0.44
1:AA:909:A:H3'	1:AA:910:C:H6	1.82	0.44
1:AA:1305:G:C8	1:AA:1305:G:OP2	2.71	0.44
1:AA:1511:G:C6	1:AA:1512:U:C4	3.05	0.44
1:AA:1528:U:H5''	1:AA:1528:U:C6	2.50	0.44
5:AE:92:LYS:HB3	5:AE:119:LEU:HB2	1.99	0.44
13:AM:102:ARG:HB3	13:AM:105:THR:OG1	2.17	0.44
23:BA:570:G:H2'	23:BA:2030:A:C5	2.52	0.44
23:BA:816:C:O2'	23:BA:817:C:H5'	2.16	0.44
23:BA:1317:A:C6	23:BA:1318:C:C4	3.05	0.44
23:BA:1600:C:O2'	23:BA:1601:G:H5'	2.17	0.44
23:BA:1603:A:H5'	23:BA:1603:A:H8	1.81	0.44
23:BA:1900:A:N1	23:BA:1970:A:C6	2.85	0.44
23:BA:1916:A:H2'	23:BA:1917:U:O4'	2.18	0.44
23:BA:2028:U:O4	23:BA:2033:A:OP1	2.35	0.44
23:BA:2250:G:C4	35:BM:82:ARG:HG3	2.52	0.44
23:BA:2809:A:C6	23:BA:2892:A:C8	3.05	0.44
24:BB:111:U:HO2'	24:BB:112:G:H8	1.62	0.44
26:BD:4:ILE:CG2	26:BD:96:PHE:HE1	2.30	0.44
27:BE:139:PHE:HB2	27:BE:166:ALA:CB	2.45	0.44
30:BH:7:GLU:OE1	30:BH:8:PRO:HD2	2.16	0.44
34:BL:30:THR:HG22	34:BL:31:ALA:H	1.80	0.44
37:BO:18:ILE:HA	37:BO:21:THR:OG1	2.17	0.44
40:BR:99:ILE:HD13	40:BR:99:ILE:H	1.81	0.44
44:BV:92:SER:HB2	44:BV:94:GLU:OE2	2.16	0.44
44:BV:150:LEU:HD23	44:BV:151:HIS:N	2.32	0.44
49:B1:64:LYS:HA	49:B1:64:LYS:HE3	2.00	0.44
1:CA:37:U:OP2	12:CL:122:LYS:HE3	2.18	0.44
1:CA:284:G:H2'	1:CA:285:G:C8	2.52	0.44

Continued on next page...

Continued from previous page...

Atom-1	Atom-2	Interatomic distance (Å)	Clash overlap (Å)
1:CA:1014:A:H5'	19:CS:14:HIS:NE2	2.32	0.44
1:CA:1187:G:H2'	1:CA:1188:A:H8	1.82	0.44
1:CA:1207:G:H2'	1:CA:1208:C:H6	1.82	0.44
5:CE:77:PRO:HG2	5:CE:78:HIS:ND1	2.32	0.44
7:CG:74:GLU:HG2	7:CG:91:VAL:HG22	2.00	0.44
15:CO:53:HIS:CE1	23:DA:715:G:O6	2.71	0.44
19:CS:58:VAL:HG23	19:CS:58:VAL:O	2.18	0.44
23:DA:572:A:H5''	23:DA:573:G:OP2	2.16	0.44
23:DA:744:G:OP1	26:DD:132:HIS:HB2	2.18	0.44
23:DA:1652:A:H2'	23:DA:1653:G:O4'	2.18	0.44
23:DA:1797:C:O2'	25:DC:259:THR:HG23	2.17	0.44
23:DA:2712:U:O2'	23:DA:712(B):A:P	2.75	0.44
26:DD:118:LYS:NZ	36:DN:2:ARG:HH22	2.15	0.44
29:DG:20:ALA:HB1	29:DG:21:PRO:CD	2.47	0.44
29:DG:22:GLY:C	29:DG:23:ARG:HD3	2.38	0.44
34:DL:67:MET:HA	34:DL:67:MET:HE3	1.99	0.44
35:DM:141:GLN:HE21	44:DV:72:ARG:HG2	1.82	0.44
38:DP:98:LYS:HB3	38:DP:100:TYR:HE1	1.82	0.44
44:DV:137:ILE:HD12	44:DV:137:ILE:N	2.33	0.44
46:DX:90:ILE:O	46:DX:94:LEU:N	2.50	0.44
49:D1:40:ILE:O	49:D1:47:VAL:HA	2.17	0.44
49:D1:46:ASN:HB2	49:D1:64:LYS:CB	2.47	0.44
4:AD:30:LYS:HD3	4:AD:35:ARG:NH2	2.32	0.44
5:AE:12:LEU:C	5:AE:13:ILE:HD12	2.38	0.44
5:AE:25:ARG:HD2	5:AE:25:ARG:N	2.33	0.44
8:AH:64:LYS:HD2	8:AH:79:VAL:HG11	1.97	0.44
9:AI:19:LEU:CD2	9:AI:59:PHE:HB3	2.30	0.44
9:AI:52:ALA:C	9:AI:95:LYS:HZ1	2.21	0.44
10:AJ:74:ILE:O	10:AJ:74:ILE:HG12	2.17	0.44
23:BA:17:G:H2'	23:BA:18:C:C6	2.52	0.44
23:BA:404:C:H4'	23:BA:405:U:H5'	1.99	0.44
23:BA:1487:G:H2'	23:BA:1488:G:H8	1.81	0.44
28:BF:115:ARG:CD	28:BF:115:ARG:H	2.31	0.44
28:BF:174:GLU:HG2	28:BF:180:PHE:HD1	1.80	0.44
32:BJ:116:THR:O	32:BJ:118:PRO:HD3	2.18	0.44
34:BL:57:THR:C	34:BL:59:LEU:H	2.21	0.44
1:CA:199:G:C2'	1:CA:200:G:H5''	2.42	0.44
1:CA:390:C:O3'	16:CP:28:ARG:NH2	2.50	0.44
1:CA:579:G:H2'	1:CA:580:U:C6	2.51	0.44
1:CA:801:U:H2'	1:CA:802:A:H8	1.80	0.44
1:CA:1010:G:H2'	1:CA:1011:G:C8	2.53	0.44

Continued on next page...

Continued from previous page...

Atom-1	Atom-2	Interatomic distance (Å)	Clash overlap (Å)
1:CA:1371:G:O3'	9:CI:69:GLY:HA3	2.17	0.44
1:CA:1442:G:H3'	1:CA:1442:G:H8	1.81	0.44
4:CD:57:ARG:HB3	4:CD:206:PHE:HB2	1.99	0.44
5:CE:152:ARG:HD3	8:CH:42:GLU:O	2.17	0.44
23:DA:226:G:N2	23:DA:227:A:C2	2.84	0.44
23:DA:753:C:H2'	23:DA:754:C:H6	1.82	0.44
23:DA:783:A:C8	23:DA:783:A:H3'	2.52	0.44
23:DA:792:G:H5''	23:DA:793:A:H5'	1.98	0.44
23:DA:1378:A:H4'	23:DA:1379:A:OP1	2.17	0.44
23:DA:1478:G:C2	23:DA:1479:G:C8	3.05	0.44
25:DC:30:GLU:HG3	25:DC:63:ARG:CZ	2.47	0.44
26:DD:4:ILE:CG2	26:DD:96:PHE:HE1	2.29	0.44
28:DF:25:TYR:CZ	28:DF:32:PRO:HD3	2.51	0.44
30:DH:128:LEU:HG	30:DH:142:VAL:CG2	2.48	0.44
32:DJ:62:ARG:NE	32:DJ:64:ASP:HB2	2.32	0.44
32:DJ:114:LEU:HA	32:DJ:118:PRO:HB3	1.99	0.44
41:DS:1:MET:HG3	41:DS:2:GLU:N	2.32	0.44
53:D5:11:LYS:HB2	53:D5:61:LEU:HD22	2.00	0.44
1:AA:236:G:C6	1:AA:237:C:C4	3.05	0.44
1:AA:308:C:H2'	1:AA:308:C:O2	2.17	0.44
1:AA:409:G:OP1	4:AD:24:GLU:N	2.50	0.44
1:AA:623:C:C4	1:AA:624:C:C5	3.04	0.44
1:AA:945:G:N3	1:AA:945:G:H2'	2.33	0.44
1:AA:1031:G:H8	1:AA:1031:G:O5'	2.00	0.44
3:AC:150:LYS:O	3:AC:200:ALA:HA	2.17	0.44
3:AC:186:PHE:CG	3:AC:187:ALA:N	2.86	0.44
4:AD:8:VAL:C	4:AD:10:ARG:N	2.70	0.44
9:AI:45:ALA:O	9:AI:48:GLU:HB2	2.17	0.44
11:AK:57:THR:HG22	11:AK:59:TYR:N	2.33	0.44
12:AL:44:PRO:HG3	12:AL:52:ARG:CD	2.46	0.44
15:AO:33:THR:HA	15:AO:63:ARG:HH12	1.82	0.44
17:AQ:7:THR:HG22	17:AQ:58:GLU:HG2	1.99	0.44
18:AR:56:THR:CB	18:AR:58:LEU:HD13	2.48	0.44
19:AS:29:ARG:O	19:AS:31:ILE:HG22	2.16	0.44
23:BA:142:G:H1'	42:BT:37:THR:CG2	2.47	0.44
23:BA:357:A:H2'	23:BA:358:U:C6	2.52	0.44
23:BA:363(C):G:H2'	23:BA:363(D):G:H8	1.83	0.44
23:BA:2820:A:O4'	36:BN:5:LYS:HG3	2.17	0.44
23:BA:2849:U:H4'	23:BA:2868:A:C2	2.52	0.44
28:BF:172:LEU:O	28:BF:176:LEU:HG	2.17	0.44
30:BH:6:LEU:HD23	30:BH:36:ALA:HA	1.99	0.44

Continued on next page...

Continued from previous page...

Atom-1	Atom-2	Interatomic distance (Å)	Clash overlap (Å)
32:BJ:116:THR:OG1	32:BJ:117:HIS:N	2.51	0.44
35:BM:141:GLN:HE21	44:BV:72:ARG:HG2	1.82	0.44
41:BS:22:ASP:HA	41:BS:25:ARG:HH12	1.83	0.44
43:BU:15:VAL:HG22	43:BU:72:VAL:HG12	1.99	0.44
44:BV:6:LYS:HG3	44:BV:8:TYR:CZ	2.53	0.44
44:BV:54:HIS:CG	44:BV:101:PRO:HG3	2.53	0.44
1:CA:833:U:C2	1:CA:834:C:C5	3.05	0.44
2:CB:162:ILE:O	2:CB:185:ILE:HG12	2.17	0.44
3:CC:21:ARG:O	3:CC:58:GLU:HA	2.16	0.44
4:CD:128:VAL:HA	4:CD:145:GLU:O	2.16	0.44
6:CF:63:TYR:O	6:CF:65:VAL:HG13	2.18	0.44
10:CJ:55:LYS:O	10:CJ:56:HIS:CG	2.70	0.44
16:CP:4:ILE:HD12	16:CP:4:ILE:N	2.31	0.44
18:CR:51:LEU:HA	18:CR:52:PRO:HD3	1.87	0.44
23:DA:616:A:C4'	23:DA:617:G:OP1	2.66	0.44
23:DA:828:U:O2	23:DA:828:U:H3'	2.18	0.44
23:DA:1536:A:H5''	23:DA:1537:C:OP2	2.17	0.44
23:DA:1916:A:H2'	23:DA:1917:U:O4'	2.18	0.44
23:DA:2027:G:C2	23:DA:2028:U:H1'	2.53	0.44
23:DA:2330:G:O2'	45:DW:41:ARG:HB2	2.18	0.44
23:DA:2501:C:H6	23:DA:2501:C:H2'	1.56	0.44
23:DA:2598:A:H5''	25:DC:235:GLY:HA2	1.98	0.44
25:DC:175:LEU:HD12	25:DC:185:VAL:HG21	1.98	0.44
25:DC:260:ARG:O	25:DC:261:LYS:C	2.55	0.44
26:DD:91:VAL:HB	26:DD:95:ILE:CD1	2.39	0.44
28:DF:58:GLN:O	28:DF:62:LEU:HD13	2.17	0.44
28:DF:106:LEU:HB3	28:DF:107:LEU:HD23	1.99	0.44
29:DG:12:PRO:O	29:DG:15:VAL:HG22	2.18	0.44
30:DH:7:GLU:OE1	30:DH:8:PRO:HD2	2.17	0.44
30:DH:114:LEU:HA	30:DH:130:TYR:HD1	1.83	0.44
36:DN:9:LYS:HD3	36:DN:43:GLU:OE1	2.18	0.44
36:DN:54:LEU:HD22	36:DN:66:VAL:HG23	1.99	0.44
38:DP:30:VAL:HG12	38:DP:86:ILE:HG12	1.99	0.44
38:DP:62:THR:HG22	38:DP:75:ILE:HG13	1.98	0.44
42:DT:24:GLY:O	42:DT:83:VAL:HG22	2.17	0.44
44:DV:10:ARG:HG2	44:DV:11:GLU:N	2.32	0.44
45:DW:51:VAL:HG21	45:DW:80:HIS:HA	2.00	0.44
1:AA:964:A:H5'	1:AA:1199:U:OP1	2.17	0.44
1:AA:1242:C:O2'	1:AA:1303:C:H5''	2.17	0.44
1:AA:1468:A:H2'	1:AA:1469:G:O4'	2.18	0.44
12:AL:84:ILE:N	12:AL:84:ILE:HD12	2.33	0.44

Continued on next page...

Continued from previous page...

Atom-1	Atom-2	Interatomic distance (Å)	Clash overlap (Å)
18:AR:45:SER:HB3	18:AR:51:LEU:CG	2.48	0.44
19:AS:33:THR:HG22	19:AS:51:VAL:HA	1.99	0.44
23:BA:71:A:C2	42:BT:31:HIS:CE1	3.04	0.44
23:BA:466:A:N3	23:BA:683:C:H1'	2.32	0.44
23:BA:572:A:H5''	23:BA:573:G:OP2	2.17	0.44
23:BA:1030:G:OP2	35:BM:128:LYS:HE3	2.17	0.44
23:BA:1654:A:OP2	36:BN:3:HIS:NE2	2.51	0.44
23:BA:1733:G:O5'	23:BA:1733:G:H8	2.01	0.44
25:BC:108:PRO:HB3	25:BC:143:HIS:CE1	2.52	0.44
25:BC:226:MET:HB3	25:BC:230:ASP:HB2	2.00	0.44
26:BD:93:VAL:HG21	26:BD:177:PRO:HA	1.99	0.44
26:BD:176:ILE:HD12	26:BD:176:ILE:N	2.33	0.44
26:BD:176:ILE:O	26:BD:176:ILE:HG22	2.17	0.44
29:BG:22:GLY:C	29:BG:23:ARG:HD3	2.38	0.44
29:BG:123:PHE:HA	29:BG:133:VAL:HA	1.99	0.44
30:BH:83:ALA:CA	30:BH:89:TYR:HD1	2.29	0.44
32:BJ:161:LEU:N	32:BJ:161:LEU:HD23	2.32	0.44
34:BL:65:ARG:HD2	34:BL:65:ARG:N	2.33	0.44
36:BN:54:LEU:HD22	36:BN:66:VAL:HG23	2.00	0.44
38:BP:107:ASP:OD2	38:BP:109:GLU:HB2	2.17	0.44
51:B3:41:PRO:HG3	51:B3:49:HIS:HE1	1.82	0.44
1:CA:236:G:C6	1:CA:237:C:C4	3.05	0.44
1:CA:624:C:H4'	16:CP:11:SER:N	2.33	0.44
1:CA:833:U:H2'	1:CA:834:C:H6	1.83	0.44
1:CA:1324:A:O4'	1:CA:136(A):C:H4'	2.18	0.44
3:CC:20:SER:HB2	3:CC:40:ARG:NH1	2.31	0.44
6:CF:62:TRP:CB	18:CR:35:ARG:HH12	2.30	0.44
7:CG:15:ASP:CB	7:CG:20:ASP:H	2.30	0.44
22:CV:6167:G:H2'	22:CV:6168:G:O4'	2.18	0.44
23:DA:225:A:O2'	23:DA:257:A:H4'	2.17	0.44
23:DA:613:U:H4'	23:DA:616:A:N6	2.33	0.44
23:DA:1174:A:H3'	23:DA:1175:U:C5'	2.46	0.44
23:DA:1668:A:H4'	23:DA:1669:A:O5'	2.18	0.44
23:DA:2364:C:H1'	45:DW:36:ILE:HD11	2.00	0.44
23:DA:2484:G:C2	23:DA:2485:G:C8	3.06	0.44
23:DA:2767:C:H2'	23:DA:2768:C:H6	1.83	0.44
27:DE:50:SER:HA	27:DE:92:PRO:O	2.17	0.44
27:DE:124:LEU:HB3	27:DE:193:VAL:HG22	1.98	0.44
28:DF:172:LEU:O	28:DF:176:LEU:HG	2.18	0.44
29:DG:38:SER:HB2	29:DG:41:MET:HG3	1.99	0.44
34:DL:38:GLN:CG	34:DL:39:LYS:H	2.28	0.44

Continued on next page...

Continued from previous page...

Atom-1	Atom-2	Interatomic distance (Å)	Clash overlap (Å)
35:DM:141:GLN:N	44:DV:53:ILE:HB	2.33	0.44
36:DN:10:LEU:HD23	36:DN:21:TYR:OH	2.18	0.44
37:DO:98:VAL:O	37:DO:101:LEU:HB2	2.18	0.44
38:DP:110:ILE:HD12	38:DP:110:ILE:HA	1.85	0.44
39:DQ:60:LEU:HD23	39:DQ:60:LEU:O	2.16	0.44
43:DU:63:LYS:HE3	43:DU:63:LYS:HB2	1.81	0.44
43:DU:90:LEU:N	43:DU:90:LEU:HD23	2.33	0.44
1:AA:164:U:H2'	1:AA:165:C:C5	2.53	0.44
1:AA:1010:G:H2'	1:AA:1011:G:C8	2.53	0.44
1:AA:1071:C:H5'	5:AE:49:PRO:HG2	2.00	0.44
1:AA:1298:C:N4	7:AG:114:ARG:HD3	2.33	0.44
1:AA:1499:A:H1'	1:AA:1520:G:H5'	2.00	0.44
1:AA:1528:U:O2'	1:AA:1530:G:H5'	2.18	0.44
2:AB:163:PHE:HA	2:AB:185:ILE:O	2.18	0.44
2:AB:178:ARG:HB2	2:AB:178:ARG:HH11	1.82	0.44
3:AC:131:ARG:HH21	5:AE:50:GLU:HG2	1.83	0.44
4:AD:3:ARG:NH2	4:AD:118:ARG:HD3	2.30	0.44
8:AH:1:MET:HG2	8:AH:2:LEU:O	2.17	0.44
8:AH:89:PRO:HA	8:AH:92:ARG:NH1	2.33	0.44
13:AM:81:LEU:HD11	13:AM:88:ARG:HH21	1.82	0.44
20:AT:48:LYS:HD3	20:AT:51:GLU:OE2	2.17	0.44
20:AT:50:GLU:HG3	20:AT:51:GLU:N	2.33	0.44
23:BA:813:U:H2'	23:BA:814:C:C6	2.52	0.44
23:BA:1028:A:H61	23:BA:1125:G:H2'	1.83	0.44
23:BA:1483:G:H2'	23:BA:1484:G:C8	2.53	0.44
23:BA:2346:A:C2	23:BA:2383:G:C2	3.06	0.44
23:BA:2450:A:O2'	23:BA:2451:A:H5'	2.18	0.44
25:BC:10:THR:HG23	25:BC:13:ARG:HB2	1.97	0.44
25:BC:35:LYS:HB3	25:BC:36:PRO:HD3	2.00	0.44
25:BC:235:GLY:O	25:BC:237:GLU:N	2.45	0.44
26:BD:47:VAL:HG23	26:BD:84:PHE:O	2.18	0.44
26:BD:190:GLY:HA2	26:BD:191:PRO:HD3	1.74	0.44
27:BE:82:ILE:HG13	27:BE:82:ILE:O	2.17	0.44
32:BJ:149:PRO:O	32:BJ:150:ASP:HB2	2.17	0.44
35:BM:141:GLN:N	44:BV:53:ILE:HB	2.33	0.44
36:BN:109:ALA:HA	36:BN:110:PRO:HD3	1.84	0.44
43:BU:75:ILE:HG12	43:BU:76:CYS:N	2.32	0.44
43:BU:81:LYS:NZ	43:BU:99:CYS:SG	2.91	0.44
44:BV:5:LEU:HD21	44:BV:39:VAL:HB	1.99	0.44
44:BV:54:HIS:HB3	44:BV:101:PRO:HD3	1.99	0.44
44:BV:110:GLY:HA2	44:BV:146:ILE:HG23	1.99	0.44

Continued on next page...

Continued from previous page...

Atom-1	Atom-2	Interatomic distance (Å)	Clash overlap (Å)
1:CA:754:C:O2	1:CA:754:C:C3'	2.66	0.44
1:CA:934:C:H5	1:CA:1344:C:H2'	1.82	0.44
1:CA:1272:G:H2'	1:CA:1273:G:C8	2.52	0.44
23:DA:186:G:H2'	23:DA:187:G:H8	1.82	0.44
23:DA:212:G:O2'	23:DA:213:A:H5'	2.18	0.44
23:DA:794:G:C5	23:DA:795:C:C4	3.06	0.44
23:DA:956:G:OP1	35:DM:86:GLY:N	2.48	0.44
23:DA:2285:C:H41	51:D3:25:LYS:NZ	2.16	0.44
23:DA:2543:G:H2'	23:DA:2544:G:O4'	2.17	0.44
23:DA:2580:U:H4'	26:DD:130:GLY:HA2	1.99	0.44
23:DA:2666:C:H3'	23:DA:2667:C:H6	1.82	0.44
23:DA:2850:A:H5'	23:DA:2850:A:H8	1.80	0.44
25:DC:142:VAL:HG23	25:DC:192:THR:C	2.38	0.44
26:DD:21:VAL:HG12	26:DD:23:VAL:HG13	1.98	0.44
28:DF:126:ASP:OD2	28:DF:130:ASN:HB2	2.18	0.44
30:DH:25:TYR:O	30:DH:29:TYR:HB3	2.18	0.44
32:DJ:156:GLN:O	32:DJ:157:ARG:HB2	2.16	0.44
32:DJ:161:LEU:N	32:DJ:161:LEU:HD23	2.32	0.44
40:DR:27:ALA:HB3	40:DR:61:VAL:HG11	1.99	0.44
47:DY:16:LEU:HD22	47:DY:16:LEU:N	2.33	0.44
47:DY:46:GLN:O	47:DY:47:ASN:CB	2.60	0.44
48:DZ:46:ASN:HD22	48:DZ:46:ASN:HA	1.66	0.44
1:AA:505:G:C6	1:AA:535:A:C2	3.06	0.44
1:AA:554:C:H2'	1:AA:555:C:C6	2.53	0.44
1:AA:691:G:H3'	11:AK:26:ASN:HD21	1.82	0.44
1:AA:922:G:C6	1:AA:923:A:C6	3.05	0.44
1:AA:1187:G:H2'	1:AA:1188:A:H8	1.83	0.44
1:AA:1235:U:H5''	21:AU:3:LYS:HB2	2.00	0.44
1:AA:1528:U:H6	1:AA:1528:U:C5'	2.31	0.44
2:AB:115:LEU:HD12	2:AB:118:LEU:HD12	1.99	0.44
3:AC:44:GLU:OE1	3:AC:52:LEU:HD21	2.18	0.44
4:AD:172:PRO:HD2	4:AD:173:TRP:CE3	2.53	0.44
4:AD:188:LEU:HA	4:AD:189:PRO:HD3	1.77	0.44
7:AG:86:GLN:HB2	7:AG:148:ASN:ND2	2.33	0.44
23:BA:637:A:OP2	34:BL:115:LEU:HB2	2.17	0.44
23:BA:649:G:C5	23:BA:650:C:C4	3.05	0.44
23:BA:1308:A:N6	23:BA:1309:G:C2	2.86	0.44
25:BC:16:MET:HE1	25:BC:208:LYS:HG2	1.99	0.44
25:BC:120:GLY:O	25:BC:131:LEU:HB3	2.17	0.44
28:BF:16:ARG:HB3	28:BF:17:PRO:CD	2.48	0.44
32:BJ:78:VAL:O	32:BJ:79:ASN:HB2	2.18	0.44

Continued on next page...

Continued from previous page...

Atom-1	Atom-2	Interatomic distance (Å)	Clash overlap (Å)
34:BL:12:ALA:HB1	34:BL:16:ARG:HB2	1.99	0.44
36:BN:11:ASN:O	36:BN:12:ARG:HB2	2.18	0.44
39:BQ:92:ARG:CD	39:BQ:95:LEU:H	2.31	0.44
39:BQ:112:ARG:NH2	40:BR:46:VAL:HG21	2.33	0.44
42:BT:21:PHE:CD2	42:BT:26:TYR:HD2	2.35	0.44
43:BU:4:LYS:H	43:BU:4:LYS:HD3	1.83	0.44
46:BX:11:ARG:NH1	46:BX:61:ARG:H	2.16	0.44
46:BX:90:ILE:O	46:BX:94:LEU:N	2.50	0.44
1:CA:336:C:H2'	1:CA:337:C:C6	2.53	0.44
1:CA:358:U:H2'	1:CA:359:U:C6	2.52	0.44
1:CA:551:U:O2'	12:CL:85:ARG:HD2	2.18	0.44
1:CA:645:C:H2'	1:CA:646:U:O4'	2.18	0.44
1:CA:735:C:C2	1:CA:736:C:C5	3.05	0.44
1:CA:942:G:H2'	1:CA:943:U:C6	2.52	0.44
1:CA:1235:U:H5''	21:CU:3:LYS:CD	2.47	0.44
1:CA:1417:G:N2	1:CA:1482:G:H2'	2.33	0.44
1:CA:1499:A:H1'	1:CA:1520:G:H5'	1.99	0.44
2:CB:131:PRO:O	2:CB:135:GLN:HG3	2.17	0.44
3:CC:33:LEU:HD21	14:CN:53:LEU:CD2	2.46	0.44
9:CI:45:ALA:O	9:CI:48:GLU:HB2	2.17	0.44
12:CL:84:ILE:HG23	12:CL:97:TYR:HB3	2.00	0.44
23:DA:238:C:O2'	23:DA:608:A:H1'	2.17	0.44
23:DA:464:U:H4'	52:D4:5:TRP:CZ3	2.53	0.44
23:DA:534:U:O2'	39:DQ:49:HIS:CD2	2.69	0.44
23:DA:994:C:OP1	39:DQ:53:ARG:NH2	2.51	0.44
23:DA:1655:A:O2'	26:DD:115:GLY:HA2	2.18	0.44
23:DA:1833:U:C2	23:DA:1834:U:C5	3.06	0.44
23:DA:2376:A:H61	37:DO:89:ARG:HG3	1.83	0.44
23:DA:2647:U:H2'	23:DA:2648:C:H6	1.82	0.44
25:DC:69:ARG:HH12	25:DC:117:VAL:HG21	1.82	0.44
25:DC:120:GLY:O	25:DC:131:LEU:HB3	2.17	0.44
26:DD:47:VAL:HG23	26:DD:84:PHE:O	2.17	0.44
26:DD:77:ILE:HG22	26:DD:78:LEU:N	2.33	0.44
38:DP:107:ASP:OD2	38:DP:109:GLU:HB2	2.18	0.44
40:DR:72:VAL:HG22	40:DR:85:LYS:O	2.18	0.44
44:DV:5:LEU:HD21	44:DV:39:VAL:HB	2.00	0.44
44:DV:92:SER:HB2	44:DV:94:GLU:OE2	2.17	0.44
46:DX:27:GLU:HG2	46:DX:28:GLY:N	2.31	0.44
46:DX:43:TYR:HA	46:DX:44:PRO:HD3	1.77	0.44
47:DY:24:LEU:O	47:DY:24:LEU:HD23	2.18	0.44
48:DZ:16:PRO:HB2	48:DZ:18:ASP:OD1	2.18	0.44

Continued on next page...

Continued from previous page...

Atom-1	Atom-2	Interatomic distance (Å)	Clash overlap (Å)
1:AA:675:A:H2'	1:AA:676:A:C8	2.52	0.44
2:AB:98:LEU:O	2:AB:101:MET:HG3	2.17	0.44
6:AF:63:TYR:O	6:AF:65:VAL:HG13	2.17	0.44
8:AH:13:ILE:O	8:AH:17:THR:HG23	2.17	0.44
14:AN:52:GLN:O	14:AN:54:PRO:HD3	2.18	0.44
20:AT:72:LEU:C	20:AT:72:LEU:HD23	2.38	0.44
22:AV:6167:G:H2'	22:AV:6168:G:O4'	2.17	0.44
23:BA:598:G:H5'	34:BL:15:ARG:CB	2.48	0.44
23:BA:1526:G:H2'	23:BA:1527:G:C8	2.53	0.44
23:BA:1615:C:C5	23:BA:1617:C:C4	3.06	0.44
23:BA:1652:A:H2'	23:BA:1653:G:O4'	2.18	0.44
23:BA:2591:C:H2'	23:BA:2592:G:C8	2.53	0.44
25:BC:222:ARG:HH12	25:BC:239:ARG:CZ	2.31	0.44
34:BL:35:HIS:O	34:BL:36:LYS:HB2	2.17	0.44
38:BP:27:THR:HG22	38:BP:90:GLN:HB3	1.98	0.44
41:BS:10:VAL:O	41:BS:12:ILE:N	2.50	0.44
1:CA:622:A:C8	1:CA:623:C:C5	3.05	0.44
1:CA:1399:C:H4'	1:CA:1400:C:C5'	2.19	0.44
1:CA:1511:G:C6	1:CA:1512:U:C4	3.06	0.44
2:CB:163:PHE:HA	2:CB:185:ILE:O	2.18	0.44
5:CE:11:ILE:HG13	5:CE:31:LEU:HD22	2.00	0.44
6:CF:98:LEU:O	6:CF:98:LEU:HD12	2.18	0.44
7:CG:86:GLN:HB2	7:CG:148:ASN:ND2	2.33	0.44
7:CG:107:ALA:HB2	7:CG:134:ALA:HB2	2.00	0.44
11:CK:38:ASN:HA	11:CK:39:PRO:HD3	1.88	0.44
13:CM:115:LYS:HE3	13:CM:115:LYS:HB2	1.87	0.44
14:CN:52:GLN:O	14:CN:54:PRO:HD3	2.18	0.44
23:DA:301:G:C6	23:DA:317:G:C6	3.06	0.44
23:DA:528:A:H2	23:DA:2043:C:C4'	2.28	0.44
23:DA:557:U:H2'	23:DA:558:G:C8	2.52	0.44
23:DA:851:U:O2'	48:DZ:42:ALA:O	2.34	0.44
23:DA:2722:G:H2'	23:DA:2723:C:C6	2.53	0.44
23:DA:2768:C:C4	23:DA:2769:C:C5	3.06	0.44
25:DC:33:LEU:O	25:DC:36:PRO:HD2	2.18	0.44
25:DC:35:LYS:O	25:DC:64:ILE:HD12	2.18	0.44
25:DC:83:GLU:OE1	25:DC:104:TYR:OH	2.31	0.44
26:DD:176:ILE:HD12	26:DD:176:ILE:N	2.33	0.44
28:DF:5:LEU:O	28:DF:8:LYS:HB3	2.18	0.44
32:DJ:62:ARG:CZ	32:DJ:64:ASP:HB2	2.47	0.44
39:DQ:79:PHE:HE2	39:DQ:106:PHE:CZ	2.36	0.44
40:DR:7:THR:HG23	40:DR:22:VAL:HG11	1.99	0.44

Continued on next page...

Continued from previous page...

Atom-1	Atom-2	Interatomic distance (Å)	Clash overlap (Å)
42:DT:35:THR:HB	42:DT:38:GLU:H	1.82	0.44
44:DV:110:GLY:HA2	44:DV:146:ILE:HG23	1.99	0.44
44:DV:118:GLN:HG3	44:DV:175:VAL:HG13	1.99	0.44
44:DV:163:LEU:H	44:DV:163:LEU:CD2	2.29	0.44
47:DY:19:VAL:HG12	47:DY:23:LYS:HE3	2.00	0.44
52:D4:24:THR:HG23	52:D4:27:GLY:HA3	1.99	0.44
1:AA:270:A:C6	1:AA:271:C:C4	3.05	0.44
1:AA:801:U:H2'	1:AA:802:A:H8	1.81	0.44
1:AA:814:A:N7	1:AA:816:A:C4	2.85	0.44
1:AA:920:U:O4'	1:AA:1080:A:C2	2.71	0.44
3:AC:121:ALA:HB2	3:AC:198:VAL:HG21	1.99	0.44
9:AI:10:ARG:HD3	9:AI:11:LYS:N	2.33	0.44
9:AI:77:ILE:O	9:AI:81:ILE:HG13	2.18	0.44
12:AL:24:PRO:HD2	12:AL:97:TYR:OH	2.17	0.44
13:AM:14:ARG:HG2	13:AM:44:ARG:NH1	2.31	0.44
23:BA:322:A:P	27:BE:169:ASN:HB2	2.58	0.44
23:BA:405:U:H3'	23:BA:406:G:C5'	2.48	0.44
23:BA:1328:G:H2'	23:BA:1330:C:C5	2.52	0.44
23:BA:1536:A:H5''	23:BA:1537:C:OP2	2.17	0.44
23:BA:2285:C:H41	51:B3:25:LYS:NZ	2.15	0.44
23:BA:2376:A:H61	37:BO:89:ARG:HG3	1.82	0.44
24:BB:102:G:H1'	44:BV:73:GLN:HE22	1.82	0.44
25:BC:33:LEU:O	25:BC:36:PRO:HD2	2.18	0.44
25:BC:72:LYS:HE3	25:BC:101:GLU:HB3	1.99	0.44
25:BC:228:PRO:HD3	25:BC:234:GLY:O	2.18	0.44
26:BD:77:ILE:HG22	26:BD:78:LEU:N	2.33	0.44
27:BE:11:VAL:HG13	27:BE:196:LEU:HD21	2.00	0.44
36:BN:9:LYS:HD3	36:BN:43:GLU:OE1	2.18	0.44
40:BR:38:LEU:C	40:BR:39:LEU:HD22	2.38	0.44
41:BS:14:PRO:O	41:BS:18:ARG:HG3	2.18	0.44
44:BV:141:VAL:HA	44:BV:144:LEU:HD23	2.00	0.44
47:BY:16:LEU:N	47:BY:16:LEU:HD22	2.33	0.44
52:B4:3:ARG:HD3	52:B4:3:ARG:HA	1.75	0.44
52:B4:13:ALA:O	52:B4:17:GLY:HA3	2.17	0.44
1:CA:965:A:C2	1:CA:969:A:C2	3.06	0.44
1:CA:1378:C:H5	1:CA:1379:G:C8	2.36	0.44
3:CC:36:ASP:HA	3:CC:39:ILE:HD12	2.00	0.44
3:CC:44:GLU:OE1	3:CC:52:LEU:HD21	2.18	0.44
4:CD:118:ARG:O	4:CD:122:ARG:HB2	2.18	0.44
6:CF:61:LEU:HB3	6:CF:63:TYR:CE2	2.51	0.44
9:CI:18:PHE:HB2	9:CI:62:TYR:HD2	1.83	0.44

Continued on next page...

Continued from previous page...

Atom-1	Atom-2	Interatomic distance (Å)	Clash overlap (Å)
9:CI:19:LEU:CD2	9:CI:59:PHE:HB3	2.29	0.44
10:CJ:74:ILE:O	10:CJ:74:ILE:HG12	2.18	0.44
12:CL:54:VAL:HG12	12:CL:55:ALA:N	2.32	0.44
13:CM:81:LEU:HD11	13:CM:88:ARG:HH21	1.82	0.44
17:CQ:38:ARG:HD2	17:CQ:38:ARG:N	2.33	0.44
23:DA:637:A:C5'	34:DL:116:GLY:HA2	2.48	0.44
23:DA:826:U:H2'	23:DA:828:U:O4'	2.18	0.44
23:DA:855:G:H2'	23:DA:856:C:H6	1.83	0.44
23:DA:1717:G:C6	23:DA:1743:G:C6	3.06	0.44
23:DA:1798:U:H5''	25:DC:259:THR:O	2.17	0.44
23:DA:2562:U:H1'	33:DK:23:ARG:HH12	1.81	0.44
23:DA:2574:G:O5'	23:DA:2574:G:H8	2.01	0.44
23:DA:2809:A:C6	23:DA:2892:A:C8	3.05	0.44
23:DA:2850:A:H5''	23:DA:2868:A:C2	2.52	0.44
24:DB:65:C:O2'	24:DB:66:A:H5'	2.18	0.44
24:DB:79:C:O5'	24:DB:79:C:H6	2.01	0.44
25:DC:132:PRO:HA	25:DC:190:TYR:HA	2.00	0.44
25:DC:271:ILE:O	25:DC:272:ALA:CB	2.65	0.44
29:DG:38:SER:HB2	29:DG:41:MET:CG	2.48	0.44
32:DJ:116:THR:HG23	32:DJ:117:HIS:N	2.33	0.44
34:DL:85:LEU:HD21	34:DL:116:GLY:O	2.17	0.44
37:DO:26:LEU:HG	37:DO:39:ILE:HD11	2.00	0.44
37:DO:36:TYR:HD1	37:DO:36:TYR:H	1.64	0.44
38:DP:74:ARG:HD3	38:DP:76:PHE:CE2	2.53	0.44
1:AA:179:A:H2'	1:AA:180:U:C6	2.53	0.43
1:AA:818:G:H1'	1:AA:820:U:H5	1.83	0.43
1:AA:1295:G:O2'	13:AM:14:ARG:NH1	2.51	0.43
1:AA:1340:A:O2'	22:AV:6161:U:H5'	2.17	0.43
1:AA:1411:C:O2'	1:AA:1412:C:H5'	2.18	0.43
1:AA:1448:C:H2'	1:AA:1449:C:C6	2.53	0.43
2:AB:113:HIS:O	2:AB:116:GLU:HG2	2.18	0.43
3:AC:8:ILE:HD12	3:AC:16:ARG:HH21	1.83	0.43
5:AE:11:ILE:HG13	5:AE:31:LEU:HD22	2.00	0.43
5:AE:41:VAL:HG11	5:AE:113:ALA:HA	2.00	0.43
7:AG:65:ALA:O	7:AG:69:VAL:HG23	2.18	0.43
16:AP:24:ALA:C	16:AP:26:ARG:H	2.21	0.43
20:AT:36:LEU:HA	20:AT:36:LEU:HD13	1.86	0.43
21:AU:11:GLY:O	21:AU:15:ARG:HG3	2.18	0.43
23:BA:616:A:C4'	23:BA:617:G:OP1	2.66	0.43
23:BA:863:A:OP1	35:BM:21:THR:HB	2.18	0.43
23:BA:1285:G:C5	23:BA:1329:U:C4	3.06	0.43

Continued on next page...

Continued from previous page...

Atom-1	Atom-2	Interatomic distance (Å)	Clash overlap (Å)
23:BA:1694:C:C5'	23:BA:1694:C:C6	2.96	0.43
23:BA:2094:G:OP1	30:BH:22:LYS:HD2	2.17	0.43
23:BA:2096:U:H2'	23:BA:2097:C:C6	2.53	0.43
23:BA:2709:G:O2'	23:BA:2710:C:H5'	2.18	0.43
30:BH:29:TYR:C	30:BH:32:PRO:HD2	2.38	0.43
34:BL:16:ARG:NH2	34:BL:18:ARG:H	2.15	0.43
34:BL:27:HIS:CE1	40:BR:83:ARG:HH12	2.35	0.43
34:BL:101:VAL:HG23	34:BL:108:LYS:H	1.83	0.43
36:BN:10:LEU:CB	36:BN:17:ARG:NE	2.74	0.43
43:BU:63:LYS:HB2	43:BU:63:LYS:HE3	1.80	0.43
44:BV:106:GLY:HA3	44:BV:142:SER:HG	1.83	0.43
49:B1:46:ASN:HB2	49:B1:64:LYS:CB	2.47	0.43
1:CA:805:C:H2'	1:CA:806:C:C6	2.51	0.43
1:CA:1117:G:N2	1:CA:1180:A:H1'	2.33	0.43
1:CA:1206:G:H2'	1:CA:1207:G:O4'	2.18	0.43
2:CB:178:ARG:HB2	2:CB:178:ARG:HH11	1.83	0.43
6:CF:46:ARG:HH12	18:CR:37:VAL:HG21	1.83	0.43
23:DA:150:C:H2'	23:DA:151:C:H6	1.82	0.43
23:DA:265:A:C8	23:DA:266:G:H1'	2.53	0.43
23:DA:514:A:H1'	23:DA:581:C:O2'	2.18	0.43
23:DA:843:G:H5''	23:DA:843:G:C8	2.53	0.43
23:DA:1191:G:OP1	34:DL:35:HIS:CD2	2.71	0.43
23:DA:2777:G:H4'	23:DA:2778:A:H5'	2.00	0.43
23:DA:2839:G:C5	23:DA:2840:C:C4	3.06	0.43
27:DE:50:SER:HB2	27:DE:94:PRO:HD3	1.99	0.43
29:DG:42:ARG:O	29:DG:52:VAL:HA	2.18	0.43
30:DH:9:LEU:HB2	30:DH:12:LEU:HB2	2.00	0.43
30:DH:15:VAL:HG12	30:DH:16:GLY:N	2.32	0.43
52:D4:13:ALA:O	52:D4:17:GLY:HA3	2.18	0.43
1:AA:934:C:C5	1:AA:1344:C:H2'	2.53	0.43
1:AA:1272:G:H2'	1:AA:1273:G:C8	2.53	0.43
1:AA:1403:C:H6	1:AA:1403:C:O5'	2.02	0.43
2:AB:71:VAL:HG12	2:AB:93:VAL:HB	2.00	0.43
3:AC:23:TYR:HB2	10:AJ:93:GLY:O	2.19	0.43
9:AI:24:GLY:O	9:AI:26:VAL:HG23	2.19	0.43
9:AI:48:GLU:N	9:AI:49:PRO:CD	2.80	0.43
19:AS:58:VAL:HG23	19:AS:58:VAL:O	2.18	0.43
23:BA:479:A:HO2'	23:BA:481:G:H8	1.64	0.43
23:BA:500:G:N2	23:BA:502:A:H2'	2.33	0.43
23:BA:699:A:H4'	23:BA:1634:A:N7	2.33	0.43
23:BA:941:A:H4'	34:BL:35:HIS:CD2	2.54	0.43

Continued on next page...

Continued from previous page...

Atom-1	Atom-2	Interatomic distance (Å)	Clash overlap (Å)
23:BA:114(B):A:O2'	23:BA:1143:A:H3'	2.17	0.43
23:BA:1211:U:H4'	23:BA:1212:G:OP2	2.18	0.43
23:BA:2257:U:O2'	23:BA:2258:C:H5'	2.18	0.43
25:BC:175:LEU:HD12	25:BC:185:VAL:HG21	2.00	0.43
26:BD:203:LYS:HD2	26:BD:203:LYS:O	2.18	0.43
29:BG:107:VAL:HG23	29:BG:109:PHE:CE1	2.52	0.43
30:BH:115:ALA:HB3	30:BH:129:THR:O	2.18	0.43
36:BN:33:ARG:HG3	36:BN:115:GLU:HG3	1.98	0.43
37:BO:26:LEU:HG	37:BO:39:ILE:HD11	2.00	0.43
37:BO:36:TYR:HD1	37:BO:36:TYR:H	1.64	0.43
40:BR:6:LYS:O	40:BR:6:LYS:HG3	2.19	0.43
40:BR:40:LEU:H	40:BR:47:VAL:CG2	2.31	0.43
40:BR:89:GLN:HA	40:BR:90:PRO:HD3	1.81	0.43
42:BT:70:LEU:HD23	42:BT:70:LEU:C	2.39	0.43
43:BU:6:HIS:O	43:BU:7:VAL:O	2.35	0.43
44:BV:152:ALA:N	44:BV:169:GLU:O	2.49	0.43
47:BY:19:VAL:HG12	47:BY:23:LYS:HE3	2.00	0.43
1:CA:164:U:H2'	1:CA:165:C:C5	2.53	0.43
1:CA:235:C:H2'	1:CA:236:G:H8	1.80	0.43
1:CA:555:C:H2'	1:CA:556:C:H6	1.82	0.43
1:CA:920:U:H2'	1:CA:921:U:H6	1.80	0.43
1:CA:1124:G:H5'	10:CJ:35:SER:HB2	1.99	0.43
1:CA:1361:G:C6	1:CA:136(A):C:C4	3.06	0.43
3:CC:121:ALA:HB2	3:CC:198:VAL:HG21	1.99	0.43
8:CH:24:THR:HG22	8:CH:25:ASP:N	2.34	0.43
16:CP:24:ALA:C	16:CP:26:ARG:H	2.21	0.43
23:DA:251:A:H5''	34:DL:51:PHE:CE1	2.52	0.43
23:DA:1317:A:C6	23:DA:1318:C:C4	3.05	0.43
23:DA:1335:U:H2'	23:DA:1336:A:C8	2.53	0.43
23:DA:1483:G:H2'	23:DA:1484:G:C8	2.53	0.43
23:DA:1678:G:O5'	23:DA:1678:G:C8	2.62	0.43
26:DD:192:ASN:N	26:DD:192:ASN:HD22	2.16	0.43
29:DG:86:GLU:HG2	29:DG:164:TYR:O	2.18	0.43
29:DG:149:ARG:HD2	29:DG:164:TYR:HE1	1.82	0.43
32:DJ:57:LEU:CD1	32:DJ:142:ARG:HB2	2.48	0.43
35:DM:85:LYS:HG3	35:DM:86:GLY:N	2.32	0.43
35:DM:101:ARG:HG3	35:DM:102:VAL:N	2.33	0.43
36:DN:8:ARG:CZ	36:DN:43:GLU:HG3	2.48	0.43
38:DP:26:ASP:O	38:DP:26:ASP:OD1	2.36	0.43
40:DR:45:THR:O	40:DR:46:VAL:C	2.56	0.43
42:DT:62:LYS:O	42:DT:73:ARG:HB2	2.17	0.43

Continued on next page...

Continued from previous page...

Atom-1	Atom-2	Interatomic distance (Å)	Clash overlap (Å)
43:DU:14:LEU:HD23	43:DU:14:LEU:C	2.38	0.43
43:DU:76:CYS:HB3	43:DU:77:PRO:CD	2.48	0.43
44:DV:141:VAL:HA	44:DV:144:LEU:HD23	2.00	0.43
45:DW:56:ASP:O	45:DW:57:PHE:HB2	2.19	0.43
46:DX:75:GLU:OE1	46:DX:75:GLU:HA	2.18	0.43
48:DZ:40:THR:OG1	48:DZ:43:ILE:HG12	2.19	0.43
51:D3:11:LEU:HD13	51:D3:12:GLU:H	1.83	0.43
53:D5:25:MET:SD	53:D5:47:LYS:HG2	2.58	0.43
1:AA:424:G:H8	1:AA:424:G:O5'	2.00	0.43
1:AA:622:A:C8	1:AA:623:C:C5	3.06	0.43
1:AA:781:A:H4'	1:AA:1522:U:O2'	2.18	0.43
1:AA:902:G:H2'	1:AA:903:G:H8	1.83	0.43
1:AA:909:A:OP1	12:AL:20:LYS:HD2	2.18	0.43
1:AA:927:G:N1	1:AA:1391:U:C2	2.86	0.43
1:AA:965:A:C2	1:AA:969:A:C2	3.06	0.43
1:AA:1179:A:H2'	1:AA:1180:A:O4'	2.18	0.43
1:AA:1464:G:O2'	1:AA:1465:C:H5'	2.18	0.43
3:AC:57:ILE:HD11	3:AC:66:VAL:HG13	2.00	0.43
3:AC:148:GLY:HA3	3:AC:203:PHE:HB3	2.01	0.43
4:AD:173:TRP:NE1	4:AD:189:PRO:HG3	2.33	0.43
5:AE:43:LEU:HD12	5:AE:109:ILE:HD11	1.99	0.43
6:AF:61:LEU:HB3	6:AF:63:TYR:CE2	2.51	0.43
6:AF:98:LEU:HD12	6:AF:98:LEU:O	2.18	0.43
7:AG:111:ARG:HA	7:AG:112:PRO:HD3	1.82	0.43
8:AH:86:ILE:HD13	8:AH:86:ILE:HA	1.86	0.43
8:AH:100:ILE:HA	8:AH:101:PRO:HD3	1.80	0.43
19:AS:53:ASN:ND2	19:AS:56:GLN:H	2.17	0.43
23:BA:36:G:C5	23:BA:37:C:C5	3.06	0.43
23:BA:662:G:OP1	34:BL:18:ARG:HD2	2.18	0.43
23:BA:685:A:H1'	23:BA:688:U:O4	2.18	0.43
23:BA:836:G:H2'	23:BA:837:C:C6	2.53	0.43
23:BA:997:G:O2'	23:BA:998:C:H5'	2.18	0.43
23:BA:1272:A:O2'	23:BA:1273:U:H5'	2.18	0.43
23:BA:1525:G:H2'	23:BA:1526:G:C8	2.54	0.43
23:BA:1655:A:H4'	26:BD:115:GLY:N	2.33	0.43
23:BA:1826:G:H2'	23:BA:1827:C:H6	1.82	0.43
23:BA:2050:C:H2'	23:BA:2051:A:C8	2.53	0.43
23:BA:2271:G:H2'	23:BA:2272:U:H6	1.82	0.43
23:BA:2550:G:C6	23:BA:2551:C:C4	3.07	0.43
23:BA:2658:C:H4'	29:BG:158:HIS:CE1	2.53	0.43
25:BC:30:GLU:HG3	25:BC:63:ARG:CZ	2.48	0.43

Continued on next page...

Continued from previous page...

Atom-1	Atom-2	Interatomic distance (Å)	Clash overlap (Å)
25:BC:166:GLN:HB2	25:BC:174:ILE:HG22	2.00	0.43
28:BF:66:GLN:NE2	28:BF:94:LEU:HB3	2.33	0.43
28:BF:126:ASP:OD2	28:BF:130:ASN:HB2	2.18	0.43
32:BJ:42:GLU:O	32:BJ:42:GLU:HG3	2.18	0.43
39:BQ:25:TRP:O	39:BQ:28:ARG:HB3	2.18	0.43
44:BV:137:ILE:HD12	44:BV:137:ILE:N	2.33	0.43
46:BX:10:LYS:O	46:BX:11:ARG:CG	2.66	0.43
48:BZ:22:ALA:O	48:BZ:26:LEU:HG	2.18	0.43
51:B3:11:LEU:HD22	51:B3:11:LEU:HA	1.89	0.43
1:CA:620:C:C2	4:CD:135:LEU:HG	2.54	0.43
1:CA:945:G:H2'	1:CA:945:G:N3	2.33	0.43
1:CA:1513:A:H2'	1:CA:1514:C:C6	2.53	0.43
2:CB:98:LEU:O	2:CB:101:MET:HG3	2.19	0.43
3:CC:33:LEU:HD21	14:CN:53:LEU:HD23	2.00	0.43
3:CC:57:ILE:HD11	3:CC:66:VAL:HG13	1.99	0.43
3:CC:150:LYS:O	3:CC:200:ALA:HA	2.18	0.43
8:CH:1:MET:HG2	8:CH:2:LEU:O	2.17	0.43
9:CI:39:GLY:O	9:CI:40:LEU:HD23	2.18	0.43
12:CL:63:TYR:HB3	12:CL:64:GLU:H	1.66	0.43
18:CR:56:THR:CB	18:CR:58:LEU:HD13	2.47	0.43
21:CU:11:GLY:O	21:CU:15:ARG:HG3	2.18	0.43
23:DA:102:G:H8	23:DA:102:G:H5''	1.82	0.43
23:DA:221:A:N7	23:DA:266:G:C5	2.86	0.43
23:DA:286:C:C2	23:DA:287:C:C5	3.07	0.43
23:DA:363(C):G:H2'	23:DA:363(D):G:H8	1.84	0.43
23:DA:598:G:H2'	23:DA:599:G:O4'	2.18	0.43
23:DA:708:C:O5'	23:DA:708:C:H6	2.01	0.43
23:DA:833:U:H5''	34:DL:48:PRO:HB2	1.98	0.43
23:DA:1291:C:H2'	23:DA:1292:U:H6	1.81	0.43
23:DA:1655:A:H1'	26:DD:113:PHE:CE2	2.53	0.43
23:DA:1655:A:H4'	26:DD:115:GLY:N	2.34	0.43
23:DA:1750:G:H2'	23:DA:1751:C:C6	2.53	0.43
25:DC:145:VAL:HG12	25:DC:146:GLU:O	2.17	0.43
28:DF:66:GLN:NE2	28:DF:94:LEU:HB3	2.33	0.43
28:DF:84:LYS:HG3	28:DF:85:GLY:H	1.83	0.43
32:DJ:78:VAL:O	32:DJ:79:ASN:HB2	2.18	0.43
32:DJ:116:THR:OG1	32:DJ:117:HIS:N	2.51	0.43
38:DP:77:PRO:HB2	38:DP:80:SER:HB2	2.01	0.43
39:DQ:90:VAL:O	39:DQ:92:ARG:N	2.52	0.43
40:DR:28:GLU:OE1	40:DR:31:ALA:HB2	2.18	0.43
45:DW:14:ARG:HB2	45:DW:14:ARG:HE	1.50	0.43

Continued on next page...

Continued from previous page...

Atom-1	Atom-2	Interatomic distance (Å)	Clash overlap (Å)
48:DZ:22:ALA:O	48:DZ:26:LEU:HG	2.18	0.43
1:AA:380:G:N2	1:AA:384:G:C5	2.86	0.43
1:AA:1130:A:N6	1:AA:1144:G:H21	2.16	0.43
2:AB:8:LYS:HA	2:AB:217:ARG:NH1	2.33	0.43
3:AC:134:ILE:HD11	3:AC:153:VAL:HG22	2.00	0.43
5:AE:78:HIS:HD2	8:AH:104:ARG:HD2	1.83	0.43
11:AK:23:ALA:HB1	11:AK:88:GLY:HA3	2.01	0.43
11:AK:87:THR:HA	11:AK:91:ARG:NH2	2.28	0.43
17:AQ:54:GLY:HA3	17:AQ:82:MET:HE2	2.01	0.43
22:AV:6166:U:H2'	22:AV:6167:G:O4'	2.18	0.43
23:BA:479:A:H4'	23:BA:480:A:O5'	2.18	0.43
23:BA:816:C:H2'	23:BA:817:C:H6	1.83	0.43
23:BA:869:G:C2	23:BA:870:A:C8	3.06	0.43
23:BA:969:U:H2'	23:BA:970:C:C6	2.53	0.43
23:BA:1050:A:H2'	23:BA:1051:G:C8	2.54	0.43
23:BA:1461:G:O2'	23:BA:1462:C:H5'	2.18	0.43
23:BA:1717:G:C6	23:BA:1743:G:C6	3.07	0.43
23:BA:1818:U:H2'	25:BC:157:ARG:HG3	2.00	0.43
23:BA:2515:C:H1'	23:BA:2570:G:N2	2.33	0.43
23:BA:2590:A:H2'	23:BA:2591:C:C6	2.54	0.43
26:BD:107:THR:O	26:BD:190:GLY:HA2	2.18	0.43
37:BO:98:VAL:O	37:BO:101:LEU:HB2	2.18	0.43
38:BP:61:PHE:CZ	38:BP:76:PHE:HB2	2.54	0.43
47:BY:9:GLN:O	47:BY:12:GLU:HB3	2.19	0.43
47:BY:21:LEU:CD2	47:BY:22:GLU:HG3	2.49	0.43
1:CA:179:A:H2'	1:CA:180:U:C6	2.53	0.43
1:CA:1368:G:O2'	1:CA:1369:C:H5'	2.19	0.43
3:CC:70:VAL:O	3:CC:106:VAL:HG23	2.18	0.43
3:CC:186:PHE:CG	3:CC:187:ALA:N	2.86	0.43
5:CE:76:ILE:CG1	5:CE:77:PRO:HD2	2.32	0.43
7:CG:133:GLY:O	7:CG:137:LYS:HG3	2.18	0.43
8:CH:114:THR:HG21	8:CH:119:LEU:HD12	2.00	0.43
9:CI:17:VAL:HG22	9:CI:63:ILE:HG13	1.99	0.43
11:CK:120:ARG:HA	11:CK:121:PRO:HD3	1.79	0.43
20:CT:71:THR:HG22	20:CT:72:LEU:N	2.34	0.43
23:DA:390:A:C5	34:DL:71:VAL:HG21	2.52	0.43
23:DA:405:U:H3'	23:DA:406:G:C5'	2.48	0.43
23:DA:510:C:OP1	23:DA:511:U:OP2	2.36	0.43
23:DA:777:A:O2'	23:DA:778:G:H5'	2.17	0.43
24:DB:73:A:H3'	24:DB:74:U:C6	2.54	0.43
25:DC:102:LYS:C	25:DC:103:ARG:HG2	2.37	0.43

Continued on next page...

Continued from previous page...

Atom-1	Atom-2	Interatomic distance (Å)	Clash overlap (Å)
26:DD:36:ARG:HD3	26:DD:85:ASN:HD21	1.84	0.43
27:DE:181:LEU:CD2	27:DE:186:ILE:HD11	2.47	0.43
32:DJ:149:PRO:O	32:DJ:150:ASP:HB2	2.19	0.43
33:DK:47:ILE:HD12	33:DK:47:ILE:HA	1.88	0.43
34:DL:8:PRO:C	34:DL:10:PRO:HD3	2.39	0.43
34:DL:65:ARG:HD2	34:DL:65:ARG:N	2.33	0.43
35:DM:61:GLY:O	44:DV:177:PRO:HA	2.19	0.43
37:DO:18:ILE:HA	37:DO:21:THR:OG1	2.18	0.43
40:DR:61:VAL:O	40:DR:61:VAL:HG23	2.19	0.43
45:DW:32:ARG:CA	45:DW:35:ASN:HD21	2.32	0.43
48:DZ:26:LEU:HD21	48:DZ:46:ASN:HB3	2.00	0.43
48:DZ:30:ARG:H	48:DZ:30:ARG:HG2	1.63	0.43
1:AA:315:A:H5''	1:AA:317:G:OP2	2.17	0.43
1:AA:687:A:H2'	1:AA:701:C:H41	1.82	0.43
1:AA:833:U:C2	1:AA:834:C:C5	3.07	0.43
1:AA:858:G:O6	1:AA:869:G:C8	2.72	0.43
1:AA:1029:G:N2	1:AA:103(A):A:N7	2.67	0.43
1:AA:1116:C:C3'	1:AA:1117:G:H5''	2.48	0.43
3:AC:36:ASP:HA	3:AC:39:ILE:HD12	2.00	0.43
4:AD:31:CYS:O	4:AD:32:ALA:HB3	2.18	0.43
4:AD:104:VAL:HG11	4:AD:146:ILE:HD12	2.00	0.43
4:AD:128:VAL:HA	4:AD:145:GLU:O	2.17	0.43
12:AL:54:VAL:HG12	12:AL:55:ALA:N	2.33	0.43
19:AS:49:ILE:HD12	19:AS:49:ILE:N	2.30	0.43
23:BA:251:A:H5''	34:BL:51:PHE:CE1	2.53	0.43
23:BA:532:A:N1	23:BA:2020:A:H1'	2.34	0.43
23:BA:719:C:H2'	23:BA:720:C:C6	2.53	0.43
23:BA:778:G:C5	23:BA:779:U:C4	3.07	0.43
23:BA:956:G:OP1	35:BM:86:GLY:N	2.48	0.43
23:BA:1693:U:H1'	25:BC:14:ARG:NH2	2.34	0.43
23:BA:1748:G:H2'	23:BA:1749:A:H8	1.84	0.43
23:BA:1826:G:H2'	23:BA:1827:C:C6	2.53	0.43
23:BA:2247:A:H2'	23:BA:2248:C:H6	1.83	0.43
25:BC:142:VAL:HG23	25:BC:192:THR:C	2.38	0.43
27:BE:50:SER:HA	27:BE:92:PRO:O	2.17	0.43
29:BG:20:ALA:HB1	29:BG:21:PRO:CD	2.47	0.43
29:BG:42:ARG:O	29:BG:52:VAL:HA	2.18	0.43
37:BO:17:ARG:HG2	37:BO:18:ILE:HD13	2.00	0.43
38:BP:35:LYS:HE3	38:BP:35:LYS:HB2	1.89	0.43
40:BR:20:LEU:HD12	40:BR:21:ARG:H	1.82	0.43
40:BR:27:ALA:HB3	40:BR:61:VAL:HG11	1.99	0.43

Continued on next page...

Continued from previous page...

Atom-1	Atom-2	Interatomic distance (Å)	Clash overlap (Å)
44:BV:8:TYR:HB2	44:BV:38:TYR:CE2	2.52	0.43
50:B2:33:CYS:HB2	50:B2:34:PRO:HD2	2.01	0.43
51:B3:11:LEU:HD13	51:B3:12:GLU:H	1.83	0.43
1:CA:102:G:H2'	1:CA:103:C:H6	1.83	0.43
1:CA:380:G:N2	1:CA:384:G:C5	2.87	0.43
1:CA:391:G:C6	1:CA:392:G:C5	3.07	0.43
1:CA:1058:G:H2'	1:CA:1059:C:C6	2.53	0.43
1:CA:1295:G:H21	1:CA:1302:U:H3	1.66	0.43
1:CA:1454:G:H2'	1:CA:1455:G:H8	1.81	0.43
5:CE:78:HIS:HD2	8:CH:104:ARG:HD2	1.82	0.43
5:CE:90:VAL:O	5:CE:120:THR:HA	2.17	0.43
9:CI:10:ARG:HD3	9:CI:11:LYS:N	2.33	0.43
16:CP:55:ARG:O	16:CP:58:TYR:HB3	2.19	0.43
20:CT:48:LYS:HD3	20:CT:51:GLU:OE2	2.18	0.43
22:CV:6166:U:H2'	22:CV:6167:G:O4'	2.18	0.43
23:DA:36:G:C5	23:DA:37:C:C5	3.06	0.43
23:DA:71:A:OP1	23:DA:72:U:H2'	2.18	0.43
23:DA:142:G:H1'	42:DT:37:THR:HG21	2.01	0.43
23:DA:454:A:H4'	23:DA:455:C:OP2	2.19	0.43
23:DA:685:A:H1'	23:DA:688:U:O4	2.18	0.43
23:DA:1416:G:HO2'	23:DA:1417:C:H5	1.61	0.43
23:DA:1563:G:H2'	23:DA:1564:C:H6	1.83	0.43
23:DA:1825:A:H2'	23:DA:1826:G:C8	2.54	0.43
23:DA:1826:G:C6	23:DA:1827:C:C4	3.06	0.43
23:DA:1851:U:H2'	23:DA:1852:C:H6	1.83	0.43
23:DA:2037:G:H2'	23:DA:2038:G:C8	2.53	0.43
23:DA:2061:G:H5''	23:DA:2503:A:C2	2.53	0.43
23:DA:2572:A:C8	26:DD:144:ARG:HB3	2.53	0.43
23:DA:2867:G:C5	38:DP:23:ARG:NH1	2.87	0.43
26:DD:86:PRO:HB2	26:DD:87:GLU:H	1.42	0.43
28:DF:16:ARG:HB3	28:DF:17:PRO:CD	2.49	0.43
29:DG:96:ALA:CB	29:DG:105:LEU:HB3	2.48	0.43
30:DH:72:LEU:HD12	30:DH:140:LEU:CD1	2.48	0.43
33:DK:99:PHE:CD1	33:DK:99:PHE:N	2.85	0.43
34:DL:48:PRO:O	34:DL:49:ARG:C	2.57	0.43
35:DM:134:ARG:O	35:DM:135:ASP:HB2	2.17	0.43
42:DT:21:PHE:CD2	42:DT:26:TYR:HD2	2.36	0.43
43:DU:4:LYS:H	43:DU:4:LYS:HD3	1.83	0.43
45:DW:27:GLU:HB2	45:DW:69:PHE:CD1	2.54	0.43
1:AA:1505:G:H5''	1:AA:1506:U:OP1	2.19	0.43
4:AD:117:ALA:O	4:AD:121:VAL:HG23	2.18	0.43

Continued on next page...

Continued from previous page...

Atom-1	Atom-2	Interatomic distance (Å)	Clash overlap (Å)
4:AD:188:LEU:N	4:AD:188:LEU:HD12	2.33	0.43
6:AF:46:ARG:HH12	18:AR:37:VAL:HG21	1.84	0.43
7:AG:133:GLY:O	7:AG:137:LYS:HG3	2.18	0.43
8:AH:24:THR:HG22	8:AH:25:ASP:N	2.34	0.43
12:AL:69:ILE:HA	12:AL:99:ILE:HG22	2.00	0.43
16:AP:20:VAL:HG22	16:AP:21:VAL:N	2.33	0.43
19:AS:27:GLU:HB3	19:AS:28:LYS:H	1.69	0.43
23:BA:1478:G:HO2'	23:BA:1558:A:H2	1.63	0.43
23:BA:2015:A:N3	50:B2:2:ALA:N	2.66	0.43
23:BA:2086:U:H2'	23:BA:2087:G:C8	2.54	0.43
23:BA:2286:A:C8	23:BA:2287:A:N6	2.87	0.43
34:BL:8:PRO:C	34:BL:10:PRO:HD3	2.39	0.43
36:BN:10:LEU:HD22	36:BN:17:ARG:HD3	2.00	0.43
38:BP:26:ASP:OD1	38:BP:26:ASP:O	2.36	0.43
40:BR:61:VAL:HG23	40:BR:61:VAL:O	2.18	0.43
43:BU:11:ASP:H	43:BU:27:VAL:CG2	2.32	0.43
46:BX:19:GLN:HG2	46:BX:41:ARG:CB	2.46	0.43
46:BX:75:GLU:OE1	46:BX:75:GLU:HA	2.19	0.43
49:B1:48:ILE:HD12	49:B1:48:ILE:N	2.34	0.43
1:CA:495:A:H4'	1:CA:496:A:OP1	2.19	0.43
1:CA:584:G:H2'	1:CA:585:G:C8	2.54	0.43
1:CA:596:C:H5'	1:CA:596:C:H6	1.84	0.43
1:CA:838:G:N2	1:CA:849:C:C2	2.87	0.43
1:CA:934:C:C5	1:CA:1344:C:H2'	2.54	0.43
1:CA:1098:C:C2	1:CA:1099:G:C8	3.06	0.43
1:CA:1272:G:H2'	1:CA:1273:G:H8	1.84	0.43
1:CA:1385:G:C2	1:CA:1386:G:C8	3.06	0.43
1:CA:1505:G:H5''	1:CA:1506:U:OP1	2.19	0.43
2:CB:91:PRO:CA	2:CB:154:LEU:HD11	2.42	0.43
3:CC:23:TYR:CD2	3:CC:24:ALA:N	2.87	0.43
4:CD:3:ARG:NH2	4:CD:118:ARG:HD3	2.30	0.43
9:CI:24:GLY:O	9:CI:26:VAL:HG23	2.18	0.43
12:CL:82:VAL:HG22	12:CL:83:LEU:H	1.83	0.43
13:CM:96:LEU:HB3	13:CM:97:PRO:HD2	2.01	0.43
23:DA:17:G:H2'	23:DA:18:C:C6	2.53	0.43
23:DA:39:C:H2'	23:DA:40:C:C6	2.53	0.43
23:DA:379:G:N2	46:DX:20:ARG:NH1	2.66	0.43
23:DA:426:C:C2	23:DA:427:U:C5	3.07	0.43
23:DA:744:G:OP1	26:DD:132:HIS:CB	2.67	0.43
23:DA:1464:C:H2'	23:DA:1465:G:C8	2.53	0.43
24:DB:45:A:H2'	24:DB:45:A:N3	2.34	0.43

Continued on next page...

Continued from previous page...

Atom-1	Atom-2	Interatomic distance (Å)	Clash overlap (Å)
24:DB:102:G:H1'	44:DV:73:GLN:HE22	1.83	0.43
25:DC:25:THR:HG23	25:DC:27:THR:HG22	2.00	0.43
25:DC:146:GLU:OE2	25:DC:150:LYS:N	2.51	0.43
34:DL:47:ASP:HB3	34:DL:48:PRO:CA	2.49	0.43
36:DN:11:ASN:O	36:DN:12:ARG:HB2	2.18	0.43
43:DU:75:ILE:HG13	43:DU:80:GLY:H	1.83	0.43
47:DY:9:GLN:O	47:DY:12:GLU:HB3	2.18	0.43
1:AA:697:U:H2'	1:AA:698:G:H5'	2.01	0.43
3:AC:23:TYR:CD2	3:AC:24:ALA:N	2.86	0.43
4:AD:137:SER:O	4:AD:138:TYR:O	2.37	0.43
9:AI:18:PHE:HB2	9:AI:62:TYR:HD2	1.83	0.43
10:AJ:48:THR:HG22	10:AJ:62:HIS:ND1	2.34	0.43
12:AL:51:LEU:HD12	12:AL:51:LEU:N	2.34	0.43
12:AL:74:HIS:CD2	12:AL:76:LEU:HB2	2.54	0.43
23:BA:379:G:N2	46:BX:20:ARG:NH1	2.66	0.43
23:BA:519:U:H2'	23:BA:520:G:H8	1.82	0.43
23:BA:644:A:C2	23:BA:646:A:C4	3.07	0.43
23:BA:1464:C:H2'	23:BA:1465:G:C8	2.54	0.43
23:BA:2748:A:C2	23:BA:2757:A:C4	3.06	0.43
23:BA:2839:G:C5	23:BA:2840:C:C4	3.07	0.43
23:BA:2850:A:H5''	23:BA:2868:A:H2	1.83	0.43
25:BC:25:THR:HG23	25:BC:27:THR:HG22	2.01	0.43
27:BE:70:THR:HG23	27:BE:72:ARG:H	1.83	0.43
34:BL:86:LYS:HG3	34:BL:87:ASP:N	2.34	0.43
35:BM:104:PHE:HE1	35:BM:125:LEU:HD11	1.83	0.43
37:BO:38:GLN:HB3	37:BO:47:THR:HG23	1.99	0.43
44:BV:40:ASP:OD1	44:BV:42:VAL:HG12	2.19	0.43
48:BZ:16:PRO:HB2	48:BZ:18:ASP:OD1	2.18	0.43
53:B5:21:LYS:HA	53:B5:54:GLU:OE2	2.18	0.43
1:CA:484:G:C8	1:CA:486:U:C2	3.06	0.43
1:CA:683:G:C6	1:CA:684:A:C5	3.06	0.43
1:CA:1130:A:H61	1:CA:1144:G:H21	1.67	0.43
1:CA:1190:G:OP2	3:CC:5:ILE:HG23	2.18	0.43
1:CA:1411:C:O2'	1:CA:1412:C:H5'	2.18	0.43
5:CE:25:ARG:N	5:CE:25:ARG:HD2	2.32	0.43
8:CH:100:ILE:HA	8:CH:101:PRO:HD3	1.80	0.43
9:CI:17:VAL:HG21	9:CI:80:GLY:HA3	2.01	0.43
10:CJ:32:ALA:HB2	10:CJ:76:ASN:HB2	2.01	0.43
16:CP:43:LYS:HA	16:CP:48:TRP:HB3	2.00	0.43
23:DA:616:A:H4'	23:DA:617:G:OP1	2.18	0.43
23:DA:1567:A:C8	25:DC:84:TYR:CE2	3.07	0.43

Continued on next page...

Continued from previous page...

Atom-1	Atom-2	Interatomic distance (Å)	Clash overlap (Å)
23:DA:1579:A:H2'	23:DA:1580:A:C8	2.54	0.43
23:DA:1620:G:O2'	52:D4:2:LYS:HG2	2.18	0.43
23:DA:2025:C:C2	23:DA:2026:C:C5	3.07	0.43
23:DA:2389:G:H5''	23:DA:2390:U:H5'	2.01	0.43
23:DA:2450:A:O2'	23:DA:2451:A:H5'	2.18	0.43
23:DA:2590:A:H2'	23:DA:2591:C:C6	2.54	0.43
23:DA:2678:C:H2'	23:DA:2679:A:H8	1.83	0.43
25:DC:72:LYS:HE3	25:DC:101:GLU:HB3	2.00	0.43
26:DD:170:LEU:HB3	26:DD:184:VAL:HG12	1.99	0.43
28:DF:128:ARG:HG2	28:DF:129:GLY:H	1.84	0.43
30:DH:92:VAL:HG22	30:DH:92:VAL:O	2.19	0.43
32:DJ:38:LEU:HD13	32:DJ:39:ILE:N	2.33	0.43
35:DM:24:GLY:HA2	35:DM:101:ARG:CA	2.47	0.43
35:DM:130:LYS:HG2	35:DM:131:ILE:N	2.33	0.43
36:DN:55:ALA:HA	36:DN:80:PHE:CE1	2.53	0.43
38:DP:19:LEU:HA	38:DP:20:PRO:HD3	1.74	0.43
38:DP:56:GLY:O	38:DP:59:THR:HG22	2.18	0.43
39:DQ:112:ARG:NH2	40:DR:46:VAL:HG21	2.34	0.43
44:DV:70:LEU:N	44:DV:70:LEU:HD23	2.34	0.43
44:DV:150:LEU:HD23	44:DV:151:HIS:N	2.33	0.43
49:D1:48:ILE:HD12	49:D1:48:ILE:N	2.33	0.43
1:AA:290:C:O5'	1:AA:290:C:H6	2.02	0.43
1:AA:1004:A:H8	1:AA:1026:G:N7	2.17	0.43
1:AA:1148:U:H4'	9:AI:14:VAL:HG11	2.01	0.43
1:AA:1385:G:C2	1:AA:1386:G:C8	3.07	0.43
4:AD:57:ARG:HB3	4:AD:206:PHE:HB2	2.00	0.43
7:AG:150:ALA:HA	11:AK:59:TYR:HD2	1.84	0.43
8:AH:85:ARG:HH12	8:AH:134:ILE:HG23	1.84	0.43
12:AL:82:VAL:HG23	12:AL:106:ALA:CB	2.44	0.43
15:AO:65:ARG:O	15:AO:68:ARG:HB2	2.18	0.43
19:AS:51:VAL:HG12	19:AS:52:TYR:O	2.19	0.43
23:BA:322:A:O4'	23:BA:340:A:H1'	2.19	0.43
23:BA:644:A:O2'	23:BA:645:C:H5''	2.18	0.43
23:BA:708:C:O5'	23:BA:708:C:H6	2.01	0.43
23:BA:843:G:H5''	23:BA:843:G:C8	2.54	0.43
23:BA:1239:G:O2'	23:BA:1240:U:H5'	2.18	0.43
25:BC:235:GLY:C	25:BC:237:GLU:H	2.22	0.43
26:BD:78:LEU:C	26:BD:79:ARG:HD2	2.38	0.43
29:BG:78:GLY:HA2	29:BG:83:TYR:CE1	2.54	0.43
29:BG:86:GLU:CD	29:BG:86:GLU:H	2.22	0.43
30:BH:72:LEU:HD12	30:BH:140:LEU:CD1	2.48	0.43

Continued on next page...

Continued from previous page...

Atom-1	Atom-2	Interatomic distance (Å)	Clash overlap (Å)
32:BJ:160:LYS:HD2	32:BJ:161:LEU:H	1.83	0.43
36:BN:8:ARG:CZ	36:BN:43:GLU:HG3	2.49	0.43
37:BO:31:SER:HB3	37:BO:34:HIS:H	1.84	0.43
44:BV:118:GLN:HG3	44:BV:175:VAL:HG13	2.00	0.43
51:B3:44:ARG:HB3	51:B3:45:LYS:H	1.67	0.43
1:CA:424:G:O5'	1:CA:424:G:H8	2.01	0.43
1:CA:586:C:O2'	1:CA:878:G:H4'	2.19	0.43
1:CA:774:G:H2'	1:CA:775:G:H5'	2.00	0.43
1:CA:932:C:H2'	1:CA:933:G:H8	1.83	0.43
1:CA:1145:C:H4'	1:CA:1146:A:H8	1.84	0.43
1:CA:1342:C:O2'	1:CA:1343:G:H5'	2.18	0.43
1:CA:1464:G:O2'	1:CA:1465:C:H5'	2.18	0.43
2:CB:71:VAL:HG12	2:CB:93:VAL:HB	2.01	0.43
4:CD:79:PHE:CD1	4:CD:207:TYR:HD1	2.37	0.43
5:CE:92:LYS:O	5:CE:118:ILE:HD12	2.18	0.43
7:CG:65:ALA:O	7:CG:69:VAL:HG23	2.18	0.43
15:CO:36:ILE:HD12	15:CO:63:ARG:NH1	2.34	0.43
23:DA:214:G:O2'	23:DA:215:G:O4'	2.33	0.43
23:DA:1796:U:H2'	23:DA:1797:C:C6	2.53	0.43
23:DA:2026:C:C2	23:DA:2027:G:C8	3.07	0.43
23:DA:2050:C:H2'	23:DA:2051:A:C8	2.54	0.43
23:DA:2509:G:C5	23:DA:2510:C:C5	3.06	0.43
28:DF:8:LYS:O	28:DF:12:TYR:HD1	2.02	0.43
34:DL:50:ARG:HB2	53:D5:60:LEU:CD1	2.35	0.43
34:DL:50:ARG:HB3	53:D5:60:LEU:HD21	2.00	0.43
37:DO:93:LYS:HA	37:DO:93:LYS:HE3	2.01	0.43
39:DQ:25:TRP:O	39:DQ:28:ARG:HB3	2.19	0.43
44:DV:71:VAL:HA	44:DV:87:ASP:O	2.19	0.43
45:DW:43:THR:HG22	45:DW:43:THR:O	2.19	0.43
1:AA:66:G:H4'	1:AA:173:U:C5	2.53	0.43
1:AA:265:G:H5'	17:AQ:64:PRO:O	2.19	0.43
1:AA:484:G:C8	1:AA:486:U:C2	3.07	0.43
1:AA:932:C:H2'	1:AA:933:G:H8	1.84	0.43
4:AD:104:VAL:O	4:AD:108:LEU:HB2	2.19	0.43
7:AG:87:VAL:HG11	7:AG:154:TYR:O	2.19	0.43
9:AI:17:VAL:HG21	9:AI:80:GLY:HA3	2.00	0.43
12:AL:123:LYS:HA	12:AL:124:PRO:HD3	1.89	0.43
15:AO:7:GLU:HA	15:AO:10:LYS:HB3	2.01	0.43
23:BA:433:C:O2'	23:BA:434:U:H5'	2.19	0.43
23:BA:2330:G:O2'	45:BW:41:ARG:HB2	2.17	0.43
23:BA:2562:U:H1'	33:BK:23:ARG:HH12	1.81	0.43

Continued on next page...

Continued from previous page...

Atom-1	Atom-2	Interatomic distance (Å)	Clash overlap (Å)
23:BA:2768:C:C4	23:BA:2769:C:C5	3.07	0.43
23:BA:2891:G:H8	23:BA:2891:G:O5'	2.01	0.43
25:BC:35:LYS:HZ1	25:BC:104:TYR:H	1.66	0.43
25:BC:140:THR:O	25:BC:165:ILE:HD12	2.18	0.43
28:BF:84:LYS:HG3	28:BF:85:GLY:H	1.84	0.43
34:BL:57:THR:CG2	34:BL:59:LEU:HB2	2.48	0.43
34:BL:114:ILE:CD1	34:BL:130:PHE:CD1	2.92	0.43
36:BN:104:ARG:HB2	36:BN:104:ARG:HH11	1.84	0.43
39:BQ:79:PHE:HE2	39:BQ:106:PHE:CZ	2.36	0.43
43:BU:13:VAL:CG1	43:BU:72:VAL:HB	2.48	0.43
44:BV:38:TYR:CD1	44:BV:38:TYR:O	2.72	0.43
44:BV:71:VAL:HA	44:BV:87:ASP:O	2.18	0.43
1:CA:781:A:H4'	1:CA:1522:U:O2'	2.18	0.43
1:CA:782:A:O3'	1:CA:1515:C:H4'	2.19	0.43
1:CA:1057:G:H2'	1:CA:1058:G:O4'	2.19	0.43
3:CC:8:ILE:HD12	3:CC:16:ARG:HH21	1.83	0.43
3:CC:148:GLY:HA3	3:CC:203:PHE:HB3	2.00	0.43
4:CD:172:PRO:HD2	4:CD:173:TRP:CE3	2.53	0.43
7:CG:60:LYS:HD2	7:CG:60:LYS:HA	1.91	0.43
7:CG:155:ARG:O	7:CG:156:TRP:CD1	2.72	0.43
18:CR:84:LYS:HA	18:CR:84:LYS:HZ2	1.82	0.43
23:DA:330:A:O2'	23:DA:331:A:C8	2.72	0.43
23:DA:448:U:H1'	27:DE:84:VAL:HG21	2.01	0.43
23:DA:587:C:C6	23:DA:671:C:H1'	2.54	0.43
23:DA:795:C:O2'	23:DA:796:C:H5'	2.18	0.43
23:DA:1028:A:N3	23:DA:2486:G:O2'	2.38	0.43
23:DA:1536:A:H8	23:DA:1536:A:O5'	2.02	0.43
23:DA:1678:G:H22	23:DA:1989:G:H22	1.64	0.43
23:DA:2086:U:H2'	23:DA:2087:G:C8	2.54	0.43
23:DA:2563:U:O2	23:DA:2565:A:C8	2.71	0.43
23:DA:2585:U:H4'	23:DA:2586:C:OP1	2.17	0.43
23:DA:2683:C:OP1	38:DP:53:ARG:NH2	2.51	0.43
25:DC:35:LYS:HB3	25:DC:36:PRO:HD3	2.00	0.43
25:DC:222:ARG:HE	25:DC:222:ARG:HB2	1.70	0.43
26:DD:93:VAL:HG21	26:DD:177:PRO:HA	1.99	0.43
28:DF:55:LYS:HD2	28:DF:58:GLN:NE2	2.21	0.43
34:DL:105:LEU:H	34:DL:105:LEU:HD12	1.83	0.43
36:DN:4:LEU:C	36:DN:6:SER:N	2.72	0.43
39:DQ:79:PHE:HE1	39:DQ:83:LEU:CD2	2.31	0.43
49:D1:64:LYS:HA	49:D1:64:LYS:HE3	2.00	0.43
53:D5:21:LYS:HA	53:D5:54:GLU:OE2	2.19	0.43

Continued on next page...

Continued from previous page...

Atom-1	Atom-2	Interatomic distance (Å)	Clash overlap (Å)
1:AA:757:U:H5''	1:AA:822:C:O2	2.19	0.43
1:AA:809:G:C6	1:AA:810:C:C5	3.07	0.43
1:AA:1206:G:H2'	1:AA:1207:G:O4'	2.19	0.43
4:AD:118:ARG:O	4:AD:122:ARG:HB2	2.18	0.43
17:AQ:38:ARG:HD2	17:AQ:38:ARG:N	2.33	0.43
22:AV:6164:A:H2'	22:AV:6165:G:C8	2.54	0.43
23:BA:102:G:H5''	23:BA:102:G:C8	2.54	0.43
23:BA:302:C:O2'	23:BA:303:U:H5'	2.19	0.43
23:BA:643:A:C2	23:BA:644:A:C4	3.07	0.43
23:BA:855:G:H2'	23:BA:856:C:H6	1.84	0.43
23:BA:907:U:O2'	35:BM:101:ARG:NH2	2.46	0.43
23:BA:1191:G:OP1	34:BL:35:HIS:CD2	2.72	0.43
23:BA:1232:G:H2'	23:BA:1233:C:H6	1.84	0.43
23:BA:1335:U:H2'	23:BA:1336:A:C8	2.54	0.43
23:BA:1961:C:O2'	23:BA:1962:C:H5'	2.18	0.43
23:BA:2777:G:H4'	23:BA:2778:A:H5'	2.01	0.43
24:BB:65:C:O2'	24:BB:66:A:H5'	2.18	0.43
28:BF:5:LEU:O	28:BF:8:LYS:HB3	2.19	0.43
42:BT:93:GLU:O	42:BT:94:GLY:C	2.56	0.43
45:BW:43:THR:HG22	45:BW:43:THR:O	2.19	0.43
47:BY:15:LYS:HE2	47:BY:15:LYS:HA	2.01	0.43
48:BZ:26:LEU:HB2	48:BZ:28:LEU:CD1	2.48	0.43
1:CA:337:C:H2'	1:CA:338:A:H8	1.83	0.43
1:CA:967:C:H4'	9:CI:125:TYR:OH	2.19	0.43
1:CA:1129:C:H1'	1:CA:1130:A:OP2	2.18	0.43
1:CA:1281:U:H5'	1:CA:1282:C:H5	1.83	0.43
2:CB:115:LEU:HD12	2:CB:118:LEU:HD12	1.99	0.43
4:CD:188:LEU:HD12	4:CD:188:LEU:N	2.33	0.43
16:CP:50:LYS:HD3	16:CP:51:VAL:N	2.34	0.43
23:DA:533:G:N3	39:DQ:45:TYR:CE1	2.87	0.43
23:DA:848:G:N9	23:DA:933:A:H8	2.17	0.43
23:DA:944:G:H5''	23:DA:945:A:C5'	2.49	0.43
23:DA:1576:U:C2	23:DA:1577:C:C5	3.07	0.43
23:DA:1996:C:H5	33:DK:32:TYR:OH	2.02	0.43
23:DA:2591:C:H2'	23:DA:2592:G:C8	2.54	0.43
24:DB:106:G:O2'	24:DB:107:U:H5'	2.19	0.43
25:DC:140:THR:O	25:DC:165:ILE:HD12	2.19	0.43
27:DE:117:ARG:HD2	27:DE:190:GLU:O	2.18	0.43
28:DF:161:THR:HG21	28:DF:172:LEU:HD23	2.01	0.43
29:DG:86:GLU:CD	29:DG:86:GLU:H	2.22	0.43
32:DJ:85:VAL:HG22	32:DJ:89:LYS:HG3	2.01	0.43

Continued on next page...

Continued from previous page...

Atom-1	Atom-2	Interatomic distance (Å)	Clash overlap (Å)
33:DK:86:ILE:HD12	33:DK:86:ILE:N	2.31	0.43
34:DL:101:VAL:HG23	34:DL:108:LYS:H	1.84	0.43
36:DN:2:ARG:HB3	36:DN:3:HIS:CE1	2.54	0.43
40:DR:72:VAL:CG2	40:DR:85:LYS:HB3	2.48	0.43
41:DS:70:TYR:H	41:DS:70:TYR:HD2	1.66	0.43
44:DV:51:ALA:HB1	44:DV:57:ILE:HD11	2.01	0.43
44:DV:128:VAL:CG2	44:DV:132:ASN:HB2	2.49	0.43
51:D3:30:THR:CG2	51:D3:31:PRO:HD2	2.48	0.43
1:AA:386:C:H2'	1:AA:387:U:H5''	2.00	0.42
1:AA:1117:G:N2	1:AA:1180:A:H1'	2.33	0.42
2:AB:11:LEU:HD12	2:AB:217:ARG:NH2	2.34	0.42
8:AH:36:LEU:HD23	8:AH:39:LEU:HD23	2.00	0.42
8:AH:38:ILE:HD12	8:AH:118:VAL:HG12	2.00	0.42
13:AM:96:LEU:HB3	13:AM:97:PRO:HD2	2.00	0.42
15:AO:50:HIS:O	15:AO:53:HIS:HB3	2.19	0.42
19:AS:29:ARG:HB2	19:AS:48:THR:N	2.33	0.42
23:BA:26:G:C6	23:BA:27:G:N1	2.88	0.42
23:BA:116:C:O2'	23:BA:117:G:H5'	2.19	0.42
23:BA:460:A:C6	23:BA:470:A:C8	3.07	0.42
23:BA:477:A:H2'	23:BA:478:A:C8	2.54	0.42
23:BA:661:C:H2'	23:BA:662:G:H8	1.83	0.42
23:BA:993:G:H1'	40:BR:89:GLN:OE1	2.19	0.42
23:BA:1405:U:H2'	23:BA:1406:U:H6	1.79	0.42
23:BA:1576:U:C2	23:BA:1577:C:C5	3.07	0.42
23:BA:2389:G:H5''	23:BA:2390:U:H5'	2.00	0.42
23:BA:2846:G:H2'	23:BA:2847:U:C6	2.53	0.42
25:BC:27:THR:O	25:BC:27:THR:CG2	2.62	0.42
25:BC:32:SER:O	25:BC:33:LEU:O	2.36	0.42
25:BC:132:PRO:HA	25:BC:190:TYR:HA	2.01	0.42
26:BD:36:ARG:HD3	26:BD:85:ASN:HD21	1.84	0.42
26:BD:111:ARG:HD2	26:BD:160:TYR:HE1	1.84	0.42
26:BD:197:ILE:HD11	26:BD:199:ARG:HE	1.84	0.42
27:BE:63:LYS:HZ1	27:BE:67:GLN:NE2	2.17	0.42
28:BF:161:THR:HG21	28:BF:172:LEU:HD23	2.01	0.42
34:BL:80:TYR:CE1	34:BL:111:ARG:HG2	2.53	0.42
35:BM:24:GLY:HA2	35:BM:100:GLY:C	2.39	0.42
39:BQ:59:ARG:O	39:BQ:63:VAL:HG23	2.19	0.42
43:BU:17:SER:HB2	43:BU:71:LYS:HD2	2.01	0.42
44:BV:48:PHE:CE2	44:BV:71:VAL:HG21	2.54	0.42
50:B2:44:THR:HG22	50:B2:45:VAL:N	2.34	0.42
53:B5:29:LYS:HG2	53:B5:29:LYS:O	2.19	0.42

Continued on next page...

Continued from previous page...

Atom-1	Atom-2	Interatomic distance (Å)	Clash overlap (Å)
53:B5:32:LEU:HD23	53:B5:33:ASN:H	1.83	0.42
1:CA:375:U:H4'	16:CP:17:TYR:CE2	2.54	0.42
4:CD:156:GLU:O	4:CD:160:GLN:HG3	2.19	0.42
5:CE:41:VAL:HG11	5:CE:113:ALA:HA	2.01	0.42
8:CH:89:PRO:HA	8:CH:92:ARG:NH1	2.34	0.42
22:CV:6167:G:H2'	22:CV:6168:G:C8	2.53	0.42
23:DA:775:G:C2	23:DA:777:A:N6	2.86	0.42
23:DA:783:A:C8	23:DA:783:A:C3'	3.00	0.42
23:DA:2243:U:H2'	23:DA:2244:U:H6	1.84	0.42
23:DA:2286:A:C8	23:DA:2287:A:N6	2.87	0.42
23:DA:2723:C:O5'	23:DA:2723:C:H6	2.02	0.42
25:DC:33:LEU:HD23	25:DC:33:LEU:N	2.25	0.42
25:DC:226:MET:HB3	25:DC:230:ASP:HB2	2.00	0.42
29:DG:107:VAL:HG23	29:DG:109:PHE:CE1	2.54	0.42
30:DH:114:LEU:HA	30:DH:130:TYR:CD1	2.54	0.42
32:DJ:27:TYR:O	32:DJ:29:PRO:HD3	2.19	0.42
32:DJ:160:LYS:HD2	32:DJ:161:LEU:H	1.83	0.42
41:DS:10:VAL:HG21	41:DS:103:ILE:HD13	2.01	0.42
42:DT:93:GLU:O	42:DT:94:GLY:C	2.57	0.42
46:DX:11:ARG:NH1	46:DX:61:ARG:H	2.17	0.42
50:D2:33:CYS:HB2	50:D2:34:PRO:HD2	2.01	0.42
1:AA:37:U:OP1	12:AL:122:LYS:HG3	2.19	0.42
1:AA:152:A:N6	1:AA:170:U:C2	2.87	0.42
1:AA:156:G:C2	1:AA:166:G:C2	3.07	0.42
1:AA:246:A:C2	1:AA:282:A:C5	3.07	0.42
1:AA:833:U:H2'	1:AA:834:C:H6	1.84	0.42
1:AA:1098:C:C2	1:AA:1099:G:C8	3.07	0.42
1:AA:1342:C:O2'	1:AA:1343:G:H5'	2.18	0.42
2:AB:112:VAL:O	2:AB:115:LEU:HB3	2.18	0.42
6:AF:75:LEU:HD23	6:AF:75:LEU:C	2.39	0.42
10:AJ:6:ILE:HB	10:AJ:98:ILE:HG12	2.01	0.42
16:AP:50:LYS:HD3	16:AP:51:VAL:N	2.34	0.42
23:BA:284:U:H2'	23:BA:285:C:C6	2.54	0.42
23:BA:616:A:H4'	23:BA:617:G:OP1	2.19	0.42
23:BA:848:G:N9	23:BA:933:A:H8	2.16	0.42
23:BA:1310:G:C3'	23:BA:1311:G:H5''	2.49	0.42
23:BA:1546:A:H2'	23:BA:154(B):C:O4'	2.19	0.42
23:BA:1612:C:O3'	52:B4:5:TRP:HD1	2.02	0.42
23:BA:1688:U:O2	23:BA:1700:A:H8	2.02	0.42
23:BA:2343:C:O2'	23:BA:2344:U:H5'	2.19	0.42
23:BA:2394:C:H2'	23:BA:2395:C:H6	1.84	0.42

Continued on next page...

Continued from previous page...

Atom-1	Atom-2	Interatomic distance (Å)	Clash overlap (Å)
23:BA:2527:C:O5'	23:BA:2527:C:H6	2.01	0.42
23:BA:2626:C:H2'	23:BA:2627:G:O4'	2.19	0.42
23:BA:2712:U:O2'	23:BA:2713:A:H5'	2.19	0.42
23:BA:2846:G:H2'	23:BA:2847:U:H6	1.84	0.42
23:BA:2852:G:H2'	23:BA:2853:C:C6	2.54	0.42
24:BB:73:A:C4	24:BB:104:A:C2	3.07	0.42
28:BF:8:LYS:O	28:BF:12:TYR:HD1	2.02	0.42
28:BF:129:GLY:HA3	28:BF:163:ALA:HB3	2.01	0.42
29:BG:122:THR:O	29:BG:134:SER:HB2	2.19	0.42
30:BH:66:GLU:O	30:BH:70:GLU:HG2	2.20	0.42
32:BJ:93:LYS:HB3	32:BJ:110:LEU:HB2	2.01	0.42
37:BO:49:VAL:HG13	37:BO:76:LYS:HB2	2.01	0.42
38:BP:64:ARG:HA	38:BP:72:VAL:O	2.19	0.42
38:BP:98:LYS:HB3	38:BP:100:TYR:HE1	1.82	0.42
39:BQ:60:LEU:HD23	39:BQ:60:LEU:O	2.19	0.42
39:BQ:90:VAL:O	39:BQ:92:ARG:N	2.52	0.42
42:BT:35:THR:HB	42:BT:38:GLU:H	1.84	0.42
46:BX:45:ASN:HD21	46:BX:47:GLN:NE2	2.17	0.42
53:B5:14:VAL:HG22	53:B5:24:ALA:HB2	2.01	0.42
1:CA:66:G:H4'	1:CA:173:U:C5	2.54	0.42
1:CA:1179:A:H2'	1:CA:1180:A:O4'	2.18	0.42
5:CE:92:LYS:HB3	5:CE:119:LEU:HB2	2.01	0.42
11:CK:91:ARG:HD3	18:CR:88:LYS:HE2	2.00	0.42
17:CQ:7:THR:HG22	17:CQ:58:GLU:HG2	2.00	0.42
22:CV:6164:A:H2'	22:CV:6165:G:C8	2.54	0.42
23:DA:66:C:H2'	23:DA:67:U:H6	1.84	0.42
23:DA:141(A):A:C8	23:DA:1408:C:H1'	2.54	0.42
23:DA:142:G:H1'	42:DT:37:THR:CG2	2.49	0.42
23:DA:195:A:H4'	23:DA:251:A:O2'	2.20	0.42
23:DA:500:G:N2	23:DA:502:A:H2'	2.34	0.42
23:DA:735:A:H3'	23:DA:736:C:C6	2.53	0.42
23:DA:811:U:H3'	34:DL:25:SER:O	2.19	0.42
23:DA:816:C:H2'	23:DA:817:C:H6	1.84	0.42
23:DA:993:G:H1'	40:DR:89:GLN:OE1	2.19	0.42
23:DA:1526:G:H2'	23:DA:1527:G:C8	2.54	0.42
23:DA:1581:G:H2'	23:DA:1582:C:O4'	2.19	0.42
23:DA:1599:C:H2'	23:DA:1600:C:H6	1.84	0.42
23:DA:1683:C:H2'	23:DA:1684:C:C6	2.54	0.42
25:DC:31:LYS:HG3	25:DC:33:LEU:HG	2.01	0.42
25:DC:33:LEU:HB2	25:DC:34:VAL:H	1.64	0.42
25:DC:202:LYS:HG3	25:DC:203:ASN:OD1	2.19	0.42

Continued on next page...

Continued from previous page...

Atom-1	Atom-2	Interatomic distance (Å)	Clash overlap (Å)
26:DD:110:GLY:HA2	26:DD:162:ALA:HB2	2.02	0.42
27:DE:139:PHE:HB2	27:DE:166:ALA:CB	2.48	0.42
34:DL:6:LEU:H	34:DL:6:LEU:CD2	2.26	0.42
34:DL:57:THR:C	34:DL:59:LEU:H	2.21	0.42
36:DN:10:LEU:HD22	36:DN:17:ARG:HD3	2.01	0.42
37:DO:100:ALA:HA	37:DO:103:GLU:HB3	2.00	0.42
41:DS:84:ARG:HB2	41:DS:96:ILE:CG2	2.49	0.42
46:DX:45:ASN:HD21	46:DX:47:GLN:HE21	1.67	0.42
1:AA:625:G:H2'	1:AA:626:U:C6	2.54	0.42
1:AA:1130:A:H61	1:AA:1144:G:H21	1.67	0.42
1:AA:1191:A:H5''	3:AC:4:LYS:HZ3	1.85	0.42
1:AA:1207:G:H2'	1:AA:1208:C:H6	1.83	0.42
4:AD:51:PRO:HB3	4:AD:55:ALA:CB	2.49	0.42
6:AF:9:VAL:HG13	6:AF:59:TYR:O	2.19	0.42
7:AG:95:ARG:O	7:AG:99:LEU:HG	2.19	0.42
8:AH:84:ARG:O	8:AH:135:CYS:HB2	2.20	0.42
11:AK:41:THR:HG21	11:AK:71:LYS:HB2	2.01	0.42
11:AK:91:ARG:HD3	18:AR:88:LYS:HE2	2.01	0.42
15:AO:8:LYS:O	15:AO:12:ILE:HG13	2.20	0.42
23:BA:94:G:N3	47:BY:47:ASN:ND2	2.66	0.42
23:BA:286:C:H2'	23:BA:287:C:H6	1.83	0.42
23:BA:471:A:H8	23:BA:471:A:O5'	2.02	0.42
23:BA:628:G:C6	23:BA:636:G:C2	3.07	0.42
23:BA:840:C:H2'	23:BA:841:A:C8	2.54	0.42
23:BA:910:A:C6	23:BA:911:A:C6	3.08	0.42
23:BA:1414:G:C4	23:BA:1415:U:C5	3.07	0.42
23:BA:1536:A:O5'	23:BA:1536:A:H8	2.02	0.42
23:BA:1683:C:H2'	23:BA:1684:C:C6	2.55	0.42
23:BA:1790:C:H5''	23:BA:1791:A:P	2.59	0.42
23:BA:2272:U:H5''	23:BA:2273:A:OP1	2.19	0.42
23:BA:2364:C:H1'	45:BW:36:ILE:HD11	2.01	0.42
23:BA:2563:U:H4'	33:BK:28:SER:HA	2.00	0.42
26:BD:171:GLU:O	26:BD:171:GLU:HG3	2.19	0.42
27:BE:63:LYS:NZ	27:BE:67:GLN:NE2	2.67	0.42
28:BF:13:GLU:O	28:BF:14:GLU:HB2	2.19	0.42
32:BJ:85:VAL:HG22	32:BJ:89:LYS:HG3	2.00	0.42
33:BK:71:ARG:HH12	38:BP:74:ARG:NH2	2.11	0.42
35:BM:141:GLN:NE2	44:BV:72:ARG:HG2	2.35	0.42
36:BN:55:ALA:HA	36:BN:80:PHE:CE1	2.54	0.42
38:BP:56:GLY:O	38:BP:59:THR:HG22	2.20	0.42
39:BQ:92:ARG:HH21	40:BR:11:GLN:H	1.67	0.42

Continued on next page...

Continued from previous page...

Atom-1	Atom-2	Interatomic distance (Å)	Clash overlap (Å)
44:BV:102:LEU:HD21	44:BV:124:ILE:HD11	2.02	0.42
44:BV:128:VAL:CG2	44:BV:132:ASN:HB2	2.49	0.42
1:CA:152:A:N6	1:CA:170:U:C2	2.87	0.42
1:CA:338:A:C6	1:CA:339:C:N4	2.87	0.42
1:CA:668:G:H4'	15:CO:48:LYS:HB2	2.02	0.42
1:CA:757:U:H5''	1:CA:822:C:O2	2.19	0.42
1:CA:927:G:N1	1:CA:1391:U:C2	2.87	0.42
1:CA:1528:U:H5''	1:CA:1528:U:C6	2.49	0.42
1:CA:1528:U:O2'	1:CA:1530:G:H5'	2.19	0.42
2:CB:80:ILE:HD12	2:CB:211:ILE:HB	2.00	0.42
4:CD:122:ARG:O	4:CD:134:ASP:HB2	2.19	0.42
4:CD:137:SER:O	4:CD:138:TYR:O	2.37	0.42
8:CH:36:LEU:HD23	8:CH:39:LEU:HD23	2.00	0.42
9:CI:14:VAL:HG12	9:CI:15:ALA:N	2.34	0.42
15:CO:33:THR:HA	15:CO:63:ARG:HH12	1.83	0.42
20:CT:50:GLU:HG3	20:CT:51:GLU:N	2.33	0.42
23:DA:571:A:C8	23:DA:2030:A:N6	2.87	0.42
23:DA:598:G:H5'	34:DL:15:ARG:CG	2.50	0.42
23:DA:755:C:H2'	23:DA:756:C:C6	2.54	0.42
23:DA:909:A:C4	23:DA:912:C:C5	3.07	0.42
23:DA:1344:G:H5'	23:DA:1384:A:C6	2.55	0.42
23:DA:1831:G:C5	23:DA:1832:C:C5	3.07	0.42
23:DA:2037:G:C6	23:DA:2038:G:C6	3.06	0.42
23:DA:2287:A:C2	23:DA:2289:G:C8	3.07	0.42
23:DA:2891:G:H8	23:DA:2891:G:O5'	2.02	0.42
24:DB:16:G:C6	24:DB:69:G:C2	3.07	0.42
26:DD:91:VAL:CB	26:DD:95:ILE:HD11	2.42	0.42
32:DJ:40:ASP:OD1	32:DJ:42:GLU:HG2	2.20	0.42
33:DK:7:TYR:CE1	33:DK:20:MET:HB2	2.54	0.42
35:DM:141:GLN:OXT	44:DV:98:MET:HE3	2.19	0.42
36:DN:104:ARG:HB2	36:DN:104:ARG:HH11	1.85	0.42
40:DR:40:LEU:H	40:DR:47:VAL:CG2	2.33	0.42
42:DT:70:LEU:HD23	42:DT:70:LEU:C	2.39	0.42
47:DY:15:LYS:HE2	47:DY:15:LYS:HA	2.00	0.42
53:D5:53:PRO:C	53:D5:57:ARG:NH2	2.73	0.42
1:AA:1020:U:H2'	1:AA:1021:G:H8	1.85	0.42
1:AA:1129:C:H1'	1:AA:1130:A:OP2	2.18	0.42
1:AA:1145:C:H4'	1:AA:1146:A:H8	1.85	0.42
1:AA:1149:C:H6	1:AA:1149:C:O5'	2.02	0.42
1:AA:1323:G:H2'	1:AA:1324:A:C8	2.55	0.42
2:AB:32:ILE:HD12	2:AB:32:ILE:HA	1.89	0.42

Continued on next page...

Continued from previous page...

Atom-1	Atom-2	Interatomic distance (Å)	Clash overlap (Å)
3:AC:110:ASN:O	3:AC:141:VAL:HG22	2.19	0.42
5:AE:76:ILE:HG12	5:AE:77:PRO:CD	2.31	0.42
6:AF:82:ARG:HB2	6:AF:85:VAL:HG23	2.01	0.42
11:AK:48:ILE:HD11	11:AK:64:ALA:HA	2.00	0.42
12:AL:82:VAL:HG22	12:AL:83:LEU:H	1.83	0.42
23:BA:150:C:H2'	23:BA:151:C:H6	1.83	0.42
23:BA:301:G:H5'	23:BA:334:C:O2'	2.19	0.42
23:BA:572:A:H2'	23:BA:573:G:O4'	2.20	0.42
23:BA:637:A:C5'	34:BL:116:GLY:HA2	2.49	0.42
23:BA:909:A:C4	23:BA:912:C:C5	3.07	0.42
23:BA:1109:C:H2'	23:BA:1110:G:O4'	2.19	0.42
23:BA:1229:G:H2'	23:BA:1230:C:C6	2.54	0.42
23:BA:1324:G:H4'	23:BA:1616:A:C2	2.54	0.42
23:BA:1648:C:H2'	23:BA:1649:G:O5'	2.19	0.42
23:BA:1833:U:N3	23:BA:1834:U:C5	2.88	0.42
23:BA:1954:G:N2	23:BA:1956:U:H3	2.18	0.42
23:BA:2572:A:C8	26:BD:144:ARG:HB3	2.54	0.42
23:BA:2716:U:O2'	23:BA:2717:G:H5'	2.19	0.42
23:BA:2777:G:H8	23:BA:2777:G:H3'	1.84	0.42
24:BB:73:A:H3'	24:BB:74:U:C6	2.54	0.42
28:BF:34:LEU:HD21	28:BF:159:VAL:HG21	2.00	0.42
30:BH:88:ILE:HG13	30:BH:144:VAL:HG11	2.02	0.42
32:BJ:38:LEU:HD13	32:BJ:39:ILE:N	2.34	0.42
32:BJ:157:ARG:HG2	32:BJ:157:ARG:O	2.20	0.42
35:BM:66:ILE:HG22	35:BM:104:PHE:HD2	1.82	0.42
36:BN:100:LEU:HD21	36:BN:113:LEU:HB2	2.02	0.42
42:BT:30:VAL:HG21	42:BT:79:ALA:CB	2.50	0.42
43:BU:31:LEU:HD23	43:BU:31:LEU:N	2.26	0.42
46:BX:35:THR:HB	46:BX:36:GLY:H	1.54	0.42
1:CA:502:G:H2'	1:CA:503:C:O4'	2.20	0.42
1:CA:541:G:O2'	4:CD:41:GLY:HA2	2.19	0.42
1:CA:554:C:H2'	1:CA:555:C:C6	2.53	0.42
1:CA:619:U:C2	4:CD:135:LEU:HD21	2.54	0.42
1:CA:979:C:H42	14:CN:18:VAL:CG1	2.28	0.42
1:CA:1004:A:H3'	1:CA:1004:A:N3	2.35	0.42
3:CC:131:ARG:HH21	5:CE:50:GLU:CG	2.32	0.42
7:CG:87:VAL:HG11	7:CG:154:TYR:O	2.20	0.42
7:CG:95:ARG:O	7:CG:99:LEU:HG	2.20	0.42
8:CH:84:ARG:O	8:CH:135:CYS:HB2	2.19	0.42
23:DA:55:G:H2'	23:DA:56:A:C8	2.54	0.42
23:DA:102:G:H5''	23:DA:102:G:C8	2.55	0.42

Continued on next page...

Continued from previous page...

Atom-1	Atom-2	Interatomic distance (Å)	Clash overlap (Å)
23:DA:910:A:C6	23:DA:911:A:C6	3.08	0.42
23:DA:1006:C:C2	23:DA:1138:G:N2	2.87	0.42
23:DA:114(B):A:O2'	23:DA:1143:A:H3'	2.19	0.42
23:DA:1285:G:C5	23:DA:1329:U:C4	3.07	0.42
23:DA:1399:C:O2'	23:DA:1400:G:H5'	2.17	0.42
23:DA:1414:G:C4	23:DA:1415:U:C5	3.07	0.42
23:DA:1493:C:C4	23:DA:2210:G:O2'	2.73	0.42
23:DA:1494:A:HO2'	23:DA:1495:A:P	2.42	0.42
23:DA:1541:U:C3'	23:DA:1542:G:O3'	2.65	0.42
23:DA:2096:U:H2'	23:DA:2097:C:C6	2.55	0.42
23:DA:2212:A:HO2'	23:DA:2215:G:C1'	2.32	0.42
23:DA:2777:G:H8	23:DA:2777:G:H3'	1.85	0.42
23:DA:2820:A:O4'	36:DN:5:LYS:HG3	2.18	0.42
26:DD:17:ASP:OD1	26:DD:18:ASP:N	2.53	0.42
26:DD:197:ILE:HD11	26:DD:199:ARG:HE	1.84	0.42
27:DE:65:TRP:HZ3	27:DE:75:HIS:HD2	1.60	0.42
28:DF:129:GLY:HA3	28:DF:163:ALA:HB3	2.01	0.42
28:DF:178:PHE:HA	28:DF:179:PRO:HD3	1.79	0.42
40:DR:77:ALA:C	40:DR:79:VAL:N	2.73	0.42
43:DU:6:HIS:O	43:DU:7:VAL:O	2.37	0.42
44:DV:6:LYS:HG3	44:DV:8:TYR:CZ	2.54	0.42
48:DZ:50:VAL:O	48:DZ:54:VAL:HG22	2.19	0.42
50:D2:9:LYS:HD3	50:D2:9:LYS:HA	1.88	0.42
53:D5:29:LYS:HG2	53:D5:29:LYS:O	2.19	0.42
1:AA:284:G:H2'	1:AA:285:G:C8	2.54	0.42
1:AA:769:G:H4'	1:AA:1513:A:H4'	2.02	0.42
1:AA:1234:C:O2'	1:AA:1235:U:H5'	2.20	0.42
1:AA:1259:C:H6	1:AA:1259:C:O5'	2.03	0.42
1:AA:1378:C:H5	1:AA:1379:G:C8	2.36	0.42
4:AD:78:LEU:O	4:AD:81:GLU:HB3	2.18	0.42
7:AG:87:VAL:HA	7:AG:88:PRO:HD3	1.80	0.42
10:AJ:79:ARG:HA	10:AJ:79:ARG:HD3	1.88	0.42
13:AM:24:GLY:O	13:AM:25:ILE:HD13	2.19	0.42
23:BA:332:A:O2'	23:BA:334:C:OP2	2.30	0.42
23:BA:335:C:C2	23:BA:336:C:C5	3.07	0.42
23:BA:643:A:O2'	23:BA:644:A:H5'	2.19	0.42
23:BA:846:C:C2	23:BA:847:U:C5	3.07	0.42
23:BA:1541:U:C3'	23:BA:1542:G:O3'	2.66	0.42
23:BA:1759:A:C8	23:BA:2696:U:H1'	2.53	0.42
24:BB:16:G:C6	24:BB:69:G:C2	3.08	0.42
26:BD:11:MET:CB	26:BD:24:THR:HA	2.50	0.42

Continued on next page...

Continued from previous page...

Atom-1	Atom-2	Interatomic distance (Å)	Clash overlap (Å)
26:BD:110:GLY:HA2	26:BD:162:ALA:HB2	2.01	0.42
27:BE:9:ILE:HD13	27:BE:9:ILE:H	1.83	0.42
27:BE:160:ASN:ND2	27:BE:162:LEU:H	2.18	0.42
35:BM:26:TYR:CD1	35:BM:26:TYR:O	2.72	0.42
41:BS:4:LYS:HA	41:BS:106:ILE:HG22	2.02	0.42
44:BV:9:TYR:O	44:BV:38:TYR:HE2	2.02	0.42
1:CA:1004:A:H8	1:CA:1026:G:N7	2.17	0.42
1:CA:1149:C:O5'	1:CA:1149:C:H6	2.02	0.42
1:CA:1323:G:H2'	1:CA:1324:A:C8	2.55	0.42
2:CB:15:VAL:C	2:CB:16:HIS:CG	2.93	0.42
2:CB:32:ILE:HD12	2:CB:32:ILE:HA	1.90	0.42
3:CC:173:VAL:O	3:CC:173:VAL:HG12	2.19	0.42
5:CE:147:ASP:O	5:CE:151:LEU:HG	2.20	0.42
23:DA:646:A:H2'	23:DA:647:G:O4'	2.20	0.42
23:DA:947:G:H2'	23:DA:948:G:C5'	2.43	0.42
23:DA:1265:A:H3'	50:D2:19:ARG:NH1	2.35	0.42
23:DA:1324:G:H4'	23:DA:1616:A:C2	2.54	0.42
23:DA:1495:A:N3	23:DA:1496:A:C2	2.87	0.42
23:DA:1546:A:H2'	23:DA:154(B):C:O4'	2.20	0.42
23:DA:1759:A:C8	23:DA:2696:U:H1'	2.54	0.42
23:DA:2196:C:O2'	23:DA:2197:U:H5'	2.19	0.42
23:DA:2516:G:C6	23:DA:2517:C:C4	3.07	0.42
23:DA:2850:A:H2'	23:DA:2851:A:O4'	2.19	0.42
26:DD:4:ILE:HG13	26:DD:28:ALA:HB1	2.01	0.42
26:DD:11:MET:CB	26:DD:24:THR:HA	2.49	0.42
30:DH:82:ARG:HB3	30:DH:89:TYR:CG	2.55	0.42
35:DM:68:ILE:HD13	35:DM:103:MET:HG3	2.02	0.42
44:DV:48:PHE:CE2	44:DV:71:VAL:HG21	2.55	0.42
1:AA:192:U:H2'	1:AA:193:C:C6	2.55	0.42
1:AA:338:A:C6	1:AA:339:C:N4	2.87	0.42
1:AA:980:C:O2	14:AN:19:ARG:HA	2.18	0.42
4:AD:199:ASN:ND2	4:AD:202:LEU:HG	2.35	0.42
5:AE:33:VAL:CG1	5:AE:109:ILE:HD13	2.50	0.42
6:AF:3:ARG:HD3	6:AF:64:GLN:OE1	2.20	0.42
7:AG:15:ASP:HB3	7:AG:19:GLY:N	2.28	0.42
10:AJ:53:PRO:HA	14:AN:42:ILE:HD11	2.02	0.42
11:AK:38:ASN:N	11:AK:38:ASN:ND2	2.67	0.42
23:BA:536:A:H2'	23:BA:537:C:C6	2.55	0.42
23:BA:540:G:C4	23:BA:541:C:C5	3.08	0.42
23:BA:1996:C:H5	33:BK:32:TYR:OH	2.03	0.42
23:BA:2212:A:HO2'	23:BA:2215:G:C1'	2.32	0.42

Continued on next page...

Continued from previous page...

Atom-1	Atom-2	Interatomic distance (Å)	Clash overlap (Å)
23:BA:2767:C:H2'	23:BA:2768:C:H6	1.84	0.42
23:BA:2809:A:N6	23:BA:2892:A:C8	2.88	0.42
25:BC:218:ARG:HH11	25:BC:218:ARG:HG3	1.84	0.42
29:BG:46:GLU:HG3	29:BG:51:ARG:CD	2.49	0.42
30:BH:118:LYS:HA	30:BH:119:PRO:HD3	1.86	0.42
35:BM:18:LYS:HB3	35:BM:19:GLY:H	1.63	0.42
35:BM:74:TYR:O	35:BM:89:ASN:N	2.53	0.42
35:BM:141:GLN:OXT	44:BV:98:MET:HE3	2.19	0.42
39:BQ:79:PHE:HE1	39:BQ:83:LEU:CD2	2.32	0.42
40:BR:40:LEU:C	40:BR:45:THR:HB	2.40	0.42
40:BR:45:THR:O	40:BR:46:VAL:C	2.56	0.42
44:BV:70:LEU:N	44:BV:70:LEU:HD23	2.34	0.42
49:B1:42:CYS:HA	49:B1:59:VAL:C	2.40	0.42
1:CA:222:U:H2'	1:CA:223:U:H6	1.83	0.42
1:CA:666:G:C5	1:CA:741:G:C6	3.08	0.42
1:CA:1116:C:C3'	1:CA:1117:G:H5''	2.49	0.42
1:CA:1201:A:O2'	1:CA:1202:G:OP2	2.34	0.42
1:CA:1466:C:H2'	1:CA:1467:G:O4'	2.20	0.42
2:CB:11:LEU:HD12	2:CB:217:ARG:NH2	2.34	0.42
3:CC:23:TYR:HB2	10:CJ:93:GLY:O	2.19	0.42
13:CM:24:GLY:O	13:CM:25:ILE:HD13	2.20	0.42
14:CN:12:ARG:HB3	14:CN:14:PRO:HD3	2.02	0.42
15:CO:8:LYS:O	15:CO:12:ILE:HG13	2.19	0.42
23:DA:85:G:H5''	23:DA:85:G:C8	2.50	0.42
23:DA:94:G:N3	47:DY:47:ASN:ND2	2.67	0.42
23:DA:297:C:H2'	23:DA:298:G:O4'	2.20	0.42
23:DA:648:G:O4'	23:DA:2351:G:H5''	2.20	0.42
23:DA:778:G:C5	23:DA:779:U:C4	3.07	0.42
23:DA:840:C:H2'	23:DA:841:A:C8	2.54	0.42
23:DA:1310:G:C3'	23:DA:1311:G:H5''	2.49	0.42
23:DA:1310:G:H2'	23:DA:1311:G:H5''	2.00	0.42
23:DA:1828:G:OP2	25:DC:239:ARG:NH2	2.53	0.42
23:DA:1918:A:O2'	23:DA:1920:C:N4	2.53	0.42
23:DA:2070:G:H2'	23:DA:2071:A:O4'	2.19	0.42
23:DA:2322:A:H3'	23:DA:2323:G:H8	1.83	0.42
23:DA:2618:G:C6	23:DA:2619:C:C4	3.07	0.42
23:DA:2749:A:H1'	29:DG:63:SER:OG	2.20	0.42
23:DA:2870:C:H2'	23:DA:2871:C:O4'	2.20	0.42
25:DC:126:GLN:HG2	25:DC:127:VAL:H	1.85	0.42
26:DD:101:ARG:HB3	26:DD:169:ASN:HD22	1.83	0.42
26:DD:107:THR:O	26:DD:190:GLY:HA2	2.20	0.42

Continued on next page...

Continued from previous page...

Atom-1	Atom-2	Interatomic distance (Å)	Clash overlap (Å)
28:DF:115:ARG:CD	28:DF:115:ARG:H	2.30	0.42
33:DK:19:ILE:H	33:DK:19:ILE:HD13	1.84	0.42
34:DL:9:ASN:N	34:DL:10:PRO:CD	2.81	0.42
35:DM:62:GLY:HA2	44:DV:116:VAL:HG22	2.02	0.42
35:DM:75:THR:HG21	35:DM:85:LYS:HZ2	1.82	0.42
35:DM:141:GLN:NE2	44:DV:72:ARG:HG2	2.35	0.42
42:DT:30:VAL:HG12	42:DT:31:HIS:H	1.84	0.42
1:AA:222:U:H2'	1:AA:223:U:H6	1.83	0.42
1:AA:338:A:C6	1:AA:339:C:C4	3.08	0.42
1:AA:1399:C:H4'	1:AA:1400:C:C5'	2.20	0.42
1:AA:1419:G:C6	1:AA:1420:C:C4	3.07	0.42
2:AB:15:VAL:C	2:AB:16:HIS:CG	2.92	0.42
3:AC:33:LEU:HD21	14:AN:53:LEU:HD23	2.00	0.42
7:AG:23:VAL:HG13	7:AG:43:PHE:CE2	2.55	0.42
9:AI:33:PHE:HZ	9:AI:43:ALA:O	2.03	0.42
10:AJ:32:ALA:HB2	10:AJ:76:ASN:HB2	2.00	0.42
12:AL:74:HIS:HD2	12:AL:76:LEU:HB2	1.84	0.42
23:BA:56:A:C2	23:BA:115:C:O2	2.73	0.42
23:BA:72:U:O2'	23:BA:73:A:H5'	2.19	0.42
23:BA:286:C:C2	23:BA:287:C:C5	3.07	0.42
23:BA:363(D):G:H2'	23:BA:363(E):G:C8	2.55	0.42
23:BA:426:C:C2	23:BA:427:U:C5	3.08	0.42
23:BA:588:U:H2'	23:BA:589:C:H6	1.82	0.42
23:BA:665:C:O2'	23:BA:666:G:H5'	2.20	0.42
23:BA:804:A:H5''	23:BA:805:G:OP1	2.20	0.42
23:BA:919:G:H2'	23:BA:920:G:H8	1.85	0.42
23:BA:1678:G:O5'	23:BA:1678:G:C8	2.64	0.42
23:BA:1828:G:OP2	25:BC:239:ARG:NH2	2.53	0.42
23:BA:2090:G:H21	46:BX:45:ASN:HD21	1.67	0.42
23:BA:2262:U:H4'	23:BA:2328:A:C2	2.55	0.42
23:BA:2484:G:C2	23:BA:2485:G:C8	3.07	0.42
23:BA:2711:A:OP1	23:BA:712(B):A:P	2.78	0.42
25:BC:27:THR:CG2	25:BC:83:GLU:HG2	2.50	0.42
25:BC:31:LYS:HG3	25:BC:33:LEU:HG	2.02	0.42
25:BC:79:VAL:HG11	25:BC:111:LEU:CD1	2.50	0.42
25:BC:147:LEU:HD13	25:BC:155:LEU:CD1	2.45	0.42
26:BD:91:VAL:CB	26:BD:95:ILE:HD11	2.43	0.42
26:BD:97:LYS:HE2	26:BD:97:LYS:HB3	1.91	0.42
29:BG:96:ALA:CB	29:BG:105:LEU:HB3	2.49	0.42
32:BJ:35:ARG:O	32:BJ:73:ASP:HB3	2.20	0.42
34:BL:7:ARG:O	34:BL:10:PRO:HD3	2.19	0.42

Continued on next page...

Continued from previous page...

Atom-1	Atom-2	Interatomic distance (Å)	Clash overlap (Å)
34:BL:47:ASP:HB3	34:BL:48:PRO:CA	2.49	0.42
35:BM:130:LYS:HG2	35:BM:131:ILE:N	2.33	0.42
39:BQ:62:ILE:HD12	39:BQ:76:TYR:CZ	2.54	0.42
41:BS:107:LEU:N	41:BS:107:LEU:CD1	2.82	0.42
46:BX:43:TYR:HA	46:BX:44:PRO:HD3	1.77	0.42
47:BY:56:GLN:O	47:BY:60:LEU:HG	2.20	0.42
51:B3:34:LEU:HD13	51:B3:34:LEU:H	1.85	0.42
1:CA:192:U:H2'	1:CA:193:C:C6	2.55	0.42
1:CA:338:A:C6	1:CA:339:C:C4	3.08	0.42
1:CA:392:G:C2	1:CA:393:A:C5	3.08	0.42
1:CA:1281:U:O2'	1:CA:1282:C:P	2.78	0.42
1:CA:1328:C:H5''	13:CM:28:ALA:HB1	2.02	0.42
1:CA:1419:G:C6	1:CA:1420:C:C4	3.08	0.42
1:CA:1528:U:H6	1:CA:1528:U:C5'	2.31	0.42
4:CD:51:PRO:HB3	4:CD:55:ALA:CB	2.49	0.42
6:CF:3:ARG:HD3	6:CF:64:GLN:OE1	2.20	0.42
6:CF:8:ILE:HD11	6:CF:79:LEU:HD13	2.01	0.42
7:CG:22:LEU:HD23	7:CG:63:LYS:HZ2	1.85	0.42
16:CP:20:VAL:HG22	16:CP:21:VAL:N	2.34	0.42
20:CT:94:ALA:C	20:CT:96:GLY:H	2.23	0.42
23:DA:191:A:H2'	23:DA:192:C:C6	2.55	0.42
23:DA:433:C:O2'	23:DA:434:U:H5'	2.19	0.42
23:DA:460:A:C6	23:DA:470:A:C8	3.08	0.42
23:DA:628:G:C6	23:DA:636:G:C2	3.07	0.42
23:DA:839:U:H2'	23:DA:840:C:H6	1.82	0.42
23:DA:919:G:H2'	23:DA:920:G:H8	1.85	0.42
23:DA:1040:C:H2'	23:DA:1041:C:H6	1.85	0.42
23:DA:1695:G:N2	23:DA:1696:G:C8	2.88	0.42
24:DB:3:C:H2'	24:DB:4:C:C6	2.55	0.42
25:DC:32:SER:HA	25:DC:36:PRO:HG2	2.01	0.42
25:DC:166:GLN:HB2	25:DC:174:ILE:HG22	2.00	0.42
28:DF:111:LEU:N	28:DF:112:PRO:CD	2.83	0.42
30:DH:88:ILE:HG13	30:DH:144:VAL:HG11	2.02	0.42
30:DH:133:HIS:HA	30:DH:134:PRO:HD3	1.90	0.42
34:DL:30:THR:CG2	34:DL:31:ALA:N	2.80	0.42
34:DL:86:LYS:HG3	34:DL:87:ASP:N	2.34	0.42
36:DN:100:LEU:HD21	36:DN:113:LEU:HB2	2.01	0.42
39:DQ:57:PHE:HB3	39:DQ:61:TRP:CZ2	2.55	0.42
41:DS:4:LYS:HA	41:DS:106:ILE:HG22	2.01	0.42
41:DS:30:GLU:HA	41:DS:33:ARG:HD2	2.01	0.42
50:D2:13:LYS:HE2	50:D2:13:LYS:HB3	1.85	0.42

Continued on next page...

Continued from previous page...

Atom-1	Atom-2	Interatomic distance (Å)	Clash overlap (Å)
1:AA:586:C:O2'	1:AA:878:G:H4'	2.20	0.42
1:AA:663:A:O2'	1:AA:664:G:H5'	2.20	0.42
1:AA:815:A:H4'	1:AA:817:C:C5	2.55	0.42
3:AC:173:VAL:O	3:AC:173:VAL:HG12	2.20	0.42
5:AE:92:LYS:O	5:AE:118:ILE:HD12	2.20	0.42
6:AF:8:ILE:HD11	6:AF:79:LEU:HD13	2.02	0.42
23:BA:514:A:H1'	23:BA:581:C:O2'	2.19	0.42
23:BA:948:G:OP1	23:BA:962:G:OP1	2.38	0.42
23:BA:1107:G:O2'	23:BA:1108:U:H5'	2.19	0.42
23:BA:1465:G:C2	23:BA:1466:G:C8	3.07	0.42
23:BA:1751:C:H2'	23:BA:1752:C:C6	2.54	0.42
23:BA:2444:G:C6	23:BA:2445:G:C5	3.08	0.42
23:BA:2536:G:C6	23:BA:2537:U:C4	3.08	0.42
25:BC:105:ILE:HG13	25:BC:106:ILE:HD12	2.02	0.42
25:BC:260:ARG:O	25:BC:261:LYS:C	2.58	0.42
26:BD:17:ASP:OD1	26:BD:18:ASP:N	2.52	0.42
27:BE:106:ARG:H	27:BE:106:ARG:HG2	1.54	0.42
28:BF:111:LEU:N	28:BF:112:PRO:CD	2.83	0.42
30:BH:101:LEU:HG	30:BH:107:ILE:CG2	2.49	0.42
32:BJ:40:ASP:OD1	32:BJ:42:GLU:HG2	2.20	0.42
36:BN:2:ARG:HB3	36:BN:3:HIS:CE1	2.54	0.42
38:BP:131:ALA:O	38:BP:135:VAL:HG23	2.20	0.42
40:BR:28:GLU:OE1	40:BR:31:ALA:HB2	2.19	0.42
41:BS:18:ARG:HG2	41:BS:76:VAL:HG11	2.02	0.42
43:BU:34:LYS:HE2	43:BU:34:LYS:HB3	1.80	0.42
1:CA:156:G:C2	1:CA:166:G:C2	3.07	0.42
1:CA:235:C:H1'	17:CQ:61:GLU:CD	2.40	0.42
1:CA:1346:A:H5'	9:CI:120:ARG:NH1	2.25	0.42
2:CB:187:LEU:CD1	2:CB:205:ASP:HB3	2.50	0.42
3:CC:59:ARG:HA	3:CC:63:ASN:O	2.20	0.42
3:CC:182:ILE:HG23	3:CC:202:ILE:C	2.40	0.42
4:CD:49:ARG:HD2	4:CD:49:ARG:HA	1.89	0.42
23:DA:173:G:H2'	23:DA:174:C:C6	2.54	0.42
23:DA:335:C:C2	23:DA:336:C:C5	3.08	0.42
23:DA:479:A:H4'	23:DA:480:A:O5'	2.20	0.42
23:DA:573:G:O2'	23:DA:574:C:H3'	2.20	0.42
23:DA:924:C:H2'	23:DA:925:C:C6	2.54	0.42
23:DA:114(B):A:C2	23:DA:1144:G:C8	3.08	0.42
23:DA:1349:A:N6	23:DA:1598:C:H42	2.17	0.42
23:DA:2341:G:H2'	23:DA:2342:C:C6	2.54	0.42
23:DA:2444:G:C6	23:DA:2445:G:C5	3.07	0.42

Continued on next page...

Continued from previous page...

Atom-1	Atom-2	Interatomic distance (Å)	Clash overlap (Å)
23:DA:2468:G:HO2'	23:DA:2469:A:P	2.41	0.42
23:DA:2477:C:HO2'	23:DA:2478:A:P	2.43	0.42
25:DC:222:ARG:HH12	25:DC:239:ARG:CZ	2.33	0.42
25:DC:261:LYS:HB2	25:DC:261:LYS:NZ	2.35	0.42
26:DD:171:GLU:HG2	26:DD:185:LYS:CG	2.50	0.42
29:DG:144:VAL:O	29:DG:148:ILE:HG12	2.20	0.42
32:DJ:35:ARG:O	32:DJ:73:ASP:HB3	2.20	0.42
34:DL:51:PHE:HB3	34:DL:52:GLU:H	1.76	0.42
35:DM:81:VAL:HG12	35:DM:82:ARG:CG	2.41	0.42
43:DU:27:VAL:HG23	43:DU:27:VAL:O	2.19	0.42
45:DW:82:ARG:HA	45:DW:83:PRO:HD2	1.91	0.42
47:DY:2:LYS:H	47:DY:2:LYS:HD3	1.84	0.42
52:D4:47:ARG:O	52:D4:48:LYS:HB2	2.19	0.42
1:AA:69:G:H2'	1:AA:73:G:H8	1.84	0.42
1:AA:272:C:H2'	1:AA:273:A:H8	1.85	0.42
1:AA:502:G:OP1	12:AL:115:SER:HA	2.19	0.42
1:AA:804:U:H5''	1:AA:805:C:OP2	2.20	0.42
1:AA:1330:U:H4'	13:AM:23:TYR:CE2	2.54	0.42
1:AA:1428:A:H2'	1:AA:1429:C:C6	2.55	0.42
2:AB:71:VAL:HG23	2:AB:164:VAL:HG13	2.02	0.42
4:AD:122:ARG:O	4:AD:134:ASP:HB2	2.19	0.42
5:AE:76:ILE:CG1	5:AE:77:PRO:HD2	2.31	0.42
5:AE:147:ASP:O	5:AE:151:LEU:HG	2.20	0.42
7:AG:25:ALA:O	7:AG:29:LYS:HG2	2.20	0.42
9:AI:14:VAL:HG12	9:AI:15:ALA:N	2.35	0.42
14:AN:12:ARG:HB3	14:AN:14:PRO:HD3	2.02	0.42
15:AO:36:ILE:HD12	15:AO:63:ARG:NH1	2.33	0.42
23:BA:173:G:H2'	23:BA:174:C:C6	2.55	0.42
23:BA:307:G:N1	23:BA:310:A:OP2	2.53	0.42
23:BA:464:U:H4'	52:B4:5:TRP:CZ3	2.54	0.42
23:BA:1349:A:N6	23:BA:1598:C:H42	2.18	0.42
23:BA:1464:C:O2	23:BA:1528:A:H2	2.03	0.42
23:BA:1579:A:H2'	23:BA:1580:A:C8	2.55	0.42
23:BA:1655:A:O2'	26:BD:115:GLY:HA2	2.19	0.42
23:BA:1951:U:O2	23:BA:1953:A:H8	2.03	0.42
23:BA:2194:G:H2'	23:BA:2195:C:H6	1.84	0.42
23:BA:2396:G:O2'	23:BA:2397:G:H5'	2.20	0.42
23:BA:2686:G:C5	23:BA:2687:U:C4	3.08	0.42
25:BC:145:VAL:HG12	25:BC:146:GLU:O	2.20	0.42
25:BC:261:LYS:HB2	25:BC:261:LYS:NZ	2.35	0.42
28:BF:128:ARG:HH21	28:BF:130:ASN:ND2	2.17	0.42

Continued on next page...

Continued from previous page...

Atom-1	Atom-2	Interatomic distance (Å)	Clash overlap (Å)
29:BG:12:PRO:O	29:BG:15:VAL:HG22	2.20	0.42
33:BK:17:ARG:HB2	33:BK:45:GLU:HG3	2.02	0.42
38:BP:23:ARG:NH2	38:BP:120:ARG:HD3	2.35	0.42
39:BQ:83:LEU:HG	39:BQ:88:ILE:CD1	2.43	0.42
41:BS:70:TYR:HD2	41:BS:70:TYR:H	1.68	0.42
42:BT:26:TYR:CE1	42:BT:83:VAL:HG21	2.55	0.42
43:BU:30:VAL:HG13	43:BU:37:VAL:HG12	2.01	0.42
44:BV:97:GLU:HB3	44:BV:125:LEU:CD2	2.43	0.42
44:BV:179:ASP:CG	44:BV:180:VAL:N	2.73	0.42
51:B3:30:THR:CG2	51:B3:31:PRO:HD2	2.48	0.42
53:B5:25:MET:SD	53:B5:47:LYS:HG2	2.59	0.42
53:B5:33:ASN:ND2	53:B5:34:TRP:N	2.67	0.42
1:CA:119:A:C5	1:CA:240:C:C4	3.07	0.42
1:CA:862:C:H2'	1:CA:863:U:O4'	2.20	0.42
1:CA:948:C:OP1	13:CM:107:ALA:HA	2.20	0.42
1:CA:1020:U:H2'	1:CA:1021:G:H8	1.85	0.42
1:CA:1130:A:H4'	9:CI:20:ARG:HH22	1.84	0.42
2:CB:113:HIS:O	2:CB:116:GLU:HG2	2.19	0.42
4:CD:31:CYS:O	4:CD:32:ALA:CB	2.68	0.42
4:CD:104:VAL:HG11	4:CD:146:ILE:HD12	2.01	0.42
12:CL:69:ILE:HA	12:CL:99:ILE:HG22	2.01	0.42
15:CO:7:GLU:HA	15:CO:10:LYS:HB3	2.01	0.42
18:CR:45:SER:HB3	18:CR:51:LEU:CG	2.49	0.42
19:CS:53:ASN:ND2	19:CS:56:GLN:H	2.17	0.42
23:DA:1726:G:C2	23:DA:1735:U:O2	2.73	0.42
23:DA:1862:G:H2'	23:DA:1863:G:C8	2.53	0.42
23:DA:2247:A:H2'	23:DA:2248:C:H6	1.83	0.42
23:DA:2262:U:H4'	23:DA:2328:A:C2	2.55	0.42
23:DA:2809:A:N6	23:DA:2892:A:C8	2.88	0.42
25:DC:35:LYS:HG3	25:DC:104:TYR:CD2	2.55	0.42
25:DC:35:LYS:CB	25:DC:36:PRO:HD3	2.50	0.42
25:DC:76:PRO:HA	25:DC:118:VAL:HG23	2.02	0.42
25:DC:105:ILE:HG12	25:DC:106:ILE:HD12	2.02	0.42
33:DK:17:ARG:HB2	33:DK:45:GLU:HG3	2.01	0.42
35:DM:74:TYR:O	35:DM:89:ASN:N	2.52	0.42
39:DQ:59:ARG:O	39:DQ:63:VAL:HG23	2.20	0.42
39:DQ:92:ARG:CD	39:DQ:95:LEU:H	2.32	0.42
39:DQ:92:ARG:HH21	40:DR:11:GLN:H	1.67	0.42
42:DT:26:TYR:CE1	42:DT:83:VAL:HG21	2.55	0.42
44:DV:157:LEU:HD12	44:DV:157:LEU:N	2.34	0.42
46:DX:37:ILE:HG23	46:DX:38:SER:N	2.35	0.42

Continued on next page...

Continued from previous page...

Atom-1	Atom-2	Interatomic distance (Å)	Clash overlap (Å)
47:DY:21:LEU:CD2	47:DY:22:GLU:HG3	2.50	0.42
1:AA:173:U:C6	1:AA:197:A:C2	3.08	0.42
1:AA:391:G:C6	1:AA:392:G:C5	3.08	0.42
1:AA:429:U:H4'	1:AA:430:A:O5'	2.20	0.42
1:AA:805:C:H2'	1:AA:806:C:C6	2.53	0.42
1:AA:1004:A:H3'	1:AA:1004:A:N3	2.34	0.42
1:AA:1513:A:H2'	1:AA:1514:C:C6	2.55	0.42
5:AE:35:GLY:HA3	5:AE:41:VAL:HG12	2.02	0.42
7:AG:60:LYS:HD2	7:AG:60:LYS:HA	1.91	0.42
7:AG:70:LYS:HA	7:AG:71:PRO:HD2	1.94	0.42
10:AJ:30:SER:HB2	10:AJ:80:LYS:HG3	2.02	0.42
11:AK:59:TYR:O	11:AK:62:GLN:HB3	2.19	0.42
18:AR:45:SER:HB3	18:AR:51:LEU:HG	2.02	0.42
23:BA:161:U:HO2'	23:BA:162:U:H5	1.66	0.42
23:BA:311:A:C8	23:BA:332:A:C5	3.07	0.42
23:BA:388:G:OP1	46:BX:33:LYS:CB	2.68	0.42
23:BA:924:C:H2'	23:BA:925:C:C6	2.55	0.42
23:BA:1334:G:C6	23:BA:1335:U:C4	3.07	0.42
23:BA:1447:G:N3	23:BA:1545:A:H2	2.18	0.42
23:BA:2050:C:H1'	26:BD:156:MET:CE	2.49	0.42
23:BA:2590:A:C2	23:BA:2605:U:C2	3.08	0.42
23:BA:2762:G:O2'	23:BA:2763:G:H5'	2.20	0.42
23:BA:2870:C:H2'	23:BA:2871:C:O4'	2.19	0.42
24:BB:33:G:O2'	24:BB:34:U:H5'	2.20	0.42
24:BB:106:G:C5	24:BB:107:U:C5	3.08	0.42
25:BC:190:TYR:O	25:BC:191:ALA:HB2	2.20	0.42
26:BD:144:ARG:HB3	26:BD:145:LYS:H	1.57	0.42
28:BF:18:GLU:HB3	28:BF:175:LEU:HD13	2.02	0.42
28:BF:128:ARG:HG2	28:BF:129:GLY:H	1.85	0.42
33:BK:22:ILE:HG12	33:BK:42:SER:H	1.85	0.42
34:BL:61:ARG:HH11	53:B5:13:ARG:HD2	1.84	0.42
34:BL:85:LEU:HD21	34:BL:116:GLY:O	2.20	0.42
40:BR:1:MET:SD	40:BR:42:GLY:HA3	2.60	0.42
40:BR:4:ILE:HG22	40:BR:5:VAL:N	2.35	0.42
41:BS:30:GLU:HA	41:BS:33:ARG:HD2	2.02	0.42
1:CA:386:C:H2'	1:CA:387:U:H5''	2.02	0.42
1:CA:685:G:O2'	1:CA:686:U:H5'	2.20	0.42
1:CA:1020:U:H2'	1:CA:1021:G:C8	2.55	0.42
1:CA:1328:C:H5''	13:CM:28:ALA:CB	2.49	0.42
1:CA:1432:G:OP1	38:DP:107:ASP:HB2	2.20	0.42
3:CC:34:LEU:HD21	3:CC:38:ARG:HH21	1.84	0.42

Continued on next page...

Continued from previous page...

Atom-1	Atom-2	Interatomic distance (Å)	Clash overlap (Å)
4:CD:50:ARG:HA	4:CD:51:PRO:HD3	1.85	0.42
4:CD:108:LEU:HB3	4:CD:110:PHE:HD2	1.85	0.42
6:CF:75:LEU:HD23	6:CF:75:LEU:C	2.40	0.42
6:CF:82:ARG:HB2	6:CF:85:VAL:HG23	2.01	0.42
7:CG:111:ARG:HA	7:CG:112:PRO:HD3	1.82	0.42
8:CH:85:ARG:HH12	8:CH:134:ILE:HG23	1.85	0.42
10:CJ:33:GLN:HB2	10:CJ:75:ILE:CD1	2.50	0.42
19:CS:51:VAL:HG12	19:CS:52:TYR:O	2.20	0.42
20:CT:63:ILE:HG21	20:CT:81:LYS:HG3	2.00	0.42
23:DA:56:A:C2	23:DA:115:C:O2	2.73	0.42
23:DA:284:U:H2'	23:DA:285:C:C6	2.55	0.42
23:DA:595:C:H2'	23:DA:596:G:O4'	2.20	0.42
23:DA:699:A:H4'	23:DA:1634:A:N7	2.34	0.42
23:DA:907:U:O2'	35:DM:101:ARG:NH2	2.49	0.42
23:DA:912:C:C2	23:DA:913:U:C5	3.08	0.42
23:DA:1140:C:OP1	32:DJ:46:LEU:HB3	2.20	0.42
23:DA:1602:U:H3'	23:DA:1603:A:C5'	2.50	0.42
23:DA:2028:U:O4	23:DA:2033:A:OP1	2.38	0.42
23:DA:2284:C:O5'	23:DA:2284:C:H6	2.03	0.42
23:DA:2886:G:H2'	23:DA:2887:U:H6	1.84	0.42
25:DC:94:LEU:HB2	25:DC:104:TYR:CE1	2.47	0.42
25:DC:197:GLY:O	25:DC:198:ASN:C	2.58	0.42
28:DF:34:LEU:HD21	28:DF:159:VAL:HG21	2.02	0.42
28:DF:161:THR:HG21	28:DF:172:LEU:CD2	2.50	0.42
29:DG:78:GLY:HA2	29:DG:83:TYR:CE1	2.54	0.42
30:DH:29:TYR:C	30:DH:32:PRO:HD2	2.40	0.42
37:DO:49:VAL:HG13	37:DO:76:LYS:HB2	2.02	0.42
38:DP:131:ALA:O	38:DP:135:VAL:HG23	2.20	0.42
41:DS:107:LEU:N	41:DS:107:LEU:CD1	2.83	0.42
42:DT:31:HIS:HA	42:DT:32:PRO:HD3	1.97	0.42
44:DV:40:ASP:OD1	44:DV:42:VAL:HG12	2.19	0.42
49:D1:50:THR:CG2	49:D1:51:TYR:H	2.14	0.42
52:D4:18:PHE:CD2	52:D4:18:PHE:C	2.93	0.42
53:D5:33:ASN:ND2	53:D5:34:TRP:N	2.67	0.42
1:AA:35:G:C6	1:AA:36:C:N4	2.87	0.41
1:AA:119:A:C5	1:AA:240:C:C4	3.08	0.41
2:AB:69:LEU:HD22	2:AB:159:PRO:HG2	2.02	0.41
2:AB:80:ILE:HD12	2:AB:211:ILE:HB	2.01	0.41
2:AB:187:LEU:CD1	2:AB:205:ASP:HB3	2.50	0.41
5:AE:41:VAL:CG1	5:AE:113:ALA:HA	2.49	0.41
7:AG:92:SER:O	7:AG:96:GLN:HG3	2.20	0.41

Continued on next page...

Continued from previous page...

Atom-1	Atom-2	Interatomic distance (Å)	Clash overlap (Å)
7:AG:150:ALA:HA	11:AK:59:TYR:CD2	2.55	0.41
18:AR:45:SER:HB3	18:AR:51:LEU:HD21	2.01	0.41
23:BA:320:A:H5'	23:BA:321:G:OP1	2.19	0.41
23:BA:811:U:H3'	34:BL:25:SER:O	2.20	0.41
23:BA:1284:A:H2'	23:BA:1285:G:O4'	2.20	0.41
23:BA:1374:G:C5	23:BA:1375:C:C5	3.08	0.41
23:BA:1851:U:H2'	23:BA:1852:C:H6	1.85	0.41
23:BA:2338:G:C2	23:BA:2339:G:C8	3.08	0.41
23:BA:2718:G:H2'	23:BA:2719:G:C8	2.55	0.41
23:BA:2809:A:N1	23:BA:2892:A:C4	2.88	0.41
24:BB:72:G:N2	24:BB:103:U:C5	2.88	0.41
27:BE:117:ARG:HD2	27:BE:190:GLU:O	2.20	0.41
28:BF:15:VAL:HG22	28:BF:175:LEU:HB3	2.02	0.41
34:BL:62:LEU:N	34:BL:62:LEU:HD22	2.35	0.41
36:BN:94:TYR:O	36:BN:117:VAL:HG12	2.20	0.41
36:BN:100:LEU:HD23	36:BN:112:ALA:HA	2.02	0.41
47:BY:46:GLN:O	47:BY:47:ASN:CB	2.61	0.41
1:CA:625:G:H2'	1:CA:626:U:C6	2.55	0.41
1:CA:683:G:C5	1:CA:684:A:N7	2.88	0.41
1:CA:697:U:H2'	1:CA:698:G:H5'	2.01	0.41
1:CA:1448:C:H2'	1:CA:1449:C:H6	1.84	0.41
2:CB:140:HIS:O	2:CB:144:ARG:HG2	2.20	0.41
3:CC:137:ALA:O	3:CC:141:VAL:HG23	2.20	0.41
4:CD:75:PHE:HE2	4:CD:207:TYR:HE1	1.67	0.41
5:CE:20:GLN:O	5:CE:21:ALA:C	2.59	0.41
7:CG:150:ALA:HA	11:CK:59:TYR:HD2	1.85	0.41
12:CL:74:HIS:CD2	12:CL:76:LEU:HB2	2.55	0.41
12:CL:82:VAL:HG23	12:CL:106:ALA:CB	2.45	0.41
13:CM:106:ASN:HB2	13:CM:107:ALA:H	1.55	0.41
15:CO:50:HIS:O	15:CO:53:HIS:HB3	2.19	0.41
19:CS:29:ARG:HB2	19:CS:48:THR:N	2.32	0.41
23:DA:65:C:O2'	23:DA:66:C:H5'	2.20	0.41
23:DA:270(K):G:H2'	23:DA:270(L):C:O4'	2.20	0.41
23:DA:363(A):G:H2'	23:DA:363(B):A:C8	2.54	0.41
23:DA:725:G:C6	23:DA:726:G:N1	2.88	0.41
23:DA:1284:A:H2'	23:DA:1285:G:O4'	2.19	0.41
23:DA:1543:A:H3'	23:DA:1543:A:C8	2.55	0.41
23:DA:2230:G:H1'	46:DX:45:ASN:HB2	2.02	0.41
23:DA:2846:G:C5	23:DA:2847:U:C5	3.08	0.41
25:DC:35:LYS:HZ1	25:DC:104:TYR:H	1.68	0.41
25:DC:235:GLY:O	25:DC:237:GLU:N	2.48	0.41

Continued on next page...

Continued from previous page...

Atom-1	Atom-2	Interatomic distance (Å)	Clash overlap (Å)
26:DD:116:VAL:HG13	26:DD:117:MET:N	2.34	0.41
28:DF:114:ILE:HB	28:DF:117:PHE:HB2	2.02	0.41
33:DK:90:GLN:O	33:DK:91:LEU:HB2	2.20	0.41
35:DM:121:ALA:HA	35:DM:124:LYS:HG3	2.02	0.41
37:DO:28:VAL:HG13	37:DO:35:ILE:HD11	2.02	0.41
38:DP:61:PHE:CZ	38:DP:76:PHE:HB2	2.54	0.41
38:DP:128:GLU:O	38:DP:132:LYS:HG3	2.19	0.41
39:DQ:28:ARG:CG	39:DQ:38:THR:OG1	2.68	0.41
41:DS:12:ILE:HD12	41:DS:46:PHE:HE2	1.85	0.41
49:D1:42:CYS:HA	49:D1:59:VAL:C	2.41	0.41
1:AA:17:U:N3	1:AA:18:C:C4	2.88	0.41
1:AA:176:C:H5''	20:AT:29:LYS:HZ1	1.85	0.41
1:AA:584:G:H2'	1:AA:585:G:C8	2.55	0.41
1:AA:841:U:O2'	1:AA:842:C:H6	2.03	0.41
1:AA:1116:C:H3'	1:AA:1117:G:H5''	2.02	0.41
1:AA:1289:A:C8	1:AA:1290:G:C8	3.08	0.41
1:AA:1368:G:O2'	1:AA:1369:C:H5'	2.20	0.41
3:AC:108:ASN:HA	3:AC:109:PRO:HD2	1.87	0.41
4:AD:30:LYS:C	4:AD:32:ALA:N	2.70	0.41
4:AD:79:PHE:CD1	4:AD:207:TYR:HD1	2.38	0.41
13:AM:19:LEU:HA	13:AM:22:ILE:HG12	2.03	0.41
20:AT:33:ILE:CD1	20:AT:62:LEU:HD22	2.50	0.41
21:AU:6:ARG:HG3	21:AU:15:ARG:HH11	1.85	0.41
22:AV:6165:G:C6	22:AV:6166:U:C4	3.08	0.41
23:BA:71:A:H4'	23:BA:72:U:H5''	2.02	0.41
23:BA:388:G:C4	23:BA:390:A:C6	3.09	0.41
23:BA:735:A:H3'	23:BA:736:C:C6	2.54	0.41
23:BA:1027:A:N6	23:BA:1126:A:N9	2.67	0.41
23:BA:1486:A:N6	23:BA:1504:C:N4	2.68	0.41
23:BA:2065:C:H2'	23:BA:2066:C:C6	2.55	0.41
23:BA:2210:G:N3	23:BA:2210:G:C3'	2.77	0.41
23:BA:2287:A:C5	23:BA:2289:G:C5	3.08	0.41
23:BA:2306:C:H4'	28:BF:136:ARG:NH2	2.34	0.41
23:BA:2509:G:C5	23:BA:2510:C:C5	3.08	0.41
23:BA:2723:C:O5'	23:BA:2723:C:H6	2.03	0.41
25:BC:105:ILE:HG12	25:BC:106:ILE:HD12	2.01	0.41
25:BC:126:GLN:HG2	25:BC:127:VAL:H	1.85	0.41
25:BC:202:LYS:HG3	25:BC:203:ASN:OD1	2.19	0.41
29:BG:144:VAL:O	29:BG:148:ILE:HG12	2.20	0.41
32:BJ:27:TYR:O	32:BJ:29:PRO:HD3	2.20	0.41
34:BL:57:THR:HG23	34:BL:59:LEU:HB3	1.99	0.41

Continued on next page...

Continued from previous page...

Atom-1	Atom-2	Interatomic distance (Å)	Clash overlap (Å)
35:BM:127:ILE:HG22	35:BM:128:LYS:N	2.36	0.41
37:BO:66:ALA:HA	37:BO:69:VAL:HG12	2.02	0.41
38:BP:110:ILE:HA	38:BP:110:ILE:HD12	1.86	0.41
43:BU:17:SER:CB	43:BU:71:LYS:HD2	2.50	0.41
44:BV:157:LEU:HD12	44:BV:157:LEU:N	2.35	0.41
46:BX:11:ARG:HG3	46:BX:62:VAL:HA	2.02	0.41
1:CA:35:G:C6	1:CA:36:C:N4	2.88	0.41
1:CA:173:U:C6	1:CA:197:A:C2	3.08	0.41
1:CA:626:U:H5''	16:CP:38:TYR:CD2	2.55	0.41
1:CA:786:G:H2'	1:CA:787:A:O4'	2.21	0.41
1:CA:1289:A:C8	1:CA:1290:G:C8	3.08	0.41
3:CC:134:ILE:HD11	3:CC:153:VAL:HG22	2.01	0.41
5:CE:48:ALA:HA	5:CE:49:PRO:HD3	1.91	0.41
23:DA:342:G:O2'	23:DA:343:C:H5''	2.20	0.41
23:DA:828:U:C5	23:DA:829:A:N6	2.88	0.41
23:DA:1388:G:N3	23:DA:1389:G:C8	2.89	0.41
23:DA:1465:G:C2	23:DA:1466:G:C8	3.08	0.41
23:DA:1502:C:O5'	23:DA:1502:C:H6	2.04	0.41
23:DA:1518:C:O2'	23:DA:1519:G:H5'	2.20	0.41
23:DA:1688:U:O2	23:DA:1700:A:H8	2.03	0.41
23:DA:1926:U:O2	23:DA:1929:G:C2	2.73	0.41
23:DA:2194:G:H2'	23:DA:2195:C:H6	1.85	0.41
23:DA:2304:G:H1	23:DA:2312:U:H3	1.67	0.41
23:DA:2518:A:H5'	23:DA:2518:A:C8	2.55	0.41
23:DA:2809:A:N1	23:DA:2892:A:C4	2.88	0.41
23:DA:2849:U:H4'	23:DA:2868:A:C2	2.55	0.41
25:DC:27:THR:CG2	25:DC:83:GLU:HG2	2.50	0.41
36:DN:14:SER:HA	36:DN:17:ARG:HG2	2.02	0.41
37:DO:102:ALA:HA	37:DO:105:ALA:HB3	2.02	0.41
43:DU:95:LYS:HB3	43:DU:99:CYS:O	2.19	0.41
44:DV:9:TYR:O	44:DV:38:TYR:HE2	2.03	0.41
44:DV:24:LEU:HD21	44:DV:86:VAL:HG23	2.01	0.41
44:DV:179:ASP:CG	44:DV:180:VAL:N	2.74	0.41
46:DX:11:ARG:HH11	46:DX:60:PHE:HA	1.85	0.41
1:AA:123:C:OP1	1:AA:312:C:H5'	2.20	0.41
1:AA:1020:U:H2'	1:AA:1021:G:C8	2.55	0.41
1:AA:1281:U:O2'	1:AA:1282:C:P	2.78	0.41
1:AA:1352:C:H2'	1:AA:1353:G:C8	2.56	0.41
2:AB:140:HIS:O	2:AB:144:ARG:HG2	2.19	0.41
2:AB:167:PRO:O	2:AB:171:ALA:HB2	2.20	0.41
4:AD:75:PHE:HE2	4:AD:207:TYR:HE1	1.67	0.41

Continued on next page...

Continued from previous page...

Atom-1	Atom-2	Interatomic distance (Å)	Clash overlap (Å)
5:AE:15:ARG:HG2	5:AE:15:ARG:O	2.21	0.41
7:AG:70:LYS:HG3	7:AG:96:GLN:HB3	2.02	0.41
10:AJ:78:ASN:O	10:AJ:82:ILE:HG12	2.20	0.41
11:AK:34:ASP:HB2	11:AK:35:PRO:HD2	2.02	0.41
11:AK:54:ARG:H	11:AK:54:ARG:HG2	1.67	0.41
13:AM:3:ARG:HH12	28:BF:113:ARG:HD2	1.83	0.41
13:AM:56:LEU:O	13:AM:56:LEU:HD13	2.20	0.41
16:AP:49:LEU:HD12	16:AP:50:LYS:N	2.35	0.41
23:BA:448:U:H1'	27:BE:84:VAL:HG21	2.02	0.41
23:BA:826:U:H2'	23:BA:828:U:O4'	2.20	0.41
23:BA:1354:A:H8	23:BA:1354:A:O5'	2.03	0.41
23:BA:1496:A:C8	23:BA:1577:C:O2'	2.71	0.41
23:BA:1676:A:N6	23:BA:1677:A:C6	2.88	0.41
23:BA:2013:A:H4'	41:BS:96:ILE:HD12	2.02	0.41
23:BA:2070:G:H2'	23:BA:2071:A:O4'	2.20	0.41
23:BA:2476:A:N1	23:BA:2477:C:C4	2.88	0.41
23:BA:2593:U:H2'	23:BA:2594:C:H6	1.81	0.41
25:BC:32:SER:HA	25:BC:36:PRO:HG2	2.01	0.41
27:BE:111:ALA:HB2	27:BE:206:ILE:HD12	2.00	0.41
28:BF:5:LEU:HD21	49:B1:50:THR:CG2	2.50	0.41
34:BL:67:MET:HE3	34:BL:67:MET:HA	2.02	0.41
35:BM:20:ALA:O	35:BM:21:THR:O	2.38	0.41
35:BM:24:GLY:HA2	35:BM:101:ARG:CA	2.46	0.41
38:BP:115:ARG:H	38:BP:115:ARG:HG2	1.51	0.41
40:BR:28:GLU:HB3	40:BR:29:PRO:HD2	2.02	0.41
42:BT:15:GLU:CD	42:BT:15:GLU:N	2.62	0.41
43:BU:2:ARG:HG2	43:BU:3:VAL:N	2.35	0.41
43:BU:14:LEU:HD23	43:BU:14:LEU:C	2.40	0.41
52:B4:47:ARG:O	52:B4:48:LYS:HB2	2.20	0.41
1:CA:940:C:H2'	1:CA:941:G:H8	1.85	0.41
1:CA:950:U:H4'	1:CA:971:G:N2	2.36	0.41
1:CA:1089:G:C6	1:CA:1090:U:C4	3.08	0.41
2:CB:97:TRP:CH2	2:CB:176:GLU:CD	2.93	0.41
5:CE:15:ARG:HG2	5:CE:15:ARG:O	2.20	0.41
7:CG:23:VAL:HG13	7:CG:43:PHE:CE2	2.55	0.41
10:CJ:30:SER:HB2	10:CJ:80:LYS:HG3	2.02	0.41
16:CP:47:ASP:C	16:CP:49:LEU:H	2.23	0.41
23:DA:125:G:H5'	52:D4:19:ARG:CG	2.50	0.41
23:DA:396:G:H1'	46:DX:42:GLN:OE1	2.20	0.41
23:DA:486:C:H4'	41:DS:60:ASN:ND2	2.35	0.41
23:DA:558:G:P	32:DJ:134:PRO:HD2	2.61	0.41

Continued on next page...

Continued from previous page...

Atom-1	Atom-2	Interatomic distance (Å)	Clash overlap (Å)
23:DA:588:U:H2'	23:DA:589:C:H6	1.81	0.41
23:DA:1028:A:H61	23:DA:1125:G:H2'	1.84	0.41
23:DA:1328:G:H2'	23:DA:1330:C:C5	2.55	0.41
23:DA:1464:C:O2	23:DA:1528:A:H2	2.03	0.41
23:DA:1682:G:H2'	23:DA:1683:C:C6	2.55	0.41
23:DA:1939:U:OP1	23:DA:2604:U:O2'	2.36	0.41
23:DA:1998:G:H2'	23:DA:1999:C:C6	2.56	0.41
23:DA:2057:A:H2'	23:DA:2058:A:O4'	2.20	0.41
23:DA:2686:G:C5	23:DA:2687:U:C4	3.08	0.41
23:DA:2718:G:H2'	23:DA:2719:G:C8	2.55	0.41
28:DF:53:LEU:HD13	28:DF:88:ILE:HG12	2.02	0.41
32:DJ:90:LEU:H	32:DJ:90:LEU:CD1	2.30	0.41
38:DP:64:ARG:HA	38:DP:72:VAL:O	2.20	0.41
42:DT:24:GLY:HA3	42:DT:82:GLN:HE22	1.85	0.41
44:DV:102:LEU:HD21	44:DV:124:ILE:HD11	2.01	0.41
45:DW:36:ILE:HG23	45:DW:58:THR:HG23	2.03	0.41
46:DX:23:LYS:O	46:DX:23:LYS:HG3	2.20	0.41
52:D4:21:ARG:CB	52:D4:31:LEU:HD21	2.50	0.41
1:AA:366:C:O2'	1:AA:367:U:P	2.78	0.41
1:AA:659:U:O2'	1:AA:660:G:H5'	2.20	0.41
1:AA:1057:G:H2'	1:AA:1058:G:O4'	2.20	0.41
1:AA:1432:G:H8	1:AA:1432:G:O5'	2.02	0.41
3:AC:59:ARG:HA	3:AC:63:ASN:O	2.20	0.41
10:AJ:33:GLN:HB2	10:AJ:75:ILE:CD1	2.50	0.41
11:AK:91:ARG:O	11:AK:95:ILE:HG13	2.20	0.41
13:AM:3:ARG:HH11	28:BF:113:ARG:HH11	1.69	0.41
17:AQ:11:VAL:O	17:AQ:11:VAL:HG22	2.21	0.41
20:AT:82:SER:O	20:AT:86:ARG:HB3	2.21	0.41
23:BA:312:G:H5'	23:BA:331:A:H2'	2.01	0.41
23:BA:486:C:H4'	41:BS:60:ASN:ND2	2.35	0.41
23:BA:595:C:H2'	23:BA:596:G:O4'	2.21	0.41
23:BA:796:C:H2'	23:BA:797:C:H6	1.81	0.41
23:BA:960:A:H61	35:BM:82:ARG:NH2	2.18	0.41
23:BA:1203:G:C6	23:BA:1204:A:C6	3.09	0.41
23:BA:1289:C:H2'	23:BA:1290:C:C6	2.55	0.41
23:BA:1695:G:N2	23:BA:1696:G:C8	2.88	0.41
23:BA:2228:G:C6	23:BA:2229:C:C4	3.09	0.41
23:BA:2783:G:N2	26:BD:37:ARG:HH12	2.19	0.41
25:BC:69:ARG:HH12	25:BC:117:VAL:HG21	1.85	0.41
27:BE:39:TRP:CD1	27:BE:101:LEU:HB2	2.56	0.41
27:BE:181:LEU:CD2	27:BE:186:ILE:HD11	2.50	0.41

Continued on next page...

Continued from previous page...

Atom-1	Atom-2	Interatomic distance (Å)	Clash overlap (Å)
32:BJ:88:LYS:O	32:BJ:92:GLN:HB3	2.20	0.41
32:BJ:114:LEU:HA	32:BJ:118:PRO:HB3	2.01	0.41
34:BL:62:LEU:HA	34:BL:63:PRO:HD3	1.77	0.41
34:BL:81:GLN:HE21	34:BL:81:GLN:HB2	1.59	0.41
37:BO:102:ALA:HA	37:BO:105:ALA:HB3	2.03	0.41
38:BP:77:PRO:HB2	38:BP:80:SER:HB2	2.03	0.41
38:BP:100:TYR:C	38:BP:102:ILE:N	2.74	0.41
39:BQ:28:ARG:HG3	39:BQ:38:THR:OG1	2.19	0.41
39:BQ:106:PHE:HA	39:BQ:109:LEU:HD12	2.02	0.41
45:BW:14:ARG:HB2	45:BW:14:ARG:HE	1.50	0.41
48:BZ:55:ARG:HD3	48:BZ:55:ARG:HA	1.65	0.41
1:CA:57:G:C6	1:CA:58:C:C4	3.09	0.41
1:CA:1038:C:H2'	1:CA:1039:C:H6	1.85	0.41
1:CA:1422:G:H5''	33:DK:48:PRO:HB3	2.01	0.41
2:CB:167:PRO:O	2:CB:171:ALA:HB2	2.20	0.41
3:CC:22:TRP:HE3	3:CC:23:TYR:O	2.02	0.41
4:CD:78:LEU:O	4:CD:81:GLU:HB3	2.21	0.41
4:CD:138:TYR:C	4:CD:138:TYR:CD1	2.94	0.41
11:CK:91:ARG:O	11:CK:95:ILE:HG13	2.19	0.41
13:CM:8:GLU:OE1	13:CM:22:ILE:HG23	2.21	0.41
23:DA:572:A:H2'	23:DA:573:G:O4'	2.20	0.41
23:DA:1214:A:H2'	23:DA:1215:G:O4'	2.20	0.41
23:DA:1396:U:O2	23:DA:1396:U:H2'	2.18	0.41
23:DA:1414:G:C5	23:DA:1415:U:C5	3.08	0.41
23:DA:2029:G:H2'	23:DA:2031:A:OP1	2.20	0.41
23:DA:2050:C:H1'	26:DD:156:MET:CE	2.49	0.41
23:DA:2542:A:H8	23:DA:2544:G:O6	2.03	0.41
28:DF:115:ARG:HD2	28:DF:115:ARG:N	2.35	0.41
28:DF:122:PRO:O	28:DF:125:PHE:HD1	2.03	0.41
34:DL:36:LYS:O	34:DL:38:GLN:HG2	2.20	0.41
35:DM:18:LYS:HB3	35:DM:19:GLY:H	1.62	0.41
37:DO:31:SER:HB3	37:DO:34:HIS:H	1.84	0.41
44:DV:97:GLU:O	44:DV:98:MET:HB3	2.21	0.41
46:DX:84:GLY:O	46:DX:85:LEU:C	2.58	0.41
1:AA:743:U:O5'	1:AA:743:U:H6	2.04	0.41
1:AA:940:C:H2'	1:AA:941:G:H8	1.86	0.41
1:AA:1038:C:H2'	1:AA:1039:C:H6	1.84	0.41
4:AD:33:MET:HG2	4:AD:37:PRO:HA	2.03	0.41
4:AD:138:TYR:CD1	4:AD:138:TYR:C	2.93	0.41
9:AI:86:VAL:CG2	9:AI:93:ARG:HB2	2.51	0.41
23:BA:342:G:O2'	23:BA:343:C:H5''	2.21	0.41

Continued on next page...

Continued from previous page...

Atom-1	Atom-2	Interatomic distance (Å)	Clash overlap (Å)
23:BA:482:A:H8	23:BA:482:A:O5'	2.04	0.41
23:BA:699:A:H2'	23:BA:700:G:O4'	2.20	0.41
23:BA:755:C:H2'	23:BA:756:C:C6	2.55	0.41
23:BA:1140:C:OP1	32:BJ:46:LEU:HB3	2.21	0.41
23:BA:1265:A:H3'	50:B2:19:ARG:NH1	2.36	0.41
23:BA:1270:C:H5''	23:BA:1271:G:C5'	2.50	0.41
23:BA:1493:C:C4	23:BA:2210:G:O2'	2.73	0.41
23:BA:1543:A:H8	23:BA:1543:A:H3'	1.85	0.41
23:BA:1581:G:H2'	23:BA:1582:C:O4'	2.20	0.41
23:BA:1696:G:C6	23:BA:1697:G:C4	3.08	0.41
23:BA:2284:C:H6	23:BA:2284:C:O5'	2.03	0.41
23:BA:2420:C:P	53:B5:34:TRP:HA	2.60	0.41
23:BA:2487:G:H2'	23:BA:2488:A:C8	2.56	0.41
25:BC:35:LYS:CB	25:BC:36:PRO:HD3	2.50	0.41
26:BD:181:LEU:HA	26:BD:181:LEU:HD13	1.73	0.41
29:BG:86:GLU:HG2	29:BG:164:TYR:O	2.19	0.41
32:BJ:57:LEU:HA	32:BJ:57:LEU:HD13	1.72	0.41
32:BJ:101:TYR:CD1	32:BJ:101:TYR:N	2.88	0.41
34:BL:126:VAL:HG22	34:BL:145:PRO:HB2	2.02	0.41
35:BM:61:GLY:O	44:BV:177:PRO:HA	2.20	0.41
37:BO:61:ASN:O	37:BO:62:LYS:C	2.59	0.41
44:BV:161:VAL:HG12	44:BV:162:GLU:N	2.36	0.41
48:BZ:52:HIS:H	48:BZ:52:HIS:CD2	2.37	0.41
1:CA:290:C:O5'	1:CA:290:C:H6	2.03	0.41
1:CA:698:G:C6	1:CA:699:C:C4	3.08	0.41
1:CA:1372:U:OP1	9:CI:71:SER:HB3	2.21	0.41
1:CA:1428:A:H2'	1:CA:1429:C:C6	2.55	0.41
4:CD:63:LYS:O	4:CD:67:ILE:HG13	2.21	0.41
4:CD:90:GLY:HA2	4:CD:204:ILE:HD11	2.02	0.41
4:CD:188:LEU:HD12	4:CD:188:LEU:H	1.85	0.41
6:CF:70:ASP:OD1	6:CF:70:ASP:N	2.51	0.41
7:CG:25:ALA:O	7:CG:29:LYS:HG2	2.20	0.41
10:CJ:78:ASN:O	10:CJ:82:ILE:HG12	2.20	0.41
14:CN:40:CYS:SG	14:CN:42:ILE:HB	2.60	0.41
17:CQ:11:VAL:O	17:CQ:11:VAL:HG22	2.21	0.41
22:CV:6165:G:C6	22:CV:6166:U:C4	3.09	0.41
23:DA:30:G:C5	23:DA:31:C:C4	3.09	0.41
23:DA:302:C:H2'	23:DA:303:U:C6	2.56	0.41
23:DA:302:C:O2'	23:DA:303:U:H5'	2.21	0.41
23:DA:330:A:O2'	23:DA:331:A:H8	2.04	0.41
23:DA:719:C:H2'	23:DA:720:C:C6	2.53	0.41

Continued on next page...

Continued from previous page...

Atom-1	Atom-2	Interatomic distance (Å)	Clash overlap (Å)
23:DA:971:C:H2'	23:DA:972:G:H5'	2.03	0.41
23:DA:1022:G:C5	23:DA:1140:C:N4	2.88	0.41
23:DA:1109:C:H2'	23:DA:1110:G:O4'	2.20	0.41
23:DA:1170:G:N2	23:DA:1180:C:C2	2.89	0.41
23:DA:1276:A:H5''	23:DA:1276:A:H8	1.85	0.41
23:DA:1494:A:H4'	23:DA:1495:A:OP1	2.21	0.41
23:DA:1543:A:H3'	23:DA:1543:A:H8	1.85	0.41
23:DA:1612:C:O3'	52:D4:5:TRP:HD1	2.03	0.41
23:DA:1951:U:O2	23:DA:1953:A:H8	2.02	0.41
25:DC:61:LEU:HD12	25:DC:61:LEU:HA	1.84	0.41
25:DC:108:PRO:HG3	25:DC:143:HIS:NE2	2.35	0.41
25:DC:136:ILE:HA	25:DC:137:PRO:HD3	1.96	0.41
27:DE:155:LEU:HA	27:DE:174:VAL:HG23	2.03	0.41
28:DF:5:LEU:HD23	28:DF:5:LEU:HA	1.84	0.41
28:DF:171:ALA:O	28:DF:175:LEU:HG	2.20	0.41
29:DG:105:LEU:HD22	29:DG:113:VAL:HB	2.02	0.41
32:DJ:151:HIS:CD2	32:DJ:152:PRO:O	2.73	0.41
35:DM:104:PHE:HE1	35:DM:125:LEU:HD11	1.84	0.41
37:DO:65:VAL:O	37:DO:69:VAL:HG12	2.20	0.41
38:DP:100:TYR:C	38:DP:102:ILE:N	2.73	0.41
42:DT:30:VAL:HG21	42:DT:79:ALA:CB	2.50	0.41
43:DU:17:SER:CB	43:DU:71:LYS:HD2	2.50	0.41
44:DV:38:TYR:O	44:DV:38:TYR:CD1	2.73	0.41
50:D2:44:THR:HG22	50:D2:45:VAL:N	2.36	0.41
1:AA:370:C:O2'	1:AA:371:G:H5'	2.21	0.41
1:AA:407:G:H4'	4:AD:116:GLN:HA	2.02	0.41
1:AA:674:G:P	6:AF:87:ARG:HH22	2.42	0.41
1:AA:817:C:H1'	1:AA:819:A:C5'	2.51	0.41
1:AA:1124:G:H5'	10:AJ:35:SER:HB2	2.01	0.41
1:AA:1229:A:H2'	1:AA:1230:C:H6	1.86	0.41
2:AB:80:ILE:HD11	2:AB:208:ILE:CG2	2.51	0.41
4:AD:156:GLU:O	4:AD:160:GLN:HG3	2.21	0.41
20:AT:63:ILE:HG21	20:AT:81:LYS:HG3	2.02	0.41
22:AV:6171:U:O2'	22:AV:6172:U:P	2.79	0.41
23:BA:302:C:H2'	23:BA:303:U:C6	2.55	0.41
23:BA:643:A:OP1	51:B3:42:TRP:NE1	2.54	0.41
23:BA:675:A:C4'	27:BE:67:GLN:NE2	2.81	0.41
23:BA:846:C:H4'	23:BA:847:U:O5'	2.21	0.41
23:BA:933:A:H2'	23:BA:934:G:H5'	2.03	0.41
23:BA:114(B):A:C2	23:BA:1144:G:C8	3.08	0.41
23:BA:1351:C:C2	23:BA:1381:G:C2	3.08	0.41

Continued on next page...

Continued from previous page...

Atom-1	Atom-2	Interatomic distance (Å)	Clash overlap (Å)
23:BA:1750:G:H2'	23:BA:1751:C:H6	1.84	0.41
23:BA:2057:A:H2'	23:BA:2058:A:O4'	2.21	0.41
23:BA:2235:G:H2'	23:BA:2236:C:C6	2.55	0.41
23:BA:2341:G:H2'	23:BA:2342:C:C6	2.55	0.41
23:BA:2642:G:O2'	23:BA:2643:G:H5'	2.21	0.41
24:BB:3:C:H2'	24:BB:4:C:C6	2.55	0.41
24:BB:48:A:H2'	24:BB:49:C:C6	2.55	0.41
24:BB:52:A:H2'	24:BB:53:A:O4'	2.21	0.41
27:BE:72:ARG:O	27:BE:73:ALA:O	2.38	0.41
27:BE:150:GLY:HA2	27:BE:172:TRP:CD2	2.56	0.41
28:BF:87:PRO:O	28:BF:88:ILE:HB	2.21	0.41
28:BF:122:PRO:O	28:BF:125:PHE:HD1	2.02	0.41
28:BF:178:PHE:HA	28:BF:179:PRO:HD3	1.79	0.41
30:BH:133:HIS:HD2	30:BH:135:GLU:HG2	1.85	0.41
33:BK:71:ARG:NH2	33:BK:77:ILE:HG21	2.35	0.41
34:BL:9:ASN:N	34:BL:10:PRO:CD	2.83	0.41
34:BL:36:LYS:O	34:BL:38:GLN:HG2	2.19	0.41
34:BL:85:LEU:HA	34:BL:88:LEU:HB2	2.01	0.41
40:BR:38:LEU:O	40:BR:52:VAL:HG12	2.21	0.41
43:BU:95:LYS:HB3	43:BU:99:CYS:O	2.20	0.41
47:BY:6:VAL:O	47:BY:9:GLN:HB2	2.21	0.41
1:CA:261:U:H5	20:CT:79:ARG:CZ	2.33	0.41
1:CA:562:C:H5'	1:CA:562:C:H6	1.85	0.41
1:CA:755:G:H2'	1:CA:756:C:C6	2.56	0.41
1:CA:865:A:H5'	1:CA:1078:U:C4	2.56	0.41
1:CA:1403:C:O5'	1:CA:1403:C:H6	2.03	0.41
2:CB:71:VAL:HG23	2:CB:164:VAL:HG13	2.02	0.41
6:CF:91:VAL:HG12	6:CF:92:LYS:O	2.20	0.41
7:CG:70:LYS:CG	7:CG:96:GLN:HB3	2.51	0.41
12:CL:51:LEU:N	12:CL:51:LEU:HD12	2.34	0.41
23:DA:477:A:H2'	23:DA:478:A:C8	2.54	0.41
23:DA:979:G:H3'	23:DA:980:A:H5''	2.02	0.41
23:DA:1232:G:H2'	23:DA:1233:C:H6	1.85	0.41
23:DA:1676:A:N6	23:DA:1677:A:C6	2.88	0.41
23:DA:1818:U:H2'	25:DC:157:ARG:HG3	2.02	0.41
23:DA:1952:A:C2	33:DK:22:ILE:HG23	2.56	0.41
23:DA:2257:U:O2'	23:DA:2258:C:H5'	2.21	0.41
23:DA:2416:C:OP1	34:DL:64:LYS:O	2.39	0.41
23:DA:2422:A:C5	23:DA:2424:C:C4	3.09	0.41
23:DA:2777:G:C4'	23:DA:2778:A:H5'	2.50	0.41
24:DB:72:G:N2	24:DB:103:U:C5	2.88	0.41

Continued on next page...

Continued from previous page...

Atom-1	Atom-2	Interatomic distance (Å)	Clash overlap (Å)
25:DC:37:LEU:HD12	25:DC:38:LYS:N	2.36	0.41
27:DE:6:MET:HB3	27:DE:7:TYR:H	1.55	0.41
27:DE:150:GLY:HA2	27:DE:172:TRP:CD2	2.55	0.41
28:DF:15:VAL:HG22	28:DF:175:LEU:HB3	2.03	0.41
28:DF:32:PRO:CB	28:DF:172:LEU:HD22	2.49	0.41
28:DF:128:ARG:HH21	28:DF:130:ASN:ND2	2.17	0.41
29:DG:83:TYR:CZ	29:DG:138:LYS:HG3	2.55	0.41
30:DH:82:ARG:C	30:DH:89:TYR:HB2	2.41	0.41
35:DM:26:TYR:O	35:DM:26:TYR:CD1	2.73	0.41
35:DM:127:ILE:HG22	35:DM:128:LYS:N	2.35	0.41
36:DN:99:LYS:HB3	36:DN:99:LYS:HE3	1.86	0.41
40:DR:22:VAL:CG1	40:DR:23:GLU:H	2.33	0.41
46:DX:11:ARG:HG3	46:DX:62:VAL:HA	2.02	0.41
51:D3:34:LEU:HD13	51:D3:34:LEU:H	1.86	0.41
1:AA:336:C:H2'	1:AA:337:C:C6	2.55	0.41
1:AA:1053:G:C3'	1:AA:1054:C:H5'	2.51	0.41
1:AA:1058:G:H2'	1:AA:1059:C:C6	2.55	0.41
1:AA:1408:A:C6	1:AA:1494:G:C6	3.09	0.41
2:AB:22:LYS:HA	2:AB:22:LYS:HZ2	1.86	0.41
3:AC:34:LEU:HD21	3:AC:38:ARG:HH21	1.84	0.41
3:AC:70:VAL:O	3:AC:106:VAL:HG23	2.19	0.41
4:AD:179:GLU:CD	4:AD:179:GLU:H	2.24	0.41
8:AH:11:THR:HA	8:AH:14:ARG:HH12	1.85	0.41
9:AI:29:ASN:ND2	9:AI:65:VAL:O	2.51	0.41
9:AI:112:LYS:HA	9:AI:119:ALA:HB2	2.02	0.41
13:AM:86:CYS:SG	13:AM:88:ARG:HB2	2.61	0.41
23:BA:1214:A:H2'	23:BA:1215:G:O4'	2.21	0.41
23:BA:1308:A:H2'	23:BA:1309:G:O4'	2.20	0.41
23:BA:1407:C:H2'	23:BA:1408:C:C6	2.55	0.41
23:BA:1414:G:C5	23:BA:1415:U:C5	3.09	0.41
23:BA:1495:A:N3	23:BA:1496:A:C2	2.89	0.41
23:BA:1804:C:O5'	23:BA:1804:C:H6	2.04	0.41
23:BA:1854:A:H62	23:BA:1888:G:H8	1.69	0.41
23:BA:2329:G:H2'	23:BA:2330:G:C8	2.56	0.41
23:BA:2618:G:C6	23:BA:2619:C:C4	3.09	0.41
23:BA:2692:C:H2'	23:BA:2693:A:H8	1.86	0.41
23:BA:2721:A:H1'	23:BA:2873:A:O2'	2.21	0.41
26:BD:171:GLU:HG2	26:BD:185:LYS:CG	2.50	0.41
27:BE:78:ILE:H	27:BE:78:ILE:HD12	1.85	0.41
28:BF:161:THR:HG21	28:BF:172:LEU:CD2	2.50	0.41
30:BH:26:ALA:HA	30:BH:30:LEU:HB2	2.02	0.41

Continued on next page...

Continued from previous page...

Atom-1	Atom-2	Interatomic distance (Å)	Clash overlap (Å)
30:BH:109:ILE:HD13	30:BH:109:ILE:N	2.35	0.41
34:BL:6:LEU:HD23	34:BL:6:LEU:N	2.25	0.41
36:BN:9:LYS:C	36:BN:10:LEU:CG	2.89	0.41
38:BP:74:ARG:HD3	38:BP:76:PHE:CE2	2.55	0.41
39:BQ:66:ASN:HD21	39:BQ:70:ARG:HH21	1.69	0.41
41:BS:84:ARG:HB2	41:BS:96:ILE:CG2	2.51	0.41
46:BX:70:VAL:O	46:BX:74:VAL:HG23	2.21	0.41
48:BZ:26:LEU:HD21	48:BZ:46:ASN:HB3	2.01	0.41
1:CA:818:G:H1'	1:CA:820:U:H5	1.85	0.41
1:CA:832:C:O2'	1:CA:833:U:H6	2.03	0.41
1:CA:1010:G:H2'	1:CA:1011:G:H8	1.86	0.41
2:CB:8:LYS:HA	2:CB:217:ARG:NH1	2.33	0.41
4:CD:104:VAL:O	4:CD:108:LEU:HB2	2.21	0.41
5:CE:41:VAL:CG1	5:CE:113:ALA:HA	2.51	0.41
7:CG:80:VAL:C	7:CG:82:GLY:H	2.24	0.41
7:CG:91:VAL:HG12	7:CG:95:ARG:HB3	2.03	0.41
8:CH:64:LYS:CG	8:CH:79:VAL:HG21	2.49	0.41
12:CL:69:ILE:N	12:CL:69:ILE:HD12	2.36	0.41
23:DA:310:A:OP1	43:DU:17:SER:O	2.38	0.41
23:DA:335:C:H2'	23:DA:336:C:C6	2.55	0.41
23:DA:426:C:C2	23:DA:427:U:C6	3.09	0.41
23:DA:773:U:C5'	25:DC:47:GLY:HA3	2.51	0.41
23:DA:846:C:H4'	23:DA:847:U:O5'	2.20	0.41
23:DA:956:G:H22	23:DA:959:A:H3'	1.85	0.41
23:DA:1050:A:H2'	23:DA:1051:G:C8	2.55	0.41
23:DA:1248:G:C5	39:DQ:3:ARG:HB2	2.55	0.41
23:DA:1496:A:C8	23:DA:1498:C:N3	2.88	0.41
23:DA:1648:C:H2'	23:DA:1649:G:O5'	2.20	0.41
23:DA:1676:A:H2'	23:DA:1677:A:O4'	2.20	0.41
23:DA:1798:U:C5'	25:DC:259:THR:O	2.69	0.41
23:DA:2296:U:O4	37:DO:13:ARG:NH2	2.50	0.41
24:DB:106:G:C5	24:DB:107:U:C5	3.08	0.41
25:DC:105:ILE:HG13	25:DC:106:ILE:HD12	2.02	0.41
27:DE:12:LEU:HD13	27:DE:17:ARG:HG2	2.03	0.41
28:DF:13:GLU:O	28:DF:14:GLU:HB2	2.19	0.41
34:DL:7:ARG:O	34:DL:10:PRO:HD3	2.21	0.41
38:DP:3:ARG:HD2	38:DP:6:LEU:HD23	2.03	0.41
41:DS:24:ILE:CG2	41:DS:36:LEU:HD21	2.39	0.41
43:DU:97:ARG:O	43:DU:97:ARG:HG2	2.21	0.41
1:AA:293:G:C6	1:AA:294:U:C4	3.09	0.41
1:AA:349:A:O2'	1:AA:350:G:H5'	2.21	0.41

Continued on next page...

Continued from previous page...

Atom-1	Atom-2	Interatomic distance (Å)	Clash overlap (Å)
1:AA:754:C:O2	1:AA:754:C:C3'	2.67	0.41
1:AA:815:A:H4'	1:AA:817:C:C4	2.55	0.41
1:AA:824:C:C6	1:AA:824:C:C3'	3.04	0.41
1:AA:1089:G:C6	1:AA:1090:U:C4	3.09	0.41
1:AA:1442:G:H3'	1:AA:1442:G:C8	2.55	0.41
1:AA:1466:C:H2'	1:AA:1467:G:O4'	2.20	0.41
2:AB:16:HIS:CD2	2:AB:210:SER:HA	2.56	0.41
4:AD:61:LYS:HE3	4:AD:207:TYR:OH	2.20	0.41
9:AI:46:ALA:O	9:AI:49:PRO:HD2	2.21	0.41
20:AT:94:ALA:C	20:AT:96:GLY:H	2.24	0.41
23:BA:29:U:O2'	23:BA:30:G:H5'	2.21	0.41
23:BA:85:G:H5''	23:BA:85:G:C8	2.51	0.41
23:BA:161:U:O2	23:BA:165:U:O4	2.39	0.41
23:BA:308:G:H2'	23:BA:309:G:O4'	2.21	0.41
23:BA:861:A:C2	23:BA:917:A:C4	3.09	0.41
23:BA:912:C:C2	23:BA:913:U:C5	3.09	0.41
23:BA:1206:G:C5	23:BA:1207:C:C5	3.09	0.41
23:BA:1239:G:C6	23:BA:1240:U:C4	3.09	0.41
23:BA:1543:A:H3'	23:BA:1543:A:C8	2.56	0.41
23:BA:1794:U:H1'	23:BA:1900:A:N3	2.35	0.41
23:BA:1952:A:C2	33:BK:22:ILE:HG23	2.55	0.41
23:BA:2695:C:H2'	23:BA:2696:U:C6	2.56	0.41
23:BA:2817:G:H21	23:BA:2836:U:C1'	2.33	0.41
23:BA:2850:A:H2'	23:BA:2851:A:O4'	2.20	0.41
24:BB:7:G:H5''	37:BO:29:PHE:CD2	2.56	0.41
27:BE:101:LEU:O	27:BE:106:ARG:NH1	2.53	0.41
28:BF:41:GLN:HB3	28:BF:43:LEU:HD13	2.03	0.41
29:BG:101:ARG:HB2	29:BG:117:PRO:HG2	2.03	0.41
29:BG:105:LEU:HD22	29:BG:113:VAL:HB	2.01	0.41
32:BJ:116:THR:HG23	32:BJ:117:HIS:H	1.86	0.41
37:BO:100:ALA:HA	37:BO:103:GLU:HB3	2.01	0.41
42:BT:14:SER:O	42:BT:17:ALA:N	2.54	0.41
42:BT:24:GLY:HA3	42:BT:82:GLN:HE22	1.86	0.41
43:BU:76:CYS:CB	43:BU:96:ILE:HD13	2.50	0.41
44:BV:71:VAL:HG11	44:BV:74:VAL:HG23	2.02	0.41
46:BX:37:ILE:HG23	46:BX:38:SER:N	2.36	0.41
52:B4:24:THR:HG23	52:B4:27:GLY:H	1.85	0.41
1:CA:161:A:H2'	1:CA:162:A:H8	1.86	0.41
1:CA:342:C:C2'	1:CA:343:U:H5'	2.51	0.41
1:CA:429:U:H4'	1:CA:430:A:O5'	2.20	0.41
1:CA:658:G:C6	1:CA:659:U:C4	3.09	0.41

Continued on next page...

Continued from previous page...

Atom-1	Atom-2	Interatomic distance (Å)	Clash overlap (Å)
1:CA:878:G:C5'	8:CH:89:PRO:HG2	2.46	0.41
1:CA:983:A:H2	1:CA:984:C:C6	2.39	0.41
1:CA:1371:G:C6	1:CA:1372:U:C4	3.09	0.41
4:CD:199:ASN:ND2	4:CD:202:LEU:HG	2.35	0.41
7:CG:70:LYS:HG3	7:CG:96:GLN:HB3	2.02	0.41
10:CJ:6:ILE:HB	10:CJ:98:ILE:HG12	2.02	0.41
10:CJ:48:THR:HG22	10:CJ:62:HIS:ND1	2.35	0.41
10:CJ:54:PHE:HB3	10:CJ:55:LYS:H	1.63	0.41
11:CK:41:THR:HG21	11:CK:71:LYS:HB2	2.03	0.41
18:CR:35:ARG:O	18:CR:37:VAL:N	2.49	0.41
18:CR:45:SER:HB3	18:CR:51:LEU:HG	2.02	0.41
23:DA:161:U:O2	23:DA:165:U:O4	2.39	0.41
23:DA:288:C:O2'	23:DA:289:A:H5'	2.20	0.41
23:DA:489:G:C5	23:DA:1284:A:C2	3.09	0.41
23:DA:861:A:C2	23:DA:917:A:C4	3.09	0.41
23:DA:1024:G:H8	23:DA:1024:G:O5'	2.03	0.41
23:DA:1257:C:H4'	27:DE:83:PHE:CD2	2.56	0.41
23:DA:1271:G:O3'	23:DA:1272:A:H4'	2.21	0.41
23:DA:1447:G:N3	23:DA:1545:A:H2	2.18	0.41
23:DA:1696:G:C6	23:DA:1697:G:C4	3.08	0.41
23:DA:2306:C:H4'	28:DF:136:ARG:NH2	2.35	0.41
24:DB:7:G:H5''	37:DO:29:PHE:CD2	2.55	0.41
24:DB:33:G:O2'	24:DB:34:U:H5'	2.20	0.41
24:DB:116:G:H4'	37:DO:55:ALA:O	2.21	0.41
26:DD:76:ARG:HG2	26:DD:77:ILE:HG13	2.03	0.41
28:DF:41:GLN:HB3	28:DF:43:LEU:HD13	2.03	0.41
28:DF:66:GLN:HG2	28:DF:67:LYS:N	2.26	0.41
35:DM:20:ALA:O	35:DM:21:THR:O	2.39	0.41
35:DM:34:LEU:HD12	35:DM:130:LYS:O	2.21	0.41
37:DO:17:ARG:HG2	37:DO:18:ILE:HD13	2.02	0.41
41:DS:14:PRO:O	41:DS:18:ARG:HG3	2.21	0.41
44:DV:30:ASN:OD1	44:DV:33:LEU:N	2.53	0.41
53:D5:13:ARG:HG3	53:D5:14:VAL:HG23	2.02	0.41
1:AA:392:G:C2	1:AA:393:A:C5	3.09	0.41
1:AA:502:G:H2'	1:AA:503:C:O4'	2.21	0.41
1:AA:737:A:H2'	1:AA:738:C:H6	1.85	0.41
1:AA:1051:C:C4	1:AA:1052:U:C4	3.09	0.41
1:AA:1116:C:H2'	1:AA:1117:G:H5''	2.03	0.41
1:AA:1130:A:H4'	9:AI:20:ARG:HH22	1.86	0.41
1:AA:1147:C:H6	1:AA:1147:C:O5'	2.04	0.41
1:AA:1272:G:H2'	1:AA:1273:G:H8	1.84	0.41

Continued on next page...

Continued from previous page...

Atom-1	Atom-2	Interatomic distance (Å)	Clash overlap (Å)
2:AB:166:ASP:HA	2:AB:167:PRO:HD2	1.87	0.41
3:AC:131:ARG:HH21	5:AE:50:GLU:CG	2.34	0.41
5:AE:20:GLN:O	5:AE:21:ALA:C	2.58	0.41
7:AG:70:LYS:CG	7:AG:96:GLN:HB3	2.51	0.41
7:AG:88:PRO:O	7:AG:89:MET:HB3	2.21	0.41
8:AH:64:LYS:CG	8:AH:79:VAL:HG21	2.50	0.41
9:AI:53:VAL:HG11	9:AI:85:LEU:HD22	2.02	0.41
12:AL:29:ALA:HA	12:AL:30:PRO:HD3	1.80	0.41
12:AL:85:ARG:HH21	12:AL:98:HIS:CG	2.39	0.41
16:AP:47:ASP:C	16:AP:49:LEU:H	2.25	0.41
23:BA:332:A:O2'	23:BA:333:G:P	2.79	0.41
23:BA:444:C:H2'	23:BA:445:C:H6	1.85	0.41
23:BA:533:G:N3	39:BQ:45:TYR:CE1	2.89	0.41
23:BA:725:G:C6	23:BA:726:G:N1	2.89	0.41
23:BA:733:G:N7	23:BA:761:A:N6	2.68	0.41
23:BA:773:U:C5'	25:BC:47:GLY:HA3	2.51	0.41
23:BA:885:C:H6	23:BA:885:C:O5'	2.04	0.41
23:BA:1164:G:H5''	23:BA:1164:G:H8	1.86	0.41
23:BA:1258:C:O4'	27:BE:84:VAL:HG11	2.21	0.41
23:BA:1368:G:C2	23:BA:1369:G:C8	3.09	0.41
23:BA:1374:G:H2'	23:BA:1375:C:H6	1.86	0.41
23:BA:1563:G:H2'	23:BA:1564:C:H6	1.85	0.41
23:BA:1676:A:H8	23:BA:1676:A:O5'	2.04	0.41
23:BA:1765:C:H6	23:BA:1765:C:O5'	2.04	0.41
23:BA:1798:U:H5''	25:BC:259:THR:O	2.21	0.41
23:BA:1825:A:H2'	23:BA:1826:G:C8	2.56	0.41
23:BA:1826:G:C6	23:BA:1827:C:C4	3.09	0.41
23:BA:2304:G:H1	23:BA:2312:U:H3	1.67	0.41
23:BA:2507:C:C2	23:BA:2508:G:C8	3.09	0.41
23:BA:2516:G:C6	23:BA:2517:C:C4	3.08	0.41
23:BA:2749:A:H4'	29:BG:62:LYS:CB	2.51	0.41
24:BB:45:A:H2'	24:BB:45:A:N3	2.35	0.41
24:BB:106:G:O2'	24:BB:107:U:H5'	2.20	0.41
25:BC:108:PRO:HG3	25:BC:143:HIS:NE2	2.36	0.41
26:BD:116:VAL:HG13	26:BD:117:MET:N	2.35	0.41
27:BE:6:MET:HB3	27:BE:7:TYR:H	1.55	0.41
27:BE:24:LEU:HA	27:BE:25:PRO:HD3	1.85	0.41
27:BE:28:ILE:HA	27:BE:112:MET:HE3	2.03	0.41
27:BE:177:ALA:HB1	27:BE:178:PRO:HD2	2.03	0.41
28:BF:5:LEU:HD23	28:BF:5:LEU:HA	1.85	0.41
29:BG:125:VAL:HG22	29:BG:131:VAL:HG22	2.03	0.41

Continued on next page...

Continued from previous page...

Atom-1	Atom-2	Interatomic distance (Å)	Clash overlap (Å)
33:BK:47:ILE:HD12	33:BK:47:ILE:HA	1.87	0.41
34:BL:39:LYS:HD3	34:BL:39:LYS:HA	1.71	0.41
34:BL:48:PRO:O	34:BL:49:ARG:C	2.59	0.41
35:BM:68:ILE:HD13	35:BM:103:MET:HG3	2.02	0.41
35:BM:132:VAL:HG11	44:BV:81:ARG:NH1	2.36	0.41
37:BO:28:VAL:HG13	37:BO:35:ILE:HD11	2.01	0.41
37:BO:65:VAL:O	37:BO:69:VAL:HG12	2.21	0.41
38:BP:68:TYR:N	38:BP:68:TYR:CD2	2.89	0.41
39:BQ:57:PHE:HB3	39:BQ:61:TRP:CZ2	2.55	0.41
40:BR:75:PHE:CD1	40:BR:75:PHE:C	2.94	0.41
41:BS:10:VAL:HG21	41:BS:103:ILE:HD13	2.01	0.41
44:BV:51:ALA:HB1	44:BV:57:ILE:HD11	2.02	0.41
44:BV:53:ILE:CG2	44:BV:71:VAL:HB	2.51	0.41
44:BV:155:LEU:HD21	44:BV:171:ILE:HG13	2.02	0.41
45:BW:51:VAL:HG21	45:BW:80:HIS:HA	2.01	0.41
46:BX:11:ARG:HH11	46:BX:60:PHE:HA	1.85	0.41
46:BX:95:LEU:HD22	46:BX:95:LEU:HA	1.82	0.41
50:B2:13:LYS:HE2	50:B2:13:LYS:HB3	1.88	0.41
1:CA:300:A:C8	1:CA:300:A:H3'	2.56	0.41
1:CA:438:G:C4'	1:CA:439:A:OP1	2.67	0.41
1:CA:663:A:O2'	1:CA:664:G:H5'	2.21	0.41
1:CA:802:A:H2'	1:CA:803:G:O4'	2.21	0.41
1:CA:1228:C:H5'	13:CM:115:LYS:O	2.21	0.41
1:CA:1329:A:H5''	13:CM:26:GLY:N	2.36	0.41
1:CA:1442:G:H3'	1:CA:1442:G:C8	2.55	0.41
2:CB:36:ARG:HD2	2:CB:36:ARG:N	2.35	0.41
5:CE:106:PRO:O	5:CE:110:LEU:HG	2.21	0.41
7:CG:15:ASP:HA	7:CG:24:THR:CG2	2.51	0.41
7:CG:41:ARG:HB3	7:CG:41:ARG:HH11	1.86	0.41
7:CG:92:SER:O	7:CG:96:GLN:HG3	2.21	0.41
10:CJ:56:HIS:O	10:CJ:58:ASP:N	2.45	0.41
11:CK:94:ALA:O	11:CK:98:LEU:HG	2.21	0.41
12:CL:103:VAL:O	12:CL:106:ALA:HB3	2.21	0.41
23:DA:26:G:C6	23:DA:27:G:N1	2.89	0.41
23:DA:71:A:H4'	23:DA:72:U:H5''	2.03	0.41
23:DA:270(H):C:H2'	23:DA:270(I):C:C6	2.56	0.41
23:DA:447:A:C5	23:DA:473:G:C5	3.09	0.41
23:DA:468:G:N7	52:D4:39:ARG:NH2	2.69	0.41
23:DA:583:G:OP2	39:DQ:10:ARG:HD2	2.21	0.41
23:DA:593:G:C6	23:DA:594:U:C4	3.09	0.41
23:DA:699:A:H2'	23:DA:700:G:O4'	2.20	0.41

Continued on next page...

Continued from previous page...

Atom-1	Atom-2	Interatomic distance (Å)	Clash overlap (Å)
23:DA:827:U:H2'	23:DA:2068:U:C2	2.56	0.41
23:DA:924:C:H2'	23:DA:925:C:H6	1.86	0.41
23:DA:997:G:O2'	23:DA:998:C:H5'	2.21	0.41
23:DA:1006:C:H1'	32:DJ:129:MET:HG2	2.02	0.41
23:DA:1221:C:H2'	23:DA:122(A):C:C6	2.56	0.41
23:DA:1332:G:N2	23:DA:1609:A:O2'	2.54	0.41
23:DA:1748:G:H2'	23:DA:1749:A:H8	1.84	0.41
23:DA:1790:C:H5''	23:DA:1791:A:P	2.61	0.41
23:DA:2019:A:H5''	39:DQ:27:LEU:HD12	2.03	0.41
23:DA:2024:G:H2'	23:DA:2025:C:H6	1.86	0.41
23:DA:2247:A:O2'	23:DA:2248:C:H5'	2.20	0.41
23:DA:2476:A:N1	23:DA:2477:C:C4	2.88	0.41
23:DA:2636:U:H2'	23:DA:2637:U:H6	1.86	0.41
23:DA:2658:C:H4'	29:DG:158:HIS:CE1	2.56	0.41
23:DA:2709:G:O2'	23:DA:2710:C:H5'	2.20	0.41
23:DA:2712:U:O2'	23:DA:2713:A:H5'	2.21	0.41
23:DA:2765:A:H5'	23:DA:2766:G:OP2	2.21	0.41
23:DA:2817:G:H21	23:DA:2836:U:C1'	2.33	0.41
23:DA:2836:U:H2'	23:DA:2837:G:H8	1.86	0.41
24:DB:74:U:H2'	24:DB:75:G:H8	1.83	0.41
25:DC:140:THR:HG22	25:DC:141:VAL:N	2.36	0.41
25:DC:235:GLY:C	25:DC:237:GLU:H	2.24	0.41
25:DC:270:ILE:C	25:DC:271:ILE:HG13	2.40	0.41
26:DD:141:ILE:O	26:DD:141:ILE:HG13	2.21	0.41
27:DE:14:PRO:HD3	27:DE:128:ALA:HB2	2.02	0.41
27:DE:40:GLN:O	27:DE:43:LYS:HG2	2.21	0.41
27:DE:181:LEU:HD23	27:DE:181:LEU:HA	1.93	0.41
28:DF:5:LEU:HD21	49:D1:50:THR:CG2	2.50	0.41
28:DF:18:GLU:HB3	28:DF:175:LEU:HD13	2.03	0.41
30:DH:5:LEU:H	30:DH:5:LEU:CD2	2.18	0.41
32:DJ:57:LEU:HA	32:DJ:57:LEU:HD13	1.73	0.41
34:DL:47:ASP:HB3	34:DL:48:PRO:HA	2.01	0.41
35:DM:24:GLY:HA2	35:DM:100:GLY:C	2.41	0.41
36:DN:4:LEU:O	36:DN:4:LEU:CG	2.66	0.41
36:DN:94:TYR:O	36:DN:117:VAL:HG12	2.20	0.41
36:DN:104:ARG:HH11	36:DN:104:ARG:CB	2.33	0.41
36:DN:116:LEU:HA	36:DN:116:LEU:HD23	1.79	0.41
38:DP:118:ARG:HA	38:DP:121:ILE:HD12	2.03	0.41
40:DR:4:ILE:HG22	40:DR:5:VAL:N	2.36	0.41
40:DR:17:GLY:HA2	40:DR:96:ILE:O	2.21	0.41
41:DS:22:ASP:HA	41:DS:25:ARG:NH1	2.36	0.41

Continued on next page...

Continued from previous page...

Atom-1	Atom-2	Interatomic distance (Å)	Clash overlap (Å)
43:DU:17:SER:HB2	43:DU:71:LYS:HD2	2.02	0.41
43:DU:34:LYS:HE2	43:DU:34:LYS:HB3	1.80	0.41
44:DV:43:GLU:O	44:DV:47:VAL:HG23	2.21	0.41
44:DV:155:LEU:HD21	44:DV:171:ILE:HG13	2.02	0.41
46:DX:37:ILE:HG22	46:DX:38:SER:N	2.36	0.41
48:DZ:37:LEU:HD23	48:DZ:37:LEU:HA	1.95	0.41
52:D4:8:ASN:HD21	52:D4:10:ARG:HB3	1.86	0.41
53:D5:59:LYS:HA	53:D5:62:LEU:HD11	2.03	0.41
1:AA:862:C:H2'	1:AA:863:U:O4'	2.20	0.41
1:AA:901:A:C5	1:AA:902:G:H1'	2.56	0.41
1:AA:1095:U:H2'	1:AA:1096:C:C6	2.56	0.41
2:AB:137:ARG:O	2:AB:141:GLU:HG2	2.21	0.41
6:AF:70:ASP:OD1	6:AF:70:ASP:N	2.50	0.41
7:AG:15:ASP:HA	7:AG:24:THR:CG2	2.51	0.41
7:AG:91:VAL:HG12	7:AG:95:ARG:HB3	2.02	0.41
10:AJ:49:VAL:HG21	14:AN:41:ARG:HB2	2.02	0.41
13:AM:106:ASN:O	13:AM:107:ALA:CB	2.69	0.41
17:AQ:83:ASP:O	17:AQ:86:GLU:HB2	2.21	0.41
19:AS:6:LYS:HD2	19:AS:6:LYS:N	2.34	0.41
23:BA:172:C:H2'	23:BA:173:G:H8	1.86	0.41
23:BA:195:A:H4'	23:BA:251:A:O2'	2.21	0.41
23:BA:270(K):G:H2'	23:BA:270(L):C:O4'	2.21	0.41
23:BA:686:G:N2	23:BA:788:A:H61	2.18	0.41
23:BA:952:G:P	35:BM:16:ARG:HH22	2.44	0.41
23:BA:1831:G:C5	23:BA:1832:C:C5	3.09	0.41
23:BA:1862:G:H2'	23:BA:1863:G:C8	2.54	0.41
23:BA:2230:G:C6	23:BA:2231:C:C4	3.09	0.41
23:BA:2586:C:O5'	23:BA:2586:C:H6	2.04	0.41
23:BA:2836:U:H2'	23:BA:2837:G:H8	1.86	0.41
24:BB:62:C:C2	24:BB:63:G:C8	3.09	0.41
26:BD:117:MET:HE3	26:BD:117:MET:HB2	1.92	0.41
28:BF:115:ARG:HD2	28:BF:115:ARG:N	2.36	0.41
32:BJ:83:ILE:HG22	32:BJ:84:ARG:O	2.21	0.41
34:BL:57:THR:C	34:BL:59:LEU:N	2.74	0.41
36:BN:104:ARG:HH11	36:BN:104:ARG:CB	2.33	0.41
40:BR:22:VAL:CG1	40:BR:23:GLU:H	2.32	0.41
40:BR:77:ALA:C	40:BR:79:VAL:N	2.73	0.41
45:BW:27:GLU:HB2	45:BW:69:PHE:CD1	2.55	0.41
48:BZ:40:THR:OG1	48:BZ:43:ILE:HG12	2.20	0.41
53:B5:59:LYS:HA	53:B5:62:LEU:HD11	2.03	0.41
53:B5:62:LEU:HB2	53:B5:63:PRO:HD3	2.02	0.41

Continued on next page...

Continued from previous page...

Atom-1	Atom-2	Interatomic distance (Å)	Clash overlap (Å)
1:CA:355:C:C4	1:CA:356:A:N7	2.89	0.41
1:CA:809:G:C6	1:CA:810:C:C5	3.09	0.41
1:CA:874:G:C5	1:CA:875:C:C5	3.09	0.41
1:CA:973:G:H4'	10:CJ:54:PHE:O	2.20	0.41
1:CA:1151:A:O2'	1:CA:1152:A:O5'	2.37	0.41
1:CA:1352:C:H2'	1:CA:1353:G:C8	2.56	0.41
1:CA:1448:C:H2'	1:CA:1449:C:C6	2.55	0.41
1:CA:1501:C:C5	1:CA:1504:G:C5	3.09	0.41
2:CB:69:LEU:HD22	2:CB:159:PRO:HG2	2.02	0.41
6:CF:11:ASN:HA	6:CF:12:PRO:HD2	1.86	0.41
9:CI:33:PHE:HZ	9:CI:43:ALA:O	2.03	0.41
12:CL:45:LYS:HE2	12:CL:45:LYS:HB3	1.87	0.41
13:CM:106:ASN:O	13:CM:107:ALA:CB	2.69	0.41
15:CO:45:VAL:HG23	15:CO:46:HIS:N	2.36	0.41
16:CP:4:ILE:HD12	16:CP:4:ILE:H	1.86	0.41
23:DA:540:G:C4	23:DA:541:C:C5	3.09	0.41
23:DA:643:A:O2'	23:DA:644:A:H5'	2.21	0.41
23:DA:885:C:O5'	23:DA:885:C:H6	2.04	0.41
23:DA:945:A:O2'	23:DA:946:G:H4'	2.21	0.41
23:DA:948:G:C8	23:DA:948:G:C5'	3.00	0.41
23:DA:1198:U:H2'	23:DA:1199:U:C6	2.56	0.41
23:DA:1229:G:H2'	23:DA:1230:C:H6	1.86	0.41
23:DA:1334:G:C6	23:DA:1335:U:C4	3.09	0.41
23:DA:1368:G:C2	23:DA:1369:G:C8	3.09	0.41
23:DA:1647:G:H3'	23:DA:1647:G:P	2.61	0.41
23:DA:1778:U:H2'	23:DA:1784:A:H62	1.83	0.41
23:DA:2013:A:H4'	41:DS:96:ILE:HD12	2.03	0.41
23:DA:2459:A:C4	23:DA:2460:U:C6	3.09	0.41
26:DD:181:LEU:HA	26:DD:181:LEU:HD13	1.70	0.41
27:DE:9:ILE:H	27:DE:9:ILE:HD13	1.86	0.41
27:DE:24:LEU:HA	27:DE:25:PRO:HD3	1.86	0.41
27:DE:111:ALA:HB2	27:DE:206:ILE:HD12	2.03	0.41
28:DF:16:ARG:N	28:DF:17:PRO:HD2	2.36	0.41
28:DF:60:LEU:HD12	28:DF:68:PRO:HB3	2.03	0.41
28:DF:87:PRO:O	28:DF:88:ILE:HB	2.21	0.41
35:DM:132:VAL:HG11	44:DV:81:ARG:NH1	2.36	0.41
36:DN:14:SER:O	36:DN:15:SER:C	2.59	0.41
36:DN:100:LEU:HD23	36:DN:112:ALA:HA	2.02	0.41
37:DO:61:ASN:O	37:DO:62:LYS:C	2.59	0.41
37:DO:66:ALA:HA	37:DO:69:VAL:HG12	2.03	0.41
38:DP:137:LYS:HD2	38:DP:137:LYS:N	2.36	0.41

Continued on next page...

Continued from previous page...

Atom-1	Atom-2	Interatomic distance (Å)	Clash overlap (Å)
40:DR:40:LEU:C	40:DR:45:THR:HB	2.41	0.41
46:DX:70:VAL:O	46:DX:74:VAL:HG23	2.20	0.41
1:AA:658:G:C6	1:AA:659:U:C4	3.09	0.40
1:AA:738:C:H2'	1:AA:739:C:H6	1.85	0.40
1:AA:874:G:C5	1:AA:875:C:C5	3.09	0.40
4:AD:172:PRO:HD2	4:AD:173:TRP:CZ3	2.56	0.40
13:AM:3:ARG:HG2	13:AM:9:ILE:CD1	2.51	0.40
13:AM:58:GLU:OE1	13:AM:62:ASN:HB2	2.21	0.40
13:AM:115:LYS:HE3	13:AM:115:LYS:HB2	1.86	0.40
14:AN:43:CYS:O	14:AN:47:LEU:HG	2.21	0.40
23:BA:276:A:C3'	23:BA:277:C:H5''	2.51	0.40
23:BA:300:A:OP1	43:BU:84:ARG:NH2	2.54	0.40
23:BA:646:A:H2'	23:BA:647:G:O4'	2.20	0.40
23:BA:972:G:H3'	23:BA:973:A:H2'	2.04	0.40
23:BA:1174:A:H3'	23:BA:1175:U:C5'	2.46	0.40
23:BA:1198:U:H2'	23:BA:1199:U:C6	2.55	0.40
23:BA:1502:C:H6	23:BA:1502:C:O5'	2.04	0.40
23:BA:1509:A:H4'	23:BA:1510:A:N9	2.36	0.40
23:BA:1726:G:C2	23:BA:1735:U:O2	2.74	0.40
23:BA:1858:G:HO2'	23:BA:1859:A:H8	1.66	0.40
23:BA:1936:A:N3	23:BA:1936:A:H5''	2.36	0.40
23:BA:2018:G:C6	23:BA:2019:A:C6	3.09	0.40
23:BA:2028:U:H2'	23:BA:2029:G:C8	2.55	0.40
23:BA:2685:G:N3	23:BA:2725:A:C2	2.89	0.40
23:BA:2749:A:H1'	29:BG:63:SER:OG	2.21	0.40
23:BA:2777:G:C4'	23:BA:2778:A:H5'	2.51	0.40
25:BC:197:GLY:O	25:BC:198:ASN:C	2.59	0.40
30:BH:92:VAL:HG22	30:BH:92:VAL:O	2.20	0.40
33:BK:7:TYR:CE1	33:BK:20:MET:HB2	2.56	0.40
34:BL:122:PRO:O	34:BL:123:LEU:HB3	2.21	0.40
35:BM:34:LEU:HD12	35:BM:130:LYS:O	2.21	0.40
36:BN:11:ASN:CG	36:BN:12:ARG:H	2.21	0.40
36:BN:14:SER:O	36:BN:15:SER:C	2.60	0.40
36:BN:28:LEU:HD23	36:BN:34:ILE:HG12	2.02	0.40
38:BP:19:LEU:HA	38:BP:20:PRO:HD3	1.73	0.40
41:BS:82:LEU:HD23	41:BS:84:ARG:NH2	2.36	0.40
44:BV:48:PHE:HE2	44:BV:71:VAL:HG21	1.86	0.40
44:BV:97:GLU:O	44:BV:98:MET:HB3	2.20	0.40
46:BX:84:GLY:O	46:BX:85:LEU:C	2.59	0.40
1:CA:16:A:N1	1:CA:919:A:H2	2.19	0.40
1:CA:17:U:N3	1:CA:18:C:C4	2.89	0.40

Continued on next page...

Continued from previous page...

Atom-1	Atom-2	Interatomic distance (Å)	Clash overlap (Å)
1:CA:667:G:H4'	15:CO:51:HIS:CE1	2.56	0.40
1:CA:711:G:O2'	1:CA:712:A:H5'	2.21	0.40
1:CA:735:C:O2'	1:CA:736:C:H5'	2.20	0.40
1:CA:1399:C:C2	1:CA:1401:G:C6	3.09	0.40
4:CD:23:GLY:HA3	4:CD:112:VAL:CG2	2.49	0.40
8:CH:17:THR:C	8:CH:78:GLN:HE22	2.24	0.40
9:CI:112:LYS:HA	9:CI:119:ALA:HB2	2.03	0.40
10:CJ:22:LYS:O	10:CJ:22:LYS:HD2	2.21	0.40
11:CK:34:ASP:HB2	11:CK:35:PRO:HD2	2.03	0.40
13:CM:56:LEU:HD13	13:CM:56:LEU:O	2.21	0.40
13:CM:86:CYS:SG	13:CM:88:ARG:HB2	2.61	0.40
13:CM:91:ARG:CD	19:CS:81:ARG:HH22	2.35	0.40
23:DA:386:G:H4'	23:DA:387:U:OP2	2.21	0.40
23:DA:524:U:O2'	23:DA:554:U:H4'	2.21	0.40
23:DA:784:A:H5'	23:DA:785:G:OP1	2.20	0.40
23:DA:941:A:H4'	34:DL:35:HIS:CD2	2.56	0.40
23:DA:1532:C:O5'	23:DA:1532:C:H6	2.04	0.40
23:DA:2343:C:O2'	23:DA:2344:U:H5'	2.21	0.40
23:DA:2626:C:H2'	23:DA:2627:G:O4'	2.21	0.40
23:DA:2642:G:O2'	23:DA:2643:G:H5'	2.21	0.40
23:DA:2762:G:O2'	23:DA:2763:G:H5'	2.21	0.40
24:DB:73:A:C4	24:DB:104:A:C2	3.09	0.40
25:DC:79:VAL:HG11	25:DC:111:LEU:CD1	2.51	0.40
25:DC:118:VAL:HG13	25:DC:119:ALA:N	2.37	0.40
25:DC:133:LEU:HB3	25:DC:173:VAL:HG11	2.02	0.40
27:DE:39:TRP:CD1	27:DE:101:LEU:HB2	2.57	0.40
27:DE:47:GLY:O	27:DE:94:PRO:HB3	2.21	0.40
29:DG:104:GLU:HA	29:DG:113:VAL:O	2.22	0.40
30:DH:66:GLU:O	30:DH:70:GLU:HG2	2.20	0.40
33:DK:106:LEU:HD12	33:DK:106:LEU:N	2.36	0.40
34:DL:21:ARG:H	34:DL:21:ARG:HG2	1.73	0.40
35:DM:60:ARG:HB2	35:DM:60:ARG:HH11	1.86	0.40
37:DO:38:GLN:HB3	37:DO:47:THR:HG21	2.03	0.40
40:DR:89:GLN:HA	40:DR:90:PRO:HD3	1.80	0.40
43:DU:30:VAL:HG13	43:DU:37:VAL:HG12	2.03	0.40
1:AA:542:G:H5'	4:AD:41:GLY:HA2	2.03	0.40
1:AA:552:U:H4'	12:AL:85:ARG:HG2	2.04	0.40
1:AA:555:C:H2'	1:AA:556:C:H6	1.84	0.40
1:AA:691:G:H3'	11:AK:26:ASN:ND2	2.35	0.40
1:AA:735:C:O2'	1:AA:736:C:H5'	2.21	0.40
1:AA:838:G:N2	1:AA:849:C:N3	2.70	0.40

Continued on next page...

Continued from previous page...

Atom-1	Atom-2	Interatomic distance (Å)	Clash overlap (Å)
1:AA:936:C:H2'	1:AA:937:A:O4'	2.22	0.40
1:AA:987:G:H2'	1:AA:988:G:C8	2.56	0.40
1:AA:1010:G:H2'	1:AA:1011:G:H8	1.87	0.40
1:AA:1437:C:H2'	1:AA:1438:G:C8	2.56	0.40
2:AB:27:LYS:O	2:AB:30:ARG:HG2	2.21	0.40
2:AB:187:LEU:HD11	2:AB:205:ASP:HB3	2.04	0.40
4:AD:49:ARG:CZ	4:AD:50:ARG:HB2	2.51	0.40
4:AD:200:GLU:H	4:AD:200:GLU:CD	2.24	0.40
4:AD:209:ARG:HA	4:AD:209:ARG:HD2	1.90	0.40
5:AE:92:LYS:HA	5:AE:93:PRO:HD2	1.89	0.40
7:AG:80:VAL:C	7:AG:82:GLY:H	2.24	0.40
11:AK:109:VAL:HG12	11:AK:110:ASP:N	2.36	0.40
13:AM:91:ARG:CD	19:AS:81:ARG:HH22	2.35	0.40
23:BA:69:C:H2'	23:BA:70:G:H8	1.84	0.40
23:BA:265:A:C8	23:BA:266:G:H1'	2.55	0.40
23:BA:534:U:H1'	39:BQ:49:HIS:CD2	2.56	0.40
23:BA:603:A:C2	23:BA:655:A:N3	2.89	0.40
23:BA:827:U:H2'	23:BA:2068:U:C2	2.56	0.40
23:BA:1203:G:C6	23:BA:1204:A:N6	2.89	0.40
23:BA:1271:G:O3'	23:BA:1272:A:H4'	2.21	0.40
23:BA:1276:A:H5''	23:BA:1276:A:H8	1.86	0.40
23:BA:1918:A:O2'	23:BA:1920:C:N4	2.54	0.40
23:BA:2029:G:H2'	23:BA:2031:A:OP1	2.22	0.40
23:BA:2422:A:C5	23:BA:2424:C:C4	3.09	0.40
25:BC:174:ILE:N	25:BC:174:ILE:CD1	2.84	0.40
26:BD:5:LEU:HD22	26:BD:197:ILE:HG22	2.02	0.40
27:BE:40:GLN:O	27:BE:43:LYS:HG2	2.21	0.40
28:BF:16:ARG:N	28:BF:17:PRO:HD2	2.36	0.40
28:BF:53:LEU:HD13	28:BF:88:ILE:HG12	2.03	0.40
30:BH:114:LEU:HA	30:BH:130:TYR:HD1	1.86	0.40
30:BH:128:LEU:HG	30:BH:142:VAL:CG2	2.50	0.40
32:BJ:132:LYS:H	32:BJ:132:LYS:HG2	1.61	0.40
32:BJ:159:GLU:HG2	32:BJ:160:LYS:N	2.36	0.40
35:BM:22:LYS:HA	35:BM:22:LYS:CE	2.35	0.40
35:BM:67:ARG:HD2	35:BM:105:GLU:OE2	2.21	0.40
35:BM:141:GLN:O	44:BV:53:ILE:HG22	2.20	0.40
36:BN:4:LEU:C	36:BN:6:SER:N	2.72	0.40
36:BN:14:SER:HA	36:BN:17:ARG:HG2	2.03	0.40
45:BW:32:ARG:CA	45:BW:35:ASN:HD21	2.34	0.40
46:BX:23:LYS:O	46:BX:23:LYS:HG3	2.20	0.40
47:BY:24:LEU:HD23	47:BY:24:LEU:O	2.21	0.40

Continued on next page...

Continued from previous page...

Atom-1	Atom-2	Interatomic distance (Å)	Clash overlap (Å)
51:B3:23:THR:O	51:B3:24:GLU:HG2	2.22	0.40
53:B5:13:ARG:HG3	53:B5:14:VAL:HG23	2.02	0.40
1:CA:105:G:C4	1:CA:106:C:C5	3.09	0.40
1:CA:187:C:O2	1:CA:191(A):G:C6	2.74	0.40
1:CA:815:A:H4'	1:CA:817:C:C5	2.56	0.40
1:CA:901:A:C5	1:CA:902:G:H1'	2.55	0.40
1:CA:1046:A:H3'	1:CA:1047:G:H8	1.86	0.40
1:CA:1226:C:C4	13:CM:104:ARG:HB2	2.57	0.40
1:CA:1269:A:H5'	21:CU:19:GLY:HA2	2.04	0.40
1:CA:1437:C:H2'	1:CA:1438:G:C8	2.56	0.40
2:CB:137:ARG:O	2:CB:141:GLU:HG2	2.21	0.40
11:CK:23:ALA:HB1	11:CK:88:GLY:HA3	2.03	0.40
23:DA:388:G:C4	23:DA:390:A:C6	3.10	0.40
23:DA:451:C:N4	23:DA:453:C:H3'	2.36	0.40
23:DA:570:G:H2'	23:DA:2030:A:C5	2.55	0.40
23:DA:1270:C:H5''	23:DA:1271:G:C5'	2.52	0.40
23:DA:1289:C:H2'	23:DA:1290:C:C6	2.55	0.40
23:DA:1639:U:C2'	23:DA:1640:C:H5''	2.51	0.40
23:DA:2293:C:H4'	37:DO:93:LYS:HZ2	1.87	0.40
23:DA:2685:G:N3	23:DA:2725:A:C2	2.89	0.40
25:DC:131:LEU:HD12	25:DC:136:ILE:HG12	2.02	0.40
29:DG:86:GLU:HB3	29:DG:132:ARG:NH1	2.37	0.40
34:DL:126:VAL:HG22	34:DL:145:PRO:HB2	2.02	0.40
35:DM:67:ARG:HD2	35:DM:105:GLU:OE2	2.21	0.40
35:DM:81:VAL:O	35:DM:82:ARG:HD3	2.21	0.40
40:DR:6:LYS:O	40:DR:6:LYS:HG3	2.21	0.40
42:DT:41:ASN:N	42:DT:41:ASN:HD22	2.19	0.40
43:DU:97:ARG:HD3	43:DU:98:VAL:HG12	2.04	0.40
44:DV:118:GLN:HB2	44:DV:173:ALA:C	2.42	0.40
44:DV:144:LEU:HD22	44:DV:144:LEU:N	2.36	0.40
44:DV:161:VAL:HG12	44:DV:162:GLU:N	2.35	0.40
46:DX:10:LYS:O	46:DX:11:ARG:CG	2.67	0.40
46:DX:82:LEU:N	46:DX:82:LEU:HD12	2.36	0.40
1:AA:57:G:C6	1:AA:58:C:C4	3.09	0.40
1:AA:161:A:H2'	1:AA:162:A:H8	1.85	0.40
1:AA:438:G:C4'	1:AA:439:A:OP1	2.67	0.40
1:AA:562:C:H6	1:AA:562:C:H5'	1.85	0.40
1:AA:604:G:C6	1:AA:605:U:C4	3.09	0.40
1:AA:692:U:C5	11:AK:26:ASN:ND2	2.87	0.40
1:AA:712:A:O2'	1:AA:713:G:H5'	2.21	0.40
1:AA:900:A:H2'	1:AA:901:A:C8	2.56	0.40

Continued on next page...

Continued from previous page...

Atom-1	Atom-2	Interatomic distance (Å)	Clash overlap (Å)
1:AA:954:G:H2'	1:AA:955:U:C6	2.56	0.40
4:AD:188:LEU:HD12	4:AD:188:LEU:H	1.86	0.40
7:AG:54:THR:C	7:AG:56:GLN:H	2.25	0.40
10:AJ:22:LYS:O	10:AJ:22:LYS:HD2	2.21	0.40
13:AM:8:GLU:OE1	13:AM:22:ILE:HG23	2.21	0.40
13:AM:99:ARG:HB2	13:AM:101:GLN:NE2	2.26	0.40
19:AS:63:THR:HG22	19:AS:66:MET:CE	2.51	0.40
23:BA:252:G:OP2	34:BL:50:ARG:NH2	2.49	0.40
23:BA:386:G:H4'	23:BA:387:U:OP2	2.22	0.40
23:BA:480:A:N3	23:BA:480:A:H2'	2.36	0.40
23:BA:775:G:C2	23:BA:777:A:N6	2.89	0.40
23:BA:839:U:H2'	23:BA:840:C:H6	1.81	0.40
23:BA:1221:C:H2'	23:BA:122(A):C:C6	2.56	0.40
23:BA:1344:G:H5'	23:BA:1384:A:C6	2.56	0.40
23:BA:1488:G:C5	23:BA:1489:U:C5	3.10	0.40
23:BA:1493:C:H2'	23:BA:1493:C:O2	2.21	0.40
23:BA:1599:C:H2'	23:BA:1600:C:C6	2.56	0.40
23:BA:1728:G:O5'	23:BA:1728:G:H8	2.05	0.40
23:BA:1858:G:H1'	23:BA:1884:A:H62	1.86	0.40
23:BA:2404:C:H2'	23:BA:2405:G:O4'	2.22	0.40
23:BA:2416:C:OP1	34:BL:64:LYS:O	2.40	0.40
23:BA:2574:G:H8	23:BA:2574:G:O5'	2.04	0.40
25:BC:107:ALA:HA	25:BC:108:PRO:HD3	1.78	0.40
25:BC:236:GLY:O	25:BC:238:GLY:N	2.54	0.40
26:BD:76:ARG:HG2	26:BD:77:ILE:HG13	2.03	0.40
28:BF:114:ILE:HB	28:BF:117:PHE:HB2	2.02	0.40
34:BL:17:LYS:C	34:BL:19:VAL:H	2.25	0.40
34:BL:39:LYS:CD	34:BL:40:SER:H	2.35	0.40
34:BL:62:LEU:HD22	34:BL:62:LEU:O	2.22	0.40
36:BN:10:LEU:N	36:BN:10:LEU:HD12	2.37	0.40
38:BP:137:LYS:N	38:BP:137:LYS:HD2	2.36	0.40
44:BV:144:LEU:HD22	44:BV:144:LEU:N	2.37	0.40
46:BX:41:ARG:HD3	46:BX:43:TYR:CE2	2.57	0.40
46:BX:46:LEU:HB2	46:BX:63:ALA:HA	2.04	0.40
46:BX:53:VAL:HG22	46:BX:74:VAL:HG13	2.03	0.40
46:BX:73:LEU:HD21	46:BX:94:LEU:CG	2.49	0.40
1:CA:69:G:H2'	1:CA:73:G:H8	1.86	0.40
1:CA:235:C:H1'	17:CQ:61:GLU:OE1	2.21	0.40
1:CA:605:U:H2'	1:CA:606:G:O4'	2.22	0.40
1:CA:1053:G:C3'	1:CA:1054:C:H5'	2.51	0.40
1:CA:1079:G:C6	1:CA:1080:A:N6	2.89	0.40

Continued on next page...

Continued from previous page...

Atom-1	Atom-2	Interatomic distance (Å)	Clash overlap (Å)
2:CB:80:ILE:HD11	2:CB:208:ILE:CG2	2.50	0.40
2:CB:102:LEU:HD12	2:CB:102:LEU:N	2.37	0.40
6:CF:9:VAL:HG13	6:CF:59:TYR:O	2.21	0.40
7:CG:150:ALA:HA	11:CK:59:TYR:CD2	2.56	0.40
8:CH:82:HIS:HD2	8:CH:138:TRP:HE1	1.69	0.40
9:CI:53:VAL:HG11	9:CI:85:LEU:HD22	2.02	0.40
11:CK:20:TYR:C	11:CK:21:ILE:HD12	2.41	0.40
12:CL:74:HIS:HD2	12:CL:76:LEU:HB2	1.85	0.40
13:CM:19:LEU:HA	13:CM:22:ILE:HG12	2.02	0.40
13:CM:37:THR:OG1	13:CM:56:LEU:HD23	2.22	0.40
16:CP:12:LYS:C	16:CP:14:ASN:H	2.24	0.40
16:CP:49:LEU:HD12	16:CP:50:LYS:N	2.36	0.40
19:CS:6:LYS:HD2	19:CS:6:LYS:N	2.34	0.40
20:CT:36:LEU:HB3	20:CT:59:ALA:HB2	2.03	0.40
23:DA:327:G:C2	23:DA:328:U:C2	3.10	0.40
23:DA:643:A:OP1	51:D3:42:TRP:NE1	2.54	0.40
23:DA:656:G:H8	23:DA:656:G:O5'	2.05	0.40
23:DA:830:G:C4	23:DA:2448:A:C6	3.09	0.40
23:DA:1509:A:H4'	23:DA:1510:A:N9	2.36	0.40
23:DA:2246:G:H2'	23:DA:2247:A:H8	1.87	0.40
23:DA:2386:C:H4'	45:DW:55:ARG:O	2.21	0.40
24:DB:70:C:H2'	24:DB:71:C:C6	2.52	0.40
25:DC:175:LEU:HD23	25:DC:175:LEU:HA	1.95	0.40
26:DD:184:VAL:HG12	26:DD:185:LYS:H	1.86	0.40
28:DF:7:LEU:HA	28:DF:10:LYS:HD2	2.03	0.40
29:DG:103:LEU:HG	29:DG:105:LEU:CD1	2.51	0.40
29:DG:117:PRO:HA	29:DG:118:PRO:HD2	1.93	0.40
32:DJ:83:ILE:HG22	32:DJ:84:ARG:O	2.21	0.40
35:DM:77:LYS:HA	35:DM:78:PRO:HD3	1.73	0.40
39:DQ:83:LEU:N	39:DQ:83:LEU:HD12	2.36	0.40
41:DS:18:ARG:NH1	41:DS:76:VAL:HG13	2.36	0.40
44:DV:127:LYS:HB3	44:DV:162:GLU:CG	2.51	0.40
1:AA:620:C:C2	4:AD:135:LEU:HG	2.56	0.40
1:AA:1296:C:OP1	13:AM:44:ARG:NH2	2.51	0.40
1:AA:1320:C:C2	19:AS:72:GLY:HA3	2.56	0.40
1:AA:1501:C:C5	1:AA:1504:G:C5	3.09	0.40
7:AG:15:ASP:HB2	7:AG:20:ASP:O	2.21	0.40
23:BA:97:C:H5''	47:BY:2:LYS:HZ1	1.86	0.40
23:BA:118:A:H1'	23:BA:178:G:O4'	2.22	0.40
23:BA:141(A):A:C8	23:BA:1408:C:H1'	2.57	0.40
23:BA:270(H):C:H2'	23:BA:270(I):C:C6	2.56	0.40

Continued on next page...

Continued from previous page...

Atom-1	Atom-2	Interatomic distance (Å)	Clash overlap (Å)
23:BA:587:C:H4'	23:BA:588:U:C6	2.57	0.40
23:BA:875:G:N2	23:BA:903:C:C2	2.90	0.40
23:BA:1310:G:H2'	23:BA:1311:G:H5''	2.03	0.40
23:BA:1783:A:C2	23:BA:2587:A:C4	3.10	0.40
23:BA:1843:C:O2'	23:BA:1844:C:H5'	2.22	0.40
23:BA:2019:A:H5''	39:BQ:27:LEU:HD12	2.04	0.40
23:BA:2477:C:HO2'	23:BA:2478:A:P	2.44	0.40
23:BA:2565:A:H5''	23:BA:2566:A:OP2	2.22	0.40
24:BB:37:C:C5	24:BB:38:C:C5	3.09	0.40
26:BD:85:ASN:HA	26:BD:86:PRO:HD3	1.78	0.40
28:BF:39:ILE:HG23	28:BF:157:ILE:HG22	2.04	0.40
28:BF:133:LEU:HD23	28:BF:133:LEU:N	2.36	0.40
28:BF:171:ALA:O	28:BF:175:LEU:HG	2.21	0.40
29:BG:83:TYR:CZ	29:BG:138:LYS:HG3	2.56	0.40
30:BH:133:HIS:HA	30:BH:134:PRO:HD3	1.92	0.40
34:BL:47:ASP:HB3	34:BL:48:PRO:HA	2.02	0.40
35:BM:78:PRO:C	35:BM:79:LEU:HD12	2.42	0.40
37:BO:82:ILE:HG22	37:BO:83:LYS:N	2.35	0.40
40:BR:72:VAL:O	40:BR:72:VAL:HG23	2.22	0.40
41:BS:50:VAL:HG11	41:BS:103:ILE:HG21	2.04	0.40
43:BU:98:VAL:O	43:BU:98:VAL:HG22	2.21	0.40
49:B1:40:ILE:N	49:B1:40:ILE:HD12	2.36	0.40
1:CA:506:G:C6	1:CA:507:C:N4	2.89	0.40
1:CA:892:A:C6	1:CA:893:C:C4	3.09	0.40
1:CA:987:G:H2'	1:CA:988:G:C8	2.57	0.40
1:CA:1051:C:C4	1:CA:1052:U:C4	3.09	0.40
1:CA:1079:G:O3'	5:CE:14:ARG:NH2	2.54	0.40
11:CK:44:SER:H	11:CK:47:VAL:HB	1.87	0.40
13:CM:3:ARG:HG2	13:CM:9:ILE:CD1	2.52	0.40
22:CV:6188:C:HO2'	22:CV:6189:A:P	2.45	0.40
23:DA:270(I):C:O2'	23:DA:270(J):G:H5'	2.22	0.40
23:DA:443:A:H1'	23:DA:1201:C:O4'	2.21	0.40
23:DA:991:C:C5	23:DA:1185:C:C4	3.09	0.40
23:DA:1211:U:H4'	23:DA:1212:G:OP2	2.22	0.40
23:DA:1401:G:H2'	23:DA:1402:C:C6	2.57	0.40
23:DA:1408:C:N3	23:DA:1595:G:C2	2.89	0.40
23:DA:2065:C:H2'	23:DA:2066:C:C6	2.56	0.40
23:DA:2230:G:H1'	46:DX:45:ASN:CB	2.51	0.40
23:DA:2338:G:C2	23:DA:2339:G:C8	3.10	0.40
23:DA:2484:G:H2'	23:DA:2485:G:H8	1.86	0.40
27:DE:64:ILE:HD12	27:DE:64:ILE:HA	1.81	0.40

Continued on next page...

Continued from previous page...

Atom-1	Atom-2	Interatomic distance (Å)	Clash overlap (Å)
27:DE:72:ARG:O	27:DE:73:ALA:O	2.39	0.40
27:DE:108:LYS:HD3	27:DE:108:LYS:HA	1.94	0.40
30:DH:83:ALA:N	30:DH:89:TYR:HD1	2.20	0.40
30:DH:130:TYR:HD2	30:DH:132:PRO:HG3	1.83	0.40
30:DH:136:VAL:N	30:DH:137:PRO:HD3	2.37	0.40
32:DJ:117:HIS:HA	32:DJ:118:PRO:HD2	1.98	0.40
33:DK:71:ARG:NH2	33:DK:77:ILE:HG21	2.37	0.40
34:DL:57:THR:C	34:DL:59:LEU:N	2.75	0.40
34:DL:106:LEU:HD22	34:DL:106:LEU:HA	1.86	0.40
35:DM:80:GLU:HA	35:DM:80:GLU:OE2	2.21	0.40
38:DP:3:ARG:NH1	38:DP:6:LEU:HD23	2.37	0.40
44:DV:71:VAL:HG11	44:DV:74:VAL:HG23	2.02	0.40
46:DX:35:THR:HB	46:DX:36:GLY:H	1.54	0.40
47:DY:1:MET:SD	47:DY:5:GLU:OE2	2.80	0.40
51:D3:25:LYS:HD3	53:D5:34:TRP:CH2	2.56	0.40
1:AA:300:A:C8	1:AA:300:A:H3'	2.57	0.40
1:AA:608:A:C4	1:AA:609:A:C8	3.09	0.40
1:AA:663:A:H2'	1:AA:664:G:O4'	2.22	0.40
1:AA:1046:A:H3'	1:AA:1047:G:H8	1.87	0.40
1:AA:1228:C:H5'	13:AM:115:LYS:O	2.21	0.40
1:AA:1250:A:H2	1:AA:1353:G:H21	1.69	0.40
1:AA:1316:G:H22	1:AA:1319:A:H5''	1.86	0.40
2:AB:46:LYS:HD2	2:AB:49:GLU:OE1	2.22	0.40
2:AB:130:ARG:HA	2:AB:131:PRO:HD2	1.95	0.40
3:AC:182:ILE:HG23	3:AC:202:ILE:C	2.41	0.40
6:AF:95:GLU:HA	6:AF:96:PRO:HD3	1.96	0.40
8:AH:20:TYR:HA	8:AH:65:TYR:CE2	2.57	0.40
9:AI:92:TYR:O	9:AI:96:LEU:HB2	2.22	0.40
9:AI:99:LEU:HD12	9:AI:101:PHE:CE2	2.56	0.40
11:AK:94:ALA:O	11:AK:98:LEU:HG	2.21	0.40
19:AS:45:VAL:HA	19:AS:62:ILE:HG23	2.03	0.40
23:BA:319:C:C2	23:BA:320:A:C8	3.10	0.40
23:BA:468:G:N7	52:B4:39:ARG:NH2	2.68	0.40
23:BA:489:G:C5	23:BA:1284:A:C2	3.09	0.40
23:BA:1647:G:H3'	23:BA:1647:G:P	2.62	0.40
23:BA:2057:A:N6	23:BA:2058:A:C6	2.89	0.40
23:BA:2764:A:N6	23:BA:2766:G:C2	2.90	0.40
23:BA:2846:G:C5	23:BA:2847:U:C5	3.09	0.40
25:BC:35:LYS:O	25:BC:64:ILE:HD12	2.21	0.40
26:BD:14:ILE:HD12	26:BD:14:ILE:O	2.22	0.40
27:BE:155:LEU:HA	27:BE:174:VAL:HG23	2.03	0.40

Continued on next page...

Continued from previous page...

Atom-1	Atom-2	Interatomic distance (Å)	Clash overlap (Å)
30:BH:88:ILE:HG22	30:BH:89:TYR:N	2.35	0.40
30:BH:114:LEU:HA	30:BH:130:TYR:CD1	2.57	0.40
33:BK:90:GLN:O	33:BK:91:LEU:HB2	2.21	0.40
35:BM:27:VAL:H	44:BV:81:ARG:NH2	2.19	0.40
36:BN:99:LYS:HE3	36:BN:99:LYS:HB3	1.87	0.40
37:BO:26:LEU:HB3	37:BO:87:PHE:HA	2.03	0.40
37:BO:87:PHE:HE2	37:BO:89:ARG:HA	1.87	0.40
38:BP:92:GLY:HA2	38:BP:117:ASP:H	1.87	0.40
38:BP:128:GLU:O	38:BP:132:LYS:HG3	2.20	0.40
44:BV:28:MET:HA	44:BV:88:PHE:HB2	2.03	0.40
1:CA:179:A:C4	1:CA:180:U:C5	3.09	0.40
1:CA:272:C:H2'	1:CA:273:A:H8	1.86	0.40
1:CA:928:G:C2	1:CA:1390:U:O2	2.74	0.40
1:CA:942:G:H2'	1:CA:943:U:H6	1.86	0.40
1:CA:1234:C:O2'	1:CA:1235:U:H5'	2.22	0.40
1:CA:1259:C:O5'	1:CA:1259:C:H6	2.03	0.40
2:CB:16:HIS:CD2	2:CB:210:SER:HA	2.57	0.40
4:CD:108:LEU:HD12	4:CD:108:LEU:HA	1.94	0.40
11:CK:26:ASN:O	11:CK:27:ASN:HB2	2.21	0.40
11:CK:59:TYR:O	11:CK:62:GLN:HB3	2.22	0.40
18:CR:45:SER:HB3	18:CR:51:LEU:HD21	2.03	0.40
19:CS:45:VAL:HA	19:CS:62:ILE:HG23	2.02	0.40
23:DA:7:G:H2'	23:DA:8:A:O4'	2.21	0.40
23:DA:319:C:C2	23:DA:320:A:C8	3.08	0.40
23:DA:380:U:H2'	23:DA:381:G:H8	1.87	0.40
23:DA:444:C:H2'	23:DA:445:C:H6	1.86	0.40
23:DA:758:C:O2	23:DA:1981:A:H2	2.04	0.40
23:DA:782:A:H5'	23:DA:783:A:C2	2.57	0.40
23:DA:1710:C:O2'	23:DA:1711:C:H5'	2.22	0.40
23:DA:1750:G:H2'	23:DA:1751:C:H6	1.87	0.40
23:DA:1961:C:O2'	23:DA:1962:C:H5'	2.22	0.40
23:DA:2287:A:C5	23:DA:2289:G:C5	3.10	0.40
23:DA:2489:G:C6	23:DA:2490:G:N1	2.89	0.40
23:DA:2565:A:H5''	23:DA:2566:A:OP2	2.22	0.40
24:DB:48:A:H2'	24:DB:49:C:C6	2.57	0.40
28:DF:87:PRO:HB2	28:DF:88:ILE:H	1.65	0.40
29:DG:125:VAL:HG22	29:DG:131:VAL:HG22	2.03	0.40
32:DJ:64:ASP:OD1	32:DJ:64:ASP:N	2.54	0.40
32:DJ:157:ARG:O	32:DJ:157:ARG:HG2	2.21	0.40
34:DL:64:LYS:O	34:DL:65:ARG:C	2.59	0.40
34:DL:114:ILE:HD11	34:DL:130:PHE:CG	2.54	0.40

Continued on next page...

Continued from previous page...

Atom-1	Atom-2	Interatomic distance (Å)	Clash overlap (Å)
34:DL:122:PRO:O	34:DL:123:LEU:HB3	2.21	0.40
35:DM:27:VAL:H	44:DV:81:ARG:NH2	2.20	0.40
36:DN:38:VAL:HG22	36:DN:112:ALA:HB2	2.04	0.40
37:DO:26:LEU:HB3	37:DO:87:PHE:HA	2.03	0.40
38:DP:26:ASP:HB3	38:DP:92:GLY:H	1.86	0.40
39:DQ:91:ASP:OD2	39:DQ:96:ALA:HB2	2.22	0.40
41:DS:29:LEU:HD22	41:DS:69:LEU:CD1	2.49	0.40
44:DV:145:GLU:HG3	44:DV:146:ILE:N	2.37	0.40

There are no symmetry-related clashes.

5.3 Torsion angles [i](#)

5.3.1 Protein backbone [i](#)

In the following table, the Percentiles column shows the percent Ramachandran outliers of the chain as a percentile score with respect to all X-ray entries followed by that with respect to entries of similar resolution.

The Analysed column shows the number of residues for which the backbone conformation was analysed, and the total number of residues.

Mol	Chain	Analysed	Favoured	Allowed	Outliers	Percentiles	
2	AB	232/234 (99%)	194 (84%)	32 (14%)	6 (3%)	5	33
2	CB	232/234 (99%)	194 (84%)	32 (14%)	6 (3%)	5	33
3	AC	204/206 (99%)	153 (75%)	38 (19%)	13 (6%)	1	14
3	CC	204/206 (99%)	154 (76%)	37 (18%)	13 (6%)	1	14
4	AD	206/208 (99%)	172 (84%)	26 (13%)	8 (4%)	3	25
4	CD	206/208 (99%)	172 (84%)	25 (12%)	9 (4%)	2	21
5	AE	149/151 (99%)	123 (83%)	22 (15%)	4 (3%)	5	33
5	CE	149/151 (99%)	126 (85%)	19 (13%)	4 (3%)	5	33
6	AF	99/101 (98%)	90 (91%)	8 (8%)	1 (1%)	15	54
6	CF	99/101 (98%)	90 (91%)	8 (8%)	1 (1%)	15	54
7	AG	153/155 (99%)	132 (86%)	18 (12%)	3 (2%)	7	39
7	CG	153/155 (99%)	133 (87%)	17 (11%)	3 (2%)	7	39
8	AH	136/138 (99%)	119 (88%)	17 (12%)	0	100	100

Continued on next page...

Continued from previous page...

Mol	Chain	Analysed	Favoured	Allowed	Outliers	Percentiles	
8	CH	136/138 (99%)	119 (88%)	17 (12%)	0	100	100
9	AI	125/127 (98%)	102 (82%)	20 (16%)	3 (2%)	6	35
9	CI	125/127 (98%)	101 (81%)	21 (17%)	3 (2%)	6	35
10	AJ	96/98 (98%)	78 (81%)	12 (12%)	6 (6%)	1	14
10	CJ	96/98 (98%)	78 (81%)	12 (12%)	6 (6%)	1	14
11	AK	117/119 (98%)	97 (83%)	16 (14%)	4 (3%)	3	28
11	CK	117/119 (98%)	97 (83%)	16 (14%)	4 (3%)	3	28
12	AL	122/124 (98%)	94 (77%)	22 (18%)	6 (5%)	2	19
12	CL	122/124 (98%)	94 (77%)	22 (18%)	6 (5%)	2	19
13	AM	114/116 (98%)	94 (82%)	16 (14%)	4 (4%)	3	27
13	CM	114/116 (98%)	94 (82%)	16 (14%)	4 (4%)	3	27
14	AN	58/60 (97%)	50 (86%)	5 (9%)	3 (5%)	2	18
14	CN	58/60 (97%)	50 (86%)	5 (9%)	3 (5%)	2	18
15	AO	86/88 (98%)	77 (90%)	7 (8%)	2 (2%)	6	36
15	CO	86/88 (98%)	77 (90%)	7 (8%)	2 (2%)	6	36
16	AP	81/83 (98%)	65 (80%)	14 (17%)	2 (2%)	5	34
16	CP	81/83 (98%)	65 (80%)	13 (16%)	3 (4%)	3	26
17	AQ	97/99 (98%)	81 (84%)	15 (16%)	1 (1%)	15	54
17	CQ	97/99 (98%)	81 (84%)	15 (16%)	1 (1%)	15	54
18	AR	68/70 (97%)	53 (78%)	13 (19%)	2 (3%)	4	31
18	CR	68/70 (97%)	53 (78%)	12 (18%)	3 (4%)	2	21
19	AS	76/78 (97%)	57 (75%)	14 (18%)	5 (7%)	1	13
19	CS	76/78 (97%)	57 (75%)	14 (18%)	5 (7%)	1	13
20	AT	97/99 (98%)	82 (84%)	12 (12%)	3 (3%)	4	30
20	CT	97/99 (98%)	82 (84%)	12 (12%)	3 (3%)	4	30
21	AU	22/24 (92%)	17 (77%)	4 (18%)	1 (4%)	2	21
21	CU	22/24 (92%)	17 (77%)	4 (18%)	1 (4%)	2	21
25	BC	269/271 (99%)	220 (82%)	31 (12%)	18 (7%)	1	13
25	DC	269/271 (99%)	218 (81%)	33 (12%)	18 (7%)	1	13
26	BD	202/204 (99%)	168 (83%)	26 (13%)	8 (4%)	3	24
26	DD	202/204 (99%)	167 (83%)	29 (14%)	6 (3%)	4	30

Continued on next page...

Continued from previous page...

Mol	Chain	Analysed	Favoured	Allowed	Outliers	Percentiles	
27	BE	200/202 (99%)	165 (82%)	28 (14%)	7 (4%)	3	27
27	DE	200/202 (99%)	165 (82%)	28 (14%)	7 (4%)	3	27
28	BF	179/181 (99%)	134 (75%)	37 (21%)	8 (4%)	2	21
28	DF	179/181 (99%)	133 (74%)	37 (21%)	9 (5%)	2	19
29	BG	157/159 (99%)	126 (80%)	27 (17%)	4 (2%)	5	34
29	DG	157/159 (99%)	125 (80%)	28 (18%)	4 (2%)	5	34
30	BH	143/145 (99%)	109 (76%)	28 (20%)	6 (4%)	3	23
30	DH	143/145 (99%)	109 (76%)	28 (20%)	6 (4%)	3	23
31	BI	28/65 (43%)	27 (96%)	1 (4%)	0	100	100
31	DI	28/65 (43%)	27 (96%)	1 (4%)	0	100	100
32	BJ	135/137 (98%)	108 (80%)	19 (14%)	8 (6%)	1	15
32	DJ	135/137 (98%)	108 (80%)	19 (14%)	8 (6%)	1	15
33	BK	120/122 (98%)	105 (88%)	8 (7%)	7 (6%)	1	16
33	DK	120/122 (98%)	107 (89%)	6 (5%)	7 (6%)	1	16
34	BL	144/146 (99%)	94 (65%)	35 (24%)	15 (10%)	0	7
34	DL	144/146 (99%)	92 (64%)	37 (26%)	15 (10%)	0	7
35	BM	134/136 (98%)	98 (73%)	22 (16%)	14 (10%)	0	7
35	DM	134/136 (98%)	97 (72%)	24 (18%)	13 (10%)	0	7
36	BN	115/117 (98%)	97 (84%)	13 (11%)	5 (4%)	2	22
36	DN	115/117 (98%)	97 (84%)	14 (12%)	4 (4%)	3	27
37	BO	96/98 (98%)	65 (68%)	18 (19%)	13 (14%)	0	4
37	DO	96/98 (98%)	65 (68%)	18 (19%)	13 (14%)	0	4
38	BP	135/137 (98%)	99 (73%)	30 (22%)	6 (4%)	2	21
38	DP	135/137 (98%)	99 (73%)	30 (22%)	6 (4%)	2	21
39	BQ	114/116 (98%)	99 (87%)	13 (11%)	2 (2%)	8	41
39	DQ	114/116 (98%)	99 (87%)	13 (11%)	2 (2%)	8	41
40	BR	99/101 (98%)	71 (72%)	19 (19%)	9 (9%)	1	8
40	DR	99/101 (98%)	71 (72%)	19 (19%)	9 (9%)	1	8
41	BS	110/112 (98%)	94 (86%)	14 (13%)	2 (2%)	8	41
41	DS	110/112 (98%)	94 (86%)	14 (13%)	2 (2%)	8	41
42	BT	90/92 (98%)	82 (91%)	7 (8%)	1 (1%)	14	52

Continued on next page...

Continued from previous page...

Mol	Chain	Analysed	Favoured	Allowed	Outliers	Percentiles	
42	DT	90/92 (98%)	82 (91%)	7 (8%)	1 (1%)	14	52
43	BU	98/100 (98%)	65 (66%)	22 (22%)	11 (11%)	0	6
43	DU	98/100 (98%)	63 (64%)	23 (24%)	12 (12%)	0	5
44	BV	186/188 (99%)	140 (75%)	36 (19%)	10 (5%)	2	17
44	DV	186/188 (99%)	140 (75%)	36 (19%)	10 (5%)	2	17
45	BW	74/76 (97%)	59 (80%)	12 (16%)	3 (4%)	3	23
45	DW	74/76 (97%)	57 (77%)	14 (19%)	3 (4%)	3	23
46	BX	86/88 (98%)	57 (66%)	20 (23%)	9 (10%)	0	7
46	DX	86/88 (98%)	57 (66%)	20 (23%)	9 (10%)	0	7
47	BY	60/62 (97%)	48 (80%)	9 (15%)	3 (5%)	2	19
47	DY	60/62 (97%)	49 (82%)	8 (13%)	3 (5%)	2	19
48	BZ	57/59 (97%)	51 (90%)	5 (9%)	1 (2%)	8	41
48	DZ	57/59 (97%)	51 (90%)	5 (9%)	1 (2%)	8	41
49	B1	28/30 (93%)	15 (54%)	10 (36%)	3 (11%)	0	6
49	D1	28/30 (93%)	15 (54%)	10 (36%)	3 (11%)	0	6
50	B2	50/52 (96%)	39 (78%)	8 (16%)	3 (6%)	1	15
50	D2	50/52 (96%)	40 (80%)	6 (12%)	4 (8%)	1	10
51	B3	42/44 (96%)	35 (83%)	2 (5%)	5 (12%)	0	5
51	D3	42/44 (96%)	35 (83%)	2 (5%)	5 (12%)	0	5
52	B4	46/48 (96%)	42 (91%)	4 (9%)	0	100	100
52	D4	46/48 (96%)	41 (89%)	5 (11%)	0	100	100
53	B5	61/63 (97%)	43 (70%)	13 (21%)	5 (8%)	1	9
53	D5	61/63 (97%)	44 (72%)	13 (21%)	4 (7%)	1	13
All	All	11192/11458 (98%)	8966 (80%)	1699 (15%)	527 (5%)	2	20

All (527) Ramachandran outliers are listed below:

Mol	Chain	Res	Type
3	AC	15	THR
4	AD	30	LYS
4	AD	137	SER
4	AD	138	TYR
4	AD	168	ARG
13	AM	63	THR

Continued on next page...

Continued from previous page...

Mol	Chain	Res	Type
13	AM	106	ASN
19	AS	28	LYS
20	AT	71	THR
25	BC	26	LYS
25	BC	33	LEU
25	BC	35	LYS
25	BC	237	GLU
25	BC	239	ARG
25	BC	260	ARG
26	BD	16	ARG
27	BE	73	ALA
28	BF	87	PRO
29	BG	92	ILE
29	BG	165	ALA
30	BH	91	SER
32	BJ	116	THR
32	BJ	149	PRO
32	BJ	157	ARG
34	BL	15	ARG
34	BL	36	LYS
34	BL	46	LYS
34	BL	59	LEU
34	BL	141	ALA
35	BM	8	LYS
35	BM	21	THR
37	BO	12	PHE
37	BO	59	LYS
37	BO	62	LYS
37	BO	90	GLY
37	BO	91	PRO
38	BP	58	ASN
38	BP	115	ARG
40	BR	53	GLU
40	BR	78	LYS
41	BS	110	LYS
43	BU	3	VAL
43	BU	7	VAL
44	BV	178	GLU
45	BW	47	PRO
46	BX	11	ARG
47	BY	47	ASN
50	B2	4	HIS

Continued on next page...

Continued from previous page...

Mol	Chain	Res	Type
50	B2	35	GLU
51	B3	28	ARG
3	CC	15	THR
4	CD	30	LYS
4	CD	137	SER
4	CD	138	TYR
4	CD	168	ARG
13	CM	63	THR
13	CM	106	ASN
19	CS	28	LYS
20	CT	71	THR
25	DC	26	LYS
25	DC	33	LEU
25	DC	35	LYS
25	DC	237	GLU
25	DC	239	ARG
25	DC	260	ARG
26	DD	16	ARG
27	DE	73	ALA
28	DF	87	PRO
29	DG	92	ILE
29	DG	165	ALA
30	DH	91	SER
32	DJ	116	THR
32	DJ	149	PRO
32	DJ	157	ARG
34	DL	15	ARG
34	DL	36	LYS
34	DL	46	LYS
34	DL	59	LEU
34	DL	141	ALA
35	DM	8	LYS
35	DM	21	THR
37	DO	12	PHE
37	DO	59	LYS
37	DO	62	LYS
37	DO	90	GLY
37	DO	91	PRO
38	DP	58	ASN
38	DP	115	ARG
40	DR	53	GLU
40	DR	78	LYS

Continued on next page...

Continued from previous page...

Mol	Chain	Res	Type
41	DS	110	LYS
43	DU	3	VAL
43	DU	7	VAL
44	DV	178	GLU
45	DW	47	PRO
46	DX	11	ARG
47	DY	47	ASN
50	D2	35	GLU
51	D3	28	ARG
2	AB	18	GLY
2	AB	150	SER
4	AD	171	GLY
10	AJ	92	THR
12	AL	45	LYS
12	AL	63	TYR
13	AM	4	ILE
14	AN	26	ARG
19	AS	11	VAL
19	AS	29	ARG
20	AT	9	ASN
25	BC	34	VAL
25	BC	69	ARG
25	BC	70	TRP
25	BC	106	ILE
25	BC	197	GLY
26	BD	86	PRO
27	BE	84	VAL
28	BF	14	GLU
28	BF	24	GLY
28	BF	86	MET
30	BH	10	GLU
30	BH	90	GLY
30	BH	143	SER
32	BJ	106	LYS
32	BJ	153	HIS
34	BL	11	GLY
34	BL	34	GLY
34	BL	149	GLU
35	BM	7	MET
35	BM	10	ARG
35	BM	18	LYS
35	BM	62	GLY

Continued on next page...

Continued from previous page...

Mol	Chain	Res	Type
36	BN	3	HIS
36	BN	57	ARG
37	BO	35	ILE
37	BO	44	LYS
37	BO	57	LYS
38	BP	2	ASN
43	BU	17	SER
43	BU	42	VAL
43	BU	80	GLY
43	BU	98	VAL
44	BV	114	GLY
44	BV	120	ILE
44	BV	177	PRO
44	BV	179	ASP
45	BW	13	GLY
45	BW	73	GLY
46	BX	85	LEU
53	B5	3	LYS
2	CB	18	GLY
2	CB	150	SER
4	CD	171	GLY
10	CJ	92	THR
12	CL	45	LYS
12	CL	63	TYR
13	CM	4	ILE
14	CN	26	ARG
19	CS	11	VAL
19	CS	29	ARG
20	CT	9	ASN
25	DC	34	VAL
25	DC	69	ARG
25	DC	70	TRP
25	DC	106	ILE
25	DC	125	ILE
25	DC	197	GLY
26	DD	86	PRO
27	DE	84	VAL
28	DF	14	GLU
28	DF	24	GLY
28	DF	86	MET
30	DH	10	GLU
30	DH	90	GLY

Continued on next page...

Continued from previous page...

Mol	Chain	Res	Type
32	DJ	106	LYS
32	DJ	153	HIS
34	DL	11	GLY
34	DL	34	GLY
34	DL	149	GLU
35	DM	7	MET
35	DM	10	ARG
35	DM	18	LYS
35	DM	62	GLY
36	DN	3	HIS
36	DN	57	ARG
37	DO	35	ILE
37	DO	44	LYS
37	DO	57	LYS
38	DP	2	ASN
43	DU	17	SER
43	DU	42	VAL
43	DU	80	GLY
43	DU	98	VAL
44	DV	120	ILE
44	DV	177	PRO
44	DV	179	ASP
45	DW	13	GLY
45	DW	73	GLY
46	DX	85	LEU
50	D2	4	HIS
53	D5	3	LYS
2	AB	19	HIS
3	AC	45	LYS
3	AC	47	LEU
3	AC	105	GLU
3	AC	189	ALA
4	AD	32	ALA
4	AD	40	PRO
6	AF	49	ALA
7	AG	7	ALA
10	AJ	32	ALA
11	AK	49	GLY
12	AL	50	ALA
13	AM	101	GLN
19	AS	31	ILE
20	AT	98	PRO

Continued on next page...

Continued from previous page...

Mol	Chain	Res	Type
21	AU	9	ARG
25	BC	125	ILE
25	BC	238	GLY
26	BD	18	ASP
27	BE	68	LYS
27	BE	127	GLU
27	BE	166	ALA
29	BG	21	PRO
32	BJ	148	GLY
33	BK	4	PRO
33	BK	26	LYS
33	BK	97	ARG
34	BL	18	ARG
34	BL	42	SER
34	BL	49	ARG
34	BL	148	LEU
35	BM	133	ARG
36	BN	58	GLY
37	BO	95	HIS
38	BP	36	GLU
40	BR	17	GLY
40	BR	29	PRO
40	BR	80	GLN
43	BU	88	LYS
43	BU	96	ILE
44	BV	168	GLU
46	BX	9	GLY
46	BX	31	GLY
46	BX	32	LYS
47	BY	17	SER
49	B1	44	CYS
49	B1	62	CYS
51	B3	31	PRO
51	B3	46	HIS
53	B5	34	TRP
53	B5	35	GLN
2	CB	19	HIS
3	CC	47	LEU
3	CC	105	GLU
3	CC	189	ALA
4	CD	32	ALA
4	CD	40	PRO

Continued on next page...

Continued from previous page...

Mol	Chain	Res	Type
6	CF	49	ALA
7	CG	7	ALA
10	CJ	32	ALA
10	CJ	57	LYS
11	CK	49	GLY
13	CM	101	GLN
16	CP	48	TRP
19	CS	31	ILE
20	CT	98	PRO
21	CU	9	ARG
26	DD	18	ASP
27	DE	68	LYS
27	DE	166	ALA
29	DG	21	PRO
30	DH	143	SER
32	DJ	148	GLY
33	DK	4	PRO
33	DK	26	LYS
33	DK	97	ARG
34	DL	18	ARG
34	DL	42	SER
34	DL	49	ARG
34	DL	148	LEU
36	DN	58	GLY
37	DO	85	VAL
37	DO	95	HIS
38	DP	36	GLU
38	DP	57	PHE
40	DR	17	GLY
40	DR	29	PRO
40	DR	80	GLN
43	DU	88	LYS
43	DU	96	ILE
44	DV	114	GLY
44	DV	168	GLU
46	DX	9	GLY
46	DX	31	GLY
46	DX	32	LYS
47	DY	17	SER
49	D1	44	CYS
49	D1	62	CYS
51	D3	31	PRO

Continued on next page...

Continued from previous page...

Mol	Chain	Res	Type
51	D3	46	HIS
53	D5	34	TRP
53	D5	35	GLN
2	AB	130	ARG
3	AC	60	ALA
3	AC	129	ALA
5	AE	38	GLN
5	AE	72	GLN
9	AI	24	GLY
9	AI	58	ARG
10	AJ	57	LYS
11	AK	90	GLY
12	AL	64	GLU
14	AN	18	VAL
17	AQ	11	VAL
18	AR	36	ASN
19	AS	27	GLU
25	BC	32	SER
25	BC	191	ALA
25	BC	256	GLY
26	BD	43	GLY
28	BF	35	GLU
28	BF	124	SER
30	BH	132	PRO
32	BJ	70	ALA
33	BK	29	ASN
34	BL	65	ARG
35	BM	81	VAL
35	BM	134	ARG
35	BM	140	ALA
36	BN	8	ARG
37	BO	83	LYS
37	BO	85	VAL
37	BO	101	LEU
38	BP	57	PHE
39	BQ	91	ASP
40	BR	2	PHE
41	BS	11	ARG
42	BT	4	ALA
43	BU	39	VAL
43	BU	90	LEU
44	BV	80	ARG

Continued on next page...

Continued from previous page...

Mol	Chain	Res	Type
44	BV	142	SER
47	BY	15	LYS
48	BZ	29	ARG
49	B1	54	LYS
50	B2	45	VAL
51	B3	32	ASN
51	B3	51	GLU
53	B5	20	GLY
2	CB	130	ARG
3	CC	45	LYS
3	CC	60	ALA
3	CC	129	ALA
5	CE	38	GLN
5	CE	72	GLN
9	CI	24	GLY
9	CI	58	ARG
11	CK	90	GLY
12	CL	50	ALA
12	CL	64	GLU
14	CN	18	VAL
17	CQ	11	VAL
18	CR	36	ASN
19	CS	27	GLU
25	DC	32	SER
25	DC	238	GLY
25	DC	256	GLY
26	DD	43	GLY
27	DE	127	GLU
28	DF	35	GLU
28	DF	124	SER
30	DH	132	PRO
32	DJ	70	ALA
33	DK	29	ASN
34	DL	65	ARG
35	DM	81	VAL
35	DM	133	ARG
35	DM	134	ARG
35	DM	140	ALA
36	DN	8	ARG
37	DO	83	LYS
37	DO	101	LEU
39	DQ	91	ASP

Continued on next page...

Continued from previous page...

Mol	Chain	Res	Type
40	DR	2	PHE
41	DS	11	ARG
42	DT	4	ALA
43	DU	39	VAL
43	DU	90	LEU
44	DV	80	ARG
44	DV	142	SER
47	DY	15	LYS
48	DZ	29	ARG
49	D1	54	LYS
50	D2	45	VAL
51	D3	32	ASN
51	D3	51	GLU
53	D5	20	GLY
2	AB	15	VAL
2	AB	234	PRO
3	AC	127	ARG
3	AC	159	GLY
5	AE	49	PRO
5	AE	64	ARG
9	AI	100	GLY
10	AJ	54	PHE
11	AK	118	GLY
11	AK	125	PHE
12	AL	82	VAL
15	AO	23	GLY
16	AP	48	TRP
18	AR	78	LEU
25	BC	198	ASN
28	BF	12	TYR
35	BM	25	ASP
37	BO	61	ASN
38	BP	55	ASN
40	BR	48	GLY
46	BX	53	VAL
46	BX	84	GLY
46	BX	87	PRO
53	B5	61	LEU
2	CB	15	VAL
2	CB	234	PRO
3	CC	81	GLY
3	CC	127	ARG

Continued on next page...

Continued from previous page...

Mol	Chain	Res	Type
3	CC	159	GLY
5	CE	49	PRO
9	CI	100	GLY
10	CJ	54	PHE
11	CK	118	GLY
12	CL	82	VAL
15	CO	23	GLY
18	CR	78	LEU
25	DC	191	ALA
25	DC	198	ASN
28	DF	12	TYR
35	DM	25	ASP
37	DO	61	ASN
38	DP	55	ASN
40	DR	48	GLY
46	DX	53	VAL
46	DX	84	GLY
46	DX	87	PRO
3	AC	81	GLY
3	AC	96	GLY
3	AC	145	GLY
10	AJ	75	ILE
14	AN	14	PRO
26	BD	29	GLY
28	BF	142	PRO
29	BG	39	PRO
34	BL	43	GLY
35	BM	27	VAL
36	BN	13	HIS
43	BU	11	ASP
46	BX	58	ILE
3	CC	96	GLY
3	CC	145	GLY
4	CD	86	LYS
5	CE	64	ARG
10	CJ	75	ILE
11	CK	125	PHE
14	CN	14	PRO
16	CP	25	ARG
18	CR	20	ALA
26	DD	29	GLY
28	DF	136	ARG

Continued on next page...

Continued from previous page...

Mol	Chain	Res	Type
28	DF	142	PRO
29	DG	39	PRO
34	DL	43	GLY
35	DM	27	VAL
43	DU	11	ASP
3	AC	14	ILE
7	AG	130	GLY
15	AO	86	GLY
25	BC	236	GLY
34	BL	10	PRO
35	BM	96	VAL
3	CC	14	ILE
7	CG	130	GLY
15	CO	86	GLY
25	DC	236	GLY
33	DK	27	GLY
34	DL	10	PRO
46	DX	58	ILE
7	AG	82	GLY
12	AL	28	GLY
16	AP	63	GLY
27	BE	131	GLY
33	BK	27	GLY
40	BR	61	VAL
7	CG	82	GLY
12	CL	28	GLY
16	CP	63	GLY
27	DE	131	GLY
35	DM	96	VAL
40	DR	61	VAL
26	BD	4	ILE
35	BM	30	GLY
40	BR	16	PRO
44	BV	39	VAL
26	DD	4	ILE
33	DK	101	PRO
39	DQ	90	VAL
40	DR	16	PRO
44	DV	101	PRO
4	AD	146	ILE
10	AJ	77	PRO
26	BD	189	PRO

Continued on next page...

Continued from previous page...

Mol	Chain	Res	Type
27	BE	82	ILE
30	BH	144	VAL
33	BK	101	PRO
33	BK	119	PRO
39	BQ	90	VAL
44	BV	101	PRO
4	CD	146	ILE
32	DJ	158	PRO
33	DK	119	PRO
44	DV	39	VAL
50	D2	46	CYS
26	BD	173	VAL
32	BJ	158	PRO
10	CJ	77	PRO
27	DE	82	ILE
30	DH	144	VAL
43	DU	41	GLY

5.3.2 Protein sidechains [i](#)

In the following table, the Percentiles column shows the percent sidechain outliers of the chain as a percentile score with respect to all X-ray entries followed by that with respect to entries of similar resolution.

The Analysed column shows the number of residues for which the sidechain conformation was analysed, and the total number of residues.

Mol	Chain	Analysed	Rotameric	Outliers	Percentiles	
2	AB	202/202 (100%)	192 (95%)	10 (5%)	24	58
2	CB	202/202 (100%)	192 (95%)	10 (5%)	24	58
3	AC	160/160 (100%)	154 (96%)	6 (4%)	33	65
3	CC	160/160 (100%)	154 (96%)	6 (4%)	33	65
4	AD	180/180 (100%)	168 (93%)	12 (7%)	16	48
4	CD	180/180 (100%)	167 (93%)	13 (7%)	14	45
5	AE	116/116 (100%)	108 (93%)	8 (7%)	15	47
5	CE	116/116 (100%)	108 (93%)	8 (7%)	15	47
6	AF	90/90 (100%)	85 (94%)	5 (6%)	21	54
6	CF	90/90 (100%)	85 (94%)	5 (6%)	21	54
7	AG	126/126 (100%)	126 (100%)	0	100	100

Continued on next page...

Continued from previous page...

Mol	Chain	Analysed	Rotameric	Outliers	Percentiles	
7	CG	126/126 (100%)	126 (100%)	0	100	100
8	AH	119/119 (100%)	114 (96%)	5 (4%)	30	63
8	CH	119/119 (100%)	114 (96%)	5 (4%)	30	63
9	AI	98/98 (100%)	92 (94%)	6 (6%)	18	51
9	CI	98/98 (100%)	92 (94%)	6 (6%)	18	51
10	AJ	88/88 (100%)	79 (90%)	9 (10%)	7	32
10	CJ	88/88 (100%)	79 (90%)	9 (10%)	7	32
11	AK	90/90 (100%)	86 (96%)	4 (4%)	28	62
11	CK	90/90 (100%)	86 (96%)	4 (4%)	28	62
12	AL	104/104 (100%)	94 (90%)	10 (10%)	8	34
12	CL	104/104 (100%)	94 (90%)	10 (10%)	8	34
13	AM	94/94 (100%)	88 (94%)	6 (6%)	17	50
13	CM	94/94 (100%)	88 (94%)	6 (6%)	17	50
14	AN	49/49 (100%)	47 (96%)	2 (4%)	30	63
14	CN	49/49 (100%)	48 (98%)	1 (2%)	55	79
15	AO	79/79 (100%)	75 (95%)	4 (5%)	24	57
15	CO	79/79 (100%)	75 (95%)	4 (5%)	24	57
16	AP	72/72 (100%)	67 (93%)	5 (7%)	15	47
16	CP	72/72 (100%)	68 (94%)	4 (6%)	21	54
17	AQ	94/94 (100%)	92 (98%)	2 (2%)	53	79
17	CQ	94/94 (100%)	92 (98%)	2 (2%)	53	79
18	AR	61/61 (100%)	59 (97%)	2 (3%)	38	68
18	CR	61/61 (100%)	59 (97%)	2 (3%)	38	68
19	AS	69/69 (100%)	60 (87%)	9 (13%)	4	21
19	CS	69/69 (100%)	60 (87%)	9 (13%)	4	21
20	AT	76/76 (100%)	71 (93%)	5 (7%)	16	49
20	CT	76/76 (100%)	71 (93%)	5 (7%)	16	49
21	AU	19/19 (100%)	18 (95%)	1 (5%)	22	55
21	CU	19/19 (100%)	18 (95%)	1 (5%)	22	55
25	BC	213/213 (100%)	192 (90%)	21 (10%)	8	33
25	DC	213/213 (100%)	192 (90%)	21 (10%)	8	33

Continued on next page...

Continued from previous page...

Mol	Chain	Analysed	Rotameric	Outliers	Percentiles	
26	BD	165/165 (100%)	149 (90%)	16 (10%)	8	33
26	DD	165/165 (100%)	149 (90%)	16 (10%)	8	33
27	BE	161/161 (100%)	148 (92%)	13 (8%)	11	41
27	DE	161/161 (100%)	147 (91%)	14 (9%)	10	38
28	BF	155/155 (100%)	144 (93%)	11 (7%)	14	46
28	DF	155/155 (100%)	144 (93%)	11 (7%)	14	46
29	BG	132/132 (100%)	123 (93%)	9 (7%)	16	48
29	DG	132/132 (100%)	123 (93%)	9 (7%)	16	48
30	BH	122/122 (100%)	115 (94%)	7 (6%)	20	53
30	DH	122/122 (100%)	115 (94%)	7 (6%)	20	53
31	BI	27/53 (51%)	26 (96%)	1 (4%)	34	65
31	DI	27/53 (51%)	26 (96%)	1 (4%)	34	65
32	BJ	116/116 (100%)	103 (89%)	13 (11%)	6	27
32	DJ	116/116 (100%)	103 (89%)	13 (11%)	6	27
33	BK	100/100 (100%)	92 (92%)	8 (8%)	12	41
33	DK	100/100 (100%)	92 (92%)	8 (8%)	12	41
34	BL	112/112 (100%)	87 (78%)	25 (22%)	1	4
34	DL	112/112 (100%)	87 (78%)	25 (22%)	1	4
35	BM	106/106 (100%)	98 (92%)	8 (8%)	13	43
35	DM	106/106 (100%)	98 (92%)	8 (8%)	13	43
36	BN	100/100 (100%)	94 (94%)	6 (6%)	19	52
36	DN	100/100 (100%)	94 (94%)	6 (6%)	19	52
37	BO	77/77 (100%)	68 (88%)	9 (12%)	5	26
37	DO	77/77 (100%)	68 (88%)	9 (12%)	5	26
38	BP	121/121 (100%)	109 (90%)	12 (10%)	8	33
38	DP	121/121 (100%)	110 (91%)	11 (9%)	9	36
39	BQ	92/92 (100%)	88 (96%)	4 (4%)	29	62
39	DQ	92/92 (100%)	88 (96%)	4 (4%)	29	62
40	BR	82/82 (100%)	77 (94%)	5 (6%)	18	51
40	DR	82/82 (100%)	77 (94%)	5 (6%)	18	51
41	BS	91/91 (100%)	85 (93%)	6 (7%)	16	49

Continued on next page...

Continued from previous page...

Mol	Chain	Analysed	Rotameric	Outliers	Percentiles	
41	DS	91/91 (100%)	85 (93%)	6 (7%)	16	49
42	BT	74/74 (100%)	67 (90%)	7 (10%)	8	34
42	DT	74/74 (100%)	67 (90%)	7 (10%)	8	34
43	BU	84/84 (100%)	78 (93%)	6 (7%)	14	46
43	DU	84/84 (100%)	78 (93%)	6 (7%)	14	46
44	BV	163/163 (100%)	159 (98%)	4 (2%)	47	75
44	DV	163/163 (100%)	159 (98%)	4 (2%)	47	75
45	BW	61/61 (100%)	55 (90%)	6 (10%)	8	33
45	DW	61/61 (100%)	55 (90%)	6 (10%)	8	33
46	BX	73/73 (100%)	61 (84%)	12 (16%)	2	13
46	DX	73/73 (100%)	61 (84%)	12 (16%)	2	13
47	BY	58/58 (100%)	51 (88%)	7 (12%)	5	24
47	DY	58/58 (100%)	51 (88%)	7 (12%)	5	24
48	BZ	51/51 (100%)	49 (96%)	2 (4%)	32	64
48	DZ	51/51 (100%)	49 (96%)	2 (4%)	32	64
49	B1	27/27 (100%)	24 (89%)	3 (11%)	6	28
49	D1	27/27 (100%)	24 (89%)	3 (11%)	6	28
50	B2	45/45 (100%)	43 (96%)	2 (4%)	28	62
50	D2	45/45 (100%)	43 (96%)	2 (4%)	28	62
51	B3	43/43 (100%)	39 (91%)	4 (9%)	9	35
51	D3	43/43 (100%)	39 (91%)	4 (9%)	9	35
52	B4	41/41 (100%)	34 (83%)	7 (17%)	2	12
52	D4	41/41 (100%)	34 (83%)	7 (17%)	2	12
53	B5	53/53 (100%)	51 (96%)	2 (4%)	33	65
53	D5	53/53 (100%)	51 (96%)	2 (4%)	33	65
All	All	9462/9514 (100%)	8769 (93%)	693 (7%)	14	45

All (693) residues with a non-rotameric sidechain are listed below:

Mol	Chain	Res	Type
2	AB	25	ASN
2	AB	27	LYS
2	AB	71	VAL

Continued on next page...

Continued from previous page...

Mol	Chain	Res	Type
2	AB	75	LYS
2	AB	116	GLU
2	AB	117	GLU
2	AB	153	ARG
2	AB	154	LEU
2	AB	178	ARG
2	AB	221	LEU
3	AC	3	ASN
3	AC	5	ILE
3	AC	27	LYS
3	AC	79	ARG
3	AC	91	LEU
3	AC	196	LEU
4	AD	3	ARG
4	AD	21	LEU
4	AD	49	ARG
4	AD	72	GLU
4	AD	73	ARG
4	AD	119	GLN
4	AD	122	ARG
4	AD	131	ARG
4	AD	135	LEU
4	AD	150	GLU
4	AD	158	ILE
4	AD	166	LYS
5	AE	8	GLU
5	AE	12	LEU
5	AE	16	THR
5	AE	47	LYS
5	AE	76	ILE
5	AE	79	GLU
5	AE	137	GLU
5	AE	144	THR
6	AF	48	LEU
6	AF	59	TYR
6	AF	78	GLU
6	AF	98	LEU
6	AF	100	ASN
8	AH	1	MET
8	AH	25	ASP
8	AH	30	ARG
8	AH	102	ARG

Continued on next page...

Continued from previous page...

Mol	Chain	Res	Type
8	AH	136	GLU
9	AI	10	ARG
9	AI	19	LEU
9	AI	95	LYS
9	AI	99	LEU
9	AI	104	ARG
9	AI	121	ARG
10	AJ	16	LEU
10	AJ	22	LYS
10	AJ	49	VAL
10	AJ	55	LYS
10	AJ	62	HIS
10	AJ	74	ILE
10	AJ	80	LYS
10	AJ	92	THR
10	AJ	96	ILE
11	AK	33	THR
11	AK	92	GLU
11	AK	117	ASN
11	AK	119	CYS
12	AL	6	ILE
12	AL	19	LYS
12	AL	26	LEU
12	AL	37	THR
12	AL	40	ARG
12	AL	41	THR
12	AL	64	GLU
12	AL	65	VAL
12	AL	76	LEU
12	AL	81	VAL
13	AM	58	GLU
13	AM	64	TRP
13	AM	87	TYR
13	AM	93	ARG
13	AM	106	ASN
13	AM	115	LYS
14	AN	16	PHE
14	AN	40	CYS
15	AO	5	LYS
15	AO	17	ARG
15	AO	44	LYS
15	AO	82	ILE

Continued on next page...

Continued from previous page...

Mol	Chain	Res	Type
16	AP	2	VAL
16	AP	27	LYS
16	AP	67	THR
16	AP	82	GLN
16	AP	83	GLU
17	AQ	38	ARG
17	AQ	52	LYS
18	AR	42	ARG
18	AR	84	LYS
19	AS	5	LEU
19	AS	6	LYS
19	AS	7	LYS
19	AS	27	GLU
19	AS	29	ARG
19	AS	37	ARG
19	AS	44	MET
19	AS	53	ASN
19	AS	70	LYS
20	AT	22	ARG
20	AT	26	ASN
20	AT	60	GLU
20	AT	62	LEU
20	AT	93	GLU
21	AU	5	ASP
25	BC	5	LYS
25	BC	10	THR
25	BC	28	GLU
25	BC	33	LEU
25	BC	44	ASN
25	BC	50	THR
25	BC	61	LEU
25	BC	78	LYS
25	BC	94	LEU
25	BC	95	LEU
25	BC	106	ILE
25	BC	111	LEU
25	BC	150	LYS
25	BC	166	GLN
25	BC	192	THR
25	BC	237	GLU
25	BC	242	ARG
25	BC	244	ARG

Continued on next page...

Continued from previous page...

Mol	Chain	Res	Type
25	BC	259	THR
25	BC	261	LYS
25	BC	267	SER
26	BD	9	VAL
26	BD	48	GLN
26	BD	52	LEU
26	BD	54	GLN
26	BD	57	LYS
26	BD	92	THR
26	BD	118	LYS
26	BD	119	ARG
26	BD	132	HIS
26	BD	141	ILE
26	BD	144	ARG
26	BD	154	LYS
26	BD	160	TYR
26	BD	169	ASN
26	BD	184	VAL
26	BD	195	LEU
27	BE	8	GLN
27	BE	9	ILE
27	BE	54	ARG
27	BE	56	GLU
27	BE	66	PRO
27	BE	69	HIS
27	BE	72	ARG
27	BE	83	PHE
27	BE	95	ARG
27	BE	106	ARG
27	BE	164	ARG
27	BE	188	ARG
27	BE	195	ASP
28	BF	18	GLU
28	BF	33	ARG
28	BF	34	LEU
28	BF	47	LYS
28	BF	76	SER
28	BF	86	MET
28	BF	90	LEU
28	BF	98	ARG
28	BF	107	LEU
28	BF	115	ARG

Continued on next page...

Continued from previous page...

Mol	Chain	Res	Type
28	BF	155	MET
29	BG	13	LYS
29	BG	23	ARG
29	BG	43	VAL
29	BG	86	GLU
29	BG	101	ARG
29	BG	105	LEU
29	BG	123	PHE
29	BG	158	HIS
29	BG	162	ILE
30	BH	5	LEU
30	BH	6	LEU
30	BH	67	ARG
30	BH	73	GLU
30	BH	77	LEU
30	BH	92	VAL
30	BH	109	ILE
31	BI	3	ASN
32	BJ	57	LEU
32	BJ	58	ARG
32	BJ	64	ASP
32	BJ	71	MET
32	BJ	92	GLN
32	BJ	94	ILE
32	BJ	96	THR
32	BJ	105	LEU
32	BJ	110	LEU
32	BJ	117	HIS
32	BJ	120	ARG
32	BJ	135	LEU
32	BJ	161	LEU
33	BK	19	ILE
33	BK	25	LEU
33	BK	47	ILE
33	BK	77	ILE
33	BK	87	ILE
33	BK	99	PHE
33	BK	104	ARG
33	BK	122	LEU
34	BL	6	LEU
34	BL	13	ASN
34	BL	15	ARG

Continued on next page...

Continued from previous page...

Mol	Chain	Res	Type
34	BL	16	ARG
34	BL	19	VAL
34	BL	32	THR
34	BL	35	HIS
34	BL	38	GLN
34	BL	39	LYS
34	BL	49	ARG
34	BL	50	ARG
34	BL	52	GLU
34	BL	57	THR
34	BL	61	ARG
34	BL	62	LEU
34	BL	67	MET
34	BL	75	ILE
34	BL	81	GLN
34	BL	83	VAL
34	BL	84	ASN
34	BL	105	LEU
34	BL	106	LEU
34	BL	111	ARG
34	BL	147	LEU
34	BL	148	LEU
35	BM	6	ARG
35	BM	13	GLN
35	BM	14	ARG
35	BM	22	LYS
35	BM	45	GLN
35	BM	60	ARG
35	BM	89	ASN
35	BM	135	ASP
36	BN	5	LYS
36	BN	8	ARG
36	BN	9	LYS
36	BN	10	LEU
36	BN	79	LEU
36	BN	104	ARG
37	BO	18	ILE
37	BO	26	LEU
37	BO	30	ARG
37	BO	36	TYR
37	BO	42	ASP
37	BO	44	LYS

Continued on next page...

Continued from previous page...

Mol	Chain	Res	Type
37	BO	61	ASN
37	BO	62	LYS
37	BO	93	LYS
38	BP	41	ARG
38	BP	58	ASN
38	BP	59	THR
38	BP	78	LEU
38	BP	86	ILE
38	BP	87	ASP
38	BP	89	VAL
38	BP	98	LYS
38	BP	99	LEU
38	BP	108	ARG
38	BP	112	ARG
38	BP	113	LYS
39	BQ	79	PHE
39	BQ	92	ARG
39	BQ	97	ASP
39	BQ	103	PRO
40	BR	12	TYR
40	BR	13	ARG
40	BR	18	LEU
40	BR	80	GLN
40	BR	99	ILE
41	BS	11	ARG
41	BS	23	LEU
41	BS	69	LEU
41	BS	70	TYR
41	BS	77	ASP
41	BS	107	LEU
42	BT	28	PHE
42	BT	57	LEU
42	BT	65	ARG
42	BT	68	ARG
42	BT	75	ASP
42	BT	80	ILE
42	BT	83	VAL
43	BU	4	LYS
43	BU	6	HIS
43	BU	8	LYS
43	BU	31	LEU
43	BU	76	CYS

Continued on next page...

Continued from previous page...

Mol	Chain	Res	Type
43	BU	97	ARG
44	BV	25	PRO
44	BV	72	ARG
44	BV	76	LEU
44	BV	94	GLU
45	BW	14	ARG
45	BW	21	LEU
45	BW	25	ARG
45	BW	35	ASN
45	BW	64	ASP
45	BW	80	HIS
46	BX	11	ARG
46	BX	17	SER
46	BX	18	ILE
46	BX	20	ARG
46	BX	40	ARG
46	BX	45	ASN
46	BX	46	LEU
46	BX	73	LEU
46	BX	75	GLU
46	BX	82	LEU
46	BX	89	GLU
46	BX	95	LEU
47	BY	2	LYS
47	BY	21	LEU
47	BY	37	PHE
47	BY	53	LEU
47	BY	56	GLN
47	BY	59	ARG
47	BY	61	LEU
48	BZ	10	LYS
48	BZ	46	ASN
49	B1	46	ASN
49	B1	49	GLU
49	B1	60	GLU
50	B2	3	LYS
50	B2	23	HIS
51	B3	11	LEU
51	B3	29	ASN
51	B3	34	LEU
51	B3	42	TRP
52	B4	4	THR

Continued on next page...

Continued from previous page...

Mol	Chain	Res	Type
52	B4	8	ASN
52	B4	10	ARG
52	B4	15	THR
52	B4	19	ARG
52	B4	24	THR
52	B4	29	LYS
53	B5	4	MET
53	B5	30	ARG
2	CB	25	ASN
2	CB	27	LYS
2	CB	71	VAL
2	CB	75	LYS
2	CB	116	GLU
2	CB	117	GLU
2	CB	153	ARG
2	CB	154	LEU
2	CB	178	ARG
2	CB	221	LEU
3	CC	3	ASN
3	CC	5	ILE
3	CC	27	LYS
3	CC	79	ARG
3	CC	91	LEU
3	CC	196	LEU
4	CD	3	ARG
4	CD	21	LEU
4	CD	49	ARG
4	CD	72	GLU
4	CD	73	ARG
4	CD	98	GLU
4	CD	119	GLN
4	CD	122	ARG
4	CD	131	ARG
4	CD	135	LEU
4	CD	150	GLU
4	CD	158	ILE
4	CD	166	LYS
5	CE	8	GLU
5	CE	12	LEU
5	CE	16	THR
5	CE	47	LYS
5	CE	76	ILE

Continued on next page...

Continued from previous page...

Mol	Chain	Res	Type
5	CE	79	GLU
5	CE	137	GLU
5	CE	144	THR
6	CF	48	LEU
6	CF	59	TYR
6	CF	78	GLU
6	CF	98	LEU
6	CF	100	ASN
8	CH	1	MET
8	CH	25	ASP
8	CH	30	ARG
8	CH	102	ARG
8	CH	136	GLU
9	CI	10	ARG
9	CI	19	LEU
9	CI	95	LYS
9	CI	99	LEU
9	CI	104	ARG
9	CI	121	ARG
10	CJ	16	LEU
10	CJ	22	LYS
10	CJ	49	VAL
10	CJ	55	LYS
10	CJ	62	HIS
10	CJ	74	ILE
10	CJ	80	LYS
10	CJ	92	THR
10	CJ	96	ILE
11	CK	33	THR
11	CK	92	GLU
11	CK	117	ASN
11	CK	119	CYS
12	CL	6	ILE
12	CL	19	LYS
12	CL	26	LEU
12	CL	37	THR
12	CL	40	ARG
12	CL	41	THR
12	CL	64	GLU
12	CL	65	VAL
12	CL	76	LEU
12	CL	81	VAL

Continued on next page...

Continued from previous page...

Mol	Chain	Res	Type
13	CM	58	GLU
13	CM	64	TRP
13	CM	87	TYR
13	CM	93	ARG
13	CM	106	ASN
13	CM	115	LYS
14	CN	16	PHE
15	CO	5	LYS
15	CO	17	ARG
15	CO	44	LYS
15	CO	82	ILE
16	CP	2	VAL
16	CP	27	LYS
16	CP	82	GLN
16	CP	83	GLU
17	CQ	38	ARG
17	CQ	52	LYS
18	CR	42	ARG
18	CR	84	LYS
19	CS	5	LEU
19	CS	6	LYS
19	CS	7	LYS
19	CS	27	GLU
19	CS	29	ARG
19	CS	37	ARG
19	CS	44	MET
19	CS	53	ASN
19	CS	70	LYS
20	CT	22	ARG
20	CT	26	ASN
20	CT	60	GLU
20	CT	62	LEU
20	CT	93	GLU
21	CU	5	ASP
25	DC	5	LYS
25	DC	10	THR
25	DC	28	GLU
25	DC	33	LEU
25	DC	44	ASN
25	DC	50	THR
25	DC	61	LEU
25	DC	78	LYS

Continued on next page...

Continued from previous page...

Mol	Chain	Res	Type
25	DC	94	LEU
25	DC	95	LEU
25	DC	106	ILE
25	DC	111	LEU
25	DC	150	LYS
25	DC	166	GLN
25	DC	192	THR
25	DC	237	GLU
25	DC	242	ARG
25	DC	244	ARG
25	DC	259	THR
25	DC	261	LYS
25	DC	267	SER
26	DD	9	VAL
26	DD	48	GLN
26	DD	52	LEU
26	DD	54	GLN
26	DD	57	LYS
26	DD	92	THR
26	DD	118	LYS
26	DD	119	ARG
26	DD	132	HIS
26	DD	141	ILE
26	DD	144	ARG
26	DD	154	LYS
26	DD	160	TYR
26	DD	169	ASN
26	DD	184	VAL
26	DD	195	LEU
27	DE	8	GLN
27	DE	9	ILE
27	DE	54	ARG
27	DE	56	GLU
27	DE	66	PRO
27	DE	69	HIS
27	DE	72	ARG
27	DE	78	ILE
27	DE	83	PHE
27	DE	95	ARG
27	DE	106	ARG
27	DE	164	ARG
27	DE	188	ARG

Continued on next page...

Continued from previous page...

Mol	Chain	Res	Type
27	DE	195	ASP
28	DF	18	GLU
28	DF	33	ARG
28	DF	34	LEU
28	DF	47	LYS
28	DF	76	SER
28	DF	86	MET
28	DF	90	LEU
28	DF	98	ARG
28	DF	107	LEU
28	DF	115	ARG
28	DF	155	MET
29	DG	13	LYS
29	DG	23	ARG
29	DG	43	VAL
29	DG	86	GLU
29	DG	101	ARG
29	DG	105	LEU
29	DG	123	PHE
29	DG	158	HIS
29	DG	162	ILE
30	DH	5	LEU
30	DH	6	LEU
30	DH	67	ARG
30	DH	73	GLU
30	DH	77	LEU
30	DH	92	VAL
30	DH	109	ILE
31	DI	3	ASN
32	DJ	57	LEU
32	DJ	58	ARG
32	DJ	64	ASP
32	DJ	71	MET
32	DJ	92	GLN
32	DJ	94	ILE
32	DJ	96	THR
32	DJ	105	LEU
32	DJ	110	LEU
32	DJ	117	HIS
32	DJ	120	ARG
32	DJ	135	LEU
32	DJ	161	LEU

Continued on next page...

Continued from previous page...

Mol	Chain	Res	Type
33	DK	19	ILE
33	DK	25	LEU
33	DK	47	ILE
33	DK	77	ILE
33	DK	87	ILE
33	DK	99	PHE
33	DK	104	ARG
33	DK	122	LEU
34	DL	6	LEU
34	DL	13	ASN
34	DL	15	ARG
34	DL	16	ARG
34	DL	32	THR
34	DL	35	HIS
34	DL	38	GLN
34	DL	39	LYS
34	DL	40	SER
34	DL	49	ARG
34	DL	50	ARG
34	DL	52	GLU
34	DL	57	THR
34	DL	61	ARG
34	DL	62	LEU
34	DL	67	MET
34	DL	75	ILE
34	DL	81	GLN
34	DL	83	VAL
34	DL	84	ASN
34	DL	105	LEU
34	DL	106	LEU
34	DL	111	ARG
34	DL	147	LEU
34	DL	148	LEU
35	DM	6	ARG
35	DM	13	GLN
35	DM	14	ARG
35	DM	22	LYS
35	DM	45	GLN
35	DM	60	ARG
35	DM	89	ASN
35	DM	135	ASP
36	DN	5	LYS

Continued on next page...

Continued from previous page...

Mol	Chain	Res	Type
36	DN	8	ARG
36	DN	9	LYS
36	DN	10	LEU
36	DN	79	LEU
36	DN	104	ARG
37	DO	18	ILE
37	DO	26	LEU
37	DO	30	ARG
37	DO	36	TYR
37	DO	42	ASP
37	DO	44	LYS
37	DO	61	ASN
37	DO	62	LYS
37	DO	93	LYS
38	DP	41	ARG
38	DP	58	ASN
38	DP	59	THR
38	DP	78	LEU
38	DP	86	ILE
38	DP	87	ASP
38	DP	89	VAL
38	DP	98	LYS
38	DP	108	ARG
38	DP	112	ARG
38	DP	113	LYS
39	DQ	79	PHE
39	DQ	92	ARG
39	DQ	97	ASP
39	DQ	103	PRO
40	DR	12	TYR
40	DR	13	ARG
40	DR	18	LEU
40	DR	80	GLN
40	DR	99	ILE
41	DS	11	ARG
41	DS	23	LEU
41	DS	69	LEU
41	DS	70	TYR
41	DS	77	ASP
41	DS	107	LEU
42	DT	28	PHE
42	DT	57	LEU

Continued on next page...

Continued from previous page...

Mol	Chain	Res	Type
42	DT	65	ARG
42	DT	68	ARG
42	DT	75	ASP
42	DT	80	ILE
42	DT	83	VAL
43	DU	4	LYS
43	DU	6	HIS
43	DU	8	LYS
43	DU	31	LEU
43	DU	76	CYS
43	DU	97	ARG
44	DV	25	PRO
44	DV	72	ARG
44	DV	76	LEU
44	DV	94	GLU
45	DW	14	ARG
45	DW	21	LEU
45	DW	25	ARG
45	DW	35	ASN
45	DW	64	ASP
45	DW	80	HIS
46	DX	11	ARG
46	DX	17	SER
46	DX	18	ILE
46	DX	20	ARG
46	DX	40	ARG
46	DX	45	ASN
46	DX	46	LEU
46	DX	73	LEU
46	DX	75	GLU
46	DX	82	LEU
46	DX	89	GLU
46	DX	95	LEU
47	DY	2	LYS
47	DY	21	LEU
47	DY	37	PHE
47	DY	53	LEU
47	DY	56	GLN
47	DY	59	ARG
47	DY	61	LEU
48	DZ	10	LYS
48	DZ	46	ASN

Continued on next page...

Continued from previous page...

Mol	Chain	Res	Type
49	D1	46	ASN
49	D1	49	GLU
49	D1	60	GLU
50	D2	3	LYS
50	D2	23	HIS
51	D3	11	LEU
51	D3	29	ASN
51	D3	34	LEU
51	D3	42	TRP
52	D4	4	THR
52	D4	8	ASN
52	D4	10	ARG
52	D4	15	THR
52	D4	19	ARG
52	D4	24	THR
52	D4	29	LYS
53	D5	4	MET
53	D5	30	ARG

Sometimes sidechains can be flipped to improve hydrogen bonding and reduce clashes. All (257) such sidechains are listed below:

Mol	Chain	Res	Type
2	AB	16	HIS
2	AB	25	ASN
2	AB	37	ASN
2	AB	146	GLN
2	AB	212	GLN
3	AC	28	GLN
3	AC	69	HIS
3	AC	170	GLN
3	AC	176	HIS
4	AD	77	ASN
4	AD	119	GLN
4	AD	123	HIS
5	AE	20	GLN
5	AE	73	ASN
5	AE	78	HIS
6	AF	27	GLN
6	AF	32	ASN
6	AF	100	ASN
7	AG	13	GLN
7	AG	28	ASN

Continued on next page...

Continued from previous page...

Mol	Chain	Res	Type
7	AG	84	ASN
7	AG	106	GLN
8	AH	82	HIS
9	AI	23	ASN
9	AI	73	GLN
9	AI	117	HIS
9	AI	124	GLN
10	AJ	68	HIS
10	AJ	78	ASN
10	AJ	84	GLN
11	AK	38	ASN
11	AK	117	ASN
12	AL	7	ASN
12	AL	48	ASN
12	AL	74	HIS
13	AM	101	GLN
15	AO	37	ASN
15	AO	46	HIS
15	AO	53	HIS
16	AP	13	HIS
16	AP	82	GLN
17	AQ	16	GLN
19	AS	14	HIS
19	AS	47	HIS
19	AS	53	ASN
19	AS	57	HIS
20	AT	26	ASN
25	BC	58	HIS
25	BC	87	ASN
25	BC	96	HIS
25	BC	116	GLN
25	BC	126	GLN
25	BC	166	GLN
25	BC	186	HIS
25	BC	198	ASN
25	BC	227	ASN
25	BC	233	HIS
26	BD	60	ASN
26	BD	66	HIS
26	BD	129	HIS
26	BD	143	ASN
26	BD	169	ASN

Continued on next page...

Continued from previous page...

Mol	Chain	Res	Type
26	BD	192	ASN
27	BE	67	GLN
27	BE	69	HIS
27	BE	75	HIS
27	BE	169	ASN
28	BF	27	ASN
28	BF	58	GLN
28	BF	66	GLN
28	BF	108	ASN
28	BF	121	ASN
29	BG	143	GLN
29	BG	147	ASN
30	BH	133	HIS
31	BI	3	ASN
31	BI	6	ASN
32	BJ	79	ASN
32	BJ	151	HIS
32	BJ	154	GLN
33	BK	89	ASN
34	BL	13	ASN
34	BL	27	HIS
34	BL	35	HIS
34	BL	38	GLN
34	BL	81	GLN
35	BM	13	GLN
35	BM	45	GLN
35	BM	141	GLN
36	BN	13	HIS
36	BN	16	HIS
36	BN	61	HIS
36	BN	71	GLN
36	BN	91	GLN
37	BO	61	ASN
37	BO	95	HIS
38	BP	43	GLN
38	BP	58	ASN
38	BP	79	HIS
38	BP	84	GLN
38	BP	90	GLN
39	BQ	49	HIS
39	BQ	72	HIS
41	BS	34	ASN

Continued on next page...

Continued from previous page...

Mol	Chain	Res	Type
41	BS	57	ASN
41	BS	61	ASN
41	BS	102	HIS
42	BT	31	HIS
42	BT	41	ASN
42	BT	55	ASN
42	BT	87	GLN
43	BU	6	HIS
44	BV	118	GLN
45	BW	35	ASN
45	BW	50	ASN
45	BW	70	GLN
46	BX	19	GLN
46	BX	45	ASN
46	BX	56	GLN
46	BX	66	HIS
47	BY	47	ASN
48	BZ	19	GLN
48	BZ	46	ASN
48	BZ	52	HIS
49	B1	46	ASN
50	B2	43	HIS
51	B3	29	ASN
52	B4	8	ASN
52	B4	36	GLN
53	B5	31	HIS
53	B5	33	ASN
2	CB	16	HIS
2	CB	37	ASN
2	CB	146	GLN
2	CB	212	GLN
3	CC	28	GLN
3	CC	69	HIS
3	CC	170	GLN
4	CD	77	ASN
4	CD	119	GLN
4	CD	123	HIS
5	CE	20	GLN
5	CE	73	ASN
5	CE	78	HIS
6	CF	27	GLN
6	CF	32	ASN

Continued on next page...

Continued from previous page...

Mol	Chain	Res	Type
6	CF	100	ASN
7	CG	13	GLN
7	CG	84	ASN
7	CG	106	GLN
8	CH	78	GLN
8	CH	82	HIS
9	CI	23	ASN
9	CI	117	HIS
9	CI	124	GLN
10	CJ	68	HIS
10	CJ	78	ASN
10	CJ	84	GLN
11	CK	38	ASN
11	CK	117	ASN
12	CL	7	ASN
12	CL	74	HIS
13	CM	101	GLN
15	CO	37	ASN
15	CO	46	HIS
15	CO	53	HIS
16	CP	82	GLN
17	CQ	16	GLN
19	CS	14	HIS
19	CS	47	HIS
19	CS	53	ASN
19	CS	57	HIS
20	CT	26	ASN
25	DC	58	HIS
25	DC	87	ASN
25	DC	96	HIS
25	DC	116	GLN
25	DC	126	GLN
25	DC	166	GLN
25	DC	186	HIS
25	DC	198	ASN
25	DC	227	ASN
25	DC	233	HIS
26	DD	60	ASN
26	DD	66	HIS
26	DD	129	HIS
26	DD	143	ASN
26	DD	169	ASN

Continued on next page...

Continued from previous page...

Mol	Chain	Res	Type
26	DD	192	ASN
27	DE	67	GLN
27	DE	69	HIS
27	DE	75	HIS
27	DE	169	ASN
28	DF	27	ASN
28	DF	58	GLN
28	DF	66	GLN
28	DF	108	ASN
28	DF	121	ASN
29	DG	143	GLN
29	DG	147	ASN
30	DH	133	HIS
31	DI	3	ASN
31	DI	6	ASN
32	DJ	79	ASN
32	DJ	151	HIS
32	DJ	154	GLN
33	DK	89	ASN
34	DL	13	ASN
34	DL	27	HIS
34	DL	35	HIS
34	DL	38	GLN
34	DL	81	GLN
35	DM	13	GLN
35	DM	45	GLN
35	DM	141	GLN
36	DN	13	HIS
36	DN	16	HIS
36	DN	61	HIS
36	DN	71	GLN
36	DN	91	GLN
37	DO	61	ASN
37	DO	95	HIS
38	DP	43	GLN
38	DP	58	ASN
38	DP	79	HIS
38	DP	84	GLN
38	DP	90	GLN
39	DQ	49	HIS
39	DQ	72	HIS
41	DS	34	ASN

Continued on next page...

Continued from previous page...

Mol	Chain	Res	Type
41	DS	57	ASN
41	DS	61	ASN
41	DS	102	HIS
42	DT	31	HIS
42	DT	41	ASN
42	DT	55	ASN
42	DT	87	GLN
43	DU	6	HIS
44	DV	118	GLN
45	DW	35	ASN
45	DW	50	ASN
45	DW	70	GLN
46	DX	19	GLN
46	DX	45	ASN
46	DX	56	GLN
46	DX	66	HIS
47	DY	47	ASN
48	DZ	19	GLN
48	DZ	46	ASN
48	DZ	52	HIS
49	D1	46	ASN
50	D2	43	HIS
51	D3	29	ASN
52	D4	8	ASN
52	D4	36	GLN
53	D5	31	HIS
53	D5	33	ASN

5.3.3 RNA [i](#)

Mol	Chain	Analysed	Backbone Outliers	Pucker Outliers
1	AA	1505/1506 (99%)	204 (13%)	35 (2%)
1	CA	1505/1506 (99%)	205 (13%)	35 (2%)
22	AV	34/35 (97%)	2 (5%)	2 (5%)
22	CV	34/35 (97%)	2 (5%)	2 (5%)
23	BA	2757/2879 (95%)	410 (14%)	69 (2%)
23	DA	2757/2879 (95%)	407 (14%)	70 (2%)
24	BB	118/119 (99%)	16 (13%)	1 (0%)
24	DB	118/119 (99%)	16 (13%)	1 (0%)
All	All	8828/9078 (97%)	1262 (14%)	215 (2%)

All (1262) RNA backbone outliers are listed below:

Mol	Chain	Res	Type
1	AA	9	G
1	AA	22	G
1	AA	32	A
1	AA	39	G
1	AA	41	G
1	AA	47	C
1	AA	48	C
1	AA	51	A
1	AA	61	G
1	AA	88	C
1	AA	99	C
1	AA	101	A
1	AA	108	G
1	AA	116	A
1	AA	120	A
1	AA	121	C
1	AA	131	C
1	AA	169	C
1	AA	182	U
1	AA	195	A
1	AA	197	A
1	AA	200	G
1	AA	209	U
1	AA	210	U
1	AA	243	A
1	AA	244	U
1	AA	247	G
1	AA	251	G
1	AA	266	G
1	AA	267	C
1	AA	289	G
1	AA	321	A
1	AA	328	C
1	AA	329	A
1	AA	332	G
1	AA	344	A
1	AA	345	C
1	AA	346	G
1	AA	352	C
1	AA	353	A
1	AA	354	G
1	AA	358	U
1	AA	367	U

Continued on next page...

Continued from previous page...

Mol	Chain	Res	Type
1	AA	372	C
1	AA	373	A
1	AA	382	A
1	AA	387	U
1	AA	397	A
1	AA	398	C
1	AA	412	A
1	AA	413	G
1	AA	414	A
1	AA	422	C
1	AA	423	G
1	AA	429	U
1	AA	430	A
1	AA	439	A
1	AA	465	A
1	AA	467	G
1	AA	485	G
1	AA	496	A
1	AA	497	U
1	AA	511	C
1	AA	512	U
1	AA	518	C
1	AA	527	G
1	AA	531	U
1	AA	532	A
1	AA	533	A
1	AA	547	A
1	AA	559	A
1	AA	561	U
1	AA	562	C
1	AA	572	A
1	AA	573	A
1	AA	576	G
1	AA	596	C
1	AA	653	A
1	AA	687	A
1	AA	688	G
1	AA	703	G
1	AA	731	G
1	AA	755	G
1	AA	777	A
1	AA	793	U

Continued on next page...

Continued from previous page...

Mol	Chain	Res	Type
1	AA	794	A
1	AA	796	C
1	AA	816	A
1	AA	817	C
1	AA	818	G
1	AA	819	A
1	AA	828	A
1	AA	829	G
1	AA	833	U
1	AA	841	U
1	AA	842	C
1	AA	843	U
1	AA	855	G
1	AA	859	A
1	AA	873	A
1	AA	902	G
1	AA	914	A
1	AA	926	G
1	AA	927	G
1	AA	934	C
1	AA	935	A
1	AA	960	U
1	AA	961	U
1	AA	969	A
1	AA	971	G
1	AA	974	A
1	AA	976	G
1	AA	977	A
1	AA	980	C
1	AA	981	U
1	AA	992	U
1	AA	993	G
1	AA	1004	A
1	AA	1006	C
1	AA	1045	C
1	AA	1054	C
1	AA	1065	U
1	AA	1066	C
1	AA	1068	G
1	AA	1081	G
1	AA	1094	G
1	AA	1095	U

Continued on next page...

Continued from previous page...

Mol	Chain	Res	Type
1	AA	1101	A
1	AA	1113	C
1	AA	1117	G
1	AA	1118	C
1	AA	1125	U
1	AA	1126	U
1	AA	1129	C
1	AA	1130	A
1	AA	1131	G
1	AA	1136	U
1	AA	1137	C
1	AA	1139	G
1	AA	1146	A
1	AA	1151	A
1	AA	1152	A
1	AA	1159	U
1	AA	1160	G
1	AA	1181	G
1	AA	1182	G
1	AA	1193	G
1	AA	1196	U
1	AA	1197	G
1	AA	1202	G
1	AA	1212	U
1	AA	1213	A
1	AA	1214	C
1	AA	1224	G
1	AA	1225	A
1	AA	1238	A
1	AA	1240	U
1	AA	1241	G
1	AA	1256	A
1	AA	1257	U
1	AA	1280	A
1	AA	1281	U
1	AA	1282	C
1	AA	1285	A
1	AA	1286	A
1	AA	1287	A
1	AA	1300	G
1	AA	1301	U
1	AA	1302	U

Continued on next page...

Continued from previous page...

Mol	Chain	Res	Type
1	AA	1305	G
1	AA	1317	C
1	AA	1320	C
1	AA	1322	C
1	AA	1331	G
1	AA	1335	C
1	AA	1346	A
1	AA	1347	G
1	AA	136(B)	C
1	AA	1363	A
1	AA	1364	U
1	AA	1400	C
1	AA	1419	G
1	AA	1442	G
1	AA	1443	G
1	AA	1446	A
1	AA	1447	G
1	AA	1451	A
1	AA	1452	C
1	AA	1454	G
1	AA	1493	A
1	AA	1494	G
1	AA	1497	G
1	AA	1499	A
1	AA	1502	A
1	AA	1503	A
1	AA	1504	G
1	AA	1505	G
1	AA	1506	U
1	AA	1517	G
1	AA	1519	A
1	AA	1520	G
1	AA	1528	U
1	AA	1529	G
1	AA	1530	G
22	AV	6172	U
22	AV	6189	A
23	BA	10	G
23	BA	35	G
23	BA	46	C
23	BA	49	A
23	BA	64	A

Continued on next page...

Continued from previous page...

Mol	Chain	Res	Type
23	BA	71	A
23	BA	72	U
23	BA	74	A
23	BA	75	G
23	BA	84	A
23	BA	88	G
23	BA	102	G
23	BA	118	A
23	BA	119	A
23	BA	120	U
23	BA	125	G
23	BA	131	G
23	BA	138	G
23	BA	140	A
23	BA	181	A
23	BA	196	A
23	BA	197	A
23	BA	199	A
23	BA	205	G
23	BA	215	G
23	BA	216	A
23	BA	221	A
23	BA	222	A
23	BA	228	A
23	BA	229	A
23	BA	230	U
23	BA	245	G
23	BA	248	G
23	BA	252	G
23	BA	269	U
23	BA	270(K)	G
23	BA	270(M)	U
23	BA	270(N)	U
23	BA	270(O)	G
23	BA	270(R)	C
23	BA	271(D)	U
23	BA	271	G
23	BA	274	G
23	BA	275	G
23	BA	276	A
23	BA	277	C
23	BA	278	A

Continued on next page...

Continued from previous page...

Mol	Chain	Res	Type
23	BA	279	C
23	BA	283	A
23	BA	302	C
23	BA	311	A
23	BA	323	G
23	BA	324	A
23	BA	329	G
23	BA	330	A
23	BA	332	A
23	BA	333	G
23	BA	343	C
23	BA	352	G
23	BA	353	G
23	BA	386	G
23	BA	396	G
23	BA	405	U
23	BA	411	G
23	BA	412	A
23	BA	444	C
23	BA	457	A
23	BA	470	A
23	BA	473	G
23	BA	480	A
23	BA	481	G
23	BA	482	A
23	BA	505	A
23	BA	508	G
23	BA	509	C
23	BA	530	G
23	BA	531	C
23	BA	532	A
23	BA	556	G
23	BA	563	G
23	BA	569	U
23	BA	573	G
23	BA	575	A
23	BA	598	G
23	BA	603	A
23	BA	615	G
23	BA	617	G
23	BA	620	G
23	BA	627	A

Continued on next page...

Continued from previous page...

Mol	Chain	Res	Type
23	BA	637	A
23	BA	645	C
23	BA	646	A
23	BA	654	U
23	BA	655	A
23	BA	686	G
23	BA	695	G
23	BA	730	C
23	BA	740	U
23	BA	746	A
23	BA	747	U
23	BA	749	C
23	BA	764	A
23	BA	776	G
23	BA	779	U
23	BA	782	A
23	BA	784	A
23	BA	785	G
23	BA	790	C
23	BA	792	G
23	BA	800	A
23	BA	805	G
23	BA	812	C
23	BA	819	A
23	BA	827	U
23	BA	828	U
23	BA	846	C
23	BA	847	U
23	BA	859	G
23	BA	887	A
23	BA	889	C
23	BA	890	A
23	BA	896	A
23	BA	897	C
23	BA	910	A
23	BA	917	A
23	BA	931	G
23	BA	932	G
23	BA	941	A
23	BA	945	A
23	BA	946	G
23	BA	948	G

Continued on next page...

Continued from previous page...

Mol	Chain	Res	Type
23	BA	959	A
23	BA	961	C
23	BA	973	A
23	BA	974(A)	G
23	BA	974(B)	C
23	BA	975	G
23	BA	983	A
23	BA	989	G
23	BA	990	A
23	BA	996	A
23	BA	1011	G
23	BA	1012	U
23	BA	1013	C
23	BA	1022	G
23	BA	1023	U
23	BA	1025	G
23	BA	1026	U
23	BA	1033	U
23	BA	1047	G
23	BA	1112	G
23	BA	1126	A
23	BA	1129	A
23	BA	1130	U
23	BA	1135	C
23	BA	1136	G
23	BA	1139	G
23	BA	114(B)	A
23	BA	1144	G
23	BA	1155	A
23	BA	1164	G
23	BA	1174	A
23	BA	1175	U
23	BA	1205	U
23	BA	1210	A
23	BA	1211	U
23	BA	1220	A
23	BA	1221	C
23	BA	1227	G
23	BA	1241	A
23	BA	1242	A
23	BA	1249	U
23	BA	1250	G

Continued on next page...

Continued from previous page...

Mol	Chain	Res	Type
23	BA	1253	A
23	BA	1256	G
23	BA	1271	G
23	BA	1272	A
23	BA	1300	U
23	BA	1301	A
23	BA	1309	G
23	BA	1311	G
23	BA	1312	U
23	BA	1314	C
23	BA	1329	U
23	BA	1343	G
23	BA	1345	C
23	BA	1349	A
23	BA	1352	U
23	BA	1359	A
23	BA	1360	A
23	BA	1365	A
23	BA	1368	G
23	BA	1378	A
23	BA	1379	A
23	BA	1380	G
23	BA	1384	A
23	BA	1385	G
23	BA	1386	C
23	BA	1396	U
23	BA	1416	G
23	BA	1417	C
23	BA	1420	U
23	BA	1427	A
23	BA	1428	C
23	BA	144(B)	A
23	BA	1453	A
23	BA	1467	C
23	BA	1483	G
23	BA	1490	A
23	BA	1493	C
23	BA	1494	A
23	BA	1495	A
23	BA	1497	U
23	BA	1505	C
23	BA	1509	A

Continued on next page...

Continued from previous page...

Mol	Chain	Res	Type
23	BA	1510	A
23	BA	1542	G
23	BA	1543	A
23	BA	1544	C
23	BA	1545	A
23	BA	1558	A
23	BA	1559	G
23	BA	1569	A
23	BA	1579	A
23	BA	1585	C
23	BA	1586	A
23	BA	1598	C
23	BA	1603	A
23	BA	1604	C
23	BA	1609	A
23	BA	1610	A
23	BA	1617	C
23	BA	1618	A
23	BA	1640	C
23	BA	1647	G
23	BA	1648	C
23	BA	1673	U
23	BA	1674	G
23	BA	1694	C
23	BA	1695	G
23	BA	1696	G
23	BA	1729	A
23	BA	1763	G
23	BA	1764	G
23	BA	1773	A
23	BA	1776	G
23	BA	1786	A
23	BA	1791	A
23	BA	1800	C
23	BA	1801	G
23	BA	1803	A
23	BA	1811	G
23	BA	1816	G
23	BA	1829	A
23	BA	1838	C
23	BA	1839	G
23	BA	1847	A

Continued on next page...

Continued from previous page...

Mol	Chain	Res	Type
23	BA	1888	G
23	BA	1889	A
23	BA	1902	C
23	BA	1903	G
23	BA	1906	G
23	BA	1913	A
23	BA	1914	C
23	BA	1929	G
23	BA	1930	G
23	BA	1936	A
23	BA	1938	A
23	BA	1939	U
23	BA	1955	U
23	BA	1963	U
23	BA	1966	A
23	BA	1967	C
23	BA	1970	A
23	BA	1971	A
23	BA	1972	A
23	BA	1982	C
23	BA	1991	U
23	BA	1992	G
23	BA	1993	U
23	BA	1997	G
23	BA	2004	G
23	BA	2023	G
23	BA	2031	A
23	BA	2032	G
23	BA	2033	A
23	BA	2034	U
23	BA	2036	C
23	BA	2043	C
23	BA	2049	G
23	BA	2052	G
23	BA	2055	C
23	BA	2056	G
23	BA	2060	A
23	BA	2061	G
23	BA	2062	A
23	BA	2063	C
23	BA	2069	G
23	BA	2080	G

Continued on next page...

Continued from previous page...

Mol	Chain	Res	Type
23	BA	2099	U
23	BA	2184	G
23	BA	2189	U
23	BA	2190	G
23	BA	2198	A
23	BA	2211	G
23	BA	2212	A
23	BA	2215	G
23	BA	2225	A
23	BA	2226	C
23	BA	2238	G
23	BA	2239	G
23	BA	2251	G
23	BA	2273	A
23	BA	2275	C
23	BA	2283	C
23	BA	2287	A
23	BA	2288	A
23	BA	2305	A
23	BA	2306	C
23	BA	2307	G
23	BA	2310	A
23	BA	2311	A
23	BA	2312	U
23	BA	2319	G
23	BA	2320	A
23	BA	2322	A
23	BA	2325	G
23	BA	2334	G
23	BA	2336	A
23	BA	2343	C
23	BA	2345	G
23	BA	2346	A
23	BA	2347	C
23	BA	2360	A
23	BA	2372	G
23	BA	2379	G
23	BA	2383	G
23	BA	2385	C
23	BA	2402	C
23	BA	2413	G
23	BA	2425	A

Continued on next page...

Continued from previous page...

Mol	Chain	Res	Type
23	BA	2427	C
23	BA	2428	G
23	BA	2429	G
23	BA	2430	A
23	BA	2431	U
23	BA	2434	A
23	BA	2435	A
23	BA	2439	A
23	BA	2440	C
23	BA	2441	C
23	BA	2445	G
23	BA	2448	A
23	BA	2469	A
23	BA	2476	A
23	BA	2478	A
23	BA	2482	G
23	BA	2487	G
23	BA	2491	U
23	BA	2502	G
23	BA	2505	G
23	BA	2513	G
23	BA	2518	A
23	BA	2520	C
23	BA	2529	G
23	BA	2542	A
23	BA	2543	G
23	BA	2549	G
23	BA	2554	U
23	BA	2562	U
23	BA	2566	A
23	BA	2567	G
23	BA	2573	C
23	BA	2602	A
23	BA	2609	U
23	BA	2611	U
23	BA	2612	C
23	BA	2621	A
23	BA	2665	A
23	BA	2690	C
23	BA	2691	C
23	BA	2702	U
23	BA	2712	U

Continued on next page...

Continued from previous page...

Mol	Chain	Res	Type
23	BA	712(B)	A
23	BA	2713	A
23	BA	2714	G
23	BA	2726	U
23	BA	2733	A
23	BA	2757	A
23	BA	2758	A
23	BA	2764	A
23	BA	2765	A
23	BA	2778	A
23	BA	2779	U
23	BA	2781	A
23	BA	2790	A
23	BA	2791	C
23	BA	2797	U
23	BA	2808	U
23	BA	2818	G
23	BA	2820	A
23	BA	2821	A
23	BA	2834	G
23	BA	2836	U
23	BA	2850	A
23	BA	2851	A
23	BA	2872	G
23	BA	2876	G
23	BA	2892	A
23	BA	2894	G
24	BB	12	C
24	BB	13	A
24	BB	15	A
24	BB	16	G
24	BB	42	C
24	BB	44	G
24	BB	45	A
24	BB	67	G
24	BB	73	A
24	BB	77	U
24	BB	88	C
24	BB	89(A)	G
24	BB	90	C
24	BB	108	C
24	BB	109	G

Continued on next page...

Continued from previous page...

Mol	Chain	Res	Type
24	BB	112	G
1	CA	9	G
1	CA	22	G
1	CA	32	A
1	CA	39	G
1	CA	41	G
1	CA	47	C
1	CA	48	C
1	CA	51	A
1	CA	61	G
1	CA	88	C
1	CA	99	C
1	CA	101	A
1	CA	108	G
1	CA	116	A
1	CA	120	A
1	CA	121	C
1	CA	131	C
1	CA	169	C
1	CA	182	U
1	CA	195	A
1	CA	197	A
1	CA	200	G
1	CA	209	U
1	CA	210	U
1	CA	243	A
1	CA	244	U
1	CA	247	G
1	CA	251	G
1	CA	266	G
1	CA	267	C
1	CA	289	G
1	CA	321	A
1	CA	328	C
1	CA	329	A
1	CA	332	G
1	CA	344	A
1	CA	345	C
1	CA	346	G
1	CA	352	C
1	CA	353	A
1	CA	354	G

Continued on next page...

Continued from previous page...

Mol	Chain	Res	Type
1	CA	358	U
1	CA	367	U
1	CA	372	C
1	CA	373	A
1	CA	382	A
1	CA	387	U
1	CA	397	A
1	CA	398	C
1	CA	412	A
1	CA	413	G
1	CA	414	A
1	CA	422	C
1	CA	423	G
1	CA	429	U
1	CA	430	A
1	CA	439	A
1	CA	465	A
1	CA	467	G
1	CA	485	G
1	CA	496	A
1	CA	497	U
1	CA	511	C
1	CA	512	U
1	CA	518	C
1	CA	527	G
1	CA	531	U
1	CA	532	A
1	CA	533	A
1	CA	547	A
1	CA	559	A
1	CA	561	U
1	CA	562	C
1	CA	572	A
1	CA	573	A
1	CA	576	G
1	CA	596	C
1	CA	653	A
1	CA	687	A
1	CA	688	G
1	CA	703	G
1	CA	731	G
1	CA	755	G

Continued on next page...

Continued from previous page...

Mol	Chain	Res	Type
1	CA	777	A
1	CA	793	U
1	CA	794	A
1	CA	796	C
1	CA	816	A
1	CA	817	C
1	CA	818	G
1	CA	819	A
1	CA	828	A
1	CA	829	G
1	CA	833	U
1	CA	841	U
1	CA	842	C
1	CA	843	U
1	CA	855	G
1	CA	859	A
1	CA	873	A
1	CA	902	G
1	CA	914	A
1	CA	926	G
1	CA	927	G
1	CA	934	C
1	CA	935	A
1	CA	960	U
1	CA	961	U
1	CA	969	A
1	CA	971	G
1	CA	974	A
1	CA	976	G
1	CA	977	A
1	CA	980	C
1	CA	981	U
1	CA	992	U
1	CA	993	G
1	CA	1004	A
1	CA	1006	C
1	CA	1045	C
1	CA	1054	C
1	CA	1065	U
1	CA	1066	C
1	CA	1068	G
1	CA	1081	G

Continued on next page...

Continued from previous page...

Mol	Chain	Res	Type
1	CA	1094	G
1	CA	1095	U
1	CA	1101	A
1	CA	1113	C
1	CA	1117	G
1	CA	1118	C
1	CA	1125	U
1	CA	1126	U
1	CA	1129	C
1	CA	1130	A
1	CA	1131	G
1	CA	1136	U
1	CA	1137	C
1	CA	1139	G
1	CA	1146	A
1	CA	1151	A
1	CA	1152	A
1	CA	1159	U
1	CA	1160	G
1	CA	1181	G
1	CA	1182	G
1	CA	1193	G
1	CA	1196	U
1	CA	1197	G
1	CA	1202	G
1	CA	1212	U
1	CA	1213	A
1	CA	1214	C
1	CA	1224	G
1	CA	1225	A
1	CA	1238	A
1	CA	1240	U
1	CA	1241	G
1	CA	1256	A
1	CA	1257	U
1	CA	1280	A
1	CA	1281	U
1	CA	1282	C
1	CA	1285	A
1	CA	1286	A
1	CA	1287	A
1	CA	1300	G

Continued on next page...

Continued from previous page...

Mol	Chain	Res	Type
1	CA	1301	U
1	CA	1302	U
1	CA	1305	G
1	CA	1317	C
1	CA	1320	C
1	CA	1322	C
1	CA	1331	G
1	CA	1335	C
1	CA	1346	A
1	CA	1347	G
1	CA	136(B)	C
1	CA	1363	A
1	CA	1364	U
1	CA	1400	C
1	CA	1401	G
1	CA	1419	G
1	CA	1442	G
1	CA	1443	G
1	CA	1446	A
1	CA	1447	G
1	CA	1451	A
1	CA	1452	C
1	CA	1454	G
1	CA	1493	A
1	CA	1494	G
1	CA	1497	G
1	CA	1499	A
1	CA	1502	A
1	CA	1503	A
1	CA	1504	G
1	CA	1505	G
1	CA	1506	U
1	CA	1517	G
1	CA	1519	A
1	CA	1520	G
1	CA	1528	U
1	CA	1529	G
1	CA	1530	G
22	CV	6172	U
22	CV	6189	A
23	DA	10	G
23	DA	35	G

Continued on next page...

Continued from previous page...

Mol	Chain	Res	Type
23	DA	46	C
23	DA	64	A
23	DA	71	A
23	DA	72	U
23	DA	74	A
23	DA	75	G
23	DA	84	A
23	DA	88	G
23	DA	102	G
23	DA	118	A
23	DA	119	A
23	DA	120	U
23	DA	125	G
23	DA	131	G
23	DA	138	G
23	DA	140	A
23	DA	196	A
23	DA	197	A
23	DA	199	A
23	DA	205	G
23	DA	215	G
23	DA	216	A
23	DA	221	A
23	DA	222	A
23	DA	228	A
23	DA	229	A
23	DA	230	U
23	DA	245	G
23	DA	248	G
23	DA	252	G
23	DA	269	U
23	DA	270(K)	G
23	DA	270(M)	U
23	DA	270(N)	U
23	DA	270(O)	G
23	DA	270(R)	C
23	DA	271(D)	U
23	DA	271	G
23	DA	274	G
23	DA	275	G
23	DA	276	A
23	DA	277	C

Continued on next page...

Continued from previous page...

Mol	Chain	Res	Type
23	DA	278	A
23	DA	279	C
23	DA	283	A
23	DA	302	C
23	DA	311	A
23	DA	323	G
23	DA	324	A
23	DA	329	G
23	DA	330	A
23	DA	332	A
23	DA	333	G
23	DA	343	C
23	DA	352	G
23	DA	353	G
23	DA	386	G
23	DA	396	G
23	DA	405	U
23	DA	411	G
23	DA	412	A
23	DA	444	C
23	DA	457	A
23	DA	470	A
23	DA	480	A
23	DA	481	G
23	DA	482	A
23	DA	505	A
23	DA	508	G
23	DA	509	C
23	DA	530	G
23	DA	531	C
23	DA	532	A
23	DA	556	G
23	DA	563	G
23	DA	569	U
23	DA	573	G
23	DA	575	A
23	DA	598	G
23	DA	603	A
23	DA	615	G
23	DA	617	G
23	DA	620	G
23	DA	627	A

Continued on next page...

Continued from previous page...

Mol	Chain	Res	Type
23	DA	637	A
23	DA	645	C
23	DA	646	A
23	DA	654	U
23	DA	655	A
23	DA	686	G
23	DA	695	G
23	DA	730	C
23	DA	746	A
23	DA	747	U
23	DA	749	C
23	DA	764	A
23	DA	776	G
23	DA	777	A
23	DA	779	U
23	DA	782	A
23	DA	784	A
23	DA	785	G
23	DA	790	C
23	DA	792	G
23	DA	800	A
23	DA	805	G
23	DA	812	C
23	DA	819	A
23	DA	827	U
23	DA	828	U
23	DA	846	C
23	DA	847	U
23	DA	859	G
23	DA	887	A
23	DA	889	C
23	DA	890	A
23	DA	896	A
23	DA	897	C
23	DA	910	A
23	DA	917	A
23	DA	931	G
23	DA	932	G
23	DA	941	A
23	DA	945	A
23	DA	946	G
23	DA	948	G

Continued on next page...

Continued from previous page...

Mol	Chain	Res	Type
23	DA	959	A
23	DA	961	C
23	DA	973	A
23	DA	974(A)	G
23	DA	974(B)	C
23	DA	975	G
23	DA	983	A
23	DA	989	G
23	DA	990	A
23	DA	996	A
23	DA	1011	G
23	DA	1012	U
23	DA	1013	C
23	DA	1022	G
23	DA	1023	U
23	DA	1025	G
23	DA	1026	U
23	DA	1033	U
23	DA	1047	G
23	DA	1112	G
23	DA	1126	A
23	DA	1129	A
23	DA	1130	U
23	DA	1135	C
23	DA	1136	G
23	DA	1139	G
23	DA	114(B)	A
23	DA	1144	G
23	DA	1155	A
23	DA	1164	G
23	DA	1174	A
23	DA	1175	U
23	DA	1205	U
23	DA	1210	A
23	DA	1211	U
23	DA	1220	A
23	DA	1221	C
23	DA	1227	G
23	DA	1241	A
23	DA	1242	A
23	DA	1249	U
23	DA	1250	G

Continued on next page...

Continued from previous page...

Mol	Chain	Res	Type
23	DA	1253	A
23	DA	1256	G
23	DA	1271	G
23	DA	1272	A
23	DA	1300	U
23	DA	1301	A
23	DA	1309	G
23	DA	1312	U
23	DA	1314	C
23	DA	1329	U
23	DA	1343	G
23	DA	1345	C
23	DA	1349	A
23	DA	1352	U
23	DA	1359	A
23	DA	1360	A
23	DA	1365	A
23	DA	1368	G
23	DA	1378	A
23	DA	1379	A
23	DA	1380	G
23	DA	1384	A
23	DA	1385	G
23	DA	1386	C
23	DA	1396	U
23	DA	1416	G
23	DA	1417	C
23	DA	1420	U
23	DA	1427	A
23	DA	1428	C
23	DA	144(B)	A
23	DA	1453	A
23	DA	1455	G
23	DA	1467	C
23	DA	1483	G
23	DA	1490	A
23	DA	1493	C
23	DA	1494	A
23	DA	1495	A
23	DA	1497	U
23	DA	1505	C
23	DA	1509	A

Continued on next page...

Continued from previous page...

Mol	Chain	Res	Type
23	DA	1510	A
23	DA	1542	G
23	DA	1543	A
23	DA	1544	C
23	DA	1545	A
23	DA	1558	A
23	DA	1559	G
23	DA	1569	A
23	DA	1579	A
23	DA	1585	C
23	DA	1586	A
23	DA	1598	C
23	DA	1603	A
23	DA	1604	C
23	DA	1609	A
23	DA	1610	A
23	DA	1617	C
23	DA	1618	A
23	DA	1640	C
23	DA	1647	G
23	DA	1648	C
23	DA	1673	U
23	DA	1674	G
23	DA	1694	C
23	DA	1695	G
23	DA	1696	G
23	DA	1729	A
23	DA	1763	G
23	DA	1764	G
23	DA	1773	A
23	DA	1776	G
23	DA	1786	A
23	DA	1791	A
23	DA	1800	C
23	DA	1801	G
23	DA	1803	A
23	DA	1811	G
23	DA	1816	G
23	DA	1829	A
23	DA	1838	C
23	DA	1839	G
23	DA	1847	A

Continued on next page...

Continued from previous page...

Mol	Chain	Res	Type
23	DA	1888	G
23	DA	1889	A
23	DA	1902	C
23	DA	1903	G
23	DA	1906	G
23	DA	1913	A
23	DA	1914	C
23	DA	1929	G
23	DA	1930	G
23	DA	1936	A
23	DA	1938	A
23	DA	1939	U
23	DA	1955	U
23	DA	1963	U
23	DA	1966	A
23	DA	1967	C
23	DA	1970	A
23	DA	1971	A
23	DA	1972	A
23	DA	1982	C
23	DA	1991	U
23	DA	1992	G
23	DA	1993	U
23	DA	1997	G
23	DA	2004	G
23	DA	2023	G
23	DA	2031	A
23	DA	2032	G
23	DA	2033	A
23	DA	2034	U
23	DA	2036	C
23	DA	2043	C
23	DA	2049	G
23	DA	2052	G
23	DA	2055	C
23	DA	2056	G
23	DA	2060	A
23	DA	2061	G
23	DA	2062	A
23	DA	2063	C
23	DA	2069	G
23	DA	2080	G

Continued on next page...

Continued from previous page...

Mol	Chain	Res	Type
23	DA	2099	U
23	DA	2184	G
23	DA	2189	U
23	DA	2190	G
23	DA	2198	A
23	DA	2211	G
23	DA	2212	A
23	DA	2215	G
23	DA	2225	A
23	DA	2226	C
23	DA	2238	G
23	DA	2239	G
23	DA	2251	G
23	DA	2273	A
23	DA	2275	C
23	DA	2283	C
23	DA	2287	A
23	DA	2288	A
23	DA	2305	A
23	DA	2306	C
23	DA	2307	G
23	DA	2310	A
23	DA	2311	A
23	DA	2312	U
23	DA	2319	G
23	DA	2320	A
23	DA	2322	A
23	DA	2325	G
23	DA	2334	G
23	DA	2336	A
23	DA	2343	C
23	DA	2345	G
23	DA	2346	A
23	DA	2347	C
23	DA	2360	A
23	DA	2372	G
23	DA	2379	G
23	DA	2383	G
23	DA	2385	C
23	DA	2402	C
23	DA	2413	G
23	DA	2425	A

Continued on next page...

Continued from previous page...

Mol	Chain	Res	Type
23	DA	2427	C
23	DA	2428	G
23	DA	2429	G
23	DA	2430	A
23	DA	2431	U
23	DA	2434	A
23	DA	2435	A
23	DA	2439	A
23	DA	2440	C
23	DA	2441	C
23	DA	2445	G
23	DA	2448	A
23	DA	2469	A
23	DA	2476	A
23	DA	2478	A
23	DA	2482	G
23	DA	2487	G
23	DA	2491	U
23	DA	2502	G
23	DA	2505	G
23	DA	2513	G
23	DA	2518	A
23	DA	2520	C
23	DA	2529	G
23	DA	2542	A
23	DA	2543	G
23	DA	2554	U
23	DA	2562	U
23	DA	2566	A
23	DA	2567	G
23	DA	2572	A
23	DA	2573	C
23	DA	2602	A
23	DA	2609	U
23	DA	2611	U
23	DA	2612	C
23	DA	2621	A
23	DA	2665	A
23	DA	2690	C
23	DA	2691	C
23	DA	2702	U
23	DA	2712	U

Continued on next page...

Continued from previous page...

Mol	Chain	Res	Type
23	DA	712(B)	A
23	DA	2713	A
23	DA	2714	G
23	DA	2726	U
23	DA	2733	A
23	DA	2757	A
23	DA	2758	A
23	DA	2764	A
23	DA	2765	A
23	DA	2778	A
23	DA	2779	U
23	DA	2781	A
23	DA	2790	A
23	DA	2791	C
23	DA	2797	U
23	DA	2808	U
23	DA	2818	G
23	DA	2820	A
23	DA	2821	A
23	DA	2834	G
23	DA	2836	U
23	DA	2850	A
23	DA	2851	A
23	DA	2872	G
23	DA	2876	G
23	DA	2892	A
23	DA	2894	G
24	DB	12	C
24	DB	13	A
24	DB	15	A
24	DB	16	G
24	DB	42	C
24	DB	44	G
24	DB	45	A
24	DB	67	G
24	DB	73	A
24	DB	77	U
24	DB	88	C
24	DB	89(A)	G
24	DB	90	C
24	DB	108	C
24	DB	109	G

Continued on next page...

Continued from previous page...

Mol	Chain	Res	Type
24	DB	112	G

All (215) RNA pucker outliers are listed below:

Mol	Chain	Res	Type
1	AA	7	G
1	AA	99	C
1	AA	119	A
1	AA	121	C
1	AA	243	A
1	AA	250	A
1	AA	266	G
1	AA	328	C
1	AA	353	A
1	AA	366	C
1	AA	428	G
1	AA	429	U
1	AA	438	G
1	AA	496	A
1	AA	560	U
1	AA	561	U
1	AA	562	C
1	AA	687	A
1	AA	913	A
1	AA	1064	G
1	AA	1065	U
1	AA	1067	A
1	AA	1129	C
1	AA	1145	C
1	AA	1201	A
1	AA	1281	U
1	AA	1285	A
1	AA	1300	G
1	AA	1400	C
1	AA	1492	A
1	AA	1493	A
1	AA	1498	U
1	AA	1504	G
1	AA	1528	U
1	AA	1529	G
22	AV	6171	U
22	AV	6188	C

Continued on next page...

Continued from previous page...

Mol	Chain	Res	Type
23	BA	102	G
23	BA	119	A
23	BA	120	U
23	BA	131	G
23	BA	199	A
23	BA	221	A
23	BA	278	A
23	BA	331	A
23	BA	332	A
23	BA	479	A
23	BA	481	G
23	BA	503	A
23	BA	616	A
23	BA	682	G
23	BA	685	A
23	BA	746	A
23	BA	764	A
23	BA	776	G
23	BA	846	C
23	BA	858	U
23	BA	859	G
23	BA	933	A
23	BA	945	A
23	BA	948	G
23	BA	961	C
23	BA	974(A)	G
23	BA	989	G
23	BA	1022	G
23	BA	1157	G
23	BA	1210	A
23	BA	1221	C
23	BA	1253	A
23	BA	1311	G
23	BA	1314	C
23	BA	1343	G
23	BA	1378	A
23	BA	1379	A
23	BA	1427	A
23	BA	1494	A
23	BA	1542	G
23	BA	1558	A
23	BA	1579	A

Continued on next page...

Continued from previous page...

Mol	Chain	Res	Type
23	BA	1603	A
23	BA	1608	A
23	BA	1694	C
23	BA	1786	A
23	BA	1800	C
23	BA	1929	G
23	BA	1930	G
23	BA	1937	A
23	BA	2033	A
23	BA	2051	A
23	BA	2062	A
23	BA	2098	U
23	BA	2225	A
23	BA	2250	G
23	BA	2311	A
23	BA	2426	A
23	BA	2427	C
23	BA	2439	A
23	BA	2468	G
23	BA	2481	G
23	BA	2581	G
23	BA	2585	U
23	BA	2689	U
23	BA	2756	U
23	BA	2849	U
23	BA	2850	A
23	BA	2873	A
24	BB	66	A
1	CA	7	G
1	CA	99	C
1	CA	119	A
1	CA	121	C
1	CA	243	A
1	CA	250	A
1	CA	266	G
1	CA	328	C
1	CA	353	A
1	CA	366	C
1	CA	428	G
1	CA	429	U
1	CA	438	G
1	CA	496	A

Continued on next page...

Continued from previous page...

Mol	Chain	Res	Type
1	CA	560	U
1	CA	561	U
1	CA	562	C
1	CA	687	A
1	CA	913	A
1	CA	1064	G
1	CA	1065	U
1	CA	1067	A
1	CA	1129	C
1	CA	1145	C
1	CA	1201	A
1	CA	1281	U
1	CA	1285	A
1	CA	1300	G
1	CA	1400	C
1	CA	1492	A
1	CA	1493	A
1	CA	1498	U
1	CA	1504	G
1	CA	1528	U
1	CA	1529	G
22	CV	6171	U
22	CV	6188	C
23	DA	102	G
23	DA	119	A
23	DA	120	U
23	DA	131	G
23	DA	199	A
23	DA	221	A
23	DA	278	A
23	DA	331	A
23	DA	332	A
23	DA	343	C
23	DA	479	A
23	DA	481	G
23	DA	503	A
23	DA	616	A
23	DA	682	G
23	DA	685	A
23	DA	746	A
23	DA	764	A
23	DA	776	G

Continued on next page...

Continued from previous page...

Mol	Chain	Res	Type
23	DA	846	C
23	DA	858	U
23	DA	859	G
23	DA	933	A
23	DA	945	A
23	DA	948	G
23	DA	961	C
23	DA	974(A)	G
23	DA	989	G
23	DA	1022	G
23	DA	1157	G
23	DA	1210	A
23	DA	1221	C
23	DA	1253	A
23	DA	1311	G
23	DA	1314	C
23	DA	1343	G
23	DA	1378	A
23	DA	1379	A
23	DA	1427	A
23	DA	1494	A
23	DA	1542	G
23	DA	1558	A
23	DA	1579	A
23	DA	1603	A
23	DA	1608	A
23	DA	1694	C
23	DA	1800	C
23	DA	1929	G
23	DA	1930	G
23	DA	1937	A
23	DA	1980	G
23	DA	2033	A
23	DA	2051	A
23	DA	2062	A
23	DA	2098	U
23	DA	2225	A
23	DA	2250	G
23	DA	2311	A
23	DA	2426	A
23	DA	2427	C
23	DA	2439	A

Continued on next page...

Continued from previous page...

Mol	Chain	Res	Type
23	DA	2468	G
23	DA	2481	G
23	DA	2581	G
23	DA	2585	U
23	DA	2689	U
23	DA	2756	U
23	DA	2849	U
23	DA	2850	A
23	DA	2873	A
24	DB	66	A

5.4 Non-standard residues in protein, DNA, RNA chains [i](#)

There are no non-standard protein/DNA/RNA residues in this entry.

5.5 Carbohydrates [i](#)

There are no monosaccharides in this entry.

5.6 Ligand geometry [i](#)

Of 2661 ligands modelled in this entry, 2661 are monoatomic - leaving 0 for Mogul analysis.

There are no bond length outliers.

There are no bond angle outliers.

There are no chirality outliers.

There are no torsion outliers.

There are no ring outliers.

No monomer is involved in short contacts.

5.7 Other polymers [i](#)

There are no such residues in this entry.

5.8 Polymer linkage issues [i](#)

There are no chain breaks in this entry.

6 Fit of model and data i

6.1 Protein, DNA and RNA chains i

In the following table, the column labelled ‘#RSRZ> 2’ contains the number (and percentage) of RSRZ outliers, followed by percent RSRZ outliers for the chain as percentile scores relative to all X-ray entries and entries of similar resolution. The OWAB column contains the minimum, median, 95th percentile and maximum values of the occupancy-weighted average B-factor per residue. The column labelled ‘Q< 0.9’ lists the number of (and percentage) of residues with an average occupancy less than 0.9.

Mol	Chain	Analysed	<RSRZ>	#RSRZ>2	OWAB(Å ²)	Q<0.9
1	AA	1506/1506 (100%)	0.05	58 (3%) 39 35	66, 119, 257, 429	0
1	CA	1506/1506 (100%)	0.28	99 (6%) 18 17	75, 164, 286, 403	0
2	AB	234/234 (100%)	1.52	79 (33%) 0 0	88, 178, 260, 354	0
2	CB	234/234 (100%)	1.35	73 (31%) 0 0	106, 202, 279, 372	0
3	AC	206/206 (100%)	0.57	23 (11%) 5 6	83, 165, 233, 293	0
3	CC	206/206 (100%)	0.65	31 (15%) 2 3	124, 198, 272, 337	0
4	AD	208/208 (100%)	0.01	4 (1%) 66 61	45, 119, 180, 228	0
4	CD	208/208 (100%)	0.45	20 (9%) 8 8	96, 186, 253, 314	0
5	AE	151/151 (100%)	-0.02	3 (1%) 65 60	71, 118, 191, 293	0
5	CE	151/151 (100%)	0.18	8 (5%) 26 24	72, 165, 223, 282	0
6	AF	101/101 (100%)	0.70	20 (19%) 1 1	87, 160, 207, 278	0
6	CF	101/101 (100%)	-0.00	5 (4%) 28 25	60, 130, 195, 271	0
7	AG	155/155 (100%)	0.96	30 (19%) 1 1	134, 201, 260, 328	0
7	CG	155/155 (100%)	1.08	33 (21%) 0 1	124, 213, 271, 320	0
8	AH	138/138 (100%)	0.43	17 (12%) 4 5	60, 122, 190, 265	0
8	CH	138/138 (100%)	0.68	18 (13%) 3 4	101, 171, 217, 257	0
9	AI	127/127 (100%)	1.82	50 (39%) 0 0	119, 228, 303, 333	0
9	CI	127/127 (100%)	1.48	37 (29%) 0 0	148, 229, 297, 370	0
10	AJ	98/98 (100%)	2.02	46 (46%) 0 0	113, 203, 294, 334	0
10	CJ	98/98 (100%)	1.91	40 (40%) 0 0	133, 232, 290, 339	0
11	AK	119/119 (100%)	-0.10	8 (6%) 17 16	66, 136, 219, 274	0
11	CK	119/119 (100%)	0.25	8 (6%) 17 16	87, 145, 207, 287	0
12	AL	124/124 (100%)	0.58	9 (7%) 15 15	56, 108, 182, 328	0
12	CL	124/124 (100%)	0.46	12 (9%) 7 8	77, 139, 236, 271	0

Continued on next page...

Continued from previous page...

Mol	Chain	Analysed	<RSRZ>	#RSRZ>2	OWAB(Å ²)	Q<0.9
13	AM	116/116 (100%)	1.06	25 (21%) 0 1	129, 216, 277, 325	0
13	CM	116/116 (100%)	2.07	50 (43%) 0 0	119, 238, 307, 372	0
14	AN	60/60 (100%)	1.45	17 (28%) 0 0	94, 178, 243, 278	0
14	CN	60/60 (100%)	1.91	25 (41%) 0 0	110, 207, 261, 344	0
15	AO	88/88 (100%)	-0.09	0 100 100	73, 127, 187, 281	0
15	CO	88/88 (100%)	0.10	5 (5%) 23 21	73, 138, 201, 244	0
16	AP	83/83 (100%)	0.28	4 (4%) 30 27	67, 109, 175, 245	0
16	CP	83/83 (100%)	0.86	23 (27%) 0 0	128, 171, 247, 277	0
17	AQ	99/99 (100%)	-0.15	0 100 100	63, 112, 169, 222	0
17	CQ	99/99 (100%)	0.69	16 (16%) 1 2	99, 155, 196, 228	0
18	AR	70/70 (100%)	1.23	18 (25%) 0 0	82, 149, 241, 325	0
18	CR	70/70 (100%)	0.81	10 (14%) 2 3	76, 145, 204, 232	0
19	AS	78/78 (100%)	1.91	32 (41%) 0 0	133, 212, 274, 295	0
19	CS	78/78 (100%)	2.12	35 (44%) 0 0	173, 235, 302, 347	0
20	AT	99/99 (100%)	0.40	8 (8%) 12 12	65, 131, 220, 241	0
20	CT	99/99 (100%)	2.09	47 (47%) 0 0	103, 178, 284, 301	0
21	AU	24/24 (100%)	2.40	13 (54%) 0 0	122, 220, 292, 333	0
21	CU	24/24 (100%)	2.04	9 (37%) 0 0	173, 236, 317, 346	0
22	AV	35/35 (100%)	1.51	12 (34%) 0 0	96, 223, 325, 366	0
22	CV	35/35 (100%)	1.11	6 (17%) 1 1	117, 192, 362, 386	0
23	BA	2760/2879 (95%)	-0.09	68 (2%) 57 51	38, 86, 205, 371	0
23	DA	2760/2879 (95%)	-0.16	46 (1%) 70 64	33, 77, 196, 377	0
24	BB	119/119 (100%)	-0.07	0 100 100	83, 149, 196, 251	0
24	DB	119/119 (100%)	-0.02	6 (5%) 28 25	87, 132, 198, 274	0
25	BC	271/271 (100%)	-0.07	3 (1%) 80 75	24, 81, 150, 209	0
25	DC	271/271 (100%)	-0.33	0 100 100	26, 72, 144, 220	0
26	BD	204/204 (100%)	0.12	3 (1%) 73 68	45, 96, 173, 331	0
26	DD	204/204 (100%)	-0.05	3 (1%) 73 68	36, 90, 189, 305	0
27	BE	202/202 (100%)	0.10	4 (1%) 65 60	32, 94, 172, 311	0
27	DE	202/202 (100%)	0.16	8 (3%) 38 33	20, 85, 182, 249	0
28	BF	181/181 (100%)	0.48	19 (10%) 6 7	107, 202, 262, 297	0

Continued on next page...

Continued from previous page...

Mol	Chain	Analysed	<RSRZ>	#RSRZ>2	OWAB(Å ²)	Q<0.9
28	DF	181/181 (100%)	0.45	20 (11%) 5 6	109, 198, 281, 324	0
29	BG	159/159 (100%)	1.26	47 (29%) 0 0	102, 192, 269, 331	0
29	DG	159/159 (100%)	0.17	9 (5%) 23 21	61, 117, 190, 269	0
30	BH	145/145 (100%)	1.77	41 (28%) 0 0	60, 224, 376, 453	0
30	DH	145/145 (100%)	1.72	49 (33%) 0 0	60, 210, 372, 482	0
31	BI	32/65 (49%)	6.43	31 (96%) 0 0	163, 256, 325, 352	0
31	DI	32/65 (49%)	2.47	21 (65%) 0 0	176, 235, 294, 325	0
32	BJ	137/137 (100%)	0.27	3 (2%) 62 56	58, 105, 182, 221	0
32	DJ	137/137 (100%)	0.01	0 100 100	55, 100, 170, 219	0
33	BK	122/122 (100%)	-0.25	0 100 100	48, 90, 142, 194	0
33	DK	122/122 (100%)	-0.24	0 100 100	41, 90, 153, 251	0
34	BL	146/146 (100%)	0.48	10 (6%) 17 16	40, 114, 204, 306	0
34	DL	146/146 (100%)	0.40	11 (7%) 14 14	27, 111, 206, 324	0
35	BM	136/136 (100%)	0.09	4 (2%) 51 45	57, 110, 205, 344	0
35	DM	136/136 (100%)	0.38	8 (5%) 22 20	46, 106, 199, 388	0
36	BN	117/117 (100%)	0.11	2 (1%) 70 64	44, 92, 166, 282	0
36	DN	117/117 (100%)	0.07	2 (1%) 70 64	41, 89, 173, 285	0
37	BO	98/98 (100%)	2.05	46 (46%) 0 0	89, 155, 230, 299	0
37	DO	98/98 (100%)	0.72	19 (19%) 1 1	80, 148, 221, 299	0
38	BP	137/137 (100%)	0.27	6 (4%) 34 30	52, 115, 216, 248	0
38	DP	137/137 (100%)	0.35	10 (7%) 15 15	60, 119, 249, 299	0
39	BQ	116/116 (100%)	-0.09	2 (1%) 70 64	43, 88, 163, 244	0
39	DQ	116/116 (100%)	-0.31	0 100 100	34, 84, 154, 205	0
40	BR	101/101 (100%)	-0.21	0 100 100	55, 134, 187, 294	0
40	DR	101/101 (100%)	-0.29	0 100 100	52, 132, 197, 321	0
41	BS	112/112 (100%)	0.45	5 (4%) 33 29	45, 78, 151, 250	0
41	DS	112/112 (100%)	-0.00	2 (1%) 68 62	40, 72, 166, 277	0
42	BT	92/92 (100%)	0.07	1 (1%) 80 75	57, 107, 174, 204	0
42	DT	92/92 (100%)	0.08	0 100 100	41, 78, 161, 204	0
43	BU	100/100 (100%)	0.46	12 (12%) 4 5	59, 139, 289, 344	0
43	DU	100/100 (100%)	0.69	10 (10%) 7 8	49, 119, 264, 373	0

Continued on next page...

Continued from previous page...

Mol	Chain	Analysed	<RSRZ>	#RSRZ>2	OWAB(Å ²)	Q<0.9
44	BV	188/188 (100%)	0.64	27 (14%) 2 3	80, 160, 224, 277	0
44	DV	188/188 (100%)	0.19	12 (6%) 19 18	67, 154, 220, 254	0
45	BW	76/76 (100%)	-0.09	3 (3%) 39 35	61, 101, 160, 258	0
45	DW	76/76 (100%)	0.18	3 (3%) 39 35	54, 101, 167, 254	0
46	BX	88/88 (100%)	0.04	3 (3%) 45 40	50, 106, 191, 346	0
46	DX	88/88 (100%)	-0.07	1 (1%) 80 75	31, 83, 196, 340	0
47	BY	62/62 (100%)	0.21	6 (9%) 7 8	61, 141, 244, 287	0
47	DY	62/62 (100%)	0.42	5 (8%) 12 12	45, 99, 224, 304	0
48	BZ	59/59 (100%)	1.40	13 (22%) 0 0	47, 102, 174, 342	0
48	DZ	59/59 (100%)	1.42	16 (27%) 0 0	45, 102, 189, 335	0
49	B1	30/30 (100%)	1.75	10 (33%) 0 0	161, 244, 282, 323	0
49	D1	30/30 (100%)	0.93	4 (13%) 3 4	187, 262, 306, 326	0
50	B2	52/52 (100%)	-0.32	1 (1%) 66 61	36, 93, 189, 273	0
50	D2	52/52 (100%)	-0.40	1 (1%) 66 61	24, 93, 214, 262	0
51	B3	44/44 (100%)	6.82	43 (97%) 0 0	151, 254, 304, 322	0
51	D3	44/44 (100%)	7.52	43 (97%) 0 0	191, 247, 298, 313	0
52	B4	48/48 (100%)	0.12	1 (2%) 63 58	43, 66, 132, 297	0
52	D4	48/48 (100%)	-0.30	0 100 100	23, 45, 122, 217	0
53	B5	63/63 (100%)	-0.23	1 (1%) 72 66	47, 94, 171, 222	0
53	D5	63/63 (100%)	0.15	0 100 100	43, 92, 170, 208	0
All	All	20232/20536 (98%)	0.33	1810 (8%) 9 10	20, 120, 258, 482	0

All (1810) RSRZ outliers are listed below:

Mol	Chain	Res	Type	RSRZ
43	DU	52	SER	23.0
1	AA	85	U	22.9
30	BH	84	GLY	21.9
30	DH	90	GLY	18.8
1	AA	82	U	17.9
51	B3	49	HIS	17.5
1	AA	84	U	17.2
51	B3	39	TYR	16.1
30	BH	85	GLU	15.5
51	D3	38	LYS	14.1

Continued on next page...

Continued from previous page...

Mol	Chain	Res	Type	RSRZ
35	BM	140	ALA	13.8
51	B3	26	ASN	13.1
51	B3	40	CYS	12.8
51	D3	49	HIS	12.7
30	DH	88	ILE	12.6
1	AA	81	G	12.5
51	D3	35	GLU	12.3
51	D3	20	ASN	12.3
51	B3	13	CYS	12.2
51	D3	37	ARG	11.7
51	D3	12	GLU	11.7
1	AA	86	U	11.3
51	B3	47	THR	11.3
30	BH	111	PRO	11.2
51	D3	47	THR	11.2
51	D3	21	TYR	11.1
31	BI	11	ALA	11.1
51	B3	41	PRO	10.8
51	D3	14	THR	10.7
51	D3	36	LEU	10.5
51	D3	39	TYR	10.5
30	BH	86	THR	10.3
31	BI	8	GLU	10.2
51	B3	24	GLU	10.2
51	D3	13	CYS	10.2
51	D3	22	ALA	10.1
30	DH	80	PRO	10.0
31	BI	66	LEU	9.8
31	BI	64	LYS	9.4
51	D3	41	PRO	9.4
20	CT	103	GLY	9.4
30	BH	119	PRO	9.4
51	D3	50	ARG	9.2
10	CJ	73	ASP	9.2
51	B3	16	CYS	9.1
45	DW	85	ALA	9.1
9	CI	8	GLY	8.8
31	BI	6	ASN	8.8
47	DY	15	LYS	8.8
17	CQ	8	GLY	8.7
48	BZ	1	MET	8.7
31	BI	63	LEU	8.6

Continued on next page...

Continued from previous page...

Mol	Chain	Res	Type	RSRZ
31	BI	4	LYS	8.6
20	CT	102	GLY	8.5
31	BI	61	LEU	8.5
51	D3	43	CYS	8.4
31	BI	5	ARG	8.4
2	CB	96	ARG	8.4
19	CS	41	VAL	8.3
51	B3	51	GLU	8.2
31	BI	3	ASN	8.2
19	CS	75	ALA	8.2
51	D3	52	VAL	8.1
30	BH	121	LYS	8.1
51	D3	40	CYS	8.0
3	CC	206	GLU	8.0
31	BI	60	ARG	7.9
30	BH	68	LEU	7.8
2	CB	148	TYR	7.8
14	CN	12	ARG	7.8
9	CI	65	VAL	7.8
51	B3	12	GLU	7.8
51	B3	38	LYS	7.7
31	BI	9	LEU	7.7
20	CT	60	GLU	7.7
51	D3	44	ARG	7.6
51	D3	11	LEU	7.6
51	B3	15	GLU	7.6
19	AS	4	SER	7.6
22	AV	6150	U	7.5
10	CJ	71	LEU	7.5
35	BM	141	GLN	7.5
51	B3	17	LYS	7.5
31	BI	15	GLU	7.5
35	DM	140	ALA	7.4
51	D3	18	ARG	7.4
51	D3	26	ASN	7.4
31	BI	12	THR	7.4
30	BH	72	LEU	7.4
35	DM	141	GLN	7.4
43	DU	50	ARG	7.3
43	DU	53	PRO	7.3
31	BI	67	GLY	7.3
51	D3	19	ARG	7.3

Continued on next page...

Continued from previous page...

Mol	Chain	Res	Type	RSRZ
13	CM	8	GLU	7.3
13	CM	30	ALA	7.2
51	B3	14	THR	7.2
30	DH	94	ALA	7.2
51	D3	24	GLU	7.2
48	DZ	1	MET	7.1
10	CJ	35	SER	7.1
14	AN	13	THR	7.1
19	CS	74	PHE	7.1
43	DU	51	VAL	7.0
2	CB	73	THR	7.0
51	D3	48	VAL	7.0
23	BA	1046	A	7.0
23	DA	1535	U	7.0
21	AU	23	PRO	7.0
23	BA	2108	C	6.9
19	CS	40	ILE	6.9
31	BI	65	GLU	6.9
29	BG	55	PRO	6.8
37	BO	58	LEU	6.8
31	BI	59	ILE	6.8
51	B3	22	ALA	6.8
23	BA	2211	G	6.8
51	B3	25	LYS	6.8
2	CB	170	GLU	6.8
20	CT	59	ALA	6.8
51	B3	28	ARG	6.7
51	B3	46	HIS	6.7
20	CT	51	GLU	6.7
9	AI	91	ASP	6.7
10	AJ	27	ALA	6.7
10	CJ	72	VAL	6.7
2	CB	97	TRP	6.7
9	CI	64	THR	6.7
51	B3	42	TRP	6.6
19	AS	74	PHE	6.6
13	CM	15	VAL	6.6
51	B3	50	ARG	6.6
51	D3	15	GLU	6.5
2	AB	165	VAL	6.5
19	CS	48	THR	6.5
51	D3	46	HIS	6.5

Continued on next page...

Continued from previous page...

Mol	Chain	Res	Type	RSRZ
18	AR	46	GLU	6.5
10	AJ	73	ASP	6.5
30	DH	89	TYR	6.5
31	BI	62	ALA	6.5
19	AS	81	ARG	6.5
8	CH	132	GLU	6.4
23	DA	2801	A	6.4
9	AI	64	THR	6.4
14	CN	13	THR	6.4
23	DA	6	A	6.3
23	BA	2801	A	6.3
30	DH	132	PRO	6.3
13	CM	24	GLY	6.3
2	CB	188	ALA	6.3
30	BH	100	ALA	6.3
30	DH	120	ILE	6.3
9	CI	7	THR	6.2
31	BI	14	LYS	6.2
51	B3	44	ARG	6.2
7	CG	77	SER	6.2
22	AV	6188	C	6.2
2	CB	101	MET	6.2
31	DI	62	ALA	6.2
20	CT	55	ILE	6.1
19	CS	71	LEU	6.1
51	D3	32	ASN	6.1
7	CG	81	GLY	6.1
6	AF	89	MET	6.1
23	DA	1174	A	6.1
20	CT	100	ILE	6.1
19	AS	49	ILE	6.0
37	BO	52	SER	6.0
1	AA	1129	C	6.0
3	CC	207	VAL	6.0
20	AT	64	ASP	6.0
51	D3	51	GLU	6.0
23	BA	2892	A	6.0
10	AJ	72	VAL	5.9
51	D3	16	CYS	5.9
30	DH	107	ILE	5.9
7	CG	82	GLY	5.9
51	B3	20	ASN	5.9

Continued on next page...

Continued from previous page...

Mol	Chain	Res	Type	RSRZ
21	CU	5	ASP	5.9
23	BA	2799	A	5.9
37	BO	87	PHE	5.9
1	AA	1000	A	5.9
51	B3	32	ASN	5.9
20	CT	104	LEU	5.8
9	CI	127	LYS	5.8
44	BV	186	GLU	5.8
51	D3	9	LEU	5.8
30	DH	92	VAL	5.8
10	CJ	38	ILE	5.8
31	BI	7	VAL	5.8
21	CU	17	THR	5.8
23	DA	2107	C	5.7
1	CA	84	U	5.7
24	DB	52	A	5.7
1	AA	87	A	5.7
20	CT	52	ALA	5.7
31	DI	63	LEU	5.7
31	DI	66	LEU	5.7
51	D3	23	THR	5.7
51	D3	34	LEU	5.7
51	B3	48	VAL	5.7
9	AI	82	ALA	5.7
30	BH	79	ILE	5.6
30	DH	122	GLU	5.6
9	CI	29	ASN	5.6
23	DA	888	C	5.6
12	CL	71	GLY	5.6
31	BI	16	ASN	5.6
9	AI	62	TYR	5.6
13	CM	5	ALA	5.6
19	CS	69	HIS	5.6
13	CM	117	VAL	5.6
13	CM	65	LYS	5.6
9	AI	85	LEU	5.6
51	B3	21	TYR	5.5
23	BA	2107	C	5.5
51	B3	45	LYS	5.5
9	AI	17	VAL	5.5
19	AS	75	ALA	5.5
30	BH	127	VAL	5.5

Continued on next page...

Continued from previous page...

Mol	Chain	Res	Type	RSRZ
43	DU	59	GLY	5.5
2	CB	28	PHE	5.5
21	AU	17	THR	5.4
31	BI	57	THR	5.4
51	D3	31	PRO	5.4
3	AC	207	VAL	5.4
9	AI	84	ALA	5.4
29	BG	57	ASP	5.4
10	CJ	39	PRO	5.3
19	AS	10	PHE	5.3
23	DA	2799	A	5.3
10	AJ	5	ARG	5.3
7	CG	83	ALA	5.3
34	BL	150	ALA	5.3
23	DA	362	U	5.3
37	DO	43	GLU	5.3
2	CB	71	VAL	5.3
30	BH	128	LEU	5.3
1	AA	80	G	5.2
1	AA	1001	G	5.2
6	AF	91	VAL	5.2
13	CM	61	GLU	5.2
2	CB	140	HIS	5.2
51	B3	11	LEU	5.2
14	AN	12	ARG	5.2
2	AB	187	LEU	5.2
8	CH	131	GLY	5.2
23	BA	2104	G	5.2
13	CM	40	ASN	5.1
19	AS	9	VAL	5.1
2	CB	138	LEU	5.1
30	BH	140	LEU	5.1
51	B3	37	ARG	5.1
23	BA	1045	A	5.1
51	D3	17	LYS	5.1
14	AN	8	GLU	5.1
2	AB	167	PRO	5.1
23	BA	2798	C	5.1
30	BH	93	THR	5.1
9	CI	126	SER	5.1
2	AB	163	PHE	5.0
2	AB	118	LEU	5.0

Continued on next page...

Continued from previous page...

Mol	Chain	Res	Type	RSRZ
1	CA	1356	G	5.0
13	CM	29	ARG	5.0
21	AU	18	TYR	5.0
2	AB	19	HIS	5.0
23	BA	2804	C	5.0
13	AM	117	VAL	5.0
37	BO	37	ALA	5.0
51	B3	43	CYS	5.0
29	BG	96	ALA	5.0
2	AB	7	VAL	5.0
37	BO	88	ASP	5.0
3	CC	159	GLY	5.0
13	CM	16	ASP	4.9
9	AI	18	PHE	4.9
20	CT	48	LYS	4.9
10	AJ	34	VAL	4.9
16	CP	34	GLU	4.9
37	BO	53	SER	4.9
7	CG	62	PHE	4.9
29	BG	104	GLU	4.9
2	CB	144	ARG	4.9
20	CT	9	ASN	4.9
23	DA	508	G	4.9
23	BA	2797	U	4.9
51	B3	31	PRO	4.9
10	CJ	6	ILE	4.9
23	BA	2802	G	4.9
13	CM	96	LEU	4.9
9	AI	61	ALA	4.9
30	BH	81	VAL	4.9
19	CS	38	SER	4.9
10	CJ	8	LEU	4.9
19	AS	51	VAL	4.9
44	BV	96	VAL	4.8
29	BG	58	GLU	4.8
37	BO	49	VAL	4.8
30	BH	1	MET	4.8
3	CC	179	ARG	4.8
31	DI	59	ILE	4.8
19	AS	69	HIS	4.8
31	BI	13	LEU	4.8
13	AM	116	THR	4.8

Continued on next page...

Continued from previous page...

Mol	Chain	Res	Type	RSRZ
23	BA	2894	G	4.8
30	DH	87	LYS	4.8
10	CJ	33	GLN	4.8
14	AN	14	PRO	4.8
10	AJ	74	ILE	4.8
44	BV	182	LYS	4.8
23	DA	2211	G	4.8
29	BG	82	GLY	4.8
2	CB	152	PHE	4.7
7	CG	50	ILE	4.7
1	CA	1149	C	4.7
7	CG	58	PRO	4.7
12	AL	126	GLU	4.7
44	DV	178	GLU	4.7
9	AI	63	ILE	4.7
30	BH	109	ILE	4.7
44	BV	97	GLU	4.7
23	BA	2793	G	4.7
1	CA	1112	C	4.7
23	DA	2804	C	4.7
43	BU	2	ARG	4.7
3	AC	201	TYR	4.7
30	DH	105	HIS	4.6
51	B3	35	GLU	4.6
7	CG	79	ARG	4.6
16	CP	21	VAL	4.6
51	B3	23	THR	4.6
6	AF	7	ASN	4.6
3	CC	101	LEU	4.6
1	AA	1030	C	4.6
19	AS	40	ILE	4.6
30	DH	108	THR	4.6
14	CN	5	ALA	4.6
20	CT	56	MET	4.6
37	BO	39	ILE	4.6
8	CH	42	GLU	4.6
9	AI	3	GLN	4.5
37	BO	51	ALA	4.5
2	AB	40	HIS	4.5
19	CS	81	ARG	4.5
20	CT	64	ASP	4.5
19	CS	70	LYS	4.5

Continued on next page...

Continued from previous page...

Mol	Chain	Res	Type	RSRZ
10	AJ	26	ALA	4.5
1	CA	87	A	4.5
29	BG	94	TYR	4.5
30	BH	87	LYS	4.5
44	BV	127	LYS	4.5
19	CS	49	ILE	4.5
23	BA	2106	G	4.5
16	CP	13	HIS	4.5
30	DH	70	GLU	4.5
22	CV	6188	C	4.5
23	DA	2108	C	4.5
30	DH	130	TYR	4.4
2	AB	101	MET	4.4
14	CN	14	PRO	4.4
12	CL	28	GLY	4.4
13	CM	60	VAL	4.4
30	DH	106	GLY	4.4
2	AB	47	THR	4.4
2	CB	72	GLY	4.4
30	BH	91	SER	4.4
9	AI	81	ILE	4.4
34	DL	121	LYS	4.4
13	CM	7	VAL	4.4
2	CB	134	GLU	4.4
35	BM	139	GLU	4.4
3	AC	206	GLU	4.4
13	CM	6	GLY	4.4
9	AI	4	TYR	4.3
14	AN	33	VAL	4.3
2	CB	99	GLY	4.3
7	CG	52	GLU	4.3
51	D3	25	LYS	4.3
1	CA	1036	G	4.3
30	BH	145	VAL	4.3
1	CA	1002	G	4.3
16	CP	35	LYS	4.3
23	DA	277	C	4.3
2	AB	43	ASP	4.3
10	AJ	8	LEU	4.3
19	CS	50	ALA	4.3
37	BO	84	GLN	4.3
31	BI	56	ASN	4.3

Continued on next page...

Continued from previous page...

Mol	Chain	Res	Type	RSRZ
19	AS	35	SER	4.3
51	D3	42	TRP	4.3
2	CB	141	GLU	4.3
9	CI	105	ASP	4.3
14	CN	32	SER	4.3
19	CS	29	ARG	4.3
9	AI	90	PRO	4.3
19	AS	5	LEU	4.3
19	AS	41	VAL	4.3
30	DH	66	GLU	4.2
51	B3	29	ASN	4.2
19	AS	38	SER	4.2
2	CB	164	VAL	4.2
7	AG	104	LEU	4.2
10	AJ	68	HIS	4.2
7	CG	5	ARG	4.2
2	AB	28	PHE	4.2
30	DH	140	LEU	4.2
14	AN	55	GLY	4.2
2	AB	202	PRO	4.2
2	CB	93	VAL	4.2
1	AA	1492	A	4.2
1	CA	1280	A	4.2
10	CJ	4	ILE	4.2
10	CJ	41	PRO	4.2
31	DI	21	GLN	4.2
1	CA	90	C	4.2
37	BO	106	ARG	4.2
2	AB	71	VAL	4.2
2	CB	27	LYS	4.2
2	CB	167	PRO	4.2
19	AS	60	VAL	4.2
10	AJ	71	LEU	4.2
18	AR	88	LYS	4.2
9	AI	20	ARG	4.2
37	BO	15	ARG	4.2
51	B3	19	ARG	4.2
43	BU	51	VAL	4.2
3	CC	205	GLY	4.2
21	CU	4	GLY	4.1
23	DA	271(D)	U	4.1
2	CB	133	LYS	4.1

Continued on next page...

Continued from previous page...

Mol	Chain	Res	Type	RSRZ
37	DO	19	LYS	4.1
3	AC	152	ILE	4.1
1	CA	81	G	4.1
29	DG	169	VAL	4.1
7	AG	85	TYR	4.1
31	DI	14	LYS	4.1
3	AC	155	GLY	4.1
13	CM	112	GLY	4.1
7	CG	71	PRO	4.1
9	CI	93	ARG	4.1
2	AB	203	GLY	4.1
18	AR	31	LEU	4.1
31	DI	67	GLY	4.1
9	AI	65	VAL	4.1
7	CG	84	ASN	4.1
23	DA	2803	C	4.1
5	AE	29	GLY	4.1
9	AI	21	PRO	4.1
23	BA	2105	C	4.1
23	DA	363(A)	G	4.1
14	CN	30	ALA	4.1
10	AJ	33	GLN	4.1
8	AH	130	GLY	4.1
14	CN	8	GLU	4.0
47	DY	16	LEU	4.0
10	AJ	62	HIS	4.0
2	CB	69	LEU	4.0
9	CI	12	GLU	4.0
16	CP	36	ILE	4.0
30	DH	109	ILE	4.0
21	AU	11	GLY	4.0
13	CM	116	THR	4.0
37	DO	42	ASP	4.0
9	CI	13	ALA	4.0
29	BG	32	GLU	4.0
2	CB	95	GLN	4.0
44	BV	181	GLU	4.0
2	AB	164	VAL	4.0
44	DV	153	SER	4.0
1	CA	1248	A	4.0
13	AM	98	VAL	4.0
1	AA	1138	G	4.0

Continued on next page...

Continued from previous page...

Mol	Chain	Res	Type	RSRZ
9	AI	7	THR	4.0
37	DO	45	GLY	4.0
22	AV	6151	C	4.0
23	DA	2798	C	4.0
34	BL	110	TYR	4.0
10	CJ	61	GLU	4.0
30	DH	91	SER	4.0
14	CN	7	ILE	4.0
13	AM	93	ARG	4.0
51	B3	30	THR	4.0
13	CM	64	TRP	4.0
29	BG	124	GLU	3.9
2	CB	132	LYS	3.9
28	DF	137	GLU	3.9
2	AB	201	ILE	3.9
10	AJ	100	THR	3.9
2	CB	98	LEU	3.9
14	CN	21	TYR	3.9
14	CN	2	ALA	3.9
29	BG	56	SER	3.9
6	AF	90	VAL	3.9
9	AI	101	PHE	3.9
10	CJ	5	ARG	3.9
23	BA	101	G	3.9
10	CJ	40	LEU	3.9
49	B1	56	GLU	3.9
21	CU	25	LYS	3.9
23	BA	280	C	3.9
23	BA	888	C	3.9
1	AA	1224	G	3.9
6	AF	8	ILE	3.9
14	CN	10	ALA	3.9
51	D3	10	LEU	3.9
2	AB	227	GLY	3.9
9	CI	15	ALA	3.9
23	BA	2187	G	3.9
30	DH	67	ARG	3.9
37	BO	35	ILE	3.9
37	BO	92	TYR	3.9
10	AJ	7	LYS	3.9
28	BF	2	PRO	3.9
29	BG	105	LEU	3.9

Continued on next page...

Continued from previous page...

Mol	Chain	Res	Type	RSRZ
13	AM	101	GLN	3.9
21	CU	8	THR	3.9
27	BE	207	GLY	3.9
9	CI	33	PHE	3.9
23	BA	2805	G	3.9
19	AS	71	LEU	3.9
8	AH	129	VAL	3.8
10	AJ	10	GLY	3.8
9	CI	128	ARG	3.8
3	CC	19	GLU	3.8
11	AK	117	ASN	3.8
30	DH	110	ASP	3.8
27	DE	207	GLY	3.8
12	CL	127	ALA	3.8
3	AC	148	GLY	3.8
23	DA	2797	U	3.8
10	CJ	36	GLY	3.8
2	CB	29	ALA	3.8
30	DH	119	PRO	3.8
7	AG	78	ARG	3.8
10	CJ	10	GLY	3.8
19	AS	50	ALA	3.8
2	AB	12	GLU	3.8
30	DH	86	THR	3.8
6	AF	61	LEU	3.8
9	AI	127	LYS	3.8
37	DO	87	PHE	3.8
1	CA	664	G	3.8
14	CN	9	LYS	3.8
19	CS	47	HIS	3.8
4	CD	182	LYS	3.8
30	BH	122	GLU	3.8
45	BW	76	GLY	3.8
13	AM	30	ALA	3.8
47	DY	12	GLU	3.8
23	BA	2186	G	3.7
20	CT	58	LYS	3.7
30	DH	78	THR	3.7
7	CG	49	ILE	3.7
1	CA	1125	U	3.7
2	AB	215	LEU	3.7
10	AJ	59	SER	3.7

Continued on next page...

Continued from previous page...

Mol	Chain	Res	Type	RSRZ
23	DA	2802	G	3.7
1	CA	193	C	3.7
29	BG	159	GLU	3.7
1	CA	80	G	3.7
4	CD	15	GLU	3.7
23	DA	2896	C	3.7
23	BA	896	A	3.7
51	B3	27	LYS	3.7
3	AC	177	THR	3.7
13	AM	34	LEU	3.7
13	CM	32	GLU	3.7
20	CT	84	LEU	3.7
29	BG	95	ARG	3.7
30	DH	118	LYS	3.7
31	DI	6	ASN	3.7
2	CB	218	ALA	3.7
19	CS	61	TYR	3.7
21	AU	21	TYR	3.7
44	BV	179	ASP	3.7
19	AS	33	THR	3.7
30	DH	63	ALA	3.7
10	CJ	64	GLU	3.7
30	DH	71	ILE	3.7
8	AH	95	VAL	3.7
15	CO	49	ASP	3.6
7	CG	4	ARG	3.6
2	CB	187	LEU	3.6
22	AV	6153	C	3.6
1	CA	1017	G	3.6
2	AB	31	TYR	3.6
1	CA	136(B)	C	3.6
2	CB	130	ARG	3.6
3	CC	8	ILE	3.6
10	AJ	28	ARG	3.6
8	CH	129	VAL	3.6
22	CV	6150	U	3.6
5	CE	19	MET	3.6
13	CM	97	PRO	3.6
14	AN	10	ALA	3.6
3	AC	151	VAL	3.6
31	BI	10	LEU	3.6
12	AL	127	ALA	3.6

Continued on next page...

Continued from previous page...

Mol	Chain	Res	Type	RSRZ
51	B3	52	VAL	3.6
19	AS	39	THR	3.6
26	BD	204	ALA	3.6
1	AA	1042	G	3.6
23	BA	1044	G	3.6
1	AA	728	A	3.6
7	CG	47	CYS	3.6
30	BH	144	VAL	3.6
11	AK	129	SER	3.6
2	CB	94	ASN	3.6
29	BG	41	MET	3.6
2	AB	42	ILE	3.6
10	AJ	67	THR	3.6
1	CA	186(A)	C	3.6
6	AF	6	VAL	3.6
31	BI	58	LEU	3.6
47	BY	4	SER	3.6
2	CB	70	PHE	3.6
2	CB	165	VAL	3.6
9	AI	92	TYR	3.6
28	BF	85	GLY	3.6
3	AC	15	THR	3.6
2	CB	166	ASP	3.6
16	CP	9	PHE	3.6
51	B3	9	LEU	3.6
13	CM	98	VAL	3.5
14	AN	32	SER	3.5
2	AB	194	PRO	3.5
10	CJ	15	THR	3.5
31	DI	22	GLY	3.5
38	BP	25	GLY	3.5
38	DP	2	ASN	3.5
10	AJ	70	ARG	3.5
9	CI	96	LEU	3.5
20	CT	69	GLY	3.5
34	DL	110	TYR	3.5
44	BV	92	SER	3.5
9	AI	19	LEU	3.5
11	AK	128	ALA	3.5
37	BO	86	ALA	3.5
31	BI	21	GLN	3.5
30	BH	65	ALA	3.5

Continued on next page...

Continued from previous page...

Mol	Chain	Res	Type	RSRZ
30	BH	83	ALA	3.5
18	AR	32	ARG	3.5
10	AJ	88	LEU	3.5
13	AM	99	ARG	3.5
20	CT	83	ARG	3.5
2	AB	170	GLU	3.5
31	DI	18	GLU	3.5
11	CK	116	HIS	3.5
1	CA	1039	C	3.5
7	AG	15	ASP	3.5
30	DH	121	LYS	3.5
51	B3	36	LEU	3.5
38	DP	1	MET	3.5
9	CI	124	GLN	3.5
37	BO	68	GLN	3.5
23	BA	2803	C	3.5
28	BF	171	ALA	3.5
9	CI	125	TYR	3.5
18	AR	34	TYR	3.5
35	DM	139	GLU	3.5
11	AK	11	LYS	3.5
12	AL	49	SER	3.5
18	AR	47	THR	3.4
2	CB	169	LYS	3.4
6	AF	88	VAL	3.4
29	DG	170	ARG	3.4
30	DH	114	LEU	3.4
37	DO	23	ARG	3.4
1	CA	1129	C	3.4
3	AC	11	ARG	3.4
10	AJ	6	ILE	3.4
21	CU	7	ARG	3.4
23	BA	279	C	3.4
13	AM	96	LEU	3.4
48	BZ	2	PRO	3.4
20	CT	63	ILE	3.4
2	CB	137	ARG	3.4
9	AI	80	GLY	3.4
48	BZ	27	GLY	3.4
22	CV	6151	C	3.4
23	BA	267	C	3.4
3	CC	204	LEU	3.4

Continued on next page...

Continued from previous page...

Mol	Chain	Res	Type	RSRZ
30	DH	98	ALA	3.4
8	AH	131	GLY	3.4
13	CM	69	GLU	3.4
9	AI	79	LEU	3.4
9	AI	26	VAL	3.4
2	AB	48	MET	3.4
23	DA	899	A	3.4
6	AF	94	GLN	3.4
46	DX	85	LEU	3.4
13	AM	39	ILE	3.4
29	BG	93	GLY	3.4
2	CB	54	THR	3.4
41	DS	7	ALA	3.4
6	AF	63	TYR	3.4
48	BZ	34	GLU	3.4
11	AK	109	VAL	3.4
21	AU	8	THR	3.4
14	CN	6	LEU	3.4
21	CU	2	GLY	3.4
44	BV	91	LEU	3.3
1	AA	1036	G	3.3
7	CG	134	ALA	3.3
44	BV	189	ALA	3.3
2	AB	99	GLY	3.3
1	CA	186(B)	C	3.3
1	CA	1260	C	3.3
28	DF	2	PRO	3.3
10	AJ	61	GLU	3.3
14	AN	19	ARG	3.3
49	B1	60	GLU	3.3
4	CD	169	LYS	3.3
6	AF	92	LYS	3.3
34	BL	88	LEU	3.3
23	BA	2190	G	3.3
2	AB	166	ASP	3.3
7	AG	101	LEU	3.3
20	CT	65	LYS	3.3
9	CI	14	VAL	3.3
13	AM	100	GLY	3.3
23	BA	271(D)	U	3.3
7	AG	16	LEU	3.3
3	CC	160	ALA	3.3

Continued on next page...

Continued from previous page...

Mol	Chain	Res	Type	RSRZ
31	BI	18	GLU	3.3
1	CA	990	C	3.3
7	CG	69	VAL	3.3
10	AJ	3	LYS	3.3
19	CS	35	SER	3.3
13	CM	4	ILE	3.3
51	D3	29	ASN	3.3
6	CF	1	MET	3.3
28	BF	13	GLU	3.3
4	CD	42	GLN	3.3
14	CN	23	ARG	3.3
2	CB	122	PHE	3.3
37	BO	102	ALA	3.3
37	DO	28	VAL	3.3
2	AB	140	HIS	3.3
31	BI	19	ARG	3.3
10	CJ	54	PHE	3.3
29	BG	90	LYS	3.3
43	BU	52	SER	3.3
9	CI	9	ARG	3.3
7	CG	80	VAL	3.3
19	CS	66	MET	3.3
16	CP	18	ARG	3.3
10	CJ	74	ILE	3.3
1	CA	1000	A	3.3
2	AB	77	ALA	3.3
14	AN	56	VAL	3.3
28	BF	178	PHE	3.3
29	BG	43	VAL	3.3
23	BA	359	A	3.3
23	BA	2189	U	3.3
23	DA	2897	U	3.3
12	AL	48	ASN	3.3
1	AA	1027	C	3.3
3	AC	12	LEU	3.3
30	BH	129	THR	3.3
1	AA	723	U	3.2
13	CM	33	ALA	3.2
2	AB	50	GLU	3.2
2	AB	200	ILE	3.2
5	CE	80	ILE	3.2
7	CG	85	TYR	3.2

Continued on next page...

Continued from previous page...

Mol	Chain	Res	Type	RSRZ
2	AB	41	ILE	3.2
37	BO	24	LEU	3.2
7	AG	5	ARG	3.2
13	AM	29	ARG	3.2
37	BO	36	TYR	3.2
16	CP	8	ARG	3.2
20	CT	57	ARG	3.2
43	DU	17	SER	3.2
30	BH	36	ALA	3.2
13	AM	112	GLY	3.2
17	CQ	9	VAL	3.2
2	AB	214	ILE	3.2
1	AA	1031	G	3.2
28	DF	54	GLU	3.2
48	DZ	57	GLU	3.2
19	AS	70	LYS	3.2
28	BF	21	ARG	3.2
23	BA	277	C	3.2
44	DV	179	ASP	3.2
10	CJ	65	LEU	3.2
30	BH	77	LEU	3.2
43	DU	2	ARG	3.2
22	AV	6152	G	3.2
2	AB	18	GLY	3.2
2	CB	163	PHE	3.2
2	CB	200	ILE	3.2
7	CG	101	LEU	3.2
3	AC	149	ALA	3.2
3	CC	156	ARG	3.2
13	CM	19	LEU	3.2
47	DY	14	ARG	3.2
2	CB	168	THR	3.2
1	AA	1260	C	3.2
1	CA	91	C	3.2
1	CA	743	U	3.2
1	CA	1533	C	3.2
13	CM	66	LEU	3.2
29	DG	101	ARG	3.2
37	DO	27	SER	3.2
18	AR	76	LEU	3.2
23	DA	2602	A	3.2
30	BH	112	LYS	3.2

Continued on next page...

Continued from previous page...

Mol	Chain	Res	Type	RSRZ
1	CA	508	C	3.2
2	AB	70	PHE	3.2
3	CC	103	VAL	3.2
14	CN	56	VAL	3.2
2	AB	211	ILE	3.2
18	AR	78	LEU	3.2
34	BL	148	LEU	3.2
51	D3	30	THR	3.2
1	CA	666	G	3.2
9	AI	87	GLN	3.2
4	CD	62	GLN	3.1
28	BF	26	GLN	3.1
28	BF	76	SER	3.1
28	BF	172	LEU	3.1
44	BV	95	PRO	3.1
3	AC	166	GLU	3.1
9	AI	29	ASN	3.1
51	D3	28	ARG	3.1
7	AG	12	LEU	3.1
13	CM	34	LEU	3.1
37	BO	107	GLU	3.1
22	CV	6155	C	3.1
35	DM	105	GLU	3.1
44	BV	187	ALA	3.1
44	BV	188	ALA	3.1
4	AD	152	SER	3.1
18	CR	32	ARG	3.1
7	CG	22	LEU	3.1
1	CA	663	A	3.1
13	AM	102	ARG	3.1
37	BO	27	SER	3.1
47	BY	3	LEU	3.1
38	DP	136	GLN	3.1
34	DL	137	LYS	3.1
9	AI	34	ASN	3.1
21	AU	12	LYS	3.1
11	CK	128	ALA	3.1
2	AB	96	ARG	3.1
12	CL	72	GLU	3.1
30	DH	101	LEU	3.1
7	CG	66	VAL	3.1
37	DO	41	ASP	3.1

Continued on next page...

Continued from previous page...

Mol	Chain	Res	Type	RSRZ
48	DZ	29	ARG	3.1
8	CH	133	LEU	3.1
30	DH	5	LEU	3.1
43	DU	54	LYS	3.1
3	AC	2	GLY	3.1
3	CC	16	ARG	3.1
23	BA	1128	A	3.1
3	AC	10	PHE	3.1
9	CI	81	ILE	3.1
14	AN	20	ALA	3.1
2	CB	12	GLU	3.1
3	AC	17	ASP	3.1
2	AB	111	ARG	3.1
19	AS	37	ARG	3.1
1	CA	89	U	3.1
28	DF	69	ALA	3.1
28	DF	146	TYR	3.1
38	BP	2	ASN	3.1
49	B1	63	SER	3.1
19	CS	59	PRO	3.0
19	CS	37	ARG	3.0
2	AB	218	ALA	3.0
7	CG	130	GLY	3.0
16	CP	29	ASP	3.0
9	CI	102	LEU	3.0
20	CT	50	GLU	3.0
23	BA	508	G	3.0
30	DH	116	LEU	3.0
8	CH	44	PHE	3.0
9	CI	18	PHE	3.0
13	AM	43	THR	3.0
29	DG	59	ARG	3.0
12	CL	113	LYS	3.0
4	CD	16	GLY	3.0
14	AN	30	ALA	3.0
20	CT	54	LYS	3.0
15	CO	51	HIS	3.0
49	B1	53	THR	3.0
19	AS	12	ASP	3.0
22	CV	6167	G	3.0
9	CI	101	PHE	3.0
13	AM	94	ARG	3.0

Continued on next page...

Continued from previous page...

Mol	Chain	Res	Type	RSRZ
2	CB	31	TYR	3.0
10	CJ	59	SER	3.0
29	BG	161	GLY	3.0
8	AH	102	ARG	3.0
15	CO	2	PRO	3.0
38	DP	91	ARG	3.0
10	AJ	87	THR	3.0
20	CT	70	SER	3.0
8	CH	109	ILE	3.0
51	B3	18	ARG	3.0
23	BA	6	A	3.0
29	DG	116	GLU	3.0
44	BV	178	GLU	3.0
9	AI	33	PHE	3.0
20	CT	80	ARG	3.0
34	DL	119	GLU	3.0
8	CH	119	LEU	3.0
29	BG	123	PHE	3.0
13	CM	100	GLY	3.0
23	BA	1107	G	3.0
13	CM	9	ILE	3.0
13	CM	41	PRO	3.0
37	DO	36	TYR	3.0
37	DO	88	ASP	3.0
1	CA	1137	C	3.0
4	CD	108	LEU	3.0
28	DF	66	GLN	3.0
31	BI	20	ALA	3.0
43	BU	50	ARG	3.0
49	B1	59	VAL	3.0
1	CA	1289	A	3.0
2	AB	16	HIS	3.0
37	BO	57	LYS	3.0
48	DZ	8	LEU	3.0
9	CI	63	ILE	3.0
9	AI	8	GLY	3.0
17	CQ	22	LEU	3.0
18	CR	31	LEU	3.0
20	CT	99	LEU	3.0
1	AA	1267	C	2.9
9	CI	43	ALA	2.9
37	BO	82	ILE	2.9

Continued on next page...

Continued from previous page...

Mol	Chain	Res	Type	RSRZ
7	CG	53	LYS	2.9
22	AV	6177	G	2.9
18	AR	48	GLY	2.9
1	CA	1148	U	2.9
13	CM	80	ARG	2.9
1	CA	972	C	2.9
13	CM	87	TYR	2.9
10	CJ	3	LYS	2.9
31	DI	10	LEU	2.9
34	BL	149	GLU	2.9
48	DZ	10	LYS	2.9
23	BA	362	U	2.9
10	AJ	38	ILE	2.9
17	CQ	26	GLN	2.9
8	CH	121	ASP	2.9
9	CI	104	ARG	2.9
38	DP	22	PHE	2.9
34	DL	81	GLN	2.9
29	BG	111	HIS	2.9
44	BV	163	LEU	2.9
10	CJ	100	THR	2.9
30	BH	20	ASP	2.9
8	CH	94	TYR	2.9
37	BO	19	LYS	2.9
37	BO	90	GLY	2.9
37	BO	25	ARG	2.9
37	DO	40	ILE	2.9
10	AJ	12	ASP	2.9
13	AM	113	PRO	2.9
28	DF	147	ASP	2.9
2	CB	203	GLY	2.9
3	AC	197	GLY	2.9
14	CN	51	GLY	2.9
23	BA	2896	C	2.9
34	DL	149	GLU	2.9
37	BO	38	GLN	2.9
2	AB	197	VAL	2.9
15	CO	46	HIS	2.9
3	CC	158	GLY	2.9
37	BO	42	ASP	2.9
37	BO	28	VAL	2.9
1	AA	727	G	2.9

Continued on next page...

Continued from previous page...

Mol	Chain	Res	Type	RSRZ
1	CA	44	G	2.9
1	CA	727	G	2.9
2	AB	188	ALA	2.9
10	CJ	37	PRO	2.9
10	AJ	19	SER	2.9
6	CF	95	GLU	2.9
38	BP	1	MET	2.9
10	AJ	4	ILE	2.9
51	B3	10	LEU	2.9
20	AT	65	LYS	2.9
25	BC	35	LYS	2.9
49	B1	58	TYR	2.9
1	CA	1355	G	2.9
31	BI	22	GLY	2.9
45	DW	76	GLY	2.9
44	DV	27	VAL	2.9
13	AM	106	ASN	2.9
9	CI	97	LYS	2.9
29	BG	34	GLU	2.9
29	BG	61	HIS	2.9
9	AI	83	ARG	2.9
1	CA	726	C	2.9
9	CI	85	LEU	2.9
23	BA	2794	C	2.9
38	DP	90	GLN	2.9
7	CG	48	LYS	2.8
20	CT	87	LYS	2.8
3	CC	66	VAL	2.8
2	AB	44	LEU	2.8
6	AF	50	TYR	2.8
20	CT	88	VAL	2.8
29	BG	17	VAL	2.8
37	BO	22	GLY	2.8
35	BM	91	GLU	2.8
9	CI	62	TYR	2.8
10	AJ	23	ILE	2.8
13	CM	13	LYS	2.8
13	CM	31	LYS	2.8
6	AF	9	VAL	2.8
26	DD	112	GLY	2.8
37	BO	65	VAL	2.8
48	BZ	58	VAL	2.8

Continued on next page...

Continued from previous page...

Mol	Chain	Res	Type	RSRZ
9	CI	16	ARG	2.8
32	BJ	142	ARG	2.8
44	BV	185	GLU	2.8
1	CA	103(B)	G	2.8
44	DV	88	PHE	2.8
23	BA	276	A	2.8
29	BG	131	VAL	2.8
13	CM	57	ARG	2.8
23	DA	2794	C	2.8
1	CA	1139	G	2.8
2	CB	68	ILE	2.8
2	CB	118	LEU	2.8
27	DE	194	MET	2.8
30	DH	97	ILE	2.8
37	BO	73	LEU	2.8
16	CP	30	GLY	2.8
23	BA	1535	U	2.8
19	CS	73	GLU	2.8
20	CT	62	LEU	2.8
1	AA	1043	C	2.8
4	AD	134	ASP	2.8
19	CS	42	PRO	2.8
7	AG	79	ARG	2.8
9	AI	15	ALA	2.8
22	AV	6193	A	2.8
43	DU	89	PHE	2.8
48	BZ	28	LEU	2.8
3	CC	152	ILE	2.8
48	DZ	28	LEU	2.8
41	BS	101	SER	2.8
7	AG	80	VAL	2.8
10	AJ	44	VAL	2.8
14	CN	19	ARG	2.8
18	AR	72	ARG	2.8
1	AA	1319	A	2.8
7	AG	108	ALA	2.8
2	CB	102	LEU	2.8
3	CC	6	HIS	2.8
10	CJ	53	PRO	2.8
51	D3	45	LYS	2.8
2	AB	152	PHE	2.8
30	DH	35	LEU	2.8

Continued on next page...

Continued from previous page...

Mol	Chain	Res	Type	RSRZ
30	DH	11	ASN	2.8
1	AA	1092	A	2.8
1	CA	994	A	2.8
5	CE	24	ARG	2.8
8	AH	94	TYR	2.8
9	CI	17	VAL	2.8
20	CT	106	ALA	2.8
8	CH	111	ILE	2.8
7	CG	3	ARG	2.8
29	BG	40	GLU	2.8
44	DV	182	LYS	2.8
7	AG	134	ALA	2.8
44	BV	183	LEU	2.8
2	AB	160	ASP	2.8
4	CD	107	ARG	2.8
19	AS	36	ARG	2.8
29	BG	125	VAL	2.8
30	DH	145	VAL	2.8
41	BS	84	ARG	2.8
44	BV	190	GLU	2.8
20	CT	71	THR	2.8
1	AA	1323	G	2.8
10	CJ	45	ARG	2.8
50	B2	48	GLU	2.8
1	AA	1451	A	2.8
29	BG	64	LEU	2.8
9	AI	9	ARG	2.7
10	CJ	7	LYS	2.7
13	CM	21	TYR	2.7
10	AJ	85	LEU	2.7
12	CL	31	PHE	2.7
23	DA	2805	G	2.7
26	BD	186	GLY	2.7
23	DA	1026	U	2.7
19	CS	76	PRO	2.7
9	AI	46	ALA	2.7
29	BG	67	LEU	2.7
34	DL	89	ALA	2.7
21	AU	22	ARG	2.7
29	BG	97	ARG	2.7
30	DH	12	LEU	2.7
1	CA	1140	C	2.7

Continued on next page...

Continued from previous page...

Mol	Chain	Res	Type	RSRZ
22	AV	6176	C	2.7
37	BO	41	ASP	2.7
44	DV	118	GLN	2.7
9	AI	128	ARG	2.7
37	BO	40	ILE	2.7
3	CC	153	VAL	2.7
30	BH	118	LYS	2.7
37	BO	97	ARG	2.7
1	CA	1243	C	2.7
10	AJ	37	PRO	2.7
23	DA	2182	G	2.7
27	DE	192	LEU	2.7
10	CJ	9	ARG	2.7
23	BA	2795	G	2.7
1	CA	1286	A	2.7
7	AG	81	GLY	2.7
14	CN	49	HIS	2.7
3	CC	177	THR	2.7
23	DA	898	C	2.7
6	CF	2	ARG	2.7
37	BO	48	LEU	2.7
30	BH	96	ASP	2.7
2	CB	202	PRO	2.7
28	DF	34	LEU	2.7
23	DA	1919	A	2.7
28	DF	76	SER	2.7
6	CF	94	GLN	2.7
18	AR	81	PHE	2.7
20	AT	26	ASN	2.7
43	BU	5	MET	2.7
13	AM	97	PRO	2.7
19	CS	39	THR	2.7
1	CA	1001	G	2.7
19	AS	15	LEU	2.7
30	DH	69	LYS	2.7
10	AJ	64	GLU	2.7
14	CN	18	VAL	2.7
37	BO	95	HIS	2.7
38	DP	92	GLY	2.7
4	CD	8	VAL	2.7
30	DH	125	GLU	2.7
44	BV	162	GLU	2.7

Continued on next page...

Continued from previous page...

Mol	Chain	Res	Type	RSRZ
44	DV	186	GLU	2.7
26	BD	24	THR	2.7
29	BG	59	ARG	2.6
29	BG	19	VAL	2.6
12	CL	91	ASP	2.6
10	AJ	98	ILE	2.6
17	CQ	7	THR	2.6
27	BE	181	LEU	2.6
27	DE	191	ARG	2.6
48	BZ	26	LEU	2.6
1	AA	1044	A	2.6
9	CI	44	VAL	2.6
30	DH	81	VAL	2.6
35	DM	91	GLU	2.6
2	AB	90	MET	2.6
10	AJ	35	SER	2.6
1	AA	731	G	2.6
1	AA	791	G	2.6
49	B1	36	VAL	2.6
1	CA	723	U	2.6
2	CB	32	ILE	2.6
13	CM	25	ILE	2.6
10	AJ	58	ASP	2.6
48	DZ	35	ARG	2.6
48	DZ	34	GLU	2.6
1	AA	1371	G	2.6
7	AG	130	GLY	2.6
2	AB	193	ASP	2.6
8	AH	119	LEU	2.6
44	BV	128	VAL	2.6
16	AP	59	TRP	2.6
21	AU	25	LYS	2.6
16	CP	19	ILE	2.6
2	CB	192	SER	2.6
48	DZ	33	GLN	2.6
2	AB	231	GLU	2.6
20	CT	39	LYS	2.6
11	AK	118	GLY	2.6
30	DH	84	GLY	2.6
10	CJ	76	ASN	2.6
13	AM	7	VAL	2.6
2	AB	97	TRP	2.6

Continued on next page...

Continued from previous page...

Mol	Chain	Res	Type	RSRZ
9	AI	48	GLU	2.6
37	DO	25	ARG	2.6
47	DY	9	GLN	2.6
2	CB	129	GLU	2.6
34	DL	5	ASP	2.6
20	CT	79	ARG	2.6
28	BF	113	ARG	2.6
16	AP	1	MET	2.6
19	CS	4	SER	2.6
19	CS	44	MET	2.6
13	CM	68	GLY	2.6
20	CT	101	GLY	2.6
21	AU	19	GLY	2.6
29	BG	112	PRO	2.6
13	CM	95	GLY	2.6
2	AB	226	ARG	2.6
37	BO	21	THR	2.6
47	BY	9	GLN	2.6
16	CP	11	SER	2.6
30	BH	21	VAL	2.6
3	CC	178	LEU	2.6
19	CS	60	VAL	2.6
23	BA	274	G	2.6
2	AB	46	LYS	2.6
9	AI	56	LEU	2.6
24	DB	41	U	2.6
26	DD	159	HIS	2.6
7	CG	91	VAL	2.6
14	AN	2	ALA	2.6
31	DI	20	ALA	2.6
3	AC	150	LYS	2.5
10	CJ	75	ILE	2.5
13	AM	60	VAL	2.5
17	CQ	32	TYR	2.5
44	DV	190	GLU	2.5
41	BS	100	THR	2.5
44	DV	175	VAL	2.5
1	AA	792	A	2.5
1	CA	1035	A	2.5
23	BA	2808	U	2.5
3	CC	196	LEU	2.5
8	AH	113	SER	2.5

Continued on next page...

Continued from previous page...

Mol	Chain	Res	Type	RSRZ
28	BF	34	LEU	2.5
7	AG	18	TYR	2.5
12	CL	70	PRO	2.5
38	DP	46	GLU	2.5
2	AB	137	ARG	2.5
37	BO	50	SER	2.5
9	AI	5	TYR	2.5
9	AI	88	TYR	2.5
9	CI	41	VAL	2.5
9	AI	6	GLY	2.5
14	AN	7	ILE	2.5
1	CA	82	U	2.5
24	DB	8	U	2.5
34	DL	120	ALA	2.5
2	AB	168	THR	2.5
7	AG	105	VAL	2.5
14	AN	21	TYR	2.5
23	DA	887	A	2.5
24	DB	53	A	2.5
49	B1	51	TYR	2.5
2	CB	215	LEU	2.5
9	AI	89	ASN	2.5
37	DO	38	GLN	2.5
43	BU	45	VAL	2.5
1	CA	136(A)	C	2.5
2	CB	131	PRO	2.5
16	CP	7	ALA	2.5
2	CB	81	VAL	2.5
3	AC	54	ARG	2.5
1	AA	1026	G	2.5
17	CQ	27	PHE	2.5
24	DB	54	G	2.5
35	DM	24	GLY	2.5
2	AB	223	ILE	2.5
28	DF	152	LEU	2.5
17	CQ	23	VAL	2.5
1	CA	1249	C	2.5
7	CG	54	THR	2.5
18	AR	71	LYS	2.5
7	CG	46	ALA	2.5
12	CL	44	PRO	2.5
29	BG	98	LEU	2.5

Continued on next page...

Continued from previous page...

Mol	Chain	Res	Type	RSRZ
2	CB	57	PHE	2.5
6	AF	60	PHE	2.5
18	AR	49	LYS	2.5
23	BA	1733	G	2.5
36	BN	72	ASP	2.5
29	BG	106	THR	2.5
2	CB	77	ALA	2.5
18	CR	66	LEU	2.5
3	CC	73	PRO	2.5
30	DH	79	ILE	2.5
7	AG	44	TYR	2.5
37	DO	22	GLY	2.5
48	BZ	5	LYS	2.5
2	AB	54	THR	2.5
2	AB	130	ARG	2.5
2	CB	42	ILE	2.5
7	CG	61	VAL	2.5
11	AK	110	ASP	2.5
27	DE	156	LEU	2.5
30	DH	9	LEU	2.5
30	DH	77	LEU	2.5
19	AS	42	PRO	2.5
9	AI	2	GLU	2.5
11	CK	65	ALA	2.5
34	DL	82	GLY	2.5
18	CR	64	ARG	2.5
31	DI	16	ASN	2.5
9	AI	36	TYR	2.5
23	BA	10	G	2.5
1	CA	88	C	2.5
1	CA	979	C	2.5
20	CT	76	ALA	2.5
30	BH	19	VAL	2.5
14	CN	15	LYS	2.5
1	AA	999	U	2.5
7	AG	84	ASN	2.5
8	AH	25	ASP	2.5
8	AH	96	GLY	2.5
17	CQ	41	LYS	2.5
19	CS	78	ARG	2.5
1	CA	1003	G	2.4
1	AA	1116	C	2.4

Continued on next page...

Continued from previous page...

Mol	Chain	Res	Type	RSRZ
10	AJ	65	LEU	2.4
28	DF	35	GLU	2.4
31	DI	65	GLU	2.4
43	BU	62	GLU	2.4
4	CD	17	VAL	2.4
15	CO	52	SER	2.4
28	DF	149	VAL	2.4
30	BH	4	ILE	2.4
48	BZ	29	ARG	2.4
4	CD	110	PHE	2.4
7	AG	20	ASP	2.4
12	CL	111	ASP	2.4
37	BO	23	ARG	2.4
49	B1	50	THR	2.4
1	AA	994	A	2.4
1	CA	1124	G	2.4
22	CV	6156	A	2.4
23	BA	1112	G	2.4
23	BA	2893	G	2.4
30	BH	123	LEU	2.4
49	D1	59	VAL	2.4
8	CH	110	ALA	2.4
6	CF	4	TYR	2.4
29	DG	103	LEU	2.4
48	BZ	35	ARG	2.4
8	AH	35	ILE	2.4
13	AM	4	ILE	2.4
1	CA	43	C	2.4
1	CA	1220	G	2.4
23	BA	1920	C	2.4
23	BA	2188	C	2.4
34	BL	9	ASN	2.4
2	CB	145	LEU	2.4
20	AT	103	GLY	2.4
45	BW	42	GLY	2.4
10	CJ	63	PHE	2.4
8	CH	95	VAL	2.4
12	AL	46	LYS	2.4
20	CT	38	LYS	2.4
30	BH	142	VAL	2.4
44	DV	183	LEU	2.4
5	CE	118	ILE	2.4

Continued on next page...

Continued from previous page...

Mol	Chain	Res	Type	RSRZ
3	CC	149	ALA	2.4
18	CR	63	GLN	2.4
23	BA	2792	G	2.4
2	AB	102	LEU	2.4
9	AI	126	SER	2.4
10	CJ	55	LYS	2.4
20	AT	71	THR	2.4
30	BH	94	ALA	2.4
35	DM	65	PHE	2.4
21	AU	20	LYS	2.4
28	DF	115	ARG	2.4
23	DA	897	C	2.4
3	CC	2	GLY	2.4
17	CQ	36	ILE	2.4
48	BZ	33	GLN	2.4
53	B5	31	HIS	2.4
19	CS	32	LYS	2.4
12	CL	18	ARG	2.4
9	AI	14	VAL	2.4
28	DF	70	VAL	2.4
43	BU	53	PRO	2.4
2	AB	100	GLY	2.4
2	AB	206	ASP	2.4
3	AC	147	LYS	2.4
26	DD	186	GLY	2.4
23	BA	2895	U	2.4
28	DF	153	ARG	2.4
36	DN	109	ALA	2.4
11	CK	82	VAL	2.4
4	CD	24	GLU	2.4
13	CM	73	GLU	2.4
49	D1	57	ILE	2.4
21	AU	5	ASP	2.4
23	DA	1916	A	2.4
29	BG	68	THR	2.4
28	DF	92	VAL	2.4
2	AB	33	TYR	2.4
12	AL	110	LYS	2.4
23	DA	2793	G	2.4
4	CD	47	ARG	2.4
19	CS	67	VAL	2.4
1	CA	744	C	2.4

Continued on next page...

Continued from previous page...

Mol	Chain	Res	Type	RSRZ
1	CA	1418	A	2.4
6	AF	5	GLU	2.4
23	BA	1111	A	2.4
28	BF	19	LEU	2.4
1	CA	1150	U	2.4
18	AR	69	THR	2.4
2	CB	214	ILE	2.4
3	CC	193	TYR	2.4
7	AG	113	GLU	2.4
7	CG	10	ARG	2.4
48	DZ	30	ARG	2.4
2	AB	136	VAL	2.4
1	AA	196	A	2.4
1	AA	1252	A	2.4
22	AV	6189	A	2.4
2	CB	201	ILE	2.3
7	CG	78	ARG	2.3
19	CS	65	ASN	2.3
1	CA	1127	G	2.3
2	CB	190	THR	2.3
19	CS	33	THR	2.3
22	AV	6167	G	2.3
23	BA	11	G	2.3
4	CD	10	ARG	2.3
10	CJ	60	ARG	2.3
25	BC	36	PRO	2.3
19	AS	58	VAL	2.3
28	BF	173	LEU	2.3
16	AP	7	ALA	2.3
43	DU	86	ARG	2.3
48	BZ	57	GLU	2.3
5	CE	98	THR	2.3
2	AB	204	ASN	2.3
1	CA	191(G)	G	2.3
1	CA	1138	G	2.3
7	AG	26	PHE	2.3
37	BO	83	LYS	2.3
34	BL	7	ARG	2.3
1	AA	1318	A	2.3
1	CA	102(B)	C	2.3
2	AB	72	GLY	2.3
2	AB	81	VAL	2.3

Continued on next page...

Continued from previous page...

Mol	Chain	Res	Type	RSRZ
13	AM	56	LEU	2.3
19	AS	34	TRP	2.3
34	BL	138	LEU	2.3
19	AS	32	LYS	2.3
20	CT	68	LYS	2.3
7	AG	43	PHE	2.3
16	CP	32	TYR	2.3
18	AR	44	LEU	2.3
30	BH	5	LEU	2.3
41	BS	82	LEU	2.3
44	DV	181	GLU	2.3
44	BV	27	VAL	2.3
21	CU	23	PRO	2.3
37	DO	11	LYS	2.3
23	DA	2334	G	2.3
34	DL	114	ILE	2.3
5	CE	81	GLU	2.3
10	CJ	95	GLU	2.3
18	CR	79	LEU	2.3
31	DI	13	LEU	2.3
50	D2	48	GLU	2.3
20	CT	61	SER	2.3
34	BL	137	LYS	2.3
3	AC	170	GLN	2.3
13	CM	63	THR	2.3
14	CN	16	PHE	2.3
2	CB	92	TYR	2.3
6	AF	4	TYR	2.3
10	CJ	23	ILE	2.3
16	CP	17	TYR	2.3
28	DF	88	ILE	2.3
30	DH	103	ARG	2.3
2	AB	51	LEU	2.3
2	AB	230	VAL	2.3
13	CM	54	VAL	2.3
2	AB	76	GLN	2.3
2	CB	135	GLN	2.3
7	AG	88	PRO	2.3
10	AJ	63	PHE	2.3
1	CA	194	C	2.3
1	CA	1115	C	2.3
10	CJ	96	ILE	2.3

Continued on next page...

Continued from previous page...

Mol	Chain	Res	Type	RSRZ
46	BX	20	ARG	2.3
2	CB	142	LEU	2.3
18	AR	22	VAL	2.3
48	DZ	53	LEU	2.3
37	DO	37	ALA	2.3
38	BP	106	SER	2.3
2	AB	159	PRO	2.3
2	CB	26	PRO	2.3
29	BG	81	GLU	2.3
9	AI	37	PHE	2.3
1	CA	742	G	2.3
23	BA	226	G	2.3
29	DG	60	ARG	2.3
28	DF	39	ILE	2.3
29	BG	89	ILE	2.3
27	DE	155	LEU	2.3
29	BG	115	VAL	2.3
30	BH	37	VAL	2.3
51	D3	27	LYS	2.3
18	AR	77	GLY	2.3
37	BO	81	GLY	2.3
23	DA	1917	U	2.3
2	AB	213	LEU	2.3
10	AJ	24	VAL	2.3
16	CP	41	PRO	2.3
37	BO	85	VAL	2.3
23	DA	1537	C	2.3
3	CC	169	ALA	2.3
23	BA	2181	G	2.3
23	BA	2807	G	2.3
48	DZ	4	LEU	2.3
29	DG	104	GLU	2.3
3	CC	59	ARG	2.3
8	AH	128	GLY	2.3
31	DI	12	THR	2.3
1	CA	509	A	2.3
1	CA	975	A	2.3
1	CA	1037	C	2.3
2	AB	93	VAL	2.3
4	CD	4	TYR	2.3
8	CH	113	SER	2.3
3	AC	13	GLY	2.3

Continued on next page...

Continued from previous page...

Mol	Chain	Res	Type	RSRZ
2	CB	193	ASP	2.3
4	CD	183	GLY	2.3
23	BA	1919	A	2.3
13	CM	115	LYS	2.2
8	AH	112	LEU	2.2
32	BJ	56	LEU	2.2
1	CA	1285	A	2.2
2	AB	55	PHE	2.2
14	CN	26	ARG	2.2
13	AM	111	LYS	2.2
29	BG	25	LYS	2.2
44	BV	28	MET	2.2
7	AG	37	ASN	2.2
2	AB	122	PHE	2.2
9	AI	125	TYR	2.2
23	DA	614	U	2.2
21	AU	2	GLY	2.2
21	CU	12	LYS	2.2
5	AE	14	ARG	2.2
17	CQ	24	GLU	2.2
19	CS	46	GLY	2.2
2	CB	219	VAL	2.2
11	CK	115	PRO	2.2
12	CL	30	PRO	2.2
13	CM	18	ALA	2.2
27	DE	193	VAL	2.2
1	AA	1029	G	2.2
31	DI	8	GLU	2.2
37	BO	16	ASN	2.2
2	CB	121	LEU	2.2
18	AR	79	LEU	2.2
32	BJ	73	ASP	2.2
38	DP	26	ASP	2.2
19	CS	57	HIS	2.2
1	AA	934	C	2.2
11	CK	12	ARG	2.2
6	AF	69	GLU	2.2
38	DP	36	GLU	2.2
7	AG	22	LEU	2.2
20	CT	53	LEU	2.2
31	DI	9	LEU	2.2
44	BV	113	ALA	2.2

Continued on next page...

Continued from previous page...

Mol	Chain	Res	Type	RSRZ
13	CM	23	TYR	2.2
19	CS	28	LYS	2.2
23	DA	2795	G	2.2
27	BE	144	LYS	2.2
2	CB	59	GLU	2.2
1	CA	1330	U	2.2
11	AK	17	GLY	2.2
18	CR	50	ILE	2.2
28	BF	120	LEU	2.2
1	AA	177	C	2.2
1	CA	1267	C	2.2
1	CA	1354	C	2.2
14	AN	9	LYS	2.2
14	CN	29	ARG	2.2
38	BP	64	ARG	2.2
29	BG	103	LEU	2.2
1	AA	1338	G	2.2
11	CK	117	ASN	2.2
14	CN	11	LYS	2.2
20	CT	66	ALA	2.2
44	BV	164	ALA	2.2
1	CA	1329	A	2.2
1	CA	1363	A	2.2
13	CM	10	PRO	2.2
20	CT	35	THR	2.2
23	DA	1465	G	2.2
4	CD	104	VAL	2.2
20	CT	72	LEU	2.2
39	BQ	90	VAL	2.2
37	BO	30	ARG	2.2
1	CA	85	U	2.2
1	AA	1002	G	2.2
16	CP	15	PRO	2.2
23	DA	2402	C	2.2
29	BG	29	PRO	2.2
2	AB	36	ARG	2.2
30	BH	64	GLU	2.2
41	BS	102	HIS	2.2
47	BY	13	ALA	2.2
1	AA	1025	U	2.2
14	AN	23	ARG	2.2
11	CK	110	ASP	2.2

Continued on next page...

Continued from previous page...

Mol	Chain	Res	Type	RSRZ
12	AL	111	ASP	2.2
2	CB	171	ALA	2.2
47	BY	1	MET	2.2
24	DB	88	C	2.2
28	BF	25	TYR	2.2
6	AF	86	ARG	2.2
9	CI	120	ARG	2.2
3	CC	9	GLY	2.2
7	AG	71	PRO	2.2
1	AA	733	A	2.2
1	AA	1493	A	2.2
6	AF	10	LEU	2.2
7	AG	11	GLN	2.2
17	CQ	6	LEU	2.2
25	BC	97	TYR	2.2
19	CS	43	GLU	2.2
20	AT	21	LYS	2.2
29	BG	169	VAL	2.2
10	AJ	39	PRO	2.2
10	AJ	18	ALA	2.2
23	BA	361	G	2.2
20	CT	85	MET	2.1
20	CT	95	ALA	2.1
1	AA	1363	A	2.1
9	CI	92	TYR	2.1
22	AV	6178	A	2.1
28	BF	22	ARG	2.1
31	DI	17	LEU	2.1
37	BO	89	ARG	2.1
44	BV	31	ARG	2.1
1	CA	732	C	2.1
1	CA	1026	G	2.1
1	CA	1100	C	2.1
42	BT	90	GLU	2.1
47	BY	12	GLU	2.1
9	AI	49	PRO	2.1
23	BA	360	G	2.1
23	DA	7	G	2.1
28	DF	32	PRO	2.1
8	CH	61	VAL	2.1
10	CJ	94	VAL	2.1
4	AD	161	ASN	2.1

Continued on next page...

Continued from previous page...

Mol	Chain	Res	Type	RSRZ
10	AJ	76	ASN	2.1
10	AJ	89	ASP	2.1
27	DE	27	GLU	2.1
1	AA	978	A	2.1
16	CP	1	MET	2.1
30	DH	83	ALA	2.1
48	DZ	2	PRO	2.1
8	CH	93	VAL	2.1
1	CA	1224	G	2.1
13	CM	62	ASN	2.1
20	AT	19	SER	2.1
4	CD	61	LYS	2.1
14	CN	50	LYS	2.1
2	AB	121	LEU	2.1
31	DI	5	ARG	2.1
3	CC	202	ILE	2.1
1	AA	977	A	2.1
10	CJ	48	THR	2.1
23	BA	144(B)	A	2.1
28	BF	168	GLU	2.1
36	DN	107	ASP	2.1
39	BQ	91	ASP	2.1
1	CA	63	C	2.1
1	CA	1257	U	2.1
1	AA	103(B)	G	2.1
20	CT	42	GLN	2.1
29	DG	102	ALA	2.1
44	BV	87	ASP	2.1
46	BX	38	SER	2.1
7	AG	59	LEU	2.1
8	AH	127	LEU	2.1
1	CA	1251	A	2.1
12	AL	47	PRO	2.1
1	CA	1030	C	2.1
23	BA	2103	C	2.1
23	DA	2183	C	2.1
44	BV	160	GLY	2.1
4	CD	181	MET	2.1
5	AE	5	ASP	2.1
7	CG	13	GLN	2.1
37	DO	15	ARG	2.1
48	BZ	52	HIS	2.1

Continued on next page...

Continued from previous page...

Mol	Chain	Res	Type	RSRZ
2	CB	149	LEU	2.1
23	BA	2378	A	2.1
2	AB	190	THR	2.1
49	D1	37	PRO	2.1
1	AA	1317	C	2.1
1	CA	136	C	2.1
16	CP	6	LEU	2.1
1	CA	610	G	2.1
1	CA	1370	G	2.1
29	BG	160	LYS	2.1
35	DM	63	LYS	2.1
36	BN	11	ASN	2.1
1	AA	1257	U	2.1
1	AA	1351	U	2.1
1	AA	995	C	2.1
10	AJ	56	HIS	2.1
13	CM	84	ILE	2.1
29	BG	38	SER	2.1
16	CP	22	THR	2.1
10	CJ	16	LEU	2.1
13	AM	95	GLY	2.1
19	AS	72	GLY	2.1
20	AT	102	GLY	2.1
30	DH	7	GLU	2.1
28	BF	141	PHE	2.1
1	CA	976	G	2.1
1	CA	1253	G	2.1
2	AB	80	ILE	2.1
16	CP	33	ILE	2.1
1	CA	728	A	2.1
1	CA	968	A	2.1
7	AG	122	HIS	2.1
17	CQ	58	GLU	2.1
29	BG	129	THR	2.1
1	CA	501	C	2.1
1	CA	1116	C	2.1
2	AB	207	ALA	2.1
10	AJ	60	ARG	2.1
7	AG	8	GLU	2.1
8	AH	97	VAL	2.1
9	AI	86	VAL	2.1
38	BP	24	PRO	2.1

Continued on next page...

Continued from previous page...

Mol	Chain	Res	Type	RSRZ
43	BU	6	HIS	2.1
1	CA	667	G	2.1
10	AJ	20	ALA	2.1
16	AP	52	ASP	2.1
23	BA	1785	A	2.1
16	CP	37	GLY	2.1
43	BU	91	GLU	2.1
51	B3	34	LEU	2.1
2	AB	35	GLU	2.1
18	CR	40	LEU	2.1
23	DA	363(B)	A	2.0
23	DA	1536	A	2.0
8	CH	24	THR	2.0
19	AS	31	ILE	2.0
1	AA	1112	C	2.0
1	AA	1137	C	2.0
1	CA	1209	C	2.0
27	BE	156	LEU	2.0
5	CE	22	GLY	2.0
20	CT	81	LYS	2.0
31	DI	11	ALA	2.0
13	CM	94	ARG	2.0
18	CR	82	THR	2.0
49	D1	58	TYR	2.0
4	CD	11	LEU	2.0
23	BA	887	A	2.0
52	B4	46	VAL	2.0
2	CB	66	GLY	2.0
9	CI	100	GLY	2.0
29	BG	86	GLU	2.0
49	B1	54	LYS	2.0
1	CA	1186	G	2.0
22	AV	6175	G	2.0
4	AD	181	MET	2.0
17	CQ	25	ARG	2.0
48	DZ	54	VAL	2.0
20	CT	46	GLU	2.0
43	BU	41	GLY	2.0
2	CB	159	PRO	2.0
8	AH	125	ARG	2.0
17	CQ	28	PRO	2.0
5	CE	78	HIS	2.0

Continued on next page...

Continued from previous page...

Mol	Chain	Res	Type	RSRZ
28	BF	176	LEU	2.0
48	DZ	9	VAL	2.0
1	CA	29	G	2.0
1	CA	388	G	2.0
12	AL	94	GLY	2.0
23	BA	281	G	2.0
2	AB	108	ILE	2.0
23	BA	974(B)	C	2.0
28	DF	27	ASN	2.0
3	AC	69	HIS	2.0
8	AH	98	LYS	2.0
13	CM	90	LEU	2.0
19	AS	11	VAL	2.0
3	CC	56	ASP	2.0
30	BH	120	ILE	2.0
34	BL	87	ASP	2.0
9	CI	82	ALA	2.0
3	CC	195	VAL	2.0
8	CH	112	LEU	2.0
16	CP	14	ASN	2.0
18	CR	78	LEU	2.0
43	BU	87	LYS	2.0
45	BW	75	LEU	2.0
48	DZ	20	LYS	2.0
20	CT	105	SER	2.0
23	DA	2343	C	2.0
6	AF	87	ARG	2.0
37	DO	30	ARG	2.0
45	DW	72	ARG	2.0
9	AI	77	ILE	2.0
17	CQ	57	VAL	2.0
41	DS	72	LYS	2.0
46	BX	30	VAL	2.0
19	AS	43	GLU	2.0
23	DA	359	A	2.0
29	BG	53	GLU	2.0

6.2 Non-standard residues in protein, DNA, RNA chains

There are no non-standard protein/DNA/RNA residues in this entry.

6.3 Carbohydrates i

There are no monosaccharides in this entry.

6.4 Ligands i

In the following table, the Atoms column lists the number of modelled atoms in the group and the number defined in the chemical component dictionary. The B-factors column lists the minimum, median, 95th percentile and maximum values of B factors of atoms in the group. The column labelled 'Q< 0.9' lists the number of atoms with occupancy less than 0.9.

Mol	Type	Chain	Res	Atoms	RSCC	RSR	B-factors(Å ²)	Q<0.9
54	MG	BA	3106	1/1	-0.10	0.22	142,142,142,142	0
54	MG	DA	3614	1/1	-0.05	0.31	128,128,128,128	0
54	MG	CA	1811	1/1	-0.04	0.28	181,181,181,181	0
54	MG	AA	1830	1/1	0.09	0.86	105,105,105,105	0
54	MG	BA	3341	1/1	0.10	0.66	125,125,125,125	0
54	MG	CA	1704	1/1	0.14	0.49	140,140,140,140	0
54	MG	CM	202	1/1	0.17	0.91	164,164,164,164	0
54	MG	CV	6205	1/1	0.21	0.11	159,159,159,159	0
54	MG	DA	3836	1/1	0.21	0.62	135,135,135,135	0
54	MG	DA	3754	1/1	0.30	0.37	121,121,121,121	0
54	MG	BA	3385	1/1	0.30	0.20	125,125,125,125	0
54	MG	BA	3414	1/1	0.32	1.52	137,137,137,137	0
54	MG	AA	1717	1/1	0.32	1.41	103,103,103,103	0
54	MG	DA	3588	1/1	0.33	0.42	96,96,96,96	0
54	MG	BA	3589	1/1	0.35	0.19	105,105,105,105	0
54	MG	AA	1844	1/1	0.37	1.01	121,121,121,121	0
54	MG	CO	101	1/1	0.38	0.19	127,127,127,127	0
54	MG	CA	1951	1/1	0.39	0.21	87,87,87,87	0
54	MG	AS	101	1/1	0.40	0.12	106,106,106,106	0
54	MG	AA	1688	1/1	0.40	0.44	140,140,140,140	0
54	MG	BA	3599	1/1	0.44	0.25	94,94,94,94	0
54	MG	CA	1867	1/1	0.45	0.59	123,123,123,123	0
54	MG	CA	1962	1/1	0.46	0.20	96,96,96,96	0
54	MG	CA	1650	1/1	0.47	0.28	111,111,111,111	0
54	MG	AA	1820	1/1	0.47	1.15	94,94,94,94	0
54	MG	CA	1882	1/1	0.47	0.14	135,135,135,135	0
54	MG	CA	1724	1/1	0.47	0.59	124,124,124,124	0
54	MG	DA	3665	1/1	0.48	0.87	137,137,137,137	0
54	MG	BA	3052	1/1	0.49	0.85	73,73,73,73	0
54	MG	BA	3634	1/1	0.49	0.17	98,98,98,98	0
54	MG	DB	230	1/1	0.50	0.68	114,114,114,114	0

Continued on next page...

Continued from previous page...

Mol	Type	Chain	Res	Atoms	RSCC	RSR	B-factors(Å ²)	Q<0.9
54	MG	CO	102	1/1	0.51	0.49	103,103,103,103	0
54	MG	BA	3397	1/1	0.51	0.40	125,125,125,125	0
54	MG	AA	1808	1/1	0.52	0.21	97,97,97,97	0
54	MG	CC	303	1/1	0.52	0.23	147,147,147,147	0
54	MG	BA	3418	1/1	0.52	0.42	88,88,88,88	0
54	MG	CC	307	1/1	0.53	0.18	108,108,108,108	0
54	MG	DA	3497	1/1	0.53	0.73	62,62,62,62	0
54	MG	CA	1688	1/1	0.54	0.25	80,80,80,80	0
54	MG	BA	3095	1/1	0.54	0.59	96,96,96,96	0
54	MG	BA	3354	1/1	0.54	0.56	123,123,123,123	0
54	MG	DA	3613	1/1	0.55	0.32	121,121,121,121	0
54	MG	BB	216	1/1	0.55	0.69	154,154,154,154	0
54	MG	AV	6204	1/1	0.55	0.12	124,124,124,124	0
54	MG	CA	1928	1/1	0.56	0.54	117,117,117,117	0
54	MG	BA	3640	1/1	0.56	0.31	97,97,97,97	0
54	MG	DA	3803	1/1	0.56	0.51	123,123,123,123	0
54	MG	CA	1685	1/1	0.56	0.32	109,109,109,109	0
54	MG	DA	3471	1/1	0.56	0.30	104,104,104,104	0
54	MG	DA	3664	1/1	0.57	1.61	109,109,109,109	0
54	MG	AA	1670	1/1	0.57	0.14	93,93,93,93	0
54	MG	CL	203	1/1	0.58	0.23	123,123,123,123	0
54	MG	AA	1680	1/1	0.58	0.42	140,140,140,140	0
54	MG	CA	1763	1/1	0.58	0.09	90,90,90,90	0
54	MG	DA	3699	1/1	0.58	0.12	96,96,96,96	0
54	MG	DB	234	1/1	0.58	0.16	105,105,105,105	0
54	MG	BA	3532	1/1	0.59	0.24	107,107,107,107	0
54	MG	AA	1631	1/1	0.59	0.43	76,76,76,76	0
54	MG	BI	101	1/1	0.59	0.34	109,109,109,109	0
54	MG	BK	201	1/1	0.59	0.19	77,77,77,77	0
54	MG	AA	1854	1/1	0.60	0.56	114,114,114,114	0
54	MG	AA	1700	1/1	0.60	0.38	114,114,114,114	0
54	MG	DA	3086	1/1	0.61	0.46	71,71,71,71	0
54	MG	AB	303	1/1	0.61	0.27	108,108,108,108	0
54	MG	BA	3187	1/1	0.62	0.75	73,73,73,73	0
54	MG	CA	1735	1/1	0.62	0.51	77,77,77,77	0
54	MG	BA	3594	1/1	0.62	0.17	129,129,129,129	0
54	MG	CA	1622	1/1	0.62	0.81	77,77,77,77	0
54	MG	DA	3179	1/1	0.62	0.56	105,105,105,105	0
54	MG	CA	1635	1/1	0.62	0.36	99,99,99,99	0
54	MG	DA	3474	1/1	0.62	1.03	81,81,81,81	0
54	MG	DA	3475	1/1	0.62	0.68	120,120,120,120	0

Continued on next page...

Continued from previous page...

Mol	Type	Chain	Res	Atoms	RSCC	RSR	B-factors(Å ²)	Q<0.9
54	MG	CA	1712	1/1	0.62	0.25	108,108,108,108	0
54	MG	CA	1888	1/1	0.62	0.13	109,109,109,109	0
54	MG	DB	243	1/1	0.62	0.35	101,101,101,101	0
54	MG	BA	3633	1/1	0.63	0.49	88,88,88,88	0
54	MG	DA	3103	1/1	0.63	0.67	58,58,58,58	0
54	MG	BA	3045	1/1	0.63	0.38	94,94,94,94	0
54	MG	DA	3432	1/1	0.63	0.27	84,84,84,84	0
54	MG	BA	3018	1/1	0.63	0.83	88,88,88,88	0
54	MG	DA	3733	1/1	0.63	0.49	84,84,84,84	0
54	MG	BA	3592	1/1	0.63	0.54	79,79,79,79	0
54	MG	BA	3393	1/1	0.63	0.49	136,136,136,136	0
54	MG	CO	104	1/1	0.63	0.24	99,99,99,99	0
54	MG	DA	3852	1/1	0.63	0.20	80,80,80,80	0
54	MG	DA	3539	1/1	0.63	0.16	81,81,81,81	0
54	MG	BA	3520	1/1	0.63	0.86	95,95,95,95	0
54	MG	DA	3600	1/1	0.63	0.07	86,86,86,86	0
54	MG	DG	202	1/1	0.63	0.13	102,102,102,102	0
54	MG	DA	3730	1/1	0.64	0.27	61,61,61,61	0
54	MG	CA	1949	1/1	0.64	0.21	98,98,98,98	0
54	MG	DA	3122	1/1	0.64	0.27	93,93,93,93	0
54	MG	BA	3510	1/1	0.64	0.43	86,86,86,86	0
54	MG	AA	1805	1/1	0.64	0.51	66,66,66,66	0
54	MG	DL	202	1/1	0.64	0.23	146,146,146,146	0
54	MG	DA	3769	1/1	0.65	0.35	90,90,90,90	0
54	MG	AA	1785	1/1	0.65	0.98	117,117,117,117	0
54	MG	AA	1871	1/1	0.65	0.13	110,110,110,110	0
54	MG	CF	201	1/1	0.65	0.24	131,131,131,131	0
54	MG	DA	3250	1/1	0.65	0.27	70,70,70,70	0
54	MG	CA	1958	1/1	0.65	0.62	125,125,125,125	0
54	MG	DA	3468	1/1	0.65	0.49	79,79,79,79	0
54	MG	BA	3590	1/1	0.65	0.34	119,119,119,119	0
54	MG	DG	203	1/1	0.65	0.20	98,98,98,98	0
54	MG	DA	3766	1/1	0.65	0.14	123,123,123,123	0
54	MG	D2	103	1/1	0.65	0.50	56,56,56,56	0
54	MG	DA	3409	1/1	0.66	0.24	110,110,110,110	0
54	MG	BA	3570	1/1	0.66	0.53	67,67,67,67	0
54	MG	CA	1678	1/1	0.66	0.39	81,81,81,81	0
54	MG	DA	3662	1/1	0.66	0.79	71,71,71,71	0
54	MG	AA	1623	1/1	0.66	0.16	99,99,99,99	0
54	MG	AA	1730	1/1	0.66	0.36	107,107,107,107	0
54	MG	BA	3516	1/1	0.66	0.38	100,100,100,100	0
54	MG	AA	1712	1/1	0.66	0.19	105,105,105,105	0

Continued on next page...

Continued from previous page...

Mol	Type	Chain	Res	Atoms	RSCC	RSR	B-factors(Å ²)	Q<0.9
54	MG	AA	1866	1/1	0.66	0.58	108,108,108,108	0
54	MG	DA	3570	1/1	0.66	0.58	90,90,90,90	0
54	MG	D1	101	1/1	0.66	0.39	80,80,80,80	0
54	MG	BA	3549	1/1	0.66	1.60	87,87,87,87	0
54	MG	BA	3114	1/1	0.67	0.48	69,69,69,69	0
54	MG	AA	1787	1/1	0.67	0.51	68,68,68,68	0
54	MG	DA	3862	1/1	0.67	0.69	119,119,119,119	0
54	MG	DA	3332	1/1	0.67	0.79	88,88,88,88	0
54	MG	DA	3700	1/1	0.67	1.31	96,96,96,96	0
54	MG	DA	3342	1/1	0.67	0.94	112,112,112,112	0
54	MG	CA	1889	1/1	0.67	0.33	74,74,74,74	0
54	MG	CA	1903	1/1	0.67	0.26	84,84,84,84	0
54	MG	BA	3198	1/1	0.67	0.38	85,85,85,85	0
54	MG	AA	1790	1/1	0.67	0.12	109,109,109,109	0
54	MG	D2	101	1/1	0.67	1.18	78,78,78,78	0
54	MG	AA	1843	1/1	0.67	1.08	126,126,126,126	0
54	MG	BB	226	1/1	0.68	0.71	98,98,98,98	0
54	MG	DA	3839	1/1	0.68	0.30	86,86,86,86	0
54	MG	BC	302	1/1	0.68	0.48	82,82,82,82	0
54	MG	AA	1664	1/1	0.68	0.43	80,80,80,80	0
54	MG	BA	3323	1/1	0.68	0.33	98,98,98,98	0
54	MG	BA	3614	1/1	0.68	0.11	112,112,112,112	0
54	MG	CA	1919	1/1	0.68	0.22	145,145,145,145	0
54	MG	BA	3643	1/1	0.68	0.84	92,92,92,92	0
54	MG	DA	3271	1/1	0.68	0.35	99,99,99,99	0
54	MG	DA	3312	1/1	0.68	0.16	130,130,130,130	0
54	MG	DA	3323	1/1	0.68	1.20	78,78,78,78	0
54	MG	BA	3668	1/1	0.68	0.47	97,97,97,97	0
54	MG	BA	3623	1/1	0.68	0.65	64,64,64,64	0
54	MG	BA	3531	1/1	0.69	0.14	91,91,91,91	0
54	MG	DB	216	1/1	0.69	0.37	101,101,101,101	0
54	MG	DB	229	1/1	0.69	0.57	134,134,134,134	0
54	MG	DA	3234	1/1	0.69	0.36	64,64,64,64	0
54	MG	BA	3604	1/1	0.69	0.29	89,89,89,89	0
54	MG	DA	3762	1/1	0.69	0.78	103,103,103,103	0
54	MG	DA	3267	1/1	0.69	0.39	43,43,43,43	0
54	MG	AD	304	1/1	0.69	0.43	113,113,113,113	0
54	MG	BA	3132	1/1	0.69	0.26	66,66,66,66	0
54	MG	BA	3349	1/1	0.69	0.34	95,95,95,95	0
54	MG	DA	3105	1/1	0.69	0.41	87,87,87,87	0
54	MG	CA	1797	1/1	0.69	0.27	133,133,133,133	0

Continued on next page...

Continued from previous page...

Mol	Type	Chain	Res	Atoms	RSCC	RSR	B-factors(Å ²)	Q<0.9
54	MG	DA	3537	1/1	0.70	0.43	101,101,101,101	0
54	MG	DA	3311	1/1	0.70	0.55	95,95,95,95	0
54	MG	DA	3021	1/1	0.70	1.25	68,68,68,68	0
54	MG	DA	3578	1/1	0.70	0.29	96,96,96,96	0
54	MG	CA	1912	1/1	0.70	0.29	138,138,138,138	0
54	MG	DA	3087	1/1	0.70	0.69	71,71,71,71	0
54	MG	CE	203	1/1	0.70	0.12	79,79,79,79	0
54	MG	DA	3355	1/1	0.70	0.42	76,76,76,76	0
54	MG	DB	213	1/1	0.70	0.17	113,113,113,113	0
54	MG	BA	3613	1/1	0.70	0.21	103,103,103,103	0
54	MG	AA	1705	1/1	0.70	0.57	62,62,62,62	0
54	MG	CA	1732	1/1	0.70	0.82	78,78,78,78	0
54	MG	DA	3691	1/1	0.70	0.62	96,96,96,96	0
54	MG	CA	1886	1/1	0.70	0.32	105,105,105,105	0
54	MG	BA	3308	1/1	0.70	0.21	99,99,99,99	0
54	MG	DA	3721	1/1	0.70	0.79	88,88,88,88	0
54	MG	BA	3464	1/1	0.70	0.72	67,67,67,67	0
54	MG	AA	1744	1/1	0.70	0.17	96,96,96,96	0
54	MG	DA	3743	1/1	0.70	0.27	105,105,105,105	0
54	MG	DA	3532	1/1	0.70	0.33	106,106,106,106	0
54	MG	DA	3359	1/1	0.71	0.32	96,96,96,96	0
54	MG	DA	3826	1/1	0.71	0.17	100,100,100,100	0
54	MG	DA	3205	1/1	0.71	0.51	97,97,97,97	0
54	MG	DA	3225	1/1	0.71	0.11	139,139,139,139	0
54	MG	DA	3844	1/1	0.71	0.21	132,132,132,132	0
54	MG	DA	3463	1/1	0.71	0.42	69,69,69,69	0
54	MG	DA	3860	1/1	0.71	0.28	78,78,78,78	0
54	MG	AQ	201	1/1	0.71	0.30	90,90,90,90	0
54	MG	CC	306	1/1	0.71	0.40	117,117,117,117	0
54	MG	AA	1741	1/1	0.71	0.40	112,112,112,112	0
54	MG	DB	220	1/1	0.71	0.24	75,75,75,75	0
54	MG	DA	3024	1/1	0.71	0.37	58,58,58,58	0
54	MG	DA	3476	1/1	0.71	0.56	87,87,87,87	0
54	MG	BA	3339	1/1	0.71	0.23	103,103,103,103	0
54	MG	BA	3680	1/1	0.71	0.76	97,97,97,97	0
54	MG	BA	3105	1/1	0.71	0.17	72,72,72,72	0
54	MG	AV	6202	1/1	0.71	0.08	97,97,97,97	0
54	MG	DA	3545	1/1	0.71	0.69	94,94,94,94	0
54	MG	DP	202	1/1	0.71	0.10	90,90,90,90	0
54	MG	DA	3340	1/1	0.71	0.32	59,59,59,59	0
54	MG	BA	3274	1/1	0.71	0.73	98,98,98,98	0
54	MG	CA	1891	1/1	0.71	0.43	113,113,113,113	0

Continued on next page...

Continued from previous page...

Mol	Type	Chain	Res	Atoms	RSCC	RSR	B-factors(\AA^2)	Q<0.9
54	MG	AO	102	1/1	0.72	0.34	114,114,114,114	0
54	MG	DA	3609	1/1	0.72	0.36	113,113,113,113	0
54	MG	DA	3436	1/1	0.72	1.01	101,101,101,101	0
54	MG	CV	6201	1/1	0.72	0.10	95,95,95,95	0
54	MG	DA	3254	1/1	0.72	0.67	71,71,71,71	0
54	MG	DA	3663	1/1	0.72	0.45	75,75,75,75	0
54	MG	CA	1717	1/1	0.72	0.67	103,103,103,103	0
54	MG	AA	1729	1/1	0.72	0.47	107,107,107,107	0
54	MG	CA	1730	1/1	0.72	0.19	112,112,112,112	0
54	MG	CA	1641	1/1	0.72	0.40	79,79,79,79	0
54	MG	CA	1899	1/1	0.72	0.10	98,98,98,98	0
54	MG	AA	1771	1/1	0.72	1.15	111,111,111,111	0
54	MG	CA	1909	1/1	0.72	0.23	135,135,135,135	0
54	MG	AA	1815	1/1	0.72	1.69	78,78,78,78	0
54	MG	DB	236	1/1	0.72	0.18	84,84,84,84	0
54	MG	AA	1784	1/1	0.72	0.41	89,89,89,89	0
54	MG	DD	303	1/1	0.72	0.17	70,70,70,70	0
54	MG	DD	306	1/1	0.72	0.18	107,107,107,107	0
54	MG	BA	3206	1/1	0.72	0.23	96,96,96,96	0
54	MG	DA	3756	1/1	0.72	0.67	80,80,80,80	0
54	MG	BA	3420	1/1	0.72	0.53	94,94,94,94	0
54	MG	DA	3422	1/1	0.72	0.62	62,62,62,62	0
54	MG	DV	202	1/1	0.72	0.34	115,115,115,115	0
54	MG	DA	3767	1/1	0.72	0.32	73,73,73,73	0
54	MG	DA	3594	1/1	0.72	0.20	58,58,58,58	0
54	MG	DA	3787	1/1	0.72	1.22	114,114,114,114	0
54	MG	CA	1807	1/1	0.73	0.37	125,125,125,125	0
54	MG	DA	3814	1/1	0.73	0.17	186,186,186,186	0
54	MG	CA	1933	1/1	0.73	0.24	137,137,137,137	0
54	MG	DA	3832	1/1	0.73	0.30	77,77,77,77	0
54	MG	AA	1800	1/1	0.73	1.10	69,69,69,69	0
54	MG	CA	1820	1/1	0.73	1.14	99,99,99,99	0
54	MG	BJ	203	1/1	0.73	0.23	89,89,89,89	0
54	MG	CA	1694	1/1	0.73	0.12	79,79,79,79	0
54	MG	BA	3606	1/1	0.73	0.67	118,118,118,118	0
54	MG	BV	202	1/1	0.73	0.09	75,75,75,75	0
54	MG	DA	3669	1/1	0.73	0.46	61,61,61,61	0
54	MG	BY	101	1/1	0.73	0.34	42,42,42,42	0
54	MG	DA	3698	1/1	0.73	0.66	61,61,61,61	0
54	MG	CE	202	1/1	0.73	0.23	80,80,80,80	0
54	MG	DA	3248	1/1	0.73	0.16	80,80,80,80	0
54	MG	DA	3702	1/1	0.73	0.60	74,74,74,74	0

Continued on next page...

Continued from previous page...

Mol	Type	Chain	Res	Atoms	RSCC	RSR	B-factors(Å ²)	Q<0.9
54	MG	BA	3257	1/1	0.73	1.01	108,108,108,108	0
54	MG	DB	237	1/1	0.73	0.80	109,109,109,109	0
54	MG	DB	239	1/1	0.73	0.17	107,107,107,107	0
54	MG	CA	1893	1/1	0.73	0.15	127,127,127,127	0
54	MG	CA	1896	1/1	0.73	0.34	70,70,70,70	0
54	MG	DD	304	1/1	0.73	0.96	94,94,94,94	0
54	MG	BA	3342	1/1	0.73	0.37	62,62,62,62	0
54	MG	DA	3538	1/1	0.73	0.69	66,66,66,66	0
54	MG	CA	1640	1/1	0.73	1.19	133,133,133,133	0
54	MG	DK	202	1/1	0.73	0.28	69,69,69,69	0
54	MG	CA	1908	1/1	0.73	0.43	104,104,104,104	0
54	MG	BA	3150	1/1	0.73	0.61	97,97,97,97	0
54	MG	CA	1911	1/1	0.73	0.75	90,90,90,90	0
54	MG	DA	3768	1/1	0.73	0.47	102,102,102,102	0
54	MG	AA	1860	1/1	0.73	0.86	138,138,138,138	0
54	MG	BA	3120	1/1	0.73	0.11	85,85,85,85	0
54	MG	BA	3075	1/1	0.74	0.13	60,60,60,60	0
54	MG	DA	3621	1/1	0.74	0.19	88,88,88,88	0
54	MG	DA	3837	1/1	0.74	0.34	95,95,95,95	0
54	MG	DA	3632	1/1	0.74	0.28	111,111,111,111	0
54	MG	DA	3418	1/1	0.74	0.24	65,65,65,65	0
54	MG	DA	3109	1/1	0.74	0.32	88,88,88,88	0
54	MG	AA	1666	1/1	0.74	0.56	93,93,93,93	0
54	MG	CE	204	1/1	0.74	0.34	109,109,109,109	0
54	MG	BA	3211	1/1	0.74	0.42	100,100,100,100	0
54	MG	DA	3209	1/1	0.74	1.20	94,94,94,94	0
54	MG	DA	3692	1/1	0.74	0.68	86,86,86,86	0
54	MG	CG	201	1/1	0.74	0.48	104,104,104,104	0
54	MG	AA	1839	1/1	0.74	0.41	69,69,69,69	0
54	MG	AA	1641	1/1	0.74	0.35	66,66,66,66	0
54	MG	CA	1845	1/1	0.74	1.93	100,100,100,100	0
54	MG	BA	3558	1/1	0.74	0.36	91,91,91,91	0
54	MG	AA	1738	1/1	0.74	0.44	104,104,104,104	0
54	MG	BA	3038	1/1	0.74	0.28	63,63,63,63	0
54	MG	DA	3278	1/1	0.74	0.74	99,99,99,99	0
54	MG	CA	1722	1/1	0.74	0.31	116,116,116,116	0
54	MG	AA	1653	1/1	0.74	0.07	102,102,102,102	0
54	MG	DA	3564	1/1	0.74	0.13	77,77,77,77	0
54	MG	AA	1621	1/1	0.74	0.66	71,71,71,71	0
54	MG	DA	3026	1/1	0.74	0.41	83,83,83,83	0
54	MG	DA	3587	1/1	0.74	0.12	113,113,113,113	0

Continued on next page...

Continued from previous page...

Mol	Type	Chain	Res	Atoms	RSCC	RSR	B-factors(Å ²)	Q<0.9
54	MG	DA	3067	1/1	0.74	0.69	91,91,91,91	0
54	MG	BA	3593	1/1	0.74	0.14	81,81,81,81	0
54	MG	CA	1734	1/1	0.74	0.86	90,90,90,90	0
54	MG	BA	3070	1/1	0.74	0.39	85,85,85,85	0
54	MG	DA	3367	1/1	0.74	0.93	97,97,97,97	0
54	MG	DA	3337	1/1	0.75	0.38	88,88,88,88	0
54	MG	BA	3134	1/1	0.75	0.42	90,90,90,90	0
54	MG	BA	3310	1/1	0.75	0.43	109,109,109,109	0
54	MG	AA	1818	1/1	0.75	0.23	76,76,76,76	0
54	MG	CA	1837	1/1	0.75	0.61	83,83,83,83	0
54	MG	BA	3155	1/1	0.75	0.90	99,99,99,99	0
54	MG	DA	3385	1/1	0.75	0.46	69,69,69,69	0
54	MG	DA	3652	1/1	0.75	0.58	66,66,66,66	0
54	MG	DA	3402	1/1	0.75	0.26	95,95,95,95	0
54	MG	BA	3043	1/1	0.75	0.32	50,50,50,50	0
54	MG	BA	3197	1/1	0.75	0.17	84,84,84,84	0
54	MG	AA	1824	1/1	0.75	0.29	81,81,81,81	0
54	MG	BA	3019	1/1	0.75	0.23	67,67,67,67	0
54	MG	BA	3563	1/1	0.75	0.38	58,58,58,58	0
54	MG	BA	3362	1/1	0.75	0.93	130,130,130,130	0
54	MG	DA	3697	1/1	0.75	0.34	92,92,92,92	0
54	MG	DA	3211	1/1	0.75	0.36	64,64,64,64	0
54	MG	BB	217	1/1	0.75	0.34	72,72,72,72	0
54	MG	BA	3372	1/1	0.75	1.45	123,123,123,123	0
54	MG	CA	1898	1/1	0.75	0.85	87,87,87,87	0
54	MG	BA	3055	1/1	0.75	0.61	78,78,78,78	0
54	MG	DA	3726	1/1	0.75	0.29	106,106,106,106	0
54	MG	BA	3229	1/1	0.75	0.27	90,90,90,90	0
54	MG	BA	3256	1/1	0.75	0.17	105,105,105,105	0
54	MG	BA	3402	1/1	0.75	0.32	90,90,90,90	0
54	MG	DA	3277	1/1	0.75	0.27	59,59,59,59	0
54	MG	BA	3067	1/1	0.75	0.48	103,103,103,103	0
54	MG	BA	3261	1/1	0.75	1.47	92,92,92,92	0
54	MG	DA	3013	1/1	0.75	0.90	52,52,52,52	0
54	MG	CA	1764	1/1	0.75	0.15	65,65,65,65	0
54	MG	DA	3330	1/1	0.75	0.40	100,100,100,100	0
54	MG	BA	3033	1/1	0.75	0.43	77,77,77,77	0
54	MG	DA	3333	1/1	0.75	0.51	90,90,90,90	0
54	MG	BA	3166	1/1	0.76	0.90	86,86,86,86	0
54	MG	BA	3183	1/1	0.76	0.17	68,68,68,68	0
54	MG	BA	3502	1/1	0.76	0.12	81,81,81,81	0

Continued on next page...

Continued from previous page...

Mol	Type	Chain	Res	Atoms	RSCC	RSR	B-factors(Å ²)	Q<0.9
54	MG	CA	1666	1/1	0.76	0.33	104,104,104,104	0
54	MG	BA	3324	1/1	0.76	0.38	109,109,109,109	0
54	MG	DA	3450	1/1	0.76	0.72	81,81,81,81	0
54	MG	BA	3042	1/1	0.76	0.88	92,92,92,92	0
54	MG	AO	101	1/1	0.76	0.09	115,115,115,115	0
54	MG	BA	2995	1/1	0.76	0.83	57,57,57,57	0
54	MG	DA	3255	1/1	0.76	0.44	70,70,70,70	0
54	MG	BA	3204	1/1	0.76	0.54	68,68,68,68	0
54	MG	CA	1897	1/1	0.76	0.81	74,74,74,74	0
54	MG	AA	1690	1/1	0.76	0.30	88,88,88,88	0
54	MG	BA	3357	1/1	0.76	0.39	80,80,80,80	0
54	MG	BA	3117	1/1	0.76	0.47	91,91,91,91	0
54	MG	AA	1878	1/1	0.76	0.09	92,92,92,92	0
54	MG	BA	3585	1/1	0.76	0.52	69,69,69,69	0
54	MG	BA	3124	1/1	0.76	0.14	87,87,87,87	0
54	MG	AM	201	1/1	0.76	0.23	126,126,126,126	0
54	MG	CA	1917	1/1	0.76	0.30	105,105,105,105	0
54	MG	AN	102	1/1	0.76	0.82	91,91,91,91	0
54	MG	BA	3040	1/1	0.76	1.22	76,76,76,76	0
54	MG	BA	3413	1/1	0.76	0.41	65,65,65,65	0
54	MG	BA	3282	1/1	0.76	0.40	98,98,98,98	0
54	MG	CA	1612	1/1	0.76	0.34	76,76,76,76	0
54	MG	CA	1614	1/1	0.76	0.55	66,66,66,66	0
54	MG	BA	3094	1/1	0.76	0.27	63,63,63,63	0
54	MG	DA	3390	1/1	0.76	0.78	72,72,72,72	0
54	MG	DA	3618	1/1	0.76	0.53	129,129,129,129	0
54	MG	BA	3605	1/1	0.76	0.42	69,69,69,69	0
54	MG	DA	3809	1/1	0.77	1.08	84,84,84,84	0
54	MG	BA	3288	1/1	0.77	0.52	113,113,113,113	0
54	MG	BA	3297	1/1	0.77	0.67	98,98,98,98	0
54	MG	BA	3416	1/1	0.77	0.12	83,83,83,83	0
54	MG	BA	2978	1/1	0.77	0.70	58,58,58,58	0
54	MG	DA	3231	1/1	0.77	0.48	81,81,81,81	0
54	MG	DA	3424	1/1	0.77	0.19	90,90,90,90	0
54	MG	CA	1627	1/1	0.77	1.09	99,99,99,99	0
54	MG	CA	1740	1/1	0.77	0.14	117,117,117,117	0
54	MG	BA	3576	1/1	0.77	0.68	83,83,83,83	0
54	MG	DA	3666	1/1	0.77	0.30	81,81,81,81	0
54	MG	DA	3452	1/1	0.77	0.52	74,74,74,74	0
54	MG	BA	3022	1/1	0.77	0.38	83,83,83,83	0
54	MG	CA	1766	1/1	0.77	0.12	77,77,77,77	0

Continued on next page...

Continued from previous page...

Mol	Type	Chain	Res	Atoms	RSCC	RSR	B-factors(\AA^2)	Q<0.9
54	MG	BA	3426	1/1	0.77	0.35	87,87,87,87	0
54	MG	CA	1643	1/1	0.77	0.18	70,70,70,70	0
54	MG	DA	2976	1/1	0.77	1.34	68,68,68,68	0
54	MG	BA	3133	1/1	0.77	0.40	86,86,86,86	0
54	MG	DA	3295	1/1	0.77	0.40	107,107,107,107	0
54	MG	BA	3475	1/1	0.77	1.12	67,67,67,67	0
54	MG	BA	3378	1/1	0.77	0.46	80,80,80,80	0
54	MG	AA	1734	1/1	0.77	0.21	96,96,96,96	0
54	MG	DA	3034	1/1	0.77	0.53	89,89,89,89	0
54	MG	DD	305	1/1	0.77	0.41	52,52,52,52	0
54	MG	DA	3047	1/1	0.77	0.45	74,74,74,74	0
54	MG	DE	302	1/1	0.77	0.41	83,83,83,83	0
54	MG	CA	1950	1/1	0.77	0.35	107,107,107,107	0
54	MG	BA	2962	1/1	0.77	0.30	54,54,54,54	0
54	MG	BE	301	1/1	0.77	0.13	75,75,75,75	0
54	MG	CA	1884	1/1	0.77	0.23	99,99,99,99	0
54	MG	BA	3284	1/1	0.77	0.23	95,95,95,95	0
54	MG	BA	3525	1/1	0.77	0.35	67,67,67,67	0
54	MG	BA	3400	1/1	0.77	0.55	83,83,83,83	0
54	MG	DA	3383	1/1	0.77	0.34	112,112,112,112	0
54	MG	BA	3287	1/1	0.77	0.33	83,83,83,83	0
54	MG	CL	206	1/1	0.78	0.16	87,87,87,87	0
54	MG	AA	1649	1/1	0.78	0.16	74,74,74,74	0
54	MG	CA	1843	1/1	0.78	0.16	109,109,109,109	0
54	MG	BA	3003	1/1	0.78	0.46	55,55,55,55	0
54	MG	DA	3155	1/1	0.78	0.29	70,70,70,70	0
54	MG	DB	225	1/1	0.78	0.18	72,72,72,72	0
54	MG	BA	3242	1/1	0.78	0.15	112,112,112,112	0
54	MG	CC	301	1/1	0.78	0.09	93,93,93,93	0
54	MG	CA	1874	1/1	0.78	0.38	76,76,76,76	0
54	MG	AA	1755	1/1	0.78	0.16	98,98,98,98	0
54	MG	AA	1876	1/1	0.78	0.12	80,80,80,80	0
54	MG	BA	3301	1/1	0.78	0.37	58,58,58,58	0
54	MG	DA	3343	1/1	0.78	0.30	97,97,97,97	0
54	MG	DA	3655	1/1	0.78	0.35	60,60,60,60	0
54	MG	AE	203	1/1	0.78	0.12	91,91,91,91	0
54	MG	DA	3780	1/1	0.78	0.30	67,67,67,67	0
54	MG	BA	3273	1/1	0.78	0.36	73,73,73,73	0
54	MG	DA	3517	1/1	0.78	0.21	102,102,102,102	0
54	MG	BU	202	1/1	0.78	0.24	74,74,74,74	0
54	MG	DA	3377	1/1	0.78	0.31	107,107,107,107	0
54	MG	DA	3040	1/1	0.78	0.34	76,76,76,76	0

Continued on next page...

Continued from previous page...

Mol	Type	Chain	Res	Atoms	RSCC	RSR	B-factors(\AA^2)	Q<0.9
54	MG	DA	3688	1/1	0.78	0.56	50,50,50,50	0
54	MG	AK	202	1/1	0.78	0.10	101,101,101,101	0
54	MG	CG	202	1/1	0.78	0.62	131,131,131,131	0
54	MG	CK	201	1/1	0.78	0.16	136,136,136,136	0
54	MG	CA	1665	1/1	0.78	1.00	71,71,71,71	0
54	MG	DA	3573	1/1	0.78	0.43	85,85,85,85	0
54	MG	DA	3759	1/1	0.79	0.53	97,97,97,97	0
54	MG	BA	3370	1/1	0.79	0.27	76,76,76,76	0
54	MG	BA	3493	1/1	0.79	0.47	75,75,75,75	0
54	MG	BA	3600	1/1	0.79	0.14	93,93,93,93	0
54	MG	AA	1847	1/1	0.79	0.33	90,90,90,90	0
54	MG	BY	103	1/1	0.79	0.21	95,95,95,95	0
54	MG	BA	3026	1/1	0.79	0.15	68,68,68,68	0
54	MG	DA	3786	1/1	0.79	0.88	104,104,104,104	0
54	MG	BA	3382	1/1	0.79	0.15	85,85,85,85	0
54	MG	DA	3797	1/1	0.79	0.26	101,101,101,101	0
54	MG	CA	1932	1/1	0.79	0.13	84,84,84,84	0
54	MG	CA	1617	1/1	0.79	0.19	104,104,104,104	0
54	MG	CA	1778	1/1	0.79	0.32	94,94,94,94	0
54	MG	BA	3163	1/1	0.79	0.45	87,87,87,87	0
54	MG	DA	3828	1/1	0.79	0.24	85,85,85,85	0
54	MG	DA	3069	1/1	0.79	0.46	61,61,61,61	0
54	MG	AA	1823	1/1	0.79	0.63	148,148,148,148	0
54	MG	BA	3527	1/1	0.79	0.51	65,65,65,65	0
54	MG	BA	3322	1/1	0.79	0.36	71,71,71,71	0
54	MG	BA	3129	1/1	0.79	0.25	98,98,98,98	0
54	MG	BA	3184	1/1	0.79	0.61	67,67,67,67	0
54	MG	AA	1693	1/1	0.79	0.46	83,83,83,83	0
54	MG	CA	1657	1/1	0.79	0.17	60,60,60,60	0
54	MG	CC	308	1/1	0.79	0.25	110,110,110,110	0
54	MG	BA	3653	1/1	0.79	0.42	82,82,82,82	0
54	MG	DA	3411	1/1	0.79	0.51	68,68,68,68	0
54	MG	DA	3417	1/1	0.79	0.65	72,72,72,72	0
54	MG	BA	3559	1/1	0.79	0.76	70,70,70,70	0
54	MG	DA	3210	1/1	0.79	0.17	92,92,92,92	0
54	MG	DA	3668	1/1	0.79	0.56	133,133,133,133	0
54	MG	AA	1792	1/1	0.79	0.10	101,101,101,101	0
54	MG	DA	3676	1/1	0.79	0.23	92,92,92,92	0
54	MG	DA	3223	1/1	0.79	0.10	83,83,83,83	0
54	MG	BA	3280	1/1	0.79	0.43	61,61,61,61	0
54	MG	AA	1846	1/1	0.79	0.40	88,88,88,88	0

Continued on next page...

Continued from previous page...

Mol	Type	Chain	Res	Atoms	RSCC	RSR	B-factors(Å ²)	Q<0.9
54	MG	BA	3202	1/1	0.79	0.34	126,126,126,126	0
54	MG	DA	3462	1/1	0.79	0.39	83,83,83,83	0
54	MG	BA	3136	1/1	0.79	0.36	64,64,64,64	0
54	MG	CA	1710	1/1	0.79	0.16	169,169,169,169	0
54	MG	DF	201	1/1	0.79	0.32	70,70,70,70	0
54	MG	DG	201	1/1	0.79	0.19	108,108,108,108	0
54	MG	DA	3251	1/1	0.79	0.15	77,77,77,77	0
54	MG	DA	3713	1/1	0.79	0.56	96,96,96,96	0
54	MG	DI	101	1/1	0.79	0.29	104,104,104,104	0
54	MG	BA	3451	1/1	0.79	0.94	47,47,47,47	0
54	MG	CA	1714	1/1	0.79	0.36	123,123,123,123	0
54	MG	DA	3259	1/1	0.79	0.15	87,87,87,87	0
54	MG	BA	3462	1/1	0.79	0.61	80,80,80,80	0
54	MG	DA	3505	1/1	0.79	0.40	105,105,105,105	0
54	MG	BJ	201	1/1	0.79	0.18	75,75,75,75	0
54	MG	BA	3148	1/1	0.79	0.28	62,62,62,62	0
54	MG	AA	1834	1/1	0.80	1.42	77,77,77,77	0
54	MG	AA	1868	1/1	0.80	0.27	101,101,101,101	0
54	MG	DA	3771	1/1	0.80	0.35	58,58,58,58	0
54	MG	BA	3108	1/1	0.80	0.51	72,72,72,72	0
54	MG	DA	3781	1/1	0.80	0.34	55,55,55,55	0
54	MG	BA	3090	1/1	0.80	0.44	84,84,84,84	0
54	MG	BA	2926	1/1	0.80	0.69	50,50,50,50	0
54	MG	DA	3366	1/1	0.80	0.38	73,73,73,73	0
54	MG	DA	3800	1/1	0.80	0.36	95,95,95,95	0
54	MG	DA	3603	1/1	0.80	0.69	64,64,64,64	0
54	MG	BA	3175	1/1	0.80	0.43	71,71,71,71	0
54	MG	BA	3545	1/1	0.80	0.59	59,59,59,59	0
54	MG	DA	3380	1/1	0.80	0.21	84,84,84,84	0
54	MG	DA	3154	1/1	0.80	0.39	50,50,50,50	0
54	MG	AA	1716	1/1	0.80	0.32	96,96,96,96	0
54	MG	B3	101	1/1	0.80	0.16	96,96,96,96	0
54	MG	DA	3648	1/1	0.80	0.48	60,60,60,60	0
54	MG	DA	3180	1/1	0.80	0.30	78,78,78,78	0
54	MG	BA	3392	1/1	0.80	0.27	108,108,108,108	0
54	MG	BA	3220	1/1	0.80	0.32	79,79,79,79	0
54	MG	CG	203	1/1	0.80	0.22	100,100,100,100	0
54	MG	BA	3468	1/1	0.80	0.55	57,57,57,57	0
54	MG	BA	3569	1/1	0.80	0.13	116,116,116,116	0
54	MG	CL	204	1/1	0.80	0.25	86,86,86,86	0
54	MG	DA	3425	1/1	0.80	0.25	113,113,113,113	0
54	MG	DA	3428	1/1	0.80	0.38	71,71,71,71	0

Continued on next page...

Continued from previous page...

Mol	Type	Chain	Res	Atoms	RSCC	RSR	B-factors(\AA^2)	Q<0.9
54	MG	DA	3675	1/1	0.80	0.60	46,46,46,46	0
54	MG	CA	1623	1/1	0.80	0.40	93,93,93,93	0
54	MG	BA	3646	1/1	0.80	0.28	82,82,82,82	0
54	MG	DA	3689	1/1	0.80	1.07	67,67,67,67	0
54	MG	BA	3147	1/1	0.80	0.33	123,123,123,123	0
54	MG	BA	3185	1/1	0.80	0.41	85,85,85,85	0
54	MG	CA	1770	1/1	0.80	0.09	125,125,125,125	0
54	MG	BA	3673	1/1	0.80	0.27	92,92,92,92	0
54	MG	CA	1790	1/1	0.80	0.28	132,132,132,132	0
54	MG	DA	2924	1/1	0.80	0.51	68,68,68,68	0
54	MG	BA	3501	1/1	0.80	1.80	105,105,105,105	0
54	MG	DA	3708	1/1	0.80	0.18	63,63,63,63	0
54	MG	DA	2988	1/1	0.80	0.43	23,23,23,23	0
54	MG	BA	3681	1/1	0.80	0.26	95,95,95,95	0
54	MG	BA	3243	1/1	0.80	0.51	85,85,85,85	0
54	MG	BA	3504	1/1	0.80	0.52	94,94,94,94	0
54	MG	DA	3304	1/1	0.80	0.28	85,85,85,85	0
54	MG	CA	1830	1/1	0.80	0.26	82,82,82,82	0
54	MG	DA	3029	1/1	0.80	0.37	74,74,74,74	0
54	MG	BA	3505	1/1	0.80	0.29	81,81,81,81	0
54	MG	BA	3507	1/1	0.80	0.31	68,68,68,68	0
54	MG	BA	3406	1/1	0.80	0.77	88,88,88,88	0
54	MG	CB	303	1/1	0.80	0.10	122,122,122,122	0
54	MG	DA	3068	1/1	0.80	0.53	64,64,64,64	0
54	MG	D4	104	1/1	0.80	0.28	76,76,76,76	0
54	MG	BA	3541	1/1	0.81	0.69	89,89,89,89	0
54	MG	CA	1703	1/1	0.81	0.21	113,113,113,113	0
54	MG	BA	2970	1/1	0.81	0.42	55,55,55,55	0
54	MG	BA	3471	1/1	0.81	0.27	70,70,70,70	0
54	MG	CA	1852	1/1	0.81	0.38	101,101,101,101	0
54	MG	DA	3571	1/1	0.81	1.03	72,72,72,72	0
54	MG	CA	1863	1/1	0.81	0.14	125,125,125,125	0
54	MG	BA	3626	1/1	0.81	0.59	64,64,64,64	0
54	MG	DA	3585	1/1	0.81	0.24	154,154,154,154	0
54	MG	BA	3629	1/1	0.81	0.34	86,86,86,86	0
54	MG	CA	1881	1/1	0.81	0.30	74,74,74,74	0
54	MG	DA	3101	1/1	0.81	0.46	75,75,75,75	0
54	MG	AA	1728	1/1	0.81	0.29	71,71,71,71	0
54	MG	CA	1719	1/1	0.81	0.43	78,78,78,78	0
54	MG	BA	3479	1/1	0.81	0.25	69,69,69,69	0
54	MG	BA	3101	1/1	0.81	0.87	74,74,74,74	0
54	MG	BA	3498	1/1	0.81	0.97	67,67,67,67	0

Continued on next page...

Continued from previous page...

Mol	Type	Chain	Res	Atoms	RSCC	RSR	B-factors(Å ²)	Q<0.9
54	MG	AA	1874	1/1	0.81	0.11	87,87,87,87	0
54	MG	BA	3138	1/1	0.81	0.31	88,88,88,88	0
54	MG	DA	3397	1/1	0.81	0.92	124,124,124,124	0
54	MG	AA	1819	1/1	0.81	0.45	73,73,73,73	0
54	MG	DA	3841	1/1	0.81	0.40	80,80,80,80	0
54	MG	DA	3188	1/1	0.81	0.53	69,69,69,69	0
54	MG	DA	3848	1/1	0.81	0.95	105,105,105,105	0
54	MG	DA	3410	1/1	0.81	0.32	48,48,48,48	0
54	MG	DA	3853	1/1	0.81	0.28	114,114,114,114	0
54	MG	AA	1672	1/1	0.81	0.66	78,78,78,78	0
54	MG	CA	1760	1/1	0.81	0.27	66,66,66,66	0
54	MG	AA	1799	1/1	0.81	0.51	58,58,58,58	0
54	MG	DA	3420	1/1	0.81	0.21	110,110,110,110	0
54	MG	CA	1900	1/1	0.81	0.23	86,86,86,86	0
54	MG	AA	1658	1/1	0.81	0.18	84,84,84,84	0
54	MG	DA	3224	1/1	0.81	0.40	55,55,55,55	0
54	MG	DA	3673	1/1	0.81	0.20	85,85,85,85	0
54	MG	BA	3158	1/1	0.81	0.96	99,99,99,99	0
54	MG	DB	235	1/1	0.81	0.41	91,91,91,91	0
54	MG	AA	1614	1/1	0.81	0.20	68,68,68,68	0
54	MG	BA	3596	1/1	0.81	0.23	71,71,71,71	0
54	MG	DA	3437	1/1	0.81	0.64	120,120,120,120	0
54	MG	BA	3222	1/1	0.81	0.23	86,86,86,86	0
54	MG	CA	1796	1/1	0.81	0.37	87,87,87,87	0
54	MG	CV	6202	1/1	0.81	0.12	108,108,108,108	0
54	MG	CA	1918	1/1	0.81	0.69	84,84,84,84	0
54	MG	DA	2917	1/1	0.81	0.18	71,71,71,71	0
54	MG	AA	1626	1/1	0.81	0.23	88,88,88,88	0
54	MG	DA	2953	1/1	0.81	0.61	46,46,46,46	0
54	MG	BA	3237	1/1	0.81	0.30	64,64,64,64	0
54	MG	AA	1607	1/1	0.81	0.59	46,46,46,46	0
54	MG	BA	3534	1/1	0.81	0.42	82,82,82,82	0
54	MG	CA	1938	1/1	0.81	0.20	81,81,81,81	0
54	MG	DA	3509	1/1	0.81	0.14	148,148,148,148	0
54	MG	CA	1941	1/1	0.81	0.19	70,70,70,70	0
54	MG	DO	201	1/1	0.81	0.53	55,55,55,55	0
54	MG	DA	3522	1/1	0.81	0.52	147,147,147,147	0
54	MG	DA	3749	1/1	0.81	0.73	59,59,59,59	0
54	MG	DA	3752	1/1	0.81	0.41	74,74,74,74	0
54	MG	DA	3025	1/1	0.81	0.56	80,80,80,80	0
54	MG	DA	3535	1/1	0.81	0.31	107,107,107,107	0
54	MG	CA	1943	1/1	0.81	0.39	87,87,87,87	0

Continued on next page...

Continued from previous page...

Mol	Type	Chain	Res	Atoms	RSCC	RSR	B-factors(\AA^2)	Q<0.9
54	MG	BA	3226	1/1	0.82	0.36	59,59,59,59	0
54	MG	BA	3153	1/1	0.82	0.24	79,79,79,79	0
54	MG	BA	3627	1/1	0.82	0.34	67,67,67,67	0
54	MG	BA	3536	1/1	0.82	0.34	83,83,83,83	0
54	MG	CA	1795	1/1	0.82	0.20	131,131,131,131	0
54	MG	DA	3566	1/1	0.82	0.29	91,91,91,91	0
54	MG	BA	3032	1/1	0.82	0.37	76,76,76,76	0
54	MG	AA	1685	1/1	0.82	0.39	64,64,64,64	0
54	MG	AA	1630	1/1	0.82	0.27	81,81,81,81	0
54	MG	AA	1617	1/1	0.82	0.59	84,84,84,84	0
54	MG	CA	1816	1/1	0.82	0.41	107,107,107,107	0
54	MG	CA	1818	1/1	0.82	0.43	91,91,91,91	0
54	MG	DA	3360	1/1	0.82	0.33	107,107,107,107	0
54	MG	CA	1952	1/1	0.82	0.29	88,88,88,88	0
54	MG	DA	3596	1/1	0.82	0.81	113,113,113,113	0
54	MG	CA	1647	1/1	0.82	0.27	94,94,94,94	0
54	MG	CA	1960	1/1	0.82	0.15	91,91,91,91	0
54	MG	BA	3167	1/1	0.82	0.62	87,87,87,87	0
54	MG	CB	301	1/1	0.82	0.22	115,115,115,115	0
54	MG	BA	3648	1/1	0.82	0.31	63,63,63,63	0
54	MG	CA	1842	1/1	0.82	0.40	103,103,103,103	0
54	MG	AA	1789	1/1	0.82	0.41	106,106,106,106	0
54	MG	BA	3657	1/1	0.82	0.43	84,84,84,84	0
54	MG	BA	3662	1/1	0.82	0.22	108,108,108,108	0
54	MG	AA	1853	1/1	0.82	0.10	86,86,86,86	0
54	MG	AG	201	1/1	0.82	0.10	106,106,106,106	0
54	MG	DA	3660	1/1	0.82	0.34	65,65,65,65	0
54	MG	DA	3182	1/1	0.82	0.29	63,63,63,63	0
54	MG	BA	3373	1/1	0.82	0.36	61,61,61,61	0
54	MG	DA	3193	1/1	0.82	0.31	86,86,86,86	0
54	MG	CA	1877	1/1	0.82	0.26	126,126,126,126	0
54	MG	CA	1696	1/1	0.82	0.16	75,75,75,75	0
54	MG	CF	202	1/1	0.82	0.22	83,83,83,83	0
54	MG	BA	3496	1/1	0.82	0.16	67,67,67,67	0
54	MG	BA	3588	1/1	0.82	0.73	52,52,52,52	0
54	MG	BA	3277	1/1	0.82	0.34	110,110,110,110	0
54	MG	BA	2973	1/1	0.82	0.15	60,60,60,60	0
54	MG	DA	3685	1/1	0.82	0.39	82,82,82,82	0
54	MG	AG	202	1/1	0.82	0.31	129,129,129,129	0
54	MG	AA	1674	1/1	0.82	0.94	113,113,113,113	0
54	MG	DA	3461	1/1	0.82	0.39	88,88,88,88	0
54	MG	AA	1722	1/1	0.82	0.50	53,53,53,53	0

Continued on next page...

Continued from previous page...

Mol	Type	Chain	Res	Atoms	RSCC	RSR	B-factors(\AA^2)	Q<0.9
54	MG	BA	3201	1/1	0.82	0.42	107,107,107,107	0
54	MG	AA	1636	1/1	0.82	0.11	96,96,96,96	0
54	MG	BA	3511	1/1	0.82	1.01	78,78,78,78	0
54	MG	BA	3077	1/1	0.82	0.51	55,55,55,55	0
54	MG	AA	1759	1/1	0.82	0.48	110,110,110,110	0
54	MG	BA	3092	1/1	0.82	0.69	123,123,123,123	0
54	MG	DA	3712	1/1	0.82	0.20	41,41,41,41	0
54	MG	DA	3491	1/1	0.82	1.21	99,99,99,99	0
54	MG	DA	3716	1/1	0.82	0.58	78,78,78,78	0
54	MG	CA	1906	1/1	0.82	0.32	80,80,80,80	0
54	MG	DA	3502	1/1	0.82	0.34	93,93,93,93	0
54	MG	CA	1736	1/1	0.82	0.25	73,73,73,73	0
54	MG	DM	1400	1/1	0.82	0.45	106,106,106,106	0
54	MG	DA	3732	1/1	0.82	0.32	81,81,81,81	0
54	MG	BA	3608	1/1	0.82	0.32	101,101,101,101	0
54	MG	DQ	202	1/1	0.82	0.20	97,97,97,97	0
54	MG	DA	3735	1/1	0.82	0.17	97,97,97,97	0
54	MG	DA	3291	1/1	0.82	0.26	57,57,57,57	0
54	MG	BA	3612	1/1	0.82	0.34	85,85,85,85	0
54	MG	AA	1701	1/1	0.82	0.19	84,84,84,84	0
54	MG	AA	1807	1/1	0.82	0.50	76,76,76,76	0
54	MG	BA	3595	1/1	0.83	0.34	108,108,108,108	0
54	MG	CA	1680	1/1	0.83	0.41	63,63,63,63	0
54	MG	DA	3057	1/1	0.83	0.36	79,79,79,79	0
54	MG	DA	3061	1/1	0.83	0.23	55,55,55,55	0
54	MG	BA	3262	1/1	0.83	0.14	75,75,75,75	0
54	MG	DA	3583	1/1	0.83	0.49	119,119,119,119	0
54	MG	BB	206	1/1	0.83	0.47	125,125,125,125	0
54	MG	CA	1967	1/1	0.83	0.32	93,93,93,93	0
54	MG	DA	3070	1/1	0.83	0.05	85,85,85,85	0
54	MG	DA	3081	1/1	0.83	0.68	67,67,67,67	0
54	MG	CA	1856	1/1	0.83	1.38	118,118,118,118	0
54	MG	DA	3795	1/1	0.83	0.48	80,80,80,80	0
54	MG	DA	3598	1/1	0.83	0.13	108,108,108,108	0
54	MG	CA	1858	1/1	0.83	0.87	107,107,107,107	0
54	MG	BB	211	1/1	0.83	0.44	85,85,85,85	0
54	MG	DA	3605	1/1	0.83	0.27	103,103,103,103	0
54	MG	AA	1652	1/1	0.83	0.33	95,95,95,95	0
54	MG	DA	3384	1/1	0.83	0.29	84,84,84,84	0
54	MG	DA	3827	1/1	0.83	0.24	103,103,103,103	0
54	MG	CC	304	1/1	0.83	0.21	121,121,121,121	0
54	MG	BA	3008	1/1	0.83	0.36	70,70,70,70	0

Continued on next page...

Continued from previous page...

Mol	Type	Chain	Res	Atoms	RSCC	RSR	B-factors(\AA^2)	Q<0.9
54	MG	DA	3113	1/1	0.83	0.16	66,66,66,66	0
54	MG	DA	3114	1/1	0.83	0.37	66,66,66,66	0
54	MG	BB	220	1/1	0.83	0.32	75,75,75,75	0
54	MG	DA	3650	1/1	0.83	0.43	55,55,55,55	0
54	MG	DA	3842	1/1	0.83	0.38	105,105,105,105	0
54	MG	DA	3143	1/1	0.83	0.25	67,67,67,67	0
54	MG	BB	225	1/1	0.83	1.21	96,96,96,96	0
54	MG	CD	302	1/1	0.83	0.13	74,74,74,74	0
54	MG	BA	3361	1/1	0.83	0.27	154,154,154,154	0
54	MG	DA	3858	1/1	0.83	0.32	58,58,58,58	0
54	MG	AC	301	1/1	0.83	0.22	104,104,104,104	0
54	MG	CA	1885	1/1	0.83	0.37	75,75,75,75	0
54	MG	DB	209	1/1	0.83	0.33	103,103,103,103	0
54	MG	BC	303	1/1	0.83	0.41	95,95,95,95	0
54	MG	BA	3109	1/1	0.83	0.48	77,77,77,77	0
54	MG	BA	3466	1/1	0.83	0.52	61,61,61,61	0
54	MG	BA	3205	1/1	0.83	0.48	70,70,70,70	0
54	MG	DB	226	1/1	0.83	0.14	73,73,73,73	0
54	MG	BA	3066	1/1	0.83	1.05	91,91,91,91	0
54	MG	BA	3548	1/1	0.83	0.31	61,61,61,61	0
54	MG	BA	3621	1/1	0.83	0.58	107,107,107,107	0
54	MG	BA	3208	1/1	0.83	0.45	96,96,96,96	0
54	MG	BA	3557	1/1	0.83	0.36	67,67,67,67	0
54	MG	AA	1861	1/1	0.83	0.22	81,81,81,81	0
54	MG	BA	3384	1/1	0.83	0.30	93,93,93,93	0
54	MG	AA	1864	1/1	0.83	0.17	75,75,75,75	0
54	MG	AA	1724	1/1	0.83	0.35	79,79,79,79	0
54	MG	AA	1803	1/1	0.83	0.49	69,69,69,69	0
54	MG	BA	3642	1/1	0.83	0.19	98,98,98,98	0
54	MG	AH	201	1/1	0.83	0.28	78,78,78,78	0
54	MG	AA	1708	1/1	0.83	0.37	137,137,137,137	0
54	MG	AA	1633	1/1	0.83	0.29	123,123,123,123	0
54	MG	DA	3501	1/1	0.83	0.26	96,96,96,96	0
54	MG	CA	1637	1/1	0.83	0.09	98,98,98,98	0
54	MG	BA	3651	1/1	0.83	0.50	77,77,77,77	0
54	MG	BA	3652	1/1	0.83	0.34	109,109,109,109	0
54	MG	DA	3511	1/1	0.83	0.51	52,52,52,52	0
54	MG	DK	203	1/1	0.83	0.24	73,73,73,73	0
54	MG	DA	2989	1/1	0.83	0.36	39,39,39,39	0
54	MG	BA	3135	1/1	0.83	0.24	61,61,61,61	0
54	MG	AA	1656	1/1	0.83	0.56	86,86,86,86	0
54	MG	DA	3306	1/1	0.83	0.15	152,152,152,152	0

Continued on next page...

Continued from previous page...

Mol	Type	Chain	Res	Atoms	RSCC	RSR	B-factors(\AA^2)	Q<0.9
54	MG	DA	3741	1/1	0.83	0.18	84,84,84,84	0
54	MG	BA	3189	1/1	0.83	0.29	76,76,76,76	0
54	MG	CA	1819	1/1	0.83	0.26	109,109,109,109	0
54	MG	BA	3515	1/1	0.83	0.38	54,54,54,54	0
54	MG	BA	3670	1/1	0.83	0.72	90,90,90,90	0
54	MG	AA	1629	1/1	0.83	0.42	66,66,66,66	0
55	ZN	CN	101	1/1	0.83	0.20	244,244,244,244	0
54	MG	BA	2994	1/1	0.84	0.54	90,90,90,90	0
54	MG	CA	1971	1/1	0.84	0.43	86,86,86,86	0
54	MG	AA	1764	1/1	0.84	0.61	99,99,99,99	0
54	MG	DA	3657	1/1	0.84	0.76	57,57,57,57	0
54	MG	BA	3487	1/1	0.84	0.40	90,90,90,90	0
54	MG	BA	3169	1/1	0.84	0.26	43,43,43,43	0
54	MG	AV	6206	1/1	0.84	0.20	87,87,87,87	0
54	MG	CA	1723	1/1	0.84	0.74	85,85,85,85	0
54	MG	DA	3280	1/1	0.84	0.15	85,85,85,85	0
54	MG	AA	1642	1/1	0.84	0.63	100,100,100,100	0
54	MG	BA	3012	1/1	0.84	0.89	71,71,71,71	0
54	MG	B2	103	1/1	0.84	0.09	75,75,75,75	0
54	MG	DA	3479	1/1	0.84	0.20	130,130,130,130	0
54	MG	AL	202	1/1	0.84	0.12	67,67,67,67	0
54	MG	DA	3496	1/1	0.84	0.39	95,95,95,95	0
54	MG	DA	3075	1/1	0.84	0.19	50,50,50,50	0
54	MG	CD	303	1/1	0.84	0.21	76,76,76,76	0
54	MG	DA	3317	1/1	0.84	0.29	96,96,96,96	0
54	MG	BA	2963	1/1	0.84	0.70	34,34,34,34	0
54	MG	DA	3863	1/1	0.84	0.94	104,104,104,104	0
54	MG	BA	3399	1/1	0.84	0.37	104,104,104,104	0
54	MG	CA	1738	1/1	0.84	0.23	93,93,93,93	0
54	MG	BA	3140	1/1	0.84	0.33	62,62,62,62	0
54	MG	AQ	203	1/1	0.84	0.20	101,101,101,101	0
54	MG	DB	223	1/1	0.84	0.17	82,82,82,82	0
54	MG	DA	3529	1/1	0.84	0.23	61,61,61,61	0
54	MG	DA	3339	1/1	0.84	0.22	81,81,81,81	0
54	MG	DB	228	1/1	0.84	0.28	88,88,88,88	0
54	MG	BA	3330	1/1	0.84	0.60	101,101,101,101	0
54	MG	DA	3711	1/1	0.84	0.44	84,84,84,84	0
54	MG	BA	3512	1/1	0.84	0.34	77,77,77,77	0
54	MG	BA	3110	1/1	0.84	0.48	72,72,72,72	0
54	MG	BA	3112	1/1	0.84	0.30	65,65,65,65	0
54	MG	CA	1638	1/1	0.84	0.06	101,101,101,101	0
54	MG	DA	3554	1/1	0.84	0.30	136,136,136,136	0

Continued on next page...

Continued from previous page...

Mol	Type	Chain	Res	Atoms	RSCC	RSR	B-factors(\AA^2)	Q<0.9
54	MG	BA	3269	1/1	0.84	0.70	104,104,104,104	0
54	MG	BA	3272	1/1	0.84	0.78	81,81,81,81	0
54	MG	BA	3353	1/1	0.84	0.47	85,85,85,85	0
54	MG	BA	3152	1/1	0.84	0.12	76,76,76,76	0
54	MG	BA	3445	1/1	0.84	0.46	61,61,61,61	0
54	MG	BA	3607	1/1	0.84	0.77	62,62,62,62	0
54	MG	BA	2971	1/1	0.84	0.23	76,76,76,76	0
54	MG	BB	219	1/1	0.84	0.09	69,69,69,69	0
54	MG	BA	2972	1/1	0.84	0.33	61,61,61,61	0
54	MG	BB	221	1/1	0.84	0.35	89,89,89,89	0
54	MG	CA	1683	1/1	0.84	0.34	72,72,72,72	0
54	MG	DA	3215	1/1	0.84	0.38	73,73,73,73	0
54	MG	BB	224	1/1	0.84	0.36	140,140,140,140	0
54	MG	AA	1714	1/1	0.84	0.80	81,81,81,81	0
54	MG	AA	1620	1/1	0.84	0.58	56,56,56,56	0
54	MG	DA	3228	1/1	0.84	0.32	54,54,54,54	0
54	MG	BA	3616	1/1	0.84	0.23	89,89,89,89	0
54	MG	BA	3371	1/1	0.84	0.28	114,114,114,114	0
54	MG	DS	201	1/1	0.84	0.37	98,98,98,98	0
54	MG	DV	201	1/1	0.84	0.19	90,90,90,90	0
54	MG	DA	3237	1/1	0.84	0.72	64,64,64,64	0
54	MG	DA	3244	1/1	0.84	0.55	85,85,85,85	0
54	MG	BA	3283	1/1	0.84	0.26	100,100,100,100	0
54	MG	BA	3555	1/1	0.84	0.56	66,66,66,66	0
54	MG	DA	3634	1/1	0.84	1.08	106,106,106,106	0
54	MG	CA	1711	1/1	0.84	0.48	76,76,76,76	0
54	MG	BA	3028	1/1	0.85	1.59	61,61,61,61	0
54	MG	AA	1838	1/1	0.85	0.63	77,77,77,77	0
54	MG	DA	3770	1/1	0.85	0.17	79,79,79,79	0
54	MG	AA	1695	1/1	0.85	0.12	96,96,96,96	0
54	MG	DA	3365	1/1	0.85	0.34	83,83,83,83	0
54	MG	DA	3127	1/1	0.85	0.44	76,76,76,76	0
54	MG	AE	202	1/1	0.85	0.21	173,173,173,173	0
54	MG	BA	3291	1/1	0.85	0.39	102,102,102,102	0
54	MG	DA	3793	1/1	0.85	0.25	106,106,106,106	0
54	MG	CL	201	1/1	0.85	0.13	99,99,99,99	0
54	MG	DA	3163	1/1	0.85	0.31	113,113,113,113	0
54	MG	AA	1769	1/1	0.85	0.48	118,118,118,118	0
54	MG	DA	3801	1/1	0.85	0.29	83,83,83,83	0
54	MG	BA	3215	1/1	0.85	0.65	64,64,64,64	0
54	MG	DA	3808	1/1	0.85	0.32	116,116,116,116	0
54	MG	BB	202	1/1	0.85	0.44	48,48,48,48	0

Continued on next page...

Continued from previous page...

Mol	Type	Chain	Res	Atoms	RSCC	RSR	B-factors(\AA^2)	Q<0.9
54	MG	AF	201	1/1	0.85	0.14	90,90,90,90	0
54	MG	CA	1799	1/1	0.85	0.18	109,109,109,109	0
54	MG	DA	3616	1/1	0.85	0.46	103,103,103,103	0
54	MG	DA	3403	1/1	0.85	0.30	56,56,56,56	0
54	MG	DA	3619	1/1	0.85	0.95	83,83,83,83	0
54	MG	AA	1687	1/1	0.85	0.70	108,108,108,108	0
54	MG	CO	103	1/1	0.85	1.02	203,203,203,203	0
54	MG	BA	3514	1/1	0.85	0.18	83,83,83,83	0
54	MG	CQ	201	1/1	0.85	0.38	103,103,103,103	0
54	MG	BA	3602	1/1	0.85	0.72	98,98,98,98	0
54	MG	DA	3217	1/1	0.85	0.31	59,59,59,59	0
54	MG	BA	2987	1/1	0.85	0.06	79,79,79,79	0
54	MG	CV	6203	1/1	0.85	0.38	80,80,80,80	0
54	MG	AA	1778	1/1	0.85	0.62	113,113,113,113	0
54	MG	DA	3226	1/1	0.85	0.41	86,86,86,86	0
54	MG	AA	1731	1/1	0.85	0.32	83,83,83,83	0
54	MG	CA	1939	1/1	0.85	0.07	144,144,144,144	0
54	MG	BA	3058	1/1	0.85	0.48	78,78,78,78	0
54	MG	BA	3335	1/1	0.85	0.88	80,80,80,80	0
54	MG	DA	3241	1/1	0.85	0.09	76,76,76,76	0
54	MG	DA	3457	1/1	0.85	0.28	86,86,86,86	0
54	MG	DA	3670	1/1	0.85	0.61	83,83,83,83	0
54	MG	DA	2985	1/1	0.85	0.36	40,40,40,40	0
54	MG	CA	1947	1/1	0.85	0.21	136,136,136,136	0
54	MG	BA	3001	1/1	0.85	0.37	65,65,65,65	0
54	MG	BA	3252	1/1	0.85	0.28	60,60,60,60	0
54	MG	CA	1844	1/1	0.85	0.41	78,78,78,78	0
54	MG	AA	1753	1/1	0.85	0.60	103,103,103,103	0
54	MG	DB	232	1/1	0.85	0.21	84,84,84,84	0
54	MG	CA	1954	1/1	0.85	0.08	89,89,89,89	0
54	MG	BA	2904	1/1	0.85	0.31	40,40,40,40	0
54	MG	BA	3539	1/1	0.85	0.42	97,97,97,97	0
54	MG	AA	1619	1/1	0.85	0.27	57,57,57,57	0
54	MG	BA	3625	1/1	0.85	0.25	53,53,53,53	0
54	MG	DA	3042	1/1	0.85	0.29	81,81,81,81	0
54	MG	DA	3046	1/1	0.85	0.34	37,37,37,37	0
54	MG	DA	3707	1/1	0.85	0.20	54,54,54,54	0
54	MG	BA	2949	1/1	0.85	0.21	65,65,65,65	0
54	MG	BA	3194	1/1	0.85	0.40	64,64,64,64	0
54	MG	BA	3358	1/1	0.85	0.41	81,81,81,81	0
54	MG	DA	3310	1/1	0.85	0.34	54,54,54,54	0
54	MG	CA	1880	1/1	0.85	1.03	83,83,83,83	0

Continued on next page...

Continued from previous page...

Mol	Type	Chain	Res	Atoms	RSCC	RSR	B-factors(\AA^2)	Q<0.9
54	MG	DA	3720	1/1	0.85	0.40	79,79,79,79	0
54	MG	BA	3196	1/1	0.85	0.85	80,80,80,80	0
54	MG	DA	3314	1/1	0.85	0.37	105,105,105,105	0
54	MG	DA	3727	1/1	0.85	0.32	88,88,88,88	0
54	MG	BA	2956	1/1	0.85	0.62	49,49,49,49	0
54	MG	CA	1725	1/1	0.85	0.08	82,82,82,82	0
54	MG	DA	3327	1/1	0.85	0.26	79,79,79,79	0
54	MG	BA	3020	1/1	0.85	0.60	88,88,88,88	0
54	MG	BA	3476	1/1	0.85	0.33	53,53,53,53	0
54	MG	BA	3478	1/1	0.85	0.76	78,78,78,78	0
54	MG	BA	2957	1/1	0.85	0.84	75,75,75,75	0
54	MG	DU	201	1/1	0.85	0.09	84,84,84,84	0
54	MG	DA	3559	1/1	0.85	1.17	92,92,92,92	0
54	MG	DA	3560	1/1	0.85	0.44	83,83,83,83	0
54	MG	DW	101	1/1	0.85	0.33	56,56,56,56	0
54	MG	DX	101	1/1	0.85	0.37	103,103,103,103	0
54	MG	DY	101	1/1	0.85	0.30	12,12,12,12	0
54	MG	AA	1735	1/1	0.85	0.06	68,68,68,68	0
54	MG	BA	3203	1/1	0.85	0.14	67,67,67,67	0
54	MG	BA	3376	1/1	0.85	0.34	123,123,123,123	0
54	MG	D3	101	1/1	0.85	0.14	90,90,90,90	0
54	MG	BA	3586	1/1	0.85	0.28	97,97,97,97	0
54	MG	DA	3354	1/1	0.85	0.49	79,79,79,79	0
54	MG	BA	3350	1/1	0.86	0.38	66,66,66,66	0
54	MG	BA	3403	1/1	0.86	0.26	106,106,106,106	0
54	MG	DA	3817	1/1	0.86	0.41	76,76,76,76	0
54	MG	BA	3180	1/1	0.86	0.34	88,88,88,88	0
54	MG	DA	3102	1/1	0.86	0.26	50,50,50,50	0
54	MG	BA	3250	1/1	0.86	0.13	67,67,67,67	0
54	MG	CA	1780	1/1	0.86	0.15	93,93,93,93	0
54	MG	BA	2927	1/1	0.86	0.24	25,25,25,25	0
54	MG	CA	1792	1/1	0.86	0.31	93,93,93,93	0
54	MG	DA	3320	1/1	0.86	0.24	80,80,80,80	0
54	MG	BA	3255	1/1	0.86	0.56	101,101,101,101	0
54	MG	BA	3564	1/1	0.86	0.76	146,146,146,146	0
54	MG	DA	3329	1/1	0.86	0.17	96,96,96,96	0
54	MG	DA	3679	1/1	0.86	0.34	50,50,50,50	0
54	MG	AA	1873	1/1	0.86	0.48	105,105,105,105	0
54	MG	DA	3132	1/1	0.86	0.57	62,62,62,62	0
54	MG	DA	3855	1/1	0.86	0.33	104,104,104,104	0
54	MG	CA	1798	1/1	0.86	0.26	111,111,111,111	0
54	MG	AA	1697	1/1	0.86	0.80	73,73,73,73	0

Continued on next page...

Continued from previous page...

Mol	Type	Chain	Res	Atoms	RSCC	RSR	B-factors(Å ²)	Q<0.9
54	MG	DA	3520	1/1	0.86	0.20	133,133,133,133	0
54	MG	CA	1800	1/1	0.86	0.17	89,89,89,89	0
54	MG	BA	3425	1/1	0.86	0.67	85,85,85,85	0
54	MG	DA	3166	1/1	0.86	0.10	73,73,73,73	0
54	MG	DB	215	1/1	0.86	0.29	103,103,103,103	0
54	MG	CA	1925	1/1	0.86	0.37	77,77,77,77	0
54	MG	BC	301	1/1	0.86	0.80	60,60,60,60	0
54	MG	DA	3705	1/1	0.86	0.20	86,86,86,86	0
54	MG	DA	3181	1/1	0.86	0.13	96,96,96,96	0
54	MG	BA	3306	1/1	0.86	0.24	78,78,78,78	0
54	MG	DA	3540	1/1	0.86	0.22	93,93,93,93	0
54	MG	AA	1743	1/1	0.86	0.54	140,140,140,140	0
54	MG	AA	1643	1/1	0.86	0.19	63,63,63,63	0
54	MG	DB	231	1/1	0.86	0.33	117,117,117,117	0
54	MG	CA	1690	1/1	0.86	0.16	65,65,65,65	0
54	MG	CA	1826	1/1	0.86	0.31	97,97,97,97	0
54	MG	DA	3370	1/1	0.86	1.27	92,92,92,92	0
54	MG	BA	3265	1/1	0.86	0.16	53,53,53,53	0
54	MG	DA	3567	1/1	0.86	1.01	87,87,87,87	0
54	MG	DA	3728	1/1	0.86	0.67	83,83,83,83	0
54	MG	BA	3190	1/1	0.86	0.35	72,72,72,72	0
54	MG	CA	1839	1/1	0.86	0.35	92,92,92,92	0
54	MG	AA	1748	1/1	0.86	0.21	56,56,56,56	0
54	MG	BA	3647	1/1	0.86	0.62	149,149,149,149	0
54	MG	BT	101	1/1	0.86	0.88	101,101,101,101	0
54	MG	DE	301	1/1	0.86	0.17	32,32,32,32	0
54	MG	DA	2993	1/1	0.86	0.38	47,47,47,47	0
54	MG	BA	3327	1/1	0.86	0.79	86,86,86,86	0
54	MG	BA	3529	1/1	0.86	0.27	79,79,79,79	0
54	MG	BA	3470	1/1	0.86	0.30	71,71,71,71	0
54	MG	DA	3755	1/1	0.86	0.30	89,89,89,89	0
54	MG	BA	3126	1/1	0.86	0.40	60,60,60,60	0
54	MG	DJ	202	1/1	0.86	0.37	126,126,126,126	0
54	MG	DK	201	1/1	0.86	0.16	87,87,87,87	0
54	MG	B2	102	1/1	0.86	0.71	65,65,65,65	0
54	MG	BA	3654	1/1	0.86	0.32	122,122,122,122	0
54	MG	AA	1740	1/1	0.86	0.13	76,76,76,76	0
54	MG	CA	1602	1/1	0.86	0.50	43,43,43,43	0
54	MG	BA	3659	1/1	0.86	0.27	68,68,68,68	0
54	MG	BA	3173	1/1	0.86	0.51	87,87,87,87	0
54	MG	BA	3234	1/1	0.86	0.41	73,73,73,73	0
54	MG	BA	3540	1/1	0.86	0.27	80,80,80,80	0

Continued on next page...

Continued from previous page...

Mol	Type	Chain	Res	Atoms	RSCC	RSR	B-factors(\AA^2)	Q<0.9
54	MG	BA	3174	1/1	0.86	0.30	67,67,67,67	0
54	MG	CA	1625	1/1	0.86	0.51	67,67,67,67	0
54	MG	DA	3784	1/1	0.86	0.07	108,108,108,108	0
54	MG	DV	204	1/1	0.86	0.28	96,96,96,96	0
54	MG	BA	3543	1/1	0.86	0.30	76,76,76,76	0
54	MG	CA	1629	1/1	0.86	0.34	93,93,93,93	0
54	MG	DA	3633	1/1	0.86	0.43	83,83,83,83	0
54	MG	CA	1890	1/1	0.86	0.58	78,78,78,78	0
54	MG	DA	3453	1/1	0.86	0.63	87,87,87,87	0
54	MG	BA	3344	1/1	0.86	0.36	99,99,99,99	0
54	MG	DA	3458	1/1	0.86	0.09	95,95,95,95	0
54	MG	DA	3287	1/1	0.86	0.07	104,104,104,104	0
54	MG	AD	302	1/1	0.86	0.18	76,76,76,76	0
54	MG	CA	1651	1/1	0.87	0.40	111,111,111,111	0
54	MG	DA	3659	1/1	0.87	1.13	61,61,61,61	0
54	MG	AA	1665	1/1	0.87	0.33	70,70,70,70	0
54	MG	BA	3544	1/1	0.87	0.38	81,81,81,81	0
54	MG	DA	3072	1/1	0.87	0.72	80,80,80,80	0
54	MG	AA	1825	1/1	0.87	0.98	79,79,79,79	0
54	MG	AA	1786	1/1	0.87	0.65	119,119,119,119	0
54	MG	CA	1902	1/1	0.87	0.18	77,77,77,77	0
54	MG	BA	3078	1/1	0.87	0.27	104,104,104,104	0
54	MG	BA	3551	1/1	0.87	0.17	95,95,95,95	0
54	MG	BA	3552	1/1	0.87	0.11	99,99,99,99	0
54	MG	BA	3023	1/1	0.87	0.69	57,57,57,57	0
54	MG	AA	1862	1/1	0.87	0.65	84,84,84,84	0
54	MG	DA	3850	1/1	0.87	0.42	52,52,52,52	0
54	MG	BA	3248	1/1	0.87	0.51	82,82,82,82	0
54	MG	BA	3388	1/1	0.87	0.51	66,66,66,66	0
54	MG	DA	3683	1/1	0.87	0.34	58,58,58,58	0
54	MG	DA	3503	1/1	0.87	0.28	91,91,91,91	0
54	MG	BA	3316	1/1	0.87	0.43	97,97,97,97	0
54	MG	DA	3506	1/1	0.87	0.40	101,101,101,101	0
54	MG	DA	3120	1/1	0.87	0.10	61,61,61,61	0
54	MG	DB	203	1/1	0.87	0.16	69,69,69,69	0
54	MG	BA	3318	1/1	0.87	0.47	73,73,73,73	0
54	MG	DA	3693	1/1	0.87	0.31	63,63,63,63	0
54	MG	CA	1921	1/1	0.87	0.20	97,97,97,97	0
54	MG	CA	1824	1/1	0.87	0.21	123,123,123,123	0
54	MG	AE	201	1/1	0.87	0.11	123,123,123,123	0
54	MG	CA	1929	1/1	0.87	0.48	95,95,95,95	0
54	MG	AA	1710	1/1	0.87	0.52	84,84,84,84	0

Continued on next page...

Continued from previous page...

Mol	Type	Chain	Res	Atoms	RSCC	RSR	B-factors(Å ²)	Q<0.9
54	MG	BA	3253	1/1	0.87	0.18	88,88,88,88	0
54	MG	BA	3580	1/1	0.87	0.64	94,94,94,94	0
54	MG	DA	3173	1/1	0.87	0.29	73,73,73,73	0
54	MG	DA	3348	1/1	0.87	0.10	83,83,83,83	0
54	MG	DA	3175	1/1	0.87	0.10	102,102,102,102	0
54	MG	DA	3178	1/1	0.87	0.66	54,54,54,54	0
54	MG	DA	3549	1/1	0.87	0.32	115,115,115,115	0
54	MG	BA	3146	1/1	0.87	0.05	99,99,99,99	0
54	MG	DA	3558	1/1	0.87	0.27	148,148,148,148	0
54	MG	BA	3508	1/1	0.87	0.15	90,90,90,90	0
54	MG	AA	1788	1/1	0.87	0.14	148,148,148,148	0
54	MG	BA	2979	1/1	0.87	0.14	86,86,86,86	0
54	MG	DC	303	1/1	0.87	0.88	80,80,80,80	0
54	MG	BA	3410	1/1	0.87	0.46	112,112,112,112	0
54	MG	DA	2962	1/1	0.87	0.19	37,37,37,37	0
54	MG	DA	3373	1/1	0.87	0.10	78,78,78,78	0
54	MG	DA	3198	1/1	0.87	0.31	65,65,65,65	0
54	MG	DA	2963	1/1	0.87	0.10	32,32,32,32	0
54	MG	DA	3574	1/1	0.87	0.26	152,152,152,152	0
54	MG	CA	1854	1/1	0.87	0.14	111,111,111,111	0
54	MG	AA	1660	1/1	0.87	0.17	122,122,122,122	0
54	MG	DA	2986	1/1	0.87	0.58	41,41,41,41	0
54	MG	AA	1726	1/1	0.87	0.12	103,103,103,103	0
54	MG	BA	3263	1/1	0.87	0.32	107,107,107,107	0
54	MG	AA	1661	1/1	0.87	0.15	51,51,51,51	0
54	MG	BA	3044	1/1	0.87	0.26	39,39,39,39	0
54	MG	BA	3157	1/1	0.87	0.19	94,94,94,94	0
54	MG	CA	1737	1/1	0.87	0.47	70,70,70,70	0
54	MG	CA	1969	1/1	0.87	0.59	124,124,124,124	0
54	MG	AA	1781	1/1	0.87	0.20	92,92,92,92	0
54	MG	DA	3608	1/1	0.87	0.33	128,128,128,128	0
54	MG	AK	201	1/1	0.87	0.32	101,101,101,101	0
54	MG	DA	3775	1/1	0.87	0.22	98,98,98,98	0
54	MG	DA	3030	1/1	0.87	0.28	73,73,73,73	0
54	MG	BA	3115	1/1	0.87	0.43	76,76,76,76	0
54	MG	DA	3038	1/1	0.87	0.42	44,44,44,44	0
54	MG	BA	3006	1/1	0.87	0.57	61,61,61,61	0
54	MG	BB	212	1/1	0.87	0.23	107,107,107,107	0
54	MG	AA	1821	1/1	0.87	0.51	91,91,91,91	0
54	MG	CA	1768	1/1	0.87	0.20	123,123,123,123	0
54	MG	DA	3048	1/1	0.87	0.29	51,51,51,51	0
54	MG	DA	3799	1/1	0.87	0.37	96,96,96,96	0

Continued on next page...

Continued from previous page...

Mol	Type	Chain	Res	Atoms	RSCC	RSR	B-factors(\AA^2)	Q<0.9
54	MG	AA	1659	1/1	0.87	0.51	74,74,74,74	0
54	MG	DA	3260	1/1	0.87	1.20	90,90,90,90	0
54	MG	DA	3262	1/1	0.87	0.57	73,73,73,73	0
54	MG	BA	3221	1/1	0.87	0.46	141,141,141,141	0
54	MG	D5	102	1/1	0.87	0.24	59,59,59,59	0
54	MG	AA	1879	1/1	0.87	0.61	119,119,119,119	0
54	MG	DA	3063	1/1	0.88	0.69	126,126,126,126	0
54	MG	DA	3753	1/1	0.88	0.38	79,79,79,79	0
54	MG	DA	3283	1/1	0.88	0.27	71,71,71,71	0
54	MG	DA	3530	1/1	0.88	0.32	71,71,71,71	0
54	MG	DA	3065	1/1	0.88	0.41	61,61,61,61	0
54	MG	DA	3533	1/1	0.88	0.25	60,60,60,60	0
54	MG	BA	3631	1/1	0.88	0.12	85,85,85,85	0
54	MG	AA	1747	1/1	0.88	0.44	116,116,116,116	0
54	MG	DA	3297	1/1	0.88	0.54	76,76,76,76	0
54	MG	DA	3302	1/1	0.88	0.73	102,102,102,102	0
54	MG	CA	1859	1/1	0.88	0.25	93,93,93,93	0
54	MG	AA	1865	1/1	0.88	0.12	107,107,107,107	0
54	MG	AA	1699	1/1	0.88	0.34	57,57,57,57	0
54	MG	CA	1721	1/1	0.88	0.90	118,118,118,118	0
54	MG	DA	3079	1/1	0.88	0.35	51,51,51,51	0
54	MG	DA	3080	1/1	0.88	0.78	83,83,83,83	0
54	MG	BX	102	1/1	0.88	0.35	103,103,103,103	0
54	MG	BA	3127	1/1	0.88	0.77	61,61,61,61	0
54	MG	BA	3315	1/1	0.88	0.15	84,84,84,84	0
54	MG	DA	3791	1/1	0.88	0.28	108,108,108,108	0
54	MG	DA	3093	1/1	0.88	0.35	47,47,47,47	0
54	MG	DA	3096	1/1	0.88	0.51	59,59,59,59	0
54	MG	DA	3100	1/1	0.88	0.14	78,78,78,78	0
54	MG	BA	3073	1/1	0.88	0.34	63,63,63,63	0
54	MG	CA	1883	1/1	0.88	0.38	75,75,75,75	0
54	MG	AA	1751	1/1	0.88	0.13	88,88,88,88	0
54	MG	DA	3580	1/1	0.88	0.33	162,162,162,162	0
54	MG	AA	1752	1/1	0.88	0.24	94,94,94,94	0
54	MG	DA	3584	1/1	0.88	0.46	130,130,130,130	0
54	MG	DA	3108	1/1	0.88	0.26	54,54,54,54	0
54	MG	BA	3027	1/1	0.88	0.28	72,72,72,72	0
54	MG	DA	3111	1/1	0.88	0.13	84,84,84,84	0
54	MG	AA	1848	1/1	0.88	0.34	77,77,77,77	0
54	MG	BA	3091	1/1	0.88	0.22	72,72,72,72	0
54	MG	DA	3829	1/1	0.88	0.08	96,96,96,96	0
54	MG	BA	3404	1/1	0.88	0.21	80,80,80,80	0

Continued on next page...

Continued from previous page...

Mol	Type	Chain	Res	Atoms	RSCC	RSR	B-factors(\AA^2)	Q<0.9
54	MG	AA	1849	1/1	0.88	0.32	79,79,79,79	0
54	MG	BA	3407	1/1	0.88	0.30	79,79,79,79	0
54	MG	CA	1894	1/1	0.88	0.47	97,97,97,97	0
54	MG	DA	3840	1/1	0.88	0.38	81,81,81,81	0
54	MG	DA	3135	1/1	0.88	0.13	114,114,114,114	0
54	MG	CA	1746	1/1	0.88	0.24	141,141,141,141	0
54	MG	DA	3368	1/1	0.88	0.25	98,98,98,98	0
54	MG	DA	3147	1/1	0.88	0.46	86,86,86,86	0
54	MG	DA	3849	1/1	0.88	0.17	89,89,89,89	0
54	MG	DA	3151	1/1	0.88	0.25	76,76,76,76	0
54	MG	CA	1748	1/1	0.88	0.21	115,115,115,115	0
54	MG	CA	1751	1/1	0.88	0.08	117,117,117,117	0
54	MG	DA	3854	1/1	0.88	0.10	124,124,124,124	0
54	MG	DA	3158	1/1	0.88	0.40	42,42,42,42	0
54	MG	DA	3624	1/1	0.88	0.27	92,92,92,92	0
54	MG	DA	3627	1/1	0.88	0.60	63,63,63,63	0
54	MG	CA	1756	1/1	0.88	0.25	84,84,84,84	0
54	MG	AA	1875	1/1	0.88	0.22	97,97,97,97	0
54	MG	CA	1626	1/1	0.88	0.54	68,68,68,68	0
54	MG	DA	3646	1/1	0.88	0.66	45,45,45,45	0
54	MG	DA	3393	1/1	0.88	0.40	77,77,77,77	0
54	MG	BA	3336	1/1	0.88	0.73	87,87,87,87	0
54	MG	BA	2993	1/1	0.88	0.48	49,49,49,49	0
54	MG	CA	1907	1/1	0.88	0.43	87,87,87,87	0
54	MG	DA	3408	1/1	0.88	0.23	109,109,109,109	0
54	MG	CA	1632	1/1	0.88	0.46	59,59,59,59	0
54	MG	BA	3096	1/1	0.88	0.33	76,76,76,76	0
54	MG	BA	3677	1/1	0.88	0.27	72,72,72,72	0
54	MG	AA	1622	1/1	0.88	0.54	62,62,62,62	0
54	MG	CA	1916	1/1	0.88	0.37	118,118,118,118	0
54	MG	DA	3195	1/1	0.88	0.25	83,83,83,83	0
54	MG	BA	3597	1/1	0.88	0.28	56,56,56,56	0
54	MG	DA	3204	1/1	0.88	0.49	53,53,53,53	0
54	MG	BA	3528	1/1	0.88	0.22	73,73,73,73	0
54	MG	DA	3427	1/1	0.88	0.38	85,85,85,85	0
54	MG	BA	3102	1/1	0.88	0.35	72,72,72,72	0
54	MG	BA	3421	1/1	0.88	0.20	80,80,80,80	0
54	MG	BA	3151	1/1	0.88	0.44	70,70,70,70	0
54	MG	BB	214	1/1	0.88	0.64	84,84,84,84	0
54	MG	DA	3444	1/1	0.88	0.38	72,72,72,72	0
54	MG	DA	3445	1/1	0.88	0.15	137,137,137,137	0
54	MG	CA	1653	1/1	0.88	0.16	133,133,133,133	0

Continued on next page...

Continued from previous page...

Mol	Type	Chain	Res	Atoms	RSCC	RSR	B-factors(Å ²)	Q<0.9
54	MG	DA	3222	1/1	0.88	0.49	112,112,112,112	0
54	MG	BA	3041	1/1	0.88	0.36	62,62,62,62	0
54	MG	CA	1658	1/1	0.88	0.26	94,94,94,94	0
54	MG	CA	1660	1/1	0.88	0.14	158,158,158,158	0
54	MG	DA	3007	1/1	0.88	0.36	44,44,44,44	0
54	MG	AA	1611	1/1	0.88	0.44	55,55,55,55	0
54	MG	BA	3537	1/1	0.88	0.19	60,60,60,60	0
54	MG	DA	3464	1/1	0.88	0.12	133,133,133,133	0
54	MG	DA	3022	1/1	0.88	0.24	35,35,35,35	0
54	MG	DJ	205	1/1	0.88	0.50	91,91,91,91	0
54	MG	DJ	206	1/1	0.88	0.14	135,135,135,135	0
54	MG	DA	3703	1/1	0.88	0.37	60,60,60,60	0
54	MG	BA	2942	1/1	0.88	0.21	19,19,19,19	0
54	MG	DA	3238	1/1	0.88	0.33	56,56,56,56	0
54	MG	CA	1944	1/1	0.88	0.32	66,66,66,66	0
54	MG	CA	1679	1/1	0.88	0.53	89,89,89,89	0
54	MG	BA	3610	1/1	0.88	0.89	80,80,80,80	0
54	MG	AA	1857	1/1	0.88	0.14	103,103,103,103	0
54	MG	DQ	201	1/1	0.88	0.23	57,57,57,57	0
54	MG	DA	3494	1/1	0.88	0.29	63,63,63,63	0
54	MG	DA	3033	1/1	0.88	0.50	79,79,79,79	0
54	MG	BA	2954	1/1	0.88	0.27	73,73,73,73	0
54	MG	DA	3723	1/1	0.88	0.31	67,67,67,67	0
54	MG	DA	3500	1/1	0.88	0.23	108,108,108,108	0
54	MG	BA	3214	1/1	0.88	0.79	79,79,79,79	0
54	MG	BA	3159	1/1	0.88	0.68	59,59,59,59	0
54	MG	BA	3217	1/1	0.88	0.21	55,55,55,55	0
54	MG	DX	103	1/1	0.88	0.29	60,60,60,60	0
54	MG	BA	3050	1/1	0.88	0.57	57,57,57,57	0
54	MG	DY	102	1/1	0.88	0.37	69,69,69,69	0
54	MG	AA	1816	1/1	0.88	0.87	89,89,89,89	0
54	MG	AA	1793	1/1	0.88	0.25	68,68,68,68	0
54	MG	DA	3740	1/1	0.88	0.10	99,99,99,99	0
54	MG	DA	3274	1/1	0.88	0.13	116,116,116,116	0
54	MG	D4	102	1/1	0.88	0.23	65,65,65,65	0
54	MG	BA	3292	1/1	0.88	0.23	71,71,71,71	0
54	MG	DA	3748	1/1	0.88	0.24	61,61,61,61	0
54	MG	AA	1632	1/1	0.88	0.34	65,65,65,65	0
54	MG	AA	1859	1/1	0.89	0.20	87,87,87,87	0
54	MG	BA	2985	1/1	0.89	0.53	43,43,43,43	0
54	MG	BA	3305	1/1	0.89	0.10	87,87,87,87	0
54	MG	DA	3336	1/1	0.89	1.01	70,70,70,70	0

Continued on next page...

Continued from previous page...

Mol	Type	Chain	Res	Atoms	RSCC	RSR	B-factors(Å ²)	Q<0.9
54	MG	DA	3778	1/1	0.89	0.51	80,80,80,80	0
54	MG	BA	3638	1/1	0.89	0.85	127,127,127,127	0
54	MG	BA	3062	1/1	0.89	0.52	79,79,79,79	0
54	MG	DA	3118	1/1	0.89	0.43	50,50,50,50	0
54	MG	DA	3785	1/1	0.89	0.25	109,109,109,109	0
54	MG	BA	3480	1/1	0.89	1.07	79,79,79,79	0
54	MG	AA	1749	1/1	0.89	0.24	90,90,90,90	0
54	MG	B4	101	1/1	0.89	0.28	91,91,91,91	0
54	MG	DA	3351	1/1	0.89	0.30	89,89,89,89	0
54	MG	DA	3353	1/1	0.89	0.25	105,105,105,105	0
54	MG	AA	1797	1/1	0.89	0.48	72,72,72,72	0
54	MG	AA	1814	1/1	0.89	0.12	82,82,82,82	0
54	MG	DA	3586	1/1	0.89	0.32	79,79,79,79	0
54	MG	CA	1613	1/1	0.89	0.62	68,68,68,68	0
54	MG	BA	3030	1/1	0.89	0.19	61,61,61,61	0
54	MG	DA	3805	1/1	0.89	0.10	70,70,70,70	0
54	MG	CA	1745	1/1	0.89	0.19	77,77,77,77	0
54	MG	BA	3650	1/1	0.89	0.31	69,69,69,69	0
54	MG	BA	3199	1/1	0.89	0.34	61,61,61,61	0
54	MG	AA	1766	1/1	0.89	0.25	106,106,106,106	0
54	MG	DA	3818	1/1	0.89	0.16	78,78,78,78	0
54	MG	DA	3602	1/1	0.89	0.39	91,91,91,91	0
54	MG	CA	1901	1/1	0.89	0.30	76,76,76,76	0
54	MG	BA	3503	1/1	0.89	0.82	90,90,90,90	0
54	MG	DA	3606	1/1	0.89	0.26	68,68,68,68	0
54	MG	DA	3830	1/1	0.89	0.18	125,125,125,125	0
54	MG	DA	3831	1/1	0.89	0.29	66,66,66,66	0
54	MG	DA	3171	1/1	0.89	0.14	93,93,93,93	0
54	MG	CA	1758	1/1	0.89	0.22	77,77,77,77	0
54	MG	DA	3610	1/1	0.89	0.56	81,81,81,81	0
54	MG	CA	1904	1/1	0.89	0.31	97,97,97,97	0
54	MG	BA	3076	1/1	0.89	0.50	68,68,68,68	0
54	MG	BA	3582	1/1	0.89	0.30	102,102,102,102	0
54	MG	CA	1628	1/1	0.89	0.62	84,84,84,84	0
54	MG	DA	2947	1/1	0.89	0.47	37,37,37,37	0
54	MG	DA	3846	1/1	0.89	0.24	94,94,94,94	0
54	MG	DA	2951	1/1	0.89	0.67	56,56,56,56	0
54	MG	DA	3186	1/1	0.89	0.40	82,82,82,82	0
54	MG	DA	2952	1/1	0.89	0.47	25,25,25,25	0
54	MG	DA	3191	1/1	0.89	0.23	62,62,62,62	0
54	MG	CA	1765	1/1	0.89	0.19	95,95,95,95	0
54	MG	BA	3000	1/1	0.89	0.45	49,49,49,49	0

Continued on next page...

Continued from previous page...

Mol	Type	Chain	Res	Atoms	RSCC	RSR	B-factors(Å ²)	Q<0.9
54	MG	AA	1877	1/1	0.89	1.47	102,102,102,102	0
54	MG	CA	1913	1/1	0.89	0.19	109,109,109,109	0
54	MG	CA	1914	1/1	0.89	0.13	97,97,97,97	0
54	MG	DA	3207	1/1	0.89	0.29	43,43,43,43	0
54	MG	DA	3421	1/1	0.89	0.15	63,63,63,63	0
54	MG	BA	3083	1/1	0.89	0.08	70,70,70,70	0
54	MG	DB	204	1/1	0.89	0.28	56,56,56,56	0
54	MG	BA	2968	1/1	0.89	0.53	47,47,47,47	0
54	MG	BA	2912	1/1	0.89	0.50	19,19,19,19	0
54	MG	CA	1785	1/1	0.89	0.27	76,76,76,76	0
54	MG	DA	3001	1/1	0.89	0.18	25,25,25,25	0
54	MG	DB	219	1/1	0.89	0.17	73,73,73,73	0
54	MG	BA	3270	1/1	0.89	0.14	93,93,93,93	0
54	MG	CA	1924	1/1	0.89	0.19	116,116,116,116	0
54	MG	AA	1856	1/1	0.89	0.39	58,58,58,58	0
54	MG	DA	3442	1/1	0.89	0.63	71,71,71,71	0
54	MG	BA	3212	1/1	0.89	0.27	67,67,67,67	0
54	MG	BA	3172	1/1	0.89	0.26	74,74,74,74	0
54	MG	DA	3671	1/1	0.89	1.11	69,69,69,69	0
54	MG	CA	1649	1/1	0.89	1.00	96,96,96,96	0
54	MG	BB	205	1/1	0.89	0.14	108,108,108,108	0
54	MG	CA	1935	1/1	0.89	0.26	101,101,101,101	0
54	MG	BA	3347	1/1	0.89	0.16	77,77,77,77	0
54	MG	BA	3521	1/1	0.89	0.18	88,88,88,88	0
54	MG	CA	1654	1/1	0.89	0.20	78,78,78,78	0
54	MG	BA	3522	1/1	0.89	0.27	54,54,54,54	0
54	MG	DB	242	1/1	0.89	0.09	113,113,113,113	0
54	MG	BA	3523	1/1	0.89	1.58	99,99,99,99	0
54	MG	BA	3348	1/1	0.89	0.38	107,107,107,107	0
54	MG	DD	302	1/1	0.89	0.21	61,61,61,61	0
54	MG	DA	3465	1/1	0.89	0.27	105,105,105,105	0
54	MG	CA	1948	1/1	0.89	0.07	99,99,99,99	0
54	MG	DA	3695	1/1	0.89	0.28	76,76,76,76	0
54	MG	BA	3526	1/1	0.89	0.17	66,66,66,66	0
54	MG	BA	3093	1/1	0.89	0.40	67,67,67,67	0
54	MG	CA	1668	1/1	0.89	0.25	86,86,86,86	0
54	MG	AA	1806	1/1	0.89	0.34	65,65,65,65	0
54	MG	BA	3017	1/1	0.89	0.22	55,55,55,55	0
54	MG	DA	3264	1/1	0.89	0.12	78,78,78,78	0
54	MG	CA	1956	1/1	0.89	0.27	85,85,85,85	0
54	MG	CA	1833	1/1	0.89	0.27	79,79,79,79	0
54	MG	BA	2937	1/1	0.89	0.13	56,56,56,56	0

Continued on next page...

Continued from previous page...

Mol	Type	Chain	Res	Atoms	RSCC	RSR	B-factors(\AA^2)	Q<0.9
54	MG	BA	3429	1/1	0.89	0.38	79,79,79,79	0
54	MG	BA	3611	1/1	0.89	0.29	75,75,75,75	0
54	MG	DA	3279	1/1	0.89	0.37	38,38,38,38	0
54	MG	BA	2974	1/1	0.89	0.31	81,81,81,81	0
54	MG	BA	3448	1/1	0.89	0.47	51,51,51,51	0
54	MG	BA	3286	1/1	0.89	0.20	68,68,68,68	0
54	MG	DL	203	1/1	0.89	0.32	66,66,66,66	0
54	MG	AA	1858	1/1	0.89	0.09	86,86,86,86	0
54	MG	CA	1697	1/1	0.89	0.08	83,83,83,83	0
54	MG	DA	3514	1/1	0.89	0.23	68,68,68,68	0
54	MG	DA	3515	1/1	0.89	0.52	73,73,73,73	0
54	MG	DA	3516	1/1	0.89	0.33	73,73,73,73	0
54	MG	BA	3145	1/1	0.89	0.59	74,74,74,74	0
54	MG	DA	3298	1/1	0.89	1.06	72,72,72,72	0
54	MG	DA	3299	1/1	0.89	0.40	104,104,104,104	0
54	MG	BA	3366	1/1	0.89	0.32	80,80,80,80	0
54	MG	DA	3090	1/1	0.89	0.41	59,59,59,59	0
54	MG	DA	3531	1/1	0.89	0.35	93,93,93,93	0
54	MG	BA	3290	1/1	0.89	0.25	79,79,79,79	0
54	MG	DA	3094	1/1	0.89	0.40	67,67,67,67	0
54	MG	DA	3534	1/1	0.89	0.32	83,83,83,83	0
54	MG	DA	3095	1/1	0.89	0.55	72,72,72,72	0
54	MG	BA	3469	1/1	0.89	0.25	58,58,58,58	0
54	MG	DA	3313	1/1	0.89	0.54	78,78,78,78	0
54	MG	BM	201	1/1	0.89	0.28	50,50,50,50	0
54	MG	BP	202	1/1	0.89	0.13	84,84,84,84	0
54	MG	BR	201	1/1	0.89	0.07	75,75,75,75	0
54	MG	BA	3186	1/1	0.89	0.20	85,85,85,85	0
54	MG	DA	3104	1/1	0.89	0.24	49,49,49,49	0
54	MG	BA	3235	1/1	0.89	0.26	54,54,54,54	0
54	MG	DA	3288	1/1	0.90	0.15	104,104,104,104	0
54	MG	DA	3290	1/1	0.90	0.15	61,61,61,61	0
54	MG	AA	1780	1/1	0.90	0.06	101,101,101,101	0
54	MG	BB	203	1/1	0.90	0.75	74,74,74,74	0
54	MG	DA	3764	1/1	0.90	0.35	80,80,80,80	0
54	MG	BA	3304	1/1	0.90	0.57	100,100,100,100	0
54	MG	AA	1663	1/1	0.90	0.22	54,54,54,54	0
54	MG	AA	1655	1/1	0.90	0.73	58,58,58,58	0
54	MG	CA	1663	1/1	0.90	0.32	128,128,128,128	0
54	MG	CA	1822	1/1	0.90	0.38	93,93,93,93	0
54	MG	BA	2984	1/1	0.90	0.20	50,50,50,50	0
54	MG	CA	1968	1/1	0.90	0.15	87,87,87,87	0

Continued on next page...

Continued from previous page...

Mol	Type	Chain	Res	Atoms	RSCC	RSR	B-factors(Å ²)	Q<0.9
54	MG	BB	213	1/1	0.90	0.41	111,111,111,111	0
54	MG	DA	3088	1/1	0.90	0.09	83,83,83,83	0
54	MG	BA	3309	1/1	0.90	0.26	84,84,84,84	0
54	MG	AA	1804	1/1	0.90	1.49	80,80,80,80	0
54	MG	AA	1829	1/1	0.90	0.13	64,64,64,64	0
54	MG	BA	3251	1/1	0.90	0.55	95,95,95,95	0
54	MG	CA	1841	1/1	0.90	0.18	95,95,95,95	0
54	MG	BA	3089	1/1	0.90	0.49	69,69,69,69	0
54	MG	BA	2948	1/1	0.90	0.27	62,62,62,62	0
54	MG	AA	1645	1/1	0.90	0.06	138,138,138,138	0
54	MG	BA	3141	1/1	0.90	0.64	91,91,91,91	0
54	MG	BA	2951	1/1	0.90	0.83	53,53,53,53	0
54	MG	BB	227	1/1	0.90	0.43	80,80,80,80	0
54	MG	DA	3106	1/1	0.90	0.26	69,69,69,69	0
54	MG	CD	304	1/1	0.90	0.50	108,108,108,108	0
54	MG	CE	201	1/1	0.90	0.13	117,117,117,117	0
54	MG	BA	2996	1/1	0.90	0.27	125,125,125,125	0
54	MG	AA	1762	1/1	0.90	0.55	91,91,91,91	0
54	MG	DA	3345	1/1	0.90	0.28	88,88,88,88	0
54	MG	DA	3347	1/1	0.90	0.58	67,67,67,67	0
54	MG	AA	1723	1/1	0.90	0.25	126,126,126,126	0
54	MG	DA	3819	1/1	0.90	0.57	130,130,130,130	0
54	MG	DA	3820	1/1	0.90	0.93	59,59,59,59	0
54	MG	DA	3825	1/1	0.90	0.36	103,103,103,103	0
54	MG	CA	1705	1/1	0.90	0.37	122,122,122,122	0
54	MG	DA	3590	1/1	0.90	0.45	47,47,47,47	0
54	MG	DA	3592	1/1	0.90	0.12	114,114,114,114	0
54	MG	CA	1706	1/1	0.90	0.81	106,106,106,106	0
54	MG	BA	3002	1/1	0.90	1.36	96,96,96,96	0
54	MG	BA	3419	1/1	0.90	0.29	67,67,67,67	0
54	MG	BA	3266	1/1	0.90	0.13	104,104,104,104	0
54	MG	BA	3267	1/1	0.90	0.48	65,65,65,65	0
54	MG	BA	3617	1/1	0.90	0.14	96,96,96,96	0
54	MG	BA	3618	1/1	0.90	0.22	76,76,76,76	0
54	MG	CA	1720	1/1	0.90	0.21	69,69,69,69	0
54	MG	DA	3152	1/1	0.90	0.38	43,43,43,43	0
54	MG	BN	202	1/1	0.90	0.66	78,78,78,78	0
54	MG	DA	3371	1/1	0.90	0.29	53,53,53,53	0
54	MG	DA	3845	1/1	0.90	0.23	94,94,94,94	0
54	MG	BA	3620	1/1	0.90	0.58	88,88,88,88	0
54	MG	DA	3847	1/1	0.90	0.28	91,91,91,91	0
54	MG	DA	3156	1/1	0.90	0.21	52,52,52,52	0

Continued on next page...

Continued from previous page...

Mol	Type	Chain	Res	Atoms	RSCC	RSR	B-factors(\AA^2)	Q<0.9
54	MG	DA	3378	1/1	0.90	0.36	68,68,68,68	0
54	MG	BA	3422	1/1	0.90	0.18	93,93,93,93	0
54	MG	DA	3382	1/1	0.90	0.42	92,92,92,92	0
54	MG	DA	3162	1/1	0.90	0.38	30,30,30,30	0
54	MG	AC	302	1/1	0.90	0.33	71,71,71,71	0
54	MG	BT	102	1/1	0.90	0.23	66,66,66,66	0
54	MG	DA	3389	1/1	0.90	0.17	76,76,76,76	0
54	MG	DA	3167	1/1	0.90	0.45	58,58,58,58	0
54	MG	DA	3861	1/1	0.90	0.30	90,90,90,90	0
54	MG	DA	3392	1/1	0.90	0.50	76,76,76,76	0
54	MG	DA	3644	1/1	0.90	0.50	75,75,75,75	0
54	MG	BA	3346	1/1	0.90	0.15	136,136,136,136	0
54	MG	CA	1892	1/1	0.90	0.65	114,114,114,114	0
54	MG	AA	1678	1/1	0.90	0.19	78,78,78,78	0
54	MG	DA	3651	1/1	0.90	0.37	51,51,51,51	0
54	MG	BA	3048	1/1	0.90	0.69	70,70,70,70	0
54	MG	DA	3404	1/1	0.90	0.28	79,79,79,79	0
54	MG	AA	1767	1/1	0.90	0.14	118,118,118,118	0
54	MG	BA	3630	1/1	0.90	0.37	151,151,151,151	0
54	MG	BA	3009	1/1	0.90	0.43	73,73,73,73	0
54	MG	DA	2922	1/1	0.90	0.45	37,37,37,37	0
54	MG	DA	3415	1/1	0.90	0.47	66,66,66,66	0
54	MG	BA	3351	1/1	0.90	0.75	116,116,116,116	0
54	MG	DA	2936	1/1	0.90	0.12	42,42,42,42	0
54	MG	DA	2941	1/1	0.90	0.18	21,21,21,21	0
54	MG	BA	3053	1/1	0.90	0.45	69,69,69,69	0
54	MG	CA	1743	1/1	0.90	0.14	88,88,88,88	0
54	MG	BA	3635	1/1	0.90	0.28	113,113,113,113	0
54	MG	AA	1737	1/1	0.90	0.25	111,111,111,111	0
54	MG	DA	2957	1/1	0.90	0.63	40,40,40,40	0
54	MG	CA	1747	1/1	0.90	0.17	69,69,69,69	0
54	MG	AA	1662	1/1	0.90	0.55	78,78,78,78	0
54	MG	DB	240	1/1	0.90	0.17	123,123,123,123	0
54	MG	DB	241	1/1	0.90	0.13	90,90,90,90	0
54	MG	CA	1750	1/1	0.90	0.27	87,87,87,87	0
54	MG	AA	1715	1/1	0.90	0.23	58,58,58,58	0
54	MG	CA	1754	1/1	0.90	0.86	121,121,121,121	0
54	MG	DA	3686	1/1	0.90	0.18	52,52,52,52	0
54	MG	DA	3687	1/1	0.90	0.18	57,57,57,57	0
54	MG	BA	3064	1/1	0.90	0.36	61,61,61,61	0
54	MG	DA	3219	1/1	0.90	0.13	60,60,60,60	0
54	MG	BA	3644	1/1	0.90	0.38	86,86,86,86	0

Continued on next page...

Continued from previous page...

Mol	Type	Chain	Res	Atoms	RSCC	RSR	B-factors(\AA^2)	Q<0.9
54	MG	CA	1759	1/1	0.90	0.32	89,89,89,89	0
54	MG	BA	3218	1/1	0.90	0.24	55,55,55,55	0
54	MG	DE	303	1/1	0.90	0.21	81,81,81,81	0
54	MG	DA	3694	1/1	0.90	0.20	64,64,64,64	0
54	MG	DA	3002	1/1	0.90	0.15	52,52,52,52	0
54	MG	BA	3473	1/1	0.90	1.49	70,70,70,70	0
54	MG	DA	3010	1/1	0.90	0.23	72,72,72,72	0
54	MG	BA	3364	1/1	0.90	0.36	107,107,107,107	0
54	MG	AA	1795	1/1	0.90	0.34	111,111,111,111	0
54	MG	BA	3171	1/1	0.90	0.10	127,127,127,127	0
54	MG	AA	1779	1/1	0.90	0.70	108,108,108,108	0
54	MG	BA	3566	1/1	0.90	0.30	72,72,72,72	0
54	MG	CA	1771	1/1	0.90	0.17	98,98,98,98	0
54	MG	CA	1774	1/1	0.90	0.27	79,79,79,79	0
54	MG	CA	1776	1/1	0.90	0.13	118,118,118,118	0
54	MG	DA	3031	1/1	0.90	0.61	79,79,79,79	0
54	MG	DA	3253	1/1	0.90	0.22	70,70,70,70	0
54	MG	DA	3714	1/1	0.90	0.07	96,96,96,96	0
54	MG	DA	3715	1/1	0.90	0.30	57,57,57,57	0
54	MG	CA	1930	1/1	0.90	0.11	89,89,89,89	0
54	MG	BA	3123	1/1	0.90	0.14	40,40,40,40	0
54	MG	DA	3495	1/1	0.90	0.27	111,111,111,111	0
54	MG	DA	3036	1/1	0.90	0.21	72,72,72,72	0
54	MG	DA	3725	1/1	0.90	0.45	65,65,65,65	0
54	MG	BA	3068	1/1	0.90	0.25	55,55,55,55	0
54	MG	CA	1784	1/1	0.90	0.24	94,94,94,94	0
54	MG	BA	3489	1/1	0.90	0.18	73,73,73,73	0
54	MG	DA	3044	1/1	0.90	0.18	45,45,45,45	0
54	MG	BA	3294	1/1	0.90	0.32	89,89,89,89	0
54	MG	DA	3273	1/1	0.90	0.14	94,94,94,94	0
54	MG	BA	3663	1/1	0.90	0.31	89,89,89,89	0
54	MG	BA	3295	1/1	0.90	0.30	60,60,60,60	0
54	MG	BA	3380	1/1	0.90	0.25	55,55,55,55	0
54	MG	D2	102	1/1	0.90	0.08	42,42,42,42	0
54	MG	DA	3512	1/1	0.90	0.36	159,159,159,159	0
54	MG	BA	3381	1/1	0.90	0.63	82,82,82,82	0
54	MG	D4	101	1/1	0.90	0.22	55,55,55,55	0
54	MG	BA	3587	1/1	0.90	0.27	77,77,77,77	0
54	MG	DA	3282	1/1	0.90	0.54	69,69,69,69	0
54	MG	BA	3021	1/1	0.90	0.53	66,66,66,66	0
54	MG	D5	103	1/1	0.90	0.37	71,71,71,71	0
54	MG	BA	3383	1/1	0.90	0.24	66,66,66,66	0

Continued on next page...

Continued from previous page...

Mol	Type	Chain	Res	Atoms	RSCC	RSR	B-factors(Å ²)	Q<0.9
54	MG	DA	3758	1/1	0.91	0.31	60,60,60,60	0
54	MG	BA	3192	1/1	0.91	0.56	110,110,110,110	0
54	MG	BA	3332	1/1	0.91	0.20	65,65,65,65	0
54	MG	CA	1687	1/1	0.91	1.14	63,63,63,63	0
54	MG	AA	1777	1/1	0.91	0.30	49,49,49,49	0
54	MG	DA	3319	1/1	0.91	0.30	38,38,38,38	0
54	MG	CA	1689	1/1	0.91	0.14	130,130,130,130	0
54	MG	DA	3543	1/1	0.91	0.20	87,87,87,87	0
54	MG	DA	3321	1/1	0.91	0.72	110,110,110,110	0
54	MG	DA	3546	1/1	0.91	0.20	56,56,56,56	0
54	MG	DA	3773	1/1	0.91	0.50	37,37,37,37	0
54	MG	BA	3195	1/1	0.91	0.71	91,91,91,91	0
54	MG	DA	3550	1/1	0.91	0.14	65,65,65,65	0
54	MG	DA	3779	1/1	0.91	0.23	81,81,81,81	0
54	MG	DA	3551	1/1	0.91	0.22	80,80,80,80	0
54	MG	CA	1692	1/1	0.91	1.05	115,115,115,115	0
54	MG	BA	3415	1/1	0.91	0.42	128,128,128,128	0
54	MG	CA	1850	1/1	0.91	0.25	129,129,129,129	0
54	MG	AE	204	1/1	0.91	0.23	74,74,74,74	0
54	MG	AA	1802	1/1	0.91	0.08	62,62,62,62	0
54	MG	CA	1698	1/1	0.91	0.16	123,123,123,123	0
54	MG	CA	1701	1/1	0.91	0.70	83,83,83,83	0
54	MG	BH	201	1/1	0.91	0.23	107,107,107,107	0
54	MG	DA	3116	1/1	0.91	0.48	52,52,52,52	0
54	MG	DA	3341	1/1	0.91	0.24	75,75,75,75	0
54	MG	BA	3264	1/1	0.91	0.09	87,87,87,87	0
54	MG	BA	3343	1/1	0.91	0.25	87,87,87,87	0
54	MG	AA	1709	1/1	0.91	0.57	87,87,87,87	0
54	MG	CA	1876	1/1	0.91	0.17	69,69,69,69	0
54	MG	DA	3807	1/1	0.91	0.26	61,61,61,61	0
54	MG	DA	3128	1/1	0.91	0.46	85,85,85,85	0
54	MG	AA	1681	1/1	0.91	0.41	65,65,65,65	0
54	MG	AA	1739	1/1	0.91	0.27	81,81,81,81	0
54	MG	CN	102	1/1	0.91	1.05	134,134,134,134	0
54	MG	AA	1711	1/1	0.91	0.35	58,58,58,58	0
54	MG	DA	3356	1/1	0.91	0.17	70,70,70,70	0
54	MG	BO	201	1/1	0.91	0.13	70,70,70,70	0
54	MG	DA	3822	1/1	0.91	0.11	70,70,70,70	0
54	MG	AA	1757	1/1	0.91	0.13	98,98,98,98	0
54	MG	DA	3595	1/1	0.91	0.20	61,61,61,61	0
54	MG	DA	3362	1/1	0.91	0.29	78,78,78,78	0
54	MG	BA	3049	1/1	0.91	0.53	58,58,58,58	0

Continued on next page...

Continued from previous page...

Mol	Type	Chain	Res	Atoms	RSCC	RSR	B-factors(\AA^2)	Q<0.9
54	MG	DA	3599	1/1	0.91	0.27	58,58,58,58	0
54	MG	BA	3447	1/1	0.91	0.79	39,39,39,39	0
54	MG	CQ	202	1/1	0.91	0.20	79,79,79,79	0
54	MG	AA	1684	1/1	0.91	0.11	71,71,71,71	0
54	MG	DA	3604	1/1	0.91	0.16	103,103,103,103	0
54	MG	BU	201	1/1	0.91	0.35	70,70,70,70	0
54	MG	AA	1760	1/1	0.91	0.77	88,88,88,88	0
54	MG	AA	1628	1/1	0.91	0.45	86,86,86,86	0
54	MG	DA	3375	1/1	0.91	0.30	63,63,63,63	0
54	MG	DA	3376	1/1	0.91	0.25	44,44,44,44	0
54	MG	BW	101	1/1	0.91	0.19	57,57,57,57	0
54	MG	CA	1727	1/1	0.91	0.15	76,76,76,76	0
54	MG	CA	1729	1/1	0.91	0.16	58,58,58,58	0
54	MG	BX	101	1/1	0.91	0.21	71,71,71,71	0
54	MG	BA	3210	1/1	0.91	0.06	86,86,86,86	0
54	MG	BA	3465	1/1	0.91	0.32	31,31,31,31	0
54	MG	BA	3156	1/1	0.91	0.41	70,70,70,70	0
54	MG	BA	2958	1/1	0.91	0.60	46,46,46,46	0
54	MG	AA	1639	1/1	0.91	0.61	54,54,54,54	0
54	MG	DA	2956	1/1	0.91	0.43	44,44,44,44	0
54	MG	BA	3111	1/1	0.91	0.71	64,64,64,64	0
54	MG	DA	3857	1/1	0.91	0.23	98,98,98,98	0
54	MG	DA	3637	1/1	0.91	0.47	15,15,15,15	0
54	MG	DA	3642	1/1	0.91	0.45	52,52,52,52	0
54	MG	DA	3189	1/1	0.91	0.22	73,73,73,73	0
54	MG	BA	3645	1/1	0.91	0.22	69,69,69,69	0
54	MG	B5	101	1/1	0.91	0.47	78,78,78,78	0
54	MG	BA	3060	1/1	0.91	1.14	110,110,110,110	0
54	MG	DA	3407	1/1	0.91	0.17	108,108,108,108	0
54	MG	BA	3562	1/1	0.91	0.20	40,40,40,40	0
54	MG	BA	3368	1/1	0.91	0.08	58,58,58,58	0
54	MG	DA	2987	1/1	0.91	0.26	28,28,28,28	0
54	MG	AA	1610	1/1	0.91	0.35	29,29,29,29	0
54	MG	AA	1604	1/1	0.91	0.46	62,62,62,62	0
54	MG	CA	1618	1/1	0.91	0.68	84,84,84,84	0
54	MG	CA	1753	1/1	0.91	0.32	97,97,97,97	0
54	MG	CA	1621	1/1	0.91	0.17	67,67,67,67	0
54	MG	DA	3003	1/1	0.91	0.55	51,51,51,51	0
54	MG	DB	227	1/1	0.91	0.16	104,104,104,104	0
54	MG	AQ	202	1/1	0.91	0.13	85,85,85,85	0
54	MG	DA	3667	1/1	0.91	0.76	59,59,59,59	0
54	MG	AA	1791	1/1	0.91	0.08	106,106,106,106	0

Continued on next page...

Continued from previous page...

Mol	Type	Chain	Res	Atoms	RSCC	RSR	B-factors(Å ²)	Q<0.9
54	MG	BA	3374	1/1	0.91	0.36	108,108,108,108	0
54	MG	DA	3014	1/1	0.91	0.25	52,52,52,52	0
54	MG	BA	3121	1/1	0.91	0.22	69,69,69,69	0
54	MG	AA	1667	1/1	0.91	0.84	78,78,78,78	0
54	MG	DA	3434	1/1	0.91	0.27	89,89,89,89	0
54	MG	AT	202	1/1	0.91	0.39	80,80,80,80	0
54	MG	DB	238	1/1	0.91	0.16	74,74,74,74	0
54	MG	BA	3299	1/1	0.91	0.15	72,72,72,72	0
54	MG	DA	3682	1/1	0.91	0.22	59,59,59,59	0
54	MG	CA	1631	1/1	0.91	0.54	82,82,82,82	0
54	MG	BA	3665	1/1	0.91	0.25	123,123,123,123	0
54	MG	CA	1634	1/1	0.91	0.42	78,78,78,78	0
54	MG	BA	3125	1/1	0.91	0.15	78,78,78,78	0
54	MG	DA	3242	1/1	0.91	0.11	59,59,59,59	0
54	MG	BA	3669	1/1	0.91	0.17	84,84,84,84	0
54	MG	BA	3236	1/1	0.91	0.23	56,56,56,56	0
54	MG	BA	3177	1/1	0.91	0.08	119,119,119,119	0
54	MG	BA	3239	1/1	0.91	0.80	62,62,62,62	0
54	MG	CA	1782	1/1	0.91	0.07	80,80,80,80	0
54	MG	DA	3041	1/1	0.91	0.23	76,76,76,76	0
54	MG	AV	6201	1/1	0.91	0.57	67,67,67,67	0
54	MG	CA	1644	1/1	0.91	0.15	94,94,94,94	0
54	MG	CA	1788	1/1	0.91	0.38	95,95,95,95	0
54	MG	DA	3469	1/1	0.91	0.41	83,83,83,83	0
54	MG	DA	3701	1/1	0.91	0.21	56,56,56,56	0
54	MG	BA	3391	1/1	0.91	0.37	93,93,93,93	0
54	MG	DA	3263	1/1	0.91	0.17	55,55,55,55	0
54	MG	AA	1770	1/1	0.91	0.20	76,76,76,76	0
54	MG	DA	3265	1/1	0.91	0.67	138,138,138,138	0
54	MG	BA	3247	1/1	0.91	0.25	109,109,109,109	0
54	MG	AA	1750	1/1	0.91	0.29	128,128,128,128	0
54	MG	DA	3062	1/1	0.91	0.28	129,129,129,129	0
54	MG	BA	3249	1/1	0.91	0.26	36,36,36,36	0
54	MG	BB	210	1/1	0.91	0.29	82,82,82,82	0
54	MG	BA	3598	1/1	0.91	0.10	100,100,100,100	0
54	MG	DA	3499	1/1	0.91	0.63	87,87,87,87	0
54	MG	DA	3717	1/1	0.91	0.25	65,65,65,65	0
54	MG	AA	1772	1/1	0.91	0.31	111,111,111,111	0
54	MG	CA	1803	1/1	0.91	0.60	99,99,99,99	0
54	MG	CA	1659	1/1	0.91	0.37	100,100,100,100	0
54	MG	DA	3724	1/1	0.91	0.25	109,109,109,109	0
54	MG	BA	3513	1/1	0.91	0.16	74,74,74,74	0

Continued on next page...

Continued from previous page...

Mol	Type	Chain	Res	Atoms	RSCC	RSR	B-factors(\AA^2)	Q<0.9
54	MG	DA	3286	1/1	0.91	0.23	76,76,76,76	0
54	MG	BA	3401	1/1	0.91	0.27	85,85,85,85	0
54	MG	BA	3603	1/1	0.91	0.22	86,86,86,86	0
54	MG	DA	3289	1/1	0.91	0.26	44,44,44,44	0
54	MG	AV	6207	1/1	0.91	0.11	78,78,78,78	0
54	MG	BA	3081	1/1	0.91	0.21	67,67,67,67	0
54	MG	DA	3084	1/1	0.91	0.85	65,65,65,65	0
54	MG	DA	3085	1/1	0.91	0.46	68,68,68,68	0
54	MG	CA	1674	1/1	0.91	0.58	70,70,70,70	0
54	MG	BA	3519	1/1	0.91	0.15	50,50,50,50	0
54	MG	CA	1825	1/1	0.91	0.45	97,97,97,97	0
54	MG	DA	3526	1/1	0.91	0.18	84,84,84,84	0
54	MG	DA	3750	1/1	0.91	0.45	87,87,87,87	0
54	MG	AA	1773	1/1	0.91	0.08	97,97,97,97	0
54	MG	DA	3091	1/1	0.91	0.32	127,127,127,127	0
54	MG	DA	3308	1/1	0.91	0.15	83,83,83,83	0
54	MG	CA	1828	1/1	0.91	0.38	88,88,88,88	0
54	MG	BA	3036	1/1	0.91	1.45	57,57,57,57	0
54	MG	CA	1752	1/1	0.92	0.33	71,71,71,71	0
54	MG	AA	1673	1/1	0.92	0.28	95,95,95,95	0
54	MG	BA	3164	1/1	0.92	0.34	75,75,75,75	0
54	MG	DA	3349	1/1	0.92	0.17	116,116,116,116	0
54	MG	BA	3672	1/1	0.92	0.30	92,92,92,92	0
54	MG	CA	1633	1/1	0.92	0.21	85,85,85,85	0
54	MG	BA	3375	1/1	0.92	0.28	62,62,62,62	0
54	MG	DA	3577	1/1	0.92	0.39	73,73,73,73	0
54	MG	BA	3675	1/1	0.92	0.09	120,120,120,120	0
54	MG	BA	3165	1/1	0.92	0.15	73,73,73,73	0
54	MG	BA	3488	1/1	0.92	0.35	53,53,53,53	0
54	MG	DA	2959	1/1	0.92	0.30	42,42,42,42	0
54	MG	DA	2961	1/1	0.92	0.42	58,58,58,58	0
54	MG	BA	3377	1/1	0.92	0.46	68,68,68,68	0
54	MG	AA	1809	1/1	0.92	0.75	94,94,94,94	0
54	MG	DA	2975	1/1	0.92	0.26	50,50,50,50	0
54	MG	DA	3794	1/1	0.92	0.22	104,104,104,104	0
54	MG	BA	3495	1/1	0.92	0.11	74,74,74,74	0
54	MG	BA	3116	1/1	0.92	0.18	70,70,70,70	0
54	MG	BA	3497	1/1	0.92	0.23	61,61,61,61	0
54	MG	DA	3187	1/1	0.92	0.23	114,114,114,114	0
54	MG	AA	1811	1/1	0.92	0.20	61,61,61,61	0
54	MG	BA	3119	1/1	0.92	0.62	73,73,73,73	0
54	MG	AA	1644	1/1	0.92	0.14	62,62,62,62	0

Continued on next page...

Continued from previous page...

Mol	Type	Chain	Res	Atoms	RSCC	RSR	B-factors(\AA^2)	Q<0.9
54	MG	BA	2967	1/1	0.92	0.41	51,51,51,51	0
54	MG	DA	3000	1/1	0.92	0.20	23,23,23,23	0
54	MG	DA	3197	1/1	0.92	0.17	46,46,46,46	0
54	MG	AA	1796	1/1	0.92	0.62	106,106,106,106	0
54	MG	DA	3203	1/1	0.92	0.10	67,67,67,67	0
54	MG	BA	3071	1/1	0.92	0.21	71,71,71,71	0
54	MG	CA	1922	1/1	0.92	0.08	127,127,127,127	0
54	MG	DA	3206	1/1	0.92	0.32	89,89,89,89	0
54	MG	DA	3821	1/1	0.92	0.34	79,79,79,79	0
54	MG	BA	3389	1/1	0.92	0.30	66,66,66,66	0
54	MG	DA	3612	1/1	0.92	0.17	74,74,74,74	0
54	MG	CA	1786	1/1	0.92	0.33	94,94,94,94	0
54	MG	BA	3238	1/1	0.92	0.44	49,49,49,49	0
54	MG	BA	3509	1/1	0.92	0.17	64,64,64,64	0
54	MG	DA	3020	1/1	0.92	0.73	47,47,47,47	0
54	MG	DA	3216	1/1	0.92	0.53	91,91,91,91	0
54	MG	CA	1791	1/1	0.92	0.84	93,93,93,93	0
54	MG	BA	3176	1/1	0.92	0.29	53,53,53,53	0
54	MG	AA	1686	1/1	0.92	0.46	65,65,65,65	0
54	MG	DA	3630	1/1	0.92	0.23	101,101,101,101	0
54	MG	BA	3394	1/1	0.92	0.53	95,95,95,95	0
54	MG	AA	1817	1/1	0.92	0.82	84,84,84,84	0
54	MG	BA	3246	1/1	0.92	0.34	164,164,164,164	0
54	MG	BA	3181	1/1	0.92	0.22	62,62,62,62	0
54	MG	DA	3843	1/1	0.92	0.60	55,55,55,55	0
54	MG	AV	6205	1/1	0.92	0.13	107,107,107,107	0
54	MG	DA	3229	1/1	0.92	0.21	59,59,59,59	0
54	MG	AA	1612	1/1	0.92	0.58	39,39,39,39	0
54	MG	DA	3233	1/1	0.92	0.29	67,67,67,67	0
54	MG	DA	3649	1/1	0.92	1.06	50,50,50,50	0
54	MG	CA	1945	1/1	0.92	0.62	95,95,95,95	0
54	MG	CA	1804	1/1	0.92	2.12	100,100,100,100	0
54	MG	BA	3131	1/1	0.92	0.15	47,47,47,47	0
54	MG	DA	3653	1/1	0.92	0.52	51,51,51,51	0
54	MG	CA	1810	1/1	0.92	0.09	99,99,99,99	0
54	MG	AA	1646	1/1	0.92	0.68	89,89,89,89	0
54	MG	CA	1815	1/1	0.92	0.39	97,97,97,97	0
54	MG	DA	3435	1/1	0.92	0.32	97,97,97,97	0
54	MG	DA	3245	1/1	0.92	0.79	100,100,100,100	0
54	MG	BA	3328	1/1	0.92	0.28	80,80,80,80	0
54	MG	DA	3045	1/1	0.92	0.59	39,39,39,39	0
54	MG	BA	3329	1/1	0.92	0.28	113,113,113,113	0

Continued on next page...

Continued from previous page...

Mol	Type	Chain	Res	Atoms	RSCC	RSR	B-factors(\AA^2)	Q<0.9
54	MG	DA	3252	1/1	0.92	0.13	52,52,52,52	0
54	MG	DA	3447	1/1	0.92	0.24	73,73,73,73	0
54	MG	DB	208	1/1	0.92	0.16	86,86,86,86	0
54	MG	BA	3524	1/1	0.92	0.11	107,107,107,107	0
54	MG	DB	212	1/1	0.92	0.24	85,85,85,85	0
54	MG	AA	1689	1/1	0.92	0.62	75,75,75,75	0
54	MG	DA	3051	1/1	0.92	0.29	60,60,60,60	0
54	MG	DA	3055	1/1	0.92	0.34	59,59,59,59	0
54	MG	BA	2910	1/1	0.92	0.39	17,17,17,17	0
54	MG	BM	203	1/1	0.92	0.46	90,90,90,90	0
54	MG	CA	1966	1/1	0.92	0.31	97,97,97,97	0
54	MG	BA	3085	1/1	0.92	0.34	53,53,53,53	0
54	MG	BA	2911	1/1	0.92	0.63	33,33,33,33	0
54	MG	BP	201	1/1	0.92	0.18	122,122,122,122	0
54	MG	DA	3268	1/1	0.92	0.25	51,51,51,51	0
54	MG	BA	3037	1/1	0.92	0.24	62,62,62,62	0
54	MG	DA	3272	1/1	0.92	0.56	87,87,87,87	0
54	MG	BA	3259	1/1	0.92	0.08	105,105,105,105	0
54	MG	AI	201	1/1	0.92	0.19	70,70,70,70	0
54	MG	BA	2915	1/1	0.92	0.34	20,20,20,20	0
54	MG	AA	1851	1/1	0.92	0.62	93,93,93,93	0
54	MG	DA	3487	1/1	0.92	0.39	66,66,66,66	0
54	MG	BA	3345	1/1	0.92	0.26	71,71,71,71	0
54	MG	DA	3492	1/1	0.92	0.18	102,102,102,102	0
54	MG	DA	3696	1/1	0.92	0.15	82,82,82,82	0
54	MG	BV	201	1/1	0.92	0.26	98,98,98,98	0
54	MG	AA	1852	1/1	0.92	0.78	84,84,84,84	0
54	MG	BV	203	1/1	0.92	0.09	104,104,104,104	0
54	MG	BA	2929	1/1	0.92	0.69	50,50,50,50	0
54	MG	AL	201	1/1	0.92	0.21	109,109,109,109	0
54	MG	DD	301	1/1	0.92	0.50	39,39,39,39	0
54	MG	CA	1853	1/1	0.92	0.18	113,113,113,113	0
54	MG	BA	3149	1/1	0.92	0.36	65,65,65,65	0
54	MG	DA	3704	1/1	0.92	0.75	68,68,68,68	0
54	MG	BA	2939	1/1	0.92	0.52	47,47,47,47	0
54	MG	AA	1774	1/1	0.92	0.10	70,70,70,70	0
54	MG	DA	3504	1/1	0.92	0.44	97,97,97,97	0
54	MG	BA	2944	1/1	0.92	0.51	47,47,47,47	0
54	MG	CA	1862	1/1	0.92	0.43	96,96,96,96	0
54	MG	BA	3459	1/1	0.92	0.34	30,30,30,30	0
54	MG	BA	3550	1/1	0.92	0.18	79,79,79,79	0
54	MG	DA	3301	1/1	0.92	0.68	87,87,87,87	0

Continued on next page...

Continued from previous page...

Mol	Type	Chain	Res	Atoms	RSCC	RSR	B-factors(\AA^2)	Q<0.9
54	MG	CA	1873	1/1	0.92	0.44	58,58,58,58	0
54	MG	BA	3461	1/1	0.92	0.49	48,48,48,48	0
54	MG	AA	1776	1/1	0.92	0.36	108,108,108,108	0
54	MG	DJ	203	1/1	0.92	0.83	84,84,84,84	0
54	MG	CA	1601	1/1	0.92	0.40	60,60,60,60	0
54	MG	AA	1763	1/1	0.92	0.06	121,121,121,121	0
54	MG	CA	1603	1/1	0.92	0.54	48,48,48,48	0
54	MG	BA	3556	1/1	0.92	0.54	77,77,77,77	0
54	MG	CM	201	1/1	0.92	0.90	85,85,85,85	0
54	MG	BA	3275	1/1	0.92	0.22	68,68,68,68	0
54	MG	BA	3209	1/1	0.92	0.59	81,81,81,81	0
54	MG	AA	1605	1/1	0.92	0.17	65,65,65,65	0
54	MG	CA	1739	1/1	0.92	0.15	102,102,102,102	0
54	MG	DP	201	1/1	0.92	0.26	72,72,72,72	0
54	MG	AA	1827	1/1	0.92	0.27	71,71,71,71	0
54	MG	DA	3734	1/1	0.92	0.38	76,76,76,76	0
54	MG	CA	1741	1/1	0.92	0.28	100,100,100,100	0
54	MG	DA	3738	1/1	0.92	0.20	91,91,91,91	0
54	MG	DA	3324	1/1	0.92	0.25	95,95,95,95	0
54	MG	DA	3325	1/1	0.92	0.25	66,66,66,66	0
54	MG	AA	1707	1/1	0.92	0.82	86,86,86,86	0
54	MG	DV	203	1/1	0.92	0.15	128,128,128,128	0
54	MG	DA	3744	1/1	0.92	0.24	64,64,64,64	0
54	MG	DA	3747	1/1	0.92	0.22	78,78,78,78	0
54	MG	BA	3213	1/1	0.92	0.15	102,102,102,102	0
54	MG	DX	102	1/1	0.92	0.12	91,91,91,91	0
54	MG	DA	3541	1/1	0.92	0.19	76,76,76,76	0
54	MG	BA	3661	1/1	0.92	0.09	82,82,82,82	0
54	MG	BA	3014	1/1	0.92	0.08	45,45,45,45	0
54	MG	BA	3568	1/1	0.92	0.36	69,69,69,69	0
54	MG	DA	3134	1/1	0.92	0.76	69,69,69,69	0
54	MG	CA	1895	1/1	0.92	0.72	88,88,88,88	0
54	MG	CV	6206	1/1	0.92	0.08	107,107,107,107	0
54	MG	DA	2915	1/1	0.92	0.47	49,49,49,49	0
54	MG	DA	3148	1/1	0.92	0.12	94,94,94,94	0
54	MG	DA	3760	1/1	0.92	0.27	97,97,97,97	0
54	MG	BA	3162	1/1	0.92	0.08	86,86,86,86	0
54	MG	BA	3216	1/1	0.92	0.18	87,87,87,87	0
54	MG	DA	3561	1/1	0.92	0.29	85,85,85,85	0
54	MG	DA	3563	1/1	0.92	0.96	95,95,95,95	0
54	MG	CA	1869	1/1	0.93	0.08	96,96,96,96	0
54	MG	CA	1872	1/1	0.93	0.47	84,84,84,84	0

Continued on next page...

Continued from previous page...

Mol	Type	Chain	Res	Atoms	RSCC	RSR	B-factors(\AA^2)	Q<0.9
54	MG	AA	1651	1/1	0.93	0.34	56,56,56,56	0
54	MG	BA	3499	1/1	0.93	0.29	66,66,66,66	0
54	MG	BA	3656	1/1	0.93	0.22	107,107,107,107	0
54	MG	DA	3316	1/1	0.93	0.16	94,94,94,94	0
54	MG	AA	1675	1/1	0.93	0.27	82,82,82,82	0
54	MG	DA	3318	1/1	0.93	0.25	77,77,77,77	0
54	MG	CA	1607	1/1	0.93	0.18	62,62,62,62	0
54	MG	BA	3230	1/1	0.93	0.23	111,111,111,111	0
54	MG	BA	3578	1/1	0.93	0.10	74,74,74,74	0
54	MG	DA	3123	1/1	0.93	0.42	59,59,59,59	0
54	MG	AA	1855	1/1	0.93	0.34	81,81,81,81	0
54	MG	BA	3099	1/1	0.93	0.11	56,56,56,56	0
54	MG	DA	3129	1/1	0.93	0.43	93,93,93,93	0
54	MG	DA	3328	1/1	0.93	0.33	85,85,85,85	0
54	MG	BA	3408	1/1	0.93	0.51	86,86,86,86	0
54	MG	BA	3666	1/1	0.93	0.18	72,72,72,72	0
54	MG	CA	1887	1/1	0.93	0.15	75,75,75,75	0
54	MG	DA	3138	1/1	0.93	0.29	81,81,81,81	0
54	MG	DA	3569	1/1	0.93	0.47	36,36,36,36	0
54	MG	DA	3142	1/1	0.93	0.27	61,61,61,61	0
54	MG	CV	6204	1/1	0.93	0.13	112,112,112,112	0
54	MG	DA	3792	1/1	0.93	0.36	40,40,40,40	0
54	MG	AA	1668	1/1	0.93	0.17	77,77,77,77	0
54	MG	BA	3054	1/1	0.93	0.14	65,65,65,65	0
54	MG	CV	6207	1/1	0.93	0.20	94,94,94,94	0
54	MG	BA	3352	1/1	0.93	0.33	80,80,80,80	0
54	MG	BA	3671	1/1	0.93	0.25	100,100,100,100	0
54	MG	BA	3104	1/1	0.93	0.15	49,49,49,49	0
54	MG	AA	1742	1/1	0.93	0.14	90,90,90,90	0
54	MG	DA	2928	1/1	0.93	0.49	31,31,31,31	0
54	MG	DA	3804	1/1	0.93	0.32	72,72,72,72	0
54	MG	DA	3159	1/1	0.93	0.43	106,106,106,106	0
54	MG	DA	3350	1/1	0.93	0.09	95,95,95,95	0
54	MG	BA	3417	1/1	0.93	0.18	65,65,65,65	0
54	MG	BA	3240	1/1	0.93	0.38	157,157,157,157	0
54	MG	DA	2942	1/1	0.93	0.92	54,54,54,54	0
54	MG	DA	3816	1/1	0.93	0.19	52,52,52,52	0
54	MG	DA	2944	1/1	0.93	0.43	25,25,25,25	0
54	MG	DA	3168	1/1	0.93	0.63	67,67,67,67	0
54	MG	BA	3678	1/1	0.93	0.53	122,122,122,122	0
54	MG	BA	2920	1/1	0.93	0.41	24,24,24,24	0
54	MG	AA	1627	1/1	0.93	0.59	59,59,59,59	0

Continued on next page...

Continued from previous page...

Mol	Type	Chain	Res	Atoms	RSCC	RSR	B-factors(Å ²)	Q<0.9
54	MG	AA	1657	1/1	0.93	0.54	79,79,79,79	0
54	MG	BA	3517	1/1	0.93	0.42	87,87,87,87	0
54	MG	CA	1761	1/1	0.93	0.95	88,88,88,88	0
54	MG	BA	3363	1/1	0.93	0.32	113,113,113,113	0
54	MG	BA	2976	1/1	0.93	0.30	65,65,65,65	0
54	MG	DA	3184	1/1	0.93	0.12	38,38,38,38	0
54	MG	DA	3607	1/1	0.93	0.41	79,79,79,79	0
54	MG	BB	209	1/1	0.93	0.17	61,61,61,61	0
54	MG	AA	1703	1/1	0.93	0.45	63,63,63,63	0
54	MG	DA	3833	1/1	0.93	0.43	73,73,73,73	0
54	MG	CA	1767	1/1	0.93	0.42	72,72,72,72	0
54	MG	BA	3367	1/1	0.93	0.22	74,74,74,74	0
54	MG	DA	3838	1/1	0.93	0.48	117,117,117,117	0
54	MG	BA	3302	1/1	0.93	0.33	84,84,84,84	0
54	MG	CA	1648	1/1	0.93	0.43	61,61,61,61	0
54	MG	DA	3194	1/1	0.93	0.43	74,74,74,74	0
54	MG	BA	2930	1/1	0.93	0.39	47,47,47,47	0
54	MG	AO	103	1/1	0.93	0.10	111,111,111,111	0
54	MG	BB	215	1/1	0.93	0.39	82,82,82,82	0
54	MG	AA	1842	1/1	0.93	0.88	69,69,69,69	0
54	MG	DA	2999	1/1	0.93	0.15	69,69,69,69	0
54	MG	CA	1781	1/1	0.93	0.21	76,76,76,76	0
54	MG	BA	3454	1/1	0.93	0.19	41,41,41,41	0
54	MG	DA	3395	1/1	0.93	0.28	75,75,75,75	0
54	MG	AA	1682	1/1	0.93	0.16	91,91,91,91	0
54	MG	DA	3400	1/1	0.93	0.11	127,127,127,127	0
54	MG	BA	3609	1/1	0.93	0.16	65,65,65,65	0
54	MG	BA	3460	1/1	0.93	0.22	47,47,47,47	0
54	MG	DA	3009	1/1	0.93	0.30	54,54,54,54	0
54	MG	DA	3406	1/1	0.93	0.20	59,59,59,59	0
54	MG	DA	3212	1/1	0.93	0.44	75,75,75,75	0
54	MG	CA	1923	1/1	0.93	0.31	74,74,74,74	0
54	MG	BA	3530	1/1	0.93	0.27	65,65,65,65	0
54	MG	CA	1789	1/1	0.93	0.21	103,103,103,103	0
54	MG	AA	1782	1/1	0.93	0.25	104,104,104,104	0
54	MG	DB	201	1/1	0.93	0.27	44,44,44,44	0
54	MG	BA	2947	1/1	0.93	0.72	37,37,37,37	0
54	MG	BA	3533	1/1	0.93	0.20	83,83,83,83	0
54	MG	CA	1931	1/1	0.93	0.09	99,99,99,99	0
54	MG	BA	3615	1/1	0.93	0.18	93,93,93,93	0
54	MG	CA	1669	1/1	0.93	0.17	76,76,76,76	0
54	MG	DA	3227	1/1	0.93	0.48	43,43,43,43	0

Continued on next page...

Continued from previous page...

Mol	Type	Chain	Res	Atoms	RSCC	RSR	B-factors(Å ²)	Q<0.9
54	MG	DA	3423	1/1	0.93	0.28	79,79,79,79	0
54	MG	BA	3160	1/1	0.93	0.62	87,87,87,87	0
54	MG	CA	1675	1/1	0.93	0.24	74,74,74,74	0
54	MG	AA	1733	1/1	0.93	0.20	89,89,89,89	0
54	MG	AA	1801	1/1	0.93	0.88	71,71,71,71	0
54	MG	BE	302	1/1	0.93	0.44	93,93,93,93	0
54	MG	DA	3433	1/1	0.93	0.25	67,67,67,67	0
54	MG	CA	1682	1/1	0.93	0.54	88,88,88,88	0
54	MG	DA	3672	1/1	0.93	0.17	80,80,80,80	0
54	MG	DA	3037	1/1	0.93	0.18	44,44,44,44	0
54	MG	DA	3239	1/1	0.93	0.18	126,126,126,126	0
54	MG	BF	201	1/1	0.93	0.07	122,122,122,122	0
54	MG	DA	3677	1/1	0.93	0.23	60,60,60,60	0
54	MG	DA	3678	1/1	0.93	0.21	58,58,58,58	0
54	MG	DA	3441	1/1	0.93	0.15	60,60,60,60	0
54	MG	CA	1808	1/1	0.93	0.14	98,98,98,98	0
54	MG	CA	1684	1/1	0.93	0.49	63,63,63,63	0
54	MG	BA	3538	1/1	0.93	0.25	75,75,75,75	0
54	MG	DA	3246	1/1	0.93	0.12	57,57,57,57	0
54	MG	DA	3247	1/1	0.93	0.14	92,92,92,92	0
54	MG	DA	3451	1/1	0.93	0.35	80,80,80,80	0
54	MG	CA	1812	1/1	0.93	0.74	92,92,92,92	0
54	MG	DA	3249	1/1	0.93	0.11	111,111,111,111	0
54	MG	DC	302	1/1	0.93	0.41	164,164,164,164	0
54	MG	BA	3320	1/1	0.93	0.41	71,71,71,71	0
54	MG	BA	3122	1/1	0.93	0.24	56,56,56,56	0
54	MG	CA	1953	1/1	0.93	0.24	120,120,120,120	0
54	MG	BA	3624	1/1	0.93	0.12	82,82,82,82	0
54	MG	BA	3039	1/1	0.93	0.14	54,54,54,54	0
54	MG	BA	3542	1/1	0.93	0.18	102,102,102,102	0
54	MG	CA	1821	1/1	0.93	0.51	96,96,96,96	0
54	MG	AA	1867	1/1	0.93	0.18	114,114,114,114	0
54	MG	BA	2952	1/1	0.93	0.19	59,59,59,59	0
54	MG	AA	1692	1/1	0.93	0.16	89,89,89,89	0
54	MG	BA	3087	1/1	0.93	1.46	84,84,84,84	0
54	MG	BA	3632	1/1	0.93	0.56	61,61,61,61	0
54	MG	DA	3266	1/1	0.93	0.16	85,85,85,85	0
54	MG	AA	1870	1/1	0.93	0.25	98,98,98,98	0
54	MG	DA	3482	1/1	0.93	0.18	69,69,69,69	0
54	MG	DJ	201	1/1	0.93	0.30	61,61,61,61	0
54	MG	CA	1972	1/1	0.93	0.28	67,67,67,67	0
54	MG	DA	3709	1/1	0.93	0.75	75,75,75,75	0

Continued on next page...

Continued from previous page...

Mol	Type	Chain	Res	Atoms	RSCC	RSR	B-factors(Å ²)	Q<0.9
54	MG	DJ	204	1/1	0.93	0.50	32,32,32,32	0
54	MG	DA	3489	1/1	0.93	0.30	97,97,97,97	0
54	MG	DA	3269	1/1	0.93	0.19	109,109,109,109	0
54	MG	DA	3270	1/1	0.93	0.24	82,82,82,82	0
54	MG	CA	1831	1/1	0.93	0.44	90,90,90,90	0
54	MG	CB	302	1/1	0.93	0.21	112,112,112,112	0
54	MG	BA	3268	1/1	0.93	0.63	84,84,84,84	0
54	MG	CA	1835	1/1	0.93	0.23	76,76,76,76	0
54	MG	BA	3130	1/1	0.93	0.21	47,47,47,47	0
54	MG	BA	3636	1/1	0.93	0.76	76,76,76,76	0
54	MG	BA	3484	1/1	0.93	0.20	56,56,56,56	0
54	MG	BA	3554	1/1	0.93	0.94	90,90,90,90	0
54	MG	BA	3641	1/1	0.93	0.15	95,95,95,95	0
54	MG	CA	1713	1/1	0.93	0.12	92,92,92,92	0
54	MG	DA	3285	1/1	0.93	0.52	65,65,65,65	0
54	MG	BA	3485	1/1	0.93	0.53	72,72,72,72	0
54	MG	DA	3729	1/1	0.93	0.17	81,81,81,81	0
54	MG	CA	1846	1/1	0.93	0.30	135,135,135,135	0
54	MG	CA	1849	1/1	0.93	0.08	167,167,167,167	0
54	MG	AA	1718	1/1	0.93	0.20	63,63,63,63	0
54	MG	AA	1720	1/1	0.93	0.82	101,101,101,101	0
54	MG	BA	3047	1/1	0.93	0.23	72,72,72,72	0
54	MG	DA	3737	1/1	0.93	0.70	136,136,136,136	0
54	MG	DA	3292	1/1	0.93	1.14	73,73,73,73	0
54	MG	BA	3491	1/1	0.93	0.49	79,79,79,79	0
54	MG	DA	3099	1/1	0.93	0.18	49,49,49,49	0
54	MG	DA	3521	1/1	0.93	0.24	101,101,101,101	0
54	MG	CA	1855	1/1	0.93	0.30	107,107,107,107	0
54	MG	BA	3398	1/1	0.93	0.28	74,74,74,74	0
54	MG	B2	101	1/1	0.93	0.11	27,27,27,27	0
54	MG	AA	1637	1/1	0.93	0.16	62,62,62,62	0
54	MG	BA	3178	1/1	0.93	0.27	74,74,74,74	0
54	MG	DA	3751	1/1	0.93	0.21	76,76,76,76	0
54	MG	BA	3179	1/1	0.93	0.21	79,79,79,79	0
54	MG	D5	101	1/1	0.93	0.19	46,46,46,46	0
54	MG	DA	3307	1/1	0.93	0.21	84,84,84,84	0
54	MG	BA	3567	1/1	0.93	0.20	126,126,126,126	0
54	MG	DA	3309	1/1	0.93	0.21	127,127,127,127	0
54	MG	DA	3293	1/1	0.94	0.23	66,66,66,66	0
54	MG	AA	1812	1/1	0.94	0.92	81,81,81,81	0
54	MG	DA	3742	1/1	0.94	0.40	47,47,47,47	0
54	MG	DA	3508	1/1	0.94	0.17	70,70,70,70	0

Continued on next page...

Continued from previous page...

Mol	Type	Chain	Res	Atoms	RSCC	RSR	B-factors(\AA^2)	Q<0.9
54	MG	BA	2989	1/1	0.94	0.20	50,50,50,50	0
54	MG	DA	3112	1/1	0.94	0.27	91,91,91,91	0
54	MG	BA	3365	1/1	0.94	0.12	131,131,131,131	0
54	MG	CA	1610	1/1	0.94	0.44	90,90,90,90	0
54	MG	CA	1611	1/1	0.94	0.30	128,128,128,128	0
54	MG	BA	3278	1/1	0.94	0.29	88,88,88,88	0
54	MG	CA	1742	1/1	0.94	0.16	91,91,91,91	0
54	MG	BA	2990	1/1	0.94	0.43	35,35,35,35	0
54	MG	BA	3154	1/1	0.94	0.08	139,139,139,139	0
54	MG	CA	1615	1/1	0.94	0.20	70,70,70,70	0
54	MG	BA	3474	1/1	0.94	0.33	72,72,72,72	0
54	MG	DA	3527	1/1	0.94	0.17	104,104,104,104	0
54	MG	BA	2992	1/1	0.94	0.13	69,69,69,69	0
54	MG	CA	1620	1/1	0.94	0.19	51,51,51,51	0
54	MG	DA	2911	1/1	0.94	0.38	11,11,11,11	0
54	MG	DA	2912	1/1	0.94	0.41	19,19,19,19	0
54	MG	DA	3765	1/1	0.94	0.18	64,64,64,64	0
54	MG	DA	3315	1/1	0.94	0.40	58,58,58,58	0
54	MG	DA	3137	1/1	0.94	0.29	29,29,29,29	0
54	MG	AB	301	1/1	0.94	0.30	92,92,92,92	0
54	MG	BA	3103	1/1	0.94	0.86	74,74,74,74	0
54	MG	BA	2940	1/1	0.94	0.33	30,30,30,30	0
54	MG	DA	3144	1/1	0.94	0.33	69,69,69,69	0
54	MG	DA	3145	1/1	0.94	0.15	100,100,100,100	0
54	MG	DA	3774	1/1	0.94	0.31	74,74,74,74	0
54	MG	BA	3664	1/1	0.94	0.10	69,69,69,69	0
54	MG	BA	3046	1/1	0.94	0.25	65,65,65,65	0
54	MG	DA	3544	1/1	0.94	0.26	53,53,53,53	0
54	MG	DA	3149	1/1	0.94	0.25	60,60,60,60	0
54	MG	DA	3326	1/1	0.94	0.32	81,81,81,81	0
54	MG	DA	3782	1/1	0.94	0.42	67,67,67,67	0
54	MG	BA	3483	1/1	0.94	0.31	71,71,71,71	0
54	MG	DA	2937	1/1	0.94	0.43	43,43,43,43	0
54	MG	AA	1833	1/1	0.94	0.43	75,75,75,75	0
54	MG	DA	3552	1/1	0.94	0.17	68,68,68,68	0
54	MG	DA	3788	1/1	0.94	0.33	92,92,92,92	0
54	MG	DA	3790	1/1	0.94	0.47	63,63,63,63	0
54	MG	DA	3553	1/1	0.94	0.14	91,91,91,91	0
54	MG	BA	3572	1/1	0.94	0.09	87,87,87,87	0
54	MG	DA	3557	1/1	0.94	0.11	128,128,128,128	0
54	MG	DA	3331	1/1	0.94	0.16	90,90,90,90	0
54	MG	BA	3573	1/1	0.94	0.17	58,58,58,58	0

Continued on next page...

Continued from previous page...

Mol	Type	Chain	Res	Atoms	RSCC	RSR	B-factors(\AA^2)	Q<0.9
54	MG	DA	2945	1/1	0.94	0.58	29,29,29,29	0
54	MG	DA	3335	1/1	0.94	0.10	46,46,46,46	0
54	MG	DA	3562	1/1	0.94	0.20	60,60,60,60	0
54	MG	BA	3161	1/1	0.94	0.34	64,64,64,64	0
54	MG	DA	2949	1/1	0.94	0.37	52,52,52,52	0
54	MG	AA	1696	1/1	0.94	0.05	120,120,120,120	0
54	MG	BA	3579	1/1	0.94	0.73	107,107,107,107	0
54	MG	BA	2997	1/1	0.94	0.70	81,81,81,81	0
54	MG	AA	1835	1/1	0.94	0.24	158,158,158,158	0
54	MG	DA	3169	1/1	0.94	0.30	54,54,54,54	0
54	MG	DA	3811	1/1	0.94	0.17	60,60,60,60	0
54	MG	DA	3812	1/1	0.94	0.22	87,87,87,87	0
54	MG	DA	3813	1/1	0.94	0.15	50,50,50,50	0
54	MG	DA	3572	1/1	0.94	0.14	93,93,93,93	0
54	MG	BA	3223	1/1	0.94	0.15	76,76,76,76	0
54	MG	DA	2958	1/1	0.94	0.07	31,31,31,31	0
54	MG	DA	3576	1/1	0.94	0.49	99,99,99,99	0
54	MG	DA	3174	1/1	0.94	0.18	66,66,66,66	0
54	MG	AA	1837	1/1	0.94	0.39	115,115,115,115	0
54	MG	DA	3176	1/1	0.94	0.30	50,50,50,50	0
54	MG	DA	3582	1/1	0.94	0.16	85,85,85,85	0
54	MG	DA	3824	1/1	0.94	0.25	113,113,113,113	0
54	MG	BA	3494	1/1	0.94	0.39	66,66,66,66	0
54	MG	BB	201	1/1	0.94	0.48	63,63,63,63	0
54	MG	CA	1775	1/1	0.94	0.17	64,64,64,64	0
54	MG	DA	2971	1/1	0.94	0.68	38,38,38,38	0
54	MG	BA	3227	1/1	0.94	0.68	61,61,61,61	0
54	MG	AD	303	1/1	0.94	0.47	68,68,68,68	0
54	MG	DA	3185	1/1	0.94	0.26	54,54,54,54	0
54	MG	DA	2978	1/1	0.94	0.23	23,23,23,23	0
54	MG	DA	3363	1/1	0.94	0.17	74,74,74,74	0
54	MG	DA	3835	1/1	0.94	0.36	111,111,111,111	0
54	MG	DA	3364	1/1	0.94	0.52	75,75,75,75	0
54	MG	DA	2982	1/1	0.94	0.26	39,39,39,39	0
54	MG	DA	2983	1/1	0.94	0.40	52,52,52,52	0
54	MG	BA	3303	1/1	0.94	0.21	157,157,157,157	0
54	MG	DA	3190	1/1	0.94	0.43	69,69,69,69	0
54	MG	BA	3591	1/1	0.94	0.22	99,99,99,99	0
54	MG	DA	3192	1/1	0.94	0.18	49,49,49,49	0
54	MG	AA	1608	1/1	0.94	0.41	46,46,46,46	0
54	MG	BA	3231	1/1	0.94	0.29	64,64,64,64	0
54	MG	BA	3500	1/1	0.94	0.29	72,72,72,72	0

Continued on next page...

Continued from previous page...

Mol	Type	Chain	Res	Atoms	RSCC	RSR	B-factors(Å ²)	Q<0.9
54	MG	BA	3390	1/1	0.94	0.09	103,103,103,103	0
54	MG	BA	3232	1/1	0.94	0.26	68,68,68,68	0
54	MG	DA	3202	1/1	0.94	0.19	76,76,76,76	0
54	MG	BA	3307	1/1	0.94	0.19	63,63,63,63	0
54	MG	AA	1640	1/1	0.94	0.29	58,58,58,58	0
54	MG	DA	3851	1/1	0.94	0.27	74,74,74,74	0
54	MG	BA	3056	1/1	0.94	0.19	31,31,31,31	0
54	MG	CA	1661	1/1	0.94	0.11	80,80,80,80	0
54	MG	DA	3386	1/1	0.94	0.13	76,76,76,76	0
54	MG	DA	3387	1/1	0.94	0.12	124,124,124,124	0
54	MG	DA	3388	1/1	0.94	0.24	51,51,51,51	0
54	MG	DA	3006	1/1	0.94	0.27	60,60,60,60	0
54	MG	DA	3859	1/1	0.94	0.41	55,55,55,55	0
54	MG	DA	3622	1/1	0.94	0.35	45,45,45,45	0
54	MG	BA	3395	1/1	0.94	0.40	84,84,84,84	0
54	MG	DA	3625	1/1	0.94	0.32	84,84,84,84	0
54	MG	DA	3391	1/1	0.94	0.37	82,82,82,82	0
54	MG	AA	1863	1/1	0.94	0.15	119,119,119,119	0
54	MG	BA	3313	1/1	0.94	0.18	67,67,67,67	0
54	MG	CA	1667	1/1	0.94	0.29	77,77,77,77	0
54	MG	DB	205	1/1	0.94	0.32	78,78,78,78	0
54	MG	AA	1719	1/1	0.94	0.24	66,66,66,66	0
54	MG	DA	3635	1/1	0.94	0.12	73,73,73,73	0
54	MG	DB	210	1/1	0.94	0.10	92,92,92,92	0
54	MG	DA	3015	1/1	0.94	0.26	33,33,33,33	0
54	MG	DA	3401	1/1	0.94	0.31	100,100,100,100	0
54	MG	DA	3643	1/1	0.94	0.48	40,40,40,40	0
54	MG	BA	3010	1/1	0.94	0.07	73,73,73,73	0
54	MG	DB	218	1/1	0.94	0.10	113,113,113,113	0
54	MG	DA	3218	1/1	0.94	0.11	79,79,79,79	0
54	MG	CA	1670	1/1	0.94	0.36	106,106,106,106	0
54	MG	DA	3405	1/1	0.94	0.86	67,67,67,67	0
54	MG	DA	3220	1/1	0.94	0.17	98,98,98,98	0
54	MG	DA	3221	1/1	0.94	0.23	73,73,73,73	0
54	MG	CA	1940	1/1	0.94	0.16	72,72,72,72	0
54	MG	AA	1625	1/1	0.94	0.22	53,53,53,53	0
54	MG	CA	1806	1/1	0.94	0.18	110,110,110,110	0
54	MG	AE	205	1/1	0.94	0.42	106,106,106,106	0
54	MG	DA	3414	1/1	0.94	0.32	55,55,55,55	0
54	MG	CA	1676	1/1	0.94	0.49	90,90,90,90	0
54	MG	DB	233	1/1	0.94	0.41	67,67,67,67	0
54	MG	DA	3416	1/1	0.94	0.25	101,101,101,101	0

Continued on next page...

Continued from previous page...

Mol	Type	Chain	Res	Atoms	RSCC	RSR	B-factors(Å ²)	Q<0.9
54	MG	CA	1946	1/1	0.94	0.14	137,137,137,137	0
54	MG	BA	3016	1/1	0.94	0.50	54,54,54,54	0
54	MG	DA	3419	1/1	0.94	0.13	60,60,60,60	0
54	MG	AA	1606	1/1	0.94	0.53	62,62,62,62	0
54	MG	BA	3405	1/1	0.94	0.16	68,68,68,68	0
54	MG	CA	1814	1/1	0.94	0.33	47,47,47,47	0
54	MG	AA	1669	1/1	0.94	0.38	54,54,54,54	0
54	MG	BA	2964	1/1	0.94	0.35	43,43,43,43	0
54	MG	BA	3072	1/1	0.94	0.32	57,57,57,57	0
54	MG	DC	301	1/1	0.94	0.72	67,67,67,67	0
54	MG	AA	1736	1/1	0.94	0.14	112,112,112,112	0
54	MG	CA	1955	1/1	0.94	0.27	98,98,98,98	0
54	MG	DA	3431	1/1	0.94	0.24	94,94,94,94	0
54	MG	AA	1822	1/1	0.94	0.21	92,92,92,92	0
54	MG	BA	2969	1/1	0.94	0.56	69,69,69,69	0
54	MG	AA	1765	1/1	0.94	0.14	91,91,91,91	0
54	MG	BJ	202	1/1	0.94	0.31	69,69,69,69	0
54	MG	CA	1963	1/1	0.94	0.16	99,99,99,99	0
54	MG	CA	1965	1/1	0.94	0.36	78,78,78,78	0
54	MG	DA	3438	1/1	0.94	0.22	54,54,54,54	0
54	MG	DA	3439	1/1	0.94	0.27	52,52,52,52	0
54	MG	CA	1691	1/1	0.94	0.07	92,92,92,92	0
54	MG	BA	2913	1/1	0.94	0.60	27,27,27,27	0
54	MG	BA	3338	1/1	0.94	0.19	78,78,78,78	0
54	MG	BA	3080	1/1	0.94	0.11	43,43,43,43	0
54	MG	BA	3622	1/1	0.94	0.27	90,90,90,90	0
54	MG	AA	1850	1/1	0.94	0.70	70,70,70,70	0
54	MG	CA	1700	1/1	0.94	0.16	129,129,129,129	0
54	MG	DA	3256	1/1	0.94	0.44	65,65,65,65	0
54	MG	DA	3257	1/1	0.94	0.14	48,48,48,48	0
54	MG	DA	3455	1/1	0.94	0.90	97,97,97,97	0
54	MG	BA	3191	1/1	0.94	0.94	90,90,90,90	0
54	MG	BA	3258	1/1	0.94	0.20	78,78,78,78	0
54	MG	AA	1704	1/1	0.94	0.15	77,77,77,77	0
54	MG	BA	3260	1/1	0.94	0.34	64,64,64,64	0
54	MG	BS	201	1/1	0.94	0.21	52,52,52,52	0
54	MG	DA	3076	1/1	0.94	0.13	78,78,78,78	0
54	MG	BA	3628	1/1	0.94	0.10	102,102,102,102	0
54	MG	DA	3466	1/1	0.94	0.08	117,117,117,117	0
54	MG	BA	3137	1/1	0.94	0.28	90,90,90,90	0
54	MG	BA	2923	1/1	0.94	0.49	13,13,13,13	0
54	MG	CA	1847	1/1	0.94	0.16	58,58,58,58	0

Continued on next page...

Continued from previous page...

Mol	Type	Chain	Res	Atoms	RSCC	RSR	B-factors(Å ²)	Q<0.9
54	MG	DA	3473	1/1	0.94	0.47	61,61,61,61	0
54	MG	BA	3139	1/1	0.94	0.40	100,100,100,100	0
54	MG	BA	3446	1/1	0.94	0.42	53,53,53,53	0
54	MG	BA	3086	1/1	0.94	0.11	63,63,63,63	0
54	MG	DA	3477	1/1	0.94	0.16	78,78,78,78	0
54	MG	BA	3031	1/1	0.94	0.54	80,80,80,80	0
54	MG	BA	3449	1/1	0.94	0.57	31,31,31,31	0
54	MG	DA	3718	1/1	0.94	0.22	70,70,70,70	0
54	MG	DA	3719	1/1	0.94	0.33	84,84,84,84	0
54	MG	DA	3486	1/1	0.94	0.54	124,124,124,124	0
54	MG	BA	3450	1/1	0.94	0.64	46,46,46,46	0
54	MG	BA	3142	1/1	0.94	0.22	47,47,47,47	0
54	MG	DA	3490	1/1	0.94	0.20	70,70,70,70	0
54	MG	AA	1794	1/1	0.94	0.15	112,112,112,112	0
54	MG	BA	3457	1/1	0.94	0.36	48,48,48,48	0
54	MG	CA	1860	1/1	0.94	0.20	68,68,68,68	0
54	MG	AA	1725	1/1	0.94	0.24	93,93,93,93	0
54	MG	AA	1828	1/1	0.94	0.38	82,82,82,82	0
54	MG	BA	2982	1/1	0.94	0.12	38,38,38,38	0
54	MG	CA	1868	1/1	0.94	0.29	71,71,71,71	0
54	MG	AA	1654	1/1	0.94	0.28	99,99,99,99	0
54	MG	BA	2934	1/1	0.94	0.53	33,33,33,33	0
54	MG	CA	1733	1/1	0.94	0.56	78,78,78,78	0
54	MG	BA	3207	1/1	0.94	0.37	70,70,70,70	0
55	ZN	CD	301	1/1	0.94	0.28	116,116,116,116	0
54	MG	BA	3553	1/1	0.94	0.17	72,72,72,72	0
54	MG	CA	1864	1/1	0.95	0.21	90,90,90,90	0
54	MG	BA	2936	1/1	0.95	0.18	32,32,32,32	0
54	MG	DA	3039	1/1	0.95	0.11	70,70,70,70	0
54	MG	BA	3427	1/1	0.95	0.10	74,74,74,74	0
54	MG	DA	3575	1/1	0.95	0.37	85,85,85,85	0
54	MG	BA	3182	1/1	0.95	0.19	78,78,78,78	0
54	MG	CA	1755	1/1	0.95	0.45	69,69,69,69	0
54	MG	BA	3069	1/1	0.95	0.26	52,52,52,52	0
54	MG	BA	3574	1/1	0.95	0.18	62,62,62,62	0
54	MG	BA	3575	1/1	0.95	0.37	59,59,59,59	0
54	MG	BM	202	1/1	0.95	0.30	85,85,85,85	0
54	MG	CA	1879	1/1	0.95	0.17	76,76,76,76	0
54	MG	BA	3319	1/1	0.95	0.16	79,79,79,79	0
54	MG	DA	3054	1/1	0.95	1.00	72,72,72,72	0
54	MG	CE	205	1/1	0.95	0.49	104,104,104,104	0
54	MG	BA	3577	1/1	0.95	0.32	142,142,142,142	0

Continued on next page...

Continued from previous page...

Mol	Type	Chain	Res	Atoms	RSCC	RSR	B-factors(Å ²)	Q<0.9
54	MG	DA	3399	1/1	0.95	0.17	75,75,75,75	0
54	MG	DA	3591	1/1	0.95	0.10	90,90,90,90	0
54	MG	AA	1768	1/1	0.95	0.80	87,87,87,87	0
54	MG	DA	3796	1/1	0.95	0.15	67,67,67,67	0
54	MG	BA	2903	1/1	0.95	0.90	22,22,22,22	0
54	MG	DA	3798	1/1	0.95	0.44	88,88,88,88	0
54	MG	BA	3649	1/1	0.95	0.15	67,67,67,67	0
54	MG	BA	3004	1/1	0.95	0.28	49,49,49,49	0
54	MG	DA	3597	1/1	0.95	0.13	124,124,124,124	0
54	MG	DA	3802	1/1	0.95	0.14	84,84,84,84	0
54	MG	DA	3066	1/1	0.95	0.25	114,114,114,114	0
54	MG	DA	3240	1/1	0.95	0.16	69,69,69,69	0
54	MG	AA	1702	1/1	0.95	0.15	56,56,56,56	0
54	MG	DA	3601	1/1	0.95	0.19	59,59,59,59	0
54	MG	CA	1672	1/1	0.95	0.14	137,137,137,137	0
54	MG	BA	3271	1/1	0.95	0.19	83,83,83,83	0
54	MG	BA	3188	1/1	0.95	0.19	103,103,103,103	0
54	MG	CL	205	1/1	0.95	0.26	97,97,97,97	0
54	MG	DA	3074	1/1	0.95	0.32	43,43,43,43	0
54	MG	DA	3412	1/1	0.95	0.29	86,86,86,86	0
54	MG	BA	3518	1/1	0.95	0.68	81,81,81,81	0
54	MG	CA	1677	1/1	0.95	0.44	93,93,93,93	0
54	MG	BA	3456	1/1	0.95	0.38	64,64,64,64	0
54	MG	DA	3611	1/1	0.95	0.76	74,74,74,74	0
54	MG	BA	3007	1/1	0.95	0.06	98,98,98,98	0
54	MG	BA	2908	1/1	0.95	0.44	26,26,26,26	0
54	MG	DA	3083	1/1	0.95	0.25	120,120,120,120	0
54	MG	BA	3660	1/1	0.95	0.15	119,119,119,119	0
54	MG	BA	3331	1/1	0.95	0.85	66,66,66,66	0
54	MG	AA	1831	1/1	0.95	0.40	67,67,67,67	0
54	MG	BA	3333	1/1	0.95	0.48	54,54,54,54	0
54	MG	BA	2945	1/1	0.95	0.29	56,56,56,56	0
54	MG	AA	1746	1/1	0.95	0.05	86,86,86,86	0
54	MG	DA	3261	1/1	0.95	0.29	57,57,57,57	0
54	MG	BA	3337	1/1	0.95	0.18	77,77,77,77	0
54	MG	DA	3628	1/1	0.95	0.32	56,56,56,56	0
54	MG	DA	3092	1/1	0.95	0.54	56,56,56,56	0
54	MG	AA	1671	1/1	0.95	0.13	74,74,74,74	0
54	MG	BA	3082	1/1	0.95	0.14	38,38,38,38	0
54	MG	BA	3340	1/1	0.95	0.59	85,85,85,85	0
54	MG	CA	1693	1/1	0.95	0.86	95,95,95,95	0
54	MG	AA	1676	1/1	0.95	0.14	90,90,90,90	0

Continued on next page...

Continued from previous page...

Mol	Type	Chain	Res	Atoms	RSCC	RSR	B-factors(\AA^2)	Q<0.9
54	MG	DA	3638	1/1	0.95	0.31	22,22,22,22	0
54	MG	DA	3641	1/1	0.95	0.25	13,13,13,13	0
54	MG	DA	2902	1/1	0.95	0.55	17,17,17,17	0
54	MG	DA	2907	1/1	0.95	0.56	17,17,17,17	0
54	MG	DA	2909	1/1	0.95	0.61	22,22,22,22	0
54	MG	BA	3472	1/1	0.95	0.51	65,65,65,65	0
54	MG	AA	1721	1/1	0.95	0.32	56,56,56,56	0
54	MG	DA	2913	1/1	0.95	0.67	21,21,21,21	0
54	MG	DA	3275	1/1	0.95	0.53	92,92,92,92	0
54	MG	DA	3276	1/1	0.95	0.56	86,86,86,86	0
54	MG	DA	3449	1/1	0.95	0.15	79,79,79,79	0
54	MG	CA	1910	1/1	0.95	0.20	109,109,109,109	0
54	MG	DA	3107	1/1	0.95	0.14	50,50,50,50	0
54	MG	BA	3674	1/1	0.95	0.36	55,55,55,55	0
54	MG	DA	2921	1/1	0.95	0.13	32,32,32,32	0
54	MG	DA	3454	1/1	0.95	0.36	81,81,81,81	0
54	MG	DA	3661	1/1	0.95	0.64	98,98,98,98	0
54	MG	DA	3110	1/1	0.95	0.24	65,65,65,65	0
54	MG	CA	1801	1/1	0.95	0.25	82,82,82,82	0
54	MG	BA	3396	1/1	0.95	0.15	108,108,108,108	0
54	MG	BA	3676	1/1	0.95	0.11	112,112,112,112	0
54	MG	BA	3535	1/1	0.95	0.21	95,95,95,95	0
54	MG	BA	3285	1/1	0.95	0.11	91,91,91,91	0
54	MG	DA	3864	1/1	0.95	0.37	53,53,53,53	0
54	MG	BA	3241	1/1	0.95	0.13	69,69,69,69	0
54	MG	BA	2916	1/1	0.95	0.47	37,37,37,37	0
54	MG	DA	3121	1/1	0.95	0.34	38,38,38,38	0
54	MG	CA	1707	1/1	0.95	0.14	102,102,102,102	0
54	MG	CA	1708	1/1	0.95	0.13	60,60,60,60	0
54	MG	DA	3470	1/1	0.95	0.21	127,127,127,127	0
54	MG	CA	1813	1/1	0.95	0.17	107,107,107,107	0
54	MG	DA	3472	1/1	0.95	0.65	95,95,95,95	0
54	MG	CA	1709	1/1	0.95	0.05	107,107,107,107	0
54	MG	AA	1602	1/1	0.95	0.89	45,45,45,45	0
54	MG	CA	1927	1/1	0.95	0.18	88,88,88,88	0
54	MG	DB	217	1/1	0.95	0.09	93,93,93,93	0
54	MG	DA	3300	1/1	0.95	0.23	46,46,46,46	0
54	MG	BA	3245	1/1	0.95	0.31	95,95,95,95	0
54	MG	DA	3478	1/1	0.95	0.33	48,48,48,48	0
54	MG	DB	221	1/1	0.95	0.29	98,98,98,98	0
54	MG	DB	222	1/1	0.95	0.19	137,137,137,137	0
54	MG	CA	1817	1/1	0.95	0.23	89,89,89,89	0

Continued on next page...

Continued from previous page...

Mol	Type	Chain	Res	Atoms	RSCC	RSR	B-factors(\AA^2)	Q<0.9
54	MG	DA	3480	1/1	0.95	0.15	76,76,76,76	0
54	MG	BA	3482	1/1	0.95	0.21	40,40,40,40	0
54	MG	DA	3485	1/1	0.95	0.31	119,119,119,119	0
54	MG	DA	3690	1/1	0.95	0.50	70,70,70,70	0
54	MG	BA	3088	1/1	0.95	0.50	57,57,57,57	0
54	MG	DA	3140	1/1	0.95	0.73	50,50,50,50	0
54	MG	DA	3141	1/1	0.95	0.44	57,57,57,57	0
54	MG	CA	1619	1/1	0.95	0.52	62,62,62,62	0
54	MG	CA	1716	1/1	0.95	0.20	89,89,89,89	0
54	MG	CA	1934	1/1	0.95	0.12	80,80,80,80	0
54	MG	DA	3493	1/1	0.95	0.39	59,59,59,59	0
54	MG	AA	1603	1/1	0.95	0.50	37,37,37,37	0
54	MG	DA	2964	1/1	0.95	0.46	45,45,45,45	0
54	MG	DA	2965	1/1	0.95	0.59	34,34,34,34	0
54	MG	DA	2969	1/1	0.95	0.50	39,39,39,39	0
54	MG	CA	1936	1/1	0.95	0.40	102,102,102,102	0
54	MG	CA	1718	1/1	0.95	0.27	109,109,109,109	0
54	MG	AA	1841	1/1	0.95	0.16	83,83,83,83	0
54	MG	BA	3486	1/1	0.95	0.20	60,60,60,60	0
54	MG	DA	3706	1/1	0.95	0.16	75,75,75,75	0
54	MG	DA	2981	1/1	0.95	0.30	40,40,40,40	0
54	MG	AA	1618	1/1	0.95	0.62	71,71,71,71	0
54	MG	CA	1829	1/1	0.95	0.13	89,89,89,89	0
54	MG	DA	3161	1/1	0.95	0.45	70,70,70,70	0
54	MG	CA	1624	1/1	0.95	0.43	94,94,94,94	0
54	MG	BA	2960	1/1	0.95	0.54	39,39,39,39	0
54	MG	CA	1832	1/1	0.95	0.11	92,92,92,92	0
54	MG	BA	3024	1/1	0.95	0.37	52,52,52,52	0
54	MG	CA	1834	1/1	0.95	0.17	81,81,81,81	0
54	MG	DA	2990	1/1	0.95	0.21	20,20,20,20	0
54	MG	DA	3170	1/1	0.95	0.41	56,56,56,56	0
54	MG	DA	2992	1/1	0.95	0.39	60,60,60,60	0
54	MG	BA	3025	1/1	0.95	0.49	76,76,76,76	0
54	MG	DA	3334	1/1	0.95	0.29	53,53,53,53	0
54	MG	DA	2994	1/1	0.95	0.33	54,54,54,54	0
54	MG	DA	3524	1/1	0.95	0.12	87,87,87,87	0
54	MG	DA	3525	1/1	0.95	0.76	73,73,73,73	0
54	MG	DA	2995	1/1	0.95	0.21	26,26,26,26	0
54	MG	DA	2997	1/1	0.95	0.29	46,46,46,46	0
54	MG	DA	2998	1/1	0.95	0.26	36,36,36,36	0
54	MG	BA	2928	1/1	0.95	0.51	28,28,28,28	0
54	MG	AA	1694	1/1	0.95	0.10	71,71,71,71	0

Continued on next page...

Continued from previous page...

Mol	Type	Chain	Res	Atoms	RSCC	RSR	B-factors(\AA^2)	Q<0.9
54	MG	DA	3731	1/1	0.95	0.14	60,60,60,60	0
54	MG	BA	3360	1/1	0.95	0.20	75,75,75,75	0
54	MG	BA	3097	1/1	0.95	0.27	57,57,57,57	0
54	MG	BA	3098	1/1	0.95	0.27	90,90,90,90	0
54	MG	DA	3004	1/1	0.95	0.21	38,38,38,38	0
54	MG	DA	3736	1/1	0.95	0.23	134,134,134,134	0
54	MG	DN	201	1/1	0.95	0.07	88,88,88,88	0
54	MG	AA	1872	1/1	0.95	0.52	88,88,88,88	0
54	MG	BB	223	1/1	0.95	0.18	94,94,94,94	0
54	MG	DA	3008	1/1	0.95	0.15	50,50,50,50	0
54	MG	CA	1636	1/1	0.95	0.08	98,98,98,98	0
54	MG	DA	3352	1/1	0.95	0.21	121,121,121,121	0
54	MG	DA	3542	1/1	0.95	0.24	65,65,65,65	0
54	MG	DS	202	1/1	0.95	0.52	62,62,62,62	0
54	MG	BA	3100	1/1	0.95	0.31	79,79,79,79	0
54	MG	DA	3746	1/1	0.95	0.11	94,94,94,94	0
54	MG	DA	3012	1/1	0.95	0.28	48,48,48,48	0
54	MG	BA	2933	1/1	0.95	0.24	36,36,36,36	0
54	MG	BA	3560	1/1	0.95	0.62	74,74,74,74	0
54	MG	CA	1964	1/1	0.95	0.21	99,99,99,99	0
54	MG	DA	3019	1/1	0.95	0.27	48,48,48,48	0
54	MG	DA	3361	1/1	0.95	0.12	69,69,69,69	0
54	MG	CA	1851	1/1	0.95	0.48	103,103,103,103	0
54	MG	BA	3561	1/1	0.95	0.14	75,75,75,75	0
54	MG	DA	3200	1/1	0.95	0.29	97,97,97,97	0
54	MG	DA	3555	1/1	0.95	0.54	61,61,61,61	0
54	MG	CA	1642	1/1	0.95	0.18	79,79,79,79	0
54	MG	BA	3065	1/1	0.95	0.22	59,59,59,59	0
54	MG	BA	2998	1/1	0.95	0.10	75,75,75,75	0
54	MG	CA	1646	1/1	0.95	0.21	115,115,115,115	0
54	MG	DA	3028	1/1	0.95	0.35	58,58,58,58	0
54	MG	CA	1857	1/1	0.95	0.34	76,76,76,76	0
54	MG	AA	1754	1/1	0.95	0.16	98,98,98,98	0
54	MG	BA	3423	1/1	0.95	0.39	72,72,72,72	0
54	MG	BA	3369	1/1	0.95	0.30	108,108,108,108	0
54	MG	BA	3506	1/1	0.95	0.36	89,89,89,89	0
55	ZN	AN	101	1/1	0.95	0.13	144,144,144,144	0
54	MG	BA	3637	1/1	0.95	0.18	105,105,105,105	0
54	MG	DA	3379	1/1	0.95	0.04	78,78,78,78	0
54	MG	BB	222	1/1	0.96	0.23	112,112,112,112	0
54	MG	BA	3492	1/1	0.96	0.17	70,70,70,70	0
54	MG	CA	1840	1/1	0.96	0.29	76,76,76,76	0

Continued on next page...

Continued from previous page...

Mol	Type	Chain	Res	Atoms	RSCC	RSR	B-factors(\AA^2)	Q<0.9
54	MG	DA	3426	1/1	0.96	0.19	96,96,96,96	0
54	MG	DA	3125	1/1	0.96	0.20	36,36,36,36	0
54	MG	DA	3126	1/1	0.96	0.31	64,64,64,64	0
54	MG	DA	3430	1/1	0.96	0.27	103,103,103,103	0
54	MG	BA	3411	1/1	0.96	0.34	90,90,90,90	0
54	MG	CA	1639	1/1	0.96	0.38	59,59,59,59	0
54	MG	BA	3355	1/1	0.96	0.21	72,72,72,72	0
54	MG	DA	3130	1/1	0.96	0.08	68,68,68,68	0
54	MG	DA	3281	1/1	0.96	0.16	62,62,62,62	0
54	MG	DA	3131	1/1	0.96	0.10	63,63,63,63	0
54	MG	BA	3356	1/1	0.96	0.28	33,33,33,33	0
54	MG	DA	3284	1/1	0.96	0.20	79,79,79,79	0
54	MG	AA	1613	1/1	0.96	0.63	55,55,55,55	0
54	MG	DA	3440	1/1	0.96	0.46	125,125,125,125	0
54	MG	DA	3615	1/1	0.96	0.21	99,99,99,99	0
54	MG	BA	3254	1/1	0.96	0.33	68,68,68,68	0
54	MG	DA	3617	1/1	0.96	0.30	59,59,59,59	0
54	MG	AA	1756	1/1	0.96	0.22	111,111,111,111	0
54	MG	CA	1848	1/1	0.96	0.29	96,96,96,96	0
54	MG	CA	1645	1/1	0.96	0.15	80,80,80,80	0
54	MG	DA	3446	1/1	0.96	0.20	57,57,57,57	0
54	MG	CA	1959	1/1	0.96	0.09	106,106,106,106	0
54	MG	DA	3448	1/1	0.96	0.17	99,99,99,99	0
54	MG	AA	1775	1/1	0.96	0.11	105,105,105,105	0
54	MG	BA	3170	1/1	0.96	0.34	87,87,87,87	0
54	MG	DA	3629	1/1	0.96	0.76	89,89,89,89	0
54	MG	AA	1810	1/1	0.96	0.24	86,86,86,86	0
54	MG	DA	2996	1/1	0.96	0.44	32,32,32,32	0
54	MG	DA	3823	1/1	0.96	0.50	84,84,84,84	0
54	MG	DA	3296	1/1	0.96	0.24	70,70,70,70	0
54	MG	DA	3146	1/1	0.96	0.22	31,31,31,31	0
54	MG	BA	3013	1/1	0.96	0.40	21,21,21,21	0
54	MG	DA	3456	1/1	0.96	0.46	121,121,121,121	0
54	MG	AV	6208	1/1	0.96	0.37	79,79,79,79	0
54	MG	AA	1798	1/1	0.96	0.44	46,46,46,46	0
54	MG	DA	3460	1/1	0.96	0.45	86,86,86,86	0
54	MG	CA	1652	1/1	0.96	0.19	87,87,87,87	0
54	MG	BA	2941	1/1	0.96	0.34	31,31,31,31	0
54	MG	DA	3303	1/1	0.96	0.36	67,67,67,67	0
54	MG	BA	3314	1/1	0.96	0.20	69,69,69,69	0
54	MG	DA	3305	1/1	0.96	0.28	99,99,99,99	0
54	MG	AB	302	1/1	0.96	0.24	57,57,57,57	0

Continued on next page...

Continued from previous page...

Mol	Type	Chain	Res	Atoms	RSCC	RSR	B-factors(\AA^2)	Q<0.9
54	MG	BA	2980	1/1	0.96	0.18	51,51,51,51	0
54	MG	CA	1861	1/1	0.96	0.28	64,64,64,64	0
54	MG	BA	3439	1/1	0.96	0.39	17,17,17,17	0
54	MG	DA	3160	1/1	0.96	0.40	53,53,53,53	0
54	MG	DA	3656	1/1	0.96	0.29	36,36,36,36	0
54	MG	BA	3442	1/1	0.96	0.51	26,26,26,26	0
54	MG	BA	3317	1/1	0.96	0.17	84,84,84,84	0
54	MG	CA	1866	1/1	0.96	0.21	102,102,102,102	0
54	MG	CA	1662	1/1	0.96	0.13	84,84,84,84	0
54	MG	CC	305	1/1	0.96	0.08	93,93,93,93	0
54	MG	BN	201	1/1	0.96	0.28	49,49,49,49	0
54	MG	BA	2981	1/1	0.96	0.26	56,56,56,56	0
54	MG	DA	3017	1/1	0.96	0.33	38,38,38,38	0
54	MG	CA	1762	1/1	0.96	0.21	114,114,114,114	0
54	MG	BA	3059	1/1	0.96	0.63	48,48,48,48	0
54	MG	DA	3484	1/1	0.96	0.24	21,21,21,21	0
54	MG	AA	1826	1/1	0.96	0.38	75,75,75,75	0
54	MG	DA	3322	1/1	0.96	0.15	65,65,65,65	0
54	MG	CA	1875	1/1	0.96	0.64	63,63,63,63	0
54	MG	DA	3488	1/1	0.96	0.30	102,102,102,102	0
54	MG	AA	1845	1/1	0.96	0.06	71,71,71,71	0
54	MG	DA	3177	1/1	0.96	0.59	46,46,46,46	0
54	MG	BA	3583	1/1	0.96	0.69	105,105,105,105	0
54	MG	CA	1878	1/1	0.96	0.41	82,82,82,82	0
54	MG	BA	3584	1/1	0.96	0.15	83,83,83,83	0
54	MG	BA	3225	1/1	0.96	0.31	54,54,54,54	0
54	MG	DA	3680	1/1	0.96	0.20	41,41,41,41	0
54	MG	DB	202	1/1	0.96	0.30	33,33,33,33	0
54	MG	DA	3681	1/1	0.96	0.23	78,78,78,78	0
54	MG	BA	3655	1/1	0.96	0.17	92,92,92,92	0
54	MG	BA	3063	1/1	0.96	0.92	85,85,85,85	0
54	MG	DB	206	1/1	0.96	0.27	63,63,63,63	0
54	MG	DA	3032	1/1	0.96	0.64	80,80,80,80	0
54	MG	CA	1772	1/1	0.96	0.13	112,112,112,112	0
54	MG	BA	3453	1/1	0.96	0.27	27,27,27,27	0
54	MG	DB	211	1/1	0.96	0.07	65,65,65,65	0
54	MG	DA	3035	1/1	0.96	0.60	43,43,43,43	0
54	MG	BA	3658	1/1	0.96	0.29	68,68,68,68	0
54	MG	DB	214	1/1	0.96	0.21	72,72,72,72	0
54	MG	BA	3326	1/1	0.96	0.20	82,82,82,82	0
54	MG	BA	3379	1/1	0.96	0.21	86,86,86,86	0
54	MG	CA	1779	1/1	0.96	0.28	79,79,79,79	0

Continued on next page...

Continued from previous page...

Mol	Type	Chain	Res	Atoms	RSCC	RSR	B-factors(\AA^2)	Q<0.9
54	MG	AA	1624	1/1	0.96	0.18	58,58,58,58	0
54	MG	BA	3144	1/1	0.96	0.09	148,148,148,148	0
54	MG	BA	2986	1/1	0.96	0.72	54,54,54,54	0
54	MG	DA	3510	1/1	0.96	0.23	64,64,64,64	0
54	MG	DA	3196	1/1	0.96	0.20	84,84,84,84	0
54	MG	DA	3043	1/1	0.96	0.14	59,59,59,59	0
54	MG	AA	1813	1/1	0.96	0.13	76,76,76,76	0
54	MG	AA	1758	1/1	0.96	0.62	69,69,69,69	0
54	MG	CA	1686	1/1	0.96	0.07	82,82,82,82	0
54	MG	BA	2914	1/1	0.96	0.44	24,24,24,24	0
54	MG	DA	3518	1/1	0.96	0.24	102,102,102,102	0
54	MG	DA	3519	1/1	0.96	0.37	74,74,74,74	0
54	MG	BA	3387	1/1	0.96	0.13	84,84,84,84	0
54	MG	AA	1732	1/1	0.96	0.13	104,104,104,104	0
54	MG	BA	3467	1/1	0.96	0.37	30,30,30,30	0
54	MG	DA	3523	1/1	0.96	0.13	77,77,77,77	0
54	MG	BA	3334	1/1	0.96	0.23	60,60,60,60	0
54	MG	CA	1793	1/1	0.96	0.19	125,125,125,125	0
54	MG	DA	3358	1/1	0.96	0.30	83,83,83,83	0
54	MG	DA	3060	1/1	0.96	0.48	77,77,77,77	0
54	MG	BA	2953	1/1	0.96	0.19	45,45,45,45	0
54	MG	BA	3601	1/1	0.96	0.20	76,76,76,76	0
54	MG	BA	3281	1/1	0.96	0.72	123,123,123,123	0
54	MG	DA	3064	1/1	0.96	0.24	127,127,127,127	0
54	MG	CA	1695	1/1	0.96	0.18	65,65,65,65	0
54	MG	AA	1601	1/1	0.96	0.24	35,35,35,35	0
54	MG	CA	1604	1/1	0.96	0.47	43,43,43,43	0
54	MG	CA	1605	1/1	0.96	0.64	54,54,54,54	0
54	MG	DA	2901	1/1	0.96	0.52	9,9,9,9	0
54	MG	BA	2918	1/1	0.96	0.60	43,43,43,43	0
54	MG	CA	1609	1/1	0.96	0.25	66,66,66,66	0
54	MG	DA	3073	1/1	0.96	0.23	69,69,69,69	0
54	MG	CA	1702	1/1	0.96	0.24	114,114,114,114	0
54	MG	AA	1832	1/1	0.96	0.45	66,66,66,66	0
54	MG	AA	1761	1/1	0.96	0.10	68,68,68,68	0
54	MG	CA	1809	1/1	0.96	0.20	92,92,92,92	0
54	MG	CA	1915	1/1	0.96	0.40	58,58,58,58	0
54	MG	DA	3548	1/1	0.96	0.86	110,110,110,110	0
54	MG	BA	3679	1/1	0.96	0.30	75,75,75,75	0
54	MG	DA	3381	1/1	0.96	0.23	49,49,49,49	0
54	MG	DA	2920	1/1	0.96	0.29	14,14,14,14	0
54	MG	BA	2959	1/1	0.96	0.31	40,40,40,40	0

Continued on next page...

Continued from previous page...

Mol	Type	Chain	Res	Atoms	RSCC	RSR	B-factors(Å ²)	Q<0.9
54	MG	DA	3236	1/1	0.96	0.15	75,75,75,75	0
54	MG	BA	2999	1/1	0.96	0.53	39,39,39,39	0
54	MG	BA	3477	1/1	0.96	0.13	50,50,50,50	0
54	MG	DA	3556	1/1	0.96	0.15	110,110,110,110	0
54	MG	CA	1616	1/1	0.96	0.14	94,94,94,94	0
54	MG	DA	2929	1/1	0.96	0.48	21,21,21,21	0
54	MG	BA	2924	1/1	0.96	0.44	48,48,48,48	0
54	MG	DA	3745	1/1	0.96	0.24	109,109,109,109	0
54	MG	BA	3289	1/1	0.96	0.39	61,61,61,61	0
54	MG	BB	204	1/1	0.96	0.33	102,102,102,102	0
54	MG	BA	3118	1/1	0.96	0.14	95,95,95,95	0
54	MG	BA	3481	1/1	0.96	0.39	71,71,71,71	0
54	MG	DA	3394	1/1	0.96	0.53	110,110,110,110	0
54	MG	DA	3565	1/1	0.96	0.17	97,97,97,97	0
54	MG	BB	208	1/1	0.96	0.11	67,67,67,67	0
54	MG	DA	3396	1/1	0.96	0.27	78,78,78,78	0
54	MG	AA	1706	1/1	0.96	0.46	78,78,78,78	0
54	MG	AA	1647	1/1	0.96	0.44	63,63,63,63	0
54	MG	CA	1823	1/1	0.96	0.12	61,61,61,61	0
54	MG	BA	3546	1/1	0.96	0.20	67,67,67,67	0
54	MG	BA	3547	1/1	0.96	0.19	87,87,87,87	0
54	MG	DA	2954	1/1	0.96	0.59	41,41,41,41	0
54	MG	DA	3761	1/1	0.96	0.11	100,100,100,100	0
54	MG	BA	3293	1/1	0.96	0.24	60,60,60,60	0
54	MG	CA	1827	1/1	0.96	0.24	82,82,82,82	0
54	MG	AA	1836	1/1	0.96	0.08	91,91,91,91	0
54	MG	CA	1937	1/1	0.96	0.26	100,100,100,100	0
54	MG	DA	3579	1/1	0.96	0.54	80,80,80,80	0
54	MG	DA	3258	1/1	0.96	0.28	67,67,67,67	0
54	MG	AA	1783	1/1	0.96	0.23	123,123,123,123	0
54	MG	BA	3084	1/1	0.96	0.36	82,82,82,82	0
54	MG	AV	6203	1/1	0.96	0.16	62,62,62,62	0
54	MG	CA	1726	1/1	0.96	0.28	49,49,49,49	0
54	MG	DA	3413	1/1	0.96	0.23	60,60,60,60	0
54	MG	BA	3300	1/1	0.96	0.32	93,93,93,93	0
54	MG	DA	2967	1/1	0.96	0.33	34,34,34,34	0
54	MG	DA	3589	1/1	0.96	0.26	51,51,51,51	0
54	MG	DA	2968	1/1	0.96	0.62	36,36,36,36	0
54	MG	D4	103	1/1	0.96	0.27	73,73,73,73	0
54	MG	DA	3115	1/1	0.96	0.18	58,58,58,58	0
54	MG	BA	3490	1/1	0.96	0.09	67,67,67,67	0
54	MG	DA	3783	1/1	0.96	0.13	63,63,63,63	0

Continued on next page...

Continued from previous page...

Mol	Type	Chain	Res	Atoms	RSCC	RSR	B-factors(\AA^2)	Q<0.9
54	MG	DA	3117	1/1	0.96	0.13	31,31,31,31	0
54	MG	DA	2970	1/1	0.96	0.25	29,29,29,29	0
54	MG	DA	3119	1/1	0.96	0.15	74,74,74,74	0
54	MG	BA	2931	1/1	0.96	0.39	49,49,49,49	0
54	MG	BB	207	1/1	0.97	0.16	111,111,111,111	0
54	MG	DA	3344	1/1	0.97	0.16	75,75,75,75	0
54	MG	CA	1870	1/1	0.97	0.20	94,94,94,94	0
54	MG	DA	3581	1/1	0.97	0.12	68,68,68,68	0
54	MG	CA	1871	1/1	0.97	0.49	76,76,76,76	0
54	MG	DA	3710	1/1	0.97	0.16	92,92,92,92	0
54	MG	BA	2902	1/1	0.97	0.51	12,12,12,12	0
54	MG	DA	3018	1/1	0.97	0.43	60,60,60,60	0
54	MG	DA	2908	1/1	0.97	0.46	20,20,20,20	0
54	MG	BA	3143	1/1	0.97	0.12	48,48,48,48	0
54	MG	DA	2910	1/1	0.97	0.68	38,38,38,38	0
54	MG	BA	3061	1/1	0.97	0.13	54,54,54,54	0
54	MG	BA	2943	1/1	0.97	0.17	34,34,34,34	0
54	MG	BA	3015	1/1	0.97	0.10	55,55,55,55	0
54	MG	DA	2914	1/1	0.97	0.44	23,23,23,23	0
54	MG	DA	3027	1/1	0.97	0.28	53,53,53,53	0
54	MG	DA	3593	1/1	0.97	0.43	125,125,125,125	0
54	MG	DA	3722	1/1	0.97	0.16	138,138,138,138	0
54	MG	BA	2977	1/1	0.97	0.40	69,69,69,69	0
54	MG	DA	2916	1/1	0.97	0.47	15,15,15,15	0
54	MG	DA	3136	1/1	0.97	0.20	57,57,57,57	0
54	MG	BA	3639	1/1	0.97	0.23	88,88,88,88	0
54	MG	AA	1727	1/1	0.97	0.37	104,104,104,104	0
54	MG	DA	3139	1/1	0.97	0.15	40,40,40,40	0
54	MG	AA	1638	1/1	0.97	0.24	89,89,89,89	0
54	MG	DA	3481	1/1	0.97	0.29	77,77,77,77	0
54	MG	BA	2946	1/1	0.97	0.21	37,37,37,37	0
54	MG	AA	1683	1/1	0.97	0.46	64,64,64,64	0
54	MG	DA	2925	1/1	0.97	0.40	34,34,34,34	0
54	MG	DA	2926	1/1	0.97	0.39	25,25,25,25	0
54	MG	CA	1957	1/1	0.97	0.43	73,73,73,73	0
54	MG	DB	207	1/1	0.97	0.28	58,58,58,58	0
54	MG	BA	3428	1/1	0.97	0.27	90,90,90,90	0
54	MG	DA	2933	1/1	0.97	0.32	25,25,25,25	0
54	MG	DA	2934	1/1	0.97	0.40	13,13,13,13	0
54	MG	DA	2935	1/1	0.97	0.50	23,23,23,23	0
54	MG	BA	3312	1/1	0.97	0.68	71,71,71,71	0
54	MG	BA	3430	1/1	0.97	0.27	6,6,6,6	0

Continued on next page...

Continued from previous page...

Mol	Type	Chain	Res	Atoms	RSCC	RSR	B-factors(\AA^2)	Q<0.9
54	MG	DA	3153	1/1	0.97	0.35	33,33,33,33	0
54	MG	DA	2940	1/1	0.97	0.50	31,31,31,31	0
54	MG	BA	3431	1/1	0.97	0.33	26,26,26,26	0
54	MG	BA	3432	1/1	0.97	0.49	12,12,12,12	0
54	MG	BA	3433	1/1	0.97	0.69	21,21,21,21	0
54	MG	CA	1744	1/1	0.97	0.24	80,80,80,80	0
54	MG	DA	2946	1/1	0.97	0.50	25,25,25,25	0
54	MG	DA	3620	1/1	0.97	0.30	115,115,115,115	0
54	MG	DA	3052	1/1	0.97	0.27	50,50,50,50	0
54	MG	DA	3053	1/1	0.97	0.47	63,63,63,63	0
54	MG	DB	224	1/1	0.97	0.26	95,95,95,95	0
54	MG	DA	3623	1/1	0.97	0.41	104,104,104,104	0
54	MG	BA	3434	1/1	0.97	0.28	19,19,19,19	0
54	MG	DA	3165	1/1	0.97	0.11	59,59,59,59	0
54	MG	CA	1681	1/1	0.97	0.20	66,66,66,66	0
54	MG	DA	3757	1/1	0.97	0.14	89,89,89,89	0
54	MG	DA	3507	1/1	0.97	0.65	70,70,70,70	0
54	MG	DA	3056	1/1	0.97	0.24	25,25,25,25	0
54	MG	BA	3436	1/1	0.97	0.53	38,38,38,38	0
54	MG	DA	3058	1/1	0.97	0.14	56,56,56,56	0
54	MG	BA	3438	1/1	0.97	0.57	29,29,29,29	0
54	MG	DA	3763	1/1	0.97	0.26	57,57,57,57	0
54	MG	BA	2922	1/1	0.97	0.53	38,38,38,38	0
54	MG	BA	3440	1/1	0.97	0.41	23,23,23,23	0
54	MG	BA	3441	1/1	0.97	0.37	35,35,35,35	0
54	MG	BA	3276	1/1	0.97	0.07	67,67,67,67	0
54	MG	DA	3639	1/1	0.97	0.35	26,26,26,26	0
54	MG	BA	3444	1/1	0.97	0.32	26,26,26,26	0
54	MG	BA	3244	1/1	0.97	0.17	79,79,79,79	0
54	MG	DA	2960	1/1	0.97	0.32	33,33,33,33	0
54	MG	BA	2983	1/1	0.97	0.10	44,44,44,44	0
54	MG	DA	3645	1/1	0.97	0.28	23,23,23,23	0
54	MG	CA	1757	1/1	0.97	0.18	102,102,102,102	0
54	MG	DA	3776	1/1	0.97	0.24	172,172,172,172	0
54	MG	AA	1677	1/1	0.97	0.16	50,50,50,50	0
54	MG	AA	1648	1/1	0.97	0.49	90,90,90,90	0
54	MG	DA	3294	1/1	0.97	0.17	36,36,36,36	0
54	MG	BA	2938	1/1	0.97	0.45	51,51,51,51	0
54	MG	DA	2966	1/1	0.97	0.19	39,39,39,39	0
54	MG	CA	1630	1/1	0.97	0.25	49,49,49,49	0
54	MG	DA	3654	1/1	0.97	0.28	59,59,59,59	0
54	MG	BA	3074	1/1	0.97	0.38	87,87,87,87	0

Continued on next page...

Continued from previous page...

Mol	Type	Chain	Res	Atoms	RSCC	RSR	B-factors(Å ²)	Q<0.9
54	MG	DA	3078	1/1	0.97	0.44	48,48,48,48	0
54	MG	DF	202	1/1	0.97	0.19	129,129,129,129	0
54	MG	BA	3359	1/1	0.97	0.12	89,89,89,89	0
54	MG	DA	3658	1/1	0.97	0.34	23,23,23,23	0
54	MG	DA	3789	1/1	0.97	0.15	56,56,56,56	0
54	MG	AA	1616	1/1	0.97	0.65	54,54,54,54	0
54	MG	CA	1838	1/1	0.97	0.14	94,94,94,94	0
54	MG	DA	2972	1/1	0.97	0.19	37,37,37,37	0
54	MG	BA	2988	1/1	0.97	0.21	40,40,40,40	0
54	MG	DA	3536	1/1	0.97	0.16	92,92,92,92	0
54	MG	CA	1699	1/1	0.97	0.10	76,76,76,76	0
54	MG	BA	3667	1/1	0.97	0.17	85,85,85,85	0
54	MG	BA	3219	1/1	0.97	0.15	80,80,80,80	0
54	MG	CA	1769	1/1	0.97	0.13	67,67,67,67	0
54	MG	DA	3089	1/1	0.97	0.39	71,71,71,71	0
54	MG	DA	3199	1/1	0.97	0.09	108,108,108,108	0
54	MG	BA	3051	1/1	0.97	0.49	62,62,62,62	0
54	MG	DA	2984	1/1	0.97	0.22	22,22,22,22	0
54	MG	BA	3458	1/1	0.97	0.11	77,77,77,77	0
54	MG	AT	201	1/1	0.97	0.09	103,103,103,103	0
54	MG	DA	3674	1/1	0.97	0.54	47,47,47,47	0
54	MG	DA	3806	1/1	0.97	0.16	92,92,92,92	0
54	MG	DA	3429	1/1	0.97	0.15	79,79,79,79	0
54	MG	BA	3079	1/1	0.97	0.10	73,73,73,73	0
54	MG	BA	3029	1/1	0.97	0.33	41,41,41,41	0
54	MG	DA	3810	1/1	0.97	0.05	102,102,102,102	0
54	MG	BA	3224	1/1	0.97	0.25	97,97,97,97	0
54	MG	DA	3208	1/1	0.97	0.28	56,56,56,56	0
54	MG	DA	3098	1/1	0.97	0.24	46,46,46,46	0
54	MG	CL	202	1/1	0.97	0.07	105,105,105,105	0
54	MG	CA	1777	1/1	0.97	0.33	98,98,98,98	0
54	MG	BA	3565	1/1	0.97	0.25	104,104,104,104	0
54	MG	BA	3463	1/1	0.97	0.41	54,54,54,54	0
54	MG	BA	2955	1/1	0.97	0.32	63,63,63,63	0
54	MG	BA	2991	1/1	0.97	0.22	42,42,42,42	0
54	MG	BA	3011	1/1	0.97	0.25	51,51,51,51	0
54	MG	BA	3409	1/1	0.97	0.15	51,51,51,51	0
54	MG	DA	3443	1/1	0.97	0.15	92,92,92,92	0
54	MG	BA	3571	1/1	0.97	0.16	74,74,74,74	0
54	MG	CA	1715	1/1	0.97	0.42	107,107,107,107	0
54	MG	CA	1787	1/1	0.97	0.76	37,37,37,37	0
54	MG	BA	3228	1/1	0.97	0.13	42,42,42,42	0

Continued on next page...

Continued from previous page...

Mol	Type	Chain	Res	Atoms	RSCC	RSR	B-factors(\AA^2)	Q<0.9
54	MG	BA	3296	1/1	0.97	0.22	71,71,71,71	0
54	MG	AA	1615	1/1	0.97	0.35	67,67,67,67	0
54	MG	BY	102	1/1	0.97	0.11	110,110,110,110	0
54	MG	BA	3298	1/1	0.97	0.22	126,126,126,126	0
54	MG	CA	1656	1/1	0.97	0.05	78,78,78,78	0
54	MG	BA	3035	1/1	0.97	0.23	57,57,57,57	0
54	MG	DA	3230	1/1	0.97	0.24	80,80,80,80	0
54	MG	BA	3113	1/1	0.97	0.52	59,59,59,59	0
54	MG	DA	3232	1/1	0.97	0.13	67,67,67,67	0
54	MG	CA	1942	1/1	0.97	0.20	104,104,104,104	0
54	MG	AA	1691	1/1	0.98	0.11	69,69,69,69	0
54	MG	BA	2919	1/1	0.98	0.32	14,14,14,14	0
54	MG	DA	3467	1/1	0.98	0.14	97,97,97,97	0
54	MG	CA	1905	1/1	0.98	0.28	130,130,130,130	0
54	MG	BA	3193	1/1	0.98	0.29	81,81,81,81	0
54	MG	AA	1634	1/1	0.98	0.11	48,48,48,48	0
54	MG	BA	3412	1/1	0.98	0.14	49,49,49,49	0
54	MG	BA	3443	1/1	0.98	0.34	36,36,36,36	0
54	MG	CA	1731	1/1	0.98	0.14	76,76,76,76	0
54	MG	DA	3201	1/1	0.98	0.05	46,46,46,46	0
54	MG	DA	3772	1/1	0.98	0.21	114,114,114,114	0
54	MG	CA	1773	1/1	0.98	0.24	97,97,97,97	0
54	MG	CA	1961	1/1	0.98	0.12	63,63,63,63	0
54	MG	CA	1865	1/1	0.98	0.57	93,93,93,93	0
54	MG	BA	3386	1/1	0.98	0.36	134,134,134,134	0
54	MG	DA	3777	1/1	0.98	0.29	90,90,90,90	0
54	MG	BB	218	1/1	0.98	0.35	79,79,79,79	0
54	MG	BA	2921	1/1	0.98	0.27	17,17,17,17	0
54	MG	CA	1655	1/1	0.98	0.26	100,100,100,100	0
54	MG	BA	3311	1/1	0.98	0.17	87,87,87,87	0
54	MG	DA	3483	1/1	0.98	0.44	63,63,63,63	0
54	MG	DA	3124	1/1	0.98	0.40	51,51,51,51	0
54	MG	BA	2932	1/1	0.98	0.85	44,44,44,44	0
54	MG	AA	1609	1/1	0.98	0.33	26,26,26,26	0
54	MG	DA	3684	1/1	0.98	0.36	69,69,69,69	0
54	MG	DA	2904	1/1	0.98	0.30	16,16,16,16	0
54	MG	DA	2974	1/1	0.98	0.26	60,60,60,60	0
54	MG	DA	3049	1/1	0.98	0.52	43,43,43,43	0
54	MG	DA	3050	1/1	0.98	0.21	89,89,89,89	0
54	MG	DA	3398	1/1	0.98	0.17	80,80,80,80	0
54	MG	DA	2905	1/1	0.98	0.33	18,18,18,18	0
54	MG	DA	2906	1/1	0.98	0.31	16,16,16,16	0

Continued on next page...

Continued from previous page...

Mol	Type	Chain	Res	Atoms	RSCC	RSR	B-factors(\AA^2)	Q<0.9
54	MG	DA	3133	1/1	0.98	0.18	114,114,114,114	0
54	MG	DA	2977	1/1	0.98	0.56	49,49,49,49	0
54	MG	CA	1970	1/1	0.98	0.09	98,98,98,98	0
54	MG	DA	2980	1/1	0.98	0.37	12,12,12,12	0
54	MG	DA	3498	1/1	0.98	0.49	51,51,51,51	0
54	MG	CA	1920	1/1	0.98	0.28	87,87,87,87	0
54	MG	BA	2975	1/1	0.98	0.26	58,58,58,58	0
54	MG	BA	2905	1/1	0.98	0.62	19,19,19,19	0
54	MG	DA	3059	1/1	0.98	0.34	39,39,39,39	0
54	MG	CA	1783	1/1	0.98	0.12	139,139,139,139	0
54	MG	BA	3200	1/1	0.98	0.26	93,93,93,93	0
54	MG	BA	2935	1/1	0.98	0.40	26,26,26,26	0
54	MG	CC	302	1/1	0.98	0.21	79,79,79,79	0
54	MG	CA	1926	1/1	0.98	0.30	76,76,76,76	0
54	MG	BA	2961	1/1	0.98	0.62	51,51,51,51	0
54	MG	CA	1664	1/1	0.98	0.09	85,85,85,85	0
54	MG	DA	2918	1/1	0.98	0.55	25,25,25,25	0
54	MG	DA	2919	1/1	0.98	0.33	12,12,12,12	0
54	MG	BA	2906	1/1	0.98	0.49	24,24,24,24	0
54	MG	BA	3424	1/1	0.98	0.33	115,115,115,115	0
54	MG	CA	1836	1/1	0.98	0.43	98,98,98,98	0
54	MG	DA	3815	1/1	0.98	0.53	74,74,74,74	0
54	MG	DA	2923	1/1	0.98	0.46	12,12,12,12	0
54	MG	DA	3243	1/1	0.98	0.12	59,59,59,59	0
54	MG	BA	2925	1/1	0.98	0.29	12,12,12,12	0
54	MG	BA	3321	1/1	0.98	0.22	179,179,179,179	0
54	MG	DA	3157	1/1	0.98	0.18	33,33,33,33	0
54	MG	CA	1749	1/1	0.98	0.10	77,77,77,77	0
54	MG	DA	3077	1/1	0.98	0.09	33,33,33,33	0
54	MG	DA	2927	1/1	0.98	0.25	18,18,18,18	0
54	MG	BA	2950	1/1	0.98	0.16	68,68,68,68	0
54	MG	BA	3034	1/1	0.98	0.97	69,69,69,69	0
54	MG	DA	3338	1/1	0.98	0.14	123,123,123,123	0
54	MG	DA	2931	1/1	0.98	0.40	21,21,21,21	0
54	MG	DA	3528	1/1	0.98	0.08	87,87,87,87	0
54	MG	DA	3164	1/1	0.98	0.22	83,83,83,83	0
54	MG	DL	201	1/1	0.98	0.10	7,7,7,7	0
54	MG	DA	3626	1/1	0.98	0.21	106,106,106,106	0
54	MG	DA	3082	1/1	0.98	0.40	68,68,68,68	0
54	MG	DA	3005	1/1	0.98	0.36	41,41,41,41	0
54	MG	DA	2932	1/1	0.98	0.24	24,24,24,24	0
54	MG	DA	3834	1/1	0.98	0.13	60,60,60,60	0

Continued on next page...

Continued from previous page...

Mol	Type	Chain	Res	Atoms	RSCC	RSR	B-factors(\AA^2)	Q<0.9
54	MG	CA	1671	1/1	0.98	0.26	51,51,51,51	0
54	MG	BA	2965	1/1	0.98	0.23	51,51,51,51	0
54	MG	CA	1673	1/1	0.98	0.48	61,61,61,61	0
54	MG	BA	3619	1/1	0.98	0.20	145,145,145,145	0
54	MG	DA	3172	1/1	0.98	0.24	88,88,88,88	0
54	MG	DA	3636	1/1	0.98	0.41	12,12,12,12	0
54	MG	DA	3011	1/1	0.98	0.12	36,36,36,36	0
54	MG	BA	3128	1/1	0.98	0.17	65,65,65,65	0
54	MG	DA	3739	1/1	0.98	0.17	133,133,133,133	0
54	MG	DA	2938	1/1	0.98	0.34	7,7,7,7	0
54	MG	DA	3640	1/1	0.98	0.25	24,24,24,24	0
54	MG	DA	2939	1/1	0.98	0.40	21,21,21,21	0
54	MG	BA	2966	1/1	0.98	0.14	38,38,38,38	0
54	MG	DA	3016	1/1	0.98	0.18	47,47,47,47	0
54	MG	BA	3168	1/1	0.98	0.27	20,20,20,20	0
54	MG	DA	3357	1/1	0.98	0.35	169,169,169,169	0
54	MG	BA	3233	1/1	0.98	0.61	97,97,97,97	0
54	MG	DA	3547	1/1	0.98	0.40	115,115,115,115	0
54	MG	DA	3097	1/1	0.98	0.30	55,55,55,55	0
54	MG	DA	2943	1/1	0.98	0.28	5,5,5,5	0
54	MG	DA	3183	1/1	0.98	0.33	76,76,76,76	0
54	MG	DA	3856	1/1	0.98	0.49	86,86,86,86	0
54	MG	CA	1805	1/1	0.98	0.08	94,94,94,94	0
54	MG	AA	1713	1/1	0.98	0.38	98,98,98,98	0
54	MG	CA	1606	1/1	0.98	0.46	57,57,57,57	0
54	MG	DA	3023	1/1	0.98	0.15	23,23,23,23	0
54	MG	BA	3435	1/1	0.98	0.38	29,29,29,29	0
54	MG	CA	1608	1/1	0.98	0.35	121,121,121,121	0
54	MG	DA	2950	1/1	0.98	0.22	33,33,33,33	0
55	ZN	AD	301	1/1	0.98	0.29	51,51,51,51	0
54	MG	BA	2909	1/1	0.98	0.48	16,16,16,16	0
54	MG	BA	3437	1/1	0.98	0.52	42,42,42,42	0
54	MG	DA	3372	1/1	0.98	0.16	90,90,90,90	0
54	MG	DA	3346	1/1	0.99	0.15	68,68,68,68	0
54	MG	DA	3647	1/1	0.99	0.74	54,54,54,54	0
54	MG	DA	3568	1/1	0.99	0.10	78,78,78,78	0
54	MG	DA	3214	1/1	0.99	0.17	34,34,34,34	0
54	MG	DA	2930	1/1	0.99	0.49	34,34,34,34	0
54	MG	DA	2955	1/1	0.99	0.58	45,45,45,45	0
54	MG	AA	1869	1/1	0.99	0.09	74,74,74,74	0
54	MG	DA	3459	1/1	0.99	0.16	61,61,61,61	0
54	MG	BA	2907	1/1	0.99	0.35	15,15,15,15	0

Continued on next page...

Continued from previous page...

Mol	Type	Chain	Res	Atoms	RSCC	RSR	B-factors(Å ²)	Q<0.9
54	MG	BA	3581	1/1	0.99	0.14	127,127,127,127	0
54	MG	BA	3325	1/1	0.99	0.22	168,168,168,168	0
54	MG	DA	3071	1/1	0.99	0.16	49,49,49,49	0
54	MG	BA	2917	1/1	0.99	0.25	6,6,6,6	0
54	MG	AA	1650	1/1	0.99	0.21	92,92,92,92	0
54	MG	AA	1840	1/1	0.99	0.05	91,91,91,91	0
54	MG	CA	1802	1/1	0.99	0.03	94,94,94,94	0
54	MG	DA	2991	1/1	0.99	0.21	36,36,36,36	0
54	MG	BA	2901	1/1	0.99	0.62	8,8,8,8	0
54	MG	AA	1745	1/1	0.99	0.42	119,119,119,119	0
54	MG	BA	3057	1/1	0.99	0.14	64,64,64,64	0
54	MG	CA	1728	1/1	0.99	0.15	120,120,120,120	0
54	MG	BA	3452	1/1	0.99	0.25	41,41,41,41	0
54	MG	AA	1679	1/1	0.99	0.34	78,78,78,78	0
54	MG	BA	3107	1/1	0.99	0.31	25,25,25,25	0
54	MG	DA	3513	1/1	0.99	0.34	30,30,30,30	0
54	MG	BA	3455	1/1	0.99	0.28	32,32,32,32	0
54	MG	DA	3631	1/1	0.99	0.04	73,73,73,73	0
54	MG	DA	3235	1/1	0.99	0.20	59,59,59,59	0
54	MG	DA	3369	1/1	0.99	0.10	99,99,99,99	0
54	MG	AA	1698	1/1	0.99	0.13	88,88,88,88	0
54	MG	DA	2973	1/1	0.99	0.30	50,50,50,50	0
54	MG	DA	2948	1/1	0.99	0.13	21,21,21,21	0
54	MG	DA	2903	1/1	0.99	0.23	16,16,16,16	0
54	MG	DA	3374	1/1	0.99	0.14	80,80,80,80	0
54	MG	AA	1635	1/1	0.99	0.27	37,37,37,37	0
54	MG	BA	3279	1/1	0.99	0.06	85,85,85,85	0
54	MG	BA	3005	1/1	0.99	0.75	53,53,53,53	0
54	MG	DA	3150	1/1	0.99	0.12	56,56,56,56	0
54	MG	DA	2979	1/1	0.99	0.20	16,16,16,16	0
54	MG	CA	1794	1/1	0.99	0.11	122,122,122,122	0
54	MG	DA	3213	1/1	0.99	0.24	59,59,59,59	0

6.5 Other polymers i

There are no such residues in this entry.