



Full wwPDB EM Validation Report ⓘ

Nov 27, 2022 – 12:09 PM EST

PDB ID : 6V20
EMDB ID : EMD-21023
Title : Rabbit muscle aldolase determined using single-particle cryo-EM at 200 keV
Authors : Wu, M.; Lander, G.C.; Herzik, M.A.
Deposited on : 2019-11-21
Resolution : 2.13 Å (reported)
Based on initial model : 5VY5

This is a Full wwPDB EM Validation Report for a publicly released PDB entry.

We welcome your comments at validation@mail.wwpdb.org

A user guide is available at

<https://www.wwpdb.org/validation/2017/EMValidationReportHelp>

with specific help available everywhere you see the ⓘ symbol.

The types of validation reports are described at

<http://www.wwpdb.org/validation/2017/FAQs#types>.

The following versions of software and data (see [references ⓘ](#)) were used in the production of this report:

EMDB validation analysis : 0.0.1.dev43
MolProbity : 4.02b-467
Percentile statistics : 20191225.v01 (using entries in the PDB archive December 25th 2019)
MapQ : 1.9.9
Ideal geometry (proteins) : Engh & Huber (2001)
Ideal geometry (DNA, RNA) : Parkinson et al. (1996)
Validation Pipeline (wwPDB-VP) : 2.31.2

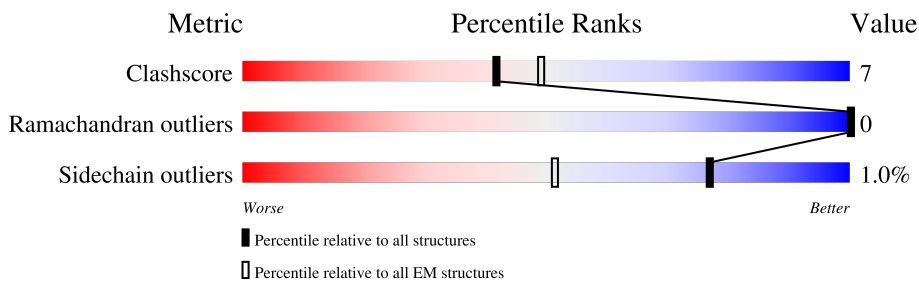
1 Overall quality at a glance

The following experimental techniques were used to determine the structure:

ELECTRON MICROSCOPY

The reported resolution of this entry is 2.13 Å.

Percentile scores (ranging between 0-100) for global validation metrics of the entry are shown in the following graphic. The table shows the number of entries on which the scores are based.



Metric	Whole archive (#Entries)	EM structures (#Entries)
Clashscore	158937	4297
Ramachandran outliers	154571	4023
Sidechain outliers	154315	3826

The table below summarises the geometric issues observed across the polymeric chains and their fit to the map. The red, orange, yellow and green segments of the bar indicate the fraction of residues that contain outliers for ≥ 3 , 2, 1 and 0 types of geometric quality criteria respectively. A grey segment represents the fraction of residues that are not modelled. The numeric value for each fraction is indicated below the corresponding segment, with a dot representing fractions $\leq 5\%$. The upper red bar (where present) indicates the fraction of residues that have poor fit to the EM map (all-atom inclusion $< 40\%$). The numeric value is given above the bar.

Mol	Chain	Length	Quality of chain
1	1-A	343	
1	1-B	343	
1	1-C	343	
1	1-D	343	
1	10-A	343	
1	10-B	343	
1	10-C	343	
1	10-D	343	

Continued on next page...

Continued from previous page...

Mol	Chain	Length	Quality of chain	
1	2-A	343	84%	16%
1	2-B	343	83%	16%
1	2-C	343	83%	17%
1	2-D	343	84%	16%
1	3-A	343	85%	15%
1	3-B	343	85%	15%
1	3-C	343	85%	15%
1	3-D	343	84%	16%
1	4-A	343	81%	18%
1	4-B	343	81%	19%
1	4-C	343	82%	17%
1	4-D	343	83%	17%
1	5-A	343	81%	18%
1	5-B	343	81%	18%
1	5-C	343	81%	18%
1	5-D	343	82%	17%
1	6-A	343	82%	18%
1	6-B	343	81%	19%
1	6-C	343	82%	18%
1	6-D	343	83%	17%
1	7-A	343	87%	13%
1	7-B	343	87%	13%
1	7-C	343	87%	13%
1	7-D	343	87%	13%
1	8-A	343	83%	16%

Continued on next page...

Continued from previous page...

Mol	Chain	Length	Quality of chain
1	8-B	343	 83% 17%
1	8-C	343	 82% 17%
1	8-D	343	 83% 17%
1	9-A	343	 82% 17% .
1	9-B	343	 81% 18% .
1	9-C	343	 82% 18% .
1	9-D	343	 81% 18% .

2 Entry composition [i](#)

There are 2 unique types of molecules in this entry. The entry contains 108000 atoms, of which 0 are hydrogens and 0 are deuteriums.

In the tables below, the AltConf column contains the number of residues with at least one atom in alternate conformation and the Trace column contains the number of residues modelled with at most 2 atoms.

- Molecule 1 is a protein called Fructose-bisphosphate aldolase A.

Mol	Chain	Residues	Atoms					AltConf	Trace
			Total	C	N	O	S		
1	1-A	343	2618	1647	465	495	11	0	0
1	2-A	343	2618	1647	465	495	11	0	0
1	3-A	343	2618	1647	465	495	11	0	0
1	4-A	343	2618	1647	465	495	11	0	0
1	5-A	343	2618	1647	465	495	11	0	0
1	6-A	343	2618	1647	465	495	11	0	0
1	7-A	343	2618	1647	465	495	11	0	0
1	8-A	343	2618	1647	465	495	11	0	0
1	9-A	343	2618	1647	465	495	11	0	0
1	10-A	343	2618	1647	465	495	11	0	0
1	1-B	343	2618	1647	465	495	11	0	0
1	2-B	343	2618	1647	465	495	11	0	0
1	3-B	343	2618	1647	465	495	11	0	0
1	4-B	343	2618	1647	465	495	11	0	0
1	5-B	343	2618	1647	465	495	11	0	0
1	6-B	343	2618	1647	465	495	11	0	0
1	7-B	343	2618	1647	465	495	11	0	0

Continued on next page...

Continued from previous page...

Mol	Chain	Residues	Atoms					AltConf	Trace
1	8-B	343	Total	C	N	O	S	0	0
			2618	1647	465	495	11		
1	9-B	343	Total	C	N	O	S	0	0
			2618	1647	465	495	11		
1	10-B	343	Total	C	N	O	S	0	0
			2618	1647	465	495	11		
1	1-C	343	Total	C	N	O	S	0	0
			2618	1647	465	495	11		
1	2-C	343	Total	C	N	O	S	0	0
			2618	1647	465	495	11		
1	3-C	343	Total	C	N	O	S	0	0
			2618	1647	465	495	11		
1	4-C	343	Total	C	N	O	S	0	0
			2618	1647	465	495	11		
1	5-C	343	Total	C	N	O	S	0	0
			2618	1647	465	495	11		
1	6-C	343	Total	C	N	O	S	0	0
			2618	1647	465	495	11		
1	7-C	343	Total	C	N	O	S	0	0
			2618	1647	465	495	11		
1	8-C	343	Total	C	N	O	S	0	0
			2618	1647	465	495	11		
1	9-C	343	Total	C	N	O	S	0	0
			2618	1647	465	495	11		
1	10-C	343	Total	C	N	O	S	0	0
			2618	1647	465	495	11		
1	1-D	343	Total	C	N	O	S	0	0
			2618	1647	465	495	11		
1	2-D	343	Total	C	N	O	S	0	0
			2618	1647	465	495	11		
1	3-D	343	Total	C	N	O	S	0	0
			2618	1647	465	495	11		
1	4-D	343	Total	C	N	O	S	0	0
			2618	1647	465	495	11		
1	5-D	343	Total	C	N	O	S	0	0
			2618	1647	465	495	11		
1	6-D	343	Total	C	N	O	S	0	0
			2618	1647	465	495	11		
1	7-D	343	Total	C	N	O	S	0	0
			2618	1647	465	495	11		
1	8-D	343	Total	C	N	O	S	0	0
			2618	1647	465	495	11		

Continued on next page...

Continued from previous page...

Mol	Chain	Residues	Atoms					AltConf	Trace
1	9-D	343	Total	C	N	O	S	0	0
			2618	1647	465	495	11		
1	10-D	343	Total	C	N	O	S	0	0
			2618	1647	465	495	11		

- Molecule 2 is water.

Mol	Chain	Residues	Atoms		AltConf
2	1-A	84	Total	O	0
			84	84	
2	2-A	83	Total	O	0
			83	83	
2	3-A	81	Total	O	0
			81	81	
2	4-A	84	Total	O	0
			84	84	
2	5-A	86	Total	O	0
			86	86	
2	6-A	84	Total	O	0
			84	84	
2	7-A	81	Total	O	0
			81	81	
2	8-A	85	Total	O	0
			85	85	
2	9-A	84	Total	O	0
			84	84	
2	10-A	84	Total	O	0
			84	84	
2	1-B	80	Total	O	0
			80	80	
2	2-B	80	Total	O	0
			80	80	
2	3-B	81	Total	O	0
			81	81	
2	4-B	80	Total	O	0
			80	80	
2	5-B	82	Total	O	0
			82	82	
2	6-B	81	Total	O	0
			81	81	
2	7-B	82	Total	O	0
			82	82	

Continued on next page...

Continued from previous page...

Mol	Chain	Residues	Atoms		AltConf
2	8-B	80	Total 80	O 80	0
2	9-B	80	Total 80	O 80	0
2	10-B	83	Total 83	O 83	0
2	1-C	81	Total 81	O 81	0
2	2-C	82	Total 82	O 82	0
2	3-C	83	Total 83	O 83	0
2	4-C	81	Total 81	O 81	0
2	5-C	79	Total 79	O 79	0
2	6-C	81	Total 81	O 81	0
2	7-C	84	Total 84	O 84	0
2	8-C	81	Total 81	O 81	0
2	9-C	81	Total 81	O 81	0
2	10-C	80	Total 80	O 80	0
2	1-D	83	Total 83	O 83	0
2	2-D	83	Total 83	O 83	0
2	3-D	83	Total 83	O 83	0
2	4-D	83	Total 83	O 83	0
2	5-D	81	Total 81	O 81	0
2	6-D	82	Total 82	O 82	0
2	7-D	81	Total 81	O 81	0
2	8-D	82	Total 82	O 82	0

Continued on next page...

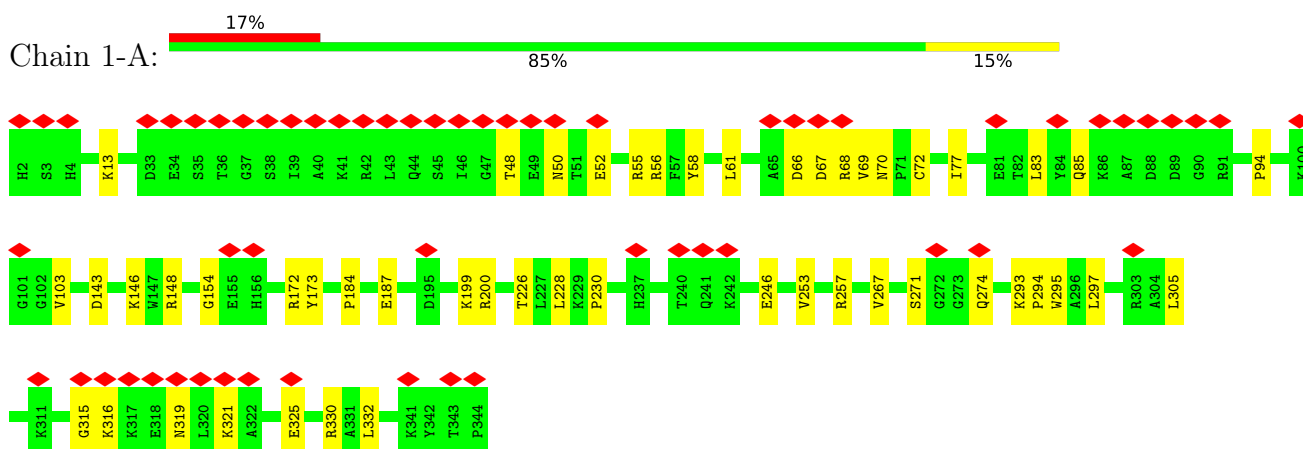
Continued from previous page...

Mol	Chain	Residues	Atoms		AltConf
2	9-D	83	Total	O	0
			83	83	
2	10-D	81	Total	O	0
			81	81	

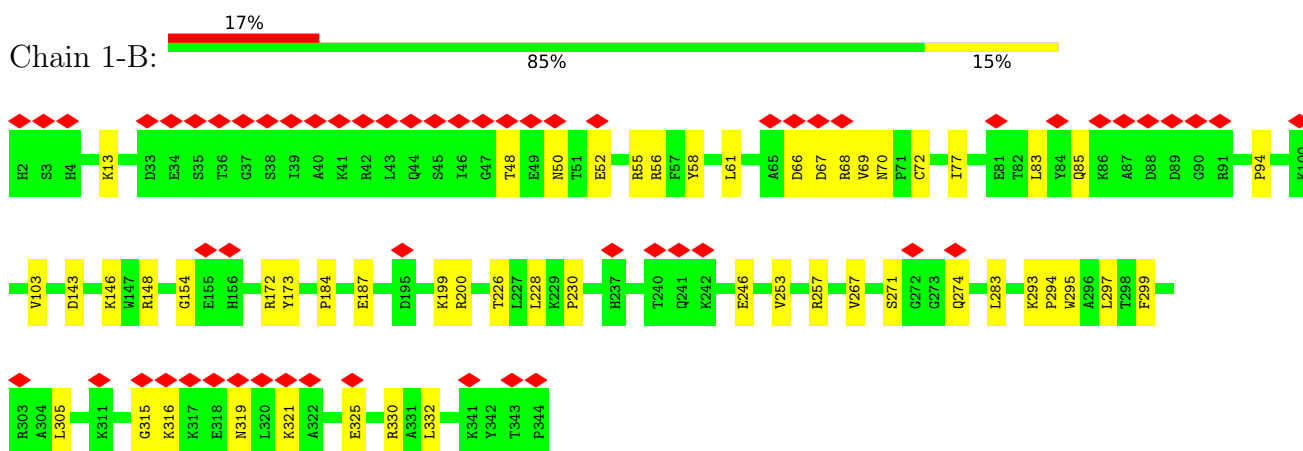
3 Residue-property plots [i](#)

These plots are drawn for all protein, RNA, DNA and oligosaccharide chains in the entry. The first graphic for a chain summarises the proportions of the various outlier classes displayed in the second graphic. The second graphic shows the sequence view annotated by issues in geometry and atom inclusion in map density. Residues are color-coded according to the number of geometric quality criteria for which they contain at least one outlier: green = 0, yellow = 1, orange = 2 and red = 3 or more. A red diamond above a residue indicates a poor fit to the EM map for this residue (all-atom inclusion < 40%). Stretches of 2 or more consecutive residues without any outlier are shown as a green connector. Residues present in the sample, but not in the model, are shown in grey.

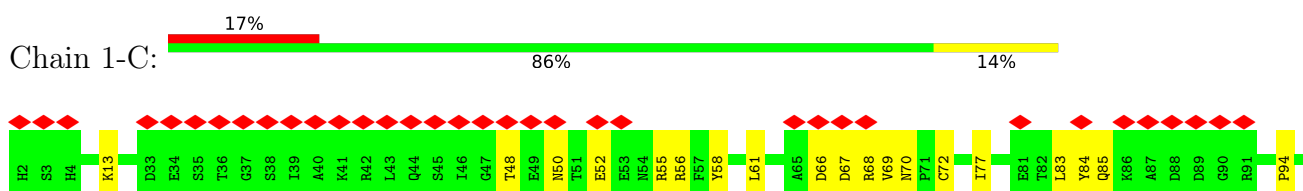
- Molecule 1: Fructose-bisphosphate aldolase A

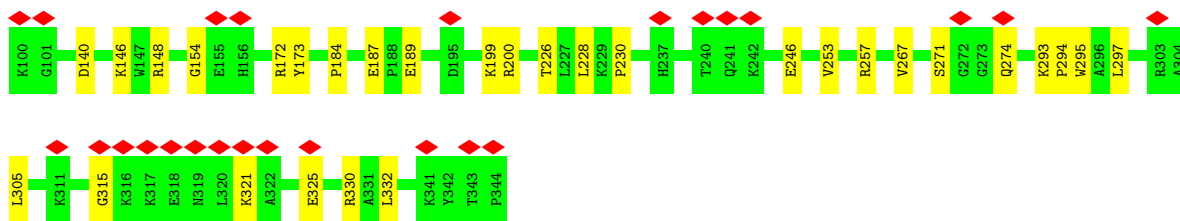


- Molecule 1: Fructose-bisphosphate aldolase A

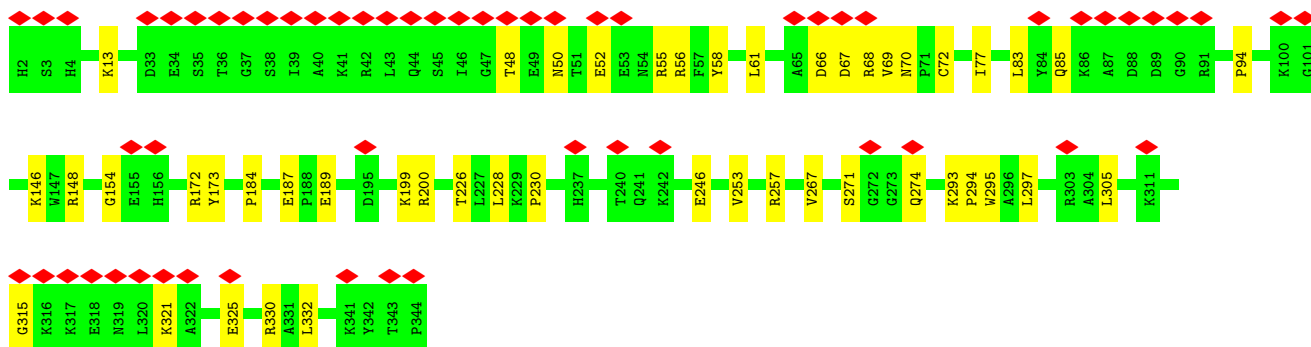
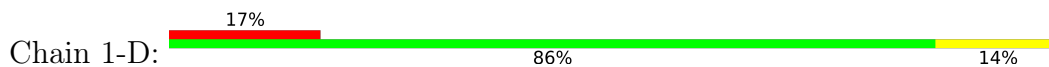


- Molecule 1: Fructose-bisphosphate aldolase A

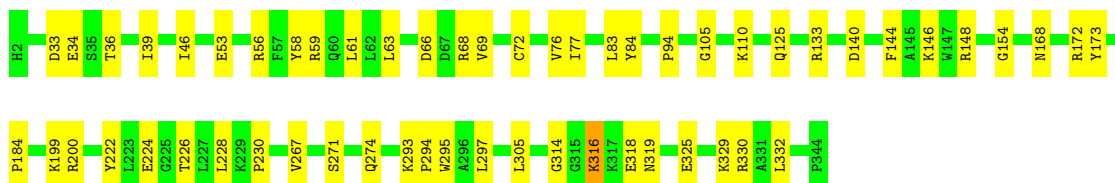
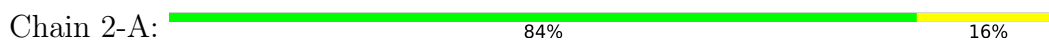




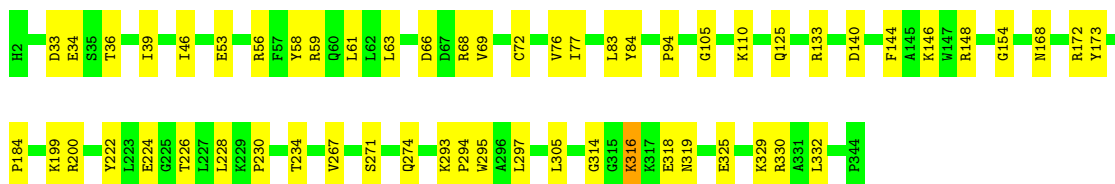
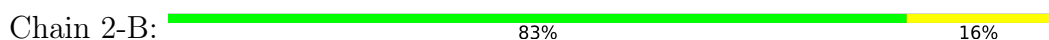
- Molecule 1: Fructose-bisphosphate aldolase A



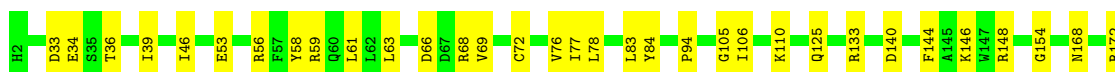
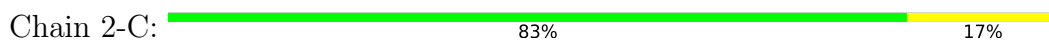
- Molecule 1: Fructose-bisphosphate aldolase A




- Molecule 1: Fructose-bisphosphate aldolase A

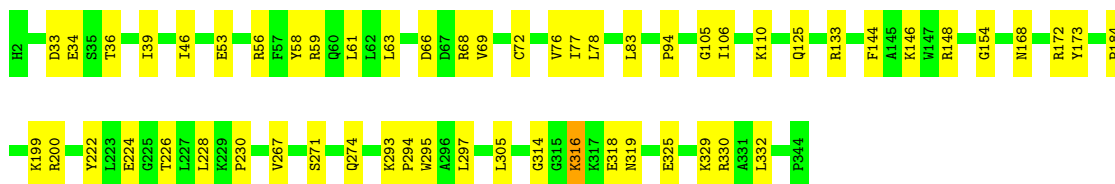
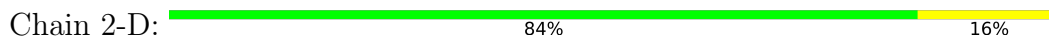


- Molecule 1: Fructose-bisphosphate aldolase A

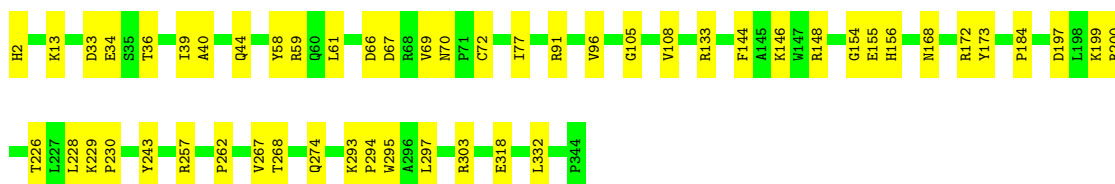
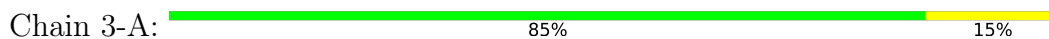




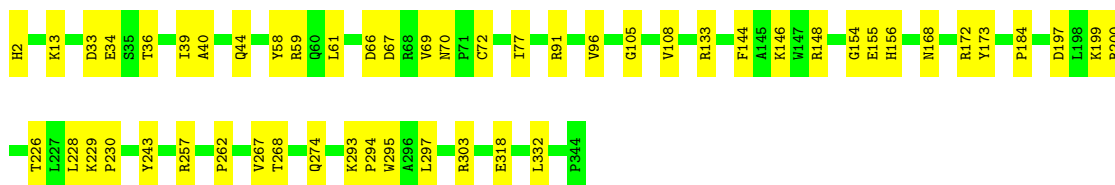
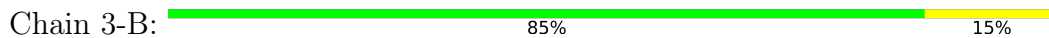
● Molecule 1: Fructose-bisphosphate aldolase A



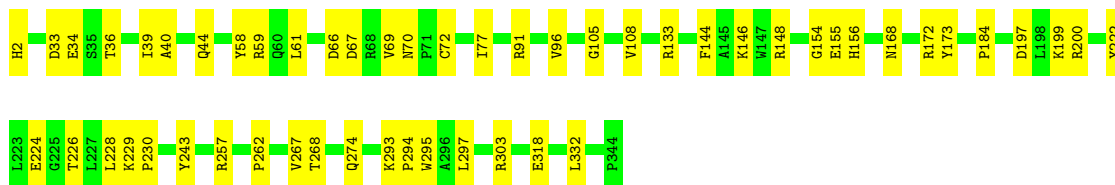
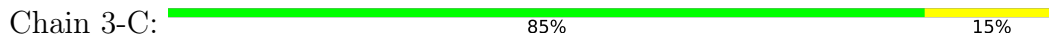
● Molecule 1: Fructose-bisphosphate aldolase A



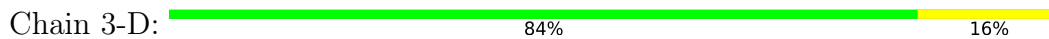
● Molecule 1: Fructose-bisphosphate aldolase A



● Molecule 1: Fructose-bisphosphate aldolase A

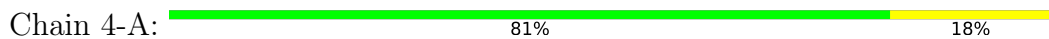


● Molecule 1: Fructose-bisphosphate aldolase A

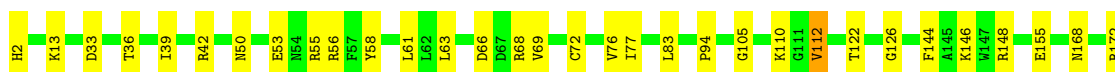
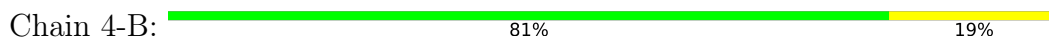




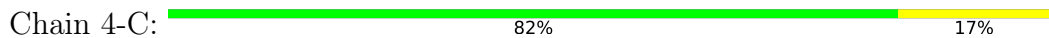
● Molecule 1: Fructose-bisphosphate aldolase A



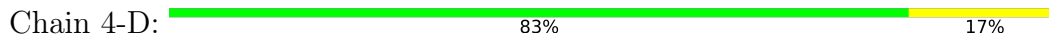
● Molecule 1: Fructose-bisphosphate aldolase A



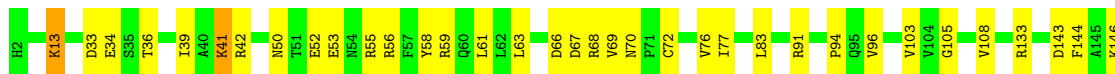
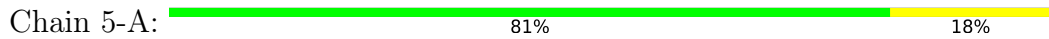
● Molecule 1: Fructose-bisphosphate aldolase A



● Molecule 1: Fructose-bisphosphate aldolase A

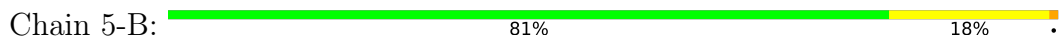


● Molecule 1: Fructose-bisphosphate aldolase A

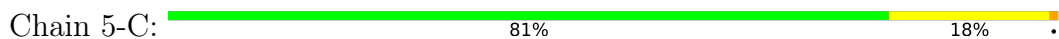




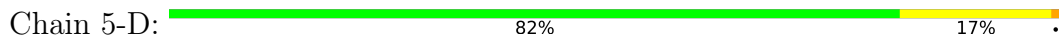
• Molecule 1: Fructose-bisphosphate aldolase A



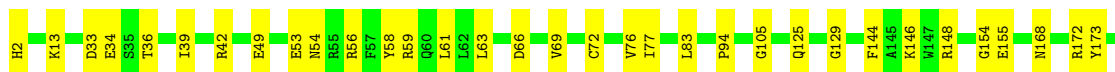
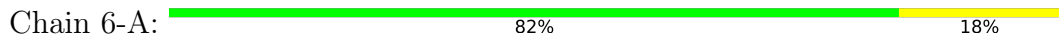
• Molecule 1: Fructose-bisphosphate aldolase A



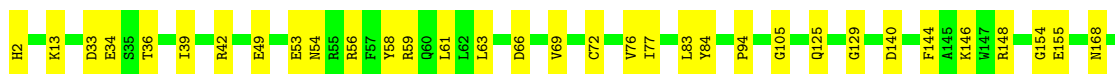
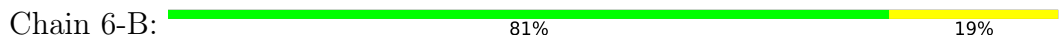
• Molecule 1: Fructose-bisphosphate aldolase A



• Molecule 1: Fructose-bisphosphate aldolase A

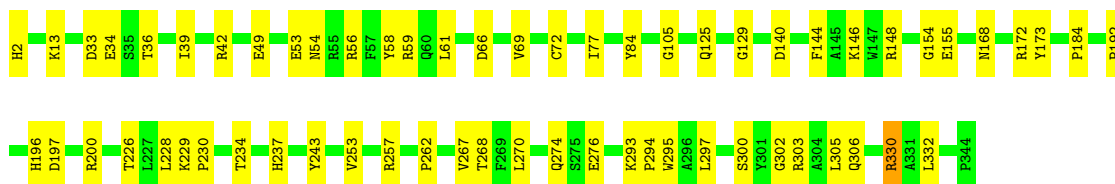
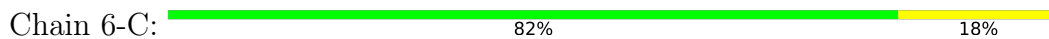


• Molecule 1: Fructose-bisphosphate aldolase A

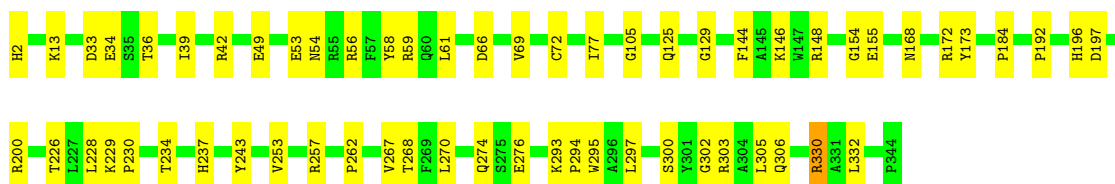
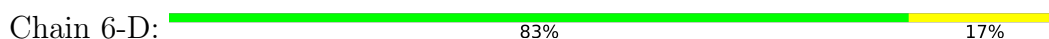




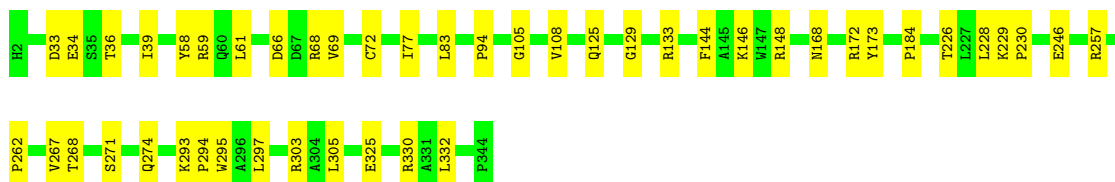
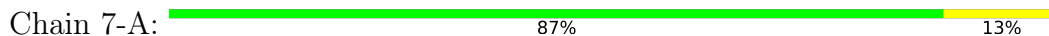
- Molecule 1: Fructose-bisphosphate aldolase A



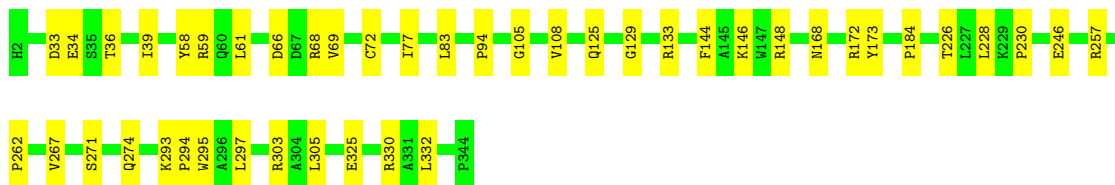
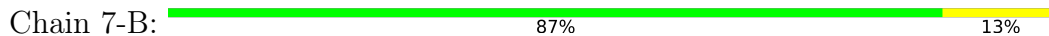
- Molecule 1: Fructose-bisphosphate aldolase A



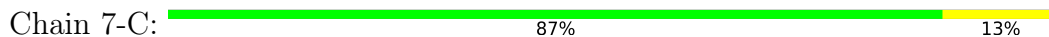
- Molecule 1: Fructose-bisphosphate aldolase A



- Molecule 1: Fructose-bisphosphate aldolase A



- Molecule 1: Fructose-bisphosphate aldolase A





- Molecule 1: Fructose-bisphosphate aldolase A

Chain 7-D: 87% 13%



- Molecule 1: Fructose-bisphosphate aldolase A

Chain 8-A: 83% 16%



- Molecule 1: Fructose-bisphosphate aldolase A

Chain 8-B: 83% 17%



- Molecule 1: Fructose-bisphosphate aldolase A

Chain 8-C: 82% 17%



- Molecule 1: Fructose-bisphosphate aldolase A

Chain 8-D: 83% 17%





- Molecule 1: Fructose-bisphosphate aldolase A

Chain 9-A: 82% 17%



- Molecule 1: Fructose-bisphosphate aldolase A

Chain 9-B: 81% 18%



- Molecule 1: Fructose-bisphosphate aldolase A

Chain 9-C: 82% 18%




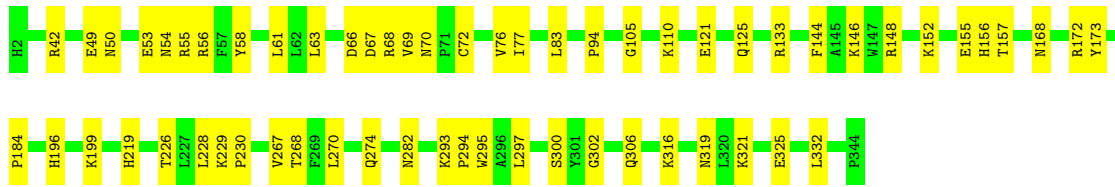
- Molecule 1: Fructose-bisphosphate aldolase A

Chain 9-D: 81% 18%




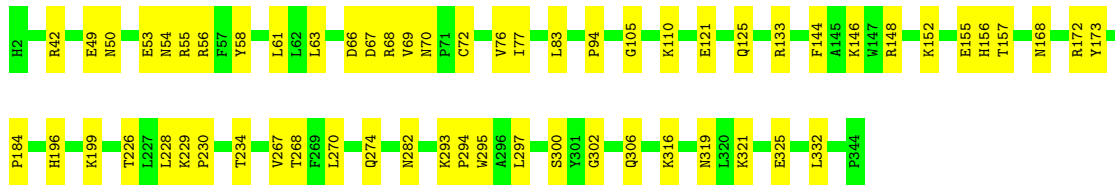
- Molecule 1: Fructose-bisphosphate aldolase A

Chain 10-A:  83% 17%




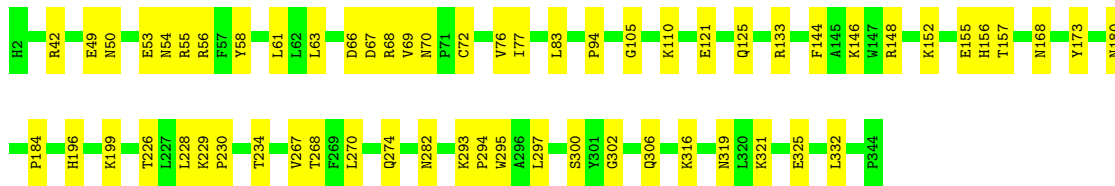
• Molecule 1: Fructose-bisphosphate aldolase A

Chain 10-B:  83% 17%




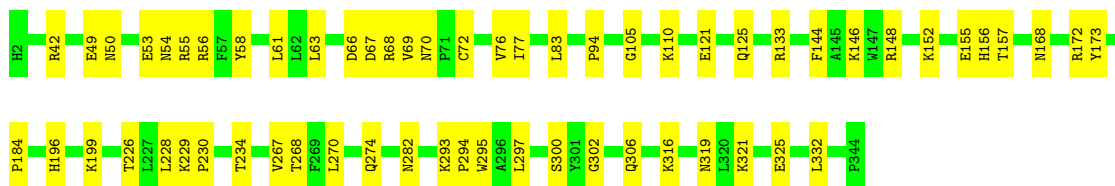
• Molecule 1: Fructose-bisphosphate aldolase A

Chain 10-C:  83% 17%



• Molecule 1: Fructose-bisphosphate aldolase A

Chain 10-D:  83% 17%



4 Experimental information

Property	Value	Source
EM reconstruction method	SINGLE PARTICLE	Depositor
Imposed symmetry	POINT, D2	Depositor
Number of particles used	394294	Depositor
Resolution determination method	FSC 0.143 CUT-OFF	Depositor
CTF correction method	PHASE FLIPPING AND AMPLITUDE CORRECTION	Depositor
Microscope	FEI TALOS ARCTICA	Depositor
Voltage (kV)	200	Depositor
Electron dose ($e^-/\text{\AA}^2$)	67	Depositor
Minimum defocus (nm)	300	Depositor
Maximum defocus (nm)	1800	Depositor
Magnification	73000	Depositor
Image detector	GATAN K2 SUMMIT (4k x 4k)	Depositor
Maximum map value	0.059	Depositor
Minimum map value	-0.026	Depositor
Average map value	-0.000	Depositor
Map value standard deviation	0.003	Depositor
Recommended contour level	0.014	Depositor
Map size (Å)	143.872, 143.872, 143.872	wwPDB
Map dimensions	256, 256, 256	wwPDB
Map angles (°)	90.0, 90.0, 90.0	wwPDB
Pixel spacing (Å)	0.562, 0.562, 0.562	Depositor

5 Model quality [i](#)

5.1 Standard geometry [i](#)

The Z score for a bond length (or angle) is the number of standard deviations the observed value is removed from the expected value. A bond length (or angle) with $|Z| > 5$ is considered an outlier worth inspection. RMSZ is the root-mean-square of all Z scores of the bond lengths (or angles).

Mol	Chain	Bond lengths		Bond angles	
		RMSZ	# Z >5	RMSZ	# Z >5
1	1-A	0.47	0/2668	0.55	0/3616
1	1-B	0.47	0/2668	0.55	0/3616
1	1-C	0.47	0/2668	0.55	0/3616
1	1-D	0.47	0/2668	0.55	0/3616
1	2-A	0.42	0/2668	0.53	0/3616
1	2-B	0.42	0/2668	0.53	0/3616
1	2-C	0.42	0/2668	0.53	0/3616
1	2-D	0.42	0/2668	0.53	0/3616
1	3-A	0.47	0/2668	0.57	0/3616
1	3-B	0.47	0/2668	0.57	0/3616
1	3-C	0.47	0/2668	0.57	0/3616
1	3-D	0.47	0/2668	0.57	0/3616
1	4-A	0.47	0/2668	0.55	0/3616
1	4-B	0.47	0/2668	0.56	0/3616
1	4-C	0.47	0/2668	0.55	0/3616
1	4-D	0.47	0/2668	0.55	0/3616
1	5-A	0.46	0/2668	0.55	0/3616
1	5-B	0.46	0/2668	0.55	0/3616
1	5-C	0.46	0/2668	0.55	0/3616
1	5-D	0.46	0/2668	0.55	0/3616
1	6-A	0.47	0/2668	0.56	0/3616
1	6-B	0.47	0/2668	0.56	0/3616
1	6-C	0.47	0/2668	0.56	0/3616
1	6-D	0.47	0/2668	0.56	0/3616
1	7-A	0.47	0/2668	0.56	0/3616
1	7-B	0.47	0/2668	0.56	0/3616
1	7-C	0.47	0/2668	0.56	0/3616
1	7-D	0.47	0/2668	0.56	0/3616
1	8-A	0.48	0/2668	0.56	0/3616
1	8-B	0.48	0/2668	0.56	0/3616
1	8-C	0.48	0/2668	0.56	0/3616
1	8-D	0.48	0/2668	0.56	0/3616
1	9-A	0.45	0/2668	0.54	0/3616
1	9-B	0.45	0/2668	0.54	0/3616

Mol	Chain	Bond lengths		Bond angles	
		RMSZ	# Z >5	RMSZ	# Z >5
1	9-C	0.45	0/2668	0.54	0/3616
1	9-D	0.45	0/2668	0.54	0/3616
1	10-A	0.47	0/2668	0.55	0/3616
1	10-B	0.47	0/2668	0.55	0/3616
1	10-C	0.47	0/2668	0.55	0/3616
1	10-D	0.47	0/2668	0.55	0/3616
All	All	0.46	0/106720	0.55	0/144640

There are no bond length outliers.

There are no bond angle outliers.

There are no chirality outliers.

There are no planarity outliers.

5.2 Too-close contacts [i](#)

In the following table, the Non-H and H(model) columns list the number of non-hydrogen atoms and hydrogen atoms in the chain respectively. The H(added) column lists the number of hydrogen atoms added and optimized by MolProbity. The Clashes column lists the number of clashes within the asymmetric unit, whereas Symm-Clashes lists symmetry-related clashes.

Mol	Chain	Non-H	H(model)	H(added)	Clashes	Symm-Clashes
1	1-A	2618	0	2648	31	0
1	1-B	2618	0	2648	32	0
1	1-C	2618	0	2648	31	0
1	1-D	2618	0	2648	30	0
1	2-A	2618	0	2648	36	0
1	2-B	2618	0	2648	37	0
1	2-C	2618	0	2648	37	0
1	2-D	2618	0	2648	35	0
1	3-A	2618	0	2648	37	0
1	3-B	2618	0	2648	36	0
1	3-C	2618	0	2648	37	0
1	3-D	2618	0	2648	37	0
1	4-A	2618	0	2648	49	0
1	4-B	2618	0	2648	48	0
1	4-C	2618	0	2648	48	0
1	4-D	2618	0	2648	47	0
1	5-A	2618	0	2648	45	0
1	5-B	2618	0	2648	45	0
1	5-C	2618	0	2648	45	0

Continued on next page...

Continued from previous page...

Mol	Chain	Non-H	H(model)	H(added)	Clashes	Symm-Clashes
1	5-D	2618	0	2648	43	0
1	6-A	2618	0	2648	53	0
1	6-B	2618	0	2648	54	0
1	6-C	2618	0	2648	52	0
1	6-D	2618	0	2648	50	0
1	7-A	2618	0	2648	30	0
1	7-B	2618	0	2648	29	0
1	7-C	2618	0	2648	30	0
1	7-D	2618	0	2648	30	0
1	8-A	2618	0	2648	39	0
1	8-B	2618	0	2648	40	0
1	8-C	2618	0	2648	41	0
1	8-D	2618	0	2648	40	0
1	9-A	2618	0	2648	41	0
1	9-B	2618	0	2648	43	0
1	9-C	2618	0	2648	43	0
1	9-D	2618	0	2648	44	0
1	10-A	2618	0	2648	44	0
1	10-B	2618	0	2648	44	0
1	10-C	2618	0	2648	44	0
1	10-D	2618	0	2648	44	0
2	1-A	84	0	0	6	0
2	1-B	80	0	0	5	0
2	1-C	81	0	0	4	0
2	1-D	83	0	0	5	0
2	2-A	83	0	0	6	0
2	2-B	80	0	0	6	0
2	2-C	82	0	0	4	0
2	2-D	83	0	0	4	0
2	3-A	81	0	0	3	0
2	3-B	81	0	0	3	0
2	3-C	83	0	0	3	0
2	3-D	83	0	0	3	0
2	4-A	84	0	0	6	0
2	4-B	80	0	0	6	0
2	4-C	81	0	0	5	0
2	4-D	83	0	0	6	0
2	5-A	86	0	0	6	0
2	5-B	82	0	0	6	0
2	5-C	79	0	0	6	0
2	5-D	81	0	0	5	0
2	6-A	84	0	0	8	0

Continued on next page...

Continued from previous page...

Mol	Chain	Non-H	H(model)	H(added)	Clashes	Symm-Clashes
2	6-B	81	0	0	8	0
2	6-C	81	0	0	6	0
2	6-D	82	0	0	5	0
2	7-A	81	0	0	3	0
2	7-B	82	0	0	4	0
2	7-C	84	0	0	3	0
2	7-D	81	0	0	2	0
2	8-A	85	0	0	5	0
2	8-B	80	0	0	6	0
2	8-C	81	0	0	6	0
2	8-D	82	0	0	4	0
2	9-A	84	0	0	5	0
2	9-B	80	0	0	5	0
2	9-C	81	0	0	4	0
2	9-D	83	0	0	5	0
2	10-A	84	0	0	5	0
2	10-B	83	0	0	6	0
2	10-C	80	0	0	7	0
2	10-D	81	0	0	6	0
All	All	108000	0	105920	1542	0

The all-atom clashscore is defined as the number of clashes found per 1000 atoms (including hydrogen atoms). The all-atom clashscore for this structure is 7.

All (1542) close contacts within the same asymmetric unit are listed below, sorted by their clash magnitude.

Atom-1	Atom-2	Interatomic distance (Å)	Clash overlap (Å)
1:D:42:ARG:HH12	1:D:306:GLN:HE21	1.20	0.88
1:C:42:ARG:HH12	1:C:306:GLN:HE21	1.20	0.88
1:A:42:ARG:HH12	1:A:306:GLN:HE21	1.20	0.86
1:B:42:ARG:HH12	1:B:306:GLN:HE21	1.20	0.86
1:B:42:ARG:HH22	1:B:306:GLN:HG3	1.46	0.81
1:C:330:ARG:HA	1:C:330:ARG:HE	1.46	0.81
1:A:42:ARG:HH22	1:A:306:GLN:HG3	1.46	0.81
1:D:330:ARG:HE	1:D:330:ARG:HA	1.46	0.81
1:A:330:ARG:HA	1:A:330:ARG:HE	1.46	0.79
1:D:42:ARG:HH22	1:D:306:GLN:HG3	1.46	0.79
1:B:330:ARG:HA	1:B:330:ARG:HE	1.46	0.79
1:C:42:ARG:HH22	1:C:306:GLN:HG3	1.46	0.79
1:C:42:ARG:HH22	1:C:306:GLN:HG3	1.49	0.77
1:B:219:HIS:NE2	1:D:165:GLU:OE2	2.17	0.77

Continued on next page...

Continued from previous page...

Atom-1	Atom-2	Interatomic distance (Å)	Clash overlap (Å)
1:D:42:ARG:HH22	1:D:306:GLN:HG3	1.49	0.77
1:B:165:GLU:OE2	1:D:219:HIS:NE2	2.17	0.77
1:A:42:ARG:HH22	1:A:306:GLN:HG3	1.49	0.76
1:B:42:ARG:HH22	1:B:306:GLN:HG3	1.49	0.76
1:A:219:HIS:NE2	1:C:165:GLU:OE2	2.19	0.76
1:A:165:GLU:OE2	1:C:219:HIS:NE2	2.19	0.75
1:C:180:ASN:ND2	2:C:407:HOH:O	2.21	0.74
1:B:67:ASP:OD1	1:B:70:ASN:ND2	2.21	0.73
1:A:67:ASP:OD1	1:A:70:ASN:ND2	2.21	0.73
1:C:67:ASP:OD1	1:C:70:ASN:ND2	2.21	0.73
1:D:67:ASP:OD1	1:D:70:ASN:ND2	2.21	0.73
1:A:267:VAL:HB	1:A:297:LEU:HD23	1.72	0.72
1:B:267:VAL:HB	1:B:297:LEU:HD23	1.72	0.72
1:C:318:GLU:OE1	1:C:318:GLU:N	2.18	0.72
1:D:318:GLU:OE1	1:D:318:GLU:N	2.18	0.71
1:C:267:VAL:HB	1:C:297:LEU:HD23	1.72	0.71
1:D:267:VAL:HB	1:D:297:LEU:HD23	1.72	0.71
1:A:244:SER:OG	1:A:246:GLU:OE1	2.08	0.71
1:B:244:SER:OG	1:B:246:GLU:OE1	2.08	0.71
1:A:49:GLU:O	1:A:54:ASN:ND2	2.23	0.71
1:B:49:GLU:O	1:B:54:ASN:ND2	2.23	0.71
1:A:318:GLU:N	1:A:318:GLU:OE1	2.24	0.71
1:B:318:GLU:OE1	1:B:318:GLU:N	2.24	0.71
1:C:267:VAL:HB	1:C:297:LEU:HD23	1.73	0.70
1:A:267:VAL:HB	1:A:297:LEU:HD23	1.73	0.70
1:B:267:VAL:HB	1:B:297:LEU:HD23	1.73	0.70
1:A:267:VAL:HB	1:A:297:LEU:HD23	1.74	0.70
1:A:318:GLU:OE1	1:A:318:GLU:N	2.18	0.70
1:C:318:GLU:N	1:C:318:GLU:OE1	2.24	0.70
1:A:267:VAL:HB	1:A:297:LEU:HD23	1.74	0.70
1:D:267:VAL:HB	1:D:297:LEU:HD23	1.73	0.70
1:B:267:VAL:HB	1:B:297:LEU:HD23	1.74	0.70
1:A:267:VAL:HB	1:A:297:LEU:HD23	1.74	0.70
1:C:267:VAL:HB	1:C:297:LEU:HD23	1.74	0.70
1:A:267:VAL:HB	1:A:297:LEU:HD23	1.74	0.70
1:D:318:GLU:N	1:D:318:GLU:OE1	2.24	0.70
1:C:244:SER:OG	1:C:246:GLU:OE1	2.08	0.70
1:D:267:VAL:HB	1:D:297:LEU:HD23	1.74	0.70
1:B:267:VAL:HB	1:B:297:LEU:HD23	1.74	0.70
1:B:267:VAL:HB	1:B:297:LEU:HD23	1.74	0.70
1:B:267:VAL:HB	1:B:297:LEU:HD23	1.74	0.70

Continued on next page...

Continued from previous page...

Atom-1	Atom-2	Interatomic distance (Å)	Clash overlap (Å)
1:D:244:SER:OG	1:D:246:GLU:OE1	2.08	0.70
1:A:295:TRP:O	2:A:401:HOH:O	2.10	0.70
1:B:318:GLU:OE1	1:B:318:GLU:N	2.18	0.70
1:A:267:VAL:HB	1:A:297:LEU:HD23	1.74	0.70
1:B:267:VAL:HB	1:B:297:LEU:HD23	1.74	0.69
1:C:267:VAL:HB	1:C:297:LEU:HD23	1.74	0.69
1:C:267:VAL:HB	1:C:297:LEU:HD23	1.74	0.69
1:D:267:VAL:HB	1:D:297:LEU:HD23	1.74	0.69
1:D:267:VAL:HB	1:D:297:LEU:HD23	1.74	0.69
1:D:267:VAL:HB	1:D:297:LEU:HD23	1.74	0.69
1:C:267:VAL:HB	1:C:297:LEU:HD23	1.74	0.69
1:A:267:VAL:HB	1:A:297:LEU:HD23	1.75	0.69
1:B:267:VAL:HB	1:B:297:LEU:HD23	1.75	0.69
1:A:267:VAL:HB	1:A:297:LEU:HD23	1.75	0.69
1:C:267:VAL:HB	1:C:297:LEU:HD23	1.74	0.69
1:B:267:VAL:HB	1:B:297:LEU:HD23	1.75	0.69
1:D:267:VAL:HB	1:D:297:LEU:HD23	1.74	0.69
1:B:295:TRP:O	2:B:401:HOH:O	2.11	0.69
1:C:295:TRP:O	2:C:401:HOH:O	2.10	0.69
1:C:318:GLU:OE1	1:C:318:GLU:N	2.20	0.69
1:A:325:GLU:HA	1:A:325:GLU:OE1	1.93	0.69
1:A:318:GLU:OE1	1:A:318:GLU:N	2.20	0.69
1:D:318:GLU:OE1	1:D:318:GLU:N	2.20	0.69
1:B:325:GLU:HA	1:B:325:GLU:OE1	1.93	0.69
1:C:267:VAL:HB	1:C:297:LEU:HD23	1.75	0.68
1:D:267:VAL:HB	1:D:297:LEU:HD23	1.75	0.68
1:B:318:GLU:OE1	1:B:318:GLU:N	2.20	0.68
1:D:267:VAL:HB	1:D:297:LEU:HD23	1.75	0.68
1:B:267:VAL:HB	1:B:297:LEU:HD23	1.75	0.68
1:C:267:VAL:HB	1:C:297:LEU:HD23	1.75	0.68
1:A:267:VAL:HB	1:A:297:LEU:HD23	1.75	0.68
1:D:325:GLU:OE1	1:D:325:GLU:HA	1.93	0.68
1:C:325:GLU:HA	1:C:325:GLU:OE1	1.93	0.68
1:C:67:ASP:OD1	1:C:70:ASN:ND2	2.26	0.67
1:D:67:ASP:OD1	1:D:70:ASN:ND2	2.26	0.67
1:C:67:ASP:OD1	1:C:70:ASN:ND2	2.27	0.67
1:D:246:GLU:OE1	1:D:246:GLU:N	2.25	0.67
1:C:49:GLU:O	1:C:54:ASN:ND2	2.23	0.67
1:D:67:ASP:OD1	1:D:70:ASN:ND2	2.27	0.67
1:A:67:ASP:OD1	1:A:70:ASN:ND2	2.26	0.67
1:B:67:ASP:OD1	1:B:70:ASN:ND2	2.26	0.67

Continued on next page...

Continued from previous page...

Atom-1	Atom-2	Interatomic distance (Å)	Clash overlap (Å)
1:D:49:GLU:O	1:D:54:ASN:ND2	2.23	0.67
1:D:42:ARG:NH1	1:D:306:GLN:HE21	1.93	0.67
1:C:295:TRP:O	2:C:402:HOH:O	2.13	0.67
1:C:42:ARG:NH1	1:C:306:GLN:HE21	1.93	0.67
1:A:67:ASP:OD1	1:A:70:ASN:ND2	2.27	0.67
1:B:67:ASP:OD1	1:B:70:ASN:ND2	2.27	0.67
1:C:68:ARG:NH2	1:C:325:GLU:OE1	2.28	0.67
1:D:68:ARG:NH2	1:D:325:GLU:OE1	2.28	0.67
1:A:77:ILE:HD13	1:A:146:LYS:HD2	1.77	0.67
1:C:295:TRP:O	2:C:404:HOH:O	2.13	0.66
1:D:295:TRP:O	2:D:401:HOH:O	2.12	0.66
1:C:295:TRP:O	2:C:403:HOH:O	2.13	0.66
1:B:77:ILE:HD13	1:B:146:LYS:HD2	1.78	0.66
1:D:295:TRP:O	2:D:402:HOH:O	2.13	0.66
1:D:267:VAL:HB	1:D:297:LEU:HD23	1.75	0.66
1:C:274:GLN:NE2	1:C:282:ASN:HD22	1.93	0.66
1:A:42:ARG:NH1	1:A:306:GLN:HE21	1.93	0.66
2:B:482:HOH:O	1:D:295:TRP:O	2.13	0.66
1:C:267:VAL:HB	1:C:297:LEU:HD23	1.75	0.66
1:A:295:TRP:O	2:A:402:HOH:O	2.12	0.66
1:D:274:GLN:NE2	1:D:282:ASN:HD22	1.93	0.66
1:B:42:ARG:NH1	1:B:306:GLN:HE21	1.93	0.66
1:A:295:TRP:O	2:A:402:HOH:O	2.12	0.66
1:C:246:GLU:OE1	1:C:246:GLU:N	2.25	0.66
1:A:318:GLU:OE1	1:A:318:GLU:N	2.21	0.66
1:C:77:ILE:HD13	1:C:146:LYS:HD2	1.77	0.66
1:B:295:TRP:O	2:B:402:HOH:O	2.13	0.66
1:C:295:TRP:O	2:C:404:HOH:O	2.14	0.66
1:D:77:ILE:HD13	1:D:146:LYS:HD2	1.77	0.66
1:A:77:ILE:HD13	1:A:146:LYS:HD2	1.78	0.66
1:B:77:ILE:HD13	1:B:146:LYS:HD2	1.78	0.66
1:D:246:GLU:OE1	1:D:246:GLU:N	2.26	0.66
1:A:295:TRP:O	2:A:403:HOH:O	2.13	0.66
1:B:295:TRP:O	2:B:403:HOH:O	2.13	0.66
1:C:77:ILE:HD13	1:C:146:LYS:HD2	1.78	0.66
1:D:77:ILE:HD13	1:D:146:LYS:HD2	1.78	0.66
1:B:68:ARG:NH2	1:B:325:GLU:OE1	2.28	0.65
1:B:318:GLU:OE1	1:B:318:GLU:N	2.21	0.65
1:B:246:GLU:OE1	1:B:246:GLU:N	2.25	0.65
1:A:68:ARG:NH2	1:A:325:GLU:OE1	2.28	0.65
1:C:154:GLY:O	1:C:200:ARG:NH2	2.30	0.65

Continued on next page...

Continued from previous page...

Atom-1	Atom-2	Interatomic distance (Å)	Clash overlap (Å)
1:C:295:TRP:O	2:C:405:HOH:O	2.14	0.65
1:D:154:GLY:O	1:D:200:ARG:NH2	2.30	0.65
1:D:295:TRP:O	2:D:402:HOH:O	2.14	0.65
1:A:295:TRP:O	2:A:402:HOH:O	2.13	0.65
1:D:295:TRP:O	2:D:402:HOH:O	2.15	0.65
1:B:295:TRP:O	2:B:403:HOH:O	2.14	0.65
1:B:295:TRP:O	2:B:404:HOH:O	2.14	0.65
1:C:68:ARG:NH2	1:C:325:GLU:OE1	2.30	0.65
1:D:68:ARG:NH2	1:D:325:GLU:OE1	2.30	0.65
1:B:274:GLN:NE2	1:B:282:ASN:HD22	1.93	0.65
1:C:42:ARG:HH12	1:C:306:GLN:HE21	1.45	0.65
1:C:67:ASP:OD1	1:C:70:ASN:ND2	2.30	0.64
1:A:274:GLN:NE2	1:A:282:ASN:HD22	1.93	0.64
1:D:67:ASP:OD1	1:D:70:ASN:ND2	2.30	0.64
1:C:295:TRP:O	2:C:404:HOH:O	2.15	0.64
1:D:42:ARG:HH12	1:D:306:GLN:HE21	1.46	0.64
1:D:42:ARG:HH22	1:D:306:GLN:HG3	1.62	0.64
1:B:67:ASP:OD1	1:B:70:ASN:ND2	2.30	0.64
1:B:295:TRP:O	2:B:403:HOH:O	2.15	0.64
1:A:67:ASP:OD1	1:A:70:ASN:ND2	2.30	0.64
1:A:42:ARG:HH22	1:A:306:GLN:HG3	1.62	0.64
1:C:42:ARG:HH22	1:C:306:GLN:HG3	1.62	0.64
1:D:276:GLU:HB3	1:D:330:ARG:HH11	1.62	0.64
1:B:42:ARG:HH22	1:B:306:GLN:HG3	1.62	0.64
1:C:276:GLU:HB3	1:C:330:ARG:HH11	1.62	0.64
1:A:295:TRP:O	2:A:404:HOH:O	2.14	0.64
1:B:295:TRP:O	2:B:403:HOH:O	2.15	0.64
1:B:68:ARG:NH2	1:B:325:GLU:OE1	2.30	0.64
1:A:295:TRP:O	2:A:402:HOH:O	2.14	0.64
1:A:68:ARG:NH2	1:A:325:GLU:OE1	2.30	0.64
1:A:295:TRP:O	2:A:402:HOH:O	2.15	0.64
1:A:295:TRP:O	2:A:403:HOH:O	2.15	0.64
1:A:295:TRP:O	2:A:405:HOH:O	2.15	0.64
1:A:42:ARG:HH12	1:A:306:GLN:HE21	1.46	0.64
1:B:42:ARG:HH12	1:B:306:GLN:HE21	1.46	0.64
1:B:276:GLU:HB3	1:B:330:ARG:HH11	1.62	0.63
1:B:295:TRP:O	2:B:404:HOH:O	2.16	0.63
1:A:276:GLU:HB3	1:A:330:ARG:HH11	1.62	0.63
1:A:2:HIS:NE2	1:B:155:GLU:O	2.32	0.63
1:A:155:GLU:O	1:B:2:HIS:NE2	2.32	0.63
1:A:152:LYS:O	1:A:157:THR:HG22	1.99	0.63

Continued on next page...

Continued from previous page...

Atom-1	Atom-2	Interatomic distance (Å)	Clash overlap (Å)
1:B:152:LYS:O	1:B:157:THR:HG22	1.99	0.63
1:D:152:LYS:O	1:D:157:THR:HG22	1.99	0.63
1:C:155:GLU:O	1:D:2:HIS:NE2	2.31	0.63
1:C:152:LYS:O	1:C:157:THR:HG22	1.99	0.63
1:A:246:GLU:OE1	1:A:246:GLU:N	2.25	0.62
1:B:246:GLU:OE1	1:B:246:GLU:N	2.25	0.62
1:B:33:ASP:HB3	1:B:77:ILE:HG22	1.82	0.62
1:A:154:GLY:O	1:A:200:ARG:NH2	2.30	0.62
1:A:33:ASP:HB3	1:A:77:ILE:HG22	1.82	0.62
1:D:110:LYS:HE3	1:D:133:ARG:NH1	2.15	0.62
1:A:110:LYS:HE3	1:A:133:ARG:NH1	2.15	0.62
1:B:110:LYS:HE3	1:B:133:ARG:NH1	2.15	0.62
1:C:110:LYS:HE3	1:C:133:ARG:NH1	2.15	0.62
1:C:2:HIS:NE2	1:D:155:GLU:O	2.32	0.62
1:C:318:GLU:OE1	1:C:318:GLU:N	2.22	0.61
1:B:154:GLY:O	1:B:200:ARG:NH2	2.30	0.61
1:D:318:GLU:OE1	1:D:318:GLU:N	2.22	0.61
1:B:295:TRP:O	2:B:403:HOH:O	2.16	0.61
1:B:295:TRP:O	2:B:403:HOH:O	2.16	0.61
1:C:68:ARG:NH2	1:C:325:GLU:OE1	2.34	0.61
1:D:68:ARG:NH2	1:D:325:GLU:OE1	2.34	0.61
1:D:295:TRP:O	2:D:401:HOH:O	2.15	0.61
1:D:295:TRP:O	2:D:402:HOH:O	2.16	0.61
1:B:305:LEU:HD23	1:B:330:ARG:HG3	1.83	0.61
1:A:305:LEU:HD23	1:A:330:ARG:HG3	1.83	0.61
1:C:305:LEU:HD23	1:C:330:ARG:HG3	1.83	0.61
1:D:305:LEU:HD23	1:D:330:ARG:HG3	1.83	0.61
1:C:154:GLY:O	1:C:200:ARG:NH2	2.34	0.61
1:B:172:ARG:NH2	2:B:405:HOH:O	2.26	0.61
1:B:172:ARG:NH2	2:B:405:HOH:O	2.25	0.60
2:B:481:HOH:O	1:D:295:TRP:O	2.15	0.60
1:D:154:GLY:O	1:D:200:ARG:NH2	2.34	0.60
1:C:295:TRP:O	2:C:403:HOH:O	2.15	0.60
2:B:480:HOH:O	1:D:295:TRP:O	2.16	0.60
1:C:33:ASP:HB3	1:C:77:ILE:HG22	1.82	0.60
1:D:33:ASP:HB3	1:D:77:ILE:HG22	1.82	0.60
1:A:246:GLU:OE1	1:A:246:GLU:N	2.26	0.60
1:C:295:TRP:O	2:C:404:HOH:O	2.15	0.60
1:A:246:GLU:OE1	1:A:246:GLU:N	2.28	0.60
1:C:154:GLY:O	1:C:200:ARG:NH2	2.35	0.60
1:D:154:GLY:O	1:D:200:ARG:NH2	2.35	0.60

Continued on next page...

Continued from previous page...

Atom-1	Atom-2	Interatomic distance (Å)	Clash overlap (Å)
1:B:68:ARG:NH2	1:B:325:GLU:OE1	2.34	0.60
1:C:110:LYS:HE3	1:C:133:ARG:HH12	1.67	0.60
1:D:110:LYS:HE3	1:D:133:ARG:HH12	1.67	0.60
1:D:172:ARG:NH2	2:D:405:HOH:O	2.23	0.59
1:B:330:ARG:HA	1:B:330:ARG:NE	2.17	0.59
1:A:68:ARG:NH2	1:A:325:GLU:OE1	2.34	0.59
1:C:77:ILE:HD13	1:C:146:LYS:HD3	1.84	0.59
1:D:77:ILE:HD13	1:D:146:LYS:HD3	1.84	0.59
1:D:52:GLU:OE2	1:D:85:GLN:NE2	2.33	0.59
1:B:246:GLU:OE1	1:B:246:GLU:N	2.28	0.59
1:C:52:GLU:OE2	1:C:85:GLN:NE2	2.34	0.59
1:C:52:GLU:OE2	1:C:85:GLN:NE2	2.33	0.59
1:A:77:ILE:HD13	1:A:146:LYS:HD3	1.84	0.59
1:C:172:ARG:NH2	2:C:411:HOH:O	2.23	0.59
1:D:295:TRP:O	2:D:402:HOH:O	2.17	0.59
1:D:52:GLU:OE2	1:D:85:GLN:NE2	2.34	0.59
1:A:172:ARG:NH2	2:A:406:HOH:O	2.25	0.59
1:B:77:ILE:HD13	1:B:146:LYS:HD3	1.84	0.59
1:C:295:TRP:O	2:C:404:HOH:O	2.16	0.59
1:C:77:ILE:HD13	1:C:146:LYS:HD3	1.85	0.59
1:C:246:GLU:OE1	1:C:246:GLU:N	2.28	0.59
1:D:77:ILE:HD13	1:D:146:LYS:HD3	1.85	0.59
1:A:52:GLU:OE2	1:A:85:GLN:NE2	2.33	0.59
1:D:246:GLU:OE1	1:D:246:GLU:N	2.28	0.58
1:B:52:GLU:OE2	1:B:85:GLN:NE2	2.33	0.58
1:C:154:GLY:O	1:C:200:ARG:NH2	2.36	0.58
1:D:154:GLY:O	1:D:200:ARG:NH2	2.36	0.58
1:C:318:GLU:OE1	1:C:318:GLU:N	2.21	0.58
1:D:77:ILE:HD13	1:D:146:LYS:HD3	1.85	0.58
1:A:52:GLU:OE2	1:A:85:GLN:NE2	2.34	0.58
1:C:77:ILE:HD13	1:C:146:LYS:HD3	1.85	0.58
1:C:77:ILE:HD13	1:C:146:LYS:HD3	1.85	0.58
1:D:77:ILE:HD13	1:D:146:LYS:HD3	1.85	0.58
1:B:52:GLU:OE2	1:B:85:GLN:NE2	2.34	0.58
1:A:77:ILE:HD13	1:A:146:LYS:HD3	1.85	0.58
1:B:77:ILE:HD13	1:B:146:LYS:HD3	1.85	0.58
1:A:110:LYS:HE3	1:A:133:ARG:HH12	1.67	0.58
1:C:68:ARG:NH2	1:C:325:GLU:OE1	2.37	0.58
1:D:68:ARG:NH2	1:D:325:GLU:OE1	2.37	0.58
1:D:318:GLU:OE1	1:D:318:GLU:N	2.21	0.58
1:B:50:ASN:OD1	1:B:55:ARG:NH1	2.32	0.58

Continued on next page...

Continued from previous page...

Atom-1	Atom-2	Interatomic distance (Å)	Clash overlap (Å)
1:C:77:ILE:HD13	1:C:146:LYS:HD3	1.86	0.58
1:B:110:LYS:HE3	1:B:133:ARG:HH12	1.67	0.58
1:D:77:ILE:HD13	1:D:146:LYS:HD3	1.86	0.58
1:C:77:ILE:HD13	1:C:146:LYS:HD3	1.86	0.58
1:B:77:ILE:HD13	1:B:146:LYS:HD3	1.85	0.58
1:D:77:ILE:HD13	1:D:146:LYS:HD3	1.86	0.58
1:A:77:ILE:HD13	1:A:146:LYS:HD3	1.86	0.58
1:B:77:ILE:HD13	1:B:146:LYS:HD3	1.86	0.58
1:A:50:ASN:OD1	1:A:55:ARG:NH1	2.32	0.58
1:A:129:GLY:H	1:C:125:GLN:NE2	2.02	0.58
1:B:129:GLY:H	1:D:125:GLN:NE2	2.02	0.58
1:A:77:ILE:HD13	1:A:146:LYS:HD3	1.85	0.58
1:A:318:GLU:OE1	1:A:318:GLU:N	2.22	0.58
1:A:77:ILE:HD13	1:A:146:LYS:HD3	1.86	0.58
1:B:42:ARG:NH1	1:B:306:GLN:HE21	2.02	0.58
1:D:50:ASN:OD1	1:D:55:ARG:NH1	2.32	0.57
1:A:77:ILE:HD13	1:A:146:LYS:HD3	1.85	0.57
1:B:77:ILE:HD13	1:B:146:LYS:HD3	1.85	0.57
1:B:77:ILE:HD13	1:B:146:LYS:HD3	1.86	0.57
1:B:125:GLN:NE2	1:D:129:GLY:H	2.02	0.57
1:A:42:ARG:NH1	1:A:306:GLN:HE21	2.02	0.57
1:B:318:GLU:OE1	1:B:318:GLU:N	2.22	0.57
1:A:125:GLN:NE2	1:C:129:GLY:H	2.02	0.57
1:C:77:ILE:HD13	1:C:146:LYS:HD3	1.86	0.57
1:D:77:ILE:HD13	1:D:146:LYS:HD3	1.86	0.57
1:C:50:ASN:OD1	1:C:55:ARG:NH1	2.32	0.57
1:C:77:ILE:HD13	1:C:146:LYS:HD3	1.86	0.57
1:C:33:ASP:HB3	1:C:77:ILE:HG22	1.86	0.57
1:C:330:ARG:HD3	2:C:412:HOH:O	2.05	0.57
1:A:77:ILE:HD13	1:A:146:LYS:HD3	1.86	0.57
1:B:77:ILE:HD13	1:B:146:LYS:HD3	1.86	0.57
1:D:77:ILE:HD13	1:D:146:LYS:HD3	1.86	0.57
1:A:316:LYS:HZ3	1:A:319:ASN:HD21	1.53	0.57
1:A:129:GLY:H	1:C:125:GLN:NE2	2.03	0.57
1:C:42:ARG:NH1	1:C:306:GLN:HE21	2.01	0.57
1:D:42:ARG:NH1	1:D:306:GLN:HE21	2.01	0.57
1:C:33:ASP:HB3	1:C:77:ILE:HG22	1.87	0.57
1:C:172:ARG:NH2	2:C:411:HOH:O	2.24	0.57
1:A:154:GLY:O	1:A:200:ARG:NH2	2.34	0.57
1:D:33:ASP:HB3	1:D:77:ILE:HG22	1.87	0.57
1:B:154:GLY:O	1:B:200:ARG:NH2	2.34	0.56

Continued on next page...

Continued from previous page...

Atom-1	Atom-2	Interatomic distance (Å)	Clash overlap (Å)
1:D:33:ASP:HB3	1:D:77:ILE:HG22	1.87	0.56
1:A:125:GLN:NE2	1:C:129:GLY:H	2.03	0.56
1:D:172:ARG:NH2	2:D:408:HOH:O	2.24	0.56
1:C:33:ASP:HB3	1:C:77:ILE:HG22	1.87	0.56
1:B:68:ARG:NH2	1:B:325:GLU:OE1	2.37	0.56
1:D:33:ASP:HB3	1:D:77:ILE:HG22	1.87	0.56
1:A:68:ARG:NH2	1:A:325:GLU:OE1	2.37	0.56
1:A:77:ILE:HD13	1:A:146:LYS:HD3	1.86	0.56
1:B:77:ILE:HD13	1:B:146:LYS:HD3	1.86	0.56
1:B:316:LYS:HZ3	1:B:319:ASN:HD21	1.54	0.56
1:B:125:GLN:NE2	1:D:129:GLY:H	2.04	0.56
1:B:129:GLY:H	1:D:125:GLN:NE2	2.03	0.56
1:C:33:ASP:HB3	1:C:77:ILE:HG22	1.87	0.56
1:D:33:ASP:HB3	1:D:77:ILE:HG22	1.87	0.56
1:D:148:ARG:NH1	2:D:412:HOH:O	2.33	0.56
2:C:467:HOH:O	1:D:257:ARG:NH1	2.39	0.56
1:D:172:ARG:NH2	2:D:405:HOH:O	2.25	0.56
1:B:293:LYS:HD2	1:B:297:LEU:HD12	1.87	0.56
1:C:330:ARG:HA	1:C:330:ARG:NE	2.17	0.56
2:B:405:HOH:O	1:D:148:ARG:NH1	2.33	0.56
1:D:148:ARG:NH1	2:D:412:HOH:O	2.32	0.56
2:C:459:HOH:O	1:D:257:ARG:NH1	2.39	0.56
1:D:330:ARG:HA	1:D:330:ARG:NE	2.17	0.55
1:A:293:LYS:HD2	1:A:297:LEU:HD12	1.87	0.55
1:D:148:ARG:NH1	2:D:414:HOH:O	2.33	0.55
1:B:330:ARG:HD3	2:B:412:HOH:O	2.06	0.55
1:C:148:ARG:NH1	2:C:419:HOH:O	2.31	0.55
1:C:148:ARG:NH1	2:C:419:HOH:O	2.32	0.55
1:A:33:ASP:HB3	1:A:77:ILE:HG22	1.86	0.55
1:C:148:ARG:NH1	2:C:419:HOH:O	2.32	0.55
1:D:172:ARG:NH2	2:D:408:HOH:O	2.25	0.55
1:D:148:ARG:NH1	2:D:414:HOH:O	2.34	0.55
1:B:293:LYS:HD2	1:B:297:LEU:HD12	1.87	0.55
1:D:148:ARG:NH1	2:D:412:HOH:O	2.33	0.55
1:B:33:ASP:HB3	1:B:77:ILE:HG22	1.87	0.55
1:A:33:ASP:HB3	1:A:77:ILE:HG22	1.87	0.55
1:A:293:LYS:HD2	1:A:297:LEU:HD12	1.87	0.55
1:C:246:GLU:OE1	1:C:246:GLU:N	2.25	0.55
1:C:293:LYS:HD2	1:C:297:LEU:HD12	1.87	0.55
1:A:154:GLY:O	1:A:200:ARG:NH2	2.35	0.55
1:A:33:ASP:HB3	1:A:77:ILE:HG22	1.87	0.55

Continued on next page...

Continued from previous page...

Atom-1	Atom-2	Interatomic distance (Å)	Clash overlap (Å)
1:B:33:ASP:HB3	1:B:77:ILE:HG22	1.87	0.55
1:C:148:ARG:NH1	2:C:419:HOH:O	2.32	0.55
1:B:33:ASP:HB3	1:B:77:ILE:HG22	1.87	0.55
1:C:293:LYS:HD2	1:C:297:LEU:HD12	1.87	0.55
1:D:148:ARG:NH1	2:D:412:HOH:O	2.33	0.55
1:D:148:ARG:NH1	2:D:412:HOH:O	2.33	0.55
1:A:257:ARG:NH1	2:B:457:HOH:O	2.39	0.55
1:B:293:LYS:HD2	1:B:297:LEU:HD12	1.88	0.55
1:C:293:LYS:HD2	1:C:297:LEU:HD12	1.88	0.55
1:A:33:ASP:HB3	1:A:77:ILE:HG22	1.87	0.55
1:B:33:ASP:HB3	1:B:77:ILE:HG22	1.87	0.55
1:D:293:LYS:HD2	1:D:297:LEU:HD12	1.87	0.55
1:D:293:LYS:HD2	1:D:297:LEU:HD12	1.87	0.54
1:B:154:GLY:O	1:B:200:ARG:NH2	2.35	0.54
1:B:172:ARG:NH2	2:B:405:HOH:O	2.20	0.54
1:D:148:ARG:NH1	2:D:412:HOH:O	2.34	0.54
1:C:148:ARG:NH1	2:C:419:HOH:O	2.33	0.54
1:D:316:LYS:HZ3	1:D:319:ASN:HD21	1.55	0.54
2:A:458:HOH:O	1:C:172:ARG:NH2	2.26	0.54
1:A:293:LYS:HD2	1:A:297:LEU:HD12	1.88	0.54
2:A:457:HOH:O	1:C:172:ARG:NH2	2.26	0.54
1:C:33:ASP:HB3	1:C:77:ILE:HG22	1.89	0.54
1:C:316:LYS:HZ3	1:C:319:ASN:HD21	1.56	0.54
1:C:148:ARG:NH1	2:C:422:HOH:O	2.33	0.54
1:D:293:LYS:HD2	1:D:297:LEU:HD12	1.88	0.54
1:C:148:ARG:NH1	2:C:421:HOH:O	2.33	0.54
1:D:33:ASP:HB3	1:D:77:ILE:HG22	1.89	0.54
1:B:50:ASN:OD1	1:B:55:ARG:NH1	2.34	0.54
1:C:33:ASP:HB3	1:C:77:ILE:HG22	1.89	0.54
2:B:405:HOH:O	1:D:148:ARG:NH1	2.34	0.54
1:A:257:ARG:NH1	2:B:455:HOH:O	2.39	0.54
1:C:50:ASN:OD1	1:C:55:ARG:NH1	2.34	0.54
1:C:257:ARG:NH1	2:D:443:HOH:O	2.41	0.54
1:D:50:ASN:OD1	1:D:55:ARG:NH1	2.34	0.54
1:B:293:LYS:HD2	1:B:297:LEU:HD12	1.88	0.54
1:D:172:ARG:NH2	2:D:405:HOH:O	2.27	0.54
1:A:330:ARG:HD3	2:A:414:HOH:O	2.07	0.54
1:D:33:ASP:HB3	1:D:77:ILE:HG22	1.89	0.54
1:C:148:ARG:NH1	2:C:424:HOH:O	2.33	0.54
1:A:50:ASN:OD1	1:A:55:ARG:NH1	2.34	0.54
1:B:293:LYS:HD2	1:B:297:LEU:HD12	1.89	0.54

Continued on next page...

Continued from previous page...

Atom-1	Atom-2	Interatomic distance (Å)	Clash overlap (Å)
1:C:293:LYS:HD2	1:C:297:LEU:HD12	1.89	0.54
1:A:154:GLY:O	1:A:200:ARG:NH2	2.36	0.54
1:A:50:ASN:OD1	1:A:55:ARG:NH1	2.37	0.54
2:C:443:HOH:O	1:D:257:ARG:NH1	2.41	0.54
1:C:293:LYS:HD2	1:C:297:LEU:HD12	1.89	0.54
1:A:293:LYS:HD2	1:A:297:LEU:HD12	1.88	0.54
1:B:154:GLY:O	1:B:200:ARG:NH2	2.36	0.54
1:B:50:ASN:OD1	1:B:55:ARG:NH1	2.37	0.54
1:C:293:LYS:HD2	1:C:297:LEU:HD12	1.88	0.54
1:C:148:ARG:NH1	2:C:423:HOH:O	2.33	0.54
1:D:293:LYS:HD2	1:D:297:LEU:HD12	1.88	0.54
1:D:293:LYS:HD2	1:D:297:LEU:HD12	1.89	0.54
1:C:148:ARG:NH1	2:C:419:HOH:O	2.33	0.54
1:B:293:LYS:HD2	1:B:297:LEU:HD12	1.89	0.54
1:D:293:LYS:HD2	1:D:297:LEU:HD12	1.89	0.54
2:C:443:HOH:O	1:D:257:ARG:NH1	2.41	0.54
1:A:293:LYS:HD2	1:A:297:LEU:HD12	1.89	0.54
1:D:172:ARG:NH2	2:D:408:HOH:O	2.27	0.54
2:A:458:HOH:O	1:C:172:ARG:NH2	2.24	0.53
1:A:172:ARG:NH2	2:A:406:HOH:O	2.20	0.53
1:B:293:LYS:HD2	1:B:297:LEU:HD12	1.89	0.53
1:A:293:LYS:HD2	1:A:297:LEU:HD12	1.89	0.53
1:D:172:ARG:NH2	2:D:405:HOH:O	2.26	0.53
2:A:468:HOH:O	1:B:257:ARG:NH1	2.40	0.53
1:C:293:LYS:HD2	1:C:297:LEU:HD12	1.90	0.53
1:A:148:ARG:NH1	2:A:419:HOH:O	2.33	0.53
1:D:50:ASN:OD1	1:D:55:ARG:NH1	2.37	0.53
1:C:257:ARG:NH1	2:D:441:HOH:O	2.42	0.53
1:D:293:LYS:HD2	1:D:297:LEU:HD12	1.90	0.53
1:D:50:ASN:OD1	1:D:55:ARG:NH1	2.37	0.53
1:A:33:ASP:HB3	1:A:77:ILE:HG22	1.89	0.53
1:D:105:GLY:HA2	1:D:144:PHE:O	2.09	0.53
1:B:293:LYS:HD2	1:B:297:LEU:HD12	1.90	0.53
1:A:148:ARG:NH1	2:A:416:HOH:O	2.32	0.53
1:C:50:ASN:OD1	1:C:55:ARG:NH1	2.37	0.53
1:B:325:GLU:O	1:B:329:LYS:HG3	2.09	0.53
1:C:105:GLY:HA2	1:C:144:PHE:O	2.08	0.53
1:D:105:GLY:HA2	1:D:144:PHE:O	2.09	0.53
1:A:293:LYS:HD2	1:A:297:LEU:HD12	1.89	0.53
1:C:293:LYS:HD2	1:C:297:LEU:HD12	1.89	0.53
1:C:105:GLY:HA2	1:C:144:PHE:O	2.09	0.53

Continued on next page...

Continued from previous page...

Atom-1	Atom-2	Interatomic distance (Å)	Clash overlap (Å)
1:D:105:GLY:HA2	1:D:144:PHE:O	2.09	0.53
1:C:50:ASN:OD1	1:C:55:ARG:NH1	2.37	0.53
1:A:325:GLU:O	1:A:329:LYS:HG3	2.09	0.53
1:B:33:ASP:HB3	1:B:77:ILE:HG22	1.89	0.53
1:C:105:GLY:HA2	1:C:144:PHE:O	2.09	0.53
1:A:293:LYS:HD2	1:A:297:LEU:HD12	1.90	0.53
1:C:66:ASP:O	1:C:69:VAL:HG22	2.09	0.53
1:D:66:ASP:O	1:D:69:VAL:HG22	2.09	0.53
1:D:293:LYS:HD2	1:D:297:LEU:HD12	1.89	0.53
1:A:33:ASP:HB3	1:A:77:ILE:HG22	1.89	0.53
1:A:148:ARG:NH1	2:A:419:HOH:O	2.33	0.53
1:B:66:ASP:O	1:B:69:VAL:HG22	2.09	0.53
1:B:105:GLY:HA2	1:B:144:PHE:O	2.09	0.53
1:A:148:ARG:NH1	2:A:415:HOH:O	2.33	0.53
1:B:33:ASP:HB3	1:B:77:ILE:HG22	1.89	0.53
1:B:105:GLY:HA2	1:B:144:PHE:O	2.09	0.53
1:A:66:ASP:O	1:A:69:VAL:HG22	2.09	0.53
1:C:325:GLU:O	1:C:329:LYS:HG3	2.09	0.53
1:B:105:GLY:HA2	1:B:144:PHE:O	2.09	0.53
1:A:105:GLY:HA2	1:A:144:PHE:O	2.09	0.53
2:A:458:HOH:O	1:C:172:ARG:NH2	2.25	0.52
1:A:105:GLY:HA2	1:A:144:PHE:O	2.09	0.52
1:D:325:GLU:O	1:D:329:LYS:HG3	2.09	0.52
1:A:105:GLY:HA2	1:A:144:PHE:O	2.09	0.52
1:D:105:GLY:HA2	1:D:144:PHE:O	2.09	0.52
1:A:148:ARG:NH1	2:A:419:HOH:O	2.34	0.52
1:A:257:ARG:NH1	2:B:457:HOH:O	2.41	0.52
1:A:148:ARG:NH1	2:A:420:HOH:O	2.33	0.52
1:C:105:GLY:HA2	1:C:144:PHE:O	2.09	0.52
1:A:257:ARG:NH1	2:B:455:HOH:O	2.41	0.52
2:A:455:HOH:O	1:B:257:ARG:NH1	2.41	0.52
1:B:105:GLY:HA2	1:B:144:PHE:O	2.09	0.52
1:A:148:ARG:NH1	2:A:419:HOH:O	2.34	0.52
1:A:36:THR:HA	1:A:39:ILE:HG22	1.92	0.52
1:B:36:THR:HA	1:B:39:ILE:HG22	1.92	0.52
1:C:293:LYS:HD2	1:C:297:LEU:HD12	1.91	0.52
1:B:229:LYS:HE2	1:B:270:LEU:CD2	2.40	0.52
1:C:105:GLY:HA2	1:C:144:PHE:O	2.10	0.52
1:D:105:GLY:HA2	1:D:144:PHE:O	2.10	0.52
1:D:293:LYS:HD2	1:D:297:LEU:HD12	1.91	0.52
1:C:257:ARG:NH1	2:D:441:HOH:O	2.43	0.52

Continued on next page...

Continued from previous page...

Atom-1	Atom-2	Interatomic distance (Å)	Clash overlap (Å)
1:A:148:ARG:NH1	2:A:420:HOH:O	2.35	0.52
1:B:105:GLY:HA2	1:B:144:PHE:O	2.10	0.52
1:A:105:GLY:HA2	1:A:144:PHE:O	2.09	0.52
1:A:305:LEU:HA	1:A:330:ARG:HG3	1.92	0.52
1:B:305:LEU:HA	1:B:330:ARG:HG3	1.92	0.52
2:A:412:HOH:O	1:C:172:ARG:NH2	2.25	0.52
1:A:229:LYS:HE2	1:A:270:LEU:CD2	2.40	0.52
1:D:36:THR:HA	1:D:39:ILE:HG22	1.92	0.52
1:A:148:ARG:NH1	2:A:420:HOH:O	2.34	0.52
1:C:229:LYS:HE2	1:C:270:LEU:CD2	2.40	0.52
1:D:105:GLY:HA2	1:D:144:PHE:O	2.10	0.52
1:A:148:ARG:NH1	2:A:416:HOH:O	2.34	0.52
1:C:36:THR:HA	1:C:39:ILE:HG22	1.92	0.52
1:D:105:GLY:HA2	1:D:144:PHE:O	2.10	0.52
1:B:148:ARG:NH1	2:B:418:HOH:O	2.34	0.52
1:D:229:LYS:HE2	1:D:270:LEU:CD2	2.40	0.52
1:C:105:GLY:HA2	1:C:144:PHE:O	2.10	0.51
1:A:105:GLY:HA2	1:A:144:PHE:O	2.10	0.51
1:C:257:ARG:NH1	2:D:444:HOH:O	2.43	0.51
1:C:105:GLY:HA2	1:C:144:PHE:O	2.10	0.51
1:D:105:GLY:HA2	1:D:144:PHE:O	2.10	0.51
1:A:2:HIS:NE2	1:B:155:GLU:O	2.38	0.51
1:A:42:ARG:NH1	1:A:306:GLN:HE21	2.08	0.51
1:A:293:LYS:HD2	1:A:297:LEU:HD12	1.91	0.51
1:C:105:GLY:HA2	1:C:144:PHE:O	2.10	0.51
1:D:105:GLY:HA2	1:D:144:PHE:O	2.10	0.51
1:B:105:GLY:HA2	1:B:144:PHE:O	2.10	0.51
1:B:148:ARG:NH1	2:B:418:HOH:O	2.33	0.51
1:A:105:GLY:HA2	1:A:144:PHE:O	2.10	0.51
1:B:105:GLY:HA2	1:B:144:PHE:O	2.10	0.51
1:B:42:ARG:NH1	1:B:306:GLN:HE21	2.08	0.51
1:B:148:ARG:NH1	2:B:419:HOH:O	2.33	0.51
1:A:105:GLY:HA2	1:A:144:PHE:O	2.10	0.51
1:B:105:GLY:HA2	1:B:144:PHE:O	2.10	0.51
1:B:293:LYS:HD2	1:B:297:LEU:HD12	1.91	0.51
1:C:105:GLY:HA2	1:C:144:PHE:O	2.10	0.51
1:D:293:LYS:HD2	1:D:297:LEU:CD1	2.41	0.51
1:C:293:LYS:HD2	1:C:297:LEU:CD1	2.41	0.51
1:D:293:LYS:HD2	1:D:297:LEU:CD1	2.41	0.51
1:D:46:ILE:HB	1:D:314:GLY:HA2	1.93	0.51
1:C:66:ASP:O	1:C:69:VAL:HG22	2.11	0.51

Continued on next page...

Continued from previous page...

Atom-1	Atom-2	Interatomic distance (Å)	Clash overlap (Å)
1:C:293:LYS:HD2	1:C:297:LEU:CD1	2.41	0.51
1:D:66:ASP:O	1:D:69:VAL:HG22	2.11	0.51
1:D:172:ARG:NH2	2:D:405:HOH:O	2.28	0.51
1:D:293:LYS:HD2	1:D:297:LEU:CD1	2.41	0.51
1:A:105:GLY:HA2	1:A:144:PHE:O	2.10	0.51
1:C:155:GLU:O	1:D:2:HIS:NE2	2.42	0.51
1:B:105:GLY:HA2	1:B:144:PHE:O	2.10	0.51
1:C:293:LYS:HD2	1:C:297:LEU:CD1	2.41	0.51
1:A:293:LYS:HD2	1:A:297:LEU:CD1	2.41	0.51
1:C:46:ILE:HB	1:C:314:GLY:HA2	1.93	0.51
1:A:293:LYS:HD2	1:A:297:LEU:CD1	2.41	0.51
1:C:42:ARG:NH1	1:C:306:GLN:HE21	2.08	0.51
1:C:49:GLU:OE1	1:C:49:GLU:N	2.38	0.51
1:A:293:LYS:HD2	1:A:297:LEU:CD1	2.41	0.51
1:B:293:LYS:HD2	1:B:297:LEU:CD1	2.41	0.51
1:B:148:ARG:NH1	2:B:418:HOH:O	2.34	0.51
1:B:293:LYS:HD2	1:B:297:LEU:CD1	2.41	0.51
1:B:148:ARG:NH1	2:B:415:HOH:O	2.34	0.51
1:A:154:GLY:O	1:A:200:ARG:NH2	2.40	0.51
1:C:293:LYS:HD2	1:C:297:LEU:CD1	2.41	0.51
1:A:105:GLY:HA2	1:A:144:PHE:O	2.10	0.51
1:A:46:ILE:HB	1:A:314:GLY:HA2	1.93	0.51
1:B:46:ILE:HB	1:B:314:GLY:HA2	1.93	0.51
2:A:448:HOH:O	1:C:172:ARG:NH2	2.27	0.51
2:A:454:HOH:O	1:B:257:ARG:NH1	2.42	0.51
1:B:154:GLY:O	1:B:200:ARG:NH2	2.40	0.51
1:D:42:ARG:NH1	1:D:306:GLN:HE21	2.08	0.51
1:D:293:LYS:HD2	1:D:297:LEU:CD1	2.41	0.51
1:B:148:ARG:NH1	2:B:411:HOH:O	2.34	0.51
1:B:293:LYS:HD2	1:B:297:LEU:CD1	2.41	0.51
2:A:454:HOH:O	1:B:257:ARG:NH1	2.43	0.51
1:B:148:ARG:NH1	2:B:418:HOH:O	2.34	0.51
1:B:325:GLU:O	1:B:329:LYS:HG3	2.11	0.51
1:C:49:GLU:CD	1:C:54:ASN:HD21	2.15	0.51
1:C:66:ASP:O	1:C:69:VAL:HG22	2.11	0.51
1:D:66:ASP:O	1:D:69:VAL:HG22	2.11	0.51
1:D:68:ARG:NH2	1:D:325:GLU:OE1	2.39	0.51
1:B:325:GLU:O	1:B:329:LYS:HG3	2.11	0.51
1:A:66:ASP:O	1:A:69:VAL:HG22	2.11	0.51
1:A:325:GLU:O	1:A:329:LYS:HG3	2.11	0.51
1:B:66:ASP:O	1:B:69:VAL:HG22	2.11	0.51

Continued on next page...

Continued from previous page...

Atom-1	Atom-2	Interatomic distance (Å)	Clash overlap (Å)
1:B:229:LYS:HE2	1:B:270:LEU:CD2	2.41	0.51
1:C:305:LEU:HA	1:C:330:ARG:HG3	1.92	0.51
1:D:49:GLU:CD	1:D:54:ASN:HD21	2.15	0.51
1:D:305:LEU:HA	1:D:330:ARG:HG3	1.92	0.51
1:B:293:LYS:HD2	1:B:297:LEU:CD1	2.41	0.51
1:A:325:GLU:O	1:A:329:LYS:HG3	2.11	0.51
1:D:56:ARG:NH2	1:D:86:LYS:O	2.30	0.51
1:B:148:ARG:NH1	2:B:418:HOH:O	2.34	0.50
1:A:229:LYS:HE2	1:A:270:LEU:CD2	2.41	0.50
1:A:330:ARG:HA	1:A:330:ARG:NE	2.17	0.50
1:B:49:GLU:CD	1:B:54:ASN:HD21	2.15	0.50
1:D:49:GLU:OE1	1:D:49:GLU:N	2.38	0.50
1:A:293:LYS:HD2	1:A:297:LEU:CD1	2.41	0.50
1:A:305:LEU:HD23	1:A:330:ARG:HG3	1.93	0.50
2:A:412:HOH:O	1:C:172:ARG:NH2	2.28	0.50
1:A:49:GLU:CD	1:A:54:ASN:HD21	2.15	0.50
1:D:293:LYS:HD2	1:D:297:LEU:CD1	2.42	0.50
1:C:68:ARG:NH2	1:C:325:GLU:OE1	2.39	0.50
1:B:56:ARG:NH2	1:B:86:LYS:O	2.30	0.50
1:C:325:GLU:O	1:C:329:LYS:HG3	2.11	0.50
1:D:325:GLU:O	1:D:329:LYS:HG3	2.11	0.50
1:B:148:ARG:NH1	2:B:418:HOH:O	2.35	0.50
1:A:229:LYS:HE2	1:A:270:LEU:CD2	2.42	0.50
1:B:66:ASP:O	1:B:69:VAL:HG22	2.12	0.50
1:C:293:LYS:HD2	1:C:297:LEU:CD1	2.41	0.50
1:D:293:LYS:HD2	1:D:297:LEU:CD1	2.41	0.50
1:B:34:GLU:HG3	1:B:39:ILE:HD13	1.94	0.50
1:C:229:LYS:HE2	1:C:270:LEU:CD2	2.41	0.50
1:C:293:LYS:HD2	1:C:297:LEU:CD1	2.42	0.50
1:B:305:LEU:HD23	1:B:330:ARG:HG3	1.93	0.50
1:B:36:THR:HA	1:B:39:ILE:HG22	1.93	0.50
1:B:42:ARG:HH12	1:B:306:GLN:NE2	2.00	0.50
1:A:36:THR:HA	1:A:39:ILE:HG22	1.93	0.50
1:A:66:ASP:O	1:A:69:VAL:HG22	2.12	0.50
1:B:36:THR:HA	1:B:39:ILE:HG22	1.93	0.50
1:B:229:LYS:HE2	1:B:270:LEU:CD2	2.42	0.50
1:A:34:GLU:HG3	1:A:39:ILE:HD13	1.94	0.50
1:D:229:LYS:HE2	1:D:270:LEU:CD2	2.41	0.50
1:A:66:ASP:O	1:A:69:VAL:HG22	2.11	0.50
1:C:293:LYS:HD2	1:C:297:LEU:CD1	2.42	0.50
1:A:172:ARG:NH2	2:A:406:HOH:O	2.22	0.50

Continued on next page...

Continued from previous page...

Atom-1	Atom-2	Interatomic distance (Å)	Clash overlap (Å)
1:D:293:LYS:HD2	1:D:297:LEU:CD1	2.42	0.50
1:B:172:ARG:NH2	2:B:405:HOH:O	2.24	0.50
1:D:72:CYS:SG	1:D:332:LEU:HD23	2.52	0.50
1:D:293:LYS:HD2	1:D:297:LEU:CD1	2.42	0.50
1:C:229:LYS:HE2	1:C:270:LEU:CD2	2.42	0.50
1:A:293:LYS:HD2	1:A:297:LEU:CD1	2.42	0.50
1:B:293:LYS:HD2	1:B:297:LEU:CD1	2.42	0.50
1:B:66:ASP:O	1:B:69:VAL:HG22	2.11	0.50
1:A:56:ARG:NH2	1:A:86:LYS:O	2.30	0.50
1:C:56:ARG:NH2	1:C:86:LYS:O	2.30	0.50
1:C:72:CYS:SG	1:C:332:LEU:HD23	2.52	0.50
1:B:293:LYS:HD2	1:B:297:LEU:CD1	2.42	0.50
1:A:36:THR:HA	1:A:39:ILE:HG22	1.93	0.50
1:A:293:LYS:HD2	1:A:297:LEU:CD1	2.41	0.50
1:B:293:LYS:HD2	1:B:297:LEU:CD1	2.41	0.50
1:D:229:LYS:HE2	1:D:270:LEU:CD2	2.42	0.50
1:C:34:GLU:HG3	1:C:39:ILE:HD13	1.94	0.50
1:D:34:GLU:HG3	1:D:39:ILE:HD13	1.94	0.50
1:B:172:ARG:NH2	2:D:414:HOH:O	2.24	0.50
1:C:293:LYS:HD2	1:C:297:LEU:CD1	2.42	0.50
1:C:53:GLU:HA	1:C:56:ARG:HG2	1.93	0.50
1:D:53:GLU:HA	1:D:56:ARG:HG2	1.94	0.50
1:A:293:LYS:HD2	1:A:297:LEU:CD1	2.42	0.50
1:A:42:ARG:HH12	1:A:306:GLN:NE2	2.00	0.50
1:C:293:LYS:HD2	1:C:297:LEU:CD1	2.42	0.50
1:D:293:LYS:HD2	1:D:297:LEU:CD1	2.42	0.50
1:C:293:LYS:HD2	1:C:297:LEU:CD1	2.42	0.50
1:C:325:GLU:O	1:C:329:LYS:HG3	2.11	0.50
1:C:293:LYS:HD2	1:C:297:LEU:HD12	1.94	0.50
1:D:66:ASP:O	1:D:69:VAL:HG22	2.12	0.50
1:D:293:LYS:HD2	1:D:297:LEU:HD12	1.94	0.50
1:C:53:GLU:HA	1:C:56:ARG:HG2	1.94	0.50
1:A:293:LYS:HD2	1:A:297:LEU:CD1	2.42	0.50
1:B:148:ARG:NH1	2:B:419:HOH:O	2.35	0.50
1:B:293:LYS:HD2	1:B:297:LEU:CD1	2.42	0.50
1:C:108:VAL:O	1:C:133:ARG:NH2	2.45	0.50
1:D:53:GLU:HA	1:D:56:ARG:HG2	1.94	0.50
1:D:108:VAL:O	1:D:133:ARG:NH2	2.45	0.50
1:D:172:ARG:NH2	2:D:405:HOH:O	2.25	0.50
1:A:172:ARG:NH2	2:A:406:HOH:O	2.23	0.49
1:D:293:LYS:HD2	1:D:297:LEU:CD1	2.42	0.49

Continued on next page...

Continued from previous page...

Atom-1	Atom-2	Interatomic distance (Å)	Clash overlap (Å)
1:D:53:GLU:HA	1:D:56:ARG:HG2	1.94	0.49
1:C:53:GLU:HA	1:C:56:ARG:HG2	1.94	0.49
1:C:66:ASP:O	1:C:69:VAL:HG22	2.13	0.49
1:B:293:LYS:HD2	1:B:297:LEU:CD1	2.42	0.49
1:D:325:GLU:O	1:D:329:LYS:HG3	2.11	0.49
1:A:293:LYS:HD2	1:A:297:LEU:CD1	2.42	0.49
1:D:66:ASP:O	1:D:69:VAL:HG22	2.13	0.49
1:A:293:LYS:HD2	1:A:297:LEU:CD1	2.42	0.49
1:A:293:LYS:HD2	1:A:297:LEU:HD12	1.94	0.49
1:C:66:ASP:O	1:C:69:VAL:HG22	2.12	0.49
1:A:49:GLU:OE1	1:A:49:GLU:N	2.38	0.49
1:B:293:LYS:HD2	1:B:297:LEU:CD1	2.42	0.49
1:B:53:GLU:HA	1:B:56:ARG:HG2	1.93	0.49
1:C:53:GLU:HA	1:C:56:ARG:HG2	1.94	0.49
1:D:53:GLU:HA	1:D:56:ARG:HG2	1.94	0.49
1:A:271:SER:O	1:A:274:GLN:HG2	2.12	0.49
1:B:293:LYS:HD2	1:B:297:LEU:HD12	1.94	0.49
1:B:172:ARG:NH2	2:D:414:HOH:O	2.25	0.49
1:C:66:ASP:O	1:C:69:VAL:HG22	2.13	0.49
1:A:53:GLU:HA	1:A:56:ARG:HG2	1.93	0.49
1:A:271:SER:O	1:A:274:GLN:HG2	2.12	0.49
1:B:271:SER:O	1:B:274:GLN:HG2	2.12	0.49
1:B:271:SER:O	1:B:274:GLN:HG2	2.12	0.49
2:B:445:HOH:O	1:D:172:ARG:NH2	2.27	0.49
1:B:49:GLU:OE1	1:B:49:GLU:N	2.38	0.49
1:D:66:ASP:O	1:D:69:VAL:HG22	2.13	0.49
1:B:68:ARG:NH2	1:B:325:GLU:OE1	2.39	0.49
1:D:36:THR:HA	1:D:39:ILE:HG22	1.93	0.49
1:D:36:THR:HA	1:D:39:ILE:HG22	1.93	0.49
1:D:53:GLU:HA	1:D:56:ARG:HG2	1.95	0.49
1:A:305:LEU:HD23	1:A:330:ARG:HG3	1.94	0.49
1:A:172:ARG:NH2	2:A:406:HOH:O	2.25	0.49
1:C:49:GLU:O	1:C:54:ASN:ND2	2.32	0.49
1:A:305:LEU:HD23	1:A:330:ARG:HG3	1.95	0.49
1:B:305:LEU:HD23	1:B:330:ARG:HG3	1.95	0.49
1:A:66:ASP:O	1:A:69:VAL:HG22	2.13	0.49
1:C:305:LEU:HD23	1:C:330:ARG:HG3	1.93	0.49
1:D:53:GLU:HA	1:D:56:ARG:HG2	1.95	0.49
1:C:36:THR:HA	1:C:39:ILE:HG22	1.93	0.49
1:C:53:GLU:HA	1:C:56:ARG:HG2	1.95	0.49
1:A:172:ARG:NH2	2:A:406:HOH:O	2.23	0.49

Continued on next page...

Continued from previous page...

Atom-1	Atom-2	Interatomic distance (Å)	Clash overlap (Å)
1:A:68:ARG:NH2	1:A:325:GLU:OE1	2.39	0.49
1:D:53:GLU:HA	1:D:56:ARG:HG2	1.95	0.49
1:D:305:LEU:HD23	1:D:330:ARG:HG3	1.93	0.49
1:C:36:THR:HA	1:C:39:ILE:HG22	1.93	0.49
1:C:53:GLU:HA	1:C:56:ARG:HG2	1.95	0.49
1:C:110:LYS:HD2	1:C:126:GLY:HA2	1.94	0.49
1:B:305:LEU:HD23	1:B:330:ARG:HG3	1.95	0.49
1:B:302:GLY:O	1:B:306:GLN:HG2	2.12	0.49
1:B:66:ASP:O	1:B:69:VAL:HG22	2.13	0.49
1:B:50:ASN:OD1	1:B:55:ARG:NH1	2.42	0.49
1:A:91:ARG:HE	1:A:96:VAL:HG22	1.78	0.49
1:A:72:CYS:SG	1:A:332:LEU:HD23	2.52	0.48
1:B:72:CYS:SG	1:B:332:LEU:HD23	2.52	0.48
1:D:110:LYS:HD2	1:D:126:GLY:HA2	1.94	0.48
1:A:50:ASN:OD1	1:A:55:ARG:NH1	2.43	0.48
1:B:110:LYS:HE3	1:B:133:ARG:NH2	2.28	0.48
1:C:53:GLU:HA	1:C:56:ARG:HG2	1.95	0.48
1:A:302:GLY:O	1:A:306:GLN:HG2	2.12	0.48
1:C:302:GLY:O	1:C:306:GLN:HG2	2.12	0.48
1:A:66:ASP:O	1:A:69:VAL:HG22	2.13	0.48
1:A:110:LYS:HE3	1:A:133:ARG:NH2	2.29	0.48
1:C:49:GLU:O	1:C:54:ASN:ND2	2.30	0.48
1:C:66:ASP:O	1:C:69:VAL:HG22	2.13	0.48
1:B:91:ARG:HE	1:B:96:VAL:HG22	1.78	0.48
1:A:72:CYS:SG	1:A:332:LEU:HD23	2.53	0.48
1:B:72:CYS:SG	1:B:332:LEU:HD23	2.53	0.48
1:D:49:GLU:O	1:D:54:ASN:ND2	2.32	0.48
1:D:72:CYS:SG	1:D:332:LEU:HD23	2.53	0.48
1:D:302:GLY:O	1:D:306:GLN:HG2	2.12	0.48
1:D:271:SER:O	1:D:274:GLN:HG2	2.12	0.48
1:B:53:GLU:HA	1:B:56:ARG:HG2	1.94	0.48
1:B:66:ASP:O	1:B:69:VAL:HG22	2.13	0.48
1:D:66:ASP:O	1:D:69:VAL:HG22	2.14	0.48
1:B:36:THR:HA	1:B:39:ILE:HG22	1.95	0.48
1:B:172:ARG:NH2	2:B:410:HOH:O	2.26	0.48
1:C:72:CYS:SG	1:C:332:LEU:HD23	2.53	0.48
1:A:72:CYS:SG	1:A:332:LEU:HD23	2.54	0.48
1:A:229:LYS:HE2	1:A:270:LEU:CD2	2.44	0.48
1:B:229:LYS:HE2	1:B:270:LEU:CD2	2.44	0.48
1:C:271:SER:O	1:C:274:GLN:HG2	2.12	0.48
1:A:72:CYS:SG	1:A:332:LEU:HD23	2.53	0.48

Continued on next page...

Continued from previous page...

Atom-1	Atom-2	Interatomic distance (Å)	Clash overlap (Å)
1:C:271:SER:O	1:C:274:GLN:HG2	2.12	0.48
1:D:72:CYS:SG	1:D:332:LEU:HD23	2.53	0.48
1:D:271:SER:O	1:D:274:GLN:HG2	2.12	0.48
1:C:302:GLY:O	1:C:306:GLN:HG2	2.13	0.48
1:A:72:CYS:SG	1:A:332:LEU:HD23	2.53	0.48
1:A:53:GLU:HA	1:A:56:ARG:HG2	1.94	0.48
1:A:66:ASP:O	1:A:69:VAL:HG22	2.14	0.48
1:B:53:GLU:HA	1:B:56:ARG:HG2	1.94	0.48
1:A:2:HIS:NE2	1:B:155:GLU:O	2.45	0.48
1:D:91:ARG:HE	1:D:96:VAL:HG22	1.78	0.48
1:C:229:LYS:HE2	1:C:270:LEU:CD2	2.44	0.48
1:C:72:CYS:SG	1:C:332:LEU:HD23	2.53	0.48
1:A:53:GLU:HA	1:A:56:ARG:HG2	1.94	0.48
1:A:302:GLY:O	1:A:306:GLN:HG2	2.13	0.48
1:D:302:GLY:O	1:D:306:GLN:HG2	2.13	0.48
1:B:72:CYS:SG	1:B:332:LEU:HD23	2.53	0.48
1:D:72:CYS:SG	1:D:332:LEU:HD23	2.53	0.48
1:B:66:ASP:O	1:B:69:VAL:HG22	2.13	0.48
1:A:36:THR:HA	1:A:39:ILE:HG22	1.95	0.48
1:C:91:ARG:HE	1:C:96:VAL:HG22	1.78	0.48
1:D:68:ARG:NH2	1:D:325:GLU:OE1	2.40	0.48
1:A:110:LYS:HD2	1:A:126:GLY:HA2	1.94	0.48
1:B:72:CYS:SG	1:B:332:LEU:HD23	2.54	0.48
1:B:110:LYS:HD2	1:B:126:GLY:HA2	1.94	0.48
1:D:229:LYS:HE2	1:D:270:LEU:CD2	2.44	0.48
1:B:72:CYS:SG	1:B:332:LEU:HD23	2.54	0.48
1:C:72:CYS:SG	1:C:332:LEU:HD23	2.53	0.48
1:B:53:GLU:HA	1:B:56:ARG:HG2	1.94	0.48
1:A:53:GLU:HA	1:A:56:ARG:HG2	1.95	0.48
1:C:72:CYS:SG	1:C:332:LEU:HD23	2.54	0.48
1:D:42:ARG:HH12	1:D:306:GLN:NE2	2.00	0.48
1:A:305:LEU:HD23	1:A:330:ARG:HG3	1.96	0.48
1:C:228:LEU:HG	1:C:230:PRO:HD3	1.96	0.48
1:B:302:GLY:O	1:B:306:GLN:HG2	2.13	0.48
1:C:72:CYS:SG	1:C:332:LEU:HD23	2.54	0.48
1:D:72:CYS:SG	1:D:332:LEU:HD23	2.54	0.48
1:A:72:CYS:SG	1:A:332:LEU:HD23	2.54	0.48
1:A:72:CYS:SG	1:A:332:LEU:HD23	2.54	0.48
1:B:72:CYS:SG	1:B:332:LEU:HD23	2.54	0.48
1:B:53:GLU:HA	1:B:56:ARG:HG2	1.95	0.48
1:D:72:CYS:SG	1:D:332:LEU:HD23	2.54	0.48

Continued on next page...

Continued from previous page...

Atom-1	Atom-2	Interatomic distance (Å)	Clash overlap (Å)
1:B:305:LEU:HD23	1:B:330:ARG:HG3	1.96	0.48
1:D:228:LEU:HG	1:D:230:PRO:HD3	1.96	0.48
1:B:234:THR:O	2:B:407:HOH:O	2.20	0.48
1:C:155:GLU:O	1:D:2:HIS:NE2	2.45	0.48
1:D:154:GLY:O	1:D:200:ARG:NH2	2.40	0.48
1:D:49:GLU:O	1:D:54:ASN:ND2	2.30	0.48
1:A:155:GLU:O	1:B:2:HIS:NE2	2.45	0.48
1:A:53:GLU:HA	1:A:56:ARG:HG2	1.94	0.48
1:C:68:ARG:NH2	1:C:325:GLU:OE1	2.40	0.48
1:B:72:CYS:SG	1:B:332:LEU:HD23	2.54	0.48
1:C:72:CYS:SG	1:C:332:LEU:HD23	2.54	0.48
1:D:228:LEU:HG	1:D:230:PRO:HD3	1.96	0.48
1:A:72:CYS:SG	1:A:332:LEU:HD23	2.54	0.48
1:B:72:CYS:SG	1:B:332:LEU:HD23	2.54	0.48
1:C:72:CYS:SG	1:C:332:LEU:HD23	2.54	0.48
1:D:72:CYS:SG	1:D:332:LEU:HD23	2.54	0.48
1:A:53:GLU:HA	1:A:56:ARG:HG2	1.95	0.48
1:B:53:GLU:HA	1:B:56:ARG:HG2	1.95	0.48
1:C:154:GLY:O	1:C:200:ARG:NH2	2.40	0.48
1:B:234:THR:O	2:B:406:HOH:O	2.20	0.48
1:C:228:LEU:HG	1:C:230:PRO:HD3	1.96	0.48
1:D:110:LYS:HB2	1:D:125:GLN:HG3	1.95	0.48
1:B:50:ASN:OD1	1:B:55:ARG:NH1	2.37	0.47
1:C:72:CYS:SG	1:C:332:LEU:HD23	2.54	0.47
1:B:228:LEU:HG	1:B:230:PRO:HD3	1.95	0.47
1:C:316:LYS:NZ	1:C:319:ASN:HD21	2.11	0.47
1:C:305:LEU:HD23	1:C:330:ARG:HG3	1.95	0.47
1:A:50:ASN:OD1	1:A:55:ARG:NH1	2.37	0.47
1:C:155:GLU:O	1:D:2:HIS:NE2	2.40	0.47
1:C:42:ARG:HH12	1:C:306:GLN:NE2	2.00	0.47
1:A:228:LEU:HG	1:A:230:PRO:HD3	1.95	0.47
1:D:316:LYS:NZ	1:D:319:ASN:HD21	2.11	0.47
1:D:305:LEU:HD23	1:D:330:ARG:HG3	1.95	0.47
1:D:110:LYS:HE3	1:D:133:ARG:NH2	2.28	0.47
1:D:72:CYS:SG	1:D:332:LEU:HD23	2.54	0.47
1:C:110:LYS:HB2	1:C:125:GLN:HG3	1.95	0.47
1:D:305:LEU:HD23	1:D:330:ARG:HG3	1.95	0.47
1:B:36:THR:HA	1:B:39:ILE:HG22	1.96	0.47
1:D:72:CYS:SG	1:D:332:LEU:HD23	2.54	0.47
1:B:36:THR:HA	1:B:39:ILE:HG22	1.96	0.47
1:B:72:CYS:SG	1:B:332:LEU:HD23	2.54	0.47

Continued on next page...

Continued from previous page...

Atom-1	Atom-2	Interatomic distance (Å)	Clash overlap (Å)
1:C:110:LYS:HE3	1:C:133:ARG:NH2	2.29	0.47
1:B:53:GLU:HA	1:B:56:ARG:HG2	1.95	0.47
1:A:36:THR:HA	1:A:39:ILE:HG22	1.96	0.47
1:A:302:GLY:O	1:A:306:GLN:HG2	2.14	0.47
1:A:53:GLU:HA	1:A:56:ARG:HG2	1.95	0.47
1:A:172:ARG:NH2	2:A:412:HOH:O	2.26	0.47
1:A:228:LEU:HG	1:A:230:PRO:HD3	1.96	0.47
1:B:228:LEU:HG	1:B:230:PRO:HD3	1.96	0.47
1:C:66:ASP:O	1:C:69:VAL:HG22	2.15	0.47
1:A:36:THR:HA	1:A:39:ILE:HG22	1.96	0.47
1:B:302:GLY:O	1:B:306:GLN:HG2	2.14	0.47
1:C:302:GLY:O	1:C:306:GLN:HG2	2.14	0.47
1:B:172:ARG:NH2	2:D:438:HOH:O	2.26	0.47
1:A:72:CYS:SG	1:A:332:LEU:HD23	2.54	0.47
1:A:72:CYS:SG	1:A:332:LEU:HD23	2.55	0.47
1:B:108:VAL:O	1:B:133:ARG:NH2	2.45	0.47
1:B:172:ARG:NH2	2:B:405:HOH:O	2.24	0.47
1:D:36:THR:HA	1:D:39:ILE:HG22	1.95	0.47
1:B:110:LYS:HB2	1:B:125:GLN:HG3	1.95	0.47
1:C:305:LEU:HD23	1:C:330:ARG:HG3	1.95	0.47
1:A:108:VAL:O	1:A:133:ARG:NH2	2.45	0.47
1:B:72:CYS:SG	1:B:332:LEU:HD23	2.55	0.47
1:C:36:THR:HA	1:C:39:ILE:HG22	1.95	0.47
1:A:121:GLU:OE2	1:A:157:THR:HG23	2.14	0.47
1:C:121:GLU:OE2	1:C:157:THR:HG23	2.14	0.47
1:D:66:ASP:O	1:D:69:VAL:HG22	2.15	0.47
1:C:112:VAL:HG22	1:C:122:THR:HB	1.97	0.47
1:D:112:VAL:HG22	1:D:122:THR:HB	1.97	0.47
1:D:302:GLY:O	1:D:306:GLN:HG2	2.14	0.47
1:C:72:CYS:SG	1:C:332:LEU:HD23	2.55	0.47
1:D:72:CYS:SG	1:D:332:LEU:HD23	2.55	0.47
1:A:110:LYS:HB2	1:A:125:GLN:HG3	1.95	0.47
1:B:121:GLU:OE2	1:B:157:THR:HG23	2.14	0.47
1:B:234:THR:O	2:B:407:HOH:O	2.21	0.47
1:D:121:GLU:OE2	1:D:157:THR:HG23	2.14	0.47
1:B:305:LEU:HD23	1:B:330:ARG:HG3	1.96	0.47
1:B:172:ARG:NH2	2:B:405:HOH:O	2.27	0.47
1:C:305:LEU:HD23	1:C:330:ARG:HG3	1.96	0.47
1:D:50:ASN:OD1	1:D:55:ARG:NH1	2.43	0.47
1:A:305:LEU:HD23	1:A:330:ARG:HG3	1.97	0.47
1:C:2:HIS:NE2	1:D:155:GLU:O	2.41	0.47

Continued on next page...

Continued from previous page...

Atom-1	Atom-2	Interatomic distance (Å)	Clash overlap (Å)
1:D:36:THR:HA	1:D:39:ILE:HG22	1.96	0.47
1:D:305:LEU:HD23	1:D:330:ARG:HG3	1.96	0.47
1:A:172:ARG:NH2	2:C:479:HOH:O	2.23	0.47
1:C:305:LEU:HD23	1:C:330:ARG:HG3	1.96	0.47
1:A:172:ARG:NH2	2:C:453:HOH:O	2.25	0.46
1:C:91:ARG:HE	1:C:96:VAL:HG22	1.80	0.46
1:D:91:ARG:HE	1:D:96:VAL:HG22	1.80	0.46
1:C:50:ASN:OD1	1:C:55:ARG:NH1	2.43	0.46
1:D:305:LEU:HD23	1:D:330:ARG:HG3	1.96	0.46
1:A:66:ASP:O	1:A:69:VAL:HG22	2.15	0.46
1:C:36:THR:HA	1:C:39:ILE:HG22	1.96	0.46
1:D:228:LEU:HG	1:D:230:PRO:HD3	1.97	0.46
1:A:91:ARG:HE	1:A:96:VAL:HG22	1.80	0.46
1:B:91:ARG:HE	1:B:96:VAL:HG22	1.80	0.46
1:A:196:HIS:HE1	2:A:409:HOH:O	1.98	0.46
1:A:219:HIS:HD2	2:C:478:HOH:O	1.98	0.46
1:A:274:GLN:HE22	1:A:282:ASN:HD22	1.61	0.46
1:C:228:LEU:HG	1:C:230:PRO:HD3	1.97	0.46
1:A:316:LYS:NZ	1:A:319:ASN:HD21	2.11	0.46
1:B:13:LYS:HA	1:B:13:LYS:HD2	1.60	0.46
1:C:2:HIS:NE2	1:D:155:GLU:O	2.47	0.46
1:B:66:ASP:O	1:B:69:VAL:HG22	2.15	0.46
1:C:155:GLU:HG2	1:C:156:HIS:H	1.81	0.46
1:D:155:GLU:HG2	1:D:156:HIS:H	1.81	0.46
1:B:316:LYS:NZ	1:B:319:ASN:HD21	2.11	0.46
1:B:197:ASP:HB2	1:B:243:TYR:OH	2.16	0.46
1:A:197:ASP:HB2	1:A:243:TYR:OH	2.16	0.46
1:B:197:ASP:HB2	1:B:243:TYR:OH	2.16	0.46
1:D:36:THR:HA	1:D:39:ILE:HG22	1.96	0.46
1:B:228:LEU:HG	1:B:230:PRO:HD3	1.97	0.46
1:A:155:GLU:O	1:B:2:HIS:NE2	2.46	0.46
1:A:197:ASP:HB2	1:A:243:TYR:OH	2.16	0.46
1:B:196:HIS:HE1	2:B:407:HOH:O	1.98	0.46
1:B:274:GLN:HE22	1:B:282:ASN:HD22	1.61	0.46
1:A:155:GLU:O	1:B:2:HIS:NE2	2.43	0.46
1:C:66:ASP:O	1:C:69:VAL:HG22	2.16	0.46
1:A:228:LEU:HG	1:A:230:PRO:HD3	1.97	0.46
1:C:155:GLU:O	1:D:2:HIS:NE2	2.49	0.46
1:D:68:ARG:NH2	1:D:325:GLU:OE1	2.41	0.46
1:C:108:VAL:O	1:C:133:ARG:NH2	2.48	0.46
1:D:108:VAL:O	1:D:133:ARG:NH2	2.48	0.46

Continued on next page...

Continued from previous page...

Atom-1	Atom-2	Interatomic distance (Å)	Clash overlap (Å)
1:A:325:GLU:O	1:A:329:LYS:HG3	2.16	0.46
1:B:325:GLU:O	1:B:329:LYS:HG3	2.16	0.46
1:C:36:THR:HA	1:C:39:ILE:HG22	1.96	0.46
1:A:168:ASN:HD22	1:C:168:ASN:HD22	1.62	0.46
1:D:66:ASP:O	1:D:69:VAL:HG22	2.16	0.46
1:A:112:VAL:HG22	1:A:122:THR:HB	1.97	0.46
1:B:112:VAL:HG22	1:B:122:THR:HB	1.97	0.46
1:C:68:ARG:NH2	1:C:325:GLU:OE1	2.41	0.46
1:A:2:HIS:NE2	1:B:155:GLU:O	2.46	0.46
1:A:271:SER:O	1:A:274:GLN:HG2	2.16	0.46
1:A:66:ASP:O	1:A:69:VAL:HG22	2.16	0.46
1:B:66:ASP:O	1:B:69:VAL:HG22	2.15	0.46
1:D:228:LEU:HG	1:D:230:PRO:HD3	1.98	0.46
1:A:155:GLU:O	1:B:2:HIS:NE2	2.49	0.46
1:A:318:GLU:H	1:A:318:GLU:CD	2.16	0.46
1:C:197:ASP:HB2	1:C:243:TYR:OH	2.16	0.46
1:B:271:SER:O	1:B:274:GLN:HG2	2.16	0.46
1:C:228:LEU:HG	1:C:230:PRO:HD3	1.98	0.46
1:C:197:ASP:HB2	1:C:243:TYR:OH	2.16	0.46
1:D:197:ASP:HB2	1:D:243:TYR:OH	2.16	0.46
1:B:228:LEU:HG	1:B:230:PRO:HD3	1.98	0.45
1:D:108:VAL:O	1:D:133:ARG:NH2	2.49	0.45
1:A:196:HIS:HE1	2:A:409:HOH:O	1.99	0.45
1:C:108:VAL:O	1:C:133:ARG:NH2	2.49	0.45
1:D:108:VAL:O	1:D:133:ARG:NH2	2.49	0.45
1:A:271:SER:O	1:A:274:GLN:HG2	2.16	0.45
1:C:294:PRO:HG2	1:C:295:TRP:CE3	2.51	0.45
1:D:294:PRO:HG2	1:D:295:TRP:CE3	2.52	0.45
1:C:228:LEU:HG	1:C:230:PRO:HD3	1.98	0.45
1:D:271:SER:O	1:D:274:GLN:HG2	2.16	0.45
1:A:228:LEU:HG	1:A:230:PRO:HD3	1.98	0.45
1:B:274:GLN:O	1:B:303:ARG:NH2	2.49	0.45
1:C:108:VAL:O	1:C:133:ARG:NH2	2.49	0.45
1:B:271:SER:O	1:B:274:GLN:HG2	2.16	0.45
1:D:197:ASP:HB2	1:D:243:TYR:OH	2.16	0.45
1:C:271:SER:O	1:C:274:GLN:HG2	2.16	0.45
1:B:68:ARG:NH2	1:B:325:GLU:OE1	2.40	0.45
1:A:155:GLU:HG2	1:A:156:HIS:H	1.81	0.45
1:B:155:GLU:HG2	1:B:156:HIS:H	1.80	0.45
1:D:199:LYS:HG2	2:D:457:HOH:O	2.16	0.45
1:C:228:LEU:HG	1:C:230:PRO:HD3	1.98	0.45

Continued on next page...

Continued from previous page...

Atom-1	Atom-2	Interatomic distance (Å)	Clash overlap (Å)
1:D:228:LEU:HG	1:D:230:PRO:HD3	1.98	0.45
1:B:228:LEU:HG	1:B:230:PRO:HD3	1.98	0.45
1:D:228:LEU:HG	1:D:230:PRO:HD3	1.98	0.45
1:D:234:THR:O	2:D:403:HOH:O	2.21	0.45
1:A:271:SER:O	1:A:274:GLN:HG2	2.16	0.45
1:A:274:GLN:O	1:A:303:ARG:NH2	2.50	0.45
1:B:196:HIS:HE1	2:B:406:HOH:O	2.00	0.45
1:A:199:LYS:HG2	2:A:408:HOH:O	2.16	0.45
1:C:199:LYS:HG2	2:C:470:HOH:O	2.16	0.45
1:C:2:HIS:NE2	1:D:155:GLU:O	2.48	0.45
1:A:228:LEU:HG	1:A:230:PRO:HD3	1.98	0.45
1:B:271:SER:O	1:B:274:GLN:HG2	2.16	0.45
1:C:325:GLU:O	1:C:329:LYS:HG3	2.16	0.45
1:B:271:SER:O	1:B:274:GLN:HG2	2.16	0.45
1:A:49:GLU:O	1:A:54:ASN:ND2	2.32	0.45
1:A:66:ASP:O	1:A:69:VAL:HG22	2.17	0.45
1:B:66:ASP:O	1:B:69:VAL:HG22	2.17	0.45
1:D:271:SER:O	1:D:274:GLN:HG2	2.16	0.45
1:D:91:ARG:HE	1:D:96:VAL:HG22	1.82	0.45
1:A:271:SER:O	1:A:274:GLN:HG2	2.16	0.45
1:D:325:GLU:O	1:D:329:LYS:HG3	2.16	0.45
1:C:271:SER:O	1:C:274:GLN:HG2	2.16	0.45
1:B:168:ASN:HD22	1:D:168:ASN:HD22	1.64	0.45
1:C:91:ARG:HE	1:C:96:VAL:HG22	1.82	0.45
1:C:274:GLN:O	1:C:303:ARG:NH2	2.49	0.45
1:D:228:LEU:HG	1:D:230:PRO:HD3	1.99	0.45
1:B:228:LEU:HG	1:B:230:PRO:HD3	1.98	0.45
1:B:294:PRO:HG2	1:B:295:TRP:CE3	2.52	0.45
1:B:155:GLU:HG2	1:B:156:HIS:N	2.31	0.45
1:C:155:GLU:HG2	1:C:156:HIS:N	2.31	0.45
1:C:196:HIS:HE1	2:C:406:HOH:O	1.98	0.45
1:A:56:ARG:HG2	1:A:56:ARG:HH11	1.81	0.45
1:A:68:ARG:NH2	1:A:325:GLU:OE1	2.40	0.45
1:D:271:SER:O	1:D:274:GLN:HG2	2.17	0.45
1:A:91:ARG:HE	1:A:96:VAL:HG22	1.82	0.45
1:A:262:PRO:HG2	1:B:257:ARG:HA	1.99	0.45
1:D:274:GLN:O	1:D:303:ARG:NH2	2.49	0.45
1:A:42:ARG:HH12	1:A:306:GLN:HE21	1.64	0.45
1:B:42:ARG:HH12	1:B:306:GLN:HE21	1.64	0.45
1:C:228:LEU:HG	1:C:230:PRO:HD3	1.99	0.45
1:A:294:PRO:HG2	1:A:295:TRP:CE3	2.52	0.45

Continued on next page...

Continued from previous page...

Atom-1	Atom-2	Interatomic distance (Å)	Clash overlap (Å)
1:A:228:LEU:HG	1:A:230:PRO:HD3	1.98	0.45
1:B:234:THR:O	2:B:406:HOH:O	2.20	0.45
1:A:155:GLU:HG2	1:A:156:HIS:H	1.82	0.45
1:A:155:GLU:HG2	1:A:156:HIS:N	2.31	0.45
1:C:66:ASP:O	1:C:69:VAL:HG22	2.16	0.45
1:D:228:LEU:HG	1:D:230:PRO:HD3	1.99	0.45
1:D:294:PRO:HG2	1:D:295:TRP:CE3	2.52	0.45
1:B:199:LYS:HG2	2:B:408:HOH:O	2.16	0.45
1:A:228:LEU:HG	1:A:230:PRO:HD3	1.98	0.45
1:B:228:LEU:HG	1:B:230:PRO:HD3	1.99	0.45
1:D:234:THR:O	2:D:403:HOH:O	2.21	0.45
1:B:155:GLU:HG2	1:B:156:HIS:H	1.82	0.45
1:D:155:GLU:HG2	1:D:156:HIS:N	2.31	0.45
1:C:228:LEU:HG	1:C:230:PRO:HD3	1.99	0.45
1:C:271:SER:O	1:C:274:GLN:HG2	2.17	0.45
1:C:294:PRO:HG2	1:C:295:TRP:CE3	2.52	0.45
1:B:91:ARG:HE	1:B:96:VAL:HG22	1.82	0.45
1:A:172:ARG:NH2	2:C:479:HOH:O	2.26	0.45
1:A:197:ASP:HB2	1:A:243:TYR:OH	2.17	0.45
1:C:234:THR:O	2:C:406:HOH:O	2.21	0.45
1:D:66:ASP:O	1:D:69:VAL:HG22	2.17	0.45
1:A:228:LEU:HG	1:A:230:PRO:HD3	1.99	0.45
1:B:228:LEU:HG	1:B:230:PRO:HD3	1.99	0.45
1:A:271:SER:O	1:A:274:GLN:HG2	2.17	0.45
1:C:84:TYR:OH	1:C:140:ASP:OD2	2.29	0.45
1:C:316:LYS:HE3	1:C:319:ASN:HD21	1.82	0.45
1:D:318:GLU:H	1:D:318:GLU:CD	2.15	0.45
1:C:2:HIS:NE2	1:D:155:GLU:O	2.50	0.45
1:C:58:TYR:O	1:C:61:LEU:HB3	2.17	0.45
1:D:58:TYR:O	1:D:61:LEU:HB3	2.17	0.45
1:B:197:ASP:HB2	1:B:243:TYR:OH	2.17	0.45
1:C:58:TYR:O	1:C:61:LEU:HB3	2.17	0.45
1:C:108:VAL:O	1:C:133:ARG:NH2	2.50	0.45
1:C:228:LEU:HG	1:C:230:PRO:HD3	1.99	0.45
1:D:108:VAL:O	1:D:133:ARG:NH2	2.50	0.45
1:B:49:GLU:O	1:B:54:ASN:ND2	2.32	0.45
1:D:199:LYS:HG2	2:D:457:HOH:O	2.17	0.45
1:D:294:PRO:HG2	1:D:295:TRP:CE3	2.52	0.45
1:B:56:ARG:HG2	1:B:56:ARG:HH11	1.81	0.44
1:A:294:PRO:HG2	1:A:295:TRP:CE3	2.52	0.44
1:A:316:LYS:HE3	1:A:319:ASN:HD21	1.82	0.44

Continued on next page...

Continued from previous page...

Atom-1	Atom-2	Interatomic distance (Å)	Clash overlap (Å)
1:B:271:SER:O	1:B:274:GLN:HG2	2.17	0.44
1:B:294:PRO:HG2	1:B:295:TRP:CE3	2.52	0.44
1:B:316:LYS:HE3	1:B:319:ASN:HD21	1.82	0.44
1:D:316:LYS:HE3	1:D:319:ASN:HD21	1.82	0.44
1:A:257:ARG:HA	1:B:262:PRO:HG2	1.99	0.44
1:A:58:TYR:O	1:A:61:LEU:HB3	2.17	0.44
1:B:168:ASN:HD22	1:D:168:ASN:HD22	1.64	0.44
1:D:58:TYR:O	1:D:61:LEU:HB3	2.17	0.44
1:D:228:LEU:HG	1:D:230:PRO:HD3	1.99	0.44
1:A:199:LYS:HG2	2:A:410:HOH:O	2.17	0.44
1:C:199:LYS:HG2	2:C:456:HOH:O	2.17	0.44
1:C:294:PRO:HG2	1:C:295:TRP:CE3	2.52	0.44
1:B:58:TYR:O	1:B:61:LEU:HB3	2.17	0.44
1:A:228:LEU:HG	1:A:230:PRO:HD3	1.99	0.44
1:B:228:LEU:HG	1:B:230:PRO:HD3	1.99	0.44
1:A:58:TYR:O	1:A:61:LEU:HB3	2.17	0.44
1:B:58:TYR:O	1:B:61:LEU:HB3	2.17	0.44
1:A:49:GLU:O	1:A:54:ASN:ND2	2.30	0.44
1:C:271:SER:O	1:C:274:GLN:HG2	2.16	0.44
1:D:271:SER:O	1:D:274:GLN:HG2	2.16	0.44
1:C:58:TYR:O	1:C:61:LEU:HB3	2.18	0.44
1:D:58:TYR:O	1:D:61:LEU:HB3	2.18	0.44
1:A:257:ARG:HA	1:B:262:PRO:HG2	1.99	0.44
1:B:276:GLU:HG2	1:B:304:ALA:HA	1.98	0.44
1:C:56:ARG:HH11	1:C:56:ARG:HG2	1.81	0.44
1:D:56:ARG:HG2	1:D:56:ARG:HH11	1.81	0.44
1:C:318:GLU:H	1:C:318:GLU:CD	2.15	0.44
1:A:168:ASN:HD22	1:C:168:ASN:HD22	1.64	0.44
1:A:274:GLN:O	1:A:303:ARG:NH2	2.51	0.44
1:B:84:TYR:OH	1:B:140:ASP:OD2	2.31	0.44
1:B:274:GLN:O	1:B:303:ARG:NH2	2.51	0.44
1:C:294:PRO:HG2	1:C:295:TRP:CE3	2.53	0.44
1:D:42:ARG:HH12	1:D:306:GLN:HE21	1.64	0.44
1:A:276:GLU:HG2	1:A:304:ALA:HA	1.99	0.44
1:A:294:PRO:HG2	1:A:295:TRP:CE3	2.52	0.44
1:B:199:LYS:HG2	2:B:408:HOH:O	2.17	0.44
1:B:294:PRO:HG2	1:B:295:TRP:CE3	2.52	0.44
1:C:58:TYR:O	1:C:61:LEU:HB3	2.18	0.44
1:D:58:TYR:O	1:D:61:LEU:HB3	2.18	0.44
1:A:58:TYR:O	1:A:61:LEU:HB3	2.18	0.44
1:B:58:TYR:O	1:B:61:LEU:HB3	2.18	0.44

Continued on next page...

Continued from previous page...

Atom-1	Atom-2	Interatomic distance (Å)	Clash overlap (Å)
1:C:42:ARG:HH12	1:C:306:GLN:HE21	1.64	0.44
1:D:294:PRO:HG2	1:D:295:TRP:CE3	2.53	0.44
1:C:58:TYR:O	1:C:61:LEU:HB3	2.18	0.44
1:D:58:TYR:O	1:D:61:LEU:HB3	2.18	0.44
1:D:42:ARG:NH2	1:D:306:GLN:HG3	2.25	0.44
1:D:58:TYR:O	1:D:61:LEU:HB3	2.18	0.44
1:A:2:HIS:NE2	1:B:155:GLU:O	2.51	0.44
1:C:58:TYR:O	1:C:61:LEU:HB3	2.18	0.44
1:C:197:ASP:HB2	1:C:243:TYR:OH	2.17	0.44
1:C:274:GLN:O	1:C:303:ARG:NH2	2.51	0.44
1:D:58:TYR:O	1:D:61:LEU:HB3	2.18	0.44
1:A:58:TYR:O	1:A:61:LEU:HB3	2.18	0.44
1:B:58:TYR:O	1:B:61:LEU:HB3	2.18	0.44
1:A:184:PRO:HG2	1:A:226:THR:HG22	1.99	0.44
1:C:58:TYR:O	1:C:61:LEU:HB3	2.18	0.44
1:D:305:LEU:HD23	1:D:330:ARG:HG3	2.00	0.44
1:C:13:LYS:HA	1:C:13:LYS:HD2	1.60	0.44
1:A:58:TYR:O	1:A:61:LEU:HB3	2.18	0.44
1:A:294:PRO:HG2	1:A:295:TRP:CE3	2.53	0.44
1:B:58:TYR:O	1:B:61:LEU:HB3	2.18	0.44
1:B:294:PRO:HG2	1:B:295:TRP:CE3	2.53	0.44
1:D:274:GLN:O	1:D:303:ARG:NH2	2.51	0.44
1:A:262:PRO:HG2	1:B:257:ARG:HA	2.00	0.44
1:A:58:TYR:O	1:A:61:LEU:HB3	2.18	0.44
1:B:58:TYR:O	1:B:61:LEU:HB3	2.18	0.44
1:D:58:TYR:O	1:D:61:LEU:HB3	2.18	0.44
1:C:42:ARG:NH2	1:C:306:GLN:HG3	2.25	0.44
1:D:229:LYS:HG3	1:D:268:THR:O	2.18	0.44
1:B:184:PRO:HG2	1:B:226:THR:HG22	2.00	0.44
1:B:84:TYR:OH	1:B:140:ASP:OD2	2.29	0.44
1:B:330:ARG:HD2	2:B:421:HOH:O	2.18	0.44
1:C:330:ARG:HD2	2:C:430:HOH:O	2.18	0.44
1:A:58:TYR:O	1:A:61:LEU:HB3	2.18	0.44
1:A:305:LEU:HD23	1:A:330:ARG:HG3	2.00	0.44
1:C:305:LEU:HD23	1:C:330:ARG:HG3	2.00	0.44
1:D:197:ASP:HB2	1:D:243:TYR:OH	2.17	0.44
1:B:49:GLU:O	1:B:54:ASN:ND2	2.30	0.44
1:C:58:TYR:O	1:C:61:LEU:HB3	2.18	0.44
1:C:155:GLU:HG2	1:C:156:HIS:H	1.82	0.44
1:C:229:LYS:HG3	1:C:268:THR:O	2.18	0.44
1:D:155:GLU:HG2	1:D:156:HIS:H	1.82	0.44

Continued on next page...

Continued from previous page...

Atom-1	Atom-2	Interatomic distance (Å)	Clash overlap (Å)
1:D:196:HIS:HE1	2:D:404:HOH:O	1.99	0.44
1:A:197:ASP:HB2	1:A:243:TYR:OH	2.18	0.44
1:B:58:TYR:O	1:B:61:LEU:HB3	2.18	0.44
1:B:197:ASP:HB2	1:B:243:TYR:OH	2.18	0.44
1:D:13:LYS:HD2	1:D:13:LYS:HA	1.70	0.44
1:D:42:ARG:NH2	1:D:306:GLN:HG3	2.31	0.44
1:C:271:SER:O	1:C:274:GLN:HG2	2.16	0.44
1:D:271:SER:O	1:D:274:GLN:HG2	2.16	0.44
1:C:262:PRO:HG2	1:D:257:ARG:HA	1.99	0.44
1:A:58:TYR:O	1:A:61:LEU:HB3	2.18	0.44
1:C:257:ARG:HA	1:D:262:PRO:HG2	1.99	0.44
1:B:305:LEU:HD23	1:B:330:ARG:HG3	2.00	0.43
1:C:42:ARG:NH2	1:C:306:GLN:HG3	2.31	0.43
1:A:83:LEU:HD12	1:A:94:PRO:HG3	2.00	0.43
1:B:83:LEU:HD12	1:B:94:PRO:HG3	2.00	0.43
1:B:58:TYR:O	1:B:61:LEU:HB3	2.18	0.43
1:A:84:TYR:OH	1:A:140:ASP:OD2	2.29	0.43
1:D:110:LYS:HB2	1:D:125:GLN:HG3	2.00	0.43
1:C:84:TYR:OH	1:C:140:ASP:OD2	2.29	0.43
1:C:196:HIS:HE1	2:C:406:HOH:O	1.99	0.43
1:C:294:PRO:HG2	1:C:295:TRP:CE3	2.53	0.43
1:A:13:LYS:HA	1:A:13:LYS:HD2	1.60	0.43
1:D:229:LYS:HG3	1:D:268:THR:O	2.18	0.43
1:B:108:VAL:O	1:B:133:ARG:NH2	2.48	0.43
1:A:110:LYS:HB2	1:A:125:GLN:HG3	1.99	0.43
1:B:110:LYS:HB2	1:B:125:GLN:HG3	1.99	0.43
1:C:13:LYS:HD2	1:C:13:LYS:HA	1.76	0.43
1:C:110:LYS:HB2	1:C:125:GLN:HG3	1.99	0.43
1:D:13:LYS:HD2	1:D:13:LYS:HA	1.76	0.43
1:C:58:TYR:O	1:C:61:LEU:HB3	2.18	0.43
1:C:110:LYS:HB2	1:C:125:GLN:HG3	2.00	0.43
1:C:228:LEU:HG	1:C:230:PRO:HD3	2.00	0.43
1:D:58:TYR:O	1:D:61:LEU:HB3	2.18	0.43
1:D:229:LYS:HG3	1:D:268:THR:O	2.18	0.43
1:D:294:PRO:HG2	1:D:295:TRP:CE3	2.53	0.43
1:C:84:TYR:OH	1:C:140:ASP:OD2	2.29	0.43
1:C:229:LYS:HG3	1:C:268:THR:O	2.18	0.43
1:D:229:LYS:HG3	1:D:268:THR:O	2.18	0.43
1:A:108:VAL:O	1:A:133:ARG:NH2	2.48	0.43
1:D:110:LYS:HB2	1:D:125:GLN:HG3	1.99	0.43
1:D:276:GLU:HG2	1:D:304:ALA:HA	1.98	0.43

Continued on next page...

Continued from previous page...

Atom-1	Atom-2	Interatomic distance (Å)	Clash overlap (Å)
1:A:257:ARG:HA	1:B:262:PRO:HG2	2.00	0.43
1:A:262:PRO:HG2	1:B:257:ARG:HA	2.00	0.43
1:C:274:GLN:HE22	1:C:282:ASN:HD22	1.61	0.43
1:D:58:TYR:O	1:D:61:LEU:HB3	2.18	0.43
1:A:110:LYS:HB2	1:A:125:GLN:HG3	2.00	0.43
1:A:168:ASN:HD22	1:C:168:ASN:HD22	1.65	0.43
1:A:330:ARG:HD2	2:A:433:HOH:O	2.19	0.43
1:B:110:LYS:HB2	1:B:125:GLN:HG3	2.00	0.43
1:D:228:LEU:HG	1:D:230:PRO:HD3	2.00	0.43
1:C:294:PRO:HG2	1:C:295:TRP:CE3	2.54	0.43
1:C:13:LYS:HD2	1:C:13:LYS:HA	1.71	0.43
1:C:229:LYS:HG3	1:C:268:THR:O	2.18	0.43
1:D:13:LYS:HA	1:D:13:LYS:HD2	1.60	0.43
1:C:229:LYS:HG3	1:C:268:THR:O	2.18	0.43
1:C:257:ARG:HA	1:D:262:PRO:HG2	1.99	0.43
1:C:262:PRO:HG2	1:D:257:ARG:HA	2.00	0.43
1:A:274:GLN:O	1:A:303:ARG:NH2	2.51	0.43
1:C:257:ARG:HA	1:D:262:PRO:HG2	1.99	0.43
1:C:276:GLU:HG2	1:C:304:ALA:HA	1.99	0.43
1:D:274:GLN:HE22	1:D:282:ASN:HD22	1.61	0.43
1:C:58:TYR:O	1:C:61:LEU:HB3	2.18	0.43
1:A:58:TYR:O	1:A:61:LEU:HB3	2.19	0.43
1:A:63:LEU:HD21	1:A:76:VAL:HG11	2.01	0.43
1:B:58:TYR:O	1:B:61:LEU:HB3	2.19	0.43
1:B:63:LEU:HD21	1:B:76:VAL:HG11	2.01	0.43
1:A:13:LYS:HA	1:A:13:LYS:HD2	1.71	0.43
1:D:294:PRO:HG2	1:D:295:TRP:CE3	2.54	0.43
1:B:108:VAL:O	1:B:133:ARG:NH2	2.49	0.43
1:B:274:GLN:O	1:B:303:ARG:NH2	2.51	0.43
1:C:36:THR:HA	1:C:39:ILE:HG22	2.01	0.43
1:A:13:LYS:HA	1:A:13:LYS:HD2	1.76	0.43
1:A:108:VAL:O	1:A:133:ARG:NH2	2.49	0.43
1:A:257:ARG:HA	1:B:262:PRO:HG2	2.01	0.43
1:D:36:THR:HA	1:D:39:ILE:HG22	2.01	0.43
1:A:257:ARG:HA	1:B:262:PRO:HG2	2.01	0.43
1:A:53:GLU:OE1	1:A:56:ARG:HD3	2.19	0.43
1:A:42:ARG:NH2	1:A:306:GLN:HG3	2.25	0.43
1:A:316:LYS:HE3	1:A:319:ASN:HD21	1.84	0.43
1:B:42:ARG:NH2	1:B:306:GLN:HG3	2.25	0.43
1:A:58:TYR:O	1:A:61:LEU:HB3	2.19	0.43
1:B:58:TYR:O	1:B:61:LEU:HB3	2.19	0.43

Continued on next page...

Continued from previous page...

Atom-1	Atom-2	Interatomic distance (Å)	Clash overlap (Å)
1:C:184:PRO:HG2	1:C:226:THR:HG22	1.99	0.43
1:D:184:PRO:HG2	1:D:226:THR:HG22	2.00	0.43
1:A:228:LEU:HG	1:A:230:PRO:HD3	2.00	0.43
1:D:84:TYR:OH	1:D:140:ASP:OD2	2.29	0.43
1:A:262:PRO:HG2	1:B:257:ARG:HA	2.01	0.43
1:A:83:LEU:HD12	1:A:94:PRO:HG3	2.01	0.43
1:B:53:GLU:OE1	1:B:56:ARG:HD3	2.19	0.43
1:D:318:GLU:H	1:D:318:GLU:CD	2.13	0.43
1:B:229:LYS:HG3	1:B:268:THR:O	2.18	0.43
1:B:316:LYS:HE3	1:B:319:ASN:HD21	1.84	0.43
1:C:84:TYR:OH	1:C:140:ASP:OD2	2.30	0.43
1:D:294:PRO:HG2	1:D:295:TRP:CE3	2.54	0.43
1:D:63:LEU:HD21	1:D:76:VAL:HG11	2.01	0.43
1:B:108:VAL:O	1:B:133:ARG:NH2	2.49	0.43
1:C:197:ASP:HB2	1:C:243:TYR:OH	2.18	0.43
1:B:68:ARG:NH2	1:B:325:GLU:OE1	2.41	0.43
1:A:36:THR:HA	1:A:39:ILE:HG22	2.01	0.43
1:B:36:THR:HA	1:B:39:ILE:HG22	2.01	0.43
1:B:83:LEU:HD12	1:B:94:PRO:HG3	2.01	0.43
1:A:184:PRO:HG2	1:A:226:THR:HG22	2.00	0.43
1:B:228:LEU:HG	1:B:230:PRO:HD3	2.00	0.43
1:C:63:LEU:HD21	1:C:76:VAL:HG11	2.01	0.43
1:A:108:VAL:O	1:A:133:ARG:NH2	2.49	0.43
1:B:294:PRO:HG2	1:B:295:TRP:CE3	2.53	0.43
1:C:84:TYR:OH	1:C:140:ASP:OD2	2.30	0.43
1:C:274:GLN:O	1:C:303:ARG:NH2	2.51	0.43
1:C:48:THR:OG1	1:C:315:GLY:HA3	2.19	0.43
1:C:294:PRO:HG2	1:C:295:TRP:CE3	2.54	0.43
1:D:48:THR:OG1	1:D:315:GLY:HA3	2.19	0.43
1:A:168:ASN:ND2	1:C:168:ASN:HD22	2.17	0.43
1:A:294:PRO:HG2	1:A:295:TRP:CE3	2.54	0.43
1:B:294:PRO:HG2	1:B:295:TRP:CE3	2.54	0.43
1:D:197:ASP:HB2	1:D:243:TYR:OH	2.18	0.43
1:A:294:PRO:HG2	1:A:295:TRP:CE3	2.53	0.43
1:C:155:GLU:O	1:D:2:HIS:CE1	2.72	0.43
1:A:53:GLU:OE1	1:A:56:ARG:HD3	2.19	0.43
1:B:53:GLU:OE1	1:B:56:ARG:HD3	2.19	0.43
1:A:262:PRO:HG2	1:B:257:ARG:HA	2.01	0.43
1:C:257:ARG:HA	1:D:262:PRO:HG2	2.00	0.43
1:D:83:LEU:HD12	1:D:94:PRO:HG3	2.00	0.43
1:A:229:LYS:HG3	1:A:268:THR:O	2.18	0.43

Continued on next page...

Continued from previous page...

Atom-1	Atom-2	Interatomic distance (Å)	Clash overlap (Å)
1:B:184:PRO:HG2	1:B:226:THR:HG22	2.01	0.42
1:C:229:LYS:HE3	1:C:300:SER:HB3	2.01	0.42
1:D:196:HIS:HE1	2:D:403:HOH:O	2.00	0.42
1:C:83:LEU:HD12	1:C:94:PRO:HG3	2.00	0.42
1:D:274:GLN:O	1:D:303:ARG:NH2	2.51	0.42
1:C:294:PRO:HG2	1:C:295:TRP:CE3	2.54	0.42
1:B:294:PRO:HG2	1:B:295:TRP:CE3	2.54	0.42
1:D:229:LYS:HE3	1:D:300:SER:HB3	2.02	0.42
1:C:330:ARG:HD2	2:C:435:HOH:O	2.18	0.42
1:C:262:PRO:HG2	1:D:257:ARG:HA	2.00	0.42
1:A:294:PRO:HG2	1:A:295:TRP:CE3	2.54	0.42
1:B:294:PRO:HG2	1:B:295:TRP:CE3	2.54	0.42
1:D:294:PRO:HG2	1:D:295:TRP:CE3	2.54	0.42
1:C:91:ARG:NE	1:C:96:VAL:HG22	2.34	0.42
1:C:318:GLU:H	1:C:318:GLU:CD	2.13	0.42
1:A:146:LYS:HE2	1:A:187:GLU:OE1	2.19	0.42
1:A:199:LYS:HG3	2:A:477:HOH:O	2.19	0.42
1:A:294:PRO:HG2	1:A:295:TRP:CE3	2.54	0.42
1:B:13:LYS:HA	1:B:13:LYS:HD2	1.71	0.42
1:A:68:ARG:NH2	1:A:325:GLU:OE1	2.41	0.42
1:A:229:LYS:HE3	1:A:300:SER:HB3	2.02	0.42
1:B:229:LYS:HG3	1:B:268:THR:O	2.18	0.42
1:B:330:ARG:HD2	2:B:432:HOH:O	2.19	0.42
1:B:42:ARG:NH2	1:B:306:GLN:HG3	2.31	0.42
1:B:168:ASN:HD22	1:D:168:ASN:HD22	1.66	0.42
1:B:229:LYS:HG3	1:B:268:THR:O	2.18	0.42
1:D:84:TYR:OH	1:D:140:ASP:OD2	2.30	0.42
1:A:168:ASN:HD22	1:C:168:ASN:HD22	1.66	0.42
1:B:13:LYS:HA	1:B:13:LYS:HD2	1.76	0.42
1:A:42:ARG:HH22	1:A:306:GLN:CB	2.33	0.42
1:A:146:LYS:HE2	1:A:187:GLU:OE1	2.19	0.42
1:A:48:THR:OG1	1:A:315:GLY:HA3	2.19	0.42
1:B:146:LYS:HE2	1:B:187:GLU:OE1	2.19	0.42
1:B:229:LYS:HG3	1:B:268:THR:O	2.18	0.42
1:B:229:LYS:HE3	1:B:300:SER:HB3	2.02	0.42
1:A:229:LYS:HG3	1:A:268:THR:O	2.18	0.42
1:A:316:LYS:HE3	1:A:319:ASN:HD21	1.84	0.42
1:B:42:ARG:HH22	1:B:306:GLN:CB	2.33	0.42
1:B:108:VAL:O	1:B:133:ARG:NH2	2.50	0.42
1:B:146:LYS:HE2	1:B:187:GLU:OE1	2.19	0.42
1:C:146:LYS:HE2	1:C:187:GLU:OE1	2.19	0.42

Continued on next page...

Continued from previous page...

Atom-1	Atom-2	Interatomic distance (Å)	Clash overlap (Å)
1:C:262:PRO:HG2	1:D:257:ARG:HA	2.00	0.42
1:D:146:LYS:HE2	1:D:187:GLU:OE1	2.19	0.42
1:A:83:LEU:HD12	1:A:94:PRO:HG3	2.01	0.42
1:B:83:LEU:HD12	1:B:94:PRO:HG3	2.01	0.42
1:B:199:LYS:HG3	2:B:462:HOH:O	2.20	0.42
1:C:146:LYS:HE2	1:C:187:GLU:OE1	2.19	0.42
1:D:146:LYS:HE2	1:D:187:GLU:OE1	2.19	0.42
1:C:110:LYS:HE3	1:C:133:ARG:NH1	2.34	0.42
1:C:91:ARG:NE	1:C:96:VAL:HG22	2.35	0.42
1:D:84:TYR:OH	1:D:140:ASP:OD2	2.30	0.42
1:A:53:GLU:OE1	1:A:56:ARG:HD3	2.19	0.42
1:A:229:LYS:HG3	1:A:268:THR:O	2.18	0.42
1:B:53:GLU:OE1	1:B:56:ARG:HD3	2.19	0.42
1:A:330:ARG:HD2	2:A:430:HOH:O	2.19	0.42
1:C:229:LYS:HE3	1:C:300:SER:HB3	2.02	0.42
1:A:42:ARG:NH2	1:A:306:GLN:HG3	2.31	0.42
1:D:91:ARG:NE	1:D:96:VAL:HG22	2.35	0.42
1:B:83:LEU:HD12	1:B:94:PRO:HG3	2.01	0.42
1:A:83:LEU:HD12	1:A:94:PRO:HG3	2.01	0.42
1:B:48:THR:OG1	1:B:315:GLY:HA3	2.19	0.42
1:D:110:LYS:HE3	1:D:133:ARG:NH1	2.34	0.42
1:A:168:ASN:HD22	1:C:168:ASN:ND2	2.17	0.42
1:D:91:ARG:NE	1:D:96:VAL:HG22	2.35	0.42
1:D:234:THR:O	2:D:403:HOH:O	2.22	0.42
1:B:91:ARG:NE	1:B:96:VAL:HG22	2.35	0.42
1:C:91:ARG:NE	1:C:96:VAL:HG22	2.35	0.42
1:D:229:LYS:HE3	1:D:300:SER:HB3	2.02	0.42
1:A:229:LYS:HG3	1:A:268:THR:O	2.18	0.42
1:A:184:PRO:HG2	1:A:226:THR:HG22	2.01	0.42
1:B:316:LYS:HE3	1:B:319:ASN:HD21	1.85	0.42
1:A:91:ARG:NE	1:A:96:VAL:HG22	2.35	0.42
1:A:108:VAL:O	1:A:133:ARG:NH2	2.50	0.42
1:B:91:ARG:NE	1:B:96:VAL:HG22	2.35	0.42
1:B:168:ASN:HD22	1:D:168:ASN:HD22	1.66	0.42
1:A:184:PRO:HG2	1:A:226:THR:HG22	2.01	0.42
1:B:91:ARG:NE	1:B:96:VAL:HG22	2.35	0.42
1:B:184:PRO:HG2	1:B:226:THR:HG22	2.01	0.42
1:C:53:GLU:OE1	1:C:56:ARG:HD3	2.19	0.42
1:A:229:LYS:HE3	1:A:300:SER:HB3	2.02	0.42
1:B:184:PRO:HG2	1:B:226:THR:HG22	2.01	0.42
1:C:83:LEU:HD12	1:C:94:PRO:HG3	2.01	0.42

Continued on next page...

Continued from previous page...

Atom-1	Atom-2	Interatomic distance (Å)	Clash overlap (Å)
1:D:184:PRO:HG2	1:D:226:THR:HG22	2.01	0.42
1:A:34:GLU:O	1:A:59:ARG:NH2	2.53	0.42
1:A:91:ARG:NE	1:A:96:VAL:HG22	2.35	0.42
1:B:318:GLU:H	1:B:318:GLU:CD	2.15	0.42
1:C:56:ARG:NH2	1:C:86:LYS:O	2.36	0.42
1:D:53:GLU:OE1	1:D:56:ARG:HD3	2.19	0.42
1:C:53:GLU:OE1	1:C:56:ARG:HD3	2.19	0.42
1:D:53:GLU:OE1	1:D:56:ARG:HD3	2.19	0.42
1:D:91:ARG:NE	1:D:96:VAL:HG22	2.35	0.42
1:B:184:PRO:HG2	1:B:226:THR:HG22	2.01	0.42
1:C:84:TYR:OH	1:C:140:ASP:OD2	2.31	0.42
1:A:184:PRO:HG2	1:A:226:THR:HG22	2.01	0.42
1:D:83:LEU:HD12	1:D:94:PRO:HG3	2.01	0.42
1:A:168:ASN:HD22	1:C:168:ASN:HD22	1.66	0.42
1:D:316:LYS:HE3	1:D:319:ASN:HD21	1.84	0.42
1:B:83:LEU:HD12	1:B:94:PRO:HG3	2.01	0.42
1:C:184:PRO:HG2	1:C:226:THR:HG22	2.01	0.42
1:A:318:GLU:H	1:A:318:GLU:CD	2.15	0.42
1:B:34:GLU:O	1:B:59:ARG:NH2	2.53	0.42
1:A:91:ARG:NE	1:A:96:VAL:HG22	2.35	0.42
1:B:229:LYS:HE3	1:B:300:SER:HB3	2.02	0.42
1:A:184:PRO:HG2	1:A:226:THR:HG22	2.02	0.42
1:B:168:ASN:HD22	1:D:168:ASN:HD22	1.67	0.42
1:C:42:ARG:HH22	1:C:306:GLN:CB	2.33	0.42
1:D:42:ARG:HH22	1:D:306:GLN:CB	2.33	0.42
1:D:53:GLU:OE1	1:D:56:ARG:HD3	2.19	0.42
1:A:63:LEU:HD21	1:A:76:VAL:HG11	2.02	0.42
1:A:184:PRO:HG2	1:A:226:THR:HG22	2.02	0.42
1:D:234:THR:O	2:D:404:HOH:O	2.21	0.42
1:A:83:LEU:HD12	1:A:94:PRO:HG3	2.02	0.42
1:A:110:LYS:HE3	1:A:133:ARG:NH1	2.34	0.42
1:A:184:PRO:HG2	1:A:226:THR:HG22	2.02	0.42
1:C:234:THR:O	2:C:408:HOH:O	2.21	0.42
1:A:53:GLU:OE1	1:A:56:ARG:HD3	2.20	0.42
1:B:53:GLU:OE1	1:B:56:ARG:HD3	2.20	0.42
1:B:184:PRO:HG2	1:B:226:THR:HG22	2.02	0.42
1:C:234:THR:O	2:C:406:HOH:O	2.21	0.42
1:B:184:PRO:HG2	1:B:226:THR:HG22	2.02	0.42
1:B:63:LEU:HD21	1:B:76:VAL:HG11	2.02	0.42
1:B:184:PRO:HG2	1:B:226:THR:HG22	2.02	0.42
1:B:110:LYS:HE3	1:B:133:ARG:NH1	2.34	0.41

Continued on next page...

Continued from previous page...

Atom-1	Atom-2	Interatomic distance (Å)	Clash overlap (Å)
1:A:168:ASN:HD22	1:C:168:ASN:HD22	1.67	0.41
1:A:192:PRO:HG2	1:A:237:HIS:NE2	2.35	0.41
1:A:253:VAL:O	1:A:257:ARG:HG3	2.20	0.41
1:D:234:THR:O	2:D:404:HOH:O	2.21	0.41
1:B:63:LEU:HD21	1:B:76:VAL:HG11	2.02	0.41
1:C:53:GLU:OE1	1:C:56:ARG:HD3	2.19	0.41
1:C:234:THR:O	2:C:408:HOH:O	2.22	0.41
1:C:199:LYS:HG3	2:C:446:HOH:O	2.19	0.41
1:A:53:GLU:OE1	1:A:56:ARG:HD3	2.20	0.41
1:B:53:GLU:OE1	1:B:56:ARG:HD3	2.20	0.41
1:B:199:LYS:HG3	2:B:462:HOH:O	2.20	0.41
1:D:34:GLU:O	1:D:59:ARG:NH2	2.53	0.41
1:A:184:PRO:HG2	1:A:226:THR:HG22	2.02	0.41
1:B:168:ASN:ND2	1:D:168:ASN:HD22	2.18	0.41
1:B:253:VAL:O	1:B:257:ARG:HG3	2.21	0.41
1:C:184:PRO:HG2	1:C:226:THR:HG22	2.01	0.41
1:D:184:PRO:HG2	1:D:226:THR:HG22	2.01	0.41
1:A:63:LEU:HD21	1:A:76:VAL:HG11	2.03	0.41
1:A:63:LEU:HD21	1:A:76:VAL:HG11	2.03	0.41
1:B:63:LEU:HD21	1:B:76:VAL:HG11	2.03	0.41
1:C:316:LYS:HE3	1:C:319:ASN:HD21	1.84	0.41
1:A:253:VAL:O	1:A:257:ARG:HG3	2.21	0.41
1:B:253:VAL:O	1:B:257:ARG:HG3	2.21	0.41
1:A:199:LYS:HG3	2:A:476:HOH:O	2.20	0.41
1:C:34:GLU:O	1:C:59:ARG:NH2	2.53	0.41
1:C:184:PRO:HG2	1:C:226:THR:HG22	2.01	0.41
1:D:184:PRO:HG2	1:D:226:THR:HG22	2.01	0.41
1:A:253:VAL:O	1:A:257:ARG:HG3	2.21	0.41
1:B:184:PRO:HG2	1:B:226:THR:HG22	2.02	0.41
1:C:2:HIS:CE1	1:D:155:GLU:O	2.74	0.41
1:A:184:PRO:HG2	1:A:226:THR:HG22	2.02	0.41
1:B:168:ASN:HD22	1:D:168:ASN:ND2	2.18	0.41
1:B:184:PRO:HG2	1:B:226:THR:HG22	2.02	0.41
1:C:229:LYS:HE3	1:C:300:SER:HB3	2.03	0.41
1:C:196:HIS:HD2	2:C:444:HOH:O	2.03	0.41
1:B:253:VAL:O	1:B:257:ARG:HG3	2.21	0.41
1:A:41:LYS:HG2	1:A:42:ARG:HG3	2.03	0.41
1:A:168:ASN:ND2	1:C:168:ASN:HD22	2.18	0.41
1:B:41:LYS:HG2	1:B:42:ARG:HG3	2.03	0.41
1:B:192:PRO:HG2	1:B:237:HIS:NE2	2.35	0.41
1:D:229:LYS:HE3	1:D:300:SER:HB3	2.03	0.41

Continued on next page...

Continued from previous page...

Atom-1	Atom-2	Interatomic distance (Å)	Clash overlap (Å)
1:C:53:GLU:OE1	1:C:56:ARG:HD3	2.20	0.41
1:C:83:LEU:HD12	1:C:94:PRO:HG3	2.01	0.41
1:D:83:LEU:HD12	1:D:94:PRO:HG3	2.01	0.41
1:C:257:ARG:HA	1:D:262:PRO:HG2	2.01	0.41
1:C:41:LYS:HG2	1:C:42:ARG:HG3	2.03	0.41
1:A:229:LYS:HE3	1:A:300:SER:HB3	2.03	0.41
1:C:184:PRO:HG2	1:C:226:THR:HG22	2.01	0.41
1:C:192:PRO:HG2	1:C:237:HIS:NE2	2.35	0.41
1:C:196:HIS:HD2	2:C:417:HOH:O	2.04	0.41
1:D:184:PRO:HG2	1:D:226:THR:HG22	2.01	0.41
1:D:53:GLU:OE1	1:D:56:ARG:HD3	2.20	0.41
1:D:184:PRO:HG2	1:D:226:THR:HG22	2.01	0.41
1:C:184:PRO:HG2	1:C:226:THR:HG22	2.01	0.41
1:D:83:LEU:HD12	1:D:94:PRO:HG3	2.01	0.41
1:D:83:LEU:HD12	1:D:94:PRO:HG3	2.01	0.41
1:C:83:LEU:HD12	1:C:94:PRO:HG3	2.01	0.41
1:C:199:LYS:HG3	2:C:446:HOH:O	2.20	0.41
1:A:83:LEU:HD12	1:A:94:PRO:HG3	2.03	0.41
1:B:34:GLU:O	1:B:59:ARG:NH2	2.54	0.41
1:B:229:LYS:HE3	1:B:300:SER:HB3	2.03	0.41
1:D:192:PRO:HG2	1:D:237:HIS:NE2	2.35	0.41
1:B:168:ASN:HD22	1:D:168:ASN:HD22	1.67	0.41
1:C:184:PRO:HG2	1:C:226:THR:HG22	2.01	0.41
1:C:196:HIS:HD2	2:C:417:HOH:O	2.04	0.41
1:D:184:PRO:HG2	1:D:226:THR:HG22	2.01	0.41
1:D:184:PRO:HG2	1:D:226:THR:HG22	2.01	0.41
1:C:83:LEU:HD12	1:C:94:PRO:HG3	2.01	0.41
1:D:199:LYS:HG3	2:D:407:HOH:O	2.20	0.41
1:B:234:THR:O	2:B:406:HOH:O	2.22	0.41
1:C:262:PRO:HG2	1:D:257:ARG:HA	2.01	0.41
1:B:168:ASN:HD22	1:D:168:ASN:HD22	1.67	0.41
1:B:234:THR:O	2:B:406:HOH:O	2.21	0.41
1:D:184:PRO:HG2	1:D:226:THR:HG22	2.02	0.41
1:A:52:GLU:O	1:A:56:ARG:HG2	2.21	0.41
1:B:83:LEU:HD12	1:B:94:PRO:HG3	2.03	0.41
1:C:184:PRO:HG2	1:C:226:THR:HG22	2.02	0.41
1:D:41:LYS:HG2	1:D:42:ARG:HG3	2.03	0.41
1:D:184:PRO:HG2	1:D:226:THR:HG22	2.02	0.41
1:A:34:GLU:O	1:A:59:ARG:NH2	2.54	0.41
1:C:184:PRO:HG2	1:C:226:THR:HG22	2.01	0.41
1:D:148:ARG:NE	1:D:189:GLU:OE1	2.50	0.41

Continued on next page...

Continued from previous page...

Atom-1	Atom-2	Interatomic distance (Å)	Clash overlap (Å)
1:C:53:GLU:OE1	1:C:56:ARG:HD3	2.20	0.41
1:C:184:PRO:HG2	1:C:226:THR:HG22	2.02	0.41
1:A:253:VAL:O	1:A:257:ARG:HG3	2.21	0.41
1:B:52:GLU:O	1:B:56:ARG:HG2	2.21	0.41
1:B:253:VAL:O	1:B:257:ARG:HG3	2.21	0.41
1:C:52:GLU:O	1:C:56:ARG:HG2	2.21	0.41
1:D:52:GLU:O	1:D:56:ARG:HG2	2.21	0.41
1:D:253:VAL:O	1:D:257:ARG:HG3	2.20	0.41
1:D:316:LYS:HE3	1:D:319:ASN:HD21	1.85	0.41
1:C:222:TYR:CZ	1:C:224:GLU:HB2	2.56	0.41
1:C:63:LEU:HD21	1:C:76:VAL:HG11	2.02	0.41
1:C:148:ARG:NE	1:C:189:GLU:OE1	2.50	0.41
1:C:253:VAL:O	1:C:257:ARG:HG3	2.21	0.41
1:C:321:LYS:O	1:C:325:GLU:HG2	2.21	0.41
1:D:321:LYS:O	1:D:325:GLU:HG2	2.21	0.41
1:C:222:TYR:CZ	1:C:224:GLU:HB2	2.56	0.41
1:D:53:GLU:OE1	1:D:56:ARG:HD3	2.20	0.41
1:B:168:ASN:ND2	1:D:168:ASN:HD22	2.19	0.41
1:A:83:LEU:HD12	1:A:94:PRO:HG3	2.03	0.41
1:A:199:LYS:HG3	2:A:410:HOH:O	2.21	0.41
1:C:253:VAL:O	1:C:257:ARG:HG3	2.21	0.41
1:D:253:VAL:O	1:D:257:ARG:HG3	2.21	0.41
1:A:168:ASN:HD22	1:C:168:ASN:ND2	2.18	0.41
1:A:63:LEU:HD21	1:A:76:VAL:HG11	2.03	0.41
1:A:196:HIS:HE1	2:A:407:HOH:O	2.03	0.41
1:B:63:LEU:HD21	1:B:76:VAL:HG11	2.03	0.41
1:C:53:GLU:OE1	1:C:56:ARG:HD3	2.21	0.41
1:C:253:VAL:O	1:C:257:ARG:HG3	2.20	0.41
1:A:196:HIS:HD2	2:A:453:HOH:O	2.04	0.41
1:B:196:HIS:HD2	2:B:433:HOH:O	2.04	0.41
1:C:316:LYS:HE3	1:C:319:ASN:HD21	1.85	0.41
1:B:222:TYR:CZ	1:B:224:GLU:HB2	2.56	0.41
1:D:196:HIS:HD2	2:D:447:HOH:O	2.04	0.41
1:D:222:TYR:CZ	1:D:224:GLU:HB2	2.56	0.41
1:B:168:ASN:HD22	1:D:168:ASN:HD22	1.68	0.41
1:D:63:LEU:HD21	1:D:76:VAL:HG11	2.02	0.41
1:D:253:VAL:O	1:D:257:ARG:HG3	2.21	0.41
1:A:34:GLU:O	1:A:59:ARG:NH2	2.54	0.41
1:B:34:GLU:O	1:B:59:ARG:NH2	2.54	0.41
1:B:222:TYR:CZ	1:B:224:GLU:HB2	2.56	0.41
1:D:199:LYS:HG3	2:D:407:HOH:O	2.20	0.41

Continued on next page...

Continued from previous page...

Atom-1	Atom-2	Interatomic distance (Å)	Clash overlap (Å)
1:D:222:TYR:CZ	1:D:224:GLU:HB2	2.56	0.41
1:D:13:LYS:HD2	1:D:13:LYS:HA	1.71	0.41
1:D:229:LYS:HG3	1:D:268:THR:O	2.21	0.41
1:A:13:LYS:HA	1:A:13:LYS:HD2	1.70	0.41
1:A:155:GLU:O	1:B:2:HIS:CE1	2.73	0.41
1:A:63:LEU:HD21	1:A:76:VAL:HG11	2.03	0.41
1:B:34:GLU:O	1:B:59:ARG:NH2	2.54	0.41
1:B:53:GLU:OE1	1:B:56:ARG:HD3	2.21	0.41
1:D:53:GLU:OE1	1:D:56:ARG:HD3	2.21	0.41
1:B:168:ASN:HD22	1:D:168:ASN:HD22	1.68	0.41
1:C:191:LEU:O	2:C:409:HOH:O	2.22	0.41
1:D:63:LEU:HD21	1:D:76:VAL:HG11	2.03	0.41
1:C:63:LEU:HD21	1:C:76:VAL:HG11	2.03	0.41
1:D:53:GLU:OE1	1:D:56:ARG:HD3	2.21	0.41
1:A:321:LYS:O	1:A:325:GLU:HG2	2.21	0.40
1:C:40:ALA:O	1:C:44:GLN:HG2	2.21	0.40
1:C:229:LYS:HG3	1:C:268:THR:O	2.21	0.40
1:B:83:LEU:HD12	1:B:94:PRO:HG3	2.03	0.40
1:B:63:LEU:HD21	1:B:76:VAL:HG11	2.04	0.40
1:C:222:TYR:CZ	1:C:224:GLU:HB2	2.56	0.40
1:C:63:LEU:HD21	1:C:76:VAL:HG11	2.03	0.40
1:D:196:HIS:HD2	2:D:446:HOH:O	2.04	0.40
1:A:196:HIS:HD2	2:A:428:HOH:O	2.04	0.40
1:A:222:TYR:CZ	1:A:224:GLU:HB2	2.56	0.40
1:D:63:LEU:HD21	1:D:76:VAL:HG11	2.03	0.40
1:C:53:GLU:OE1	1:C:56:ARG:HD3	2.21	0.40
1:A:222:TYR:CZ	1:A:224:GLU:HB2	2.56	0.40
1:D:34:GLU:O	1:D:59:ARG:NH2	2.54	0.40
1:D:78:LEU:O	1:D:106:ILE:HD12	2.21	0.40
1:A:40:ALA:O	1:A:44:GLN:HG2	2.21	0.40
1:A:229:LYS:HG3	1:A:268:THR:O	2.21	0.40
1:B:229:LYS:HG3	1:B:268:THR:O	2.21	0.40
1:D:40:ALA:O	1:D:44:GLN:HG2	2.21	0.40
1:A:34:GLU:O	1:A:59:ARG:NH2	2.55	0.40
1:D:222:TYR:CZ	1:D:224:GLU:HB2	2.56	0.40
1:A:83:LEU:HD12	1:A:94:PRO:HG3	2.03	0.40
1:B:83:LEU:HD12	1:B:94:PRO:HG3	2.03	0.40
1:B:196:HIS:HD2	2:B:451:HOH:O	2.04	0.40
1:C:229:LYS:HG3	1:C:268:THR:O	2.21	0.40
1:D:229:LYS:HG3	1:D:268:THR:O	2.21	0.40
1:C:229:LYS:HG3	1:C:268:THR:O	2.21	0.40

Continued on next page...

Continued from previous page...

Atom-1	Atom-2	Interatomic distance (Å)	Clash overlap (Å)
1:D:229:LYS:HG3	1:D:268:THR:O	2.21	0.40
1:B:196:HIS:HD2	2:B:433:HOH:O	2.04	0.40
1:D:229:LYS:HE3	1:D:300:SER:HB3	2.04	0.40
1:A:103:VAL:HG13	1:A:143:ASP:HB2	2.04	0.40
1:B:103:VAL:HG13	1:B:143:ASP:HB2	2.04	0.40
1:B:321:LYS:O	1:B:325:GLU:HG2	2.21	0.40
1:C:78:LEU:O	1:C:106:ILE:HD12	2.22	0.40
1:B:40:ALA:O	1:B:44:GLN:HG2	2.21	0.40
1:A:63:LEU:HD21	1:A:76:VAL:HG11	2.04	0.40
1:B:222:TYR:CZ	1:B:224:GLU:HB2	2.56	0.40
1:C:192:PRO:O	1:C:236:GLY:HA2	2.22	0.40
1:D:253:VAL:O	1:D:257:ARG:HG3	2.21	0.40
1:A:53:GLU:OE1	1:A:56:ARG:HD3	2.21	0.40
1:A:196:HIS:HD2	2:A:428:HOH:O	2.04	0.40
1:D:34:GLU:O	1:D:59:ARG:NH2	2.54	0.40
1:B:53:GLU:OE1	1:B:56:ARG:HD3	2.21	0.40
1:C:229:LYS:HE3	1:C:300:SER:HB3	2.04	0.40
1:B:316:LYS:HE3	1:B:319:ASN:HD21	1.87	0.40
1:C:34:GLU:O	1:C:59:ARG:NH2	2.54	0.40
1:A:168:ASN:HD22	1:C:168:ASN:HD22	1.68	0.40
1:A:283:LEU:HD22	1:A:299:PHE:HB3	2.04	0.40
1:B:63:LEU:HD21	1:B:76:VAL:HG11	2.04	0.40
1:C:222:TYR:CZ	1:C:224:GLU:HB2	2.56	0.40
1:A:222:TYR:CZ	1:A:224:GLU:HB2	2.56	0.40
1:B:103:VAL:HG13	1:B:143:ASP:HB2	2.04	0.40
1:C:103:VAL:HG13	1:C:143:ASP:HB2	2.04	0.40
1:D:103:VAL:HG13	1:D:143:ASP:HB2	2.04	0.40
1:D:192:PRO:O	1:D:236:GLY:HA2	2.22	0.40
1:C:34:GLU:O	1:C:59:ARG:NH2	2.54	0.40
1:A:229:LYS:HG3	1:A:268:THR:O	2.21	0.40
1:B:34:GLU:O	1:B:59:ARG:NH2	2.55	0.40
1:A:229:LYS:HG3	1:A:268:THR:O	2.21	0.40
1:A:53:GLU:OE1	1:A:56:ARG:HD3	2.21	0.40
1:A:229:LYS:HE3	1:A:300:SER:HB3	2.04	0.40
1:A:316:LYS:HE3	1:A:319:ASN:HD21	1.87	0.40
1:B:283:LEU:HD22	1:B:299:PHE:HB3	2.04	0.40
1:C:222:TYR:CZ	1:C:224:GLU:HB2	2.56	0.40
1:B:222:TYR:CZ	1:B:224:GLU:HB2	2.56	0.40
1:B:283:LEU:HD22	1:B:299:PHE:HB3	2.04	0.40
1:D:222:TYR:CZ	1:D:224:GLU:HB2	2.56	0.40
1:A:103:VAL:HG13	1:A:143:ASP:HB2	2.04	0.40

Continued on next page...

Continued from previous page...

Atom-1	Atom-2	Interatomic distance (Å)	Clash overlap (Å)
1:C:83:LEU:HD12	1:C:94:PRO:HG3	2.03	0.40
1:C:253:VAL:O	1:C:257:ARG:HG3	2.21	0.40
1:D:196:HIS:HD2	2:D:422:HOH:O	2.05	0.40
1:A:34:GLU:O	1:A:59:ARG:NH2	2.55	0.40
1:A:168:ASN:HD22	1:C:168:ASN:HD22	1.68	0.40
1:A:196:HIS:HE1	2:A:409:HOH:O	2.04	0.40
1:B:222:TYR:CZ	1:B:224:GLU:HB2	2.56	0.40
1:B:229:LYS:HG3	1:B:268:THR:O	2.21	0.40
1:C:222:TYR:CZ	1:C:224:GLU:HB2	2.56	0.40
1:D:222:TYR:CZ	1:D:224:GLU:HB2	2.56	0.40
1:B:229:LYS:HE3	1:B:300:SER:HB3	2.04	0.40

There are no symmetry-related clashes.

5.3 Torsion angles [i](#)

5.3.1 Protein backbone [i](#)

In the following table, the Percentiles column shows the percent Ramachandran outliers of the chain as a percentile score with respect to all PDB entries followed by that with respect to all EM entries.

The Analysed column shows the number of residues for which the backbone conformation was analysed, and the total number of residues.

Mol	Chain	Analysed	Favoured	Allowed	Outliers	Percentiles	
1	1-A	341/343 (99%)	335 (98%)	6 (2%)	0	100	100
1	1-B	341/343 (99%)	335 (98%)	6 (2%)	0	100	100
1	1-C	341/343 (99%)	335 (98%)	6 (2%)	0	100	100
1	1-D	341/343 (99%)	335 (98%)	6 (2%)	0	100	100
1	2-A	341/343 (99%)	336 (98%)	5 (2%)	0	100	100
1	2-B	341/343 (99%)	336 (98%)	5 (2%)	0	100	100
1	2-C	341/343 (99%)	336 (98%)	5 (2%)	0	100	100
1	2-D	341/343 (99%)	336 (98%)	5 (2%)	0	100	100
1	3-A	341/343 (99%)	335 (98%)	6 (2%)	0	100	100
1	3-B	341/343 (99%)	336 (98%)	5 (2%)	0	100	100
1	3-C	341/343 (99%)	335 (98%)	6 (2%)	0	100	100

Continued on next page...

Continued from previous page...

Mol	Chain	Analysed	Favoured	Allowed	Outliers	Percentiles	
1	3-D	341/343 (99%)	335 (98%)	6 (2%)	0	100	100
1	4-A	341/343 (99%)	334 (98%)	7 (2%)	0	100	100
1	4-B	341/343 (99%)	334 (98%)	7 (2%)	0	100	100
1	4-C	341/343 (99%)	334 (98%)	7 (2%)	0	100	100
1	4-D	341/343 (99%)	334 (98%)	7 (2%)	0	100	100
1	5-A	341/343 (99%)	333 (98%)	8 (2%)	0	100	100
1	5-B	341/343 (99%)	333 (98%)	8 (2%)	0	100	100
1	5-C	341/343 (99%)	333 (98%)	8 (2%)	0	100	100
1	5-D	341/343 (99%)	333 (98%)	8 (2%)	0	100	100
1	6-A	341/343 (99%)	335 (98%)	6 (2%)	0	100	100
1	6-B	341/343 (99%)	335 (98%)	6 (2%)	0	100	100
1	6-C	341/343 (99%)	335 (98%)	6 (2%)	0	100	100
1	6-D	341/343 (99%)	335 (98%)	6 (2%)	0	100	100
1	7-A	341/343 (99%)	335 (98%)	6 (2%)	0	100	100
1	7-B	341/343 (99%)	335 (98%)	6 (2%)	0	100	100
1	7-C	341/343 (99%)	335 (98%)	6 (2%)	0	100	100
1	7-D	341/343 (99%)	335 (98%)	6 (2%)	0	100	100
1	8-A	341/343 (99%)	333 (98%)	8 (2%)	0	100	100
1	8-B	341/343 (99%)	333 (98%)	8 (2%)	0	100	100
1	8-C	341/343 (99%)	333 (98%)	8 (2%)	0	100	100
1	8-D	341/343 (99%)	333 (98%)	8 (2%)	0	100	100
1	9-A	341/343 (99%)	333 (98%)	8 (2%)	0	100	100
1	9-B	341/343 (99%)	333 (98%)	8 (2%)	0	100	100
1	9-C	341/343 (99%)	333 (98%)	8 (2%)	0	100	100
1	9-D	341/343 (99%)	333 (98%)	8 (2%)	0	100	100
1	10-A	341/343 (99%)	334 (98%)	7 (2%)	0	100	100
1	10-B	341/343 (99%)	334 (98%)	7 (2%)	0	100	100
1	10-C	341/343 (99%)	334 (98%)	7 (2%)	0	100	100
1	10-D	341/343 (99%)	334 (98%)	7 (2%)	0	100	100
All	All	13640/13720 (99%)	13373 (98%)	267 (2%)	0	100	100

There are no Ramachandran outliers to report.

5.3.2 Protein sidechains [i](#)

In the following table, the Percentiles column shows the percent sidechain outliers of the chain as a percentile score with respect to all PDB entries followed by that with respect to all EM entries.

The Analysed column shows the number of residues for which the sidechain conformation was analysed, and the total number of residues.

Mol	Chain	Analysed	Rotameric	Outliers	Percentiles	
1	1-A	278/278 (100%)	276 (99%)	2 (1%)	84	87
1	1-B	278/278 (100%)	276 (99%)	2 (1%)	84	87
1	1-C	278/278 (100%)	276 (99%)	2 (1%)	84	87
1	1-D	278/278 (100%)	276 (99%)	2 (1%)	84	87
1	2-A	278/278 (100%)	276 (99%)	2 (1%)	84	87
1	2-B	278/278 (100%)	276 (99%)	2 (1%)	84	87
1	2-C	278/278 (100%)	276 (99%)	2 (1%)	84	87
1	2-D	278/278 (100%)	276 (99%)	2 (1%)	84	87
1	3-A	278/278 (100%)	276 (99%)	2 (1%)	84	87
1	3-B	278/278 (100%)	276 (99%)	2 (1%)	84	87
1	3-C	278/278 (100%)	276 (99%)	2 (1%)	84	87
1	3-D	278/278 (100%)	276 (99%)	2 (1%)	84	87
1	4-A	278/278 (100%)	275 (99%)	3 (1%)	73	76
1	4-B	278/278 (100%)	275 (99%)	3 (1%)	73	76
1	4-C	278/278 (100%)	275 (99%)	3 (1%)	73	76
1	4-D	278/278 (100%)	275 (99%)	3 (1%)	73	76
1	5-A	278/278 (100%)	273 (98%)	5 (2%)	59	60
1	5-B	278/278 (100%)	273 (98%)	5 (2%)	59	60
1	5-C	278/278 (100%)	273 (98%)	5 (2%)	59	60
1	5-D	278/278 (100%)	273 (98%)	5 (2%)	59	60
1	6-A	278/278 (100%)	275 (99%)	3 (1%)	73	76
1	6-B	278/278 (100%)	275 (99%)	3 (1%)	73	76
1	6-C	278/278 (100%)	275 (99%)	3 (1%)	73	76
1	6-D	278/278 (100%)	275 (99%)	3 (1%)	73	76
1	7-A	278/278 (100%)	277 (100%)	1 (0%)	91	93
1	7-B	278/278 (100%)	277 (100%)	1 (0%)	91	93

Continued on next page...

Continued from previous page...

Mol	Chain	Analysed	Rotameric	Outliers	Percentiles	
1	7-C	278/278 (100%)	277 (100%)	1 (0%)	91	93
1	7-D	278/278 (100%)	277 (100%)	1 (0%)	91	93
1	8-A	278/278 (100%)	276 (99%)	2 (1%)	84	87
1	8-B	278/278 (100%)	276 (99%)	2 (1%)	84	87
1	8-C	278/278 (100%)	276 (99%)	2 (1%)	84	87
1	8-D	278/278 (100%)	276 (99%)	2 (1%)	84	87
1	9-A	278/278 (100%)	273 (98%)	5 (2%)	59	60
1	9-B	278/278 (100%)	273 (98%)	5 (2%)	59	60
1	9-C	278/278 (100%)	273 (98%)	5 (2%)	59	60
1	9-D	278/278 (100%)	273 (98%)	5 (2%)	59	60
1	10-A	278/278 (100%)	276 (99%)	2 (1%)	84	87
1	10-B	278/278 (100%)	276 (99%)	2 (1%)	84	87
1	10-C	278/278 (100%)	276 (99%)	2 (1%)	84	87
1	10-D	278/278 (100%)	276 (99%)	2 (1%)	84	87
All	All	11120/11120 (100%)	11012 (99%)	108 (1%)	77	79

All (108) residues with a non-rotameric sidechain are listed below:

Mol	Chain	Res	Type
1	1-A	13	LYS
1	1-A	173	TYR
1	1-B	13	LYS
1	1-B	173	TYR
1	1-C	13	LYS
1	1-C	173	TYR
1	1-D	13	LYS
1	1-D	173	TYR
1	2-A	173	TYR
1	2-A	316	LYS
1	2-B	173	TYR
1	2-B	316	LYS
1	2-C	173	TYR
1	2-C	316	LYS
1	2-D	173	TYR
1	2-D	316	LYS
1	3-A	173	TYR
1	3-A	199	LYS

Continued on next page...

Continued from previous page...

Mol	Chain	Res	Type
1	3-B	173	TYR
1	3-B	199	LYS
1	3-C	173	TYR
1	3-C	199	LYS
1	3-D	173	TYR
1	3-D	199	LYS
1	4-A	13	LYS
1	4-A	112	VAL
1	4-A	173	TYR
1	4-B	13	LYS
1	4-B	112	VAL
1	4-B	173	TYR
1	4-C	13	LYS
1	4-C	112	VAL
1	4-C	173	TYR
1	4-D	13	LYS
1	4-D	112	VAL
1	4-D	173	TYR
1	5-A	13	LYS
1	5-A	41	LYS
1	5-A	173	TYR
1	5-A	316	LYS
1	5-A	321	LYS
1	5-B	13	LYS
1	5-B	41	LYS
1	5-B	173	TYR
1	5-B	316	LYS
1	5-B	321	LYS
1	5-C	13	LYS
1	5-C	41	LYS
1	5-C	173	TYR
1	5-C	316	LYS
1	5-C	321	LYS
1	5-D	13	LYS
1	5-D	41	LYS
1	5-D	173	TYR
1	5-D	316	LYS
1	5-D	321	LYS
1	6-A	13	LYS
1	6-A	173	TYR
1	6-A	330	ARG
1	6-B	13	LYS

Continued on next page...

Continued from previous page...

Mol	Chain	Res	Type
1	6-B	173	TYR
1	6-B	330	ARG
1	6-C	13	LYS
1	6-C	173	TYR
1	6-C	330	ARG
1	6-D	13	LYS
1	6-D	173	TYR
1	6-D	330	ARG
1	7-A	173	TYR
1	7-B	173	TYR
1	7-C	173	TYR
1	7-D	173	TYR
1	8-A	13	LYS
1	8-A	173	TYR
1	8-B	13	LYS
1	8-B	173	TYR
1	8-C	13	LYS
1	8-C	173	TYR
1	8-D	13	LYS
1	8-D	173	TYR
1	9-A	13	LYS
1	9-A	173	TYR
1	9-A	316	LYS
1	9-A	318	GLU
1	9-A	325	GLU
1	9-B	13	LYS
1	9-B	173	TYR
1	9-B	316	LYS
1	9-B	318	GLU
1	9-B	325	GLU
1	9-C	13	LYS
1	9-C	173	TYR
1	9-C	316	LYS
1	9-C	318	GLU
1	9-C	325	GLU
1	9-D	13	LYS
1	9-D	173	TYR
1	9-D	316	LYS
1	9-D	318	GLU
1	9-D	325	GLU
1	10-A	173	TYR
1	10-A	321	LYS

Continued on next page...

Continued from previous page...

Mol	Chain	Res	Type
1	10-B	173	TYR
1	10-B	321	LYS
1	10-C	173	TYR
1	10-C	321	LYS
1	10-D	173	TYR
1	10-D	321	LYS

Sometimes sidechains can be flipped to improve hydrogen bonding and reduce clashes. All (250) such sidechains are listed below:

Mol	Chain	Res	Type
1	1-A	20	HIS
1	1-A	60	GLN
1	1-A	156	HIS
1	1-A	287	ASN
1	1-B	20	HIS
1	1-B	60	GLN
1	1-B	156	HIS
1	1-B	287	ASN
1	1-C	20	HIS
1	1-C	60	GLN
1	1-C	156	HIS
1	1-C	168	ASN
1	1-C	219	HIS
1	1-C	287	ASN
1	1-D	20	HIS
1	1-D	60	GLN
1	1-D	156	HIS
1	1-D	168	ASN
1	1-D	219	HIS
1	1-D	287	ASN
1	2-A	20	HIS
1	2-A	60	GLN
1	2-A	156	HIS
1	2-A	196	HIS
1	2-A	287	ASN
1	2-B	20	HIS
1	2-B	60	GLN
1	2-B	156	HIS
1	2-B	196	HIS
1	2-B	287	ASN
1	2-C	20	HIS
1	2-C	60	GLN

Continued on next page...

Continued from previous page...

Mol	Chain	Res	Type
1	2-C	156	HIS
1	2-C	168	ASN
1	2-C	196	HIS
1	2-C	219	HIS
1	2-C	287	ASN
1	2-D	20	HIS
1	2-D	60	GLN
1	2-D	156	HIS
1	2-D	168	ASN
1	2-D	196	HIS
1	2-D	219	HIS
1	2-D	287	ASN
1	3-A	20	HIS
1	3-A	60	GLN
1	3-A	179	GLN
1	3-A	274	GLN
1	3-A	287	ASN
1	3-A	319	ASN
1	3-B	20	HIS
1	3-B	60	GLN
1	3-B	179	GLN
1	3-B	274	GLN
1	3-B	287	ASN
1	3-B	319	ASN
1	3-C	20	HIS
1	3-C	60	GLN
1	3-C	168	ASN
1	3-C	179	GLN
1	3-C	274	GLN
1	3-C	287	ASN
1	3-C	319	ASN
1	3-D	20	HIS
1	3-D	60	GLN
1	3-D	168	ASN
1	3-D	179	GLN
1	3-D	274	GLN
1	3-D	287	ASN
1	3-D	319	ASN
1	4-A	20	HIS
1	4-A	60	GLN
1	4-A	179	GLN
1	4-A	196	HIS

Continued on next page...

Continued from previous page...

Mol	Chain	Res	Type
1	4-A	287	ASN
1	4-A	306	GLN
1	4-B	20	HIS
1	4-B	60	GLN
1	4-B	179	GLN
1	4-B	196	HIS
1	4-B	287	ASN
1	4-B	306	GLN
1	4-C	20	HIS
1	4-C	60	GLN
1	4-C	168	ASN
1	4-C	179	GLN
1	4-C	196	HIS
1	4-C	219	HIS
1	4-C	287	ASN
1	4-C	306	GLN
1	4-D	20	HIS
1	4-D	60	GLN
1	4-D	168	ASN
1	4-D	179	GLN
1	4-D	196	HIS
1	4-D	219	HIS
1	4-D	287	ASN
1	4-D	306	GLN
1	5-A	20	HIS
1	5-A	60	GLN
1	5-A	156	HIS
1	5-A	179	GLN
1	5-A	287	ASN
1	5-A	319	ASN
1	5-B	20	HIS
1	5-B	60	GLN
1	5-B	156	HIS
1	5-B	179	GLN
1	5-B	287	ASN
1	5-B	319	ASN
1	5-C	20	HIS
1	5-C	60	GLN
1	5-C	156	HIS
1	5-C	168	ASN
1	5-C	179	GLN
1	5-C	287	ASN

Continued on next page...

Continued from previous page...

Mol	Chain	Res	Type
1	5-C	319	ASN
1	5-D	20	HIS
1	5-D	60	GLN
1	5-D	156	HIS
1	5-D	168	ASN
1	5-D	179	GLN
1	5-D	287	ASN
1	5-D	319	ASN
1	6-A	20	HIS
1	6-A	60	GLN
1	6-A	125	GLN
1	6-A	196	HIS
1	6-A	274	GLN
1	6-A	287	ASN
1	6-A	306	GLN
1	6-A	319	ASN
1	6-B	20	HIS
1	6-B	60	GLN
1	6-B	125	GLN
1	6-B	196	HIS
1	6-B	274	GLN
1	6-B	287	ASN
1	6-B	306	GLN
1	6-B	319	ASN
1	6-C	20	HIS
1	6-C	60	GLN
1	6-C	125	GLN
1	6-C	168	ASN
1	6-C	196	HIS
1	6-C	274	GLN
1	6-C	287	ASN
1	6-C	306	GLN
1	6-C	319	ASN
1	6-D	20	HIS
1	6-D	60	GLN
1	6-D	125	GLN
1	6-D	168	ASN
1	6-D	196	HIS
1	6-D	274	GLN
1	6-D	287	ASN
1	6-D	306	GLN
1	6-D	319	ASN

Continued on next page...

Continued from previous page...

Mol	Chain	Res	Type
1	7-A	20	HIS
1	7-A	60	GLN
1	7-A	125	GLN
1	7-A	287	ASN
1	7-B	20	HIS
1	7-B	60	GLN
1	7-B	125	GLN
1	7-B	287	ASN
1	7-C	20	HIS
1	7-C	60	GLN
1	7-C	125	GLN
1	7-C	168	ASN
1	7-C	219	HIS
1	7-C	287	ASN
1	7-D	20	HIS
1	7-D	60	GLN
1	7-D	125	GLN
1	7-D	168	ASN
1	7-D	219	HIS
1	7-D	287	ASN
1	8-A	20	HIS
1	8-A	60	GLN
1	8-A	196	HIS
1	8-A	287	ASN
1	8-B	20	HIS
1	8-B	60	GLN
1	8-B	196	HIS
1	8-B	287	ASN
1	8-C	20	HIS
1	8-C	60	GLN
1	8-C	168	ASN
1	8-C	196	HIS
1	8-C	287	ASN
1	8-D	20	HIS
1	8-D	60	GLN
1	8-D	168	ASN
1	8-D	196	HIS
1	8-D	287	ASN
1	9-A	20	HIS
1	9-A	60	GLN
1	9-A	196	HIS
1	9-A	287	ASN

Continued on next page...

Continued from previous page...

Mol	Chain	Res	Type
1	9-B	20	HIS
1	9-B	60	GLN
1	9-B	196	HIS
1	9-B	287	ASN
1	9-C	20	HIS
1	9-C	60	GLN
1	9-C	168	ASN
1	9-C	196	HIS
1	9-C	287	ASN
1	9-D	20	HIS
1	9-D	60	GLN
1	9-D	168	ASN
1	9-D	196	HIS
1	9-D	287	ASN
1	10-A	20	HIS
1	10-A	60	GLN
1	10-A	156	HIS
1	10-A	168	ASN
1	10-A	196	HIS
1	10-A	219	HIS
1	10-A	220	HIS
1	10-A	274	GLN
1	10-A	287	ASN
1	10-A	306	GLN
1	10-B	20	HIS
1	10-B	60	GLN
1	10-B	156	HIS
1	10-B	196	HIS
1	10-B	220	HIS
1	10-B	274	GLN
1	10-B	287	ASN
1	10-B	306	GLN
1	10-C	4	HIS
1	10-C	20	HIS
1	10-C	60	GLN
1	10-C	196	HIS
1	10-C	220	HIS
1	10-C	274	GLN
1	10-C	287	ASN
1	10-C	306	GLN
1	10-D	4	HIS
1	10-D	20	HIS

Continued on next page...

Continued from previous page...

Mol	Chain	Res	Type
1	10-D	60	GLN
1	10-D	168	ASN
1	10-D	196	HIS
1	10-D	219	HIS
1	10-D	220	HIS
1	10-D	274	GLN
1	10-D	287	ASN
1	10-D	306	GLN

5.3.3 RNA [i](#)

There are no RNA molecules in this entry.

5.4 Non-standard residues in protein, DNA, RNA chains [i](#)

There are no non-standard protein/DNA/RNA residues in this entry.

5.5 Carbohydrates [i](#)

There are no monosaccharides in this entry.

5.6 Ligand geometry [i](#)

There are no ligands in this entry.

5.7 Other polymers [i](#)

There are no such residues in this entry.

5.8 Polymer linkage issues [i](#)

There are no chain breaks in this entry.

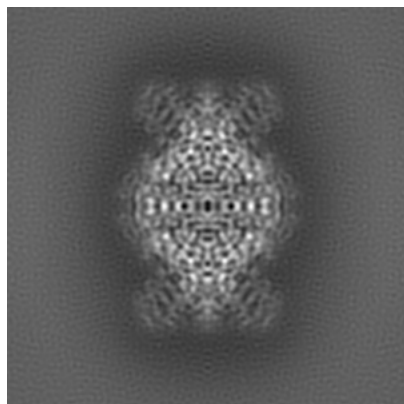
6 Map visualisation [i](#)

This section contains visualisations of the EMDB entry EMD-21023. These allow visual inspection of the internal detail of the map and identification of artifacts.


Images derived from a raw map, generated by summing the deposited half-maps, are presented below the corresponding image components of the primary map to allow further visual inspection and comparison with those of the primary map.

6.1 Orthogonal projections [i](#)


6.1.1 Primary map



X




Y




Z

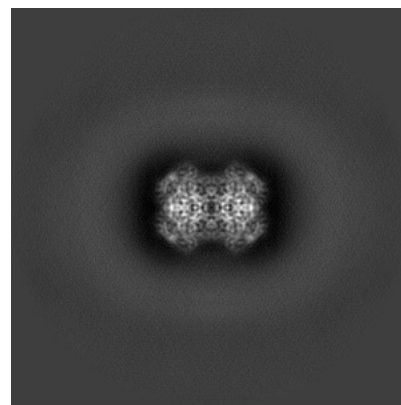
6.1.2 Raw map



X



Y




Z


The images above show the map projected in three orthogonal directions.

6.2 Central slices [i](#)

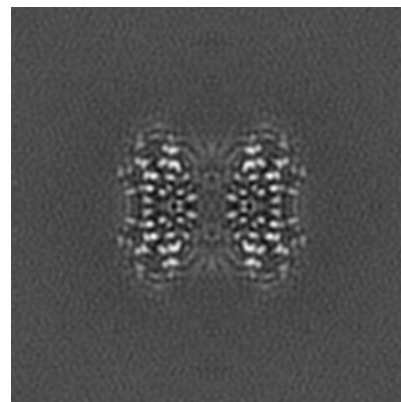
6.2.1 Primary map



X Index: 128

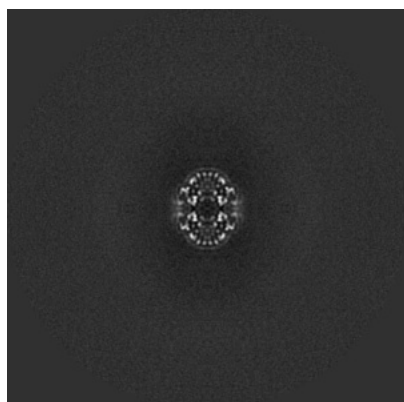


Y Index: 128




Z Index: 128

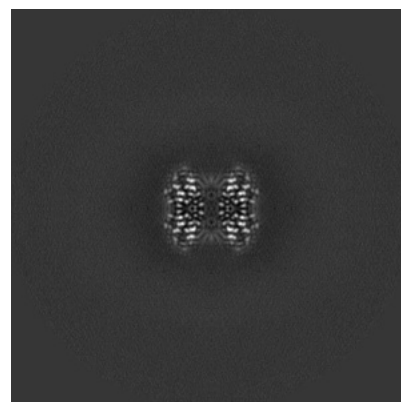
6.2.2 Raw map



X Index: 256



Y Index: 256

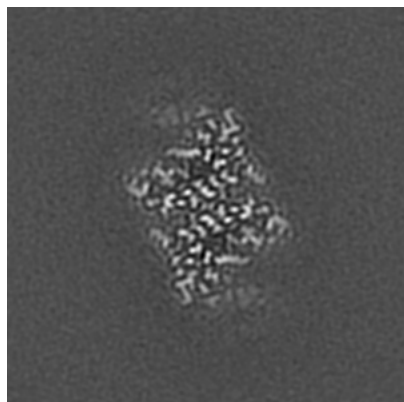


Z Index: 256

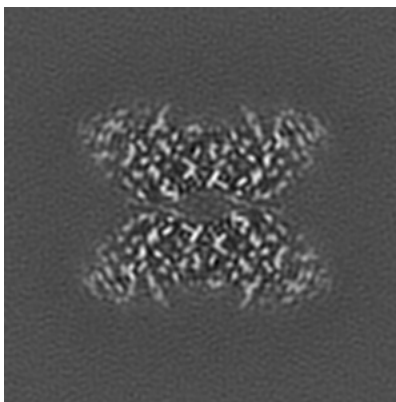
The images above show central slices of the map in three orthogonal directions.

6.3 Largest variance slices [i](#)

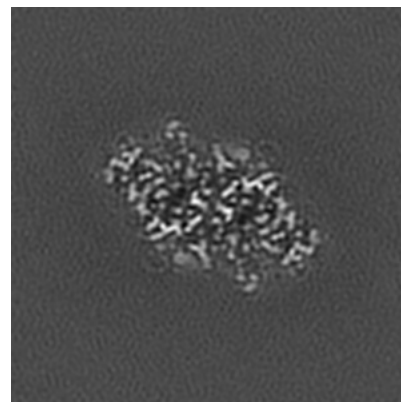
6.3.1 Primary map



X Index: 149

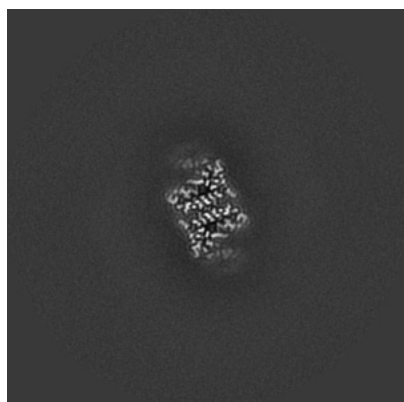


Y Index: 129

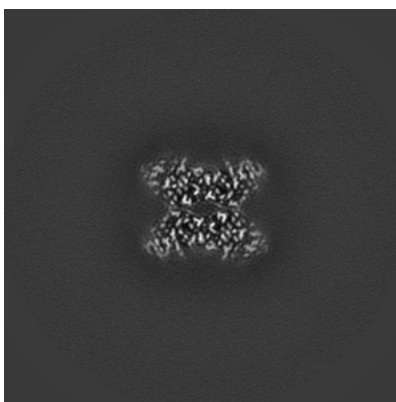


Z Index: 146

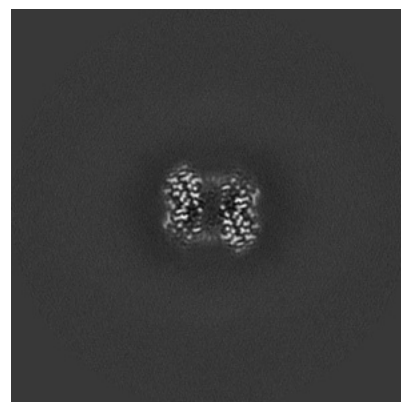
6.3.2 Raw map



X Index: 277



Y Index: 258




Z Index: 259

The images above show the largest variance slices of the map in three orthogonal directions.


6.4 Orthogonal surface views [i](#)

6.4.1 Primary map



The images above show the 3D surface view of the map at the recommended contour level 0.014. These images, in conjunction with the slice images, may facilitate assessment of whether an appropriate contour level has been provided.

6.4.2 Raw map



These images show the 3D surface of the raw map. The raw map's contour level was selected so that its surface encloses the same volume as the primary map does at its recommended contour level.


6.5 Mask visualisation [i](#)

This section shows the 3D surface view of the primary map at 50% transparency overlaid with the specified mask at 0% transparency


A mask typically either:

- Encompasses the whole structure
- Separates out a domain, a functional unit, a monomer or an area of interest from a larger structure


6.5.1 emd_21023_msk_1.map [i](#)



X



Y

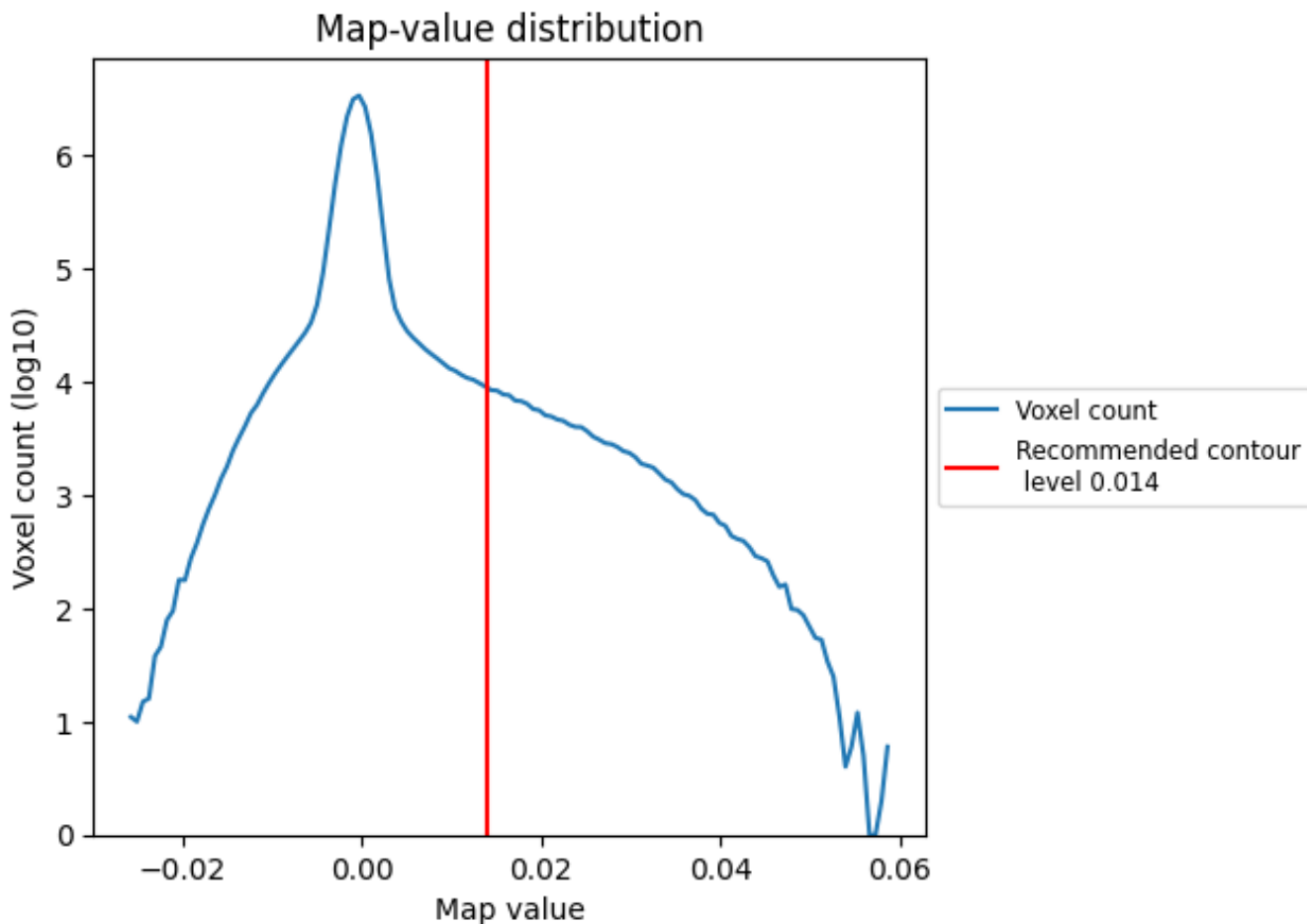


Z

7 Map analysis [i](#)

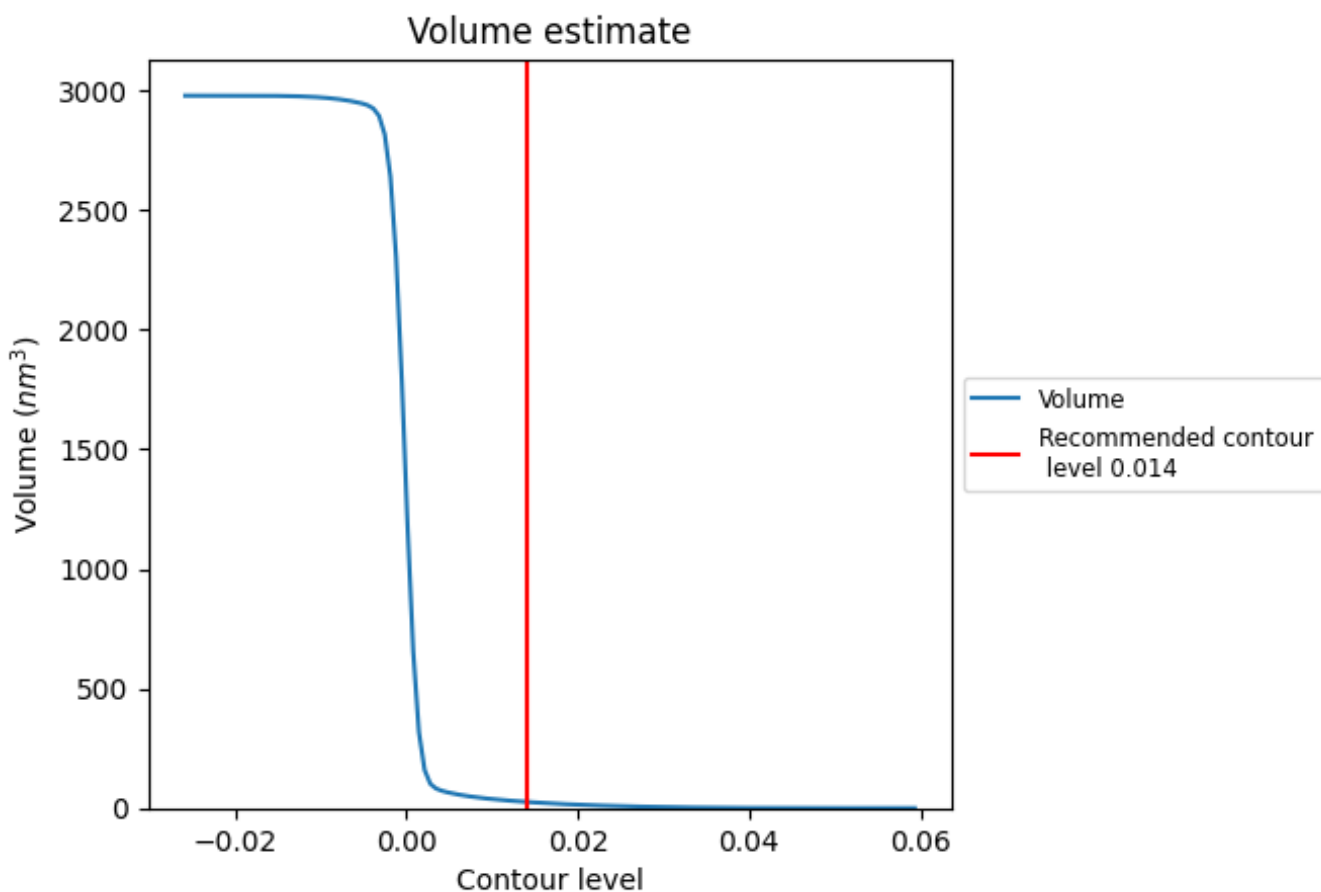
This section contains the results of statistical analysis of the map.

7.1 Map-value distribution [i](#)



The map-value distribution is plotted in 128 intervals along the x-axis. The y-axis is logarithmic. A spike in this graph at zero usually indicates that the volume has been masked.

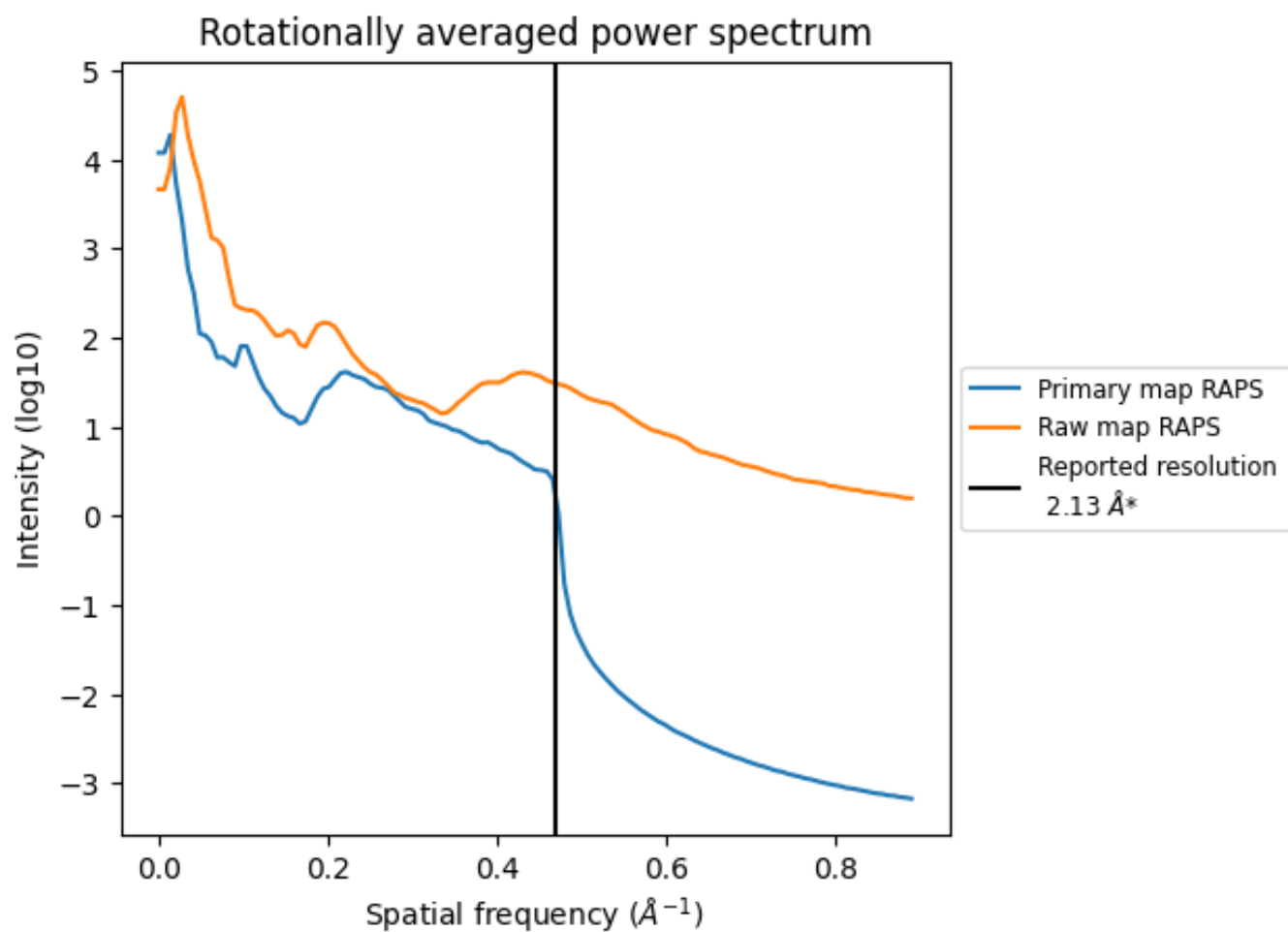
7.2 Volume estimate [\(i\)](#)



The volume at the recommended contour level is 26 nm^3 ; this corresponds to an approximate mass of 24 kDa.

The volume estimate graph shows how the enclosed volume varies with the contour level. The recommended contour level is shown as a vertical line and the intersection between the line and the curve gives the volume of the enclosed surface at the given level.

7.3 Rotationally averaged power spectrum i

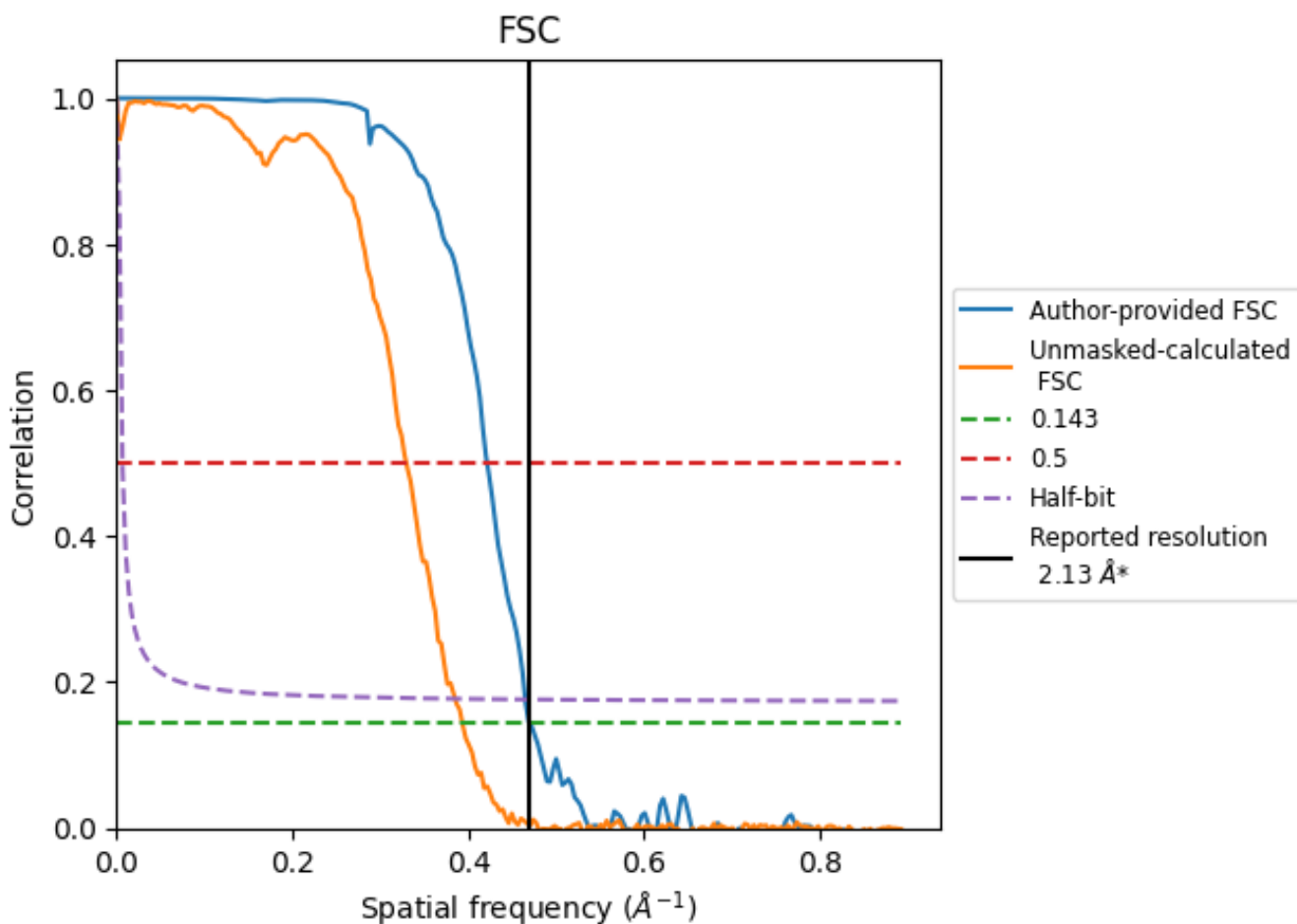


*Reported resolution corresponds to spatial frequency of 0.469 \AA^{-1}

8 Fourier-Shell correlation [i](#)

Fourier-Shell Correlation (FSC) is the most commonly used method to estimate the resolution of single-particle and subtomogram-averaged maps. The shape of the curve depends on the imposed symmetry, mask and whether or not the two 3D reconstructions used were processed from a common reference. The reported resolution is shown as a black line. A curve is displayed for the half-bit criterion in addition to lines showing the 0.143 gold standard cut-off and 0.5 cut-off.

8.1 FSC [i](#)



*Reported resolution corresponds to spatial frequency of 0.469\AA^{-1}

8.2 Resolution estimates

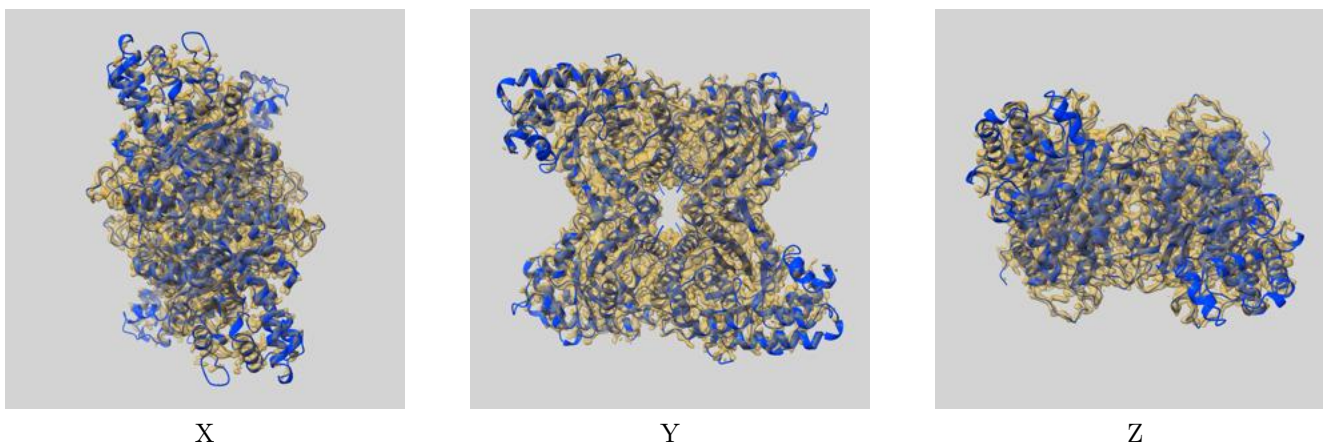
Resolution estimate (Å)	Estimation criterion (FSC cut-off)		
	0.143	0.5	Half-bit
Reported by author	2.13	-	-
Author-provided FSC curve	2.13	2.37	2.15
Unmasked-calculated*	2.54	3.03	2.59

*Resolution estimate based on FSC curve calculated by comparison of deposited half-maps. The value from deposited half-maps intersecting FSC 0.143 CUT-OFF 2.54 differs from the reported value 2.13 by more than 10 %

9 Map-model fit [i](#)

This section contains information regarding the fit between EMDB map EMD-21023 and PDB model 6V20. Per-residue inclusion information can be found in section 3 on page 10.

9.1 Map-model overlay [i](#)

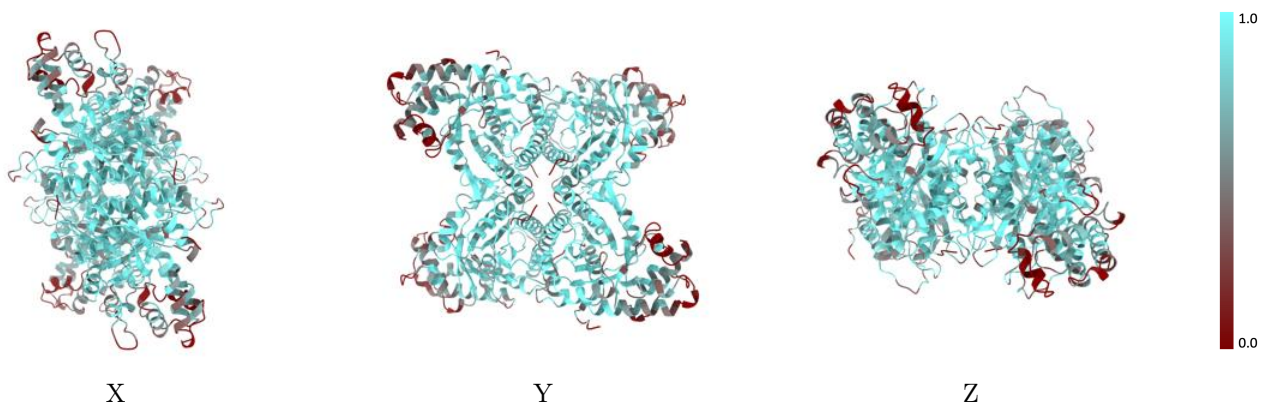


The images above show the 3D surface view of the map at the recommended contour level 0.014 at 50% transparency in yellow overlaid with a ribbon representation of the model coloured in blue. These images allow for the visual assessment of the quality of fit between the atomic model and the map.

9.2 Q-score mapped to coordinate model [i](#)

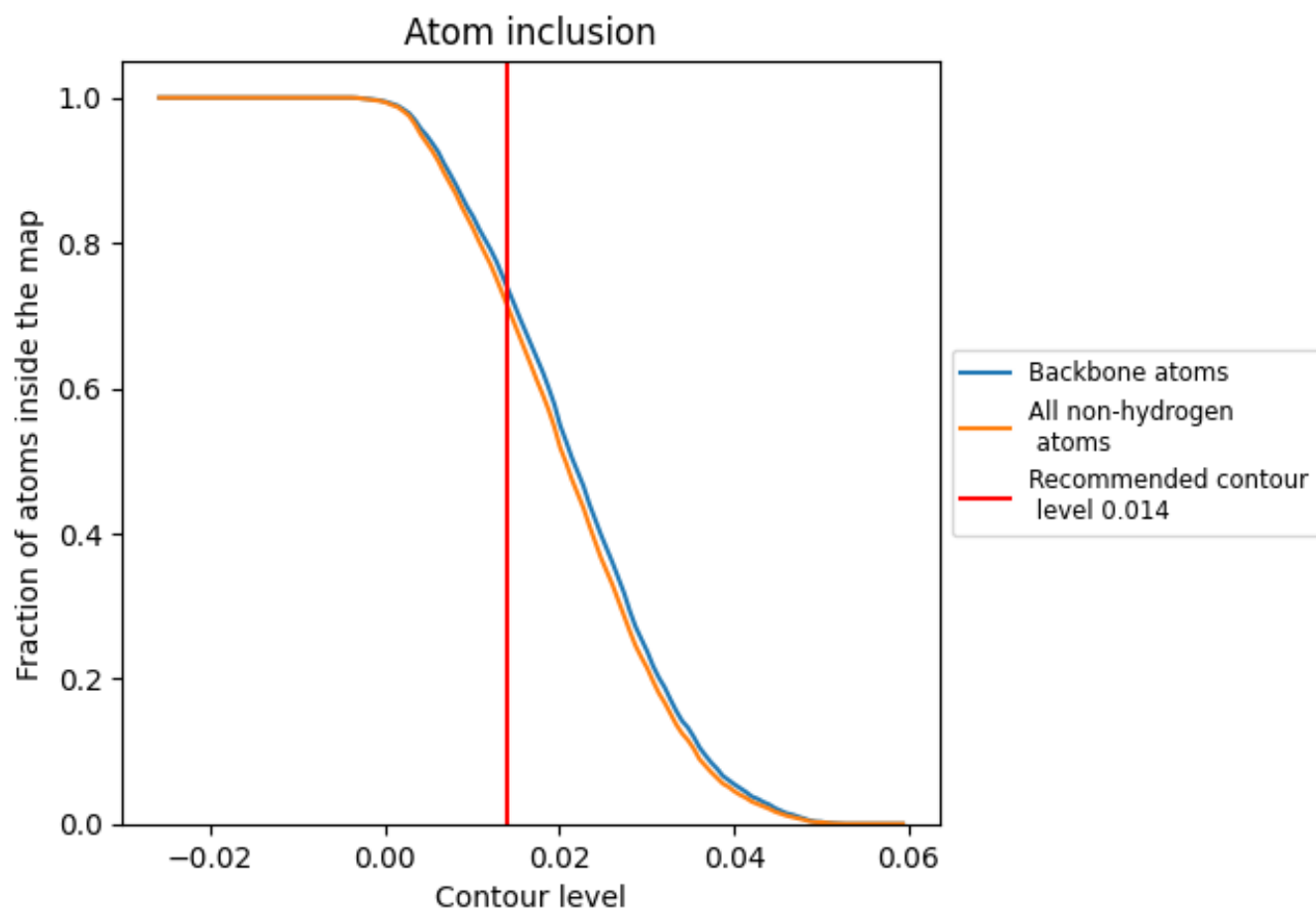
This section was not generated.

9.3 Atom inclusion mapped to coordinate model [i](#)



The images above show the model with each residue coloured according to its atom inclusion. This shows to what extent they are inside the map at the recommended contour level (0.014).






9.4 Atom inclusion [i](#)



At the recommended contour level, 74% of all backbone atoms, 71% of all non-hydrogen atoms, are inside the map.

9.5 Map-model fit summary [i](#)

The table lists the average atom inclusion at the recommended contour level (0.014) and Q-score for the entire model and for each chain.

Chain	Atom inclusion
All	 0.7142
A	 0.7195
B	 0.7187
C	 0.7187
D	 0.7191

