Full wwPDB X-ray Structure Validation Report (i)

Feb 18, 2024 – 12:05 AM EST

PDB ID	:	3US2
Title	:	Structure of p63 DNA Binding Domain in Complex with a 19 Base Pair A/T Rich Response Element Containing Two Half Sites with a Single Base Pair Overlap
Authors	:	Chen, C.; Herzberg, O.
Deposited on	:	2011-11-22
Resolution	:	4.20 Å(reported)

This is a Full wwPDB X-ray Structure Validation Report for a publicly released PDB entry.

We welcome your comments at *validation@mail.wwpdb.org*
A user guide is available at
https://www.wwpdb.org/validation/2017/XrayValidationReportHelp
with specific help available everywhere you see the (i) symbol.

The types of validation reports are described at
http://www.wwpdb.org/validation/2017/FAQs#types.

The following versions of software and data (see references (1)) were used in the production of this report:

MolProbity	:	4.02b-467
Xtriage (Phenix)	:	1.13
EDS	:	2.36
Percentile statistics	:	20191225.v01 (using entries in the PDB archive December 25th 2019)
Refmac	:	5.8.0158
CCP4	:	7.0.044 (Gargrove)
Ideal geometry (proteins)	:	Engh & Huber (2001)
Ideal geometry (DNA, RNA)	:	Parkinson et al. (1996)
Validation Pipeline (wwPDB-VP)	:	2.36

1 Overall quality at a glance (i)

The following experimental techniques were used to determine the structure:
X-RAY DIFFRACTION

The reported resolution of this entry is 4.20 Å.

Percentile scores (ranging between 0-100) for global validation metrics of the entry are shown in the following graphic. The table shows the number of entries on which the scores are based.

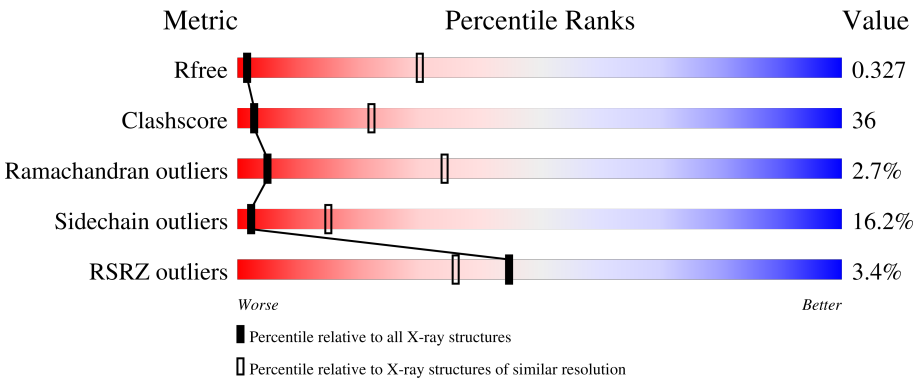

Metric	Whole archive (#Entries)	Similar resolution (#Entries, resolution range(Å))
R_{free}	130704	1005 (4.62-3.78)
Clashscore	141614	1044 (4.60-3.80)
Ramachandran outliers	138981	1000 (4.60-3.80)
Sidechain outliers	138945	1007 (4.62-3.78)
RSRZ outliers	127900	1063 (4.70-3.70)

The table below summarises the geometric issues observed across the polymeric chains and their fit to the electron density. The red, orange, yellow and green segments of the lower bar indicate the fraction of residues that contain outliers for >=3, 2, 1 and 0 types of geometric quality criteria respectively. A grey segment represents the fraction of residues that are not modelled. The numeric value for each fraction is indicated below the corresponding segment, with a dot representing fractions <=5% The upper red bar (where present) indicates the fraction of residues that have poor fit to the electron density. The numeric value is given above the bar.

Mol	Chain	Length	Quality of chain
1	A	203	.% 43% 42% 10% 5%
1	B	203	2% 39% 38% 12% 10%
1	C	203	39% 45% 10% 5%
1	D	203	9% 37% 40% 11% • 10%
1	G	203	2% 43% 42% 10% 5%

Continued on next page...

Continued from previous page...

Mol	Chain	Length	Quality of chain
1	H	203	39% 37% 12% 10%
1	I	203	8% 44% 41% 10% 5%
1	J	203	4% 38% 38% 12% • 10%
2	E	19	32% 47% 21%
2	K	19	37% 47% 16%
3	F	19	16% 42% 42%
3	L	19	26% 68% 5%

2 Entry composition (i)

There are 4 unique types of molecules in this entry. The entry contains 13210 atoms, of which 0 are hydrogens and 0 are deuteriums.

In the tables below, the ZeroOcc column contains the number of atoms modelled with zero occupancy, the AltConf column contains the number of residues with at least one atom in alternate conformation and the Trace column contains the number of residues modelled with at most 2 atoms.

- Molecule 1 is a protein called Tumor protein 63.

Mol	Chain	Residues	Atoms					ZeroOcc	AltConf	Trace
			Total	C	N	O	S			
1	A	193	1497	938	263	284	12	0	0	0
1	B	182	1417	891	250	264	12	0	0	0
1	C	193	1497	938	263	284	12	0	0	0
1	D	182	1417	891	250	264	12	0	0	0
1	G	193	1497	938	263	284	12	0	0	0
1	H	182	1417	891	250	264	12	0	0	0
1	I	193	1497	938	263	284	12	0	0	0
1	J	182	1417	891	250	264	12	0	0	0

There are 48 discrepancies between the modelled and reference sequences:

Chain	Residue	Modelled	Actual	Comment	Reference
A	121	GLY	-	expression tag	UNP Q9H3D4
A	122	SER	-	expression tag	UNP Q9H3D4
A	123	HIS	-	expression tag	UNP Q9H3D4
A	124	MET	-	expression tag	UNP Q9H3D4
A	125	ALA	-	expression tag	UNP Q9H3D4
A	126	SER	-	expression tag	UNP Q9H3D4
B	121	GLY	-	expression tag	UNP Q9H3D4
B	122	SER	-	expression tag	UNP Q9H3D4
B	123	HIS	-	expression tag	UNP Q9H3D4
B	124	MET	-	expression tag	UNP Q9H3D4
B	125	ALA	-	expression tag	UNP Q9H3D4
B	126	SER	-	expression tag	UNP Q9H3D4
C	121	GLY	-	expression tag	UNP Q9H3D4

Continued on next page...

Continued from previous page...

Chain	Residue	Modelled	Actual	Comment	Reference
C	122	SER	-	expression tag	UNP Q9H3D4
C	123	HIS	-	expression tag	UNP Q9H3D4
C	124	MET	-	expression tag	UNP Q9H3D4
C	125	ALA	-	expression tag	UNP Q9H3D4
C	126	SER	-	expression tag	UNP Q9H3D4
D	121	GLY	-	expression tag	UNP Q9H3D4
D	122	SER	-	expression tag	UNP Q9H3D4
D	123	HIS	-	expression tag	UNP Q9H3D4
D	124	MET	-	expression tag	UNP Q9H3D4
D	125	ALA	-	expression tag	UNP Q9H3D4
D	126	SER	-	expression tag	UNP Q9H3D4
G	121	GLY	-	expression tag	UNP Q9H3D4
G	122	SER	-	expression tag	UNP Q9H3D4
G	123	HIS	-	expression tag	UNP Q9H3D4
G	124	MET	-	expression tag	UNP Q9H3D4
G	125	ALA	-	expression tag	UNP Q9H3D4
G	126	SER	-	expression tag	UNP Q9H3D4
H	121	GLY	-	expression tag	UNP Q9H3D4
H	122	SER	-	expression tag	UNP Q9H3D4
H	123	HIS	-	expression tag	UNP Q9H3D4
H	124	MET	-	expression tag	UNP Q9H3D4
H	125	ALA	-	expression tag	UNP Q9H3D4
H	126	SER	-	expression tag	UNP Q9H3D4
I	121	GLY	-	expression tag	UNP Q9H3D4
I	122	SER	-	expression tag	UNP Q9H3D4
I	123	HIS	-	expression tag	UNP Q9H3D4
I	124	MET	-	expression tag	UNP Q9H3D4
I	125	ALA	-	expression tag	UNP Q9H3D4
I	126	SER	-	expression tag	UNP Q9H3D4
J	121	GLY	-	expression tag	UNP Q9H3D4
J	122	SER	-	expression tag	UNP Q9H3D4
J	123	HIS	-	expression tag	UNP Q9H3D4
J	124	MET	-	expression tag	UNP Q9H3D4
J	125	ALA	-	expression tag	UNP Q9H3D4
J	126	SER	-	expression tag	UNP Q9H3D4

- Molecule 2 is a DNA chain called 5'-D(*AP*AP*AP*CP*AP*TP*GP*TP*TP*AP*AP*AP*CP*AP*TP*GP*TP*TP*T)-3'.

Mol	Chain	Residues	Atoms					ZeroOcc	AltConf	Trace
			Total	C	N	O	P			
2	E	19	387	188	70	111	18	0	0	0

Continued on next page...

Continued from previous page...

Mol	Chain	Residues	Atoms					ZeroOcc	AltConf	Trace
			Total	C	N	O	P			
2	K	19	387	188	70	111	18	0	0	0

- Molecule 3 is a DNA chain called 5'-D(*AP*AP*AP*CP*AP*TP*GP*TP*TP*TP*AP*AP*CP*AP*TP*GP*TP*TP*T)-3'.

Mol	Chain	Residues	Atoms					ZeroOcc	AltConf	Trace
			Total	C	N	O	P			
3	F	19	386	188	67	113	18	0	0	0
3	L	19	386	188	67	113	18	0	0	0

- Molecule 4 is ZINC ION (three-letter code: ZN) (formula: Zn).

Mol	Chain	Residues	Atoms		ZeroOcc	AltConf
			Total	Zn		
4	A	1	1	1	0	0
4	B	1	1	1	0	0
4	C	1	1	1	0	0
4	D	1	1	1	0	0
4	G	1	1	1	0	0
4	H	1	1	1	0	0
4	I	1	1	1	0	0
4	J	1	1	1	0	0

3 Residue-property plots (i)

These plots are drawn for all protein, RNA, DNA and oligosaccharide chains in the entry. The first graphic for a chain summarises the proportions of the various outlier classes displayed in the second graphic. The second graphic shows the sequence view annotated by issues in geometry and electron density. Residues are color-coded according to the number of geometric quality criteria for which they contain at least one outlier: green = 0, yellow = 1, orange = 2 and red = 3 or more. A red dot above a residue indicates a poor fit to the electron density (RSRZ > 2). Stretches of 2 or more consecutive residues without any outlier are shown as a green connector. Residues present in the sample, but not in the model, are shown in grey.

• Molecule 1: Tumor protein 63

Chain A:

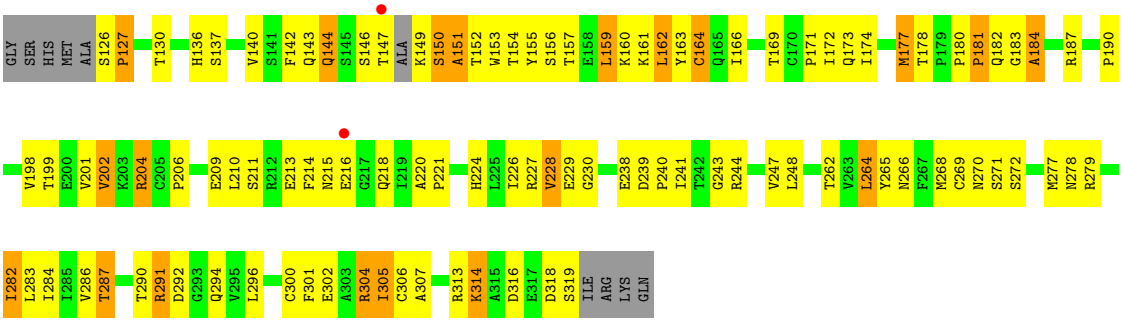

• Molecule 1: Tumor protein 63

Chain B:

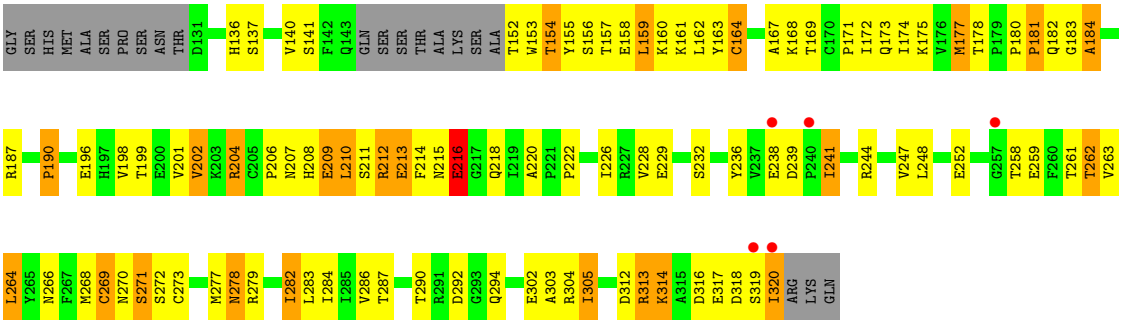

• Molecule 1: Tumor protein 63

Chain C:

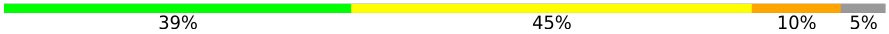

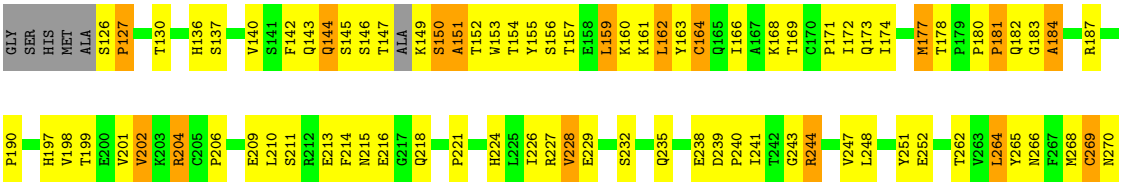

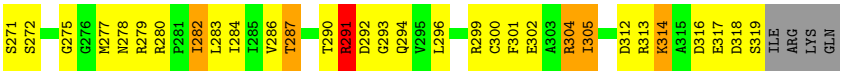

• Molecule 1: Tumor protein 63

Chain D:

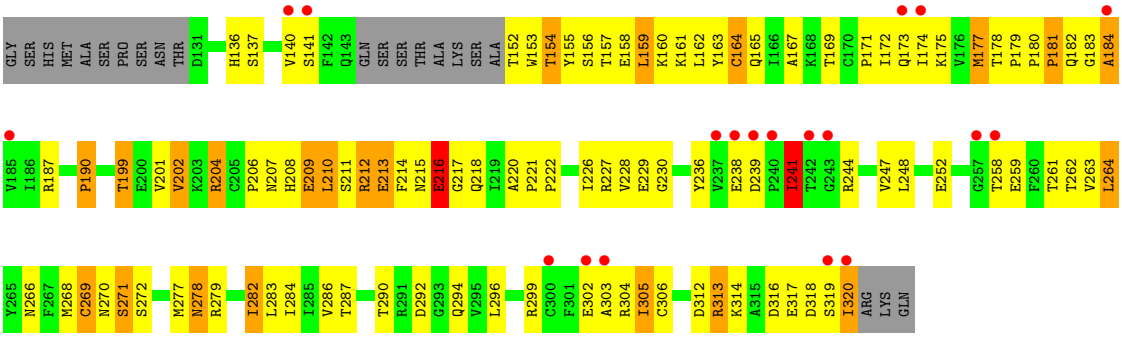

• Molecule 1: Tumor protein 63

Chain G:

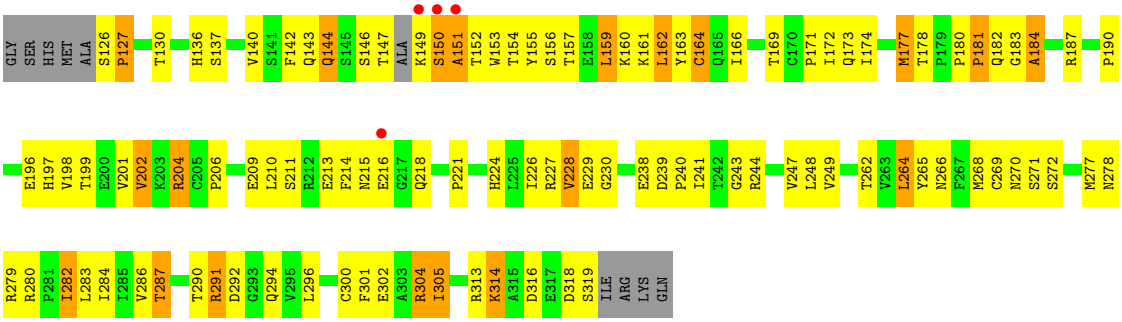

• Molecule 1: Tumor protein 63

Chain H:

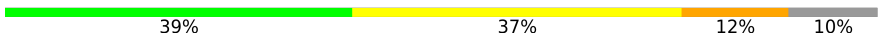

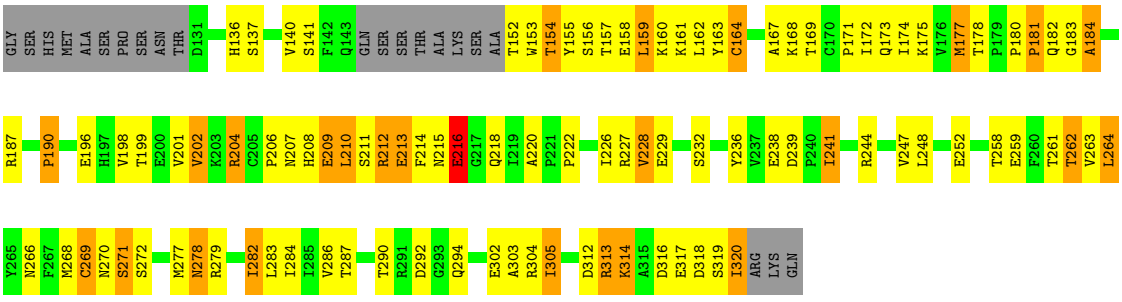

• Molecule 1: Tumor protein 63

Chain I:

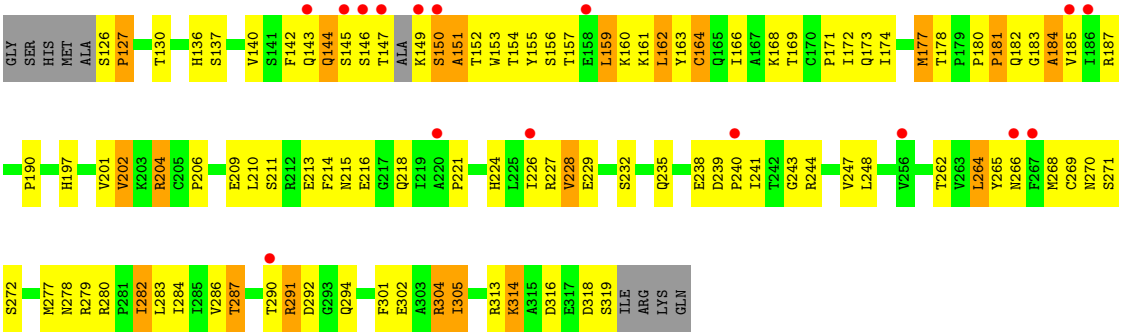

• Molecule 1: Tumor protein 63

Chain J:

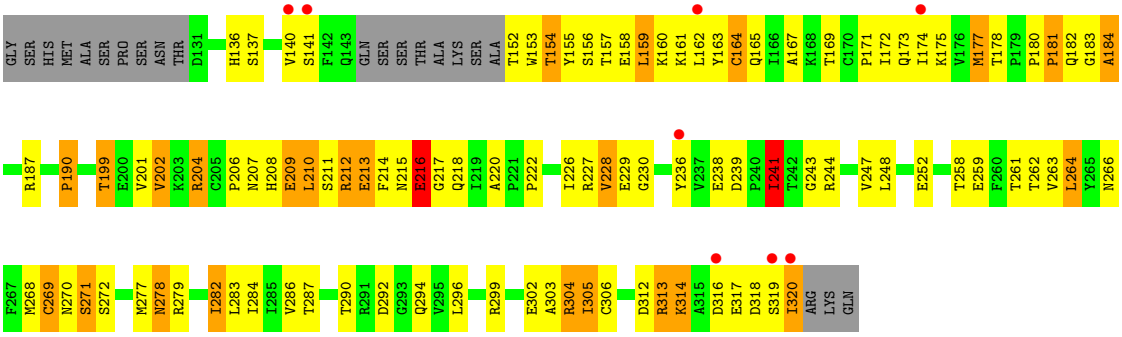

• Molecule 2: 5'-D(*AP*AP*AP*CP*AP*TP*GP*TP*TP*AP*AP*AP*CP*AP*TP*GP*TP*TP*T)-3'

Chain E:

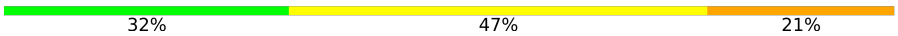

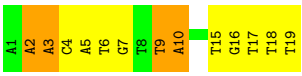

• Molecule 2: 5'-D(*AP*AP*AP*CP*AP*TP*GP*TP*TP*AP*AP*AP*CP*AP*TP*GP*TP*TP*T)-3'

Chain K:

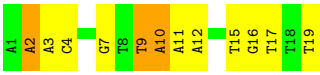

• Molecule 3: 5'-D(*AP*AP*AP*CP*AP*TP*GP*TP*TP*TP*AP*AP*CP*AP*TP*GP*TP*TP*T)-3'

Chain F:

• Molecule 3: 5'-D(*AP*AP*AP*CP*AP*TP*GP*TP*TP*TP*AP*AP*CP*AP*TP*GP*TP*TP*T)-3'

Chain L:

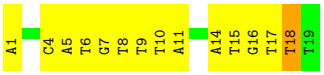

4 Data and refinement statistics (i)

Property	Value	Source
Space group	C 1 2 1	Depositor
Cell constants a, b, c, α, β, γ	119.74Å 180.54Å 98.17Å 90.00° 90.05° 90.00°	Depositor
Resolution (Å)	59.87 – 4.20 59.87 – 4.20	Depositor EDS
% Data completeness (in resolution range)	96.9 (59.87-4.20) 96.7 (59.87-4.20)	Depositor EDS
R_{merge}	0.11	Depositor
R_{sym}	(Not available)	Depositor
$< I/\sigma(I) >$ [1]	1.50 (at 4.14Å)	Xtriage
Refinement program	PHENIX (phenix.refine: 1.7_650)	Depositor
R, R_{free}	0.326 , 0.334 0.348 , 0.327	Depositor DCC
R_{free} test set	744 reflections (5.03%)	wwPDB-VP
Wilson B-factor (Å^2)	125.2	Xtriage
Anisotropy	0.362	Xtriage
Bulk solvent k_{sol}(e/Å^3), B_{sol}(Å^2)	0.10 , -80.5	EDS
L-test for twinning[2]	$< \|L\| > = 0.30$, $< L^2 > = 0.14$	Xtriage
Estimated twinning fraction	0.309 for -h,-k,l	Xtriage
F_o,F_c correlation	0.84	EDS
Total number of atoms	13210	wwPDB-VP
Average B, all atoms (Å^2)	223.0	wwPDB-VP

Xtriage's analysis on translational NCS is as follows: *The largest off-origin peak in the Patterson function is 5.26% of the height of the origin peak. No significant pseudotranslation is detected.*

[1]Intensities estimated from amplitudes.

[2]Theoretical values of $< |L| >$, $< L^2 >$ for acentric reflections are 0.5, 0.333 respectively for untwinned datasets, and 0.375, 0.2 for perfectly twinned datasets.

5 Model quality (i)

5.1 Standard geometry (i)

Bond lengths and bond angles in the following residue types are not validated in this section: ZN

The Z score for a bond length (or angle) is the number of standard deviations the observed value is removed from the expected value. A bond length (or angle) with $|Z| > 5$ is considered an outlier worth inspection. RMSZ is the root-mean-square of all Z scores of the bond lengths (or angles).

Mol	Chain	Bond lengths		Bond angles	
		RMSZ	#$\|Z\|$ >5	RMSZ	#$\|Z\|$ >5
1	A	0.77	1/1532 (0.1%)	0.89	0/2083
1	B	0.73	1/1451 (0.1%)	0.81	0/1974
1	C	1.37	5/1532 (0.3%)	1.05	6/2083 (0.3%)
1	D	0.74	4/1451 (0.3%)	0.81	0/1974
1	G	0.85	1/1532 (0.1%)	0.90	0/2083
1	H	0.74	0/1451	0.82	0/1974
1	I	0.63	0/1532	0.86	0/2083
1	J	0.83	5/1451 (0.3%)	0.83	0/1974
2	E	2.04	9/434 (2.1%)	1.68	8/668 (1.2%)
2	K	1.22	0/434	1.64	7/668 (1.0%)
3	F	2.12	12/432 (2.8%)	1.50	1/665 (0.2%)
3	L	1.35	0/432	1.41	2/665 (0.3%)
All	All	1.01	38/13664 (0.3%)	1.00	24/18894 (0.1%)

All (38) bond length outliers are listed below:

Mol	Chain	Res	Type	Atoms	Z	Observed(Å)	Ideal(Å)
1	C	269	CYS	CB-SG	-10.53	1.64	1.82
1	J	241	ILE	CA-CB	-8.68	1.34	1.54
3	F	14	DA	N7-C5	7.04	1.43	1.39
1	D	241	ILE	CA-CB	-6.95	1.38	1.54
3	F	17	DT	N1-C2	6.55	1.43	1.38
1	J	199	THR	CB-OG1	6.52	1.56	1.43
1	C	300	CYS	CB-SG	-6.46	1.71	1.82
1	D	199	THR	CB-OG1	6.45	1.56	1.43
1	J	199	THR	CB-CG2	-6.08	1.32	1.52
2	E	9	DT	O3'-P	6.03	1.68	1.61
1	J	241	ILE	CB-CG1	6.02	1.71	1.54
1	A	300	CYS	CB-SG	-5.87	1.72	1.81
1	D	199	THR	CA-CB	-5.85	1.38	1.53
3	F	6	DT	O3'-P	5.81	1.68	1.61

Continued on next page...

Continued from previous page...

Mol	Chain	Res	Type	Atoms	Z	Observed(Å)	Ideal(Å)
1	D	199	THR	CB-CG2	-5.80	1.33	1.52
2	E	9	DT	C5-C6	-5.78	1.30	1.34
3	F	7	DG	C2-N3	5.54	1.37	1.32
2	E	3	DA	C5-C6	5.51	1.46	1.41
1	G	300	CYS	CB-SG	-5.51	1.72	1.81
3	F	16	DG	C2-N3	5.48	1.37	1.32
3	F	19	DT	C3'-O3'	-5.46	1.36	1.44
2	E	17	DT	N1-C6	5.40	1.42	1.38
3	F	14	DA	P-O5'	5.40	1.65	1.59
1	J	199	THR	CA-CB	-5.40	1.39	1.53
2	E	2	DA	N7-C5	5.37	1.42	1.39
1	C	251	TYR	CA-CB	5.33	1.65	1.53
2	E	5	DA	N9-C4	5.30	1.41	1.37
3	F	5	DA	N9-C4	5.22	1.41	1.37
1	C	317	GLU	CD-OE2	5.18	1.31	1.25
2	E	6	DT	N3-C4	5.13	1.42	1.38
3	F	18	DT	P-O5'	5.10	1.64	1.59
1	C	252	GLU	C-O	5.10	1.33	1.23
2	E	15	DT	N3-C4	5.07	1.42	1.38
1	B	273	CYS	CB-SG	5.07	1.90	1.82
3	F	12	DA	C6-N6	5.05	1.38	1.33
3	F	10	DT	C5-C7	5.02	1.53	1.50
3	F	17	DT	C4-C5	5.02	1.49	1.45
2	E	15	DT	N1-C2	5.01	1.42	1.38

All (24) bond angle outliers are listed below:

Mol	Chain	Res	Type	Atoms	Z	Observed(^{o})	Ideal(^{o})
2	E	9	DT	O4'-C1'-N1	11.38	115.97	108.00
2	K	9	DT	O4'-C1'-N1	10.61	115.43	108.00
2	E	2	DA	C8-N9-C4	7.73	108.89	105.80
1	C	299	ARG	NE-CZ-NH2	6.44	123.52	120.30
2	E	9	DT	C4-C5-C7	6.01	122.60	119.00
1	C	244	ARG	NE-CZ-NH1	5.96	123.28	120.30
2	K	9	DT	C4-C5-C7	5.87	122.52	119.00
2	K	17	DT	N3-C4-O4	5.61	123.26	119.90
3	F	4	DC	O4'-C1'-N1	5.56	111.89	108.00
2	E	10	DA	O4'-C1'-N9	5.55	111.89	108.00
1	C	312	ASP	CB-CG-OD2	5.50	123.25	118.30
1	C	244	ARG	NE-CZ-NH2	-5.46	117.57	120.30
2	E	2	DA	N9-C4-C5	-5.46	103.61	105.80
2	K	10	DA	O4'-C1'-N9	5.41	111.79	108.00

Continued on next page...

Continued from previous page...

Mol	Chain	Res	Type	Atoms	Z	Observed(^{o})	Ideal(^{o})
3	L	4	DC	O4'-C1'-N1	5.40	111.78	108.00
2	K	10	DA	C3'-C2'-C1'	-5.33	96.10	102.50
2	E	10	DA	C3'-C2'-C1'	-5.30	96.13	102.50
2	K	2	DA	C8-N9-C4	5.29	107.92	105.80
2	E	18	DT	N3-C4-O4	5.24	123.05	119.90
1	C	291	ARG	NE-CZ-NH1	-5.23	117.68	120.30
2	K	15	DT	O4'-C1'-N1	5.10	111.57	108.00
2	E	15	DT	O4'-C1'-N1	5.10	111.57	108.00
3	L	18	DT	C5-C4-O4	-5.04	121.37	124.90
1	C	293	GLY	N-CA-C	5.03	125.67	113.10

There are no chirality outliers.

There are no planarity outliers.

5.2 Too-close contacts (i)

In the following table, the Non-H and H(model) columns list the number of non-hydrogen atoms and hydrogen atoms in the chain respectively. The H(added) column lists the number of hydrogen atoms added and optimized by MolProbity. The Clashes column lists the number of clashes within the asymmetric unit, whereas Symm-Clashes lists symmetry-related clashes.

Mol	Chain	Non-H	H(model)	H(added)	Clashes	Symm-Clashes
1	A	1497	0	1456	123	0
1	B	1417	0	1377	116	0
1	C	1497	0	1456	120	0
1	D	1417	0	1377	92	9
1	G	1497	0	1456	119	0
1	H	1417	0	1377	114	0
1	I	1497	0	1456	118	0
1	J	1417	0	1377	95	9
2	E	387	0	218	16	0
2	K	387	0	218	17	0
3	F	386	0	219	24	0
3	L	386	0	219	23	0
4	A	1	0	0	0	0
4	B	1	0	0	0	0
4	C	1	0	0	0	0
4	D	1	0	0	0	0
4	G	1	0	0	0	0
4	H	1	0	0	0	0
4	I	1	0	0	0	0

Continued on next page...

Continued from previous page...

Mol	Chain	Non-H	H(model)	H(added)	Clashes	Symm-Clashes
4	J	1	0	0	0	0
All	All	13210	0	12206	906	10

The all-atom clashscore is defined as the number of clashes found per 1000 atoms (including hydrogen atoms). The all-atom clashscore for this structure is 36.

All (906) close contacts within the same asymmetric unit are listed below, sorted by their clash magnitude.

Atom-1	Atom-2	Interatomic distance (Å)	Clash overlap (Å)
1:J:241:ILE:CD1	1:J:241:ILE:CG1	1.80	1.58
1:D:241:ILE:CD1	1:D:241:ILE:CG1	1.84	1.52
1:B:196:GLU:HA	1:G:169:THR:CG2	1.69	1.23
1:A:169:THR:CG2	1:H:196:GLU:HA	1.72	1.18
1:B:137:SER:CB	1:B:177:MET:HG3	1.76	1.15
1:B:196:GLU:CA	1:G:169:THR:HG21	1.76	1.15
1:H:137:SER:CB	1:H:177:MET:HG3	1.75	1.15
1:D:137:SER:CB	1:D:177:MET:HG3	1.75	1.14
1:J:137:SER:CB	1:J:177:MET:HG3	1.75	1.14
1:B:290:THR:HG22	1:B:294:GLN:H	1.13	1.13
1:A:169:THR:HG21	1:H:196:GLU:CA	1.82	1.09
1:H:290:THR:HG22	1:H:294:GLN:H	1.14	1.08
1:G:290:THR:HG22	1:G:294:GLN:H	1.20	1.07
1:I:290:THR:HG22	1:I:294:GLN:H	1.20	1.06
1:A:172:ILE:HD12	1:A:265:TYR:HD2	1.22	1.04
1:C:172:ILE:HD12	1:C:265:TYR:HD2	1.20	1.03
1:D:290:THR:HG22	1:D:294:GLN:H	1.16	1.02
1:J:290:THR:HG22	1:J:294:GLN:H	1.17	1.02
1:A:290:THR:HG22	1:A:294:GLN:H	1.18	1.01
1:B:137:SER:HB2	1:B:177:MET:CG	1.90	1.01
1:J:137:SER:HB2	1:J:177:MET:CG	1.89	1.01
1:J:239:ASP:OD1	1:J:241:ILE:HG13	1.58	1.01
1:A:169:THR:HG21	1:H:196:GLU:HA	1.03	1.01
1:C:240:PRO:HG2	1:C:241:ILE:HD12	1.42	1.01
1:H:137:SER:HB2	1:H:177:MET:CG	1.89	1.01
1:D:137:SER:HB2	1:D:177:MET:CG	1.89	1.00
1:G:172:ILE:HD12	1:G:265:TYR:HD2	1.22	1.00
1:B:196:GLU:HA	1:G:169:THR:HG21	1.00	0.99
1:C:290:THR:HG22	1:C:294:GLN:H	1.21	0.99
1:I:172:ILE:HD12	1:I:265:TYR:HD2	1.23	0.99
2:K:9:DT:H1'	2:K:10:DA:H5'	1.44	0.99
1:H:168:LYS:HE2	1:I:168:LYS:HE2	1.45	0.99

Continued on next page...

Continued from previous page...

Atom-1	Atom-2	Interatomic distance (Å)	Clash overlap (Å)
1:I:240:PRO:HG2	1:I:241:ILE:HD12	1.45	0.99
2:E:9:DT:H1'	2:E:10:DA:H5'	1.44	0.98
1:D:239:ASP:OD1	1:D:241:ILE:HG13	1.63	0.98
1:G:240:PRO:HG2	1:G:241:ILE:HD12	1.46	0.98
1:A:240:PRO:HG2	1:A:241:ILE:HD12	1.46	0.98
1:B:168:LYS:HE2	1:C:168:LYS:HE2	1.44	0.97
1:H:204:ARG:HD2	1:H:268:MET:HB2	1.46	0.97
1:B:137:SER:HB2	1:B:177:MET:HG3	0.97	0.96
1:D:204:ARG:HD2	1:D:268:MET:HB2	1.47	0.95
1:J:137:SER:HB2	1:J:177:MET:HG3	0.96	0.95
1:J:204:ARG:HD2	1:J:268:MET:HB2	1.46	0.95
2:K:9:DT:H2"	2:K:10:DA:OP2	1.66	0.95
2:E:9:DT:H2"	2:E:10:DA:OP2	1.68	0.94
1:D:137:SER:HB2	1:D:177:MET:HG3	0.96	0.93
1:H:137:SER:HB2	1:H:177:MET:HG3	0.96	0.93
1:B:204:ARG:HD2	1:B:268:MET:HB2	1.47	0.93
1:B:239:ASP:OD1	1:B:241:ILE:HG13	1.68	0.93
1:H:239:ASP:OD1	1:H:241:ILE:HG13	1.70	0.92
1:B:213:GLU:HB2	1:C:145:SER:O	1.71	0.91
1:B:290:THR:HG22	1:B:294:GLN:N	1.86	0.90
1:H:290:THR:HG22	1:H:294:GLN:N	1.86	0.89
1:D:290:THR:HG22	1:D:294:GLN:N	1.88	0.89
1:I:144:GLN:CD	1:I:144:GLN:H	1.74	0.89
1:H:213:GLU:HB2	1:I:145:SER:O	1.72	0.88
1:B:213:GLU:CB	1:C:145:SER:O	2.21	0.88
1:J:290:THR:HG22	1:J:294:GLN:N	1.89	0.88
1:C:172:ILE:HD12	1:C:265:TYR:CD2	2.10	0.87
1:H:213:GLU:CB	1:I:145:SER:O	2.24	0.85
1:A:144:GLN:CD	1:A:144:GLN:H	1.77	0.85
1:A:204:ARG:HD2	1:A:268:MET:HB2	1.60	0.84
1:G:144:GLN:H	1:G:144:GLN:CD	1.77	0.84
1:G:204:ARG:HD2	1:G:268:MET:HB2	1.60	0.83
1:A:172:ILE:HD12	1:A:265:TYR:CD2	2.11	0.83
1:G:172:ILE:HD12	1:G:265:TYR:CD2	2.12	0.83
1:G:137:SER:HB2	1:G:177:MET:HB2	1.61	0.83
1:I:204:ARG:HD2	1:I:268:MET:HB2	1.58	0.82
1:C:137:SER:HB2	1:C:177:MET:HB2	1.60	0.82
1:H:168:LYS:HE2	1:I:168:LYS:CE	2.10	0.82
1:I:137:SER:HB2	1:I:177:MET:HB2	1.60	0.82
1:I:172:ILE:HD12	1:I:265:TYR:CD2	2.13	0.82
1:A:169:THR:HB	1:A:229:GLU:OE2	1.80	0.82

Continued on next page...

Continued from previous page...

Atom-1	Atom-2	Interatomic distance (Å)	Clash overlap (Å)
1:I:143:GLN:HA	1:I:144:GLN:NE2	1.95	0.81
1:A:137:SER:HB2	1:A:177:MET:HB2	1.61	0.81
1:B:168:LYS:HE2	1:C:168:LYS:CE	2.09	0.81
1:H:175:LYS:HD3	1:H:259:GLU:O	1.80	0.81
1:G:169:THR:HB	1:G:229:GLU:OE2	1.80	0.81
1:H:290:THR:CG2	1:H:294:GLN:H	1.94	0.81
1:A:290:THR:HG22	1:A:294:GLN:N	1.95	0.80
1:B:175:LYS:HD3	1:B:259:GLU:O	1.81	0.80
1:C:144:GLN:CD	1:C:144:GLN:H	1.82	0.80
1:D:271:SER:O	1:D:279:ARG:HA	1.81	0.80
1:B:290:THR:CG2	1:B:294:GLN:H	1.93	0.80
1:I:290:THR:HG22	1:I:294:GLN:N	1.96	0.80
1:C:169:THR:HB	1:C:229:GLU:OE2	1.82	0.80
1:C:204:ARG:HD2	1:C:268:MET:HB2	1.63	0.80
1:B:199:THR:HG21	1:G:230:GLY:CA	2.12	0.79
1:B:271:SER:O	1:B:279:ARG:HA	1.83	0.79
1:I:169:THR:HB	1:I:229:GLU:OE2	1.83	0.79
1:C:290:THR:HG22	1:C:294:GLN:N	1.98	0.79
1:G:143:GLN:HA	1:G:144:GLN:NE2	1.98	0.78
1:H:271:SER:O	1:H:279:ARG:HA	1.83	0.78
1:D:175:LYS:HD3	1:D:259:GLU:O	1.84	0.78
1:H:277:MET:SD	1:H:282:ILE:HG21	2.24	0.78
1:J:175:LYS:HD3	1:J:259:GLU:O	1.84	0.78
1:J:212:ARG:HH11	1:J:216:GLU:HG2	1.49	0.78
1:I:144:GLN:H	1:I:144:GLN:NE2	1.82	0.77
1:B:212:ARG:HH11	1:B:216:GLU:HG2	1.47	0.77
1:B:277:MET:SD	1:B:282:ILE:HG21	2.23	0.77
1:G:290:THR:HG22	1:G:294:GLN:N	1.96	0.77
1:H:212:ARG:HH11	1:H:216:GLU:HG2	1.48	0.77
1:A:143:GLN:HA	1:A:144:GLN:NE2	1.99	0.77
1:J:271:SER:O	1:J:279:ARG:HA	1.84	0.76
1:G:144:GLN:H	1:G:144:GLN:NE2	1.84	0.76
1:A:290:THR:CG2	1:A:294:GLN:H	1.99	0.76
1:J:277:MET:SD	1:J:282:ILE:HG21	2.27	0.75
1:C:277:MET:SD	1:C:282:ILE:HG21	2.26	0.75
1:D:216:GLU:OE1	1:D:216:GLU:HA	1.87	0.74
1:H:168:LYS:CE	1:I:168:LYS:HE2	2.17	0.74
1:C:143:GLN:HA	1:C:144:GLN:NE2	2.02	0.74
1:D:212:ARG:HH11	1:D:216:GLU:HG2	1.50	0.74
3:F:5:DA:H2"	3:F:6:DT:C5'	2.18	0.74
1:J:290:THR:CG2	1:J:294:GLN:H	1.97	0.74

Continued on next page...

Continued from previous page...

Atom-1	Atom-2	Interatomic distance (Å)	Clash overlap (Å)
1:B:136:HIS:CE1	1:B:180:PRO:HA	2.22	0.74
1:D:277:MET:SD	1:D:282:ILE:HG21	2.28	0.74
1:G:163:TYR:CE2	1:G:313:ARG:HA	2.23	0.74
1:B:168:LYS:CE	1:C:168:LYS:HE2	2.17	0.74
1:I:204:ARG:NH2	1:I:215:ASN:HD21	1.86	0.74
1:D:136:HIS:CE1	1:D:180:PRO:HA	2.23	0.74
1:D:290:THR:CG2	1:D:294:GLN:H	1.95	0.73
3:L:5:DA:H2"	3:L:6:DT:C5'	2.17	0.73
1:A:144:GLN:H	1:A:144:GLN:NE2	1.84	0.73
1:J:136:HIS:CE1	1:J:180:PRO:HA	2.24	0.73
1:A:216:GLU:OE1	1:G:216:GLU:OE1	2.06	0.73
1:H:136:HIS:CE1	1:H:180:PRO:HA	2.23	0.73
1:G:290:THR:CG2	1:G:294:GLN:H	2.00	0.73
1:H:220:ALA:HB2	1:H:236:TYR:CZ	2.24	0.72
1:B:216:GLU:OE1	1:B:216:GLU:HA	1.88	0.72
1:I:163:TYR:CE2	1:I:313:ARG:HA	2.24	0.72
1:A:230:GLY:CA	1:H:199:THR:HG21	2.20	0.72
1:H:216:GLU:HA	1:H:216:GLU:OE1	1.88	0.72
1:A:163:TYR:CE2	1:A:313:ARG:HA	2.24	0.72
1:G:277:MET:SD	1:G:282:ILE:HG21	2.30	0.72
1:J:216:GLU:OE1	1:J:216:GLU:HA	1.88	0.72
1:I:290:THR:CG2	1:I:294:GLN:H	2.00	0.71
1:D:226:ILE:HD11	1:D:284:ILE:HD12	1.73	0.71
1:C:144:GLN:H	1:C:144:GLN:NE2	1.89	0.71
1:J:220:ALA:HB2	1:J:236:TYR:CZ	2.26	0.71
1:A:204:ARG:NH2	1:A:215:ASN:HD21	1.89	0.71
1:B:272:SER:HA	1:B:279:ARG:H	1.56	0.70
1:D:169:THR:HB	1:D:229:GLU:OE2	1.92	0.70
1:A:277:MET:SD	1:A:282:ILE:HG21	2.32	0.70
1:C:290:THR:CG2	1:C:294:GLN:H	2.02	0.70
1:B:220:ALA:HB2	1:B:236:TYR:CZ	2.26	0.70
1:D:272:SER:HA	1:D:279:ARG:H	1.56	0.69
1:J:269:CYS:O	1:J:305:ILE:HD11	1.92	0.69
1:H:272:SER:HA	1:H:279:ARG:H	1.57	0.69
1:J:226:ILE:HD11	1:J:284:ILE:HD12	1.74	0.69
1:C:163:TYR:CE2	1:C:313:ARG:HA	2.28	0.69
1:D:220:ALA:HB2	1:D:236:TYR:CZ	2.27	0.69
1:G:204:ARG:NH2	1:G:215:ASN:HD21	1.91	0.69
1:H:220:ALA:HB2	1:H:236:TYR:CE1	2.28	0.69
1:H:269:CYS:O	1:H:305:ILE:HD11	1.93	0.69
1:J:169:THR:HB	1:J:229:GLU:OE2	1.92	0.69

Continued on next page...

Continued from previous page...

Atom-1	Atom-2	Interatomic distance (Å)	Clash overlap (Å)
1:I:277:MET:SD	1:I:282:ILE:HG21	2.33	0.69
1:J:272:SER:HA	1:J:279:ARG:H	1.58	0.69
1:A:272:SER:HA	1:A:279:ARG:H	1.58	0.69
3:L:9:DT:H1'	3:L:10:DT:H5'	1.73	0.69
1:B:220:ALA:HB2	1:B:236:TYR:CE1	2.29	0.68
1:I:272:SER:HA	1:I:279:ARG:H	1.58	0.68
1:J:220:ALA:HB2	1:J:236:TYR:CE1	2.29	0.68
1:D:269:CYS:O	1:D:305:ILE:HD11	1.93	0.68
3:L:7:DG:H2"	3:L:8:DT:H5'	1.76	0.67
1:B:269:CYS:O	1:B:305:ILE:HD11	1.93	0.67
1:B:169:THR:HB	1:B:229:GLU:OE2	1.94	0.67
1:G:272:SER:HA	1:G:279:ARG:H	1.59	0.67
1:B:196:GLU:N	1:G:169:THR:HG21	2.09	0.67
1:B:213:GLU:HB3	1:C:145:SER:O	1.95	0.67
1:C:204:ARG:NH2	1:C:215:ASN:HD21	1.93	0.67
1:A:169:THR:CG2	1:H:196:GLU:CA	2.58	0.67
1:C:272:SER:HA	1:C:279:ARG:H	1.60	0.67
1:D:220:ALA:HB2	1:D:236:TYR:CE1	2.29	0.67
3:F:9:DT:H1'	3:F:10:DT:H5'	1.76	0.67
1:H:269:CYS:O	1:H:305:ILE:CD1	2.43	0.67
3:L:5:DA:H2"	3:L:6:DT:H5'	1.76	0.67
3:L:10:DT:H1'	3:L:11:DA:H5'	1.77	0.67
1:H:169:THR:HB	1:H:229:GLU:OE2	1.95	0.66
1:B:226:ILE:HD11	1:B:284:ILE:HD12	1.76	0.66
1:C:177:MET:CE	1:C:177:MET:HA	2.26	0.66
1:B:269:CYS:O	1:B:305:ILE:CD1	2.44	0.66
1:J:269:CYS:O	1:J:305:ILE:CD1	2.43	0.66
1:B:232:SER:HB2	1:C:232:SER:HB3	1.78	0.66
1:D:269:CYS:O	1:D:305:ILE:CD1	2.44	0.66
1:A:177:MET:HA	1:A:177:MET:CE	2.25	0.66
3:F:5:DA:H2"	3:F:6:DT:H5'	1.77	0.66
1:J:163:TYR:CE2	1:J:313:ARG:HA	2.32	0.65
1:B:196:GLU:HA	1:G:169:THR:HG22	1.76	0.65
1:H:226:ILE:HD11	1:H:284:ILE:HD12	1.76	0.65
1:I:204:ARG:HD2	1:I:268:MET:CB	2.26	0.65
1:I:290:THR:HG23	1:I:292:ASP:H	1.62	0.65
1:A:290:THR:CG2	1:A:294:GLN:HB3	2.27	0.65
1:B:164:CYS:O	1:B:305:ILE:HA	1.97	0.65
1:B:183:GLY:O	1:B:184:ALA:O	2.15	0.65
3:F:7:DG:H2"	3:F:8:DT:H5'	1.78	0.64
3:F:10:DT:H1'	3:F:11:DA:H5'	1.78	0.64

Continued on next page...

Continued from previous page...

Atom-1	Atom-2	Interatomic distance (Å)	Clash overlap (Å)
1:D:164:CYS:O	1:D:305:ILE:HA	1.98	0.64
1:D:183:GLY:O	1:D:184:ALA:O	2.16	0.64
1:D:313:ARG:O	1:D:317:GLU:HG3	1.98	0.64
1:H:313:ARG:O	1:H:317:GLU:HG3	1.96	0.64
1:G:154:THR:HG23	1:G:163:TYR:HB2	1.80	0.64
1:H:164:CYS:O	1:H:305:ILE:HA	1.97	0.64
1:H:258:THR:HG22	1:H:259:GLU:H	1.63	0.64
1:I:161:LYS:HG3	1:I:302:GLU:HB3	1.78	0.64
1:I:218:GLN:NE2	1:I:218:GLN:HA	2.13	0.64
1:J:164:CYS:O	1:J:305:ILE:HA	1.98	0.64
1:A:204:ARG:HD2	1:A:268:MET:CB	2.27	0.64
1:A:271:SER:O	1:A:279:ARG:HA	1.98	0.64
1:B:313:ARG:O	1:B:317:GLU:HG3	1.98	0.64
1:H:232:SER:HB2	1:I:232:SER:HB3	1.79	0.64
1:C:161:LYS:HG3	1:C:302:GLU:HB3	1.79	0.64
1:C:290:THR:CG2	1:C:294:GLN:HB3	2.28	0.64
1:D:258:THR:HG22	1:D:259:GLU:H	1.62	0.64
3:F:5:DA:H2"	3:F:6:DT:H5"	1.80	0.63
1:G:177:MET:HA	1:G:177:MET:CE	2.28	0.63
1:B:199:THR:CG2	1:G:230:GLY:CA	2.76	0.63
1:D:163:TYR:CE2	1:D:313:ARG:HA	2.32	0.63
1:A:282:ILE:HG13	1:A:283:LEU:N	2.14	0.63
1:H:183:GLY:O	1:H:184:ALA:O	2.16	0.63
1:B:163:TYR:CE2	1:B:313:ARG:HA	2.34	0.63
1:G:204:ARG:HD2	1:G:268:MET:CB	2.27	0.63
1:A:161:LYS:HG3	1:A:302:GLU:HB3	1.81	0.63
1:I:177:MET:HA	1:I:177:MET:CE	2.29	0.63
1:B:258:THR:HG22	1:B:259:GLU:H	1.63	0.63
1:G:161:LYS:HG3	1:G:302:GLU:HB3	1.81	0.63
1:G:290:THR:CG2	1:G:294:GLN:HB3	2.28	0.63
1:G:290:THR:HG23	1:G:292:ASP:H	1.64	0.63
1:C:218:GLN:HA	1:C:218:GLN:NE2	2.12	0.63
1:G:155:TYR:CE2	1:G:157:THR:HA	2.34	0.63
1:J:313:ARG:O	1:J:317:GLU:HG3	1.99	0.63
1:A:290:THR:HG23	1:A:292:ASP:H	1.64	0.62
1:A:154:THR:HG23	1:A:163:TYR:HB2	1.80	0.62
1:A:155:TYR:CE2	1:A:157:THR:HA	2.35	0.62
1:I:271:SER:O	1:I:279:ARG:HA	1.99	0.62
1:I:154:THR:HG23	1:I:163:TYR:HB2	1.79	0.62
3:L:5:DA:H2"	3:L:6:DT:H5"	1.80	0.62
1:J:141:SER:O	1:J:173:GLN:HB2	1.98	0.62

Continued on next page...

Continued from previous page...

Atom-1	Atom-2	Interatomic distance (Å)	Clash overlap (Å)
1:D:141:SER:O	1:D:173:GLN:HB2	1.99	0.62
1:G:182:GLN:NE2	1:G:182:GLN:HA	2.15	0.62
1:G:271:SER:O	1:G:279:ARG:HA	2.00	0.62
1:C:221:PRO:HB2	1:C:224:HIS:CD2	2.35	0.62
1:I:270:ASN:HA	1:I:305:ILE:HG12	1.82	0.62
1:J:183:GLY:O	1:J:184:ALA:O	2.17	0.62
1:C:282:ILE:HG13	1:C:283:LEU:N	2.14	0.62
1:A:182:GLN:HA	1:A:182:GLN:NE2	2.14	0.61
1:A:169:THR:HG22	1:H:196:GLU:HA	1.79	0.61
1:C:283:LEU:HB3	1:C:302:GLU:HA	1.82	0.61
1:I:156:SER:OG	1:I:159:LEU:HB2	2.01	0.61
1:J:258:THR:HG22	1:J:259:GLU:H	1.63	0.61
1:G:244:ARG:HG2	1:G:244:ARG:HH11	1.65	0.61
1:H:156:SER:HA	1:H:313:ARG:NH2	2.15	0.61
1:H:163:TYR:CE2	1:H:313:ARG:HA	2.34	0.61
1:C:204:ARG:HD2	1:C:268:MET:CB	2.30	0.61
1:H:213:GLU:HB3	1:I:145:SER:O	2.00	0.61
1:B:232:SER:CB	1:C:232:SER:HB3	2.31	0.61
1:G:282:ILE:HG13	1:G:283:LEU:N	2.15	0.61
1:I:282:ILE:HG13	1:I:283:LEU:N	2.15	0.61
1:A:218:GLN:NE2	1:A:218:GLN:HA	2.16	0.61
1:I:155:TYR:CE2	1:I:157:THR:HA	2.36	0.61
1:I:290:THR:CG2	1:I:294:GLN:HB3	2.31	0.61
1:C:155:TYR:CE2	1:C:157:THR:HA	2.36	0.61
1:J:156:SER:HA	1:J:313:ARG:NH2	2.16	0.61
1:B:196:GLU:CA	1:G:169:THR:CG2	2.53	0.61
1:C:154:THR:HG23	1:C:163:TYR:HB2	1.83	0.61
1:C:156:SER:OG	1:C:159:LEU:HB2	2.01	0.61
1:D:156:SER:HA	1:D:313:ARG:NH2	2.15	0.60
1:G:166:ILE:HA	1:G:305:ILE:CD1	2.31	0.60
1:B:156:SER:HA	1:B:313:ARG:NH2	2.15	0.60
1:C:271:SER:O	1:C:279:ARG:HA	2.02	0.60
1:H:232:SER:CB	1:I:232:SER:HB3	2.31	0.60
1:I:182:GLN:HA	1:I:182:GLN:NE2	2.15	0.60
1:J:290:THR:CG2	1:J:294:GLN:HB3	2.32	0.60
1:H:141:SER:O	1:H:173:GLN:HB2	2.02	0.60
1:A:156:SER:OG	1:A:159:LEU:HB2	2.02	0.59
1:B:290:THR:CG2	1:B:294:GLN:HB3	2.32	0.59
1:C:187:ARG:CZ	1:C:248:LEU:HD21	2.32	0.59
1:C:290:THR:HG23	1:C:292:ASP:H	1.65	0.59
1:H:283:LEU:HB3	1:H:302:GLU:HA	1.84	0.59

Continued on next page...

Continued from previous page...

Atom-1	Atom-2	Interatomic distance (Å)	Clash overlap (Å)
3:L:14:DA:H2"	3:L:15:DT:C5'	2.31	0.59
1:A:270:ASN:HA	1:A:305:ILE:HG12	1.84	0.59
1:A:221:PRO:HB2	1:A:224:HIS:CD2	2.37	0.59
1:G:218:GLN:HA	1:G:218:GLN:NE2	2.16	0.59
3:F:14:DA:H2"	3:F:15:DT:C5'	2.32	0.59
1:G:221:PRO:HB2	1:G:224:HIS:CD2	2.38	0.59
1:D:140:VAL:HG12	1:D:174:ILE:HD13	1.85	0.59
2:E:19:DT:H2"	3:L:1:DA:N1	2.17	0.59
1:H:290:THR:CG2	1:H:294:GLN:HB3	2.32	0.59
1:B:168:LYS:HE2	1:C:168:LYS:NZ	2.18	0.59
1:I:187:ARG:CZ	1:I:248:LEU:HD21	2.32	0.59
1:J:155:TYR:CE2	1:J:157:THR:HA	2.37	0.59
1:A:283:LEU:HB3	1:A:302:GLU:HA	1.83	0.59
1:D:180:PRO:O	1:D:181:PRO:O	2.21	0.59
1:H:187:ARG:CZ	1:H:248:LEU:HD21	2.32	0.59
1:I:283:LEU:HB3	1:I:302:GLU:HA	1.85	0.59
1:C:228:VAL:HG12	1:C:247:VAL:HG21	1.85	0.59
1:B:141:SER:O	1:B:173:GLN:HB2	2.01	0.59
1:D:290:THR:CG2	1:D:294:GLN:HB3	2.33	0.59
1:H:155:TYR:CE2	1:H:157:THR:HA	2.38	0.58
3:F:1:DA:N1	2:K:19:DT:H2"	2.18	0.58
1:G:156:SER:OG	1:G:159:LEU:HB2	2.04	0.58
1:B:283:LEU:HB3	1:B:302:GLU:HA	1.85	0.58
1:D:155:TYR:CE2	1:D:157:THR:HA	2.38	0.58
1:G:270:ASN:HA	1:G:305:ILE:HG12	1.85	0.58
1:G:283:LEU:HB3	1:G:302:GLU:HA	1.83	0.58
1:B:155:TYR:CE2	1:B:157:THR:HA	2.39	0.58
1:B:180:PRO:O	1:B:181:PRO:O	2.22	0.58
1:B:278:ASN:O	1:B:279:ARG:HG2	2.04	0.58
1:H:140:VAL:HG12	1:H:174:ILE:HD13	1.84	0.58
1:I:221:PRO:HB2	1:I:224:HIS:CD2	2.39	0.58
1:J:187:ARG:CZ	1:J:248:LEU:HD21	2.33	0.58
1:D:211:SER:O	1:D:212:ARG:C	2.42	0.58
1:J:187:ARG:HB3	1:J:287:THR:HG23	1.86	0.58
1:J:312:ASP:O	1:J:316:ASP:HB2	2.03	0.58
1:D:312:ASP:O	1:D:316:ASP:HB2	2.03	0.58
1:A:166:ILE:HA	1:A:305:ILE:CD1	2.34	0.58
1:A:169:THR:HG21	1:H:196:GLU:N	2.18	0.58
1:C:146:SER:O	1:C:147:THR:HG23	2.04	0.58
1:A:154:THR:CG2	1:A:163:TYR:HB2	2.34	0.57
1:I:244:ARG:HG2	1:I:244:ARG:HH11	1.68	0.57

Continued on next page...

Continued from previous page...

Atom-1	Atom-2	Interatomic distance (Å)	Clash overlap (Å)
1:C:180:PRO:O	1:C:181:PRO:O	2.23	0.57
1:D:187:ARG:CZ	1:D:248:LEU:HD21	2.34	0.57
1:H:278:ASN:O	1:H:279:ARG:HG2	2.04	0.57
1:H:187:ARG:HB2	1:H:248:LEU:HD22	1.86	0.57
1:A:290:THR:HG21	1:A:294:GLN:HB3	1.85	0.57
1:B:199:THR:CG2	1:G:230:GLY:HA3	2.35	0.57
1:G:154:THR:CG2	1:G:163:TYR:HB2	2.34	0.57
1:H:168:LYS:HE2	1:I:168:LYS:NZ	2.19	0.57
1:J:211:SER:O	1:J:212:ARG:C	2.43	0.57
1:B:140:VAL:HG12	1:B:174:ILE:HD13	1.85	0.57
1:B:187:ARG:CZ	1:B:248:LEU:HD21	2.34	0.57
1:B:199:THR:HG21	1:G:230:GLY:HA3	1.86	0.57
1:B:312:ASP:O	1:B:316:ASP:HB2	2.04	0.57
1:C:177:MET:HA	1:C:177:MET:HE2	1.85	0.57
1:G:180:PRO:O	1:G:181:PRO:O	2.22	0.57
1:I:166:ILE:HG13	1:I:305:ILE:HD11	1.86	0.57
1:I:304:ARG:HG3	1:I:304:ARG:HH11	1.70	0.57
1:C:304:ARG:HH11	1:C:304:ARG:HG3	1.70	0.57
1:H:211:SER:O	1:H:212:ARG:C	2.42	0.57
1:J:283:LEU:HB3	1:J:302:GLU:HA	1.86	0.57
1:C:226:ILE:HD11	1:C:284:ILE:HD12	1.87	0.57
1:D:278:ASN:O	1:D:279:ARG:HG2	2.04	0.57
1:G:304:ARG:HG3	1:G:304:ARG:HH11	1.70	0.57
1:G:290:THR:HG21	1:G:294:GLN:HB3	1.87	0.57
1:I:154:THR:CG2	1:I:163:TYR:HB2	2.35	0.57
1:A:244:ARG:HH11	1:A:244:ARG:HG2	1.68	0.57
1:D:187:ARG:HB3	1:D:287:THR:HG23	1.87	0.57
1:J:140:VAL:HG12	1:J:174:ILE:HD13	1.87	0.57
2:E:9:DT:C2'	2:E:10:DA:OP2	2.49	0.56
1:H:312:ASP:O	1:H:316:ASP:HB2	2.04	0.56
1:A:146:SER:O	1:A:147:THR:HG23	2.05	0.56
1:G:228:VAL:HG12	1:G:247:VAL:HG21	1.88	0.56
1:J:180:PRO:O	1:J:181:PRO:O	2.22	0.56
1:G:166:ILE:HG13	1:G:305:ILE:HD11	1.88	0.56
1:I:166:ILE:HA	1:I:305:ILE:CD1	2.36	0.56
1:H:290:THR:HG21	1:H:294:GLN:HB3	1.88	0.56
1:G:146:SER:O	1:G:147:THR:HG23	2.05	0.56
1:A:228:VAL:HG12	1:A:247:VAL:HG21	1.88	0.56
1:D:204:ARG:HD2	1:D:268:MET:CB	2.30	0.56
1:B:290:THR:HG21	1:B:294:GLN:HB3	1.88	0.56
1:I:228:VAL:HG12	1:I:247:VAL:HG21	1.87	0.56

Continued on next page...

Continued from previous page...

Atom-1	Atom-2	Interatomic distance (Å)	Clash overlap (Å)
1:C:270:ASN:HA	1:C:305:ILE:HG12	1.86	0.56
1:J:290:THR:HG21	1:J:294:GLN:HB3	1.88	0.55
1:B:211:SER:O	1:B:212:ARG:C	2.43	0.55
1:G:187:ARG:CZ	1:G:248:LEU:HD21	2.36	0.55
1:A:304:ARG:HG3	1:A:304:ARG:HH11	1.70	0.55
1:B:187:ARG:HB2	1:B:248:LEU:HD22	1.87	0.55
1:G:244:ARG:HG2	1:G:244:ARG:NH1	2.21	0.55
1:H:180:PRO:O	1:H:181:PRO:O	2.24	0.55
1:H:182:GLN:HE21	1:H:182:GLN:HA	1.72	0.55
1:I:146:SER:O	1:I:147:THR:HG23	2.07	0.55
1:I:270:ASN:ND2	2:K:7:DG:H5"	2.21	0.55
1:J:204:ARG:HD2	1:J:268:MET:CB	2.30	0.55
1:A:187:ARG:CZ	1:A:248:LEU:HD21	2.36	0.55
1:C:290:THR:HG21	1:C:294:GLN:HB3	1.87	0.55
1:J:278:ASN:O	1:J:279:ARG:HG2	2.07	0.55
1:C:182:GLN:HA	1:C:182:GLN:NE2	2.22	0.55
1:J:182:GLN:HA	1:J:182:GLN:HE21	1.72	0.55
1:C:291:ARG:NH1	1:C:291:ARG:HG3	2.21	0.55
1:D:283:LEU:HB3	1:D:302:GLU:HA	1.88	0.55
1:A:180:PRO:O	1:A:181:PRO:O	2.24	0.55
3:F:16:DG:H2"	3:F:17:DT:H5'	1.89	0.55
1:A:155:TYR:HE2	1:A:157:THR:HA	1.72	0.54
1:J:187:ARG:HB2	1:J:248:LEU:HD22	1.90	0.54
1:A:166:ILE:HG13	1:A:305:ILE:HD11	1.88	0.54
1:B:187:ARG:HB3	1:B:287:THR:HG23	1.88	0.54
1:G:143:GLN:N	1:G:173:GLN:OE1	2.40	0.54
1:A:143:GLN:N	1:A:173:GLN:OE1	2.40	0.54
1:C:244:ARG:HH11	1:C:244:ARG:HG2	1.71	0.54
1:I:142:PHE:CE1	1:I:172:ILE:HG12	2.42	0.54
1:I:226:ILE:HD11	1:I:284:ILE:HD12	1.88	0.54
1:D:258:THR:HG22	1:D:259:GLU:N	2.22	0.54
1:G:177:MET:HA	1:G:177:MET:HE2	1.88	0.54
1:G:226:ILE:HD11	1:G:284:ILE:HD12	1.90	0.54
1:I:180:PRO:O	1:I:181:PRO:O	2.25	0.54
1:H:258:THR:HG22	1:H:259:GLU:N	2.23	0.54
1:H:290:THR:HG23	1:H:292:ASP:H	1.73	0.54
1:I:143:GLN:N	1:I:173:GLN:OE1	2.40	0.54
1:I:244:ARG:HG2	1:I:244:ARG:NH1	2.23	0.54
1:I:290:THR:HG21	1:I:294:GLN:HB3	1.89	0.54
1:C:143:GLN:N	1:C:173:GLN:OE1	2.40	0.54
1:I:201:VAL:HG12	1:I:202:VAL:N	2.22	0.54

Continued on next page...

Continued from previous page...

Atom-1	Atom-2	Interatomic distance (Å)	Clash overlap (Å)
1:J:258:THR:HG22	1:J:259:GLU:N	2.23	0.54
3:L:16:DG:H2"	3:L:17:DT:H5'	1.89	0.54
1:C:154:THR:CG2	1:C:163:TYR:HB2	2.37	0.54
1:I:210:LEU:O	1:I:211:SER:C	2.46	0.54
1:H:161:LYS:HD3	1:H:163:TYR:CZ	2.43	0.54
1:B:258:THR:HG22	1:B:259:GLU:N	2.23	0.53
1:C:162:LEU:HD12	1:C:301:PHE:HE2	1.73	0.53
1:D:213:GLU:O	1:D:214:PHE:HB2	2.08	0.53
1:D:290:THR:HG21	1:D:294:GLN:HB3	1.89	0.53
2:E:19:DT:H71	2:K:19:DT:H71	1.89	0.53
1:C:210:LEU:O	1:C:211:SER:C	2.46	0.53
1:D:182:GLN:HE21	1:D:182:GLN:HA	1.73	0.53
1:J:152:THR:HG23	1:J:153:TRP:HD1	1.73	0.53
3:L:14:DA:H2"	3:L:15:DT:H5'	1.90	0.53
1:C:187:ARG:HB3	1:C:287:THR:HG23	1.90	0.53
1:D:187:ARG:HB2	1:D:248:LEU:HD22	1.89	0.53
1:D:214:PHE:O	1:D:218:GLN:HG3	2.09	0.53
1:G:155:TYR:HE2	1:G:157:THR:HA	1.71	0.53
1:B:290:THR:HG23	1:B:292:ASP:H	1.73	0.53
1:G:142:PHE:CE1	1:G:172:ILE:HG12	2.42	0.53
1:H:187:ARG:HB3	1:H:287:THR:HG23	1.90	0.53
1:A:142:PHE:CE1	1:A:172:ILE:HG12	2.43	0.53
1:B:161:LYS:HD3	1:B:163:TYR:CZ	2.43	0.53
1:H:213:GLU:O	1:H:214:PHE:HB2	2.09	0.53
1:I:155:TYR:HE2	1:I:157:THR:HA	1.73	0.53
1:A:230:GLY:CA	1:H:199:THR:CG2	2.86	0.53
1:C:155:TYR:HE2	1:C:157:THR:HA	1.73	0.53
1:C:166:ILE:HA	1:C:305:ILE:CD1	2.39	0.53
1:J:213:GLU:O	1:J:214:PHE:HB2	2.08	0.53
1:D:161:LYS:HD3	1:D:163:TYR:CZ	2.44	0.53
2:E:2:DA:H2"	2:E:3:DA:C8	2.44	0.53
1:A:226:ILE:HD11	1:A:284:ILE:HD12	1.90	0.53
1:B:213:GLU:O	1:B:214:PHE:HB2	2.09	0.53
1:H:204:ARG:HD2	1:H:268:MET:CB	2.29	0.53
1:J:214:PHE:O	1:J:218:GLN:HG3	2.09	0.53
3:L:14:DA:H2"	3:L:15:DT:H5"	1.90	0.53
2:E:9:DT:H2'	2:E:9:DT:O5'	2.08	0.52
1:G:210:LEU:O	1:G:211:SER:C	2.47	0.52
1:A:201:VAL:HG12	1:A:202:VAL:N	2.23	0.52
1:A:210:LEU:O	1:A:211:SER:C	2.48	0.52
1:B:204:ARG:HD2	1:B:268:MET:CB	2.31	0.52

Continued on next page...

Continued from previous page...

Atom-1	Atom-2	Interatomic distance (Å)	Clash overlap (Å)
1:G:201:VAL:HG12	1:G:202:VAL:N	2.25	0.52
1:A:209:GLU:HG2	1:A:209:GLU:O	2.08	0.52
1:C:166:ILE:HG13	1:C:305:ILE:HD11	1.91	0.52
1:H:152:THR:HG23	1:H:153:TRP:HD1	1.74	0.52
2:K:2:DA:H2"	2:K:3:DA:C8	2.43	0.52
3:L:5:DA:C2'	3:L:6:DT:H5"	2.39	0.52
1:B:214:PHE:O	1:B:218:GLN:HG3	2.09	0.52
1:D:169:THR:HA	1:D:266:ASN:ND2	2.25	0.52
1:I:209:GLU:O	1:I:209:GLU:HG2	2.09	0.52
1:J:161:LYS:HD3	1:J:163:TYR:CZ	2.45	0.52
1:H:214:PHE:O	1:H:218:GLN:HG3	2.10	0.52
1:C:143:GLN:HB3	1:C:173:GLN:NE2	2.24	0.52
1:A:244:ARG:HG2	1:A:244:ARG:NH1	2.23	0.52
1:C:142:PHE:CE1	1:C:172:ILE:HG12	2.45	0.52
3:F:10:DT:H2"	3:F:11:DA:OP2	2.10	0.52
1:B:199:THR:CG2	1:G:230:GLY:HA2	2.39	0.52
3:L:10:DT:H2"	3:L:11:DA:OP2	2.09	0.52
1:A:187:ARG:HB3	1:A:287:THR:HG23	1.90	0.51
3:F:14:DA:H2"	3:F:15:DT:H5"	1.92	0.51
1:G:209:GLU:O	1:G:209:GLU:HG2	2.10	0.51
1:C:270:ASN:ND2	2:E:7:DG:H5"	2.25	0.51
1:D:152:THR:HG23	1:D:153:TRP:HD1	1.75	0.51
2:E:2:DA:C6	2:E:3:DA:C6	2.99	0.51
1:I:136:HIS:CE1	1:I:180:PRO:HA	2.45	0.51
1:I:187:ARG:HB3	1:I:287:THR:HG23	1.91	0.51
1:B:152:THR:HG23	1:B:153:TRP:HD1	1.75	0.51
1:I:150:SER:O	1:I:152:THR:N	2.42	0.51
1:G:239:ASP:O	1:G:243:GLY:N	2.44	0.51
3:F:14:DA:H2"	3:F:15:DT:H5'	1.91	0.51
1:H:172:ILE:HG22	1:H:263:VAL:HB	1.93	0.51
1:C:140:VAL:HG12	1:C:174:ILE:HD13	1.92	0.51
3:F:5:DA:C2'	3:F:6:DT:H5"	2.39	0.51
1:J:290:THR:HG23	1:J:292:ASP:H	1.76	0.51
1:C:209:GLU:O	1:C:209:GLU:HG2	2.09	0.51
1:J:156:SER:OG	1:J:159:LEU:HB2	2.11	0.51
1:I:291:ARG:NH1	1:I:291:ARG:HG3	2.26	0.51
1:A:153:TRP:HB3	1:A:164:CYS:HB2	1.93	0.51
1:G:166:ILE:HA	1:G:305:ILE:HD11	1.92	0.51
1:A:230:GLY:HA3	1:H:199:THR:HG21	1.92	0.51
1:C:190:PRO:O	1:C:202:VAL:HG21	2.11	0.51
1:D:204:ARG:NH1	1:D:208:HIS:HB3	2.26	0.51

Continued on next page...

Continued from previous page...

Atom-1	Atom-2	Interatomic distance (Å)	Clash overlap (Å)
1:I:140:VAL:HG12	1:I:174:ILE:HD13	1.93	0.51
1:B:196:GLU:HG2	1:G:169:THR:HG22	1.93	0.50
1:G:187:ARG:HB3	1:G:287:THR:HG23	1.92	0.50
1:B:182:GLN:HA	1:B:182:GLN:HE21	1.75	0.50
1:I:187:ARG:HB2	1:I:248:LEU:CD2	2.41	0.50
1:B:171:PRO:HA	1:B:264:LEU:HD12	1.93	0.50
1:C:244:ARG:HG2	1:C:244:ARG:NH1	2.24	0.50
1:J:171:PRO:HA	1:J:264:LEU:HD12	1.93	0.50
1:A:150:SER:O	1:A:152:THR:N	2.43	0.50
1:B:204:ARG:NH1	1:B:208:HIS:HB3	2.26	0.50
1:C:150:SER:O	1:C:152:THR:N	2.43	0.50
1:C:291:ARG:HG3	1:C:291:ARG:HH11	1.75	0.50
1:H:153:TRP:HB3	1:H:164:CYS:HB2	1.93	0.50
1:G:162:LEU:HD12	1:G:301:PHE:HE2	1.76	0.50
1:G:187:ARG:HB2	1:G:248:LEU:CD2	2.42	0.50
1:H:171:PRO:HA	1:H:264:LEU:HD12	1.92	0.50
1:J:204:ARG:NH1	1:J:208:HIS:HB3	2.26	0.50
1:A:291:ARG:NH1	1:A:291:ARG:HG3	2.26	0.50
1:C:136:HIS:CE1	1:C:180:PRO:HA	2.47	0.50
1:D:156:SER:OG	1:D:159:LEU:HB2	2.12	0.50
1:I:162:LEU:HD12	1:I:301:PHE:HE2	1.77	0.50
1:C:187:ARG:NH1	1:C:248:LEU:HD21	2.27	0.50
1:D:171:PRO:HA	1:D:264:LEU:HD12	1.93	0.50
3:F:8:DT:H2'	3:F:9:DT:H72	1.94	0.50
1:G:206:PRO:HD2	1:H:207:ASN:OD1	2.12	0.50
1:J:169:THR:HA	1:J:266:ASN:ND2	2.27	0.50
2:K:2:DA:C6	2:K:3:DA:C6	2.99	0.50
1:A:162:LEU:HD12	1:A:301:PHE:HE2	1.77	0.50
1:B:175:LYS:CD	1:B:259:GLU:O	2.57	0.50
1:I:187:ARG:NH1	1:I:248:LEU:HD21	2.27	0.50
1:C:162:LEU:HD12	1:C:301:PHE:CE2	2.47	0.50
1:H:156:SER:OG	1:H:159:LEU:HB2	2.12	0.50
1:A:177:MET:HA	1:A:177:MET:HE2	1.93	0.49
1:D:290:THR:HG23	1:D:292:ASP:H	1.76	0.49
3:F:17:DT:C6	3:F:18:DT:H72	2.47	0.49
1:I:190:PRO:C	1:I:202:VAL:HG21	2.33	0.49
1:C:190:PRO:C	1:C:202:VAL:HG21	2.32	0.49
1:C:240:PRO:HG2	1:C:241:ILE:CD1	2.28	0.49
1:G:164:CYS:O	1:G:305:ILE:HA	2.13	0.49
2:K:9:DT:H2'	2:K:9:DT:O5'	2.12	0.49
1:B:153:TRP:HB3	1:B:164:CYS:HB2	1.93	0.49

Continued on next page...

Continued from previous page...

Atom-1	Atom-2	Interatomic distance (Å)	Clash overlap (Å)
1:B:183:GLY:O	1:B:184:ALA:C	2.50	0.49
1:C:227:ARG:NH1	1:C:268:MET:HE1	2.28	0.49
1:J:172:ILE:HG22	1:J:263:VAL:HB	1.94	0.49
1:H:169:THR:HA	1:H:266:ASN:ND2	2.28	0.49
1:I:164:CYS:O	1:I:305:ILE:HA	2.12	0.49
1:J:270:ASN:C	1:J:272:SER:H	2.16	0.49
1:G:240:PRO:HG2	1:G:241:ILE:CD1	2.32	0.49
1:H:187:ARG:NH1	1:H:248:LEU:HD21	2.27	0.49
1:A:240:PRO:HG2	1:A:241:ILE:CD1	2.31	0.49
1:C:153:TRP:HB3	1:C:164:CYS:HB2	1.94	0.49
1:C:187:ARG:HB2	1:C:248:LEU:CD2	2.42	0.49
1:G:140:VAL:HG12	1:G:174:ILE:HD13	1.95	0.49
1:I:143:GLN:HB3	1:I:173:GLN:OE1	2.13	0.49
1:I:314:LYS:HE3	1:I:318:ASP:OD2	2.13	0.49
1:A:140:VAL:HG12	1:A:174:ILE:HD13	1.94	0.49
1:A:164:CYS:O	1:A:305:ILE:HA	2.13	0.49
1:B:172:ILE:HG22	1:B:263:VAL:HB	1.93	0.49
1:D:201:VAL:HG12	1:D:202:VAL:N	2.27	0.49
1:G:314:LYS:HE3	1:G:318:ASP:OD2	2.12	0.49
1:A:187:ARG:HB2	1:A:248:LEU:CD2	2.43	0.49
1:I:143:GLN:HB3	1:I:173:GLN:NE2	2.28	0.49
1:J:201:VAL:HG12	1:J:202:VAL:N	2.27	0.49
1:B:156:SER:OG	1:B:159:LEU:HB2	2.13	0.49
1:H:204:ARG:NH1	1:H:208:HIS:HB3	2.27	0.49
1:G:190:PRO:C	1:G:202:VAL:HG21	2.33	0.48
1:I:227:ARG:NH1	1:I:268:MET:HE1	2.28	0.48
1:B:169:THR:HA	1:B:266:ASN:ND2	2.28	0.48
1:H:270:ASN:C	1:H:272:SER:H	2.16	0.48
1:A:190:PRO:C	1:A:202:VAL:HG21	2.34	0.48
1:B:199:THR:HG21	1:G:230:GLY:HA2	1.89	0.48
1:C:143:GLN:CB	1:C:173:GLN:HE22	2.27	0.48
1:C:171:PRO:HA	1:C:264:LEU:HD12	1.95	0.48
1:G:291:ARG:NH1	1:G:291:ARG:HG3	2.28	0.48
1:D:215:ASN:O	1:D:216:GLU:C	2.52	0.48
1:H:272:SER:HA	1:H:279:ARG:N	2.27	0.48
3:L:8:DT:H2'	3:L:9:DT:H72	1.94	0.48
1:A:241:ILE:HD12	1:A:241:ILE:N	2.29	0.48
1:C:206:PRO:HD2	1:D:207:ASN:OD1	2.13	0.48
1:G:190:PRO:O	1:G:202:VAL:HG21	2.14	0.48
1:A:241:ILE:HD12	1:A:241:ILE:H	1.78	0.48
1:C:143:GLN:HB3	1:C:173:GLN:HE22	1.77	0.48

Continued on next page...

Continued from previous page...

Atom-1	Atom-2	Interatomic distance (Å)	Clash overlap (Å)
1:B:168:LYS:CD	1:C:168:LYS:HE2	2.44	0.48
1:B:187:ARG:NH1	1:B:248:LEU:HD21	2.28	0.48
1:C:314:LYS:HE3	1:C:318:ASP:OD2	2.13	0.48
1:D:153:TRP:HB3	1:D:164:CYS:HB2	1.94	0.48
1:G:166:ILE:HA	1:G:305:ILE:HD12	1.95	0.48
1:I:241:ILE:HD12	1:I:241:ILE:N	2.28	0.48
1:A:183:GLY:O	1:A:184:ALA:C	2.51	0.48
1:C:241:ILE:HD12	1:C:241:ILE:H	1.79	0.48
1:H:201:VAL:HG12	1:H:202:VAL:N	2.28	0.48
1:A:230:GLY:HA3	1:H:199:THR:CG2	2.43	0.48
1:B:215:ASN:O	1:B:216:GLU:C	2.52	0.48
1:B:270:ASN:C	1:B:272:SER:H	2.17	0.48
1:G:270:ASN:ND2	2:K:16:DG:H5"	2.28	0.48
1:H:168:LYS:CD	1:I:168:LYS:HE2	2.43	0.48
1:H:183:GLY:O	1:H:184:ALA:C	2.51	0.48
1:J:153:TRP:HB3	1:J:164:CYS:HB2	1.95	0.48
1:A:270:ASN:ND2	2:E:16:DG:H5"	2.29	0.47
1:B:318:ASP:C	1:B:320:ILE:H	2.18	0.47
1:D:187:ARG:NH1	1:D:248:LEU:HD21	2.29	0.47
1:I:239:ASP:O	1:I:243:GLY:N	2.47	0.47
1:B:201:VAL:HG12	1:B:202:VAL:N	2.29	0.47
1:C:241:ILE:HD12	1:C:241:ILE:N	2.29	0.47
1:G:241:ILE:HD12	1:G:241:ILE:H	1.79	0.47
1:I:169:THR:HA	1:I:266:ASN:ND2	2.30	0.47
1:I:272:SER:HA	1:I:279:ARG:N	2.28	0.47
1:D:172:ILE:HG22	1:D:263:VAL:HB	1.96	0.47
1:G:169:THR:HA	1:G:266:ASN:ND2	2.29	0.47
1:G:227:ARG:NH1	1:G:268:MET:HE1	2.28	0.47
1:I:183:GLY:O	1:I:184:ALA:C	2.53	0.47
1:A:314:LYS:HE3	1:A:318:ASP:OD2	2.13	0.47
1:A:143:GLN:HB3	1:A:173:GLN:NE2	2.30	0.47
1:D:216:GLU:OE1	1:D:216:GLU:CA	2.60	0.47
1:G:153:TRP:HB3	1:G:164:CYS:HB2	1.95	0.47
1:G:183:GLY:O	1:G:184:ALA:C	2.51	0.47
1:J:187:ARG:NH1	1:J:248:LEU:HD21	2.29	0.47
1:C:143:GLN:HB3	1:C:173:GLN:OE1	2.14	0.47
1:G:150:SER:O	1:G:152:THR:N	2.45	0.47
1:G:162:LEU:HD12	1:G:301:PHE:CE2	2.50	0.47
1:G:239:ASP:O	1:G:243:GLY:HA2	2.14	0.47
1:I:177:MET:HA	1:I:177:MET:HE2	1.96	0.47
1:I:241:ILE:HD12	1:I:241:ILE:H	1.78	0.47

Continued on next page...

Continued from previous page...

Atom-1	Atom-2	Interatomic distance (Å)	Clash overlap (Å)
1:A:206:PRO:HD2	1:B:207:ASN:OD1	2.14	0.47
1:C:140:VAL:HG12	1:C:174:ILE:CD1	2.45	0.47
1:D:209:GLU:O	1:D:222:PRO:HB2	2.15	0.47
1:G:136:HIS:CE1	1:G:180:PRO:HA	2.50	0.47
1:I:153:TRP:HB3	1:I:164:CYS:HB2	1.96	0.47
1:I:206:PRO:HD2	1:J:207:ASN:OD1	2.14	0.47
1:J:209:GLU:O	1:J:222:PRO:HB2	2.15	0.47
1:J:215:ASN:O	1:J:216:GLU:C	2.53	0.47
1:G:143:GLN:HB3	1:G:173:GLN:NE2	2.30	0.47
1:A:126:SER:HA	1:A:127:PRO:HD2	1.71	0.47
1:A:166:ILE:HA	1:A:305:ILE:HD11	1.96	0.47
1:A:169:THR:HA	1:A:266:ASN:ND2	2.30	0.47
1:D:183:GLY:O	1:D:184:ALA:C	2.52	0.47
1:D:228:VAL:HG12	1:D:247:VAL:HG21	1.97	0.47
1:H:244:ARG:HH11	1:H:244:ARG:HG2	1.80	0.47
1:J:272:SER:HA	1:J:279:ARG:N	2.28	0.47
1:B:244:ARG:HG2	1:B:244:ARG:HH11	1.79	0.47
1:I:201:VAL:CG1	1:I:202:VAL:N	2.78	0.47
1:J:228:VAL:HG12	1:J:247:VAL:HG21	1.97	0.47
1:A:190:PRO:O	1:A:202:VAL:HG21	2.15	0.46
1:I:291:ARG:HG3	1:I:291:ARG:HH11	1.80	0.46
1:J:216:GLU:OE1	1:J:216:GLU:CA	2.61	0.46
1:G:149:LYS:C	1:G:151:ALA:N	2.67	0.46
1:A:166:ILE:HA	1:A:305:ILE:HD12	1.98	0.46
1:A:201:VAL:CG1	1:A:202:VAL:N	2.78	0.46
1:B:228:VAL:HG12	1:B:247:VAL:HG21	1.98	0.46
1:C:156:SER:O	1:C:160:LYS:N	2.48	0.46
1:H:228:VAL:HG12	1:H:247:VAL:HG21	1.98	0.46
1:A:209:GLU:C	1:A:210:LEU:HD12	2.36	0.46
1:C:239:ASP:O	1:C:243:GLY:N	2.46	0.46
1:D:318:ASP:C	1:D:320:ILE:H	2.19	0.46
1:A:143:GLN:HB3	1:A:173:GLN:OE1	2.14	0.46
1:A:149:LYS:C	1:A:151:ALA:N	2.69	0.46
1:A:154:THR:OG1	1:A:313:ARG:NH1	2.49	0.46
1:C:201:VAL:HG12	1:C:202:VAL:N	2.31	0.46
1:G:241:ILE:HD12	1:G:241:ILE:N	2.30	0.46
1:H:215:ASN:O	1:H:216:GLU:C	2.53	0.46
1:I:209:GLU:O	1:I:209:GLU:CG	2.64	0.46
1:C:218:GLN:NE2	1:C:218:GLN:CA	2.75	0.46
1:C:277:MET:O	1:C:278:ASN:C	2.54	0.46
1:J:183:GLY:O	1:J:184:ALA:C	2.54	0.46

Continued on next page...

Continued from previous page...

Atom-1	Atom-2	Interatomic distance (Å)	Clash overlap (Å)
3:L:16:DG:C8	3:L:17:DT:H72	2.50	0.46
1:A:136:HIS:CE1	1:A:180:PRO:HA	2.51	0.46
3:F:10:DT:H6	3:F:10:DT:H2'	1.63	0.46
1:J:190:PRO:C	1:J:202:VAL:HG21	2.37	0.46
1:D:175:LYS:CD	1:D:259:GLU:O	2.60	0.46
1:G:126:SER:HA	1:G:127:PRO:HD2	1.71	0.46
1:H:161:LYS:HE3	1:H:302:GLU:OE2	2.16	0.46
1:H:318:ASP:C	1:H:320:ILE:H	2.19	0.46
1:J:155:TYR:OH	1:J:160:LYS:HA	2.16	0.46
1:J:175:LYS:CD	1:J:259:GLU:O	2.60	0.46
1:J:190:PRO:HG2	1:J:202:VAL:CG2	2.46	0.46
1:A:187:ARG:NH1	1:A:248:LEU:HD21	2.30	0.45
1:A:230:GLY:HA2	1:H:199:THR:HG21	1.96	0.45
1:H:244:ARG:HG2	1:H:244:ARG:NH1	2.32	0.45
1:I:143:GLN:HB3	1:I:173:GLN:HE22	1.80	0.45
1:J:161:LYS:HE3	1:J:302:GLU:OE2	2.16	0.45
1:D:270:ASN:C	1:D:272:SER:H	2.17	0.45
1:G:272:SER:HA	1:G:279:ARG:N	2.29	0.45
1:I:140:VAL:HG12	1:I:174:ILE:CD1	2.46	0.45
1:I:162:LEU:HD12	1:I:301:PHE:CE2	2.51	0.45
1:D:272:SER:HA	1:D:279:ARG:N	2.26	0.45
1:G:143:GLN:HB3	1:G:173:GLN:OE1	2.16	0.45
1:G:171:PRO:HA	1:G:264:LEU:HD12	1.98	0.45
1:H:209:GLU:O	1:H:222:PRO:HB2	2.16	0.45
1:I:149:LYS:C	1:I:151:ALA:N	2.68	0.45
1:I:240:PRO:HG2	1:I:241:ILE:CD1	2.31	0.45
1:A:140:VAL:HG12	1:A:174:ILE:CD1	2.47	0.45
1:A:162:LEU:HD12	1:A:301:PHE:CE2	2.50	0.45
3:F:16:DG:C8	3:F:17:DT:H72	2.51	0.45
1:G:213:GLU:O	1:G:214:PHE:HB2	2.17	0.45
1:I:190:PRO:O	1:I:202:VAL:HG21	2.16	0.45
1:J:244:ARG:HG2	1:J:244:ARG:HH11	1.81	0.45
1:B:209:GLU:O	1:B:222:PRO:HB2	2.16	0.45
1:C:235:GLN:O	1:C:235:GLN:HG3	2.15	0.45
1:G:143:GLN:HB3	1:G:173:GLN:HE22	1.82	0.45
1:I:209:GLU:C	1:I:210:LEU:HD12	2.36	0.45
2:E:3:DA:H1'	2:E:4:DC:H5'	1.98	0.45
1:G:154:THR:OG1	1:G:313:ARG:NH1	2.49	0.45
1:I:156:SER:O	1:I:160:LYS:N	2.49	0.45
2:E:16:DG:C2	3:F:5:DA:C2	3.04	0.45
1:A:171:PRO:HA	1:A:264:LEU:HD12	1.98	0.45

Continued on next page...

Continued from previous page...

Atom-1	Atom-2	Interatomic distance (Å)	Clash overlap (Å)
1:B:277:MET:O	1:B:278:ASN:C	2.55	0.45
1:A:169:THR:HG22	1:H:196:GLU:HG2	1.99	0.45
1:A:209:GLU:O	1:A:209:GLU:CG	2.64	0.45
1:A:218:GLN:NE2	1:A:218:GLN:CA	2.78	0.45
1:B:190:PRO:HG2	1:B:202:VAL:CG2	2.47	0.45
1:C:163:TYR:N	1:C:163:TYR:CD1	2.85	0.45
1:D:155:TYR:OH	1:D:160:LYS:HA	2.16	0.45
1:H:140:VAL:HG12	1:H:174:ILE:CD1	2.46	0.45
3:L:17:DT:C6	3:L:18:DT:H72	2.51	0.45
1:A:182:GLN:NE2	1:A:182:GLN:CA	2.77	0.45
1:C:126:SER:HA	1:C:127:PRO:HD2	1.73	0.45
1:D:206:PRO:O	1:D:210:LEU:HD12	2.16	0.45
1:G:209:GLU:C	1:G:210:LEU:HD12	2.37	0.45
1:I:166:ILE:HA	1:I:305:ILE:HD12	1.98	0.45
1:J:182:GLN:HA	1:J:182:GLN:NE2	2.32	0.45
1:J:277:MET:O	1:J:278:ASN:C	2.55	0.45
1:A:291:ARG:HG3	1:A:291:ARG:HH11	1.81	0.44
1:I:166:ILE:HA	1:I:305:ILE:HD11	1.99	0.44
1:B:232:SER:HB2	1:C:232:SER:CB	2.47	0.44
1:B:244:ARG:HG2	1:B:244:ARG:NH1	2.32	0.44
1:C:213:GLU:O	1:C:214:PHE:HB2	2.17	0.44
1:D:161:LYS:HE3	1:D:302:GLU:OE2	2.17	0.44
1:D:190:PRO:HG2	1:D:202:VAL:CG2	2.46	0.44
1:G:201:VAL:CG1	1:G:202:VAL:N	2.80	0.44
1:H:155:TYR:OH	1:H:160:LYS:HA	2.18	0.44
1:H:190:PRO:HG2	1:H:202:VAL:CG2	2.47	0.44
1:I:171:PRO:HA	1:I:264:LEU:HD12	1.98	0.44
1:G:140:VAL:HG12	1:G:174:ILE:CD1	2.47	0.44
1:A:239:ASP:O	1:A:243:GLY:N	2.46	0.44
1:B:140:VAL:HG12	1:B:174:ILE:CD1	2.47	0.44
1:H:282:ILE:HG13	1:H:283:LEU:N	2.32	0.44
1:J:201:VAL:CG1	1:J:202:VAL:N	2.81	0.44
1:J:244:ARG:HG2	1:J:244:ARG:NH1	2.32	0.44
2:K:16:DG:C2	3:L:5:DA:C2	3.05	0.44
1:D:244:ARG:HG2	1:D:244:ARG:HH11	1.82	0.44
1:C:209:GLU:C	1:C:210:LEU:HD12	2.38	0.44
1:D:244:ARG:HG2	1:D:244:ARG:NH1	2.33	0.44
2:E:16:DG:N2	3:F:5:DA:N3	2.65	0.44
1:G:187:ARG:NH1	1:G:248:LEU:HD21	2.32	0.44
1:J:284:ILE:HG12	1:J:303:ALA:HB2	1.99	0.44
1:A:143:GLN:HB3	1:A:173:GLN:HE22	1.82	0.44

Continued on next page...

Continued from previous page...

Atom-1	Atom-2	Interatomic distance (Å)	Clash overlap (Å)
1:B:190:PRO:C	1:B:202:VAL:HG21	2.38	0.44
1:B:272:SER:HA	1:B:279:ARG:N	2.27	0.44
1:C:209:GLU:O	1:C:209:GLU:CG	2.66	0.44
1:D:201:VAL:CG1	1:D:202:VAL:N	2.81	0.44
1:D:284:ILE:HG12	1:D:303:ALA:HB2	2.00	0.44
1:G:264:LEU:HD12	1:G:264:LEU:HA	1.74	0.44
1:H:262:THR:HG21	1:I:216:GLU:HB2	1.99	0.44
1:I:163:TYR:N	1:I:163:TYR:CD1	2.86	0.44
1:J:206:PRO:O	1:J:210:LEU:HD12	2.18	0.44
1:J:252:GLU:O	1:J:261:THR:CG2	2.65	0.44
1:B:155:TYR:OH	1:B:160:LYS:HA	2.17	0.43
1:C:239:ASP:O	1:C:243:GLY:HA2	2.18	0.43
1:D:277:MET:O	1:D:278:ASN:C	2.56	0.43
1:G:209:GLU:O	1:G:209:GLU:CG	2.65	0.43
1:I:143:GLN:CB	1:I:173:GLN:HE22	2.31	0.43
1:A:239:ASP:O	1:A:243:GLY:HA2	2.17	0.43
1:A:264:LEU:HD12	1:A:264:LEU:HA	1.74	0.43
1:H:187:ARG:HB2	1:H:248:LEU:CD2	2.47	0.43
1:H:314:LYS:C	1:H:314:LYS:HD2	2.39	0.43
1:A:153:TRP:CB	1:A:164:CYS:HB2	2.48	0.43
1:C:169:THR:HA	1:C:266:ASN:ND2	2.33	0.43
1:B:161:LYS:HE3	1:B:302:GLU:OE2	2.19	0.43
1:H:175:LYS:CD	1:H:259:GLU:O	2.57	0.43
1:H:232:SER:HB2	1:I:232:SER:CB	2.47	0.43
1:I:182:GLN:NE2	1:I:182:GLN:CA	2.79	0.43
1:A:213:GLU:O	1:A:214:PHE:HB2	2.18	0.43
1:D:140:VAL:HG12	1:D:174:ILE:CD1	2.47	0.43
1:G:163:TYR:CD1	1:G:163:TYR:N	2.86	0.43
1:I:187:ARG:HB2	1:I:248:LEU:HD22	2.01	0.43
1:B:187:ARG:HB2	1:B:248:LEU:CD2	2.49	0.43
1:D:190:PRO:C	1:D:202:VAL:HG21	2.38	0.43
1:H:182:GLN:HA	1:H:182:GLN:NE2	2.32	0.43
1:J:318:ASP:C	1:J:320:ILE:H	2.22	0.43
1:C:164:CYS:O	1:C:305:ILE:HA	2.19	0.43
1:C:166:ILE:HA	1:C:305:ILE:HD11	1.99	0.43
1:A:163:TYR:N	1:A:163:TYR:CD1	2.86	0.43
1:G:291:ARG:HG3	1:G:291:ARG:HH11	1.81	0.43
1:H:284:ILE:HG12	1:H:303:ALA:HB2	2.01	0.43
1:B:216:GLU:OE1	1:B:216:GLU:CA	2.63	0.43
1:G:182:GLN:NE2	1:G:182:GLN:CA	2.78	0.43
1:I:218:GLN:NE2	1:I:218:GLN:CA	2.75	0.43

Continued on next page...

Continued from previous page...

Atom-1	Atom-2	Interatomic distance (Å)	Clash overlap (Å)
1:J:161:LYS:HG3	1:J:302:GLU:HB3	2.01	0.43
1:A:144:GLN:CD	1:A:144:GLN:N	2.59	0.43
2:E:9:DT:C2'	2:E:9:DT:O5'	2.67	0.43
3:L:16:DG:H1'	3:L:17:DT:H5"	2.00	0.43
1:C:149:LYS:C	1:C:151:ALA:N	2.72	0.42
1:C:153:TRP:CB	1:C:164:CYS:HB2	2.49	0.42
1:H:212:ARG:HD2	1:H:216:GLU:OE2	2.19	0.42
1:I:154:THR:OG1	1:I:313:ARG:NH1	2.51	0.42
1:B:155:TYR:HE2	1:B:157:THR:HA	1.84	0.42
1:H:201:VAL:CG1	1:H:202:VAL:N	2.82	0.42
1:J:140:VAL:HG22	1:J:299:ARG:CB	2.49	0.42
1:J:154:THR:HG23	1:J:163:TYR:HB2	2.01	0.42
1:A:220:ALA:HA	1:A:221:PRO:HD3	1.90	0.42
1:B:218:GLN:HE21	1:C:264:LEU:CD2	2.32	0.42
1:G:277:MET:O	1:G:278:ASN:C	2.58	0.42
1:H:216:GLU:OE1	1:H:216:GLU:CA	2.62	0.42
2:K:3:DA:H1'	2:K:4:DC:H5'	2.01	0.42
1:A:230:GLY:HA2	1:H:199:THR:CG2	2.48	0.42
1:A:277:MET:O	1:A:278:ASN:C	2.57	0.42
1:I:213:GLU:O	1:I:214:PHE:HB2	2.19	0.42
1:D:182:GLN:HA	1:D:182:GLN:NE2	2.34	0.42
1:D:282:ILE:HG13	1:D:283:LEU:N	2.34	0.42
1:G:156:SER:O	1:G:160:LYS:N	2.52	0.42
1:J:212:ARG:HD2	1:J:216:GLU:OE2	2.20	0.42
1:C:291:ARG:HH11	1:C:291:ARG:CG	2.32	0.42
1:D:187:ARG:HB2	1:D:248:LEU:CD2	2.49	0.42
3:L:10:DT:H1'	3:L:11:DA:C5'	2.48	0.42
1:B:154:THR:HG23	1:B:163:TYR:HB2	2.02	0.42
1:J:155:TYR:HE2	1:J:157:THR:HA	1.83	0.42
1:A:143:GLN:CB	1:A:173:GLN:HE22	2.33	0.42
1:A:161:LYS:HB3	1:A:163:TYR:HE1	1.85	0.42
1:C:150:SER:C	1:C:152:THR:H	2.22	0.42
3:F:1:DA:C2	2:K:19:DT:H2"	2.55	0.42
1:G:187:ARG:HB2	1:G:248:LEU:HD22	2.02	0.42
1:G:239:ASP:O	1:G:243:GLY:CA	2.68	0.42
1:A:272:SER:HA	1:A:279:ARG:N	2.28	0.42
1:B:284:ILE:HG12	1:B:303:ALA:HB2	2.01	0.42
1:C:182:GLN:NE2	1:C:182:GLN:CA	2.83	0.42
1:D:179:PRO:HA	1:D:180:PRO:HD2	1.92	0.42
1:G:228:VAL:HG21	1:G:249:VAL:HG21	2.02	0.42
1:C:304:ARG:HG3	1:C:304:ARG:NH1	2.35	0.42

Continued on next page...

Continued from previous page...

Atom-1	Atom-2	Interatomic distance (Å)	Clash overlap (Å)
3:F:16:DG:H1'	3:F:17:DT:H5"	2.02	0.42
1:H:172:ILE:CG2	1:H:263:VAL:HB	2.50	0.42
1:H:218:GLN:HE21	1:I:264:LEU:CD2	2.32	0.42
1:I:161:LYS:HB3	1:I:163:TYR:HE1	1.84	0.42
1:J:140:VAL:HG12	1:J:174:ILE:CD1	2.49	0.42
1:J:290:THR:HB	1:J:296:LEU:HD21	2.02	0.42
1:G:143:GLN:CB	1:G:173:GLN:HE22	2.32	0.41
1:H:190:PRO:C	1:H:202:VAL:HG21	2.39	0.41
1:H:252:GLU:O	1:H:261:THR:CG2	2.68	0.41
1:I:239:ASP:O	1:I:243:GLY:HA2	2.19	0.41
1:B:161:LYS:HD3	1:B:163:TYR:OH	2.21	0.41
1:B:172:ILE:CG2	1:B:263:VAL:HB	2.50	0.41
1:B:201:VAL:CG1	1:B:202:VAL:N	2.83	0.41
1:B:206:PRO:O	1:B:210:LEU:HD12	2.20	0.41
1:B:282:ILE:HG13	1:B:283:LEU:N	2.33	0.41
1:H:277:MET:O	1:H:278:ASN:C	2.58	0.41
1:J:204:ARG:CG	1:J:268:MET:O	2.68	0.41
1:J:227:ARG:HA	1:J:236:TYR:HE2	1.85	0.41
1:J:282:ILE:HG13	1:J:283:LEU:N	2.34	0.41
2:K:16:DG:N2	3:L:5:DA:N3	2.67	0.41
1:D:161:LYS:HG3	1:D:302:GLU:HB3	2.01	0.41
1:H:211:SER:O	1:H:213:GLU:N	2.53	0.41
1:C:197:HIS:CD2	1:C:280:ARG:HH11	2.38	0.41
1:D:154:THR:HG23	1:D:163:TYR:HB2	2.02	0.41
1:G:197:HIS:CD2	1:G:280:ARG:HH11	2.38	0.41
3:L:17:DT:H5'	3:L:17:DT:H6	1.86	0.41
1:A:156:SER:O	1:A:160:LYS:N	2.53	0.41
1:A:290:THR:HG22	1:A:294:GLN:HB3	2.02	0.41
1:B:262:THR:HG21	1:C:216:GLU:HB2	2.02	0.41
1:C:183:GLY:O	1:C:184:ALA:C	2.59	0.41
1:D:252:GLU:O	1:D:261:THR:CG2	2.69	0.41
1:G:196:GLU:HG3	1:G:197:HIS:CE1	2.56	0.41
1:C:154:THR:OG1	1:C:313:ARG:NH1	2.52	0.41
1:C:290:THR:HB	1:C:296:LEU:HD21	2.03	0.41
1:D:220:ALA:HA	1:D:221:PRO:HD3	1.86	0.41
3:F:17:DT:H5'	3:F:17:DT:H6	1.85	0.41
1:G:198:VAL:HG23	1:G:199:THR:N	2.34	0.41
1:J:314:LYS:C	1:J:314:LYS:HD2	2.40	0.41
1:A:198:VAL:O	1:A:244:ARG:NH2	2.54	0.41
1:B:180:PRO:C	1:B:181:PRO:O	2.59	0.41
1:B:182:GLN:HA	1:B:182:GLN:NE2	2.36	0.41

Continued on next page...

Continued from previous page...

Atom-1	Atom-2	Interatomic distance (Å)	Clash overlap (Å)
1:G:161:LYS:HB3	1:G:163:TYR:HE1	1.85	0.41
1:G:290:THR:HG22	1:G:294:GLN:HB3	2.02	0.41
1:B:212:ARG:HD2	1:B:216:GLU:OE2	2.21	0.41
1:C:187:ARG:HB2	1:C:248:LEU:HD22	2.02	0.41
1:I:197:HIS:CD2	1:I:280:ARG:HH11	2.39	0.41
1:I:277:MET:O	1:I:278:ASN:C	2.58	0.41
1:J:264:LEU:HD12	1:J:264:LEU:HA	1.78	0.41
1:A:306:CYS:HB2	1:A:307:ALA:H	1.67	0.41
1:B:211:SER:O	1:B:213:GLU:N	2.54	0.41
1:D:140:VAL:HG22	1:D:299:ARG:CB	2.50	0.41
3:F:8:DT:C2'	3:F:9:DT:H72	2.50	0.41
1:H:206:PRO:O	1:H:210:LEU:HD12	2.21	0.41
1:I:270:ASN:HD22	2:K:7:DG:H5"	1.85	0.41
1:A:304:ARG:HG3	1:A:304:ARG:NH1	2.35	0.41
1:B:252:GLU:O	1:B:261:THR:CG2	2.69	0.41
1:B:314:LYS:C	1:B:314:LYS:HD2	2.41	0.41
1:C:206:PRO:HD3	1:C:275:GLY:O	2.21	0.41
1:C:218:GLN:HA	1:C:218:GLN:HE21	1.85	0.41
2:E:19:DT:H71	2:K:19:DT:C7	2.51	0.41
1:H:154:THR:HG23	1:H:163:TYR:HB2	2.03	0.41
1:J:187:ARG:HB2	1:J:248:LEU:CD2	2.50	0.41
3:L:8:DT:C2'	3:L:9:DT:H72	2.51	0.41
1:A:290:THR:HB	1:A:296:LEU:HD21	2.03	0.40
1:D:155:TYR:HE2	1:D:157:THR:HA	1.83	0.40
1:D:227:ARG:HA	1:D:236:TYR:HE2	1.86	0.40
1:H:227:ARG:HA	1:H:236:TYR:HE2	1.86	0.40
1:I:235:GLN:O	1:I:235:GLN:HG3	2.21	0.40
1:J:239:ASP:O	1:J:243:GLY:N	2.53	0.40
2:K:2:DA:C5	2:K:3:DA:C6	3.09	0.40
2:K:11:DA:H2"	2:K:12:DA:C8	2.56	0.40
1:A:227:ARG:CZ	1:A:268:MET:HE2	2.51	0.40
1:B:198:VAL:O	1:B:244:ARG:NH2	2.54	0.40
1:C:272:SER:HA	1:C:279:ARG:N	2.30	0.40
1:D:211:SER:O	1:D:213:GLU:N	2.53	0.40
1:G:290:THR:HB	1:G:296:LEU:HD21	2.03	0.40
1:I:150:SER:C	1:I:152:THR:H	2.24	0.40
1:I:183:GLY:O	1:I:185:VAL:HG13	2.21	0.40
1:A:198:VAL:HG23	1:A:199:THR:N	2.36	0.40
2:E:9:DT:H2'	2:E:9:DT:H6	1.50	0.40
1:I:278:ASN:O	1:I:279:ARG:HG2	2.21	0.40
1:J:304:ARG:HH11	1:J:304:ARG:HG3	1.86	0.40

Continued on next page...

Continued from previous page...

Atom-1	Atom-2	Interatomic distance (Å)	Clash overlap (Å)
3:L:7:DG:C8	3:L:8:DT:H72	2.56	0.40
1:A:161:LYS:HB3	1:A:163:TYR:CE1	2.57	0.40
1:A:187:ARG:HB2	1:A:248:LEU:HD22	2.03	0.40
1:C:198:VAL:HG23	1:C:199:THR:N	2.36	0.40
1:D:290:THR:HB	1:D:296:LEU:HD21	2.02	0.40
1:H:198:VAL:O	1:H:244:ARG:NH2	2.55	0.40
1:I:126:SER:HA	1:I:127:PRO:HD2	1.70	0.40
1:I:153:TRP:CE3	1:I:154:THR:N	2.89	0.40
1:J:165:GLN:HA	1:J:306:CYS:O	2.21	0.40
1:C:143:GLN:HB3	1:C:173:GLN:CD	2.42	0.40
1:C:264:LEU:HD12	1:C:264:LEU:HA	1.76	0.40
1:D:165:GLN:HA	1:D:306:CYS:O	2.21	0.40
3:F:10:DT:H1'	3:F:11:DA:C5'	2.49	0.40

All (10) symmetry-related close contacts are listed below. The label for Atom-2 includes the symmetry operator and encoded unit-cell translations to be applied.

Atom-1	Atom-2	Interatomic distance (Å)	Clash overlap (Å)
1:D:241:ILE:CD1	1:J:199:THR:CG2[3_545]	1.74	0.46
1:D:199:THR:CG2	1:J:241:ILE:CD1[3_545]	1.76	0.44
1:D:199:THR:OG1	1:J:241:ILE:CG2[3_545]	1.89	0.31
1:D:241:ILE:CG2	1:J:199:THR:OG1[3_545]	1.96	0.24
1:D:199:THR:CG2	1:J:241:ILE:CB[3_545]	2.08	0.12
1:D:199:THR:CG2	1:J:241:ILE:CG1[3_545]	2.09	0.11
1:D:241:ILE:CG1	1:J:199:THR:CG2[3_545]	2.10	0.10
1:J:217:GLY:O	1:J:230:GLY:CA[2_456]	2.13	0.07
1:D:217:GLY:O	1:D:230:GLY:CA[2_656]	2.14	0.06
1:D:241:ILE:CB	1:J:199:THR:CG2[3_545]	2.19	0.01

5.3 Torsion angles (i)

5.3.1 Protein backbone (i)

In the following table, the Percentiles column shows the percent Ramachandran outliers of the chain as a percentile score with respect to all X-ray entries followed by that with respect to entries of similar resolution.

The Analysed column shows the number of residues for which the backbone conformation was analysed, and the total number of residues.

Mol	Chain	Analysed	Favoured	Allowed	Outliers	Percentiles	
1	A	189/203 (93%)	167 (88%)	18 (10%)	4 (2%)	7	39
1	B	178/203 (88%)	151 (85%)	21 (12%)	6 (3%)	3	30
1	C	189/203 (93%)	167 (88%)	18 (10%)	4 (2%)	7	39
1	D	178/203 (88%)	152 (85%)	20 (11%)	6 (3%)	3	30
1	G	189/203 (93%)	167 (88%)	18 (10%)	4 (2%)	7	39
1	H	178/203 (88%)	152 (85%)	20 (11%)	6 (3%)	3	30
1	I	189/203 (93%)	166 (88%)	19 (10%)	4 (2%)	7	39
1	J	178/203 (88%)	151 (85%)	21 (12%)	6 (3%)	3	30
All	All	1468/1624 (90%)	1273 (87%)	155 (11%)	40 (3%)	5	34

All (40) Ramachandran outliers are listed below:

Mol	Chain	Res	Type
1	A	151	ALA
1	A	181	PRO
1	B	181	PRO
1	B	184	ALA
1	B	216	GLU
1	C	151	ALA
1	C	181	PRO
1	D	181	PRO
1	D	184	ALA
1	D	216	GLU
1	G	151	ALA
1	G	181	PRO
1	H	181	PRO
1	H	184	ALA
1	H	216	GLU
1	I	151	ALA
1	I	181	PRO
1	J	181	PRO
1	J	184	ALA
1	J	216	GLU
1	A	127	PRO
1	A	184	ALA
1	B	167	ALA
1	B	319	SER
1	C	127	PRO
1	C	184	ALA
1	D	167	ALA

Continued on next page...

Continued from previous page...

Mol	Chain	Res	Type
1	G	127	PRO
1	G	184	ALA
1	H	167	ALA
1	H	319	SER
1	I	127	PRO
1	I	184	ALA
1	J	167	ALA
1	D	319	SER
1	J	319	SER
1	B	212	ARG
1	D	212	ARG
1	H	212	ARG
1	J	212	ARG

5.3.2 Protein sidechains (i)

In the following table, the Percentiles column shows the percent sidechain outliers of the chain as a percentile score with respect to all X-ray entries followed by that with respect to entries of similar resolution.

The Analysed column shows the number of residues for which the sidechain conformation was analysed, and the total number of residues.

Mol	Chain	Analysed	Rotameric	Outliers	Percentiles	
1	A	167/179 (93%)	143 (86%)	24 (14%)	3	18
1	B	157/179 (88%)	129 (82%)	28 (18%)	2	12
1	C	167/179 (93%)	143 (86%)	24 (14%)	3	18
1	D	157/179 (88%)	129 (82%)	28 (18%)	2	12
1	G	167/179 (93%)	143 (86%)	24 (14%)	3	18
1	H	157/179 (88%)	128 (82%)	29 (18%)	1	11
1	I	167/179 (93%)	143 (86%)	24 (14%)	3	18
1	J	157/179 (88%)	128 (82%)	29 (18%)	1	11
All	All	1296/1432 (90%)	1086 (84%)	210 (16%)	2	15

All (210) residues with a non-rotameric sidechain are listed below:

Mol	Chain	Res	Type
1	A	130	THR
1	A	144	GLN

Continued on next page...

Continued from previous page...

Mol	Chain	Res	Type
1	A	150	SER
1	A	159	LEU
1	A	162	LEU
1	A	164	CYS
1	A	177	MET
1	A	178	THR
1	A	202	VAL
1	A	204	ARG
1	A	228	VAL
1	A	238	GLU
1	A	262	THR
1	A	264	LEU
1	A	269	CYS
1	A	282	ILE
1	A	286	VAL
1	A	287	THR
1	A	291	ARG
1	A	304	ARG
1	A	305	ILE
1	A	314	LYS
1	A	316	ASP
1	A	319	SER
1	B	154	THR
1	B	158	GLU
1	B	159	LEU
1	B	162	LEU
1	B	164	CYS
1	B	177	MET
1	B	178	THR
1	B	190	PRO
1	B	202	VAL
1	B	204	ARG
1	B	209	GLU
1	B	210	LEU
1	B	213	GLU
1	B	216	GLU
1	B	238	GLU
1	B	241	ILE
1	B	262	THR
1	B	264	LEU
1	B	269	CYS
1	B	271	SER

Continued on next page...

Continued from previous page...

Mol	Chain	Res	Type
1	B	278	ASN
1	B	282	ILE
1	B	286	VAL
1	B	304	ARG
1	B	305	ILE
1	B	313	ARG
1	B	314	LYS
1	B	320	ILE
1	C	130	THR
1	C	144	GLN
1	C	150	SER
1	C	159	LEU
1	C	162	LEU
1	C	164	CYS
1	C	177	MET
1	C	178	THR
1	C	202	VAL
1	C	204	ARG
1	C	228	VAL
1	C	238	GLU
1	C	262	THR
1	C	264	LEU
1	C	269	CYS
1	C	282	ILE
1	C	286	VAL
1	C	287	THR
1	C	291	ARG
1	C	304	ARG
1	C	305	ILE
1	C	314	LYS
1	C	316	ASP
1	C	319	SER
1	D	154	THR
1	D	158	GLU
1	D	159	LEU
1	D	162	LEU
1	D	164	CYS
1	D	177	MET
1	D	178	THR
1	D	190	PRO
1	D	202	VAL
1	D	204	ARG

Continued on next page...

Continued from previous page...

Mol	Chain	Res	Type
1	D	209	GLU
1	D	210	LEU
1	D	213	GLU
1	D	216	GLU
1	D	238	GLU
1	D	241	ILE
1	D	262	THR
1	D	264	LEU
1	D	269	CYS
1	D	271	SER
1	D	278	ASN
1	D	282	ILE
1	D	286	VAL
1	D	304	ARG
1	D	305	ILE
1	D	313	ARG
1	D	314	LYS
1	D	320	ILE
1	G	130	THR
1	G	144	GLN
1	G	150	SER
1	G	159	LEU
1	G	162	LEU
1	G	164	CYS
1	G	177	MET
1	G	178	THR
1	G	202	VAL
1	G	204	ARG
1	G	228	VAL
1	G	238	GLU
1	G	262	THR
1	G	264	LEU
1	G	269	CYS
1	G	282	ILE
1	G	286	VAL
1	G	287	THR
1	G	291	ARG
1	G	304	ARG
1	G	305	ILE
1	G	314	LYS
1	G	316	ASP
1	G	319	SER

Continued on next page...

Continued from previous page...

Mol	Chain	Res	Type
1	H	154	THR
1	H	158	GLU
1	H	159	LEU
1	H	162	LEU
1	H	164	CYS
1	H	177	MET
1	H	178	THR
1	H	190	PRO
1	H	202	VAL
1	H	204	ARG
1	H	209	GLU
1	H	210	LEU
1	H	213	GLU
1	H	216	GLU
1	H	228	VAL
1	H	238	GLU
1	H	241	ILE
1	H	262	THR
1	H	264	LEU
1	H	269	CYS
1	H	271	SER
1	H	278	ASN
1	H	282	ILE
1	H	286	VAL
1	H	304	ARG
1	H	305	ILE
1	H	313	ARG
1	H	314	LYS
1	H	320	ILE
1	I	130	THR
1	I	144	GLN
1	I	150	SER
1	I	159	LEU
1	I	162	LEU
1	I	164	CYS
1	I	177	MET
1	I	178	THR
1	I	202	VAL
1	I	204	ARG
1	I	228	VAL
1	I	238	GLU
1	I	262	THR

Continued on next page...

Continued from previous page...

Mol	Chain	Res	Type
1	I	264	LEU
1	I	269	CYS
1	I	282	ILE
1	I	286	VAL
1	I	287	THR
1	I	291	ARG
1	I	304	ARG
1	I	305	ILE
1	I	314	LYS
1	I	316	ASP
1	I	319	SER
1	J	154	THR
1	J	158	GLU
1	J	159	LEU
1	J	162	LEU
1	J	164	CYS
1	J	177	MET
1	J	178	THR
1	J	190	PRO
1	J	202	VAL
1	J	204	ARG
1	J	209	GLU
1	J	210	LEU
1	J	213	GLU
1	J	216	GLU
1	J	228	VAL
1	J	238	GLU
1	J	241	ILE
1	J	262	THR
1	J	264	LEU
1	J	269	CYS
1	J	271	SER
1	J	278	ASN
1	J	282	ILE
1	J	286	VAL
1	J	304	ARG
1	J	305	ILE
1	J	313	ARG
1	J	314	LYS
1	J	320	ILE

Sometimes sidechains can be flipped to improve hydrogen bonding and reduce clashes. All (46) such sidechains are listed below:

Mol	Chain	Res	Type
1	A	143	GLN
1	A	144	GLN
1	A	182	GLN
1	A	197	HIS
1	A	215	ASN
1	A	224	HIS
1	A	245	GLN
1	A	266	ASN
1	B	173	GLN
1	B	182	GLN
1	B	218	GLN
1	B	266	ASN
1	C	143	GLN
1	C	144	GLN
1	C	182	GLN
1	C	197	HIS
1	C	215	ASN
1	C	224	HIS
1	C	245	GLN
1	C	266	ASN
1	D	173	GLN
1	D	182	GLN
1	D	266	ASN
1	G	143	GLN
1	G	144	GLN
1	G	182	GLN
1	G	197	HIS
1	G	215	ASN
1	G	224	HIS
1	G	245	GLN
1	G	266	ASN
1	H	173	GLN
1	H	182	GLN
1	H	218	GLN
1	H	266	ASN
1	I	143	GLN
1	I	144	GLN
1	I	182	GLN
1	I	197	HIS
1	I	215	ASN
1	I	224	HIS
1	I	245	GLN
1	I	266	ASN

Continued on next page...

Continued from previous page...

Mol	Chain	Res	Type
1	J	173	GLN
1	J	182	GLN
1	J	266	ASN

5.3.3 RNA (i)

There are no RNA molecules in this entry.

5.4 Non-standard residues in protein, DNA, RNA chains (i)

There are no non-standard protein/DNA/RNA residues in this entry.

5.5 Carbohydrates (i)

There are no monosaccharides in this entry.

5.6 Ligand geometry (i)

Of 8 ligands modelled in this entry, 8 are monoatomic - leaving 0 for Mogul analysis.

There are no bond length outliers.

There are no bond angle outliers.

There are no chirality outliers.

There are no torsion outliers.

There are no ring outliers.

No monomer is involved in short contacts.

5.7 Other polymers (i)

There are no such residues in this entry.

5.8 Polymer linkage issues (i)

There are no chain breaks in this entry.

6 Fit of model and data (i)

6.1 Protein, DNA and RNA chains (i)

In the following table, the column labelled '#RSRZ> 2' contains the number (and percentage) of RSRZ outliers, followed by percent RSRZ outliers for the chain as percentile scores relative to all X-ray entries and entries of similar resolution. The OWAB column contains the minimum, median, 95th percentile and maximum values of the occupancy-weighted average B-factor per residue. The column labelled 'Q< 0.9' lists the number of (and percentage) of residues with an average occupancy less than 0.9.

Mol	Chain	Analysed	<RSRZ>	#RSRZ>2	OWAB(Å^2)	Q<0.9
1	A	193/203 (95%)	-0.33	2 (1%) 82 74	172, 190, 209, 220	0
1	B	182/203 (89%)	-0.12	5 (2%) 54 44	204, 241, 275, 284	0
1	C	193/203 (95%)	-0.47	0 100 100	96, 126, 152, 159	0
1	D	182/203 (89%)	0.41	19 (10%) 6 6	257, 296, 335, 343	0
1	G	193/203 (95%)	-0.27	4 (2%) 63 54	198, 221, 240, 247	0
1	H	182/203 (89%)	-0.39	0 100 100	173, 183, 189, 195	0
1	I	193/203 (95%)	0.25	16 (8%) 11 10	323, 339, 351, 355	0
1	J	182/203 (89%)	-0.01	8 (4%) 34 28	204, 214, 220, 223	0
2	E	19/19 (100%)	-0.76	0 100 100	150, 159, 172, 177	0
2	K	19/19 (100%)	-0.54	0 100 100	231, 235, 244, 244	0
3	F	19/19 (100%)	-0.65	0 100 100	150, 162, 171, 173	0
3	L	19/19 (100%)	-0.33	0 100 100	229, 236, 244, 247	0
All	All	1576/1700 (92%)	-0.14	54 (3%) 45 36	96, 215, 341, 355	0

All (54) RSRZ outliers are listed below:

Mol	Chain	Res	Type	RSRZ
1	I	146	SER	8.2
1	D	303	ALA	6.3
1	D	141	SER	6.2
1	D	238	GLU	5.9
1	D	319	SER	5.7
1	I	147	THR	5.1
1	D	140	VAL	4.8
1	I	149	LYS	4.5
1	I	158	GLU	4.4
1	J	319	SER	4.4
1	D	173	GLN	4.3

Continued on next page...

Continued from previous page...

Mol	Chain	Res	Type	RSRZ
1	D	174	ILE	4.3
1	D	239	ASP	4.1
1	I	220	ALA	4.1
1	J	140	VAL	3.9
1	D	243	GLY	3.9
1	I	150	SER	3.9
1	B	319	SER	3.8
1	I	226	ILE	3.7
1	D	257	GLY	3.6
1	I	267	PHE	3.3
1	B	320	ILE	3.2
1	D	185	VAL	3.2
1	B	238	GLU	3.2
1	D	320	ILE	3.2
1	I	240	PRO	3.1
1	D	184	ALA	3.1
1	D	242	THR	3.0
1	J	316	ASP	2.9
1	J	141	SER	2.8
1	I	185	VAL	2.8
1	I	145	SER	2.7
1	A	216	GLU	2.7
1	G	216	GLU	2.5
1	D	240	PRO	2.5
1	B	257	GLY	2.5
1	G	151	ALA	2.5
1	A	147	THR	2.5
1	G	150	SER	2.4
1	J	236	TYR	2.4
1	J	162	LEU	2.4
1	D	237	VAL	2.3
1	I	143	GLN	2.3
1	D	302	GLU	2.3
1	D	258	THR	2.2
1	G	149	LYS	2.2
1	B	240	PRO	2.2
1	D	300	CYS	2.1
1	I	266	ASN	2.1
1	J	320	ILE	2.1
1	I	256	VAL	2.1
1	I	290	THR	2.0
1	J	174	ILE	2.0

Continued on next page...

Continued from previous page...

Mol	Chain	Res	Type	RSRZ
1	I	186	ILE	2.0

6.2 Non-standard residues in protein, DNA, RNA chains (i)

There are no non-standard protein/DNA/RNA residues in this entry.

6.3 Carbohydrates (i)

There are no monosaccharides in this entry.

6.4 Ligands (i)

In the following table, the Atoms column lists the number of modelled atoms in the group and the number defined in the chemical component dictionary. The B-factors column lists the minimum, median, 95th percentile and maximum values of B factors of atoms in the group. The column labelled 'Q< 0.9' lists the number of atoms with occupancy less than 0.9.

Mol	Type	Chain	Res	Atoms	RSCC	RSR	B-factors(Å^2)	Q<0.9
4	ZN	I	901	1/1	0.62	0.16	332,332,332,332	0
4	ZN	B	901	1/1	0.86	0.08	215,215,215,215	0
4	ZN	H	901	1/1	0.89	0.08	187,187,187,187	0
4	ZN	G	901	1/1	0.90	0.05	205,205,205,205	0
4	ZN	A	901	1/1	0.91	0.05	206,206,206,206	0
4	ZN	D	901	1/1	0.92	0.11	276,276,276,276	0
4	ZN	C	901	1/1	0.95	0.15	139,139,139,139	0
4	ZN	J	901	1/1	0.96	0.10	211,211,211,211	0

6.5 Other polymers (i)

There are no such residues in this entry.