Full wwPDB EM Validation Report (i)

Sep 28, 2024 – 09:57 AM EDT

PDB ID	:	5U8S
EMDB ID	:	EMD-8518
Title	:	Structure of eukaryotic CMG helicase at a replication fork
Authors	:	Li, H.; Li, B.; Georgescu, R.; Yuan, Z.; Santos, R.; Sun, J.; Zhang, D.; Yurieva, O.; O'Donnell, M.E.
Deposited on	:	2016-12-14
Resolution	:	6.10 Å(reported)

This is a Full wwPDB EM Validation Report for a publicly released PDB entry.

We welcome your comments at *validation@mail.wwpdb.org*
A user guide is available at
https://www.wwpdb.org/validation/2017/EMValidationReportHelp
with specific help available everywhere you see the (i) symbol.

The types of validation reports are described at
http://www.wwpdb.org/validation/2017/FAQs#types.

The following versions of software and data (see references (1)) were used in the production of this report:

EMDB validation analysis	:	0.0.1.dev113
Mogul	:	2022.3.0, CSD as543be (2022)
MolProbity	:	4.02b-467
buster-report	:	1.1.7 (2018)
Percentile statistics	:	20231227.v01 (using entries in the PDB archive December 27th 2023)
MapQ	:	1.9.13
Ideal geometry (proteins)	:	Engh & Huber (2001)
Ideal geometry (DNA, RNA)	:	Parkinson et al. (1996)
Validation Pipeline (wwPDB-VP)	:	2.39

1 Overall quality at a glance (i)

The following experimental techniques were used to determine the structure:
ELECTRON MICROSCOPY

The reported resolution of this entry is 6.10 Å.

Percentile scores (ranging between 0-100) for global validation metrics of the entry are shown in the following graphic. The table shows the number of entries on which the scores are based.

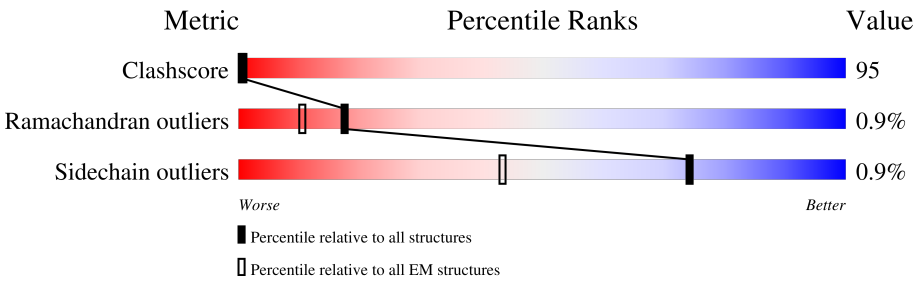

Metric	Whole archive (#Entries)	EM structures (#Entries)
Clashscore	210492	15764
Ramachandran outliers	207382	16835
Sidechain outliers	206894	16415

The table below summarises the geometric issues observed across the polymeric chains and their fit to the map. The red, orange, yellow and green segments of the bar indicate the fraction of residues that contain outliers for >=3, 2, 1 and 0 types of geometric quality criteria respectively. A grey segment represents the fraction of residues that are not modelled. The numeric value for each fraction is indicated below the corresponding segment, with a dot representing fractions <=5% The upper red bar (where present) indicates the fraction of residues that have poor fit to the EM map (all-atom inclusion < 40%). The numeric value is given above the bar.

Mol	Chain	Length	Quality of chain
1	A	208	7%, 15%, 82%, •
2	B	213	10%, 74%, 15%
3	C	194	12%, 70%, 18%
4	D	294	13%, 60%, •, 25%
5	E	650	•, 16%, 68%, 15%
6	F	26	31%, 27%, 73%
7	G	14	36%, 7%, 93%
8	2	868	5%, 12%, 56%, •, 31%

Continued on next page...

Continued from previous page...

Mol	Chain	Length	Quality of chain
9	3	971	13% 47% 39%
10	4	933	11% 19% 53% 27%
11	5	775	5% 15% 61% 23%
12	6	1017	5% 12% 47% 41%
13	7	845	16% 19% 58% 22%

The following table lists non-polymeric compounds, carbohydrate monomers and non-standard residues in protein, DNA, RNA chains that are outliers for geometric or electron-density-fit criteria:

Mol	Type	Chain	Res	Chirality	Geometry	Clashes	Electron density
14	ATP	2	901	-	-	X	-
14	ATP	5	801	-	-	X	-

2 Entry composition (i)

There are 14 unique types of molecules in this entry. The entry contains 41018 atoms, of which 0 are hydrogens and 0 are deuteriums.

In the tables below, the AltConf column contains the number of residues with at least one atom in alternate conformation and the Trace column contains the number of residues modelled with at most 2 atoms.

- Molecule 1 is a protein called DNA replication complex GINS protein PSF1.

Mol	Chain	Residues	Atoms					AltConf	Trace
			Total	C	N	O	S		
1	A	208	1696	1065	290	331	10	0	0

- Molecule 2 is a protein called DNA replication complex GINS protein PSF2.

Mol	Chain	Residues	Atoms					AltConf	Trace
			Total	C	N	O	S		
2	B	181	1513	978	261	270	4	0	0

- Molecule 3 is a protein called DNA replication complex GINS protein PSF3.

Mol	Chain	Residues	Atoms					AltConf	Trace
			Total	C	N	O	S		
3	C	159	1288	843	207	232	6	0	0

- Molecule 4 is a protein called DNA replication complex GINS protein SLD5.

Mol	Chain	Residues	Atoms					AltConf	Trace
			Total	C	N	O	S		
4	D	221	1820	1159	300	348	13	0	0

- Molecule 5 is a protein called Cell division control protein 45.

Mol	Chain	Residues	Atoms					AltConf	Trace
			Total	C	N	O	S		
5	E	553	4482	2862	763	844	13	0	0

- Molecule 6 is a DNA chain called DNA (26-MER).

Mol	Chain	Residues	Atoms					AltConf	Trace
			Total	C	N	O	P		
6	F	26	527	257	76	168	26	0	0

- Molecule 7 is a DNA chain called DNA (5'-D(P*AP*TP*CP*GP*AP*TP*CP*GP*AP*TP*CP*GP*AP*T)-3').

Mol	Chain	Residues	Atoms					AltConf	Trace
			Total	C	N	O	P		
7	G	14	287	137	52	84	14	0	0

- Molecule 8 is a protein called DNA replication licensing factor MCM2.

Mol	Chain	Residues	Atoms					AltConf	Trace
			Total	C	N	O	S		
8	2	602	4707	2969	841	880	17	0	0

- Molecule 9 is a protein called DNA replication licensing factor MCM3.

Mol	Chain	Residues	Atoms					AltConf	Trace
			Total	C	N	O	S		
9	3	591	4638	2925	828	872	13	0	0

- Molecule 10 is a protein called DNA replication licensing factor MCM4.

Mol	Chain	Residues	Atoms					AltConf	Trace
			Total	C	N	O	S		
10	4	682	5410	3397	946	1039	28	0	0

There are 2 discrepancies between the modelled and reference sequences:

Chain	Residue	Modelled	Actual	Comment	Reference
4	469	VAL	LYS	conflict	UNP P30665
4	470	SER	VAL	conflict	UNP P30665

- Molecule 11 is a protein called Minichromosome maintenance protein 5.

Mol	Chain	Residues	Atoms					AltConf	Trace
			Total	C	N	O	S		
11	5	597	4688	2946	808	910	24	0	0

- Molecule 12 is a protein called DNA replication licensing factor MCM6.

Mol	Chain	Residues	Atoms					AltConf	Trace
			Total	C	N	O	S		
12	6	604	4649	2929	822	878	20	0	0

- Molecule 13 is a protein called DNA replication licensing factor MCM7.

Mol	Chain	Residues	Atoms					AltConf	Trace
			Total	C	N	O	S		
13	7	663	5220	3290	904	996	30	0	0

- Molecule 14 is ADENOSINE-5'-TRIPHOSPHATE (three-letter code: ATP) (formula: $C_{10}H_{16}N_5O_{13}P_3$).

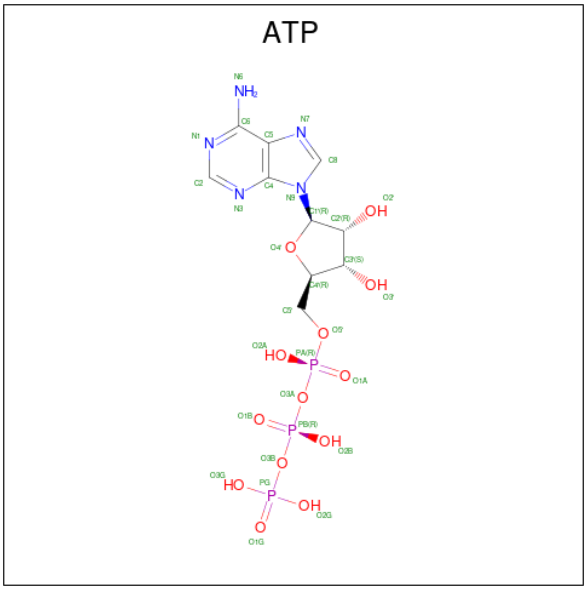

Mol	Chain	Residues	Atoms					AltConf
			Total	C	N	O	P	
14	2	1	31	10	5	13	3	0
			Total	C	N	O	P	
14	3	1	31	10	5	13	3	0
			Total	C	N	O	P	
14	5	1	31	10	5	13	3	0

3 Residue-property plots (i)

These plots are drawn for all protein, RNA, DNA and oligosaccharide chains in the entry. The first graphic for a chain summarises the proportions of the various outlier classes displayed in the second graphic. The second graphic shows the sequence view annotated by issues in geometry and atom inclusion in map density. Residues are color-coded according to the number of geometric quality criteria for which they contain at least one outlier: green = 0, yellow = 1, orange = 2 and red = 3 or more. A red diamond above a residue indicates a poor fit to the EM map for this residue (all-atom inclusion < 40%). Stretches of 2 or more consecutive residues without any outlier are shown as a green connector. Residues present in the sample, but not in the model, are shown in grey.

• Molecule 1: DNA replication complex GINS protein PSF1

Chain A:

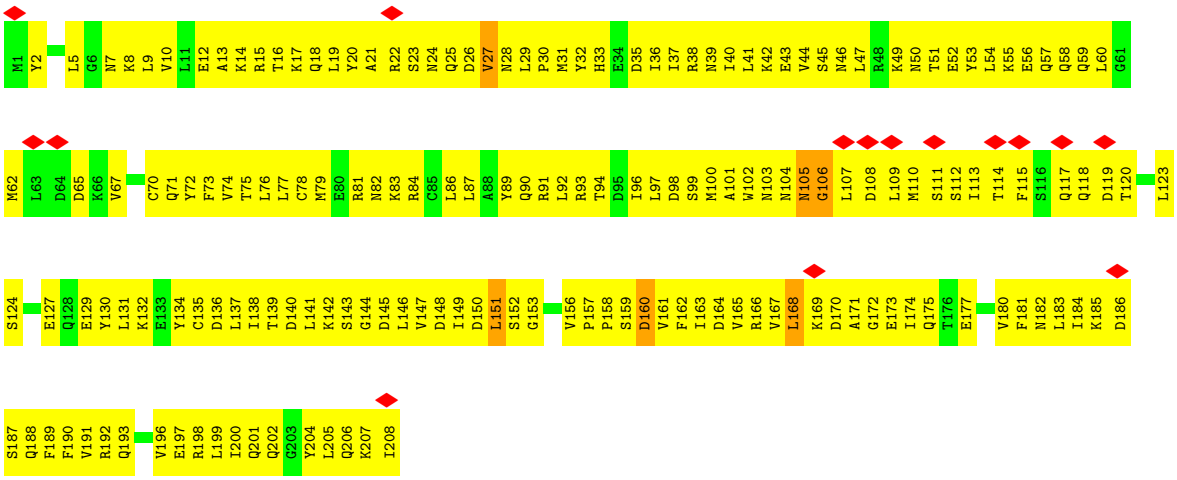

• Molecule 2: DNA replication complex GINS protein PSF2

Chain B:

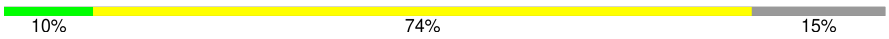



• Molecule 3: DNA replication complex GINS protein PSF3

Chain C:

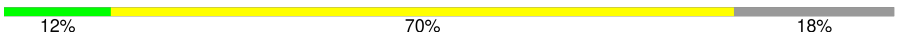

MET GLY Y3 Y4 D5 I6 D7 D8 V9 L10 A11 D12 E15 F16 P17 C18 K19 F20 Q21 Y22 D23 I24 P25 G26 L27 G28 Y29 LEU GLU ASN N33 P34 G35 R36 P37 I38 K43 L44 S45 L46 P47 L48 W49 L50 A51 R52 I53 L54 A55 I56 V57 G58 GLY ASP GLU ALA LEU VAL

ASP GLU GLU P68 V69 P70 F71 V72 E73 L74 L75 P76 P77 D78 M79 F80 S81 T82 K83 V84 M85 N86 A87 I88 K89 T90 D91 P92 V93 A94 L95 D96 L97 H98 S99 I100 N101 S102 H103 F104 S106 L107 A108 I109 K110 W111 I112 M113 L114 F115 S116 E117 K118 E119 L120 A121 N122 V123 V124

S125 E126 L127 L128 L129 Q130 R131 A132 Q133 E134 L135 N136 H137 H138 A139 S140 S141 LEU SER ILE ASP LEU ASN ALA ASP SER THR GLY LYS ASN SER ALA ASN THR ASN ILE ALA T162 S163 T164 F165 L166 L167 K168 L169 E170 E171 M172 E173 K174 E175 I176 Y177 K178 K179 S180 H181 E182 S183 Y184

K185 D186 T187 K188 R189 W190 M191 F192 K193 LYS

- Molecule 4: DNA replication complex GINS protein SLD5

Chain D:

MET ASP ILE ASN ILE ASP ASP ILE ILE LEU ALA GLU LEU ASP LYS GLU THR THR ALA VAL ASP SER THR LYS ILE THR GLN GLY SER SER SER THR THR HIS ARG ASP ALA ASN THR ILE VAL GLY SER SER LEU ASP LEU ASN ASP LYS THR GLN ILE TYR V54 S55 P56 Q57 Q58 D59 F60

S61 D62 L63 M64 K65 S66 W67 K68 N69 E70 R71 C72 S73 L76 L77 P78 Y79 P80 H81 Q82 L83 M84 K85 R86 L87 I88 N89 R90 I91 S92 M93 Q94 S95 Q96 L97 I98 E99 N100 I101 S102 M103 G104 F105 M108 Q109 N110 ALA SER ASN ALA ASN PRO PRO MET PRO ASN E121 S122

K123 L124 P125 L126 L127 C128 M129 E130 T131 E132 L133 E134 R135 L136 K137 F138 V139 I140 R141 S142 Y143 I144 R145 C146 R147 L148 S149 K150 I151 F154 S155 L156 Y157 L158 R159 Q160 L161 N162 E163 L168 I169 S170 L171 T172 D173 L174 L175 S176 K177 D178 E179 I180 K181 Y182 H183 D184 T185 H186

S187 L188 I189 W190 L191 K192 L193 V194 N195 I198 L199 K200 Y201 M202 P203 E204 E205 L206 Q207 A208 I209 N210 D211 T212 E213 G214 S215 V216 N217 M218 I219 D220 E221 P222 D223 W224 N225 K226 F227 V228 F229 I230 H231 V232 N233 P236 D237 G238 LYS TRP ASN GLU ASP PRO LEU LEU GLN E248

N249 E250 F251 G252 K253 P254 C255 Y256 T257 V258 T259 I260 P261 D262 L263 K264 E265 E266 V267 E268 L269 T270 I271 G272 S273 I274 Y275 V276 M277 R278 Y279 E280 V281 I282 R283 D284 L285 L286 R287 D288 D289 K290 V291 A292 L293 ILE

- Molecule 5: Cell division control protein 45

Chain E:

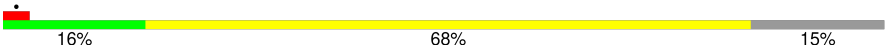

MET TYR TYR GLY I5 F8 S9 E10 A11 Y12 N13 K14 I15 L16 R17 N18 S19 S20 S21 H22 S23 S24 C25 Q26 L27 V28 I29 F30 V31 S32 C33 L34 N35 I36 D37 A38 L39 C40 A41 T42 K43 M44 L45 S46 L47 L48 F49 K50 K51 Q52 L53 V54 Q55 S56 Q57 I58 V59 P60 I61

F62 G63 Y64 S65 E66 L67 R68 R69 H70 Y71 S72 Q73 L74 D75 D76 N77 I78 N79 S80 L81 L82 L83 V84 G85 F86 V89 I90 D91 L92 E93 A94 F95 L96 E97 I98 D99 P100 Q101 E102 TYR VAL ILE ASP THR ASP GLU LYS SER GLY GLU Q114 S115 R118 D119 I120 Y121 V122 L123

D124 A125 H126 R127 P128 W129 N130 L131 D132 N133 I134 F135 G136 S137 Q138 I139 I140 Q141 C142 F143 D144 D145 G146 T147 V148 D149 D150 T151 L152 G153 E154 Q155 K156 E157 A158 Y159 Y160 K161 L162 L163 E164 L165 ASP GLU GLU SER GLY ASP ASP GLU LEU SER GLY ASP GLU ASN ASP ASN ASN GLY

GLY ASP ASP GLU ALA THR ASP ALA ASP GLU VAL THR ASP GLU ASP GLU GLU ASP GLU ASP GLU THR ILE SER ASN LYS ARG GLY ASN SER SER ILE GLY PRO N218 D219 L220 S221 R226 K227 K228 Q229 I230 H231 E232 Y233 E234 G235 V236 L237 E238 E239 Y240 Y241 S242 Q243 G244 T245 T246

V247 V248 N249 S250 I251 S252 A253 Q254 I255 Y256 S257 L258 L259 S260 A261 I262 G263 E264 T265 N266 L267 S268 N269 L270 W271 L272 N273 I274 L275 G276 T277 T278 D281 I282 A283 Y284 A285 Q286 V287 Y288 N289 R290 L291 Y292 P293 L294 L295 Q296 D297 E298 V299 K300 R301 L302 T303 P304 S305 S306 R307

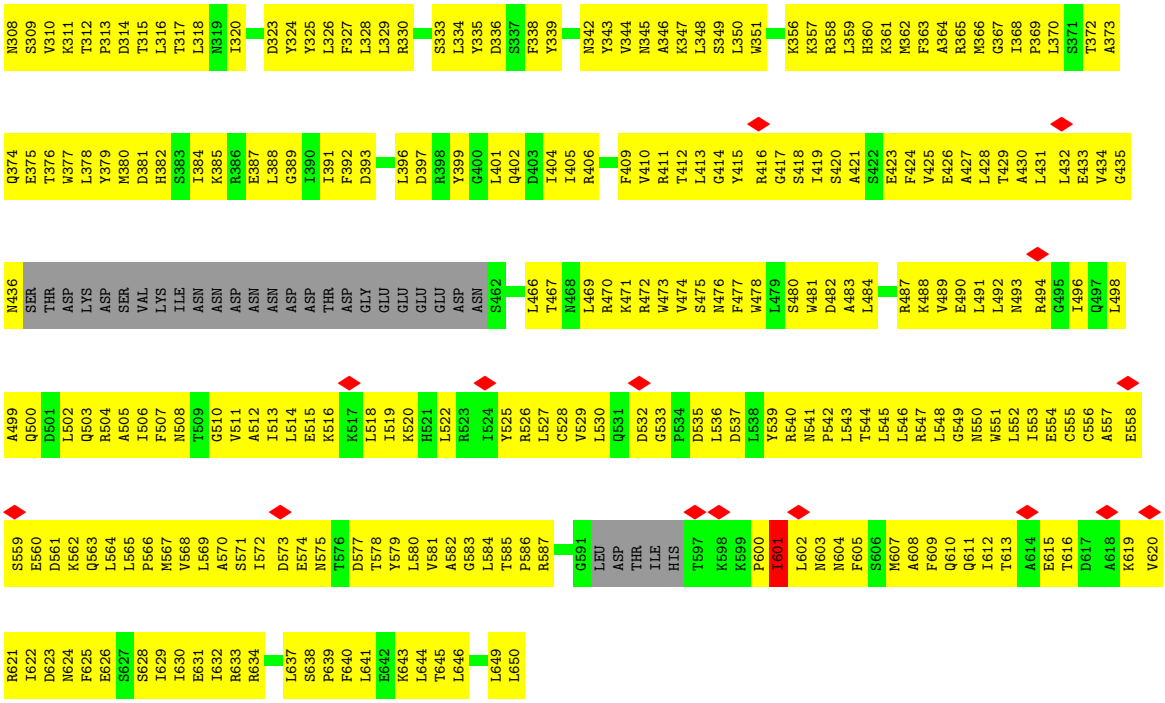

- Molecule 6: DNA (26-MER)

Chain F:

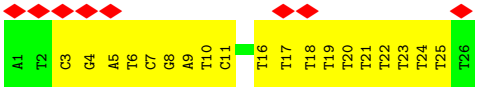

- Molecule 7: DNA (5'-D(P*AP*TP*CP*GP*AP*TP*CP*GP*AP*TP*CP*GP*AP*T)-3')

Chain G:

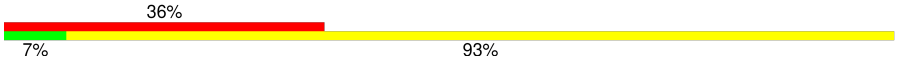

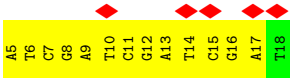

- Molecule 8: DNA replication licensing factor MCM2

Chain 2:



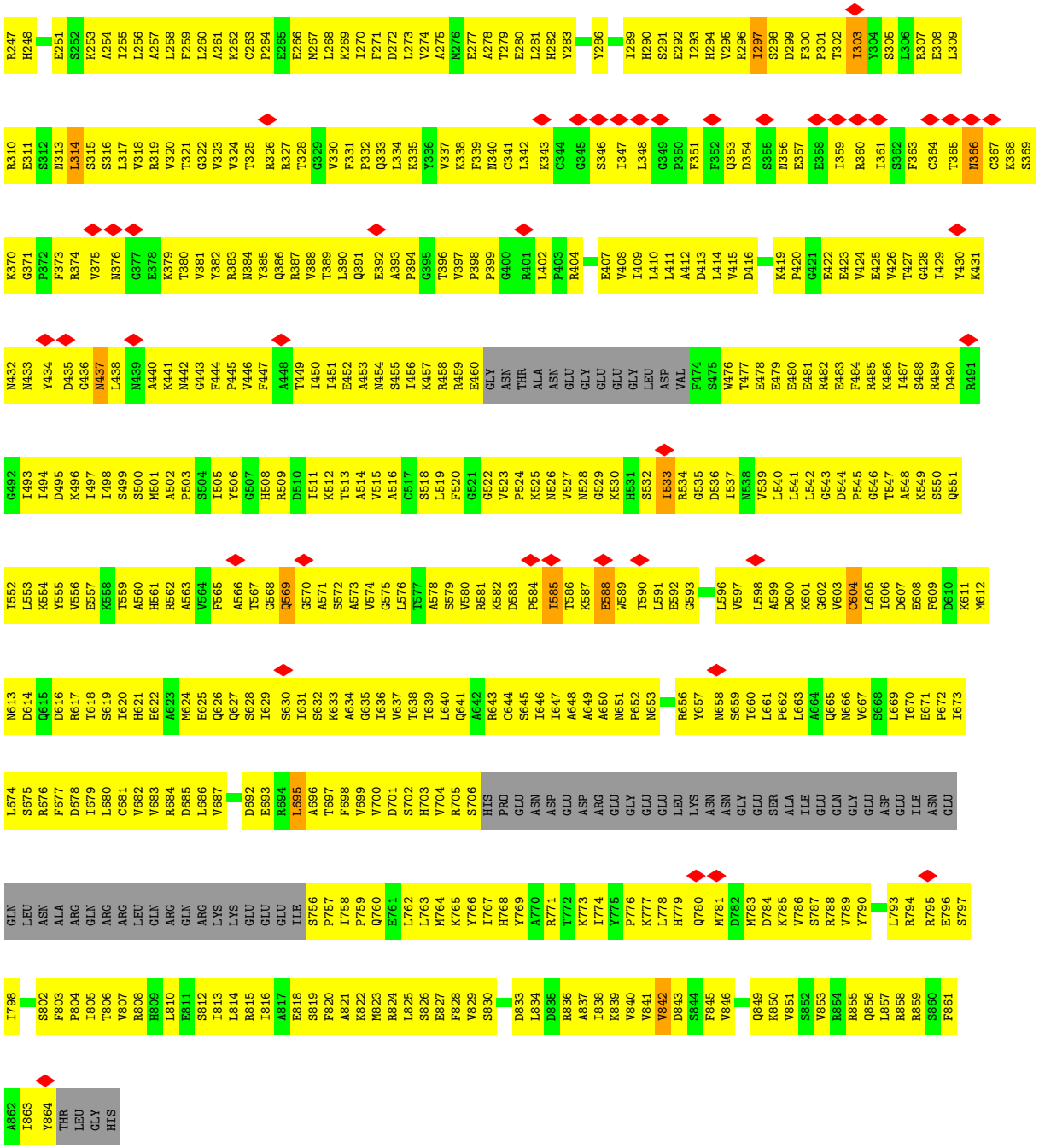

• Molecule 9: DNA replication licensing factor MCM3

Chain 3:

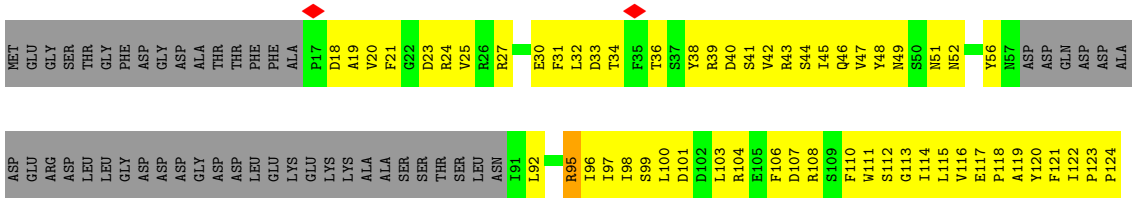

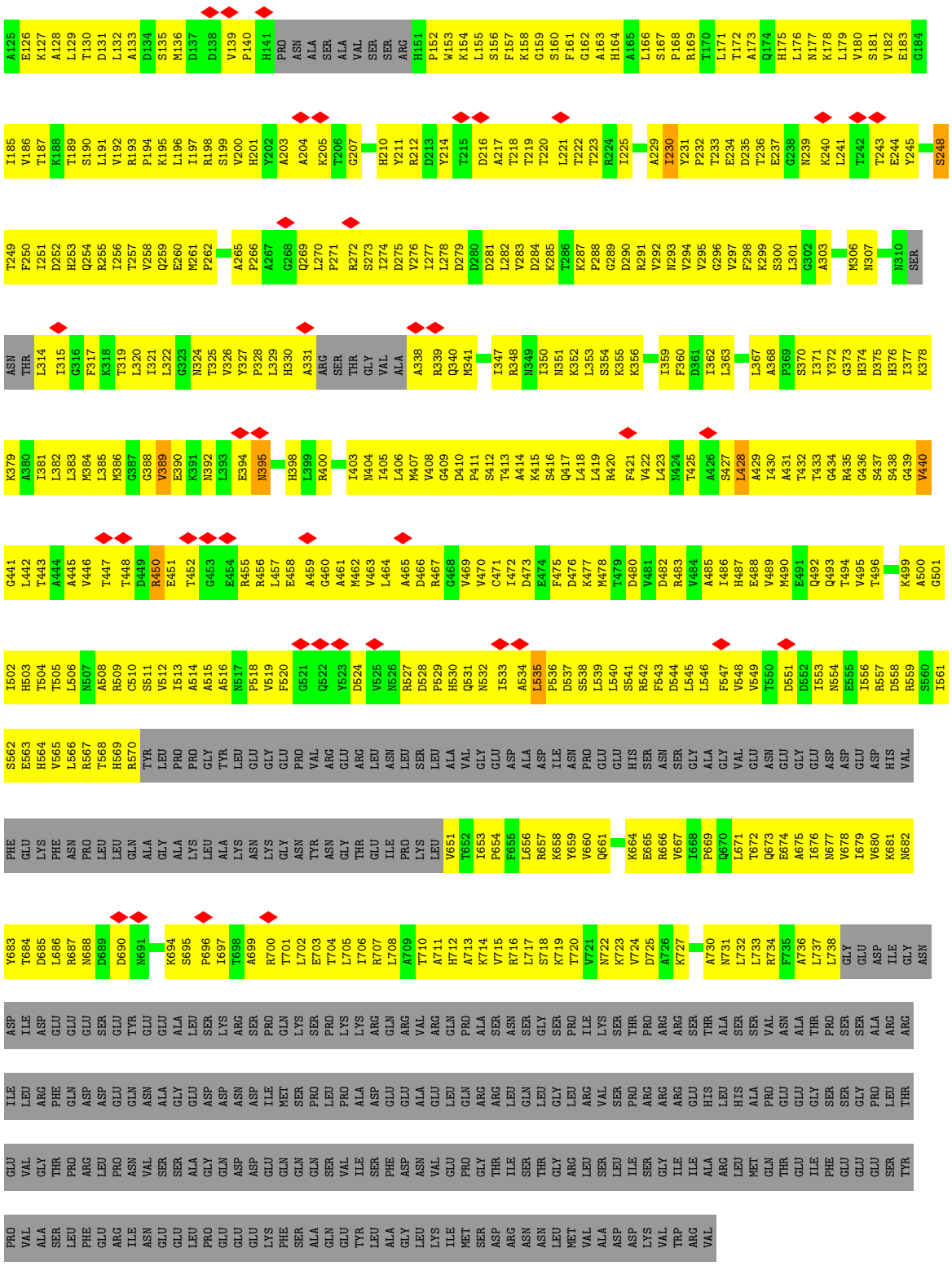

• Molecule 10: DNA replication licensing factor MCM4

Chain 4:

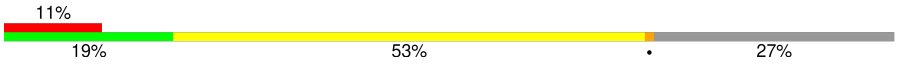

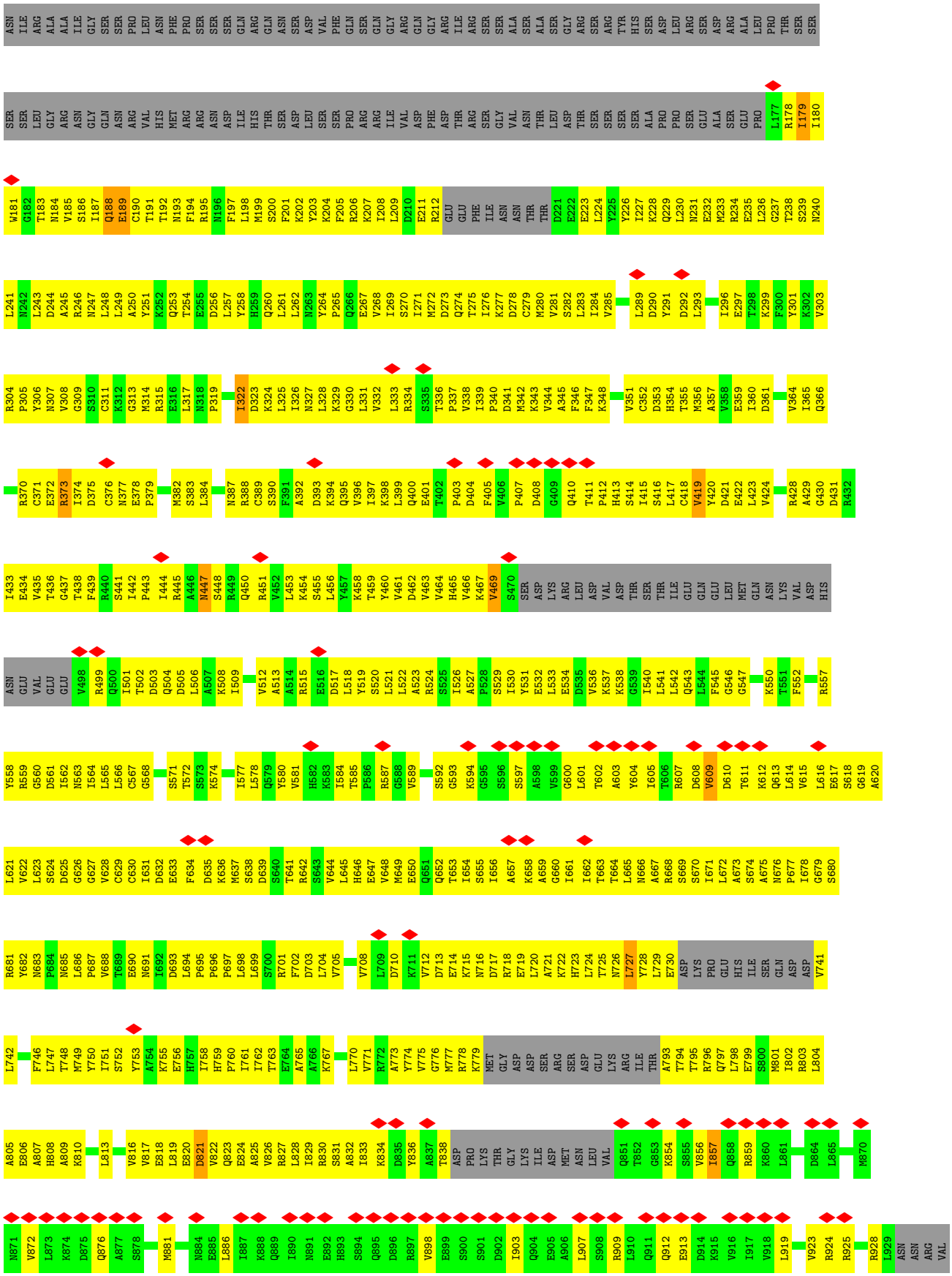
N871 V872 L873 K874 D875 Q876 A877 S878 M881 N884 E885 L886 I887 K888 Q889 I890 N891 E892 H893 S894 Q895 D896 R897 V898 E899 S900 S901 D902 I903 Q904 E905 A906 L907 S908 R909 L910 Q911 Q912 E913 D914 K915 V916 I917 V918 L919 V923 R924 R925 R928 L929 ASN ASN ARG VAL
A805 E806 A807 H808 A809 K810 L813 V816 V817 E818 L819 E820 D821 V822 Q823 E824 A825 V826 R827 L828 I829 R830 S831 A832 I833 K834 D835 Y836 A837 T838 ASP PRO LYS THR GLY LYS ILE ASP MET ASN LEU VAL Q851 T852 G853 K854 S855 V856 I857 Q858 R859 K860 L861 D864 L865 M870
L742 F746 L747 T748 M749 Y750 I751 S752 Y753 A754 K755 E756 H757 I758 H759 P760 I761 I762 T763 E764 A765 A766 K767 L770 V771 R772 A773 Y774 V775 G776 M777 R778 K779 MET GLY ASP ASP SER ARG SER ASP GLU LYS ARG ILE THR A793 T794 T795 R796 Q797 L798 E799 S800 M801 I802 R803 L804
R681 Y682 N683 P684 N685 L686 P687 V688 T689 E690 N691 T692 D693 L694 P695 P696 P697 L698 L699 S700 R701 F702 D703 L704 V705 V708 L709 D710 K711 V712 D713 E714 K715 N716 D717 R718 E719 L720 A721 K722 H723 L724 T725 N726 L727 Y728 L729 E730 ASP LYS PRO GLU HIS ILE SER GLN ASP ASP V741
L621 V622 L623 S624 D625 G626 G627 V628 C629 C630 I631 D632 E633 F634 D635 K636 M637 S638 D639 S640 T641 R642 S643 V644 L645 H646 E647 V648 M649 E650 Q651 Q652 T653 I654 S655 I656 A657 K658 A659 G660 I661 I662 T663 T664 L665 N666 A667 R668 S669 S670 I671 L672 A673 S674 A675 N676 P677 I678 G679 S680
Y558 R559 G560 D561 I562 N563 I564 L565 L566 C567 G568 S571 T572 S573 K574 I577 L578 Q579 Y580 V581 H582 K583 I584 T585 P586 R587 G588 V589 S592 G593 K594 G595 S596 S597 A598 V599 G600 L601 T602 A603 Y604 I605 T606 R607 D608 V609 D610 T611 K612 Q613 L614 V615 L616 E617 S618 G619 A620
ASN GLU VAL GLU GLU V498 R499 Q500 I501 T502 D503 Q504 D505 L506 A507 K508 I509 V512 A513 A514 R515 E516 D517 L518 Y519 S520 L521 L522 A523 R524 S525 I526 A527 P528 S529 I530 Y531 E532 L533 E534 D535 V536 K537 K538 G539 I540 L541 L542 Q543 L544 F545 G546 G547 K550 T551 F552 R557
I433 E434 V435 T436 G437 T438 F439 R440 S441 I442 P443 I444 R445 A446 N447 S448 R449 Q450 R451 V452 L453 K454 S455 L456 Y457 K458 T459 Y460 V461 D462 V463 V464 H465 V466 K467 V469 S470 SER ASP LYS ARG LEU ASP VAL ASP THR SER THR ILE GLU GLN GLU LEU MET GLN ASN LYS VAL ASP HIS
R370 C371 E372 R373 I374 D375 C376 N377 E378 P379 M382 S383 L384 N387 R388 C389 S390 F391 A392 D393 K394 Q395 V396 I397 K398 L399 Q400 E401 T402 P403 D404 F405 V406 P407 D408 G409 Q410 T411 P412 H413 S414 I415 S416 L417 C418 V419 Y420 D421 E422 L423 V424 R428 A429 G430 D431 R432
R304 P305 Y306 N307 V308 G309 S310 C311 K312 G313 M314 R315 E316 L317 N318 P319 I322 D323 K324 L325 I326 N327 L328 K329 G330 L331 V332 L333 R334 S335 T336 P337 V338 I339 P340 D341 M342 K343 V344 A345 F346 F347 K348 V351 C352 D353 H354 T355 M356 A357 V358 E359 I360 D361 V364 I365 Q366
L241 N242 L243 D244 A245 R246 N247 L248 L249 A250 Y251 K252 Q253 T254 E255 D256 L257 Y258 H259 Q260 L261 L262 N263 Y264 P265 Q266 E267 V268 I269 S270 I271 M272 D273 Q274 T275 I276 K277 D278 C279 M280 V281 S282 L283 I284 V285 L289 D290 Y291 D292 L293 I296 E297 T298 K299 F300 Y301 K302 V303
W181 G182 T183 N184 V185 S186 I187 Q188 E189 C190 T191 T192 N193 F194 R195 N196 F197 L198 M199 S200 F201 K202 Y203 K204 F205 R206 K207 I208 I209 D210 E211 R212 GLU GLU PHE ILE ASN ASN THR THR D221 E222 E223 L224 Y225 Y226 I227 K228 Q229 L230 N231 E232 M233 R234 E235 L236 G237 T238 S239 N240
SER SER LEU GLY ARG ASN GLY GLN ASN ARG VAL HIS MET ARG ARG ASN ASP ILE HIS THR SER ASP LEU SER SER PRO ARG ARG ILE VAL ASP PHE ASP THR ARG SER GLY VAL ASN THR THR LEU ASP THR SER SER ALA PRO PRO SER GLU GLU ALA SER GLU PRO I177 R178 I179 I180
ASN ILE ARG ALA ALA ILE GLY SER SER PRO LEU ASN PHE PRO SER SER SER SER GLN ARG GLN ASN SER SER VAL PHE GLN SER GLN GLY ARG GLN GLY ARG ILE ARG SER SER ALA SER ALA SER GLY ARG SER ARG TYR HIS SER ASP LEU ARG SER ASP ARG ALA LEU PRO THR SER SER

• Molecule 11: Minichromosome maintenance protein 5

Chain 5:

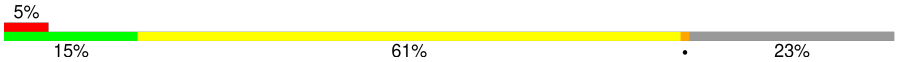

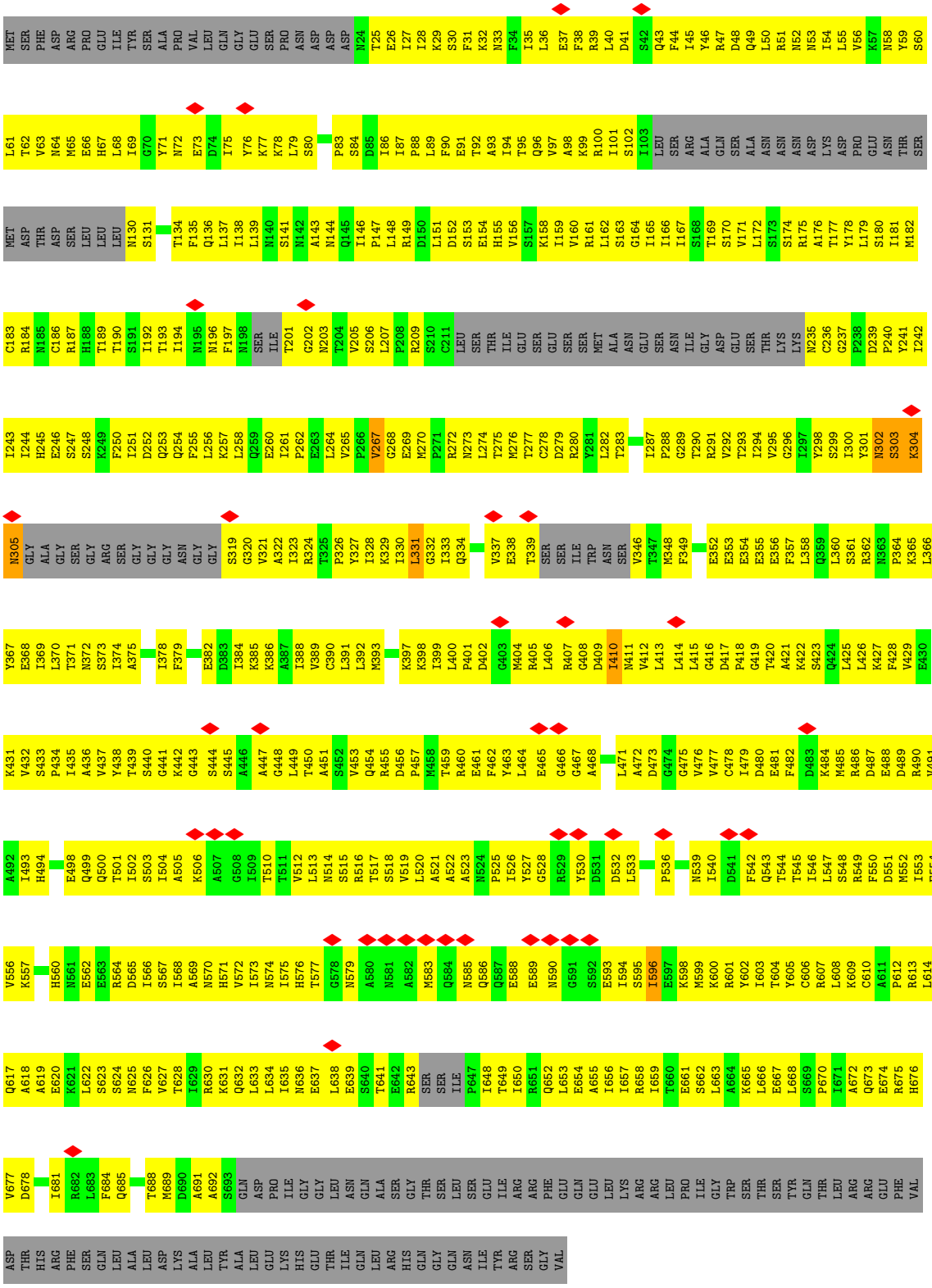

• Molecule 12: DNA replication licensing factor MCM6

Chain 6:

5%
12%
47%
41%

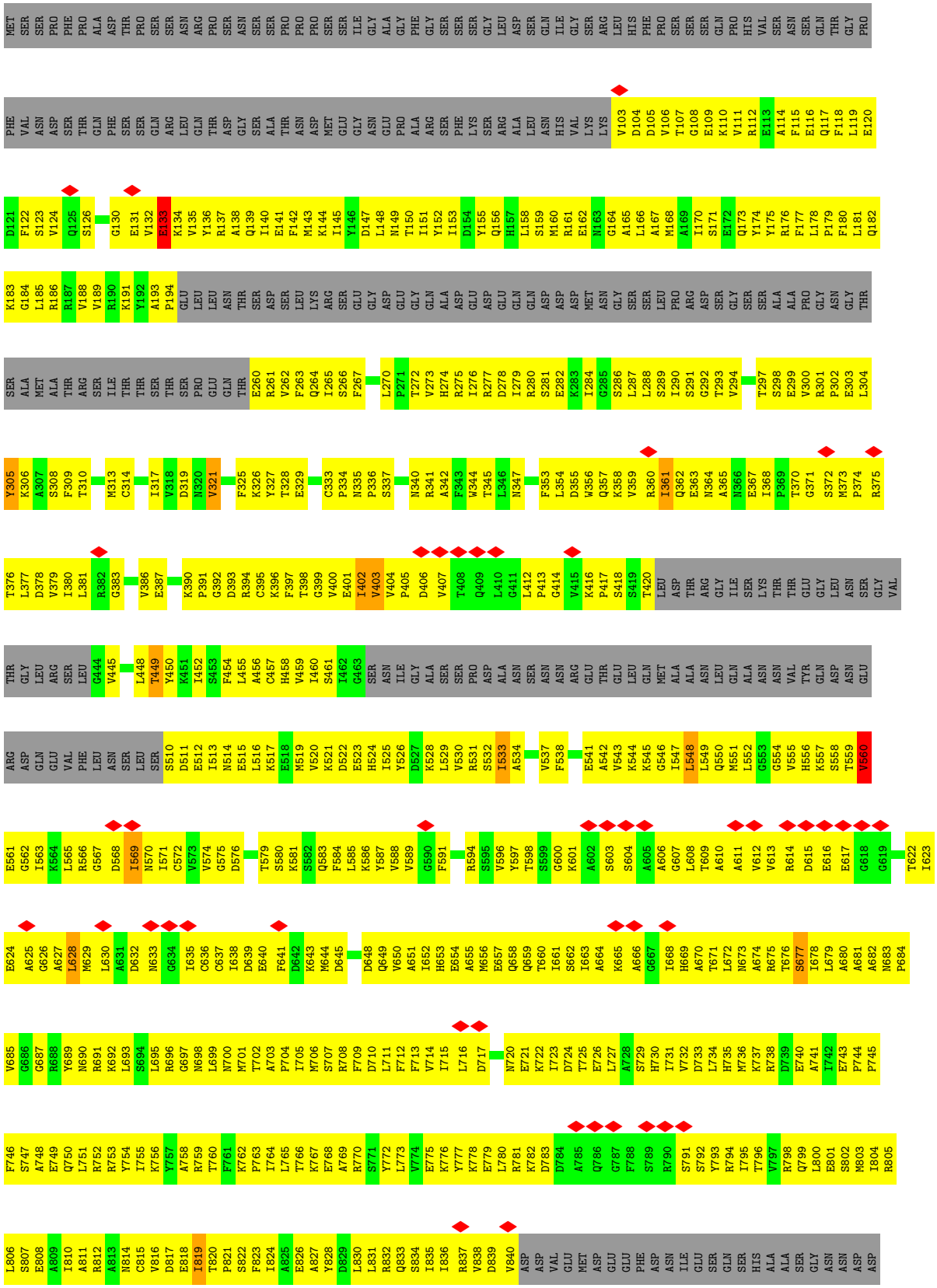
MET SER SER PRO PHE PRO ALA ASP THR PRO SER SER ASN ARG PRO SER ASN SER SER PRO PRO PRO SER SER ILE GLY ALA GLY PHE GLY SER SER SER GLY LEU ASP SER GLN ILE GLY SER ARG LEU HIS PHE PRO SER SER SER GLN PRO HIS VAL SER ASN SER SER GLN THR GLY PRO
PHE VAL ASN ASP SER THR GLN PHE SER SER GLN ARG LEU GLN THR ASP GLY SER ALA THR ASN ASP MET GLU GLY ASN GLU PRO ALA ARG SER PHE LYS SER ARG ALA LEU ASN HIS VAL LYS LYS
V103 D104 D105 V106 T107 G108 E109 K110 V111 R112 E113 A114 F115 E116 Q117 F118 L119 E120
D121 F122 S123 V124 Q125 S126 G130 E131 V132 E133 K134 V135 Y136 R137 A138 Q139 I140 E141 F142 M143 K144 I145 Y146 D147 L148 N149 T150 I151 Y152 I153 D154 Y155 Q156 H157 L158 S159 M160 R161 E162 M163 G164 A165 L166 A167 M168 A169 I170 S171 E172 Q173 Y174 Y175 R176 F177 L178 P179 F180 L181 Q182
K183 G184 L185 R186 R187 V188 V189 R190 K191 Y192 A193 P194 GLU LEU LEU ASN THR SER ASP SER SER LEU LYS ARG SER GLU GLY ASP GLU GLY GLN ALA ASP GLU ASP GLU GLN GLN ASP ASP ASP MET ASN GLY SER SER LEU PRO ARG ASP SER GLY SER SER ALA ALA PRO GLY ASN GLY THR
SER ALA MET ALA THR ARG SER ILE THR THR SER THR SER PRO GLU GLN THR E260 R261 V262 F263 Q264 I265 S266 F267 L270 P271 T272 V273 H274 R275 I276 R277 D278 I279 R280 S281 E282 K283 I284 G285 S286 L287 L288 S289 I290 S291 G292 T293 V294 T297 S298 E299 V300 R301 P302 E303 L304
Y305 K306 A307 S308 F309 T310 M313 C314 I317 V318 D319 N320 V321 F325 K326 Y327 T328 E329 C333 P334 N335 P336 S337 N340 R341 A342 F343 W344 T345 L346 N347 F353 L354 D355 W356 Q357 K358 V359 R360 I361 Q362 E363 N364 A365 N366 E367 I368 P369 T370 G371 S372 M373 P374 R375
T376 L377 D378 V379 I380 L381 R382 G383 V386 E387 K390 P391 G392 D393 R394 C395 K396 F397 T398 G399 V400 E401 I402 V403 V404 P405 D406 V407 T408 Q409 L410 G411 L412 P413 G414 V415 K416 P417 S418 S419 T420 LEU ASP THR ARG GLY ILE SER LYS THR THR GLU GLY LEU ASN SER GLY VAL
THR GLY LEU ARG SER LEU G444 V445 L448 T449 Y450 K451 I452 S453 F454 L455 A456 C457 H458 V459 I460 S461 I462 G463 SER ASN ILE GLY ALA SER SER PRO ASP ALA ASN SER ASN ASN ARG GLU THR GLU LEU GLN MET ALA ALA ASN LEU GLN ALA ASN ASN VAL TYR GLN ASP ASN GLU
ARG ASP GLN GLU VAL PHE LEU ASN SER LEU SER S510 D511 E512 I513 N514 E515 L516 K517 E518 M519 V520 K521 D522 E523 H524 I525 Y526 D527 K528 L529 V530 R531 S532 I533 A534 V537 F538 E541 A542 V543 K544 K545 G546 I547 L548 L549 Q550 M551 L552 G553 G554 V555 H556 K557 S558 T559 V560
E561 G562 I563 K564 L565 R566 G567 D568 I569 N570 I571 C572 V573 V574 G575 D576 T579 S580 K581 S582 Q583 F584 L585 K586 Y587 V588 V589 G590 F591 R594 S595 V596 Y597 T598 S599 G600 K601 A602 S603 S604 A605 A606 G607 L608 T609 A610 A611 V612 V613 R614 D615 E616 E617 G618 G619 T622 I623
E624 A625 G626 A627 L628 M629 L630 A631 D632 N633 G634 I635 C636 C637 I638 D639 E640 F641 D642 K643 M644 D645 D648 Q649 V650 A651 I652 H653 E654 A655 M656 E657 Q658 Q659 T660 I661 S662 I663 A664 K665 A666 G667 I668 H669 A670 T671 L672 N673 A674 R675 T676 S677 I678 L679 A680 A681 A682 N683 P684
V685 G686 G687 R688 Y689 N690 R691 K692 L693 S694 L695 R696 G697 N698 L699 N700 M701 T702 A703 P704 I705 M706 S707 R708 F709 D710 L711 F712 F713 V714 I715 L716 D717 N720 E721 K722 I723 D724 T725 E726 L727 A728 S729 H730 I731 V732 D733 L734 H735 M736 K737 R738 D739 E740 A741 I742 E743 P744 P745
F746 S747 A748 E749 Q750 L751 R752 R753 Y754 I755 K756 Y757 A758 R759 T760 F761 K762 P763 I764 L765 T766 K767 E768 A769 R770 S771 Y772 L773 V774 E775 K776 Y777 K778 E779 L780 R781 K782 D783 D784 A785 Q786 Q787 F788 S789 R790 S791 S792 Y793 R794 I795 T796 V797 R798 Q799 L800 E801 S802 M803 I804 R805
L806 S807 E808 A809 I810 A811 R812 A813 N814 C815 V816 D817 E818 I819 T820 P821 S822 F823 I824 A825 E826 A827 Y828 D829 L830 L831 R832 Q833 S834 I835 I836 R837 V838 D839 V840 ASP ASP VAL GLU MET ASP GLU GLU PHE ASP ASN ILE GLU SER GLN SER HIS ALA ALA SER GLY ASN ASN ASP ASP



• Molecule 13: DNA replication licensing factor MCM7

Chain 7:

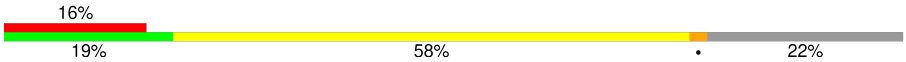

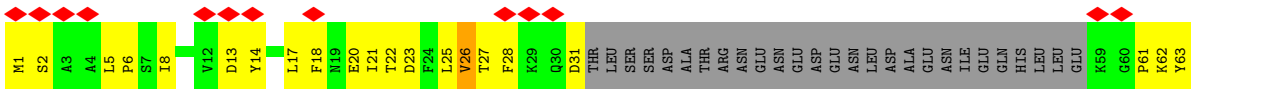

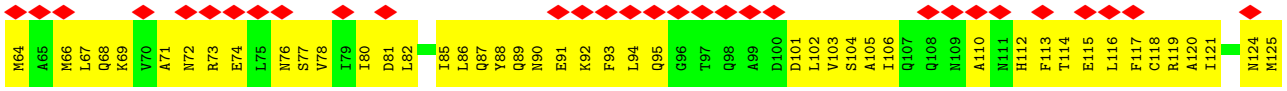

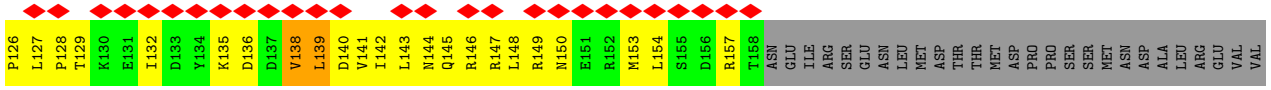

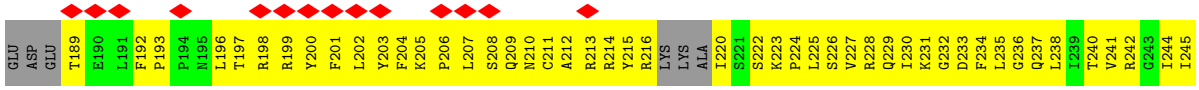

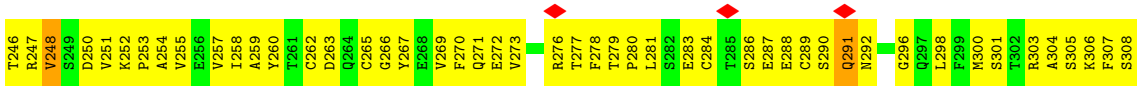

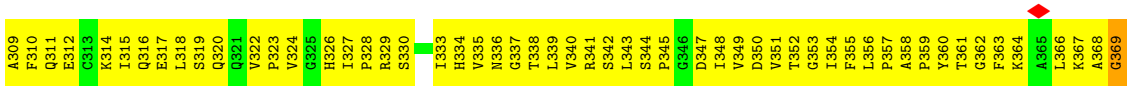

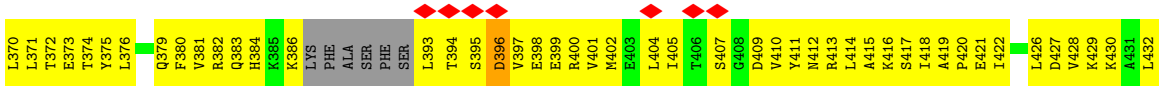

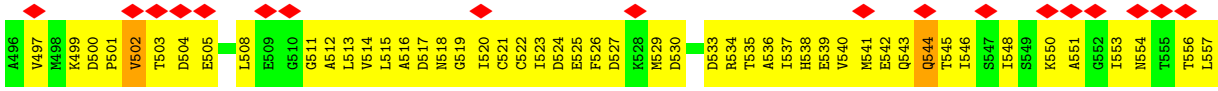

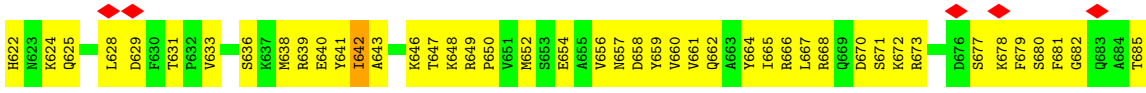

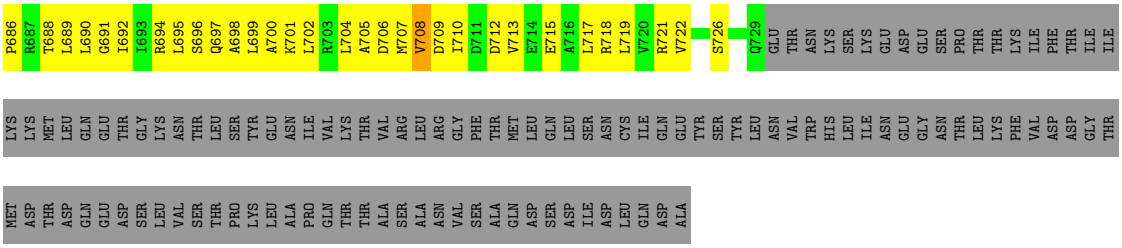
P686 R687 T688 L689 L690 G691 I692 I693 R694 L695 S696 Q697 A698 L699 A700 K701 L702 R703 L704 A705 D706 M707 V708 D709 I710 D711 D712 V713 E714 E715 A716 L717 R718 L719 V720 R721 V722 S726 Q729
LYS LYS MET LEU GLN GLU THR GLY LYS ASN THR LEU SER TYR GLU ASN ILE VAL LYS THR VAL ARG LEU ARG GLY PHE THR MET LEU GLN LEU SER ASN CYS ILE GLN GLU TYR SER TYR LEU ASN VAL TRP HIS LEU ILE ASN GLU GLY ASN THR LEU LYS PHE VAL ASP ASP GLY THR
MET ASP THR ASP GLN GLU ASP SER LEU VAL SER THR PRO LYS LEU ALA PRO GLN THR THR ALA SER ALA ASN VAL SER ALA GLN ASP SER ASP ILE ASP LEU GLN ASP ALA
GLU THR ASN LYS SER LYS GLU ASP GLU SER PRO THR THR LYS ILE PHE THR ILE ILE

4 Experimental information (i)

Property	Value	Source
EM reconstruction method	SINGLE PARTICLE	Depositor
Imposed symmetry	POINT, C1	Depositor
Number of particles used	243796	Depositor
Resolution determination method	FSC 0.143 CUT-OFF	Depositor
CTF correction method	PHASE FLIPPING AND AMPLITUDE CORRECTION	Depositor
Microscope	FEI TITAN KRIOS	Depositor
Voltage (kV)	300	Depositor
Electron dose ($e^-/Å^2$)	10	Depositor
Minimum defocus (nm)	Not provided	
Maximum defocus (nm)	Not provided	
Magnification	Not provided	
Image detector	GATAN K2 SUMMIT (4k x 4k)	Depositor
Maximum map value	0.079	Depositor
Minimum map value	-0.033	Depositor
Average map value	0.000	Depositor
Map value standard deviation	0.004	Depositor
Recommended contour level	0.02	Depositor
Map size (Å)	332.8, 332.8, 332.8	wwPDB
Map dimensions	256, 256, 256	wwPDB
Map angles (°)	90.0, 90.0, 90.0	wwPDB
Pixel spacing (Å)	1.3, 1.3, 1.3	Depositor

5 Model quality (i)

5.1 Standard geometry (i)

Bond lengths and bond angles in the following residue types are not validated in this section: ATP

The Z score for a bond length (or angle) is the number of standard deviations the observed value is removed from the expected value. A bond length (or angle) with $|Z| > 5$ is considered an outlier worth inspection. RMSZ is the root-mean-square of all Z scores of the bond lengths (or angles).

Mol	Chain	Bond lengths		Bond angles	
		RMSZ	#$\|Z\|$ >5	RMSZ	#$\|Z\|$ >5
1	A	0.24	0/1718	0.51	1/2314 (0.0%)
2	B	0.23	0/1545	0.47	0/2092
3	C	0.23	0/1320	0.41	0/1784
4	D	0.24	0/1853	0.48	0/2500
5	E	0.23	0/4563	0.45	0/6173
6	F	0.48	0/585	0.99	0/901
7	G	0.51	0/321	0.90	0/493
8	2	0.24	0/4787	0.52	1/6469 (0.0%)
9	3	0.23	0/4717	0.49	0/6393
10	4	0.25	0/5480	0.52	0/7395
11	5	0.24	0/4750	0.48	0/6412
12	6	0.24	0/4719	0.51	1/6373 (0.0%)
13	7	0.24	0/5299	0.51	1/7160 (0.0%)
All	All	0.25	0/41657	0.51	4/56459 (0.0%)

Chiral center outliers are detected by calculating the chiral volume of a chiral center and verifying if the center is modelled as a planar moiety or with the opposite hand.A planarity outlier is detected by checking planarity of atoms in a peptide group, atoms in a mainchain group or atoms of a sidechain that are expected to be planar.

Mol	Chain	#Chirality outliers	#Planarity outliers
1	A	0	1
4	D	0	1
9	3	0	1
10	4	0	2
12	6	0	3
13	7	0	1
All	All	0	9

There are no bond length outliers.

All (4) bond angle outliers are listed below:

Mol	Chain	Res	Type	Atoms	Z	Observed(^{o})	Ideal(^{o})
13	7	369	GLY	N-CA-C	7.97	133.04	113.10
1	A	106	GLY	N-CA-C	7.29	131.32	113.10
8	2	366	ASN	C-N-CA	6.50	137.94	121.70
12	6	628	LEU	CA-CB-CG	5.26	127.39	115.30

There are no chirality outliers.

All (9) planarity outliers are listed below:

Mol	Chain	Res	Type	Group
9	3	428	LEU	Peptide
10	4	373	ARG	Peptide
10	4	408	ASP	Peptide
12	6	133	GLU	Peptide
12	6	333	CYS	Peptide
12	6	560	VAL	Peptide
13	7	486	LYS	Peptide
1	A	160	ASP	Peptide
4	D	258	VAL	Peptide

5.2 Too-close contacts (i)

In the following table, the Non-H and H(model) columns list the number of non-hydrogen atoms and hydrogen atoms in the chain respectively. The H(added) column lists the number of hydrogen atoms added and optimized by MolProbity. The Clashes column lists the number of clashes within the asymmetric unit, whereas Symm-Clashes lists symmetry-related clashes.

Mol	Chain	Non-H	H(model)	H(added)	Clashes	Symm-Clashes
1	A	1696	0	1698	437	0
2	B	1513	0	1558	354	0
3	C	1288	0	1298	283	0
4	D	1820	0	1824	452	0
5	E	4482	0	4499	910	0
6	F	527	0	303	50	0
7	G	287	0	159	16	0
8	2	4707	0	4721	1026	0
9	3	4638	0	4701	925	0
10	4	5410	0	5491	980	0
11	5	4688	0	4748	992	0
12	6	4649	0	4589	1048	0
13	7	5220	0	5296	901	0

Continued on next page...

Continued from previous page...

Mol	Chain	Non-H	H(model)	H(added)	Clashes	Symm-Clashes
14	2	31	0	12	12	0
14	3	31	0	12	5	0
14	5	31	0	12	12	0
All	All	41018	0	40921	7794	0

The all-atom clashscore is defined as the number of clashes found per 1000 atoms (including hydrogen atoms). The all-atom clashscore for this structure is 95.

All (7794) close contacts within the same asymmetric unit are listed below, sorted by their clash magnitude.

Atom-1	Atom-2	Interatomic distance (Å)	Clash overlap (Å)
11:5:302:ASN:OD1	11:5:324:ARG:CZ	1.64	1.46
5:E:5:ILE:N	5:E:142:CYS:HG	1.30	1.26
13:7:94:LEU:HB2	13:7:95:GLN:HB2	1.21	1.19
13:7:680:SER:HB2	13:7:681:PHE:HA	1.22	1.19
11:5:303:SER:O	11:5:304:LYS:HG3	1.41	1.17
10:4:589:VAL:HG21	10:4:624:SER:HA	1.19	1.16
8:2:582:LYS:HA	8:2:583:ASP:HB2	1.20	1.15
13:7:504:ASP:HB3	13:7:505:GLU:HB3	1.25	1.15
2:B:170:LEU:HB2	4:D:274:ILE:HG13	1.19	1.15
5:E:392:PHE:HA	5:E:396:LEU:HD23	1.27	1.15
1:A:47:LEU:HD21	1:A:75:THR:HB	1.21	1.14
1:A:182:ASN:HB3	5:E:74:LEU:HD13	1.26	1.14
5:E:84:VAL:HA	5:E:123:LEU:HB2	1.26	1.13
5:E:92:LEU:HA	5:E:95:PHE:HB3	1.28	1.13
10:4:607:ARG:HA	10:4:614:LEU:HA	1.23	1.13
5:E:84:VAL:HG22	5:E:123:LEU:HD12	1.26	1.13
10:4:568:GLY:HA3	10:4:708:VAL:HB	1.31	1.12
12:6:558:SER:HB3	12:6:559:THR:HA	1.28	1.12
11:5:461:GLU:HG2	11:5:462:PHE:H	1.10	1.12
12:6:689:TYR:HA	12:6:690:ASN:HB2	1.28	1.12
13:7:575:ASN:HB3	13:7:578:LEU:HD13	1.31	1.11
4:D:256:TYR:HB2	4:D:257:THR:HG22	1.26	1.11
10:4:319:PRO:HB3	13:7:253:PRO:HB3	1.33	1.11
9:3:172:THR:HB	9:3:173:ALA:HA	1.22	1.11
9:3:566:LEU:HD22	11:5:619:ALA:HB1	1.32	1.11
5:E:293:PRO:HA	5:E:296:GLN:HB2	1.30	1.10
10:4:261:LEU:HA	10:4:268:VAL:HG21	1.31	1.10
8:2:621:HIS:HB2	8:2:673:ILE:HG13	1.33	1.10
10:4:661:ILE:HG21	12:6:392:GLY:HA3	1.21	1.10
8:2:581:ARG:HD3	8:2:634:ALA:HB2	1.26	1.09

Continued on next page...

Continued from previous page...

Atom-1	Atom-2	Interatomic distance (Å)	Clash overlap (Å)
8:2:794:ARG:HG3	8:2:805:ILE:HG21	1.25	1.09
9:3:437:SER:HB3	9:3:438:SER:HA	1.30	1.09
4:D:216:VAL:HG13	4:D:217:ASN:HA	1.16	1.09
8:2:212:LYS:HE3	8:2:274:VAL:HB	1.26	1.09
8:2:335:LYS:HD2	8:2:383:ARG:HH11	1.14	1.09
11:5:482:PHE:HB3	11:5:523:ALA:HB2	1.22	1.09
11:5:375:ALA:HB1	11:5:378:ILE:HB	1.12	1.09
9:3:314:LEU:HA	11:5:201:THR:HA	1.34	1.09
9:3:486:ILE:HA	9:3:489:VAL:HB	1.32	1.09
8:2:322:GLY:HA3	8:2:390:LEU:HD21	1.28	1.08
1:A:67:VAL:HG11	3:C:25:PRO:HD2	1.34	1.08
1:A:108:ASP:HB3	1:A:109:LEU:HB3	1.12	1.08
12:6:560:VAL:HB	12:6:561:GLU:HA	1.33	1.08
8:2:459:ARG:HA	8:2:460:GLU:HB2	1.14	1.08
9:3:119:ALA:HB1	9:3:222:THR:HG22	1.29	1.08
5:E:503:GLN:HA	5:E:506:ILE:HB	1.36	1.08
12:6:143:MET:HE1	12:6:148:LEU:HB2	1.28	1.07
5:E:346:ALA:HB2	5:E:555:CYS:HA	1.33	1.07
10:4:370:ARG:HB2	10:4:371:CYS:HB2	1.35	1.07
12:6:106:VAL:HA	12:6:109:GLU:HB3	1.36	1.07
12:6:133:GLU:HB3	12:6:134:LYS:HA	1.36	1.07
2:B:30:ARG:HD3	2:B:66:MET:HE1	1.29	1.07
12:6:606:ALA:HB2	12:6:609:THR:HB	1.34	1.07
12:6:656:MET:HB3	12:6:708:ARG:HG2	1.34	1.07
3:C:12:ASP:HA	3:C:48:LEU:HB3	1.32	1.07
8:2:338:LYS:HE2	8:2:379:LYS:HB2	1.35	1.07
8:2:578:ALA:HB2	8:2:593:GLY:HA2	1.32	1.07
9:3:533:ILE:HG21	9:3:540:LEU:HD11	1.31	1.07
12:6:662:SER:HB3	12:6:671:THR:HG22	1.37	1.06
10:4:578:LEU:HD21	10:4:672:LEU:HD22	1.36	1.06
1:A:100:MET:HG3	1:A:104:ASN:HD21	1.12	1.06
4:D:76:LEU:HD22	4:D:151:ILE:HD11	1.31	1.06
8:2:777:LYS:H	8:2:828:PHE:HA	1.17	1.06
13:7:311:GLN:HB3	13:7:335:VAL:HB	1.36	1.06
4:D:230:ILE:HA	4:D:293:LEU:HA	1.32	1.06
8:2:266:GLU:HA	8:2:269:LYS:HB3	1.34	1.06
9:3:386:MET:HB3	9:3:714:LYS:HD2	1.27	1.06
12:6:613:VAL:HB	12:6:622:THR:HB	1.35	1.06
13:7:434:LEU:HD21	13:7:699:LEU:HD23	1.38	1.05
2:B:163:LEU:HB3	2:B:189:MET:HE1	1.33	1.05
10:4:592:SER:HA	10:4:632:ASP:HB2	1.36	1.05

Continued on next page...

Continued from previous page...

Atom-1	Atom-2	Interatomic distance (Å)	Clash overlap (Å)
12:6:810:ILE:HD11	12:6:827:ALA:HB2	1.37	1.05
3:C:137:HIS:HA	11:5:55:LEU:HD13	1.38	1.05
12:6:151:ILE:HD11	12:6:265:ILE:HG23	1.32	1.05
5:E:25:CYS:HB3	5:E:26:GLN:HA	1.37	1.04
8:2:813:ILE:HD12	8:2:841:VAL:HG21	1.37	1.04
8:2:388:VAL:HB	8:2:408:VAL:HB	1.38	1.04
8:2:502:ALA:HB3	8:2:512:LYS:HE2	1.40	1.04
9:3:403:ILE:HD11	9:3:707:ARG:HB3	1.31	1.04
11:5:412:VAL:HB	11:5:520:LEU:HG	1.37	1.04
13:7:402:MET:HA	13:7:405:ILE:HB	1.39	1.04
1:A:129:GLU:HA	1:A:132:LYS:HE3	1.39	1.04
8:2:268:LEU:HA	8:2:271:PHE:HB3	1.37	1.04
11:5:264:LEU:HB2	11:5:265:VAL:HG22	1.40	1.04
8:2:423:GLU:HB2	8:2:459:ARG:HB2	1.36	1.04
5:E:513:ILE:HG23	5:E:518:LEU:HD12	1.34	1.03
11:5:75:ILE:HA	11:5:78:LYS:HB3	1.39	1.03
1:A:7:ASN:HA	1:A:10:VAL:HG12	1.40	1.03
8:2:264:PRO:HG3	8:2:317:LEU:HB2	1.40	1.03
8:2:501:MET:HG2	8:2:512:LYS:HB3	1.40	1.03
9:3:201:HIS:HB2	9:3:210:HIS:HB2	1.34	1.03
12:6:588:VAL:HA	12:6:591:PHE:HB3	1.40	1.03
8:2:593:GLY:HA3	8:2:597:VAL:HG21	1.39	1.03
12:6:695:LEU:HB3	12:6:838:VAL:HG13	1.36	1.03
5:E:31:VAL:HB	5:E:60:PRO:HA	1.36	1.02
4:D:145:ARG:HA	4:D:148:LEU:HD12	1.41	1.02
11:5:302:ASN:OD1	11:5:324:ARG:NE	1.93	1.02
4:D:220:ASP:HB3	4:D:221:GLU:HG2	1.38	1.02
9:3:441:GLY:HA3	9:3:462:MET:HB3	1.40	1.02
1:A:58:GLN:HA	1:A:62:MET:HB2	1.40	1.02
5:E:34:LEU:HD11	5:E:543:LEU:HD11	1.36	1.01
10:4:332:VAL:HB	10:4:429:ALA:HA	1.41	1.01
11:5:477:VAL:HB	11:5:519:VAL:HA	1.41	1.01
10:4:512:VAL:HG12	10:4:518:LEU:HD12	1.37	1.01
10:4:538:LYS:HD2	10:4:828:LEU:HD21	1.43	1.01
9:3:116:VAL:HG12	9:3:117:GLU:HG3	1.42	1.01
10:4:527:ALA:HB1	10:4:530:ILE:HD13	1.37	1.01
11:5:654:GLU:HA	11:5:657:ILE:HD12	1.42	1.01
9:3:156:SER:HB2	9:3:325:THR:HG22	1.38	1.01
4:D:216:VAL:CG1	4:D:217:ASN:HA	1.90	1.01
5:E:316:LEU:HD11	5:E:414:GLY:HA3	1.42	1.01
11:5:86:ILE:HG23	11:5:89:LEU:HD12	1.42	1.01

Continued on next page...

Continued from previous page...

Atom-1	Atom-2	Interatomic distance (Å)	Clash overlap (Å)
10:4:758:ILE:HD11	10:4:813:LEU:HD23	1.41	1.00
11:5:415:LEU:HD11	11:5:555:ILE:HG12	1.42	1.00
9:3:339:ARG:H	9:3:340:GLN:HB2	1.25	1.00
2:B:59:ALA:HB1	2:B:60:LEU:HB2	1.43	1.00
5:E:47:LEU:HA	5:E:50:LYS:HD3	1.41	1.00
9:3:413:THR:HG23	9:3:549:VAL:HG11	1.41	1.00
10:4:765:ALA:HB1	10:4:819:LEU:HD12	1.43	1.00
12:6:806:LEU:HB3	12:6:827:ALA:HB1	1.43	1.00
12:6:112:ARG:HH22	12:6:183:LYS:HB2	1.24	1.00
8:2:630:SER:HB2	11:5:444:SER:HA	1.39	1.00
9:3:368:ALA:HB1	9:3:371:ILE:HB	1.38	1.00
1:A:29:LEU:HD21	1:A:96:ILE:HG21	1.44	1.00
10:4:303:VAL:HG12	10:4:305:PRO:HD3	1.43	1.00
3:C:18:CYS:HB3	3:C:74:LEU:HA	1.44	0.99
9:3:339:ARG:HB2	9:3:340:GLN:HA	1.45	0.99
9:3:214:TYR:HE1	9:3:229:ALA:HB3	1.26	0.99
12:6:625:ALA:HB3	12:6:626:GLY:HA2	1.40	0.99
12:6:792:SER:HA	12:6:793:TYR:HB2	1.42	0.99
11:5:302:ASN:CG	11:5:324:ARG:HG2	1.83	0.99
12:6:819:ILE:HG22	12:6:820:THR:H	1.27	0.99
4:D:214:GLY:HA2	4:D:216:VAL:HA	1.41	0.99
1:A:169:LYS:H	1:A:185:LYS:HD3	1.28	0.98
8:2:813:ILE:HA	8:2:816:ILE:HD12	1.45	0.98
11:5:184:ARG:HB3	11:5:242:ILE:HD11	1.44	0.98
13:7:273:VAL:HG13	13:7:278:PHE:HB3	1.42	0.98
13:7:436:LEU:HD21	13:7:473:ILE:HG23	1.45	0.98
11:5:449:LEU:HD21	11:5:493:ILE:HD11	1.45	0.98
13:7:599:LEU:HD11	13:7:726:SER:HB3	1.44	0.98
11:5:292:VAL:HG23	11:5:294:ILE:HD11	1.43	0.98
3:C:112:ILE:HD11	3:C:121:ALA:HB2	1.45	0.98
1:A:71:GLN:HA	1:A:74:VAL:HB	1.46	0.97
3:C:20:PHE:HE1	3:C:46:LEU:HD11	1.25	0.97
12:6:288:LEU:H	12:6:399:GLY:HA3	1.28	0.97
12:6:706:MET:HA	12:6:712:PHE:HZ	1.29	0.97
11:5:382:GLU:HA	11:5:385:LYS:HB3	1.43	0.97
10:4:419:VAL:HA	10:4:463:VAL:HG21	1.42	0.97
5:E:8:PHE:HB3	5:E:258:LEU:HD12	1.47	0.97
5:E:345:ASN:HA	5:E:350:LEU:HG	1.43	0.97
8:2:231:ILE:HG23	8:2:279:THR:HG23	1.43	0.97
1:A:123:LEU:HD21	1:A:127:GLU:HB2	1.44	0.97
8:2:339:PHE:HB2	8:2:348:LEU:HD23	1.43	0.97

Continued on next page...

Continued from previous page...

Atom-1	Atom-2	Interatomic distance (Å)	Clash overlap (Å)
8:2:582:LYS:HZ1	8:2:591:LEU:HD12	1.26	0.97
6:F:18:DT:H4'	9:3:448:THR:HG21	1.45	0.97
10:4:824:GLU:HA	10:4:827:ARG:HB3	1.45	0.97
3:C:27:LEU:HD23	3:C:29:TYR:H	1.28	0.97
1:A:108:ASP:HB3	1:A:109:LEU:CB	1.93	0.97
13:7:513:LEU:HD13	13:7:540:VAL:HG21	1.45	0.97
10:4:798:LEU:HA	10:4:801:MET:HE3	1.47	0.96
5:E:577:ASP:HB2	5:E:633:ARG:HE	1.30	0.96
11:5:276:MET:HB3	11:5:330:ILE:HD11	1.46	0.96
8:2:488:SER:HB2	8:2:825:LEU:HD13	1.44	0.96
8:2:332:PRO:HG3	11:5:300:ILE:HD12	1.46	0.96
13:7:251:VAL:HB	13:7:311:GLN:HB2	1.48	0.96
8:2:574:VAL:HG23	8:2:575:GLY:H	1.27	0.96
12:6:525:ILE:HA	12:6:528:LYS:HB2	1.47	0.96
13:7:670:ASP:HA	13:7:673:ARG:HG2	1.46	0.96
4:D:230:ILE:HG22	4:D:293:LEU:HG	1.47	0.96
5:E:29:ILE:HD11	5:E:58:ILE:HG23	1.46	0.96
8:2:617:ARG:HG3	8:2:620:ILE:HD12	1.46	0.96
9:3:159:GLY:HA2	9:3:160:SER:HB2	1.46	0.96
12:6:695:LEU:HD13	12:6:838:VAL:HG22	1.47	0.96
13:7:357:PRO:HA	13:7:374:THR:HA	1.45	0.95
12:6:662:SER:HA	12:6:671:THR:HA	1.48	0.95
1:A:147:VAL:HG21	1:A:149:ILE:HD12	1.45	0.95
3:C:27:LEU:HG	3:C:38:ILE:HD11	1.47	0.95
5:E:73:GLN:HG2	5:E:74:LEU:HG	1.49	0.95
10:4:377:ASN:CB	10:4:378:GLU:HA	1.96	0.95
13:7:94:LEU:CB	13:7:95:GLN:HB2	1.96	0.95
13:7:543:GLN:HG3	13:7:544:GLN:H	1.29	0.95
2:B:12:SER:HB3	2:B:15:GLU:HG3	1.49	0.95
11:5:414:LEU:HD13	11:5:422:LYS:HB2	1.46	0.95
12:6:552:LEU:HD11	12:6:755:ILE:HG23	1.46	0.95
13:7:520:ILE:HA	13:7:562:SER:HB2	1.46	0.95
10:4:714:GLU:H	10:4:715:LYS:HB3	1.31	0.95
10:4:461:VAL:HG12	10:4:463:VAL:H	1.30	0.94
9:3:519:VAL:HG22	9:3:534:ALA:HB2	1.49	0.94
10:4:289:LEU:HD22	10:4:293:LEU:HD23	1.49	0.94
3:C:137:HIS:HB3	11:5:55:LEU:HB3	1.46	0.94
4:D:200:LYS:HB2	4:D:201:TYR:HB2	1.48	0.94
11:5:302:ASN:OD1	11:5:324:ARG:NH1	2.00	0.94
13:7:459:MET:HE1	13:7:584:ILE:HG23	1.49	0.94
13:7:581:LEU:HB2	13:7:681:PHE:HE1	1.33	0.94

Continued on next page...

Continued from previous page...

Atom-1	Atom-2	Interatomic distance (Å)	Clash overlap (Å)
9:3:172:THR:HB	9:3:173:ALA:CA	1.97	0.94
10:4:434:GLU:HB3	10:4:467:LYS:HB3	1.46	0.94
13:7:493:LEU:HD13	13:7:513:LEU:HD12	1.48	0.94
8:2:798:ILE:HD13	11:5:560:HIS:HB2	1.47	0.94
12:6:158:LEU:HD13	12:6:170:ILE:HD11	1.50	0.94
9:3:158:LYS:HA	9:3:327:TYR:HE2	1.31	0.93
2:B:170:LEU:HD11	4:D:276:VAL:HG23	1.49	0.93
8:2:794:ARG:HG2	8:2:798:ILE:HD11	1.45	0.93
5:E:292:TYR:HB2	5:E:293:PRO:HD3	1.50	0.93
9:3:425:THR:HG22	9:3:657:ARG:HH11	1.29	0.93
13:7:459:MET:HB3	13:7:597:LEU:HD21	1.51	0.93
8:2:319:ARG:HA	8:2:427:THR:HA	1.51	0.93
10:4:565:LEU:HD21	10:4:675:ALA:HB2	1.50	0.93
12:6:632:ASP:HA	12:6:676:THR:HG22	1.49	0.93
1:A:168:LEU:HD11	1:A:206:GLN:HB2	1.50	0.93
8:2:579:SER:HA	8:2:633:LYS:HD2	1.49	0.93
12:6:355:ASP:HB3	12:6:356:TRP:HA	1.49	0.93
13:7:586:LEU:HB3	13:7:590:LEU:HD22	1.48	0.93
8:2:520:PHE:HE2	8:2:822:LYS:HB2	1.32	0.93
8:2:803:PHE:HB2	8:2:805:ILE:H	1.34	0.93
9:3:356:LYS:HB2	9:3:359:ILE:HG23	1.48	0.93
12:6:711:LEU:HD23	12:6:834:SER:HB3	1.51	0.93
12:6:175:TYR:HA	12:6:178:LEU:HD13	1.49	0.93
10:4:234:ARG:HB3	10:4:280:MET:HE1	1.51	0.92
1:A:149:ILE:HA	1:A:150:ASP:HB2	1.49	0.92
8:2:207:ILE:HG22	8:2:211:LEU:HD23	1.49	0.92
10:4:629:CYS:HB3	10:4:671:ILE:HG12	1.51	0.92
12:6:552:LEU:HG	12:6:759:ARG:HD2	1.51	0.92
5:E:308:ASN:HA	5:E:309:SER:HB2	1.50	0.92
12:6:795:ILE:HG22	12:6:799:GLN:HG3	1.52	0.92
12:6:802:SER:HA	12:6:805:ARG:HG2	1.52	0.92
1:A:46:ASN:HA	1:A:49:LYS:HE3	1.48	0.92
10:4:342:MET:HB3	10:4:360:ILE:HG12	1.51	0.92
1:A:16:THR:HA	1:A:19:LEU:HB2	1.50	0.92
5:E:559:SER:HA	5:E:560:GLU:HB3	1.50	0.92
1:A:108:ASP:CB	1:A:109:LEU:HB3	1.99	0.92
9:3:194:PRO:HG3	13:7:374:THR:HG22	1.52	0.92
10:4:714:GLU:N	10:4:715:LYS:HB3	1.83	0.92
5:E:140:ILE:HA	5:E:141:GLN:HB3	1.50	0.92
9:3:192:VAL:HG22	9:3:254:GLN:HB2	1.51	0.92
10:4:333:LEU:HD11	10:4:400:GLN:HB2	1.50	0.92

Continued on next page...

Continued from previous page...

Atom-1	Atom-2	Interatomic distance (Å)	Clash overlap (Å)
5:E:64:TYR:HB2	5:E:625:PHE:HA	1.52	0.91
8:2:585:ILE:N	8:2:587:LYS:O	2.03	0.91
9:3:129:LEU:HD22	9:3:153:TRP:HB3	1.51	0.91
9:3:254:GLN:HB3	9:3:278:LEU:HB2	1.50	0.91
5:E:381:ASP:HB2	5:E:384:ILE:HG13	1.50	0.91
9:3:673:GLN:HA	9:3:676:ILE:HD13	1.52	0.91
9:3:300:SER:HA	9:3:319:THR:HG22	1.51	0.91
10:4:589:VAL:CG2	10:4:624:SER:HA	2.01	0.91
8:2:705:ARG:HB2	12:6:559:THR:HB	1.49	0.91
10:4:530:ILE:HG21	10:4:533:LEU:HD11	1.49	0.91
4:D:195:ASN:HA	4:D:199:LEU:HD12	1.51	0.91
9:3:100:LEU:HG	9:3:157:PHE:HB3	1.52	0.91
13:7:458:LEU:HD13	13:7:600:MET:HE1	1.49	0.91
5:E:151:THR:HA	5:E:152:LEU:HB3	1.53	0.91
5:E:287:VAL:HG13	5:E:290:ARG:HH11	1.35	0.91
5:E:149:ASP:N	5:E:150:ASP:HA	1.83	0.91
11:5:303:SER:O	11:5:304:LYS:CG	2.18	0.91
12:6:357:GLN:HG2	12:6:386:VAL:HG23	1.53	0.91
8:2:523:VAL:HG12	8:2:525:LYS:HB3	1.52	0.90
1:A:168:LEU:HD21	1:A:206:GLN:HB2	1.52	0.90
5:E:5:ILE:N	5:E:142:CYS:SG	2.44	0.90
5:E:360:HIS:HA	5:E:363:PHE:HD2	1.33	0.90
10:4:512:VAL:HG22	10:4:515:ARG:HH12	1.33	0.90
10:4:435:VAL:HG22	10:4:466:VAL:HA	1.52	0.90
11:5:450:THR:HG23	11:5:489:ASP:HB2	1.51	0.90
5:E:43:LYS:HA	5:E:46:SER:HB3	1.53	0.90
6:F:16:DT:H2"	6:F:17:DT:H5'	1.52	0.90
9:3:233:THR:HG22	9:3:234:GLU:HG2	1.52	0.90
11:5:354:GLU:HG2	11:5:605:TYR:HE1	1.36	0.90
11:5:413:LEU:HB2	11:5:553:ILE:HG23	1.54	0.90
12:6:660:THR:HB	12:6:673:ASN:HA	1.54	0.90
12:6:811:ALA:HB2	12:6:819:ILE:HG13	1.53	0.90
4:D:170:SER:HB3	4:D:175:LEU:HD13	1.53	0.90
5:E:28:VAL:HG22	5:E:57:GLN:HB3	1.51	0.90
8:2:562:ARG:HH11	8:2:599:ALA:HA	1.35	0.90
9:3:103:LEU:HB2	9:3:111:TRP:HE3	1.34	0.90
13:7:127:LEU:HG	13:7:128:PRO:HD3	1.50	0.90
13:7:318:LEU:HD22	13:7:320:GLN:HG2	1.52	0.90
8:2:508:HIS:HB2	8:2:511:ILE:HG22	1.53	0.90
13:7:443:ARG:HG3	13:7:449:LYS:HE3	1.54	0.90
1:A:22:ARG:HB3	1:A:23:SER:HA	1.54	0.90

Continued on next page...

Continued from previous page...

Atom-1	Atom-2	Interatomic distance (Å)	Clash overlap (Å)
5:E:36:ILE:HG23	5:E:39:LEU:HD12	1.50	0.90
6:F:16:DT:H2"	6:F:17:DT:C5'	2.01	0.90
10:4:543:GLN:HA	10:4:562:ILE:HD11	1.54	0.90
13:7:14:TYR:HA	13:7:17:LEU:HB2	1.53	0.90
8:2:496:LYS:HA	8:2:499:SER:HB3	1.52	0.89
9:3:347:ILE:HA	9:3:350:ILE:HD13	1.54	0.89
10:4:192:THR:HG22	10:4:195:ARG:HH21	1.37	0.89
11:5:633:LEU:HB2	11:5:648:ILE:HD11	1.53	0.89
4:D:256:TYR:HB2	4:D:257:THR:CG2	2.03	0.89
13:7:581:LEU:HB2	13:7:681:PHE:CE1	2.07	0.89
8:2:323:VAL:HG23	8:2:393:ALA:HA	1.54	0.89
11:5:678:ASP:HA	11:5:681:ILE:HD13	1.52	0.89
12:6:689:TYR:HA	12:6:690:ASN:CB	2.01	0.89
5:E:360:HIS:HB2	8:2:236:GLU:HG2	1.54	0.89
12:6:551:MET:HA	12:6:635:ILE:HD11	1.54	0.89
1:A:109:LEU:HG	1:A:111:SER:HB3	1.52	0.89
8:2:541:LEU:HD22	8:2:649:ALA:HB1	1.55	0.89
8:2:639:THR:HA	11:5:445:SER:HB3	1.55	0.89
4:D:191:LEU:HA	4:D:194:VAL:HG12	1.53	0.89
12:6:561:GLU:N	12:6:562:GLY:HA3	1.87	0.89
11:5:349:PHE:HB3	11:5:601:ARG:HH21	1.37	0.88
5:E:380:MET:HB2	5:E:385:LYS:HE2	1.54	0.88
8:2:604:CYS:HB3	8:2:646:ILE:HA	1.55	0.88
11:5:88:PRO:HD3	11:5:196:ASN:HD22	1.38	0.88
11:5:209:ARG:HG2	11:5:239:ASP:HB3	1.55	0.88
10:4:794:THR:HG22	10:4:797:GLN:HG2	1.55	0.88
2:B:28:PHE:HB2	2:B:86:SER:HB2	1.55	0.88
13:7:17:LEU:HD23	13:7:102:LEU:HD23	1.56	0.88
8:2:778:LEU:HA	8:2:829:VAL:HB	1.55	0.88
9:3:23:ASP:O	9:3:27:ARG:N	2.07	0.88
13:7:251:VAL:HG21	13:7:340:VAL:HG21	1.52	0.88
10:4:661:ILE:HG21	12:6:392:GLY:CA	2.04	0.88
12:6:706:MET:HG3	12:6:712:PHE:HE2	1.39	0.88
1:A:190:PHE:HD2	5:E:55:GLN:HA	1.38	0.88
8:2:542:LEU:HD23	8:2:682:VAL:HG13	1.54	0.88
9:3:163:ALA:HB3	9:3:164:HIS:HB2	1.54	0.88
9:3:394:GLU:O	9:3:395:ASN:ND2	2.07	0.88
10:4:419:VAL:CA	10:4:463:VAL:HG21	2.02	0.88
5:E:227:LYS:HD3	5:E:230:ILE:HD12	1.56	0.88
11:5:369:ILE:HD11	11:5:593:GLU:HA	1.54	0.87
13:7:660:VAL:HG12	13:7:689:LEU:HD11	1.54	0.87

Continued on next page...

Continued from previous page...

Atom-1	Atom-2	Interatomic distance (Å)	Clash overlap (Å)
2:B:51:GLN:H	2:B:52:LEU:HA	1.35	0.87
8:2:481:GLU:HA	8:2:484:PHE:HB3	1.54	0.87
10:4:566:LEU:HD23	10:4:672:LEU:HD21	1.54	0.87
11:5:69:ILE:HD11	11:5:73:GLU:HG2	1.54	0.87
11:5:440:SER:HA	11:5:480:ASP:HB2	1.55	0.87
13:7:193:PRO:HG2	13:7:196:LEU:HB2	1.55	0.87
2:B:11:PHE:HA	4:D:71:ARG:HH12	1.37	0.87
5:E:545:LEU:HA	5:E:548:LEU:HB3	1.55	0.87
8:2:498:ILE:HG21	8:2:509:ARG:HG3	1.53	0.87
9:3:410:ASP:HB2	9:3:551:ASP:HB2	1.57	0.87
9:3:463:VAL:HG22	9:3:495:VAL:HG21	1.55	0.87
10:4:593:GLY:HA3	10:4:633:GLU:HB2	1.56	0.87
10:4:604:TYR:HB2	10:4:617:GLU:HB2	1.56	0.87
12:6:794:ARG:H	12:6:795:ILE:HA	1.38	0.87
5:E:150:ASP:H	5:E:152:LEU:HB3	1.37	0.87
8:2:246:TYR:H	8:2:298:SER:HB2	1.39	0.87
12:6:305:TYR:CE2	12:6:354:LEU:HG	2.09	0.87
13:7:362:GLY:HA2	13:7:363:PHE:HB2	1.54	0.87
8:2:317:LEU:HA	8:2:429:ILE:HG22	1.55	0.87
9:3:257:THR:HA	9:3:275:ASP:HA	1.54	0.87
10:4:291:TYR:HB2	10:4:296:ILE:HG12	1.56	0.87
10:4:557:ARG:HH22	10:4:652:GLN:HB3	1.40	0.87
11:5:181:ILE:HG22	11:5:241:TYR:HB3	1.54	0.87
2:B:185:ILE:HA	2:B:188:ILE:HD12	1.57	0.87
9:3:104:ARG:HG2	9:3:108:ARG:HH21	1.39	0.87
10:4:456:LEU:HD12	13:7:254:ALA:HB2	1.54	0.87
13:7:668:ARG:HH22	13:7:685:THR:HA	1.39	0.87
8:2:301:PRO:HB3	8:2:303:ILE:HG12	1.57	0.87
9:3:437:SER:HB3	9:3:438:SER:CA	2.03	0.87
13:7:435:LEU:HD13	13:7:454:ILE:HB	1.53	0.87
6:F:21:DT:H5"	11:5:506:LYS:HD3	1.57	0.86
12:6:767:LYS:HZ1	12:6:820:THR:HA	1.39	0.86
13:7:208:SER:N	13:7:209:GLN:HB2	1.89	0.86
8:2:684:ARG:HB3	8:2:685:ASP:HA	1.55	0.86
11:5:491:VAL:HA	11:5:494:HIS:HD2	1.40	0.86
12:6:537:VAL:HG22	12:6:583:GLN:HB3	1.57	0.86
12:6:653:HIS:HB2	12:6:705:ILE:HG22	1.57	0.86
9:3:98:ILE:HG13	9:3:155:LEU:HD22	1.57	0.86
12:6:806:LEU:HD11	12:6:831:LEU:HD21	1.57	0.86
8:2:430:TYR:HA	8:2:451:ILE:HG12	1.56	0.86
8:2:631:ILE:N	11:5:445:SER:O	2.06	0.86

Continued on next page...

Continued from previous page...

Atom-1	Atom-2	Interatomic distance (Å)	Clash overlap (Å)
11:5:320:GLY:H	11:5:323:ILE:HB	1.38	0.86
4:D:256:TYR:HD1	4:D:257:THR:HG23	1.40	0.86
5:E:405:ILE:H	5:E:405:ILE:HD12	1.40	0.86
4:D:123:LYS:HG3	4:D:126:LEU:HD13	1.58	0.86
5:E:376:THR:HG22	5:E:378:LEU:H	1.40	0.86
11:5:369:ILE:HG23	11:5:594:ILE:HD11	1.57	0.86
13:7:208:SER:H	13:7:209:GLN:HB2	1.40	0.86
8:2:446:VAL:HG11	12:6:301:ARG:HB3	1.54	0.86
8:2:459:ARG:HA	8:2:460:GLU:CB	2.01	0.86
9:3:98:ILE:HD12	9:3:155:LEU:HD13	1.56	0.86
10:4:281:VAL:HG22	10:4:297:GLU:HG2	1.56	0.86
10:4:607:ARG:HB2	10:4:614:LEU:HD23	1.57	0.86
8:2:635:GLY:HA3	11:5:465:GLU:HG2	1.55	0.86
10:4:683:ASN:HD21	10:4:686:LEU:HD22	1.40	0.86
11:5:618:ALA:HB1	11:5:677:VAL:HG21	1.58	0.86
11:5:294:ILE:HG23	11:5:333:ILE:HB	1.58	0.85
11:5:375:ALA:CB	11:5:378:ILE:HB	2.04	0.85
11:5:461:GLU:HG2	11:5:462:PHE:N	1.91	0.85
1:A:29:LEU:HD11	1:A:96:ILE:HG12	1.59	0.85
1:A:147:VAL:H	1:A:148:ASP:HA	1.39	0.85
8:2:582:LYS:NZ	8:2:591:LEU:HD12	1.91	0.85
9:3:203:ALA:HB2	9:3:210:HIS:NE2	1.91	0.85
10:4:713:ASP:HB2	10:4:716:ASN:HB2	1.55	0.85
13:7:118:CYS:SG	13:7:198:ARG:NH2	2.48	0.85
13:7:680:SER:CB	13:7:681:PHE:HA	2.05	0.85
11:5:181:ILE:CG2	11:5:241:TYR:HB3	2.05	0.85
12:6:533:ILE:HG12	12:6:548:LEU:HD11	1.56	0.85
12:6:660:THR:HA	12:6:674:ALA:H	1.41	0.85
8:2:494:ILE:HA	8:2:497:ILE:HD12	1.57	0.85
10:4:752:SER:HA	10:4:755:LYS:HD3	1.59	0.85
11:5:482:PHE:CB	11:5:523:ALA:HB2	2.05	0.85
13:7:139:LEU:O	13:7:142:ILE:N	2.09	0.85
11:5:413:LEU:HD13	11:5:553:ILE:HG13	1.59	0.85
9:3:24:ARG:HH12	9:3:120:TYR:HB3	1.41	0.85
10:4:770:LEU:HD11	10:4:801:MET:HB3	1.59	0.85
3:C:86:ASN:O	9:3:104:ARG:NH1	2.10	0.85
10:4:419:VAL:HA	10:4:463:VAL:CG2	2.05	0.85
11:5:148:LEU:HD11	11:5:274:LEU:HD12	1.59	0.85
12:6:727:LEU:HD22	12:6:731:ILE:HD11	1.59	0.85
12:6:554:GLY:HA2	12:6:808:GLU:HB3	1.58	0.85
13:7:349:VAL:HG21	13:7:381:VAL:HG13	1.58	0.85

Continued on next page...

Continued from previous page...

Atom-1	Atom-2	Interatomic distance (Å)	Clash overlap (Å)
13:7:393:LEU:HB2	13:7:395:SER:N	1.91	0.85
9:3:191:LEU:HD21	13:7:329:ARG:HH12	1.41	0.84
13:7:537:ILE:HA	13:7:540:VAL:HB	1.59	0.84
13:7:584:ILE:HD13	13:7:591:LEU:HD21	1.56	0.84
8:2:430:TYR:HD1	8:2:451:ILE:HD11	1.40	0.84
8:2:582:LYS:HA	8:2:583:ASP:CB	2.01	0.84
12:6:560:VAL:HB	12:6:561:GLU:CA	2.06	0.84
13:7:208:SER:HA	13:7:222:SER:HB3	1.60	0.84
1:A:145:ASP:HA	1:A:146:LEU:HB3	1.60	0.84
8:2:785:LYS:HG3	8:2:788:ARG:HH21	1.42	0.84
11:5:39:ARG:HA	11:5:44:PHE:HB3	1.59	0.84
5:E:30:PHE:HE2	5:E:81:LEU:HD11	1.41	0.84
5:E:244:GLY:HA3	5:E:602:LEU:HB3	1.60	0.84
8:2:544:ASP:HB2	8:2:683:VAL:HG23	1.58	0.84
13:7:393:LEU:HA	13:7:394:THR:HB	1.57	0.84
4:D:98:ILE:HG21	4:D:129:MET:HG2	1.58	0.84
5:E:85:GLY:N	5:E:123:LEU:O	2.11	0.84
5:E:413:LEU:HG	5:E:416:ARG:HB2	1.60	0.84
10:4:585:THR:HG21	10:4:628:VAL:H	1.42	0.84
12:6:356:TRP:HZ3	12:6:358:LYS:HB2	1.40	0.84
13:7:367:LYS:HA	13:7:368:ALA:HB3	1.57	0.84
13:7:540:VAL:HG12	13:7:563:ILE:HD11	1.59	0.84
1:A:100:MET:HG3	1:A:104:ASN:ND2	1.93	0.84
1:A:173:GLU:HA	1:A:183:LEU:HD23	1.60	0.84
5:E:36:ILE:HA	5:E:39:LEU:HG	1.59	0.84
5:E:344:VAL:HG13	5:E:348:LEU:HD12	1.60	0.84
5:E:561:ASP:HB3	5:E:562:LYS:HG2	1.59	0.84
9:3:158:LYS:HA	9:3:327:TYR:CE2	2.13	0.84
11:5:69:ILE:HD12	11:5:73:GLU:HA	1.56	0.84
12:6:614:ARG:CG	12:6:615:ASP:HA	2.08	0.84
13:7:271:GLN:HE22	13:7:280:PRO:HA	1.42	0.84
10:4:306:TYR:HB3	10:4:465:HIS:CD2	2.13	0.84
13:7:493:LEU:HA	13:7:512:ALA:HB3	1.59	0.84
4:D:200:LYS:HB2	4:D:201:TYR:CB	2.08	0.83
4:D:269:LEU:HD13	4:D:275:TYR:HD2	1.43	0.83
5:E:120:ILE:HB	5:E:139:ILE:HB	1.60	0.83
10:4:626:GLY:N	10:4:669:SER:HB3	1.94	0.83
12:6:585:LEU:HD22	12:6:637:CYS:HB2	1.60	0.83
10:4:521:LEU:HD11	10:4:741:VAL:HB	1.60	0.83
12:6:763:PRO:HB3	12:6:817:ASP:HA	1.60	0.83
1:A:78:CYS:HA	1:A:81:ARG:HB3	1.61	0.83

Continued on next page...

Continued from previous page...

Atom-1	Atom-2	Interatomic distance (Å)	Clash overlap (Å)
8:2:624:MET:HG2	8:2:646:ILE:HD12	1.60	0.83
9:3:367:LEU:HD21	9:3:382:LEU:HD11	1.59	0.83
12:6:558:SER:CB	12:6:559:THR:HA	1.99	0.83
4:D:216:VAL:CG2	4:D:219:ILE:HG13	2.08	0.83
8:2:459:ARG:CA	8:2:460:GLU:HB2	2.04	0.83
11:5:148:LEU:HG	11:5:272:ARG:HD2	1.58	0.83
4:D:200:LYS:CB	4:D:201:TYR:HB2	2.08	0.83
8:2:539:VAL:HB	8:2:647:ILE:HA	1.59	0.83
8:2:797:SER:HB2	8:2:845:PHE:CE2	2.13	0.83
9:3:95:ARG:HB2	9:3:154:LYS:HB2	1.59	0.83
11:5:165:ILE:HD12	11:5:261:ILE:HA	1.60	0.83
13:7:584:ILE:HG22	13:7:586:LEU:H	1.43	0.83
1:A:173:GLU:HB3	1:A:183:LEU:H	1.42	0.83
8:2:603:VAL:HG22	8:2:645:SER:HB2	1.61	0.83
9:3:292:VAL:HG22	9:3:328:PRO:HA	1.60	0.83
1:A:165:VAL:HG11	1:A:205:LEU:HB3	1.61	0.83
2:B:120:LEU:HD12	2:B:176:LEU:HB3	1.59	0.83
10:4:327:ASN:HA	10:4:436:THR:HG22	1.58	0.83
11:5:453:VAL:HG21	11:5:506:LYS:HB2	1.60	0.83
12:6:396:LYS:HB3	12:6:460:ILE:HG22	1.59	0.83
12:6:793:TYR:O	12:6:794:ARG:NH1	2.11	0.83
1:A:110:MET:N	1:A:111:SER:HA	1.92	0.83
2:B:170:LEU:HB2	4:D:274:ILE:CG1	2.06	0.83
9:3:367:LEU:HD12	9:3:378:LYS:HB3	1.61	0.83
11:5:482:PHE:HB3	11:5:523:ALA:CB	2.08	0.83
12:6:362:GLN:HA	12:6:376:THR:HG22	1.60	0.83
3:C:18:CYS:CB	3:C:74:LEU:HA	2.09	0.83
3:C:55:ALA:HB1	3:C:70:PRO:HB2	1.61	0.83
4:D:216:VAL:HG13	4:D:217:ASN:CA	2.03	0.83
10:4:249:LEU:HD12	10:4:250:ALA:HA	1.61	0.83
10:4:633:GLU:HB3	10:4:636:LYS:HB3	1.60	0.83
13:7:446:ASP:N	13:7:447:GLY:HA2	1.92	0.83
13:7:523:ILE:HB	13:7:565:ALA:HB2	1.61	0.83
12:6:640:GLU:HB3	12:6:643:LYS:HG2	1.60	0.82
2:B:113:SER:O	2:B:172:ASN:ND2	2.12	0.82
10:4:395:GLN:HB2	10:4:424:VAL:HG13	1.58	0.82
12:6:517:LYS:HA	12:6:520:VAL:HG22	1.59	0.82
12:6:532:SER:HA	12:6:744:PRO:HB2	1.60	0.82
12:6:640:GLU:HA	12:6:682:ALA:HA	1.61	0.82
4:D:286:LEU:HD21	4:D:293:LEU:HD21	1.60	0.82
8:2:621:HIS:HD2	8:2:673:ILE:HA	1.45	0.82

Continued on next page...

Continued from previous page...

Atom-1	Atom-2	Interatomic distance (Å)	Clash overlap (Å)
9:3:445:ALA:HA	9:3:457:LEU:CD2	2.09	0.82
11:5:568:ILE:HD12	11:5:571:HIS:HB3	1.59	0.82
12:6:297:THR:HA	12:6:359:VAL:HG12	1.60	0.82
8:2:542:LEU:N	8:2:681:CYS:O	2.12	0.82
13:7:444:VAL:HG21	13:7:448:MET:HG2	1.61	0.82
1:A:97:LEU:HD13	1:A:123:LEU:HD11	1.61	0.82
8:2:428:GLY:HA2	8:2:453:ALA:HA	1.60	0.82
8:2:795:ARG:HA	8:2:798:ILE:HD12	1.60	0.82
1:A:18:GLN:HA	1:A:21:ALA:HB2	1.62	0.82
5:E:285:ALA:HB1	5:E:288:TYR:HB3	1.58	0.82
8:2:560:ALA:HB3	8:2:563:ALA:HB2	1.59	0.82
9:3:695:SER:HB3	9:3:696:PRO:HA	1.62	0.82
13:7:238:LEU:HB2	13:7:354:ILE:HG22	1.60	0.82
1:A:27:VAL:HG13	1:A:28:ASN:H	1.44	0.82
2:B:7:LEU:HD23	2:B:10:THR:HG23	1.60	0.82
4:D:203:PRO:HG2	4:D:206:LEU:HD12	1.60	0.82
10:4:304:ARG:HH22	10:4:422:GLU:HB2	1.45	0.82
13:7:648:LYS:HE2	13:7:704:LEU:HB3	1.61	0.82
4:D:250:GLU:HG3	4:D:256:TYR:HD2	1.44	0.82
8:2:573:ALA:HB1	12:6:669:HIS:HA	1.60	0.82
12:6:703:ALA:O	12:6:707:SER:N	2.12	0.82
2:B:71:VAL:HB	2:B:75:ILE:HD11	1.61	0.82
9:3:530:HIS:HA	9:3:533:ILE:HD12	1.62	0.82
4:D:220:ASP:HA	4:D:222:PRO:HD2	1.62	0.82
8:2:302:THR:HG21	8:2:319:ARG:H	1.45	0.82
10:4:306:TYR:HB3	10:4:465:HIS:HD2	1.42	0.82
8:2:574:VAL:HG12	12:6:664:ALA:HB3	1.62	0.81
8:2:670:THR:HG23	8:2:673:ILE:H	1.42	0.81
12:6:118:PHE:HE1	12:6:161:ARG:HB3	1.43	0.81
11:5:374:ILE:HB	11:5:385:LYS:HE2	1.60	0.81
12:6:115:PHE:HA	12:6:118:PHE:HB3	1.62	0.81
12:6:118:PHE:CZ	12:6:158:LEU:HA	2.15	0.81
1:A:117:GLN:HE22	1:A:131:LEU:HD21	1.45	0.81
2:B:140:GLU:O	2:B:144:LYS:HG2	1.80	0.81
4:D:232:VAL:HG12	4:D:271:ILE:HG22	1.62	0.81
4:D:259:THR:HG21	4:D:268:GLU:HA	1.63	0.81
8:2:382:TYR:HB2	11:5:153:SER:HB2	1.63	0.81
10:4:204:LYS:HA	10:4:207:LYS:HD3	1.60	0.81
11:5:45:ILE:HG13	11:5:46:TYR:H	1.45	0.81
11:5:361:SER:HA	11:5:366:LEU:HD22	1.62	0.81
12:6:706:MET:HA	12:6:712:PHE:CZ	2.15	0.81

Continued on next page...

Continued from previous page...

Atom-1	Atom-2	Interatomic distance (Å)	Clash overlap (Å)
13:7:143:LEU:HD11	13:7:197:THR:HG22	1.62	0.81
13:7:442:LYS:HB3	13:7:450:ILE:HG12	1.60	0.81
4:D:77:LEU:HB3	4:D:78:PRO:HD2	1.63	0.81
4:D:123:LYS:HE3	5:E:20:SER:HB3	1.61	0.81
8:2:667:VAL:HG22	8:2:669:LEU:H	1.46	0.81
10:4:348:LYS:O	10:4:383:SER:N	2.14	0.81
11:5:33:ASN:O	11:5:37:GLU:N	2.13	0.81
11:5:91:GLU:HG3	11:5:137:LEU:HD23	1.60	0.81
5:E:624:ASN:HB3	5:E:629:ILE:HG23	1.63	0.81
8:2:803:PHE:HB2	8:2:805:ILE:N	1.96	0.81
10:4:202:LYS:H	10:4:224:LEU:HB3	1.44	0.81
10:4:605:ILE:HA	10:4:616:LEU:HA	1.61	0.81
12:6:118:PHE:HZ	12:6:158:LEU:HA	1.44	0.81
10:4:200:SER:HA	10:4:224:LEU:HD22	1.63	0.81
10:4:589:VAL:HG21	10:4:624:SER:CA	2.08	0.81
12:6:796:THR:HB	12:6:799:GLN:HG2	1.63	0.81
13:7:226:SER:HB3	13:7:229:GLN:HG2	1.62	0.81
2:B:25:ILE:N	2:B:71:VAL:O	2.14	0.81
8:2:229:ALA:HA	8:2:232:ARG:HG2	1.62	0.81
9:3:455:ARG:HH22	9:3:500:ALA:HB3	1.44	0.81
10:4:631:ILE:HB	10:4:673:ALA:HA	1.61	0.81
13:7:236:GLY:N	13:7:355:PHE:O	2.13	0.81
4:D:176:SER:HB3	4:D:179:GLU:HG3	1.62	0.81
8:2:539:VAL:N	8:2:646:ILE:O	2.11	0.81
10:4:243:LEU:HD13	10:4:305:PRO:HB3	1.59	0.81
12:6:765:LEU:HD22	12:6:770:ARG:HB3	1.63	0.81
12:6:796:THR:HG22	12:6:798:ARG:H	1.43	0.81
1:A:168:LEU:HD11	1:A:206:GLN:CB	2.11	0.81
1:A:169:LYS:N	1:A:185:LYS:HD3	1.95	0.81
3:C:135:LEU:HA	3:C:138:HIS:HD2	1.46	0.81
8:2:671:GLU:O	8:2:675:SER:N	2.14	0.81
9:3:518:PRO:HB3	9:3:524:ASP:HB2	1.61	0.81
1:A:41:LEU:HD13	4:D:201:TYR:CE2	2.15	0.81
2:B:198:ALA:HB1	3:C:113:MET:SD	2.21	0.81
8:2:601:LYS:O	8:2:771:ARG:NH2	2.11	0.81
9:3:163:ALA:H	9:3:164:HIS:HB2	1.45	0.81
5:E:522:LEU:HD11	5:E:527:LEU:HD13	1.63	0.80
5:E:537:ASP:HA	5:E:540:ARG:HG3	1.63	0.80
13:7:89:GLN:HE22	13:7:103:VAL:HG23	1.47	0.80
13:7:236:GLY:HA2	13:7:356:LEU:CD2	2.12	0.80
1:A:57:GLN:HG2	1:A:62:MET:HG2	1.62	0.80

Continued on next page...

Continued from previous page...

Atom-1	Atom-2	Interatomic distance (Å)	Clash overlap (Å)
5:E:551:TRP:HE3	5:E:552:LEU:HD12	1.47	0.80
12:6:399:GLY:HA2	12:6:454:PHE:CZ	2.16	0.80
4:D:189:ILE:HD12	4:D:192:LYS:HB2	1.62	0.80
4:D:232:VAL:HB	4:D:271:ILE:HA	1.63	0.80
8:2:536:ASP:HB3	8:2:645:SER:HA	1.63	0.80
9:3:201:HIS:O	9:3:210:HIS:N	2.14	0.80
13:7:238:LEU:HA	13:7:354:ILE:HA	1.63	0.80
13:7:358:ALA:HB2	13:7:375:TYR:HE2	1.46	0.80
13:7:517:ASP:HB2	13:7:560:ARG:H	1.46	0.80
5:E:572:ILE:HD13	5:E:579:TYR:H	1.47	0.80
1:A:199:LEU:HB2	1:A:205:LEU:HD11	1.63	0.80
5:E:81:LEU:HB3	5:E:120:ILE:HG13	1.63	0.80
5:E:436:ASN:HD22	5:E:472:ARG:HD2	1.44	0.80
11:5:449:LEU:CD2	11:5:493:ILE:HD11	2.11	0.80
12:6:773:LEU:HD21	12:6:800:LEU:HD11	1.64	0.80
13:7:94:LEU:HB2	13:7:95:GLN:CB	2.08	0.80
13:7:248:VAL:HG11	13:7:345:PRO:HD3	1.62	0.80
13:7:490:GLY:HA2	13:7:493:LEU:HG	1.62	0.80
5:E:557:ALA:HA	5:E:560:GLU:HG2	1.62	0.80
8:2:794:ARG:HG2	8:2:798:ILE:CD1	2.11	0.80
10:4:344:VAL:HA	10:4:359:GLU:HA	1.63	0.80
11:5:301:TYR:CE2	11:5:327:TYR:HB3	2.17	0.80
12:6:135:VAL:HG22	12:6:138:ALA:HB3	1.64	0.80
5:E:431:LEU:HD13	5:E:480:SER:HA	1.63	0.80
5:E:434:VAL:HG22	5:E:435:GLY:H	1.45	0.80
8:2:315:SER:N	8:2:430:TYR:O	2.14	0.80
8:2:409:ILE:HD11	8:2:450:ILE:HG22	1.62	0.80
9:3:98:ILE:O	9:3:157:PHE:HA	1.81	0.80
12:6:775:GLU:HA	12:6:778:LYS:HB3	1.64	0.80
4:D:214:GLY:CA	4:D:216:VAL:HA	2.11	0.80
8:2:778:LEU:HD13	8:2:783:MET:HG3	1.62	0.80
10:4:243:LEU:HD21	10:4:245:ALA:HB2	1.64	0.80
10:4:600:GLY:HA2	10:4:604:TYR:HE1	1.47	0.80
11:5:209:ARG:HA	11:5:239:ASP:HA	1.64	0.80
12:6:355:ASP:OD2	12:6:383:GLY:N	2.15	0.80
12:6:550:GLN:HG2	12:6:569:ILE:HG23	1.62	0.80
8:2:335:LYS:HD2	8:2:383:ARG:NH1	1.96	0.80
12:6:359:VAL:HG23	12:6:379:VAL:HG13	1.62	0.80
12:6:574:VAL:HA	12:6:581:LYS:HZ1	1.46	0.80
13:7:61:PRO:HG2	13:7:64:MET:HG3	1.62	0.80
5:E:579:TYR:HB2	5:E:632:ILE:O	1.81	0.80

Continued on next page...

Continued from previous page...

Atom-1	Atom-2	Interatomic distance (Å)	Clash overlap (Å)
13:7:343:LEU:HD23	13:7:383:GLN:HE21	1.47	0.80
8:2:798:ILE:CD1	11:5:560:HIS:HB2	2.11	0.79
9:3:199:SER:HB3	9:3:212:ARG:HB3	1.64	0.79
9:3:214:TYR:CE1	9:3:229:ALA:HB3	2.15	0.79
10:4:603:ALA:HB3	10:4:658:LYS:HE2	1.64	0.79
11:5:677:VAL:HG12	11:5:681:ILE:HD11	1.64	0.79
1:A:37:ILE:HA	1:A:40:ILE:HD12	1.63	0.79
2:B:17:GLN:HA	2:B:20:VAL:HG12	1.65	0.79
5:E:637:LEU:HA	5:E:640:PHE:HB3	1.63	0.79
8:2:501:MET:CE	8:2:516:ALA:HB2	2.12	0.79
9:3:186:VAL:O	9:3:289:GLY:N	2.14	0.79
11:5:170:SER:HB3	11:5:255:PHE:HB2	1.62	0.79
12:6:162:GLU:HG2	12:6:166:LEU:HB2	1.64	0.79
8:2:704:VAL:HG13	12:6:766:THR:HG23	1.64	0.79
11:5:320:GLY:HA2	11:5:323:ILE:H	1.45	0.79
1:A:7:ASN:HA	1:A:10:VAL:CG1	2.12	0.79
10:4:543:GLN:HG3	10:4:562:ILE:HG13	1.64	0.79
10:4:661:ILE:CG2	12:6:392:GLY:HA3	2.09	0.79
11:5:389:VAL:HA	11:5:392:LEU:HG	1.64	0.79
11:5:608:LEU:HD11	11:5:609:LYS:HZ2	1.48	0.79
8:2:264:PRO:HG3	8:2:317:LEU:CB	2.12	0.79
8:2:309:LEU:O	8:2:310:ARG:NH1	2.12	0.79
9:3:176:LEU:HG	9:3:298:PHE:HD2	1.47	0.79
12:6:359:VAL:HG22	12:6:381:LEU:HD21	1.65	0.79
9:3:447:THR:HB	9:3:448:THR:HA	1.64	0.79
10:4:621:LEU:HA	10:4:624:SER:HB2	1.64	0.79
2:B:140:GLU:HG3	2:B:141:LEU:HD12	1.64	0.79
5:E:604:ASN:HB2	5:E:650:LEU:HD23	1.64	0.79
8:2:541:LEU:HA	8:2:681:CYS:HB2	1.63	0.79
10:4:655:SER:HA	10:4:664:THR:HA	1.65	0.79
11:5:86:ILE:HA	11:5:89:LEU:HG	1.63	0.79
11:5:481:GLU:HB3	11:5:484:LYS:HB2	1.63	0.79
12:6:174:TYR:CE2	12:6:178:LEU:HD11	2.18	0.79
5:E:308:ASN:HB3	5:E:310:VAL:HG23	1.64	0.79
5:E:605:PHE:O	5:E:609:PHE:N	2.15	0.79
13:7:546:ILE:HD12	13:7:557:LEU:HD11	1.64	0.79
3:C:46:LEU:HB3	3:C:50:LEU:HD11	1.65	0.79
8:2:684:ARG:HB3	8:2:685:ASP:CA	2.12	0.79
4:D:266:GLU:HB3	4:D:268:GLU:HG3	1.64	0.79
5:E:75:ASP:HB3	5:E:118:ARG:HH12	1.45	0.79
5:E:348:LEU:HD21	5:E:401:LEU:HD21	1.65	0.79

Continued on next page...

Continued from previous page...

Atom-1	Atom-2	Interatomic distance (Å)	Clash overlap (Å)
8:2:638:THR:O	11:5:445:SER:N	2.15	0.79
9:3:201:HIS:HB2	9:3:210:HIS:CB	2.13	0.79
10:4:794:THR:CG2	10:4:797:GLN:HG2	2.13	0.79
5:E:98:ILE:N	5:E:99:ASP:HB3	1.98	0.78
9:3:225:ILE:HD12	9:3:225:ILE:H	1.47	0.78
10:4:547:GLY:HA3	10:4:560:GLY:HA2	1.64	0.78
11:5:300:ILE:HG22	11:5:324:ARG:HB2	1.65	0.78
2:B:155:LYS:HA	2:B:158:LYS:HG2	1.64	0.78
4:D:199:LEU:HD22	4:D:202:MET:HE2	1.66	0.78
9:3:445:ALA:CB	9:3:499:LYS:HD2	2.13	0.78
9:3:486:ILE:HA	9:3:489:VAL:CB	2.13	0.78
10:4:623:LEU:HD22	12:6:370:THR:HB	1.65	0.78
13:7:462:PRO:O	13:7:464:VAL:HG23	1.82	0.78
13:7:689:LEU:HA	13:7:692:ILE:HG22	1.64	0.78
2:B:150:GLU:HG3	2:B:154:ILE:HG23	1.64	0.78
13:7:453:ASP:OD2	13:7:562:SER:HA	1.83	0.78
8:2:332:PRO:HG3	11:5:300:ILE:CD1	2.14	0.78
10:4:241:LEU:HD23	10:4:243:LEU:H	1.48	0.78
11:5:152:ASP:HB3	11:5:154:GLU:HG2	1.64	0.78
13:7:208:SER:HB3	13:7:209:GLN:HA	1.63	0.78
10:4:224:LEU:HD11	10:4:227:ILE:HB	1.66	0.78
12:6:183:LYS:HG2	12:6:186:ARG:HH11	1.46	0.78
12:6:537:VAL:HG11	12:6:584:PHE:HE1	1.49	0.78
8:2:330:VAL:HG13	8:2:415:VAL:HG11	1.64	0.78
9:3:368:ALA:HB2	9:3:378:LYS:HE2	1.66	0.78
11:5:503:SER:HB3	11:5:512:VAL:HG22	1.65	0.78
12:6:371:GLY:HA3	13:7:554:ASN:HD21	1.47	0.78
12:6:638:ILE:HG22	12:6:639:ASP:H	1.48	0.78
9:3:339:ARG:N	9:3:340:GLN:HB2	1.99	0.78
9:3:556:ILE:H	9:3:556:ILE:HD12	1.46	0.78
10:4:348:LYS:HB2	10:4:383:SER:HB2	1.65	0.78
11:5:487:ASP:HA	11:5:490:ARG:HB3	1.65	0.78
12:6:151:ILE:HD13	12:6:153:ILE:HG23	1.63	0.78
4:D:267:VAL:HB	4:D:268:GLU:HA	1.66	0.78
8:2:584:PRO:HB2	8:2:585:ILE:HG13	1.64	0.78
12:6:359:VAL:CG2	12:6:381:LEU:HD21	2.14	0.78
12:6:794:ARG:HB2	12:6:795:ILE:C	2.03	0.78
13:7:504:ASP:HB3	13:7:505:GLU:CB	2.11	0.78
4:D:259:THR:HG21	4:D:268:GLU:CA	2.13	0.78
5:E:287:VAL:HG12	5:E:291:LEU:HD21	1.66	0.78
8:2:525:LYS:HZ2	11:5:577:THR:H	1.30	0.78

Continued on next page...

Continued from previous page...

Atom-1	Atom-2	Interatomic distance (Å)	Clash overlap (Å)
8:2:526:ASN:HA	8:2:532:SER:HA	1.65	0.78
8:2:760:GLN:HA	8:2:763:LEU:HG	1.66	0.78
9:3:259:GLN:HG3	9:3:271:PRO:HB2	1.66	0.78
11:5:50:LEU:HD22	11:5:101:ILE:HD12	1.66	0.78
11:5:294:ILE:CG2	11:5:330:ILE:HG23	2.13	0.78
11:5:420:THR:HG23	11:5:556:VAL:HG21	1.65	0.78
12:6:134:LYS:N	12:6:135:VAL:HA	1.98	0.78
12:6:795:ILE:CG2	12:6:799:GLN:HG3	2.13	0.78
1:A:149:ILE:HD11	4:D:140:ILE:CD1	2.14	0.78
5:E:325:TYR:HD2	5:E:404:ILE:HA	1.47	0.78
5:E:328:LEU:CD1	5:E:500:GLN:HG2	2.13	0.78
10:4:748:THR:HA	10:4:751:ILE:HD12	1.66	0.78
11:5:635:ILE:HA	11:5:638:LEU:HG	1.65	0.78
2:B:94:THR:HB	2:B:97:GLU:HB3	1.66	0.77
3:C:98:HIS:HA	3:C:102:SER:HB2	1.66	0.77
5:E:313:PRO:HA	5:E:415:TYR:CE2	2.19	0.77
5:E:313:PRO:HA	5:E:415:TYR:HE2	1.49	0.77
8:2:325:THR:HG22	8:2:326:ARG:H	1.49	0.77
8:2:567:THR:O	8:2:606:ILE:HG23	1.83	0.77
9:3:234:GLU:N	9:3:241:LEU:HG	1.98	0.77
9:3:374:HIS:HB3	9:3:377:ILE:HD12	1.64	0.77
12:6:355:ASP:HB3	12:6:356:TRP:CA	2.14	0.77
8:2:441:LYS:HA	8:2:442:ASN:HB2	1.66	0.77
10:4:433:ILE:CG2	10:4:435:VAL:HG23	2.13	0.77
11:5:374:ILE:HB	11:5:385:LYS:CE	2.14	0.77
10:4:292:ASP:HA	10:4:293:LEU:HD12	1.66	0.77
10:4:626:GLY:H	10:4:669:SER:HB3	1.48	0.77
5:E:310:VAL:HG13	5:E:311:LYS:HA	1.64	0.77
8:2:705:ARG:HB2	12:6:559:THR:CB	2.14	0.77
9:3:19:ALA:O	9:3:23:ASP:N	2.14	0.77
10:4:308:VAL:HG21	10:4:325:LEU:HB3	1.67	0.77
11:5:32:LYS:HA	11:5:35:ILE:HD12	1.64	0.77
13:7:110:ALA:HA	13:7:113:PHE:HD2	1.49	0.77
13:7:656:VAL:HG12	13:7:710:ILE:HB	1.66	0.77
1:A:159:SER:HB3	1:A:160:ASP:HB2	1.67	0.77
5:E:151:THR:HB	5:E:153:GLY:N	2.00	0.77
5:E:362:MET:O	5:E:366:MET:N	2.16	0.77
12:6:528:LYS:HA	12:6:531:ARG:HG2	1.66	0.77
1:A:185:LYS:HD2	1:A:186:ASP:H	1.49	0.77
2:B:54:THR:HA	4:D:129:MET:SD	2.23	0.77
5:E:12:TYR:O	5:E:15:ILE:HG22	1.83	0.77

Continued on next page...

Continued from previous page...

Atom-1	Atom-2	Interatomic distance (Å)	Clash overlap (Å)
5:E:621:ARG:HB2	5:E:631:GLU:HB2	1.64	0.77
8:2:219:THR:HB	8:2:223:GLY:HA2	1.65	0.77
8:2:619:SER:HA	8:2:622:GLU:HB3	1.65	0.77
10:4:342:MET:HB3	10:4:360:ILE:CG1	2.14	0.77
11:5:69:ILE:CD1	11:5:73:GLU:HA	2.15	0.77
13:7:587:PRO:HG2	13:7:590:LEU:CB	2.15	0.77
1:A:147:VAL:HG11	1:A:149:ILE:HG13	1.66	0.77
5:E:52:GLN:HB2	5:E:54:VAL:HG23	1.67	0.77
9:3:169:ARG:O	9:3:272:ARG:NH2	2.17	0.77
9:3:486:ILE:CA	9:3:489:VAL:HB	2.14	0.77
10:4:245:ALA:HB3	10:4:306:TYR:O	1.85	0.77
10:4:248:LEU:HB2	10:4:258:TYR:CD1	2.19	0.77
12:6:308:SER:O	12:6:347:ASN:N	2.13	0.77
12:6:732:VAL:HA	12:6:735:HIS:CD2	2.19	0.77
12:6:752:ARG:HA	12:6:755:ILE:HD12	1.66	0.77
12:6:776:LYS:HA	12:6:779:GLU:HG2	1.65	0.77
13:7:262:CYS:SG	13:7:265:CYS:HB2	2.24	0.77
13:7:493:LEU:HB2	13:7:513:LEU:HG	1.67	0.77
5:E:626:GLU:HB3	5:E:629:ILE:HG22	1.66	0.77
8:2:604:CYS:N	8:2:645:SER:O	2.15	0.77
9:3:31:PHE:CD1	9:3:32:LEU:HA	2.20	0.77
9:3:163:ALA:N	9:3:164:HIS:HB2	1.99	0.77
9:3:198:ARG:HB3	9:3:249:THR:HG23	1.66	0.77
12:6:572:CYS:H	12:6:712:PHE:HA	1.48	0.77
13:7:428:VAL:HG13	13:7:598:PHE:HD2	1.50	0.77
13:7:444:VAL:HG23	13:7:446:ASP:H	1.49	0.77
1:A:83:LYS:CE	4:D:206:LEU:HB3	2.14	0.77
4:D:231:HIS:O	4:D:292:ALA:N	2.18	0.77
10:4:397:ILE:HB	10:4:417:LEU:HD11	1.65	0.77
11:5:28:ILE:HG21	11:5:96:GLN:HE22	1.49	0.77
13:7:135:LYS:HA	13:7:136:ASP:HB3	1.67	0.77
2:B:10:THR:HA	2:B:182:ARG:HH11	1.50	0.77
3:C:112:ILE:CD1	3:C:121:ALA:HB2	2.15	0.77
5:E:150:ASP:H	5:E:151:THR:HA	1.50	0.77
5:E:516:LYS:HE2	5:E:518:LEU:HD11	1.67	0.77
8:2:813:ILE:CD1	8:2:841:VAL:HG21	2.13	0.77
9:3:569:HIS:NE2	11:5:657:ILE:HD13	1.98	0.77
11:5:594:ILE:HG22	11:5:596:ILE:H	1.49	0.77
13:7:244:ILE:HG13	13:7:348:ILE:HG12	1.66	0.77
1:A:145:ASP:HB3	1:A:147:VAL:HG23	1.66	0.76
5:E:360:HIS:HA	5:E:363:PHE:CD2	2.18	0.76

Continued on next page...

Continued from previous page...

Atom-1	Atom-2	Interatomic distance (Å)	Clash overlap (Å)
8:2:484:PHE:CZ	8:2:766:TYR:HA	2.20	0.76
8:2:518:SER:HA	8:2:537:ILE:HD13	1.66	0.76
9:3:678:VAL:HG23	9:3:723:LYS:HD2	1.66	0.76
14:3:1001:ATP:C8	11:5:650:ILE:HD11	2.20	0.76
10:4:419:VAL:HG12	10:4:463:VAL:HG11	1.66	0.76
4:D:212:THR:N	4:D:213:GLU:HA	2.00	0.76
9:3:30:GLU:O	9:3:34:THR:N	2.18	0.76
9:3:194:PRO:HA	9:3:252:ASP:HA	1.67	0.76
9:3:292:VAL:HG11	9:3:326:VAL:HG12	1.67	0.76
9:3:406:LEU:HD12	9:3:514:ALA:HB3	1.66	0.76
10:4:324:LYS:O	10:4:438:THR:HA	1.84	0.76
10:4:441:SER:HB3	10:4:459:THR:HG22	1.68	0.76
11:5:276:MET:HB3	11:5:330:ILE:CD1	2.15	0.76
11:5:413:LEU:HA	11:5:521:ALA:O	1.85	0.76
12:6:404:VAL:HG13	12:6:405:PRO:HD2	1.66	0.76
12:6:603:SER:N	12:6:604:SER:HA	2.01	0.76
12:6:765:LEU:CD2	12:6:770:ARG:HB3	2.15	0.76
5:E:493:ASN:HA	5:E:496:ILE:HD12	1.68	0.76
9:3:270:LEU:HD21	11:5:464:LEU:HD22	1.67	0.76
9:3:430:ILE:H	9:3:430:ILE:HD12	1.49	0.76
4:D:137:LYS:HG2	4:D:141:ARG:HH12	1.50	0.76
5:E:137:SER:HA	5:E:140:ILE:CD1	2.14	0.76
8:2:322:GLY:CA	8:2:390:LEU:HD21	2.12	0.76
10:4:356:MET:HB2	10:4:372:GLU:HG3	1.66	0.76
10:4:530:ILE:CG2	10:4:533:LEU:HD11	2.16	0.76
11:5:138:ILE:HG23	11:5:332:GLY:HA3	1.68	0.76
11:5:357:PHE:CE1	11:5:598:LYS:HE2	2.21	0.76
11:5:622:LEU:HD21	11:5:677:VAL:CG1	2.15	0.76
13:7:247:ARG:O	13:7:248:VAL:HG12	1.85	0.76
13:7:311:GLN:CB	13:7:335:VAL:HB	2.13	0.76
8:2:348:LEU:HD13	8:2:365:THR:CB	2.15	0.76
8:2:609:PHE:O	8:2:617:ARG:NH2	2.19	0.76
9:3:181:SER:HA	9:3:295:VAL:HG22	1.67	0.76
10:4:370:ARG:CB	10:4:371:CYS:HB2	2.13	0.76
1:A:149:ILE:HG23	1:A:151:LEU:N	2.01	0.76
2:B:167:HIS:CE1	4:D:267:VAL:HG11	2.20	0.76
4:D:96:GLN:O	4:D:100:ASN:ND2	2.19	0.76
10:4:419:VAL:HG12	10:4:463:VAL:HG21	1.66	0.76
11:5:179:LEU:HD11	11:5:192:ILE:HB	1.68	0.76
12:6:106:VAL:O	12:6:110:LYS:N	2.19	0.76
12:6:522:ASP:HB2	12:6:525:ILE:HG23	1.65	0.76

Continued on next page...

Continued from previous page...

Atom-1	Atom-2	Interatomic distance (Å)	Clash overlap (Å)
13:7:245:ILE:HD13	13:7:343:LEU:HB3	1.68	0.76
2:B:100:ARG:HA	2:B:103:GLN:HB2	1.68	0.76
3:C:170:GLU:O	3:C:174:LYS:N	2.18	0.76
4:D:123:LYS:CE	5:E:20:SER:HB3	2.14	0.76
10:4:634:PHE:HZ	10:4:698:LEU:HD11	1.50	0.76
11:5:596:ILE:HA	11:5:599:MET:HB3	1.67	0.76
4:D:229:PHE:HA	4:D:276:VAL:HG22	1.68	0.76
8:2:484:PHE:HZ	8:2:766:TYR:HA	1.50	0.76
8:2:658:ASN:ND2	8:2:666:ASN:O	2.19	0.76
9:3:33:ASP:O	9:3:36:THR:HB	1.86	0.76
11:5:244:ILE:O	11:5:248:SER:OG	2.03	0.76
5:E:579:TYR:CE2	5:E:634:ARG:HB3	2.21	0.76
8:2:264:PRO:CG	8:2:317:LEU:HB2	2.15	0.76
8:2:630:SER:HB2	11:5:444:SER:CA	2.16	0.76
10:4:277:LYS:HA	10:4:301:TYR:CD2	2.21	0.76
10:4:729:LEU:HB3	10:4:730:GLU:HA	1.68	0.76
13:7:245:ILE:HD11	13:7:343:LEU:HD22	1.68	0.76
13:7:444:VAL:HG22	13:7:448:MET:H	1.51	0.76
4:D:154:PHE:HE1	4:D:221:GLU:HB2	1.51	0.76
8:2:663:LEU:HG	8:2:666:ASN:HB3	1.68	0.76
9:3:303:ALA:CB	9:3:307:ASN:HB2	2.16	0.76
9:3:443:THR:HG22	9:3:459:ALA:HA	1.68	0.76
12:6:537:VAL:HG11	12:6:584:PHE:CE1	2.22	0.76
12:6:637:CYS:HA	12:6:679:LEU:O	1.85	0.76
2:B:51:GLN:N	2:B:52:LEU:HA	1.99	0.75
3:C:75:LEU:HG	3:C:76:PRO:HD2	1.67	0.75
8:2:843:ASP:HA	8:2:846:VAL:HB	1.64	0.75
10:4:433:ILE:HG21	10:4:435:VAL:HG23	1.68	0.75
10:4:634:PHE:HA	10:4:637:MET:HG2	1.68	0.75
1:A:47:LEU:HD22	1:A:79:MET:SD	2.26	0.75
5:E:49:PHE:HB3	5:E:54:VAL:HB	1.66	0.75
8:2:244:VAL:H	8:2:297:ILE:HA	1.49	0.75
9:3:678:VAL:CG2	9:3:723:LYS:HD2	2.16	0.75
4:D:78:PRO:HA	4:D:174:LEU:HD12	1.67	0.75
10:4:195:ARG:O	10:4:199:MET:N	2.18	0.75
10:4:236:LEU:HB3	10:4:238:THR:HG23	1.67	0.75
10:4:592:SER:HA	10:4:632:ASP:CB	2.16	0.75
11:5:605:TYR:O	11:5:609:LYS:HG2	1.87	0.75
12:6:614:ARG:HG2	12:6:615:ASP:HA	1.67	0.75
13:7:254:ALA:N	13:7:308:SER:O	2.18	0.75
13:7:434:LEU:O	13:7:438:GLY:N	2.18	0.75

Continued on next page...

Continued from previous page...

Atom-1	Atom-2	Interatomic distance (Å)	Clash overlap (Å)
4:D:227:PHE:HD1	4:D:277:MET:HA	1.50	0.75
8:2:299:ASP:HA	8:2:319:ARG:CZ	2.17	0.75
8:2:574:VAL:HG12	12:6:664:ALA:CB	2.15	0.75
9:3:389:VAL:HG23	9:3:714:LYS:HE3	1.67	0.75
10:4:230:LEU:HD22	10:4:283:LEU:HD22	1.69	0.75
10:4:354:HIS:CD2	10:4:356:MET:HG2	2.20	0.75
10:4:822:VAL:HA	10:4:825:ALA:HB3	1.67	0.75
1:A:130:TYR:CD1	4:D:193:LEU:HB2	2.22	0.75
3:C:16:PHE:CE2	3:C:48:LEU:HB2	2.22	0.75
4:D:220:ASP:HB3	4:D:221:GLU:CG	2.16	0.75
5:E:315:THR:N	5:E:316:LEU:HB3	2.01	0.75
5:E:344:VAL:HG12	5:E:350:LEU:HD21	1.69	0.75
5:E:493:ASN:HA	5:E:496:ILE:HB	1.67	0.75
8:2:429:ILE:HD12	8:2:431:LYS:HE2	1.67	0.75
8:2:603:VAL:HG13	8:2:645:SER:HB2	1.68	0.75
11:5:276:MET:CB	11:5:330:ILE:HD11	2.16	0.75
12:6:554:GLY:HA3	12:6:808:GLU:OE1	1.87	0.75
12:6:645:ASP:O	12:6:649:GLN:HG2	1.87	0.75
12:6:691:ARG:HH11	12:6:716:LEU:HD22	1.51	0.75
12:6:803:MET:HA	12:6:806:LEU:HD12	1.67	0.75
13:7:244:ILE:HD11	13:7:318:LEU:HA	1.67	0.75
13:7:543:GLN:HG3	13:7:544:GLN:N	2.02	0.75
1:A:41:LEU:HA	1:A:44:VAL:HG12	1.69	0.75
4:D:67:TRP:HD1	4:D:143:TYR:HB2	1.51	0.75
8:2:437:ASN:HA	8:2:438:LEU:C	2.07	0.75
9:3:163:ALA:CB	9:3:164:HIS:HB2	2.15	0.75
11:5:373:SER:HB3	11:5:594:ILE:HD13	1.69	0.75
12:6:551:MET:HE1	12:6:591:PHE:HE2	1.49	0.75
12:6:655:ALA:HB2	12:6:661:ILE:HD11	1.69	0.75
1:A:51:THR:O	1:A:55:LYS:N	2.20	0.75
8:2:570:GLY:N	8:2:571:ALA:HA	2.00	0.75
9:3:665:GLU:HG2	9:3:666:ARG:HG3	1.69	0.75
11:5:29:LYS:HA	11:5:32:LYS:HB3	1.69	0.75
11:5:412:VAL:HA	11:5:552:MET:O	1.87	0.75
5:E:536:LEU:HD12	5:E:571:SER:HB2	1.68	0.75
8:2:508:HIS:HB2	8:2:511:ILE:CG2	2.16	0.75
11:5:338:GLU:N	11:5:339:THR:HA	2.02	0.75
13:7:587:PRO:HG2	13:7:590:LEU:HB2	1.68	0.75
5:E:605:PHE:HA	5:E:608:ALA:HB3	1.67	0.75
8:2:479:GLU:HA	8:2:482:ARG:CD	2.17	0.75
10:4:202:LYS:H	10:4:224:LEU:CB	2.00	0.75

Continued on next page...

Continued from previous page...

Atom-1	Atom-2	Interatomic distance (Å)	Clash overlap (Å)
10:4:243:LEU:HD22	10:4:305:PRO:HA	1.69	0.75
11:5:369:ILE:HG12	11:5:594:ILE:HD12	1.68	0.75
12:6:685:VAL:CG2	12:6:700:ASN:HB2	2.16	0.75
1:A:18:GLN:HA	1:A:21:ALA:CB	2.17	0.74
2:B:7:LEU:N	2:B:8:GLN:HA	2.02	0.74
5:E:345:ASN:HA	5:E:350:LEU:CG	2.16	0.74
9:3:172:THR:CB	9:3:173:ALA:HA	2.10	0.74
10:4:315:ARG:HG2	10:4:410:GLN:HG2	1.69	0.74
11:5:634:LEU:HD12	11:5:637:GLU:HB2	1.68	0.74
4:D:78:PRO:HA	4:D:174:LEU:HA	1.67	0.74
4:D:200:LYS:HB2	4:D:201:TYR:CG	2.21	0.74
4:D:256:TYR:CD1	4:D:257:THR:HG23	2.22	0.74
9:3:564:HIS:HA	9:3:567:ARG:HG2	1.69	0.74
11:5:237:GLY:HA2	11:5:240:PRO:HD3	1.70	0.74
5:E:29:ILE:HD11	5:E:58:ILE:HA	1.68	0.74
9:3:113:GLY:O	9:3:117:GLU:N	2.21	0.74
9:3:163:ALA:HB3	9:3:164:HIS:CB	2.16	0.74
12:6:781:ARG:NE	12:6:795:ILE:O	2.19	0.74
3:C:24:ILE:HD11	3:C:38:ILE:HD12	1.68	0.74
5:E:543:LEU:HA	5:E:546:LEU:HB3	1.68	0.74
10:4:343:LYS:HB2	10:4:390:SER:HB2	1.69	0.74
10:4:758:ILE:CD1	10:4:813:LEU:HA	2.18	0.74
11:5:28:ILE:HG23	11:5:93:ALA:HB2	1.69	0.74
13:7:586:LEU:HB2	13:7:591:LEU:HD11	1.68	0.74
13:7:628:LEU:N	13:7:629:ASP:HA	2.02	0.74
9:3:368:ALA:CB	9:3:371:ILE:HB	2.15	0.74
11:5:633:LEU:HD12	11:5:648:ILE:HD11	1.69	0.74
12:6:158:LEU:CD1	12:6:170:ILE:HD11	2.17	0.74
12:6:662:SER:CB	12:6:671:THR:HG22	2.17	0.74
13:7:353:GLY:HA2	13:7:379:GLN:CG	2.17	0.74
13:7:606:ARG:O	13:7:610:GLU:HG2	1.86	0.74
2:B:141:LEU:O	2:B:145:ILE:N	2.15	0.74
3:C:47:PRO:HD2	3:C:50:LEU:HD21	1.68	0.74
8:2:562:ARG:CG	8:2:599:ALA:HB1	2.18	0.74
10:4:712:VAL:HG22	13:7:672:LYS:NZ	2.03	0.74
11:5:279:ASP:H	11:5:282:LEU:HD12	1.50	0.74
3:C:109:ILE:HA	3:C:112:ILE:HG22	1.70	0.74
5:E:316:LEU:HD11	5:E:414:GLY:CA	2.16	0.74
8:2:319:ARG:HE	8:2:427:THR:HG22	1.53	0.74
8:2:404:ARG:CZ	12:6:299:GLU:HA	2.17	0.74
8:2:785:LYS:HG2	8:2:789:VAL:HG23	1.68	0.74

Continued on next page...

Continued from previous page...

Atom-1	Atom-2	Interatomic distance (Å)	Clash overlap (Å)
9:3:168:PRO:HG2	9:3:260:GLU:HB3	1.69	0.74
10:4:223:GLU:HB3	10:4:228:LYS:HE3	1.69	0.74
10:4:649:MET:HB3	10:4:701:ARG:HD3	1.69	0.74
4:D:141:ARG:HA	4:D:144:ILE:HG12	1.70	0.74
9:3:169:ARG:HB2	9:3:260:GLU:HG3	1.68	0.74
9:3:524:ASP:OD1	9:3:532:ASN:ND2	2.20	0.74
10:4:342:MET:HE2	12:6:448:LEU:HD13	1.70	0.74
8:2:659:SER:HA	10:4:928:ARG:NE	2.03	0.74
9:3:367:LEU:CD2	9:3:382:LEU:HD11	2.17	0.74
11:5:607:ARG:HA	11:5:665:LYS:HE3	1.70	0.74
12:6:290:ILE:HD13	12:6:454:PHE:CZ	2.23	0.74
5:E:335:TYR:HB2	5:E:373:ALA:HB1	1.70	0.74
5:E:381:ASP:H	5:E:384:ILE:HD12	1.50	0.74
9:3:110:PHE:HA	9:3:121:PHE:CE2	2.23	0.74
9:3:295:VAL:O	9:3:324:ASN:N	2.21	0.74
10:4:695:PRO:HD2	10:4:698:LEU:HD23	1.69	0.74
11:5:264:LEU:HB2	11:5:265:VAL:CG2	2.17	0.74
12:6:111:VAL:HA	12:6:114:ALA:HB3	1.70	0.74
13:7:311:GLN:N	13:7:335:VAL:O	2.20	0.74
5:E:30:PHE:CE2	5:E:81:LEU:HD11	2.22	0.73
9:3:374:HIS:HB2	9:3:378:LYS:NZ	2.03	0.73
10:4:313:GLY:HA2	10:4:403:PRO:HB3	1.69	0.73
10:4:565:LEU:HD21	10:4:675:ALA:CB	2.17	0.73
10:4:763:THR:O	10:4:767:LYS:NZ	2.20	0.73
11:5:175:ARG:HB2	11:5:251:ILE:HG13	1.69	0.73
11:5:505:ALA:HA	11:5:510:THR:HG22	1.68	0.73
13:7:523:ILE:HB	13:7:565:ALA:CB	2.17	0.73
5:E:21:SER:HB2	5:E:24:SER:HA	1.70	0.73
5:E:311:LYS:N	5:E:312:THR:HA	2.03	0.73
8:2:795:ARG:HD2	11:5:562:GLU:HG2	1.70	0.73
9:3:439:GLY:HA3	9:3:442:LEU:HB2	1.70	0.73
10:4:233:MET:CE	10:4:239:SER:HA	2.18	0.73
10:4:397:ILE:O	10:4:417:LEU:HG	1.89	0.73
11:5:441:GLY:HA3	11:5:443:GLY:N	2.01	0.73
11:5:673:GLN:HB2	11:5:676:HIS:CB	2.18	0.73
13:7:362:GLY:CA	13:7:363:PHE:HB2	2.18	0.73
5:E:256:TYR:O	5:E:260:SER:N	2.18	0.73
5:E:285:ALA:HB3	5:E:286:GLN:HA	1.70	0.73
5:E:344:VAL:HG12	5:E:350:LEU:HD11	1.69	0.73
8:2:798:ILE:HG21	11:5:560:HIS:CD2	2.24	0.73
10:4:315:ARG:HH22	13:7:251:VAL:H	1.33	0.73

Continued on next page...

Continued from previous page...

Atom-1	Atom-2	Interatomic distance (Å)	Clash overlap (Å)
10:4:678:ILE:HD11	10:4:693:ASP:HB2	1.70	0.73
13:7:236:GLY:HA2	13:7:356:LEU:HD23	1.70	0.73
13:7:518:ASN:HB2	13:7:560:ARG:HE	1.52	0.73
1:A:2:TYR:CE2	1:A:78:CYS:HB2	2.23	0.73
2:B:28:PHE:HE1	2:B:68:SER:HB2	1.50	0.73
5:E:34:LEU:HD11	5:E:543:LEU:CD1	2.14	0.73
8:2:388:VAL:O	8:2:408:VAL:N	2.20	0.73
9:3:201:HIS:NE2	9:3:232:PRO:HG2	2.04	0.73
10:4:332:VAL:CB	10:4:429:ALA:HA	2.17	0.73
12:6:568:ASP:OD1	12:6:677:SER:HA	1.88	0.73
1:A:104:ASN:O	1:A:106:GLY:HA3	1.88	0.73
2:B:150:GLU:HA	2:B:153:GLN:HB3	1.69	0.73
3:C:81:SER:HB2	3:C:84:VAL:HG23	1.69	0.73
5:E:45:LEU:HD11	5:E:49:PHE:CZ	2.23	0.73
5:E:159:TYR:O	5:E:163:LEU:N	2.18	0.73
5:E:289:ASN:HA	5:E:292:TYR:CE2	2.23	0.73
5:E:634:ARG:HA	5:E:637:LEU:HG	1.69	0.73
11:5:161:ARG:HA	11:5:295:VAL:HG22	1.69	0.73
13:7:470:LEU:HD21	13:7:564:LEU:HD22	1.71	0.73
1:A:53:TYR:O	1:A:57:GLN:N	2.21	0.73
2:B:148:LEU:HA	2:B:151:ILE:CD1	2.19	0.73
5:E:29:ILE:HD11	5:E:58:ILE:CG2	2.19	0.73
10:4:546:GLY:HA2	10:4:807:ALA:HB2	1.69	0.73
12:6:124:VAL:HB	12:6:133:GLU:HA	1.70	0.73
13:7:145:GLN:HA	13:7:148:LEU:HB3	1.71	0.73
2:B:28:PHE:N	2:B:86:SER:O	2.20	0.73
8:2:541:LEU:N	8:2:648:ALA:O	2.22	0.73
8:2:760:GLN:HA	8:2:763:LEU:CG	2.19	0.73
9:3:415:LYS:HD3	9:3:515:ALA:HB1	1.69	0.73
11:5:412:VAL:HB	11:5:520:LEU:CG	2.18	0.73
11:5:434:PRO:HA	11:5:600:LYS:HD3	1.69	0.73
11:5:473:ASP:HA	11:5:517:THR:CG2	2.19	0.73
12:6:656:MET:HB3	12:6:708:ARG:CG	2.14	0.73
4:D:137:LYS:HD3	4:D:141:ARG:HH22	1.52	0.73
8:2:388:VAL:HB	8:2:408:VAL:CB	2.17	0.73
11:5:254:GLN:HB2	11:5:283:THR:HG22	1.70	0.73
4:D:233:ASN:H	4:D:291:VAL:HA	1.52	0.73
4:D:282:ILE:HD13	4:D:286:LEU:HD13	1.71	0.73
5:E:60:PRO:HD3	5:E:478:TRP:HZ2	1.54	0.73
5:E:266:ASN:HB2	5:E:269:ASN:CG	2.09	0.73
9:3:211:TYR:CD2	13:7:6:PRO:HG2	2.23	0.73

Continued on next page...

Continued from previous page...

Atom-1	Atom-2	Interatomic distance (Å)	Clash overlap (Å)
10:4:189:GLU:HA	10:4:192:THR:HG23	1.70	0.73
13:7:470:LEU:HB3	13:7:522:CYS:HB3	1.71	0.73
9:3:204:ALA:HB1	9:3:205:LYS:HD2	1.69	0.73
9:3:493:GLN:HG3	9:3:509:ARG:HA	1.69	0.73
10:4:713:ASP:HB2	10:4:716:ASN:CB	2.18	0.73
13:7:22:THR:HA	13:7:25:LEU:HB2	1.69	0.73
13:7:357:PRO:CA	13:7:374:THR:HA	2.18	0.73
1:A:170:ASP:HB3	1:A:204:TYR:CD1	2.24	0.72
3:C:51:ALA:HA	3:C:54:LEU:HG	1.70	0.72
10:4:203:TYR:HB2	10:4:206:ARG:HG2	1.69	0.72
10:4:326:ILE:HG22	10:4:328:LEU:HG	1.68	0.72
10:4:830:ARG:HD3	10:4:833:ILE:HD12	1.71	0.72
11:5:258:LEU:N	11:5:274:LEU:O	2.19	0.72
12:6:651:ALA:HA	12:6:654:GLU:HB2	1.71	0.72
13:7:125:MET:HG3	13:7:126:PRO:HD2	1.71	0.72
1:A:70:CYS:O	1:A:74:VAL:N	2.22	0.72
2:B:150:GLU:O	2:B:154:ILE:N	2.18	0.72
5:E:43:LYS:HB2	5:E:484:LEU:HD21	1.70	0.72
5:E:311:LYS:HB2	5:E:312:THR:C	2.10	0.72
8:2:323:VAL:CG2	8:2:393:ALA:HA	2.19	0.72
8:2:343:LYS:HB2	8:2:371:GLY:HA3	1.68	0.72
9:3:172:THR:HG22	9:3:176:LEU:N	2.04	0.72
9:3:276:VAL:HA	9:3:320:LEU:HD13	1.70	0.72
11:5:49:GLN:HG2	11:5:53:ASN:HD21	1.54	0.72
11:5:426:LEU:HD23	11:5:429:VAL:HG21	1.70	0.72
1:A:175:GLN:CB	1:A:180:VAL:HA	2.19	0.72
4:D:218:MET:HA	4:D:220:ASP:N	2.03	0.72
5:E:12:TYR:OH	5:E:52:GLN:NE2	2.22	0.72
5:E:611:GLN:HG3	5:E:649:LEU:HD11	1.70	0.72
8:2:335:LYS:HB3	8:2:381:VAL:O	1.89	0.72
8:2:542:LEU:CD1	8:2:652:PRO:HG3	2.20	0.72
8:2:584:PRO:HB2	8:2:585:ILE:HB	1.71	0.72
9:3:163:ALA:HB3	9:3:164:HIS:CG	2.24	0.72
11:5:169:THR:HG22	11:5:256:LEU:HG	1.69	0.72
12:6:133:GLU:HB3	12:6:134:LYS:CA	2.12	0.72
8:2:502:ALA:HB3	8:2:512:LYS:CE	2.17	0.72
8:2:785:LYS:O	8:2:789:VAL:N	2.20	0.72
10:4:311:CYS:HB3	10:4:327:ASN:O	1.90	0.72
10:4:830:ARG:HA	10:4:833:ILE:HB	1.70	0.72
12:6:402:ILE:O	12:6:403:VAL:HG23	1.88	0.72
12:6:547:ILE:O	12:6:551:MET:HG3	1.90	0.72

Continued on next page...

Continued from previous page...

Atom-1	Atom-2	Interatomic distance (Å)	Clash overlap (Å)
12:6:750:GLN:HA	12:6:753:ARG:HH11	1.55	0.72
13:7:434:LEU:HD21	13:7:699:LEU:CD2	2.19	0.72
9:3:314:LEU:HD23	11:5:201:THR:HG23	1.70	0.72
12:6:554:GLY:CA	12:6:808:GLU:HB3	2.19	0.72
13:7:228:ARG:NH2	13:7:327:ILE:O	2.23	0.72
13:7:650:PRO:HA	13:7:706:ASP:HB3	1.69	0.72
5:E:42:THR:O	5:E:46:SER:N	2.19	0.72
5:E:600:PRO:O	5:E:601:ILE:HG13	1.89	0.72
8:2:419:LYS:CG	8:2:420:PRO:HD2	2.20	0.72
10:4:183:THR:HG23	10:4:264:TYR:CD2	2.25	0.72
11:5:656:ILE:HA	11:5:659:ILE:HD13	1.71	0.72
1:A:87:LEU:HD13	3:C:4:TYR:HE1	1.55	0.72
2:B:175:LEU:HA	2:B:178:ILE:HB	1.71	0.72
2:B:182:ARG:HA	4:D:229:PHE:CZ	2.24	0.72
9:3:314:LEU:CA	11:5:201:THR:HA	2.17	0.72
10:4:721:ALA:O	10:4:725:THR:N	2.22	0.72
12:6:344:TRP:CB	12:6:345:THR:HA	2.20	0.72
13:7:543:GLN:CG	13:7:544:GLN:H	2.02	0.72
1:A:41:LEU:HA	1:A:44:VAL:CG1	2.20	0.72
2:B:79:LEU:HD21	4:D:124:LEU:HD23	1.71	0.72
2:B:148:LEU:HA	2:B:151:ILE:HG12	1.72	0.72
5:E:539:TYR:HB3	5:E:545:LEU:HD11	1.69	0.72
9:3:294:VAL:HG22	9:3:326:VAL:HG13	1.71	0.72
9:3:553:ILE:HB	11:5:630:ARG:HD2	1.72	0.72
10:4:830:ARG:HA	10:4:833:ILE:HD12	1.71	0.72
11:5:382:GLU:O	11:5:386:LYS:N	2.21	0.72
11:5:413:LEU:CB	11:5:553:ILE:HG23	2.19	0.72
11:5:634:LEU:HA	11:5:637:GLU:HB2	1.72	0.72
12:6:189:VAL:O	12:6:193:ALA:N	2.22	0.72
3:C:82:THR:HA	3:C:85:MET:HG2	1.72	0.72
10:4:347:PHE:HB3	10:4:382:MET:SD	2.30	0.72
10:4:661:ILE:HD13	12:6:392:GLY:N	2.04	0.72
13:7:259:ALA:O	13:7:301:SER:N	2.16	0.72
2:B:168:LEU:HB3	2:B:170:LEU:HD21	1.71	0.72
8:2:700:VAL:HG12	12:6:770:ARG:HH11	1.55	0.72
10:4:762:ILE:HA	10:4:817:VAL:HG12	1.70	0.72
12:6:563:ILE:H	12:6:563:ILE:HD12	1.55	0.72
1:A:186:ASP:O	5:E:478:TRP:NE1	2.23	0.71
3:C:53:ILE:HA	3:C:56:ILE:CG1	2.20	0.71
3:C:126:GLU:OE2	3:C:130:GLN:NE2	2.22	0.71
8:2:339:PHE:HB2	8:2:348:LEU:CD2	2.18	0.71

Continued on next page...

Continued from previous page...

Atom-1	Atom-2	Interatomic distance (Å)	Clash overlap (Å)
9:3:277:ILE:HB	9:3:322:LEU:HD22	1.71	0.71
9:3:682:ASN:O	9:3:686:LEU:HG	1.89	0.71
9:3:687:ARG:HG2	9:3:697:ILE:HG21	1.72	0.71
11:5:49:GLN:O	11:5:53:ASN:ND2	2.23	0.71
12:6:194:PRO:HG2	12:6:261:ARG:HH21	1.54	0.71
12:6:806:LEU:HB3	12:6:827:ALA:CB	2.18	0.71
3:C:101:ASN:H	3:C:102:SER:HA	1.55	0.71
4:D:218:MET:N	4:D:219:ILE:HB	2.04	0.71
4:D:250:GLU:HG3	4:D:256:TYR:CD2	2.25	0.71
8:2:226:VAL:O	8:2:230:ARG:N	2.23	0.71
4:D:64:MET:SD	4:D:139:VAL:HG11	2.30	0.71
8:2:676:ARG:HH12	11:5:418:PRO:HB2	1.54	0.71
9:3:38:TYR:CZ	9:3:98:ILE:HA	2.26	0.71
11:5:379:PHE:CD2	11:5:568:ILE:HB	2.24	0.71
12:6:660:THR:CB	12:6:673:ASN:HA	2.21	0.71
3:C:55:ALA:HB1	3:C:70:PRO:CB	2.20	0.71
4:D:123:LYS:HD3	5:E:22:HIS:NE2	2.05	0.71
5:E:579:TYR:CZ	5:E:634:ARG:HB3	2.26	0.71
7:G:16:DG:H2"	7:G:17:DA:C8	2.25	0.71
10:4:395:GLN:CB	10:4:424:VAL:HG13	2.21	0.71
10:4:618:SER:HB3	10:4:622:VAL:HB	1.72	0.71
10:4:758:ILE:HG22	10:4:760:PRO:HD3	1.72	0.71
3:C:188:LYS:HA	3:C:191:MET:HG2	1.71	0.71
5:E:293:PRO:O	5:E:297:ASP:N	2.21	0.71
10:4:277:LYS:HA	10:4:301:TYR:HD2	1.56	0.71
10:4:587:ARG:O	10:4:627:GLY:HA3	1.89	0.71
11:5:148:LEU:HD23	11:5:260:GLU:HB3	1.71	0.71
12:6:601:LYS:HG3	12:6:643:LYS:HB3	1.72	0.71
5:E:92:LEU:O	5:E:96:LEU:N	2.23	0.71
5:E:421:ALA:HA	5:E:424:PHE:HB3	1.71	0.71
9:3:40:ASP:O	9:3:44:SER:N	2.24	0.71
10:4:192:THR:HG22	10:4:195:ARG:NH2	2.04	0.71
10:4:453:LEU:HB2	13:7:278:PHE:CZ	2.25	0.71
11:5:148:LEU:HD11	11:5:274:LEU:CD1	2.20	0.71
11:5:436:ALA:HB2	11:5:476:VAL:HB	1.73	0.71
12:6:134:LYS:HG2	12:6:137:ARG:HG3	1.72	0.71
12:6:703:ALA:HA	12:6:706:MET:HB3	1.73	0.71
13:7:244:ILE:O	13:7:316:GLN:N	2.23	0.71
1:A:149:ILE:HG12	4:D:141:ARG:NE	2.05	0.71
5:E:561:ASP:HB3	5:E:562:LYS:CG	2.21	0.71
9:3:533:ILE:HG21	9:3:540:LEU:CD1	2.16	0.71

Continued on next page...

Continued from previous page...

Atom-1	Atom-2	Interatomic distance (Å)	Clash overlap (Å)
11:5:51:ARG:HA	11:5:54:ILE:HD12	1.72	0.71
1:A:84:ARG:NH1	3:C:3:TYR:HA	2.06	0.71
5:E:637:LEU:O	5:E:641:LEU:HG	1.91	0.71
8:2:324:VAL:HG12	8:2:420:PRO:HA	1.72	0.71
9:3:687:ARG:HG2	9:3:697:ILE:CG2	2.20	0.71
10:4:688:VAL:HG11	10:4:836:TYR:CD1	2.26	0.71
11:5:544:THR:HB	11:5:547:LEU:HD12	1.73	0.71
12:6:171:SER:O	12:6:286:SER:HA	1.89	0.71
12:6:711:LEU:HB3	12:6:713:PHE:CE1	2.24	0.71
1:A:83:LYS:O	1:A:87:LEU:HG	1.91	0.71
4:D:144:ILE:O	4:D:148:LEU:HG	1.91	0.71
4:D:145:ARG:HA	4:D:148:LEU:CD1	2.18	0.71
5:E:33:CYS:SG	5:E:62:PHE:HA	2.30	0.71
8:2:431:LYS:HB2	8:2:433:ASN:OD1	1.91	0.71
8:2:445:PRO:HG3	12:6:325:PHE:HA	1.72	0.71
8:2:578:ALA:HB2	8:2:593:GLY:CA	2.16	0.71
9:3:176:LEU:HG	9:3:298:PHE:CD2	2.26	0.71
11:5:502:ILE:HB	11:5:513:LEU:HD11	1.70	0.71
1:A:97:LEU:CD1	1:A:123:LEU:HD11	2.21	0.71
2:B:170:LEU:CD1	4:D:276:VAL:HG23	2.21	0.71
3:C:46:LEU:HD13	3:C:54:LEU:CD1	2.21	0.71
5:E:61:ILE:H	5:E:61:ILE:HD12	1.56	0.71
8:2:227:TYR:HA	8:2:230:ARG:CB	2.21	0.71
8:2:430:TYR:CD1	8:2:451:ILE:HD11	2.25	0.71
9:3:389:VAL:HG21	9:3:669:PRO:HD2	1.73	0.71
12:6:767:LYS:NZ	12:6:820:THR:HA	2.05	0.71
13:7:599:LEU:HD11	13:7:726:SER:CB	2.20	0.71
2:B:94:THR:O	2:B:98:LEU:HG	1.91	0.70
2:B:175:LEU:HA	2:B:178:ILE:HD12	1.72	0.70
4:D:200:LYS:HB2	4:D:201:TYR:CD2	2.26	0.70
4:D:230:ILE:HD12	4:D:291:VAL:HG21	1.72	0.70
8:2:585:ILE:HD12	11:5:457:PRO:HA	1.72	0.70
10:4:347:PHE:H	10:4:357:ALA:HB2	1.56	0.70
11:5:375:ALA:N	11:5:385:LYS:HE3	2.06	0.70
11:5:473:ASP:OD1	11:5:516:ARG:N	2.20	0.70
11:5:622:LEU:HD21	11:5:677:VAL:HG11	1.72	0.70
13:7:319:SER:HA	13:7:322:VAL:HG23	1.72	0.70
4:D:268:GLU:O	4:D:269:LEU:HD22	1.91	0.70
5:E:392:PHE:CA	5:E:396:LEU:HD23	2.16	0.70
12:6:143:MET:HE1	12:6:148:LEU:CB	2.15	0.70
13:7:460:GLY:HA3	13:7:600:MET:HB2	1.73	0.70

Continued on next page...

Continued from previous page...

Atom-1	Atom-2	Interatomic distance (Å)	Clash overlap (Å)
1:A:97:LEU:HB3	1:A:131:LEU:HD12	1.73	0.70
1:A:163:ILE:HG21	1:A:208:ILE:HG23	1.71	0.70
2:B:24:PRO:HA	2:B:72:VAL:HA	1.73	0.70
5:E:583:GLY:N	5:E:628:SER:O	2.25	0.70
9:3:420:ARG:HH11	11:5:499:GLN:HB3	1.57	0.70
9:3:683:TYR:CD2	9:3:702:LEU:HD12	2.27	0.70
10:4:329:LYS:HA	10:4:433:ILE:O	1.91	0.70
10:4:631:ILE:O	10:4:674:SER:N	2.21	0.70
12:6:625:ALA:HB3	12:6:626:GLY:CA	2.19	0.70
1:A:52:GLU:HA	1:A:55:LYS:HB3	1.72	0.70
4:D:257:THR:O	4:D:268:GLU:HB3	1.91	0.70
5:E:129:TRP:CH2	5:E:143:PHE:HB3	2.27	0.70
8:2:426:VAL:HG12	8:2:456:ILE:HG13	1.73	0.70
10:4:501:ILE:HG21	10:4:749:MET:HE3	1.73	0.70
11:5:421:ALA:HA	14:5:801:ATP:O2A	1.92	0.70
11:5:428:PHE:CE2	11:5:432:VAL:HG21	2.26	0.70
12:6:371:GLY:HA3	13:7:554:ASN:ND2	2.06	0.70
12:6:711:LEU:HD12	12:6:712:PHE:H	1.57	0.70
12:6:806:LEU:HD11	12:6:831:LEU:CD2	2.21	0.70
13:7:154:LEU:HD13	13:7:189:THR:HG23	1.72	0.70
2:B:121:VAL:HG13	3:C:190:TRP:HZ2	1.57	0.70
10:4:499:ARG:NH1	10:4:749:MET:HB3	2.05	0.70
11:5:422:LYS:NZ	14:5:801:ATP:O3G	2.23	0.70
11:5:439:THR:HA	11:5:444:SER:CB	2.22	0.70
12:6:545:LYS:O	12:6:549:LEU:HG	1.91	0.70
13:7:209:GLN:HG2	13:7:210:ASN:H	1.56	0.70
13:7:680:SER:HB2	13:7:681:PHE:CA	2.13	0.70
4:D:216:VAL:HG22	4:D:219:ILE:HG13	1.71	0.70
8:2:426:VAL:HB	8:2:453:ALA:HB2	1.73	0.70
8:2:701:ASP:HA	8:2:704:VAL:HG23	1.73	0.70
10:4:437:GLY:HA2	10:4:464:VAL:HB	1.73	0.70
10:4:603:ALA:HB3	10:4:658:LYS:CE	2.21	0.70
10:4:695:PRO:HG2	10:4:698:LEU:HB3	1.72	0.70
10:4:794:THR:HG23	10:4:797:GLN:H	1.56	0.70
13:7:398:GLU:O	13:7:402:MET:HG3	1.92	0.70
8:2:338:LYS:HE2	8:2:379:LYS:CB	2.16	0.70
9:3:32:LEU:HD13	9:3:38:TYR:HB2	1.73	0.70
9:3:189:THR:HG23	9:3:256:ILE:CG2	2.21	0.70
10:4:547:GLY:HA3	10:4:560:GLY:CA	2.20	0.70
11:5:378:ILE:HA	14:5:801:ATP:C2	2.26	0.70
13:7:513:LEU:HD13	13:7:540:VAL:CG2	2.22	0.70

Continued on next page...

Continued from previous page...

Atom-1	Atom-2	Interatomic distance (Å)	Clash overlap (Å)
13:7:643:ALA:HA	13:7:646:LYS:HB2	1.74	0.70
13:7:670:ASP:HA	13:7:673:ARG:CG	2.21	0.70
1:A:79:MET:HB3	4:D:206:LEU:HD11	1.72	0.70
3:C:26:GLY:H	3:C:36:ARG:HG3	1.56	0.70
8:2:383:ARG:HE	8:2:411:LEU:HD23	1.56	0.70
10:4:351:VAL:HG12	10:4:352:CYS:HA	1.74	0.70
10:4:370:ARG:HD3	10:4:379:PRO:CA	2.22	0.70
10:4:561:ASP:O	10:4:803:ARG:NH2	2.25	0.70
11:5:63:VAL:HG11	11:5:68:LEU:HD11	1.74	0.70
11:5:435:ILE:CD1	11:5:475:GLY:HA3	2.22	0.70
12:6:571:ILE:HB	12:6:679:LEU:HD12	1.74	0.70
13:7:89:GLN:NE2	13:7:103:VAL:HG23	2.07	0.70
1:A:168:LEU:CD1	1:A:206:GLN:HB2	2.20	0.70
1:A:168:LEU:CD2	1:A:206:GLN:HB2	2.21	0.70
5:E:615:GLU:HG2	5:E:616:THR:H	1.56	0.70
8:2:479:GLU:OE1	8:2:479:GLU:N	2.25	0.70
11:5:379:PHE:CB	11:5:568:ILE:HD13	2.22	0.70
12:6:361:ILE:HD12	12:6:397:PHE:HE2	1.55	0.70
13:7:240:THR:HG23	13:7:352:THR:HG22	1.73	0.70
4:D:162:ASN:HA	4:D:169:ILE:HD12	1.74	0.70
4:D:224:TRP:CB	4:D:280:GLU:HB2	2.21	0.70
5:E:43:LYS:CB	5:E:484:LEU:HD21	2.20	0.70
9:3:183:GLU:OE1	9:3:183:GLU:N	2.24	0.70
11:5:49:GLN:HG2	11:5:53:ASN:ND2	2.06	0.70
11:5:414:LEU:HB2	11:5:522:ALA:HA	1.74	0.70
12:6:362:GLN:HA	12:6:376:THR:CG2	2.22	0.70
13:7:362:GLY:HA2	13:7:363:PHE:CB	2.22	0.70
1:A:13:ALA:O	1:A:16:THR:HG22	1.92	0.69
5:E:347:LYS:HD2	5:E:401:LEU:HD23	1.74	0.69
5:E:471:LYS:O	5:E:475:SER:N	2.22	0.69
10:4:183:THR:HG22	10:4:185:VAL:HB	1.74	0.69
12:6:179:PRO:HA	12:6:182:GLN:HE22	1.56	0.69
12:6:399:GLY:HA2	12:6:454:PHE:HZ	1.57	0.69
13:7:193:PRO:HD2	13:7:196:LEU:HD13	1.74	0.69
13:7:520:ILE:CA	13:7:562:SER:HB2	2.22	0.69
13:7:692:ILE:HA	13:7:695:LEU:HG	1.72	0.69
5:E:43:LYS:HG2	5:E:484:LEU:HD21	1.74	0.69
5:E:162:LEU:HD22	5:E:165:LEU:HD23	1.74	0.69
9:3:569:HIS:CE1	11:5:657:ILE:HG21	2.27	0.69
10:4:407:PRO:HG2	10:4:410:GLN:CB	2.23	0.69
11:5:498:GLU:OE1	11:5:498:GLU:N	2.25	0.69

Continued on next page...

Continued from previous page...

Atom-1	Atom-2	Interatomic distance (Å)	Clash overlap (Å)
13:7:68:GLN:O	13:7:72:ASN:N	2.25	0.69
1:A:17:LYS:HG2	1:A:92:LEU:HD21	1.74	0.69
5:E:545:LEU:HG	5:E:548:LEU:HD23	1.75	0.69
9:3:176:LEU:HD23	9:3:177:ASN:N	2.06	0.69
9:3:189:THR:HG23	9:3:256:ILE:HG21	1.74	0.69
10:4:433:ILE:HG23	10:4:469:VAL:HA	1.74	0.69
10:4:802:ILE:HD13	12:6:735:HIS:CG	2.27	0.69
13:7:664:TYR:CG	13:7:689:LEU:HD22	2.27	0.69
1:A:23:SER:N	1:A:24:ASN:HA	2.08	0.69
2:B:196:HIS:CE1	4:D:263:LEU:HD21	2.26	0.69
5:E:32:SER:OG	5:E:84:VAL:O	2.10	0.69
8:2:567:THR:HG22	8:2:572:SER:HB2	1.75	0.69
8:2:692:ASP:O	8:2:696:ALA:N	2.25	0.69
9:3:163:ALA:CA	9:3:164:HIS:HB2	2.22	0.69
9:3:182:VAL:O	9:3:294:VAL:N	2.25	0.69
9:3:463:VAL:CG2	9:3:495:VAL:HG21	2.23	0.69
12:6:143:MET:HE2	12:6:150:THR:H	1.57	0.69
12:6:780:LEU:HD22	12:6:781:ARG:HG3	1.73	0.69
13:7:273:VAL:CG1	13:7:278:PHE:HB3	2.19	0.69
4:D:224:TRP:CZ3	4:D:283:ARG:HD3	2.28	0.69
5:E:43:LYS:HD3	5:E:481:TRP:CZ2	2.27	0.69
6:F:22:DT:H6	6:F:22:DT:H5”	1.55	0.69
8:2:525:LYS:NZ	11:5:577:THR:H	1.91	0.69
9:3:21:PHE:HE1	9:3:123:PRO:HB2	1.57	0.69
11:5:503:SER:CB	11:5:512:VAL:HG22	2.23	0.69
12:6:119:LEU:HD11	12:6:188:VAL:HG21	1.75	0.69
3:C:106:SER:O	3:C:110:LYS:NZ	2.24	0.69
5:E:13:ASN:HA	5:E:16:LEU:HG	1.74	0.69
5:E:81:LEU:HD12	5:E:120:ILE:HG23	1.74	0.69
8:2:419:LYS:HG3	11:5:269:GLU:HG2	1.73	0.69
9:3:730:ALA:O	9:3:734:ARG:N	2.25	0.69
10:4:233:MET:HE2	10:4:239:SER:HA	1.74	0.69
10:4:351:VAL:CG1	10:4:352:CYS:HA	2.22	0.69
12:6:406:ASP:N	12:6:449:THR:O	2.19	0.69
12:6:552:LEU:HG	12:6:759:ARG:CD	2.21	0.69
13:7:21:ILE:HD13	13:7:117:PHE:HA	1.75	0.69
13:7:220:ILE:HA	13:7:223:LYS:HZ3	1.57	0.69
3:C:96:ASP:HA	3:C:168:LYS:HB2	1.75	0.69
4:D:231:HIS:N	4:D:292:ALA:O	2.21	0.69
5:E:558:GLU:N	5:E:559:SER:HA	2.08	0.69
8:2:386:GLN:HB2	8:2:415:VAL:HG13	1.73	0.69

Continued on next page...

Continued from previous page...

Atom-1	Atom-2	Interatomic distance (Å)	Clash overlap (Å)
8:2:630:SER:CB	11:5:445:SER:HA	2.23	0.69
9:3:354:SER:HB3	9:3:717:LEU:HD22	1.72	0.69
10:4:456:LEU:HG	13:7:253:PRO:O	1.93	0.69
10:4:762:ILE:HD11	12:6:736:MET:HE3	1.73	0.69
12:6:806:LEU:CB	12:6:827:ALA:HB1	2.21	0.69
13:7:214:ARG:N	13:7:215:TYR:HA	2.07	0.69
13:7:479:ARG:CG	13:7:519:GLY:HA3	2.23	0.69
13:7:642:ILE:O	13:7:646:LYS:HG3	1.93	0.69
2:B:161:LYS:HA	3:C:133:GLN:NE2	2.08	0.69
2:B:177:GLU:HA	2:B:180:GLU:HG2	1.74	0.69
4:D:105:PHE:O	4:D:108:MET:HG2	1.92	0.69
4:D:159:ARG:O	4:D:163:GLU:N	2.23	0.69
4:D:266:GLU:HB3	4:D:268:GLU:CG	2.23	0.69
5:E:271:TRP:O	5:E:275:LEU:N	2.26	0.69
5:E:558:GLU:OE1	5:E:560:GLU:HB2	1.93	0.69
5:E:559:SER:HB2	5:E:560:GLU:C	2.13	0.69
8:2:227:TYR:HA	8:2:230:ARG:HB3	1.74	0.69
8:2:253:LYS:HB3	8:2:255:ILE:HG13	1.73	0.69
8:2:388:VAL:CB	8:2:408:VAL:HB	2.19	0.69
9:3:201:HIS:CB	9:3:210:HIS:HB2	2.17	0.69
9:3:475:PHE:HA	9:3:478:MET:SD	2.33	0.69
9:3:530:HIS:HA	9:3:533:ILE:CD1	2.22	0.69
10:4:243:LEU:HB2	10:4:303:VAL:HG13	1.75	0.69
10:4:354:HIS:CD2	10:4:373:ARG:HG3	2.28	0.69
10:4:451:ARG:NE	12:6:445:VAL:HG21	2.08	0.69
10:4:719:GLU:HA	10:4:722:LYS:HB2	1.74	0.69
10:4:795:THR:O	10:4:799:GLU:N	2.26	0.69
11:5:169:THR:CG2	11:5:256:LEU:HG	2.21	0.69
11:5:526:ILE:HB	11:5:527:TYR:HD2	1.57	0.69
11:5:633:LEU:CB	11:5:648:ILE:HD11	2.21	0.69
12:6:294:VAL:CG1	12:6:391:PRO:HA	2.22	0.69
12:6:522:ASP:HB2	12:6:525:ILE:CG2	2.23	0.69
12:6:720:ASN:O	12:6:724:ASP:N	2.23	0.69
1:A:102:TRP:HB3	4:D:145:ARG:HH22	1.58	0.69
1:A:161:VAL:HG12	1:A:192:ARG:HB2	1.74	0.69
2:B:12:SER:HB3	2:B:15:GLU:CG	2.20	0.69
3:C:20:PHE:CE1	3:C:46:LEU:HD11	2.18	0.69
8:2:458:ARG:NH1	8:2:561:HIS:O	2.26	0.69
10:4:572:THR:HG21	10:4:708:VAL:HG11	1.75	0.69
13:7:128:PRO:HD2	13:7:129:THR:HA	1.75	0.69
13:7:244:ILE:CD1	13:7:318:LEU:HA	2.22	0.69

Continued on next page...

Continued from previous page...

Atom-1	Atom-2	Interatomic distance (Å)	Clash overlap (Å)
13:7:402:MET:HA	13:7:405:ILE:CB	2.21	0.69
1:A:182:ASN:CB	5:E:74:LEU:HD13	2.16	0.69
2:B:116:PRO:HB2	2:B:119:TRP:HB3	1.75	0.69
2:B:187:GLU:HB2	3:C:179:LYS:NZ	2.08	0.69
8:2:243:GLU:HG2	8:2:297:ILE:O	1.92	0.69
8:2:335:LYS:HA	8:2:383:ARG:NH1	2.08	0.69
8:2:424:VAL:HG21	8:2:456:ILE:HG23	1.74	0.69
8:2:524:PRO:HB2	8:2:525:LYS:HA	1.75	0.69
10:4:461:VAL:HG12	10:4:463:VAL:N	2.07	0.69
11:5:473:ASP:HA	11:5:517:THR:HG22	1.74	0.69
11:5:594:ILE:HG22	11:5:596:ILE:N	2.06	0.69
12:6:532:SER:HA	12:6:744:PRO:CB	2.22	0.69
1:A:135:CYS:O	1:A:139:THR:HG23	1.93	0.68
1:A:157:PRO:HG3	4:D:138:PHE:CE2	2.28	0.68
4:D:140:ILE:HD12	4:D:141:ARG:N	2.08	0.68
5:E:320:ILE:HG22	5:E:409:PHE:CD1	2.27	0.68
8:2:635:GLY:HA3	11:5:465:GLU:CG	2.23	0.68
8:2:803:PHE:N	8:2:804:PRO:HA	2.08	0.68
11:5:585:ASN:O	11:5:589:GLU:N	2.26	0.68
12:6:416:LYS:HD3	12:6:449:THR:OG1	1.93	0.68
12:6:701:MET:HB2	12:6:705:ILE:HD11	1.74	0.68
1:A:91:ARG:HA	4:D:190:TRP:HH2	1.57	0.68
6:F:9:DA:N6	7:G:10:DT:O4	2.17	0.68
6:F:23:DT:P	8:2:581:ARG:HE	2.15	0.68
8:2:394:PRO:HB2	12:6:672:LEU:CD2	2.24	0.68
10:4:517:ASP:O	10:4:521:LEU:N	2.25	0.68
11:5:77:LYS:HA	11:5:80:SER:HB2	1.75	0.68
11:5:540:ILE:HD12	11:5:547:LEU:CD2	2.22	0.68
12:6:820:THR:O	12:6:824:ILE:HG12	1.93	0.68
13:7:529:MET:HE1	13:7:537:ILE:HD12	1.75	0.68
1:A:138:ILE:HA	1:A:141:LEU:HD23	1.75	0.68
5:E:91:ASP:OD2	5:E:93:GLU:HB3	1.93	0.68
5:E:289:ASN:HA	5:E:292:TYR:HE2	1.58	0.68
5:E:433:GLU:OE1	5:E:433:GLU:N	2.24	0.68
5:E:619:LYS:HB3	5:E:633:ARG:HG2	1.74	0.68
8:2:611:LYS:HG2	12:6:650:VAL:HG13	1.73	0.68
9:3:470:VAL:HB	9:3:512:VAL:HG22	1.75	0.68
10:4:747:LEU:O	10:4:751:ILE:HG13	1.93	0.68
13:7:668:ARG:NH2	13:7:685:THR:HA	2.09	0.68
3:C:16:PHE:HE2	3:C:48:LEU:HB2	1.57	0.68
8:2:230:ARG:HH12	8:2:243:GLU:HB3	1.59	0.68

Continued on next page...

Continued from previous page...

Atom-1	Atom-2	Interatomic distance (Å)	Clash overlap (Å)
8:2:774:ILE:HD11	8:2:827:GLU:CA	2.23	0.68
9:3:259:GLN:CG	9:3:271:PRO:HB2	2.23	0.68
11:5:300:ILE:CG2	11:5:324:ARG:HB2	2.23	0.68
11:5:374:ILE:HG23	11:5:428:PHE:CE2	2.29	0.68
4:D:98:ILE:HG21	4:D:129:MET:CG	2.23	0.68
4:D:286:LEU:CD2	4:D:293:LEU:HD21	2.24	0.68
5:E:285:ALA:HB3	5:E:286:GLN:CA	2.22	0.68
5:E:530:LEU:HD22	5:E:536:LEU:HD11	1.76	0.68
8:2:794:ARG:O	8:2:798:ILE:N	2.24	0.68
9:3:24:ARG:NH1	9:3:120:TYR:HB3	2.08	0.68
9:3:32:LEU:O	9:3:36:THR:HA	1.94	0.68
9:3:563:GLU:O	9:3:567:ARG:N	2.23	0.68
10:4:276:ILE:HD11	10:4:303:VAL:HG22	1.76	0.68
11:5:138:ILE:CG2	11:5:332:GLY:HA3	2.22	0.68
12:6:106:VAL:HA	12:6:109:GLU:CB	2.18	0.68
12:6:537:VAL:HG22	12:6:583:GLN:CB	2.24	0.68
12:6:640:GLU:N	12:6:681:ALA:O	2.27	0.68
13:7:251:VAL:HG23	13:7:310:PHE:C	2.14	0.68
13:7:349:VAL:HG23	13:7:382:ARG:O	1.93	0.68
13:7:718:ARG:HA	13:7:721:ARG:NH1	2.09	0.68
1:A:149:ILE:CG2	1:A:151:LEU:HB3	2.24	0.68
2:B:195:ILE:HD12	2:B:196:HIS:N	2.08	0.68
4:D:79:TYR:HA	4:D:147:ARG:HH12	1.57	0.68
5:E:536:LEU:CD1	5:E:571:SER:HB2	2.23	0.68
6:F:23:DT:H2"	6:F:24:DT:C5	2.29	0.68
8:2:266:GLU:CA	8:2:269:LYS:HB3	2.19	0.68
8:2:484:PHE:HA	8:2:487:ILE:CD1	2.23	0.68
9:3:112:SER:HA	9:3:115:LEU:HD12	1.76	0.68
9:3:339:ARG:H	9:3:340:GLN:CB	2.05	0.68
10:4:231:ASN:O	10:4:234:ARG:HG2	1.93	0.68
11:5:382:GLU:CA	11:5:385:LYS:HB3	2.19	0.68
12:6:293:THR:N	12:6:394:ARG:HG2	2.09	0.68
12:6:690:ASN:HB3	12:6:693:LEU:HG	1.75	0.68
1:A:82:ASN:O	1:A:86:LEU:HG	1.93	0.68
2:B:180:GLU:OE1	3:C:187:THR:HG21	1.93	0.68
4:D:258:VAL:HA	4:D:259:THR:HG23	1.74	0.68
5:E:377:TRP:O	5:E:385:LYS:NZ	2.24	0.68
5:E:620:VAL:CG2	5:E:632:ILE:HD13	2.24	0.68
8:2:302:THR:HG21	8:2:319:ARG:N	2.07	0.68
8:2:481:GLU:CA	8:2:484:PHE:HB3	2.23	0.68
9:3:403:ILE:HG22	9:3:405:ILE:HD11	1.74	0.68

Continued on next page...

Continued from previous page...

Atom-1	Atom-2	Interatomic distance (Å)	Clash overlap (Å)
9:3:470:VAL:O	9:3:513:ILE:N	2.23	0.68
9:3:480:ASP:HA	9:3:483:ARG:CG	2.24	0.68
11:5:540:ILE:HD12	11:5:547:LEU:HD23	1.73	0.68
11:5:588:GLU:O	11:5:593:GLU:N	2.27	0.68
12:6:111:VAL:HG13	12:6:166:LEU:HG	1.75	0.68
12:6:395:CYS:SG	12:6:461:SER:HA	2.34	0.68
12:6:530:VAL:HA	12:6:533:ILE:CD1	2.23	0.68
5:E:43:LYS:CG	5:E:484:LEU:HD21	2.23	0.68
8:2:208:ALA:HA	8:2:211:LEU:HG	1.76	0.68
8:2:578:ALA:CB	8:2:593:GLY:HA2	2.16	0.68
9:3:330:HIS:CD2	9:3:338:ALA:HA	2.29	0.68
11:5:532:ASP:OD2	11:5:557:LYS:NZ	2.25	0.68
11:5:594:ILE:HG12	11:5:599:MET:HE3	1.74	0.68
13:7:146:ARG:NH2	13:7:303:ARG:O	2.26	0.68
1:A:32:TYR:HA	1:A:93:ARG:HH12	1.58	0.68
1:A:83:LYS:HE3	4:D:206:LEU:HB3	1.76	0.68
4:D:224:TRP:O	4:D:280:GLU:N	2.27	0.68
8:2:333:GLN:N	8:2:383:ARG:O	2.27	0.68
8:2:394:PRO:HA	8:2:397:VAL:CG2	2.24	0.68
8:2:409:ILE:HB	8:2:452:GLU:CB	2.23	0.68
9:3:119:ALA:HB1	9:3:222:THR:CG2	2.17	0.68
9:3:211:TYR:CD1	13:7:8:ILE:HD12	2.29	0.68
10:4:224:LEU:HD11	10:4:227:ILE:CB	2.24	0.68
10:4:234:ARG:HB3	10:4:280:MET:CE	2.23	0.68
10:4:377:ASN:CB	10:4:378:GLU:CA	2.72	0.68
12:6:308:SER:HA	12:6:319:ASP:HA	1.74	0.68
1:A:26:ASP:O	1:A:27:VAL:HG12	1.93	0.68
1:A:184:ILE:HD11	5:E:73:GLN:HE22	1.59	0.68
3:C:12:ASP:HB3	3:C:49:TRP:H	1.59	0.68
4:D:73:SER:OG	4:D:150:LYS:NZ	2.27	0.68
8:2:311:GLU:HB2	8:2:314:LEU:HD23	1.75	0.68
9:3:27:ARG:NE	9:3:107:ASP:OD2	2.26	0.68
10:4:224:LEU:CD1	10:4:227:ILE:H	2.07	0.68
10:4:559:ARG:CZ	10:4:668:ARG:HD3	2.23	0.68
11:5:164:GLY:N	11:5:292:VAL:O	2.27	0.68
11:5:504:ILE:HG22	11:5:506:LYS:H	1.59	0.68
12:6:189:VAL:HG21	12:6:263:PHE:CE2	2.29	0.68
12:6:290:ILE:O	12:6:397:PHE:N	2.27	0.68
12:6:765:LEU:HB2	12:6:819:ILE:HD13	1.74	0.68
13:7:225:LEU:HB2	13:7:241:VAL:HG12	1.76	0.68
13:7:633:VAL:HG12	13:7:638:MET:HB2	1.76	0.68

Continued on next page...

Continued from previous page...

Atom-1	Atom-2	Interatomic distance (Å)	Clash overlap (Å)
2:B:184:PHE:O	2:B:188:ILE:HG13	1.94	0.67
5:E:382:HIS:HB2	11:5:77:LYS:HZ2	1.58	0.67
6:F:18:DT:H2"	6:F:19:DT:C5	2.29	0.67
8:2:327:ARG:HB3	8:2:388:VAL:HG13	1.75	0.67
8:2:776:PRO:HD3	8:2:822:LYS:HG2	1.76	0.67
9:3:301:LEU:HA	11:5:245:HIS:CD2	2.29	0.67
11:5:293:THR:OG1	11:5:334:GLN:O	2.12	0.67
11:5:370:LEU:HD11	11:5:599:MET:HE1	1.76	0.67
12:6:274:HIS:CG	12:6:288:LEU:HD11	2.29	0.67
12:6:377:LEU:HD22	12:6:452:ILE:CG2	2.24	0.67
13:7:128:PRO:HB2	13:7:129:THR:C	2.15	0.67
1:A:5:LEU:HA	1:A:8:LYS:HG2	1.74	0.67
1:A:159:SER:O	1:A:163:ILE:HD11	1.93	0.67
8:2:212:LYS:CE	8:2:274:VAL:HB	2.15	0.67
8:2:554:LYS:HE2	12:6:658:GLN:NE2	2.10	0.67
8:2:580:VAL:HG21	8:2:592:GLU:H	1.59	0.67
8:2:783:MET:SD	8:2:834:LEU:HD11	2.34	0.67
10:4:417:LEU:HD13	10:4:419:VAL:HG13	1.76	0.67
11:5:550:PHE:CB	11:5:553:ILE:HD11	2.25	0.67
12:6:304:LEU:HA	12:6:353:PHE:CE1	2.29	0.67
12:6:532:SER:HB3	12:6:745:PRO:HG2	1.75	0.67
13:7:258:ILE:HD12	13:7:271:GLN:HE21	1.59	0.67
1:A:127:GLU:OE1	4:D:193:LEU:HD11	1.94	0.67
1:A:170:ASP:HB3	1:A:204:TYR:HD1	1.60	0.67
5:E:64:TYR:HB2	5:E:625:PHE:CA	2.24	0.67
9:3:441:GLY:HA3	9:3:462:MET:CB	2.19	0.67
12:6:186:ARG:HG2	12:6:263:PHE:CE2	2.29	0.67
13:7:367:LYS:CA	13:7:368:ALA:HB3	2.24	0.67
2:B:11:PHE:HA	4:D:71:ARG:NH1	2.07	0.67
3:C:90:THR:HG23	9:3:104:ARG:NH1	2.09	0.67
4:D:212:THR:HB	4:D:214:GLY:N	2.10	0.67
5:E:516:LYS:CE	5:E:518:LEU:HD11	2.24	0.67
5:E:634:ARG:HA	5:E:637:LEU:CD2	2.24	0.67
8:2:229:ALA:HA	8:2:232:ARG:CG	2.24	0.67
8:2:254:ALA:O	8:2:258:LEU:N	2.25	0.67
8:2:426:VAL:HB	8:2:453:ALA:CB	2.24	0.67
8:2:612:MET:CE	8:2:620:ILE:HD11	2.24	0.67
10:4:718:ARG:HG3	13:7:661:VAL:HG11	1.75	0.67
12:6:692:LYS:HA	12:6:840:VAL:HG12	1.75	0.67
12:6:777:TYR:CZ	12:6:781:ARG:HD3	2.29	0.67
13:7:231:LYS:HG3	13:7:233:ASP:H	1.59	0.67

Continued on next page...

Continued from previous page...

Atom-1	Atom-2	Interatomic distance (Å)	Clash overlap (Å)
13:7:485:GLY:N	13:7:524:ASP:O	2.27	0.67
13:7:529:MET:CE	13:7:537:ILE:HD12	2.25	0.67
1:A:173:GLU:HG3	1:A:180:VAL:HB	1.77	0.67
5:E:323:ASP:N	5:E:406:ARG:O	2.26	0.67
5:E:624:ASN:CB	5:E:629:ILE:HG23	2.23	0.67
8:2:574:VAL:HG23	8:2:575:GLY:N	2.07	0.67
8:2:774:ILE:HD11	8:2:827:GLU:HA	1.75	0.67
9:3:382:LEU:HA	9:3:385:LEU:HG	1.77	0.67
9:3:445:ALA:HA	9:3:457:LEU:HD22	1.77	0.67
10:4:762:ILE:HD11	12:6:736:MET:CE	2.24	0.67
5:E:268:SER:O	5:E:272:LEU:HG	1.94	0.67
8:2:428:GLY:CA	8:2:453:ALA:HA	2.24	0.67
8:2:569:GLN:HG2	8:2:570:GLY:H	1.60	0.67
9:3:254:GLN:CB	9:3:283:VAL:HG22	2.25	0.67
9:3:472:ILE:HB	9:3:514:ALA:CB	2.24	0.67
10:4:435:VAL:CG2	10:4:466:VAL:HG13	2.25	0.67
10:4:602:THR:HA	10:4:619:GLY:HA3	1.75	0.67
11:5:50:LEU:HD11	11:5:98:ALA:HB2	1.77	0.67
11:5:148:LEU:HB3	11:5:260:GLU:HB3	1.76	0.67
11:5:175:ARG:O	11:5:251:ILE:N	2.24	0.67
12:6:690:ASN:HB3	12:6:693:LEU:CD1	2.25	0.67
13:7:208:SER:HB3	13:7:209:GLN:CA	2.25	0.67
13:7:311:GLN:O	13:7:335:VAL:N	2.28	0.67
13:7:455:ASN:ND2	13:7:541:MET:SD	2.67	0.67
3:C:101:ASN:HB2	3:C:102:SER:C	2.14	0.67
8:2:427:THR:O	8:2:454:ASN:N	2.27	0.67
9:3:562:SER:O	9:3:566:LEU:HG	1.95	0.67
11:5:61:LEU:O	11:5:138:ILE:N	2.23	0.67
11:5:170:SER:O	11:5:254:GLN:NE2	2.27	0.67
12:6:305:TYR:HE2	12:6:354:LEU:HG	1.55	0.67
13:7:143:LEU:HD11	13:7:197:THR:CG2	2.24	0.67
13:7:456:VAL:HB	13:7:564:LEU:HD12	1.75	0.67
1:A:47:LEU:CD2	1:A:75:THR:HB	2.13	0.67
1:A:100:MET:CG	1:A:104:ASN:HD21	1.99	0.67
2:B:95:THR:OG1	2:B:144:LYS:HG3	1.95	0.67
5:E:328:LEU:HD11	5:E:500:GLN:HG2	1.77	0.67
5:E:559:SER:HB2	5:E:560:GLU:O	1.95	0.67
5:E:564:LEU:HB3	5:E:586:PRO:HB2	1.76	0.67
5:E:620:VAL:HG22	5:E:632:ILE:HD13	1.76	0.67
8:2:257:ALA:HA	8:2:260:LEU:HD12	1.76	0.67
9:3:661:GLN:HA	9:3:664:LYS:HD3	1.76	0.67

Continued on next page...

Continued from previous page...

Atom-1	Atom-2	Interatomic distance (Å)	Clash overlap (Å)
10:4:523:ALA:HA	10:4:526:ILE:HD12	1.77	0.67
11:5:29:LYS:O	11:5:33:ASN:N	2.28	0.67
11:5:349:PHE:HB3	11:5:601:ARG:NH2	2.08	0.67
11:5:439:THR:O	11:5:479:ILE:HA	1.94	0.67
11:5:500:GLN:HB3	11:5:515:SER:O	1.95	0.67
12:6:558:SER:CB	12:6:559:THR:CA	2.73	0.67
13:7:660:VAL:HG22	13:7:713:VAL:HG11	1.76	0.67
1:A:16:THR:HA	1:A:19:LEU:HD12	1.75	0.67
2:B:115:LEU:HD22	2:B:119:TRP:NE1	2.10	0.67
4:D:79:TYR:CE2	4:D:81:HIS:HB3	2.29	0.67
5:E:278:THR:HA	5:E:281:ASP:OD2	1.95	0.67
5:E:612:ILE:HG21	5:E:640:PHE:CD1	2.30	0.67
6:F:21:DT:H5”	11:5:506:LYS:CD	2.25	0.67
8:2:243:GLU:OE2	8:2:298:SER:OG	2.13	0.67
9:3:100:LEU:CG	9:3:157:PHE:HB3	2.24	0.67
9:3:372:TYR:OH	9:3:564:HIS:HB3	1.95	0.67
10:4:248:LEU:HD22	10:4:254:THR:HB	1.76	0.67
10:4:456:LEU:HB2	13:7:254:ALA:CB	2.25	0.67
10:4:458:LYS:HA	13:7:252:LYS:NZ	2.10	0.67
10:4:826:VAL:O	10:4:830:ARG:HG2	1.95	0.67
12:6:608:LEU:HA	12:6:627:ALA:HB3	1.76	0.67
13:7:357:PRO:HA	13:7:374:THR:CA	2.20	0.67
2:B:184:PHE:CZ	3:C:136:ASN:HB2	2.29	0.67
3:C:112:ILE:HD12	3:C:120:LEU:HD11	1.76	0.67
4:D:137:LYS:HG2	4:D:141:ARG:NH1	2.10	0.67
5:E:5:ILE:HG12	5:E:142:CYS:SG	2.35	0.67
5:E:71:TYR:CD2	5:E:96:LEU:HD22	2.29	0.67
8:2:419:LYS:HG2	8:2:420:PRO:HD2	1.77	0.67
10:4:342:MET:HG3	12:6:417:PRO:HG3	1.76	0.67
10:4:505:ASP:HB2	10:4:746:PHE:HE1	1.60	0.67
10:4:607:ARG:CB	10:4:614:LEU:HD23	2.24	0.67
10:4:727:LEU:N	10:4:728:TYR:HB3	2.10	0.67
11:5:44:PHE:CE1	11:5:47:ARG:HB3	2.30	0.67
11:5:162:LEU:N	11:5:294:ILE:O	2.26	0.67
11:5:175:ARG:HB2	11:5:251:ILE:CG1	2.25	0.67
11:5:181:ILE:HD13	11:5:207:LEU:CD2	2.25	0.67
11:5:455:ARG:HH12	11:5:460:ARG:HD2	1.60	0.67
11:5:525:PRO:CB	11:5:539:ASN:HD21	2.07	0.67
11:5:630:ARG:HE	11:5:648:ILE:HG21	1.60	0.67
5:E:151:THR:HB	5:E:152:LEU:C	2.15	0.66
8:2:486:LYS:O	8:2:489:ARG:HG2	1.95	0.66

Continued on next page...

Continued from previous page...

Atom-1	Atom-2	Interatomic distance (Å)	Clash overlap (Å)
9:3:275:ASP:O	9:3:320:LEU:HB2	1.95	0.66
11:5:75:ILE:O	11:5:79:LEU:N	2.27	0.66
11:5:354:GLU:O	11:5:358:LEU:HG	1.95	0.66
11:5:371:THR:O	11:5:385:LYS:NZ	2.22	0.66
12:6:153:ILE:HD11	12:6:267:PHE:CD1	2.29	0.66
12:6:585:LEU:HD22	12:6:637:CYS:CB	2.25	0.66
12:6:691:ARG:NH1	12:6:716:LEU:HD22	2.09	0.66
13:7:327:ILE:HG23	13:7:328:PRO:HD2	1.76	0.66
13:7:493:LEU:HB2	13:7:513:LEU:CG	2.24	0.66
1:A:107:LEU:HD21	1:A:153:GLY:CA	2.25	0.66
1:A:148:ASP:O	4:D:141:ARG:NH2	2.28	0.66
2:B:50:TRP:N	2:B:51:GLN:HA	2.09	0.66
4:D:98:ILE:CG2	4:D:129:MET:HG2	2.25	0.66
5:E:287:VAL:O	5:E:290:ARG:HG2	1.95	0.66
8:2:246:TYR:CE1	8:2:257:ALA:HB1	2.31	0.66
8:2:322:GLY:HA3	8:2:390:LEU:CD2	2.16	0.66
8:2:501:MET:HE1	8:2:516:ALA:HB2	1.75	0.66
8:2:540:LEU:O	8:2:681:CYS:N	2.28	0.66
9:3:48:TYR:O	9:3:52:ASN:ND2	2.28	0.66
9:3:270:LEU:HD21	11:5:464:LEU:CD2	2.26	0.66
9:3:386:MET:HB3	9:3:714:LYS:CD	2.15	0.66
11:5:677:VAL:HG12	11:5:681:ILE:CD1	2.25	0.66
12:6:551:MET:CA	12:6:635:ILE:HD11	2.24	0.66
13:7:613:ALA:O	13:7:617:THR:HG23	1.95	0.66
1:A:149:ILE:HG23	1:A:151:LEU:HB3	1.77	0.66
2:B:112:PHE:HB3	2:B:152:ARG:NH1	2.10	0.66
4:D:147:ARG:O	4:D:151:ILE:HG12	1.95	0.66
4:D:191:LEU:HA	4:D:194:VAL:CG1	2.25	0.66
5:E:272:LEU:O	5:E:276:GLY:N	2.19	0.66
8:2:338:LYS:O	8:2:375:VAL:HA	1.96	0.66
8:2:484:PHE:HA	8:2:487:ILE:HD12	1.76	0.66
8:2:566:ALA:O	8:2:572:SER:HB2	1.94	0.66
8:2:584:PRO:HB2	8:2:585:ILE:CB	2.26	0.66
9:3:389:VAL:HG23	9:3:714:LYS:CE	2.25	0.66
10:4:656:ILE:HG23	10:4:658:LYS:HG2	1.77	0.66
11:5:46:TYR:OH	11:5:64:ASN:N	2.15	0.66
12:6:558:SER:HB3	12:6:559:THR:CA	2.17	0.66
12:6:773:LEU:HD21	12:6:800:LEU:CD1	2.26	0.66
13:7:493:LEU:HD22	13:7:513:LEU:HD11	1.76	0.66
13:7:519:GLY:O	13:7:562:SER:N	2.27	0.66
2:B:182:ARG:HA	4:D:229:PHE:HZ	1.59	0.66

Continued on next page...

Continued from previous page...

Atom-1	Atom-2	Interatomic distance (Å)	Clash overlap (Å)
5:E:557:ALA:HA	5:E:560:GLU:CG	2.25	0.66
8:2:584:PRO:HB2	8:2:585:ILE:CG1	2.26	0.66
9:3:110:PHE:CE2	9:3:114:ILE:HD11	2.30	0.66
10:4:581:VAL:HA	10:4:584:ILE:HG12	1.75	0.66
11:5:166:ILE:HA	11:5:258:LEU:HA	1.76	0.66
11:5:439:THR:HA	11:5:444:SER:OG	1.96	0.66
11:5:622:LEU:HD21	11:5:681:ILE:HD11	1.75	0.66
12:6:182:GLN:HA	12:6:185:LEU:HB3	1.78	0.66
13:7:78:VAL:O	13:7:203:TYR:N	2.23	0.66
13:7:240:THR:CG2	13:7:352:THR:HG22	2.25	0.66
1:A:161:VAL:HG21	4:D:127:LEU:HD21	1.76	0.66
3:C:19:LYS:HE3	3:C:73:GLU:HG2	1.78	0.66
3:C:48:LEU:O	3:C:52:ARG:N	2.29	0.66
5:E:92:LEU:HA	5:E:95:PHE:CB	2.16	0.66
9:3:350:ILE:HG13	9:3:659:TYR:HD1	1.61	0.66
10:4:522:LEU:O	10:4:526:ILE:HG13	1.95	0.66
11:5:453:VAL:HB	11:5:506:LYS:HD3	1.75	0.66
12:6:151:ILE:HD13	12:6:153:ILE:CG2	2.24	0.66
12:6:390:LYS:HD2	12:6:391:PRO:HD2	1.77	0.66
1:A:175:GLN:HB2	1:A:180:VAL:HA	1.76	0.66
2:B:7:LEU:CD2	2:B:10:THR:HG23	2.25	0.66
4:D:57:GLN:O	4:D:61:SER:N	2.28	0.66
5:E:51:LYS:NZ	5:E:264:GLU:OE2	2.27	0.66
5:E:522:LEU:HD11	5:E:527:LEU:CD1	2.26	0.66
5:E:581:VAL:HB	5:E:630:ILE:HG13	1.78	0.66
8:2:317:LEU:CA	8:2:429:ILE:HG22	2.26	0.66
9:3:100:LEU:HB2	9:3:160:SER:CB	2.26	0.66
9:3:161:PHE:HB3	9:3:162:GLY:HA3	1.76	0.66
10:4:243:LEU:HD22	10:4:305:PRO:CA	2.25	0.66
10:4:343:LYS:N	10:4:360:ILE:HD13	2.10	0.66
10:4:451:ARG:HE	12:6:445:VAL:HG21	1.60	0.66
10:4:713:ASP:CB	10:4:716:ASN:HB2	2.26	0.66
11:5:84:SER:HA	11:5:87:ILE:CD1	2.26	0.66
12:6:104:ASP:HB3	12:6:176:ARG:HH11	1.60	0.66
13:7:335:VAL:CG1	13:7:340:VAL:HA	2.26	0.66
13:7:529:MET:HE2	13:7:533:ASP:HB3	1.77	0.66
13:7:670:ASP:CA	13:7:673:ARG:HG2	2.22	0.66
1:A:16:THR:HA	1:A:19:LEU:CB	2.23	0.66
1:A:149:ILE:CA	1:A:150:ASP:HB2	2.24	0.66
2:B:148:LEU:HA	2:B:151:ILE:HD11	1.77	0.66
5:E:8:PHE:CB	5:E:258:LEU:HD12	2.25	0.66

Continued on next page...

Continued from previous page...

Atom-1	Atom-2	Interatomic distance (Å)	Clash overlap (Å)
5:E:92:LEU:HD23	5:E:96:LEU:HD11	1.77	0.66
5:E:137:SER:HA	5:E:140:ILE:HD12	1.76	0.66
9:3:203:ALA:O	9:3:207:GLY:N	2.28	0.66
10:4:226:TYR:O	10:4:230:LEU:N	2.22	0.66
10:4:344:VAL:HG13	10:4:359:GLU:HA	1.78	0.66
10:4:625:ASP:OD1	10:4:668:ARG:N	2.27	0.66
10:4:758:ILE:HD11	10:4:813:LEU:CD2	2.21	0.66
11:5:292:VAL:CG2	11:5:294:ILE:HD11	2.22	0.66
11:5:411:ASN:ND2	11:5:549:ARG:O	2.25	0.66
11:5:568:ILE:HA	11:5:571:HIS:HB3	1.76	0.66
12:6:189:VAL:HG13	12:6:193:ALA:HB3	1.77	0.66
12:6:544:LYS:HA	12:6:547:ILE:HD12	1.77	0.66
12:6:653:HIS:NE2	12:6:704:PRO:HB2	2.09	0.66
13:7:518:ASN:N	13:7:560:ARG:HB2	2.10	0.66
13:7:648:LYS:HB3	13:7:706:ASP:OD1	1.95	0.66
1:A:113:ILE:H	1:A:113:ILE:HD12	1.61	0.66
3:C:18:CYS:HB3	3:C:74:LEU:HD23	1.77	0.66
5:E:316:LEU:CD1	5:E:414:GLY:HA3	2.24	0.66
5:E:470:ARG:NH2	5:E:631:GLU:OE2	2.28	0.66
8:2:246:TYR:N	8:2:298:SER:HB2	2.11	0.66
10:4:281:VAL:HG22	10:4:297:GLU:CG	2.26	0.66
10:4:621:LEU:HD21	10:4:645:LEU:HD21	1.78	0.66
11:5:256:LEU:CD1	11:5:278:CYS:HB2	2.25	0.66
11:5:375:ALA:HA	11:5:378:ILE:HD13	1.77	0.66
11:5:663:LEU:HB3	11:5:676:HIS:NE2	2.10	0.66
12:6:363:GLU:HB3	12:6:374:PRO:CB	2.26	0.66
1:A:149:ILE:HD13	4:D:144:ILE:CD1	2.25	0.66
2:B:51:GLN:HB2	2:B:52:LEU:C	2.17	0.66
3:C:105:PHE:HB2	3:C:172:MET:SD	2.35	0.66
4:D:86:ARG:O	4:D:90:ARG:N	2.27	0.66
4:D:205:GLU:N	4:D:205:GLU:OE1	2.29	0.66
5:E:632:ILE:HG13	5:E:637:LEU:HB3	1.77	0.66
6:F:23:DT:H2'	6:F:23:DT:OP2	1.96	0.66
8:2:777:LYS:HB3	11:5:577:THR:HG21	1.76	0.66
9:3:389:VAL:HB	9:3:710:THR:HG21	1.77	0.66
10:4:437:GLY:HA2	10:4:464:VAL:CG2	2.26	0.66
11:5:43:GLN:NE2	11:5:44:PHE:O	2.25	0.66
11:5:421:ALA:N	14:5:801:ATP:O2B	2.29	0.66
11:5:685:GLN:O	11:5:689:MET:HG2	1.95	0.66
12:6:108:GLY:HA3	12:6:180:PHE:CE2	2.30	0.66
12:6:417:PRO:HG2	12:6:448:LEU:HD21	1.77	0.66

Continued on next page...

Continued from previous page...

Atom-1	Atom-2	Interatomic distance (Å)	Clash overlap (Å)
12:6:533:ILE:CG1	12:6:548:LEU:HD11	2.26	0.66
12:6:656:MET:CB	12:6:708:ARG:HG2	2.19	0.66
12:6:833:GLN:O	12:6:837:ARG:HG3	1.96	0.66
1:A:145:ASP:CA	1:A:146:LEU:HB3	2.25	0.66
2:B:5:ALA:O	2:B:8:GLN:HB3	1.95	0.66
2:B:148:LEU:HA	2:B:151:ILE:CG1	2.25	0.66
5:E:120:ILE:HD13	5:E:139:ILE:CG2	2.26	0.66
8:2:330:VAL:HG21	8:2:416:ASP:HB2	1.78	0.66
8:2:574:VAL:HA	12:6:664:ALA:HB3	1.78	0.66
9:3:231:TYR:CE2	9:3:243:THR:HG22	2.31	0.66
9:3:294:VAL:HG13	9:3:326:VAL:HG22	1.76	0.66
9:3:455:ARG:NH2	9:3:500:ALA:HB3	2.11	0.66
9:3:570:ARG:HA	11:5:613:ARG:NH2	2.11	0.66
10:4:239:SER:OG	10:4:240:ASN:N	2.28	0.66
10:4:308:VAL:HG21	10:4:325:LEU:CB	2.25	0.66
10:4:661:ILE:HG12	12:6:391:PRO:HB2	1.77	0.66
11:5:467:GLY:O	11:5:471:LEU:HG	1.96	0.66
12:6:659:GLN:HG3	12:6:674:ALA:O	1.96	0.66
13:7:374:THR:OG1	13:7:375:TYR:N	2.24	0.66
1:A:196:VAL:HG13	1:A:205:LEU:HD13	1.76	0.65
4:D:198:ILE:HG13	4:D:199:LEU:HG	1.78	0.65
6:F:16:DT:H2"	6:F:17:DT:H5"	1.77	0.65
8:2:274:VAL:HA	8:2:277:GLU:HG2	1.77	0.65
9:3:447:THR:CG2	9:3:455:ARG:HE	2.10	0.65
9:3:680:VAL:HG12	13:7:610:GLU:OE1	1.96	0.65
12:6:802:SER:CA	12:6:805:ARG:HG2	2.23	0.65
13:7:689:LEU:HD12	13:7:692:ILE:CG2	2.25	0.65
1:A:185:LYS:HD2	1:A:186:ASP:N	2.11	0.65
2:B:90:PRO:HD2	2:B:93:LEU:HD13	1.77	0.65
4:D:216:VAL:H	4:D:217:ASN:HB3	1.60	0.65
4:D:269:LEU:HD13	4:D:275:TYR:CD2	2.30	0.65
8:2:562:ARG:HG2	8:2:599:ALA:HB1	1.77	0.65
8:2:581:ARG:CD	8:2:634:ALA:HB2	2.16	0.65
8:2:838:ILE:O	8:2:842:VAL:HG23	1.96	0.65
9:3:445:ALA:HB2	9:3:499:LYS:HD2	1.78	0.65
10:4:203:TYR:O	10:4:207:LYS:NZ	2.19	0.65
10:4:563:ASN:OD1	10:4:671:ILE:N	2.29	0.65
2:B:95:THR:HB	2:B:141:LEU:HG	1.78	0.65
5:E:67:LEU:O	5:E:71:TYR:N	2.28	0.65
5:E:134:ILE:HD11	5:E:144:ASP:OD2	1.96	0.65
10:4:197:PHE:CZ	10:4:248:LEU:HD23	2.31	0.65

Continued on next page...

Continued from previous page...

Atom-1	Atom-2	Interatomic distance (Å)	Clash overlap (Å)
10:4:339:ILE:HB	10:4:394:LYS:O	1.97	0.65
10:4:758:ILE:HD13	10:4:813:LEU:HA	1.79	0.65
12:6:576:ASP:O	12:6:579:THR:OG1	2.11	0.65
12:6:765:LEU:HB2	12:6:819:ILE:CD1	2.26	0.65
13:7:409:ASP:OD2	13:7:413:ARG:N	2.29	0.65
1:A:166:ARG:NH1	1:A:188:GLN:OE1	2.30	0.65
3:C:27:LEU:HD23	3:C:29:TYR:N	2.09	0.65
4:D:259:THR:HG21	4:D:268:GLU:CB	2.26	0.65
8:2:335:LYS:HB2	8:2:382:TYR:HA	1.78	0.65
8:2:394:PRO:HB2	12:6:672:LEU:HD21	1.78	0.65
8:2:632:SER:O	11:5:448:GLY:HA2	1.96	0.65
8:2:659:SER:HA	10:4:928:ARG:CZ	2.26	0.65
9:3:503:HIS:O	13:7:316:GLN:NE2	2.25	0.65
10:4:770:LEU:HD11	10:4:801:MET:CB	2.25	0.65
11:5:176:ALA:O	11:5:194:ILE:HG12	1.96	0.65
11:5:610:CYS:SG	11:5:665:LYS:HG3	2.36	0.65
12:6:586:LYS:HA	12:6:589:VAL:HG12	1.78	0.65
13:7:512:ALA:O	13:7:516:ALA:N	2.28	0.65
13:7:664:TYR:CD1	13:7:689:LEU:HD22	2.31	0.65
1:A:16:THR:CA	1:A:19:LEU:HB2	2.26	0.65
3:C:86:ASN:HB2	9:3:104:ARG:NH2	2.12	0.65
5:E:25:CYS:CB	5:E:26:GLN:HA	2.09	0.65
5:E:536:LEU:HA	5:E:539:TYR:CD2	2.30	0.65
8:2:562:ARG:NH1	8:2:599:ALA:HA	2.09	0.65
9:3:156:SER:CB	9:3:325:THR:HG22	2.19	0.65
9:3:231:TYR:HE2	9:3:243:THR:HG22	1.61	0.65
9:3:716:ARG:HH22	9:3:724:VAL:HB	1.61	0.65
10:4:330:GLY:HA3	10:4:401:GLU:HA	1.76	0.65
10:4:634:PHE:CZ	10:4:698:LEU:HD11	2.31	0.65
12:6:517:LYS:O	12:6:521:LYS:HG2	1.96	0.65
13:7:689:LEU:HA	13:7:692:ILE:CG2	2.27	0.65
2:B:17:GLN:O	2:B:21:GLU:HG3	1.97	0.65
2:B:21:GLU:HA	2:B:73:LEU:HD23	1.78	0.65
5:E:81:LEU:HD13	5:E:82:LEU:N	2.12	0.65
8:2:548:ALA:HB2	14:2:901:ATP:C5	2.32	0.65
8:2:580:VAL:HG21	8:2:591:LEU:HG	1.77	0.65
8:2:621:HIS:CD2	8:2:673:ILE:HA	2.29	0.65
8:2:624:MET:HG2	8:2:646:ILE:CD1	2.26	0.65
8:2:663:LEU:HA	8:2:666:ASN:CB	2.26	0.65
9:3:367:LEU:HD11	9:3:382:LEU:HD13	1.78	0.65
10:4:332:VAL:HB	10:4:429:ALA:CA	2.22	0.65

Continued on next page...

Continued from previous page...

Atom-1	Atom-2	Interatomic distance (Å)	Clash overlap (Å)
10:4:442:ILE:HG23	10:4:443:PRO:HD2	1.78	0.65
12:6:355:ASP:CB	12:6:356:TRP:CA	2.75	0.65
13:7:228:ARG:HH22	13:7:327:ILE:H	1.44	0.65
13:7:287:GLU:HA	13:7:290:SER:HB2	1.77	0.65
13:7:659:TYR:CD2	13:7:710:ILE:HD11	2.31	0.65
2:B:185:ILE:H	2:B:185:ILE:HD12	1.62	0.65
3:C:84:VAL:O	3:C:88:ILE:HG23	1.96	0.65
4:D:232:VAL:HA	4:D:291:VAL:HG23	1.79	0.65
4:D:278:ARG:HB2	4:D:281:VAL:HG12	1.78	0.65
5:E:25:CYS:HB3	5:E:26:GLN:CA	2.21	0.65
5:E:536:LEU:HD13	5:E:539:TYR:HD2	1.61	0.65
9:3:405:ILE:HG23	9:3:545:LEU:O	1.97	0.65
9:3:408:VAL:HG13	9:3:548:VAL:HA	1.79	0.65
10:4:407:PRO:HG2	10:4:410:GLN:HB3	1.79	0.65
11:5:144:ASN:H	11:5:161:ARG:NH1	1.94	0.65
12:6:178:LEU:N	12:6:179:PRO:HD2	2.12	0.65
12:6:711:LEU:HD23	12:6:834:SER:CB	2.24	0.65
12:6:751:LEU:O	12:6:755:ILE:HG13	1.97	0.65
13:7:444:VAL:CG2	13:7:448:MET:H	2.10	0.65
13:7:491:VAL:HA	13:7:494:THR:HG22	1.78	0.65
13:7:605:SER:HB2	13:7:608:ASP:HB2	1.78	0.65
1:A:9:LEU:O	1:A:13:ALA:N	2.27	0.65
8:2:323:VAL:N	8:2:391:GLN:O	2.29	0.65
8:2:546:GLY:HA2	12:6:798:ARG:NH1	2.12	0.65
9:3:237:GLU:OE1	9:3:237:GLU:N	2.20	0.65
9:3:407:MET:SD	9:3:418:LEU:HD23	2.36	0.65
9:3:730:ALA:O	9:3:734:ARG:HG2	1.97	0.65
10:4:419:VAL:CB	10:4:463:VAL:HG21	2.26	0.65
10:4:695:PRO:HG2	10:4:698:LEU:CB	2.26	0.65
11:5:151:LEU:HB3	11:5:298:TYR:CE1	2.31	0.65
11:5:464:LEU:HD21	11:5:466:GLY:HA2	1.79	0.65
11:5:594:ILE:CG2	11:5:599:MET:HB2	2.27	0.65
12:6:531:ARG:HG3	12:6:745:PRO:CD	2.27	0.65
12:6:696:ARG:NE	12:6:703:ALA:HB2	2.12	0.65
12:6:778:LYS:HG2	12:6:782:LYS:NZ	2.12	0.65
13:7:149:ARG:HG3	13:7:153:MET:HE3	1.79	0.65
13:7:429:LYS:HA	13:7:432:LEU:HD12	1.78	0.65
2:B:50:TRP:N	2:B:51:GLN:OE1	2.30	0.65
2:B:125:ILE:HA	2:B:128:ASN:OD1	1.97	0.65
3:C:98:HIS:HA	3:C:102:SER:CB	2.27	0.65
4:D:171:LEU:O	4:D:180:ILE:HG21	1.97	0.65

Continued on next page...

Continued from previous page...

Atom-1	Atom-2	Interatomic distance (Å)	Clash overlap (Å)
5:E:75:ASP:CB	5:E:118:ARG:HH12	2.09	0.65
5:E:529:VAL:HG23	5:E:570:ALA:HB3	1.79	0.65
8:2:424:VAL:CG2	8:2:456:ILE:HG23	2.27	0.65
10:4:291:TYR:HB3	10:4:296:ILE:HG21	1.77	0.65
10:4:564:ILE:HG23	10:4:704:LEU:O	1.96	0.65
12:6:571:ILE:O	12:6:679:LEU:HG	1.97	0.65
12:6:633:ASN:N	12:6:675:ARG:O	2.21	0.65
12:6:791:SER:CB	12:6:838:VAL:HB	2.27	0.65
13:7:77:SER:HB3	13:7:338:THR:CB	2.26	0.65
13:7:138:VAL:HA	13:7:141:VAL:HG22	1.79	0.65
2:B:122:LEU:O	2:B:126:LEU:N	2.21	0.65
5:E:259:LEU:HD23	5:E:264:GLU:O	1.97	0.65
8:2:242:LEU:O	8:2:295:VAL:HA	1.97	0.65
8:2:579:SER:CA	8:2:633:LYS:HD2	2.24	0.65
10:4:441:SER:CB	10:4:459:THR:HG22	2.26	0.65
10:4:649:MET:CE	10:4:701:ARG:HG2	2.27	0.65
10:4:712:VAL:HG13	13:7:668:ARG:HG3	1.78	0.65
10:4:798:LEU:HA	10:4:801:MET:CE	2.25	0.65
10:4:830:ARG:HD3	10:4:833:ILE:CD1	2.26	0.65
1:A:168:LEU:HD11	1:A:206:GLN:CG	2.27	0.64
2:B:101:LYS:O	2:B:105:GLU:N	2.30	0.64
2:B:127:PHE:CE2	2:B:142:ARG:HG2	2.32	0.64
5:E:122:VAL:O	5:E:143:PHE:HB2	1.96	0.64
8:2:208:ALA:HA	8:2:211:LEU:CG	2.27	0.64
9:3:413:THR:HG21	9:3:549:VAL:HG21	1.79	0.64
10:4:564:ILE:HG12	10:4:704:LEU:HB3	1.78	0.64
10:4:631:ILE:HB	10:4:673:ALA:CA	2.26	0.64
10:4:824:GLU:HA	10:4:827:ARG:CB	2.24	0.64
11:5:420:THR:CG2	11:5:556:VAL:HG21	2.28	0.64
12:6:335:ASN:N	12:6:336:PRO:HA	2.12	0.64
12:6:542:ALA:HA	12:6:545:LYS:NZ	2.12	0.64
13:7:440:VAL:HG21	13:7:649:ARG:HA	1.79	0.64
13:7:546:ILE:N	13:7:557:LEU:O	2.30	0.64
13:7:601:LEU:HD12	13:7:601:LEU:O	1.97	0.64
1:A:165:VAL:HG11	1:A:205:LEU:CB	2.27	0.64
4:D:66:SER:O	4:D:70:GLU:N	2.30	0.64
6:F:23:DT:H1'	6:F:24:DT:N3	2.12	0.64
8:2:216:LEU:HD12	8:2:217:GLU:HB3	1.77	0.64
8:2:496:LYS:HG2	8:2:758:ILE:HD12	1.80	0.64
8:2:584:PRO:CB	8:2:585:ILE:HB	2.27	0.64
10:4:717:ASP:HA	10:4:720:LEU:HB3	1.79	0.64

Continued on next page...

Continued from previous page...

Atom-1	Atom-2	Interatomic distance (Å)	Clash overlap (Å)
11:5:179:LEU:HD13	11:5:181:ILE:HG13	1.79	0.64
11:5:639:GLU:HB2	11:5:641:THR:HG23	1.79	0.64
12:6:303:GLU:HB2	12:6:356:TRP:CD1	2.32	0.64
12:6:550:GLN:HA	12:6:569:ILE:HG21	1.78	0.64
12:6:733:ASP:HA	12:6:736:MET:HG2	1.78	0.64
3:C:7:ASP:HA	3:C:10:LEU:HB3	1.78	0.64
3:C:104:PHE:O	3:C:108:ALA:N	2.26	0.64
3:C:118:LYS:NZ	3:C:122:ASN:HB2	2.13	0.64
4:D:132:GLU:HA	4:D:135:ARG:HH22	1.61	0.64
5:E:150:ASP:N	5:E:151:THR:HA	2.10	0.64
5:E:288:TYR:HA	5:E:291:LEU:CG	2.27	0.64
5:E:328:LEU:HD13	5:E:500:GLN:HG2	1.79	0.64
5:E:360:HIS:HB2	8:2:236:GLU:CG	2.26	0.64
5:E:553:ILE:HD12	5:E:567:MET:HG2	1.79	0.64
8:2:230:ARG:NH1	8:2:243:GLU:O	2.30	0.64
8:2:299:ASP:HA	8:2:319:ARG:NH2	2.11	0.64
8:2:501:MET:HE3	8:2:516:ALA:HB2	1.78	0.64
8:2:858:ARG:HA	8:2:861:PHE:CE2	2.33	0.64
9:3:211:TYR:HD2	13:7:6:PRO:HG2	1.62	0.64
10:4:323:ASP:O	10:4:324:LYS:HG3	1.98	0.64
10:4:334:ARG:HH11	10:4:398:LYS:HD3	1.61	0.64
10:4:401:GLU:OE1	10:4:401:GLU:N	2.23	0.64
10:4:600:GLY:HA2	10:4:604:TYR:CE1	2.32	0.64
10:4:722:LYS:HA	10:4:725:THR:HB	1.78	0.64
11:5:181:ILE:HD13	11:5:207:LEU:HD21	1.79	0.64
11:5:437:VAL:HG23	11:5:472:ALA:HB2	1.79	0.64
13:7:656:VAL:O	13:7:660:VAL:HG23	1.96	0.64
4:D:195:ASN:CA	4:D:199:LEU:HD12	2.25	0.64
4:D:267:VAL:HB	4:D:268:GLU:CA	2.27	0.64
4:D:267:VAL:CB	4:D:268:GLU:HA	2.26	0.64
5:E:49:PHE:O	5:E:53:LEU:N	2.30	0.64
5:E:57:GLN:HG3	5:E:59:VAL:HG23	1.79	0.64
5:E:149:ASP:H	5:E:150:ASP:HA	1.62	0.64
8:2:219:THR:HB	8:2:223:GLY:CA	2.27	0.64
8:2:520:PHE:CE2	8:2:822:LYS:HB2	2.24	0.64
8:2:581:ARG:HG2	8:2:634:ALA:N	2.12	0.64
9:3:557:ARG:O	9:3:561:ILE:HG12	1.98	0.64
10:4:399:LEU:O	10:4:415:ILE:N	2.30	0.64
11:5:594:ILE:HG12	11:5:599:MET:CE	2.28	0.64
12:6:570:ASN:HD21	12:6:678:ILE:HB	1.62	0.64
12:6:695:LEU:HA	12:6:698:ASN:HB3	1.79	0.64

Continued on next page...

Continued from previous page...

Atom-1	Atom-2	Interatomic distance (Å)	Clash overlap (Å)
13:7:370:LEU:HD12	13:7:372:THR:HA	1.78	0.64
13:7:426:LEU:O	13:7:430:LYS:N	2.29	0.64
1:A:9:LEU:HD21	1:A:89:TYR:CD1	2.32	0.64
1:A:22:ARG:CB	1:A:23:SER:HA	2.18	0.64
2:B:10:THR:HA	2:B:182:ARG:NH1	2.12	0.64
5:E:285:ALA:CB	5:E:288:TYR:HB3	2.28	0.64
5:E:473:TRP:CH2	5:E:541:ASN:HA	2.33	0.64
8:2:488:SER:HB2	8:2:825:LEU:CD1	2.25	0.64
8:2:580:VAL:CG2	8:2:591:LEU:HG	2.28	0.64
9:3:45:ILE:HG22	9:3:49:ASN:HD21	1.63	0.64
10:4:532:GLU:HG2	10:4:533:LEU:H	1.60	0.64
11:5:146:ILE:HG23	11:5:147:PRO:HD2	1.79	0.64
11:5:389:VAL:HA	11:5:392:LEU:CG	2.27	0.64
11:5:546:ILE:HG22	11:5:550:PHE:CE2	2.33	0.64
12:6:284:ILE:HA	12:6:401:GLU:OE1	1.96	0.64
12:6:361:ILE:HD12	12:6:397:PHE:CE2	2.32	0.64
12:6:695:LEU:HB2	12:6:838:VAL:HA	1.79	0.64
3:C:192:PHE:CZ	11:5:43:GLN:HB2	2.32	0.64
4:D:264:LYS:HG2	4:D:265:GLU:N	2.13	0.64
5:E:8:PHE:CE2	5:E:254:GLN:HB3	2.33	0.64
5:E:472:ARG:O	5:E:476:ASN:N	2.27	0.64
5:E:580:LEU:HD11	5:E:629:ILE:HD11	1.77	0.64
8:2:271:PHE:HE2	8:2:295:VAL:HG11	1.63	0.64
9:3:254:GLN:CB	9:3:278:LEU:HB2	2.27	0.64
9:3:437:SER:CB	9:3:438:SER:HA	2.19	0.64
10:4:419:VAL:CG1	10:4:463:VAL:HG21	2.27	0.64
10:4:601:LEU:HA	10:4:620:ALA:HB3	1.80	0.64
10:4:767:LYS:HD3	12:6:736:MET:SD	2.36	0.64
11:5:254:GLN:HB3	11:5:278:CYS:HB2	1.79	0.64
12:6:598:THR:HG23	12:6:638:ILE:HG23	1.80	0.64
12:6:638:ILE:HG22	12:6:639:ASP:N	2.12	0.64
12:6:796:THR:HG22	12:6:798:ARG:N	2.13	0.64
5:E:41:ALA:HB1	5:E:255:ILE:HD13	1.80	0.64
5:E:298:GLU:OE1	5:E:301:ARG:NH1	2.30	0.64
8:2:242:LEU:HD22	8:2:295:VAL:HG12	1.80	0.64
8:2:546:GLY:HA2	12:6:798:ARG:HH12	1.61	0.64
8:2:604:CYS:SG	8:2:646:ILE:HG23	2.38	0.64
9:3:450:ARG:O	9:3:456:ARG:NH1	2.31	0.64
9:3:683:TYR:HA	9:3:686:LEU:HD12	1.78	0.64
10:4:184:ASN:HB3	13:7:145:GLN:HE22	1.61	0.64
10:4:190:CYS:SG	10:4:257:LEU:HD13	2.37	0.64

Continued on next page...

Continued from previous page...

Atom-1	Atom-2	Interatomic distance (Å)	Clash overlap (Å)
10:4:608:ASP:HB2	10:4:615:VAL:HG23	1.79	0.64
11:5:411:ASN:CB	11:5:550:PHE:HA	2.27	0.64
12:6:134:LYS:HZ2	12:6:137:ARG:HD2	1.63	0.64
12:6:164:GLY:O	12:6:168:MET:N	2.29	0.64
12:6:292:GLY:HA3	12:6:361:ILE:HD11	1.80	0.64
12:6:310:THR:C	12:6:345:THR:H	2.00	0.64
12:6:586:LYS:HA	12:6:589:VAL:CG1	2.28	0.64
12:6:611:ALA:H	12:6:624:GLU:HG2	1.62	0.64
13:7:518:ASN:HB2	13:7:560:ARG:NE	2.11	0.64
8:2:500:SER:HA	8:2:757:PRO:HB3	1.79	0.64
8:2:794:ARG:HG3	8:2:805:ILE:CG2	2.16	0.64
9:3:554:ASN:HB2	9:3:557:ARG:CG	2.28	0.64
10:4:418:CYS:O	10:4:419:VAL:HG22	1.97	0.64
10:4:601:LEU:HD23	10:4:621:LEU:HD11	1.79	0.64
10:4:608:ASP:HB2	10:4:615:VAL:CG2	2.28	0.64
10:4:747:LEU:HD12	10:4:748:THR:N	2.12	0.64
11:5:366:LEU:O	11:5:370:LEU:HD13	1.98	0.64
11:5:608:LEU:HD11	11:5:609:LYS:NZ	2.12	0.64
12:6:112:ARG:O	12:6:116:GLU:N	2.19	0.64
12:6:336:PRO:CB	12:6:337:SER:HA	2.27	0.64
12:6:357:GLN:HG3	12:6:381:LEU:HD12	1.80	0.64
13:7:288:GLU:O	13:7:292:ASN:ND2	2.31	0.64
13:7:490:GLY:HA2	13:7:493:LEU:CG	2.27	0.64
1:A:22:ARG:HB3	1:A:23:SER:CA	2.26	0.64
2:B:91:GLN:OE1	2:B:91:GLN:N	2.31	0.64
4:D:76:LEU:HD11	4:D:147:ARG:HE	1.63	0.64
5:E:60:PRO:HG3	5:E:478:TRP:NE1	2.13	0.64
5:E:83:LEU:HD21	5:E:86:PHE:HB2	1.80	0.64
5:E:323:ASP:O	5:E:406:ARG:N	2.28	0.64
5:E:413:LEU:CG	5:E:416:ARG:HB2	2.28	0.64
5:E:626:GLU:HB3	5:E:629:ILE:CG2	2.28	0.64
8:2:335:LYS:HG2	8:2:381:VAL:HG12	1.80	0.64
9:3:163:ALA:H	9:3:164:HIS:CB	2.11	0.64
9:3:186:VAL:HG12	9:3:189:THR:OG1	1.98	0.64
9:3:234:GLU:H	9:3:241:LEU:HG	1.61	0.64
9:3:235:ASP:HB3	9:3:241:LEU:HD11	1.78	0.64
10:4:714:GLU:CA	10:4:715:LYS:HB3	2.28	0.64
11:5:136:GLN:HE22	11:5:282:LEU:HG	1.63	0.64
13:7:393:LEU:HA	13:7:394:THR:CB	2.25	0.64
13:7:665:ILE:HA	13:7:668:ARG:HB3	1.80	0.64
4:D:200:LYS:H	4:D:201:TYR:C	2.01	0.64

Continued on next page...

Continued from previous page...

Atom-1	Atom-2	Interatomic distance (Å)	Clash overlap (Å)
4:D:202:MET:CG	4:D:207:GLN:HA	2.28	0.64
5:E:424:PHE:CE2	5:E:428:LEU:HD11	2.32	0.64
8:2:496:LYS:HA	8:2:499:SER:CB	2.27	0.64
8:2:776:PRO:HD2	8:2:822:LYS:HE2	1.78	0.64
9:3:338:ALA:N	9:3:339:ARG:HA	2.13	0.64
9:3:408:VAL:O	9:3:549:VAL:N	2.31	0.64
10:4:550:LYS:O	10:4:557:ARG:N	2.26	0.64
10:4:774:TYR:HA	10:4:777:MET:CG	2.28	0.64
11:5:177:THR:HG23	11:5:251:ILE:HG23	1.80	0.64
12:6:118:PHE:CD1	12:6:161:ARG:HD3	2.32	0.64
12:6:570:ASN:HB2	12:6:709:PHE:HA	1.80	0.64
12:6:777:TYR:CD1	12:6:800:LEU:HB2	2.33	0.64
13:7:363:PHE:CD1	13:7:366:LEU:HD22	2.33	0.64
1:A:67:VAL:HG11	3:C:25:PRO:CD	2.22	0.63
5:E:154:GLU:O	5:E:157:GLU:HG2	1.98	0.63
5:E:545:LEU:O	5:E:549:GLY:N	2.20	0.63
5:E:637:LEU:HD12	5:E:638:SER:N	2.12	0.63
8:2:335:LYS:HD3	8:2:383:ARG:HB3	1.80	0.63
8:2:539:VAL:O	8:2:648:ALA:N	2.31	0.63
8:2:584:PRO:O	8:2:588:GLU:HA	1.97	0.63
8:2:626:GLN:HA	11:5:427:LYS:HZ3	1.63	0.63
8:2:759:PRO:HG2	8:2:762:LEU:HG	1.78	0.63
9:3:192:VAL:HG21	9:3:283:VAL:HG13	1.80	0.63
9:3:467:ARG:HG3	13:7:324:VAL:CG1	2.27	0.63
11:5:300:ILE:HG22	11:5:324:ARG:CB	2.27	0.63
11:5:369:ILE:HG12	11:5:594:ILE:CD1	2.28	0.63
12:6:640:GLU:HA	12:6:682:ALA:CB	2.29	0.63
13:7:656:VAL:HA	13:7:710:ILE:HD13	1.79	0.63
1:A:102:TRP:HH2	4:D:148:LEU:HD13	1.63	0.63
5:E:34:LEU:CD1	5:E:543:LEU:HD21	2.28	0.63
5:E:70:HIS:HA	5:E:73:GLN:HB3	1.81	0.63
5:E:287:VAL:O	5:E:291:LEU:HG	1.99	0.63
5:E:431:LEU:O	5:E:476:ASN:ND2	2.30	0.63
8:2:230:ARG:NH1	8:2:243:GLU:HB3	2.13	0.63
8:2:399:PRO:HB3	12:6:630:LEU:HA	1.80	0.63
8:2:705:ARG:HB2	12:6:559:THR:CG2	2.27	0.63
9:3:196:LEU:H	13:7:372:THR:HG23	1.63	0.63
9:3:339:ARG:CB	9:3:340:GLN:HA	2.22	0.63
11:5:172:LEU:HB3	11:5:252:ASP:OD2	1.97	0.63
11:5:654:GLU:HA	11:5:657:ILE:CD1	2.25	0.63
12:6:288:LEU:HG	12:6:290:ILE:HD11	1.81	0.63

Continued on next page...

Continued from previous page...

Atom-1	Atom-2	Interatomic distance (Å)	Clash overlap (Å)
13:7:348:ILE:HG22	13:7:384:HIS:CD2	2.33	0.63
13:7:543:GLN:O	13:7:545:THR:N	2.32	0.63
13:7:618:TYR:HE2	13:7:625:GLN:HA	1.63	0.63
2:B:121:VAL:HG13	3:C:190:TRP:CZ2	2.32	0.63
2:B:140:GLU:CG	2:B:141:LEU:HD12	2.28	0.63
3:C:27:LEU:HG	3:C:38:ILE:CD1	2.24	0.63
3:C:55:ALA:HA	3:C:71:PHE:H	1.63	0.63
5:E:41:ALA:HB1	5:E:255:ILE:CD1	2.29	0.63
5:E:78:ILE:HB	5:E:118:ARG:CZ	2.27	0.63
5:E:380:MET:HB2	5:E:385:LYS:CE	2.25	0.63
5:E:571:SER:O	5:E:579:TYR:HA	1.98	0.63
9:3:95:ARG:NH1	9:3:282:LEU:HD21	2.13	0.63
9:3:130:THR:HG22	9:3:153:TRP:CD1	2.33	0.63
10:4:189:GLU:HA	10:4:192:THR:CG2	2.28	0.63
10:4:344:VAL:HG22	10:4:359:GLU:CB	2.28	0.63
10:4:521:LEU:HD21	10:4:741:VAL:HG11	1.80	0.63
10:4:564:ILE:CG1	10:4:704:LEU:HB3	2.27	0.63
10:4:727:LEU:HA	10:4:728:TYR:C	2.17	0.63
10:4:802:ILE:HG13	10:4:803:ARG:N	2.13	0.63
11:5:673:GLN:HB2	11:5:676:HIS:HB3	1.79	0.63
12:6:669:HIS:HE1	12:6:671:THR:HG23	1.64	0.63
12:6:794:ARG:N	12:6:795:ILE:HA	2.11	0.63
13:7:358:ALA:HB2	13:7:375:TYR:CE2	2.30	0.63
1:A:130:TYR:CD1	4:D:189:ILE:HG13	2.34	0.63
3:C:139:ALA:HB1	3:C:184:TYR:CE2	2.33	0.63
5:E:291:LEU:HD22	5:E:294:LEU:HD12	1.80	0.63
5:E:557:ALA:HA	5:E:560:GLU:CB	2.28	0.63
6:F:22:DT:H3'	6:F:23:DT:H72	1.79	0.63
8:2:572:SER:HA	12:6:663:ILE:HA	1.81	0.63
9:3:96:ILE:O	9:3:155:LEU:HA	1.98	0.63
9:3:377:ILE:HG12	9:3:547:PHE:CD2	2.33	0.63
10:4:683:ASN:ND2	10:4:686:LEU:HD22	2.14	0.63
10:4:712:VAL:HG22	13:7:672:LYS:HZ2	1.61	0.63
10:4:809:ALA:HB2	10:4:817:VAL:HG23	1.79	0.63
12:6:357:GLN:HE21	12:6:381:LEU:HD12	1.62	0.63
12:6:400:VAL:HG22	12:6:457:CYS:SG	2.39	0.63
12:6:703:ALA:N	12:6:704:PRO:HD2	2.13	0.63
13:7:411:TYR:CE2	13:7:430:LYS:HE2	2.32	0.63
1:A:83:LYS:HE2	4:D:206:LEU:HB3	1.81	0.63
2:B:59:ALA:CB	2:B:60:LEU:HB2	2.24	0.63
5:E:536:LEU:HD13	5:E:539:TYR:CD2	2.34	0.63

Continued on next page...

Continued from previous page...

Atom-1	Atom-2	Interatomic distance (Å)	Clash overlap (Å)
8:2:323:VAL:HG23	8:2:393:ALA:CA	2.29	0.63
8:2:543:GLY:HA3	8:2:549:LYS:NZ	2.13	0.63
9:3:191:LEU:HD21	13:7:329:ARG:NH1	2.13	0.63
9:3:472:ILE:HB	9:3:514:ALA:HA	1.81	0.63
10:4:714:GLU:HB3	10:4:715:LYS:CB	2.28	0.63
11:5:357:PHE:HE1	11:5:598:LYS:HE2	1.62	0.63
11:5:526:ILE:HB	11:5:527:TYR:CD2	2.33	0.63
12:6:120:GLU:OE2	12:6:191:LYS:NZ	2.31	0.63
12:6:594:ARG:NH1	12:6:632:ASP:O	2.30	0.63
1:A:107:LEU:HD21	1:A:153:GLY:N	2.14	0.63
1:A:173:GLU:CA	1:A:183:LEU:HD23	2.29	0.63
2:B:25:ILE:HD12	2:B:87:ILE:CD1	2.29	0.63
2:B:119:TRP:HA	2:B:122:LEU:HG	1.78	0.63
3:C:51:ALA:HA	3:C:54:LEU:CG	2.29	0.63
5:E:33:CYS:SG	5:E:34:LEU:N	2.72	0.63
5:E:131:LEU:HD21	5:E:240:TYR:HD2	1.64	0.63
5:E:346:ALA:CB	5:E:555:CYS:HA	2.21	0.63
8:2:338:LYS:HB3	8:2:380:THR:HG22	1.81	0.63
9:3:189:THR:HA	9:3:256:ILE:HG22	1.81	0.63
9:3:259:GLN:HA	9:3:273:SER:HA	1.79	0.63
9:3:543:PHE:HD2	9:3:546:LEU:HD21	1.63	0.63
10:4:243:LEU:CG	10:4:244:ASP:H	2.11	0.63
10:4:774:TYR:OH	10:4:778:ARG:NH2	2.30	0.63
12:6:182:GLN:O	12:6:186:ARG:N	2.22	0.63
12:6:546:GLY:HA2	12:6:549:LEU:HD12	1.80	0.63
13:7:319:SER:HA	13:7:322:VAL:CG2	2.29	0.63
13:7:434:LEU:HD11	13:7:699:LEU:HD21	1.81	0.63
1:A:27:VAL:HG13	1:A:28:ASN:N	2.12	0.63
1:A:46:ASN:O	1:A:50:ASN:ND2	2.32	0.63
1:A:105:ASN:HB3	1:A:110:MET:SD	2.39	0.63
1:A:110:MET:HE3	1:A:112:SER:HA	1.80	0.63
1:A:182:ASN:CG	5:E:74:LEU:HB3	2.19	0.63
1:A:184:ILE:HD11	5:E:73:GLN:NE2	2.12	0.63
2:B:99:ASP:O	2:B:102:ILE:HG12	1.98	0.63
2:B:107:THR:HG23	2:B:108:HIS:ND1	2.14	0.63
2:B:173:LEU:HG	2:B:178:ILE:HG13	1.81	0.63
4:D:170:SER:HB3	4:D:175:LEU:HD22	1.80	0.63
5:E:78:ILE:HB	5:E:118:ARG:NH2	2.14	0.63
5:E:297:ASP:HA	5:E:300:LYS:HE3	1.81	0.63
5:E:551:TRP:CE3	5:E:552:LEU:HD12	2.32	0.63
8:2:331:PHE:O	8:2:385:TYR:N	2.31	0.63

Continued on next page...

Continued from previous page...

Atom-1	Atom-2	Interatomic distance (Å)	Clash overlap (Å)
8:2:622:GLU:OE2	8:2:626:GLN:NE2	2.31	0.63
8:2:637:VAL:HG11	11:5:471:LEU:HD11	1.81	0.63
10:4:594:LYS:CG	10:4:636:LYS:HG2	2.29	0.63
12:6:640:GLU:HA	12:6:682:ALA:CA	2.28	0.63
12:6:652:ILE:O	12:6:656:MET:HG2	1.97	0.63
13:7:228:ARG:HE	13:7:329:ARG:HG3	1.63	0.63
4:D:127:LEU:O	4:D:131:THR:N	2.30	0.63
5:E:416:ARG:NH2	11:5:41:ASP:O	2.32	0.63
6:F:4:DG:H2"	6:F:5:DA:H5'	1.79	0.63
8:2:790:TYR:O	8:2:793:LEU:N	2.30	0.63
9:3:480:ASP:HA	9:3:483:ARG:HD2	1.81	0.63
10:4:280:MET:O	10:4:284:ILE:HD12	1.98	0.63
10:4:314:MET:O	10:4:317:LEU:HG	1.99	0.63
10:4:441:SER:C	10:4:442:ILE:HD12	2.19	0.63
10:4:505:ASP:O	10:4:509:ILE:HD12	1.98	0.63
11:5:152:ASP:CB	11:5:154:GLU:HG2	2.29	0.63
12:6:136:TYR:O	12:6:140:ILE:HD12	1.99	0.63
12:6:610:ALA:HA	12:6:624:GLU:HG3	1.81	0.63
12:6:805:ARG:HA	12:6:808:GLU:HB2	1.80	0.63
2:B:122:LEU:O	2:B:126:LEU:HG	1.99	0.63
8:2:328:THR:O	8:2:386:GLN:NE2	2.25	0.63
9:3:21:PHE:CE1	9:3:123:PRO:HB2	2.34	0.63
9:3:164:HIS:O	9:3:180:VAL:HG13	1.98	0.63
9:3:277:ILE:HB	9:3:322:LEU:CD2	2.28	0.63
9:3:482:ASP:O	9:3:486:ILE:HG13	1.99	0.63
10:4:437:GLY:HA2	10:4:464:VAL:CB	2.28	0.63
10:4:501:ILE:CG2	10:4:749:MET:HE3	2.28	0.63
11:5:379:PHE:HB2	11:5:568:ILE:HD13	1.81	0.63
12:6:115:PHE:O	12:6:119:LEU:N	2.23	0.63
12:6:185:LEU:HD23	12:6:189:VAL:HG23	1.81	0.63
12:6:355:ASP:HB2	12:6:356:TRP:HB3	1.81	0.63
12:6:695:LEU:O	12:6:699:LEU:HD13	1.99	0.63
1:A:84:ARG:HA	1:A:87:LEU:HD12	1.81	0.62
3:C:112:ILE:HG23	3:C:113:MET:HE2	1.79	0.62
8:2:542:LEU:HD11	8:2:652:PRO:HG3	1.81	0.62
8:2:554:LYS:HA	8:2:557:GLU:HG3	1.81	0.62
8:2:565:PHE:HA	8:2:605:LEU:HB2	1.80	0.62
8:2:850:LYS:HG2	8:2:851:VAL:H	1.64	0.62
9:3:130:THR:HG22	9:3:153:TRP:HB2	1.79	0.62
9:3:132:LEU:HD12	9:3:135:SER:OG	1.99	0.62
9:3:194:PRO:CG	13:7:374:THR:HG22	2.28	0.62

Continued on next page...

Continued from previous page...

Atom-1	Atom-2	Interatomic distance (Å)	Clash overlap (Å)
9:3:480:ASP:HA	9:3:483:ARG:CD	2.28	0.62
10:4:693:ASP:CG	10:4:694:LEU:H	2.01	0.62
1:A:162:PHE:HA	1:A:192:ARG:HA	1.81	0.62
3:C:172:MET:O	3:C:176:ILE:HG23	1.98	0.62
4:D:132:GLU:HA	4:D:135:ARG:NH2	2.14	0.62
5:E:9:SER:O	5:E:13:ASN:N	2.29	0.62
5:E:96:LEU:CB	5:E:98:ILE:HD13	2.29	0.62
5:E:271:TRP:CE2	5:E:275:LEU:HD21	2.33	0.62
8:2:585:ILE:HA	8:2:586:THR:CG2	2.29	0.62
8:2:789:VAL:O	8:2:793:LEU:HD13	1.99	0.62
9:3:360:PHE:CD1	9:3:715:VAL:HG11	2.34	0.62
10:4:304:ARG:NH2	10:4:422:GLU:HB2	2.13	0.62
11:5:86:ILE:CG2	11:5:89:LEU:HD12	2.25	0.62
11:5:302:ASN:OD1	11:5:324:ARG:HG2	1.99	0.62
11:5:605:TYR:CE2	11:5:609:LYS:HG3	2.35	0.62
12:6:516:LEU:O	12:6:520:VAL:N	2.28	0.62
12:6:733:ASP:HA	12:6:736:MET:CG	2.28	0.62
12:6:752:ARG:HA	12:6:755:ILE:CD1	2.28	0.62
12:6:806:LEU:HD11	12:6:831:LEU:CG	2.29	0.62
13:7:409:ASP:OD2	13:7:412:ASN:HB3	1.99	0.62
1:A:93:ARG:O	1:A:97:LEU:HG	1.99	0.62
1:A:165:VAL:HG13	1:A:206:GLN:H	1.64	0.62
3:C:83:LYS:HA	3:C:86:ASN:HD21	1.64	0.62
3:C:170:GLU:HB3	3:C:173:GLU:HB3	1.81	0.62
4:D:87:LEU:HA	4:D:90:ARG:HB3	1.81	0.62
4:D:188:LEU:O	4:D:192:LYS:HG2	1.99	0.62
5:E:351:TRP:HB2	5:E:511:VAL:HG13	1.81	0.62
5:E:503:GLN:O	5:E:507:PHE:N	2.31	0.62
8:2:806:THR:HG22	8:2:808:ARG:H	1.65	0.62
9:3:409:GLY:O	9:3:518:PRO:HD3	1.99	0.62
10:4:419:VAL:HG23	10:4:424:VAL:HG22	1.81	0.62
10:4:773:ALA:O	10:4:777:MET:HG2	1.99	0.62
12:6:810:ILE:HD11	12:6:827:ALA:CB	2.24	0.62
1:A:130:TYR:CD2	4:D:193:LEU:HD22	2.34	0.62
1:A:172:GLY:HA3	1:A:183:LEU:HB2	1.81	0.62
8:2:554:LYS:HE2	12:6:658:GLN:HE22	1.63	0.62
9:3:427:SER:O	9:3:428:LEU:HB2	1.98	0.62
9:3:446:VAL:O	9:3:447:THR:HG23	1.98	0.62
10:4:271:ILE:O	10:4:275:THR:HG23	1.99	0.62
11:5:180:SER:OG	11:5:247:SER:OG	2.16	0.62
11:5:438:TYR:HA	11:5:478:CYS:HB2	1.80	0.62

Continued on next page...

Continued from previous page...

Atom-1	Atom-2	Interatomic distance (Å)	Clash overlap (Å)
12:6:304:LEU:HA	12:6:353:PHE:CD1	2.35	0.62
12:6:511:ASP:OD1	12:6:514:ASN:ND2	2.31	0.62
12:6:570:ASN:ND2	12:6:678:ILE:HB	2.14	0.62
13:7:94:LEU:CA	13:7:95:GLN:HB2	2.30	0.62
13:7:154:LEU:CD1	13:7:189:THR:HG23	2.28	0.62
13:7:397:VAL:CG1	13:7:640:GLU:HG2	2.28	0.62
13:7:485:GLY:H	13:7:525:GLU:HB2	1.64	0.62
1:A:158:PRO:HG3	4:D:135:ARG:HA	1.82	0.62
2:B:97:GLU:O	2:B:100:ARG:HG2	2.00	0.62
2:B:111:ARG:O	2:B:155:LYS:NZ	2.33	0.62
2:B:157:LEU:HA	2:B:160:LEU:HB3	1.80	0.62
3:C:95:LEU:O	3:C:131:ARG:NH2	2.32	0.62
3:C:162:THR:N	3:C:163:SER:HA	2.12	0.62
3:C:181:HIS:CD2	3:C:185:LYS:HD2	2.34	0.62
5:E:31:VAL:HG11	5:E:477:PHE:CZ	2.34	0.62
5:E:157:GLU:O	5:E:161:LYS:HB2	1.99	0.62
5:E:297:ASP:HA	5:E:300:LYS:CE	2.30	0.62
5:E:473:TRP:CH2	5:E:542:PRO:HD3	2.35	0.62
5:E:634:ARG:HA	5:E:637:LEU:CG	2.28	0.62
8:2:617:ARG:HA	8:2:620:ILE:HG13	1.80	0.62
9:3:182:VAL:N	9:3:294:VAL:O	2.22	0.62
10:4:198:LEU:HD11	10:4:230:LEU:HD12	1.82	0.62
10:4:230:LEU:CD2	10:4:283:LEU:HD22	2.28	0.62
10:4:370:ARG:HB2	10:4:371:CYS:CB	2.21	0.62
10:4:559:ARG:NH2	10:4:668:ARG:HD3	2.15	0.62
11:5:44:PHE:CD1	11:5:47:ARG:HB3	2.35	0.62
11:5:409:ASP:H	11:5:518:SER:HB3	1.64	0.62
12:6:598:THR:CG2	12:6:638:ILE:HG23	2.30	0.62
12:6:616:GLU:H	12:6:617:GLU:HA	1.64	0.62
13:7:138:VAL:HG22	13:7:139:LEU:H	1.62	0.62
13:7:246:THR:N	13:7:314:LYS:O	2.32	0.62
13:7:466:LYS:HE2	13:7:600:MET:SD	2.40	0.62
13:7:489:SER:HB2	13:7:491:VAL:HG12	1.80	0.62
13:7:650:PRO:HA	13:7:706:ASP:CB	2.29	0.62
1:A:115:PHE:O	1:A:118:GLN:NE2	2.33	0.62
2:B:26:LYS:HA	2:B:69:THR:O	2.00	0.62
2:B:115:LEU:HD22	2:B:119:TRP:CE2	2.34	0.62
4:D:151:ILE:HG23	4:D:158:LEU:HD13	1.81	0.62
5:E:140:ILE:HA	5:E:141:GLN:CB	2.23	0.62
5:E:392:PHE:HA	5:E:396:LEU:CD2	2.18	0.62
10:4:618:SER:HB3	10:4:622:VAL:CB	2.29	0.62

Continued on next page...

Continued from previous page...

Atom-1	Atom-2	Interatomic distance (Å)	Clash overlap (Å)
11:5:176:ALA:HA	11:5:250:PHE:HA	1.80	0.62
11:5:494:HIS:HE1	11:5:546:ILE:HG13	1.65	0.62
11:5:617:GLN:HG2	11:5:674:GLU:OE1	1.99	0.62
12:6:106:VAL:CA	12:6:109:GLU:HB3	2.23	0.62
12:6:112:ARG:NH2	12:6:183:LYS:HB2	2.05	0.62
12:6:167:ALA:HA	12:6:170:ILE:HD12	1.82	0.62
12:6:185:LEU:O	12:6:189:VAL:N	2.29	0.62
12:6:706:MET:HG3	12:6:712:PHE:CE2	2.28	0.62
12:6:768:GLU:OE1	12:6:768:GLU:N	2.29	0.62
1:A:54:LEU:HA	1:A:57:GLN:HB3	1.81	0.62
2:B:26:LYS:HG3	2:B:70:GLU:OE1	1.99	0.62
3:C:110:LYS:O	3:C:114:LEU:N	2.30	0.62
4:D:157:TYR:O	4:D:161:LEU:N	2.31	0.62
5:E:127:ARG:O	5:E:245:THR:HA	2.00	0.62
5:E:363:PHE:HA	5:E:366:MET:HB2	1.81	0.62
8:2:339:PHE:CD2	8:2:373:PHE:HB3	2.34	0.62
8:2:556:VAL:HA	8:2:559:THR:HB	1.81	0.62
8:2:621:HIS:HA	8:2:624:MET:CE	2.30	0.62
9:3:171:LEU:CD2	9:3:172:THR:HG23	2.30	0.62
10:4:234:ARG:HB2	10:4:291:TYR:HE2	1.63	0.62
10:4:243:LEU:HG	10:4:244:ASP:H	1.64	0.62
10:4:618:SER:HB3	10:4:622:VAL:CG1	2.29	0.62
11:5:87:ILE:HB	11:5:196:ASN:ND2	2.14	0.62
11:5:97:VAL:HA	11:5:100:ARG:HG3	1.80	0.62
11:5:176:ALA:HB2	11:5:250:PHE:CE1	2.35	0.62
11:5:181:ILE:HG23	11:5:242:ILE:N	2.14	0.62
11:5:338:GLU:HB3	11:5:346:VAL:HB	1.82	0.62
12:6:417:PRO:O	12:6:448:LEU:HG	1.98	0.62
12:6:517:LYS:HA	12:6:520:VAL:CG2	2.28	0.62
1:A:7:ASN:CA	1:A:10:VAL:HG12	2.21	0.62
3:C:105:PHE:HZ	3:C:127:LEU:HD22	1.64	0.62
4:D:58:GLN:HA	4:D:61:SER:HB2	1.82	0.62
4:D:126:LEU:HD23	4:D:127:LEU:N	2.14	0.62
5:E:10:GLU:O	5:E:14:LYS:N	2.32	0.62
5:E:310:VAL:CG1	5:E:311:LYS:HA	2.30	0.62
5:E:366:MET:HG2	5:E:391:ILE:CG2	2.30	0.62
8:2:330:VAL:CG2	8:2:416:ASP:HB2	2.29	0.62
8:2:340:ASN:HB3	8:2:376:ASN:HB3	1.82	0.62
8:2:542:LEU:HB3	8:2:682:VAL:HA	1.81	0.62
9:3:179:LEU:HA	9:3:297:VAL:HA	1.82	0.62
9:3:716:ARG:NH2	9:3:725:ASP:OD1	2.33	0.62

Continued on next page...

Continued from previous page...

Atom-1	Atom-2	Interatomic distance (Å)	Clash overlap (Å)
11:5:141:SER:OG	11:5:161:ARG:NH2	2.32	0.62
11:5:184:ARG:HB3	11:5:242:ILE:CD1	2.23	0.62
11:5:546:ILE:HD12	11:5:546:ILE:H	1.65	0.62
11:5:594:ILE:HD12	11:5:594:ILE:H	1.65	0.62
12:6:763:PRO:CB	12:6:817:ASP:HA	2.28	0.62
13:7:664:TYR:O	13:7:668:ARG:N	2.33	0.62
5:E:32:SER:HB2	5:E:86:PHE:CE2	2.35	0.62
5:E:563:GLN:O	5:E:565:LEU:HG	1.99	0.62
5:E:605:PHE:CE2	5:E:650:LEU:HD21	2.35	0.62
6:F:21:DT:OP2	9:3:438:SER:OG	2.14	0.62
10:4:203:TYR:HB2	10:4:206:ARG:CG	2.29	0.62
11:5:370:LEU:HD12	11:5:594:ILE:HD11	1.80	0.62
12:6:167:ALA:HA	12:6:170:ILE:CG1	2.30	0.62
12:6:574:VAL:HG12	12:6:684:PRO:HG3	1.82	0.62
12:6:781:ARG:HG2	12:6:795:ILE:HB	1.82	0.62
13:7:207:LEU:HD12	13:7:207:LEU:O	2.00	0.62
13:7:248:VAL:O	13:7:248:VAL:HG13	2.00	0.62
1:A:78:CYS:O	1:A:82:ASN:N	2.24	0.62
1:A:107:LEU:HD21	1:A:153:GLY:HA3	1.81	0.62
4:D:134:GLU:HA	4:D:137:LYS:HB3	1.81	0.62
4:D:261:PRO:HB3	4:D:278:ARG:NH1	2.14	0.62
5:E:539:TYR:HA	5:E:544:THR:HG21	1.81	0.62
5:E:637:LEU:O	5:E:641:LEU:N	2.31	0.62
8:2:701:ASP:HA	8:2:704:VAL:CG2	2.30	0.62
9:3:214:TYR:HE1	9:3:229:ALA:CB	2.08	0.62
9:3:254:GLN:HB3	9:3:283:VAL:HG22	1.81	0.62
9:3:314:LEU:HD11	11:5:303:SER:HB3	1.81	0.62
10:4:229:GLN:HA	10:4:232:GLU:CD	2.20	0.62
10:4:258:TYR:O	10:4:262:LEU:HG	1.98	0.62
10:4:331:LEU:HD13	10:4:430:GLY:HA2	1.82	0.62
10:4:352:CYS:N	10:4:353:ASP:HA	2.15	0.62
10:4:625:ASP:CG	10:4:667:ALA:HA	2.20	0.62
10:4:696:PRO:N	10:4:697:PRO:HD2	2.15	0.62
11:5:63:VAL:N	11:5:138:ILE:O	2.32	0.62
11:5:256:LEU:O	11:5:276:MET:N	2.32	0.62
12:6:170:ILE:O	12:6:174:TYR:HB2	1.99	0.62
12:6:802:SER:O	12:6:806:LEU:N	2.33	0.62
5:E:577:ASP:HB2	5:E:633:ARG:NE	2.09	0.61
8:2:258:LEU:O	8:2:262:LYS:N	2.33	0.61
8:2:803:PHE:CB	8:2:805:ILE:H	2.08	0.61
9:3:400:ARG:O	9:3:707:ARG:NH2	2.33	0.61

Continued on next page...

Continued from previous page...

Atom-1	Atom-2	Interatomic distance (Å)	Clash overlap (Å)
10:4:456:LEU:HB2	13:7:254:ALA:HB2	1.80	0.61
11:5:75:ILE:CA	11:5:78:LYS:HB3	2.22	0.61
11:5:302:ASN:HB2	11:5:324:ARG:NH1	2.15	0.61
12:6:270:LEU:HD11	12:6:287:LEU:HD21	1.81	0.61
12:6:294:VAL:HG23	12:6:393:ASP:O	2.00	0.61
12:6:572:CYS:HA	12:6:680:ALA:O	2.00	0.61
13:7:89:GLN:HE22	13:7:103:VAL:H	1.48	0.61
13:7:466:LYS:HD3	13:7:566:ALA:HB1	1.82	0.61
1:A:158:PRO:HD2	2:B:18:PHE:CE1	2.35	0.61
1:A:169:LYS:HG3	1:A:185:LYS:HE2	1.82	0.61
3:C:137:HIS:CD2	11:5:55:LEU:HD22	2.35	0.61
5:E:5:ILE:HD13	5:E:134:ILE:HG23	1.81	0.61
5:E:134:ILE:HA	5:E:142:CYS:SG	2.40	0.61
9:3:260:GLU:OE1	9:3:260:GLU:N	2.23	0.61
9:3:389:VAL:O	9:3:389:VAL:HG12	1.99	0.61
9:3:476:ASP:HB3	9:3:516:ALA:HB1	1.82	0.61
11:5:236:CYS:SG	11:5:240:PRO:HG3	2.39	0.61
11:5:287:ILE:HG23	11:5:288:PRO:HD2	1.80	0.61
11:5:614:LEU:HA	11:5:672:ALA:HB3	1.81	0.61
11:5:663:LEU:HD23	11:5:663:LEU:O	2.00	0.61
12:6:130:GLY:CA	12:6:131:GLU:HB3	2.29	0.61
12:6:289:SER:HA	12:6:397:PHE:O	2.00	0.61
12:6:611:ALA:HB3	12:6:612:VAL:C	2.19	0.61
1:A:37:ILE:O	1:A:41:LEU:HG	2.00	0.61
5:E:288:TYR:HA	5:E:291:LEU:HB2	1.80	0.61
5:E:292:TYR:OH	5:E:406:ARG:NH1	2.33	0.61
8:2:458:ARG:HH22	8:2:562:ARG:HA	1.64	0.61
8:2:570:GLY:N	8:2:571:ALA:CA	2.63	0.61
9:3:167:SER:HB3	9:3:168:PRO:HD2	1.82	0.61
9:3:374:HIS:O	9:3:378:LYS:HG2	1.99	0.61
10:4:181:TRP:CZ2	13:7:149:ARG:HB2	2.35	0.61
10:4:249:LEU:HD12	10:4:250:ALA:CA	2.29	0.61
10:4:303:VAL:HG12	10:4:305:PRO:CD	2.26	0.61
11:5:83:PRO:O	11:5:87:ILE:HG13	1.99	0.61
11:5:426:LEU:HA	11:5:429:VAL:CG2	2.29	0.61
11:5:571:HIS:O	11:5:575:ILE:HG13	1.99	0.61
11:5:633:LEU:CD1	11:5:648:ILE:HD11	2.30	0.61
12:6:533:ILE:O	12:6:587:TYR:OH	2.12	0.61
13:7:225:LEU:O	13:7:241:VAL:HB	2.00	0.61
13:7:367:LYS:HA	13:7:368:ALA:CB	2.25	0.61
1:A:71:GLN:O	1:A:75:THR:N	2.27	0.61

Continued on next page...

Continued from previous page...

Atom-1	Atom-2	Interatomic distance (Å)	Clash overlap (Å)
1:A:147:VAL:CG1	1:A:149:ILE:HG13	2.30	0.61
1:A:196:VAL:HG13	1:A:205:LEU:CD1	2.31	0.61
3:C:188:LYS:HA	3:C:191:MET:CG	2.30	0.61
5:E:8:PHE:HE2	5:E:254:GLN:HB3	1.65	0.61
5:E:131:LEU:O	5:E:155:GLN:NE2	2.33	0.61
5:E:292:TYR:O	5:E:296:GLN:N	2.29	0.61
5:E:359:LEU:HG	5:E:363:PHE:CE2	2.35	0.61
8:2:506:TYR:HB2	8:2:698:PHE:CZ	2.35	0.61
8:2:849:GLN:HB2	8:2:853:VAL:HB	1.83	0.61
9:3:553:ILE:CB	11:5:630:ARG:HD2	2.30	0.61
9:3:566:LEU:HD11	11:5:623:SER:HB3	1.81	0.61
10:4:178:ARG:NH1	10:4:187:ILE:HD12	2.15	0.61
10:4:188:GLN:C	10:4:190:CYS:H	2.03	0.61
10:4:277:LYS:O	10:4:281:VAL:HG23	2.00	0.61
10:4:340:PRO:HG2	12:6:450:TYR:O	2.01	0.61
10:4:442:ILE:HD13	10:4:460:TYR:HE2	1.66	0.61
10:4:748:THR:HA	10:4:751:ILE:CD1	2.29	0.61
10:4:778:ARG:HH21	10:4:794:THR:HA	1.66	0.61
10:4:820:GLU:HA	10:4:823:GLN:HE22	1.64	0.61
11:5:164:GLY:HA3	11:5:258:LEU:HD11	1.82	0.61
11:5:649:THR:OG1	11:5:652:GLN:HG2	2.00	0.61
12:6:525:ILE:HG22	12:6:746:PHE:HZ	1.66	0.61
13:7:287:GLU:HA	13:7:290:SER:CB	2.30	0.61
1:A:145:ASP:HB3	1:A:147:VAL:CG2	2.31	0.61
3:C:20:PHE:HA	3:C:72:VAL:HA	1.82	0.61
3:C:50:LEU:O	3:C:54:LEU:HG	2.00	0.61
4:D:99:GLU:O	4:D:103:MET:HG2	2.01	0.61
5:E:302:LEU:HD12	5:E:302:LEU:O	1.99	0.61
9:3:123:PRO:HA	9:3:126:GLU:CD	2.21	0.61
9:3:216:ASP:OD1	9:3:219:THR:N	2.34	0.61
10:4:188:GLN:O	10:4:190:CYS:N	2.29	0.61
10:4:340:PRO:HD3	12:6:452:ILE:CD1	2.31	0.61
10:4:710:ASP:OD2	13:7:672:LYS:NZ	2.31	0.61
11:5:382:GLU:OE1	11:5:382:GLU:N	2.30	0.61
11:5:384:ILE:HG23	11:5:554:PHE:HD2	1.65	0.61
11:5:391:LEU:HA	11:5:409:ASP:OD2	2.00	0.61
11:5:485:MET:HG2	11:5:490:ARG:HB2	1.82	0.61
13:7:421:GLU:HA	13:7:625:GLN:OE1	2.00	0.61
5:E:161:LYS:HB3	5:E:233:TYR:CD2	2.36	0.61
5:E:519:ILE:HG13	5:E:528:CYS:SG	2.41	0.61
8:2:319:ARG:HE	8:2:427:THR:CG2	2.14	0.61

Continued on next page...

Continued from previous page...

Atom-1	Atom-2	Interatomic distance (Å)	Clash overlap (Å)
8:2:571:ALA:HB3	12:6:665:LYS:CE	2.29	0.61
10:4:397:ILE:HB	10:4:417:LEU:CD1	2.31	0.61
10:4:704:LEU:HD12	10:4:705:VAL:H	1.65	0.61
11:5:618:ALA:O	11:5:622:LEU:HG	1.99	0.61
13:7:127:LEU:HD12	13:7:128:PRO:N	2.16	0.61
13:7:459:MET:CB	13:7:597:LEU:HD21	2.28	0.61
1:A:79:MET:CB	4:D:206:LEU:HD11	2.31	0.61
2:B:122:LEU:C	2:B:126:LEU:HG	2.21	0.61
4:D:231:HIS:HB2	4:D:274:ILE:HG22	1.82	0.61
4:D:267:VAL:N	4:D:268:GLU:HA	2.15	0.61
5:E:137:SER:HA	5:E:140:ILE:HD11	1.81	0.61
5:E:140:ILE:HB	5:E:142:CYS:N	2.16	0.61
5:E:491:LEU:HD12	5:E:492:LEU:N	2.16	0.61
8:2:266:GLU:O	8:2:270:ILE:N	2.33	0.61
8:2:296:ARG:HD2	8:2:454:ASN:O	2.00	0.61
8:2:338:LYS:HD2	8:2:347:ILE:CG2	2.31	0.61
8:2:347:ILE:HD13	8:2:379:LYS:HG3	1.82	0.61
8:2:445:PRO:HD3	12:6:325:PHE:CB	2.31	0.61
8:2:684:ARG:HB3	8:2:685:ASP:CB	2.30	0.61
9:3:193:ARG:NH2	9:3:451:GLU:O	2.34	0.61
9:3:690:ASP:OD2	9:3:697:ILE:HD11	2.00	0.61
10:4:803:ARG:HA	10:4:806:GLU:OE2	2.00	0.61
11:5:141:SER:CB	11:5:161:ARG:HH21	2.13	0.61
11:5:155:HIS:O	11:5:298:TYR:HB3	2.01	0.61
11:5:299:SER:O	11:5:300:ILE:HD13	2.01	0.61
11:5:435:ILE:HD12	11:5:475:GLY:HA3	1.83	0.61
12:6:363:GLU:HB3	12:6:374:PRO:HB3	1.83	0.61
13:7:333:ILE:CD1	13:7:376:LEU:HD23	2.30	0.61
13:7:654:GLU:HA	13:7:657:ASN:HB2	1.81	0.61
2:B:165:GLU:OE1	2:B:165:GLU:N	2.27	0.61
3:C:165:PHE:O	3:C:168:LYS:HG2	2.00	0.61
4:D:83:LEU:O	4:D:86:ARG:HG2	2.01	0.61
4:D:224:TRP:HB3	4:D:280:GLU:HB2	1.81	0.61
8:2:289:ILE:HG22	8:2:290:HIS:CD2	2.35	0.61
9:3:181:SER:CB	9:3:295:VAL:HG22	2.31	0.61
9:3:294:VAL:HG22	9:3:326:VAL:CG1	2.30	0.61
9:3:446:VAL:HG21	9:3:458:GLU:HB2	1.82	0.61
9:3:459:ALA:H	13:7:327:ILE:HD11	1.65	0.61
9:3:470:VAL:CG1	9:3:512:VAL:HG13	2.30	0.61
9:3:666:ARG:HB3	9:3:667:VAL:HG23	1.83	0.61
10:4:234:ARG:HG3	10:4:291:TYR:OH	2.01	0.61

Continued on next page...

Continued from previous page...

Atom-1	Atom-2	Interatomic distance (Å)	Clash overlap (Å)
10:4:245:ALA:O	10:4:307:ASN:HB3	2.00	0.61
10:4:345:ALA:N	10:4:360:ILE:HD12	2.15	0.61
10:4:654:ILE:N	10:4:665:LEU:O	2.27	0.61
11:5:301:TYR:HD2	11:5:327:TYR:CD2	2.19	0.61
11:5:655:ALA:O	11:5:659:ILE:HD12	2.01	0.61
13:7:671:SER:OG	13:7:682:GLY:HA2	2.00	0.61
3:C:137:HIS:CB	11:5:55:LEU:HB3	2.27	0.61
3:C:138:HIS:HB3	3:C:177:TYR:CE1	2.35	0.61
4:D:259:THR:OG1	4:D:260:ILE:N	2.34	0.61
5:E:336:ASP:HA	5:E:339:TYR:HB3	1.83	0.61
5:E:612:ILE:HG21	5:E:640:PHE:HD1	1.65	0.61
6:F:21:DT:H3'	11:5:506:LYS:HE2	1.82	0.61
8:2:591:LEU:HD23	8:2:592:GLU:N	2.16	0.61
8:2:779:HIS:O	8:2:783:MET:HG2	2.00	0.61
8:2:793:LEU:HD11	8:2:863:ILE:HG13	1.83	0.61
8:2:815:ARG:HG3	8:2:818:GLU:OE2	2.01	0.61
9:3:356:LYS:HB2	9:3:359:ILE:CG2	2.26	0.61
9:3:706:ILE:HD13	13:7:620:HIS:CD2	2.36	0.61
10:4:332:VAL:HB	10:4:430:GLY:H	1.66	0.61
10:4:652:GLN:NE2	10:4:668:ARG:HA	2.15	0.61
10:4:714:GLU:HB3	10:4:715:LYS:HB2	1.83	0.61
11:5:300:ILE:HD13	11:5:326:PRO:HA	1.82	0.61
11:5:439:THR:HA	11:5:444:SER:HB2	1.83	0.61
12:6:625:ALA:CB	12:6:626:GLY:HA2	2.18	0.61
12:6:811:ALA:HB2	12:6:819:ILE:CG1	2.28	0.61
13:7:128:PRO:CD	13:7:129:THR:HA	2.30	0.61
4:D:212:THR:HB	4:D:213:GLU:C	2.21	0.61
5:E:78:ILE:H	5:E:78:ILE:HD12	1.65	0.61
5:E:151:THR:HA	5:E:152:LEU:CB	2.28	0.61
8:2:305:SER:HA	8:2:321:THR:HG22	1.83	0.61
8:2:621:HIS:HA	8:2:624:MET:HE3	1.82	0.61
11:5:45:ILE:HG13	11:5:46:TYR:N	2.14	0.61
12:6:274:HIS:HB2	12:6:288:LEU:HD21	1.82	0.61
12:6:650:VAL:O	12:6:654:GLU:HG3	2.01	0.61
13:7:153:MET:O	13:7:157:ARG:HB2	2.01	0.61
13:7:236:GLY:HA2	13:7:356:LEU:HD21	1.83	0.61
13:7:575:ASN:CB	13:7:578:LEU:HD13	2.21	0.61
2:B:27:ILE:HG22	2:B:87:ILE:HA	1.83	0.60
2:B:157:LEU:HA	2:B:160:LEU:CB	2.31	0.60
5:E:284:TYR:HB2	5:E:286:GLN:NE2	2.15	0.60
5:E:369:PRO:HG3	8:2:289:ILE:HD12	1.83	0.60

Continued on next page...

Continued from previous page...

Atom-1	Atom-2	Interatomic distance (Å)	Clash overlap (Å)
5:E:420:SER:O	5:E:424:PHE:N	2.29	0.60
8:2:481:GLU:O	8:2:485:ARG:N	2.33	0.60
8:2:626:GLN:NE2	8:2:628:SER:O	2.33	0.60
9:3:181:SER:CA	9:3:295:VAL:HG22	2.31	0.60
9:3:371:ILE:HD11	11:5:404:MET:HE1	1.82	0.60
10:4:559:ARG:NE	10:4:668:ARG:HB2	2.16	0.60
10:4:642:ARG:HD3	10:4:698:LEU:HD22	1.82	0.60
10:4:688:VAL:HG11	10:4:836:TYR:HD1	1.66	0.60
11:5:487:ASP:O	11:5:491:VAL:HG23	2.00	0.60
11:5:494:HIS:HB3	11:5:549:ARG:NE	2.16	0.60
11:5:502:ILE:O	11:5:513:LEU:HG	2.01	0.60
12:6:301:ARG:O	12:6:356:TRP:N	2.32	0.60
13:7:443:ARG:HG3	13:7:449:LYS:CE	2.28	0.60
1:A:14:LYS:HB2	3:C:6:ILE:HD12	1.83	0.60
1:A:145:ASP:CB	1:A:147:VAL:HG23	2.30	0.60
1:A:192:ARG:NH1	4:D:130:GLU:HG3	2.16	0.60
3:C:27:LEU:CD2	3:C:29:TYR:H	2.09	0.60
3:C:27:LEU:HD12	3:C:38:ILE:HG12	1.83	0.60
3:C:111:TRP:HA	3:C:114:LEU:HB3	1.83	0.60
5:E:556:CYS:O	5:E:560:GLU:HG2	2.01	0.60
8:2:301:PRO:CB	8:2:303:ILE:HG12	2.29	0.60
8:2:695:LEU:O	8:2:699:VAL:N	2.30	0.60
8:2:763:LEU:HD12	8:2:764:MET:N	2.15	0.60
9:3:32:LEU:HD22	9:3:38:TYR:HB2	1.82	0.60
9:3:372:TYR:CZ	9:3:564:HIS:HB3	2.36	0.60
9:3:441:GLY:HA2	9:3:460:GLY:C	2.22	0.60
9:3:519:VAL:HG22	9:3:534:ALA:CB	2.27	0.60
10:4:334:ARG:NH1	10:4:398:LYS:HD3	2.15	0.60
10:4:458:LYS:HA	13:7:252:LYS:HZ1	1.63	0.60
11:5:136:GLN:NE2	11:5:282:LEU:HG	2.16	0.60
11:5:432:VAL:O	11:5:600:LYS:HE2	2.00	0.60
11:5:502:ILE:HB	11:5:513:LEU:CD1	2.31	0.60
11:5:643:ARG:NH1	11:5:691:ALA:O	2.34	0.60
12:6:137:ARG:O	12:6:141:GLU:HG2	2.01	0.60
13:7:208:SER:HA	13:7:222:SER:CB	2.31	0.60
13:7:238:LEU:CB	13:7:354:ILE:HG22	2.31	0.60
13:7:283:GLU:O	13:7:298:LEU:HG	2.01	0.60
13:7:546:ILE:O	13:7:556:THR:HA	2.01	0.60
13:7:650:PRO:HG3	13:7:700:ALA:HB3	1.83	0.60
13:7:705:ALA:O	13:7:707:MET:HG2	2.01	0.60
1:A:90:GLN:HA	1:A:93:ARG:HB3	1.82	0.60

Continued on next page...

Continued from previous page...

Atom-1	Atom-2	Interatomic distance (Å)	Clash overlap (Å)
1:A:169:LYS:H	1:A:185:LYS:CD	2.08	0.60
2:B:8:GLN:O	4:D:71:ARG:NH2	2.34	0.60
3:C:50:LEU:HD12	3:C:51:ALA:N	2.15	0.60
8:2:458:ARG:NH2	8:2:562:ARG:HA	2.15	0.60
10:4:647:GLU:OE2	10:4:655:SER:N	2.20	0.60
10:4:824:GLU:O	10:4:828:LEU:N	2.32	0.60
11:5:391:LEU:O	11:5:391:LEU:HD23	2.01	0.60
11:5:673:GLN:HB2	11:5:676:HIS:HB2	1.83	0.60
12:6:111:VAL:O	12:6:115:PHE:N	2.28	0.60
12:6:632:ASP:HA	12:6:676:THR:CG2	2.26	0.60
13:7:461:ASP:HB3	13:7:569:PRO:HD2	1.82	0.60
1:A:138:ILE:HG23	1:A:142:LYS:NZ	2.16	0.60
4:D:60:PHE:HE1	4:D:136:LEU:HG	1.67	0.60
4:D:170:SER:CB	4:D:175:LEU:HD13	2.29	0.60
8:2:585:ILE:HA	8:2:586:THR:HG22	1.83	0.60
9:3:113:GLY:HA2	9:3:116:VAL:HB	1.83	0.60
9:3:432:THR:O	9:3:473:ASP:N	2.31	0.60
9:3:494:THR:HA	9:3:508:ALA:H	1.66	0.60
11:5:550:PHE:HB2	11:5:553:ILE:HD11	1.82	0.60
11:5:594:ILE:HG21	11:5:599:MET:HB2	1.81	0.60
13:7:353:GLY:HA2	13:7:379:GLN:HG2	1.83	0.60
1:A:130:TYR:HB2	4:D:193:LEU:HD13	1.84	0.60
2:B:146:GLN:HG2	11:5:44:PHE:HZ	1.66	0.60
4:D:76:LEU:HD22	4:D:151:ILE:CD1	2.18	0.60
4:D:216:VAL:HG21	4:D:219:ILE:HG13	1.83	0.60
8:2:266:GLU:HA	8:2:269:LYS:CB	2.19	0.60
8:2:785:LYS:HG2	8:2:789:VAL:CG2	2.31	0.60
8:2:794:ARG:HD2	11:5:565:ASP:OD2	2.02	0.60
8:2:819:SER:O	8:2:823:MET:HG3	2.01	0.60
9:3:299:LYS:HG3	9:3:322:LEU:HG	1.83	0.60
9:3:457:LEU:HG	9:3:502:ILE:HD13	1.83	0.60
9:3:705:LEU:HD21	9:3:733:LEU:CD1	2.30	0.60
10:4:401:GLU:HG2	10:4:403:PRO:HD3	1.82	0.60
10:4:437:GLY:HA2	10:4:464:VAL:HG23	1.84	0.60
10:4:806:GLU:HA	10:4:809:ALA:HB3	1.82	0.60
11:5:50:LEU:O	11:5:54:ILE:HG13	2.00	0.60
11:5:384:ILE:HG23	11:5:554:PHE:CD2	2.36	0.60
11:5:434:PRO:CA	11:5:600:LYS:HD3	2.31	0.60
11:5:656:ILE:HA	11:5:659:ILE:CD1	2.31	0.60
12:6:616:GLU:N	12:6:617:GLU:HA	2.17	0.60
13:7:461:ASP:OD2	13:7:573:ARG:HA	2.01	0.60

Continued on next page...

Continued from previous page...

Atom-1	Atom-2	Interatomic distance (Å)	Clash overlap (Å)
13:7:493:LEU:CB	13:7:513:LEU:HG	2.31	0.60
13:7:575:ASN:O	13:7:578:LEU:HB2	2.02	0.60
13:7:584:ILE:HD13	13:7:591:LEU:CD2	2.31	0.60
2:B:187:GLU:HB2	3:C:179:LYS:HZ3	1.67	0.60
5:E:545:LEU:CA	5:E:548:LEU:HB3	2.30	0.60
8:2:430:TYR:OH	8:2:449:THR:HG21	2.01	0.60
8:2:553:LEU:O	8:2:557:GLU:HG3	2.02	0.60
9:3:348:ARG:HA	9:3:351:ASN:HD22	1.65	0.60
9:3:372:TYR:CE2	9:3:561:ILE:HA	2.36	0.60
9:3:500:ALA:HB3	9:3:501:GLY:HA2	1.82	0.60
9:3:660:VAL:O	9:3:664:LYS:HG3	2.02	0.60
10:4:239:SER:OG	10:4:301:TYR:HA	2.01	0.60
10:4:795:THR:HA	10:4:798:LEU:HB3	1.84	0.60
10:4:827:ARG:HA	10:4:830:ARG:CG	2.30	0.60
11:5:349:PHE:CB	11:5:601:ARG:HH21	2.12	0.60
11:5:374:ILE:HA	11:5:428:PHE:CZ	2.37	0.60
11:5:456:ASP:HB3	11:5:460:ARG:O	2.02	0.60
12:6:689:TYR:HD2	12:6:716:LEU:HD12	1.67	0.60
12:6:695:LEU:HB3	12:6:838:VAL:CG1	2.23	0.60
13:7:149:ARG:O	13:7:153:MET:HG3	2.00	0.60
13:7:203:TYR:OH	13:7:339:LEU:N	2.33	0.60
1:A:23:SER:N	1:A:24:ASN:CA	2.65	0.60
2:B:55:THR:HG22	4:D:94:GLN:HE22	1.65	0.60
4:D:151:ILE:HG23	4:D:158:LEU:CD1	2.32	0.60
5:E:582:ALA:HA	5:E:629:ILE:HA	1.82	0.60
5:E:603:ASN:OD1	5:E:604:ASN:N	2.35	0.60
8:2:399:PRO:HB2	12:6:630:LEU:HB3	1.83	0.60
9:3:234:GLU:HA	9:3:239:ASN:O	2.00	0.60
9:3:706:ILE:HD13	13:7:620:HIS:HD2	1.66	0.60
10:4:653:THR:HA	10:4:667:ALA:H	1.66	0.60
10:4:717:ASP:O	10:4:721:ALA:N	2.28	0.60
10:4:761:ILE:CD1	12:6:737:LYS:HD2	2.32	0.60
11:5:626:PHE:CE2	11:5:630:ARG:HB2	2.36	0.60
13:7:354:ILE:H	13:7:379:GLN:HG2	1.67	0.60
2:B:119:TRP:HA	2:B:122:LEU:CD1	2.31	0.60
2:B:155:LYS:HA	2:B:158:LYS:CG	2.30	0.60
5:E:38:ALA:O	5:E:42:THR:HG23	2.02	0.60
7:G:5:DA:H5"	9:3:230:ILE:CD1	2.31	0.60
8:2:259:PHE:O	8:2:263:CYS:N	2.34	0.60
8:2:327:ARG:HH12	8:2:420:PRO:HD3	1.67	0.60
9:3:368:ALA:HB1	9:3:371:ILE:CB	2.24	0.60

Continued on next page...

Continued from previous page...

Atom-1	Atom-2	Interatomic distance (Å)	Clash overlap (Å)
10:4:235:GLU:HG3	10:4:291:TYR:OH	2.02	0.60
10:4:458:LYS:CE	12:6:413:PRO:HD3	2.30	0.60
10:4:631:ILE:HB	10:4:673:ALA:CB	2.31	0.60
11:5:568:ILE:O	11:5:572:VAL:HG23	2.01	0.60
12:6:264:GLN:NE2	12:6:383:GLY:HA2	2.16	0.60
12:6:292:GLY:O	12:6:394:ARG:HA	2.00	0.60
12:6:344:TRP:CB	12:6:345:THR:CA	2.80	0.60
13:7:115:GLU:O	13:7:119:ARG:N	2.34	0.60
13:7:128:PRO:HB2	13:7:129:THR:CA	2.31	0.60
1:A:169:LYS:CA	1:A:185:LYS:HD3	2.32	0.60
1:A:202:GLN:HB3	1:A:204:TYR:HD2	1.67	0.60
2:B:178:ILE:HA	2:B:181:LEU:CD2	2.31	0.60
4:D:132:GLU:HG2	4:D:135:ARG:HH12	1.67	0.60
5:E:520:LYS:HB2	5:E:527:LEU:HD22	1.83	0.60
8:2:338:LYS:HD2	8:2:347:ILE:HG22	1.84	0.60
8:2:565:PHE:HD1	8:2:605:LEU:HB3	1.66	0.60
8:2:567:THR:HG22	8:2:572:SER:CB	2.31	0.60
8:2:630:SER:HB2	11:5:445:SER:HA	1.84	0.60
9:3:439:GLY:HA2	9:3:442:LEU:HD22	1.84	0.60
9:3:470:VAL:HB	9:3:512:VAL:HA	1.84	0.60
11:5:165:ILE:HD11	11:5:291:ARG:NH1	2.17	0.60
11:5:393:MET:SD	11:5:603:ILE:HG23	2.41	0.60
11:5:588:GLU:HB3	11:5:593:GLU:CB	2.31	0.60
12:6:358:LYS:HD2	12:6:378:ASP:OD2	2.01	0.60
12:6:748:ALA:O	12:6:752:ARG:HG3	2.02	0.60
13:7:689:LEU:HD12	13:7:692:ILE:HG21	1.83	0.60
1:A:188:GLN:HG3	5:E:58:ILE:HD12	1.84	0.60
3:C:15:GLU:HB3	3:C:45:SER:HB2	1.84	0.60
5:E:525:TYR:HE1	5:E:568:VAL:HG21	1.67	0.60
8:2:219:THR:CB	8:2:223:GLY:HA2	2.30	0.60
8:2:580:VAL:HG11	8:2:592:GLU:N	2.17	0.60
8:2:776:PRO:HA	8:2:827:GLU:C	2.22	0.60
9:3:152:PRO:CB	9:3:154:LYS:HE3	2.32	0.60
9:3:338:ALA:HB3	9:3:339:ARG:HA	1.82	0.60
9:3:367:LEU:HA	9:3:421:PHE:CZ	2.37	0.60
10:4:224:LEU:HD11	10:4:227:ILE:CG1	2.32	0.60
10:4:830:ARG:O	10:4:834:LYS:HG2	2.01	0.60
11:5:296:GLY:HA3	11:5:329:LYS:O	2.01	0.60
11:5:389:VAL:HA	11:5:392:LEU:CD1	2.31	0.60
12:6:765:LEU:HD12	12:6:819:ILE:HB	1.84	0.60
1:A:149:ILE:HD13	4:D:144:ILE:HD11	1.82	0.59

Continued on next page...

Continued from previous page...

Atom-1	Atom-2	Interatomic distance (Å)	Clash overlap (Å)
1:A:158:PRO:O	1:A:159:SER:OG	2.17	0.59
1:A:166:ARG:HA	1:A:188:GLN:HA	1.83	0.59
1:A:175:GLN:HG3	1:A:181:PHE:H	1.66	0.59
4:D:258:VAL:HG13	4:D:259:THR:C	2.23	0.59
5:E:15:ILE:O	5:E:19:SER:OG	2.20	0.59
7:G:8:DG:H2'	7:G:9:DA:C8	2.37	0.59
8:2:548:ALA:O	8:2:552:ILE:HD12	2.01	0.59
8:2:569:GLN:C	8:2:571:ALA:HA	2.23	0.59
8:2:621:HIS:HB2	8:2:673:ILE:CG1	2.21	0.59
8:2:705:ARG:CB	12:6:559:THR:HB	2.26	0.59
10:4:262:LEU:O	10:4:324:LYS:HG2	2.01	0.59
10:4:347:PHE:CE1	10:4:384:LEU:HD12	2.38	0.59
10:4:654:ILE:HB	10:4:665:LEU:CD1	2.31	0.59
11:5:412:VAL:O	11:5:521:ALA:N	2.32	0.59
11:5:631:LYS:O	11:5:635:ILE:HG13	2.02	0.59
11:5:633:LEU:HB2	11:5:648:ILE:CD1	2.29	0.59
12:6:143:MET:HE2	12:6:150:THR:HG22	1.83	0.59
13:7:116:LEU:O	13:7:119:ARG:HG2	2.02	0.59
13:7:269:VAL:HG11	13:7:281:LEU:HD21	1.84	0.59
13:7:618:TYR:CE2	13:7:625:GLN:HA	2.37	0.59
1:A:12:GLU:O	1:A:15:ARG:HG2	2.01	0.59
4:D:218:MET:H	4:D:219:ILE:HB	1.65	0.59
5:E:344:VAL:HG13	5:E:348:LEU:CD1	2.32	0.59
8:2:314:LEU:HD12	8:2:315:SER:HB3	1.84	0.59
8:2:333:GLN:HG3	8:2:335:LYS:H	1.66	0.59
8:2:553:LEU:HD12	8:2:554:LYS:N	2.17	0.59
8:2:581:ARG:HD3	8:2:634:ALA:CB	2.16	0.59
9:3:48:TYR:CD2	9:3:92:LEU:HG	2.37	0.59
9:3:446:VAL:HB	9:3:456:ARG:O	2.02	0.59
9:3:518:PRO:CB	9:3:524:ASP:HB2	2.32	0.59
10:4:314:MET:HG2	10:4:413:HIS:HD2	1.67	0.59
10:4:602:THR:CA	10:4:619:GLY:HA3	2.31	0.59
10:4:912:GLN:NE2	12:6:700:ASN:OD1	2.34	0.59
11:5:172:LEU:HD21	11:5:283:THR:HB	1.83	0.59
11:5:378:ILE:HA	14:5:801:ATP:N1	2.17	0.59
11:5:667:GLU:OE2	11:5:673:GLN:NE2	2.35	0.59
12:6:185:LEU:O	12:6:189:VAL:HG23	2.02	0.59
12:6:355:ASP:CB	12:6:356:TRP:HB3	2.32	0.59
12:6:806:LEU:O	12:6:810:ILE:HG13	2.02	0.59
13:7:491:VAL:HA	13:7:494:THR:CG2	2.31	0.59
1:A:168:LEU:HD22	1:A:168:LEU:N	2.17	0.59

Continued on next page...

Continued from previous page...

Atom-1	Atom-2	Interatomic distance (Å)	Clash overlap (Å)
1:A:192:ARG:HH12	4:D:130:GLU:HG3	1.64	0.59
5:E:46:SER:O	5:E:50:LYS:HG3	2.02	0.59
5:E:150:ASP:N	5:E:152:LEU:HB3	2.15	0.59
5:E:559:SER:HA	5:E:560:GLU:CB	2.28	0.59
5:E:632:ILE:CG1	5:E:637:LEU:HB3	2.32	0.59
8:2:341:CYS:SG	8:2:348:LEU:HD22	2.42	0.59
8:2:511:ILE:O	8:2:515:VAL:HG23	2.02	0.59
8:2:569:GLN:NE2	8:2:616:ASP:OD2	2.35	0.59
8:2:671:GLU:HB3	8:2:672:PRO:HD3	1.84	0.59
9:3:291:ARG:HB3	9:3:329:LEU:HD11	1.84	0.59
10:4:223:GLU:HB3	10:4:228:LYS:CE	2.32	0.59
10:4:419:VAL:CG1	10:4:463:VAL:HG11	2.33	0.59
11:5:261:ILE:HG23	11:5:291:ARG:HH12	1.68	0.59
11:5:374:ILE:HD11	11:5:389:VAL:HG22	1.83	0.59
11:5:453:VAL:HB	11:5:506:LYS:CD	2.32	0.59
12:6:277:ARG:HD3	12:6:367:GLU:OE2	2.01	0.59
12:6:695:LEU:CB	12:6:838:VAL:HG13	2.23	0.59
12:6:776:LYS:CA	12:6:779:GLU:HG2	2.32	0.59
13:7:517:ASP:HA	13:7:561:THR:HG22	1.84	0.59
13:7:517:ASP:N	13:7:561:THR:HG22	2.17	0.59
13:7:581:LEU:HD23	13:7:581:LEU:O	2.01	0.59
2:B:17:GLN:CB	2:B:121:VAL:HG11	2.32	0.59
4:D:172:THR:HG21	4:D:177:LYS:NZ	2.18	0.59
4:D:267:VAL:H	4:D:268:GLU:HA	1.67	0.59
5:E:503:GLN:HA	5:E:506:ILE:CB	2.23	0.59
5:E:511:VAL:HA	5:E:514:LEU:HG	1.83	0.59
6:F:10:DT:H2'	6:F:11:DC:H6	1.66	0.59
6:F:23:DT:H1'	6:F:24:DT:C4	2.37	0.59
8:2:409:ILE:HB	8:2:452:GLU:HB2	1.84	0.59
8:2:695:LEU:HD11	14:2:901:ATP:C6	2.36	0.59
9:3:408:VAL:HA	9:3:415:LYS:HZ3	1.66	0.59
9:3:475:PHE:O	9:3:483:ARG:NH1	2.35	0.59
9:3:500:ALA:HB3	9:3:501:GLY:CA	2.32	0.59
9:3:500:ALA:H	9:3:501:GLY:HA3	1.67	0.59
10:4:420:TYR:C	10:4:424:VAL:HG23	2.22	0.59
10:4:633:GLU:OE1	10:4:636:LYS:HD2	2.02	0.59
11:5:35:ILE:O	11:5:47:ARG:HB2	2.02	0.59
12:6:134:LYS:HG2	12:6:137:ARG:CG	2.32	0.59
12:6:510:SER:O	12:6:513:ILE:HG22	2.02	0.59
13:7:142:ILE:HG22	13:7:146:ARG:HE	1.67	0.59
13:7:232:GLY:O	13:7:235:LEU:HD13	2.01	0.59

Continued on next page...

Continued from previous page...

Atom-1	Atom-2	Interatomic distance (Å)	Clash overlap (Å)
13:7:537:ILE:HA	13:7:540:VAL:CB	2.33	0.59
4:D:144:ILE:HG13	4:D:145:ARG:N	2.17	0.59
4:D:204:GLU:HA	4:D:207:GLN:CD	2.22	0.59
4:D:264:LYS:HG2	4:D:265:GLU:H	1.67	0.59
5:E:347:LYS:CD	5:E:401:LEU:HD23	2.32	0.59
8:2:337:VAL:O	8:2:351:PHE:N	2.35	0.59
8:2:657:TYR:O	10:4:928:ARG:NH2	2.35	0.59
9:3:172:THR:HA	9:3:175:HIS:H	1.66	0.59
9:3:315:ILE:HG22	11:5:255:PHE:CZ	2.36	0.59
10:4:224:LEU:HD11	10:4:227:ILE:HG12	1.83	0.59
10:4:433:ILE:HG22	10:4:435:VAL:HG23	1.84	0.59
10:4:656:ILE:N	10:4:663:THR:O	2.23	0.59
10:4:722:LYS:HA	10:4:725:THR:CB	2.32	0.59
11:5:90:PHE:C	11:5:94:ILE:HD12	2.23	0.59
11:5:97:VAL:HA	11:5:100:ARG:CG	2.32	0.59
11:5:151:LEU:HD11	11:5:274:LEU:HD11	1.84	0.59
11:5:673:GLN:O	11:5:677:VAL:HG23	2.02	0.59
12:6:142:PHE:HA	12:6:145:ILE:HG12	1.84	0.59
12:6:653:HIS:HB2	12:6:705:ILE:CG2	2.30	0.59
13:7:458:LEU:HB2	13:7:566:ALA:CB	2.32	0.59
13:7:539:GLU:OE2	13:7:545:THR:HB	2.03	0.59
1:A:27:VAL:HG11	1:A:100:MET:SD	2.43	0.59
1:A:106:GLY:H	1:A:107:LEU:HD13	1.67	0.59
2:B:74:TRP:CZ3	2:B:75:ILE:HG22	2.37	0.59
2:B:187:GLU:OE2	3:C:176:ILE:HG22	2.03	0.59
3:C:18:CYS:CB	3:C:74:LEU:HD23	2.33	0.59
4:D:67:TRP:O	4:D:70:GLU:HB3	2.03	0.59
5:E:349:SER:HA	5:E:351:TRP:CZ3	2.38	0.59
8:2:320:VAL:N	8:2:426:VAL:O	2.23	0.59
8:2:506:TYR:HD2	8:2:695:LEU:HD12	1.68	0.59
8:2:589:TRP:CG	8:2:590:THR:N	2.70	0.59
9:3:562:SER:C	9:3:566:LEU:HG	2.23	0.59
10:4:311:CYS:CB	10:4:326:ILE:HG23	2.32	0.59
10:4:344:VAL:O	10:4:389:CYS:HB2	2.03	0.59
10:4:634:PHE:HA	10:4:637:MET:CG	2.32	0.59
11:5:50:LEU:HD22	11:5:101:ILE:CD1	2.32	0.59
11:5:156:VAL:HA	11:5:298:TYR:O	2.02	0.59
11:5:182:MET:SD	11:5:187:ARG:HD3	2.43	0.59
11:5:530:TYR:HD1	11:5:533:LEU:HD12	1.67	0.59
12:6:398:THR:OG1	12:6:458:HIS:HB3	2.02	0.59
12:6:580:SER:HB2	12:6:583:GLN:HG2	1.84	0.59

Continued on next page...

Continued from previous page...

Atom-1	Atom-2	Interatomic distance (Å)	Clash overlap (Å)
13:7:88:TYR:HA	13:7:91:GLU:CB	2.32	0.59
1:A:175:GLN:HB3	1:A:180:VAL:HA	1.84	0.59
2:B:10:THR:OG1	2:B:179:ASN:OD1	2.19	0.59
3:C:35:GLY:N	3:C:36:ARG:HA	2.17	0.59
5:E:581:VAL:O	5:E:630:ILE:N	2.31	0.59
8:2:786:VAL:O	8:2:790:TYR:N	2.34	0.59
9:3:676:ILE:O	9:3:680:VAL:HG23	2.03	0.59
10:4:419:VAL:HG12	10:4:463:VAL:CG1	2.32	0.59
10:4:442:ILE:HD13	10:4:460:TYR:CE2	2.37	0.59
10:4:613:GLN:HB2	12:6:360:ARG:HH12	1.68	0.59
10:4:818:GLU:HG3	10:4:820:GLU:H	1.66	0.59
11:5:31:PHE:O	11:5:35:ILE:N	2.35	0.59
11:5:303:SER:C	11:5:304:LYS:HG3	2.21	0.59
11:5:348:MET:HA	11:5:348:MET:CE	2.31	0.59
11:5:455:ARG:HG2	11:5:462:PHE:CD1	2.37	0.59
11:5:570:ASN:O	11:5:574:ASN:ND2	2.36	0.59
12:6:194:PRO:O	12:6:261:ARG:NE	2.33	0.59
13:7:17:LEU:HD23	13:7:102:LEU:CD2	2.31	0.59
13:7:220:ILE:HA	13:7:223:LYS:NZ	2.16	0.59
13:7:428:VAL:HA	13:7:598:PHE:CE2	2.38	0.59
1:A:67:VAL:CG1	3:C:25:PRO:HD2	2.21	0.59
1:A:159:SER:CB	1:A:160:ASP:HB2	2.32	0.59
5:E:324:TYR:CE1	5:E:405:ILE:HG13	2.38	0.59
5:E:357:LYS:O	8:2:236:GLU:HG2	2.02	0.59
5:E:361:LYS:HB2	8:2:236:GLU:OE2	2.03	0.59
8:2:311:GLU:HG3	12:6:353:PHE:O	2.02	0.59
9:3:47:VAL:O	9:3:51:ASN:N	2.34	0.59
9:3:214:TYR:OH	9:3:231:TYR:HA	2.02	0.59
9:3:675:ALA:HA	9:3:723:LYS:HA	1.85	0.59
10:4:342:MET:HE2	12:6:448:LEU:CD1	2.32	0.59
10:4:342:MET:HG3	12:6:417:PRO:CG	2.32	0.59
10:4:607:ARG:CA	10:4:614:LEU:HD23	2.33	0.59
12:6:747:SER:O	12:6:750:GLN:HG2	2.03	0.59
13:7:401:VAL:O	13:7:405:ILE:HG13	2.03	0.59
13:7:484:THR:HA	13:7:524:ASP:H	1.68	0.59
4:D:189:ILE:HD12	4:D:192:LYS:CB	2.31	0.59
5:E:10:GLU:HA	5:E:13:ASN:HB2	1.84	0.59
5:E:335:TYR:HB2	5:E:373:ALA:CB	2.32	0.59
5:E:520:LYS:N	5:E:527:LEU:O	2.23	0.59
8:2:337:VAL:HG23	8:2:353:GLN:O	2.03	0.59
8:2:423:GLU:HB2	8:2:459:ARG:CB	2.23	0.59

Continued on next page...

Continued from previous page...

Atom-1	Atom-2	Interatomic distance (Å)	Clash overlap (Å)
8:2:441:LYS:NZ	8:2:443:GLY:O	2.32	0.59
10:4:564:ILE:O	10:4:672:LEU:HG	2.02	0.59
10:4:718:ARG:O	10:4:722:LYS:N	2.36	0.59
10:4:729:LEU:CB	10:4:730:GLU:HA	2.29	0.59
11:5:368:GLU:HA	11:5:371:THR:HG23	1.84	0.59
11:5:407:ARG:HG3	11:5:658:ARG:NH1	2.18	0.59
11:5:586:GLN:O	11:5:590:ASN:N	2.29	0.59
11:5:617:GLN:HA	11:5:620:GLU:HG2	1.85	0.59
12:6:158:LEU:HD11	12:6:166:LEU:HD22	1.85	0.59
12:6:603:SER:N	12:6:604:SER:CA	2.64	0.59
12:6:721:GLU:HA	12:6:724:ASP:HB2	1.85	0.59
12:6:775:GLU:O	12:6:779:GLU:N	2.20	0.59
13:7:490:GLY:N	13:7:533:ASP:OD1	2.36	0.59
2:B:52:LEU:HB2	4:D:125:PRO:HB2	1.84	0.59
2:B:160:LEU:HD11	2:B:184:PHE:CE2	2.38	0.59
2:B:168:LEU:HB3	2:B:170:LEU:CD2	2.33	0.59
5:E:425:VAL:HA	5:E:428:LEU:HD12	1.83	0.59
9:3:18:ASP:OD2	9:3:20:VAL:HB	2.03	0.59
9:3:48:TYR:HA	9:3:51:ASN:ND2	2.18	0.59
9:3:212:ARG:CZ	9:3:232:PRO:HB3	2.33	0.59
9:3:353:LEU:O	9:3:359:ILE:HG21	2.03	0.59
9:3:356:LYS:CB	9:3:359:ILE:HG23	2.27	0.59
10:4:557:ARG:NH1	10:4:668:ARG:HB3	2.18	0.59
10:4:656:ILE:O	10:4:663:THR:N	2.20	0.59
11:5:138:ILE:HG23	11:5:332:GLY:CA	2.33	0.59
11:5:566:ILE:HA	11:5:569:ALA:HB3	1.83	0.59
12:6:158:LEU:HD13	12:6:170:ILE:CD1	2.30	0.59
12:6:533:ILE:HG21	12:6:544:LYS:HB3	1.84	0.59
12:6:614:ARG:HG2	12:6:615:ASP:CA	2.33	0.59
13:7:366:LEU:O	13:7:368:ALA:HB3	2.03	0.59
13:7:636:SER:HA	13:7:639:ARG:HH21	1.68	0.59
2:B:157:LEU:HD11	3:C:137:HIS:CD2	2.38	0.58
3:C:79:MET:O	3:C:84:VAL:HG11	2.03	0.58
3:C:101:ASN:HD21	3:C:104:PHE:HD1	1.51	0.58
4:D:199:LEU:HD13	4:D:202:MET:CE	2.33	0.58
5:E:344:VAL:CG1	5:E:348:LEU:HD12	2.33	0.58
5:E:434:VAL:HG22	5:E:435:GLY:N	2.16	0.58
6:F:22:DT:H2'	6:F:23:DT:C5	2.38	0.58
9:3:519:VAL:HG21	9:3:531:GLN:O	2.03	0.58
10:4:545:PHE:HB3	10:4:810:LYS:HD2	1.85	0.58
10:4:564:ILE:HD11	10:4:703:ASP:OD2	2.03	0.58

Continued on next page...

Continued from previous page...

Atom-1	Atom-2	Interatomic distance (Å)	Clash overlap (Å)
11:5:276:MET:HB3	11:5:330:ILE:CG1	2.33	0.58
11:5:633:LEU:O	11:5:637:GLU:HG3	2.03	0.58
12:6:158:LEU:HD21	12:6:166:LEU:HD22	1.86	0.58
12:6:606:ALA:HB2	12:6:609:THR:CB	2.23	0.58
12:6:828:TYR:OH	12:6:832:ARG:NH2	2.36	0.58
13:7:17:LEU:O	13:7:21:ILE:N	2.36	0.58
13:7:514:VAL:HG22	13:7:546:ILE:HD12	1.84	0.58
13:7:583:ASN:OD1	13:7:584:ILE:HG13	2.03	0.58
2:B:80:LYS:HE3	2:B:130:ALA:HA	1.85	0.58
8:2:343:LYS:HB2	8:2:371:GLY:CA	2.31	0.58
8:2:399:PRO:HB2	12:6:630:LEU:CB	2.33	0.58
8:2:609:PHE:HE2	8:2:677:PHE:HZ	1.51	0.58
8:2:663:LEU:HA	8:2:666:ASN:HB2	1.85	0.58
10:4:568:GLY:HA3	10:4:708:VAL:CB	2.19	0.58
11:5:440:SER:CA	11:5:480:ASP:HB2	2.31	0.58
12:6:340:ASN:HA	12:6:341:ARG:CB	2.32	0.58
12:6:357:GLN:CG	12:6:381:LEU:HD12	2.33	0.58
12:6:819:ILE:HG22	12:6:820:THR:N	2.08	0.58
13:7:262:CYS:SG	13:7:296:GLY:HA3	2.44	0.58
1:A:144:GLY:O	1:A:146:LEU:HB3	2.04	0.58
4:D:69:ASN:O	4:D:73:SER:N	2.36	0.58
4:D:176:SER:HB3	4:D:179:GLU:CG	2.32	0.58
4:D:189:ILE:HA	4:D:192:LYS:CG	2.33	0.58
4:D:259:THR:HG22	4:D:269:LEU:CD2	2.33	0.58
5:E:164:GLU:N	5:E:164:GLU:OE1	2.36	0.58
8:2:255:ILE:HD12	8:2:256:LEU:N	2.18	0.58
8:2:562:ARG:HD3	8:2:599:ALA:HB1	1.83	0.58
8:2:614:ASP:OD1	8:2:617:ARG:NH1	2.36	0.58
8:2:632:SER:HA	11:5:447:ALA:O	2.03	0.58
8:2:794:ARG:HH11	11:5:560:HIS:HA	1.68	0.58
9:3:375:ASP:HA	9:3:378:LYS:CG	2.33	0.58
9:3:439:GLY:CA	9:3:442:LEU:HB2	2.32	0.58
9:3:470:VAL:CG2	9:3:512:VAL:HG22	2.33	0.58
9:3:475:PHE:HB2	9:3:514:ALA:HB1	1.86	0.58
9:3:520:PHE:HB3	9:3:527:ARG:HH22	1.67	0.58
10:4:332:VAL:HG13	10:4:397:ILE:CG2	2.33	0.58
10:4:546:GLY:HA2	10:4:807:ALA:CB	2.32	0.58
11:5:72:ASN:ND2	11:5:75:ILE:HG13	2.19	0.58
12:6:611:ALA:HB3	12:6:613:VAL:N	2.17	0.58
13:7:453:ASP:O	13:7:694:ARG:NH2	2.35	0.58
1:A:100:MET:HE1	1:A:117:GLN:HA	1.84	0.58

Continued on next page...

Continued from previous page...

Atom-1	Atom-2	Interatomic distance (Å)	Clash overlap (Å)
2:B:163:LEU:CB	2:B:189:MET:HE1	2.22	0.58
3:C:23:ASP:OD1	3:C:37:PRO:HB2	2.03	0.58
5:E:60:PRO:HB3	5:E:477:PHE:CE2	2.38	0.58
5:E:326:LEU:HD11	5:E:334:LEU:CD1	2.33	0.58
5:E:466:LEU:HD12	5:E:467:THR:N	2.18	0.58
8:2:582:LYS:CA	8:2:583:ASP:HB2	2.13	0.58
8:2:593:GLY:CA	8:2:597:VAL:HG21	2.24	0.58
8:2:626:GLN:HG3	8:2:628:SER:H	1.68	0.58
9:3:194:PRO:HG3	13:7:374:THR:CG2	2.30	0.58
10:4:308:VAL:HG11	10:4:325:LEU:CD1	2.33	0.58
10:4:433:ILE:HG22	10:4:435:VAL:H	1.68	0.58
12:6:175:TYR:CA	12:6:178:LEU:HD13	2.30	0.58
12:6:548:LEU:HD12	12:6:548:LEU:H	1.69	0.58
13:7:240:THR:HA	13:7:351:VAL:O	2.02	0.58
13:7:440:VAL:H	13:7:697:GLN:HG2	1.69	0.58
1:A:106:GLY:H	1:A:107:LEU:CB	2.16	0.58
1:A:147:VAL:N	1:A:148:ASP:HA	2.08	0.58
2:B:119:TRP:HA	2:B:122:LEU:HD12	1.85	0.58
3:C:80:PHE:HZ	3:C:108:ALA:HA	1.68	0.58
8:2:541:LEU:HB3	8:2:649:ALA:HA	1.85	0.58
8:2:580:VAL:HG11	8:2:592:GLU:H	1.69	0.58
9:3:43:ARG:HD2	9:3:46:GLN:HB2	1.85	0.58
9:3:553:ILE:HD13	11:5:630:ARG:HD2	1.85	0.58
10:4:281:VAL:O	10:4:285:VAL:HG13	2.03	0.58
11:5:32:LYS:HA	11:5:35:ILE:HB	1.84	0.58
11:5:450:THR:CG2	11:5:489:ASP:HB2	2.28	0.58
12:6:120:GLU:O	12:6:134:LYS:NZ	2.29	0.58
12:6:709:PHE:HB2	12:6:712:PHE:CE1	2.38	0.58
13:7:393:LEU:HB2	13:7:395:SER:H	1.65	0.58
13:7:689:LEU:O	13:7:692:ILE:HG22	2.04	0.58
3:C:50:LEU:C	3:C:54:LEU:HG	2.24	0.58
5:E:29:ILE:CD1	5:E:58:ILE:HG23	2.27	0.58
5:E:127:ARG:HG2	5:E:248:VAL:HG23	1.86	0.58
5:E:275:LEU:HD22	5:E:424:PHE:CD2	2.39	0.58
6:F:19:DT:H5'	9:3:448:THR:HG22	1.86	0.58
8:2:501:MET:HG2	8:2:512:LYS:CB	2.26	0.58
8:2:808:ARG:HG2	14:5:801:ATP:H4'	1.86	0.58
9:3:103:LEU:CD1	9:3:114:ILE:HD12	2.34	0.58
10:4:524:ARG:HG3	10:4:742:LEU:HD23	1.85	0.58
12:6:134:LYS:HG2	12:6:137:ARG:CD	2.34	0.58
12:6:640:GLU:CA	12:6:682:ALA:HA	2.32	0.58

Continued on next page...

Continued from previous page...

Atom-1	Atom-2	Interatomic distance (Å)	Clash overlap (Å)
12:6:658:GLN:HG3	12:6:660:THR:O	2.03	0.58
13:7:78:VAL:N	13:7:201:PHE:O	2.37	0.58
13:7:135:LYS:HA	13:7:136:ASP:CB	2.30	0.58
13:7:234:PHE:HA	13:7:237:GLN:CD	2.24	0.58
13:7:361:THR:O	13:7:364:LYS:HG3	2.04	0.58
13:7:361:THR:OG1	13:7:362:GLY:N	2.36	0.58
13:7:526:PHE:HB3	13:7:567:ALA:HB2	1.83	0.58
1:A:38:ARG:O	1:A:42:LYS:N	2.34	0.58
1:A:83:LYS:HG2	1:A:87:LEU:HD21	1.84	0.58
2:B:193:ARG:HB2	4:D:227:PHE:CE2	2.38	0.58
5:E:410:VAL:HG13	5:E:419:ILE:O	2.03	0.58
5:E:608:ALA:HB2	5:E:649:LEU:HD13	1.84	0.58
8:2:514:ALA:HB1	8:2:679:ILE:HG21	1.84	0.58
8:2:670:THR:OG1	8:2:672:PRO:HD2	2.03	0.58
8:2:842:VAL:O	8:2:846:VAL:HG23	2.03	0.58
9:3:129:LEU:CD2	9:3:153:TRP:HB3	2.30	0.58
9:3:699:ALA:O	9:3:703:GLU:HG3	2.03	0.58
10:4:578:LEU:HD13	10:4:630:CYS:HB3	1.86	0.58
11:5:441:GLY:HA3	11:5:442:LYS:C	2.23	0.58
12:6:656:MET:HA	12:6:656:MET:HE3	1.84	0.58
1:A:139:THR:HA	1:A:142:LYS:CD	2.34	0.58
3:C:12:ASP:CA	3:C:48:LEU:HB3	2.22	0.58
4:D:56:PRO:HA	4:D:59:ASP:HB2	1.86	0.58
5:E:89:VAL:HG12	5:E:90:ILE:HD12	1.86	0.58
5:E:287:VAL:HG12	5:E:291:LEU:CD2	2.34	0.58
5:E:297:ASP:O	5:E:301:ARG:HG3	2.03	0.58
8:2:266:GLU:OE1	8:2:266:GLU:N	2.30	0.58
8:2:431:LYS:HB2	8:2:433:ASN:CG	2.24	0.58
9:3:179:LEU:HG	9:3:296:GLY:HA2	1.85	0.58
9:3:200:VAL:HG13	9:3:210:HIS:O	2.03	0.58
9:3:293:ASN:O	9:3:326:VAL:HA	2.04	0.58
9:3:459:ALA:HB1	9:3:463:VAL:HB	1.85	0.58
9:3:535:LEU:HB2	9:3:539:LEU:CD1	2.34	0.58
10:4:687:PRO:HB2	10:4:690:GLU:HB3	1.85	0.58
11:5:257:LYS:HA	11:5:275:THR:HA	1.86	0.58
11:5:504:ILE:O	11:5:510:THR:HA	2.03	0.58
13:7:367:LYS:HA	13:7:368:ALA:O	2.04	0.58
1:A:32:TYR:HA	1:A:93:ARG:NH1	2.19	0.58
2:B:155:LYS:CA	2:B:158:LYS:HG2	2.33	0.58
4:D:258:VAL:HA	4:D:259:THR:OG1	2.03	0.58
5:E:98:ILE:H	5:E:99:ASP:HB3	1.69	0.58

Continued on next page...

Continued from previous page...

Atom-1	Atom-2	Interatomic distance (Å)	Clash overlap (Å)
5:E:158:ALA:HB2	5:E:237:LEU:HD13	1.86	0.58
8:2:365:THR:CB	8:2:373:PHE:HE1	2.17	0.58
8:2:544:ASP:HB3	8:2:547:THR:OG1	2.04	0.58
9:3:38:TYR:OH	9:3:99:SER:N	2.25	0.58
9:3:277:ILE:HD12	9:3:322:LEU:HD21	1.86	0.58
9:3:294:VAL:HA	9:3:326:VAL:HA	1.85	0.58
9:3:520:PHE:HB3	9:3:527:ARG:NH2	2.19	0.58
10:4:721:ALA:HA	10:4:724:LEU:HB2	1.85	0.58
11:5:166:ILE:HD11	11:5:256:LEU:HD23	1.86	0.58
11:5:369:ILE:HG23	11:5:370:LEU:HD12	1.85	0.58
11:5:398:LYS:HB2	11:5:406:LEU:HD13	1.85	0.58
12:6:530:VAL:HG22	12:6:545:LYS:HG2	1.85	0.58
12:6:600:GLY:O	12:6:644:MET:HG3	2.03	0.58
12:6:778:LYS:O	12:6:782:LYS:HG3	2.04	0.58
12:6:791:SER:HA	12:6:838:VAL:HG12	1.86	0.58
13:7:89:GLN:O	13:7:93:PHE:HB2	2.02	0.58
13:7:414:LEU:O	13:7:418:ILE:HD12	2.03	0.58
2:B:90:PRO:HB3	2:B:92:TRP:NE1	2.18	0.58
5:E:28:VAL:CG2	5:E:57:GLN:HB3	2.28	0.58
5:E:342:ASN:ND2	5:E:551:TRP:HA	2.19	0.58
8:2:277:GLU:HA	8:2:280:GLU:HB3	1.85	0.58
8:2:394:PRO:HA	8:2:397:VAL:HG23	1.84	0.58
8:2:481:GLU:O	8:2:485:ARG:HG2	2.04	0.58
8:2:496:LYS:O	8:2:500:SER:N	2.36	0.58
8:2:846:VAL:HG13	8:2:853:VAL:CG2	2.34	0.58
10:4:195:ARG:O	10:4:199:MET:HG2	2.04	0.58
10:4:433:ILE:HG12	10:4:469:VAL:HA	1.86	0.58
11:5:51:ARG:HA	11:5:54:ILE:CD1	2.33	0.58
11:5:565:ASP:O	11:5:569:ALA:N	2.32	0.58
12:6:162:GLU:HG2	12:6:166:LEU:CB	2.32	0.58
12:6:186:ARG:HA	12:6:189:VAL:HB	1.86	0.58
12:6:588:VAL:HA	12:6:591:PHE:CB	2.26	0.58
12:6:803:MET:CE	12:6:828:TYR:HA	2.34	0.58
13:7:78:VAL:HB	13:7:202:LEU:HA	1.85	0.58
13:7:228:ARG:HH22	13:7:326:HIS:HB2	1.68	0.58
13:7:546:ILE:HD11	13:7:559:ALA:HB2	1.86	0.58
3:C:97:LEU:HD13	3:C:105:PHE:HE2	1.67	0.57
5:E:381:ASP:HB2	5:E:384:ILE:CG1	2.30	0.57
8:2:286:TYR:O	8:2:289:ILE:N	2.29	0.57
8:2:609:PHE:HA	8:2:612:MET:HG3	1.86	0.57
9:3:348:ARG:O	9:3:352:LYS:N	2.33	0.57

Continued on next page...

Continued from previous page...

Atom-1	Atom-2	Interatomic distance (Å)	Clash overlap (Å)
10:4:248:LEU:HB2	10:4:258:TYR:HD1	1.67	0.57
10:4:603:ALA:CB	10:4:658:LYS:HE2	2.32	0.57
10:4:642:ARG:HD3	10:4:698:LEU:CD2	2.34	0.57
10:4:645:LEU:O	10:4:649:MET:N	2.34	0.57
10:4:688:VAL:HG22	10:4:838:THR:CG2	2.33	0.57
10:4:718:ARG:O	10:4:722:LYS:HG2	2.04	0.57
11:5:428:PHE:O	11:5:432:VAL:HG23	2.04	0.57
12:6:517:LYS:CA	12:6:520:VAL:HG22	2.31	0.57
12:6:753:ARG:HA	12:6:756:LYS:NZ	2.19	0.57
13:7:284:CYS:HB2	13:7:296:GLY:O	2.04	0.57
13:7:344:SER:HB3	13:7:345:PRO:HD2	1.86	0.57
13:7:364:LYS:O	13:7:367:LYS:N	2.37	0.57
13:7:441:ASP:HA	13:7:452:GLY:CA	2.34	0.57
1:A:102:TRP:CH2	4:D:148:LEU:HD13	2.39	0.57
2:B:10:THR:CB	2:B:182:ARG:HD2	2.35	0.57
2:B:155:LYS:HA	2:B:158:LYS:CD	2.33	0.57
4:D:260:ILE:HG13	4:D:266:GLU:HG3	1.85	0.57
5:E:541:ASN:HB3	5:E:544:THR:OG1	2.04	0.57
5:E:600:PRO:HB2	5:E:602:LEU:HD12	1.86	0.57
8:2:327:ARG:HH12	8:2:420:PRO:CD	2.17	0.57
9:3:440:VAL:HA	11:5:505:ALA:HB1	1.85	0.57
9:3:485:ALA:O	9:3:489:VAL:N	2.37	0.57
9:3:695:SER:HB3	13:7:573:ARG:HH12	1.67	0.57
9:3:737:LEU:C	9:3:738:LEU:HD12	2.24	0.57
10:4:311:CYS:SG	10:4:326:ILE:HG23	2.44	0.57
10:4:657:ALA:HA	10:4:662:ILE:HA	1.85	0.57
12:6:119:LEU:HD12	12:6:120:GLU:N	2.19	0.57
12:6:179:PRO:HA	12:6:182:GLN:NE2	2.19	0.57
12:6:326:LYS:H	12:6:327:TYR:HA	1.69	0.57
13:7:353:GLY:HA2	13:7:379:GLN:CB	2.34	0.57
13:7:529:MET:HE2	13:7:533:ASP:CB	2.34	0.57
1:A:166:ARG:HG3	1:A:187:SER:C	2.24	0.57
2:B:20:VAL:HG21	2:B:118:ASN:HB2	1.86	0.57
2:B:119:TRP:HA	2:B:122:LEU:CG	2.34	0.57
3:C:97:LEU:O	3:C:100:ILE:HG12	2.03	0.57
4:D:125:PRO:HA	4:D:128:CYS:HB3	1.86	0.57
4:D:151:ILE:HA	4:D:158:LEU:HD11	1.86	0.57
5:E:134:ILE:HA	5:E:142:CYS:CB	2.34	0.57
8:2:307:ARG:CB	8:2:404:ARG:HD2	2.34	0.57
8:2:441:LYS:CA	8:2:442:ASN:HB2	2.34	0.57
8:2:518:SER:CB	8:2:537:ILE:HB	2.34	0.57

Continued on next page...

Continued from previous page...

Atom-1	Atom-2	Interatomic distance (Å)	Clash overlap (Å)
8:2:758:ILE:HG23	8:2:759:PRO:HD2	1.86	0.57
9:3:31:PHE:CG	9:3:32:LEU:HA	2.40	0.57
9:3:100:LEU:HB2	9:3:160:SER:HB2	1.87	0.57
9:3:429:ALA:HB3	9:3:469:VAL:O	2.05	0.57
10:4:417:LEU:HD13	10:4:419:VAL:CG1	2.34	0.57
10:4:542:LEU:HD11	10:4:828:LEU:CD1	2.34	0.57
11:5:65:MET:HA	11:5:68:LEU:HG	1.87	0.57
11:5:411:ASN:HB2	11:5:550:PHE:HA	1.84	0.57
12:6:266:SER:HB2	12:6:458:HIS:CD2	2.39	0.57
12:6:287:LEU:HD11	12:6:398:THR:CG2	2.35	0.57
12:6:377:LEU:HD22	12:6:452:ILE:HG21	1.85	0.57
13:7:343:LEU:HD21	13:7:381:VAL:HG11	1.86	0.57
13:7:383:GLN:HB2	13:7:386:LYS:NZ	2.18	0.57
13:7:441:ASP:H	13:7:452:GLY:HA2	1.69	0.57
13:7:454:ILE:HG22	13:7:456:VAL:HG23	1.86	0.57
13:7:654:GLU:HA	13:7:657:ASN:CB	2.34	0.57
2:B:56:ASP:OD1	2:B:56:ASP:N	2.36	0.57
2:B:57:ASP:OD1	2:B:58:LYS:N	2.36	0.57
2:B:79:LEU:HD22	2:B:84:LYS:HB2	1.86	0.57
4:D:78:PRO:CA	4:D:174:LEU:HD12	2.31	0.57
5:E:25:CYS:H	5:E:26:GLN:CB	2.16	0.57
5:E:226:ARG:O	5:E:230:ILE:HG13	2.03	0.57
5:E:345:ASN:O	5:E:349:SER:N	2.37	0.57
5:E:581:VAL:HB	5:E:630:ILE:CG1	2.34	0.57
5:E:604:ASN:CB	5:E:650:LEU:HD23	2.33	0.57
8:2:766:TYR:OH	8:2:823:MET:O	2.23	0.57
9:3:42:VAL:O	9:3:46:GLN:HG2	2.04	0.57
9:3:112:SER:O	9:3:116:VAL:N	2.36	0.57
9:3:196:LEU:HD12	9:3:250:PHE:CE1	2.40	0.57
9:3:254:GLN:HG2	9:3:278:LEU:HD12	1.87	0.57
9:3:370:SER:OG	11:5:404:MET:SD	2.63	0.57
9:3:570:ARG:HD2	11:5:614:LEU:HD12	1.85	0.57
10:4:607:ARG:HA	10:4:614:LEU:CA	2.16	0.57
10:4:701:ARG:HG3	10:4:796:ARG:NH2	2.19	0.57
11:5:163:SER:HA	11:5:293:THR:HA	1.86	0.57
11:5:422:LYS:O	11:5:425:LEU:HB3	2.03	0.57
11:5:626:PHE:O	11:5:630:ARG:N	2.23	0.57
12:6:732:VAL:HA	12:6:735:HIS:HD2	1.67	0.57
12:6:792:SER:HA	12:6:793:TYR:CB	2.22	0.57
13:7:435:LEU:HD13	13:7:454:ILE:CB	2.32	0.57
13:7:457:CYS:O	13:7:597:LEU:HA	2.05	0.57

Continued on next page...

Continued from previous page...

Atom-1	Atom-2	Interatomic distance (Å)	Clash overlap (Å)
13:7:581:LEU:CB	13:7:681:PHE:HE1	2.12	0.57
13:7:607:ASP:O	13:7:611:LYS:HG3	2.05	0.57
2:B:30:ARG:NH1	2:B:86:SER:OG	2.35	0.57
5:E:38:ALA:HA	5:E:251:ILE:HD11	1.86	0.57
5:E:271:TRP:CZ2	5:E:275:LEU:HD21	2.40	0.57
5:E:569:LEU:HD12	5:E:584:LEU:HD11	1.87	0.57
5:E:610:GLN:HA	5:E:613:THR:OG1	2.04	0.57
8:2:307:ARG:HB3	8:2:404:ARG:HD2	1.86	0.57
8:2:548:ALA:HA	14:2:901:ATP:H5'1	1.86	0.57
9:3:40:ASP:HA	9:3:43:ARG:HB3	1.84	0.57
10:4:292:ASP:CA	10:4:293:LEU:HD12	2.34	0.57
12:6:136:TYR:O	12:6:139:GLN:HB3	2.04	0.57
12:6:416:LYS:HE3	12:6:449:THR:HG21	1.86	0.57
12:6:781:ARG:CD	12:6:795:ILE:HB	2.35	0.57
13:7:21:ILE:O	13:7:25:LEU:HG	2.04	0.57
13:7:335:VAL:HG11	13:7:340:VAL:HA	1.85	0.57
13:7:536:ALA:O	13:7:540:VAL:HG23	2.04	0.57
13:7:580:PRO:HD2	13:7:678:LYS:O	2.05	0.57
13:7:633:VAL:CG1	13:7:638:MET:HB2	2.34	0.57
2:B:178:ILE:HA	2:B:181:LEU:HD21	1.87	0.57
4:D:174:LEU:HG	4:D:175:LEU:HD12	1.86	0.57
5:E:162:LEU:HD12	5:E:163:LEU:HD22	1.86	0.57
5:E:295:LEU:HB3	5:E:409:PHE:HE2	1.69	0.57
5:E:527:LEU:HG	5:E:568:VAL:CB	2.34	0.57
5:E:558:GLU:H	5:E:560:GLU:CB	2.16	0.57
8:2:281:LEU:HD12	8:2:282:HIS:N	2.20	0.57
8:2:327:ARG:NH1	8:2:420:PRO:HD3	2.20	0.57
8:2:369:SER:HA	8:2:371:GLY:N	2.19	0.57
9:3:211:TYR:HB3	13:7:6:PRO:O	2.04	0.57
9:3:277:ILE:O	9:3:278:LEU:HD23	2.03	0.57
10:4:521:LEU:HD21	10:4:741:VAL:CG1	2.34	0.57
11:5:182:MET:CE	11:5:189:THR:HG22	2.34	0.57
12:6:173:GLN:OE1	12:6:173:GLN:N	2.33	0.57
12:6:755:ILE:O	12:6:759:ARG:HG2	2.04	0.57
13:7:689:LEU:CA	13:7:692:ILE:HG22	2.34	0.57
1:A:36:ILE:HA	1:A:39:ASN:OD1	2.04	0.57
2:B:104:TYR:CD2	2:B:113:SER:HB3	2.40	0.57
3:C:95:LEU:O	3:C:168:LYS:HD3	2.05	0.57
3:C:118:LYS:HZ2	3:C:122:ASN:HB2	1.67	0.57
5:E:86:PHE:CZ	5:E:625:PHE:HB2	2.39	0.57
8:2:519:LEU:HD13	8:2:556:VAL:HG13	1.86	0.57

Continued on next page...

Continued from previous page...

Atom-1	Atom-2	Interatomic distance (Å)	Clash overlap (Å)
8:2:837:ALA:O	8:2:841:VAL:HG23	2.04	0.57
9:3:245:TYR:HD1	9:3:250:PHE:HZ	1.52	0.57
9:3:291:ARG:O	9:3:329:LEU:HG	2.05	0.57
10:4:228:LYS:O	10:4:232:GLU:HG3	2.04	0.57
10:4:419:VAL:HG12	10:4:463:VAL:CG2	2.32	0.57
10:4:458:LYS:NZ	12:6:413:PRO:HD3	2.20	0.57
10:4:524:ARG:HG3	10:4:742:LEU:CD2	2.34	0.57
10:4:649:MET:HE2	10:4:701:ARG:HG2	1.86	0.57
10:4:720:LEU:O	10:4:724:LEU:HG	2.04	0.57
10:4:777:MET:CE	10:4:833:ILE:HD11	2.34	0.57
10:4:802:ILE:HD13	12:6:735:HIS:HB3	1.85	0.57
11:5:90:PHE:O	11:5:94:ILE:HD12	2.05	0.57
11:5:482:PHE:CZ	11:5:550:PHE:HZ	2.22	0.57
1:A:17:LYS:O	1:A:21:ALA:N	2.38	0.57
1:A:29:LEU:HD21	1:A:96:ILE:CG2	2.26	0.57
1:A:193:GLN:O	1:A:197:GLU:HG3	2.05	0.57
2:B:182:ARG:N	2:B:183:PRO:HD2	2.20	0.57
3:C:72:VAL:HG12	3:C:74:LEU:H	1.69	0.57
3:C:96:ASP:O	3:C:100:ILE:HG23	2.05	0.57
4:D:98:ILE:HD12	4:D:99:GLU:N	2.20	0.57
4:D:258:VAL:HA	4:D:259:THR:CG2	2.35	0.57
5:E:257:SER:O	5:E:261:ALA:N	2.37	0.57
5:E:558:GLU:H	5:E:560:GLU:HB2	1.69	0.57
8:2:216:LEU:HD12	8:2:217:GLU:N	2.20	0.57
8:2:388:VAL:N	8:2:408:VAL:O	2.38	0.57
9:3:394:GLU:C	9:3:395:ASN:HD22	2.04	0.57
9:3:477:LYS:HB3	11:5:491:VAL:HG11	1.87	0.57
9:3:562:SER:HB2	11:5:623:SER:HB2	1.87	0.57
10:4:461:VAL:CG1	10:4:463:VAL:H	2.13	0.57
10:4:654:ILE:HB	10:4:665:LEU:HD11	1.86	0.57
11:5:50:LEU:CD2	11:5:54:ILE:HD11	2.34	0.57
11:5:301:TYR:CD2	11:5:327:TYR:HB3	2.39	0.57
12:6:109:GLU:CD	12:6:112:ARG:HD3	2.25	0.57
12:6:690:ASN:HB3	12:6:693:LEU:CG	2.34	0.57
12:6:715:ILE:HD11	12:6:837:ARG:HH12	1.70	0.57
13:7:26:VAL:O	13:7:63:TYR:HB2	2.04	0.57
13:7:72:ASN:HB3	13:7:74:GLU:OE1	2.05	0.57
13:7:258:ILE:HG23	13:7:300:MET:HB2	1.87	0.57
13:7:529:MET:CE	13:7:533:ASP:HB3	2.35	0.57
1:A:130:TYR:CE1	4:D:189:ILE:HG23	2.39	0.57
1:A:139:THR:HA	1:A:142:LYS:HG3	1.87	0.57

Continued on next page...

Continued from previous page...

Atom-1	Atom-2	Interatomic distance (Å)	Clash overlap (Å)
1:A:167:VAL:HG23	1:A:189:PHE:HE2	1.70	0.57
2:B:7:LEU:HD21	2:B:12:SER:HA	1.87	0.57
2:B:79:LEU:O	2:B:83:SER:N	2.37	0.57
2:B:116:PRO:HD2	2:B:119:TRP:CD1	2.40	0.57
5:E:68:ARG:O	5:E:72:SER:HB3	2.04	0.57
5:E:478:TRP:O	5:E:482:ASP:N	2.35	0.57
5:E:527:LEU:HA	5:E:568:VAL:HB	1.87	0.57
8:2:219:THR:HB	8:2:223:GLY:C	2.25	0.57
8:2:364:CYS:N	8:2:368:LYS:HA	2.19	0.57
8:2:520:PHE:CE1	8:2:823:MET:HG2	2.40	0.57
8:2:596:LEU:HB3	8:2:644:CYS:SG	2.45	0.57
9:3:272:ARG:HD2	11:5:171:VAL:HG13	1.86	0.57
10:4:419:VAL:HG12	10:4:463:VAL:CB	2.34	0.57
10:4:538:LYS:O	10:4:542:LEU:HG	2.05	0.57
10:4:727:LEU:HD13	13:7:444:VAL:HG12	1.87	0.57
10:4:748:THR:O	10:4:751:ILE:HB	2.04	0.57
11:5:36:LEU:HD23	11:5:47:ARG:HD2	1.87	0.57
11:5:51:ARG:HA	11:5:54:ILE:CG1	2.35	0.57
12:6:357:GLN:HE21	12:6:381:LEU:CD1	2.17	0.57
12:6:452:ILE:HD12	12:6:452:ILE:N	2.18	0.57
12:6:738:ARG:HD3	12:6:740:GLU:H	1.70	0.57
12:6:752:ARG:O	12:6:755:ILE:HB	2.05	0.57
13:7:461:ASP:CB	13:7:569:PRO:HD2	2.35	0.57
1:A:22:ARG:N	1:A:23:SER:HA	2.19	0.57
2:B:154:ILE:HD12	2:B:155:LYS:N	2.20	0.57
5:E:129:TRP:HE3	5:E:133:ASN:ND2	2.03	0.57
5:E:244:GLY:HA3	5:E:603:ASN:H	1.70	0.57
5:E:262:ILE:HB	5:E:264:GLU:OE1	2.05	0.57
5:E:327:PHE:CE2	5:E:328:LEU:HG	2.40	0.57
5:E:528:CYS:H	5:E:568:VAL:HB	1.69	0.57
5:E:540:ARG:HH22	5:E:574:GLU:H	1.52	0.57
8:2:327:ARG:HH22	8:2:420:PRO:HD3	1.69	0.57
8:2:554:LYS:HA	8:2:557:GLU:CG	2.34	0.57
8:2:777:LYS:N	8:2:828:PHE:HA	2.02	0.57
14:3:1001:ATP:N9	11:5:650:ILE:HD11	2.20	0.57
10:4:315:ARG:HG2	10:4:410:GLN:CG	2.35	0.57
10:4:431:ASP:O	10:4:433:ILE:HG13	2.05	0.57
10:4:530:ILE:HB	10:4:537:LYS:NZ	2.20	0.57
10:4:578:LEU:CD2	10:4:672:LEU:HD22	2.25	0.57
11:5:435:ILE:HD11	11:5:475:GLY:HA3	1.86	0.57
11:5:502:ILE:HB	11:5:513:LEU:CG	2.35	0.57

Continued on next page...

Continued from previous page...

Atom-1	Atom-2	Interatomic distance (Å)	Clash overlap (Å)
12:6:726:GLU:O	12:6:730:HIS:N	2.33	0.57
13:7:14:TYR:OH	13:7:105:ALA:HB1	2.05	0.57
13:7:87:GLN:O	13:7:91:GLU:N	2.38	0.57
13:7:396:ASP:OD1	13:7:400:ARG:NH2	2.33	0.57
13:7:686:PRO:O	13:7:690:LEU:N	2.33	0.57
1:A:5:LEU:HA	1:A:8:LYS:CG	2.33	0.56
1:A:33:HIS:HB3	1:A:35:ASP:OD1	2.05	0.56
1:A:84:ARG:HH22	4:D:217:ASN:HB3	1.68	0.56
3:C:12:ASP:HB3	3:C:49:TRP:CD1	2.39	0.56
3:C:12:ASP:HB3	3:C:49:TRP:N	2.20	0.56
4:D:62:ASP:HA	4:D:65:LYS:HB3	1.87	0.56
5:E:34:LEU:HD11	5:E:543:LEU:HD21	1.86	0.56
5:E:294:LEU:O	5:E:298:GLU:HG2	2.04	0.56
5:E:504:ARG:O	5:E:508:ASN:HB2	2.04	0.56
5:E:539:TYR:HB3	5:E:545:LEU:CD1	2.34	0.56
8:2:527:VAL:O	8:2:530:LYS:N	2.37	0.56
8:2:793:LEU:HD11	8:2:863:ILE:HG21	1.87	0.56
9:3:416:SER:CB	11:5:499:GLN:HE21	2.18	0.56
12:6:356:TRP:CZ3	12:6:358:LYS:HB2	2.32	0.56
13:7:208:SER:CB	13:7:209:GLN:HA	2.34	0.56
13:7:409:ASP:CG	13:7:412:ASN:HB3	2.25	0.56
13:7:470:LEU:HD21	13:7:564:LEU:CD2	2.35	0.56
1:A:199:LEU:HB2	1:A:205:LEU:CD1	2.34	0.56
2:B:52:LEU:HD22	4:D:125:PRO:O	2.05	0.56
3:C:47:PRO:CD	3:C:50:LEU:HD21	2.34	0.56
5:E:119:ASP:C	5:E:120:ILE:HD12	2.26	0.56
5:E:489:VAL:O	5:E:492:LEU:HB3	2.05	0.56
8:2:324:VAL:HG11	8:2:419:LYS:O	2.05	0.56
9:3:164:HIS:C	9:3:180:VAL:HG13	2.25	0.56
9:3:371:ILE:HD11	11:5:404:MET:CE	2.34	0.56
9:3:406:LEU:HD12	9:3:514:ALA:CB	2.33	0.56
10:4:776:GLY:HA2	10:4:779:LYS:HB3	1.86	0.56
10:4:794:THR:HG23	10:4:797:GLN:N	2.19	0.56
12:6:656:MET:HG3	12:6:709:PHE:CE1	2.40	0.56
13:7:88:TYR:CE2	13:7:92:LYS:HD3	2.40	0.56
13:7:203:TYR:CZ	13:7:339:LEU:HB2	2.39	0.56
13:7:490:GLY:HA2	13:7:493:LEU:CD2	2.35	0.56
13:7:514:VAL:HG22	13:7:546:ILE:CD1	2.36	0.56
1:A:94:THR:HG21	4:D:190:TRP:HZ3	1.70	0.56
2:B:52:LEU:HD12	2:B:53:ILE:H	1.70	0.56
3:C:69:VAL:HG13	3:C:70:PRO:HD2	1.87	0.56

Continued on next page...

Continued from previous page...

Atom-1	Atom-2	Interatomic distance (Å)	Clash overlap (Å)
4:D:60:PHE:CE1	4:D:136:LEU:HG	2.40	0.56
4:D:253:LYS:HB3	4:D:254:PRO:HD3	1.87	0.56
4:D:261:PRO:HG2	4:D:264:LYS:HB3	1.85	0.56
5:E:5:ILE:HD13	5:E:134:ILE:CG2	2.35	0.56
5:E:29:ILE:HD12	5:E:29:ILE:O	2.05	0.56
5:E:310:VAL:CG1	5:E:311:LYS:HD2	2.34	0.56
8:2:361:ILE:CB	8:2:373:PHE:HB2	2.34	0.56
8:2:814:LEU:HD12	8:2:814:LEU:N	2.20	0.56
9:3:163:ALA:HB3	9:3:164:HIS:ND1	2.21	0.56
9:3:329:LEU:HA	9:3:339:ARG:NH2	2.20	0.56
9:3:353:LEU:O	9:3:359:ILE:HD13	2.05	0.56
9:3:419:LEU:O	9:3:423:LEU:N	2.38	0.56
9:3:543:PHE:CD2	9:3:546:LEU:HD21	2.40	0.56
9:3:553:ILE:HD11	11:5:634:LEU:HD22	1.86	0.56
10:4:243:LEU:HB3	10:4:305:PRO:HA	1.86	0.56
10:4:319:PRO:CB	13:7:253:PRO:HB3	2.22	0.56
10:4:348:LYS:HD3	10:4:353:ASP:OD2	2.05	0.56
10:4:628:VAL:HA	10:4:670:SER:HB2	1.88	0.56
10:4:632:ASP:HA	10:4:674:SER:OG	2.05	0.56
10:4:770:LEU:CD1	10:4:801:MET:HB3	2.33	0.56
11:5:298:TYR:HA	11:5:328:ILE:HG12	1.86	0.56
11:5:437:VAL:HG12	11:5:439:THR:HG23	1.87	0.56
12:6:294:VAL:HB	12:6:392:GLY:N	2.21	0.56
12:6:597:TYR:OH	12:6:639:ASP:OD2	2.22	0.56
12:6:606:ALA:HB1	12:6:609:THR:O	2.05	0.56
13:7:260:TYR:CD2	13:7:281:LEU:HD11	2.40	0.56
13:7:318:LEU:HD22	13:7:320:GLN:CG	2.28	0.56
1:A:108:ASP:HB3	1:A:109:LEU:CA	2.35	0.56
8:2:341:CYS:HG	8:2:348:LEU:HD22	1.69	0.56
8:2:603:VAL:CG2	8:2:645:SER:HB2	2.34	0.56
8:2:624:MET:O	8:2:627:GLN:NE2	2.38	0.56
8:2:660:THR:HB	8:2:851:VAL:HG23	1.86	0.56
10:4:193:ASN:OD1	10:4:253:GLN:HB2	2.05	0.56
10:4:418:CYS:SG	10:4:419:VAL:N	2.79	0.56
11:5:382:GLU:HA	11:5:385:LYS:CB	2.26	0.56
11:5:441:GLY:CA	11:5:442:LYS:HB2	2.35	0.56
11:5:536:PRO:CD	11:5:643:ARG:HD3	2.36	0.56
12:6:130:GLY:HA2	12:6:131:GLU:HB3	1.87	0.56
12:6:298:SER:O	12:6:357:GLN:HB2	2.06	0.56
12:6:364:ASN:HB2	12:6:394:ARG:HD3	1.88	0.56
12:6:544:LYS:HE2	12:6:584:PHE:HE1	1.70	0.56

Continued on next page...

Continued from previous page...

Atom-1	Atom-2	Interatomic distance (Å)	Clash overlap (Å)
12:6:560:VAL:CB	12:6:561:GLU:HA	2.23	0.56
12:6:832:ARG:O	12:6:836:ILE:HG13	2.05	0.56
13:7:269:VAL:CG1	13:7:281:LEU:HD21	2.34	0.56
1:A:168:LEU:HD21	1:A:206:GLN:CB	2.30	0.56
1:A:202:GLN:HG2	1:A:204:TYR:HE2	1.70	0.56
2:B:94:THR:HG22	2:B:96:LYS:HG2	1.87	0.56
4:D:59:ASP:HA	4:D:83:LEU:HD11	1.88	0.56
4:D:211:ASP:OD2	4:D:213:GLU:HB3	2.06	0.56
5:E:577:ASP:O	5:E:633:ARG:HA	2.06	0.56
8:2:459:ARG:HG3	8:2:460:GLU:C	2.26	0.56
10:4:181:TRP:CH2	13:7:149:ARG:HB2	2.40	0.56
10:4:233:MET:HE3	10:4:239:SER:HA	1.88	0.56
10:4:304:ARG:HH22	10:4:422:GLU:CB	2.17	0.56
10:4:366:GLN:N	10:4:366:GLN:OE1	2.37	0.56
10:4:530:ILE:HB	10:4:537:LYS:HZ1	1.69	0.56
10:4:601:LEU:HG	10:4:621:LEU:HG	1.87	0.56
11:5:91:GLU:HB3	11:5:134:THR:HG22	1.87	0.56
11:5:488:GLU:HG2	11:5:489:ASP:N	2.20	0.56
11:5:490:ARG:NH2	11:5:540:ILE:HG23	2.20	0.56
12:6:149:ASN:HB3	12:6:262:VAL:O	2.06	0.56
12:6:193:ALA:HB1	12:6:194:PRO:HD2	1.87	0.56
12:6:781:ARG:HD2	12:6:795:ILE:HB	1.88	0.56
13:7:211:CYS:O	13:7:214:ARG:HB2	2.06	0.56
1:A:151:LEU:HA	4:D:141:ARG:HD3	1.87	0.56
2:B:27:ILE:O	2:B:68:SER:HA	2.06	0.56
2:B:193:ARG:HD3	4:D:227:PHE:CZ	2.40	0.56
5:E:15:ILE:CD1	5:E:80:SER:HB2	2.35	0.56
5:E:343:TYR:OH	5:E:347:LYS:HE3	2.05	0.56
8:2:562:ARG:CD	8:2:599:ALA:HB1	2.36	0.56
8:2:591:LEU:HD22	11:5:270:MET:CE	2.35	0.56
9:3:118:PRO:HB2	9:3:122:ILE:CD1	2.35	0.56
9:3:155:LEU:HB3	9:3:157:PHE:CE1	2.41	0.56
10:4:188:GLN:HA	10:4:191:THR:HG22	1.88	0.56
10:4:209:LEU:O	10:4:209:LEU:HD23	2.05	0.56
11:5:26:GLU:O	11:5:29:LYS:HG2	2.05	0.56
11:5:487:ASP:CA	11:5:490:ARG:HB3	2.33	0.56
12:6:448:LEU:HD12	12:6:448:LEU:O	2.05	0.56
12:6:580:SER:HB2	12:6:583:GLN:CG	2.35	0.56
13:7:298:LEU:HD12	13:7:298:LEU:O	2.05	0.56
13:7:383:GLN:HB2	13:7:386:LYS:CE	2.36	0.56
4:D:79:TYR:HE2	4:D:81:HIS:HB3	1.71	0.56

Continued on next page...

Continued from previous page...

Atom-1	Atom-2	Interatomic distance (Å)	Clash overlap (Å)
5:E:59:VAL:O	5:E:61:ILE:HD12	2.06	0.56
5:E:68:ARG:HB2	5:E:95:PHE:CZ	2.41	0.56
5:E:256:TYR:HA	5:E:259:LEU:HB3	1.86	0.56
5:E:287:VAL:HG13	5:E:290:ARG:NH1	2.15	0.56
5:E:356:LYS:HG2	5:E:360:HIS:HE1	1.70	0.56
8:2:327:ARG:HH12	8:2:420:PRO:N	2.04	0.56
9:3:193:ARG:O	9:3:253:HIS:N	2.23	0.56
10:4:284:ILE:HD13	10:4:297:GLU:OE2	2.06	0.56
10:4:419:VAL:HG23	10:4:424:VAL:CG2	2.36	0.56
10:4:439:PHE:CZ	10:4:459:THR:HB	2.41	0.56
10:4:822:VAL:HA	10:4:825:ALA:CB	2.36	0.56
11:5:389:VAL:CA	11:5:392:LEU:HG	2.35	0.56
12:6:276:ILE:HD13	12:6:375:ARG:HG3	1.88	0.56
12:6:356:TRP:CE3	12:6:380:ILE:HG23	2.40	0.56
12:6:660:THR:CG2	12:6:673:ASN:HA	2.35	0.56
13:7:412:ASN:O	13:7:416:LYS:N	2.33	0.56
13:7:493:LEU:HD22	13:7:513:LEU:CD1	2.36	0.56
1:A:123:LEU:CD2	1:A:127:GLU:HB2	2.27	0.56
3:C:16:PHE:O	3:C:46:LEU:N	2.37	0.56
4:D:143:TYR:O	4:D:147:ARG:HG3	2.06	0.56
5:E:29:ILE:CD1	5:E:58:ILE:HA	2.36	0.56
8:2:212:LYS:NZ	8:2:271:PHE:O	2.31	0.56
8:2:307:ARG:CZ	8:2:398:PRO:HG3	2.36	0.56
9:3:231:TYR:CG	9:3:232:PRO:HD2	2.40	0.56
9:3:240:LYS:C	9:3:241:LEU:HD23	2.25	0.56
10:4:344:VAL:CA	10:4:359:GLU:HA	2.35	0.56
10:4:527:ALA:HB3	10:4:537:LYS:NZ	2.21	0.56
10:4:828:LEU:O	10:4:831:SER:OG	2.23	0.56
12:6:417:PRO:HG2	12:6:448:LEU:HD11	1.86	0.56
12:6:529:LEU:O	12:6:533:ILE:HG13	2.06	0.56
12:6:723:ILE:HG22	12:6:727:LEU:HG	1.88	0.56
1:A:15:ARG:HH22	11:5:670:PRO:CD	2.19	0.56
1:A:78:CYS:CA	1:A:81:ARG:HB3	2.36	0.56
1:A:109:LEU:HD23	1:A:109:LEU:O	2.06	0.56
1:A:162:PHE:CE1	1:A:192:ARG:HB3	2.41	0.56
3:C:18:CYS:SG	3:C:74:LEU:HA	2.46	0.56
5:E:150:ASP:CB	5:E:152:LEU:HB2	2.36	0.56
5:E:256:TYR:CD1	5:E:259:LEU:HD22	2.41	0.56
5:E:277:THR:HG21	5:E:295:LEU:HD11	1.88	0.56
5:E:490:GLU:HA	5:E:493:ASN:ND2	2.21	0.56
5:E:525:TYR:HA	5:E:565:LEU:HD13	1.87	0.56

Continued on next page...

Continued from previous page...

Atom-1	Atom-2	Interatomic distance (Å)	Clash overlap (Å)
8:2:319:ARG:HB2	8:2:427:THR:HG22	1.87	0.56
9:3:435:ARG:NH1	9:3:477:LYS:O	2.39	0.56
10:4:276:ILE:HD11	10:4:303:VAL:CG2	2.35	0.56
10:4:331:LEU:HA	10:4:431:ASP:O	2.05	0.56
10:4:527:ALA:HB1	10:4:530:ILE:CD1	2.23	0.56
10:4:621:LEU:CA	10:4:624:SER:HB2	2.36	0.56
11:5:53:ASN:HB3	11:5:58:ASN:HB3	1.88	0.56
11:5:588:GLU:HB3	11:5:593:GLU:HB3	1.88	0.56
12:6:702:THR:CG2	12:6:704:PRO:HG2	2.36	0.56
13:7:22:THR:HG22	13:7:25:LEU:HD12	1.87	0.56
13:7:88:TYR:HA	13:7:91:GLU:HB2	1.88	0.56
13:7:196:LEU:CD2	13:7:197:THR:HG23	2.36	0.56
13:7:228:ARG:NH2	13:7:327:ILE:H	2.04	0.56
13:7:650:PRO:HB3	13:7:706:ASP:HA	1.86	0.56
1:A:15:ARG:O	1:A:19:LEU:HG	2.05	0.56
3:C:86:ASN:HA	3:C:89:LYS:HD3	1.87	0.56
4:D:170:SER:HB3	4:D:175:LEU:CD1	2.30	0.56
4:D:291:VAL:HG22	4:D:292:ALA:O	2.05	0.56
5:E:98:ILE:CA	5:E:99:ASP:HB3	2.35	0.56
5:E:315:THR:H	5:E:316:LEU:HB3	1.71	0.56
5:E:527:LEU:HG	5:E:568:VAL:HB	1.86	0.56
8:2:444:PHE:HB3	12:6:303:GLU:OE2	2.05	0.56
8:2:541:LEU:HB3	8:2:649:ALA:CB	2.35	0.56
10:4:441:SER:HA	10:4:459:THR:HA	1.87	0.56
10:4:504:GLN:HG2	10:4:505:ASP:N	2.21	0.56
10:4:607:ARG:CA	10:4:614:LEU:HA	2.16	0.56
11:5:375:ALA:HB3	11:5:385:LYS:NZ	2.21	0.56
12:6:363:GLU:HB3	12:6:374:PRO:HB2	1.88	0.56
12:6:516:LEU:O	12:6:520:VAL:HG13	2.06	0.56
12:6:588:VAL:CA	12:6:591:PHE:HB3	2.28	0.56
12:6:818:GLU:C	12:6:819:ILE:HD12	2.26	0.56
13:7:88:TYR:O	13:7:92:LYS:HG2	2.06	0.56
13:7:520:ILE:HA	13:7:562:SER:CB	2.29	0.56
1:A:71:GLN:CA	1:A:74:VAL:HB	2.30	0.55
1:A:101:ALA:O	1:A:105:ASN:ND2	2.39	0.55
3:C:53:ILE:HA	3:C:56:ILE:HG13	1.86	0.55
3:C:112:ILE:HD12	3:C:120:LEU:CD1	2.36	0.55
5:E:13:ASN:HA	5:E:16:LEU:CD1	2.37	0.55
5:E:36:ILE:HA	5:E:39:LEU:CG	2.34	0.55
5:E:60:PRO:HG3	5:E:478:TRP:HE1	1.71	0.55
5:E:293:PRO:HA	5:E:296:GLN:CB	2.21	0.55

Continued on next page...

Continued from previous page...

Atom-1	Atom-2	Interatomic distance (Å)	Clash overlap (Å)
8:2:212:LYS:HG3	8:2:274:VAL:HG11	1.88	0.55
8:2:338:LYS:HE3	8:2:380:THR:CG2	2.36	0.55
9:3:179:LEU:HA	9:3:296:GLY:C	2.26	0.55
9:3:250:PHE:CD1	13:7:235:LEU:HD22	2.41	0.55
9:3:299:LYS:CG	9:3:322:LEU:HG	2.36	0.55
9:3:658:LYS:HA	9:3:661:GLN:CD	2.26	0.55
10:4:243:LEU:HD22	10:4:305:PRO:CB	2.35	0.55
10:4:272:MET:O	10:4:276:ILE:HG13	2.06	0.55
10:4:364:VAL:HB	12:6:420:THR:O	2.06	0.55
10:4:397:ILE:HB	10:4:417:LEU:CG	2.37	0.55
10:4:644:VAL:O	10:4:648:VAL:HG23	2.05	0.55
11:5:62:THR:HA	11:5:138:ILE:O	2.06	0.55
11:5:260:GLU:CD	11:5:272:ARG:HG2	2.26	0.55
11:5:300:ILE:CD1	11:5:326:PRO:HA	2.36	0.55
11:5:301:TYR:HD2	11:5:327:TYR:HD2	1.53	0.55
12:6:288:LEU:HG	12:6:290:ILE:CD1	2.36	0.55
12:6:751:LEU:O	12:6:755:ILE:N	2.38	0.55
13:7:254:ALA:O	13:7:308:SER:N	2.37	0.55
13:7:363:PHE:HA	13:7:366:LEU:HD13	1.88	0.55
13:7:374:THR:O	13:7:375:TYR:HB3	2.06	0.55
1:A:173:GLU:OE1	1:A:173:GLU:N	2.39	0.55
3:C:27:LEU:HB2	3:C:36:ARG:O	2.05	0.55
3:C:109:ILE:O	3:C:112:ILE:HG22	2.07	0.55
4:D:258:VAL:CA	4:D:259:THR:HG23	2.36	0.55
5:E:70:HIS:O	5:E:73:GLN:N	2.35	0.55
8:2:264:PRO:HA	8:2:267:MET:HB3	1.88	0.55
8:2:490:ASP:HB3	8:2:493:ILE:HG23	1.87	0.55
8:2:785:LYS:NZ	8:2:789:VAL:HG21	2.22	0.55
9:3:195:LYS:HZ3	13:7:371:LEU:HB2	1.71	0.55
9:3:470:VAL:HB	9:3:512:VAL:HG13	1.88	0.55
10:4:567:CYS:HB3	10:4:675:ALA:HB3	1.87	0.55
10:4:818:GLU:HG3	10:4:820:GLU:N	2.22	0.55
11:5:602:TYR:O	11:5:605:TYR:HB3	2.06	0.55
12:6:530:VAL:HA	12:6:533:ILE:HG13	1.89	0.55
12:6:640:GLU:OE2	12:6:683:ASN:ND2	2.31	0.55
13:7:311:GLN:HG2	13:7:312:GLU:N	2.22	0.55
13:7:428:VAL:HG13	13:7:598:PHE:CD2	2.37	0.55
13:7:458:LEU:HB2	13:7:566:ALA:HB2	1.88	0.55
13:7:461:ASP:CG	13:7:569:PRO:HD2	2.27	0.55
13:7:490:GLY:CA	13:7:493:LEU:HG	2.31	0.55
2:B:99:ASP:O	2:B:103:GLN:N	2.31	0.55

Continued on next page...

Continued from previous page...

Atom-1	Atom-2	Interatomic distance (Å)	Clash overlap (Å)
3:C:88:ILE:HB	3:C:127:LEU:HD12	1.87	0.55
4:D:253:LYS:HB3	4:D:254:PRO:CD	2.37	0.55
5:E:425:VAL:O	5:E:429:THR:HG23	2.06	0.55
8:2:271:PHE:CE2	8:2:295:VAL:HG21	2.42	0.55
9:3:112:SER:O	9:3:116:VAL:HG23	2.06	0.55
9:3:259:GLN:HB2	9:3:273:SER:HB3	1.88	0.55
9:3:360:PHE:HA	9:3:363:LEU:HD12	1.89	0.55
10:4:344:VAL:C	10:4:360:ILE:HD12	2.27	0.55
10:4:348:LYS:HG2	10:4:354:HIS:O	2.06	0.55
10:4:351:VAL:HB	10:4:373:ARG:O	2.06	0.55
10:4:718:ARG:HG3	13:7:661:VAL:CG1	2.35	0.55
12:6:308:SER:HA	12:6:319:ASP:CB	2.36	0.55
12:6:400:VAL:HG21	12:6:455:LEU:HG	1.88	0.55
12:6:401:GLU:O	12:6:402:ILE:HG12	2.05	0.55
12:6:566:ARG:HB3	12:6:567:GLY:O	2.06	0.55
12:6:780:LEU:CD2	12:6:781:ARG:HG3	2.36	0.55
13:7:455:ASN:HA	13:7:563:ILE:O	2.07	0.55
1:A:149:ILE:HG22	1:A:151:LEU:HD12	1.89	0.55
4:D:286:LEU:HG	4:D:293:LEU:HD11	1.88	0.55
5:E:227:LYS:O	5:E:231:HIS:ND1	2.32	0.55
5:E:472:ARG:HA	5:E:475:SER:HB2	1.88	0.55
8:2:204:SER:HA	8:2:207:ILE:HG13	1.88	0.55
8:2:274:VAL:O	8:2:278:ALA:N	2.25	0.55
8:2:497:ILE:HD13	8:2:823:MET:HE3	1.89	0.55
9:3:45:ILE:HG22	9:3:49:ASN:ND2	2.21	0.55
9:3:97:ILE:HA	9:3:156:SER:OG	2.07	0.55
9:3:196:LEU:HD23	9:3:197:ILE:N	2.21	0.55
9:3:234:GLU:OE2	9:3:240:LYS:HA	2.07	0.55
9:3:254:GLN:HB2	9:3:283:VAL:HG22	1.89	0.55
9:3:300:SER:OG	11:5:245:HIS:HB3	2.06	0.55
9:3:673:GLN:O	9:3:676:ILE:HB	2.07	0.55
10:4:314:MET:CG	10:4:413:HIS:HD2	2.20	0.55
10:4:523:ALA:HA	10:4:526:ILE:CD1	2.36	0.55
11:5:260:GLU:OE2	11:5:272:ARG:N	2.38	0.55
11:5:502:ILE:O	11:5:513:LEU:N	2.40	0.55
13:7:28:PHE:HE2	13:7:31:ASP:HB2	1.72	0.55
13:7:110:ALA:HA	13:7:113:PHE:CD2	2.38	0.55
13:7:458:LEU:CD2	13:7:598:PHE:HB2	2.36	0.55
13:7:543:GLN:NE2	13:7:559:ALA:O	2.39	0.55
13:7:670:ASP:OD1	13:7:671:SER:N	2.39	0.55
2:B:127:PHE:O	2:B:131:LYS:HD3	2.07	0.55

Continued on next page...

Continued from previous page...

Atom-1	Atom-2	Interatomic distance (Å)	Clash overlap (Å)
5:E:315:THR:HA	5:E:316:LEU:C	2.27	0.55
8:2:268:LEU:O	8:2:272:ASP:N	2.32	0.55
9:3:470:VAL:CB	9:3:512:VAL:HG22	2.35	0.55
10:4:289:LEU:HD22	10:4:293:LEU:CD2	2.31	0.55
10:4:616:LEU:HB2	12:6:362:GLN:OE1	2.06	0.55
10:4:722:LYS:O	10:4:725:THR:HB	2.06	0.55
10:4:776:GLY:HA2	10:4:779:LYS:CB	2.37	0.55
11:5:436:ALA:CB	11:5:476:VAL:HB	2.35	0.55
12:6:140:ILE:O	12:6:144:LYS:N	2.38	0.55
12:6:544:LYS:HE2	12:6:584:PHE:CE1	2.41	0.55
12:6:636:CYS:HB3	12:6:678:ILE:HG12	1.89	0.55
12:6:713:PHE:C	12:6:837:ARG:HH11	2.09	0.55
13:7:228:ARG:HD3	13:7:329:ARG:HD2	1.88	0.55
4:D:258:VAL:CG1	4:D:260:ILE:HG13	2.35	0.55
5:E:43:LYS:O	5:E:47:LEU:N	2.32	0.55
5:E:580:LEU:CD1	5:E:629:ILE:HD11	2.37	0.55
8:2:346:SER:OG	8:2:347:ILE:HA	2.07	0.55
8:2:354:ASP:CB	8:2:357:GLU:H	2.19	0.55
8:2:410:LEU:HB3	8:2:415:VAL:HA	1.87	0.55
8:2:541:LEU:CA	8:2:681:CYS:HB2	2.36	0.55
9:3:24:ARG:HD3	9:3:121:PHE:HD1	1.70	0.55
9:3:480:ASP:HA	9:3:483:ARG:HG3	1.88	0.55
10:4:236:LEU:CB	10:4:238:THR:HG23	2.34	0.55
10:4:517:ASP:CG	10:4:521:LEU:HB2	2.27	0.55
10:4:602:THR:N	10:4:619:GLY:HA3	2.21	0.55
10:4:607:ARG:NH2	10:4:612:LYS:O	2.40	0.55
10:4:633:GLU:HB3	10:4:636:LYS:CB	2.36	0.55
11:5:409:ASP:HB3	11:5:518:SER:CB	2.37	0.55
11:5:605:TYR:CE1	11:5:609:LYS:HE2	2.42	0.55
11:5:658:ARG:HA	11:5:661:GLU:OE1	2.06	0.55
12:6:174:TYR:HE1	12:6:267:PHE:HE2	1.55	0.55
12:6:293:THR:HG23	12:6:392:GLY:C	2.26	0.55
12:6:702:THR:HG22	12:6:705:ILE:HG12	1.89	0.55
12:6:811:ALA:CB	12:6:819:ILE:HG13	2.31	0.55
13:7:318:LEU:O	13:7:318:LEU:HD23	2.06	0.55
13:7:333:ILE:HG12	13:7:376:LEU:HB3	1.89	0.55
1:A:32:TYR:CD2	1:A:124:SER:HB3	2.42	0.55
1:A:110:MET:HE3	1:A:112:SER:CA	2.36	0.55
1:A:139:THR:HA	1:A:142:LYS:HD2	1.88	0.55
2:B:104:TYR:HD2	2:B:113:SER:HB3	1.71	0.55
3:C:96:ASP:OD2	3:C:99:SER:HB3	2.05	0.55

Continued on next page...

Continued from previous page...

Atom-1	Atom-2	Interatomic distance (Å)	Clash overlap (Å)
5:E:492:LEU:O	5:E:496:ILE:HG13	2.07	0.55
8:2:302:THR:OG1	8:2:303:ILE:N	2.40	0.55
8:2:661:LEU:HB3	8:2:662:PRO:HD2	1.89	0.55
8:2:790:TYR:CZ	8:2:794:ARG:HB2	2.42	0.55
9:3:158:LYS:HB2	9:3:327:TYR:OH	2.07	0.55
9:3:445:ALA:HB3	9:3:499:LYS:HD2	1.89	0.55
10:4:265:PRO:O	10:4:269:ILE:HG13	2.06	0.55
10:4:421:ASP:O	10:4:424:VAL:HB	2.05	0.55
10:4:521:LEU:O	10:4:524:ARG:HG2	2.06	0.55
10:4:621:LEU:CB	10:4:654:ILE:HD11	2.37	0.55
11:5:500:GLN:HE21	11:5:516:ARG:HA	1.70	0.55
11:5:600:LYS:O	11:5:604:THR:HG23	2.06	0.55
12:6:364:ASN:OD1	12:6:365:ALA:N	2.40	0.55
12:6:547:ILE:CG2	12:6:588:VAL:HG21	2.36	0.55
12:6:804:ILE:O	12:6:808:GLU:HG3	2.06	0.55
13:7:80:ILE:O	13:7:205:LYS:N	2.27	0.55
13:7:370:LEU:O	13:7:370:LEU:HD13	2.06	0.55
2:B:55:THR:HG22	4:D:94:GLN:NE2	2.21	0.55
2:B:167:HIS:C	2:B:168:LEU:HD12	2.27	0.55
4:D:178:ASP:HA	4:D:181:LYS:HE2	1.88	0.55
5:E:349:SER:HA	5:E:351:TRP:CH2	2.41	0.55
5:E:389:GLY:HA2	5:E:392:PHE:CD2	2.41	0.55
5:E:493:ASN:HA	5:E:496:ILE:CD1	2.37	0.55
5:E:519:ILE:H	5:E:519:ILE:HD12	1.71	0.55
8:2:218:TYR:O	8:2:225:SER:OG	2.18	0.55
8:2:301:PRO:HA	8:2:302:THR:C	2.27	0.55
8:2:667:VAL:HG22	8:2:669:LEU:N	2.18	0.55
8:2:686:LEU:HD23	8:2:687:VAL:N	2.22	0.55
8:2:856:GLN:OE1	8:2:859:ARG:HD3	2.07	0.55
9:3:95:ARG:CZ	9:3:282:LEU:HD21	2.36	0.55
9:3:200:VAL:O	9:3:244:GLU:HB2	2.06	0.55
9:3:292:VAL:CG1	9:3:326:VAL:HG12	2.34	0.55
10:4:179:ILE:HA	10:4:186:SER:HA	1.89	0.55
10:4:319:PRO:HG2	13:7:309:ALA:HB2	1.87	0.55
10:4:445:ARG:HD2	10:4:450:GLN:O	2.05	0.55
10:4:578:LEU:HD22	10:4:630:CYS:SG	2.47	0.55
10:4:762:ILE:CA	10:4:817:VAL:HG12	2.36	0.55
11:5:197:PHE:HZ	11:5:251:ILE:HD11	1.71	0.55
11:5:368:GLU:O	11:5:371:THR:OG1	2.20	0.55
12:6:134:LYS:HG2	12:6:137:ARG:HD3	1.88	0.55
12:6:186:ARG:HG2	12:6:263:PHE:CD2	2.42	0.55

Continued on next page...

Continued from previous page...

Atom-1	Atom-2	Interatomic distance (Å)	Clash overlap (Å)
12:6:194:PRO:CG	12:6:261:ARG:HH21	2.20	0.55
12:6:292:GLY:C	12:6:394:ARG:HG2	2.26	0.55
12:6:572:CYS:O	12:6:712:PHE:HB3	2.07	0.55
13:7:362:GLY:HA3	13:7:364:LYS:N	2.21	0.55
13:7:516:ALA:C	13:7:561:THR:HG22	2.26	0.55
1:A:90:GLN:O	1:A:94:THR:N	2.33	0.55
1:A:105:ASN:O	1:A:152:SER:OG	2.25	0.55
2:B:19:ILE:O	2:B:22:ASN:ND2	2.30	0.55
2:B:184:PHE:CE1	3:C:136:ASN:HB2	2.42	0.55
4:D:257:THR:O	4:D:259:THR:HG23	2.07	0.55
5:E:75:ASP:HB3	5:E:118:ARG:NH1	2.20	0.55
5:E:505:ALA:HA	5:E:508:ASN:HB3	1.88	0.55
8:2:574:VAL:CG1	12:6:664:ALA:HB3	2.34	0.55
8:2:794:ARG:CG	8:2:798:ILE:HD11	2.29	0.55
9:3:119:ALA:HA	9:3:221:LEU:HD22	1.88	0.55
9:3:378:LYS:HA	9:3:381:ILE:CD1	2.37	0.55
10:4:435:VAL:HG22	10:4:466:VAL:CA	2.29	0.55
10:4:765:ALA:CB	10:4:819:LEU:HD12	2.29	0.55
11:5:209:ARG:HA	11:5:239:ASP:CA	2.34	0.55
11:5:379:PHE:HB3	11:5:568:ILE:HD13	1.89	0.55
11:5:414:LEU:HD12	11:5:522:ALA:HB2	1.89	0.55
12:6:164:GLY:HA2	12:6:167:ALA:HB3	1.89	0.55
12:6:559:THR:HG23	12:6:565:LEU:HD21	1.89	0.55
13:7:339:LEU:HD23	13:7:339:LEU:O	2.07	0.55
13:7:352:THR:OG1	13:7:380:PHE:HB3	2.06	0.55
13:7:362:GLY:CA	13:7:363:PHE:CB	2.81	0.55
2:B:197:THR:HG22	4:D:263:LEU:CD2	2.37	0.55
3:C:50:LEU:CD1	3:C:54:LEU:HD11	2.37	0.55
3:C:127:LEU:HD23	3:C:127:LEU:C	2.28	0.55
5:E:41:ALA:HA	5:E:44:MET:SD	2.47	0.55
5:E:271:TRP:HA	5:E:274:ILE:HD12	1.88	0.55
5:E:323:ASP:O	5:E:405:ILE:HA	2.07	0.55
5:E:348:LEU:HB2	5:E:350:LEU:CD2	2.37	0.55
5:E:558:GLU:HB2	5:E:559:SER:C	2.27	0.55
8:2:540:LEU:HA	8:2:648:ALA:HB3	1.89	0.55
8:2:776:PRO:HA	8:2:827:GLU:O	2.07	0.55
8:2:795:ARG:HB3	11:5:562:GLU:HG3	1.88	0.55
8:2:815:ARG:O	8:2:818:GLU:HG2	2.07	0.55
9:3:186:VAL:HG23	9:3:290:ASP:O	2.06	0.55
9:3:256:ILE:HG12	9:3:278:LEU:HD11	1.88	0.55
9:3:275:ASP:CG	9:3:320:LEU:HB3	2.27	0.55

Continued on next page...

Continued from previous page...

Atom-1	Atom-2	Interatomic distance (Å)	Clash overlap (Å)
11:5:87:ILE:N	11:5:88:PRO:HD2	2.22	0.55
11:5:149:ARG:O	11:5:272:ARG:NH2	2.40	0.55
11:5:526:ILE:HD12	11:5:526:ILE:O	2.07	0.55
11:5:673:GLN:HE22	11:5:675:ARG:HH21	1.55	0.55
12:6:167:ALA:HA	12:6:170:ILE:CD1	2.36	0.55
12:6:270:LEU:HD12	12:6:289:SER:HB2	1.87	0.55
12:6:689:TYR:CD2	12:6:716:LEU:HD12	2.41	0.55
12:6:805:ARG:HA	12:6:808:GLU:CD	2.28	0.55
1:A:2:TYR:HE2	1:A:78:CYS:HB2	1.71	0.54
1:A:38:ARG:HA	1:A:41:LEU:HB2	1.89	0.54
2:B:17:GLN:HB2	2:B:121:VAL:HG11	1.89	0.54
2:B:160:LEU:HD13	3:C:136:ASN:ND2	2.22	0.54
4:D:258:VAL:HG22	4:D:266:GLU:CG	2.37	0.54
5:E:494:ARG:O	5:E:498:LEU:HG	2.07	0.54
8:2:227:TYR:HA	8:2:230:ARG:HB2	1.89	0.54
8:2:663:LEU:HD23	8:2:663:LEU:O	2.07	0.54
9:3:155:LEU:O	9:3:324:ASN:ND2	2.41	0.54
9:3:294:VAL:CG2	9:3:326:VAL:HG13	2.36	0.54
9:3:437:SER:O	11:5:506:LYS:N	2.39	0.54
10:4:501:ILE:HD13	10:4:749:MET:CE	2.37	0.54
10:4:635:ASP:HA	10:4:694:LEU:HD11	1.90	0.54
11:5:166:ILE:CD1	11:5:256:LEU:HD23	2.36	0.54
11:5:338:GLU:N	11:5:339:THR:CA	2.70	0.54
11:5:364:PRO:HG2	11:5:365:LYS:HD3	1.89	0.54
12:6:354:LEU:HD13	12:6:355:ASP:OD2	2.07	0.54
12:6:606:ALA:HA	12:6:607:GLY:C	2.27	0.54
1:A:20:TYR:C	1:A:23:SER:HB3	2.26	0.54
1:A:31:MET:HG2	1:A:32:TYR:N	2.22	0.54
1:A:41:LEU:CA	1:A:44:VAL:HG12	2.37	0.54
1:A:77:LEU:HD13	3:C:50:LEU:HA	1.88	0.54
1:A:135:CYS:O	1:A:138:ILE:HG22	2.07	0.54
4:D:203:PRO:O	4:D:207:GLN:HG3	2.07	0.54
4:D:227:PHE:HA	4:D:277:MET:O	2.07	0.54
5:E:269:ASN:HA	5:E:272:LEU:HD12	1.89	0.54
5:E:325:TYR:CZ	5:E:406:ARG:HD2	2.42	0.54
5:E:492:LEU:HG	5:E:496:ILE:HD11	1.89	0.54
8:2:317:LEU:HG	8:2:428:GLY:O	2.08	0.54
8:2:327:ARG:NH2	8:2:420:PRO:HD3	2.22	0.54
8:2:524:PRO:CB	8:2:525:LYS:HA	2.35	0.54
9:3:119:ALA:CB	9:3:221:LEU:HD22	2.38	0.54
9:3:554:ASN:HB2	9:3:557:ARG:HG2	1.89	0.54

Continued on next page...

Continued from previous page...

Atom-1	Atom-2	Interatomic distance (Å)	Clash overlap (Å)
10:4:243:LEU:HD23	10:4:244:ASP:N	2.22	0.54
10:4:562:ILE:HB	10:4:703:ASP:OD2	2.07	0.54
10:4:650:GLU:HB3	12:6:586:LYS:HE2	1.88	0.54
10:4:678:ILE:CD1	10:4:693:ASP:HB2	2.37	0.54
11:5:36:LEU:CD2	11:5:47:ARG:HD2	2.37	0.54
11:5:365:LYS:HD2	11:5:365:LYS:N	2.22	0.54
11:5:625:ASN:HD21	11:5:681:ILE:CG2	2.20	0.54
12:6:566:ARG:NH1	12:6:656:MET:O	2.39	0.54
12:6:759:ARG:HA	12:6:812:ARG:HH21	1.72	0.54
13:7:415:ALA:CB	13:7:430:LYS:HD2	2.37	0.54
2:B:189:MET:SD	2:B:192:LEU:HD22	2.47	0.54
4:D:202:MET:HG2	4:D:207:GLN:HA	1.89	0.54
5:E:44:MET:HE1	5:E:255:ILE:HG22	1.88	0.54
8:2:338:LYS:HE3	8:2:380:THR:HG23	1.88	0.54
8:2:384:ASN:ND2	8:2:412:ALA:O	2.39	0.54
9:3:403:ILE:HG23	9:3:544:ASP:HB2	1.89	0.54
9:3:702:LEU:HD23	9:3:702:LEU:C	2.28	0.54
10:4:211:GLU:HG3	10:4:212:ARG:HG2	1.89	0.54
10:4:601:LEU:C	10:4:619:GLY:HA3	2.27	0.54
10:4:756:GLU:O	10:4:759:HIS:NE2	2.40	0.54
11:5:384:ILE:O	11:5:388:ILE:HG13	2.08	0.54
12:6:544:LYS:HA	12:6:547:ILE:CD1	2.37	0.54
12:6:641:PHE:CZ	12:6:680:ALA:HB3	2.42	0.54
12:6:764:ILE:O	12:6:818:GLU:HG2	2.07	0.54
12:6:776:LYS:HA	12:6:779:GLU:CG	2.36	0.54
12:6:802:SER:O	12:6:806:LEU:HG	2.07	0.54
13:7:67:LEU:CD2	13:7:125:MET:HA	2.38	0.54
13:7:196:LEU:HD11	13:7:270:PHE:CE1	2.42	0.54
13:7:427:ASP:OD2	13:7:722:VAL:HG11	2.07	0.54
13:7:452:GLY:H	13:7:694:ARG:HD3	1.72	0.54
1:A:136:ASP:O	1:A:139:THR:OG1	2.21	0.54
2:B:15:GLU:O	2:B:18:PHE:HB3	2.08	0.54
2:B:193:ARG:HB2	4:D:227:PHE:HE2	1.70	0.54
5:E:466:LEU:HD13	5:E:470:ARG:CZ	2.37	0.54
5:E:481:TRP:O	5:E:484:LEU:HB3	2.07	0.54
7:G:5:DA:H2'	7:G:6:DT:H72	1.89	0.54
8:2:257:ALA:O	8:2:261:ALA:N	2.40	0.54
8:2:526:ASN:HA	8:2:532:SER:CA	2.36	0.54
8:2:608:GLU:HG3	8:2:651:ASN:H	1.72	0.54
8:2:778:LEU:CA	8:2:829:VAL:HB	2.35	0.54
9:3:100:LEU:HB2	9:3:160:SER:HB3	1.90	0.54

Continued on next page...

Continued from previous page...

Atom-1	Atom-2	Interatomic distance (Å)	Clash overlap (Å)
9:3:107:ASP:HB2	9:3:110:PHE:HB3	1.89	0.54
9:3:558:ASP:OD2	11:5:627:VAL:HA	2.08	0.54
10:4:224:LEU:CD1	10:4:227:ILE:HG12	2.38	0.54
10:4:243:LEU:HB2	10:4:303:VAL:CG1	2.37	0.54
10:4:725:THR:O	10:4:728:TYR:HB2	2.07	0.54
11:5:64:ASN:O	11:5:68:LEU:HG	2.07	0.54
11:5:79:LEU:HD12	11:5:83:PRO:HA	1.89	0.54
11:5:97:VAL:O	11:5:101:ILE:HG13	2.07	0.54
12:6:669:HIS:CE1	12:6:671:THR:HG23	2.42	0.54
13:7:245:ILE:CD1	13:7:343:LEU:HD22	2.37	0.54
2:B:108:HIS:O	2:B:155:LYS:NZ	2.32	0.54
2:B:127:PHE:HA	2:B:131:LYS:HB3	1.88	0.54
2:B:127:PHE:HE2	2:B:142:ARG:HG2	1.71	0.54
3:C:5:ASP:HB3	3:C:8:ASP:CG	2.28	0.54
4:D:224:TRP:HB2	4:D:280:GLU:HB2	1.88	0.54
4:D:267:VAL:HB	4:D:268:GLU:O	2.07	0.54
5:E:148:VAL:CG1	5:E:150:ASP:HB2	2.37	0.54
5:E:474:VAL:O	5:E:477:PHE:HB3	2.07	0.54
5:E:540:ARG:NH2	5:E:573:ASP:HB3	2.22	0.54
8:2:383:ARG:NE	8:2:411:LEU:HD23	2.23	0.54
8:2:569:GLN:OE1	8:2:613:ASN:N	2.35	0.54
8:2:587:LYS:HG3	8:2:588:GLU:HG2	1.89	0.54
8:2:634:ALA:O	11:5:448:GLY:N	2.40	0.54
9:3:103:LEU:HB2	9:3:111:TRP:CE3	2.26	0.54
9:3:658:LYS:HG2	9:3:661:GLN:NE2	2.23	0.54
10:4:652:GLN:HE21	10:4:668:ARG:HA	1.73	0.54
11:5:161:ARG:CA	11:5:295:VAL:HG22	2.37	0.54
11:5:256:LEU:HD13	11:5:278:CYS:HB2	1.89	0.54
11:5:384:ILE:HG12	11:5:554:PHE:CD2	2.42	0.54
12:6:151:ILE:CD1	12:6:265:ILE:HG23	2.23	0.54
13:7:21:ILE:HG22	13:7:25:LEU:CD1	2.38	0.54
13:7:521:CYS:N	13:7:562:SER:O	2.39	0.54
1:A:170:ASP:OD2	1:A:204:TYR:HA	2.07	0.54
2:B:25:ILE:HD12	2:B:87:ILE:HD13	1.89	0.54
2:B:26:LYS:O	2:B:88:VAL:HG12	2.07	0.54
3:C:109:ILE:HA	3:C:112:ILE:CG2	2.37	0.54
4:D:218:MET:HA	4:D:219:ILE:C	2.27	0.54
5:E:129:TRP:HH2	5:E:143:PHE:HB3	1.72	0.54
5:E:414:GLY:O	5:E:417:GLY:N	2.38	0.54
7:G:7:DC:H2"	7:G:8:DG:H8	1.71	0.54
8:2:283:TYR:HB3	8:2:286:TYR:HB2	1.90	0.54

Continued on next page...

Continued from previous page...

Atom-1	Atom-2	Interatomic distance (Å)	Clash overlap (Å)
8:2:479:GLU:HA	8:2:482:ARG:HD3	1.89	0.54
8:2:850:LYS:HG2	8:2:851:VAL:N	2.22	0.54
9:3:104:ARG:HG3	9:3:111:TRP:CE3	2.43	0.54
9:3:172:THR:CG2	9:3:176:LEU:HB2	2.38	0.54
9:3:187:THR:O	9:3:257:THR:OG1	2.17	0.54
9:3:245:TYR:CD2	13:7:356:LEU:HD22	2.42	0.54
9:3:262:PRO:HA	9:3:265:ALA:HB2	1.89	0.54
9:3:472:ILE:HG21	9:3:475:PHE:HD1	1.72	0.54
9:3:519:VAL:CG2	9:3:534:ALA:HB2	2.30	0.54
9:3:654:PRO:HA	9:3:657:ARG:NH2	2.22	0.54
9:3:658:LYS:HA	9:3:661:GLN:NE2	2.21	0.54
10:4:248:LEU:HB3	10:4:258:TYR:HB2	1.90	0.54
10:4:506:LEU:HA	10:4:509:ILE:HD13	1.89	0.54
10:4:601:LEU:CG	10:4:621:LEU:HG	2.36	0.54
11:5:369:ILE:HD11	11:5:593:GLU:CA	2.32	0.54
11:5:461:GLU:CG	11:5:462:PHE:H	1.98	0.54
12:6:137:ARG:HA	12:6:140:ILE:CD1	2.38	0.54
12:6:142:PHE:HA	12:6:145:ILE:CG1	2.38	0.54
13:7:613:ALA:O	13:7:617:THR:N	2.40	0.54
13:7:709:ASP:O	13:7:712:ASP:HB3	2.07	0.54
2:B:193:ARG:HH21	4:D:226:LYS:HA	1.73	0.54
4:D:194:VAL:HG22	4:D:199:LEU:HD11	1.90	0.54
4:D:200:LYS:CA	4:D:201:TYR:HB2	2.37	0.54
6:F:23:DT:H1'	6:F:24:DT:C2	2.43	0.54
8:2:241:SER:HA	8:2:293:ILE:HG23	1.89	0.54
8:2:247:ARG:HH22	8:2:301:PRO:HG2	1.73	0.54
8:2:297:ILE:HG22	8:2:298:SER:H	1.73	0.54
8:2:493:ILE:O	8:2:497:ILE:HG13	2.07	0.54
8:2:560:ALA:CB	8:2:563:ALA:HB2	2.33	0.54
8:2:603:VAL:HG22	8:2:645:SER:CB	2.35	0.54
8:2:660:THR:C	8:2:850:LYS:HG3	2.28	0.54
8:2:812:SER:O	8:2:816:ILE:HG13	2.07	0.54
8:2:821:ALA:O	8:2:825:LEU:N	2.40	0.54
9:3:38:TYR:CD2	9:3:98:ILE:HG12	2.43	0.54
9:3:195:LYS:HE2	9:3:216:ASP:OD2	2.07	0.54
10:4:292:ASP:HA	10:4:293:LEU:CD1	2.36	0.54
10:4:322:ILE:O	10:4:439:PHE:HB3	2.08	0.54
11:5:301:TYR:CD2	11:5:327:TYR:CD2	2.96	0.54
11:5:625:ASN:O	11:5:628:THR:OG1	2.18	0.54
12:6:151:ILE:CD1	12:6:153:ILE:HG23	2.37	0.54
12:6:158:LEU:HD22	12:6:170:ILE:CD1	2.37	0.54

Continued on next page...

Continued from previous page...

Atom-1	Atom-2	Interatomic distance (Å)	Clash overlap (Å)
12:6:360:ARG:HG3	12:6:377:LEU:O	2.07	0.54
12:6:569:ILE:HA	12:6:805:ARG:HH11	1.71	0.54
12:6:608:LEU:CA	12:6:627:ALA:HB3	2.38	0.54
12:6:696:ARG:CZ	12:6:703:ALA:HB2	2.36	0.54
13:7:353:GLY:HA2	13:7:379:GLN:HB2	1.89	0.54
1:A:91:ARG:HA	4:D:190:TRP:CH2	2.42	0.54
1:A:123:LEU:HD21	1:A:127:GLU:CB	2.28	0.54
2:B:6:HIS:HA	2:B:7:LEU:C	2.28	0.54
3:C:82:THR:O	3:C:86:ASN:ND2	2.41	0.54
4:D:282:ILE:CD1	4:D:286:LEU:HD13	2.36	0.54
5:E:34:LEU:CD1	5:E:543:LEU:HD11	2.25	0.54
5:E:150:ASP:HB3	5:E:152:LEU:HB2	1.90	0.54
5:E:161:LYS:HB3	5:E:233:TYR:CE2	2.43	0.54
5:E:316:LEU:HD21	5:E:413:LEU:O	2.07	0.54
8:2:383:ARG:HH21	8:2:411:LEU:CD2	2.21	0.54
8:2:446:VAL:HG11	12:6:301:ARG:CB	2.35	0.54
8:2:612:MET:O	8:2:617:ARG:NH2	2.36	0.54
9:3:198:ARG:N	9:3:249:THR:OG1	2.33	0.54
9:3:254:GLN:CD	9:3:278:LEU:HD12	2.28	0.54
10:4:610:ASP:OD1	10:4:611:THR:N	2.40	0.54
11:5:485:MET:CE	11:5:490:ARG:HG3	2.38	0.54
11:5:568:ILE:HA	11:5:571:HIS:CB	2.36	0.54
12:6:300:VAL:HG22	12:6:357:GLN:HB3	1.88	0.54
12:6:308:SER:HA	12:6:319:ASP:CA	2.37	0.54
13:7:26:VAL:HG13	13:7:64:MET:HG2	1.90	0.54
13:7:395:SER:C	13:7:397:VAL:H	2.11	0.54
13:7:612:LEU:O	13:7:616:VAL:HG23	2.06	0.54
4:D:154:PHE:O	4:D:158:LEU:HG	2.08	0.54
5:E:499:ALA:HA	5:E:502:LEU:CD1	2.38	0.54
8:2:419:LYS:HG3	8:2:420:PRO:HD2	1.90	0.54
8:2:584:PRO:CD	8:2:585:ILE:HB	2.37	0.54
9:3:166:LEU:HD23	9:3:175:HIS:CD2	2.43	0.54
9:3:451:GLU:O	9:3:452:THR:OG1	2.18	0.54
10:4:653:THR:HG22	10:4:666:ASN:HA	1.88	0.54
10:4:678:ILE:HD11	10:4:693:ASP:CB	2.38	0.54
11:5:56:VAL:CG1	11:5:58:ASN:HB2	2.38	0.54
11:5:95:THR:O	11:5:99:LYS:N	2.29	0.54
12:6:112:ARG:HH21	12:6:180:PHE:HA	1.72	0.54
12:6:118:PHE:HD1	12:6:161:ARG:HH11	1.55	0.54
12:6:143:MET:CE	12:6:150:THR:H	2.21	0.54
12:6:822:SER:O	12:6:826:GLU:HG3	2.06	0.54

Continued on next page...

Continued from previous page...

Atom-1	Atom-2	Interatomic distance (Å)	Clash overlap (Å)
13:7:260:TYR:HB2	13:7:269:VAL:HB	1.90	0.54
1:A:149:ILE:HD11	4:D:140:ILE:HD13	1.88	0.54
1:A:173:GLU:HB3	1:A:183:LEU:N	2.16	0.54
2:B:160:LEU:HG	2:B:163:LEU:CD1	2.38	0.54
2:B:175:LEU:HD12	2:B:178:ILE:HB	1.90	0.54
3:C:24:ILE:O	3:C:37:PRO:HA	2.08	0.54
4:D:258:VAL:HG13	4:D:260:ILE:HG13	1.90	0.54
5:E:418:SER:C	5:E:419:ILE:HD12	2.28	0.54
8:2:334:LEU:HD11	11:5:322:ALA:O	2.07	0.54
9:3:417:GLN:HG3	11:5:404:MET:CE	2.38	0.54
9:3:472:ILE:HB	9:3:514:ALA:CA	2.38	0.54
10:4:419:VAL:HG23	10:4:420:TYR:N	2.22	0.54
10:4:454:LYS:HA	13:7:277:THR:HG22	1.90	0.54
10:4:827:ARG:HA	10:4:830:ARG:HB2	1.88	0.54
11:5:256:LEU:N	11:5:276:MET:O	2.41	0.54
11:5:630:ARG:HE	11:5:648:ILE:CG2	2.21	0.54
12:6:823:PHE:HA	12:6:826:GLU:CD	2.27	0.54
13:7:242:ARG:HB3	13:7:350:ASP:OD1	2.07	0.54
13:7:470:LEU:CD2	13:7:564:LEU:HD22	2.38	0.54
13:7:511:GLY:HA2	13:7:515:LEU:HB2	1.90	0.54
1:A:84:ARG:HD2	3:C:3:TYR:C	2.28	0.53
3:C:109:ILE:CA	3:C:112:ILE:HG22	2.36	0.53
3:C:188:LYS:O	3:C:191:MET:HB2	2.07	0.53
3:C:192:PHE:CE2	11:5:43:GLN:HB2	2.43	0.53
4:D:200:LYS:N	4:D:201:TYR:HB2	2.22	0.53
5:E:41:ALA:HA	5:E:44:MET:HG2	1.90	0.53
5:E:96:LEU:HB3	5:E:98:ILE:HD13	1.91	0.53
5:E:308:ASN:CB	5:E:310:VAL:HG23	2.35	0.53
5:E:493:ASN:HA	5:E:496:ILE:CB	2.37	0.53
8:2:696:ALA:O	8:2:700:VAL:HG23	2.08	0.53
9:3:95:ARG:HH22	9:3:282:LEU:HD11	1.73	0.53
9:3:504:THR:HG22	13:7:316:GLN:NE2	2.23	0.53
9:3:674:GLU:HA	9:3:677:ASN:OD1	2.08	0.53
9:3:700:ARG:O	9:3:704:THR:HG23	2.07	0.53
10:4:195:ARG:HG2	10:4:279:CYS:SG	2.48	0.53
10:4:585:THR:HG21	10:4:628:VAL:N	2.19	0.53
11:5:433:SER:HB2	11:5:476:VAL:HG21	1.90	0.53
11:5:551:ASP:OD2	11:5:658:ARG:NH2	2.40	0.53
11:5:633:LEU:HD12	11:5:648:ILE:CD1	2.37	0.53
11:5:643:ARG:HH12	11:5:692:ALA:HA	1.73	0.53
12:6:568:ASP:OD1	12:6:569:ILE:N	2.41	0.53

Continued on next page...

Continued from previous page...

Atom-1	Atom-2	Interatomic distance (Å)	Clash overlap (Å)
12:6:725:THR:O	12:6:729:SER:N	2.41	0.53
13:7:599:LEU:HD13	13:7:601:LEU:HD23	1.91	0.53
13:7:701:LYS:O	13:7:704:LEU:HD23	2.07	0.53
1:A:37:ILE:HA	1:A:40:ILE:CD1	2.37	0.53
5:E:311:LYS:HG3	5:E:415:TYR:CE2	2.43	0.53
5:E:577:ASP:O	5:E:633:ARG:HD2	2.08	0.53
8:2:297:ILE:HG22	8:2:298:SER:N	2.22	0.53
8:2:324:VAL:CG1	8:2:420:PRO:HA	2.38	0.53
8:2:549:LYS:HA	8:2:552:ILE:HD13	1.90	0.53
8:2:571:ALA:HB3	12:6:665:LYS:HE3	1.89	0.53
8:2:759:PRO:HG2	8:2:762:LEU:CG	2.38	0.53
9:3:500:ALA:N	9:3:501:GLY:HA3	2.24	0.53
10:4:348:LYS:HB3	10:4:353:ASP:OD1	2.08	0.53
10:4:356:MET:HB2	10:4:372:GLU:CG	2.35	0.53
10:4:376:CYS:CB	10:4:377:ASN:C	2.76	0.53
10:4:447:ASN:O	10:4:448:SER:OG	2.23	0.53
10:4:682:TYR:O	10:4:691:ASN:ND2	2.40	0.53
10:4:704:LEU:HD11	10:4:832:ALA:HB2	1.89	0.53
11:5:279:ASP:OD2	11:5:329:LYS:HE2	2.08	0.53
11:5:378:ILE:N	11:5:378:ILE:HD12	2.23	0.53
12:6:364:ASN:CB	12:6:394:ARG:HD3	2.38	0.53
12:6:397:PHE:CD1	12:6:459:VAL:HG22	2.42	0.53
12:6:574:VAL:CA	12:6:581:LYS:HZ1	2.20	0.53
13:7:17:LEU:O	13:7:21:ILE:HG13	2.08	0.53
13:7:101:ASP:OD2	13:7:104:SER:N	2.38	0.53
13:7:399:GLU:HA	13:7:402:MET:HB2	1.90	0.53
13:7:477:SER:OG	13:7:520:ILE:HD13	2.08	0.53
3:C:17:PRO:HA	3:C:45:SER:HA	1.90	0.53
4:D:56:PRO:HA	4:D:90:ARG:HH12	1.72	0.53
4:D:91:ILE:HD12	4:D:92:SER:N	2.24	0.53
5:E:39:LEU:O	5:E:42:THR:OG1	2.23	0.53
5:E:157:GLU:HA	5:E:161:LYS:HG2	1.90	0.53
5:E:308:ASN:HB3	5:E:310:VAL:CG2	2.36	0.53
5:E:363:PHE:HB3	5:E:368:ILE:HB	1.89	0.53
5:E:388:LEU:HG	5:E:392:PHE:CZ	2.42	0.53
8:2:548:ALA:HB2	14:2:901:ATP:C4	2.44	0.53
8:2:640:LEU:H	11:5:445:SER:CB	2.20	0.53
9:3:48:TYR:CE2	9:3:92:LEU:HG	2.43	0.53
9:3:198:ARG:O	9:3:248:SER:HB2	2.08	0.53
12:6:372:SER:O	12:6:373:MET:HB3	2.08	0.53
12:6:636:CYS:N	12:6:677:SER:O	2.29	0.53

Continued on next page...

Continued from previous page...

Atom-1	Atom-2	Interatomic distance (Å)	Clash overlap (Å)
13:7:81:ASP:HA	13:7:205:LYS:O	2.08	0.53
13:7:228:ARG:HH22	13:7:326:HIS:CB	2.20	0.53
13:7:259:ALA:H	13:7:305:SER:HB3	1.74	0.53
13:7:314:LYS:C	13:7:315:ILE:HD12	2.29	0.53
13:7:366:LEU:O	13:7:367:LYS:HD2	2.07	0.53
13:7:416:LYS:CD	13:7:426:LEU:HD12	2.37	0.53
1:A:109:LEU:CG	1:A:111:SER:HB3	2.32	0.53
2:B:160:LEU:HD23	2:B:160:LEU:O	2.07	0.53
4:D:94:GLN:HA	4:D:97:LEU:HB3	1.91	0.53
4:D:257:THR:O	4:D:269:LEU:HB2	2.09	0.53
5:E:24:SER:OG	5:E:55:GLN:HB2	2.09	0.53
5:E:66:GLU:HG3	5:E:70:HIS:CD2	2.43	0.53
5:E:287:VAL:HG22	5:E:290:ARG:HH12	1.73	0.53
5:E:384:ILE:O	5:E:388:LEU:HB2	2.08	0.53
5:E:488:LYS:HB3	5:E:491:LEU:CD2	2.39	0.53
5:E:646:LEU:HD12	5:E:646:LEU:O	2.08	0.53
6:F:10:DT:H2'	6:F:11:DC:C6	2.44	0.53
8:2:523:VAL:CG1	8:2:525:LYS:HB3	2.30	0.53
8:2:523:VAL:N	8:2:822:LYS:HZ1	2.06	0.53
8:2:536:ASP:HB3	8:2:645:SER:CA	2.36	0.53
9:3:440:VAL:HA	11:5:505:ALA:CB	2.38	0.53
10:4:311:CYS:HB2	10:4:326:ILE:HG23	1.91	0.53
10:4:330:GLY:HA3	10:4:399:LEU:HD21	1.91	0.53
10:4:682:TYR:HB2	10:4:691:ASN:HD21	1.72	0.53
10:4:693:ASP:OD1	10:4:694:LEU:N	2.41	0.53
11:5:45:ILE:O	11:5:48:ASP:HB2	2.08	0.53
11:5:63:VAL:HB	11:5:139:LEU:HA	1.90	0.53
11:5:90:PHE:HB2	11:5:137:LEU:CD2	2.38	0.53
11:5:398:LYS:O	11:5:405:ARG:HA	2.08	0.53
11:5:409:ASP:H	11:5:518:SER:CB	2.22	0.53
11:5:451:ALA:HA	11:5:467:GLY:HA3	1.89	0.53
12:6:811:ALA:O	12:6:815:CYS:N	2.42	0.53
12:6:831:LEU:O	12:6:835:ILE:HG13	2.09	0.53
13:7:225:LEU:H	13:7:241:VAL:HA	1.73	0.53
13:7:311:GLN:HB2	13:7:340:VAL:HG23	1.91	0.53
13:7:322:VAL:HG13	13:7:323:PRO:HD2	1.89	0.53
13:7:692:ILE:HA	13:7:695:LEU:CG	2.38	0.53
2:B:26:LYS:HD3	2:B:68:SER:OG	2.09	0.53
2:B:72:VAL:O	2:B:75:ILE:HG12	2.09	0.53
4:D:157:TYR:HA	4:D:160:GLN:HB2	1.91	0.53
5:E:313:PRO:O	5:E:316:LEU:HD22	2.08	0.53

Continued on next page...

Continued from previous page...

Atom-1	Atom-2	Interatomic distance (Å)	Clash overlap (Å)
5:E:363:PHE:HD1	5:E:368:ILE:HD12	1.73	0.53
5:E:511:VAL:HA	5:E:514:LEU:CD1	2.38	0.53
5:E:581:VAL:N	5:E:630:ILE:O	2.32	0.53
7:G:14:DT:H2"	7:G:15:DC:C6	2.43	0.53
8:2:239:SER:O	8:2:240:GLU:HG2	2.08	0.53
8:2:524:PRO:HB2	8:2:525:LYS:CA	2.37	0.53
8:2:569:GLN:HG3	8:2:576:LEU:HD11	1.91	0.53
8:2:785:LYS:HG3	8:2:788:ARG:NH2	2.17	0.53
9:3:122:ILE:O	9:3:126:GLU:HG3	2.09	0.53
9:3:223:THR:HG21	11:5:245:HIS:H	1.73	0.53
9:3:443:THR:HG22	9:3:459:ALA:CA	2.37	0.53
10:4:333:LEU:HG	10:4:400:GLN:H	1.74	0.53
10:4:370:ARG:HD3	10:4:379:PRO:N	2.24	0.53
10:4:592:SER:CA	10:4:632:ASP:HB2	2.25	0.53
10:4:601:LEU:HB3	10:4:621:LEU:HG	1.91	0.53
10:4:618:SER:HB3	10:4:622:VAL:HG11	1.90	0.53
10:4:656:ILE:HG23	10:4:658:LYS:NZ	2.24	0.53
11:5:161:ARG:CB	11:5:295:VAL:HG22	2.38	0.53
11:5:479:ILE:O	11:5:522:ALA:HB3	2.09	0.53
12:6:721:GLU:OE1	12:6:721:GLU:N	2.36	0.53
13:7:610:GLU:O	13:7:614:GLU:N	2.30	0.53
13:7:700:ALA:O	13:7:704:LEU:N	2.42	0.53
1:A:97:LEU:HB3	1:A:131:LEU:CD1	2.39	0.53
3:C:25:PRO:HA	3:C:37:PRO:CA	2.39	0.53
3:C:36:ARG:N	3:C:37:PRO:HD2	2.23	0.53
3:C:162:THR:N	3:C:163:SER:CA	2.71	0.53
3:C:182:GLU:HA	3:C:185:LYS:HB2	1.90	0.53
5:E:389:GLY:O	5:E:393:ASP:N	2.39	0.53
8:2:631:ILE:HA	11:5:443:GLY:H	1.72	0.53
9:3:127:LYS:O	9:3:131:ASP:N	2.30	0.53
9:3:197:ILE:HB	9:3:249:THR:OG1	2.08	0.53
9:3:281:ASP:O	9:3:285:LYS:HE2	2.07	0.53
10:4:267:GLU:O	10:4:270:SER:OG	2.17	0.53
10:4:342:MET:HE3	12:6:448:LEU:HD22	1.91	0.53
11:5:97:VAL:O	11:5:100:ARG:HB2	2.09	0.53
11:5:165:ILE:HD12	11:5:262:PRO:HD3	1.91	0.53
11:5:277:THR:OG1	11:5:329:LYS:HA	2.09	0.53
12:6:173:GLN:HB3	12:6:177:PHE:CE2	2.43	0.53
12:6:651:ALA:HA	12:6:654:GLU:CB	2.39	0.53
12:6:801:GLU:O	12:6:804:ILE:HB	2.08	0.53
13:7:442:LYS:HB3	13:7:450:ILE:CG1	2.34	0.53

Continued on next page...

Continued from previous page...

Atom-1	Atom-2	Interatomic distance (Å)	Clash overlap (Å)
13:7:517:ASP:CA	13:7:561:THR:HG22	2.38	0.53
2:B:74:TRP:CH2	2:B:75:ILE:HG22	2.44	0.53
4:D:194:VAL:HG22	4:D:199:LEU:CD1	2.38	0.53
5:E:351:TRP:HB2	5:E:511:VAL:CG1	2.39	0.53
8:2:235:GLY:O	8:2:238:ASN:N	2.41	0.53
8:2:386:GLN:HB3	8:2:410:LEU:HD12	1.90	0.53
8:2:429:ILE:CD1	8:2:431:LYS:HE2	2.37	0.53
8:2:794:ARG:O	8:2:798:ILE:HG13	2.09	0.53
8:2:838:ILE:HG21	8:2:863:ILE:HG22	1.91	0.53
9:3:685:ASP:OD1	13:7:606:ARG:NH2	2.27	0.53
10:4:178:ARG:O	10:4:179:ILE:HB	2.09	0.53
10:4:276:ILE:O	10:4:280:MET:HG2	2.09	0.53
10:4:280:MET:HG3	10:4:301:TYR:CE2	2.44	0.53
10:4:463:VAL:HG23	10:4:463:VAL:O	2.08	0.53
10:4:630:CYS:HA	10:4:672:LEU:O	2.09	0.53
11:5:277:THR:OG1	11:5:329:LYS:HD2	2.09	0.53
11:5:302:ASN:ND2	11:5:324:ARG:HG2	2.24	0.53
11:5:547:LEU:HA	11:5:550:PHE:CD2	2.44	0.53
11:5:656:ILE:HD11	11:5:684:PHE:CE2	2.44	0.53
12:6:112:ARG:HB2	12:6:180:PHE:HB3	1.89	0.53
13:7:227:VAL:HG11	13:7:329:ARG:HB3	1.90	0.53
13:7:260:TYR:CD1	13:7:298:LEU:HD13	2.43	0.53
13:7:348:ILE:HG22	13:7:384:HIS:HD2	1.73	0.53
1:A:84:ARG:HD2	3:C:3:TYR:CA	2.39	0.53
1:A:175:GLN:HG2	1:A:183:LEU:CD2	2.39	0.53
3:C:52:ARG:NH1	4:D:215:SER:OG	2.41	0.53
4:D:232:VAL:CB	4:D:271:ILE:HA	2.38	0.53
5:E:12:TYR:CE1	5:E:48:LEU:HD21	2.43	0.53
5:E:356:LYS:HG2	5:E:360:HIS:CE1	2.42	0.53
5:E:424:PHE:O	5:E:428:LEU:HG	2.09	0.53
5:E:488:LYS:O	5:E:491:LEU:HG	2.08	0.53
8:2:208:ALA:CA	8:2:211:LEU:HG	2.39	0.53
8:2:383:ARG:HH21	8:2:411:LEU:HD21	1.74	0.53
9:3:359:ILE:O	9:3:363:LEU:HG	2.09	0.53
9:3:437:SER:HA	9:3:440:VAL:H	1.72	0.53
9:3:687:ARG:NH1	9:3:697:ILE:O	2.42	0.53
10:4:352:CYS:N	10:4:353:ASP:CA	2.71	0.53
10:4:727:LEU:HD22	13:7:444:VAL:CB	2.39	0.53
11:5:27:ILE:O	11:5:30:SER:OG	2.20	0.53
11:5:643:ARG:HD2	11:5:691:ALA:O	2.09	0.53
12:6:109:GLU:HA	12:6:112:ARG:HB3	1.90	0.53

Continued on next page...

Continued from previous page...

Atom-1	Atom-2	Interatomic distance (Å)	Clash overlap (Å)
13:7:214:ARG:HB3	13:7:215:TYR:C	2.29	0.53
13:7:456:VAL:O	13:7:564:LEU:HG	2.09	0.53
1:A:44:VAL:HG13	1:A:45:SER:H	1.73	0.53
1:A:55:LYS:HA	1:A:72:TYR:OH	2.08	0.53
1:A:79:MET:HB3	4:D:206:LEU:CD1	2.38	0.53
1:A:103:ASN:OD1	1:A:104:ASN:N	2.41	0.53
1:A:127:GLU:CD	4:D:193:LEU:HD11	2.29	0.53
1:A:165:VAL:HG22	1:A:207:LYS:O	2.09	0.53
2:B:181:LEU:HD13	2:B:185:ILE:HD13	1.91	0.53
2:B:187:GLU:OE1	3:C:179:LYS:HD3	2.08	0.53
5:E:68:ARG:HH11	5:E:95:PHE:HA	1.73	0.53
5:E:73:GLN:CG	5:E:74:LEU:HG	2.32	0.53
5:E:254:GLN:O	5:E:257:SER:OG	2.19	0.53
8:2:500:SER:HB2	8:2:763:LEU:HD22	1.90	0.53
8:2:684:ARG:HB3	8:2:685:ASP:HB3	1.91	0.53
9:3:378:LYS:HA	9:3:381:ILE:HD12	1.91	0.53
9:3:403:ILE:HG22	9:3:405:ILE:CD1	2.38	0.53
9:3:553:ILE:HD13	11:5:630:ARG:CD	2.39	0.53
9:3:562:SER:O	9:3:566:LEU:N	2.42	0.53
9:3:683:TYR:OH	9:3:687:ARG:HD2	2.09	0.53
10:4:437:GLY:HA3	10:4:464:VAL:H	1.73	0.53
13:7:106:ILE:O	13:7:110:ALA:HB2	2.09	0.53
13:7:367:LYS:O	13:7:370:LEU:HD22	2.09	0.53
3:C:82:THR:HA	3:C:85:MET:CG	2.39	0.53
5:E:98:ILE:N	5:E:98:ILE:HD12	2.24	0.53
8:2:311:GLU:CD	12:6:354:LEU:HA	2.30	0.53
8:2:366:ASN:CB	8:2:367:CYS:CB	2.86	0.53
8:2:628:SER:HB2	8:2:640:LEU:O	2.09	0.53
9:3:220:THR:OG1	9:3:221:LEU:N	2.42	0.53
9:3:683:TYR:HA	9:3:686:LEU:CD1	2.39	0.53
10:4:284:ILE:HG23	10:4:290:ASP:HB2	1.91	0.53
10:4:499:ARG:CZ	10:4:749:MET:HB3	2.39	0.53
10:4:686:LEU:HG	10:4:687:PRO:HD2	1.91	0.53
10:4:726:ASN:C	10:4:727:LEU:HG	2.29	0.53
11:5:93:ALA:HA	11:5:96:GLN:CD	2.29	0.53
11:5:97:VAL:HG22	11:5:100:ARG:HD2	1.91	0.53
12:6:685:VAL:HG21	12:6:700:ASN:HB2	1.91	0.53
13:7:692:ILE:HD11	13:7:717:LEU:HG	1.89	0.53
1:A:52:GLU:O	1:A:56:GLU:N	2.42	0.52
1:A:79:MET:C	4:D:206:LEU:HD11	2.29	0.52
1:A:113:ILE:HD12	1:A:113:ILE:N	2.24	0.52

Continued on next page...

Continued from previous page...

Atom-1	Atom-2	Interatomic distance (Å)	Clash overlap (Å)
2:B:54:THR:HG22	2:B:55:THR:H	1.74	0.52
2:B:142:ARG:NH1	5:E:314:ASP:OD2	2.42	0.52
4:D:80:PRO:HG2	4:D:84:MET:HE3	1.90	0.52
4:D:284:ASP:O	4:D:287:ARG:HB3	2.09	0.52
5:E:31:VAL:O	5:E:61:ILE:N	2.41	0.52
5:E:271:TRP:O	5:E:275:LEU:HG	2.08	0.52
5:E:288:TYR:HA	5:E:291:LEU:CB	2.39	0.52
9:3:340:GLN:HG2	9:3:341:MET:N	2.24	0.52
9:3:408:VAL:HA	9:3:415:LYS:NZ	2.24	0.52
10:4:435:VAL:HG22	10:4:466:VAL:HG13	1.91	0.52
10:4:501:ILE:CD1	10:4:749:MET:HB2	2.39	0.52
10:4:530:ILE:HD12	10:4:530:ILE:N	2.24	0.52
11:5:77:LYS:HA	11:5:80:SER:CB	2.39	0.52
11:5:182:MET:HE2	11:5:189:THR:HG22	1.91	0.52
11:5:451:ALA:HB2	11:5:467:GLY:HA3	1.91	0.52
11:5:481:GLU:O	11:5:484:LYS:N	2.43	0.52
12:6:167:ALA:HA	12:6:170:ILE:HG13	1.89	0.52
13:7:599:LEU:HD13	13:7:601:LEU:CD2	2.40	0.52
1:A:157:PRO:HG3	4:D:138:PHE:CZ	2.43	0.52
3:C:75:LEU:CG	3:C:76:PRO:HD2	2.37	0.52
3:C:162:THR:OG1	3:C:163:SER:HA	2.09	0.52
4:D:188:LEU:HD23	4:D:189:ILE:N	2.24	0.52
4:D:199:LEU:HB3	4:D:202:MET:HB2	1.91	0.52
5:E:130:ASN:HB3	5:E:133:ASN:OD1	2.09	0.52
5:E:285:ALA:HB3	5:E:286:GLN:C	2.29	0.52
5:E:344:VAL:CG1	5:E:350:LEU:HD11	2.38	0.52
5:E:345:ASN:HA	5:E:350:LEU:CD1	2.39	0.52
5:E:428:LEU:HA	5:E:431:LEU:CD1	2.39	0.52
8:2:494:ILE:O	8:2:498:ILE:HD12	2.09	0.52
8:2:663:LEU:HD23	8:2:667:VAL:HG12	1.91	0.52
9:3:130:THR:HG22	9:3:153:TRP:CG	2.44	0.52
9:3:176:LEU:HD23	9:3:177:ASN:HB2	1.90	0.52
9:3:368:ALA:HB2	9:3:378:LYS:CE	2.39	0.52
9:3:413:THR:CG2	9:3:549:VAL:HG21	2.39	0.52
9:3:441:GLY:CA	9:3:462:MET:HB3	2.28	0.52
9:3:485:ALA:O	9:3:489:VAL:HG23	2.10	0.52
10:4:513:ALA:HA	10:4:518:LEU:HD13	1.90	0.52
11:5:545:THR:O	11:5:549:ARG:NH1	2.41	0.52
13:7:67:LEU:HD21	13:7:125:MET:HA	1.90	0.52
13:7:208:SER:HB3	13:7:209:GLN:CB	2.40	0.52
13:7:212:ALA:HA	13:7:216:ARG:HB3	1.91	0.52

Continued on next page...

Continued from previous page...

Atom-1	Atom-2	Interatomic distance (Å)	Clash overlap (Å)
13:7:393:LEU:HD12	13:7:393:LEU:O	2.08	0.52
13:7:433:LEU:HG	13:7:702:LEU:HD11	1.89	0.52
1:A:16:THR:HA	1:A:19:LEU:CD1	2.40	0.52
1:A:124:SER:OG	1:A:127:GLU:HG2	2.10	0.52
2:B:82:GLN:NE2	2:B:84:LYS:HD2	2.24	0.52
2:B:192:LEU:O	2:B:195:ILE:HG13	2.09	0.52
3:C:16:PHE:N	3:C:46:LEU:O	2.41	0.52
3:C:85:MET:O	3:C:88:ILE:HG12	2.10	0.52
4:D:249:ASN:HB3	4:D:257:THR:HG22	1.90	0.52
4:D:286:LEU:HD12	4:D:291:VAL:CG1	2.39	0.52
5:E:288:TYR:HA	5:E:291:LEU:HG	1.91	0.52
8:2:323:VAL:HG21	8:2:394:PRO:HD2	1.92	0.52
8:2:502:ALA:HB1	8:2:505:ILE:HD12	1.90	0.52
8:2:533:ILE:HG22	8:2:534:ARG:H	1.75	0.52
9:3:123:PRO:N	9:3:124:PRO:HD2	2.23	0.52
9:3:325:THR:OG1	9:3:326:VAL:N	2.42	0.52
9:3:443:THR:HA	9:3:458:GLU:O	2.09	0.52
10:4:654:ILE:HG22	10:4:656:ILE:HD11	1.91	0.52
10:4:719:GLU:O	10:4:723:HIS:N	2.40	0.52
10:4:775:VAL:O	10:4:779:LYS:HB2	2.10	0.52
11:5:45:ILE:HD11	11:5:67:HIS:CE1	2.45	0.52
11:5:79:LEU:HA	11:5:86:ILE:HD12	1.91	0.52
11:5:414:LEU:O	11:5:422:LYS:HD3	2.09	0.52
12:6:143:MET:HE2	12:6:150:THR:N	2.24	0.52
12:6:364:ASN:CG	12:6:394:ARG:HD3	2.29	0.52
13:7:201:PHE:CZ	13:7:337:GLY:HA2	2.44	0.52
13:7:255:VAL:HB	13:7:307:PHE:CE1	2.44	0.52
1:A:130:TYR:O	1:A:134:TYR:N	2.42	0.52
2:B:56:ASP:HB2	4:D:57:GLN:HG3	1.92	0.52
3:C:51:ALA:CA	3:C:54:LEU:HG	2.38	0.52
4:D:282:ILE:HD13	4:D:286:LEU:CD1	2.37	0.52
5:E:25:CYS:H	5:E:26:GLN:HB2	1.74	0.52
5:E:89:VAL:CG1	5:E:90:ILE:HD12	2.40	0.52
5:E:150:ASP:HB3	5:E:151:THR:CA	2.39	0.52
5:E:413:LEU:HD21	5:E:416:ARG:HD2	1.91	0.52
8:2:241:SER:OG	8:2:413:ASP:OD2	2.16	0.52
8:2:247:ARG:HH22	8:2:301:PRO:CG	2.23	0.52
8:2:419:LYS:CG	11:5:269:GLU:HG2	2.37	0.52
8:2:687:VAL:HG22	12:6:781:ARG:NH1	2.25	0.52
9:3:112:SER:HA	9:3:115:LEU:CD1	2.39	0.52
10:4:180:ILE:HB	10:4:183:THR:HB	1.92	0.52

Continued on next page...

Continued from previous page...

Atom-1	Atom-2	Interatomic distance (Å)	Clash overlap (Å)
10:4:331:LEU:HA	10:4:431:ASP:C	2.30	0.52
11:5:632:GLN:O	11:5:635:ILE:HB	2.08	0.52
12:6:130:GLY:HA3	12:6:131:GLU:C	2.29	0.52
12:6:164:GLY:O	12:6:168:MET:HG2	2.09	0.52
12:6:291:SER:HA	12:6:395:CYS:O	2.08	0.52
12:6:611:ALA:N	12:6:612:VAL:HA	2.23	0.52
12:6:805:ARG:HA	12:6:808:GLU:OE1	2.10	0.52
13:7:110:ALA:O	13:7:114:THR:HG23	2.09	0.52
13:7:366:LEU:C	13:7:367:LYS:HD2	2.29	0.52
13:7:451:ARG:NH2	13:7:694:ARG:HH22	2.07	0.52
2:B:58:LYS:HG2	2:B:58:LYS:O	2.09	0.52
2:B:95:THR:HA	2:B:98:LEU:HD12	1.91	0.52
2:B:151:ILE:HA	2:B:154:ILE:CG1	2.39	0.52
2:B:170:LEU:HD11	4:D:276:VAL:CG2	2.32	0.52
5:E:351:TRP:HB3	5:E:511:VAL:HG22	1.91	0.52
5:E:498:LEU:O	5:E:502:LEU:HG	2.09	0.52
5:E:515:GLU:OE1	8:2:827:GLU:HB3	2.09	0.52
8:2:660:THR:O	8:2:850:LYS:HA	2.10	0.52
9:3:191:LEU:HD23	9:3:192:VAL:N	2.24	0.52
10:4:248:LEU:CB	10:4:258:TYR:HB2	2.39	0.52
10:4:248:LEU:CD1	10:4:258:TYR:HA	2.40	0.52
10:4:572:THR:HG21	10:4:708:VAL:CG1	2.39	0.52
10:4:794:THR:CG2	10:4:796:ARG:HB3	2.39	0.52
11:5:573:ILE:H	11:5:573:ILE:HD12	1.74	0.52
12:6:151:ILE:HD12	12:6:151:ILE:O	2.09	0.52
12:6:574:VAL:HG12	12:6:575:GLY:N	2.25	0.52
12:6:679:LEU:HD23	12:6:680:ALA:N	2.24	0.52
13:7:335:VAL:HG12	13:7:340:VAL:HA	1.92	0.52
13:7:349:VAL:HG23	13:7:382:ARG:C	2.30	0.52
1:A:46:ASN:OD1	1:A:50:ASN:ND2	2.33	0.52
1:A:130:TYR:CE1	4:D:189:ILE:HG13	2.44	0.52
1:A:140:ASP:O	1:A:143:SER:OG	2.19	0.52
1:A:162:PHE:HD1	1:A:192:ARG:HA	1.73	0.52
2:B:168:LEU:CB	2:B:170:LEU:HD21	2.39	0.52
3:C:129:LEU:HD23	3:C:129:LEU:C	2.30	0.52
3:C:166:LEU:O	3:C:166:LEU:HD23	2.10	0.52
4:D:154:PHE:C	4:D:158:LEU:HG	2.30	0.52
4:D:227:PHE:CD1	4:D:277:MET:HA	2.38	0.52
5:E:292:TYR:HB2	5:E:293:PRO:CD	2.33	0.52
8:2:574:VAL:CG1	12:6:669:HIS:HA	2.39	0.52
9:3:201:HIS:CE1	9:3:243:THR:HA	2.44	0.52

Continued on next page...

Continued from previous page...

Atom-1	Atom-2	Interatomic distance (Å)	Clash overlap (Å)
9:3:360:PHE:HE2	9:3:379:LYS:HD3	1.75	0.52
9:3:434:GLY:C	9:3:478:MET:HG2	2.30	0.52
10:4:332:VAL:O	10:4:430:GLY:N	2.42	0.52
10:4:437:GLY:CA	10:4:464:VAL:H	2.23	0.52
10:4:563:ASN:ND2	10:4:671:ILE:HB	2.24	0.52
10:4:589:VAL:HB	10:4:629:CYS:SG	2.50	0.52
10:4:656:ILE:N	10:4:656:ILE:HD12	2.25	0.52
11:5:169:THR:HB	11:5:254:GLN:HG3	1.90	0.52
11:5:174:SER:HA	11:5:251:ILE:O	2.10	0.52
11:5:426:LEU:HD22	11:5:478:CYS:SG	2.49	0.52
12:6:162:GLU:HG3	12:6:165:ALA:HB3	1.91	0.52
12:6:655:ALA:CB	12:6:661:ILE:HD11	2.36	0.52
12:6:690:ASN:O	12:6:693:LEU:HB2	2.10	0.52
12:6:781:ARG:CG	12:6:795:ILE:HB	2.39	0.52
12:6:793:TYR:O	12:6:794:ARG:HD3	2.09	0.52
1:A:42:LYS:O	1:A:46:ASN:HB2	2.10	0.52
2:B:100:ARG:CA	2:B:103:GLN:HB2	2.39	0.52
2:B:155:LYS:HG3	2:B:158:LYS:HD3	1.91	0.52
2:B:196:HIS:ND1	4:D:263:LEU:HD21	2.25	0.52
3:C:46:LEU:HB3	3:C:50:LEU:CD1	2.39	0.52
3:C:47:PRO:CG	3:C:50:LEU:HD21	2.40	0.52
3:C:89:LYS:HB2	9:3:104:ARG:NH1	2.24	0.52
5:E:64:TYR:OH	5:E:90:ILE:HB	2.09	0.52
5:E:362:MET:HG2	5:E:399:TYR:CZ	2.44	0.52
5:E:502:LEU:O	5:E:506:ILE:HG13	2.10	0.52
8:2:235:GLY:HA2	8:2:283:TYR:OH	2.09	0.52
8:2:543:GLY:HA3	8:2:549:LYS:HZ3	1.75	0.52
8:2:587:LYS:HG3	8:2:588:GLU:H	1.74	0.52
8:2:676:ARG:HH22	11:5:418:PRO:HB3	1.74	0.52
9:3:377:ILE:HA	9:3:547:PHE:HE2	1.75	0.52
9:3:535:LEU:O	9:3:539:LEU:HD12	2.09	0.52
11:5:86:ILE:HG23	11:5:89:LEU:CD1	2.29	0.52
11:5:295:VAL:O	11:5:331:LEU:N	2.43	0.52
11:5:628:THR:O	11:5:632:GLN:N	2.40	0.52
12:6:103:VAL:O	12:6:107:THR:N	2.42	0.52
12:6:659:GLN:HG2	12:6:675:ARG:HG2	1.91	0.52
13:7:458:LEU:HD22	13:7:600:MET:HE3	1.92	0.52
13:7:459:MET:CE	13:7:584:ILE:HG12	2.39	0.52
13:7:479:ARG:HB3	13:7:519:GLY:HA3	1.92	0.52
1:A:83:LYS:HE3	4:D:206:LEU:O	2.09	0.52
2:B:94:THR:HG22	2:B:96:LYS:CG	2.39	0.52

Continued on next page...

Continued from previous page...

Atom-1	Atom-2	Interatomic distance (Å)	Clash overlap (Å)
2:B:157:LEU:HD11	3:C:137:HIS:HD2	1.74	0.52
5:E:612:ILE:HA	5:E:615:GLU:CB	2.40	0.52
8:2:201:PRO:HG2	8:2:204:SER:OG	2.09	0.52
8:2:785:LYS:O	8:2:789:VAL:HG23	2.09	0.52
9:3:340:GLN:NE2	9:3:658:LYS:HD3	2.25	0.52
9:3:714:LYS:O	9:3:717:LEU:HD12	2.10	0.52
10:4:821:ASP:OD1	10:4:822:VAL:HG23	2.08	0.52
11:5:86:ILE:HG22	11:5:90:PHE:CE1	2.45	0.52
11:5:90:PHE:O	11:5:93:ALA:N	2.43	0.52
11:5:499:GLN:OE1	11:5:499:GLN:N	2.33	0.52
12:6:115:PHE:CE2	12:6:119:LEU:HD23	2.45	0.52
12:6:304:LEU:O	12:6:306:LYS:N	2.35	0.52
12:6:364:ASN:O	12:6:368:ILE:HG23	2.09	0.52
12:6:396:LYS:HB3	12:6:460:ILE:CG2	2.37	0.52
12:6:632:ASP:CA	12:6:676:THR:HG22	2.32	0.52
12:6:644:MET:HB3	12:6:648:ASP:OD2	2.09	0.52
12:6:651:ALA:HA	12:6:654:GLU:CG	2.40	0.52
12:6:821:PRO:HA	12:6:824:ILE:HG12	1.91	0.52
12:6:831:LEU:O	12:6:835:ILE:N	2.34	0.52
13:7:192:PHE:HB3	13:7:196:LEU:HD22	1.92	0.52
13:7:419:ALA:HB1	13:7:422:ILE:HG12	1.92	0.52
13:7:691:GLY:O	13:7:695:LEU:HG	2.09	0.52
5:E:57:GLN:OE1	5:E:58:ILE:N	2.41	0.52
5:E:140:ILE:HD12	5:E:140:ILE:O	2.10	0.52
5:E:252:SER:O	5:E:256:TYR:N	2.34	0.52
5:E:287:VAL:CG1	5:E:291:LEU:HD21	2.37	0.52
5:E:572:ILE:HG21	5:E:579:TYR:CZ	2.44	0.52
8:2:554:LYS:HA	8:2:557:GLU:CD	2.31	0.52
8:2:663:LEU:HA	8:2:666:ASN:HB3	1.90	0.52
9:3:159:GLY:HA2	9:3:160:SER:CB	2.22	0.52
9:3:277:ILE:HG13	9:3:320:LEU:HD11	1.92	0.52
9:3:423:LEU:O	9:3:423:LEU:HD23	2.10	0.52
9:3:563:GLU:HA	9:3:566:LEU:HD12	1.91	0.52
10:4:417:LEU:HB2	10:4:463:VAL:CG1	2.40	0.52
11:5:352:GLU:OE1	11:5:352:GLU:N	2.36	0.52
11:5:410:ILE:HA	11:5:658:ARG:NH2	2.24	0.52
11:5:684:PHE:O	11:5:688:THR:HG23	2.10	0.52
12:6:109:GLU:O	12:6:112:ARG:HB3	2.10	0.52
13:7:143:LEU:HA	13:7:146:ARG:HD2	1.91	0.52
3:C:57:VAL:HG12	3:C:71:PHE:CZ	2.45	0.52
3:C:86:ASN:OD1	3:C:87:ALA:N	2.43	0.52

Continued on next page...

Continued from previous page...

Atom-1	Atom-2	Interatomic distance (Å)	Clash overlap (Å)
5:E:357:LYS:HA	5:E:360:HIS:ND1	2.25	0.52
5:E:609:PHE:O	5:E:613:THR:HG23	2.10	0.52
6:F:16:DT:OP1	6:F:16:DT:H6	1.93	0.52
8:2:338:LYS:NZ	8:2:376:ASN:OD1	2.42	0.52
8:2:609:PHE:HA	8:2:612:MET:SD	2.50	0.52
10:4:281:VAL:HG22	10:4:297:GLU:HB3	1.91	0.52
10:4:682:TYR:HB2	10:4:691:ASN:ND2	2.25	0.52
10:4:688:VAL:HG22	10:4:838:THR:HG23	1.92	0.52
11:5:148:LEU:O	11:5:272:ARG:NH1	2.43	0.52
11:5:490:ARG:HH21	11:5:540:ILE:HG23	1.74	0.52
11:5:536:PRO:HG3	11:5:643:ARG:CD	2.40	0.52
12:6:266:SER:HB2	12:6:458:HIS:HD2	1.75	0.52
12:6:377:LEU:HD22	12:6:452:ILE:HG22	1.92	0.52
12:6:655:ALA:HB2	12:6:661:ILE:CD1	2.38	0.52
2:B:55:THR:CG2	4:D:94:GLN:HE22	2.23	0.51
2:B:64:VAL:HG21	2:B:67:ARG:CZ	2.40	0.51
2:B:173:LEU:HD12	2:B:174:SER:H	1.75	0.51
4:D:123:LYS:CG	4:D:126:LEU:HD22	2.40	0.51
4:D:156:LEU:HD12	4:D:218:MET:HE2	1.92	0.51
4:D:237:ASP:OD2	4:D:248:GLU:HG2	2.10	0.51
5:E:270:LEU:HD22	5:E:298:GLU:HB3	1.92	0.51
5:E:324:TYR:HB3	5:E:404:ILE:CG2	2.40	0.51
5:E:327:PHE:CZ	5:E:328:LEU:HG	2.45	0.51
7:G:5:DA:H5"	9:3:230:ILE:HD11	1.92	0.51
8:2:314:LEU:HD12	8:2:315:SER:CB	2.40	0.51
8:2:365:THR:CB	8:2:373:PHE:CE1	2.93	0.51
8:2:410:LEU:C	8:2:411:LEU:HD12	2.30	0.51
8:2:494:ILE:O	8:2:497:ILE:HB	2.10	0.51
9:3:166:LEU:HD12	9:3:182:VAL:HG22	1.90	0.51
9:3:386:MET:HE3	9:3:715:VAL:CG2	2.40	0.51
9:3:535:LEU:HB2	9:3:539:LEU:HD12	1.91	0.51
10:4:202:LYS:H	10:4:224:LEU:CA	2.23	0.51
10:4:332:VAL:HG13	10:4:397:ILE:HG23	1.91	0.51
10:4:416:SER:OG	10:4:459:THR:O	2.26	0.51
10:4:518:LEU:HG	10:4:522:LEU:HG	1.92	0.51
10:4:777:MET:HE1	10:4:833:ILE:HD11	1.92	0.51
10:4:820:GLU:HA	10:4:823:GLN:NE2	2.25	0.51
11:5:194:ILE:O	11:5:194:ILE:HG13	2.10	0.51
11:5:622:LEU:CD2	11:5:681:ILE:HD11	2.40	0.51
12:6:274:HIS:CB	12:6:288:LEU:HD21	2.39	0.51
12:6:390:LYS:HD2	12:6:391:PRO:CD	2.39	0.51

Continued on next page...

Continued from previous page...

Atom-1	Atom-2	Interatomic distance (Å)	Clash overlap (Å)
12:6:525:ILE:HD12	12:6:526:TYR:N	2.25	0.51
12:6:716:LEU:HD23	12:6:717:ASP:N	2.26	0.51
12:6:759:ARG:O	12:6:812:ARG:NH2	2.43	0.51
13:7:248:VAL:HA	13:7:312:GLU:O	2.10	0.51
13:7:310:PHE:CZ	13:7:334:HIS:HB3	2.45	0.51
1:A:157:PRO:HG2	2:B:14:GLU:OE1	2.08	0.51
2:B:15:GLU:O	2:B:19:ILE:HG13	2.08	0.51
2:B:177:GLU:HA	2:B:180:GLU:CG	2.40	0.51
3:C:100:ILE:HG13	3:C:101:ASN:N	2.25	0.51
3:C:117:GLU:HG2	3:C:119:GLU:H	1.75	0.51
4:D:67:TRP:HE1	4:D:142:SER:HB3	1.75	0.51
4:D:79:TYR:CE1	4:D:176:SER:HB2	2.45	0.51
4:D:123:LYS:O	4:D:126:LEU:HB3	2.11	0.51
8:2:524:PRO:HA	8:2:535:GLY:HA3	1.93	0.51
8:2:619:SER:HA	8:2:622:GLU:CB	2.37	0.51
9:3:96:ILE:N	9:3:154:LYS:O	2.34	0.51
9:3:298:PHE:HD1	9:3:321:ILE:HG13	1.74	0.51
10:4:332:VAL:HB	10:4:430:GLY:N	2.24	0.51
11:5:169:THR:HB	11:5:254:GLN:HE21	1.76	0.51
11:5:619:ALA:O	11:5:623:SER:N	2.32	0.51
12:6:104:ASP:HB3	12:6:176:ARG:NH1	2.24	0.51
12:6:552:LEU:CD1	12:6:755:ILE:HG23	2.31	0.51
12:6:655:ALA:CA	12:6:661:ILE:HD11	2.40	0.51
13:7:543:GLN:CG	13:7:544:GLN:N	2.70	0.51
13:7:611:LYS:HA	13:7:614:GLU:OE1	2.11	0.51
13:7:715:GLU:OE2	13:7:718:ARG:NH1	2.28	0.51
1:A:123:LEU:HD23	1:A:124:SER:O	2.11	0.51
1:A:130:TYR:CB	4:D:193:LEU:HD13	2.39	0.51
1:A:182:ASN:ND2	5:E:74:LEU:HB3	2.25	0.51
2:B:72:VAL:HG12	2:B:75:ILE:HD13	1.92	0.51
4:D:136:LEU:HD23	4:D:136:LEU:O	2.09	0.51
5:E:48:LEU:HD22	5:E:49:PHE:CD1	2.46	0.51
5:E:366:MET:HG2	5:E:391:ILE:HG22	1.91	0.51
5:E:533:GLY:O	5:E:536:LEU:HD23	2.10	0.51
8:2:338:LYS:CE	8:2:379:LYS:HB2	2.24	0.51
8:2:580:VAL:CG2	8:2:592:GLU:H	2.24	0.51
8:2:617:ARG:HA	8:2:620:ILE:CD1	2.40	0.51
9:3:130:THR:CG2	9:3:153:TRP:HB2	2.39	0.51
10:4:278:ASP:O	10:4:282:SER:N	2.37	0.51
10:4:336:THR:O	10:4:395:GLN:NE2	2.43	0.51
11:5:88:PRO:HD3	11:5:196:ASN:ND2	2.17	0.51

Continued on next page...

Continued from previous page...

Atom-1	Atom-2	Interatomic distance (Å)	Clash overlap (Å)
11:5:585:ASN:O	11:5:589:GLU:HG2	2.09	0.51
12:6:288:LEU:HD12	12:6:289:SER:H	1.74	0.51
12:6:294:VAL:HB	12:6:391:PRO:HA	1.91	0.51
12:6:551:MET:HG2	12:6:635:ILE:CD1	2.40	0.51
12:6:613:VAL:CB	12:6:622:THR:HB	2.25	0.51
12:6:660:THR:HB	12:6:672:LEU:O	2.11	0.51
12:6:801:GLU:CD	12:6:805:ARG:HH21	2.13	0.51
13:7:23:ASP:O	13:7:27:THR:OG1	2.28	0.51
13:7:145:GLN:HA	13:7:148:LEU:CB	2.40	0.51
13:7:513:LEU:CD1	13:7:540:VAL:HG21	2.30	0.51
13:7:646:LYS:HA	13:7:701:LYS:HE3	1.92	0.51
1:A:139:THR:HA	1:A:142:LYS:CG	2.40	0.51
1:A:165:VAL:CG1	1:A:205:LEU:HB3	2.38	0.51
2:B:21:GLU:HB3	2:B:74:TRP:HB3	1.92	0.51
5:E:127:ARG:HB3	5:E:128:PRO:HA	1.91	0.51
5:E:157:GLU:OE2	5:E:236:VAL:HG11	2.11	0.51
5:E:312:THR:O	5:E:316:LEU:HB2	2.10	0.51
5:E:539:TYR:HD1	5:E:544:THR:CG2	2.23	0.51
8:2:423:GLU:CB	8:2:459:ARG:HB2	2.25	0.51
8:2:573:ALA:HB3	12:6:669:HIS:CD2	2.45	0.51
8:2:611:LYS:N	8:2:611:LYS:HD2	2.25	0.51
8:2:814:LEU:HD12	8:2:814:LEU:H	1.76	0.51
9:3:169:ARG:NE	9:3:266:PRO:HG3	2.26	0.51
9:3:275:ASP:OD1	9:3:275:ASP:N	2.40	0.51
9:3:433:THR:HG22	9:3:473:ASP:HB2	1.91	0.51
9:3:553:ILE:CG1	11:5:630:ARG:HD2	2.40	0.51
10:4:532:GLU:O	10:4:537:LYS:HE2	2.11	0.51
10:4:654:ILE:HG22	10:4:656:ILE:CD1	2.39	0.51
10:4:824:GLU:CA	10:4:827:ARG:HB3	2.29	0.51
11:5:378:ILE:HG23	14:5:801:ATP:N1	2.24	0.51
11:5:649:THR:O	11:5:652:GLN:HB2	2.10	0.51
12:6:118:PHE:CE1	12:6:161:ARG:HD3	2.45	0.51
12:6:542:ALA:HA	12:6:545:LYS:HZ3	1.75	0.51
13:7:18:PHE:CE1	13:7:120:ALA:HB2	2.46	0.51
13:7:67:LEU:HD21	13:7:125:MET:CB	2.40	0.51
13:7:210:ASN:HA	13:7:213:ARG:HG2	1.92	0.51
1:A:16:THR:HA	1:A:19:LEU:CG	2.39	0.51
1:A:22:ARG:HH22	11:5:355:GLU:HB2	1.75	0.51
1:A:26:ASP:O	1:A:27:VAL:CG1	2.59	0.51
1:A:106:GLY:N	1:A:107:LEU:HD13	2.25	0.51
1:A:192:ARG:NH2	4:D:127:LEU:HD12	2.25	0.51

Continued on next page...

Continued from previous page...

Atom-1	Atom-2	Interatomic distance (Å)	Clash overlap (Å)
2:B:7:LEU:HD23	2:B:10:THR:CG2	2.37	0.51
2:B:142:ARG:O	2:B:146:GLN:HB2	2.11	0.51
2:B:160:LEU:HG	2:B:163:LEU:HD11	1.91	0.51
3:C:19:LYS:O	3:C:73:GLU:N	2.39	0.51
3:C:98:HIS:O	3:C:102:SER:HB3	2.10	0.51
5:E:148:VAL:HG12	5:E:150:ASP:HB2	1.91	0.51
5:E:269:ASN:HA	5:E:272:LEU:CD1	2.40	0.51
10:4:527:ALA:CB	10:4:530:ILE:HD13	2.26	0.51
10:4:545:PHE:CB	10:4:810:LYS:HD2	2.40	0.51
10:4:752:SER:HA	10:4:755:LYS:CD	2.36	0.51
11:5:151:LEU:CD1	11:5:274:LEU:HD11	2.39	0.51
11:5:485:MET:HE3	11:5:490:ARG:HG3	1.92	0.51
12:6:293:THR:O	12:6:362:GLN:N	2.42	0.51
12:6:395:CYS:HB2	12:6:397:PHE:CE1	2.46	0.51
12:6:515:GLU:O	12:6:519:MET:N	2.44	0.51
12:6:731:ILE:HG22	12:6:735:HIS:NE2	2.25	0.51
12:6:810:ILE:CD1	12:6:827:ALA:HB2	2.26	0.51
13:7:205:LYS:O	13:7:205:LYS:HG3	2.11	0.51
13:7:363:PHE:O	13:7:364:LYS:HB2	2.10	0.51
13:7:429:LYS:HA	13:7:432:LEU:CD1	2.41	0.51
13:7:472:ALA:O	13:7:476:ILE:HD12	2.10	0.51
13:7:518:ASN:CB	13:7:560:ARG:HE	2.23	0.51
13:7:695:LEU:O	13:7:699:LEU:N	2.37	0.51
1:A:70:CYS:O	1:A:74:VAL:HG23	2.10	0.51
2:B:51:GLN:HG2	2:B:53:ILE:HD11	1.93	0.51
2:B:84:LYS:CD	4:D:124:LEU:HD21	2.41	0.51
3:C:12:ASP:HB3	3:C:49:TRP:HD1	1.72	0.51
4:D:159:ARG:O	4:D:163:GLU:HG2	2.09	0.51
5:E:619:LYS:HB3	5:E:633:ARG:CG	2.40	0.51
8:2:325:THR:HB	8:2:389:THR:OG1	2.11	0.51
8:2:347:ILE:O	8:2:348:LEU:HB3	2.11	0.51
8:2:589:TRP:O	8:2:590:THR:HG23	2.11	0.51
8:2:653:ASN:HB2	8:2:658:ASN:ND2	2.26	0.51
9:3:502:ILE:HG22	9:3:504:THR:HG23	1.91	0.51
9:3:733:LEU:O	9:3:736:ALA:HB3	2.11	0.51
10:4:557:ARG:NH2	10:4:652:GLN:HB3	2.18	0.51
10:4:577:ILE:O	10:4:581:VAL:HG23	2.10	0.51
10:4:629:CYS:O	10:4:672:LEU:N	2.31	0.51
10:4:729:LEU:HB3	10:4:730:GLU:CD	2.31	0.51
11:5:172:LEU:HB3	11:5:252:ASP:CG	2.30	0.51
11:5:536:PRO:HG3	11:5:643:ARG:HD3	1.93	0.51

Continued on next page...

Continued from previous page...

Atom-1	Atom-2	Interatomic distance (Å)	Clash overlap (Å)
12:6:297:THR:CA	12:6:359:VAL:HG12	2.34	0.51
12:6:585:LEU:HD21	12:6:679:LEU:CD2	2.41	0.51
12:6:791:SER:HB3	12:6:838:VAL:HB	1.92	0.51
12:6:803:MET:HE1	12:6:828:TYR:HA	1.92	0.51
13:7:258:ILE:HD12	13:7:271:GLN:NE2	2.26	0.51
13:7:428:VAL:O	13:7:432:LEU:HG	2.11	0.51
13:7:517:ASP:HA	13:7:561:THR:CG2	2.40	0.51
13:7:518:ASN:H	13:7:560:ARG:C	2.13	0.51
13:7:715:GLU:O	13:7:719:LEU:HD13	2.10	0.51
1:A:102:TRP:CE2	2:B:3:LEU:HG	2.46	0.51
2:B:105:GLU:OE2	2:B:112:PHE:HA	2.10	0.51
4:D:127:LEU:HD23	4:D:131:THR:OG1	2.10	0.51
5:E:97:GLU:HA	5:E:98:ILE:HB	1.93	0.51
5:E:357:LYS:O	5:E:361:LYS:N	2.42	0.51
8:2:230:ARG:HG2	8:2:242:LEU:HG	1.93	0.51
8:2:246:TYR:H	8:2:298:SER:CB	2.19	0.51
8:2:440:ALA:O	8:2:442:ASN:HB2	2.10	0.51
8:2:601:LYS:N	8:2:643:ARG:O	2.28	0.51
9:3:314:LEU:O	11:5:175:ARG:NH2	2.44	0.51
9:3:405:ILE:HG22	9:3:406:LEU:N	2.26	0.51
9:3:702:LEU:HD22	13:7:616:VAL:HG11	1.93	0.51
10:4:344:VAL:HG22	10:4:359:GLU:HB3	1.92	0.51
10:4:375:ASP:HA	10:4:376:CYS:C	2.31	0.51
10:4:543:GLN:NE2	10:4:562:ILE:O	2.43	0.51
10:4:607:ARG:O	10:4:609:VAL:HG23	2.10	0.51
10:4:758:ILE:HD11	10:4:813:LEU:HA	1.92	0.51
11:5:63:VAL:CG1	11:5:68:LEU:HD21	2.41	0.51
11:5:148:LEU:HD23	11:5:260:GLU:CB	2.38	0.51
11:5:412:VAL:CB	11:5:520:LEU:HG	2.24	0.51
11:5:441:GLY:HA2	11:5:442:LYS:HB2	1.93	0.51
11:5:468:ALA:HA	11:5:471:LEU:HD12	1.91	0.51
11:5:543:GLN:HG3	11:5:546:ILE:CD1	2.40	0.51
12:6:182:GLN:OE1	12:6:182:GLN:N	2.30	0.51
12:6:186:ARG:HA	12:6:189:VAL:CG2	2.41	0.51
12:6:727:LEU:HB3	12:6:731:ILE:HD12	1.93	0.51
1:A:169:LYS:HA	1:A:185:LYS:HD3	1.93	0.51
3:C:101:ASN:HD22	3:C:104:PHE:HB2	1.76	0.51
3:C:165:PHE:CE2	3:C:169:LEU:HD11	2.45	0.51
4:D:218:MET:CA	4:D:219:ILE:HB	2.40	0.51
5:E:526:ARG:HH11	5:E:565:LEU:HB2	1.76	0.51
8:2:502:ALA:HB1	8:2:505:ILE:CG1	2.40	0.51

Continued on next page...

Continued from previous page...

Atom-1	Atom-2	Interatomic distance (Å)	Clash overlap (Å)
8:2:608:GLU:HB3	8:2:611:LYS:HD3	1.93	0.51
9:3:128:ALA:HA	9:3:131:ASP:HB3	1.92	0.51
10:4:265:PRO:HB3	10:4:325:LEU:HG	1.93	0.51
11:5:608:LEU:CD1	11:5:609:LYS:HZ2	2.21	0.51
12:6:303:GLU:HB2	12:6:356:TRP:HD1	1.72	0.51
12:6:406:ASP:O	12:6:449:THR:HB	2.10	0.51
13:7:355:PHE:CE2	13:7:374:THR:HG21	2.46	0.51
3:C:25:PRO:CA	3:C:37:PRO:HB3	2.40	0.51
5:E:550:ASN:HA	5:E:553:ILE:HG22	1.93	0.51
8:2:242:LEU:HB3	8:2:295:VAL:HG12	1.92	0.51
8:2:314:LEU:O	8:2:315:SER:OG	2.27	0.51
8:2:394:PRO:HB2	12:6:672:LEU:HD23	1.93	0.51
8:2:695:LEU:HD11	14:2:901:ATP:N1	2.25	0.51
9:3:118:PRO:HB2	9:3:122:ILE:HD12	1.91	0.51
9:3:236:THR:HA	9:3:237:GLU:C	2.31	0.51
9:3:372:TYR:CZ	9:3:561:ILE:HA	2.45	0.51
9:3:375:ASP:O	9:3:379:LYS:HG3	2.11	0.51
9:3:406:LEU:HB2	9:3:543:PHE:CE2	2.46	0.51
11:5:427:LYS:O	11:5:431:LYS:HG2	2.11	0.51
11:5:569:ALA:O	11:5:573:ILE:HD12	2.11	0.51
11:5:605:TYR:O	11:5:608:LEU:HG	2.09	0.51
11:5:673:GLN:NE2	11:5:675:ARG:HH21	2.09	0.51
12:6:552:LEU:HD11	12:6:755:ILE:CG2	2.31	0.51
13:7:404:LEU:HD23	13:7:404:LEU:O	2.11	0.51
13:7:541:MET:HE3	13:7:594:PHE:HE1	1.75	0.51
2:B:189:MET:O	2:B:193:ARG:N	2.28	0.51
3:C:50:LEU:HD13	3:C:54:LEU:HD11	1.93	0.51
5:E:270:LEU:O	5:E:274:ILE:HG13	2.11	0.51
7:G:14:DT:H2”	7:G:15:DC:C5	2.46	0.51
8:2:499:SER:O	8:2:503:PRO:HG3	2.11	0.51
8:2:795:ARG:CA	8:2:798:ILE:HD12	2.37	0.51
9:3:169:ARG:HB2	9:3:260:GLU:CG	2.39	0.51
9:3:292:VAL:HG13	9:3:327:TYR:O	2.11	0.51
9:3:570:ARG:NH1	11:5:616:PRO:HB3	2.26	0.51
9:3:676:ILE:HA	9:3:679:ILE:HG12	1.93	0.51
10:4:343:LYS:HE2	10:4:392:ALA:HB3	1.93	0.51
10:4:456:LEU:HD21	13:7:252:LYS:HE2	1.93	0.51
11:5:392:LEU:O	11:5:607:ARG:NH2	2.35	0.51
12:6:174:TYR:CD2	12:6:178:LEU:HD11	2.46	0.51
12:6:751:LEU:HD23	12:6:755:ILE:HG13	1.92	0.51
13:7:201:PHE:CE2	13:7:337:GLY:HA2	2.46	0.51

Continued on next page...

Continued from previous page...

Atom-1	Atom-2	Interatomic distance (Å)	Clash overlap (Å)
13:7:587:PRO:HG2	13:7:590:LEU:HB3	1.91	0.51
1:A:149:ILE:CD1	4:D:141:ARG:HG2	2.42	0.50
1:A:185:LYS:HE3	1:A:186:ASP:OD1	2.11	0.50
3:C:109:ILE:O	3:C:113:MET:HG2	2.11	0.50
5:E:125:ALA:CB	5:E:247:VAL:HG13	2.41	0.50
5:E:278:THR:CG2	5:E:425:VAL:HG21	2.41	0.50
5:E:380:MET:HE2	5:E:384:ILE:HG22	1.93	0.50
5:E:493:ASN:CA	5:E:496:ILE:HD12	2.39	0.50
6:F:24:DT:C2'	6:F:25:DT:H71	2.41	0.50
8:2:323:VAL:O	8:2:390:LEU:HG	2.12	0.50
8:2:567:THR:HG23	8:2:568:GLY:N	2.26	0.50
8:2:778:LEU:HB3	8:2:829:VAL:HG21	1.94	0.50
8:2:836:ARG:O	8:2:840:VAL:HG23	2.11	0.50
9:3:669:PRO:HB3	9:3:713:ALA:HB1	1.93	0.50
10:4:342:MET:CG	12:6:417:PRO:HG3	2.41	0.50
10:4:344:VAL:HG13	10:4:359:GLU:CA	2.40	0.50
10:4:370:ARG:HD3	10:4:379:PRO:HA	1.93	0.50
10:4:545:PHE:CA	10:4:810:LYS:HD2	2.40	0.50
10:4:564:ILE:HD12	10:4:564:ILE:N	2.27	0.50
10:4:589:VAL:HG11	10:4:624:SER:OG	2.11	0.50
10:4:799:GLU:O	10:4:803:ARG:HG3	2.12	0.50
11:5:155:HIS:HA	11:5:158:LYS:HD2	1.93	0.50
11:5:181:ILE:HG21	11:5:241:TYR:HB3	1.91	0.50
11:5:261:ILE:HG23	11:5:262:PRO:HD2	1.93	0.50
12:6:108:GLY:O	12:6:112:ARG:N	2.40	0.50
12:6:139:GLN:O	12:6:143:MET:HB2	2.11	0.50
12:6:184:GLY:O	12:6:188:VAL:N	2.41	0.50
12:6:821:PRO:HA	12:6:824:ILE:CG1	2.40	0.50
13:7:18:PHE:O	13:7:21:ILE:HB	2.10	0.50
13:7:441:ASP:HA	13:7:452:GLY:HA2	1.93	0.50
1:A:163:ILE:HG22	1:A:164:ASP:N	2.26	0.50
2:B:51:GLN:HG2	2:B:53:ILE:CD1	2.41	0.50
2:B:78:LEU:O	2:B:81:GLN:HB3	2.10	0.50
2:B:79:LEU:CD2	4:D:124:LEU:HD23	2.41	0.50
3:C:17:PRO:O	3:C:75:LEU:HB3	2.11	0.50
3:C:46:LEU:HD13	3:C:54:LEU:HD12	1.92	0.50
5:E:433:GLU:HA	5:E:541:ASN:HD22	1.77	0.50
5:E:499:ALA:HA	5:E:502:LEU:HG	1.92	0.50
5:E:511:VAL:HA	5:E:514:LEU:CG	2.41	0.50
5:E:621:ARG:HD3	5:E:623:ASP:OD2	2.11	0.50
7:G:12:DG:H2'	7:G:13:DA:C8	2.47	0.50

Continued on next page...

Continued from previous page...

Atom-1	Atom-2	Interatomic distance (Å)	Clash overlap (Å)
8:2:488:SER:CB	8:2:825:LEU:HD22	2.41	0.50
8:2:629:ILE:O	11:5:445:SER:HB2	2.11	0.50
8:2:798:ILE:HD13	11:5:560:HIS:CB	2.31	0.50
9:3:43:ARG:O	9:3:47:VAL:HG23	2.11	0.50
9:3:254:GLN:N	9:3:278:LEU:O	2.45	0.50
9:3:258:VAL:O	9:3:273:SER:HA	2.12	0.50
9:3:671:LEU:HD23	9:3:672:THR:N	2.25	0.50
9:3:704:THR:O	9:3:708:LEU:HD13	2.11	0.50
11:5:374:ILE:HG23	11:5:428:PHE:HE2	1.74	0.50
11:5:540:ILE:HG21	11:5:546:ILE:CG2	2.41	0.50
11:5:540:ILE:HG21	11:5:546:ILE:HB	1.93	0.50
12:6:568:ASP:CG	12:6:569:ILE:H	2.13	0.50
12:6:819:ILE:CG2	12:6:820:THR:H	2.06	0.50
13:7:397:VAL:HG11	13:7:640:GLU:HG2	1.91	0.50
13:7:546:ILE:HD12	13:7:557:LEU:CD1	2.39	0.50
13:7:546:ILE:HB	13:7:557:LEU:HG	1.92	0.50
13:7:643:ALA:O	13:7:647:THR:HG23	2.11	0.50
1:A:14:LYS:HD2	3:C:6:ILE:HD12	1.92	0.50
1:A:44:VAL:HG13	1:A:45:SER:N	2.26	0.50
2:B:9:GLN:OE1	2:B:9:GLN:N	2.40	0.50
2:B:124:ARG:HD3	3:C:190:TRP:CH2	2.47	0.50
4:D:87:LEU:O	4:D:91:ILE:HG23	2.11	0.50
4:D:156:LEU:O	4:D:160:GLN:HG2	2.11	0.50
5:E:43:LYS:HB2	5:E:481:TRP:CH2	2.46	0.50
5:E:97:GLU:HA	5:E:98:ILE:O	2.10	0.50
5:E:545:LEU:HA	5:E:548:LEU:CB	2.37	0.50
8:2:264:PRO:HG3	8:2:317:LEU:H	1.77	0.50
8:2:433:ASN:HB2	8:2:434:TYR:HB2	1.93	0.50
8:2:441:LYS:HA	8:2:442:ASN:CB	2.38	0.50
9:3:139:VAL:HB	9:3:140:PRO:HD3	1.93	0.50
9:3:152:PRO:HB2	9:3:154:LYS:HE3	1.91	0.50
9:3:158:LYS:HB2	9:3:327:TYR:CZ	2.46	0.50
9:3:190:SER:HB2	9:3:255:ARG:HG3	1.92	0.50
9:3:235:ASP:H	9:3:241:LEU:HD11	1.76	0.50
9:3:447:THR:HG22	9:3:455:ARG:HE	1.75	0.50
9:3:570:ARG:HH12	11:5:616:PRO:HB3	1.75	0.50
10:4:192:THR:HA	10:4:195:ARG:HE	1.75	0.50
10:4:201:PHE:HZ	10:4:205:PHE:HB2	1.76	0.50
10:4:686:LEU:CD1	10:4:687:PRO:HD2	2.41	0.50
11:5:607:ARG:HA	11:5:665:LYS:CE	2.37	0.50
12:6:403:VAL:CG1	12:6:450:TYR:HB3	2.41	0.50

Continued on next page...

Continued from previous page...

Atom-1	Atom-2	Interatomic distance (Å)	Clash overlap (Å)
12:6:522:ASP:CB	12:6:525:ILE:HG23	2.37	0.50
13:7:245:ILE:CD1	13:7:343:LEU:HD13	2.41	0.50
13:7:548:ILE:HG23	13:7:550:LYS:HZ3	1.76	0.50
13:7:636:SER:CA	13:7:639:ARG:HH21	2.25	0.50
13:7:650:PRO:HA	13:7:706:ASP:HA	1.94	0.50
13:7:660:VAL:CG2	13:7:713:VAL:HG11	2.42	0.50
1:A:20:TYR:HE1	1:A:25:GLN:HG3	1.77	0.50
2:B:115:LEU:HD13	2:B:119:TRP:HE1	1.76	0.50
3:C:106:SER:N	3:C:172:MET:SD	2.84	0.50
5:E:59:VAL:HG12	5:E:61:ILE:CD1	2.42	0.50
5:E:90:ILE:HD12	5:E:90:ILE:N	2.26	0.50
5:E:130:ASN:H	5:E:133:ASN:ND2	2.09	0.50
5:E:324:TYR:HD1	5:E:405:ILE:HA	1.76	0.50
8:2:335:LYS:CD	8:2:383:ARG:HD3	2.42	0.50
8:2:637:VAL:HB	11:5:447:ALA:HB2	1.92	0.50
9:3:191:LEU:HB3	9:3:456:ARG:HE	1.75	0.50
9:3:231:TYR:CD1	9:3:232:PRO:HD2	2.47	0.50
9:3:338:ALA:HB3	9:3:339:ARG:CA	2.41	0.50
9:3:537:ASP:O	9:3:540:LEU:HD13	2.11	0.50
10:4:264:TYR:O	10:4:268:VAL:HG23	2.11	0.50
10:4:274:GLN:O	10:4:277:LYS:HB3	2.10	0.50
11:5:368:GLU:HA	11:5:371:THR:CG2	2.42	0.50
11:5:620:GLU:HA	11:5:623:SER:OG	2.10	0.50
12:6:267:PHE:HD2	12:6:287:LEU:HD13	1.77	0.50
12:6:379:VAL:HA	12:6:454:PHE:O	2.12	0.50
12:6:512:GLU:O	12:6:515:GLU:HB3	2.12	0.50
12:6:691:ARG:HE	12:6:716:LEU:HD13	1.75	0.50
12:6:714:VAL:O	12:6:837:ARG:HD3	2.11	0.50
12:6:733:ASP:O	12:6:736:MET:HB2	2.10	0.50
12:6:773:LEU:C	12:6:773:LEU:HD23	2.31	0.50
13:7:322:VAL:HG12	13:7:323:PRO:O	2.12	0.50
13:7:333:ILE:HD11	13:7:376:LEU:HD23	1.91	0.50
13:7:660:VAL:HG22	13:7:713:VAL:CG1	2.41	0.50
1:A:22:ARG:NH2	11:5:355:GLU:HB2	2.27	0.50
1:A:39:ASN:HA	1:A:42:LYS:HE2	1.92	0.50
2:B:82:GLN:CD	2:B:84:LYS:HD2	2.31	0.50
3:C:92:PRO:O	3:C:131:ARG:NE	2.44	0.50
3:C:111:TRP:CE3	3:C:114:LEU:HD23	2.46	0.50
4:D:258:VAL:HG13	4:D:260:ILE:N	2.27	0.50
5:E:26:GLN:HB3	5:E:78:ILE:HA	1.93	0.50
5:E:31:VAL:HG11	5:E:477:PHE:HZ	1.77	0.50

Continued on next page...

Continued from previous page...

Atom-1	Atom-2	Interatomic distance (Å)	Clash overlap (Å)
5:E:125:ALA:HB1	5:E:247:VAL:HG13	1.93	0.50
5:E:147:THR:HB	5:E:248:VAL:HG11	1.93	0.50
5:E:288:TYR:HA	5:E:291:LEU:HD12	1.92	0.50
5:E:554:GLU:OE1	5:E:587:ARG:HB2	2.11	0.50
8:2:611:LYS:HB3	12:6:650:VAL:HG11	1.92	0.50
9:3:195:LYS:N	9:3:251:ILE:O	2.43	0.50
9:3:669:PRO:HG3	9:3:713:ALA:HB3	1.93	0.50
10:4:277:LYS:HE3	10:4:297:GLU:O	2.11	0.50
10:4:407:PRO:HG2	10:4:410:GLN:HB2	1.94	0.50
10:4:577:ILE:O	10:4:581:VAL:N	2.33	0.50
10:4:685:ASN:O	10:4:838:THR:HB	2.11	0.50
11:5:31:PHE:CZ	11:5:90:PHE:HE1	2.30	0.50
11:5:192:ILE:HG22	11:5:193:THR:N	2.27	0.50
12:6:556:HIS:HA	12:6:567:GLY:CA	2.42	0.50
13:7:77:SER:HB3	13:7:338:THR:OG1	2.12	0.50
13:7:284:CYS:SG	13:7:286:SER:HB2	2.51	0.50
13:7:284:CYS:SG	13:7:289:CYS:HB2	2.51	0.50
13:7:685:THR:HB	13:7:686:PRO:HD2	1.93	0.50
3:C:97:LEU:HD23	3:C:100:ILE:HD13	1.93	0.50
4:D:98:ILE:HA	4:D:101:ILE:HG22	1.94	0.50
4:D:292:ALA:C	4:D:293:LEU:HD12	2.32	0.50
5:E:330:ARG:HA	5:E:377:TRP:CD2	2.46	0.50
5:E:494:ARG:HG2	5:E:498:LEU:CD1	2.41	0.50
5:E:540:ARG:HH22	5:E:574:GLU:N	2.09	0.50
8:2:301:PRO:HB3	8:2:303:ILE:CG1	2.38	0.50
8:2:318:VAL:N	8:2:428:GLY:O	2.42	0.50
8:2:550:SER:HB2	14:2:901:ATP:PA	2.51	0.50
9:3:164:HIS:CG	9:3:180:VAL:HG22	2.47	0.50
9:3:347:ILE:O	9:3:351:ASN:ND2	2.45	0.50
9:3:461:ALA:HA	9:3:464:LEU:HB3	1.94	0.50
9:3:487:HIS:NE2	9:3:539:LEU:HD23	2.26	0.50
10:4:231:ASN:OD1	10:4:283:LEU:HD21	2.11	0.50
10:4:337:PRO:HA	12:6:375:ARG:HD3	1.93	0.50
10:4:728:TYR:HA	13:7:652:MET:CE	2.41	0.50
11:5:40:LEU:HD12	11:5:40:LEU:O	2.11	0.50
11:5:61:LEU:HD22	11:5:63:VAL:HG23	1.93	0.50
11:5:302:ASN:OD1	11:5:324:ARG:CG	2.59	0.50
11:5:400:LEU:HD12	11:5:400:LEU:O	2.11	0.50
11:5:599:MET:O	11:5:602:TYR:HB3	2.12	0.50
12:6:373:MET:HG3	12:6:374:PRO:HD2	1.93	0.50
12:6:531:ARG:HG3	12:6:745:PRO:HG3	1.94	0.50

Continued on next page...

Continued from previous page...

Atom-1	Atom-2	Interatomic distance (Å)	Clash overlap (Å)
12:6:550:GLN:HG2	12:6:569:ILE:CG2	2.38	0.50
12:6:711:LEU:CD1	12:6:712:PHE:H	2.23	0.50
13:7:415:ALA:HA	13:7:418:ILE:CD1	2.42	0.50
13:7:587:PRO:O	13:7:590:LEU:HB3	2.11	0.50
1:A:139:THR:HG22	1:A:142:LYS:HZ3	1.77	0.50
2:B:17:GLN:CA	2:B:20:VAL:HG12	2.38	0.50
4:D:224:TRP:HB3	4:D:280:GLU:CB	2.42	0.50
5:E:311:LYS:HG3	5:E:415:TYR:CZ	2.47	0.50
8:2:230:ARG:HH11	8:2:243:GLU:H	1.59	0.50
8:2:393:ALA:HB3	8:2:396:THR:OG1	2.11	0.50
8:2:562:ARG:HD2	8:2:602:GLY:N	2.27	0.50
8:2:566:ALA:O	8:2:567:THR:HG22	2.12	0.50
8:2:672:PRO:O	8:2:675:SER:HB3	2.12	0.50
8:2:778:LEU:HB2	8:2:783:MET:HE3	1.93	0.50
8:2:798:ILE:CG1	8:2:805:ILE:HD13	2.42	0.50
8:2:820:PHE:HA	8:2:823:MET:SD	2.52	0.50
9:3:197:ILE:O	9:3:214:TYR:HB2	2.12	0.50
9:3:217:ALA:O	9:3:301:LEU:HD22	2.12	0.50
9:3:416:SER:N	14:3:1001:ATP:O2B	2.43	0.50
9:3:467:ARG:HG3	13:7:324:VAL:HG11	1.92	0.50
9:3:535:LEU:O	9:3:535:LEU:HD12	2.11	0.50
9:3:570:ARG:HA	11:5:613:ARG:HH21	1.76	0.50
11:5:451:ALA:CB	11:5:467:GLY:HA3	2.41	0.50
13:7:61:PRO:HG2	13:7:64:MET:CG	2.37	0.50
13:7:259:ALA:N	13:7:305:SER:HB3	2.26	0.50
1:A:31:MET:CE	1:A:33:HIS:HA	2.42	0.50
1:A:129:GLU:O	1:A:132:LYS:HG2	2.12	0.50
2:B:116:PRO:CB	2:B:119:TRP:HB3	2.41	0.50
2:B:195:ILE:HG22	3:C:109:ILE:HD13	1.94	0.50
3:C:3:TYR:CG	3:C:4:TYR:N	2.76	0.50
4:D:170:SER:HA	4:D:174:LEU:HB3	1.94	0.50
6:F:3:DC:H2'	6:F:4:DG:H8	1.77	0.50
8:2:245:ASN:HA	8:2:298:SER:OG	2.12	0.50
8:2:580:VAL:HG21	8:2:592:GLU:N	2.26	0.50
8:2:622:GLU:HB2	11:5:481:GLU:OE2	2.12	0.50
8:2:674:LEU:HD23	8:2:674:LEU:C	2.32	0.50
8:2:798:ILE:HG13	8:2:805:ILE:HD13	1.92	0.50
9:3:130:THR:HG22	9:3:153:TRP:CB	2.41	0.50
9:3:199:SER:O	9:3:212:ARG:N	2.42	0.50
9:3:347:ILE:O	9:3:350:ILE:HB	2.12	0.50
9:3:569:HIS:CE1	11:5:406:LEU:HD21	2.46	0.50

Continued on next page...

Continued from previous page...

Atom-1	Atom-2	Interatomic distance (Å)	Clash overlap (Å)
9:3:570:ARG:HD2	11:5:614:LEU:CD1	2.42	0.50
10:4:249:LEU:HD12	10:4:250:ALA:CB	2.42	0.50
10:4:344:VAL:HG22	10:4:359:GLU:HB2	1.93	0.50
10:4:898:VAL:HG23	10:4:903:ILE:HG13	1.94	0.50
11:5:84:SER:HA	11:5:87:ILE:HD11	1.94	0.50
11:5:417:ASP:OD1	11:5:528:GLY:HA2	2.12	0.50
11:5:433:SER:CB	11:5:436:ALA:HB2	2.42	0.50
11:5:634:LEU:HA	11:5:637:GLU:CB	2.42	0.50
12:6:105:ASP:O	12:6:109:GLU:HB2	2.11	0.50
12:6:116:GLU:HA	12:6:119:LEU:CD2	2.42	0.50
12:6:548:LEU:H	12:6:548:LEU:CD1	2.23	0.50
12:6:559:THR:H	12:6:565:LEU:HD23	1.77	0.50
12:6:569:ILE:HD12	12:6:805:ARG:HD2	1.94	0.50
13:7:664:TYR:OH	13:7:668:ARG:NH2	2.25	0.50
1:A:100:MET:HE1	1:A:117:GLN:CA	2.42	0.50
2:B:55:THR:OG1	2:B:56:ASP:N	2.45	0.50
2:B:55:THR:OG1	2:B:56:ASP:OD1	2.30	0.50
2:B:167:HIS:NE2	4:D:267:VAL:HG11	2.27	0.50
5:E:287:VAL:HG22	5:E:290:ARG:NH1	2.27	0.50
5:E:511:VAL:HA	5:E:514:LEU:HD12	1.94	0.50
8:2:212:LYS:O	8:2:215:LEU:HB3	2.12	0.50
9:3:42:VAL:HG13	9:3:153:TRP:CZ3	2.47	0.50
9:3:254:GLN:NE2	9:3:278:LEU:HD12	2.26	0.50
10:4:314:MET:HG2	10:4:413:HIS:CD2	2.46	0.50
10:4:564:ILE:HG23	10:4:704:LEU:C	2.32	0.50
11:5:412:VAL:C	11:5:413:LEU:HD12	2.32	0.50
11:5:500:GLN:NE2	11:5:516:ARG:HA	2.26	0.50
12:6:116:GLU:O	12:6:120:GLU:HG3	2.12	0.50
12:6:612:VAL:HG22	12:6:622:THR:O	2.12	0.50
12:6:668:ILE:N	12:6:668:ILE:HD12	2.26	0.50
13:7:66:MET:O	13:7:69:LYS:HB3	2.12	0.50
13:7:414:LEU:O	13:7:417:SER:HB2	2.11	0.50
1:A:149:ILE:HA	1:A:150:ASP:CB	2.27	0.49
2:B:11:PHE:O	2:B:179:ASN:ND2	2.45	0.49
3:C:82:THR:HA	3:C:85:MET:CE	2.41	0.49
3:C:181:HIS:NE2	3:C:185:LYS:HD2	2.26	0.49
4:D:191:LEU:HD23	4:D:191:LEU:O	2.12	0.49
5:E:38:ALA:HB1	5:E:84:VAL:HG11	1.95	0.49
5:E:376:THR:HG22	5:E:378:LEU:N	2.19	0.49
5:E:581:VAL:O	5:E:629:ILE:HA	2.12	0.49
8:2:335:LYS:CB	8:2:382:TYR:HA	2.41	0.49

Continued on next page...

Continued from previous page...

Atom-1	Atom-2	Interatomic distance (Å)	Clash overlap (Å)
8:2:656:ARG:HH11	12:6:794:ARG:HD3	1.77	0.49
9:3:108:ARG:HA	9:3:111:TRP:HB3	1.94	0.49
9:3:189:THR:HG23	9:3:256:ILE:HG22	1.92	0.49
9:3:470:VAL:N	9:3:511:SER:O	2.45	0.49
11:5:61:LEU:HD22	11:5:63:VAL:CG2	2.42	0.49
12:6:386:VAL:O	12:6:387:GLU:HB3	2.11	0.49
12:6:528:LYS:HD3	12:6:531:ARG:NE	2.27	0.49
12:6:551:MET:CE	12:6:591:PHE:HE2	2.21	0.49
12:6:684:PRO:HB2	12:6:687:GLY:H	1.76	0.49
12:6:798:ARG:O	12:6:801:GLU:HB3	2.12	0.49
13:7:193:PRO:HD2	13:7:196:LEU:CD1	2.40	0.49
13:7:416:LYS:HD3	13:7:426:LEU:HD12	1.94	0.49
13:7:446:ASP:N	13:7:447:GLY:CA	2.72	0.49
13:7:583:ASN:OD1	13:7:584:ILE:N	2.45	0.49
13:7:656:VAL:HG12	13:7:710:ILE:CB	2.40	0.49
2:B:80:LYS:N	2:B:85:CYS:SG	2.85	0.49
2:B:87:ILE:HG21	2:B:130:ALA:HB1	1.94	0.49
4:D:62:ASP:O	4:D:65:LYS:HB3	2.12	0.49
4:D:141:ARG:HA	4:D:144:ILE:CG1	2.41	0.49
5:E:13:ASN:HA	5:E:16:LEU:CG	2.40	0.49
5:E:162:LEU:HD12	5:E:163:LEU:CD2	2.42	0.49
8:2:260:LEU:HA	8:2:264:PRO:HB3	1.95	0.49
8:2:301:PRO:HA	8:2:302:THR:OG1	2.12	0.49
9:3:179:LEU:HB2	9:3:297:VAL:HG22	1.94	0.49
9:3:303:ALA:HB2	9:3:307:ASN:HB2	1.93	0.49
9:3:367:LEU:CD1	9:3:378:LYS:HB3	2.39	0.49
9:3:434:GLY:O	9:3:478:MET:HG2	2.13	0.49
9:3:446:VAL:HG21	9:3:458:GLU:CG	2.42	0.49
9:3:570:ARG:HA	11:5:613:ARG:CZ	2.42	0.49
9:3:700:ARG:HA	9:3:703:GLU:CD	2.33	0.49
10:4:433:ILE:HG23	10:4:469:VAL:CA	2.42	0.49
10:4:762:ILE:HA	10:4:817:VAL:CG1	2.41	0.49
10:4:856:VAL:HG23	10:4:857:ILE:H	1.77	0.49
11:5:28:ILE:HG23	11:5:93:ALA:CB	2.40	0.49
11:5:287:ILE:HB	11:5:290:THR:HG21	1.94	0.49
12:6:141:GLU:O	12:6:145:ILE:HG12	2.12	0.49
12:6:143:MET:HE2	12:6:150:THR:CG2	2.41	0.49
12:6:175:TYR:HA	12:6:178:LEU:CD1	2.31	0.49
12:6:702:THR:OG1	12:6:704:PRO:HD2	2.11	0.49
13:7:28:PHE:O	13:7:61:PRO:HB3	2.13	0.49
13:7:196:LEU:HD23	13:7:197:THR:HG23	1.92	0.49

Continued on next page...

Continued from previous page...

Atom-1	Atom-2	Interatomic distance (Å)	Clash overlap (Å)
13:7:251:VAL:HA	13:7:310:PHE:O	2.12	0.49
13:7:317:GLU:CD	13:7:322:VAL:HG22	2.31	0.49
13:7:668:ARG:NH2	13:7:686:PRO:HD3	2.27	0.49
2:B:25:ILE:HD12	2:B:87:ILE:HD11	1.93	0.49
2:B:28:PHE:CE1	2:B:68:SER:HB2	2.39	0.49
2:B:90:PRO:HB2	2:B:93:LEU:CB	2.42	0.49
3:C:85:MET:O	3:C:89:LYS:HG3	2.13	0.49
3:C:131:ARG:O	3:C:135:LEU:HG	2.12	0.49
4:D:260:ILE:O	4:D:260:ILE:HG22	2.11	0.49
5:E:228:LYS:O	5:E:232:GLU:N	2.43	0.49
5:E:482:ASP:OD1	5:E:488:LYS:HD2	2.12	0.49
5:E:569:LEU:CG	5:E:584:LEU:HD11	2.42	0.49
8:2:310:ARG:N	8:2:313:ASN:OD1	2.43	0.49
8:2:534:ARG:HH11	8:2:815:ARG:HH22	1.61	0.49
8:2:591:LEU:HD22	11:5:270:MET:SD	2.52	0.49
8:2:603:VAL:HG13	8:2:645:SER:CB	2.38	0.49
8:2:695:LEU:HD11	14:2:901:ATP:N6	2.26	0.49
8:2:839:LYS:HD3	8:2:864:TYR:HA	1.94	0.49
9:3:38:TYR:HE2	9:3:98:ILE:HG23	1.77	0.49
9:3:121:PHE:O	9:3:124:PRO:HG2	2.11	0.49
9:3:196:LEU:N	13:7:372:THR:HG23	2.26	0.49
9:3:520:PHE:HE1	11:5:542:PHE:HB2	1.78	0.49
9:3:722:ASN:OD1	9:3:723:LYS:N	2.45	0.49
10:4:348:LYS:N	10:4:383:SER:O	2.44	0.49
10:4:533:LEU:O	10:4:536:VAL:HB	2.12	0.49
10:4:567:CYS:CB	10:4:675:ALA:HB3	2.42	0.49
10:4:580:TYR:CE2	10:4:584:ILE:HD11	2.47	0.49
10:4:621:LEU:HD21	10:4:645:LEU:CD2	2.42	0.49
10:4:621:LEU:HB3	10:4:654:ILE:HD11	1.94	0.49
11:5:172:LEU:HB3	11:5:252:ASP:OD1	2.13	0.49
11:5:355:GLU:HA	11:5:358:LEU:HD12	1.93	0.49
11:5:612:PRO:HG2	11:5:661:GLU:HB3	1.94	0.49
12:6:282:GLU:OE1	12:6:282:GLU:N	2.31	0.49
12:6:810:ILE:HG21	12:6:823:PHE:HB3	1.93	0.49
13:7:310:PHE:CE1	13:7:334:HIS:HB3	2.47	0.49
13:7:696:SER:HB2	13:7:713:VAL:HA	1.93	0.49
1:A:41:LEU:HD22	4:D:201:TYR:CG	2.47	0.49
1:A:191:VAL:HG12	1:A:192:ARG:N	2.28	0.49
2:B:53:ILE:H	2:B:53:ILE:HD12	1.77	0.49
5:E:31:VAL:N	5:E:59:VAL:O	2.31	0.49
5:E:75:ASP:HA	5:E:78:ILE:HD13	1.94	0.49

Continued on next page...

Continued from previous page...

Atom-1	Atom-2	Interatomic distance (Å)	Clash overlap (Å)
7:G:5:DA:H5"	9:3:230:ILE:HD12	1.94	0.49
8:2:402:LEU:HD11	10:4:660:GLY:HA2	1.94	0.49
8:2:424:VAL:HG21	8:2:456:ILE:CG2	2.42	0.49
8:2:506:TYR:HB2	8:2:698:PHE:CE2	2.47	0.49
9:3:198:ARG:HB3	9:3:249:THR:CG2	2.40	0.49
9:3:294:VAL:HA	9:3:326:VAL:HG22	1.94	0.49
9:3:447:THR:CB	9:3:448:THR:HA	2.30	0.49
9:3:538:SER:OG	9:3:542:ARG:NH1	2.44	0.49
10:4:208:ILE:HD11	10:4:250:ALA:HB2	1.93	0.49
10:4:428:ARG:HB2	10:4:431:ASP:OD2	2.13	0.49
11:5:87:ILE:HB	11:5:196:ASN:HD21	1.78	0.49
11:5:202:GLY:N	11:5:203:ASN:HA	2.28	0.49
11:5:390:CYS:HB2	11:5:662:SER:HB2	1.94	0.49
11:5:416:GLY:N	11:5:525:PRO:HD3	2.28	0.49
11:5:599:MET:O	11:5:603:ILE:HG13	2.12	0.49
12:6:158:LEU:O	12:6:158:LEU:HD23	2.12	0.49
12:6:550:GLN:HA	12:6:569:ILE:CG2	2.43	0.49
12:6:791:SER:HA	12:6:838:VAL:CG1	2.42	0.49
13:7:14:TYR:HD1	13:7:17:LEU:HD22	1.78	0.49
13:7:127:LEU:CG	13:7:128:PRO:HD3	2.34	0.49
13:7:397:VAL:HG12	13:7:640:GLU:HG2	1.93	0.49
1:A:108:ASP:H	1:A:109:LEU:C	2.16	0.49
4:D:170:SER:CB	4:D:175:LEU:HD22	2.42	0.49
5:E:99:ASP:O	5:E:101:GLN:HG3	2.13	0.49
5:E:310:VAL:HG13	5:E:311:LYS:HD2	1.94	0.49
5:E:427:ALA:CB	5:E:492:LEU:HD11	2.42	0.49
9:3:676:ILE:HA	9:3:679:ILE:HD11	1.94	0.49
9:3:687:ARG:HG2	9:3:697:ILE:HG22	1.93	0.49
10:4:529:SER:OG	13:7:448:MET:SD	2.63	0.49
10:4:552:PHE:HA	12:6:740:GLU:OE1	2.12	0.49
10:4:603:ALA:HB3	10:4:658:LYS:HZ3	1.77	0.49
11:5:358:LEU:O	11:5:362:ARG:HG3	2.12	0.49
11:5:413:LEU:HD11	11:5:550:PHE:CG	2.48	0.49
12:6:300:VAL:CG2	12:6:357:GLN:HB3	2.42	0.49
13:7:220:ILE:HD12	13:7:220:ILE:N	2.28	0.49
13:7:322:VAL:CG1	13:7:323:PRO:HD2	2.42	0.49
13:7:470:LEU:HD22	13:7:522:CYS:CB	2.43	0.49
1:A:108:ASP:HA	1:A:198:ARG:HD3	1.95	0.49
2:B:112:PHE:O	2:B:152:ARG:NH2	2.46	0.49
2:B:148:LEU:CA	2:B:151:ILE:HG12	2.41	0.49
2:B:173:LEU:HD23	2:B:178:ILE:HG12	1.95	0.49

Continued on next page...

Continued from previous page...

Atom-1	Atom-2	Interatomic distance (Å)	Clash overlap (Å)
3:C:97:LEU:CD2	3:C:100:ILE:HD13	2.42	0.49
3:C:109:ILE:HD12	3:C:112:ILE:CG2	2.42	0.49
4:D:258:VAL:HA	4:D:259:THR:CB	2.43	0.49
5:E:316:LEU:CD2	5:E:413:LEU:HD12	2.42	0.49
5:E:483:ALA:HA	5:E:491:LEU:HD11	1.95	0.49
8:2:483:GLU:O	8:2:487:ILE:HD12	2.13	0.49
8:2:484:PHE:CZ	8:2:766:TYR:HD1	2.31	0.49
8:2:523:VAL:HG12	8:2:525:LYS:CB	2.33	0.49
8:2:584:PRO:HD2	8:2:585:ILE:HB	1.93	0.49
8:2:603:VAL:CG1	8:2:645:SER:HB2	2.39	0.49
9:3:95:ARG:HB2	9:3:154:LYS:CB	2.37	0.49
9:3:299:LYS:HG3	9:3:322:LEU:CD1	2.42	0.49
9:3:314:LEU:CD2	11:5:201:THR:HG23	2.39	0.49
9:3:414:ALA:HB2	14:3:1001:ATP:C8	2.47	0.49
9:3:415:LYS:HG3	9:3:416:SER:N	2.28	0.49
10:4:411:THR:OG1	10:4:412:PRO:HD2	2.13	0.49
10:4:631:ILE:HD11	10:4:671:ILE:HG21	1.94	0.49
11:5:183:CYS:SG	11:5:240:PRO:HB2	2.52	0.49
12:6:275:ARG:O	12:6:279:ILE:HG13	2.13	0.49
12:6:516:LEU:HD22	12:6:754:TYR:HD1	1.78	0.49
12:6:523:GLU:OE1	12:6:524:HIS:ND1	2.38	0.49
12:6:756:LYS:O	12:6:760:THR:HG23	2.12	0.49
13:7:458:LEU:HB3	13:7:600:MET:CE	2.42	0.49
13:7:479:ARG:HG3	13:7:479:ARG:O	2.12	0.49
13:7:648:LYS:CE	13:7:704:LEU:HB3	2.38	0.49
13:7:650:PRO:HA	13:7:706:ASP:CA	2.43	0.49
13:7:704:LEU:C	13:7:706:ASP:H	2.16	0.49
4:D:231:HIS:CB	4:D:274:ILE:HG22	2.43	0.49
5:E:268:SER:O	5:E:271:TRP:HB3	2.13	0.49
5:E:315:THR:N	5:E:316:LEU:CB	2.75	0.49
5:E:342:ASN:HD21	5:E:551:TRP:HA	1.77	0.49
5:E:634:ARG:CA	5:E:637:LEU:HG	2.41	0.49
8:2:207:ILE:O	8:2:211:LEU:HG	2.13	0.49
8:2:568:GLY:O	8:2:569:GLN:HB2	2.12	0.49
8:2:758:ILE:CG2	8:2:762:LEU:HB2	2.43	0.49
8:2:806:THR:HG22	8:2:808:ARG:N	2.28	0.49
9:3:329:LEU:HD12	9:3:329:LEU:O	2.13	0.49
9:3:353:LEU:HD23	9:3:359:ILE:CD1	2.43	0.49
9:3:680:VAL:CG2	13:7:617:THR:HG21	2.43	0.49
11:5:31:PHE:O	11:5:35:ILE:HG13	2.12	0.49
11:5:302:ASN:CB	11:5:324:ARG:NH1	2.75	0.49

Continued on next page...

Continued from previous page...

Atom-1	Atom-2	Interatomic distance (Å)	Clash overlap (Å)
11:5:367:TYR:CD1	11:5:663:LEU:HG	2.48	0.49
11:5:374:ILE:HD11	11:5:389:VAL:CG2	2.43	0.49
11:5:413:LEU:HB2	11:5:553:ILE:CG2	2.36	0.49
12:6:276:ILE:HD13	12:6:375:ARG:CG	2.43	0.49
12:6:293:THR:CG2	12:6:392:GLY:HA2	2.43	0.49
12:6:355:ASP:HB3	12:6:356:TRP:CB	2.42	0.49
12:6:560:VAL:CB	12:6:561:GLU:CA	2.84	0.49
13:7:213:ARG:C	13:7:215:TYR:HA	2.33	0.49
2:B:94:THR:HG21	2:B:96:LYS:HZ2	1.78	0.49
2:B:184:PHE:HB3	2:B:185:ILE:HD12	1.95	0.49
5:E:25:CYS:H	5:E:26:GLN:CA	2.26	0.49
5:E:47:LEU:O	5:E:47:LEU:HD23	2.11	0.49
5:E:76:ASP:H	5:E:78:ILE:CD1	2.25	0.49
5:E:564:LEU:HB3	5:E:586:PRO:CB	2.43	0.49
5:E:612:ILE:HA	5:E:615:GLU:HB2	1.94	0.49
8:2:795:ARG:HG3	8:2:796:GLU:N	2.27	0.49
9:3:191:LEU:CD2	13:7:329:ARG:HH12	2.17	0.49
9:3:194:PRO:HD2	13:7:373:GLU:HA	1.95	0.49
9:3:262:PRO:O	11:5:514:ASN:ND2	2.45	0.49
10:4:226:TYR:OH	10:4:247:ASN:HB2	2.13	0.49
10:4:239:SER:HB2	10:4:299:LYS:NZ	2.28	0.49
10:4:315:ARG:NH1	13:7:250:ASP:HB3	2.27	0.49
10:4:714:GLU:CB	10:4:715:LYS:HB3	2.43	0.49
11:5:64:ASN:HB3	11:5:67:HIS:HB3	1.94	0.49
11:5:137:LEU:HD12	11:5:137:LEU:O	2.13	0.49
11:5:166:ILE:O	11:5:289:GLY:HA2	2.13	0.49
11:5:437:VAL:HG12	11:5:439:THR:CG2	2.43	0.49
12:6:133:GLU:CB	12:6:134:LYS:HA	2.25	0.49
12:6:183:LYS:HA	12:6:186:ARG:NH1	2.27	0.49
12:6:418:SER:HB2	12:6:420:THR:HG23	1.95	0.49
13:7:25:LEU:CD1	13:7:120:ALA:HB3	2.43	0.49
13:7:116:LEU:HA	13:7:119:ARG:HG2	1.95	0.49
13:7:397:VAL:HG22	13:7:400:ARG:NH2	2.27	0.49
13:7:458:LEU:HD13	13:7:600:MET:CE	2.34	0.49
13:7:461:ASP:HA	13:7:462:PRO:O	2.12	0.49
13:7:490:GLY:O	13:7:494:THR:HG22	2.12	0.49
1:A:24:ASN:OD1	1:A:25:GLN:N	2.42	0.49
1:A:162:PHE:HD1	1:A:192:ARG:CA	2.26	0.49
1:A:188:GLN:HG3	5:E:58:ILE:CD1	2.43	0.49
4:D:232:VAL:CG2	4:D:269:LEU:HD12	2.43	0.49
5:E:120:ILE:CB	5:E:139:ILE:HB	2.39	0.49

Continued on next page...

Continued from previous page...

Atom-1	Atom-2	Interatomic distance (Å)	Clash overlap (Å)
5:E:231:HIS:HA	5:E:234:GLU:HB2	1.93	0.49
6:F:4:DG:H2'	6:F:5:DA:C8	2.48	0.49
7:G:12:DG:H2"	7:G:13:DA:C5'	2.43	0.49
8:2:617:ARG:O	8:2:620:ILE:HB	2.12	0.49
8:2:625:GLU:OE1	8:2:676:ARG:NE	2.44	0.49
9:3:21:PHE:CE1	9:3:124:PRO:HD3	2.48	0.49
10:4:282:SER:O	10:4:285:VAL:HG22	2.13	0.49
10:4:315:ARG:NH2	13:7:251:VAL:HG12	2.28	0.49
10:4:326:ILE:HG22	10:4:328:LEU:CG	2.41	0.49
10:4:354:HIS:CG	10:4:373:ARG:HG3	2.47	0.49
10:4:417:LEU:CD1	10:4:419:VAL:HG13	2.42	0.49
10:4:771:VAL:O	10:4:775:VAL:HG23	2.12	0.49
10:4:802:ILE:CD1	12:6:735:HIS:HB3	2.42	0.49
10:4:827:ARG:O	10:4:831:SER:N	2.42	0.49
11:5:96:GLN:O	11:5:100:ARG:HG3	2.13	0.49
11:5:148:LEU:HG	11:5:272:ARG:CD	2.36	0.49
11:5:488:GLU:O	11:5:491:VAL:HB	2.12	0.49
12:6:723:ILE:HA	12:6:726:GLU:HB2	1.95	0.49
12:6:800:LEU:O	12:6:803:MET:HB3	2.13	0.49
12:6:836:ILE:O	12:6:839:ASP:HB2	2.13	0.49
13:7:383:GLN:H	13:7:386:LYS:HE2	1.76	0.49
1:A:15:ARG:HH22	11:5:670:PRO:HD3	1.76	0.49
1:A:39:ASN:N	1:A:42:LYS:HZ3	2.10	0.49
2:B:18:PHE:CZ	4:D:135:ARG:HG2	2.48	0.49
2:B:25:ILE:O	2:B:71:VAL:N	2.33	0.49
3:C:16:PHE:O	3:C:45:SER:HA	2.13	0.49
3:C:88:ILE:O	3:C:92:PRO:HD3	2.13	0.49
3:C:177:TYR:CE2	3:C:181:HIS:HB2	2.48	0.49
4:D:189:ILE:O	4:D:193:LEU:N	2.46	0.49
5:E:48:LEU:C	5:E:48:LEU:HD23	2.33	0.49
5:E:308:ASN:HB3	5:E:310:VAL:N	2.28	0.49
5:E:326:LEU:HD21	5:E:329:LEU:HA	1.95	0.49
5:E:641:LEU:O	5:E:645:THR:HG23	2.12	0.49
5:E:641:LEU:O	5:E:645:THR:N	2.32	0.49
8:2:296:ARG:HB3	8:2:455:SER:OG	2.13	0.49
8:2:302:THR:OG1	8:2:319:ARG:HB3	2.13	0.49
8:2:506:TYR:CD2	8:2:695:LEU:HD12	2.47	0.49
8:2:544:ASP:OD1	8:2:545:PRO:HD2	2.13	0.49
8:2:546:GLY:HA2	12:6:798:ARG:NH2	2.26	0.49
8:2:600:ASP:OD2	8:2:601:LYS:HG2	2.13	0.49
8:2:641:GLN:HB3	8:2:643:ARG:HH22	1.78	0.49

Continued on next page...

Continued from previous page...

Atom-1	Atom-2	Interatomic distance (Å)	Clash overlap (Å)
8:2:816:ILE:HG21	8:2:837:ALA:HA	1.94	0.49
9:3:103:LEU:HA	9:3:106:PHE:HB3	1.95	0.49
9:3:291:ARG:C	9:3:329:LEU:HG	2.33	0.49
10:4:241:LEU:HD23	10:4:243:LEU:N	2.22	0.49
10:4:347:PHE:N	10:4:357:ALA:HB2	2.26	0.49
10:4:355:THR:HG23	10:4:356:MET:CE	2.43	0.49
10:4:397:ILE:HB	10:4:417:LEU:HD21	1.94	0.49
10:4:829:ILE:O	10:4:833:ILE:HG13	2.13	0.49
11:5:172:LEU:HD23	11:5:254:GLN:HA	1.94	0.49
11:5:178:TYR:HD1	11:5:193:THR:CG2	2.25	0.49
11:5:196:ASN:OD1	11:5:197:PHE:N	2.43	0.49
12:6:112:ARG:NH2	12:6:180:PHE:HA	2.27	0.49
12:6:405:PRO:HA	12:6:450:TYR:HA	1.95	0.49
12:6:555:VAL:HG23	12:6:557:LYS:H	1.78	0.49
13:7:77:SER:HB3	13:7:338:THR:HB	1.95	0.49
13:7:470:LEU:HB3	13:7:522:CYS:CB	2.42	0.49
1:A:100:MET:SD	1:A:117:GLN:HG2	2.52	0.48
1:A:102:TRP:HB3	4:D:145:ARG:NH2	2.25	0.48
1:A:141:LEU:HD11	4:D:182:TYR:HB2	1.95	0.48
2:B:29:PRO:HA	2:B:85:CYS:HA	1.94	0.48
2:B:90:PRO:HB3	2:B:92:TRP:CE2	2.48	0.48
3:C:82:THR:HA	3:C:85:MET:SD	2.52	0.48
3:C:184:TYR:HA	3:C:187:THR:HB	1.95	0.48
5:E:264:GLU:OE1	5:E:264:GLU:N	2.41	0.48
5:E:291:LEU:CD2	5:E:294:LEU:HD12	2.43	0.48
5:E:364:ALA:HB1	8:2:283:TYR:CD1	2.48	0.48
8:2:229:ALA:CA	8:2:232:ARG:HG2	2.40	0.48
8:2:323:VAL:HG21	8:2:394:PRO:CD	2.43	0.48
8:2:410:LEU:C	8:2:415:VAL:HG22	2.33	0.48
8:2:653:ASN:HB2	8:2:658:ASN:HD21	1.77	0.48
14:2:901:ATP:O2B	12:6:798:ARG:NH2	2.46	0.48
9:3:25:VAL:HG13	9:3:128:ALA:HB2	1.95	0.48
9:3:122:ILE:N	9:3:123:PRO:HD2	2.28	0.48
9:3:685:ASP:HA	9:3:688:ASN:HB2	1.95	0.48
10:4:336:THR:OG1	10:4:396:VAL:O	2.27	0.48
10:4:351:VAL:C	10:4:353:ASP:HA	2.33	0.48
10:4:635:ASP:OD1	10:4:694:LEU:HD22	2.13	0.48
11:5:177:THR:HG23	11:5:251:ILE:CG2	2.43	0.48
11:5:433:SER:HB3	11:5:436:ALA:HB2	1.95	0.48
11:5:494:HIS:HA	11:5:549:ARG:HD3	1.95	0.48
11:5:577:THR:HA	11:5:579:ASN:N	2.28	0.48

Continued on next page...

Continued from previous page...

Atom-1	Atom-2	Interatomic distance (Å)	Clash overlap (Å)
12:6:569:ILE:CD1	12:6:805:ARG:HD2	2.43	0.48
12:6:653:HIS:CB	12:6:705:ILE:HG22	2.38	0.48
12:6:711:LEU:HB3	12:6:713:PHE:HE1	1.75	0.48
13:7:81:ASP:HB3	13:7:205:LYS:CG	2.42	0.48
13:7:128:PRO:CB	13:7:129:THR:HA	2.43	0.48
13:7:435:LEU:HD11	13:7:562:SER:HB3	1.95	0.48
13:7:459:MET:HB2	13:7:597:LEU:HD11	1.95	0.48
13:7:624:LYS:HG3	13:7:624:LYS:O	2.13	0.48
1:A:37:ILE:O	1:A:41:LEU:N	2.37	0.48
2:B:52:LEU:HD12	2:B:53:ILE:N	2.28	0.48
2:B:72:VAL:HG13	2:B:75:ILE:HG12	1.95	0.48
2:B:175:LEU:CA	2:B:178:ILE:HD12	2.43	0.48
5:E:125:ALA:HB2	5:E:251:ILE:HG23	1.95	0.48
5:E:308:ASN:CA	5:E:309:SER:HB2	2.34	0.48
5:E:540:ARG:NH2	5:E:574:GLU:HB2	2.27	0.48
5:E:608:ALA:HA	5:E:611:GLN:CG	2.43	0.48
8:2:308:GLU:O	8:2:309:LEU:HG	2.13	0.48
8:2:544:ASP:O	8:2:549:LYS:HE2	2.13	0.48
8:2:678:ASP:OD1	8:2:679:ILE:HG13	2.12	0.48
8:2:774:ILE:CG2	8:2:822:LYS:HB3	2.44	0.48
8:2:803:PHE:N	8:2:804:PRO:CA	2.75	0.48
9:3:32:LEU:CD1	9:3:38:TYR:HB2	2.40	0.48
9:3:38:TYR:CE2	9:3:98:ILE:HG12	2.47	0.48
9:3:221:LEU:O	9:3:299:LYS:NZ	2.24	0.48
9:3:407:MET:O	9:3:515:ALA:HA	2.13	0.48
9:3:416:SER:HB3	11:5:499:GLN:HE21	1.77	0.48
9:3:732:LEU:O	9:3:736:ALA:N	2.46	0.48
10:4:564:ILE:CD1	10:4:703:ASP:HB3	2.43	0.48
10:4:655:SER:CB	10:4:664:THR:HG22	2.43	0.48
11:5:56:VAL:HG11	11:5:58:ASN:HB2	1.95	0.48
11:5:76:TYR:O	11:5:80:SER:N	2.42	0.48
11:5:454:GLN:CB	11:5:465:GLU:HB2	2.43	0.48
11:5:543:GLN:HG3	11:5:546:ILE:HD12	1.95	0.48
12:6:304:LEU:HD12	12:6:304:LEU:N	2.28	0.48
12:6:723:ILE:O	12:6:727:LEU:N	2.26	0.48
12:6:796:THR:HB	12:6:799:GLN:CG	2.40	0.48
13:7:144:ASN:O	13:7:148:LEU:N	2.45	0.48
13:7:257:VAL:HG12	13:7:272:GLU:HA	1.94	0.48
13:7:258:ILE:HD11	13:7:278:PHE:CE1	2.48	0.48
13:7:502:VAL:HG12	13:7:503:THR:N	2.28	0.48
1:A:175:GLN:CB	1:A:181:PHE:H	2.26	0.48

Continued on next page...

Continued from previous page...

Atom-1	Atom-2	Interatomic distance (Å)	Clash overlap (Å)
3:C:24:ILE:CG1	3:C:38:ILE:HB	2.44	0.48
3:C:82:THR:O	3:C:85:MET:HG2	2.13	0.48
3:C:83:LYS:HA	3:C:86:ASN:ND2	2.27	0.48
4:D:159:ARG:HG2	4:D:163:GLU:HG2	1.95	0.48
4:D:172:THR:HA	4:D:175:LEU:O	2.14	0.48
4:D:177:LYS:O	4:D:181:LYS:HG3	2.13	0.48
4:D:258:VAL:HG22	4:D:266:GLU:HG2	1.95	0.48
5:E:271:TRP:NE1	5:E:275:LEU:HD11	2.28	0.48
5:E:366:MET:HB3	5:E:368:ILE:HG13	1.95	0.48
5:E:370:LEU:O	5:E:374:GLN:HG2	2.13	0.48
8:2:234:LEU:HD22	8:2:239:SER:OG	2.13	0.48
8:2:423:GLU:OE1	8:2:423:GLU:N	2.41	0.48
8:2:543:GLY:N	8:2:652:PRO:HD3	2.27	0.48
9:3:409:GLY:N	9:3:415:LYS:HZ1	2.11	0.48
9:3:533:ILE:HG12	9:3:540:LEU:HD21	1.95	0.48
10:4:183:THR:CG2	10:4:185:VAL:HB	2.41	0.48
11:5:413:LEU:HD11	11:5:550:PHE:CD2	2.48	0.48
11:5:453:VAL:HG21	11:5:506:LYS:CB	2.39	0.48
12:6:359:VAL:HG21	12:6:381:LEU:HD21	1.93	0.48
12:6:531:ARG:HG3	12:6:745:PRO:CG	2.43	0.48
12:6:574:VAL:HA	12:6:581:LYS:NZ	2.24	0.48
13:7:81:ASP:HB3	13:7:205:LYS:HG3	1.95	0.48
13:7:273:VAL:HG22	13:7:278:PHE:CB	2.43	0.48
1:A:5:LEU:HD11	1:A:36:ILE:HD11	1.95	0.48
1:A:102:TRP:NE1	2:B:3:LEU:HG	2.29	0.48
1:A:170:ASP:O	1:A:183:LEU:HB3	2.12	0.48
3:C:90:THR:HG22	9:3:111:TRP:HZ2	1.79	0.48
5:E:27:LEU:HA	5:E:80:SER:O	2.14	0.48
5:E:158:ALA:HB1	5:E:237:LEU:HD22	1.95	0.48
5:E:473:TRP:CZ3	5:E:542:PRO:HD3	2.48	0.48
5:E:622:ILE:O	5:E:622:ILE:HG22	2.14	0.48
5:E:637:LEU:CA	5:E:640:PHE:HB3	2.38	0.48
8:2:424:VAL:HG22	8:2:425:GLU:N	2.27	0.48
8:2:455:SER:C	8:2:456:ILE:HD12	2.33	0.48
8:2:631:ILE:HA	11:5:442:LYS:HB3	1.94	0.48
8:2:670:THR:O	8:2:673:ILE:HG22	2.12	0.48
9:3:212:ARG:HH21	13:7:5:LEU:HD12	1.78	0.48
10:4:413:HIS:ND1	13:7:250:ASP:OD2	2.46	0.48
10:4:433:ILE:HA	10:4:469:VAL:O	2.13	0.48
10:4:506:LEU:O	10:4:509:ILE:HB	2.14	0.48
10:4:566:LEU:HD13	10:4:574:LYS:HB2	1.96	0.48

Continued on next page...

Continued from previous page...

Atom-1	Atom-2	Interatomic distance (Å)	Clash overlap (Å)
10:4:833:ILE:HA	10:4:836:TYR:CD2	2.48	0.48
11:5:484:LYS:N	11:5:484:LYS:HD2	2.29	0.48
12:6:184:GLY:O	12:6:188:VAL:HG23	2.13	0.48
12:6:340:ASN:CB	12:6:342:ALA:HB2	2.43	0.48
12:6:360:ARG:HG2	12:6:376:THR:HB	1.94	0.48
12:6:530:VAL:HA	12:6:533:ILE:CG1	2.44	0.48
12:6:559:THR:HG23	12:6:565:LEU:CD2	2.44	0.48
12:6:778:LYS:HG2	12:6:782:LYS:HZ2	1.79	0.48
12:6:800:LEU:O	12:6:804:ILE:HG13	2.12	0.48
13:7:499:LYS:NZ	13:7:504:ASP:OD1	2.41	0.48
1:A:191:VAL:HA	5:E:55:GLN:NE2	2.29	0.48
2:B:160:LEU:O	2:B:163:LEU:HG	2.13	0.48
2:B:188:ILE:HG22	2:B:192:LEU:HD13	1.95	0.48
4:D:199:LEU:HD13	4:D:202:MET:HE3	1.96	0.48
5:E:131:LEU:CD2	5:E:237:LEU:HD11	2.43	0.48
5:E:270:LEU:HD23	5:E:302:LEU:HD21	1.95	0.48
5:E:600:PRO:HB2	5:E:602:LEU:CD1	2.43	0.48
6:F:3:DC:H2"	6:F:4:DG:H5'	1.95	0.48
8:2:512:LYS:O	8:2:515:VAL:HB	2.14	0.48
8:2:676:ARG:NH2	11:5:418:PRO:HB3	2.28	0.48
9:3:191:LEU:HB3	9:3:456:ARG:NE	2.28	0.48
9:3:195:LYS:HG3	13:7:371:LEU:H	1.79	0.48
9:3:245:TYR:HE1	13:7:357:PRO:HG2	1.78	0.48
9:3:314:LEU:HA	11:5:201:THR:CA	2.25	0.48
9:3:533:ILE:HG22	9:3:535:LEU:H	1.79	0.48
10:4:341:ASP:OD1	10:4:342:MET:N	2.45	0.48
10:4:342:MET:CB	10:4:360:ILE:HG12	2.33	0.48
10:4:370:ARG:HB3	10:4:379:PRO:HA	1.95	0.48
10:4:433:ILE:HG23	10:4:467:LYS:C	2.34	0.48
11:5:294:ILE:HG13	11:5:333:ILE:HG13	1.95	0.48
11:5:545:THR:O	11:5:548:SER:OG	2.21	0.48
12:6:272:THR:O	12:6:289:SER:HB3	2.13	0.48
12:6:531:ARG:CG	12:6:745:PRO:HG3	2.43	0.48
12:6:537:VAL:HG21	12:6:584:PHE:CD1	2.48	0.48
12:6:608:LEU:HG	12:6:628:LEU:HB3	1.95	0.48
13:7:82:LEU:O	13:7:207:LEU:HD23	2.14	0.48
13:7:90:ASN:HD21	13:7:214:ARG:HE	1.61	0.48
13:7:255:VAL:HB	13:7:307:PHE:CD1	2.48	0.48
13:7:518:ASN:H	13:7:560:ARG:HB2	1.76	0.48
13:7:580:PRO:O	13:7:581:LEU:HB3	2.13	0.48
13:7:619:VAL:HG21	13:7:625:GLN:CG	2.44	0.48

Continued on next page...

Continued from previous page...

Atom-1	Atom-2	Interatomic distance (Å)	Clash overlap (Å)
1:A:104:ASN:C	1:A:106:GLY:HA3	2.34	0.48
1:A:168:LEU:HD11	1:A:206:GLN:HG2	1.96	0.48
1:A:173:GLU:H	1:A:173:GLU:CD	2.16	0.48
2:B:157:LEU:HD23	2:B:157:LEU:O	2.13	0.48
3:C:15:GLU:HB3	3:C:45:SER:CB	2.44	0.48
3:C:131:ARG:NH1	3:C:173:GLU:OE2	2.46	0.48
4:D:227:PHE:HB3	4:D:276:VAL:HG12	1.96	0.48
5:E:608:ALA:CB	5:E:649:LEU:HD13	2.43	0.48
8:2:404:ARG:NH1	12:6:299:GLU:HA	2.29	0.48
8:2:756:SER:N	8:2:757:PRO:HD2	2.28	0.48
8:2:776:PRO:HG3	8:2:822:LYS:HG3	1.94	0.48
9:3:413:THR:CG2	9:3:549:VAL:HG11	2.30	0.48
9:3:417:GLN:HG3	11:5:404:MET:HE1	1.95	0.48
9:3:702:LEU:HA	9:3:705:LEU:HG	1.95	0.48
10:4:198:LEU:HD12	10:4:226:TYR:HB3	1.95	0.48
10:4:223:GLU:CB	10:4:228:LYS:HE3	2.41	0.48
10:4:340:PRO:HD3	12:6:452:ILE:HD11	1.94	0.48
10:4:343:LYS:NZ	10:4:392:ALA:HB3	2.28	0.48
10:4:523:ALA:HA	10:4:526:ILE:CG1	2.44	0.48
11:5:294:ILE:HG21	11:5:330:ILE:HG23	1.92	0.48
11:5:397:LYS:CG	11:5:399:ILE:HD11	2.44	0.48
11:5:550:PHE:HB3	11:5:553:ILE:HD11	1.93	0.48
12:6:281:SER:O	12:6:284:ILE:HG22	2.13	0.48
12:6:292:GLY:C	12:6:394:ARG:HA	2.34	0.48
12:6:767:LYS:HE3	12:6:769:ALA:HB3	1.95	0.48
13:7:265:CYS:SG	13:7:289:CYS:N	2.87	0.48
13:7:660:VAL:HG12	13:7:689:LEU:CD1	2.36	0.48
1:A:96:ILE:O	1:A:99:SER:OG	2.22	0.48
2:B:118:ASN:OD1	2:B:122:LEU:HD11	2.14	0.48
2:B:148:LEU:HD23	2:B:148:LEU:O	2.13	0.48
2:B:151:ILE:HA	2:B:154:ILE:HG12	1.94	0.48
2:B:152:ARG:O	2:B:156:VAL:HG23	2.14	0.48
3:C:16:PHE:C	3:C:45:SER:HA	2.33	0.48
3:C:33:ASN:HB3	3:C:34:PRO:HD3	1.96	0.48
4:D:62:ASP:HA	4:D:65:LYS:CB	2.44	0.48
4:D:123:LYS:HE2	5:E:20:SER:HB3	1.95	0.48
4:D:124:LEU:HD12	4:D:124:LEU:H	1.79	0.48
4:D:190:TRP:O	4:D:193:LEU:HB3	2.14	0.48
6:F:4:DG:H1'	7:G:16:DG:H22	1.79	0.48
8:2:394:PRO:O	8:2:397:VAL:HB	2.13	0.48
8:2:544:ASP:HB2	8:2:683:VAL:CG2	2.37	0.48

Continued on next page...

Continued from previous page...

Atom-1	Atom-2	Interatomic distance (Å)	Clash overlap (Å)
9:3:314:LEU:HD23	11:5:201:THR:HA	1.95	0.48
9:3:403:ILE:HA	9:3:544:ASP:OD2	2.14	0.48
9:3:405:ILE:HD12	9:3:405:ILE:N	2.29	0.48
9:3:428:LEU:O	9:3:469:VAL:N	2.41	0.48
9:3:667:VAL:HG11	9:3:719:LYS:NZ	2.28	0.48
10:4:256:ASP:OD2	10:4:260:GLN:NE2	2.46	0.48
10:4:333:LEU:HD21	10:4:400:GLN:HB3	1.96	0.48
10:4:404:ASP:OD1	10:4:405:PHE:N	2.46	0.48
10:4:685:ASN:C	10:4:838:THR:HB	2.34	0.48
10:4:694:LEU:HG	10:4:698:LEU:HD23	1.95	0.48
11:5:444:SER:O	11:5:447:ALA:HB3	2.14	0.48
12:6:570:ASN:C	12:6:571:ILE:HD12	2.34	0.48
12:6:702:THR:HG23	12:6:704:PRO:HG2	1.95	0.48
12:6:711:LEU:HG	12:6:712:PHE:N	2.29	0.48
12:6:723:ILE:N	12:6:723:ILE:HD12	2.28	0.48
13:7:402:MET:CA	13:7:405:ILE:HB	2.27	0.48
13:7:648:LYS:HE2	13:7:704:LEU:HD13	1.96	0.48
13:7:698:ALA:HA	13:7:701:LYS:HD3	1.96	0.48
4:D:102:SER:O	4:D:105:PHE:HB3	2.13	0.48
5:E:75:ASP:CG	5:E:118:ARG:HH12	2.17	0.48
5:E:318:LEU:CB	5:E:411:ARG:HA	2.42	0.48
5:E:536:LEU:HA	5:E:539:TYR:HD2	1.77	0.48
5:E:537:ASP:CA	5:E:540:ARG:HG3	2.40	0.48
5:E:557:ALA:HA	5:E:560:GLU:HB3	1.95	0.48
6:F:3:DC:H2'	6:F:4:DG:C8	2.48	0.48
8:2:555:TYR:O	8:2:559:THR:OG1	2.22	0.48
8:2:617:ARG:HA	8:2:620:ILE:CG1	2.42	0.48
9:3:132:LEU:HG	9:3:136:MET:HG2	1.96	0.48
9:3:225:ILE:H	9:3:225:ILE:CD1	2.23	0.48
9:3:690:ASP:O	9:3:694:LYS:N	2.37	0.48
10:4:621:LEU:HA	10:4:624:SER:CB	2.38	0.48
10:4:679:GLY:N	10:4:680:SER:HA	2.29	0.48
11:5:137:LEU:HD12	11:5:137:LEU:C	2.34	0.48
11:5:425:LEU:HD23	11:5:425:LEU:C	2.34	0.48
12:6:111:VAL:CG1	12:6:166:LEU:HG	2.43	0.48
12:6:357:GLN:NE2	12:6:387:GLU:H	2.12	0.48
12:6:550:GLN:HG3	12:6:571:ILE:HD13	1.94	0.48
1:A:149:ILE:HG23	1:A:151:LEU:CB	2.44	0.48
2:B:17:GLN:HA	2:B:20:VAL:CG1	2.41	0.48
2:B:121:VAL:HG12	2:B:125:ILE:CD1	2.44	0.48
5:E:66:GLU:OE1	5:E:69:ARG:HD3	2.14	0.48

Continued on next page...

Continued from previous page...

Atom-1	Atom-2	Interatomic distance (Å)	Clash overlap (Å)
5:E:311:LYS:NZ	11:5:71:TYR:O	2.31	0.48
5:E:345:ASN:CA	5:E:350:LEU:HG	2.31	0.48
8:2:443:GLY:HA2	8:2:444:PHE:HA	1.70	0.48
8:2:497:ILE:O	8:2:501:MET:HE2	2.14	0.48
8:2:609:PHE:HE2	8:2:677:PHE:CZ	2.30	0.48
8:2:614:ASP:O	8:2:618:THR:HG23	2.13	0.48
8:2:759:PRO:HG2	8:2:762:LEU:CD1	2.44	0.48
8:2:810:LEU:C	8:2:810:LEU:HD23	2.34	0.48
9:3:104:ARG:HG3	9:3:111:TRP:CZ3	2.49	0.48
9:3:270:LEU:CD2	11:5:464:LEU:HD22	2.40	0.48
9:3:374:HIS:HB2	9:3:378:LYS:HZ2	1.78	0.48
9:3:379:LYS:HD2	9:3:732:LEU:HD21	1.96	0.48
9:3:440:VAL:HG12	9:3:441:GLY:N	2.28	0.48
9:3:502:ILE:N	9:3:502:ILE:HD12	2.28	0.48
9:3:676:ILE:HG23	9:3:680:VAL:CG2	2.44	0.48
9:3:684:THR:HG21	13:7:610:GLU:HA	1.95	0.48
10:4:243:LEU:CD1	10:4:303:VAL:HG11	2.44	0.48
10:4:246:ARG:HG3	10:4:246:ARG:O	2.14	0.48
10:4:329:LYS:O	10:4:401:GLU:HB2	2.14	0.48
10:4:453:LEU:HB2	13:7:278:PHE:CE2	2.49	0.48
10:4:501:ILE:HG22	10:4:502:THR:O	2.14	0.48
10:4:520:SER:O	10:4:523:ALA:N	2.46	0.48
10:4:820:GLU:HA	10:4:823:GLN:OE1	2.14	0.48
11:5:86:ILE:HA	11:5:89:LEU:CG	2.39	0.48
11:5:544:THR:CB	11:5:547:LEU:HD12	2.43	0.48
12:6:548:LEU:HD12	12:6:548:LEU:N	2.29	0.48
12:6:586:LYS:CA	12:6:589:VAL:HG12	2.43	0.48
13:7:464:VAL:HG12	13:7:464:VAL:O	2.14	0.48
13:7:543:GLN:HE21	13:7:560:ARG:HA	1.79	0.48
1:A:83:LYS:HA	1:A:86:LEU:HD12	1.95	0.48
1:A:108:ASP:HB3	1:A:109:LEU:O	2.14	0.48
1:A:177:GLU:OE1	1:A:177:GLU:N	2.41	0.48
4:D:123:LYS:HG3	4:D:126:LEU:HD22	1.95	0.48
4:D:174:LEU:HG	4:D:175:LEU:CD1	2.43	0.48
5:E:258:LEU:HD23	5:E:258:LEU:C	2.35	0.48
5:E:492:LEU:HG	5:E:496:ILE:CD1	2.43	0.48
8:2:241:SER:HB3	8:2:296:ARG:NH1	2.29	0.48
8:2:547:THR:HG22	8:2:548:ALA:N	2.29	0.48
8:2:587:LYS:HG3	8:2:588:GLU:N	2.29	0.48
8:2:760:GLN:O	8:2:764:MET:HG2	2.14	0.48
9:3:403:ILE:HD12	9:3:403:ILE:N	2.29	0.48

Continued on next page...

Continued from previous page...

Atom-1	Atom-2	Interatomic distance (Å)	Clash overlap (Å)
9:3:428:LEU:C	9:3:469:VAL:H	2.15	0.48
9:3:486:ILE:O	9:3:490:MET:N	2.46	0.48
9:3:666:ARG:HA	9:3:667:VAL:HA	1.58	0.48
9:3:681:LYS:O	9:3:685:ASP:HB2	2.14	0.48
11:5:130:ASN:HA	11:5:131:SER:HA	1.71	0.48
11:5:456:ASP:OD1	11:5:457:PRO:HD2	2.14	0.48
11:5:503:SER:C	11:5:504:ILE:HD12	2.34	0.48
11:5:608:LEU:C	11:5:608:LEU:HD12	2.34	0.48
12:6:118:PHE:CE1	12:6:161:ARG:HB3	2.35	0.48
12:6:126:SER:HB3	12:6:131:GLU:HG2	1.96	0.48
12:6:417:PRO:HG2	12:6:448:LEU:CD2	2.42	0.48
12:6:641:PHE:H	12:6:682:ALA:HB2	1.79	0.48
13:7:73:ARG:NH2	13:7:132:ILE:HA	2.29	0.48
13:7:237:GLN:O	13:7:354:ILE:HA	2.14	0.48
2:B:149:ARG:HH21	3:C:191:MET:HE1	1.79	0.47
3:C:193:LYS:HD3	5:E:487:ARG:NH1	2.29	0.47
5:E:129:TRP:HB3	5:E:133:ASN:HD22	1.78	0.47
5:E:285:ALA:HB1	5:E:288:TYR:CB	2.37	0.47
5:E:287:VAL:C	5:E:291:LEU:HG	2.34	0.47
5:E:298:GLU:OE1	5:E:301:ARG:HD3	2.15	0.47
5:E:488:LYS:HB3	5:E:491:LEU:HD21	1.95	0.47
5:E:493:ASN:HA	5:E:496:ILE:CG1	2.44	0.47
6:F:18:DT:H1'	6:F:19:DT:C4	2.49	0.47
8:2:580:VAL:HG21	8:2:591:LEU:CG	2.44	0.47
9:3:164:HIS:CE1	9:3:178:LYS:HD3	2.48	0.47
9:3:256:ILE:O	9:3:276:VAL:N	2.36	0.47
9:3:294:VAL:HG22	9:3:326:VAL:HG22	1.95	0.47
9:3:420:ARG:NH1	11:5:499:GLN:HB3	2.26	0.47
10:4:501:ILE:HD11	10:4:749:MET:HB2	1.95	0.47
10:4:618:SER:CB	10:4:622:VAL:HG11	2.44	0.47
11:5:33:ASN:HB3	11:5:37:GLU:HG3	1.95	0.47
11:5:50:LEU:CD2	11:5:101:ILE:HD12	2.41	0.47
11:5:207:LEU:HD13	11:5:241:TYR:O	2.14	0.47
11:5:331:LEU:HD12	11:5:331:LEU:O	2.14	0.47
11:5:388:ILE:HG22	11:5:392:LEU:HD21	1.96	0.47
11:5:414:LEU:CD1	11:5:422:LYS:HB2	2.32	0.47
11:5:426:LEU:HA	11:5:429:VAL:HG23	1.95	0.47
11:5:455:ARG:NH1	11:5:460:ARG:HB3	2.29	0.47
11:5:617:GLN:OE1	11:5:617:GLN:N	2.31	0.47
12:6:167:ALA:O	12:6:170:ILE:HB	2.14	0.47
12:6:417:PRO:HG2	12:6:448:LEU:CG	2.43	0.47

Continued on next page...

Continued from previous page...

Atom-1	Atom-2	Interatomic distance (Å)	Clash overlap (Å)
12:6:640:GLU:HG2	12:6:683:ASN:H	1.78	0.47
13:7:17:LEU:HA	13:7:20:GLU:HB3	1.95	0.47
13:7:88:TYR:O	13:7:92:LYS:N	2.46	0.47
13:7:397:VAL:O	13:7:401:VAL:HG23	2.14	0.47
13:7:636:SER:HA	13:7:639:ARG:HE	1.79	0.47
13:7:677:SER:OG	13:7:678:LYS:N	2.47	0.47
1:A:47:LEU:HD23	1:A:47:LEU:C	2.34	0.47
1:A:84:ARG:CZ	3:C:3:TYR:HA	2.44	0.47
1:A:129:GLU:HA	1:A:132:LYS:CE	2.27	0.47
2:B:120:LEU:CD1	2:B:176:LEU:HB3	2.38	0.47
2:B:161:LYS:HA	3:C:133:GLN:CD	2.34	0.47
3:C:77:PRO:HB2	3:C:79:MET:HG2	1.96	0.47
5:E:92:LEU:HD23	5:E:96:LEU:CD1	2.44	0.47
5:E:315:THR:HA	5:E:316:LEU:O	2.15	0.47
5:E:334:LEU:HG	5:E:338:PHE:CE2	2.49	0.47
5:E:433:GLU:CA	5:E:541:ASN:HD22	2.27	0.47
8:2:253:LYS:HB3	8:2:255:ILE:CG1	2.41	0.47
8:2:522:GLY:HA3	8:2:818:GLU:OE2	2.15	0.47
9:3:386:MET:HE3	9:3:715:VAL:HG22	1.95	0.47
9:3:388:GLY:N	9:3:714:LYS:HZ2	2.12	0.47
10:4:189:GLU:CA	10:4:192:THR:HG23	2.43	0.47
10:4:508:LYS:O	10:4:512:VAL:HG23	2.14	0.47
10:4:722:LYS:HA	10:4:725:THR:OG1	2.14	0.47
10:4:827:ARG:HA	10:4:830:ARG:HG2	1.95	0.47
11:5:59:TYR:O	11:5:136:GLN:N	2.40	0.47
11:5:302:ASN:OD1	11:5:324:ARG:CD	2.59	0.47
12:6:144:LYS:HA	12:6:147:ASP:OD1	2.15	0.47
12:6:377:LEU:CD1	12:6:454:PHE:H	2.27	0.47
12:6:609:THR:HG22	12:6:610:ALA:N	2.29	0.47
12:6:695:LEU:HD21	12:6:699:LEU:HD21	1.96	0.47
12:6:696:ARG:HD2	12:6:706:MET:SD	2.54	0.47
12:6:720:ASN:CG	12:6:723:ILE:HD13	2.35	0.47
1:A:157:PRO:HB2	2:B:14:GLU:OE2	2.14	0.47
2:B:13:PRO:HA	2:B:16:ILE:HG12	1.97	0.47
3:C:105:PHE:CZ	3:C:127:LEU:HD22	2.46	0.47
4:D:268:GLU:OE1	4:D:268:GLU:N	2.48	0.47
5:E:127:ARG:N	5:E:246:THR:O	2.37	0.47
8:2:204:SER:HA	8:2:207:ILE:CD1	2.44	0.47
8:2:433:ASN:HA	8:2:434:TYR:HA	1.67	0.47
8:2:502:ALA:CB	8:2:505:ILE:HD12	2.43	0.47
9:3:235:ASP:HB2	13:7:5:LEU:CD1	2.45	0.47

Continued on next page...

Continued from previous page...

Atom-1	Atom-2	Interatomic distance (Å)	Clash overlap (Å)
9:3:262:PRO:HA	9:3:265:ALA:CB	2.44	0.47
10:4:248:LEU:HD22	10:4:254:THR:CB	2.44	0.47
10:4:566:LEU:HD23	10:4:672:LEU:CD2	2.37	0.47
10:4:603:ALA:HB3	10:4:658:LYS:NZ	2.28	0.47
10:4:622:VAL:O	10:4:625:ASP:HB3	2.13	0.47
10:4:642:ARG:HA	10:4:645:LEU:HB2	1.97	0.47
10:4:802:ILE:HD13	12:6:735:HIS:CB	2.43	0.47
10:4:819:LEU:O	10:4:819:LEU:HD23	2.14	0.47
10:4:826:VAL:O	10:4:829:ILE:HB	2.14	0.47
11:5:373:SER:HB3	11:5:594:ILE:CD1	2.41	0.47
11:5:440:SER:O	11:5:481:GLU:HB2	2.13	0.47
12:6:379:VAL:HG23	12:6:454:PHE:O	2.14	0.47
12:6:452:ILE:HD12	12:6:452:ILE:H	1.79	0.47
12:6:608:LEU:HG	12:6:628:LEU:H	1.79	0.47
12:6:656:MET:HA	12:6:656:MET:CE	2.44	0.47
12:6:741:ALA:O	12:6:743:GLU:HG3	2.14	0.47
12:6:769:ALA:O	12:6:772:TYR:HB3	2.14	0.47
13:7:13:ASP:O	13:7:17:LEU:HD13	2.13	0.47
13:7:68:GLN:HG3	13:7:129:THR:HG21	1.96	0.47
13:7:142:ILE:HG22	13:7:146:ARG:NE	2.30	0.47
13:7:357:PRO:HB3	13:7:374:THR:HB	1.96	0.47
2:B:184:PHE:HD2	2:B:185:ILE:HG13	1.78	0.47
3:C:119:GLU:O	3:C:123:VAL:HG23	2.14	0.47
4:D:157:TYR:HB2	4:D:219:ILE:O	2.14	0.47
5:E:43:LYS:HB2	5:E:484:LEU:CD2	2.42	0.47
5:E:336:ASP:HA	5:E:339:TYR:CB	2.44	0.47
5:E:549:GLY:O	5:E:553:ILE:N	2.36	0.47
8:2:334:LEU:HD21	11:5:322:ALA:HB3	1.95	0.47
8:2:586:THR:HA	8:2:587:LYS:C	2.34	0.47
9:3:185:ILE:O	9:3:258:VAL:HG13	2.14	0.47
9:3:217:ALA:HB1	9:3:301:LEU:HD13	1.97	0.47
9:3:447:THR:HG21	9:3:455:ARG:HE	1.78	0.47
9:3:563:GLU:HA	9:3:566:LEU:HB2	1.95	0.47
10:4:223:GLU:HB3	10:4:228:LYS:NZ	2.29	0.47
10:4:232:GLU:O	10:4:236:LEU:HD13	2.15	0.47
10:4:237:GLY:CA	10:4:299:LYS:HE2	2.44	0.47
10:4:616:LEU:O	12:6:362:GLN:NE2	2.45	0.47
10:4:654:ILE:O	10:4:665:LEU:N	2.35	0.47
10:4:729:LEU:HB3	10:4:730:GLU:CA	2.42	0.47
10:4:761:ILE:O	10:4:816:VAL:HA	2.14	0.47
11:5:166:ILE:HG23	11:5:257:LYS:O	2.14	0.47

Continued on next page...

Continued from previous page...

Atom-1	Atom-2	Interatomic distance (Å)	Clash overlap (Å)
11:5:354:GLU:HG2	11:5:605:TYR:CE1	2.29	0.47
11:5:649:THR:H	11:5:652:GLN:HG3	1.79	0.47
12:6:276:ILE:HA	12:6:279:ILE:CD1	2.45	0.47
12:6:722:LYS:O	12:6:726:GLU:HG3	2.13	0.47
13:7:418:ILE:HG21	13:7:432:LEU:HD12	1.96	0.47
13:7:551:ALA:HB3	13:7:553:ILE:HD12	1.96	0.47
1:A:29:LEU:HD23	1:A:93:ARG:CD	2.45	0.47
3:C:5:ASP:HB3	3:C:8:ASP:OD2	2.15	0.47
3:C:96:ASP:OD1	3:C:98:HIS:HB3	2.14	0.47
4:D:232:VAL:HG21	4:D:269:LEU:HD12	1.97	0.47
5:E:140:ILE:HB	5:E:141:GLN:C	2.35	0.47
5:E:530:LEU:O	5:E:571:SER:HA	2.13	0.47
5:E:605:PHE:CZ	5:E:650:LEU:HD21	2.48	0.47
6:F:24:DT:H5”	12:6:665:LYS:HB3	1.95	0.47
8:2:241:SER:OG	8:2:296:ARG:NH2	2.48	0.47
8:2:496:LYS:CA	8:2:499:SER:HB3	2.34	0.47
9:3:42:VAL:HG13	9:3:153:TRP:HZ3	1.80	0.47
9:3:254:GLN:CG	9:3:278:LEU:HD12	2.44	0.47
9:3:563:GLU:HA	9:3:566:LEU:CG	2.44	0.47
10:4:265:PRO:HG2	10:4:438:THR:HG21	1.96	0.47
10:4:423:LEU:HD13	10:4:463:VAL:O	2.14	0.47
11:5:253:GLN:HG2	11:5:255:PHE:CD2	2.49	0.47
11:5:487:ASP:C	11:5:490:ARG:HB3	2.34	0.47
11:5:624:SER:O	11:5:628:THR:HG23	2.14	0.47
12:6:276:ILE:HD12	12:6:277:ARG:N	2.29	0.47
12:6:304:LEU:C	12:6:306:LYS:H	2.17	0.47
12:6:397:PHE:HD1	12:6:459:VAL:HG22	1.79	0.47
12:6:571:ILE:O	12:6:679:LEU:HA	2.14	0.47
12:6:695:LEU:CD1	12:6:838:VAL:HG22	2.33	0.47
12:6:736:MET:HB3	12:6:738:ARG:O	2.13	0.47
13:7:28:PHE:HB3	13:7:61:PRO:CB	2.44	0.47
13:7:311:GLN:CB	13:7:340:VAL:HG23	2.44	0.47
13:7:359:PRO:HA	13:7:360:TYR:HA	1.74	0.47
13:7:383:GLN:HB2	13:7:386:LYS:HE2	1.97	0.47
1:A:25:GLN:O	1:A:25:GLN:HG2	2.15	0.47
1:A:32:TYR:HB3	1:A:124:SER:HB3	1.95	0.47
2:B:121:VAL:HA	3:C:190:TRP:HH2	1.79	0.47
4:D:97:LEU:HD23	4:D:97:LEU:C	2.35	0.47
4:D:267:VAL:CB	4:D:268:GLU:CA	2.91	0.47
5:E:150:ASP:HB3	5:E:152:LEU:CB	2.44	0.47
5:E:387:GLU:O	5:E:391:ILE:HG13	2.14	0.47

Continued on next page...

Continued from previous page...

Atom-1	Atom-2	Interatomic distance (Å)	Clash overlap (Å)
8:2:242:LEU:CD2	8:2:295:VAL:HG12	2.45	0.47
8:2:325:THR:HB	8:2:389:THR:O	2.14	0.47
8:2:776:PRO:HD3	8:2:822:LYS:CG	2.43	0.47
8:2:778:LEU:HD13	8:2:783:MET:CG	2.40	0.47
8:2:820:PHE:CE2	8:2:836:ARG:HB2	2.49	0.47
9:3:42:VAL:HG22	9:3:96:ILE:HD13	1.95	0.47
9:3:129:LEU:HD23	9:3:129:LEU:C	2.35	0.47
9:3:183:GLU:CB	9:3:293:ASN:HA	2.44	0.47
9:3:373:GLY:O	9:3:378:LYS:NZ	2.30	0.47
9:3:382:LEU:HA	9:3:385:LEU:CG	2.44	0.47
9:3:683:TYR:HA	9:3:686:LEU:CG	2.45	0.47
10:4:201:PHE:O	10:4:202:LYS:HB2	2.15	0.47
10:4:564:ILE:HG13	10:4:704:LEU:N	2.29	0.47
10:4:639:ASP:O	12:6:601:LYS:NZ	2.47	0.47
11:5:176:ALA:HB2	11:5:250:PHE:CD1	2.49	0.47
12:6:123:SER:HB2	12:6:136:TYR:CE2	2.50	0.47
12:6:142:PHE:O	12:6:145:ILE:HB	2.15	0.47
12:6:189:VAL:HG21	12:6:263:PHE:HE2	1.75	0.47
12:6:287:LEU:HD21	12:6:398:THR:HG23	1.95	0.47
13:7:76:ASN:O	13:7:200:TYR:HB2	2.14	0.47
13:7:87:GLN:OE1	13:7:214:ARG:NH1	2.47	0.47
13:7:88:TYR:HA	13:7:91:GLU:HB3	1.95	0.47
13:7:355:PHE:CD1	13:7:376:LEU:HB2	2.49	0.47
1:A:173:GLU:CB	1:A:183:LEU:HD23	2.45	0.47
2:B:26:LYS:HA	2:B:70:GLU:HA	1.97	0.47
2:B:80:LYS:CE	2:B:130:ALA:HA	2.45	0.47
2:B:87:ILE:HD12	2:B:88:VAL:H	1.80	0.47
2:B:169:GLN:HA	4:D:275:TYR:CD1	2.50	0.47
2:B:197:THR:HG22	4:D:263:LEU:HD22	1.95	0.47
2:B:200:LEU:O	2:B:200:LEU:HD23	2.14	0.47
3:C:95:LEU:HD23	3:C:96:ASP:C	2.34	0.47
3:C:95:LEU:HD23	3:C:96:ASP:N	2.29	0.47
4:D:249:ASN:HB3	4:D:257:THR:CG2	2.45	0.47
4:D:259:THR:HG22	4:D:269:LEU:HD23	1.96	0.47
5:E:60:PRO:HD3	5:E:478:TRP:CZ2	2.42	0.47
5:E:150:ASP:HB3	5:E:151:THR:C	2.35	0.47
5:E:154:GLU:OE1	5:E:240:TYR:HB2	2.14	0.47
5:E:252:SER:HA	5:E:255:ILE:HD12	1.97	0.47
5:E:315:THR:HB	5:E:317:THR:CG2	2.44	0.47
5:E:366:MET:CB	5:E:368:ILE:HG13	2.45	0.47
5:E:477:PHE:O	5:E:480:SER:HB3	2.14	0.47

Continued on next page...

Continued from previous page...

Atom-1	Atom-2	Interatomic distance (Å)	Clash overlap (Å)
5:E:553:ILE:HD11	5:E:586:PRO:HA	1.96	0.47
5:E:572:ILE:HG12	5:E:577:ASP:HA	1.96	0.47
5:E:607:MET:O	5:E:611:GLN:HG2	2.14	0.47
6:F:19:DT:H2"	6:F:20:DT:C5	2.50	0.47
8:2:327:ARG:HD2	8:2:386:GLN:NE2	2.30	0.47
8:2:386:GLN:CB	8:2:415:VAL:HG13	2.42	0.47
8:2:523:VAL:N	8:2:818:GLU:OE1	2.48	0.47
8:2:540:LEU:HD12	8:2:541:LEU:H	1.80	0.47
8:2:546:GLY:HA2	12:6:798:ARG:CZ	2.44	0.47
8:2:574:VAL:CA	12:6:664:ALA:HB3	2.43	0.47
8:2:581:ARG:HG2	8:2:633:LYS:C	2.35	0.47
8:2:660:THR:O	8:2:850:LYS:HG3	2.15	0.47
8:2:680:LEU:HD12	8:2:680:LEU:N	2.29	0.47
8:2:758:ILE:HD12	8:2:758:ILE:H	1.80	0.47
8:2:826:SER:O	8:2:827:GLU:HB3	2.15	0.47
9:3:98:ILE:HD12	9:3:155:LEU:CD1	2.36	0.47
9:3:218:THR:HG21	9:3:277:ILE:HD11	1.95	0.47
9:3:253:HIS:HA	9:3:279:ASP:OD1	2.15	0.47
9:3:320:LEU:C	9:3:320:LEU:HD12	2.35	0.47
9:3:553:ILE:C	9:3:553:ILE:HD12	2.35	0.47
10:4:185:VAL:HG21	10:4:260:GLN:HB3	1.95	0.47
10:4:203:TYR:HD1	10:4:206:ARG:HB2	1.79	0.47
10:4:236:LEU:N	10:4:236:LEU:HD12	2.30	0.47
10:4:241:LEU:O	10:4:304:ARG:N	2.46	0.47
10:4:436:THR:N	10:4:465:HIS:O	2.42	0.47
10:4:499:ARG:NH2	10:4:749:MET:HA	2.29	0.47
10:4:686:LEU:HD12	10:4:687:PRO:HD2	1.97	0.47
10:4:696:PRO:HG2	10:4:697:PRO:HD3	1.96	0.47
11:5:63:VAL:HG13	11:5:68:LEU:HD21	1.95	0.47
11:5:148:LEU:CD1	11:5:274:LEU:HD12	2.36	0.47
11:5:181:ILE:HA	11:5:242:ILE:O	2.15	0.47
11:5:253:GLN:HG3	11:5:278:CYS:O	2.14	0.47
11:5:302:ASN:CG	11:5:324:ARG:NH1	2.68	0.47
11:5:356:GLU:O	11:5:360:LEU:HG	2.15	0.47
12:6:116:GLU:O	12:6:119:LEU:HG	2.15	0.47
12:6:185:LEU:HD23	12:6:185:LEU:C	2.34	0.47
12:6:568:ASP:O	12:6:569:ILE:HB	2.14	0.47
12:6:603:SER:HB2	12:6:604:SER:O	2.15	0.47
12:6:638:ILE:N	12:6:638:ILE:HD12	2.30	0.47
12:6:752:ARG:HA	12:6:755:ILE:CG1	2.45	0.47
12:6:783:ASP:OD1	12:6:783:ASP:N	2.45	0.47

Continued on next page...

Continued from previous page...

Atom-1	Atom-2	Interatomic distance (Å)	Clash overlap (Å)
13:7:127:LEU:HG	13:7:128:PRO:CD	2.34	0.47
13:7:208:SER:CB	13:7:209:GLN:CA	2.89	0.47
13:7:404:LEU:HD13	13:7:414:LEU:HD21	1.95	0.47
13:7:412:ASN:HA	13:7:415:ALA:HB3	1.96	0.47
13:7:610:GLU:O	13:7:614:GLU:HG3	2.15	0.47
2:B:11:PHE:CE1	4:D:71:ARG:HB2	2.50	0.47
4:D:174:LEU:C	4:D:175:LEU:HD12	2.35	0.47
4:D:232:VAL:O	4:D:271:ILE:HA	2.14	0.47
5:E:97:GLU:CA	5:E:98:ILE:HB	2.45	0.47
5:E:162:LEU:O	5:E:162:LEU:HD13	2.15	0.47
5:E:343:TYR:CZ	5:E:347:LYS:HE3	2.50	0.47
5:E:539:TYR:HD1	5:E:544:THR:HG21	1.79	0.47
5:E:577:ASP:HB3	5:E:634:ARG:H	1.79	0.47
5:E:580:LEU:CG	5:E:629:ILE:HD11	2.45	0.47
5:E:619:LYS:HD2	5:E:633:ARG:HG3	1.97	0.47
6:F:18:DT:H2"	6:F:19:DT:C7	2.44	0.47
6:F:24:DT:H2"	6:F:25:DT:H71	1.96	0.47
8:2:204:SER:O	8:2:207:ILE:HB	2.15	0.47
8:2:231:ILE:HG21	8:2:282:HIS:CB	2.45	0.47
8:2:446:VAL:HG13	12:6:302:PRO:O	2.15	0.47
8:2:541:LEU:HB3	8:2:649:ALA:CA	2.45	0.47
8:2:568:GLY:O	8:2:612:MET:HG2	2.14	0.47
8:2:584:PRO:CB	11:5:457:PRO:HB3	2.45	0.47
8:2:600:ASP:C	8:2:602:GLY:H	2.18	0.47
8:2:611:LYS:CG	12:6:650:VAL:HG22	2.45	0.47
8:2:624:MET:CE	8:2:676:ARG:HB2	2.45	0.47
8:2:674:LEU:HA	8:2:677:PHE:CD2	2.49	0.47
9:3:180:VAL:O	9:3:295:VAL:HA	2.14	0.47
9:3:258:VAL:N	9:3:274:ILE:O	2.47	0.47
9:3:430:ILE:HG22	9:3:431:ALA:O	2.15	0.47
9:3:553:ILE:HD12	9:3:553:ILE:O	2.15	0.47
10:4:309:GLY:O	10:4:327:ASN:ND2	2.48	0.47
10:4:344:VAL:HA	10:4:360:ILE:H	1.79	0.47
10:4:806:GLU:HA	10:4:809:ALA:CB	2.44	0.47
10:4:827:ARG:HA	10:4:830:ARG:CB	2.45	0.47
11:5:86:ILE:HG22	11:5:86:ILE:O	2.15	0.47
11:5:294:ILE:HD12	11:5:294:ILE:N	2.29	0.47
11:5:525:PRO:CA	11:5:539:ASN:HD21	2.27	0.47
12:6:309:PHE:HA	12:6:345:THR:O	2.15	0.47
12:6:776:LYS:O	12:6:780:LEU:HB2	2.14	0.47
13:7:335:VAL:HG13	13:7:339:LEU:HD23	1.96	0.47

Continued on next page...

Continued from previous page...

Atom-1	Atom-2	Interatomic distance (Å)	Clash overlap (Å)
13:7:443:ARG:CG	13:7:449:LYS:HE3	2.36	0.47
1:A:62:MET:HE2	1:A:62:MET:HA	1.96	0.47
3:C:27:LEU:CD1	3:C:38:ILE:HG12	2.44	0.47
4:D:257:THR:H	4:D:269:LEU:HB2	1.80	0.47
4:D:271:ILE:HD12	4:D:272:GLY:N	2.30	0.47
8:2:235:GLY:HA2	8:2:283:TYR:CZ	2.50	0.47
8:2:409:ILE:HD11	8:2:450:ILE:CG2	2.37	0.47
8:2:500:SER:HB2	8:2:763:LEU:CD2	2.45	0.47
8:2:572:SER:HA	12:6:662:SER:O	2.15	0.47
9:3:194:PRO:HG2	13:7:373:GLU:N	2.30	0.47
9:3:384:MET:SD	9:3:513:ILE:HD11	2.55	0.47
9:3:390:GLU:HG2	9:3:509:ARG:HH22	1.79	0.47
9:3:477:LYS:HG3	11:5:491:VAL:HG13	1.96	0.47
9:3:488:GLU:OE2	9:3:492:GLN:HG2	2.15	0.47
10:4:505:ASP:HB2	10:4:746:PHE:CE1	2.46	0.47
10:4:638:SER:O	10:4:641:THR:HB	2.15	0.47
10:4:695:PRO:HB2	10:4:697:PRO:HG2	1.97	0.47
10:4:748:THR:HA	10:4:751:ILE:CG1	2.45	0.47
10:4:854:LYS:O	10:4:857:ILE:HG12	2.14	0.47
11:5:59:TYR:HA	11:5:135:PHE:CD1	2.50	0.47
11:5:184:ARG:N	11:5:240:PRO:O	2.42	0.47
11:5:267:VAL:HG12	11:5:268:GLY:H	1.80	0.47
11:5:407:ARG:CD	11:5:498:GLU:HA	2.45	0.47
11:5:514:ASN:HB3	11:5:516:ARG:HH12	1.80	0.47
12:6:178:LEU:O	12:6:181:LEU:HD13	2.14	0.47
12:6:265:ILE:HD12	12:6:265:ILE:N	2.30	0.47
12:6:273:VAL:HG13	12:6:290:ILE:HA	1.96	0.47
12:6:403:VAL:CG1	12:6:404:VAL:N	2.78	0.47
12:6:616:GLU:CB	12:6:617:GLU:CA	2.93	0.47
12:6:732:VAL:O	12:6:736:MET:HG2	2.15	0.47
13:7:113:PHE:O	13:7:117:PHE:HB3	2.15	0.47
13:7:128:PRO:CB	13:7:129:THR:CA	2.93	0.47
13:7:404:LEU:HA	13:7:407:SER:HB2	1.95	0.47
13:7:641:TYR:OH	13:7:702:LEU:O	2.31	0.47
1:A:20:TYR:CE1	1:A:25:GLN:HG3	2.50	0.47
1:A:31:MET:HE2	1:A:33:HIS:HA	1.95	0.47
1:A:147:VAL:HG11	1:A:149:ILE:CG1	2.41	0.47
1:A:173:GLU:HB3	1:A:182:ASN:HA	1.97	0.47
2:B:11:PHE:HB2	2:B:179:ASN:ND2	2.30	0.47
2:B:26:LYS:O	2:B:87:ILE:HD12	2.15	0.47
3:C:187:THR:O	3:C:191:MET:HG2	2.15	0.47

Continued on next page...

Continued from previous page...

Atom-1	Atom-2	Interatomic distance (Å)	Clash overlap (Å)
5:E:127:ARG:CG	5:E:248:VAL:HG23	2.45	0.47
5:E:130:ASN:OD1	5:E:131:LEU:N	2.48	0.47
5:E:226:ARG:O	5:E:230:ILE:N	2.45	0.47
5:E:232:GLU:O	5:E:236:VAL:HG23	2.15	0.47
8:2:242:LEU:CD2	8:2:244:VAL:HG23	2.45	0.47
8:2:541:LEU:HB3	8:2:649:ALA:HB2	1.97	0.47
8:2:632:SER:HB2	11:5:442:LYS:O	2.15	0.47
9:3:33:ASP:HA	9:3:39:ARG:HH11	1.80	0.47
9:3:42:VAL:HG22	9:3:96:ILE:CD1	2.44	0.47
9:3:472:ILE:HG22	9:3:475:PHE:HB2	1.96	0.47
9:3:472:ILE:CG2	9:3:475:PHE:HB2	2.45	0.47
9:3:558:ASP:HA	9:3:561:ILE:HB	1.96	0.47
10:4:179:ILE:HD11	10:4:184:ASN:HA	1.97	0.47
10:4:502:THR:O	10:4:506:LEU:HG	2.15	0.47
11:5:148:LEU:CB	11:5:260:GLU:HB3	2.42	0.47
11:5:243:ILE:HG21	11:5:245:HIS:CE1	2.50	0.47
11:5:375:ALA:CB	11:5:385:LYS:HE3	2.45	0.47
11:5:399:ILE:O	11:5:399:ILE:HG22	2.15	0.47
11:5:553:ILE:N	11:5:553:ILE:HD12	2.30	0.47
12:6:530:VAL:HA	12:6:533:ILE:HD11	1.96	0.47
12:6:543:VAL:CG2	12:6:715:ILE:HD11	2.44	0.47
12:6:585:LEU:HD13	12:6:597:TYR:CE1	2.50	0.47
12:6:803:MET:HE2	12:6:831:LEU:HD12	1.96	0.47
13:7:120:ALA:O	13:7:124:ASN:ND2	2.48	0.47
13:7:355:PHE:HD1	13:7:376:LEU:HB2	1.80	0.47
1:A:182:ASN:HB3	5:E:74:LEU:CD1	2.19	0.46
1:A:196:VAL:O	1:A:200:ILE:HG22	2.15	0.46
3:C:80:PHE:HE2	3:C:111:TRP:CG	2.33	0.46
3:C:82:THR:CA	3:C:85:MET:HG2	2.43	0.46
3:C:97:LEU:HD12	3:C:173:GLU:OE1	2.15	0.46
3:C:138:HIS:HB3	3:C:177:TYR:HE1	1.80	0.46
4:D:69:ASN:OD1	4:D:293:LEU:HD13	2.14	0.46
4:D:79:TYR:CD1	4:D:176:SER:HB2	2.50	0.46
4:D:236:PRO:HB2	4:D:238:GLY:O	2.15	0.46
4:D:258:VAL:HA	4:D:259:THR:HG1	1.78	0.46
4:D:262:ASP:OD1	4:D:263:LEU:N	2.48	0.46
5:E:289:ASN:HA	5:E:292:TYR:CD2	2.50	0.46
5:E:363:PHE:O	5:E:367:GLY:N	2.48	0.46
5:E:369:PRO:HG3	8:2:289:ILE:CD1	2.44	0.46
5:E:608:ALA:O	5:E:611:GLN:HB2	2.14	0.46
8:2:319:ARG:NE	8:2:427:THR:HG22	2.26	0.46

Continued on next page...

Continued from previous page...

Atom-1	Atom-2	Interatomic distance (Å)	Clash overlap (Å)
8:2:502:ALA:CB	8:2:512:LYS:HE2	2.29	0.46
8:2:549:LYS:HG3	8:2:550:SER:N	2.30	0.46
8:2:612:MET:HE2	8:2:620:ILE:HD11	1.95	0.46
8:2:629:ILE:N	8:2:640:LEU:O	2.48	0.46
8:2:777:LYS:CB	11:5:577:THR:HG21	2.45	0.46
9:3:164:HIS:HE2	9:3:178:LYS:HB3	1.79	0.46
9:3:195:LYS:NZ	13:7:371:LEU:HB2	2.30	0.46
9:3:351:ASN:O	9:3:355:LYS:HD3	2.16	0.46
9:3:653:ILE:O	9:3:656:LEU:HB3	2.14	0.46
10:4:281:VAL:HG22	10:4:297:GLU:CB	2.45	0.46
11:5:409:ASP:N	11:5:518:SER:HB3	2.28	0.46
11:5:451:ALA:CA	11:5:467:GLY:HA3	2.44	0.46
11:5:564:ARG:O	11:5:567:SER:OG	2.30	0.46
11:5:625:ASN:ND2	11:5:681:ILE:HG12	2.30	0.46
11:5:625:ASN:HD22	11:5:681:ILE:HG12	1.80	0.46
12:6:115:PHE:CA	12:6:118:PHE:HB3	2.40	0.46
12:6:289:SER:C	12:6:290:ILE:HD12	2.36	0.46
12:6:551:MET:HE1	12:6:591:PHE:CE2	2.39	0.46
12:6:565:LEU:O	12:6:565:LEU:HD12	2.15	0.46
13:7:154:LEU:HA	13:7:157:ARG:HB3	1.97	0.46
13:7:619:VAL:HG22	13:7:622:HIS:O	2.15	0.46
2:B:175:LEU:O	2:B:179:ASN:N	2.48	0.46
2:B:187:GLU:CD	3:C:176:ILE:HG22	2.35	0.46
3:C:54:LEU:O	3:C:71:PHE:HB2	2.15	0.46
4:D:250:GLU:CG	4:D:256:TYR:HD2	2.22	0.46
5:E:34:LEU:HD12	5:E:543:LEU:HD21	1.97	0.46
5:E:98:ILE:O	5:E:98:ILE:HG22	2.16	0.46
5:E:285:ALA:CB	5:E:286:GLN:CA	2.90	0.46
5:E:359:LEU:O	5:E:362:MET:HB2	2.15	0.46
5:E:397:ASP:HA	5:E:402:GLN:HB2	1.97	0.46
5:E:421:ALA:O	5:E:425:VAL:N	2.44	0.46
5:E:542:PRO:HB3	5:E:629:ILE:HD12	1.95	0.46
5:E:565:LEU:N	5:E:586:PRO:HB3	2.30	0.46
8:2:410:LEU:O	8:2:411:LEU:HD12	2.15	0.46
8:2:636:ILE:O	11:5:447:ALA:HA	2.14	0.46
8:2:843:ASP:HA	8:2:846:VAL:CB	2.41	0.46
8:2:846:VAL:O	8:2:853:VAL:HG21	2.15	0.46
9:3:189:THR:HA	9:3:256:ILE:CG2	2.44	0.46
9:3:194:PRO:HG2	13:7:373:GLU:H	1.81	0.46
9:3:211:TYR:CE1	13:7:8:ILE:HD12	2.50	0.46
9:3:245:TYR:CE1	13:7:357:PRO:HG2	2.50	0.46

Continued on next page...

Continued from previous page...

Atom-1	Atom-2	Interatomic distance (Å)	Clash overlap (Å)
9:3:495:VAL:HB	9:3:506:LEU:CD1	2.44	0.46
9:3:559:ARG:HH21	11:5:627:VAL:HG21	1.80	0.46
9:3:680:VAL:HG21	13:7:617:THR:HG21	1.97	0.46
9:3:712:HIS:ND1	9:3:725:ASP:OD1	2.48	0.46
10:4:665:LEU:O	10:4:665:LEU:HD12	2.15	0.46
11:5:32:LYS:CA	11:5:35:ILE:HD12	2.39	0.46
11:5:46:TYR:HH	11:5:64:ASN:H	1.54	0.46
11:5:50:LEU:HD23	11:5:54:ILE:HD11	1.97	0.46
11:5:91:GLU:HB3	11:5:134:THR:CG2	2.45	0.46
11:5:487:ASP:HA	11:5:490:ARG:CB	2.40	0.46
12:6:379:VAL:CG2	12:6:456:ALA:HB2	2.45	0.46
12:6:560:VAL:C	12:6:562:GLY:HA3	2.35	0.46
13:7:93:PHE:HD2	13:7:94:LEU:HD23	1.80	0.46
13:7:142:ILE:CG2	13:7:146:ARG:HE	2.28	0.46
13:7:415:ALA:HA	13:7:418:ILE:HD12	1.96	0.46
13:7:535:THR:O	13:7:538:HIS:HB3	2.15	0.46
13:7:697:GLN:O	13:7:701:LYS:HG3	2.15	0.46
3:C:105:PHE:HZ	3:C:127:LEU:CD2	2.26	0.46
4:D:154:PHE:CB	4:D:158:LEU:HG	2.45	0.46
4:D:161:LEU:O	4:D:161:LEU:HD23	2.14	0.46
5:E:5:ILE:HG23	5:E:142:CYS:SG	2.55	0.46
5:E:269:ASN:HA	5:E:272:LEU:HG	1.97	0.46
5:E:290:ARG:O	5:E:293:PRO:HD2	2.15	0.46
5:E:324:TYR:CD1	5:E:405:ILE:HA	2.50	0.46
5:E:358:ARG:O	5:E:361:LYS:HB3	2.14	0.46
5:E:421:ALA:O	5:E:425:VAL:HG23	2.15	0.46
5:E:530:LEU:CD2	5:E:536:LEU:HD11	2.43	0.46
7:G:11:DC:H2"	7:G:12:DG:C8	2.51	0.46
8:2:272:ASP:OD1	8:2:273:LEU:N	2.49	0.46
8:2:520:PHE:HE2	8:2:822:LYS:CB	2.16	0.46
8:2:619:SER:CA	8:2:622:GLU:HB3	2.39	0.46
8:2:704:VAL:HG13	12:6:766:THR:CG2	2.41	0.46
9:3:41:SER:O	9:3:45:ILE:HG12	2.15	0.46
9:3:461:ALA:O	9:3:465:ALA:N	2.48	0.46
9:3:666:ARG:HB3	9:3:667:VAL:CG2	2.45	0.46
10:4:198:LEU:HD23	10:4:279:CYS:SG	2.56	0.46
10:4:211:GLU:HG3	10:4:212:ARG:N	2.29	0.46
10:4:727:LEU:HD22	13:7:444:VAL:HG12	1.96	0.46
10:4:774:TYR:HA	10:4:777:MET:HB2	1.97	0.46
10:4:830:ARG:O	10:4:834:LYS:N	2.42	0.46
11:5:653:LEU:HA	11:5:656:ILE:HD12	1.96	0.46

Continued on next page...

Continued from previous page...

Atom-1	Atom-2	Interatomic distance (Å)	Clash overlap (Å)
12:6:158:LEU:HD22	12:6:170:ILE:HD12	1.96	0.46
12:6:275:ARG:HD2	12:6:367:GLU:CG	2.45	0.46
12:6:533:ILE:CD1	12:6:548:LEU:HD11	2.44	0.46
12:6:551:MET:HE2	12:6:755:ILE:HD13	1.97	0.46
12:6:796:THR:CG2	12:6:798:ARG:HB3	2.45	0.46
13:7:62:LYS:HE3	13:7:66:MET:SD	2.56	0.46
13:7:441:ASP:O	13:7:442:LYS:HB2	2.15	0.46
13:7:470:LEU:HD22	13:7:522:CYS:HB3	1.97	0.46
13:7:530:ASP:O	13:7:534:ARG:HG3	2.16	0.46
13:7:595:ASP:OD1	13:7:596:ILE:N	2.48	0.46
13:7:658:ASP:O	13:7:662:GLN:HG3	2.15	0.46
2:B:147:ASP:O	2:B:151:ILE:HG23	2.15	0.46
2:B:160:LEU:HD23	3:C:133:GLN:HE22	1.81	0.46
5:E:24:SER:HB2	5:E:25:CYS:HA	1.98	0.46
5:E:81:LEU:HD12	5:E:120:ILE:HG13	1.98	0.46
8:2:790:TYR:HA	8:2:793:LEU:HB2	1.97	0.46
8:2:853:VAL:O	8:2:857:LEU:N	2.47	0.46
9:3:183:GLU:HA	9:3:293:ASN:HA	1.97	0.46
9:3:570:ARG:HD2	11:5:614:LEU:O	2.16	0.46
9:3:701:THR:O	9:3:704:THR:OG1	2.26	0.46
10:4:292:ASP:N	10:4:293:LEU:HA	2.30	0.46
10:4:315:ARG:HH22	13:7:251:VAL:N	2.08	0.46
10:4:501:ILE:HD13	10:4:749:MET:HE2	1.97	0.46
10:4:531:TYR:HB2	10:4:723:HIS:ND1	2.31	0.46
10:4:545:PHE:HE1	10:4:751:ILE:HA	1.80	0.46
10:4:909:ARG:HH22	12:6:698:ASN:HA	1.80	0.46
10:4:913:GLU:HA	12:6:697:GLY:HA3	1.98	0.46
11:5:353:GLU:O	11:5:356:GLU:HG2	2.15	0.46
11:5:353:GLU:HA	11:5:356:GLU:OE2	2.16	0.46
11:5:426:LEU:HD13	11:5:478:CYS:HB3	1.97	0.46
11:5:653:LEU:CD2	11:5:657:ILE:HD11	2.45	0.46
12:6:260:GLU:O	12:6:261:ARG:NH1	2.35	0.46
12:6:558:SER:HB2	12:6:559:THR:HG22	1.97	0.46
12:6:663:ILE:HG22	12:6:664:ALA:N	2.29	0.46
12:6:713:PHE:HB3	12:6:837:ARG:NH1	2.30	0.46
12:6:781:ARG:HG2	12:6:795:ILE:CB	2.45	0.46
13:7:68:GLN:HA	13:7:71:ALA:HB3	1.96	0.46
13:7:426:LEU:O	13:7:426:LEU:HD23	2.16	0.46
1:A:106:GLY:H	1:A:107:LEU:HB2	1.80	0.46
3:C:135:LEU:HD23	3:C:138:HIS:CD2	2.50	0.46
4:D:282:ILE:C	4:D:282:ILE:HD12	2.35	0.46

Continued on next page...

Continued from previous page...

Atom-1	Atom-2	Interatomic distance (Å)	Clash overlap (Å)
5:E:92:LEU:HG	5:E:95:PHE:CD2	2.49	0.46
5:E:158:ALA:CB	5:E:237:LEU:HD13	2.45	0.46
5:E:600:PRO:C	5:E:602:LEU:H	2.18	0.46
8:2:277:GLU:HA	8:2:280:GLU:CB	2.46	0.46
8:2:793:LEU:CD1	8:2:863:ILE:HG13	2.44	0.46
9:3:198:ARG:HB3	9:3:249:THR:H	1.81	0.46
9:3:233:THR:HA	9:3:241:LEU:HB2	1.96	0.46
9:3:281:ASP:O	9:3:285:LYS:HG2	2.16	0.46
9:3:340:GLN:HE22	9:3:658:LYS:HD3	1.80	0.46
9:3:441:GLY:CA	9:3:462:MET:H	2.29	0.46
9:3:695:SER:HB3	9:3:696:PRO:CA	2.41	0.46
10:4:267:GLU:O	10:4:271:ILE:HD12	2.16	0.46
10:4:572:THR:O	10:4:572:THR:HG22	2.15	0.46
10:4:578:LEU:HB3	10:4:630:CYS:SG	2.55	0.46
10:4:676:ASN:HA	10:4:677:PRO:HD2	1.82	0.46
10:4:727:LEU:HA	10:4:729:LEU:N	2.30	0.46
11:5:159:ILE:HA	11:5:296:GLY:O	2.15	0.46
11:5:562:GLU:O	11:5:566:ILE:HG13	2.14	0.46
11:5:572:VAL:O	11:5:575:ILE:HB	2.15	0.46
11:5:675:ARG:HG3	11:5:676:HIS:N	2.31	0.46
12:6:614:ARG:HG3	12:6:615:ASP:HA	1.96	0.46
12:6:777:TYR:O	12:6:780:LEU:HB3	2.14	0.46
13:7:435:LEU:CD1	13:7:454:ILE:HB	2.34	0.46
13:7:491:VAL:CA	13:7:494:THR:HG22	2.45	0.46
1:A:46:ASN:O	1:A:49:LYS:HB3	2.15	0.46
1:A:161:VAL:O	1:A:193:GLN:N	2.49	0.46
3:C:33:ASN:N	3:C:34:PRO:HD2	2.31	0.46
3:C:125:SER:O	3:C:128:LEU:HB3	2.16	0.46
4:D:60:PHE:O	4:D:63:LEU:HB3	2.16	0.46
4:D:124:LEU:HB2	4:D:125:PRO:HD3	1.98	0.46
5:E:348:LEU:HB2	5:E:350:LEU:HD23	1.97	0.46
5:E:362:MET:HE3	5:E:396:LEU:HA	1.97	0.46
5:E:569:LEU:HG	5:E:584:LEU:HD11	1.97	0.46
8:2:232:ARG:HA	8:2:283:TYR:OH	2.16	0.46
8:2:359:ILE:CB	8:2:360:ARG:HA	2.44	0.46
8:2:525:LYS:HZ1	11:5:576:HIS:HB3	1.81	0.46
8:2:758:ILE:CG2	8:2:759:PRO:HD2	2.45	0.46
9:3:176:LEU:HD11	9:3:300:SER:HB3	1.96	0.46
9:3:287:LYS:HB2	9:3:288:PRO:HD2	1.96	0.46
9:3:320:LEU:HD11	9:3:322:LEU:CD2	2.46	0.46
10:4:344:VAL:H	10:4:390:SER:HB2	1.81	0.46

Continued on next page...

Continued from previous page...

Atom-1	Atom-2	Interatomic distance (Å)	Clash overlap (Å)
10:4:540:ILE:HD11	10:4:577:ILE:HG21	1.98	0.46
10:4:566:LEU:CD1	10:4:574:LYS:HD3	2.46	0.46
11:5:32:LYS:O	11:5:35:ILE:HB	2.15	0.46
11:5:473:ASP:HA	11:5:517:THR:HG23	1.96	0.46
12:6:288:LEU:HD12	12:6:289:SER:N	2.31	0.46
12:6:516:LEU:HD21	12:6:754:TYR:HA	1.97	0.46
13:7:251:VAL:CG2	13:7:340:VAL:HG21	2.35	0.46
13:7:335:VAL:HG13	13:7:339:LEU:CD2	2.45	0.46
13:7:410:VAL:O	13:7:414:LEU:HB2	2.15	0.46
1:A:43:GLU:O	1:A:47:LEU:N	2.43	0.46
1:A:114:THR:O	1:A:115:PHE:HB2	2.15	0.46
3:C:19:LYS:CE	3:C:73:GLU:HG2	2.45	0.46
3:C:174:LYS:HG2	3:C:178:LYS:NZ	2.30	0.46
3:C:183:SER:O	3:C:187:THR:OG1	2.23	0.46
4:D:154:PHE:HB2	4:D:158:LEU:HD11	1.97	0.46
4:D:220:ASP:CB	4:D:221:GLU:HA	2.44	0.46
4:D:232:VAL:CA	4:D:291:VAL:HG23	2.44	0.46
5:E:30:PHE:HD1	5:E:61:ILE:HD11	1.80	0.46
5:E:436:ASN:ND2	5:E:472:ARG:HD2	2.23	0.46
5:E:537:ASP:HA	5:E:540:ARG:CG	2.39	0.46
5:E:569:LEU:CD1	5:E:584:LEU:HD11	2.45	0.46
8:2:333:GLN:HB3	8:2:383:ARG:CG	2.45	0.46
8:2:343:LYS:H	8:2:371:GLY:HA2	1.79	0.46
8:2:387:ARG:HD2	8:2:407:GLU:OE2	2.15	0.46
8:2:522:GLY:HA3	8:2:818:GLU:CD	2.35	0.46
8:2:780:GLN:OE1	11:5:573:ILE:HG22	2.16	0.46
9:3:363:LEU:O	9:3:367:LEU:HG	2.16	0.46
9:3:409:GLY:HA2	9:3:524:ASP:OD2	2.16	0.46
9:3:490:MET:HE1	9:3:542:ARG:HB3	1.96	0.46
9:3:493:GLN:CG	9:3:509:ARG:HA	2.44	0.46
10:4:774:TYR:HB2	10:4:801:MET:HE1	1.97	0.46
11:5:35:ILE:O	11:5:36:LEU:HD23	2.16	0.46
11:5:482:PHE:CE1	11:5:485:MET:HE2	2.51	0.46
11:5:577:THR:HA	11:5:579:ASN:H	1.81	0.46
12:6:576:ASP:HA	12:6:687:GLY:O	2.15	0.46
12:6:639:ASP:HA	12:6:681:ALA:O	2.16	0.46
13:7:138:VAL:HA	13:7:141:VAL:CG2	2.45	0.46
13:7:383:GLN:HB2	13:7:386:LYS:HZ3	1.81	0.46
13:7:581:LEU:HD23	13:7:581:LEU:C	2.36	0.46
1:A:52:GLU:HA	1:A:55:LYS:CB	2.42	0.46
1:A:100:MET:HG2	1:A:117:GLN:HE21	1.80	0.46

Continued on next page...

Continued from previous page...

Atom-1	Atom-2	Interatomic distance (Å)	Clash overlap (Å)
2:B:176:LEU:C	2:B:176:LEU:HD23	2.36	0.46
3:C:26:GLY:N	3:C:36:ARG:HG3	2.28	0.46
3:C:96:ASP:O	3:C:99:SER:OG	2.30	0.46
4:D:260:ILE:CG1	4:D:266:GLU:HG3	2.46	0.46
5:E:389:GLY:O	5:E:392:PHE:HB2	2.16	0.46
8:2:302:THR:HG1	8:2:319:ARG:HB3	1.81	0.46
8:2:526:ASN:OD1	8:2:527:VAL:N	2.49	0.46
8:2:546:GLY:HA2	12:6:798:ARG:HH22	1.80	0.46
9:3:132:LEU:O	9:3:136:MET:N	2.40	0.46
9:3:682:ASN:HD21	9:3:730:ALA:HB1	1.80	0.46
10:4:191:THR:O	10:4:195:ARG:HG3	2.15	0.46
10:4:243:LEU:CG	10:4:244:ASP:N	2.78	0.46
10:4:545:PHE:CE1	10:4:751:ILE:HA	2.51	0.46
10:4:566:LEU:HD12	10:4:566:LEU:O	2.16	0.46
10:4:605:ILE:O	10:4:605:ILE:HG23	2.15	0.46
10:4:819:LEU:HD23	10:4:819:LEU:C	2.36	0.46
11:5:59:TYR:HD1	11:5:135:PHE:CE1	2.33	0.46
11:5:320:GLY:N	11:5:323:ILE:HB	2.19	0.46
11:5:477:VAL:HG21	11:5:519:VAL:HG22	1.97	0.46
12:6:400:VAL:HG23	12:6:455:LEU:HB3	1.98	0.46
12:6:547:ILE:HG21	12:6:588:VAL:HG21	1.97	0.46
12:6:795:ILE:HG22	12:6:796:THR:N	2.31	0.46
12:6:795:ILE:HG22	12:6:799:GLN:CG	2.36	0.46
13:7:157:ARG:HH22	13:7:267:TYR:HE1	1.62	0.46
13:7:209:GLN:O	13:7:212:ALA:N	2.49	0.46
13:7:235:LEU:HA	13:7:355:PHE:HD2	1.80	0.46
13:7:456:VAL:O	13:7:564:LEU:HA	2.16	0.46
13:7:493:LEU:O	13:7:514:VAL:HG23	2.15	0.46
13:7:661:VAL:O	13:7:664:TYR:HB3	2.16	0.46
1:A:5:LEU:CG	1:A:36:ILE:HD11	2.46	0.46
1:A:29:LEU:HD22	1:A:97:LEU:HD21	1.98	0.46
1:A:184:ILE:CD1	5:E:73:GLN:HE22	2.27	0.46
2:B:26:LYS:HG2	2:B:70:GLU:N	2.31	0.46
2:B:29:PRO:O	2:B:65:ALA:HA	2.15	0.46
2:B:79:LEU:HD22	2:B:84:LYS:HD3	1.98	0.46
2:B:167:HIS:CE1	4:D:275:TYR:HB3	2.51	0.46
3:C:12:ASP:O	3:C:48:LEU:N	2.49	0.46
3:C:19:LYS:CG	3:C:73:GLU:HB3	2.45	0.46
4:D:80:PRO:HG2	4:D:84:MET:CE	2.46	0.46
4:D:127:LEU:O	4:D:127:LEU:HD23	2.14	0.46
5:E:81:LEU:N	5:E:119:ASP:O	2.49	0.46

Continued on next page...

Continued from previous page...

Atom-1	Atom-2	Interatomic distance (Å)	Clash overlap (Å)
6:F:18:DT:H2"	6:F:19:DT:C4	2.50	0.46
8:2:444:PHE:O	8:2:446:VAL:HG23	2.16	0.46
8:2:477:THR:HG22	8:2:478:GLU:H	1.80	0.46
8:2:502:ALA:HB1	8:2:505:ILE:CD1	2.46	0.46
8:2:537:ILE:HD12	8:2:537:ILE:N	2.31	0.46
8:2:579:SER:HB2	12:6:666:ALA:HB1	1.97	0.46
9:3:33:ASP:CA	9:3:39:ARG:HH11	2.28	0.46
9:3:389:VAL:CG2	9:3:669:PRO:HD2	2.44	0.46
9:3:731:ASN:O	9:3:734:ARG:HB2	2.15	0.46
10:4:315:ARG:NH2	13:7:251:VAL:H	2.07	0.46
10:4:416:SER:OG	10:4:460:TYR:HA	2.15	0.46
10:4:621:LEU:O	10:4:624:SER:HB2	2.15	0.46
10:4:714:GLU:HB3	10:4:715:LYS:HB3	1.96	0.46
11:5:38:PHE:CE2	11:5:45:ILE:HG12	2.51	0.46
11:5:98:ALA:O	11:5:102:SER:N	2.48	0.46
11:5:181:ILE:HG23	11:5:242:ILE:O	2.16	0.46
11:5:331:LEU:HA	11:5:332:GLY:HA2	1.46	0.46
11:5:440:SER:HA	11:5:480:ASP:CB	2.35	0.46
12:6:288:LEU:CG	12:6:290:ILE:HD11	2.45	0.46
12:6:370:THR:HA	12:6:371:GLY:HA2	1.72	0.46
12:6:563:ILE:HD12	12:6:563:ILE:N	2.29	0.46
12:6:601:LYS:CG	12:6:643:LYS:HB3	2.45	0.46
12:6:625:ALA:CB	12:6:626:GLY:CA	2.87	0.46
12:6:736:MET:CE	12:6:736:MET:HA	2.45	0.46
12:6:764:ILE:C	12:6:818:GLU:HA	2.36	0.46
13:7:112:HIS:NE2	13:7:116:LEU:HD13	2.31	0.46
13:7:520:ILE:HD12	13:7:520:ILE:N	2.30	0.46
13:7:522:CYS:C	13:7:523:ILE:HG13	2.35	0.46
1:A:130:TYR:CG	4:D:193:LEU:HD22	2.51	0.46
1:A:149:ILE:HG12	4:D:141:ARG:HE	1.79	0.46
2:B:31:ILE:HD11	2:B:63:MET:HB2	1.98	0.46
2:B:56:ASP:O	4:D:57:GLN:NE2	2.46	0.46
2:B:181:LEU:C	2:B:181:LEU:HD12	2.37	0.46
3:C:27:LEU:HD22	3:C:33:ASN:HA	1.98	0.46
3:C:137:HIS:HA	11:5:55:LEU:CD1	2.27	0.46
4:D:88:LEU:O	4:D:88:LEU:HD23	2.16	0.46
4:D:168:LEU:HD11	4:D:171:LEU:CD1	2.46	0.46
4:D:198:ILE:HG13	4:D:199:LEU:N	2.30	0.46
4:D:285:LEU:O	4:D:289:ASP:N	2.49	0.46
5:E:372:THR:O	5:E:375:GLU:HB3	2.16	0.46
5:E:632:ILE:HD12	5:E:633:ARG:H	1.81	0.46

Continued on next page...

Continued from previous page...

Atom-1	Atom-2	Interatomic distance (Å)	Clash overlap (Å)
8:2:328:THR:HG22	8:2:387:ARG:O	2.15	0.46
8:2:334:LEU:HD11	11:5:323:ILE:HA	1.98	0.46
8:2:477:THR:HG22	8:2:478:GLU:N	2.31	0.46
8:2:509:ARG:O	8:2:513:THR:OG1	2.33	0.46
8:2:624:MET:HE1	8:2:676:ARG:HB2	1.98	0.46
9:3:32:LEU:HD22	9:3:38:TYR:CB	2.46	0.46
9:3:459:ALA:N	13:7:327:ILE:HD11	2.29	0.46
10:4:519:TYR:OH	10:4:538:LYS:HD3	2.16	0.46
10:4:607:ARG:HB2	10:4:614:LEU:CD2	2.38	0.46
10:4:761:ILE:HD11	12:6:737:LYS:HD2	1.97	0.46
11:5:194:ILE:HD12	11:5:197:PHE:CE2	2.51	0.46
11:5:389:VAL:HA	11:5:392:LEU:HD12	1.97	0.46
12:6:357:GLN:CG	12:6:386:VAL:HG23	2.37	0.46
12:6:791:SER:OG	12:6:835:ILE:O	2.33	0.46
12:6:814:ASN:O	12:6:815:CYS:HB3	2.15	0.46
13:7:225:LEU:HB3	13:7:229:GLN:HB2	1.97	0.46
13:7:696:SER:HA	13:7:699:LEU:HB2	1.98	0.46
2:B:171:ASP:O	4:D:274:ILE:HG12	2.16	0.45
4:D:133:LEU:HD22	4:D:134:GLU:HG3	1.97	0.45
4:D:175:LEU:HB3	4:D:180:ILE:HG23	1.97	0.45
4:D:180:ILE:O	4:D:183:HIS:HB3	2.15	0.45
5:E:13:ASN:HD22	5:E:16:LEU:HD11	1.80	0.45
5:E:27:LEU:C	5:E:27:LEU:HD22	2.37	0.45
5:E:67:LEU:HD11	5:E:83:LEU:HD12	1.97	0.45
5:E:249:ASN:OD1	5:E:287:VAL:HB	2.16	0.45
5:E:318:LEU:C	5:E:318:LEU:HD12	2.37	0.45
8:2:208:ALA:O	8:2:212:LYS:HG2	2.16	0.45
8:2:541:LEU:HD23	8:2:541:LEU:C	2.36	0.45
8:2:607:ASP:HA	8:2:649:ALA:O	2.17	0.45
8:2:641:GLN:NE2	11:5:262:PRO:HB2	2.31	0.45
9:3:103:LEU:HD13	9:3:114:ILE:HD12	1.97	0.45
9:3:172:THR:HG22	9:3:176:LEU:CA	2.46	0.45
9:3:486:ILE:HA	9:3:489:VAL:CG2	2.46	0.45
10:4:248:LEU:HD13	10:4:258:TYR:HA	1.98	0.45
10:4:257:LEU:HD21	10:4:272:MET:HE2	1.98	0.45
10:4:308:VAL:HG11	10:4:325:LEU:HD13	1.98	0.45
10:4:315:ARG:HE	10:4:410:GLN:NE2	2.14	0.45
11:5:169:THR:HG21	11:5:256:LEU:HG	1.97	0.45
11:5:643:ARG:NH1	11:5:692:ALA:HA	2.30	0.45
12:6:713:PHE:O	12:6:715:ILE:HD12	2.16	0.45
12:6:732:VAL:O	12:6:736:MET:HE2	2.16	0.45

Continued on next page...

Continued from previous page...

Atom-1	Atom-2	Interatomic distance (Å)	Clash overlap (Å)
12:6:800:LEU:HA	12:6:803:MET:HB3	1.98	0.45
13:7:245:ILE:CD1	13:7:343:LEU:HB3	2.43	0.45
13:7:452:GLY:H	13:7:694:ARG:CD	2.28	0.45
13:7:514:VAL:HG22	13:7:557:LEU:HD11	1.97	0.45
13:7:587:PRO:HD2	13:7:590:LEU:HD13	1.97	0.45
13:7:599:LEU:HD12	13:7:599:LEU:O	2.16	0.45
1:A:83:LYS:CG	1:A:87:LEU:HD21	2.47	0.45
2:B:167:HIS:CD2	4:D:267:VAL:HG11	2.52	0.45
2:B:196:HIS:O	2:B:199:SER:HB3	2.16	0.45
4:D:177:LYS:HA	4:D:180:ILE:HG12	1.97	0.45
5:E:616:THR:OG1	5:E:643:LYS:NZ	2.49	0.45
8:2:339:PHE:CG	8:2:373:PHE:HB3	2.52	0.45
8:2:409:ILE:HB	8:2:452:GLU:CG	2.45	0.45
8:2:432:ASN:O	8:2:447:PHE:HB3	2.16	0.45
8:2:769:TYR:CZ	8:2:773:LYS:HE2	2.51	0.45
8:2:849:GLN:HB2	8:2:853:VAL:CG2	2.46	0.45
9:3:192:VAL:HG21	9:3:283:VAL:CG1	2.46	0.45
9:3:437:SER:CB	9:3:438:SER:CA	2.80	0.45
9:3:553:ILE:HB	11:5:630:ARG:HH11	1.81	0.45
10:4:601:LEU:CB	10:4:621:LEU:HG	2.46	0.45
10:4:872:VAL:HG11	10:4:881:MET:HB3	1.98	0.45
11:5:161:ARG:N	11:5:295:VAL:HG13	2.31	0.45
11:5:482:PHE:CA	11:5:523:ALA:HB2	2.46	0.45
11:5:498:GLU:OE2	11:5:549:ARG:HB3	2.15	0.45
11:5:570:ASN:HA	11:5:573:ILE:HD13	1.98	0.45
11:5:625:ASN:HD21	11:5:681:ILE:HG23	1.80	0.45
11:5:685:GLN:O	11:5:688:THR:OG1	2.34	0.45
12:6:134:LYS:NZ	12:6:137:ARG:HD2	2.31	0.45
12:6:294:VAL:CB	12:6:391:PRO:HA	2.45	0.45
13:7:451:ARG:HA	13:7:452:GLY:HA3	1.60	0.45
1:A:29:LEU:N	1:A:119:ASP:OD2	2.48	0.45
1:A:130:TYR:CE1	4:D:193:LEU:HB2	2.52	0.45
1:A:165:VAL:O	1:A:188:GLN:HA	2.17	0.45
2:B:4:PRO:HB2	2:B:8:GLN:CB	2.46	0.45
2:B:185:ILE:HD12	2:B:185:ILE:N	2.30	0.45
3:C:101:ASN:N	3:C:102:SER:HA	2.20	0.45
3:C:133:GLN:O	3:C:136:ASN:HB3	2.15	0.45
4:D:212:THR:H	4:D:213:GLU:HA	1.76	0.45
5:E:32:SER:HA	5:E:33:CYS:HA	1.39	0.45
5:E:66:GLU:OE2	5:E:70:HIS:NE2	2.49	0.45
5:E:266:ASN:HB2	5:E:269:ASN:ND2	2.31	0.45

Continued on next page...

Continued from previous page...

Atom-1	Atom-2	Interatomic distance (Å)	Clash overlap (Å)
5:E:287:VAL:HA	5:E:290:ARG:NH1	2.31	0.45
5:E:297:ASP:HA	5:E:300:LYS:HE2	1.98	0.45
5:E:520:LYS:N	5:E:520:LYS:HD2	2.32	0.45
5:E:548:LEU:HG	5:E:552:LEU:HD13	1.97	0.45
8:2:518:SER:HB2	8:2:537:ILE:HB	1.97	0.45
8:2:667:VAL:CG2	8:2:669:LEU:HB2	2.47	0.45
9:3:172:THR:HG22	9:3:176:LEU:HB2	1.98	0.45
9:3:287:LYS:HB3	13:7:326:HIS:NE2	2.32	0.45
9:3:418:LEU:O	9:3:422:VAL:HG23	2.17	0.45
9:3:470:VAL:HB	9:3:512:VAL:CG2	2.44	0.45
9:3:470:VAL:CB	9:3:512:VAL:HG13	2.47	0.45
9:3:477:LYS:CB	11:5:491:VAL:HG11	2.46	0.45
10:4:284:ILE:HG21	10:4:297:GLU:OE2	2.16	0.45
10:4:331:LEU:HB2	10:4:430:GLY:C	2.36	0.45
10:4:343:LYS:HB2	10:4:390:SER:CB	2.44	0.45
10:4:501:ILE:HG21	10:4:749:MET:CE	2.44	0.45
11:5:86:ILE:HG22	11:5:90:PHE:CZ	2.51	0.45
11:5:144:ASN:H	11:5:161:ARG:HH11	1.64	0.45
11:5:205:VAL:HG12	11:5:206:SER:N	2.31	0.45
12:6:405:PRO:CA	12:6:450:TYR:HD1	2.30	0.45
12:6:533:ILE:HD13	12:6:544:LYS:HB3	1.97	0.45
12:6:770:ARG:O	12:6:773:LEU:HB3	2.16	0.45
12:6:820:THR:HB	12:6:821:PRO:HD2	1.97	0.45
13:7:21:ILE:HG23	13:7:117:PHE:CD1	2.51	0.45
13:7:28:PHE:N	13:7:61:PRO:HB3	2.30	0.45
13:7:209:GLN:H	13:7:212:ALA:CB	2.29	0.45
13:7:643:ALA:HA	13:7:646:LYS:HD3	1.98	0.45
13:7:648:LYS:HE2	13:7:704:LEU:CB	2.39	0.45
1:A:30:PRO:O	1:A:31:MET:HB2	2.17	0.45
2:B:11:PHE:HE1	4:D:71:ARG:HB2	1.81	0.45
4:D:93:MET:HA	4:D:93:MET:HE2	1.98	0.45
4:D:202:MET:HG2	4:D:207:GLN:HG2	1.98	0.45
4:D:231:HIS:HB3	4:D:292:ALA:HB3	1.98	0.45
5:E:44:MET:HG3	5:E:45:LEU:N	2.31	0.45
5:E:131:LEU:CD1	5:E:237:LEU:HD11	2.46	0.45
5:E:258:LEU:O	5:E:261:ALA:HB3	2.16	0.45
5:E:308:ASN:HA	5:E:309:SER:CB	2.23	0.45
5:E:527:LEU:HG	5:E:568:VAL:HG11	1.97	0.45
8:2:211:LEU:HD12	8:2:212:LYS:N	2.31	0.45
8:2:338:LYS:HB3	8:2:380:THR:CG2	2.45	0.45
8:2:384:ASN:N	8:2:384:ASN:OD1	2.47	0.45

Continued on next page...

Continued from previous page...

Atom-1	Atom-2	Interatomic distance (Å)	Clash overlap (Å)
8:2:684:ARG:CB	8:2:685:ASP:CA	2.86	0.45
9:3:179:LEU:HD21	9:3:295:VAL:HG12	1.99	0.45
9:3:439:GLY:CA	9:3:442:LEU:HD22	2.45	0.45
9:3:528:ASP:O	9:3:532:ASN:HB2	2.17	0.45
10:4:197:PHE:CE1	10:4:248:LEU:HD23	2.52	0.45
10:4:343:LYS:CE	10:4:392:ALA:HB3	2.46	0.45
10:4:534:GLU:OE1	10:4:534:GLU:N	2.35	0.45
10:4:557:ARG:HH11	10:4:668:ARG:NE	2.14	0.45
10:4:799:GLU:OE2	10:4:803:ARG:HD2	2.16	0.45
11:5:38:PHE:HZ	11:5:40:LEU:HD23	1.82	0.45
13:7:349:VAL:HG13	13:7:351:VAL:HG23	1.98	0.45
13:7:401:VAL:HG12	13:7:405:ILE:HG13	1.98	0.45
13:7:458:LEU:CD1	13:7:600:MET:HE1	2.34	0.45
13:7:459:MET:O	13:7:599:LEU:HA	2.16	0.45
13:7:548:ILE:HG23	13:7:550:LYS:NZ	2.31	0.45
13:7:694:ARG:O	13:7:698:ALA:N	2.49	0.45
1:A:100:MET:HE1	1:A:117:GLN:H	1.82	0.45
3:C:166:LEU:HA	3:C:169:LEU:HD13	1.98	0.45
4:D:56:PRO:O	4:D:59:ASP:HB2	2.17	0.45
5:E:36:ILE:HA	5:E:39:LEU:CD1	2.47	0.45
5:E:93:GLU:O	5:E:97:GLU:HB3	2.17	0.45
5:E:256:TYR:HB2	5:E:273:ASN:HD21	1.81	0.45
5:E:361:LYS:O	5:E:365:ARG:HG2	2.16	0.45
5:E:492:LEU:HG	5:E:496:ILE:HG13	1.97	0.45
5:E:640:PHE:O	5:E:644:LEU:N	2.50	0.45
6:F:24:DT:C6	6:F:25:DT:H73	2.51	0.45
8:2:325:THR:HG22	8:2:326:ARG:N	2.26	0.45
8:2:662:PRO:O	8:2:665:GLN:N	2.43	0.45
8:2:803:PHE:H	8:2:804:PRO:HA	1.80	0.45
9:3:241:LEU:HD23	9:3:241:LEU:N	2.32	0.45
9:3:392:ASN:CG	9:3:398:HIS:HB3	2.37	0.45
9:3:404:ASN:HD22	9:3:490:MET:CE	2.29	0.45
9:3:420:ARG:HA	9:3:423:LEU:HB3	1.98	0.45
9:3:445:ALA:HA	9:3:457:LEU:HD23	1.95	0.45
10:4:532:GLU:HG2	10:4:533:LEU:N	2.29	0.45
10:4:826:VAL:HA	10:4:829:ILE:HD12	1.99	0.45
12:6:359:VAL:CG2	12:6:379:VAL:HG13	2.41	0.45
12:6:405:PRO:HA	12:6:449:THR:O	2.17	0.45
12:6:407:VAL:O	12:6:407:VAL:HG12	2.16	0.45
12:6:684:PRO:HB2	12:6:687:GLY:N	2.31	0.45
12:6:690:ASN:HB3	12:6:693:LEU:HD12	1.97	0.45

Continued on next page...

Continued from previous page...

Atom-1	Atom-2	Interatomic distance (Å)	Clash overlap (Å)
12:6:695:LEU:O	12:6:695:LEU:HD23	2.16	0.45
12:6:702:THR:CG2	12:6:705:ILE:HG12	2.45	0.45
1:A:98:ASP:O	1:A:101:ALA:HB3	2.17	0.45
2:B:59:ALA:HA	2:B:60:LEU:HA	1.76	0.45
2:B:64:VAL:HB	2:B:67:ARG:HD2	1.99	0.45
2:B:115:LEU:HD21	2:B:152:ARG:CZ	2.46	0.45
4:D:127:LEU:HD23	4:D:131:THR:HG1	1.80	0.45
5:E:83:LEU:HD23	5:E:84:VAL:N	2.31	0.45
5:E:96:LEU:O	5:E:97:GLU:HG2	2.15	0.45
5:E:516:LYS:HB3	5:E:518:LEU:HD21	1.99	0.45
5:E:535:ASP:OD1	11:5:583:MET:HE2	2.17	0.45
5:E:637:LEU:O	5:E:640:PHE:HB3	2.16	0.45
8:2:585:ILE:CD1	11:5:457:PRO:HA	2.42	0.45
8:2:611:LYS:HG3	12:6:650:VAL:HG22	1.99	0.45
9:3:201:HIS:HB2	9:3:210:HIS:CG	2.51	0.45
9:3:306:MET:HG2	11:5:205:VAL:O	2.16	0.45
9:3:472:ILE:HB	9:3:514:ALA:HB2	1.96	0.45
9:3:685:ASP:HA	9:3:688:ASN:HD22	1.81	0.45
10:4:241:LEU:CD2	10:4:243:LEU:H	2.23	0.45
10:4:257:LEU:HD21	10:4:272:MET:CE	2.47	0.45
10:4:722:LYS:CA	10:4:725:THR:HB	2.47	0.45
10:4:919:LEU:HD22	10:4:925:ARG:HB2	1.99	0.45
11:5:264:LEU:HA	11:5:265:VAL:HA	1.69	0.45
11:5:385:LYS:HA	11:5:388:ILE:CD1	2.47	0.45
11:5:409:ASP:HB3	11:5:518:SER:HB2	1.99	0.45
11:5:562:GLU:H	11:5:562:GLU:CD	2.20	0.45
11:5:652:GLN:O	11:5:656:ILE:HG13	2.16	0.45
12:6:732:VAL:O	12:6:736:MET:N	2.49	0.45
13:7:342:SER:O	13:7:383:GLN:NE2	2.50	0.45
13:7:438:GLY:O	13:7:701:LYS:NZ	2.30	0.45
13:7:662:GLN:O	13:7:666:ARG:HG3	2.17	0.45
1:A:37:ILE:O	1:A:40:ILE:HB	2.17	0.45
4:D:154:PHE:CE1	4:D:221:GLU:HB2	2.40	0.45
4:D:181:LYS:O	4:D:185:THR:HG23	2.17	0.45
4:D:216:VAL:H	4:D:217:ASN:CB	2.29	0.45
5:E:71:TYR:CD2	5:E:96:LEU:HD13	2.51	0.45
5:E:381:ASP:O	5:E:385:LYS:N	2.50	0.45
5:E:426:GLU:HA	5:E:429:THR:HG23	1.99	0.45
5:E:559:SER:CA	5:E:560:GLU:HB3	2.35	0.45
6:F:21:DT:H3'	11:5:506:LYS:CE	2.46	0.45
8:2:341:CYS:HA	8:2:374:ARG:H	1.80	0.45

Continued on next page...

Continued from previous page...

Atom-1	Atom-2	Interatomic distance (Å)	Clash overlap (Å)
8:2:364:CYS:H	8:2:368:LYS:HA	1.81	0.45
8:2:505:ILE:HD13	8:2:552:ILE:HG13	1.98	0.45
8:2:702:SER:O	12:6:559:THR:HG21	2.16	0.45
8:2:853:VAL:HA	8:2:856:GLN:HB3	1.99	0.45
9:3:535:LEU:HD13	9:3:539:LEU:HD13	1.98	0.45
9:3:564:HIS:O	9:3:568:THR:OG1	2.22	0.45
9:3:676:ILE:HA	9:3:679:ILE:CD1	2.46	0.45
10:4:204:LYS:CG	10:4:251:TYR:HD1	2.28	0.45
10:4:322:ILE:HD11	13:7:307:PHE:CD2	2.52	0.45
10:4:605:ILE:HG13	10:4:616:LEU:HD12	1.98	0.45
10:4:721:ALA:HA	10:4:724:LEU:HD12	1.98	0.45
10:4:856:VAL:HG23	10:4:857:ILE:N	2.32	0.45
11:5:92:THR:O	11:5:95:THR:HG22	2.16	0.45
11:5:94:ILE:HG22	11:5:135:PHE:CD2	2.51	0.45
11:5:449:LEU:HD21	11:5:493:ILE:CD1	2.31	0.45
11:5:455:ARG:HG2	11:5:462:PHE:CE1	2.52	0.45
11:5:595:SER:C	11:5:596:ILE:HD12	2.37	0.45
12:6:111:VAL:CA	12:6:114:ALA:HB3	2.43	0.45
12:6:185:LEU:O	12:6:188:VAL:HB	2.16	0.45
12:6:267:PHE:HD2	12:6:287:LEU:CD1	2.30	0.45
12:6:297:THR:CB	12:6:359:VAL:HG12	2.47	0.45
12:6:805:ARG:HA	12:6:808:GLU:CG	2.46	0.45
13:7:246:THR:HG22	13:7:247:ARG:N	2.32	0.45
13:7:397:VAL:HG22	13:7:400:ARG:HH21	1.80	0.45
1:A:55:LYS:O	1:A:58:GLN:HG2	2.17	0.45
1:A:151:LEU:CD1	1:A:151:LEU:H	2.29	0.45
3:C:25:PRO:HA	3:C:37:PRO:HB3	1.99	0.45
4:D:182:TYR:HA	4:D:185:THR:OG1	2.17	0.45
5:E:34:LEU:HD11	5:E:543:LEU:CG	2.45	0.45
5:E:122:VAL:O	5:E:143:PHE:CB	2.65	0.45
5:E:380:MET:CE	5:E:384:ILE:HG22	2.46	0.45
8:2:294:HIS:O	8:2:296:ARG:NH1	2.50	0.45
8:2:309:LEU:O	8:2:310:ARG:HD3	2.16	0.45
8:2:497:ILE:HD13	8:2:823:MET:CE	2.47	0.45
8:2:549:LYS:HG3	8:2:550:SER:H	1.81	0.45
8:2:614:ASP:HA	8:2:617:ARG:HH11	1.81	0.45
8:2:633:LYS:HA	8:2:634:ALA:HA	1.58	0.45
8:2:756:SER:HB2	8:2:757:PRO:CD	2.47	0.45
9:3:38:TYR:CE2	9:3:98:ILE:HG23	2.51	0.45
9:3:179:LEU:HA	9:3:297:VAL:CA	2.44	0.45
9:3:199:SER:HA	9:3:248:SER:HB3	1.99	0.45

Continued on next page...

Continued from previous page...

Atom-1	Atom-2	Interatomic distance (Å)	Clash overlap (Å)
9:3:257:THR:HG22	9:3:275:ASP:HB3	1.98	0.45
9:3:314:LEU:HD23	11:5:201:THR:CG2	2.44	0.45
9:3:367:LEU:CD1	9:3:382:LEU:HD13	2.46	0.45
10:4:373:ARG:HA	10:4:374:ILE:HA	1.78	0.45
10:4:568:GLY:N	10:4:574:LYS:HZ3	2.15	0.45
10:4:761:ILE:HG12	12:6:737:LYS:HD2	1.97	0.45
11:5:61:LEU:HD23	11:5:62:THR:N	2.32	0.45
11:5:494:HIS:CE1	11:5:546:ILE:HG13	2.48	0.45
12:6:134:LYS:N	12:6:135:VAL:CA	2.71	0.45
12:6:326:LYS:N	12:6:327:TYR:HA	2.28	0.45
12:6:629:MET:O	12:6:632:ASP:N	2.50	0.45
12:6:689:TYR:HB3	12:6:691:ARG:N	2.32	0.45
13:7:118:CYS:HB2	13:7:202:LEU:HD13	1.99	0.45
13:7:435:LEU:HD12	13:7:435:LEU:O	2.17	0.45
13:7:650:PRO:CB	13:7:706:ASP:HA	2.46	0.45
1:A:151:LEU:C	1:A:151:LEU:HD22	2.38	0.45
3:C:22:TYR:OH	3:C:69:VAL:HB	2.16	0.45
3:C:25:PRO:HA	3:C:37:PRO:HA	1.99	0.45
3:C:47:PRO:HG2	3:C:50:LEU:HD21	1.98	0.45
3:C:91:ASP:HB3	3:C:94:ALA:HB3	1.99	0.45
4:D:85:LYS:O	4:D:89:ASN:N	2.46	0.45
4:D:248:GLU:N	4:D:250:GLU:OE1	2.49	0.45
5:E:120:ILE:HD13	5:E:139:ILE:HG21	1.99	0.45
5:E:163:LEU:HA	5:E:164:GLU:HA	1.64	0.45
5:E:318:LEU:HB3	5:E:411:ARG:HA	1.98	0.45
5:E:399:TYR:HB2	5:E:401:LEU:HG	1.98	0.45
5:E:420:SER:HB2	5:E:423:GLU:HG2	1.98	0.45
5:E:608:ALA:HA	5:E:611:GLN:HG2	1.99	0.45
8:2:334:LEU:HD12	8:2:334:LEU:N	2.32	0.45
8:2:340:ASN:HD21	8:2:374:ARG:HH21	1.64	0.45
8:2:496:LYS:HG2	8:2:758:ILE:CD1	2.47	0.45
9:3:353:LEU:HD23	9:3:359:ILE:HD12	1.98	0.45
10:4:243:LEU:HD21	10:4:245:ALA:CB	2.42	0.45
10:4:419:VAL:HG21	10:4:424:VAL:HA	1.98	0.45
10:4:696:PRO:CD	10:4:697:PRO:HD2	2.47	0.45
10:4:830:ARG:CA	10:4:833:ILE:HD12	2.43	0.45
11:5:178:TYR:HA	11:5:193:THR:HG22	1.99	0.45
11:5:502:ILE:HG22	11:5:504:ILE:CD1	2.47	0.45
11:5:635:ILE:HA	11:5:638:LEU:CG	2.41	0.45
11:5:677:VAL:O	11:5:681:ILE:HD12	2.17	0.45
12:6:137:ARG:HA	12:6:140:ILE:HD13	1.98	0.45

Continued on next page...

Continued from previous page...

Atom-1	Atom-2	Interatomic distance (Å)	Clash overlap (Å)
12:6:359:VAL:CG1	12:6:381:LEU:HD11	2.47	0.45
12:6:551:MET:CE	12:6:755:ILE:HD13	2.47	0.45
12:6:819:ILE:CG2	12:6:820:THR:N	2.76	0.45
13:7:248:VAL:HG11	13:7:345:PRO:CD	2.41	0.45
13:7:360:TYR:CE2	13:7:363:PHE:HB2	2.52	0.45
13:7:441:ASP:CA	13:7:452:GLY:HA2	2.46	0.45
13:7:546:ILE:CD1	13:7:559:ALA:HB2	2.46	0.45
13:7:692:ILE:CA	13:7:695:LEU:HG	2.46	0.45
1:A:83:LYS:NZ	4:D:199:LEU:HD23	2.32	0.45
1:A:100:MET:HG2	1:A:117:GLN:HG2	1.98	0.45
2:B:112:PHE:CE1	2:B:155:LYS:HD2	2.52	0.45
3:C:97:LEU:HD13	3:C:105:PHE:CE2	2.50	0.45
4:D:141:ARG:CA	4:D:144:ILE:HG12	2.45	0.45
5:E:21:SER:OG	5:E:25:CYS:O	2.24	0.45
5:E:240:TYR:O	5:E:241:TYR:HB3	2.17	0.45
5:E:292:TYR:O	5:E:296:GLN:HG3	2.16	0.45
5:E:558:GLU:N	5:E:559:SER:CA	2.80	0.45
8:2:242:LEU:HD23	8:2:243:GLU:N	2.31	0.45
8:2:292:GLU:C	8:2:293:ILE:HD12	2.37	0.45
8:2:342:LEU:HD22	8:2:370:LYS:O	2.16	0.45
8:2:543:GLY:H	8:2:652:PRO:HD3	1.81	0.45
8:2:756:SER:HB2	8:2:757:PRO:HD3	1.98	0.45
9:3:152:PRO:HB2	9:3:154:LYS:HG2	1.98	0.45
9:3:320:LEU:HD11	9:3:322:LEU:HD21	1.99	0.45
9:3:661:GLN:HA	9:3:664:LYS:CD	2.43	0.45
10:4:201:PHE:H	10:4:224:LEU:HB3	1.81	0.45
10:4:351:VAL:HG12	10:4:352:CYS:CA	2.43	0.45
10:4:605:ILE:HD13	10:4:659:ALA:CB	2.47	0.45
11:5:378:ILE:HA	14:5:801:ATP:H2	1.82	0.45
11:5:409:ASP:HB3	11:5:518:SER:HB3	1.99	0.45
11:5:488:GLU:HG2	11:5:489:ASP:H	1.80	0.45
11:5:504:ILE:HD12	11:5:504:ILE:N	2.32	0.45
12:6:111:VAL:HG13	12:6:166:LEU:CG	2.46	0.45
12:6:695:LEU:HD13	12:6:838:VAL:CG2	2.33	0.45
12:6:802:SER:O	12:6:805:ARG:HG2	2.17	0.45
13:7:14:TYR:CA	13:7:17:LEU:HB2	2.37	0.45
13:7:85:ILE:HG22	13:7:89:GLN:CD	2.37	0.45
13:7:469:LEU:O	13:7:473:ILE:HG13	2.16	0.45
2:B:16:ILE:HA	2:B:19:ILE:HD12	1.99	0.44
3:C:135:LEU:HD21	3:C:165:PHE:HE2	1.82	0.44
4:D:169:ILE:HG22	4:D:170:SER:N	2.33	0.44

Continued on next page...

Continued from previous page...

Atom-1	Atom-2	Interatomic distance (Å)	Clash overlap (Å)
5:E:272:LEU:HA	5:E:275:LEU:HB2	1.98	0.44
5:E:399:TYR:HB2	5:E:401:LEU:CD1	2.47	0.44
5:E:413:LEU:CD2	5:E:416:ARG:HB2	2.47	0.44
8:2:425:GLU:O	8:2:456:ILE:HA	2.17	0.44
8:2:522:GLY:HA2	8:2:822:LYS:HZ1	1.82	0.44
8:2:600:ASP:OD1	8:2:643:ARG:N	2.34	0.44
9:3:107:ASP:CB	9:3:110:PHE:HB3	2.47	0.44
9:3:420:ARG:O	9:3:423:LEU:HB3	2.17	0.44
9:3:733:LEU:HA	9:3:736:ALA:CB	2.47	0.44
10:4:359:GLU:HG2	10:4:361:ASP:HB2	1.98	0.44
10:4:415:ILE:HG23	10:4:461:VAL:HG23	1.99	0.44
10:4:603:ALA:HB2	10:4:656:ILE:HG12	1.99	0.44
10:4:635:ASP:OD1	10:4:694:LEU:HD13	2.17	0.44
11:5:165:ILE:HD12	11:5:262:PRO:CD	2.47	0.44
11:5:242:ILE:HG22	11:5:243:ILE:N	2.32	0.44
11:5:455:ARG:HH12	11:5:460:ARG:CD	2.28	0.44
11:5:468:ALA:HA	11:5:471:LEU:CD1	2.47	0.44
12:6:355:ASP:CB	12:6:356:TRP:CB	2.95	0.44
12:6:515:GLU:O	12:6:519:MET:HG3	2.17	0.44
12:6:528:LYS:HD3	12:6:531:ARG:CD	2.47	0.44
12:6:550:GLN:OE1	12:6:679:LEU:HB2	2.17	0.44
13:7:213:ARG:HA	13:7:215:TYR:HD1	1.82	0.44
13:7:568:ASN:O	13:7:585:ASN:ND2	2.49	0.44
1:A:97:LEU:CB	1:A:131:LEU:HD12	2.44	0.44
1:A:162:PHE:C	1:A:163:ILE:HD12	2.38	0.44
2:B:117:TRP:H	2:B:119:TRP:HD1	1.65	0.44
2:B:187:GLU:HB2	3:C:179:LYS:HZ2	1.80	0.44
4:D:143:TYR:CE2	4:D:147:ARG:HD2	2.52	0.44
4:D:256:TYR:CD1	4:D:257:THR:CG2	2.97	0.44
5:E:45:LEU:HD11	5:E:49:PHE:CE1	2.52	0.44
5:E:274:ILE:O	5:E:278:THR:OG1	2.28	0.44
5:E:567:MET:C	5:E:584:LEU:HD12	2.37	0.44
6:F:7:DC:H2"	6:F:8:DG:O4'	2.17	0.44
8:2:204:SER:HA	8:2:207:ILE:CG1	2.46	0.44
8:2:300:PHE:HE2	8:2:317:LEU:O	2.00	0.44
8:2:311:GLU:CB	8:2:314:LEU:HD23	2.46	0.44
8:2:333:GLN:NE2	8:2:334:LEU:H	2.15	0.44
8:2:338:LYS:CB	8:2:380:THR:HG22	2.48	0.44
8:2:339:PHE:HA	8:2:374:ARG:O	2.17	0.44
8:2:549:LYS:HA	8:2:552:ILE:CD1	2.46	0.44
8:2:571:ALA:N	12:6:665:LYS:HE3	2.32	0.44

Continued on next page...

Continued from previous page...

Atom-1	Atom-2	Interatomic distance (Å)	Clash overlap (Å)
9:3:171:LEU:HD23	9:3:172:THR:OG1	2.18	0.44
10:4:202:LYS:N	10:4:224:LEU:HB3	2.23	0.44
10:4:552:PHE:HE2	10:4:558:TYR:HH	1.63	0.44
11:5:374:ILE:HA	11:5:428:PHE:CE2	2.52	0.44
11:5:588:GLU:HB3	11:5:593:GLU:HB2	1.98	0.44
12:6:304:LEU:N	12:6:304:LEU:CD1	2.81	0.44
12:6:613:VAL:HB	12:6:622:THR:CB	2.26	0.44
12:6:776:LYS:HA	12:6:779:GLU:OE2	2.17	0.44
13:7:86:LEU:O	13:7:90:ASN:N	2.45	0.44
13:7:315:ILE:HD12	13:7:315:ILE:N	2.32	0.44
13:7:534:ARG:O	13:7:538:HIS:N	2.45	0.44
13:7:544:GLN:OE1	13:7:560:ARG:HG2	2.18	0.44
13:7:642:ILE:HG22	13:7:646:LYS:HD2	1.99	0.44
1:A:21:ALA:N	1:A:23:SER:HB3	2.32	0.44
1:A:75:THR:O	1:A:79:MET:HG2	2.17	0.44
2:B:52:LEU:HB2	4:D:125:PRO:CB	2.46	0.44
2:B:158:LYS:O	2:B:161:LYS:HG2	2.16	0.44
2:B:193:ARG:CB	4:D:227:PHE:HE2	2.30	0.44
3:C:53:ILE:HA	3:C:56:ILE:HG12	1.95	0.44
4:D:133:LEU:HD23	4:D:133:LEU:C	2.38	0.44
5:E:126:HIS:HA	5:E:247:VAL:HA	2.00	0.44
5:E:131:LEU:HD22	5:E:237:LEU:HD11	1.99	0.44
5:E:520:LYS:HB2	5:E:527:LEU:CD2	2.48	0.44
5:E:532:ASP:HB2	8:2:781:MET:HE1	1.98	0.44
6:F:23:DT:OP2	6:F:23:DT:C6	2.70	0.44
8:2:318:VAL:HG12	8:2:320:VAL:HG23	1.99	0.44
8:2:386:GLN:HB3	8:2:410:LEU:HB2	1.99	0.44
8:2:520:PHE:CD1	8:2:767:ILE:HG22	2.52	0.44
8:2:562:ARG:HD2	8:2:602:GLY:CA	2.47	0.44
8:2:641:GLN:HB3	8:2:643:ARG:NH2	2.33	0.44
9:3:32:LEU:CD2	9:3:38:TYR:HB2	2.46	0.44
9:3:195:LYS:CB	13:7:371:LEU:HA	2.47	0.44
9:3:317:PHE:O	9:3:319:THR:HG23	2.17	0.44
9:3:360:PHE:HA	9:3:363:LEU:CD1	2.48	0.44
9:3:470:VAL:HG21	9:3:512:VAL:HG22	1.99	0.44
10:4:342:MET:CE	12:6:448:LEU:HD22	2.47	0.44
10:4:447:ASN:O	10:4:447:ASN:ND2	2.43	0.44
10:4:642:ARG:NH2	10:4:694:LEU:HD11	2.32	0.44
10:4:682:TYR:CA	10:4:691:ASN:HD21	2.31	0.44
10:4:872:VAL:O	10:4:876:GLN:N	2.48	0.44
11:5:38:PHE:HE2	11:5:45:ILE:HG12	1.81	0.44

Continued on next page...

Continued from previous page...

Atom-1	Atom-2	Interatomic distance (Å)	Clash overlap (Å)
11:5:155:HIS:O	11:5:158:LYS:HB2	2.17	0.44
11:5:662:SER:OG	11:5:663:LEU:N	2.51	0.44
12:6:404:VAL:CG1	12:6:405:PRO:HD2	2.41	0.44
12:6:796:THR:HG21	12:6:798:ARG:HB3	2.00	0.44
13:7:121:ILE:HA	13:7:124:ASN:OD1	2.16	0.44
13:7:411:TYR:CD2	13:7:430:LYS:HE2	2.52	0.44
13:7:493:LEU:CA	13:7:512:ALA:HB3	2.39	0.44
1:A:18:GLN:HA	1:A:21:ALA:HB3	1.99	0.44
1:A:77:LEU:HD21	3:C:53:ILE:HD11	2.00	0.44
1:A:78:CYS:O	1:A:81:ARG:HB3	2.17	0.44
1:A:139:THR:CG2	1:A:142:LYS:HZ3	2.29	0.44
1:A:162:PHE:HE1	1:A:192:ARG:HB3	1.83	0.44
2:B:145:ILE:HD12	2:B:146:GLN:N	2.32	0.44
2:B:169:GLN:HA	4:D:275:TYR:HD1	1.83	0.44
4:D:124:LEU:HD12	4:D:124:LEU:N	2.33	0.44
5:E:57:GLN:CG	5:E:59:VAL:HG23	2.47	0.44
5:E:330:ARG:CZ	5:E:418:SER:HB2	2.46	0.44
6:F:9:DA:H2"	6:F:10:DT:C7	2.47	0.44
8:2:591:LEU:HD23	8:2:591:LEU:C	2.38	0.44
8:2:671:GLU:HA	8:2:674:LEU:HB3	2.00	0.44
9:3:272:ARG:HD3	11:5:171:VAL:HG22	2.00	0.44
9:3:676:ILE:HA	9:3:679:ILE:CG1	2.47	0.44
10:4:202:LYS:CA	10:4:224:LEU:HA	2.48	0.44
10:4:204:LYS:HB3	10:4:250:ALA:O	2.17	0.44
10:4:527:ALA:HB3	10:4:537:LYS:HZ3	1.81	0.44
11:5:65:MET:HA	11:5:68:LEU:CG	2.47	0.44
11:5:155:HIS:C	11:5:298:TYR:HB3	2.38	0.44
11:5:181:ILE:O	11:5:190:THR:OG1	2.25	0.44
11:5:407:ARG:HD2	11:5:498:GLU:HA	1.99	0.44
11:5:464:LEU:CD2	11:5:466:GLY:HA2	2.46	0.44
12:6:298:SER:N	12:6:358:LYS:O	2.50	0.44
13:7:360:TYR:HE2	13:7:364:LYS:H	1.64	0.44
13:7:619:VAL:HG21	13:7:625:GLN:HE21	1.82	0.44
13:7:692:ILE:HA	13:7:695:LEU:CD1	2.47	0.44
2:B:11:PHE:HB2	2:B:179:ASN:HD21	1.83	0.44
3:C:27:LEU:HD13	3:C:33:ASN:O	2.17	0.44
4:D:124:LEU:HB2	4:D:125:PRO:CD	2.46	0.44
4:D:194:VAL:HG23	4:D:198:ILE:HG12	2.00	0.44
5:E:290:ARG:C	5:E:293:PRO:HD2	2.38	0.44
5:E:478:TRP:HA	5:E:481:TRP:HB3	2.00	0.44
5:E:548:LEU:O	5:E:552:LEU:N	2.50	0.44

Continued on next page...

Continued from previous page...

Atom-1	Atom-2	Interatomic distance (Å)	Clash overlap (Å)
6:F:3:DC:H2"	6:F:4:DG:C5'	2.47	0.44
8:2:227:TYR:OH	8:2:244:VAL:HG13	2.18	0.44
8:2:293:ILE:HG22	8:2:294:HIS:N	2.31	0.44
8:2:340:ASN:HB3	8:2:376:ASN:CB	2.46	0.44
8:2:625:GLU:OE2	11:5:423:SER:HB2	2.16	0.44
9:3:502:ILE:HD12	9:3:502:ILE:H	1.83	0.44
9:3:687:ARG:HB3	13:7:604:PRO:HB3	2.00	0.44
10:4:193:ASN:HD21	10:4:253:GLN:HB3	1.83	0.44
10:4:211:GLU:HG3	10:4:212:ARG:H	1.83	0.44
10:4:275:THR:O	10:4:279:CYS:N	2.40	0.44
10:4:314:MET:SD	10:4:415:ILE:HG12	2.57	0.44
10:4:641:THR:HG22	10:4:642:ARG:N	2.32	0.44
10:4:686:LEU:O	10:4:838:THR:HG21	2.18	0.44
12:6:134:LYS:HZ2	12:6:137:ARG:CD	2.29	0.44
12:6:379:VAL:HG21	12:6:456:ALA:HB2	1.99	0.44
12:6:709:PHE:HB2	12:6:712:PHE:HE1	1.82	0.44
13:7:441:ASP:N	13:7:452:GLY:HA2	2.32	0.44
13:7:479:ARG:CB	13:7:519:GLY:HA3	2.47	0.44
13:7:497:VAL:HG22	13:7:508:LEU:HD11	1.99	0.44
1:A:41:LEU:HD13	4:D:201:TYR:CD2	2.52	0.44
1:A:77:LEU:CD2	3:C:53:ILE:HD11	2.48	0.44
1:A:174:ILE:HD12	1:A:174:ILE:O	2.17	0.44
1:A:192:ARG:O	1:A:196:VAL:HG23	2.18	0.44
2:B:77:LEU:HD23	2:B:77:LEU:O	2.18	0.44
2:B:94:THR:HG21	2:B:96:LYS:NZ	2.33	0.44
2:B:112:PHE:CD1	2:B:155:LYS:HD2	2.53	0.44
2:B:178:ILE:HA	2:B:181:LEU:HG	1.99	0.44
2:B:183:PRO:HG3	3:C:183:SER:HB3	1.99	0.44
2:B:195:ILE:HD13	3:C:125:SER:HB2	2.00	0.44
4:D:232:VAL:HA	4:D:291:VAL:HA	1.99	0.44
4:D:269:LEU:CD1	4:D:275:TYR:HD2	2.22	0.44
5:E:44:MET:CE	5:E:255:ILE:HG22	2.47	0.44
5:E:97:GLU:HA	5:E:98:ILE:C	2.37	0.44
5:E:296:GLN:HA	5:E:409:PHE:CZ	2.53	0.44
5:E:369:PRO:HD3	8:2:289:ILE:HD11	2.00	0.44
5:E:527:LEU:HG	5:E:568:VAL:CG1	2.48	0.44
6:F:20:DT:H2"	6:F:21:DT:C5	2.53	0.44
8:2:490:ASP:HB3	8:2:493:ILE:CG2	2.47	0.44
8:2:573:ALA:HA	8:2:574:VAL:HA	1.28	0.44
8:2:676:ARG:NH2	14:5:801:ATP:O3B	2.50	0.44
9:3:169:ARG:HG3	9:3:272:ARG:HH21	1.82	0.44

Continued on next page...

Continued from previous page...

Atom-1	Atom-2	Interatomic distance (Å)	Clash overlap (Å)
9:3:172:THR:HA	9:3:175:HIS:N	2.32	0.44
9:3:179:LEU:HD23	9:3:179:LEU:C	2.38	0.44
9:3:272:ARG:CD	11:5:171:VAL:HG22	2.48	0.44
9:3:359:ILE:O	9:3:362:ILE:HB	2.18	0.44
10:4:338:VAL:HG11	10:4:393:ASP:CG	2.38	0.44
10:4:646:HIS:CE1	10:4:698:LEU:HD13	2.53	0.44
11:5:87:ILE:HB	11:5:88:PRO:HD3	2.00	0.44
11:5:97:VAL:HG13	11:5:100:ARG:HD2	2.00	0.44
11:5:419:GLY:HA2	14:5:801:ATP:H5'2	1.99	0.44
11:5:612:PRO:HA	11:5:670:PRO:O	2.18	0.44
12:6:282:GLU:H	12:6:282:GLU:CD	2.18	0.44
12:6:416:LYS:HB3	12:6:448:LEU:O	2.17	0.44
12:6:638:ILE:CG2	12:6:639:ASP:H	2.24	0.44
12:6:749:GLU:HA	12:6:752:ARG:CZ	2.47	0.44
13:7:279:THR:O	13:7:279:THR:HG23	2.18	0.44
13:7:372:THR:O	13:7:373:GLU:HB3	2.18	0.44
1:A:5:LEU:HG	1:A:36:ILE:HD11	1.98	0.44
1:A:164:ASP:O	1:A:207:LYS:NZ	2.49	0.44
1:A:173:GLU:HB3	1:A:182:ASN:CA	2.48	0.44
2:B:11:PHE:HD1	4:D:71:ARG:NH1	2.16	0.44
2:B:87:ILE:HG21	2:B:130:ALA:CB	2.48	0.44
2:B:146:GLN:OE1	2:B:149:ARG:HD3	2.17	0.44
3:C:135:LEU:HA	3:C:138:HIS:CD2	2.38	0.44
4:D:76:LEU:O	4:D:77:LEU:HD23	2.17	0.44
5:E:58:ILE:HG22	5:E:478:TRP:HH2	1.83	0.44
5:E:71:TYR:CE2	5:E:96:LEU:HD13	2.52	0.44
5:E:285:ALA:CA	5:E:288:TYR:HB3	2.48	0.44
5:E:430:ALA:HA	5:E:433:GLU:OE2	2.17	0.44
8:2:219:THR:HG22	8:2:225:SER:N	2.33	0.44
8:2:296:ARG:HH21	8:2:413:ASP:HB2	1.83	0.44
8:2:310:ARG:O	8:2:313:ASN:N	2.50	0.44
8:2:502:ALA:HB1	8:2:505:ILE:HG13	1.98	0.44
8:2:526:ASN:HA	8:2:532:SER:CB	2.48	0.44
8:2:786:VAL:HA	8:2:789:VAL:HB	1.98	0.44
8:2:843:ASP:CA	8:2:846:VAL:HB	2.43	0.44
9:3:329:LEU:HA	9:3:339:ARG:HH21	1.82	0.44
9:3:330:HIS:NE2	9:3:427:SER:HB2	2.32	0.44
9:3:406:LEU:HA	9:3:514:ALA:O	2.17	0.44
9:3:553:ILE:CD1	11:5:630:ARG:HD2	2.47	0.44
10:4:315:ARG:NH2	13:7:250:ASP:HA	2.32	0.44
11:5:97:VAL:HA	11:5:100:ARG:CD	2.48	0.44

Continued on next page...

Continued from previous page...

Atom-1	Atom-2	Interatomic distance (Å)	Clash overlap (Å)
12:6:114:ALA:O	12:6:118:PHE:HB2	2.17	0.44
12:6:182:GLN:H	12:6:182:GLN:CD	2.19	0.44
12:6:587:TYR:HD2	12:6:588:VAL:CG2	2.31	0.44
12:6:653:HIS:CD2	12:6:704:PRO:HB2	2.52	0.44
13:7:73:ARG:HH21	13:7:132:ILE:HA	1.81	0.44
13:7:118:CYS:SG	13:7:202:LEU:HD13	2.58	0.44
13:7:648:LYS:HE2	13:7:704:LEU:HD22	1.98	0.44
2:B:27:ILE:HD12	2:B:85:CYS:HB2	2.00	0.44
3:C:75:LEU:HD23	3:C:76:PRO:N	2.32	0.44
3:C:86:ASN:HA	3:C:89:LYS:CD	2.48	0.44
4:D:144:ILE:HG13	4:D:145:ARG:H	1.80	0.44
5:E:59:VAL:HG12	5:E:61:ILE:HD12	1.98	0.44
5:E:231:HIS:O	5:E:235:GLY:N	2.43	0.44
5:E:324:TYR:CE1	5:E:405:ILE:HG23	2.53	0.44
5:E:381:ASP:O	5:E:385:LYS:HG2	2.18	0.44
5:E:415:TYR:CE1	11:5:38:PHE:HD1	2.35	0.44
5:E:580:LEU:HD23	5:E:580:LEU:C	2.38	0.44
8:2:495:ASP:OD1	8:2:509:ARG:NH2	2.47	0.44
8:2:541:LEU:HD21	8:2:543:GLY:HA2	2.00	0.44
8:2:600:ASP:OD2	8:2:601:LYS:NZ	2.40	0.44
8:2:767:ILE:HG13	8:2:768:HIS:N	2.33	0.44
8:2:846:VAL:HG11	8:2:857:LEU:HD23	2.00	0.44
9:3:33:ASP:HB2	9:3:39:ARG:HH11	1.83	0.44
9:3:119:ALA:CA	9:3:221:LEU:HD22	2.48	0.44
9:3:245:TYR:CB	13:7:236:GLY:HA3	2.48	0.44
9:3:293:ASN:N	9:3:329:LEU:HD23	2.33	0.44
9:3:446:VAL:HG21	9:3:458:GLU:CB	2.46	0.44
9:3:466:ASP:HB3	13:7:324:VAL:O	2.18	0.44
10:4:512:VAL:HG13	10:4:515:ARG:NH1	2.33	0.44
10:4:634:PHE:CE2	10:4:702:PHE:HZ	2.36	0.44
10:4:727:LEU:H	10:4:728:TYR:HB3	1.83	0.44
11:5:305:ASN:N	11:5:305:ASN:ND2	2.63	0.44
11:5:412:VAL:HG22	11:5:552:MET:HB2	2.00	0.44
11:5:525:PRO:HB3	11:5:539:ASN:HD21	1.81	0.44
11:5:667:GLU:O	11:5:668:LEU:HB3	2.17	0.44
12:6:365:ALA:O	12:6:368:ILE:HG13	2.18	0.44
13:7:458:LEU:HD23	13:7:598:PHE:HB2	2.00	0.44
13:7:603:ILE:HG23	13:7:604:PRO:HD2	2.00	0.44
1:A:10:VAL:HG21	3:C:9:VAL:CG1	2.48	0.44
1:A:175:GLN:CG	1:A:181:PHE:H	2.29	0.44
2:B:89:ALA:HB2	2:B:134:PHE:CD1	2.53	0.44

Continued on next page...

Continued from previous page...

Atom-1	Atom-2	Interatomic distance (Å)	Clash overlap (Å)
2:B:99:ASP:HA	2:B:102:ILE:HG12	2.00	0.44
4:D:202:MET:SD	4:D:207:GLN:HA	2.58	0.44
5:E:348:LEU:HB2	5:E:350:LEU:HD21	2.00	0.44
5:E:362:MET:HE1	5:E:396:LEU:HD13	2.00	0.44
8:2:242:LEU:HD22	8:2:295:VAL:CG1	2.46	0.44
8:2:410:LEU:HB3	8:2:415:VAL:HG22	1.98	0.44
8:2:528:ASN:HA	8:2:529:GLY:HA2	1.59	0.44
8:2:565:PHE:CE2	8:2:567:THR:HB	2.53	0.44
8:2:617:ARG:CG	8:2:620:ILE:HD12	2.32	0.44
9:3:25:VAL:HG22	9:3:124:PRO:O	2.18	0.44
9:3:374:HIS:CB	9:3:377:ILE:HD12	2.44	0.44
9:3:475:PHE:CB	9:3:514:ALA:HB1	2.46	0.44
10:4:519:TYR:CE1	10:4:808:HIS:HD2	2.36	0.44
11:5:530:TYR:CD1	11:5:533:LEU:HD12	2.50	0.44
11:5:546:ILE:HG22	11:5:550:PHE:CZ	2.53	0.44
12:6:122:PHE:N	12:6:134:LYS:HE2	2.33	0.44
12:6:364:ASN:OD1	12:6:394:ARG:NH1	2.51	0.44
13:7:415:ALA:HB1	13:7:430:LYS:HD2	2.00	0.44
1:A:22:ARG:CB	1:A:23:SER:CA	2.93	0.43
1:A:38:ARG:HA	1:A:41:LEU:HD12	1.99	0.43
2:B:7:LEU:N	2:B:8:GLN:CA	2.79	0.43
2:B:72:VAL:HG13	2:B:75:ILE:HG23	2.00	0.43
2:B:79:LEU:O	2:B:84:LYS:N	2.42	0.43
4:D:79:TYR:CD1	4:D:80:PRO:HD2	2.52	0.43
4:D:191:LEU:CA	4:D:194:VAL:HG12	2.36	0.43
5:E:154:GLU:CD	5:E:240:TYR:HB2	2.38	0.43
5:E:325:TYR:CD2	5:E:404:ILE:HA	2.39	0.43
5:E:410:VAL:HG13	5:E:419:ILE:C	2.38	0.43
5:E:426:GLU:HA	5:E:429:THR:CG2	2.48	0.43
5:E:575:ASN:HB2	5:E:578:THR:CG2	2.48	0.43
6:F:22:DT:H2'	6:F:23:DT:C4	2.53	0.43
8:2:235:GLY:HA2	8:2:283:TYR:CE2	2.53	0.43
8:2:286:TYR:CD1	8:2:289:ILE:HB	2.53	0.43
8:2:390:LEU:HB3	8:2:408:VAL:CG2	2.48	0.43
8:2:501:MET:HB3	8:2:512:LYS:HD3	1.98	0.43
8:2:540:LEU:HB3	8:2:679:ILE:O	2.18	0.43
8:2:701:ASP:O	8:2:704:VAL:HB	2.18	0.43
9:3:303:ALA:HB1	9:3:307:ASN:HB2	1.96	0.43
9:3:362:ILE:CG2	9:3:651:VAL:HG22	2.48	0.43
9:3:404:ASN:C	9:3:405:ILE:HD12	2.38	0.43
9:3:456:ARG:CZ	9:3:456:ARG:HB2	2.47	0.43

Continued on next page...

Continued from previous page...

Atom-1	Atom-2	Interatomic distance (Å)	Clash overlap (Å)
9:3:495:VAL:O	9:3:505:THR:HG23	2.18	0.43
9:3:683:TYR:HA	9:3:686:LEU:HG	2.00	0.43
10:4:347:PHE:HA	10:4:383:SER:O	2.18	0.43
10:4:387:ASN:HB2	12:6:175:TYR:CE2	2.52	0.43
10:4:399:LEU:C	10:4:399:LEU:HD23	2.39	0.43
10:4:546:GLY:HA3	10:4:562:ILE:HD11	1.99	0.43
10:4:604:TYR:O	10:4:605:ILE:HG22	2.18	0.43
11:5:86:ILE:HG12	11:5:89:LEU:HD12	2.00	0.43
11:5:570:ASN:OD1	11:5:574:ASN:ND2	2.50	0.43
12:6:511:ASP:HA	12:6:514:ASN:ND2	2.33	0.43
12:6:550:GLN:HG3	12:6:571:ILE:CD1	2.48	0.43
12:6:738:ARG:NH1	12:6:740:GLU:HB2	2.33	0.43
13:7:21:ILE:HG22	13:7:25:LEU:HD11	1.99	0.43
13:7:227:VAL:HA	13:7:230:ILE:CD1	2.47	0.43
13:7:398:GLU:O	13:7:401:VAL:HB	2.18	0.43
2:B:5:ALA:N	2:B:8:GLN:OE1	2.51	0.43
2:B:57:ASP:O	2:B:58:LYS:HB3	2.18	0.43
3:C:75:LEU:HD23	3:C:76:PRO:O	2.17	0.43
3:C:120:LEU:C	3:C:120:LEU:HD12	2.39	0.43
4:D:123:LYS:HG3	4:D:126:LEU:CD1	2.39	0.43
4:D:259:THR:OG1	4:D:266:GLU:HA	2.18	0.43
5:E:31:VAL:HB	5:E:60:PRO:CA	2.26	0.43
5:E:311:LYS:H	5:E:312:THR:HA	1.81	0.43
8:2:212:LYS:HD3	8:2:212:LYS:HA	1.79	0.43
8:2:356:ASN:O	11:5:321:VAL:HG21	2.17	0.43
8:2:477:THR:HB	8:2:480:GLU:HG3	1.99	0.43
8:2:515:VAL:O	8:2:519:LEU:HB3	2.17	0.43
8:2:533:ILE:HG22	8:2:534:ARG:N	2.33	0.43
8:2:576:LEU:HD12	8:2:616:ASP:OD2	2.19	0.43
9:3:30:GLU:H	9:3:30:GLU:CD	2.21	0.43
9:3:164:HIS:CD2	9:3:180:VAL:HG22	2.54	0.43
9:3:195:LYS:HB2	13:7:371:LEU:HD12	2.00	0.43
9:3:223:THR:OG1	11:5:244:ILE:HG23	2.17	0.43
9:3:529:PRO:O	9:3:532:ASN:HB3	2.19	0.43
9:3:683:TYR:O	9:3:686:LEU:HB2	2.18	0.43
10:4:234:ARG:HB2	10:4:291:TYR:CE2	2.49	0.43
10:4:261:LEU:HD21	10:4:325:LEU:HD12	2.00	0.43
10:4:635:ASP:HA	10:4:694:LEU:CD1	2.48	0.43
10:4:727:LEU:HD22	13:7:444:VAL:HB	1.99	0.43
10:4:804:LEU:O	10:4:807:ALA:HB3	2.18	0.43
10:4:825:ALA:O	10:4:829:ILE:HG13	2.18	0.43

Continued on next page...

Continued from previous page...

Atom-1	Atom-2	Interatomic distance (Å)	Clash overlap (Å)
11:5:97:VAL:HA	11:5:100:ARG:HD2	2.01	0.43
11:5:243:ILE:H	11:5:243:ILE:HG13	1.69	0.43
12:6:137:ARG:HA	12:6:140:ILE:HD12	1.99	0.43
12:6:703:ALA:O	12:6:706:MET:HB3	2.18	0.43
13:7:114:THR:HG22	13:7:204:PHE:HE2	1.83	0.43
13:7:118:CYS:O	13:7:121:ILE:HG13	2.18	0.43
13:7:147:ARG:HA	13:7:150:ASN:HB3	2.00	0.43
13:7:402:MET:CG	13:7:405:ILE:HD12	2.48	0.43
1:A:159:SER:HA	1:A:160:ASP:HA	1.68	0.43
2:B:12:SER:O	2:B:15:GLU:HB2	2.19	0.43
2:B:75:ILE:HG13	2:B:76:ALA:N	2.31	0.43
2:B:141:LEU:O	2:B:145:ILE:HG23	2.19	0.43
2:B:193:ARG:HG2	2:B:193:ARG:HH11	1.83	0.43
5:E:164:GLU:O	5:E:165:LEU:HG	2.18	0.43
5:E:528:CYS:HB2	5:E:568:VAL:O	2.18	0.43
5:E:539:TYR:HA	5:E:544:THR:CG2	2.46	0.43
5:E:624:ASN:ND2	5:E:630:ILE:HA	2.33	0.43
6:F:5:DA:H2'	6:F:6:DT:H72	2.00	0.43
8:2:258:LEU:HA	8:2:261:ALA:HB3	1.98	0.43
8:2:479:GLU:HA	8:2:482:ARG:HD2	1.95	0.43
8:2:518:SER:OG	8:2:537:ILE:HB	2.18	0.43
8:2:574:VAL:CG2	8:2:575:GLY:H	2.09	0.43
8:2:574:VAL:CB	12:6:664:ALA:HB3	2.48	0.43
8:2:810:LEU:O	8:2:813:ILE:HG12	2.19	0.43
14:2:901:ATP:O2G	12:6:653:HIS:CE1	2.72	0.43
9:3:114:ILE:O	9:3:118:PRO:HB3	2.18	0.43
9:3:404:ASN:HB2	9:3:490:MET:HE3	1.99	0.43
9:3:420:ARG:HD3	9:3:423:LEU:HD13	2.01	0.43
10:4:180:ILE:HG21	10:4:267:GLU:OE1	2.19	0.43
10:4:371:CYS:SG	10:4:372:GLU:N	2.91	0.43
10:4:372:GLU:O	10:4:372:GLU:HG2	2.18	0.43
10:4:563:ASN:CG	10:4:671:ILE:HB	2.38	0.43
10:4:581:VAL:HA	10:4:584:ILE:CG1	2.45	0.43
10:4:647:GLU:HG2	10:4:653:THR:O	2.17	0.43
10:4:801:MET:HG2	10:4:829:ILE:CD1	2.48	0.43
11:5:179:LEU:HD13	11:5:181:ILE:CD1	2.47	0.43
11:5:320:GLY:HA2	11:5:321:VAL:C	2.37	0.43
11:5:369:ILE:CG2	11:5:594:ILE:HD11	2.40	0.43
11:5:654:GLU:O	11:5:657:ILE:HB	2.18	0.43
12:6:122:PHE:HB3	12:6:134:LYS:HD2	2.01	0.43
12:6:143:MET:CE	12:6:150:THR:HG22	2.46	0.43

Continued on next page...

Continued from previous page...

Atom-1	Atom-2	Interatomic distance (Å)	Clash overlap (Å)
12:6:569:ILE:HG13	12:6:570:ASN:N	2.33	0.43
12:6:608:LEU:N	12:6:627:ALA:HB3	2.33	0.43
12:6:710:ASP:HA	12:6:711:LEU:HA	1.70	0.43
12:6:807:SER:HA	12:6:810:ILE:HD12	2.01	0.43
13:7:548:ILE:HD12	13:7:548:ILE:N	2.33	0.43
13:7:557:LEU:C	13:7:557:LEU:HD12	2.39	0.43
1:A:72:TYR:O	1:A:76:LEU:HB3	2.18	0.43
1:A:164:ASP:OD1	1:A:190:PHE:HD1	2.01	0.43
4:D:161:LEU:HD21	4:D:168:LEU:O	2.18	0.43
4:D:259:THR:CG2	4:D:268:GLU:HB3	2.48	0.43
5:E:43:LYS:CA	5:E:46:SER:HB3	2.34	0.43
5:E:432:LEU:HD13	5:E:543:LEU:CD1	2.49	0.43
5:E:567:MET:HB2	5:E:584:LEU:HD13	2.01	0.43
8:2:327:ARG:CZ	8:2:420:PRO:HD3	2.48	0.43
8:2:522:GLY:HA2	8:2:822:LYS:NZ	2.33	0.43
8:2:855:ARG:CZ	8:2:855:ARG:HB2	2.48	0.43
9:3:194:PRO:HG2	13:7:373:GLU:CA	2.48	0.43
9:3:299:LYS:HG3	9:3:322:LEU:CG	2.47	0.43
10:4:343:LYS:HE2	10:4:392:ALA:CB	2.48	0.43
10:4:661:ILE:HD11	12:6:391:PRO:HB3	2.00	0.43
10:4:750:TYR:HA	10:4:753:TYR:HB3	2.00	0.43
11:5:51:ARG:HA	11:5:54:ILE:HG13	2.00	0.43
11:5:388:ILE:O	11:5:392:LEU:HG	2.18	0.43
11:5:536:PRO:CG	11:5:643:ARG:HD3	2.47	0.43
12:6:182:GLN:O	12:6:186:ARG:HG3	2.17	0.43
12:6:288:LEU:H	12:6:399:GLY:CA	2.13	0.43
12:6:294:VAL:HG11	12:6:391:PRO:HA	1.99	0.43
13:7:643:ALA:HA	13:7:646:LYS:CB	2.45	0.43
1:A:202:GLN:HB3	1:A:204:TYR:CD2	2.50	0.43
3:C:115:PHE:CE2	3:C:117:GLU:HB2	2.54	0.43
5:E:5:ILE:N	5:E:142:CYS:O	2.51	0.43
5:E:41:ALA:HA	5:E:44:MET:CG	2.49	0.43
5:E:288:TYR:HA	5:E:291:LEU:CD1	2.47	0.43
5:E:379:TYR:HE2	11:5:143:ALA:HB3	1.83	0.43
5:E:566:PRO:N	5:E:586:PRO:HD3	2.33	0.43
8:2:286:TYR:CE1	8:2:289:ILE:HB	2.54	0.43
8:2:404:ARG:NH2	12:6:299:GLU:HA	2.34	0.43
8:2:481:GLU:C	8:2:484:PHE:HB3	2.38	0.43
8:2:548:ALA:N	14:2:901:ATP:C8	2.87	0.43
8:2:671:GLU:N	8:2:672:PRO:CD	2.82	0.43
9:3:189:THR:HA	9:3:256:ILE:CB	2.48	0.43

Continued on next page...

Continued from previous page...

Atom-1	Atom-2	Interatomic distance (Å)	Clash overlap (Å)
9:3:291:ARG:NH2	9:3:331:ALA:O	2.51	0.43
9:3:536:PRO:HA	9:3:537:ASP:HA	1.67	0.43
10:4:315:ARG:HG2	10:4:410:GLN:CD	2.38	0.43
10:4:342:MET:HB3	10:4:360:ILE:CD1	2.48	0.43
10:4:445:ARG:HG2	10:4:453:LEU:HD23	2.01	0.43
10:4:462:ASP:O	10:4:463:VAL:HG22	2.18	0.43
10:4:594:LYS:HD3	10:4:636:LYS:HG2	2.00	0.43
10:4:696:PRO:HG2	10:4:697:PRO:CD	2.49	0.43
11:5:139:LEU:O	11:5:139:LEU:HD12	2.19	0.43
11:5:148:LEU:CD2	11:5:260:GLU:HB3	2.44	0.43
11:5:169:THR:HG22	11:5:256:LEU:HA	2.00	0.43
11:5:367:TYR:HD1	11:5:666:LEU:CD1	2.30	0.43
11:5:400:LEU:HB2	11:5:401:PRO:HD2	2.01	0.43
11:5:596:ILE:HG22	11:5:596:ILE:O	2.18	0.43
11:5:673:GLN:OE1	11:5:676:HIS:HB2	2.19	0.43
12:6:294:VAL:HB	12:6:392:GLY:H	1.83	0.43
12:6:297:THR:HG22	12:6:391:PRO:HG3	2.01	0.43
12:6:326:LYS:CB	12:6:327:TYR:CA	2.97	0.43
13:7:63:TYR:HD1	13:7:66:MET:CE	2.32	0.43
13:7:260:TYR:HB3	13:7:298:LEU:HB2	1.99	0.43
13:7:411:TYR:O	13:7:415:ALA:HB2	2.18	0.43
13:7:416:LYS:HD2	13:7:426:LEU:HD12	1.99	0.43
13:7:605:SER:O	13:7:609:ASP:N	2.31	0.43
13:7:628:LEU:N	13:7:629:ASP:CA	2.79	0.43
1:A:47:LEU:HD21	1:A:75:THR:CB	2.15	0.43
3:C:134:GLU:O	3:C:137:HIS:N	2.50	0.43
4:D:214:GLY:HA2	4:D:215:SER:HA	1.30	0.43
5:E:150:ASP:HB2	5:E:152:LEU:HB2	2.00	0.43
8:2:305:SER:HA	8:2:321:THR:CG2	2.47	0.43
8:2:508:HIS:HB2	8:2:511:ILE:CB	2.48	0.43
8:2:784:ASP:O	8:2:787:SER:OG	2.29	0.43
8:2:816:ILE:O	8:2:819:SER:OG	2.30	0.43
8:2:816:ILE:CG2	8:2:837:ALA:HA	2.49	0.43
8:2:834:LEU:HA	8:2:837:ALA:HB3	2.00	0.43
9:3:360:PHE:HZ	9:3:379:LYS:HB3	1.81	0.43
10:4:261:LEU:C	10:4:261:LEU:HD23	2.39	0.43
10:4:346:PHE:CG	10:4:388:ARG:HB2	2.54	0.43
10:4:503:ASP:HA	10:4:506:LEU:HD12	2.01	0.43
10:4:608:ASP:HB2	10:4:615:VAL:HG21	2.01	0.43
10:4:794:THR:HG21	10:4:796:ARG:HB3	1.99	0.43
10:4:806:GLU:O	10:4:809:ALA:HB3	2.19	0.43

Continued on next page...

Continued from previous page...

Atom-1	Atom-2	Interatomic distance (Å)	Clash overlap (Å)
11:5:33:ASN:CB	11:5:37:GLU:HG3	2.48	0.43
12:6:117:GLN:O	12:6:120:GLU:HB2	2.19	0.43
12:6:398:THR:HB	12:6:457:CYS:SG	2.58	0.43
12:6:459:VAL:HG12	12:6:460:ILE:N	2.33	0.43
12:6:755:ILE:O	12:6:759:ARG:N	2.49	0.43
13:7:73:ARG:HG2	13:7:199:ARG:NH2	2.34	0.43
13:7:357:PRO:CB	13:7:374:THR:HA	2.49	0.43
13:7:704:LEU:O	13:7:706:ASP:N	2.50	0.43
1:A:49:LYS:HA	1:A:52:GLU:OE2	2.19	0.43
1:A:139:THR:O	1:A:142:LYS:HB2	2.19	0.43
2:B:7:LEU:N	2:B:7:LEU:HD12	2.34	0.43
2:B:115:LEU:HD21	2:B:152:ARG:NH2	2.33	0.43
3:C:95:LEU:HD23	3:C:95:LEU:C	2.38	0.43
4:D:133:LEU:HD23	4:D:134:GLU:N	2.34	0.43
4:D:172:THR:HG21	4:D:177:LYS:HZ1	1.84	0.43
5:E:15:ILE:HD12	5:E:18:ASN:HB2	2.01	0.43
5:E:298:GLU:CD	5:E:301:ARG:HD3	2.39	0.43
5:E:376:THR:CG2	5:E:378:LEU:HG	2.48	0.43
5:E:492:LEU:HG	5:E:496:ILE:CG1	2.48	0.43
8:2:388:VAL:HG21	8:2:410:LEU:HD11	2.00	0.43
8:2:667:VAL:HG21	8:2:669:LEU:HB2	2.01	0.43
8:2:678:ASP:OD1	8:2:679:ILE:N	2.51	0.43
8:2:776:PRO:CD	8:2:822:LYS:HE2	2.45	0.43
9:3:200:VAL:HG12	9:3:244:GLU:OE1	2.18	0.43
9:3:294:VAL:HG22	9:3:326:VAL:CG2	2.48	0.43
10:4:243:LEU:CD2	10:4:244:ASP:H	2.31	0.43
10:4:344:VAL:CA	10:4:360:ILE:HD12	2.49	0.43
10:4:348:LYS:CB	10:4:383:SER:HB2	2.44	0.43
10:4:359:GLU:OE1	10:4:359:GLU:N	2.39	0.43
10:4:456:LEU:CD1	13:7:254:ALA:HB2	2.38	0.43
10:4:501:ILE:HD13	10:4:749:MET:HE3	1.99	0.43
10:4:605:ILE:HG13	10:4:616:LEU:CD1	2.48	0.43
10:4:629:CYS:N	10:4:670:SER:O	2.51	0.43
11:5:32:LYS:HA	11:5:35:ILE:CD1	2.43	0.43
11:5:179:LEU:HA	11:5:248:SER:OG	2.19	0.43
11:5:459:THR:HG22	11:5:459:THR:O	2.19	0.43
11:5:468:ALA:HA	11:5:471:LEU:HG	2.01	0.43
12:6:155:TYR:CZ	12:6:167:ALA:HB1	2.54	0.43
12:6:552:LEU:HD21	12:6:758:ALA:HB3	1.99	0.43
12:6:656:MET:SD	12:6:709:PHE:HE1	2.41	0.43
12:6:776:LYS:HG2	12:6:828:TYR:CD1	2.54	0.43

Continued on next page...

Continued from previous page...

Atom-1	Atom-2	Interatomic distance (Å)	Clash overlap (Å)
13:7:245:ILE:HD11	13:7:343:LEU:HD13	2.00	0.43
13:7:412:ASN:O	13:7:415:ALA:HB3	2.18	0.43
13:7:412:ASN:O	13:7:415:ALA:N	2.52	0.43
13:7:414:LEU:HA	13:7:417:SER:OG	2.18	0.43
1:A:106:GLY:H	1:A:107:LEU:CD1	2.32	0.43
1:A:109:LEU:HG	1:A:111:SER:CB	2.37	0.43
1:A:131:LEU:HA	1:A:134:TYR:HB3	2.00	0.43
2:B:155:LYS:C	2:B:158:LYS:HG2	2.40	0.43
3:C:181:HIS:O	3:C:185:LYS:HG3	2.19	0.43
4:D:133:LEU:CD2	4:D:137:LYS:HE3	2.49	0.43
5:E:30:PHE:HB2	5:E:83:LEU:HA	2.01	0.43
5:E:285:ALA:HB3	5:E:286:GLN:O	2.19	0.43
5:E:553:ILE:HD13	5:E:585:THR:O	2.19	0.43
8:2:332:PRO:O	11:5:323:ILE:HG23	2.19	0.43
8:2:399:PRO:CB	12:6:630:LEU:CB	2.97	0.43
8:2:424:VAL:HG23	8:2:457:LYS:O	2.19	0.43
8:2:476:TRP:HA	8:2:765:LYS:HD2	1.99	0.43
8:2:520:PHE:HE1	8:2:766:TYR:CE2	2.36	0.43
8:2:657:TYR:HE2	8:2:660:THR:HA	1.83	0.43
8:2:706:SER:O	12:6:762:LYS:NZ	2.39	0.43
9:3:276:VAL:HG13	9:3:321:ILE:O	2.18	0.43
9:3:353:LEU:CD2	9:3:359:ILE:HD12	2.49	0.43
10:4:256:ASP:O	10:4:260:GLN:N	2.38	0.43
10:4:354:HIS:HB2	10:4:373:ARG:HB2	2.01	0.43
10:4:527:ALA:O	10:4:537:LYS:NZ	2.51	0.43
10:4:747:LEU:O	10:4:751:ILE:N	2.52	0.43
10:4:830:ARG:CA	10:4:833:ILE:HB	2.45	0.43
11:5:167:ILE:HD11	11:5:273:ASN:CB	2.48	0.43
11:5:426:LEU:O	11:5:429:VAL:HB	2.19	0.43
11:5:501:THR:HG22	11:5:514:ASN:HA	2.00	0.43
11:5:546:ILE:HD12	11:5:546:ILE:N	2.31	0.43
12:6:575:GLY:N	12:6:581:LYS:HZ1	2.16	0.43
12:6:655:ALA:N	12:6:661:ILE:HD11	2.34	0.43
13:7:82:LEU:C	13:7:207:LEU:HD23	2.38	0.43
13:7:149:ARG:HG3	13:7:153:MET:CE	2.48	0.43
13:7:414:LEU:HA	13:7:417:SER:HB2	2.00	0.43
13:7:636:SER:HB3	13:7:639:ARG:HH21	1.84	0.43
1:A:37:ILE:HG13	1:A:38:ARG:N	2.33	0.43
1:A:157:PRO:HB3	2:B:18:PHE:CD1	2.54	0.43
2:B:10:THR:HB	2:B:182:ARG:HD2	2.00	0.43
2:B:78:LEU:HD23	2:B:78:LEU:C	2.39	0.43

Continued on next page...

Continued from previous page...

Atom-1	Atom-2	Interatomic distance (Å)	Clash overlap (Å)
2:B:165:GLU:HB2	2:B:166:SER:HA	2.00	0.43
3:C:48:LEU:HD21	3:C:110:LYS:CD	2.48	0.43
4:D:177:LYS:HA	4:D:180:ILE:CD1	2.49	0.43
5:E:83:LEU:O	5:E:123:LEU:HG	2.19	0.43
5:E:230:ILE:HG22	5:E:234:GLU:CD	2.39	0.43
5:E:361:LYS:O	5:E:364:ALA:HB3	2.19	0.43
8:2:255:ILE:CD1	8:2:256:LEU:HG	2.48	0.43
8:2:427:THR:O	8:2:453:ALA:HA	2.18	0.43
8:2:570:GLY:H	8:2:571:ALA:HB2	1.83	0.43
8:2:630:SER:HB2	11:5:444:SER:CB	2.48	0.43
9:3:33:ASP:CB	9:3:39:ARG:HH11	2.32	0.43
9:3:212:ARG:CB	9:3:232:PRO:HG3	2.48	0.43
9:3:245:TYR:HB2	13:7:236:GLY:HA3	2.01	0.43
9:3:389:VAL:HB	9:3:710:THR:CG2	2.45	0.43
9:3:463:VAL:HG22	9:3:506:LEU:HD11	2.00	0.43
10:4:188:GLN:C	10:4:190:CYS:N	2.71	0.43
10:4:436:THR:O	10:4:464:VAL:N	2.52	0.43
10:4:517:ASP:O	10:4:520:SER:N	2.45	0.43
10:4:566:LEU:HD12	10:4:566:LEU:C	2.39	0.43
11:5:295:VAL:HG12	11:5:296:GLY:N	2.34	0.43
11:5:373:SER:N	11:5:593:GLU:OE2	2.52	0.43
12:6:174:TYR:HE1	12:6:267:PHE:CE2	2.35	0.43
12:6:292:GLY:CA	12:6:361:ILE:HD11	2.47	0.43
12:6:383:GLY:O	12:6:386:VAL:HG12	2.19	0.43
12:6:584:PHE:O	12:6:587:TYR:HB3	2.18	0.43
12:6:613:VAL:N	12:6:622:THR:O	2.43	0.43
12:6:635:ILE:HA	12:6:677:SER:O	2.18	0.43
13:7:142:ILE:O	13:7:146:ARG:N	2.44	0.43
13:7:223:LYS:HA	13:7:224:PRO:HD2	1.91	0.43
13:7:333:ILE:HA	13:7:376:LEU:O	2.18	0.43
13:7:418:ILE:O	13:7:429:LYS:HD3	2.18	0.43
13:7:718:ARG:HA	13:7:721:ARG:HH11	1.82	0.43
2:B:116:PRO:O	2:B:117:TRP:HB3	2.19	0.43
2:B:153:GLN:O	2:B:156:VAL:HB	2.18	0.43
3:C:7:ASP:O	3:C:11:ALA:N	2.52	0.43
3:C:47:PRO:HB3	3:C:49:TRP:NE1	2.34	0.43
4:D:80:PRO:HD3	4:D:143:TYR:OH	2.19	0.43
5:E:63:GLY:O	5:E:66:GLU:HB3	2.19	0.43
5:E:64:TYR:OH	5:E:90:ILE:HD13	2.18	0.43
5:E:125:ALA:HB2	5:E:251:ILE:CG2	2.49	0.43
5:E:129:TRP:HE3	5:E:133:ASN:HD22	1.66	0.43

Continued on next page...

Continued from previous page...

Atom-1	Atom-2	Interatomic distance (Å)	Clash overlap (Å)
8:2:212:LYS:HD2	8:2:215:LEU:HD22	2.00	0.43
8:2:296:ARG:NH2	8:2:413:ASP:HB2	2.34	0.43
8:2:332:PRO:HG3	11:5:300:ILE:CG1	2.48	0.43
8:2:487:ILE:O	8:2:493:ILE:HG21	2.18	0.43
9:3:195:LYS:HG3	13:7:371:LEU:HA	2.01	0.43
9:3:196:LEU:CD2	9:3:214:TYR:HD2	2.31	0.43
9:3:439:GLY:O	9:3:442:LEU:HD13	2.19	0.43
10:4:202:LYS:N	10:4:224:LEU:HA	2.34	0.43
10:4:317:LEU:O	13:7:341:ARG:NH2	2.51	0.43
10:4:345:ALA:O	10:4:357:ALA:HB1	2.19	0.43
10:4:512:VAL:HG22	10:4:515:ARG:NH1	2.17	0.43
11:5:252:ASP:OD1	11:5:253:GLN:N	2.51	0.43
11:5:261:ILE:CG2	11:5:262:PRO:HD2	2.48	0.43
11:5:372:ASN:HB2	11:5:593:GLU:OE2	2.19	0.43
11:5:407:ARG:CZ	11:5:658:ARG:HH22	2.32	0.43
11:5:540:ILE:HG21	11:5:546:ILE:HG21	2.01	0.43
12:6:133:GLU:O	12:6:135:VAL:HB	2.19	0.43
12:6:183:LYS:HA	12:6:186:ARG:CZ	2.49	0.43
12:6:528:LYS:CD	12:6:531:ARG:HD2	2.49	0.43
12:6:551:MET:C	12:6:552:LEU:HD12	2.39	0.43
12:6:656:MET:HG3	12:6:709:PHE:HE1	1.84	0.43
13:7:417:SER:O	13:7:420:PRO:HD3	2.18	0.43
1:A:15:ARG:NH2	11:5:670:PRO:HG3	2.33	0.42
2:B:107:THR:HG23	2:B:108:HIS:HD1	1.83	0.42
2:B:184:PHE:CE2	2:B:188:ILE:HD11	2.54	0.42
3:C:3:TYR:HE1	4:D:218:MET:HG3	1.84	0.42
3:C:115:PHE:CD2	3:C:117:GLU:HB2	2.54	0.42
4:D:78:PRO:N	4:D:174:LEU:HD12	2.34	0.42
4:D:133:LEU:HD21	4:D:137:LYS:NZ	2.34	0.42
5:E:13:ASN:CA	5:E:16:LEU:HG	2.45	0.42
5:E:140:ILE:HD12	5:E:140:ILE:C	2.39	0.42
5:E:315:THR:CA	5:E:316:LEU:HB3	2.49	0.42
5:E:639:PRO:O	5:E:643:LYS:HG3	2.19	0.42
7:G:5:DA:O4'	13:7:364:LYS:HD2	2.18	0.42
8:2:247:ARG:HH22	8:2:301:PRO:CD	2.31	0.42
8:2:248:HIS:O	8:2:251:GLU:HB3	2.19	0.42
8:2:274:VAL:HG22	8:2:277:GLU:OE2	2.19	0.42
8:2:327:ARG:HB2	8:2:388:VAL:HG22	2.01	0.42
8:2:340:ASN:CB	8:2:376:ASN:HB3	2.47	0.42
8:2:348:LEU:O	8:2:348:LEU:HG	2.19	0.42
8:2:537:ILE:HG23	8:2:678:ASP:OD1	2.18	0.42

Continued on next page...

Continued from previous page...

Atom-1	Atom-2	Interatomic distance (Å)	Clash overlap (Å)
8:2:569:GLN:CG	8:2:570:GLY:H	2.29	0.42
8:2:758:ILE:HG22	8:2:762:LEU:HB2	2.00	0.42
9:3:21:PHE:O	9:3:25:VAL:HG23	2.18	0.42
9:3:43:ARG:HA	9:3:46:GLN:CG	2.49	0.42
9:3:408:VAL:O	9:3:548:VAL:HA	2.19	0.42
9:3:411:PRO:O	9:3:412:SER:OG	2.32	0.42
9:3:485:ALA:O	9:3:488:GLU:HB3	2.19	0.42
9:3:533:ILE:O	9:3:534:ALA:HB3	2.19	0.42
9:3:727:LYS:O	9:3:731:ASN:HB2	2.19	0.42
10:4:202:LYS:H	10:4:224:LEU:HA	1.83	0.42
10:4:517:ASP:OD2	10:4:521:LEU:HB2	2.18	0.42
10:4:679:GLY:HA3	10:4:681:ARG:O	2.19	0.42
11:5:95:THR:HA	11:5:98:ALA:HB3	2.00	0.42
11:5:373:SER:CB	11:5:594:ILE:HB	2.49	0.42
11:5:397:LYS:HG3	11:5:399:ILE:HD11	1.99	0.42
11:5:491:VAL:HA	11:5:494:HIS:CD2	2.33	0.42
11:5:540:ILE:CG2	11:5:546:ILE:HB	2.49	0.42
11:5:668:LEU:O	11:5:668:LEU:HD23	2.19	0.42
12:6:156:GLN:O	12:6:160:MET:HG2	2.19	0.42
12:6:781:ARG:HG2	12:6:795:ILE:CG1	2.48	0.42
13:7:245:ILE:HD12	13:7:347:ASP:HB2	2.00	0.42
13:7:260:TYR:CG	13:7:298:LEU:HD13	2.54	0.42
13:7:652:MET:HA	13:7:708:VAL:HG21	1.99	0.42
1:A:149:ILE:HG12	4:D:141:ARG:HG2	2.01	0.42
1:A:149:ILE:HD13	4:D:144:ILE:HD13	1.99	0.42
3:C:77:PRO:HG2	3:C:80:PHE:CD2	2.54	0.42
3:C:101:ASN:HB2	3:C:102:SER:CA	2.48	0.42
4:D:93:MET:HA	4:D:93:MET:CE	2.49	0.42
4:D:230:ILE:HB	4:D:291:VAL:HG22	2.00	0.42
5:E:150:ASP:CB	5:E:152:LEU:CB	2.96	0.42
5:E:297:ASP:O	5:E:301:ARG:N	2.50	0.42
5:E:502:LEU:CD1	5:E:547:ARG:HH22	2.32	0.42
5:E:567:MET:O	5:E:584:LEU:HD12	2.19	0.42
8:2:227:TYR:CZ	8:2:244:VAL:HG13	2.54	0.42
8:2:500:SER:HA	8:2:757:PRO:CB	2.46	0.42
9:3:42:VAL:O	9:3:45:ILE:HB	2.19	0.42
9:3:189:THR:O	9:3:189:THR:HG22	2.19	0.42
9:3:253:HIS:HB3	13:7:371:LEU:HD13	2.00	0.42
9:3:435:ARG:HA	9:3:436:GLY:HA3	1.48	0.42
9:3:443:THR:CG2	9:3:459:ALA:HA	2.46	0.42
10:4:396:VAL:HA	10:4:417:LEU:O	2.19	0.42

Continued on next page...

Continued from previous page...

Atom-1	Atom-2	Interatomic distance (Å)	Clash overlap (Å)
10:4:526:ILE:CD1	10:4:541:LEU:HB2	2.48	0.42
10:4:594:LYS:HG3	10:4:636:LYS:CD	2.49	0.42
10:4:629:CYS:O	10:4:671:ILE:HA	2.19	0.42
11:5:179:LEU:CD1	11:5:192:ILE:HB	2.44	0.42
11:5:408:GLY:HA2	11:5:409:ASP:HA	1.53	0.42
12:6:137:ARG:O	12:6:140:ILE:HB	2.19	0.42
12:6:276:ILE:HA	12:6:279:ILE:HD12	2.01	0.42
12:6:298:SER:OG	12:6:358:LYS:N	2.42	0.42
12:6:528:LYS:HD3	12:6:531:ARG:HD2	2.01	0.42
12:6:533:ILE:HG22	12:6:534:ALA:N	2.34	0.42
12:6:651:ALA:O	12:6:654:GLU:HB2	2.19	0.42
12:6:657:GLU:OE1	12:6:658:GLN:N	2.51	0.42
12:6:661:ILE:N	12:6:672:LEU:O	2.52	0.42
12:6:819:ILE:HG22	12:6:823:PHE:HB2	2.00	0.42
13:7:86:LEU:HD21	13:7:214:ARG:CD	2.49	0.42
13:7:227:VAL:HA	13:7:230:ILE:HD12	2.01	0.42
13:7:527:ASP:CG	13:7:585:ASN:HB2	2.40	0.42
1:A:35:ASP:OD1	1:A:35:ASP:N	2.52	0.42
1:A:130:TYR:HE1	4:D:189:ILE:HG23	1.82	0.42
2:B:54:THR:HG22	2:B:55:THR:N	2.34	0.42
2:B:77:LEU:HD23	2:B:77:LEU:C	2.38	0.42
2:B:95:THR:HG23	2:B:96:LYS:N	2.34	0.42
4:D:249:ASN:CB	4:D:257:THR:HG22	2.48	0.42
5:E:37:ASP:OD2	5:E:251:ILE:HG12	2.18	0.42
5:E:114:GLN:HG2	5:E:115:SER:H	1.84	0.42
5:E:131:LEU:HD21	5:E:240:TYR:CD2	2.51	0.42
8:2:268:LEU:HD11	8:2:297:ILE:HD11	2.01	0.42
8:2:338:LYS:HD2	8:2:347:ILE:HG21	2.00	0.42
8:2:548:ALA:O	8:2:551:GLN:HB3	2.19	0.42
8:2:551:GLN:O	8:2:554:LYS:HB3	2.19	0.42
9:3:24:ARG:HA	9:3:27:ARG:HB3	2.01	0.42
9:3:390:GLU:OE2	9:3:398:HIS:HB2	2.19	0.42
9:3:476:ASP:N	9:3:476:ASP:OD1	2.52	0.42
10:4:508:LYS:HB3	10:4:746:PHE:CZ	2.54	0.42
10:4:693:ASP:CG	10:4:694:LEU:N	2.71	0.42
10:4:797:GLN:O	10:4:801:MET:HG3	2.20	0.42
11:5:254:GLN:HB3	11:5:256:LEU:CD1	2.48	0.42
11:5:400:LEU:HD12	11:5:400:LEU:C	2.39	0.42
11:5:622:LEU:HD21	11:5:677:VAL:HG12	1.99	0.42
12:6:130:GLY:CA	12:6:131:GLU:CB	2.93	0.42
12:6:166:LEU:O	12:6:170:ILE:HG13	2.19	0.42

Continued on next page...

Continued from previous page...

Atom-1	Atom-2	Interatomic distance (Å)	Clash overlap (Å)
12:6:186:ARG:HA	12:6:189:VAL:CB	2.49	0.42
12:6:272:THR:HG22	12:6:273:VAL:N	2.34	0.42
12:6:651:ALA:HA	12:6:654:GLU:CD	2.40	0.42
12:6:721:GLU:O	12:6:725:THR:HG23	2.18	0.42
12:6:802:SER:HA	12:6:805:ARG:CG	2.36	0.42
12:6:805:ARG:HA	12:6:808:GLU:CB	2.47	0.42
12:6:808:GLU:O	12:6:812:ARG:HG2	2.19	0.42
13:7:223:LYS:O	13:7:225:LEU:HG	2.19	0.42
13:7:688:THR:O	13:7:692:ILE:N	2.39	0.42
1:A:145:ASP:HA	1:A:146:LEU:C	2.40	0.42
3:C:11:ALA:HB3	3:C:110:LYS:HE2	2.00	0.42
5:E:344:VAL:HG12	5:E:350:LEU:CD2	2.46	0.42
5:E:510:GLY:O	5:E:513:ILE:HB	2.19	0.42
8:2:311:GLU:OE2	12:6:354:LEU:HA	2.19	0.42
8:2:324:VAL:HB	8:2:422:GLU:H	1.84	0.42
8:2:551:GLN:OE1	8:2:554:LYS:HD2	2.20	0.42
8:2:585:ILE:O	8:2:585:ILE:HG22	2.18	0.42
8:2:803:PHE:HE1	11:5:560:HIS:HD1	1.64	0.42
10:4:243:LEU:CD1	10:4:305:PRO:HB3	2.40	0.42
10:4:253:GLN:O	10:4:254:THR:OG1	2.20	0.42
10:4:261:LEU:HD21	10:4:325:LEU:CD1	2.48	0.42
10:4:515:ARG:HG2	10:4:517:ASP:OD1	2.20	0.42
10:4:804:LEU:HD23	10:4:804:LEU:C	2.40	0.42
11:5:183:CYS:SG	11:5:186:CYS:N	2.69	0.42
11:5:254:GLN:CB	11:5:283:THR:HG22	2.47	0.42
11:5:379:PHE:CG	11:5:568:ILE:HB	2.54	0.42
11:5:418:PRO:HA	14:5:801:ATP:O3G	2.19	0.42
11:5:572:VAL:HG12	11:5:576:HIS:HE1	1.85	0.42
12:6:313:MET:HA	12:6:314:CYS:HA	1.83	0.42
12:6:412:LEU:HB3	12:6:416:LYS:HZ1	1.83	0.42
12:6:623:ILE:N	12:6:623:ILE:HD12	2.35	0.42
12:6:830:LEU:HD23	12:6:830:LEU:C	2.39	0.42
13:7:517:ASP:HA	13:7:561:THR:N	2.34	0.42
1:A:65:ASP:OD2	1:A:67:VAL:HB	2.19	0.42
2:B:75:ILE:O	2:B:78:LEU:HB3	2.20	0.42
2:B:182:ARG:HB2	4:D:229:PHE:HE2	1.83	0.42
3:C:25:PRO:HG3	3:C:37:PRO:HB3	2.02	0.42
4:D:188:LEU:HD23	4:D:188:LEU:C	2.39	0.42
4:D:232:VAL:HB	4:D:270:THR:O	2.19	0.42
4:D:271:ILE:HD12	4:D:271:ILE:C	2.39	0.42
5:E:15:ILE:CD1	5:E:80:SER:CB	2.97	0.42

Continued on next page...

Continued from previous page...

Atom-1	Atom-2	Interatomic distance (Å)	Clash overlap (Å)
5:E:28:VAL:HG13	5:E:57:GLN:HB3	2.01	0.42
8:2:498:ILE:HA	8:2:501:MET:HB2	2.01	0.42
8:2:588:GLU:O	8:2:589:TRP:HB3	2.20	0.42
8:2:609:PHE:HA	8:2:612:MET:CG	2.48	0.42
8:2:695:LEU:O	8:2:698:PHE:HB3	2.19	0.42
8:2:763:LEU:O	8:2:766:TYR:HB3	2.19	0.42
8:2:794:ARG:HA	8:2:805:ILE:HG12	2.01	0.42
8:2:805:ILE:N	8:2:805:ILE:HD12	2.34	0.42
10:4:370:ARG:CA	10:4:371:CYS:HB2	2.49	0.42
11:5:622:LEU:HD11	11:5:677:VAL:CG1	2.50	0.42
12:6:563:ILE:H	12:6:563:ILE:CD1	2.28	0.42
12:6:571:ILE:HG12	12:6:713:PHE:CE2	2.55	0.42
12:6:695:LEU:CD2	12:6:706:MET:HE3	2.50	0.42
13:7:262:CYS:HB3	13:7:266:GLY:O	2.19	0.42
13:7:394:THR:O	13:7:394:THR:HG22	2.20	0.42
13:7:479:ARG:HG3	13:7:519:GLY:HA3	2.00	0.42
1:A:171:ALA:HA	1:A:172:GLY:HA3	1.57	0.42
1:A:202:GLN:HG2	1:A:204:TYR:CE2	2.52	0.42
2:B:52:LEU:HD23	4:D:128:CYS:SG	2.59	0.42
2:B:110:ASP:O	2:B:155:LYS:HD3	2.19	0.42
2:B:156:VAL:O	2:B:160:LEU:HB2	2.20	0.42
4:D:168:LEU:HD11	4:D:171:LEU:HD11	2.01	0.42
4:D:184:ASP:O	4:D:188:LEU:N	2.44	0.42
5:E:278:THR:HA	5:E:281:ASP:CG	2.39	0.42
5:E:549:GLY:O	5:E:553:ILE:HG22	2.20	0.42
5:E:558:GLU:H	5:E:560:GLU:HB3	1.85	0.42
5:E:638:SER:HB3	5:E:639:PRO:CD	2.50	0.42
9:3:214:TYR:OH	9:3:232:PRO:HD3	2.19	0.42
9:3:292:VAL:HG13	9:3:327:TYR:C	2.39	0.42
9:3:375:ASP:HA	9:3:378:LYS:HG2	2.02	0.42
9:3:376:HIS:HB3	9:3:732:LEU:HD22	2.02	0.42
9:3:656:LEU:HD23	9:3:656:LEU:C	2.40	0.42
9:3:679:ILE:HA	9:3:682:ASN:CB	2.49	0.42
10:4:243:LEU:HD12	10:4:303:VAL:HG11	2.02	0.42
10:4:346:PHE:O	10:4:384:LEU:HG	2.20	0.42
10:4:388:ARG:CZ	12:6:176:ARG:HD2	2.49	0.42
10:4:518:LEU:HD23	10:4:518:LEU:C	2.39	0.42
10:4:826:VAL:O	10:4:830:ARG:N	2.46	0.42
11:5:91:GLU:OE2	11:5:137:LEU:HG	2.20	0.42
11:5:482:PHE:CD1	11:5:485:MET:HE2	2.55	0.42
11:5:502:ILE:CG2	11:5:504:ILE:HD11	2.50	0.42

Continued on next page...

Continued from previous page...

Atom-1	Atom-2	Interatomic distance (Å)	Clash overlap (Å)
11:5:653:LEU:O	11:5:657:ILE:HG13	2.19	0.42
12:6:401:GLU:C	12:6:402:ILE:HG12	2.40	0.42
13:7:409:ASP:OD1	13:7:412:ASN:HB3	2.19	0.42
1:A:5:LEU:CD1	1:A:36:ILE:HD11	2.50	0.42
1:A:5:LEU:HD12	1:A:8:LYS:HG3	2.01	0.42
1:A:32:TYR:CE1	1:A:89:TYR:HE2	2.37	0.42
1:A:165:VAL:HA	1:A:207:LYS:O	2.19	0.42
1:A:166:ARG:HA	1:A:187:SER:O	2.20	0.42
4:D:76:LEU:HD11	4:D:147:ARG:NE	2.32	0.42
5:E:369:PRO:O	5:E:372:THR:HB	2.20	0.42
5:E:558:GLU:N	5:E:558:GLU:OE1	2.52	0.42
8:2:212:LYS:CD	8:2:215:LEU:HD22	2.49	0.42
8:2:227:TYR:O	8:2:231:ILE:HG13	2.20	0.42
8:2:606:ILE:HG22	8:2:609:PHE:CE1	2.54	0.42
8:2:759:PRO:HG2	8:2:762:LEU:HD12	2.01	0.42
9:3:95:ARG:CB	9:3:154:LYS:HB2	2.41	0.42
9:3:472:ILE:N	9:3:513:ILE:O	2.53	0.42
10:4:538:LYS:O	10:4:541:LEU:HB3	2.19	0.42
10:4:540:ILE:CD1	10:4:577:ILE:HG21	2.49	0.42
10:4:649:MET:HE3	10:4:701:ARG:HG2	1.97	0.42
10:4:859:ARG:HH22	12:6:693:LEU:HD21	1.85	0.42
11:5:36:LEU:HA	11:5:47:ARG:HD2	2.02	0.42
11:5:179:LEU:HD13	11:5:181:ILE:CG1	2.46	0.42
11:5:337:VAL:HA	11:5:338:GLU:C	2.39	0.42
11:5:409:ASP:CB	11:5:518:SER:HB3	2.50	0.42
11:5:412:VAL:HB	11:5:520:LEU:CD1	2.50	0.42
11:5:415:LEU:HD12	11:5:415:LEU:O	2.19	0.42
11:5:467:GLY:C	11:5:471:LEU:HG	2.40	0.42
11:5:494:HIS:ND1	11:5:549:ARG:HD2	2.34	0.42
12:6:152:TYR:HD1	12:6:266:SER:OG	2.02	0.42
12:6:280:ARG:HB3	12:6:282:GLU:OE1	2.20	0.42
12:6:773:LEU:O	12:6:776:LYS:HB3	2.19	0.42
13:7:67:LEU:HD21	13:7:125:MET:CA	2.49	0.42
13:7:364:LYS:O	13:7:366:LEU:N	2.52	0.42
13:7:370:LEU:O	13:7:371:LEU:HB3	2.20	0.42
13:7:500:ASP:HA	13:7:501:PRO:HD2	1.89	0.42
13:7:636:SER:CB	13:7:639:ARG:HH21	2.32	0.42
1:A:9:LEU:HD23	1:A:9:LEU:C	2.40	0.42
1:A:27:VAL:HG22	1:A:28:ASN:N	2.35	0.42
2:B:74:TRP:O	2:B:77:LEU:HB3	2.20	0.42
4:D:230:ILE:HA	4:D:293:LEU:CA	2.24	0.42

Continued on next page...

Continued from previous page...

Atom-1	Atom-2	Interatomic distance (Å)	Clash overlap (Å)
5:E:27:LEU:HD13	5:E:56:SER:HB2	2.01	0.42
5:E:256:TYR:HA	5:E:259:LEU:CB	2.49	0.42
5:E:379:TYR:OH	11:5:66:GLU:HG2	2.20	0.42
5:E:493:ASN:CA	5:E:496:ILE:HB	2.43	0.42
5:E:503:GLN:N	5:E:506:ILE:HD12	2.35	0.42
5:E:525:TYR:CE1	5:E:527:LEU:HD12	2.55	0.42
5:E:542:PRO:O	5:E:546:LEU:HB2	2.20	0.42
8:2:272:ASP:O	8:2:275:ALA:HB3	2.19	0.42
8:2:604:CYS:O	8:2:647:ILE:HB	2.20	0.42
8:2:671:GLU:N	8:2:672:PRO:HD2	2.35	0.42
8:2:810:LEU:HD23	8:2:810:LEU:O	2.20	0.42
9:3:24:ARG:HD3	9:3:121:PHE:CD1	2.52	0.42
9:3:52:ASN:HB3	9:3:56:TYR:CE2	2.54	0.42
9:3:129:LEU:HD13	9:3:153:TRP:O	2.19	0.42
9:3:234:GLU:CD	9:3:240:LYS:HA	2.40	0.42
9:3:259:GLN:HG2	9:3:260:GLU:N	2.33	0.42
9:3:261:MET:SD	9:3:262:PRO:HD2	2.59	0.42
9:3:704:THR:O	9:3:707:ARG:N	2.53	0.42
10:4:677:PRO:HG2	10:4:680:SER:O	2.20	0.42
11:5:180:SER:OG	11:5:244:ILE:HB	2.19	0.42
11:5:373:SER:CB	11:5:594:ILE:HD13	2.43	0.42
11:5:378:ILE:HD12	11:5:378:ILE:H	1.85	0.42
11:5:416:GLY:H	11:5:525:PRO:HD3	1.84	0.42
11:5:536:PRO:HD3	11:5:643:ARG:HD3	2.01	0.42
12:6:162:GLU:CG	12:6:166:LEU:H	2.33	0.42
12:6:273:VAL:HG22	12:6:289:SER:OG	2.19	0.42
12:6:275:ARG:O	12:6:278:ASP:HB3	2.19	0.42
12:6:616:GLU:CB	12:6:617:GLU:C	2.88	0.42
12:6:751:LEU:O	12:6:751:LEU:HD23	2.20	0.42
13:7:73:ARG:HD2	13:7:199:ARG:NH1	2.34	0.42
13:7:135:LYS:HA	13:7:136:ASP:C	2.39	0.42
13:7:457:CYS:HA	13:7:565:ALA:O	2.20	0.42
13:7:523:ILE:HD12	13:7:565:ALA:HB2	2.02	0.42
13:7:639:ARG:HA	13:7:642:ILE:CD1	2.50	0.42
1:A:84:ARG:NH1	4:D:217:ASN:HD22	2.18	0.42
2:B:12:SER:H	2:B:15:GLU:CD	2.23	0.42
2:B:50:TRP:HB2	2:B:51:GLN:HA	2.01	0.42
2:B:115:LEU:HD11	2:B:152:ARG:CZ	2.49	0.42
2:B:157:LEU:HA	2:B:160:LEU:HB2	2.02	0.42
3:C:89:LYS:HB2	9:3:104:ARG:HH11	1.83	0.42
4:D:132:GLU:HG2	4:D:135:ARG:NH1	2.32	0.42

Continued on next page...

Continued from previous page...

Atom-1	Atom-2	Interatomic distance (Å)	Clash overlap (Å)
4:D:170:SER:HB3	4:D:175:LEU:CD2	2.48	0.42
4:D:172:THR:HG21	4:D:177:LYS:HZ3	1.81	0.42
4:D:209:ILE:O	4:D:210:ASN:HB3	2.18	0.42
4:D:252:GLY:HA2	4:D:253:LYS:C	2.40	0.42
5:E:12:TYR:O	5:E:16:LEU:HG	2.19	0.42
5:E:149:ASP:N	5:E:150:ASP:CA	2.67	0.42
5:E:165:LEU:C	5:E:165:LEU:HD12	2.39	0.42
5:E:234:GLU:O	5:E:238:GLU:N	2.53	0.42
5:E:303:THR:HA	5:E:304:PRO:HD2	1.90	0.42
5:E:324:TYR:CD1	5:E:404:ILE:HG22	2.54	0.42
5:E:607:MET:O	5:E:610:GLN:HB2	2.20	0.42
8:2:388:VAL:HB	8:2:408:VAL:CG1	2.48	0.42
8:2:508:HIS:O	8:2:511:ILE:HG22	2.19	0.42
8:2:512:LYS:HA	8:2:515:VAL:CG2	2.50	0.42
8:2:769:TYR:OH	8:2:773:LYS:HE2	2.19	0.42
8:2:776:PRO:HD2	8:2:822:LYS:CE	2.47	0.42
9:3:43:ARG:HB2	9:3:136:MET:HE2	2.01	0.42
9:3:198:ARG:CB	9:3:249:THR:HG23	2.42	0.42
9:3:317:PHE:HB2	11:5:174:SER:OG	2.18	0.42
9:3:348:ARG:HA	9:3:351:ASN:HB2	2.02	0.42
9:3:711:ALA:O	9:3:714:LYS:HB2	2.20	0.42
11:5:28:ILE:HG21	11:5:96:GLN:NE2	2.27	0.42
11:5:393:MET:HB3	11:5:665:LYS:HD3	2.02	0.42
11:5:428:PHE:CE2	11:5:432:VAL:CG2	3.01	0.42
12:6:108:GLY:HA3	12:6:180:PHE:CD2	2.55	0.42
13:7:94:LEU:N	13:7:95:GLN:HB2	2.35	0.42
13:7:314:LYS:HD2	13:7:330:SER:HB2	2.02	0.42
13:7:414:LEU:HA	13:7:417:SER:CB	2.49	0.42
13:7:426:LEU:HD23	13:7:426:LEU:C	2.40	0.42
1:A:31:MET:O	1:A:93:ARG:NH1	2.53	0.42
1:A:60:LEU:N	1:A:60:LEU:HD12	2.35	0.42
3:C:19:LYS:HB3	3:C:43:LYS:HA	2.01	0.42
5:E:95:PHE:O	5:E:96:LEU:HD23	2.20	0.42
5:E:283:ALA:HB2	5:E:587:ARG:HH12	1.85	0.42
8:2:212:LYS:HD2	8:2:215:LEU:CD2	2.49	0.42
8:2:309:LEU:H	8:2:310:ARG:NH1	2.17	0.42
8:2:760:GLN:HA	8:2:763:LEU:CD2	2.49	0.42
8:2:774:ILE:HG23	8:2:822:LYS:HG2	2.02	0.42
8:2:777:LYS:O	8:2:828:PHE:HB2	2.19	0.42
8:2:778:LEU:C	8:2:778:LEU:HD12	2.40	0.42
8:2:795:ARG:HG3	8:2:796:GLU:H	1.85	0.42

Continued on next page...

Continued from previous page...

Atom-1	Atom-2	Interatomic distance (Å)	Clash overlap (Å)
8:2:858:ARG:HA	8:2:861:PHE:CD2	2.55	0.42
9:3:33:ASP:HB2	9:3:39:ARG:NH1	2.35	0.42
9:3:260:GLU:CD	9:3:272:ARG:H	2.24	0.42
9:3:287:LYS:HG3	9:3:290:ASP:OD1	2.20	0.42
9:3:406:LEU:HB3	9:3:546:LEU:CD2	2.50	0.42
10:4:333:LEU:HD11	10:4:400:GLN:CB	2.35	0.42
11:5:370:LEU:HD12	11:5:594:ILE:CD1	2.47	0.42
11:5:382:GLU:O	11:5:386:LYS:HG3	2.20	0.42
11:5:385:LYS:HA	11:5:388:ILE:HD12	2.01	0.42
12:6:579:THR:O	12:6:579:THR:HG22	2.20	0.42
12:6:803:MET:HE3	12:6:828:TYR:HA	2.00	0.42
13:7:1:MET:HG2	13:7:2:SER:N	2.34	0.42
1:A:49:LYS:O	1:A:52:GLU:HG2	2.19	0.41
2:B:141:LEU:HA	2:B:144:LYS:HB2	2.01	0.41
2:B:178:ILE:HA	2:B:181:LEU:CG	2.50	0.41
3:C:135:LEU:CD2	3:C:165:PHE:HE2	2.33	0.41
4:D:219:ILE:HG22	4:D:220:ASP:N	2.35	0.41
5:E:34:LEU:HD11	5:E:543:LEU:CD2	2.49	0.41
5:E:47:LEU:HD23	5:E:47:LEU:C	2.41	0.41
5:E:148:VAL:HG13	5:E:150:ASP:CG	2.40	0.41
5:E:543:LEU:HA	5:E:546:LEU:CB	2.44	0.41
8:2:234:LEU:HD12	8:2:234:LEU:O	2.20	0.41
8:2:343:LYS:H	8:2:371:GLY:CA	2.33	0.41
8:2:435:ASP:HA	8:2:436:GLY:HA3	1.83	0.41
8:2:585:ILE:HG23	8:2:586:THR:HG23	2.02	0.41
8:2:639:THR:CA	11:5:445:SER:HB3	2.38	0.41
9:3:42:VAL:HA	9:3:45:ILE:HG12	2.02	0.41
9:3:379:LYS:O	9:3:383:LEU:HG	2.19	0.41
10:4:565:LEU:C	10:4:565:LEU:HD23	2.40	0.41
10:4:714:GLU:CD	13:7:665:ILE:HG21	2.39	0.41
10:4:777:MET:HB3	10:4:793:ALA:CB	2.50	0.41
11:5:390:CYS:HB2	11:5:662:SER:CB	2.50	0.41
11:5:540:ILE:HG21	11:5:546:ILE:CB	2.50	0.41
11:5:577:THR:CA	11:5:579:ASN:H	2.33	0.41
12:6:178:LEU:N	12:6:179:PRO:CD	2.83	0.41
12:6:275:ARG:HB2	12:6:278:ASP:HB2	2.02	0.41
12:6:355:ASP:HB3	12:6:356:TRP:HB3	2.02	0.41
12:6:695:LEU:HD23	12:6:706:MET:HE3	2.01	0.41
13:7:383:GLN:N	13:7:386:LYS:HE2	2.34	0.41
13:7:529:MET:HE3	13:7:537:ILE:HD12	1.98	0.41
13:7:612:LEU:HD23	13:7:616:VAL:HG23	2.02	0.41

Continued on next page...

Continued from previous page...

Atom-1	Atom-2	Interatomic distance (Å)	Clash overlap (Å)
1:A:105:ASN:CB	1:A:110:MET:SD	3.07	0.41
1:A:147:VAL:HG21	1:A:149:ILE:CD1	2.33	0.41
2:B:138:ILE:HG13	2:B:139:HIS:CD2	2.55	0.41
3:C:170:GLU:HG2	3:C:171:GLU:N	2.35	0.41
5:E:494:ARG:HE	5:E:498:LEU:HD11	1.85	0.41
5:E:624:ASN:HB3	5:E:629:ILE:CG2	2.42	0.41
8:2:300:PHE:O	8:2:302:THR:OG1	2.13	0.41
8:2:674:LEU:O	8:2:677:PHE:HB2	2.20	0.41
8:2:760:GLN:CA	8:2:763:LEU:HG	2.43	0.41
8:2:807:VAL:HG23	8:2:808:ARG:N	2.35	0.41
9:3:237:GLU:O	9:3:239:ASN:N	2.52	0.41
9:3:403:ILE:CG2	9:3:405:ILE:HD11	2.46	0.41
9:3:434:GLY:N	9:3:473:ASP:O	2.34	0.41
9:3:477:LYS:HG3	11:5:491:VAL:CG1	2.50	0.41
9:3:718:SER:OG	9:3:720:THR:O	2.25	0.41
10:4:666:ASN:OD1	10:4:666:ASN:N	2.53	0.41
11:5:75:ILE:HA	11:5:78:LYS:CB	2.28	0.41
11:5:160:VAL:C	11:5:295:VAL:HG13	2.40	0.41
11:5:320:GLY:HA2	11:5:322:ALA:N	2.34	0.41
11:5:393:MET:HE2	11:5:606:CYS:HB3	2.02	0.41
11:5:456:ASP:HA	11:5:463:TYR:HE2	1.85	0.41
11:5:653:LEU:HD23	11:5:657:ILE:HD11	2.03	0.41
12:6:596:VAL:HG21	12:6:630:LEU:HD11	2.02	0.41
12:6:806:LEU:HD13	12:6:827:ALA:HB1	2.01	0.41
13:7:474:CYS:O	13:7:480:GLY:HA3	2.21	0.41
13:7:667:LEU:HA	13:7:670:ASP:OD1	2.20	0.41
2:B:84:LYS:HD3	4:D:124:LEU:HD21	2.01	0.41
2:B:94:THR:O	2:B:98:LEU:N	2.48	0.41
2:B:145:ILE:HD12	2:B:145:ILE:C	2.41	0.41
3:C:20:PHE:CD1	3:C:72:VAL:HG22	2.55	0.41
4:D:184:ASP:HA	4:D:187:SER:OG	2.20	0.41
4:D:200:LYS:H	4:D:201:TYR:HB2	1.85	0.41
5:E:43:LYS:HA	5:E:46:SER:CB	2.38	0.41
5:E:240:TYR:C	5:E:242:SER:H	2.23	0.41
5:E:428:LEU:HA	5:E:431:LEU:HD12	2.01	0.41
5:E:527:LEU:HD23	5:E:527:LEU:C	2.41	0.41
5:E:638:SER:N	5:E:639:PRO:HD2	2.35	0.41
8:2:314:LEU:HD12	8:2:314:LEU:C	2.40	0.41
8:2:314:LEU:HA	8:2:430:TYR:O	2.21	0.41
8:2:429:ILE:HD12	8:2:431:LYS:CE	2.44	0.41
8:2:476:TRP:HB3	8:2:765:LYS:HD2	2.02	0.41

Continued on next page...

Continued from previous page...

Atom-1	Atom-2	Interatomic distance (Å)	Clash overlap (Å)
8:2:704:VAL:CG1	12:6:766:THR:HG23	2.44	0.41
9:3:388:GLY:C	9:3:710:THR:HG21	2.41	0.41
9:3:541:SER:O	9:3:700:ARG:HD2	2.21	0.41
10:4:523:ALA:HA	10:4:526:ILE:HG13	2.02	0.41
11:5:477:VAL:CG1	11:5:519:VAL:HG13	2.51	0.41
11:5:623:SER:O	11:5:627:VAL:HG22	2.20	0.41
12:6:287:LEU:HD23	12:6:287:LEU:C	2.40	0.41
12:6:334:PRO:HA	12:6:335:ASN:C	2.40	0.41
12:6:529:LEU:HD23	12:6:746:PHE:CE2	2.56	0.41
12:6:548:LEU:O	12:6:551:MET:HB2	2.20	0.41
12:6:594:ARG:O	12:6:594:ARG:HG3	2.20	0.41
12:6:629:MET:O	12:6:632:ASP:HB2	2.21	0.41
12:6:663:ILE:O	12:6:664:ALA:HB2	2.20	0.41
12:6:695:LEU:CB	12:6:838:VAL:HA	2.49	0.41
13:7:287:GLU:HA	13:7:290:SER:HB3	2.02	0.41
1:A:22:ARG:HH22	11:5:355:GLU:CD	2.24	0.41
3:C:103:HIS:O	3:C:107:LEU:HD13	2.20	0.41
3:C:109:ILE:C	3:C:112:ILE:HG22	2.40	0.41
4:D:66:SER:HA	4:D:69:ASN:HB2	2.01	0.41
4:D:169:ILE:O	4:D:171:LEU:HG	2.19	0.41
4:D:182:TYR:HA	4:D:185:THR:HG1	1.85	0.41
4:D:256:TYR:HA	4:D:257:THR:HA	1.94	0.41
4:D:259:THR:HG21	4:D:268:GLU:HB3	2.01	0.41
5:E:22:HIS:HA	5:E:23:SER:C	2.41	0.41
5:E:131:LEU:HD13	5:E:237:LEU:HD11	2.01	0.41
5:E:139:ILE:HG13	5:E:140:ILE:HG23	2.02	0.41
5:E:238:GLU:O	5:E:242:SER:OG	2.39	0.41
5:E:288:TYR:O	5:E:291:LEU:N	2.53	0.41
5:E:293:PRO:CA	5:E:296:GLN:HB2	2.23	0.41
5:E:553:ILE:HG23	5:E:554:GLU:N	2.35	0.41
5:E:558:GLU:N	5:E:560:GLU:HB3	2.36	0.41
8:2:333:GLN:OE1	11:5:323:ILE:HD11	2.21	0.41
8:2:390:LEU:CB	8:2:408:VAL:HG21	2.50	0.41
8:2:541:LEU:CB	8:2:681:CYS:HB2	2.50	0.41
8:2:543:GLY:HA3	8:2:549:LYS:HZ2	1.83	0.41
8:2:551:GLN:NE2	12:6:563:ILE:HG21	2.36	0.41
8:2:565:PHE:HD1	8:2:605:LEU:CB	2.33	0.41
8:2:631:ILE:HA	11:5:442:LYS:CB	2.50	0.41
8:2:632:SER:HB3	11:5:486:ARG:HH22	1.84	0.41
9:3:118:PRO:HG3	9:3:297:VAL:HG22	2.02	0.41
9:3:254:GLN:OE1	9:3:284:ASP:N	2.49	0.41

Continued on next page...

Continued from previous page...

Atom-1	Atom-2	Interatomic distance (Å)	Clash overlap (Å)
10:4:202:LYS:HA	10:4:224:LEU:HA	2.02	0.41
10:4:346:PHE:H	10:4:389:CYS:HB3	1.86	0.41
10:4:441:SER:O	10:4:442:ILE:HD12	2.18	0.41
10:4:571:SER:OG	13:7:685:THR:HG21	2.20	0.41
10:4:699:LEU:C	10:4:699:LEU:HD23	2.40	0.41
10:4:728:TYR:O	13:7:442:LYS:NZ	2.37	0.41
11:5:444:SER:HA	11:5:445:SER:HA	1.59	0.41
12:6:284:ILE:HG13	12:6:401:GLU:OE1	2.20	0.41
12:6:416:LYS:CE	12:6:449:THR:HG21	2.51	0.41
12:6:603:SER:HB2	12:6:604:SER:C	2.40	0.41
12:6:711:LEU:CG	12:6:712:PHE:N	2.83	0.41
12:6:811:ALA:HB1	12:6:816:VAL:O	2.19	0.41
13:7:196:LEU:HD11	13:7:270:PHE:CD1	2.55	0.41
13:7:490:GLY:O	13:7:493:LEU:HG	2.20	0.41
1:A:17:LYS:HD3	3:C:6:ILE:HD13	2.01	0.41
1:A:134:TYR:O	1:A:137:LEU:HB3	2.20	0.41
1:A:137:LEU:HD23	1:A:137:LEU:C	2.41	0.41
4:D:199:LEU:HD22	4:D:202:MET:HG3	2.02	0.41
4:D:203:PRO:HB2	4:D:206:LEU:HB2	2.00	0.41
4:D:230:ILE:HB	4:D:291:VAL:CG2	2.51	0.41
5:E:29:ILE:HD11	5:E:58:ILE:CA	2.44	0.41
5:E:536:LEU:HD22	5:E:539:TYR:HD2	1.86	0.41
5:E:569:LEU:HG	5:E:584:LEU:CD1	2.51	0.41
5:E:626:GLU:CB	5:E:629:ILE:HG22	2.43	0.41
7:G:8:DG:H2'	7:G:9:DA:H8	1.83	0.41
8:2:268:LEU:HA	8:2:271:PHE:CB	2.27	0.41
8:2:580:VAL:CG1	8:2:592:GLU:H	2.31	0.41
9:3:118:PRO:O	9:3:122:ILE:HB	2.21	0.41
9:3:122:ILE:HD12	9:3:221:LEU:CD1	2.51	0.41
9:3:123:PRO:HG2	9:3:124:PRO:HD3	2.03	0.41
9:3:179:LEU:HA	9:3:297:VAL:N	2.34	0.41
9:3:211:TYR:CG	13:7:8:ILE:HD12	2.55	0.41
9:3:443:THR:HG22	9:3:459:ALA:N	2.34	0.41
9:3:470:VAL:HB	9:3:512:VAL:CA	2.49	0.41
9:3:488:GLU:OE2	9:3:496:THR:HG23	2.19	0.41
9:3:495:VAL:N	9:3:506:LEU:O	2.38	0.41
9:3:565:VAL:O	9:3:568:THR:HB	2.20	0.41
10:4:248:LEU:HD12	10:4:258:TYR:HA	2.03	0.41
10:4:313:GLY:HA2	10:4:403:PRO:CB	2.45	0.41
10:4:456:LEU:HD23	10:4:456:LEU:C	2.41	0.41
10:4:794:THR:O	10:4:797:GLN:HB2	2.20	0.41

Continued on next page...

Continued from previous page...

Atom-1	Atom-2	Interatomic distance (Å)	Clash overlap (Å)
11:5:33:ASN:HA	11:5:37:GLU:HG2	2.02	0.41
11:5:364:PRO:HG2	11:5:365:LYS:CD	2.49	0.41
11:5:454:GLN:HB3	11:5:465:GLU:HB2	2.02	0.41
11:5:485:MET:HE3	11:5:490:ARG:CG	2.51	0.41
11:5:572:VAL:CG1	11:5:576:HIS:HE1	2.33	0.41
12:6:373:MET:CG	12:6:374:PRO:HD2	2.50	0.41
12:6:414:GLY:CA	12:6:416:LYS:HG3	2.50	0.41
12:6:637:CYS:C	12:6:638:ILE:HD12	2.41	0.41
13:7:214:ARG:HB3	13:7:215:TYR:O	2.21	0.41
13:7:327:ILE:HG22	13:7:328:PRO:O	2.19	0.41
13:7:404:LEU:HD13	13:7:633:VAL:HG21	2.01	0.41
13:7:639:ARG:HA	13:7:642:ILE:HG13	2.03	0.41
1:A:188:GLN:HG2	5:E:478:TRP:CH2	2.55	0.41
1:A:190:PHE:CD2	5:E:55:GLN:HA	2.31	0.41
2:B:80:LYS:C	2:B:83:SER:H	2.23	0.41
3:C:169:LEU:HD12	3:C:169:LEU:N	2.36	0.41
5:E:81:LEU:CB	5:E:120:ILE:HG13	2.41	0.41
5:E:145:ASP:HA	5:E:146:GLY:HA2	1.66	0.41
5:E:605:PHE:HA	5:E:608:ALA:CB	2.44	0.41
8:2:363:PHE:CB	8:2:368:LYS:CB	2.98	0.41
8:2:392:GLU:OE2	8:2:396:THR:OG1	2.23	0.41
8:2:550:SER:HB2	14:2:901:ATP:O3A	2.20	0.41
8:2:583:ASP:N	8:2:584:PRO:HD3	2.35	0.41
8:2:612:MET:SD	8:2:620:ILE:HD11	2.59	0.41
8:2:703:HIS:CD2	12:6:565:LEU:HD22	2.55	0.41
8:2:774:ILE:HG23	8:2:822:LYS:CG	2.50	0.41
9:3:98:ILE:CG1	9:3:155:LEU:HD22	2.39	0.41
9:3:377:ILE:HA	9:3:547:PHE:CE2	2.54	0.41
9:3:408:VAL:HG23	9:3:516:ALA:O	2.21	0.41
9:3:699:ALA:O	9:3:702:LEU:HB3	2.21	0.41
10:4:546:GLY:HA3	10:4:562:ILE:CD1	2.50	0.41
10:4:601:LEU:HD23	10:4:621:LEU:CD1	2.48	0.41
10:4:726:ASN:O	10:4:727:LEU:HG	2.20	0.41
10:4:859:ARG:NH2	12:6:693:LEU:HD21	2.36	0.41
11:5:27:ILE:HG22	11:5:31:PHE:CE2	2.55	0.41
11:5:167:ILE:HD11	11:5:273:ASN:HB3	2.02	0.41
12:6:403:VAL:HG11	12:6:450:TYR:HB3	2.03	0.41
12:6:528:LYS:HE2	12:6:531:ARG:NH2	2.36	0.41
12:6:767:LYS:O	12:6:770:ARG:HG2	2.20	0.41
13:7:309:ALA:O	13:7:336:ASN:HA	2.21	0.41
13:7:368:ALA:HA	13:7:369:GLY:HA2	1.69	0.41

Continued on next page...

Continued from previous page...

Atom-1	Atom-2	Interatomic distance (Å)	Clash overlap (Å)
13:7:580:PRO:HG2	13:7:679:PHE:O	2.21	0.41
1:A:71:GLN:OE1	1:A:71:GLN:N	2.38	0.41
1:A:107:LEU:CD2	1:A:153:GLY:CA	2.97	0.41
1:A:137:LEU:O	1:A:140:ASP:HB2	2.20	0.41
1:A:175:GLN:HG3	1:A:181:PHE:HB2	2.03	0.41
2:B:157:LEU:HD23	2:B:157:LEU:C	2.41	0.41
2:B:197:THR:HG22	4:D:263:LEU:HD23	2.01	0.41
3:C:27:LEU:HG	3:C:38:ILE:CG1	2.51	0.41
4:D:64:MET:HA	4:D:67:TRP:HB3	2.03	0.41
5:E:81:LEU:HD12	5:E:120:ILE:CG2	2.49	0.41
5:E:324:TYR:HE1	5:E:405:ILE:HG13	1.80	0.41
5:E:356:LYS:O	5:E:360:HIS:ND1	2.50	0.41
5:E:572:ILE:HD11	5:E:578:THR:H	1.85	0.41
8:2:338:LYS:HZ2	8:2:347:ILE:CG2	2.34	0.41
8:2:534:ARG:CZ	8:2:534:ARG:HB3	2.51	0.41
9:3:123:PRO:HA	9:3:126:GLU:OE1	2.20	0.41
9:3:169:ARG:HE	9:3:266:PRO:HG3	1.86	0.41
9:3:179:LEU:HG	9:3:296:GLY:CA	2.49	0.41
9:3:259:GLN:HG2	9:3:260:GLU:O	2.20	0.41
9:3:410:ASP:CB	9:3:551:ASP:HB2	2.39	0.41
9:3:431:ALA:CB	9:3:471:CYS:HB2	2.51	0.41
9:3:513:ILE:HG22	9:3:514:ALA:N	2.36	0.41
10:4:188:GLN:CA	10:4:191:THR:HG22	2.50	0.41
10:4:193:ASN:HD21	10:4:254:THR:H	1.67	0.41
10:4:344:VAL:HA	10:4:359:GLU:CA	2.40	0.41
10:4:631:ILE:HG23	10:4:637:MET:HE2	2.03	0.41
10:4:655:SER:HB3	10:4:664:THR:HG22	2.03	0.41
10:4:686:LEU:CG	10:4:687:PRO:HD2	2.50	0.41
11:5:153:SER:HA	11:5:298:TYR:HE2	1.86	0.41
11:5:235:ASN:HA	11:5:236:CYS:HA	1.64	0.41
11:5:391:LEU:HD12	11:5:410:ILE:HD11	2.03	0.41
11:5:413:LEU:HD21	11:5:550:PHE:CE2	2.55	0.41
12:6:108:GLY:HA3	12:6:180:PHE:HE2	1.81	0.41
12:6:158:LEU:HD22	12:6:170:ILE:HD11	2.01	0.41
12:6:328:THR:HA	12:6:329:GLU:HA	1.83	0.41
12:6:638:ILE:CG2	12:6:639:ASP:N	2.82	0.41
12:6:778:LYS:HG2	12:6:782:LYS:HZ3	1.84	0.41
13:7:21:ILE:O	13:7:25:LEU:N	2.36	0.41
13:7:82:LEU:HG	13:7:206:PRO:HA	2.03	0.41
13:7:86:LEU:HD23	13:7:90:ASN:ND2	2.35	0.41
13:7:231:LYS:HG3	13:7:232:GLY:N	2.36	0.41

Continued on next page...

Continued from previous page...

Atom-1	Atom-2	Interatomic distance (Å)	Clash overlap (Å)
13:7:318:LEU:O	13:7:319:SER:OG	2.22	0.41
13:7:354:ILE:C	13:7:354:ILE:HD12	2.41	0.41
13:7:464:VAL:O	13:7:465:ALA:HB3	2.21	0.41
13:7:520:ILE:HD12	13:7:520:ILE:H	1.86	0.41
13:7:694:ARG:O	13:7:697:GLN:HB3	2.21	0.41
1:A:145:ASP:CA	1:A:146:LEU:CB	2.95	0.41
2:B:107:THR:HG23	2:B:108:HIS:CE1	2.56	0.41
2:B:178:ILE:O	2:B:181:LEU:HG	2.21	0.41
3:C:166:LEU:C	3:C:169:LEU:HD13	2.41	0.41
4:D:227:PHE:HD1	4:D:277:MET:CA	2.25	0.41
5:E:96:LEU:HB2	5:E:98:ILE:HD13	2.00	0.41
5:E:98:ILE:N	5:E:99:ASP:CB	2.76	0.41
5:E:150:ASP:HB3	5:E:151:THR:HA	2.02	0.41
5:E:162:LEU:CD1	5:E:163:LEU:HD22	2.50	0.41
5:E:410:VAL:HG22	5:E:420:SER:HA	2.03	0.41
5:E:469:LEU:C	5:E:469:LEU:HD23	2.41	0.41
5:E:612:ILE:O	5:E:615:GLU:HB3	2.20	0.41
5:E:621:ARG:HB3	5:E:623:ASP:CG	2.41	0.41
8:2:778:LEU:HB2	8:2:783:MET:CE	2.50	0.41
9:3:171:LEU:HD23	9:3:172:THR:HG23	2.02	0.41
9:3:419:LEU:HD12	9:3:473:ASP:OD1	2.20	0.41
10:4:187:ILE:C	10:4:188:GLN:HG3	2.40	0.41
10:4:291:TYR:CB	10:4:296:ILE:HG12	2.40	0.41
10:4:433:ILE:HG22	10:4:434:GLU:N	2.36	0.41
10:4:453:LEU:HD12	13:7:278:PHE:CZ	2.56	0.41
10:4:465:HIS:CG	10:4:466:VAL:N	2.89	0.41
11:5:25:THR:O	11:5:26:GLU:HB2	2.20	0.41
11:5:440:SER:N	11:5:444:SER:OG	2.51	0.41
11:5:623:SER:O	11:5:627:VAL:HG13	2.21	0.41
12:6:112:ARG:HH12	12:6:183:LYS:HB3	1.86	0.41
12:6:767:LYS:HZ1	12:6:821:PRO:CD	2.34	0.41
12:6:806:LEU:HD11	12:6:831:LEU:HD11	2.02	0.41
13:7:208:SER:CA	13:7:209:GLN:HB2	2.50	0.41
13:7:234:PHE:O	13:7:237:GLN:HB2	2.21	0.41
13:7:312:GLU:HA	13:7:334:HIS:HA	2.03	0.41
13:7:612:LEU:HD23	13:7:612:LEU:C	2.41	0.41
1:A:16:THR:CA	1:A:19:LEU:HD12	2.46	0.41
1:A:44:VAL:HG23	1:A:79:MET:CE	2.50	0.41
1:A:59:GLN:C	1:A:60:LEU:HD12	2.41	0.41
1:A:78:CYS:HA	1:A:81:ARG:CB	2.40	0.41
1:A:100:MET:HE1	1:A:117:GLN:N	2.35	0.41

Continued on next page...

Continued from previous page...

Atom-1	Atom-2	Interatomic distance (Å)	Clash overlap (Å)
1:A:164:ASP:HA	1:A:189:PHE:O	2.20	0.41
1:A:165:VAL:HG13	1:A:206:GLN:N	2.33	0.41
2:B:64:VAL:HG21	2:B:67:ARG:NH1	2.36	0.41
2:B:108:HIS:CD2	2:B:111:ARG:HH21	2.38	0.41
3:C:11:ALA:CB	3:C:110:LYS:HE2	2.51	0.41
4:D:128:CYS:O	4:D:131:THR:HB	2.21	0.41
4:D:143:TYR:OH	4:D:147:ARG:NH1	2.54	0.41
5:E:30:PHE:CE2	5:E:81:LEU:HD21	2.56	0.41
5:E:30:PHE:HD1	5:E:61:ILE:CD1	2.33	0.41
5:E:34:LEU:C	5:E:34:LEU:HD13	2.41	0.41
5:E:71:TYR:CE2	5:E:96:LEU:HB3	2.55	0.41
5:E:318:LEU:HA	5:E:412:THR:HG23	2.03	0.41
5:E:429:THR:HA	5:E:432:LEU:CD1	2.51	0.41
5:E:505:ALA:O	5:E:508:ASN:HB3	2.20	0.41
5:E:525:TYR:CE1	5:E:568:VAL:HG21	2.52	0.41
6:F:21:DT:H5"	11:5:506:LYS:CE	2.50	0.41
6:F:23:DT:OP2	6:F:23:DT:H6	2.04	0.41
8:2:261:ALA:O	8:2:316:SER:HB2	2.20	0.41
8:2:296:ARG:HE	8:2:414:LEU:HD21	1.85	0.41
8:2:314:LEU:HA	8:2:430:TYR:HD2	1.86	0.41
8:2:388:VAL:HG12	8:2:389:THR:N	2.36	0.41
8:2:446:VAL:HG22	12:6:302:PRO:O	2.20	0.41
8:2:582:LYS:HZ2	8:2:582:LYS:HG2	1.71	0.41
8:2:606:ILE:CG2	8:2:609:PHE:CE1	3.04	0.41
8:2:608:GLU:HA	8:2:650:ALA:CB	2.51	0.41
8:2:693:GLU:O	8:2:697:THR:OG1	2.18	0.41
8:2:820:PHE:O	8:2:824:ARG:N	2.54	0.41
8:2:849:GLN:HB2	8:2:853:VAL:CB	2.49	0.41
9:3:158:LYS:CA	9:3:327:TYR:CE2	2.95	0.41
9:3:177:ASN:ND2	11:5:246:GLU:HA	2.36	0.41
9:3:179:LEU:HB2	9:3:297:VAL:CG2	2.51	0.41
9:3:189:THR:CA	9:3:256:ILE:HG22	2.47	0.41
9:3:190:SER:CB	9:3:255:ARG:HG3	2.50	0.41
9:3:191:LEU:CB	9:3:456:ARG:HE	2.34	0.41
9:3:279:ASP:H	9:3:282:LEU:HB2	1.86	0.41
9:3:470:VAL:HB	9:3:512:VAL:CB	2.50	0.41
9:3:530:HIS:C	9:3:532:ASN:H	2.23	0.41
9:3:695:SER:CB	9:3:696:PRO:HA	2.42	0.41
10:4:269:ILE:HG22	10:4:273:ASP:OD2	2.20	0.41
10:4:365:ILE:HD11	12:6:448:LEU:HD21	2.02	0.41
10:4:444:ILE:HD12	10:4:444:ILE:O	2.21	0.41

Continued on next page...

Continued from previous page...

Atom-1	Atom-2	Interatomic distance (Å)	Clash overlap (Å)
10:4:455:SER:HB2	13:7:276:ARG:C	2.41	0.41
10:4:559:ARG:CZ	10:4:668:ARG:HB2	2.50	0.41
10:4:594:LYS:HD3	10:4:636:LYS:O	2.20	0.41
10:4:672:LEU:HD23	10:4:672:LEU:C	2.41	0.41
10:4:909:ARG:NH2	12:6:698:ASN:HA	2.36	0.41
11:5:87:ILE:HB	11:5:88:PRO:CD	2.51	0.41
11:5:426:LEU:HA	11:5:429:VAL:HB	2.02	0.41
11:5:649:THR:H	11:5:652:GLN:CG	2.34	0.41
12:6:122:PHE:HB2	12:6:134:LYS:O	2.20	0.41
12:6:166:LEU:O	12:6:166:LEU:HD23	2.20	0.41
12:6:360:ARG:HG3	12:6:377:LEU:C	2.41	0.41
12:6:537:VAL:HG21	12:6:584:PHE:CE1	2.56	0.41
12:6:537:VAL:HG12	12:6:538:PHE:N	2.35	0.41
12:6:546:GLY:HA2	12:6:549:LEU:CG	2.50	0.41
12:6:550:GLN:HE21	12:6:570:ASN:HA	1.85	0.41
12:6:569:ILE:HD13	12:6:805:ARG:CD	2.51	0.41
12:6:586:LYS:HA	12:6:589:VAL:HG11	2.01	0.41
12:6:726:GLU:HA	12:6:729:SER:OG	2.21	0.41
12:6:773:LEU:CD2	12:6:800:LEU:HD11	2.45	0.41
13:7:95:GLN:OE1	13:7:95:GLN:N	2.54	0.41
13:7:203:TYR:OH	13:7:338:THR:N	2.54	0.41
13:7:245:ILE:HG22	13:7:246:THR:N	2.36	0.41
13:7:260:TYR:CE2	13:7:281:LEU:HG	2.56	0.41
13:7:290:SER:O	13:7:291:GLN:HG2	2.20	0.41
13:7:306:LYS:HG2	13:7:307:PHE:N	2.36	0.41
13:7:362:GLY:HA3	13:7:364:LYS:H	1.84	0.41
1:A:89:TYR:O	1:A:93:ARG:HB2	2.20	0.41
1:A:139:THR:HA	1:A:142:LYS:HZ3	1.86	0.41
1:A:147:VAL:HB	1:A:148:ASP:C	2.41	0.41
1:A:165:VAL:O	1:A:189:PHE:N	2.49	0.41
2:B:16:ILE:O	2:B:19:ILE:HB	2.21	0.41
3:C:72:VAL:HG12	3:C:74:LEU:N	2.35	0.41
4:D:293:LEU:HD12	4:D:293:LEU:N	2.36	0.41
5:E:30:PHE:CD1	5:E:61:ILE:HD11	2.56	0.41
5:E:78:ILE:HD12	5:E:78:ILE:N	2.34	0.41
5:E:83:LEU:N	5:E:121:TYR:O	2.37	0.41
5:E:244:GLY:O	5:E:602:LEU:HD23	2.21	0.41
5:E:333:SER:HB2	5:E:373:ALA:O	2.21	0.41
5:E:366:MET:SD	5:E:368:ILE:HD12	2.61	0.41
5:E:396:LEU:HB3	5:E:401:LEU:HB2	2.03	0.41
5:E:416:ARG:NH2	11:5:40:LEU:HD13	2.36	0.41

Continued on next page...

Continued from previous page...

Atom-1	Atom-2	Interatomic distance (Å)	Clash overlap (Å)
5:E:427:ALA:HB3	5:E:492:LEU:HD11	2.03	0.41
5:E:503:GLN:CA	5:E:506:ILE:HB	2.27	0.41
5:E:512:ALA:O	5:E:516:LYS:NZ	2.45	0.41
6:F:6:DT:H2'	6:F:7:DC:C6	2.56	0.41
8:2:229:ALA:O	8:2:233:THR:HG23	2.20	0.41
8:2:637:VAL:CG1	11:5:471:LEU:HD11	2.50	0.41
8:2:663:LEU:O	8:2:667:VAL:N	2.43	0.41
8:2:802:SER:HA	8:2:803:PHE:HA	1.82	0.41
8:2:830:SER:N	8:2:833:ASP:OD2	2.51	0.41
9:3:101:ASP:CG	9:3:104:ARG:HH21	2.23	0.41
9:3:130:THR:O	9:3:133:ALA:HB3	2.21	0.41
9:3:245:TYR:HD1	9:3:250:PHE:CZ	2.37	0.41
9:3:301:LEU:HA	11:5:245:HIS:NE2	2.36	0.41
9:3:383:LEU:HA	9:3:711:ALA:HB1	2.03	0.41
9:3:388:GLY:H	9:3:714:LYS:HZ2	1.68	0.41
9:3:390:GLU:CB	9:3:509:ARG:HH22	2.33	0.41
9:3:676:ILE:HG23	9:3:680:VAL:HG23	2.02	0.41
10:4:400:GLN:HA	10:4:414:SER:HA	2.02	0.41
10:4:456:LEU:HD11	13:7:252:LYS:HB2	2.02	0.41
10:4:560:GLY:O	10:4:562:ILE:HG23	2.21	0.41
10:4:567:CYS:O	10:4:708:VAL:N	2.34	0.41
10:4:602:THR:HA	10:4:619:GLY:CA	2.47	0.41
10:4:623:LEU:HD13	12:6:370:THR:OG1	2.21	0.41
10:4:713:ASP:HB2	10:4:716:ASN:HB3	2.02	0.41
11:5:319:SER:OG	11:5:323:ILE:O	2.34	0.41
11:5:572:VAL:O	11:5:576:HIS:ND1	2.51	0.41
12:6:115:PHE:CD2	12:6:119:LEU:HD23	2.56	0.41
12:6:274:HIS:O	12:6:290:ILE:HG23	2.20	0.41
13:7:148:LEU:HD23	13:7:148:LEU:C	2.41	0.41
13:7:228:ARG:HD3	13:7:329:ARG:CD	2.51	0.41
13:7:311:GLN:C	13:7:335:VAL:H	2.24	0.41
13:7:372:THR:C	13:7:374:THR:H	2.23	0.41
13:7:517:ASP:HB3	13:7:559:ALA:HA	2.02	0.41
1:A:108:ASP:N	1:A:109:LEU:C	2.74	0.40
1:A:117:GLN:O	1:A:120:THR:HG23	2.20	0.40
1:A:168:LEU:HD21	1:A:206:GLN:N	2.36	0.40
2:B:72:VAL:CG1	2:B:75:ILE:HG23	2.51	0.40
2:B:146:GLN:HG2	11:5:44:PHE:CZ	2.51	0.40
3:C:3:TYR:CE1	4:D:218:MET:HG3	2.56	0.40
4:D:58:GLN:HA	4:D:61:SER:CB	2.49	0.40
5:E:62:PHE:CE1	5:E:473:TRP:HE3	2.39	0.40

Continued on next page...

Continued from previous page...

Atom-1	Atom-2	Interatomic distance (Å)	Clash overlap (Å)
5:E:64:TYR:CB	5:E:625:PHE:HA	2.37	0.40
5:E:75:ASP:HB3	5:E:118:ARG:HH22	1.86	0.40
5:E:283:ALA:CB	5:E:587:ARG:HH12	2.34	0.40
5:E:525:TYR:HE1	5:E:527:LEU:HD12	1.85	0.40
8:2:419:LYS:NZ	8:2:598:LEU:HD12	2.36	0.40
8:2:501:MET:HE2	8:2:501:MET:HB2	1.81	0.40
8:2:534:ARG:HE	8:2:815:ARG:NH2	2.19	0.40
8:2:676:ARG:NH1	11:5:418:PRO:HB2	2.31	0.40
8:2:839:LYS:CE	8:2:864:TYR:HD1	2.34	0.40
14:2:901:ATP:PB	12:6:708:ARG:HH12	2.44	0.40
9:3:115:LEU:O	9:3:164:HIS:NE2	2.45	0.40
9:3:195:LYS:HA	13:7:372:THR:H	1.86	0.40
9:3:353:LEU:HG	9:3:359:ILE:HG21	2.03	0.40
10:4:187:ILE:HG22	10:4:188:GLN:HG3	2.02	0.40
10:4:236:LEU:CD1	10:4:236:LEU:H	2.35	0.40
10:4:352:CYS:H	10:4:354:HIS:N	2.18	0.40
10:4:505:ASP:O	10:4:508:LYS:HB3	2.20	0.40
10:4:695:PRO:HG2	10:4:698:LEU:HB2	2.00	0.40
11:5:236:CYS:SG	11:5:240:PRO:CG	3.09	0.40
11:5:303:SER:HB2	11:5:304:LYS:H	1.73	0.40
11:5:379:PHE:N	14:5:801:ATP:N1	2.64	0.40
11:5:410:ILE:HG13	11:5:411:ASN:N	2.36	0.40
11:5:487:ASP:O	11:5:490:ARG:HB3	2.21	0.40
11:5:514:ASN:CB	11:5:516:ARG:HH12	2.33	0.40
12:6:276:ILE:O	12:6:279:ILE:HB	2.21	0.40
12:6:531:ARG:HG3	12:6:745:PRO:HD3	2.01	0.40
12:6:541:GLU:O	12:6:544:LYS:N	2.48	0.40
12:6:555:VAL:O	12:6:557:LYS:HG3	2.21	0.40
12:6:663:ILE:CG2	12:6:664:ALA:N	2.83	0.40
12:6:727:LEU:O	12:6:731:ILE:HB	2.20	0.40
13:7:205:LYS:HA	13:7:206:PRO:HD2	1.96	0.40
13:7:463:GLY:O	13:7:464:VAL:HB	2.21	0.40
13:7:648:LYS:CE	13:7:704:LEU:HD22	2.51	0.40
1:A:17:LYS:CD	3:C:6:ILE:HD13	2.51	0.40
1:A:73:PHE:CE1	3:C:57:VAL:HG21	2.56	0.40
1:A:83:LYS:HG2	1:A:87:LEU:CD2	2.50	0.40
1:A:156:VAL:HG12	1:A:157:PRO:O	2.21	0.40
2:B:82:GLN:O	2:B:83:SER:OG	2.33	0.40
2:B:160:LEU:HD23	3:C:133:GLN:NE2	2.36	0.40
3:C:19:LYS:HG3	3:C:73:GLU:HB3	2.03	0.40
4:D:199:LEU:O	4:D:200:LYS:HD2	2.21	0.40

Continued on next page...

Continued from previous page...

Atom-1	Atom-2	Interatomic distance (Å)	Clash overlap (Å)
5:E:135:PHE:CE1	5:E:160:TYR:HE2	2.39	0.40
5:E:157:GLU:HA	5:E:161:LYS:CG	2.51	0.40
5:E:270:LEU:CD2	5:E:298:GLU:HB3	2.50	0.40
5:E:624:ASN:HD22	5:E:630:ILE:HA	1.86	0.40
5:E:634:ARG:HA	5:E:637:LEU:HD21	2.01	0.40
6:F:22:DT:H5"	6:F:22:DT:C6	2.45	0.40
8:2:305:SER:O	8:2:320:VAL:HG13	2.21	0.40
8:2:670:THR:HG22	8:2:673:ILE:CG2	2.51	0.40
8:2:794:ARG:O	8:2:797:SER:OG	2.40	0.40
9:3:95:ARG:NH2	9:3:282:LEU:HD11	2.35	0.40
9:3:179:LEU:HA	9:3:296:GLY:O	2.21	0.40
9:3:356:LYS:O	9:3:359:ILE:HG12	2.21	0.40
9:3:382:LEU:HA	9:3:385:LEU:CD1	2.52	0.40
9:3:403:ILE:HG23	9:3:544:ASP:OD2	2.21	0.40
9:3:520:PHE:CB	9:3:527:ARG:HH22	2.32	0.40
9:3:737:LEU:HB3	9:3:738:LEU:HD12	2.03	0.40
11:5:52:ASN:O	11:5:56:VAL:HG23	2.21	0.40
11:5:136:GLN:HG3	11:5:280:ARG:NH2	2.36	0.40
11:5:425:LEU:HD23	11:5:429:VAL:HG23	2.02	0.40
11:5:502:ILE:HB	11:5:513:LEU:HG	2.03	0.40
12:6:186:ARG:O	12:6:189:VAL:HB	2.20	0.40
12:6:546:GLY:O	12:6:550:GLN:N	2.47	0.40
12:6:596:VAL:HG21	12:6:630:LEU:CD1	2.51	0.40
12:6:731:ILE:O	12:6:734:LEU:HB2	2.21	0.40
13:7:238:LEU:HA	13:7:354:ILE:CA	2.41	0.40
13:7:459:MET:HE3	13:7:584:ILE:HG12	2.01	0.40
13:7:537:ILE:HA	13:7:540:VAL:CG2	2.51	0.40
1:A:107:LEU:HD23	1:A:201:GLN:HG3	2.02	0.40
1:A:134:TYR:HE1	4:D:186:HIS:ND1	2.20	0.40
2:B:21:GLU:O	2:B:73:LEU:HB3	2.22	0.40
2:B:149:ARG:HH21	3:C:191:MET:CE	2.34	0.40
4:D:133:LEU:HD22	4:D:134:GLU:CG	2.51	0.40
4:D:232:VAL:N	4:D:291:VAL:HG23	2.36	0.40
4:D:233:ASN:N	4:D:291:VAL:HA	2.29	0.40
5:E:15:ILE:O	5:E:19:SER:N	2.55	0.40
5:E:15:ILE:HD11	5:E:80:SER:HB2	2.03	0.40
5:E:71:TYR:CZ	5:E:96:LEU:HD13	2.57	0.40
5:E:138:GLN:HG3	5:E:139:ILE:N	2.36	0.40
5:E:577:ASP:CG	5:E:634:ARG:HG2	2.42	0.40
5:E:619:LYS:CD	5:E:633:ARG:HG3	2.51	0.40
5:E:637:LEU:HA	5:E:640:PHE:CB	2.44	0.40

Continued on next page...

Continued from previous page...

Atom-1	Atom-2	Interatomic distance (Å)	Clash overlap (Å)
6:F:9:DA:C2'	6:F:10:DT:H72	2.52	0.40
8:2:573:ALA:CB	12:6:670:ALA:H	2.34	0.40
8:2:699:VAL:O	8:2:702:SER:HB3	2.22	0.40
9:3:350:ILE:H	9:3:350:ILE:HD12	1.87	0.40
9:3:496:THR:HG22	9:3:505:THR:HG23	2.03	0.40
9:3:562:SER:CB	11:5:623:SER:HB2	2.50	0.40
9:3:684:THR:OG1	13:7:610:GLU:OE2	2.27	0.40
9:3:733:LEU:C	9:3:733:LEU:HD23	2.42	0.40
14:3:1001:ATP:H1'	11:5:650:ILE:HG13	2.04	0.40
10:4:190:CYS:O	10:4:194:PHE:N	2.52	0.40
10:4:319:PRO:O	10:4:322:ILE:HG12	2.22	0.40
10:4:393:ASP:OD1	12:6:281:SER:OG	2.27	0.40
10:4:455:SER:H	13:7:277:THR:HA	1.86	0.40
10:4:563:ASN:C	10:4:564:ILE:HD12	2.41	0.40
10:4:805:ALA:O	10:4:808:HIS:HB3	2.21	0.40
10:4:923:VAL:O	10:4:924:ARG:NH1	2.50	0.40
11:5:360:LEU:O	11:5:366:LEU:HD13	2.20	0.40
11:5:410:ILE:H	11:5:658:ARG:NH1	2.19	0.40
11:5:417:ASP:O	11:5:420:THR:OG1	2.26	0.40
11:5:485:MET:SD	11:5:490:ARG:HA	2.61	0.40
12:6:126:SER:O	12:6:132:VAL:HA	2.21	0.40
12:6:158:LEU:HD22	12:6:167:ALA:HB2	2.02	0.40
12:6:306:LYS:HZ3	12:6:321:VAL:HA	1.86	0.40
13:7:340:VAL:HG22	13:7:341:ARG:N	2.36	0.40
13:7:367:LYS:HG3	13:7:368:ALA:O	2.21	0.40
13:7:393:LEU:HB2	13:7:395:SER:CB	2.51	0.40
13:7:429:LYS:HA	13:7:432:LEU:CG	2.52	0.40
13:7:478:PRO:O	13:7:479:ARG:HB3	2.21	0.40
1:A:105:ASN:HA	1:A:106:GLY:HA3	1.62	0.40
1:A:107:LEU:CD2	1:A:153:GLY:HA3	2.48	0.40
1:A:139:THR:CA	1:A:142:LYS:HZ3	2.35	0.40
1:A:161:VAL:CG1	1:A:192:ARG:HB2	2.49	0.40
1:A:162:PHE:CD1	1:A:192:ARG:HB3	2.56	0.40
2:B:87:ILE:CG2	2:B:130:ALA:HB1	2.51	0.40
3:C:53:ILE:O	3:C:56:ILE:HB	2.22	0.40
4:D:220:ASP:HA	4:D:222:PRO:CD	2.40	0.40
5:E:159:TYR:HA	5:E:163:LEU:HD23	2.04	0.40
5:E:552:LEU:O	5:E:555:CYS:N	2.55	0.40
5:E:612:ILE:HA	5:E:615:GLU:HB3	2.02	0.40
5:E:613:THR:CB	5:E:622:ILE:HD11	2.52	0.40
8:2:216:LEU:HD12	8:2:217:GLU:H	1.86	0.40

Continued on next page...

Continued from previous page...

Atom-1	Atom-2	Interatomic distance (Å)	Clash overlap (Å)
8:2:317:LEU:HD23	8:2:317:LEU:C	2.42	0.40
8:2:333:GLN:HB3	8:2:383:ARG:HG3	2.02	0.40
8:2:484:PHE:HE2	8:2:769:TYR:CD2	2.39	0.40
8:2:591:LEU:HD13	11:5:270:MET:HE1	2.03	0.40
9:3:195:LYS:HB3	9:3:251:ILE:O	2.22	0.40
9:3:415:LYS:NZ	9:3:516:ALA:O	2.54	0.40
9:3:421:PHE:HD1	11:5:402:ASP:OD2	2.04	0.40
9:3:658:LYS:HA	9:3:661:GLN:HG2	2.03	0.40
10:4:542:LEU:O	10:4:546:GLY:N	2.54	0.40
10:4:597:SER:O	10:4:601:LEU:HD13	2.22	0.40
10:4:830:ARG:HA	10:4:833:ILE:CD1	2.46	0.40
12:6:159:SER:HA	12:6:164:GLY:HA2	2.04	0.40
12:6:405:PRO:HA	12:6:450:TYR:HD1	1.86	0.40
12:6:566:ARG:HA	12:6:567:GLY:HA3	1.69	0.40
12:6:659:GLN:CG	12:6:675:ARG:HG2	2.51	0.40
12:6:806:LEU:HD11	12:6:831:LEU:HG	2.03	0.40
13:7:259:ALA:HB3	13:7:304:ALA:HB3	2.03	0.40
13:7:262:CYS:O	13:7:263:ASP:HB3	2.22	0.40
13:7:490:GLY:C	13:7:493:LEU:HG	2.42	0.40
13:7:539:GLU:O	13:7:542:GLU:HB3	2.21	0.40
13:7:540:VAL:O	13:7:543:GLN:HA	2.21	0.40
1:A:100:MET:CE	1:A:117:GLN:HG2	2.51	0.40
2:B:146:GLN:HB3	11:5:47:ARG:NH2	2.35	0.40
5:E:227:LYS:HA	5:E:230:ILE:HB	2.03	0.40
5:E:310:VAL:HA	5:E:311:LYS:C	2.42	0.40
8:2:530:LYS:HE3	11:5:428:PHE:CD1	2.56	0.40
8:2:626:GLN:HG3	8:2:628:SER:O	2.22	0.40
8:2:656:ARG:HG3	8:2:657:TYR:N	2.36	0.40
9:3:169:ARG:NH2	9:3:269:GLN:HB2	2.36	0.40
9:3:272:ARG:HD2	11:5:171:VAL:CG1	2.52	0.40
9:3:359:ILE:HG13	9:3:360:PHE:N	2.37	0.40
9:3:422:VAL:HG12	9:3:469:VAL:HG11	2.04	0.40
9:3:432:THR:OG1	9:3:472:ILE:HG12	2.21	0.40
9:3:440:VAL:HG12	9:3:441:GLY:H	1.85	0.40
9:3:482:ASP:OD1	9:3:485:ALA:HB3	2.22	0.40
9:3:711:ALA:O	9:3:715:VAL:HG23	2.21	0.40
10:4:292:ASP:C	10:4:293:LEU:HD12	2.42	0.40
10:4:340:PRO:HD3	12:6:452:ILE:HD12	2.02	0.40
10:4:346:PHE:N	10:4:389:CYS:HB3	2.36	0.40
10:4:566:LEU:HG	10:4:674:SER:HA	2.03	0.40
10:4:631:ILE:N	10:4:672:LEU:O	2.52	0.40

Continued on next page...

Continued from previous page...

Atom-1	Atom-2	Interatomic distance (Å)	Clash overlap (Å)
10:4:886:LEU:CD2	10:4:907:LEU:HD11	2.51	0.40
11:5:273:ASN:O	11:5:274:LEU:HD23	2.21	0.40
11:5:294:ILE:HG22	11:5:295:VAL:N	2.36	0.40
11:5:382:GLU:C	11:5:385:LYS:HB3	2.41	0.40
11:5:416:GLY:HA3	11:5:556:VAL:HB	2.04	0.40
11:5:659:ILE:HA	11:5:662:SER:HB3	2.02	0.40
12:6:274:HIS:ND1	12:6:288:LEU:HD11	2.35	0.40
12:6:585:LEU:HD21	12:6:679:LEU:HD22	2.03	0.40
12:6:685:VAL:HG22	12:6:700:ASN:HB2	1.98	0.40
12:6:720:ASN:HB3	12:6:723:ILE:HB	2.03	0.40
12:6:750:GLN:HA	12:6:753:ARG:NH1	2.31	0.40
12:6:759:ARG:CA	12:6:812:ARG:HH21	2.35	0.40
13:7:139:LEU:O	13:7:141:VAL:N	2.54	0.40
13:7:383:GLN:H	13:7:386:LYS:CE	2.34	0.40
13:7:470:LEU:HD22	13:7:522:CYS:SG	2.62	0.40

There are no symmetry-related clashes.

5.3 Torsion angles (i)

5.3.1 Protein backbone (i)

In the following table, the Percentiles column shows the percent Ramachandran outliers of the chain as a percentile score with respect to all PDB entries followed by that with respect to all EM entries.

The Analysed column shows the number of residues for which the backbone conformation was analysed, and the total number of residues.

Mol	Chain	Analysed	Favoured	Allowed	Outliers	Percentiles	
1	A	206/208 (99%)	182 (88%)	23 (11%)	1 (0%)	25	65
2	B	177/213 (83%)	160 (90%)	17 (10%)	0	100	100
3	C	151/194 (78%)	142 (94%)	9 (6%)	0	100	100
4	D	215/294 (73%)	193 (90%)	20 (9%)	2 (1%)	14	51
5	E	543/650 (84%)	490 (90%)	51 (9%)	2 (0%)	30	68
8	2	596/868 (69%)	535 (90%)	54 (9%)	7 (1%)	11	44
9	3	579/971 (60%)	528 (91%)	48 (8%)	3 (0%)	25	65
10	4	670/933 (72%)	594 (89%)	69 (10%)	7 (1%)	13	49

Continued on next page...

Continued from previous page...

Mol	Chain	Analysed	Favoured	Allowed	Outliers	Percentiles	
11	5	583/775 (75%)	549 (94%)	30 (5%)	4 (1%)	19	57
12	6	596/1017 (59%)	528 (89%)	58 (10%)	10 (2%)	7	36
13	7	653/845 (77%)	583 (89%)	60 (9%)	10 (2%)	8	40
All	All	4969/6968 (71%)	4484 (90%)	439 (9%)	46 (1%)	17	51

All (46) Ramachandran outliers are listed below:

Mol	Chain	Res	Type
5	E	601	ILE
10	4	189	GLU
10	4	419	VAL
10	4	609	VAL
11	5	596	ILE
12	6	317	ILE
13	7	544	GLN
8	2	291	SER
10	4	179	ILE
10	4	469	VAL
11	5	304	LYS
11	5	410	ILE
12	6	402	ILE
12	6	560	VAL
12	6	569	ILE
12	6	819	ILE
13	7	464	VAL
8	2	297	ILE
8	2	533	ILE
9	3	230	ILE
11	5	267	VAL
12	6	321	VAL
13	7	26	VAL
13	7	441	ASP
1	A	27	VAL
4	D	210	ASN
4	D	219	ILE
8	2	569	GLN
9	3	440	VAL
10	4	857	ILE
12	6	133	GLU
12	6	305	TYR
12	6	403	VAL

Continued on next page...

Continued from previous page...

Mol	Chain	Res	Type
13	7	140	ASP
13	7	502	VAL
12	6	533	ILE
10	4	322	ILE
13	7	138	VAL
8	2	303	ILE
8	2	585	ILE
5	E	98	ILE
9	3	389	VAL
13	7	248	VAL
13	7	642	ILE
13	7	708	VAL
8	2	842	VAL

5.3.2 Protein sidechains (i)

In the following table, the Percentiles column shows the percent sidechain outliers of the chain as a percentile score with respect to all PDB entries followed by that with respect to all EM entries.

The Analysed column shows the number of residues for which the sidechain conformation was analysed, and the total number of residues.

Mol	Chain	Analysed	Rotameric	Outliers	Percentiles	
1	A	193/193 (100%)	190 (98%)	3 (2%)	58	73
2	B	171/198 (86%)	170 (99%)	1 (1%)	84	88
3	C	144/173 (83%)	144 (100%)	0	100	100
4	D	213/279 (76%)	211 (99%)	2 (1%)	75	83
5	E	499/586 (85%)	496 (99%)	3 (1%)	84	88
8	2	508/770 (66%)	502 (99%)	6 (1%)	67	79
9	3	512/835 (61%)	506 (99%)	6 (1%)	67	79
10	4	610/848 (72%)	606 (99%)	4 (1%)	81	87
11	5	534/688 (78%)	528 (99%)	6 (1%)	70	80
12	6	486/886 (55%)	482 (99%)	4 (1%)	79	85
13	7	585/753 (78%)	581 (99%)	4 (1%)	81	87
All	All	4455/6209 (72%)	4416 (99%)	39 (1%)	74	83

All (39) residues with a non-rotameric sidechain are listed below:

Mol	Chain	Res	Type
1	A	105	ASN
1	A	151	LEU
1	A	168	LEU
2	B	118	ASN
4	D	183	HIS
4	D	216	VAL
5	E	27	LEU
5	E	33	CYS
5	E	601	ILE
8	2	234	LEU
8	2	314	LEU
8	2	437	ASN
8	2	588	GLU
8	2	604	CYS
8	2	695	LEU
9	3	95	ARG
9	3	248	SER
9	3	395	ASN
9	3	450	ARG
9	3	510	CYS
9	3	535	LEU
10	4	188	GLN
10	4	447	ASN
10	4	727	LEU
10	4	821	ASP
11	5	60	SER
11	5	302	ASN
11	5	303	SER
11	5	305	ASN
11	5	331	LEU
11	5	636	ASN
12	6	361	ILE
12	6	449	THR
12	6	548	LEU
12	6	677	SER
13	7	139	LEU
13	7	291	GLN
13	7	396	ASP
13	7	631	THR

Sometimes sidechains can be flipped to improve hydrogen bonding and reduce clashes. All (50) such sidechains are listed below:

Mol	Chain	Res	Type
1	A	39	ASN
1	A	90	GLN
1	A	104	ASN
1	A	117	GLN
2	B	167	HIS
3	C	101	ASN
3	C	133	GLN
3	C	136	ASN
3	C	137	HIS
4	D	217	ASN
5	E	52	GLN
5	E	55	GLN
5	E	133	ASN
5	E	138	GLN
5	E	155	GLN
5	E	286	GLN
5	E	436	ASN
5	E	493	ASN
5	E	624	ASN
8	2	621	HIS
9	3	49	ASN
9	3	177	ASN
9	3	351	ASN
9	3	688	ASN
10	4	184	ASN
10	4	260	GLN
10	4	266	GLN
10	4	354	HIS
10	4	410	GLN
10	4	646	HIS
10	4	691	ASN
11	5	67	HIS
11	5	254	GLN
11	5	305	ASN
11	5	500	GLN
11	5	625	ASN
12	6	357	GLN
12	6	458	HIS
12	6	658	GLN
12	6	669	HIS
13	7	89	GLN
13	7	90	ASN
13	7	145	GLN

Continued on next page...

Continued from previous page...

Mol	Chain	Res	Type
13	7	271	GLN
13	7	297	GLN
13	7	326	HIS
13	7	379	GLN
13	7	383	GLN
13	7	543	GLN
13	7	620	HIS

5.3.3 RNA (i)

There are no RNA molecules in this entry.

5.4 Non-standard residues in protein, DNA, RNA chains (i)

There are no non-standard protein/DNA/RNA residues in this entry.

5.5 Carbohydrates (i)

There are no oligosaccharides in this entry.

5.6 Ligand geometry (i)

3 ligands are modelled in this entry.

In the following table, the Counts columns list the number of bonds (or angles) for which Mogul statistics could be retrieved, the number of bonds (or angles) that are observed in the model and the number of bonds (or angles) that are defined in the Chemical Component Dictionary. The Link column lists molecule types, if any, to which the group is linked. The Z score for a bond length (or angle) is the number of standard deviations the observed value is removed from the expected value. A bond length (or angle) with $|Z| > 2$ is considered an outlier worth inspection. RMSZ is the root-mean-square of all Z scores of the bond lengths (or angles).

Mol	Type	Chain	Res	Link	Bond lengths			Bond angles		
					Counts	RMSZ	$\#\|Z\| > 2$	Counts	RMSZ	$\#\|Z\| > 2$
14	ATP	5	801	-	28,33,33	1.02	2 (7%)	34,52,52	1.20	2 (5%)
14	ATP	2	901	-	28,33,33	1.01	2 (7%)	34,52,52	1.22	2 (5%)
14	ATP	3	1001	-	28,33,33	0.98	1 (3%)	34,52,52	1.19	2 (5%)

In the following table, the Chirals column lists the number of chiral outliers, the number of chiral centers analysed, the number of these observed in the model and the number defined in the

Chemical Component Dictionary. Similar counts are reported in the Torsion and Rings columns. '-' means no outliers of that kind were identified.

Mol	Type	Chain	Res	Link	Chirals	Torsions	Rings
14	ATP	5	801	-	-	3/18/38/38	0/3/3/3
14	ATP	2	901	-	-	3/18/38/38	0/3/3/3
14	ATP	3	1001	-	-	2/18/38/38	0/3/3/3

All (5) bond length outliers are listed below:

Mol	Chain	Res	Type	Atoms	Z	Observed(Å)	Ideal(Å)
14	2	901	ATP	PB-O3A	2.15	1.61	1.59
14	5	801	ATP	PB-O3A	2.15	1.61	1.59
14	5	801	ATP	PA-O3A	2.12	1.61	1.59
14	2	901	ATP	O4'-C1'	2.06	1.43	1.40
14	3	1001	ATP	PB-O3B	2.04	1.61	1.59

All (6) bond angle outliers are listed below:

Mol	Chain	Res	Type	Atoms	Z	Observed(^{o})	Ideal(^{o})
14	5	801	ATP	N3-C2-N1	-4.31	122.82	128.67
14	2	901	ATP	N3-C2-N1	-4.30	122.83	128.67
14	3	1001	ATP	N3-C2-N1	-4.16	123.02	128.67
14	5	801	ATP	C4-C5-N7	-2.63	106.55	109.34
14	3	1001	ATP	C4-C5-N7	-2.52	106.67	109.34
14	2	901	ATP	C4-C5-N7	-2.48	106.72	109.34

There are no chirality outliers.

All (8) torsion outliers are listed below:

Mol	Chain	Res	Type	Atoms
14	2	901	ATP	C5'-O5'-PA-O1A
14	2	901	ATP	C5'-O5'-PA-O2A
14	2	901	ATP	C5'-O5'-PA-O3A
14	3	1001	ATP	PG-O3B-PB-O1B
14	5	801	ATP	PA-O3A-PB-O1B
14	3	1001	ATP	PG-O3B-PB-O2B
14	5	801	ATP	PA-O3A-PB-O2B
14	5	801	ATP	O4'-C4'-C5'-O5'

There are no ring outliers.

3 monomers are involved in 29 short contacts:

Mol	Chain	Res	Type	Clashes	Symm-Clashes
14	5	801	ATP	12	0
14	2	901	ATP	12	0
14	3	1001	ATP	5	0

The following is a two-dimensional graphical depiction of Mogul quality analysis of bond lengths, bond angles, torsion angles, and ring geometry for all instances of the Ligand of Interest. In addition, ligands with molecular weight > 250 and outliers as shown on the validation Tables will also be included. For torsion angles, if less then 5% of the Mogul distribution of torsion angles is within 10 degrees of the torsion angle in question, then that torsion angle is considered an outlier. Any bond that is central to one or more torsion angles identified as an outlier by Mogul will be highlighted in the graph. For rings, the root-mean-square deviation (RMSD) between the ring in question and similar rings identified by Mogul is calculated over all ring torsion angles. If the average RMSD is greater than 60 degrees and the minimal RMSD between the ring in question and any Mogul-identified rings is also greater than 60 degrees, then that ring is considered an outlier. The outliers are highlighted in purple. The color gray indicates Mogul did not find sufficient equivalents in the CSD to analyse the geometry.

Ligand ATP 5 801

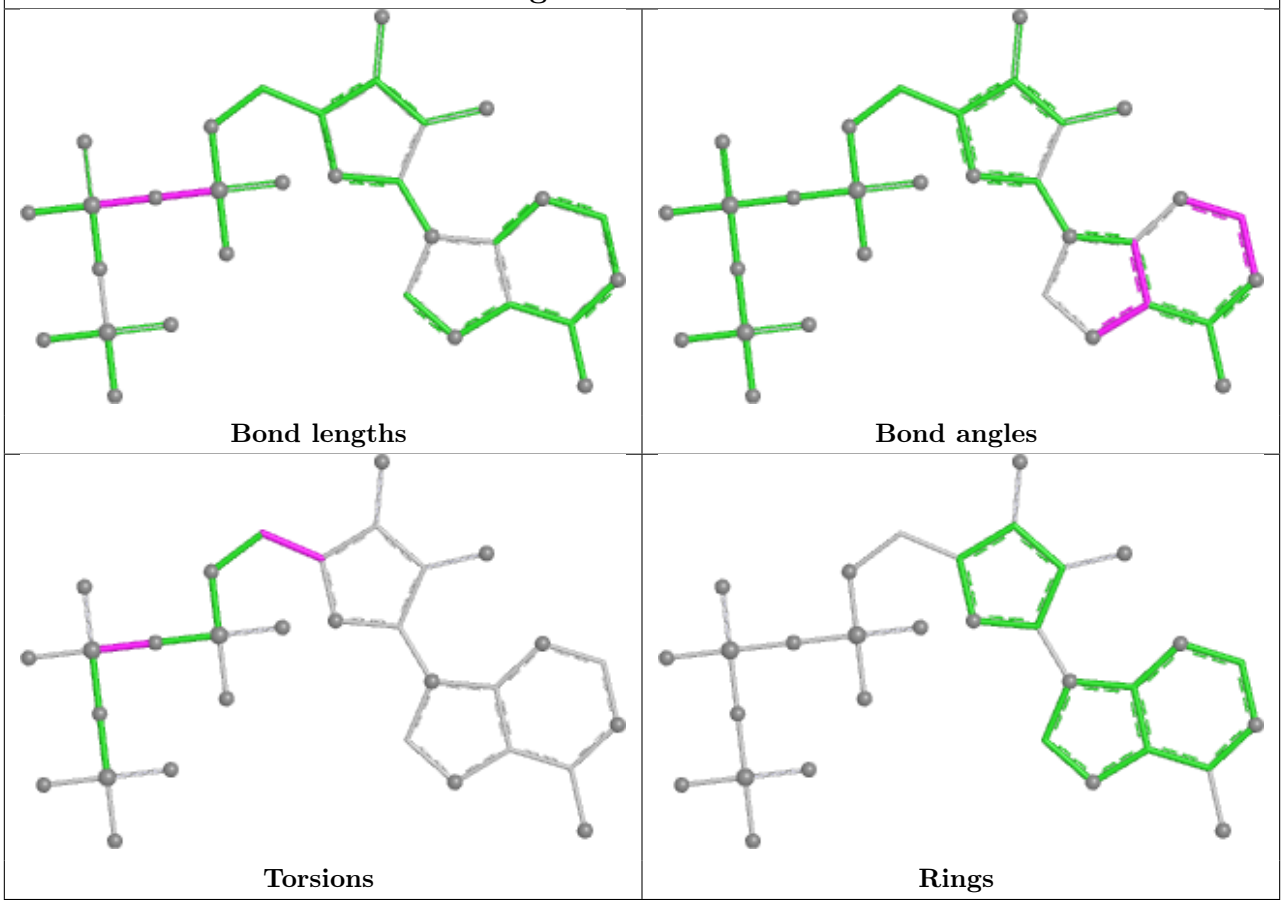

Ligand ATP 2 901

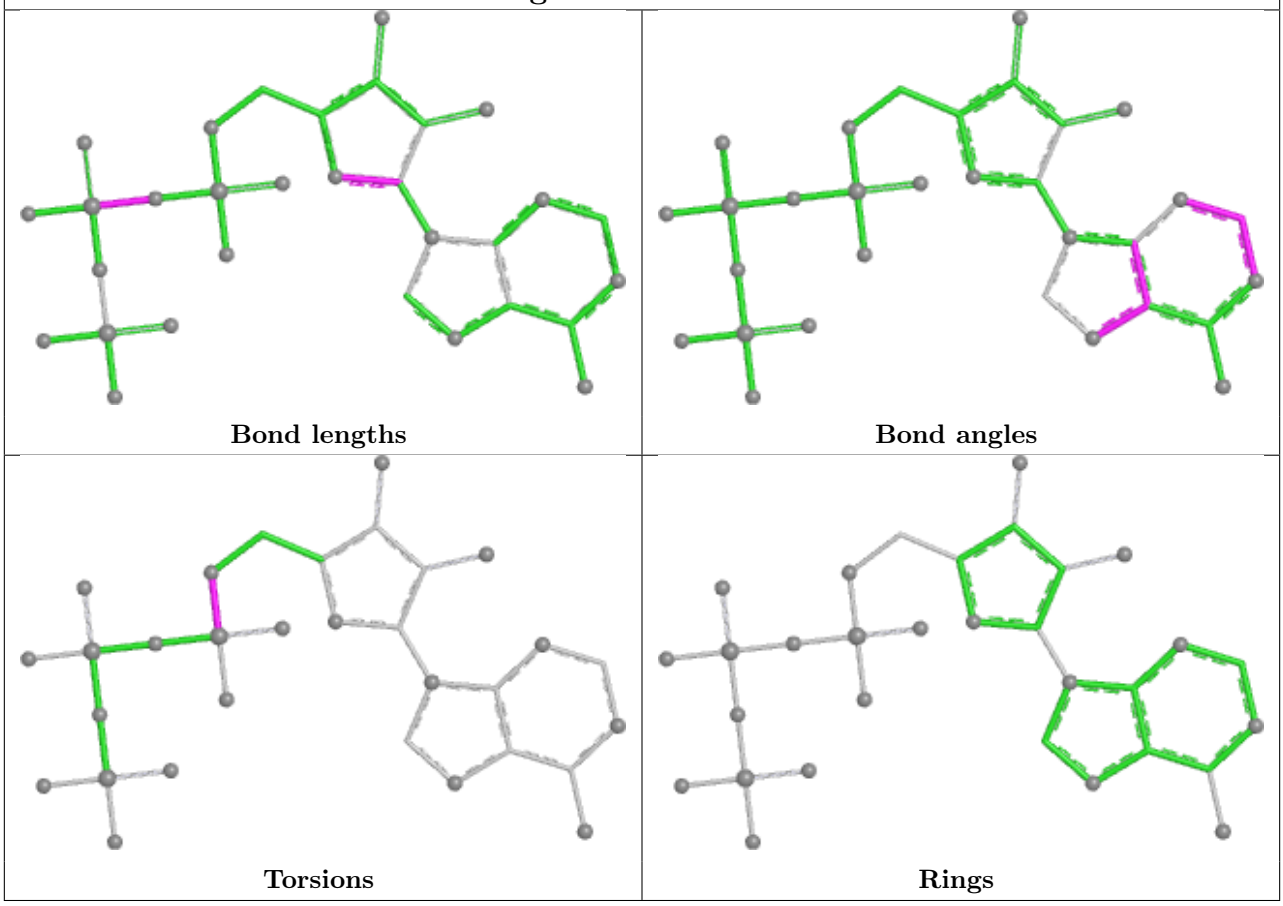

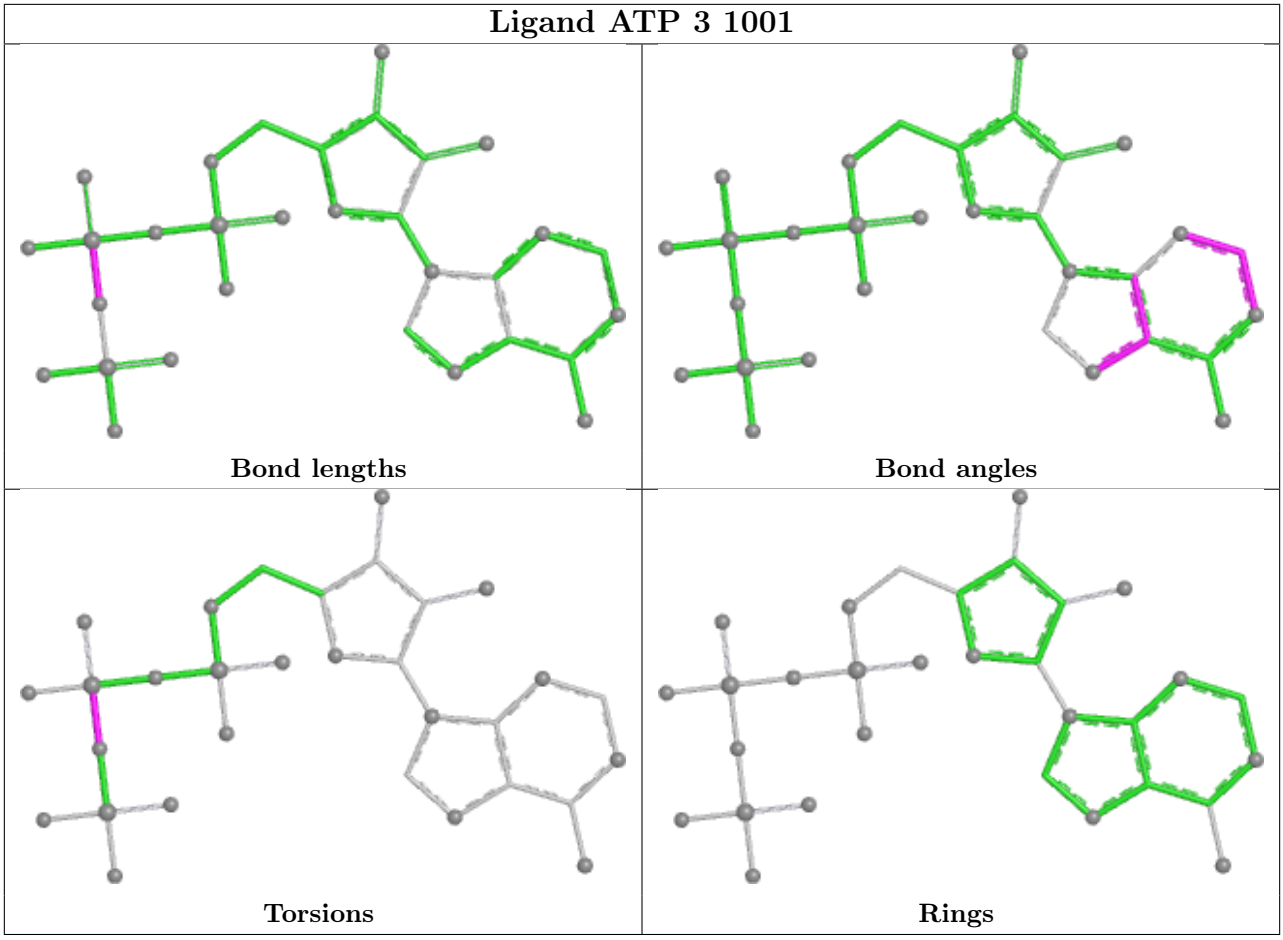

5.7 Other polymers (i)

There are no such residues in this entry.

5.8 Polymer linkage issues (i)

There are no chain breaks in this entry.

6 Map visualisation (i)

This section contains visualisations of the EMDB entry EMD-8518. These allow visual inspection of the internal detail of the map and identification of artifacts.

No raw map or half-maps were deposited for this entry and therefore no images, graphs, etc. pertaining to the raw map can be shown.

6.1 Orthogonal projections (i)

6.1.1 Primary map



X

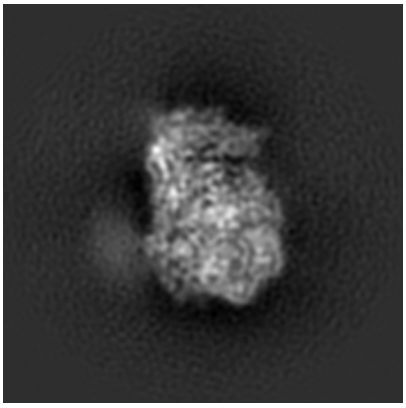

Y

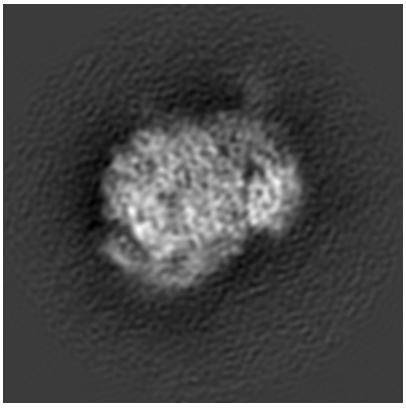

Z

The images above show the map projected in three orthogonal directions.

6.2 Central slices (i)

6.2.1 Primary map



X Index: 128

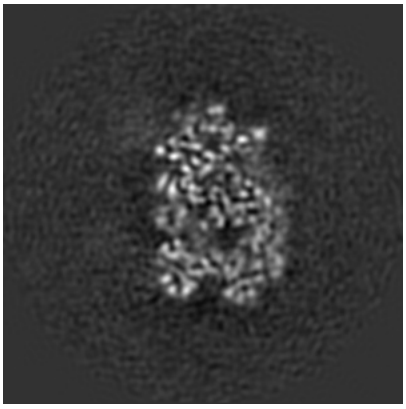

Y Index: 128

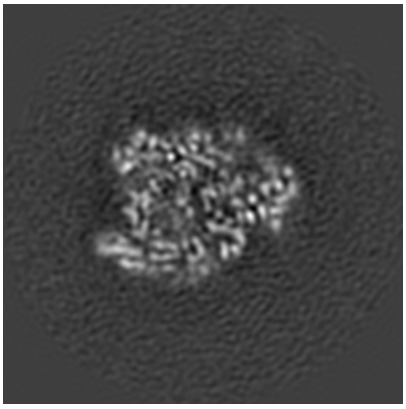

Z Index: 128

The images above show central slices of the map in three orthogonal directions.

6.3 Largest variance slices (i)

6.3.1 Primary map



X Index: 133

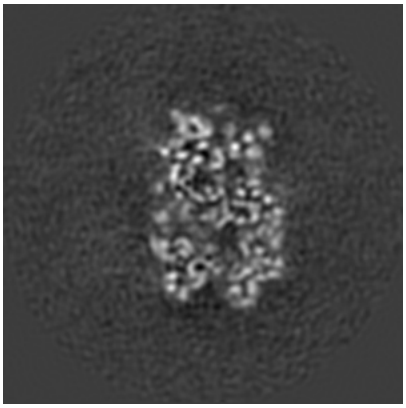

Y Index: 124

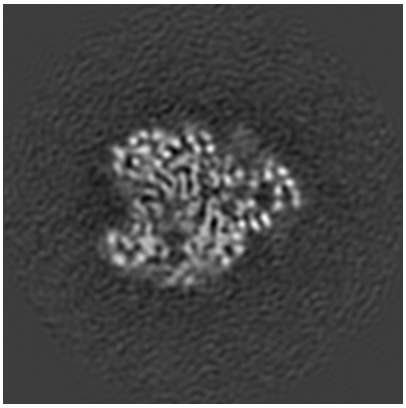

Z Index: 133

The images above show the largest variance slices of the map in three orthogonal directions.

6.4 Orthogonal standard-deviation projections (False-color) (i)

6.4.1 Primary map

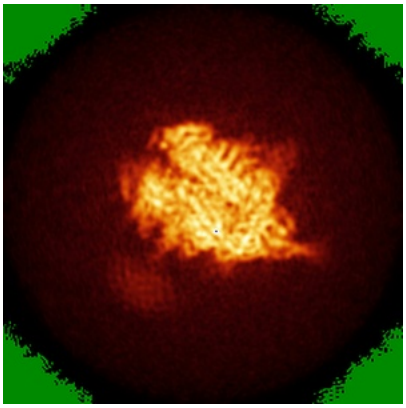

X

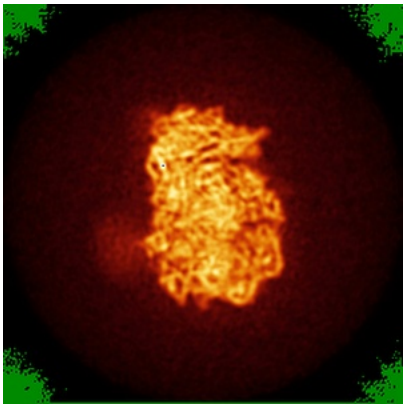

Y

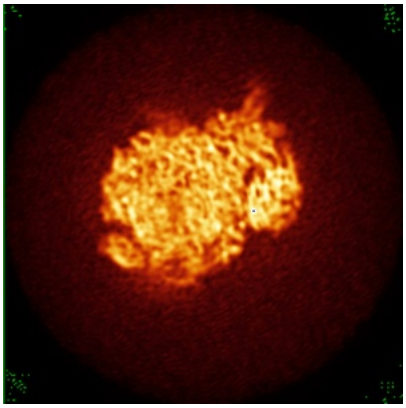

Z

The images above show the map standard deviation projections with false color in three orthogonal directions. Minimum values are shown in green, max in blue, and dark to light orange shades represent small to large values respectively.

6.5 Orthogonal surface views (i)

6.5.1 Primary map

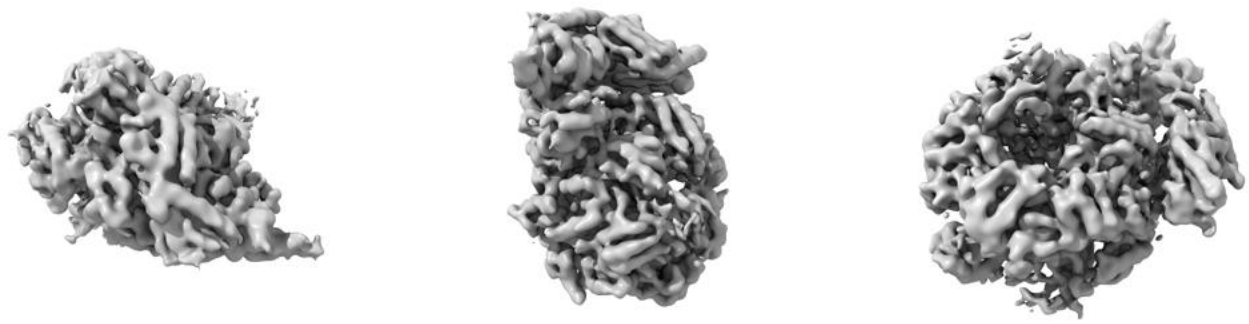

X Y Z

The images above show the 3D surface view of the map at the recommended contour level 0.02. These images, in conjunction with the slice images, may facilitate assessment of whether an appropriate contour level has been provided.

6.6 Mask visualisation (i)

This section was not generated. No masks/segmentation were deposited.

7 Map analysis (i)

This section contains the results of statistical analysis of the map.

7.1 Map-value distribution (i)

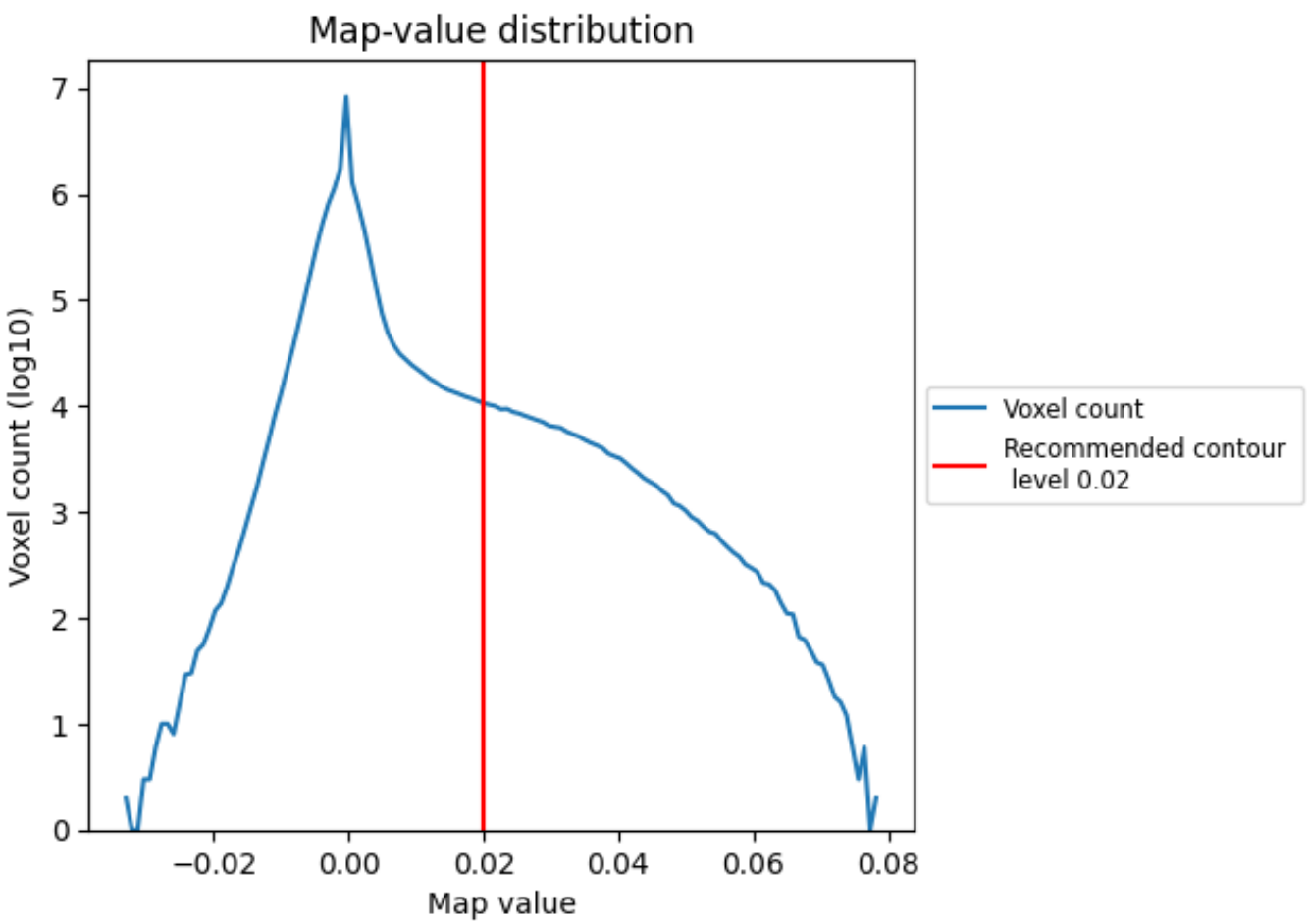

The map-value distribution is plotted in 128 intervals along the x-axis. The y-axis is logarithmic. A spike in this graph at zero usually indicates that the volume has been masked.

7.2 Volume estimate (i)

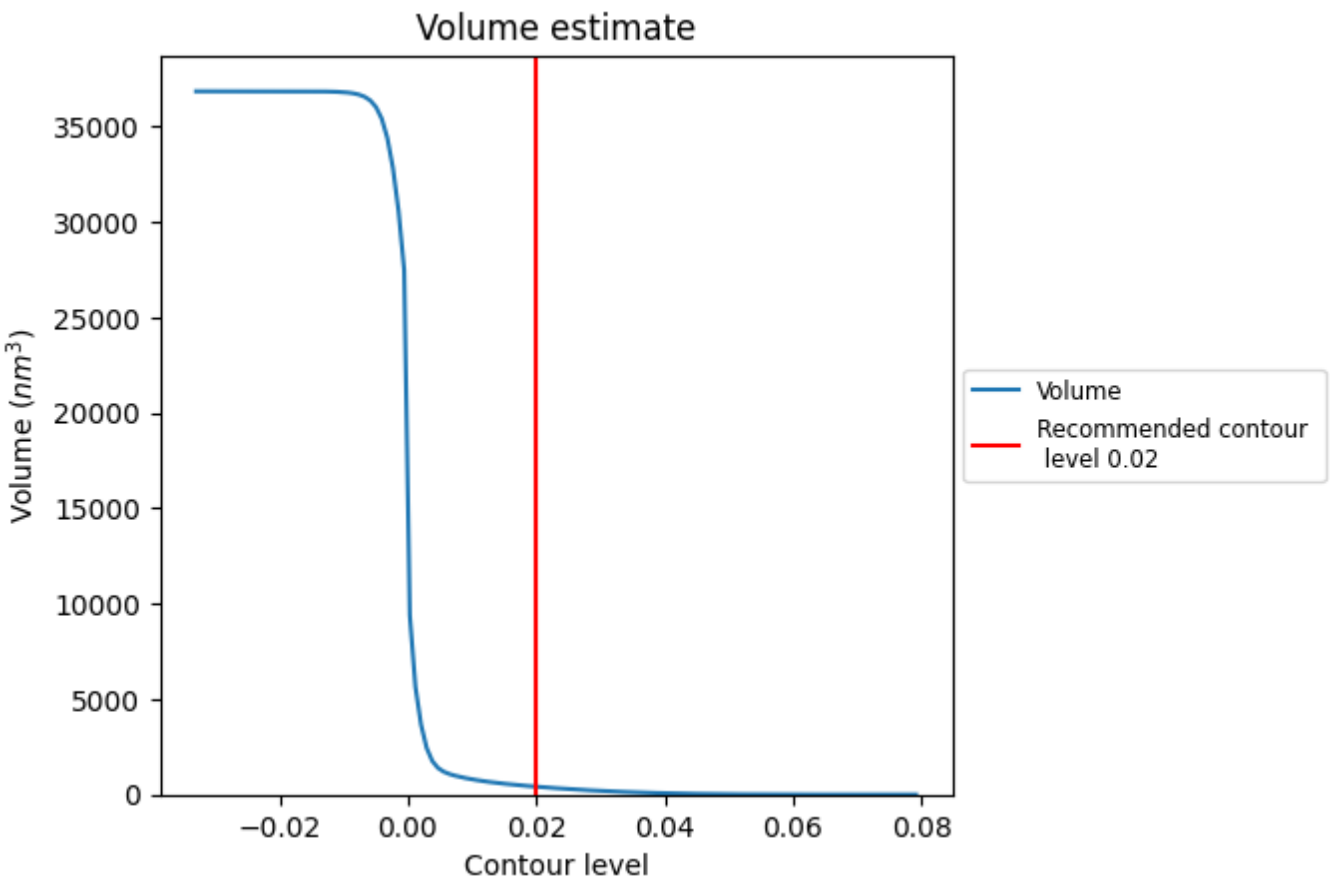

The volume at the recommended contour level is 413 nm^3; this corresponds to an approximate mass of 373 kDa.

The volume estimate graph shows how the enclosed volume varies with the contour level. The recommended contour level is shown as a vertical line and the intersection between the line and the curve gives the volume of the enclosed surface at the given level.

7.3 Rotationally averaged power spectrum (i)

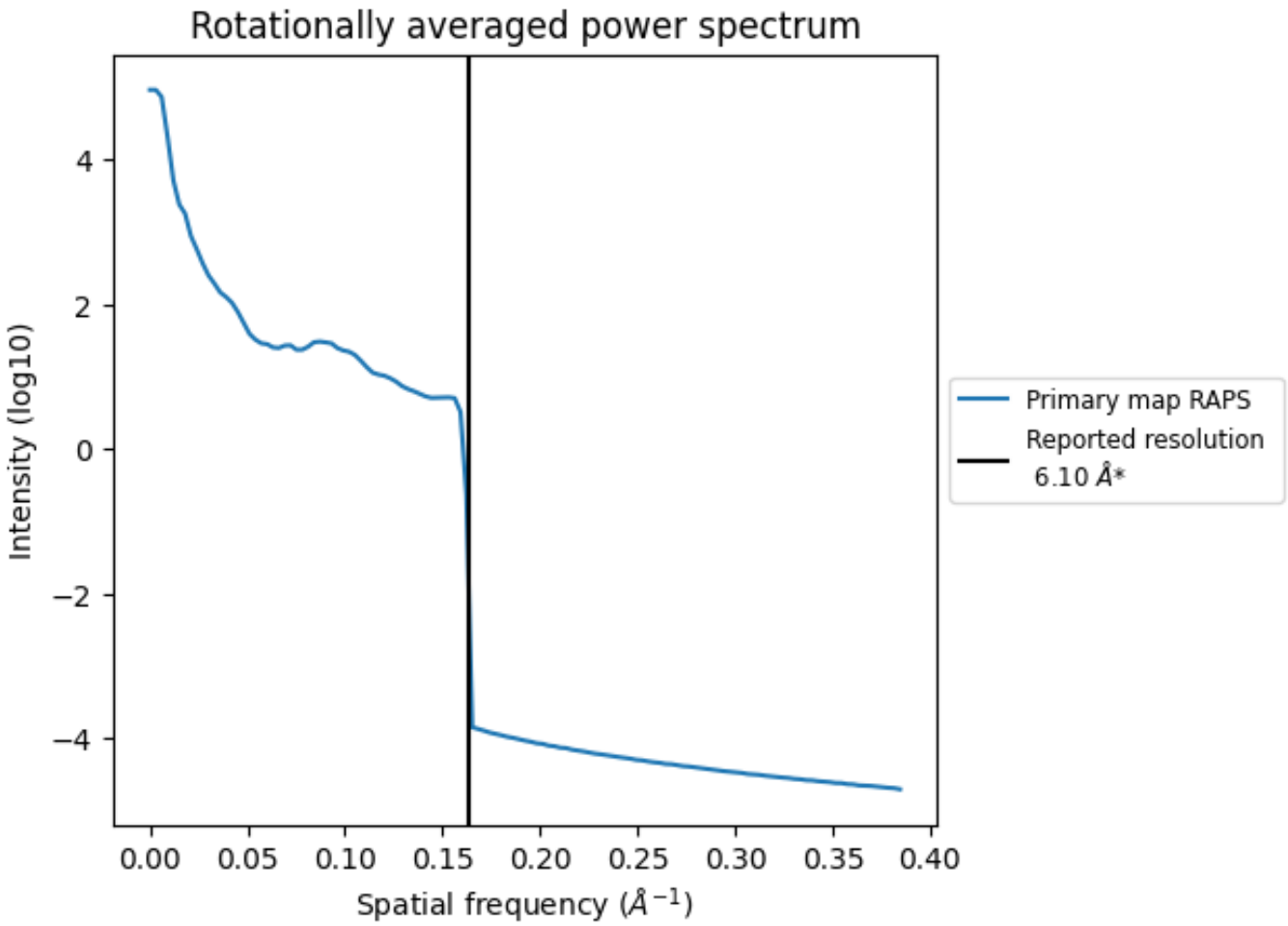

*Reported resolution corresponds to spatial frequency of 0.164 Å^{-1}

8 Fourier-Shell correlation (i)

This section was not generated. No FSC curve or half-maps provided.

9 Map-model fit (i)

This section contains information regarding the fit between EMDB map EMD-8518 and PDB model 5U8S. Per-residue inclusion information can be found in section 3 on page 7.

9.1 Map-model overlay (i)

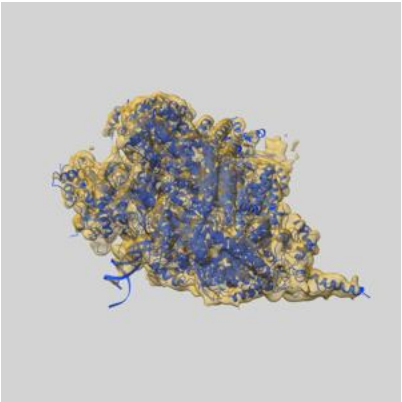

X

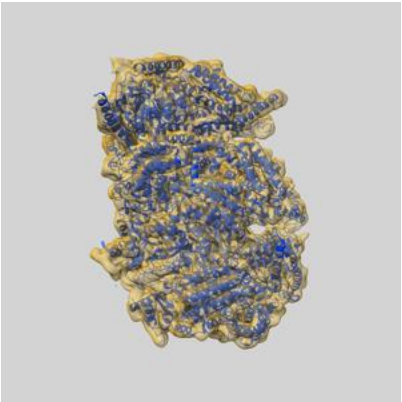

Y

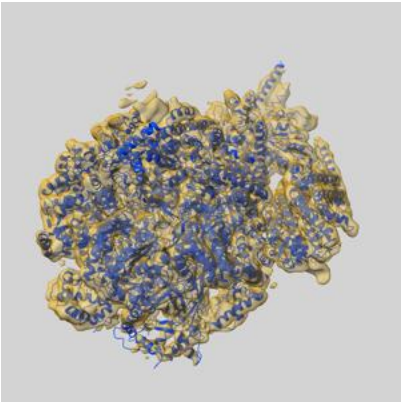

Z

The images above show the 3D surface view of the map at the recommended contour level 0.02 at 50% transparency in yellow overlaid with a ribbon representation of the model coloured in blue. These images allow for the visual assessment of the quality of fit between the atomic model and the map.

9.2 Q-score mapped to coordinate model (i)

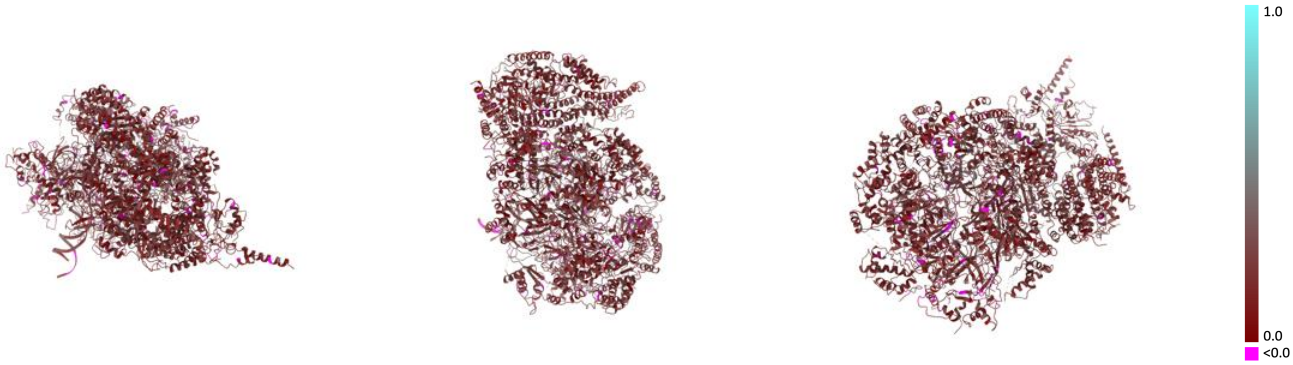

X Y Z

The images above show the model with each residue coloured according its Q-score. This shows their resolvability in the map with higher Q-score values reflecting better resolvability. Please note: Q-score is calculating the resolvability of atoms, and thus high values are only expected at resolutions at which atoms can be resolved. Low Q-score values may therefore be expected for many entries.

9.3 Atom inclusion mapped to coordinate model (i)

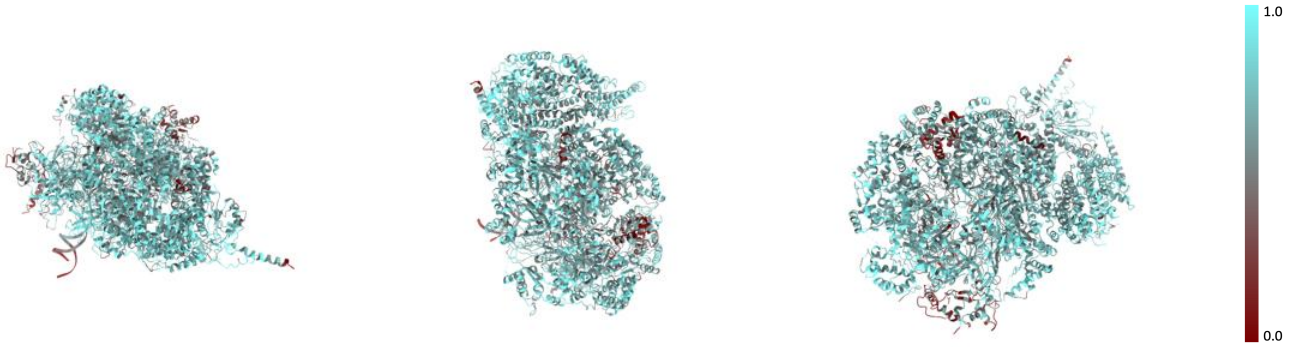

X Y Z

The images above show the model with each residue coloured according to its atom inclusion. This shows to what extent they are inside the map at the recommended contour level (0.02).

9.4 Atom inclusion (i)

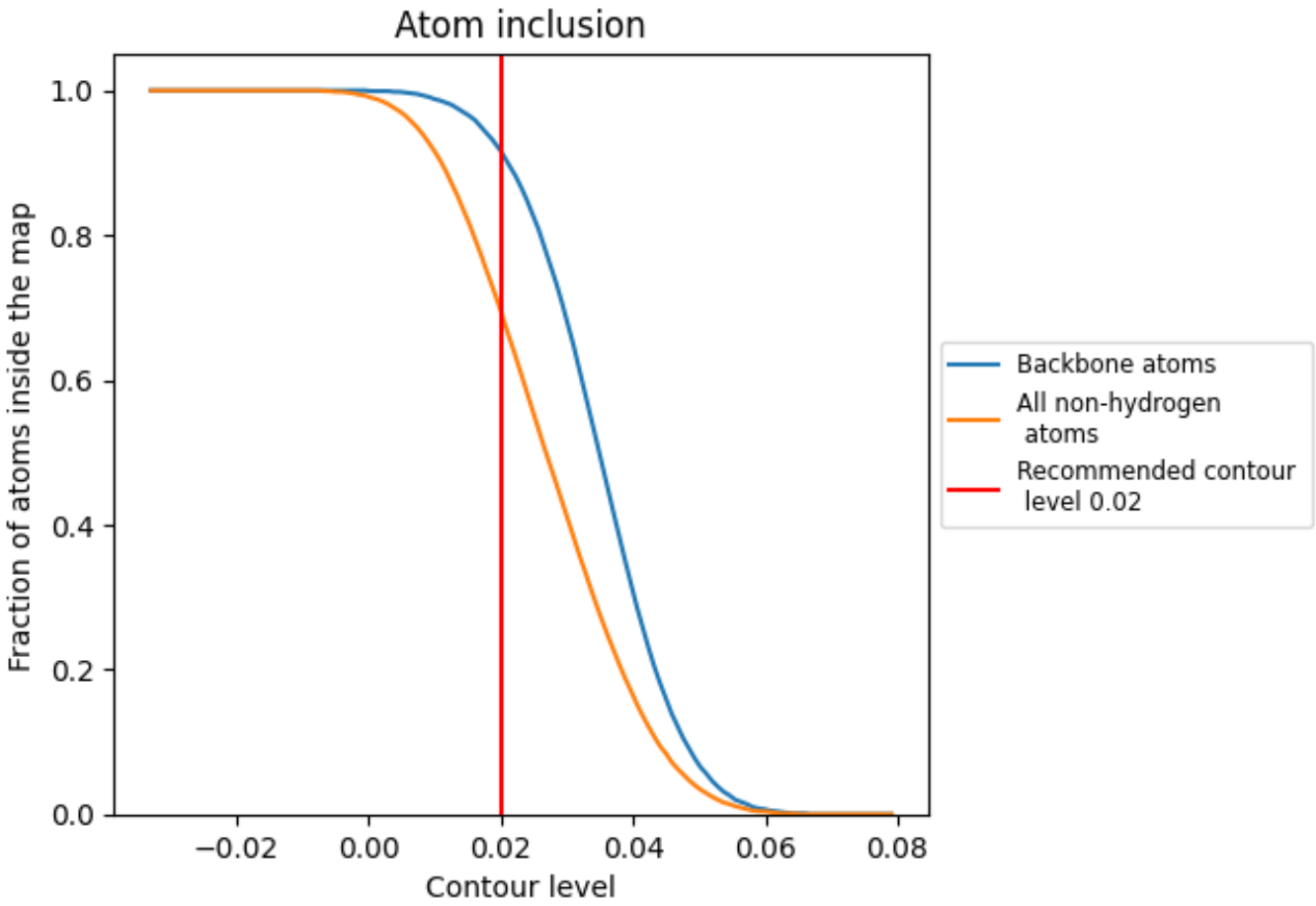

At the recommended contour level, 92% of all backbone atoms, 70% of all non-hydrogen atoms, are inside the map.

9.5 Map-model fit summary (i)

The table lists the average atom inclusion at the recommended contour level (0.02) and Q-score for the entire model and for each chain.

Chain	Atom inclusion	Q-score
All	0.6950	0.1990
2	0.7040	0.1990
3	0.7180	0.2070
4	0.6650	0.1880
5	0.6780	0.2030
6	0.7040	0.2020
7	0.6110	0.1920
A	0.6950	0.1880
B	0.7560	0.2070
C	0.7590	0.2000
D	0.7850	0.1990
E	0.7560	0.2010
F	0.5390	0.2370
G	0.4840	0.2260