



Full wwPDB X-ray Structure Validation Report ⓘ

May 28, 2020 – 08:41 pm BST

PDB ID : 1U6G
Title : Crystal Structure of The Cand1-Cul1-Roc1 Complex
Authors : Goldenberg, S.J.; Shumway, S.D.; Cascio, T.C.; Garbutt, K.C.; Liu, J.; Xiong, Y.; Zheng, N.
Deposited on : 2004-07-29
Resolution : 3.10 Å(reported)

This is a Full wwPDB X-ray Structure Validation Report for a publicly released PDB entry.

We welcome your comments at validation@mail.wwpdb.org

A user guide is available at

<https://www.wwpdb.org/validation/2017/XrayValidationReportHelp>

with specific help available everywhere you see the ⓘ symbol.

The following versions of software and data (see [references ⓘ](#)) were used in the production of this report:

MolProbity : 4.02b-467
Xtriage (Phenix) : 1.13
EDS : 2.11
Percentile statistics : 20191225.v01 (using entries in the PDB archive December 25th 2019)
Refmac : 5.8.0158
CCP4 : 7.0.044 (Gargrove)
Ideal geometry (proteins) : Engh & Huber (2001)
Ideal geometry (DNA, RNA) : Parkinson et al. (1996)
Validation Pipeline (wwPDB-VP) : 2.11

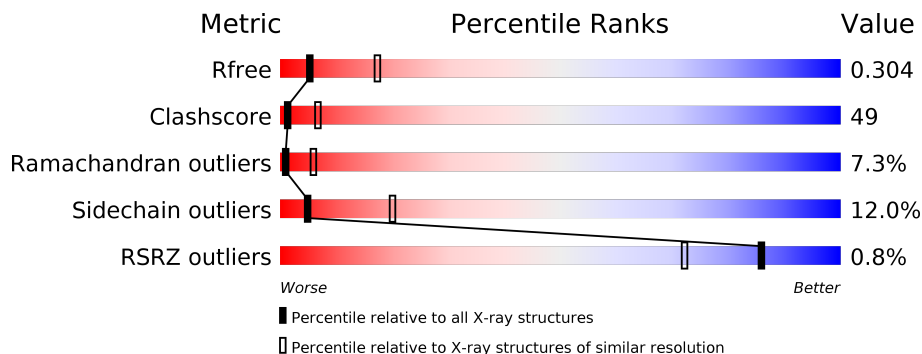
1 Overall quality at a glance

The following experimental techniques were used to determine the structure:

X-RAY DIFFRACTION

The reported resolution of this entry is 3.10 Å.

Percentile scores (ranging between 0-100) for global validation metrics of the entry are shown in the following graphic. The table shows the number of entries on which the scores are based.



Metric	Whole archive (#Entries)	Similar resolution (#Entries, resolution range(Å))
R_{free}	130704	1094 (3.10-3.10)
Clashscore	141614	1184 (3.10-3.10)
Ramachandran outliers	138981	1141 (3.10-3.10)
Sidechain outliers	138945	1141 (3.10-3.10)
RSRZ outliers	127900	1067 (3.10-3.10)

The table below summarises the geometric issues observed across the polymeric chains and their fit to the electron density. The red, orange, yellow and green segments on the lower bar indicate the fraction of residues that contain outliers for ≥ 3 , 2, 1 and 0 types of geometric quality criteria respectively. A grey segment represents the fraction of residues that are not modelled. The numeric value for each fraction is indicated below the corresponding segment, with a dot representing fractions $\leq 5\%$. The upper red bar (where present) indicates the fraction of residues that have poor fit to the electron density. The numeric value is given above the bar.

Mol	Chain	Length	Quality of chain
1	A	776	 41% 40% 10% • 8%
2	B	108	 31% 38% 11% • 19%
3	C	1230	 30% 50% 11% • 7%

2 Entry composition [i](#)

There are 5 unique types of molecules in this entry. The entry contains 15511 atoms, of which 0 are hydrogens and 0 are deuteriums.

In the tables below, the ZeroOcc column contains the number of atoms modelled with zero occupancy, the AltConf column contains the number of residues with at least one atom in alternate conformation and the Trace column contains the number of residues modelled with at most 2 atoms.

- Molecule 1 is a protein called Cullin homolog 1.

Mol	Chain	Residues	Atoms					ZeroOcc	AltConf	Trace
			Total	C	N	O	S			
1	A	715	5855	3719	998	1109	29	0	0	0

- Molecule 2 is a protein called RING-box protein 1.

Mol	Chain	Residues	Atoms					ZeroOcc	AltConf	Trace
			Total	C	N	O	S			
2	B	88	731	464	133	125	9	0	0	0

- Molecule 3 is a protein called TIP120 protein.

Mol	Chain	Residues	Atoms					ZeroOcc	AltConf	Trace
			Total	C	N	O	S			
3	C	1146	8904	5667	1509	1672	56	0	0	0

- Molecule 4 is ZINC ION (three-letter code: ZN) (formula: Zn).

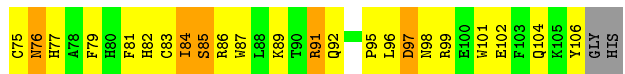
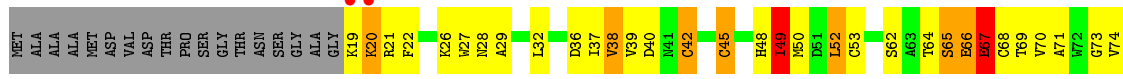
Mol	Chain	Residues	Atoms		ZeroOcc	AltConf
4	B	3	Total	Zn	0	0
			3	3		

- Molecule 5 is water.

Mol	Chain	Residues	Atoms		ZeroOcc	AltConf
5	A	10	Total	O	0	0
			10	10		
5	B	3	Total	O	0	0
			3	3		
5	C	5	Total	O	0	0
			5	5		



• Molecule 2: RING-box protein 1



• Molecule 3: TIP120 protein



GLU	Q1164	D1098	D1019	C954	I883	A804	V722	E850
SER	E1165	R1099	L1020	I958	S884	R808	Y723	G851
MET	F1166	D1100	M1021	T959	N887	A809	P724	V852
ASP	E1167	D1101	V1022	I960	I888	C810	S725	P853
THR	Q1168	F1102	R1023	I961	P889	P811	L726	I654
SER	D1170	E1104	V1025	D962	E890	K812	L727	I655
	E1171	M1107	A1026	P963	Y891	E813	I730	A856
		L1027	E964	P964	L892	G814	S731	S657
	R1174	H1108	V1028	T965	F893	P815	F658	F658
	A1175	V1109	T1029	L966	F894	S732	G732	L659
	M1176	E1110	F1030	I967	V895	S733	S733	R660
	M1177	D1111	N1031	P868	L896	I734	L734	K661
	R1178	G1112	S1032	E969	Q897	L735	L735	M662
	A1179	L1113	A1033	I970	E898	M736	E737	Q663
	V1180		A1034	K971	I899	L738	L738	R664
	A1181	Y1117	H1035	G972	I899	L741	L741	A665
	A1182	K1120	N1036	N973	T900	V742	V742	A666
	L1183	M1121	K1037	I974	Q902	R743	R743	K667
	L1184	H1122	P1038	I975	P903			
	T1185	L1123	S1039	S976	R904			
	T1186	T1123	L1040	E977	R905	Q748	Q748	D675
	P1187		L1041	S978	L1040	G749	G749	I676
	E1188	M1126	I1041	S979	Q906	G750	G750	L677
	A1189	L1127	L1044	N980	S830	A751	A751	
	E1190	V1128		A981	T831			
	K1191	R1129	T1047	R982	D832			
	S1192	L1130	V1048	I982	S833	Q760	Q760	M680
	P1193	S1131	L1049	V985	I834	S682	S682	Y681
	M1195	T1132	P1050	V986	I917	V763	V763	D883
	S1196	L1133	H1051	T987	S918	S684	S684	S884
	E1197	C1134	L1052	A988	S919	L685	L685	L685
	F1198	P1135	Y1053	V989	A920	T677	T677	T686
	S1199	V1138	N1054	V922	S921	M768	M768	A687
	S1200	Q1140	E1055	F991	V922	M769	M769	A688
	I1201	R1141	T1056	T992	G924	L770	L770	M689
	I1202	L1142	R1064	S994	I993	G771	G771	I690
	S1203	D1143	E1065	P995	V922	Y772	Y772	D691
	S1204	R1144	V1066	H996	Y928	M773	M773	A692
	M1205	L1145	E1067			L774	L774	V693
	P1206	V1146	M1068			L775	L775	L694
	E1207	E1147	H1073					
	L1208	P1148	L1079					
	A1209	L1149	D1080					
	A1210	R1150	I1081					
	PHE	A1151	R1082					
	GLU	T1152	K1083					
	SER	C1153	C1088					
	ILE	T1154	M1089					
	ILE	T1155	F1011					
	GLN	T1156	M1089					
	LYS	K1156	F1011					
	ASP	V1157	L1012					
	SER	K1158	Y1090					
	SER	A1159	L1013					
	SER	M1160	T947					
	THR	S1161	R948					
	ASN	V1162	T1014					
	LEU	L1163	L1015					
			L1016					
			S1095					
			D1094					
			L1093					
			C1088					
			M1089					
			F1011					
			E944					
			E945					
			A943					
			C942					
			E941					
			K1005					
			L1004					
			L1003					
			D1001					
			P1002					
			A934					
			W933					
			I1000					
			Q854					
			L855					
			L856					
			L857					
			K858					
			S859					
			L936					
			L937					
			W860					
			I784					
			S785					
			Q786					
			SER					
			THR					
			ALA					
			LEU					
			T791					
			Y796					
			I799					
			L880					
			G881					
			S882					
			E953					
			V951					
			R948					
			T947					
			G946					
			E945					
			E944					
			A943					
			C942					
			E941					
			K1005					
			L1004					
			L1003					
			D1001					
			P1002					
			A934					
			W933					
			I1000					
			Q854					
			L855					
			L856					
			L857					
			K858					
			S859					
			L936					
			L937					
			W860					
			I784					
			S785					
			Q786					
			SER					
			THR					
			ALA					
			LEU					
			T791					
			Y796					
			I799					
			L880					
			G881					
			S882					
			E953					
			V951					
			R948					
			T947					
			G946					
			E945					
			E944					
			A943					
			C942					
			E941					
			K1005					
			L1004					
			L1003					
			D1001					
			P1002					
			A934					
			W933					
			I1000					
			Q854					
			L855					
			L856					
			L857					
			K858					
			S859					
			L936					
			L937					
			W860					
			I784					
			S785					
			Q786					
			SER					
			THR					
			ALA					
			LEU					
			T791					
			Y796					
			I799					
			L880					
			G881					
			S882					
			E953					
			V951					
			R948					
			T947					
			G946					
			E945					
			E944					
			A943					
			C942					
			E941					
			K1005					
			L1004					
			L1003					
			D1001					

4 Data and refinement statistics

Property	Value	Source
Space group	P 21 21 21	Depositor
Cell constants a, b, c, α , β , γ	108.47Å 151.33Å 215.89Å 90.00° 90.00° 90.00°	Depositor
Resolution (Å)	50.00 – 3.10 49.68 – 2.49	Depositor EDS
% Data completeness (in resolution range)	(Not available) (50.00-3.10) 73.1 (49.68-2.49)	Depositor EDS
R_{merge}	(Not available)	Depositor
R_{sym}	(Not available)	Depositor
$\langle I/\sigma(I) \rangle$ ¹	0.84 (at 2.48Å)	Xtrriage
Refinement program	CNS	Depositor
R, R_{free}	0.243 , 0.317 0.236 , 0.304	Depositor DCC
R_{free} test set	3108 reflections (2.95%)	wwPDB-VP
Wilson B-factor (Å ²)	56.5	Xtrriage
Anisotropy	0.413	Xtrriage
Bulk solvent k_{sol} (e/Å ³), B_{sol} (Å ²)	0.28 , 53.0	EDS
L-test for twinning ²	$\langle L \rangle = 0.49$, $\langle L^2 \rangle = 0.32$	Xtrriage
Estimated twinning fraction	No twinning to report.	Xtrriage
F_o, F_c correlation	0.92	EDS
Total number of atoms	15511	wwPDB-VP
Average B, all atoms (Å ²)	62.0	wwPDB-VP

Xtrriage's analysis on translational NCS is as follows: *The largest off-origin peak in the Patterson function is 2.64% of the height of the origin peak. No significant pseudotranslation is detected.*

¹Intensities estimated from amplitudes.

²Theoretical values of $\langle |L| \rangle$, $\langle L^2 \rangle$ for acentric reflections are 0.5, 0.333 respectively for untwinned datasets, and 0.375, 0.2 for perfectly twinned datasets.

5 Model quality [i](#)

5.1 Standard geometry [i](#)

Bond lengths and bond angles in the following residue types are not validated in this section:
ZN

The Z score for a bond length (or angle) is the number of standard deviations the observed value is removed from the expected value. A bond length (or angle) with $|Z| > 5$ is considered an outlier worth inspection. RMSZ is the root-mean-square of all Z scores of the bond lengths (or angles).

Mol	Chain	Bond lengths		Bond angles	
		RMSZ	# Z >5	RMSZ	# Z >5
1	A	0.49	3/5949 (0.1%)	1.14	14/8007 (0.2%)
2	B	0.51	0/752	0.86	1/1020 (0.1%)
3	C	0.45	1/9041 (0.0%)	0.86	31/12243 (0.3%)
All	All	0.47	4/15742 (0.0%)	0.97	46/21270 (0.2%)

Chiral center outliers are detected by calculating the chiral volume of a chiral center and verifying if the center is modelled as a planar moiety or with the opposite hand. A planarity outlier is detected by checking planarity of atoms in a peptide group, atoms in a mainchain group or atoms of a sidechain that are expected to be planar.

Mol	Chain	#Chirality outliers	#Planarity outliers
1	A	0	1
3	C	0	2
All	All	0	3

All (4) bond length outliers are listed below:

Mol	Chain	Res	Type	Atoms	Z	Observed(Å)	Ideal(Å)
1	A	437	GLU	C-N	-8.90	1.13	1.34
1	A	443	ASP	C-N	7.93	1.52	1.34
3	C	601	GLY	C-N	-6.35	1.19	1.34
1	A	630	ILE	CG1-CD1	5.03	1.85	1.50

All (46) bond angle outliers are listed below:

Mol	Chain	Res	Type	Atoms	Z	Observed(°)	Ideal(°)
1	A	437	GLU	O-C-N	-72.37	6.91	122.70
3	C	117	LEU	C-N-CD	-20.01	76.58	120.60
3	C	117	LEU	C-N-CA	13.74	179.69	122.00
3	C	487	LYS	CB-CA-C	12.45	135.31	110.40

Continued on next page...

Continued from previous page...

Mol	Chain	Res	Type	Atoms	Z	Observed(°)	Ideal(°)
3	C	377	PRO	CA-N-CD	-10.61	96.64	111.50
1	A	476	GLN	N-CA-C	9.83	137.54	111.00
1	A	630	ILE	CB-CG1-CD1	-9.22	88.08	113.90
1	A	721	ARG	N-CA-C	-8.50	88.06	111.00
1	A	33	THR	N-CA-C	-8.21	88.82	111.00
1	A	175	LEU	CA-CB-CG	8.21	134.18	115.30
1	A	584	LEU	CA-CB-CG	8.01	133.72	115.30
3	C	1195	MET	N-CA-C	7.95	132.45	111.00
3	C	375	VAL	CB-CA-C	-7.63	96.91	111.40
3	C	488	SER	CA-C-N	-7.58	100.51	117.20
1	A	630	ILE	CB-CA-C	-7.42	96.77	111.60
2	B	45	CYS	N-CA-C	-7.29	91.32	111.00
1	A	111	MET	N-CA-C	7.01	129.92	111.00
3	C	1198	PHE	CB-CA-C	-6.92	96.56	110.40
3	C	487	LYS	N-CA-C	-6.81	92.60	111.00
3	C	489	SER	CA-C-N	-6.79	102.25	117.20
3	C	99	LYS	N-CA-C	-6.71	92.90	111.00
3	C	601	GLY	O-C-N	-6.67	112.03	122.70
1	A	142	ARG	N-CA-C	6.60	128.83	111.00
3	C	921	SER	N-CA-C	-6.56	93.29	111.00
3	C	941	GLU	N-CA-C	-6.56	93.29	111.00
3	C	147	ASP	N-CA-C	-6.42	93.67	111.00
3	C	488	SER	C-N-CA	6.18	137.15	121.70
3	C	118	PRO	CA-N-CD	-5.96	103.15	111.50
3	C	42	ASP	N-CA-C	-5.87	95.14	111.00
1	A	687	MET	N-CA-C	-5.86	95.17	111.00
3	C	814	GLY	N-CA-C	-5.85	98.48	113.10
3	C	974	LEU	CB-CG-CD2	-5.78	101.18	111.00
3	C	285	GLU	N-CA-C	5.61	126.15	111.00
3	C	188	ARG	N-CA-C	-5.57	95.96	111.00
3	C	488	SER	N-CA-C	5.54	125.96	111.00
3	C	485	ASN	C-N-CA	-5.54	107.86	121.70
1	A	469	LEU	CA-CB-CG	5.50	127.95	115.30
3	C	1194	LEU	N-CA-C	-5.46	96.27	111.00
3	C	977	GLY	N-CA-C	5.44	126.70	113.10
3	C	921	SER	CB-CA-C	5.41	120.37	110.10
3	C	599	ASN	N-CA-C	5.34	125.41	111.00
3	C	1198	PHE	CA-CB-CG	-5.23	101.36	113.90
1	A	650	LEU	CA-CB-CG	-5.15	103.45	115.30
3	C	490	SER	N-CA-C	-5.11	97.21	111.00
1	A	175	LEU	N-CA-C	5.08	124.71	111.00
3	C	488	SER	O-C-N	5.08	130.82	122.70

There are no chirality outliers.

All (3) planarity outliers are listed below:

Mol	Chain	Res	Type	Group
1	A	437	GLU	Mainchain
3	C	599	ASN	Mainchain
3	C	601	GLY	Mainchain

5.2 Too-close contacts

In the following table, the Non-H and H(model) columns list the number of non-hydrogen atoms and hydrogen atoms in the chain respectively. The H(added) column lists the number of hydrogen atoms added and optimized by MolProbity. The Clashes column lists the number of clashes within the asymmetric unit, whereas Symm-Clashes lists symmetry related clashes.

Mol	Chain	Non-H	H(model)	H(added)	Clashes	Symm-Clashes
1	A	5855	0	5900	502	0
2	B	731	0	689	76	0
3	C	8904	0	9248	998	0
4	B	3	0	0	0	0
5	A	10	0	0	0	0
5	B	3	0	0	0	0
5	C	5	0	0	0	0
All	All	15511	0	15837	1525	0

The all-atom clashscore is defined as the number of clashes found per 1000 atoms (including hydrogen atoms). The all-atom clashscore for this structure is 49.

All (1525) close contacts within the same asymmetric unit are listed below, sorted by their clash magnitude.

Atom-1	Atom-2	Interatomic distance (Å)	Clash overlap (Å)
3:C:373:LYS:CE	3:C:427:MET:HE1	1.31	1.56
3:C:373:LYS:HE3	3:C:427:MET:CE	1.36	1.54
1:A:630:ILE:CD1	1:A:630:ILE:CG1	1.85	1.51
3:C:373:LYS:CE	3:C:427:MET:CE	1.84	1.48
3:C:373:LYS:CD	3:C:427:MET:HE1	1.53	1.37
3:C:373:LYS:CG	3:C:427:MET:HE1	1.63	1.27
2:B:97:ASP:OD1	2:B:97:ASP:O	1.55	1.25
3:C:373:LYS:CG	3:C:427:MET:CE	2.19	1.18
3:C:600:LEU:O	3:C:602:ASP:N	1.81	1.14
3:C:373:LYS:CE	3:C:427:MET:HE3	1.74	1.13
3:C:375:VAL:HG13	3:C:379:LEU:HB2	1.19	1.12

Continued on next page...

Continued from previous page...

Atom-1	Atom-2	Interatomic distance (Å)	Clash overlap (Å)
3:C:38:SER:HB3	3:C:78:LYS:HD2	1.25	1.12
2:B:52:LEU:HD12	2:B:52:LEU:H	1.09	1.11
1:A:630:ILE:HD13	1:A:630:ILE:HG21	1.34	1.10
3:C:829:ARG:HB2	3:C:829:ARG:HH11	1.18	1.07
1:A:597:ARG:HH11	1:A:597:ARG:HB2	1.14	1.06
3:C:1013:LYS:HE2	3:C:1047:THR:HG21	1.38	1.05
3:C:377:PRO:HB3	3:C:431:GLN:OE1	1.54	1.05
1:A:630:ILE:CB	1:A:630:ILE:CD1	2.35	1.04
3:C:373:LYS:HE2	3:C:427:MET:HE3	1.29	1.04
1:A:625:THR:OG1	1:A:632:MET:HG2	1.58	1.02
3:C:211:ILE:O	3:C:215:LEU:HG	1.60	1.01
1:A:440:GLU:O	1:A:444:THR:N	1.94	0.99
3:C:1015:LEU:HD13	3:C:1018:PRO:HG3	1.41	0.99
3:C:1194:LEU:O	3:C:1194:LEU:HD12	1.63	0.99
3:C:1190:GLU:OE2	3:C:1191:LYS:HG2	1.63	0.98
1:A:441:LEU:O	1:A:445:LEU:HB2	1.63	0.97
3:C:982:ARG:NH2	3:C:1018:PRO:HB2	1.79	0.97
3:C:373:LYS:HG3	3:C:427:MET:CE	1.93	0.96
3:C:287:TYR:HB2	3:C:288:PRO:HD3	1.43	0.96
3:C:85:GLU:HG3	3:C:133:LYS:HE2	1.46	0.96
3:C:294:ILE:HG21	3:C:357:LEU:HG	1.44	0.96
3:C:375:VAL:CG1	3:C:379:LEU:HB2	1.95	0.95
1:A:625:THR:HG21	1:A:632:MET:HG3	1.44	0.95
3:C:1081:ILE:HG13	3:C:1082:ARG:N	1.78	0.95
3:C:192:ARG:HH21	3:C:227:THR:HG21	1.33	0.94
1:A:600:LEU:H	1:A:600:LEU:HD23	1.32	0.93
3:C:1011:PHE:O	3:C:1015:LEU:HB2	1.66	0.93
3:C:373:LYS:HE3	3:C:427:MET:SD	2.09	0.93
3:C:385:GLU:HA	3:C:391:LYS:HE2	1.51	0.92
1:A:175:LEU:HD11	1:A:208:TYR:CE1	2.04	0.92
3:C:481:ILE:HD11	3:C:520:LEU:HD23	1.51	0.92
3:C:375:VAL:HG13	3:C:379:LEU:CB	1.99	0.91
1:A:592:ASN:HD21	2:B:21:ARG:HE	1.14	0.91
3:C:231:ILE:HG23	3:C:273:GLN:NE2	1.84	0.91
1:A:600:LEU:N	1:A:600:LEU:HD23	1.84	0.91
1:A:116:LEU:O	1:A:120:THR:HG23	1.71	0.91
3:C:551:ARG:NH1	3:C:553:LEU:HB2	1.85	0.91
3:C:432:VAL:HG13	3:C:435:ILE:HB	1.53	0.90
1:A:542:GLY:H	2:B:76:ASN:HD21	1.20	0.90
1:A:625:THR:OG1	1:A:632:MET:CG	2.19	0.90
3:C:270:TYR:H	3:C:270:TYR:HD1	1.19	0.90

Continued on next page...

Continued from previous page...

Atom-1	Atom-2	Interatomic distance (Å)	Clash overlap (Å)
3:C:187:PRO:HB2	3:C:188:ARG:HH11	1.36	0.90
1:A:175:LEU:HG	1:A:208:TYR:OH	1.73	0.89
3:C:1147:GLU:HB3	3:C:1148:PRO:HD3	1.54	0.89
3:C:373:LYS:HE2	3:C:427:MET:CE	1.84	0.89
1:A:672:LEU:N	1:A:672:LEU:HD12	1.87	0.88
3:C:975:ILE:HG23	3:C:976:SER:H	1.37	0.88
1:A:173:ARG:HB2	1:A:174:PRO:HD3	1.53	0.88
3:C:285:GLU:HA	3:C:287:TYR:CE2	2.09	0.88
3:C:349:VAL:HG23	3:C:350:ARG:H	1.37	0.88
3:C:485:ASN:O	3:C:486:ASP:HB3	1.72	0.88
3:C:249:LEU:HA	3:C:252:ILE:HG13	1.55	0.88
3:C:298:LEU:O	3:C:298:LEU:HD22	1.72	0.88
1:A:592:ASN:HA	1:A:597:ARG:HH12	1.38	0.87
3:C:211:ILE:HG12	3:C:244:ARG:HE	1.39	0.87
1:A:642:LEU:HB3	1:A:648:LEU:HD12	1.54	0.87
1:A:592:ASN:CA	1:A:597:ARG:HH12	1.87	0.87
1:A:630:ILE:CD1	1:A:630:ILE:HG21	2.04	0.87
1:A:631:LYS:O	1:A:635:LEU:N	2.06	0.87
3:C:432:VAL:HG12	3:C:436:VAL:HG23	1.57	0.87
3:C:548:LYS:HA	3:C:551:ARG:HG3	1.54	0.87
3:C:373:LYS:CG	3:C:427:MET:HE2	2.02	0.87
1:A:144:TRP:O	1:A:145:VAL:HG13	1.74	0.87
3:C:211:ILE:HG12	3:C:244:ARG:NE	1.89	0.87
3:C:270:TYR:HA	3:C:273:GLN:OE1	1.75	0.87
3:C:92:CYS:HB3	3:C:137:ARG:HG2	1.56	0.86
3:C:373:LYS:HG3	3:C:427:MET:HE1	1.51	0.86
1:A:167:TRP:O	1:A:170:CYS:HB3	1.75	0.86
1:A:440:GLU:O	1:A:444:THR:OG1	1.91	0.86
2:B:49:ILE:HD13	2:B:50:MET:HG2	1.54	0.86
3:C:999:PRO:O	3:C:1002:PRO:HD2	1.76	0.86
3:C:1199:GLN:HB3	3:C:1202:ILE:HB	1.59	0.85
3:C:1037:LYS:HD2	3:C:1040:LEU:HD11	1.56	0.85
3:C:373:LYS:HG2	3:C:427:MET:CE	2.06	0.85
3:C:379:LEU:HA	3:C:382:ARG:HB2	1.56	0.84
3:C:812:LYS:HG3	3:C:812:LYS:O	1.76	0.84
1:A:287:ALA:O	1:A:291:GLU:HG3	1.76	0.84
3:C:269:GLU:O	3:C:273:GLN:HG3	1.77	0.84
1:A:300:GLU:O	1:A:304:THR:HG22	1.77	0.83
1:A:474:VAL:HG12	1:A:475:HIS:N	1.93	0.83
3:C:206:CYS:O	3:C:210:LEU:HB2	1.78	0.83
3:C:551:ARG:N	3:C:552:PRO:HD2	1.94	0.83

Continued on next page...

Continued from previous page...

Atom-1	Atom-2	Interatomic distance (Å)	Clash overlap (Å)
3:C:377:PRO:CB	3:C:431:GLN:OE1	2.27	0.83
3:C:473:ILE:O	3:C:477:VAL:HG23	1.79	0.83
3:C:590:ILE:HG21	3:C:628:THR:HG22	1.60	0.82
3:C:650:GLU:O	3:C:654:ILE:HG13	1.80	0.82
1:A:630:ILE:CG2	1:A:630:ILE:CD1	2.57	0.82
3:C:821:PHE:C	3:C:823:GLN:H	1.80	0.82
3:C:982:ARG:O	3:C:986:VAL:HG12	1.77	0.82
3:C:548:LYS:HA	3:C:551:ARG:CG	2.09	0.82
3:C:625:ARG:O	3:C:629:VAL:HG23	1.79	0.82
1:A:597:ARG:NH1	1:A:597:ARG:HB2	1.93	0.82
3:C:301:LEU:HD12	3:C:302:THR:H	1.44	0.82
3:C:386:ARG:HB2	3:C:386:ARG:CZ	2.09	0.82
3:C:673:ALA:HA	3:C:676:ILE:HD11	1.61	0.82
1:A:95:PHE:HD2	1:A:96:LEU:HD12	1.44	0.82
3:C:249:LEU:HA	3:C:252:ILE:CG1	2.09	0.82
3:C:1194:LEU:O	3:C:1195:MET:HB2	1.78	0.81
1:A:171:LEU:HG	1:A:175:LEU:HD22	1.60	0.81
3:C:1012:LEU:O	3:C:1014:THR:N	2.14	0.81
3:C:375:VAL:O	3:C:379:LEU:N	2.13	0.81
1:A:592:ASN:HD21	2:B:21:ARG:NE	1.78	0.81
2:B:52:LEU:HD12	2:B:52:LEU:N	1.93	0.81
3:C:1139:LEU:HA	3:C:1142:LEU:HB2	1.63	0.80
2:B:97:ASP:CG	2:B:97:ASP:O	2.18	0.80
3:C:181:LEU:HD13	3:C:217:GLU:HG3	1.60	0.80
1:A:27:GLY:O	1:A:31:VAL:HG23	1.81	0.80
3:C:967:LEU:N	3:C:968:PRO:HD2	1.97	0.80
3:C:566:LYS:HZ3	3:C:566:LYS:HB2	1.47	0.80
3:C:566:LYS:HD3	3:C:566:LYS:H	1.45	0.80
3:C:187:PRO:HB2	3:C:188:ARG:NH1	1.96	0.80
3:C:601:GLY:O	3:C:604:LEU:N	2.15	0.79
1:A:145:VAL:O	1:A:146:ARG:HG3	1.82	0.79
3:C:1142:LEU:O	3:C:1146:VAL:HG23	1.82	0.79
1:A:672:LEU:HD12	1:A:672:LEU:H	1.45	0.79
3:C:1176:ALA:O	3:C:1180:VAL:HG23	1.82	0.79
3:C:1190:GLU:O	3:C:1193:PRO:HD2	1.79	0.79
3:C:373:LYS:HG2	3:C:427:MET:HE2	1.63	0.79
3:C:1169:GLN:OE1	3:C:1169:GLN:HA	1.82	0.79
3:C:1199:GLN:O	3:C:1203:SER:HB3	1.82	0.79
3:C:970:LEU:HD22	3:C:985:VAL:HG23	1.64	0.79
1:A:614:ASN:ND2	2:B:21:ARG:HA	1.98	0.78
1:A:405:ASN:ND2	1:A:407:VAL:H	1.81	0.78

Continued on next page...

Continued from previous page...

Atom-1	Atom-2	Interatomic distance (Å)	Clash overlap (Å)
3:C:831:THR:HG22	3:C:833:SER:H	1.46	0.78
1:A:142:ARG:CZ	1:A:147:ARG:HG2	2.13	0.78
3:C:267:LEU:HA	3:C:270:TYR:CE1	2.17	0.78
2:B:52:LEU:H	2:B:52:LEU:CD1	1.90	0.78
3:C:1052:LEU:HD11	3:C:1088:CYS:HB3	1.65	0.78
3:C:551:ARG:HH11	3:C:553:LEU:HB2	1.44	0.78
1:A:297:LYS:HD3	1:A:297:LYS:O	1.84	0.78
3:C:375:VAL:O	3:C:379:LEU:HB2	1.84	0.78
3:C:110:LEU:HD23	3:C:157:ILE:HD13	1.67	0.77
3:C:1187:PRO:O	3:C:1189:ALA:N	2.17	0.77
3:C:349:VAL:HG23	3:C:350:ARG:N	1.99	0.77
3:C:372:TYR:HA	3:C:377:PRO:HG2	1.64	0.77
3:C:423:THR:O	3:C:427:MET:HG3	1.83	0.77
3:C:432:VAL:CG1	3:C:436:VAL:HG23	2.13	0.77
1:A:577:LYS:HB2	2:B:36:ASP:HB3	1.65	0.77
3:C:170:VAL:HA	3:C:173:HIS:CD2	2.18	0.77
1:A:528:GLU:HG2	1:A:528:GLU:O	1.84	0.77
3:C:1081:ILE:HG13	3:C:1082:ARG:H	1.48	0.77
1:A:577:LYS:NZ	1:A:578:LEU:H	1.82	0.77
1:A:618:ALA:HB2	1:A:669:LYS:HG2	1.66	0.77
3:C:982:ARG:HH21	3:C:1018:PRO:HB2	1.48	0.77
3:C:77:SER:O	3:C:78:LYS:HD3	1.82	0.77
1:A:621:VAL:HG23	1:A:668:ILE:HD11	1.65	0.76
3:C:723:TYR:H	3:C:724:PRO:HD3	1.51	0.76
3:C:1055:GLU:HG3	3:C:1081:ILE:HD12	1.66	0.76
3:C:1204:SER:O	3:C:1208:LEU:HD23	1.85	0.76
3:C:686:THR:OG1	3:C:689:MET:HG3	1.86	0.76
1:A:142:ARG:HB3	1:A:142:ARG:HH11	1.48	0.76
3:C:1012:LEU:C	3:C:1014:THR:H	1.89	0.76
3:C:373:LYS:HE3	3:C:427:MET:HE1	1.06	0.76
3:C:660:ARG:HD2	3:C:696:GLU:OE2	1.85	0.76
3:C:942:CYS:HA	3:C:948:ARG:HD2	1.67	0.76
1:A:614:ASN:HD21	2:B:22:PHE:H	1.34	0.76
3:C:481:ILE:HD12	3:C:523:PRO:HG3	1.67	0.76
1:A:630:ILE:CG2	1:A:630:ILE:HD13	2.12	0.75
3:C:1015:LEU:HD12	3:C:1022:VAL:HG12	1.68	0.75
3:C:1199:GLN:HG2	3:C:1202:ILE:HG12	1.68	0.75
2:B:81:PHE:O	2:B:85:SER:HB2	1.86	0.75
1:A:651:GLU:HA	1:A:669:LYS:HZ2	1.49	0.75
3:C:299:LYS:NZ	3:C:379:LEU:HD22	2.02	0.75
3:C:820:GLN:HB3	3:C:842:LEU:HD21	1.69	0.75

Continued on next page...

Continued from previous page...

Atom-1	Atom-2	Interatomic distance (Å)	Clash overlap (Å)
1:A:134:ASN:HA	1:A:159:ILE:HG21	1.69	0.75
1:A:134:ASN:HA	1:A:159:ILE:CG2	2.17	0.75
1:A:645:SER:O	1:A:646:LYS:HB3	1.87	0.75
3:C:611:THR:HA	3:C:614:ILE:HG12	1.69	0.75
1:A:438:GLU:OE1	1:A:438:GLU:HA	1.86	0.75
1:A:614:ASN:HD21	2:B:22:PHE:N	1.85	0.74
3:C:135:THR:CG2	3:C:176:ILE:HD11	2.18	0.74
3:C:618:ARG:HB3	3:C:624:THR:HG21	1.68	0.74
3:C:738:LEU:O	3:C:742:VAL:HG23	1.87	0.74
2:B:62:SER:O	2:B:66:GLU:HG3	1.88	0.74
1:A:676:ASN:HD22	1:A:677:LYS:N	1.86	0.74
3:C:827:ASN:O	3:C:829:ARG:N	2.20	0.74
1:A:117:LYS:NZ	1:A:121:GLN:HE21	1.85	0.74
1:A:173:ARG:CB	1:A:174:PRO:HD3	2.18	0.74
1:A:315:ASN:HB3	1:A:379:LEU:HD21	1.69	0.74
1:A:720:MET:O	1:A:720:MET:HE3	1.87	0.74
3:C:143:ALA:O	3:C:145:GLN:N	2.20	0.73
3:C:268:ARG:HE	3:C:348:LYS:HB3	1.52	0.73
3:C:640:LEU:O	3:C:642:ILE:N	2.20	0.73
1:A:625:THR:CG2	1:A:632:MET:HG3	2.18	0.73
3:C:211:ILE:CG1	3:C:244:ARG:HE	2.00	0.73
1:A:592:ASN:ND2	2:B:21:ARG:HE	1.86	0.73
3:C:231:ILE:HG23	3:C:273:GLN:CD	2.09	0.73
3:C:618:ARG:CB	3:C:624:THR:HG21	2.19	0.73
3:C:36:LYS:HG3	3:C:37:ASP:OD2	1.89	0.73
3:C:616:LEU:HD23	3:C:647:VAL:HG12	1.69	0.73
3:C:94:ASN:HB3	3:C:102:LEU:HG	1.70	0.73
3:C:42:ASP:HB2	3:C:45:SER:HB2	1.71	0.73
3:C:249:LEU:HD22	3:C:250:GLU:OE1	1.89	0.73
3:C:226:THR:CG2	3:C:227:THR:N	2.52	0.72
3:C:226:THR:HG22	3:C:227:THR:N	2.05	0.72
3:C:974:LEU:HD21	3:C:1011:PHE:CD2	2.24	0.72
1:A:37:MET:HE2	1:A:42:TYR:HA	1.72	0.72
3:C:1151:ALA:O	3:C:1155:THR:HG23	1.88	0.72
1:A:107:GLY:HA2	1:A:110:LEU:HD12	1.71	0.72
3:C:1188:GLU:HA	3:C:1190:GLU:OE1	1.89	0.72
3:C:633:THR:HA	3:C:676:ILE:HD13	1.71	0.72
3:C:899:ILE:HG21	3:C:935:LEU:HD11	1.72	0.72
3:C:829:ARG:HH11	3:C:829:ARG:CB	2.00	0.72
1:A:603:SER:HB3	1:A:684:ASN:OD1	1.89	0.72
3:C:814:GLY:N	3:C:815:PRO:HD2	2.05	0.72

Continued on next page...

Continued from previous page...

Atom-1	Atom-2	Interatomic distance (Å)	Clash overlap (Å)
1:A:339:LEU:O	1:A:343:ILE:HG22	1.90	0.72
3:C:262:VAL:O	3:C:267:LEU:HD11	1.89	0.72
3:C:825:VAL:CG2	3:C:860:VAL:HG22	2.20	0.72
3:C:600:LEU:O	3:C:601:GLY:C	2.28	0.71
1:A:33:THR:O	1:A:34:ARG:HD3	1.91	0.71
3:C:375:VAL:O	3:C:375:VAL:HG12	1.90	0.71
1:A:134:ASN:HD22	1:A:159:ILE:HG22	1.54	0.71
3:C:735:LEU:HD11	3:C:778:MET:SD	2.30	0.71
3:C:495:ILE:HD11	3:C:534:LYS:HB3	1.73	0.71
3:C:366:GLU:OE2	3:C:367:MET:HG3	1.91	0.71
1:A:175:LEU:HD23	1:A:176:ASN:N	2.06	0.71
1:A:186:LEU:HD11	1:A:196:ILE:HB	1.72	0.71
1:A:438:GLU:OE1	1:A:438:GLU:CA	2.37	0.71
3:C:857:LEU:HD23	3:C:858:LYS:N	2.05	0.71
1:A:228:LYS:HA	1:A:232:GLU:HB3	1.72	0.71
1:A:232:GLU:OE1	1:A:282:THR:HG22	1.89	0.71
1:A:475:HIS:CE1	1:A:586:LYS:HD3	2.26	0.70
1:A:405:ASN:HD22	1:A:407:VAL:H	1.37	0.70
3:C:601:GLY:O	3:C:604:LEU:CB	2.39	0.70
1:A:533:ASP:OD2	2:B:26:LYS:HE3	1.92	0.70
3:C:375:VAL:HG22	3:C:379:LEU:HD12	1.74	0.70
3:C:287:TYR:HB2	3:C:288:PRO:CD	2.21	0.70
3:C:270:TYR:N	3:C:270:TYR:CD1	2.58	0.70
3:C:375:VAL:O	3:C:375:VAL:CG1	2.37	0.70
1:A:446:ASN:OD1	1:A:490:LYS:HE2	1.92	0.69
1:A:717:ILE:HA	3:C:25:MET:CE	2.22	0.69
1:A:592:ASN:HB3	1:A:597:ARG:HH22	1.54	0.69
3:C:1049:LEU:HD11	3:C:1100:LEU:HD23	1.74	0.69
3:C:218:LEU:HD13	3:C:234:ILE:HD13	1.75	0.69
1:A:676:ASN:HD22	1:A:677:LYS:H	1.38	0.69
3:C:233:CYS:O	3:C:237:ILE:HG13	1.92	0.69
3:C:820:GLN:HA	3:C:823:GLN:HG3	1.73	0.69
3:C:532:PHE:CZ	3:C:534:LYS:HB2	2.28	0.69
3:C:239:ARG:CZ	3:C:276:GLU:HG2	2.23	0.69
3:C:818:VAL:HG22	3:C:854:GLN:OE1	1.92	0.69
3:C:1141:ARG:O	3:C:1145:LEU:HG	1.93	0.69
1:A:344:HIS:NE2	1:A:348:LEU:HD11	2.08	0.69
3:C:244:ARG:HG2	3:C:244:ARG:HH11	1.56	0.69
3:C:855:LEU:HD11	3:C:858:LYS:HD2	1.75	0.69
3:C:211:ILE:HD13	3:C:244:ARG:HH21	1.57	0.69
3:C:914:LYS:HD3	3:C:953:GLU:HG2	1.73	0.69

Continued on next page...

Continued from previous page...

Atom-1	Atom-2	Interatomic distance (Å)	Clash overlap (Å)
1:A:29:GLN:O	1:A:33:THR:HG23	1.93	0.68
3:C:690:ILE:HG13	3:C:719:LEU:HD11	1.74	0.68
1:A:174:PRO:O	1:A:178:GLN:HB3	1.93	0.68
1:A:517:ASN:HD21	1:A:536:ILE:H	1.41	0.68
1:A:660:VAL:HG12	1:A:661:GLU:N	2.08	0.68
3:C:38:SER:CB	3:C:78:LYS:HD2	2.15	0.68
3:C:601:GLY:O	3:C:604:LEU:HB2	1.92	0.68
1:A:718:MET:CE	1:A:771:TYR:HB2	2.23	0.68
3:C:905:ARG:CG	3:C:905:ARG:HH11	2.05	0.68
1:A:639:LEU:O	1:A:643:LEU:HG	1.94	0.68
3:C:209:ASP:O	3:C:213:HIS:NE2	2.27	0.68
3:C:551:ARG:HD2	3:C:551:ARG:C	2.14	0.68
3:C:551:ARG:HD2	3:C:551:ARG:O	1.94	0.68
1:A:536:ILE:HG12	1:A:537:GLN:H	1.58	0.68
3:C:4:ALA:O	3:C:40:LYS:HG3	1.94	0.68
3:C:633:THR:HG23	3:C:676:ILE:HG12	1.74	0.68
1:A:577:LYS:HZ2	1:A:578:LEU:H	1.41	0.68
3:C:212:GLU:HB3	3:C:248:TYR:OH	1.93	0.68
3:C:8:ILE:HD12	3:C:8:ILE:H	1.57	0.68
3:C:905:ARG:HG3	3:C:905:ARG:HH11	1.58	0.68
1:A:24:LEU:O	1:A:28:ILE:HG12	1.93	0.68
1:A:405:ASN:HD22	1:A:405:ASN:C	1.97	0.68
3:C:551:ARG:N	3:C:552:PRO:CD	2.57	0.67
3:C:701:ILE:HG21	3:C:738:LEU:HD23	1.75	0.67
3:C:1008:ILE:HG23	3:C:1009:GLY:N	2.10	0.67
3:C:1097:LEU:HA	3:C:1100:LEU:HD12	1.76	0.67
3:C:283:PRO:C	3:C:284:LYS:HD3	2.15	0.67
3:C:813:GLU:CD	3:C:814:GLY:H	1.97	0.67
3:C:206:CYS:CB	3:C:207:PHE:HA	2.24	0.67
3:C:350:ARG:HH21	3:C:386:ARG:HH12	1.41	0.67
3:C:825:VAL:C	3:C:827:ASN:H	1.98	0.67
3:C:826:LYS:HE2	3:C:826:LYS:HA	1.77	0.67
1:A:134:ASN:HD21	1:A:157:TYR:CB	2.08	0.67
3:C:38:SER:HB3	3:C:78:LYS:CD	2.13	0.67
1:A:357:ALA:H	3:C:489:SER:HB2	1.59	0.67
3:C:76:VAL:HG21	3:C:113:VAL:HG13	1.77	0.67
3:C:282:CYS:HB2	3:C:283:PRO:HD3	1.77	0.67
3:C:550:ILE:HD12	3:C:561:ALA:HB1	1.77	0.67
2:B:49:ILE:HD12	2:B:50:MET:H	1.60	0.67
3:C:253:ILE:O	3:C:257:VAL:HG23	1.94	0.67
3:C:385:GLU:CA	3:C:391:LYS:HE2	2.24	0.67

Continued on next page...

Continued from previous page...

Atom-1	Atom-2	Interatomic distance (Å)	Clash overlap (Å)
3:C:913:LEU:O	3:C:913:LEU:HD23	1.95	0.67
3:C:295:ASN:OD1	3:C:357:LEU:HD21	1.94	0.67
3:C:1015:LEU:CD1	3:C:1018:PRO:HG3	2.19	0.66
3:C:481:ILE:CD1	3:C:520:LEU:HD23	2.25	0.66
1:A:186:LEU:HG	1:A:196:ILE:HD12	1.77	0.66
1:A:583:GLN:HE21	1:A:583:GLN:H	1.43	0.66
3:C:829:ARG:NH1	3:C:829:ARG:HB2	2.03	0.66
1:A:467:LYS:NZ	1:A:698:THR:HB	2.10	0.66
1:A:682:ASN:HD22	1:A:682:ASN:C	1.98	0.66
2:B:19:LYS:HB3	2:B:19:LYS:NZ	2.10	0.66
3:C:1188:GLU:HA	3:C:1190:GLU:CD	2.15	0.66
3:C:92:CYS:CB	3:C:137:ARG:HG2	2.26	0.66
3:C:724:PRO:O	3:C:726:SER:N	2.28	0.66
3:C:825:VAL:O	3:C:827:ASN:N	2.26	0.66
3:C:148:VAL:O	3:C:151:GLN:N	2.28	0.66
1:A:719:LYS:HA	1:A:773:TYR:CD1	2.31	0.66
3:C:168:LEU:N	3:C:168:LEU:HD23	2.10	0.66
3:C:881:GLY:O	3:C:884:SER:HB2	1.95	0.66
1:A:286:LEU:HD22	1:A:290:CYS:HG	1.61	0.65
1:A:557:GLU:H	1:A:557:GLU:CD	1.98	0.65
3:C:1036:ASN:O	3:C:1037:LYS:HB2	1.95	0.65
3:C:723:TYR:H	3:C:724:PRO:CD	2.08	0.65
3:C:822:ILE:C	3:C:826:LYS:HB2	2.16	0.65
1:A:662:LEU:HD12	1:A:662:LEU:H	1.61	0.65
3:C:618:ARG:HB3	3:C:624:THR:CG2	2.26	0.65
1:A:630:ILE:HG22	1:A:635:LEU:HB2	1.78	0.65
3:C:1055:GLU:OE1	3:C:1055:GLU:HA	1.95	0.65
3:C:407:PRO:HG2	3:C:408:VAL:H	1.60	0.65
1:A:492:LYS:HD3	3:C:108:ILE:HD11	1.78	0.65
1:A:475:HIS:NE2	1:A:584:LEU:C	2.50	0.65
3:C:1079:LEU:O	3:C:1079:LEU:HD22	1.97	0.65
3:C:390:VAL:O	3:C:394:VAL:HG23	1.96	0.65
1:A:104:LEU:HD23	1:A:173:ARG:HH11	1.61	0.65
3:C:148:VAL:HA	3:C:151:GLN:HE21	1.62	0.65
3:C:566:LYS:NZ	3:C:566:LYS:HB2	2.11	0.65
3:C:655:LEU:HA	3:C:658:PHE:CD2	2.32	0.65
3:C:822:ILE:HG22	3:C:826:LYS:HD2	1.78	0.65
3:C:989:VAL:O	3:C:992:THR:HB	1.96	0.65
1:A:591:THR:HG22	2:B:22:PHE:HE2	1.61	0.65
1:A:591:THR:HG22	2:B:22:PHE:CE2	2.31	0.64
3:C:905:ARG:NH1	3:C:905:ARG:HG3	2.11	0.64

Continued on next page...

Continued from previous page...

Atom-1	Atom-2	Interatomic distance (Å)	Clash overlap (Å)
1:A:134:ASN:HD21	1:A:157:TYR:HB2	1.63	0.64
3:C:550:ILE:C	3:C:552:PRO:HD2	2.16	0.64
3:C:631:ALA:O	3:C:635:ILE:HG13	1.97	0.64
1:A:527:SER:O	1:A:529:PRO:HD3	1.97	0.64
3:C:701:ILE:HD13	3:C:738:LEU:CD2	2.27	0.64
1:A:717:ILE:HA	3:C:25:MET:HE2	1.80	0.64
3:C:722:VAL:O	3:C:723:TYR:HB2	1.97	0.64
1:A:498:GLU:O	1:A:502:LYS:HG3	1.97	0.64
3:C:206:CYS:HB3	3:C:207:PHE:HA	1.80	0.64
1:A:682:ASN:HD22	1:A:684:ASN:H	1.45	0.64
3:C:1008:ILE:HG23	3:C:1009:GLY:H	1.63	0.64
3:C:129:ASN:HA	3:C:132:LYS:CB	2.27	0.64
3:C:573:ILE:HD12	3:C:574:LYS:N	2.13	0.64
3:C:862:LEU:O	3:C:865:PHE:HB2	1.98	0.64
1:A:549:SER:O	1:A:550:CYS:C	2.34	0.63
3:C:760:GLN:HG2	3:C:809:ALA:HB2	1.78	0.63
3:C:551:ARG:HD3	3:C:599:ASN:OD1	1.98	0.63
1:A:147:ARG:O	1:A:148:GLU:HB2	1.97	0.63
1:A:467:LYS:HZ2	1:A:698:THR:HB	1.62	0.63
3:C:364:ARG:NE	3:C:364:ARG:HA	2.11	0.63
3:C:655:LEU:HA	3:C:658:PHE:HD2	1.62	0.63
3:C:1164:GLN:HA	3:C:1167:GLU:HG3	1.78	0.63
3:C:210:LEU:HD23	3:C:213:HIS:ND1	2.14	0.63
1:A:273:ARG:HG2	1:A:277:TYR:OH	1.99	0.63
2:B:97:ASP:OD1	2:B:99:ARG:HB2	1.98	0.63
3:C:551:ARG:HG2	3:C:599:ASN:ND2	2.14	0.63
1:A:417:SER:N	1:A:418:PRO:HD2	2.14	0.63
2:B:53:CYS:HB2	2:B:83:CYS:SG	2.38	0.63
3:C:129:ASN:HA	3:C:132:LYS:HB2	1.81	0.63
3:C:936:LEU:HD22	3:C:951:VAL:HG13	1.80	0.63
1:A:175:LEU:CD1	1:A:208:TYR:CE1	2.81	0.63
3:C:183:GLN:C	3:C:185:THR:H	2.02	0.63
3:C:823:GLN:HE21	3:C:823:GLN:HA	1.63	0.62
1:A:592:ASN:HA	1:A:597:ARG:NH1	2.10	0.62
3:C:1135:PRO:O	3:C:1138:VAL:HB	1.99	0.62
3:C:301:LEU:HD12	3:C:302:THR:N	2.11	0.62
3:C:385:GLU:O	3:C:386:ARG:HB3	1.99	0.62
1:A:92:LEU:O	1:A:96:LEU:HD13	1.98	0.62
3:C:349:VAL:CG2	3:C:350:ARG:H	2.09	0.62
3:C:96:LEU:N	3:C:96:LEU:HD12	2.14	0.62
3:C:974:LEU:HD21	3:C:1011:PHE:CE2	2.34	0.62

Continued on next page...

Continued from previous page...

Atom-1	Atom-2	Interatomic distance (Å)	Clash overlap (Å)
3:C:548:LYS:HG2	3:C:599:ASN:HD21	1.64	0.62
2:B:48:HIS:ND1	2:B:49:ILE:HD12	2.15	0.62
2:B:48:HIS:CE1	2:B:50:MET:HB2	2.34	0.62
3:C:158:MET:O	3:C:162:LEU:HB2	1.98	0.62
3:C:294:ILE:CG2	3:C:357:LEU:HG	2.25	0.62
3:C:212:GLU:OE1	3:C:212:GLU:N	2.19	0.62
3:C:253:ILE:HD11	3:C:281:ARG:HH22	1.65	0.62
3:C:33:GLU:C	3:C:35:GLN:H	2.01	0.62
3:C:825:VAL:HG23	3:C:860:VAL:HG13	1.82	0.62
1:A:632:MET:HA	1:A:635:LEU:HB3	1.80	0.62
1:A:734:LEU:CD2	1:A:743:PRO:HD2	2.30	0.62
3:C:1177:MET:HG3	3:C:1205:ASN:HB3	1.82	0.62
3:C:810:CYS:O	3:C:812:LYS:N	2.31	0.62
3:C:831:THR:HG22	3:C:833:SER:HB3	1.80	0.62
1:A:344:HIS:CE1	1:A:348:LEU:HD11	2.34	0.62
1:A:711:GLN:HE22	1:A:758:LYS:NZ	1.97	0.62
3:C:153:GLU:O	3:C:157:ILE:HG13	2.00	0.62
1:A:577:LYS:HA	1:A:577:LYS:HE2	1.81	0.62
1:A:585:SER:HB2	2:B:29:ALA:HA	1.82	0.62
3:C:207:PHE:C	3:C:209:ASP:N	2.51	0.62
3:C:294:ILE:HG23	3:C:353:ALA:HA	1.82	0.62
3:C:942:CYS:CA	3:C:948:ARG:HD2	2.28	0.61
3:C:578:ALA:O	3:C:579:ALA:HB3	2.00	0.61
3:C:723:TYR:O	3:C:724:PRO:C	2.39	0.61
3:C:902:GLN:HE22	3:C:905:ARG:HH12	1.48	0.61
1:A:600:LEU:N	1:A:600:LEU:CD2	2.58	0.61
1:A:104:LEU:HD12	1:A:104:LEU:O	2.00	0.61
1:A:682:ASN:ND2	1:A:684:ASN:H	1.98	0.61
3:C:652:VAL:N	3:C:653:PRO:HD2	2.15	0.61
1:A:620:THR:OG1	1:A:623:GLN:HG3	1.99	0.61
3:C:570:THR:O	3:C:572:THR:N	2.34	0.61
3:C:821:PHE:HE2	3:C:842:LEU:HD22	1.65	0.61
1:A:363:LYS:O	1:A:367:GLN:HB2	2.00	0.61
1:A:210:GLU:HB2	3:C:1164:GLN:HG3	1.83	0.61
3:C:804:ALA:HA	3:C:845:VAL:HG22	1.82	0.61
3:C:218:LEU:HD23	3:C:230:TYR:HD1	1.66	0.61
3:C:192:ARG:HH21	3:C:227:THR:CG2	2.11	0.61
3:C:573:ILE:HD12	3:C:574:LYS:H	1.66	0.61
3:C:689:MET:O	3:C:692:ALA:HB3	2.01	0.61
3:C:423:THR:HG22	3:C:426:THR:H	1.64	0.61
3:C:54:LEU:HD13	3:C:90:THR:HG21	1.82	0.61

Continued on next page...

Continued from previous page...

Atom-1	Atom-2	Interatomic distance (Å)	Clash overlap (Å)
1:A:405:ASN:ND2	1:A:408:THR:H	1.99	0.60
1:A:603:SER:O	1:A:607:MET:HG3	2.01	0.60
3:C:294:ILE:HD11	3:C:356:CYS:SG	2.41	0.60
3:C:42:ASP:HB2	3:C:45:SER:H	1.65	0.60
3:C:710:GLN:HB3	3:C:751:ALA:HA	1.82	0.60
3:C:249:LEU:HD13	3:C:249:LEU:N	2.15	0.60
3:C:1107:ASN:CG	3:C:1141:ARG:HH12	2.04	0.60
3:C:821:PHE:HE2	3:C:842:LEU:CD2	2.14	0.60
1:A:676:ASN:ND2	1:A:677:LYS:N	2.49	0.60
1:A:744:ARG:HG2	1:A:746:PRO:HD2	1.83	0.60
2:B:49:ILE:HD12	2:B:50:MET:N	2.15	0.60
3:C:281:ARG:HH21	3:C:284:LYS:HB3	1.66	0.60
3:C:625:ARG:HG3	3:C:658:PHE:CE1	2.36	0.60
3:C:902:GLN:NE2	3:C:905:ARG:NH1	2.50	0.60
3:C:959:THR:HA	3:C:966:LEU:HD13	1.83	0.60
1:A:452:PHE:HA	1:A:455:ILE:HD13	1.83	0.60
1:A:459:ASP:OD2	1:A:706:ARG:NE	2.23	0.60
3:C:265:ASP:HB3	3:C:345:MET:SD	2.42	0.60
3:C:270:TYR:O	3:C:273:GLN:HB2	2.02	0.60
3:C:33:GLU:O	3:C:35:GLN:N	2.33	0.60
3:C:460:GLU:O	3:C:464:VAL:HG23	2.01	0.60
3:C:451:ARG:HD2	3:C:483:SER:OG	2.02	0.60
1:A:717:ILE:HG12	3:C:25:MET:CE	2.32	0.60
3:C:284:LYS:N	3:C:284:LYS:HD3	2.16	0.60
3:C:469:LEU:H	3:C:508:HIS:CE1	2.20	0.60
3:C:469:LEU:H	3:C:508:HIS:HE1	1.47	0.60
3:C:521:VAL:HB	3:C:522:PRO:HD3	1.84	0.60
1:A:475:HIS:NE2	1:A:584:LEU:O	2.35	0.60
1:A:52:TYR:O	1:A:52:TYR:HD2	1.84	0.60
1:A:592:ASN:CB	1:A:597:ARG:HH12	2.15	0.60
1:A:717:ILE:HD13	1:A:732:GLU:HB3	1.84	0.60
3:C:1194:LEU:HD12	3:C:1194:LEU:C	2.21	0.60
3:C:376:SER:OG	3:C:377:PRO:HD2	2.02	0.60
3:C:481:ILE:CD1	3:C:523:PRO:HG3	2.30	0.60
3:C:959:THR:HG21	3:C:967:LEU:HD23	1.82	0.60
3:C:294:ILE:HG23	3:C:353:ALA:CA	2.31	0.60
3:C:701:ILE:HG22	3:C:701:ILE:O	2.02	0.60
3:C:818:VAL:C	3:C:820:GLN:H	2.05	0.60
3:C:917:ILE:HD13	3:C:958:LEU:HG	1.84	0.60
1:A:147:ARG:HG3	1:A:148:GLU:N	2.16	0.59
3:C:135:THR:HG22	3:C:176:ILE:HD11	1.83	0.59

Continued on next page...

Continued from previous page...

Atom-1	Atom-2	Interatomic distance (Å)	Clash overlap (Å)
3:C:41:LEU:HD22	3:C:46:GLU:HG2	1.84	0.59
3:C:971:LYS:HA	3:C:974:LEU:HD23	1.83	0.59
3:C:350:ARG:NE	3:C:386:ARG:NH2	2.51	0.59
1:A:405:ASN:HD22	1:A:407:VAL:N	1.99	0.59
2:B:42:CYS:O	2:B:45:CYS:O	2.20	0.59
3:C:246:GLY:O	3:C:249:LEU:HD11	2.03	0.59
3:C:376:SER:O	3:C:380:ILE:HB	2.03	0.59
3:C:965:THR:O	3:C:965:THR:HG22	2.01	0.59
1:A:325:VAL:C	1:A:327:ARG:H	2.05	0.59
3:C:365:HIS:C	3:C:367:MET:H	2.04	0.59
3:C:431:GLN:O	3:C:434:ASN:HB2	2.02	0.59
3:C:551:ARG:NH1	3:C:553:LEU:H	2.00	0.59
1:A:88:LEU:HD23	1:A:140:LEU:HD23	1.84	0.59
3:C:131:CYS:HB3	3:C:161:MET:SD	2.42	0.59
3:C:370:GLU:O	3:C:374:THR:HG22	2.03	0.59
3:C:1093:LEU:HD11	3:C:1130:LEU:HD21	1.85	0.59
3:C:698:PRO:HB2	3:C:699:PRO:HD3	1.85	0.59
1:A:629:GLN:OE1	1:A:629:GLN:HA	2.03	0.59
3:C:652:VAL:O	3:C:655:LEU:HB2	2.02	0.59
1:A:85:GLY:HA3	1:A:144:TRP:CE3	2.38	0.59
3:C:346:SER:O	3:C:349:VAL:HG22	2.02	0.59
3:C:42:ASP:C	3:C:44:ASP:H	2.05	0.59
1:A:499:TYR:CZ	1:A:503:LEU:HD21	2.38	0.59
3:C:1184:LEU:HD23	3:C:1190:GLU:HG3	1.84	0.59
3:C:211:ILE:CD1	3:C:244:ARG:HE	2.16	0.59
3:C:894:PHE:O	3:C:897:GLN:HB3	2.02	0.58
3:C:928:TYR:O	3:C:932:ILE:HG12	2.03	0.58
2:B:62:SER:H	2:B:65:SER:HB3	1.68	0.58
3:C:168:LEU:HG	3:C:169:LEU:HD12	1.86	0.58
3:C:207:PHE:C	3:C:209:ASP:H	2.05	0.58
1:A:542:GLY:H	2:B:76:ASN:ND2	1.95	0.58
3:C:562:THR:OG1	3:C:563:PRO:HD3	2.02	0.58
1:A:430:LYS:HA	1:A:477:ASN:O	2.04	0.58
3:C:268:ARG:CD	3:C:348:LYS:HE3	2.33	0.58
3:C:459:THR:HG23	3:C:503:VAL:HG21	1.84	0.58
3:C:1139:LEU:HD11	3:C:1189:ALA:HB3	1.86	0.58
3:C:192:ARG:NH2	3:C:227:THR:HG21	2.14	0.58
3:C:611:THR:HA	3:C:614:ILE:CG1	2.33	0.58
3:C:188:ARG:HD2	3:C:188:ARG:N	2.18	0.58
3:C:226:THR:CG2	3:C:227:THR:H	2.15	0.58
3:C:608:LEU:HB3	3:C:609:PRO:HD3	1.85	0.58

Continued on next page...

Continued from previous page...

Atom-1	Atom-2	Interatomic distance (Å)	Clash overlap (Å)
3:C:1185:THR:HG22	3:C:1185:THR:O	2.04	0.58
3:C:192:ARG:O	3:C:196:ILE:HG13	2.03	0.58
1:A:577:LYS:HA	1:A:577:LYS:CE	2.34	0.58
1:A:317:ASP:OD2	1:A:317:ASP:N	2.35	0.58
1:A:634:ILE:HD11	1:A:687:MET:SD	2.44	0.58
1:A:37:MET:HB3	3:C:1068:MET:HA	1.84	0.58
3:C:7:HIS:HB3	3:C:8:ILE:HD12	1.84	0.58
1:A:177:LYS:O	1:A:177:LYS:HG3	2.04	0.57
3:C:1117:TYR:C	3:C:1117:TYR:CD2	2.77	0.57
3:C:597:ILE:HG21	3:C:635:ILE:HD13	1.86	0.57
3:C:722:VAL:O	3:C:722:VAL:HG23	2.02	0.57
1:A:40:SER:O	1:A:44:GLU:HG3	2.04	0.57
1:A:579:THR:HG23	2:B:32:LEU:HB2	1.85	0.57
3:C:15:MET:CG	3:C:56:LEU:HD11	2.34	0.57
3:C:82:TYR:O	3:C:85:GLU:HB3	2.04	0.57
3:C:1052:LEU:HD21	3:C:1089:MET:HG2	1.87	0.57
3:C:1188:GLU:HA	3:C:1190:GLU:OE2	2.04	0.57
3:C:441:LYS:HB2	3:C:441:LYS:NZ	2.19	0.57
3:C:586:LYS:O	3:C:590:ILE:HG13	2.04	0.57
1:A:134:ASN:ND2	1:A:159:ILE:HG22	2.19	0.57
3:C:249:LEU:HD22	3:C:250:GLU:H	1.69	0.57
3:C:1037:LYS:CD	3:C:1040:LEU:HD11	2.32	0.57
3:C:275:PHE:CE2	3:C:359:ALA:HB2	2.39	0.57
1:A:635:LEU:O	1:A:635:LEU:HD13	2.04	0.57
1:A:756:ILE:HD13	1:A:761:LEU:HB2	1.86	0.57
1:A:650:LEU:O	1:A:669:LYS:HD2	2.04	0.57
3:C:1113:LEU:O	3:C:1120:LYS:HD3	2.04	0.57
1:A:155:GLY:HA3	3:C:1163:LYS:N	2.20	0.57
3:C:551:ARG:HH11	3:C:553:LEU:CB	2.16	0.57
3:C:673:ALA:HA	3:C:676:ILE:CD1	2.34	0.57
3:C:822:ILE:O	3:C:826:LYS:HB2	2.05	0.57
1:A:357:ALA:H	3:C:489:SER:CB	2.17	0.57
1:A:441:LEU:HD21	1:A:483:ALA:CB	2.35	0.57
1:A:539:LEU:O	2:B:32:LEU:HA	2.04	0.57
3:C:206:CYS:HA	3:C:211:ILE:HD11	1.87	0.57
3:C:210:LEU:HD23	3:C:213:HIS:CE1	2.39	0.57
3:C:982:ARG:O	3:C:985:VAL:HG12	2.05	0.57
1:A:221:GLY:HA3	3:C:1167:GLU:CD	2.26	0.57
3:C:465:LEU:O	3:C:467:GLY:N	2.38	0.57
3:C:553:LEU:HD13	3:C:639:PRO:HD2	1.87	0.57
3:C:831:THR:CG2	3:C:833:SER:HB3	2.34	0.57

Continued on next page...

Continued from previous page...

Atom-1	Atom-2	Interatomic distance (Å)	Clash overlap (Å)
3:C:138:LEU:O	3:C:141:ALA:HB3	2.05	0.56
3:C:205:SER:O	3:C:206:CYS:HB2	2.04	0.56
3:C:207:PHE:O	3:C:210:LEU:N	2.36	0.56
3:C:42:ASP:O	3:C:46:GLU:HG3	2.04	0.56
3:C:967:LEU:N	3:C:968:PRO:CD	2.67	0.56
3:C:780:THR:HG22	3:C:837:LEU:HD21	1.87	0.56
3:C:8:ILE:CD1	3:C:8:ILE:H	2.17	0.56
1:A:354:CYS:HB3	1:A:358:ALA:HB2	1.87	0.56
1:A:473:LEU:HB3	1:A:510:ILE:HG13	1.87	0.56
3:C:1207:GLU:HG3	3:C:1208:LEU:HD22	1.88	0.56
3:C:289:HIS:O	3:C:293:ILE:HG13	2.05	0.56
3:C:36:LYS:NZ	3:C:36:LYS:HB3	2.20	0.56
3:C:379:LEU:HD23	3:C:382:ARG:HG3	1.87	0.56
3:C:1143:ASP:OD1	3:C:1193:PRO:HB3	2.04	0.56
3:C:17:SER:O	3:C:19:ASP:N	2.36	0.56
3:C:299:LYS:HZ2	3:C:379:LEU:HD22	1.69	0.56
3:C:442:GLN:O	3:C:444:LYS:N	2.39	0.56
3:C:645:ARG:HD2	3:C:684:SER:HB2	1.88	0.56
1:A:762:GLU:HB3	1:A:774:LEU:HD12	1.88	0.56
3:C:735:LEU:HD13	3:C:735:LEU:C	2.25	0.56
1:A:513:SER:OG	1:A:537:GLN:HA	2.06	0.56
3:C:216:SER:O	3:C:220:LYS:HG3	2.05	0.56
3:C:717:THR:O	3:C:721:LYS:HB2	2.06	0.56
1:A:286:LEU:HD22	1:A:290:CYS:SG	2.46	0.56
1:A:718:MET:HE1	1:A:771:TYR:HB2	1.87	0.56
3:C:1199:GLN:HB3	3:C:1202:ILE:CB	2.35	0.56
1:A:143:HIS:O	1:A:145:VAL:N	2.37	0.56
1:A:296:GLU:HA	1:A:299:LEU:HG	1.85	0.56
3:C:933:TRP:CH2	3:C:966:LEU:HD22	2.41	0.56
2:B:87:TRP:CE2	2:B:91:ARG:HG3	2.41	0.56
1:A:117:LYS:HZ1	1:A:121:GLN:HE21	1.52	0.56
1:A:625:THR:CG2	1:A:632:MET:CG	2.84	0.56
3:C:375:VAL:O	3:C:379:LEU:CB	2.53	0.56
3:C:46:GLU:OE2	3:C:79:VAL:HA	2.06	0.56
1:A:660:VAL:HG12	1:A:661:GLU:H	1.70	0.56
3:C:1015:LEU:HD12	3:C:1022:VAL:CG1	2.36	0.56
3:C:495:ILE:HG23	3:C:538:GLU:HG3	1.86	0.56
1:A:117:LYS:HZ2	1:A:121:GLN:HE21	1.54	0.55
3:C:1015:LEU:O	3:C:1018:PRO:HD2	2.07	0.55
3:C:979:SER:HB3	3:C:1020:LEU:HD11	1.89	0.55
1:A:142:ARG:NH2	1:A:147:ARG:HG2	2.20	0.55

Continued on next page...

Continued from previous page...

Atom-1	Atom-2	Interatomic distance (Å)	Clash overlap (Å)
1:A:643:LEU:HD23	1:A:648:LEU:HB2	1.86	0.55
3:C:350:ARG:CZ	3:C:386:ARG:HH22	2.20	0.55
3:C:1047:THR:O	3:C:1050:PRO:HD2	2.06	0.55
3:C:551:ARG:O	3:C:552:PRO:C	2.45	0.55
3:C:799:ILE:HG22	3:C:837:LEU:HD11	1.88	0.55
3:C:79:VAL:HG22	3:C:83:GLN:HB2	1.87	0.55
1:A:748:ILE:O	1:A:752:ILE:HG13	2.06	0.55
1:A:595:LYS:HB3	1:A:595:LYS:NZ	2.21	0.55
1:A:621:VAL:HG11	1:A:632:MET:HE1	1.88	0.55
1:A:688:LYS:HD3	1:A:689:THR:N	2.21	0.55
3:C:1037:LYS:H	3:C:1038:PRO:HD3	1.71	0.55
3:C:35:GLN:O	3:C:36:LYS:HB3	2.06	0.55
3:C:8:ILE:HD12	3:C:8:ILE:N	2.22	0.55
3:C:942:CYS:O	3:C:943:ALA:C	2.45	0.55
3:C:285:GLU:C	3:C:285:GLU:OE2	2.45	0.55
1:A:171:LEU:HD12	1:A:175:LEU:HD13	1.88	0.55
1:A:601:GLN:O	1:A:683:ILE:HG12	2.07	0.55
3:C:144:LYS:O	3:C:145:GLN:C	2.45	0.55
3:C:268:ARG:HD2	3:C:348:LYS:HE3	1.87	0.55
3:C:383:PHE:HE2	3:C:386:ARG:HH21	1.54	0.55
3:C:601:GLY:HA2	3:C:604:LEU:HB2	1.89	0.55
3:C:804:ALA:HA	3:C:845:VAL:CG2	2.37	0.55
3:C:1012:LEU:O	3:C:1015:LEU:N	2.37	0.55
3:C:1143:ASP:CG	3:C:1193:PRO:HB3	2.28	0.55
3:C:486:ASP:O	3:C:487:LYS:CB	2.55	0.55
3:C:858:LYS:HE2	3:C:891:TYR:CD2	2.41	0.55
3:C:259:PHE:HB3	3:C:270:TYR:HE2	1.71	0.55
3:C:282:CYS:O	3:C:284:LYS:N	2.40	0.55
3:C:551:ARG:CB	3:C:599:ASN:HB3	2.37	0.55
1:A:307:GLN:O	1:A:310:LEU:N	2.40	0.54
3:C:253:ILE:HG12	3:C:286:VAL:HG21	1.87	0.54
3:C:827:ASN:O	3:C:828:SER:C	2.45	0.54
1:A:646:LYS:C	1:A:647:LEU:HD12	2.28	0.54
1:A:651:GLU:CA	1:A:669:LYS:HZ2	2.20	0.54
2:B:73:GLY:HA2	2:B:102:GLU:O	2.07	0.54
3:C:15:MET:HG2	3:C:56:LEU:HD11	1.89	0.54
3:C:183:GLN:C	3:C:185:THR:N	2.61	0.54
3:C:254:PRO:O	3:C:258:LYS:HG3	2.07	0.54
3:C:75:LEU:O	3:C:78:LYS:N	2.39	0.54
3:C:361:VAL:HA	3:C:371:PHE:CE1	2.42	0.54
1:A:631:LYS:O	1:A:635:LEU:CB	2.55	0.54

Continued on next page...

Continued from previous page...

Atom-1	Atom-2	Interatomic distance (Å)	Clash overlap (Å)
3:C:271:CYS:HB2	3:C:352:ALA:HB1	1.89	0.54
3:C:346:SER:C	3:C:349:VAL:HG22	2.27	0.54
3:C:405:THR:O	3:C:407:PRO:HD3	2.07	0.54
1:A:21:TRP:CZ2	1:A:91:ARG:HB3	2.42	0.54
3:C:551:ARG:HG2	3:C:599:ASN:CG	2.28	0.54
3:C:658:PHE:O	3:C:660:ARG:N	2.39	0.54
3:C:970:LEU:HB3	3:C:985:VAL:CG2	2.38	0.54
1:A:597:ARG:HH11	1:A:597:ARG:CB	2.04	0.54
3:C:1184:LEU:HD23	3:C:1190:GLU:CG	2.38	0.54
3:C:372:TYR:HA	3:C:377:PRO:CG	2.37	0.54
3:C:465:LEU:HB2	3:C:468:ALA:HB2	1.90	0.54
1:A:439:ALA:O	1:A:443:ASP:HB2	2.07	0.54
1:A:718:MET:HE2	1:A:771:TYR:HB2	1.89	0.54
1:A:614:ASN:ND2	2:B:22:PHE:H	2.02	0.54
3:C:126:LEU:O	3:C:128:ALA:N	2.41	0.54
3:C:134:ILE:HG22	3:C:138:LEU:HD11	1.89	0.54
3:C:386:ARG:HG3	3:C:387:GLU:H	1.73	0.54
3:C:398:TYR:O	3:C:401:LEU:HB3	2.07	0.54
3:C:469:LEU:N	3:C:508:HIS:HE1	2.05	0.54
3:C:566:LYS:CD	3:C:566:LYS:H	2.16	0.54
3:C:936:LEU:HD11	3:C:954:CYS:HB3	1.90	0.54
1:A:426:ASP:OD2	1:A:430:LYS:HE3	2.08	0.54
3:C:600:LEU:C	3:C:602:ASP:N	2.57	0.54
3:C:723:TYR:N	3:C:724:PRO:CD	2.70	0.54
3:C:975:ILE:HG23	3:C:976:SER:N	2.17	0.54
1:A:137:CYS:CB	1:A:159:ILE:HG12	2.38	0.54
1:A:713:ALA:O	1:A:717:ILE:HG13	2.08	0.54
3:C:1012:LEU:C	3:C:1014:THR:N	2.58	0.54
3:C:88:VAL:CG1	3:C:134:ILE:HG12	2.38	0.54
1:A:443:ASP:O	1:A:446:ASN:N	2.40	0.53
1:A:651:GLU:O	1:A:652:ASP:O	2.26	0.53
2:B:64:THR:O	2:B:67:GLU:HB3	2.08	0.53
3:C:188:ARG:CD	3:C:188:ARG:N	2.71	0.53
3:C:230:TYR:O	3:C:234:ILE:HG12	2.08	0.53
3:C:301:LEU:HD13	3:C:350:ARG:HH12	1.71	0.53
3:C:616:LEU:HD23	3:C:647:VAL:CG1	2.38	0.53
1:A:363:LYS:HA	1:A:424:TYR:CD2	2.44	0.53
1:A:621:VAL:CG1	1:A:632:MET:HE1	2.39	0.53
1:A:631:LYS:O	1:A:635:LEU:HB2	2.08	0.53
3:C:1142:LEU:HD22	3:C:1193:PRO:HG2	1.90	0.53
3:C:386:ARG:HD3	3:C:390:VAL:HG12	1.89	0.53

Continued on next page...

Continued from previous page...

Atom-1	Atom-2	Interatomic distance (Å)	Clash overlap (Å)
3:C:41:LEU:HD22	3:C:46:GLU:CG	2.38	0.53
3:C:690:ILE:HG12	3:C:723:TYR:CE2	2.43	0.53
3:C:933:TRP:NE1	3:C:937:LEU:HD11	2.23	0.53
1:A:423:ARG:O	1:A:426:ASP:HB3	2.07	0.53
1:A:536:ILE:HG12	1:A:537:GLN:N	2.21	0.53
2:B:77:HIS:CE1	2:B:97:ASP:HB3	2.44	0.53
3:C:300:TYR:CD2	3:C:300:TYR:O	2.61	0.53
3:C:365:HIS:O	3:C:367:MET:N	2.42	0.53
1:A:270:GLU:O	1:A:274:VAL:HG23	2.07	0.53
3:C:208:VAL:HA	3:C:244:ARG:NH2	2.22	0.53
3:C:285:GLU:C	3:C:287:TYR:H	2.12	0.53
1:A:52:TYR:CD2	1:A:52:TYR:O	2.61	0.53
1:A:630:ILE:HG22	1:A:630:ILE:O	2.04	0.53
3:C:1159:ALA:HA	3:C:1166:PHE:HZ	1.72	0.53
3:C:294:ILE:HD13	3:C:356:CYS:HB3	1.90	0.53
3:C:83:GLN:HA	3:C:86:THR:OG1	2.08	0.53
3:C:1149:LEU:HD13	3:C:1180:VAL:HG22	1.88	0.53
3:C:543:THR:O	3:C:547:VAL:HG23	2.09	0.53
1:A:100:LEU:HD21	1:A:126:TYR:CE1	2.44	0.53
1:A:619:TYR:HD2	1:A:623:GLN:HE21	1.57	0.53
3:C:982:ARG:HH22	3:C:1019:ASP:H	1.55	0.53
3:C:1023:ARG:O	3:C:1026:ALA:HB3	2.09	0.53
3:C:206:CYS:HB3	3:C:207:PHE:CA	2.37	0.53
3:C:269:GLU:O	3:C:272:ILE:HB	2.09	0.53
3:C:933:TRP:CZ3	3:C:966:LEU:HD22	2.44	0.53
1:A:112:ASP:O	1:A:182:ALA:HB1	2.08	0.53
1:A:221:GLY:HA3	3:C:1167:GLU:OE1	2.09	0.53
1:A:662:LEU:HD12	1:A:662:LEU:N	2.22	0.53
3:C:133:LYS:NZ	3:C:133:LYS:HB2	2.24	0.53
3:C:85:GLU:CG	3:C:133:LYS:HE2	2.30	0.53
3:C:365:HIS:C	3:C:367:MET:N	2.62	0.53
3:C:1015:LEU:CD1	3:C:1022:VAL:CG1	2.87	0.53
3:C:33:GLU:HA	3:C:36:LYS:HE2	1.90	0.53
3:C:299:LYS:HZ1	3:C:379:LEU:HD22	1.73	0.53
3:C:502:TYR:CE1	3:C:541:LEU:HD22	2.44	0.53
3:C:896:LEU:HD11	3:C:932:ILE:HD13	1.90	0.53
1:A:592:ASN:HB3	1:A:597:ARG:HH12	1.73	0.53
1:A:719:LYS:HG3	1:A:773:TYR:HE1	1.72	0.53
3:C:945:GLU:HA	3:C:948:ARG:HD3	1.90	0.53
1:A:134:ASN:ND2	1:A:160:TYR:HB2	2.25	0.52
1:A:734:LEU:HD23	1:A:743:PRO:HD2	1.91	0.52

Continued on next page...

Continued from previous page...

Atom-1	Atom-2	Interatomic distance (Å)	Clash overlap (Å)
1:A:767:GLU:OE1	1:A:767:GLU:HA	2.09	0.52
3:C:208:VAL:O	3:C:212:GLU:OE2	2.27	0.52
3:C:813:GLU:OE1	3:C:814:GLY:N	2.39	0.52
1:A:21:TRP:CD1	1:A:91:ARG:HD3	2.44	0.52
3:C:227:THR:HG22	3:C:229:THR:OG1	2.09	0.52
3:C:856:GLU:O	3:C:860:VAL:HG23	2.10	0.52
3:C:870:GLU:H	3:C:870:GLU:CD	2.12	0.52
1:A:440:GLU:C	1:A:444:THR:HG1	2.08	0.52
1:A:719:LYS:HG3	1:A:773:TYR:CE1	2.44	0.52
3:C:926:LYS:HB3	3:C:927:PRO:HD3	1.91	0.52
1:A:117:LYS:O	1:A:117:LYS:HD3	2.09	0.52
1:A:186:LEU:O	1:A:189:LYS:HB2	2.10	0.52
1:A:472:ARG:NH1	1:A:484:GLU:OE1	2.43	0.52
1:A:592:ASN:HB3	1:A:597:ARG:NH2	2.23	0.52
1:A:630:ILE:O	1:A:635:LEU:HB2	2.09	0.52
3:C:168:LEU:C	3:C:169:LEU:HD12	2.30	0.52
3:C:19:ASP:OD1	3:C:21:ASP:HB2	2.10	0.52
3:C:253:ILE:CD1	3:C:281:ARG:HH22	2.21	0.52
3:C:701:ILE:HD13	3:C:738:LEU:HD21	1.89	0.52
1:A:660:VAL:HB	1:A:662:LEU:CD1	2.39	0.52
1:A:719:LYS:HE2	1:A:773:TYR:OH	2.10	0.52
2:B:37:ILE:HG23	2:B:38:VAL:HG13	1.91	0.52
3:C:727:LEU:HD13	3:C:767:THR:OG1	2.10	0.52
1:A:25:ARG:HD3	1:A:95:PHE:CD1	2.44	0.52
2:B:39:VAL:O	2:B:40:ASP:C	2.47	0.52
3:C:1194:LEU:O	3:C:1195:MET:CB	2.44	0.52
3:C:458:LEU:O	3:C:462:VAL:HG23	2.09	0.52
1:A:107:GLY:HA2	1:A:110:LEU:CD1	2.37	0.52
1:A:175:LEU:CG	1:A:208:TYR:OH	2.52	0.52
1:A:492:LYS:HB3	3:C:108:ILE:CD1	2.39	0.52
3:C:239:ARG:NE	3:C:276:GLU:HG2	2.24	0.52
3:C:548:LYS:CA	3:C:551:ARG:HG3	2.33	0.52
3:C:821:PHE:C	3:C:823:GLN:N	2.51	0.52
3:C:971:LYS:O	3:C:971:LYS:HG2	2.08	0.52
3:C:213:HIS:O	3:C:217:GLU:HB2	2.10	0.52
1:A:717:ILE:HA	3:C:25:MET:HE3	1.89	0.52
3:C:626:LEU:HD23	3:C:666:LEU:HD12	1.91	0.52
3:C:87:ILE:O	3:C:88:VAL:C	2.47	0.52
1:A:50:TYR:CE1	1:A:54:THR:HG21	2.45	0.52
1:A:667:LEU:HB3	1:A:669:LYS:HE3	1.91	0.52
1:A:21:TRP:NE1	1:A:91:ARG:HD3	2.25	0.52

Continued on next page...

Continued from previous page...

Atom-1	Atom-2	Interatomic distance (Å)	Clash overlap (Å)
3:C:37:ASP:OD2	3:C:39:ILE:HG12	2.10	0.52
3:C:771:GLY:H	3:C:774:ASP:HB2	1.75	0.52
3:C:826:LYS:NZ	3:C:828:SER:HB2	2.23	0.52
3:C:903:PRO:HA	3:C:906:GLN:HG3	1.91	0.52
1:A:178:GLN:O	1:A:181:ASN:N	2.43	0.52
1:A:597:ARG:O	1:A:597:ARG:HG3	2.09	0.52
1:A:645:SER:O	1:A:646:LYS:CB	2.57	0.52
2:B:86:ARG:O	2:B:89:LYS:HB2	2.09	0.52
3:C:1038:PRO:C	3:C:1040:LEU:H	2.13	0.52
3:C:168:LEU:HG	3:C:169:LEU:CD1	2.39	0.52
3:C:942:CYS:HB3	3:C:980:TYR:CD2	2.45	0.52
1:A:614:ASN:HA	2:B:20:LYS:O	2.10	0.51
3:C:225:SER:O	3:C:226:THR:O	2.28	0.51
3:C:385:GLU:HB3	3:C:442:GLN:OE1	2.10	0.51
1:A:286:LEU:O	1:A:290:CYS:SG	2.64	0.51
1:A:714:ILE:HD13	1:A:733:VAL:HG21	1.93	0.51
1:A:733:VAL:HG11	1:A:748:ILE:HD13	1.91	0.51
2:B:49:ILE:CD1	2:B:50:MET:HG2	2.34	0.51
1:A:158:GLU:O	1:A:162:LEU:N	2.44	0.51
1:A:405:ASN:ND2	1:A:405:ASN:C	2.64	0.51
1:A:649:VAL:HG23	1:A:671:TYR:HB2	1.92	0.51
1:A:654:ASN:HD22	1:A:656:ASN:ND2	2.09	0.51
3:C:1104:GLU:OE1	3:C:1104:GLU:HA	2.11	0.51
3:C:701:ILE:HD13	3:C:738:LEU:HD23	1.92	0.51
3:C:913:LEU:CD2	3:C:917:ILE:HG13	2.40	0.51
3:C:947:THR:O	3:C:951:VAL:HG23	2.10	0.51
1:A:144:TRP:C	1:A:145:VAL:HG22	2.30	0.51
1:A:17:LEU:N	1:A:19:GLN:HG2	2.25	0.51
1:A:227:TYR:HE1	1:A:282:THR:HG23	1.75	0.51
1:A:542:GLY:N	2:B:76:ASN:HD21	1.99	0.51
1:A:117:LYS:HZ2	1:A:121:GLN:NE2	2.08	0.51
1:A:376:TYR:O	1:A:380:VAL:HG23	2.09	0.51
1:A:595:LYS:HG3	1:A:596:ASN:N	2.25	0.51
3:C:994:SER:O	3:C:1037:LYS:HE2	2.11	0.51
3:C:41:LEU:HD22	3:C:46:GLU:OE2	2.09	0.51
3:C:543:THR:HG23	3:C:568:LEU:HD22	1.93	0.51
3:C:610:ASN:O	3:C:614:ILE:HG12	2.11	0.51
3:C:961:ILE:O	3:C:962:ASP:HB3	2.10	0.51
1:A:720:MET:HE1	3:C:29:ASP:OD2	2.11	0.51
3:C:220:LYS:C	3:C:222:ASP:H	2.14	0.51
3:C:245:ILE:O	3:C:245:ILE:HG12	2.11	0.51

Continued on next page...

Continued from previous page...

Atom-1	Atom-2	Interatomic distance (Å)	Clash overlap (Å)
3:C:374:THR:HG23	3:C:374:THR:O	2.10	0.51
3:C:473:ILE:N	3:C:474:PRO:CD	2.73	0.51
1:A:612:GLN:C	1:A:614:ASN:H	2.14	0.51
1:A:660:VAL:CG1	1:A:661:GLU:N	2.72	0.51
1:A:671:TYR:C	1:A:671:TYR:CD1	2.83	0.51
3:C:301:LEU:HB2	3:C:350:ARG:NH1	2.25	0.51
3:C:351:ARG:HD3	3:C:393:ASP:OD2	2.10	0.51
3:C:887:ASN:CG	3:C:890:GLU:HB2	2.31	0.51
3:C:933:TRP:CD1	3:C:937:LEU:HD11	2.46	0.51
1:A:319:GLY:O	1:A:322:TYR:HB3	2.10	0.51
1:A:577:LYS:HZ3	1:A:578:LEU:H	1.58	0.51
3:C:1024:ARG:O	3:C:1028:VAL:HG23	2.11	0.51
3:C:236:ALA:HA	3:C:239:ARG:NH1	2.26	0.51
3:C:495:ILE:CD1	3:C:534:LYS:HB3	2.41	0.51
1:A:365:TYR:CE2	1:A:407:VAL:HG21	2.46	0.51
1:A:486:SER:O	1:A:490:LYS:HG3	2.11	0.51
3:C:129:ASN:HA	3:C:132:LYS:HB3	1.92	0.51
3:C:248:TYR:C	3:C:249:LEU:HD13	2.31	0.51
3:C:825:VAL:HG23	3:C:860:VAL:HG22	1.92	0.51
2:B:73:GLY:O	2:B:104:GLN:NE2	2.44	0.51
3:C:126:LEU:CD2	3:C:130:VAL:HG21	2.41	0.51
3:C:383:PHE:O	3:C:394:VAL:HG11	2.11	0.51
1:A:21:TRP:HE3	1:A:21:TRP:HA	1.75	0.50
1:A:672:LEU:CD1	1:A:672:LEU:H	2.16	0.50
1:A:726:HIS:HA	1:A:771:TYR:HE1	1.77	0.50
3:C:1037:LYS:O	3:C:1040:LEU:HG	2.11	0.50
3:C:1112:GLY:O	3:C:1123:THR:CB	2.59	0.50
3:C:1190:GLU:O	3:C:1193:PRO:CD	2.55	0.50
3:C:206:CYS:HB3	3:C:207:PHE:C	2.31	0.50
3:C:267:LEU:HA	3:C:270:TYR:CD1	2.46	0.50
1:A:717:ILE:HG12	3:C:25:MET:HE2	1.93	0.50
1:A:741:PHE:O	1:A:743:PRO:HD3	2.11	0.50
3:C:1031:ASN:OD1	3:C:1088:CYS:HA	2.10	0.50
3:C:645:ARG:HD2	3:C:684:SER:CB	2.41	0.50
3:C:769:ASN:O	3:C:770:LEU:HD12	2.11	0.50
3:C:796:TYR:HD2	3:C:837:LEU:HB2	1.76	0.50
3:C:86:THR:O	3:C:87:ILE:C	2.49	0.50
1:A:21:TRP:CE3	1:A:21:TRP:HA	2.46	0.50
1:A:598:TYR:N	1:A:598:TYR:CD1	2.79	0.50
1:A:662:LEU:H	1:A:662:LEU:CD1	2.23	0.50
2:B:40:ASP:O	2:B:49:ILE:HD11	2.11	0.50

Continued on next page...

Continued from previous page...

Atom-1	Atom-2	Interatomic distance (Å)	Clash overlap (Å)
3:C:1036:ASN:N	3:C:1036:ASN:ND2	2.60	0.50
3:C:206:CYS:HB2	3:C:207:PHE:HA	1.92	0.50
3:C:244:ARG:NH1	3:C:244:ARG:HG2	2.24	0.50
3:C:373:LYS:HG3	3:C:427:MET:HE2	1.74	0.50
3:C:570:THR:O	3:C:571:CYS:C	2.50	0.50
1:A:299:LEU:O	1:A:303:HIS:CG	2.64	0.50
2:B:82:HIS:O	2:B:86:ARG:HB2	2.12	0.50
3:C:254:PRO:HB2	3:C:258:LYS:HE3	1.92	0.50
3:C:500:CYS:O	3:C:504:ILE:HG13	2.11	0.50
3:C:673:ALA:CA	3:C:676:ILE:HD11	2.37	0.50
3:C:857:LEU:HD11	3:C:883:ILE:HD13	1.93	0.50
1:A:21:TRP:CE3	1:A:21:TRP:O	2.65	0.50
1:A:227:TYR:CE1	1:A:282:THR:HG23	2.46	0.50
1:A:440:GLU:O	1:A:444:THR:CB	2.59	0.50
1:A:646:LYS:HG2	1:A:646:LYS:O	2.11	0.50
3:C:1202:ILE:HA	3:C:1205:ASN:HD22	1.76	0.50
3:C:143:ALA:C	3:C:145:GLN:H	2.13	0.50
1:A:309:LEU:HD13	1:A:317:ASP:HB2	1.92	0.50
3:C:428:LEU:O	3:C:429:GLN:C	2.49	0.50
1:A:309:LEU:CD1	1:A:317:ASP:HB2	2.42	0.50
1:A:441:LEU:HD21	1:A:483:ALA:HB2	1.93	0.50
1:A:703:GLU:HA	1:A:703:GLU:OE1	2.12	0.50
3:C:209:ASP:O	3:C:213:HIS:CD2	2.65	0.50
3:C:290:VAL:O	3:C:291:SER:C	2.50	0.50
3:C:658:PHE:C	3:C:660:ARG:H	2.15	0.50
1:A:141:ASN:HD21	1:A:159:ILE:H	1.58	0.49
1:A:274:VAL:HA	1:A:278:LEU:HB2	1.93	0.49
1:A:521:LYS:NZ	1:A:521:LYS:HB3	2.27	0.49
1:A:522:LYS:O	1:A:525:THR:N	2.45	0.49
3:C:219:SER:O	3:C:222:ASP:HB2	2.12	0.49
3:C:814:GLY:O	3:C:818:VAL:HG23	2.12	0.49
1:A:175:LEU:O	1:A:176:ASN:C	2.48	0.49
2:B:97:ASP:O	2:B:99:ARG:N	2.45	0.49
3:C:151:GLN:O	3:C:154:ALA:N	2.44	0.49
3:C:223:SER:O	3:C:225:SER:N	2.45	0.49
3:C:368:LEU:O	3:C:369:PRO:C	2.50	0.49
3:C:350:ARG:NH2	3:C:386:ARG:HH22	2.10	0.49
1:A:144:TRP:O	1:A:145:VAL:CG1	2.53	0.49
1:A:660:VAL:HB	1:A:662:LEU:HD11	1.94	0.49
3:C:1109:VAL:HG13	3:C:1123:THR:HG22	1.94	0.49
3:C:887:ASN:OD1	3:C:889:PRO:HD2	2.11	0.49

Continued on next page...

Continued from previous page...

Atom-1	Atom-2	Interatomic distance (Å)	Clash overlap (Å)
1:A:446:ASN:CG	1:A:490:LYS:HE2	2.33	0.49
1:A:624:LEU:C	1:A:626:ASP:N	2.66	0.49
3:C:509:SER:O	3:C:512:VAL:HG23	2.11	0.49
3:C:697:LEU:CD1	3:C:716:LEU:HD21	2.42	0.49
3:C:697:LEU:O	3:C:700:LEU:N	2.38	0.49
3:C:821:PHE:CE1	3:C:857:LEU:HB2	2.46	0.49
3:C:902:GLN:HE22	3:C:905:ARG:NH1	2.11	0.49
1:A:175:LEU:HG	1:A:208:TYR:CZ	2.48	0.49
1:A:430:LYS:HG2	1:A:477:ASN:O	2.12	0.49
3:C:1205:ASN:C	3:C:1207:GLU:H	2.15	0.49
3:C:1001:ASP:HB2	3:C:1002:PRO:HD3	1.93	0.49
3:C:249:LEU:CB	3:C:281:ARG:NH2	2.75	0.49
3:C:663:GLN:O	3:C:664:ARG:C	2.50	0.49
3:C:660:ARG:HD2	3:C:696:GLU:CD	2.32	0.49
3:C:75:LEU:O	3:C:76:VAL:C	2.51	0.49
1:A:175:LEU:HG	1:A:208:TYR:HH	1.77	0.49
1:A:598:TYR:CZ	1:A:675:LYS:HB3	2.48	0.49
1:A:725:LYS:O	1:A:726:HIS:C	2.51	0.49
3:C:267:LEU:HD23	3:C:270:TYR:CZ	2.47	0.49
3:C:301:LEU:HB2	3:C:350:ARG:CZ	2.42	0.49
3:C:763:VAL:HG13	3:C:775:LEU:HD12	1.93	0.49
3:C:851:LEU:C	3:C:853:GLY:H	2.16	0.49
2:B:48:HIS:O	2:B:50:MET:N	2.45	0.49
3:C:405:THR:O	3:C:407:PRO:N	2.46	0.49
3:C:42:ASP:HB2	3:C:45:SER:CB	2.42	0.49
1:A:452:PHE:O	1:A:458:LYS:NZ	2.46	0.49
1:A:615:THR:OG1	1:A:619:TYR:OH	2.31	0.49
1:A:609:ILE:HD11	1:A:635:LEU:CD2	2.42	0.49
1:A:618:ALA:CB	1:A:669:LYS:HG2	2.39	0.49
1:A:593:CYS:HB2	2:B:20:LYS:H	1.78	0.49
1:A:492:LYS:HB3	3:C:108:ILE:HD11	1.95	0.49
3:C:349:VAL:CG2	3:C:350:ARG:N	2.69	0.49
3:C:633:THR:HG23	3:C:676:ILE:CG1	2.41	0.49
3:C:4:ALA:HB3	3:C:7:HIS:HB2	1.95	0.49
1:A:134:ASN:ND2	1:A:157:TYR:HB2	2.27	0.49
3:C:17:SER:C	3:C:19:ASP:H	2.15	0.49
3:C:386:ARG:HG3	3:C:386:ARG:HH11	1.77	0.49
3:C:808:ARG:HE	3:C:848:HIS:CG	2.31	0.49
3:C:1079:LEU:O	3:C:1079:LEU:CD2	2.60	0.48
3:C:1205:ASN:C	3:C:1207:GLU:N	2.66	0.48
3:C:374:THR:CG2	3:C:374:THR:O	2.61	0.48

Continued on next page...

Continued from previous page...

Atom-1	Atom-2	Interatomic distance (Å)	Clash overlap (Å)
1:A:170:CYS:O	1:A:174:PRO:HD2	2.12	0.48
1:A:325:VAL:C	1:A:327:ARG:N	2.67	0.48
1:A:643:LEU:HD23	1:A:648:LEU:CB	2.42	0.48
2:B:87:TRP:CZ2	2:B:95:PRO:HB3	2.48	0.48
3:C:1016:GLU:HA	3:C:1016:GLU:OE2	2.13	0.48
3:C:229:THR:C	3:C:231:ILE:N	2.65	0.48
3:C:547:VAL:HG12	3:C:599:ASN:HD22	1.77	0.48
3:C:825:VAL:C	3:C:827:ASN:N	2.64	0.48
1:A:100:LEU:HD13	1:A:167:TRP:HA	1.96	0.48
1:A:556:SER:O	1:A:558:LEU:N	2.46	0.48
1:A:178:GLN:O	1:A:180:THR:N	2.46	0.48
1:A:475:HIS:CE1	1:A:585:SER:HA	2.47	0.48
1:A:619:TYR:HD2	1:A:623:GLN:NE2	2.11	0.48
1:A:647:LEU:N	1:A:647:LEU:HD12	2.28	0.48
1:A:660:VAL:CG1	1:A:661:GLU:H	2.26	0.48
3:C:249:LEU:HB3	3:C:281:ARG:CZ	2.43	0.48
3:C:299:LYS:HZ3	3:C:382:ARG:HD3	1.79	0.48
3:C:386:ARG:CZ	3:C:386:ARG:CB	2.80	0.48
3:C:578:ALA:O	3:C:579:ALA:CB	2.62	0.48
1:A:170:CYS:O	1:A:174:PRO:CD	2.61	0.48
1:A:186:LEU:HA	1:A:189:LYS:HG3	1.94	0.48
1:A:713:ALA:O	1:A:714:ILE:C	2.52	0.48
3:C:1013:LYS:HB2	3:C:1047:THR:HG21	1.95	0.48
3:C:600:LEU:HD23	3:C:600:LEU:N	2.27	0.48
3:C:601:GLY:CA	3:C:604:LEU:HB2	2.44	0.48
1:A:520:PHE:HD1	1:A:568:PHE:CG	2.30	0.48
2:B:64:THR:O	2:B:65:SER:C	2.52	0.48
3:C:249:LEU:HD22	3:C:250:GLU:N	2.27	0.48
3:C:1199:GLN:CG	3:C:1202:ILE:HG12	2.42	0.48
1:A:475:HIS:O	1:A:476:GLN:HG3	2.14	0.48
1:A:727:GLN:O	1:A:728:GLN:C	2.51	0.48
3:C:282:CYS:C	3:C:284:LYS:H	2.17	0.48
3:C:507:ASN:O	3:C:508:HIS:CG	2.66	0.48
3:C:61:ASN:OD1	3:C:63:GLU:HB2	2.13	0.48
3:C:633:THR:HG23	3:C:676:ILE:CD1	2.44	0.48
3:C:975:ILE:CG2	3:C:976:SER:H	2.19	0.48
1:A:202:SER:O	1:A:206:GLN:HG3	2.13	0.48
1:A:284:ASP:O	1:A:284:ASP:OD1	2.31	0.48
1:A:624:LEU:C	1:A:626:ASP:H	2.17	0.48
3:C:117:LEU:HD11	3:C:130:VAL:HG11	1.94	0.48
3:C:448:VAL:HG13	3:C:493:LEU:HD22	1.96	0.48

Continued on next page...

Continued from previous page...

Atom-1	Atom-2	Interatomic distance (Å)	Clash overlap (Å)
3:C:590:ILE:CD1	3:C:624:THR:HG23	2.44	0.48
3:C:821:PHE:CD2	3:C:821:PHE:N	2.79	0.48
1:A:250:PHE:CE2	1:A:259:TYR:HA	2.48	0.48
2:B:19:LYS:HB3	2:B:19:LYS:HZ3	1.76	0.48
3:C:1100:LEU:O	3:C:1102:ILE:HD13	2.14	0.48
3:C:134:ILE:O	3:C:137:ARG:N	2.46	0.48
3:C:181:LEU:HB3	3:C:217:GLU:OE1	2.14	0.48
3:C:226:THR:HG23	3:C:227:THR:H	1.79	0.48
3:C:294:ILE:HG23	3:C:353:ALA:HB1	1.96	0.48
3:C:521:VAL:HG13	3:C:525:VAL:HG23	1.94	0.48
3:C:633:THR:HA	3:C:676:ILE:CD1	2.42	0.48
1:A:104:LEU:O	1:A:108:GLU:HG3	2.14	0.47
1:A:711:GLN:HE22	1:A:758:LYS:HZ2	1.62	0.47
1:A:734:LEU:HD23	1:A:734:LEU:HA	1.70	0.47
2:B:19:LYS:O	2:B:20:LYS:HB2	2.14	0.47
3:C:166:GLY:O	3:C:168:LEU:N	2.47	0.47
3:C:462:VAL:O	3:C:462:VAL:HG12	2.14	0.47
3:C:46:GLU:O	3:C:47:ARG:C	2.52	0.47
3:C:551:ARG:HD3	3:C:599:ASN:CG	2.34	0.47
3:C:598:CYS:SG	3:C:638:SER:HB2	2.53	0.47
3:C:771:GLY:O	3:C:775:LEU:HG	2.13	0.47
3:C:79:VAL:CG2	3:C:83:GLN:HB2	2.44	0.47
1:A:289:LYS:O	1:A:293:VAL:HG12	2.14	0.47
1:A:630:ILE:CD1	1:A:630:ILE:HB	2.38	0.47
3:C:380:ILE:HG23	3:C:394:VAL:HG12	1.96	0.47
3:C:592:CYS:O	3:C:596:ILE:HG13	2.14	0.47
3:C:690:ILE:HG23	3:C:719:LEU:HD21	1.95	0.47
3:C:897:GLN:HA	3:C:897:GLN:HE21	1.79	0.47
1:A:405:ASN:ND2	1:A:408:THR:HG23	2.29	0.47
2:B:87:TRP:CE2	2:B:95:PRO:HB3	2.48	0.47
3:C:514:HIS:CD2	3:C:559:PHE:HB2	2.49	0.47
3:C:698:PRO:CG	3:C:733:SER:HB2	2.43	0.47
3:C:823:GLN:NE2	3:C:823:GLN:HA	2.29	0.47
1:A:115:VAL:O	1:A:119:TYR:N	2.42	0.47
1:A:315:ASN:HB3	1:A:318:LEU:HD12	1.96	0.47
1:A:504:GLN:NE2	1:A:504:GLN:HA	2.29	0.47
3:C:1017:ASP:N	3:C:1018:PRO:CD	2.78	0.47
3:C:1094:ASP:CG	3:C:1129:ARG:HH22	2.17	0.47
3:C:195:THR:O	3:C:198:ALA:HB3	2.15	0.47
3:C:540:LEU:HD22	3:C:589:ALA:HA	1.96	0.47
1:A:205:VAL:O	1:A:209:VAL:HG23	2.15	0.47

Continued on next page...

Continued from previous page...

Atom-1	Atom-2	Interatomic distance (Å)	Clash overlap (Å)
1:A:392:ALA:O	1:A:396:LYS:HG3	2.14	0.47
1:A:405:ASN:ND2	1:A:407:VAL:N	2.53	0.47
1:A:635:LEU:HD13	1:A:635:LEU:C	2.35	0.47
3:C:1019:ASP:O	3:C:1020:LEU:HG	2.15	0.47
3:C:371:PHE:O	3:C:376:SER:OG	2.32	0.47
3:C:383:PHE:HD2	3:C:386:ARG:HE	1.55	0.47
3:C:386:ARG:NH1	3:C:386:ARG:HB2	2.29	0.47
3:C:428:LEU:O	3:C:431:GLN:HB2	2.15	0.47
3:C:734:ILE:HG22	3:C:735:LEU:N	2.28	0.47
3:C:891:TYR:O	3:C:894:PHE:HB3	2.14	0.47
1:A:143:HIS:C	1:A:145:VAL:H	2.18	0.47
3:C:257:VAL:O	3:C:260:CYS:N	2.47	0.47
3:C:621:ASN:HB2	3:C:624:THR:HB	1.96	0.47
3:C:724:PRO:O	3:C:727:LEU:HG	2.15	0.47
3:C:824:ASP:O	3:C:825:VAL:C	2.53	0.47
3:C:861:ILE:HG21	3:C:880:LEU:HB2	1.96	0.47
1:A:548:GLN:HA	1:A:581:LEU:HD22	1.96	0.47
3:C:1127:LEU:HD21	3:C:1145:LEU:HD13	1.96	0.47
3:C:148:VAL:O	3:C:149:SER:C	2.53	0.47
3:C:375:VAL:O	3:C:379:LEU:CA	2.61	0.47
3:C:385:GLU:HA	3:C:391:LYS:CE	2.34	0.47
3:C:465:LEU:CB	3:C:468:ALA:HB2	2.44	0.47
1:A:365:TYR:CD2	1:A:407:VAL:HG21	2.49	0.47
3:C:211:ILE:N	3:C:211:ILE:HD12	2.29	0.47
3:C:281:ARG:HE	3:C:284:LYS:HG2	1.79	0.47
3:C:285:GLU:O	3:C:287:TYR:N	2.47	0.47
3:C:38:SER:H	3:C:78:LYS:NZ	2.12	0.47
1:A:221:GLY:N	3:C:1171:GLU:OE2	2.48	0.47
1:A:445:LEU:HG	1:A:487:MET:SD	2.55	0.47
1:A:560:ARG:HG2	1:A:560:ARG:HH11	1.80	0.47
1:A:672:LEU:N	1:A:672:LEU:CD1	2.60	0.47
1:A:708:LEU:HD12	2:B:106:TYR:CD1	2.49	0.47
3:C:199:LEU:O	3:C:202:LEU:HB3	2.15	0.47
3:C:218:LEU:HD13	3:C:234:ILE:CD1	2.44	0.47
3:C:235:ALA:O	3:C:238:SER:HB2	2.14	0.47
3:C:375:VAL:HG13	3:C:379:LEU:HD12	1.96	0.47
3:C:590:ILE:HD11	3:C:624:THR:HG23	1.97	0.47
3:C:925:LEU:O	3:C:926:LYS:C	2.53	0.47
3:C:1179:ALA:O	3:C:1180:VAL:C	2.52	0.47
3:C:126:LEU:C	3:C:128:ALA:H	2.18	0.47
3:C:532:PHE:CE2	3:C:534:LYS:HB2	2.50	0.47

Continued on next page...

Continued from previous page...

Atom-1	Atom-2	Interatomic distance (Å)	Clash overlap (Å)
3:C:667:LYS:HE3	3:C:700:LEU:HD21	1.96	0.47
3:C:769:ASN:O	3:C:770:LEU:CD1	2.62	0.47
3:C:819:GLY:O	3:C:823:GLN:HG3	2.15	0.47
1:A:694:GLU:O	1:A:698:THR:HG23	2.15	0.47
3:C:1157:VAL:HB	3:C:1166:PHE:HE2	1.79	0.47
3:C:1158:LYS:C	3:C:1160:ASN:H	2.17	0.47
3:C:1196:SER:O	3:C:1198:PHE:N	2.48	0.47
3:C:1199:GLN:HG3	3:C:1201:GLN:N	2.31	0.47
3:C:287:TYR:CB	3:C:288:PRO:HD3	2.28	0.47
3:C:825:VAL:HG23	3:C:860:VAL:CG1	2.44	0.47
3:C:1152:THR:C	3:C:1154:THR:H	2.18	0.46
3:C:1157:VAL:HB	3:C:1166:PHE:CE2	2.50	0.46
3:C:200:GLY:O	3:C:203:VAL:HG22	2.15	0.46
3:C:405:THR:O	3:C:407:PRO:CD	2.63	0.46
3:C:618:ARG:CG	3:C:624:THR:HG21	2.45	0.46
3:C:590:ILE:HD13	3:C:628:THR:CG2	2.45	0.46
3:C:95:MET:HB2	3:C:96:LEU:HD12	1.97	0.46
3:C:982:ARG:HH21	3:C:1018:PRO:CB	2.23	0.46
1:A:159:ILE:HA	1:A:159:ILE:HD12	1.78	0.46
1:A:167:TRP:O	1:A:170:CYS:N	2.48	0.46
1:A:171:LEU:CD1	1:A:175:LEU:HD13	2.46	0.46
1:A:408:THR:HB	1:A:414:SER:HA	1.96	0.46
3:C:253:ILE:HG21	3:C:286:VAL:HG11	1.96	0.46
3:C:432:VAL:HG11	3:C:436:VAL:HG23	1.97	0.46
3:C:560:ASP:OD1	3:C:562:THR:HG23	2.15	0.46
3:C:562:THR:N	3:C:563:PRO:HD2	2.30	0.46
3:C:576:LEU:HD22	3:C:593:MET:HG2	1.98	0.46
1:A:142:ARG:HH22	1:A:148:GLU:HG2	1.80	0.46
1:A:612:GLN:HB3	1:A:619:TYR:CE1	2.51	0.46
1:A:613:TYR:CE2	1:A:648:LEU:HD21	2.51	0.46
3:C:1138:VAL:O	3:C:1142:LEU:N	2.48	0.46
3:C:384:LYS:C	3:C:385:GLU:HG3	2.36	0.46
3:C:654:ILE:O	3:C:657:SER:HB3	2.16	0.46
3:C:6:TYR:N	3:C:6:TYR:CD2	2.81	0.46
3:C:970:LEU:C	3:C:972:GLY:H	2.18	0.46
1:A:35:GLN:O	1:A:36:SER:C	2.53	0.46
3:C:1008:ILE:CG2	3:C:1009:GLY:N	2.78	0.46
3:C:1036:ASN:ND2	3:C:1036:ASN:H	2.14	0.46
3:C:1205:ASN:HB2	3:C:1206:PRO:CD	2.46	0.46
3:C:821:PHE:O	3:C:823:GLN:N	2.44	0.46
1:A:104:LEU:HD21	1:A:173:ARG:HB3	1.96	0.46

Continued on next page...

Continued from previous page...

Atom-1	Atom-2	Interatomic distance (Å)	Clash overlap (Å)
3:C:1202:ILE:O	3:C:1206:PRO:HD2	2.16	0.46
3:C:172:PHE:O	3:C:176:ILE:HG12	2.15	0.46
3:C:469:LEU:HD13	3:C:476:LEU:HD13	1.96	0.46
1:A:268:LEU:O	1:A:271:GLN:HB2	2.16	0.46
3:C:1117:TYR:C	3:C:1117:TYR:HD2	2.18	0.46
3:C:1123:THR:HA	3:C:1126:MET:HB2	1.97	0.46
3:C:1183:LEU:O	3:C:1186:ILE:CG2	2.63	0.46
3:C:131:CYS:O	3:C:134:ILE:HB	2.16	0.46
3:C:206:CYS:CB	3:C:207:PHE:CA	2.94	0.46
3:C:261:ASN:O	3:C:262:VAL:C	2.53	0.46
1:A:308:ASN:C	1:A:310:LEU:H	2.18	0.46
1:A:309:LEU:HB3	1:A:318:LEU:HD21	1.98	0.46
1:A:398:CYS:O	1:A:402:ILE:HG13	2.15	0.46
1:A:438:GLU:O	1:A:438:GLU:OE1	2.33	0.46
3:C:1051:HIS:O	3:C:1054:ASN:N	2.49	0.46
3:C:171:ASN:OD1	3:C:171:ASN:N	2.49	0.46
3:C:186:SER:O	3:C:192:ARG:HD2	2.16	0.46
3:C:218:LEU:HD23	3:C:230:TYR:CD1	2.47	0.46
1:A:553:ALA:HB2	1:A:629:GLN:HB2	1.97	0.46
2:B:74:VAL:HA	2:B:104:GLN:NE2	2.30	0.46
3:C:1015:LEU:CD1	3:C:1022:VAL:HG12	2.41	0.46
3:C:1036:ASN:HD22	3:C:1036:ASN:H	1.62	0.46
3:C:676:ILE:H	3:C:676:ILE:HG13	1.36	0.46
3:C:852:SER:HB2	3:C:887:ASN:HD22	1.81	0.46
1:A:171:LEU:CG	1:A:175:LEU:HD13	2.46	0.46
1:A:533:ASP:HB3	2:B:26:LYS:HG2	1.97	0.46
3:C:1181:ALA:O	3:C:1183:LEU:N	2.49	0.46
3:C:442:GLN:O	3:C:445:GLU:HB2	2.15	0.46
3:C:505:LEU:HD23	3:C:513:PHE:CE2	2.51	0.46
3:C:813:GLU:HA	3:C:813:GLU:OE2	2.16	0.46
1:A:582:TYR:HA	1:A:585:SER:HG	1.80	0.45
2:B:40:ASP:HB3	2:B:49:ILE:HD11	1.98	0.45
3:C:1023:ARG:HD3	3:C:1055:GLU:OE2	2.15	0.45
3:C:247:GLU:HG3	3:C:248:TYR:CD1	2.51	0.45
3:C:35:GLN:O	3:C:36:LYS:CB	2.65	0.45
1:A:624:LEU:O	1:A:626:ASP:N	2.50	0.45
3:C:1147:GLU:HB3	3:C:1148:PRO:CD	2.38	0.45
3:C:173:HIS:HB3	3:C:210:LEU:HD13	1.98	0.45
3:C:208:VAL:HA	3:C:244:ARG:HH22	1.81	0.45
3:C:601:GLY:HA2	3:C:604:LEU:HD22	1.97	0.45
3:C:686:THR:O	3:C:689:MET:N	2.35	0.45

Continued on next page...

Continued from previous page...

Atom-1	Atom-2	Interatomic distance (Å)	Clash overlap (Å)
1:A:21:TRP:O	1:A:21:TRP:CD2	2.69	0.45
1:A:400:ARG:HH11	1:A:400:ARG:HG2	1.81	0.45
1:A:655:ALA:C	1:A:657:VAL:H	2.20	0.45
3:C:168:LEU:O	3:C:169:LEU:HB2	2.16	0.45
3:C:189:LEU:HD13	3:C:192:ARG:CZ	2.47	0.45
3:C:205:SER:O	3:C:206:CYS:CB	2.63	0.45
3:C:249:LEU:HB2	3:C:281:ARG:NH2	2.31	0.45
3:C:579:ALA:HA	3:C:586:LYS:HE2	1.99	0.45
3:C:1037:LYS:N	3:C:1038:PRO:HD3	2.31	0.45
3:C:933:TRP:HE1	3:C:937:LEU:HD11	1.81	0.45
3:C:985:VAL:HG13	3:C:986:VAL:N	2.31	0.45
1:A:145:VAL:O	1:A:146:ARG:CG	2.59	0.45
1:A:431:LYS:C	1:A:431:LYS:HD2	2.37	0.45
3:C:1199:GLN:HG3	3:C:1201:GLN:H	1.81	0.45
3:C:1208:LEU:HD22	3:C:1208:LEU:N	2.31	0.45
3:C:218:LEU:O	3:C:222:ASP:OD2	2.35	0.45
3:C:813:GLU:OE2	3:C:815:PRO:HG2	2.16	0.45
1:A:145:VAL:C	1:A:146:ARG:HG3	2.34	0.45
3:C:1034:ALA:O	3:C:1038:PRO:HG3	2.17	0.45
3:C:545:GLN:O	3:C:549:VAL:HG23	2.17	0.45
3:C:562:THR:OG1	3:C:563:PRO:CD	2.65	0.45
1:A:682:ASN:HD21	1:A:684:ASN:HB3	1.82	0.45
2:B:70:VAL:HG12	2:B:71:ALA:N	2.32	0.45
3:C:1132:THR:HG22	3:C:1133:LEU:N	2.32	0.45
3:C:1199:GLN:CG	3:C:1202:ILE:H	2.29	0.45
3:C:433:PRO:HB2	3:C:437:LYS:HE3	1.99	0.45
3:C:576:LEU:CD2	3:C:593:MET:HG2	2.47	0.45
3:C:851:LEU:C	3:C:853:GLY:N	2.68	0.45
1:A:168:ARG:O	1:A:172:PHE:HD1	2.00	0.45
1:A:171:LEU:HD12	1:A:175:LEU:CD1	2.47	0.45
1:A:200:LEU:O	1:A:204:VAL:HG23	2.17	0.45
1:A:226:VAL:HG23	1:A:227:TYR:H	1.81	0.45
1:A:682:ASN:ND2	1:A:682:ASN:C	2.69	0.45
2:B:79:PHE:HE1	2:B:101:TRP:CZ3	2.35	0.45
3:C:169:LEU:N	3:C:169:LEU:HD12	2.32	0.45
3:C:186:SER:O	3:C:192:ARG:NH1	2.27	0.45
3:C:485:ASN:O	3:C:486:ASP:CB	2.34	0.45
3:C:514:HIS:HE1	3:C:549:VAL:O	2.00	0.45
3:C:958:LEU:HA	3:C:958:LEU:HD23	1.72	0.45
1:A:546:PHE:CD2	1:A:584:LEU:HD11	2.52	0.45
1:A:632:MET:C	1:A:634:ILE:N	2.69	0.45

Continued on next page...

Continued from previous page...

Atom-1	Atom-2	Interatomic distance (Å)	Clash overlap (Å)
1:A:706:ARG:HG2	1:A:741:PHE:CE1	2.52	0.45
1:A:89:TYR:CZ	1:A:162:LEU:HG	2.52	0.45
1:A:585:SER:CB	2:B:29:ALA:HA	2.47	0.45
3:C:588:ARG:HG3	3:C:588:ARG:HH11	1.81	0.45
3:C:604:LEU:O	3:C:605:GLY:O	2.35	0.45
3:C:616:LEU:HD23	3:C:647:VAL:CB	2.46	0.45
1:A:595:LYS:HG3	1:A:596:ASN:H	1.82	0.44
1:A:600:LEU:HA	1:A:681:VAL:O	2.17	0.44
3:C:982:ARG:HH22	3:C:1018:PRO:HB2	1.75	0.44
3:C:1199:GLN:HG3	3:C:1202:ILE:H	1.83	0.44
3:C:920:ALA:O	3:C:921:SER:OG	2.35	0.44
3:C:932:ILE:HB	3:C:958:LEU:HD11	1.99	0.44
1:A:582:TYR:HA	1:A:585:SER:OG	2.18	0.44
3:C:248:TYR:N	3:C:249:LEU:HD13	2.32	0.44
3:C:253:ILE:H	3:C:253:ILE:HD12	1.83	0.44
3:C:439:LEU:O	3:C:442:GLN:N	2.50	0.44
3:C:818:VAL:C	3:C:820:GLN:N	2.70	0.44
3:C:858:LYS:HD3	3:C:894:PHE:CE2	2.52	0.44
1:A:147:ARG:HG3	1:A:148:GLU:H	1.79	0.44
1:A:171:LEU:HG	1:A:175:LEU:HD13	1.99	0.44
1:A:351:ILE:CG2	1:A:407:VAL:HG23	2.48	0.44
1:A:472:ARG:NH1	1:A:484:GLU:OE2	2.49	0.44
1:A:500:THR:HG22	1:A:501:SER:N	2.32	0.44
1:A:657:VAL:HA	1:A:660:VAL:CG2	2.47	0.44
1:A:89:TYR:O	1:A:92:LEU:N	2.49	0.44
3:C:177:LEU:HD11	3:C:181:LEU:HD21	1.98	0.44
3:C:33:GLU:C	3:C:35:GLN:N	2.67	0.44
3:C:555:GLN:HE21	3:C:555:GLN:HB2	1.61	0.44
3:C:799:ILE:CG2	3:C:837:LEU:HD11	2.47	0.44
1:A:649:VAL:CG2	1:A:671:TYR:HB2	2.48	0.44
1:A:676:ASN:HB3	1:A:681:VAL:CG2	2.47	0.44
1:A:717:ILE:HG12	3:C:25:MET:HE1	2.00	0.44
2:B:21:ARG:HG3	2:B:21:ARG:HH11	1.82	0.44
3:C:1008:ILE:HG23	3:C:1044:LEU:HD11	1.99	0.44
3:C:1049:LEU:O	3:C:1050:PRO:C	2.55	0.44
3:C:1083:LYS:HD3	3:C:1083:LYS:O	2.17	0.44
3:C:1197:GLU:O	3:C:1198:PHE:C	2.54	0.44
3:C:251:LYS:O	3:C:254:PRO:HG2	2.18	0.44
3:C:31:MET:HB2	3:C:71:CYS:SG	2.57	0.44
3:C:405:THR:O	3:C:406:ARG:C	2.55	0.44
3:C:52:MET:O	3:C:55:LYS:HB3	2.18	0.44

Continued on next page...

Continued from previous page...

Atom-1	Atom-2	Interatomic distance (Å)	Clash overlap (Å)
3:C:616:LEU:O	3:C:619:LEU:HB3	2.16	0.44
1:A:138:ALA:O	1:A:141:ASN:HB2	2.17	0.44
1:A:173:ARG:CB	1:A:174:PRO:CD	2.90	0.44
1:A:175:LEU:CG	1:A:208:TYR:CZ	3.01	0.44
1:A:724:LEU:HD22	1:A:728:GLN:HB3	1.99	0.44
1:A:588:GLU:OE2	2:B:26:LYS:HD3	2.17	0.44
3:C:225:SER:O	3:C:226:THR:C	2.56	0.44
1:A:21:TRP:O	1:A:25:ARG:HB2	2.18	0.44
3:C:1013:LYS:HB2	3:C:1047:THR:CG2	2.48	0.44
3:C:573:ILE:HG23	3:C:593:MET:HE3	2.00	0.44
3:C:615:PHE:O	3:C:616:LEU:C	2.55	0.44
3:C:786:GLN:HE21	3:C:786:GLN:HB2	1.63	0.44
1:A:178:GLN:O	1:A:179:VAL:C	2.56	0.44
1:A:338:LEU:HD12	1:A:338:LEU:HA	1.83	0.44
1:A:687:MET:HB2	1:A:690:GLU:HB2	1.98	0.44
3:C:1159:ALA:C	3:C:1161:SER:H	2.20	0.44
3:C:253:ILE:HD11	3:C:281:ARG:NH2	2.32	0.44
3:C:283:PRO:HD2	3:C:284:LYS:NZ	2.33	0.44
3:C:899:ILE:CG2	3:C:935:LEU:HD11	2.44	0.44
1:A:166:THR:O	1:A:169:ASP:HB2	2.17	0.44
3:C:294:ILE:HG23	3:C:353:ALA:CB	2.48	0.44
3:C:350:ARG:HE	3:C:386:ARG:NH2	2.15	0.44
3:C:385:GLU:HA	3:C:391:LYS:HG3	2.00	0.44
3:C:429:GLN:O	3:C:431:GLN:N	2.51	0.44
3:C:406:ARG:NH1	3:C:460:GLU:OE2	2.50	0.44
3:C:601:GLY:HA2	3:C:604:LEU:CD2	2.48	0.44
3:C:830:SER:O	3:C:831:THR:C	2.54	0.44
1:A:442:GLU:O	1:A:446:ASN:ND2	2.51	0.44
1:A:517:ASN:ND2	1:A:536:ILE:O	2.51	0.44
1:A:526:ASN:O	1:A:527:SER:HB3	2.17	0.44
1:A:715:VAL:HG12	1:A:716:ARG:N	2.32	0.44
2:B:83:CYS:HA	2:B:86:ARG:NH1	2.33	0.44
3:C:1015:LEU:C	3:C:1018:PRO:HD2	2.39	0.44
3:C:1198:PHE:CD1	3:C:1198:PHE:C	2.62	0.44
3:C:181:LEU:N	3:C:182:PRO:HD2	2.32	0.44
3:C:636:ALA:O	3:C:637:GLY:C	2.55	0.44
3:C:686:THR:O	3:C:688:ALA:N	2.51	0.44
3:C:697:LEU:HB2	3:C:698:PRO:HD3	2.00	0.44
3:C:824:ASP:C	3:C:826:LYS:N	2.70	0.44
3:C:85:GLU:HG3	3:C:133:LYS:CE	2.33	0.44
1:A:117:LYS:HD3	1:A:117:LYS:C	2.37	0.43

Continued on next page...

Continued from previous page...

Atom-1	Atom-2	Interatomic distance (Å)	Clash overlap (Å)
1:A:443:ASP:O	1:A:444:THR:C	2.56	0.43
1:A:625:THR:HG22	1:A:625:THR:O	2.17	0.43
3:C:148:VAL:O	3:C:150:VAL:N	2.51	0.43
3:C:228:ARG:O	3:C:228:ARG:CG	2.65	0.43
3:C:477:VAL:HB	3:C:478:PRO:HD3	2.00	0.43
3:C:164:ARG:HG3	3:C:164:ARG:HH11	1.83	0.43
3:C:227:THR:CG2	3:C:229:THR:OG1	2.66	0.43
3:C:386:ARG:HD3	3:C:390:VAL:CG1	2.48	0.43
3:C:771:GLY:N	3:C:774:ASP:HB2	2.33	0.43
3:C:785:SER:O	3:C:786:GLN:HG3	2.17	0.43
3:C:855:LEU:CD1	3:C:858:LYS:HD2	2.46	0.43
1:A:178:GLN:C	1:A:180:THR:N	2.72	0.43
1:A:651:GLU:HA	1:A:669:LYS:NZ	2.27	0.43
3:C:1032:SER:O	3:C:1036:ASN:ND2	2.52	0.43
3:C:170:VAL:HA	3:C:173:HIS:NE2	2.33	0.43
3:C:630:LYS:HG3	3:C:631:ALA:N	2.33	0.43
3:C:733:SER:O	3:C:737:GLU:HB2	2.18	0.43
3:C:835:ARG:HE	3:C:835:ARG:HB2	1.54	0.43
3:C:97:SER:CB	3:C:102:LEU:HD23	2.47	0.43
1:A:356:GLU:O	1:A:357:ALA:C	2.57	0.43
1:A:425:CYS:O	1:A:429:LEU:HD22	2.18	0.43
1:A:95:PHE:CD2	1:A:96:LEU:HD12	2.36	0.43
2:B:36:ASP:C	2:B:36:ASP:OD2	2.57	0.43
2:B:82:HIS:HB3	2:B:86:ARG:HH21	1.83	0.43
3:C:88:VAL:HG13	3:C:134:ILE:HG12	2.01	0.43
3:C:218:LEU:CD2	3:C:230:TYR:HD1	2.29	0.43
3:C:386:ARG:HH11	3:C:386:ARG:CG	2.31	0.43
3:C:976:SER:O	3:C:977:GLY:O	2.36	0.43
1:A:309:LEU:HB3	1:A:318:LEU:CD2	2.49	0.43
1:A:447:GLN:O	1:A:450:VAL:HB	2.18	0.43
1:A:510:ILE:HA	1:A:510:ILE:HD13	1.80	0.43
3:C:100:GLU:C	3:C:102:LEU:N	2.72	0.43
3:C:103:ARG:O	3:C:107:SER:HB2	2.19	0.43
3:C:423:THR:HA	3:C:424:PRO:HD3	1.81	0.43
3:C:423:THR:CG2	3:C:424:PRO:N	2.82	0.43
3:C:551:ARG:NH1	3:C:553:LEU:CB	2.71	0.43
3:C:710:GLN:HB3	3:C:751:ALA:CA	2.46	0.43
1:A:597:ARG:NH1	1:A:597:ARG:CB	2.74	0.43
3:C:979:SER:OG	3:C:1020:LEU:HD21	2.18	0.43
1:A:107:GLY:CA	1:A:110:LEU:HD12	2.44	0.43
1:A:140:LEU:HD22	1:A:140:LEU:HA	1.80	0.43

Continued on next page...

Continued from previous page...

Atom-1	Atom-2	Interatomic distance (Å)	Clash overlap (Å)
1:A:376:TYR:HA	1:A:379:LEU:HB3	2.01	0.43
1:A:631:LYS:HB3	1:A:634:ILE:HG22	2.01	0.43
1:A:716:ARG:O	3:C:25:MET:HG3	2.18	0.43
1:A:768:LYS:O	1:A:769:ASP:HB2	2.18	0.43
3:C:1203:SER:OG	3:C:1204:SER:N	2.51	0.43
1:A:720:MET:HG2	3:C:22:PHE:CE2	2.54	0.43
3:C:346:SER:O	3:C:348:LYS:N	2.51	0.43
3:C:355:LYS:O	3:C:358:ASP:HB3	2.18	0.43
3:C:673:ALA:C	3:C:675:ASP:N	2.72	0.43
3:C:769:ASN:HA	3:C:774:ASP:OD2	2.19	0.43
3:C:826:LYS:O	3:C:830:SER:HB2	2.18	0.43
1:A:212:GLY:C	1:A:223:THR:HG21	2.38	0.43
3:C:1141:ARG:NH1	3:C:1144:ARG:NH2	2.67	0.43
3:C:146:GLU:N	3:C:146:GLU:CD	2.72	0.43
3:C:246:GLY:O	3:C:249:LEU:CD1	2.67	0.43
3:C:37:ASP:OD1	3:C:39:ILE:HD13	2.17	0.43
3:C:659:LEU:HD13	3:C:700:LEU:HD11	2.01	0.43
3:C:727:LEU:O	3:C:730:ILE:N	2.48	0.43
1:A:179:VAL:O	1:A:183:VAL:HG23	2.19	0.43
1:A:472:ARG:O	1:A:473:LEU:C	2.57	0.43
1:A:480:SER:C	1:A:482:ASP:H	2.22	0.43
2:B:84:ILE:HG23	2:B:85:SER:N	2.34	0.43
3:C:1194:LEU:CD1	3:C:1194:LEU:C	2.87	0.43
3:C:389:ASN:O	3:C:392:ALA:HB3	2.18	0.43
3:C:544:GLN:HG3	3:C:595:GLN:CB	2.49	0.43
3:C:551:ARG:HH12	3:C:553:LEU:HB2	1.79	0.43
3:C:913:LEU:HD23	3:C:917:ILE:HG13	1.99	0.43
1:A:440:GLU:C	1:A:444:THR:OG1	2.55	0.43
1:A:625:THR:CB	1:A:632:MET:CG	2.97	0.43
1:A:734:LEU:O	1:A:735:THR:C	2.57	0.43
1:A:708:LEU:HD22	2:B:81:PHE:CZ	2.54	0.43
3:C:1030:PHE:HE1	3:C:1041:ILE:HG23	1.83	0.43
3:C:481:ILE:HD11	3:C:520:LEU:CD2	2.36	0.43
1:A:157:TYR:CD1	1:A:157:TYR:N	2.86	0.42
1:A:162:LEU:O	1:A:162:LEU:HD22	2.20	0.42
1:A:280:GLU:HA	1:A:283:GLN:HE21	1.84	0.42
1:A:346:GLN:HG2	1:A:376:TYR:OH	2.19	0.42
1:A:496:GLY:H	1:A:740:ARG:NH2	2.17	0.42
1:A:516:LEU:HD11	1:A:569:TYR:HE1	1.84	0.42
1:A:593:CYS:CB	2:B:20:LYS:H	2.32	0.42
1:A:716:ARG:NE	1:A:736:GLN:HE22	2.17	0.42

Continued on next page...

Continued from previous page...

Atom-1	Atom-2	Interatomic distance (Å)	Clash overlap (Å)
3:C:1183:LEU:HA	3:C:1183:LEU:HD23	1.84	0.42
3:C:260:CYS:HA	3:C:267:LEU:HD22	2.00	0.42
3:C:268:ARG:O	3:C:272:ILE:HG12	2.18	0.42
3:C:274:ALA:O	3:C:278:PHE:HD1	2.02	0.42
3:C:283:PRO:HD2	3:C:284:LYS:HZ1	1.84	0.42
3:C:359:ALA:O	3:C:360:VAL:C	2.57	0.42
3:C:548:LYS:HA	3:C:551:ARG:HG2	1.98	0.42
3:C:56:LEU:C	3:C:58:GLU:N	2.73	0.42
3:C:547:VAL:HG13	3:C:600:LEU:HD21	2.01	0.42
1:A:171:LEU:CG	1:A:175:LEU:HD22	2.41	0.42
1:A:445:LEU:HD12	1:A:445:LEU:HA	1.88	0.42
3:C:461:LEU:O	3:C:461:LEU:HD22	2.19	0.42
3:C:508:HIS:O	3:C:509:SER:C	2.58	0.42
3:C:520:LEU:O	3:C:523:PRO:HG2	2.19	0.42
2:B:37:ILE:O	2:B:37:ILE:HG12	2.20	0.42
3:C:1008:ILE:CG2	3:C:1009:GLY:H	2.30	0.42
3:C:127:ALA:HA	3:C:130:VAL:HB	2.00	0.42
3:C:826:LYS:CE	3:C:826:LYS:HA	2.47	0.42
3:C:825:VAL:HG21	3:C:860:VAL:HG22	1.97	0.42
3:C:89:ASP:OD1	3:C:137:ARG:NH1	2.51	0.42
3:C:110:LEU:HD12	3:C:110:LEU:HA	1.80	0.42
3:C:1109:VAL:HG13	3:C:1123:THR:CG2	2.50	0.42
3:C:148:VAL:HG12	3:C:152:LEU:HG	2.01	0.42
3:C:209:ASP:C	3:C:212:GLU:OE1	2.57	0.42
3:C:275:PHE:HE2	3:C:279:VAL:HG21	1.85	0.42
3:C:387:GLU:O	3:C:388:GLU:HG2	2.19	0.42
3:C:625:ARG:HH11	3:C:625:ARG:CG	2.32	0.42
3:C:686:THR:C	3:C:688:ALA:N	2.70	0.42
3:C:730:ILE:HG22	3:C:730:ILE:O	2.19	0.42
3:C:731:SER:O	3:C:732:GLY:O	2.36	0.42
3:C:813:GLU:CD	3:C:814:GLY:N	2.70	0.42
1:A:117:LYS:NZ	1:A:121:GLN:HG3	2.35	0.42
1:A:147:ARG:C	1:A:149:CYS:H	2.21	0.42
1:A:195:THR:HG21	3:C:1028:VAL:HG13	2.02	0.42
1:A:270:GLU:HA	1:A:273:ARG:HB2	2.01	0.42
1:A:663:LYS:HB3	1:A:664:PRO:HD2	2.01	0.42
1:A:725:LYS:O	1:A:728:GLN:HB2	2.19	0.42
3:C:1177:MET:O	3:C:1178:ARG:C	2.57	0.42
3:C:177:LEU:HG	3:C:181:LEU:HD11	2.01	0.42
3:C:602:ASP:HB3	3:C:640:LEU:HD13	2.01	0.42
1:A:469:LEU:HA	1:A:472:ARG:CZ	2.50	0.42

Continued on next page...

Continued from previous page...

Atom-1	Atom-2	Interatomic distance (Å)	Clash overlap (Å)
1:A:556:SER:C	1:A:558:LEU:H	2.23	0.42
3:C:1038:PRO:C	3:C:1040:LEU:N	2.72	0.42
3:C:1186:ILE:O	3:C:1187:PRO:C	2.58	0.42
3:C:168:LEU:CG	3:C:169:LEU:HD12	2.49	0.42
3:C:599:ASN:C	3:C:600:LEU:HD23	2.39	0.42
3:C:857:LEU:O	3:C:858:LYS:C	2.57	0.42
1:A:522:LYS:O	1:A:524:LEU:N	2.53	0.42
1:A:475:HIS:HE1	1:A:585:SER:HA	1.83	0.42
1:A:667:LEU:CB	1:A:669:LYS:HE3	2.48	0.42
1:A:25:ARG:HD3	1:A:95:PHE:HD1	1.84	0.42
3:C:174:PRO:HB3	3:C:210:LEU:HD21	2.00	0.42
3:C:252:ILE:H	3:C:252:ILE:HG12	1.73	0.42
3:C:275:PHE:C	3:C:275:PHE:CD2	2.93	0.42
3:C:347:TRP:C	3:C:349:VAL:N	2.73	0.42
3:C:45:SER:O	3:C:49:VAL:HG23	2.20	0.42
3:C:637:GLY:H	3:C:680:ASN:HD22	1.67	0.42
3:C:814:GLY:N	3:C:815:PRO:CD	2.72	0.42
1:A:475:HIS:ND1	1:A:586:LYS:HD3	2.34	0.42
1:A:651:GLU:CB	1:A:669:LYS:HZ2	2.33	0.42
3:C:104:ASP:O	3:C:108:ILE:HG12	2.20	0.42
3:C:441:LYS:HB2	3:C:441:LYS:HZ3	1.85	0.42
3:C:781:GLY:O	3:C:783:VAL:N	2.52	0.42
1:A:128:PHE:CE1	3:C:1073:HIS:HB2	2.55	0.42
1:A:195:THR:CG2	3:C:1028:VAL:HG13	2.49	0.42
1:A:583:GLN:NE2	1:A:583:GLN:H	2.12	0.42
1:A:646:LYS:CG	1:A:646:LYS:O	2.67	0.42
3:C:1160:ASN:O	3:C:1160:ASN:CG	2.58	0.42
3:C:536:THR:O	3:C:540:LEU:HD12	2.20	0.42
3:C:914:LYS:HE2	3:C:914:LYS:HB3	1.90	0.42
3:C:987:THR:O	3:C:990:LYS:HB3	2.19	0.42
1:A:671:TYR:OH	1:A:674:TYR:HB2	2.19	0.42
3:C:1079:LEU:O	3:C:1083:LYS:HB2	2.20	0.42
3:C:1127:LEU:HD23	3:C:1127:LEU:HA	1.89	0.42
3:C:388:GLU:HA	3:C:388:GLU:OE2	2.18	0.42
3:C:391:LYS:HG2	3:C:395:PHE:HE1	1.84	0.42
3:C:432:VAL:CG1	3:C:435:ILE:HB	2.36	0.42
3:C:92:CYS:HA	3:C:95:MET:HG3	2.02	0.42
1:A:280:GLU:OE1	3:C:1174:ARG:HD2	2.19	0.41
3:C:1015:LEU:C	3:C:1018:PRO:CD	2.88	0.41
3:C:115:GLY:HA2	3:C:164:ARG:HD3	2.00	0.41
3:C:173:HIS:N	3:C:174:PRO:HD2	2.35	0.41

Continued on next page...

Continued from previous page...

Atom-1	Atom-2	Interatomic distance (Å)	Clash overlap (Å)
3:C:515:PRO:HG2	3:C:516:HIS:CD2	2.55	0.41
3:C:611:THR:CA	3:C:614:ILE:HG12	2.45	0.41
3:C:64:VAL:O	3:C:65:GLN:C	2.58	0.41
3:C:115:GLY:HA2	3:C:164:ARG:CD	2.50	0.41
3:C:368:LEU:O	3:C:371:PHE:HB2	2.20	0.41
3:C:399:LEU:O	3:C:403:LYS:HG3	2.20	0.41
3:C:551:ARG:CD	3:C:551:ARG:C	2.84	0.41
3:C:581:ILE:CD1	3:C:586:LYS:HE3	2.49	0.41
3:C:540:LEU:CD2	3:C:589:ALA:HA	2.51	0.41
1:A:160:TYR:O	1:A:163:ALA:N	2.53	0.41
1:A:375:LYS:HD3	1:A:376:TYR:CE1	2.55	0.41
1:A:468:MET:HB3	1:A:468:MET:HE2	1.94	0.41
1:A:476:GLN:O	1:A:477:ASN:HB2	2.20	0.41
3:C:1000:ILE:N	3:C:1000:ILE:HD13	2.36	0.41
3:C:1053:TYR:O	3:C:1056:THR:HB	2.20	0.41
3:C:1161:SER:HB3	3:C:1165:GLU:HB3	2.02	0.41
3:C:1205:ASN:O	3:C:1207:GLU:N	2.53	0.41
3:C:237:ILE:HG13	3:C:237:ILE:H	1.72	0.41
3:C:914:LYS:HG2	3:C:954:CYS:SG	2.59	0.41
1:A:673:GLY:O	1:A:674:TYR:O	2.39	0.41
3:C:1186:ILE:O	3:C:1190:GLU:OE1	2.39	0.41
3:C:942:CYS:CB	3:C:948:ARG:HD2	2.50	0.41
1:A:265:ALA:O	1:A:269:GLU:HG3	2.20	0.41
1:A:417:SER:N	1:A:418:PRO:CD	2.83	0.41
1:A:621:VAL:CG2	1:A:668:ILE:HD11	2.45	0.41
2:B:73:GLY:C	2:B:75:CYS:N	2.74	0.41
3:C:1184:LEU:HA	3:C:1190:GLU:HG3	2.03	0.41
3:C:302:THR:O	3:C:303:TYR:CB	2.69	0.41
3:C:693:VAL:O	3:C:694:LEU:C	2.59	0.41
3:C:895:VAL:O	3:C:896:LEU:C	2.58	0.41
3:C:926:LYS:N	3:C:927:PRO:CD	2.83	0.41
3:C:967:LEU:HD22	3:C:967:LEU:HA	1.79	0.41
1:A:164:LEU:HD23	1:A:164:LEU:HA	1.85	0.41
1:A:344:HIS:CD2	1:A:348:LEU:HD11	2.55	0.41
1:A:354:CYS:CB	1:A:358:ALA:HB2	2.51	0.41
1:A:632:MET:O	1:A:633:ASP:C	2.59	0.41
1:A:97:LYS:NZ	1:A:97:LYS:HB2	2.36	0.41
3:C:1017:ASP:N	3:C:1018:PRO:HD2	2.34	0.41
2:B:92:GLN:HG2	3:C:19:ASP:HA	2.03	0.41
3:C:281:ARG:HH21	3:C:284:LYS:CB	2.33	0.41
3:C:433:PRO:O	3:C:437:LYS:HG3	2.20	0.41

Continued on next page...

Continued from previous page...

Atom-1	Atom-2	Interatomic distance (Å)	Clash overlap (Å)
3:C:469:LEU:HD13	3:C:476:LEU:CD1	2.50	0.41
3:C:480:ILE:HG22	3:C:481:ILE:N	2.34	0.41
3:C:706:MET:O	3:C:709:SER:HB2	2.20	0.41
3:C:936:LEU:CD1	3:C:954:CYS:HB3	2.50	0.41
1:A:337:LYS:HB3	1:A:337:LYS:HE2	1.89	0.41
1:A:474:VAL:HG12	1:A:475:HIS:H	1.77	0.41
2:B:28:ASN:HD22	2:B:28:ASN:N	2.17	0.41
2:B:49:ILE:CD1	2:B:50:MET:N	2.82	0.41
3:C:661:LYS:O	3:C:662:ASN:C	2.58	0.41
3:C:743:ARG:CZ	3:C:782:PRO:HG2	2.51	0.41
3:C:889:PRO:HB3	3:C:928:TYR:OH	2.21	0.41
1:A:29:GLN:HB2	1:A:29:GLN:HE21	1.61	0.41
1:A:657:VAL:HA	1:A:660:VAL:HG23	2.03	0.41
1:A:694:GLU:O	1:A:698:THR:CG2	2.68	0.41
2:B:77:HIS:CD2	2:B:96:LEU:HD23	2.56	0.41
3:C:1090:TYR:O	3:C:1093:LEU:HB2	2.21	0.41
3:C:650:GLU:O	3:C:653:PRO:HG2	2.20	0.41
3:C:65:GLN:O	3:C:69:VAL:HG23	2.20	0.41
3:C:990:LYS:C	3:C:992:THR:H	2.24	0.41
1:A:580:TRP:N	1:A:580:TRP:CD1	2.88	0.41
1:A:714:ILE:HD13	1:A:733:VAL:CG2	2.51	0.41
3:C:1079:LEU:C	3:C:1079:LEU:CD2	2.89	0.41
3:C:1183:LEU:O	3:C:1186:ILE:HG22	2.19	0.41
3:C:268:ARG:HG3	3:C:269:GLU:N	2.35	0.41
3:C:267:LEU:HD23	3:C:270:TYR:CE1	2.56	0.41
3:C:386:ARG:NH1	3:C:386:ARG:CG	2.82	0.41
1:A:445:LEU:O	1:A:448:VAL:HB	2.21	0.41
1:A:589:LEU:HD23	1:A:610:LEU:HD12	2.03	0.41
3:C:1020:LEU:HB2	3:C:1021:ASN:H	1.66	0.41
3:C:1141:ARG:HH11	3:C:1144:ARG:NH2	2.18	0.41
3:C:1143:ASP:OD2	3:C:1193:PRO:HB3	2.21	0.41
3:C:126:LEU:C	3:C:128:ALA:N	2.74	0.41
3:C:710:GLN:CB	3:C:751:ALA:HA	2.47	0.41
1:A:137:CYS:HB3	1:A:159:ILE:HG12	2.02	0.41
1:A:226:VAL:HG23	1:A:227:TYR:N	2.35	0.41
1:A:618:ALA:HA	1:A:669:LYS:HA	2.02	0.41
3:C:1026:ALA:O	3:C:1027:LEU:C	2.57	0.41
3:C:1066:VAL:HB	3:C:1073:HIS:HB3	2.03	0.41
3:C:602:ASP:OD1	3:C:603:ASN:N	2.53	0.41
3:C:644:LEU:O	3:C:647:VAL:HG23	2.21	0.41
3:C:667:LYS:HE3	3:C:700:LEU:CD2	2.51	0.41

Continued on next page...

Continued from previous page...

Atom-1	Atom-2	Interatomic distance (Å)	Clash overlap (Å)
3:C:723:TYR:N	3:C:724:PRO:HD3	2.26	0.41
3:C:966:LEU:C	3:C:968:PRO:HD2	2.41	0.41
1:A:609:ILE:O	1:A:610:LEU:C	2.59	0.40
1:A:648:LEU:HD23	1:A:648:LEU:HA	1.91	0.40
1:A:711:GLN:HE22	1:A:758:LYS:HZ3	1.65	0.40
3:C:1146:VAL:O	3:C:1147:GLU:C	2.59	0.40
3:C:373:LYS:CD	3:C:427:MET:CE	2.42	0.40
3:C:858:LYS:HE2	3:C:891:TYR:HD2	1.82	0.40
3:C:892:LEU:O	3:C:892:LEU:HD23	2.21	0.40
1:A:701:ASN:C	1:A:701:ASN:ND2	2.73	0.40
3:C:1152:THR:O	3:C:1154:THR:N	2.55	0.40
3:C:220:LYS:O	3:C:222:ASP:N	2.55	0.40
3:C:294:ILE:O	3:C:298:LEU:N	2.54	0.40
3:C:639:PRO:O	3:C:641:LYS:N	2.54	0.40
1:A:299:LEU:HA	1:A:302:PHE:HB2	2.03	0.40
1:A:359:LEU:HD22	1:A:410:MET:SD	2.60	0.40
1:A:475:HIS:CE1	1:A:584:LEU:O	2.73	0.40
3:C:88:VAL:HG11	3:C:134:ILE:HG12	2.04	0.40
3:C:202:LEU:HD12	3:C:202:LEU:O	2.21	0.40
3:C:209:ASP:O	3:C:212:GLU:CD	2.60	0.40
3:C:452:GLN:NE2	3:C:492:ASN:HB3	2.36	0.40
3:C:652:VAL:N	3:C:653:PRO:CD	2.83	0.40
3:C:735:LEU:C	3:C:737:GLU:H	2.24	0.40
3:C:960:LEU:O	3:C:963:PRO:HD3	2.21	0.40
1:A:240:GLU:CD	1:A:289:LYS:NZ	2.74	0.40
1:A:552:PHE:CD1	1:A:630:ILE:HG13	2.57	0.40
1:A:558:LEU:HD13	2:B:27:TRP:CE2	2.57	0.40
1:A:560:ARG:HG2	1:A:560:ARG:NH1	2.37	0.40
1:A:620:THR:HG22	1:A:667:LEU:CD2	2.52	0.40
3:C:1177:MET:O	3:C:1179:ALA:N	2.54	0.40
3:C:456:ASN:HD22	3:C:456:ASN:HA	1.63	0.40
3:C:74:PRO:O	3:C:78:LYS:HG2	2.21	0.40
1:A:753:ASP:O	1:A:756:ILE:N	2.48	0.40
3:C:287:TYR:O	3:C:290:VAL:HB	2.22	0.40
3:C:66:ASN:HA	3:C:66:ASN:HD22	1.67	0.40
3:C:682:SER:O	3:C:685:LEU:HG	2.22	0.40
3:C:696:GLU:HA	3:C:696:GLU:OE1	2.22	0.40
3:C:862:LEU:HA	3:C:862:LEU:HD23	1.91	0.40

There are no symmetry-related clashes.

5.3 Torsion angles [i](#)

5.3.1 Protein backbone [i](#)

In the following table, the Percentiles column shows the percent Ramachandran outliers of the chain as a percentile score with respect to all X-ray entries followed by that with respect to entries of similar resolution.

The Analysed column shows the number of residues for which the backbone conformation was analysed, and the total number of residues.

Mol	Chain	Analysed	Favoured	Allowed	Outliers	Percentiles	
1	A	705/776 (91%)	584 (83%)	91 (13%)	30 (4%)	2	16
2	B	86/108 (80%)	68 (79%)	13 (15%)	5 (6%)	1	10
3	C	1134/1230 (92%)	793 (70%)	236 (21%)	105 (9%)	0	3
All	All	1925/2114 (91%)	1445 (75%)	340 (18%)	140 (7%)	1	6

All (140) Ramachandran outliers are listed below:

Mol	Chain	Res	Type
1	A	144	TRP
1	A	145	VAL
1	A	646	LYS
1	A	652	ASP
1	A	674	TYR
2	B	98	ASN
3	C	34	LEU
3	C	36	LYS
3	C	87	ILE
3	C	128	ALA
3	C	144	LYS
3	C	224	MET
3	C	226	THR
3	C	252	ILE
3	C	347	TRP
3	C	375	VAL
3	C	443	MET
3	C	487	LYS
3	C	552	PRO
3	C	601	GLY
3	C	619	LEU
3	C	641	LYS
3	C	659	LEU
3	C	723	TYR

Continued on next page...

Continued from previous page...

Mol	Chain	Res	Type
3	C	724	PRO
3	C	725	SER
3	C	828	SER
3	C	901	SER
3	C	943	ALA
3	C	976	SER
3	C	977	GLY
3	C	1013	LYS
3	C	1037	LYS
3	C	1187	PRO
3	C	1188	GLU
3	C	1195	MET
1	A	285	GLU
1	A	313	ASP
1	A	475	HIS
1	A	477	ASN
1	A	527	SER
1	A	550	CYS
1	A	557	GLU
2	B	20	LYS
2	B	67	GLU
3	C	76	VAL
3	C	88	VAL
3	C	127	ALA
3	C	146	GLU
3	C	149	SER
3	C	221	ASN
3	C	228	ARG
3	C	262	VAL
3	C	285	GLU
3	C	286	VAL
3	C	345	MET
3	C	346	SER
3	C	360	VAL
3	C	386	ARG
3	C	388	GLU
3	C	430	SER
3	C	489	SER
3	C	570	THR
3	C	571	CYS
3	C	605	GLY
3	C	664	ARG

Continued on next page...

Continued from previous page...

Mol	Chain	Res	Type
3	C	732	GLY
3	C	734	ILE
3	C	750	GLY
3	C	766	GLY
3	C	772	TYR
3	C	822	ILE
3	C	826	LYS
3	C	918	SER
3	C	975	ILE
3	C	1012	LEU
3	C	1018	PRO
3	C	1096	CYS
3	C	1197	GLU
1	A	174	PRO
1	A	175	LEU
1	A	559	GLU
1	A	767	GLU
3	C	7	HIS
3	C	167	GLY
3	C	283	PRO
3	C	366	GLU
3	C	407	PRO
3	C	466	PRO
3	C	566	LYS
3	C	649	GLY
3	C	684	SER
3	C	785	SER
3	C	811	PRO
3	C	853	GLY
3	C	1153	CYS
3	C	1181	ALA
3	C	1182	ALA
3	C	1204	SER
1	A	21	TRP
1	A	176	ASN
1	A	474	VAL
1	A	549	SER
1	A	625	THR
1	A	650	LEU
1	A	662	LEU
2	B	49	ILE
3	C	18	SER

Continued on next page...

Continued from previous page...

Mol	Chain	Res	Type
3	C	151	GLN
3	C	152	LEU
3	C	579	ALA
3	C	687	ALA
3	C	731	SER
3	C	960	LEU
3	C	1132	THR
1	A	523	HIS
1	A	695	GLN
3	C	385	GLU
3	C	637	GLY
3	C	677	LEU
3	C	1134	CYS
3	C	1194	LEU
1	A	222	PRO
1	A	613	TYR
3	C	646	PRO
3	C	694	LEU
3	C	782	PRO
3	C	1039	SER
3	C	1193	PRO
2	B	38	VAL
1	A	496	GLY
3	C	73	GLY
3	C	701	ILE
3	C	1017	ASP
1	A	179	VAL
1	A	715	VAL
3	C	551	ARG
3	C	749	GLY
3	C	916	ILE
3	C	927	PRO

5.3.2 Protein sidechains [i](#)

In the following table, the Percentiles column shows the percent sidechain outliers of the chain as a percentile score with respect to all X-ray entries followed by that with respect to entries of similar resolution.

The Analysed column shows the number of residues for which the sidechain conformation was analysed, and the total number of residues.

Mol	Chain	Analysed	Rotameric	Outliers	Percentiles	
1	A	650/698 (93%)	575 (88%)	75 (12%)	5	22
2	B	78/90 (87%)	65 (83%)	13 (17%)	2	9
3	C	1022/1098 (93%)	900 (88%)	122 (12%)	5	20
All	All	1750/1886 (93%)	1540 (88%)	210 (12%)	5	20

All (210) residues with a non-rotameric sidechain are listed below:

Mol	Chain	Res	Type
1	A	20	ILE
1	A	21	TRP
1	A	24	LEU
1	A	25	ARG
1	A	29	GLN
1	A	37	MET
1	A	52	TYR
1	A	94	GLU
1	A	113	GLU
1	A	115	VAL
1	A	116	LEU
1	A	117	LYS
1	A	140	LEU
1	A	142	ARG
1	A	145	VAL
1	A	158	GLU
1	A	162	LEU
1	A	171	LEU
1	A	194	GLU
1	A	211	LEU
1	A	268	LEU
1	A	271	GLN
1	A	272	ARG
1	A	286	LEU
1	A	296	GLU
1	A	304	THR
1	A	307	GLN
1	A	315	ASN
1	A	317	ASP
1	A	329	GLN
1	A	335	LEU
1	A	338	LEU
1	A	343	ILE
1	A	405	ASN

Continued on next page...

Continued from previous page...

Mol	Chain	Res	Type
1	A	421	LEU
1	A	429	LEU
1	A	431	LYS
1	A	438	GLU
1	A	443	ASP
1	A	445	LEU
1	A	469	LEU
1	A	471	LYS
1	A	481	ASP
1	A	500	THR
1	A	516	LEU
1	A	517	ASN
1	A	526	ASN
1	A	531	ASP
1	A	560	ARG
1	A	571	SER
1	A	577	LYS
1	A	579	THR
1	A	583	GLN
1	A	586	LYS
1	A	595	LYS
1	A	597	ARG
1	A	598	TYR
1	A	600	LEU
1	A	601	GLN
1	A	624	LEU
1	A	629	GLN
1	A	632	MET
1	A	642	LEU
1	A	665	ASP
1	A	671	TYR
1	A	672	LEU
1	A	674	TYR
1	A	676	ASN
1	A	682	ASN
1	A	698	THR
1	A	701	ASN
1	A	706	ARG
1	A	720	MET
1	A	751	CYS
1	A	774	LEU
2	B	42	CYS

Continued on next page...

Continued from previous page...

Mol	Chain	Res	Type
2	B	49	ILE
2	B	52	LEU
2	B	65	SER
2	B	66	GLU
2	B	67	GLU
2	B	68	CYS
2	B	69	THR
2	B	76	ASN
2	B	84	ILE
2	B	85	SER
2	B	91	ARG
2	B	97	ASP
3	C	7	HIS
3	C	36	LYS
3	C	66	ASN
3	C	71	CYS
3	C	75	LEU
3	C	86	THR
3	C	96	LEU
3	C	116	GLU
3	C	118	PRO
3	C	144	LYS
3	C	162	LEU
3	C	168	LEU
3	C	171	ASN
3	C	189	LEU
3	C	194	ARG
3	C	204	MET
3	C	214	LEU
3	C	217	GLU
3	C	228	ARG
3	C	243	HIS
3	C	249	LEU
3	C	259	PHE
3	C	264	ASP
3	C	270	TYR
3	C	275	PHE
3	C	276	GLU
3	C	279	VAL
3	C	284	LYS
3	C	286	VAL
3	C	298	LEU

Continued on next page...

Continued from previous page...

Mol	Chain	Res	Type
3	C	344	ASP
3	C	345	MET
3	C	351	ARG
3	C	363	THR
3	C	364	ARG
3	C	366	GLU
3	C	377	PRO
3	C	382	ARG
3	C	383	PHE
3	C	384	LYS
3	C	385	GLU
3	C	386	ARG
3	C	422	GLU
3	C	423	THR
3	C	424	PRO
3	C	432	VAL
3	C	456	ASN
3	C	518	GLN
3	C	540	LEU
3	C	541	LEU
3	C	555	GLN
3	C	566	LYS
3	C	573	ILE
3	C	600	LEU
3	C	603	ASN
3	C	610	ASN
3	C	616	LEU
3	C	621	ASN
3	C	625	ARG
3	C	638	SER
3	C	664	ARG
3	C	676	ILE
3	C	683	ASP
3	C	698	PRO
3	C	711	MET
3	C	724	PRO
3	C	741	LEU
3	C	748	GLN
3	C	763	VAL
3	C	773	MET
3	C	774	ASP
3	C	786	GLN

Continued on next page...

Continued from previous page...

Mol	Chain	Res	Type
3	C	813	GLU
3	C	820	GLN
3	C	826	LYS
3	C	829	ARG
3	C	832	ASP
3	C	835	ARG
3	C	856	GLU
3	C	857	LEU
3	C	870	GLU
3	C	874	SER
3	C	892	LEU
3	C	900	THR
3	C	902	GLN
3	C	905	ARG
3	C	914	LYS
3	C	918	SER
3	C	921	SER
3	C	923	VAL
3	C	967	LEU
3	C	974	LEU
3	C	996	HIS
3	C	1000	ILE
3	C	1004	LEU
3	C	1005	LYS
3	C	1020	LEU
3	C	1027	LEU
3	C	1036	ASN
3	C	1040	LEU
3	C	1055	GLU
3	C	1056	THR
3	C	1064	ARG
3	C	1079	LEU
3	C	1093	LEU
3	C	1098	ASP
3	C	1102	ILE
3	C	1104	GLU
3	C	1111	ASP
3	C	1117	TYR
3	C	1122	LEU
3	C	1123	THR
3	C	1131	SER
3	C	1157	VAL

Continued on next page...

Continued from previous page...

Mol	Chain	Res	Type
3	C	1162	VAL
3	C	1164	GLN
3	C	1167	GLU
3	C	1169	GLN
3	C	1187	PRO
3	C	1190	GLU
3	C	1194	LEU
3	C	1195	MET

Some sidechains can be flipped to improve hydrogen bonding and reduce clashes. All (64) such sidechains are listed below:

Mol	Chain	Res	Type
1	A	29	GLN
1	A	51	ASN
1	A	121	GLN
1	A	134	ASN
1	A	141	ASN
1	A	143	HIS
1	A	252	GLN
1	A	253	GLN
1	A	271	GLN
1	A	283	GLN
1	A	307	GLN
1	A	323	ASN
1	A	367	GLN
1	A	377	ASN
1	A	385	ASN
1	A	405	ASN
1	A	447	GLN
1	A	477	ASN
1	A	504	GLN
1	A	517	ASN
1	A	526	ASN
1	A	583	GLN
1	A	592	ASN
1	A	596	ASN
1	A	614	ASN
1	A	622	GLN
1	A	623	GLN
1	A	656	ASN
1	A	676	ASN
1	A	682	ASN

Continued on next page...

Continued from previous page...

Mol	Chain	Res	Type
1	A	701	ASN
1	A	711	GLN
1	A	736	GLN
2	B	28	ASN
2	B	76	ASN
3	C	66	ASN
3	C	101	GLN
3	C	151	GLN
3	C	442	GLN
3	C	452	GLN
3	C	456	ASN
3	C	463	ASN
3	C	472	HIS
3	C	508	HIS
3	C	511	GLN
3	C	514	HIS
3	C	544	GLN
3	C	555	GLN
3	C	595	GLN
3	C	599	ASN
3	C	603	ASN
3	C	610	ASN
3	C	663	GLN
3	C	680	ASN
3	C	710	GLN
3	C	736	ASN
3	C	897	GLN
3	C	902	GLN
3	C	906	GLN
3	C	1036	ASN
3	C	1054	ASN
3	C	1108	HIS
3	C	1164	GLN
3	C	1205	ASN

5.3.3 RNA [i](#)

There are no RNA molecules in this entry.

5.4 Non-standard residues in protein, DNA, RNA chains [i](#)

There are no non-standard protein/DNA/RNA residues in this entry.

5.5 Carbohydrates [i](#)

There are no carbohydrates in this entry.

5.6 Ligand geometry [i](#)

Of 3 ligands modelled in this entry, 3 are monoatomic - leaving 0 for Mogul analysis.

There are no bond length outliers.

There are no bond angle outliers.

There are no chirality outliers.

There are no torsion outliers.

There are no ring outliers.

No monomer is involved in short contacts.

5.7 Other polymers [i](#)

There are no such residues in this entry.

5.8 Polymer linkage issues [i](#)

The following chains have linkage breaks:

Mol	Chain	Number of breaks
1	A	1
3	C	1

All chain breaks are listed below:

Model	Chain	Residue-1	Atom-1	Residue-2	Atom-2	Distance (Å)
1	C	601:GLY	C	602:ASP	N	1.19
1	A	437:GLU	C	438:GLU	N	1.13

6 Fit of model and data [i](#)

6.1 Protein, DNA and RNA chains [i](#)

In the following table, the column labelled '#RSRZ > 2' contains the number (and percentage) of RSRZ outliers, followed by percent RSRZ outliers for the chain as percentile scores relative to all X-ray entries and entries of similar resolution. The OWAB column contains the minimum, median, 95th percentile and maximum values of the occupancy-weighted average B-factor per residue. The column labelled 'Q < 0.9' lists the number of (and percentage) of residues with an average occupancy less than 0.9.

Mol	Chain	Analysed	<RSRZ>	#RSRZ > 2	OWAB(Å ²)	Q < 0.9
1	A	715/776 (92%)	-0.57	11 (1%) 73 54	13, 46, 129, 197	0
2	B	88/108 (81%)	-0.62	2 (2%) 60 39	3, 38, 76, 151	0
3	C	1146/1230 (93%)	-0.68	2 (0%) 95 90	14, 61, 122, 190	0
All	All	1949/2114 (92%)	-0.64	15 (0%) 86 72	3, 55, 124, 197	0

All (15) RSRZ outliers are listed below:

Mol	Chain	Res	Type	RSRZ
1	A	478	SER	16.0
1	A	477	ASN	10.7
1	A	479	ALA	4.6
1	A	176	ASN	4.1
2	B	20	LYS	3.7
1	A	476	GLN	3.5
1	A	143	HIS	3.4
3	C	278	PHE	3.0
2	B	19	LYS	2.8
1	A	593	CYS	2.6
1	A	146	ARG	2.4
1	A	632	MET	2.3
3	C	373	LYS	2.3
1	A	177	LYS	2.2
1	A	147	ARG	2.1

6.2 Non-standard residues in protein, DNA, RNA chains [i](#)

There are no non-standard protein/DNA/RNA residues in this entry.

6.3 Carbohydrates [i](#)

There are no carbohydrates in this entry.

6.4 Ligands [i](#)

In the following table, the Atoms column lists the number of modelled atoms in the group and the number defined in the chemical component dictionary. The B-factors column lists the minimum, median, 95th percentile and maximum values of B factors of atoms in the group. The column labelled 'Q< 0.9' lists the number of atoms with occupancy less than 0.9.

Mol	Type	Chain	Res	Atoms	RSCC	RSR	B-factors(\AA^2)	Q<0.9
4	ZN	B	1230	1/1	0.93	0.14	56,56,56,56	0
4	ZN	B	1229	1/1	0.95	0.12	42,42,42,42	0
4	ZN	B	1231	1/1	0.97	0.10	36,36,36,36	0

6.5 Other polymers [i](#)

There are no such residues in this entry.