



Full wwPDB X-ray Structure Validation Report ⓘ

Dec 13, 2023 – 02:49 am GMT

PDB ID : 4U3M
Title : Crystal structure of Anisomycin bound to the yeast 80S ribosome
Authors : Garreau de Loubresse, N.; Prokhorova, I.; Yusupova, G.; Yusupov, M.
Deposited on : 2014-07-22
Resolution : 3.00 Å(reported)

This is a Full wwPDB X-ray Structure Validation Report for a publicly released PDB entry.

We welcome your comments at validation@mail.wwpdb.org

A user guide is available at

<https://www.wwpdb.org/validation/2017/XrayValidationReportHelp>

with specific help available everywhere you see the ⓘ symbol.

The types of validation reports are described at

<http://www.wwpdb.org/validation/2017/FAQs#types>.

The following versions of software and data (see [references ⓘ](#)) were used in the production of this report:

MolProbity : 4.02b-467
Mogul : 1.8.4, CSD as541be (2020)
Xtrriage (Phenix) : 1.13
EDS : **FAILED**
buster-report : 1.1.7 (2018)
Percentile statistics : 20191225.v01 (using entries in the PDB archive December 25th 2019)
Ideal geometry (proteins) : Engh & Huber (2001)
Ideal geometry (DNA, RNA) : Parkinson et al. (1996)
Validation Pipeline (wwPDB-VP) : 2.36

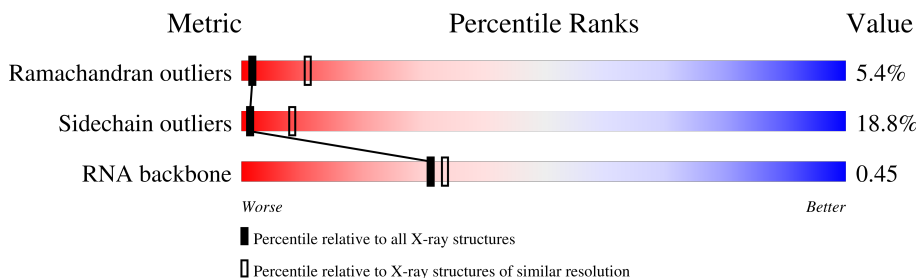
1 Overall quality at a glance

The following experimental techniques were used to determine the structure:

X-RAY DIFFRACTION

The reported resolution of this entry is 3.00 Å.

Percentile scores (ranging between 0-100) for global validation metrics of the entry are shown in the following graphic. The table shows the number of entries on which the scores are based.



Metric	Whole archive (#Entries)	Similar resolution (#Entries, resolution range(Å))
Ramachandran outliers	138981	2333 (3.00-3.00)
Sidechain outliers	138945	2336 (3.00-3.00)
RNA backbone	3102	1173 (3.30-2.70)

The table below summarises the geometric issues observed across the polymeric chains and their fit to the electron density. The red, orange, yellow and green segments of the lower bar indicate the fraction of residues that contain outliers for ≥ 3 , 2, 1 and 0 types of geometric quality criteria respectively. A grey segment represents the fraction of residues that are not modelled. The numeric value for each fraction is indicated below the corresponding segment, with a dot representing fractions $\leq 5\%$.

Note EDS failed to run properly.

Mol	Chain	Length	Quality of chain
1	2	1800	64% (green), 28% (yellow), 5% (orange), 3% (red), 0% (grey)
1	6	1800	62% (green), 32% (yellow), 5% (orange), 0% (red), 0% (grey)
2	S0	251	65% (green), 16% (yellow), 18% (orange), 0% (red), 0% (grey)
2	s0	251	62% (green), 18% (yellow), 18% (orange), 0% (red), 0% (grey)
3	S1	254	59% (green), 22% (yellow), 16% (orange), 0% (red), 0% (grey)
3	s1	254	69% (green), 15% (yellow), 15% (orange), 0% (red), 0% (grey)
4	S2	253	68% (green), 16% (yellow), 14% (orange), 0% (red), 0% (grey)
4	s2	253	65% (green), 19% (yellow), 14% (orange), 0% (red), 0% (grey)

Continued on next page...

Continued from previous page...

Mol	Chain	Length	Quality of chain
5	S3	239	73% 19% 7%
5	s3	239	76% 15% 7%
6	S4	260	78% 20% .
6	s4	260	81% 17% .
7	S5	224	75% 14% . 8%
7	s5	224	70% 21% . 8%
8	S6	236	78% 17% . .
8	s6	236	74% 19% 8%
9	S7	189	73% 21% . .
9	s7	189	79% 17% . .
10	S8	200	79% 12% . 6%
10	s8	200	78% 14% . 6%
11	S9	196	73% 20% . 6%
11	s9	196	77% 16% . 6%
12	C0	105	71% 18% . 9%
12	c0	105	63% 25% . 9%
13	C1	155	77% 21% .
13	c1	155	78% 15% . 6%
14	C2	142	61% 25% . 13%
14	c2	142	63% 22% . . 13%
15	C3	150	83% 15% .
15	c3	150	80% 19% .
16	C4	136	71% 19% . . 7%
16	c4	136	77% 15% . 6%
17	C5	141	70% 16% . 12%

Continued on next page...

Continued from previous page...

Mol	Chain	Length	Quality of chain
17	c5	141	71% 21% . .
18	C6	142	75% 23% ..
18	c6	142	81% 18% .
19	C7	136	69% 15% . 12%
19	c7	136	66% 19% . 14%
20	C8	145	77% 19% .
20	c8	145	79% 18% .
21	C9	143	79% 20% .
21	c9	143	83% 15% .
22	D0	120	62% 27% 11%
22	d0	120	65% 25% . 8%
23	D1	87	72% 26% .
23	d1	87	83% 15% .
24	D2	129	79% 20% .
24	d2	129	89% 10% .
25	D3	144	78% 17% 5%
25	d3	144	81% 17% .
26	D4	134	81% 18% .
26	d4	134	83% 16% .
27	D5	107	46% 19% . 35%
27	d5	107	50% 15% 36%
28	D6	97	72% 21% 7%
28	d6	97	77% 22% .
29	D7	81	75% 22% .
29	d7	81	84% 14% .

Continued on next page...

Continued from previous page...

Mol	Chain	Length	Quality of chain
30	D8	66	70% 23% 5%
30	d8	66	73% 18% 5% 5%
31	D9	55	80% 13% . .
31	d9	55	75% 22% .
32	E0	60	87% 12% .
33	E1	76	57% 28% 9% 7%
34	SR	318	86% 13% .
34	sR	318	88% 11% .
35	SM	273	45% 12% . 42%
35	sM	273	29% 8% . 62%
36	1	3396	49% 36% 8% 7%
36	5	3396	47% 38% 8% 7%
37	3	121	71% 27% .
37	7	121	53% 40% 7%
38	4	158	54% 41% 5%
38	8	158	60% 36% .
39	L2	253	80% 19% .
39	l2	253	80% 19% .
40	L3	386	77% 22% .
40	l3	386	82% 18% .
41	L4	361	81% 17% .
41	l4	361	80% 18% .
42	L5	296	80% 19% .
42	l5	296	78% 20% ..
43	L6	175	77% 11% . 11%


























Continued on next page...

Continued from previous page...

Mol	Chain	Length	Quality of chain
43	l6	175	73% 17% 10%
44	L7	243	80% 9% 9%
44	l7	243	76% 14% 8%
45	L8	255	74% 16% 9%
45	l8	255	71% 18% 9%
46	L9	191	80% 20%
46	l9	191	81% 17%
47	M0	220	76% 19%
47	m0	220	75% 20%
48	M1	173	76% 18%
48	m1	173	77% 18%
49	M3	198	82% 16%
49	m3	198	82% 15%
50	M4	137	80% 18%
50	m4	137	85% 14%
51	M5	203	82% 17%
51	m5	203	85% 14%
52	M6	198	84% 13%
52	m6	198	75% 22%
53	M7	183	82% 18%
53	m7	183	72% 13% 15%
54	M8	185	84% 14%
54	m8	185	82% 17%
55	M9	188	86% 14%
55	m9	188	85% 14%


























Continued on next page...

Continued from previous page...

Mol	Chain	Length	Quality of chain
56	N0	172	 81% 18%
56	n0	172	 77% 22%
57	N1	159	 79% 19%
57	n1	159	 80% 18%
58	N2	120	 71% 10% 17%
58	n2	120	 68% 12% 18%
59	N3	136	 84% 15%
59	n3	136	 87% 13%
60	N4	155	 53% 10% 37%
60	n4	155	 70% 16% 13%
61	N5	141	 67% 18% 14%
61	n5	141	 67% 17% 15%
62	N6	126	 79% 19%
62	n6	126	 74% 25%
63	N7	135	 79% 19%
63	n7	135	 77% 19%
64	N8	148	 80% 18%
64	n8	148	 76% 22%
65	N9	58	 83% 10% 7%
65	n9	58	 74% 22%
66	O0	104	 80% 12% 7%
66	o0	104	 78% 17%
67	O1	112	 78% 18%
67	o1	112	 76% 14% 7%
68	O2	129	 81% 16%

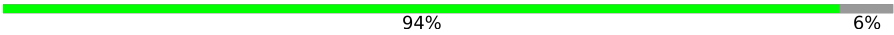



Continued on next page...

Continued from previous page...

Mol	Chain	Length	Quality of chain
68	o2	129	 78% 18%
69	O3	106	 86% 12%
69	o3	106	 84% 16%
70	O4	119	 79% 13% 6%
70	o4	119	 80% 14% 6%
71	O5	119	 77% 22%
71	o5	119	 78% 20%
72	O6	99	 78% 21%
72	o6	99	 74% 23%
73	O7	87	 79% 20%
73	o7	87	 82% 17%
74	O8	77	 79% 21%
74	o8	77	 79% 19%
75	O9	50	 80% 16%
75	o9	50	 76% 24%
76	Q0	52	 83% 15%
76	q0	52	 75% 23%
77	Q1	25	 68% 32%
77	q1	25	 64% 32%
78	Q2	105	 79% 20%
78	q2	105	 79% 19%
79	Q3	91	 81% 19%
79	q3	91	 86% 14%
80	e0	62	 69% 29%
81	e1	76	 61% 34% 5%

Continued on next page...

Continued from previous page...

Mol	Chain	Length	Quality of chain
82	m2	160	 94% 6%
83	p0	311	 40% 6% 54%
84	p1	47	 100%
85	p2	46	 100%

2 Entry composition

There are 89 unique types of molecules in this entry. The entry contains 411204 atoms, of which 0 are hydrogens and 0 are deuteriums.

In the tables below, the ZeroOcc column contains the number of atoms modelled with zero occupancy, the AltConf column contains the number of residues with at least one atom in alternate conformation and the Trace column contains the number of residues modelled with at most 2 atoms.

- Molecule 1 is a RNA chain called 18S rRNA.

Mol	Chain	Residues	Atoms					ZeroOcc	AltConf	Trace
			Total	C	N	O	P			
1	2	1750	Total	C	N	O	P	0	0	0
			37283	16668	6591	12274	1750			
1	6	1795	Total	C	N	O	P	0	0	0
			38238	17095	6758	12590	1795			

- Molecule 2 is a protein called 40S ribosomal protein S0-A.

Mol	Chain	Residues	Atoms					ZeroOcc	AltConf	Trace
			Total	C	N	O	S			
2	S0	206	Total	C	N	O	S	0	0	0
			1577	1014	278	283	2			
2	s0	206	Total	C	N	O	S	0	0	0
			1583	1017	281	283	2			

- Molecule 3 is a protein called 40S ribosomal protein S1-A.

Mol	Chain	Residues	Atoms					ZeroOcc	AltConf	Trace
			Total	C	N	O	S			
3	S1	214	Total	C	N	O	S	0	0	0
			1709	1084	310	311	4			
3	s1	216	Total	C	N	O	S	0	0	0
			1722	1091	312	315	4			

- Molecule 4 is a protein called 40S ribosomal protein S2.

Mol	Chain	Residues	Atoms					ZeroOcc	AltConf	Trace
			Total	C	N	O	S			
4	S2	217	Total	C	N	O	S	0	0	0
			1635	1047	289	297	2			
4	s2	217	Total	C	N	O	S	0	0	0
			1635	1047	289	297	2			

- Molecule 5 is a protein called 40S ribosomal protein S3.

Mol	Chain	Residues	Atoms					ZeroOcc	AltConf	Trace
5	S3	223	Total	C	N	O	S	0	0	0
			1734	1101	313	314	6			
5	s3	223	Total	C	N	O	S	0	0	0
			1734	1101	313	314	6			

- Molecule 6 is a protein called 40S ribosomal protein S4-A.

Mol	Chain	Residues	Atoms					ZeroOcc	AltConf	Trace
6	S4	260	Total	C	N	O	S	0	0	0
			2068	1316	389	360	3			
6	s4	260	Total	C	N	O	S	0	0	0
			2068	1316	389	360	3			

- Molecule 7 is a protein called 40S ribosomal protein S5.

Mol	Chain	Residues	Atoms					ZeroOcc	AltConf	Trace
7	S5	206	Total	C	N	O	S	0	0	0
			1609	1007	300	299	3			
7	s5	206	Total	C	N	O	S	0	0	0
			1609	1007	300	299	3			

- Molecule 8 is a protein called 40S ribosomal protein S6-A.

Mol	Chain	Residues	Atoms					ZeroOcc	AltConf	Trace
8	S6	226	Total	C	N	O	S	0	0	0
			1799	1129	346	321	3			
8	s6	218	Total	C	N	O	S	0	0	0
			1755	1102	337	313	3			

- Molecule 9 is a protein called 40S ribosomal protein S7-A.

Mol	Chain	Residues	Atoms				ZeroOcc	AltConf	Trace
9	S7	184	Total	C	N	O	0	0	0
			1481	951	265	265			
9	s7	186	Total	C	N	O	0	0	0
			1491	957	267	267			

- Molecule 10 is a protein called 40S ribosomal protein S8-A.

Mol	Chain	Residues	Atoms					ZeroOcc	AltConf	Trace
10	S8	188	Total	C	N	O	S	0	0	0
			1489	925	298	264	2			

Continued on next page...

Continued from previous page...

Mol	Chain	Residues	Atoms					ZeroOcc	AltConf	Trace
			Total	C	N	O	S			
10	s8	188	1489	925	298	264	2	0	0	0

- Molecule 11 is a protein called 40S ribosomal protein S9-A.

Mol	Chain	Residues	Atoms					ZeroOcc	AltConf	Trace
			Total	C	N	O	S			
11	S9	185	1494	943	289	261	1	0	0	0
11	s9	185	1494	943	289	261	1	0	0	0

- Molecule 12 is a protein called 40S ribosomal protein S10-B.

Mol	Chain	Residues	Atoms					ZeroOcc	AltConf	Trace
			Total	C	N	O	S			
12	C0	96	773	500	126	145	2	0	0	0
12	c0	96	762	491	125	144	2	0	0	0

There are 6 discrepancies between the modelled and reference sequences:

Chain	Residue	Modelled	Actual	Comment	Reference
C0	6	GLU	GLN	conflict	UNP P46784
C0	7	ASP	GLU	conflict	UNP P46784
C0	89	ALA	GLY	conflict	UNP P46784
c0	6	GLU	GLN	conflict	UNP P46784
c0	7	ASP	GLU	conflict	UNP P46784
c0	89	ALA	GLY	conflict	UNP P46784

- Molecule 13 is a protein called 40S ribosomal protein S11-A.

Mol	Chain	Residues	Atoms					ZeroOcc	AltConf	Trace
			Total	C	N	O	S			
13	C1	155	1214	775	230	206	3	0	0	0
13	c1	146	1168	747	221	197	3	0	0	0

There are 2 discrepancies between the modelled and reference sequences:

Chain	Residue	Modelled	Actual	Comment	Reference
C1	147	ALA	GLY	conflict	UNP P0CX47
c1	147	ALA	GLY	conflict	UNP P0CX47

- Molecule 14 is a protein called 40S ribosomal protein S12.

Mol	Chain	Residues	Atoms					ZeroOcc	AltConf	Trace
			Total	C	N	O	S			
14	C2	124	892	562	156	172	2	0	0	0
14	c2	124	892	562	156	172	2	0	0	0

There are 4 discrepancies between the modelled and reference sequences:

Chain	Residue	Modelled	Actual	Comment	Reference
C2	104	ALA	GLY	conflict	UNP P48589
C2	110	ALA	GLY	conflict	UNP P48589
c2	104	ALA	GLY	conflict	UNP P48589
c2	110	ALA	GLY	conflict	UNP P48589

- Molecule 15 is a protein called 40S ribosomal protein S13.

Mol	Chain	Residues	Atoms					ZeroOcc	AltConf	Trace
			Total	C	N	O	S			
15	C3	150	1192	759	224	207	2	0	0	0
15	c3	150	1192	759	224	207	2	0	0	0

- Molecule 16 is a protein called 40S ribosomal protein S14-A.

Mol	Chain	Residues	Atoms					ZeroOcc	AltConf	Trace
			Total	C	N	O	S			
16	C4	127	891	545	182	163	1	0	0	0
16	c4	128	949	582	188	176	3	0	0	0

- Molecule 17 is a protein called 40S ribosomal protein S15.

Mol	Chain	Residues	Atoms					ZeroOcc	AltConf	Trace
			Total	C	N	O	S			
17	C5	124	977	622	182	166	7	0	0	0
17	c5	135	1039	658	196	178	7	0	0	0

- Molecule 18 is a protein called 40S ribosomal protein S16-A.

Mol	Chain	Residues	Atoms				ZeroOcc	AltConf	Trace
18	C6	141	Total	C	N	O	0	0	0
			1105	708	203	194			
18	c6	142	Total	C	N	O	0	0	0
			1111	711	204	196			

- Molecule 19 is a protein called 40S ribosomal protein S17-A.

Mol	Chain	Residues	Atoms					ZeroOcc	AltConf	Trace
19	C7	120	Total	C	N	O	S	0	0	0
			926	577	177	170	2			
19	c7	117	Total	C	N	O	S	0	0	0
			906	563	174	167	2			

- Molecule 20 is a protein called 40S ribosomal protein S18-A.

Mol	Chain	Residues	Atoms					ZeroOcc	AltConf	Trace
20	C8	145	Total	C	N	O	S	0	0	0
			1192	743	237	210	2			
20	c8	145	Total	C	N	O	S	0	0	0
			1192	743	237	210	2			

- Molecule 21 is a protein called 40S ribosomal protein S19-A.

Mol	Chain	Residues	Atoms					ZeroOcc	AltConf	Trace
21	C9	143	Total	C	N	O	S	0	0	0
			1112	694	208	208	2			
21	c9	143	Total	C	N	O	S	0	0	0
			1112	694	208	208	2			

- Molecule 22 is a protein called 40S ribosomal protein S20.

Mol	Chain	Residues	Atoms					ZeroOcc	AltConf	Trace
22	D0	107	Total	C	N	O	S	0	0	0
			855	539	156	159	1			
22	d0	110	Total	C	N	O	S	0	0	0
			882	554	161	166	1			

- Molecule 23 is a protein called 40S ribosomal protein S21-A.

Mol	Chain	Residues	Atoms					ZeroOcc	AltConf	Trace
23	D1	87	Total	C	N	O	S	0	0	0
			684	420	125	137	2			

Continued on next page...

Continued from previous page...

Mol	Chain	Residues	Atoms					ZeroOcc	AltConf	Trace
23	d1	87	Total	C	N	O	S	0	0	0
			684	420	125	137	2			

- Molecule 24 is a protein called 40S ribosomal protein S22-A.

Mol	Chain	Residues	Atoms					ZeroOcc	AltConf	Trace
24	D2	129	Total	C	N	O	S	0	0	0
			1021	650	188	180	3			
24	d2	129	Total	C	N	O	S	0	0	0
			1021	650	188	180	3			

- Molecule 25 is a protein called 40S ribosomal protein S23-A.

Mol	Chain	Residues	Atoms					ZeroOcc	AltConf	Trace
25	D3	144	Total	C	N	O	S	0	0	0
			1121	708	220	191	2			
25	d3	144	Total	C	N	O	S	0	0	0
			1121	708	220	191	2			

- Molecule 26 is a protein called 40S ribosomal protein S24-A.

Mol	Chain	Residues	Atoms				ZeroOcc	AltConf	Trace
26	D4	134	Total	C	N	O	0	0	0
			1073	676	208	189			
26	d4	134	Total	C	N	O	0	0	0
			1073	676	208	189			

- Molecule 27 is a protein called 40S ribosomal protein S25-A.

Mol	Chain	Residues	Atoms				ZeroOcc	AltConf	Trace
27	D5	70	Total	C	N	O	0	0	0
			563	360	104	99			
27	d5	69	Total	C	N	O	0	0	0
			558	357	103	98			

- Molecule 28 is a protein called 40S ribosomal protein S26-B.

Mol	Chain	Residues	Atoms					ZeroOcc	AltConf	Trace
28	D6	97	Total	C	N	O	S	0	0	0
			769	475	160	129	5			
28	d6	97	Total	C	N	O	S	0	0	0
			769	475	160	129	5			

- Molecule 29 is a protein called 40S ribosomal protein S27-A.

Mol	Chain	Residues	Atoms					ZeroOcc	AltConf	Trace
29	D7	81	Total	C	N	O	S	0	0	0
			610	382	110	113	5			
29	d7	81	Total	C	N	O	S	0	0	0
			610	382	110	113	5			

- Molecule 30 is a protein called 40S ribosomal protein S28-A.

Mol	Chain	Residues	Atoms					ZeroOcc	AltConf	Trace
30	D8	63	Total	C	N	O	S	0	0	0
			497	306	99	91	1			
30	d8	63	Total	C	N	O	S	0	0	0
			497	306	99	91	1			

- Molecule 31 is a protein called 40S ribosomal protein S29-A.

Mol	Chain	Residues	Atoms					ZeroOcc	AltConf	Trace
31	D9	53	Total	C	N	O	S	0	0	0
			442	274	92	72	4			
31	d9	53	Total	C	N	O	S	0	0	0
			442	274	92	72	4			

- Molecule 32 is a protein called 40S ribosomal protein S30-A.

Mol	Chain	Residues	Atoms					ZeroOcc	AltConf	Trace
32	E0	60	Total	C	N	O	S	0	0	0
			475	299	98	77	1			

- Molecule 33 is a protein called Ubiquitin-40S ribosomal protein S31.

Mol	Chain	Residues	Atoms					ZeroOcc	AltConf	Trace
33	E1	71	Total	C	N	O	S	0	0	0
			566	362	106	94	4			

- Molecule 34 is a protein called Guanine nucleotide-binding protein subunit beta-like protein.

Mol	Chain	Residues	Atoms					ZeroOcc	AltConf	Trace
34	SR	318	Total	C	N	O	S	0	0	0
			2441	1544	419	470	8			
34	sR	318	Total	C	N	O	S	0	0	0
			2442	1544	418	472	8			

- Molecule 35 is a protein called Suppressor protein STM1.

Mol	Chain	Residues	Atoms				ZeroOcc	AltConf	Trace
			Total	C	N	O			
35	SM	159	Total	C	N	O	0	0	0
			1104	652	221	231			
35	sM	104	Total	C	N	O	0	0	0
			680	403	140	137			

- Molecule 36 is a RNA chain called 25s rRNA.

Mol	Chain	Residues	Atoms					ZeroOcc	AltConf	Trace
			Total	C	N	O	P			
36	1	3149	Total	C	N	O	P	0	0	0
			67355	30086	12142	21978	3149			
36	5	3150	Total	C	N	O	P	0	0	0
			67376	30095	12145	21987	3149			

- Molecule 37 is a RNA chain called 5.8s rRNA.

Mol	Chain	Residues	Atoms					ZeroOcc	AltConf	Trace
			Total	C	N	O	P			
37	3	121	Total	C	N	O	P	0	0	0
			2579	1152	461	845	121			
37	7	121	Total	C	N	O	P	0	0	0
			2579	1152	461	845	121			

- Molecule 38 is a RNA chain called 5.8s rRNA.

Mol	Chain	Residues	Atoms					ZeroOcc	AltConf	Trace
			Total	C	N	O	P			
38	4	158	Total	C	N	O	P	0	0	0
			3353	1500	586	1109	158			
38	8	158	Total	C	N	O	P	0	0	0
			3353	1500	586	1109	158			

- Molecule 39 is a protein called 60S ribosomal protein L2-A.

Mol	Chain	Residues	Atoms					ZeroOcc	AltConf	Trace
			Total	C	N	O	S			
39	L2	252	Total	C	N	O	S	0	0	0
			1914	1191	388	334	1			
39	l2	252	Total	C	N	O	S	0	0	0
			1912	1190	388	333	1			

- Molecule 40 is a protein called 60S ribosomal protein L3.

Mol	Chain	Residues	Atoms					ZeroOcc	AltConf	Trace
40	L3	386	Total	C	N	O	S	0	0	0
			3075	1950	584	533	8			
40	l3	386	Total	C	N	O	S	0	0	0
			3075	1950	584	533	8			

- Molecule 41 is a protein called 60S ribosomal protein L4-A.

Mol	Chain	Residues	Atoms					ZeroOcc	AltConf	Trace
41	L4	361	Total	C	N	O	S	0	0	0
			2748	1729	522	494	3			
41	l4	361	Total	C	N	O	S	0	0	0
			2748	1729	522	494	3			

- Molecule 42 is a protein called 60S ribosomal protein L5.

Mol	Chain	Residues	Atoms					ZeroOcc	AltConf	Trace
42	L5	296	Total	C	N	O	S	0	0	0
			2375	1501	414	458	2			
42	l5	294	Total	C	N	O	S	0	0	0
			2359	1489	412	456	2			

- Molecule 43 is a protein called 60S ribosomal protein L6-A.

Mol	Chain	Residues	Atoms					ZeroOcc	AltConf	Trace
43	L6	156	Total	C	N	O	S	0	0	0
			1239	800	222	216	1			
43	l6	157	Total	C	N	O	S	0	0	0
			1248	806	224	217	1			

- Molecule 44 is a protein called 60S ribosomal protein L7-A.

Mol	Chain	Residues	Atoms					ZeroOcc	AltConf	Trace
44	L7	222	Total	C	N	O	S	0	0	0
			1784	1151	324	308	1			
44	l7	223	Total	C	N	O	S	0	0	0
			1791	1155	325	310	1			

- Molecule 45 is a protein called 60S ribosomal protein L8-A.

Mol	Chain	Residues	Atoms					ZeroOcc	AltConf	Trace
45	L8	233	Total	C	N	O	S	0	0	0
			1804	1151	323	327	3			

Continued on next page...

Continued from previous page...

Mol	Chain	Residues	Atoms					ZeroOcc	AltConf	Trace
			Total	C	N	O	S			
45	l8	231	Total	C	N	O	S	0	0	0
			1763	1130	316	314	3			

- Molecule 46 is a protein called 60S ribosomal protein L9-A.

Mol	Chain	Residues	Atoms					ZeroOcc	AltConf	Trace
			Total	C	N	O	S			
46	L9	191	Total	C	N	O	S	0	0	0
			1518	963	274	277	4			
46	19	191	Total	C	N	O	S	0	0	0
			1518	963	274	277	4			

- Molecule 47 is a protein called 60S ribosomal protein L10.

Mol	Chain	Residues	Atoms					ZeroOcc	AltConf	Trace
			Total	C	N	O	S			
47	M0	211	Total	C	N	O	S	0	0	0
			1705	1083	322	294	6			
47	m0	213	Total	C	N	O	S	0	0	0
			1722	1094	325	297	6			

- Molecule 48 is a protein called 60S ribosomal protein L11-B.

Mol	Chain	Residues	Atoms					ZeroOcc	AltConf	Trace
			Total	C	N	O	S			
48	M1	169	Total	C	N	O	S	0	0	0
			1353	847	253	249	4			
48	m1	169	Total	C	N	O	S	0	0	0
			1353	847	253	249	4			

- Molecule 49 is a protein called 60S ribosomal protein L13-A.

Mol	Chain	Residues	Atoms				ZeroOcc	AltConf	Trace
			Total	C	N	O			
49	M3	193	Total	C	N	O	0	0	0
			1543	962	315	266			
49	m3	194	Total	C	N	O	0	0	0
			1548	965	316	267			

- Molecule 50 is a protein called 60S ribosomal protein L14-A.

Mol	Chain	Residues	Atoms					ZeroOcc	AltConf	Trace
			Total	C	N	O	S			
50	M4	136	Total	C	N	O	S	0	0	0
			1053	675	199	177	2			
50	m4	137	Total	C	N	O	S	0	0	0
			1059	678	200	179	2			

- Molecule 51 is a protein called 60S ribosomal protein L15-A.

Mol	Chain	Residues	Atoms					ZeroOcc	AltConf	Trace
			Total	C	N	O	S			
51	M5	203	Total	C	N	O	S	0	0	0
			1720	1077	361	281	1			
51	m5	203	Total	C	N	O	S	0	0	0
			1720	1077	361	281	1			

- Molecule 52 is a protein called 60S ribosomal protein L16-A.

Mol	Chain	Residues	Atoms					ZeroOcc	AltConf	Trace
			Total	C	N	O	S			
52	M6	197	Total	C	N	O	S	0	0	0
			1555	1003	289	262	1			
52	m6	197	Total	C	N	O	S	0	0	0
			1555	1003	289	262	1			

- Molecule 53 is a protein called 60S ribosomal protein L17-A.

Mol	Chain	Residues	Atoms				ZeroOcc	AltConf	Trace
			Total	C	N	O			
53	M7	183	Total	C	N	O	0	0	0
			1420	882	281	257			
53	m7	155	Total	C	N	O	0	0	0
			1227	764	238	225			

- Molecule 54 is a protein called 60S ribosomal protein L18-A.

Mol	Chain	Residues	Atoms					ZeroOcc	AltConf	Trace
			Total	C	N	O	S			
54	M8	185	Total	C	N	O	S	0	0	0
			1441	908	290	241	2			
54	m8	185	Total	C	N	O	S	0	0	0
			1441	908	290	241	2			

- Molecule 55 is a protein called 60S ribosomal protein L19-A.

Mol	Chain	Residues	Atoms				ZeroOcc	AltConf	Trace
			Total	C	N	O			
55	M9	188	Total	C	N	O	0	0	0
			1521	935	326	260			
55	m9	188	Total	C	N	O	0	0	0
			1521	935	326	260			

- Molecule 56 is a protein called 60S ribosomal protein L20-A.

Mol	Chain	Residues	Atoms					ZeroOcc	AltConf	Trace
56	N0	172	Total	C	N	O	S	0	0	0
			1445	930	267	244	4			
56	n0	172	Total	C	N	O	S	0	0	0
			1445	930	267	244	4			

- Molecule 57 is a protein called 60S ribosomal protein L21-A.

Mol	Chain	Residues	Atoms					ZeroOcc	AltConf	Trace
57	N1	159	Total	C	N	O	S	0	0	0
			1276	805	246	221	4			
57	n1	159	Total	C	N	O	S	0	0	0
			1276	805	246	221	4			

- Molecule 58 is a protein called 60S ribosomal protein L22-A.

Mol	Chain	Residues	Atoms				ZeroOcc	AltConf	Trace
58	N2	100	Total	C	N	O	0	0	0
			796	516	131	149			
58	n2	98	Total	C	N	O	0	0	0
			778	505	127	146			

- Molecule 59 is a protein called 60S ribosomal protein L23-A.

Mol	Chain	Residues	Atoms					ZeroOcc	AltConf	Trace
59	N3	136	Total	C	N	O	S	0	0	0
			1003	628	189	179	7			
59	n3	136	Total	C	N	O	S	0	0	0
			1003	628	189	179	7			

- Molecule 60 is a protein called 60S ribosomal protein L24-A.

Mol	Chain	Residues	Atoms					ZeroOcc	AltConf	Trace
60	N4	98	Total	C	N	O	S	0	0	0
			699	443	137	118	1			
60	n4	135	Total	C	N	O	S	0	0	0
			1038	651	206	180	1			

- Molecule 61 is a protein called 60S ribosomal protein L25.

Mol	Chain	Residues	Atoms					ZeroOcc	AltConf	Trace
61	N5	121	Total	C	N	O	S	0	0	0
			964	620	169	173	2			

Continued on next page...

Continued from previous page...

Mol	Chain	Residues	Atoms					ZeroOcc	AltConf	Trace
61	n5	120	Total	C	N	O	S	0	0	0
			959	617	168	172	2			

- Molecule 62 is a protein called 60S ribosomal protein L26-A.

Mol	Chain	Residues	Atoms				ZeroOcc	AltConf	Trace
62	N6	126	Total	C	N	O	0	0	0
			993	625	192	176			
62	n6	126	Total	C	N	O	0	0	0
			993	625	192	176			

- Molecule 63 is a protein called 60S ribosomal protein L27-A.

Mol	Chain	Residues	Atoms				ZeroOcc	AltConf	Trace
63	N7	135	Total	C	N	O	0	0	0
			1092	710	202	180			
63	n7	135	Total	C	N	O	0	0	0
			1092	710	202	180			

- Molecule 64 is a protein called 60S ribosomal protein L28.

Mol	Chain	Residues	Atoms					ZeroOcc	AltConf	Trace
64	N8	148	Total	C	N	O	S	0	0	0
			1173	749	231	190	3			
64	n8	148	Total	C	N	O	S	0	0	0
			1173	749	231	190	3			

- Molecule 65 is a protein called 60S ribosomal protein L29.

Mol	Chain	Residues	Atoms				ZeroOcc	AltConf	Trace
65	N9	58	Total	C	N	O	0	0	0
			462	289	100	73			
65	n9	58	Total	C	N	O	0	0	0
			462	289	100	73			

- Molecule 66 is a protein called 60S ribosomal protein L30.

Mol	Chain	Residues	Atoms					ZeroOcc	AltConf	Trace
66	O0	97	Total	C	N	O	S	0	0	0
			743	479	124	139	1			
66	o0	100	Total	C	N	O	S	0	0	0
			767	492	128	146	1			

- Molecule 67 is a protein called 60S ribosomal protein L31-A.

Mol	Chain	Residues	Atoms					ZeroOcc	AltConf	Trace
			Total	C	N	O	S			
67	O1	109	Total 876	C 556	N 167	O 152	S 1	0	0	0
67	o1	109	Total 883	C 559	N 167	O 156	S 1	0	0	0

- Molecule 68 is a protein called 60S ribosomal protein L32.

Mol	Chain	Residues	Atoms					ZeroOcc	AltConf	Trace
			Total	C	N	O	S			
68	O2	127	Total 1020	C 647	N 205	O 167	S 1	0	0	0
68	o2	127	Total 1020	C 647	N 205	O 167	S 1	0	0	0

- Molecule 69 is a protein called 60S ribosomal protein L33-A.

Mol	Chain	Residues	Atoms					ZeroOcc	AltConf	Trace
			Total	C	N	O	S			
69	O3	106	Total 850	C 540	N 165	O 144	S 1	0	0	0
69	o3	106	Total 850	C 540	N 165	O 144	S 1	0	0	0

- Molecule 70 is a protein called 60S ribosomal protein L34-A.

Mol	Chain	Residues	Atoms					ZeroOcc	AltConf	Trace
			Total	C	N	O	S			
70	O4	112	Total 880	C 545	N 179	O 152	S 4	0	0	0
70	o4	112	Total 880	C 545	N 179	O 152	S 4	0	0	0

- Molecule 71 is a protein called 60S ribosomal protein L35-A.

Mol	Chain	Residues	Atoms					ZeroOcc	AltConf	Trace
			Total	C	N	O	S			
71	O5	119	Total 969	C 615	N 186	O 167	S 1	0	0	0
71	o5	119	Total 965	C 612	N 185	O 167	S 1	0	0	0

- Molecule 72 is a protein called 60S ribosomal protein L36-A.

Mol	Chain	Residues	Atoms					ZeroOcc	AltConf	Trace
72	O6	99	Total	C	N	O	S	0	0	0
			771	481	156	132	2			
72	o6	99	Total	C	N	O	S	0	0	0
			770	481	156	131	2			

- Molecule 73 is a protein called 60S ribosomal protein L37-A.

Mol	Chain	Residues	Atoms					ZeroOcc	AltConf	Trace
73	O7	87	Total	C	N	O	S	0	0	0
			681	414	148	114	5			
73	o7	87	Total	C	N	O	S	0	0	0
			681	414	148	114	5			

- Molecule 74 is a protein called 60S ribosomal protein L38.

Mol	Chain	Residues	Atoms				ZeroOcc	AltConf	Trace
74	O8	77	Total	C	N	O	0	0	0
			612	391	115	106			
74	o8	77	Total	C	N	O	0	0	0
			608	388	114	106			

- Molecule 75 is a protein called 60S ribosomal protein L39.

Mol	Chain	Residues	Atoms					ZeroOcc	AltConf	Trace
75	O9	50	Total	C	N	O	S	0	0	0
			436	272	97	65	2			
75	o9	50	Total	C	N	O	S	0	0	0
			436	272	97	65	2			

- Molecule 76 is a protein called Ubiquitin-60S ribosomal protein L40.

Mol	Chain	Residues	Atoms					ZeroOcc	AltConf	Trace
76	Q0	52	Total	C	N	O	S	0	0	0
			417	259	86	67	5			
76	q0	52	Total	C	N	O	S	0	0	0
			417	259	86	67	5			

- Molecule 77 is a protein called 60S ribosomal protein L41-A.

Mol	Chain	Residues	Atoms					ZeroOcc	AltConf	Trace
77	Q1	25	Total	C	N	O	S	0	0	0
			233	142	63	27	1			

Continued on next page...

Continued from previous page...

Mol	Chain	Residues	Atoms					ZeroOcc	AltConf	Trace
77	q1	25	Total	C	N	O	S	0	0	0
			233	142	63	27	1			

- Molecule 78 is a protein called 60S ribosomal protein L42-A.

Mol	Chain	Residues	Atoms					ZeroOcc	AltConf	Trace
78	Q2	105	Total	C	N	O	S	0	0	0
			847	534	170	138	5			
78	q2	105	Total	C	N	O	S	0	0	0
			847	534	170	138	5			

- Molecule 79 is a protein called 60S ribosomal protein L43-A.

Mol	Chain	Residues	Atoms					ZeroOcc	AltConf	Trace
79	Q3	91	Total	C	N	O	S	0	0	0
			694	429	138	121	6			
79	q3	91	Total	C	N	O	S	0	0	0
			694	429	138	121	6			

- Molecule 80 is a protein called 40S ribosomal protein S30-A.

Mol	Chain	Residues	Atoms					ZeroOcc	AltConf	Trace
80	e0	62	Total	C	N	O	S	0	0	0
			491	309	101	80	1			

- Molecule 81 is a protein called Ubiquitin-40S ribosomal protein S31.

Mol	Chain	Residues	Atoms					ZeroOcc	AltConf	Trace
81	e1	76	Total	C	N	O	S	0	0	0
			608	388	117	99	4			

- Molecule 82 is a protein called UNKNOWN PROTEIN m2.

Mol	Chain	Residues	Atoms				ZeroOcc	AltConf	Trace
82	m2	150	Total	C	N	O	0	0	0
			750	450	150	150			

- Molecule 83 is a protein called 60S acidic ribosomal protein P0.

Mol	Chain	Residues	Atoms					ZeroOcc	AltConf	Trace
			Total	C	N	O	S			
83	p0	143	1077	687	192	195	3	0	0	0

- Molecule 84 is a protein called UNKNOWN PROTEIN p1.

Mol	Chain	Residues	Atoms				ZeroOcc	AltConf	Trace
			Total	C	N	O			
84	p1	47	235	141	47	47	0	0	0

- Molecule 85 is a protein called UNKNOWN PROTEIN p2.

Mol	Chain	Residues	Atoms				ZeroOcc	AltConf	Trace
			Total	C	N	O			
85	p2	46	230	138	46	46	0	0	0

- Molecule 86 is MAGNESIUM ION (three-letter code: MG) (formula: Mg).

Mol	Chain	Residues	Atoms		ZeroOcc	AltConf
86	2	124	Total	Mg	0	0
			124	124		
86	S2	2	Total	Mg	0	0
			2	2		
86	S8	1	Total	Mg	0	0
			1	1		
86	D3	1	Total	Mg	0	0
			1	1		
86	SM	1	Total	Mg	0	0
			1	1		
86	1	474	Total	Mg	0	0
			474	474		
86	3	14	Total	Mg	0	0
			14	14		
86	4	23	Total	Mg	0	0
			23	23		
86	L2	1	Total	Mg	0	0
			1	1		
86	L3	2	Total	Mg	0	0
			2	2		
86	L4	1	Total	Mg	0	0
			1	1		
86	L5	1	Total	Mg	0	0
			1	1		

Continued on next page...

Continued from previous page...

Mol	Chain	Residues	Atoms		ZeroOcc	AltConf
86	L7	2	Total 2	Mg 2	0	0
86	L8	1	Total 1	Mg 1	0	0
86	M0	2	Total 2	Mg 2	0	0
86	M1	1	Total 1	Mg 1	0	0
86	M3	3	Total 3	Mg 3	0	0
86	M5	2	Total 2	Mg 2	0	0
86	M6	1	Total 1	Mg 1	0	0
86	M7	5	Total 5	Mg 5	0	0
86	M9	1	Total 1	Mg 1	0	0
86	N0	1	Total 1	Mg 1	0	0
86	N3	3	Total 3	Mg 3	0	0
86	N5	1	Total 1	Mg 1	0	0
86	N6	1	Total 1	Mg 1	0	0
86	N8	4	Total 4	Mg 4	0	0
86	O1	1	Total 1	Mg 1	0	0
86	O4	1	Total 1	Mg 1	0	0
86	O7	2	Total 2	Mg 2	0	0
86	Q2	1	Total 1	Mg 1	0	0
86	6	145	Total 145	Mg 145	0	0
86	s1	1	Total 1	Mg 1	0	0
86	s8	2	Total 2	Mg 2	0	0

Continued on next page...

Continued from previous page...

Mol	Chain	Residues	Atoms		ZeroOcc	AltConf
86	c1	2	Total 2	Mg 2	0	0
86	c7	2	Total 2	Mg 2	0	0
86	c8	1	Total 1	Mg 1	0	0
86	c9	1	Total 1	Mg 1	0	0
86	d3	2	Total 2	Mg 2	0	0
86	d4	1	Total 1	Mg 1	0	0
86	d6	1	Total 1	Mg 1	0	0
86	sM	2	Total 2	Mg 2	0	0
86	5	507	Total 507	Mg 507	0	0
86	7	15	Total 15	Mg 15	0	0
86	8	12	Total 12	Mg 12	0	0
86	l2	2	Total 2	Mg 2	0	0
86	l3	2	Total 2	Mg 2	0	0
86	l4	1	Total 1	Mg 1	0	0
86	l5	3	Total 3	Mg 3	0	0
86	l7	1	Total 1	Mg 1	0	0
86	m1	1	Total 1	Mg 1	0	0
86	m5	4	Total 4	Mg 4	0	0
86	m6	1	Total 1	Mg 1	0	0
86	m7	5	Total 5	Mg 5	0	0
86	n0	2	Total 2	Mg 2	0	0

Continued on next page...

Continued from previous page...

Mol	Chain	Residues	Atoms			ZeroOcc	AltConf
			Total	N	O		
87	2	1	7	6	1	0	0
87	2	1	7	6	1	0	0
87	2	1	7	6	1	0	0
87	2	1	7	6	1	0	0
87	2	1	7	6	1	0	0
87	2	1	7	6	1	0	0
87	2	1	7	6	1	0	0
87	2	1	7	6	1	0	0
87	2	1	7	6	1	0	0
87	2	1	7	6	1	0	0
87	2	1	7	6	1	0	0
87	2	1	7	6	1	0	0
87	2	1	7	6	1	0	0
87	2	1	7	6	1	0	0
87	2	1	7	6	1	0	0
87	2	1	7	6	1	0	0
87	2	1	7	6	1	0	0
87	2	1	7	6	1	0	0
87	2	1	7	6	1	0	0
87	2	1	7	6	1	0	0
87	2	1	7	6	1	0	0
87	2	1	7	6	1	0	0
87	2	1	7	6	1	0	0
87	2	1	7	6	1	0	0

Continued on next page...

Continued from previous page...

Mol	Chain	Residues	Atoms			ZeroOcc	AltConf
			Total	N	Os		
87	2	1	7	6	1	0	0
87	2	1	7	6	1	0	0
87	2	1	7	6	1	0	0
87	2	1	7	6	1	0	0
87	2	1	7	6	1	0	0
87	2	1	7	6	1	0	0
87	2	1	7	6	1	0	0
87	2	1	7	6	1	0	0
87	2	1	7	6	1	0	0
87	2	1	7	6	1	0	0
87	2	1	7	6	1	0	0
87	2	1	7	6	1	0	0
87	2	1	7	6	1	0	0
87	2	1	7	6	1	0	0
87	2	1	7	6	1	0	0
87	2	1	7	6	1	0	0
87	2	1	7	6	1	0	0
87	2	1	7	6	1	0	0
87	2	1	7	6	1	0	0
87	2	1	7	6	1	0	0
87	2	1	7	6	1	0	0
87	2	1	7	6	1	0	0
87	2	1	7	6	1	0	0
87	2	1	7	6	1	0	0
87	2	1	7	6	1	0	0

Continued on next page...

Continued from previous page...

Mol	Chain	Residues	Atoms			ZeroOcc	AltConf
			Total	N	Os		
87	2	1	7	6	1	0	0
87	2	1	7	6	1	0	0
87	2	1	7	6	1	0	0
87	2	1	7	6	1	0	0
87	2	1	7	6	1	0	0
87	2	1	7	6	1	0	0
87	2	1	7	6	1	0	0
87	2	1	7	6	1	0	0
87	2	1	7	6	1	0	0
87	2	1	7	6	1	0	0
87	2	1	7	6	1	0	0
87	2	1	7	6	1	0	0
87	2	1	7	6	1	0	0
87	2	1	7	6	1	0	0
87	2	1	7	6	1	0	0
87	2	1	7	6	1	0	0
87	2	1	7	6	1	0	0
87	2	1	7	6	1	0	0
87	2	1	7	6	1	0	0
87	2	1	7	6	1	0	0
87	2	1	7	6	1	0	0
87	2	1	7	6	1	0	0
87	2	1	7	6	1	0	0
87	2	1	7	6	1	0	0

Continued on next page...

Continued from previous page...

Mol	Chain	Residues	Atoms			ZeroOcc	AltConf
			Total	N	Os		
87	2	1	7	6	1	0	0
87	2	1	7	6	1	0	0
87	2	1	7	6	1	0	0
87	2	1	7	6	1	0	0
87	2	1	7	6	1	0	0
87	2	1	7	6	1	0	0
87	2	1	7	6	1	0	0
87	2	1	7	6	1	0	0
87	2	1	7	6	1	0	0
87	2	1	7	6	1	0	0
87	2	1	7	6	1	0	0
87	2	1	7	6	1	0	0
87	2	1	7	6	1	0	0
87	2	1	7	6	1	0	0
87	S8	1	7	6	1	0	0
87	C3	1	7	6	1	0	0
87	C5	1	7	6	1	0	0
87	C8	1	7	6	1	0	0
87	D9	1	7	6	1	0	0
87	SR	1	7	6	1	0	0
87	1	1	7	6	1	0	0
87	1	1	7	6	1	0	0
87	1	1	7	6	1	0	0
87	1	1	7	6	1	0	0

Continued on next page...

Continued from previous page...

Mol	Chain	Residues	Atoms			ZeroOcc	AltConf
			Total	N	Os		
87	1	1	7	6	1	0	0
87	1	1	7	6	1	0	0
87	1	1	7	6	1	0	0
87	1	1	7	6	1	0	0
87	1	1	7	6	1	0	0
87	1	1	7	6	1	0	0
87	1	1	7	6	1	0	0
87	1	1	7	6	1	0	0
87	1	1	7	6	1	0	0
87	1	1	7	6	1	0	0
87	1	1	7	6	1	0	0
87	1	1	7	6	1	0	0
87	1	1	7	6	1	0	0
87	1	1	7	6	1	0	0
87	1	1	7	6	1	0	0
87	1	1	7	6	1	0	0
87	1	1	7	6	1	0	0
87	1	1	7	6	1	0	0
87	1	1	7	6	1	0	0
87	1	1	7	6	1	0	0
87	1	1	7	6	1	0	0
87	1	1	7	6	1	0	0
87	1	1	7	6	1	0	0
87	1	1	7	6	1	0	0
87	1	1	7	6	1	0	0
87	1	1	7	6	1	0	0
87	1	1	7	6	1	0	0

Continued on next page...

Continued from previous page...

Mol	Chain	Residues	Atoms			ZeroOcc	AltConf
			Total	N	Os		
87	1	1	7	6	1	0	0
87	1	1	7	6	1	0	0
87	1	1	7	6	1	0	0
87	1	1	7	6	1	0	0
87	1	1	7	6	1	0	0
87	1	1	7	6	1	0	0
87	1	1	7	6	1	0	0
87	1	1	7	6	1	0	0
87	1	1	7	6	1	0	0
87	1	1	7	6	1	0	0
87	1	1	7	6	1	0	0
87	1	1	7	6	1	0	0
87	1	1	7	6	1	0	0
87	1	1	7	6	1	0	0
87	1	1	7	6	1	0	0
87	1	1	7	6	1	0	0
87	1	1	7	6	1	0	0
87	1	1	7	6	1	0	0
87	1	1	7	6	1	0	0
87	1	1	7	6	1	0	0
87	1	1	7	6	1	0	0
87	1	1	7	6	1	0	0

Continued on next page...

Continued from previous page...

Mol	Chain	Residues	Atoms			ZeroOcc	AltConf
			Total	N	Os		
87	1	1	7	6	1	0	0
87	1	1	7	6	1	0	0
87	1	1	7	6	1	0	0
87	1	1	7	6	1	0	0
87	1	1	7	6	1	0	0
87	1	1	7	6	1	0	0
87	1	1	7	6	1	0	0
87	1	1	7	6	1	0	0
87	1	1	7	6	1	0	0
87	1	1	7	6	1	0	0
87	1	1	7	6	1	0	0
87	1	1	7	6	1	0	0
87	1	1	7	6	1	0	0
87	1	1	7	6	1	0	0
87	1	1	7	6	1	0	0
87	1	1	7	6	1	0	0
87	1	1	7	6	1	0	0
87	1	1	7	6	1	0	0
87	1	1	7	6	1	0	0
87	1	1	7	6	1	0	0
87	1	1	7	6	1	0	0
87	1	1	7	6	1	0	0

Continued on next page...

Continued from previous page...

Mol	Chain	Residues	Atoms			ZeroOcc	AltConf
			Total	N	Os		
87	1	1	7	6	1	0	0
87	1	1	7	6	1	0	0
87	1	1	7	6	1	0	0
87	1	1	7	6	1	0	0
87	1	1	7	6	1	0	0
87	1	1	7	6	1	0	0
87	1	1	7	6	1	0	0
87	1	1	7	6	1	0	0
87	1	1	7	6	1	0	0
87	1	1	7	6	1	0	0
87	1	1	7	6	1	0	0
87	1	1	7	6	1	0	0
87	1	1	7	6	1	0	0
87	1	1	7	6	1	0	0
87	1	1	7	6	1	0	0
87	1	1	7	6	1	0	0
87	1	1	7	6	1	0	0
87	1	1	7	6	1	0	0
87	1	1	7	6	1	0	0
87	1	1	7	6	1	0	0
87	1	1	7	6	1	0	0

Continued on next page...

Continued from previous page...

Mol	Chain	Residues	Atoms			ZeroOcc	AltConf
			Total	N	Os		
87	1	1	Total 7	N 6	Os 1	0	0
87	1	1	Total 7	N 6	Os 1	0	0
87	1	1	Total 7	N 6	Os 1	0	0
87	1	1	Total 7	N 6	Os 1	0	0
87	1	1	Total 7	N 6	Os 1	0	0
87	1	1	Total 7	N 6	Os 1	0	0
87	1	1	Total 7	N 6	Os 1	0	0
87	1	1	Total 7	N 6	Os 1	0	0
87	1	1	Total 7	N 6	Os 1	0	0
87	1	1	Total 7	N 6	Os 1	0	0
87	1	1	Total 7	N 6	Os 1	0	0
87	1	1	Total 7	N 6	Os 1	0	0
87	1	1	Total 7	N 6	Os 1	0	0
87	1	1	Total 7	N 6	Os 1	0	0
87	1	1	Total 7	N 6	Os 1	0	0
87	1	1	Total 7	N 6	Os 1	0	0
87	1	1	Total 7	N 6	Os 1	0	0
87	1	1	Total 7	N 6	Os 1	0	0
87	1	1	Total 7	N 6	Os 1	0	0
87	1	1	Total 7	N 6	Os 1	0	0
87	1	1	Total 7	N 6	Os 1	0	0
87	1	1	Total 7	N 6	Os 1	0	0
87	1	1	Total 7	N 6	Os 1	0	0
87	1	1	Total 7	N 6	Os 1	0	0
87	1	1	Total 7	N 6	Os 1	0	0

Continued on next page...

Continued from previous page...

Mol	Chain	Residues	Atoms			ZeroOcc	AltConf
			Total	N	Os		
87	1	1	Total 7	N 6	Os 1	0	0
87	1	1	Total 7	N 6	Os 1	0	0
87	1	1	Total 7	N 6	Os 1	0	0
87	1	1	Total 7	N 6	Os 1	0	0
87	1	1	Total 7	N 6	Os 1	0	0
87	1	1	Total 7	N 6	Os 1	0	0
87	1	1	Total 7	N 6	Os 1	0	0
87	1	1	Total 7	N 6	Os 1	0	0
87	1	1	Total 7	N 6	Os 1	0	0
87	1	1	Total 7	N 6	Os 1	0	0
87	1	1	Total 7	N 6	Os 1	0	0
87	1	1	Total 7	N 6	Os 1	0	0
87	1	1	Total 7	N 6	Os 1	0	0
87	1	1	Total 7	N 6	Os 1	0	0
87	1	1	Total 7	N 6	Os 1	0	0
87	1	1	Total 7	N 6	Os 1	0	0
87	1	1	Total 7	N 6	Os 1	0	0
87	1	1	Total 7	N 6	Os 1	0	0
87	1	1	Total 7	N 6	Os 1	0	0
87	1	1	Total 7	N 6	Os 1	0	0
87	1	1	Total 7	N 6	Os 1	0	0

Continued on next page...

Continued from previous page...

Mol	Chain	Residues	Atoms			ZeroOcc	AltConf
			Total	N	Os		
87	1	1	7	6	1	0	0
87	1	1	7	6	1	0	0
87	1	1	7	6	1	0	0
87	1	1	7	6	1	0	0
87	1	1	7	6	1	0	0
87	1	1	7	6	1	0	0
87	1	1	7	6	1	0	0
87	1	1	7	6	1	0	0
87	1	1	7	6	1	0	0
87	1	1	7	6	1	0	0
87	1	1	7	6	1	0	0
87	1	1	7	6	1	0	0
87	1	1	7	6	1	0	0
87	1	1	7	6	1	0	0
87	1	1	7	6	1	0	0
87	1	1	7	6	1	0	0
87	1	1	7	6	1	0	0
87	1	1	7	6	1	0	0
87	1	1	7	6	1	0	0
87	1	1	7	6	1	0	0
87	1	1	7	6	1	0	0
87	1	1	7	6	1	0	0
87	1	1	7	6	1	0	0
87	1	1	7	6	1	0	0

Continued on next page...

Continued from previous page...

Mol	Chain	Residues	Atoms			ZeroOcc	AltConf
			Total	N	Os		
87	1	1	7	6	1	0	0
87	1	1	7	6	1	0	0
87	1	1	7	6	1	0	0
87	1	1	7	6	1	0	0
87	1	1	7	6	1	0	0
87	1	1	7	6	1	0	0
87	1	1	7	6	1	0	0
87	1	1	7	6	1	0	0
87	1	1	7	6	1	0	0
87	1	1	7	6	1	0	0
87	1	1	7	6	1	0	0
87	1	1	7	6	1	0	0
87	1	1	7	6	1	0	0
87	1	1	7	6	1	0	0
87	1	1	7	6	1	0	0
87	1	1	7	6	1	0	0
87	1	1	7	6	1	0	0
87	1	1	7	6	1	0	0
87	1	1	7	6	1	0	0
87	1	1	7	6	1	0	0
87	1	1	7	6	1	0	0
87	1	1	7	6	1	0	0

Continued on next page...

Continued from previous page...

Mol	Chain	Residues	Atoms			ZeroOcc	AltConf
			Total	N	Os		
87	1	1	7	6	1	0	0
87	1	1	7	6	1	0	0
87	1	1	7	6	1	0	0
87	1	1	7	6	1	0	0
87	1	1	7	6	1	0	0
87	1	1	7	6	1	0	0
87	1	1	7	6	1	0	0
87	1	1	7	6	1	0	0
87	1	1	7	6	1	0	0
87	1	1	7	6	1	0	0
87	1	1	7	6	1	0	0
87	1	1	7	6	1	0	0
87	1	1	7	6	1	0	0
87	1	1	7	6	1	0	0
87	1	1	7	6	1	0	0
87	1	1	7	6	1	0	0
87	1	1	7	6	1	0	0
87	1	1	7	6	1	0	0
87	1	1	7	6	1	0	0
87	1	1	7	6	1	0	0
87	1	1	7	6	1	0	0
87	1	1	7	6	1	0	0

Continued on next page...

Continued from previous page...

Mol	Chain	Residues	Atoms			ZeroOcc	AltConf
			Total	N	O		
87	1	1	7	6	1	0	0
87	1	1	7	6	1	0	0
87	1	1	7	6	1	0	0
87	1	1	7	6	1	0	0
87	1	1	7	6	1	0	0
87	1	1	7	6	1	0	0
87	1	1	7	6	1	0	0
87	1	1	7	6	1	0	0
87	1	1	7	6	1	0	0
87	1	1	7	6	1	0	0
87	1	1	7	6	1	0	0
87	1	1	7	6	1	0	0
87	1	1	7	6	1	0	0
87	1	1	7	6	1	0	0
87	1	1	7	6	1	0	0
87	1	1	7	6	1	0	0
87	1	1	7	6	1	0	0
87	1	1	7	6	1	0	0
87	1	1	7	6	1	0	0
87	1	1	7	6	1	0	0
87	1	1	7	6	1	0	0
87	1	1	7	6	1	0	0
87	1	1	7	6	1	0	0

Continued on next page...

Continued from previous page...

Mol	Chain	Residues	Atoms			ZeroOcc	AltConf
			Total	N	Os		
87	1	1	7	6	1	0	0
87	1	1	7	6	1	0	0
87	1	1	7	6	1	0	0
87	1	1	7	6	1	0	0
87	1	1	7	6	1	0	0
87	1	1	7	6	1	0	0
87	1	1	7	6	1	0	0
87	1	1	7	6	1	0	0
87	1	1	7	6	1	0	0
87	1	1	7	6	1	0	0
87	1	1	7	6	1	0	0
87	1	1	7	6	1	0	0
87	1	1	7	6	1	0	0
87	1	1	7	6	1	0	0
87	1	1	7	6	1	0	0
87	1	1	7	6	1	0	0
87	1	1	7	6	1	0	0
87	1	1	7	6	1	0	0
87	1	1	7	6	1	0	0
87	1	1	7	6	1	0	0
87	1	1	7	6	1	0	0

Continued on next page...

Continued from previous page...

Mol	Chain	Residues	Atoms			ZeroOcc	AltConf
			Total	N	Os		
87	1	1	7	6	1	0	0
87	1	1	7	6	1	0	0
87	1	1	7	6	1	0	0
87	1	1	7	6	1	0	0
87	1	1	7	6	1	0	0
87	1	1	7	6	1	0	0
87	1	1	7	6	1	0	0
87	1	1	7	6	1	0	0
87	1	1	7	6	1	0	0
87	1	1	7	6	1	0	0
87	1	1	7	6	1	0	0
87	1	1	7	6	1	0	0
87	1	1	7	6	1	0	0
87	1	1	7	6	1	0	0
87	1	1	7	6	1	0	0
87	1	1	7	6	1	0	0
87	1	1	7	6	1	0	0
87	1	1	7	6	1	0	0
87	1	1	7	6	1	0	0

Continued on next page...

Continued from previous page...

Mol	Chain	Residues	Atoms			ZeroOcc	AltConf
			Total	N	Os		
87	1	1	7	6	1	0	0
87	1	1	7	6	1	0	0
87	1	1	7	6	1	0	0
87	1	1	7	6	1	0	0
87	1	1	7	6	1	0	0
87	1	1	7	6	1	0	0
87	1	1	7	6	1	0	0
87	1	1	7	6	1	0	0
87	1	1	7	6	1	0	0
87	1	1	7	6	1	0	0
87	1	1	7	6	1	0	0
87	1	1	7	6	1	0	0
87	1	1	7	6	1	0	0
87	1	1	7	6	1	0	0
87	1	1	7	6	1	0	0
87	1	1	7	6	1	0	0
87	1	1	7	6	1	0	0
87	1	1	7	6	1	0	0
87	1	1	7	6	1	0	0
87	1	1	7	6	1	0	0
87	1	1	7	6	1	0	0
87	1	1	7	6	1	0	0
87	1	1	7	6	1	0	0
87	1	1	7	6	1	0	0

Continued on next page...

Continued from previous page...

Mol	Chain	Residues	Atoms			ZeroOcc	AltConf
			Total	N	Os		
87	1	1	7	6	1	0	0
87	1	1	7	6	1	0	0
87	1	1	7	6	1	0	0
87	1	1	7	6	1	0	0
87	1	1	7	6	1	0	0
87	1	1	7	6	1	0	0
87	1	1	7	6	1	0	0
87	1	1	7	6	1	0	0
87	1	1	7	6	1	0	0
87	1	1	7	6	1	0	0
87	1	1	7	6	1	0	0
87	1	1	7	6	1	0	0
87	1	1	7	6	1	0	0
87	1	1	7	6	1	0	0
87	1	1	7	6	1	0	0
87	1	1	7	6	1	0	0
87	1	1	7	6	1	0	0
87	1	1	7	6	1	0	0
87	1	1	7	6	1	0	0
87	1	1	7	6	1	0	0
87	1	1	7	6	1	0	0

Continued on next page...

Continued from previous page...

Mol	Chain	Residues	Atoms			ZeroOcc	AltConf
			Total	N	Os		
87	1	1	7	6	1	0	0
87	1	1	7	6	1	0	0
87	1	1	7	6	1	0	0
87	1	1	7	6	1	0	0
87	1	1	7	6	1	0	0
87	1	1	7	6	1	0	0
87	1	1	7	6	1	0	0
87	1	1	7	6	1	0	0
87	1	1	7	6	1	0	0
87	1	1	7	6	1	0	0
87	1	1	7	6	1	0	0
87	1	1	7	6	1	0	0
87	1	1	7	6	1	0	0
87	1	1	7	6	1	0	0
87	1	1	7	6	1	0	0
87	1	1	7	6	1	0	0
87	1	1	7	6	1	0	0
87	1	1	7	6	1	0	0
87	1	1	7	6	1	0	0
87	1	1	7	6	1	0	0
87	1	1	7	6	1	0	0
87	1	1	7	6	1	0	0
87	1	1	7	6	1	0	0

Continued on next page...

Continued from previous page...

Mol	Chain	Residues	Atoms			ZeroOcc	AltConf
			Total	N	Os		
87	1	1	7	6	1	0	0
87	1	1	7	6	1	0	0
87	1	1	7	6	1	0	0
87	1	1	7	6	1	0	0
87	1	1	7	6	1	0	0
87	1	1	7	6	1	0	0
87	1	1	7	6	1	0	0
87	1	1	7	6	1	0	0
87	1	1	7	6	1	0	0
87	1	1	7	6	1	0	0
87	1	1	7	6	1	0	0
87	1	1	7	6	1	0	0
87	3	1	7	6	1	0	0
87	3	1	7	6	1	0	0
87	3	1	7	6	1	0	0
87	3	1	7	6	1	0	0
87	3	1	7	6	1	0	0
87	3	1	7	6	1	0	0
87	3	1	7	6	1	0	0
87	3	1	7	6	1	0	0
87	3	1	7	6	1	0	0
87	3	1	7	6	1	0	0
87	3	1	7	6	1	0	0
87	3	1	7	6	1	0	0

Continued on next page...

Continued from previous page...

Mol	Chain	Residues	Atoms			ZeroOcc	AltConf
			Total	N	Os		
87	3	1	7	6	1	0	0
87	4	1	7	6	1	0	0
87	4	1	7	6	1	0	0
87	4	1	7	6	1	0	0
87	4	1	7	6	1	0	0
87	4	1	7	6	1	0	0
87	4	1	7	6	1	0	0
87	4	1	7	6	1	0	0
87	4	1	7	6	1	0	0
87	4	1	7	6	1	0	0
87	4	1	7	6	1	0	0
87	4	1	7	6	1	0	0
87	4	1	7	6	1	0	0
87	4	1	7	6	1	0	0
87	4	1	7	6	1	0	0
87	4	1	7	6	1	0	0
87	4	1	7	6	1	0	0
87	4	1	7	6	1	0	0
87	L3	1	7	6	1	0	0
87	L3	1	7	6	1	0	0
87	L4	1	7	6	1	0	0
87	M0	1	7	6	1	0	0
87	M5	1	7	6	1	0	0

Continued on next page...

Continued from previous page...

Mol	Chain	Residues	Atoms			ZeroOcc	AltConf
			Total	N	Os		
87	M6	1	7	6	1	0	0
87	M7	1	7	6	1	0	0
87	M7	1	7	6	1	0	0
87	M8	1	7	6	1	0	0
87	M9	1	7	6	1	0	0
87	N9	1	7	6	1	0	0
87	O1	1	7	6	1	0	0
87	O2	1	7	6	1	0	0
87	O3	1	7	6	1	0	0
87	O7	1	7	6	1	0	0
87	Q2	1	7	6	1	0	0
87	6	1	7	6	1	0	0
87	6	1	7	6	1	0	0
87	6	1	7	6	1	0	0
87	6	1	7	6	1	0	0
87	6	1	7	6	1	0	0
87	6	1	7	6	1	0	0
87	6	1	7	6	1	0	0
87	6	1	7	6	1	0	0
87	6	1	7	6	1	0	0
87	6	1	7	6	1	0	0

Continued on next page...

Continued from previous page...

Mol	Chain	Residues	Atoms			ZeroOcc	AltConf
			Total	N	Os		
87	6	1	7	6	1	0	0
87	6	1	7	6	1	0	0
87	6	1	7	6	1	0	0
87	6	1	7	6	1	0	0
87	6	1	7	6	1	0	0
87	6	1	7	6	1	0	0
87	6	1	7	6	1	0	0
87	6	1	7	6	1	0	0
87	6	1	7	6	1	0	0
87	6	1	7	6	1	0	0
87	6	1	7	6	1	0	0
87	6	1	7	6	1	0	0
87	6	1	7	6	1	0	0
87	6	1	7	6	1	0	0
87	6	1	7	6	1	0	0
87	6	1	7	6	1	0	0
87	6	1	7	6	1	0	0
87	6	1	7	6	1	0	0
87	6	1	7	6	1	0	0
87	6	1	7	6	1	0	0
87	6	1	7	6	1	0	0
87	6	1	7	6	1	0	0
87	6	1	7	6	1	0	0
87	6	1	7	6	1	0	0
87	6	1	7	6	1	0	0
87	6	1	7	6	1	0	0

Continued on next page...

Continued from previous page...

Mol	Chain	Residues	Atoms			ZeroOcc	AltConf
			Total	N	Os		
87	6	1	Total 7	N 6	Os 1	0	0
87	6	1	Total 7	N 6	Os 1	0	0
87	6	1	Total 7	N 6	Os 1	0	0
87	6	1	Total 7	N 6	Os 1	0	0
87	6	1	Total 7	N 6	Os 1	0	0
87	6	1	Total 7	N 6	Os 1	0	0
87	6	1	Total 7	N 6	Os 1	0	0
87	6	1	Total 7	N 6	Os 1	0	0
87	6	1	Total 7	N 6	Os 1	0	0
87	6	1	Total 7	N 6	Os 1	0	0
87	6	1	Total 7	N 6	Os 1	0	0
87	6	1	Total 7	N 6	Os 1	0	0
87	6	1	Total 7	N 6	Os 1	0	0
87	6	1	Total 7	N 6	Os 1	0	0
87	6	1	Total 7	N 6	Os 1	0	0
87	6	1	Total 7	N 6	Os 1	0	0
87	6	1	Total 7	N 6	Os 1	0	0
87	6	1	Total 7	N 6	Os 1	0	0
87	6	1	Total 7	N 6	Os 1	0	0
87	6	1	Total 7	N 6	Os 1	0	0
87	6	1	Total 7	N 6	Os 1	0	0

Continued on next page...

Continued from previous page...

Mol	Chain	Residues	Atoms			ZeroOcc	AltConf
			Total	N	Os		
87	6	1	7	6	1	0	0
87	6	1	7	6	1	0	0
87	6	1	7	6	1	0	0
87	6	1	7	6	1	0	0
87	6	1	7	6	1	0	0
87	6	1	7	6	1	0	0
87	6	1	7	6	1	0	0
87	6	1	7	6	1	0	0
87	6	1	7	6	1	0	0
87	6	1	7	6	1	0	0
87	6	1	7	6	1	0	0
87	6	1	7	6	1	0	0
87	6	1	7	6	1	0	0
87	6	1	7	6	1	0	0
87	6	1	7	6	1	0	0
87	6	1	7	6	1	0	0
87	6	1	7	6	1	0	0
87	6	1	7	6	1	0	0
87	6	1	7	6	1	0	0
87	6	1	7	6	1	0	0
87	6	1	7	6	1	0	0
87	6	1	7	6	1	0	0
87	6	1	7	6	1	0	0
87	6	1	7	6	1	0	0
87	6	1	7	6	1	0	0
87	6	1	7	6	1	0	0
87	6	1	7	6	1	0	0
87	6	1	7	6	1	0	0
87	6	1	7	6	1	0	0
87	6	1	7	6	1	0	0
87	6	1	7	6	1	0	0
87	6	1	7	6	1	0	0
87	6	1	7	6	1	0	0
87	6	1	7	6	1	0	0
87	6	1	7	6	1	0	0
87	6	1	7	6	1	0	0

Continued on next page...

Continued from previous page...

Mol	Chain	Residues	Atoms			ZeroOcc	AltConf
87	6	1	Total	N	Os	0	0
			7	6	1		
87	6	1	Total	N	Os	0	0
			7	6	1		
87	6	1	Total	N	Os	0	0
			7	6	1		
87	6	1	Total	N	Os	0	0
			7	6	1		
87	6	1	Total	N	Os	0	0
			7	6	1		
87	6	1	Total	N	Os	0	0
			7	6	1		
87	6	1	Total	N	Os	0	0
			7	6	1		
87	6	1	Total	N	Os	0	0
			7	6	1		
87	6	1	Total	N	Os	0	0
			7	6	1		
87	6	1	Total	N	Os	0	0
			7	6	1		
87	6	1	Total	N	Os	0	0
			7	6	1		
87	6	1	Total	N	Os	0	0
			7	6	1		
87	6	1	Total	N	Os	0	0
			7	6	1		
87	6	1	Total	N	Os	0	0
			7	6	1		
87	6	1	Total	N	Os	0	0
			7	6	1		
87	6	1	Total	N	Os	0	0
			7	6	1		
87	6	1	Total	N	Os	0	0
			7	6	1		
87	6	1	Total	N	Os	0	0
			7	6	1		
87	6	1	Total	N	Os	0	0
			7	6	1		
87	6	1	Total	N	Os	0	0
			7	6	1		
87	6	1	Total	N	Os	0	0
			7	6	1		

Continued on next page...

Continued from previous page...

Mol	Chain	Residues	Atoms			ZeroOcc	AltConf
			Total	N	Os		
87	6	1	7	6	1	0	0
87	6	1	7	6	1	0	0
87	6	1	7	6	1	0	0
87	6	1	7	6	1	0	0
87	6	1	7	6	1	0	0
87	6	1	7	6	1	0	0
87	6	1	7	6	1	0	0
87	6	1	7	6	1	0	0
87	6	1	7	6	1	0	0
87	6	1	7	6	1	0	0
87	6	1	7	6	1	0	0
87	6	1	7	6	1	0	0
87	6	1	7	6	1	0	0
87	6	1	7	6	1	0	0
87	6	1	7	6	1	0	0
87	6	1	7	6	1	0	0
87	6	1	7	6	1	0	0
87	6	1	7	6	1	0	0
87	6	1	7	6	1	0	0

Continued on next page...

Continued from previous page...

Mol	Chain	Residues	Atoms			ZeroOcc	AltConf
			Total	N	Os		
87	6	1	7	6	1	0	0
87	6	1	7	6	1	0	0
87	6	1	7	6	1	0	0
87	6	1	7	6	1	0	0
87	6	1	7	6	1	0	0
87	6	1	7	6	1	0	0
87	6	1	7	6	1	0	0
87	6	1	7	6	1	0	0
87	6	1	7	6	1	0	0
87	6	1	7	6	1	0	0
87	6	1	7	6	1	0	0
87	6	1	7	6	1	0	0
87	6	1	7	6	1	0	0
87	6	1	7	6	1	0	0
87	6	1	7	6	1	0	0
87	6	1	7	6	1	0	0
87	6	1	7	6	1	0	0
87	6	1	7	6	1	0	0
87	6	1	7	6	1	0	0
87	6	1	7	6	1	0	0
87	6	1	7	6	1	0	0
87	6	1	7	6	1	0	0
87	6	1	7	6	1	0	0
87	6	1	7	6	1	0	0
87	6	1	7	6	1	0	0
87	6	1	7	6	1	0	0

Continued on next page...

Continued from previous page...

Mol	Chain	Residues	Atoms			ZeroOcc	AltConf
			Total	N	Os		
87	6	1	Total	N	Os	0	0
			7	6	1		
87	6	1	Total	N	Os	0	0
			7	6	1		
87	6	1	Total	N	Os	0	0
			7	6	1		
87	6	1	Total	N	Os	0	0
			7	6	1		
87	6	1	Total	N	Os	0	0
			7	6	1		
87	6	1	Total	N	Os	0	0
			7	6	1		
87	6	1	Total	N	Os	0	0
			7	6	1		
87	6	1	Total	N	Os	0	0
			7	6	1		
87	6	1	Total	N	Os	0	0
			7	6	1		
87	6	1	Total	N	Os	0	0
			7	6	1		
87	6	1	Total	N	Os	0	0
			7	6	1		
87	6	1	Total	N	Os	0	0
			7	6	1		
87	6	1	Total	N	Os	0	0
			7	6	1		
87	6	1	Total	N	Os	0	0
			7	6	1		
87	6	1	Total	N	Os	0	0
			7	6	1		
87	6	1	Total	N	Os	0	0
			7	6	1		
87	6	1	Total	N	Os	0	0
			7	6	1		
87	6	1	Total	N	Os	0	0
			7	6	1		
87	6	1	Total	N	Os	0	0
			7	6	1		
87	6	1	Total	N	Os	0	0
			7	6	1		

Continued on next page...

Continued from previous page...

Mol	Chain	Residues	Atoms			ZeroOcc	AltConf
			Total	N	Os		
87	6	1	7	6	1	0	0
87	6	1	7	6	1	0	0
87	6	1	7	6	1	0	0
87	s1	1	7	6	1	0	0
87	s1	1	7	6	1	0	0
87	s4	1	7	6	1	0	0
87	s8	1	7	6	1	0	0
87	c3	1	7	6	1	0	0
87	c5	1	7	6	1	0	0
87	c8	1	7	6	1	0	0
87	d4	1	7	6	1	0	0
87	d9	1	7	6	1	0	0
87	sR	1	7	6	1	0	0
87	5	1	7	6	1	0	0
87	5	1	7	6	1	0	0
87	5	1	7	6	1	0	0
87	5	1	7	6	1	0	0
87	5	1	7	6	1	0	0
87	5	1	7	6	1	0	0
87	5	1	7	6	1	0	0
87	5	1	7	6	1	0	0

Continued on next page...

Continued from previous page...

Mol	Chain	Residues	Atoms			ZeroOcc	AltConf
			Total	N	Os		
87	5	1	7	6	1	0	0
87	5	1	7	6	1	0	0
87	5	1	7	6	1	0	0
87	5	1	7	6	1	0	0
87	5	1	7	6	1	0	0
87	5	1	7	6	1	0	0
87	5	1	7	6	1	0	0
87	5	1	7	6	1	0	0
87	5	1	7	6	1	0	0
87	5	1	7	6	1	0	0
87	5	1	7	6	1	0	0
87	5	1	7	6	1	0	0
87	5	1	7	6	1	0	0
87	5	1	7	6	1	0	0
87	5	1	7	6	1	0	0
87	5	1	7	6	1	0	0
87	5	1	7	6	1	0	0
87	5	1	7	6	1	0	0
87	5	1	7	6	1	0	0
87	5	1	7	6	1	0	0
87	5	1	7	6	1	0	0
87	5	1	7	6	1	0	0
87	5	1	7	6	1	0	0

Continued on next page...

Continued from previous page...

Mol	Chain	Residues	Atoms			ZeroOcc	AltConf
87	5	1	Total	N	Os	0	0
			7	6	1		
87	5	1	Total	N	Os	0	0
			7	6	1		
87	5	1	Total	N	Os	0	0
			7	6	1		
87	5	1	Total	N	Os	0	0
			7	6	1		
87	5	1	Total	N	Os	0	0
			7	6	1		
87	5	1	Total	N	Os	0	0
			7	6	1		
87	5	1	Total	N	Os	0	0
			7	6	1		
87	5	1	Total	N	Os	0	0
			7	6	1		
87	5	1	Total	N	Os	0	0
			7	6	1		
87	5	1	Total	N	Os	0	0
			7	6	1		
87	5	1	Total	N	Os	0	0
			7	6	1		
87	5	1	Total	N	Os	0	0
			7	6	1		
87	5	1	Total	N	Os	0	0
			7	6	1		
87	5	1	Total	N	Os	0	0
			7	6	1		

Continued on next page...

Continued from previous page...

Mol	Chain	Residues	Atoms			ZeroOcc	AltConf
			Total	N	Os		
87	5	1	7	6	1	0	0
87	5	1	7	6	1	0	0
87	5	1	7	6	1	0	0
87	5	1	7	6	1	0	0
87	5	1	7	6	1	0	0
87	5	1	7	6	1	0	0
87	5	1	7	6	1	0	0
87	5	1	7	6	1	0	0
87	5	1	7	6	1	0	0
87	5	1	7	6	1	0	0
87	5	1	7	6	1	0	0
87	5	1	7	6	1	0	0
87	5	1	7	6	1	0	0
87	5	1	7	6	1	0	0
87	5	1	7	6	1	0	0
87	5	1	7	6	1	0	0
87	5	1	7	6	1	0	0
87	5	1	7	6	1	0	0
87	5	1	7	6	1	0	0
87	5	1	7	6	1	0	0
87	5	1	7	6	1	0	0
87	5	1	7	6	1	0	0
87	5	1	7	6	1	0	0
87	5	1	7	6	1	0	0

Continued on next page...

Continued from previous page...

Mol	Chain	Residues	Atoms			ZeroOcc	AltConf
			Total	N	Os		
87	5	1	7	6	1	0	0
87	5	1	7	6	1	0	0
87	5	1	7	6	1	0	0
87	5	1	7	6	1	0	0
87	5	1	7	6	1	0	0
87	5	1	7	6	1	0	0
87	5	1	7	6	1	0	0
87	5	1	7	6	1	0	0
87	5	1	7	6	1	0	0
87	5	1	7	6	1	0	0
87	5	1	7	6	1	0	0
87	5	1	7	6	1	0	0
87	5	1	7	6	1	0	0
87	5	1	7	6	1	0	0
87	5	1	7	6	1	0	0
87	5	1	7	6	1	0	0
87	5	1	7	6	1	0	0
87	5	1	7	6	1	0	0
87	5	1	7	6	1	0	0
87	5	1	7	6	1	0	0
87	5	1	7	6	1	0	0
87	5	1	7	6	1	0	0
87	5	1	7	6	1	0	0
87	5	1	7	6	1	0	0

Continued on next page...

Continued from previous page...

Mol	Chain	Residues	Atoms			ZeroOcc	AltConf
			Total	N	Os		
87	5	1	7	6	1	0	0
87	5	1	7	6	1	0	0
87	5	1	7	6	1	0	0
87	5	1	7	6	1	0	0
87	5	1	7	6	1	0	0
87	5	1	7	6	1	0	0
87	5	1	7	6	1	0	0
87	5	1	7	6	1	0	0
87	5	1	7	6	1	0	0
87	5	1	7	6	1	0	0
87	5	1	7	6	1	0	0
87	5	1	7	6	1	0	0
87	5	1	7	6	1	0	0
87	5	1	7	6	1	0	0
87	5	1	7	6	1	0	0
87	5	1	7	6	1	0	0
87	5	1	7	6	1	0	0
87	5	1	7	6	1	0	0
87	5	1	7	6	1	0	0
87	5	1	7	6	1	0	0
87	5	1	7	6	1	0	0
87	5	1	7	6	1	0	0

Continued on next page...

Continued from previous page...

Mol	Chain	Residues	Atoms			ZeroOcc	AltConf
			Total	N	Os		
87	5	1	7	6	1	0	0
87	5	1	7	6	1	0	0
87	5	1	7	6	1	0	0
87	5	1	7	6	1	0	0
87	5	1	7	6	1	0	0
87	5	1	7	6	1	0	0
87	5	1	7	6	1	0	0
87	5	1	7	6	1	0	0
87	5	1	7	6	1	0	0
87	5	1	7	6	1	0	0
87	5	1	7	6	1	0	0
87	5	1	7	6	1	0	0
87	5	1	7	6	1	0	0
87	5	1	7	6	1	0	0
87	5	1	7	6	1	0	0
87	5	1	7	6	1	0	0
87	5	1	7	6	1	0	0
87	5	1	7	6	1	0	0
87	5	1	7	6	1	0	0
87	5	1	7	6	1	0	0
87	5	1	7	6	1	0	0
87	5	1	7	6	1	0	0
87	5	1	7	6	1	0	0
87	5	1	7	6	1	0	0
87	5	1	7	6	1	0	0
87	5	1	7	6	1	0	0
87	5	1	7	6	1	0	0

Continued on next page...

Continued from previous page...

Mol	Chain	Residues	Atoms			ZeroOcc	AltConf
			Total	N	Os		
87	5	1	Total 7	N 6	Os 1	0	0
87	5	1	Total 7	N 6	Os 1	0	0
87	5	1	Total 7	N 6	Os 1	0	0
87	5	1	Total 7	N 6	Os 1	0	0
87	5	1	Total 7	N 6	Os 1	0	0
87	5	1	Total 7	N 6	Os 1	0	0
87	5	1	Total 7	N 6	Os 1	0	0
87	5	1	Total 7	N 6	Os 1	0	0
87	5	1	Total 7	N 6	Os 1	0	0
87	5	1	Total 7	N 6	Os 1	0	0
87	5	1	Total 7	N 6	Os 1	0	0
87	5	1	Total 7	N 6	Os 1	0	0
87	5	1	Total 7	N 6	Os 1	0	0
87	5	1	Total 7	N 6	Os 1	0	0
87	5	1	Total 7	N 6	Os 1	0	0
87	5	1	Total 7	N 6	Os 1	0	0
87	5	1	Total 7	N 6	Os 1	0	0
87	5	1	Total 7	N 6	Os 1	0	0
87	5	1	Total 7	N 6	Os 1	0	0
87	5	1	Total 7	N 6	Os 1	0	0
87	5	1	Total 7	N 6	Os 1	0	0
87	5	1	Total 7	N 6	Os 1	0	0
87	5	1	Total 7	N 6	Os 1	0	0

Continued on next page...

Continued from previous page...

Mol	Chain	Residues	Atoms			ZeroOcc	AltConf
			Total	N	Os		
87	5	1	7	6	1	0	0
87	5	1	7	6	1	0	0
87	5	1	7	6	1	0	0
87	5	1	7	6	1	0	0
87	5	1	7	6	1	0	0
87	5	1	7	6	1	0	0
87	5	1	7	6	1	0	0
87	5	1	7	6	1	0	0
87	5	1	7	6	1	0	0
87	5	1	7	6	1	0	0
87	5	1	7	6	1	0	0
87	5	1	7	6	1	0	0
87	5	1	7	6	1	0	0
87	5	1	7	6	1	0	0
87	5	1	7	6	1	0	0
87	5	1	7	6	1	0	0
87	5	1	7	6	1	0	0
87	5	1	7	6	1	0	0
87	5	1	7	6	1	0	0
87	5	1	7	6	1	0	0
87	5	1	7	6	1	0	0
87	5	1	7	6	1	0	0
87	5	1	7	6	1	0	0

Continued on next page...

Continued from previous page...

Mol	Chain	Residues	Atoms			ZeroOcc	AltConf
			Total	N	Os		
87	5	1	7	6	1	0	0
87	5	1	7	6	1	0	0
87	5	1	7	6	1	0	0
87	5	1	7	6	1	0	0
87	5	1	7	6	1	0	0
87	5	1	7	6	1	0	0
87	5	1	7	6	1	0	0
87	5	1	7	6	1	0	0
87	5	1	7	6	1	0	0
87	5	1	7	6	1	0	0
87	5	1	7	6	1	0	0
87	5	1	7	6	1	0	0
87	5	1	7	6	1	0	0
87	5	1	7	6	1	0	0
87	5	1	7	6	1	0	0
87	5	1	7	6	1	0	0
87	5	1	7	6	1	0	0
87	5	1	7	6	1	0	0
87	5	1	7	6	1	0	0
87	5	1	7	6	1	0	0
87	5	1	7	6	1	0	0
87	5	1	7	6	1	0	0
87	5	1	7	6	1	0	0
87	5	1	7	6	1	0	0
87	5	1	7	6	1	0	0
87	5	1	7	6	1	0	0
87	5	1	7	6	1	0	0
87	5	1	7	6	1	0	0
87	5	1	7	6	1	0	0
87	5	1	7	6	1	0	0

Continued on next page...

Continued from previous page...

Mol	Chain	Residues	Atoms			ZeroOcc	AltConf
			Total	N	Os		
87	5	1	Total 7	N 6	Os 1	0	0
87	5	1	Total 7	N 6	Os 1	0	0
87	5	1	Total 7	N 6	Os 1	0	0
87	5	1	Total 7	N 6	Os 1	0	0
87	5	1	Total 7	N 6	Os 1	0	0
87	5	1	Total 7	N 6	Os 1	0	0
87	5	1	Total 7	N 6	Os 1	0	0
87	5	1	Total 7	N 6	Os 1	0	0
87	5	1	Total 7	N 6	Os 1	0	0
87	5	1	Total 7	N 6	Os 1	0	0
87	5	1	Total 7	N 6	Os 1	0	0
87	5	1	Total 7	N 6	Os 1	0	0
87	5	1	Total 7	N 6	Os 1	0	0
87	5	1	Total 7	N 6	Os 1	0	0
87	5	1	Total 7	N 6	Os 1	0	0
87	5	1	Total 7	N 6	Os 1	0	0
87	5	1	Total 7	N 6	Os 1	0	0
87	5	1	Total 7	N 6	Os 1	0	0
87	5	1	Total 7	N 6	Os 1	0	0
87	5	1	Total 7	N 6	Os 1	0	0
87	5	1	Total 7	N 6	Os 1	0	0
87	5	1	Total 7	N 6	Os 1	0	0
87	5	1	Total 7	N 6	Os 1	0	0
87	5	1	Total 7	N 6	Os 1	0	0

Continued on next page...

Continued from previous page...

Mol	Chain	Residues	Atoms			ZeroOcc	AltConf
			Total	N	Os		
87	5	1	7	6	1	0	0
87	5	1	7	6	1	0	0
87	5	1	7	6	1	0	0
87	5	1	7	6	1	0	0
87	5	1	7	6	1	0	0
87	5	1	7	6	1	0	0
87	5	1	7	6	1	0	0
87	5	1	7	6	1	0	0
87	5	1	7	6	1	0	0
87	5	1	7	6	1	0	0
87	5	1	7	6	1	0	0
87	5	1	7	6	1	0	0
87	5	1	7	6	1	0	0
87	5	1	7	6	1	0	0
87	5	1	7	6	1	0	0
87	5	1	7	6	1	0	0
87	5	1	7	6	1	0	0
87	5	1	7	6	1	0	0
87	5	1	7	6	1	0	0
87	5	1	7	6	1	0	0
87	5	1	7	6	1	0	0
87	5	1	7	6	1	0	0
87	5	1	7	6	1	0	0
87	5	1	7	6	1	0	0
87	5	1	7	6	1	0	0

Continued on next page...

Continued from previous page...

Mol	Chain	Residues	Atoms			ZeroOcc	AltConf
			Total	N	Os		
87	5	1	Total 7	N 6	Os 1	0	0
87	5	1	Total 7	N 6	Os 1	0	0
87	5	1	Total 7	N 6	Os 1	0	0
87	5	1	Total 7	N 6	Os 1	0	0
87	5	1	Total 7	N 6	Os 1	0	0
87	5	1	Total 7	N 6	Os 1	0	0
87	5	1	Total 7	N 6	Os 1	0	0
87	5	1	Total 7	N 6	Os 1	0	0
87	5	1	Total 7	N 6	Os 1	0	0
87	5	1	Total 7	N 6	Os 1	0	0
87	5	1	Total 7	N 6	Os 1	0	0
87	5	1	Total 7	N 6	Os 1	0	0
87	5	1	Total 7	N 6	Os 1	0	0
87	5	1	Total 7	N 6	Os 1	0	0
87	5	1	Total 7	N 6	Os 1	0	0
87	5	1	Total 7	N 6	Os 1	0	0
87	5	1	Total 7	N 6	Os 1	0	0
87	5	1	Total 7	N 6	Os 1	0	0
87	5	1	Total 7	N 6	Os 1	0	0
87	5	1	Total 7	N 6	Os 1	0	0
87	5	1	Total 7	N 6	Os 1	0	0
87	5	1	Total 7	N 6	Os 1	0	0
87	5	1	Total 7	N 6	Os 1	0	0
87	5	1	Total 7	N 6	Os 1	0	0
87	5	1	Total 7	N 6	Os 1	0	0
87	5	1	Total 7	N 6	Os 1	0	0
87	5	1	Total 7	N 6	Os 1	0	0

Continued on next page...

Continued from previous page...

Mol	Chain	Residues	Atoms			ZeroOcc	AltConf
			Total	N	Os		
87	5	1	7	6	1	0	0
87	5	1	7	6	1	0	0
87	5	1	7	6	1	0	0
87	5	1	7	6	1	0	0
87	5	1	7	6	1	0	0
87	5	1	7	6	1	0	0
87	5	1	7	6	1	0	0
87	5	1	7	6	1	0	0
87	5	1	7	6	1	0	0
87	5	1	7	6	1	0	0
87	5	1	7	6	1	0	0
87	5	1	7	6	1	0	0
87	5	1	7	6	1	0	0
87	5	1	7	6	1	0	0
87	5	1	7	6	1	0	0
87	5	1	7	6	1	0	0
87	5	1	7	6	1	0	0
87	5	1	7	6	1	0	0
87	5	1	7	6	1	0	0
87	5	1	7	6	1	0	0
87	5	1	7	6	1	0	0
87	5	1	7	6	1	0	0
87	5	1	7	6	1	0	0
87	5	1	7	6	1	0	0

Continued on next page...

Continued from previous page...

Mol	Chain	Residues	Atoms			ZeroOcc	AltConf
			Total	N	Os		
87	5	1	7	6	1	0	0
87	5	1	7	6	1	0	0
87	5	1	7	6	1	0	0
87	5	1	7	6	1	0	0
87	5	1	7	6	1	0	0
87	5	1	7	6	1	0	0
87	5	1	7	6	1	0	0
87	5	1	7	6	1	0	0
87	5	1	7	6	1	0	0
87	5	1	7	6	1	0	0
87	5	1	7	6	1	0	0
87	5	1	7	6	1	0	0
87	5	1	7	6	1	0	0
87	5	1	7	6	1	0	0
87	5	1	7	6	1	0	0
87	5	1	7	6	1	0	0
87	5	1	7	6	1	0	0
87	5	1	7	6	1	0	0
87	5	1	7	6	1	0	0
87	5	1	7	6	1	0	0
87	5	1	7	6	1	0	0
87	5	1	7	6	1	0	0
87	5	1	7	6	1	0	0
87	5	1	7	6	1	0	0
87	5	1	7	6	1	0	0
87	5	1	7	6	1	0	0
87	5	1	7	6	1	0	0

Continued on next page...

Continued from previous page...

Mol	Chain	Residues	Atoms			ZeroOcc	AltConf
			Total	N	O		
87	5	1	7	6	1	0	0
87	5	1	7	6	1	0	0
87	5	1	7	6	1	0	0
87	5	1	7	6	1	0	0
87	5	1	7	6	1	0	0
87	5	1	7	6	1	0	0
87	5	1	7	6	1	0	0
87	5	1	7	6	1	0	0
87	5	1	7	6	1	0	0
87	5	1	7	6	1	0	0
87	5	1	7	6	1	0	0
87	5	1	7	6	1	0	0
87	5	1	7	6	1	0	0
87	5	1	7	6	1	0	0
87	5	1	7	6	1	0	0
87	5	1	7	6	1	0	0
87	5	1	7	6	1	0	0
87	5	1	7	6	1	0	0
87	5	1	7	6	1	0	0
87	5	1	7	6	1	0	0
87	5	1	7	6	1	0	0
87	5	1	7	6	1	0	0
87	5	1	7	6	1	0	0
87	5	1	7	6	1	0	0

Continued on next page...

Continued from previous page...

Mol	Chain	Residues	Atoms			ZeroOcc	AltConf
			Total	N	Os		
87	5	1	7	6	1	0	0
87	5	1	7	6	1	0	0
87	5	1	7	6	1	0	0
87	5	1	7	6	1	0	0
87	5	1	7	6	1	0	0
87	5	1	7	6	1	0	0
87	5	1	7	6	1	0	0
87	5	1	7	6	1	0	0
87	5	1	7	6	1	0	0
87	5	1	7	6	1	0	0
87	5	1	7	6	1	0	0
87	5	1	7	6	1	0	0
87	5	1	7	6	1	0	0
87	5	1	7	6	1	0	0
87	5	1	7	6	1	0	0
87	5	1	7	6	1	0	0
87	5	1	7	6	1	0	0
87	5	1	7	6	1	0	0
87	5	1	7	6	1	0	0
87	5	1	7	6	1	0	0
87	5	1	7	6	1	0	0
87	5	1	7	6	1	0	0
87	5	1	7	6	1	0	0

Continued on next page...

Continued from previous page...

Mol	Chain	Residues	Atoms			ZeroOcc	AltConf
			Total	N	Os		
87	5	1	7	6	1	0	0
87	5	1	7	6	1	0	0
87	5	1	7	6	1	0	0
87	5	1	7	6	1	0	0
87	5	1	7	6	1	0	0
87	5	1	7	6	1	0	0
87	5	1	7	6	1	0	0
87	5	1	7	6	1	0	0
87	5	1	7	6	1	0	0
87	5	1	7	6	1	0	0
87	5	1	7	6	1	0	0
87	5	1	7	6	1	0	0
87	5	1	7	6	1	0	0
87	5	1	7	6	1	0	0
87	5	1	7	6	1	0	0
87	5	1	7	6	1	0	0
87	7	1	7	6	1	0	0
87	7	1	7	6	1	0	0
87	7	1	7	6	1	0	0
87	7	1	7	6	1	0	0
87	7	1	7	6	1	0	0
87	7	1	7	6	1	0	0
87	7	1	7	6	1	0	0
87	7	1	7	6	1	0	0
87	7	1	7	6	1	0	0
87	7	1	7	6	1	0	0

Continued on next page...

Continued from previous page...

Mol	Chain	Residues	Atoms			ZeroOcc	AltConf
			Total	N	Os		
87	7	1	7	6	1	0	0
87	7	1	7	6	1	0	0
87	7	1	7	6	1	0	0
87	8	1	7	6	1	0	0
87	8	1	7	6	1	0	0
87	8	1	7	6	1	0	0
87	8	1	7	6	1	0	0
87	8	1	7	6	1	0	0
87	8	1	7	6	1	0	0
87	8	1	7	6	1	0	0
87	8	1	7	6	1	0	0
87	8	1	7	6	1	0	0
87	8	1	7	6	1	0	0
87	8	1	7	6	1	0	0
87	8	1	7	6	1	0	0
87	8	1	7	6	1	0	0
87	8	1	7	6	1	0	0
87	13	1	7	6	1	0	0
87	13	1	7	6	1	0	0
87	14	1	7	6	1	0	0
87	14	1	7	6	1	0	0

Continued on next page...

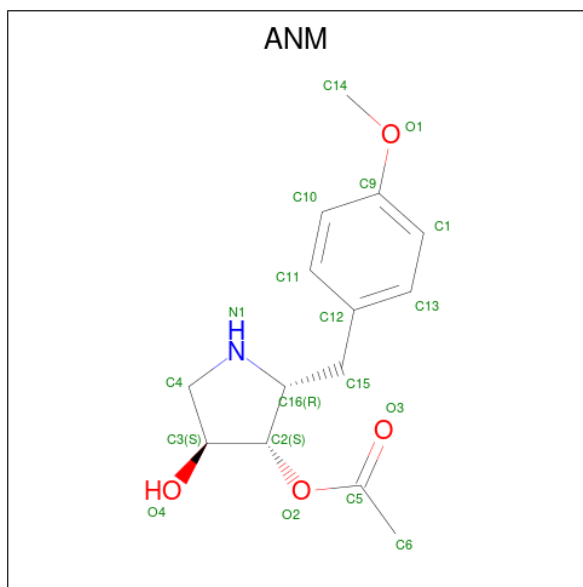
Continued from previous page...

Mol	Chain	Residues	Atoms			ZeroOcc	AltConf
			Total	N	Os		
87	l5	1	7	6	1	0	0
87	l5	1	7	6	1	0	0
87	l5	1	7	6	1	0	0
87	l9	1	7	6	1	0	0
87	m0	1	7	6	1	0	0
87	m0	1	7	6	1	0	0
87	m1	1	7	6	1	0	0
87	m4	1	7	6	1	0	0
87	m5	1	7	6	1	0	0
87	m6	1	7	6	1	0	0
87	m7	1	7	6	1	0	0
87	m8	1	7	6	1	0	0
87	n3	1	7	6	1	0	0
87	n9	1	7	6	1	0	0
87	o2	1	7	6	1	0	0
87	o3	1	7	6	1	0	0
87	o7	1	7	6	1	0	0
87	o9	1	7	6	1	0	0
87	q2	1	7	6	1	0	0

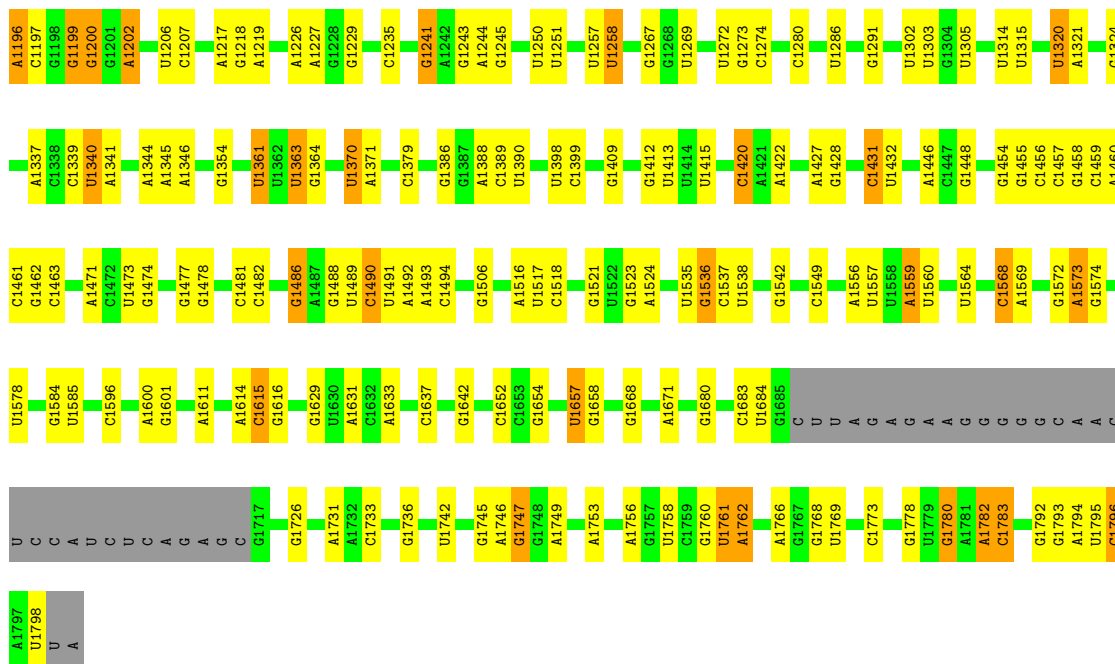
- Molecule 88 is ZINC ION (three-letter code: ZN) (formula: Zn).

Mol	Chain	Residues	Atoms	ZeroOcc	AltConf
88	D6	1	Total Zn 1 1	0	0
88	D7	1	Total Zn 1 1	0	0
88	D9	1	Total Zn 1 1	0	0
88	E1	1	Total Zn 1 1	0	0
88	O7	1	Total Zn 1 1	0	0
88	Q0	1	Total Zn 1 1	0	0
88	Q2	1	Total Zn 1 1	0	0
88	Q3	1	Total Zn 1 1	0	0
88	d6	1	Total Zn 1 1	0	0
88	d7	1	Total Zn 1 1	0	0
88	d9	1	Total Zn 1 1	0	0
88	e1	1	Total Zn 1 1	0	0
88	o7	1	Total Zn 1 1	0	0
88	q0	1	Total Zn 1 1	0	0
88	q2	1	Total Zn 1 1	0	0
88	q3	1	Total Zn 1 1	0	0


- Molecule 89 is ANISOMYCIN (three-letter code: ANM) (formula: C₁₄H₁₉NO₄).




Mol	Chain	Residues	Atoms				ZeroOcc	AltConf
89	1	1	Total	C	N	O	0	0
			19	14	1	4		
89	5	1	Total	C	N	O	0	0
			19	14	1	4		

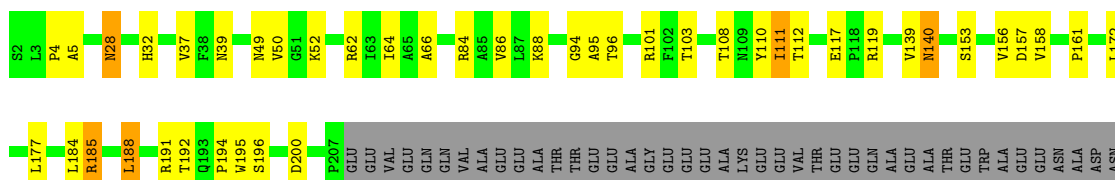


• Molecule 1: 18S rRNA





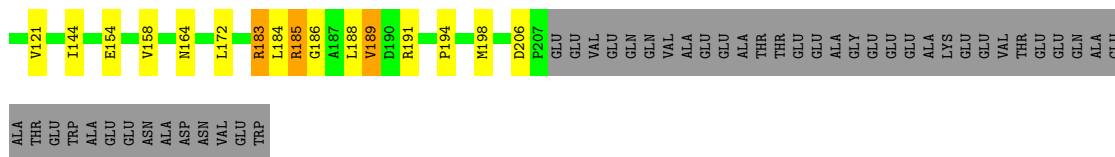
• Molecule 2: 40S ribosomal protein S0-A



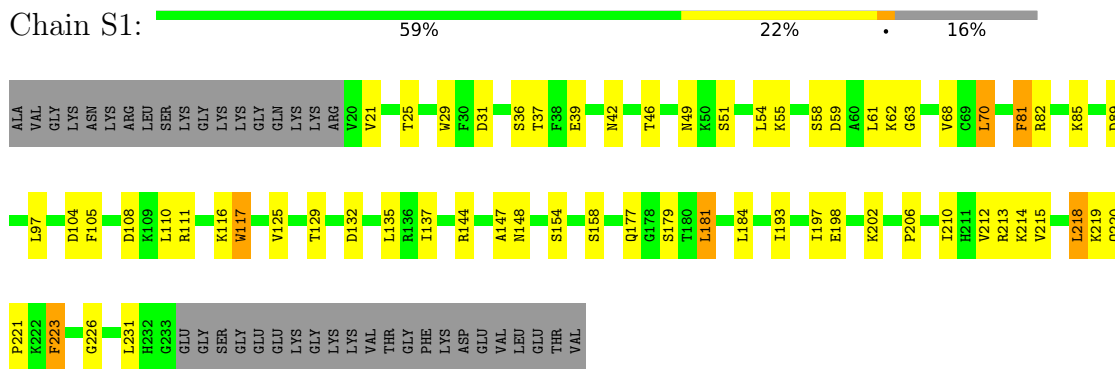
VAL
GLU
TRP

• Molecule 2: 40S ribosomal protein S0-A

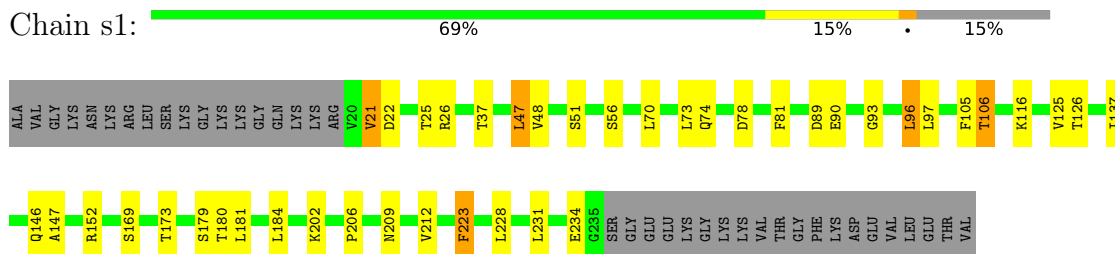




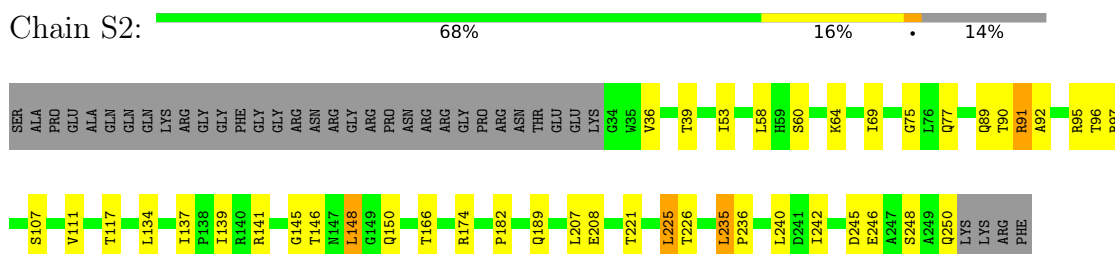
• Molecule 3: 40S ribosomal protein S1-A



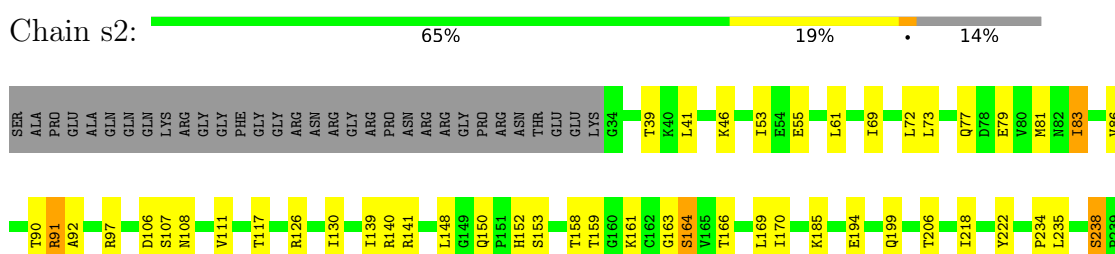
• Molecule 3: 40S ribosomal protein S1-A



• Molecule 4: 40S ribosomal protein S2



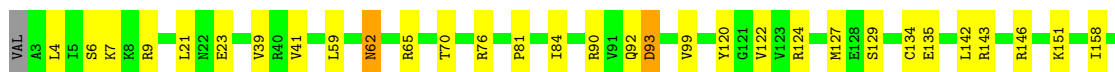
• Molecule 4: 40S ribosomal protein S2






- Molecule 5: 40S ribosomal protein S3

Chain S3: 73% 19% 7%



- Molecule 5: 40S ribosomal protein S3

Chain s3: 76% 15% 7%



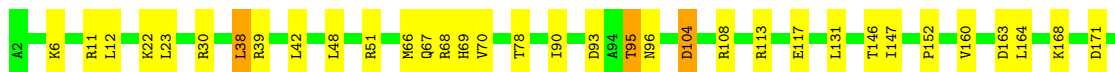
- Molecule 6: 40S ribosomal protein S4-A

Chain S4: 78% 20% 2%




- Molecule 6: 40S ribosomal protein S4-A

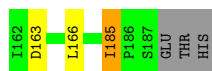
Chain s4: 81% 17% 2%



- Molecule 7: 40S ribosomal protein S5

Chain S5: 75% 14% 8%






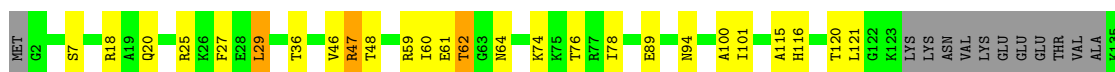
- Molecule 10: 40S ribosomal protein S8-A

Chain S8: 79% 12% 6%



- Molecule 10: 40S ribosomal protein S8-A

Chain s8: 78% 14% 6%




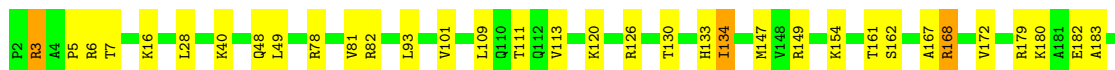
- Molecule 11: 40S ribosomal protein S9-A

Chain S9: 73% 20% 6%



- Molecule 11: 40S ribosomal protein S9-A

Chain s9: 77% 16% 6%

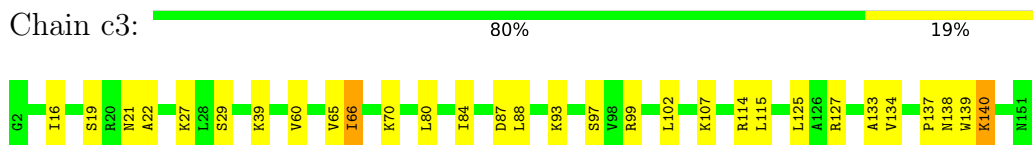


- Molecule 12: 40S ribosomal protein S10-B

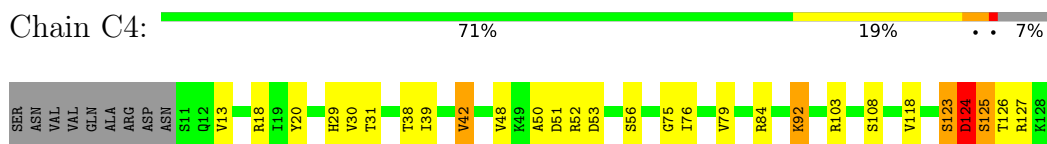
Chain C0: 71% 18% 9%



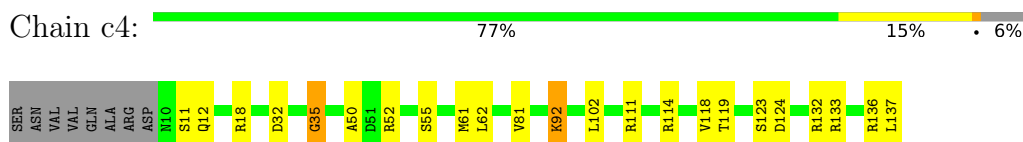
• Molecule 15: 40S ribosomal protein S13



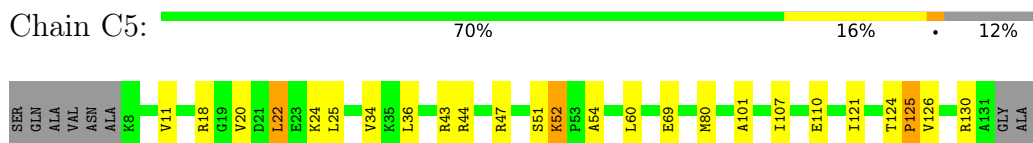
• Molecule 16: 40S ribosomal protein S14-A



• Molecule 16: 40S ribosomal protein S14-A

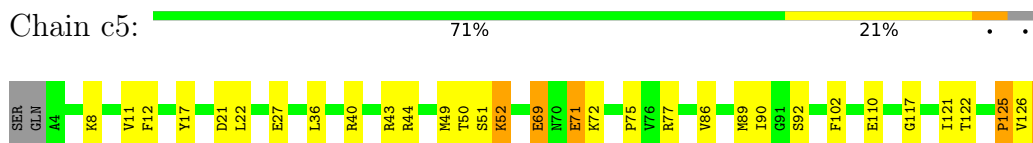


• Molecule 17: 40S ribosomal protein S15



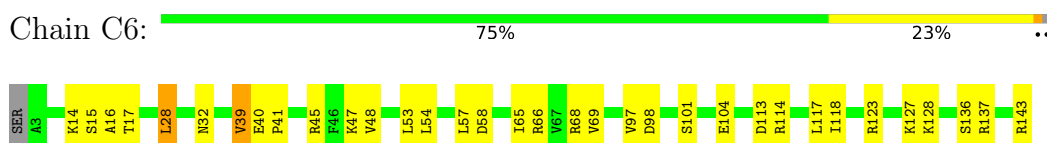
I1E
PRO
LEU
LYS

• Molecule 17: 40S ribosomal protein S15




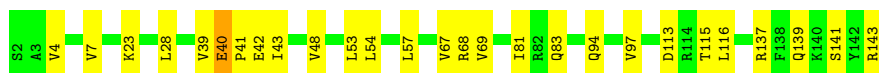
F138
I1E
PRO
LEU
LYS

• Molecule 18: 40S ribosomal protein S16-A



• Molecule 18: 40S ribosomal protein S16-A

Chain c6:  81% 18%



- Molecule 19: 40S ribosomal protein S17-A

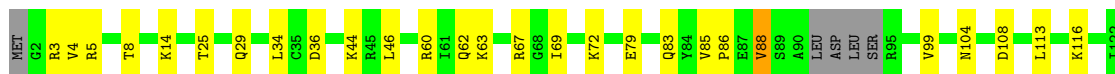
Chain C7:  69% 15% 12%



ARG
ASP
ARG
ARG
TYR
ARG
LYS
ARG
VAL


- Molecule 19: 40S ribosomal protein S17-A

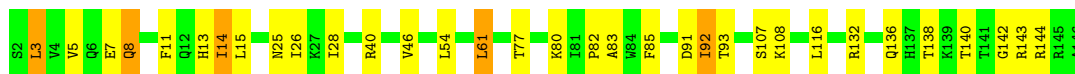
Chain c7:  66% 19% 14%




ASN
VAL
SER
ALA
GLN
ARG
ASP
ARG
ARG
TYR
ARG
LYS
ARG
VAL

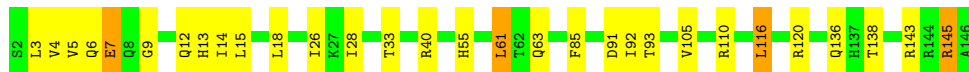
- Molecule 20: 40S ribosomal protein S18-A

Chain C8:  77% 19%




- Molecule 20: 40S ribosomal protein S18-A

Chain c8:  79% 18%




- Molecule 21: 40S ribosomal protein S19-A

Chain C9:  79% 20%

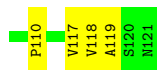


- Molecule 21: 40S ribosomal protein S19-A

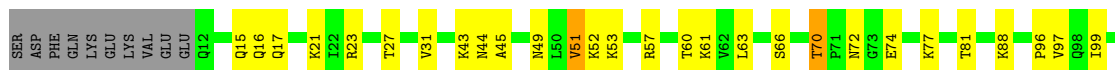
Chain c9:  83% 15%



- Molecule 22: 40S ribosomal protein S20



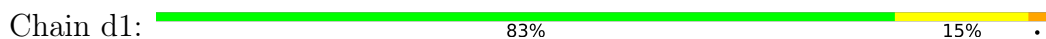
- Molecule 22: 40S ribosomal protein S20



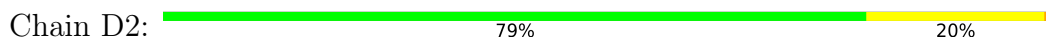
- Molecule 23: 40S ribosomal protein S21-A



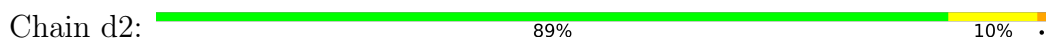
- Molecule 23: 40S ribosomal protein S21-A



- Molecule 24: 40S ribosomal protein S22-A

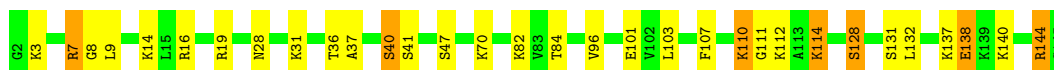
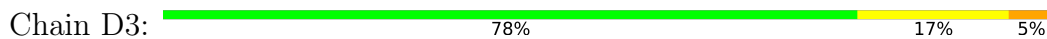


- Molecule 24: 40S ribosomal protein S22-A

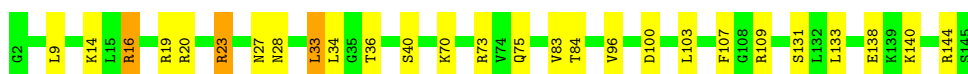
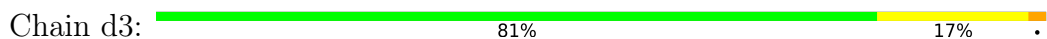




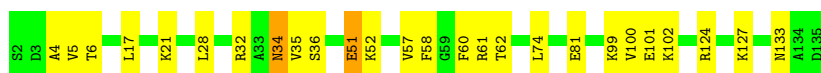
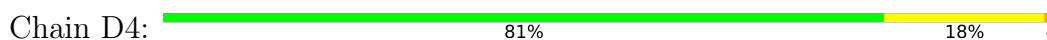
• Molecule 25: 40S ribosomal protein S23-A



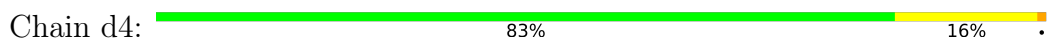
• Molecule 25: 40S ribosomal protein S23-A




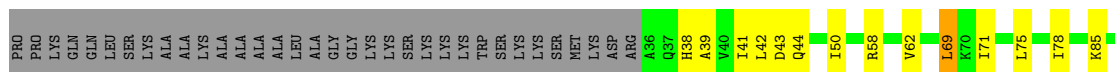
• Molecule 26: 40S ribosomal protein S24-A



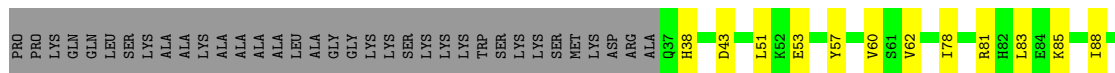
• Molecule 26: 40S ribosomal protein S24-A



• Molecule 27: 40S ribosomal protein S25-A

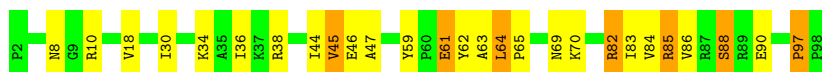


• Molecule 27: 40S ribosomal protein S25-A

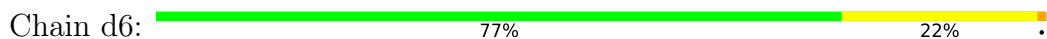




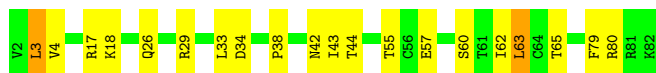
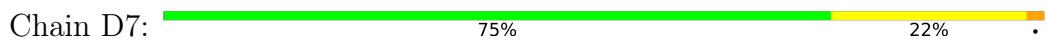
- Molecule 28: 40S ribosomal protein S26-B



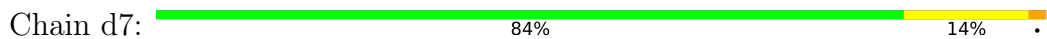
- Molecule 28: 40S ribosomal protein S26-B



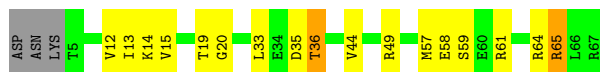
- Molecule 29: 40S ribosomal protein S27-A



- Molecule 29: 40S ribosomal protein S27-A



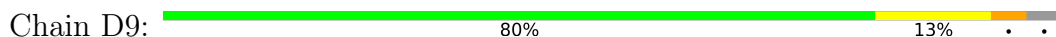
- Molecule 30: 40S ribosomal protein S28-A



- Molecule 30: 40S ribosomal protein S28-A

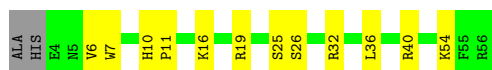


- Molecule 31: 40S ribosomal protein S29-A

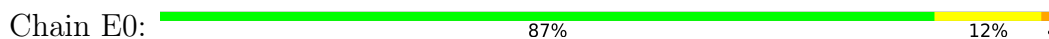




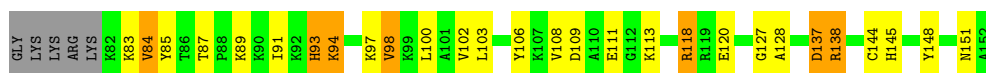
- Molecule 31: 40S ribosomal protein S29-A



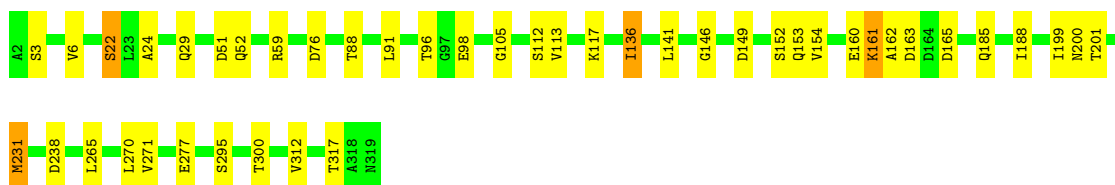
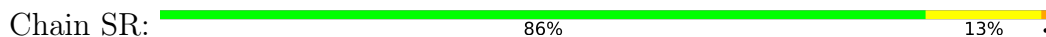
- Molecule 32: 40S ribosomal protein S30-A



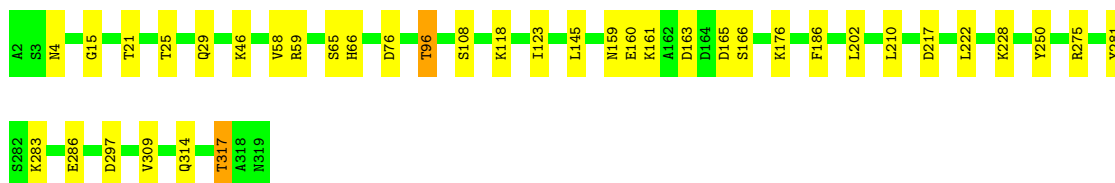
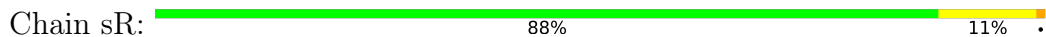
- Molecule 33: Ubiquitin-40S ribosomal protein S31



- Molecule 34: Guanine nucleotide-binding protein subunit beta-like protein

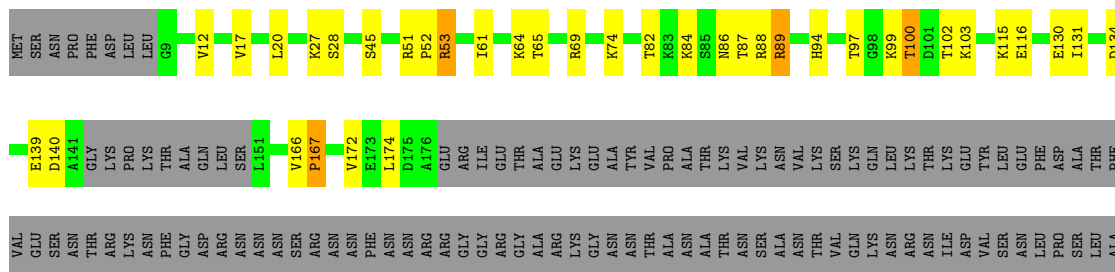


- Molecule 34: Guanine nucleotide-binding protein subunit beta-like protein




- Molecule 35: Suppressor protein STM1

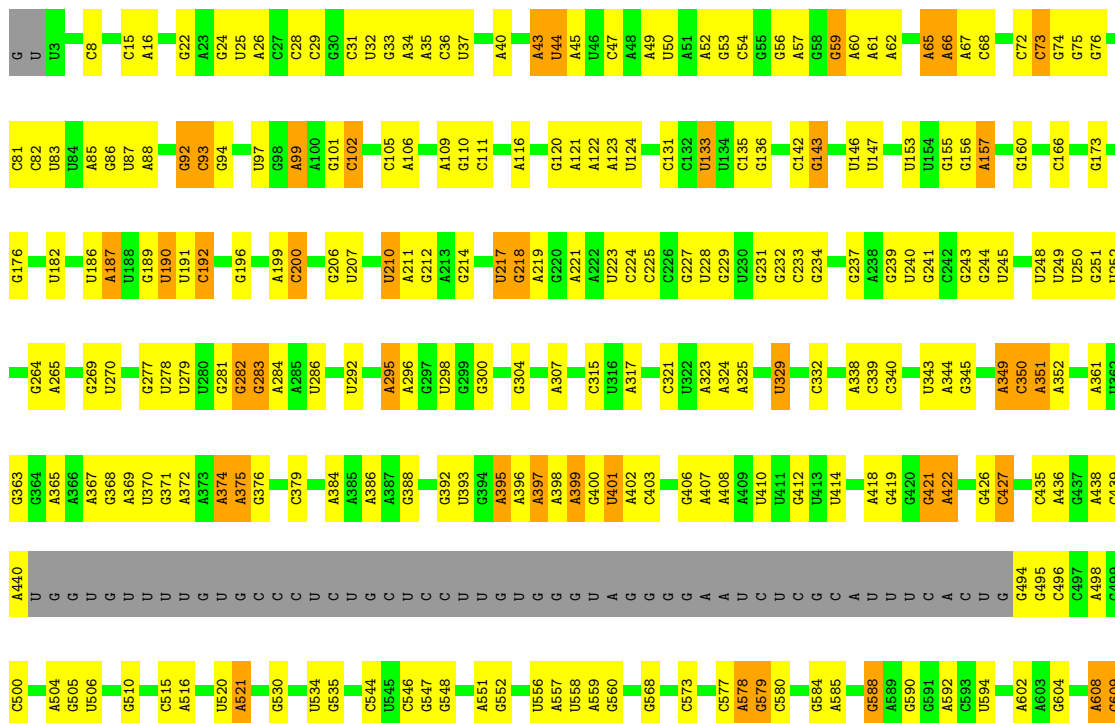




• Molecule 35: Suppressor protein STM1

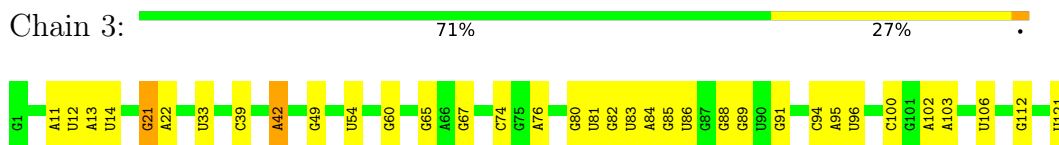


• Molecule 36: 25s rRNA

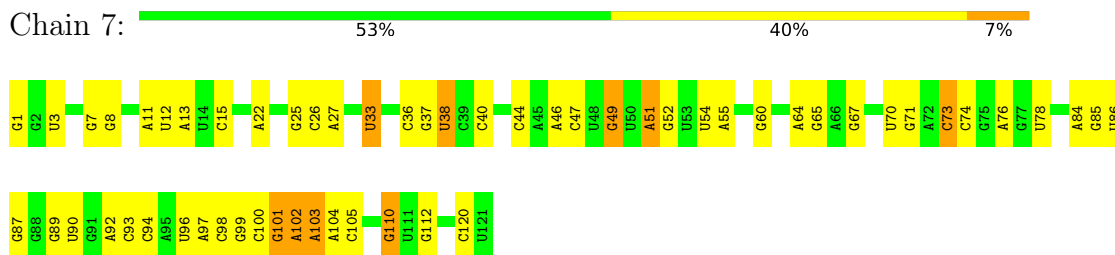


A1816	A1817	A1818	A1819	A1820	A1821	A1822	G1830	A1831	A1832	A1833	A1834	A1835	C1836	A1837	A1838	A1839	A1840	A1841	A1842	G1845	A1846	A1847	A1848	G1849	A1850	A1851	A1852	A1853	A1854	A1855	A1858	G1861	C1866	C1870	A1871	A1876	A1877	A1878	A1879	A1886	G1889	A1898	A1899	A1900	A1901	C1904	A1905	G1906								
U1682	A1683	A1684	U1685	U1686	U1687	U1688	G1712	A1715	U1716	U1717	U1724	A1725	G1727	A1728	A1729	A1730	A1731	A1732	A1733	A1734	G1735	G1736	A1741	A1750	G1751	A1760	C1761	C1762	C1763	U1764	U1765	C1766	C1767	G1770	G1776	G1780	G1786	G1789	G1790	C1791	C1792	C1793	U1794	U1795	G1796	A1797	A1809	A1810	A1814	U1815						
C1562	C1563	U1564	A1485	A1489	A1490	A1491	A1492	A1493	U1494	U1495	U1496	C1497	A1498	A1499	G1500	A1503	A1504	C1505	A1506	G1507	C1508	G1509	A1510	G1513	G1514	A1515	C1516	G1517	U1518	G1519	G1520	G1521	U1522	G1525	U1526	C1527	G1528	U1533	G1536	G1541	A1546	A1547	C1548	U1549	C1550	C1551	C1552	U1553	U1554	U1555	G1564	U1565	C1566	C1569	A1679	
A1486	A1407	G1408	A1409	A1410	A1411	A1412	G1413	A1414	U1415	U1416	A1417	A1418	A1419	C1420	G1421	C1424	U1425	A1428	G1429	C1432	A1433	A1434	G1437	U1438	U1439	G1440	G1441	U1442	G1443	U1444	U1445	G1447	G1450	G1451	A1452	A1453	A1454	U1455	A1456	U1457	U1458	G1464	G1465	G1466	G1467	A1468	U1472	G1476	A1477	A1481	A1482	G1483	U1484			
U1265	G1266	U1267	G1268	U1269	A1270	A1271	C1272	A1273	A1274	A1275	A1276	A1277	A1278	A1279	C1280	G1285	A1286	A1287	U1288	A1294	G1295	C1296	C1297	C1298	U1299	G1300	A1303	G1304	A1305	U1306	G1307	A1308	U1309	G1310	A1311	C1312	G1313	C1316	A1317	A1318	G1319	C1320	C1327	C1328	U1329	A1330	U1331	A1332	U1333	U1334	U1335	A1336	A1337	C1338	C1342	U1405
G1177	G1178	A1179	A1180	G1181	U1182	C1183	G1186	U1187	U1191	C1192	A1193	G1194	C1195	A1196	A1197	C1198	C1199	A1200	C1201	U1209	U1210	U1211	A1212	G1213	C1216	A1217	A1221	G1222	C1227	C1232	G1236	G1237	U1241	G1242	G1243	A1244	A1245	G1246	U1247	U1248	U1249	C1249	U1258	G1262	A1263	G1264										
U1110	U1111	A1112	G1113	U1114	G1115	G1116	C1118	U1121	A1122	U1123	U1124	G1127	U1128	A1129	A1130	C1132	A1133	A1136	C1137	U1138	C1141	A1142	A1143	C1146	G1147	A1148	G1149	A1150	U1151	A1153	A1154	C1155	U1156	G1157	A1158	C1160	G1164	A1165	G1167	U1168	A1169	U1170	U1173	G1174	C1175	C1176										
C944	C945	U946	G880	C881	A884	U885	G891	C893	G894	A895	A896	U897	U898	A899	U903	A904	U905	A906	G907	G908	C909	G910	C911	A912	A913	A914	A915	A916	A917	A918	U919	A920	A921	C922	C923	G924	A925	A926	C927	C928	A929	U930	C931	U932	G860	C861	G934	U935	A936	U937	A1003	A1004	A1005	A1006	A1009	G1010
G1013	U1014	C1015	C1016	C1017	G1018	G1019	G1020	G1024	A1025	U1029	U1034	C1037	U1041	C1045	A1046	U1047	A1048	C1049	U1050	U1051	A1052	A1053	U1056	G1063	A1064	A1065	G1072	A1075	A1079	A1080	U1081	U1082	G1083	G1087	A1093	U1094	U1095	U1096	G1097	A1098	A1099	U1100	G1101	A1102	A1103	G1104										
G680	U681	G684	U689	A690	A691	C694	G695	C696	U698	A699	C700	C702	A705	A709	C638	U711	G712	C641	U713	C714	G715	A716	C717	A645	A646	A647	C648	A649	C650	G651	G652	C730	A735	C743	U748	G754	G763	U764	C765	U766	U767	U669	G770	U776	U777	U778	G779	A780	U679							
A610	A611	U612	G616	U620	A621	G624	G625	U626	U627	A628	G632	C633	C634	G635	C636	C637	G638	G639	U640	C641	U642	U643	G644	A645	A646	A647	C648	A649	C650	G651	G652	C730	A735	C743	U748	G754	G763	U764	C765	U766	U767	U669	G770	U776	U777	U778	G779	A780	U679							

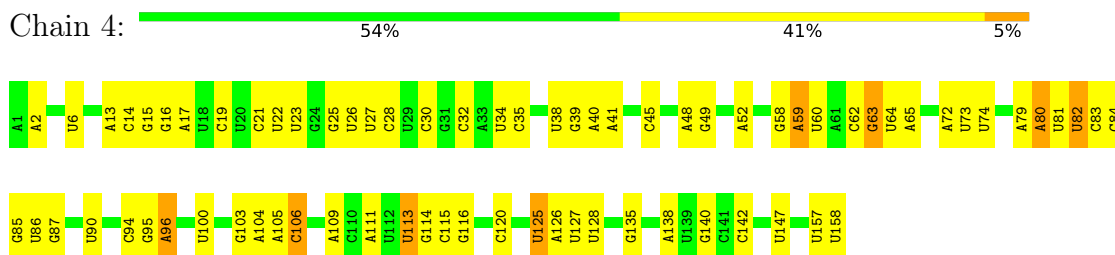
- Molecule 37: 5.8s rRNA



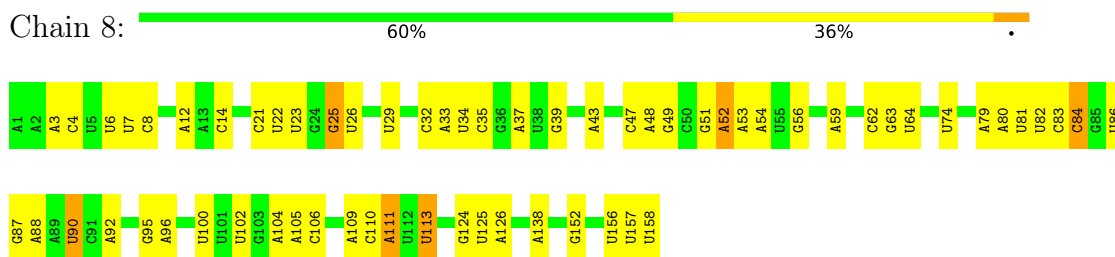
- Molecule 37: 5.8s rRNA



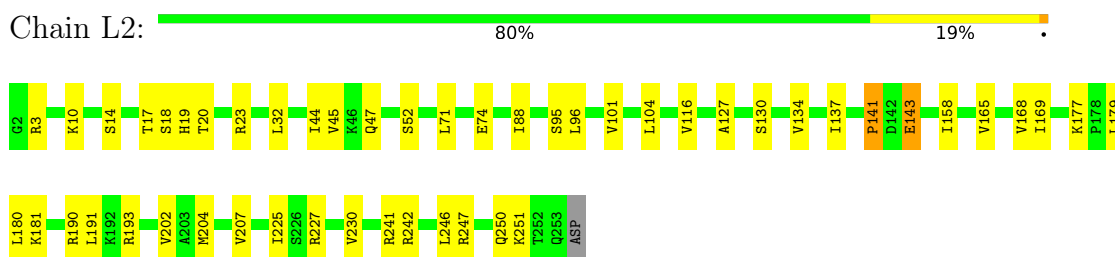
- Molecule 38: 5.8s rRNA



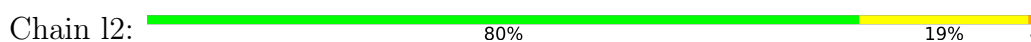
- Molecule 38: 5.8s rRNA

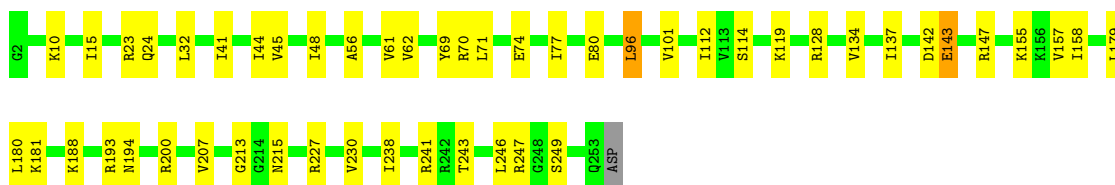


- Molecule 39: 60S ribosomal protein L2-A



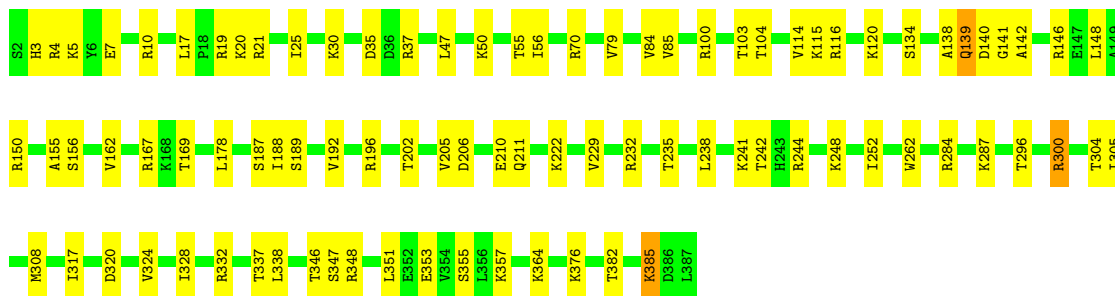
- Molecule 39: 60S ribosomal protein L2-A





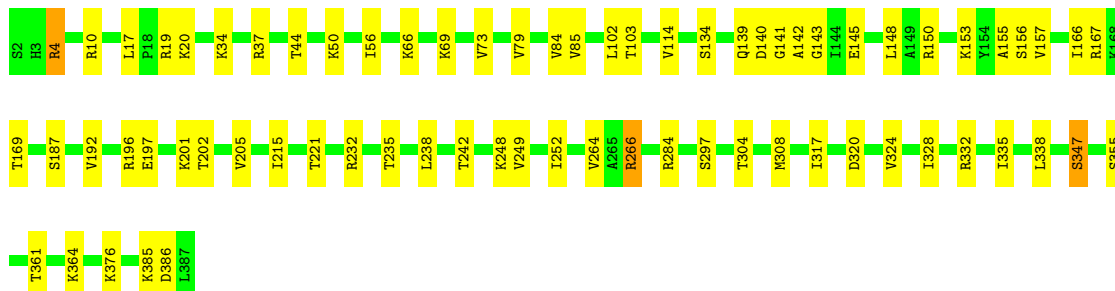
- Molecule 40: 60S ribosomal protein L3

Chain L3: 77% 22%



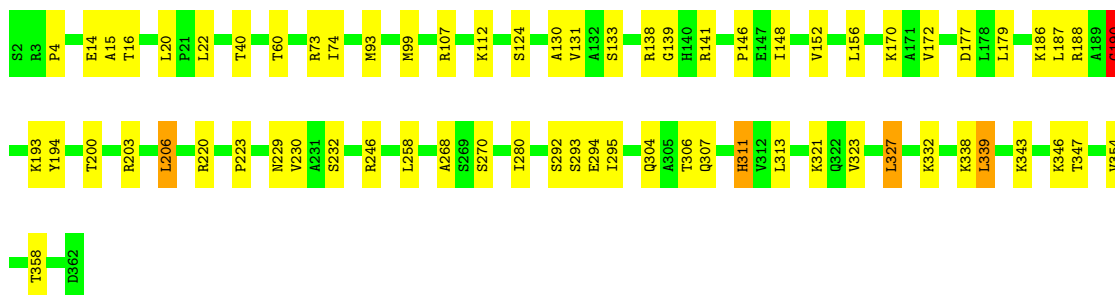
- Molecule 40: 60S ribosomal protein L3

Chain l3: 82% 18%



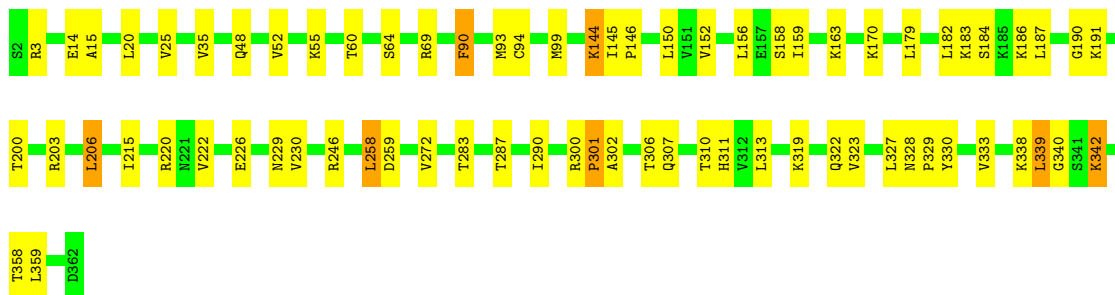
- Molecule 41: 60S ribosomal protein L4-A

Chain L4: 81% 17%



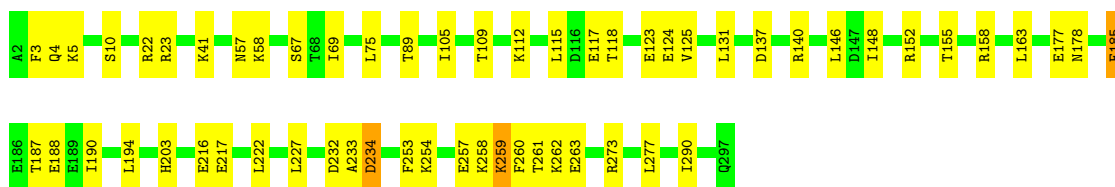
- Molecule 41: 60S ribosomal protein L4-A

Chain l4: 80% 18%



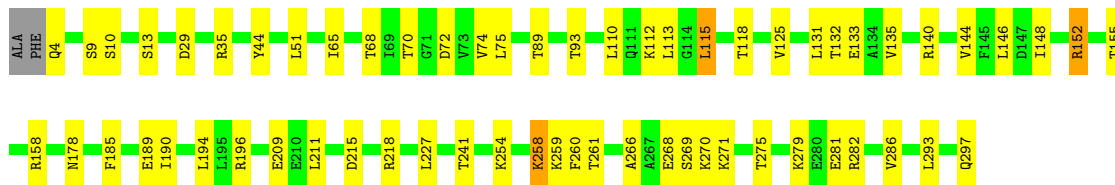
- Molecule 42: 60S ribosomal protein L5

Chain L5: 80% 19%



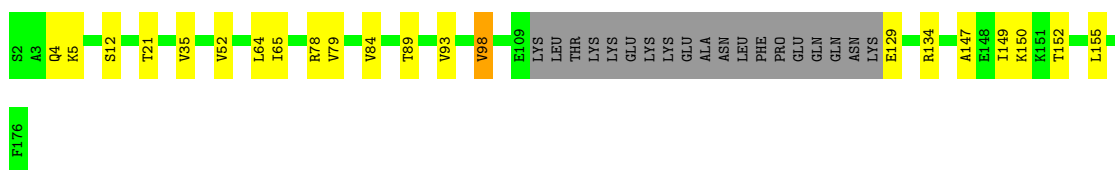
- Molecule 42: 60S ribosomal protein L5

Chain l5: 78% 20%



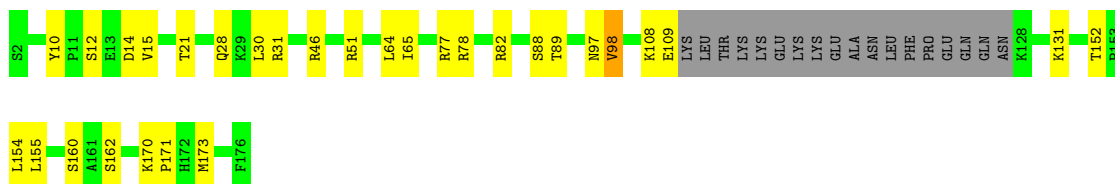
- Molecule 43: 60S ribosomal protein L6-A

Chain L6: 77% 11% 11%




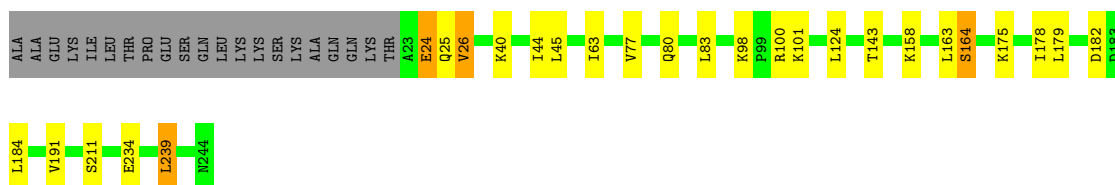
- Molecule 43: 60S ribosomal protein L6-A

Chain l6: 73% 17% 10%




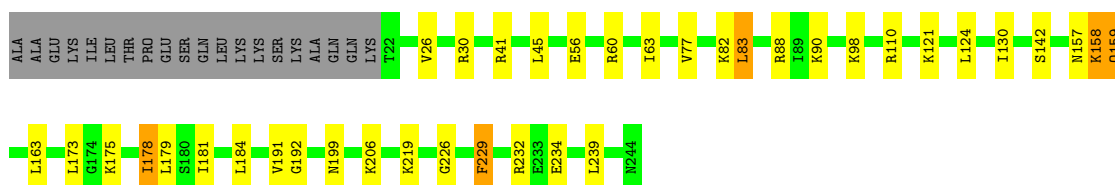
- Molecule 44: 60S ribosomal protein L7-A

Chain L7:  80% 9% 9%



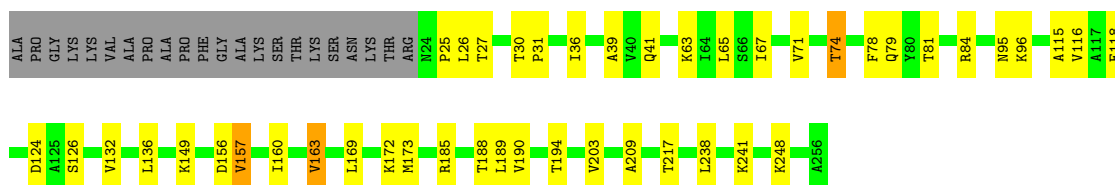
- Molecule 44: 60S ribosomal protein L7-A

Chain l7:  76% 14% 8%



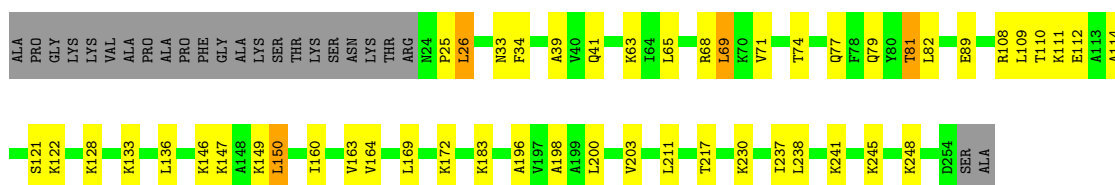
- Molecule 45: 60S ribosomal protein L8-A

Chain L8:  74% 16% 9%




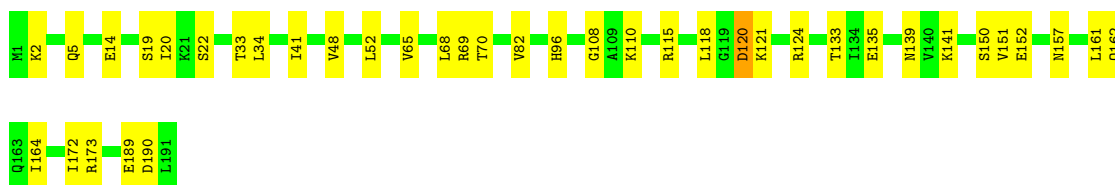
- Molecule 45: 60S ribosomal protein L8-A

Chain l8:  71% 18% 9%

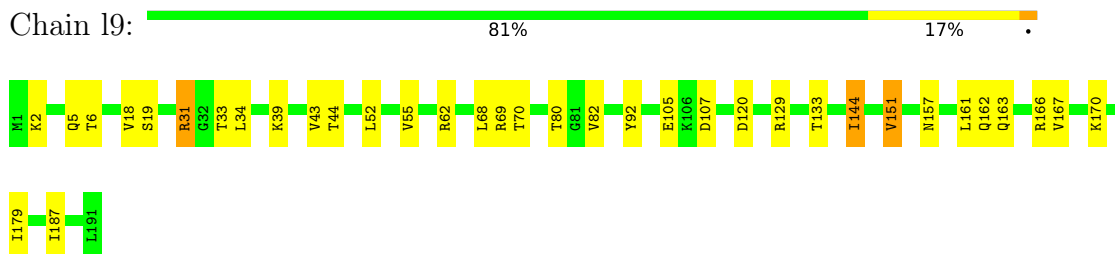


- Molecule 46: 60S ribosomal protein L9-A

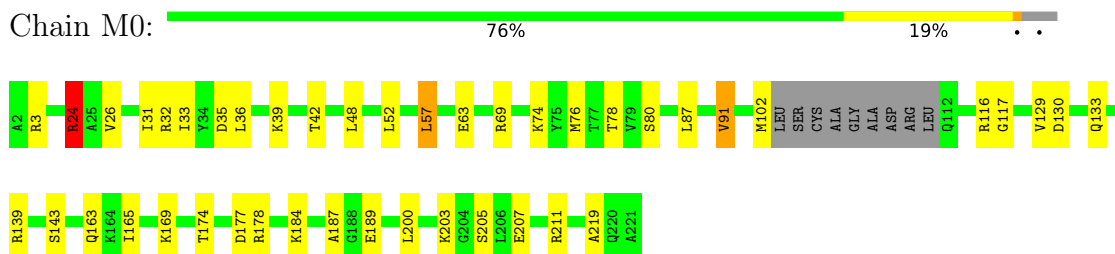
Chain L9:  80% 20%



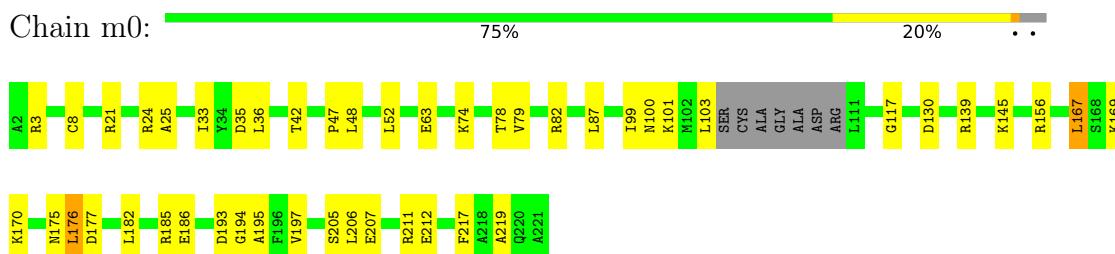
- Molecule 46: 60S ribosomal protein L9-A



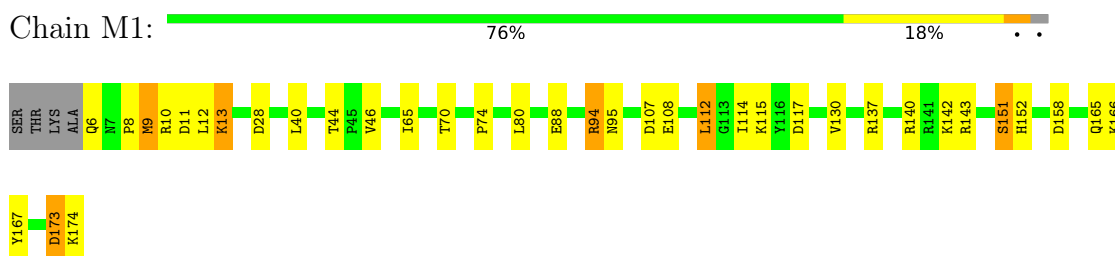
- Molecule 47: 60S ribosomal protein L10



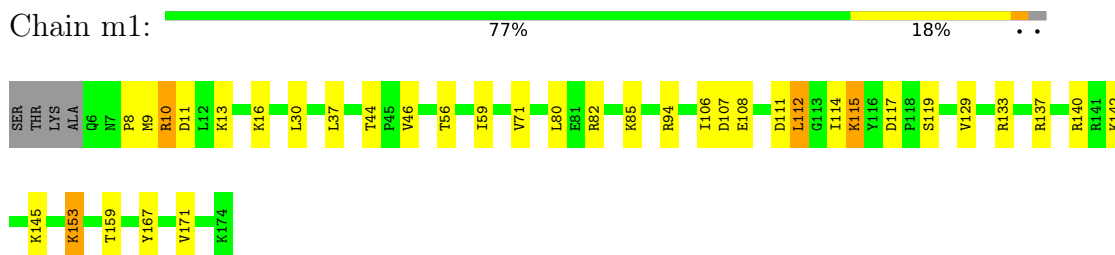
- Molecule 47: 60S ribosomal protein L10



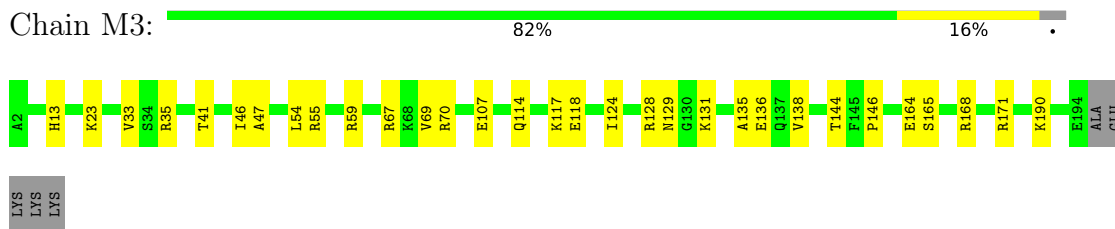
- Molecule 48: 60S ribosomal protein L11-B



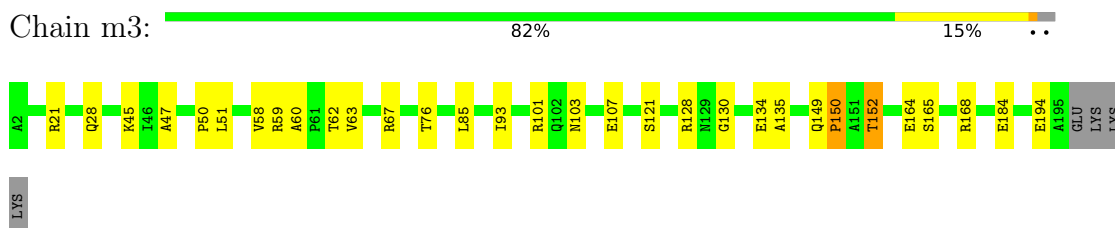
- Molecule 48: 60S ribosomal protein L11-B



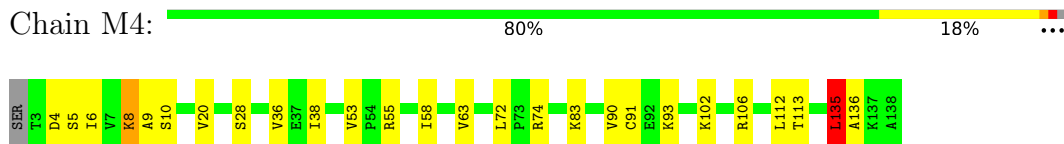
- Molecule 49: 60S ribosomal protein L13-A



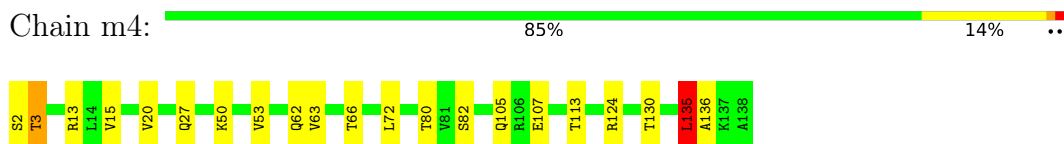
- Molecule 49: 60S ribosomal protein L13-A



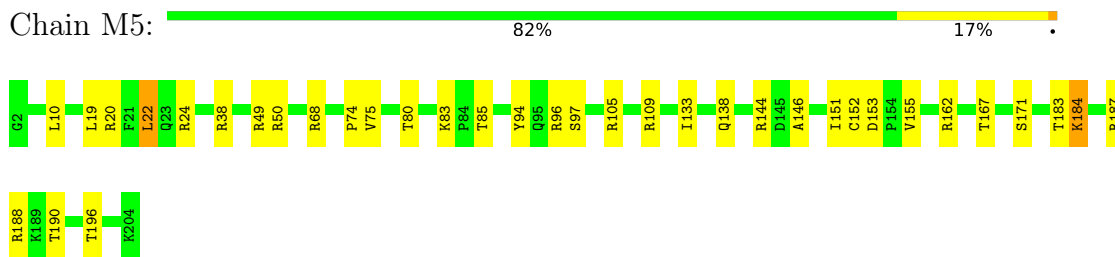
- Molecule 50: 60S ribosomal protein L14-A



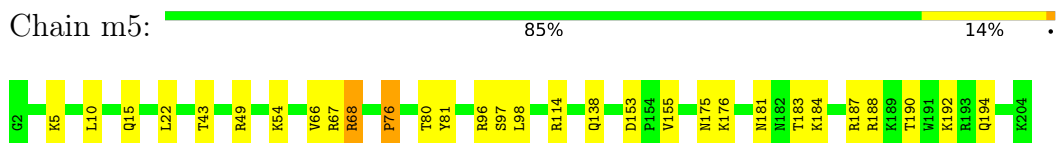
- Molecule 50: 60S ribosomal protein L14-A




- Molecule 51: 60S ribosomal protein L15-A



- Molecule 51: 60S ribosomal protein L15-A




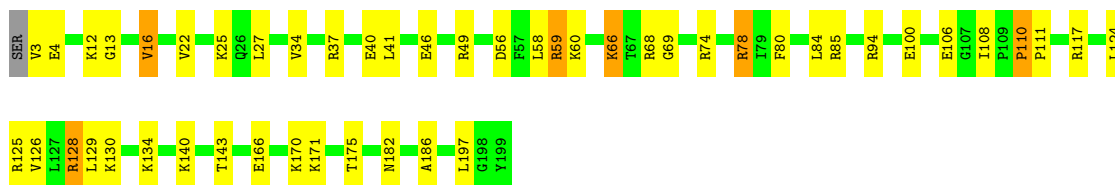
- Molecule 52: 60S ribosomal protein L16-A

Chain M6:  84% 13% ...




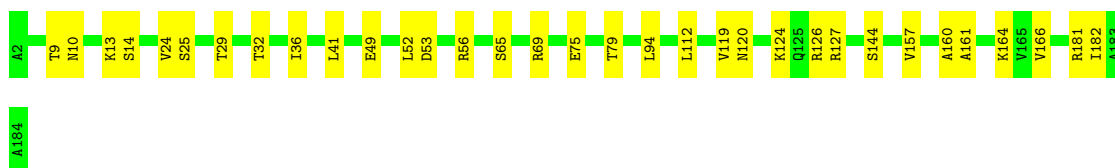
- Molecule 52: 60S ribosomal protein L16-A

Chain m6:  75% 22% ..



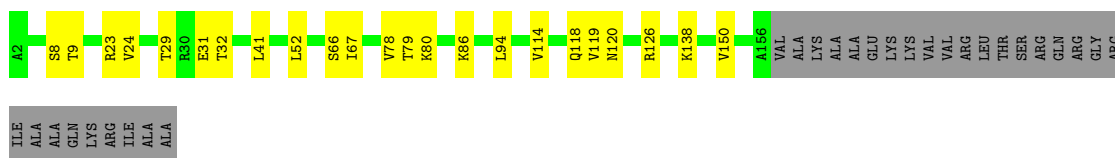
- Molecule 53: 60S ribosomal protein L17-A

Chain M7:  82% 18%




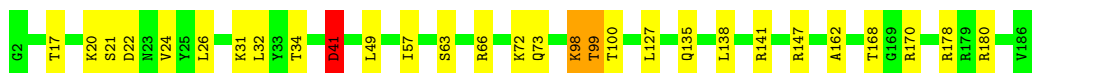
- Molecule 53: 60S ribosomal protein L17-A

Chain m7:  72% 13% 15%




- Molecule 54: 60S ribosomal protein L18-A

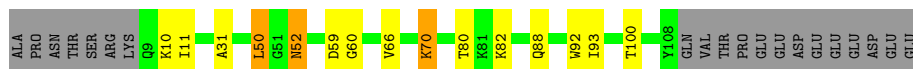
Chain M8:  84% 14% ..



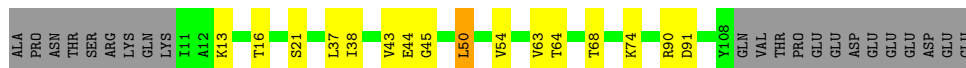
- Molecule 54: 60S ribosomal protein L18-A

Chain m8:  82% 17%

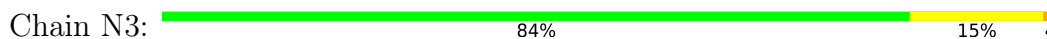




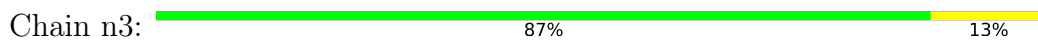
- Molecule 58: 60S ribosomal protein L22-A



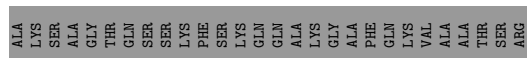
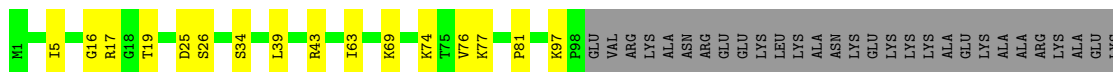
- Molecule 59: 60S ribosomal protein L23-A



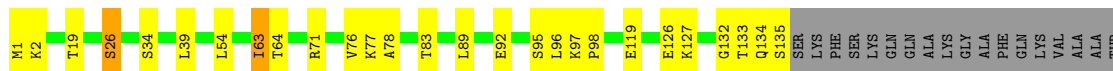
- Molecule 59: 60S ribosomal protein L23-A



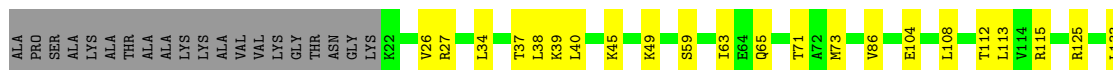
- Molecule 60: 60S ribosomal protein L24-A



- Molecule 60: 60S ribosomal protein L24-A




- Molecule 61: 60S ribosomal protein L25

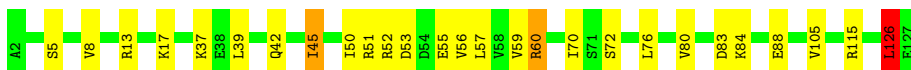
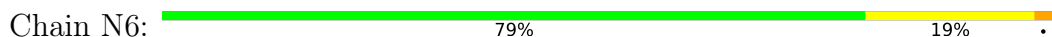




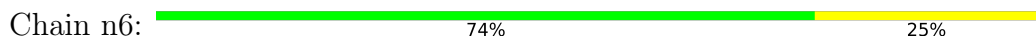
- Molecule 61: 60S ribosomal protein L25



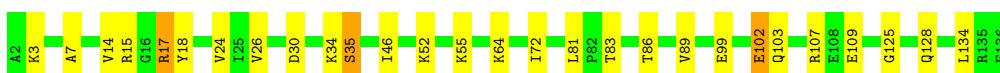
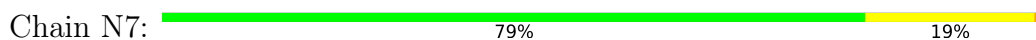
- Molecule 62: 60S ribosomal protein L26-A



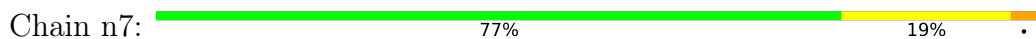
- Molecule 62: 60S ribosomal protein L26-A



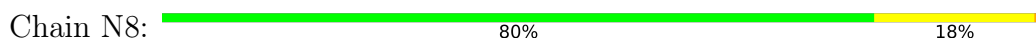
- Molecule 63: 60S ribosomal protein L27-A



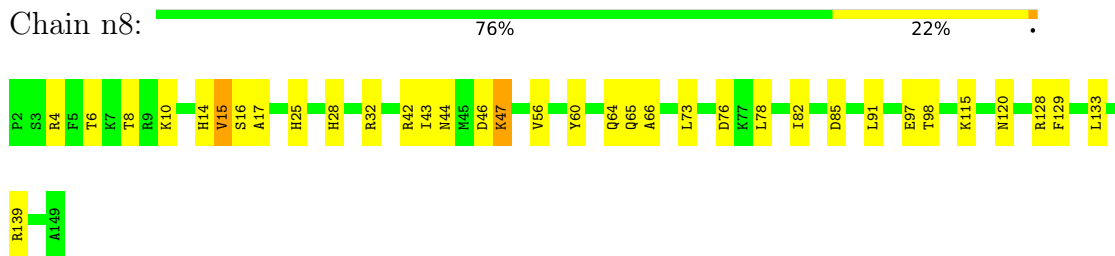
- Molecule 63: 60S ribosomal protein L27-A



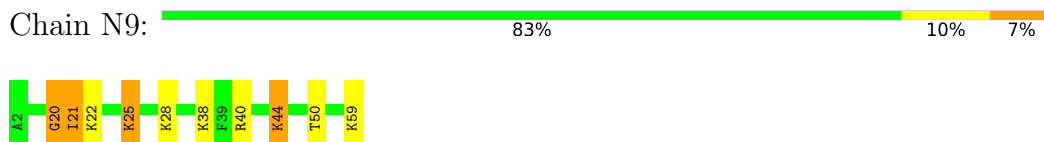
- Molecule 64: 60S ribosomal protein L28



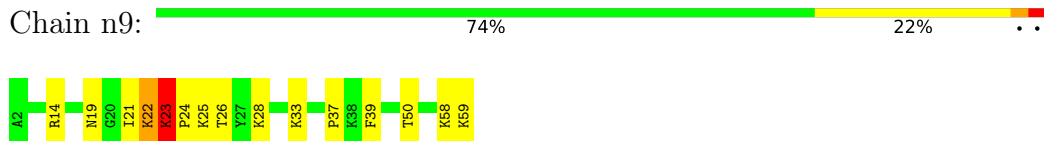
- Molecule 64: 60S ribosomal protein L28



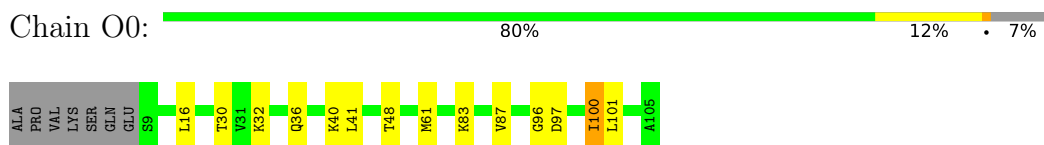
- Molecule 65: 60S ribosomal protein L29



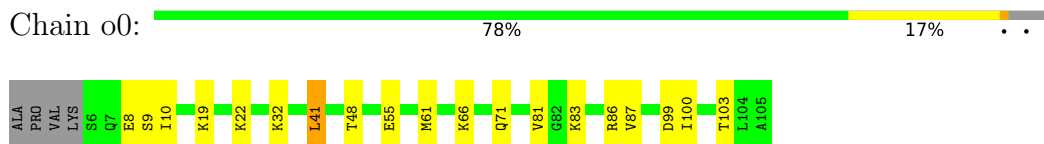
- Molecule 65: 60S ribosomal protein L29



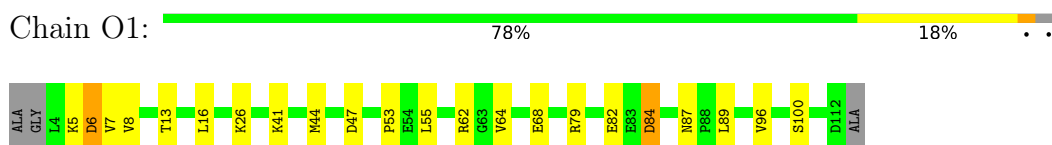
- Molecule 66: 60S ribosomal protein L30



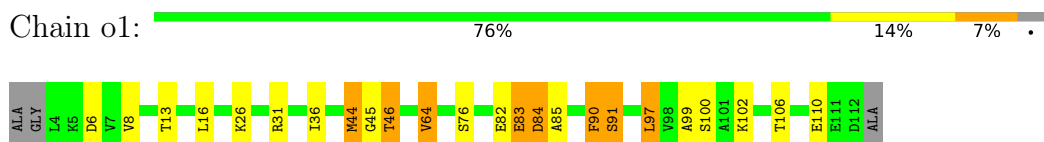
- Molecule 66: 60S ribosomal protein L30




- Molecule 67: 60S ribosomal protein L31-A



- Molecule 67: 60S ribosomal protein L31-A




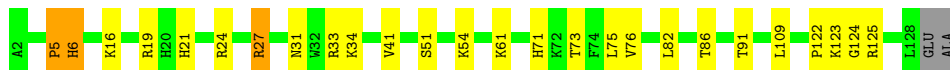
- Molecule 68: 60S ribosomal protein L32

Chain O2:  81% 16% ..



- Molecule 68: 60S ribosomal protein L32

Chain o2:  78% 18% ..




- Molecule 69: 60S ribosomal protein L33-A

Chain O3:  86% 12% .




- Molecule 69: 60S ribosomal protein L33-A

Chain o3:  84% 16%




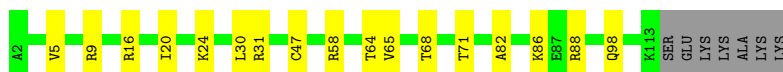
- Molecule 70: 60S ribosomal protein L34-A

Chain O4:  79% 13% 6%




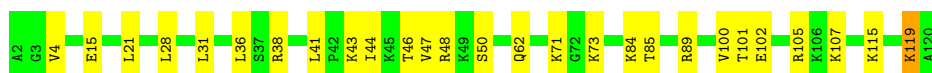
- Molecule 70: 60S ribosomal protein L34-A

Chain o4:  80% 14% 6%




- Molecule 71: 60S ribosomal protein L35-A

Chain O5:  77% 22% .




- Molecule 71: 60S ribosomal protein L35-A

Chain o5:  78% 20%



• Molecule 72: 60S ribosomal protein L36-A

Chain O6:  78% 21%




• Molecule 72: 60S ribosomal protein L36-A

Chain o6:  74% 23%




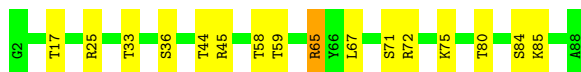
• Molecule 73: 60S ribosomal protein L37-A

Chain O7:  79% 20%




• Molecule 73: 60S ribosomal protein L37-A

Chain o7:  82% 17%




• Molecule 74: 60S ribosomal protein L38

Chain O8:  79% 21%




• Molecule 74: 60S ribosomal protein L38

Chain o8:  79% 19%




• Molecule 75: 60S ribosomal protein L39

Chain O9:  80% 16%




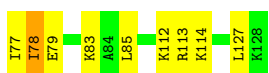
- Molecule 75: 60S ribosomal protein L39

Chain o9:  76% 24%



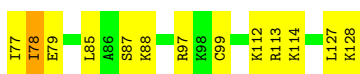
- Molecule 76: Ubiquitin-60S ribosomal protein L40

Chain Q0:  83% 15%



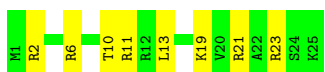
- Molecule 76: Ubiquitin-60S ribosomal protein L40

Chain q0:  75% 23%



- Molecule 77: 60S ribosomal protein L41-A

Chain Q1:  68% 32%




- Molecule 77: 60S ribosomal protein L41-A

Chain q1:  64% 32%




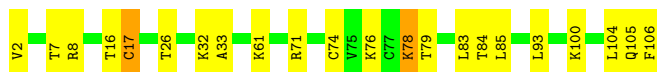
- Molecule 78: 60S ribosomal protein L42-A

Chain Q2:  79% 20%




- Molecule 78: 60S ribosomal protein L42-A

Chain q2:  79% 19%




• Molecule 79: 60S ribosomal protein L43-A

Chain Q3:  81% 19%



• Molecule 79: 60S ribosomal protein L43-A

Chain q3:  86% 14%



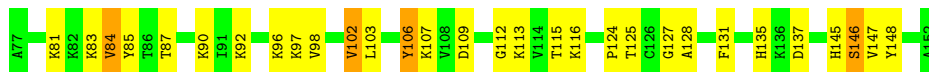
• Molecule 80: 40S ribosomal protein S30-A

Chain e0:  69% 29%



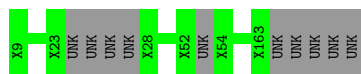
• Molecule 81: Ubiquitin-40S ribosomal protein S31

Chain e1:  61% 34% 5%




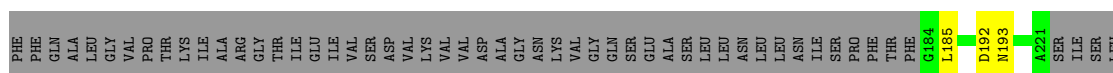
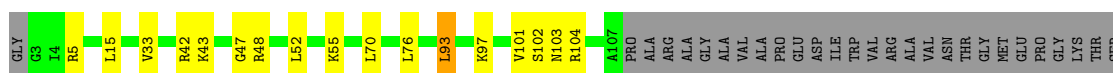
• Molecule 82: UNKNOWN PROTEIN m2

Chain m2:  94% 6%



• Molecule 83: 60S acidic ribosomal protein P0

Chain p0:  40% 6% 54%



ALA
ILE
GLY
TYR
PRO
THR
LEU
PRO
SER
VAL
GLY
HIS
THR
LEU
ILE
ASN
SER
TYR
LYS
ASP
MET
LEU
LEU
ALA
VAL
ALA
ILE
ALA
SER
TYR
HIS
TYR
PRO
GLU
ILE
GLU
ASP
LEU
VAL
ASP
ARG
ILE
GLU
ASN
PRO
GLU
LYS
TYR
ALA
GLY
ALA
ALA
PRO
ALA
ALA
ALA
THR
SER
ALA
SER

GLY
ASP
ALA
ALA
PRO
ALA
GLU
GLU
ALA
ALA
ALA
GLU
GLU
GLU
GLU
SER
ASP
ASP
MET
PHE
PHE
GLY
LEU
PHE
ASP

- Molecule 84: UNKNOWN PROTEIN p1

Chain p1:  100%

There are no outlier residues recorded for this chain.

- Molecule 85: UNKNOWN PROTEIN p2

Chain p2:  100%

There are no outlier residues recorded for this chain.

4 Data and refinement statistics

EDS failed to run properly - this section is therefore incomplete.

Property	Value	Source
Space group	P 1 21 1	Depositor
Cell constants a, b, c, α , β , γ	436.68Å 287.99Å 304.76Å 90.00° 99.01° 90.00°	Depositor
Resolution (Å)	99.80 – 3.00	Depositor
% Data completeness (in resolution range)	100.0 (99.80-3.00)	Depositor
R_{merge}	0.30	Depositor
R_{sym}	(Not available)	Depositor
$\langle I/\sigma(I) \rangle$ ¹	1.35 (at 3.01Å)	Xtrriage
Refinement program	PHENIX (phenix.refine: dev_1702)	Depositor
R, R_{free}	0.199 , 0.245	Depositor
Wilson B-factor (Å ²)	74.8	Xtrriage
Anisotropy	0.176	Xtrriage
L-test for twinning ²	$\langle L \rangle = 0.48$, $\langle L^2 \rangle = 0.31$	Xtrriage
Estimated twinning fraction	No twinning to report.	Xtrriage
Total number of atoms	411204	wwPDB-VP
Average B, all atoms (Å ²)	70.0	wwPDB-VP

Xtrriage's analysis on translational NCS is as follows: *The largest off-origin peak in the Patterson function is 1.42% of the height of the origin peak. No significant pseudotranslation is detected.*

¹Intensities estimated from amplitudes.

²Theoretical values of $\langle |L| \rangle$, $\langle L^2 \rangle$ for acentric reflections are 0.5, 0.333 respectively for untwinned datasets, and 0.375, 0.2 for perfectly twinned datasets.

5 Model quality i

5.1 Standard geometry i

Bond lengths and bond angles in the following residue types are not validated in this section: MG, ZN, OHX, ANM

The Z score for a bond length (or angle) is the number of standard deviations the observed value is removed from the expected value. A bond length (or angle) with $|Z| > 5$ is considered an outlier worth inspection. RMSZ is the root-mean-square of all Z scores of the bond lengths (or angles).

Mol	Chain	Bond lengths		Bond angles	
		RMSZ	# $ Z > 5$	RMSZ	# $ Z > 5$
1	2	0.79	4/41698 (0.0%)	1.35	389/64972 (0.6%)
1	6	0.93	38/42765 (0.1%)	1.43	556/66634 (0.8%)
2	S0	0.48	0/1617	0.67	0/2215
2	s0	0.52	0/1623	0.70	0/2222
3	S1	0.39	0/1735	0.66	3/2335 (0.1%)
3	s1	0.55	0/1748	0.73	3/2352 (0.1%)
4	S2	0.53	0/1665	0.70	1/2263 (0.0%)
4	s2	0.63	0/1665	0.77	0/2263
5	S3	0.52	0/1759	0.67	1/2368 (0.0%)
5	s3	0.48	0/1759	0.61	0/2368
6	S4	0.51	0/2109	0.77	4/2839 (0.1%)
6	s4	0.58	0/2109	0.81	1/2839 (0.0%)
7	S5	0.44	0/1629	0.62	0/2202
7	s5	0.49	0/1629	0.69	1/2202 (0.0%)
8	S6	0.51	0/1823	0.69	0/2439
8	s6	0.61	1/1779 (0.1%)	0.72	0/2379
9	S7	0.45	0/1506	0.66	0/2028
9	s7	0.50	0/1516	0.70	1/2043 (0.0%)
10	S8	0.58	0/1514	0.78	1/2021 (0.0%)
10	s8	0.67	0/1514	0.81	2/2021 (0.1%)
11	S9	0.53	0/1519	0.68	0/2035
11	s9	0.58	0/1519	0.78	1/2035 (0.0%)
12	C0	0.45	0/790	0.74	2/1069 (0.2%)
12	c0	0.40	0/777	0.65	3/1049 (0.3%)
13	C1	0.63	0/1240	0.78	1/1675 (0.1%)
13	c1	0.68	1/1194 (0.1%)	0.78	1/1610 (0.1%)
14	C2	0.39	0/900	0.62	0/1224
14	c2	0.32	0/900	0.59	1/1224 (0.1%)
15	C3	0.52	0/1215	0.69	2/1638 (0.1%)
15	c3	0.62	0/1215	0.77	0/1638
16	C4	0.41	0/901	0.66	0/1217
16	c4	0.56	0/960	0.80	1/1290 (0.1%)

Mol	Chain	Bond lengths		Bond angles	
		RMSZ	# Z >5	RMSZ	# Z >5
17	C5	0.50	0/998	0.69	0/1341
17	c5	0.53	0/1060	0.72	0/1426
18	C6	0.48	0/1125	0.70	2/1510 (0.1%)
18	c6	0.52	0/1131	0.73	0/1518
19	C7	0.47	0/935	0.67	0/1254
19	c7	0.56	0/914	0.73	0/1224
20	C8	0.48	0/1211	0.67	1/1628 (0.1%)
20	c8	0.52	0/1211	0.71	1/1628 (0.1%)
21	C9	0.46	0/1130	0.66	1/1517 (0.1%)
21	c9	0.52	0/1130	0.69	0/1517
22	D0	0.51	0/865	0.64	0/1169
22	d0	0.54	0/892	0.71	0/1205
23	D1	0.50	0/693	0.67	0/935
23	d1	0.57	0/693	0.76	0/935
24	D2	0.53	0/1038	0.73	1/1395 (0.1%)
24	d2	0.66	0/1038	0.81	1/1395 (0.1%)
25	D3	0.65	0/1139	0.84	2/1518 (0.1%)
25	d3	0.74	0/1139	0.90	3/1518 (0.2%)
26	D4	0.48	0/1087	0.64	1/1449 (0.1%)
26	d4	0.57	0/1087	0.72	0/1449
27	D5	0.39	0/571	0.69	0/768
27	d5	0.45	0/566	0.68	0/761
28	D6	0.48	0/782	0.70	0/1047
28	d6	0.59	0/782	0.70	0/1047
29	D7	0.48	0/620	0.67	0/838
29	d7	0.49	0/620	0.73	0/838
30	D8	0.38	0/499	0.58	0/670
30	d8	0.47	0/499	0.71	0/670
31	D9	0.58	0/452	0.77	1/600 (0.2%)
31	d9	0.61	0/452	0.68	0/600
32	E0	0.49	0/483	0.68	0/643
33	E1	0.49	0/577	0.78	0/770
34	SR	0.42	0/2494	0.65	1/3393 (0.0%)
34	sR	0.41	0/2495	0.56	0/3395
35	SM	0.54	0/1113	0.74	2/1502 (0.1%)
35	sM	0.56	0/683	0.70	1/923 (0.1%)
36	1	1.22	218/75394 (0.3%)	1.73	2216/117545 (1.9%)
36	5	1.28	278/75414 (0.4%)	1.76	2268/117575 (1.9%)
37	3	1.01	2/2883 (0.1%)	1.53	48/4491 (1.1%)
37	7	1.25	7/2883 (0.2%)	1.72	82/4491 (1.8%)
38	4	1.15	2/3746 (0.1%)	1.66	87/5832 (1.5%)
38	8	1.11	6/3746 (0.2%)	1.57	46/5832 (0.8%)
39	L2	0.73	0/1948	0.88	1/2617 (0.0%)

Mol	Chain	Bond lengths		Bond angles	
		RMSZ	# Z >5	RMSZ	# Z >5
39	l2	0.81	1/1946 (0.1%)	0.89	0/2614
40	L3	0.77	0/3146	0.86	2/4228 (0.0%)
40	l3	0.90	1/3146 (0.0%)	0.94	5/4228 (0.1%)
41	L4	0.88	0/2800	0.98	8/3790 (0.2%)
41	l4	0.80	1/2800 (0.0%)	0.95	4/3790 (0.1%)
42	L5	0.59	0/2425	0.70	0/3271
42	l5	0.77	0/2408	0.86	3/3248 (0.1%)
43	L6	0.83	0/1260	0.85	0/1694
43	l6	0.83	0/1269	0.90	3/1705 (0.2%)
44	L7	0.81	1/1821 (0.1%)	0.90	2/2451 (0.1%)
44	l7	0.90	1/1828 (0.1%)	0.95	4/2461 (0.2%)
45	L8	0.61	0/1836	0.72	0/2481
45	l8	0.58	0/1795	0.70	2/2429 (0.1%)
46	L9	0.71	0/1539	0.78	0/2073
46	l9	0.85	0/1539	0.86	1/2073 (0.0%)
47	M0	0.80	0/1741	0.90	4/2335 (0.2%)
47	m0	0.80	1/1758 (0.1%)	0.84	1/2358 (0.0%)
48	M1	0.56	0/1374	0.74	1/1842 (0.1%)
48	m1	0.69	0/1374	0.83	1/1842 (0.1%)
49	M3	0.80	0/1568	0.85	0/2106
49	m3	0.73	0/1573	0.85	1/2113 (0.0%)
50	M4	0.77	0/1068	0.82	1/1438 (0.1%)
50	m4	0.86	0/1074	0.85	1/1446 (0.1%)
51	M5	0.81	1/1757 (0.1%)	0.91	3/2354 (0.1%)
51	m5	0.73	0/1757	0.83	1/2354 (0.0%)
52	M6	0.93	1/1585 (0.1%)	0.94	3/2128 (0.1%)
52	m6	1.11	5/1585 (0.3%)	1.08	10/2128 (0.5%)
53	M7	0.84	0/1443	0.87	0/1944
53	m7	0.95	0/1250	0.90	0/1683
54	M8	0.83	0/1465	0.93	3/1965 (0.2%)
54	m8	0.81	0/1465	0.97	4/1965 (0.2%)
55	M9	0.61	0/1538	0.71	0/2050
55	m9	0.68	0/1538	0.75	1/2050 (0.0%)
56	N0	0.81	0/1481	0.89	3/1990 (0.2%)
56	n0	0.92	0/1481	0.93	3/1990 (0.2%)
57	N1	0.84	1/1300 (0.1%)	0.84	0/1743
57	n1	0.90	2/1300 (0.2%)	0.86	0/1743
58	N2	0.45	0/812	0.64	0/1099
58	n2	0.54	0/794	0.69	0/1076
59	N3	0.75	0/1018	0.87	1/1369 (0.1%)
59	n3	0.89	0/1018	0.93	2/1369 (0.1%)
60	N4	0.62	0/712	0.72	0/958
60	n4	0.75	0/1052	0.82	0/1398

Mol	Chain	Bond lengths		Bond angles	
		RMSZ	# Z >5	RMSZ	# Z >5
61	N5	0.65	0/979	0.78	2/1321 (0.2%)
61	n5	0.69	0/974	0.82	0/1314
62	N6	0.75	0/1004	0.95	2/1341 (0.1%)
62	n6	0.71	0/1004	0.88	0/1341
63	N7	0.56	0/1118	0.69	0/1497
63	n7	0.51	0/1118	0.72	3/1497 (0.2%)
64	N8	0.83	0/1204	0.96	3/1612 (0.2%)
64	n8	0.84	1/1204 (0.1%)	0.95	2/1612 (0.1%)
65	N9	0.81	0/473	0.84	0/629
65	n9	0.88	0/473	0.98	1/629 (0.2%)
66	O0	0.52	0/751	0.69	0/1008
66	o0	0.56	0/775	0.70	0/1040
67	O1	0.67	0/890	0.77	1/1196 (0.1%)
67	o1	0.85	0/897	0.91	0/1205
68	O2	0.91	0/1041	0.95	2/1394 (0.1%)
68	o2	0.93	0/1041	0.98	1/1394 (0.1%)
69	O3	0.98	1/868 (0.1%)	0.88	1/1168 (0.1%)
69	o3	0.94	0/868	0.89	1/1168 (0.1%)
70	O4	0.69	0/890	0.84	2/1189 (0.2%)
70	o4	0.65	0/890	0.82	0/1189
71	O5	0.78	0/978	0.81	1/1301 (0.1%)
71	o5	0.62	0/974	0.73	0/1297
72	O6	0.69	0/778	0.82	0/1034
72	o6	0.63	0/777	0.71	0/1033
73	O7	0.89	1/696 (0.1%)	0.98	1/923 (0.1%)
73	o7	0.77	0/696	0.90	2/923 (0.2%)
74	O8	0.58	0/618	0.67	0/826
74	o8	0.46	0/614	0.65	0/822
75	O9	0.88	1/443 (0.2%)	0.91	1/588 (0.2%)
75	o9	0.74	0/443	0.88	0/588
76	Q0	0.76	0/423	0.88	0/562
76	q0	1.00	1/423 (0.2%)	0.96	0/562
77	Q1	0.67	0/234	0.84	0/300
77	q1	0.90	0/234	1.10	3/300 (1.0%)
78	Q2	0.98	1/860 (0.1%)	0.90	0/1136
78	q2	0.86	1/860 (0.1%)	0.86	0/1136
79	Q3	0.77	0/701	0.85	1/934 (0.1%)
79	q3	0.78	0/701	0.87	1/934 (0.1%)
80	e0	0.59	0/499	0.81	0/665
81	e1	0.42	0/619	0.66	0/822
83	p0	0.49	0/1092	0.63	0/1474
All	All	0.96	580/430074 (0.1%)	1.37	5850/631364 (0.9%)

Chiral center outliers are detected by calculating the chiral volume of a chiral center and verifying if the center is modelled as a planar moiety or with the opposite hand. A planarity outlier is detected by checking planarity of atoms in a peptide group, atoms in a mainchain group or atoms of a sidechain that are expected to be planar.

Mol	Chain	#Chirality outliers	#Planarity outliers
7	s5	0	2
9	S7	0	1
9	s7	0	1
16	C4	0	1
16	c4	0	1
17	c5	0	1
18	c6	0	1
19	C7	0	2
22	d0	0	1
26	d4	0	1
27	D5	0	1
28	D6	0	2
33	E1	0	1
39	L2	0	1
39	l2	0	1
40	L3	0	1
41	L4	0	1
43	l6	0	1
44	l7	0	3
45	L8	0	2
48	m1	0	1
49	M3	0	1
50	M4	0	1
52	M6	0	2
52	m6	0	1
53	m7	0	1
59	n3	0	1
60	n4	0	1
64	N8	0	1
64	n8	0	1
65	N9	0	1
65	n9	0	1
67	O1	0	1
75	o9	0	1
79	q3	0	1
81	e1	0	1
All	All	0	43

All (580) bond length outliers are listed below:

Mol	Chain	Res	Type	Atoms	Z	Observed(Å)	Ideal(Å)
36	5	2872	A	N9-C4	-14.78	1.28	1.37
78	Q2	17	CYS	CB-SG	14.00	2.06	1.82
36	5	1152	G	N9-C4	-11.81	1.28	1.38
78	q2	17	CYS	CB-SG	10.92	2.00	1.82
36	1	2404	A	N9-C4	-10.49	1.31	1.37
36	5	1152	G	N9-C8	10.39	1.45	1.37
36	5	1152	G	C2-N3	-9.69	1.25	1.32
36	5	2358	A	N9-C4	-8.75	1.32	1.37
36	1	3181	C	N3-C4	-8.72	1.27	1.33
36	5	2636	A	C6-N1	-8.66	1.29	1.35
36	5	970	A	N3-C4	-8.33	1.29	1.34
36	5	1103	A	N9-C4	8.25	1.42	1.37
36	1	2333	C	N3-C4	-8.25	1.28	1.33
36	5	2954	U	N1-C2	7.98	1.45	1.38
36	1	970	A	N9-C4	-7.91	1.33	1.37
36	5	2385	G	N9-C4	-7.88	1.31	1.38
36	5	1152	G	N3-C4	-7.86	1.29	1.35
36	1	970	A	N3-C4	-7.82	1.30	1.34
36	5	2954	U	C2-N3	7.82	1.43	1.37
36	5	2386	A	N7-C5	-7.78	1.34	1.39
36	1	1116	G	N7-C5	-7.77	1.34	1.39
36	5	2362	C	N3-C4	-7.75	1.28	1.33
36	5	1113	G	N3-C4	-7.72	1.30	1.35
36	5	3008	A	N9-C4	-7.65	1.33	1.37
36	1	2356	A	N9-C4	-7.63	1.33	1.37
36	5	36	C	C4-C5	-7.62	1.36	1.43
36	1	2762	A	N3-C4	-7.57	1.30	1.34
36	1	1394	A	N9-C4	-7.51	1.33	1.37
36	1	2373	A	N7-C5	-7.48	1.34	1.39
36	5	1159	A	N9-C4	-7.43	1.33	1.37
38	8	80	A	N9-C4	7.41	1.42	1.37
36	5	2934	A	C6-N1	-7.41	1.30	1.35
36	5	2726	C	N3-C4	-7.38	1.28	1.33
36	5	3245	A	C5-C6	-7.38	1.34	1.41
36	5	631	U	C2-N3	-7.37	1.32	1.37
1	6	538	A	N9-C4	7.29	1.42	1.37
36	5	2639	G	N7-C5	-7.28	1.34	1.39
36	5	2903	A	N9-C4	-7.27	1.33	1.37
36	5	650	C	N1-C6	-7.26	1.32	1.37
36	1	895	A	C5-C6	-7.24	1.34	1.41
36	5	2878	G	C6-O6	-7.24	1.17	1.24
36	5	1199	C	N1-C6	-7.20	1.32	1.37
36	5	40	A	N7-C5	-7.20	1.34	1.39

Continued on next page...

Continued from previous page...

Mol	Chain	Res	Type	Atoms	Z	Observed(Å)	Ideal(Å)
36	5	2147	A	C5-C6	-7.15	1.34	1.41
1	6	1744	A	N9-C4	-7.15	1.33	1.37
36	1	1103	A	N9-C4	7.11	1.42	1.37
36	5	970	A	N9-C4	-7.09	1.33	1.37
36	1	910	G	N7-C5	-7.09	1.34	1.39
36	1	2811	A	N3-C4	-7.08	1.30	1.34
36	1	1159	A	N3-C4	-7.07	1.30	1.34
36	1	2404	A	N3-C4	-7.07	1.30	1.34
36	5	1304	A	N3-C4	7.06	1.39	1.34
36	5	924	G	C2-N3	-7.06	1.27	1.32
36	5	2191	U	C2-N3	-7.05	1.32	1.37
36	1	2606	G	C6-N1	-7.05	1.34	1.39
36	1	2714	G	N9-C8	7.05	1.42	1.37
36	5	1332	A	N7-C5	-7.04	1.35	1.39
36	5	420	G	C5-C4	-7.03	1.33	1.38
36	5	2948	C	N3-C4	-7.00	1.29	1.33
36	5	810	A	N3-C4	6.99	1.39	1.34
36	1	61	A	N3-C4	-6.96	1.30	1.34
36	5	2808	A	N7-C5	-6.96	1.35	1.39
36	1	907	G	N3-C4	6.94	1.40	1.35
36	1	365	A	N3-C4	-6.93	1.30	1.34
36	5	1847	A	N9-C4	-6.91	1.33	1.37
36	5	2971	A	N7-C5	6.91	1.43	1.39
36	5	636	C	N1-C6	-6.90	1.33	1.37
36	5	420	G	N9-C8	-6.90	1.33	1.37
36	5	2959	C	N1-C6	-6.83	1.33	1.37
36	5	1117	G	C5-C4	-6.82	1.33	1.38
36	1	2401	A	C6-N1	6.79	1.40	1.35
36	1	2714	G	N9-C4	-6.79	1.32	1.38
36	1	1103	A	N3-C4	6.79	1.39	1.34
36	1	2640	A	C6-N1	-6.78	1.30	1.35
1	6	1773	C	C4-N4	6.75	1.40	1.33
36	1	2619	G	C5-C4	-6.73	1.33	1.38
39	12	213	GLY	C-O	6.73	1.34	1.23
36	5	719	U	N1-C2	6.70	1.44	1.38
36	5	2971	A	N9-C4	6.69	1.41	1.37
1	6	1537	C	N1-C6	6.69	1.41	1.37
36	5	642	U	C2-N3	-6.64	1.33	1.37
36	5	2335	G	N3-C4	-6.64	1.30	1.35
36	5	2980	U	C2-O2	-6.63	1.16	1.22
36	1	338	A	N7-C5	-6.63	1.35	1.39
36	5	1152	G	C8-N7	6.62	1.34	1.30

Continued on next page...

Continued from previous page...

Mol	Chain	Res	Type	Atoms	Z	Observed(Å)	Ideal(Å)
36	1	1112	A	N3-C4	-6.62	1.30	1.34
38	8	43	A	N7-C5	-6.61	1.35	1.39
52	m6	66	LYS	CE-NZ	6.59	1.65	1.49
36	5	953	G	C5-C4	-6.53	1.33	1.38
36	5	984	G	N7-C5	-6.52	1.35	1.39
36	5	367	A	N9-C4	-6.51	1.33	1.37
37	3	82	G	C6-N1	-6.49	1.35	1.39
36	1	907	G	N7-C5	-6.48	1.35	1.39
36	5	2804	A	N9-C4	-6.48	1.33	1.37
36	5	2872	A	C5-C6	-6.48	1.35	1.41
36	5	2954	U	C2-O2	6.48	1.28	1.22
1	6	623	A	N9-C4	-6.47	1.33	1.37
36	5	3008	A	N3-C4	-6.47	1.30	1.34
36	1	1133	A	N9-C4	-6.47	1.33	1.37
36	1	2138	A	N7-C5	-6.46	1.35	1.39
1	6	967	A	N9-C4	6.43	1.41	1.37
36	5	1302	A	N3-C4	-6.43	1.30	1.34
36	1	1452	A	N9-C4	-6.43	1.33	1.37
36	5	1103	A	N3-C4	6.42	1.38	1.34
36	1	2355	G	N7-C5	-6.41	1.35	1.39
57	n1	104	GLU	CB-CG	6.41	1.64	1.52
36	1	2657	A	N7-C5	-6.41	1.35	1.39
36	5	1849	C	N1-C6	-6.41	1.33	1.37
1	6	163	G	N9-C4	-6.41	1.32	1.38
1	6	754	A	N9-C4	6.40	1.41	1.37
36	5	953	G	N7-C5	-6.39	1.35	1.39
36	5	2138	A	N7-C5	-6.38	1.35	1.39
52	m6	78	ARG	CZ-NH1	6.36	1.41	1.33
36	5	876	A	N3-C4	-6.35	1.31	1.34
36	5	1149	G	N9-C8	-6.33	1.33	1.37
36	1	1858	A	N7-C5	-6.31	1.35	1.39
36	1	367	A	N3-C4	-6.31	1.31	1.34
36	5	2937	G	N9-C8	-6.31	1.33	1.37
36	5	878	G	N7-C5	-6.29	1.35	1.39
36	5	367	A	N3-C4	-6.28	1.31	1.34
1	6	1537	C	C2-N3	6.24	1.40	1.35
36	5	36	C	N1-C6	-6.24	1.33	1.37
36	5	2803	A	N3-C4	-6.24	1.31	1.34
36	1	1002	A	N9-C4	-6.23	1.34	1.37
1	6	1653	C	N1-C6	-6.23	1.33	1.37
36	5	922	U	N3-C4	-6.22	1.32	1.38
52	m6	80	PHE	CB-CG	-6.22	1.40	1.51

Continued on next page...

Continued from previous page...

Mol	Chain	Res	Type	Atoms	Z	Observed(Å)	Ideal(Å)
36	5	1148	G	N9-C8	-6.21	1.33	1.37
36	5	647	A	N3-C4	-6.21	1.31	1.34
36	5	1902	G	N7-C5	-6.21	1.35	1.39
36	1	106	A	N9-C4	-6.21	1.34	1.37
36	5	859	G	N1-C2	-6.19	1.32	1.37
36	5	2855	U	C4-O4	-6.19	1.18	1.23
36	5	960	U	N1-C2	6.17	1.44	1.38
36	1	895	A	N9-C8	6.16	1.42	1.37
36	5	1148	G	N7-C5	-6.16	1.35	1.39
1	6	1659	A	N9-C4	-6.15	1.34	1.37
36	5	1433	A	N7-C5	-6.15	1.35	1.39
36	1	92	G	C5-C4	-6.14	1.34	1.38
36	5	971	G	C5-C4	-6.13	1.34	1.38
36	1	942	U	C5-C6	-6.12	1.28	1.34
36	5	3362	A	N9-C4	-6.11	1.34	1.37
36	5	2800	G	N7-C5	-6.11	1.35	1.39
36	1	426	G	N1-C2	-6.11	1.32	1.37
36	5	800	G	N9-C8	-6.10	1.33	1.37
36	1	637	C	N1-C6	-6.10	1.33	1.37
36	5	938	C	C4-N4	-6.10	1.28	1.33
36	5	1456	A	N9-C8	-6.10	1.32	1.37
36	5	1304	A	N7-C5	-6.09	1.35	1.39
36	5	1874	A	N9-C4	-6.08	1.34	1.37
36	5	1152	G	C5-C6	-6.07	1.36	1.42
1	6	1800	A	N9-C4	6.07	1.41	1.37
36	1	2419	A	N9-C4	-6.07	1.34	1.37
36	5	1456	A	N7-C5	-6.06	1.35	1.39
36	5	1841	A	N7-C5	-6.06	1.35	1.39
36	5	420	G	N1-C2	-6.05	1.32	1.37
36	1	33	G	N7-C5	-6.05	1.35	1.39
36	5	428	A	N3-C4	-6.05	1.31	1.34
36	5	3218	A	N9-C4	-6.04	1.34	1.37
36	1	1392	G	C5-C4	-6.04	1.34	1.38
36	1	906	A	N7-C5	-6.03	1.35	1.39
37	7	73	C	N1-C6	6.02	1.40	1.37
36	1	1153	A	N7-C5	-6.02	1.35	1.39
36	1	933	A	C6-N1	-6.01	1.31	1.35
36	5	2946	A	C6-N1	-6.00	1.31	1.35
38	8	138	A	N3-C4	-6.00	1.31	1.34
36	5	2830	G	N3-C4	-6.00	1.31	1.35
36	5	3005	A	N7-C5	-6.00	1.35	1.39
1	6	542	A	N7-C5	-5.99	1.35	1.39

Continued on next page...

Continued from previous page...

Mol	Chain	Res	Type	Atoms	Z	Observed(Å)	Ideal(Å)
36	5	2743	A	N9-C8	-5.99	1.32	1.37
36	5	1908	A	N3-C4	-5.98	1.31	1.34
36	1	2873	U	C2-N3	-5.97	1.33	1.37
36	1	2398	A	N7-C5	-5.97	1.35	1.39
51	M5	152	CYS	CB-SG	-5.95	1.72	1.81
36	1	1401	A	N7-C5	-5.95	1.35	1.39
36	5	3374	U	C4-O4	-5.95	1.18	1.23
36	5	1177	G	N3-C4	-5.94	1.31	1.35
36	5	2945	G	C5-C4	-5.94	1.34	1.38
36	1	1132	C	N3-C4	-5.94	1.29	1.33
36	5	2280	A	N9-C4	-5.94	1.34	1.37
52	m6	40	GLU	CG-CD	5.94	1.60	1.51
36	1	1138	U	C2-N3	-5.92	1.33	1.37
36	1	1115	G	N7-C5	-5.92	1.35	1.39
36	1	2818	U	C2-O2	-5.92	1.17	1.22
36	5	1126	G	N3-C4	-5.92	1.31	1.35
36	1	799	G	N3-C4	-5.91	1.31	1.35
36	5	2728	G	C2-N3	-5.91	1.28	1.32
1	6	360	A	N9-C4	-5.91	1.34	1.37
36	1	2409	G	C5-C4	-5.90	1.34	1.38
36	1	925	A	N3-C4	-5.90	1.31	1.34
36	5	661	G	N7-C5	-5.89	1.35	1.39
36	5	1901	A	N7-C5	-5.88	1.35	1.39
36	5	2903	A	N3-C4	-5.88	1.31	1.34
36	1	1129	A	C5-C6	-5.87	1.35	1.41
36	1	1835	A	N9-C4	-5.86	1.34	1.37
36	1	2165	G	N7-C5	-5.86	1.35	1.39
36	1	1468	A	N9-C4	-5.86	1.34	1.37
36	5	2872	A	N3-C4	-5.86	1.31	1.34
36	5	523	A	N9-C4	-5.86	1.34	1.37
36	5	2739	A	N3-C4	-5.86	1.31	1.34
36	5	2635	A	C6-N1	-5.85	1.31	1.35
36	5	2908	G	N9-C8	-5.85	1.33	1.37
36	1	969	C	C4-N4	-5.84	1.28	1.33
36	1	2372	A	N9-C4	5.84	1.41	1.37
36	5	1158	A	C5-C6	-5.83	1.35	1.41
36	5	1844	C	N3-C4	-5.83	1.29	1.33
36	1	3216	G	C6-N1	-5.80	1.35	1.39
37	7	94	C	N1-C6	-5.80	1.33	1.37
36	5	2811	A	N9-C4	-5.79	1.34	1.37
36	1	913	A	N9-C4	5.79	1.41	1.37
1	6	986	G	N7-C5	-5.79	1.35	1.39

Continued on next page...

Continued from previous page...

Mol	Chain	Res	Type	Atoms	Z	Observed(Å)	Ideal(Å)
36	1	2917	G	N9-C8	-5.79	1.33	1.37
38	8	25	G	N1-C2	-5.79	1.33	1.37
36	1	638	C	N1-C6	-5.78	1.33	1.37
36	1	649	A	C8-N7	-5.78	1.27	1.31
36	1	218	G	N9-C8	-5.77	1.33	1.37
36	1	2917	G	N7-C5	-5.77	1.35	1.39
1	6	1537	C	C5-C6	5.77	1.39	1.34
36	1	1337	A	N9-C4	5.77	1.41	1.37
36	1	1116	G	C5-C4	-5.77	1.34	1.38
36	1	3209	A	C5-C4	5.76	1.42	1.38
36	1	2143	A	N3-C4	-5.75	1.31	1.34
36	5	2860	U	C2-N3	5.75	1.41	1.37
36	1	1103	A	C6-N1	5.75	1.39	1.35
36	1	34	A	N9-C4	-5.75	1.34	1.37
36	1	2800	G	C5-C4	-5.75	1.34	1.38
36	5	2139	A	N3-C4	-5.75	1.31	1.34
36	5	2348	A	N3-C4	-5.75	1.31	1.34
36	5	424	G	N7-C5	-5.74	1.35	1.39
36	1	1507	G	N9-C8	-5.74	1.33	1.37
1	6	437	A	N9-C4	-5.74	1.34	1.37
36	1	644	G	N7-C5	-5.74	1.35	1.39
36	1	407	A	C5-C6	-5.73	1.35	1.41
36	5	1429	G	N9-C8	-5.73	1.33	1.37
75	O9	2	ALA	CA-CB	-5.72	1.40	1.52
36	1	649	A	N9-C4	-5.72	1.34	1.37
36	1	1377	G	N1-C2	-5.71	1.33	1.37
36	5	1195	A	N9-C4	-5.71	1.34	1.37
36	5	1152	G	N1-C2	5.70	1.42	1.37
36	5	3042	U	N3-C4	-5.70	1.33	1.38
36	1	699	A	N3-C4	-5.70	1.31	1.34
36	5	2631	U	C4-O4	-5.69	1.19	1.23
36	1	884	A	N9-C4	-5.69	1.34	1.37
36	5	2808	A	C5-C6	-5.68	1.35	1.41
36	1	2406	C	N1-C6	-5.68	1.33	1.37
36	5	874	U	C4'-C3'	-5.68	1.46	1.52
36	5	2704	A	N9-C4	-5.67	1.34	1.37
36	1	919	U	C4-O4	-5.67	1.19	1.23
36	5	2362	C	C2-N3	-5.67	1.31	1.35
38	4	14	C	N3-C4	-5.66	1.29	1.33
36	5	2942	C	N1-C6	-5.65	1.33	1.37
36	5	3040	A	N9-C4	-5.65	1.34	1.37
37	7	84	A	N7-C5	-5.64	1.35	1.39

Continued on next page...

Continued from previous page...

Mol	Chain	Res	Type	Atoms	Z	Observed(Å)	Ideal(Å)
36	1	1416	C	N3-C4	-5.64	1.30	1.33
1	6	1746	A	N7-C5	-5.64	1.35	1.39
36	1	2401	A	N9-C8	5.63	1.42	1.37
36	5	1451	C	N1-C6	-5.63	1.33	1.37
36	1	909	G	N9-C8	-5.63	1.33	1.37
36	1	2121	G	N1-C2	-5.63	1.33	1.37
36	1	2623	G	C8-N7	-5.63	1.27	1.30
36	5	2934	A	N9-C8	-5.63	1.33	1.37
36	5	3275	U	N1-C2	5.62	1.43	1.38
36	1	1429	G	N9-C8	-5.62	1.33	1.37
36	1	1889	G	N9-C8	-5.62	1.33	1.37
38	8	7	U	N1-C6	-5.62	1.32	1.38
36	5	2814	G	C5-C4	-5.62	1.34	1.38
44	L7	234	GLU	CD-OE2	5.61	1.31	1.25
36	5	421	G	C5-C6	-5.61	1.36	1.42
36	1	1660	C	N1-C6	-5.60	1.33	1.37
1	6	437	A	N3-C4	-5.60	1.31	1.34
36	5	875	G	C6-N1	-5.60	1.35	1.39
36	5	1195	A	N3-C4	-5.60	1.31	1.34
36	1	2147	A	C5-C6	-5.60	1.36	1.41
36	5	1147	G	N9-C8	-5.59	1.33	1.37
36	5	3087	A	N7-C5	-5.59	1.35	1.39
1	6	1773	C	C2-N3	5.58	1.40	1.35
36	1	1392	G	N7-C5	-5.58	1.35	1.39
1	6	397	A	N9-C4	-5.58	1.34	1.37
36	1	958	C	C2-O2	-5.58	1.19	1.24
36	1	953	G	N9-C4	-5.58	1.33	1.38
36	5	3047	U	N3-C4	-5.58	1.33	1.38
36	5	3141	A	N7-C5	-5.57	1.35	1.39
1	6	779	U	N1-C2	5.57	1.43	1.38
36	5	2860	U	N3-C4	5.57	1.43	1.38
1	6	103	A	N7-C5	-5.56	1.35	1.39
36	5	2799	A	C6-N1	-5.56	1.31	1.35
36	1	780	A	N3-C4	-5.56	1.31	1.34
36	5	92	G	N1-C2	-5.56	1.33	1.37
36	5	2335	G	C5-C4	-5.56	1.34	1.38
36	1	2362	C	N1-C6	-5.55	1.33	1.37
52	m6	16	VAL	CB-CG2	-5.55	1.41	1.52
69	O3	15	SER	CB-OG	5.55	1.49	1.42
36	5	3084	C	N1-C6	-5.55	1.33	1.37
36	1	1116	G	C5-C6	-5.55	1.36	1.42
36	5	653	A	N7-C5	-5.55	1.35	1.39

Continued on next page...

Continued from previous page...

Mol	Chain	Res	Type	Atoms	Z	Observed(Å)	Ideal(Å)
36	5	887	G	C6-N1	-5.54	1.35	1.39
36	5	2968	G	C8-N7	-5.54	1.27	1.30
36	1	2910	A	N9-C4	-5.54	1.34	1.37
8	s6	21	GLU	CG-CD	5.54	1.60	1.51
36	5	947	G	N1-C2	-5.54	1.33	1.37
36	1	1112	A	N9-C4	-5.53	1.34	1.37
36	5	971	G	N9-C8	-5.53	1.33	1.37
73	O7	19	CYS	CB-SG	-5.53	1.72	1.81
36	1	2409	G	N3-C4	-5.52	1.31	1.35
36	5	1135	A	N9-C8	-5.52	1.33	1.37
36	5	1311	G	C5-C4	-5.52	1.34	1.38
36	5	2411	U	C2-N3	-5.52	1.33	1.37
36	1	2846	U	C2-N3	-5.52	1.33	1.37
36	5	1159	A	N3-C4	-5.51	1.31	1.34
36	1	980	A	N9-C4	5.51	1.41	1.37
36	1	2335	G	C5-C4	-5.51	1.34	1.38
36	1	2396	G	N7-C5	-5.51	1.35	1.39
36	1	936	A	N9-C4	-5.51	1.34	1.37
76	q0	99	CYS	CB-SG	-5.51	1.72	1.81
36	1	678	G	N9-C8	-5.50	1.33	1.37
36	5	2954	U	N3-C4	5.50	1.43	1.38
36	1	52	A	C2-N3	-5.50	1.28	1.33
36	5	1452	A	N9-C4	-5.50	1.34	1.37
36	1	407	A	N7-C5	-5.49	1.35	1.39
36	1	820	A	N3-C4	-5.49	1.31	1.34
36	5	1083	G	N7-C5	-5.49	1.35	1.39
36	1	798	G	N3-C4	-5.49	1.31	1.35
36	5	2910	A	C5-C6	-5.48	1.36	1.41
36	1	1137	C	N1-C6	-5.48	1.33	1.37
36	1	2382	G	N1-C2	-5.47	1.33	1.37
36	5	2703	A	N7-C5	-5.47	1.35	1.39
36	1	3209	A	C6-N1	5.47	1.39	1.35
36	5	2386	A	C5-C6	-5.47	1.36	1.41
36	5	980	A	N7-C5	5.47	1.42	1.39
36	5	3314	A	N3-C4	-5.47	1.31	1.34
36	1	2385	G	N9-C4	-5.46	1.33	1.38
36	5	865	U	N1-C2	-5.46	1.33	1.38
36	1	3112	G	N7-C5	-5.46	1.35	1.39
36	5	2639	G	C8-N7	-5.46	1.27	1.30
36	1	2412	G	N7-C5	-5.46	1.35	1.39
36	5	1477	A	N9-C4	-5.46	1.34	1.37
1	2	1291	G	N3-C4	-5.45	1.31	1.35

Continued on next page...

Continued from previous page...

Mol	Chain	Res	Type	Atoms	Z	Observed(Å)	Ideal(Å)
36	1	658	G	C8-N7	-5.45	1.27	1.30
36	1	36	C	N1-C6	-5.45	1.33	1.37
36	1	296	A	N9-C4	5.45	1.41	1.37
64	n8	15	VAL	CB-CG1	-5.45	1.41	1.52
36	5	1477	A	N3-C4	-5.45	1.31	1.34
36	5	2632	G	C6-N1	-5.45	1.35	1.39
36	1	1318	A	N3-C4	-5.45	1.31	1.34
37	7	85	G	N1-C2	-5.45	1.33	1.37
36	1	651	G	N1-C2	-5.44	1.33	1.37
36	1	2818	U	C2-N3	-5.44	1.33	1.37
36	5	2201	G	N1-C2	-5.44	1.33	1.37
36	1	921	A	C5-C6	-5.44	1.36	1.41
57	n1	104	GLU	CG-CD	5.44	1.60	1.51
36	1	1159	A	C6-N1	-5.43	1.31	1.35
36	5	1295	G	N3-C4	-5.43	1.31	1.35
36	1	2244	A	C6-N1	-5.42	1.31	1.35
36	1	1395	G	C5-C4	-5.42	1.34	1.38
36	1	1390	A	C8-N7	5.42	1.35	1.31
36	1	626	U	C2-N3	-5.42	1.33	1.37
36	1	1492	G	C8-N7	-5.41	1.27	1.30
36	1	361	A	N3-C4	-5.41	1.31	1.34
36	5	2202	C	N1-C6	-5.41	1.33	1.37
1	2	1291	G	N9-C4	-5.41	1.33	1.38
36	5	1902	G	C5-C4	-5.40	1.34	1.38
36	1	2326	A	N9-C4	-5.40	1.34	1.37
36	1	2656	A	N3-C4	-5.40	1.31	1.34
36	5	2389	C	N1-C6	-5.39	1.33	1.37
36	5	3145	C	N1-C6	-5.39	1.33	1.37
36	1	718	G	N9-C8	5.39	1.41	1.37
36	5	519	A	N9-C4	-5.39	1.34	1.37
36	5	2908	G	N7-C5	-5.38	1.36	1.39
36	5	984	G	N9-C8	-5.38	1.34	1.37
36	1	2276	G	N7-C5	-5.38	1.36	1.39
36	5	2214	A	N9-C4	-5.38	1.34	1.37
36	1	677	A	C6-N6	-5.38	1.29	1.33
36	5	2796	G	C6-O6	-5.38	1.19	1.24
36	1	1796	G	C6-N1	-5.37	1.35	1.39
36	1	1905	G	C5-C4	-5.37	1.34	1.38
36	5	877	C	C4-N4	-5.37	1.29	1.33
36	1	2409	G	C6-N1	-5.37	1.35	1.39
36	5	1103	A	C5-C4	5.37	1.42	1.38
36	5	2953	U	C4-O4	5.36	1.27	1.23

Continued on next page...

Continued from previous page...

Mol	Chain	Res	Type	Atoms	Z	Observed(Å)	Ideal(Å)
36	5	307	A	N3-C4	-5.36	1.31	1.34
36	5	872	U	C4-O4	-5.36	1.19	1.23
36	5	1127	G	C5-C6	-5.36	1.36	1.42
36	5	3197	G	N9-C8	5.35	1.41	1.37
36	5	2296	A	C5-C6	-5.35	1.36	1.41
36	5	2823	G	N7-C5	-5.35	1.36	1.39
36	1	653	A	N7-C5	-5.35	1.36	1.39
36	5	1137	C	N1-C6	-5.35	1.33	1.37
36	5	2823	G	N9-C8	-5.34	1.34	1.37
36	5	875	G	N7-C5	5.33	1.42	1.39
36	5	2636	A	N3-C4	-5.33	1.31	1.34
36	5	706	A	N9-C4	-5.33	1.34	1.37
36	5	2128	C	N1-C6	-5.32	1.33	1.37
36	1	980	A	C5-C4	5.32	1.42	1.38
47	m0	8	CYS	CB-SG	-5.32	1.73	1.81
36	1	1179	A	C6-N1	-5.32	1.31	1.35
36	1	2969	A	N7-C5	-5.32	1.36	1.39
37	7	11	A	N7-C5	-5.32	1.36	1.39
1	6	1792	G	C8-N7	-5.32	1.27	1.30
36	1	969	C	C4-C5	-5.31	1.38	1.43
36	1	1143	A	N9-C4	-5.31	1.34	1.37
36	1	1592	G	N7-C5	-5.31	1.36	1.39
36	1	3182	G	N3-C4	-5.31	1.31	1.35
36	5	2294	U	C2-N3	-5.31	1.34	1.37
36	1	1131	G	N1-C2	-5.30	1.33	1.37
36	1	2365	C	N3-C4	-5.30	1.30	1.33
36	5	981	U	N1-C2	5.30	1.43	1.38
36	1	699	A	N9-C4	-5.30	1.34	1.37
36	1	1547	G	C5-C4	-5.30	1.34	1.38
36	1	1318	A	N9-C4	-5.30	1.34	1.37
36	1	817	A	N9-C4	5.30	1.41	1.37
36	5	2656	A	N3-C4	-5.29	1.31	1.34
36	5	3090	U	C4-O4	-5.29	1.19	1.23
36	1	2614	G	C8-N7	-5.29	1.27	1.30
36	5	2345	A	N7-C5	-5.29	1.36	1.39
40	l3	264	VAL	CB-CG1	-5.29	1.41	1.52
36	5	2358	A	N3-C4	-5.28	1.31	1.34
36	5	2899	C	N3-C4	-5.28	1.30	1.33
36	1	2621	G	N3-C4	-5.28	1.31	1.35
36	5	1159	A	C5-C6	-5.28	1.36	1.41
36	1	1374	G	N7-C5	-5.28	1.36	1.39
36	5	2754	G	N9-C8	-5.28	1.34	1.37

Continued on next page...

Continued from previous page...

Mol	Chain	Res	Type	Atoms	Z	Observed(Å)	Ideal(Å)
36	5	3330	A	C5-C4	-5.28	1.35	1.38
36	1	3142	A	N3-C4	-5.27	1.31	1.34
36	1	365	A	N7-C5	-5.27	1.36	1.39
36	1	2281	A	N9-C4	-5.27	1.34	1.37
38	4	40	A	C5-C6	-5.27	1.36	1.41
1	2	992	A	N9-C4	-5.27	1.34	1.37
36	1	2426	U	C2-O2	-5.27	1.17	1.22
36	1	1306	G	N9-C8	-5.27	1.34	1.37
36	5	2134	G	C8-N7	-5.26	1.27	1.30
1	6	456	A	N3-C4	-5.26	1.31	1.34
36	1	2134	G	N1-C2	-5.25	1.33	1.37
36	1	632	G	N1-C2	-5.25	1.33	1.37
36	5	2375	G	C6-N1	-5.25	1.35	1.39
36	5	1319	G	N7-C5	-5.25	1.36	1.39
1	2	26	A	N9-C4	-5.25	1.34	1.37
36	1	1127	G	C5-C6	-5.25	1.37	1.42
36	5	1851	G	N7-C5	-5.25	1.36	1.39
36	5	2813	A	N7-C5	-5.24	1.36	1.39
36	5	2840	C	N1-C6	-5.23	1.34	1.37
36	5	802	C	N1-C6	-5.23	1.34	1.37
1	6	754	A	N3-C4	5.23	1.38	1.34
36	1	1158	A	N7-C5	-5.23	1.36	1.39
36	5	2375	G	C5-C4	-5.23	1.34	1.38
1	6	1774	G	C6-N1	-5.23	1.35	1.39
36	1	1379	G	C6-N1	-5.22	1.35	1.39
36	5	2376	G	N9-C8	-5.22	1.34	1.37
36	1	1154	A	N7-C5	-5.22	1.36	1.39
36	5	798	G	N9-C4	-5.22	1.33	1.38
36	5	2887	A	N9-C8	-5.22	1.33	1.37
1	6	1131	A	C5-C6	-5.22	1.36	1.41
36	5	2704	A	C5-C6	-5.22	1.36	1.41
36	5	2993	G	C5-C6	-5.22	1.37	1.42
57	N1	157	GLU	CD-OE2	5.21	1.31	1.25
36	5	2796	G	C6-N1	-5.21	1.35	1.39
36	1	343	U	N3-C4	-5.21	1.33	1.38
52	M6	100	GLU	CD-OE2	5.21	1.31	1.25
36	1	1114	U	C2-N3	-5.21	1.34	1.37
36	5	1901	A	C5-C6	-5.21	1.36	1.41
1	6	1655	A	N9-C4	-5.21	1.34	1.37
36	5	2639	G	N9-C8	-5.21	1.34	1.37
36	5	890	C	N1-C6	-5.20	1.34	1.37
36	5	917	A	N3-C4	-5.20	1.31	1.34

Continued on next page...

Continued from previous page...

Mol	Chain	Res	Type	Atoms	Z	Observed(Å)	Ideal(Å)
36	5	2359	C	C2-N3	-5.20	1.31	1.35
36	1	913	A	N7-C5	-5.20	1.36	1.39
36	1	1133	A	C5-C4	-5.20	1.35	1.38
36	1	2390	A	C6-N1	-5.20	1.31	1.35
36	5	2919	A	C6-N1	-5.20	1.31	1.35
36	1	361	A	C6-N1	-5.19	1.31	1.35
36	1	321	C	N1-C6	-5.19	1.34	1.37
36	5	831	G	N7-C5	-5.19	1.36	1.39
36	1	321	C	N3-C4	-5.19	1.30	1.33
36	1	2984	C	N3-C4	-5.18	1.30	1.33
36	5	1320	C	N1-C2	-5.18	1.34	1.40
36	1	718	G	N9-C4	-5.18	1.33	1.38
13	c1	128	CYS	CB-SG	-5.18	1.73	1.81
36	5	421	G	N7-C5	-5.18	1.36	1.39
36	1	1330	A	N9-C4	-5.17	1.34	1.37
36	1	3010	U	C2-N3	-5.17	1.34	1.37
36	5	635	G	C5-C4	-5.17	1.34	1.38
37	3	88	G	C6-N1	-5.17	1.35	1.39
36	5	3107	U	C2-N3	-5.17	1.34	1.37
1	6	163	G	N3-C4	-5.17	1.31	1.35
36	5	1170	A	N7-C5	-5.17	1.36	1.39
36	1	1886	A	N9-C4	-5.16	1.34	1.37
36	5	2878	G	C6-N1	-5.16	1.35	1.39
36	5	3187	A	C6-N1	-5.16	1.31	1.35
36	5	1117	G	C6-O6	-5.15	1.19	1.24
36	1	1432	C	C2-O2	-5.15	1.19	1.24
1	6	17	C	N3-C4	-5.15	1.30	1.33
36	1	874	U	C2-N3	-5.15	1.34	1.37
36	5	95	A	C5-C4	-5.14	1.35	1.38
36	5	421	G	N1-C2	-5.14	1.33	1.37
36	5	947	G	C6-N1	-5.14	1.35	1.39
36	5	1148	G	N3-C4	5.14	1.39	1.35
36	5	611	A	N7-C5	-5.13	1.36	1.39
41	14	94	CYS	CB-SG	-5.13	1.73	1.81
38	8	54	A	N9-C4	-5.13	1.34	1.37
36	5	2872	A	N9-C8	5.13	1.41	1.37
36	1	1369	A	N7-C5	-5.12	1.36	1.39
1	6	53	G	C6-N1	-5.12	1.35	1.39
36	5	1112	A	N7-C5	-5.12	1.36	1.39
36	5	962	A	N7-C5	-5.12	1.36	1.39
36	1	1133	A	N3-C4	-5.12	1.31	1.34
37	7	98	C	N1-C6	-5.12	1.34	1.37

Continued on next page...

Continued from previous page...

Mol	Chain	Res	Type	Atoms	Z	Observed(Å)	Ideal(Å)
36	5	424	G	C5-C6	-5.11	1.37	1.42
36	5	365	A	C5-C6	-5.11	1.36	1.41
36	5	2401	A	N9-C8	5.11	1.41	1.37
36	5	2913	C	N3-C4	-5.11	1.30	1.33
36	5	1889	G	N9-C8	-5.11	1.34	1.37
36	1	2150	G	N7-C5	-5.10	1.36	1.39
36	5	887	G	N1-C2	-5.10	1.33	1.37
36	5	1135	A	C5-C4	-5.10	1.35	1.38
36	5	2954	U	C4-O4	5.10	1.27	1.23
36	1	2617	U	C4-C5	5.09	1.48	1.43
36	1	2945	G	C8-N7	-5.08	1.27	1.30
36	5	2930	A	N3-C4	5.08	1.38	1.34
36	1	307	A	N7-C5	-5.08	1.36	1.39
36	1	867	G	N3-C4	-5.08	1.31	1.35
36	5	1161	G	C5-C4	-5.08	1.34	1.38
36	5	2977	G	C6-N1	-5.08	1.35	1.39
44	17	56	GLU	CG-CD	5.08	1.59	1.51
36	5	649	A	C5-C6	-5.08	1.36	1.41
36	5	504	A	N9-C4	-5.08	1.34	1.37
36	1	1313	G	C5-C6	-5.08	1.37	1.42
36	5	1130	A	C5-C4	-5.08	1.35	1.38
36	5	2883	U	C2-O2	-5.08	1.17	1.22
36	5	2892	A	C6-N1	-5.08	1.31	1.35
36	1	2977	G	C5-C4	-5.07	1.34	1.38
36	1	626	U	N1-C2	-5.07	1.33	1.38
36	1	2169	G	C5-C6	5.07	1.47	1.42
36	1	2314	U	C2-O2	5.07	1.26	1.22
36	5	2814	G	N3-C4	-5.07	1.31	1.35
36	1	940	G	N9-C8	-5.07	1.34	1.37
1	6	1672	G	C6-N1	-5.07	1.36	1.39
36	5	2646	C	N1-C6	-5.07	1.34	1.37
36	5	980	A	N3-C4	5.07	1.37	1.34
36	5	2137	U	N1-C6	-5.06	1.33	1.38
36	1	1112	A	C5-C6	-5.06	1.36	1.41
36	1	418	A	C6-N1	-5.05	1.32	1.35
36	1	505	G	N3-C4	-5.05	1.31	1.35
1	6	607	G	N3-C4	-5.05	1.31	1.35
36	5	284	A	N7-C5	-5.05	1.36	1.39
36	5	1832	C	N1-C6	-5.05	1.34	1.37
36	5	2320	A	C6-N1	-5.05	1.32	1.35
1	6	538	A	N3-C4	5.05	1.37	1.34
36	5	1186	G	C6-N1	-5.05	1.36	1.39

Continued on next page...

Continued from previous page...

Mol	Chain	Res	Type	Atoms	Z	Observed(Å)	Ideal(Å)
36	1	815	G	N3-C4	-5.04	1.31	1.35
36	1	350	C	N1-C6	-5.04	1.34	1.37
36	1	2797	C	N1-C2	-5.04	1.35	1.40
36	5	2873	U	N1-C2	-5.04	1.34	1.38
36	1	2968	G	C5-C6	-5.04	1.37	1.42
36	5	1170	A	C8-N7	-5.04	1.28	1.31
36	1	678	G	N7-C5	-5.04	1.36	1.39
36	1	2945	G	N7-C5	-5.04	1.36	1.39
36	1	919	U	C2-N3	-5.03	1.34	1.37
36	5	2288	G	C6-N1	-5.03	1.36	1.39
37	7	94	C	C4-C5	-5.03	1.39	1.43
36	1	979	U	N1-C2	5.03	1.43	1.38
36	5	704	U	N1-C2	-5.03	1.34	1.38
36	5	1896	A	N3-C4	-5.03	1.31	1.34
36	1	659	G	C5-C4	-5.02	1.34	1.38
36	5	980	A	C5-C6	5.02	1.45	1.41
36	5	2945	G	N7-C5	-5.02	1.36	1.39
36	5	2988	C	C2-O2	-5.02	1.20	1.24
36	1	3139	A	N9-C4	-5.02	1.34	1.37
36	5	1207	G	N1-C2	-5.02	1.33	1.37
36	5	2164	A	N7-C5	-5.02	1.36	1.39
1	6	1150	G	N9-C4	-5.02	1.33	1.38
36	1	953	G	C5-C4	-5.01	1.34	1.38
36	5	3366	G	N7-C5	-5.01	1.36	1.39
36	1	2333	C	N1-C6	-5.01	1.34	1.37
36	1	189	G	C6-O6	-5.01	1.19	1.24
36	5	2755	C	N3-C4	-5.01	1.30	1.33
1	6	144	U	N1-C2	5.01	1.43	1.38
36	5	985	U	C2-N3	-5.01	1.34	1.37
36	5	2973	G	N1-C2	-5.00	1.33	1.37
36	1	307	A	N9-C8	-5.00	1.33	1.37
36	1	667	C	N3-C4	-5.00	1.30	1.33
1	6	392	G	C6-N1	-5.00	1.36	1.39

All (5850) bond angle outliers are listed below:

Mol	Chain	Res	Type	Atoms	Z	Observed(°)	Ideal(°)
36	5	1152	G	N3-C4-C5	28.07	142.64	128.60
36	5	1152	G	N3-C4-N9	-28.03	109.18	126.00
36	1	2945	G	O5'-P-OP2	-22.30	83.93	110.70
36	5	1152	G	C2-N3-C4	-19.70	102.05	111.90
36	1	1308	A	O5'-P-OP2	-19.57	87.22	110.70

Continued on next page...

Continued from previous page...

Mol	Chain	Res	Type	Atoms	Z	Observed(°)	Ideal(°)
36	5	2872	A	C2-N3-C4	-17.41	101.89	110.60
36	5	1152	G	N3-C2-N2	-17.35	107.75	119.90
36	5	2872	A	N3-C4-C5	16.61	138.43	126.80
36	1	2404	A	C2-N3-C4	-16.49	102.36	110.60
36	1	2873	U	N3-C2-O2	-16.24	110.83	122.20
36	5	1152	G	C8-N9-C1'	15.83	147.58	127.00
36	5	2872	A	N3-C4-N9	-15.24	115.21	127.40
36	5	2403	G	O5'-P-OP2	-14.84	92.34	105.70
36	1	1495	U	C5-C6-N1	-14.73	115.34	122.70
36	5	1152	G	C5-N7-C8	-14.69	96.96	104.30
36	1	636	C	O5'-P-OP1	-14.47	92.68	105.70
1	2	553	G	N1-C6-O6	14.45	128.57	119.90
1	6	1773	C	N3-C4-C5	-14.44	116.12	121.90
36	5	343	U	O5'-P-OP1	-14.42	92.72	105.70
36	5	2818	U	O5'-P-OP1	-14.39	92.75	105.70
36	1	2945	G	O5'-P-OP1	14.36	127.93	110.70
36	1	2617	U	C5-C6-N1	-14.16	115.62	122.70
36	5	922	U	N3-C2-O2	-14.07	112.35	122.20
36	1	2714	G	N3-C4-C5	14.01	135.60	128.60
36	5	1152	G	C4-N9-C1'	-14.00	108.30	126.50
1	6	1537	C	C6-N1-C2	-13.66	114.83	120.30
36	1	2871	G	O5'-P-OP2	-13.48	93.57	105.70
36	5	806	A	O5'-P-OP1	-13.30	93.73	105.70
36	1	2714	G	N3-C4-N9	-13.22	118.07	126.00
36	5	1513	G	C8-N9-C4	-13.19	101.12	106.40
36	1	1495	U	C4-C5-C6	13.17	127.60	119.70
36	1	2873	U	C5-C4-O4	13.16	133.79	125.90
36	1	776	U	C4-C5-C6	13.15	127.59	119.70
36	5	1158	A	N1-C6-N6	12.94	126.36	118.60
36	1	406	G	O4'-C1'-N9	12.93	118.54	108.20
1	2	453	U	N3-C2-O2	-12.87	113.19	122.20
36	5	877	C	N3-C4-C5	12.81	127.02	121.90
36	5	2872	A	C5-N7-C8	-12.79	97.50	103.90
36	1	969	C	N3-C4-C5	12.71	126.98	121.90
36	5	1902	G	C5-C6-O6	-12.70	120.98	128.60
36	1	2617	U	N1-C2-N3	12.61	122.46	114.90
36	1	1495	U	N1-C2-N3	12.53	122.42	114.90
36	1	718	G	N3-C4-C5	12.45	134.82	128.60
36	5	1006	A	O5'-P-OP2	-12.44	94.51	105.70
36	5	3245	A	C5-N7-C8	-12.21	97.79	103.90
36	1	86	G	O5'-P-OP2	-12.20	94.72	105.70
36	1	639	G	N1-C6-O6	12.15	127.19	119.90

Continued on next page...

Continued from previous page...

Mol	Chain	Res	Type	Atoms	Z	Observed(°)	Ideal(°)
36	5	1437	C	C6-N1-C2	-12.12	115.45	120.30
36	1	2873	U	N3-C4-O4	-12.09	110.94	119.40
36	5	922	U	N1-C2-N3	12.08	122.15	114.90
36	5	2726	C	C5-C4-N4	12.08	128.66	120.20
36	5	2978	U	N3-C2-O2	-11.99	113.81	122.20
36	1	1400	G	O5'-P-OP2	-11.98	94.92	105.70
36	1	776	U	C5-C6-N1	-11.89	116.75	122.70
36	1	645	A	C6-N1-C2	-11.81	111.51	118.60
36	1	350	C	C6-N1-C2	-11.74	115.60	120.30
36	5	922	U	C5-C6-N1	-11.73	116.84	122.70
36	1	2619	G	O5'-P-OP1	-11.69	95.18	105.70
36	5	1115	G	C8-N9-C4	-11.60	101.76	106.40
36	1	2617	U	C4-C5-C6	11.60	126.66	119.70
36	5	660	A	O5'-P-OP2	-11.56	95.29	105.70
1	2	1291	G	N3-C4-N9	-11.56	119.06	126.00
38	8	80	A	C8-N9-C4	-11.54	101.18	105.80
36	5	3245	A	N1-C6-N6	11.54	125.52	118.60
36	1	895	A	C4-C5-N7	11.52	116.46	110.70
36	5	1127	G	C5-C6-O6	-11.50	121.70	128.60
1	6	144	U	N3-C2-O2	-11.44	114.19	122.20
36	1	2621	G	N3-C2-N2	-11.36	111.95	119.90
36	5	3245	A	C4-C5-N7	11.32	116.36	110.70
36	5	965	A	O5'-P-OP2	-11.26	95.56	105.70
36	5	2385	G	N3-C4-C5	11.26	134.23	128.60
36	1	3209	A	N1-C6-N6	11.24	125.34	118.60
36	1	1160	C	O5'-P-OP1	-11.23	95.59	105.70
36	5	1152	G	N1-C6-O6	11.20	126.62	119.90
36	5	1389	G	C5-C6-O6	-11.17	121.90	128.60
1	6	163	G	N3-C4-N9	-11.14	119.32	126.00
36	1	895	A	C5-N7-C8	-11.12	98.34	103.90
1	2	1200	G	N1-C6-O6	11.12	126.57	119.90
36	1	2953	U	N1-C2-O2	-11.11	115.03	122.80
36	5	2617	U	O5'-P-OP2	-11.11	95.70	105.70
36	5	835	G	O4'-C1'-N9	11.11	117.08	108.20
36	5	2726	C	C6-N1-C2	-11.09	115.86	120.30
36	5	3245	A	C2-N3-C4	-11.07	105.07	110.60
36	5	643	U	O5'-P-OP2	-11.01	95.79	105.70
36	1	2617	U	C2-N3-C4	-10.98	120.41	127.00
36	5	2364	G	N9-C4-C5	10.98	109.79	105.40
36	5	2954	U	C2-N1-C1'	10.96	130.85	117.70
36	1	3278	C	N1-C2-O2	10.92	125.45	118.90
36	5	3005	A	O5'-P-OP2	-10.90	95.89	105.70

Continued on next page...

Continued from previous page...

Mol	Chain	Res	Type	Atoms	Z	Observed(°)	Ideal(°)
36	1	2176	U	N3-C2-O2	-10.89	114.58	122.20
36	1	3306	U	N3-C4-O4	-10.86	111.80	119.40
36	5	1152	G	N1-C2-N2	10.85	125.97	116.20
36	5	2935	U	O5'-P-OP2	-10.82	95.96	105.70
36	1	895	A	C2-N3-C4	-10.80	105.20	110.60
36	1	2400	G	N9-C4-C5	-10.80	101.08	105.40
38	4	113	U	N3-C2-O2	-10.74	114.68	122.20
36	5	3144	G	C8-N9-C4	-10.73	102.11	106.40
36	5	2730	G	C5-C6-O6	-10.73	122.16	128.60
36	5	2362	C	O5'-P-OP2	-10.71	96.06	105.70
36	1	368	G	N1-C2-N2	-10.71	106.56	116.20
36	1	2865	U	N3-C4-C5	10.69	121.02	114.60
36	5	2362	C	N3-C4-N4	-10.69	110.52	118.00
36	1	1381	A	O5'-P-OP2	10.68	123.51	110.70
36	5	2383	C	N1-C2-O2	-10.67	112.50	118.90
36	5	2211	U	C4-C5-C6	10.66	126.10	119.70
36	5	2297	U	O5'-P-OP2	-10.65	96.11	105.70
36	1	1316	C	N1-C2-O2	-10.64	112.52	118.90
36	5	3049	A	C8-N9-C4	10.63	110.05	105.80
36	5	2945	G	C5-C6-O6	-10.62	122.22	128.60
36	5	1010	G	O5'-P-OP2	-10.62	96.14	105.70
36	1	2870	C	N3-C4-N4	-10.61	110.57	118.00
36	5	2393	G	O5'-P-OP2	-10.57	96.19	105.70
36	1	3306	U	C5-C4-O4	10.51	132.20	125.90
36	5	922	U	C2-N3-C4	-10.50	120.70	127.00
36	5	640	U	N1-C2-O2	-10.50	115.45	122.80
36	1	2846	U	N3-C2-O2	-10.45	114.89	122.20
36	1	1433	A	O5'-P-OP1	-10.43	96.31	105.70
36	5	612	U	O5'-P-OP1	-10.43	96.31	105.70
36	5	412	G	C8-N9-C4	-10.41	102.23	106.40
36	5	2362	C	N3-C2-O2	-10.38	114.63	121.90
36	1	957	C	O5'-P-OP2	-10.38	96.36	105.70
36	1	2617	U	N3-C2-O2	-10.38	114.94	122.20
36	5	3120	C	C6-N1-C2	-10.34	116.16	120.30
36	5	1055	A	O5'-P-OP2	-10.34	96.39	105.70
36	5	3245	A	C6-C5-N7	-10.34	125.06	132.30
36	1	2846	U	C5-C4-O4	10.33	132.10	125.90
36	1	718	G	N3-C4-N9	-10.30	119.82	126.00
36	5	3303	G	N1-C6-O6	-10.29	113.72	119.90
36	1	716	A	N9-C4-C5	-10.28	101.69	105.80
37	7	101	G	N1-C6-O6	10.28	126.07	119.90
36	5	2948	C	N3-C4-N4	-10.24	110.83	118.00

Continued on next page...

Continued from previous page...

Mol	Chain	Res	Type	Atoms	Z	Observed(°)	Ideal(°)
36	5	2385	G	N1-C6-O6	10.20	126.02	119.90
37	3	86	U	C5-C4-O4	-10.19	119.79	125.90
36	1	1116	G	C5-C6-O6	-10.18	122.49	128.60
36	1	2404	A	N3-C4-C5	10.18	133.92	126.80
36	5	406	G	O4'-C1'-N9	10.17	116.34	108.20
36	5	776	U	C5-C6-N1	-10.12	117.64	122.70
36	1	2836	C	C5-C4-N4	10.12	127.28	120.20
36	1	2406	C	C6-N1-C2	10.11	124.34	120.30
36	1	3181	C	C5-C4-N4	10.07	127.25	120.20
36	5	1879	A	O5'-P-OP1	10.06	122.78	110.70
36	5	1830	G	O5'-P-OP2	-10.06	96.65	105.70
1	6	1773	C	N3-C4-N4	10.04	125.03	118.00
36	5	2953	U	N3-C4-O4	10.02	126.42	119.40
36	1	2404	A	C5-C6-N1	-10.00	112.70	117.70
36	5	1116	G	O5'-P-OP1	-10.00	96.70	105.70
36	1	406	G	O5'-P-OP2	-9.99	96.71	105.70
36	1	3181	C	N3-C2-O2	-9.98	114.91	121.90
36	1	776	U	N1-C2-N3	9.98	120.89	114.90
36	5	437	G	N9-C4-C5	9.98	109.39	105.40
36	5	648	C	O5'-P-OP1	-9.97	96.72	105.70
36	1	2714	G	C2-N3-C4	-9.95	106.92	111.90
36	1	1320	C	O5'-P-OP2	-9.94	96.75	105.70
36	1	2986	U	N1-C2-N3	9.94	120.86	114.90
36	1	590	G	C5-C6-O6	-9.90	122.66	128.60
36	5	2362	C	C6-N1-C2	-9.89	116.34	120.30
36	1	2400	G	C6-C5-N7	-9.89	124.47	130.40
36	5	2899	C	N3-C2-O2	-9.89	114.98	121.90
36	1	1136	A	C5-C6-N1	9.88	122.64	117.70
36	5	922	U	N3-C4-O4	-9.88	112.49	119.40
1	6	402	C	O5'-P-OP2	-9.86	96.82	105.70
36	1	2923	U	O5'-P-OP1	-9.86	96.82	105.70
1	2	145	A	C8-N9-C4	-9.85	101.86	105.80
36	1	1132	C	O5'-P-OP1	-9.85	96.83	105.70
36	5	719	U	N1-C2-O2	9.82	129.67	122.80
36	5	2362	C	C5-C4-N4	9.82	127.07	120.20
36	5	189	G	N1-C6-O6	-9.79	114.03	119.90
36	5	2634	U	C2-N3-C4	-9.79	121.13	127.00
36	5	3018	C	O5'-P-OP2	-9.79	96.89	105.70
36	5	1152	G	C4-C5-N7	9.79	114.72	110.80
36	5	2824	G	O5'-P-OP2	-9.79	96.89	105.70
36	1	2617	U	C5-C4-O4	9.78	131.77	125.90
36	1	2873	U	O5'-P-OP2	-9.77	96.91	105.70

Continued on next page...

Continued from previous page...

Mol	Chain	Res	Type	Atoms	Z	Observed(°)	Ideal(°)
36	1	1409	G	N1-C6-O6	-9.76	114.05	119.90
1	2	402	C	O5'-P-OP1	-9.76	96.92	105.70
38	8	80	A	N7-C8-N9	9.76	118.68	113.80
36	1	2794	G	O5'-P-OP2	-9.75	96.92	105.70
1	2	553	G	C6-C5-N7	-9.72	124.57	130.40
36	1	650	C	C2-N3-C4	-9.71	115.04	119.90
36	1	3278	C	N3-C2-O2	-9.69	115.12	121.90
36	5	1316	C	N1-C2-O2	-9.67	113.10	118.90
36	1	3214	U	N3-C2-O2	-9.67	115.43	122.20
36	1	2818	U	O5'-P-OP1	-9.65	97.01	105.70
36	5	2371	G	N9-C4-C5	-9.64	101.54	105.40
36	1	680	G	O5'-P-OP2	-9.62	97.05	105.70
36	1	639	G	C5-C6-O6	-9.61	122.83	128.60
36	1	958	C	C2-N3-C4	-9.61	115.10	119.90
36	5	641	C	N1-C2-O2	-9.61	113.14	118.90
36	5	2899	C	C6-N1-C2	-9.60	116.46	120.30
36	1	1136	A	C6-N1-C2	-9.60	112.84	118.60
36	5	1419	A	O5'-P-OP2	-9.60	97.06	105.70
36	1	2404	A	N3-C4-N9	-9.59	119.73	127.40
36	1	2944	U	O5'-P-OP1	-9.59	97.07	105.70
36	1	2816	G	C8-N9-C4	9.58	110.23	106.40
36	5	424	G	C5-C6-O6	-9.58	122.85	128.60
36	1	1405	U	C6-N1-C2	9.57	126.74	121.00
36	1	2176	U	N1-C2-O2	9.56	129.49	122.80
1	6	1133	A	O5'-P-OP1	-9.56	97.10	105.70
36	1	2872	A	N1-C6-N6	-9.55	112.87	118.60
36	5	1117	G	C5-C6-N1	9.55	116.28	111.50
36	1	1328	C	O5'-P-OP1	-9.53	97.12	105.70
1	6	163	G	C2-N3-C4	-9.52	107.14	111.90
36	5	656	A	C8-N9-C4	9.52	109.61	105.80
36	5	2362	C	N1-C2-O2	9.50	124.60	118.90
36	5	2834	G	O5'-P-OP1	-9.50	97.15	105.70
36	1	1419	A	O5'-P-OP2	-9.50	97.15	105.70
36	1	3181	C	C6-N1-C2	-9.50	116.50	120.30
36	1	2373	A	O5'-P-OP1	-9.49	97.16	105.70
36	1	2811	A	N1-C6-N6	-9.48	112.91	118.60
1	6	1634	C	C2-N1-C1'	9.48	129.22	118.80
36	5	437	G	C8-N9-C4	-9.48	102.61	106.40
36	5	2954	U	C6-N1-C1'	-9.47	107.93	121.20
36	1	2870	C	C2-N1-C1'	-9.47	108.39	118.80
36	1	2165	G	O5'-P-OP2	-9.46	97.18	105.70
36	1	2873	U	N1-C2-O2	9.46	129.42	122.80

Continued on next page...

Continued from previous page...

Mol	Chain	Res	Type	Atoms	Z	Observed(°)	Ideal(°)
36	1	650	C	C5-C6-N1	-9.46	116.27	121.00
36	1	2811	A	N9-C4-C5	9.45	109.58	105.80
36	5	875	G	N1-C6-O6	-9.45	114.23	119.90
36	5	2371	G	C8-N9-C4	9.43	110.17	106.40
36	1	709	A	C8-N9-C4	9.43	109.57	105.80
36	5	776	U	C4-C5-C6	9.43	125.36	119.70
36	1	2870	C	C6-N1-C1'	9.42	132.10	120.80
36	5	2308	C	N1-C2-O2	-9.41	113.25	118.90
1	6	163	G	N3-C4-C5	9.41	133.30	128.60
36	5	1902	G	N1-C6-O6	9.40	125.54	119.90
36	5	2726	C	N3-C2-O2	-9.39	115.32	121.90
1	2	639	U	N3-C2-O2	-9.39	115.63	122.20
36	1	2283	G	N1-C6-O6	9.38	125.53	119.90
36	1	2833	A	O5'-P-OP2	-9.38	97.26	105.70
36	1	3306	U	N3-C2-O2	-9.38	115.64	122.20
1	6	973	A	O5'-P-OP2	-9.38	97.26	105.70
1	2	359	A	C8-N9-C4	9.37	109.55	105.80
36	5	39	A	N1-C6-N6	9.37	124.22	118.60
1	2	553	G	C5-C6-O6	-9.36	122.98	128.60
36	1	1389	G	C5-C6-O6	-9.36	122.98	128.60
36	5	3377	G	O5'-P-OP1	-9.36	97.28	105.70
36	1	361	A	N1-C6-N6	-9.35	112.99	118.60
36	1	3181	C	N1-C2-N3	9.34	125.74	119.20
36	1	979	U	N3-C2-O2	-9.33	115.67	122.20
36	5	824	C	C6-N1-C2	-9.33	116.57	120.30
1	2	554	C	N1-C2-O2	9.32	124.49	118.90
36	1	957	C	N1-C2-O2	-9.31	113.31	118.90
36	5	3049	A	N7-C8-N9	-9.30	109.15	113.80
36	5	2385	G	O5'-P-OP1	-9.29	97.34	105.70
36	5	1065	A	O5'-P-OP1	-9.29	97.34	105.70
36	5	1116	G	N3-C4-C5	-9.29	123.96	128.60
36	5	639	G	O5'-P-OP1	9.27	121.82	110.70
1	6	390	G	O5'-P-OP2	-9.27	97.36	105.70
38	4	40	A	N1-C6-N6	9.26	124.15	118.60
36	5	2870	C	N3-C4-N4	-9.24	111.53	118.00
37	3	88	G	N1-C6-O6	-9.24	114.36	119.90
36	1	645	A	N3-C4-C5	-9.23	120.34	126.80
36	1	218	G	O5'-P-OP2	-9.22	97.40	105.70
1	6	308	C	C5-C6-N1	-9.22	116.39	121.00
36	1	2656	A	N1-C6-N6	-9.22	113.07	118.60
1	6	609	U	N3-C4-O4	-9.22	112.95	119.40
36	1	67	A	O5'-P-OP1	-9.21	97.42	105.70

Continued on next page...

Continued from previous page...

Mol	Chain	Res	Type	Atoms	Z	Observed(°)	Ideal(°)
36	1	2343	C	N3-C4-C5	9.20	125.58	121.90
36	5	3245	A	N7-C8-N9	9.19	118.40	113.80
36	5	960	U	N3-C2-O2	-9.19	115.77	122.20
36	5	2831	G	C5-C6-N1	9.18	116.09	111.50
36	1	895	A	C6-C5-N7	-9.18	125.87	132.30
36	1	958	C	N3-C4-C5	9.17	125.57	121.90
36	5	2310	U	O5'-P-OP2	-9.15	97.46	105.70
36	1	368	G	N3-C2-N2	9.14	126.30	119.90
36	5	2634	U	N1-C2-N3	9.13	120.38	114.90
36	1	2887	A	O5'-P-OP2	-9.13	97.48	105.70
36	5	3050	U	C5-C4-O4	9.12	131.38	125.90
36	1	1206	G	O5'-P-OP2	-9.11	97.50	105.70
37	7	92	A	N1-C6-N6	9.11	124.07	118.60
36	1	651	G	N3-C4-C5	-9.09	124.06	128.60
36	5	922	U	C5-C4-O4	9.09	131.35	125.90
36	5	2353	G	C5-C6-O6	-9.08	123.15	128.60
1	2	934	C	C2-N1-C1'	9.07	128.78	118.80
36	5	1313	G	O5'-P-OP2	-9.07	97.53	105.70
1	6	1473	U	N3-C2-O2	-9.07	115.85	122.20
36	1	2144	A	C5-C6-N6	-9.05	116.46	123.70
36	1	1405	U	C2-N3-C4	-9.05	121.57	127.00
36	1	1118	C	C6-N1-C2	-9.04	116.68	120.30
36	5	3120	C	N3-C4-C5	-9.04	118.28	121.90
36	5	341	G	C5-C6-O6	-9.04	123.18	128.60
36	5	3154	C	N1-C2-O2	9.04	124.32	118.90
1	2	942	G	N1-C6-O6	-9.03	114.48	119.90
36	1	2417	U	C2-N3-C4	-9.02	121.59	127.00
36	5	3078	U	C2-N1-C1'	9.02	128.52	117.70
36	5	2872	A	C4-C5-N7	9.02	115.21	110.70
36	5	1412	G	C8-N9-C4	-9.01	102.80	106.40
36	1	835	G	O4'-C1'-N9	8.99	115.39	108.20
36	1	2622	C	N1-C2-O2	-8.98	113.51	118.90
36	1	2714	G	C5-N7-C8	-8.97	99.81	104.30
1	2	1560	U	N3-C2-O2	-8.97	115.92	122.20
36	5	2813	A	C8-N9-C4	-8.97	102.21	105.80
36	1	970	A	C5-N7-C8	-8.96	99.42	103.90
36	5	1134	G	O5'-P-OP2	-8.96	97.64	105.70
36	1	2953	U	N1-C2-N3	8.95	120.27	114.90
36	1	2279	A	N9-C4-C5	-8.95	102.22	105.80
36	5	1158	A	C5-C6-N6	-8.94	116.55	123.70
36	5	3214	U	C5-C4-O4	8.93	131.26	125.90
36	1	2870	C	N3-C4-C5	8.93	125.47	121.90

Continued on next page...

Continued from previous page...

Mol	Chain	Res	Type	Atoms	Z	Observed(°)	Ideal(°)
1	2	1596	C	N3-C2-O2	-8.92	115.65	121.90
36	1	92	G	C5-C6-N1	8.92	115.96	111.50
36	1	950	G	C4-C5-N7	8.91	114.37	110.80
36	1	2363	A	N1-C6-N6	-8.91	113.25	118.60
36	5	1907	C	O5'-P-OP2	-8.90	97.69	105.70
36	5	1307	G	P-O3'-C3'	8.89	130.37	119.70
36	1	2144	A	O4'-C1'-N9	8.88	115.31	108.20
44	17	232	ARG	NE-CZ-NH1	-8.87	115.87	120.30
42	15	152	ARG	NE-CZ-NH1	8.87	124.73	120.30
36	1	716	A	C8-N9-C4	8.86	109.35	105.80
36	1	1405	U	N3-C4-C5	8.86	119.92	114.60
36	5	639	G	OP1-P-OP2	-8.86	106.31	119.60
36	5	2272	G	O4'-C1'-N9	8.86	115.29	108.20
36	1	3201	C	C6-N1-C2	-8.86	116.76	120.30
36	5	645	A	C6-N1-C2	-8.86	113.29	118.60
36	1	3050	U	N1-C2-O2	8.85	129.00	122.80
36	1	2403	G	O5'-P-OP2	-8.85	97.74	105.70
36	1	3214	U	C5-C4-O4	8.83	131.20	125.90
36	5	2411	U	N3-C4-C5	8.83	119.90	114.60
36	5	1483	G	O4'-C1'-N9	8.83	115.26	108.20
36	5	2836	C	C2-N3-C4	-8.83	115.49	119.90
36	5	1886	A	O5'-P-OP2	-8.82	97.76	105.70
36	1	2400	G	C4-C5-N7	8.82	114.33	110.80
36	1	2883	U	C5-C6-N1	8.82	127.11	122.70
38	4	113	U	C5-C4-O4	8.81	131.19	125.90
36	1	2306	C	C6-N1-C2	-8.81	116.78	120.30
36	5	3136	G	C2-N3-C4	-8.81	107.50	111.90
36	5	1389	G	N1-C6-O6	8.81	125.18	119.90
36	1	2572	C	C2-N1-C1'	8.81	128.49	118.80
36	1	2362	C	N3-C4-C5	-8.80	118.38	121.90
36	5	2726	C	N3-C4-N4	-8.80	111.84	118.00
36	1	672	A	N1-C6-N6	8.79	123.87	118.60
36	1	2884	C	N3-C4-C5	8.78	125.41	121.90
36	1	2996	U	C2-N1-C1'	8.78	128.23	117.70
36	1	2884	C	C6-N1-C2	8.77	123.81	120.30
36	1	895	A	O5'-P-OP1	-8.77	97.81	105.70
36	1	918	C	O5'-P-OP2	-8.77	97.81	105.70
36	1	1389	G	C4-C5-N7	8.76	114.30	110.80
1	6	1537	C	N3-C4-C5	-8.75	118.40	121.90
36	1	344	A	N1-C6-N6	-8.73	113.36	118.60
36	5	1879	A	C4-C5-N7	8.73	115.07	110.70
12	C0	88	PRO	N-CA-CB	8.73	113.78	103.30

Continued on next page...

Continued from previous page...

Mol	Chain	Res	Type	Atoms	Z	Observed(°)	Ideal(°)
36	1	2790	A	O5'-P-OP2	-8.73	97.84	105.70
36	5	437	G	N3-C2-N2	-8.73	113.79	119.90
36	5	3178	A	O5'-P-OP1	-8.73	97.85	105.70
36	1	1556	C	C6-N1-C2	-8.72	116.81	120.30
36	1	1116	G	C8-N9-C4	-8.72	102.91	106.40
36	1	922	U	C5-C4-O4	8.71	131.12	125.90
36	5	220	G	O5'-P-OP2	-8.70	97.87	105.70
36	5	2117	A	N1-C6-N6	-8.70	113.38	118.60
36	5	2392	C	C2-N3-C4	-8.70	115.55	119.90
1	6	542	A	O5'-P-OP1	-8.69	97.88	105.70
36	1	369	A	O5'-P-OP2	-8.69	97.88	105.70
36	5	2373	A	O5'-P-OP1	-8.69	97.88	105.70
36	1	2618	G	N1-C6-O6	-8.68	114.69	119.90
36	5	1847	A	O5'-P-OP2	-8.68	97.89	105.70
36	5	1181	U	C5-C6-N1	-8.68	118.36	122.70
1	6	980	G	N1-C6-O6	-8.67	114.69	119.90
36	5	3012	A	C8-N9-C4	8.67	109.27	105.80
36	1	2719	U	N1-C2-O2	-8.67	116.73	122.80
36	5	1879	A	N1-C6-N6	8.66	123.80	118.60
36	5	2730	G	N1-C6-O6	8.66	125.10	119.90
36	1	1127	G	C5-C6-O6	-8.66	123.40	128.60
36	5	425	G	C5-C6-O6	-8.66	123.40	128.60
36	1	1556	C	C2-N1-C1'	8.66	128.32	118.80
36	1	1797	A	O5'-P-OP1	-8.66	97.91	105.70
36	1	979	U	C6-N1-C2	-8.65	115.81	121.00
36	1	2983	C	C5-C6-N1	-8.65	116.68	121.00
36	1	1381	A	O5'-P-OP1	-8.64	97.93	105.70
36	5	642	U	O5'-P-OP2	-8.63	97.93	105.70
36	5	1300	G	C5-C6-O6	-8.63	123.42	128.60
36	5	3214	U	N3-C2-O2	-8.63	116.16	122.20
1	6	609	U	C5-C6-N1	-8.62	118.39	122.70
36	1	608	A	N1-C6-N6	8.61	123.77	118.60
36	5	1496	C	O5'-P-OP1	8.61	121.03	110.70
1	6	139	C	N3-C2-O2	-8.61	115.88	121.90
36	5	2334	U	O5'-P-OP2	-8.61	97.95	105.70
36	5	2372	A	C8-N9-C4	-8.61	102.36	105.80
36	1	770	G	O4'-C1'-N9	8.60	115.08	108.20
36	1	2409	G	N3-C4-C5	-8.59	124.30	128.60
36	1	435	C	C6-N1-C2	8.58	123.73	120.30
38	4	40	A	C5-C6-N6	-8.58	116.84	123.70
36	1	1793	C	C2-N3-C4	-8.58	115.61	119.90
36	1	805	G	C8-N9-C4	8.57	109.83	106.40

Continued on next page...

Continued from previous page...

Mol	Chain	Res	Type	Atoms	Z	Observed(°)	Ideal(°)
36	1	65	A	P-O3'-C3'	8.57	129.98	119.70
38	4	113	U	N1-C2-N3	8.56	120.03	114.90
36	1	2550	U	C5-C4-O4	8.55	131.03	125.90
36	5	887	G	N3-C2-N2	8.55	125.89	119.90
36	5	3026	G	C5-C6-O6	-8.53	123.48	128.60
36	5	2913	C	N1-C2-O2	-8.53	113.78	118.90
36	1	2996	U	C6-N1-C1'	-8.51	109.28	121.20
36	5	1148	G	C5-C6-O6	-8.51	123.49	128.60
36	1	1376	C	C4-C5-C6	8.51	121.65	117.40
36	5	1385	C	N3-C4-C5	8.50	125.30	121.90
36	5	2327	U	C5-C6-N1	-8.50	118.45	122.70
37	7	120	C	C6-N1-C2	8.50	123.70	120.30
68	o2	24	ARG	NE-CZ-NH1	-8.50	116.05	120.30
36	1	1308	A	C8-N9-C4	-8.49	102.40	105.80
1	6	1560	U	N3-C2-O2	-8.49	116.25	122.20
36	5	2980	U	N1-C2-N3	8.49	120.00	114.90
36	1	3362	A	O4'-C1'-N9	8.49	114.99	108.20
36	5	3092	C	N3-C2-O2	-8.47	115.97	121.90
36	1	2983	C	C4-C5-C6	8.47	121.63	117.40
1	6	1796	C	C5-C6-N1	-8.47	116.77	121.00
36	5	635	G	C5-C6-O6	-8.47	123.52	128.60
1	2	1773	C	N3-C4-C5	-8.46	118.51	121.90
36	1	2973	G	N1-C6-O6	8.46	124.98	119.90
36	5	1115	G	P-O3'-C3'	8.46	129.85	119.70
36	1	295	A	O5'-P-OP1	-8.46	98.09	105.70
36	1	2298	U	N3-C4-O4	-8.46	113.48	119.40
1	6	387	A	N1-C6-N6	-8.46	113.53	118.60
36	1	3181	C	N3-C4-N4	-8.45	112.08	118.00
1	6	1596	C	N3-C2-O2	-8.45	115.98	121.90
36	1	1148	G	C8-N9-C4	8.45	109.78	106.40
36	1	3057	U	N3-C2-O2	-8.44	116.29	122.20
36	5	1152	G	C4-C5-C6	-8.44	113.74	118.80
36	1	1432	C	C6-N1-C2	-8.44	116.93	120.30
36	5	3188	G	N1-C6-O6	-8.43	114.84	119.90
36	5	2409	G	O5'-P-OP2	-8.43	98.11	105.70
36	5	2816	G	C5-C6-O6	-8.43	123.55	128.60
36	1	24	G	O5'-P-OP2	-8.42	98.12	105.70
36	1	3270	U	O5'-P-OP1	-8.42	98.12	105.70
1	6	144	U	N1-C2-O2	8.42	128.69	122.80
36	5	2639	G	C6-C5-N7	-8.41	125.35	130.40
36	5	3362	A	C2-N3-C4	-8.41	106.39	110.60
36	5	3206	C	N3-C2-O2	-8.41	116.01	121.90

Continued on next page...

Continued from previous page...

Mol	Chain	Res	Type	Atoms	Z	Observed(°)	Ideal(°)
36	1	2298	U	C5-C6-N1	-8.41	118.50	122.70
36	1	3029	A	C8-N9-C4	-8.41	102.44	105.80
36	5	2281	A	O5'-P-OP2	-8.40	98.14	105.70
36	5	3047	U	N1-C2-O2	8.40	128.68	122.80
36	1	3217	C	N1-C2-O2	8.39	123.93	118.90
36	1	1168	U	O5'-P-OP1	8.39	120.77	110.70
36	1	2726	C	N3-C2-O2	-8.39	116.03	121.90
36	5	514	G	C5-C6-O6	-8.38	123.57	128.60
36	5	2411	U	N3-C4-O4	-8.38	113.53	119.40
36	1	2836	C	C4-C5-C6	8.38	121.59	117.40
36	5	2249	G	C8-N9-C4	-8.38	103.05	106.40
36	5	1161	G	C5-C6-N1	8.37	115.69	111.50
1	6	1745	G	C5-C6-O6	-8.37	123.58	128.60
36	5	2296	A	C5-C6-N6	-8.37	117.00	123.70
36	5	2704	A	N1-C6-N6	8.37	123.62	118.60
36	5	1075	A	C8-N9-C4	8.35	109.14	105.80
36	1	716	A	N1-C6-N6	8.35	123.61	118.60
36	5	1115	G	N7-C8-N9	8.35	117.27	113.10
36	1	81	C	N3-C4-C5	8.35	125.24	121.90
36	1	2400	G	N1-C6-O6	8.34	124.90	119.90
36	1	2420	C	O5'-P-OP1	-8.34	98.20	105.70
1	6	453	U	N3-C2-O2	-8.34	116.36	122.20
36	1	2404	A	N1-C2-N3	8.33	133.47	129.30
36	1	907	G	O4'-C1'-N9	8.33	114.86	108.20
36	5	960	U	N1-C2-O2	8.33	128.63	122.80
36	1	970	A	C8-N9-C4	-8.33	102.47	105.80
1	2	554	C	N3-C4-C5	-8.32	118.57	121.90
36	1	2959	C	N1-C2-O2	-8.32	113.91	118.90
36	1	2726	C	N3-C4-N4	-8.32	112.18	118.00
36	1	2850	G	C5-C6-O6	-8.32	123.61	128.60
36	5	3374	U	N3-C4-C5	8.31	119.58	114.60
36	1	1904	C	C6-N1-C2	-8.30	116.98	120.30
36	1	1484	U	P-O3'-C3'	8.29	129.65	119.70
36	1	3362	A	C5-N7-C8	-8.29	99.75	103.90
36	1	1450	G	O5'-P-OP1	-8.29	98.24	105.70
36	1	1429	G	N3-C2-N2	8.28	125.70	119.90
1	6	163	G	C5-N7-C8	-8.29	100.16	104.30
36	5	1113	G	C5-C6-N1	-8.28	107.36	111.50
36	1	1210	U	C5-C6-N1	-8.27	118.56	122.70
36	1	3362	A	N7-C8-N9	8.27	117.94	113.80
36	5	1840	U	N3-C2-O2	-8.27	116.41	122.20
52	m6	94	ARG	NE-CZ-NH1	-8.27	116.16	120.30

Continued on next page...

Continued from previous page...

Mol	Chain	Res	Type	Atoms	Z	Observed(°)	Ideal(°)
38	4	125	U	N1-C2-O2	8.27	128.59	122.80
36	1	1506	A	N1-C6-N6	-8.27	113.64	118.60
36	5	75	G	C5-C6-O6	-8.26	123.64	128.60
36	1	646	A	O5'-P-OP2	-8.26	98.27	105.70
36	5	2398	A	N1-C6-N6	-8.26	113.64	118.60
36	5	2978	U	N1-C2-O2	8.26	128.58	122.80
36	1	942	U	OP1-P-OP2	-8.26	107.21	119.60
1	6	337	G	C6-C5-N7	-8.26	125.44	130.40
36	5	222	A	O5'-P-OP2	-8.26	98.27	105.70
36	1	1306	G	N3-C2-N2	-8.26	114.12	119.90
36	1	2892	A	N1-C6-N6	-8.25	113.65	118.60
36	5	2704	A	O5'-P-OP1	-8.25	98.27	105.70
38	4	103	G	N3-C4-C5	-8.25	124.47	128.60
36	1	2412	G	C8-N9-C4	-8.24	103.10	106.40
10	s8	29	LEU	CA-CB-CG	8.24	134.25	115.30
36	5	1130	A	C2-N3-C4	8.24	114.72	110.60
36	1	1164	G	C5-C6-O6	8.23	133.54	128.60
36	1	2623	G	N9-C4-C5	-8.23	102.11	105.40
36	1	645	A	N1-C2-N3	8.23	133.41	129.30
36	5	971	G	C4-C5-N7	-8.23	107.51	110.80
36	5	1391	C	N1-C2-O2	-8.23	113.96	118.90
36	1	895	A	N1-C6-N6	8.22	123.53	118.60
36	5	1199	C	C4-C5-C6	8.22	121.51	117.40
1	2	75	U	N1-C2-O2	8.22	128.56	122.80
36	1	2975	U	N1-C2-O2	8.22	128.55	122.80
36	1	3055	U	C5-C4-O4	-8.22	120.97	125.90
1	6	609	U	C5-C4-O4	8.22	130.83	125.90
36	5	1926	C	N1-C2-O2	-8.21	113.97	118.90
36	1	1492	G	C5-N7-C8	8.21	108.41	104.30
36	5	946	U	O5'-P-OP2	-8.21	98.31	105.70
36	5	1792	C	O5'-P-OP2	-8.21	98.31	105.70
36	5	2350	C	OP1-P-OP2	-8.21	107.29	119.60
36	1	3209	A	N9-C4-C5	-8.20	102.52	105.80
36	5	2386	A	C8-N9-C4	-8.21	102.52	105.80
36	1	793	C	N1-C2-O2	-8.20	113.98	118.90
36	5	719	U	N3-C2-O2	-8.20	116.46	122.20
36	1	1841	A	O5'-P-OP2	-8.20	98.32	105.70
1	6	1514	U	C5-C4-O4	8.20	130.82	125.90
36	1	1495	U	C2-N3-C4	-8.19	122.08	127.00
36	5	204	A	N1-C6-N6	-8.19	113.68	118.60
36	1	1589	A	O4'-C1'-N9	-8.19	101.65	108.20
36	5	922	U	C4-C5-C6	8.19	124.61	119.70

Continued on next page...

Continued from previous page...

Mol	Chain	Res	Type	Atoms	Z	Observed(°)	Ideal(°)
36	1	1552	G	C5-C6-O6	-8.19	123.69	128.60
36	5	3092	C	N1-C2-O2	8.19	123.81	118.90
36	1	369	A	C8-N9-C4	-8.18	102.53	105.80
36	1	2621	G	N1-C6-O6	8.18	124.81	119.90
36	5	2691	A	C8-N9-C4	-8.18	102.53	105.80
36	1	2860	U	C5-C6-N1	8.16	126.78	122.70
36	5	877	C	C4-C5-C6	-8.16	113.32	117.40
36	5	1907	C	N1-C2-O2	-8.16	114.00	118.90
1	6	44	U	N1-C2-O2	-8.16	117.09	122.80
38	8	8	C	C6-N1-C2	-8.15	117.04	120.30
36	1	2550	U	N3-C2-O2	-8.15	116.50	122.20
36	5	2343	C	O5'-P-OP2	-8.15	98.37	105.70
36	1	33	G	O5'-P-OP1	-8.14	98.37	105.70
36	1	2154	U	C5-C4-O4	-8.14	121.02	125.90
36	5	1047	A	N1-C6-N6	8.14	123.48	118.60
36	1	3209	A	C4-C5-N7	8.14	114.77	110.70
36	5	2948	C	OP1-P-OP2	-8.14	107.39	119.60
36	5	3374	U	N3-C4-O4	-8.13	113.71	119.40
1	6	1537	C	C6-N1-C1'	8.13	130.56	120.80
36	5	938	C	N3-C4-C5	8.13	125.15	121.90
36	5	2726	C	N1-C2-N3	8.13	124.89	119.20
36	5	2975	U	N1-C2-O2	8.12	128.49	122.80
36	1	646	A	C8-N9-C4	-8.12	102.55	105.80
36	1	1300	G	C5-C6-O6	-8.12	123.73	128.60
36	5	283	G	C5-C6-O6	-8.12	123.73	128.60
36	5	1859	A	O5'-P-OP2	-8.12	98.39	105.70
36	5	2142	A	C5-C6-N1	8.12	121.76	117.70
36	1	439	C	C2-N1-C1'	8.11	127.72	118.80
36	5	2619	G	C5-C6-O6	-8.11	123.73	128.60
36	5	1513	G	N7-C8-N9	8.11	117.16	113.10
36	5	776	U	N3-C2-O2	-8.11	116.52	122.20
36	5	805	G	C8-N9-C4	8.11	109.64	106.40
36	5	2931	C	C5-C4-N4	-8.10	114.53	120.20
36	1	776	U	C5-C4-O4	8.10	130.76	125.90
36	1	2811	A	C8-N9-C4	-8.10	102.56	105.80
36	5	926	A	C5-C6-N6	-8.10	117.22	123.70
36	5	2948	C	C5-C4-N4	8.10	125.87	120.20
36	1	1377	G	C4-C5-N7	8.09	114.04	110.80
1	6	1773	C	C4-C5-C6	8.09	121.45	117.40
36	5	2234	G	C5-C6-O6	-8.09	123.74	128.60
36	5	2382	G	N1-C6-O6	-8.09	115.04	119.90
37	7	110	G	O5'-P-OP2	-8.09	98.42	105.70

Continued on next page...

Continued from previous page...

Mol	Chain	Res	Type	Atoms	Z	Observed(°)	Ideal(°)
1	6	1	U	C2-N1-C1'	8.08	127.40	117.70
36	5	1004	U	N3-C2-O2	-8.08	116.54	122.20
36	1	859	G	C6-C5-N7	-8.08	125.55	130.40
36	1	650	C	N1-C2-O2	-8.07	114.06	118.90
1	2	1600	A	C2-N3-C4	-8.07	106.56	110.60
36	1	2417	U	C5-C6-N1	-8.06	118.67	122.70
36	1	2602	G	C5-C6-O6	8.06	133.44	128.60
36	5	1158	A	C6-C5-N7	-8.06	126.66	132.30
36	1	2836	C	N3-C2-O2	-8.06	116.26	121.90
36	5	2814	G	C4-C5-N7	8.06	114.02	110.80
36	1	2247	G	N1-C6-O6	8.06	124.73	119.90
36	1	2873	U	N1-C2-N3	8.06	119.73	114.90
25	d3	33	LEU	CA-CB-CG	-8.06	96.76	115.30
36	5	424	G	C4-C5-N7	8.06	114.02	110.80
1	6	378	A	N1-C6-N6	8.06	123.43	118.60
1	2	287	G	O4'-C1'-N9	8.05	114.64	108.20
37	3	103	A	N1-C6-N6	8.05	123.43	118.60
36	5	1392	G	C8-N9-C4	8.05	109.62	106.40
36	5	651	G	C8-N9-C4	-8.05	103.18	106.40
36	5	2281	A	C8-N9-C4	8.05	109.02	105.80
36	5	1879	A	C5-N7-C8	-8.04	99.88	103.90
36	1	397	A	N1-C6-N6	-8.04	113.78	118.60
36	1	1405	U	C5-C6-N1	-8.04	118.68	122.70
36	1	1419	A	O5'-P-OP1	8.04	120.34	110.70
1	2	1291	G	N3-C4-C5	8.03	132.61	128.60
36	5	424	G	N9-C4-C5	-8.03	102.19	105.40
36	1	1493	G	O5'-P-OP2	-8.02	98.48	105.70
36	1	2572	C	N1-C2-O2	8.02	123.71	118.90
36	5	530	G	N1-C6-O6	-8.02	115.09	119.90
36	5	341	G	N1-C6-O6	8.02	124.71	119.90
1	2	453	U	N1-C2-O2	8.02	128.41	122.80
36	5	705	A	O5'-P-OP2	-8.02	98.49	105.70
36	1	1495	U	C5-C4-O4	8.01	130.71	125.90
36	1	2856	G	C8-N9-C4	8.01	109.60	106.40
36	5	637	C	N1-C2-O2	-8.01	114.09	118.90
36	5	2142	A	C6-N1-C2	-8.01	113.79	118.60
36	5	2908	G	N9-C4-C5	8.01	108.60	105.40
36	5	2371	G	N3-C2-N2	8.01	125.50	119.90
36	5	1042	U	N3-C4-C5	8.00	119.40	114.60
36	1	1335	C	C5-C4-N4	8.00	125.80	120.20
36	1	2339	C	C6-N1-C2	-8.00	117.10	120.30
41	L4	327	LEU	CA-CB-CG	8.00	133.70	115.30

Continued on next page...

Continued from previous page...

Mol	Chain	Res	Type	Atoms	Z	Observed(°)	Ideal(°)
1	6	1773	C	N1-C2-O2	-8.00	114.10	118.90
36	1	716	A	O5'-P-OP1	-7.99	98.51	105.70
36	5	1113	G	C2-N3-C4	-7.99	107.91	111.90
36	1	2355	G	N1-C6-O6	7.99	124.69	119.90
36	5	3093	C	N1-C2-O2	-7.99	114.11	118.90
44	17	229	PHE	CB-CG-CD1	7.99	126.39	120.80
37	7	1	G	N3-C4-N9	7.98	130.79	126.00
1	2	1773	C	C6-N1-C2	-7.97	117.11	120.30
36	5	2296	A	N1-C6-N6	7.97	123.39	118.60
36	1	52	A	C6-N1-C2	7.97	123.38	118.60
36	1	3216	G	N1-C6-O6	-7.97	115.12	119.90
36	1	664	U	C5-C6-N1	-7.96	118.72	122.70
36	5	1161	G	C2-N3-C4	7.96	115.88	111.90
36	5	875	G	C5-C6-N1	7.96	115.48	111.50
36	1	2314	U	O5'-P-OP2	-7.96	98.53	105.70
36	5	889	U	N3-C4-C5	7.96	119.38	114.60
36	5	2873	U	N1-C2-O2	-7.96	117.23	122.80
36	1	2624	G	O5'-P-OP1	-7.96	98.54	105.70
36	5	634	C	N1-C2-O2	-7.96	114.12	118.90
36	5	2834	G	OP1-P-OP2	7.96	131.54	119.60
36	1	2401	A	N1-C6-N6	7.96	123.37	118.60
36	1	2777	G	C5-C6-O6	7.96	133.37	128.60
36	1	2302	G	C5-C6-O6	7.95	133.37	128.60
36	1	2975	U	N3-C2-O2	-7.95	116.64	122.20
36	5	2117	A	N9-C4-C5	7.95	108.98	105.80
36	1	2383	C	N1-C2-O2	-7.94	114.14	118.90
1	2	1455	G	C5-C6-N1	-7.93	107.53	111.50
36	1	1313	G	C5-C6-O6	-7.93	123.84	128.60
36	5	1371	G	N1-C6-O6	-7.93	115.14	119.90
1	2	973	A	O5'-P-OP2	-7.93	98.56	105.70
36	1	3057	U	N3-C4-O4	-7.93	113.85	119.40
1	6	359	A	C4-C5-C6	-7.93	113.03	117.00
36	1	282	G	C8-N9-C4	-7.93	103.23	106.40
38	8	51	G	N3-C2-N2	-7.93	114.35	119.90
36	5	2860	U	N3-C2-O2	7.92	127.74	122.20
36	5	2965	U	N1-C2-O2	-7.92	117.26	122.80
36	5	659	G	C5-C6-N1	7.92	115.46	111.50
36	1	810	A	N1-C6-N6	-7.90	113.86	118.60
36	5	2290	C	C5-C6-N1	-7.90	117.05	121.00
36	1	2877	G	O5'-P-OP2	-7.90	98.59	105.70
36	5	83	U	C2-N1-C1'	7.90	127.18	117.70
36	5	1372	C	C6-N1-C2	7.89	123.46	120.30

Continued on next page...

Continued from previous page...

Mol	Chain	Res	Type	Atoms	Z	Observed(°)	Ideal(°)
36	5	2889	C	C2-N3-C4	-7.88	115.96	119.90
38	8	84	C	C6-N1-C2	-7.88	117.15	120.30
36	1	646	A	N1-C2-N3	7.88	133.24	129.30
1	6	297	U	N3-C4-O4	7.88	124.92	119.40
36	5	682	U	C2-N1-C1'	-7.88	108.25	117.70
36	5	2359	C	C6-N1-C2	7.88	123.45	120.30
3	S1	218	LEU	CA-CB-CG	7.88	133.41	115.30
36	5	2364	G	C8-N9-C4	-7.88	103.25	106.40
36	1	636	C	O5'-P-OP2	7.87	120.14	110.70
36	5	2406	C	N1-C2-O2	-7.86	114.18	118.90
36	1	1476	G	N1-C6-O6	-7.86	115.18	119.90
1	6	1036	A	N1-C6-N6	-7.86	113.88	118.60
36	1	2309	A	O5'-P-OP1	-7.86	98.63	105.70
36	1	1424	C	O5'-P-OP1	-7.86	98.63	105.70
36	5	2858	U	N3-C2-O2	-7.86	116.70	122.20
36	5	2954	U	O4'-C1'-N1	7.86	114.49	108.20
36	1	786	A	N1-C6-N6	-7.86	113.89	118.60
38	8	33	A	O5'-P-OP1	-7.85	98.64	105.70
1	6	337	G	C4-N9-C1'	7.84	136.69	126.50
36	5	926	A	N1-C6-N6	7.84	123.30	118.60
36	5	2211	U	N3-C2-O2	-7.84	116.71	122.20
36	5	3154	C	C2-N1-C1'	7.84	127.42	118.80
36	1	2650	U	N1-C2-N3	7.84	119.60	114.90
36	1	640	U	N3-C4-O4	7.83	124.89	119.40
1	6	362	G	N3-C4-C5	-7.83	124.68	128.60
36	1	2617	U	N3-C4-O4	-7.83	113.92	119.40
36	5	1150	A	O5'-P-OP2	-7.83	98.65	105.70
36	5	2366	C	C5-C6-N1	7.83	124.91	121.00
36	5	3120	C	C2-N3-C4	7.83	123.81	119.90
1	6	448	C	C6-N1-C2	-7.82	117.17	120.30
36	5	337	G	C8-N9-C4	-7.82	103.27	106.40
36	1	2623	G	C6-C5-N7	-7.82	125.71	130.40
36	1	2846	U	N3-C4-O4	-7.82	113.93	119.40
36	1	2404	A	C5-N7-C8	-7.81	100.00	103.90
36	1	2918	G	N3-C4-C5	-7.81	124.70	128.60
36	5	2400	G	N1-C6-O6	7.80	124.58	119.90
36	5	590	G	C5-C6-O6	-7.80	123.92	128.60
36	1	375	A	O5'-P-OP2	-7.80	98.68	105.70
36	1	2298	U	N1-C2-N3	7.80	119.58	114.90
36	1	1786	G	O5'-P-OP1	-7.80	98.68	105.70
36	1	1396	C	N3-C4-C5	7.79	125.02	121.90
1	6	941	A	N1-C6-N6	-7.79	113.92	118.60

Continued on next page...

Continued from previous page...

Mol	Chain	Res	Type	Atoms	Z	Observed(°)	Ideal(°)
36	5	3214	U	N3-C4-O4	-7.79	113.94	119.40
1	6	1537	C	N1-C2-O2	-7.79	114.23	118.90
36	5	1901	A	C6-C5-N7	-7.79	126.85	132.30
36	1	644	G	C6-C5-N7	-7.79	125.73	130.40
36	1	1113	G	N3-C2-N2	-7.78	114.45	119.90
38	4	140	G	C8-N9-C4	-7.78	103.29	106.40
1	6	957	G	N1-C6-O6	7.78	124.57	119.90
36	1	979	U	O4'-C1'-N1	7.78	114.42	108.20
36	1	1300	G	N1-C6-O6	7.78	124.57	119.90
36	1	3277	U	N3-C2-O2	-7.78	116.76	122.20
36	5	712	G	O5'-P-OP2	-7.78	98.70	105.70
36	1	3053	G	N1-C6-O6	-7.77	115.24	119.90
36	1	2169	G	C4-C5-N7	-7.77	107.69	110.80
36	1	143	G	N1-C6-O6	-7.76	115.25	119.90
36	5	2757	U	N1-C2-N3	7.75	119.55	114.90
36	5	1208	U	C5-C4-O4	7.75	130.55	125.90
36	1	365	A	N1-C6-N6	7.75	123.25	118.60
10	S8	29	LEU	CA-CB-CG	7.74	133.10	115.30
1	6	1796	C	N3-C4-N4	-7.74	112.58	118.00
36	1	120	G	C8-N9-C4	7.73	109.49	106.40
36	1	1476	G	C5-C6-O6	7.73	133.24	128.60
36	5	1329	U	C2-N3-C4	-7.73	122.36	127.00
36	5	656	A	N7-C8-N9	-7.73	109.94	113.80
1	2	453	U	C5-C4-O4	7.72	130.53	125.90
1	2	1039	A	O4'-C1'-N9	7.72	114.37	108.20
36	5	1200	A	C8-N9-C4	-7.71	102.71	105.80
36	5	3013	U	N3-C2-O2	-7.71	116.80	122.20
47	M0	24	ARG	NE-CZ-NH1	7.71	124.16	120.30
36	1	407	A	C4-C5-N7	7.71	114.56	110.70
36	5	1116	G	N9-C4-C5	7.71	108.48	105.40
59	n3	45	ARG	NE-CZ-NH1	-7.70	116.45	120.30
36	1	1429	G	N1-C2-N2	-7.70	109.27	116.20
36	1	609	G	O5'-P-OP2	-7.70	98.77	105.70
36	5	2283	G	O5'-P-OP2	-7.70	98.77	105.70
36	1	2606	G	N3-C2-N2	7.69	125.28	119.90
36	5	1047	A	C5-C6-N6	-7.69	117.55	123.70
36	5	1520	G	C5-C6-O6	-7.69	123.99	128.60
1	6	139	C	C6-N1-C2	-7.68	117.23	120.30
36	1	2942	C	N1-C2-O2	-7.68	114.29	118.90
1	6	60	U	C5-C6-N1	7.68	126.54	122.70
36	5	2808	A	N1-C6-N6	7.68	123.21	118.60
36	5	1128	U	C5-C6-N1	-7.68	118.86	122.70

Continued on next page...

Continued from previous page...

Mol	Chain	Res	Type	Atoms	Z	Observed(°)	Ideal(°)
36	5	1158	A	N9-C4-C5	-7.68	102.73	105.80
36	1	968	G	C5-C6-O6	-7.67	124.00	128.60
36	5	2434	U	C5-C4-O4	7.67	130.50	125.90
36	1	2392	C	N1-C2-O2	-7.67	114.30	118.90
36	5	1833	G	N1-C6-O6	-7.67	115.30	119.90
36	1	407	A	N1-C6-N6	7.67	123.20	118.60
36	5	2359	C	N3-C4-C5	7.66	124.97	121.90
36	1	2279	A	N1-C6-N6	7.66	123.20	118.60
36	1	3308	C	C6-N1-C2	7.66	123.36	120.30
36	5	2358	A	C8-N9-C4	7.66	108.86	105.80
36	1	1420	C	C5-C4-N4	7.64	125.55	120.20
36	1	3344	A	N7-C8-N9	7.64	117.62	113.80
1	2	1200	G	C5-C6-O6	-7.64	124.02	128.60
24	d2	93	LEU	CA-CB-CG	7.64	132.87	115.30
36	1	1429	G	N3-C4-N9	7.64	130.58	126.00
36	5	2777	G	C5-C6-O6	7.63	133.18	128.60
36	1	2621	G	N1-C2-N2	7.63	123.07	116.20
1	2	18	C	O5'-P-OP1	-7.63	98.83	105.70
36	5	1921	A	O5'-P-OP2	-7.63	98.83	105.70
36	5	2572	C	N1-C2-O2	7.63	123.48	118.90
36	5	2882	U	N1-C2-O2	-7.63	117.46	122.80
36	5	2949	U	C2-N1-C1'	7.63	126.85	117.70
1	6	101	U	N3-C2-O2	-7.62	116.86	122.20
36	5	2298	U	O5'-P-OP1	-7.62	98.84	105.70
36	1	2798	C	N3-C4-C5	-7.62	118.85	121.90
36	1	2861	U	O5'-P-OP1	-7.62	98.84	105.70
36	5	692	A	O5'-P-OP1	-7.62	98.85	105.70
36	5	2836	C	C4-C5-C6	7.62	121.21	117.40
1	6	610	G	C8-N9-C1'	-7.61	117.10	127.00
1	2	1200	G	N3-C2-N2	-7.61	114.57	119.90
36	1	350	C	N3-C4-C5	-7.61	118.86	121.90
36	5	636	C	C2-N3-C4	-7.61	116.09	119.90
36	1	439	C	N1-C2-O2	7.61	123.47	118.90
1	6	1333	C	C6-N1-C2	7.61	123.34	120.30
36	1	1517	G	O5'-P-OP2	-7.61	98.85	105.70
36	1	964	G	C5-C6-N1	7.60	115.30	111.50
1	6	1361	U	C2-N1-C1'	7.60	126.82	117.70
36	1	2936	A	O5'-P-OP1	-7.60	98.86	105.70
36	5	1430	U	C6-N1-C2	7.59	125.56	121.00
36	5	1481	A	C8-N9-C4	-7.59	102.76	105.80
36	5	2401	A	C2-N3-C4	-7.59	106.80	110.60
36	5	3052	G	C5-C6-O6	7.59	133.16	128.60

Continued on next page...

Continued from previous page...

Mol	Chain	Res	Type	Atoms	Z	Observed(°)	Ideal(°)
1	2	554	C	C2-N1-C1'	7.58	127.14	118.80
38	8	29	U	N3-C2-O2	-7.58	116.89	122.20
36	1	2812	C	C4-C5-C6	7.58	121.19	117.40
36	5	810	A	C2-N3-C4	7.58	114.39	110.60
36	1	1129	A	C5-C6-N6	-7.58	117.64	123.70
36	1	1507	G	N3-C2-N2	-7.57	114.60	119.90
73	O7	65	ARG	NE-CZ-NH1	7.57	124.09	120.30
36	1	2298	U	C2-N3-C4	-7.57	122.46	127.00
1	6	1150	G	N3-C4-C5	7.57	132.38	128.60
1	2	1596	C	N1-C2-O2	7.57	123.44	118.90
37	3	103	A	C5-C6-N6	-7.57	117.65	123.70
36	1	1122	U	N3-C4-C5	7.56	119.14	114.60
36	5	3144	G	N7-C8-N9	7.56	116.88	113.10
36	5	662	U	O5'-P-OP1	-7.56	98.90	105.70
36	5	2728	G	O5'-P-OP2	-7.56	98.90	105.70
1	6	338	C	C5-C6-N1	7.56	124.78	121.00
36	5	1006	A	O5'-P-OP1	7.55	119.77	110.70
36	5	1306	G	N3-C4-N9	7.55	130.53	126.00
36	1	942	U	C2-N3-C4	-7.54	122.47	127.00
36	1	1420	C	C6-N1-C2	-7.54	117.28	120.30
36	1	2414	G	N3-C2-N2	-7.54	114.62	119.90
36	5	982	C	OP2-P-O3'	7.54	121.79	105.20
37	7	87	G	N1-C6-O6	7.54	124.42	119.90
36	1	407	A	C5-C6-N6	-7.54	117.67	123.70
36	1	958	C	N3-C4-N4	-7.54	112.72	118.00
36	1	2705	A	C8-N9-C4	7.54	108.81	105.80
1	2	158	U	N3-C2-O2	-7.53	116.93	122.20
36	1	410	U	N1-C2-O2	-7.53	117.53	122.80
36	1	2369	G	N3-C4-C5	-7.53	124.83	128.60
36	1	2874	G	C5-C6-O6	7.53	133.12	128.60
36	5	2718	U	O5'-P-OP2	-7.53	98.92	105.70
36	1	2295	A	N1-C6-N6	7.53	123.12	118.60
1	6	1145	U	N1-C2-O2	-7.53	117.53	122.80
36	1	2298	U	C5-C4-O4	7.53	130.41	125.90
1	6	1300	A	O5'-P-OP1	-7.53	98.93	105.70
37	7	85	G	O5'-P-OP2	7.53	119.73	110.70
36	1	24	G	C8-N9-C4	7.52	109.41	106.40
1	6	858	G	C4-C5-N7	7.52	113.81	110.80
36	1	386	A	N1-C6-N6	7.52	123.11	118.60
36	1	2142	A	C6-N1-C2	-7.52	114.09	118.60
36	5	2872	A	C5-C6-N1	-7.52	113.94	117.70
36	1	2606	G	N1-C2-N2	-7.51	109.44	116.20

Continued on next page...

Continued from previous page...

Mol	Chain	Res	Type	Atoms	Z	Observed(°)	Ideal(°)
36	1	2383	C	C2-N3-C4	-7.51	116.14	119.90
36	5	1872	C	N3-C2-O2	-7.51	116.64	121.90
36	5	3047	U	C5-C6-N1	-7.51	118.94	122.70
36	5	3047	U	N3-C4-O4	-7.51	114.15	119.40
36	1	2397	A	O5'-P-OP2	-7.50	98.95	105.70
1	2	885	G	N1-C6-O6	7.50	124.40	119.90
36	1	2295	A	C5-C6-N6	-7.50	117.70	123.70
36	5	807	A	N7-C8-N9	7.50	117.55	113.80
36	1	709	A	N7-C8-N9	-7.50	110.05	113.80
36	5	2814	G	C5-C6-O6	-7.50	124.10	128.60
36	5	907	G	O5'-P-OP1	-7.50	98.95	105.70
36	5	2145	A	C6-N1-C2	-7.49	114.11	118.60
36	5	1327	C	N3-C4-C5	7.49	124.89	121.90
36	5	2211	U	N1-C2-N3	7.48	119.39	114.90
36	1	3006	A	N1-C6-N6	7.48	123.09	118.60
36	5	2385	G	C5-C6-O6	-7.48	124.11	128.60
36	1	3209	A	C5-N7-C8	-7.47	100.16	103.90
36	1	3279	A	O5'-P-OP1	-7.47	98.97	105.70
36	5	197	G	N1-C6-O6	7.47	124.39	119.90
36	5	1901	A	N1-C6-N6	7.47	123.08	118.60
36	1	2891	U	C5-C4-O4	-7.47	121.42	125.90
36	5	218	G	O5'-P-OP2	-7.47	98.98	105.70
37	3	100	C	N3-C4-C5	-7.47	118.91	121.90
36	1	2856	G	N7-C8-N9	-7.47	109.37	113.10
1	6	421	A	C8-N9-C4	7.46	108.79	105.80
36	5	2739	A	N9-C4-C5	7.46	108.79	105.80
36	5	3050	U	N3-C2-O2	-7.46	116.97	122.20
36	5	2617	U	N1-C2-N3	7.46	119.38	114.90
36	5	2732	G	O5'-P-OP2	-7.46	98.98	105.70
36	1	782	U	N3-C4-O4	-7.46	114.18	119.40
36	5	189	G	C5-C6-O6	7.45	133.07	128.60
36	1	1793	C	N3-C4-C5	7.45	124.88	121.90
36	5	2971	A	C2-N3-C4	7.44	114.32	110.60
36	5	1335	C	N1-C2-O2	-7.44	114.43	118.90
36	5	2817	A	C2-N3-C4	7.44	114.32	110.60
36	5	645	A	N1-C2-N3	7.44	133.02	129.30
36	1	2772	C	P-O3'-C3'	7.44	128.63	119.70
36	1	2831	G	N1-C6-O6	7.44	124.36	119.90
36	1	1416	C	N3-C4-C5	7.43	124.87	121.90
40	l3	4	ARG	NE-CZ-NH1	7.43	124.02	120.30
1	2	1782	A	C8-N9-C4	-7.43	102.83	105.80
36	1	979	U	N1-C2-N3	7.43	119.36	114.90

Continued on next page...

Continued from previous page...

Mol	Chain	Res	Type	Atoms	Z	Observed(°)	Ideal(°)
36	1	2836	C	N3-C4-C5	-7.43	118.93	121.90
36	5	2121	G	O5'-P-OP2	-7.43	99.01	105.70
1	2	57	G	O5'-P-OP2	-7.43	99.01	105.70
36	1	2945	G	OP1-P-OP2	-7.43	108.46	119.60
70	O4	51	LEU	CA-CB-CG	7.43	132.39	115.30
36	5	1179	A	O5'-P-OP1	-7.43	99.01	105.70
36	5	87	U	N3-C4-O4	-7.43	114.20	119.40
36	5	92	G	C5-C6-N1	7.42	115.21	111.50
36	5	2639	G	C5-C6-O6	-7.42	124.15	128.60
36	1	2123	G	C8-N9-C4	7.42	109.37	106.40
36	1	867	G	N3-C2-N2	-7.42	114.71	119.90
1	2	1280	C	N3-C4-C5	-7.41	118.94	121.90
38	8	25	G	O5'-P-OP2	-7.41	99.03	105.70
36	5	2838	A	C5-C6-N6	-7.41	117.77	123.70
36	5	3103	A	C5-C6-N1	7.41	121.40	117.70
36	5	1878	G	C4-N9-C1'	7.41	136.13	126.50
36	1	2870	C	C4-C5-C6	-7.40	113.70	117.40
36	5	2938	G	O5'-P-OP1	-7.39	99.05	105.70
1	6	1100	G	N3-C4-C5	-7.39	124.90	128.60
1	6	1082	C	O5'-P-OP2	-7.39	99.05	105.70
36	5	2899	C	N1-C2-N3	7.39	124.37	119.20
36	1	397	A	C5-C6-N1	7.39	121.39	117.70
36	1	3022	G	O4'-C1'-N9	7.39	114.11	108.20
36	5	1367	G	N1-C6-O6	7.38	124.33	119.90
36	5	3144	G	N9-C4-C5	7.38	108.35	105.40
1	2	554	C	C2-N3-C4	7.38	123.59	119.90
36	5	2936	A	O5'-P-OP2	7.38	119.56	110.70
36	5	1904	C	N1-C2-O2	7.38	123.33	118.90
36	5	2932	U	C2-N3-C4	-7.38	122.57	127.00
36	5	1473	G	C8-N9-C4	7.38	109.35	106.40
36	5	2964	G	O5'-P-OP2	-7.38	99.06	105.70
36	5	1003	A	N1-C6-N6	7.37	123.02	118.60
36	1	2773	C	O5'-P-OP2	-7.37	99.07	105.70
1	6	1002	G	O5'-P-OP1	-7.37	99.07	105.70
52	m6	78	ARG	NE-CZ-NH2	-7.37	116.62	120.30
36	1	1157	G	C5-C6-O6	7.37	133.02	128.60
36	1	2701	U	C5-C6-N1	-7.36	119.02	122.70
1	6	1166	A	O5'-P-OP2	-7.36	99.08	105.70
36	1	1112	A	C4-C5-N7	7.36	114.38	110.70
36	1	1138	U	N3-C2-O2	-7.36	117.05	122.20
36	1	1142	G	N3-C4-C5	-7.36	124.92	128.60
36	1	1889	G	N1-C6-O6	7.36	124.31	119.90

Continued on next page...

Continued from previous page...

Mol	Chain	Res	Type	Atoms	Z	Observed(°)	Ideal(°)
36	5	2704	A	N9-C4-C5	-7.36	102.86	105.80
36	1	970	A	N7-C8-N9	7.35	117.48	113.80
36	5	3374	U	C6-N1-C2	7.35	125.41	121.00
36	5	3305	A	O5'-P-OP2	-7.35	99.08	105.70
36	5	2848	G	N3-C4-C5	-7.35	124.93	128.60
36	5	83	U	N1-C2-O2	7.35	127.94	122.80
36	5	1846	C	C5-C6-N1	-7.35	117.33	121.00
36	1	43	A	C2-N3-C4	-7.34	106.93	110.60
36	1	372	A	O5'-P-OP2	-7.34	99.09	105.70
36	5	1004	U	N1-C2-O2	7.34	127.94	122.80
1	6	308	C	N3-C4-N4	-7.34	112.86	118.00
1	6	1280	C	N3-C4-C5	-7.34	118.97	121.90
36	5	1117	G	O5'-P-OP1	-7.34	99.10	105.70
1	2	158	U	C2-N1-C1'	7.33	126.50	117.70
1	6	1766	A	O5'-P-OP2	-7.33	99.10	105.70
36	5	2816	G	O5'-P-OP1	-7.33	99.10	105.70
36	1	2146	C	N3-C4-C5	7.33	124.83	121.90
36	5	937	G	O5'-P-OP1	-7.33	99.10	105.70
36	1	2395	G	C5-C6-N1	7.33	115.16	111.50
36	1	1373	A	O5'-P-OP2	-7.33	99.11	105.70
36	1	426	G	N3-C4-C5	-7.32	124.94	128.60
36	5	2343	C	N3-C4-C5	7.32	124.83	121.90
36	5	24	G	O5'-P-OP2	-7.32	99.11	105.70
38	4	103	G	C8-N9-C4	-7.32	103.47	106.40
1	2	553	G	N3-C2-N2	-7.31	114.78	119.90
36	5	941	G	C5-C6-N1	7.31	115.16	111.50
37	7	12	U	C5-C4-O4	-7.31	121.52	125.90
36	5	3120	C	C5-C6-N1	7.31	124.65	121.00
1	2	1291	G	N9-C4-C5	7.30	108.32	105.40
36	1	2871	G	C5-N7-C8	-7.30	100.65	104.30
36	5	820	A	O5'-P-OP1	-7.30	99.13	105.70
36	1	1433	A	C5-C6-N6	-7.30	117.86	123.70
36	1	1198	C	C6-N1-C2	-7.30	117.38	120.30
36	5	348	A	O5'-P-OP1	-7.30	99.13	105.70
36	5	882	A	N1-C2-N3	7.30	132.95	129.30
36	5	861	C	C6-N1-C2	7.29	123.22	120.30
1	6	308	C	C2-N1-C1'	-7.29	110.78	118.80
36	5	941	G	N1-C6-O6	-7.29	115.52	119.90
36	5	881	C	C5-C6-N1	7.29	124.65	121.00
36	1	910	G	C8-N9-C4	-7.29	103.48	106.40
36	1	2390	A	C6-N1-C2	-7.29	114.23	118.60
36	1	2121	G	N1-C6-O6	-7.29	115.53	119.90

Continued on next page...

Continued from previous page...

Mol	Chain	Res	Type	Atoms	Z	Observed(°)	Ideal(°)
36	5	929	A	C8-N9-C4	7.29	108.72	105.80
36	1	2405	C	N3-C4-C5	-7.29	118.98	121.90
36	5	1190	A	C8-N9-C4	-7.28	102.89	105.80
36	5	50	U	O5'-P-OP1	-7.28	99.15	105.70
36	1	2401	A	C4-C5-N7	7.28	114.34	110.70
1	6	1002	G	O5'-P-OP2	7.28	119.43	110.70
36	5	2340	U	N3-C4-O4	-7.28	114.31	119.40
36	1	2356	A	C5-N7-C8	-7.27	100.26	103.90
1	2	934	C	C6-N1-C1'	-7.27	112.08	120.80
1	6	536	C	C6-N1-C2	-7.27	117.39	120.30
36	5	36	C	C5-C6-N1	7.27	124.64	121.00
1	2	75	U	N3-C2-O2	-7.27	117.11	122.20
36	1	2642	A	C6-N1-C2	7.27	122.96	118.60
38	4	100	U	C2-N1-C1'	7.27	126.42	117.70
36	5	417	A	O5'-P-OP2	-7.27	99.16	105.70
36	1	1313	G	C4-C5-N7	7.26	113.71	110.80
36	1	2322	C	OP1-P-OP2	-7.26	108.70	119.60
36	1	2983	C	C5-C4-N4	7.26	125.29	120.20
36	5	3082	C	O5'-P-OP2	-7.26	99.16	105.70
36	1	1308	A	N7-C8-N9	7.26	117.43	113.80
36	1	1510	G	N3-C4-N9	7.26	130.35	126.00
36	1	2643	A	C8-N9-C4	7.26	108.70	105.80
36	5	1170	A	N1-C6-N6	7.26	122.95	118.60
36	5	1125	U	O5'-P-OP2	-7.25	99.17	105.70
36	5	1466	G	O5'-P-OP1	-7.25	99.17	105.70
36	1	515	C	N3-C4-C5	-7.25	119.00	121.90
36	1	2399	A	OP1-P-OP2	-7.25	108.72	119.60
36	5	2191	U	N3-C4-O4	-7.25	114.32	119.40
36	1	1338	C	N1-C2-O2	-7.25	114.55	118.90
36	5	679	U	C5-C4-O4	7.25	130.25	125.90
36	1	1481	A	C5-N7-C8	-7.25	100.28	103.90
36	5	2531	C	C2-N1-C1'	7.25	126.77	118.80
36	1	1127	G	N1-C6-O6	7.24	124.25	119.90
36	1	650	C	C6-N1-C2	7.24	123.20	120.30
37	7	1	G	C4-N9-C1'	7.24	135.91	126.50
37	7	92	A	C8-N9-C4	7.24	108.70	105.80
36	1	395	A	O5'-P-OP2	-7.24	99.18	105.70
36	1	908	G	O4'-C1'-N9	-7.24	102.41	108.20
1	6	1757	G	C8-N9-C4	7.24	109.30	106.40
1	2	582	U	O5'-P-OP2	-7.24	99.19	105.70
1	2	1747	G	N1-C6-O6	7.24	124.24	119.90
36	5	780	A	N1-C6-N6	7.24	122.94	118.60

Continued on next page...

Continued from previous page...

Mol	Chain	Res	Type	Atoms	Z	Observed(°)	Ideal(°)
36	1	2632	G	N1-C6-O6	-7.23	115.56	119.90
36	1	808	A	N1-C6-N6	-7.23	114.26	118.60
36	1	1396	C	C6-N1-C2	7.23	123.19	120.30
36	1	3015	G	C5-C6-O6	-7.23	124.26	128.60
36	1	802	C	O5'-P-OP2	7.23	119.37	110.70
36	1	2283	G	C5-C6-O6	-7.23	124.26	128.60
36	5	3041	U	N3-C4-C5	7.23	118.94	114.60
36	5	425	G	C8-N9-C4	7.22	109.29	106.40
36	5	2728	G	N3-C2-N2	-7.22	114.84	119.90
36	1	2642	A	C5-C6-N1	-7.22	114.09	117.70
36	5	1481	A	P-O3'-C3'	7.22	128.37	119.70
36	5	1389	G	C4-C5-N7	7.22	113.69	110.80
36	5	2992	U	N3-C4-C5	7.22	118.93	114.60
15	C3	22	ALA	C-N-CD	-7.22	104.72	120.60
36	1	669	U	C6-N1-C2	7.22	125.33	121.00
36	5	2412	G	N3-C4-C5	-7.22	124.99	128.60
37	7	92	A	C5-C6-N6	-7.22	117.92	123.70
36	1	953	G	N3-C4-C5	7.21	132.21	128.60
36	1	2392	C	C5-C4-N4	-7.21	115.15	120.20
36	1	1136	A	C8-N9-C4	-7.21	102.92	105.80
36	1	2983	C	O4'-C1'-N1	7.21	113.97	108.20
36	1	2875	U	C5-C6-N1	-7.21	119.09	122.70
1	6	634	G	O5'-P-OP2	-7.21	99.21	105.70
36	1	926	A	C5-C6-N6	-7.21	117.94	123.70
36	1	3050	U	N3-C2-O2	-7.21	117.16	122.20
36	5	664	U	N1-C2-N3	7.21	119.22	114.90
36	1	400	G	O5'-P-OP2	-7.21	99.22	105.70
36	5	2830	G	N1-C2-N3	7.21	128.22	123.90
36	5	1301	A	N1-C6-N6	7.20	122.92	118.60
36	5	2843	U	N3-C2-O2	-7.20	117.16	122.20
37	7	101	G	C5-C6-O6	-7.20	124.28	128.60
36	1	1116	G	C6-C5-N7	-7.20	126.08	130.40
36	1	2888	U	C2-N3-C4	-7.20	122.68	127.00
36	5	2872	A	C8-N9-C1'	7.20	140.66	127.70
36	1	1443	G	N7-C8-N9	7.20	116.70	113.10
36	5	860	G	O5'-P-OP2	-7.20	99.22	105.70
1	6	337	G	C4-C5-N7	7.19	113.68	110.80
36	5	437	G	N3-C4-N9	-7.19	121.69	126.00
36	5	1430	U	C5-C6-N1	-7.19	119.11	122.70
1	2	1773	C	N3-C4-N4	7.19	123.03	118.00
36	5	1302	A	C8-N9-C4	-7.19	102.92	105.80
36	5	2598	G	N1-C6-O6	7.19	124.21	119.90

Continued on next page...

Continued from previous page...

Mol	Chain	Res	Type	Atoms	Z	Observed(°)	Ideal(°)
36	5	2848	G	C6-C5-N7	-7.19	126.09	130.40
1	6	1747	G	O5'-P-OP2	-7.18	99.23	105.70
36	5	2388	U	C4-C5-C6	7.18	124.01	119.70
36	5	2403	G	O5'-P-OP1	7.18	119.32	110.70
36	5	2341	A	C8-N9-C4	7.18	108.67	105.80
36	1	1365	G	N3-C4-C5	-7.18	125.01	128.60
36	1	1664	G	C5-C6-O6	7.18	132.91	128.60
36	5	964	G	C5-C6-O6	-7.18	124.29	128.60
36	5	2753	G	N3-C2-N2	-7.18	114.88	119.90
36	1	1481	A	C6-C5-N7	-7.18	127.28	132.30
36	1	421	G	N3-C4-N9	7.18	130.31	126.00
36	1	33	G	O5'-P-OP2	-7.17	99.24	105.70
36	5	2421	U	N1-C2-O2	-7.17	117.78	122.80
36	1	808	A	C4-C5-N7	-7.17	107.12	110.70
36	1	2816	G	C5-C6-O6	-7.17	124.30	128.60
36	1	2978	U	O4'-C1'-N1	7.17	113.93	108.20
36	5	3335	A	N1-C6-N6	7.17	122.90	118.60
37	7	7	G	O5'-P-OP1	7.16	119.30	110.70
36	1	2169	G	C6-C5-N7	7.16	134.70	130.40
36	5	1158	A	C4-C5-N7	7.16	114.28	110.70
36	1	365	A	C5-N7-C8	-7.16	100.32	103.90
36	5	2882	U	C5-C4-O4	-7.16	121.61	125.90
36	1	2827	U	C5-C4-O4	7.16	130.19	125.90
36	5	767	U	O4'-C1'-N1	7.16	113.92	108.20
36	5	2636	A	N1-C6-N6	-7.15	114.31	118.60
36	1	365	A	C6-C5-N7	-7.15	127.29	132.30
36	1	2986	U	N1-C2-O2	-7.15	117.80	122.80
36	1	1445	U	N1-C2-O2	-7.15	117.80	122.80
38	4	25	G	C4-C5-N7	-7.15	107.94	110.80
1	6	542	A	N1-C6-N6	7.15	122.89	118.60
36	5	656	A	C5-N7-C8	7.15	107.47	103.90
36	1	646	A	C4-C5-C6	7.15	120.57	117.00
36	5	3343	G	N3-C4-N9	7.15	130.29	126.00
38	4	103	G	N9-C4-C5	7.14	108.26	105.40
36	5	2370	G	N1-C2-N3	7.14	128.19	123.90
36	1	651	G	N3-C4-N9	7.14	130.29	126.00
36	5	947	G	N3-C4-C5	-7.14	125.03	128.60
36	1	946	U	N3-C2-O2	-7.14	117.20	122.20
36	1	2882	U	N3-C4-O4	-7.14	114.40	119.40
1	6	1634	C	N1-C2-O2	7.14	123.18	118.90
36	5	1163	A	N1-C6-N6	-7.14	114.32	118.60
36	1	2249	G	N3-C4-C5	-7.14	125.03	128.60

Continued on next page...

Continued from previous page...

Mol	Chain	Res	Type	Atoms	Z	Observed(°)	Ideal(°)
36	5	1113	G	N1-C2-N3	7.14	128.18	123.90
36	1	1150	A	N1-C6-N6	-7.13	114.32	118.60
36	1	2624	G	O5'-P-OP2	7.13	119.26	110.70
36	1	2634	U	N3-C2-O2	-7.13	117.21	122.20
36	5	337	G	N3-C4-C5	-7.13	125.03	128.60
36	5	86	G	N3-C2-N2	7.13	124.89	119.90
36	5	2932	U	N3-C4-C5	7.13	118.88	114.60
36	1	1368	U	N1-C2-N3	7.13	119.18	114.90
36	5	2814	G	C6-C5-N7	-7.13	126.12	130.40
36	5	3143	C	N3-C2-O2	7.13	126.89	121.90
36	5	889	U	C5-C4-O4	-7.12	121.62	125.90
36	1	2814	G	C5-C6-O6	-7.12	124.33	128.60
36	5	1302	A	N9-C4-C5	7.12	108.65	105.80
36	5	2908	G	N3-C2-N2	-7.12	114.91	119.90
36	5	3218	A	N3-C4-N9	-7.12	121.70	127.40
36	1	628	A	N1-C6-N6	7.12	122.87	118.60
36	1	2385	G	N3-C4-C5	7.12	132.16	128.60
36	1	3362	A	C2-N3-C4	-7.12	107.04	110.60
39	L2	3	ARG	NE-CZ-NH1	-7.12	116.74	120.30
36	5	966	U	N3-C2-O2	-7.12	117.22	122.20
36	5	1205	A	O5'-P-OP2	-7.12	99.29	105.70
36	5	2320	A	C2-N3-C4	-7.12	107.04	110.60
36	5	2290	C	C6-N1-C2	7.11	123.14	120.30
36	1	817	A	C6-N1-C2	-7.11	114.33	118.60
36	1	905	U	O5'-P-OP2	-7.11	99.30	105.70
36	1	2726	C	C5-C4-N4	7.11	125.18	120.20
36	5	646	A	O5'-P-OP2	-7.11	99.30	105.70
36	5	2704	A	C5-C6-N6	-7.11	118.01	123.70
1	6	1754	A	N1-C6-N6	-7.11	114.33	118.60
36	5	2953	U	C4-C5-C6	7.11	123.97	119.70
36	5	2978	U	C5-C4-O4	7.11	130.16	125.90
36	5	283	G	C5-N7-C8	-7.11	100.75	104.30
36	1	2278	C	C4-C5-C6	-7.11	113.85	117.40
1	6	387	A	N9-C4-C5	7.10	108.64	105.80
1	6	542	A	C6-C5-N7	-7.10	127.33	132.30
36	5	56	G	N1-C6-O6	-7.10	115.64	119.90
36	1	1513	G	N3-C4-C5	-7.10	125.05	128.60
36	5	716	A	N1-C6-N6	7.10	122.86	118.60
1	2	577	G	C5-N7-C8	-7.10	100.75	104.30
1	2	1568	C	P-O3'-C3'	7.10	128.22	119.70
36	5	893	C	N3-C4-C5	-7.09	119.06	121.90
36	5	2872	A	C4-C5-C6	-7.09	113.45	117.00

Continued on next page...

Continued from previous page...

Mol	Chain	Res	Type	Atoms	Z	Observed(°)	Ideal(°)
36	1	963	G	C5-C6-O6	-7.09	124.34	128.60
36	1	1124	U	C5-C6-N1	7.09	126.25	122.70
36	1	2310	U	O5'-P-OP1	-7.09	99.32	105.70
36	5	1152	G	C8-N9-C4	-7.09	103.56	106.40
36	5	3123	A	C8-N9-C4	7.09	108.64	105.80
36	5	2118	C	N3-C2-O2	-7.09	116.94	121.90
36	5	2393	G	C5-C6-O6	-7.09	124.35	128.60
36	5	1481	A	N7-C8-N9	7.08	117.34	113.80
36	1	1838	G	N1-C6-O6	7.08	124.15	119.90
36	5	2904	U	N3-C2-O2	-7.08	117.24	122.20
1	6	957	G	N3-C2-N2	-7.08	114.94	119.90
36	1	702	C	C2-N3-C4	-7.08	116.36	119.90
36	1	3317	U	O5'-P-OP2	-7.08	99.33	105.70
36	5	2167	A	N9-C4-C5	7.08	108.63	105.80
36	1	2169	G	N1-C6-O6	-7.08	115.66	119.90
1	6	1605	G	N1-C6-O6	-7.08	115.66	119.90
36	5	2928	C	C6-N1-C2	-7.07	117.47	120.30
36	1	427	C	C6-N1-C2	-7.07	117.47	120.30
36	1	3048	A	O5'-P-OP2	-7.07	99.34	105.70
37	7	1	G	N3-C4-C5	-7.07	125.06	128.60
36	1	2817	A	C5-C6-N6	-7.07	118.05	123.70
36	1	324	A	C6-N1-C2	-7.07	114.36	118.60
36	5	3215	A	N1-C6-N6	7.07	122.84	118.60
36	1	277	G	C2-N3-C4	7.06	115.43	111.90
36	1	1122	U	C2-N3-C4	-7.06	122.76	127.00
37	7	51	A	C8-N9-C4	-7.06	102.97	105.80
36	5	75	G	N1-C6-O6	7.06	124.14	119.90
36	1	2154	U	N3-C4-O4	7.06	124.34	119.40
36	5	2964	G	C8-N9-C4	7.06	109.22	106.40
36	1	645	A	N3-C4-N9	7.06	133.05	127.40
36	5	1879	A	C6-C5-N7	-7.06	127.36	132.30
36	5	2357	A	C8-N9-C4	7.06	108.62	105.80
36	5	1901	A	C4-C5-C6	7.06	120.53	117.00
36	5	2900	A	OP2-P-O3'	7.06	120.73	105.20
36	1	2144	A	N1-C6-N6	7.05	122.83	118.60
36	5	1117	G	C2-N3-C4	7.05	115.43	111.90
36	5	1292	C	O5'-P-OP1	-7.05	99.35	105.70
1	2	694	U	C2-N1-C1'	7.05	126.16	117.70
36	1	426	G	N3-C4-N9	7.05	130.23	126.00
36	5	1902	G	O5'-P-OP1	-7.05	99.36	105.70
36	5	2385	G	N3-C4-N9	-7.05	121.77	126.00
36	1	903	U	N3-C4-C5	7.04	118.83	114.60

Continued on next page...

Continued from previous page...

Mol	Chain	Res	Type	Atoms	Z	Observed(°)	Ideal(°)
36	5	2817	A	OP1-P-OP2	-7.04	109.04	119.60
36	1	2214	A	O5'-P-OP2	-7.04	99.37	105.70
1	6	371	G	N3-C4-N9	7.04	130.22	126.00
36	5	776	U	N1-C2-N3	7.04	119.12	114.90
36	5	1117	G	N1-C2-N3	-7.04	119.68	123.90
36	1	2130	G	N1-C6-O6	-7.04	115.68	119.90
36	5	2870	C	C6-N1-C1'	7.04	129.24	120.80
36	1	893	C	C6-N1-C2	-7.03	117.49	120.30
36	1	3143	C	N1-C2-O2	-7.03	114.68	118.90
36	5	2287	C	N1-C2-O2	-7.03	114.68	118.90
36	5	3090	U	N3-C4-C5	7.03	118.82	114.60
36	1	2418	G	OP1-P-O3'	7.03	120.67	105.20
36	1	859	G	C8-N9-C1'	-7.03	117.86	127.00
1	2	779	U	O4'-C1'-N1	7.03	113.82	108.20
36	5	1157	G	N1-C6-O6	-7.03	115.68	119.90
36	1	1879	A	O4'-C1'-N9	7.03	113.82	108.20
36	5	1076	C	C5-C4-N4	7.03	125.12	120.20
36	5	1438	U	N1-C2-N3	7.02	119.11	114.90
36	1	894	G	OP1-P-O3'	7.02	120.65	105.20
36	1	895	A	N7-C8-N9	7.02	117.31	113.80
36	1	2621	G	C5-C6-O6	-7.02	124.39	128.60
36	1	670	C	N3-C4-C5	-7.02	119.09	121.90
36	1	2393	G	C5-C6-O6	-7.02	124.39	128.60
1	6	315	A	N9-C4-C5	7.02	108.61	105.80
36	5	2870	C	C2-N1-C1'	-7.02	111.08	118.80
36	1	88	A	C4-C5-C6	7.02	120.51	117.00
36	5	3374	U	C5-C6-N1	-7.02	119.19	122.70
36	5	1483	G	N1-C6-O6	-7.01	115.69	119.90
37	7	73	C	C6-N1-C2	-7.01	117.50	120.30
36	1	111	C	C6-N1-C2	7.01	123.11	120.30
36	1	2585	G	N3-C4-C5	-7.01	125.09	128.60
1	6	308	C	C2-N3-C4	-7.01	116.39	119.90
36	5	40	A	O5'-P-OP1	-7.01	99.39	105.70
36	5	2631	U	C5-C6-N1	-7.01	119.19	122.70
1	2	577	G	N3-C4-C5	7.01	132.10	128.60
36	1	59	G	N1-C6-O6	7.01	124.10	119.90
1	6	1600	A	C2-N3-C4	-7.00	107.10	110.60
36	1	1906	G	C5-C6-O6	-7.00	124.40	128.60
36	5	83	U	N3-C2-O2	-7.00	117.30	122.20
36	5	957	C	N3-C2-O2	-7.00	117.00	121.90
36	5	2735	U	C6-N1-C2	-7.00	116.80	121.00
36	1	2679	A	C2-N3-C4	-7.00	107.10	110.60

Continued on next page...

Continued from previous page...

Mol	Chain	Res	Type	Atoms	Z	Observed(°)	Ideal(°)
1	6	1641	C	N3-C4-N4	7.00	122.90	118.00
36	5	92	G	N1-C6-O6	-7.00	115.70	119.90
36	5	2632	G	N1-C6-O6	-7.00	115.70	119.90
36	1	637	C	C2-N3-C4	-7.00	116.40	119.90
36	5	825	U	N3-C4-O4	-7.00	114.50	119.40
36	5	2728	G	N9-C4-C5	7.00	108.20	105.40
36	1	802	C	N3-C2-O2	-6.99	117.00	121.90
36	1	1165	A	O5'-P-OP2	-6.99	99.41	105.70
36	5	1434	G	C5-C6-N1	6.99	115.00	111.50
1	6	158	U	P-O3'-C3'	6.99	128.09	119.70
1	2	1340	U	N3-C2-O2	-6.99	117.31	122.20
36	1	25	U	N3-C4-O4	6.99	124.29	119.40
36	5	2123	G	C5-C6-N1	6.99	115.00	111.50
36	5	2946	A	N1-C6-N6	-6.99	114.41	118.60
36	1	1297	C	O5'-P-OP1	-6.99	99.41	105.70
36	1	2868	U	C5-C4-O4	-6.99	121.71	125.90
36	5	1113	G	N3-C2-N2	-6.99	115.01	119.90
36	5	2838	A	N1-C6-N6	6.99	122.79	118.60
36	1	640	U	N1-C2-O2	-6.99	117.91	122.80
36	5	2392	C	N3-C4-C5	6.99	124.69	121.90
36	1	1920	U	N3-C2-O2	-6.99	117.31	122.20
38	4	40	A	N9-C4-C5	-6.99	103.01	105.80
36	5	646	A	C8-N9-C4	-6.99	103.01	105.80
36	1	2405	C	C4-C5-C6	6.98	120.89	117.40
36	5	1148	G	N1-C6-O6	6.98	124.09	119.90
31	D9	36	LEU	CA-CB-CG	6.98	131.35	115.30
38	4	25	G	N9-C4-C5	6.98	108.19	105.40
36	5	369	A	N7-C8-N9	6.98	117.29	113.80
36	1	681	U	C5-C4-O4	-6.98	121.71	125.90
1	6	956	C	C6-N1-C2	6.98	123.09	120.30
1	2	402	C	O5'-P-OP2	6.97	119.07	110.70
38	4	73	U	C4-C5-C6	-6.97	115.52	119.70
38	4	113	U	C5-C6-N1	-6.97	119.21	122.70
36	5	1437	C	C5-C6-N1	6.97	124.49	121.00
36	5	1680	G	N1-C6-O6	-6.97	115.72	119.90
36	1	97	U	C2-N3-C4	-6.97	122.82	127.00
38	4	115	C	N3-C4-N4	-6.97	113.12	118.00
36	5	2256	A	O5'-P-OP1	-6.97	99.42	105.70
36	5	2416	U	C6-N1-C2	-6.97	116.82	121.00
36	5	1338	C	N3-C4-N4	6.97	122.88	118.00
36	5	412	G	N7-C8-N9	6.97	116.58	113.10
36	5	1104	G	C6-C5-N7	-6.97	126.22	130.40

Continued on next page...

Continued from previous page...

Mol	Chain	Res	Type	Atoms	Z	Observed(°)	Ideal(°)
36	5	1466	G	O5'-P-OP2	6.97	119.06	110.70
36	5	1547	G	C5-C6-O6	-6.97	124.42	128.60
36	5	3204	C	O5'-P-OP2	-6.97	99.43	105.70
36	1	2702	A	C8-N9-C4	-6.96	103.01	105.80
1	6	1634	C	C6-N1-C2	-6.96	117.52	120.30
36	5	1148	G	N9-C4-C5	-6.96	102.61	105.40
36	5	1586	G	N3-C4-N9	6.96	130.18	126.00
36	5	631	U	N3-C2-O2	-6.96	117.33	122.20
36	5	1128	U	C5-C4-O4	-6.96	121.72	125.90
36	5	1370	G	N1-C2-N2	-6.96	109.94	116.20
1	6	321	C	O5'-P-OP1	-6.96	99.44	105.70
36	5	2402	A	C6-N1-C2	6.96	122.77	118.60
37	7	87	G	N3-C2-N2	-6.96	115.03	119.90
36	1	521	A	N1-C6-N6	6.96	122.77	118.60
38	4	79	A	C8-N9-C4	-6.96	103.02	105.80
1	6	151	G	O5'-P-OP1	-6.96	99.44	105.70
1	6	1596	C	C6-N1-C2	-6.96	117.52	120.30
36	5	1130	A	N7-C8-N9	-6.96	110.32	113.80
36	5	81	C	N1-C2-O2	6.95	123.07	118.90
36	1	909	G	C4-C5-N7	-6.95	108.02	110.80
1	6	101	U	N1-C2-O2	6.95	127.67	122.80
11	s9	3	ARG	NE-CZ-NH2	6.95	123.77	120.30
36	5	435	C	N3-C4-C5	6.95	124.68	121.90
36	5	2866	U	N1-C2-O2	6.95	127.66	122.80
36	5	2290	C	C2-N3-C4	-6.95	116.43	119.90
1	2	1324	G	N3-C2-N2	-6.95	115.04	119.90
36	1	3275	U	C5-C6-N1	6.94	126.17	122.70
37	7	11	A	N1-C6-N6	6.94	122.77	118.60
36	1	1443	G	C5-N7-C8	-6.94	100.83	104.30
36	5	828	A	N1-C6-N6	-6.94	114.44	118.60
36	1	2177	G	N3-C4-C5	-6.94	125.13	128.60
36	1	2647	A	C6-N1-C2	-6.94	114.44	118.60
36	1	3207	U	C2-N1-C1'	-6.94	109.38	117.70
36	5	86	G	N1-C6-O6	-6.94	115.74	119.90
36	1	3057	U	C5-C4-O4	6.93	130.06	125.90
1	6	901	G	C4-C5-N7	6.93	113.57	110.80
36	5	73	C	C5-C4-N4	-6.93	115.35	120.20
36	5	1858	A	O4'-C1'-N9	6.93	113.75	108.20
36	5	2780	A	O5'-P-OP2	-6.93	99.46	105.70
36	5	2992	U	N1-C2-O2	6.93	127.65	122.80
1	6	17	C	N1-C2-O2	6.93	123.06	118.90
36	5	1152	G	N9-C4-C5	6.93	108.17	105.40

Continued on next page...

Continued from previous page...

Mol	Chain	Res	Type	Atoms	Z	Observed(°)	Ideal(°)
36	5	931	C	C5-C6-N1	-6.93	117.53	121.00
36	5	1403	C	C5-C6-N1	-6.93	117.54	121.00
36	1	2278	C	C5-C6-N1	6.93	124.46	121.00
36	1	3190	C	N3-C4-C5	6.93	124.67	121.90
36	5	1657	C	N1-C2-O2	6.92	123.06	118.90
36	5	2331	C	N3-C4-C5	-6.92	119.13	121.90
36	5	2954	U	N1-C2-O2	6.92	127.65	122.80
36	1	2759	U	N1-C2-O2	6.92	127.65	122.80
36	5	1112	A	C5-C6-N6	-6.92	118.16	123.70
36	5	2953	U	C5-C4-O4	-6.92	121.75	125.90
36	5	1111	U	C5-C4-O4	-6.92	121.75	125.90
36	5	2953	U	N1-C2-O2	-6.92	117.96	122.80
1	2	639	U	N1-C2-O2	6.92	127.64	122.80
36	5	2351	U	N3-C2-O2	-6.92	117.36	122.20
36	1	369	A	C2-N3-C4	6.92	114.06	110.60
36	1	588	G	N1-C6-O6	-6.92	115.75	119.90
36	5	1855	U	C5-C6-N1	-6.92	119.24	122.70
36	5	2231	C	O4'-C1'-N1	6.92	113.73	108.20
36	1	3269	U	N3-C2-O2	-6.91	117.36	122.20
1	6	805	U	C6-N1-C2	-6.91	116.85	121.00
36	1	217	U	OP1-P-O3'	6.91	120.40	105.20
36	1	2728	G	C5-C6-O6	-6.91	124.45	128.60
36	1	3217	C	C2-N1-C1'	6.91	126.40	118.80
36	5	2353	G	N1-C6-O6	6.91	124.05	119.90
36	1	1157	G	N1-C6-O6	-6.91	115.75	119.90
36	5	635	G	N1-C6-O6	6.91	124.05	119.90
36	5	1314	C	N3-C4-C5	6.91	124.66	121.90
1	2	1129	U	N3-C4-C5	6.91	118.74	114.60
36	5	2875	U	C2-N3-C4	-6.91	122.86	127.00
36	1	2816	G	N9-C4-C5	-6.90	102.64	105.40
1	6	10	G	C5-C6-O6	6.90	132.74	128.60
36	1	947	G	N3-C4-C5	-6.90	125.15	128.60
1	6	426	G	C4-N9-C1'	6.90	135.47	126.50
36	5	2611	U	C4-C5-C6	6.90	123.84	119.70
1	2	1486	G	C5-N7-C8	-6.90	100.85	104.30
36	1	3209	A	C6-C5-N7	-6.90	127.47	132.30
1	2	359	A	C4-C5-C6	-6.90	113.55	117.00
36	1	93	C	O5'-P-OP1	-6.90	99.49	105.70
36	1	1349	G	N3-C4-N9	6.90	130.14	126.00
1	6	103	A	P-O3'-C3'	6.90	127.98	119.70
1	2	453	U	C2-N1-C1'	6.89	125.97	117.70
36	1	2811	A	C6-N1-C2	-6.89	114.47	118.60

Continued on next page...

Continued from previous page...

Mol	Chain	Res	Type	Atoms	Z	Observed(°)	Ideal(°)
36	5	1208	U	O5'-P-OP1	-6.89	99.50	105.70
36	5	1197	A	N1-C2-N3	6.88	132.74	129.30
36	5	2278	C	C5-C6-N1	6.88	124.44	121.00
36	5	2919	A	N1-C2-N3	6.88	132.74	129.30
1	2	1600	A	N9-C4-C5	-6.88	103.05	105.80
36	1	3344	A	C5-N7-C8	-6.88	100.46	103.90
36	5	2371	G	C2-N3-C4	-6.88	108.46	111.90
36	1	730	C	N3-C4-C5	6.88	124.65	121.90
36	1	921	A	O4'-C1'-N9	-6.88	102.70	108.20
36	1	1404	G	C8-N9-C4	6.88	109.15	106.40
36	1	2138	A	C8-N9-C4	-6.88	103.05	105.80
36	5	1003	A	C8-N9-C4	6.87	108.55	105.80
1	2	1753	A	N1-C6-N6	6.87	122.72	118.60
35	SM	167	PRO	N-CA-CB	6.87	111.54	103.30
36	5	874	U	O5'-P-OP1	-6.87	99.52	105.70
36	5	1838	G	N3-C2-N2	-6.87	115.09	119.90
36	1	1846	C	N1-C2-O2	-6.86	114.78	118.90
36	5	1133	A	C2-N3-C4	6.86	114.03	110.60
36	1	1141	C	N3-C4-C5	-6.86	119.16	121.90
36	1	3207	U	C5-C4-O4	6.86	130.02	125.90
54	M8	178	ARG	NE-CZ-NH1	-6.86	116.87	120.30
36	5	1364	C	N1-C2-O2	-6.86	114.78	118.90
1	6	470	A	N7-C8-N9	6.86	117.23	113.80
36	5	1285	G	O5'-P-OP1	-6.86	99.53	105.70
36	5	406	G	N9-C4-C5	6.86	108.14	105.40
36	1	2631	U	N3-C4-O4	-6.85	114.60	119.40
1	6	453	U	C5-C4-O4	6.85	130.01	125.90
36	5	283	G	N3-C2-N2	-6.85	115.10	119.90
1	2	728	U	C2-N1-C1'	6.85	125.92	117.70
36	5	1116	G	C8-N9-C4	-6.85	103.66	106.40
36	5	2852	C	C5-C6-N1	-6.85	117.58	121.00
1	2	933	A	N1-C6-N6	-6.85	114.49	118.60
36	5	2621	G	N3-C2-N2	-6.85	115.11	119.90
36	1	2401	A	C5-N7-C8	-6.84	100.48	103.90
36	1	1148	G	N9-C4-C5	-6.84	102.66	105.40
1	6	337	G	C8-N9-C1'	-6.84	118.11	127.00
1	6	1150	G	C8-N9-C4	6.84	109.14	106.40
36	5	2626	A	OP1-P-OP2	-6.84	109.34	119.60
37	3	89	G	C5-C6-O6	-6.84	124.50	128.60
36	5	2194	G	O5'-P-OP2	-6.84	99.55	105.70
36	5	3195	U	O4'-C1'-N1	6.84	113.67	108.20
36	1	1820	U	P-O3'-C3'	6.83	127.90	119.70

Continued on next page...

Continued from previous page...

Mol	Chain	Res	Type	Atoms	Z	Observed(°)	Ideal(°)
36	1	52	A	C5-C6-N6	6.83	129.17	123.70
36	1	228	U	N3-C2-O2	-6.83	117.42	122.20
36	1	2634	U	N1-C2-N3	6.83	119.00	114.90
36	1	3302	U	C6-N1-C2	6.83	125.10	121.00
36	5	1064	A	O5'-P-OP2	-6.83	99.55	105.70
36	5	2246	G	O5'-P-OP2	6.83	118.89	110.70
36	5	3218	A	N3-C4-C5	6.83	131.58	126.80
1	2	1796	C	C5-C4-N4	6.83	124.98	120.20
36	5	1152	G	N7-C8-N9	6.83	116.51	113.10
36	5	2531	C	N1-C2-O2	6.83	123.00	118.90
1	6	470	A	C8-N9-C4	-6.82	103.07	105.80
1	6	1269	U	N3-C2-O2	-6.82	117.42	122.20
36	5	776	U	C5-C4-O4	6.82	129.99	125.90
36	5	421	G	C4-C5-N7	6.82	113.53	110.80
36	5	2333	C	N3-C4-C5	6.82	124.63	121.90
36	5	1041	U	O5'-P-OP2	-6.82	99.56	105.70
36	1	2343	C	C2-N3-C4	-6.82	116.49	119.90
36	1	2768	U	O5'-P-OP2	-6.82	99.56	105.70
36	1	422	A	N1-C6-N6	-6.81	114.51	118.60
36	1	2400	G	N3-C4-N9	6.81	130.09	126.00
1	2	794	U	N3-C2-O2	-6.81	117.43	122.20
36	1	969	C	C5-C4-N4	-6.81	115.43	120.20
36	5	1306	G	N9-C4-C5	-6.81	102.67	105.40
36	5	1441	G	C5-C6-N1	6.81	114.91	111.50
36	5	2888	U	O5'-P-OP1	-6.81	99.57	105.70
36	5	1456	A	N1-C6-N6	6.81	122.68	118.60
36	5	2169	G	N1-C6-O6	-6.81	115.82	119.90
36	1	786	A	N9-C4-C5	6.80	108.52	105.80
36	1	1376	C	N3-C4-C5	-6.80	119.18	121.90
36	1	2700	G	C8-N9-C4	-6.80	103.68	106.40
36	5	716	A	N9-C4-C5	-6.80	103.08	105.80
36	5	1376	C	O5'-P-OP1	-6.80	99.58	105.70
36	5	1403	C	C6-N1-C2	6.80	123.02	120.30
36	5	1427	U	N3-C2-O2	-6.80	117.44	122.20
36	5	1045	C	N3-C4-C5	-6.80	119.18	121.90
36	1	2816	G	N1-C6-O6	6.80	123.98	119.90
36	1	1346	G	C5-C6-N1	-6.80	108.10	111.50
36	5	1104	G	N3-C4-C5	-6.80	125.20	128.60
36	1	2693	C	C6-N1-C2	6.80	123.02	120.30
36	1	1335	C	N3-C4-N4	-6.79	113.24	118.00
36	5	947	G	N1-C6-O6	-6.79	115.82	119.90
36	5	3206	C	N1-C2-O2	6.79	122.98	118.90

Continued on next page...

Continued from previous page...

Mol	Chain	Res	Type	Atoms	Z	Observed(°)	Ideal(°)
36	1	611	A	O5'-P-OP2	-6.79	99.59	105.70
36	1	1541	G	C5-C6-O6	-6.79	124.52	128.60
36	5	2375	G	N1-C6-O6	-6.79	115.82	119.90
1	6	1037	C	C6-N1-C2	6.79	123.02	120.30
36	1	228	U	N1-C2-O2	6.79	127.55	122.80
36	1	938	C	N1-C2-O2	-6.79	114.83	118.90
36	1	2177	G	N3-C2-N2	6.79	124.65	119.90
36	5	291	C	N3-C4-N4	-6.79	113.25	118.00
36	5	927	C	O5'-P-OP1	-6.79	99.59	105.70
36	5	2420	C	C6-N1-C2	6.79	123.01	120.30
36	5	2386	A	N7-C8-N9	6.78	117.19	113.80
36	1	2816	G	O4'-C1'-N9	6.78	113.63	108.20
38	4	63	G	C8-N9-C4	-6.78	103.69	106.40
36	5	3335	A	C6-C5-N7	-6.78	127.55	132.30
36	5	2371	G	N1-C2-N2	-6.78	110.10	116.20
36	1	1556	C	N3-C2-O2	-6.78	117.16	121.90
36	1	2983	C	N3-C4-N4	-6.78	113.26	118.00
38	4	94	C	N3-C4-C5	6.78	124.61	121.90
36	5	189	G	N3-C2-N2	6.78	124.64	119.90
36	5	2421	U	N1-C2-N3	6.78	118.97	114.90
1	2	1456	C	N3-C2-O2	-6.77	117.16	121.90
36	1	2719	U	N1-C2-N3	6.77	118.96	114.90
36	1	3107	U	O5'-P-OP2	-6.77	99.60	105.70
36	1	3109	G	O5'-P-OP2	6.77	118.83	110.70
36	5	341	G	C4-C5-N7	6.77	113.51	110.80
36	1	1173	U	C5-C6-N1	-6.77	119.31	122.70
36	1	2146	C	O5'-P-OP2	-6.77	99.61	105.70
36	1	2650	U	C6-N1-C2	-6.77	116.94	121.00
36	5	589	A	N1-C6-N6	6.77	122.66	118.60
36	5	1421	G	O5'-P-OP2	-6.77	99.61	105.70
1	6	453	U	C2-N1-C1'	6.77	125.82	117.70
36	5	1127	G	N1-C6-O6	6.77	123.96	119.90
1	6	858	G	C6-C5-N7	-6.77	126.34	130.40
36	1	1295	G	N1-C6-O6	-6.76	115.84	119.90
36	5	2694	A	C8-N9-C4	-6.76	103.10	105.80
36	1	645	A	C4-C5-C6	6.76	120.38	117.00
36	1	1336	U	N1-C2-N3	6.76	118.95	114.90
36	5	2730	G	N9-C4-C5	-6.76	102.70	105.40
36	1	1901	A	C5-C6-N1	6.75	121.08	117.70
1	6	29	U	N3-C2-O2	-6.75	117.47	122.20
36	5	2145	A	C5-C6-N1	6.75	121.08	117.70
1	2	553	G	C4-C5-C6	6.75	122.85	118.80

Continued on next page...

Continued from previous page...

Mol	Chain	Res	Type	Atoms	Z	Observed(°)	Ideal(°)
36	1	2983	C	N1-C2-N3	6.75	123.93	119.20
36	1	3178	A	C8-N9-C4	6.75	108.50	105.80
36	5	41	G	N1-C6-O6	6.75	123.95	119.90
36	5	661	G	C8-N9-C4	-6.75	103.70	106.40
37	3	95	A	N1-C6-N6	6.75	122.65	118.60
36	1	718	G	C5-N7-C8	-6.75	100.93	104.30
36	1	660	A	O5'-P-OP2	-6.75	99.63	105.70
1	6	421	A	N1-C6-N6	6.75	122.65	118.60
36	1	938	C	C5-C4-N4	-6.74	115.48	120.20
36	5	406	G	C8-N9-C4	-6.74	103.70	106.40
36	1	1307	G	N1-C6-O6	-6.74	115.86	119.90
1	6	603	U	N1-C2-O2	-6.74	118.08	122.80
1	6	623	A	O5'-P-OP1	-6.74	99.63	105.70
1	2	728	U	N1-C2-O2	6.74	127.52	122.80
36	5	889	U	C6-N1-C2	6.74	125.04	121.00
36	1	1142	G	C5-C6-O6	-6.74	124.56	128.60
36	1	2593	A	O5'-P-OP2	-6.74	99.64	105.70
36	1	3318	G	N3-C4-C5	-6.74	125.23	128.60
36	5	952	A	N1-C6-N6	6.74	122.64	118.60
36	5	514	G	N1-C6-O6	6.74	123.94	119.90
36	1	689	U	N1-C2-O2	6.73	127.51	122.80
36	5	81	C	N3-C4-N4	-6.73	113.29	118.00
36	1	284	A	C8-N9-C4	-6.73	103.11	105.80
36	1	2836	C	C6-N1-C2	-6.73	117.61	120.30
36	5	384	A	C8-N9-C4	6.73	108.49	105.80
36	5	640	U	N1-C2-N3	6.73	118.94	114.90
36	5	1149	G	C4-C5-N7	-6.73	108.11	110.80
36	5	2992	U	N3-C4-O4	-6.73	114.69	119.40
36	1	3112	G	C5-C6-O6	-6.73	124.56	128.60
36	5	2704	A	C8-N9-C4	6.73	108.49	105.80
37	7	47	C	C2-N3-C4	-6.73	116.53	119.90
36	5	2945	G	C6-N1-C2	-6.73	121.06	125.10
36	1	718	G	C4-C5-C6	-6.73	114.76	118.80
1	6	1133	A	O5'-P-OP2	6.73	118.77	110.70
1	6	1333	C	N3-C4-C5	6.73	124.59	121.90
36	5	1178	G	C5-C6-O6	-6.73	124.56	128.60
36	5	2808	A	C6-C5-N7	-6.73	127.59	132.30
36	5	339	C	C6-N1-C2	-6.73	117.61	120.30
1	2	1761	U	C6-N1-C2	-6.72	116.97	121.00
36	5	2866	U	N3-C2-O2	-6.72	117.49	122.20
36	1	2192	C	O5'-P-OP2	-6.72	99.65	105.70
36	5	2299	A	O5'-P-OP2	-6.72	99.65	105.70

Continued on next page...

Continued from previous page...

Mol	Chain	Res	Type	Atoms	Z	Observed(°)	Ideal(°)
36	1	1098	A	C8-N9-C4	-6.72	103.11	105.80
36	1	1367	G	N1-C6-O6	6.72	123.93	119.90
36	5	2719	U	C2-N1-C1'	-6.72	109.63	117.70
36	1	1507	G	C5-C6-O6	-6.72	124.57	128.60
1	6	813	U	N1-C2-O2	6.72	127.50	122.80
36	5	2820	A	C6-N1-C2	-6.72	114.57	118.60
1	2	137	U	N3-C2-O2	-6.72	117.50	122.20
36	1	1127	G	C4-C5-N7	6.71	113.48	110.80
36	1	1661	G	N9-C4-C5	-6.71	102.72	105.40
36	1	2400	G	C5-C6-O6	-6.71	124.58	128.60
37	3	82	G	N1-C6-O6	-6.71	115.88	119.90
36	5	868	C	C6-N1-C2	6.71	122.98	120.30
36	5	1157	G	OP2-P-O3'	6.71	119.96	105.20
36	5	3216	G	C5-C6-O6	-6.71	124.58	128.60
36	1	677	A	O5'-P-OP1	-6.71	99.67	105.70
36	5	2932	U	C5-C6-N1	-6.70	119.35	122.70
37	7	92	A	N9-C4-C5	-6.70	103.12	105.80
36	1	817	A	C4-C5-C6	6.70	120.35	117.00
36	1	903	U	C2-N3-C4	-6.70	122.98	127.00
36	1	2177	G	N3-C4-N9	6.70	130.02	126.00
36	5	2796	G	C8-N9-C4	6.70	109.08	106.40
38	4	103	G	C4-C5-N7	-6.70	108.12	110.80
1	6	308	C	C5-C4-N4	6.70	124.89	120.20
36	5	1513	G	N3-C4-C5	-6.70	125.25	128.60
1	6	158	U	N3-C4-O4	6.70	124.09	119.40
36	5	416	A	C8-N9-C4	-6.70	103.12	105.80
36	5	1190	A	N1-C6-N6	-6.70	114.58	118.60
36	5	2388	U	N3-C4-C5	-6.70	110.58	114.60
36	1	2594	C	C6-N1-C2	6.69	122.98	120.30
36	5	976	U	N3-C2-O2	-6.69	117.51	122.20
36	1	1346	G	O5'-P-OP2	-6.69	99.68	105.70
36	1	2597	U	OP2-P-O3'	6.69	119.92	105.20
36	5	3092	C	O4'-C1'-N1	6.69	113.56	108.20
1	6	6	G	O5'-P-OP2	-6.69	99.68	105.70
36	5	2366	C	C2-N1-C1'	6.69	126.16	118.80
36	1	386	A	C6-C5-N7	-6.69	127.62	132.30
1	6	359	A	C4-N9-C1'	-6.69	114.26	126.30
36	5	716	A	O5'-P-OP1	-6.69	99.68	105.70
36	5	2815	G	C8-N9-C4	6.69	109.08	106.40
36	5	2379	U	C5-C6-N1	-6.69	119.36	122.70
36	1	921	A	N1-C6-N6	6.68	122.61	118.60
36	1	1792	C	C4-C5-C6	6.68	120.74	117.40

Continued on next page...

Continued from previous page...

Mol	Chain	Res	Type	Atoms	Z	Observed(°)	Ideal(°)
36	5	1178	G	N1-C6-O6	6.68	123.91	119.90
38	4	73	U	N3-C4-C5	6.68	118.61	114.60
36	5	2814	G	N1-C6-O6	6.68	123.91	119.90
1	2	1455	G	N9-C4-C5	6.68	108.07	105.40
36	5	1326	A	C2-N3-C4	6.68	113.94	110.60
36	5	365	A	N1-C6-N6	6.67	122.61	118.60
36	5	1186	G	N7-C8-N9	6.67	116.44	113.10
36	1	2391	G	N1-C6-O6	-6.67	115.90	119.90
36	1	2897	A	C8-N9-C4	6.67	108.47	105.80
1	6	359	A	C6-N1-C2	6.67	122.60	118.60
1	6	1581	C	C6-N1-C2	6.67	122.97	120.30
36	5	73	C	C6-N1-C2	6.67	122.97	120.30
36	5	2333	C	C6-N1-C2	6.67	122.97	120.30
36	1	1113	G	C5-C6-N1	-6.67	108.17	111.50
36	1	1552	G	C4-C5-N7	6.67	113.47	110.80
36	5	869	G	C5-C6-N1	6.67	114.83	111.50
36	1	1547	G	C8-N9-C4	6.66	109.07	106.40
36	1	1679	A	C8-N9-C4	6.66	108.47	105.80
1	6	416	A	N1-C6-N6	6.66	122.60	118.60
36	5	2856	G	O5'-P-OP1	-6.66	99.70	105.70
36	5	2923	U	O5'-P-OP1	-6.66	99.70	105.70
1	2	1462	G	N1-C6-O6	6.66	123.89	119.90
36	1	2302	G	N1-C6-O6	-6.66	115.91	119.90
36	1	2730	G	N3-C2-N2	-6.66	115.24	119.90
36	5	3275	U	C2-N1-C1'	6.66	125.69	117.70
36	1	37	U	N1-C2-O2	-6.66	118.14	122.80
36	1	3368	U	C2-N1-C1'	-6.66	109.71	117.70
36	5	2950	G	O4'-C1'-N9	6.66	113.53	108.20
36	1	2350	C	C2-N3-C4	-6.66	116.57	119.90
36	5	640	U	N3-C4-O4	6.66	124.06	119.40
36	5	2887	A	C4-C5-C6	6.65	120.33	117.00
36	5	3047	U	N3-C2-O2	-6.65	117.54	122.20
36	1	934	G	C8-N9-C1'	-6.65	118.35	127.00
36	5	2649	A	C5-N7-C8	-6.65	100.58	103.90
36	5	2848	G	C4-N9-C1'	6.65	135.15	126.50
36	5	63	A	N1-C6-N6	6.65	122.59	118.60
51	m5	187	ARG	NE-CZ-NH1	-6.65	116.98	120.30
36	1	2153	U	C6-N1-C2	-6.64	117.01	121.00
36	1	648	C	O5'-P-OP1	-6.64	99.72	105.70
36	1	817	A	O5'-P-OP1	-6.64	99.72	105.70
36	1	2993	G	N3-C4-N9	6.64	129.99	126.00
36	5	611	A	O5'-P-OP1	6.64	118.67	110.70

Continued on next page...

Continued from previous page...

Mol	Chain	Res	Type	Atoms	Z	Observed(°)	Ideal(°)
36	5	659	G	P-O3'-C3'	6.64	127.67	119.70
36	5	2249	G	N3-C4-C5	-6.64	125.28	128.60
36	5	3303	G	C5-C6-O6	6.64	132.59	128.60
36	1	580	C	N1-C2-O2	-6.64	114.92	118.90
36	1	942	U	N3-C4-C5	6.64	118.58	114.60
36	1	2173	U	N1-C2-O2	-6.64	118.15	122.80
36	5	1119	C	C2-N3-C4	-6.64	116.58	119.90
36	5	1338	C	N3-C4-C5	-6.64	119.25	121.90
36	1	73	C	N3-C4-N4	6.64	122.65	118.00
36	1	2760	C	N3-C4-C5	-6.63	119.25	121.90
36	5	2371	G	C4-C5-N7	6.63	113.45	110.80
1	6	390	G	N3-C4-C5	-6.63	125.28	128.60
36	5	2524	A	N9-C1'-C2'	6.63	122.62	114.00
1	2	1773	C	N1-C2-O2	-6.63	114.92	118.90
36	1	584	G	N9-C4-C5	6.62	108.05	105.40
36	1	1515	A	N1-C6-N6	6.62	122.57	118.60
36	5	75	G	N3-C4-N9	6.62	129.97	126.00
36	5	718	G	O4'-C1'-N9	6.62	113.50	108.20
36	5	2988	C	C5-C6-N1	-6.62	117.69	121.00
36	5	3161	C	C6-N1-C2	-6.62	117.65	120.30
36	1	2865	U	C4-C5-C6	-6.62	115.73	119.70
36	5	3006	A	C8-N9-C4	-6.62	103.15	105.80
36	1	944	C	C6-N1-C2	-6.62	117.65	120.30
36	1	1454	A	O5'-P-OP1	-6.62	99.74	105.70
1	6	1669	U	N3-C2-O2	-6.62	117.57	122.20
36	1	1790	G	N1-C6-O6	6.62	123.87	119.90
36	1	2777	G	N9-C4-C5	6.62	108.05	105.40
36	1	927	C	N1-C2-O2	-6.61	114.93	118.90
36	1	1906	G	C6-C5-N7	-6.61	126.43	130.40
36	1	2142	A	O5'-P-OP2	6.61	118.64	110.70
36	1	3045	G	C2-N3-C4	6.61	115.21	111.90
36	1	214	G	N1-C6-O6	6.61	123.87	119.90
47	M0	69	ARG	NE-CZ-NH1	-6.61	116.99	120.30
1	6	421	A	N9-C4-C5	-6.61	103.16	105.80
36	5	1461	A	C8-N9-C4	6.61	108.44	105.80
36	1	2918	G	C6-N1-C2	-6.61	121.13	125.10
36	5	1912	U	N3-C2-O2	6.61	126.83	122.20
36	5	2308	C	N3-C2-O2	6.61	126.53	121.90
36	1	648	C	C2-N1-C1'	6.60	126.06	118.80
1	2	507	U	N1-C2-O2	6.60	127.42	122.80
36	1	2726	C	N1-C2-N3	6.60	123.82	119.20
1	6	305	C	N1-C2-O2	-6.60	114.94	118.90

Continued on next page...

Continued from previous page...

Mol	Chain	Res	Type	Atoms	Z	Observed(°)	Ideal(°)
36	5	282	G	C8-N9-C4	6.60	109.04	106.40
36	5	1367	G	N3-C2-N2	-6.60	115.28	119.90
36	1	270	U	N3-C2-O2	-6.60	117.58	122.20
36	1	2298	U	O4'-C1'-N1	6.60	113.48	108.20
56	N0	115	ARG	NE-CZ-NH2	-6.60	117.00	120.30
37	7	104	A	N1-C6-N6	6.60	122.56	118.60
36	5	2904	U	C5-C6-N1	-6.60	119.40	122.70
36	5	3245	A	C8-N9-C4	-6.60	103.16	105.80
36	1	2306	C	C5-C4-N4	6.59	124.82	120.20
36	1	835	G	C5-C6-O6	-6.59	124.64	128.60
36	1	934	G	C4-N9-C1'	6.59	135.07	126.50
36	1	1838	G	C5-C6-O6	-6.59	124.64	128.60
1	6	913	G	O5'-P-OP1	-6.59	99.77	105.70
36	5	1460	A	O5'-P-OP1	6.59	118.60	110.70
36	5	3217	C	C5-C6-N1	-6.59	117.71	121.00
1	2	794	U	N1-C2-O2	6.58	127.41	122.80
1	6	66	U	P-O3'-C3'	6.58	127.60	119.70
36	1	2401	A	N3-C4-C5	6.58	131.41	126.80
36	5	337	G	N9-C4-C5	6.58	108.03	105.40
36	5	2639	G	N3-C4-N9	6.58	129.95	126.00
1	2	580	A	C8-N9-C4	-6.58	103.17	105.80
36	1	29	C	N3-C4-C5	6.58	124.53	121.90
36	1	2153	U	N1-C2-N3	6.58	118.85	114.90
37	3	88	G	N1-C2-N2	-6.58	110.28	116.20
36	5	2816	G	N1-C6-O6	6.58	123.85	119.90
36	5	1116	G	C4-C5-N7	-6.58	108.17	110.80
36	5	1316	C	N3-C2-O2	6.58	126.50	121.90
36	5	2296	A	C6-C5-N7	-6.58	127.70	132.30
1	6	1535	U	N3-C2-O2	-6.57	117.60	122.20
36	5	810	A	N1-C2-N3	-6.57	126.01	129.30
36	5	833	G	C5-C6-O6	-6.57	124.66	128.60
37	7	96	U	N3-C2-O2	-6.57	117.60	122.20
64	n8	46	ASP	CB-CG-OD1	6.57	124.21	118.30
36	1	1116	G	N1-C6-O6	6.57	123.84	119.90
36	5	283	G	N1-C6-O6	6.57	123.84	119.90
36	1	1116	G	N3-C4-C5	-6.57	125.32	128.60
36	1	1186	G	C8-N9-C4	6.57	109.03	106.40
36	1	2856	G	C4-C5-N7	-6.57	108.17	110.80
47	M0	57	LEU	CA-CB-CG	6.57	130.40	115.30
36	5	2364	G	N3-C4-N9	-6.57	122.06	126.00
36	5	3141	A	C4-C5-C6	6.57	120.28	117.00
36	1	2215	A	C8-N9-C4	6.56	108.43	105.80

Continued on next page...

Continued from previous page...

Mol	Chain	Res	Type	Atoms	Z	Observed(°)	Ideal(°)
36	1	3143	C	O5'-P-OP2	-6.56	99.79	105.70
36	5	630	A	C8-N9-C4	6.56	108.42	105.80
75	O9	45	ARG	NE-CZ-NH2	-6.56	117.02	120.30
1	6	1514	U	N3-C4-O4	-6.56	114.81	119.40
36	5	2904	U	N1-C2-N3	6.56	118.84	114.90
36	1	2383	C	C5-C6-N1	-6.56	117.72	121.00
36	1	2411	U	N3-C4-O4	-6.56	114.81	119.40
37	3	84	A	C8-N9-C4	-6.56	103.18	105.80
36	1	637	C	C2-N1-C1'	-6.56	111.59	118.80
36	1	811	U	C5-C6-N1	-6.56	119.42	122.70
1	6	558	U	C2-N1-C1'	6.56	125.57	117.70
36	5	1012	G	C4-N9-C1'	-6.56	117.97	126.50
36	5	2255	A	O5'-P-OP1	-6.56	99.80	105.70
36	5	1438	U	C6-N1-C2	-6.56	117.07	121.00
36	1	637	C	C5-C6-N1	-6.55	117.72	121.00
36	5	3188	G	C4-C5-N7	-6.55	108.18	110.80
36	1	1911	A	O5'-P-OP2	-6.55	99.80	105.70
36	5	1434	G	C5-C6-O6	-6.55	124.67	128.60
36	5	2993	G	C4-C5-N7	6.55	113.42	110.80
36	5	3144	G	N3-C4-C5	-6.55	125.32	128.60
1	2	830	U	N3-C2-O2	-6.55	117.61	122.20
36	1	325	A	C5-C6-N1	6.55	120.97	117.70
1	6	25	C	P-O3'-C3'	6.55	127.56	119.70
1	6	343	C	N1-C2-O2	-6.55	114.97	118.90
36	5	1138	U	C2-N3-C4	-6.55	123.07	127.00
36	5	1186	G	C8-N9-C4	-6.55	103.78	106.40
36	5	1371	G	C5-C6-N1	6.55	114.78	111.50
36	1	282	G	C2'-C3'-O3'	6.55	124.18	113.70
36	1	960	U	OP2-P-O3'	6.55	119.61	105.20
36	1	1362	G	C8-N9-C4	6.55	109.02	106.40
36	5	1931	U	C2-N1-C1'	-6.55	109.84	117.70
36	5	2913	C	N1-C2-N3	6.55	123.78	119.20
36	1	2979	U	C2-N3-C4	-6.55	123.07	127.00
36	5	3076	C	O5'-P-OP1	-6.55	99.81	105.70
36	5	3362	A	C5-N7-C8	-6.55	100.63	103.90
36	1	1901	A	C6-N1-C2	-6.55	114.67	118.60
36	5	2834	G	O5'-P-OP2	-6.55	99.81	105.70
36	1	1346	G	N1-C6-O6	6.54	123.83	119.90
1	6	957	G	C5-C6-N1	-6.54	108.23	111.50
36	1	2821	C	N3-C4-N4	6.54	122.58	118.00
36	5	2808	A	N9-C4-C5	-6.54	103.18	105.80
36	5	877	C	N3-C4-N4	-6.54	113.42	118.00

Continued on next page...

Continued from previous page...

Mol	Chain	Res	Type	Atoms	Z	Observed(°)	Ideal(°)
77	q1	9	ARG	NE-CZ-NH1	6.54	123.57	120.30
36	5	2349	U	OP1-P-O3'	6.54	119.59	105.20
36	5	2836	C	C5-C6-N1	-6.54	117.73	121.00
36	1	1103	A	O5'-P-OP2	6.54	118.55	110.70
36	1	2381	G	N1-C6-O6	-6.54	115.98	119.90
36	1	2977	G	C5-C6-N1	6.54	114.77	111.50
36	5	1385	C	C5-C4-N4	-6.54	115.62	120.20
1	6	317	C	C5-C6-N1	-6.54	117.73	121.00
36	1	123	A	C8-N9-C4	-6.54	103.19	105.80
36	1	3112	G	OP1-P-O3'	6.54	119.58	105.20
1	6	1150	G	C2-N3-C4	-6.54	108.63	111.90
1	2	507	U	C2-N1-C1'	6.53	125.54	117.70
36	1	782	U	N3-C4-C5	6.53	118.52	114.60
36	5	2980	U	N1-C2-O2	-6.53	118.23	122.80
36	1	1409	G	C5-C6-O6	6.53	132.52	128.60
36	1	2619	G	N7-C8-N9	-6.53	109.83	113.10
1	6	337	G	N3-C4-N9	6.53	129.92	126.00
36	5	76	G	C8-N9-C4	6.53	109.01	106.40
36	5	2335	G	C6-N1-C2	-6.53	121.18	125.10
36	1	414	U	C6-N1-C2	-6.53	117.08	121.00
36	5	3195	U	P-O3'-C3'	6.53	127.53	119.70
36	5	953	G	C5-C6-O6	-6.53	124.68	128.60
36	5	1322	U	C5-C6-N1	-6.53	119.44	122.70
36	1	1371	G	OP2-P-O3'	6.52	119.55	105.20
36	1	2400	G	C8-N9-C4	6.52	109.01	106.40
36	1	3056	U	N1-C2-O2	-6.52	118.23	122.80
36	5	1884	A	N1-C6-N6	6.52	122.51	118.60
1	2	1745	G	C5-C6-O6	-6.52	124.69	128.60
1	6	335	U	N3-C2-O2	-6.52	117.63	122.20
1	6	362	G	N3-C4-N9	6.52	129.91	126.00
1	6	426	G	N3-C4-C5	-6.52	125.34	128.60
36	5	2873	U	N1-C2-N3	6.52	118.81	114.90
1	2	728	U	N3-C2-O2	-6.52	117.64	122.20
36	1	2238	G	C5-C6-O6	-6.52	124.69	128.60
36	1	52	A	N1-C6-N6	-6.52	114.69	118.60
1	6	1789	G	C5-C6-O6	-6.52	124.69	128.60
36	5	2295	A	C5-C6-N6	-6.52	118.49	123.70
1	6	1796	C	C5-C4-N4	6.51	124.76	120.20
36	5	2877	G	N1-C2-N3	6.51	127.81	123.90
36	5	3107	U	N3-C4-C5	6.51	118.51	114.60
36	1	680	G	OP1-P-OP2	6.51	129.37	119.60
36	1	959	C	O5'-P-OP2	-6.51	99.84	105.70

Continued on next page...

Continued from previous page...

Mol	Chain	Res	Type	Atoms	Z	Observed(°)	Ideal(°)
36	1	2695	A	C8-N9-C4	-6.51	103.19	105.80
36	1	1547	G	N7-C8-N9	-6.51	109.84	113.10
1	6	297	U	C5-C4-O4	-6.51	121.99	125.90
1	6	359	A	N1-C2-N3	-6.51	126.04	129.30
36	1	2134	G	N1-C6-O6	-6.51	115.99	119.90
1	6	1000	C	C2-N3-C4	-6.51	116.65	119.90
36	1	221	A	O5'-P-OP2	-6.51	99.84	105.70
36	1	670	C	C4-C5-C6	6.50	120.65	117.40
36	1	1112	A	C5-N7-C8	-6.50	100.65	103.90
36	1	2850	G	N1-C6-O6	6.50	123.80	119.90
36	5	87	U	C5-C4-O4	6.50	129.80	125.90
36	5	971	G	C5-N7-C8	6.50	107.55	104.30
36	1	2944	U	OP1-P-O3'	6.50	119.50	105.20
36	1	2986	U	C6-N1-C2	-6.50	117.10	121.00
36	5	2129	U	C5-C6-N1	6.50	125.95	122.70
36	1	379	C	C6-N1-C2	-6.50	117.70	120.30
36	1	2333	C	N3-C4-N4	-6.50	113.45	118.00
36	1	821	U	C5-C4-O4	6.50	129.80	125.90
36	1	955	U	C2-N3-C4	-6.50	123.10	127.00
35	sM	167	PRO	N-CA-CB	6.50	111.10	103.30
36	5	1606	U	O4'-C1'-N1	6.50	113.40	108.20
36	5	2964	G	C4-N9-C1'	-6.50	118.05	126.50
37	7	94	C	N3-C4-C5	6.50	124.50	121.90
36	1	2983	C	C2-N3-C4	-6.49	116.65	119.90
36	5	2871	G	O5'-P-OP2	-6.49	99.86	105.70
36	1	2389	C	C6-N1-C2	6.49	122.90	120.30
36	5	1104	G	C8-N9-C4	-6.49	103.80	106.40
36	5	2410	U	N3-C2-O2	6.49	126.74	122.20
36	5	2611	U	C5-C6-N1	-6.49	119.46	122.70
36	5	3006	A	N1-C2-N3	6.49	132.54	129.30
36	1	361	A	N9-C4-C5	6.49	108.39	105.80
36	1	1346	G	C2-N3-C4	-6.49	108.66	111.90
36	1	2279	A	C8-N9-C4	6.48	108.39	105.80
1	6	1634	C	C6-N1-C1'	-6.48	113.02	120.80
36	5	2872	A	N1-C6-N6	6.48	122.49	118.60
36	1	859	G	C4-N9-C1'	6.48	134.92	126.50
36	5	1847	A	C2-N3-C4	-6.48	107.36	110.60
1	2	390	G	N3-C2-N2	-6.48	115.36	119.90
36	1	1201	C	N1-C2-O2	-6.48	115.01	118.90
36	1	1379	G	N1-C2-N3	6.48	127.79	123.90
36	1	2522	G	C4-N9-C1'	6.48	134.92	126.50
36	1	1493	G	O4'-C1'-N9	6.47	113.38	108.20

Continued on next page...

Continued from previous page...

Mol	Chain	Res	Type	Atoms	Z	Observed(°)	Ideal(°)
36	1	2763	U	C6-N1-C2	6.47	124.88	121.00
36	1	3318	G	C4-N9-C1'	6.47	134.92	126.50
36	1	3362	A	C6-C5-N7	-6.47	127.77	132.30
1	6	1	U	C6-N1-C1'	-6.47	112.14	121.20
1	6	638	U	N3-C2-O2	-6.47	117.67	122.20
1	2	73	U	O4'-C1'-N1	6.47	113.38	108.20
36	1	1211	U	C5-C4-O4	6.47	129.78	125.90
36	1	2660	G	C5-C6-O6	-6.47	124.72	128.60
36	1	1342	C	N1-C2-O2	-6.47	115.02	118.90
1	2	507	U	N3-C2-O2	-6.47	117.67	122.20
36	1	339	C	N3-C2-O2	-6.47	117.37	121.90
36	1	2129	U	C6-N1-C2	-6.47	117.12	121.00
36	1	3183	A	N1-C6-N6	6.47	122.48	118.60
37	3	86	U	C2-N3-C4	-6.47	123.12	127.00
1	6	542	A	N7-C8-N9	6.47	117.03	113.80
36	5	1200	A	OP1-P-O3'	6.47	119.43	105.20
36	1	2411	U	C2-N1-C1'	-6.46	109.94	117.70
36	5	518	G	C5-C6-O6	-6.46	124.72	128.60
36	5	2188	A	C5-N7-C8	6.46	107.13	103.90
36	1	944	C	C5-C6-N1	6.46	124.23	121.00
36	5	2167	A	N1-C6-N6	-6.46	114.72	118.60
36	1	1443	G	C8-N9-C4	-6.46	103.82	106.40
36	1	2622	C	N3-C4-N4	6.46	122.52	118.00
36	1	3111	U	N3-C4-O4	-6.46	114.88	119.40
37	3	82	G	C5-C6-O6	6.46	132.48	128.60
36	1	1421	G	C8-N9-C4	6.46	108.98	106.40
36	1	1832	C	N3-C2-O2	-6.46	117.38	121.90
36	5	1380	G	C8-N9-C4	6.46	108.98	106.40
1	2	831	U	C5-C6-N1	6.46	125.93	122.70
1	6	609	U	N1-C2-N3	6.46	118.78	114.90
36	5	197	G	C5-C6-O6	-6.46	124.72	128.60
36	5	1307	G	C2'-C3'-O3'	6.46	124.03	113.70
36	5	2813	A	N7-C8-N9	6.46	117.03	113.80
36	1	2654	C	C4-C5-C6	6.46	120.63	117.40
36	5	1152	G	C5-C6-N1	-6.46	108.27	111.50
36	5	1911	A	C2-N3-C4	-6.46	107.37	110.60
36	5	3209	A	O4'-C1'-N9	6.45	113.36	108.20
36	1	695	C	C6-N1-C2	6.45	122.88	120.30
36	1	2827	U	C2-N1-C1'	-6.45	109.96	117.70
36	5	2878	G	C5-C6-N1	6.45	114.73	111.50
36	1	1904	C	C5-C6-N1	6.45	124.23	121.00
36	5	2905	U	C5-C6-N1	-6.45	119.47	122.70

Continued on next page...

Continued from previous page...

Mol	Chain	Res	Type	Atoms	Z	Observed(°)	Ideal(°)
36	1	946	U	C6-N1-C2	-6.45	117.13	121.00
36	1	1319	G	C5-C6-N1	6.45	114.72	111.50
36	5	2278	C	C4-C5-C6	-6.45	114.18	117.40
1	6	1539	G	O4'-C1'-N9	-6.45	103.04	108.20
36	5	1312	C	N3-C4-C5	-6.45	119.32	121.90
38	8	110	C	C6-N1-C2	-6.44	117.72	120.30
1	2	158	U	C6-N1-C2	-6.44	117.14	121.00
36	1	1180	A	N9-C4-C5	6.44	108.38	105.80
36	1	2572	C	C6-N1-C1'	-6.44	113.07	120.80
36	1	2875	U	C2-N1-C1'	-6.44	109.97	117.70
1	6	623	A	N1-C6-N6	6.44	122.47	118.60
36	5	946	U	C5-C4-O4	6.44	129.77	125.90
36	5	2767	U	O5'-P-OP2	-6.44	99.90	105.70
37	7	26	C	O5'-P-OP2	-6.44	99.90	105.70
36	5	1884	A	C2-N3-C4	-6.44	107.38	110.60
36	5	3005	A	C4-C5-C6	6.44	120.22	117.00
1	2	256	A	O5'-P-OP2	-6.44	99.91	105.70
1	2	348	U	O5'-P-OP2	-6.44	99.91	105.70
36	1	396	A	C8-N9-C4	-6.44	103.22	105.80
36	1	907	G	N3-C4-N9	6.44	129.86	126.00
36	5	2142	A	OP1-P-OP2	-6.44	109.94	119.60
36	5	2145	A	N3-C4-C5	-6.43	122.30	126.80
36	1	2362	C	N1-C2-O2	6.43	122.76	118.90
1	6	163	G	N3-C2-N2	-6.43	115.40	119.90
36	5	2941	A	O4'-C1'-N9	-6.43	103.06	108.20
36	1	1303	A	C8-N9-C4	6.43	108.37	105.80
38	4	113	U	C4-C5-C6	6.43	123.56	119.70
36	1	2855	U	N3-C4-O4	-6.43	114.90	119.40
1	6	767	U	N3-C2-O2	-6.43	117.70	122.20
41	14	359	LEU	CA-CB-CG	6.43	130.09	115.30
36	1	281	G	C6-N1-C2	-6.43	121.24	125.10
36	1	1180	A	O4'-C1'-N9	-6.43	103.06	108.20
36	1	2376	G	N7-C8-N9	6.43	116.31	113.10
36	5	3197	G	N3-C2-N2	-6.43	115.40	119.90
36	1	641	C	O4'-C1'-N1	6.43	113.34	108.20
1	2	1600	A	C5-C6-N1	-6.42	114.49	117.70
36	1	1385	C	N1-C2-O2	-6.42	115.05	118.90
36	1	3305	A	O5'-P-OP2	-6.42	99.92	105.70
1	6	54	C	N3-C4-C5	6.42	124.47	121.90
36	1	2827	U	N3-C4-O4	-6.42	114.90	119.40
36	1	2152	A	N1-C6-N6	-6.42	114.75	118.60
36	1	2658	G	C8-N9-C4	6.42	108.97	106.40

Continued on next page...

Continued from previous page...

Mol	Chain	Res	Type	Atoms	Z	Observed(°)	Ideal(°)
36	5	2113	A	C8-N9-C4	6.42	108.37	105.80
36	5	3042	U	C2-N3-C4	-6.42	123.15	127.00
36	1	1296	C	C6-N1-C2	-6.42	117.73	120.30
36	1	2862	U	N3-C2-O2	-6.42	117.71	122.20
36	1	2969	A	O5'-P-OP2	-6.42	99.92	105.70
62	N6	60	ARG	NE-CZ-NH1	-6.42	117.09	120.30
36	5	1042	U	N3-C4-O4	-6.42	114.91	119.40
1	2	1126	G	C5-C6-O6	-6.42	124.75	128.60
36	1	2628	A	C8-N9-C4	-6.42	103.23	105.80
36	1	31	C	C2-N3-C4	-6.42	116.69	119.90
36	1	716	A	C4-C5-N7	6.42	113.91	110.70
36	1	1196	C	C6-N1-C2	6.42	122.87	120.30
36	5	2617	U	N1-C2-O2	-6.42	118.31	122.80
37	3	82	G	N1-C2-N2	-6.41	110.43	116.20
1	6	163	G	N7-C8-N9	6.41	116.31	113.10
36	1	1434	G	N7-C8-N9	6.41	116.31	113.10
43	16	173	MET	CB-CG-SD	-6.41	93.17	112.40
36	5	974	G	N3-C4-C5	-6.41	125.39	128.60
36	5	1528	G	N3-C4-C5	-6.41	125.39	128.60
36	1	1142	G	N3-C4-N9	6.41	129.84	126.00
36	1	1204	A	N1-C6-N6	6.41	122.44	118.60
36	1	1822	C	C6-N1-C2	-6.41	117.74	120.30
36	5	934	G	C4-N9-C1'	6.41	134.83	126.50
36	5	2388	U	N3-C4-O4	6.41	123.89	119.40
36	5	2645	G	N3-C4-C5	-6.41	125.40	128.60
1	6	779	U	N1-C2-O2	6.41	127.28	122.80
36	5	341	G	C5-N7-C8	-6.41	101.10	104.30
36	1	2200	U	C6-N1-C2	-6.41	117.16	121.00
36	1	2400	G	C2-N3-C4	-6.41	108.70	111.90
1	6	29	U	C5-C4-O4	6.41	129.74	125.90
1	6	359	A	N3-C4-C5	6.41	131.28	126.80
36	5	413	U	C5-C6-N1	-6.41	119.50	122.70
36	1	931	C	N3-C4-C5	6.40	124.46	121.90
36	1	2872	A	O5'-P-OP2	-6.40	99.94	105.70
36	5	360	G	C5-C6-N1	-6.40	108.30	111.50
37	7	8	G	C8-N9-C4	-6.40	103.84	106.40
36	1	1307	G	P-O3'-C3'	6.40	127.38	119.70
36	5	2572	C	C2-N1-C1'	6.40	125.84	118.80
36	1	669	U	C5-C6-N1	-6.40	119.50	122.70
36	1	2830	G	N3-C2-N2	-6.40	115.42	119.90
36	1	143	G	N3-C4-C5	-6.40	125.40	128.60
12	c0	97	PRO	N-CA-CB	6.40	110.98	103.30

Continued on next page...

Continued from previous page...

Mol	Chain	Res	Type	Atoms	Z	Observed(°)	Ideal(°)
36	5	1449	A	N1-C2-N3	6.40	132.50	129.30
36	1	344	A	C5-C6-N6	6.39	128.82	123.70
36	1	913	A	N3-C4-C5	-6.39	122.32	126.80
36	1	3054	U	C5-C6-N1	-6.39	119.50	122.70
1	6	434	G	O5'-P-OP2	-6.39	99.95	105.70
36	5	1404	G	C8-N9-C4	6.39	108.96	106.40
36	5	2948	C	O5'-P-OP1	6.39	118.37	110.70
36	5	3362	A	O4'-C1'-N9	6.39	113.31	108.20
36	5	890	C	O5'-P-OP2	-6.39	99.95	105.70
36	5	927	C	N3-C4-C5	6.39	124.46	121.90
36	5	2799	A	O5'-P-OP2	-6.39	99.95	105.70
37	7	33	U	O5'-P-OP1	-6.39	99.95	105.70
36	1	976	U	O5'-P-OP2	-6.39	99.95	105.70
36	1	2868	U	C2-N3-C4	-6.39	123.17	127.00
36	5	3125	U	O5'-P-OP1	-6.39	99.95	105.70
36	5	374	A	P-O3'-C3'	6.39	127.36	119.70
36	5	395	A	C5-C6-N6	-6.39	118.59	123.70
1	6	337	G	N3-C2-N2	6.38	124.37	119.90
36	5	869	G	C6-N1-C2	-6.38	121.27	125.10
36	5	1112	A	C6-N1-C2	-6.38	114.77	118.60
36	5	3042	U	N1-C2-N3	6.38	118.73	114.90
36	5	2372	A	N9-C4-C5	6.38	108.35	105.80
36	1	1300	G	N9-C4-C5	-6.38	102.85	105.40
1	6	17	C	O5'-P-OP2	-6.38	99.96	105.70
36	1	1870	C	C6-N1-C2	6.38	122.85	120.30
1	6	314	C	C6-N1-C2	-6.38	117.75	120.30
36	1	33	G	C5-C6-O6	-6.38	124.77	128.60
36	5	2314	U	C5-C4-O4	-6.38	122.07	125.90
36	5	2790	A	O5'-P-OP2	-6.38	99.96	105.70
41	14	339	LEU	CA-CB-CG	6.38	129.97	115.30
36	1	1374	G	N3-C2-N2	6.38	124.36	119.90
36	1	3147	G	N1-C6-O6	-6.37	116.08	119.90
36	5	3024	A	C8-N9-C4	-6.37	103.25	105.80
36	1	2944	U	N3-C2-O2	-6.37	117.74	122.20
36	1	3344	A	O4'-C1'-N9	6.37	113.30	108.20
36	5	3306	U	N3-C4-C5	6.37	118.42	114.60
36	5	2281	A	N1-C6-N6	6.37	122.42	118.60
36	5	2351	U	N3-C4-O4	-6.37	114.94	119.40
36	1	1513	G	C5-C6-N1	6.37	114.68	111.50
36	5	1064	A	O4'-C1'-N9	-6.37	103.11	108.20
36	5	2364	G	N1-C6-O6	-6.37	116.08	119.90
36	1	155	G	N3-C4-N9	6.37	129.82	126.00

Continued on next page...

Continued from previous page...

Mol	Chain	Res	Type	Atoms	Z	Observed(°)	Ideal(°)
36	1	584	G	C4-C5-N7	-6.37	108.25	110.80
36	1	2249	G	N1-C6-O6	-6.37	116.08	119.90
36	5	3214	U	N1-C2-O2	6.37	127.26	122.80
36	1	504	A	N1-C6-N6	-6.37	114.78	118.60
36	1	1378	U	OP1-P-O3'	6.37	119.21	105.20
36	5	1376	C	N3-C4-N4	-6.37	113.55	118.00
36	5	1376	C	OP1-P-OP2	6.37	129.15	119.60
36	1	2640	A	N1-C2-N3	6.36	132.48	129.30
1	6	308	C	N1-C2-N3	6.36	123.66	119.20
36	5	2758	A	C8-N9-C4	-6.36	103.25	105.80
37	7	100	C	C6-N1-C2	6.36	122.84	120.30
36	1	1604	G	C4-N9-C1'	6.36	134.77	126.50
36	5	1130	A	C5-N7-C8	6.36	107.08	103.90
36	5	2908	G	C4-C5-N7	-6.36	108.26	110.80
37	3	88	G	N3-C2-N2	6.36	124.35	119.90
36	5	2366	C	C6-N1-C2	-6.36	117.76	120.30
37	7	51	A	N7-C8-N9	6.36	116.98	113.80
36	1	102	C	N1-C2-O2	-6.36	115.08	118.90
36	1	1727	G	C8-N9-C4	-6.36	103.86	106.40
36	1	3109	G	C2-N3-C4	6.36	115.08	111.90
36	5	1008	U	C2-N1-C1'	-6.36	110.07	117.70
36	5	2875	U	N1-C2-N3	6.36	118.72	114.90
36	1	808	A	C5-N7-C8	6.36	107.08	103.90
36	1	972	A	N7-C8-N9	-6.36	110.62	113.80
36	1	1132	C	N3-C4-N4	-6.35	113.55	118.00
36	1	2941	A	O4'-C1'-N9	-6.35	103.12	108.20
1	6	543	C	C6-N1-C2	-6.35	117.76	120.30
36	5	3245	A	C5-C6-N6	-6.35	118.62	123.70
1	6	65	A	C2-N3-C4	-6.35	107.42	110.60
37	7	94	C	C5-C4-N4	-6.35	115.75	120.20
36	1	926	A	N1-C6-N6	6.35	122.41	118.60
36	1	1397	C	C6-N1-C2	6.35	122.84	120.30
36	1	2409	G	C4-N9-C1'	6.35	134.75	126.50
1	6	1299	G	N3-C4-C5	-6.35	125.42	128.60
1	2	144	U	N3-C2-O2	-6.35	117.76	122.20
1	2	610	G	C4-N9-C1'	6.35	134.75	126.50
36	1	2371	G	N9-C4-C5	-6.35	102.86	105.40
36	1	2380	U	N3-C4-C5	6.35	118.41	114.60
1	6	453	U	N1-C2-O2	6.35	127.24	122.80
1	6	1361	U	C6-N1-C1'	-6.35	112.31	121.20
36	5	927	C	N1-C2-O2	-6.35	115.09	118.90
36	1	426	G	C8-N9-C1'	-6.34	118.75	127.00

Continued on next page...

Continued from previous page...

Mol	Chain	Res	Type	Atoms	Z	Observed(°)	Ideal(°)
36	5	1112	A	C6-C5-N7	-6.34	127.86	132.30
1	2	145	A	N9-C4-C5	6.34	108.34	105.80
1	2	694	U	N1-C2-O2	6.34	127.24	122.80
36	1	3309	G	O5'-P-OP2	-6.34	99.99	105.70
1	6	335	U	C6-N1-C2	-6.34	117.19	121.00
1	6	1649	G	N3-C2-N2	6.34	124.34	119.90
36	5	2329	C	C2-N1-C1'	-6.34	111.82	118.80
1	2	811	A	C8-N9-C4	-6.34	103.26	105.80
1	2	1280	C	N3-C4-N4	6.34	122.44	118.00
36	1	968	G	N3-C4-C5	-6.34	125.43	128.60
36	5	1124	U	C4-C5-C6	-6.34	115.90	119.70
36	1	56	G	C5-C6-N1	6.34	114.67	111.50
36	1	3171	U	N3-C2-O2	6.34	126.64	122.20
36	5	2349	U	N3-C2-O2	-6.34	117.76	122.20
36	5	2426	U	N3-C2-O2	-6.34	117.76	122.20
36	1	87	U	O5'-P-OP1	6.34	118.30	110.70
36	1	788	C	C2-N1-C1'	-6.34	111.83	118.80
1	6	561	G	C8-N9-C4	-6.34	103.86	106.40
36	5	780	A	O5'-P-OP1	-6.34	100.00	105.70
37	7	98	C	O5'-P-OP2	-6.34	100.00	105.70
1	2	1782	A	N9-C4-C5	6.33	108.33	105.80
36	1	414	U	N3-C4-C5	-6.33	110.80	114.60
36	1	2301	U	N3-C2-O2	-6.33	117.77	122.20
36	1	3306	U	N1-C2-N3	6.33	118.70	114.90
36	1	1137	C	C5-C4-N4	-6.33	115.77	120.20
36	1	1138	U	N1-C2-N3	6.33	118.70	114.90
36	1	1303	A	N9-C4-C5	-6.33	103.27	105.80
36	1	1835	A	C5-C6-N6	6.33	128.77	123.70
36	5	1390	A	C8-N9-C4	-6.33	103.27	105.80
36	1	2293	C	C5-C4-N4	-6.33	115.77	120.20
36	1	3055	U	C6-N1-C1'	-6.33	112.34	121.20
36	5	2764	C	N3-C4-C5	6.33	124.43	121.90
36	1	1581	C	N1-C2-O2	6.33	122.70	118.90
36	1	2623	G	N1-C2-N2	-6.33	110.50	116.20
36	5	217	U	OP1-P-O3'	6.33	119.12	105.20
36	5	807	A	C5-N7-C8	-6.33	100.74	103.90
37	7	103	A	C5-C6-N6	-6.33	118.64	123.70
36	1	2791	G	C8-N9-C4	-6.33	103.87	106.40
1	6	610	G	C4-N9-C1'	6.33	134.72	126.50
1	6	1473	U	C5-C4-O4	6.33	129.70	125.90
36	5	942	U	OP1-P-OP2	-6.33	110.11	119.60
1	6	1196	A	O5'-P-OP1	-6.33	100.01	105.70

Continued on next page...

Continued from previous page...

Mol	Chain	Res	Type	Atoms	Z	Observed(°)	Ideal(°)
37	7	1	G	C6-C5-N7	-6.33	126.61	130.40
1	2	1745	G	N3-C4-N9	6.32	129.79	126.00
36	1	999	G	OP2-P-O3'	6.32	119.11	105.20
1	6	609	U	N3-C2-O2	-6.32	117.77	122.20
36	5	2860	U	C5-C4-O4	-6.32	122.11	125.90
36	5	838	G	C5-C6-O6	6.32	132.39	128.60
36	5	1803	C	N3-C4-C5	6.32	124.43	121.90
36	5	3189	G	N1-C2-N3	6.32	127.69	123.90
1	2	1457	C	O5'-P-OP2	-6.32	100.01	105.70
36	5	81	C	N3-C2-O2	-6.32	117.48	121.90
36	1	881	C	N1-C2-O2	6.32	122.69	118.90
36	1	921	A	C5-C6-N6	-6.32	118.64	123.70
36	1	2886	U	C5-C4-O4	-6.32	122.11	125.90
38	8	32	C	N1-C2-O2	-6.32	115.11	118.90
36	1	1390	A	N9-C4-C5	6.32	108.33	105.80
1	6	359	A	C8-N9-C4	6.32	108.33	105.80
36	1	142	C	C6-N1-C2	-6.31	117.77	120.30
1	6	60	U	C2-N1-C1'	6.31	125.28	117.70
36	5	871	U	C5-C4-O4	6.31	129.69	125.90
36	5	2872	A	C4-N9-C1'	-6.31	114.94	126.30
36	1	1116	G	C6-N1-C2	-6.31	121.31	125.10
1	2	1611	A	N1-C2-N3	6.31	132.45	129.30
36	1	2723	U	N1-C2-O2	-6.31	118.38	122.80
36	5	1112	A	N1-C6-N6	6.31	122.39	118.60
36	1	590	G	N1-C6-O6	6.31	123.68	119.90
36	1	2550	U	N3-C4-O4	-6.31	114.98	119.40
1	6	1647	U	N3-C4-C5	-6.31	110.81	114.60
36	5	200	C	OP2-P-O3'	6.31	119.08	105.20
36	5	873	C	P-O3'-C3'	6.31	127.27	119.70
1	2	408	C	O5'-P-OP2	-6.30	100.03	105.70
1	2	577	G	C4-C5-N7	6.30	113.32	110.80
36	1	895	A	N3-C4-C5	6.30	131.21	126.80
36	1	1450	G	C8-N9-C4	6.30	108.92	106.40
38	4	14	C	N3-C4-N4	-6.30	113.59	118.00
36	5	1184	A	N1-C6-N6	-6.30	114.82	118.60
1	2	1462	G	N9-C4-C5	-6.30	102.88	105.40
36	1	295	A	C8-N9-C4	-6.30	103.28	105.80
36	1	709	A	N9-C4-C5	-6.30	103.28	105.80
36	1	1115	G	C8-N9-C1'	-6.30	118.81	127.00
36	1	2983	C	N3-C2-O2	-6.30	117.49	121.90
56	N0	58	ILE	CG1-CB-CG2	-6.30	97.54	111.40
1	6	1782	A	C8-N9-C4	-6.30	103.28	105.80

Continued on next page...

Continued from previous page...

Mol	Chain	Res	Type	Atoms	Z	Observed(°)	Ideal(°)
36	5	1446	A	OP1-P-O3'	6.30	119.06	105.20
36	1	779	G	N1-C6-O6	-6.30	116.12	119.90
36	5	1185	C	N3-C4-C5	6.30	124.42	121.90
36	5	2684	C	C4-C5-C6	6.30	120.55	117.40
36	1	1830	G	OP1-P-O3'	6.30	119.06	105.20
1	6	543	C	C5-C6-N1	6.30	124.15	121.00
36	5	1785	U	N1-C2-O2	6.30	127.21	122.80
36	5	424	G	N1-C6-O6	6.30	123.68	119.90
36	5	1605	A	O4'-C1'-N9	6.30	113.24	108.20
36	5	3270	U	O5'-P-OP1	-6.30	100.03	105.70
36	1	893	C	C5-C6-N1	6.29	124.15	121.00
36	1	2763	U	N3-C2-O2	6.29	126.61	122.20
36	5	2996	U	N1-C2-O2	6.29	127.21	122.80
36	5	3351	U	N3-C2-O2	-6.29	117.79	122.20
36	1	645	A	C5-C6-N1	6.29	120.85	117.70
1	6	308	C	C6-N1-C1'	6.29	128.35	120.80
36	5	145	G	N3-C4-N9	-6.29	122.22	126.00
36	5	2772	C	P-O3'-C3'	6.29	127.25	119.70
1	2	925	G	C5-C6-O6	-6.29	124.83	128.60
36	1	1590	G	N1-C6-O6	-6.29	116.12	119.90
36	1	3005	A	C8-N9-C4	-6.29	103.28	105.80
36	5	2904	U	C4-C5-C6	6.29	123.47	119.70
36	5	3006	A	C6-N1-C2	-6.29	114.83	118.60
36	5	3304	U	OP1-P-OP2	6.29	129.04	119.60
36	1	1437	C	C6-N1-C2	-6.29	117.78	120.30
1	6	338	C	C6-N1-C2	-6.29	117.78	120.30
1	6	523	G	C8-N9-C4	6.29	108.92	106.40
36	5	202	G	C8-N9-C4	6.29	108.92	106.40
36	5	704	U	N1-C2-O2	-6.29	118.40	122.80
36	5	2257	C	C6-N1-C2	-6.29	117.78	120.30
1	6	378	A	C5-C6-N6	-6.29	118.67	123.70
36	1	2390	A	N1-C2-N3	6.29	132.44	129.30
36	1	3175	U	N3-C2-O2	-6.29	117.80	122.20
38	4	49	G	N1-C6-O6	6.29	123.67	119.90
1	6	647	G	N3-C4-N9	-6.29	122.23	126.00
36	5	1208	U	N3-C4-O4	-6.29	115.00	119.40
36	5	2273	G	C8-N9-C4	6.29	108.91	106.40
36	5	2818	U	C5-C4-O4	-6.29	122.13	125.90
36	1	1381	A	C6-N1-C2	-6.28	114.83	118.60
36	5	964	G	C8-N9-C4	-6.28	103.89	106.40
36	5	395	A	N1-C6-N6	6.28	122.37	118.60
36	5	3041	U	C4-C5-C6	-6.28	115.93	119.70

Continued on next page...

Continued from previous page...

Mol	Chain	Res	Type	Atoms	Z	Observed(°)	Ideal(°)
37	3	89	G	N3-C4-N9	6.28	129.77	126.00
50	M4	135	LEU	CA-CB-CG	6.28	129.74	115.30
1	6	1600	A	N9-C1'-C2'	6.28	122.16	114.00
36	5	1159	A	C4-C5-N7	6.28	113.84	110.70
36	5	1159	A	C5-N7-C8	-6.28	100.76	103.90
36	1	636	C	C2-N3-C4	-6.28	116.76	119.90
36	5	2709	C	N3-C4-C5	6.28	124.41	121.90
36	1	2977	G	C8-N9-C4	6.28	108.91	106.40
36	5	2897	A	C6-N1-C2	-6.28	114.83	118.60
1	6	387	A	C2-N3-C4	6.27	113.74	110.60
36	5	2985	C	C6-N1-C2	-6.27	117.79	120.30
36	1	1094	U	C5-C6-N1	6.27	125.84	122.70
1	6	815	G	N7-C8-N9	6.27	116.24	113.10
36	5	3192	U	O5'-P-OP1	-6.27	100.06	105.70
1	2	1761	U	C5-C4-O4	6.27	129.66	125.90
36	1	187	A	N1-C6-N6	6.27	122.36	118.60
36	1	1429	G	N3-C4-C5	-6.27	125.47	128.60
1	6	815	G	C8-N9-C4	-6.27	103.89	106.40
1	6	321	C	N3-C2-O2	-6.27	117.51	121.90
36	1	611	A	O5'-P-OP1	6.27	118.22	110.70
36	1	931	C	O5'-P-OP1	-6.27	100.06	105.70
36	1	2892	A	N9-C4-C5	6.27	108.31	105.80
36	1	820	A	C8-N9-C4	-6.26	103.30	105.80
36	1	1520	G	C5-N7-C8	6.26	107.43	104.30
1	6	1656	U	O5'-P-OP1	6.26	118.22	110.70
36	5	1199	C	C5-C6-N1	-6.26	117.87	121.00
36	5	1856	C	C6-N1-C2	-6.26	117.79	120.30
40	13	4	ARG	NE-CZ-NH2	-6.26	117.17	120.30
1	6	795	U	N3-C2-O2	-6.26	117.82	122.20
36	5	424	G	C6-C5-N7	-6.26	126.64	130.40
36	5	2602	G	N9-C4-C5	6.26	107.90	105.40
36	5	2721	A	O5'-P-OP1	-6.26	100.06	105.70
36	5	3195	U	OP1-P-O3'	6.26	118.98	105.20
36	1	2899	C	C2-N3-C4	-6.26	116.77	119.90
36	1	2294	U	N1-C2-O2	-6.26	118.42	122.80
36	1	2177	G	C5-C6-N1	6.26	114.63	111.50
36	5	590	G	C4-C5-N7	6.26	113.30	110.80
36	5	3234	A	C8-N9-C4	6.26	108.30	105.80
36	5	3386	G	O5'-P-OP2	-6.26	100.07	105.70
45	18	108	ARG	NE-CZ-NH1	-6.26	117.17	120.30
36	5	41	G	OP2-P-O3'	6.25	118.96	105.20
36	1	212	G	N3-C4-N9	6.25	129.75	126.00

Continued on next page...

Continued from previous page...

Mol	Chain	Res	Type	Atoms	Z	Observed(°)	Ideal(°)
36	1	1741	A	C2-N3-C4	-6.25	107.47	110.60
36	5	1483	G	C4-C5-N7	-6.25	108.30	110.80
36	5	2211	U	N3-C4-C5	-6.25	110.85	114.60
1	6	1641	C	N1-C2-O2	-6.25	115.15	118.90
36	5	2613	U	C5-C4-O4	6.25	129.65	125.90
36	5	2656	A	C8-N9-C4	-6.25	103.30	105.80
43	16	30	LEU	CA-CB-CG	6.25	129.68	115.30
40	L3	35	ASP	CB-CG-OD1	-6.25	112.67	118.30
36	5	2550	U	C5-C4-O4	6.25	129.65	125.90
36	1	1342	C	N3-C4-C5	6.25	124.40	121.90
36	1	2986	U	N3-C4-C5	-6.25	110.85	114.60
36	1	714	G	OP2-P-O3'	6.24	118.93	105.20
36	1	2618	G	C5-C6-N1	6.24	114.62	111.50
36	1	2726	C	C2-N3-C4	-6.24	116.78	119.90
36	5	776	U	C2-N3-C4	-6.24	123.25	127.00
36	5	1878	G	C8-N9-C1'	-6.24	118.89	127.00
36	5	2872	A	C6-N1-C2	6.24	122.34	118.60
36	5	1189	C	N1-C2-O2	-6.24	115.16	118.90
36	5	3107	U	C2-N3-C4	-6.24	123.26	127.00
36	1	2169	G	C5-N7-C8	6.24	107.42	104.30
36	1	3029	A	N7-C8-N9	6.24	116.92	113.80
1	6	1135	U	N3-C2-O2	-6.24	117.83	122.20
7	s5	92	ARG	NE-CZ-NH1	6.24	123.42	120.30
36	1	1180	A	N1-C6-N6	-6.24	114.86	118.60
1	6	619	A	OP2-P-O3'	6.24	118.92	105.20
36	5	513	G	N1-C6-O6	-6.24	116.16	119.90
36	5	2852	C	C6-N1-C2	6.24	122.80	120.30
36	5	2964	G	N7-C8-N9	-6.24	109.98	113.10
36	1	671	U	N3-C4-O4	6.24	123.76	119.40
36	1	2846	U	N1-C2-O2	6.24	127.17	122.80
1	6	558	U	N1-C2-O2	6.24	127.16	122.80
36	5	1203	A	O5'-P-OP1	-6.24	100.09	105.70
42	15	152	ARG	NE-CZ-NH2	-6.24	117.18	120.30
36	5	1546	A	C2-N3-C4	-6.23	107.48	110.60
36	1	879	U	O5'-P-OP2	-6.23	100.09	105.70
36	1	1141	C	N1-C2-O2	-6.23	115.16	118.90
36	5	2141	U	N1-C2-N3	6.23	118.64	114.90
38	8	47	C	N3-C4-N4	-6.23	113.64	118.00
36	1	229	G	O5'-P-OP2	6.23	118.18	110.70
36	1	1849	C	N3-C4-C5	6.23	124.39	121.90
1	6	1632	C	N1-C2-O2	6.23	122.64	118.90
36	5	705	A	O5'-P-OP1	6.23	118.18	110.70

Continued on next page...

Continued from previous page...

Mol	Chain	Res	Type	Atoms	Z	Observed(°)	Ideal(°)
36	5	3244	A	O5'-P-OP1	-6.23	100.09	105.70
36	1	1098	A	O5'-P-OP1	-6.23	100.09	105.70
36	5	2639	G	N1-C6-O6	6.23	123.64	119.90
36	5	2806	U	C2-N3-C4	-6.23	123.26	127.00
36	1	1211	U	N3-C4-O4	-6.23	115.04	119.40
36	1	2650	U	N3-C4-C5	-6.23	110.86	114.60
1	6	163	G	C8-N9-C4	-6.23	103.91	106.40
1	6	1120	U	N3-C2-O2	-6.23	117.84	122.20
36	5	651	G	N7-C8-N9	6.23	116.21	113.10
36	5	800	G	C8-N9-C4	6.23	108.89	106.40
36	5	1128	U	C2-N3-C4	-6.23	123.26	127.00
36	1	1420	C	N1-C2-N3	6.23	123.56	119.20
36	1	2309	A	OP1-P-OP2	6.23	128.94	119.60
36	1	2695	A	N9-C4-C5	6.23	108.29	105.80
36	5	369	A	C8-N9-C4	-6.23	103.31	105.80
1	2	142	G	N3-C2-N2	-6.22	115.54	119.90
64	N8	46	ASP	CB-CG-OD2	6.22	123.90	118.30
1	6	362	G	C4-N9-C1'	6.22	134.59	126.50
36	5	2905	U	C2-N3-C4	-6.22	123.27	127.00
36	1	2830	G	C4-C5-N7	-6.22	108.31	110.80
36	1	3214	U	N1-C2-N3	6.22	118.63	114.90
1	6	1305	U	N1-C2-O2	-6.22	118.44	122.80
36	5	414	U	N3-C2-O2	6.22	126.56	122.20
36	5	2724	U	N1-C2-N3	6.22	118.63	114.90
36	1	1296	C	C4-C5-C6	6.22	120.51	117.40
36	1	2381	G	C5-C6-O6	6.22	132.33	128.60
36	1	2888	U	C5-C6-N1	-6.22	119.59	122.70
36	5	1115	G	C4-N9-C1'	6.22	134.58	126.50
36	5	2728	G	O4'-C1'-N9	6.22	113.17	108.20
1	2	1363	U	C2-N1-C1'	6.22	125.16	117.70
36	1	365	A	N7-C8-N9	6.21	116.91	113.80
36	5	817	A	O5'-P-OP1	-6.21	100.11	105.70
36	5	1054	A	C8-N9-C4	6.21	108.29	105.80
36	5	2110	G	C4-C5-N7	6.21	113.29	110.80
36	1	52	A	O5'-P-OP2	-6.21	100.11	105.70
1	6	696	C	O4'-C1'-N1	6.21	113.17	108.20
36	5	989	A	N1-C6-N6	-6.21	114.87	118.60
36	1	52	A	OP1-P-OP2	6.21	128.92	119.60
36	1	721	G	C6-C5-N7	-6.21	126.67	130.40
36	1	797	U	OP2-P-O3'	6.21	118.86	105.20
36	1	953	G	C4-N9-C1'	-6.21	118.43	126.50
36	1	2836	C	N1-C2-N3	6.21	123.55	119.20

Continued on next page...

Continued from previous page...

Mol	Chain	Res	Type	Atoms	Z	Observed(°)	Ideal(°)
1	6	1780	G	N3-C2-N2	6.21	124.25	119.90
36	5	3285	C	C2-N1-C1'	6.21	125.63	118.80
36	5	1302	A	O5'-P-OP1	-6.21	100.11	105.70
36	1	329	U	N1-C2-O2	-6.21	118.45	122.80
36	1	2225	U	O5'-P-OP2	-6.21	100.11	105.70
1	2	42	G	N1-C6-O6	-6.21	116.18	119.90
36	1	940	G	O5'-P-OP1	-6.21	100.11	105.70
1	6	1036	A	N9-C4-C5	6.21	108.28	105.80
12	c0	83	PRO	N-CA-CB	6.21	110.75	103.30
36	5	211	A	N1-C6-N6	-6.21	114.88	118.60
36	5	2361	A	C5-C6-N1	6.21	120.80	117.70
1	6	1032	G	C8-N9-C4	6.21	108.88	106.40
36	5	436	A	O5'-P-OP1	6.20	118.14	110.70
36	5	1180	A	O4'-C1'-N9	-6.20	103.24	108.20
36	5	2675	C	O5'-P-OP1	-6.20	100.12	105.70
1	6	305	C	N3-C2-O2	6.20	126.24	121.90
36	1	972	A	C8-N9-C4	6.20	108.28	105.80
38	4	40	A	C6-C5-N7	-6.20	127.96	132.30
36	5	364	G	C4-C5-N7	6.20	113.28	110.80
36	5	600	G	O5'-P-OP2	-6.20	100.12	105.70
36	1	2527	G	N3-C4-N9	-6.20	122.28	126.00
36	1	2995	A	C8-N9-C4	6.20	108.28	105.80
1	6	119	A	C2-N3-C4	-6.20	107.50	110.60
1	6	987	G	C5-C6-O6	-6.20	124.88	128.60
36	1	86	G	O5'-P-OP1	6.20	118.14	110.70
1	6	87	C	C6-N1-C2	-6.20	117.82	120.30
36	5	75	G	N9-C4-C5	-6.20	102.92	105.40
36	5	2355	G	C4-C5-N7	6.20	113.28	110.80
37	7	44	C	N1-C2-O2	-6.20	115.18	118.90
36	5	3115	C	N1-C2-O2	-6.19	115.18	118.90
1	6	466	U	C6-N1-C2	-6.19	117.28	121.00
1	6	1662	G	N1-C6-O6	-6.19	116.18	119.90
36	1	2877	G	N3-C4-C5	-6.19	125.50	128.60
38	4	125	U	N3-C2-O2	-6.19	117.87	122.20
36	5	1840	U	N1-C2-O2	6.19	127.13	122.80
36	5	2211	U	C5-C6-N1	-6.19	119.61	122.70
1	2	831	U	C2-N1-C1'	6.19	125.13	117.70
37	3	42	A	C2-N3-C4	-6.19	107.51	110.60
1	6	1754	A	N9-C4-C5	6.19	108.28	105.80
36	5	869	G	N3-C4-C5	-6.19	125.51	128.60
36	1	1433	A	C5-C6-N1	6.18	120.79	117.70
36	1	1586	G	O5'-P-OP2	-6.18	100.13	105.70

Continued on next page...

Continued from previous page...

Mol	Chain	Res	Type	Atoms	Z	Observed(°)	Ideal(°)
36	1	2814	G	N1-C6-O6	6.18	123.61	119.90
36	1	2938	G	N3-C2-N2	-6.18	115.57	119.90
1	6	350	U	N1-C2-O2	-6.18	118.47	122.80
36	5	1156	C	N1-C2-O2	-6.18	115.19	118.90
36	5	1416	C	N3-C2-O2	-6.18	117.57	121.90
36	5	2737	C	C6-N1-C2	-6.18	117.83	120.30
36	1	1836	C	N1-C2-O2	6.18	122.61	118.90
36	1	1866	C	O5'-P-OP1	-6.18	100.14	105.70
36	5	3078	U	C6-N1-C1'	-6.18	112.55	121.20
36	1	1337	A	C2-N3-C4	6.18	113.69	110.60
36	5	631	U	N3-C4-O4	-6.18	115.07	119.40
36	5	1449	A	C2-N3-C4	-6.18	107.51	110.60
52	m6	59	ARG	NE-CZ-NH1	6.18	123.39	120.30
36	1	2759	U	C5-C4-O4	6.18	129.61	125.90
36	5	41	G	C5-N7-C8	-6.18	101.21	104.30
36	5	3309	G	C4-N9-C1'	6.18	134.53	126.50
36	1	922	U	C5-C6-N1	6.18	125.79	122.70
36	1	1201	C	O5'-P-OP1	-6.18	100.14	105.70
36	1	1307	G	OP1-P-O3'	6.18	118.79	105.20
1	6	1190	C	C6-N1-C2	6.18	122.77	120.30
36	5	37	U	N1-C2-N3	6.18	118.61	114.90
36	1	2821	C	C5-C4-N4	-6.17	115.88	120.20
38	4	40	A	N3-C4-N9	6.17	132.34	127.40
36	5	280	U	O5'-P-OP2	-6.17	100.14	105.70
36	5	1376	C	C5-C4-N4	6.17	124.52	120.20
36	5	2144	A	O4'-C1'-N9	6.17	113.14	108.20
36	5	2627	C	N3-C4-N4	-6.17	113.68	118.00
36	1	1269	U	C2-N1-C1'	6.17	125.11	117.70
38	4	13	A	O5'-P-OP1	-6.17	100.14	105.70
36	1	608	A	C5-C6-N6	-6.17	118.76	123.70
36	1	1447	G	C2-N3-C4	6.17	114.99	111.90
36	1	2585	G	N3-C4-N9	6.17	129.70	126.00
36	1	3201	C	N3-C2-O2	-6.17	117.58	121.90
38	4	103	G	N1-C6-O6	-6.17	116.20	119.90
38	4	109	A	C5-N7-C8	-6.17	100.81	103.90
1	6	1097	U	C5-C4-O4	6.17	129.60	125.90
36	5	3245	A	N1-C2-N3	6.17	132.38	129.30
36	5	407	A	N1-C6-N6	6.17	122.30	118.60
36	1	2414	G	C8-N9-C4	-6.17	103.93	106.40
1	6	1634	C	C5-C6-N1	6.17	124.08	121.00
36	1	636	C	OP1-P-O3'	6.17	118.76	105.20
36	1	2281	A	O5'-P-OP2	-6.16	100.15	105.70

Continued on next page...

Continued from previous page...

Mol	Chain	Res	Type	Atoms	Z	Observed(°)	Ideal(°)
36	5	277	G	N3-C4-C5	-6.16	125.52	128.60
36	1	612	U	C2-N3-C4	-6.16	123.30	127.00
38	4	147	U	C2-N1-C1'	6.16	125.09	117.70
1	6	390	G	C4-N9-C1'	6.16	134.51	126.50
36	1	2417	U	N1-C2-O2	-6.16	118.49	122.80
36	5	2735	U	N3-C2-O2	-6.16	117.89	122.20
36	5	2949	U	C5-C6-N1	6.16	125.78	122.70
1	6	313	U	O5'-P-OP1	-6.16	100.16	105.70
36	5	217	U	C5-C6-N1	-6.16	119.62	122.70
36	5	1127	G	N3-C4-N9	6.16	129.70	126.00
36	1	3174	A	C5-N7-C8	-6.16	100.82	103.90
37	3	81	U	C6-N1-C2	6.16	124.69	121.00
36	5	1170	A	N9-C4-C5	-6.16	103.34	105.80
36	5	2975	U	N3-C2-O2	-6.16	117.89	122.20
36	1	196	G	N3-C2-N2	6.16	124.21	119.90
36	5	873	C	O4'-C1'-N1	6.16	113.12	108.20
36	5	1132	C	O5'-P-OP1	-6.16	100.16	105.70
36	1	2434	U	C5-C4-O4	6.15	129.59	125.90
36	5	1002	A	O5'-P-OP2	-6.15	100.16	105.70
36	5	1908	A	C2-N3-C4	6.15	113.68	110.60
36	5	758	C	C2-N1-C1'	-6.15	112.03	118.80
36	1	786	A	C4-C5-N7	-6.15	107.62	110.70
36	1	1661	G	N3-C4-N9	6.15	129.69	126.00
36	5	413	U	C4-C5-C6	6.15	123.39	119.70
36	5	1110	U	N1-C2-O2	6.15	127.11	122.80
36	5	2704	A	C4-C5-N7	6.15	113.78	110.70
36	5	2831	G	N3-C4-C5	-6.15	125.53	128.60
36	5	2985	C	N3-C4-C5	-6.15	119.44	121.90
45	18	69	LEU	CA-CB-CG	6.15	129.45	115.30
36	1	910	G	C5-C6-N1	-6.15	108.42	111.50
36	5	2848	G	N3-C4-N9	6.15	129.69	126.00
56	n0	155	ARG	CG-CD-NE	6.15	124.71	111.80
36	1	2699	G	N1-C6-O6	6.15	123.59	119.90
36	1	3024	A	N1-C6-N6	6.15	122.29	118.60
36	1	3201	C	N3-C4-C5	-6.15	119.44	121.90
37	3	94	C	N1-C2-O2	-6.15	115.21	118.90
36	5	2617	U	N3-C4-O4	6.15	123.70	119.40
36	5	2794	G	C5-C6-O6	-6.15	124.91	128.60
36	5	2961	G	N1-C2-N3	6.15	127.59	123.90
37	7	49	G	O4'-C1'-N9	6.15	113.12	108.20
36	1	24	G	N7-C8-N9	-6.14	110.03	113.10
1	6	75	U	N1-C2-O2	6.14	127.10	122.80

Continued on next page...

Continued from previous page...

Mol	Chain	Res	Type	Atoms	Z	Observed(°)	Ideal(°)
1	6	367	A	C2-N3-C4	-6.14	107.53	110.60
13	c1	5	LEU	CA-CB-CG	6.14	129.43	115.30
36	5	504	A	C8-N9-C4	6.14	108.26	105.80
36	5	1412	G	N7-C8-N9	6.14	116.17	113.10
36	5	2389	C	C2-N3-C4	-6.14	116.83	119.90
36	1	590	G	C4-C5-N7	6.14	113.26	110.80
36	1	859	G	N3-C2-N2	6.14	124.20	119.90
36	1	1397	C	N3-C4-C5	6.14	124.36	121.90
41	L4	141	ARG	NE-CZ-NH1	-6.14	117.23	120.30
1	6	363	G	C8-N9-C4	6.14	108.86	106.40
36	5	46	U	N1-C2-N3	-6.14	111.22	114.90
36	5	421	G	C5-C6-O6	-6.14	124.92	128.60
36	5	2281	A	N9-C4-C5	-6.14	103.34	105.80
37	7	15	C	N3-C4-C5	6.14	124.36	121.90
36	1	2944	U	N1-C2-O2	6.14	127.10	122.80
1	6	106	U	N3-C4-O4	-6.14	115.10	119.40
36	5	838	G	N1-C6-O6	-6.14	116.22	119.90
36	5	1385	C	C6-N1-C2	6.14	122.75	120.30
36	5	2945	G	C5-C6-N1	6.14	114.57	111.50
49	m3	21	ARG	NE-CZ-NH1	-6.14	117.23	120.30
1	2	1654	G	C8-N9-C4	-6.13	103.95	106.40
36	1	2283	G	N3-C2-N2	-6.13	115.61	119.90
36	5	57	A	C8-N9-C4	6.13	108.25	105.80
36	1	689	U	C2-N1-C1'	6.13	125.06	117.70
36	1	2142	A	N3-C4-C5	-6.13	122.51	126.80
1	6	1614	A	O4'-C1'-N9	6.13	113.11	108.20
36	5	1338	C	N1-C2-O2	-6.13	115.22	118.90
36	5	2928	C	C2-N1-C1'	6.13	125.55	118.80
36	1	579	G	N1-C6-O6	-6.13	116.22	119.90
36	5	1725	C	O4'-C1'-N1	6.13	113.10	108.20
36	1	1363	A	N1-C6-N6	-6.13	114.92	118.60
36	1	1481	A	C4-C5-N7	6.13	113.77	110.70
1	6	1058	U	OP1-P-O3'	6.13	118.68	105.20
12	c0	88	PRO	N-CA-CB	6.13	110.65	103.30
36	5	282	G	C5-C6-O6	6.13	132.28	128.60
1	2	1206	U	N3-C4-O4	6.13	123.69	119.40
36	1	210	U	C2-N1-C1'	-6.13	110.35	117.70
36	1	1541	G	N1-C6-O6	6.13	123.58	119.90
36	5	2694	A	C2-N3-C4	6.13	113.66	110.60
36	5	2817	A	N3-C4-C5	-6.13	122.51	126.80
36	1	375	A	O5'-P-OP1	6.12	118.05	110.70
36	1	400	G	C5-C6-O6	-6.12	124.93	128.60

Continued on next page...

Continued from previous page...

Mol	Chain	Res	Type	Atoms	Z	Observed(°)	Ideal(°)
36	1	1115	G	C4-N9-C1'	6.12	134.46	126.50
50	m4	135	LEU	CA-CB-CG	6.12	129.39	115.30
36	1	92	G	C5-C6-O6	-6.12	124.93	128.60
38	8	56	G	N1-C6-O6	6.12	123.57	119.90
36	1	408	A	O5'-P-OP2	-6.12	100.19	105.70
36	1	2572	C	N3-C2-O2	-6.12	117.62	121.90
36	1	365	A	C8-N9-C4	-6.12	103.35	105.80
36	5	1552	G	C5-C6-O6	-6.12	124.93	128.60
36	5	1911	A	N1-C2-N3	6.12	132.36	129.30
36	5	3030	G	C5-N7-C8	6.12	107.36	104.30
1	2	1611	A	N7-C8-N9	6.12	116.86	113.80
1	6	544	A	C8-N9-C4	6.12	108.25	105.80
36	5	412	G	N3-C4-C5	-6.12	125.54	128.60
36	5	1389	G	C6-C5-N7	-6.12	126.73	130.40
1	2	1455	G	C4-C5-N7	-6.11	108.36	110.80
36	1	155	G	N3-C4-C5	-6.11	125.54	128.60
36	5	422	A	C8-N9-C4	-6.11	103.36	105.80
36	1	1513	G	C6-N1-C2	-6.11	121.43	125.10
1	6	1774	G	N1-C6-O6	-6.11	116.23	119.90
1	2	553	G	C5-C6-N1	-6.11	108.44	111.50
1	6	402	C	O4'-C1'-N1	6.11	113.09	108.20
36	5	926	A	C4-C5-N7	6.11	113.75	110.70
36	1	694	C	N3-C4-C5	6.11	124.34	121.90
36	1	2734	A	N1-C6-N6	6.11	122.26	118.60
1	6	542	A	P-O3'-C3'	6.11	127.03	119.70
1	6	858	G	C5-N7-C8	-6.11	101.25	104.30
36	5	2932	U	C6-N1-C2	6.11	124.67	121.00
36	1	859	G	C5-C6-N1	-6.11	108.45	111.50
36	5	410	U	N3-C4-C5	-6.11	110.94	114.60
36	5	2353	G	N3-C4-N9	6.11	129.66	126.00
36	5	116	A	O4'-C1'-N9	6.10	113.08	108.20
36	1	709	A	O5'-P-OP2	6.10	118.02	110.70
36	1	970	A	N9-C4-C5	6.10	108.24	105.80
36	1	3214	U	C6-N1-C2	-6.10	117.34	121.00
36	5	1496	C	OP1-P-OP2	-6.10	110.45	119.60
36	5	2117	A	C5-C6-N6	6.10	128.58	123.70
1	2	581	U	C2-N1-C1'	6.10	125.02	117.70
36	1	1420	C	N3-C2-O2	-6.10	117.63	121.90
36	1	701	G	N1-C2-N3	6.10	127.56	123.90
36	5	1104	G	N3-C4-N9	6.10	129.66	126.00
36	5	1138	U	N1-C2-N3	6.10	118.56	114.90
36	5	1147	G	C4-C5-N7	-6.10	108.36	110.80

Continued on next page...

Continued from previous page...

Mol	Chain	Res	Type	Atoms	Z	Observed(°)	Ideal(°)
73	o7	45	ARG	NE-CZ-NH2	-6.10	117.25	120.30
36	1	374	A	O4'-C1'-N9	6.10	113.08	108.20
36	1	1307	G	C5-C6-O6	6.10	132.26	128.60
1	2	1733	C	N3-C4-N4	6.09	122.27	118.00
36	1	410	U	N1-C2-N3	6.09	118.56	114.90
36	1	1154	A	C4-C5-C6	6.09	120.05	117.00
36	1	2357	A	N1-C6-N6	6.09	122.26	118.60
1	6	1082	C	C6-N1-C2	-6.09	117.86	120.30
36	5	1680	G	C5-C6-O6	6.09	132.26	128.60
36	5	2234	G	C5-C6-N1	6.09	114.55	111.50
36	5	2733	A	N1-C6-N6	6.09	122.26	118.60
36	1	2856	G	C5-N7-C8	6.09	107.35	104.30
1	6	1509	C	N1-C2-O2	6.09	122.55	118.90
36	5	1878	G	N3-C4-C5	-6.09	125.56	128.60
36	1	1634	G	C8-N9-C4	-6.09	103.97	106.40
36	1	2130	G	C5-C6-O6	6.09	132.25	128.60
36	1	345	G	N3-C4-C5	-6.09	125.56	128.60
36	1	1116	G	N7-C8-N9	6.09	116.14	113.10
36	5	2119	A	C5-C6-N6	-6.09	118.83	123.70
38	8	39	G	C2-N3-C4	6.09	114.94	111.90
36	1	1346	G	N3-C4-C5	6.08	131.64	128.60
36	5	283	G	C4-C5-N7	6.08	113.23	110.80
36	5	437	G	N7-C8-N9	6.08	116.14	113.10
1	2	1783	C	O5'-P-OP2	-6.08	100.22	105.70
36	1	1425	U	N3-C2-O2	-6.08	117.94	122.20
1	6	60	U	N1-C2-O2	6.08	127.06	122.80
41	14	206	LEU	CA-CB-CG	6.08	129.29	115.30
36	1	1490	A	C8-N9-C4	-6.08	103.37	105.80
36	5	941	G	N3-C4-C5	-6.08	125.56	128.60
1	2	1486	G	N7-C8-N9	6.08	116.14	113.10
36	1	1329	U	N1-C1'-C2'	-6.08	105.31	112.00
36	1	2645	G	C4-C5-N7	-6.08	108.37	110.80
36	5	2410	U	N1-C2-O2	-6.08	118.54	122.80
36	1	1124	U	N1-C2-O2	6.08	127.05	122.80
36	5	1200	A	N7-C8-N9	6.08	116.84	113.80
36	5	1242	G	N3-C4-C5	-6.08	125.56	128.60
36	5	1207	G	N1-C6-O6	-6.08	116.25	119.90
36	1	718	G	C4-C5-N7	6.08	113.23	110.80
36	1	1131	G	N9-C4-C5	-6.08	102.97	105.40
1	6	967	A	N3-C4-C5	-6.08	122.55	126.80
36	5	1169	A	OP2-P-O3'	6.08	118.57	105.20
1	2	448	C	C6-N1-C2	-6.07	117.87	120.30

Continued on next page...

Continued from previous page...

Mol	Chain	Res	Type	Atoms	Z	Observed(°)	Ideal(°)
1	2	323	A	O5'-P-OP2	-6.07	100.24	105.70
36	1	817	A	C8-N9-C4	-6.07	103.37	105.80
36	5	952	A	O5'-P-OP2	-6.07	100.23	105.70
36	5	2636	A	O5'-P-OP2	6.07	117.99	110.70
36	1	407	A	C5-N7-C8	-6.07	100.86	103.90
1	6	1794	A	O5'-P-OP1	-6.07	100.24	105.70
36	5	2692	A	N1-C6-N6	-6.07	114.96	118.60
36	5	3062	G	C8-N9-C4	-6.07	103.97	106.40
36	5	3105	U	N1-C2-O2	-6.07	118.55	122.80
36	1	407	A	C6-C5-N7	-6.07	128.05	132.30
36	1	1581	C	N3-C2-O2	-6.07	117.65	121.90
36	1	277	G	N3-C4-C5	-6.07	125.57	128.60
36	1	2631	U	N1-C2-N3	6.07	118.54	114.90
38	4	125	U	C2-N1-C1'	6.07	124.98	117.70
36	1	3344	A	C8-N9-C4	-6.07	103.37	105.80
38	4	32	C	N1-C2-O2	-6.07	115.26	118.90
36	5	146	U	C5-C6-N1	-6.07	119.67	122.70
36	5	826	G	O5'-P-OP2	-6.07	100.24	105.70
36	5	1843	C	C2-N1-C1'	6.07	125.47	118.80
36	5	3183	A	OP1-P-OP2	-6.07	110.50	119.60
36	1	1483	G	N1-C6-O6	-6.06	116.26	119.90
36	1	1898	G	C5-C6-O6	-6.06	124.96	128.60
1	6	538	A	O4'-C1'-N9	6.06	113.05	108.20
36	1	1387	G	C5-C6-O6	6.06	132.24	128.60
1	6	1473	U	C2-N1-C1'	6.06	124.97	117.70
36	5	1400	G	C8-N9-C4	-6.06	103.97	106.40
36	5	2383	C	N3-C4-N4	6.06	122.24	118.00
36	1	908	G	N3-C2-N2	-6.06	115.66	119.90
36	5	2211	U	C5-C4-O4	6.06	129.53	125.90
36	5	200	C	N3-C4-N4	6.06	122.24	118.00
36	5	1370	G	N3-C4-N9	6.06	129.63	126.00
36	5	2315	G	N3-C4-C5	6.06	131.63	128.60
36	1	2333	C	C5-C6-N1	-6.06	117.97	121.00
36	1	2877	G	N1-C2-N2	-6.05	110.75	116.20
37	3	88	G	N3-C4-N9	6.05	129.63	126.00
36	5	865	U	N1-C2-O2	-6.05	118.56	122.80
36	5	1482	A	O5'-P-OP2	-6.05	100.25	105.70
36	1	1507	G	C6-N1-C2	-6.05	121.47	125.10
25	d3	16	ARG	NE-CZ-NH2	-6.05	117.27	120.30
36	5	1145	G	N3-C2-N2	-6.05	115.66	119.90
36	5	1324	U	C5-C6-N1	-6.05	119.67	122.70
1	2	1273	G	O5'-P-OP1	-6.05	100.26	105.70

Continued on next page...

Continued from previous page...

Mol	Chain	Res	Type	Atoms	Z	Observed(°)	Ideal(°)
36	1	608	A	C6-C5-N7	-6.05	128.07	132.30
36	1	2817	A	C5-C6-N1	6.05	120.72	117.70
36	5	885	U	C5-C4-O4	-6.05	122.27	125.90
36	5	2910	A	C5-C6-N1	6.05	120.72	117.70
36	1	2400	G	N1-C2-N2	-6.05	110.76	116.20
36	5	585	A	O5'-P-OP2	-6.05	100.26	105.70
5	S3	182	LEU	CA-CB-CG	6.05	129.21	115.30
36	1	2960	C	N3-C4-C5	6.05	124.32	121.90
36	5	984	G	C4-C5-C6	6.05	122.43	118.80
36	5	2385	G	C8-N9-C4	6.05	108.82	106.40
36	5	2848	G	C4-C5-C6	6.05	122.43	118.80
36	1	88	A	C6-C5-N7	-6.04	128.07	132.30
36	1	2689	A	N1-C6-N6	-6.04	114.97	118.60
1	6	1100	G	C2-N3-C4	6.04	114.92	111.90
36	1	439	C	C6-N1-C1'	-6.04	113.55	120.80
36	1	1483	G	O4'-C1'-N9	6.04	113.03	108.20
36	5	2758	A	N9-C4-C5	6.04	108.22	105.80
36	1	2679	A	N1-C6-N6	6.04	122.22	118.60
36	1	3207	U	C6-N1-C1'	6.04	129.66	121.20
36	5	267	G	C4-C5-N7	6.04	113.22	110.80
36	5	851	C	N1-C2-O2	-6.04	115.28	118.90
36	5	2398	A	C5-N7-C8	6.04	106.92	103.90
36	1	2966	G	C5-C6-O6	-6.04	124.98	128.60
36	1	3109	G	OP1-P-OP2	-6.04	110.54	119.60
36	1	3178	A	C2-N3-C4	-6.04	107.58	110.60
36	5	2341	A	N7-C8-N9	-6.04	110.78	113.80
36	5	2612	U	O5'-P-OP1	-6.04	100.27	105.70
36	1	2871	G	C4-C5-N7	6.04	113.22	110.80
1	6	1000	C	C2-N1-C1'	6.04	125.44	118.80
36	5	2942	C	N3-C4-N4	6.04	122.22	118.00
38	8	29	U	N1-C2-O2	6.04	127.02	122.80
38	8	64	U	N3-C2-O2	-6.03	117.98	122.20
36	1	99	A	C5'-C4'-O4'	6.03	116.34	109.10
36	5	1934	G	O5'-P-OP2	-6.03	100.27	105.70
36	5	2931	C	N1-C2-O2	-6.03	115.28	118.90
36	1	913	A	C6-N1-C2	-6.03	114.98	118.60
36	1	2875	U	C2-N3-C4	-6.03	123.38	127.00
36	5	1181	U	C4-C5-C6	6.03	123.32	119.70
36	1	817	A	N3-C4-C5	-6.03	122.58	126.80
36	1	969	C	C4-C5-C6	-6.03	114.39	117.40
36	1	1492	G	C4-C5-N7	-6.03	108.39	110.80
36	1	2376	G	C5-N7-C8	-6.03	101.29	104.30

Continued on next page...

Continued from previous page...

Mol	Chain	Res	Type	Atoms	Z	Observed(°)	Ideal(°)
1	6	308	C	C4-C5-C6	6.03	120.41	117.40
36	5	853	G	C5-C6-O6	-6.03	124.98	128.60
36	1	829	U	N3-C2-O2	-6.03	117.98	122.20
36	1	2373	A	C8-N9-C4	-6.03	103.39	105.80
36	1	2406	C	C5-C4-N4	-6.03	115.98	120.20
36	5	1838	G	N1-C6-O6	6.03	123.52	119.90
36	5	2298	U	OP1-P-OP2	6.03	128.64	119.60
36	5	2794	G	N3-C4-N9	6.03	129.62	126.00
36	5	3190	C	C6-N1-C2	-6.03	117.89	120.30
36	1	930	U	OP1-P-O3'	6.02	118.45	105.20
36	5	3154	C	C5-C6-N1	6.02	124.01	121.00
1	2	1267	G	C8-N9-C4	-6.02	103.99	106.40
36	1	1335	C	N3-C2-O2	-6.02	117.69	121.90
36	1	2315	G	C5-C6-O6	6.02	132.21	128.60
38	4	80	A	C8-N9-C4	6.02	108.21	105.80
36	5	1112	A	C4-C5-C6	6.02	120.01	117.00
36	1	1122	U	N3-C4-O4	-6.02	115.19	119.40
36	5	1416	C	C2-N3-C4	-6.02	116.89	119.90
36	5	2392	C	N1-C2-O2	-6.02	115.29	118.90
1	6	455	C	N3-C4-N4	6.02	122.21	118.00
36	1	426	G	C4-N9-C1'	6.02	134.32	126.50
36	1	1495	U	N3-C2-O2	-6.02	117.99	122.20
1	6	1099	U	N3-C2-O2	-6.02	117.99	122.20
36	5	2619	G	N1-C6-O6	6.02	123.51	119.90
36	5	2151	C	O5'-P-OP1	-6.02	100.29	105.70
36	5	283	G	N7-C8-N9	6.01	116.11	113.10
36	5	1056	U	OP2-P-O3'	6.01	118.43	105.20
36	5	2870	C	C5-C4-N4	6.01	124.41	120.20
36	1	3006	A	C5-N7-C8	-6.01	100.89	103.90
36	5	2977	G	OP2-P-O3'	6.01	118.43	105.20
36	1	836	A	C6-N1-C2	-6.01	114.99	118.60
36	1	1206	G	O5'-P-OP1	6.01	117.92	110.70
36	1	1389	G	N3-C4-N9	6.01	129.61	126.00
36	1	2144	A	C5-C6-N1	6.01	120.71	117.70
36	1	2836	C	N3-C4-N4	-6.01	113.79	118.00
36	1	3180	A	C2-N3-C4	-6.01	107.59	110.60
36	1	350	C	N3-C2-O2	-6.01	117.69	121.90
38	4	40	A	C4-C5-N7	6.01	113.70	110.70
36	1	1402	C	N3-C4-N4	-6.01	113.79	118.00
36	1	1142	G	C5-C6-N1	6.01	114.50	111.50
36	1	1212	A	O5'-P-OP2	-6.01	100.30	105.70
36	1	1407	A	C8-N9-C4	6.01	108.20	105.80

Continued on next page...

Continued from previous page...

Mol	Chain	Res	Type	Atoms	Z	Observed(°)	Ideal(°)
36	5	428	A	N9-C4-C5	6.01	108.20	105.80
36	5	952	A	C5-C6-N6	-6.01	118.89	123.70
36	5	1907	C	N3-C2-O2	6.01	126.11	121.90
36	5	2726	C	N3-C4-C5	-6.00	119.50	121.90
36	1	960	U	C5-C4-O4	-6.00	122.30	125.90
36	1	2238	G	C4-C5-N7	6.00	113.20	110.80
36	1	2623	G	C4-C5-N7	6.00	113.20	110.80
36	1	2797	C	O5'-P-OP1	-6.00	100.30	105.70
36	5	2186	U	N3-C2-O2	-6.00	118.00	122.20
36	5	2345	A	N1-C6-N6	6.00	122.20	118.60
36	5	2770	G	O5'-P-OP1	-6.00	100.30	105.70
36	5	2877	G	N1-C2-N2	-6.00	110.80	116.20
36	5	2961	G	C8-N9-C4	-6.00	104.00	106.40
36	5	3144	G	N1-C6-O6	-6.00	116.30	119.90
36	1	1168	U	OP1-P-OP2	-6.00	110.60	119.60
1	6	1000	C	C4-C5-C6	6.00	120.40	117.40
36	1	72	C	N1-C2-O2	-6.00	115.30	118.90
36	1	671	U	N1-C2-O2	-6.00	118.60	122.80
36	1	1148	G	N7-C8-N9	-6.00	110.10	113.10
36	1	2182	A	C6-N1-C2	-6.00	115.00	118.60
36	1	2645	G	N3-C2-N2	-6.00	115.70	119.90
36	1	2857	C	C5-C4-N4	-6.00	116.00	120.20
1	2	624	G	C5-C6-O6	6.00	132.20	128.60
36	1	661	G	C4-C5-N7	6.00	113.20	110.80
36	1	948	C	C5-C6-N1	-6.00	118.00	121.00
36	1	1390	A	C8-N9-C4	-6.00	103.40	105.80
36	5	2852	C	C2-N3-C4	-6.00	116.90	119.90
1	2	1129	U	N1-C2-O2	6.00	127.00	122.80
36	1	1496	C	C6-N1-C2	-6.00	117.90	120.30
36	5	1556	C	C6-N1-C2	-6.00	117.90	120.30
36	5	2145	A	C8-N9-C4	-6.00	103.40	105.80
37	7	1	G	C8-N9-C1'	-6.00	119.21	127.00
36	1	2679	A	O4'-C1'-N9	5.99	113.00	108.20
36	5	3050	U	N1-C2-O2	5.99	127.00	122.80
36	1	1101	G	N1-C6-O6	-5.99	116.31	119.90
36	5	358	G	N1-C6-O6	5.99	123.50	119.90
38	8	113	U	C2-N1-C1'	5.99	124.89	117.70
1	2	158	U	P-O3'-C3'	5.99	126.89	119.70
36	5	3180	A	N1-C6-N6	-5.99	115.01	118.60
1	2	402	C	N1-C2-O2	-5.99	115.31	118.90
36	1	116	A	O4'-C1'-N9	5.99	112.99	108.20
36	1	932	U	N1-C2-O2	-5.99	118.61	122.80

Continued on next page...

Continued from previous page...

Mol	Chain	Res	Type	Atoms	Z	Observed(°)	Ideal(°)
1	6	426	G	C8-N9-C1'	-5.99	119.22	127.00
1	2	979	A	N1-C6-N6	-5.99	115.01	118.60
36	1	1165	A	C8-N9-C4	5.99	108.19	105.80
36	1	3217	C	N3-C2-O2	-5.99	117.71	121.90
1	6	1641	C	C5-C4-N4	-5.99	116.01	120.20
36	5	37	U	C6-N1-C2	-5.99	117.41	121.00
36	1	859	G	N3-C4-N9	5.98	129.59	126.00
36	1	2143	A	C5-N7-C8	-5.98	100.91	103.90
36	1	3101	G	C8-N9-C4	5.98	108.79	106.40
1	6	1120	U	C5-C4-O4	5.98	129.49	125.90
36	5	407	A	C6-C5-N7	-5.98	128.11	132.30
36	1	344	A	C6-C5-N7	5.98	136.49	132.30
36	5	419	G	C4-C5-N7	5.98	113.19	110.80
36	5	2650	U	N3-C4-O4	-5.98	115.21	119.40
37	7	101	G	C6-C5-N7	-5.98	126.81	130.40
36	1	1118	C	N1-C2-N3	5.98	123.39	119.20
36	1	1146	C	N3-C2-O2	-5.98	117.71	121.90
36	1	1907	C	C5-C6-N1	5.98	123.99	121.00
36	1	2996	U	N1-C1'-C2'	5.98	121.78	114.00
37	7	97	A	N1-C2-N3	5.98	132.29	129.30
1	6	858	G	O4'-C1'-N9	5.98	112.98	108.20
1	2	1033	C	N3-C2-O2	-5.98	117.72	121.90
36	1	2354	C	N3-C4-C5	-5.98	119.51	121.90
36	5	635	G	N1-C2-N2	5.98	121.58	116.20
36	5	2730	G	C4-C5-N7	5.98	113.19	110.80
36	1	1296	C	N1-C2-N3	5.97	123.38	119.20
38	8	25	G	N3-C4-C5	-5.97	125.61	128.60
59	n3	87	ARG	NE-CZ-NH2	-5.97	117.31	120.30
36	5	50	U	OP1-P-O3'	5.97	118.34	105.20
36	5	83	U	OP1-P-OP2	5.97	128.56	119.60
37	7	86	U	O5'-P-OP1	-5.97	100.33	105.70
1	6	416	A	C2-N3-C4	-5.97	107.61	110.60
1	6	767	U	C6-N1-C2	-5.97	117.42	121.00
36	5	1175	C	O5'-P-OP1	-5.97	100.33	105.70
36	5	2131	A	N9-C1'-C2'	-5.97	105.43	112.00
37	7	90	U	C4-C5-C6	-5.97	116.12	119.70
36	1	2152	A	C4-C5-N7	-5.97	107.72	110.70
36	5	941	G	C6-N1-C2	-5.97	121.52	125.10
1	2	36	C	C6-N1-C2	5.97	122.69	120.30
36	5	1391	C	N3-C2-O2	5.97	126.08	121.90
36	5	1473	G	N7-C8-N9	-5.97	110.12	113.10
36	5	2118	C	N1-C2-O2	5.97	122.48	118.90

Continued on next page...

Continued from previous page...

Mol	Chain	Res	Type	Atoms	Z	Observed(°)	Ideal(°)
1	2	1745	G	O5'-P-OP2	-5.97	100.33	105.70
36	1	2641	U	C5-C6-N1	-5.97	119.72	122.70
36	1	2856	G	C2-N3-C4	5.97	114.88	111.90
36	1	2973	G	C5-C6-O6	-5.97	125.02	128.60
36	5	2389	C	N3-C4-C5	5.97	124.29	121.90
36	5	2981	U	C2-N1-C1'	5.97	124.86	117.70
36	1	1130	A	C2-N3-C4	5.96	113.58	110.60
1	2	106	U	C6-N1-C2	-5.96	117.42	121.00
36	1	1362	G	N7-C8-N9	-5.96	110.12	113.10
36	1	1520	G	N7-C8-N9	-5.96	110.12	113.10
1	6	801	G	N3-C4-C5	-5.96	125.62	128.60
36	5	652	G	N1-C6-O6	5.96	123.48	119.90
36	5	2913	C	C6-N1-C2	-5.96	117.92	120.30
36	1	2123	G	N7-C8-N9	-5.96	110.12	113.10
36	1	2403	G	OP1-P-O3'	5.96	118.31	105.20
36	5	2639	G	N9-C4-C5	-5.96	103.02	105.40
36	1	2434	U	C4-C5-C6	5.96	123.28	119.70
36	5	2816	G	C8-N9-C4	5.96	108.78	106.40
79	q3	24	ARG	NE-CZ-NH1	5.96	123.28	120.30
36	1	3217	C	C6-N1-C1'	-5.96	113.65	120.80
36	1	1210	U	C2-N3-C4	-5.96	123.43	127.00
36	1	1227	C	C5-C6-N1	5.96	123.98	121.00
36	5	2292	U	N3-C2-O2	-5.96	118.03	122.20
36	5	2572	C	N3-C2-O2	-5.96	117.73	121.90
36	1	821	U	N3-C2-O2	-5.95	118.03	122.20
36	1	2318	U	N3-C2-O2	-5.95	118.03	122.20
36	5	1152	G	C5-C6-O6	-5.95	125.03	128.60
36	5	1475	A	N1-C2-N3	5.95	132.28	129.30
36	5	2234	G	C8-N9-C4	5.95	108.78	106.40
36	5	2917	G	C8-N9-C1'	-5.95	119.26	127.00
36	1	2819	A	C5-N7-C8	5.95	106.88	103.90
36	5	3330	A	C5-C6-N1	5.95	120.68	117.70
1	2	455	C	C6-N1-C2	5.95	122.68	120.30
1	2	765	G	C5-C6-O6	-5.95	125.03	128.60
36	1	2222	A	N9-C4-C5	5.95	108.18	105.80
36	5	1047	A	C6-C5-N7	-5.95	128.13	132.30
38	8	39	G	N3-C4-C5	-5.95	125.62	128.60
36	1	278	U	N1-C2-N3	5.95	118.47	114.90
36	1	1169	A	OP2-P-O3'	5.95	118.28	105.20
36	5	1792	C	N1-C2-O2	-5.95	115.33	118.90
36	5	1902	G	C6-C5-N7	-5.95	126.83	130.40
1	6	1596	C	C5-C4-N4	5.95	124.36	120.20

Continued on next page...

Continued from previous page...

Mol	Chain	Res	Type	Atoms	Z	Observed(°)	Ideal(°)
36	5	2524	A	O4'-C1'-N9	5.95	112.96	108.20
1	6	1657	U	O5'-P-OP2	-5.95	100.35	105.70
36	5	2739	A	N1-C6-N6	-5.95	115.03	118.60
36	5	2919	A	C4-C5-C6	5.95	119.97	117.00
37	7	120	C	C5-C6-N1	-5.95	118.03	121.00
1	6	1614	A	C5-N7-C8	-5.94	100.93	103.90
36	1	1899	G	C8-N9-C4	-5.94	104.02	106.40
16	c4	35	GLY	N-CA-C	5.94	127.95	113.10
36	5	612	U	C2-N3-C4	-5.94	123.44	127.00
36	5	2383	C	C4-C5-C6	5.94	120.37	117.40
36	1	2357	A	C5-C6-N6	-5.94	118.95	123.70
1	6	1032	G	N3-C4-C5	5.94	131.57	128.60
36	1	718	G	C8-N9-C1'	5.94	134.72	127.00
36	1	860	G	C5-C6-O6	-5.94	125.04	128.60
36	1	872	U	O5'-P-OP2	-5.94	100.36	105.70
36	1	985	U	C5-C4-O4	-5.94	122.34	125.90
36	1	1170	A	N9-C4-C5	-5.94	103.42	105.80
36	1	2978	U	N1-C2-N3	5.94	118.46	114.90
1	6	315	A	C8-N9-C4	-5.94	103.42	105.80
36	5	947	G	N1-C2-N2	-5.94	110.86	116.20
36	5	1868	G	C8-N9-C4	5.94	108.78	106.40
36	5	3153	U	N1-C2-O2	5.94	126.96	122.80
36	1	616	G	C5-C6-O6	-5.94	125.04	128.60
36	5	2725	U	O5'-P-OP1	-5.94	100.36	105.70
1	2	73	U	OP1-P-O3'	5.93	118.26	105.20
1	2	582	U	C5-C6-N1	5.93	125.67	122.70
36	1	68	C	C2-N3-C4	-5.93	116.93	119.90
1	6	371	G	N3-C4-C5	-5.93	125.63	128.60
36	5	1506	A	C8-N9-C4	-5.93	103.43	105.80
36	5	2631	U	C2-N3-C4	-5.93	123.44	127.00
36	5	2649	A	N7-C8-N9	5.93	116.77	113.80
1	2	1463	C	C6-N1-C2	5.93	122.67	120.30
36	1	1489	A	N1-C6-N6	5.93	122.16	118.60
61	N5	34	LEU	CA-CB-CG	5.93	128.95	115.30
36	1	32	U	O5'-P-OP2	-5.93	100.36	105.70
36	1	111	C	N3-C4-C5	5.93	124.27	121.90
36	1	1889	G	C5-C6-O6	-5.93	125.04	128.60
36	5	926	A	N9-C4-C5	-5.93	103.43	105.80
36	5	2813	A	C4-C5-C6	5.93	119.97	117.00
36	1	639	G	C8-N9-C4	5.93	108.77	106.40
36	1	3319	U	P-O3'-C3'	5.93	126.81	119.70
1	6	813	U	N3-C2-O2	-5.93	118.05	122.20

Continued on next page...

Continued from previous page...

Mol	Chain	Res	Type	Atoms	Z	Observed(°)	Ideal(°)
36	5	34	A	OP2-P-O3'	5.93	118.25	105.20
36	5	2169	G	C5-C6-N1	5.93	114.47	111.50
36	5	2796	G	N9-C4-C5	-5.93	103.03	105.40
37	7	101	G	C8-N9-C4	5.93	108.77	106.40
36	1	189	G	N1-C6-O6	-5.93	116.34	119.90
36	5	2293	C	C5-C4-N4	-5.93	116.05	120.20
1	2	1490	C	C6-N1-C2	-5.92	117.93	120.30
36	1	2200	U	N3-C4-C5	-5.92	111.05	114.60
36	1	2906	C	C6-N1-C2	-5.92	117.93	120.30
36	1	3362	A	N1-C2-N3	5.92	132.26	129.30
38	4	23	U	O5'-P-OP1	-5.92	100.37	105.70
36	5	2133	U	OP2-P-O3'	5.92	118.23	105.20
36	1	53	G	N3-C4-N9	5.92	129.55	126.00
36	1	1279	C	C6-N1-C2	-5.92	117.93	120.30
1	2	1671	A	O5'-P-OP1	-5.92	100.37	105.70
36	1	2139	A	N1-C6-N6	-5.92	115.05	118.60
36	1	225	C	N3-C4-N4	5.92	122.14	118.00
36	1	2212	C	OP2-P-O3'	5.92	118.22	105.20
36	1	2162	U	N1-C2-O2	5.92	126.94	122.80
36	5	887	G	N1-C6-O6	-5.92	116.35	119.90
36	1	1906	G	N1-C6-O6	5.92	123.45	119.90
36	5	2843	U	C2-N1-C1'	5.92	124.80	117.70
1	2	1023	A	O5'-P-OP2	-5.91	100.38	105.70
36	1	1300	G	N3-C4-N9	5.91	129.55	126.00
36	1	957	C	C2-N3-C4	-5.91	116.94	119.90
36	1	2872	A	C5-C6-N1	5.91	120.66	117.70
37	3	67	G	C8-N9-C4	5.91	108.76	106.40
1	2	1241	G	O4'-C1'-N9	5.91	112.93	108.20
36	1	859	G	C4-C5-C6	5.91	122.34	118.80
36	1	1156	C	N3-C2-O2	-5.91	117.77	121.90
1	6	165	G	C8-N9-C4	-5.91	104.04	106.40
36	5	1914	G	N1-C6-O6	-5.91	116.35	119.90
36	5	2201	G	N1-C6-O6	-5.91	116.36	119.90
36	1	859	G	N1-C2-N2	-5.91	110.89	116.20
1	6	1649	G	N1-C2-N2	-5.91	110.89	116.20
36	5	753	C	O5'-P-OP1	5.91	117.79	110.70
36	1	967	A	N1-C2-N3	5.90	132.25	129.30
36	1	2954	U	C6-N1-C2	5.90	124.54	121.00
36	5	699	A	C2-N3-C4	-5.90	107.65	110.60
36	5	807	A	C8-N9-C4	-5.90	103.44	105.80
36	5	937	G	O4'-C1'-N9	5.90	112.92	108.20
1	2	734	A	P-O3'-C3'	5.90	126.78	119.70

Continued on next page...

Continued from previous page...

Mol	Chain	Res	Type	Atoms	Z	Observed(°)	Ideal(°)
36	1	2286	U	N3-C2-O2	-5.90	118.07	122.20
1	6	352	A	O4'-C1'-N9	-5.90	103.48	108.20
36	5	2366	C	C2-N3-C4	5.90	122.85	119.90
36	1	641	C	N3-C4-C5	5.90	124.26	121.90
36	1	663	C	N3-C4-N4	5.90	122.13	118.00
36	1	1330	A	N1-C6-N6	5.90	122.14	118.60
36	1	1420	C	N3-C4-C5	-5.90	119.54	121.90
36	1	2651	G	C6-C5-N7	5.90	133.94	130.40
36	1	2688	U	N1-C2-N3	-5.90	111.36	114.90
36	5	339	C	C6-N1-C1'	5.90	127.88	120.80
36	5	960	U	C2-N3-C4	-5.90	123.46	127.00
36	5	1329	U	N1-C2-N3	5.90	118.44	114.90
36	5	2329	C	N3-C4-N4	-5.90	113.87	118.00
36	5	2385	G	C2-N3-C4	-5.90	108.95	111.90
36	5	2626	A	C4-C5-C6	5.90	119.95	117.00
36	5	2957	G	O5'-P-OP1	-5.90	100.39	105.70
36	5	3242	G	C8-N9-C4	-5.90	104.04	106.40
36	1	59	G	C6-C5-N7	-5.90	126.86	130.40
36	1	2112	U	P-O3'-C3'	5.90	126.78	119.70
36	1	2831	G	C5-C6-O6	-5.90	125.06	128.60
1	6	1127	G	N1-C2-N3	5.90	127.44	123.90
36	5	2849	C	N3-C4-N4	5.90	122.13	118.00
37	7	71	G	C5-C6-O6	-5.90	125.06	128.60
36	5	3334	U	N3-C2-O2	-5.90	118.07	122.20
36	1	2369	G	N3-C4-N9	5.90	129.54	126.00
36	5	344	A	O5'-P-OP1	-5.90	100.39	105.70
36	5	365	A	N9-C4-C5	-5.90	103.44	105.80
36	5	1803	C	C6-N1-C2	5.90	122.66	120.30
38	8	111	A	C2-N3-C4	-5.90	107.65	110.60
36	1	641	C	OP1-P-OP2	5.89	128.44	119.60
36	1	2763	U	C5-C4-O4	-5.89	122.36	125.90
36	5	966	U	O5'-P-OP2	-5.89	100.39	105.70
73	o7	65	ARG	NE-CZ-NH1	5.89	123.25	120.30
36	1	2699	G	C6-C5-N7	-5.89	126.86	130.40
36	1	3172	A	C8-N9-C4	5.89	108.16	105.80
1	6	1	U	N1-C2-O2	5.89	126.92	122.80
36	5	812	G	C5-C6-O6	5.89	132.14	128.60
36	5	1496	C	C6-N1-C2	-5.89	117.94	120.30
36	1	1855	U	N3-C2-O2	-5.89	118.08	122.20
36	1	918	C	OP2-P-O3'	5.89	118.16	105.20
36	1	1103	A	P-O3'-C3'	5.89	126.77	119.70
36	5	1117	G	N7-C8-N9	-5.89	110.16	113.10

Continued on next page...

Continued from previous page...

Mol	Chain	Res	Type	Atoms	Z	Observed(°)	Ideal(°)
36	1	2418	G	C2-N3-C4	5.89	114.84	111.90
36	1	640	U	C5-C4-O4	-5.89	122.37	125.90
36	1	1438	U	C4-C5-C6	5.89	123.23	119.70
36	1	1515	A	C2-N3-C4	-5.89	107.66	110.60
1	6	3	U	C6-N1-C2	5.89	124.53	121.00
1	6	18	C	C6-N1-C2	-5.89	117.94	120.30
36	5	644	G	C5-C6-O6	5.89	132.13	128.60
36	5	799	G	O5'-P-OP1	-5.89	100.40	105.70
36	5	2710	C	C4-C5-C6	5.89	120.34	117.40
1	2	110	U	N3-C2-O2	-5.88	118.08	122.20
36	1	2938	G	OP1-P-OP2	5.88	128.43	119.60
36	1	1316	C	N1-C2-N3	5.88	123.32	119.20
1	6	1766	A	C5-C6-N1	-5.88	114.76	117.70
36	5	385	A	C8-N9-C4	5.88	108.15	105.80
36	1	2647	A	N1-C2-N3	5.88	132.24	129.30
36	1	2210	G	O5'-P-OP2	-5.88	100.41	105.70
36	1	2693	C	N3-C4-C5	5.88	124.25	121.90
36	5	1127	G	C4-C5-N7	5.88	113.15	110.80
36	5	1308	A	OP1-P-OP2	-5.88	110.78	119.60
36	5	3220	G	N1-C6-O6	-5.88	116.37	119.90
37	7	96	U	C6-N1-C2	-5.88	117.47	121.00
1	2	89	G	C8-N9-C4	5.88	108.75	106.40
1	2	624	G	N1-C6-O6	-5.88	116.37	119.90
1	6	53	G	N1-C6-O6	-5.88	116.37	119.90
36	5	959	C	O4'-C1'-N1	5.88	112.90	108.20
37	7	104	A	O5'-P-OP2	-5.88	100.41	105.70
36	5	1604	G	N3-C4-N9	5.88	129.53	126.00
36	1	895	A	C5-C6-N1	-5.88	114.76	117.70
36	1	2862	U	C5-C6-N1	-5.88	119.76	122.70
36	5	1379	G	C8-N9-C4	5.88	108.75	106.40
36	1	200	C	C2-N1-C1'	5.87	125.26	118.80
36	1	885	U	C5-C6-N1	-5.87	119.76	122.70
36	5	1866	C	C4-C5-C6	-5.87	114.46	117.40
36	5	2796	G	O5'-P-OP2	-5.87	100.42	105.70
36	5	2936	A	O5'-P-OP1	-5.87	100.41	105.70
36	1	304	G	C6-C5-N7	5.87	133.92	130.40
36	1	1879	A	O5'-P-OP1	5.87	117.75	110.70
36	1	2402	A	O5'-P-OP2	-5.87	100.42	105.70
36	1	3141	A	OP2-P-O3'	5.87	118.12	105.20
36	5	1300	G	N1-C6-O6	5.87	123.42	119.90
1	2	1761	U	P-O3'-C3'	5.87	126.74	119.70
36	5	403	C	OP1-P-OP2	5.87	128.41	119.60

Continued on next page...

Continued from previous page...

Mol	Chain	Res	Type	Atoms	Z	Observed(°)	Ideal(°)
1	2	1361	U	N1-C2-O2	5.87	126.91	122.80
36	1	2619	G	C5-N7-C8	5.87	107.23	104.30
36	1	2651	G	C4-C5-N7	-5.87	108.45	110.80
36	5	1496	C	C5-C6-N1	5.87	123.94	121.00
36	1	1834	U	N3-C4-C5	-5.87	111.08	114.60
1	2	349	U	N3-C2-O2	-5.87	118.09	122.20
1	2	447	U	C6-N1-C2	-5.87	117.48	121.00
36	5	1902	G	N3-C2-N2	-5.87	115.79	119.90
36	5	2182	A	N1-C2-N3	5.86	132.23	129.30
36	5	2296	A	C4-C5-N7	5.86	113.63	110.70
36	5	3380	U	C5-C4-O4	5.86	129.42	125.90
1	2	736	C	C5-C6-N1	5.86	123.93	121.00
44	L7	163	LEU	CA-CB-CG	-5.86	101.82	115.30
36	5	835	G	C5-C6-N1	5.86	114.43	111.50
36	5	1115	G	N9-C4-C5	5.86	107.74	105.40
36	1	1116	G	C2-N3-C4	5.86	114.83	111.90
36	5	519	A	N1-C6-N6	5.86	122.11	118.60
36	5	804	C	C4-C5-C6	5.86	120.33	117.40
36	5	970	A	N1-C2-N3	5.86	132.23	129.30
36	5	2831	G	C2-N3-C4	5.86	114.83	111.90
36	1	363	G	C5-C6-O6	-5.86	125.09	128.60
36	1	793	C	N3-C2-O2	5.86	126.00	121.90
36	1	2745	G	O5'-P-OP1	-5.86	100.43	105.70
1	6	1032	G	N9-C4-C5	-5.86	103.06	105.40
36	5	1361	U	C5-C6-N1	5.86	125.63	122.70
36	1	1115	G	C6-C5-N7	-5.86	126.89	130.40
38	4	25	G	N1-C6-O6	-5.86	116.39	119.90
36	5	785	G	C5-C6-N1	5.86	114.43	111.50
36	1	1294	A	C8-N9-C4	-5.85	103.46	105.80
1	6	1560	U	C5-C4-O4	5.85	129.41	125.90
36	5	672	A	N1-C6-N6	5.85	122.11	118.60
36	1	681	U	N3-C4-O4	5.85	123.50	119.40
36	1	1317	A	C2-N3-C4	5.85	113.53	110.60
36	5	747	A	C8-N9-C4	-5.85	103.46	105.80
36	5	2190	U	N1-C2-N3	5.85	118.41	114.90
36	1	88	A	N1-C6-N6	5.85	122.11	118.60
36	5	934	G	C8-N9-C1'	-5.85	119.39	127.00
36	5	1371	G	N3-C4-C5	-5.85	125.67	128.60
36	5	1440	G	C5-C6-O6	5.85	132.11	128.60
36	5	2938	G	C2-N3-C4	5.85	114.83	111.90
36	1	210	U	N1-C2-O2	-5.85	118.70	122.80
36	1	1374	G	N1-C2-N2	-5.85	110.94	116.20

Continued on next page...

Continued from previous page...

Mol	Chain	Res	Type	Atoms	Z	Observed(°)	Ideal(°)
36	1	2134	G	C5-C6-N1	5.85	114.42	111.50
36	1	2402	A	C8-N9-C4	-5.85	103.46	105.80
36	1	2958	A	C5-C6-N1	5.85	120.62	117.70
37	3	81	U	C6-N1-C1'	-5.85	113.01	121.20
1	6	879	G	N1-C6-O6	-5.85	116.39	119.90
36	5	503	C	C5-C4-N4	-5.85	116.11	120.20
36	5	3304	U	O5'-P-OP2	-5.85	100.44	105.70
36	5	530	G	O4'-C1'-N9	5.85	112.88	108.20
36	5	1083	G	O5'-P-OP1	-5.85	100.44	105.70
36	5	2753	G	C8-N9-C4	-5.85	104.06	106.40
1	2	1199	G	O5'-P-OP2	-5.84	100.44	105.70
36	1	421	G	C8-N9-C1'	-5.84	119.40	127.00
38	4	25	G	C5-C6-O6	5.84	132.11	128.60
36	5	439	C	C6-N1-C2	-5.84	117.96	120.30
36	5	2335	G	N9-C4-C5	5.84	107.74	105.40
36	5	3142	A	N1-C6-N6	5.84	122.11	118.60
36	1	1596	C	C5-C6-N1	-5.84	118.08	121.00
36	5	3060	C	C5-C4-N4	-5.84	116.11	120.20
36	1	785	G	C2-N3-C4	5.84	114.82	111.90
36	1	906	A	C8-N9-C4	-5.84	103.46	105.80
36	1	1365	G	C8-N9-C4	-5.84	104.06	106.40
36	5	2114	C	OP1-P-OP2	5.84	128.36	119.60
36	1	2369	G	C5-C6-O6	-5.84	125.10	128.60
36	1	2653	C	N3-C2-O2	-5.84	117.81	121.90
36	5	925	A	C6-N1-C2	-5.84	115.10	118.60
36	5	1307	G	OP1-P-O3'	5.84	118.04	105.20
36	5	2364	G	O4'-C1'-N9	5.84	112.87	108.20
1	2	42	G	C8-N9-C4	5.84	108.73	106.40
36	1	2249	G	N3-C4-N9	5.84	129.50	126.00
44	17	163	LEU	CB-CG-CD1	-5.84	101.08	111.00
1	2	610	G	N1-C6-O6	5.83	123.40	119.90
63	n7	134	LEU	CA-CB-CG	5.83	128.72	115.30
1	6	1006	C	N1-C2-O2	-5.83	115.40	118.90
1	6	1698	G	P-O3'-C3'	5.83	126.70	119.70
36	5	924	G	N3-C4-C5	5.83	131.52	128.60
36	5	947	G	N3-C2-N2	5.83	123.98	119.90
36	5	1911	A	N1-C6-N6	5.83	122.10	118.60
1	2	159	U	C2-N1-C1'	-5.83	110.70	117.70
1	2	453	U	N1-C2-N3	5.83	118.40	114.90
1	2	1269	U	C5-C6-N1	5.83	125.62	122.70
36	1	776	U	C2-N3-C4	-5.83	123.50	127.00
36	1	958	C	N1-C2-N3	5.83	123.28	119.20

Continued on next page...

Continued from previous page...

Mol	Chain	Res	Type	Atoms	Z	Observed(°)	Ideal(°)
36	1	2912	G	C2-N3-C4	5.83	114.82	111.90
36	5	2650	U	C2-N3-C4	-5.83	123.50	127.00
36	5	2765	C	C6-N1-C2	-5.83	117.97	120.30
36	5	2943	G	C4-C5-N7	5.83	113.13	110.80
36	5	2965	U	N3-C2-O2	5.83	126.28	122.20
36	1	970	A	N1-C2-N3	5.83	132.22	129.30
36	1	1400	G	C8-N9-C1'	-5.83	119.42	127.00
36	1	2618	G	N1-C2-N2	-5.83	110.95	116.20
36	1	2827	U	C6-N1-C1'	5.83	129.36	121.20
1	6	323	A	C8-N9-C4	-5.83	103.47	105.80
36	5	1405	U	C2-N3-C4	-5.83	123.50	127.00
36	5	2231	C	C2-N1-C1'	5.83	125.21	118.80
36	5	2892	A	N1-C6-N6	-5.83	115.10	118.60
36	5	3101	G	C5-C6-O6	5.83	132.10	128.60
1	2	1141	G	N1-C6-O6	-5.83	116.40	119.90
36	1	1197	A	N1-C6-N6	5.83	122.10	118.60
36	1	1445	U	C2-N1-C1'	-5.83	110.71	117.70
36	1	1481	A	N1-C6-N6	5.83	122.10	118.60
36	5	112	U	O4'-C1'-N1	5.83	112.86	108.20
36	5	2980	U	C2-N3-C4	-5.83	123.50	127.00
36	1	612	U	C5-C6-N1	-5.83	119.79	122.70
36	1	716	A	C5-C6-N6	-5.83	119.04	123.70
36	5	1190	A	C5-C6-N6	5.83	128.36	123.70
36	1	54	C	N3-C4-N4	-5.82	113.92	118.00
36	1	1056	U	C5-C6-N1	5.82	125.61	122.70
36	1	3362	A	C4-C5-N7	5.82	113.61	110.70
1	6	596	C	C6-N1-C2	5.82	122.63	120.30
36	5	1483	G	C5-C6-O6	5.82	132.09	128.60
37	7	90	U	N3-C4-C5	5.82	118.09	114.60
36	1	3278	C	C5-C4-N4	5.82	124.28	120.20
1	2	1302	U	N3-C4-O4	5.82	123.47	119.40
36	1	2850	G	C4-C5-N7	5.82	113.13	110.80
1	6	1780	G	C4-C5-N7	5.82	113.13	110.80
36	5	1460	A	O5'-P-OP2	-5.82	100.46	105.70
1	2	933	A	C8-N9-C4	-5.82	103.47	105.80
36	5	1879	A	O5'-P-OP2	-5.82	100.46	105.70
36	1	633	C	N1-C2-O2	-5.82	115.41	118.90
36	1	640	U	N1-C2-N3	5.82	118.39	114.90
36	1	2600	C	N3-C2-O2	-5.82	117.83	121.90
1	6	1340	U	N1-C2-O2	5.82	126.87	122.80
36	5	1507	G	N3-C2-N2	-5.82	115.83	119.90
36	5	2142	A	OP1-P-O3'	5.82	118.00	105.20

Continued on next page...

Continued from previous page...

Mol	Chain	Res	Type	Atoms	Z	Observed(°)	Ideal(°)
1	2	121	U	N3-C2-O2	-5.82	118.13	122.20
1	2	1560	U	C5-C4-O4	5.82	129.39	125.90
36	1	821	U	N3-C4-O4	-5.82	115.33	119.40
36	1	1116	G	C5-N7-C8	-5.82	101.39	104.30
36	1	1440	G	N3-C2-N2	5.82	123.97	119.90
1	6	635	A	OP2-P-O3'	5.82	118.00	105.20
36	5	655	C	C6-N1-C2	-5.82	117.97	120.30
36	5	1461	A	N7-C8-N9	-5.82	110.89	113.80
36	5	1104	G	N7-C8-N9	5.81	116.01	113.10
36	1	36	C	N1-C2-O2	5.81	122.39	118.90
36	1	2799	A	N1-C2-N3	5.81	132.21	129.30
1	6	489	C	C2-N1-C1'	5.81	125.19	118.80
1	6	1022	C	O5'-P-OP1	-5.81	100.47	105.70
36	5	959	C	C4-C5-C6	-5.81	114.49	117.40
36	5	1513	G	N9-C4-C5	5.81	107.72	105.40
36	5	1589	A	C5-C6-N1	5.81	120.61	117.70
36	5	2930	A	O4'-C1'-N9	5.81	112.85	108.20
36	1	131	C	C6-N1-C2	-5.81	117.98	120.30
36	1	639	G	OP1-P-OP2	-5.81	110.89	119.60
36	1	2883	U	C4-C5-C6	-5.81	116.22	119.70
36	5	412	G	N9-C4-C5	5.81	107.72	105.40
36	5	2295	A	N9-C4-C5	-5.81	103.48	105.80
36	5	2351	U	C6-N1-C2	-5.81	117.51	121.00
1	2	1059	U	C2-N1-C1'	5.81	124.67	117.70
36	1	1380	G	C2-N3-C4	-5.81	109.00	111.90
36	1	1552	G	N1-C6-O6	5.81	123.39	119.90
36	1	3344	A	C2-N3-C4	-5.81	107.70	110.60
36	1	1329	U	O4'-C1'-N1	5.80	112.84	108.20
36	1	1876	U	C2-N1-C1'	5.80	124.67	117.70
36	1	2154	U	C2-N1-C1'	5.80	124.67	117.70
1	6	767	U	C5-C4-O4	5.80	129.38	125.90
36	1	2306	C	N3-C2-O2	-5.80	117.84	121.90
36	1	2366	C	O5'-P-OP2	-5.80	100.48	105.70
38	4	140	G	N9-C4-C5	5.80	107.72	105.40
36	5	2524	A	N7-C8-N9	5.80	116.70	113.80
36	5	2944	U	OP2-P-O3'	5.80	117.97	105.20
1	2	1536	G	C4-N9-C1'	5.80	134.04	126.50
36	5	1493	G	O4'-C1'-N9	5.80	112.84	108.20
36	5	2354	C	N1-C2-O2	-5.80	115.42	118.90
36	1	652	G	N3-C4-N9	5.80	129.48	126.00
36	1	897	U	N1-C2-O2	5.80	126.86	122.80
36	5	942	U	O5'-P-OP1	5.80	117.66	110.70

Continued on next page...

Continued from previous page...

Mol	Chain	Res	Type	Atoms	Z	Observed(°)	Ideal(°)
36	5	1660	C	C6-N1-C2	-5.80	117.98	120.30
36	5	820	A	C8-N9-C4	-5.80	103.48	105.80
36	5	1076	C	C6-N1-C2	-5.80	117.98	120.30
1	2	1629	G	N1-C2-N2	-5.80	110.98	116.20
36	1	73	C	N3-C4-C5	-5.80	119.58	121.90
36	1	199	A	O4'-C1'-N9	5.80	112.84	108.20
36	1	921	A	N9-C4-C5	-5.80	103.48	105.80
36	1	2363	A	C5-C6-N6	5.80	128.34	123.70
1	6	422	G	C8-N9-C4	-5.80	104.08	106.40
36	5	2684	C	O5'-P-OP2	-5.80	100.48	105.70
36	1	641	C	N1-C2-O2	-5.79	115.42	118.90
37	3	95	A	C6-C5-N7	-5.79	128.24	132.30
36	5	1412	G	C5-N7-C8	-5.79	101.40	104.30
36	5	2425	G	N3-C4-N9	-5.79	122.52	126.00
36	5	2812	C	C6-N1-C2	-5.79	117.98	120.30
1	2	186	C	C2-N1-C1'	5.79	125.17	118.80
1	2	610	G	C8-N9-C1'	-5.79	119.47	127.00
36	1	388	G	N3-C2-N2	-5.79	115.84	119.90
36	1	808	A	N7-C8-N9	-5.79	110.90	113.80
36	5	2724	U	C6-N1-C2	-5.79	117.52	121.00
36	1	632	G	N3-C2-N2	5.79	123.95	119.90
36	1	645	A	C2-N3-C4	5.79	113.50	110.60
36	1	2714	G	C4-C5-N7	5.79	113.12	110.80
36	5	2808	A	C4-C5-N7	5.79	113.60	110.70
37	7	36	C	N1-C2-O2	5.79	122.38	118.90
1	2	396	G	C5-C6-O6	-5.79	125.13	128.60
36	1	1141	C	C4-C5-C6	5.79	120.30	117.40
38	4	32	C	N3-C4-C5	5.79	124.22	121.90
36	5	632	G	C2-N3-C4	5.79	114.79	111.90
36	5	2765	C	C5-C6-N1	5.79	123.89	121.00
36	5	2978	U	N3-C4-O4	-5.79	115.35	119.40
1	2	992	A	N3-C4-C5	5.79	130.85	126.80
1	2	1657	U	O4'-C1'-N1	5.79	112.83	108.20
36	1	1555	U	C5-C6-N1	-5.79	119.81	122.70
36	1	1858	A	C8-N9-C4	-5.79	103.49	105.80
36	1	2417	U	O5'-P-OP2	5.79	117.64	110.70
1	6	351	C	C2-N1-C1'	5.79	125.17	118.80
36	5	1064	A	N1-C6-N6	5.79	122.07	118.60
36	5	1083	G	OP1-P-OP2	5.79	128.28	119.60
36	5	1301	A	N9-C4-C5	-5.79	103.49	105.80
36	5	1770	G	C4-N9-C1'	5.79	134.02	126.50
36	1	1444	G	N9-C4-C5	-5.78	103.09	105.40

Continued on next page...

Continued from previous page...

Mol	Chain	Res	Type	Atoms	Z	Observed(°)	Ideal(°)
36	1	2772	C	O4'-C1'-N1	5.78	112.83	108.20
1	6	351	C	C4-C5-C6	5.78	120.29	117.40
36	5	881	C	C2-N3-C4	5.78	122.79	119.90
1	2	42	G	C5-C6-O6	5.78	132.07	128.60
36	1	2602	G	OP2-P-O3'	5.78	117.92	105.20
59	N3	48	ARG	NE-CZ-NH1	5.78	123.19	120.30
36	5	1075	A	N7-C8-N9	-5.78	110.91	113.80
36	1	578	A	O5'-P-OP1	-5.78	100.50	105.70
36	1	2369	G	C2-N3-C4	5.78	114.79	111.90
36	1	3275	U	OP1-P-O3'	5.78	117.92	105.20
1	6	1654	G	C4-C5-N7	5.78	113.11	110.80
1	6	1777	G	O5'-P-OP1	-5.78	100.50	105.70
36	5	2353	G	N3-C4-C5	-5.78	125.71	128.60
36	5	2836	C	O4'-C1'-N1	5.78	112.82	108.20
36	5	2889	C	N3-C4-C5	5.78	124.21	121.90
36	5	3219	G	OP2-P-O3'	5.78	117.92	105.20
1	2	453	U	C6-N1-C2	-5.78	117.53	121.00
36	1	401	U	N1-C2-O2	-5.78	118.75	122.80
36	1	656	A	C4-C5-C6	5.78	119.89	117.00
36	1	1377	G	N3-C2-N2	5.78	123.95	119.90
36	1	909	G	N7-C8-N9	-5.78	110.21	113.10
48	m1	112	LEU	CA-CB-CG	5.78	128.59	115.30
36	1	1131	G	C8-N9-C4	5.78	108.71	106.40
44	L7	239	LEU	CA-CB-CG	5.77	128.58	115.30
1	6	1654	G	C5-C6-O6	-5.77	125.14	128.60
36	5	51	A	OP1-P-OP2	-5.77	110.94	119.60
36	5	1304	A	N1-C6-N6	5.77	122.06	118.60
36	5	2858	U	C2-N1-C1'	5.77	124.63	117.70
36	1	351	A	OP1-P-OP2	5.77	128.26	119.60
1	6	310	C	N3-C4-C5	-5.77	119.59	121.90
1	6	1769	U	C6-N1-C2	5.77	124.46	121.00
36	1	277	G	O4'-C1'-N9	5.77	112.82	108.20
36	5	1177	G	C6-N1-C2	-5.77	121.64	125.10
38	4	113	U	N3-C4-O4	-5.77	115.36	119.40
36	5	946	U	N3-C2-O2	-5.77	118.16	122.20
36	5	1516	C	N1-C2-O2	5.77	122.36	118.90
36	5	2632	G	C5-C6-O6	5.77	132.06	128.60
36	5	2824	G	C6-N1-C2	-5.77	121.64	125.10
36	1	679	U	O5'-P-OP2	-5.77	100.51	105.70
1	6	1389	C	N1-C2-O2	5.77	122.36	118.90
36	5	189	G	N1-C2-N2	-5.77	111.01	116.20
36	5	931	C	C2-N3-C4	-5.77	117.02	119.90

Continued on next page...

Continued from previous page...

Mol	Chain	Res	Type	Atoms	Z	Observed(°)	Ideal(°)
36	5	3368	U	N1-C2-O2	-5.77	118.76	122.80
36	1	2932	U	O5'-P-OP2	-5.77	100.51	105.70
36	5	2408	U	C5-C6-N1	-5.77	119.82	122.70
1	2	351	C	N3-C4-C5	5.76	124.21	121.90
36	1	1381	A	C5-C6-N6	-5.76	119.09	123.70
36	1	2380	U	C2-N3-C4	-5.76	123.54	127.00
36	1	2878	G	OP1-P-O3'	5.76	117.88	105.20
36	1	2888	U	C6-N1-C2	5.76	124.46	121.00
36	1	2906	C	N1-C2-N3	5.76	123.23	119.20
1	6	39	A	O4'-C1'-N9	5.76	112.81	108.20
1	6	57	G	O5'-P-OP2	-5.76	100.51	105.70
36	1	1152	G	O4'-C1'-N9	5.76	112.81	108.20
36	5	3013	U	N1-C2-O2	5.76	126.83	122.80
36	5	3275	U	C6-N1-C2	-5.76	117.54	121.00
36	1	1002	A	C4-C5-C6	-5.76	114.12	117.00
1	6	417	A	C4-C5-C6	5.76	119.88	117.00
36	5	2305	G	O4'-C1'-N9	5.76	112.81	108.20
18	C6	53	LEU	CA-CB-CG	-5.76	102.06	115.30
36	1	400	G	N3-C2-N2	-5.76	115.87	119.90
36	1	786	A	C5-C6-N6	5.76	128.31	123.70
37	3	88	G	N3-C4-C5	-5.76	125.72	128.60
1	6	92	A	N9-C4-C5	-5.76	103.50	105.80
36	5	419	G	C5-C6-O6	-5.76	125.14	128.60
36	5	1447	G	C5-C6-O6	-5.76	125.14	128.60
36	5	1866	C	O4'-C1'-N1	-5.76	103.59	108.20
36	5	2324	A	N1-C6-N6	5.76	122.06	118.60
1	2	1291	G	C8-N9-C1'	5.76	134.49	127.00
36	5	937	G	N3-C4-C5	-5.76	125.72	128.60
36	5	2719	U	C6-N1-C1'	5.76	129.26	121.20
36	5	1101	G	N3-C2-N2	5.75	123.93	119.90
36	5	1373	A	O5'-P-OP2	-5.75	100.52	105.70
37	3	85	G	OP2-P-O3'	5.75	117.86	105.20
1	6	10	G	N1-C6-O6	-5.75	116.45	119.90
36	5	2412	G	C8-N9-C4	-5.75	104.10	106.40
36	5	512	U	N3-C2-O2	-5.75	118.17	122.20
36	1	805	G	N9-C4-C5	-5.75	103.10	105.40
36	1	2279	A	C5-C6-N6	-5.75	119.10	123.70
36	1	1400	G	N3-C4-N9	5.75	129.45	126.00
36	1	2818	U	C5-C6-N1	5.75	125.57	122.70
36	5	83	U	C6-N1-C1'	-5.75	113.15	121.20
36	5	933	A	C6-N1-C2	-5.75	115.15	118.60
36	5	3005	A	C8-N9-C4	-5.75	103.50	105.80

Continued on next page...

Continued from previous page...

Mol	Chain	Res	Type	Atoms	Z	Observed(°)	Ideal(°)
36	1	964	G	OP2-P-O3'	5.75	117.84	105.20
1	2	619	A	N1-C6-N6	-5.74	115.15	118.60
1	6	321	C	C6-N1-C2	-5.74	118.00	120.30
36	5	1064	A	N9-C4-C5	-5.74	103.50	105.80
36	5	2333	C	OP2-P-O3'	5.74	117.84	105.20
77	q1	9	ARG	NE-CZ-NH2	-5.74	117.43	120.30
36	5	2339	C	O4'-C1'-N1	-5.74	103.61	108.20
36	1	2371	G	N3-C4-N9	5.74	129.44	126.00
36	1	2873	U	O4'-C1'-N1	5.74	112.79	108.20
36	1	2912	G	N3-C4-C5	-5.74	125.73	128.60
36	1	3362	A	N1-C6-N6	5.74	122.05	118.60
38	4	17	A	C5-C6-N1	-5.74	114.83	117.70
62	N6	126	LEU	CA-CB-CG	5.74	128.50	115.30
1	6	92	A	C8-N9-C4	5.74	108.10	105.80
1	6	1745	G	C5-C6-N1	5.74	114.37	111.50
36	5	2429	G	C8-N9-C4	-5.74	104.10	106.40
36	5	2394	G	OP1-P-O3'	5.74	117.82	105.20
36	5	3334	U	N1-C2-N3	5.74	118.34	114.90
65	n9	23	LYS	C-N-CD	5.74	140.45	128.40
36	1	1790	G	C5-C6-O6	-5.74	125.16	128.60
1	2	110	U	C6-N1-C2	-5.74	117.56	121.00
36	1	2850	G	C6-C5-N7	-5.74	126.96	130.40
1	6	25	C	C6-N1-C2	-5.74	118.00	120.30
1	6	1432	U	O4'-C1'-N1	5.74	112.79	108.20
36	5	1342	C	C2-N3-C4	-5.74	117.03	119.90
36	5	1526	U	N1-C2-O2	-5.74	118.78	122.80
1	2	390	G	N1-C2-N2	5.73	121.36	116.20
36	1	2281	A	O4'-C1'-N9	5.73	112.79	108.20
36	5	2621	G	N1-C6-O6	5.73	123.34	119.90
36	5	2625	C	OP1-P-O3'	5.73	117.82	105.20
1	2	360	A	C8-N9-C4	5.73	108.09	105.80
36	1	946	U	N1-C2-N3	5.73	118.34	114.90
36	1	1548	C	N1-C2-O2	-5.73	115.46	118.90
36	5	1375	G	C2-N3-C4	5.73	114.77	111.90
36	5	2426	U	N3-C4-O4	-5.73	115.39	119.40
36	5	2637	A	N1-C6-N6	5.73	122.04	118.60
36	5	2639	G	C4-C5-C6	5.73	122.24	118.80
36	5	2915	U	N3-C2-O2	-5.73	118.19	122.20
36	1	1101	G	C5-C6-O6	5.73	132.04	128.60
36	1	1481	A	N7-C8-N9	5.73	116.67	113.80
1	6	1048	G	C8-N9-C4	5.73	108.69	106.40
36	5	901	G	C2-N3-C4	5.73	114.77	111.90

Continued on next page...

Continued from previous page...

Mol	Chain	Res	Type	Atoms	Z	Observed(°)	Ideal(°)
36	5	1888	U	C2-N3-C4	-5.73	123.56	127.00
36	5	2988	C	C2-N3-C4	-5.73	117.03	119.90
36	5	3008	A	N1-C2-N3	5.73	132.17	129.30
36	5	3154	C	N3-C2-O2	-5.73	117.89	121.90
36	1	3178	A	N1-C2-N3	5.73	132.16	129.30
36	5	1434	G	C5-N7-C8	-5.73	101.44	104.30
36	5	2400	G	C5-C6-O6	-5.73	125.16	128.60
36	5	3136	G	N1-C2-N3	5.73	127.34	123.90
36	5	3207	U	N1-C2-N3	5.73	118.34	114.90
36	5	3368	U	C2-N1-C1'	-5.73	110.83	117.70
36	5	950	G	N9-C4-C5	-5.73	103.11	105.40
36	5	1368	U	N1-C2-O2	-5.73	118.79	122.80
36	1	500	C	C6-N1-C2	-5.72	118.01	120.30
36	1	1834	U	C4-C5-C6	5.72	123.14	119.70
36	1	2631	U	C5-C4-O4	5.72	129.33	125.90
36	1	2855	U	N3-C4-C5	5.72	118.03	114.60
1	2	1422	A	C8-N9-C4	5.72	108.09	105.80
36	1	1369	A	O5'-P-OP2	5.72	117.57	110.70
36	5	1891	A	C6-N1-C2	-5.72	115.17	118.60
36	5	2253	G	O5'-P-OP2	-5.72	100.55	105.70
6	S4	12	LEU	CA-CB-CG	5.72	128.46	115.30
36	5	2400	G	O5'-P-OP2	-5.72	100.55	105.70
36	1	392	G	C5-C6-O6	-5.72	125.17	128.60
36	1	2714	G	C8-N9-C1'	5.72	134.44	127.00
38	4	41	A	N1-C2-N3	5.72	132.16	129.30
1	6	1629	G	OP2-P-O3'	5.72	117.78	105.20
36	5	1060	U	N3-C4-C5	5.72	118.03	114.60
36	5	1421	G	OP2-P-O3'	5.72	117.78	105.20
36	5	3134	A	O5'-P-OP2	-5.72	100.55	105.70
36	1	847	A	N1-C6-N6	5.72	122.03	118.60
36	1	1405	U	C5-C4-O4	-5.72	122.47	125.90
36	1	2848	G	O5'-P-OP2	-5.72	100.55	105.70
36	5	313	A	C8-N9-C4	-5.72	103.51	105.80
24	D2	126	LEU	CA-CB-CG	5.72	128.45	115.30
36	1	1313	G	N1-C6-O6	5.72	123.33	119.90
36	1	3178	A	N9-C4-C5	-5.72	103.51	105.80
1	6	813	U	C2-N1-C1'	5.72	124.56	117.70
36	5	2386	A	C5-N7-C8	-5.72	101.04	103.90
36	1	1664	G	N1-C6-O6	-5.71	116.47	119.90
37	3	11	A	OP2-P-O3'	5.71	117.77	105.20
36	5	2710	C	C5-C6-N1	-5.71	118.14	121.00
36	5	3060	C	N1-C2-O2	-5.71	115.47	118.90

Continued on next page...

Continued from previous page...

Mol	Chain	Res	Type	Atoms	Z	Observed(°)	Ideal(°)
36	1	350	C	N1-C2-N3	5.71	123.20	119.20
36	1	2404	A	N9-C1'-C2'	-5.71	105.72	112.00
36	1	2551	U	C5-C4-O4	5.71	129.33	125.90
38	4	120	C	N1-C2-O2	-5.71	115.47	118.90
36	5	3225	C	O5'-P-OP1	-5.71	100.56	105.70
36	1	1121	U	N1-C2-N3	5.71	118.33	114.90
36	1	1367	G	C5-C6-O6	-5.71	125.17	128.60
36	1	2434	U	C5-C6-N1	-5.71	119.84	122.70
36	5	3296	A	O5'-P-OP2	-5.71	100.56	105.70
1	2	1462	G	C4-C5-N7	5.71	113.08	110.80
36	1	1789	G	N1-C6-O6	-5.71	116.47	119.90
48	M1	112	LEU	CA-CB-CG	5.71	128.43	115.30
1	6	1581	C	N3-C4-C5	5.71	124.18	121.90
36	1	1319	G	N1-C6-O6	-5.71	116.48	119.90
36	1	1520	G	C2-N3-C4	5.71	114.75	111.90
36	1	3374	U	C5-C4-O4	-5.71	122.48	125.90
1	6	255	U	N1-C2-O2	-5.71	118.81	122.80
36	5	663	C	OP1-P-OP2	-5.71	111.04	119.60
38	8	25	G	O5'-P-OP1	5.71	117.55	110.70
36	1	1307	G	C2'-C3'-O3'	5.70	122.82	113.70
36	1	2300	G	N9-C4-C5	5.70	107.68	105.40
36	5	1844	C	N1-C2-N3	5.70	123.19	119.20
36	5	2411	U	C2-N3-C4	-5.70	123.58	127.00
38	8	39	G	N3-C4-N9	5.70	129.42	126.00
47	M0	69	ARG	NE-CZ-NH2	5.70	123.15	120.30
36	5	1902	G	C6-N1-C2	-5.70	121.68	125.10
36	1	199	A	N7-C8-N9	5.70	116.65	113.80
36	1	1002	A	C8-N9-C4	5.70	108.08	105.80
36	1	1180	A	C4-C5-N7	-5.70	107.85	110.70
36	1	2151	C	N1-C2-O2	-5.70	115.48	118.90
1	6	864	U	O4'-C1'-N1	5.70	112.76	108.20
36	5	1126	G	N9-C4-C5	5.70	107.68	105.40
36	5	1913	A	O5'-P-OP1	-5.70	100.57	105.70
36	5	2724	U	OP1-P-O3'	5.70	117.74	105.20
36	5	2908	G	C8-N9-C4	-5.70	104.12	106.40
1	2	1431	C	C6-N1-C2	5.70	122.58	120.30
36	1	2162	U	N3-C4-C5	5.70	118.02	114.60
1	6	543	C	C4-C5-C6	-5.70	114.55	117.40
36	1	2609	A	N1-C6-N6	-5.70	115.18	118.60
38	4	39	G	N3-C2-N2	5.70	123.89	119.90
41	L4	313	LEU	CA-CB-CG	5.70	128.40	115.30
1	6	1473	U	N1-C2-O2	5.70	126.79	122.80

Continued on next page...

Continued from previous page...

Mol	Chain	Res	Type	Atoms	Z	Observed(°)	Ideal(°)
36	5	3062	G	C2-N3-C4	5.70	114.75	111.90
36	1	1517	G	O5'-P-OP1	5.70	117.53	110.70
36	1	2977	G	N7-C8-N9	-5.70	110.25	113.10
36	5	1845	G	C5-C6-N1	5.70	114.35	111.50
36	5	2361	A	P-O3'-C3'	5.70	126.54	119.70
36	1	2654	C	C5-C6-N1	-5.69	118.15	121.00
1	6	778	G	N1-C6-O6	-5.69	116.48	119.90
1	2	830	U	N1-C2-O2	5.69	126.78	122.80
36	1	1118	C	N1-C2-O2	-5.69	115.48	118.90
36	1	2144	A	N3-C4-N9	5.69	131.95	127.40
36	1	2633	U	OP1-P-O3'	5.69	117.72	105.20
36	5	1047	A	C4-C5-N7	5.69	113.55	110.70
36	5	3043	C	N3-C4-C5	5.69	124.18	121.90
37	7	1	G	N7-C8-N9	5.69	115.95	113.10
37	7	73	C	N3-C4-C5	-5.69	119.62	121.90
1	6	558	U	N3-C2-O2	-5.69	118.22	122.20
36	5	359	U	N1-C2-O2	-5.69	118.82	122.80
36	5	927	C	C2-N3-C4	-5.69	117.06	119.90
36	5	1326	A	C5-C6-N1	5.69	120.55	117.70
36	5	3343	G	N3-C2-N2	5.69	123.88	119.90
38	8	100	U	C2-N1-C1'	5.69	124.53	117.70
38	8	111	A	O5'-P-OP2	-5.69	100.58	105.70
36	5	1681	U	N1-C2-O2	-5.69	118.82	122.80
36	1	190	U	C5-C6-N1	-5.69	119.86	122.70
36	1	340	C	C2-N3-C4	-5.69	117.06	119.90
36	1	810	A	OP1-P-OP2	-5.69	111.07	119.60
36	5	1208	U	N3-C2-O2	-5.69	118.22	122.20
36	1	157	A	N1-C6-N6	5.69	122.01	118.60
36	1	1157	G	C4-C5-N7	-5.69	108.53	110.80
36	1	2339	C	OP1-P-O3'	5.69	117.71	105.20
36	1	2405	C	N1-C2-O2	5.69	122.31	118.90
36	5	2794	G	C5-C6-N1	5.69	114.34	111.50
36	1	1157	G	OP2-P-O3'	5.68	117.70	105.20
36	1	2932	U	C2-N1-C1'	-5.68	110.88	117.70
3	s1	47	LEU	CA-CB-CG	5.68	128.37	115.30
36	5	632	G	N3-C4-C5	-5.68	125.76	128.60
36	5	682	U	C6-N1-C1'	5.68	129.16	121.20
36	5	3105	U	C2-N3-C4	-5.68	123.59	127.00
38	8	37	A	O4'-C1'-N9	-5.68	103.65	108.20
36	1	182	U	N3-C4-O4	-5.68	115.42	119.40
36	5	1095	U	N3-C2-O2	-5.68	118.22	122.20
36	5	1127	G	C6-C5-N7	-5.68	126.99	130.40

Continued on next page...

Continued from previous page...

Mol	Chain	Res	Type	Atoms	Z	Observed(°)	Ideal(°)
36	5	1892	G	N3-C2-N2	-5.68	115.92	119.90
36	5	2326	A	C8-N9-C4	5.68	108.07	105.80
36	5	3043	C	N3-C4-N4	-5.68	114.02	118.00
37	7	8	G	N3-C4-C5	-5.68	125.76	128.60
38	8	80	A	C4-C5-C6	5.68	119.84	117.00
36	5	36	C	N3-C4-N4	5.68	121.98	118.00
36	5	1127	G	C5-C6-N1	5.68	114.34	111.50
36	5	1433	A	O4'-C1'-N9	-5.68	103.66	108.20
36	5	2682	C	N3-C4-C5	5.68	124.17	121.90
36	5	2748	A	C8-N9-C4	5.68	108.07	105.80
36	5	3101	G	N1-C6-O6	-5.68	116.49	119.90
36	1	59	G	C5-C6-O6	-5.68	125.19	128.60
36	1	3030	G	C8-N9-C4	-5.68	104.13	106.40
36	1	3171	U	C6-N1-C2	5.68	124.41	121.00
36	5	676	G	OP2-P-O3'	5.68	117.70	105.20
36	5	2343	C	C2-N3-C4	-5.68	117.06	119.90
1	2	402	C	C6-N1-C2	5.68	122.57	120.30
36	1	1180	A	C5-N7-C8	5.68	106.74	103.90
36	1	3280	U	O4'-C1'-N1	5.68	112.74	108.20
36	5	2601	A	N1-C6-N6	-5.68	115.19	118.60
36	5	3196	U	C2-N1-C1'	-5.68	110.89	117.70
37	7	40	C	N1-C2-O2	-5.68	115.49	118.90
36	1	957	C	C5-C6-N1	-5.68	118.16	121.00
36	1	2130	G	N3-C4-C5	-5.68	125.76	128.60
38	4	106	C	C6-N1-C2	5.68	122.57	120.30
1	6	1619	C	C6-N1-C2	-5.68	118.03	120.30
36	5	966	U	C6-N1-C2	-5.68	117.59	121.00
36	5	3309	G	C8-N9-C1'	-5.68	119.62	127.00
36	1	1300	G	C6-C5-N7	-5.67	127.00	130.40
38	4	60	U	C2-N3-C4	-5.67	123.60	127.00
36	5	647	A	C5-C6-N1	-5.67	114.86	117.70
36	5	799	G	C5-C6-N1	5.67	114.34	111.50
36	5	2614	G	N1-C2-N2	-5.67	111.09	116.20
36	1	949	C	C4-C5-C6	5.67	120.24	117.40
36	1	2620	G	N1-C6-O6	5.67	123.30	119.90
36	5	2727	A	C6-N1-C2	-5.67	115.20	118.60
36	1	1331	U	O4'-C1'-N1	-5.67	103.66	108.20
36	1	2621	G	N9-C4-C5	5.67	107.67	105.40
36	1	2723	U	C5-C6-N1	-5.67	119.86	122.70
36	5	861	C	C5-C4-N4	-5.67	116.23	120.20
36	5	1528	G	C5-C6-N1	5.67	114.34	111.50
36	5	2117	A	C8-N9-C4	-5.67	103.53	105.80

Continued on next page...

Continued from previous page...

Mol	Chain	Res	Type	Atoms	Z	Observed(°)	Ideal(°)
36	5	2608	G	OP2-P-O3'	5.67	117.68	105.20
38	8	6	U	C5-C4-O4	-5.67	122.50	125.90
36	5	2420	C	N3-C2-O2	5.67	125.87	121.90
36	5	2628	A	C6-N1-C2	-5.67	115.20	118.60
36	1	579	G	N3-C2-N2	5.67	123.87	119.90
36	1	920	A	N1-C2-N3	5.67	132.13	129.30
36	1	1304	A	OP1-P-OP2	5.67	128.10	119.60
36	1	2642	A	C8-N9-C4	5.67	108.07	105.80
37	3	12	U	N1-C2-N3	-5.67	111.50	114.90
36	5	1434	G	C2-N3-C4	5.67	114.73	111.90
36	5	1669	C	O5'-P-OP1	-5.67	100.60	105.70
36	5	1910	A	C5-C6-N1	5.67	120.53	117.70
36	5	2860	U	C6-N1-C2	5.67	124.40	121.00
36	5	2914	G	C4-N9-C1'	5.67	133.87	126.50
36	1	72	C	C2-N1-C1'	-5.67	112.57	118.80
36	1	368	G	N9-C4-C5	-5.67	103.13	105.40
36	1	1179	A	OP2-P-O3'	5.67	117.67	105.20
36	1	1590	G	C5-C6-O6	5.67	132.00	128.60
36	1	2407	C	N1-C2-O2	-5.67	115.50	118.90
36	5	1437	C	C2-N1-C1'	5.67	125.03	118.80
36	1	1175	C	C2-N3-C4	-5.66	117.07	119.90
36	1	2856	G	C6-C5-N7	5.66	133.80	130.40
36	5	2122	G	N1-C6-O6	-5.66	116.50	119.90
36	5	2434	U	N1-C2-N3	5.66	118.30	114.90
36	5	3331	U	N1-C2-O2	5.66	126.77	122.80
36	1	2821	C	O5'-P-OP2	5.66	117.49	110.70
36	1	2968	G	N1-C6-O6	5.66	123.30	119.90
1	6	1584	G	OP1-P-O3'	5.66	117.66	105.20
36	5	878	G	OP1-P-O3'	5.66	117.66	105.20
1	2	158	U	C5-C6-N1	5.66	125.53	122.70
36	1	206	G	C2-N3-C4	5.66	114.73	111.90
36	1	636	C	N3-C4-C5	5.66	124.16	121.90
36	1	648	C	C4-C5-C6	5.66	120.23	117.40
1	6	334	G	N1-C6-O6	-5.66	116.50	119.90
36	5	3055	U	C2-N1-C1'	5.66	124.49	117.70
36	5	3059	G	C8-N9-C4	5.66	108.66	106.40
36	1	29	C	C5-C6-N1	-5.66	118.17	121.00
36	1	2295	A	C4-C5-N7	5.66	113.53	110.70
36	1	2606	G	C6-C5-N7	-5.66	127.00	130.40
36	5	38	U	O5'-P-OP2	-5.66	100.61	105.70
36	5	882	A	C6-N1-C2	-5.66	115.20	118.60
36	5	1115	G	OP1-P-O3'	5.66	117.65	105.20

Continued on next page...

Continued from previous page...

Mol	Chain	Res	Type	Atoms	Z	Observed(°)	Ideal(°)
36	5	2634	U	N3-C2-O2	-5.66	118.24	122.20
36	5	2815	G	C8-N9-C1'	-5.66	119.64	127.00
36	5	2878	G	N1-C6-O6	-5.66	116.50	119.90
38	8	3	A	C2-N3-C4	5.66	113.43	110.60
36	1	133	U	C5-C4-O4	-5.66	122.51	125.90
36	1	1186	G	N9-C4-C5	-5.66	103.14	105.40
71	O5	36	LEU	CA-CB-CG	5.66	128.31	115.30
36	5	35	A	N1-C6-N6	5.66	121.99	118.60
36	5	745	C	N1-C2-O2	-5.66	115.51	118.90
36	1	608	A	C4-C5-C6	5.66	119.83	117.00
36	1	641	C	C2-N3-C4	-5.66	117.07	119.90
36	1	1129	A	N1-C6-N6	5.66	121.99	118.60
36	1	2620	G	C5-C6-O6	-5.66	125.21	128.60
1	6	120	U	C2-N1-C1'	5.66	124.49	117.70
36	5	1104	G	C4-N9-C1'	5.66	133.85	126.50
36	1	909	G	C8-N9-C4	5.65	108.66	106.40
36	1	2121	G	C5-C6-O6	5.65	131.99	128.60
36	5	646	A	N7-C8-N9	5.65	116.63	113.80
36	5	1193	A	C4-C5-C6	5.65	119.83	117.00
36	5	2644	C	N1-C2-O2	-5.65	115.51	118.90
36	5	3317	U	C5-C4-O4	5.65	129.29	125.90
36	1	304	G	N1-C2-N2	5.65	121.28	116.20
36	1	2817	A	OP1-P-OP2	-5.65	111.12	119.60
1	6	53	G	N3-C4-C5	-5.65	125.77	128.60
36	5	2875	U	C5-C6-N1	-5.65	119.88	122.70
36	5	959	C	C6-N1-C1'	5.65	127.58	120.80
36	5	2147	A	C5-C6-N6	-5.65	119.18	123.70
36	5	2857	C	C2-N3-C4	-5.65	117.08	119.90
37	7	73	C	C5-C6-N1	5.65	123.82	121.00
64	n8	73	LEU	CA-CB-CG	5.65	128.29	115.30
1	2	720	G	P-O3'-C3'	5.65	126.48	119.70
1	2	1432	U	C6-N1-C2	5.65	124.39	121.00
36	1	317	A	O5'-P-OP2	-5.65	100.62	105.70
36	1	1167	U	N1-C2-O2	5.65	126.75	122.80
36	1	1846	C	O5'-P-OP1	-5.65	100.62	105.70
36	1	2135	U	N3-C4-C5	5.65	117.99	114.60
36	5	716	A	C5-C6-N6	-5.65	119.18	123.70
1	2	554	C	C6-N1-C1'	-5.65	114.03	120.80
36	5	2923	U	N1-C2-O2	-5.65	118.85	122.80
36	1	962	A	N1-C2-N3	5.64	132.12	129.30
1	6	1346	A	O4'-C1'-N9	5.64	112.72	108.20
36	5	1199	C	N1-C2-O2	-5.64	115.51	118.90

Continued on next page...

Continued from previous page...

Mol	Chain	Res	Type	Atoms	Z	Observed(°)	Ideal(°)
36	5	2201	G	N3-C2-N2	5.64	123.85	119.90
1	2	1642	G	N3-C4-N9	5.64	129.38	126.00
36	1	584	G	N1-C6-O6	-5.64	116.51	119.90
36	5	790	U	C5-C4-O4	5.64	129.28	125.90
36	5	1914	G	C5-C6-O6	5.64	131.99	128.60
36	1	1515	A	C6-C5-N7	-5.64	128.35	132.30
36	1	2918	G	C4-N9-C1'	5.64	133.83	126.50
36	1	3318	G	C8-N9-C4	-5.64	104.14	106.40
6	s4	38	LEU	CA-CB-CG	5.64	128.27	115.30
36	5	1464	G	C8-N9-C4	5.64	108.66	106.40
36	5	3039	C	C6-N1-C2	-5.64	118.04	120.30
36	1	2800	G	C6-N1-C2	-5.64	121.72	125.10
40	l3	266	ARG	NE-CZ-NH2	-5.64	117.48	120.30
1	2	1280	C	C6-N1-C2	-5.64	118.05	120.30
36	1	2129	U	C5-C6-N1	5.64	125.52	122.70
36	5	410	U	OP2-P-O3'	5.64	117.60	105.20
41	l4	340	GLY	N-CA-C	-5.64	99.01	113.10
1	2	720	G	OP1-P-O3'	5.63	117.59	105.20
36	1	3216	G	C5-C6-O6	5.63	131.98	128.60
36	5	73	C	N3-C2-O2	5.63	125.84	121.90
36	5	1462	A	C2-N3-C4	-5.63	107.78	110.60
1	2	619	A	OP2-P-O3'	5.63	117.59	105.20
36	5	1606	U	O5'-P-OP2	-5.63	100.63	105.70
36	5	2375	G	C5-C6-O6	5.63	131.98	128.60
41	L4	139	GLY	N-CA-C	-5.63	99.02	113.10
1	6	1596	C	N3-C4-N4	-5.63	114.06	118.00
36	5	2123	G	C2-N3-C4	5.63	114.72	111.90
38	8	100	U	C5-C6-N1	5.63	125.52	122.70
36	1	1899	G	N7-C8-N9	5.63	115.92	113.10
36	1	2383	C	C4-C5-C6	5.63	120.22	117.40
36	5	1065	A	C8-N9-C4	5.63	108.05	105.80
36	5	1113	G	N3-C4-N9	-5.63	122.62	126.00
36	5	1908	A	N9-C4-C5	5.63	108.05	105.80
1	6	1136	U	C5-C4-O4	-5.63	122.52	125.90
36	5	2222	A	OP2-P-O3'	5.63	117.58	105.20
52	m6	128	ARG	NE-CZ-NH2	-5.63	117.49	120.30
36	1	386	A	C4-C5-C6	5.63	119.81	117.00
38	4	114	G	C8-N9-C4	5.63	108.65	106.40
1	6	350	U	N1-C2-N3	5.63	118.28	114.90
36	1	698	U	OP2-P-O3'	5.62	117.57	105.20
36	1	949	C	C6-N1-C2	-5.62	118.05	120.30
36	1	1336	U	OP1-P-OP2	-5.62	111.16	119.60

Continued on next page...

Continued from previous page...

Mol	Chain	Res	Type	Atoms	Z	Observed(°)	Ideal(°)
1	6	100	A	C2-N3-C4	-5.62	107.79	110.60
36	5	652	G	C6-C5-N7	-5.62	127.03	130.40
36	1	439	C	N3-C2-O2	-5.62	117.96	121.90
36	1	709	A	C5-N7-C8	5.62	106.71	103.90
36	1	1952	G	N3-C4-C5	-5.62	125.79	128.60
36	1	2899	C	C4-C5-C6	5.62	120.21	117.40
41	L4	186	LYS	CD-CE-NZ	5.62	124.63	111.70
36	5	1169	A	N1-C2-N3	5.62	132.11	129.30
36	5	1229	G	C8-N9-C4	5.62	108.65	106.40
36	5	2147	A	C4-C5-N7	5.62	113.51	110.70
36	5	2380	U	N1-C2-O2	-5.62	118.86	122.80
36	1	1793	C	C5-C6-N1	-5.62	118.19	121.00
36	1	2950	G	C8-N9-C4	-5.62	104.15	106.40
36	1	3112	G	N1-C6-O6	5.62	123.27	119.90
9	s7	118	LEU	CA-CB-CG	5.62	128.23	115.30
36	5	1380	G	N9-C4-C5	-5.62	103.15	105.40
36	1	2307	G	O4'-C1'-N9	5.62	112.69	108.20
36	1	3006	A	C2-N3-C4	-5.62	107.79	110.60
36	5	2917	G	C4-N9-C1'	5.62	133.80	126.50
36	1	1115	G	N3-C4-N9	5.62	129.37	126.00
36	5	1003	A	OP1-P-O3'	5.62	117.56	105.20
1	2	1291	G	N3-C2-N2	-5.62	115.97	119.90
36	1	922	U	N3-C4-O4	-5.62	115.47	119.40
36	1	1472	U	C5-C6-N1	-5.62	119.89	122.70
36	1	1661	G	C8-N9-C1'	-5.62	119.70	127.00
36	1	2877	G	N1-C2-N3	5.62	127.27	123.90
38	4	96	A	C2-N3-C4	-5.62	107.79	110.60
36	5	340	C	C5-C6-N1	-5.62	118.19	121.00
36	1	868	C	N1-C2-O2	5.61	122.27	118.90
36	1	1438	U	C5-C6-N1	-5.61	119.89	122.70
36	1	1906	G	C4-C5-N7	5.61	113.05	110.80
38	4	49	G	C5-C6-O6	-5.61	125.23	128.60
38	4	109	A	C4-C5-N7	5.61	113.51	110.70
36	5	1113	G	N1-C6-O6	5.61	123.27	119.90
36	1	1377	G	C5-N7-C8	-5.61	101.49	104.30
1	2	1107	G	N1-C6-O6	5.61	123.27	119.90
21	C9	57	ARG	NE-CZ-NH1	5.61	123.11	120.30
36	1	1464	G	O5'-P-OP2	-5.61	100.65	105.70
36	1	2093	A	C2-N3-C4	5.61	113.41	110.60
36	1	2891	U	C2-N3-C4	-5.61	123.63	127.00
36	1	2953	U	C6-N1-C2	-5.61	117.63	121.00
36	5	2993	G	C5-C6-O6	-5.61	125.23	128.60

Continued on next page...

Continued from previous page...

Mol	Chain	Res	Type	Atoms	Z	Observed(°)	Ideal(°)
36	5	3052	G	N3-C4-N9	-5.61	122.63	126.00
36	1	2622	C	N3-C4-C5	-5.61	119.66	121.90
68	O2	19	ARG	NE-CZ-NH1	-5.61	117.50	120.30
20	c8	116	LEU	CA-CB-CG	5.61	128.19	115.30
36	5	283	G	C8-N9-C4	-5.61	104.16	106.40
36	5	681	U	OP2-P-O3'	5.61	117.53	105.20
36	5	1003	A	N9-C4-C5	-5.61	103.56	105.80
36	5	1486	G	C5-C6-N1	5.61	114.30	111.50
42	l5	29	ASP	CB-CG-OD2	5.61	123.34	118.30
36	1	577	C	N3-C4-C5	-5.60	119.66	121.90
36	5	1185	C	OP2-P-O3'	5.60	117.53	105.20
36	1	1370	G	C5-C6-N1	5.60	114.30	111.50
36	5	1419	A	N1-C6-N6	-5.60	115.24	118.60
36	5	2365	C	O5'-P-OP1	-5.60	100.66	105.70
36	1	810	A	N9-C4-C5	5.60	108.04	105.80
36	1	3079	U	O5'-P-OP1	-5.60	100.66	105.70
36	1	3245	A	OP1-P-O3'	5.60	117.52	105.20
36	5	2927	C	C6-N1-C2	-5.60	118.06	120.30
1	2	933	A	N9-C4-C5	5.60	108.04	105.80
36	1	82	C	C5-C6-N1	-5.60	118.20	121.00
36	1	1124	U	N3-C2-O2	-5.60	118.28	122.20
1	6	371	G	C8-N9-C1'	-5.60	119.72	127.00
1	6	1025	A	C8-N9-C4	5.60	108.04	105.80
36	5	186	U	N1-C2-O2	5.60	126.72	122.80
36	5	3101	G	N1-C2-N2	-5.60	111.16	116.20
38	8	8	C	N1-C2-N3	5.60	123.12	119.20
38	8	96	A	C8-N9-C4	5.60	108.04	105.80
36	1	2643	A	N9-C4-C5	-5.60	103.56	105.80
36	5	1292	C	C6-N1-C2	5.60	122.54	120.30
36	1	2281	A	C2-N3-C4	-5.60	107.80	110.60
36	5	984	G	N3-C4-C5	-5.60	125.80	128.60
36	5	1305	U	O5'-P-OP1	-5.60	100.66	105.70
36	5	1872	C	C4-C5-C6	5.60	120.20	117.40
36	5	1942	U	N1-C2-N3	5.60	118.26	114.90
37	7	44	C	C6-N1-C2	5.60	122.54	120.30
36	1	105	C	C2-N3-C4	-5.59	117.10	119.90
36	1	1142	G	C4-N9-C1'	5.59	133.77	126.50
36	5	1155	C	N3-C4-C5	5.59	124.14	121.90
1	2	1600	A	C4-C5-N7	5.59	113.50	110.70
36	1	1853	U	O5'-P-OP1	-5.59	100.67	105.70
36	1	2623	G	N3-C2-N2	5.59	123.81	119.90
1	6	631	G	N1-C6-O6	5.59	123.25	119.90

Continued on next page...

Continued from previous page...

Mol	Chain	Res	Type	Atoms	Z	Observed(°)	Ideal(°)
1	6	1016	C	O5'-P-OP1	-5.59	100.67	105.70
36	5	282	G	N1-C6-O6	-5.59	116.55	119.90
36	5	437	G	C4-C5-N7	-5.59	108.56	110.80
36	5	958	C	N1-C2-O2	5.59	122.25	118.90
36	5	2964	G	N9-C1'-C2'	-5.59	105.85	112.00
36	5	3187	A	N1-C6-N6	-5.59	115.25	118.60
37	7	103	A	N1-C6-N6	5.59	121.95	118.60
36	1	399	A	O5'-P-OP1	-5.59	100.67	105.70
36	1	922	U	N1-C2-O2	5.59	126.71	122.80
36	5	637	C	OP2-P-O3'	5.59	117.50	105.20
36	5	663	C	O5'-P-OP1	5.59	117.41	110.70
36	5	2951	G	C2-N3-C4	5.59	114.69	111.90
1	2	15	U	N3-C2-O2	-5.59	118.29	122.20
1	2	1096	C	N1-C2-O2	5.59	122.25	118.90
36	1	1045	C	OP2-P-O3'	5.59	117.49	105.20
36	1	2356	A	C5-C6-N6	-5.59	119.23	123.70
1	6	858	G	C4-N9-C1'	5.59	133.76	126.50
36	5	95	A	N1-C2-N3	-5.59	126.51	129.30
36	5	2901	G	C5-C6-O6	-5.59	125.25	128.60
36	1	793	C	N3-C4-N4	5.59	121.91	118.00
36	1	873	C	N3-C4-N4	-5.59	114.09	118.00
36	1	2560	C	C6-N1-C2	-5.59	118.07	120.30
36	5	964	G	N7-C8-N9	5.59	115.89	113.10
36	1	1312	C	N1-C2-O2	-5.58	115.55	118.90
36	5	2164	A	O5'-P-OP2	-5.58	100.67	105.70
36	1	743	C	C6-N1-C2	5.58	122.53	120.30
36	1	2873	U	C5-C6-N1	-5.58	119.91	122.70
64	N8	115	LYS	C-N-CA	-5.58	110.58	122.30
1	6	310	C	C6-N1-C2	-5.58	118.07	120.30
1	6	1091	A	OP2-P-O3'	5.58	117.49	105.20
36	5	39	A	O5'-P-OP2	-5.58	100.67	105.70
36	5	622	A	N1-C6-N6	5.58	121.95	118.60
36	5	1884	A	C6-C5-N7	-5.58	128.39	132.30
36	1	2633	U	N3-C2-O2	-5.58	118.29	122.20
36	5	330	G	C8-N9-C4	5.58	108.63	106.40
36	5	652	G	O5'-P-OP2	-5.58	100.68	105.70
36	5	969	C	C2-N3-C4	-5.58	117.11	119.90
36	1	639	G	O5'-P-OP1	5.58	117.40	110.70
36	1	923	C	N3-C2-O2	5.58	125.81	121.90
36	1	1152	G	OP1-P-OP2	5.58	127.97	119.60
36	5	530	G	N9-C4-C5	5.58	107.63	105.40
52	M6	110	PRO	C-N-CD	-5.58	108.33	120.60

Continued on next page...

Continued from previous page...

Mol	Chain	Res	Type	Atoms	Z	Observed(°)	Ideal(°)
1	6	43	A	O5'-P-OP1	-5.58	100.68	105.70
36	5	1175	C	N3-C4-C5	5.58	124.13	121.90
36	5	1371	G	C5-N7-C8	5.58	107.09	104.30
36	5	2191	U	N1-C2-O2	5.58	126.70	122.80
37	7	96	U	C2-N1-C1'	5.58	124.39	117.70
36	1	2630	C	N1-C2-O2	-5.58	115.55	118.90
36	5	951	A	C2-N3-C4	-5.58	107.81	110.60
36	5	2983	C	O5'-P-OP1	-5.58	100.68	105.70
36	1	2767	U	OP2-P-O3'	5.58	117.47	105.20
36	1	2920	U	C2-N3-C4	-5.58	123.65	127.00
1	6	297	U	C2-N1-C1'	5.58	124.39	117.70
36	5	417	A	C5-C6-N1	5.58	120.49	117.70
36	5	430	U	N1-C2-O2	-5.58	118.90	122.80
1	2	783	G	N9-C4-C5	-5.57	103.17	105.40
36	1	196	G	C4-C5-N7	5.57	113.03	110.80
36	1	1102	A	C2-N3-C4	-5.57	107.81	110.60
36	1	2137	U	O4'-C1'-N1	5.57	112.66	108.20
54	M8	99	THR	N-CA-C	5.57	126.05	111.00
1	6	1787	C	C6-N1-C2	-5.57	118.07	120.30
36	1	1484	U	C2-N1-C1'	5.57	124.39	117.70
36	1	1841	A	C2-N3-C4	5.57	113.39	110.60
36	1	2411	U	C4-C5-C6	-5.57	116.36	119.70
36	1	3246	G	O5'-P-OP1	-5.57	100.69	105.70
1	6	1595	U	O4'-C1'-N1	5.57	112.66	108.20
36	5	2429	G	N9-C4-C5	5.57	107.63	105.40
1	2	378	A	C5-C6-N6	-5.57	119.24	123.70
1	2	734	A	OP1-P-O3'	5.57	117.46	105.20
36	1	2777	G	C4-C5-N7	-5.57	108.57	110.80
41	L4	99	MET	CG-SD-CE	5.57	109.11	100.20
1	6	163	G	C8-N9-C1'	5.57	134.24	127.00
36	5	385	A	N1-C6-N6	5.57	121.94	118.60
36	5	2920	U	N1-C2-O2	-5.57	118.90	122.80
1	2	17	C	C6-N1-C2	-5.57	118.07	120.30
36	1	283	G	O4'-C1'-N9	-5.57	103.75	108.20
36	5	661	G	OP1-P-O3'	5.57	117.45	105.20
36	5	3277	U	O5'-P-OP1	-5.57	100.69	105.70
36	1	878	G	OP1-P-O3'	5.57	117.45	105.20
36	1	1201	C	N3-C2-O2	5.57	125.80	121.90
36	1	2917	G	N3-C4-N9	5.57	129.34	126.00
41	L4	206	LEU	CA-CB-CG	5.57	128.11	115.30
36	1	2759	U	N3-C2-O2	-5.57	118.30	122.20
36	1	2766	U	N3-C2-O2	-5.57	118.31	122.20

Continued on next page...

Continued from previous page...

Mol	Chain	Res	Type	Atoms	Z	Observed(°)	Ideal(°)
36	5	340	C	C2-N3-C4	-5.57	117.12	119.90
36	5	1935	G	N3-C4-N9	5.57	129.34	126.00
1	2	1782	A	N7-C8-N9	5.56	116.58	113.80
36	1	3081	C	C5-C6-N1	-5.56	118.22	121.00
36	5	1168	U	C4-C5-C6	-5.56	116.36	119.70
36	5	1192	C	C2-N3-C4	-5.56	117.12	119.90
36	5	1337	A	C2-N3-C4	5.56	113.38	110.60
36	5	2843	U	N1-C2-O2	5.56	126.69	122.80
1	2	831	U	C6-N1-C2	-5.56	117.66	121.00
36	1	2249	G	N3-C2-N2	5.56	123.79	119.90
36	1	2816	G	N7-C8-N9	-5.56	110.32	113.10
38	4	32	C	N3-C2-O2	5.56	125.79	121.90
36	5	878	G	C8-N9-C4	-5.56	104.17	106.40
36	5	966	U	C2-N1-C1'	5.56	124.38	117.70
36	5	1375	G	C8-N9-C4	-5.56	104.17	106.40
36	5	2171	G	N1-C6-O6	-5.56	116.56	119.90
36	5	3016	A	O5'-P-OP1	5.56	117.38	110.70
1	2	627	C	C5-C4-N4	-5.56	116.31	120.20
36	1	2953	U	N3-C4-C5	-5.56	111.26	114.60
36	5	297	G	O4'-C1'-N9	5.56	112.65	108.20
36	5	2948	C	N3-C2-O2	-5.56	118.01	121.90
1	2	173	A	N1-C2-N3	5.56	132.08	129.30
36	1	991	G	N1-C6-O6	-5.56	116.56	119.90
36	1	2238	G	N1-C6-O6	5.56	123.23	119.90
36	1	2371	G	OP2-P-O3'	5.56	117.43	105.20
36	1	2551	U	N3-C4-O4	-5.56	115.51	119.40
1	6	314	C	O5'-P-OP1	-5.56	100.70	105.70
36	5	2712	U	N3-C4-C5	-5.56	111.27	114.60
36	5	3392	U	C5-C4-O4	5.56	129.24	125.90
37	7	37	G	C5-C6-O6	-5.56	125.26	128.60
37	7	47	C	C5-C6-N1	-5.56	118.22	121.00
1	2	158	U	N1-C2-O2	5.56	126.69	122.80
1	6	539	G	C8-N9-C4	-5.56	104.18	106.40
1	6	541	A	P-O3'-C3'	-5.56	113.03	119.70
36	5	224	C	OP1-P-O3'	5.56	117.43	105.20
36	5	1049	C	N3-C4-C5	5.56	124.12	121.90
37	7	101	G	N9-C4-C5	-5.56	103.18	105.40
36	1	786	A	C5-N7-C8	5.56	106.68	103.90
36	1	1428	A	C5-N7-C8	-5.56	101.12	103.90
37	3	83	U	C5-C6-N1	-5.56	119.92	122.70
36	5	1151	U	N3-C4-O4	5.56	123.29	119.40
40	l3	102	LEU	CA-CB-CG	5.56	128.08	115.30

Continued on next page...

Continued from previous page...

Mol	Chain	Res	Type	Atoms	Z	Observed(°)	Ideal(°)
36	1	15	C	C6-N1-C2	-5.55	118.08	120.30
36	1	2898	G	O4'-C1'-N9	-5.55	103.76	108.20
36	5	2953	U	N3-C2-O2	5.55	126.09	122.20
36	5	3126	C	N3-C4-C5	5.55	124.12	121.90
36	1	53	G	C5-C6-N1	5.55	114.28	111.50
36	1	2950	G	N7-C8-N9	5.55	115.88	113.10
36	5	1939	G	OP2-P-O3'	5.55	117.42	105.20
36	5	3342	A	N1-C2-N3	5.55	132.08	129.30
1	2	1742	U	O5'-P-OP2	-5.55	100.70	105.70
36	1	1546	A	N1-C2-N3	-5.55	126.52	129.30
36	1	2954	U	OP1-P-OP2	-5.55	111.27	119.60
68	O2	16	LYS	CD-CE-NZ	5.55	124.47	111.70
36	5	2399	A	OP1-P-OP2	-5.55	111.27	119.60
36	5	2694	A	N9-C4-C5	5.55	108.02	105.80
36	1	2628	A	N7-C8-N9	5.55	116.58	113.80
36	1	3050	U	C2-N1-C1'	5.55	124.36	117.70
36	5	1159	A	N3-C4-C5	5.55	130.69	126.80
1	2	1340	U	N3-C4-O4	-5.55	115.52	119.40
36	1	332	C	C5-C6-N1	-5.55	118.23	121.00
1	6	325	G	N1-C6-O6	-5.55	116.57	119.90
36	5	1471	U	N3-C2-O2	-5.55	118.32	122.20
36	1	721	G	C4-C5-N7	5.55	113.02	110.80
36	1	1551	C	N3-C2-O2	-5.55	118.02	121.90
36	1	2173	U	C5-C4-O4	-5.55	122.57	125.90
36	1	2965	U	C5-C6-N1	-5.55	119.93	122.70
36	1	2984	C	C5-C4-N4	5.55	124.08	120.20
1	6	989	U	O5'-P-OP2	-5.55	100.71	105.70
36	5	1378	U	C5-C6-N1	-5.55	119.93	122.70
36	5	3030	G	C4-C5-N7	-5.55	108.58	110.80
36	1	2373	A	C4-C5-C6	5.54	119.77	117.00
36	5	519	A	C8-N9-C4	5.54	108.02	105.80
36	5	1338	C	C4-C5-C6	5.54	120.17	117.40
36	5	2351	U	C5-C4-O4	5.54	129.23	125.90
36	5	2792	A	C8-N9-C4	-5.54	103.58	105.80
36	5	3090	U	C2-N3-C4	-5.54	123.67	127.00
1	2	694	U	C5-C6-N1	5.54	125.47	122.70
1	6	1131	A	C4-C5-N7	5.54	113.47	110.70
36	5	220	G	OP1-P-O3'	5.54	117.40	105.20
36	5	861	C	O5'-P-OP1	5.54	117.35	110.70
36	5	2136	C	C2-N3-C4	-5.54	117.13	119.90
36	5	2382	G	C5-C6-N1	5.54	114.27	111.50
36	5	2644	C	C5-C6-N1	-5.54	118.23	121.00

Continued on next page...

Continued from previous page...

Mol	Chain	Res	Type	Atoms	Z	Observed(°)	Ideal(°)
36	5	3206	C	OP1-P-OP2	5.54	127.92	119.60
36	1	284	A	O4'-C1'-N9	5.54	112.63	108.20
36	1	350	C	C5-C6-N1	5.54	123.77	121.00
36	1	2650	U	C5-C4-O4	5.54	129.22	125.90
36	1	3005	A	N9-C4-C5	5.54	108.02	105.80
36	5	1846	C	C6-N1-C2	5.54	122.52	120.30
36	5	3095	U	N3-C2-O2	-5.54	118.32	122.20
36	5	3343	G	N1-C2-N2	-5.54	111.21	116.20
1	6	609	U	C2-N3-C4	-5.54	123.68	127.00
36	5	267	G	N9-C4-C5	-5.54	103.18	105.40
1	2	1486	G	C4-C5-N7	5.54	113.02	110.80
36	1	2165	G	C5-C6-O6	-5.54	125.28	128.60
1	6	542	A	C5-N7-C8	-5.54	101.13	103.90
1	6	1025	A	C2-N3-C4	-5.54	107.83	110.60
1	6	1164	G	C5-C6-O6	-5.54	125.28	128.60
36	5	1510	G	N1-C6-O6	-5.54	116.58	119.90
1	2	1462	G	C5-C6-O6	-5.54	125.28	128.60
36	1	913	A	C8-N9-C4	-5.54	103.58	105.80
1	2	553	G	N7-C8-N9	5.54	115.87	113.10
1	2	1273	G	C8-N9-C4	-5.54	104.19	106.40
36	1	817	A	N1-C2-N3	5.54	132.07	129.30
36	1	3006	A	C6-C5-N7	-5.54	128.42	132.30
37	3	81	U	N3-C4-C5	5.54	117.92	114.60
36	5	1490	A	C6-N1-C2	-5.54	115.28	118.60
36	5	1834	U	N3-C4-C5	-5.54	111.28	114.60
36	5	2397	A	N1-C2-N3	5.54	132.07	129.30
36	5	2917	G	N3-C4-N9	5.54	129.32	126.00
1	2	1340	U	C5-C4-O4	5.53	129.22	125.90
36	1	1112	A	N1-C6-N6	5.53	121.92	118.60
69	O3	67	MET	CG-SD-CE	-5.53	91.35	100.20
36	5	1392	G	N7-C8-N9	-5.53	110.33	113.10
36	5	2329	C	N3-C4-C5	5.53	124.11	121.90
36	1	35	A	O5'-P-OP2	-5.53	100.72	105.70
36	1	2602	G	N1-C6-O6	-5.53	116.58	119.90
36	5	514	G	C4-C5-N7	5.53	113.01	110.80
36	5	1794	G	N3-C4-N9	5.53	129.32	126.00
36	5	2630	C	O5'-P-OP1	-5.53	100.72	105.70
36	5	3001	C	N1-C2-O2	-5.53	115.58	118.90
36	1	950	G	N9-C4-C5	-5.53	103.19	105.40
36	1	1329	U	OP1-P-OP2	5.53	127.89	119.60
36	1	1395	G	C5-C6-N1	5.53	114.27	111.50
36	1	2773	C	OP1-P-OP2	5.53	127.89	119.60

Continued on next page...

Continued from previous page...

Mol	Chain	Res	Type	Atoms	Z	Observed(°)	Ideal(°)
3	s1	96	LEU	CA-CB-CG	5.53	128.02	115.30
36	5	894	G	N1-C2-N2	-5.53	111.22	116.20
36	5	2302	G	N1-C6-O6	-5.53	116.58	119.90
1	2	50	C	N3-C4-C5	-5.53	119.69	121.90
36	1	718	G	C4-N9-C1'	-5.53	119.31	126.50
1	2	44	U	N1-C2-O2	-5.53	118.93	122.80
36	1	393	U	O5'-P-OP1	-5.53	100.72	105.70
36	1	694	C	N3-C4-N4	-5.53	114.13	118.00
36	1	909	G	O5'-P-OP1	-5.53	100.72	105.70
36	1	2123	G	N9-C4-C5	-5.53	103.19	105.40
38	4	38	U	N3-C2-O2	-5.53	118.33	122.20
1	6	382	C	C2-N3-C4	-5.53	117.14	119.90
36	5	2843	U	C6-N1-C2	-5.53	117.68	121.00
1	2	359	A	N7-C8-N9	-5.53	111.04	113.80
36	1	1586	G	N3-C4-N9	5.53	129.31	126.00
36	5	365	A	C4-C5-N7	5.53	113.46	110.70
36	5	1149	G	N9-C4-C5	5.53	107.61	105.40
37	7	96	U	OP2-P-O3'	5.52	117.35	105.20
36	1	1097	G	P-O3'-C3'	5.52	126.33	119.70
36	1	1132	C	N3-C2-O2	-5.52	118.03	121.90
36	1	2405	C	N3-C2-O2	-5.52	118.03	121.90
36	5	2234	G	N9-C4-C5	-5.52	103.19	105.40
36	5	2684	C	N1-C2-N3	5.52	123.07	119.20
36	5	3207	U	C6-N1-C2	-5.52	117.69	121.00
36	5	3374	U	C2-N3-C4	-5.52	123.69	127.00
36	1	676	G	C6-C5-N7	-5.52	127.09	130.40
36	1	1116	G	C4-C5-N7	5.52	113.01	110.80
36	1	1481	A	C4-N9-C1'	5.52	136.24	126.30
36	1	2796	G	C8-N9-C4	-5.52	104.19	106.40
1	6	1697	G	N3-C4-N9	5.52	129.31	126.00
36	5	1863	G	C5-C6-N1	5.52	114.26	111.50
36	5	2825	C	OP1-P-OP2	5.52	127.88	119.60
36	5	2882	U	C2-N3-C4	-5.52	123.69	127.00
1	2	50	C	N3-C2-O2	-5.52	118.04	121.90
36	1	1204	A	C8-N9-C4	5.52	108.01	105.80
36	1	1429	G	C5-N7-C8	5.52	107.06	104.30
36	1	1841	A	N3-C4-C5	-5.52	122.94	126.80
36	1	2249	G	N1-C2-N2	-5.52	111.23	116.20
1	6	610	G	N3-C4-N9	5.52	129.31	126.00
36	5	111	C	C6-N1-C2	5.52	122.51	120.30
36	5	915	A	OP1-P-O3'	5.52	117.34	105.20
36	1	1327	C	N1-C2-O2	-5.52	115.59	118.90

Continued on next page...

Continued from previous page...

Mol	Chain	Res	Type	Atoms	Z	Observed(°)	Ideal(°)
43	16	77	ARG	NE-CZ-NH1	5.52	123.06	120.30
1	2	213	A	C8-N9-C4	5.51	108.01	105.80
36	1	969	C	C2-N3-C4	-5.51	117.14	119.90
36	1	1932	A	C5-C6-N6	-5.51	119.29	123.70
1	6	100	A	N1-C6-N6	5.51	121.91	118.60
36	5	1012	G	C8-N9-C1'	5.51	134.17	127.00
36	5	2188	A	N7-C8-N9	-5.51	111.04	113.80
1	6	1059	U	O4'-C1'-N1	5.51	112.61	108.20
1	6	1145	U	N3-C2-O2	5.51	126.06	122.20
1	2	1346	A	O4'-C1'-N9	5.51	112.61	108.20
36	5	1301	A	C5-C6-N6	-5.51	119.29	123.70
36	5	2350	C	O5'-P-OP1	5.51	117.31	110.70
36	1	1133	A	C5-C6-N1	5.51	120.45	117.70
36	1	2365	C	N3-C2-O2	-5.51	118.04	121.90
36	5	1190	A	N9-C4-C5	5.51	108.00	105.80
36	5	1487	G	N3-C4-C5	-5.51	125.84	128.60
36	5	3007	U	C5-C4-O4	-5.51	122.59	125.90
36	1	3143	C	N3-C2-O2	5.51	125.75	121.90
36	5	1373	A	N1-C6-N6	5.51	121.90	118.60
36	5	2806	U	C5-C6-N1	-5.51	119.95	122.70
52	m6	37	ARG	NE-CZ-NH1	5.51	123.05	120.30
52	m6	69	GLY	N-CA-C	-5.51	99.33	113.10
36	5	406	G	C5-N7-C8	-5.50	101.55	104.30
36	1	397	A	C2-N3-C4	5.50	113.35	110.60
36	1	2874	G	C4-C5-N7	-5.50	108.60	110.80
36	1	3057	U	N1-C2-O2	5.50	126.65	122.80
1	6	1600	A	P-O3'-C3'	5.50	126.31	119.70
36	5	407	A	C5-C6-N6	-5.50	119.30	123.70
36	5	413	U	N1-C2-N3	5.50	118.20	114.90
36	5	1064	A	C5-C6-N6	-5.50	119.30	123.70
36	5	1177	G	O4'-C1'-N9	5.50	112.60	108.20
36	5	2682	C	C6-N1-C2	5.50	122.50	120.30
1	6	105	A	N1-C6-N6	5.50	121.90	118.60
36	5	2830	G	C2-N3-C4	-5.50	109.15	111.90
38	8	54	A	C5-N7-C8	-5.50	101.15	103.90
36	5	820	A	N1-C2-N3	5.50	132.05	129.30
1	2	1573	A	P-O3'-C3'	5.50	126.30	119.70
1	2	1746	A	O5'-P-OP1	-5.50	100.75	105.70
36	1	1110	U	N3-C4-C5	5.50	117.90	114.60
36	1	1113	G	N1-C6-O6	5.50	123.20	119.90
36	1	2714	G	N7-C8-N9	5.50	115.85	113.10
36	1	3183	A	OP2-P-O3'	5.50	117.30	105.20

Continued on next page...

Continued from previous page...

Mol	Chain	Res	Type	Atoms	Z	Observed(°)	Ideal(°)
36	5	3362	A	N1-C2-N3	5.50	132.05	129.30
18	C6	28	LEU	CA-CB-CG	5.50	127.94	115.30
36	1	1164	G	N1-C6-O6	-5.50	116.60	119.90
36	5	3272	C	N1-C2-O2	-5.50	115.60	118.90
1	6	980	G	C5-C6-O6	5.50	131.90	128.60
36	5	3153	U	N3-C2-O2	-5.50	118.35	122.20
36	1	644	G	C4-C5-C6	5.49	122.10	118.80
36	1	793	C	C5-C4-N4	-5.49	116.35	120.20
36	1	2212	C	C6-N1-C2	5.49	122.50	120.30
36	1	2222	A	N1-C6-N6	-5.49	115.30	118.60
36	1	2812	C	C5-C6-N1	-5.49	118.25	121.00
36	5	637	C	C6-N1-C1'	5.49	127.39	120.80
36	5	652	G	C5-C6-O6	-5.49	125.30	128.60
36	5	2392	C	C5-C6-N1	-5.49	118.25	121.00
36	5	2796	G	C4-C5-N7	5.49	113.00	110.80
36	5	2796	G	C5-C6-O6	-5.49	125.30	128.60
36	5	2945	G	N1-C6-O6	5.49	123.20	119.90
36	5	3143	C	N1-C2-O2	-5.49	115.60	118.90
1	2	608	U	N3-C2-O2	-5.49	118.36	122.20
36	1	153	U	N3-C4-C5	-5.49	111.31	114.60
1	6	1025	A	N1-C6-N6	5.49	121.89	118.60
36	5	1049	C	OP1-P-O3'	5.49	117.28	105.20
36	5	2783	U	O5'-P-OP1	5.49	117.29	110.70
4	S2	225	LEU	CA-CB-CG	5.49	127.93	115.30
36	1	200	C	N3-C2-O2	-5.49	118.06	121.90
36	1	1428	A	C4-C5-N7	5.49	113.44	110.70
36	1	3101	G	C6-C5-N7	5.49	133.69	130.40
36	5	960	U	C5-C6-N1	-5.49	119.95	122.70
36	5	2323	G	C8-N9-C4	-5.49	104.20	106.40
36	5	2724	U	N3-C2-O2	-5.49	118.36	122.20
36	5	3382	U	N3-C2-O2	-5.49	118.36	122.20
37	7	87	G	N1-C2-N2	5.49	121.14	116.20
37	7	97	A	N9-C4-C5	5.49	108.00	105.80
36	1	304	G	N3-C2-N2	-5.49	116.06	119.90
36	1	1940	G	N1-C6-O6	-5.49	116.61	119.90
56	N0	115	ARG	NE-CZ-NH1	5.49	123.04	120.30
70	O4	58	ARG	NE-CZ-NH1	5.49	123.04	120.30
36	5	414	U	N1-C2-O2	-5.49	118.96	122.80
36	5	663	C	C2-N3-C4	-5.49	117.16	119.90
36	5	833	G	C5-C6-N1	5.49	114.24	111.50
36	5	1371	G	C6-N1-C2	-5.49	121.81	125.10
36	5	1435	A	C5-N7-C8	-5.49	101.16	103.90

Continued on next page...

Continued from previous page...

Mol	Chain	Res	Type	Atoms	Z	Observed(°)	Ideal(°)
1	2	986	G	C5-C6-O6	-5.49	125.31	128.60
36	1	916	G	O5'-P-OP2	5.49	117.28	110.70
36	1	3268	A	N1-C6-N6	5.49	121.89	118.60
1	6	353	A	N1-C6-N6	-5.49	115.31	118.60
36	1	278	U	C6-N1-C2	-5.49	117.71	121.00
36	1	811	U	N3-C2-O2	-5.49	118.36	122.20
36	1	1100	U	C2-N3-C4	-5.49	123.71	127.00
36	5	1203	A	N1-C2-N3	-5.49	126.56	129.30
36	5	1301	A	N3-C4-N9	5.49	131.79	127.40
36	5	1898	G	O4'-C1'-N9	5.49	112.59	108.20
36	5	2805	G	C5-C6-O6	-5.49	125.31	128.60
37	7	85	G	OP1-P-OP2	-5.49	111.37	119.60
36	1	43	A	N3-C4-N9	-5.48	123.01	127.40
36	1	101	G	O4'-C1'-N9	5.48	112.59	108.20
37	3	96	U	C5-C6-N1	-5.48	119.96	122.70
36	5	641	C	C6-N1-C2	-5.48	118.11	120.30
36	5	1405	U	C5-C6-N1	-5.48	119.96	122.70
36	5	1408	G	N3-C2-N2	-5.48	116.06	119.90
1	2	901	G	C4-N9-C1'	5.48	133.63	126.50
36	1	1296	C	N3-C4-C5	-5.48	119.71	121.90
36	1	2749	G	N1-C6-O6	5.48	123.19	119.90
1	6	371	G	C4-N9-C1'	5.48	133.63	126.50
1	6	1522	U	O4'-C1'-N1	5.48	112.58	108.20
36	5	1372	C	C5-C6-N1	-5.48	118.26	121.00
52	m6	94	ARG	NE-CZ-NH2	5.48	123.04	120.30
36	1	647	A	C8-N9-C4	5.48	107.99	105.80
36	1	1481	A	P-O3'-C3'	5.48	126.28	119.70
36	1	2656	A	C5-C6-N6	5.48	128.08	123.70
36	1	2868	U	C6-N1-C1'	-5.48	113.53	121.20
1	6	314	C	C2-N1-C1'	5.48	124.83	118.80
1	6	1048	G	N9-C4-C5	-5.48	103.21	105.40
36	5	417	A	C6-N1-C2	-5.48	115.31	118.60
36	5	1400	G	N3-C4-C5	-5.48	125.86	128.60
36	5	3048	A	C6-N1-C2	-5.48	115.31	118.60
37	7	11	A	C6-C5-N7	-5.48	128.46	132.30
1	2	159	U	N3-C2-O2	5.48	126.04	122.20
38	4	82	U	N1-C2-O2	-5.48	118.97	122.80
36	5	876	A	N1-C2-N3	5.48	132.04	129.30
1	2	50	C	N1-C2-O2	5.48	122.19	118.90
1	2	1585	U	O5'-P-OP2	-5.48	100.77	105.70
36	1	690	A	OP1-P-O3'	5.48	117.25	105.20
36	1	2687	G	N1-C6-O6	-5.48	116.61	119.90

Continued on next page...

Continued from previous page...

Mol	Chain	Res	Type	Atoms	Z	Observed(°)	Ideal(°)
36	1	3275	U	C6-N1-C2	-5.48	117.71	121.00
38	4	64	U	N1-C2-N3	5.48	118.19	114.90
1	6	1662	G	C5-C6-N1	5.48	114.24	111.50
36	5	192	C	C2-N1-C1'	5.48	124.83	118.80
36	5	2345	A	C6-C5-N7	-5.48	128.47	132.30
38	8	6	U	C2-N3-C4	-5.48	123.71	127.00
1	6	34	G	N1-C6-O6	-5.48	116.61	119.90
36	5	3185	U	C5-C6-N1	-5.48	119.96	122.70
1	2	520	A	N1-C6-N6	5.47	121.88	118.60
36	1	2874	G	N1-C2-N3	5.47	127.18	123.90
38	4	28	C	OP2-P-O3'	5.47	117.24	105.20
1	6	351	C	N3-C4-N4	5.47	121.83	118.00
1	6	1654	G	N1-C6-O6	5.47	123.19	119.90
1	2	1758	U	N3-C2-O2	-5.47	118.37	122.20
36	1	765	C	N1-C2-O2	5.47	122.18	118.90
36	1	2178	A	N1-C6-N6	-5.47	115.32	118.60
36	1	2417	U	N1-C2-N3	5.47	118.18	114.90
36	1	2751	G	C5-C6-O6	-5.47	125.32	128.60
36	1	2802	A	OP2-P-O3'	5.47	117.24	105.20
36	1	2888	U	N3-C4-C5	5.47	117.88	114.60
1	6	1757	G	N7-C8-N9	-5.47	110.36	113.10
36	5	531	G	O5'-P-OP1	-5.47	100.77	105.70
36	5	662	U	C5-C4-O4	5.47	129.18	125.90
36	5	1869	C	C6-N1-C2	5.47	122.49	120.30
36	5	3198	U	N3-C4-O4	5.47	123.23	119.40
36	1	50	U	N1-C2-N3	5.47	118.18	114.90
1	6	92	A	C6-N1-C2	5.47	121.88	118.60
1	6	1114	G	O4'-C1'-N9	5.47	112.58	108.20
36	5	959	C	C2-N1-C1'	-5.47	112.78	118.80
36	5	2968	G	N3-C4-N9	5.47	129.28	126.00
36	1	577	C	C4-C5-C6	5.47	120.14	117.40
36	1	584	G	C5-C6-O6	5.47	131.88	128.60
36	1	1420	C	C6-N1-C1'	5.47	127.36	120.80
36	1	2965	U	C2-N3-C4	-5.47	123.72	127.00
36	1	3206	C	N3-C4-C5	5.47	124.09	121.90
36	1	3385	U	C6-N1-C2	5.47	124.28	121.00
38	4	73	U	N1-C2-O2	5.47	126.63	122.80
36	5	2188	A	C4-C5-N7	-5.47	107.97	110.70
36	5	2872	A	N7-C8-N9	5.47	116.53	113.80
1	2	1749	A	N1-C6-N6	5.47	121.88	118.60
36	5	584	G	C4-C5-N7	-5.47	108.61	110.80
36	5	947	G	N3-C4-N9	5.47	129.28	126.00

Continued on next page...

Continued from previous page...

Mol	Chain	Res	Type	Atoms	Z	Observed(°)	Ideal(°)
1	2	554	C	N3-C2-O2	-5.46	118.07	121.90
36	1	105	C	C5-C4-N4	-5.46	116.38	120.20
36	1	909	G	O5'-P-OP2	5.46	117.26	110.70
1	6	477	A	N1-C6-N6	5.46	121.88	118.60
36	5	829	U	O5'-P-OP2	5.46	117.26	110.70
36	5	960	U	N3-C4-O4	-5.46	115.58	119.40
36	5	1052	U	C4-C5-C6	-5.46	116.42	119.70
36	5	2187	G	N9-C4-C5	-5.46	103.21	105.40
1	2	418	G	O5'-P-OP2	5.46	117.25	110.70
36	1	2800	G	N7-C8-N9	-5.46	110.37	113.10
1	6	805	U	N3-C2-O2	-5.46	118.38	122.20
36	5	2772	C	OP2-P-O3'	5.46	117.22	105.20
36	1	2777	G	N1-C6-O6	-5.46	116.62	119.90
38	8	4	C	N3-C2-O2	-5.46	118.08	121.90
1	6	18	C	C5-C6-N1	5.46	123.73	121.00
1	6	1100	G	C5-C6-N1	5.46	114.23	111.50
36	1	903	U	N3-C4-O4	-5.46	115.58	119.40
36	1	1389	G	C6-C5-N7	-5.46	127.12	130.40
36	1	2366	C	O5'-P-OP1	5.46	117.25	110.70
38	4	30	C	O5'-P-OP1	-5.46	100.79	105.70
36	5	3003	G	C5-C6-N1	5.46	114.23	111.50
36	5	3215	A	N9-C4-C5	-5.46	103.62	105.80
1	2	1615	C	N3-C2-O2	-5.46	118.08	121.90
36	1	200	C	N1-C2-O2	5.46	122.17	118.90
36	1	873	C	C5-C4-N4	5.46	124.02	120.20
36	1	918	C	N1-C2-N3	5.46	123.02	119.20
36	1	1157	G	C8-N9-C4	-5.46	104.22	106.40
36	1	2606	G	N3-C4-N9	5.46	129.27	126.00
36	1	3133	C	N3-C4-C5	-5.46	119.72	121.90
1	6	539	G	N7-C8-N9	5.46	115.83	113.10
36	5	1671	C	O5'-P-OP1	-5.46	100.79	105.70
36	5	2996	U	N1-C2-N3	-5.46	111.63	114.90
36	1	2597	U	N3-C4-C5	-5.46	111.33	114.60
36	5	644	G	C4-C5-N7	-5.46	108.62	110.80
36	1	2865	U	N3-C4-O4	-5.45	115.58	119.40
38	4	16	G	C8-N9-C4	5.45	108.58	106.40
1	6	351	C	N3-C4-C5	-5.45	119.72	121.90
36	5	3013	U	C2-N1-C1'	5.45	124.24	117.70
1	6	542	A	C4-C5-N7	5.45	113.43	110.70
36	5	406	G	N7-C8-N9	5.45	115.83	113.10
36	5	942	U	N3-C4-O4	5.45	123.22	119.40
36	5	2311	G	C8-N9-C4	5.45	108.58	106.40

Continued on next page...

Continued from previous page...

Mol	Chain	Res	Type	Atoms	Z	Observed(°)	Ideal(°)
54	m8	66	ARG	NE-CZ-NH2	-5.45	117.57	120.30
1	2	1668	G	N3-C4-N9	-5.45	122.73	126.00
36	1	1405	U	C2-N1-C1'	-5.45	111.16	117.70
36	1	2910	A	N3-C4-C5	5.45	130.62	126.80
1	6	1174	C	C6-N1-C2	-5.45	118.12	120.30
36	5	2301	U	O5'-P-OP1	-5.45	100.79	105.70
36	5	2417	U	OP2-P-O3'	5.45	117.19	105.20
36	5	3173	G	O5'-P-OP2	-5.45	100.79	105.70
1	2	1633	A	N3-C4-C5	-5.45	122.99	126.80
36	1	1158	A	C6-N1-C2	-5.45	115.33	118.60
36	1	2899	C	N1-C2-N3	5.45	123.01	119.20
36	5	631	U	N1-C2-N3	5.45	118.17	114.90
36	5	1116	G	OP2-P-O3'	5.45	117.19	105.20
36	5	3146	G	N1-C2-N2	-5.45	111.30	116.20
36	1	2827	U	C5-C6-N1	-5.45	119.98	122.70
36	5	1848	G	C5-C6-N1	5.45	114.22	111.50
36	1	73	C	O4'-C1'-N1	-5.45	103.84	108.20
36	1	1951	C	C2-N1-C1'	5.45	124.79	118.80
36	1	3003	G	N1-C6-O6	-5.45	116.63	119.90
36	5	1888	U	C5-C6-N1	-5.45	119.98	122.70
36	5	2425	G	N3-C2-N2	-5.45	116.09	119.90
36	5	2613	U	N3-C4-C5	-5.45	111.33	114.60
36	5	2653	C	C6-N1-C2	-5.45	118.12	120.30
36	5	2961	G	C5-C6-O6	5.45	131.87	128.60
1	2	1059	U	C5-C6-N1	5.44	125.42	122.70
38	4	109	A	N7-C8-N9	5.44	116.52	113.80
36	5	2287	C	O5'-P-OP2	-5.44	100.80	105.70
36	1	1100	U	C5-C6-N1	-5.44	119.98	122.70
36	1	2603	G	C4-C5-N7	5.44	112.98	110.80
36	5	1838	G	OP1-P-O3'	5.44	117.17	105.20
36	5	2899	C	C5-C4-N4	5.44	124.01	120.20
36	5	3200	G	N1-C6-O6	5.44	123.17	119.90
36	1	292	U	N1-C2-N3	5.44	118.16	114.90
36	1	969	C	N1-C2-O2	-5.44	115.64	118.90
36	5	83	U	C5-C4-O4	-5.44	122.64	125.90
36	5	818	C	N1-C2-N3	5.44	123.01	119.20
36	1	349	A	OP2-P-O3'	5.44	117.17	105.20
36	5	1326	A	N3-C4-C5	-5.44	122.99	126.80
36	1	1596	C	C6-N1-C2	5.44	122.47	120.30
1	6	378	A	C6-C5-N7	-5.44	128.49	132.30
1	6	1020	A	N3-C4-C5	-5.44	122.99	126.80
36	5	434	U	N3-C4-C5	5.44	117.86	114.60

Continued on next page...

Continued from previous page...

Mol	Chain	Res	Type	Atoms	Z	Observed(°)	Ideal(°)
1	2	901	G	O4'-C1'-N9	5.44	112.55	108.20
36	1	3078	U	N3-C4-O4	5.44	123.20	119.40
36	5	404	G	O5'-P-OP2	-5.44	100.81	105.70
36	5	587	U	N3-C4-C5	5.44	117.86	114.60
36	5	3026	G	N1-C6-O6	5.44	123.16	119.90
37	7	46	A	OP2-P-O3'	5.44	117.16	105.20
37	3	81	U	N1-C2-O2	5.43	126.60	122.80
36	5	878	G	C6-C5-N7	-5.43	127.14	130.40
36	5	2602	G	C5-C6-O6	5.43	131.86	128.60
36	5	3111	U	N3-C4-O4	-5.43	115.60	119.40
36	1	2800	G	O5'-P-OP1	5.43	117.22	110.70
36	5	512	U	N1-C2-O2	5.43	126.60	122.80
36	5	970	A	C6-N1-C2	-5.43	115.34	118.60
36	5	1390	A	N1-C6-N6	-5.43	115.34	118.60
36	5	1934	G	OP1-P-OP2	5.43	127.75	119.60
1	6	1058	U	P-O3'-C3'	5.43	126.22	119.70
36	5	1130	A	O5'-P-OP2	-5.43	100.81	105.70
36	5	2645	G	N1-C6-O6	-5.43	116.64	119.90
1	2	337	G	C6-C5-N7	-5.43	127.14	130.40
1	2	1084	A	N1-C6-N6	5.43	121.86	118.60
1	2	1189	A	C8-N9-C4	5.43	107.97	105.80
36	1	3133	C	C5-C6-N1	5.43	123.72	121.00
1	6	1145	U	N3-C4-O4	5.43	123.20	119.40
38	8	23	U	N1-C2-N3	5.43	118.16	114.90
1	6	1340	U	N3-C2-O2	-5.43	118.40	122.20
36	5	1178	G	C8-N9-C4	-5.43	104.23	106.40
36	5	1882	G	N1-C6-O6	-5.43	116.64	119.90
1	2	1749	A	C2-N3-C4	-5.43	107.89	110.60
36	1	29	C	C6-N1-C2	5.43	122.47	120.30
36	1	659	G	OP2-P-O3'	5.43	117.14	105.20
36	1	2731	U	N1-C2-O2	-5.43	119.00	122.80
36	1	3368	U	C6-N1-C1'	5.43	128.80	121.20
1	6	1513	G	C8-N9-C4	-5.43	104.23	106.40
36	5	661	G	N7-C8-N9	5.43	115.81	113.10
36	5	701	G	C4-C5-N7	-5.43	108.63	110.80
36	5	2302	G	C5-C6-O6	5.43	131.86	128.60
36	5	3032	A	OP1-P-O3'	5.43	117.14	105.20
1	2	1652	C	C5-C6-N1	5.42	123.71	121.00
15	C3	22	ALA	C-N-CA	5.42	144.78	122.00
36	1	969	C	N3-C2-O2	5.42	125.70	121.90
36	5	2186	U	C5-C4-O4	5.42	129.15	125.90
1	2	621	A	O4'-C1'-N9	-5.42	103.86	108.20

Continued on next page...

Continued from previous page...

Mol	Chain	Res	Type	Atoms	Z	Observed(°)	Ideal(°)
36	1	1051	U	N1-C2-O2	-5.42	119.00	122.80
37	3	39	C	N1-C2-O2	5.42	122.15	118.90
36	5	1149	G	O4'-C1'-N9	5.42	112.54	108.20
36	1	1861	G	C8-N9-C4	-5.42	104.23	106.40
36	1	2134	G	C2-N3-C4	5.42	114.61	111.90
36	5	1730	G	C8-N9-C4	5.42	108.57	106.40
36	5	2281	A	C5-C6-N6	-5.42	119.36	123.70
36	1	1338	C	N3-C2-O2	5.42	125.69	121.90
36	1	2376	G	C5-C6-O6	-5.42	125.35	128.60
36	1	2606	G	C8-N9-C1'	-5.42	119.95	127.00
36	1	2692	A	C8-N9-C4	-5.42	103.63	105.80
1	6	1423	U	C5-C6-N1	-5.42	119.99	122.70
36	5	1305	U	O4'-C1'-N1	-5.42	103.86	108.20
36	5	2389	C	C5-C6-N1	-5.42	118.29	121.00
36	1	1175	C	N3-C4-C5	5.42	124.07	121.90
36	1	3368	U	N1-C2-O2	-5.42	119.01	122.80
1	6	630	A	C2-N3-C4	-5.42	107.89	110.60
36	5	2958	A	O4'-C1'-N9	5.42	112.53	108.20
36	5	3048	A	C5-C6-N6	-5.42	119.37	123.70
36	5	3312	U	N3-C2-O2	5.42	125.99	122.20
1	2	50	C	C5-C4-N4	5.42	123.99	120.20
1	2	551	G	C5-N7-C8	-5.42	101.59	104.30
36	1	3214	U	N3-C4-O4	-5.42	115.61	119.40
36	5	969	C	N3-C4-C5	5.42	124.07	121.90
36	5	1499	C	N1-C2-O2	-5.42	115.65	118.90
36	5	3041	U	N1-C2-N3	-5.42	111.65	114.90
36	1	779	G	C5-C6-O6	5.42	131.85	128.60
36	1	2762	A	N7-C8-N9	-5.42	111.09	113.80
36	5	780	A	C6-C5-N7	-5.42	128.51	132.30
36	5	1759	C	N1-C2-O2	5.42	122.15	118.90
36	5	1926	C	N3-C2-O2	5.42	125.69	121.90
56	n0	106	LEU	CA-CB-CG	5.42	127.75	115.30
36	1	1386	A	C6-N1-C2	-5.41	115.35	118.60
36	1	2785	A	C8-N9-C4	5.41	107.97	105.80
36	1	3055	U	C2-N1-C1'	5.41	124.20	117.70
1	6	1666	U	N1-C2-O2	-5.41	119.01	122.80
36	5	3337	G	C5-C6-O6	5.41	131.85	128.60
36	1	946	U	O5'-P-OP2	-5.41	100.83	105.70
1	6	564	G	C8-N9-C4	-5.41	104.23	106.40
1	6	988	A	C8-N9-C4	-5.41	103.64	105.80
1	6	1767	G	O5'-P-OP1	-5.41	100.83	105.70
36	5	2191	U	N3-C4-C5	5.41	117.85	114.60

Continued on next page...

Continued from previous page...

Mol	Chain	Res	Type	Atoms	Z	Observed(°)	Ideal(°)
36	5	2371	G	C5-C6-N1	-5.41	108.79	111.50
1	2	545	A	OP1-P-O3'	5.41	117.11	105.20
1	2	1409	G	N1-C6-O6	5.41	123.15	119.90
36	1	1847	A	OP1-P-OP2	5.41	127.72	119.60
36	1	3054	U	C2-N3-C4	-5.41	123.75	127.00
38	4	28	C	N3-C4-C5	5.41	124.06	121.90
1	6	901	G	C5-N7-C8	-5.41	101.59	104.30
36	5	1449	A	C4-C5-C6	5.41	119.70	117.00
36	5	1522	U	O5'-P-OP2	-5.41	100.83	105.70
36	5	1833	G	C5-C6-O6	5.41	131.85	128.60
36	5	2190	U	C6-N1-C2	-5.41	117.75	121.00
36	5	2631	U	N3-C4-C5	5.41	117.85	114.60
36	5	2738	A	N1-C6-N6	-5.41	115.35	118.60
6	S4	3	ARG	NE-CZ-NH1	-5.41	117.60	120.30
36	1	187	A	C6-C5-N7	-5.41	128.51	132.30
36	1	1551	C	OP1-P-O3'	5.41	117.10	105.20
36	1	2350	C	N1-C2-N3	5.41	122.99	119.20
36	1	2359	C	C5-C4-N4	-5.41	116.41	120.20
36	1	2651	G	N3-C2-N2	-5.41	116.11	119.90
36	1	3101	G	N7-C8-N9	-5.41	110.40	113.10
64	N8	116	GLY	N-CA-C	5.41	126.62	113.10
1	6	106	U	OP2-P-O3'	5.41	117.10	105.20
36	5	1450	G	C2-N3-C4	5.41	114.60	111.90
36	5	2117	A	C4-C5-N7	-5.41	108.00	110.70
36	1	1492	G	N7-C8-N9	-5.41	110.40	113.10
36	5	660	A	N7-C8-N9	-5.41	111.10	113.80
36	5	2278	C	C6-N1-C2	-5.41	118.14	120.30
1	2	583	C	C6-N1-C2	-5.41	118.14	120.30
36	1	1137	C	N3-C4-N4	5.41	121.78	118.00
36	1	1851	G	C8-N9-C4	-5.41	104.24	106.40
36	1	2206	G	C5-C6-O6	-5.41	125.36	128.60
36	1	2604	U	N1-C2-O2	5.41	126.58	122.80
38	4	13	A	N7-C8-N9	5.41	116.50	113.80
1	6	90	C	N3-C2-O2	-5.41	118.12	121.90
1	6	455	C	N1-C2-O2	-5.41	115.66	118.90
36	5	716	A	C4-C5-N7	5.41	113.40	110.70
36	5	2167	A	C8-N9-C4	-5.41	103.64	105.80
36	5	2392	C	C5-C4-N4	-5.41	116.42	120.20
54	M8	41	ASP	CB-CG-OD1	5.40	123.16	118.30
36	5	885	U	O5'-P-OP2	-5.40	100.84	105.70
36	5	3057	U	C5-C4-O4	-5.40	122.66	125.90
1	2	1796	C	N3-C2-O2	-5.40	118.12	121.90

Continued on next page...

Continued from previous page...

Mol	Chain	Res	Type	Atoms	Z	Observed(°)	Ideal(°)
36	1	2624	G	N1-C6-O6	5.40	123.14	119.90
38	4	19	C	N1-C2-O2	-5.40	115.66	118.90
1	6	1634	C	N3-C2-O2	-5.40	118.12	121.90
36	5	925	A	N3-C4-N9	5.40	131.72	127.40
36	5	2178	A	C8-N9-C4	5.40	107.96	105.80
38	8	14	C	O5'-P-OP2	-5.40	100.84	105.70
1	2	1219	A	O5'-P-OP1	-5.40	100.84	105.70
36	1	37	U	N3-C4-O4	5.40	123.18	119.40
36	1	369	A	N9-C4-C5	5.40	107.96	105.80
36	1	530	G	N1-C6-O6	-5.40	116.66	119.90
36	1	421	G	C4-N9-C1'	5.40	133.52	126.50
14	c2	58	LEU	CA-CB-CG	5.40	127.72	115.30
36	1	1370	G	N3-C2-N2	5.40	123.68	119.90
36	1	1951	C	N1-C2-O2	5.40	122.14	118.90
36	5	801	A	C8-N9-C4	-5.40	103.64	105.80
36	5	1450	G	N1-C2-N2	5.40	121.06	116.20
36	5	3030	G	N7-C8-N9	-5.40	110.40	113.10
36	5	3197	G	C2-N3-C4	-5.40	109.20	111.90
38	8	47	C	N3-C2-O2	-5.40	118.12	121.90
1	2	359	A	C4-N9-C1'	-5.40	116.59	126.30
36	1	655	C	OP2-P-O3'	5.40	117.07	105.20
36	1	971	G	N1-C6-O6	-5.40	116.66	119.90
38	4	79	A	P-O3'-C3'	5.40	126.18	119.70
1	6	75	U	O4'-C1'-N1	5.40	112.52	108.20
36	5	817	A	C8-N9-C4	-5.40	103.64	105.80
36	5	2870	C	O4'-C1'-N1	5.40	112.52	108.20
36	1	2198	A	C8-N9-C4	5.39	107.96	105.80
38	4	45	C	O5'-P-OP2	-5.39	100.84	105.70
36	1	2240	G	N9-C4-C5	-5.39	103.24	105.40
36	1	2362	C	C2-N3-C4	5.39	122.60	119.90
36	1	3040	A	OP2-P-O3'	5.39	117.06	105.20
36	5	372	A	N9-C4-C5	-5.39	103.64	105.80
36	5	2931	C	C2-N3-C4	-5.39	117.20	119.90
36	1	368	G	N1-C2-N3	5.39	127.13	123.90
36	1	400	G	N1-C6-O6	5.39	123.13	119.90
36	1	2372	A	C6-N1-C2	-5.39	115.36	118.60
36	1	650	C	N3-C4-C5	5.39	124.06	121.90
36	1	2828	G	C8-N9-C4	-5.39	104.25	106.40
36	5	2188	A	N1-C6-N6	-5.39	115.37	118.60
36	5	3154	C	C6-N1-C1'	-5.39	114.33	120.80
1	2	1596	C	C2-N1-C1'	5.39	124.73	118.80
36	1	2391	G	C5-C6-O6	5.39	131.83	128.60

Continued on next page...

Continued from previous page...

Mol	Chain	Res	Type	Atoms	Z	Observed(°)	Ideal(°)
36	5	2377	G	C4-C5-N7	-5.39	108.64	110.80
1	2	577	G	N3-C4-N9	-5.39	122.77	126.00
1	2	934	C	N3-C4-N4	5.39	121.77	118.00
36	1	419	G	N1-C2-N2	-5.39	111.35	116.20
36	1	2206	G	N1-C6-O6	5.39	123.13	119.90
36	5	1327	C	N1-C2-O2	5.39	122.13	118.90
36	5	3041	U	N3-C2-O2	5.39	125.97	122.20
36	1	498	A	N1-C6-N6	-5.38	115.37	118.60
36	1	1500	G	OP2-P-O3'	5.38	117.05	105.20
36	1	1669	C	N3-C2-O2	5.38	125.67	121.90
36	5	1408	G	N9-C4-C5	5.38	107.55	105.40
36	5	2602	G	C8-N9-C4	-5.38	104.25	106.40
36	1	3122	A	O5'-P-OP1	-5.38	100.86	105.70
36	5	579	G	C5-C6-N1	5.38	114.19	111.50
36	5	1586	G	C5-C6-O6	-5.38	125.37	128.60
36	5	2239	G	N3-C2-N2	5.38	123.67	119.90
36	5	2379	U	C2-N3-C4	-5.38	123.77	127.00
38	8	80	A	N3-C4-C5	-5.38	123.03	126.80
36	5	2882	U	N3-C2-O2	5.38	125.97	122.20
36	1	919	U	N3-C2-O2	-5.38	118.44	122.20
36	1	1940	G	N3-C2-N2	5.38	123.67	119.90
36	1	2541	U	P-O3'-C3'	5.38	126.15	119.70
38	4	13	A	C8-N9-C4	-5.38	103.65	105.80
1	6	1100	G	C6-N1-C2	-5.38	121.87	125.10
1	2	73	U	N3-C2-O2	-5.38	118.44	122.20
36	1	639	G	N9-C1'-C2'	-5.38	106.09	112.00
36	1	2656	A	N9-C4-C5	5.38	107.95	105.80
36	1	2865	U	C6-N1-C2	5.38	124.23	121.00
36	1	50	U	C4-C5-C6	5.38	122.92	119.70
36	1	106	A	C2-N3-C4	-5.38	107.91	110.60
1	2	345	U	OP1-P-O3'	5.37	117.02	105.20
1	2	1745	G	N3-C4-C5	-5.37	125.91	128.60
36	1	3034	C	N1-C2-O2	5.37	122.12	118.90
36	5	2757	U	C4-C5-C6	5.37	122.92	119.70
1	2	1117	U	C2-N1-C1'	5.37	124.15	117.70
1	2	1320	U	N3-C2-O2	-5.37	118.44	122.20
1	2	1782	A	N1-C2-N3	5.37	131.99	129.30
36	1	279	U	O5'-P-OP1	-5.37	100.86	105.70
36	1	384	A	C8-N9-C4	5.37	107.95	105.80
36	1	644	G	N1-C2-N2	-5.37	111.36	116.20
36	1	1404	G	C5-C6-O6	5.37	131.82	128.60
36	5	2380	U	N1-C2-N3	5.37	118.12	114.90

Continued on next page...

Continued from previous page...

Mol	Chain	Res	Type	Atoms	Z	Observed(°)	Ideal(°)
36	5	2988	C	N1-C2-N3	5.37	122.96	119.20
36	1	506	U	OP2-P-O3'	5.37	117.01	105.20
36	1	1200	A	O4'-C1'-N9	5.37	112.50	108.20
36	5	421	G	C8-N9-C4	-5.37	104.25	106.40
36	5	640	U	C5-C4-O4	-5.37	122.68	125.90
36	5	3093	C	C2-N3-C4	-5.37	117.22	119.90
1	2	1780	G	N3-C4-C5	5.37	131.28	128.60
36	1	1082	U	C2-N1-C1'	5.37	124.14	117.70
36	5	2323	G	O5'-P-OP2	5.37	117.14	110.70
36	5	2362	C	C5-C6-N1	5.37	123.68	121.00
54	m8	92	ARG	NE-CZ-NH2	-5.37	117.62	120.30
36	1	2757	U	OP1-P-OP2	-5.37	111.55	119.60
36	5	587	U	C6-N1-C2	5.37	124.22	121.00
36	5	833	G	C6-N1-C2	-5.37	121.88	125.10
36	5	1403	C	C2-N3-C4	-5.37	117.22	119.90
1	2	1174	C	N1-C2-O2	5.37	122.12	118.90
36	1	664	U	C2-N3-C4	-5.37	123.78	127.00
36	1	2870	C	C5-C4-N4	5.37	123.96	120.20
36	5	204	A	N9-C4-C5	5.37	107.95	105.80
37	7	40	C	C6-N1-C2	5.37	122.45	120.30
1	2	1202	A	C8-N9-C4	-5.36	103.66	105.80
36	1	28	C	N1-C2-O2	5.36	122.12	118.90
36	1	1136	A	C5-C6-N6	-5.36	119.41	123.70
36	1	1298	C	O5'-P-OP1	-5.36	100.87	105.70
36	1	2349	U	N1-C2-N3	5.36	118.12	114.90
36	1	2378	C	N3-C4-N4	5.36	121.75	118.00
1	6	359	A	C8-N9-C1'	5.36	137.35	127.70
36	5	868	C	C5-C6-N1	-5.36	118.32	121.00
36	5	1589	A	C5-C6-N6	-5.36	119.41	123.70
36	5	2712	U	C5-C4-O4	5.36	129.12	125.90
36	5	2725	U	N3-C4-C5	5.36	117.82	114.60
36	5	3058	U	C2-N1-C1'	5.36	124.14	117.70
1	6	871	G	C6-C5-N7	-5.36	127.18	130.40
36	5	428	A	N1-C6-N6	-5.36	115.38	118.60
36	1	2614	G	O5'-P-OP1	-5.36	100.88	105.70
38	4	109	A	C5-C6-N6	-5.36	119.41	123.70
1	6	1498	G	N3-C4-C5	-5.36	125.92	128.60
36	5	1302	A	O5'-P-OP2	5.36	117.13	110.70
1	2	925	G	N1-C6-O6	5.36	123.11	119.90
1	2	1274	C	N3-C4-N4	-5.36	114.25	118.00
36	1	2789	U	N3-C4-C5	-5.36	111.39	114.60
36	5	1117	G	C4-C5-C6	-5.36	115.58	118.80

Continued on next page...

Continued from previous page...

Mol	Chain	Res	Type	Atoms	Z	Observed(°)	Ideal(°)
1	2	1455	G	N3-C2-N2	-5.36	116.15	119.90
36	1	1294	A	O4'-C1'-N9	5.36	112.49	108.20
36	5	363	G	N1-C6-O6	5.36	123.11	119.90
36	5	637	C	C2-N3-C4	-5.36	117.22	119.90
36	5	2531	C	C6-N1-C1'	-5.36	114.37	120.80
36	5	3197	G	N3-C4-N9	-5.36	122.78	126.00
1	6	935	U	N3-C4-O4	5.36	123.15	119.40
36	5	2434	U	N3-C4-O4	-5.36	115.65	119.40
36	5	3006	A	N7-C8-N9	5.36	116.48	113.80
36	5	3176	G	C4-N9-C1'	5.36	133.46	126.50
36	5	3209	A	C8-N9-C4	-5.36	103.66	105.80
37	7	38	U	C2-N1-C1'	5.36	124.13	117.70
36	1	435	C	C5-C6-N1	-5.35	118.32	121.00
36	5	76	G	N7-C8-N9	-5.35	110.42	113.10
36	5	520	U	N1-C2-O2	-5.35	119.05	122.80
36	5	2361	A	C5-C6-N6	-5.35	119.42	123.70
1	2	571	G	N1-C6-O6	-5.35	116.69	119.90
36	5	39	A	C5-C6-N6	-5.35	119.42	123.70
36	5	326	U	C5-C4-O4	-5.35	122.69	125.90
36	5	1097	G	N9-C4-C5	-5.35	103.26	105.40
36	5	1101	G	N9-C4-C5	-5.35	103.26	105.40
36	5	3103	A	C6-N1-C2	-5.35	115.39	118.60
36	5	2959	C	OP2-P-O3'	5.35	116.97	105.20
1	2	765	G	O4'-C1'-N9	-5.35	103.92	108.20
36	1	300	G	O5'-P-OP1	-5.35	100.89	105.70
36	1	1510	G	C6-C5-N7	-5.35	127.19	130.40
36	1	2249	G	C3'-C2'-C1'	-5.35	97.22	101.50
36	1	3019	U	N3-C2-O2	-5.35	118.45	122.20
36	5	1052	U	C5-C6-N1	5.35	125.37	122.70
36	5	2735	U	C5-C4-O4	5.35	129.11	125.90
36	1	93	C	C6-N1-C2	-5.35	118.16	120.30
36	1	2866	U	C2-N3-C4	-5.35	123.79	127.00
1	6	631	G	C5-C6-O6	-5.35	125.39	128.60
1	6	1503	A	O4'-C1'-N9	5.35	112.48	108.20
36	5	3188	G	C5-C6-O6	5.35	131.81	128.60
36	1	588	G	C8-N9-C4	-5.35	104.26	106.40
1	6	523	G	C5-C6-N1	5.35	114.17	111.50
1	6	1329	A	N1-C6-N6	5.35	121.81	118.60
36	5	1491	A	OP2-P-O3'	5.35	116.96	105.20
1	2	320	U	C5-C4-O4	-5.34	122.69	125.90
1	2	1600	A	N1-C6-N6	5.34	121.81	118.60
36	1	637	C	N3-C4-N4	-5.34	114.26	118.00

Continued on next page...

Continued from previous page...

Mol	Chain	Res	Type	Atoms	Z	Observed(°)	Ideal(°)
36	1	1100	U	N3-C4-C5	5.34	117.81	114.60
36	1	1437	C	O5'-P-OP2	5.34	117.11	110.70
36	1	2554	A	P-O3'-C3'	5.34	126.11	119.70
1	6	581	U	C2-N1-C1'	-5.34	111.29	117.70
1	6	864	U	C2-N1-C1'	5.34	124.11	117.70
1	6	990	C	C6-N1-C2	-5.34	118.16	120.30
36	5	104	G	C2-N3-C4	-5.34	109.23	111.90
36	5	1488	G	OP1-P-O3'	5.34	116.96	105.20
36	1	75	G	N3-C4-C5	-5.34	125.93	128.60
36	1	578	A	O5'-P-OP2	5.34	117.11	110.70
36	1	652	G	N1-C2-N2	-5.34	111.39	116.20
36	1	806	A	C6-N1-C2	-5.34	115.39	118.60
36	1	919	U	N3-C4-C5	5.34	117.81	114.60
36	5	424	G	N3-C4-N9	5.34	129.21	126.00
36	5	2107	A	OP1-P-O3'	5.34	116.95	105.20
38	8	26	U	N3-C2-O2	-5.34	118.46	122.20
36	1	748	U	C5-C4-O4	-5.34	122.69	125.90
36	1	2286	U	C5-C4-O4	5.34	129.10	125.90
36	1	2404	A	O4'-C1'-N9	5.34	112.47	108.20
36	5	1190	A	N7-C8-N9	5.34	116.47	113.80
1	2	192	U	C2-N1-C1'	5.34	124.11	117.70
36	1	421	G	N9-C4-C5	-5.34	103.26	105.40
36	1	2950	G	O4'-C1'-N9	5.34	112.47	108.20
36	5	35	A	N9-C4-C5	-5.34	103.66	105.80
36	5	2904	U	C2-N3-C4	-5.34	123.80	127.00
1	2	1370	U	P-O3'-C3'	5.34	126.11	119.70
36	1	2142	A	C8-N9-C4	-5.34	103.67	105.80
36	1	2996	U	C5-C4-O4	-5.34	122.70	125.90
36	5	2942	C	C5-C4-N4	-5.34	116.46	120.20
52	m6	125	ARG	NE-CZ-NH2	5.34	122.97	120.30
36	1	24	G	O5'-P-OP1	5.34	117.10	110.70
36	1	56	G	C5-C6-O6	-5.34	125.40	128.60
36	1	2144	A	C6-N1-C2	-5.34	115.40	118.60
36	1	2537	U	P-O3'-C3'	5.34	126.10	119.70
36	5	1331	U	O4'-C1'-N1	-5.34	103.93	108.20
36	5	2147	A	N1-C6-N6	5.34	121.80	118.60
36	5	2602	G	O5'-P-OP2	-5.34	100.90	105.70
36	5	3042	U	C5-C6-N1	-5.34	120.03	122.70
37	7	51	A	C5-N7-C8	-5.34	101.23	103.90
1	2	1196	A	P-O3'-C3'	5.33	126.10	119.70
36	1	295	A	N7-C8-N9	5.33	116.47	113.80
36	1	419	G	N3-C2-N2	5.33	123.63	119.90

Continued on next page...

Continued from previous page...

Mol	Chain	Res	Type	Atoms	Z	Observed(°)	Ideal(°)
36	1	2354	C	C6-N1-C2	-5.33	118.17	120.30
1	6	431	C	C5-C4-N4	5.33	123.94	120.20
36	5	1365	G	C8-N9-C1'	-5.33	120.06	127.00
36	1	573	C	N3-C2-O2	-5.33	118.17	121.90
36	1	2200	U	C2-N1-C1'	5.33	124.10	117.70
36	5	215	G	C8-N9-C4	-5.33	104.27	106.40
36	5	942	U	C4-C5-C6	5.33	122.90	119.70
36	5	1321	G	C6-C5-N7	-5.33	127.20	130.40
36	5	1441	G	N1-C6-O6	-5.33	116.70	119.90
36	5	2870	C	N3-C4-C5	5.33	124.03	121.90
36	5	2931	C	N3-C2-O2	5.33	125.63	121.90
36	5	2968	G	N1-C6-O6	-5.33	116.70	119.90
36	1	3209	A	C5-C6-N6	-5.33	119.43	123.70
36	5	3185	U	C2-N3-C4	-5.33	123.80	127.00
1	2	1454	G	N3-C2-N2	5.33	123.63	119.90
36	1	1041	U	C5-C6-N1	-5.33	120.04	122.70
36	1	2827	U	N1-C2-N3	5.33	118.10	114.90
36	1	2871	G	OP1-P-OP2	5.33	127.59	119.60
1	6	25	C	OP2-P-O3'	5.33	116.92	105.20
1	6	1022	C	N3-C4-C5	5.33	124.03	121.90
36	5	668	G	N1-C6-O6	-5.33	116.70	119.90
36	5	1525	G	O5'-P-OP2	-5.33	100.91	105.70
36	5	2693	C	OP1-P-O3'	5.33	116.92	105.20
36	5	3374	U	OP1-P-O3'	5.33	116.92	105.20
36	1	802	C	N1-C2-O2	5.33	122.09	118.90
36	1	1009	A	O5'-P-OP1	5.33	117.09	110.70
36	1	1910	A	N1-C2-N3	-5.33	126.64	129.30
36	1	2877	G	C5-C6-O6	5.33	131.79	128.60
36	5	434	U	O5'-P-OP1	5.33	117.09	110.70
36	5	1395	G	OP2-P-O3'	5.33	116.92	105.20
36	5	2359	C	C5-C6-N1	-5.33	118.34	121.00
36	5	3144	G	OP1-P-OP2	-5.33	111.61	119.60
36	1	43	A	N3-C4-C5	5.32	130.53	126.80
36	1	913	A	N3-C4-N9	5.32	131.66	127.40
36	5	506	U	OP2-P-O3'	5.32	116.91	105.20
36	5	2849	C	N1-C2-O2	-5.32	115.71	118.90
36	1	142	C	C5-C6-N1	5.32	123.66	121.00
36	1	2314	U	C5-C4-O4	-5.32	122.71	125.90
36	5	210	U	N3-C4-O4	-5.32	115.67	119.40
36	5	3105	U	N1-C2-N3	5.32	118.09	114.90
36	1	709	A	N3-C4-N9	5.32	131.66	127.40
1	6	362	G	C8-N9-C1'	-5.32	120.08	127.00

Continued on next page...

Continued from previous page...

Mol	Chain	Res	Type	Atoms	Z	Observed(°)	Ideal(°)
1	6	978	A	C2-N3-C4	5.32	113.26	110.60
1	6	1736	G	C5-C6-N1	-5.32	108.84	111.50
36	5	1045	C	O5'-P-OP2	5.32	117.08	110.70
36	5	1316	C	C5-C4-N4	-5.32	116.48	120.20
36	5	2763	U	N3-C2-O2	5.32	125.92	122.20
36	1	2614	G	OP1-P-OP2	5.32	127.58	119.60
36	5	1513	G	C2-N3-C4	5.32	114.56	111.90
36	5	2174	G	N1-C6-O6	5.32	123.09	119.90
36	5	2940	A	N1-C2-N3	5.32	131.96	129.30
36	1	1456	A	C8-N9-C4	5.32	107.93	105.80
36	1	1510	G	N3-C2-N2	5.32	123.62	119.90
36	1	2760	C	N1-C2-N3	5.32	122.92	119.20
36	1	2871	G	C4-C5-C6	-5.32	115.61	118.80
1	6	1783	C	N1-C2-O2	5.32	122.09	118.90
36	5	659	G	OP2-P-O3'	5.32	116.90	105.20
36	5	665	A	N1-C6-N6	5.32	121.79	118.60
36	5	974	G	C8-N9-C4	-5.32	104.27	106.40
36	5	2371	G	C6-C5-N7	-5.32	127.21	130.40
36	5	2799	A	P-O3'-C3'	5.32	126.08	119.70
36	5	3146	G	N3-C2-N2	5.32	123.62	119.90
20	C8	3	LEU	CA-CB-CG	5.32	127.53	115.30
36	1	422	A	C5-C6-N1	5.32	120.36	117.70
1	6	1675	C	C5-C4-N4	-5.32	116.48	120.20
36	5	304	G	N1-C6-O6	-5.32	116.71	119.90
36	5	349	A	OP2-P-O3'	5.32	116.89	105.20
36	5	1722	U	N3-C2-O2	5.32	125.92	122.20
36	5	86	G	N1-C2-N2	-5.31	111.42	116.20
36	5	1101	G	C8-N9-C4	5.31	108.53	106.40
36	5	1226	G	N9-C4-C5	-5.31	103.27	105.40
36	5	679	U	N3-C4-O4	-5.31	115.68	119.40
36	5	1127	G	N9-C4-C5	-5.31	103.28	105.40
12	C0	63	TYR	N-CA-C	5.31	125.34	111.00
36	1	643	U	C2-N3-C4	5.31	130.19	127.00
36	1	2188	A	N9-C1'-C2'	-5.31	106.16	112.00
36	1	2364	G	C5-C6-O6	-5.31	125.41	128.60
36	5	1327	C	N3-C4-N4	-5.31	114.28	118.00
36	5	1924	U	OP2-P-O3'	5.31	116.88	105.20
36	5	2105	G	N9-C4-C5	-5.31	103.28	105.40
1	2	1273	G	N3-C4-C5	-5.31	125.94	128.60
36	1	3150	A	C2-N3-C4	-5.31	107.94	110.60
1	6	637	C	O5'-P-OP2	-5.31	100.92	105.70
36	5	936	A	C5-C6-N1	5.31	120.36	117.70

Continued on next page...

Continued from previous page...

Mol	Chain	Res	Type	Atoms	Z	Observed(°)	Ideal(°)
36	5	1117	G	C5-C6-O6	-5.31	125.41	128.60
36	1	908	G	C8-N9-C1'	-5.31	120.10	127.00
36	1	1129	A	C5-C6-N1	5.31	120.35	117.70
36	1	1886	A	O5'-P-OP2	-5.31	100.92	105.70
36	1	2917	G	N3-C4-C5	-5.31	125.95	128.60
1	6	144	U	C2-N1-C1'	5.31	124.07	117.70
1	6	638	U	N1-C2-O2	5.31	126.52	122.80
36	5	1118	C	O5'-P-OP1	-5.31	100.92	105.70
36	5	3137	C	N3-C4-N4	-5.31	114.28	118.00
36	5	3220	G	C5-C6-O6	5.31	131.78	128.60
1	2	1761	U	N3-C4-C5	-5.31	111.42	114.60
36	1	8	C	C6-N1-C2	5.31	122.42	120.30
36	1	124	U	N1-C2-O2	5.31	126.51	122.80
36	1	2247	G	N3-C2-N2	-5.31	116.19	119.90
36	5	1830	G	C2-N3-C4	-5.31	109.25	111.90
36	5	1866	C	C5-C6-N1	5.31	123.65	121.00
1	2	323	A	C8-N9-C4	-5.30	103.68	105.80
1	6	1200	G	O5'-P-OP2	-5.30	100.93	105.70
1	6	1773	C	N3-C2-O2	5.30	125.61	121.90
36	5	589	A	O4'-C1'-N9	-5.30	103.96	108.20
36	5	637	C	N1-C2-N3	5.30	122.91	119.20
36	5	2513	U	P-O3'-C3'	5.30	126.07	119.70
63	n7	65	ARG	NE-CZ-NH1	5.30	122.95	120.30
36	1	1421	G	O5'-P-OP2	-5.30	100.93	105.70
36	1	2643	A	N1-C6-N6	5.30	121.78	118.60
36	5	971	G	N7-C8-N9	-5.30	110.45	113.10
36	5	1160	C	C2-N1-C1'	-5.30	112.97	118.80
1	2	580	A	N9-C4-C5	5.30	107.92	105.80
36	1	52	A	N1-C2-N3	-5.30	126.65	129.30
36	1	82	C	C6-N1-C2	5.30	122.42	120.30
36	1	406	G	N1-C6-O6	-5.30	116.72	119.90
36	1	754	G	OP2-P-O3'	5.30	116.86	105.20
1	6	622	A	N1-C6-N6	-5.30	115.42	118.60
1	6	876	G	N1-C6-O6	5.30	123.08	119.90
1	6	1361	U	N1-C2-O2	5.30	126.51	122.80
36	5	112	U	N1-C1'-C2'	-5.30	106.17	112.00
36	5	1861	G	C8-N9-C4	-5.30	104.28	106.40
1	2	286	C	C6-N1-C2	-5.30	118.18	120.30
36	1	47	C	OP1-P-OP2	-5.30	111.65	119.60
36	1	798	G	N3-C2-N2	-5.30	116.19	119.90
36	1	1269	U	N1-C2-O2	5.30	126.51	122.80
36	1	1332	A	C8-N9-C4	-5.30	103.68	105.80

Continued on next page...

Continued from previous page...

Mol	Chain	Res	Type	Atoms	Z	Observed(°)	Ideal(°)
1	6	1745	G	C6-N1-C2	-5.30	121.92	125.10
36	5	612	U	C5-C6-N1	-5.30	120.05	122.70
36	5	2388	U	C5-C6-N1	-5.30	120.05	122.70
36	5	2935	U	C5-C4-O4	-5.30	122.72	125.90
36	5	3050	U	N3-C4-O4	-5.30	115.69	119.40
36	5	787	G	N1-C6-O6	5.30	123.08	119.90
36	1	270	U	N1-C2-O2	5.30	126.51	122.80
36	1	2355	G	C6-C5-N7	-5.30	127.22	130.40
36	1	2914	G	OP1-P-OP2	5.30	127.54	119.60
1	6	626	U	OP1-P-O3'	5.30	116.85	105.20
36	5	370	U	N3-C2-O2	-5.30	118.49	122.20
36	5	2353	G	C6-C5-N7	-5.30	127.22	130.40
36	5	3149	G	O5'-P-OP1	5.30	117.06	110.70
36	1	765	C	N3-C2-O2	-5.29	118.19	121.90
36	1	2249	G	C5-C6-N1	5.29	114.15	111.50
36	1	3184	A	C8-N9-C4	5.29	107.92	105.80
36	1	3195	U	P-O3'-C3'	5.29	126.06	119.70
1	6	1480	G	C8-N9-C4	-5.29	104.28	106.40
36	1	155	G	N3-C2-N2	5.29	123.61	119.90
36	1	1295	G	C5-C6-O6	5.29	131.78	128.60
36	1	2606	G	C5-C6-O6	5.29	131.78	128.60
1	6	53	G	N1-C2-N2	-5.29	111.44	116.20
36	5	1378	U	N3-C4-C5	5.29	117.78	114.60
36	5	3275	U	O4'-C1'-N1	5.29	112.44	108.20
63	n7	65	ARG	NE-CZ-NH2	-5.29	117.65	120.30
1	2	1798	U	C2-N1-C1'	5.29	124.05	117.70
36	1	2613	U	OP1-P-OP2	5.29	127.54	119.60
36	1	3318	G	N3-C4-N9	5.29	129.18	126.00
36	5	372	A	N1-C6-N6	5.29	121.78	118.60
36	5	832	G	N3-C4-C5	-5.29	125.95	128.60
36	5	934	G	N3-C4-N9	5.29	129.18	126.00
36	5	1116	G	N3-C2-N2	-5.29	116.20	119.90
36	5	1136	A	C6-N1-C2	-5.29	115.43	118.60
37	7	89	G	C8-N9-C4	5.29	108.52	106.40
36	5	664	U	N3-C2-O2	-5.29	118.50	122.20
1	2	937	C	O5'-P-OP1	-5.29	100.94	105.70
36	1	974	G	N3-C4-N9	5.29	129.17	126.00
36	1	1585	C	C6-N1-C2	5.29	122.42	120.30
36	1	2650	U	C4-C5-C6	5.29	122.87	119.70
36	1	2714	G	O5'-P-OP1	-5.29	100.94	105.70
36	1	3178	A	C4-C5-C6	5.29	119.64	117.00
36	1	3184	A	N9-C4-C5	-5.29	103.68	105.80

Continued on next page...

Continued from previous page...

Mol	Chain	Res	Type	Atoms	Z	Observed(°)	Ideal(°)
36	1	3302	U	C5-C6-N1	-5.29	120.06	122.70
1	6	44	U	N3-C2-O2	5.29	125.90	122.20
1	6	1523	G	C5-C6-O6	5.29	131.77	128.60
36	5	1870	C	OP1-P-OP2	-5.29	111.67	119.60
36	5	2920	U	OP1-P-OP2	5.29	127.53	119.60
77	q1	15	ARG	NE-CZ-NH1	-5.29	117.66	120.30
36	1	1196	C	C5-C6-N1	-5.29	118.36	121.00
36	1	1201	C	O5'-P-OP2	5.29	117.04	110.70
36	1	2550	U	N1-C2-N3	5.29	118.07	114.90
36	1	2830	G	N9-C4-C5	5.29	107.52	105.40
1	6	389	G	N3-C4-C5	-5.29	125.96	128.60
1	6	1180	C	C6-N1-C2	-5.29	118.19	120.30
36	5	2754	G	C5-C6-O6	5.29	131.77	128.60
36	5	3013	U	C6-N1-C2	-5.29	117.83	121.00
1	2	961	U	C6-N1-C2	-5.29	117.83	121.00
36	1	953	G	N3-C4-N9	-5.29	122.83	126.00
36	1	2149	A	O5'-P-OP2	5.29	117.04	110.70
36	1	2150	G	C6-C5-N7	-5.29	127.23	130.40
36	1	2349	U	C6-N1-C2	-5.29	117.83	121.00
36	1	3212	C	C6-N1-C2	5.29	122.41	120.30
38	4	135	G	N9-C4-C5	5.29	107.51	105.40
36	5	924	G	N3-C4-N9	-5.29	122.83	126.00
36	5	1368	U	N1-C2-N3	5.29	118.07	114.90
36	5	1532	C	C6-N1-C2	5.29	122.41	120.30
36	5	1847	A	OP1-P-OP2	5.29	127.53	119.60
36	5	2208	A	O4'-C1'-N9	5.29	112.43	108.20
36	1	1345	G	OP2-P-O3'	5.28	116.82	105.20
37	3	86	U	C6-N1-C1'	-5.28	113.80	121.20
1	6	390	G	C8-N9-C4	-5.28	104.29	106.40
1	6	1731	A	N1-C6-N6	-5.28	115.43	118.60
36	5	1007	U	C5-C6-N1	-5.28	120.06	122.70
36	5	2408	U	N3-C4-O4	-5.28	115.70	119.40
36	1	1177	G	N3-C2-N2	-5.28	116.20	119.90
36	1	2245	C	OP2-P-O3'	5.28	116.82	105.20
36	1	2889	C	N3-C2-O2	-5.28	118.20	121.90
36	1	2978	U	C2-N3-C4	-5.28	123.83	127.00
36	5	747	A	N9-C4-C5	5.28	107.91	105.80
36	5	1192	C	C5-C4-N4	-5.28	116.50	120.20
36	5	2655	U	N1-C2-O2	-5.28	119.10	122.80
36	1	2861	U	O5'-P-OP2	5.28	117.04	110.70
1	6	1113	A	N1-C2-N3	5.28	131.94	129.30
36	5	676	G	N1-C6-O6	-5.28	116.73	119.90

Continued on next page...

Continued from previous page...

Mol	Chain	Res	Type	Atoms	Z	Observed(°)	Ideal(°)
36	5	2753	G	N1-C2-N2	5.28	120.95	116.20
36	5	2777	G	N1-C6-O6	-5.28	116.73	119.90
36	5	2795	U	C5-C6-N1	-5.28	120.06	122.70
37	7	120	C	N3-C4-C5	5.28	124.01	121.90
1	2	1796	C	C4-C5-C6	5.28	120.04	117.40
36	1	701	G	OP2-P-O3'	5.28	116.81	105.20
36	1	2634	U	C2-N3-C4	-5.28	123.83	127.00
36	5	208	C	C6-N1-C2	-5.28	118.19	120.30
36	5	960	U	N3-C4-C5	5.28	117.77	114.60
36	5	1307	G	N1-C2-N3	-5.28	120.73	123.90
36	5	1894	U	N1-C2-O2	-5.28	119.11	122.80
36	1	1374	G	C6-N1-C2	-5.28	121.93	125.10
36	1	2297	U	O5'-P-OP2	-5.28	100.95	105.70
1	6	542	A	C4-N9-C1'	5.28	135.80	126.30
1	6	542	A	O4'-C1'-N9	5.28	112.42	108.20
1	6	1458	G	C4-N9-C1'	5.28	133.36	126.50
36	1	66	A	O5'-P-OP2	5.28	117.03	110.70
36	5	417	A	N1-C6-N6	-5.28	115.44	118.60
36	5	952	A	N9-C4-C5	-5.28	103.69	105.80
36	5	2201	G	C5-C6-O6	5.28	131.76	128.60
36	5	427	C	N3-C4-C5	5.27	124.01	121.90
36	1	2192	C	C4-C5-C6	5.27	120.04	117.40
36	1	2339	C	C2-N1-C1'	5.27	124.60	118.80
36	5	1161	G	C6-C5-N7	5.27	133.56	130.40
36	5	1330	A	N1-C6-N6	5.27	121.76	118.60
36	5	2728	G	N1-C2-N2	5.27	120.94	116.20
36	5	2777	G	C4-C5-N7	-5.27	108.69	110.80
40	13	4	ARG	CG-CD-NE	5.27	122.87	111.80
36	1	812	G	N9-C4-C5	5.27	107.51	105.40
36	1	143	G	C5-C6-N1	5.27	114.14	111.50
36	1	3206	C	OP1-P-OP2	5.27	127.50	119.60
36	1	3326	G	C8-N9-C4	5.27	108.51	106.40
1	2	145	A	N7-C8-N9	5.27	116.43	113.80
1	2	471	A	C8-N9-C4	5.27	107.91	105.80
1	2	864	U	N3-C2-O2	-5.27	118.51	122.20
36	1	1837	U	N3-C2-O2	5.27	125.89	122.20
36	5	1528	G	C6-N1-C2	-5.27	121.94	125.10
36	5	2375	G	O4'-C1'-N9	5.27	112.41	108.20
1	2	829	A	P-O3'-C3'	5.27	126.02	119.70
36	1	870	G	O5'-P-OP2	-5.27	100.96	105.70
36	1	934	G	C2-N3-C4	5.27	114.53	111.90
36	1	124	U	N3-C2-O2	-5.26	118.52	122.20

Continued on next page...

Continued from previous page...

Mol	Chain	Res	Type	Atoms	Z	Observed(°)	Ideal(°)
36	1	521	A	C5-C6-N6	-5.26	119.49	123.70
36	1	1434	G	C8-N9-C4	-5.26	104.29	106.40
36	1	1503	A	N3-C4-C5	5.26	130.49	126.80
36	5	905	U	O5'-P-OP2	-5.26	100.96	105.70
36	5	1193	A	C8-N9-C4	-5.26	103.69	105.80
36	5	1506	A	N7-C8-N9	5.26	116.43	113.80
36	5	2816	G	O4'-C1'-N9	5.26	112.41	108.20
1	2	73	U	P-O3'-C3'	5.26	126.02	119.70
1	2	403	G	OP1-P-O3'	5.26	116.78	105.20
36	5	425	G	N9-C4-C5	-5.26	103.30	105.40
36	5	2206	G	C5-C6-O6	-5.26	125.44	128.60
3	S1	181	LEU	CA-CB-CG	5.26	127.40	115.30
36	1	232	G	N1-C2-N2	-5.26	111.47	116.20
36	1	936	A	OP2-P-O3'	5.26	116.78	105.20
36	1	1168	U	N3-C2-O2	-5.26	118.52	122.20
1	6	120	U	N3-C2-O2	-5.26	118.52	122.20
1	6	767	U	N1-C2-N3	5.26	118.06	114.90
36	5	1371	G	C4-C5-N7	-5.26	108.69	110.80
36	5	1628	C	C6-N1-C2	-5.26	118.20	120.30
36	5	2931	C	N3-C4-C5	5.26	124.00	121.90
38	8	109	A	C5-C6-N1	5.26	120.33	117.70
36	1	1170	A	N1-C2-N3	-5.26	126.67	129.30
36	1	1918	C	C6-N1-C2	-5.26	118.20	120.30
36	1	3174	A	C2-N3-C4	-5.26	107.97	110.60
37	3	12	U	C5-C4-O4	-5.26	122.74	125.90
36	5	1390	A	N9-C4-C5	5.26	107.90	105.80
36	5	2142	A	C2-N3-C4	5.26	113.23	110.60
36	5	2191	U	N3-C2-O2	-5.26	118.52	122.20
36	5	2386	A	C2-N3-C4	-5.26	107.97	110.60
36	5	2403	G	C2-N3-C4	5.26	114.53	111.90
36	5	2618	G	C5-C6-O6	-5.26	125.44	128.60
36	1	345	G	C5-C6-N1	5.26	114.13	111.50
36	5	1586	G	C6-C5-N7	-5.26	127.25	130.40
56	n0	155	ARG	NE-CZ-NH2	5.26	122.93	120.30
36	1	932	U	N1-C2-N3	5.26	118.05	114.90
36	1	2936	A	O5'-P-OP2	5.26	117.01	110.70
36	5	725	G	C8-N9-C1'	-5.26	120.17	127.00
36	5	3078	U	C5-C6-N1	5.26	125.33	122.70
36	1	2818	U	C5'-C4'-O4'	-5.25	102.79	109.10
36	5	1110	U	N3-C4-O4	-5.25	115.72	119.40
1	2	1145	U	N3-C4-O4	5.25	123.08	119.40
36	1	232	G	N3-C4-N9	5.25	129.15	126.00

Continued on next page...

Continued from previous page...

Mol	Chain	Res	Type	Atoms	Z	Observed(°)	Ideal(°)
36	1	832	G	C5-C6-O6	5.25	131.75	128.60
36	1	2918	G	C8-N9-C4	-5.25	104.30	106.40
1	6	1299	G	C8-N9-C4	-5.25	104.30	106.40
36	5	1314	C	C2-N3-C4	-5.25	117.27	119.90
36	1	916	G	P-O3'-C3'	5.25	126.00	119.70
36	1	1433	A	C8-N9-C4	-5.25	103.70	105.80
36	1	2634	U	OP2-P-O3'	5.25	116.75	105.20
36	5	12	A	N1-C6-N6	5.25	121.75	118.60
36	5	1348	U	C6-N1-C2	-5.25	117.85	121.00
36	5	1420	C	OP2-P-O3'	5.25	116.75	105.20
36	5	1480	G	O4'-C1'-N9	5.25	112.40	108.20
36	5	1501	U	C5-C6-N1	5.25	125.33	122.70
36	5	2661	G	N3-C4-C5	-5.25	125.97	128.60
36	5	3042	U	N3-C4-O4	-5.25	115.72	119.40
36	1	515	C	C6-N1-C2	-5.25	118.20	120.30
36	1	2986	U	C4-C5-C6	5.25	122.85	119.70
38	4	32	C	C5-C4-N4	-5.25	116.53	120.20
37	3	94	C	C5-C6-N1	-5.25	118.38	121.00
36	5	994	G	O5'-P-OP2	-5.25	100.98	105.70
36	5	1457	U	C5-C6-N1	5.25	125.33	122.70
36	5	2119	A	C6-N1-C2	-5.25	115.45	118.60
36	5	2234	G	C6-N1-C2	-5.25	121.95	125.10
36	5	2954	U	N3-C4-O4	5.25	123.07	119.40
36	1	371	G	C4-C5-N7	5.25	112.90	110.80
36	1	893	C	C2-N3-C4	5.25	122.52	119.90
36	1	950	G	C5-N7-C8	-5.25	101.68	104.30
36	1	1149	G	N9-C4-C5	5.25	107.50	105.40
1	6	96	G	OP2-P-O3'	5.25	116.74	105.20
1	6	387	A	C4-C5-N7	-5.25	108.08	110.70
1	6	1139	A	N1-C6-N6	-5.25	115.45	118.60
36	5	2145	A	N7-C8-N9	5.25	116.42	113.80
38	8	54	A	C2-N3-C4	-5.25	107.98	110.60
36	1	964	G	C2-N3-C4	5.25	114.52	111.90
36	1	2828	G	O5'-P-OP2	5.25	116.99	110.70
36	1	3209	A	C2-N3-C4	-5.25	107.98	110.60
36	5	101	G	O4'-C1'-N9	5.25	112.40	108.20
36	5	2600	C	O5'-P-OP2	5.25	116.99	110.70
1	2	934	C	C5-C6-N1	5.24	123.62	121.00
36	1	1522	U	C5-C4-O4	-5.24	122.75	125.90
36	1	1589	A	C8-N9-C4	5.24	107.90	105.80
36	1	2634	U	C5-C6-N1	-5.24	120.08	122.70
36	1	3178	A	N1-C6-N6	5.24	121.75	118.60

Continued on next page...

Continued from previous page...

Mol	Chain	Res	Type	Atoms	Z	Observed(°)	Ideal(°)
36	5	998	A	OP2-P-O3'	5.24	116.73	105.20
36	5	2130	G	N1-C6-O6	-5.24	116.75	119.90
36	5	2133	U	C2-N3-C4	-5.24	123.85	127.00
36	5	3078	U	N3-C2-O2	-5.24	118.53	122.20
36	1	2241	U	O5'-P-OP1	-5.24	100.98	105.70
36	1	2423	U	C2-N1-C1'	5.24	123.99	117.70
36	5	2634	U	N3-C4-C5	5.24	117.75	114.60
1	2	457	G	N3-C4-C5	-5.24	125.98	128.60
36	1	2130	G	C5-N7-C8	5.24	106.92	104.30
36	1	2170	U	N1-C2-N3	5.24	118.04	114.90
36	1	2705	A	N9-C4-C5	-5.24	103.70	105.80
36	1	2817	A	C6-N1-C2	-5.24	115.46	118.60
36	5	2416	U	OP1-P-OP2	-5.24	111.74	119.60
36	5	2811	A	C2-N3-C4	-5.24	107.98	110.60
1	2	1600	A	N3-C4-C5	5.24	130.47	126.80
1	6	60	U	C5-C4-O4	-5.24	122.76	125.90
1	6	571	G	N3-C4-N9	-5.24	122.86	126.00
1	6	1473	U	C6-N1-C2	-5.24	117.86	121.00
36	1	176	G	N3-C4-N9	5.24	129.14	126.00
54	m8	151	ARG	NE-CZ-NH1	-5.24	117.68	120.30
36	1	817	A	N9-C1'-C2'	5.24	120.81	114.00
36	1	970	A	C6-N1-C2	-5.24	115.46	118.60
36	1	1227	C	C6-N1-C2	-5.24	118.20	120.30
36	1	1835	A	C5-C6-N1	-5.24	115.08	117.70
37	3	60	G	N9-C4-C5	5.24	107.49	105.40
36	5	1884	A	OP2-P-O3'	5.24	116.72	105.20
36	5	1909	A	C5-C6-N1	5.24	120.32	117.70
36	1	3362	A	C8-N9-C4	-5.23	103.71	105.80
36	5	1912	U	N1-C2-O2	-5.23	119.14	122.80
36	1	436	A	O5'-P-OP2	5.23	116.98	110.70
36	1	806	A	O5'-P-OP1	-5.23	100.99	105.70
36	1	1528	G	C2-N3-C4	-5.23	109.28	111.90
36	1	1733	G	N3-C4-C5	-5.23	125.98	128.60
36	1	2720	G	O5'-P-OP2	-5.23	100.99	105.70
1	6	57	G	N3-C4-C5	-5.23	125.98	128.60
1	6	748	U	N1-C2-O2	5.23	126.46	122.80
36	5	1511	U	C5-C6-N1	-5.23	120.08	122.70
36	1	680	G	O5'-P-OP1	-5.23	100.99	105.70
36	1	2752	U	C5-C6-N1	-5.23	120.08	122.70
36	5	972	A	OP2-P-O3'	5.23	116.71	105.20
36	5	1042	U	C6-N1-C2	5.23	124.14	121.00
36	1	909	G	C5-N7-C8	5.23	106.91	104.30

Continued on next page...

Continued from previous page...

Mol	Chain	Res	Type	Atoms	Z	Observed(°)	Ideal(°)
36	1	3195	U	N3-C2-O2	-5.23	118.54	122.20
36	1	3318	G	C6-C5-N7	-5.23	127.26	130.40
1	6	1025	A	N9-C4-C5	-5.23	103.71	105.80
36	5	435	C	C2-N3-C4	-5.23	117.29	119.90
36	5	815	G	N3-C4-C5	-5.23	125.99	128.60
36	5	2398	A	C4-C5-N7	-5.23	108.09	110.70
36	5	3013	U	O5'-P-OP2	-5.23	101.00	105.70
36	5	3217	C	C6-N1-C2	5.23	122.39	120.30
36	1	835	G	C4-C5-N7	5.23	112.89	110.80
36	1	3373	U	C5-C6-N1	-5.23	120.09	122.70
36	5	636	C	N3-C4-C5	5.23	123.99	121.90
36	5	688	G	N3-C2-N2	-5.23	116.24	119.90
36	5	2296	A	N3-C4-N9	5.23	131.58	127.40
1	6	416	A	C6-C5-N7	-5.22	128.64	132.30
36	5	708	G	C4-C5-N7	5.22	112.89	110.80
36	5	880	G	C4-N9-C1'	-5.22	119.71	126.50
1	2	75	U	C2-N1-C1'	5.22	123.97	117.70
36	1	283	G	C5-C6-O6	-5.22	125.47	128.60
36	1	2242	A	O4'-C1'-N9	-5.22	104.02	108.20
36	1	2522	G	N3-C4-C5	-5.22	125.99	128.60
36	5	73	C	N1-C2-O2	-5.22	115.77	118.90
36	5	197	G	C6-C5-N7	-5.22	127.27	130.40
36	5	1794	G	N1-C2-N2	-5.22	111.50	116.20
36	5	1899	G	N3-C2-N2	5.22	123.56	119.90
36	5	2386	A	C6-C5-N7	-5.22	128.64	132.30
36	5	2584	G	OP2-P-O3'	5.22	116.69	105.20
36	1	99	A	O5'-P-OP2	-5.22	101.00	105.70
37	7	120	C	C2-N3-C4	-5.22	117.29	119.90
36	1	646	A	N9-C4-C5	5.22	107.89	105.80
36	1	1367	G	C6-C5-N7	-5.22	127.27	130.40
36	1	1450	G	N9-C4-C5	-5.22	103.31	105.40
36	1	1660	C	N3-C4-C5	-5.22	119.81	121.90
36	5	383	G	C8-N9-C4	5.22	108.49	106.40
36	5	414	U	N3-C4-O4	5.22	123.05	119.40
36	5	658	G	C5-C6-O6	-5.22	125.47	128.60
36	5	801	A	N9-C4-C5	5.22	107.89	105.80
36	5	1496	C	N1-C2-O2	5.22	122.03	118.90
36	5	2344	U	O5'-P-OP1	5.22	116.96	110.70
36	5	2728	G	C4-C5-N7	-5.22	108.71	110.80
47	m0	167	LEU	CA-CB-CG	5.22	127.31	115.30
1	2	1726	G	OP2-P-O3'	5.22	116.68	105.20
1	2	334	G	N3-C4-C5	5.22	131.21	128.60

Continued on next page...

Continued from previous page...

Mol	Chain	Res	Type	Atoms	Z	Observed(°)	Ideal(°)
1	2	1768	G	N9-C4-C5	5.22	107.49	105.40
36	1	1551	C	N1-C2-O2	5.22	122.03	118.90
36	1	1931	U	C6-N1-C2	5.22	124.13	121.00
36	1	2689	A	O4'-C1'-N9	5.22	112.37	108.20
36	5	2134	G	N3-C4-N9	5.22	129.13	126.00
36	5	2231	C	C6-N1-C2	-5.22	118.21	120.30
36	5	2296	A	N9-C4-C5	-5.22	103.71	105.80
36	1	1394	A	OP2-P-O3'	5.21	116.67	105.20
36	1	1661	G	C8-N9-C4	5.21	108.49	106.40
36	1	2899	C	P-O3'-C3'	5.21	125.96	119.70
37	3	88	G	C5-C6-N1	5.21	114.11	111.50
1	6	871	G	C4-C5-N7	5.21	112.89	110.80
1	6	901	G	C5-C6-O6	-5.21	125.47	128.60
36	5	427	C	C2-N3-C4	-5.21	117.29	119.90
36	5	1680	G	C4-C5-N7	-5.21	108.71	110.80
36	5	2434	U	C5-C6-N1	-5.21	120.09	122.70
36	5	2848	G	C8-N9-C1'	-5.21	120.22	127.00
36	5	3154	C	C6-N1-C2	-5.21	118.21	120.30
36	1	968	G	N3-C4-N9	5.21	129.13	126.00
1	6	75	U	N3-C2-O2	-5.21	118.55	122.20
36	1	2279	A	C4-C5-N7	5.21	113.31	110.70
36	1	2356	A	C4-C5-N7	5.21	113.31	110.70
36	1	2916	U	OP1-P-O3'	5.21	116.67	105.20
38	4	59	A	O5'-P-OP1	-5.21	101.01	105.70
36	5	907	G	N3-C4-N9	5.21	129.13	126.00
36	5	2935	U	C2-N1-C1'	5.21	123.95	117.70
1	2	1267	G	N3-C4-C5	-5.21	126.00	128.60
36	1	2979	U	N3-C4-C5	5.21	117.73	114.60
38	4	17	A	O5'-P-OP2	5.21	116.95	110.70
36	5	2426	U	N1-C2-O2	5.21	126.45	122.80
36	5	3328	G	N1-C6-O6	-5.21	116.77	119.90
36	5	3328	G	O5'-P-OP2	-5.21	101.01	105.70
36	1	406	G	C2-N3-C4	5.21	114.50	111.90
36	1	2150	G	C4-C5-C6	5.21	121.92	118.80
36	1	2151	C	N3-C2-O2	5.21	125.55	121.90
38	4	40	A	C8-N9-C1'	-5.21	118.32	127.70
1	6	1796	C	C2-N3-C4	-5.21	117.30	119.90
1	2	1174	C	N3-C2-O2	-5.21	118.26	121.90
35	SM	134	ASP	CB-CG-OD2	5.21	122.99	118.30
36	1	97	U	C5-C6-N1	-5.21	120.10	122.70
36	1	406	G	N3-C4-C5	-5.21	126.00	128.60
36	1	798	G	O5'-P-OP2	-5.21	101.02	105.70

Continued on next page...

Continued from previous page...

Mol	Chain	Res	Type	Atoms	Z	Observed(°)	Ideal(°)
36	1	907	G	N3-C4-C5	-5.21	126.00	128.60
36	1	1605	A	C8-N9-C4	5.21	107.88	105.80
36	1	2731	U	N3-C4-C5	-5.21	111.48	114.60
1	6	754	A	C5-C6-N6	-5.21	119.53	123.70
36	5	45	A	O5'-P-OP2	-5.21	101.02	105.70
36	5	95	A	C5-C6-N1	5.21	120.30	117.70
36	1	1194	G	C5-N7-C8	5.21	106.90	104.30
1	2	348	U	OP2-P-O3'	5.20	116.65	105.20
1	2	970	A	C5-C6-N6	-5.20	119.54	123.70
36	1	635	G	C5-C6-O6	-5.20	125.48	128.60
36	1	639	G	N9-C4-C5	-5.20	103.32	105.40
1	2	1768	G	C4-C5-N7	-5.20	108.72	110.80
36	1	903	U	C5-C6-N1	-5.20	120.10	122.70
36	1	963	G	C6-N1-C2	-5.20	121.98	125.10
36	1	1300	G	C8-N9-C1'	-5.20	120.24	127.00
36	1	3295	A	C8-N9-C4	-5.20	103.72	105.80
1	6	536	C	N3-C4-C5	-5.20	119.82	121.90
36	5	660	A	C8-N9-C4	5.20	107.88	105.80
36	5	2164	A	C8-N9-C4	-5.20	103.72	105.80
36	5	2728	G	N3-C4-N9	-5.20	122.88	126.00
36	5	3278	C	N1-C2-O2	-5.20	115.78	118.90
37	7	13	A	C5-C6-N1	5.20	120.30	117.70
1	2	1125	A	O5'-P-OP1	-5.20	101.02	105.70
1	2	1564	U	N1-C2-O2	-5.20	119.16	122.80
36	1	642	U	C5-C6-N1	-5.20	120.10	122.70
36	1	935	U	OP2-P-O3'	5.20	116.64	105.20
36	1	1183	C	C6-N1-C2	5.20	122.38	120.30
36	1	2216	G	N9-C4-C5	5.20	107.48	105.40
36	1	3273	A	C4-C5-C6	5.20	119.60	117.00
36	5	197	G	C8-N9-C1'	-5.20	120.24	127.00
36	5	3130	A	C4-C5-N7	-5.20	108.10	110.70
1	2	606	A	O4'-C1'-N9	5.20	112.36	108.20
36	1	421	G	C4-C5-N7	5.20	112.88	110.80
36	1	3273	A	N1-C2-N3	5.20	131.90	129.30
37	3	103	A	OP2-P-O3'	5.20	116.63	105.20
1	2	942	G	C5-C6-O6	5.20	131.72	128.60
36	1	57	A	OP2-P-O3'	5.20	116.63	105.20
36	1	807	A	N1-C2-N3	5.20	131.90	129.30
36	1	939	U	N1-C2-O2	-5.20	119.16	122.80
36	1	1450	G	C5-C6-O6	-5.20	125.48	128.60
36	5	1411	C	OP2-P-O3'	5.20	116.63	105.20
36	5	2385	G	C4-C5-N7	5.20	112.88	110.80

Continued on next page...

Continued from previous page...

Mol	Chain	Res	Type	Atoms	Z	Observed(°)	Ideal(°)
36	1	878	G	C4-C5-N7	-5.19	108.72	110.80
1	6	1082	C	OP1-P-OP2	5.19	127.39	119.60
36	5	640	U	OP1-P-OP2	-5.19	111.81	119.60
1	2	137	U	N1-C2-O2	5.19	126.43	122.80
36	1	1310	G	N1-C6-O6	-5.19	116.78	119.90
36	1	2314	U	C6-N1-C2	5.19	124.11	121.00
36	1	2585	G	C2-N3-C4	5.19	114.50	111.90
52	M6	84	LEU	CB-CG-CD2	-5.19	102.17	111.00
36	5	708	G	C5-C6-O6	-5.19	125.48	128.60
36	5	964	G	C4-C5-N7	5.19	112.88	110.80
36	5	992	A	C8-N9-C4	5.19	107.88	105.80
36	5	1304	A	C2-N3-C4	5.19	113.20	110.60
36	5	1392	G	N9-C4-C5	-5.19	103.32	105.40
1	2	378	A	N1-C6-N6	5.19	121.71	118.60
36	1	44	U	N3-C4-O4	-5.19	115.77	119.40
36	1	590	G	OP2-P-O3'	5.19	116.62	105.20
36	1	1425	U	N1-C2-N3	5.19	118.01	114.90
36	1	2242	A	C4-C5-C6	5.19	119.60	117.00
36	1	2802	A	N9-C4-C5	5.19	107.88	105.80
36	1	3008	A	OP1-P-OP2	-5.19	111.81	119.60
1	6	547	U	OP2-P-O3'	5.19	116.62	105.20
36	5	1379	G	N9-C4-C5	-5.19	103.32	105.40
36	5	2883	U	O5'-P-OP1	5.19	116.93	110.70
1	2	41	A	C8-N9-C4	5.19	107.88	105.80
1	2	610	G	N3-C2-N2	-5.19	116.27	119.90
1	2	1104	U	O5'-P-OP2	-5.19	101.03	105.70
36	1	608	A	N3-C4-N9	5.19	131.55	127.40
1	6	18	C	N3-C4-C5	-5.19	119.82	121.90
36	5	341	G	OP1-P-O3'	5.19	116.62	105.20
36	5	1047	A	C5-N7-C8	-5.19	101.31	103.90
1	2	310	C	N3-C4-C5	-5.19	119.83	121.90
1	2	1241	G	C4-C5-N7	5.19	112.88	110.80
36	1	206	G	N1-C6-O6	-5.19	116.79	119.90
36	1	899	U	N3-C2-O2	-5.19	118.57	122.20
36	1	1929	G	C8-N9-C4	5.19	108.47	106.40
36	1	2748	A	N1-C6-N6	5.19	121.71	118.60
1	6	392	G	N1-C6-O6	-5.19	116.79	119.90
1	6	1478	G	C6-C5-N7	-5.19	127.29	130.40
1	6	1513	G	C5-C6-O6	5.19	131.71	128.60
1	6	1773	C	C6-N1-C2	-5.19	118.22	120.30
36	5	146	U	N3-C4-O4	-5.19	115.77	119.40
36	5	1409	G	N3-C4-C5	-5.19	126.01	128.60

Continued on next page...

Continued from previous page...

Mol	Chain	Res	Type	Atoms	Z	Observed(°)	Ideal(°)
36	5	2757	U	C6-N1-C2	-5.19	117.89	121.00
36	1	1604	G	C8-N9-C4	-5.19	104.33	106.40
36	5	2828	G	C4-C5-N7	5.19	112.87	110.80
1	2	571	G	C4-C5-N7	-5.18	108.73	110.80
1	2	1324	G	N3-C4-N9	-5.18	122.89	126.00
36	1	1526	U	N3-C2-O2	-5.18	118.57	122.20
36	1	2113	A	C4-C5-C6	-5.18	114.41	117.00
36	1	2838	A	O5'-P-OP1	5.18	116.92	110.70
36	5	588	G	C2-N3-C4	5.18	114.49	111.90
36	5	932	U	N3-C4-O4	5.18	123.03	119.40
38	8	12	A	C5-N7-C8	-5.18	101.31	103.90
38	8	52	A	N9-C4-C5	5.18	107.87	105.80
46	19	151	VAL	CB-CA-C	-5.18	101.55	111.40
1	2	1117	U	N3-C2-O2	-5.18	118.57	122.20
36	1	2551	U	N3-C2-O2	-5.18	118.57	122.20
1	6	389	G	N1-C6-O6	-5.18	116.79	119.90
36	5	796	U	OP2-P-O3'	5.18	116.60	105.20
36	5	2650	U	N1-C2-N3	5.18	118.01	114.90
36	1	22	G	N3-C2-N2	-5.18	116.27	119.90
36	1	913	A	C5-C6-N6	-5.18	119.56	123.70
36	1	1000	C	O4'-C1'-N1	5.18	112.34	108.20
36	5	641	C	C2-N3-C4	-5.18	117.31	119.90
36	5	1897	G	N1-C6-O6	5.18	123.01	119.90
36	5	2930	A	N1-C6-N6	-5.18	115.49	118.60
36	1	344	A	C8-N9-C4	5.18	107.87	105.80
36	1	1170	A	N1-C6-N6	5.18	121.71	118.60
36	1	1518	U	C5-C6-N1	-5.18	120.11	122.70
36	1	2177	G	N1-C2-N2	-5.18	111.54	116.20
36	1	2372	A	C2-N3-C4	5.18	113.19	110.60
51	M5	22	LEU	CA-CB-CG	5.18	127.22	115.30
36	5	2618	G	C6-N1-C2	-5.18	121.99	125.10
36	5	2836	C	C2-N1-C1'	5.18	124.50	118.80
37	7	11	A	C4-C5-N7	5.18	113.29	110.70
36	1	1388	U	C5-C4-O4	-5.18	122.79	125.90
38	4	23	U	N3-C2-O2	5.18	125.83	122.20
1	6	524	U	N3-C2-O2	-5.18	118.58	122.20
36	5	758	C	C6-N1-C1'	5.18	127.01	120.80
36	5	2281	A	N7-C8-N9	-5.18	111.21	113.80
36	5	3308	C	N1-C2-O2	-5.18	115.79	118.90
36	1	912	G	N3-C2-N2	-5.18	116.28	119.90
36	1	1437	C	O5'-P-OP1	-5.18	101.04	105.70
36	1	1660	C	N3-C4-N4	5.18	121.62	118.00

Continued on next page...

Continued from previous page...

Mol	Chain	Res	Type	Atoms	Z	Observed(°)	Ideal(°)
36	1	2329	C	O5'-P-OP2	-5.18	101.04	105.70
1	6	1071	U	OP1-P-O3'	5.18	116.59	105.20
1	6	1631	A	C8-N9-C4	5.18	107.87	105.80
36	5	641	C	O4'-C1'-N1	5.18	112.34	108.20
36	5	644	G	C5-C6-N1	-5.18	108.91	111.50
36	5	1681	U	C2-N1-C1'	-5.18	111.49	117.70
36	5	2772	C	N1-C2-O2	-5.18	115.79	118.90
36	5	2831	G	C6-N1-C2	-5.18	121.99	125.10
1	2	1536	G	C8-N9-C1'	-5.17	120.27	127.00
1	6	622	A	N9-C4-C5	5.17	107.87	105.80
1	6	1136	U	N3-C4-O4	5.17	123.02	119.40
36	5	868	C	C2-N1-C1'	-5.17	113.11	118.80
36	5	1193	A	C4-N9-C1'	5.17	135.61	126.30
36	5	3052	G	C6-C5-N7	5.17	133.50	130.40
1	6	1003	A	C8-N9-C4	5.17	107.87	105.80
1	6	1048	G	C4-C5-N7	5.17	112.87	110.80
10	s8	47	ARG	NE-CZ-NH2	-5.17	117.71	120.30
36	1	1082	U	C6-N1-C2	-5.17	117.90	121.00
3	s1	106	THR	N-CA-CB	5.17	120.12	110.30
36	5	45	A	C5-C6-N1	5.17	120.28	117.70
36	5	2943	G	O5'-P-OP2	-5.17	101.05	105.70
36	5	3067	C	C6-N1-C2	5.17	122.37	120.30
36	5	3172	A	N1-C2-N3	5.17	131.89	129.30
1	2	647	G	N3-C4-N9	-5.17	122.90	126.00
1	6	339	C	OP2-P-O3'	5.17	116.57	105.20
1	6	1653	C	C6-N1-C2	-5.17	118.23	120.30
36	5	1373	A	C5-C6-N6	-5.17	119.56	123.70
36	5	2273	G	N7-C8-N9	-5.17	110.52	113.10
36	1	1898	G	O4'-C1'-N9	5.17	112.33	108.20
36	1	2278	C	N3-C4-C5	5.17	123.97	121.90
36	1	2960	C	C2-N3-C4	-5.17	117.32	119.90
1	6	1764	C	N3-C4-C5	5.17	123.97	121.90
1	2	1057	U	O4'-C1'-N1	5.17	112.33	108.20
1	2	1291	G	C6-C5-N7	5.17	133.50	130.40
36	1	296	A	C8-N9-C4	-5.17	103.73	105.80
36	1	635	G	C5-C6-N1	5.17	114.08	111.50
36	1	636	C	C5-C4-N4	-5.17	116.58	120.20
36	1	2409	G	C6-N1-C2	-5.17	122.00	125.10
36	1	2917	G	C8-N9-C1'	-5.17	120.28	127.00
1	6	1114	G	N3-C4-N9	5.17	129.10	126.00
1	6	1135	U	N1-C2-N3	5.17	118.00	114.90
36	5	2310	U	N3-C2-O2	-5.17	118.58	122.20

Continued on next page...

Continued from previous page...

Mol	Chain	Res	Type	Atoms	Z	Observed(°)	Ideal(°)
36	1	281	G	N1-C2-N3	5.17	127.00	123.90
36	1	2629	U	O5'-P-OP2	-5.17	101.05	105.70
38	4	96	A	C8-N9-C4	5.17	107.87	105.80
36	5	1833	G	C6-C5-N7	5.17	133.50	130.40
36	1	657	A	C5-N7-C8	5.16	106.48	103.90
36	1	982	C	N1-C2-O2	-5.16	115.80	118.90
36	1	1444	G	N1-C6-O6	5.16	123.00	119.90
36	1	1541	G	N9-C4-C5	-5.16	103.33	105.40
36	1	2240	G	OP2-P-O3'	5.16	116.56	105.20
36	1	2720	G	N1-C6-O6	5.16	123.00	119.90
36	1	2829	U	N3-C2-O2	-5.16	118.58	122.20
1	6	1602	C	N3-C2-O2	-5.16	118.29	121.90
36	5	339	C	N3-C4-N4	-5.16	114.39	118.00
36	5	1365	G	N3-C4-N9	5.16	129.10	126.00
36	5	1381	A	C2-N3-C4	-5.16	108.02	110.60
36	5	2358	A	N3-C4-C5	5.16	130.41	126.80
36	5	2395	G	C2-N3-C4	5.16	114.48	111.90
36	5	2526	C	N1-C2-O2	5.16	122.00	118.90
36	1	365	A	C4-C5-N7	5.16	113.28	110.70
1	2	1200	G	C6-C5-N7	-5.16	127.30	130.40
36	1	1197	A	C5-C6-N6	-5.16	119.57	123.70
1	6	1653	C	C4-C5-C6	5.16	119.98	117.40
36	5	73	C	N3-C4-N4	5.16	121.61	118.00
1	2	380	U	C4-C5-C6	5.16	122.80	119.70
36	1	1405	U	N3-C2-O2	5.16	125.81	122.20
36	1	1507	G	N1-C6-O6	5.16	123.00	119.90
1	6	1097	U	P-O3'-C3'	5.16	125.89	119.70
1	6	1746	A	C8-N9-C4	-5.16	103.74	105.80
36	5	107	A	C2-N3-C4	5.16	113.18	110.60
36	5	813	G	N3-C4-C5	-5.16	126.02	128.60
36	5	934	G	C5-C6-O6	-5.16	125.50	128.60
36	5	3079	U	C5-C4-O4	5.16	129.00	125.90
52	m6	84	LEU	CB-CG-CD1	-5.16	102.23	111.00
36	1	1409	G	C6-C5-N7	5.16	133.49	130.40
36	5	668	G	C5-C6-N1	5.16	114.08	111.50
36	5	1370	G	N3-C4-C5	-5.16	126.02	128.60
1	2	1389	C	C2-N1-C1'	5.16	124.47	118.80
36	1	231	G	N1-C6-O6	-5.16	116.81	119.90
36	1	372	A	N9-C4-C5	-5.16	103.74	105.80
36	1	644	G	C8-N9-C4	-5.16	104.34	106.40
1	6	1560	U	O5'-P-OP1	-5.16	101.06	105.70
1	6	1658	G	C4-C5-N7	-5.16	108.74	110.80

Continued on next page...

Continued from previous page...

Mol	Chain	Res	Type	Atoms	Z	Observed(°)	Ideal(°)
36	5	2639	G	C6-N1-C2	-5.16	122.01	125.10
36	5	2641	U	O5'-P-OP2	-5.16	101.06	105.70
36	5	2754	G	C8-N9-C4	5.16	108.46	106.40
1	2	1258	U	N3-C2-O2	-5.15	118.59	122.20
36	1	510	G	N9-C4-C5	5.15	107.46	105.40
1	6	1423	U	N1-C2-O2	-5.15	119.19	122.80
36	5	1437	C	N1-C2-N3	5.15	122.81	119.20
36	5	2524	A	C8-N9-C4	-5.15	103.74	105.80
1	2	565	C	N3-C4-C5	5.15	123.96	121.90
1	2	885	G	C5-C6-O6	-5.15	125.51	128.60
25	D3	111	GLY	N-CA-C	-5.15	100.22	113.10
36	1	200	C	C6-N1-C1'	-5.15	114.62	120.80
36	1	709	A	C5-C6-N6	-5.15	119.58	123.70
36	1	929	A	OP1-P-O3'	5.15	116.54	105.20
36	1	1909	A	C2-N3-C4	-5.15	108.02	110.60
36	1	2295	A	C6-C5-N7	-5.15	128.69	132.30
36	1	3174	A	C4-C5-N7	5.15	113.28	110.70
1	6	94	U	OP1-P-OP2	-5.15	111.87	119.60
1	6	108	A	C6-N1-C2	-5.15	115.51	118.60
36	5	2426	U	C5-C4-O4	5.15	128.99	125.90
1	2	568	G	OP1-P-O3'	5.15	116.53	105.20
1	2	1176	G	N1-C6-O6	5.15	122.99	119.90
1	6	647	G	N3-C4-C5	5.15	131.18	128.60
36	5	283	G	O4'-C1'-N9	-5.15	104.08	108.20
36	5	1154	A	C5-C6-N1	5.15	120.28	117.70
44	17	83	LEU	CA-CB-CG	5.15	127.15	115.30
1	2	1642	G	N3-C4-C5	-5.15	126.03	128.60
1	2	1747	G	C2-N3-C4	-5.15	109.33	111.90
1	6	1740	A	N1-C6-N6	-5.15	115.51	118.60
36	5	648	C	OP1-P-OP2	5.15	127.32	119.60
36	5	940	G	C2-N3-C4	5.15	114.47	111.90
36	5	2258	U	C5-C6-N1	5.15	125.27	122.70
36	5	2816	G	OP1-P-O3'	5.15	116.52	105.20
36	5	3373	U	N3-C2-O2	-5.15	118.60	122.20
36	1	2795	U	O5'-P-OP1	-5.15	101.07	105.70
36	1	2918	G	C4-C5-C6	5.15	121.89	118.80
36	1	3000	A	C8-N9-C4	5.15	107.86	105.80
36	1	3091	A	N1-C6-N6	5.15	121.69	118.60
1	6	1094	G	N1-C6-O6	-5.15	116.81	119.90
36	5	720	A	N7-C8-N9	5.15	116.37	113.80
36	5	2234	G	C4-C5-N7	5.15	112.86	110.80
36	5	3343	G	N9-C4-C5	-5.15	103.34	105.40

Continued on next page...

Continued from previous page...

Mol	Chain	Res	Type	Atoms	Z	Observed(°)	Ideal(°)
36	1	590	G	C8-N9-C4	5.14	108.46	106.40
36	1	808	A	C6-N1-C2	-5.14	115.51	118.60
36	1	1509	A	C2-N3-C4	-5.14	108.03	110.60
36	1	1795	U	C2-N3-C4	-5.14	123.91	127.00
36	1	2306	C	N3-C4-N4	-5.14	114.40	118.00
36	1	2877	G	C5-N7-C8	5.14	106.87	104.30
37	3	33	U	N3-C2-O2	-5.14	118.60	122.20
1	6	536	C	C5-C6-N1	5.14	123.57	121.00
36	5	1306	G	C8-N9-C1'	-5.14	120.31	127.00
36	5	1830	G	C5-C6-N1	-5.14	108.93	111.50
36	5	1848	G	C4-C5-N7	5.14	112.86	110.80
36	5	2341	A	O5'-P-OP2	-5.14	101.07	105.70
1	2	1206	U	C5-C4-O4	-5.14	122.81	125.90
36	1	199	A	C8-N9-C4	-5.14	103.74	105.80
36	1	640	U	C6-N1-C2	-5.14	117.91	121.00
36	1	1117	G	C5-C6-O6	-5.14	125.51	128.60
36	1	1170	A	C8-N9-C4	5.14	107.86	105.80
36	1	1510	G	N3-C4-C5	-5.14	126.03	128.60
36	1	2642	A	N1-C2-N3	-5.14	126.73	129.30
36	1	2818	U	OP2-P-O3'	5.14	116.51	105.20
38	4	109	A	N1-C6-N6	5.14	121.69	118.60
1	6	1614	A	C2-N3-C4	-5.14	108.03	110.60
36	5	400	G	C8-N9-C4	-5.14	104.34	106.40
36	5	665	A	OP2-P-O3'	5.14	116.51	105.20
36	5	1435	A	C5-C6-N6	-5.14	119.58	123.70
36	5	3142	A	O5'-P-OP1	-5.14	101.07	105.70
36	5	3188	G	C5-N7-C8	5.14	106.87	104.30
36	1	1130	A	N1-C2-N3	-5.14	126.73	129.30
36	1	811	U	C4-C5-C6	5.14	122.78	119.70
36	1	1909	A	C8-N9-C4	5.14	107.86	105.80
36	1	2114	C	O5'-P-OP2	-5.14	101.07	105.70
1	6	1099	U	C5-C4-O4	5.14	128.98	125.90
1	6	1796	C	C4-C5-C6	5.14	119.97	117.40
36	5	170	G	C4-N9-C1'	5.14	133.18	126.50
36	5	186	U	N3-C2-O2	-5.14	118.60	122.20
36	5	197	G	C4-N9-C1'	5.14	133.18	126.50
36	5	1884	A	N1-C2-N3	5.14	131.87	129.30
37	7	3	U	C5-C6-N1	-5.14	120.13	122.70
36	1	2366	C	C5-C6-N1	5.14	123.57	121.00
36	1	2821	C	OP1-P-OP2	-5.14	111.89	119.60
1	6	678	A	C8-N9-C4	-5.14	103.75	105.80
1	6	1100	G	N3-C4-N9	5.14	129.08	126.00

Continued on next page...

Continued from previous page...

Mol	Chain	Res	Type	Atoms	Z	Observed(°)	Ideal(°)
36	5	1339	C	C6-N1-C2	-5.14	118.25	120.30
36	5	2397	A	C6-N1-C2	-5.14	115.52	118.60
37	7	40	C	C5-C6-N1	-5.14	118.43	121.00
36	1	843	A	C2-N3-C4	-5.14	108.03	110.60
36	1	1838	G	N3-C2-N2	-5.14	116.30	119.90
36	1	2372	A	N3-C4-C5	-5.14	123.20	126.80
36	5	506	U	C5-C6-N1	-5.14	120.13	122.70
36	5	1846	C	OP2-P-O3'	5.14	116.50	105.20
36	5	1860	G	C2-N3-C4	5.14	114.47	111.90
36	5	2357	A	N9-C4-C5	-5.14	103.75	105.80
36	5	2651	G	OP2-P-O3'	5.14	116.50	105.20
36	5	2794	G	O5'-P-OP1	5.14	116.86	110.70
6	S4	189	LEU	CA-CB-CG	5.13	127.11	115.30
36	1	2423	U	C5-C4-O4	-5.13	122.82	125.90
1	6	1779	U	N3-C2-O2	-5.13	118.61	122.20
36	5	264	G	N1-C6-O6	5.13	122.98	119.90
36	5	671	U	N1-C2-O2	-5.13	119.21	122.80
36	5	2290	C	C5-C4-N4	-5.13	116.61	120.20
36	1	282	G	P-O3'-C3'	5.13	125.86	119.70
36	1	3344	A	C6-C5-N7	-5.13	128.71	132.30
40	L3	248	LYS	CD-CE-NZ	-5.13	99.89	111.70
36	5	1159	A	C2-N3-C4	-5.13	108.03	110.60
1	2	1559	A	O4'-C1'-N9	5.13	112.31	108.20
1	2	1611	A	O4'-C1'-N9	5.13	112.31	108.20
36	1	332	C	C2-N3-C4	-5.13	117.33	119.90
36	1	957	C	N3-C2-O2	5.13	125.49	121.90
36	1	1837	U	N1-C2-O2	-5.13	119.21	122.80
36	1	2198	A	N7-C8-N9	-5.13	111.23	113.80
36	1	2600	C	N1-C2-O2	5.13	121.98	118.90
61	N5	113	LEU	CB-CG-CD2	-5.13	102.28	111.00
1	6	768	C	C6-N1-C2	5.13	122.35	120.30
36	5	831	G	C5-C6-O6	-5.13	125.52	128.60
36	5	1180	A	N1-C6-N6	-5.13	115.52	118.60
37	7	70	U	OP2-P-O3'	5.13	116.49	105.20
36	1	1444	G	C8-N9-C4	5.13	108.45	106.40
36	5	56	G	C5-C6-N1	5.13	114.06	111.50
36	5	3144	G	C2-N3-C4	5.13	114.47	111.90
36	1	1389	G	C5-C6-N1	5.13	114.06	111.50
36	1	1481	A	C8-N9-C1'	-5.13	118.47	127.70
36	1	1741	A	C5-N7-C8	-5.13	101.33	103.90
36	1	2874	G	C5-C6-N1	-5.13	108.94	111.50
37	3	80	G	N3-C4-C5	-5.13	126.04	128.60

Continued on next page...

Continued from previous page...

Mol	Chain	Res	Type	Atoms	Z	Observed(°)	Ideal(°)
36	5	1846	C	C2-N3-C4	-5.13	117.34	119.90
36	5	2579	G	C8-N9-C4	-5.13	104.35	106.40
1	2	1116	A	N1-C6-N6	5.13	121.68	118.60
13	C1	88	ARG	NE-CZ-NH1	5.13	122.86	120.30
36	1	811	U	N1-C2-N3	5.13	117.98	114.90
36	1	1294	A	C2-N3-C4	5.13	113.16	110.60
36	1	2884	C	C4-C5-C6	-5.13	114.84	117.40
36	1	2989	U	N3-C2-O2	-5.13	118.61	122.20
36	1	3174	A	C6-C5-N7	-5.13	128.71	132.30
79	Q3	29	LEU	CA-CB-CG	-5.13	103.51	115.30
1	6	584	C	C2-N1-C1'	5.13	124.44	118.80
1	6	1782	A	OP2-P-O3'	5.13	116.48	105.20
36	5	717	C	OP2-P-O3'	5.13	116.48	105.20
38	8	33	A	N1-C6-N6	5.13	121.68	118.60
1	2	586	G	N1-C6-O6	-5.12	116.83	119.90
38	4	6	U	C5-C4-O4	-5.12	122.83	125.90
1	6	1004	U	N1-C2-O2	-5.12	119.21	122.80
36	5	2627	C	C2-N3-C4	-5.12	117.34	119.90
6	S4	38	LEU	CA-CB-CG	5.12	127.08	115.30
37	3	83	U	C2-N3-C4	-5.12	123.92	127.00
1	6	125	U	C6-N1-C2	5.12	124.07	121.00
36	5	424	G	OP1-P-OP2	5.12	127.29	119.60
36	5	683	U	O5'-P-OP2	-5.12	101.09	105.70
36	5	1236	G	C5-C6-O6	-5.12	125.53	128.60
36	5	1496	C	C2-N1-C1'	5.12	124.44	118.80
36	5	1673	G	N3-C4-C5	-5.12	126.04	128.60
36	5	2814	G	N9-C4-C5	-5.12	103.35	105.40
1	2	499	U	OP1-P-O3'	5.12	116.47	105.20
36	1	2171	G	C2-N3-C4	5.12	114.46	111.90
1	6	435	C	N3-C4-C5	-5.12	119.85	121.90
36	5	38	U	C6-N1-C2	5.12	124.07	121.00
36	5	46	U	N1-C2-O2	5.12	126.39	122.80
36	5	649	A	C5-N7-C8	-5.12	101.34	103.90
36	5	1166	G	C2-N3-C4	-5.12	109.34	111.90
36	5	3025	C	N3-C2-O2	-5.12	118.31	121.90
1	2	580	A	N3-C4-C5	-5.12	123.22	126.80
36	1	2618	G	N3-C2-N2	5.12	123.48	119.90
36	1	2977	G	C2-N3-C4	5.12	114.46	111.90
36	5	2908	G	N1-C2-N2	5.12	120.81	116.20
26	D4	74	LEU	CA-CB-CG	5.12	127.07	115.30
36	1	975	C	OP1-P-OP2	5.12	127.28	119.60
36	1	997	A	C8-N9-C4	-5.12	103.75	105.80

Continued on next page...

Continued from previous page...

Mol	Chain	Res	Type	Atoms	Z	Observed(°)	Ideal(°)
36	1	1507	G	N3-C4-C5	-5.12	126.04	128.60
36	1	1685	C	N1-C2-O2	5.12	121.97	118.90
1	6	1614	A	C4-C5-N7	5.12	113.26	110.70
36	5	3012	A	N9-C4-C5	-5.12	103.75	105.80
54	m8	178	ARG	NE-CZ-NH1	5.12	122.86	120.30
36	1	916	G	O5'-P-OP1	-5.12	101.09	105.70
36	5	1445	U	C5-C4-O4	-5.12	122.83	125.90
36	5	2775	U	C5-C4-O4	5.12	128.97	125.90
36	5	3115	C	C6-N1-C1'	5.12	126.94	120.80
36	1	820	A	N7-C8-N9	5.12	116.36	113.80
36	1	866	A	C8-N9-C4	5.12	107.85	105.80
36	1	919	U	N1-C2-O2	5.12	126.38	122.80
36	1	1528	G	OP1-P-OP2	5.12	127.27	119.60
36	1	2302	G	N3-C2-N2	5.12	123.48	119.90
36	1	2345	A	N3-C4-N9	5.12	131.49	127.40
36	1	2641	U	C6-N1-C2	5.12	124.07	121.00
36	1	3214	U	OP2-P-O3'	5.12	116.46	105.20
37	3	42	A	C8-N9-C4	5.12	107.85	105.80
36	5	2403	G	C5-C6-N1	5.12	114.06	111.50
36	1	1004	U	N1-C2-O2	5.11	126.38	122.80
36	1	1154	A	N1-C2-N3	5.11	131.86	129.30
36	1	2115	G	C6-C5-N7	-5.11	127.33	130.40
36	1	3005	A	OP1-P-OP2	5.11	127.27	119.60
36	1	3098	G	N3-C2-N2	5.11	123.48	119.90
37	3	86	U	N3-C4-O4	5.11	122.98	119.40
1	6	1032	G	N1-C6-O6	5.11	122.97	119.90
36	5	578	A	O5'-P-OP2	5.11	116.84	110.70
36	5	1476	G	N3-C4-C5	5.11	131.16	128.60
36	5	2379	U	N1-C2-N3	5.11	117.97	114.90
36	5	3004	C	OP2-P-O3'	5.11	116.45	105.20
1	2	110	U	C2-N1-C1'	5.11	123.83	117.70
36	1	2637	A	O5'-P-OP1	-5.11	101.10	105.70
36	5	805	G	OP2-P-O3'	5.11	116.45	105.20
36	5	2343	C	C6-N1-C2	5.11	122.34	120.30
36	5	2820	A	C8-N9-C4	-5.11	103.75	105.80
38	8	74	U	C5-C4-O4	-5.11	122.83	125.90
1	2	1654	G	C6-N1-C2	-5.11	122.03	125.10
1	2	1762	A	C2-N3-C4	-5.11	108.04	110.60
1	2	1778	G	N1-C6-O6	-5.11	116.83	119.90
36	1	3277	U	N1-C2-N3	5.11	117.97	114.90
1	6	66	U	OP1-P-O3'	5.11	116.44	105.20
36	5	1316	C	N3-C4-N4	5.11	121.58	118.00

Continued on next page...

Continued from previous page...

Mol	Chain	Res	Type	Atoms	Z	Observed(°)	Ideal(°)
36	5	2186	U	N1-C2-O2	5.11	126.38	122.80
36	5	3298	C	C2-N3-C4	-5.11	117.34	119.90
36	5	2335	G	N3-C4-C5	-5.11	126.05	128.60
36	5	2820	A	C5-C6-N6	-5.11	119.61	123.70
1	2	87	C	O5'-P-OP1	-5.11	101.10	105.70
36	1	2700	G	N7-C8-N9	5.11	115.65	113.10
1	6	1037	C	N3-C4-C5	5.11	123.94	121.90
36	5	909	G	OP1-P-OP2	-5.11	111.94	119.60
36	5	1907	C	C5-C6-N1	5.11	123.55	121.00
1	2	1361	U	C2-N1-C1'	5.11	123.83	117.70
36	1	2306	C	C5-C6-N1	5.11	123.55	121.00
1	6	393	C	O4'-C1'-N1	5.11	112.28	108.20
1	6	1759	C	C6-N1-C2	5.11	122.34	120.30
36	5	950	G	C5-C6-O6	-5.11	125.54	128.60
36	5	961	C	C4-C5-C6	5.11	119.95	117.40
36	5	1456	A	C8-N9-C4	5.11	107.84	105.80
36	1	2872	A	C6-N1-C2	-5.10	115.54	118.60
1	6	92	A	N1-C6-N6	5.10	121.66	118.60
36	5	1112	A	N3-C4-N9	5.10	131.48	127.40
1	2	378	A	OP2-P-O3'	5.10	116.43	105.20
1	2	968	U	C5-C6-N1	-5.10	120.15	122.70
36	1	399	A	OP2-P-O3'	5.10	116.43	105.20
36	1	1112	A	C5-C6-N6	-5.10	119.62	123.70
36	1	2758	A	C2-N3-C4	5.10	113.15	110.60
36	1	2995	A	N1-C6-N6	5.10	121.66	118.60
1	6	98	U	C5-C4-O4	5.10	128.96	125.90
1	6	1127	G	C6-N1-C2	-5.10	122.04	125.10
36	5	834	U	N1-C2-O2	-5.10	119.23	122.80
36	5	1042	U	C4-C5-C6	-5.10	116.64	119.70
36	5	2871	G	N1-C6-O6	-5.10	116.84	119.90
36	5	3176	G	N3-C4-C5	-5.10	126.05	128.60
36	5	3268	A	O5'-P-OP2	-5.10	101.11	105.70
1	2	409	C	C6-N1-C2	-5.10	118.26	120.30
36	1	651	G	C2-N3-C4	5.10	114.45	111.90
36	1	1083	G	N3-C4-C5	-5.10	126.05	128.60
36	1	1546	A	C6-N1-C2	5.10	121.66	118.60
1	6	401	A	N1-C6-N6	5.10	121.66	118.60
36	5	804	C	N3-C4-C5	-5.10	119.86	121.90
36	5	925	A	C5-C6-N6	-5.10	119.62	123.70
36	5	2914	G	C8-N9-C1'	-5.10	120.37	127.00
1	2	1455	G	C8-N9-C4	-5.10	104.36	106.40
36	1	2710	C	N1-C2-O2	-5.10	115.84	118.90

Continued on next page...

Continued from previous page...

Mol	Chain	Res	Type	Atoms	Z	Observed(°)	Ideal(°)
36	5	2371	G	N3-C4-C5	5.10	131.15	128.60
36	1	32	U	C2-N3-C4	-5.10	123.94	127.00
36	1	2877	G	C4-C5-N7	-5.10	108.76	110.80
36	1	3373	U	C6-N1-C2	5.10	124.06	121.00
1	6	1662	G	O5'-P-OP2	-5.10	101.11	105.70
36	5	2345	A	C5-C6-N6	-5.10	119.62	123.70
36	5	2661	G	OP1-P-O3'	5.10	116.41	105.20
69	o3	65	ARG	NE-CZ-NH1	-5.10	117.75	120.30
36	5	215	G	N3-C4-C5	-5.10	126.05	128.60
36	5	1901	A	C4-N9-C1'	5.10	135.47	126.30
36	5	2179	C	C6-N1-C2	5.10	122.34	120.30
36	1	1129	A	C4-C5-N7	5.09	113.25	110.70
36	1	2215	A	N9-C4-C5	-5.09	103.76	105.80
36	1	2409	G	C2-N3-C4	5.09	114.45	111.90
36	1	2760	C	C4-C5-C6	5.09	119.95	117.40
36	1	2763	U	N3-C4-O4	5.09	122.97	119.40
36	1	2899	C	N3-C2-O2	-5.09	118.33	121.90
1	6	351	C	OP1-P-O3'	5.09	116.41	105.20
1	6	1594	G	N3-C4-N9	5.09	129.06	126.00
36	5	1437	C	O5'-P-OP2	5.09	116.81	110.70
36	5	3049	A	N9-C4-C5	-5.09	103.76	105.80
36	5	3094	A	C8-N9-C4	5.09	107.84	105.80
36	5	3197	G	C8-N9-C4	-5.09	104.36	106.40
1	2	934	C	C5-C4-N4	-5.09	116.64	120.20
36	1	1183	C	N3-C4-C5	5.09	123.94	121.90
36	1	2408	U	N3-C2-O2	-5.09	118.64	122.20
1	2	1556	A	OP1-P-O3'	5.09	116.40	105.20
36	1	99	A	O4'-C1'-N9	5.09	112.27	108.20
36	1	1114	U	N1-C2-O2	5.09	126.36	122.80
36	1	1121	U	C2-N3-C4	-5.09	123.94	127.00
36	1	1716	U	P-O3'-C3'	5.09	125.81	119.70
36	5	1139	G	C6-N1-C2	-5.09	122.05	125.10
36	5	2140	U	N1-C2-N3	5.09	117.95	114.90
1	2	1494	C	C6-N1-C2	-5.09	118.26	120.30
36	1	635	G	C4-C5-N7	5.09	112.84	110.80
36	5	788	C	OP2-P-O3'	5.09	116.40	105.20
36	5	1331	U	N3-C4-C5	5.09	117.65	114.60
36	5	1866	C	OP2-P-O3'	5.09	116.40	105.20
36	5	2290	C	N3-C4-C5	5.09	123.94	121.90
36	5	3217	C	C2-N1-C1'	-5.09	113.20	118.80
36	5	3323	A	N1-C6-N6	-5.09	115.55	118.60
1	2	992	A	N3-C4-N9	-5.09	123.33	127.40

Continued on next page...

Continued from previous page...

Mol	Chain	Res	Type	Atoms	Z	Observed(°)	Ideal(°)
36	1	186	U	OP1-P-OP2	-5.09	111.97	119.60
36	1	965	A	OP1-P-O3'	5.09	116.39	105.20
36	1	1389	G	N1-C6-O6	5.09	122.95	119.90
36	1	2300	G	N3-C4-N9	-5.09	122.95	126.00
36	5	1112	A	C4-N9-C1'	5.09	135.46	126.30
37	7	26	C	C4-C5-C6	5.09	119.94	117.40
1	2	767	U	N3-C2-O2	-5.09	118.64	122.20
36	1	1419	A	C5'-C4'-O4'	5.09	115.20	109.10
36	1	2385	G	O5'-P-OP1	-5.09	101.12	105.70
36	1	2406	C	N3-C4-C5	5.09	123.94	121.90
67	O1	62	ARG	NE-CZ-NH1	-5.09	117.76	120.30
1	6	597	G	O5'-P-OP2	-5.09	101.12	105.70
1	6	764	U	C5-C6-N1	-5.09	120.16	122.70
36	5	912	G	N1-C6-O6	-5.09	116.85	119.90
36	5	1154	A	C2-N3-C4	5.09	113.14	110.60
36	5	1716	U	P-O3'-C3'	5.09	125.80	119.70
36	5	1854	C	C2-N3-C4	5.09	122.44	119.90
36	5	2733	A	O5'-P-OP2	-5.09	101.12	105.70
36	5	2863	G	N3-C2-N2	5.09	123.46	119.90
36	5	3121	U	OP1-P-O3'	5.09	116.39	105.20
36	1	709	A	N1-C6-N6	5.08	121.65	118.60
36	1	807	A	N1-C6-N6	5.08	121.65	118.60
36	1	814	U	O5'-P-OP2	5.08	116.80	110.70
36	1	2216	G	C4-C5-N7	-5.08	108.77	110.80
1	6	419	G	O5'-P-OP1	-5.08	101.12	105.70
36	5	1300	G	N3-C4-N9	5.08	129.05	126.00
36	5	2383	C	N3-C4-C5	-5.08	119.87	121.90
1	2	872	G	N3-C4-N9	-5.08	122.95	126.00
36	1	143	G	C2-N3-C4	5.08	114.44	111.90
36	1	1158	A	C5-C6-N6	-5.08	119.63	123.70
36	5	425	G	N1-C6-O6	5.08	122.95	119.90
36	5	2395	G	C5-C6-O6	-5.08	125.55	128.60
36	5	3161	C	C5-C6-N1	5.08	123.54	121.00
36	1	711	A	N1-C6-N6	-5.08	115.55	118.60
36	1	1132	C	C5-C4-N4	5.08	123.76	120.20
36	5	31	C	N3-C4-C5	5.08	123.93	121.90
36	5	191	U	C2-N1-C1'	-5.08	111.60	117.70
36	5	1331	U	N3-C2-O2	5.08	125.76	122.20
36	5	1374	G	N3-C2-N2	5.08	123.46	119.90
36	5	1380	G	C5-C6-O6	-5.08	125.55	128.60
36	5	2654	C	N1-C2-O2	-5.08	115.85	118.90
36	5	2719	U	N1-C2-O2	-5.08	119.24	122.80

Continued on next page...

Continued from previous page...

Mol	Chain	Res	Type	Atoms	Z	Observed(°)	Ideal(°)
1	6	1036	A	OP2-P-O3'	5.08	116.38	105.20
36	5	677	A	C2-N3-C4	-5.08	108.06	110.60
36	5	800	G	N3-C4-N9	5.08	129.05	126.00
36	5	2139	A	C5-C6-N1	-5.08	115.16	117.70
1	2	557	G	C5-C6-O6	5.08	131.65	128.60
1	2	1096	C	O5'-P-OP1	5.08	116.79	110.70
1	2	1668	G	N9-C4-C5	5.08	107.43	105.40
36	1	1898	G	N1-C6-O6	5.08	122.95	119.90
36	1	2846	U	N1-C2-N3	5.08	117.95	114.90
38	4	63	G	N7-C8-N9	5.08	115.64	113.10
1	6	1113	A	C2-N3-C4	-5.08	108.06	110.60
1	6	1778	G	N1-C6-O6	-5.08	116.85	119.90
1	6	1796	C	N3-C2-O2	-5.08	118.34	121.90
36	5	133	U	C2-N1-C1'	5.08	123.79	117.70
36	5	1134	G	C4-C5-N7	5.08	112.83	110.80
36	5	2957	G	O5'-P-OP2	5.08	116.80	110.70
36	1	315	C	N1-C2-O2	5.08	121.95	118.90
36	1	2886	U	N3-C4-O4	5.08	122.95	119.40
1	2	1560	U	N1-C2-O2	5.08	126.35	122.80
1	6	1459	C	O5'-P-OP2	-5.08	101.13	105.70
36	5	39	A	C6-C5-N7	-5.08	128.75	132.30
36	5	1304	A	N7-C8-N9	5.08	116.34	113.80
36	5	2145	A	C2-N3-C4	5.08	113.14	110.60
36	5	2425	G	C2-N3-C4	-5.08	109.36	111.90
36	5	2694	A	N3-C4-C5	-5.08	123.25	126.80
55	m9	100	ARG	NE-CZ-NH1	-5.08	117.76	120.30
1	2	539	G	N3-C4-N9	-5.07	122.96	126.00
36	1	210	U	C6-N1-C1'	5.07	128.30	121.20
36	1	2130	G	N3-C2-N2	5.07	123.45	119.90
1	2	1235	C	N1-C2-N3	5.07	122.75	119.20
36	1	1124	U	C4-C5-C6	-5.07	116.66	119.70
36	1	2776	C	N3-C4-C5	5.07	123.93	121.90
36	1	3268	A	O4'-C1'-N9	-5.07	104.14	108.20
1	6	1491	U	P-O3'-C3'	5.07	125.79	119.70
36	5	2105	G	C4-C5-N7	5.07	112.83	110.80
37	7	64	A	N1-C6-N6	-5.07	115.56	118.60
1	2	297	U	N3-C2-O2	-5.07	118.65	122.20
1	2	1578	U	N1-C2-O2	5.07	126.35	122.80
1	2	1654	G	N3-C4-C5	-5.07	126.06	128.60
36	1	283	G	C4-C5-N7	5.07	112.83	110.80
36	1	921	A	C8-N9-C4	5.07	107.83	105.80
36	1	1715	A	O4'-C1'-N9	-5.07	104.14	108.20

Continued on next page...

Continued from previous page...

Mol	Chain	Res	Type	Atoms	Z	Observed(°)	Ideal(°)
36	1	2805	G	N9-C4-C5	-5.07	103.37	105.40
36	1	2874	G	N9-C4-C5	5.07	107.43	105.40
36	5	2613	U	OP1-P-O3'	5.07	116.35	105.20
36	1	2240	G	C5-C6-O6	-5.07	125.56	128.60
36	1	2930	A	O4'-C1'-N9	5.07	112.25	108.20
36	5	661	G	P-O3'-C3'	5.07	125.78	119.70
1	2	328	A	OP1-P-OP2	5.07	127.20	119.60
1	2	1633	A	N9-C4-C5	5.07	107.83	105.80
36	1	1421	G	N7-C8-N9	-5.07	110.57	113.10
36	1	3311	C	C6-N1-C2	5.07	122.33	120.30
38	4	15	G	C5-C6-O6	-5.07	125.56	128.60
1	6	1044	U	C5-C4-O4	5.07	128.94	125.90
36	5	1187	C	N3-C4-C5	5.07	123.93	121.90
36	5	1236	G	C4-C5-N7	5.07	112.83	110.80
36	5	1604	G	C4-N9-C1'	5.07	133.09	126.50
36	5	2388	U	N1-C2-O2	-5.07	119.25	122.80
36	5	2553	U	N1-C2-N3	5.07	117.94	114.90
1	2	1611	A	C5-N7-C8	-5.07	101.37	103.90
36	1	53	G	C8-N9-C4	5.07	108.43	106.40
36	1	227	G	C5-C6-O6	-5.07	125.56	128.60
36	1	949	C	C2-N3-C4	-5.07	117.37	119.90
36	1	2292	U	C2-N3-C4	-5.07	123.96	127.00
36	1	2522	G	N7-C8-N9	5.07	115.63	113.10
36	1	3214	U	O4'-C1'-N1	5.07	112.25	108.20
36	5	909	G	N1-C6-O6	-5.07	116.86	119.90
36	5	1041	U	C5-C6-N1	-5.07	120.17	122.70
36	5	1837	U	OP2-P-O3'	5.07	116.35	105.20
36	5	2128	C	C2-N3-C4	-5.07	117.37	119.90
36	1	1379	G	N1-C6-O6	-5.06	116.86	119.90
36	1	2705	A	O4'-C1'-N9	-5.06	104.15	108.20
1	6	1657	U	O5'-P-OP1	5.06	116.78	110.70
36	5	3123	A	N7-C8-N9	-5.06	111.27	113.80
37	7	37	G	N1-C6-O6	5.06	122.94	119.90
36	1	1013	G	N1-C6-O6	5.06	122.94	119.90
36	1	2364	G	O4'-C1'-N9	5.06	112.25	108.20
36	1	2652	U	C6-N1-C2	-5.06	117.96	121.00
36	1	2832	C	OP2-P-O3'	5.06	116.34	105.20
36	1	3119	U	N3-C2-O2	-5.06	118.66	122.20
36	1	3361	G	N3-C4-N9	5.06	129.04	126.00
37	3	96	U	OP2-P-O3'	5.06	116.33	105.20
1	6	583	C	C6-N1-C2	-5.06	118.28	120.30
1	6	1774	G	N3-C2-N2	5.06	123.44	119.90

Continued on next page...

Continued from previous page...

Mol	Chain	Res	Type	Atoms	Z	Observed(°)	Ideal(°)
34	SR	161	LYS	N-CA-C	5.06	124.67	111.00
36	1	494	G	N3-C4-N9	5.06	129.04	126.00
36	1	802	C	OP1-P-OP2	-5.06	112.01	119.60
36	1	1138	U	C2-N3-C4	-5.06	123.96	127.00
36	1	2138	A	C6-N1-C2	-5.06	115.56	118.60
36	1	2879	C	N3-C4-C5	-5.06	119.88	121.90
38	4	16	G	O4'-C1'-N9	5.06	112.25	108.20
52	M6	78	ARG	NE-CZ-NH2	-5.06	117.77	120.30
1	6	1004	U	OP1-P-O3'	5.06	116.33	105.20
36	5	25	U	N1-C2-N3	5.06	117.94	114.90
36	5	267	G	C5-C6-O6	-5.06	125.56	128.60
36	5	920	A	OP1-P-OP2	-5.06	112.01	119.60
36	5	2261	G	C8-N9-C4	5.06	108.42	106.40
1	2	696	C	C6-N1-C2	-5.06	118.28	120.30
1	2	1194	A	N1-C6-N6	5.06	121.64	118.60
36	1	1446	A	OP1-P-O3'	5.06	116.33	105.20
36	1	1712	G	C6-C5-N7	-5.06	127.36	130.40
36	1	2286	U	C5-C6-N1	-5.06	120.17	122.70
36	1	2775	U	C4-C5-C6	5.06	122.73	119.70
36	1	3091	A	O5'-P-OP2	-5.06	101.15	105.70
1	6	417	A	C3'-C2'-C1'	5.06	105.55	101.50
1	6	1269	U	C6-N1-C2	-5.06	117.96	121.00
36	5	400	G	N1-C6-O6	-5.06	116.86	119.90
36	5	1504	A	C2-N3-C4	-5.06	108.07	110.60
36	5	1843	C	C6-N1-C1'	-5.06	114.73	120.80
36	5	1847	A	N3-C4-C5	5.06	130.34	126.80
1	2	1490	C	C2-N1-C1'	5.06	124.36	118.80
37	3	39	C	O5'-P-OP2	-5.06	101.15	105.70
38	4	116	G	C8-N9-C1'	-5.06	120.42	127.00
1	6	337	G	N7-C8-N9	5.06	115.63	113.10
36	5	927	C	C5-C4-N4	-5.06	116.66	120.20
36	5	997	A	N1-C2-N3	5.06	131.83	129.30
36	5	1547	G	C4-C5-N7	5.06	112.82	110.80
36	1	1505	C	N3-C4-C5	5.06	123.92	121.90
38	4	142	C	C6-N1-C2	-5.06	118.28	120.30
51	M5	153	ASP	CB-CG-OD1	-5.06	113.75	118.30
1	6	1754	A	C5-C6-N6	5.06	127.75	123.70
36	5	2741	C	N3-C4-N4	-5.06	114.46	118.00
1	2	354	C	C6-N1-C2	-5.05	118.28	120.30
1	2	1536	G	N3-C4-N9	5.05	129.03	126.00
36	1	1332	A	N7-C8-N9	5.05	116.33	113.80
36	1	2156	C	C5-C6-N1	-5.05	118.47	121.00

Continued on next page...

Continued from previous page...

Mol	Chain	Res	Type	Atoms	Z	Observed(°)	Ideal(°)
1	6	147	A	N9-C4-C5	-5.05	103.78	105.80
1	6	477	A	N9-C4-C5	-5.05	103.78	105.80
1	6	535	A	N1-C6-N6	5.05	121.63	118.60
25	d3	23	ARG	CG-CD-NE	5.05	122.41	111.80
1	2	586	G	N1-C2-N2	-5.05	111.65	116.20
1	6	147	A	N1-C6-N6	5.05	121.63	118.60
1	6	1726	G	OP2-P-O3'	5.05	116.32	105.20
36	5	503	C	C6-N1-C2	5.05	122.32	120.30
36	5	2383	C	N3-C2-O2	5.05	125.44	121.90
1	2	1747	G	C5-C6-N1	-5.05	108.97	111.50
36	1	62	A	O5'-P-OP1	5.05	116.76	110.70
36	1	579	G	OP2-P-O3'	5.05	116.31	105.20
36	1	1300	G	C8-N9-C4	5.05	108.42	106.40
36	1	1428	A	C8-N9-C4	-5.05	103.78	105.80
36	1	3034	C	N3-C2-O2	-5.05	118.36	121.90
36	1	3133	C	C6-N1-C2	-5.05	118.28	120.30
1	6	1746	A	O5'-P-OP1	-5.05	101.15	105.70
36	5	679	U	N1-C2-N3	5.05	117.93	114.90
36	5	715	A	C5-C6-N1	5.05	120.23	117.70
36	5	903	U	N3-C4-C5	5.05	117.63	114.60
36	5	974	G	C5-C6-N1	5.05	114.03	111.50
36	5	1370	G	N1-C2-N3	5.05	126.93	123.90
36	5	2937	G	O5'-P-OP1	-5.05	101.15	105.70
1	2	586	G	N3-C4-C5	-5.05	126.08	128.60
36	1	2169	G	OP2-P-O3'	5.05	116.31	105.20
36	1	2176	U	C5-C4-O4	5.05	128.93	125.90
36	1	2572	C	C6-N1-C2	-5.05	118.28	120.30
36	1	2799	A	C6-N1-C2	-5.05	115.57	118.60
37	3	21	G	C5-C6-O6	-5.05	125.57	128.60
1	6	381	C	N3-C2-O2	-5.05	118.36	121.90
1	6	1285	U	C6-N1-C2	-5.05	117.97	121.00
36	5	985	U	C6-N1-C2	5.05	124.03	121.00
36	5	1051	U	C2-N3-C4	-5.05	123.97	127.00
36	5	2119	A	N1-C6-N6	5.05	121.63	118.60
36	5	2684	C	C6-N1-C2	-5.05	118.28	120.30
36	5	3012	A	N7-C8-N9	-5.05	111.28	113.80
36	1	192	C	O5'-P-OP1	-5.05	101.16	105.70
36	1	1932	A	N1-C6-N6	5.05	121.63	118.60
36	1	2249	G	N9-C1'-C2'	-5.05	106.45	112.00
36	5	707	U	N3-C2-O2	-5.05	118.67	122.20
36	5	3294	A	C8-N9-C4	-5.05	103.78	105.80
1	2	396	G	N9-C1'-C2'	-5.05	106.45	112.00

Continued on next page...

Continued from previous page...

Mol	Chain	Res	Type	Atoms	Z	Observed(°)	Ideal(°)
36	1	516	A	OP2-P-O3'	5.05	116.30	105.20
36	1	650	C	OP2-P-O3'	5.05	116.30	105.20
36	1	2603	G	C5-N7-C8	-5.05	101.78	104.30
38	4	115	C	N3-C4-C5	5.05	123.92	121.90
1	6	25	C	N1-C2-O2	-5.05	115.87	118.90
36	5	984	G	C8-N9-C4	-5.05	104.38	106.40
36	5	985	U	N3-C4-O4	-5.05	115.87	119.40
36	5	2155	G	C8-N9-C4	5.05	108.42	106.40
36	5	2285	C	C6-N1-C2	-5.05	118.28	120.30
36	5	2393	G	C5-N7-C8	-5.05	101.78	104.30
36	5	3382	U	C2-N1-C1'	5.05	123.76	117.70
36	1	2975	U	N3-C4-C5	5.04	117.63	114.60
1	6	59	C	C6-N1-C2	5.04	122.32	120.30
1	2	186	C	C5-C6-N1	5.04	123.52	121.00
1	2	1611	A	C6-C5-N7	-5.04	128.77	132.30
36	1	66	A	O5'-P-OP1	-5.04	101.16	105.70
36	1	412	G	O5'-P-OP2	-5.04	101.16	105.70
1	6	477	A	C5-C6-N6	-5.04	119.67	123.70
1	6	967	A	C5-N7-C8	5.04	106.42	103.90
36	5	911	C	C5-C6-N1	-5.04	118.48	121.00
36	5	2295	A	C5-C6-N1	5.04	120.22	117.70
36	5	2586	G	O5'-P-OP2	-5.04	101.16	105.70
36	5	2884	C	OP1-P-O3'	5.04	116.29	105.20
36	5	3058	U	C6-N1-C1'	-5.04	114.14	121.20
1	2	1096	C	C2-N1-C1'	5.04	124.34	118.80
36	1	579	G	C5-C6-O6	5.04	131.62	128.60
36	1	689	U	C6-N1-C1'	-5.04	114.14	121.20
36	1	1380	G	O5'-P-OP1	5.04	116.75	110.70
36	1	1456	A	OP1-P-O3'	5.04	116.29	105.20
36	1	2112	U	OP2-P-O3'	5.04	116.29	105.20
38	4	27	U	OP1-P-OP2	-5.04	112.04	119.60
36	5	530	G	C8-N9-C1'	5.04	133.55	127.00
36	5	1496	C	O5'-P-OP2	-5.04	101.16	105.70
36	5	2887	A	O5'-P-OP1	-5.04	101.16	105.70
36	5	2946	A	C5-C6-N6	5.04	127.73	123.70
36	5	3052	G	N1-C6-O6	-5.04	116.88	119.90
36	1	885	U	C4-C5-C6	5.04	122.72	119.70
37	3	100	C	C5-C6-N1	5.04	123.52	121.00
37	7	67	G	N3-C2-N2	-5.04	116.37	119.90
1	2	345	U	N3-C2-O2	-5.04	118.67	122.20
36	1	873	C	C6-N1-C1'	5.04	126.85	120.80
36	1	952	A	C8-N9-C4	-5.04	103.78	105.80

Continued on next page...

Continued from previous page...

Mol	Chain	Res	Type	Atoms	Z	Observed(°)	Ideal(°)
36	1	1053	A	C8-N9-C4	5.04	107.81	105.80
36	1	1458	U	C5-C6-N1	-5.04	120.18	122.70
1	6	1769	U	C5-C4-O4	-5.04	122.88	125.90
36	1	869	G	N3-C4-C5	-5.04	126.08	128.60
36	1	1468	A	OP1-P-OP2	5.04	127.16	119.60
36	5	1309	U	C2-N1-C1'	-5.04	111.66	117.70
36	5	2704	A	OP2-P-O3'	5.04	116.28	105.20
36	5	2745	G	O4'-C1'-N9	5.04	112.23	108.20
36	5	2887	A	N3-C4-C5	-5.04	123.27	126.80
1	2	694	U	N3-C2-O2	-5.04	118.68	122.20
36	1	1441	G	O5'-P-OP2	-5.04	101.17	105.70
36	1	1556	C	N1-C2-O2	5.04	121.92	118.90
36	1	2879	C	O5'-P-OP2	5.04	116.74	110.70
36	5	2281	A	C6-N1-C2	-5.04	115.58	118.60
36	5	2623	G	C5-C6-O6	-5.04	125.58	128.60
36	5	2757	U	N3-C2-O2	-5.04	118.67	122.20
36	5	3303	G	O5'-P-OP2	-5.04	101.17	105.70
1	2	1324	G	N9-C4-C5	5.03	107.41	105.40
36	1	1361	U	C5-C4-O4	-5.03	122.88	125.90
1	6	402	C	N3-C4-C5	5.03	123.91	121.90
36	5	1324	U	C2-N3-C4	-5.03	123.98	127.00
36	5	2389	C	C6-N1-C2	5.03	122.31	120.30
36	5	2419	A	C8-N9-C4	-5.03	103.79	105.80
36	5	2716	U	N1-C2-N3	5.03	117.92	114.90
37	7	78	U	O5'-P-OP2	-5.03	101.17	105.70
1	2	1456	C	N1-C2-O2	5.03	121.92	118.90
36	1	2192	C	C5-C6-N1	-5.03	118.48	121.00
36	1	2773	C	C5-C4-N4	-5.03	116.68	120.20
1	6	416	A	C4-C5-N7	5.03	113.22	110.70
36	5	1110	U	N3-C4-C5	5.03	117.62	114.60
36	5	1168	U	N3-C4-C5	5.03	117.62	114.60
36	1	1316	C	C2-N3-C4	-5.03	117.39	119.90
36	1	2412	G	N7-C8-N9	5.03	115.61	113.10
37	3	81	U	C5-C6-N1	-5.03	120.19	122.70
36	5	617	G	C4-C5-N7	5.03	112.81	110.80
36	5	1199	C	N3-C4-C5	-5.03	119.89	121.90
36	5	1440	G	N1-C6-O6	-5.03	116.88	119.90
36	5	2996	U	C6-N1-C2	5.03	124.02	121.00
38	8	90	U	C6-N1-C2	5.03	124.02	121.00
36	1	1682	U	N3-C2-O2	5.03	125.72	122.20
36	1	2665	U	C2-N1-C1'	5.03	123.73	117.70
1	6	1781	A	C5-C6-N1	-5.03	115.19	117.70

Continued on next page...

Continued from previous page...

Mol	Chain	Res	Type	Atoms	Z	Observed(°)	Ideal(°)
1	2	16	G	N3-C4-C5	-5.03	126.09	128.60
1	2	609	U	C5-C4-O4	-5.03	122.88	125.90
25	D3	7	ARG	NE-CZ-NH1	5.03	122.81	120.30
36	1	1146	C	O5'-P-OP2	-5.03	101.17	105.70
36	1	1383	G	OP2-P-O3'	5.03	116.26	105.20
36	1	1889	G	C8-N9-C4	5.03	108.41	106.40
1	6	1602	C	N1-C2-O2	5.03	121.92	118.90
36	5	2406	C	C2-N1-C1'	-5.03	113.27	118.80
36	5	2763	U	C5-C4-O4	-5.03	122.88	125.90
36	5	3052	G	C4-N9-C1'	-5.03	119.96	126.50
1	2	402	C	N3-C2-O2	5.03	125.42	121.90
36	1	218	G	C4-C5-N7	-5.03	108.79	110.80
36	1	1318	A	C5-N7-C8	-5.03	101.39	103.90
36	1	1556	C	C6-N1-C1'	-5.03	114.77	120.80
36	1	1646	G	O4'-C1'-N9	5.03	112.22	108.20
36	1	2714	G	C4-C5-C6	-5.03	115.78	118.80
36	5	1157	G	C5-C6-O6	5.03	131.62	128.60
36	5	1379	G	N1-C2-N2	-5.03	111.68	116.20
36	5	2928	C	C4-C5-C6	5.03	119.91	117.40
36	5	2978	U	O4'-C1'-N1	5.03	112.22	108.20
36	1	664	U	C5-C4-O4	-5.02	122.89	125.90
1	6	1032	G	C5-C6-O6	-5.02	125.59	128.60
36	5	1662	G	C5-C6-N1	-5.02	108.99	111.50
36	1	212	G	C8-N9-C1'	-5.02	120.47	127.00
36	1	953	G	C8-N9-C1'	5.02	133.53	127.00
36	1	1114	U	N1-C2-N3	-5.02	111.89	114.90
36	1	2363	A	C6-C5-N7	5.02	135.82	132.30
36	1	3015	G	N1-C6-O6	5.02	122.91	119.90
1	6	365	G	N3-C4-C5	-5.02	126.09	128.60
1	6	518	A	N1-C6-N6	-5.02	115.59	118.60
36	5	3285	C	N1-C2-O2	5.02	121.91	118.90
36	1	410	U	OP1-P-OP2	-5.02	112.07	119.60
36	1	663	C	C5-C4-N4	-5.02	116.69	120.20
36	1	2786	G	N3-C4-C5	-5.02	126.09	128.60
1	6	1382	A	N1-C6-N6	5.02	121.61	118.60
36	5	2333	C	C5-C4-N4	-5.02	116.69	120.20
36	1	908	G	C4-N9-C1'	5.02	133.03	126.50
36	1	1920	U	C4-C5-C6	5.02	122.71	119.70
36	1	2306	C	N1-C2-O2	5.02	121.91	118.90
36	1	2831	G	C6-C5-N7	-5.02	127.39	130.40
38	4	72	A	OP2-P-O3'	5.02	116.24	105.20
1	6	805	U	N1-C2-N3	5.02	117.91	114.90

Continued on next page...

Continued from previous page...

Mol	Chain	Res	Type	Atoms	Z	Observed(°)	Ideal(°)
36	5	1604	G	N3-C4-C5	-5.02	126.09	128.60
36	5	2136	C	OP2-P-O3'	5.02	116.24	105.20
37	7	102	A	C2-N3-C4	-5.02	108.09	110.60
38	8	92	A	N1-C6-N6	5.02	121.61	118.60
36	1	1180	A	C5-C6-N6	5.02	127.71	123.70
1	6	1327	C	N3-C2-O2	-5.02	118.39	121.90
36	5	215	G	N1-C2-N3	5.02	126.91	123.90
36	5	805	G	N9-C4-C5	-5.02	103.39	105.40
36	5	1669	C	C4-C5-C6	-5.02	114.89	117.40
36	5	1844	C	C6-N1-C2	-5.02	118.29	120.30
36	5	2607	G	C8-N9-C4	-5.02	104.39	106.40
36	5	3036	G	N1-C2-N3	5.02	126.91	123.90
1	2	1043	A	O5'-P-OP2	-5.01	101.19	105.70
36	1	233	C	C6-N1-C2	5.01	122.31	120.30
36	1	718	G	C2-N3-C4	-5.01	109.39	111.90
36	1	1294	A	N9-C4-C5	5.01	107.81	105.80
36	1	2829	U	C5-C6-N1	-5.01	120.19	122.70
36	1	3269	U	C5-C4-O4	5.01	128.91	125.90
36	5	1101	G	N3-C4-N9	5.01	129.01	126.00
36	5	2176	U	N1-C2-N3	5.01	117.91	114.90
36	5	2400	G	C6-C5-N7	-5.01	127.39	130.40
36	5	2797	C	C2-N3-C4	-5.01	117.39	119.90
36	5	2852	C	O5'-P-OP1	5.01	116.72	110.70
37	7	105	C	OP2-P-O3'	5.01	116.23	105.20
52	m6	125	ARG	NE-CZ-NH1	-5.01	117.79	120.30
1	2	1420	C	N3-C4-N4	5.01	121.51	118.00
36	1	352	A	C5-N7-C8	-5.01	101.39	103.90
36	1	1496	C	C2-N1-C1'	5.01	124.31	118.80
1	6	257	A	N1-C6-N6	5.01	121.61	118.60
36	1	534	U	O5'-P-OP2	-5.01	101.19	105.70
36	1	916	G	C5-C6-O6	5.01	131.61	128.60
36	1	2305	G	N1-C6-O6	5.01	122.91	119.90
36	1	3197	G	N1-C6-O6	5.01	122.91	119.90
51	M5	162	ARG	NE-CZ-NH1	5.01	122.81	120.30
1	6	371	G	C6-C5-N7	-5.01	127.39	130.40
1	6	414	C	N3-C2-O2	-5.01	118.39	121.90
36	5	2813	A	N9-C4-C5	5.01	107.81	105.80
3	S1	70	LEU	CA-CB-CG	5.01	126.82	115.30
36	1	196	G	N9-C4-C5	-5.01	103.40	105.40
36	1	506	U	C5-C6-N1	-5.01	120.19	122.70
36	1	1142	G	C6-N1-C2	-5.01	122.09	125.10
36	1	2620	G	OP1-P-O3'	5.01	116.22	105.20

Continued on next page...

Continued from previous page...

Mol	Chain	Res	Type	Atoms	Z	Observed(°)	Ideal(°)
37	3	33	U	N1-C2-O2	5.01	126.31	122.80
1	6	1549	C	C4-C5-C6	5.01	119.91	117.40
1	6	1675	C	N3-C4-N4	5.01	121.51	118.00
36	5	785	G	C2-N3-C4	5.01	114.41	111.90
36	5	2841	G	OP1-P-OP2	5.01	127.12	119.60
36	5	2889	C	C5-C6-N1	-5.01	118.50	121.00
36	5	2949	U	C6-N1-C2	-5.01	117.99	121.00
36	1	735	A	C8-N9-C4	5.01	107.80	105.80
36	1	1094	U	N1-C2-O2	5.01	126.31	122.80
36	1	1129	A	C6-C5-N7	-5.01	128.79	132.30
36	5	901	G	N3-C4-C5	-5.01	126.10	128.60
1	2	499	U	P-O3'-C3'	5.01	125.71	119.70
1	2	1761	U	N1-C2-N3	5.01	117.90	114.90
36	1	806	A	C5-C6-N6	-5.01	119.69	123.70
36	1	3302	U	N3-C4-C5	5.01	117.60	114.60
38	4	65	A	C2-N3-C4	-5.01	108.10	110.60
36	5	2694	A	O5'-P-OP2	-5.01	101.19	105.70
41	L4	190	GLY	N-CA-C	5.00	125.61	113.10
1	6	6	G	C4-C5-C6	5.00	121.80	118.80
1	6	364	G	C5-C6-N1	5.00	114.00	111.50
36	5	218	G	N1-C6-O6	-5.00	116.90	119.90
36	5	340	C	N3-C4-C5	5.00	123.90	121.90
36	5	875	G	N3-C4-C5	-5.00	126.10	128.60
1	2	107	C	N3-C4-N4	-5.00	114.50	118.00
36	1	660	A	N1-C2-N3	-5.00	126.80	129.30
36	1	802	C	C6-N1-C2	-5.00	118.30	120.30
36	1	807	A	C2-N3-C4	-5.00	108.10	110.60
36	1	1716	U	N1-C2-O2	5.00	126.30	122.80
36	1	1878	G	O5'-P-OP1	-5.00	101.20	105.70
36	1	2354	C	C4-C5-C6	5.00	119.90	117.40
36	1	2953	U	C4-C5-C6	5.00	122.70	119.70
36	1	3006	A	C4-C5-N7	5.00	113.20	110.70
38	4	74	U	O5'-P-OP1	-5.00	101.20	105.70
1	6	1291	G	C8-N9-C4	-5.00	104.40	106.40
1	6	1572	G	C4-N9-C1'	5.00	133.00	126.50
36	5	2399	A	C5-C6-N6	-5.00	119.70	123.70
36	5	2617	U	N3-C4-C5	-5.00	111.60	114.60
1	2	1305	U	C5-C4-O4	5.00	128.90	125.90
1	2	1600	A	P-O3'-C3'	5.00	125.70	119.70
36	1	766	U	O5'-P-OP1	-5.00	101.20	105.70
36	1	1116	G	OP2-P-O3'	5.00	116.20	105.20
36	1	1528	G	O5'-P-OP1	-5.00	101.20	105.70

Continued on next page...

Continued from previous page...

Mol	Chain	Res	Type	Atoms	Z	Observed(°)	Ideal(°)
36	1	2627	C	C2-N3-C4	-5.00	117.40	119.90
36	5	58	G	N1-C6-O6	5.00	122.90	119.90
36	5	1226	G	C8-N9-C4	5.00	108.40	106.40
36	5	1929	G	OP1-P-OP2	-5.00	112.10	119.60
36	5	2315	G	C8-N9-C4	5.00	108.40	106.40
36	5	2324	A	C5-C6-N6	-5.00	119.70	123.70
36	5	2330	C	C5-C6-N1	-5.00	118.50	121.00

There are no chirality outliers.

All (43) planarity outliers are listed below:

Mol	Chain	Res	Type	Group
16	C4	124	ASP	Peptide
19	C7	22	PRO	Peptide
19	C7	85	VAL	Peptide
27	D5	94	LYS	Peptide
28	D6	34	LYS	Peptide
28	D6	97	PRO	Peptide
33	E1	137	ASP	Peptide
39	L2	19	HIS	Peptide
40	L3	346	THR	Peptide
41	L4	190	GLY	Peptide
45	L8	124	ASP	Peptide
45	L8	74	THR	Peptide
49	M3	135	ALA	Peptide
50	M4	112	LEU	Peptide
52	M6	110	PRO	Peptide
52	M6	111	PRO	Peptide
64	N8	30	GLY	Peptide
65	N9	20	GLY	Peptide
67	O1	5	LYS	Peptide
9	S7	131	PHE	Peptide
16	c4	124	ASP	Peptide
17	c5	52	LYS	Peptide
18	c6	41	PRO	Peptide
22	d0	70	THR	Peptide
26	d4	29	HIS	Peptide
81	e1	146	SER	Peptide
39	l2	143	GLU	Peptide
43	l6	51	ARG	Peptide
44	l7	157	ASN	Peptide
44	l7	192	GLY	Peptide

Continued on next page...

Continued from previous page...

Mol	Chain	Res	Type	Group
44	l7	226	GLY	Peptide
48	m1	153	LYS	Peptide
52	m6	110	PRO	Peptide
53	m7	66	SER	Peptide
59	n3	41	GLY	Peptide
60	n4	78	ALA	Peptide
64	n8	66	ALA	Peptide
65	n9	19	ASN	Peptide
75	o9	50	ASN	Peptide
79	q3	41	PHE	Peptide
7	s5	44	ASN	Peptide
7	s5	99	MET	Peptide
9	s7	130	VAL	Peptide

5.2 Too-close contacts [i](#)

Due to software issues we are unable to calculate clashes - this section is therefore empty.

5.3 Torsion angles [i](#)

5.3.1 Protein backbone [i](#)

In the following table, the Percentiles column shows the percent Ramachandran outliers of the chain as a percentile score with respect to all X-ray entries followed by that with respect to entries of similar resolution.

The Analysed column shows the number of residues for which the backbone conformation was analysed, and the total number of residues.

Mol	Chain	Analysed	Favoured	Allowed	Outliers	Percentiles	
2	S0	204/251 (81%)	141 (69%)	40 (20%)	23 (11%)	0	2
2	s0	204/251 (81%)	156 (76%)	27 (13%)	21 (10%)	0	2
3	S1	212/254 (84%)	147 (69%)	38 (18%)	27 (13%)	0	1
3	s1	214/254 (84%)	179 (84%)	27 (13%)	8 (4%)	3	19
4	S2	215/253 (85%)	179 (83%)	22 (10%)	14 (6%)	1	7
4	s2	215/253 (85%)	178 (83%)	26 (12%)	11 (5%)	2	12
5	S3	221/239 (92%)	181 (82%)	32 (14%)	8 (4%)	3	19
5	s3	221/239 (92%)	185 (84%)	24 (11%)	12 (5%)	2	11

Continued on next page...

Continued from previous page...

Mol	Chain	Analysed	Favoured	Allowed	Outliers	Percentiles	
6	S4	258/260 (99%)	206 (80%)	33 (13%)	19 (7%)	1	5
6	s4	258/260 (99%)	209 (81%)	34 (13%)	15 (6%)	1	10
7	S5	204/224 (91%)	159 (78%)	27 (13%)	18 (9%)	1	3
7	s5	204/224 (91%)	159 (78%)	32 (16%)	13 (6%)	1	7
8	S6	224/236 (95%)	198 (88%)	13 (6%)	13 (6%)	1	10
8	s6	216/236 (92%)	188 (87%)	21 (10%)	7 (3%)	4	22
9	S7	182/189 (96%)	134 (74%)	25 (14%)	23 (13%)	0	1
9	s7	184/189 (97%)	145 (79%)	27 (15%)	12 (6%)	1	7
10	S8	184/200 (92%)	149 (81%)	24 (13%)	11 (6%)	1	9
10	s8	184/200 (92%)	152 (83%)	22 (12%)	10 (5%)	2	11
11	S9	183/196 (93%)	152 (83%)	20 (11%)	11 (6%)	1	9
11	s9	183/196 (93%)	150 (82%)	27 (15%)	6 (3%)	4	21
12	C0	94/105 (90%)	74 (79%)	11 (12%)	9 (10%)	0	3
12	c0	92/105 (88%)	61 (66%)	12 (13%)	19 (21%)	0	0
13	C1	153/155 (99%)	120 (78%)	18 (12%)	15 (10%)	0	2
13	c1	144/155 (93%)	126 (88%)	14 (10%)	4 (3%)	5	25
14	C2	122/142 (86%)	69 (57%)	33 (27%)	20 (16%)	0	1
14	c2	122/142 (86%)	72 (59%)	35 (29%)	15 (12%)	0	1
15	C3	148/150 (99%)	123 (83%)	19 (13%)	6 (4%)	3	16
15	c3	148/150 (99%)	120 (81%)	17 (12%)	11 (7%)	1	5
16	C4	125/136 (92%)	96 (77%)	17 (14%)	12 (10%)	0	3
16	c4	126/136 (93%)	102 (81%)	17 (14%)	7 (6%)	2	10
17	C5	122/141 (86%)	96 (79%)	15 (12%)	11 (9%)	1	3
17	c5	133/141 (94%)	96 (72%)	20 (15%)	17 (13%)	0	1
18	C6	139/142 (98%)	115 (83%)	17 (12%)	7 (5%)	2	12
18	c6	140/142 (99%)	123 (88%)	9 (6%)	8 (6%)	1	10
19	C7	116/136 (85%)	88 (76%)	20 (17%)	8 (7%)	1	6
19	c7	113/136 (83%)	89 (79%)	19 (17%)	5 (4%)	2	15
20	C8	143/145 (99%)	114 (80%)	19 (13%)	10 (7%)	1	6
20	c8	143/145 (99%)	116 (81%)	18 (13%)	9 (6%)	1	7
21	C9	141/143 (99%)	114 (81%)	22 (16%)	5 (4%)	3	20

Continued on next page...

Continued from previous page...

Mol	Chain	Analysed	Favoured	Allowed	Outliers	Percentiles	
21	c9	141/143 (99%)	120 (85%)	16 (11%)	5 (4%)	3	20
22	D0	105/120 (88%)	83 (79%)	14 (13%)	8 (8%)	1	5
22	d0	108/120 (90%)	84 (78%)	13 (12%)	11 (10%)	0	2
23	D1	85/87 (98%)	62 (73%)	18 (21%)	5 (6%)	1	9
23	d1	85/87 (98%)	71 (84%)	12 (14%)	2 (2%)	6	29
24	D2	127/129 (98%)	108 (85%)	17 (13%)	2 (2%)	9	40
24	d2	127/129 (98%)	111 (87%)	14 (11%)	2 (2%)	9	40
25	D3	142/144 (99%)	110 (78%)	17 (12%)	15 (11%)	0	2
25	d3	142/144 (99%)	120 (84%)	18 (13%)	4 (3%)	5	25
26	D4	132/134 (98%)	114 (86%)	8 (6%)	10 (8%)	1	5
26	d4	132/134 (98%)	104 (79%)	20 (15%)	8 (6%)	1	8
27	D5	68/107 (64%)	48 (71%)	13 (19%)	7 (10%)	0	2
27	d5	67/107 (63%)	46 (69%)	16 (24%)	5 (8%)	1	5
28	D6	95/97 (98%)	62 (65%)	14 (15%)	19 (20%)	0	0
28	d6	95/97 (98%)	73 (77%)	10 (10%)	12 (13%)	0	1
29	D7	79/81 (98%)	54 (68%)	17 (22%)	8 (10%)	0	2
29	d7	79/81 (98%)	61 (77%)	15 (19%)	3 (4%)	3	18
30	D8	61/66 (92%)	49 (80%)	7 (12%)	5 (8%)	1	4
30	d8	61/66 (92%)	43 (70%)	12 (20%)	6 (10%)	0	2
31	D9	51/55 (93%)	42 (82%)	6 (12%)	3 (6%)	1	9
31	d9	51/55 (93%)	41 (80%)	6 (12%)	4 (8%)	1	4
32	E0	58/60 (97%)	46 (79%)	10 (17%)	2 (3%)	3	20
33	E1	69/76 (91%)	36 (52%)	14 (20%)	19 (28%)	0	0
34	SR	316/318 (99%)	248 (78%)	51 (16%)	17 (5%)	2	11
34	sR	316/318 (99%)	274 (87%)	30 (10%)	12 (4%)	3	18
35	SM	155/273 (57%)	111 (72%)	24 (16%)	20 (13%)	0	1
35	sM	98/273 (36%)	64 (65%)	20 (20%)	14 (14%)	0	1
39	L2	250/253 (99%)	224 (90%)	17 (7%)	9 (4%)	3	19
39	l2	250/253 (99%)	218 (87%)	21 (8%)	11 (4%)	2	15
40	L3	384/386 (100%)	346 (90%)	22 (6%)	16 (4%)	3	16
40	l3	384/386 (100%)	345 (90%)	30 (8%)	9 (2%)	6	30

Continued on next page...

Continued from previous page...

Mol	Chain	Analysed	Favoured	Allowed	Outliers	Percentiles	
41	L4	359/361 (99%)	312 (87%)	28 (8%)	19 (5%)	2	11
41	l4	359/361 (99%)	298 (83%)	44 (12%)	17 (5%)	2	14
42	L5	294/296 (99%)	252 (86%)	29 (10%)	13 (4%)	2	15
42	l5	292/296 (99%)	254 (87%)	26 (9%)	12 (4%)	3	16
43	L6	152/175 (87%)	132 (87%)	16 (10%)	4 (3%)	5	27
43	l6	153/175 (87%)	132 (86%)	16 (10%)	5 (3%)	4	21
44	L7	220/243 (90%)	196 (89%)	19 (9%)	5 (2%)	6	30
44	l7	221/243 (91%)	194 (88%)	22 (10%)	5 (2%)	6	30
45	L8	231/255 (91%)	188 (81%)	31 (13%)	12 (5%)	2	12
45	l8	229/255 (90%)	182 (80%)	31 (14%)	16 (7%)	1	6
46	L9	189/191 (99%)	162 (86%)	21 (11%)	6 (3%)	4	22
46	l9	189/191 (99%)	165 (87%)	19 (10%)	5 (3%)	5	27
47	M0	207/220 (94%)	179 (86%)	21 (10%)	7 (3%)	3	20
47	m0	209/220 (95%)	170 (81%)	22 (10%)	17 (8%)	1	4
48	M1	167/173 (96%)	133 (80%)	17 (10%)	17 (10%)	0	2
48	m1	167/173 (96%)	141 (84%)	17 (10%)	9 (5%)	2	11
49	M3	191/198 (96%)	160 (84%)	26 (14%)	5 (3%)	5	27
49	m3	192/198 (97%)	160 (83%)	20 (10%)	12 (6%)	1	7
50	M4	134/137 (98%)	113 (84%)	12 (9%)	9 (7%)	1	6
50	m4	135/137 (98%)	126 (93%)	6 (4%)	3 (2%)	6	31
51	M5	201/203 (99%)	183 (91%)	12 (6%)	6 (3%)	4	24
51	m5	201/203 (99%)	185 (92%)	10 (5%)	6 (3%)	4	24
52	M6	195/198 (98%)	175 (90%)	15 (8%)	5 (3%)	5	27
52	m6	195/198 (98%)	179 (92%)	9 (5%)	7 (4%)	3	19
53	M7	181/183 (99%)	156 (86%)	20 (11%)	5 (3%)	5	25
53	m7	153/183 (84%)	142 (93%)	10 (6%)	1 (1%)	22	60
54	M8	183/185 (99%)	161 (88%)	18 (10%)	4 (2%)	6	31
54	m8	183/185 (99%)	155 (85%)	21 (12%)	7 (4%)	3	18
55	M9	186/188 (99%)	166 (89%)	19 (10%)	1 (0%)	29	68
55	m9	186/188 (99%)	170 (91%)	13 (7%)	3 (2%)	9	40
56	N0	170/172 (99%)	157 (92%)	11 (6%)	2 (1%)	13	48

Continued on next page...

Continued from previous page...

Mol	Chain	Analysed	Favoured	Allowed	Outliers	Percentiles	
56	n0	170/172 (99%)	158 (93%)	10 (6%)	2 (1%)	13	48
57	N1	157/159 (99%)	139 (88%)	11 (7%)	7 (4%)	2	14
57	n1	157/159 (99%)	140 (89%)	11 (7%)	6 (4%)	3	18
58	N2	98/120 (82%)	72 (74%)	19 (19%)	7 (7%)	1	5
58	n2	96/120 (80%)	81 (84%)	11 (12%)	4 (4%)	3	16
59	N3	134/136 (98%)	123 (92%)	9 (7%)	2 (2%)	10	42
59	n3	134/136 (98%)	125 (93%)	9 (7%)	0	100	100
60	N4	96/155 (62%)	75 (78%)	12 (12%)	9 (9%)	0	3
60	n4	133/155 (86%)	105 (79%)	16 (12%)	12 (9%)	1	3
61	N5	119/141 (84%)	106 (89%)	12 (10%)	1 (1%)	19	57
61	n5	118/141 (84%)	101 (86%)	12 (10%)	5 (4%)	3	16
62	N6	124/126 (98%)	112 (90%)	6 (5%)	6 (5%)	2	13
62	n6	124/126 (98%)	113 (91%)	6 (5%)	5 (4%)	3	17
63	N7	133/135 (98%)	112 (84%)	12 (9%)	9 (7%)	1	6
63	n7	133/135 (98%)	106 (80%)	19 (14%)	8 (6%)	1	9
64	N8	146/148 (99%)	119 (82%)	19 (13%)	8 (6%)	2	10
64	n8	146/148 (99%)	124 (85%)	15 (10%)	7 (5%)	2	13
65	N9	56/58 (97%)	48 (86%)	4 (7%)	4 (7%)	1	5
65	n9	56/58 (97%)	43 (77%)	6 (11%)	7 (12%)	0	1
66	O0	95/104 (91%)	86 (90%)	6 (6%)	3 (3%)	4	22
66	o0	98/104 (94%)	84 (86%)	11 (11%)	3 (3%)	4	23
67	O1	107/112 (96%)	96 (90%)	7 (6%)	4 (4%)	3	19
67	o1	107/112 (96%)	88 (82%)	7 (6%)	12 (11%)	0	2
68	O2	125/129 (97%)	110 (88%)	14 (11%)	1 (1%)	19	57
68	o2	125/129 (97%)	108 (86%)	12 (10%)	5 (4%)	3	17
69	O3	104/106 (98%)	96 (92%)	6 (6%)	2 (2%)	8	36
69	o3	104/106 (98%)	95 (91%)	7 (7%)	2 (2%)	8	36
70	O4	110/119 (92%)	95 (86%)	13 (12%)	2 (2%)	8	37
70	o4	110/119 (92%)	99 (90%)	10 (9%)	1 (1%)	17	55
71	O5	117/119 (98%)	106 (91%)	10 (8%)	1 (1%)	17	55
71	o5	117/119 (98%)	97 (83%)	11 (9%)	9 (8%)	1	5

Continued on next page...

Continued from previous page...

Mol	Chain	Analysed	Favoured	Allowed	Outliers	Percentiles	
72	O6	97/99 (98%)	80 (82%)	11 (11%)	6 (6%)	1	8
72	o6	97/99 (98%)	84 (87%)	9 (9%)	4 (4%)	3	16
73	O7	85/87 (98%)	73 (86%)	8 (9%)	4 (5%)	2	14
73	o7	85/87 (98%)	72 (85%)	12 (14%)	1 (1%)	13	48
74	O8	75/77 (97%)	66 (88%)	8 (11%)	1 (1%)	12	45
74	o8	75/77 (97%)	66 (88%)	6 (8%)	3 (4%)	3	17
75	O9	48/50 (96%)	43 (90%)	4 (8%)	1 (2%)	7	33
75	o9	48/50 (96%)	40 (83%)	7 (15%)	1 (2%)	7	33
76	Q0	50/52 (96%)	47 (94%)	1 (2%)	2 (4%)	3	17
76	q0	50/52 (96%)	45 (90%)	4 (8%)	1 (2%)	7	34
77	Q1	23/25 (92%)	20 (87%)	2 (9%)	1 (4%)	2	15
77	q1	23/25 (92%)	19 (83%)	4 (17%)	0	100	100
78	Q2	103/105 (98%)	82 (80%)	18 (18%)	3 (3%)	4	24
78	q2	103/105 (98%)	93 (90%)	8 (8%)	2 (2%)	8	36
79	Q3	89/91 (98%)	77 (86%)	10 (11%)	2 (2%)	6	31
79	q3	89/91 (98%)	80 (90%)	8 (9%)	1 (1%)	14	50
80	e0	60/62 (97%)	45 (75%)	8 (13%)	7 (12%)	0	1
81	e1	74/76 (97%)	36 (49%)	19 (26%)	19 (26%)	0	0
83	p0	139/311 (45%)	119 (86%)	16 (12%)	4 (3%)	4	24
All	All	22333/24141 (92%)	18606 (83%)	2512 (11%)	1215 (5%)	2	11

All (1215) Ramachandran outliers are listed below:

Mol	Chain	Res	Type
2	S0	4	PRO
2	S0	39	ASN
2	S0	66	ALA
2	S0	139	VAL
2	S0	140	ASN
2	S0	158	VAL
2	S0	185	ARG
2	S0	191	ARG
2	S0	194	PRO
3	S1	36	SER
3	S1	49	ASN

Continued on next page...

Continued from previous page...

Mol	Chain	Res	Type
3	S1	63	GLY
3	S1	132	ASP
3	S1	221	PRO
3	S1	223	PHE
4	S2	107	SER
4	S2	236	PRO
5	S3	62	ASN
5	S3	93	ASP
5	S3	220	PRO
6	S4	3	ARG
6	S4	26	CYS
6	S4	104	ASP
6	S4	223	ASN
7	S5	26	ALA
7	S5	39	GLU
7	S5	63	GLN
7	S5	101	GLY
8	S6	122	GLU
8	S6	149	LYS
8	S6	173	PRO
9	S7	31	SER
9	S7	32	PRO
9	S7	64	VAL
9	S7	67	LEU
9	S7	85	PHE
9	S7	111	LYS
9	S7	112	ARG
9	S7	131	PHE
9	S7	133	THR
9	S7	155	ASP
10	S8	22	ARG
10	S8	81	VAL
10	S8	120	THR
10	S8	199	LYS
11	S9	98	ALA
11	S9	134	ILE
11	S9	163	PRO
11	S9	164	PHE
12	C0	60	SER
12	C0	64	TYR
12	C0	87	VAL
12	C0	88	PRO

Continued on next page...

Continued from previous page...

Mol	Chain	Res	Type
12	C0	89	ALA
12	C0	94	GLU
13	C1	3	THR
13	C1	7	VAL
13	C1	29	LYS
13	C1	72	THR
14	C2	91	VAL
14	C2	93	ASP
14	C2	101	ALA
14	C2	113	ARG
14	C2	115	VAL
15	C3	68	GLY
16	C4	42	VAL
16	C4	50	ALA
16	C4	92	LYS
16	C4	124	ASP
16	C4	125	SER
16	C4	126	THR
17	C5	22	LEU
17	C5	125	PRO
17	C5	126	VAL
18	C6	58	ASP
18	C6	97	VAL
18	C6	113	ASP
19	C7	85	VAL
19	C7	86	PRO
19	C7	88	VAL
19	C7	124	VAL
20	C8	14	ILE
20	C8	82	PRO
20	C8	83	ALA
21	C9	53	TRP
23	D1	7	GLN
25	D3	37	ALA
25	D3	41	SER
25	D3	128	SER
25	D3	131	SER
26	D4	100	VAL
27	D5	41	ILE
27	D5	43	ASP
27	D5	44	GLN
27	D5	88	ILE

Continued on next page...

Continued from previous page...

Mol	Chain	Res	Type
28	D6	45	VAL
28	D6	47	ALA
28	D6	84	VAL
28	D6	85	ARG
28	D6	86	VAL
29	D7	38	PRO
29	D7	62	ILE
30	D8	36	THR
31	D9	8	PHE
32	E0	47	VAL
33	E1	84	VAL
33	E1	87	THR
33	E1	98	VAL
33	E1	106	TYR
33	E1	128	ALA
33	E1	144	CYS
34	SR	24	ALA
34	SR	161	LYS
35	SM	52	PRO
35	SM	86	ASN
35	SM	99	LYS
35	SM	100	THR
35	SM	102	THR
35	SM	140	ASP
35	SM	166	VAL
35	SM	167	PRO
39	L2	250	GLN
40	L3	4	ARG
40	L3	5	LYS
40	L3	140	ASP
40	L3	142	ALA
41	L4	4	PRO
41	L4	131	VAL
41	L4	232	SER
41	L4	270	SER
41	L4	292	SER
41	L4	293	SER
41	L4	338	LYS
42	L5	57	ASN
42	L5	124	GLU
42	L5	125	VAL
42	L5	233	ALA

Continued on next page...

Continued from previous page...

Mol	Chain	Res	Type
42	L5	234	ASP
42	L5	258	LYS
43	L6	98	VAL
45	L8	25	PRO
45	L8	31	PRO
45	L8	209	ALA
46	L9	190	ASP
47	M0	187	ALA
48	M1	9	MET
48	M1	94	ARG
48	M1	95	ASN
48	M1	165	GLN
49	M3	47	ALA
49	M3	129	ASN
50	M4	8	LYS
50	M4	9	ALA
50	M4	113	THR
50	M4	135	LEU
51	M5	74	PRO
52	M6	111	PRO
52	M6	182	ASN
53	M7	157	VAL
54	M8	98	LYS
54	M8	99	THR
56	N0	167	ARG
57	N1	124	VAL
57	N1	125	ALA
57	N1	126	VAL
57	N1	159	PHE
58	N2	31	ALA
58	N2	60	GLY
60	N4	26	SER
60	N4	81	PRO
60	N4	97	LYS
62	N6	52	ARG
62	N6	53	ASP
62	N6	84	LYS
63	N7	3	LYS
63	N7	18	TYR
64	N8	66	ALA
64	N8	76	ASP
67	O1	6	ASP

Continued on next page...

Continued from previous page...

Mol	Chain	Res	Type
71	O5	119	LYS
72	O6	33	ALA
72	O6	34	SER
73	O7	63	ARG
75	O9	4	GLN
76	Q0	78	ILE
2	s0	4	PRO
2	s0	29	VAL
2	s0	30	GLN
2	s0	44	GLY
2	s0	95	ALA
2	s0	164	ASN
2	s0	186	GLY
2	s0	206	ASP
3	s1	21	VAL
3	s1	206	PRO
3	s1	223	PHE
4	s2	91	ARG
4	s2	92	ALA
5	s3	61	GLU
5	s3	90	ARG
5	s3	216	PRO
5	s3	220	PRO
6	s4	95	THR
6	s4	104	ASP
6	s4	163	ASP
6	s4	164	LEU
6	s4	195	ILE
6	s4	196	VAL
7	s5	28	PRO
7	s5	36	ALA
7	s5	184	PHE
8	s6	122	GLU
8	s6	173	PRO
9	s7	30	SER
9	s7	64	VAL
9	s7	66	SER
9	s7	74	GLN
9	s7	131	PHE
9	s7	185	ILE
10	s8	116	HIS
11	s9	134	ILE

Continued on next page...

Continued from previous page...

Mol	Chain	Res	Type
11	s9	183	ALA
12	c0	32	HIS
12	c0	83	PRO
12	c0	88	PRO
12	c0	92	ILE
12	c0	97	PRO
13	c1	129	ARG
13	c1	144	ALA
14	c2	22	VAL
15	c3	19	SER
15	c3	66	ILE
15	c3	87	ASP
15	c3	137	PRO
15	c3	139	TRP
15	c3	140	LYS
16	c4	35	GLY
16	c4	50	ALA
16	c4	132	ARG
17	c5	17	TYR
17	c5	51	SER
17	c5	125	PRO
17	c5	126	VAL
17	c5	131	ALA
18	c6	40	GLU
18	c6	42	GLU
19	c7	67	ARG
19	c7	88	VAL
19	c7	116	LYS
20	c8	9	GLY
20	c8	91	ASP
20	c8	92	ILE
21	c9	29	GLU
21	c9	33	TYR
22	d0	15	GLN
22	d0	49	ASN
22	d0	51	VAL
22	d0	52	LYS
22	d0	97	VAL
22	d0	118	VAL
23	d1	44	ARG
24	d2	56	HIS
25	d3	138	GLU

Continued on next page...

Continued from previous page...

Mol	Chain	Res	Type
26	d4	30	PRO
26	d4	33	ALA
27	d5	85	LYS
27	d5	103	ARG
27	d5	104	ALA
29	d7	3	LEU
29	d7	62	ILE
30	d8	33	LEU
30	d8	61	ARG
31	d9	6	VAL
31	d9	7	TRP
80	e0	60	PRO
81	e1	83	LYS
81	e1	87	THR
81	e1	92	LYS
81	e1	98	VAL
81	e1	103	LEU
81	e1	106	TYR
34	sR	4	ASN
34	sR	165	ASP
35	sM	48	ARG
35	sM	50	ASN
35	sM	65	THR
39	l2	194	ASN
39	l2	238	ILE
39	l2	249	SER
40	l3	140	ASP
40	l3	187	SER
40	l3	347	SER
41	l4	90	PHE
41	l4	145	ILE
41	l4	272	VAL
41	l4	301	PRO
41	l4	302	ALA
41	l4	329	PRO
41	l4	339	LEU
41	l4	342	LYS
42	l5	115	LEU
42	l5	258	LYS
42	l5	260	PHE
42	l5	270	LYS
43	l6	98	VAL

Continued on next page...

Continued from previous page...

Mol	Chain	Res	Type
45	l8	25	PRO
45	l8	26	LEU
45	l8	34	PHE
45	l8	81	THR
45	l8	112	GLU
45	l8	121	SER
45	l8	133	LYS
47	m0	25	ALA
47	m0	82	ARG
47	m0	194	GLY
48	m1	8	PRO
48	m1	9	MET
48	m1	10	ARG
48	m1	108	GLU
48	m1	115	LYS
48	m1	167	TYR
49	m3	47	ALA
49	m3	51	LEU
49	m3	93	ILE
49	m3	134	GLU
49	m3	150	PRO
49	m3	152	THR
50	m4	136	ALA
51	m5	184	LYS
52	m6	12	LYS
52	m6	16	VAL
52	m6	110	PRO
52	m6	111	PRO
54	m8	99	THR
54	m8	171	LYS
56	n0	2	ALA
57	n1	16	GLN
57	n1	135	PRO
58	n2	50	LEU
60	n4	26	SER
60	n4	63	ILE
60	n4	71	ARG
60	n4	76	VAL
60	n4	133	THR
61	n5	24	LEU
61	n5	25	LYS
62	n6	83	ASP

Continued on next page...

Continued from previous page...

Mol	Chain	Res	Type
62	n6	125	LYS
63	n7	125	GLY
64	n8	4	ARG
64	n8	76	ASP
65	n9	21	ILE
65	n9	25	LYS
65	n9	39	PHE
66	o0	100	ILE
67	o1	83	GLU
67	o1	84	ASP
67	o1	85	ALA
67	o1	90	PHE
67	o1	91	SER
67	o1	99	ALA
68	o2	5	PRO
68	o2	6	HIS
68	o2	27	ARG
71	o5	14	LYS
71	o5	40	SER
71	o5	88	LEU
72	o6	33	ALA
72	o6	98	ARG
74	o8	18	ALA
75	o9	3	ALA
76	q0	78	ILE
83	p0	93	LEU
83	p0	102	SER
2	S0	5	ALA
2	S0	28	ASN
2	S0	94	GLY
3	S1	51	SER
3	S1	59	ASP
3	S1	148	ASN
3	S1	158	SER
3	S1	179	SER
3	S1	206	PRO
3	S1	213	ARG
4	S2	75	GLY
4	S2	91	ARG
4	S2	148	LEU
5	S3	81	PRO
5	S3	216	PRO

Continued on next page...

Continued from previous page...

Mol	Chain	Res	Type
5	S3	218	LEU
6	S4	17	HIS
6	S4	96	ASN
6	S4	195	ILE
7	S5	43	PHE
7	S5	58	LEU
7	S5	151	GLY
8	S6	59	GLN
8	S6	165	GLY
8	S6	174	LYS
9	S7	55	LYS
9	S7	134	GLU
9	S7	156	SER
10	S8	40	ALA
10	S8	105	ASP
10	S8	152	ILE
11	S9	152	SER
12	C0	27	PHE
13	C1	4	GLU
13	C1	30	ARG
13	C1	144	ALA
13	C1	145	ALA
13	C1	146	ALA
14	C2	126	TRP
14	C2	127	GLY
14	C2	130	THR
15	C3	22	ALA
16	C4	51	ASP
17	C5	24	LYS
17	C5	54	ALA
19	C7	113	LEU
19	C7	115	LEU
20	C8	8	GLN
20	C8	61	LEU
20	C8	91	ASP
20	C8	92	ILE
22	D0	18	GLN
22	D0	44	ASN
23	D1	2	GLU
23	D1	12	TYR
24	D2	83	ILE
25	D3	3	LYS

Continued on next page...

Continued from previous page...

Mol	Chain	Res	Type
25	D3	40	SER
25	D3	96	VAL
25	D3	112	LYS
25	D3	137	LYS
25	D3	138	GLU
27	D5	39	ALA
28	D6	46	GLU
28	D6	63	ALA
28	D6	82	ARG
29	D7	57	GLU
29	D7	63	LEU
32	E0	33	ARG
33	E1	85	TYR
33	E1	127	GLY
34	SR	112	SER
34	SR	136	ILE
34	SR	160	GLU
34	SR	162	ALA
34	SR	231	MET
34	SR	271	VAL
34	SR	295	SER
35	SM	64	LYS
35	SM	87	THR
35	SM	89	ARG
35	SM	139	GLU
39	L2	143	GLU
40	L3	3	HIS
40	L3	139	GLN
40	L3	347	SER
40	L3	351	LEU
41	L4	16	THR
41	L4	130	ALA
41	L4	190	GLY
41	L4	268	ALA
41	L4	311	HIS
41	L4	339	LEU
42	L5	137	ASP
42	L5	253	PHE
42	L5	259	LYS
42	L5	260	PHE
44	L7	24	GLU
44	L7	26	VAL

Continued on next page...

Continued from previous page...

Mol	Chain	Res	Type
45	L8	96	LYS
45	L8	115	ALA
45	L8	116	VAL
45	L8	157	VAL
46	L9	108	GLY
47	M0	24	ARG
47	M0	117	GLY
47	M0	211	ARG
47	M0	219	ALA
48	M1	8	PRO
48	M1	11	ASP
48	M1	151	SER
48	M1	167	TYR
49	M3	13	HIS
50	M4	136	ALA
51	M5	144	ARG
51	M5	184	LYS
52	M6	16	VAL
52	M6	183	ALA
53	M7	164	LYS
57	N1	29	THR
58	N2	50	LEU
58	N2	59	ASP
60	N4	16	GLY
60	N4	17	ARG
60	N4	76	VAL
62	N6	83	ASP
62	N6	126	LEU
63	N7	7	ALA
63	N7	17	ARG
63	N7	125	GLY
63	N7	128	GLN
64	N8	57	GLY
66	O0	41	LEU
66	O0	96	GLY
67	O1	82	GLU
68	O2	127	ALA
69	O3	59	VAL
70	O4	77	GLY
72	O6	97	SER
73	O7	68	LYS
73	O7	86	ALA

Continued on next page...

Continued from previous page...

Mol	Chain	Res	Type
78	Q2	17	CYS
78	Q2	94	GLY
2	s0	8	ASP
2	s0	183	ARG
2	s0	185	ARG
2	s0	189	VAL
3	s1	26	ARG
3	s1	93	GLY
3	s1	106	THR
3	s1	147	ALA
4	s2	163	GLY
5	s3	92	GLN
5	s3	93	ASP
5	s3	211	PRO
5	s3	217	ILE
6	s4	12	LEU
7	s5	35	GLN
7	s5	43	PHE
7	s5	151	GLY
7	s5	204	GLY
8	s6	156	PHE
10	s8	101	ILE
10	s8	115	ALA
10	s8	148	ALA
12	c0	2	LEU
12	c0	10	LYS
12	c0	31	LYS
14	c2	45	LEU
14	c2	89	ILE
14	c2	115	VAL
15	c3	60	VAL
17	c5	11	VAL
17	c5	69	GLU
17	c5	117	GLY
17	c5	127	ARG
17	c5	132	GLY
18	c6	97	VAL
18	c6	113	ASP
18	c6	116	LEU
19	c7	99	VAL
20	c8	14	ILE
20	c8	55	HIS

Continued on next page...

Continued from previous page...

Mol	Chain	Res	Type
21	c9	28	LEU
25	d3	27	ASN
25	d3	131	SER
26	d4	35	VAL
26	d4	53	ASP
26	d4	58	PHE
27	d5	38	HIS
28	d6	8	ASN
28	d6	34	LYS
28	d6	47	ALA
29	d7	75	GLU
30	d8	65	ARG
31	d9	25	SER
80	e0	45	VAL
80	e0	47	VAL
81	e1	84	VAL
81	e1	102	VAL
81	e1	127	GLY
34	sR	163	ASP
34	sR	186	PHE
35	sM	47	ALA
35	sM	66	ALA
39	l2	69	TYR
39	l2	96	LEU
39	l2	215	ASN
40	l3	143	GLY
40	l3	155	ALA
41	l4	15	ALA
41	l4	311	HIS
42	l5	269	SER
43	l6	154	LEU
44	l7	63	ILE
44	l7	159	GLN
45	l8	82	LEU
45	l8	114	ALA
45	l8	122	LYS
45	l8	203	VAL
46	l9	2	LYS
46	l9	144	ILE
47	m0	117	GLY
47	m0	175	ASN
47	m0	195	ALA

Continued on next page...

Continued from previous page...

Mol	Chain	Res	Type
47	m0	207	GLU
51	m5	76	PRO
51	m5	81	TYR
52	m6	13	GLY
54	m8	4	ASP
54	m8	41	ASP
54	m8	91	ALA
61	n5	47	ALA
62	n6	84	LYS
62	n6	126	LEU
63	n7	16	GLY
63	n7	28	PRO
65	n9	23	LYS
68	o2	124	GLY
71	o5	119	LYS
72	o6	34	SER
74	o8	17	ARG
74	o8	73	LEU
79	q3	51	ALA
2	S0	95	ALA
2	S0	153	SER
2	S0	192	THR
2	S0	195	TRP
3	S1	37	THR
3	S1	58	SER
3	S1	81	PHE
4	S2	39	THR
4	S2	92	ALA
5	S3	129	SER
6	S4	77	ARG
6	S4	142	HIS
6	S4	157	ASN
6	S4	164	LEU
6	S4	222	LEU
7	S5	51	VAL
7	S5	154	ALA
7	S5	156	ARG
8	S6	148	SER
8	S6	152	ASP
9	S7	13	PRO
9	S7	87	ASP
9	S7	98	ILE

Continued on next page...

Continued from previous page...

Mol	Chain	Res	Type
9	S7	132	PRO
10	S8	59	ARG
11	S9	118	LEU
11	S9	120	LYS
12	C0	86	ILE
13	C1	6	THR
13	C1	55	ASP
13	C1	139	VAL
13	C1	154	ALA
14	C2	21	GLU
14	C2	66	VAL
14	C2	83	GLU
14	C2	112	ALA
14	C2	119	SER
14	C2	131	ASP
15	C3	12	SER
15	C3	27	LYS
16	C4	52	ARG
16	C4	123	SER
17	C5	52	LYS
17	C5	101	ALA
18	C6	16	ALA
19	C7	87	GLU
20	C8	7	GLU
22	D0	118	VAL
23	D1	10	GLU
25	D3	70	LYS
25	D3	114	LYS
26	D4	5	VAL
26	D4	34	ASN
26	D4	36	SER
26	D4	51	GLU
27	D5	69	LEU
28	D6	8	ASN
28	D6	10	ARG
28	D6	61	GLU
28	D6	65	PRO
29	D7	3	LEU
30	D8	14	LYS
33	E1	94	LYS
33	E1	100	LEU
33	E1	102	VAL

Continued on next page...

Continued from previous page...

Mol	Chain	Res	Type
33	E1	103	LEU
33	E1	118	ARG
33	E1	138	ARG
33	E1	145	HIS
34	SR	51	ASP
35	SM	174	LEU
39	L2	130	SER
39	L2	246	LEU
39	L2	251	LYS
40	L3	155	ALA
40	L3	300	ARG
40	L3	385	LYS
41	L4	15	ALA
42	L5	58	LYS
44	L7	164	SER
45	L8	36	ILE
45	L8	39	ALA
46	L9	96	HIS
46	L9	120	ASP
48	M1	13	LYS
48	M1	74	PRO
48	M1	88	GLU
48	M1	108	GLU
48	M1	115	LYS
48	M1	117	ASP
48	M1	152	HIS
48	M1	173	ASP
50	M4	28	SER
51	M5	75	VAL
53	M7	160	ALA
53	M7	161	ALA
54	M8	41	ASP
54	M8	162	ALA
56	N0	50	LYS
58	N2	52	ASN
60	N4	69	LYS
60	N4	74	LYS
61	N5	26	VAL
63	N7	35	SER
63	N7	102	GLU
64	N8	96	LYS
64	N8	117	ARG

Continued on next page...

Continued from previous page...

Mol	Chain	Res	Type
66	O0	100	ILE
67	O1	84	ASP
69	O3	60	ARG
70	O4	82	ALA
73	O7	84	SER
74	O8	33	LYS
77	Q1	23	ARG
79	Q3	58	SER
2	s0	49	ASN
2	s0	68	PRO
2	s0	191	ARG
4	s2	234	PRO
5	s3	115	ILE
6	s4	66	MET
6	s4	245	LYS
7	s5	152	GLY
8	s6	25	ARG
8	s6	69	LEU
9	s7	67	LEU
9	s7	155	ASP
10	s8	94	ASN
11	s9	167	ALA
12	c0	23	ALA
12	c0	25	LYS
12	c0	82	LEU
13	c1	7	VAL
13	c1	55	ASP
14	c2	103	LEU
14	c2	108	ARG
14	c2	111	ASN
14	c2	119	SER
14	c2	131	ASP
15	c3	29	SER
16	c4	92	LYS
17	c5	50	THR
17	c5	128	HIS
20	c8	18	LEU
20	c8	61	LEU
22	d0	17	GLN
22	d0	53	LYS
28	d6	13	LYS
28	d6	61	GLU

Continued on next page...

Continued from previous page...

Mol	Chain	Res	Type
80	e0	54	ARG
80	e0	61	SER
81	e1	81	LYS
81	e1	85	TYR
81	e1	112	GLY
81	e1	128	ALA
34	sR	160	GLU
34	sR	317	THR
35	sM	64	LYS
41	l4	330	TYR
42	l5	72	ASP
42	l5	215	ASP
43	l6	10	TYR
43	l6	171	PRO
44	l7	158	LYS
45	l8	39	ALA
47	m0	78	THR
47	m0	79	VAL
47	m0	101	LYS
47	m0	170	LYS
47	m0	176	LEU
47	m0	193	ASP
47	m0	219	ALA
49	m3	50	PRO
49	m3	76	THR
49	m3	135	ALA
50	m4	135	LEU
51	m5	183	THR
52	m6	186	ALA
53	m7	67	ILE
54	m8	113	LYS
56	n0	139	TYR
57	n1	122	GLN
58	n2	44	GLU
58	n2	91	ASP
60	n4	77	LYS
60	n4	132	GLY
66	o0	41	LEU
67	o1	44	MET
69	o3	88	ASN
71	o5	79	ASP
72	o6	12	ASN

Continued on next page...

Continued from previous page...

Mol	Chain	Res	Type
83	p0	33	VAL
2	S0	49	ASN
2	S0	103	THR
2	S0	188	LEU
3	S1	55	LYS
3	S1	82	ARG
3	S1	117	TRP
4	S2	145	GLY
4	S2	150	GLN
4	S2	242	ILE
5	S3	217	ILE
6	S4	12	LEU
6	S4	205	PHE
7	S5	127	GLN
7	S5	206	SER
8	S6	25	ARG
8	S6	146	GLY
9	S7	116	ARG
9	S7	186	PRO
10	S8	10	LYS
10	S8	52	ASN
10	S8	146	ARG
11	S9	168	ARG
14	C2	106	ILE
14	C2	107	ASP
15	C3	31	GLU
16	C4	18	ARG
17	C5	51	SER
17	C5	69	GLU
18	C6	39	VAL
18	C6	41	PRO
21	C9	28	LEU
21	C9	69	LYS
22	D0	119	ALA
26	D4	6	THR
26	D4	58	PHE
26	D4	60	PHE
28	D6	36	ILE
28	D6	97	PRO
30	D8	35	ASP
31	D9	11	PRO
31	D9	12	ARG

Continued on next page...

Continued from previous page...

Mol	Chain	Res	Type
33	E1	93	HIS
33	E1	111	GLU
33	E1	148	TYR
34	SR	98	GLU
34	SR	105	GLY
34	SR	270	LEU
35	SM	12	VAL
35	SM	53	ARG
35	SM	82	THR
35	SM	88	ARG
39	L2	14	SER
39	L2	47	GLN
39	L2	127	ALA
40	L3	187	SER
40	L3	262	TRP
41	L4	14	GLU
41	L4	146	PRO
42	L5	185	PHE
43	L6	150	LYS
45	L8	78	PHE
46	L9	2	LYS
46	L9	110	LYS
47	M0	207	GLU
48	M1	114	ILE
52	M6	110	PRO
55	M9	53	LYS
58	N2	11	ILE
58	N2	70	LYS
59	N3	105	PRO
60	N4	77	LYS
63	N7	103	GLN
64	N8	47	LYS
64	N8	56	VAL
64	N8	67	HIS
65	N9	21	ILE
65	N9	25	LYS
72	O6	3	VAL
72	O6	21	THR
76	Q0	79	GLU
79	Q3	51	ALA
2	s0	10	THR
2	s0	14	ALA

Continued on next page...

Continued from previous page...

Mol	Chain	Res	Type
2	s0	66	ALA
2	s0	103	THR
2	s0	114	SER
4	s2	107	SER
4	s2	152	HIS
4	s2	235	LEU
4	s2	238	SER
5	s3	221	SER
6	s4	90	ILE
6	s4	171	ASP
6	s4	255	ARG
7	s5	29	ILE
7	s5	55	ASP
9	s7	163	ASP
10	s8	62	THR
11	s9	147	MET
12	c0	3	MET
12	c0	9	ASN
14	c2	58	LEU
14	c2	106	ILE
14	c2	107	ASP
15	c3	22	ALA
15	c3	133	ALA
16	c4	11	SER
16	c4	12	GLN
16	c4	32	ASP
17	c5	8	LYS
17	c5	90	ILE
20	c8	145	ARG
22	d0	43	LYS
22	d0	45	ALA
24	d2	31	SER
27	d5	53	GLU
28	d6	46	GLU
28	d6	59	TYR
30	d8	36	THR
31	d9	11	PRO
80	e0	51	ASN
81	e1	137	ASP
81	e1	145	HIS
34	sR	15	GLY
34	sR	161	LYS

Continued on next page...

Continued from previous page...

Mol	Chain	Res	Type
34	sR	281	TYR
35	sM	43	ASP
35	sM	78	ASP
35	sM	168	GLU
39	l2	56	ALA
39	l2	80	GLU
39	l2	247	ARG
40	l3	385	LYS
41	l4	144	LYS
41	l4	338	LYS
44	l7	191	VAL
45	l8	150	LEU
45	l8	196	ALA
45	l8	198	ALA
45	l8	237	ILE
48	m1	117	ASP
49	m3	60	ALA
49	m3	101	ARG
50	m4	3	THR
51	m5	181	ASN
54	m8	98	LYS
55	m9	35	ALA
55	m9	144	GLN
57	n1	121	ALA
57	n1	144	GLU
60	n4	64	THR
60	n4	95	SER
61	n5	38	LEU
63	n7	34	LYS
63	n7	93	LYS
63	n7	103	GLN
63	n7	134	LEU
64	n8	47	LYS
64	n8	120	ASN
65	n9	22	LYS
65	n9	24	PRO
67	o1	45	GLY
67	o1	82	GLU
70	o4	82	ALA
71	o5	84	LYS
71	o5	87	ALA
71	o5	99	GLN

Continued on next page...

Continued from previous page...

Mol	Chain	Res	Type
78	q2	33	ALA
3	S1	54	LEU
3	S1	62	LYS
3	S1	116	LYS
3	S1	147	ALA
6	S4	233	LYS
6	S4	245	LYS
7	S5	21	THR
7	S5	64	VAL
7	S5	65	ARG
7	S5	84	LYS
8	S6	69	LEU
8	S6	70	PRO
8	S6	150	GLU
9	S7	36	ALA
9	S7	53	GLY
9	S7	73	VAL
11	S9	147	MET
14	C2	87	PRO
14	C2	108	ARG
14	C2	118	ALA
15	C3	3	ARG
17	C5	80	MET
19	C7	83	GLN
20	C8	142	GLY
20	C8	144	ARG
21	C9	50	ALA
21	C9	51	GLU
22	D0	16	GLN
22	D0	21	LYS
22	D0	51	VAL
23	D1	46	ILE
25	D3	144	ARG
26	D4	4	ALA
27	D5	38	HIS
28	D6	59	TYR
28	D6	62	TYR
28	D6	64	LEU
28	D6	88	SER
29	D7	18	LYS
29	D7	60	SER
29	D7	80	ARG

Continued on next page...

Continued from previous page...

Mol	Chain	Res	Type
30	D8	65	ARG
33	E1	83	LYS
34	SR	3	SER
34	SR	22	SER
40	L3	138	ALA
41	L4	107	ARG
41	L4	294	GLU
42	L5	178	ASN
43	L6	147	ALA
44	L7	178	ILE
44	L7	191	VAL
50	M4	10	SER
51	M5	94	TYR
51	M5	146	ALA
53	M7	75	GLU
59	N3	131	SER
72	O6	64	SER
78	Q2	100	LYS
3	s1	22	ASP
4	s2	150	GLN
5	s3	219	ALA
6	s4	168	LYS
7	s5	60	ASP
7	s5	100	ASN
8	s6	165	GLY
9	s7	11	GLN
9	s7	159	VAL
10	s8	27	PHE
10	s8	78	ILE
10	s8	136	SER
12	c0	24	LYS
12	c0	30	ALA
12	c0	35	ILE
12	c0	95	ARG
14	c2	91	VAL
17	c5	52	LYS
18	c6	141	SER
19	c7	86	PRO
20	c8	7	GLU
21	c9	34	VAL
23	d1	10	GLU
25	d3	70	LYS

Continued on next page...

Continued from previous page...

Mol	Chain	Res	Type
26	d4	49	LYS
28	d6	16	GLY
28	d6	35	ALA
28	d6	62	TYR
30	d8	62	GLU
34	sR	96	THR
34	sR	217	ASP
34	sR	250	TYR
35	sM	42	ALA
35	sM	166	VAL
35	sM	171	LYS
39	l2	24	GLN
39	l2	143	GLU
40	l3	386	ASP
41	l4	258	LEU
41	l4	328	ASN
42	l5	44	TYR
42	l5	286	VAL
43	l6	97	ASN
46	l9	31	ARG
47	m0	3	ARG
47	m0	100	ASN
48	m1	114	ILE
49	m3	130	GLY
51	m5	68	ARG
57	n1	55	LYS
60	n4	83	THR
61	n5	39	LYS
62	n6	64	LYS
64	n8	17	ALA
64	n8	28	HIS
64	n8	129	PHE
65	n9	37	PRO
67	o1	46	THR
67	o1	97	LEU
73	o7	85	LYS
3	S1	210	ILE
4	S2	36	VAL
4	S2	182	PRO
4	S2	248	SER
6	S4	73	ASP
6	S4	193	GLY

Continued on next page...

Continued from previous page...

Mol	Chain	Res	Type
7	S5	79	ASN
13	C1	113	PRO
16	C4	127	ARG
17	C5	25	LEU
25	D3	110	LYS
34	SR	113	VAL
35	SM	17	VAL
40	L3	317	ILE
47	M0	91	VAL
49	M3	46	ILE
49	M3	146	PRO
50	M4	6	ILE
57	N1	18	ASP
57	N1	120	LYS
65	N9	44	LYS
67	O1	7	VAL
4	s2	164	SER
5	s3	180	GLY
6	s4	30	ARG
7	s5	21	THR
8	s6	70	PRO
9	s7	112	ARG
10	s8	100	ALA
11	s9	5	PRO
11	s9	168	ARG
14	c2	87	PRO
17	c5	71	GLU
26	d4	68	LYS
26	d4	123	LYS
81	e1	131	PHE
81	e1	146	SER
81	e1	148	TYR
35	sM	52	PRO
40	l3	142	ALA
41	l4	146	PRO
41	l4	190	GLY
42	l5	125	VAL
42	l5	178	ASN
42	l5	266	ALA
46	l9	62	ARG
46	l9	167	VAL
48	m1	111	ASP

Continued on next page...

Continued from previous page...

Mol	Chain	Res	Type
52	m6	4	GLU
60	n4	98	PRO
60	n4	134	GLN
63	n7	85	TYR
69	o3	91	ALA
78	q2	78	LYS
11	S9	169	PRO
16	C4	75	GLY
26	D4	35	VAL
35	SM	172	VAL
50	M4	36	VAL
2	s0	194	PRO
4	s2	83	ILE
6	s4	152	PRO
12	c0	96	ASN
18	c6	4	VAL
18	c6	39	VAL
30	d8	20	GLY
35	sM	172	VAL
67	o1	64	VAL
68	o2	122	PRO
83	p0	47	GLY
2	S0	64	ILE
2	S0	161	PRO
3	S1	226	GLY
4	S2	235	LEU
9	S7	63	PRO
11	S9	162	SER
14	C2	22	VAL
22	D0	110	PRO
24	D2	48	GLY
35	SM	20	LEU
39	L2	141	PRO
40	L3	141	GLY
45	L8	163	VAL
17	c5	75	PRO
28	d6	58	VAL
28	d6	60	PRO
66	o0	10	ILE
2	S0	111	ILE
2	S0	117	GLU
3	S1	193	ILE

Continued on next page...

Continued from previous page...

Mol	Chain	Res	Type
6	S4	228	ILE
7	S5	150	GLY
41	L4	223	PRO
43	L6	149	ILE
15	c3	65	VAL
21	c9	3	GLY
80	e0	27	PRO
44	l7	178	ILE
47	m0	47	PRO
12	C0	11	ILE
13	C1	140	VAL
25	D3	8	GLY
28	D6	18	VAL
45	L8	30	THR
62	N6	45	ILE
65	N9	20	GLY
22	d0	96	PRO
81	e1	124	PRO
55	m9	17	VAL
58	n2	45	GLY
71	o5	3	GLY
3	S1	197	ILE
18	C6	40	GLU
30	D8	20	GLY
34	SR	146	GLY
12	c0	4	PRO
14	c2	82	PRO
40	l3	141	GLY

5.3.2 Protein sidechains [i](#)

In the following table, the Percentiles column shows the percent sidechain outliers of the chain as a percentile score with respect to all X-ray entries followed by that with respect to entries of similar resolution.

The Analysed column shows the number of residues for which the sidechain conformation was analysed, and the total number of residues.

Mol	Chain	Analysed	Rotameric	Outliers	Percentiles	
2	S0	164/209 (78%)	138 (84%)	26 (16%)	2	12
2	s0	165/209 (79%)	130 (79%)	35 (21%)	1	5
3	S1	191/223 (86%)	152 (80%)	39 (20%)	1	6

Continued on next page...

Continued from previous page...

Mol	Chain	Analysed	Rotameric	Outliers	Percentiles	
3	s1	192/223 (86%)	156 (81%)	36 (19%)	1	8
4	S2	176/204 (86%)	143 (81%)	33 (19%)	1	8
4	s2	176/204 (86%)	131 (74%)	45 (26%)	0	3
5	S3	182/194 (94%)	138 (76%)	44 (24%)	0	3
5	s3	182/194 (94%)	149 (82%)	33 (18%)	1	9
6	S4	221/221 (100%)	181 (82%)	40 (18%)	1	9
6	s4	221/221 (100%)	184 (83%)	37 (17%)	2	11
7	S5	173/190 (91%)	145 (84%)	28 (16%)	2	12
7	s5	173/190 (91%)	137 (79%)	36 (21%)	1	5
8	S6	188/201 (94%)	156 (83%)	32 (17%)	2	10
8	s6	187/201 (93%)	151 (81%)	36 (19%)	1	8
9	S7	165/169 (98%)	137 (83%)	28 (17%)	2	10
9	s7	165/169 (98%)	139 (84%)	26 (16%)	2	12
10	S8	150/161 (93%)	127 (85%)	23 (15%)	2	13
10	s8	150/161 (93%)	126 (84%)	24 (16%)	2	12
11	S9	158/165 (96%)	125 (79%)	33 (21%)	1	5
11	s9	158/165 (96%)	128 (81%)	30 (19%)	1	8
12	C0	77/98 (79%)	65 (84%)	12 (16%)	2	13
12	c0	73/98 (74%)	61 (84%)	12 (16%)	2	11
13	C1	129/136 (95%)	105 (81%)	24 (19%)	1	8
13	c1	129/136 (95%)	109 (84%)	20 (16%)	2	13
14	C2	88/118 (75%)	68 (77%)	20 (23%)	1	4
14	c2	88/118 (75%)	64 (73%)	24 (27%)	0	2
15	C3	127/127 (100%)	106 (84%)	21 (16%)	2	11
15	c3	127/127 (100%)	106 (84%)	21 (16%)	2	11
16	C4	81/104 (78%)	57 (70%)	24 (30%)	0	1
16	c4	97/104 (93%)	81 (84%)	16 (16%)	2	11
17	C5	101/117 (86%)	84 (83%)	17 (17%)	2	11
17	c5	103/117 (88%)	81 (79%)	22 (21%)	1	5
18	C6	117/118 (99%)	90 (77%)	27 (23%)	1	4
18	c6	118/118 (100%)	99 (84%)	19 (16%)	2	12

Continued on next page...

Continued from previous page...

Mol	Chain	Analysed	Rotameric	Outliers	Percentiles	
19	C7	94/124 (76%)	73 (78%)	21 (22%)	1	4
19	c7	92/124 (74%)	69 (75%)	23 (25%)	0	3
20	C8	128/128 (100%)	101 (79%)	27 (21%)	1	5
20	c8	128/128 (100%)	104 (81%)	24 (19%)	1	8
21	C9	115/115 (100%)	89 (77%)	26 (23%)	1	4
21	c9	115/115 (100%)	94 (82%)	21 (18%)	1	9
22	D0	100/113 (88%)	76 (76%)	24 (24%)	0	3
22	d0	103/113 (91%)	81 (79%)	22 (21%)	1	5
23	D1	74/74 (100%)	54 (73%)	20 (27%)	0	2
23	d1	74/74 (100%)	59 (80%)	15 (20%)	1	6
24	D2	110/110 (100%)	85 (77%)	25 (23%)	1	4
24	d2	110/110 (100%)	98 (89%)	12 (11%)	6	25
25	D3	119/119 (100%)	97 (82%)	22 (18%)	1	8
25	d3	119/119 (100%)	96 (81%)	23 (19%)	1	8
26	D4	112/112 (100%)	95 (85%)	17 (15%)	3	14
26	d4	112/112 (100%)	97 (87%)	15 (13%)	4	17
27	D5	61/88 (69%)	47 (77%)	14 (23%)	1	4
27	d5	61/88 (69%)	50 (82%)	11 (18%)	1	9
28	D6	83/83 (100%)	70 (84%)	13 (16%)	2	13
28	d6	83/83 (100%)	72 (87%)	11 (13%)	4	17
29	D7	70/70 (100%)	56 (80%)	14 (20%)	1	7
29	d7	70/70 (100%)	58 (83%)	12 (17%)	2	10
30	D8	56/59 (95%)	42 (75%)	14 (25%)	0	3
30	d8	56/59 (95%)	44 (79%)	12 (21%)	1	5
31	D9	47/48 (98%)	40 (85%)	7 (15%)	3	14
31	d9	47/48 (98%)	39 (83%)	8 (17%)	2	10
32	E0	51/51 (100%)	44 (86%)	7 (14%)	3	17
33	E1	62/66 (94%)	47 (76%)	15 (24%)	0	3
34	SR	260/261 (100%)	230 (88%)	30 (12%)	5	24
34	sR	260/261 (100%)	233 (90%)	27 (10%)	7	27
35	SM	97/228 (42%)	78 (80%)	19 (20%)	1	7

Continued on next page...

Continued from previous page...

Mol	Chain	Analysed	Rotameric	Outliers	Percentiles	
35	sM	54/228 (24%)	43 (80%)	11 (20%)	1	6
39	L2	193/195 (99%)	152 (79%)	41 (21%)	1	5
39	l2	192/195 (98%)	153 (80%)	39 (20%)	1	6
40	L3	321/322 (100%)	248 (77%)	73 (23%)	1	4
40	l3	320/322 (99%)	259 (81%)	61 (19%)	1	8
41	L4	288/288 (100%)	242 (84%)	46 (16%)	2	12
41	l4	288/288 (100%)	231 (80%)	57 (20%)	1	7
42	L5	244/244 (100%)	196 (80%)	48 (20%)	1	7
42	l5	243/244 (100%)	192 (79%)	51 (21%)	1	5
43	L6	134/152 (88%)	116 (87%)	18 (13%)	4	17
43	l6	135/152 (89%)	113 (84%)	22 (16%)	2	11
44	L7	186/204 (91%)	163 (88%)	23 (12%)	4	20
44	l7	187/204 (92%)	157 (84%)	30 (16%)	2	12
45	L8	187/207 (90%)	153 (82%)	34 (18%)	1	9
45	l8	177/207 (86%)	141 (80%)	36 (20%)	1	6
46	L9	171/171 (100%)	137 (80%)	34 (20%)	1	7
46	l9	171/171 (100%)	138 (81%)	33 (19%)	1	8
47	M0	177/186 (95%)	139 (78%)	38 (22%)	1	5
47	m0	179/186 (96%)	149 (83%)	30 (17%)	2	11
48	M1	147/150 (98%)	122 (83%)	25 (17%)	2	10
48	m1	147/150 (98%)	118 (80%)	29 (20%)	1	7
49	M3	154/158 (98%)	129 (84%)	25 (16%)	2	12
49	m3	154/158 (98%)	134 (87%)	20 (13%)	4	19
50	M4	107/108 (99%)	89 (83%)	18 (17%)	2	11
50	m4	108/108 (100%)	88 (82%)	20 (18%)	1	8
51	M5	175/175 (100%)	147 (84%)	28 (16%)	2	12
51	m5	175/175 (100%)	150 (86%)	25 (14%)	3	15
52	M6	160/161 (99%)	133 (83%)	27 (17%)	2	11
52	m6	160/161 (99%)	125 (78%)	35 (22%)	1	5
53	M7	140/145 (97%)	112 (80%)	28 (20%)	1	7
53	m7	125/145 (86%)	104 (83%)	21 (17%)	2	11

Continued on next page...

Continued from previous page...

Mol	Chain	Analysed	Rotameric	Outliers	Percentiles	
54	M8	150/150 (100%)	124 (83%)	26 (17%)	2	10
54	m8	150/150 (100%)	125 (83%)	25 (17%)	2	11
55	M9	153/153 (100%)	128 (84%)	25 (16%)	2	11
55	m9	153/153 (100%)	128 (84%)	25 (16%)	2	11
56	N0	156/156 (100%)	125 (80%)	31 (20%)	1	7
56	n0	156/156 (100%)	120 (77%)	36 (23%)	1	4
57	N1	136/136 (100%)	109 (80%)	27 (20%)	1	7
57	n1	136/136 (100%)	107 (79%)	29 (21%)	1	5
58	N2	87/106 (82%)	76 (87%)	11 (13%)	4	20
58	n2	85/106 (80%)	72 (85%)	13 (15%)	2	13
59	N3	104/104 (100%)	84 (81%)	20 (19%)	1	8
59	n3	104/104 (100%)	89 (86%)	15 (14%)	3	15
60	N4	57/129 (44%)	50 (88%)	7 (12%)	4	21
60	n4	100/129 (78%)	84 (84%)	16 (16%)	2	12
61	N5	104/117 (89%)	81 (78%)	23 (22%)	1	4
61	n5	104/117 (89%)	81 (78%)	23 (22%)	1	4
62	N6	109/109 (100%)	86 (79%)	23 (21%)	1	5
62	n6	109/109 (100%)	80 (73%)	29 (27%)	0	2
63	N7	115/115 (100%)	93 (81%)	22 (19%)	1	8
63	n7	115/115 (100%)	88 (76%)	27 (24%)	1	3
64	N8	118/118 (100%)	98 (83%)	20 (17%)	2	11
64	n8	118/118 (100%)	92 (78%)	26 (22%)	1	4
65	N9	46/46 (100%)	37 (80%)	9 (20%)	1	7
65	n9	46/46 (100%)	37 (80%)	9 (20%)	1	7
66	O0	81/87 (93%)	69 (85%)	12 (15%)	3	14
66	o0	84/87 (97%)	67 (80%)	17 (20%)	1	6
67	O1	92/96 (96%)	74 (80%)	18 (20%)	1	7
67	o1	94/96 (98%)	74 (79%)	20 (21%)	1	5
68	O2	109/110 (99%)	87 (80%)	22 (20%)	1	6
68	o2	109/110 (99%)	86 (79%)	23 (21%)	1	5
69	O3	90/90 (100%)	77 (86%)	13 (14%)	3	15

Continued on next page...

Continued from previous page...

Mol	Chain	Analysed	Rotameric	Outliers	Percentiles	
69	o3	90/90 (100%)	76 (84%)	14 (16%)	2	13
70	O4	95/101 (94%)	79 (83%)	16 (17%)	2	11
70	o4	95/101 (94%)	79 (83%)	16 (17%)	2	11
71	O5	104/104 (100%)	78 (75%)	26 (25%)	0	3
71	o5	103/104 (99%)	84 (82%)	19 (18%)	1	9
72	O6	81/81 (100%)	64 (79%)	17 (21%)	1	5
72	o6	80/81 (99%)	55 (69%)	25 (31%)	0	1
73	O7	70/70 (100%)	57 (81%)	13 (19%)	1	8
73	o7	70/70 (100%)	56 (80%)	14 (20%)	1	7
74	O8	68/68 (100%)	53 (78%)	15 (22%)	1	4
74	o8	67/68 (98%)	53 (79%)	14 (21%)	1	5
75	O9	45/45 (100%)	36 (80%)	9 (20%)	1	7
75	o9	45/45 (100%)	35 (78%)	10 (22%)	1	4
76	Q0	47/47 (100%)	39 (83%)	8 (17%)	2	10
76	q0	47/47 (100%)	35 (74%)	12 (26%)	0	3
77	Q1	23/23 (100%)	16 (70%)	7 (30%)	0	1
77	q1	23/23 (100%)	15 (65%)	8 (35%)	0	1
78	Q2	90/90 (100%)	71 (79%)	19 (21%)	1	5
78	q2	90/90 (100%)	69 (77%)	21 (23%)	1	4
79	Q3	71/71 (100%)	57 (80%)	14 (20%)	1	7
79	q3	71/71 (100%)	61 (86%)	10 (14%)	3	16
80	e0	53/53 (100%)	40 (76%)	13 (24%)	0	3
81	e1	66/66 (100%)	52 (79%)	14 (21%)	1	5
83	p0	105/253 (42%)	88 (84%)	17 (16%)	2	12
All	All	18729/20239 (92%)	15216 (81%)	3513 (19%)	1	8

All (3513) residues with a non-rotameric sidechain are listed below:

Mol	Chain	Res	Type
2	S0	28	ASN
2	S0	32	HIS
2	S0	37	VAL
2	S0	50	VAL
2	S0	52	LYS

Continued on next page...

Continued from previous page...

Mol	Chain	Res	Type
2	S0	62	ARG
2	S0	84	ARG
2	S0	86	VAL
2	S0	88	LYS
2	S0	96	THR
2	S0	101	ARG
2	S0	108	THR
2	S0	110	TYR
2	S0	111	ILE
2	S0	112	THR
2	S0	119	ARG
2	S0	140	ASN
2	S0	156	VAL
2	S0	157	ASP
2	S0	172	LEU
2	S0	177	LEU
2	S0	184	LEU
2	S0	185	ARG
2	S0	188	LEU
2	S0	196	SER
2	S0	200	ASP
3	S1	21	VAL
3	S1	25	THR
3	S1	29	TRP
3	S1	31	ASP
3	S1	39	GLU
3	S1	42	ASN
3	S1	46	THR
3	S1	61	LEU
3	S1	68	VAL
3	S1	70	LEU
3	S1	81	PHE
3	S1	85	LYS
3	S1	89	ASP
3	S1	97	LEU
3	S1	104	ASP
3	S1	105	PHE
3	S1	108	ASP
3	S1	110	LEU
3	S1	111	ARG
3	S1	117	TRP
3	S1	125	VAL

Continued on next page...

Continued from previous page...

Mol	Chain	Res	Type
3	S1	129	THR
3	S1	135	LEU
3	S1	137	ILE
3	S1	144	ARG
3	S1	154	SER
3	S1	177	GLN
3	S1	181	LEU
3	S1	184	LEU
3	S1	198	GLU
3	S1	202	LYS
3	S1	212	VAL
3	S1	214	LYS
3	S1	215	VAL
3	S1	218	LEU
3	S1	219	LYS
3	S1	220	GLN
3	S1	223	PHE
3	S1	231	LEU
4	S2	53	ILE
4	S2	58	LEU
4	S2	60	SER
4	S2	64	LYS
4	S2	69	ILE
4	S2	77	GLN
4	S2	89	GLN
4	S2	90	THR
4	S2	91	ARG
4	S2	95	ARG
4	S2	96	THR
4	S2	97	ARG
4	S2	111	VAL
4	S2	117	THR
4	S2	134	LEU
4	S2	137	ILE
4	S2	139	ILE
4	S2	141	ARG
4	S2	146	THR
4	S2	148	LEU
4	S2	166	THR
4	S2	174	ARG
4	S2	189	GLN
4	S2	207	LEU

Continued on next page...

Continued from previous page...

Mol	Chain	Res	Type
4	S2	208	GLU
4	S2	221	THR
4	S2	225	LEU
4	S2	226	THR
4	S2	235	LEU
4	S2	240	LEU
4	S2	245	ASP
4	S2	246	GLU
4	S2	250	GLN
5	S3	4	LEU
5	S3	6	SER
5	S3	7	LYS
5	S3	9	ARG
5	S3	21	LEU
5	S3	23	GLU
5	S3	39	VAL
5	S3	41	VAL
5	S3	59	LEU
5	S3	62	ASN
5	S3	65	ARG
5	S3	70	THR
5	S3	76	ARG
5	S3	84	ILE
5	S3	90	ARG
5	S3	92	GLN
5	S3	93	ASP
5	S3	99	VAL
5	S3	120	TYR
5	S3	122	VAL
5	S3	124	ARG
5	S3	127	MET
5	S3	134	CYS
5	S3	135	GLU
5	S3	142	LEU
5	S3	143	ARG
5	S3	146	ARG
5	S3	151	LYS
5	S3	158	ILE
5	S3	172	THR
5	S3	175	VAL
5	S3	176	LEU
5	S3	178	ARG

Continued on next page...

Continued from previous page...

Mol	Chain	Res	Type
5	S3	181	VAL
5	S3	182	LEU
5	S3	190	ARG
5	S3	207	THR
5	S3	210	GLU
5	S3	214	GLU
5	S3	215	GLU
5	S3	217	ILE
5	S3	222	VAL
5	S3	223	LYS
5	S3	224	ASP
6	S4	6	LYS
6	S4	7	LYS
6	S4	8	HIS
6	S4	9	LEU
6	S4	23	LEU
6	S4	38	LEU
6	S4	45	ILE
6	S4	48	LEU
6	S4	54	TYR
6	S4	62	LYS
6	S4	65	LEU
6	S4	68	ARG
6	S4	77	ARG
6	S4	81	THR
6	S4	92	LEU
6	S4	95	THR
6	S4	96	ASN
6	S4	116	ASP
6	S4	117	GLU
6	S4	123	LEU
6	S4	131	LEU
6	S4	155	LYS
6	S4	160	VAL
6	S4	180	LEU
6	S4	182	TYR
6	S4	187	ARG
6	S4	197	HIS
6	S4	198	LYS
6	S4	211	LYS
6	S4	215	ASP
6	S4	220	THR

Continued on next page...

Continued from previous page...

Mol	Chain	Res	Type
6	S4	221	ARG
6	S4	226	PHE
6	S4	227	VAL
6	S4	234	PRO
6	S4	242	LYS
6	S4	246	LEU
6	S4	247	SER
6	S4	258	GLN
6	S4	259	GLN
7	S5	25	LEU
7	S5	27	THR
7	S5	38	THR
7	S5	39	GLU
7	S5	41	LYS
7	S5	43	PHE
7	S5	45	LYS
7	S5	53	VAL
7	S5	65	ARG
7	S5	66	GLN
7	S5	76	ARG
7	S5	79	ASN
7	S5	84	LYS
7	S5	93	LEU
7	S5	97	LEU
7	S5	99	MET
7	S5	104	ASN
7	S5	112	ARG
7	S5	139	ASN
7	S5	147	THR
7	S5	156	ARG
7	S5	157	ARG
7	S5	162	VAL
7	S5	166	ARG
7	S5	186	ASN
7	S5	194	LEU
7	S5	206	SER
7	S5	225	ARG
8	S6	5	ILE
8	S6	6	SER
8	S6	7	TYR
8	S6	13	GLN
8	S6	25	ARG

Continued on next page...

Continued from previous page...

Mol	Chain	Res	Type
8	S6	30	LYS
8	S6	58	LYS
8	S6	63	MET
8	S6	67	VAL
8	S6	68	LEU
8	S6	76	LEU
8	S6	78	THR
8	S6	79	LYS
8	S6	81	VAL
8	S6	82	SER
8	S6	89	ASP
8	S6	93	LYS
8	S6	94	ARG
8	S6	98	ARG
8	S6	109	LEU
8	S6	115	LYS
8	S6	126	ASP
8	S6	127	THR
8	S6	128	THR
8	S6	132	ARG
8	S6	133	LEU
8	S6	150	GLU
8	S6	151	ASP
8	S6	158	ILE
8	S6	175	ILE
8	S6	177	ARG
8	S6	211	LEU
9	S7	15	GLU
9	S7	24	PHE
9	S7	37	GLU
9	S7	42	GLN
9	S7	46	ILE
9	S7	50	ASP
9	S7	51	VAL
9	S7	60	ILE
9	S7	67	LEU
9	S7	70	PHE
9	S7	85	PHE
9	S7	87	ASP
9	S7	97	ARG
9	S7	104	ARG
9	S7	105	THR

Continued on next page...

Continued from previous page...

Mol	Chain	Res	Type
9	S7	114	ARG
9	S7	116	ARG
9	S7	126	LEU
9	S7	129	LEU
9	S7	130	VAL
9	S7	134	GLU
9	S7	144	VAL
9	S7	147	ASN
9	S7	154	LEU
9	S7	163	ASP
9	S7	167	GLU
9	S7	182	VAL
9	S7	185	ILE
10	S8	5	ARG
10	S8	7	SER
10	S8	8	ARG
10	S8	21	PHE
10	S8	22	ARG
10	S8	29	LEU
10	S8	36	THR
10	S8	56	ARG
10	S8	58	LEU
10	S8	60	ILE
10	S8	62	THR
10	S8	66	SER
10	S8	73	SER
10	S8	76	THR
10	S8	81	VAL
10	S8	102	VAL
10	S8	103	GLN
10	S8	107	THR
10	S8	120	THR
10	S8	123	LYS
10	S8	152	ILE
10	S8	161	SER
10	S8	196	LEU
11	S9	3	ARG
11	S9	6	ARG
11	S9	7	THR
11	S9	14	THR
11	S9	22	SER
11	S9	28	LEU

Continued on next page...

Continued from previous page...

Mol	Chain	Res	Type
11	S9	40	LYS
11	S9	46	SER
11	S9	49	LEU
11	S9	54	ARG
11	S9	60	LEU
11	S9	61	THR
11	S9	67	PRO
11	S9	82	ARG
11	S9	89	ASP
11	S9	92	LYS
11	S9	93	LEU
11	S9	101	VAL
11	S9	105	LEU
11	S9	113	VAL
11	S9	115	LYS
11	S9	121	SER
11	S9	122	VAL
11	S9	134	ILE
11	S9	138	LYS
11	S9	149	ARG
11	S9	150	LEU
11	S9	151	ASP
11	S9	162	SER
11	S9	171	ARG
11	S9	172	VAL
11	S9	174	ARG
11	S9	182	GLU
12	C0	1	MET
12	C0	7	ASP
12	C0	8	ARG
12	C0	12	HIS
12	C0	20	VAL
12	C0	27	PHE
12	C0	55	VAL
12	C0	56	LYS
12	C0	71	GLU
12	C0	76	LEU
12	C0	81	ASN
12	C0	82	LEU
13	C1	7	VAL
13	C1	21	ASN
13	C1	29	LYS

Continued on next page...

Continued from previous page...

Mol	Chain	Res	Type
13	C1	31	THR
13	C1	40	LEU
13	C1	44	THR
13	C1	63	LEU
13	C1	64	VAL
13	C1	67	ARG
13	C1	69	LYS
13	C1	79	LYS
13	C1	80	MET
13	C1	88	ARG
13	C1	91	LEU
13	C1	94	ILE
13	C1	99	ARG
13	C1	109	VAL
13	C1	112	SER
13	C1	117	VAL
13	C1	118	GLN
13	C1	127	GLN
13	C1	136	ARG
13	C1	138	ASN
13	C1	140	VAL
14	C2	28	LEU
14	C2	36	LEU
14	C2	41	LEU
14	C2	43	ARG
14	C2	46	ARG
14	C2	50	LYS
14	C2	52	LEU
14	C2	59	LEU
14	C2	66	VAL
14	C2	71	ILE
14	C2	74	LEU
14	C2	86	VAL
14	C2	89	ILE
14	C2	103	LEU
14	C2	126	TRP
14	C2	129	GLU
14	C2	132	GLU
14	C2	133	LEU
14	C2	139	HIS
14	C2	140	PHE
15	C3	3	ARG

Continued on next page...

Continued from previous page...

Mol	Chain	Res	Type
15	C3	4	MET
15	C3	6	SER
15	C3	9	LYS
15	C3	11	ILE
15	C3	16	ILE
15	C3	27	LYS
15	C3	39	LYS
15	C3	45	LEU
15	C3	53	LEU
15	C3	56	ASP
15	C3	64	ARG
15	C3	66	ILE
15	C3	76	LYS
15	C3	80	LEU
15	C3	94	LYS
15	C3	102	LEU
15	C3	114	ARG
15	C3	115	LEU
15	C3	125	LEU
15	C3	149	LEU
16	C4	13	VAL
16	C4	20	TYR
16	C4	29	HIS
16	C4	30	VAL
16	C4	31	THR
16	C4	38	THR
16	C4	39	ILE
16	C4	42	VAL
16	C4	48	VAL
16	C4	53	ASP
16	C4	56	SER
16	C4	76	ILE
16	C4	79	VAL
16	C4	84	ARG
16	C4	92	LYS
16	C4	103	ARG
16	C4	108	SER
16	C4	118	VAL
16	C4	123	SER
16	C4	124	ASP
16	C4	125	SER
16	C4	129	LYS

Continued on next page...

Continued from previous page...

Mol	Chain	Res	Type
16	C4	136	ARG
16	C4	137	LEU
17	C5	11	VAL
17	C5	18	ARG
17	C5	20	VAL
17	C5	22	LEU
17	C5	34	VAL
17	C5	36	LEU
17	C5	43	ARG
17	C5	44	ARG
17	C5	47	ARG
17	C5	52	LYS
17	C5	60	LEU
17	C5	107	ILE
17	C5	110	GLU
17	C5	121	ILE
17	C5	124	THR
17	C5	125	PRO
17	C5	130	ARG
18	C6	14	LYS
18	C6	15	SER
18	C6	17	THR
18	C6	28	LEU
18	C6	32	ASN
18	C6	39	VAL
18	C6	45	ARG
18	C6	47	LYS
18	C6	48	VAL
18	C6	54	LEU
18	C6	57	LEU
18	C6	65	ILE
18	C6	66	ARG
18	C6	68	ARG
18	C6	69	VAL
18	C6	98	ASP
18	C6	101	SER
18	C6	104	GLU
18	C6	114	ARG
18	C6	117	LEU
18	C6	118	ILE
18	C6	123	ARG
18	C6	127	LYS

Continued on next page...

Continued from previous page...

Mol	Chain	Res	Type
18	C6	128	LYS
18	C6	136	SER
18	C6	137	ARG
18	C6	143	ARG
19	C7	5	ARG
19	C7	18	GLU
19	C7	26	LEU
19	C7	34	LEU
19	C7	36	ASP
19	C7	38	ILE
19	C7	40	THR
19	C7	46	LEU
19	C7	49	LYS
19	C7	54	THR
19	C7	62	GLN
19	C7	69	ILE
19	C7	72	LYS
19	C7	82	ASP
19	C7	83	GLN
19	C7	88	VAL
19	C7	105	GLN
19	C7	111	LYS
19	C7	113	LEU
19	C7	115	LEU
19	C7	119	LEU
20	C8	3	LEU
20	C8	5	VAL
20	C8	8	GLN
20	C8	11	PHE
20	C8	13	HIS
20	C8	14	ILE
20	C8	15	LEU
20	C8	25	ASN
20	C8	26	ILE
20	C8	28	ILE
20	C8	40	ARG
20	C8	46	VAL
20	C8	54	LEU
20	C8	61	LEU
20	C8	77	THR
20	C8	80	LYS
20	C8	85	PHE

Continued on next page...

Continued from previous page...

Mol	Chain	Res	Type
20	C8	92	ILE
20	C8	93	THR
20	C8	107	SER
20	C8	108	LYS
20	C8	116	LEU
20	C8	132	ARG
20	C8	136	GLN
20	C8	138	THR
20	C8	140	THR
20	C8	143	ARG
21	C9	22	LEU
21	C9	27	LYS
21	C9	28	LEU
21	C9	33	TYR
21	C9	35	ASP
21	C9	36	ILE
21	C9	37	VAL
21	C9	38	LYS
21	C9	41	SER
21	C9	48	GLN
21	C9	57	ARG
21	C9	60	SER
21	C9	63	ARG
21	C9	67	MET
21	C9	68	ARG
21	C9	70	GLN
21	C9	88	VAL
21	C9	94	ILE
21	C9	116	ILE
21	C9	122	ARG
21	C9	124	ILE
21	C9	130	ARG
21	C9	131	ASP
21	C9	133	ASP
21	C9	139	THR
21	C9	144	GLU
22	D0	15	GLN
22	D0	22	ILE
22	D0	23	ARG
22	D0	27	THR
22	D0	30	LYS
22	D0	39	SER

Continued on next page...

Continued from previous page...

Mol	Chain	Res	Type
22	D0	47	GLN
22	D0	50	LEU
22	D0	57	ARG
22	D0	58	LEU
22	D0	60	THR
22	D0	61	LYS
22	D0	66	SER
22	D0	70	THR
22	D0	74	GLU
22	D0	76	SER
22	D0	77	LYS
22	D0	81	THR
22	D0	83	GLU
22	D0	88	LYS
22	D0	89	ARG
22	D0	99	ILE
22	D0	103	ILE
22	D0	117	VAL
23	D1	3	ASN
23	D1	5	LYS
23	D1	7	GLN
23	D1	8	LEU
23	D1	9	VAL
23	D1	11	LEU
23	D1	16	LYS
23	D1	36	VAL
23	D1	41	GLU
23	D1	49	GLU
23	D1	50	TYR
23	D1	52	THR
23	D1	61	SER
23	D1	62	ARG
23	D1	68	SER
23	D1	69	LEU
23	D1	75	ASN
23	D1	76	ASP
23	D1	80	LYS
23	D1	82	VAL
24	D2	3	ARG
24	D2	7	LEU
24	D2	12	ASN
24	D2	22	LYS

Continued on next page...

Continued from previous page...

Mol	Chain	Res	Type
24	D2	24	GLN
24	D2	25	VAL
24	D2	26	LEU
24	D2	27	ILE
24	D2	29	PRO
24	D2	42	GLN
24	D2	53	ILE
24	D2	65	LEU
24	D2	66	ASN
24	D2	70	ASN
24	D2	74	VAL
24	D2	81	VAL
24	D2	93	LEU
24	D2	97	ARG
24	D2	98	GLN
24	D2	103	ILE
24	D2	105	THR
24	D2	110	ILE
24	D2	121	VAL
24	D2	126	LEU
24	D2	129	VAL
25	D3	7	ARG
25	D3	9	LEU
25	D3	14	LYS
25	D3	16	ARG
25	D3	19	ARG
25	D3	28	ASN
25	D3	31	LYS
25	D3	36	THR
25	D3	40	SER
25	D3	47	SER
25	D3	82	LYS
25	D3	84	THR
25	D3	101	GLU
25	D3	103	LEU
25	D3	107	PHE
25	D3	110	LYS
25	D3	114	LYS
25	D3	128	SER
25	D3	132	LEU
25	D3	138	GLU
25	D3	140	LYS

Continued on next page...

Continued from previous page...

Mol	Chain	Res	Type
25	D3	144	ARG
26	D4	17	LEU
26	D4	21	LYS
26	D4	28	LEU
26	D4	32	ARG
26	D4	34	ASN
26	D4	51	GLU
26	D4	52	LYS
26	D4	57	VAL
26	D4	61	ARG
26	D4	62	THR
26	D4	81	GLU
26	D4	99	LYS
26	D4	101	GLU
26	D4	102	LYS
26	D4	124	ARG
26	D4	127	LYS
26	D4	133	ASN
27	D5	42	LEU
27	D5	50	ILE
27	D5	58	ARG
27	D5	62	VAL
27	D5	69	LEU
27	D5	71	ILE
27	D5	75	LEU
27	D5	78	ILE
27	D5	85	LYS
27	D5	92	ILE
27	D5	93	SER
27	D5	95	HIS
27	D5	96	SER
27	D5	97	LYS
28	D6	30	ILE
28	D6	38	ARG
28	D6	44	ILE
28	D6	45	VAL
28	D6	61	GLU
28	D6	64	LEU
28	D6	69	ASN
28	D6	70	LYS
28	D6	82	ARG
28	D6	83	ILE

Continued on next page...

Continued from previous page...

Mol	Chain	Res	Type
28	D6	85	ARG
28	D6	88	SER
28	D6	90	GLU
29	D7	3	LEU
29	D7	4	VAL
29	D7	17	ARG
29	D7	26	GLN
29	D7	29	ARG
29	D7	33	LEU
29	D7	34	ASP
29	D7	42	ASN
29	D7	43	ILE
29	D7	44	THR
29	D7	55	THR
29	D7	63	LEU
29	D7	65	THR
29	D7	79	PHE
30	D8	12	VAL
30	D8	13	ILE
30	D8	15	VAL
30	D8	19	THR
30	D8	33	LEU
30	D8	36	THR
30	D8	44	VAL
30	D8	49	ARG
30	D8	57	MET
30	D8	58	GLU
30	D8	59	SER
30	D8	61	ARG
30	D8	64	ARG
30	D8	65	ARG
31	D9	7	TRP
31	D9	11	PRO
31	D9	19	ARG
31	D9	30	LEU
31	D9	32	ARG
31	D9	36	LEU
31	D9	56	ARG
32	E0	24	THR
32	E0	28	LYS
32	E0	29	LYS
32	E0	41	THR

Continued on next page...

Continued from previous page...

Mol	Chain	Res	Type
32	E0	42	ARG
32	E0	47	VAL
32	E0	56	MET
33	E1	84	VAL
33	E1	89	LYS
33	E1	91	ILE
33	E1	93	HIS
33	E1	94	LYS
33	E1	97	LYS
33	E1	98	VAL
33	E1	108	VAL
33	E1	109	ASP
33	E1	113	LYS
33	E1	118	ARG
33	E1	120	GLU
33	E1	137	ASP
33	E1	138	ARG
33	E1	151	ASN
34	SR	6	VAL
34	SR	22	SER
34	SR	29	GLN
34	SR	52	GLN
34	SR	59	ARG
34	SR	76	ASP
34	SR	88	THR
34	SR	91	LEU
34	SR	96	THR
34	SR	117	LYS
34	SR	136	ILE
34	SR	141	LEU
34	SR	149	ASP
34	SR	152	SER
34	SR	153	GLN
34	SR	154	VAL
34	SR	163	ASP
34	SR	165	ASP
34	SR	185	GLN
34	SR	188	ILE
34	SR	199	ILE
34	SR	200	ASN
34	SR	201	THR
34	SR	231	MET

Continued on next page...

Continued from previous page...

Mol	Chain	Res	Type
34	SR	238	ASP
34	SR	265	LEU
34	SR	277	GLU
34	SR	300	THR
34	SR	312	VAL
34	SR	317	THR
35	SM	27	LYS
35	SM	28	SER
35	SM	45	SER
35	SM	51	ARG
35	SM	53	ARG
35	SM	61	ILE
35	SM	65	THR
35	SM	69	ARG
35	SM	74	LYS
35	SM	84	LYS
35	SM	89	ARG
35	SM	94	HIS
35	SM	97	THR
35	SM	100	THR
35	SM	103	LYS
35	SM	115	LYS
35	SM	116	GLU
35	SM	130	GLU
35	SM	131	ILE
39	L2	10	LYS
39	L2	17	THR
39	L2	18	SER
39	L2	20	THR
39	L2	23	ARG
39	L2	32	LEU
39	L2	44	ILE
39	L2	45	VAL
39	L2	52	SER
39	L2	71	LEU
39	L2	74	GLU
39	L2	88	ILE
39	L2	95	SER
39	L2	96	LEU
39	L2	101	VAL
39	L2	104	LEU
39	L2	116	VAL

Continued on next page...

Continued from previous page...

Mol	Chain	Res	Type
39	L2	134	VAL
39	L2	137	ILE
39	L2	141	PRO
39	L2	143	GLU
39	L2	158	ILE
39	L2	165	VAL
39	L2	168	VAL
39	L2	169	ILE
39	L2	177	LYS
39	L2	179	LEU
39	L2	180	LEU
39	L2	181	LYS
39	L2	190	ARG
39	L2	191	LEU
39	L2	193	ARG
39	L2	202	VAL
39	L2	204	MET
39	L2	207	VAL
39	L2	225	ILE
39	L2	227	ARG
39	L2	230	VAL
39	L2	241	ARG
39	L2	242	ARG
39	L2	247	ARG
40	L3	7	GLU
40	L3	10	ARG
40	L3	17	LEU
40	L3	19	ARG
40	L3	20	LYS
40	L3	21	ARG
40	L3	25	ILE
40	L3	30	LYS
40	L3	37	ARG
40	L3	47	LEU
40	L3	50	LYS
40	L3	55	THR
40	L3	56	ILE
40	L3	70	ARG
40	L3	79	VAL
40	L3	84	VAL
40	L3	85	VAL
40	L3	100	ARG

Continued on next page...

Continued from previous page...

Mol	Chain	Res	Type
40	L3	103	THR
40	L3	104	THR
40	L3	114	VAL
40	L3	115	LYS
40	L3	116	ARG
40	L3	120	LYS
40	L3	134	SER
40	L3	139	GLN
40	L3	146	ARG
40	L3	148	LEU
40	L3	150	ARG
40	L3	156	SER
40	L3	162	VAL
40	L3	167	ARG
40	L3	169	THR
40	L3	178	LEU
40	L3	188	ILE
40	L3	189	SER
40	L3	192	VAL
40	L3	196	ARG
40	L3	202	THR
40	L3	205	VAL
40	L3	206	ASP
40	L3	210	GLU
40	L3	211	GLN
40	L3	222	LYS
40	L3	229	VAL
40	L3	232	ARG
40	L3	235	THR
40	L3	238	LEU
40	L3	241	LYS
40	L3	242	THR
40	L3	244	ARG
40	L3	252	ILE
40	L3	284	ARG
40	L3	287	LYS
40	L3	296	THR
40	L3	300	ARG
40	L3	304	THR
40	L3	305	ILE
40	L3	308	MET
40	L3	320	ASP

Continued on next page...

Continued from previous page...

Mol	Chain	Res	Type
40	L3	324	VAL
40	L3	328	ILE
40	L3	332	ARG
40	L3	337	THR
40	L3	338	LEU
40	L3	348	ARG
40	L3	353	GLU
40	L3	355	SER
40	L3	357	LYS
40	L3	364	LYS
40	L3	376	LYS
40	L3	382	THR
40	L3	385	LYS
41	L4	20	LEU
41	L4	22	LEU
41	L4	40	THR
41	L4	60	THR
41	L4	73	ARG
41	L4	74	ILE
41	L4	93	MET
41	L4	112	LYS
41	L4	124	SER
41	L4	133	SER
41	L4	138	ARG
41	L4	148	ILE
41	L4	152	VAL
41	L4	156	LEU
41	L4	170	LYS
41	L4	172	VAL
41	L4	177	ASP
41	L4	179	LEU
41	L4	187	LEU
41	L4	188	ARG
41	L4	193	LYS
41	L4	194	TYR
41	L4	200	THR
41	L4	203	ARG
41	L4	206	LEU
41	L4	220	ARG
41	L4	229	ASN
41	L4	230	VAL
41	L4	246	ARG

Continued on next page...

Continued from previous page...

Mol	Chain	Res	Type
41	L4	258	LEU
41	L4	280	ILE
41	L4	295	ILE
41	L4	304	GLN
41	L4	306	THR
41	L4	307	GLN
41	L4	311	HIS
41	L4	321	LYS
41	L4	323	VAL
41	L4	327	LEU
41	L4	332	LYS
41	L4	339	LEU
41	L4	343	LYS
41	L4	346	LYS
41	L4	347	THR
41	L4	354	VAL
41	L4	358	THR
42	L5	3	PHE
42	L5	4	GLN
42	L5	5	LYS
42	L5	10	SER
42	L5	22	ARG
42	L5	23	ARG
42	L5	41	LYS
42	L5	67	SER
42	L5	69	ILE
42	L5	75	LEU
42	L5	89	THR
42	L5	105	ILE
42	L5	109	THR
42	L5	112	LYS
42	L5	115	LEU
42	L5	117	GLU
42	L5	118	THR
42	L5	123	GLU
42	L5	131	LEU
42	L5	140	ARG
42	L5	146	LEU
42	L5	148	ILE
42	L5	152	ARG
42	L5	155	THR
42	L5	158	ARG

Continued on next page...

Continued from previous page...

Mol	Chain	Res	Type
42	L5	163	LEU
42	L5	177	GLU
42	L5	185	PHE
42	L5	187	THR
42	L5	188	GLU
42	L5	190	ILE
42	L5	194	LEU
42	L5	203	HIS
42	L5	216	GLU
42	L5	217	GLU
42	L5	222	LEU
42	L5	227	LEU
42	L5	232	ASP
42	L5	234	ASP
42	L5	254	LYS
42	L5	257	GLU
42	L5	259	LYS
42	L5	261	THR
42	L5	262	LYS
42	L5	263	GLU
42	L5	273	ARG
42	L5	277	LEU
42	L5	290	ILE
43	L6	4	GLN
43	L6	5	LYS
43	L6	12	SER
43	L6	21	THR
43	L6	35	VAL
43	L6	52	VAL
43	L6	64	LEU
43	L6	65	ILE
43	L6	78	ARG
43	L6	79	VAL
43	L6	84	VAL
43	L6	89	THR
43	L6	93	VAL
43	L6	98	VAL
43	L6	129	GLU
43	L6	134	ARG
43	L6	152	THR
43	L6	155	LEU
44	L7	24	GLU

Continued on next page...

Continued from previous page...

Mol	Chain	Res	Type
44	L7	25	GLN
44	L7	26	VAL
44	L7	40	LYS
44	L7	44	ILE
44	L7	45	LEU
44	L7	63	ILE
44	L7	77	VAL
44	L7	80	GLN
44	L7	83	LEU
44	L7	98	LYS
44	L7	100	ARG
44	L7	101	LYS
44	L7	124	LEU
44	L7	143	THR
44	L7	158	LYS
44	L7	164	SER
44	L7	175	LYS
44	L7	179	LEU
44	L7	182	ASP
44	L7	184	LEU
44	L7	211	SER
44	L7	239	LEU
45	L8	26	LEU
45	L8	27	THR
45	L8	41	GLN
45	L8	63	LYS
45	L8	65	LEU
45	L8	67	ILE
45	L8	71	VAL
45	L8	74	THR
45	L8	79	GLN
45	L8	81	THR
45	L8	84	ARG
45	L8	95	ASN
45	L8	118	GLU
45	L8	126	SER
45	L8	132	VAL
45	L8	136	LEU
45	L8	149	LYS
45	L8	156	ASP
45	L8	157	VAL
45	L8	160	ILE

Continued on next page...

Continued from previous page...

Mol	Chain	Res	Type
45	L8	163	VAL
45	L8	169	LEU
45	L8	172	LYS
45	L8	173	MET
45	L8	185	ARG
45	L8	188	THR
45	L8	189	LEU
45	L8	190	VAL
45	L8	194	THR
45	L8	203	VAL
45	L8	217	THR
45	L8	238	LEU
45	L8	241	LYS
45	L8	248	LYS
46	L9	5	GLN
46	L9	14	GLU
46	L9	19	SER
46	L9	20	ILE
46	L9	22	SER
46	L9	33	THR
46	L9	34	LEU
46	L9	41	ILE
46	L9	48	VAL
46	L9	52	LEU
46	L9	65	VAL
46	L9	68	LEU
46	L9	69	ARG
46	L9	70	THR
46	L9	82	VAL
46	L9	115	ARG
46	L9	118	LEU
46	L9	120	ASP
46	L9	121	LYS
46	L9	124	ARG
46	L9	133	THR
46	L9	135	GLU
46	L9	139	ASN
46	L9	141	LYS
46	L9	150	SER
46	L9	151	VAL
46	L9	152	GLU
46	L9	157	ASN

Continued on next page...

Continued from previous page...

Mol	Chain	Res	Type
46	L9	161	LEU
46	L9	162	GLN
46	L9	164	ILE
46	L9	172	ILE
46	L9	173	ARG
46	L9	189	GLU
47	M0	3	ARG
47	M0	24	ARG
47	M0	26	VAL
47	M0	31	ILE
47	M0	32	ARG
47	M0	33	ILE
47	M0	35	ASP
47	M0	36	LEU
47	M0	39	LYS
47	M0	42	THR
47	M0	48	LEU
47	M0	52	LEU
47	M0	57	LEU
47	M0	63	GLU
47	M0	74	LYS
47	M0	76	MET
47	M0	78	THR
47	M0	80	SER
47	M0	87	LEU
47	M0	91	VAL
47	M0	102	MET
47	M0	116	ARG
47	M0	129	VAL
47	M0	130	ASP
47	M0	133	GLN
47	M0	139	ARG
47	M0	143	SER
47	M0	163	GLN
47	M0	165	ILE
47	M0	169	LYS
47	M0	174	THR
47	M0	177	ASP
47	M0	178	ARG
47	M0	184	LYS
47	M0	189	GLU
47	M0	200	LEU

Continued on next page...

Continued from previous page...

Mol	Chain	Res	Type
47	M0	203	LYS
47	M0	205	SER
48	M1	6	GLN
48	M1	9	MET
48	M1	10	ARG
48	M1	12	LEU
48	M1	13	LYS
48	M1	28	ASP
48	M1	40	LEU
48	M1	44	THR
48	M1	46	VAL
48	M1	65	ILE
48	M1	70	THR
48	M1	80	LEU
48	M1	94	ARG
48	M1	107	ASP
48	M1	112	LEU
48	M1	130	VAL
48	M1	137	ARG
48	M1	140	ARG
48	M1	142	LYS
48	M1	143	ARG
48	M1	151	SER
48	M1	158	ASP
48	M1	166	LYS
48	M1	173	ASP
48	M1	174	LYS
49	M3	23	LYS
49	M3	33	VAL
49	M3	35	ARG
49	M3	41	THR
49	M3	54	LEU
49	M3	55	ARG
49	M3	59	ARG
49	M3	67	ARG
49	M3	69	VAL
49	M3	70	ARG
49	M3	107	GLU
49	M3	114	GLN
49	M3	117	LYS
49	M3	118	GLU
49	M3	124	ILE

Continued on next page...

Continued from previous page...

Mol	Chain	Res	Type
49	M3	128	ARG
49	M3	131	LYS
49	M3	136	GLU
49	M3	138	VAL
49	M3	144	THR
49	M3	164	GLU
49	M3	165	SER
49	M3	168	ARG
49	M3	171	ARG
49	M3	190	LYS
50	M4	4	ASP
50	M4	5	SER
50	M4	8	LYS
50	M4	20	VAL
50	M4	38	ILE
50	M4	53	VAL
50	M4	55	ARG
50	M4	58	ILE
50	M4	63	VAL
50	M4	72	LEU
50	M4	74	ARG
50	M4	83	LYS
50	M4	90	VAL
50	M4	91	CYS
50	M4	93	LYS
50	M4	102	LYS
50	M4	106	ARG
50	M4	135	LEU
51	M5	10	LEU
51	M5	19	LEU
51	M5	20	ARG
51	M5	22	LEU
51	M5	24	ARG
51	M5	38	ARG
51	M5	49	ARG
51	M5	50	ARG
51	M5	68	ARG
51	M5	80	THR
51	M5	83	LYS
51	M5	85	THR
51	M5	96	ARG
51	M5	97	SER

Continued on next page...

Continued from previous page...

Mol	Chain	Res	Type
51	M5	105	ARG
51	M5	109	ARG
51	M5	133	ILE
51	M5	138	GLN
51	M5	151	ILE
51	M5	155	VAL
51	M5	167	THR
51	M5	171	SER
51	M5	183	THR
51	M5	184	LYS
51	M5	187	ARG
51	M5	188	ARG
51	M5	190	THR
51	M5	196	THR
52	M6	22	VAL
52	M6	25	LYS
52	M6	33	ILE
52	M6	41	LEU
52	M6	58	LEU
52	M6	59	ARG
52	M6	68	ARG
52	M6	78	ARG
52	M6	79	ILE
52	M6	82	LYS
52	M6	84	LEU
52	M6	85	ARG
52	M6	106	GLU
52	M6	110	PRO
52	M6	114	LYS
52	M6	116	LYS
52	M6	117	ARG
52	M6	124	LEU
52	M6	126	VAL
52	M6	128	ARG
52	M6	130	LYS
52	M6	143	THR
52	M6	152	VAL
52	M6	160	ARG
52	M6	180	SER
52	M6	182	ASN
52	M6	190	VAL
53	M7	9	THR

Continued on next page...

Continued from previous page...

Mol	Chain	Res	Type
53	M7	10	ASN
53	M7	13	LYS
53	M7	14	SER
53	M7	24	VAL
53	M7	25	SER
53	M7	29	THR
53	M7	32	THR
53	M7	36	ILE
53	M7	41	LEU
53	M7	49	GLU
53	M7	52	LEU
53	M7	53	ASP
53	M7	56	ARG
53	M7	65	SER
53	M7	69	ARG
53	M7	79	THR
53	M7	94	LEU
53	M7	112	LEU
53	M7	119	VAL
53	M7	120	ASN
53	M7	124	LYS
53	M7	126	ARG
53	M7	127	ARG
53	M7	144	SER
53	M7	166	VAL
53	M7	181	ARG
53	M7	182	ILE
54	M8	17	THR
54	M8	20	LYS
54	M8	21	SER
54	M8	22	ASP
54	M8	24	VAL
54	M8	26	LEU
54	M8	31	LYS
54	M8	32	LEU
54	M8	34	THR
54	M8	41	ASP
54	M8	49	LEU
54	M8	57	ILE
54	M8	63	SER
54	M8	66	ARG
54	M8	72	LYS

Continued on next page...

Continued from previous page...

Mol	Chain	Res	Type
54	M8	73	GLN
54	M8	98	LYS
54	M8	100	THR
54	M8	127	LEU
54	M8	135	GLN
54	M8	138	LEU
54	M8	141	ARG
54	M8	147	ARG
54	M8	168	THR
54	M8	170	ARG
54	M8	180	ARG
55	M9	8	LYS
55	M9	17	VAL
55	M9	29	THR
55	M9	41	ILE
55	M9	44	LEU
55	M9	51	VAL
55	M9	52	LYS
55	M9	55	VAL
55	M9	74	ARG
55	M9	86	GLU
55	M9	91	SER
55	M9	99	LEU
55	M9	103	ARG
55	M9	104	ARG
55	M9	106	LEU
55	M9	110	ARG
55	M9	115	ILE
55	M9	116	ASP
55	M9	128	LYS
55	M9	134	HIS
55	M9	138	LEU
55	M9	153	LYS
55	M9	155	LEU
55	M9	165	LYS
55	M9	180	LYS
56	N0	1	MET
56	N0	8	GLN
56	N0	40	ARG
56	N0	45	LEU
56	N0	49	HIS
56	N0	51	VAL

Continued on next page...

Continued from previous page...

Mol	Chain	Res	Type
56	N0	57	GLU
56	N0	79	VAL
56	N0	80	ARG
56	N0	87	THR
56	N0	92	LYS
56	N0	100	VAL
56	N0	105	THR
56	N0	115	ARG
56	N0	117	ARG
56	N0	120	SER
56	N0	122	HIS
56	N0	132	THR
56	N0	137	ARG
56	N0	138	GLN
56	N0	142	GLN
56	N0	145	THR
56	N0	155	ARG
56	N0	157	GLN
56	N0	160	THR
56	N0	161	LYS
56	N0	166	LYS
56	N0	167	ARG
56	N0	169	SER
56	N0	170	THR
56	N0	172	TYR
57	N1	9	SER
57	N1	12	ARG
57	N1	14	MET
57	N1	26	HIS
57	N1	27	LEU
57	N1	32	LYS
57	N1	55	LYS
57	N1	68	THR
57	N1	69	LYS
57	N1	75	ILE
57	N1	78	LYS
57	N1	79	MET
57	N1	80	VAL
57	N1	83	ARG
57	N1	88	ARG
57	N1	96	ILE
57	N1	104	GLU

Continued on next page...

Continued from previous page...

Mol	Chain	Res	Type
57	N1	106	LEU
57	N1	118	GLU
57	N1	124	VAL
57	N1	127	GLN
57	N1	128	LEU
57	N1	139	ARG
57	N1	143	THR
57	N1	146	ASN
57	N1	158	THR
57	N1	159	PHE
58	N2	10	LYS
58	N2	50	LEU
58	N2	52	ASN
58	N2	66	VAL
58	N2	70	LYS
58	N2	80	THR
58	N2	82	LYS
58	N2	88	GLN
58	N2	92	TRP
58	N2	93	ILE
58	N2	100	THR
59	N3	9	THR
59	N3	13	ILE
59	N3	44	SER
59	N3	45	ARG
59	N3	48	ARG
59	N3	54	LEU
59	N3	59	MET
59	N3	63	LYS
59	N3	64	LYS
59	N3	69	LEU
59	N3	73	VAL
59	N3	74	MET
59	N3	83	LYS
59	N3	102	ILE
59	N3	104	ASN
59	N3	120	LYS
59	N3	125	LEU
59	N3	128	ARG
59	N3	135	VAL
59	N3	137	VAL
60	N4	5	ILE

Continued on next page...

Continued from previous page...

Mol	Chain	Res	Type
60	N4	19	THR
60	N4	25	ASP
60	N4	34	SER
60	N4	39	LEU
60	N4	43	ARG
60	N4	63	ILE
61	N5	27	ARG
61	N5	37	THR
61	N5	38	LEU
61	N5	39	LYS
61	N5	40	LEU
61	N5	45	LYS
61	N5	49	LYS
61	N5	59	SER
61	N5	63	ILE
61	N5	65	GLN
61	N5	71	THR
61	N5	73	MET
61	N5	86	VAL
61	N5	104	GLU
61	N5	108	LEU
61	N5	112	THR
61	N5	115	ARG
61	N5	125	ARG
61	N5	133	LEU
61	N5	135	ILE
61	N5	138	ARG
61	N5	139	ILE
61	N5	142	ILE
62	N6	5	SER
62	N6	8	VAL
62	N6	13	ARG
62	N6	17	LYS
62	N6	37	LYS
62	N6	39	LEU
62	N6	42	GLN
62	N6	45	ILE
62	N6	50	ILE
62	N6	51	ARG
62	N6	55	GLU
62	N6	56	VAL
62	N6	57	LEU

Continued on next page...

Continued from previous page...

Mol	Chain	Res	Type
62	N6	59	VAL
62	N6	60	ARG
62	N6	70	ILE
62	N6	72	SER
62	N6	76	LEU
62	N6	80	VAL
62	N6	88	GLU
62	N6	105	VAL
62	N6	115	ARG
62	N6	126	LEU
63	N7	14	VAL
63	N7	15	ARG
63	N7	17	ARG
63	N7	24	VAL
63	N7	26	VAL
63	N7	30	ASP
63	N7	34	LYS
63	N7	35	SER
63	N7	46	ILE
63	N7	52	LYS
63	N7	55	LYS
63	N7	64	LYS
63	N7	72	ILE
63	N7	81	LEU
63	N7	83	THR
63	N7	86	THR
63	N7	89	VAL
63	N7	99	GLU
63	N7	102	GLU
63	N7	107	ARG
63	N7	109	GLU
63	N7	134	LEU
64	N8	4	ARG
64	N8	6	THR
64	N8	8	THR
64	N8	10	LYS
64	N8	16	SER
64	N8	27	LYS
64	N8	42	ARG
64	N8	47	LYS
64	N8	58	MET
64	N8	60	TYR

Continued on next page...

Continued from previous page...

Mol	Chain	Res	Type
64	N8	76	ASP
64	N8	78	LEU
64	N8	91	LEU
64	N8	92	LYS
64	N8	93	SER
64	N8	115	LYS
64	N8	120	ASN
64	N8	130	VAL
64	N8	133	LEU
64	N8	139	ARG
65	N9	21	ILE
65	N9	22	LYS
65	N9	25	LYS
65	N9	28	LYS
65	N9	38	LYS
65	N9	40	ARG
65	N9	44	LYS
65	N9	50	THR
65	N9	59	LYS
66	O0	16	LEU
66	O0	30	THR
66	O0	32	LYS
66	O0	36	GLN
66	O0	40	LYS
66	O0	48	THR
66	O0	61	MET
66	O0	83	LYS
66	O0	87	VAL
66	O0	97	ASP
66	O0	100	ILE
66	O0	101	LEU
67	O1	6	ASP
67	O1	8	VAL
67	O1	13	THR
67	O1	16	LEU
67	O1	26	LYS
67	O1	41	LYS
67	O1	44	MET
67	O1	47	ASP
67	O1	53	PRO
67	O1	55	LEU
67	O1	64	VAL

Continued on next page...

Continued from previous page...

Mol	Chain	Res	Type
67	O1	68	GLU
67	O1	79	ARG
67	O1	84	ASP
67	O1	87	ASN
67	O1	89	LEU
67	O1	96	VAL
67	O1	100	SER
68	O2	4	LEU
68	O2	16	LYS
68	O2	18	LYS
68	O2	19	ARG
68	O2	31	ASN
68	O2	33	ARG
68	O2	41	VAL
68	O2	51	SER
68	O2	61	LYS
68	O2	62	LYS
68	O2	73	THR
68	O2	75	LEU
68	O2	76	VAL
68	O2	82	LEU
68	O2	84	THR
68	O2	87	MET
68	O2	90	LYS
68	O2	106	VAL
68	O2	109	LEU
68	O2	125	ARG
68	O2	126	LEU
68	O2	128	LEU
69	O3	4	SER
69	O3	15	SER
69	O3	33	GLU
69	O3	49	ILE
69	O3	59	VAL
69	O3	65	ARG
69	O3	70	LYS
69	O3	78	SER
69	O3	81	VAL
69	O3	92	LYS
69	O3	93	THR
69	O3	98	VAL
69	O3	106	ASN

Continued on next page...

Continued from previous page...

Mol	Chain	Res	Type
70	O4	3	GLN
70	O4	8	ARG
70	O4	20	ILE
70	O4	23	VAL
70	O4	49	SER
70	O4	51	LEU
70	O4	56	THR
70	O4	58	ARG
70	O4	65	VAL
70	O4	71	THR
70	O4	73	SER
70	O4	74	ARG
70	O4	86	LYS
70	O4	102	LYS
70	O4	103	LYS
70	O4	104	VAL
71	O5	4	VAL
71	O5	15	GLU
71	O5	21	LEU
71	O5	28	LEU
71	O5	31	LEU
71	O5	38	ARG
71	O5	41	LEU
71	O5	43	LYS
71	O5	44	ILE
71	O5	46	THR
71	O5	47	VAL
71	O5	48	ARG
71	O5	50	SER
71	O5	62	GLN
71	O5	71	LYS
71	O5	73	LYS
71	O5	84	LYS
71	O5	85	THR
71	O5	89	ARG
71	O5	100	VAL
71	O5	101	THR
71	O5	102	GLU
71	O5	105	ARG
71	O5	107	LYS
71	O5	115	LYS
71	O5	119	LYS

Continued on next page...

Continued from previous page...

Mol	Chain	Res	Type
72	O6	11	LEU
72	O6	17	VAL
72	O6	18	THR
72	O6	26	ILE
72	O6	34	SER
72	O6	36	ARG
72	O6	43	LEU
72	O6	45	ARG
72	O6	57	LEU
72	O6	58	ILE
72	O6	60	LEU
72	O6	62	ARG
72	O6	76	ARG
72	O6	81	THR
72	O6	88	GLU
72	O6	98	ARG
72	O6	99	ARG
73	O7	5	THR
73	O7	17	THR
73	O7	24	ARG
73	O7	25	ARG
73	O7	33	THR
73	O7	37	CYS
73	O7	58	THR
73	O7	59	THR
73	O7	65	ARG
73	O7	67	LEU
73	O7	79	GLN
73	O7	82	SER
73	O7	85	LYS
74	O8	3	ARG
74	O8	8	ILE
74	O8	24	THR
74	O8	41	THR
74	O8	45	VAL
74	O8	46	ARG
74	O8	50	SER
74	O8	53	THR
74	O8	54	LEU
74	O8	61	LYS
74	O8	64	LYS
74	O8	65	LEU

Continued on next page...

Continued from previous page...

Mol	Chain	Res	Type
74	O8	67	GLN
74	O8	72	THR
74	O8	77	ARG
75	O9	4	GLN
75	O9	5	LYS
75	O9	21	ARG
75	O9	29	LEU
75	O9	30	ARG
75	O9	36	ARG
75	O9	42	ARG
75	O9	45	ARG
75	O9	51	ILE
76	Q0	77	ILE
76	Q0	78	ILE
76	Q0	83	LYS
76	Q0	85	LEU
76	Q0	112	LYS
76	Q0	113	ARG
76	Q0	114	LYS
76	Q0	127	LEU
77	Q1	2	ARG
77	Q1	6	ARG
77	Q1	10	THR
77	Q1	11	ARG
77	Q1	13	LEU
77	Q1	19	LYS
77	Q1	21	ARG
78	Q2	4	VAL
78	Q2	8	ARG
78	Q2	19	LYS
78	Q2	26	THR
78	Q2	27	GLN
78	Q2	35	LEU
78	Q2	47	GLN
78	Q2	48	SER
78	Q2	60	LYS
78	Q2	66	LYS
78	Q2	72	LEU
78	Q2	78	LYS
78	Q2	80	ARG
78	Q2	83	LEU
78	Q2	84	THR

Continued on next page...

Continued from previous page...

Mol	Chain	Res	Type
78	Q2	85	LEU
78	Q2	88	CYS
78	Q2	93	LEU
78	Q2	104	LEU
79	Q3	5	THR
79	Q3	11	THR
79	Q3	16	VAL
79	Q3	25	GLN
79	Q3	32	GLN
79	Q3	36	ARG
79	Q3	45	LYS
79	Q3	48	LYS
79	Q3	49	ARG
79	Q3	59	CYS
79	Q3	60	CYS
79	Q3	73	THR
79	Q3	81	SER
79	Q3	90	VAL
2	s0	9	LEU
2	s0	10	THR
2	s0	12	GLU
2	s0	18	LEU
2	s0	24	LEU
2	s0	27	ARG
2	s0	28	ASN
2	s0	29	VAL
2	s0	30	GLN
2	s0	34	GLU
2	s0	41	ARG
2	s0	45	VAL
2	s0	59	LEU
2	s0	62	ARG
2	s0	72	ASP
2	s0	76	ILE
2	s0	83	GLN
2	s0	87	LEU
2	s0	88	LYS
2	s0	93	THR
2	s0	96	THR
2	s0	106	SER
2	s0	111	ILE
2	s0	112	THR

Continued on next page...

Continued from previous page...

Mol	Chain	Res	Type
2	s0	121	VAL
2	s0	144	ILE
2	s0	154	GLU
2	s0	158	VAL
2	s0	172	LEU
2	s0	183	ARG
2	s0	184	LEU
2	s0	185	ARG
2	s0	188	LEU
2	s0	189	VAL
2	s0	198	MET
3	s1	21	VAL
3	s1	25	THR
3	s1	37	THR
3	s1	47	LEU
3	s1	48	VAL
3	s1	51	SER
3	s1	56	SER
3	s1	70	LEU
3	s1	73	LEU
3	s1	74	GLN
3	s1	78	ASP
3	s1	81	PHE
3	s1	89	ASP
3	s1	90	GLU
3	s1	96	LEU
3	s1	97	LEU
3	s1	105	PHE
3	s1	116	LYS
3	s1	125	VAL
3	s1	126	THR
3	s1	137	ILE
3	s1	146	GLN
3	s1	152	ARG
3	s1	169	SER
3	s1	173	THR
3	s1	179	SER
3	s1	180	THR
3	s1	181	LEU
3	s1	184	LEU
3	s1	202	LYS
3	s1	209	ASN

Continued on next page...

Continued from previous page...

Mol	Chain	Res	Type
3	s1	212	VAL
3	s1	223	PHE
3	s1	228	LEU
3	s1	231	LEU
3	s1	234	GLU
4	s2	39	THR
4	s2	41	LEU
4	s2	46	LYS
4	s2	53	ILE
4	s2	55	GLU
4	s2	61	LEU
4	s2	69	ILE
4	s2	72	LEU
4	s2	73	LEU
4	s2	77	GLN
4	s2	79	GLU
4	s2	81	MET
4	s2	83	ILE
4	s2	86	VAL
4	s2	90	THR
4	s2	91	ARG
4	s2	97	ARG
4	s2	106	ASP
4	s2	108	ASN
4	s2	111	VAL
4	s2	117	THR
4	s2	126	ARG
4	s2	130	ILE
4	s2	139	ILE
4	s2	140	ARG
4	s2	141	ARG
4	s2	148	LEU
4	s2	153	SER
4	s2	158	THR
4	s2	159	THR
4	s2	161	LYS
4	s2	164	SER
4	s2	166	THR
4	s2	169	LEU
4	s2	170	ILE
4	s2	185	LYS
4	s2	194	GLU

Continued on next page...

Continued from previous page...

Mol	Chain	Res	Type
4	s2	199	GLN
4	s2	206	THR
4	s2	218	ILE
4	s2	222	TYR
4	s2	238	SER
4	s2	240	LEU
4	s2	244	SER
4	s2	248	SER
5	s3	6	SER
5	s3	9	ARG
5	s3	10	LYS
5	s3	21	LEU
5	s3	39	VAL
5	s3	40	ARG
5	s3	41	VAL
5	s3	42	THR
5	s3	46	THR
5	s3	53	THR
5	s3	61	GLU
5	s3	69	LEU
5	s3	70	THR
5	s3	84	ILE
5	s3	90	ARG
5	s3	93	ASP
5	s3	111	ASN
5	s3	115	ILE
5	s3	127	MET
5	s3	128	GLU
5	s3	134	CYS
5	s3	139	SER
5	s3	142	LEU
5	s3	143	ARG
5	s3	158	ILE
5	s3	162	GLN
5	s3	169	ASP
5	s3	172	THR
5	s3	209	ILE
5	s3	212	LYS
5	s3	213	GLU
5	s3	223	LYS
5	s3	225	TYR
6	s4	6	LYS

Continued on next page...

Continued from previous page...

Mol	Chain	Res	Type
6	s4	11	ARG
6	s4	22	LYS
6	s4	23	LEU
6	s4	38	LEU
6	s4	39	ARG
6	s4	42	LEU
6	s4	48	LEU
6	s4	51	ARG
6	s4	67	GLN
6	s4	68	ARG
6	s4	69	HIS
6	s4	70	VAL
6	s4	78	THR
6	s4	93	ASP
6	s4	95	THR
6	s4	96	ASN
6	s4	104	ASP
6	s4	108	ARG
6	s4	113	ARG
6	s4	117	GLU
6	s4	131	LEU
6	s4	146	THR
6	s4	147	ILE
6	s4	160	VAL
6	s4	175	PHE
6	s4	176	ASP
6	s4	180	LEU
6	s4	182	TYR
6	s4	184	THR
6	s4	200	ARG
6	s4	219	VAL
6	s4	221	ARG
6	s4	222	LEU
6	s4	233	LYS
6	s4	245	LYS
6	s4	254	ARG
7	s5	23	VAL
7	s5	25	LEU
7	s5	27	THR
7	s5	31	GLU
7	s5	33	VAL
7	s5	38	THR

Continued on next page...

Continued from previous page...

Mol	Chain	Res	Type
7	s5	41	LYS
7	s5	45	LYS
7	s5	63	GLN
7	s5	68	ILE
7	s5	76	ARG
7	s5	84	LYS
7	s5	86	GLN
7	s5	89	ILE
7	s5	92	ARG
7	s5	93	LEU
7	s5	94	THR
7	s5	99	MET
7	s5	102	ARG
7	s5	109	LYS
7	s5	112	ARG
7	s5	119	ASP
7	s5	122	ASN
7	s5	124	LEU
7	s5	125	THR
7	s5	146	THR
7	s5	147	THR
7	s5	157	ARG
7	s5	162	VAL
7	s5	163	SER
7	s5	167	ARG
7	s5	190	ILE
7	s5	194	LEU
7	s5	203	LYS
7	s5	207	THR
7	s5	216	GLU
8	s6	9	VAL
8	s6	16	PHE
8	s6	30	LYS
8	s6	31	ARG
8	s6	64	LYS
8	s6	65	GLN
8	s6	68	LEU
8	s6	71	THR
8	s6	73	ILE
8	s6	76	LEU
8	s6	81	VAL
8	s6	97	VAL

Continued on next page...

Continued from previous page...

Mol	Chain	Res	Type
8	s6	108	VAL
8	s6	109	LEU
8	s6	120	GLU
8	s6	121	LEU
8	s6	126	ASP
8	s6	127	THR
8	s6	128	THR
8	s6	129	VAL
8	s6	143	LYS
8	s6	151	ASP
8	s6	155	ASP
8	s6	157	VAL
8	s6	163	THR
8	s6	167	LYS
8	s6	168	THR
8	s6	175	ILE
8	s6	177	ARG
8	s6	179	VAL
8	s6	182	GLN
8	s6	193	LEU
8	s6	207	GLU
8	s6	215	ARG
8	s6	216	LEU
8	s6	217	SER
9	s7	5	GLN
9	s7	16	LEU
9	s7	24	PHE
9	s7	33	GLU
9	s7	49	ILE
9	s7	67	LEU
9	s7	77	LEU
9	s7	79	ARG
9	s7	81	LEU
9	s7	86	GLN
9	s7	97	ARG
9	s7	101	LYS
9	s7	114	ARG
9	s7	116	ARG
9	s7	117	THR
9	s7	118	LEU
9	s7	125	ILE
9	s7	126	LEU

Continued on next page...

Continued from previous page...

Mol	Chain	Res	Type
9	s7	129	LEU
9	s7	144	VAL
9	s7	147	ASN
9	s7	156	SER
9	s7	159	VAL
9	s7	161	GLN
9	s7	166	LEU
9	s7	185	ILE
10	s8	7	SER
10	s8	18	ARG
10	s8	20	GLN
10	s8	25	ARG
10	s8	29	LEU
10	s8	36	THR
10	s8	46	VAL
10	s8	47	ARG
10	s8	48	THR
10	s8	59	ARG
10	s8	60	ILE
10	s8	61	GLU
10	s8	62	THR
10	s8	64	ASN
10	s8	74	LYS
10	s8	76	THR
10	s8	89	GLU
10	s8	120	THR
10	s8	121	LEU
10	s8	136	SER
10	s8	151	LYS
10	s8	152	ILE
10	s8	155	SER
10	s8	183	ILE
11	s9	3	ARG
11	s9	6	ARG
11	s9	7	THR
11	s9	16	LYS
11	s9	28	LEU
11	s9	40	LYS
11	s9	48	GLN
11	s9	49	LEU
11	s9	78	ARG
11	s9	81	VAL

Continued on next page...

Continued from previous page...

Mol	Chain	Res	Type
11	s9	82	ARG
11	s9	93	LEU
11	s9	101	VAL
11	s9	109	LEU
11	s9	111	THR
11	s9	113	VAL
11	s9	120	LYS
11	s9	126	ARG
11	s9	130	THR
11	s9	133	HIS
11	s9	134	ILE
11	s9	149	ARG
11	s9	154	LYS
11	s9	161	THR
11	s9	162	SER
11	s9	168	ARG
11	s9	172	VAL
11	s9	179	ARG
11	s9	180	LYS
11	s9	182	GLU
12	c0	2	LEU
12	c0	8	ARG
12	c0	15	LEU
12	c0	20	VAL
12	c0	21	VAL
12	c0	22	VAL
12	c0	27	PHE
12	c0	40	LEU
12	c0	51	SER
12	c0	55	VAL
12	c0	57	THR
12	c0	71	GLU
13	c1	4	GLU
13	c1	5	LEU
13	c1	6	THR
13	c1	10	GLU
13	c1	26	LYS
13	c1	30	ARG
13	c1	31	THR
13	c1	32	LYS
13	c1	33	ARG
13	c1	40	LEU

Continued on next page...

Continued from previous page...

Mol	Chain	Res	Type
13	c1	44	THR
13	c1	56	LYS
13	c1	60	PHE
13	c1	67	ARG
13	c1	74	THR
13	c1	80	MET
13	c1	83	THR
13	c1	94	ILE
13	c1	123	VAL
13	c1	140	VAL
14	c2	30	VAL
14	c2	38	HIS
14	c2	39	ASP
14	c2	45	LEU
14	c2	46	ARG
14	c2	53	THR
14	c2	58	LEU
14	c2	59	LEU
14	c2	61	VAL
14	c2	62	LEU
14	c2	71	ILE
14	c2	74	LEU
14	c2	83	GLU
14	c2	85	LYS
14	c2	86	VAL
14	c2	89	ILE
14	c2	103	LEU
14	c2	120	VAL
14	c2	121	VAL
14	c2	126	TRP
14	c2	132	GLU
14	c2	137	MET
14	c2	138	GLU
14	c2	140	PHE
15	c3	16	ILE
15	c3	21	ASN
15	c3	27	LYS
15	c3	39	LYS
15	c3	66	ILE
15	c3	70	LYS
15	c3	80	LEU
15	c3	84	ILE

Continued on next page...

Continued from previous page...

Mol	Chain	Res	Type
15	c3	88	LEU
15	c3	93	LYS
15	c3	97	SER
15	c3	99	ARG
15	c3	102	LEU
15	c3	107	LYS
15	c3	114	ARG
15	c3	115	LEU
15	c3	125	LEU
15	c3	127	ARG
15	c3	134	VAL
15	c3	138	ASN
15	c3	140	LYS
16	c4	18	ARG
16	c4	52	ARG
16	c4	55	SER
16	c4	61	MET
16	c4	62	LEU
16	c4	81	VAL
16	c4	92	LYS
16	c4	102	LEU
16	c4	111	ARG
16	c4	114	ARG
16	c4	118	VAL
16	c4	119	THR
16	c4	123	SER
16	c4	133	ARG
16	c4	136	ARG
16	c4	137	LEU
17	c5	12	PHE
17	c5	21	ASP
17	c5	22	LEU
17	c5	27	GLU
17	c5	36	LEU
17	c5	40	ARG
17	c5	43	ARG
17	c5	44	ARG
17	c5	49	MET
17	c5	69	GLU
17	c5	71	GLU
17	c5	72	LYS
17	c5	77	ARG

Continued on next page...

Continued from previous page...

Mol	Chain	Res	Type
17	c5	86	VAL
17	c5	89	MET
17	c5	92	SER
17	c5	102	PHE
17	c5	110	GLU
17	c5	121	ILE
17	c5	122	THR
17	c5	125	PRO
17	c5	127	ARG
18	c6	7	VAL
18	c6	23	LYS
18	c6	28	LEU
18	c6	40	GLU
18	c6	43	ILE
18	c6	48	VAL
18	c6	53	LEU
18	c6	54	LEU
18	c6	57	LEU
18	c6	67	VAL
18	c6	68	ARG
18	c6	69	VAL
18	c6	81	ILE
18	c6	83	GLN
18	c6	94	GLN
18	c6	115	THR
18	c6	137	ARG
18	c6	139	GLN
18	c6	143	ARG
19	c7	3	ARG
19	c7	4	VAL
19	c7	5	ARG
19	c7	8	THR
19	c7	14	LYS
19	c7	25	THR
19	c7	29	GLN
19	c7	34	LEU
19	c7	36	ASP
19	c7	44	LYS
19	c7	46	LEU
19	c7	60	ARG
19	c7	62	GLN
19	c7	63	LYS

Continued on next page...

Continued from previous page...

Mol	Chain	Res	Type
19	c7	69	ILE
19	c7	72	LYS
19	c7	79	GLU
19	c7	83	GLN
19	c7	85	VAL
19	c7	88	VAL
19	c7	104	ASN
19	c7	108	ASP
19	c7	113	LEU
20	c8	3	LEU
20	c8	4	VAL
20	c8	5	VAL
20	c8	6	GLN
20	c8	7	GLU
20	c8	12	GLN
20	c8	13	HIS
20	c8	15	LEU
20	c8	26	ILE
20	c8	28	ILE
20	c8	33	THR
20	c8	40	ARG
20	c8	61	LEU
20	c8	63	GLN
20	c8	85	PHE
20	c8	93	THR
20	c8	105	VAL
20	c8	110	ARG
20	c8	116	LEU
20	c8	120	ARG
20	c8	136	GLN
20	c8	138	THR
20	c8	143	ARG
20	c8	145	ARG
21	c9	6	VAL
21	c9	20	SER
21	c9	28	LEU
21	c9	34	VAL
21	c9	37	VAL
21	c9	38	LYS
21	c9	51	GLU
21	c9	70	GLN
21	c9	71	VAL

Continued on next page...

Continued from previous page...

Mol	Chain	Res	Type
21	c9	75	LYS
21	c9	84	LYS
21	c9	86	ARG
21	c9	102	ARG
21	c9	111	ILE
21	c9	116	ILE
21	c9	117	SER
21	c9	123	ARG
21	c9	131	ASP
21	c9	140	LEU
21	c9	141	GLU
21	c9	142	GLU
22	d0	16	GLN
22	d0	21	LYS
22	d0	23	ARG
22	d0	27	THR
22	d0	31	VAL
22	d0	44	ASN
22	d0	51	VAL
22	d0	57	ARG
22	d0	60	THR
22	d0	61	LYS
22	d0	63	LEU
22	d0	66	SER
22	d0	70	THR
22	d0	72	ASN
22	d0	74	GLU
22	d0	77	LYS
22	d0	81	THR
22	d0	88	LYS
22	d0	99	ILE
22	d0	102	ARG
22	d0	103	ILE
22	d0	107	THR
23	d1	2	GLU
23	d1	5	LYS
23	d1	7	GLN
23	d1	9	VAL
23	d1	10	GLU
23	d1	11	LEU
23	d1	12	TYR
23	d1	32	VAL

Continued on next page...

Continued from previous page...

Mol	Chain	Res	Type
23	d1	41	GLU
23	d1	44	ARG
23	d1	49	GLU
23	d1	52	THR
23	d1	68	SER
23	d1	69	LEU
23	d1	81	ASN
24	d2	7	LEU
24	d2	23	ARG
24	d2	25	VAL
24	d2	26	LEU
24	d2	65	LEU
24	d2	74	VAL
24	d2	93	LEU
24	d2	105	THR
24	d2	119	LYS
24	d2	121	VAL
24	d2	124	LYS
24	d2	129	VAL
25	d3	9	LEU
25	d3	14	LYS
25	d3	16	ARG
25	d3	19	ARG
25	d3	20	ARG
25	d3	23	ARG
25	d3	28	ASN
25	d3	33	LEU
25	d3	34	LEU
25	d3	36	THR
25	d3	40	SER
25	d3	73	ARG
25	d3	75	GLN
25	d3	83	VAL
25	d3	84	THR
25	d3	96	VAL
25	d3	100	ASP
25	d3	103	LEU
25	d3	107	PHE
25	d3	109	ARG
25	d3	133	LEU
25	d3	140	LYS
25	d3	144	ARG

Continued on next page...

Continued from previous page...

Mol	Chain	Res	Type
26	d4	5	VAL
26	d4	13	ILE
26	d4	26	ASP
26	d4	42	GLU
26	d4	43	LYS
26	d4	49	LYS
26	d4	62	THR
26	d4	78	SER
26	d4	88	THR
26	d4	92	VAL
26	d4	102	LYS
26	d4	105	ARG
26	d4	125	LEU
26	d4	128	LYS
26	d4	133	ASN
27	d5	43	ASP
27	d5	51	LEU
27	d5	57	TYR
27	d5	60	VAL
27	d5	62	VAL
27	d5	78	ILE
27	d5	81	ARG
27	d5	83	LEU
27	d5	88	ILE
27	d5	92	ILE
27	d5	93	SER
28	d6	8	ASN
28	d6	10	ARG
28	d6	11	ASN
28	d6	24	VAL
28	d6	39	MET
28	d6	41	ILE
28	d6	53	LEU
28	d6	67	THR
28	d6	82	ARG
28	d6	85	ARG
28	d6	90	GLU
29	d7	3	LEU
29	d7	34	ASP
29	d7	36	LYS
29	d7	37	CYS
29	d7	43	ILE

Continued on next page...

Continued from previous page...

Mol	Chain	Res	Type
29	d7	44	THR
29	d7	49	HIS
29	d7	52	THR
29	d7	62	ILE
29	d7	72	LYS
29	d7	77	THR
29	d7	81	ARG
30	d8	16	LEU
30	d8	19	THR
30	d8	22	ARG
30	d8	33	LEU
30	d8	40	ILE
30	d8	48	VAL
30	d8	53	ILE
30	d8	54	LEU
30	d8	58	GLU
30	d8	62	GLU
30	d8	64	ARG
30	d8	65	ARG
31	d9	10	HIS
31	d9	16	LYS
31	d9	19	ARG
31	d9	26	SER
31	d9	32	ARG
31	d9	36	LEU
31	d9	40	ARG
31	d9	54	LYS
80	e0	21	VAL
80	e0	22	GLU
80	e0	24	THR
80	e0	25	GLU
80	e0	26	LYS
80	e0	29	LYS
80	e0	31	LYS
80	e0	38	LEU
80	e0	43	ARG
80	e0	46	ASN
80	e0	49	LEU
80	e0	54	ARG
80	e0	62	VAL
81	e1	84	VAL
81	e1	90	LYS

Continued on next page...

Continued from previous page...

Mol	Chain	Res	Type
81	e1	96	LYS
81	e1	97	LYS
81	e1	102	VAL
81	e1	106	TYR
81	e1	107	LYS
81	e1	109	ASP
81	e1	113	LYS
81	e1	115	THR
81	e1	116	LYS
81	e1	125	THR
81	e1	135	HIS
81	e1	147	VAL
34	sR	21	THR
34	sR	25	THR
34	sR	29	GLN
34	sR	58	VAL
34	sR	59	ARG
34	sR	65	SER
34	sR	66	HIS
34	sR	76	ASP
34	sR	96	THR
34	sR	108	SER
34	sR	118	LYS
34	sR	123	ILE
34	sR	145	LEU
34	sR	159	ASN
34	sR	166	SER
34	sR	176	LYS
34	sR	202	LEU
34	sR	210	LEU
34	sR	222	LEU
34	sR	228	LYS
34	sR	275	ARG
34	sR	283	LYS
34	sR	286	GLU
34	sR	297	ASP
34	sR	309	VAL
34	sR	314	GLN
34	sR	317	THR
35	sM	23	LYS
35	sM	29	ASN
35	sM	41	SER

Continued on next page...

Continued from previous page...

Mol	Chain	Res	Type
35	sM	43	ASP
35	sM	45	SER
35	sM	53	ARG
35	sM	61	ILE
35	sM	68	ARG
35	sM	74	LYS
35	sM	75	ASP
35	sM	78	ASP
39	l2	10	LYS
39	l2	15	ILE
39	l2	23	ARG
39	l2	32	LEU
39	l2	41	ILE
39	l2	44	ILE
39	l2	45	VAL
39	l2	48	ILE
39	l2	61	VAL
39	l2	62	VAL
39	l2	70	ARG
39	l2	71	LEU
39	l2	74	GLU
39	l2	77	ILE
39	l2	96	LEU
39	l2	101	VAL
39	l2	112	ILE
39	l2	114	SER
39	l2	119	LYS
39	l2	128	ARG
39	l2	134	VAL
39	l2	137	ILE
39	l2	142	ASP
39	l2	147	ARG
39	l2	155	LYS
39	l2	157	VAL
39	l2	158	ILE
39	l2	179	LEU
39	l2	180	LEU
39	l2	181	LYS
39	l2	188	LYS
39	l2	193	ARG
39	l2	200	ARG
39	l2	207	VAL

Continued on next page...

Continued from previous page...

Mol	Chain	Res	Type
39	12	227	ARG
39	12	230	VAL
39	12	241	ARG
39	12	243	THR
39	12	246	LEU
40	13	4	ARG
40	13	10	ARG
40	13	17	LEU
40	13	19	ARG
40	13	20	LYS
40	13	34	LYS
40	13	37	ARG
40	13	44	THR
40	13	50	LYS
40	13	56	ILE
40	13	66	LYS
40	13	69	LYS
40	13	73	VAL
40	13	79	VAL
40	13	84	VAL
40	13	85	VAL
40	13	103	THR
40	13	114	VAL
40	13	134	SER
40	13	139	GLN
40	13	145	GLU
40	13	148	LEU
40	13	150	ARG
40	13	153	LYS
40	13	156	SER
40	13	157	VAL
40	13	166	ILE
40	13	167	ARG
40	13	169	THR
40	13	192	VAL
40	13	196	ARG
40	13	197	GLU
40	13	201	LYS
40	13	202	THR
40	13	205	VAL
40	13	215	ILE
40	13	221	THR

Continued on next page...

Continued from previous page...

Mol	Chain	Res	Type
40	13	232	ARG
40	13	235	THR
40	13	238	LEU
40	13	242	THR
40	13	248	LYS
40	13	249	VAL
40	13	252	ILE
40	13	266	ARG
40	13	284	ARG
40	13	297	SER
40	13	304	THR
40	13	308	MET
40	13	317	ILE
40	13	320	ASP
40	13	324	VAL
40	13	328	ILE
40	13	332	ARG
40	13	335	ILE
40	13	338	LEU
40	13	347	SER
40	13	355	SER
40	13	361	THR
40	13	364	LYS
40	13	376	LYS
41	14	3	ARG
41	14	14	GLU
41	14	20	LEU
41	14	25	VAL
41	14	35	VAL
41	14	48	GLN
41	14	52	VAL
41	14	55	LYS
41	14	60	THR
41	14	64	SER
41	14	69	ARG
41	14	90	PHE
41	14	93	MET
41	14	99	MET
41	14	144	LYS
41	14	150	LEU
41	14	152	VAL
41	14	156	LEU

Continued on next page...

Continued from previous page...

Mol	Chain	Res	Type
41	14	158	SER
41	14	159	ILE
41	14	163	LYS
41	14	170	LYS
41	14	179	LEU
41	14	182	LEU
41	14	183	LYS
41	14	184	SER
41	14	186	LYS
41	14	187	LEU
41	14	191	LYS
41	14	200	THR
41	14	203	ARG
41	14	206	LEU
41	14	215	ILE
41	14	220	ARG
41	14	222	VAL
41	14	226	GLU
41	14	229	ASN
41	14	230	VAL
41	14	246	ARG
41	14	258	LEU
41	14	259	ASP
41	14	283	THR
41	14	287	THR
41	14	290	ILE
41	14	300	ARG
41	14	301	PRO
41	14	306	THR
41	14	307	GLN
41	14	310	THR
41	14	313	LEU
41	14	319	LYS
41	14	322	GLN
41	14	323	VAL
41	14	327	LEU
41	14	333	VAL
41	14	342	LYS
41	14	358	THR
42	15	4	GLN
42	15	9	SER
42	15	10	SER

Continued on next page...

Continued from previous page...

Mol	Chain	Res	Type
42	15	13	SER
42	15	35	ARG
42	15	51	LEU
42	15	65	ILE
42	15	68	THR
42	15	70	THR
42	15	74	VAL
42	15	75	LEU
42	15	89	THR
42	15	93	THR
42	15	110	LEU
42	15	112	LYS
42	15	113	LEU
42	15	115	LEU
42	15	118	THR
42	15	131	LEU
42	15	132	THR
42	15	133	GLU
42	15	135	VAL
42	15	140	ARG
42	15	144	VAL
42	15	146	LEU
42	15	148	ILE
42	15	152	ARG
42	15	155	THR
42	15	158	ARG
42	15	185	PHE
42	15	189	GLU
42	15	190	ILE
42	15	194	LEU
42	15	196	ARG
42	15	209	GLU
42	15	211	LEU
42	15	218	ARG
42	15	227	LEU
42	15	241	THR
42	15	254	LYS
42	15	258	LYS
42	15	259	LYS
42	15	261	THR
42	15	268	GLU
42	15	271	LYS

Continued on next page...

Continued from previous page...

Mol	Chain	Res	Type
42	15	275	THR
42	15	279	LYS
42	15	281	GLU
42	15	282	ARG
42	15	293	LEU
42	15	297	GLN
43	16	12	SER
43	16	14	ASP
43	16	15	VAL
43	16	21	THR
43	16	28	GLN
43	16	31	ARG
43	16	46	ARG
43	16	64	LEU
43	16	65	ILE
43	16	78	ARG
43	16	82	ARG
43	16	88	SER
43	16	89	THR
43	16	98	VAL
43	16	108	LYS
43	16	109	GLU
43	16	131	LYS
43	16	152	THR
43	16	155	LEU
43	16	160	SER
43	16	162	SER
43	16	170	LYS
44	17	26	VAL
44	17	30	ARG
44	17	41	ARG
44	17	45	LEU
44	17	60	ARG
44	17	77	VAL
44	17	82	LYS
44	17	83	LEU
44	17	88	ARG
44	17	90	LYS
44	17	98	LYS
44	17	110	ARG
44	17	121	LYS
44	17	124	LEU

Continued on next page...

Continued from previous page...

Mol	Chain	Res	Type
44	17	130	ILE
44	17	142	SER
44	17	158	LYS
44	17	159	GLN
44	17	173	LEU
44	17	175	LYS
44	17	178	ILE
44	17	179	LEU
44	17	181	ILE
44	17	184	LEU
44	17	199	ASN
44	17	206	LYS
44	17	219	LYS
44	17	229	PHE
44	17	234	GLU
44	17	239	LEU
45	18	26	LEU
45	18	33	ASN
45	18	41	GLN
45	18	63	LYS
45	18	65	LEU
45	18	68	ARG
45	18	69	LEU
45	18	71	VAL
45	18	74	THR
45	18	77	GLN
45	18	79	GLN
45	18	81	THR
45	18	89	GLU
45	18	109	LEU
45	18	110	THR
45	18	111	LYS
45	18	128	LYS
45	18	136	LEU
45	18	146	LYS
45	18	147	LYS
45	18	149	LYS
45	18	150	LEU
45	18	160	ILE
45	18	163	VAL
45	18	164	VAL
45	18	169	LEU

Continued on next page...

Continued from previous page...

Mol	Chain	Res	Type
45	18	172	LYS
45	18	183	LYS
45	18	200	LEU
45	18	211	LEU
45	18	217	THR
45	18	230	LYS
45	18	238	LEU
45	18	241	LYS
45	18	245	LYS
45	18	248	LYS
46	19	5	GLN
46	19	6	THR
46	19	18	VAL
46	19	19	SER
46	19	31	ARG
46	19	33	THR
46	19	34	LEU
46	19	39	LYS
46	19	43	VAL
46	19	44	THR
46	19	52	LEU
46	19	55	VAL
46	19	68	LEU
46	19	69	ARG
46	19	70	THR
46	19	80	THR
46	19	82	VAL
46	19	92	TYR
46	19	105	GLU
46	19	107	ASP
46	19	120	ASP
46	19	129	ARG
46	19	133	THR
46	19	144	ILE
46	19	151	VAL
46	19	157	ASN
46	19	161	LEU
46	19	162	GLN
46	19	163	GLN
46	19	166	ARG
46	19	170	LYS
46	19	179	ILE

Continued on next page...

Continued from previous page...

Mol	Chain	Res	Type
46	l9	187	ILE
47	m0	21	ARG
47	m0	24	ARG
47	m0	33	ILE
47	m0	35	ASP
47	m0	36	LEU
47	m0	42	THR
47	m0	48	LEU
47	m0	52	LEU
47	m0	63	GLU
47	m0	74	LYS
47	m0	87	LEU
47	m0	99	ILE
47	m0	103	LEU
47	m0	130	ASP
47	m0	139	ARG
47	m0	145	LYS
47	m0	156	ARG
47	m0	167	LEU
47	m0	169	LYS
47	m0	176	LEU
47	m0	177	ASP
47	m0	182	LEU
47	m0	185	ARG
47	m0	186	GLU
47	m0	197	VAL
47	m0	205	SER
47	m0	206	LEU
47	m0	211	ARG
47	m0	212	GLU
47	m0	217	PHE
48	m1	10	ARG
48	m1	11	ASP
48	m1	13	LYS
48	m1	16	LYS
48	m1	30	LEU
48	m1	37	LEU
48	m1	44	THR
48	m1	46	VAL
48	m1	56	THR
48	m1	59	ILE
48	m1	71	VAL

Continued on next page...

Continued from previous page...

Mol	Chain	Res	Type
48	m1	80	LEU
48	m1	82	ARG
48	m1	85	LYS
48	m1	94	ARG
48	m1	106	ILE
48	m1	107	ASP
48	m1	112	LEU
48	m1	115	LYS
48	m1	119	SER
48	m1	129	VAL
48	m1	133	ARG
48	m1	137	ARG
48	m1	140	ARG
48	m1	142	LYS
48	m1	145	LYS
48	m1	153	LYS
48	m1	159	THR
48	m1	171	VAL
49	m3	28	GLN
49	m3	45	LYS
49	m3	58	VAL
49	m3	59	ARG
49	m3	62	THR
49	m3	63	VAL
49	m3	67	ARG
49	m3	85	LEU
49	m3	103	ASN
49	m3	107	GLU
49	m3	121	SER
49	m3	128	ARG
49	m3	149	GLN
49	m3	150	PRO
49	m3	152	THR
49	m3	164	GLU
49	m3	165	SER
49	m3	168	ARG
49	m3	184	GLU
49	m3	194	GLU
50	m4	2	SER
50	m4	3	THR
50	m4	13	ARG
50	m4	15	VAL

Continued on next page...

Continued from previous page...

Mol	Chain	Res	Type
50	m4	20	VAL
50	m4	27	GLN
50	m4	50	LYS
50	m4	53	VAL
50	m4	62	GLN
50	m4	63	VAL
50	m4	66	THR
50	m4	72	LEU
50	m4	80	THR
50	m4	82	SER
50	m4	105	GLN
50	m4	107	GLU
50	m4	113	THR
50	m4	124	ARG
50	m4	130	THR
50	m4	135	LEU
51	m5	5	LYS
51	m5	10	LEU
51	m5	15	GLN
51	m5	22	LEU
51	m5	43	THR
51	m5	49	ARG
51	m5	54	LYS
51	m5	66	VAL
51	m5	67	ARG
51	m5	68	ARG
51	m5	76	PRO
51	m5	80	THR
51	m5	96	ARG
51	m5	97	SER
51	m5	98	LEU
51	m5	114	ARG
51	m5	138	GLN
51	m5	153	ASP
51	m5	155	VAL
51	m5	175	ASN
51	m5	176	LYS
51	m5	188	ARG
51	m5	190	THR
51	m5	192	LYS
51	m5	194	GLN
52	m6	3	VAL

Continued on next page...

Continued from previous page...

Mol	Chain	Res	Type
52	m6	22	VAL
52	m6	25	LYS
52	m6	27	LEU
52	m6	34	VAL
52	m6	41	LEU
52	m6	46	GLU
52	m6	49	ARG
52	m6	56	ASP
52	m6	58	LEU
52	m6	59	ARG
52	m6	60	LYS
52	m6	66	LYS
52	m6	68	ARG
52	m6	74	ARG
52	m6	78	ARG
52	m6	85	ARG
52	m6	100	GLU
52	m6	106	GLU
52	m6	108	ILE
52	m6	117	ARG
52	m6	124	LEU
52	m6	126	VAL
52	m6	128	ARG
52	m6	129	LEU
52	m6	130	LYS
52	m6	134	LYS
52	m6	140	LYS
52	m6	143	THR
52	m6	166	GLU
52	m6	170	LYS
52	m6	171	LYS
52	m6	175	THR
52	m6	182	ASN
52	m6	197	LEU
53	m7	8	SER
53	m7	9	THR
53	m7	23	ARG
53	m7	24	VAL
53	m7	29	THR
53	m7	31	GLU
53	m7	32	THR
53	m7	41	LEU

Continued on next page...

Continued from previous page...

Mol	Chain	Res	Type
53	m7	52	LEU
53	m7	78	VAL
53	m7	79	THR
53	m7	80	LYS
53	m7	86	LYS
53	m7	94	LEU
53	m7	114	VAL
53	m7	118	GLN
53	m7	119	VAL
53	m7	120	ASN
53	m7	126	ARG
53	m7	138	LYS
53	m7	150	VAL
54	m8	3	ILE
54	m8	7	SER
54	m8	17	THR
54	m8	22	ASP
54	m8	24	VAL
54	m8	26	LEU
54	m8	32	LEU
54	m8	34	THR
54	m8	49	LEU
54	m8	57	ILE
54	m8	58	ASN
54	m8	63	SER
54	m8	66	ARG
54	m8	80	THR
54	m8	81	VAL
54	m8	82	VAL
54	m8	86	THR
54	m8	93	ILE
54	m8	95	GLU
54	m8	100	THR
54	m8	135	GLN
54	m8	165	ILE
54	m8	170	ARG
54	m8	178	ARG
54	m8	185	LYS
55	m9	10	LEU
55	m9	17	VAL
55	m9	20	ARG
55	m9	29	THR

Continued on next page...

Continued from previous page...

Mol	Chain	Res	Type
55	m9	36	ASN
55	m9	43	LYS
55	m9	49	THR
55	m9	52	LYS
55	m9	56	THR
55	m9	57	VAL
55	m9	63	THR
55	m9	70	LYS
55	m9	74	ARG
55	m9	76	SER
55	m9	88	ARG
55	m9	99	LEU
55	m9	106	LEU
55	m9	111	ASP
55	m9	126	GLU
55	m9	133	LYS
55	m9	138	LEU
55	m9	153	LYS
55	m9	158	GLU
55	m9	177	VAL
55	m9	180	LYS
56	n0	8	GLN
56	n0	13	ARG
56	n0	15	PRO
56	n0	21	GLU
56	n0	40	ARG
56	n0	45	LEU
56	n0	50	LYS
56	n0	52	LYS
56	n0	53	LYS
56	n0	57	GLU
56	n0	80	ARG
56	n0	87	THR
56	n0	89	ASN
56	n0	92	LYS
56	n0	97	VAL
56	n0	100	VAL
56	n0	104	GLU
56	n0	105	THR
56	n0	106	LEU
56	n0	115	ARG
56	n0	117	ARG

Continued on next page...

Continued from previous page...

Mol	Chain	Res	Type
56	n0	120	SER
56	n0	130	GLU
56	n0	132	THR
56	n0	134	ASP
56	n0	136	LYS
56	n0	145	THR
56	n0	148	LEU
56	n0	149	LYS
56	n0	157	GLN
56	n0	161	LYS
56	n0	162	THR
56	n0	166	LYS
56	n0	167	ARG
56	n0	169	SER
56	n0	172	TYR
57	n1	9	SER
57	n1	12	ARG
57	n1	16	GLN
57	n1	17	ARG
57	n1	25	VAL
57	n1	26	HIS
57	n1	27	LEU
57	n1	36	VAL
57	n1	55	LYS
57	n1	68	THR
57	n1	71	SER
57	n1	75	ILE
57	n1	78	LYS
57	n1	80	VAL
57	n1	83	ARG
57	n1	88	ARG
57	n1	89	LEU
57	n1	96	ILE
57	n1	97	LYS
57	n1	104	GLU
57	n1	126	VAL
57	n1	130	ARG
57	n1	131	GLN
57	n1	135	PRO
57	n1	139	ARG
57	n1	143	THR
57	n1	149	GLN

Continued on next page...

Continued from previous page...

Mol	Chain	Res	Type
57	n1	150	THR
57	n1	154	VAL
58	n2	13	LYS
58	n2	16	THR
58	n2	21	SER
58	n2	37	LEU
58	n2	38	ILE
58	n2	43	VAL
58	n2	50	LEU
58	n2	54	VAL
58	n2	63	VAL
58	n2	64	THR
58	n2	68	THR
58	n2	74	LYS
58	n2	90	ARG
59	n3	7	GLN
59	n3	13	ILE
59	n3	14	SER
59	n3	40	LYS
59	n3	42	SER
59	n3	48	ARG
59	n3	64	LYS
59	n3	69	LEU
59	n3	73	VAL
59	n3	83	LYS
59	n3	88	ARG
59	n3	91	VAL
59	n3	110	LYS
59	n3	115	THR
59	n3	129	VAL
60	n4	1	MET
60	n4	2	LYS
60	n4	19	THR
60	n4	26	SER
60	n4	34	SER
60	n4	39	LEU
60	n4	54	LEU
60	n4	63	ILE
60	n4	89	LEU
60	n4	92	GLU
60	n4	96	LEU
60	n4	97	LYS

Continued on next page...

Continued from previous page...

Mol	Chain	Res	Type
60	n4	119	GLU
60	n4	126	GLU
60	n4	127	LYS
60	n4	135	SER
61	n5	24	LEU
61	n5	27	ARG
61	n5	34	LEU
61	n5	36	LYS
61	n5	37	THR
61	n5	39	LYS
61	n5	45	LYS
61	n5	55	ASN
61	n5	56	ARG
61	n5	57	LEU
61	n5	63	ILE
61	n5	71	THR
61	n5	86	VAL
61	n5	92	LYS
61	n5	108	LEU
61	n5	109	LYS
61	n5	115	ARG
61	n5	121	LYS
61	n5	125	ARG
61	n5	127	THR
61	n5	133	LEU
61	n5	135	ILE
61	n5	142	ILE
62	n6	3	LYS
62	n6	8	VAL
62	n6	9	SER
62	n6	12	ARG
62	n6	13	ARG
62	n6	14	LYS
62	n6	17	LYS
62	n6	32	SER
62	n6	37	LYS
62	n6	39	LEU
62	n6	40	ARG
62	n6	45	ILE
62	n6	50	ILE
62	n6	51	ARG
62	n6	52	ARG

Continued on next page...

Continued from previous page...

Mol	Chain	Res	Type
62	n6	55	GLU
62	n6	56	VAL
62	n6	57	LEU
62	n6	66	GLN
62	n6	74	TYR
62	n6	75	ARG
62	n6	76	LEU
62	n6	83	ASP
62	n6	87	LYS
62	n6	94	SER
62	n6	112	ASP
62	n6	115	ARG
62	n6	120	GLN
62	n6	127	GLU
63	n7	9	LYS
63	n7	14	VAL
63	n7	15	ARG
63	n7	17	ARG
63	n7	24	VAL
63	n7	28	PRO
63	n7	33	SER
63	n7	34	LYS
63	n7	35	SER
63	n7	46	ILE
63	n7	52	LYS
63	n7	56	LYS
63	n7	64	LYS
63	n7	65	ARG
63	n7	72	ILE
63	n7	75	VAL
63	n7	81	LEU
63	n7	83	THR
63	n7	86	THR
63	n7	98	THR
63	n7	102	GLU
63	n7	103	GLN
63	n7	105	SER
63	n7	119	GLU
63	n7	132	SER
63	n7	134	LEU
63	n7	135	ARG
64	n8	6	THR

Continued on next page...

Continued from previous page...

Mol	Chain	Res	Type
64	n8	8	THR
64	n8	10	LYS
64	n8	14	HIS
64	n8	15	VAL
64	n8	16	SER
64	n8	25	HIS
64	n8	32	ARG
64	n8	42	ARG
64	n8	43	ILE
64	n8	44	ASN
64	n8	47	LYS
64	n8	56	VAL
64	n8	60	TYR
64	n8	64	GLN
64	n8	65	GLN
64	n8	78	LEU
64	n8	82	ILE
64	n8	85	ASP
64	n8	91	LEU
64	n8	97	GLU
64	n8	98	THR
64	n8	115	LYS
64	n8	128	ARG
64	n8	133	LEU
64	n8	139	ARG
65	n9	14	ARG
65	n9	22	LYS
65	n9	23	LYS
65	n9	26	THR
65	n9	28	LYS
65	n9	33	LYS
65	n9	50	THR
65	n9	58	LYS
65	n9	59	LYS
66	o0	8	GLU
66	o0	9	SER
66	o0	19	LYS
66	o0	22	LYS
66	o0	32	LYS
66	o0	41	LEU
66	o0	48	THR
66	o0	55	GLU

Continued on next page...

Continued from previous page...

Mol	Chain	Res	Type
66	o0	61	MET
66	o0	66	LYS
66	o0	71	GLN
66	o0	81	VAL
66	o0	83	LYS
66	o0	86	ARG
66	o0	87	VAL
66	o0	99	ASP
66	o0	103	THR
67	o1	6	ASP
67	o1	8	VAL
67	o1	13	THR
67	o1	16	LEU
67	o1	26	LYS
67	o1	31	ARG
67	o1	36	ILE
67	o1	44	MET
67	o1	46	THR
67	o1	64	VAL
67	o1	76	SER
67	o1	83	GLU
67	o1	84	ASP
67	o1	90	PHE
67	o1	91	SER
67	o1	97	LEU
67	o1	100	SER
67	o1	102	LYS
67	o1	106	THR
67	o1	110	GLU
68	o2	5	PRO
68	o2	6	HIS
68	o2	16	LYS
68	o2	19	ARG
68	o2	21	HIS
68	o2	27	ARG
68	o2	31	ASN
68	o2	33	ARG
68	o2	34	LYS
68	o2	41	VAL
68	o2	51	SER
68	o2	54	LYS
68	o2	61	LYS

Continued on next page...

Continued from previous page...

Mol	Chain	Res	Type
68	o2	71	HIS
68	o2	73	THR
68	o2	75	LEU
68	o2	76	VAL
68	o2	82	LEU
68	o2	86	THR
68	o2	91	THR
68	o2	109	LEU
68	o2	123	LYS
68	o2	125	ARG
69	o3	4	SER
69	o3	20	LYS
69	o3	28	SER
69	o3	31	LYS
69	o3	33	GLU
69	o3	49	ILE
69	o3	58	GLU
69	o3	60	ARG
69	o3	70	LYS
69	o3	81	VAL
69	o3	86	ARG
69	o3	90	PRO
69	o3	98	VAL
69	o3	107	ILE
70	o4	5	VAL
70	o4	9	ARG
70	o4	16	ARG
70	o4	20	ILE
70	o4	24	LYS
70	o4	30	LEU
70	o4	31	ARG
70	o4	47	CYS
70	o4	58	ARG
70	o4	64	THR
70	o4	65	VAL
70	o4	68	THR
70	o4	71	THR
70	o4	86	LYS
70	o4	88	ARG
70	o4	98	GLN
71	o5	4	VAL
71	o5	20	GLN

Continued on next page...

Continued from previous page...

Mol	Chain	Res	Type
71	o5	21	LEU
71	o5	27	GLU
71	o5	28	LEU
71	o5	38	ARG
71	o5	45	LYS
71	o5	46	THR
71	o5	47	VAL
71	o5	48	ARG
71	o5	62	GLN
71	o5	69	LEU
71	o5	79	ASP
71	o5	81	ARG
71	o5	85	THR
71	o5	100	VAL
71	o5	107	LYS
71	o5	113	GLN
71	o5	119	LYS
72	o6	3	VAL
72	o6	7	ILE
72	o6	9	ILE
72	o6	12	ASN
72	o6	21	THR
72	o6	26	ILE
72	o6	29	LYS
72	o6	34	SER
72	o6	36	ARG
72	o6	37	THR
72	o6	38	LYS
72	o6	43	LEU
72	o6	45	ARG
72	o6	57	LEU
72	o6	58	ILE
72	o6	59	ASP
72	o6	60	LEU
72	o6	64	SER
72	o6	68	ARG
72	o6	71	LYS
72	o6	76	ARG
72	o6	79	SER
72	o6	81	THR
72	o6	94	ILE
72	o6	98	ARG

Continued on next page...

Continued from previous page...

Mol	Chain	Res	Type
73	o7	17	THR
73	o7	25	ARG
73	o7	33	THR
73	o7	36	SER
73	o7	44	THR
73	o7	58	THR
73	o7	59	THR
73	o7	65	ARG
73	o7	67	LEU
73	o7	71	SER
73	o7	72	ARG
73	o7	75	LYS
73	o7	80	THR
73	o7	84	SER
74	o8	5	ILE
74	o8	6	THR
74	o8	12	LEU
74	o8	13	GLU
74	o8	17	ARG
74	o8	24	THR
74	o8	41	THR
74	o8	49	SER
74	o8	53	THR
74	o8	61	LYS
74	o8	64	LYS
74	o8	65	LEU
74	o8	67	GLN
74	o8	72	THR
75	o9	4	GLN
75	o9	5	LYS
75	o9	11	GLN
75	o9	17	LYS
75	o9	21	ARG
75	o9	23	LEU
75	o9	29	LEU
75	o9	45	ARG
75	o9	47	THR
75	o9	48	LYS
76	q0	77	ILE
76	q0	78	ILE
76	q0	79	GLU
76	q0	85	LEU

Continued on next page...

Continued from previous page...

Mol	Chain	Res	Type
76	q0	87	SER
76	q0	88	LYS
76	q0	97	ARG
76	q0	112	LYS
76	q0	113	ARG
76	q0	114	LYS
76	q0	127	LEU
76	q0	128	LYS
77	q1	6	ARG
77	q1	9	ARG
77	q1	12	ARG
77	q1	13	LEU
77	q1	16	LYS
77	q1	21	ARG
77	q1	23	ARG
77	q1	24	SER
78	q2	2	VAL
78	q2	7	THR
78	q2	8	ARG
78	q2	16	THR
78	q2	17	CYS
78	q2	26	THR
78	q2	32	LYS
78	q2	61	LYS
78	q2	71	ARG
78	q2	74	CYS
78	q2	76	LYS
78	q2	78	LYS
78	q2	79	THR
78	q2	83	LEU
78	q2	84	THR
78	q2	85	LEU
78	q2	93	LEU
78	q2	100	LYS
78	q2	104	LEU
78	q2	105	GLN
78	q2	106	PHE
79	q3	38	ASP
79	q3	39	CYS
79	q3	40	SER
79	q3	42	CYS
79	q3	49	ARG

Continued on next page...

Continued from previous page...

Mol	Chain	Res	Type
79	q3	54	ILE
79	q3	56	THR
79	q3	64	VAL
79	q3	73	THR
79	q3	89	MET
83	p0	5	ARG
83	p0	15	LEU
83	p0	42	ARG
83	p0	43	LYS
83	p0	48	ARG
83	p0	52	LEU
83	p0	55	LYS
83	p0	70	LEU
83	p0	76	LEU
83	p0	93	LEU
83	p0	97	LYS
83	p0	101	VAL
83	p0	103	ASN
83	p0	104	ARG
83	p0	185	LEU
83	p0	192	ASP
83	p0	193	ASN

Sometimes sidechains can be flipped to improve hydrogen bonding and reduce clashes. All (43) such sidechains are listed below:

Mol	Chain	Res	Type
2	S0	32	HIS
2	S0	168	HIS
3	S1	209	ASN
3	S1	232	HIS
7	S5	63	GLN
10	S8	32	GLN
12	C0	12	HIS
19	C7	83	GLN
21	C9	25	GLN
22	D0	47	GLN
27	D5	95	HIS
29	D7	26	GLN
29	D7	49	HIS
34	SR	159	ASN
39	L2	209	HIS
40	L3	3	HIS

Continued on next page...

Continued from previous page...

Mol	Chain	Res	Type
47	M0	12	GLN
47	M0	144	ASN
48	M1	7	ASN
58	N2	49	ASN
59	N3	98	ASN
63	N7	57	HIS
63	N7	127	ASN
7	s5	224	ASN
9	s7	71	HIS
18	c6	83	GLN
19	c7	31	ASN
20	c8	13	HIS
20	c8	103	ASN
24	d2	56	HIS
26	d4	22	GLN
31	d9	48	ASN
31	d9	53	ASN
39	l2	205	ASN
39	l2	218	HIS
39	l2	250	GLN
53	m7	34	GLN
59	n3	33	ASN
60	n4	104	ASN
62	n6	120	GLN
64	n8	25	HIS
64	n8	44	ASN
67	o1	57	GLN

5.3.3 RNA [i](#)

Mol	Chain	Analysed	Backbone Outliers	Pucker Outliers
1	2	1747/1800 (97%)	451 (25%)	52 (2%)
1	6	1792/1800 (99%)	445 (24%)	46 (2%)
36	1	3145/3396 (92%)	661 (21%)	86 (2%)
36	5	3145/3396 (92%)	639 (20%)	90 (2%)
37	3	120/121 (99%)	14 (11%)	2 (1%)
37	7	120/121 (99%)	21 (17%)	1 (0%)
38	4	157/158 (99%)	34 (21%)	5 (3%)
38	8	157/158 (99%)	35 (22%)	2 (1%)
All	All	10383/10950 (94%)	2300 (22%)	284 (2%)

All (2300) RNA backbone outliers are listed below:

Mol	Chain	Res	Type
1	2	2	A
1	2	4	C
1	2	8	U
1	2	17	C
1	2	25	C
1	2	26	A
1	2	27	U
1	2	34	G
1	2	45	U
1	2	46	A
1	2	47	A
1	2	50	C
1	2	57	G
1	2	60	U
1	2	66	U
1	2	67	A
1	2	68	A
1	2	69	G
1	2	72	A
1	2	73	U
1	2	74	U
1	2	75	U
1	2	77	U
1	2	97	C
1	2	104	A
1	2	105	A
1	2	114	C
1	2	121	U
1	2	127	G
1	2	131	C
1	2	132	U
1	2	133	U
1	2	134	U
1	2	136	C
1	2	137	U
1	2	140	A
1	2	141	U
1	2	144	U
1	2	145	A
1	2	146	U
1	2	153	G
1	2	158	U
1	2	159	U

Continued on next page...

Continued from previous page...

Mol	Chain	Res	Type
1	2	170	U
1	2	178	U
1	2	179	A
1	2	185	U
1	2	186	C
1	2	187	G
1	2	190	C
1	2	191	C
1	2	192	U
1	2	193	U
1	2	194	U
1	2	195	G
1	2	196	G
1	2	197	A
1	2	198	A
1	2	200	A
1	2	215	A
1	2	217	A
1	2	218	A
1	2	219	A
1	2	226	A
1	2	227	U
1	2	231	U
1	2	233	C
1	2	234	G
1	2	235	G
1	2	238	U
1	2	239	C
1	2	240	U
1	2	241	U
1	2	249	U
1	2	250	C
1	2	260	U
1	2	261	U
1	2	265	A
1	2	266	A
1	2	271	A
1	2	272	U
1	2	274	G
1	2	275	C
1	2	276	C
1	2	277	U

Continued on next page...

Continued from previous page...

Mol	Chain	Res	Type
1	2	278	U
1	2	279	G
1	2	280	U
1	2	281	G
1	2	288	A
1	2	290	G
1	2	299	A
1	2	308	C
1	2	314	C
1	2	316	A
1	2	319	U
1	2	321	C
1	2	322	G
1	2	337	G
1	2	338	C
1	2	342	C
1	2	352	A
1	2	359	A
1	2	360	A
1	2	361	C
1	2	378	A
1	2	381	C
1	2	387	A
1	2	390	G
1	2	397	A
1	2	400	A
1	2	401	A
1	2	402	C
1	2	403	G
1	2	404	G
1	2	418	G
1	2	423	G
1	2	424	C
1	2	425	A
1	2	426	G
1	2	428	A
1	2	434	G
1	2	439	U
1	2	444	C
1	2	445	A
1	2	448	C
1	2	454	U

Continued on next page...

Continued from previous page...

Mol	Chain	Res	Type
1	2	469	C
1	2	484	C
1	2	485	A
1	2	488	G
1	2	493	U
1	2	495	C
1	2	496	G
1	2	497	G
1	2	498	G
1	2	499	U
1	2	500	C
1	2	502	U
1	2	503	G
1	2	504	U
1	2	505	A
1	2	506	A
1	2	507	U
1	2	508	U
1	2	510	G
1	2	511	A
1	2	513	U
1	2	515	A
1	2	516	G
1	2	519	C
1	2	520	A
1	2	527	A
1	2	536	C
1	2	538	A
1	2	539	G
1	2	540	G
1	2	541	A
1	2	542	A
1	2	543	C
1	2	544	A
1	2	546	U
1	2	547	U
1	2	548	G
1	2	557	G
1	2	558	U
1	2	559	C
1	2	565	C
1	2	566	C

Continued on next page...

Continued from previous page...

Mol	Chain	Res	Type
1	2	579	A
1	2	580	A
1	2	582	U
1	2	584	C
1	2	594	A
1	2	595	G
1	2	609	U
1	2	619	A
1	2	620	A
1	2	621	A
1	2	622	A
1	2	623	A
1	2	624	G
1	2	630	A
1	2	639	U
1	2	640	U
1	2	650	U
1	2	653	C
1	2	656	G
1	2	658	C
1	2	677	G
1	2	680	U
1	2	682	C
1	2	684	A
1	2	685	A
1	2	686	C
1	2	693	U
1	2	694	U
1	2	696	C
1	2	697	C
1	2	700	C
1	2	702	G
1	2	703	G
1	2	704	C
1	2	705	U
1	2	707	A
1	2	708	C
1	2	709	C
1	2	710	U
1	2	711	U
1	2	712	G
1	2	714	G

Continued on next page...

Continued from previous page...

Mol	Chain	Res	Type
1	2	717	C
1	2	718	U
1	2	719	U
1	2	721	U
1	2	722	G
1	2	723	G
1	2	725	U
1	2	727	U
1	2	728	U
1	2	730	G
1	2	731	C
1	2	732	G
1	2	733	A
1	2	734	A
1	2	735	C
1	2	736	C
1	2	737	A
1	2	738	G
1	2	742	U
1	2	744	U
1	2	753	A
1	2	754	A
1	2	755	A
1	2	756	A
1	2	758	U
1	2	765	G
1	2	766	U
1	2	774	A
1	2	775	G
1	2	778	G
1	2	779	U
1	2	781	U
1	2	782	U
1	2	783	G
1	2	784	C
1	2	787	G
1	2	789	A
1	2	794	U
1	2	803	A
1	2	811	A
1	2	812	A
1	2	815	G

Continued on next page...

Continued from previous page...

Mol	Chain	Res	Type
1	2	816	G
1	2	818	C
1	2	819	G
1	2	820	U
1	2	821	U
1	2	822	U
1	2	823	G
1	2	824	G
1	2	830	U
1	2	831	U
1	2	833	U
1	2	837	G
1	2	841	U
1	2	846	G
1	2	854	U
1	2	856	A
1	2	858	G
1	2	863	A
1	2	864	U
1	2	865	A
1	2	886	U
1	2	896	U
1	2	898	A
1	2	911	U
1	2	912	U
1	2	913	G
1	2	914	G
1	2	916	U
1	2	933	A
1	2	935	U
1	2	942	G
1	2	944	A
1	2	951	A
1	2	959	U
1	2	960	U
1	2	966	A
1	2	971	A
1	2	988	A
1	2	992	A
1	2	993	A
1	2	997	G
1	2	1003	A

Continued on next page...

Continued from previous page...

Mol	Chain	Res	Type
1	2	1004	U
1	2	1005	A
1	2	1020	A
1	2	1021	C
1	2	1026	A
1	2	1028	C
1	2	1029	U
1	2	1039	A
1	2	1040	G
1	2	1052	U
1	2	1053	G
1	2	1058	U
1	2	1059	U
1	2	1060	U
1	2	1061	A
1	2	1074	G
1	2	1079	U
1	2	1080	U
1	2	1082	C
1	2	1087	A
1	2	1091	A
1	2	1092	A
1	2	1096	C
1	2	1097	U
1	2	1098	U
1	2	1100	G
1	2	1111	G
1	2	1138	A
1	2	1150	G
1	2	1151	A
1	2	1157	A
1	2	1158	C
1	2	1160	A
1	2	1161	C
1	2	1163	A
1	2	1167	G
1	2	1168	U
1	2	1176	G
1	2	1185	U
1	2	1191	U
1	2	1194	A
1	2	1196	A

Continued on next page...

Continued from previous page...

Mol	Chain	Res	Type
1	2	1197	C
1	2	1199	G
1	2	1200	G
1	2	1202	A
1	2	1207	C
1	2	1217	A
1	2	1218	G
1	2	1226	A
1	2	1227	A
1	2	1229	G
1	2	1241	G
1	2	1243	G
1	2	1244	A
1	2	1245	G
1	2	1251	U
1	2	1257	U
1	2	1258	U
1	2	1272	U
1	2	1286	U
1	2	1303	U
1	2	1314	U
1	2	1315	U
1	2	1320	U
1	2	1321	A
1	2	1337	A
1	2	1339	C
1	2	1340	U
1	2	1341	A
1	2	1344	A
1	2	1345	A
1	2	1354	G
1	2	1361	U
1	2	1363	U
1	2	1364	G
1	2	1370	U
1	2	1371	A
1	2	1379	C
1	2	1386	G
1	2	1388	A
1	2	1390	U
1	2	1398	U
1	2	1399	C

Continued on next page...

Continued from previous page...

Mol	Chain	Res	Type
1	2	1412	G
1	2	1413	U
1	2	1415	U
1	2	1420	C
1	2	1427	A
1	2	1428	G
1	2	1431	C
1	2	1446	A
1	2	1448	G
1	2	1458	G
1	2	1459	C
1	2	1460	A
1	2	1461	C
1	2	1471	A
1	2	1473	U
1	2	1474	G
1	2	1477	G
1	2	1478	G
1	2	1482	C
1	2	1486	G
1	2	1488	G
1	2	1489	U
1	2	1490	C
1	2	1491	U
1	2	1492	A
1	2	1493	A
1	2	1506	G
1	2	1516	A
1	2	1517	U
1	2	1518	C
1	2	1521	G
1	2	1523	G
1	2	1524	A
1	2	1535	U
1	2	1536	G
1	2	1537	C
1	2	1538	U
1	2	1542	G
1	2	1549	C
1	2	1557	U
1	2	1559	A
1	2	1569	A

Continued on next page...

Continued from previous page...

Mol	Chain	Res	Type
1	2	1573	A
1	2	1574	G
1	2	1584	G
1	2	1601	G
1	2	1614	A
1	2	1616	G
1	2	1631	A
1	2	1637	C
1	2	1657	U
1	2	1658	G
1	2	1680	G
1	2	1683	C
1	2	1684	U
1	2	1731	A
1	2	1736	G
1	2	1747	G
1	2	1756	A
1	2	1760	G
1	2	1761	U
1	2	1762	A
1	2	1766	A
1	2	1769	U
1	2	1780	G
1	2	1782	A
1	2	1783	C
1	2	1792	G
1	2	1793	G
1	2	1794	A
1	2	1795	U
1	2	1796	C
36	1	16	A
36	1	26	A
36	1	40	A
36	1	43	A
36	1	44	U
36	1	45	A
36	1	49	A
36	1	59	G
36	1	60	A
36	1	65	A
36	1	66	A
36	1	73	C

Continued on next page...

Continued from previous page...

Mol	Chain	Res	Type
36	1	74	G
36	1	76	G
36	1	83	U
36	1	85	A
36	1	92	G
36	1	93	C
36	1	94	G
36	1	99	A
36	1	102	C
36	1	109	A
36	1	110	G
36	1	121	A
36	1	122	A
36	1	133	U
36	1	135	C
36	1	136	G
36	1	143	G
36	1	146	U
36	1	147	U
36	1	156	G
36	1	157	A
36	1	160	G
36	1	166	C
36	1	173	G
36	1	187	A
36	1	190	U
36	1	191	U
36	1	192	C
36	1	200	C
36	1	207	U
36	1	210	U
36	1	211	A
36	1	218	G
36	1	219	A
36	1	224	C
36	1	234	G
36	1	237	G
36	1	239	G
36	1	240	U
36	1	241	G
36	1	243	G
36	1	244	G

Continued on next page...

Continued from previous page...

Mol	Chain	Res	Type
36	1	245	U
36	1	248	U
36	1	249	U
36	1	250	U
36	1	251	G
36	1	252	U
36	1	265	A
36	1	269	G
36	1	282	G
36	1	283	G
36	1	286	U
36	1	295	A
36	1	298	U
36	1	323	A
36	1	329	U
36	1	349	A
36	1	350	C
36	1	351	A
36	1	370	U
36	1	374	A
36	1	375	A
36	1	376	G
36	1	395	A
36	1	397	A
36	1	398	A
36	1	399	A
36	1	401	U
36	1	402	A
36	1	403	C
36	1	421	G
36	1	422	A
36	1	427	C
36	1	438	A
36	1	440	A
36	1	495	G
36	1	496	C
36	1	520	U
36	1	521	A
36	1	535	G
36	1	544	C
36	1	546	C
36	1	547	G

Continued on next page...

Continued from previous page...

Mol	Chain	Res	Type
36	1	548	G
36	1	551	A
36	1	552	G
36	1	556	U
36	1	557	A
36	1	558	U
36	1	559	A
36	1	560	G
36	1	568	G
36	1	578	A
36	1	579	G
36	1	585	A
36	1	592	A
36	1	602	A
36	1	604	G
36	1	608	A
36	1	609	G
36	1	611	A
36	1	620	U
36	1	621	A
36	1	624	G
36	1	636	C
36	1	642	U
36	1	643	U
36	1	644	G
36	1	649	A
36	1	656	A
36	1	660	A
36	1	661	G
36	1	662	U
36	1	677	A
36	1	681	U
36	1	684	G
36	1	691	A
36	1	705	A
36	1	712	G
36	1	715	A
36	1	716	A
36	1	719	U
36	1	720	A
36	1	725	G
36	1	764	U

Continued on next page...

Continued from previous page...

Mol	Chain	Res	Type
36	1	765	C
36	1	766	U
36	1	767	U
36	1	776	U
36	1	777	U
36	1	781	G
36	1	785	G
36	1	786	A
36	1	804	C
36	1	806	A
36	1	817	A
36	1	830	A
36	1	849	C
36	1	861	C
36	1	874	U
36	1	879	U
36	1	891	G
36	1	896	A
36	1	907	G
36	1	908	G
36	1	914	A
36	1	916	G
36	1	917	A
36	1	923	C
36	1	924	G
36	1	937	G
36	1	943	U
36	1	944	C
36	1	959	C
36	1	960	U
36	1	962	A
36	1	963	G
36	1	974	G
36	1	979	U
36	1	980	A
36	1	981	U
36	1	982	C
36	1	994	G
36	1	1001	G
36	1	1002	A
36	1	1003	A
36	1	1006	A

Continued on next page...

Continued from previous page...

Mol	Chain	Res	Type
36	1	1010	G
36	1	1015	U
36	1	1017	C
36	1	1018	G
36	1	1020	G
36	1	1024	G
36	1	1025	A
36	1	1029	G
36	1	1034	U
36	1	1037	C
36	1	1047	A
36	1	1049	C
36	1	1052	U
36	1	1063	G
36	1	1064	A
36	1	1065	A
36	1	1072	G
36	1	1075	A
36	1	1079	A
36	1	1081	U
36	1	1082	U
36	1	1083	G
36	1	1087	G
36	1	1093	A
36	1	1094	U
36	1	1095	U
36	1	1096	U
36	1	1097	G
36	1	1098	A
36	1	1103	A
36	1	1104	G
36	1	1116	G
36	1	1117	G
36	1	1121	U
36	1	1131	G
36	1	1153	A
36	1	1159	A
36	1	1160	C
36	1	1168	U
36	1	1180	A
36	1	1181	U
36	1	1182	A

Continued on next page...

Continued from previous page...

Mol	Chain	Res	Type
36	1	1191	U
36	1	1192	C
36	1	1201	C
36	1	1209	G
36	1	1213	G
36	1	1216	C
36	1	1217	A
36	1	1221	A
36	1	1222	G
36	1	1227	C
36	1	1232	C
36	1	1236	G
36	1	1237	G
36	1	1241	U
36	1	1243	G
36	1	1245	A
36	1	1246	G
36	1	1248	C
36	1	1249	G
36	1	1258	U
36	1	1262	G
36	1	1263	A
36	1	1264	G
36	1	1265	U
36	1	1267	U
36	1	1269	U
36	1	1270	A
36	1	1271	A
36	1	1274	A
36	1	1278	A
36	1	1279	C
36	1	1280	C
36	1	1285	G
36	1	1286	A
36	1	1287	A
36	1	1293	U
36	1	1307	G
36	1	1308	A
36	1	1309	U
36	1	1313	G
36	1	1329	U
36	1	1330	A

Continued on next page...

Continued from previous page...

Mol	Chain	Res	Type
36	1	1331	U
36	1	1333	C
36	1	1345	G
36	1	1348	U
36	1	1349	G
36	1	1350	A
36	1	1351	U
36	1	1352	A
36	1	1353	U
36	1	1355	A
36	1	1356	U
36	1	1357	G
36	1	1379	G
36	1	1386	A
36	1	1399	A
36	1	1400	G
36	1	1412	G
36	1	1414	G
36	1	1419	A
36	1	1425	U
36	1	1429	G
36	1	1433	A
36	1	1434	G
36	1	1437	C
36	1	1446	A
36	1	1450	G
36	1	1454	A
36	1	1455	U
36	1	1477	A
36	1	1481	A
36	1	1482	A
36	1	1484	U
36	1	1485	G
36	1	1490	A
36	1	1496	C
36	1	1498	A
36	1	1508	C
36	1	1522	U
36	1	1525	G
36	1	1526	U
36	1	1527	C
36	1	1528	G

Continued on next page...

Continued from previous page...

Mol	Chain	Res	Type
36	1	1533	U
36	1	1536	G
36	1	1549	U
36	1	1555	U
36	1	1556	C
36	1	1560	G
36	1	1562	C
36	1	1563	C
36	1	1564	U
36	1	1567	U
36	1	1568	U
36	1	1569	U
36	1	1572	U
36	1	1576	G
36	1	1578	C
36	1	1579	C
36	1	1580	A
36	1	1581	C
36	1	1582	C
36	1	1583	A
36	1	1587	A
36	1	1589	A
36	1	1607	U
36	1	1619	A
36	1	1620	U
36	1	1621	A
36	1	1629	U
36	1	1639	C
36	1	1643	A
36	1	1645	U
36	1	1646	G
36	1	1657	C
36	1	1683	A
36	1	1687	U
36	1	1716	U
36	1	1717	U
36	1	1724	U
36	1	1735	G
36	1	1736	G
36	1	1741	A
36	1	1750	A
36	1	1751	G

Continued on next page...

Continued from previous page...

Mol	Chain	Res	Type
36	1	1760	A
36	1	1761	C
36	1	1762	C
36	1	1763	U
36	1	1764	U
36	1	1765	U
36	1	1766	G
36	1	1767	C
36	1	1770	G
36	1	1776	G
36	1	1780	G
36	1	1797	A
36	1	1809	A
36	1	1810	A
36	1	1814	A
36	1	1815	U
36	1	1816	A
36	1	1817	G
36	1	1819	U
36	1	1820	U
36	1	1821	U
36	1	1839	A
36	1	1841	A
36	1	1842	A
36	1	1845	G
36	1	1846	C
36	1	1855	U
36	1	1866	C
36	1	1871	U
36	1	1879	A
36	1	1886	A
36	1	1906	G
36	1	1937	U
36	1	1951	C
36	1	1952	G
36	1	1954	G
36	1	2094	C
36	1	2101	C
36	1	2102	U
36	1	2105	G
36	1	2106	A
36	1	2111	G

Continued on next page...

Continued from previous page...

Mol	Chain	Res	Type
36	1	2112	U
36	1	2113	A
36	1	2116	G
36	1	2121	G
36	1	2122	G
36	1	2131	A
36	1	2139	A
36	1	2140	U
36	1	2158	A
36	1	2164	A
36	1	2169	G
36	1	2170	U
36	1	2177	G
36	1	2187	G
36	1	2188	A
36	1	2195	C
36	1	2205	U
36	1	2206	G
36	1	2208	A
36	1	2209	U
36	1	2210	G
36	1	2222	A
36	1	2223	A
36	1	2244	A
36	1	2249	G
36	1	2250	G
36	1	2252	A
36	1	2254	U
36	1	2255	A
36	1	2256	A
36	1	2268	U
36	1	2272	G
36	1	2273	G
36	1	2279	A
36	1	2281	A
36	1	2282	U
36	1	2284	C
36	1	2298	U
36	1	2307	G
36	1	2310	U
36	1	2313	A
36	1	2314	U

Continued on next page...

Continued from previous page...

Mol	Chain	Res	Type
36	1	2315	G
36	1	2330	C
36	1	2336	U
36	1	2362	C
36	1	2366	C
36	1	2372	A
36	1	2374	C
36	1	2375	G
36	1	2385	G
36	1	2393	G
36	1	2397	A
36	1	2402	A
36	1	2403	G
36	1	2404	A
36	1	2405	C
36	1	2411	U
36	1	2418	G
36	1	2419	A
36	1	2435	G
36	1	2444	C
36	1	2445	A
36	1	2502	A
36	1	2503	G
36	1	2504	U
36	1	2507	C
36	1	2509	U
36	1	2511	A
36	1	2513	U
36	1	2514	U
36	1	2515	A
36	1	2522	G
36	1	2523	A
36	1	2529	A
36	1	2532	U
36	1	2533	G
36	1	2534	G
36	1	2537	U
36	1	2538	U
36	1	2539	C
36	1	2540	A
36	1	2541	U
36	1	2542	U

Continued on next page...

Continued from previous page...

Mol	Chain	Res	Type
36	1	2543	U
36	1	2549	G
36	1	2551	U
36	1	2552	C
36	1	2554	A
36	1	2555	G
36	1	2561	A
36	1	2568	C
36	1	2569	A
36	1	2570	U
36	1	2571	U
36	1	2572	C
36	1	2573	G
36	1	2581	U
36	1	2585	G
36	1	2586	G
36	1	2589	G
36	1	2593	A
36	1	2594	C
36	1	2600	C
36	1	2606	G
36	1	2607	G
36	1	2614	G
36	1	2637	A
36	1	2652	U
36	1	2653	C
36	1	2655	U
36	1	2656	A
36	1	2674	A
36	1	2677	G
36	1	2681	U
36	1	2689	A
36	1	2694	A
36	1	2696	A
36	1	2699	G
36	1	2705	A
36	1	2707	C
36	1	2714	G
36	1	2728	G
36	1	2729	U
36	1	2749	G
36	1	2752	U

Continued on next page...

Continued from previous page...

Mol	Chain	Res	Type
36	1	2753	G
36	1	2762	A
36	1	2771	U
36	1	2772	C
36	1	2773	C
36	1	2777	G
36	1	2778	G
36	1	2783	U
36	1	2796	G
36	1	2799	A
36	1	2800	G
36	1	2801	A
36	1	2802	A
36	1	2810	C
36	1	2816	G
36	1	2817	A
36	1	2818	U
36	1	2819	A
36	1	2829	U
36	1	2834	G
36	1	2838	A
36	1	2842	U
36	1	2843	U
36	1	2845	A
36	1	2849	C
36	1	2860	U
36	1	2871	G
36	1	2872	A
36	1	2874	G
36	1	2875	U
36	1	2876	C
36	1	2886	U
36	1	2887	A
36	1	2889	C
36	1	2896	A
36	1	2898	G
36	1	2899	C
36	1	2914	G
36	1	2923	U
36	1	2927	C
36	1	2935	U
36	1	2936	A

Continued on next page...

Continued from previous page...

Mol	Chain	Res	Type
36	1	2941	A
36	1	2942	C
36	1	2945	G
36	1	2946	A
36	1	2947	G
36	1	2971	A
36	1	2974	U
36	1	2979	U
36	1	2983	C
36	1	2990	G
36	1	2992	U
36	1	2996	U
36	1	2997	G
36	1	3006	A
36	1	3012	A
36	1	3025	C
36	1	3030	G
36	1	3056	U
36	1	3057	U
36	1	3059	G
36	1	3078	U
36	1	3079	U
36	1	3080	G
36	1	3086	A
36	1	3092	C
36	1	3113	A
36	1	3119	U
36	1	3122	A
36	1	3130	A
36	1	3131	U
36	1	3142	A
36	1	3143	C
36	1	3151	U
36	1	3152	U
36	1	3154	C
36	1	3155	U
36	1	3156	U
36	1	3157	U
36	1	3158	G
36	1	3164	C
36	1	3165	A
36	1	3166	C

Continued on next page...

Continued from previous page...

Mol	Chain	Res	Type
36	1	3168	A
36	1	3173	G
36	1	3174	A
36	1	3176	G
36	1	3179	U
36	1	3181	C
36	1	3187	A
36	1	3195	U
36	1	3196	U
36	1	3198	U
36	1	3207	U
36	1	3217	C
36	1	3218	A
36	1	3219	G
36	1	3228	C
36	1	3229	G
36	1	3235	C
36	1	3243	A
36	1	3245	A
36	1	3246	G
36	1	3247	G
36	1	3253	G
36	1	3259	U
36	1	3270	U
36	1	3272	C
36	1	3273	A
36	1	3276	G
36	1	3281	U
36	1	3286	G
36	1	3287	U
36	1	3288	G
36	1	3289	G
36	1	3294	A
36	1	3295	A
36	1	3304	U
36	1	3313	U
36	1	3316	A
36	1	3317	U
36	1	3318	G
36	1	3319	U
36	1	3320	A
36	1	3330	A

Continued on next page...

Continued from previous page...

Mol	Chain	Res	Type
36	1	3341	U
36	1	3342	A
36	1	3345	G
36	1	3347	A
36	1	3350	C
36	1	3351	U
36	1	3352	U
36	1	3353	G
36	1	3354	U
36	1	3355	U
36	1	3356	G
36	1	3360	C
36	1	3369	G
36	1	3378	C
36	1	3382	U
36	1	3383	G
36	1	3386	G
36	1	3389	U
36	1	3390	G
37	3	13	A
37	3	14	U
37	3	21	G
37	3	22	A
37	3	42	A
37	3	54	U
37	3	65	G
37	3	74	C
37	3	76	A
37	3	91	G
37	3	102	A
37	3	106	U
37	3	112	G
37	3	121	U
38	4	2	A
38	4	21	C
38	4	22	U
38	4	26	U
38	4	34	U
38	4	35	C
38	4	48	A
38	4	52	A
38	4	58	G

Continued on next page...

Continued from previous page...

Mol	Chain	Res	Type
38	4	59	A
38	4	62	C
38	4	63	G
38	4	80	A
38	4	81	U
38	4	82	U
38	4	83	C
38	4	84	C
38	4	86	U
38	4	87	G
38	4	90	U
38	4	95	G
38	4	96	A
38	4	104	A
38	4	105	A
38	4	106	C
38	4	111	A
38	4	113	U
38	4	125	U
38	4	126	A
38	4	127	U
38	4	128	U
38	4	138	A
38	4	157	U
38	4	158	U
1	6	2	A
1	6	4	C
1	6	17	C
1	6	25	C
1	6	26	A
1	6	27	U
1	6	34	G
1	6	47	A
1	6	57	G
1	6	60	U
1	6	61	A
1	6	67	A
1	6	68	A
1	6	69	G
1	6	72	A
1	6	73	U
1	6	75	U

Continued on next page...

Continued from previous page...

Mol	Chain	Res	Type
1	6	76	A
1	6	77	U
1	6	103	A
1	6	104	A
1	6	114	C
1	6	116	U
1	6	126	A
1	6	127	G
1	6	129	U
1	6	132	U
1	6	137	U
1	6	138	A
1	6	140	A
1	6	141	U
1	6	142	G
1	6	143	G
1	6	144	U
1	6	145	A
1	6	158	U
1	6	159	U
1	6	178	U
1	6	179	A
1	6	181	A
1	6	182	A
1	6	185	U
1	6	187	G
1	6	188	A
1	6	190	C
1	6	191	C
1	6	192	U
1	6	193	U
1	6	195	G
1	6	197	A
1	6	200	A
1	6	215	A
1	6	216	U
1	6	217	A
1	6	218	A
1	6	219	A
1	6	220	A
1	6	227	U
1	6	228	G

Continued on next page...

Continued from previous page...

Mol	Chain	Res	Type
1	6	230	C
1	6	232	U
1	6	233	C
1	6	240	U
1	6	241	U
1	6	248	U
1	6	249	U
1	6	250	C
1	6	261	U
1	6	265	A
1	6	266	A
1	6	271	A
1	6	272	U
1	6	275	C
1	6	277	U
1	6	278	U
1	6	280	U
1	6	285	G
1	6	287	G
1	6	299	A
1	6	304	U
1	6	314	C
1	6	316	A
1	6	319	U
1	6	320	U
1	6	321	C
1	6	322	G
1	6	335	U
1	6	337	G
1	6	338	C
1	6	352	A
1	6	359	A
1	6	360	A
1	6	361	C
1	6	381	C
1	6	393	C
1	6	400	A
1	6	401	A
1	6	402	C
1	6	404	G
1	6	416	A
1	6	417	A

Continued on next page...

Continued from previous page...

Mol	Chain	Res	Type
1	6	418	G
1	6	424	C
1	6	425	A
1	6	426	G
1	6	434	G
1	6	439	U
1	6	444	C
1	6	445	A
1	6	448	C
1	6	464	A
1	6	468	A
1	6	469	C
1	6	470	A
1	6	477	A
1	6	480	G
1	6	484	C
1	6	486	G
1	6	487	G
1	6	488	G
1	6	489	C
1	6	490	C
1	6	492	A
1	6	493	U
1	6	494	U
1	6	495	C
1	6	496	G
1	6	497	G
1	6	499	U
1	6	500	C
1	6	501	U
1	6	504	U
1	6	505	A
1	6	506	A
1	6	507	U
1	6	508	U
1	6	510	G
1	6	511	A
1	6	512	A
1	6	513	U
1	6	519	C
1	6	527	A
1	6	536	C

Continued on next page...

Continued from previous page...

Mol	Chain	Res	Type
1	6	538	A
1	6	539	G
1	6	540	G
1	6	541	A
1	6	542	A
1	6	543	C
1	6	544	A
1	6	548	G
1	6	557	G
1	6	558	U
1	6	559	C
1	6	565	C
1	6	566	C
1	6	570	A
1	6	574	G
1	6	578	U
1	6	579	A
1	6	580	A
1	6	582	U
1	6	594	A
1	6	595	G
1	6	597	G
1	6	609	U
1	6	610	G
1	6	611	U
1	6	617	U
1	6	619	A
1	6	620	A
1	6	621	A
1	6	622	A
1	6	623	A
1	6	637	C
1	6	639	U
1	6	640	U
1	6	645	C
1	6	650	U
1	6	652	G
1	6	653	C
1	6	658	C
1	6	659	C
1	6	661	A
1	6	662	U

Continued on next page...

Continued from previous page...

Mol	Chain	Res	Type
1	6	665	U
1	6	667	U
1	6	669	G
1	6	670	U
1	6	676	G
1	6	679	U
1	6	680	U
1	6	681	U
1	6	682	C
1	6	683	C
1	6	684	A
1	6	685	A
1	6	691	C
1	6	699	U
1	6	709	C
1	6	710	U
1	6	711	U
1	6	714	G
1	6	718	U
1	6	719	U
1	6	720	G
1	6	721	U
1	6	722	G
1	6	723	G
1	6	730	G
1	6	739	G
1	6	742	U
1	6	743	U
1	6	751	G
1	6	754	A
1	6	755	A
1	6	756	A
1	6	765	G
1	6	766	U
1	6	774	A
1	6	775	G
1	6	780	A
1	6	781	U
1	6	782	U
1	6	783	G
1	6	784	C
1	6	787	G

Continued on next page...

Continued from previous page...

Mol	Chain	Res	Type
1	6	789	A
1	6	792	U
1	6	793	A
1	6	795	U
1	6	806	A
1	6	811	A
1	6	812	A
1	6	813	U
1	6	814	A
1	6	815	G
1	6	816	G
1	6	821	U
1	6	823	G
1	6	825	U
1	6	826	U
1	6	829	A
1	6	830	U
1	6	831	U
1	6	832	U
1	6	834	G
1	6	835	U
1	6	846	G
1	6	847	A
1	6	856	A
1	6	863	A
1	6	864	U
1	6	898	A
1	6	906	A
1	6	912	U
1	6	913	G
1	6	914	G
1	6	916	U
1	6	933	A
1	6	935	U
1	6	942	G
1	6	959	U
1	6	960	U
1	6	966	A
1	6	970	A
1	6	971	A
1	6	983	A
1	6	989	U

Continued on next page...

Continued from previous page...

Mol	Chain	Res	Type
1	6	991	G
1	6	992	A
1	6	993	A
1	6	997	G
1	6	1003	A
1	6	1004	U
1	6	1005	A
1	6	1020	A
1	6	1021	C
1	6	1026	A
1	6	1028	C
1	6	1039	A
1	6	1040	G
1	6	1052	U
1	6	1053	G
1	6	1057	U
1	6	1058	U
1	6	1059	U
1	6	1060	U
1	6	1061	A
1	6	1063	U
1	6	1072	C
1	6	1082	C
1	6	1091	A
1	6	1092	A
1	6	1096	C
1	6	1097	U
1	6	1098	U
1	6	1100	G
1	6	1109	G
1	6	1138	A
1	6	1151	A
1	6	1155	G
1	6	1158	C
1	6	1159	C
1	6	1160	A
1	6	1162	C
1	6	1167	G
1	6	1185	U
1	6	1194	A
1	6	1196	A
1	6	1199	G

Continued on next page...

Continued from previous page...

Mol	Chain	Res	Type
1	6	1200	G
1	6	1202	A
1	6	1203	A
1	6	1217	A
1	6	1218	G
1	6	1220	C
1	6	1226	A
1	6	1228	G
1	6	1229	G
1	6	1230	A
1	6	1239	U
1	6	1240	U
1	6	1241	G
1	6	1242	A
1	6	1243	G
1	6	1244	A
1	6	1245	G
1	6	1246	C
1	6	1255	G
1	6	1256	A
1	6	1257	U
1	6	1258	U
1	6	1259	U
1	6	1285	U
1	6	1286	U
1	6	1288	G
1	6	1314	U
1	6	1315	U
1	6	1316	G
1	6	1321	A
1	6	1330	G
1	6	1331	A
1	6	1337	A
1	6	1338	C
1	6	1344	A
1	6	1345	A
1	6	1346	A
1	6	1347	U
1	6	1354	G
1	6	1361	U
1	6	1363	U
1	6	1364	G

Continued on next page...

Continued from previous page...

Mol	Chain	Res	Type
1	6	1370	U
1	6	1371	A
1	6	1372	U
1	6	1383	G
1	6	1388	A
1	6	1390	U
1	6	1396	U
1	6	1398	U
1	6	1399	C
1	6	1400	A
1	6	1402	G
1	6	1413	U
1	6	1414	U
1	6	1415	U
1	6	1427	A
1	6	1428	G
1	6	1433	G
1	6	1445	G
1	6	1446	A
1	6	1447	C
1	6	1448	G
1	6	1454	G
1	6	1458	G
1	6	1459	C
1	6	1461	C
1	6	1471	A
1	6	1481	C
1	6	1482	C
1	6	1483	A
1	6	1490	C
1	6	1491	U
1	6	1492	A
1	6	1493	A
1	6	1496	U
1	6	1506	G
1	6	1513	G
1	6	1514	U
1	6	1516	A
1	6	1521	G
1	6	1523	G
1	6	1524	A
1	6	1535	U

Continued on next page...

Continued from previous page...

Mol	Chain	Res	Type
1	6	1536	G
1	6	1537	C
1	6	1538	U
1	6	1540	G
1	6	1554	U
1	6	1557	U
1	6	1559	A
1	6	1573	A
1	6	1574	G
1	6	1575	G
1	6	1584	G
1	6	1601	G
1	6	1616	G
1	6	1619	C
1	6	1620	C
1	6	1621	U
1	6	1634	C
1	6	1656	U
1	6	1657	U
1	6	1658	G
1	6	1681	A
1	6	1698	G
1	6	1699	G
1	6	1700	C
1	6	1701	A
1	6	1702	A
1	6	1703	C
1	6	1710	U
1	6	1712	A
1	6	1715	G
1	6	1716	C
1	6	1717	G
1	6	1731	A
1	6	1736	G
1	6	1755	A
1	6	1760	G
1	6	1762	A
1	6	1766	A
1	6	1767	G
1	6	1769	U
1	6	1770	U
1	6	1780	G

Continued on next page...

Continued from previous page...

Mol	Chain	Res	Type
1	6	1782	A
1	6	1792	G
1	6	1793	G
1	6	1794	A
1	6	1795	U
1	6	1796	C
1	6	1799	U
1	6	1800	A
36	5	11	A
36	5	26	A
36	5	33	G
36	5	40	A
36	5	43	A
36	5	49	A
36	5	60	A
36	5	62	A
36	5	65	A
36	5	66	A
36	5	73	C
36	5	76	G
36	5	83	U
36	5	92	G
36	5	99	A
36	5	109	A
36	5	110	G
36	5	113	C
36	5	116	A
36	5	120	G
36	5	121	A
36	5	122	A
36	5	133	U
36	5	134	U
36	5	135	C
36	5	136	G
36	5	156	G
36	5	157	A
36	5	165	A
36	5	170	G
36	5	171	G
36	5	173	G
36	5	174	C
36	5	180	C

Continued on next page...

Continued from previous page...

Mol	Chain	Res	Type
36	5	182	U
36	5	187	A
36	5	190	U
36	5	191	U
36	5	210	U
36	5	211	A
36	5	218	G
36	5	219	A
36	5	221	A
36	5	231	G
36	5	237	G
36	5	238	A
36	5	239	G
36	5	240	U
36	5	244	G
36	5	247	C
36	5	248	U
36	5	249	U
36	5	250	U
36	5	251	G
36	5	252	U
36	5	253	A
36	5	254	A
36	5	269	G
36	5	284	A
36	5	286	U
36	5	295	A
36	5	298	U
36	5	305	U
36	5	315	C
36	5	318	A
36	5	323	A
36	5	329	U
36	5	334	A
36	5	340	C
36	5	349	A
36	5	350	C
36	5	351	A
36	5	352	A
36	5	370	U
36	5	375	A
36	5	376	G

Continued on next page...

Continued from previous page...

Mol	Chain	Res	Type
36	5	382	U
36	5	395	A
36	5	397	A
36	5	398	A
36	5	399	A
36	5	401	U
36	5	402	A
36	5	403	C
36	5	407	A
36	5	421	G
36	5	422	A
36	5	425	G
36	5	436	A
36	5	437	G
36	5	438	A
36	5	439	C
36	5	440	A
36	5	441	U
36	5	442	G
36	5	492	U
36	5	495	G
36	5	521	A
36	5	531	G
36	5	546	C
36	5	547	G
36	5	548	G
36	5	551	A
36	5	553	U
36	5	555	U
36	5	557	A
36	5	559	A
36	5	578	A
36	5	579	G
36	5	592	A
36	5	600	G
36	5	604	G
36	5	608	A
36	5	609	G
36	5	611	A
36	5	619	A
36	5	620	U
36	5	621	A

Continued on next page...

Continued from previous page...

Mol	Chain	Res	Type
36	5	630	A
36	5	636	C
36	5	649	A
36	5	660	A
36	5	661	G
36	5	677	A
36	5	681	U
36	5	683	U
36	5	705	A
36	5	712	G
36	5	715	A
36	5	716	A
36	5	725	G
36	5	758	C
36	5	760	G
36	5	766	U
36	5	767	U
36	5	776	U
36	5	777	U
36	5	781	G
36	5	785	G
36	5	786	A
36	5	804	C
36	5	806	A
36	5	817	A
36	5	830	A
36	5	861	C
36	5	874	U
36	5	879	U
36	5	896	A
36	5	897	U
36	5	907	G
36	5	908	G
36	5	914	A
36	5	916	G
36	5	917	A
36	5	921	A
36	5	924	G
36	5	937	G
36	5	938	C
36	5	944	C
36	5	946	U

Continued on next page...

Continued from previous page...

Mol	Chain	Res	Type
36	5	948	C
36	5	959	C
36	5	960	U
36	5	963	G
36	5	979	U
36	5	981	U
36	5	993	G
36	5	994	G
36	5	1001	G
36	5	1002	A
36	5	1003	A
36	5	1010	G
36	5	1014	U
36	5	1015	U
36	5	1016	C
36	5	1017	C
36	5	1021	G
36	5	1024	G
36	5	1025	A
36	5	1026	A
36	5	1027	A
36	5	1028	U
36	5	1029	G
36	5	1035	G
36	5	1047	A
36	5	1049	C
36	5	1051	U
36	5	1052	U
36	5	1064	A
36	5	1065	A
36	5	1071	U
36	5	1072	G
36	5	1079	A
36	5	1081	U
36	5	1082	U
36	5	1087	G
36	5	1093	A
36	5	1094	U
36	5	1095	U
36	5	1096	U
36	5	1097	G
36	5	1098	A

Continued on next page...

Continued from previous page...

Mol	Chain	Res	Type
36	5	1103	A
36	5	1104	G
36	5	1116	G
36	5	1117	G
36	5	1131	G
36	5	1149	G
36	5	1152	G
36	5	1153	A
36	5	1159	A
36	5	1160	C
36	5	1166	G
36	5	1180	A
36	5	1181	U
36	5	1182	A
36	5	1192	C
36	5	1193	A
36	5	1201	C
36	5	1209	G
36	5	1222	G
36	5	1232	C
36	5	1236	G
36	5	1237	G
36	5	1239	C
36	5	1241	U
36	5	1242	G
36	5	1243	G
36	5	1244	A
36	5	1245	A
36	5	1246	G
36	5	1252	A
36	5	1262	G
36	5	1263	A
36	5	1264	G
36	5	1265	U
36	5	1266	G
36	5	1307	G
36	5	1308	A
36	5	1309	U
36	5	1313	G
36	5	1321	G
36	5	1329	U
36	5	1330	A

Continued on next page...

Continued from previous page...

Mol	Chain	Res	Type
36	5	1348	U
36	5	1349	G
36	5	1351	U
36	5	1352	A
36	5	1353	U
36	5	1354	G
36	5	1356	U
36	5	1357	G
36	5	1385	C
36	5	1386	A
36	5	1387	G
36	5	1399	A
36	5	1400	G
36	5	1403	C
36	5	1419	A
36	5	1421	G
36	5	1422	G
36	5	1431	G
36	5	1434	G
36	5	1435	A
36	5	1437	C
36	5	1446	A
36	5	1450	G
36	5	1460	A
36	5	1476	G
36	5	1480	G
36	5	1481	A
36	5	1482	A
36	5	1490	A
36	5	1495	U
36	5	1508	C
36	5	1528	G
36	5	1533	U
36	5	1536	G
36	5	1539	A
36	5	1542	G
36	5	1553	U
36	5	1554	U
36	5	1555	U
36	5	1556	C
36	5	1557	A
36	5	1560	G

Continued on next page...

Continued from previous page...

Mol	Chain	Res	Type
36	5	1561	G
36	5	1562	C
36	5	1564	U
36	5	1566	A
36	5	1567	U
36	5	1570	U
36	5	1571	A
36	5	1572	U
36	5	1573	G
36	5	1574	C
36	5	1575	A
36	5	1576	G
36	5	1577	G
36	5	1578	C
36	5	1579	C
36	5	1581	C
36	5	1582	C
36	5	1583	A
36	5	1587	A
36	5	1589	A
36	5	1593	A
36	5	1605	A
36	5	1620	U
36	5	1629	U
36	5	1639	C
36	5	1643	A
36	5	1644	C
36	5	1645	U
36	5	1658	G
36	5	1683	A
36	5	1716	U
36	5	1717	U
36	5	1724	U
36	5	1725	C
36	5	1736	G
36	5	1741	A
36	5	1750	A
36	5	1751	G
36	5	1758	G
36	5	1759	C
36	5	1760	A
36	5	1762	C

Continued on next page...

Continued from previous page...

Mol	Chain	Res	Type
36	5	1764	U
36	5	1765	U
36	5	1766	G
36	5	1770	G
36	5	1778	G
36	5	1780	G
36	5	1797	A
36	5	1800	A
36	5	1810	A
36	5	1813	A
36	5	1814	A
36	5	1815	U
36	5	1816	A
36	5	1817	G
36	5	1818	U
36	5	1821	U
36	5	1839	A
36	5	1841	A
36	5	1842	A
36	5	1846	C
36	5	1847	A
36	5	1849	C
36	5	1850	A
36	5	1876	U
36	5	1878	G
36	5	1879	A
36	5	1880	U
36	5	1893	A
36	5	1895	A
36	5	1906	G
36	5	1908	A
36	5	1909	A
36	5	1914	G
36	5	1932	A
36	5	1935	G
36	5	1940	G
36	5	1952	G
36	5	1953	G
36	5	2097	U
36	5	2100	A
36	5	2101	C
36	5	2102	U

Continued on next page...

Continued from previous page...

Mol	Chain	Res	Type
36	5	2112	U
36	5	2113	A
36	5	2121	G
36	5	2122	G
36	5	2131	A
36	5	2144	A
36	5	2158	A
36	5	2169	G
36	5	2170	U
36	5	2188	A
36	5	2192	C
36	5	2198	A
36	5	2201	G
36	5	2205	U
36	5	2210	G
36	5	2222	A
36	5	2223	A
36	5	2229	A
36	5	2244	A
36	5	2250	G
36	5	2251	G
36	5	2253	G
36	5	2255	A
36	5	2256	A
36	5	2258	U
36	5	2269	U
36	5	2273	G
36	5	2278	C
36	5	2279	A
36	5	2288	G
36	5	2298	U
36	5	2306	C
36	5	2307	G
36	5	2310	U
36	5	2313	A
36	5	2315	G
36	5	2318	U
36	5	2334	U
36	5	2336	U
36	5	2366	C
36	5	2372	A
36	5	2373	A

Continued on next page...

Continued from previous page...

Mol	Chain	Res	Type
36	5	2374	C
36	5	2375	G
36	5	2385	G
36	5	2388	U
36	5	2392	C
36	5	2393	G
36	5	2394	G
36	5	2397	A
36	5	2402	A
36	5	2403	G
36	5	2404	A
36	5	2411	U
36	5	2418	G
36	5	2419	A
36	5	2435	G
36	5	2438	A
36	5	2439	A
36	5	2441	A
36	5	2443	A
36	5	2504	U
36	5	2505	U
36	5	2506	U
36	5	2507	C
36	5	2508	U
36	5	2510	U
36	5	2511	A
36	5	2514	U
36	5	2515	A
36	5	2518	C
36	5	2519	A
36	5	2523	A
36	5	2524	A
36	5	2526	C
36	5	2530	G
36	5	2531	C
36	5	2532	U
36	5	2538	U
36	5	2539	C
36	5	2540	A
36	5	2543	U
36	5	2544	U
36	5	2549	G

Continued on next page...

Continued from previous page...

Mol	Chain	Res	Type
36	5	2552	C
36	5	2555	G
36	5	2560	C
36	5	2567	C
36	5	2568	C
36	5	2569	A
36	5	2571	U
36	5	2572	C
36	5	2573	G
36	5	2574	G
36	5	2585	G
36	5	2589	G
36	5	2593	A
36	5	2606	G
36	5	2607	G
36	5	2614	G
36	5	2615	G
36	5	2624	G
36	5	2628	A
36	5	2639	G
36	5	2652	U
36	5	2656	A
36	5	2674	A
36	5	2677	G
36	5	2681	U
36	5	2689	A
36	5	2690	G
36	5	2691	A
36	5	2694	A
36	5	2696	A
36	5	2709	C
36	5	2714	G
36	5	2720	G
36	5	2728	G
36	5	2729	U
36	5	2752	U
36	5	2753	G
36	5	2755	C
36	5	2762	A
36	5	2771	U
36	5	2772	C
36	5	2773	C

Continued on next page...

Continued from previous page...

Mol	Chain	Res	Type
36	5	2777	G
36	5	2778	G
36	5	2796	G
36	5	2799	A
36	5	2800	G
36	5	2801	A
36	5	2810	C
36	5	2814	G
36	5	2817	A
36	5	2818	U
36	5	2819	A
36	5	2829	U
36	5	2834	G
36	5	2837	A
36	5	2838	A
36	5	2839	G
36	5	2840	C
36	5	2843	U
36	5	2845	A
36	5	2847	A
36	5	2849	C
36	5	2853	A
36	5	2871	G
36	5	2872	A
36	5	2876	C
36	5	2887	A
36	5	2898	G
36	5	2899	C
36	5	2900	A
36	5	2902	A
36	5	2904	U
36	5	2923	U
36	5	2935	U
36	5	2936	A
36	5	2942	C
36	5	2947	G
36	5	2957	G
36	5	2971	A
36	5	2972	G
36	5	2979	U
36	5	2983	C
36	5	2990	G

Continued on next page...

Continued from previous page...

Mol	Chain	Res	Type
36	5	2996	U
36	5	2997	G
36	5	3012	A
36	5	3018	C
36	5	3028	G
36	5	3030	G
36	5	3048	A
36	5	3056	U
36	5	3057	U
36	5	3059	G
36	5	3069	G
36	5	3078	U
36	5	3079	U
36	5	3081	C
36	5	3086	A
36	5	3092	C
36	5	3102	G
36	5	3119	U
36	5	3122	A
36	5	3123	A
36	5	3130	A
36	5	3131	U
36	5	3142	A
36	5	3143	C
36	5	3153	U
36	5	3155	U
36	5	3156	U
36	5	3157	U
36	5	3158	G
36	5	3159	C
36	5	3164	C
36	5	3165	A
36	5	3168	A
36	5	3172	A
36	5	3173	G
36	5	3174	A
36	5	3175	U
36	5	3176	G
36	5	3181	C
36	5	3187	A
36	5	3195	U
36	5	3196	U

Continued on next page...

Continued from previous page...

Mol	Chain	Res	Type
36	5	3198	U
36	5	3207	U
36	5	3208	G
36	5	3216	G
36	5	3217	C
36	5	3218	A
36	5	3219	G
36	5	3223	A
36	5	3227	A
36	5	3228	C
36	5	3229	G
36	5	3239	G
36	5	3243	A
36	5	3244	A
36	5	3245	A
36	5	3246	G
36	5	3247	G
36	5	3253	G
36	5	3259	U
36	5	3260	G
36	5	3269	U
36	5	3270	U
36	5	3275	U
36	5	3276	G
36	5	3277	U
36	5	3280	U
36	5	3282	U
36	5	3283	U
36	5	3284	G
36	5	3285	C
36	5	3286	G
36	5	3288	G
36	5	3289	G
36	5	3290	G
36	5	3294	A
36	5	3304	U
36	5	3307	A
36	5	3313	U
36	5	3316	A
36	5	3318	G
36	5	3319	U
36	5	3320	A

Continued on next page...

Continued from previous page...

Mol	Chain	Res	Type
36	5	3332	U
36	5	3341	U
36	5	3342	A
36	5	3345	G
36	5	3351	U
36	5	3352	U
36	5	3354	U
36	5	3356	G
36	5	3358	U
36	5	3369	G
36	5	3378	C
36	5	3382	U
36	5	3383	G
36	5	3389	U
36	5	3390	G
36	5	3393	U
36	5	3396	U
37	7	22	A
37	7	25	G
37	7	27	A
37	7	33	U
37	7	38	U
37	7	51	A
37	7	52	G
37	7	54	U
37	7	55	A
37	7	60	G
37	7	65	G
37	7	73	C
37	7	74	C
37	7	76	A
37	7	93	C
37	7	99	G
37	7	101	G
37	7	102	A
37	7	103	A
37	7	110	G
37	7	112	G
38	8	21	C
38	8	22	U
38	8	25	G
38	8	34	U

Continued on next page...

Continued from previous page...

Mol	Chain	Res	Type
38	8	35	C
38	8	48	A
38	8	49	G
38	8	52	A
38	8	53	A
38	8	59	A
38	8	62	C
38	8	63	G
38	8	79	A
38	8	81	U
38	8	82	U
38	8	83	C
38	8	84	C
38	8	86	U
38	8	87	G
38	8	88	A
38	8	90	U
38	8	95	G
38	8	102	U
38	8	104	A
38	8	105	A
38	8	106	C
38	8	111	A
38	8	113	U
38	8	124	G
38	8	125	U
38	8	126	A
38	8	152	G
38	8	156	U
38	8	157	U
38	8	158	U

All (284) RNA pucker outliers are listed below:

Mol	Chain	Res	Type
1	2	25	C
1	2	45	U
1	2	73	U
1	2	103	A
1	2	114	C
1	2	130	C
1	2	131	C

Continued on next page...

Continued from previous page...

Mol	Chain	Res	Type
1	2	139	C
1	2	158	U
1	2	192	U
1	2	218	A
1	2	240	U
1	2	278	U
1	2	280	U
1	2	400	A
1	2	417	A
1	2	468	A
1	2	497	G
1	2	499	U
1	2	501	U
1	2	503	G
1	2	510	G
1	2	512	A
1	2	558	U
1	2	582	U
1	2	685	A
1	2	704	C
1	2	720	G
1	2	721	U
1	2	734	A
1	2	755	A
1	2	811	A
1	2	829	A
1	2	1058	U
1	2	1081	A
1	2	1137	A
1	2	1157	A
1	2	1196	A
1	2	1226	A
1	2	1244	A
1	2	1250	U
1	2	1339	C
1	2	1344	A
1	2	1370	U
1	2	1481	C
1	2	1491	U
1	2	1568	C
1	2	1572	G
1	2	1573	A

Continued on next page...

Continued from previous page...

Mol	Chain	Res	Type
1	2	1615	C
1	2	1657	U
1	2	1761	U
36	1	40	A
36	1	43	A
36	1	65	A
36	1	93	C
36	1	217	U
36	1	223	U
36	1	239	G
36	1	264	G
36	1	282	G
36	1	397	A
36	1	398	A
36	1	547	G
36	1	588	G
36	1	594	U
36	1	715	A
36	1	763	G
36	1	816	A
36	1	873	C
36	1	874	U
36	1	896	A
36	1	916	G
36	1	981	U
36	1	993	G
36	1	1064	A
36	1	1094	U
36	1	1097	G
36	1	1103	A
36	1	1196	C
36	1	1273	A
36	1	1307	G
36	1	1329	U
36	1	1331	U
36	1	1348	U
36	1	1352	A
36	1	1355	A
36	1	1481	A
36	1	1484	U
36	1	1507	G
36	1	1554	U

Continued on next page...

Continued from previous page...

Mol	Chain	Res	Type
36	1	1562	C
36	1	1582	C
36	1	1716	U
36	1	1751	G
36	1	1815	U
36	1	1820	U
36	1	1841	A
36	1	1842	A
36	1	2101	C
36	1	2112	U
36	1	2209	U
36	1	2249	G
36	1	2281	A
36	1	2372	A
36	1	2373	A
36	1	2418	G
36	1	2523	A
36	1	2537	U
36	1	2541	U
36	1	2554	A
36	1	2585	G
36	1	2677	G
36	1	2689	A
36	1	2714	G
36	1	2728	G
36	1	2752	U
36	1	2772	C
36	1	2801	A
36	1	2818	U
36	1	2996	U
36	1	3056	U
36	1	3078	U
36	1	3121	U
36	1	3157	U
36	1	3195	U
36	1	3207	U
36	1	3217	C
36	1	3218	A
36	1	3228	C
36	1	3242	G
36	1	3269	U
36	1	3275	U

Continued on next page...

Continued from previous page...

Mol	Chain	Res	Type
36	1	3316	A
36	1	3319	U
36	1	3350	C
36	1	3351	U
36	1	3353	G
37	3	13	A
37	3	49	G
38	4	80	A
38	4	82	U
38	4	85	G
38	4	111	A
38	4	126	A
1	6	25	C
1	6	66	U
1	6	103	A
1	6	114	C
1	6	139	C
1	6	158	U
1	6	187	G
1	6	192	U
1	6	217	A
1	6	240	U
1	6	352	A
1	6	400	A
1	6	417	A
1	6	468	A
1	6	512	A
1	6	541	A
1	6	542	A
1	6	664	U
1	6	717	C
1	6	720	G
1	6	755	A
1	6	794	U
1	6	812	A
1	6	829	A
1	6	834	G
1	6	1051	G
1	6	1058	U
1	6	1081	A
1	6	1097	U
1	6	1098	U

Continued on next page...

Continued from previous page...

Mol	Chain	Res	Type
1	6	1137	A
1	6	1244	A
1	6	1255	G
1	6	1344	A
1	6	1346	A
1	6	1398	U
1	6	1481	C
1	6	1489	U
1	6	1491	U
1	6	1535	U
1	6	1572	G
1	6	1573	A
1	6	1615	C
1	6	1620	C
1	6	1657	U
1	6	1698	G
36	5	43	A
36	5	191	U
36	5	210	U
36	5	217	U
36	5	221	A
36	5	238	A
36	5	374	A
36	5	397	A
36	5	588	G
36	5	647	A
36	5	659	G
36	5	715	A
36	5	765	C
36	5	786	A
36	5	816	A
36	5	896	A
36	5	916	G
36	5	960	U
36	5	993	G
36	5	1027	A
36	5	1064	A
36	5	1081	U
36	5	1152	G
36	5	1181	U
36	5	1192	C
36	5	1236	G

Continued on next page...

Continued from previous page...

Mol	Chain	Res	Type
36	5	1238	C
36	5	1241	U
36	5	1307	G
36	5	1317	A
36	5	1329	U
36	5	1331	U
36	5	1352	A
36	5	1355	A
36	5	1392	G
36	5	1434	G
36	5	1481	A
36	5	1507	G
36	5	1554	U
36	5	1556	C
36	5	1560	G
36	5	1572	U
36	5	1580	A
36	5	1589	A
36	5	1643	A
36	5	1716	U
36	5	1816	A
36	5	1841	A
36	5	1842	A
36	5	1846	C
36	5	2101	C
36	5	2112	U
36	5	2204	C
36	5	2209	U
36	5	2249	G
36	5	2255	A
36	5	2257	C
36	5	2281	A
36	5	2373	A
36	5	2374	C
36	5	2438	A
36	5	2440	G
36	5	2507	C
36	5	2513	U
36	5	2531	C
36	5	2539	C
36	5	2572	C
36	5	2689	A

Continued on next page...

Continued from previous page...

Mol	Chain	Res	Type
36	5	2728	G
36	5	2772	C
36	5	2801	A
36	5	2818	U
36	5	2875	U
36	5	2887	A
36	5	2971	A
36	5	2996	U
36	5	3056	U
36	5	3078	U
36	5	3121	U
36	5	3154	C
36	5	3195	U
36	5	3207	U
36	5	3228	C
36	5	3242	G
36	5	3269	U
36	5	3275	U
36	5	3289	G
36	5	3340	G
36	5	3354	U
36	5	3357	U
37	7	49	G
38	8	84	C
38	8	111	A

5.4 Non-standard residues in protein, DNA, RNA chains [i](#)

There are no non-standard protein/DNA/RNA residues in this entry.

5.5 Carbohydrates [i](#)

There are no monosaccharides in this entry.

5.6 Ligand geometry [i](#)

Of 2561 ligands modelled in this entry, 1426 are monoatomic - leaving 1135 for Mogul analysis.

In the following table, the Counts columns list the number of bonds (or angles) for which Mogul statistics could be retrieved, the number of bonds (or angles) that are observed in the model and the number of bonds (or angles) that are defined in the Chemical Component Dictionary. The

Link column lists molecule types, if any, to which the group is linked. The Z score for a bond length (or angle) is the number of standard deviations the observed value is removed from the expected value. A bond length (or angle) with $|Z| > 2$ is considered an outlier worth inspection. RMSZ is the root-mean-square of all Z scores of the bond lengths (or angles).

Mol	Type	Chain	Res	Link	Bond lengths			Bond angles		
					Counts	RMSZ	# Z > 2	Counts	RMSZ	# Z > 2
87	OHX	6	2185	-	0,6,6	-	-	-		
87	OHX	5	3981	-	0,6,6	-	-	-		
87	OHX	1	3890	-	0,6,6	-	-	-		
87	OHX	1	4054	-	0,6,6	-	-	-		
87	OHX	1	3984	-	0,6,6	-	-	-		
87	OHX	2	2079	-	0,6,6	-	-	-		
87	OHX	1	3992	-	0,6,6	-	-	-		
87	OHX	6	2082	-	0,6,6	-	-	-		
87	OHX	1	4128	-	0,6,6	-	-	-		
87	OHX	1	4061	-	0,6,6	-	-	-		
87	OHX	1	4056	-	0,6,6	-	-	-		
87	OHX	2	2161	-	0,6,6	-	-	-		
87	OHX	6	2058	-	0,6,6	-	-	-		
87	OHX	5	3956	-	0,6,6	-	-	-		
87	OHX	5	3985	-	0,6,6	-	-	-		
87	OHX	2	2159	-	0,6,6	-	-	-		
87	OHX	2	2157	-	0,6,6	-	-	-		
87	OHX	2	2136	-	0,6,6	-	-	-		
87	OHX	5	4210	-	0,6,6	-	-	-		
87	OHX	1	4135	-	0,6,6	-	-	-		
87	OHX	5	4066	-	0,6,6	-	-	-		
87	OHX	1	4130	-	0,6,6	-	-	-		
87	OHX	1	4038	-	0,6,6	-	-	-		
87	OHX	5	4006	-	0,6,6	-	-	-		
87	OHX	2	2089	-	0,6,6	-	-	-		
87	OHX	5	4189	-	0,6,6	-	-	-		
87	OHX	15	306	-	0,6,6	-	-	-		
87	OHX	2	2047	-	0,6,6	-	-	-		
87	OHX	1	4148	-	0,6,6	-	-	-		
87	OHX	1	4209	-	0,6,6	-	-	-		
87	OHX	5	4152	-	0,6,6	-	-	-		
87	OHX	8	226	-	0,6,6	-	-	-		
87	OHX	2	2033	-	0,6,6	-	-	-		
87	OHX	1	3915	-	0,6,6	-	-	-		
87	OHX	7	221	-	0,6,6	-	-	-		
87	OHX	5	4048	-	0,6,6	-	-	-		
87	OHX	5	4067	-	0,6,6	-	-	-		
87	OHX	2	2030	-	0,6,6	-	-	-		

Mol	Type	Chain	Res	Link	Bond lengths			Bond angles		
					Counts	RMSZ	# Z > 2	Counts	RMSZ	# Z > 2
87	OHX	1	4197	-	0,6,6	-	-	-		
87	OHX	5	3940	-	0,6,6	-	-	-		
87	OHX	1	3891	-	0,6,6	-	-	-		
87	OHX	6	2117	-	0,6,6	-	-	-		
87	OHX	5	4208	-	0,6,6	-	-	-		
87	OHX	5	4143	-	0,6,6	-	-	-		
87	OHX	4	229	-	0,6,6	-	-	-		
87	OHX	6	2187	-	0,6,6	-	-	-		
87	OHX	13	404	-	0,6,6	-	-	-		
87	OHX	2	2095	-	0,6,6	-	-	-		
87	OHX	1	4084	-	0,6,6	-	-	-		
87	OHX	6	2100	-	0,6,6	-	-	-		
87	OHX	1	4127	-	0,6,6	-	-	-		
87	OHX	2	2149	-	0,6,6	-	-	-		
87	OHX	5	4050	-	0,6,6	-	-	-		
87	OHX	2	2168	-	0,6,6	-	-	-		
87	OHX	1	3935	-	0,6,6	-	-	-		
87	OHX	6	2145	-	0,6,6	-	-	-		
87	OHX	1	4039	-	0,6,6	-	-	-		
87	OHX	2	2039	-	0,6,6	-	-	-		
87	OHX	5	4221	-	0,6,6	-	-	-		
87	OHX	1	4178	-	0,6,6	-	-	-		
87	OHX	O1	202	-	0,6,6	-	-	-		
87	OHX	6	2200	-	0,6,6	-	-	-		
87	OHX	5	4023	-	0,6,6	-	-	-		
87	OHX	1	3942	-	0,6,6	-	-	-		
87	OHX	5	4091	-	0,6,6	-	-	-		
87	OHX	5	4250	-	0,6,6	-	-	-		
87	OHX	8	215	-	0,6,6	-	-	-		
87	OHX	1	3887	-	0,6,6	-	-	-		
87	OHX	1	4174	-	0,6,6	-	-	-		
87	OHX	C8	201	-	0,6,6	-	-	-		
87	OHX	5	4253	-	0,6,6	-	-	-		
87	OHX	2	2132	-	0,6,6	-	-	-		
87	OHX	1	3945	-	0,6,6	-	-	-		
87	OHX	2	2094	-	0,6,6	-	-	-		
87	OHX	5	4096	-	0,6,6	-	-	-		
87	OHX	5	4230	-	0,6,6	-	-	-		
87	OHX	2	2074	-	0,6,6	-	-	-		
87	OHX	1	4102	-	0,6,6	-	-	-		
87	OHX	1	4140	-	0,6,6	-	-	-		
87	OHX	5	4180	-	0,6,6	-	-	-		
87	OHX	1	4015	-	0,6,6	-	-	-		

Mol	Type	Chain	Res	Link	Bond lengths			Bond angles		
					Counts	RMSZ	# Z > 2	Counts	RMSZ	# Z > 2
87	OHX	1	4001	-	0,6,6	-	-	-		
87	OHX	5	4024	-	0,6,6	-	-	-		
87	OHX	m7	206	-	0,6,6	-	-	-		
87	OHX	1	3882	-	0,6,6	-	-	-		
87	OHX	2	2044	-	0,6,6	-	-	-		
87	OHX	1	3921	-	0,6,6	-	-	-		
87	OHX	6	2193	-	0,6,6	-	-	-		
87	OHX	5	4109	-	0,6,6	-	-	-		
87	OHX	1	4118	-	0,6,6	-	-	-		
87	OHX	5	4183	-	0,6,6	-	-	-		
87	OHX	5	4134	-	0,6,6	-	-	-		
87	OHX	1	4003	-	0,6,6	-	-	-		
87	OHX	6	2174	-	0,6,6	-	-	-		
87	OHX	2	2113	-	0,6,6	-	-	-		
87	OHX	1	4173	-	0,6,6	-	-	-		
87	OHX	1	4184	-	0,6,6	-	-	-		
87	OHX	2	2028	-	0,6,6	-	-	-		
87	OHX	2	2077	-	0,6,6	-	-	-		
87	OHX	1	4016	-	0,6,6	-	-	-		
87	OHX	6	2202	-	0,6,6	-	-	-		
87	OHX	1	4185	-	0,6,6	-	-	-		
87	OHX	5	4226	-	0,6,6	-	-	-		
87	OHX	sR	401	-	0,6,6	-	-	-		
87	OHX	2	2104	-	0,6,6	-	-	-		
87	OHX	1	4177	-	0,6,6	-	-	-		
87	OHX	2	2144	-	0,6,6	-	-	-		
87	OHX	5	4083	-	0,6,6	-	-	-		
87	OHX	5	4186	-	0,6,6	-	-	-		
87	OHX	4	237	-	0,6,6	-	-	-		
87	OHX	1	4067	-	0,6,6	-	-	-		
87	OHX	2	2063	-	0,6,6	-	-	-		
87	OHX	1	4141	-	0,6,6	-	-	-		
87	OHX	5	4057	-	0,6,6	-	-	-		
87	OHX	5	3980	-	0,6,6	-	-	-		
87	OHX	1	3958	-	0,6,6	-	-	-		
87	OHX	6	2122	-	0,6,6	-	-	-		
87	OHX	5	4224	-	0,6,6	-	-	-		
87	OHX	5	3938	-	0,6,6	-	-	-		
87	OHX	5	3991	-	0,6,6	-	-	-		
87	OHX	5	4160	-	0,6,6	-	-	-		
87	OHX	1	3931	-	0,6,6	-	-	-		
87	OHX	1	4200	-	0,6,6	-	-	-		
87	OHX	5	3947	87	0,6,6	-	-	-		

Mol	Type	Chain	Res	Link	Bond lengths			Bond angles		
					Counts	RMSZ	# Z > 2	Counts	RMSZ	# Z > 2
87	OHX	5	3957	-	0,6,6	-	-	-		
87	OHX	5	4045	-	0,6,6	-	-	-		
87	OHX	1	4150	-	0,6,6	-	-	-		
87	OHX	6	2121	-	0,6,6	-	-	-		
87	OHX	2	2099	-	0,6,6	-	-	-		
87	OHX	1	4069	-	0,6,6	-	-	-		
87	OHX	6	2171	-	0,6,6	-	-	-		
87	OHX	5	3905	-	0,6,6	-	-	-		
87	OHX	5	4107	-	0,6,6	-	-	-		
87	OHX	5	4191	-	0,6,6	-	-	-		
87	OHX	5	4259	-	0,6,6	-	-	-		
87	OHX	1	4008	-	0,6,6	-	-	-		
87	OHX	1	4028	-	0,6,6	-	-	-		
87	OHX	1	4037	-	0,6,6	-	-	-		
87	OHX	2	2087	-	0,6,6	-	-	-		
87	OHX	5	4114	-	0,6,6	-	-	-		
87	OHX	n3	203	-	0,6,6	-	-	-		
87	OHX	6	2136	-	0,6,6	-	-	-		
87	OHX	1	4048	-	0,6,6	-	-	-		
87	OHX	5	4068	-	0,6,6	-	-	-		
87	OHX	1	4119	-	0,6,6	-	-	-		
87	OHX	M7	207	-	0,6,6	-	-	-		
87	OHX	6	2088	-	0,6,6	-	-	-		
87	OHX	5	3931	-	0,6,6	-	-	-		
87	OHX	5	4052	-	0,6,6	-	-	-		
87	OHX	1	3869	-	0,6,6	-	-	-		
87	OHX	1	4035	-	0,6,6	-	-	-		
87	OHX	1	4201	-	0,6,6	-	-	-		
87	OHX	5	3910	-	0,6,6	-	-	-		
87	OHX	5	4055	-	0,6,6	-	-	-		
87	OHX	5	4031	-	0,6,6	-	-	-		
87	OHX	2	2093	-	0,6,6	-	-	-		
87	OHX	5	3999	-	0,6,6	-	-	-		
87	OHX	5	4215	-	0,6,6	-	-	-		
87	OHX	5	4131	-	0,6,6	-	-	-		
87	OHX	2	2073	-	0,6,6	-	-	-		
87	OHX	5	4028	-	0,6,6	-	-	-		
87	OHX	1	4074	-	0,6,6	-	-	-		
87	OHX	5	4157	-	0,6,6	-	-	-		
87	OHX	1	4101	-	0,6,6	-	-	-		
87	OHX	6	2087	-	0,6,6	-	-	-		
87	OHX	5	4059	-	0,6,6	-	-	-		
87	OHX	1	3934	-	0,6,6	-	-	-		

Mol	Type	Chain	Res	Link	Bond lengths			Bond angles		
					Counts	RMSZ	# Z > 2	Counts	RMSZ	# Z > 2
87	OHX	5	4162	-	0,6,6	-	-	-		
87	OHX	8	216	-	0,6,6	-	-	-		
87	OHX	5	4051	-	0,6,6	-	-	-		
87	OHX	6	2065	-	0,6,6	-	-	-		
87	OHX	1	4032	-	0,6,6	-	-	-		
87	OHX	o9	101	-	0,6,6	-	-	-		
87	OHX	1	3996	-	0,6,6	-	-	-		
87	OHX	6	2188	-	0,6,6	-	-	-		
87	OHX	5	4030	-	0,6,6	-	-	-		
87	OHX	m5	305	-	0,6,6	-	-	-		
87	OHX	1	4193	-	0,6,6	-	-	-		
87	OHX	6	2191	-	0,6,6	-	-	-		
87	OHX	6	2125	-	0,6,6	-	-	-		
87	OHX	14	402	-	0,6,6	-	-	-		
87	OHX	2	2088	-	0,6,6	-	-	-		
87	OHX	2	2086	-	0,6,6	-	-	-		
87	OHX	5	3936	-	0,6,6	-	-	-		
87	OHX	d9	102	-	0,6,6	-	-	-		
87	OHX	l5	305	-	0,6,6	-	-	-		
87	OHX	1	4031	-	0,6,6	-	-	-		
87	OHX	5	4227	-	0,6,6	-	-	-		
87	OHX	6	2198	-	0,6,6	-	-	-		
87	OHX	1	3898	-	0,6,6	-	-	-		
87	OHX	o3	202	-	0,6,6	-	-	-		
87	OHX	1	4112	-	0,6,6	-	-	-		
87	OHX	1	3884	-	0,6,6	-	-	-		
87	OHX	2	2023	-	0,6,6	-	-	-		
87	OHX	2	2173	-	0,6,6	-	-	-		
87	OHX	1	3913	-	0,6,6	-	-	-		
87	OHX	1	3959	-	0,6,6	-	-	-		
87	OHX	5	4187	-	0,6,6	-	-	-		
87	OHX	1	4096	-	0,6,6	-	-	-		
87	OHX	1	4043	-	0,6,6	-	-	-		
87	OHX	5	4123	-	0,6,6	-	-	-		
87	OHX	1	4146	-	0,6,6	-	-	-		
87	OHX	6	2101	-	0,6,6	-	-	-		
87	OHX	1	3908	-	0,6,6	-	-	-		
87	OHX	1	4046	-	0,6,6	-	-	-		
87	OHX	Q2	503	-	0,6,6	-	-	-		
87	OHX	6	2090	-	0,6,6	-	-	-		
87	OHX	6	2158	-	0,6,6	-	-	-		
87	OHX	5	4043	-	0,6,6	-	-	-		
87	OHX	1	4147	-	0,6,6	-	-	-		

Mol	Type	Chain	Res	Link	Bond lengths			Bond angles		
					Counts	RMSZ	# Z > 2	Counts	RMSZ	# Z > 2
87	OHX	6	2085	-	0,6,6	-	-	-		
87	OHX	1	4188	-	0,6,6	-	-	-		
87	OHX	2	2071	-	0,6,6	-	-	-		
87	OHX	1	3914	-	0,6,6	-	-	-		
87	OHX	1	3939	-	0,6,6	-	-	-		
87	OHX	6	2071	-	0,6,6	-	-	-		
87	OHX	1	3904	-	0,6,6	-	-	-		
87	OHX	1	3912	-	0,6,6	-	-	-		
87	OHX	1	4166	-	0,6,6	-	-	-		
87	OHX	1	4126	-	0,6,6	-	-	-		
87	OHX	5	4098	-	0,6,6	-	-	-		
87	OHX	6	2137	-	0,6,6	-	-	-		
87	OHX	5	4071	-	0,6,6	-	-	-		
87	OHX	1	3920	-	0,6,6	-	-	-		
87	OHX	1	4199	-	0,6,6	-	-	-		
87	OHX	5	4113	-	0,6,6	-	-	-		
87	OHX	5	4257	-	0,6,6	-	-	-		
87	OHX	1	4169	-	0,6,6	-	-	-		
87	OHX	6	2095	-	0,6,6	-	-	-		
87	OHX	2	2138	-	0,6,6	-	-	-		
87	OHX	5	4172	-	0,6,6	-	-	-		
87	OHX	1	4083	-	0,6,6	-	-	-		
87	OHX	6	2104	-	0,6,6	-	-	-		
87	OHX	5	3922	-	0,6,6	-	-	-		
87	OHX	2	2166	-	0,6,6	-	-	-		
87	OHX	5	3932	-	0,6,6	-	-	-		
87	OHX	1	4075	-	0,6,6	-	-	-		
87	OHX	5	3972	-	0,6,6	-	-	-		
87	OHX	5	3977	-	0,6,6	-	-	-		
87	OHX	5	4258	-	0,6,6	-	-	-		
87	OHX	1	4085	-	0,6,6	-	-	-		
87	OHX	1	3960	-	0,6,6	-	-	-		
87	OHX	1	3885	-	0,6,6	-	-	-		
87	OHX	1	4090	-	0,6,6	-	-	-		
87	OHX	1	3963	-	0,6,6	-	-	-		
87	OHX	4	238	-	0,6,6	-	-	-		
87	OHX	5	4176	-	0,6,6	-	-	-		
87	OHX	7	220	-	0,6,6	-	-	-		
87	OHX	2	2085	-	0,6,6	-	-	-		
87	OHX	1	3988	-	0,6,6	-	-	-		
87	OHX	2	2034	-	0,6,6	-	-	-		
87	OHX	1	3927	-	0,6,6	-	-	-		
87	OHX	5	3970	-	0,6,6	-	-	-		

Mol	Type	Chain	Res	Link	Bond lengths			Bond angles		
					Counts	RMSZ	# Z > 2	Counts	RMSZ	# Z > 2
87	OHX	2	2061	-	0,6,6	-	-	-		
87	OHX	6	2062	-	0,6,6	-	-	-		
87	OHX	5	3920	-	0,6,6	-	-	-		
87	OHX	1	3900	-	0,6,6	-	-	-		
87	OHX	6	2068	-	0,6,6	-	-	-		
87	OHX	5	4165	-	0,6,6	-	-	-		
87	OHX	2	2135	-	0,6,6	-	-	-		
87	OHX	3	218	-	0,6,6	-	-	-		
87	OHX	2	2040	-	0,6,6	-	-	-		
87	OHX	3	216	-	0,6,6	-	-	-		
87	OHX	6	2084	-	0,6,6	-	-	-		
87	OHX	5	4249	-	0,6,6	-	-	-		
87	OHX	1	4009	-	0,6,6	-	-	-		
87	OHX	2	2174	-	0,6,6	-	-	-		
87	OHX	6	2190	-	0,6,6	-	-	-		
87	OHX	2	2160	-	0,6,6	-	-	-		
87	OHX	6	2069	-	0,6,6	-	-	-		
87	OHX	2	2112	-	0,6,6	-	-	-		
87	OHX	5	4219	-	0,6,6	-	-	-		
87	OHX	5	4164	-	0,6,6	-	-	-		
87	OHX	5	3923	-	0,6,6	-	-	-		
87	OHX	1	4195	-	0,6,6	-	-	-		
87	OHX	6	2179	-	0,6,6	-	-	-		
87	OHX	6	2054	-	0,6,6	-	-	-		
87	OHX	5	4065	-	0,6,6	-	-	-		
87	OHX	1	4161	-	0,6,6	-	-	-		
87	OHX	5	4078	-	0,6,6	-	-	-		
87	OHX	1	4125	-	0,6,6	-	-	-		
87	OHX	1	4180	-	0,6,6	-	-	-		
87	OHX	1	3909	-	0,6,6	-	-	-		
87	OHX	1	4104	-	0,6,6	-	-	-		
87	OHX	1	4139	-	0,6,6	-	-	-		
87	OHX	6	2135	-	0,6,6	-	-	-		
87	OHX	2	2110	-	0,6,6	-	-	-		
87	OHX	5	3921	-	0,6,6	-	-	-		
87	OHX	5	4161	-	0,6,6	-	-	-		
87	OHX	2	2070	-	0,6,6	-	-	-		
87	OHX	2	2065	-	0,6,6	-	-	-		
87	OHX	1	3871	-	0,6,6	-	-	-		
87	OHX	1	4133	-	0,6,6	-	-	-		
87	OHX	6	2077	-	0,6,6	-	-	-		
87	OHX	5	4002	-	0,6,6	-	-	-		
87	OHX	5	4012	-	0,6,6	-	-	-		

Mol	Type	Chain	Res	Link	Bond lengths			Bond angles		
					Counts	RMSZ	# Z > 2	Counts	RMSZ	# Z > 2
87	OHX	2	2147	-	0,6,6	-	-	-		
87	OHX	1	3973	-	0,6,6	-	-	-		
87	OHX	6	2160	-	0,6,6	-	-	-		
87	OHX	5	4121	-	0,6,6	-	-	-		
87	OHX	2	2102	-	0,6,6	-	-	-		
87	OHX	8	218	-	0,6,6	-	-	-		
87	OHX	1	3868	-	0,6,6	-	-	-		
87	OHX	5	4064	-	0,6,6	-	-	-		
87	OHX	1	3990	-	0,6,6	-	-	-		
87	OHX	19	600	-	0,6,6	-	-	-		
87	OHX	5	4044	-	0,6,6	-	-	-		
87	OHX	1	3906	-	0,6,6	-	-	-		
87	OHX	2	2037	-	0,6,6	-	-	-		
87	OHX	5	4011	-	0,6,6	-	-	-		
87	OHX	2	2053	-	0,6,6	-	-	-		
87	OHX	1	4094	-	0,6,6	-	-	-		
87	OHX	5	4041	-	0,6,6	-	-	-		
87	OHX	2	2069	-	0,6,6	-	-	-		
87	OHX	6	2110	-	0,6,6	-	-	-		
87	OHX	5	4139	-	0,6,6	-	-	-		
87	OHX	1	4062	-	0,6,6	-	-	-		
87	OHX	1	4214	-	0,6,6	-	-	-		
87	OHX	5	4102	-	0,6,6	-	-	-		
87	OHX	6	2123	-	0,6,6	-	-	-		
87	OHX	5	3998	-	0,6,6	-	-	-		
87	OHX	1	3994	-	0,6,6	-	-	-		
87	OHX	6	2177	-	0,6,6	-	-	-		
87	OHX	2	2124	-	0,6,6	-	-	-		
87	OHX	5	3965	-	0,6,6	-	-	-		
87	OHX	2	2105	-	0,6,6	-	-	-		
87	OHX	5	4060	-	0,6,6	-	-	-		
87	OHX	1	4022	-	0,6,6	-	-	-		
87	OHX	1	3950	-	0,6,6	-	-	-		
87	OHX	1	4211	-	0,6,6	-	-	-		
87	OHX	5	4058	-	0,6,6	-	-	-		
87	OHX	6	2172	-	0,6,6	-	-	-		
87	OHX	2	2032	-	0,6,6	-	-	-		
87	OHX	2	2054	-	0,6,6	-	-	-		
87	OHX	6	2115	-	0,6,6	-	-	-		
87	OHX	5	3952	-	0,6,6	-	-	-		
87	OHX	8	217	-	0,6,6	-	-	-		
87	OHX	2	2066	-	0,6,6	-	-	-		
87	OHX	1	3982	-	0,6,6	-	-	-		

Mol	Type	Chain	Res	Link	Bond lengths			Bond angles		
					Counts	RMSZ	# Z > 2	Counts	RMSZ	# Z > 2
87	OHX	6	2183	-	0,6,6	-	-	-		
87	OHX	5	4062	-	0,6,6	-	-	-		
87	OHX	5	4072	-	0,6,6	-	-	-		
87	OHX	1	4091	-	0,6,6	-	-	-		
87	OHX	6	2111	-	0,6,6	-	-	-		
87	OHX	5	4010	-	0,6,6	-	-	-		
87	OHX	1	3983	-	0,6,6	-	-	-		
87	OHX	5	4093	-	0,6,6	-	-	-		
87	OHX	5	4198	-	0,6,6	-	-	-		
87	OHX	5	4163	-	0,6,6	-	-	-		
87	OHX	5	3979	-	0,6,6	-	-	-		
87	OHX	5	4039	-	0,6,6	-	-	-		
87	OHX	8	224	-	0,6,6	-	-	-		
87	OHX	2	2122	-	0,6,6	-	-	-		
87	OHX	2	2123	-	0,6,6	-	-	-		
87	OHX	1	4115	-	0,6,6	-	-	-		
87	OHX	2	2058	-	0,6,6	-	-	-		
87	OHX	5	4076	-	0,6,6	-	-	-		
87	OHX	1	3987	-	0,6,6	-	-	-		
87	OHX	6	2048	-	0,6,6	-	-	-		
87	OHX	5	3915	-	0,6,6	-	-	-		
87	OHX	5	3907	-	0,6,6	-	-	-		
87	OHX	6	2170	-	0,6,6	-	-	-		
87	OHX	6	2201	-	0,6,6	-	-	-		
87	OHX	5	4073	-	0,6,6	-	-	-		
87	OHX	5	4069	-	0,6,6	-	-	-		
87	OHX	6	2128	-	0,6,6	-	-	-		
87	OHX	1	3985	-	0,6,6	-	-	-		
87	OHX	2	2081	-	0,6,6	-	-	-		
87	OHX	2	2091	-	0,6,6	-	-	-		
87	OHX	5	4138	-	0,6,6	-	-	-		
87	OHX	5	4225	-	0,6,6	-	-	-		
87	OHX	1	4196	-	0,6,6	-	-	-		
87	OHX	5	4049	-	0,6,6	-	-	-		
87	OHX	7	219	-	0,6,6	-	-	-		
87	OHX	1	3872	-	0,6,6	-	-	-		
87	OHX	1	4136	-	0,6,6	-	-	-		
87	OHX	6	2163	-	0,6,6	-	-	-		
87	OHX	5	4070	-	0,6,6	-	-	-		
87	OHX	5	4115	-	0,6,6	-	-	-		
87	OHX	1	3970	-	0,6,6	-	-	-		
87	OHX	1	4153	-	0,6,6	-	-	-		
87	OHX	m1	202	-	0,6,6	-	-	-		

Mol	Type	Chain	Res	Link	Bond lengths			Bond angles		
					Counts	RMSZ	# Z > 2	Counts	RMSZ	# Z > 2
87	OHX	6	2060	-	0,6,6	-	-	-		
87	OHX	2	2025	-	0,6,6	-	-	-		
87	OHX	15	304	-	0,6,6	-	-	-		
87	OHX	m4	201	-	0,6,6	-	-	-		
87	OHX	1	4202	-	0,6,6	-	-	-		
87	OHX	L3	404	-	0,6,6	-	-	-		
87	OHX	1	4208	-	0,6,6	-	-	-		
87	OHX	1	3940	-	0,6,6	-	-	-		
87	OHX	1	3902	-	0,6,6	-	-	-		
87	OHX	5	4196	-	0,6,6	-	-	-		
87	OHX	1	3928	-	0,6,6	-	-	-		
87	OHX	5	4244	-	0,6,6	-	-	-		
87	OHX	1	3949	-	0,6,6	-	-	-		
87	OHX	6	2112	-	0,6,6	-	-	-		
87	OHX	5	4130	-	0,6,6	-	-	-		
87	OHX	6	2075	-	0,6,6	-	-	-		
87	OHX	5	4137	-	0,6,6	-	-	-		
87	OHX	1	4107	-	0,6,6	-	-	-		
87	OHX	1	4088	-	0,6,6	-	-	-		
87	OHX	5	4108	-	0,6,6	-	-	-		
87	OHX	6	2199	-	0,6,6	-	-	-		
87	OHX	1	4064	-	0,6,6	-	-	-		
87	OHX	2	2164	-	0,6,6	-	-	-		
87	OHX	3	215	-	0,6,6	-	-	-		
87	OHX	6	2195	-	0,6,6	-	-	-		
87	OHX	5	4233	-	0,6,6	-	-	-		
87	OHX	2	2072	-	0,6,6	-	-	-		
87	OHX	1	4050	-	0,6,6	-	-	-		
87	OHX	O7	104	-	0,6,6	-	-	-		
87	OHX	1	3926	-	0,6,6	-	-	-		
87	OHX	2	2038	-	0,6,6	-	-	-		
87	OHX	1	4160	-	0,6,6	-	-	-		
87	OHX	1	4023	-	0,6,6	-	-	-		
87	OHX	2	2060	-	0,6,6	-	-	-		
87	OHX	5	4054	-	0,6,6	-	-	-		
87	OHX	D9	102	-	0,6,6	-	-	-		
87	OHX	1	4004	-	0,6,6	-	-	-		
87	OHX	6	2197	-	0,6,6	-	-	-		
87	OHX	1	4055	-	0,6,6	-	-	-		
87	OHX	1	3922	-	0,6,6	-	-	-		
87	OHX	5	4128	-	0,6,6	-	-	-		
87	OHX	6	2138	-	0,6,6	-	-	-		
87	OHX	5	4047	-	0,6,6	-	-	-		

Mol	Type	Chain	Res	Link	Bond lengths			Bond angles		
					Counts	RMSZ	# Z > 2	Counts	RMSZ	# Z > 2
87	OHX	2	2119	-	0,6,6	-	-	-		
87	OHX	2	2127	-	0,6,6	-	-	-		
87	OHX	5	4168	-	0,6,6	-	-	-		
87	OHX	1	4117	-	0,6,6	-	-	-		
87	OHX	s4	301	-	0,6,6	-	-	-		
87	OHX	8	220	-	0,6,6	-	-	-		
87	OHX	o7	502	-	0,6,6	-	-	-		
87	OHX	1	4144	-	0,6,6	-	-	-		
87	OHX	2	2041	-	0,6,6	-	-	-		
87	OHX	2	2139	-	0,6,6	-	-	-		
87	OHX	1	4149	-	0,6,6	-	-	-		
87	OHX	6	2164	-	0,6,6	-	-	-		
87	OHX	5	4117	-	0,6,6	-	-	-		
87	OHX	5	4135	-	0,6,6	-	-	-		
87	OHX	5	4256	-	0,6,6	-	-	-		
87	OHX	5	4017	-	0,6,6	-	-	-		
87	OHX	m0	302	-	0,6,6	-	-	-		
87	OHX	5	3988	-	0,6,6	-	-	-		
87	OHX	1	4106	-	0,6,6	-	-	-		
87	OHX	1	4158	-	0,6,6	-	-	-		
87	OHX	5	3926	-	0,6,6	-	-	-		
87	OHX	1	4092	-	0,6,6	-	-	-		
87	OHX	5	3996	-	0,6,6	-	-	-		
87	OHX	1	4024	-	0,6,6	-	-	-		
87	OHX	2	2130	-	0,6,6	-	-	-		
87	OHX	5	4081	-	0,6,6	-	-	-		
87	OHX	6	2186	-	0,6,6	-	-	-		
87	OHX	1	4171	-	0,6,6	-	-	-		
87	OHX	6	2153	-	0,6,6	-	-	-		
87	OHX	5	4144	-	0,6,6	-	-	-		
87	OHX	2	2120	-	0,6,6	-	-	-		
87	OHX	2	2042	-	0,6,6	-	-	-		
87	OHX	1	4093	-	0,6,6	-	-	-		
87	OHX	1	4129	-	0,6,6	-	-	-		
87	OHX	1	4007	-	0,6,6	-	-	-		
87	OHX	1	4190	-	0,6,6	-	-	-		
87	OHX	2	2108	-	0,6,6	-	-	-		
87	OHX	8	221	-	0,6,6	-	-	-		
87	OHX	5	4254	-	0,6,6	-	-	-		
87	OHX	5	4027	-	0,6,6	-	-	-		
87	OHX	1	3875	-	0,6,6	-	-	-		
87	OHX	1	4047	-	0,6,6	-	-	-		
87	OHX	L4	402	-	0,6,6	-	-	-		

Mol	Type	Chain	Res	Link	Bond lengths			Bond angles		
					Counts	RMSZ	# Z > 2	Counts	RMSZ	# Z > 2
87	OHX	6	2109	-	0,6,6	-	-	-		
87	OHX	6	2194	-	0,6,6	-	-	-		
87	OHX	2	2154	-	0,6,6	-	-	-		
87	OHX	5	4206	-	0,6,6	-	-	-		
87	OHX	2	2046	-	0,6,6	-	-	-		
87	OHX	1	4073	-	0,6,6	-	-	-		
87	OHX	2	2171	-	0,6,6	-	-	-		
87	OHX	1	3980	-	0,6,6	-	-	-		
87	OHX	5	4170	-	0,6,6	-	-	-		
87	OHX	5	3917	-	0,6,6	-	-	-		
87	OHX	2	2029	-	0,6,6	-	-	-		
87	OHX	1	3918	-	0,6,6	-	-	-		
87	OHX	1	4216	-	0,6,6	-	-	-		
87	OHX	2	2158	-	0,6,6	-	-	-		
87	OHX	5	3935	-	0,6,6	-	-	-		
87	OHX	2	2114	-	0,6,6	-	-	-		
87	OHX	5	4003	-	0,6,6	-	-	-		
87	OHX	5	4129	-	0,6,6	-	-	-		
87	OHX	5	4178	-	0,6,6	-	-	-		
87	OHX	5	3942	-	0,6,6	-	-	-		
87	OHX	2	2177	-	0,6,6	-	-	-		
87	OHX	6	2056	-	0,6,6	-	-	-		
87	OHX	6	2148	-	0,6,6	-	-	-		
87	OHX	5	4174	-	0,6,6	-	-	-		
87	OHX	2	2153	-	0,6,6	-	-	-		
87	OHX	1	4191	-	0,6,6	-	-	-		
87	OHX	6	2080	-	0,6,6	-	-	-		
87	OHX	5	3903	-	0,6,6	-	-	-		
87	OHX	5	3978	-	0,6,6	-	-	-		
87	OHX	1	4089	-	0,6,6	-	-	-		
87	OHX	5	4103	-	0,6,6	-	-	-		
87	OHX	5	4205	-	0,6,6	-	-	-		
87	OHX	1	4179	-	0,6,6	-	-	-		
87	OHX	6	2182	-	0,6,6	-	-	-		
87	OHX	13	403	-	0,6,6	-	-	-		
87	OHX	1	4155	-	0,6,6	-	-	-		
87	OHX	1	3954	-	0,6,6	-	-	-		
87	OHX	2	2045	-	0,6,6	-	-	-		
87	OHX	2	2059	-	0,6,6	-	-	-		
87	OHX	O2	201	-	0,6,6	-	-	-		
87	OHX	5	4087	-	0,6,6	-	-	-		
87	OHX	1	4042	-	0,6,6	-	-	-		
87	OHX	5	4126	-	0,6,6	-	-	-		

Mol	Type	Chain	Res	Link	Bond lengths			Bond angles		
					Counts	RMSZ	# Z > 2	Counts	RMSZ	# Z > 2
87	OHX	5	4155	-	0,6,6	-	-	-		
87	OHX	2	2156	-	0,6,6	-	-	-		
87	OHX	1	4207	-	0,6,6	-	-	-		
87	OHX	6	2165	-	0,6,6	-	-	-		
87	OHX	1	3916	-	0,6,6	-	-	-		
87	OHX	1	3924	-	0,6,6	-	-	-		
87	OHX	5	3958	-	0,6,6	-	-	-		
87	OHX	1	4068	-	0,6,6	-	-	-		
87	OHX	2	2145	-	0,6,6	-	-	-		
87	OHX	5	4015	-	0,6,6	-	-	-		
87	OHX	5	4145	-	0,6,6	-	-	-		
87	OHX	1	3910	-	0,6,6	-	-	-		
87	OHX	4	224	-	0,6,6	-	-	-		
87	OHX	2	2101	-	0,6,6	-	-	-		
87	OHX	1	4053	-	0,6,6	-	-	-		
87	OHX	6	2097	-	0,6,6	-	-	-		
87	OHX	1	3972	-	0,6,6	-	-	-		
87	OHX	4	228	-	0,6,6	-	-	-		
87	OHX	1	3977	-	0,6,6	-	-	-		
87	OHX	2	2068	-	0,6,6	-	-	-		
87	OHX	1	4099	-	0,6,6	-	-	-		
87	OHX	4	235	-	0,6,6	-	-	-		
87	OHX	5	4194	-	0,6,6	-	-	-		
87	OHX	2	2056	-	0,6,6	-	-	-		
87	OHX	2	2152	-	0,6,6	-	-	-		
87	OHX	5	4116	-	0,6,6	-	-	-		
87	OHX	5	4125	-	0,6,6	-	-	-		
87	OHX	2	2080	-	0,6,6	-	-	-		
87	OHX	5	4185	-	0,6,6	-	-	-		
87	OHX	5	4218	-	0,6,6	-	-	-		
87	OHX	2	2175	-	0,6,6	-	-	-		
87	OHX	1	4120	-	0,6,6	-	-	-		
87	OHX	1	4010	-	0,6,6	-	-	-		
87	OHX	5	3924	-	0,6,6	-	-	-		
87	OHX	1	3957	-	0,6,6	-	-	-		
87	OHX	1	4111	-	0,6,6	-	-	-		
87	OHX	6	2166	-	0,6,6	-	-	-		
87	OHX	1	4204	-	0,6,6	-	-	-		
87	OHX	5	4223	-	0,6,6	-	-	-		
87	OHX	1	4176	-	0,6,6	-	-	-		
87	OHX	1	3901	-	0,6,6	-	-	-		
87	OHX	5	3962	-	0,6,6	-	-	-		
87	OHX	5	3961	-	0,6,6	-	-	-		

Mol	Type	Chain	Res	Link	Bond lengths			Bond angles		
					Counts	RMSZ	# Z > 2	Counts	RMSZ	# Z > 2
87	OHX	1	4100	-	0,6,6	-	-	-		
87	OHX	5	4053	-	0,6,6	-	-	-		
87	OHX	6	2152	-	0,6,6	-	-	-		
87	OHX	5	4074	-	0,6,6	-	-	-		
87	OHX	1	3923	-	0,6,6	-	-	-		
87	OHX	2	2084	-	0,6,6	-	-	-		
87	OHX	1	3873	-	0,6,6	-	-	-		
87	OHX	5	4008	-	0,6,6	-	-	-		
87	OHX	6	2067	-	0,6,6	-	-	-		
87	OHX	5	4032	-	0,6,6	-	-	-		
87	OHX	1	3978	-	0,6,6	-	-	-		
87	OHX	1	3933	-	0,6,6	-	-	-		
87	OHX	1	3974	-	0,6,6	-	-	-		
87	OHX	2	2055	-	0,6,6	-	-	-		
87	OHX	4	232	-	0,6,6	-	-	-		
87	OHX	1	3899	-	0,6,6	-	-	-		
87	OHX	6	2094	-	0,6,6	-	-	-		
87	OHX	5	4136	-	0,6,6	-	-	-		
87	OHX	2	2111	-	0,6,6	-	-	-		
87	OHX	5	4181	-	0,6,6	-	-	-		
87	OHX	2	2075	-	0,6,6	-	-	-		
87	OHX	M9	202	-	0,6,6	-	-	-		
87	OHX	1	3995	-	0,6,6	-	-	-		
87	OHX	2	2137	-	0,6,6	-	-	-		
87	OHX	1	4013	-	0,6,6	-	-	-		
87	OHX	4	236	-	0,6,6	-	-	-		
87	OHX	5	4192	-	0,6,6	-	-	-		
87	OHX	1	4026	-	0,6,6	-	-	-		
87	OHX	5	4203	-	0,6,6	-	-	-		
87	OHX	1	3966	-	0,6,6	-	-	-		
87	OHX	5	4140	-	0,6,6	-	-	-		
87	OHX	6	2055	-	0,6,6	-	-	-		
87	OHX	6	2061	-	0,6,6	-	-	-		
87	OHX	4	231	-	0,6,6	-	-	-		
87	OHX	1	4098	-	0,6,6	-	-	-		
87	OHX	1	4217	-	0,6,6	-	-	-		
87	OHX	2	2036	-	0,6,6	-	-	-		
87	OHX	5	3925	-	0,6,6	-	-	-		
87	OHX	1	4036	-	0,6,6	-	-	-		
87	OHX	1	4006	-	0,6,6	-	-	-		
87	OHX	6	2129	-	0,6,6	-	-	-		
87	OHX	6	2181	-	0,6,6	-	-	-		
87	OHX	1	4183	-	0,6,6	-	-	-		

Mol	Type	Chain	Res	Link	Bond lengths			Bond angles		
					Counts	RMSZ	# Z > 2	Counts	RMSZ	# Z > 2
87	OHX	6	2044	-	0,6,6	-	-	-		
87	OHX	5	4022	-	0,6,6	-	-	-		
87	OHX	6	2149	-	0,6,6	-	-	-		
87	OHX	5	4243	-	0,6,6	-	-	-		
87	OHX	5	4193	-	0,6,6	-	-	-		
87	OHX	1	3955	-	0,6,6	-	-	-		
87	OHX	1	4110	-	0,6,6	-	-	-		
87	OHX	5	4026	-	0,6,6	-	-	-		
87	OHX	6	2098	-	0,6,6	-	-	-		
87	OHX	5	3964	-	0,6,6	-	-	-		
87	OHX	1	4187	-	0,6,6	-	-	-		
87	OHX	6	2081	-	0,6,6	-	-	-		
87	OHX	6	2169	-	0,6,6	-	-	-		
87	OHX	5	3951	-	0,6,6	-	-	-		
87	OHX	5	4036	-	0,6,6	-	-	-		
87	OHX	5	4029	-	0,6,6	-	-	-		
87	OHX	6	2178	-	0,6,6	-	-	-		
87	OHX	5	4132	-	0,6,6	-	-	-		
87	OHX	7	223	-	0,6,6	-	-	-		
87	OHX	1	4215	-	0,6,6	-	-	-		
87	OHX	6	2126	-	0,6,6	-	-	-		
87	OHX	5	4146	-	0,6,6	-	-	-		
87	OHX	1	3883	-	0,6,6	-	-	-		
87	OHX	5	4212	-	0,6,6	-	-	-		
87	OHX	6	2102	-	0,6,6	-	-	-		
87	OHX	d4	202	-	0,6,6	-	-	-		
87	OHX	5	4085	-	0,6,6	-	-	-		
87	OHX	2	2064	-	0,6,6	-	-	-		
87	OHX	2	2133	-	0,6,6	-	-	-		
87	OHX	6	2154	-	0,6,6	-	-	-		
87	OHX	q2	502	-	0,6,6	-	-	-		
87	OHX	C5	201	-	0,6,6	-	-	-		
87	OHX	6	2078	-	0,6,6	-	-	-		
87	OHX	5	4019	-	0,6,6	-	-	-		
87	OHX	1	4065	-	0,6,6	-	-	-		
87	OHX	5	4106	-	0,6,6	-	-	-		
87	OHX	5	4175	-	0,6,6	-	-	-		
87	OHX	3	220	-	0,6,6	-	-	-		
87	OHX	1	3943	-	0,6,6	-	-	-		
87	OHX	1	4162	-	0,6,6	-	-	-		
87	OHX	M0	303	-	0,6,6	-	-	-		
87	OHX	M5	303	-	0,6,6	-	-	-		
87	OHX	6	2132	-	0,6,6	-	-	-		

Mol	Type	Chain	Res	Link	Bond lengths			Bond angles		
					Counts	RMSZ	# Z > 2	Counts	RMSZ	# Z > 2
87	OHX	7	222	-	0,6,6	-	-	-		
87	OHX	6	2175	-	0,6,6	-	-	-		
87	OHX	4	225	-	0,6,6	-	-	-		
87	OHX	5	3912	-	0,6,6	-	-	-		
87	OHX	7	215	-	0,6,6	-	-	-		
87	OHX	1	4021	-	0,6,6	-	-	-		
87	OHX	2	2083	-	0,6,6	-	-	-		
87	OHX	6	2113	-	0,6,6	-	-	-		
87	OHX	1	4079	-	0,6,6	-	-	-		
87	OHX	6	2108	-	0,6,6	-	-	-		
87	OHX	5	4082	-	0,6,6	-	-	-		
87	OHX	1	4005	-	0,6,6	-	-	-		
87	OHX	5	4238	-	0,6,6	-	-	-		
87	OHX	6	2105	-	0,6,6	-	-	-		
87	OHX	1	3951	-	0,6,6	-	-	-		
87	OHX	1	3874	-	0,6,6	-	-	-		
87	OHX	6	2064	-	0,6,6	-	-	-		
87	OHX	2	2148	-	0,6,6	-	-	-		
87	OHX	6	2144	-	0,6,6	-	-	-		
87	OHX	5	4095	-	0,6,6	-	-	-		
87	OHX	1	3936	-	0,6,6	-	-	-		
87	OHX	2	2180	-	0,6,6	-	-	-		
87	OHX	1	3911	-	0,6,6	-	-	-		
87	OHX	1	4051	-	0,6,6	-	-	-		
87	OHX	1	4213	-	0,6,6	-	-	-		
87	OHX	6	2046	-	0,6,6	-	-	-		
87	OHX	1	4011	-	0,6,6	-	-	-		
87	OHX	6	2063	-	0,6,6	-	-	-		
87	OHX	6	2093	-	0,6,6	-	-	-		
87	OHX	2	2057	-	0,6,6	-	-	-		
87	OHX	3	221	-	0,6,6	-	-	-		
87	OHX	5	3963	-	0,6,6	-	-	-		
87	OHX	5	4016	-	0,6,6	-	-	-		
87	OHX	1	4070	-	0,6,6	-	-	-		
87	OHX	5	4021	-	0,6,6	-	-	-		
87	OHX	1	3888	-	0,6,6	-	-	-		
87	OHX	6	2203	-	0,6,6	-	-	-		
87	OHX	5	4177	-	0,6,6	-	-	-		
87	OHX	1	3896	-	0,6,6	-	-	-		
87	OHX	2	2172	-	0,6,6	-	-	-		
87	OHX	c5	201	-	0,6,6	-	-	-		
87	OHX	1	3997	-	0,6,6	-	-	-		
87	OHX	1	4080	-	0,6,6	-	-	-		

Mol	Type	Chain	Res	Link	Bond lengths			Bond angles		
					Counts	RMSZ	# Z > 2	Counts	RMSZ	# Z > 2
87	OHX	5	4151	-	0,6,6	-	-	-		
87	OHX	m8	201	-	0,6,6	-	-	-		
87	OHX	1	4020	-	0,6,6	-	-	-		
87	OHX	5	4112	-	0,6,6	-	-	-		
89	ANM	1	4218	-	20,20,20	0.86	0	22,27,27	1.37	3 (13%)
87	OHX	1	3880	-	0,6,6	-	-	-		
87	OHX	2	2076	-	0,6,6	-	-	-		
87	OHX	2	2062	-	0,6,6	-	-	-		
87	OHX	5	3911	-	0,6,6	-	-	-		
87	OHX	6	2141	-	0,6,6	-	-	-		
87	OHX	6	2091	-	0,6,6	-	-	-		
87	OHX	1	3892	-	0,6,6	-	-	-		
87	OHX	5	4228	-	0,6,6	-	-	-		
87	OHX	5	4147	-	0,6,6	-	-	-		
87	OHX	M8	201	-	0,6,6	-	-	-		
87	OHX	1	4145	-	0,6,6	-	-	-		
87	OHX	2	2125	-	0,6,6	-	-	-		
87	OHX	1	4033	-	0,6,6	-	-	-		
87	OHX	6	2156	-	0,6,6	-	-	-		
87	OHX	1	3938	-	0,6,6	-	-	-		
87	OHX	5	3969	-	0,6,6	-	-	-		
87	OHX	O3	201	-	0,6,6	-	-	-		
87	OHX	5	4214	-	0,6,6	-	-	-		
87	OHX	5	4251	-	0,6,6	-	-	-		
87	OHX	8	214	-	0,6,6	-	-	-		
87	OHX	1	4137	-	0,6,6	-	-	-		
87	OHX	1	4198	-	0,6,6	-	-	-		
87	OHX	5	3909	-	0,6,6	-	-	-		
87	OHX	5	4104	-	0,6,6	-	-	-		
87	OHX	6	2143	-	0,6,6	-	-	-		
87	OHX	5	4020	-	0,6,6	-	-	-		
87	OHX	1	3999	-	0,6,6	-	-	-		
87	OHX	1	4168	-	0,6,6	-	-	-		
87	OHX	6	2073	-	0,6,6	-	-	-		
87	OHX	5	4018	-	0,6,6	-	-	-		
87	OHX	2	2129	-	0,6,6	-	-	-		
87	OHX	6	2089	-	0,6,6	-	-	-		
87	OHX	8	219	-	0,6,6	-	-	-		
87	OHX	SR	401	-	0,6,6	-	-	-		
87	OHX	5	4156	-	0,6,6	-	-	-		
87	OHX	5	4199	-	0,6,6	-	-	-		
87	OHX	5	3930	-	0,6,6	-	-	-		
87	OHX	1	3907	-	0,6,6	-	-	-		

Mol	Type	Chain	Res	Link	Bond lengths			Bond angles		
					Counts	RMSZ	# Z > 2	Counts	RMSZ	# Z > 2
87	OHX	1	4059	-	0,6,6	-	-	-		
87	OHX	2	2121	-	0,6,6	-	-	-		
87	OHX	5	4149	-	0,6,6	-	-	-		
87	OHX	1	3956	-	0,6,6	-	-	-		
87	OHX	5	4247	-	0,6,6	-	-	-		
87	OHX	1	4167	-	0,6,6	-	-	-		
87	OHX	8	225	-	0,6,6	-	-	-		
87	OHX	5	3968	-	0,6,6	-	-	-		
87	OHX	5	4111	-	0,6,6	-	-	-		
87	OHX	4	234	-	0,6,6	-	-	-		
87	OHX	1	4109	-	0,6,6	-	-	-		
87	OHX	6	2070	-	0,6,6	-	-	-		
87	OHX	5	3927	-	0,6,6	-	-	-		
87	OHX	1	4066	-	0,6,6	-	-	-		
87	OHX	5	3992	-	0,6,6	-	-	-		
87	OHX	5	4014	-	0,6,6	-	-	-		
87	OHX	1	3967	-	0,6,6	-	-	-		
87	OHX	1	4175	-	0,6,6	-	-	-		
87	OHX	1	4164	-	0,6,6	-	-	-		
87	OHX	6	2072	-	0,6,6	-	-	-		
87	OHX	6	2107	-	0,6,6	-	-	-		
87	OHX	1	3897	-	0,6,6	-	-	-		
87	OHX	5	3918	-	0,6,6	-	-	-		
87	OHX	5	4211	-	0,6,6	-	-	-		
87	OHX	2	2115	-	0,6,6	-	-	-		
87	OHX	1	4152	-	0,6,6	-	-	-		
87	OHX	5	4220	-	0,6,6	-	-	-		
87	OHX	4	230	-	0,6,6	-	-	-		
87	OHX	5	4241	87	0,6,6	-	-	-		
87	OHX	n9	102	-	0,6,6	-	-	-		
87	OHX	2	2067	-	0,6,6	-	-	-		
87	OHX	5	4153	-	0,6,6	-	-	-		
87	OHX	3	219	-	0,6,6	-	-	-		
87	OHX	3	225	-	0,6,6	-	-	-		
87	OHX	5	3983	-	0,6,6	-	-	-		
87	OHX	1	4103	-	0,6,6	-	-	-		
87	OHX	5	4197	-	0,6,6	-	-	-		
87	OHX	6	2057	-	0,6,6	-	-	-		
87	OHX	5	3967	-	0,6,6	-	-	-		
87	OHX	1	4205	-	0,6,6	-	-	-		
87	OHX	5	3954	-	0,6,6	-	-	-		
87	OHX	5	4084	-	0,6,6	-	-	-		
87	OHX	5	4000	-	0,6,6	-	-	-		

Mol	Type	Chain	Res	Link	Bond lengths			Bond angles		
					Counts	RMSZ	# Z > 2	Counts	RMSZ	# Z > 2
87	OHX	5	3941	-	0,6,6	-	-	-	-	-
87	OHX	5	3987	-	0,6,6	-	-	-	-	-
87	OHX	5	4124	-	0,6,6	-	-	-	-	-
87	OHX	6	2130	-	0,6,6	-	-	-	-	-
87	OHX	2	2035	-	0,6,6	-	-	-	-	-
87	OHX	6	2167	-	0,6,6	-	-	-	-	-
87	OHX	1	4049	-	0,6,6	-	-	-	-	-
87	OHX	M7	206	-	0,6,6	-	-	-	-	-
87	OHX	5	4141	-	0,6,6	-	-	-	-	-
87	OHX	5	4086	-	0,6,6	-	-	-	-	-
87	OHX	2	2140	-	0,6,6	-	-	-	-	-
87	OHX	5	4217	-	0,6,6	-	-	-	-	-
87	OHX	1	3903	-	0,6,6	-	-	-	-	-
87	OHX	5	4061	-	0,6,6	-	-	-	-	-
87	OHX	5	4056	-	0,6,6	-	-	-	-	-
87	OHX	1	4172	-	0,6,6	-	-	-	-	-
87	OHX	8	223	-	0,6,6	-	-	-	-	-
87	OHX	2	2150	-	0,6,6	-	-	-	-	-
87	OHX	2	2026	-	0,6,6	-	-	-	-	-
87	OHX	1	4060	-	0,6,6	-	-	-	-	-
87	OHX	6	2133	-	0,6,6	-	-	-	-	-
87	OHX	1	4041	-	0,6,6	-	-	-	-	-
87	OHX	1	4058	-	0,6,6	-	-	-	-	-
87	OHX	5	4038	-	0,6,6	-	-	-	-	-
87	OHX	5	4101	-	0,6,6	-	-	-	-	-
87	OHX	1	4097	-	0,6,6	-	-	-	-	-
87	OHX	6	2189	-	0,6,6	-	-	-	-	-
87	OHX	6	2116	-	0,6,6	-	-	-	-	-
87	OHX	2	2107	-	0,6,6	-	-	-	-	-
87	OHX	6	2074	-	0,6,6	-	-	-	-	-
87	OHX	1	3948	-	0,6,6	-	-	-	-	-
87	OHX	5	3945	-	0,6,6	-	-	-	-	-
87	OHX	5	3906	-	0,6,6	-	-	-	-	-
87	OHX	5	4097	-	0,6,6	-	-	-	-	-
87	OHX	2	2024	-	0,6,6	-	-	-	-	-
87	OHX	1	4077	-	0,6,6	-	-	-	-	-
87	OHX	5	3950	-	0,6,6	-	-	-	-	-
87	OHX	1	4040	-	0,6,6	-	-	-	-	-
87	OHX	5	4209	-	0,6,6	-	-	-	-	-
87	OHX	5	4248	-	0,6,6	-	-	-	-	-
87	OHX	c8	202	-	0,6,6	-	-	-	-	-
87	OHX	6	2150	-	0,6,6	-	-	-	-	-
87	OHX	5	3989	-	0,6,6	-	-	-	-	-

Mol	Type	Chain	Res	Link	Bond lengths			Bond angles		
					Counts	RMSZ	# Z > 2	Counts	RMSZ	# Z > 2
87	OHX	1	3961	-	0,6,6	-	-	-		
87	OHX	1	4142	-	0,6,6	-	-	-		
87	OHX	1	3870	-	0,6,6	-	-	-		
87	OHX	1	4027	-	0,6,6	-	-	-		
87	OHX	6	2155	-	0,6,6	-	-	-		
87	OHX	6	2192	-	0,6,6	-	-	-		
87	OHX	1	3981	-	0,6,6	-	-	-		
87	OHX	2	2162	-	0,6,6	-	-	-		
87	OHX	5	4088	-	0,6,6	-	-	-		
87	OHX	4	227	-	0,6,6	-	-	-		
87	OHX	5	4179	-	0,6,6	-	-	-		
87	OHX	5	3960	-	0,6,6	-	-	-		
87	OHX	5	4184	-	0,6,6	-	-	-		
87	OHX	5	4127	-	0,6,6	-	-	-		
87	OHX	1	3889	-	0,6,6	-	-	-		
87	OHX	s1	303	-	0,6,6	-	-	-		
87	OHX	5	4077	-	0,6,6	-	-	-		
87	OHX	1	3917	-	0,6,6	-	-	-		
87	OHX	5	3937	-	0,6,6	-	-	-		
87	OHX	7	224	-	0,6,6	-	-	-		
87	OHX	5	3975	-	0,6,6	-	-	-		
87	OHX	2	2167	-	0,6,6	-	-	-		
87	OHX	1	3947	-	0,6,6	-	-	-		
87	OHX	1	4045	-	0,6,6	-	-	-		
87	OHX	6	2147	-	0,6,6	-	-	-		
87	OHX	5	4099	-	0,6,6	-	-	-		
87	OHX	5	4004	-	0,6,6	-	-	-		
87	OHX	5	4142	-	0,6,6	-	-	-		
87	OHX	1	4134	-	0,6,6	-	-	-		
87	OHX	2	2165	-	0,6,6	-	-	-		
87	OHX	1	3905	-	0,6,6	-	-	-		
87	OHX	1	4017	-	0,6,6	-	-	-		
87	OHX	1	4181	-	0,6,6	-	-	-		
87	OHX	6	2162	-	0,6,6	-	-	-		
87	OHX	6	2180	-	0,6,6	-	-	-		
87	OHX	1	3881	-	0,6,6	-	-	-		
87	OHX	5	3914	-	0,6,6	-	-	-		
87	OHX	5	4213	-	0,6,6	-	-	-		
87	OHX	1	4044	-	0,6,6	-	-	-		
87	OHX	1	3976	-	0,6,6	-	-	-		
87	OHX	1	4087	-	0,6,6	-	-	-		
87	OHX	1	4114	-	0,6,6	-	-	-		
87	OHX	3	223	-	0,6,6	-	-	-		

Mol	Type	Chain	Res	Link	Bond lengths			Bond angles		
					Counts	RMSZ	# Z > 2	Counts	RMSZ	# Z > 2
87	OHX	5	4188	-	0,6,6	-	-	-		
87	OHX	1	3929	-	0,6,6	-	-	-		
87	OHX	5	4092	-	0,6,6	-	-	-		
87	OHX	6	2051	-	0,6,6	-	-	-		
87	OHX	1	4057	-	0,6,6	-	-	-		
87	OHX	5	3913	-	0,6,6	-	-	-		
87	OHX	2	2048	-	0,6,6	-	-	-		
87	OHX	M6	202	-	0,6,6	-	-	-		
87	OHX	c3	201	-	0,6,6	-	-	-		
87	OHX	6	2124	-	0,6,6	-	-	-		
87	OHX	6	2079	-	0,6,6	-	-	-		
87	OHX	5	4118	-	0,6,6	-	-	-		
87	OHX	5	4171	-	0,6,6	-	-	-		
87	OHX	5	4236	-	0,6,6	-	-	-		
87	OHX	5	4046	-	0,6,6	-	-	-		
87	OHX	4	233	-	0,6,6	-	-	-		
87	OHX	5	4190	-	0,6,6	-	-	-		
87	OHX	1	4131	-	0,6,6	-	-	-		
87	OHX	5	4173	-	0,6,6	-	-	-		
87	OHX	2	2178	-	0,6,6	-	-	-		
87	OHX	1	4157	-	0,6,6	-	-	-		
87	OHX	6	2176	-	0,6,6	-	-	-		
87	OHX	5	4169	-	0,6,6	-	-	-		
87	OHX	2	2163	-	0,6,6	-	-	-		
87	OHX	5	3976	-	0,6,6	-	-	-		
87	OHX	2	2118	-	0,6,6	-	-	-		
87	OHX	5	4042	-	0,6,6	-	-	-		
87	OHX	6	2050	-	0,6,6	-	-	-		
87	OHX	1	3998	-	0,6,6	-	-	-		
87	OHX	6	2151	-	0,6,6	-	-	-		
87	OHX	1	4072	-	0,6,6	-	-	-		
87	OHX	5	4166	-	0,6,6	-	-	-		
87	OHX	5	4231	-	0,6,6	-	-	-		
87	OHX	m6	202	-	0,6,6	-	-	-		
87	OHX	1	3886	-	0,6,6	-	-	-		
87	OHX	2	2027	-	0,6,6	-	-	-		
87	OHX	5	4154	-	0,6,6	-	-	-		
87	OHX	1	4030	-	0,6,6	-	-	-		
87	OHX	2	2096	-	0,6,6	-	-	-		
87	OHX	1	3962	-	0,6,6	-	-	-		
87	OHX	1	4018	-	0,6,6	-	-	-		
87	OHX	C3	201	-	0,6,6	-	-	-		
87	OHX	1	4063	-	0,6,6	-	-	-		

Mol	Type	Chain	Res	Link	Bond lengths			Bond angles		
					Counts	RMSZ	# Z > 2	Counts	RMSZ	# Z > 2
87	OHX	1	4132	-	0,6,6	-	-	-		
87	OHX	2	2109	-	0,6,6	-	-	-		
87	OHX	2	2051	-	0,6,6	-	-	-		
87	OHX	2	2141	-	0,6,6	-	-	-		
87	OHX	1	3878	-	0,6,6	-	-	-		
87	OHX	1	4052	-	0,6,6	-	-	-		
87	OHX	1	4182	-	0,6,6	-	-	-		
87	OHX	6	2168	-	0,6,6	-	-	-		
87	OHX	s1	302	-	0,6,6	-	-	-		
87	OHX	5	3982	-	0,6,6	-	-	-		
87	OHX	5	4200	-	0,6,6	-	-	-		
87	OHX	S8	302	-	0,6,6	-	-	-		
87	OHX	2	2052	-	0,6,6	-	-	-		
87	OHX	5	4150	-	0,6,6	-	-	-		
87	OHX	5	3943	-	0,6,6	-	-	-		
87	OHX	5	4089	-	0,6,6	-	-	-		
87	OHX	1	4143	-	0,6,6	-	-	-		
87	OHX	6	2106	-	0,6,6	-	-	-		
87	OHX	5	3971	-	0,6,6	-	-	-		
87	OHX	5	4037	-	0,6,6	-	-	-		
87	OHX	2	2116	-	0,6,6	-	-	-		
87	OHX	2	2098	-	0,6,6	-	-	-		
87	OHX	1	3993	-	0,6,6	-	-	-		
87	OHX	1	4081	-	0,6,6	-	-	-		
87	OHX	6	2118	-	0,6,6	-	-	-		
87	OHX	6	2146	-	0,6,6	-	-	-		
87	OHX	1	4123	-	0,6,6	-	-	-		
87	OHX	5	3986	-	0,6,6	-	-	-		
87	OHX	6	2076	-	0,6,6	-	-	-		
87	OHX	5	4158	-	0,6,6	-	-	-		
87	OHX	5	4063	-	0,6,6	-	-	-		
87	OHX	5	4182	-	0,6,6	-	-	-		
87	OHX	1	4082	-	0,6,6	-	-	-		
87	OHX	5	3959	-	0,6,6	-	-	-		
87	OHX	5	4119	-	0,6,6	-	-	-		
87	OHX	1	4012	-	0,6,6	-	-	-		
87	OHX	1	4014	-	0,6,6	-	-	-		
87	OHX	5	4034	-	0,6,6	-	-	-		
87	OHX	5	4009	-	0,6,6	-	-	-		
87	OHX	7	217	-	0,6,6	-	-	-		
87	OHX	2	2126	-	0,6,6	-	-	-		
87	OHX	1	3953	-	0,6,6	-	-	-		
87	OHX	1	4122	-	0,6,6	-	-	-		

Mol	Type	Chain	Res	Link	Bond lengths			Bond angles		
					Counts	RMSZ	# Z > 2	Counts	RMSZ	# Z > 2
87	OHX	2	2103	-	0,6,6	-	-	-		
87	OHX	2	2176	-	0,6,6	-	-	-		
87	OHX	6	2092	-	0,6,6	-	-	-		
87	OHX	5	4007	-	0,6,6	-	-	-		
87	OHX	5	4122	-	0,6,6	-	-	-		
87	OHX	2	2179	-	0,6,6	-	-	-		
87	OHX	5	3973	-	0,6,6	-	-	-		
87	OHX	5	4252	-	0,6,6	-	-	-		
87	OHX	5	3934	-	0,6,6	-	-	-		
87	OHX	5	4237	-	0,6,6	-	-	-		
87	OHX	5	4001	-	0,6,6	-	-	-		
87	OHX	5	4120	-	0,6,6	-	-	-		
87	OHX	1	4002	-	0,6,6	-	-	-		
87	OHX	2	2106	-	0,6,6	-	-	-		
87	OHX	1	4071	-	0,6,6	-	-	-		
87	OHX	4	226	-	0,6,6	-	-	-		
87	OHX	2	2170	-	0,6,6	-	-	-		
87	OHX	1	4113	-	0,6,6	-	-	-		
87	OHX	5	3933	-	0,6,6	-	-	-		
87	OHX	1	4206	-	0,6,6	-	-	-		
87	OHX	6	2047	-	0,6,6	-	-	-		
87	OHX	2	2128	-	0,6,6	-	-	-		
87	OHX	5	4204	-	0,6,6	-	-	-		
87	OHX	1	4108	-	0,6,6	-	-	-		
87	OHX	5	4222	-	0,6,6	-	-	-		
87	OHX	1	3879	-	0,6,6	-	-	-		
87	OHX	5	3949	-	0,6,6	-	-	-		
87	OHX	1	4189	-	0,6,6	-	-	-		
87	OHX	1	4121	-	0,6,6	-	-	-		
87	OHX	1	4151	-	0,6,6	-	-	-		
87	OHX	1	4165	-	0,6,6	-	-	-		
87	OHX	1	4154	-	0,6,6	-	-	-		
87	OHX	6	2196	-	0,6,6	-	-	-		
87	OHX	2	2043	-	0,6,6	-	-	-		
87	OHX	5	4090	-	0,6,6	-	-	-		
87	OHX	5	4094	-	0,6,6	-	-	-		
87	OHX	1	3965	-	0,6,6	-	-	-		
87	OHX	5	4159	-	0,6,6	-	-	-		
87	OHX	8	222	-	0,6,6	-	-	-		
87	OHX	6	2127	-	0,6,6	-	-	-		
87	OHX	2	2082	-	0,6,6	-	-	-		
87	OHX	1	4029	-	0,6,6	-	-	-		
87	OHX	6	2139	-	0,6,6	-	-	-		

Mol	Type	Chain	Res	Link	Bond lengths			Bond angles		
					Counts	RMSZ	# Z > 2	Counts	RMSZ	# Z > 2
87	OHX	s8	303	-	0,6,6	-	-	-		
87	OHX	3	217	-	0,6,6	-	-	-		
87	OHX	1	4186	-	0,6,6	-	-	-		
87	OHX	5	3974	-	0,6,6	-	-	-		
87	OHX	1	4212	-	0,6,6	-	-	-		
87	OHX	2	2117	-	0,6,6	-	-	-		
87	OHX	1	3876	-	0,6,6	-	-	-		
87	OHX	5	3908	-	0,6,6	-	-	-		
87	OHX	1	4170	-	0,6,6	-	-	-		
87	OHX	5	4246	-	0,6,6	-	-	-		
87	OHX	5	3919	-	0,6,6	-	-	-		
87	OHX	1	3932	-	0,6,6	-	-	-		
87	OHX	1	4019	-	0,6,6	-	-	-		
87	OHX	2	2100	-	0,6,6	-	-	-		
87	OHX	1	4194	-	0,6,6	-	-	-		
87	OHX	5	3995	-	0,6,6	-	-	-		
87	OHX	5	3939	-	0,6,6	-	-	-		
87	OHX	1	4078	-	0,6,6	-	-	-		
87	OHX	6	2049	-	0,6,6	-	-	-		
87	OHX	6	2120	-	0,6,6	-	-	-		
87	OHX	5	4235	-	0,6,6	-	-	-		
87	OHX	6	2157	-	0,6,6	-	-	-		
87	OHX	5	3904	-	0,6,6	-	-	-		
87	OHX	5	3966	-	0,6,6	-	-	-		
87	OHX	1	3968	-	0,6,6	-	-	-		
87	OHX	1	3979	-	0,6,6	-	-	-		
87	OHX	6	2119	-	0,6,6	-	-	-		
87	OHX	2	2050	-	0,6,6	-	-	-		
87	OHX	5	4105	-	0,6,6	-	-	-		
87	OHX	2	2151	-	0,6,6	-	-	-		
87	OHX	3	224	-	0,6,6	-	-	-		
87	OHX	m0	301	-	0,6,6	-	-	-		
87	OHX	5	4035	-	0,6,6	-	-	-		
87	OHX	1	3944	-	0,6,6	-	-	-		
87	OHX	1	3991	-	0,6,6	-	-	-		
87	OHX	1	4025	-	0,6,6	-	-	-		
87	OHX	1	4095	-	0,6,6	-	-	-		
87	OHX	1	4203	-	0,6,6	-	-	-		
87	OHX	5	3984	-	0,6,6	-	-	-		
87	OHX	5	3993	-	0,6,6	-	-	-		
87	OHX	5	4240	-	0,6,6	-	-	-		
87	OHX	5	4075	-	0,6,6	-	-	-		
87	OHX	5	4133	-	0,6,6	-	-	-		

Mol	Type	Chain	Res	Link	Bond lengths			Bond angles		
					Counts	RMSZ	# Z > 2	Counts	RMSZ	# Z > 2
87	OHX	1	3877	-	0,6,6	-	-	-		
87	OHX	5	3955	-	0,6,6	-	-	-		
87	OHX	2	2097	-	0,6,6	-	-	-		
87	OHX	5	4110	-	0,6,6	-	-	-		
87	OHX	6	2161	-	0,6,6	-	-	-		
87	OHX	5	4234	-	0,6,6	-	-	-		
87	OHX	1	3975	-	0,6,6	-	-	-		
87	OHX	6	2134	-	0,6,6	-	-	-		
87	OHX	1	3986	-	0,6,6	-	-	-		
87	OHX	2	2049	-	0,6,6	-	-	-		
87	OHX	1	4116	-	0,6,6	-	-	-		
87	OHX	6	2099	-	0,6,6	-	-	-		
87	OHX	2	2090	-	0,6,6	-	-	-		
87	OHX	2	2146	-	0,6,6	-	-	-		
87	OHX	1	3971	-	0,6,6	-	-	-		
87	OHX	5	3944	-	0,6,6	-	-	-		
87	OHX	5	4202	-	0,6,6	-	-	-		
87	OHX	2	2181	-	0,6,6	-	-	-		
87	OHX	5	4025	-	0,6,6	-	-	-		
87	OHX	1	3964	-	0,6,6	-	-	-		
87	OHX	5	3994	-	0,6,6	-	-	-		
87	OHX	5	4229	-	0,6,6	-	-	-		
87	OHX	2	2169	-	0,6,6	-	-	-		
87	OHX	2	2143	-	0,6,6	-	-	-		
87	OHX	5	3928	-	0,6,6	-	-	-		
87	OHX	1	4124	-	0,6,6	-	-	-		
87	OHX	6	2173	-	0,6,6	-	-	-		
87	OHX	2	2155	-	0,6,6	-	-	-		
87	OHX	1	4192	-	0,6,6	-	-	-		
87	OHX	N9	101	-	0,6,6	-	-	-		
87	OHX	5	4245	-	0,6,6	-	-	-		
87	OHX	1	4159	-	0,6,6	-	-	-		
87	OHX	3	226	-	0,6,6	-	-	-		
87	OHX	6	2083	-	0,6,6	-	-	-		
87	OHX	5	4040	-	0,6,6	-	-	-		
87	OHX	1	3969	-	0,6,6	-	-	-		
87	OHX	5	4148	-	0,6,6	-	-	-		
87	OHX	5	4195	-	0,6,6	-	-	-		
87	OHX	1	4034	-	0,6,6	-	-	-		
87	OHX	1	4086	-	0,6,6	-	-	-		
87	OHX	1	3925	-	0,6,6	-	-	-		
87	OHX	5	4232	-	0,6,6	-	-	-		
87	OHX	5	4216	-	0,6,6	-	-	-		

Mol	Type	Chain	Res	Link	Bond lengths			Bond angles		
					Counts	RMSZ	# Z > 2	Counts	RMSZ	# Z > 2
87	OHX	5	4079	-	0,6,6	-	-	-		
87	OHX	7	225	-	0,6,6	-	-	-		
89	ANM	5	4260	-	20,20,20	1.32	3 (15%)	22,27,27	1.61	4 (18%)
87	OHX	2	2134	-	0,6,6	-	-	-		
87	OHX	2	2078	-	0,6,6	-	-	-		
87	OHX	5	4005	-	0,6,6	-	-	-		
87	OHX	1	4000	-	0,6,6	-	-	-		
87	OHX	1	4156	-	0,6,6	-	-	-		
87	OHX	6	2053	-	0,6,6	-	-	-		
87	OHX	1	3930	-	0,6,6	-	-	-		
87	OHX	14	403	-	0,6,6	-	-	-		
87	OHX	6	2142	-	0,6,6	-	-	-		
87	OHX	5	4013	-	0,6,6	-	-	-		
87	OHX	6	2096	-	0,6,6	-	-	-		
87	OHX	7	216	-	0,6,6	-	-	-		
87	OHX	2	2131	-	0,6,6	-	-	-		
87	OHX	5	3990	-	0,6,6	-	-	-		
87	OHX	5	4033	-	0,6,6	-	-	-		
87	OHX	1	3893	-	0,6,6	-	-	-		
87	OHX	1	3952	-	0,6,6	-	-	-		
87	OHX	1	4163	-	0,6,6	-	-	-		
87	OHX	5	4207	-	0,6,6	-	-	-		
87	OHX	5	3916	-	0,6,6	-	-	-		
87	OHX	7	218	-	0,6,6	-	-	-		
87	OHX	6	2159	-	0,6,6	-	-	-		
87	OHX	1	3946	-	0,6,6	-	-	-		
87	OHX	1	3989	-	0,6,6	-	-	-		
87	OHX	5	3929	-	0,6,6	-	-	-		
87	OHX	5	3997	-	0,6,6	-	-	-		
87	OHX	5	4080	-	0,6,6	-	-	-		
87	OHX	o2	201	-	0,6,6	-	-	-		
87	OHX	6	2052	-	0,6,6	-	-	-		
87	OHX	1	3919	-	0,6,6	-	-	-		
87	OHX	5	4201	-	0,6,6	-	-	-		
87	OHX	1	3894	-	0,6,6	-	-	-		
87	OHX	1	4076	-	0,6,6	-	-	-		
87	OHX	2	2092	-	0,6,6	-	-	-		
87	OHX	5	4242	-	0,6,6	-	-	-		
87	OHX	5	4100	-	0,6,6	-	-	-		
87	OHX	3	222	-	0,6,6	-	-	-		
87	OHX	6	2114	-	0,6,6	-	-	-		
87	OHX	5	4167	-	0,6,6	-	-	-		
87	OHX	2	2142	-	0,6,6	-	-	-		

Mol	Type	Chain	Res	Link	Bond lengths			Bond angles		
					Counts	RMSZ	# Z > 2	Counts	RMSZ	# Z > 2
87	OHX	1	3937	-	0,6,6	-	-	-	-	-
87	OHX	8	213	-	0,6,6	-	-	-	-	-
87	OHX	1	4138	-	0,6,6	-	-	-	-	-
87	OHX	5	3946	-	0,6,6	-	-	-	-	-
87	OHX	5	4239	-	0,6,6	-	-	-	-	-
87	OHX	5	4255	-	0,6,6	-	-	-	-	-
87	OHX	2	2031	-	0,6,6	-	-	-	-	-
87	OHX	1	4210	-	0,6,6	-	-	-	-	-
87	OHX	5	3953	-	0,6,6	-	-	-	-	-
87	OHX	6	2045	-	0,6,6	-	-	-	-	-
87	OHX	1	3895	-	0,6,6	-	-	-	-	-
87	OHX	6	2059	-	0,6,6	-	-	-	-	-
87	OHX	6	2086	-	0,6,6	-	-	-	-	-
87	OHX	6	2103	-	0,6,6	-	-	-	-	-
87	OHX	L3	403	-	0,6,6	-	-	-	-	-
87	OHX	6	2066	-	0,6,6	-	-	-	-	-
87	OHX	6	2131	-	0,6,6	-	-	-	-	-
87	OHX	1	4105	-	0,6,6	-	-	-	-	-
87	OHX	1	3941	-	0,6,6	-	-	-	-	-
87	OHX	5	3948	-	0,6,6	-	-	-	-	-
87	OHX	6	2140	-	0,6,6	-	-	-	-	-
87	OHX	6	2184	-	0,6,6	-	-	-	-	-

In the following table, the Chirals column lists the number of chiral outliers, the number of chiral centers analysed, the number of these observed in the model and the number defined in the Chemical Component Dictionary. Similar counts are reported in the Torsion and Rings columns. '-' means no outliers of that kind were identified.

Mol	Type	Chain	Res	Link	Chirals	Torsions	Rings
89	ANM	1	4218	-	-	0/10/23/23	0/2/2/2
89	ANM	5	4260	-	-	0/10/23/23	0/2/2/2

All (3) bond length outliers are listed below:

Mol	Chain	Res	Type	Atoms	Z	Observed(Å)	Ideal(Å)
89	5	4260	ANM	C11-C10	2.79	1.43	1.38
89	5	4260	ANM	C13-C1	2.76	1.43	1.38
89	5	4260	ANM	O1-C9	2.49	1.42	1.37

All (7) bond angle outliers are listed below:

Mol	Chain	Res	Type	Atoms	Z	Observed(°)	Ideal(°)
89	5	4260	ANM	C10-C9-C1	3.79	126.01	120.18
89	5	4260	ANM	O2-C2-C3	-3.36	101.21	109.57
89	1	4218	ANM	O2-C2-C3	-3.33	101.28	109.57
89	5	4260	ANM	C13-C1-C9	-3.15	115.89	119.73
89	5	4260	ANM	C11-C10-C9	-3.13	115.91	119.73
89	1	4218	ANM	C13-C1-C9	3.08	123.50	119.73
89	1	4218	ANM	C10-C9-C1	-2.54	116.27	120.18

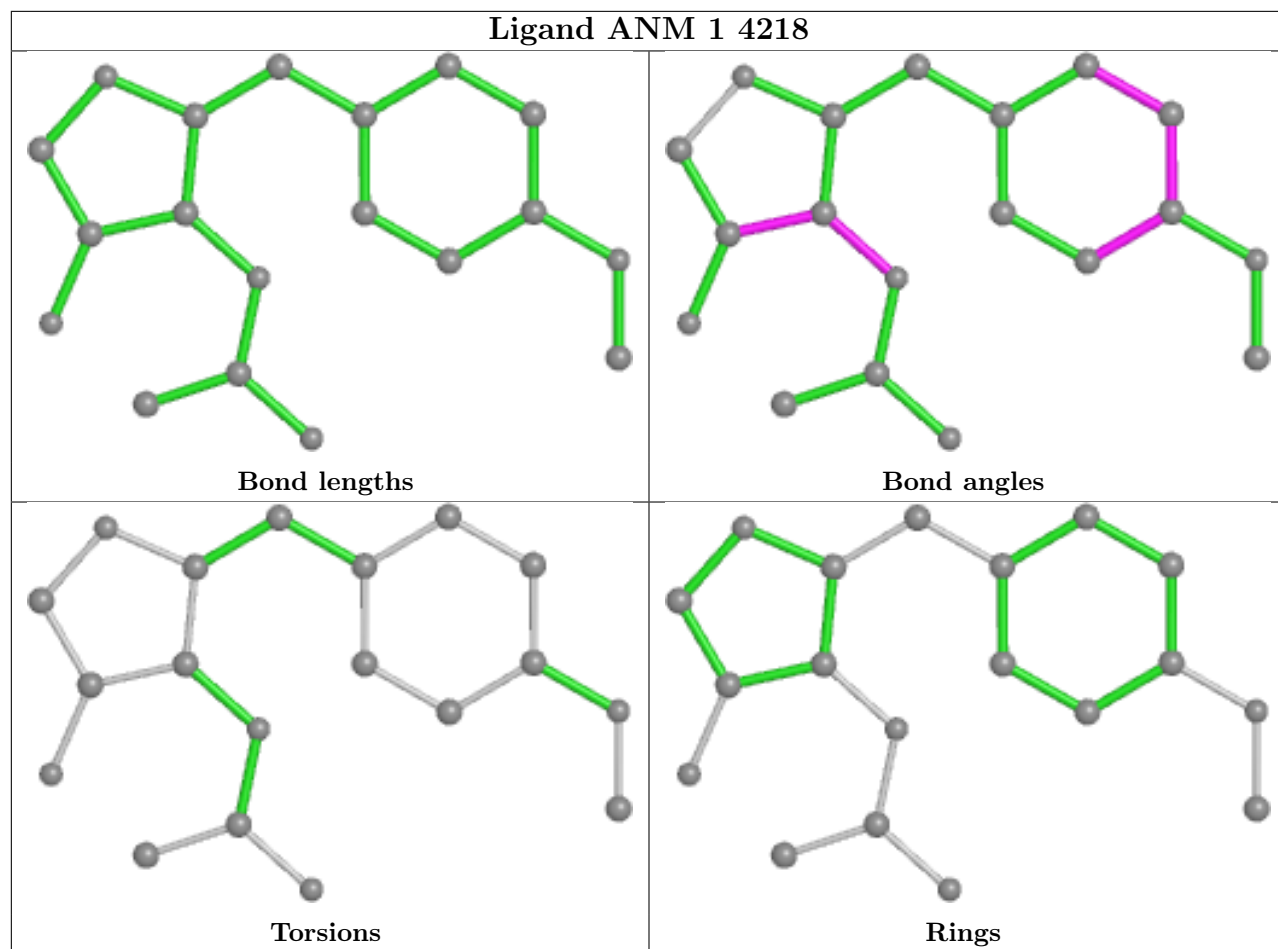
There are no chirality outliers.

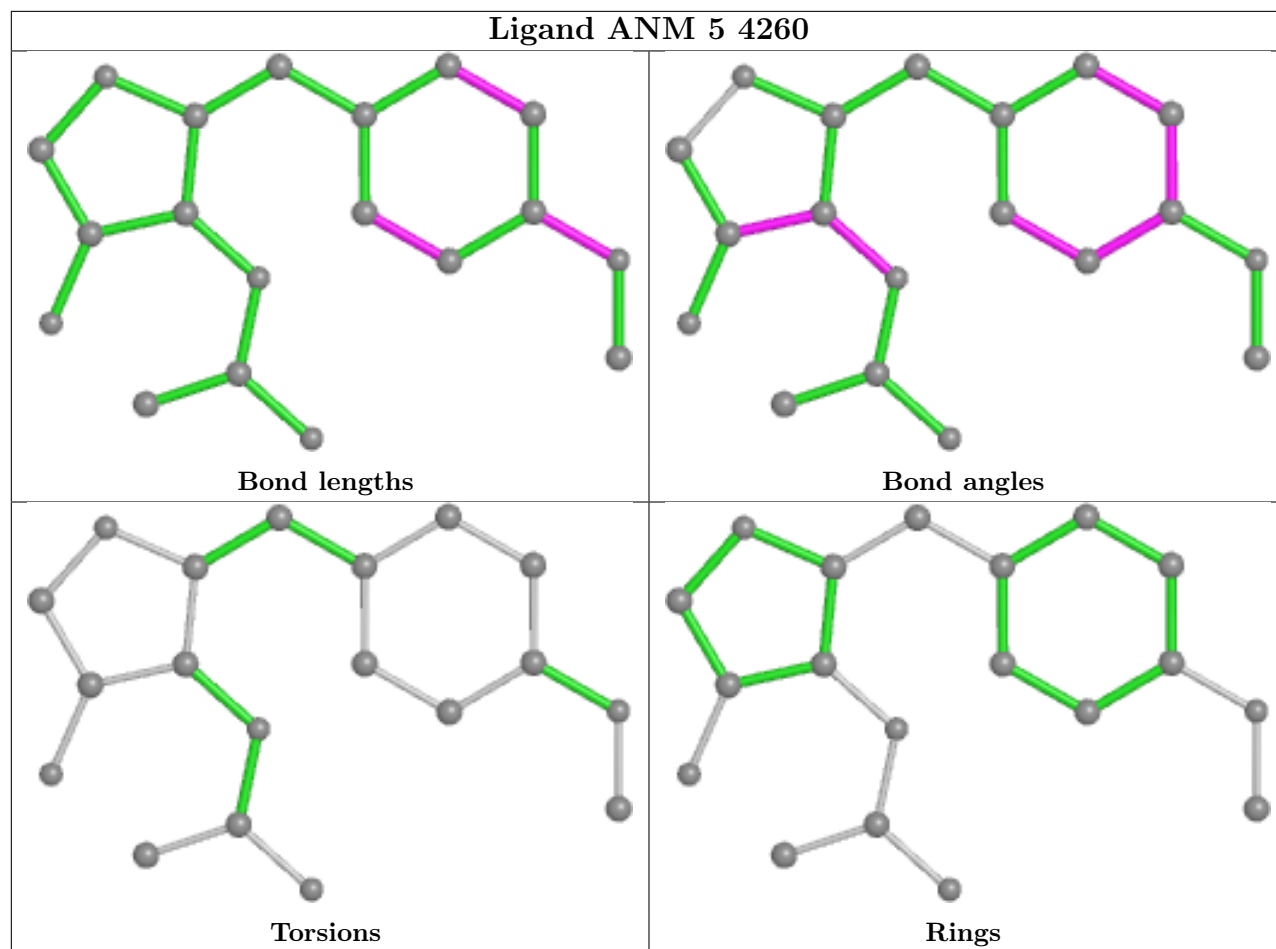
There are no torsion outliers.

There are no ring outliers.

No monomer is involved in short contacts.

The following is a two-dimensional graphical depiction of Mogul quality analysis of bond lengths, bond angles, torsion angles, and ring geometry for all instances of the Ligand of Interest. In addition, ligands with molecular weight > 250 and outliers as shown on the validation Tables will also be included. For torsion angles, if less than 5% of the Mogul distribution of torsion angles is within 10 degrees of the torsion angle in question, then that torsion angle is considered an outlier. Any bond that is central to one or more torsion angles identified as an outlier by Mogul will be highlighted in the graph. For rings, the root-mean-square deviation (RMSD) between the ring in question and similar rings identified by Mogul is calculated over all ring torsion angles. If the average RMSD is greater than 60 degrees and the minimal RMSD between the ring in question and any Mogul-identified rings is also greater than 60 degrees, then that ring is considered an outlier. The outliers are highlighted in purple. The color gray indicates Mogul did not find sufficient equivalents in the CSD to analyse the geometry.





5.7 Other polymers [i](#)

There are no such residues in this entry.

5.8 Polymer linkage issues [i](#)

There are no chain breaks in this entry.

6 Fit of model and data

6.1 Protein, DNA and RNA chains

EDS failed to run properly - this section is therefore empty.

6.2 Non-standard residues in protein, DNA, RNA chains

EDS failed to run properly - this section is therefore empty.

6.3 Carbohydrates

EDS failed to run properly - this section is therefore empty.

6.4 Ligands

EDS failed to run properly - this section is therefore empty.

6.5 Other polymers

EDS failed to run properly - this section is therefore empty.