



## Full wwPDB EM Validation Report ⓘ

Feb 17, 2024 – 07:04 PM EST

PDB ID : 7T81  
EMDB ID : EMD-25741  
Title : Model of Munc13-1 C1-C2B-MUN-C2C 2D crystal between lipid bilayers.  
Authors : Grushin, K.; Sindelar, C.V.  
Deposited on : 2021-12-15  
Resolution : 10.00 Å(reported)

This is a Full wwPDB EM Validation Report for a publicly released PDB entry.

We welcome your comments at [validation@mail.wwpdb.org](mailto:validation@mail.wwpdb.org)

A user guide is available at

<https://www.wwpdb.org/validation/2017/EMValidationReportHelp>

with specific help available everywhere you see the ⓘ symbol.

The types of validation reports are described at

<http://www.wwpdb.org/validation/2017/FAQs#types>.

---

The following versions of software and data (see [references ⓘ](#)) were used in the production of this report:

EMDB validation analysis : 0.0.1.dev70  
MolProbity : 4.02b-467  
Percentile statistics : 20191225.v01 (using entries in the PDB archive December 25th 2019)  
MapQ : 1.9.13  
Ideal geometry (proteins) : Engh & Huber (2001)  
Ideal geometry (DNA, RNA) : Parkinson et al. (1996)  
Validation Pipeline (wwPDB-VP) : 2.36

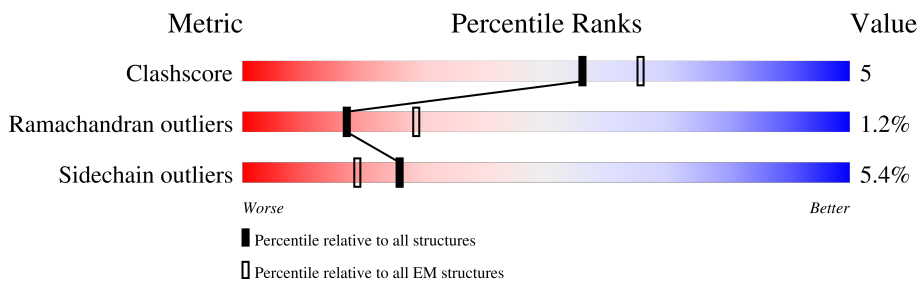
# 1 Overall quality at a glance i

The following experimental techniques were used to determine the structure:

*ELECTRON MICROSCOPY*

The reported resolution of this entry is 10.00 Å.

Percentile scores (ranging between 0-100) for global validation metrics of the entry are shown in the following graphic. The table shows the number of entries on which the scores are based.



Metric	Whole archive (#Entries)	EM structures (#Entries)
Clashscore	158937	4297
Ramachandran outliers	154571	4023
Sidechain outliers	154315	3826

The table below summarises the geometric issues observed across the polymeric chains and their fit to the map. The red, orange, yellow and green segments of the bar indicate the fraction of residues that contain outliers for  $\geq 3$ , 2, 1 and 0 types of geometric quality criteria respectively. A grey segment represents the fraction of residues that are not modelled. The numeric value for each fraction is indicated below the corresponding segment, with a dot representing fractions  $\leq 5\%$ . The upper red bar (where present) indicates the fraction of residues that have poor fit to the EM map (all-atom inclusion  $< 40\%$ ). The numeric value is given above the bar.

Mol	Chain	Length	Quality of chain
1	A	1154	
1	C	1154	
1	D	1154	
1	E	1154	
1	F	1154	
1	G	1154	
1	H	1154	
1	I	1154	

Continued on next page...

*Continued from previous page...*

Mol	Chain	Length	Quality of chain
1	J	1154	 20% 81% 14% ...
1	K	1154	 16% 81% 14% ...
1	L	1154	 21% 82% 14% ..
1	M	1154	 20% 81% 14% ...
1	N	1154	 17% 81% 14% ...
1	O	1154	 21% 83% 13% ..
1	P	1154	 20% 81% 15% ...
1	Q	1154	 16% 82% 14% ...
1	R	1154	 21% 82% 13% ..
1	S	1154	 19% 81% 14% ...
1	T	1154	 16% 81% 14% ...
1	U	1154	 21% 82% 14% ...
1	V	1154	 20% 82% 14% ..
1	W	1154	 16% 81% 14% ...
1	X	1154	 21% 82% 14% ...
1	Y	1154	 20% 81% 14% ..

## 2 Entry composition [i](#)

There is only 1 type of molecule in this entry. The entry contains 432240 atoms, of which 215424 are hydrogens and 0 are deuteriums.

In the tables below, the AltConf column contains the number of residues with at least one atom in alternate conformation and the Trace column contains the number of residues modelled with at most 2 atoms.

- Molecule 1 is a protein called Protein unc-13 homolog A.

Mol	Chain	Residues	Atoms						AltConf	Trace
			Total	C	H	N	O	S		
1	A	1132	18010	5715	8976	1545	1719	55	0	0
1	C	1132	18010	5715	8976	1545	1719	55	0	0
1	D	1132	18010	5715	8976	1545	1719	55	0	0
1	E	1132	18010	5715	8976	1545	1719	55	0	0
1	F	1132	18010	5715	8976	1545	1719	55	0	0
1	G	1132	18010	5715	8976	1545	1719	55	0	0
1	H	1132	18010	5715	8976	1545	1719	55	0	0
1	I	1132	18010	5715	8976	1545	1719	55	0	0
1	J	1132	18010	5715	8976	1545	1719	55	0	0
1	K	1132	18010	5715	8976	1545	1719	55	0	0
1	L	1132	18010	5715	8976	1545	1719	55	0	0
1	M	1132	18010	5715	8976	1545	1719	55	0	0
1	N	1132	18010	5715	8976	1545	1719	55	0	0
1	O	1132	18010	5715	8976	1545	1719	55	0	0
1	P	1132	18010	5715	8976	1545	1719	55	0	0
1	Q	1132	18010	5715	8976	1545	1719	55	0	0
1	R	1132	18010	5715	8976	1545	1719	55	0	0

*Continued on next page...*

*Continued from previous page...*

Mol	Chain	Residues	Atoms						AltConf	Trace
			Total	C	H	N	O	S		
1	S	1132	18010	5715	8976	1545	1719	55	0	0
1	T	1132	18010	5715	8976	1545	1719	55	0	0
1	U	1132	18010	5715	8976	1545	1719	55	0	0
1	V	1132	18010	5715	8976	1545	1719	55	0	0
1	W	1132	18010	5715	8976	1545	1719	55	0	0
1	X	1132	18010	5715	8976	1545	1719	55	0	0
1	Y	1132	18010	5715	8976	1545	1719	55	0	0

There are 264 discrepancies between the modelled and reference sequences:

Chain	Residue	Modelled	Actual	Comment	Reference
A	-7	GLY	-	expression tag	UNP Q62768
A	-6	PRO	-	expression tag	UNP Q62768
A	-5	LEU	-	expression tag	UNP Q62768
A	-4	GLY	-	expression tag	UNP Q62768
A	-3	SER	-	expression tag	UNP Q62768
A	-2	GLU	-	expression tag	UNP Q62768
A	-1	PHE	-	expression tag	UNP Q62768
A	0	MET	-	expression tag	UNP Q62768
A	228	TRP	LEU	conflict	UNP Q62768
A	880	GLU	-	linker	UNP Q62768
A	881	PHE	-	linker	UNP Q62768
C	-7	GLY	-	expression tag	UNP Q62768
C	-6	PRO	-	expression tag	UNP Q62768
C	-5	LEU	-	expression tag	UNP Q62768
C	-4	GLY	-	expression tag	UNP Q62768
C	-3	SER	-	expression tag	UNP Q62768
C	-2	GLU	-	expression tag	UNP Q62768
C	-1	PHE	-	expression tag	UNP Q62768
C	0	MET	-	expression tag	UNP Q62768
C	228	TRP	LEU	conflict	UNP Q62768
C	880	GLU	-	linker	UNP Q62768
C	881	PHE	-	linker	UNP Q62768
D	-7	GLY	-	expression tag	UNP Q62768
D	-6	PRO	-	expression tag	UNP Q62768
D	-5	LEU	-	expression tag	UNP Q62768

*Continued on next page...*

*Continued from previous page...*

Chain	Residue	Modelled	Actual	Comment	Reference
D	-4	GLY	-	expression tag	UNP Q62768
D	-3	SER	-	expression tag	UNP Q62768
D	-2	GLU	-	expression tag	UNP Q62768
D	-1	PHE	-	expression tag	UNP Q62768
D	0	MET	-	expression tag	UNP Q62768
D	228	TRP	LEU	conflict	UNP Q62768
D	880	GLU	-	linker	UNP Q62768
D	881	PHE	-	linker	UNP Q62768
E	-7	GLY	-	expression tag	UNP Q62768
E	-6	PRO	-	expression tag	UNP Q62768
E	-5	LEU	-	expression tag	UNP Q62768
E	-4	GLY	-	expression tag	UNP Q62768
E	-3	SER	-	expression tag	UNP Q62768
E	-2	GLU	-	expression tag	UNP Q62768
E	-1	PHE	-	expression tag	UNP Q62768
E	0	MET	-	expression tag	UNP Q62768
E	228	TRP	LEU	conflict	UNP Q62768
E	880	GLU	-	linker	UNP Q62768
E	881	PHE	-	linker	UNP Q62768
F	-7	GLY	-	expression tag	UNP Q62768
F	-6	PRO	-	expression tag	UNP Q62768
F	-5	LEU	-	expression tag	UNP Q62768
F	-4	GLY	-	expression tag	UNP Q62768
F	-3	SER	-	expression tag	UNP Q62768
F	-2	GLU	-	expression tag	UNP Q62768
F	-1	PHE	-	expression tag	UNP Q62768
F	0	MET	-	expression tag	UNP Q62768
F	228	TRP	LEU	conflict	UNP Q62768
F	880	GLU	-	linker	UNP Q62768
F	881	PHE	-	linker	UNP Q62768
G	-7	GLY	-	expression tag	UNP Q62768
G	-6	PRO	-	expression tag	UNP Q62768
G	-5	LEU	-	expression tag	UNP Q62768
G	-4	GLY	-	expression tag	UNP Q62768
G	-3	SER	-	expression tag	UNP Q62768
G	-2	GLU	-	expression tag	UNP Q62768
G	-1	PHE	-	expression tag	UNP Q62768
G	0	MET	-	expression tag	UNP Q62768
G	228	TRP	LEU	conflict	UNP Q62768
G	880	GLU	-	linker	UNP Q62768
G	881	PHE	-	linker	UNP Q62768
H	-7	GLY	-	expression tag	UNP Q62768

*Continued on next page...*

*Continued from previous page...*

Chain	Residue	Modelled	Actual	Comment	Reference
H	-6	PRO	-	expression tag	UNP Q62768
H	-5	LEU	-	expression tag	UNP Q62768
H	-4	GLY	-	expression tag	UNP Q62768
H	-3	SER	-	expression tag	UNP Q62768
H	-2	GLU	-	expression tag	UNP Q62768
H	-1	PHE	-	expression tag	UNP Q62768
H	0	MET	-	expression tag	UNP Q62768
H	228	TRP	LEU	conflict	UNP Q62768
H	880	GLU	-	linker	UNP Q62768
H	881	PHE	-	linker	UNP Q62768
I	-7	GLY	-	expression tag	UNP Q62768
I	-6	PRO	-	expression tag	UNP Q62768
I	-5	LEU	-	expression tag	UNP Q62768
I	-4	GLY	-	expression tag	UNP Q62768
I	-3	SER	-	expression tag	UNP Q62768
I	-2	GLU	-	expression tag	UNP Q62768
I	-1	PHE	-	expression tag	UNP Q62768
I	0	MET	-	expression tag	UNP Q62768
I	228	TRP	LEU	conflict	UNP Q62768
I	880	GLU	-	linker	UNP Q62768
I	881	PHE	-	linker	UNP Q62768
J	-7	GLY	-	expression tag	UNP Q62768
J	-6	PRO	-	expression tag	UNP Q62768
J	-5	LEU	-	expression tag	UNP Q62768
J	-4	GLY	-	expression tag	UNP Q62768
J	-3	SER	-	expression tag	UNP Q62768
J	-2	GLU	-	expression tag	UNP Q62768
J	-1	PHE	-	expression tag	UNP Q62768
J	0	MET	-	expression tag	UNP Q62768
J	228	TRP	LEU	conflict	UNP Q62768
J	880	GLU	-	linker	UNP Q62768
J	881	PHE	-	linker	UNP Q62768
K	-7	GLY	-	expression tag	UNP Q62768
K	-6	PRO	-	expression tag	UNP Q62768
K	-5	LEU	-	expression tag	UNP Q62768
K	-4	GLY	-	expression tag	UNP Q62768
K	-3	SER	-	expression tag	UNP Q62768
K	-2	GLU	-	expression tag	UNP Q62768
K	-1	PHE	-	expression tag	UNP Q62768
K	0	MET	-	expression tag	UNP Q62768
K	228	TRP	LEU	conflict	UNP Q62768
K	880	GLU	-	linker	UNP Q62768

*Continued on next page...*

*Continued from previous page...*

Chain	Residue	Modelled	Actual	Comment	Reference
K	881	PHE	-	linker	UNP Q62768
L	-7	GLY	-	expression tag	UNP Q62768
L	-6	PRO	-	expression tag	UNP Q62768
L	-5	LEU	-	expression tag	UNP Q62768
L	-4	GLY	-	expression tag	UNP Q62768
L	-3	SER	-	expression tag	UNP Q62768
L	-2	GLU	-	expression tag	UNP Q62768
L	-1	PHE	-	expression tag	UNP Q62768
L	0	MET	-	expression tag	UNP Q62768
L	228	TRP	LEU	conflict	UNP Q62768
L	880	GLU	-	linker	UNP Q62768
L	881	PHE	-	linker	UNP Q62768
M	-7	GLY	-	expression tag	UNP Q62768
M	-6	PRO	-	expression tag	UNP Q62768
M	-5	LEU	-	expression tag	UNP Q62768
M	-4	GLY	-	expression tag	UNP Q62768
M	-3	SER	-	expression tag	UNP Q62768
M	-2	GLU	-	expression tag	UNP Q62768
M	-1	PHE	-	expression tag	UNP Q62768
M	0	MET	-	expression tag	UNP Q62768
M	228	TRP	LEU	conflict	UNP Q62768
M	880	GLU	-	linker	UNP Q62768
M	881	PHE	-	linker	UNP Q62768
N	-7	GLY	-	expression tag	UNP Q62768
N	-6	PRO	-	expression tag	UNP Q62768
N	-5	LEU	-	expression tag	UNP Q62768
N	-4	GLY	-	expression tag	UNP Q62768
N	-3	SER	-	expression tag	UNP Q62768
N	-2	GLU	-	expression tag	UNP Q62768
N	-1	PHE	-	expression tag	UNP Q62768
N	0	MET	-	expression tag	UNP Q62768
N	228	TRP	LEU	conflict	UNP Q62768
N	880	GLU	-	linker	UNP Q62768
N	881	PHE	-	linker	UNP Q62768
O	-7	GLY	-	expression tag	UNP Q62768
O	-6	PRO	-	expression tag	UNP Q62768
O	-5	LEU	-	expression tag	UNP Q62768
O	-4	GLY	-	expression tag	UNP Q62768
O	-3	SER	-	expression tag	UNP Q62768
O	-2	GLU	-	expression tag	UNP Q62768
O	-1	PHE	-	expression tag	UNP Q62768
O	0	MET	-	expression tag	UNP Q62768

*Continued on next page...*



*Continued from previous page...*

Chain	Residue	Modelled	Actual	Comment	Reference
O	228	TRP	LEU	conflict	UNP Q62768
O	880	GLU	-	linker	UNP Q62768
O	881	PHE	-	linker	UNP Q62768
P	-7	GLY	-	expression tag	UNP Q62768
P	-6	PRO	-	expression tag	UNP Q62768
P	-5	LEU	-	expression tag	UNP Q62768
P	-4	GLY	-	expression tag	UNP Q62768
P	-3	SER	-	expression tag	UNP Q62768
P	-2	GLU	-	expression tag	UNP Q62768
P	-1	PHE	-	expression tag	UNP Q62768
P	0	MET	-	expression tag	UNP Q62768
P	228	TRP	LEU	conflict	UNP Q62768
P	880	GLU	-	linker	UNP Q62768
P	881	PHE	-	linker	UNP Q62768
Q	-7	GLY	-	expression tag	UNP Q62768
Q	-6	PRO	-	expression tag	UNP Q62768
Q	-5	LEU	-	expression tag	UNP Q62768
Q	-4	GLY	-	expression tag	UNP Q62768
Q	-3	SER	-	expression tag	UNP Q62768
Q	-2	GLU	-	expression tag	UNP Q62768
Q	-1	PHE	-	expression tag	UNP Q62768
Q	0	MET	-	expression tag	UNP Q62768
Q	228	TRP	LEU	conflict	UNP Q62768
Q	880	GLU	-	linker	UNP Q62768
Q	881	PHE	-	linker	UNP Q62768
R	-7	GLY	-	expression tag	UNP Q62768
R	-6	PRO	-	expression tag	UNP Q62768
R	-5	LEU	-	expression tag	UNP Q62768
R	-4	GLY	-	expression tag	UNP Q62768
R	-3	SER	-	expression tag	UNP Q62768
R	-2	GLU	-	expression tag	UNP Q62768
R	-1	PHE	-	expression tag	UNP Q62768
R	0	MET	-	expression tag	UNP Q62768
R	228	TRP	LEU	conflict	UNP Q62768
R	880	GLU	-	linker	UNP Q62768
R	881	PHE	-	linker	UNP Q62768
S	-7	GLY	-	expression tag	UNP Q62768
S	-6	PRO	-	expression tag	UNP Q62768
S	-5	LEU	-	expression tag	UNP Q62768
S	-4	GLY	-	expression tag	UNP Q62768
S	-3	SER	-	expression tag	UNP Q62768
S	-2	GLU	-	expression tag	UNP Q62768

*Continued on next page...*

*Continued from previous page...*

Chain	Residue	Modelled	Actual	Comment	Reference
S	-1	PHE	-	expression tag	UNP Q62768
S	0	MET	-	expression tag	UNP Q62768
S	228	TRP	LEU	conflict	UNP Q62768
S	880	GLU	-	linker	UNP Q62768
S	881	PHE	-	linker	UNP Q62768
T	-7	GLY	-	expression tag	UNP Q62768
T	-6	PRO	-	expression tag	UNP Q62768
T	-5	LEU	-	expression tag	UNP Q62768
T	-4	GLY	-	expression tag	UNP Q62768
T	-3	SER	-	expression tag	UNP Q62768
T	-2	GLU	-	expression tag	UNP Q62768
T	-1	PHE	-	expression tag	UNP Q62768
T	0	MET	-	expression tag	UNP Q62768
T	228	TRP	LEU	conflict	UNP Q62768
T	880	GLU	-	linker	UNP Q62768
T	881	PHE	-	linker	UNP Q62768
U	-7	GLY	-	expression tag	UNP Q62768
U	-6	PRO	-	expression tag	UNP Q62768
U	-5	LEU	-	expression tag	UNP Q62768
U	-4	GLY	-	expression tag	UNP Q62768
U	-3	SER	-	expression tag	UNP Q62768
U	-2	GLU	-	expression tag	UNP Q62768
U	-1	PHE	-	expression tag	UNP Q62768
U	0	MET	-	expression tag	UNP Q62768
U	228	TRP	LEU	conflict	UNP Q62768
U	880	GLU	-	linker	UNP Q62768
U	881	PHE	-	linker	UNP Q62768
V	-7	GLY	-	expression tag	UNP Q62768
V	-6	PRO	-	expression tag	UNP Q62768
V	-5	LEU	-	expression tag	UNP Q62768
V	-4	GLY	-	expression tag	UNP Q62768
V	-3	SER	-	expression tag	UNP Q62768
V	-2	GLU	-	expression tag	UNP Q62768
V	-1	PHE	-	expression tag	UNP Q62768
V	0	MET	-	expression tag	UNP Q62768
V	228	TRP	LEU	conflict	UNP Q62768
V	880	GLU	-	linker	UNP Q62768
V	881	PHE	-	linker	UNP Q62768
W	-7	GLY	-	expression tag	UNP Q62768
W	-6	PRO	-	expression tag	UNP Q62768
W	-5	LEU	-	expression tag	UNP Q62768
W	-4	GLY	-	expression tag	UNP Q62768

*Continued on next page...*

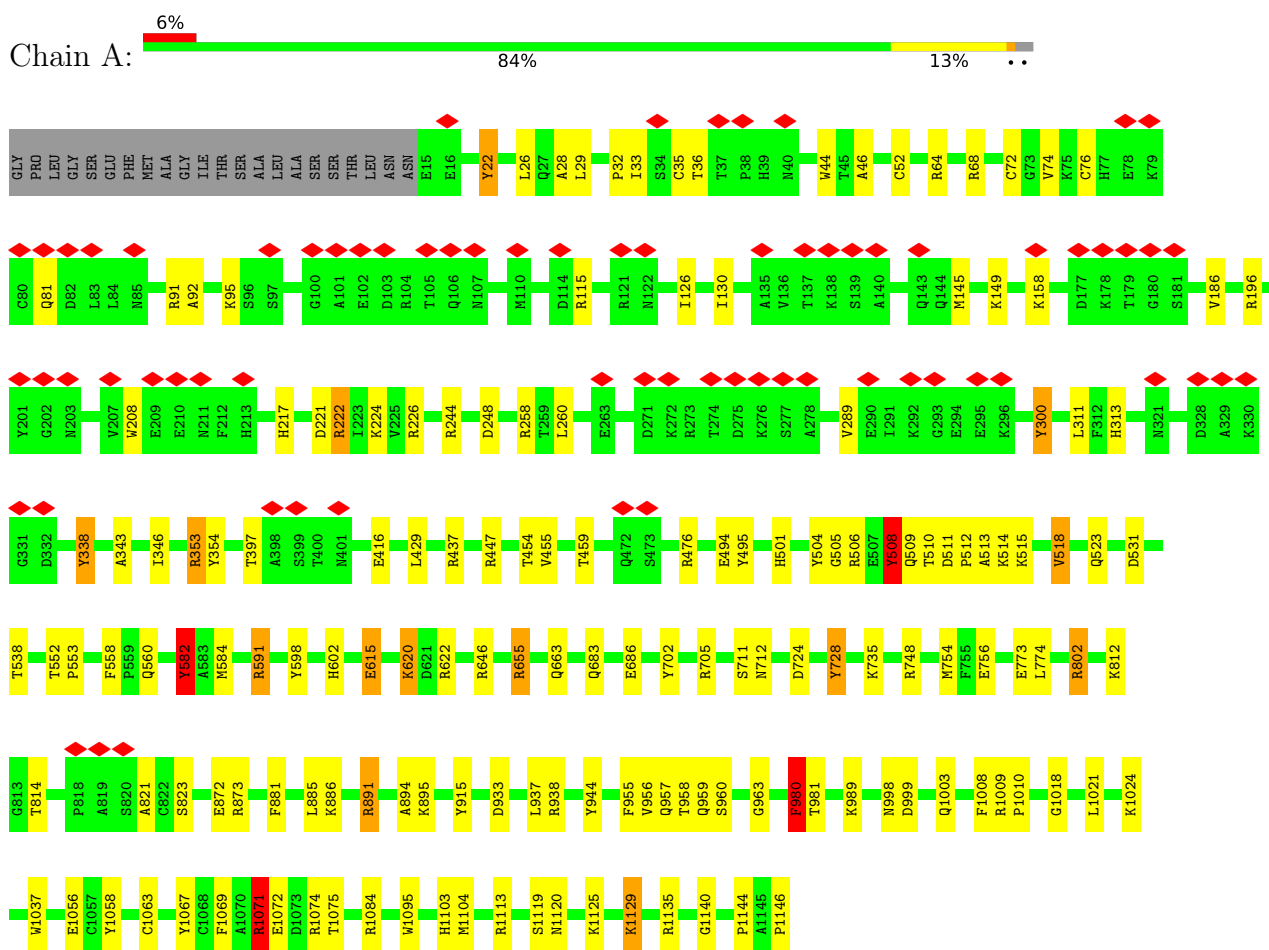
*Continued from previous page...*

Chain	Residue	Modelled	Actual	Comment	Reference
W	-3	SER	-	expression tag	UNP Q62768
W	-2	GLU	-	expression tag	UNP Q62768
W	-1	PHE	-	expression tag	UNP Q62768
W	0	MET	-	expression tag	UNP Q62768
W	228	TRP	LEU	conflict	UNP Q62768
W	880	GLU	-	linker	UNP Q62768
W	881	PHE	-	linker	UNP Q62768
X	-7	GLY	-	expression tag	UNP Q62768
X	-6	PRO	-	expression tag	UNP Q62768
X	-5	LEU	-	expression tag	UNP Q62768
X	-4	GLY	-	expression tag	UNP Q62768
X	-3	SER	-	expression tag	UNP Q62768
X	-2	GLU	-	expression tag	UNP Q62768
X	-1	PHE	-	expression tag	UNP Q62768
X	0	MET	-	expression tag	UNP Q62768
X	228	TRP	LEU	conflict	UNP Q62768
X	880	GLU	-	linker	UNP Q62768
X	881	PHE	-	linker	UNP Q62768
Y	-7	GLY	-	expression tag	UNP Q62768
Y	-6	PRO	-	expression tag	UNP Q62768
Y	-5	LEU	-	expression tag	UNP Q62768
Y	-4	GLY	-	expression tag	UNP Q62768
Y	-3	SER	-	expression tag	UNP Q62768
Y	-2	GLU	-	expression tag	UNP Q62768
Y	-1	PHE	-	expression tag	UNP Q62768
Y	0	MET	-	expression tag	UNP Q62768
Y	228	TRP	LEU	conflict	UNP Q62768
Y	880	GLU	-	linker	UNP Q62768
Y	881	PHE	-	linker	UNP Q62768

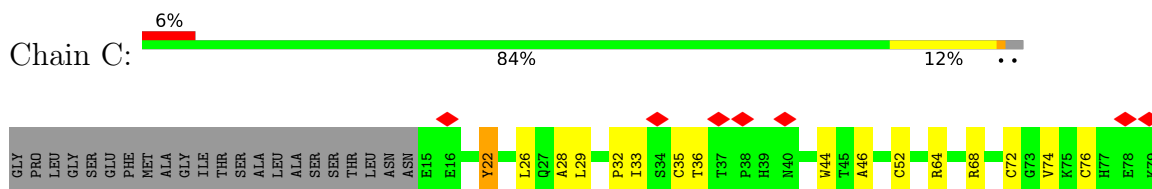
### 3 Residue-property plots [i](#)

These plots are drawn for all protein, RNA, DNA and oligosaccharide chains in the entry. The first graphic for a chain summarises the proportions of the various outlier classes displayed in the second graphic. The second graphic shows the sequence view annotated by issues in geometry and atom inclusion in map density. Residues are color-coded according to the number of geometric quality criteria for which they contain at least one outlier: green = 0, yellow = 1, orange = 2 and red = 3 or more. A red diamond above a residue indicates a poor fit to the EM map for this residue (all-atom inclusion < 40%). Stretches of 2 or more consecutive residues without any outlier are shown as a green connector. Residues present in the sample, but not in the model, are shown in grey.

- Molecule 1: Protein unc-13 homolog A

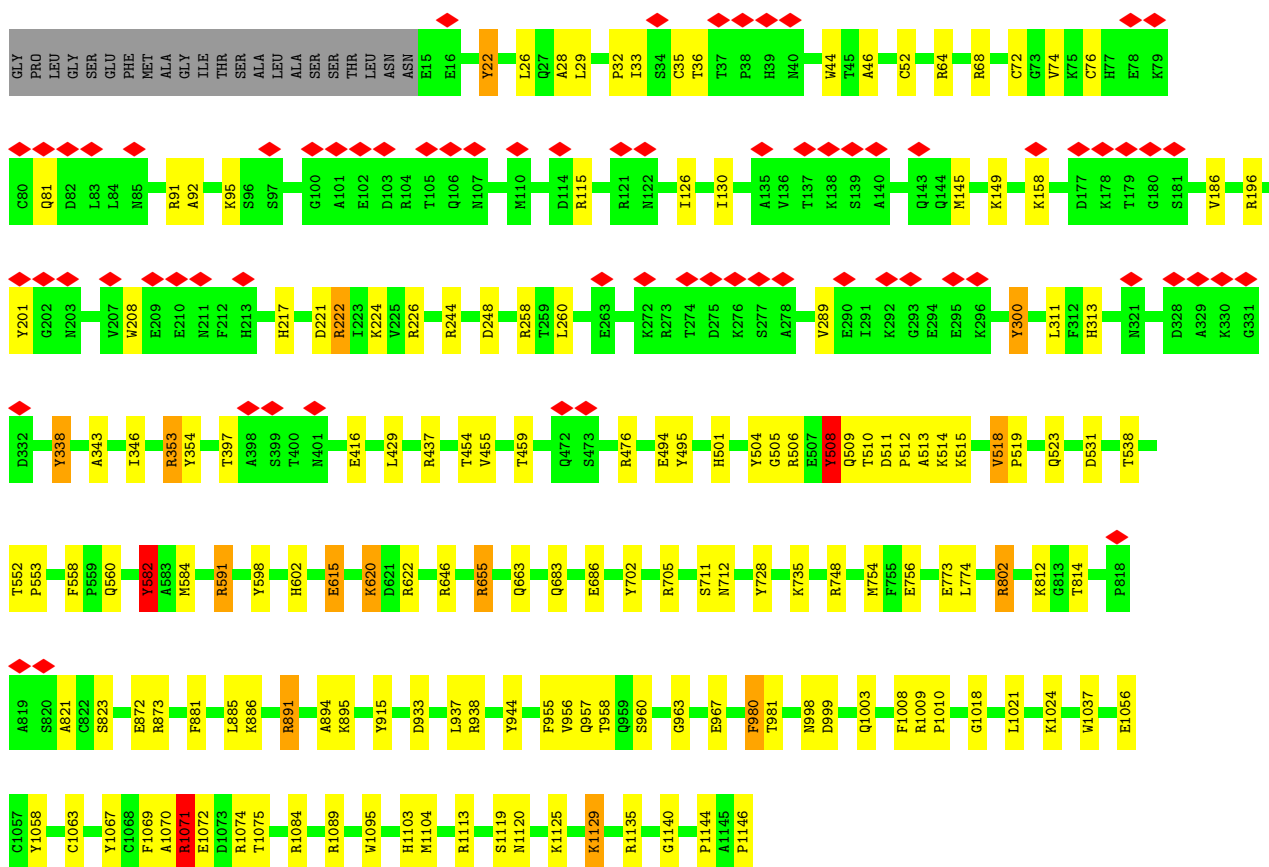
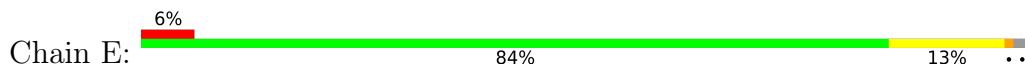


- Molecule 1: Protein unc-13 homolog A

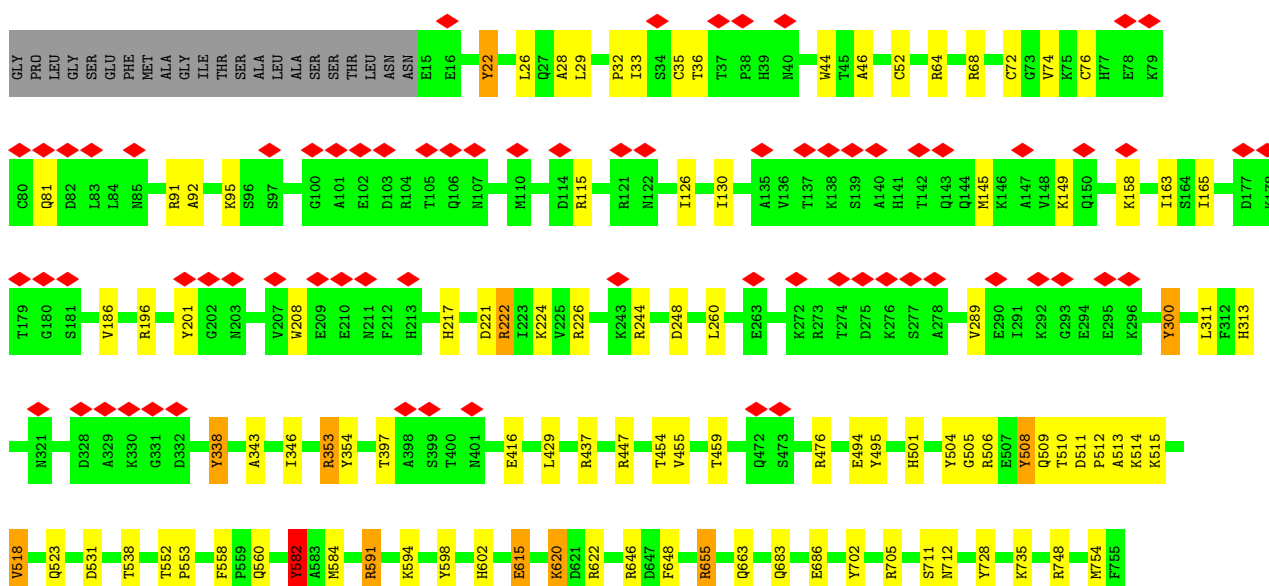
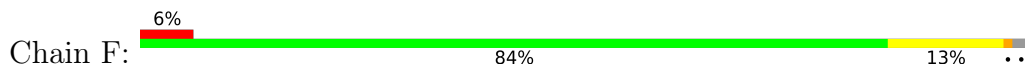


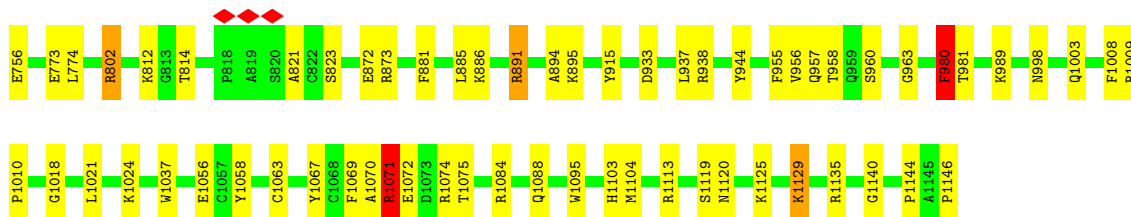


• Molecule 1: Protein unc-13 homolog A

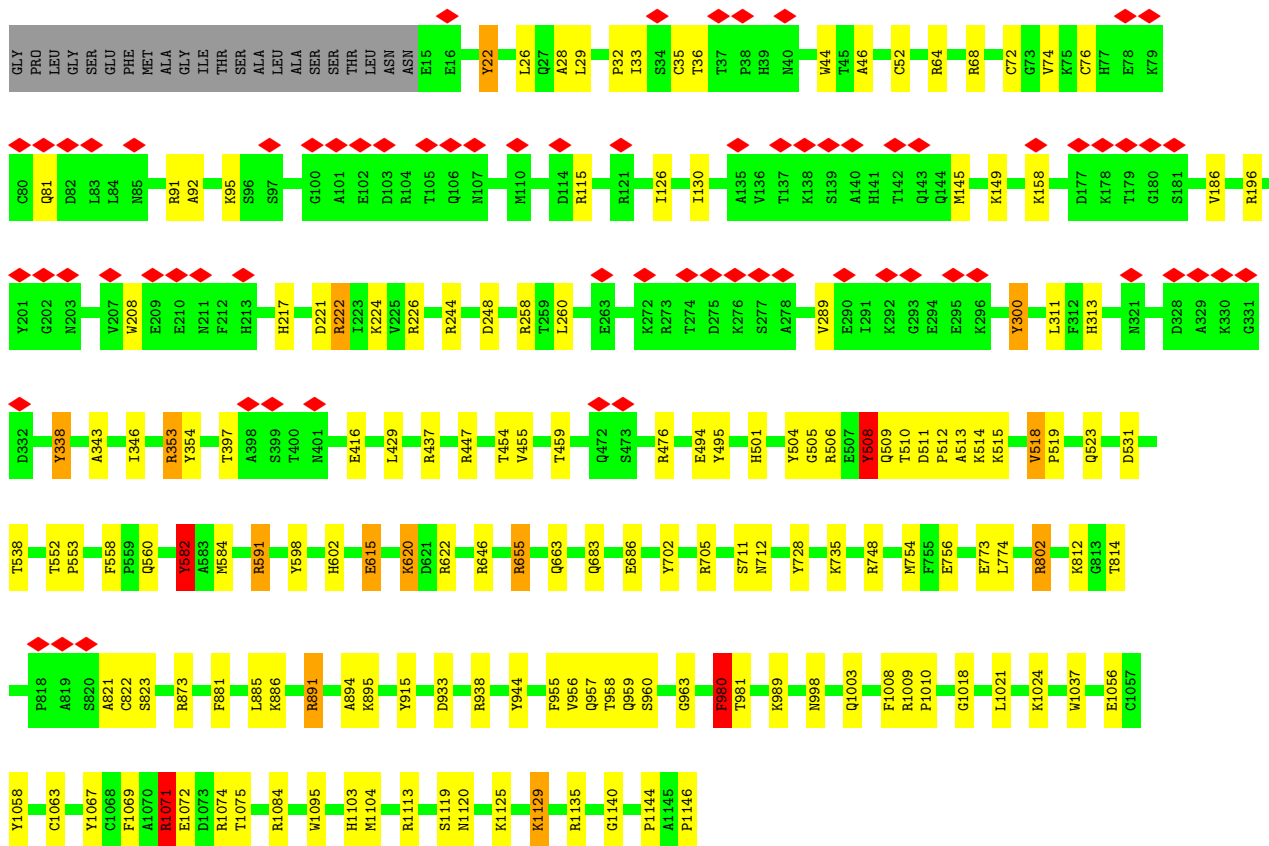
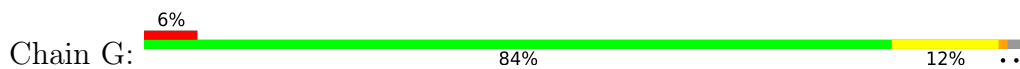


• Molecule 1: Protein unc-13 homolog A

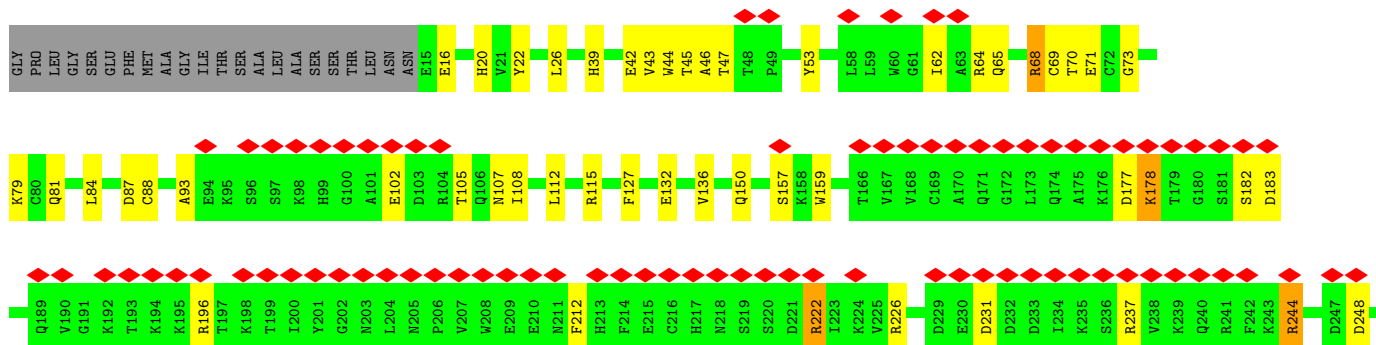
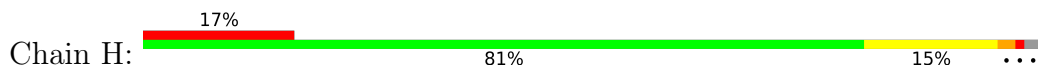




• Molecule 1: Protein unc-13 homolog A

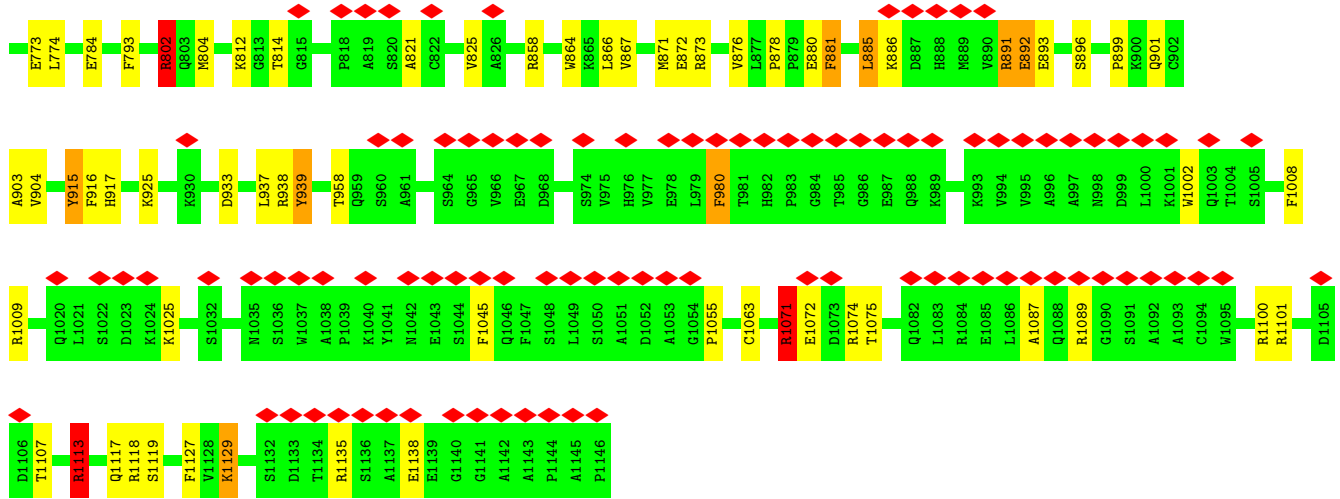


• Molecule 1: Protein unc-13 homolog A

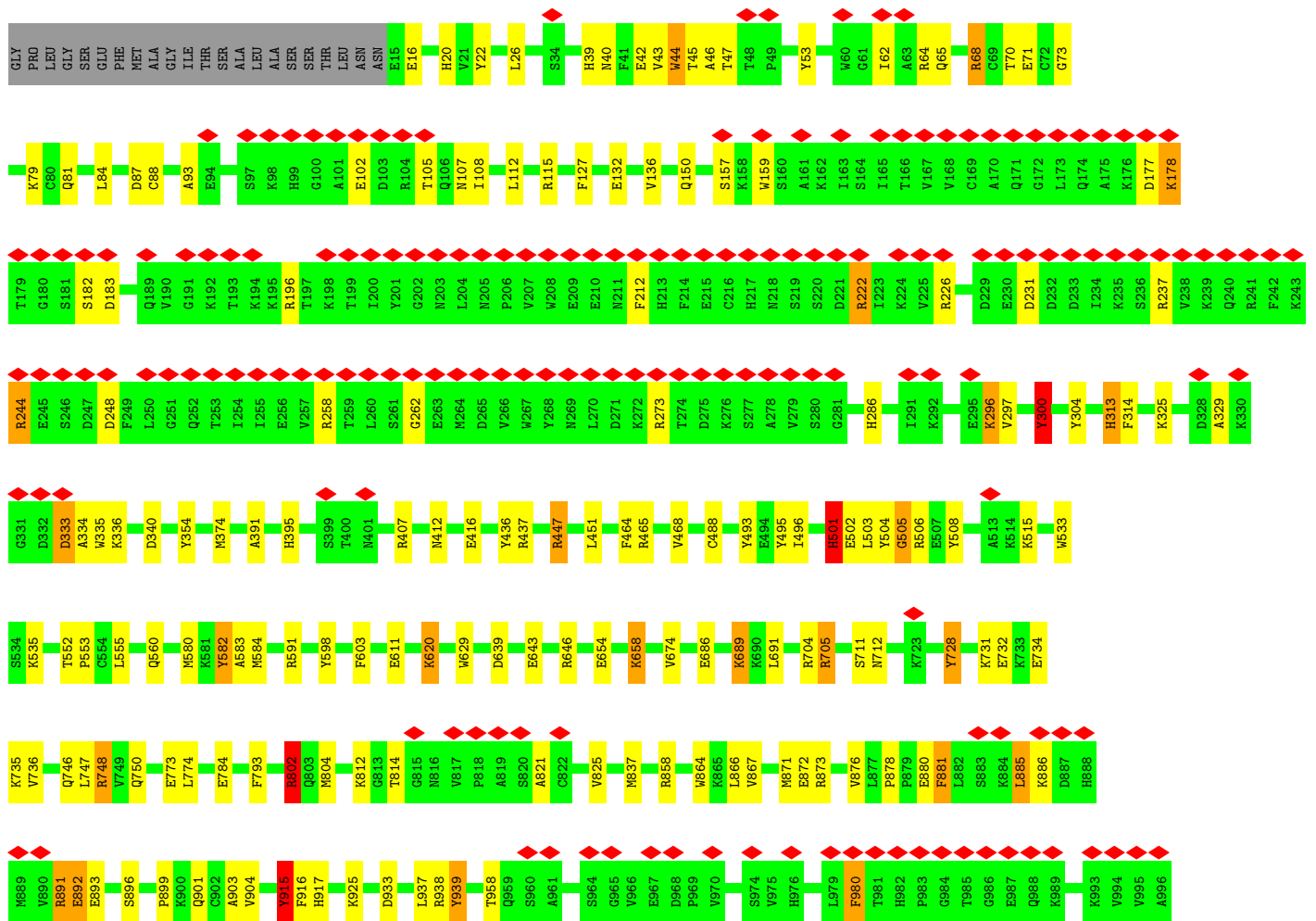
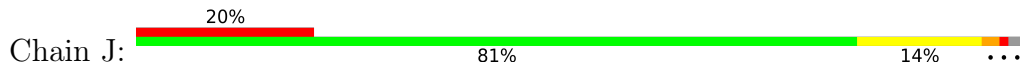


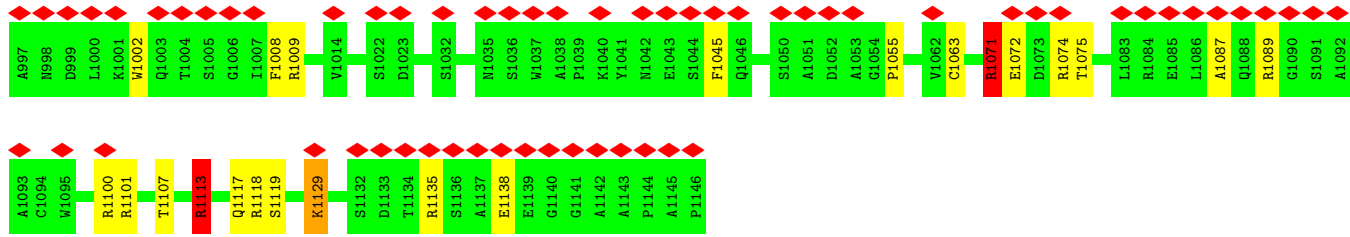




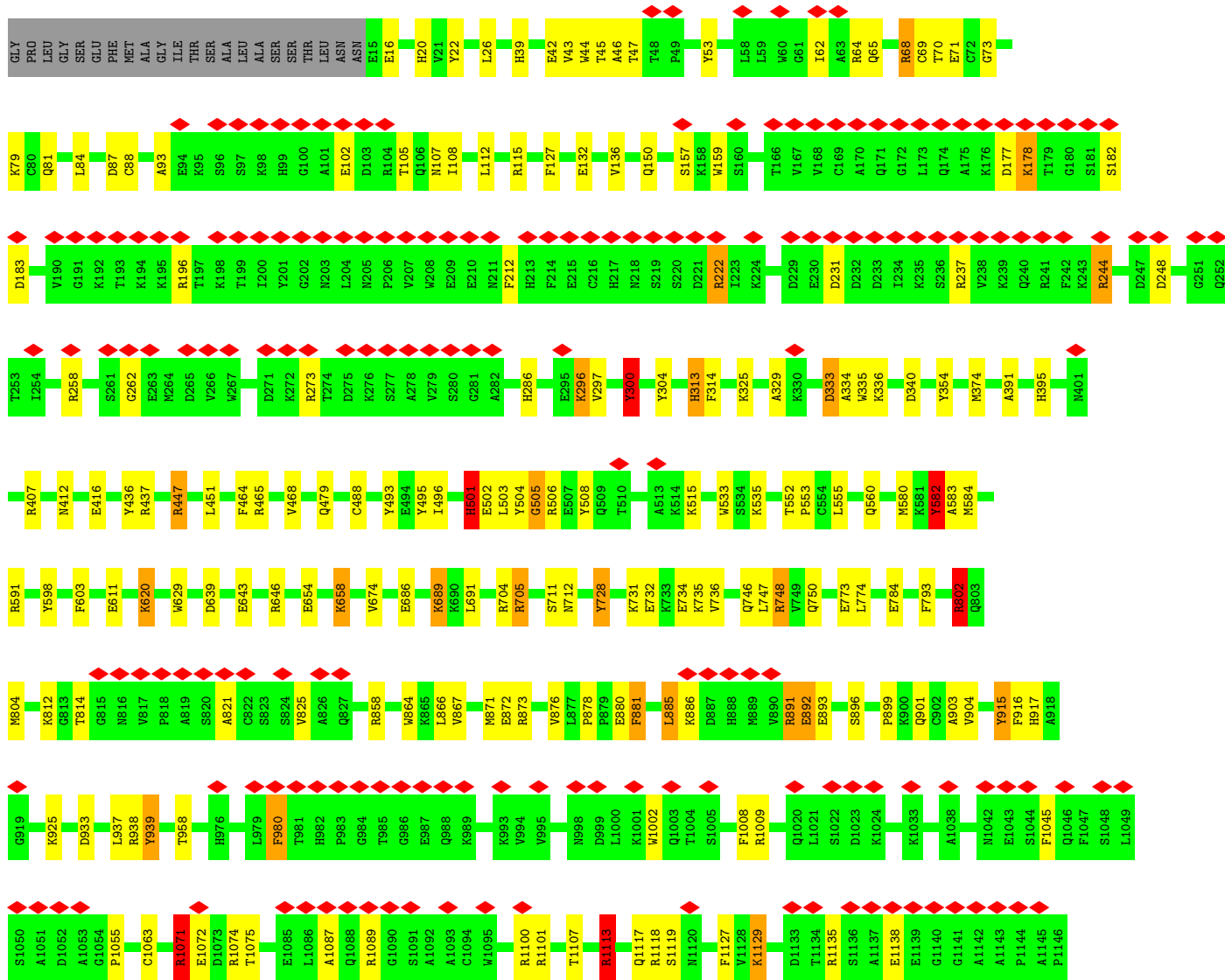
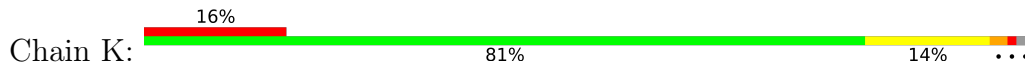


• Molecule 1: Protein unc-13 homolog A

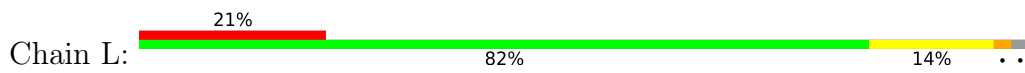





• Molecule 1: Protein unc-13 homolog A

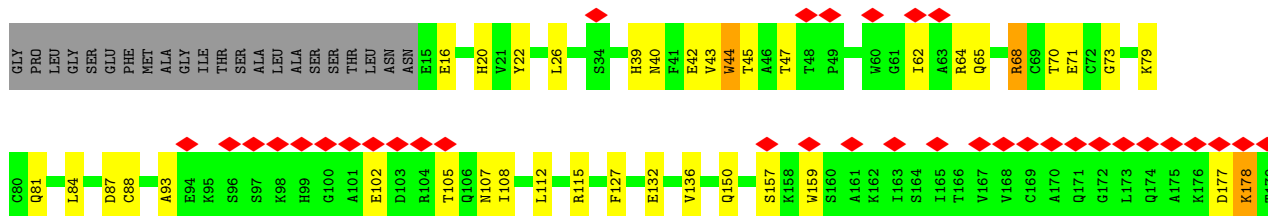
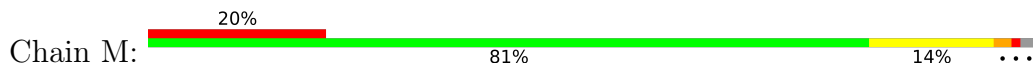


• Molecule 1: Protein unc-13 homolog A



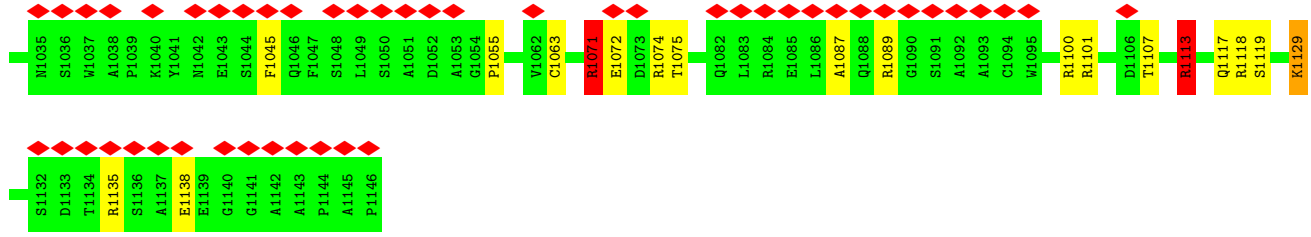


• Molecule 1: Protein unc-13 homolog A

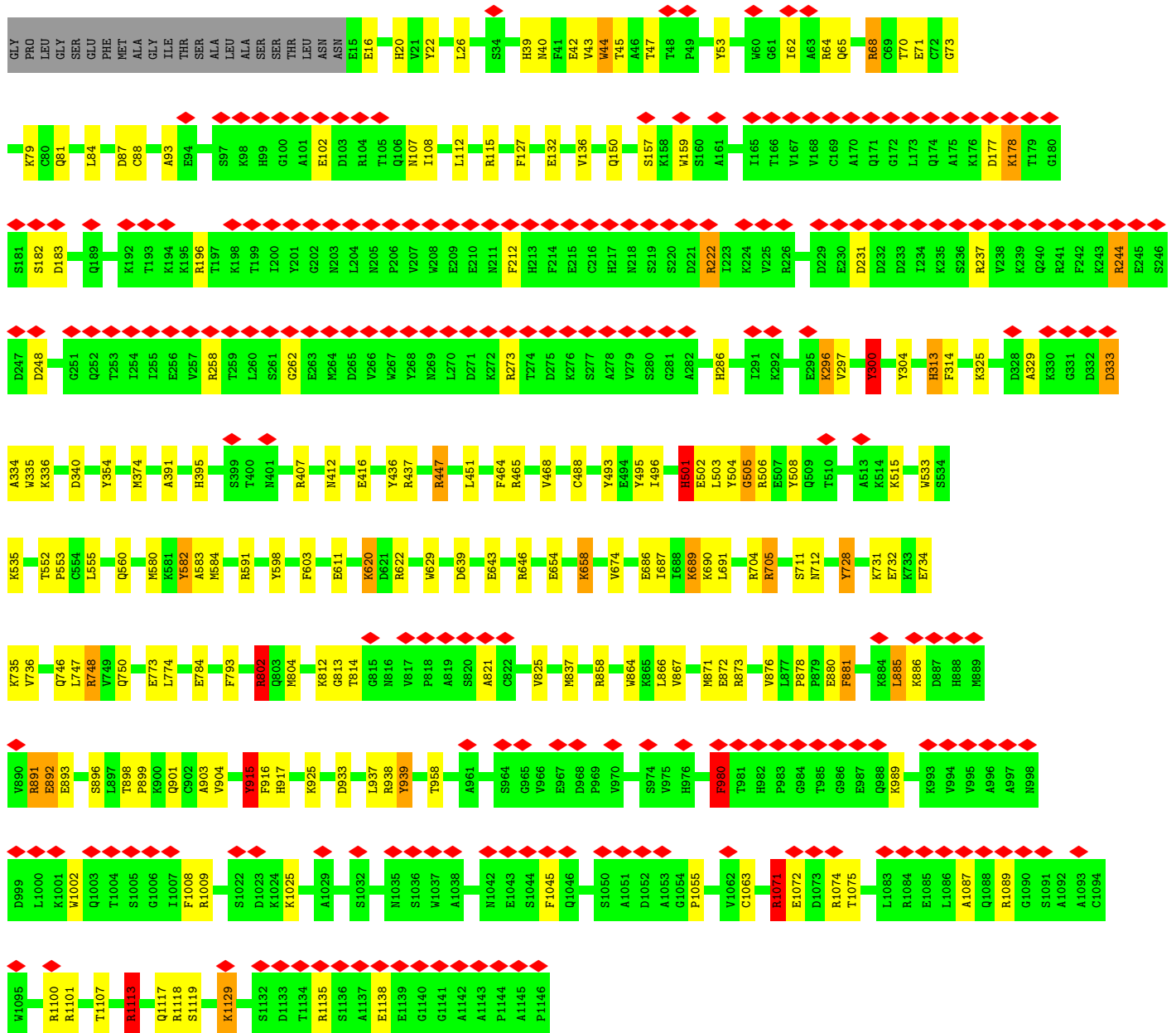
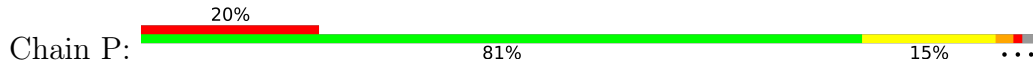




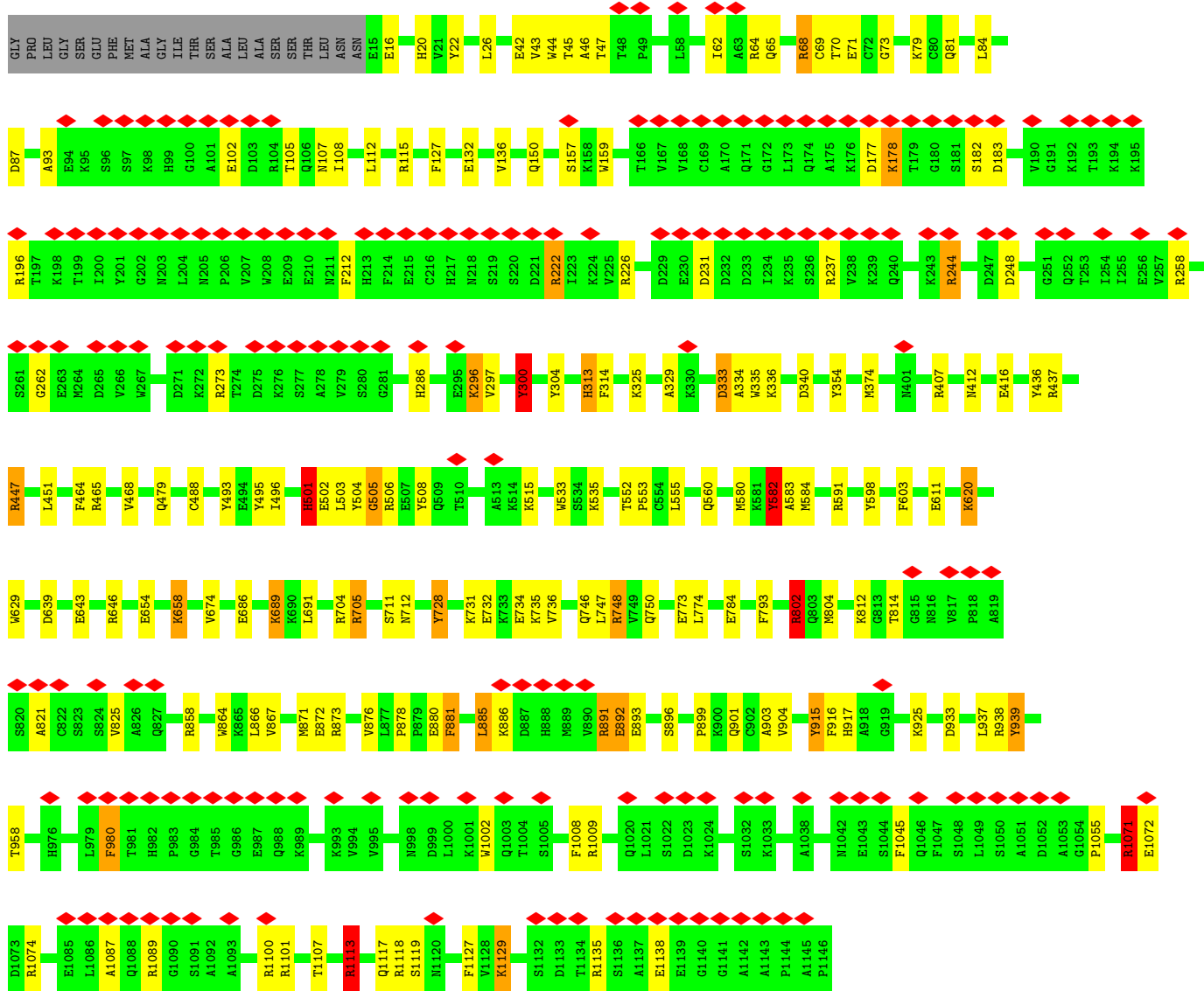
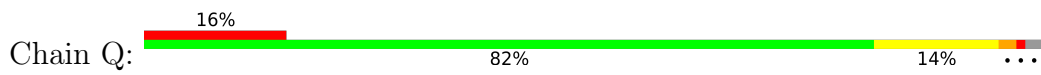




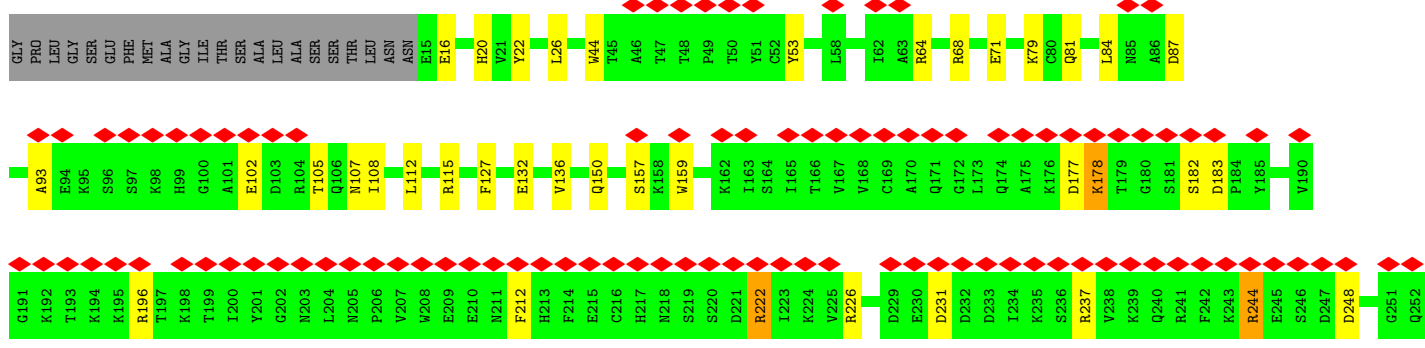
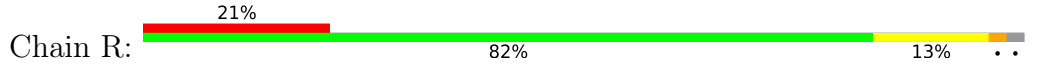
• Molecule 1: Protein unc-13 homolog A

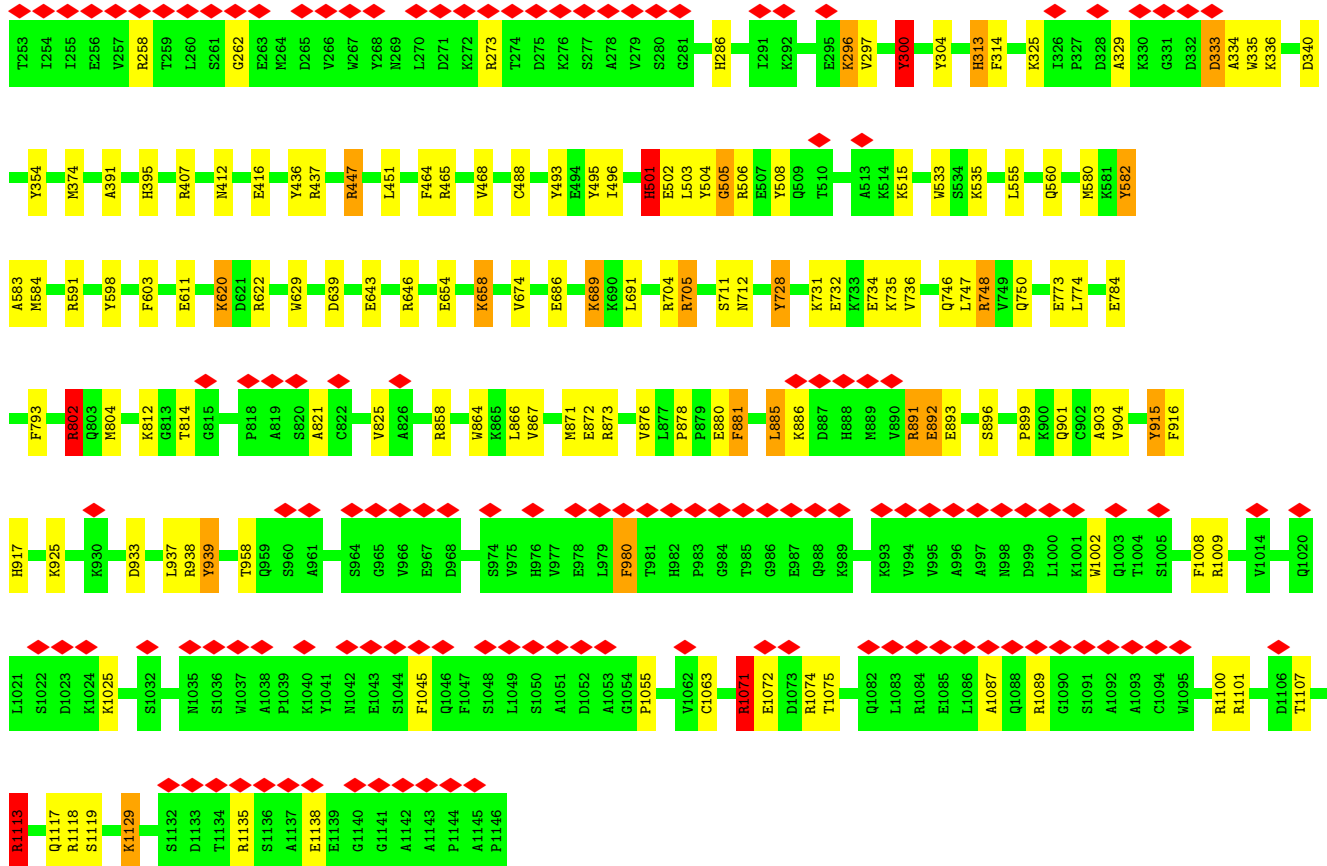


• Molecule 1: Protein unc-13 homolog A

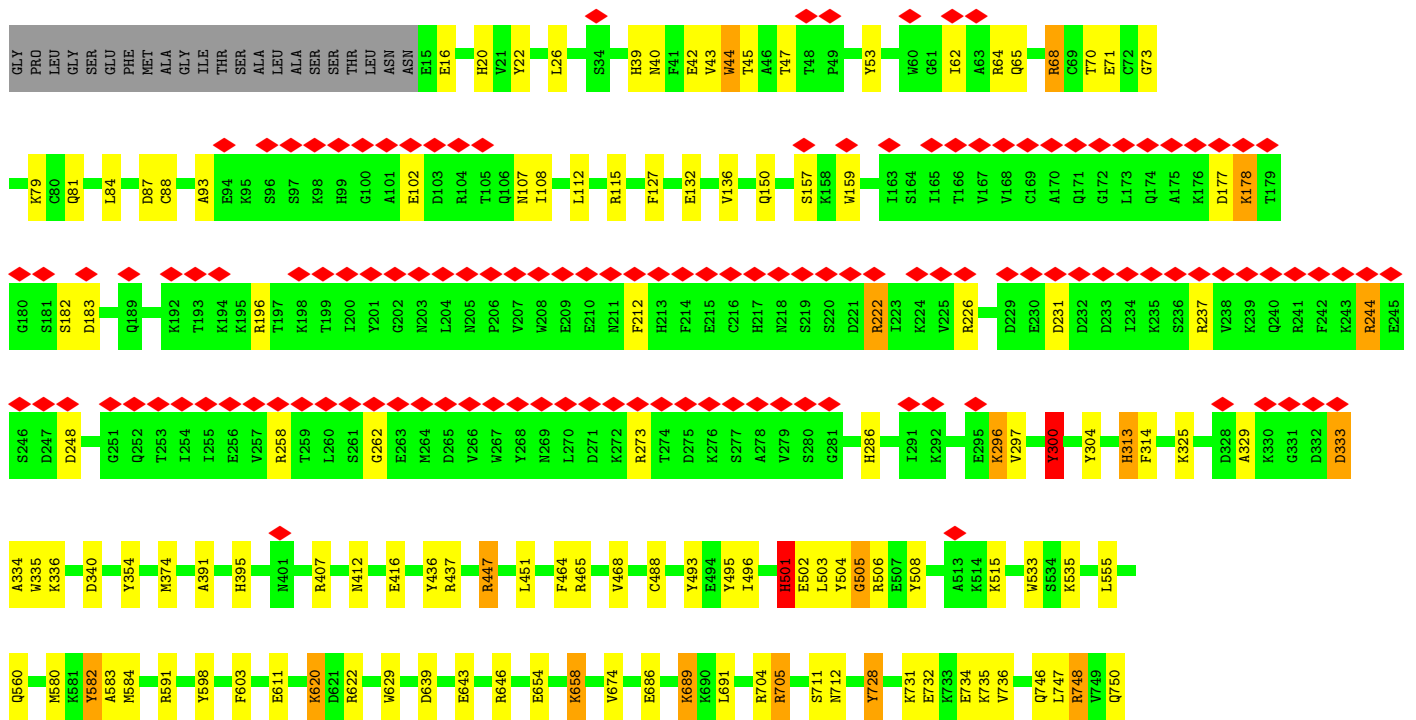
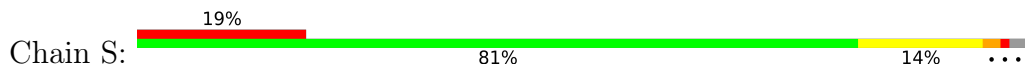


• Molecule 1: Protein unc-13 homolog A

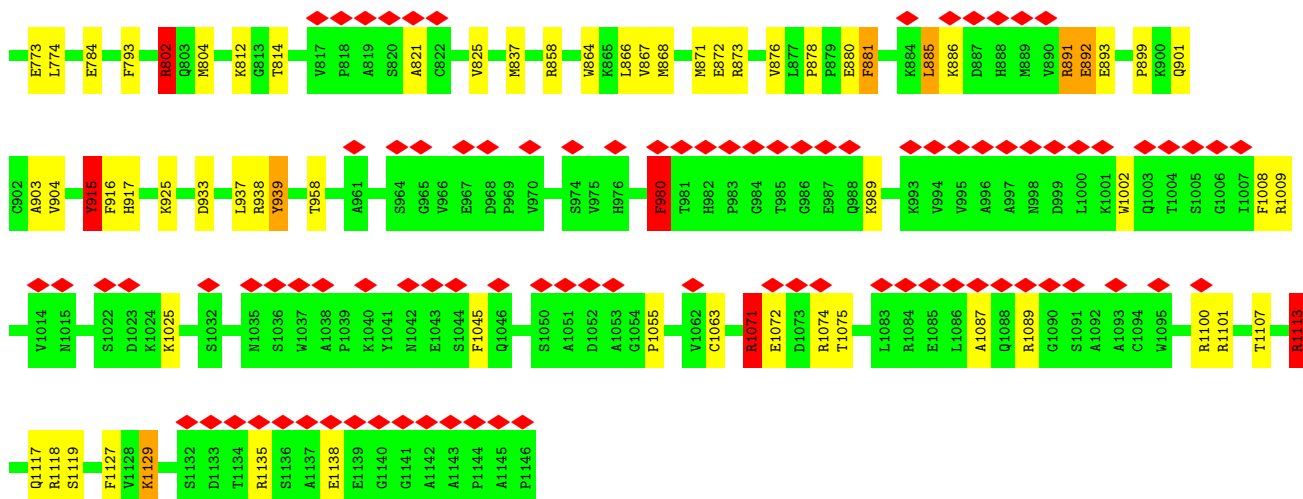




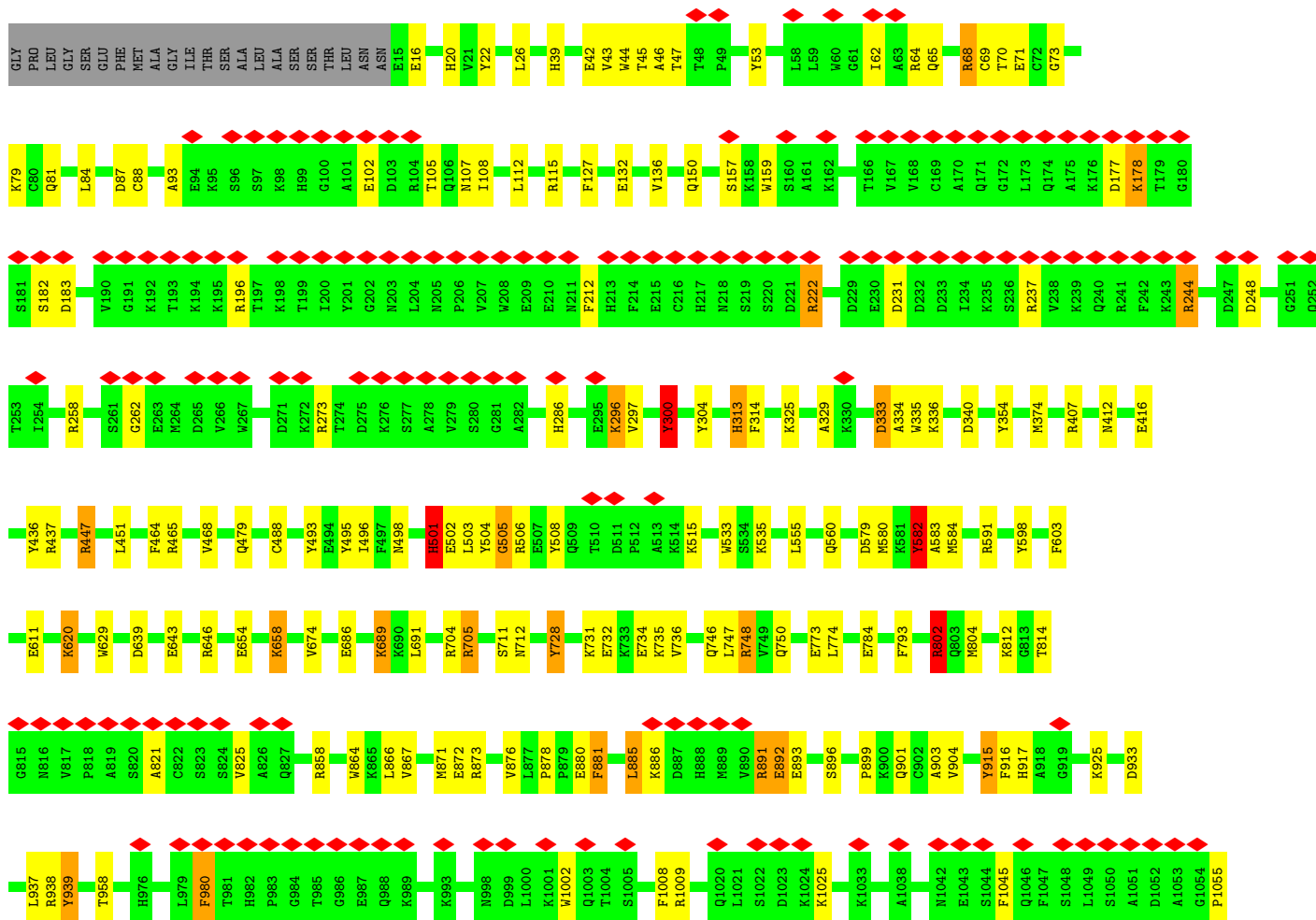
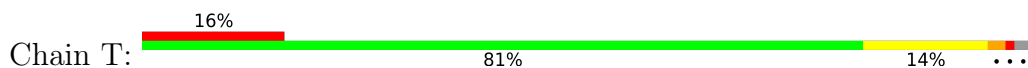
● Molecule 1: Protein unc-13 homolog A

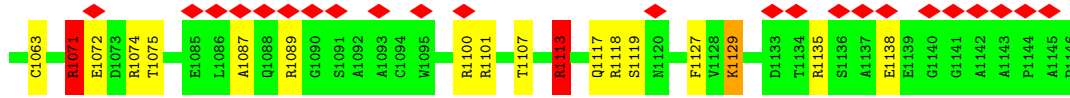




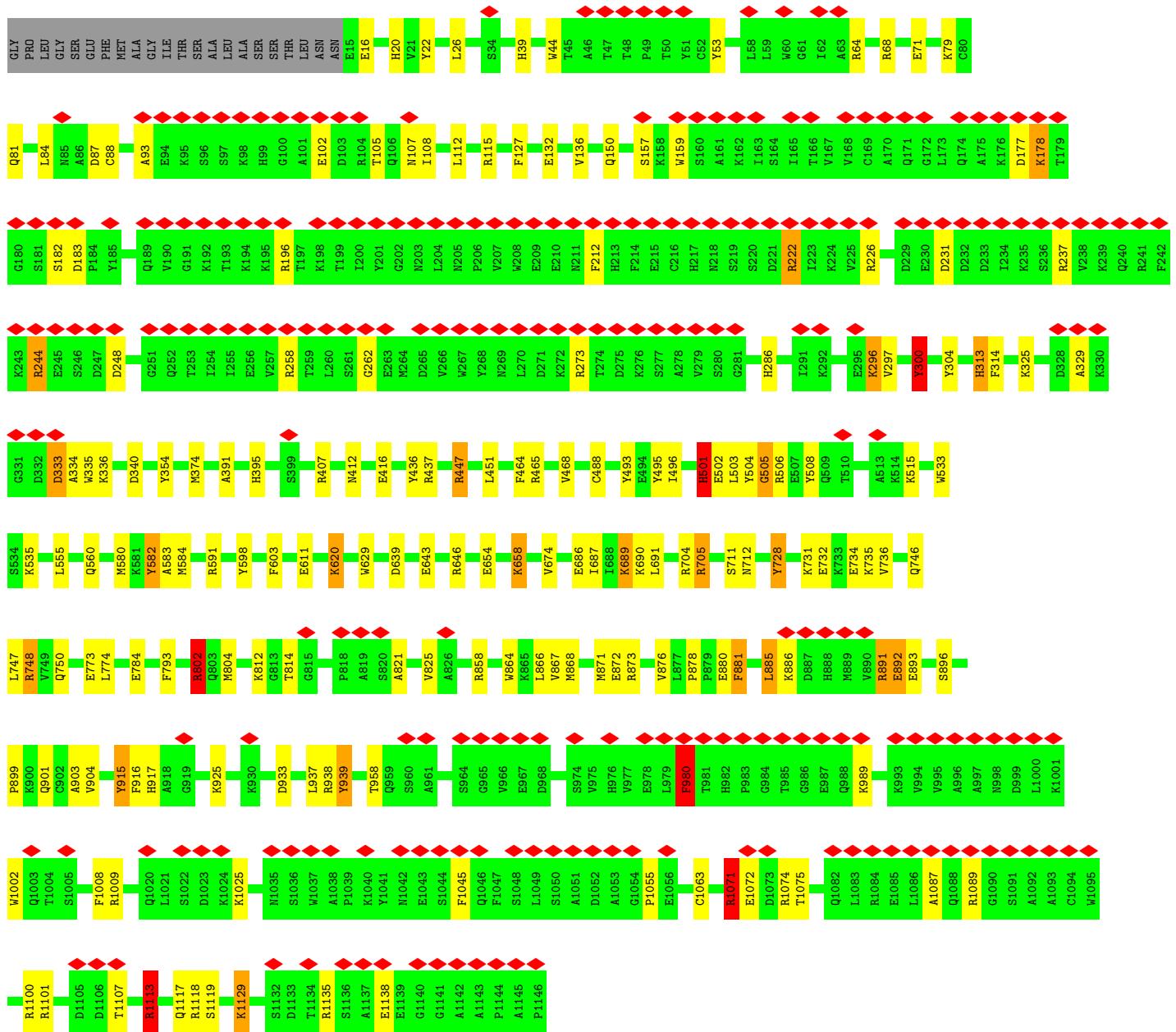
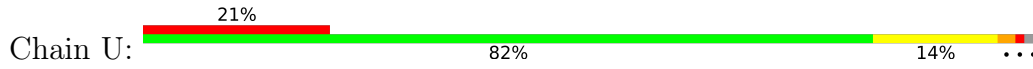


• Molecule 1: Protein unc-13 homolog A

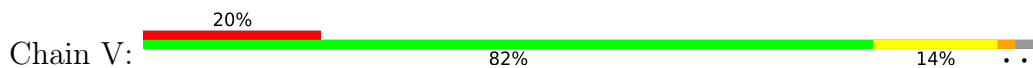


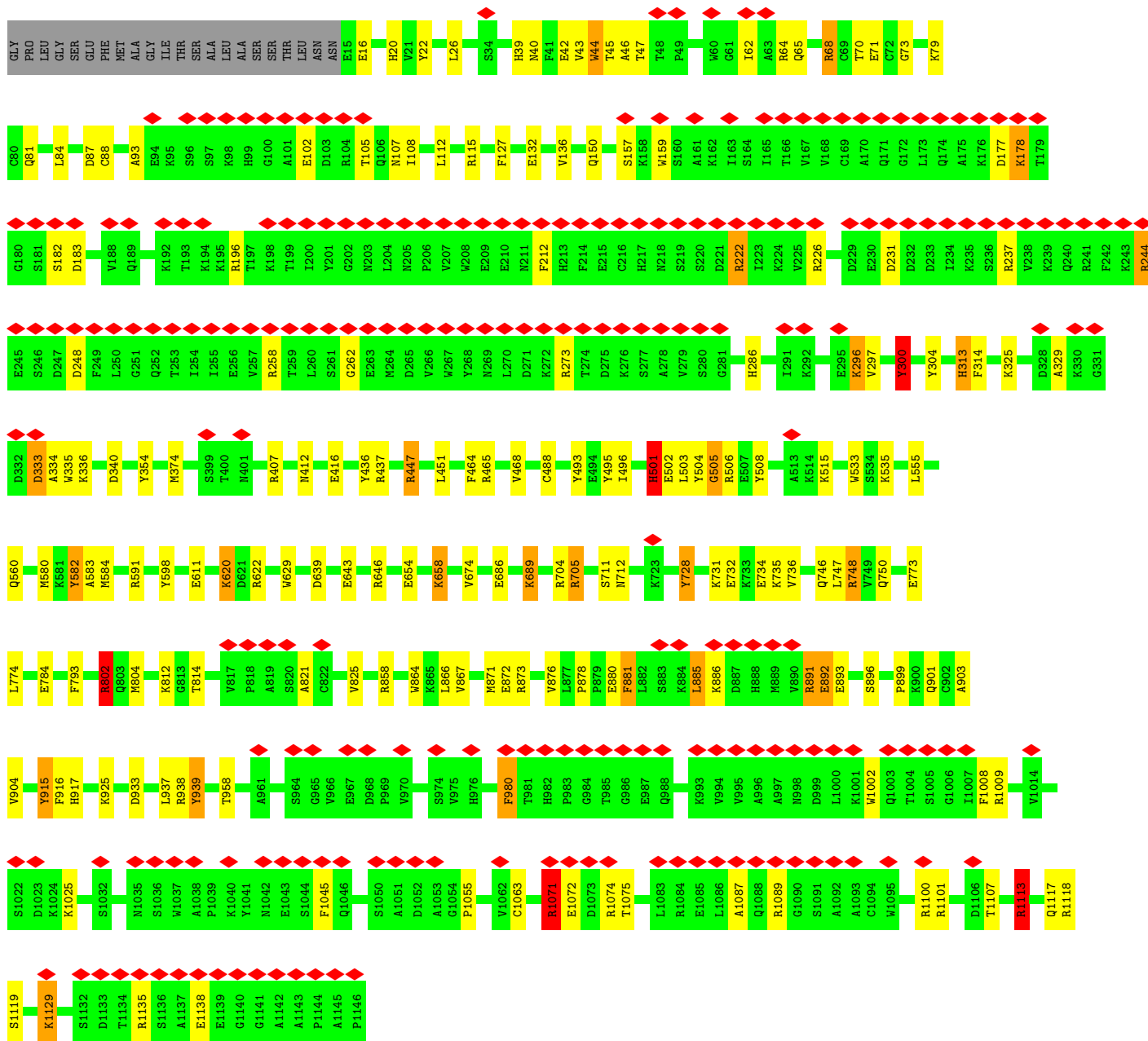


• Molecule 1: Protein unc-13 homolog A

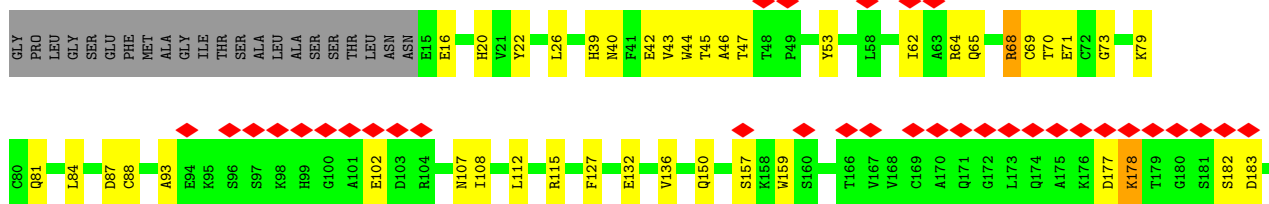
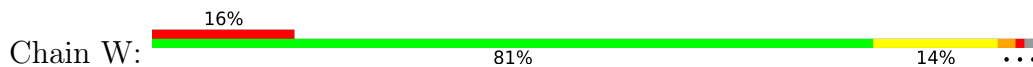


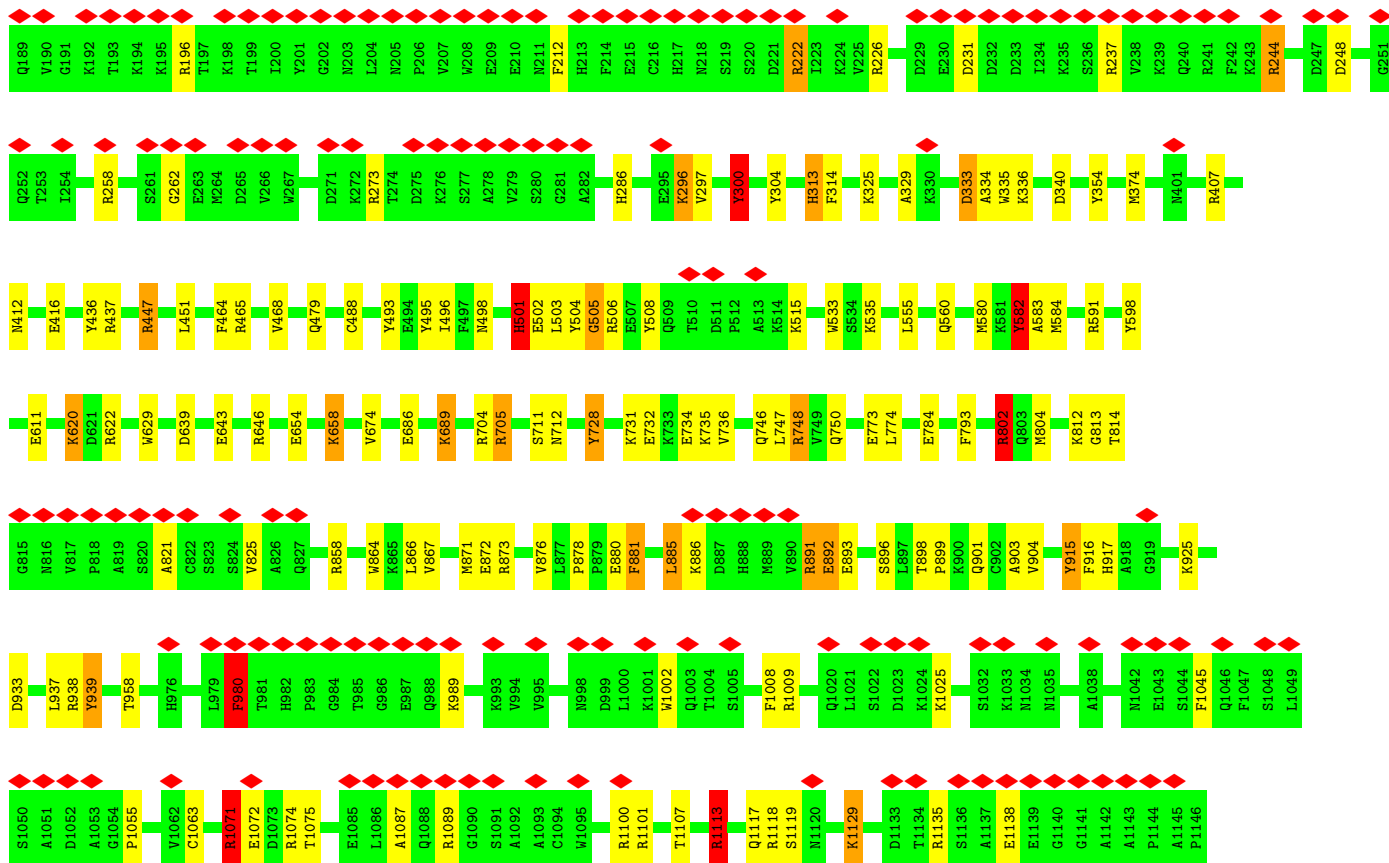
• Molecule 1: Protein unc-13 homolog A



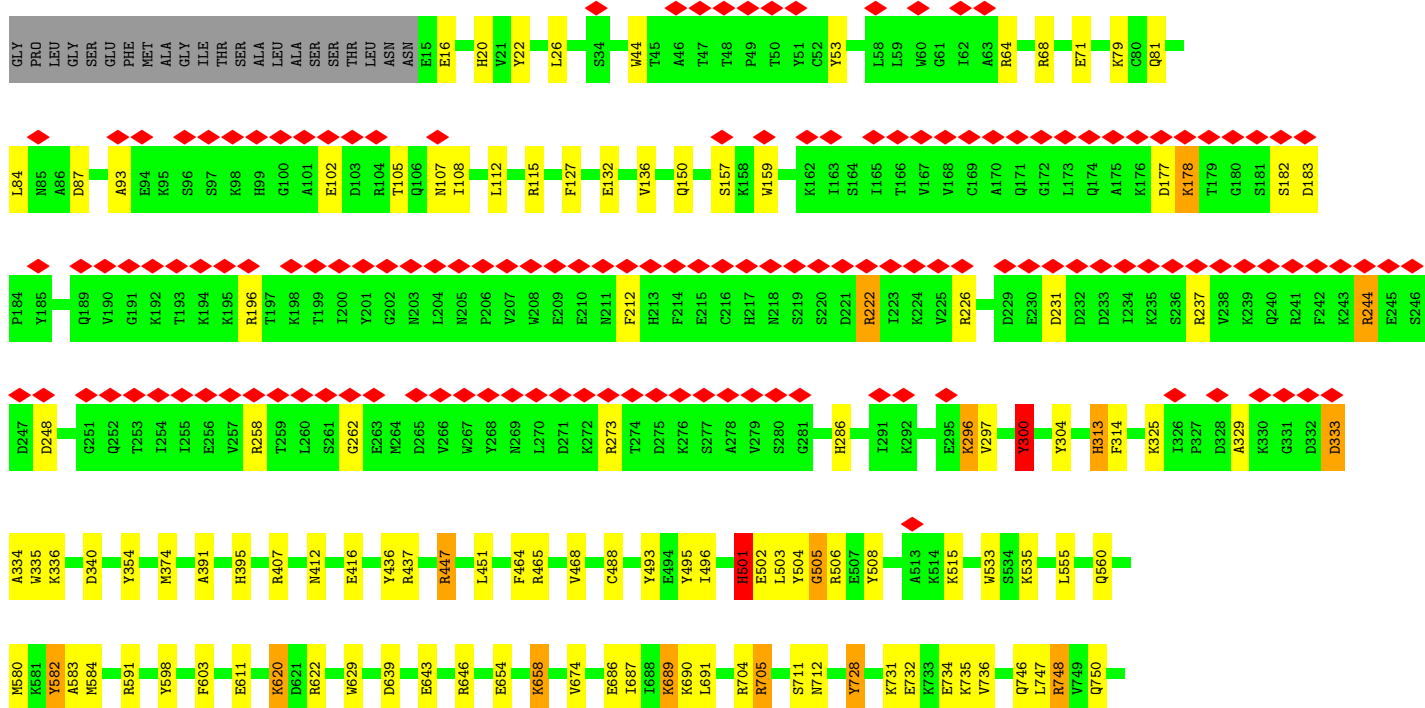
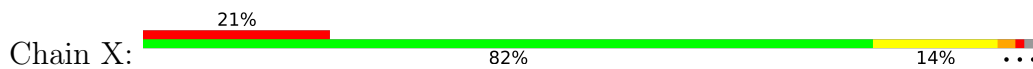


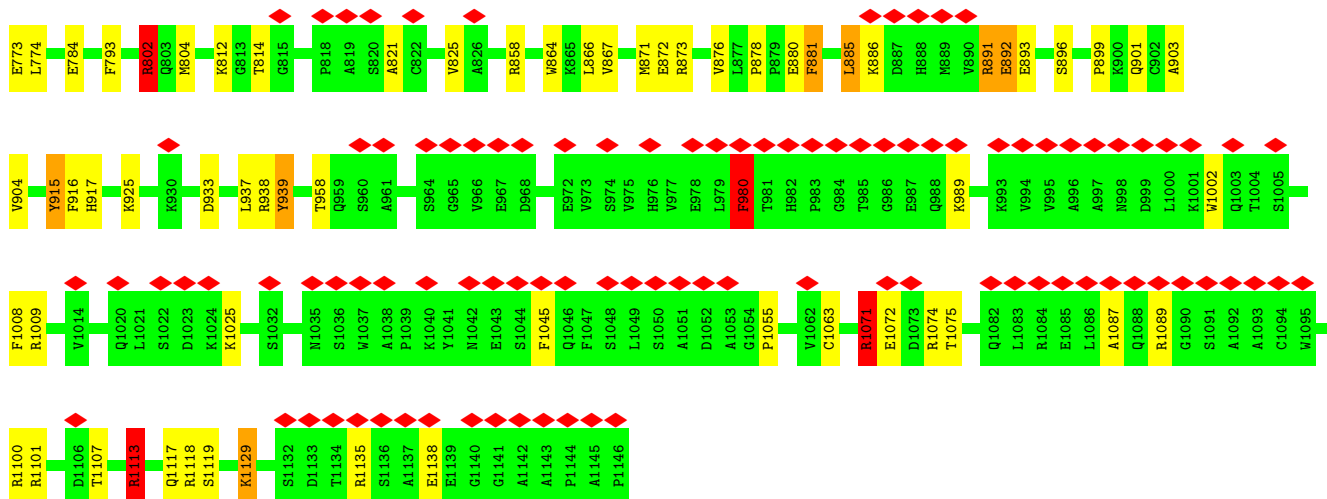
● Molecule 1: Protein unc-13 homolog A



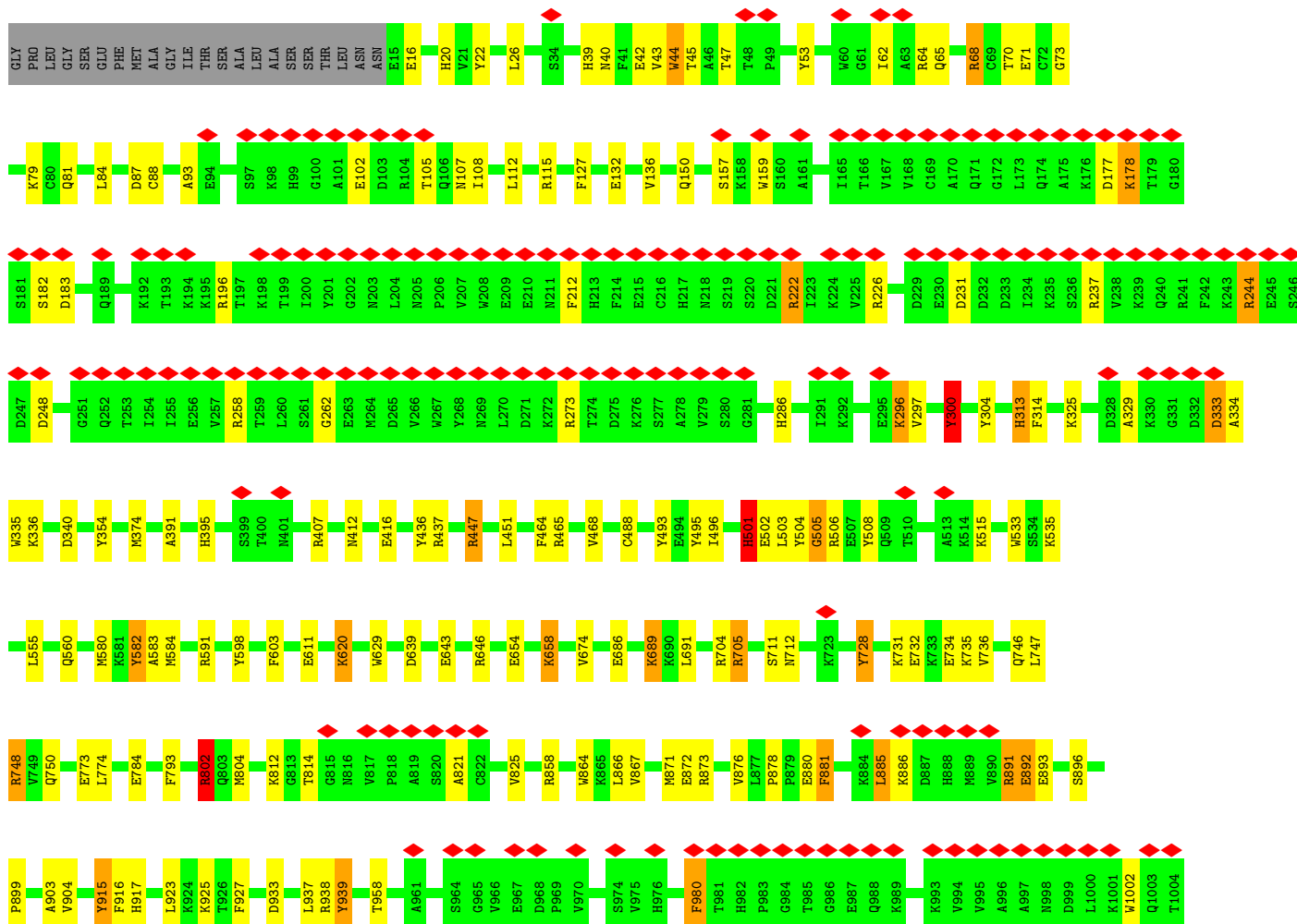
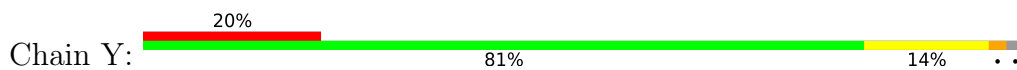


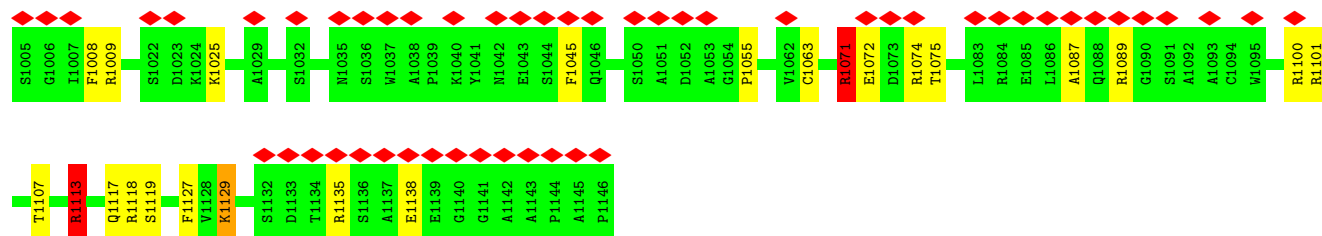
• Molecule 1: Protein unc-13 homolog A





• Molecule 1: Protein unc-13 homolog A





## 4 Experimental information

Property	Value	Source
EM reconstruction method	SUBTOMOGRAM AVERAGING	Depositor
Imposed symmetry	POINT, C6	Depositor
Number of subtomograms used	7	Depositor
Resolution determination method	FSC 0.143 CUT-OFF	Depositor
CTF correction method	PHASE FLIPPING AND AMPLITUDE CORRECTION	Depositor
Microscope	FEI TITAN KRIOS	Depositor
Voltage (kV)	300	Depositor
Electron dose ( $e^-/\text{\AA}^2$ )	110	Depositor
Minimum defocus (nm)	3500	Depositor
Maximum defocus (nm)	5000	Depositor
Magnification	Not provided	
Image detector	GATAN K3 (6k x 4k)	Depositor
Maximum map value	0.862	Depositor
Minimum map value	-0.175	Depositor
Average map value	0.030	Depositor
Map value standard deviation	0.076	Depositor
Recommended contour level	0.23	Depositor
Map size ( $\text{\AA}$ )	680.39996, 680.39996, 680.39996	wwPDB
Map dimensions	324, 324, 324	wwPDB
Map angles ( $^\circ$ )	90.0, 90.0, 90.0	wwPDB
Pixel spacing ( $\text{\AA}$ )	2.1, 2.1, 2.1	Depositor

## 5 Model quality i

### 5.1 Standard geometry i

The Z score for a bond length (or angle) is the number of standard deviations the observed value is removed from the expected value. A bond length (or angle) with  $|Z| > 5$  is considered an outlier worth inspection. RMSZ is the root-mean-square of all Z scores of the bond lengths (or angles).

Mol	Chain	Bond lengths		Bond angles	
		RMSZ	# Z  >5	RMSZ	# Z  >5
1	A	0.67	0/9220	1.04	30/12466 (0.2%)
1	C	0.67	0/9220	1.04	32/12466 (0.3%)
1	D	0.67	0/9220	1.04	31/12466 (0.2%)
1	E	0.67	0/9220	1.04	30/12466 (0.2%)
1	F	0.67	0/9220	1.04	28/12466 (0.2%)
1	G	0.67	0/9220	1.04	30/12466 (0.2%)
1	H	0.67	0/9220	1.10	42/12466 (0.3%)
1	I	0.67	0/9220	1.10	41/12466 (0.3%)
1	J	0.67	0/9220	1.10	42/12466 (0.3%)
1	K	0.67	0/9220	1.10	42/12466 (0.3%)
1	L	0.67	0/9220	1.10	44/12466 (0.4%)
1	M	0.67	0/9220	1.10	41/12466 (0.3%)
1	N	0.67	0/9220	1.10	42/12466 (0.3%)
1	O	0.67	0/9220	1.10	43/12466 (0.3%)
1	P	0.67	0/9220	1.10	42/12466 (0.3%)
1	Q	0.67	0/9220	1.10	42/12466 (0.3%)
1	R	0.67	0/9220	1.10	43/12466 (0.3%)
1	S	0.67	0/9220	1.10	44/12466 (0.4%)
1	T	0.67	0/9220	1.10	42/12466 (0.3%)
1	U	0.67	0/9220	1.10	42/12466 (0.3%)
1	V	0.67	0/9220	1.10	42/12466 (0.3%)
1	W	0.67	0/9220	1.10	43/12466 (0.3%)
1	X	0.67	0/9220	1.10	43/12466 (0.3%)
1	Y	0.67	0/9220	1.10	43/12466 (0.3%)
All	All	0.67	0/221280	1.09	944/299184 (0.3%)

Chiral center outliers are detected by calculating the chiral volume of a chiral center and verifying if the center is modelled as a planar moiety or with the opposite hand. A planarity outlier is detected by checking planarity of atoms in a peptide group, atoms in a mainchain group or atoms of a sidechain that are expected to be planar.

Mol	Chain	#Chirality outliers	#Planarity outliers
1	A	0	9

*Continued on next page...*



Continued from previous page...

Mol	Chain	#Chirality outliers	#Planarity outliers
1	C	0	10
1	D	0	10
1	E	0	10
1	F	0	10
1	G	0	9
1	H	0	14
1	I	0	14
1	J	0	14
1	K	0	14
1	L	0	14
1	M	0	14
1	N	0	14
1	O	0	14
1	P	0	14
1	Q	0	14
1	R	0	14
1	S	0	14
1	T	0	14
1	U	0	14
1	V	0	14
1	W	0	14
1	X	0	14
1	Y	0	14
All	All	0	310

There are no bond length outliers.

All (944) bond angle outliers are listed below:

Mol	Chain	Res	Type	Atoms	Z	Observed(°)	Ideal(°)
1	A	591	ARG	NE-CZ-NH1	11.18	125.89	120.30
1	G	591	ARG	NE-CZ-NH1	11.09	125.84	120.30
1	D	591	ARG	NE-CZ-NH1	11.05	125.83	120.30
1	C	591	ARG	NE-CZ-NH1	11.01	125.80	120.30
1	E	591	ARG	NE-CZ-NH1	10.99	125.80	120.30
1	F	591	ARG	NE-CZ-NH1	10.96	125.78	120.30
1	J	1101	ARG	NE-CZ-NH1	10.70	125.65	120.30
1	H	748	ARG	NE-CZ-NH1	10.65	125.62	120.30
1	V	1101	ARG	NE-CZ-NH1	10.64	125.62	120.30
1	K	1101	ARG	NE-CZ-NH1	10.64	125.62	120.30
1	N	748	ARG	NE-CZ-NH1	10.59	125.60	120.30
1	Q	748	ARG	NE-CZ-NH1	10.59	125.59	120.30
1	M	1101	ARG	NE-CZ-NH1	10.59	125.59	120.30

Continued on next page...

*Continued from previous page...*

Mol	Chain	Res	Type	Atoms	Z	Observed(°)	Ideal(°)
1	P	1101	ARG	NE-CZ-NH1	10.59	125.59	120.30
1	Y	1101	ARG	NE-CZ-NH1	10.57	125.59	120.30
1	S	748	ARG	NE-CZ-NH1	10.56	125.58	120.30
1	U	1101	ARG	NE-CZ-NH1	10.55	125.57	120.30
1	S	1101	ARG	NE-CZ-NH1	10.54	125.57	120.30
1	T	748	ARG	NE-CZ-NH1	10.53	125.56	120.30
1	T	1101	ARG	NE-CZ-NH1	10.53	125.56	120.30
1	W	748	ARG	NE-CZ-NH1	10.50	125.55	120.30
1	X	1101	ARG	NE-CZ-NH1	10.49	125.55	120.30
1	L	1101	ARG	NE-CZ-NH1	10.48	125.54	120.30
1	O	748	ARG	NE-CZ-NH1	10.44	125.52	120.30
1	K	748	ARG	NE-CZ-NH1	10.43	125.52	120.30
1	H	1101	ARG	NE-CZ-NH1	10.43	125.52	120.30
1	O	1101	ARG	NE-CZ-NH1	10.43	125.51	120.30
1	W	1101	ARG	NE-CZ-NH1	10.43	125.51	120.30
1	R	1101	ARG	NE-CZ-NH1	10.43	125.51	120.30
1	N	1101	ARG	NE-CZ-NH1	10.42	125.51	120.30
1	V	748	ARG	NE-CZ-NH1	10.42	125.51	120.30
1	I	1101	ARG	NE-CZ-NH1	10.41	125.50	120.30
1	J	748	ARG	NE-CZ-NH1	10.41	125.50	120.30
1	L	748	ARG	NE-CZ-NH1	10.41	125.50	120.30
1	P	748	ARG	NE-CZ-NH1	10.37	125.48	120.30
1	Y	748	ARG	NE-CZ-NH1	10.36	125.48	120.30
1	X	748	ARG	NE-CZ-NH1	10.32	125.46	120.30
1	I	748	ARG	NE-CZ-NH1	10.32	125.46	120.30
1	Q	1101	ARG	NE-CZ-NH1	10.31	125.45	120.30
1	R	748	ARG	NE-CZ-NH1	10.27	125.44	120.30
1	U	748	ARG	NE-CZ-NH1	10.25	125.43	120.30
1	M	748	ARG	NE-CZ-NH1	10.24	125.42	120.30
1	S	244	ARG	NE-CZ-NH1	9.66	125.13	120.30
1	Y	244	ARG	NE-CZ-NH1	9.60	125.10	120.30
1	V	244	ARG	NE-CZ-NH1	9.54	125.07	120.30
1	P	244	ARG	NE-CZ-NH1	9.49	125.05	120.30
1	Q	244	ARG	NE-CZ-NH1	9.48	125.04	120.30
1	J	244	ARG	NE-CZ-NH1	9.47	125.04	120.30
1	M	244	ARG	NE-CZ-NH1	9.45	125.03	120.30
1	H	244	ARG	NE-CZ-NH1	9.43	125.02	120.30
1	W	244	ARG	NE-CZ-NH1	9.42	125.01	120.30
1	K	244	ARG	NE-CZ-NH1	9.38	124.99	120.30
1	I	244	ARG	NE-CZ-NH1	9.36	124.98	120.30
1	U	244	ARG	NE-CZ-NH1	9.34	124.97	120.30
1	L	244	ARG	NE-CZ-NH1	9.34	124.97	120.30

*Continued on next page...*

*Continued from previous page...*

Mol	Chain	Res	Type	Atoms	Z	Observed(°)	Ideal(°)
1	N	244	ARG	NE-CZ-NH1	9.34	124.97	120.30
1	T	244	ARG	NE-CZ-NH1	9.33	124.96	120.30
1	O	244	ARG	NE-CZ-NH1	9.26	124.93	120.30
1	X	244	ARG	NE-CZ-NH1	9.19	124.89	120.30
1	R	244	ARG	NE-CZ-NH1	9.17	124.88	120.30
1	L	938	ARG	NE-CZ-NH1	9.10	124.85	120.30
1	V	938	ARG	NE-CZ-NH1	9.10	124.85	120.30
1	S	938	ARG	NE-CZ-NH1	9.06	124.83	120.30
1	O	938	ARG	NE-CZ-NH1	9.04	124.82	120.30
1	N	938	ARG	NE-CZ-NH1	9.03	124.82	120.30
1	P	938	ARG	NE-CZ-NH1	9.02	124.81	120.30
1	K	938	ARG	NE-CZ-NH1	9.01	124.80	120.30
1	Y	938	ARG	NE-CZ-NH1	9.00	124.80	120.30
1	T	938	ARG	NE-CZ-NH1	8.99	124.80	120.30
1	R	938	ARG	NE-CZ-NH1	8.98	124.79	120.30
1	W	938	ARG	NE-CZ-NH1	8.97	124.78	120.30
1	I	938	ARG	NE-CZ-NH1	8.96	124.78	120.30
1	M	938	ARG	NE-CZ-NH1	8.95	124.78	120.30
1	X	938	ARG	NE-CZ-NH1	8.94	124.77	120.30
1	H	938	ARG	NE-CZ-NH1	8.94	124.77	120.30
1	J	938	ARG	NE-CZ-NH1	8.92	124.76	120.30
1	Q	938	ARG	NE-CZ-NH1	8.84	124.72	120.30
1	U	938	ARG	NE-CZ-NH1	8.83	124.71	120.30
1	D	1071	ARG	NE-CZ-NH1	8.58	124.59	120.30
1	O	704	ARG	NE-CZ-NH1	8.52	124.56	120.30
1	E	1071	ARG	NE-CZ-NH1	8.51	124.56	120.30
1	F	1071	ARG	NE-CZ-NH1	8.51	124.55	120.30
1	R	704	ARG	NE-CZ-NH1	8.49	124.55	120.30
1	U	704	ARG	NE-CZ-NH1	8.48	124.54	120.30
1	L	704	ARG	NE-CZ-NH1	8.46	124.53	120.30
1	A	1071	ARG	NE-CZ-NH1	8.45	124.53	120.30
1	C	1071	ARG	NE-CZ-NH1	8.44	124.52	120.30
1	I	704	ARG	NE-CZ-NH1	8.44	124.52	120.30
1	N	704	ARG	NE-CZ-NH1	8.44	124.52	120.30
1	T	704	ARG	NE-CZ-NH1	8.38	124.49	120.30
1	G	1071	ARG	NE-CZ-NH1	8.35	124.48	120.30
1	Q	704	ARG	NE-CZ-NH1	8.33	124.47	120.30
1	H	704	ARG	NE-CZ-NH1	8.32	124.46	120.30
1	P	704	ARG	NE-CZ-NH1	8.30	124.45	120.30
1	H	1074	ARG	NE-CZ-NH1	8.27	124.44	120.30
1	J	704	ARG	NE-CZ-NH1	8.27	124.44	120.30
1	V	704	ARG	NE-CZ-NH1	8.26	124.43	120.30

*Continued on next page...*

*Continued from previous page...*

Mol	Chain	Res	Type	Atoms	Z	Observed(°)	Ideal(°)
1	M	704	ARG	NE-CZ-NH1	8.26	124.43	120.30
1	X	704	ARG	NE-CZ-NH1	8.24	124.42	120.30
1	W	704	ARG	NE-CZ-NH1	8.24	124.42	120.30
1	P	1074	ARG	NE-CZ-NH1	8.23	124.42	120.30
1	S	704	ARG	NE-CZ-NH1	8.23	124.42	120.30
1	Y	1074	ARG	NE-CZ-NH1	8.21	124.41	120.30
1	Y	704	ARG	NE-CZ-NH1	8.18	124.39	120.30
1	F	196	ARG	NE-CZ-NH1	8.16	124.38	120.30
1	J	1074	ARG	NE-CZ-NH1	8.15	124.38	120.30
1	L	1074	ARG	NE-CZ-NH1	8.13	124.37	120.30
1	D	196	ARG	NE-CZ-NH1	8.12	124.36	120.30
1	C	196	ARG	NE-CZ-NH1	8.11	124.36	120.30
1	D	437	ARG	NE-CZ-NH1	8.07	124.34	120.30
1	S	1074	ARG	NE-CZ-NH1	8.07	124.33	120.30
1	U	1074	ARG	NE-CZ-NH1	8.06	124.33	120.30
1	M	1074	ARG	NE-CZ-NH1	8.06	124.33	120.30
1	X	1074	ARG	NE-CZ-NH1	8.04	124.32	120.30
1	I	1074	ARG	NE-CZ-NH1	8.03	124.32	120.30
1	K	704	ARG	NE-CZ-NH1	8.03	124.31	120.30
1	O	1074	ARG	NE-CZ-NH1	8.02	124.31	120.30
1	V	1074	ARG	NE-CZ-NH1	8.02	124.31	120.30
1	E	196	ARG	NE-CZ-NH1	8.00	124.30	120.30
1	F	437	ARG	NE-CZ-NH1	8.00	124.30	120.30
1	W	1074	ARG	NE-CZ-NH1	7.99	124.29	120.30
1	T	1074	ARG	NE-CZ-NH1	7.96	124.28	120.30
1	K	1074	ARG	NE-CZ-NH1	7.93	124.27	120.30
1	Q	1074	ARG	NE-CZ-NH1	7.93	124.27	120.30
1	G	196	ARG	NE-CZ-NH1	7.91	124.25	120.30
1	N	1074	ARG	NE-CZ-NH1	7.90	124.25	120.30
1	R	1074	ARG	NE-CZ-NH1	7.89	124.24	120.30
1	E	437	ARG	NE-CZ-NH1	7.88	124.24	120.30
1	A	196	ARG	NE-CZ-NH1	7.83	124.21	120.30
1	G	437	ARG	NE-CZ-NH1	7.80	124.20	120.30
1	C	437	ARG	NE-CZ-NH1	7.78	124.19	120.30
1	I	258	ARG	NE-CZ-NH1	7.75	124.18	120.30
1	A	437	ARG	NE-CZ-NH1	7.74	124.17	120.30
1	K	258	ARG	NE-CZ-NH1	7.72	124.16	120.30
1	N	258	ARG	NE-CZ-NH1	7.71	124.16	120.30
1	W	258	ARG	NE-CZ-NH1	7.69	124.14	120.30
1	U	582	TYR	CB-CG-CD1	-7.66	116.40	121.00
1	L	582	TYR	CB-CG-CD1	-7.65	116.41	121.00
1	T	582	TYR	CB-CG-CD1	-7.65	116.41	121.00

*Continued on next page...*

*Continued from previous page...*

Mol	Chain	Res	Type	Atoms	Z	Observed(°)	Ideal(°)
1	G	938	ARG	NE-CZ-NH1	7.64	124.12	120.30
1	J	258	ARG	NE-CZ-NH1	7.64	124.12	120.30
1	O	582	TYR	CB-CG-CD1	-7.63	116.42	121.00
1	K	1089	ARG	NE-CZ-NH1	7.61	124.11	120.30
1	O	258	ARG	NE-CZ-NH1	7.61	124.11	120.30
1	Q	582	TYR	CB-CG-CD1	-7.61	116.44	121.00
1	P	258	ARG	NE-CZ-NH1	7.60	124.10	120.30
1	H	258	ARG	NE-CZ-NH1	7.59	124.09	120.30
1	S	258	ARG	NE-CZ-NH1	7.59	124.09	120.30
1	M	258	ARG	NE-CZ-NH1	7.58	124.09	120.30
1	M	582	TYR	CB-CG-CD1	-7.57	116.46	121.00
1	H	582	TYR	CB-CG-CD1	-7.56	116.46	121.00
1	X	258	ARG	NE-CZ-NH1	7.56	124.08	120.30
1	R	582	TYR	CB-CG-CD1	-7.56	116.46	121.00
1	R	258	ARG	NE-CZ-NH1	7.56	124.08	120.30
1	Q	1071	ARG	NE-CZ-NH1	7.55	124.08	120.30
1	Q	258	ARG	NE-CZ-NH1	7.54	124.07	120.30
1	L	258	ARG	NE-CZ-NH1	7.54	124.07	120.30
1	I	582	TYR	CB-CG-CD1	-7.54	116.48	121.00
1	C	938	ARG	NE-CZ-NH1	7.54	124.07	120.30
1	E	938	ARG	NE-CZ-NH1	7.53	124.06	120.30
1	T	258	ARG	NE-CZ-NH1	7.53	124.06	120.30
1	H	1071	ARG	NE-CZ-NH1	7.52	124.06	120.30
1	P	582	TYR	CB-CG-CD1	-7.52	116.49	121.00
1	X	582	TYR	CB-CG-CD1	-7.52	116.49	121.00
1	V	258	ARG	NE-CZ-NH1	7.52	124.06	120.30
1	W	582	TYR	CB-CG-CD1	-7.51	116.49	121.00
1	Y	258	ARG	NE-CZ-NH1	7.51	124.06	120.30
1	V	1089	ARG	NE-CZ-NH1	7.50	124.05	120.30
1	S	582	TYR	CB-CG-CD1	-7.49	116.50	121.00
1	V	582	TYR	CB-CG-CD1	-7.49	116.51	121.00
1	Y	582	TYR	CB-CG-CD1	-7.49	116.51	121.00
1	M	1071	ARG	NE-CZ-NH1	7.48	124.04	120.30
1	D	938	ARG	NE-CZ-NH1	7.48	124.04	120.30
1	S	1071	ARG	NE-CZ-NH1	7.48	124.04	120.30
1	J	582	TYR	CB-CG-CD1	-7.47	116.52	121.00
1	K	582	TYR	CB-CG-CD1	-7.46	116.52	121.00
1	N	582	TYR	CB-CG-CD1	-7.46	116.53	121.00
1	F	938	ARG	NE-CZ-NH1	7.45	124.02	120.30
1	H	1089	ARG	NE-CZ-NH1	7.44	124.02	120.30
1	T	1071	ARG	NE-CZ-NH1	7.44	124.02	120.30
1	U	258	ARG	NE-CZ-NH1	7.43	124.01	120.30

*Continued on next page...*

*Continued from previous page...*

Mol	Chain	Res	Type	Atoms	Z	Observed(°)	Ideal(°)
1	Y	1071	ARG	NE-CZ-NH1	7.42	124.01	120.30
1	V	1071	ARG	NE-CZ-NH1	7.41	124.01	120.30
1	K	1071	ARG	NE-CZ-NH1	7.39	123.99	120.30
1	Y	1089	ARG	NE-CZ-NH1	7.38	123.99	120.30
1	N	1089	ARG	NE-CZ-NH1	7.37	123.98	120.30
1	Q	1089	ARG	NE-CZ-NH1	7.36	123.98	120.30
1	P	1071	ARG	NE-CZ-NH1	7.34	123.97	120.30
1	G	1135	ARG	NE-CZ-NH1	7.33	123.97	120.30
1	N	1071	ARG	NE-CZ-NH1	7.33	123.96	120.30
1	W	1071	ARG	NE-CZ-NH1	7.32	123.96	120.30
1	O	1071	ARG	NE-CZ-NH1	7.32	123.96	120.30
1	J	1071	ARG	NE-CZ-NH1	7.32	123.96	120.30
1	J	1089	ARG	NE-CZ-NH1	7.31	123.95	120.30
1	X	1071	ARG	NE-CZ-NH1	7.31	123.95	120.30
1	T	1089	ARG	NE-CZ-NH1	7.30	123.95	120.30
1	A	938	ARG	NE-CZ-NH1	7.29	123.94	120.30
1	W	1089	ARG	NE-CZ-NH1	7.28	123.94	120.30
1	U	1071	ARG	NE-CZ-NH1	7.27	123.94	120.30
1	I	1071	ARG	NE-CZ-NH1	7.27	123.94	120.30
1	E	1135	ARG	NE-CZ-NH1	7.25	123.93	120.30
1	S	1089	ARG	NE-CZ-NH1	7.24	123.92	120.30
1	M	1118	ARG	NE-CZ-NH1	7.24	123.92	120.30
1	R	1071	ARG	NE-CZ-NH1	7.24	123.92	120.30
1	I	1089	ARG	NE-CZ-NH1	7.23	123.92	120.30
1	C	1135	ARG	NE-CZ-NH1	7.22	123.91	120.30
1	U	1118	ARG	NE-CZ-NH1	7.22	123.91	120.30
1	L	1071	ARG	NE-CZ-NH1	7.22	123.91	120.30
1	P	1089	ARG	NE-CZ-NH1	7.21	123.91	120.30
1	D	1009	ARG	NE-CZ-NH1	7.20	123.90	120.30
1	O	1089	ARG	NE-CZ-NH1	7.19	123.90	120.30
1	J	437	ARG	NE-CZ-NH1	7.19	123.89	120.30
1	J	1118	ARG	NE-CZ-NH1	7.18	123.89	120.30
1	P	437	ARG	NE-CZ-NH1	7.18	123.89	120.30
1	C	1009	ARG	NE-CZ-NH1	7.17	123.89	120.30
1	I	1118	ARG	NE-CZ-NH1	7.17	123.89	120.30
1	Y	1118	ARG	NE-CZ-NH1	7.17	123.89	120.30
1	Y	273	ARG	NE-CZ-NH1	7.16	123.88	120.30
1	L	1118	ARG	NE-CZ-NH1	7.16	123.88	120.30
1	Q	1118	ARG	NE-CZ-NH1	7.16	123.88	120.30
1	M	437	ARG	NE-CZ-NH1	7.16	123.88	120.30
1	R	273	ARG	NE-CZ-NH1	7.15	123.88	120.30
1	A	1009	ARG	NE-CZ-NH1	7.15	123.88	120.30

*Continued on next page...*

*Continued from previous page...*

Mol	Chain	Res	Type	Atoms	Z	Observed(°)	Ideal(°)
1	D	1135	ARG	NE-CZ-NH1	7.15	123.88	120.30
1	T	1118	ARG	NE-CZ-NH1	7.15	123.87	120.30
1	M	1089	ARG	NE-CZ-NH1	7.14	123.87	120.30
1	X	1089	ARG	NE-CZ-NH1	7.14	123.87	120.30
1	F	1135	ARG	NE-CZ-NH1	7.14	123.87	120.30
1	U	1089	ARG	NE-CZ-NH1	7.12	123.86	120.30
1	A	1135	ARG	NE-CZ-NH1	7.12	123.86	120.30
1	S	1118	ARG	NE-CZ-NH1	7.12	123.86	120.30
1	R	1089	ARG	NE-CZ-NH1	7.11	123.86	120.30
1	R	1118	ARG	NE-CZ-NH1	7.11	123.85	120.30
1	E	1009	ARG	NE-CZ-NH1	7.09	123.84	120.30
1	F	1009	ARG	NE-CZ-NH1	7.09	123.84	120.30
1	P	1118	ARG	NE-CZ-NH1	7.08	123.84	120.30
1	G	1009	ARG	NE-CZ-NH1	7.08	123.84	120.30
1	P	273	ARG	NE-CZ-NH1	7.08	123.84	120.30
1	H	1118	ARG	NE-CZ-NH1	7.07	123.83	120.30
1	L	273	ARG	NE-CZ-NH1	7.06	123.83	120.30
1	W	1118	ARG	NE-CZ-NH1	7.06	123.83	120.30
1	S	437	ARG	NE-CZ-NH1	7.05	123.83	120.30
1	L	1089	ARG	NE-CZ-NH1	7.04	123.82	120.30
1	W	437	ARG	NE-CZ-NH1	7.04	123.82	120.30
1	V	1118	ARG	NE-CZ-NH1	7.03	123.82	120.30
1	M	273	ARG	NE-CZ-NH1	7.03	123.82	120.30
1	S	273	ARG	NE-CZ-NH1	7.03	123.82	120.30
1	O	1118	ARG	NE-CZ-NH1	7.03	123.81	120.30
1	K	1118	ARG	NE-CZ-NH1	7.02	123.81	120.30
1	X	273	ARG	NE-CZ-NH1	7.02	123.81	120.30
1	S	1009	ARG	NE-CZ-NH1	7.01	123.80	120.30
1	S	196	ARG	NE-CZ-NH1	6.99	123.80	120.30
1	O	437	ARG	NE-CZ-NH1	6.99	123.80	120.30
1	Q	273	ARG	NE-CZ-NH1	6.99	123.79	120.30
1	W	705	ARG	NE-CZ-NH1	6.98	123.79	120.30
1	W	273	ARG	NE-CZ-NH1	6.97	123.78	120.30
1	O	273	ARG	NE-CZ-NH1	6.97	123.78	120.30
1	U	273	ARG	NE-CZ-NH1	6.97	123.78	120.30
1	Y	437	ARG	NE-CZ-NH1	6.96	123.78	120.30
1	X	1118	ARG	NE-CZ-NH1	6.96	123.78	120.30
1	M	1009	ARG	NE-CZ-NH1	6.93	123.77	120.30
1	V	437	ARG	NE-CZ-NH1	6.93	123.76	120.30
1	I	273	ARG	NE-CZ-NH1	6.92	123.76	120.30
1	U	1009	ARG	NE-CZ-NH1	6.91	123.76	120.30
1	H	437	ARG	NE-CZ-NH1	6.91	123.75	120.30

*Continued on next page...*

*Continued from previous page...*

Mol	Chain	Res	Type	Atoms	Z	Observed(°)	Ideal(°)
1	N	273	ARG	NE-CZ-NH1	6.90	123.75	120.30
1	N	1118	ARG	NE-CZ-NH1	6.90	123.75	120.30
1	X	437	ARG	NE-CZ-NH1	6.90	123.75	120.30
1	Y	196	ARG	NE-CZ-NH1	6.90	123.75	120.30
1	F	705	ARG	NE-CZ-NH1	6.90	123.75	120.30
1	K	273	ARG	NE-CZ-NH1	6.90	123.75	120.30
1	X	300	TYR	CB-CG-CD1	-6.89	116.86	121.00
1	A	705	ARG	NE-CZ-NH1	6.89	123.75	120.30
1	U	437	ARG	NE-CZ-NH1	6.89	123.74	120.30
1	M	300	TYR	CB-CG-CD1	-6.88	116.87	121.00
1	V	273	ARG	NE-CZ-NH1	6.88	123.74	120.30
1	R	300	TYR	CB-CG-CD1	-6.86	116.88	121.00
1	J	273	ARG	NE-CZ-NH1	6.86	123.73	120.30
1	H	273	ARG	NE-CZ-NH1	6.86	123.73	120.30
1	J	196	ARG	NE-CZ-NH1	6.85	123.73	120.30
1	T	273	ARG	NE-CZ-NH1	6.85	123.73	120.30
1	L	437	ARG	NE-CZ-NH1	6.84	123.72	120.30
1	K	437	ARG	NE-CZ-NH1	6.84	123.72	120.30
1	I	300	TYR	CB-CG-CD1	-6.84	116.89	121.00
1	O	300	TYR	CB-CG-CD1	-6.84	116.90	121.00
1	Y	1009	ARG	NE-CZ-NH1	6.84	123.72	120.30
1	R	437	ARG	NE-CZ-NH1	6.84	123.72	120.30
1	D	705	ARG	NE-CZ-NH1	6.83	123.72	120.30
1	V	196	ARG	NE-CZ-NH1	6.83	123.72	120.30
1	I	115	ARG	NE-CZ-NH1	6.83	123.71	120.30
1	N	705	ARG	NE-CZ-NH1	6.83	123.71	120.30
1	E	705	ARG	NE-CZ-NH1	6.83	123.71	120.30
1	M	705	ARG	NE-CZ-NH1	6.83	123.71	120.30
1	R	705	ARG	NE-CZ-NH1	6.82	123.71	120.30
1	U	196	ARG	NE-CZ-NH1	6.82	123.71	120.30
1	L	196	ARG	NE-CZ-NH1	6.82	123.71	120.30
1	I	437	ARG	NE-CZ-NH1	6.82	123.71	120.30
1	W	1009	ARG	NE-CZ-NH1	6.81	123.71	120.30
1	P	196	ARG	NE-CZ-NH1	6.81	123.71	120.30
1	V	300	TYR	CB-CG-CD1	-6.81	116.91	121.00
1	U	300	TYR	CB-CG-CD1	-6.81	116.91	121.00
1	J	1009	ARG	NE-CZ-NH1	6.81	123.70	120.30
1	Q	705	ARG	NE-CZ-NH1	6.81	123.70	120.30
1	S	300	TYR	CB-CG-CD1	-6.81	116.92	121.00
1	O	196	ARG	NE-CZ-NH1	6.80	123.70	120.30
1	R	115	ARG	NE-CZ-NH1	6.80	123.70	120.30
1	O	705	ARG	NE-CZ-NH1	6.80	123.70	120.30

*Continued on next page...*



*Continued from previous page...*

Mol	Chain	Res	Type	Atoms	Z	Observed(°)	Ideal(°)
1	T	1009	ARG	NE-CZ-NH1	6.80	123.70	120.30
1	P	300	TYR	CB-CG-CD1	-6.79	116.92	121.00
1	Y	300	TYR	CB-CG-CD1	-6.79	116.92	121.00
1	Q	437	ARG	NE-CZ-NH1	6.79	123.70	120.30
1	K	300	TYR	CB-CG-CD1	-6.79	116.93	121.00
1	K	705	ARG	NE-CZ-NH1	6.79	123.69	120.30
1	P	1009	ARG	NE-CZ-NH1	6.79	123.69	120.30
1	S	705	ARG	NE-CZ-NH1	6.79	123.69	120.30
1	Y	506	ARG	NE-CZ-NH1	6.79	123.69	120.30
1	N	196	ARG	NE-CZ-NH1	6.78	123.69	120.30
1	I	705	ARG	NE-CZ-NH1	6.78	123.69	120.30
1	Y	705	ARG	NE-CZ-NH1	6.78	123.69	120.30
1	P	705	ARG	NE-CZ-NH1	6.78	123.69	120.30
1	J	506	ARG	NE-CZ-NH1	6.77	123.68	120.30
1	R	1009	ARG	NE-CZ-NH1	6.76	123.68	120.30
1	H	705	ARG	NE-CZ-NH1	6.76	123.68	120.30
1	T	437	ARG	NE-CZ-NH1	6.76	123.68	120.30
1	Q	196	ARG	NE-CZ-NH1	6.76	123.68	120.30
1	N	300	TYR	CB-CG-CD1	-6.75	116.95	121.00
1	T	705	ARG	NE-CZ-NH1	6.75	123.68	120.30
1	T	300	TYR	CB-CG-CD1	-6.75	116.95	121.00
1	X	196	ARG	NE-CZ-NH1	6.75	123.67	120.30
1	K	1009	ARG	NE-CZ-NH1	6.75	123.67	120.30
1	L	1009	ARG	NE-CZ-NH1	6.75	123.67	120.30
1	X	705	ARG	NE-CZ-NH1	6.74	123.67	120.30
1	I	1009	ARG	NE-CZ-NH1	6.74	123.67	120.30
1	L	858	ARG	NE-CZ-NH1	6.74	123.67	120.30
1	V	1009	ARG	NE-CZ-NH1	6.74	123.67	120.30
1	W	196	ARG	NE-CZ-NH1	6.74	123.67	120.30
1	M	115	ARG	NE-CZ-NH1	6.74	123.67	120.30
1	O	1009	ARG	NE-CZ-NH1	6.74	123.67	120.30
1	L	300	TYR	CB-CG-CD1	-6.74	116.96	121.00
1	X	506	ARG	NE-CZ-NH1	6.73	123.66	120.30
1	J	115	ARG	NE-CZ-NH1	6.72	123.66	120.30
1	J	705	ARG	NE-CZ-NH1	6.72	123.66	120.30
1	N	858	ARG	NE-CZ-NH1	6.72	123.66	120.30
1	L	115	ARG	NE-CZ-NH1	6.72	123.66	120.30
1	C	705	ARG	NE-CZ-NH1	6.72	123.66	120.30
1	O	858	ARG	NE-CZ-NH1	6.72	123.66	120.30
1	I	196	ARG	NE-CZ-NH1	6.71	123.66	120.30
1	J	300	TYR	CB-CG-CD1	-6.71	116.97	121.00
1	M	196	ARG	NE-CZ-NH1	6.71	123.66	120.30

*Continued on next page...*

*Continued from previous page...*

Mol	Chain	Res	Type	Atoms	Z	Observed(°)	Ideal(°)
1	U	858	ARG	NE-CZ-NH1	6.71	123.65	120.30
1	V	506	ARG	NE-CZ-NH1	6.71	123.65	120.30
1	P	115	ARG	NE-CZ-NH1	6.71	123.65	120.30
1	V	705	ARG	NE-CZ-NH1	6.71	123.65	120.30
1	R	196	ARG	NE-CZ-NH1	6.71	123.65	120.30
1	Q	1009	ARG	NE-CZ-NH1	6.70	123.65	120.30
1	G	705	ARG	NE-CZ-NH1	6.70	123.65	120.30
1	S	115	ARG	NE-CZ-NH1	6.70	123.65	120.30
1	X	1009	ARG	NE-CZ-NH1	6.70	123.65	120.30
1	W	300	TYR	CB-CG-CD1	-6.70	116.98	121.00
1	T	115	ARG	NE-CZ-NH1	6.69	123.65	120.30
1	N	1009	ARG	NE-CZ-NH1	6.69	123.64	120.30
1	U	115	ARG	NE-CZ-NH1	6.69	123.64	120.30
1	L	891	ARG	NE-CZ-NH1	6.69	123.64	120.30
1	J	891	ARG	NE-CZ-NH1	6.68	123.64	120.30
1	Q	858	ARG	NE-CZ-NH1	6.68	123.64	120.30
1	S	891	ARG	NE-CZ-NH1	6.68	123.64	120.30
1	H	300	TYR	CB-CG-CD1	-6.68	116.99	121.00
1	T	196	ARG	NE-CZ-NH1	6.67	123.64	120.30
1	T	891	ARG	NE-CZ-NH1	6.67	123.64	120.30
1	Y	115	ARG	NE-CZ-NH1	6.67	123.63	120.30
1	H	196	ARG	NE-CZ-NH1	6.67	123.63	120.30
1	L	705	ARG	NE-CZ-NH1	6.66	123.63	120.30
1	K	196	ARG	NE-CZ-NH1	6.66	123.63	120.30
1	P	858	ARG	NE-CZ-NH1	6.66	123.63	120.30
1	M	858	ARG	NE-CZ-NH1	6.64	123.62	120.30
1	M	891	ARG	NE-CZ-NH1	6.64	123.62	120.30
1	Q	300	TYR	CB-CG-CD1	-6.64	117.02	121.00
1	T	506	ARG	NE-CZ-NH1	6.63	123.62	120.30
1	N	437	ARG	NE-CZ-NH1	6.63	123.61	120.30
1	V	891	ARG	NE-CZ-NH1	6.63	123.61	120.30
1	H	858	ARG	NE-CZ-NH1	6.62	123.61	120.30
1	O	115	ARG	NE-CZ-NH1	6.62	123.61	120.30
1	H	115	ARG	NE-CZ-NH1	6.62	123.61	120.30
1	K	858	ARG	NE-CZ-NH1	6.61	123.61	120.30
1	P	506	ARG	NE-CZ-NH1	6.61	123.60	120.30
1	Q	506	ARG	NE-CZ-NH1	6.61	123.60	120.30
1	U	705	ARG	NE-CZ-NH1	6.61	123.60	120.30
1	R	858	ARG	NE-CZ-NH1	6.60	123.60	120.30
1	H	1009	ARG	NE-CZ-NH1	6.59	123.60	120.30
1	W	858	ARG	NE-CZ-NH1	6.59	123.59	120.30
1	S	858	ARG	NE-CZ-NH1	6.59	123.59	120.30

*Continued on next page...*

*Continued from previous page...*

Mol	Chain	Res	Type	Atoms	Z	Observed(°)	Ideal(°)
1	I	858	ARG	NE-CZ-NH1	6.58	123.59	120.30
1	X	115	ARG	NE-CZ-NH1	6.58	123.59	120.30
1	V	858	ARG	NE-CZ-NH1	6.58	123.59	120.30
1	Q	115	ARG	NE-CZ-NH1	6.57	123.58	120.30
1	Y	891	ARG	NE-CZ-NH1	6.57	123.58	120.30
1	X	858	ARG	NE-CZ-NH1	6.57	123.58	120.30
1	I	891	ARG	NE-CZ-NH1	6.57	123.58	120.30
1	J	858	ARG	NE-CZ-NH1	6.55	123.58	120.30
1	X	891	ARG	NE-CZ-NH1	6.55	123.58	120.30
1	N	115	ARG	NE-CZ-NH1	6.55	123.58	120.30
1	W	506	ARG	NE-CZ-NH1	6.55	123.57	120.30
1	Y	858	ARG	NE-CZ-NH1	6.54	123.57	120.30
1	V	115	ARG	NE-CZ-NH1	6.54	123.57	120.30
1	O	891	ARG	NE-CZ-NH1	6.54	123.57	120.30
1	S	506	ARG	NE-CZ-NH1	6.53	123.57	120.30
1	N	506	ARG	NE-CZ-NH1	6.53	123.56	120.30
1	Q	891	ARG	NE-CZ-NH1	6.53	123.56	120.30
1	R	506	ARG	NE-CZ-NH1	6.53	123.56	120.30
1	T	858	ARG	NE-CZ-NH1	6.52	123.56	120.30
1	H	891	ARG	NE-CZ-NH1	6.50	123.55	120.30
1	W	891	ARG	NE-CZ-NH1	6.50	123.55	120.30
1	K	891	ARG	NE-CZ-NH1	6.50	123.55	120.30
1	O	939	TYR	CB-CG-CD2	-6.50	117.10	121.00
1	K	115	ARG	NE-CZ-NH1	6.49	123.55	120.30
1	R	891	ARG	NE-CZ-NH1	6.49	123.54	120.30
1	M	506	ARG	NE-CZ-NH1	6.48	123.54	120.30
1	U	891	ARG	NE-CZ-NH1	6.48	123.54	120.30
1	H	506	ARG	NE-CZ-NH1	6.47	123.53	120.30
1	N	891	ARG	NE-CZ-NH1	6.47	123.53	120.30
1	I	506	ARG	NE-CZ-NH1	6.46	123.53	120.30
1	W	115	ARG	NE-CZ-NH1	6.46	123.53	120.30
1	L	506	ARG	NE-CZ-NH1	6.45	123.52	120.30
1	H	939	TYR	CB-CG-CD2	-6.45	117.13	121.00
1	R	1100	ARG	NE-CZ-NH1	6.45	123.52	120.30
1	U	506	ARG	NE-CZ-NH1	6.44	123.52	120.30
1	X	939	TYR	CB-CG-CD2	-6.43	117.14	121.00
1	N	939	TYR	CB-CG-CD2	-6.42	117.15	121.00
1	P	891	ARG	NE-CZ-NH1	6.42	123.51	120.30
1	Y	939	TYR	CB-CG-CD2	-6.41	117.15	121.00
1	U	939	TYR	CB-CG-CD2	-6.40	117.16	121.00
1	I	1100	ARG	NE-CZ-NH1	6.40	123.50	120.30
1	R	939	TYR	CB-CG-CD2	-6.40	117.16	121.00

*Continued on next page...*

*Continued from previous page...*

Mol	Chain	Res	Type	Atoms	Z	Observed(°)	Ideal(°)
1	J	939	TYR	CB-CG-CD2	-6.38	117.17	121.00
1	K	506	ARG	NE-CZ-NH1	6.38	123.49	120.30
1	L	939	TYR	CB-CG-CD2	-6.38	117.17	121.00
1	M	939	TYR	CB-CG-CD2	-6.38	117.17	121.00
1	S	939	TYR	CB-CG-CD2	-6.36	117.18	121.00
1	P	939	TYR	CB-CG-CD2	-6.36	117.19	121.00
1	K	1100	ARG	NE-CZ-NH1	6.34	123.47	120.30
1	O	1100	ARG	NE-CZ-NH1	6.34	123.47	120.30
1	O	506	ARG	NE-CZ-NH1	6.34	123.47	120.30
1	L	1100	ARG	NE-CZ-NH1	6.32	123.46	120.30
1	W	939	TYR	CB-CG-CD2	-6.32	117.21	121.00
1	U	1100	ARG	NE-CZ-NH1	6.32	123.46	120.30
1	G	655	ARG	NE-CZ-NH1	6.31	123.45	120.30
1	I	939	TYR	CB-CG-CD2	-6.29	117.22	121.00
1	P	1100	ARG	NE-CZ-NH1	6.28	123.44	120.30
1	T	939	TYR	CB-CG-CD2	-6.28	117.23	121.00
1	G	91	ARG	NE-CZ-NH1	6.27	123.44	120.30
1	D	91	ARG	NE-CZ-NH1	6.27	123.43	120.30
1	M	1100	ARG	NE-CZ-NH1	6.27	123.43	120.30
1	Q	939	TYR	CB-CG-CD2	-6.27	117.24	121.00
1	V	939	TYR	CB-CG-CD2	-6.26	117.24	121.00
1	K	939	TYR	CB-CG-CD2	-6.26	117.25	121.00
1	E	655	ARG	NE-CZ-NH1	6.25	123.43	120.30
1	N	1100	ARG	NE-CZ-NH1	6.25	123.43	120.30
1	Q	1100	ARG	NE-CZ-NH1	6.24	123.42	120.30
1	S	1100	ARG	NE-CZ-NH1	6.23	123.42	120.30
1	Y	1100	ARG	NE-CZ-NH1	6.22	123.41	120.30
1	H	1100	ARG	NE-CZ-NH1	6.21	123.40	120.30
1	X	1100	ARG	NE-CZ-NH1	6.21	123.40	120.30
1	F	91	ARG	NE-CZ-NH1	6.20	123.40	120.30
1	D	873	ARG	NE-CZ-NH1	6.19	123.40	120.30
1	E	873	ARG	NE-CZ-NH1	6.18	123.39	120.30
1	C	655	ARG	NE-CZ-NH1	6.17	123.39	120.30
1	W	1100	ARG	NE-CZ-NH1	6.17	123.39	120.30
1	T	1100	ARG	NE-CZ-NH1	6.16	123.38	120.30
1	V	1100	ARG	NE-CZ-NH1	6.16	123.38	120.30
1	J	1100	ARG	NE-CZ-NH1	6.14	123.37	120.30
1	A	22	TYR	CB-CG-CD1	-6.13	117.32	121.00
1	E	91	ARG	NE-CZ-NH1	6.12	123.36	120.30
1	F	873	ARG	NE-CZ-NH1	6.11	123.36	120.30
1	C	22	TYR	CB-CG-CD1	-6.11	117.34	121.00
1	D	655	ARG	NE-CZ-NH1	6.10	123.35	120.30

*Continued on next page...*

*Continued from previous page...*

Mol	Chain	Res	Type	Atoms	Z	Observed(°)	Ideal(°)
1	A	655	ARG	NE-CZ-NH1	6.10	123.35	120.30
1	A	873	ARG	NE-CZ-NH1	6.10	123.35	120.30
1	F	655	ARG	NE-CZ-NH1	6.10	123.35	120.30
1	T	728	TYR	CB-CG-CD1	-6.08	117.35	121.00
1	G	22	TYR	CB-CG-CD1	-6.08	117.35	121.00
1	W	728	TYR	CB-CG-CD1	-6.08	117.35	121.00
1	C	873	ARG	NE-CZ-NH1	6.07	123.33	120.30
1	H	802	ARG	NE-CZ-NH1	6.05	123.33	120.30
1	W	237	ARG	NE-CZ-NH1	6.05	123.33	120.30
1	A	91	ARG	NE-CZ-NH1	6.05	123.32	120.30
1	Q	237	ARG	NE-CZ-NH1	6.04	123.32	120.30
1	P	222	ARG	NE-CZ-NH1	6.04	123.32	120.30
1	H	237	ARG	NE-CZ-NH1	6.04	123.32	120.30
1	I	802	ARG	NE-CZ-NH1	6.04	123.32	120.30
1	D	22	TYR	CB-CG-CD1	-6.04	117.38	121.00
1	H	728	TYR	CB-CG-CD1	-6.03	117.38	121.00
1	V	222	ARG	NE-CZ-NH1	6.03	123.32	120.30
1	P	728	TYR	CB-CG-CD1	-6.03	117.38	121.00
1	K	237	ARG	NE-CZ-NH1	6.03	123.31	120.30
1	X	222	ARG	NE-CZ-NH1	6.03	123.31	120.30
1	R	802	ARG	NE-CZ-NH1	6.01	123.31	120.30
1	V	237	ARG	NE-CZ-NH1	6.01	123.31	120.30
1	O	237	ARG	NE-CZ-NH1	6.01	123.31	120.30
1	V	802	ARG	NE-CZ-NH1	6.01	123.31	120.30
1	J	222	ARG	NE-CZ-NH1	6.01	123.30	120.30
1	C	91	ARG	NE-CZ-NH1	6.01	123.30	120.30
1	S	980	PHE	CB-CG-CD1	-6.01	116.59	120.80
1	T	237	ARG	NE-CZ-NH1	6.01	123.30	120.30
1	I	748	ARG	CD-NE-CZ	6.00	132.00	123.60
1	L	728	TYR	CB-CG-CD1	-5.99	117.40	121.00
1	X	728	TYR	CB-CG-CD1	-5.99	117.41	121.00
1	S	728	TYR	CB-CG-CD1	-5.98	117.41	121.00
1	E	748	ARG	NE-CZ-NH1	5.98	123.29	120.30
1	R	222	ARG	NE-CZ-NH1	5.98	123.29	120.30
1	Y	802	ARG	NE-CZ-NH1	5.98	123.29	120.30
1	D	748	ARG	NE-CZ-NH1	5.97	123.29	120.30
1	P	980	PHE	CB-CG-CD1	-5.97	116.62	120.80
1	G	873	ARG	NE-CZ-NH1	5.97	123.28	120.30
1	J	980	PHE	CB-CG-CD1	-5.96	116.63	120.80
1	U	728	TYR	CB-CG-CD1	-5.96	117.42	121.00
1	F	622	ARG	NE-CZ-NH1	5.96	123.28	120.30
1	G	980	PHE	CB-CG-CD2	5.95	124.97	120.80

*Continued on next page...*

*Continued from previous page...*

Mol	Chain	Res	Type	Atoms	Z	Observed(°)	Ideal(°)
1	I	222	ARG	NE-CZ-NH1	5.95	123.28	120.30
1	R	748	ARG	CD-NE-CZ	5.95	131.93	123.60
1	E	22	TYR	CB-CG-CD1	-5.94	117.43	121.00
1	I	728	TYR	CB-CG-CD1	-5.94	117.44	121.00
1	Y	728	TYR	CB-CG-CD1	-5.94	117.44	121.00
1	W	802	ARG	NE-CZ-NH1	5.93	123.27	120.30
1	M	237	ARG	NE-CZ-NH1	5.93	123.27	120.30
1	J	728	TYR	CB-CG-CD1	-5.93	117.44	121.00
1	M	748	ARG	CD-NE-CZ	5.93	131.90	123.60
1	O	802	ARG	NE-CZ-NH1	5.93	123.27	120.30
1	T	222	ARG	NE-CZ-NH1	5.93	123.27	120.30
1	E	622	ARG	NE-CZ-NH1	5.93	123.26	120.30
1	U	748	ARG	CD-NE-CZ	5.93	131.90	123.60
1	U	802	ARG	NE-CZ-NH1	5.93	123.26	120.30
1	A	980	PHE	CB-CG-CD2	5.92	124.94	120.80
1	F	22	TYR	CB-CG-CD1	-5.92	117.45	121.00
1	N	237	ARG	NE-CZ-NH1	5.92	123.26	120.30
1	C	980	PHE	CB-CG-CD2	5.91	124.94	120.80
1	Y	980	PHE	CB-CG-CD1	-5.91	116.66	120.80
1	U	222	ARG	NE-CZ-NH1	5.91	123.26	120.30
1	Y	222	ARG	NE-CZ-NH1	5.91	123.25	120.30
1	Q	728	TYR	CB-CG-CD1	-5.90	117.46	121.00
1	W	748	ARG	CD-NE-CZ	5.90	131.86	123.60
1	K	748	ARG	CD-NE-CZ	5.90	131.86	123.60
1	O	748	ARG	CD-NE-CZ	5.89	131.85	123.60
1	Q	222	ARG	NE-CZ-NH1	5.89	123.25	120.30
1	L	222	ARG	NE-CZ-NH1	5.89	123.25	120.30
1	U	237	ARG	NE-CZ-NH1	5.89	123.25	120.30
1	V	980	PHE	CB-CG-CD1	-5.89	116.67	120.80
1	W	222	ARG	NE-CZ-NH1	5.89	123.25	120.30
1	D	980	PHE	CB-CG-CD2	5.89	124.92	120.80
1	Q	68	ARG	NE-CZ-NH1	5.89	123.25	120.30
1	S	222	ARG	NE-CZ-NH1	5.89	123.24	120.30
1	M	501	HIS	CA-CB-CG	-5.89	103.59	113.60
1	P	68	ARG	NE-CZ-NH1	5.89	123.24	120.30
1	X	748	ARG	CD-NE-CZ	5.89	131.84	123.60
1	M	222	ARG	NE-CZ-NH1	5.88	123.24	120.30
1	V	728	TYR	CB-CG-CD1	-5.88	117.47	121.00
1	Y	748	ARG	CD-NE-CZ	5.88	131.84	123.60
1	R	980	PHE	CB-CG-CD1	-5.88	116.68	120.80
1	K	222	ARG	NE-CZ-NH1	5.88	123.24	120.30
1	K	802	ARG	NE-CZ-NH1	5.88	123.24	120.30

*Continued on next page...*

*Continued from previous page...*

Mol	Chain	Res	Type	Atoms	Z	Observed(°)	Ideal(°)
1	P	748	ARG	CD-NE-CZ	5.88	131.83	123.60
1	S	68	ARG	NE-CZ-NH1	5.88	123.24	120.30
1	V	748	ARG	CD-NE-CZ	5.88	131.82	123.60
1	F	980	PHE	CB-CG-CD2	5.87	124.91	120.80
1	L	748	ARG	CD-NE-CZ	5.87	131.82	123.60
1	I	237	ARG	NE-CZ-NH1	5.87	123.23	120.30
1	S	748	ARG	CD-NE-CZ	5.87	131.81	123.60
1	T	748	ARG	CD-NE-CZ	5.87	131.81	123.60
1	R	237	ARG	NE-CZ-NH1	5.87	123.23	120.30
1	A	748	ARG	NE-CZ-NH1	5.87	123.23	120.30
1	M	980	PHE	CB-CG-CD1	-5.86	116.70	120.80
1	V	501	HIS	CA-CB-CG	-5.86	103.64	113.60
1	X	980	PHE	CB-CG-CD1	-5.86	116.70	120.80
1	N	68	ARG	NE-CZ-NH1	5.86	123.23	120.30
1	N	748	ARG	CD-NE-CZ	5.86	131.80	123.60
1	H	748	ARG	CD-NE-CZ	5.86	131.80	123.60
1	T	980	PHE	CB-CG-CD1	-5.86	116.70	120.80
1	U	501	HIS	CA-CB-CG	-5.86	103.64	113.60
1	J	802	ARG	NE-CZ-NH1	5.85	123.23	120.30
1	X	802	ARG	NE-CZ-NH1	5.85	123.23	120.30
1	J	501	HIS	CA-CB-CG	-5.85	103.65	113.60
1	J	748	ARG	CD-NE-CZ	5.85	131.79	123.60
1	Q	748	ARG	CD-NE-CZ	5.85	131.79	123.60
1	C	622	ARG	NE-CZ-NH1	5.85	123.23	120.30
1	I	980	PHE	CB-CG-CD1	-5.85	116.70	120.80
1	F	748	ARG	NE-CZ-NH1	5.85	123.22	120.30
1	U	980	PHE	CB-CG-CD1	-5.85	116.71	120.80
1	H	68	ARG	NE-CZ-NH1	5.84	123.22	120.30
1	H	222	ARG	NE-CZ-NH1	5.84	123.22	120.30
1	O	980	PHE	CB-CG-CD1	-5.84	116.71	120.80
1	C	748	ARG	NE-CZ-NH1	5.84	123.22	120.30
1	K	980	PHE	CB-CG-CD1	-5.84	116.71	120.80
1	L	980	PHE	CB-CG-CD1	-5.84	116.71	120.80
1	E	980	PHE	CB-CG-CD2	5.83	124.89	120.80
1	Y	501	HIS	CA-CB-CG	-5.83	103.68	113.60
1	T	501	HIS	CA-CB-CG	-5.83	103.69	113.60
1	K	501	HIS	CA-CB-CG	-5.83	103.69	113.60
1	N	728	TYR	CB-CG-CD1	-5.83	117.50	121.00
1	O	501	HIS	CA-CB-CG	-5.83	103.69	113.60
1	L	501	HIS	CA-CB-CG	-5.83	103.69	113.60
1	L	582	TYR	CB-CG-CD2	5.83	124.50	121.00
1	N	501	HIS	CA-CB-CG	-5.83	103.69	113.60

*Continued on next page...*

*Continued from previous page...*

Mol	Chain	Res	Type	Atoms	Z	Observed(°)	Ideal(°)
1	M	802	ARG	NE-CZ-NH1	5.83	123.21	120.30
1	O	728	TYR	CB-CG-CD1	-5.83	117.50	121.00
1	H	501	HIS	CA-CB-CG	-5.82	103.70	113.60
1	O	222	ARG	NE-CZ-NH1	5.82	123.21	120.30
1	I	68	ARG	NE-CZ-NH1	5.82	123.21	120.30
1	S	501	HIS	CA-CB-CG	-5.82	103.71	113.60
1	W	980	PHE	CB-CG-CD1	-5.82	116.73	120.80
1	R	501	HIS	CA-CB-CG	-5.81	103.72	113.60
1	P	501	HIS	CA-CB-CG	-5.81	103.72	113.60
1	R	728	TYR	CB-CG-CD1	-5.81	117.52	121.00
1	D	622	ARG	NE-CZ-NH1	5.80	123.20	120.30
1	V	68	ARG	NE-CZ-NH1	5.80	123.20	120.30
1	M	728	TYR	CB-CG-CD1	-5.80	117.52	121.00
1	G	523	GLN	C-N-CA	5.80	134.48	122.30
1	C	226	ARG	NE-CZ-NH1	5.80	123.20	120.30
1	N	802	ARG	NE-CZ-NH1	5.80	123.20	120.30
1	W	501	HIS	CA-CB-CG	-5.80	103.75	113.60
1	I	1135	ARG	NE-CZ-NH1	5.79	123.20	120.30
1	P	802	ARG	NE-CZ-NH1	5.79	123.20	120.30
1	I	501	HIS	CA-CB-CG	-5.79	103.76	113.60
1	Q	501	HIS	CA-CB-CG	-5.79	103.76	113.60
1	T	68	ARG	NE-CZ-NH1	5.79	123.19	120.30
1	H	582	TYR	CB-CG-CD2	5.78	124.47	121.00
1	C	523	GLN	C-N-CA	5.78	134.44	122.30
1	L	1135	ARG	NE-CZ-NH1	5.78	123.19	120.30
1	X	237	ARG	NE-CZ-NH1	5.78	123.19	120.30
1	S	237	ARG	NE-CZ-NH1	5.78	123.19	120.30
1	G	748	ARG	NE-CZ-NH1	5.78	123.19	120.30
1	X	501	HIS	CA-CB-CG	-5.78	103.78	113.60
1	L	237	ARG	NE-CZ-NH1	5.78	123.19	120.30
1	T	582	TYR	CB-CG-CD2	5.77	124.46	121.00
1	A	523	GLN	C-N-CA	5.77	134.41	122.30
1	N	980	PHE	CB-CG-CD1	-5.77	116.76	120.80
1	H	980	PHE	CB-CG-CD1	-5.76	116.76	120.80
1	O	582	TYR	CB-CG-CD2	5.76	124.46	121.00
1	E	523	GLN	C-N-CA	5.76	134.40	122.30
1	F	523	GLN	C-N-CA	5.76	134.40	122.30
1	Q	980	PHE	CB-CG-CD1	-5.76	116.77	120.80
1	D	523	GLN	C-N-CA	5.76	134.40	122.30
1	J	68	ARG	NE-CZ-NH1	5.76	123.18	120.30
1	W	68	ARG	NE-CZ-NH1	5.76	123.18	120.30
1	M	68	ARG	NE-CZ-NH1	5.76	123.18	120.30

*Continued on next page...*



*Continued from previous page...*

Mol	Chain	Res	Type	Atoms	Z	Observed(°)	Ideal(°)
1	L	802	ARG	NE-CZ-NH1	5.75	123.18	120.30
1	G	622	ARG	NE-CZ-NH1	5.75	123.18	120.30
1	Q	802	ARG	NE-CZ-NH1	5.75	123.18	120.30
1	R	1135	ARG	NE-CZ-NH1	5.75	123.18	120.30
1	T	802	ARG	NE-CZ-NH1	5.75	123.18	120.30
1	W	1135	ARG	NE-CZ-NH1	5.75	123.18	120.30
1	K	728	TYR	CB-CG-CD1	-5.75	117.55	121.00
1	R	68	ARG	NE-CZ-NH1	5.75	123.17	120.30
1	Y	68	ARG	NE-CZ-NH1	5.75	123.17	120.30
1	K	582	TYR	CB-CG-CD2	5.74	124.44	121.00
1	N	1135	ARG	NE-CZ-NH1	5.74	123.17	120.30
1	P	237	ARG	NE-CZ-NH1	5.74	123.17	120.30
1	J	237	ARG	NE-CZ-NH1	5.74	123.17	120.30
1	X	68	ARG	NE-CZ-NH1	5.74	123.17	120.30
1	A	622	ARG	NE-CZ-NH1	5.73	123.17	120.30
1	U	582	TYR	CB-CG-CD2	5.73	124.44	121.00
1	O	1135	ARG	NE-CZ-NH1	5.73	123.17	120.30
1	S	802	ARG	NE-CZ-NH1	5.73	123.16	120.30
1	O	68	ARG	NE-CZ-NH1	5.72	123.16	120.30
1	Y	237	ARG	NE-CZ-NH1	5.72	123.16	120.30
1	K	68	ARG	NE-CZ-NH1	5.70	123.15	120.30
1	N	582	TYR	CB-CG-CD2	5.69	124.41	121.00
1	A	226	ARG	NE-CZ-NH1	5.68	123.14	120.30
1	V	582	TYR	CB-CG-CD2	5.68	124.41	121.00
1	X	582	TYR	CB-CG-CD2	5.68	124.41	121.00
1	T	1135	ARG	NE-CZ-NH1	5.68	123.14	120.30
1	Q	1135	ARG	NE-CZ-NH1	5.67	123.14	120.30
1	S	1135	ARG	NE-CZ-NH1	5.67	123.13	120.30
1	X	1135	ARG	NE-CZ-NH1	5.67	123.13	120.30
1	F	226	ARG	NE-CZ-NH1	5.66	123.13	120.30
1	U	1135	ARG	NE-CZ-NH1	5.66	123.13	120.30
1	M	582	TYR	CB-CG-CD2	5.66	124.39	121.00
1	L	68	ARG	NE-CZ-NH1	5.66	123.13	120.30
1	Q	582	TYR	CB-CG-CD2	5.66	124.39	121.00
1	R	582	TYR	CB-CG-CD2	5.65	124.39	121.00
1	V	1135	ARG	NE-CZ-NH1	5.64	123.12	120.30
1	E	226	ARG	NE-CZ-NH1	5.64	123.12	120.30
1	J	582	TYR	CB-CG-CD2	5.64	124.38	121.00
1	Y	582	TYR	CB-CG-CD2	5.64	124.38	121.00
1	J	1135	ARG	NE-CZ-NH1	5.64	123.12	120.30
1	Y	1135	ARG	NE-CZ-NH1	5.64	123.12	120.30
1	W	582	TYR	CB-CG-CD2	5.63	124.38	121.00

*Continued on next page...*

*Continued from previous page...*

Mol	Chain	Res	Type	Atoms	Z	Observed(°)	Ideal(°)
1	P	582	TYR	CB-CG-CD2	5.63	124.38	121.00
1	U	68	ARG	NE-CZ-NH1	5.63	123.12	120.30
1	X	407	ARG	NE-CZ-NH1	5.63	123.11	120.30
1	N	222	ARG	NE-CZ-NH1	5.62	123.11	120.30
1	G	338	TYR	CB-CG-CD2	-5.61	117.63	121.00
1	S	582	TYR	CB-CG-CD2	5.61	124.37	121.00
1	D	226	ARG	NE-CZ-NH1	5.61	123.10	120.30
1	I	582	TYR	CB-CG-CD2	5.60	124.36	121.00
1	H	1135	ARG	NE-CZ-NH1	5.60	123.10	120.30
1	K	1135	ARG	NE-CZ-NH1	5.59	123.10	120.30
1	U	447	ARG	NE-CZ-NH1	5.59	123.10	120.30
1	N	1045	PHE	CB-CG-CD2	-5.58	116.89	120.80
1	P	1135	ARG	NE-CZ-NH1	5.58	123.09	120.30
1	H	1045	PHE	CB-CG-CD2	-5.57	116.90	120.80
1	R	447	ARG	NE-CZ-NH1	5.57	123.08	120.30
1	X	1045	PHE	CB-CG-CD2	-5.56	116.91	120.80
1	M	1045	PHE	CB-CG-CD2	-5.56	116.91	120.80
1	K	1045	PHE	CB-CG-CD2	-5.56	116.91	120.80
1	A	338	TYR	CB-CG-CD2	-5.55	117.67	121.00
1	X	447	ARG	NE-CZ-NH1	5.55	123.07	120.30
1	W	1045	PHE	CB-CG-CD2	-5.53	116.93	120.80
1	R	407	ARG	NE-CZ-NH1	5.53	123.06	120.30
1	V	407	ARG	NE-CZ-NH1	5.53	123.06	120.30
1	T	1045	PHE	CB-CG-CD2	-5.52	116.93	120.80
1	P	1045	PHE	CB-CG-CD2	-5.52	116.94	120.80
1	O	407	ARG	NE-CZ-NH1	5.52	123.06	120.30
1	S	1045	PHE	CB-CG-CD2	-5.52	116.94	120.80
1	V	1045	PHE	CB-CG-CD2	-5.51	116.95	120.80
1	L	447	ARG	NE-CZ-NH1	5.50	123.05	120.30
1	L	1045	PHE	CB-CG-CD2	-5.50	116.95	120.80
1	M	407	ARG	NE-CZ-NH1	5.50	123.05	120.30
1	Q	447	ARG	NE-CZ-NH1	5.50	123.05	120.30
1	G	226	ARG	NE-CZ-NH1	5.50	123.05	120.30
1	M	1135	ARG	NE-CZ-NH1	5.50	123.05	120.30
1	F	338	TYR	CB-CG-CD2	-5.50	117.70	121.00
1	W	447	ARG	NE-CZ-NH1	5.49	123.05	120.30
1	H	447	ARG	NE-CZ-NH1	5.47	123.04	120.30
1	Q	1045	PHE	CB-CG-CD2	-5.47	116.97	120.80
1	I	447	ARG	NE-CZ-NH1	5.47	123.03	120.30
1	J	1045	PHE	CB-CG-CD2	-5.47	116.97	120.80
1	Y	1045	PHE	CB-CG-CD2	-5.46	116.98	120.80
1	L	407	ARG	NE-CZ-NH1	5.46	123.03	120.30

*Continued on next page...*

*Continued from previous page...*

Mol	Chain	Res	Type	Atoms	Z	Observed(°)	Ideal(°)
1	E	338	TYR	CB-CG-CD2	-5.45	117.73	121.00
1	G	980	PHE	CB-CG-CD1	-5.45	116.99	120.80
1	C	476	ARG	NE-CZ-NH1	5.45	123.02	120.30
1	F	64	ARG	NE-CZ-NH1	5.45	123.02	120.30
1	D	64	ARG	NE-CZ-NH1	5.44	123.02	120.30
1	I	1045	PHE	CB-CG-CD2	-5.44	116.99	120.80
1	E	598	TYR	CB-CG-CD2	-5.44	117.74	121.00
1	U	407	ARG	NE-CZ-NH1	5.44	123.02	120.30
1	K	447	ARG	NE-CZ-NH1	5.43	123.02	120.30
1	R	1045	PHE	CB-CG-CD2	-5.43	117.00	120.80
1	E	64	ARG	NE-CZ-NH1	5.43	123.01	120.30
1	C	980	PHE	CB-CG-CD1	-5.42	117.00	120.80
1	A	476	ARG	NE-CZ-NH1	5.42	123.01	120.30
1	C	338	TYR	CB-CG-CD2	-5.42	117.75	121.00
1	Q	407	ARG	NE-CZ-NH1	5.42	123.01	120.30
1	A	64	ARG	NE-CZ-NH1	5.41	123.01	120.30
1	D	353	ARG	NE-CZ-NH1	5.41	123.01	120.30
1	G	476	ARG	NE-CZ-NH1	5.41	123.00	120.30
1	U	1045	PHE	CB-CG-CD2	-5.41	117.02	120.80
1	C	64	ARG	NE-CZ-NH1	5.41	123.00	120.30
1	D	598	TYR	CB-CG-CD2	-5.40	117.76	121.00
1	J	447	ARG	NE-CZ-NH1	5.40	123.00	120.30
1	A	980	PHE	CB-CG-CD1	-5.40	117.02	120.80
1	F	980	PHE	CB-CG-CD1	-5.40	117.02	120.80
1	F	598	TYR	CB-CG-CD2	-5.40	117.76	121.00
1	J	407	ARG	NE-CZ-NH1	5.40	123.00	120.30
1	Q	873	ARG	NE-CZ-NH1	5.40	123.00	120.30
1	D	338	TYR	CB-CG-CD2	-5.39	117.76	121.00
1	N	447	ARG	NE-CZ-NH1	5.39	123.00	120.30
1	S	407	ARG	NE-CZ-NH1	5.38	122.99	120.30
1	T	447	ARG	NE-CZ-NH1	5.38	122.99	120.30
1	O	447	ARG	NE-CZ-NH1	5.38	122.99	120.30
1	G	64	ARG	NE-CZ-NH1	5.37	122.99	120.30
1	D	980	PHE	CB-CG-CD1	-5.37	117.04	120.80
1	G	598	TYR	CB-CG-CD2	-5.37	117.78	121.00
1	I	407	ARG	NE-CZ-NH1	5.37	122.98	120.30
1	O	1045	PHE	CB-CG-CD2	-5.36	117.05	120.80
1	Y	407	ARG	NE-CZ-NH1	5.35	122.98	120.30
1	P	407	ARG	NE-CZ-NH1	5.35	122.97	120.30
1	E	980	PHE	CB-CG-CD1	-5.35	117.06	120.80
1	C	353	ARG	NE-CZ-NH1	5.34	122.97	120.30
1	V	447	ARG	NE-CZ-NH1	5.33	122.97	120.30

*Continued on next page...*

*Continued from previous page...*

Mol	Chain	Res	Type	Atoms	Z	Observed(°)	Ideal(°)
1	D	506	ARG	NE-CZ-NH1	5.32	122.96	120.30
1	T	407	ARG	NE-CZ-NH1	5.32	122.96	120.30
1	C	598	TYR	CB-CG-CD2	-5.32	117.81	121.00
1	U	873	ARG	NE-CZ-NH1	5.32	122.96	120.30
1	A	598	TYR	CB-CG-CD2	-5.31	117.82	121.00
1	N	407	ARG	NE-CZ-NH1	5.31	122.95	120.30
1	P	447	ARG	NE-CZ-NH1	5.31	122.95	120.30
1	G	353	ARG	NE-CZ-NH1	5.30	122.95	120.30
1	E	353	ARG	NE-CZ-NH1	5.30	122.95	120.30
1	O	465	ARG	NE-CZ-NH1	5.30	122.95	120.30
1	E	258	ARG	NE-CZ-NH1	5.29	122.95	120.30
1	L	873	ARG	NE-CZ-NH1	5.29	122.95	120.30
1	Q	465	ARG	NE-CZ-NH1	5.29	122.94	120.30
1	X	465	ARG	NE-CZ-NH1	5.29	122.94	120.30
1	A	353	ARG	NE-CZ-NH1	5.28	122.94	120.30
1	H	465	ARG	NE-CZ-NH1	5.27	122.94	120.30
1	W	407	ARG	NE-CZ-NH1	5.27	122.94	120.30
1	Y	873	ARG	NE-CZ-NH1	5.27	122.94	120.30
1	L	465	ARG	NE-CZ-NH1	5.27	122.94	120.30
1	C	1089	ARG	NE-CZ-NH1	5.27	122.94	120.30
1	Y	447	ARG	NE-CZ-NH1	5.27	122.94	120.30
1	F	476	ARG	NE-CZ-NH1	5.26	122.93	120.30
1	H	407	ARG	NE-CZ-NH1	5.26	122.93	120.30
1	K	873	ARG	NE-CZ-NH1	5.26	122.93	120.30
1	P	873	ARG	NE-CZ-NH1	5.26	122.93	120.30
1	R	465	ARG	NE-CZ-NH1	5.26	122.93	120.30
1	S	447	ARG	NE-CZ-NH1	5.26	122.93	120.30
1	Y	465	ARG	NE-CZ-NH1	5.26	122.93	120.30
1	K	407	ARG	NE-CZ-NH1	5.25	122.93	120.30
1	G	447	ARG	NE-CZ-NH1	5.25	122.93	120.30
1	J	598	TYR	CB-CG-CD2	-5.25	117.85	121.00
1	Q	591	ARG	NE-CZ-NH1	5.25	122.92	120.30
1	F	447	ARG	NE-CZ-NH1	5.25	122.92	120.30
1	W	591	ARG	NE-CZ-NH1	5.24	122.92	120.30
1	I	465	ARG	NE-CZ-NH1	5.24	122.92	120.30
1	M	447	ARG	NE-CZ-NH1	5.24	122.92	120.30
1	L	226	ARG	NE-CZ-NH1	5.24	122.92	120.30
1	K	591	ARG	NE-CZ-NH1	5.22	122.91	120.30
1	X	873	ARG	NE-CZ-NH1	5.22	122.91	120.30
1	U	465	ARG	NE-CZ-NH1	5.21	122.91	120.30
1	S	591	ARG	NE-CZ-NH1	5.21	122.91	120.30
1	E	476	ARG	NE-CZ-NH1	5.21	122.91	120.30

*Continued on next page...*

*Continued from previous page...*

Mol	Chain	Res	Type	Atoms	Z	Observed(°)	Ideal(°)
1	M	873	ARG	NE-CZ-NH1	5.21	122.91	120.30
1	P	591	ARG	NE-CZ-NH1	5.21	122.90	120.30
1	M	591	ARG	NE-CZ-NH1	5.21	122.90	120.30
1	N	465	ARG	NE-CZ-NH1	5.21	122.90	120.30
1	R	873	ARG	NE-CZ-NH1	5.21	122.90	120.30
1	A	447	ARG	NE-CZ-NH1	5.21	122.90	120.30
1	O	226	ARG	NE-CZ-NH1	5.20	122.90	120.30
1	O	591	ARG	NE-CZ-NH1	5.20	122.90	120.30
1	I	598	TYR	CB-CG-CD2	-5.20	117.88	121.00
1	U	226	ARG	NE-CZ-NH1	5.20	122.90	120.30
1	N	591	ARG	NE-CZ-NH1	5.20	122.90	120.30
1	L	591	ARG	NE-CZ-NH1	5.20	122.90	120.30
1	Q	226	ARG	NE-CZ-NH1	5.19	122.90	120.30
1	P	465	ARG	NE-CZ-NH1	5.19	122.90	120.30
1	T	465	ARG	NE-CZ-NH1	5.19	122.89	120.30
1	R	226	ARG	NE-CZ-NH1	5.18	122.89	120.30
1	Y	226	ARG	NE-CZ-NH1	5.18	122.89	120.30
1	O	598	TYR	CB-CG-CD2	-5.18	117.89	121.00
1	O	873	ARG	NE-CZ-NH1	5.18	122.89	120.30
1	G	258	ARG	NE-CZ-NH1	5.17	122.89	120.30
1	A	506	ARG	NE-CZ-NH1	5.17	122.89	120.30
1	M	465	ARG	NE-CZ-NH1	5.17	122.89	120.30
1	A	591	ARG	NH1-CZ-NH2	-5.17	113.71	119.40
1	M	598	TYR	CB-CG-CD2	-5.17	117.90	121.00
1	D	702	TYR	CB-CG-CD2	-5.17	117.90	121.00
1	N	598	TYR	CB-CG-CD2	-5.17	117.90	121.00
1	S	465	ARG	NE-CZ-NH1	5.17	122.88	120.30
1	U	591	ARG	NE-CZ-NH1	5.16	122.88	120.30
1	Q	598	TYR	CB-CG-CD2	-5.16	117.90	121.00
1	D	476	ARG	NE-CZ-NH1	5.16	122.88	120.30
1	F	506	ARG	NE-CZ-NH1	5.16	122.88	120.30
1	J	465	ARG	NE-CZ-NH1	5.16	122.88	120.30
1	R	53	TYR	CB-CG-CD2	-5.16	117.91	121.00
1	Y	598	TYR	CB-CG-CD2	-5.16	117.91	121.00
1	W	53	TYR	CB-CG-CD2	-5.15	117.91	121.00
1	J	873	ARG	NE-CZ-NH1	5.15	122.88	120.30
1	V	873	ARG	NE-CZ-NH1	5.15	122.87	120.30
1	K	465	ARG	NE-CZ-NH1	5.14	122.87	120.30
1	S	53	TYR	CB-CG-CD2	-5.14	117.91	121.00
1	A	518	VAL	CA-CB-CG1	5.14	118.61	110.90
1	A	702	TYR	CB-CG-CD2	-5.14	117.92	121.00
1	E	508	TYR	CB-CG-CD2	-5.14	117.92	121.00

*Continued on next page...*

*Continued from previous page...*

Mol	Chain	Res	Type	Atoms	Z	Observed(°)	Ideal(°)
1	F	702	TYR	CB-CG-CD2	-5.14	117.92	121.00
1	D	1089	ARG	NE-CZ-NH1	5.14	122.87	120.30
1	C	506	ARG	NE-CZ-NH1	5.14	122.87	120.30
1	S	873	ARG	NE-CZ-NH1	5.14	122.87	120.30
1	C	258	ARG	NE-CZ-NH1	5.14	122.87	120.30
1	L	598	TYR	CB-CG-CD2	-5.13	117.92	121.00
1	S	622	ARG	NE-CZ-NH1	5.13	122.87	120.30
1	U	53	TYR	CB-CG-CD2	-5.13	117.92	121.00
1	V	226	ARG	NE-CZ-NH1	5.13	122.87	120.30
1	E	506	ARG	NE-CZ-NH1	5.13	122.87	120.30
1	G	518	VAL	CA-CB-CG1	5.13	118.60	110.90
1	D	258	ARG	NE-CZ-NH1	5.13	122.86	120.30
1	G	702	TYR	CB-CG-CD2	-5.13	117.92	121.00
1	V	598	TYR	CB-CG-CD2	-5.13	117.92	121.00
1	P	598	TYR	CB-CG-CD2	-5.13	117.92	121.00
1	C	447	ARG	NE-CZ-NH1	5.13	122.86	120.30
1	J	226	ARG	NE-CZ-NH1	5.12	122.86	120.30
1	W	465	ARG	NE-CZ-NH1	5.12	122.86	120.30
1	E	702	TYR	CB-CG-CD2	-5.12	117.93	121.00
1	R	591	ARG	NE-CZ-NH1	5.12	122.86	120.30
1	V	465	ARG	NE-CZ-NH1	5.12	122.86	120.30
1	K	53	TYR	CB-CG-CD2	-5.12	117.93	121.00
1	D	518	VAL	CA-CB-CG1	5.12	118.58	110.90
1	C	518	VAL	CA-CB-CG1	5.12	118.57	110.90
1	E	518	VAL	CA-CB-CG1	5.12	118.57	110.90
1	L	622	ARG	NE-CZ-NH1	5.12	122.86	120.30
1	D	447	ARG	NE-CZ-NH1	5.11	122.86	120.30
1	A	258	ARG	NE-CZ-NH1	5.11	122.86	120.30
1	J	591	ARG	NE-CZ-NH1	5.11	122.85	120.30
1	T	53	TYR	CB-CG-CD2	-5.11	117.94	121.00
1	I	622	ARG	NE-CZ-NH1	5.11	122.85	120.30
1	Q	1127	PHE	CB-CG-CD2	-5.11	117.23	120.80
1	W	622	ARG	NE-CZ-NH1	5.11	122.85	120.30
1	W	873	ARG	NE-CZ-NH1	5.11	122.85	120.30
1	X	598	TYR	CB-CG-CD2	-5.11	117.94	121.00
1	F	518	VAL	CA-CB-CG1	5.10	118.56	110.90
1	W	598	TYR	CB-CG-CD2	-5.10	117.94	121.00
1	G	508	TYR	CB-CG-CD2	-5.10	117.94	121.00
1	I	873	ARG	NE-CZ-NH1	5.10	122.85	120.30
1	R	622	ARG	NE-CZ-NH1	5.10	122.85	120.30
1	W	226	ARG	NE-CZ-NH1	5.10	122.85	120.30
1	Y	53	TYR	CB-CG-CD2	-5.10	117.94	121.00

*Continued on next page...*

*Continued from previous page...*

Mol	Chain	Res	Type	Atoms	Z	Observed(°)	Ideal(°)
1	T	598	TYR	CB-CG-CD2	-5.09	117.94	121.00
1	V	591	ARG	NE-CZ-NH1	5.09	122.85	120.30
1	N	1127	PHE	CB-CG-CD2	-5.09	117.24	120.80
1	K	598	TYR	CB-CG-CD2	-5.09	117.95	121.00
1	U	598	TYR	CB-CG-CD2	-5.09	117.95	121.00
1	H	598	TYR	CB-CG-CD2	-5.08	117.95	121.00
1	T	873	ARG	NE-CZ-NH1	5.08	122.84	120.30
1	C	702	TYR	CB-CG-CD2	-5.08	117.95	121.00
1	N	226	ARG	NE-CZ-NH1	5.08	122.84	120.30
1	X	591	ARG	NE-CZ-NH1	5.08	122.84	120.30
1	A	508	TYR	CB-CG-CD2	-5.07	117.96	121.00
1	H	226	ARG	NE-CZ-NH1	5.07	122.84	120.30
1	D	508	TYR	CB-CG-CD2	-5.07	117.96	121.00
1	E	591	ARG	NH1-CZ-NH2	-5.07	113.82	119.40
1	H	53	TYR	CB-CG-CD2	-5.07	117.96	121.00
1	S	226	ARG	NE-CZ-NH1	5.07	122.84	120.30
1	N	873	ARG	NE-CZ-NH1	5.07	122.83	120.30
1	V	622	ARG	NE-CZ-NH1	5.07	122.83	120.30
1	F	353	ARG	NE-CZ-NH1	5.06	122.83	120.30
1	L	53	TYR	CB-CG-CD2	-5.06	117.96	121.00
1	T	591	ARG	NE-CZ-NH1	5.06	122.83	120.30
1	O	53	TYR	CB-CG-CD2	-5.06	117.96	121.00
1	S	598	TYR	CB-CG-CD2	-5.06	117.97	121.00
1	H	1127	PHE	CB-CG-CD2	-5.06	117.26	120.80
1	G	506	ARG	NE-CZ-NH1	5.06	122.83	120.30
1	D	591	ARG	NH1-CZ-NH2	-5.05	113.84	119.40
1	T	1127	PHE	CB-CG-CD2	-5.05	117.26	120.80
1	C	591	ARG	NH1-CZ-NH2	-5.05	113.84	119.40
1	K	1127	PHE	CB-CG-CD2	-5.05	117.27	120.80
1	R	598	TYR	CB-CG-CD2	-5.05	117.97	121.00
1	J	53	TYR	CB-CG-CD2	-5.04	117.97	121.00
1	X	622	ARG	NE-CZ-NH1	5.04	122.82	120.30
1	Y	1127	PHE	CB-CG-CD2	-5.04	117.27	120.80
1	X	226	ARG	NE-CZ-NH1	5.04	122.82	120.30
1	P	622	ARG	NE-CZ-NH1	5.04	122.82	120.30
1	S	1127	PHE	CB-CG-CD2	-5.04	117.28	120.80
1	C	508	TYR	CB-CG-CD2	-5.03	117.98	121.00
1	X	53	TYR	CB-CG-CD2	-5.03	117.98	121.00
1	G	591	ARG	NH1-CZ-NH2	-5.03	113.86	119.40
1	C	121	ARG	NE-CZ-NH1	5.02	122.81	120.30
1	H	873	ARG	NE-CZ-NH1	5.02	122.81	120.30
1	P	53	TYR	CB-CG-CD2	-5.02	117.99	121.00

*Continued on next page...*

*Continued from previous page...*

Mol	Chain	Res	Type	Atoms	Z	Observed(°)	Ideal(°)
1	I	1127	PHE	CB-CG-CD2	-5.02	117.29	120.80
1	O	622	ARG	NE-CZ-NH1	5.02	122.81	120.30
1	Y	591	ARG	NE-CZ-NH1	5.02	122.81	120.30
1	F	591	ARG	NH1-CZ-NH2	-5.01	113.88	119.40
1	E	1089	ARG	NE-CZ-NH1	5.01	122.80	120.30
1	L	1127	PHE	CB-CG-CD2	-5.00	117.30	120.80
1	M	226	ARG	NE-CZ-NH1	5.00	122.80	120.30

There are no chirality outliers.

All (310) planarity outliers are listed below:

Mol	Chain	Res	Type	Group
1	A	1071	ARG	Sidechain
1	A	244	ARG	Sidechain
1	A	300	TYR	Sidechain
1	A	495	TYR	Sidechain
1	A	582	TYR	Sidechain
1	A	591	ARG	Sidechain
1	A	728	TYR	Sidechain
1	A	802	ARG	Sidechain
1	A	944	TYR	Sidechain
1	C	1071	ARG	Sidechain
1	C	201	TYR	Sidechain
1	C	244	ARG	Sidechain
1	C	300	TYR	Sidechain
1	C	495	TYR	Sidechain
1	C	582	TYR	Sidechain
1	C	591	ARG	Sidechain
1	C	728	TYR	Sidechain
1	C	802	ARG	Sidechain
1	C	944	TYR	Sidechain
1	D	1071	ARG	Sidechain
1	D	201	TYR	Sidechain
1	D	244	ARG	Sidechain
1	D	300	TYR	Sidechain
1	D	495	TYR	Sidechain
1	D	582	TYR	Sidechain
1	D	591	ARG	Sidechain
1	D	728	TYR	Sidechain
1	D	802	ARG	Sidechain
1	D	944	TYR	Sidechain
1	E	1071	ARG	Sidechain

*Continued on next page...*



*Continued from previous page...*

<b>Mol</b>	<b>Chain</b>	<b>Res</b>	<b>Type</b>	<b>Group</b>
1	E	201	TYR	Sidechain
1	E	244	ARG	Sidechain
1	E	300	TYR	Sidechain
1	E	495	TYR	Sidechain
1	E	582	TYR	Sidechain
1	E	591	ARG	Sidechain
1	E	728	TYR	Sidechain
1	E	802	ARG	Sidechain
1	E	944	TYR	Sidechain
1	F	1071	ARG	Sidechain
1	F	201	TYR	Sidechain
1	F	244	ARG	Sidechain
1	F	300	TYR	Sidechain
1	F	495	TYR	Sidechain
1	F	582	TYR	Sidechain
1	F	591	ARG	Sidechain
1	F	728	TYR	Sidechain
1	F	802	ARG	Sidechain
1	F	944	TYR	Sidechain
1	G	1071	ARG	Sidechain
1	G	244	ARG	Sidechain
1	G	300	TYR	Sidechain
1	G	495	TYR	Sidechain
1	G	582	TYR	Sidechain
1	G	591	ARG	Sidechain
1	G	728	TYR	Sidechain
1	G	802	ARG	Sidechain
1	G	944	TYR	Sidechain
1	H	1071	ARG	Sidechain
1	H	1113	ARG	Sidechain
1	H	127	PHE	Sidechain
1	H	212	PHE	Sidechain
1	H	304	TYR	Sidechain
1	H	313	HIS	Sidechain
1	H	447	ARG	Sidechain
1	H	493	TYR	Sidechain
1	H	495	TYR	Sidechain
1	H	501	HIS	Sidechain
1	H	793	PHE	Sidechain
1	H	802	ARG	Sidechain
1	H	915	TYR	Sidechain
1	H	939	TYR	Sidechain

*Continued on next page...*

*Continued from previous page...*

<b>Mol</b>	<b>Chain</b>	<b>Res</b>	<b>Type</b>	<b>Group</b>
1	I	1071	ARG	Sidechain
1	I	1113	ARG	Sidechain
1	I	127	PHE	Sidechain
1	I	212	PHE	Sidechain
1	I	304	TYR	Sidechain
1	I	313	HIS	Sidechain
1	I	447	ARG	Sidechain
1	I	493	TYR	Sidechain
1	I	495	TYR	Sidechain
1	I	501	HIS	Sidechain
1	I	793	PHE	Sidechain
1	I	802	ARG	Sidechain
1	I	915	TYR	Sidechain
1	I	939	TYR	Sidechain
1	J	1071	ARG	Sidechain
1	J	1113	ARG	Sidechain
1	J	127	PHE	Sidechain
1	J	212	PHE	Sidechain
1	J	304	TYR	Sidechain
1	J	313	HIS	Sidechain
1	J	447	ARG	Sidechain
1	J	493	TYR	Sidechain
1	J	495	TYR	Sidechain
1	J	501	HIS	Sidechain
1	J	793	PHE	Sidechain
1	J	802	ARG	Sidechain
1	J	915	TYR	Sidechain
1	J	939	TYR	Sidechain
1	K	1071	ARG	Sidechain
1	K	1113	ARG	Sidechain
1	K	127	PHE	Sidechain
1	K	212	PHE	Sidechain
1	K	304	TYR	Sidechain
1	K	313	HIS	Sidechain
1	K	447	ARG	Sidechain
1	K	493	TYR	Sidechain
1	K	495	TYR	Sidechain
1	K	501	HIS	Sidechain
1	K	793	PHE	Sidechain
1	K	802	ARG	Sidechain
1	K	915	TYR	Sidechain
1	K	939	TYR	Sidechain

*Continued on next page...*

*Continued from previous page...*

<b>Mol</b>	<b>Chain</b>	<b>Res</b>	<b>Type</b>	<b>Group</b>
1	L	1071	ARG	Sidechain
1	L	1113	ARG	Sidechain
1	L	127	PHE	Sidechain
1	L	212	PHE	Sidechain
1	L	304	TYR	Sidechain
1	L	313	HIS	Sidechain
1	L	447	ARG	Sidechain
1	L	493	TYR	Sidechain
1	L	495	TYR	Sidechain
1	L	501	HIS	Sidechain
1	L	793	PHE	Sidechain
1	L	802	ARG	Sidechain
1	L	915	TYR	Sidechain
1	L	939	TYR	Sidechain
1	M	1071	ARG	Sidechain
1	M	1113	ARG	Sidechain
1	M	127	PHE	Sidechain
1	M	212	PHE	Sidechain
1	M	304	TYR	Sidechain
1	M	313	HIS	Sidechain
1	M	447	ARG	Sidechain
1	M	493	TYR	Sidechain
1	M	495	TYR	Sidechain
1	M	501	HIS	Sidechain
1	M	793	PHE	Sidechain
1	M	802	ARG	Sidechain
1	M	915	TYR	Sidechain
1	M	939	TYR	Sidechain
1	N	1071	ARG	Sidechain
1	N	1113	ARG	Sidechain
1	N	127	PHE	Sidechain
1	N	212	PHE	Sidechain
1	N	304	TYR	Sidechain
1	N	313	HIS	Sidechain
1	N	447	ARG	Sidechain
1	N	493	TYR	Sidechain
1	N	495	TYR	Sidechain
1	N	501	HIS	Sidechain
1	N	793	PHE	Sidechain
1	N	802	ARG	Sidechain
1	N	915	TYR	Sidechain
1	N	939	TYR	Sidechain

*Continued on next page...*

*Continued from previous page...*

<b>Mol</b>	<b>Chain</b>	<b>Res</b>	<b>Type</b>	<b>Group</b>
1	O	1071	ARG	Sidechain
1	O	1113	ARG	Sidechain
1	O	127	PHE	Sidechain
1	O	212	PHE	Sidechain
1	O	304	TYR	Sidechain
1	O	313	HIS	Sidechain
1	O	447	ARG	Sidechain
1	O	493	TYR	Sidechain
1	O	495	TYR	Sidechain
1	O	501	HIS	Sidechain
1	O	793	PHE	Sidechain
1	O	802	ARG	Sidechain
1	O	915	TYR	Sidechain
1	O	939	TYR	Sidechain
1	P	1071	ARG	Sidechain
1	P	1113	ARG	Sidechain
1	P	127	PHE	Sidechain
1	P	212	PHE	Sidechain
1	P	304	TYR	Sidechain
1	P	313	HIS	Sidechain
1	P	447	ARG	Sidechain
1	P	493	TYR	Sidechain
1	P	495	TYR	Sidechain
1	P	501	HIS	Sidechain
1	P	793	PHE	Sidechain
1	P	802	ARG	Sidechain
1	P	915	TYR	Sidechain
1	P	939	TYR	Sidechain
1	Q	1071	ARG	Sidechain
1	Q	1113	ARG	Sidechain
1	Q	127	PHE	Sidechain
1	Q	212	PHE	Sidechain
1	Q	304	TYR	Sidechain
1	Q	313	HIS	Sidechain
1	Q	447	ARG	Sidechain
1	Q	493	TYR	Sidechain
1	Q	495	TYR	Sidechain
1	Q	501	HIS	Sidechain
1	Q	793	PHE	Sidechain
1	Q	802	ARG	Sidechain
1	Q	915	TYR	Sidechain
1	Q	939	TYR	Sidechain

*Continued on next page...*

*Continued from previous page...*

<b>Mol</b>	<b>Chain</b>	<b>Res</b>	<b>Type</b>	<b>Group</b>
1	R	1071	ARG	Sidechain
1	R	1113	ARG	Sidechain
1	R	127	PHE	Sidechain
1	R	212	PHE	Sidechain
1	R	304	TYR	Sidechain
1	R	313	HIS	Sidechain
1	R	447	ARG	Sidechain
1	R	493	TYR	Sidechain
1	R	495	TYR	Sidechain
1	R	501	HIS	Sidechain
1	R	793	PHE	Sidechain
1	R	802	ARG	Sidechain
1	R	915	TYR	Sidechain
1	R	939	TYR	Sidechain
1	S	1071	ARG	Sidechain
1	S	1113	ARG	Sidechain
1	S	127	PHE	Sidechain
1	S	212	PHE	Sidechain
1	S	304	TYR	Sidechain
1	S	313	HIS	Sidechain
1	S	447	ARG	Sidechain
1	S	493	TYR	Sidechain
1	S	495	TYR	Sidechain
1	S	501	HIS	Sidechain
1	S	793	PHE	Sidechain
1	S	802	ARG	Sidechain
1	S	915	TYR	Sidechain
1	S	939	TYR	Sidechain
1	T	1071	ARG	Sidechain
1	T	1113	ARG	Sidechain
1	T	127	PHE	Sidechain
1	T	212	PHE	Sidechain
1	T	304	TYR	Sidechain
1	T	313	HIS	Sidechain
1	T	447	ARG	Sidechain
1	T	493	TYR	Sidechain
1	T	495	TYR	Sidechain
1	T	501	HIS	Sidechain
1	T	793	PHE	Sidechain
1	T	802	ARG	Sidechain
1	T	915	TYR	Sidechain
1	T	939	TYR	Sidechain

*Continued on next page...*

*Continued from previous page...*

<b>Mol</b>	<b>Chain</b>	<b>Res</b>	<b>Type</b>	<b>Group</b>
1	U	1071	ARG	Sidechain
1	U	1113	ARG	Sidechain
1	U	127	PHE	Sidechain
1	U	212	PHE	Sidechain
1	U	304	TYR	Sidechain
1	U	313	HIS	Sidechain
1	U	447	ARG	Sidechain
1	U	493	TYR	Sidechain
1	U	495	TYR	Sidechain
1	U	501	HIS	Sidechain
1	U	793	PHE	Sidechain
1	U	802	ARG	Sidechain
1	U	915	TYR	Sidechain
1	U	939	TYR	Sidechain
1	V	1071	ARG	Sidechain
1	V	1113	ARG	Sidechain
1	V	127	PHE	Sidechain
1	V	212	PHE	Sidechain
1	V	304	TYR	Sidechain
1	V	313	HIS	Sidechain
1	V	447	ARG	Sidechain
1	V	493	TYR	Sidechain
1	V	495	TYR	Sidechain
1	V	501	HIS	Sidechain
1	V	793	PHE	Sidechain
1	V	802	ARG	Sidechain
1	V	915	TYR	Sidechain
1	V	939	TYR	Sidechain
1	W	1071	ARG	Sidechain
1	W	1113	ARG	Sidechain
1	W	127	PHE	Sidechain
1	W	212	PHE	Sidechain
1	W	304	TYR	Sidechain
1	W	313	HIS	Sidechain
1	W	447	ARG	Sidechain
1	W	493	TYR	Sidechain
1	W	495	TYR	Sidechain
1	W	501	HIS	Sidechain
1	W	793	PHE	Sidechain
1	W	802	ARG	Sidechain
1	W	915	TYR	Sidechain
1	W	939	TYR	Sidechain

*Continued on next page...*

*Continued from previous page...*

Mol	Chain	Res	Type	Group
1	X	1071	ARG	Sidechain
1	X	1113	ARG	Sidechain
1	X	127	PHE	Sidechain
1	X	212	PHE	Sidechain
1	X	304	TYR	Sidechain
1	X	313	HIS	Sidechain
1	X	447	ARG	Sidechain
1	X	493	TYR	Sidechain
1	X	495	TYR	Sidechain
1	X	501	HIS	Sidechain
1	X	793	PHE	Sidechain
1	X	802	ARG	Sidechain
1	X	915	TYR	Sidechain
1	X	939	TYR	Sidechain
1	Y	1071	ARG	Sidechain
1	Y	1113	ARG	Sidechain
1	Y	127	PHE	Sidechain
1	Y	212	PHE	Sidechain
1	Y	304	TYR	Sidechain
1	Y	313	HIS	Sidechain
1	Y	447	ARG	Sidechain
1	Y	493	TYR	Sidechain
1	Y	495	TYR	Sidechain
1	Y	501	HIS	Sidechain
1	Y	793	PHE	Sidechain
1	Y	802	ARG	Sidechain
1	Y	915	TYR	Sidechain
1	Y	939	TYR	Sidechain

## 5.2 Too-close contacts [\(i\)](#)

In the following table, the Non-H and H(model) columns list the number of non-hydrogen atoms and hydrogen atoms in the chain respectively. The H(added) column lists the number of hydrogen atoms added and optimized by MolProbity. The Clashes column lists the number of clashes within the asymmetric unit, whereas Symm-Clashes lists symmetry-related clashes.

Mol	Chain	Non-H	H(model)	H(added)	Clashes	Symm-Clashes
1	A	9034	8976	8957	193	0
1	C	9034	8976	8957	187	0
1	D	9034	8976	8959	192	0
1	E	9034	8976	8959	199	0
1	F	9034	8976	8958	196	0

*Continued on next page...*

Continued from previous page...

Mol	Chain	Non-H	H(model)	H(added)	Clashes	Symm-Clashes
1	G	9034	8976	8957	193	0
1	H	9034	8976	8966	154	0
1	I	9034	8976	8973	54	0
1	J	9034	8976	8967	140	0
1	K	9034	8976	8966	144	0
1	L	9034	8976	8973	54	0
1	M	9034	8976	8967	146	0
1	N	9034	8976	8965	150	0
1	O	9034	8976	8973	53	0
1	P	9034	8976	8967	139	0
1	Q	9034	8976	8966	139	0
1	R	9034	8976	8973	55	0
1	S	9034	8976	8968	138	0
1	T	9034	8976	8966	144	0
1	U	9034	8976	8973	58	0
1	V	9034	8976	8966	150	0
1	W	9034	8976	8966	161	0
1	X	9034	8976	8973	57	0
1	Y	9034	8976	8968	145	0
All	All	216816	215424	215183	2263	0

The all-atom clashscore is defined as the number of clashes found per 1000 atoms (including hydrogen atoms). The all-atom clashscore for this structure is 5.

All (2263) close contacts within the same asymmetric unit are listed below, sorted by their clash magnitude.

Atom-1	Atom-2	Interatomic distance (Å)	Clash overlap (Å)
1:E:1003:GLN:HE22	1:F:655:ARG:CD	1.08	1.64
1:A:655:ARG:CD	1:G:1003:GLN:HE22	1.10	1.62
1:A:1003:GLN:HE22	1:C:655:ARG:CD	1.08	1.60
1:C:1003:GLN:HE22	1:D:655:ARG:CD	1.10	1.58
1:V:47:THR:CG2	1:W:70:THR:HA	1.16	1.56
1:F:1003:GLN:HE22	1:G:655:ARG:CD	1.11	1.55
1:V:70:THR:CA	1:W:45:THR:HG21	1.33	1.55
1:M:47:THR:CG2	1:N:70:THR:HA	1.14	1.53
1:C:1003:GLN:CD	1:D:655:ARG:HD3	1.26	1.52
1:D:1003:GLN:HE22	1:E:655:ARG:CD	1.16	1.52
1:F:1003:GLN:CD	1:G:655:ARG:HD3	1.28	1.52
1:J:70:THR:CA	1:K:45:THR:HG21	1.39	1.48
1:H:70:THR:HA	1:Y:47:THR:CG2	1.02	1.47
1:V:47:THR:HG22	1:W:70:THR:C	1.28	1.47

Continued on next page...



*Continued from previous page...*

Atom-1	Atom-2	Interatomic distance (Å)	Clash overlap (Å)
1:P:47:THR:CG2	1:Q:70:THR:HA	1.02	1.47
1:M:70:THR:CA	1:N:45:THR:HG21	1.41	1.46
1:V:47:THR:HG22	1:W:70:THR:CA	0.99	1.46
1:D:1003:GLN:CD	1:E:655:ARG:HD3	1.35	1.46
1:M:47:THR:HG22	1:N:70:THR:CA	1.00	1.46
1:E:1003:GLN:CD	1:F:655:ARG:HD3	1.33	1.46
1:S:47:THR:CG2	1:T:70:THR:HA	0.97	1.45
1:A:655:ARG:HD3	1:G:1003:GLN:CD	1.31	1.45
1:A:1003:GLN:CD	1:C:655:ARG:HD3	1.29	1.44
1:V:70:THR:CB	1:W:45:THR:HG21	1.30	1.43
1:M:47:THR:HG22	1:N:70:THR:C	1.37	1.43
1:P:47:THR:HG22	1:Q:70:THR:CA	0.96	1.43
1:P:70:THR:CB	1:Q:45:THR:HG21	1.40	1.42
1:F:1003:GLN:NE2	1:G:655:ARG:HD3	1.09	1.41
1:H:45:THR:HG21	1:Y:70:THR:CB	1.41	1.40
1:D:1003:GLN:NE2	1:E:655:ARG:HD3	1.14	1.40
1:H:45:THR:HG21	1:Y:70:THR:CA	1.50	1.39
1:S:47:THR:HG22	1:T:70:THR:CA	0.94	1.39
1:C:1003:GLN:NE2	1:D:655:ARG:HD3	1.08	1.38
1:A:1003:GLN:NE2	1:C:655:ARG:HD3	1.07	1.37
1:H:70:THR:CA	1:Y:47:THR:HG22	0.90	1.37
1:M:70:THR:CB	1:N:45:THR:HG21	1.30	1.36
1:V:73:GLY:CA	1:W:47:THR:HG21	1.51	1.36
1:V:47:THR:CG2	1:W:70:THR:CA	1.76	1.36
1:E:1003:GLN:NE2	1:F:655:ARG:HD3	1.07	1.36
1:V:70:THR:CB	1:W:45:THR:CG2	1.91	1.35
1:A:655:ARG:HD3	1:G:1003:GLN:NE2	1.08	1.34
1:J:70:THR:CB	1:K:45:THR:CG2	2.02	1.34
1:M:70:THR:CB	1:N:45:THR:CG2	1.97	1.33
1:E:967:GLU:OE2	1:F:594:LYS:NZ	1.56	1.33
1:M:47:THR:HG21	1:N:69:CYS:O	1.28	1.32
1:J:73:GLY:CA	1:K:47:THR:HG21	1.58	1.32
1:H:69:CYS:O	1:Y:47:THR:HG21	1.22	1.32
1:J:70:THR:CB	1:K:45:THR:HG21	1.39	1.31
1:E:967:GLU:CD	1:F:594:LYS:NZ	1.81	1.31
1:H:70:THR:C	1:Y:47:THR:HG22	1.47	1.31
1:M:47:THR:CG2	1:N:70:THR:CA	1.80	1.30
1:C:1003:GLN:NE2	1:D:655:ARG:CD	1.76	1.30
1:P:47:THR:HG21	1:Q:69:CYS:O	1.29	1.30
1:M:73:GLY:CA	1:N:47:THR:HG21	1.61	1.29
1:V:47:THR:HG21	1:W:69:CYS:O	1.29	1.28

*Continued on next page...*

*Continued from previous page...*

Atom-1	Atom-2	Interatomic distance (Å)	Clash overlap (Å)
1:V:73:GLY:HA2	1:W:47:THR:CG2	1.61	1.28
1:E:967:GLU:CD	1:F:594:LYS:HZ2	1.36	1.28
1:P:70:THR:CA	1:Q:45:THR:HG21	1.64	1.27
1:J:47:THR:CG2	1:K:69:CYS:O	1.83	1.26
1:P:47:THR:HG22	1:Q:70:THR:C	1.52	1.26
1:D:957:GLN:OE1	1:E:512:PRO:HD3	1.36	1.25
1:F:1003:GLN:NE2	1:G:655:ARG:CD	1.77	1.25
1:S:42:GLU:OE2	1:T:65:GLN:NE2	1.68	1.25
1:S:70:THR:CB	1:T:45:THR:HG21	1.50	1.25
1:J:73:GLY:HA2	1:K:47:THR:CG2	1.67	1.25
1:E:1003:GLN:NE2	1:F:655:ARG:CD	1.75	1.24
1:S:47:THR:HG21	1:T:69:CYS:O	1.24	1.24
1:M:73:GLY:HA2	1:N:47:THR:CG2	1.68	1.23
1:P:68:ARG:NH2	1:Q:47:THR:H	1.36	1.23
1:S:68:ARG:NH2	1:T:47:THR:N	1.87	1.23
1:M:47:THR:CG2	1:N:69:CYS:O	1.87	1.22
1:V:47:THR:CG2	1:W:69:CYS:O	1.84	1.22
1:C:1003:GLN:HE22	1:D:655:ARG:NE	1.37	1.21
1:A:998:ASN:OD1	1:C:683:GLN:NE2	1.60	1.21
1:C:957:GLN:HG2	1:D:510:THR:C	1.08	1.21
1:S:68:ARG:NH2	1:T:47:THR:H	1.37	1.21
1:S:70:THR:CA	1:T:45:THR:HG21	1.69	1.20
1:A:957:GLN:OE1	1:C:512:PRO:HD3	1.42	1.20
1:E:957:GLN:HG2	1:F:510:THR:C	1.00	1.20
1:P:68:ARG:NH2	1:Q:47:THR:N	1.89	1.20
1:A:655:ARG:CD	1:G:1003:GLN:NE2	1.77	1.19
1:F:1003:GLN:HE22	1:G:655:ARG:NE	1.40	1.19
1:D:960:SER:H	1:E:514:LYS:NZ	1.39	1.19
1:A:512:PRO:HD3	1:G:957:GLN:OE1	1.43	1.19
1:D:957:GLN:CB	1:E:512:PRO:CD	2.16	1.19
1:V:70:THR:HA	1:W:45:THR:CG2	1.70	1.19
1:A:1003:GLN:NE2	1:C:655:ARG:CD	1.75	1.19
1:E:957:GLN:OE1	1:F:512:PRO:HD3	1.41	1.19
1:H:47:THR:HG21	1:Y:73:GLY:CA	1.72	1.19
1:C:1003:GLN:OE1	1:D:655:ARG:HD3	1.43	1.18
1:H:69:CYS:O	1:Y:47:THR:CG2	1.89	1.18
1:A:510:THR:C	1:G:957:GLN:HG2	1.08	1.18
1:E:1095:TRP:CH2	1:F:683:GLN:O	1.96	1.18
1:A:957:GLN:HG2	1:C:510:THR:C	1.04	1.18
1:H:47:THR:N	1:Y:68:ARG:NH2	1.91	1.18
1:H:45:THR:CG2	1:Y:70:THR:CB	2.10	1.18

*Continued on next page...*

*Continued from previous page...*

Atom-1	Atom-2	Interatomic distance (Å)	Clash overlap (Å)
1:M:68:ARG:NH2	1:N:47:THR:N	1.92	1.18
1:A:1003:GLN:HE22	1:C:655:ARG:NE	1.42	1.17
1:A:655:ARG:NE	1:G:1003:GLN:HE22	1.42	1.17
1:M:68:ARG:NH2	1:N:47:THR:H	1.42	1.17
1:A:514:LYS:NZ	1:G:960:SER:H	1.42	1.17
1:A:1095:TRP:CH2	1:C:683:GLN:O	1.98	1.17
1:H:45:THR:HG21	1:Y:70:THR:HB	1.26	1.17
1:H:70:THR:CA	1:Y:47:THR:CG2	1.75	1.16
1:J:70:THR:HA	1:K:45:THR:CG2	1.75	1.16
1:A:683:GLN:NE2	1:G:998:ASN:OD1	1.58	1.16
1:C:957:GLN:CB	1:D:510:THR:O	1.89	1.16
1:P:70:THR:CB	1:Q:45:THR:CG2	2.14	1.16
1:H:47:THR:H	1:Y:68:ARG:NH2	1.43	1.16
1:A:960:SER:H	1:C:514:LYS:NZ	1.45	1.15
1:S:42:GLU:CD	1:T:65:GLN:NE2	2.00	1.15
1:J:70:THR:HA	1:K:45:THR:HG21	1.19	1.15
1:S:47:THR:HG22	1:T:70:THR:C	1.67	1.15
1:A:512:PRO:CD	1:G:957:GLN:CB	2.23	1.15
1:H:47:THR:CG2	1:Y:73:GLY:HA2	1.77	1.15
1:M:70:THR:HA	1:N:45:THR:HG21	1.26	1.14
1:F:960:SER:H	1:G:514:LYS:NZ	1.45	1.14
1:V:70:THR:HB	1:W:45:THR:CG2	1.65	1.14
1:E:998:ASN:OD1	1:F:683:GLN:NE2	1.64	1.14
1:F:957:GLN:OE1	1:G:512:PRO:HD3	1.43	1.14
1:C:960:SER:H	1:D:514:LYS:NZ	1.45	1.14
1:F:1095:TRP:CH2	1:G:683:GLN:O	2.01	1.14
1:D:957:GLN:HB2	1:E:512:PRO:HD2	1.14	1.13
1:F:1003:GLN:OE1	1:G:655:ARG:HD3	1.44	1.13
1:P:42:GLU:OE2	1:Q:65:GLN:NE2	1.81	1.13
1:E:960:SER:H	1:F:514:LYS:NZ	1.45	1.13
1:C:957:GLN:OE1	1:D:512:PRO:HD3	1.46	1.13
1:H:45:THR:HG21	1:Y:70:THR:HA	1.27	1.13
1:D:998:ASN:OD1	1:E:683:GLN:NE2	1.58	1.13
1:D:1003:GLN:NE2	1:E:655:ARG:CD	1.83	1.13
1:D:960:SER:N	1:E:514:LYS:NZ	1.96	1.13
1:D:1003:GLN:OE1	1:E:655:ARG:HD3	1.46	1.12
1:C:1095:TRP:CH2	1:D:683:GLN:O	2.02	1.12
1:M:70:THR:HB	1:N:45:THR:HG21	1.18	1.12
1:A:655:ARG:HD3	1:G:1003:GLN:OE1	1.48	1.12
1:A:683:GLN:O	1:G:1095:TRP:CH2	2.03	1.12
1:D:958:THR:HG22	1:E:513:ALA:CB	1.80	1.12

*Continued on next page...*

*Continued from previous page...*

Atom-1	Atom-2	Interatomic distance (Å)	Clash overlap (Å)
1:D:1003:GLN:HE22	1:E:655:ARG:NE	1.45	1.12
1:P:47:THR:HG23	1:Q:70:THR:HA	1.18	1.11
1:A:1003:GLN:OE1	1:C:655:ARG:HD3	1.48	1.11
1:M:70:THR:HA	1:N:45:THR:CG2	1.80	1.11
1:A:512:PRO:HD2	1:G:957:GLN:HB2	1.22	1.11
1:F:957:GLN:HG2	1:G:510:THR:C	1.06	1.11
1:V:68:ARG:NH2	1:W:47:THR:N	1.98	1.11
1:A:510:THR:O	1:G:957:GLN:CG	0.82	1.11
1:M:47:THR:HG23	1:N:70:THR:HA	1.11	1.11
1:A:957:GLN:CB	1:C:510:THR:O	1.91	1.11
1:P:47:THR:CG2	1:Q:69:CYS:O	1.99	1.10
1:S:70:THR:CB	1:T:45:THR:CG2	2.26	1.10
1:C:957:GLN:HB2	1:D:512:PRO:HD2	1.26	1.10
1:F:957:GLN:CB	1:G:510:THR:O	1.91	1.10
1:F:957:GLN:CB	1:G:512:PRO:CD	2.26	1.10
1:F:957:GLN:HB2	1:G:512:PRO:HD2	1.25	1.10
1:E:1003:GLN:HE22	1:F:655:ARG:NE	1.47	1.10
1:P:70:THR:HB	1:Q:45:THR:HG21	1.19	1.10
1:A:510:THR:O	1:G:957:GLN:CB	1.94	1.10
1:J:68:ARG:NH2	1:K:47:THR:N	1.98	1.10
1:S:47:THR:HG23	1:T:70:THR:HA	1.28	1.10
1:E:957:GLN:HB2	1:F:512:PRO:HD2	1.31	1.09
1:C:957:GLN:CB	1:D:512:PRO:CD	2.26	1.09
1:H:65:GLN:NE2	1:Y:42:GLU:CD	2.05	1.09
1:E:967:GLU:OE1	1:F:594:LYS:NZ	1.76	1.09
1:A:514:LYS:NZ	1:G:960:SER:N	2.01	1.09
1:C:957:GLN:CG	1:D:510:THR:O	0.79	1.09
1:D:960:SER:N	1:E:514:LYS:HZ3	1.49	1.09
1:M:70:THR:HB	1:N:45:THR:CG2	1.71	1.09
1:S:70:THR:HB	1:T:45:THR:HG21	1.32	1.09
1:A:957:GLN:CB	1:C:512:PRO:CD	2.29	1.08
1:E:957:GLN:CB	1:F:510:THR:O	1.90	1.08
1:V:70:THR:HA	1:W:45:THR:HG21	1.21	1.08
1:H:65:GLN:NE2	1:Y:42:GLU:OE2	1.85	1.08
1:V:40:ASN:ND2	1:W:62:ILE:HD12	1.69	1.08
1:E:1003:GLN:OE1	1:F:655:ARG:HD3	1.53	1.08
1:F:957:GLN:CG	1:G:510:THR:O	0.78	1.07
1:V:70:THR:HB	1:W:45:THR:HG21	1.19	1.07
1:H:70:THR:HA	1:Y:47:THR:HG23	1.15	1.07
1:V:44:TRP:HA	1:W:42:GLU:CB	1.85	1.07
1:J:42:GLU:CD	1:K:65:GLN:NE2	2.08	1.07

*Continued on next page...*

*Continued from previous page...*

Atom-1	Atom-2	Interatomic distance (Å)	Clash overlap (Å)
1:A:957:GLN:HB2	1:C:512:PRO:HD2	1.28	1.06
1:S:47:THR:CG2	1:T:69:CYS:O	2.00	1.06
1:S:73:GLY:HA2	1:T:47:THR:HG21	1.12	1.06
1:V:68:ARG:NH2	1:W:47:THR:H	1.50	1.06
1:A:957:GLN:CG	1:C:510:THR:O	0.77	1.06
1:F:998:ASN:OD1	1:G:683:GLN:NE2	1.56	1.06
1:D:1095:TRP:CH2	1:E:683:GLN:O	2.08	1.06
1:A:958:THR:CG2	1:C:511:ASP:OD1	1.99	1.05
1:F:1003:GLN:OE1	1:G:655:ARG:CD	2.04	1.05
1:M:68:ARG:HH21	1:N:47:THR:N	1.50	1.05
1:C:1003:GLN:OE1	1:D:655:ARG:CD	2.02	1.05
1:F:960:SER:N	1:G:514:LYS:NZ	2.04	1.05
1:S:42:GLU:OE2	1:T:65:GLN:CD	1.93	1.05
1:V:47:THR:HG21	1:W:73:GLY:HA2	1.37	1.05
1:M:47:THR:HG21	1:N:73:GLY:HA2	1.37	1.04
1:P:47:THR:CG2	1:Q:70:THR:CA	1.80	1.04
1:P:73:GLY:CA	1:Q:47:THR:HG21	1.85	1.04
1:C:960:SER:N	1:D:514:LYS:NZ	2.04	1.04
1:J:68:ARG:NH2	1:K:47:THR:H	1.52	1.04
1:J:70:THR:HB	1:K:45:THR:CG2	1.76	1.04
1:S:70:THR:HA	1:T:45:THR:HG21	1.40	1.04
1:C:958:THR:CG2	1:D:511:ASP:OD1	1.97	1.04
1:A:1003:GLN:OE1	1:C:655:ARG:CD	2.06	1.04
1:A:513:ALA:CB	1:G:958:THR:HG22	1.88	1.03
1:A:957:GLN:HG3	1:C:510:THR:O	1.23	1.03
1:A:960:SER:N	1:C:514:LYS:NZ	2.05	1.03
1:V:47:THR:HG23	1:W:70:THR:HA	1.06	1.03
1:H:45:THR:CG2	1:Y:70:THR:HA	1.87	1.03
1:J:47:THR:HG21	1:K:69:CYS:O	1.22	1.03
1:P:42:GLU:CD	1:Q:65:GLN:NE2	2.11	1.03
1:A:512:PRO:HD2	1:G:957:GLN:CB	1.87	1.03
1:C:958:THR:HG23	1:D:511:ASP:OD1	1.57	1.03
1:E:957:GLN:CG	1:F:510:THR:O	0.73	1.03
1:H:65:GLN:CD	1:Y:42:GLU:OE2	1.97	1.03
1:J:42:GLU:CG	1:K:65:GLN:NE2	2.21	1.03
1:C:1084:ARG:CZ	1:D:509:GLN:HA	1.89	1.03
1:H:47:THR:N	1:Y:68:ARG:HH21	1.51	1.03
1:A:511:ASP:OD1	1:G:958:THR:CG2	2.01	1.02
1:F:958:THR:CG2	1:G:511:ASP:OD1	1.98	1.02
1:F:958:THR:HG22	1:G:513:ALA:CB	1.89	1.02
1:H:65:GLN:HE22	1:Y:42:GLU:CG	1.72	1.02

*Continued on next page...*

*Continued from previous page...*

Atom-1	Atom-2	Interatomic distance (Å)	Clash overlap (Å)
1:C:957:GLN:HG3	1:D:510:THR:O	1.23	1.02
1:E:960:SER:N	1:F:514:LYS:NZ	2.06	1.02
1:A:655:ARG:CD	1:G:1003:GLN:OE1	2.08	1.02
1:A:958:THR:HG23	1:C:511:ASP:OD1	1.57	1.02
1:E:957:GLN:HG3	1:F:510:THR:O	1.21	1.02
1:E:958:THR:CG2	1:F:511:ASP:OD1	1.99	1.02
1:F:958:THR:HG23	1:G:511:ASP:OD1	1.56	1.02
1:J:42:GLU:CG	1:K:65:GLN:HE22	1.72	1.02
1:J:44:TRP:HA	1:K:42:GLU:CB	1.89	1.02
1:J:70:THR:HB	1:K:45:THR:HG21	1.26	1.02
1:P:70:THR:HA	1:Q:45:THR:HG21	1.41	1.02
1:S:45:THR:OG1	1:T:42:GLU:HG3	1.60	1.02
1:D:958:THR:CG2	1:E:511:ASP:OD1	2.05	1.01
1:D:1084:ARG:CZ	1:E:509:GLN:HA	1.89	1.01
1:M:40:ASN:ND2	1:N:62:ILE:HD12	1.73	1.01
1:P:73:GLY:HA2	1:Q:47:THR:CG2	1.90	1.01
1:V:70:THR:CA	1:W:45:THR:CG2	2.16	1.01
1:E:957:GLN:CB	1:F:512:PRO:CD	2.32	1.01
1:E:958:THR:HG23	1:F:511:ASP:OD1	1.55	1.01
1:A:510:THR:O	1:G:957:GLN:HG3	1.24	1.01
1:D:957:GLN:CB	1:E:512:PRO:HD2	1.81	1.01
1:P:70:THR:HB	1:Q:45:THR:CG2	1.84	1.01
1:A:509:GLN:HA	1:G:1084:ARG:CZ	1.90	1.01
1:A:958:THR:HG22	1:C:513:ALA:CB	1.90	1.01
1:H:65:GLN:NE2	1:Y:42:GLU:CG	2.23	1.01
1:D:958:THR:HG23	1:E:511:ASP:OD1	1.60	1.00
1:E:958:THR:HG22	1:F:513:ALA:CB	1.91	1.00
1:F:957:GLN:HG3	1:G:510:THR:O	1.22	1.00
1:V:47:THR:CB	1:W:70:THR:O	2.09	1.00
1:D:958:THR:HG22	1:E:513:ALA:HB2	1.42	1.00
1:D:1003:GLN:OE1	1:E:655:ARG:CD	2.08	1.00
1:J:42:GLU:OE2	1:K:65:GLN:CD	2.00	1.00
1:V:42:GLU:CG	1:W:65:GLN:NE2	2.24	1.00
1:V:70:THR:O	1:W:47:THR:HG22	1.61	1.00
1:F:957:GLN:CB	1:G:512:PRO:HD2	1.90	1.00
1:M:42:GLU:CG	1:N:65:GLN:NE2	2.25	1.00
1:D:957:GLN:CD	1:E:512:PRO:HD3	1.81	1.00
1:H:42:GLU:HG3	1:Y:45:THR:OG1	1.61	1.00
1:A:511:ASP:OD1	1:G:958:THR:HG23	1.59	1.00
1:C:958:THR:HG22	1:D:513:ALA:CB	1.92	1.00
1:S:42:GLU:CG	1:T:65:GLN:HE22	1.75	0.99

*Continued on next page...*

*Continued from previous page...*

Atom-1	Atom-2	Interatomic distance (Å)	Clash overlap (Å)
1:V:47:THR:HB	1:W:70:THR:O	1.62	0.99
1:J:42:GLU:OE2	1:K:65:GLN:NE2	1.96	0.99
1:E:1003:GLN:OE1	1:F:655:ARG:CD	2.10	0.99
1:P:73:GLY:HA2	1:Q:47:THR:HG21	1.03	0.99
1:M:42:GLU:CD	1:N:65:GLN:NE2	2.14	0.99
1:D:957:GLN:HB2	1:E:512:PRO:CD	1.86	0.98
1:A:957:GLN:CB	1:C:512:PRO:HD2	1.92	0.98
1:S:73:GLY:CA	1:T:47:THR:HG21	1.93	0.98
1:P:68:ARG:HH21	1:Q:47:THR:N	1.56	0.98
1:H:45:THR:CG2	1:Y:70:THR:CA	2.37	0.97
1:J:45:THR:OG1	1:K:42:GLU:HG3	1.63	0.97
1:V:42:GLU:CG	1:W:43:VAL:HG12	1.93	0.97
1:H:45:THR:CG2	1:Y:70:THR:HB	1.84	0.97
1:F:1084:ARG:CZ	1:G:509:GLN:HA	1.91	0.97
1:M:70:THR:CA	1:N:45:THR:CG2	2.26	0.97
1:E:957:GLN:CD	1:F:510:THR:O	2.03	0.97
1:M:42:GLU:CG	1:N:65:GLN:HE22	1.78	0.97
1:A:512:PRO:CD	1:G:957:GLN:HB2	1.93	0.97
1:V:42:GLU:CD	1:W:65:GLN:NE2	2.17	0.96
1:V:42:GLU:CG	1:W:65:GLN:HE22	1.78	0.96
1:J:47:THR:HB	1:K:70:THR:O	1.62	0.96
1:S:42:GLU:CG	1:T:65:GLN:NE2	2.27	0.96
1:S:73:GLY:HA2	1:T:47:THR:CG2	1.95	0.96
1:S:47:THR:CG2	1:T:70:THR:CA	1.82	0.96
1:P:42:GLU:OE2	1:Q:65:GLN:CD	2.03	0.95
1:J:47:THR:HG21	1:K:73:GLY:HA2	1.46	0.95
1:M:42:GLU:OE2	1:N:65:GLN:NE2	1.98	0.95
1:A:1084:ARG:CZ	1:C:509:GLN:HA	1.95	0.95
1:E:957:GLN:CB	1:F:512:PRO:HD2	1.95	0.95
1:J:40:ASN:ND2	1:K:62:ILE:HD12	1.80	0.95
1:M:42:GLU:OE2	1:N:65:GLN:CD	2.06	0.95
1:V:47:THR:CG2	1:W:69:CYS:C	2.35	0.95
1:M:44:TRP:HA	1:N:42:GLU:CB	1.96	0.94
1:J:44:TRP:HA	1:K:42:GLU:HB3	1.46	0.94
1:H:73:GLY:HA2	1:Y:47:THR:HG21	1.50	0.94
1:C:957:GLN:HB2	1:D:512:PRO:CD	1.95	0.94
1:D:960:SER:H	1:E:514:LYS:CE	1.81	0.94
1:P:47:THR:HG21	1:Q:73:GLY:HA2	1.50	0.94
1:V:44:TRP:HA	1:W:42:GLU:HB3	1.48	0.94
1:V:44:TRP:CD1	1:W:68:ARG:HD2	2.03	0.94
1:V:47:THR:CG2	1:W:70:THR:C	2.17	0.93

*Continued on next page...*

*Continued from previous page...*

Atom-1	Atom-2	Interatomic distance (Å)	Clash overlap (Å)
1:A:957:GLN:CD	1:C:510:THR:O	2.07	0.93
1:P:45:THR:OG1	1:Q:42:GLU:HG3	1.69	0.93
1:V:70:THR:HB	1:W:45:THR:HG23	1.51	0.93
1:M:70:THR:O	1:N:47:THR:HG22	1.67	0.93
1:E:1095:TRP:HH2	1:F:683:GLN:O	1.45	0.92
1:A:512:PRO:HD3	1:G:957:GLN:CD	1.89	0.92
1:J:70:THR:CA	1:K:45:THR:CG2	2.24	0.92
1:H:47:THR:HG21	1:Y:73:GLY:HA2	0.93	0.92
1:M:45:THR:OG1	1:N:42:GLU:HG3	1.70	0.92
1:S:45:THR:CA	1:T:42:GLU:OE1	1.63	0.92
1:C:957:GLN:CB	1:D:512:PRO:HD2	1.90	0.92
1:P:42:GLU:CG	1:Q:65:GLN:NE2	2.32	0.92
1:V:42:GLU:OE2	1:W:65:GLN:CD	2.08	0.92
1:M:47:THR:HB	1:N:70:THR:O	1.71	0.91
1:D:958:THR:HG22	1:E:513:ALA:HB3	1.53	0.91
1:V:47:THR:CG2	1:W:70:THR:O	2.17	0.91
1:C:1095:TRP:HH2	1:D:683:GLN:O	1.50	0.91
1:S:68:ARG:HH21	1:T:47:THR:N	1.54	0.91
1:A:513:ALA:HB2	1:G:958:THR:HG22	1.51	0.90
1:P:42:GLU:CG	1:Q:65:GLN:HE22	1.83	0.90
1:V:47:THR:CG2	1:W:73:GLY:HA2	2.00	0.90
1:E:1084:ARG:CZ	1:F:509:GLN:HA	1.98	0.90
1:J:42:GLU:CG	1:K:43:VAL:HG12	2.01	0.90
1:M:47:THR:CB	1:N:70:THR:O	2.19	0.90
1:V:70:THR:HA	1:W:45:THR:CB	2.01	0.90
1:H:62:ILE:HD12	1:Y:40:ASN:ND2	1.86	0.90
1:F:958:THR:HG22	1:G:513:ALA:HB2	1.54	0.90
1:V:47:THR:CG2	1:W:70:THR:N	2.34	0.90
1:V:45:THR:OG1	1:W:42:GLU:HG3	1.72	0.90
1:A:683:GLN:O	1:G:1095:TRP:HH2	1.50	0.90
1:A:957:GLN:CD	1:C:512:PRO:HD3	1.92	0.90
1:V:47:THR:HG22	1:W:70:THR:O	1.70	0.90
1:F:957:GLN:HB2	1:G:512:PRO:CD	1.95	0.89
1:F:957:GLN:CD	1:G:512:PRO:HD3	1.92	0.89
1:M:47:THR:CG2	1:N:69:CYS:C	2.41	0.89
1:P:70:THR:HA	1:Q:45:THR:CG2	2.03	0.89
1:F:957:GLN:CD	1:G:510:THR:O	2.10	0.88
1:A:1095:TRP:HH2	1:C:683:GLN:O	1.47	0.88
1:E:1037:TRP:CH2	1:F:655:ARG:HD2	2.07	0.88
1:V:47:THR:HG21	1:W:69:CYS:C	1.93	0.88
1:A:957:GLN:HB2	1:C:512:PRO:CD	1.98	0.88

*Continued on next page...*



*Continued from previous page...*

Atom-1	Atom-2	Interatomic distance (Å)	Clash overlap (Å)
1:H:70:THR:O	1:Y:47:THR:HB	1.72	0.88
1:J:70:THR:O	1:K:47:THR:HG22	1.72	0.88
1:M:47:THR:HG22	1:N:70:THR:O	1.74	0.88
1:C:957:GLN:CD	1:D:510:THR:O	2.12	0.88
1:C:957:GLN:CD	1:D:512:PRO:HD3	1.94	0.88
1:M:47:THR:CG2	1:N:73:GLY:HA2	2.03	0.88
1:V:42:GLU:OE2	1:W:65:GLN:NE2	2.06	0.88
1:H:69:CYS:C	1:Y:47:THR:CG2	2.43	0.88
1:C:958:THR:HG22	1:D:513:ALA:HB2	1.55	0.87
1:P:40:ASN:ND2	1:Q:62:ILE:HD12	1.89	0.87
1:H:69:CYS:C	1:Y:47:THR:HG21	1.93	0.87
1:E:957:GLN:CD	1:F:512:PRO:HD3	1.94	0.87
1:F:1095:TRP:HH2	1:G:683:GLN:O	1.50	0.87
1:A:29:LEU:HD21	1:A:346:ILE:HA	1.57	0.87
1:A:514:LYS:HE2	1:G:960:SER:OG	1.75	0.87
1:C:1003:GLN:CD	1:D:655:ARG:CD	2.19	0.87
1:D:960:SER:OG	1:E:514:LYS:HE2	1.75	0.87
1:S:45:THR:OG1	1:T:42:GLU:CG	2.22	0.87
1:M:47:THR:CG2	1:N:70:THR:O	2.23	0.87
1:E:958:THR:HG22	1:F:513:ALA:HB2	1.57	0.87
1:D:960:SER:H	1:E:514:LYS:HZ3	0.97	0.86
1:A:960:SER:OG	1:C:514:LYS:HE2	1.76	0.86
1:E:29:LEU:HD21	1:E:346:ILE:HA	1.57	0.86
1:G:29:LEU:HD21	1:G:346:ILE:HA	1.57	0.86
1:D:29:LEU:HD21	1:D:346:ILE:HA	1.57	0.86
1:J:42:GLU:CD	1:K:43:VAL:HG12	1.96	0.86
1:A:958:THR:HG22	1:C:513:ALA:HB2	1.55	0.86
1:E:958:THR:HG22	1:F:513:ALA:HB3	1.57	0.86
1:H:42:GLU:CB	1:Y:44:TRP:HA	2.05	0.86
1:E:957:GLN:HB2	1:F:512:PRO:CD	2.01	0.86
1:E:1067:TYR:HH	1:W:582:TYR:HE1	1.24	0.85
1:M:42:GLU:CG	1:N:43:VAL:HG12	2.05	0.85
1:A:958:THR:HG22	1:C:513:ALA:HB3	1.58	0.85
1:F:29:LEU:HD21	1:F:346:ILE:HA	1.57	0.85
1:H:70:THR:N	1:Y:47:THR:CG2	2.39	0.85
1:V:47:THR:HG23	1:W:69:CYS:O	1.75	0.85
1:A:514:LYS:CE	1:G:960:SER:H	1.89	0.85
1:M:44:TRP:HA	1:N:42:GLU:HB3	1.57	0.85
1:V:42:GLU:CD	1:W:43:VAL:HG12	1.96	0.85
1:A:510:THR:O	1:G:957:GLN:CD	2.13	0.85
1:E:960:SER:OG	1:F:514:LYS:HE2	1.76	0.85

*Continued on next page...*

*Continued from previous page...*

Atom-1	Atom-2	Interatomic distance (Å)	Clash overlap (Å)
1:V:43:VAL:O	1:W:42:GLU:HB3	1.75	0.85
1:C:960:SER:OG	1:D:514:LYS:HE2	1.77	0.85
1:F:958:THR:HG22	1:G:513:ALA:HB3	1.58	0.85
1:M:47:THR:HG21	1:N:69:CYS:C	1.97	0.85
1:F:1067:TYR:HH	1:H:582:TYR:HE1	1.23	0.85
1:S:70:THR:HA	1:T:45:THR:CG2	2.07	0.85
1:V:47:THR:HG22	1:W:70:THR:N	1.91	0.84
1:A:1037:TRP:CH2	1:C:655:ARG:HD2	2.12	0.84
1:C:29:LEU:HD21	1:C:346:ILE:HA	1.57	0.84
1:F:960:SER:OG	1:G:514:LYS:HE2	1.77	0.84
1:M:47:THR:CG2	1:N:70:THR:N	2.40	0.84
1:A:513:ALA:HB3	1:G:958:THR:HG22	1.59	0.84
1:D:1095:TRP:HH2	1:E:683:GLN:O	1.55	0.84
1:A:1067:TYR:HH	1:N:582:TYR:HE1	1.25	0.84
1:H:42:GLU:HB3	1:Y:44:TRP:HA	1.58	0.84
1:J:44:TRP:CD1	1:K:68:ARG:HD2	2.13	0.83
1:A:960:SER:H	1:C:514:LYS:CE	1.92	0.83
1:J:70:THR:HA	1:K:45:THR:CB	2.08	0.83
1:S:68:ARG:HH21	1:T:47:THR:H	0.84	0.83
1:C:960:SER:H	1:D:514:LYS:CE	1.92	0.83
1:M:44:TRP:CD1	1:N:68:ARG:HD2	2.14	0.83
1:E:967:GLU:CD	1:F:594:LYS:HZ3	1.65	0.83
1:S:70:THR:HB	1:T:45:THR:CG2	1.98	0.83
1:F:960:SER:H	1:G:514:LYS:CE	1.91	0.82
1:H:70:THR:O	1:Y:47:THR:CB	2.28	0.82
1:M:43:VAL:O	1:N:43:VAL:O	1.98	0.82
1:V:40:ASN:ND2	1:W:62:ILE:CD1	2.43	0.81
1:D:957:GLN:CB	1:E:512:PRO:HD3	2.10	0.81
1:M:70:THR:HB	1:N:45:THR:HG23	1.61	0.81
1:E:960:SER:H	1:F:514:LYS:CE	1.92	0.81
1:J:70:THR:HB	1:K:45:THR:HG23	1.62	0.81
1:S:47:THR:HG21	1:T:73:GLY:HA2	1.62	0.81
1:J:73:GLY:HA2	1:K:47:THR:HG21	0.84	0.81
1:M:70:THR:CB	1:N:45:THR:HG23	2.10	0.81
1:C:958:THR:HG22	1:D:513:ALA:HB3	1.61	0.81
1:J:47:THR:HG23	1:K:69:CYS:O	1.80	0.81
1:J:47:THR:CG2	1:K:73:GLY:HA2	2.10	0.80
1:E:1003:GLN:HE22	1:F:655:ARG:CG	1.95	0.80
1:J:43:VAL:O	1:K:43:VAL:O	2.00	0.80
1:M:47:THR:HG22	1:N:70:THR:N	1.96	0.80
1:V:47:THR:CB	1:W:73:GLY:HA2	2.12	0.80

*Continued on next page...*

*Continued from previous page...*

Atom-1	Atom-2	Interatomic distance (Å)	Clash overlap (Å)
1:F:1037:TRP:CH2	1:G:655:ARG:HD2	2.16	0.80
1:P:47:THR:HB	1:Q:70:THR:O	1.80	0.80
1:D:960:SER:OG	1:E:514:LYS:HG2	1.81	0.80
1:M:43:VAL:O	1:N:42:GLU:HB3	1.82	0.80
1:H:47:THR:HG22	1:Y:70:THR:O	1.81	0.80
1:P:68:ARG:HH21	1:Q:47:THR:H	0.81	0.80
1:C:957:GLN:HB3	1:D:512:PRO:CD	1.82	0.80
1:E:957:GLN:HG2	1:F:510:THR:CA	2.10	0.80
1:S:42:GLU:HG2	1:T:65:GLN:HE22	1.45	0.79
1:V:47:THR:HG21	1:W:73:GLY:CA	2.11	0.79
1:D:1037:TRP:CH2	1:E:655:ARG:HD2	2.17	0.79
1:P:70:THR:O	1:Q:47:THR:HG22	1.82	0.79
1:V:43:VAL:O	1:W:43:VAL:O	1.99	0.79
1:S:47:THR:HG21	1:T:69:CYS:C	2.02	0.79
1:F:957:GLN:HB3	1:G:512:PRO:CD	1.84	0.79
1:J:47:THR:CB	1:K:70:THR:O	2.14	0.79
1:M:40:ASN:ND2	1:N:62:ILE:CD1	2.44	0.79
1:H:43:VAL:O	1:Y:43:VAL:O	2.00	0.79
1:A:957:GLN:HG2	1:C:510:THR:CA	2.13	0.78
1:J:70:THR:CB	1:K:45:THR:HG23	2.11	0.78
1:G:1067:TYR:HH	1:K:582:TYR:HE1	1.31	0.78
1:M:70:THR:HA	1:N:45:THR:CB	2.13	0.78
1:F:957:GLN:HG2	1:G:510:THR:CA	2.13	0.78
1:E:891:ARG:HD3	1:W:479:GLN:HG2	1.64	0.78
1:P:47:THR:HG21	1:Q:69:CYS:C	2.04	0.78
1:M:42:GLU:CD	1:N:43:VAL:HG12	2.04	0.78
1:A:655:ARG:HD2	1:G:1037:TRP:CH2	2.19	0.78
1:C:1037:TRP:CH2	1:D:655:ARG:HD2	2.19	0.78
1:S:42:GLU:CD	1:T:65:GLN:HE21	1.88	0.77
1:V:42:GLU:HG2	1:W:43:VAL:HG12	1.65	0.77
1:C:957:GLN:CB	1:D:512:PRO:HD3	2.15	0.77
1:D:957:GLN:OE1	1:E:512:PRO:CD	2.26	0.77
1:H:42:GLU:CG	1:Y:45:THR:OG1	2.33	0.77
1:A:512:PRO:HD3	1:G:957:GLN:CB	2.14	0.77
1:M:47:THR:HG21	1:N:73:GLY:CA	2.15	0.76
1:A:891:ARG:HD3	1:N:479:GLN:HG2	1.66	0.76
1:D:1067:TYR:HH	1:T:582:TYR:HE1	1.26	0.76
1:H:43:VAL:HG12	1:Y:42:GLU:CG	2.16	0.76
1:E:1003:GLN:NE2	1:F:655:ARG:CG	2.49	0.76
1:H:45:THR:HB	1:Y:68:ARG:NE	1.93	0.76
1:H:70:THR:O	1:Y:47:THR:CG2	2.34	0.76

*Continued on next page...*

*Continued from previous page...*

Atom-1	Atom-2	Interatomic distance (Å)	Clash overlap (Å)
1:S:40:ASN:ND2	1:T:62:ILE:HD12	2.00	0.76
1:J:43:VAL:O	1:K:42:GLU:HB3	1.86	0.76
1:P:47:THR:HG22	1:Q:70:THR:O	1.86	0.76
1:E:1095:TRP:CZ2	1:F:683:GLN:O	2.39	0.75
1:H:65:GLN:HE22	1:Y:42:GLU:HG2	1.48	0.75
1:H:70:THR:O	1:Y:47:THR:HG22	1.87	0.75
1:P:47:THR:CG2	1:Q:70:THR:O	2.35	0.75
1:C:957:GLN:HG2	1:D:510:THR:CA	2.14	0.75
1:M:47:THR:HG23	1:N:69:CYS:O	1.82	0.75
1:V:44:TRP:HA	1:W:42:GLU:HB2	1.68	0.75
1:P:44:TRP:HA	1:Q:42:GLU:CB	2.17	0.75
1:A:510:THR:CA	1:G:957:GLN:HG2	2.17	0.75
1:P:47:THR:CG2	1:Q:70:THR:N	2.49	0.75
1:S:47:THR:HB	1:T:70:THR:O	1.87	0.75
1:H:70:THR:N	1:Y:47:THR:HG22	1.93	0.74
1:M:73:GLY:HA2	1:N:47:THR:HG21	0.81	0.74
1:V:70:THR:CA	1:W:45:THR:CB	2.57	0.74
1:C:1003:GLN:NE2	1:D:655:ARG:NE	2.16	0.74
1:P:44:TRP:HA	1:Q:42:GLU:HB3	1.70	0.74
1:A:514:LYS:HG2	1:G:960:SER:OG	1.87	0.74
1:J:42:GLU:HG2	1:K:65:GLN:HE22	1.52	0.74
1:P:47:THR:CB	1:Q:70:THR:O	2.35	0.74
1:S:47:THR:CG2	1:T:70:THR:N	2.50	0.74
1:D:1084:ARG:HH11	1:E:504:TYR:HE1	1.36	0.74
1:G:891:ARG:HD3	1:K:479:GLN:HG2	1.71	0.73
1:S:43:VAL:O	1:T:43:VAL:O	2.05	0.73
1:V:42:GLU:HG2	1:W:43:VAL:CG1	2.18	0.73
1:A:957:GLN:OE1	1:C:512:PRO:CD	2.33	0.73
1:A:1003:GLN:NE2	1:C:655:ARG:CG	2.52	0.73
1:M:47:THR:CB	1:N:73:GLY:HA2	2.18	0.73
1:P:47:THR:CG2	1:Q:69:CYS:C	2.55	0.73
1:F:957:GLN:CB	1:G:512:PRO:HD3	2.17	0.73
1:H:43:VAL:HG12	1:Y:42:GLU:CD	2.07	0.73
1:P:45:THR:OG1	1:Q:42:GLU:CG	2.36	0.73
1:P:42:GLU:HG2	1:Q:65:GLN:HE22	1.52	0.73
1:H:73:GLY:HA2	1:Y:47:THR:CG2	2.18	0.73
1:J:47:THR:CB	1:K:73:GLY:HA2	2.18	0.73
1:F:891:ARG:HD3	1:H:479:GLN:HG2	1.69	0.72
1:P:43:VAL:O	1:Q:43:VAL:O	2.06	0.72
1:A:512:PRO:CD	1:G:957:GLN:OE1	2.33	0.72
1:D:960:SER:HB3	1:E:514:LYS:HD3	1.72	0.72

*Continued on next page...*

*Continued from previous page...*

Atom-1	Atom-2	Interatomic distance (Å)	Clash overlap (Å)
1:H:46:ALA:C	1:Y:68:ARG:NH2	2.39	0.72
1:J:70:THR:CA	1:K:45:THR:CB	2.67	0.72
1:M:42:GLU:HG2	1:N:65:GLN:HE22	1.52	0.72
1:C:891:ARG:HD3	1:Q:479:GLN:HG2	1.70	0.72
1:F:960:SER:OG	1:G:514:LYS:HG2	1.89	0.72
1:S:47:THR:CG2	1:T:69:CYS:C	2.56	0.72
1:C:960:SER:OG	1:D:514:LYS:HG2	1.90	0.72
1:A:1003:GLN:HE22	1:C:655:ARG:CG	2.00	0.72
1:J:45:THR:HG1	1:K:42:GLU:HG3	1.52	0.72
1:H:47:THR:H	1:Y:68:ARG:HH21	0.79	0.72
1:M:68:ARG:NH2	1:N:46:ALA:C	2.34	0.72
1:V:44:TRP:CA	1:W:42:GLU:HB3	2.19	0.72
1:V:44:TRP:HD1	1:W:68:ARG:HD2	1.54	0.72
1:D:891:ARG:HD3	1:T:479:GLN:HG2	1.71	0.71
1:D:1003:GLN:NE2	1:E:655:ARG:NE	2.24	0.71
1:F:1084:ARG:HH11	1:G:504:TYR:HE1	1.37	0.71
1:E:1037:TRP:CZ3	1:F:655:ARG:CD	2.73	0.71
1:J:68:ARG:NE	1:K:45:THR:HB	1.95	0.71
1:M:47:THR:CG2	1:N:70:THR:C	2.26	0.71
1:A:957:GLN:HB3	1:C:512:PRO:CD	1.86	0.71
1:J:40:ASN:ND2	1:K:62:ILE:CD1	2.52	0.71
1:V:73:GLY:HA2	1:W:47:THR:HG21	0.76	0.71
1:A:514:LYS:CE	1:G:960:SER:OG	2.39	0.71
1:D:960:SER:OG	1:E:514:LYS:CD	2.39	0.71
1:V:70:THR:CG2	1:W:65:GLN:HE21	2.04	0.71
1:V:73:GLY:HA3	1:W:47:THR:HG21	1.67	0.71
1:C:1003:GLN:NE2	1:D:655:ARG:CZ	2.53	0.71
1:V:42:GLU:HG3	1:W:65:GLN:NE2	2.06	0.71
1:A:514:LYS:CD	1:G:960:SER:OG	2.39	0.70
1:J:42:GLU:HG3	1:K:65:GLN:HE22	1.56	0.70
1:V:42:GLU:HG2	1:W:65:GLN:HE22	1.56	0.70
1:M:62:ILE:CD1	1:N:70:THR:OG1	2.39	0.70
1:S:44:TRP:HA	1:T:42:GLU:HB3	1.73	0.70
1:A:1095:TRP:CZ2	1:C:683:GLN:O	2.44	0.70
1:H:62:ILE:CD1	1:Y:40:ASN:ND2	2.55	0.70
1:J:44:TRP:CA	1:K:42:GLU:HB3	2.21	0.70
1:P:40:ASN:ND2	1:Q:62:ILE:CD1	2.55	0.70
1:A:957:GLN:CB	1:C:512:PRO:HD3	2.20	0.70
1:C:960:SER:OG	1:D:514:LYS:CD	2.40	0.70
1:C:1084:ARG:HH11	1:D:504:TYR:HE1	1.38	0.69
1:S:68:ARG:NE	1:T:45:THR:HB	1.89	0.69

*Continued on next page...*

*Continued from previous page...*

Atom-1	Atom-2	Interatomic distance (Å)	Clash overlap (Å)
1:D:960:SER:OG	1:E:514:LYS:CE	2.39	0.69
1:E:1003:GLN:CD	1:F:655:ARG:CD	2.24	0.69
1:A:504:TYR:HE1	1:G:1084:ARG:HH11	1.39	0.69
1:F:1003:GLN:NE2	1:G:655:ARG:CG	2.56	0.69
1:J:45:THR:OG1	1:K:42:GLU:CG	2.40	0.69
1:F:1003:GLN:NE2	1:G:655:ARG:NE	2.18	0.69
1:H:70:THR:C	1:Y:47:THR:CG2	2.33	0.69
1:A:960:SER:OG	1:C:514:LYS:HG2	1.93	0.69
1:J:70:THR:CG2	1:K:65:GLN:HE21	2.06	0.69
1:V:62:ILE:CD1	1:W:70:THR:OG1	2.41	0.69
1:A:1084:ARG:HH11	1:C:504:TYR:HE1	1.40	0.69
1:H:42:GLU:HG2	1:Y:65:GLN:NE2	2.08	0.69
1:S:65:GLN:NE2	1:T:42:GLU:HG2	2.08	0.69
1:M:70:THR:CA	1:N:45:THR:CB	2.69	0.68
1:C:311:LEU:HD21	1:C:343:ALA:HB1	1.75	0.68
1:E:958:THR:HA	1:F:514:LYS:HD2	1.75	0.68
1:M:68:ARG:HH21	1:N:47:THR:H	0.75	0.68
1:C:1067:TYR:HH	1:Q:582:TYR:HE1	1.32	0.68
1:E:957:GLN:OE1	1:F:512:PRO:CD	2.32	0.68
1:J:42:GLU:HG3	1:K:65:GLN:NE2	2.07	0.68
1:A:960:SER:OG	1:C:514:LYS:CE	2.41	0.68
1:E:1037:TRP:CZ3	1:F:655:ARG:HD2	2.29	0.68
1:E:1084:ARG:HH11	1:F:504:TYR:HE1	1.40	0.68
1:F:960:SER:OG	1:G:514:LYS:CE	2.42	0.68
1:M:65:GLN:NE2	1:N:42:GLU:HG2	2.08	0.68
1:F:957:GLN:OE1	1:G:512:PRO:CD	2.34	0.68
1:V:68:ARG:NE	1:W:45:THR:HB	2.05	0.68
1:D:1067:TYR:OH	1:T:582:TYR:CE1	2.44	0.68
1:F:960:SER:OG	1:G:514:LYS:CD	2.42	0.68
1:V:44:TRP:CA	1:W:42:GLU:CB	2.68	0.68
1:F:1003:GLN:NE2	1:G:655:ARG:CZ	2.56	0.68
1:F:1067:TYR:OH	1:H:582:TYR:CE1	2.42	0.68
1:M:68:ARG:NE	1:N:45:THR:HB	2.04	0.68
1:A:514:LYS:HD3	1:G:960:SER:HB3	1.75	0.68
1:C:960:SER:OG	1:D:514:LYS:CE	2.41	0.68
1:D:311:LEU:HD21	1:D:343:ALA:HB1	1.75	0.68
1:H:45:THR:CB	1:Y:70:THR:HA	2.23	0.68
1:H:68:ARG:HD2	1:Y:44:TRP:CD1	2.29	0.68
1:S:68:ARG:NH2	1:T:46:ALA:C	2.46	0.68
1:G:1067:TYR:OH	1:K:582:TYR:CE1	2.45	0.67
1:J:47:THR:HG21	1:K:73:GLY:CA	2.23	0.67

*Continued on next page...*

*Continued from previous page...*

Atom-1	Atom-2	Interatomic distance (Å)	Clash overlap (Å)
1:A:655:ARG:CG	1:G:1003:GLN:NE2	2.57	0.67
1:E:960:SER:OG	1:F:514:LYS:CE	2.43	0.67
1:E:1067:TYR:OH	1:W:582:TYR:CE1	2.42	0.67
1:A:1067:TYR:OH	1:N:582:TYR:CE1	2.44	0.67
1:V:42:GLU:HG3	1:W:65:GLN:HE22	1.58	0.67
1:F:311:LEU:HD21	1:F:343:ALA:HB1	1.76	0.67
1:V:42:GLU:HB3	1:W:43:VAL:O	1.94	0.67
1:A:311:LEU:HD21	1:A:343:ALA:HB1	1.75	0.67
1:A:655:ARG:CZ	1:G:1003:GLN:NE2	2.58	0.67
1:H:45:THR:HG23	1:Y:70:THR:HB	1.74	0.67
1:P:47:THR:CG2	1:Q:73:GLY:HA2	2.23	0.67
1:V:70:THR:HA	1:W:45:THR:HB	1.77	0.67
1:M:42:GLU:HG2	1:N:43:VAL:HG12	1.75	0.67
1:S:68:ARG:NH2	1:T:47:THR:HG23	2.10	0.67
1:D:957:GLN:HB3	1:E:512:PRO:CD	1.76	0.66
1:D:958:THR:HA	1:E:514:LYS:HD2	1.76	0.66
1:D:960:SER:CB	1:E:514:LYS:HD3	2.24	0.66
1:E:960:SER:OG	1:F:514:LYS:HG2	1.95	0.66
1:J:42:GLU:HG2	1:K:43:VAL:CG1	2.25	0.66
1:J:42:GLU:HG2	1:K:43:VAL:HG12	1.75	0.66
1:J:65:GLN:NE2	1:K:42:GLU:HG2	2.10	0.66
1:E:311:LEU:HD21	1:E:343:ALA:HB1	1.76	0.66
1:F:958:THR:HA	1:G:514:LYS:HD2	1.77	0.66
1:A:512:PRO:CD	1:G:957:GLN:HB3	1.80	0.66
1:G:311:LEU:HD21	1:G:343:ALA:HB1	1.75	0.66
1:E:1003:GLN:NE2	1:F:655:ARG:NE	2.23	0.66
1:C:957:GLN:OE1	1:D:512:PRO:CD	2.36	0.66
1:C:960:SER:HB3	1:D:514:LYS:HD3	1.78	0.66
1:S:44:TRP:HA	1:T:42:GLU:CB	2.26	0.66
1:D:1003:GLN:NE2	1:E:655:ARG:CZ	2.59	0.66
1:F:1003:GLN:HE22	1:G:655:ARG:CG	2.04	0.66
1:F:1095:TRP:CZ2	1:G:683:GLN:O	2.48	0.66
1:S:45:THR:C	1:T:42:GLU:OE1	2.35	0.66
1:A:1003:GLN:CD	1:C:655:ARG:CD	2.21	0.65
1:A:1037:TRP:CZ3	1:C:655:ARG:CD	2.79	0.65
1:C:957:GLN:CA	1:D:510:THR:O	2.40	0.65
1:P:42:GLU:CD	1:Q:43:VAL:HG12	2.15	0.65
1:V:73:GLY:CA	1:W:47:THR:CG2	2.43	0.65
1:C:1003:GLN:NE2	1:D:655:ARG:CG	2.57	0.65
1:H:42:GLU:HB3	1:Y:43:VAL:O	1.96	0.65
1:A:958:THR:HA	1:C:514:LYS:HD2	1.77	0.65

*Continued on next page...*

*Continued from previous page...*

Atom-1	Atom-2	Interatomic distance (Å)	Clash overlap (Å)
1:J:44:TRP:HA	1:K:42:GLU:HB2	1.78	0.65
1:J:73:GLY:HA3	1:K:47:THR:HG21	1.71	0.65
1:P:68:ARG:NE	1:Q:45:THR:HB	2.00	0.65
1:A:960:SER:OG	1:C:514:LYS:CD	2.44	0.65
1:F:960:SER:HB3	1:G:514:LYS:HD3	1.79	0.65
1:S:45:THR:OG1	1:T:42:GLU:CD	2.35	0.65
1:S:45:THR:CB	1:T:42:GLU:OE1	2.41	0.65
1:V:65:GLN:NE2	1:W:42:GLU:HG2	2.11	0.65
1:A:960:SER:HB3	1:C:514:LYS:HD3	1.79	0.65
1:P:68:ARG:NH2	1:Q:46:ALA:C	2.45	0.65
1:A:514:LYS:HD2	1:G:958:THR:HA	1.79	0.64
1:M:42:GLU:HG3	1:N:65:GLN:NE2	2.12	0.64
1:P:43:VAL:O	1:Q:42:GLU:HB3	1.98	0.64
1:P:42:GLU:CG	1:Q:43:VAL:HG12	2.28	0.64
1:D:960:SER:OG	1:E:514:LYS:CG	2.45	0.64
1:E:957:GLN:CB	1:F:512:PRO:HD3	2.24	0.64
1:F:260:LEU:HB3	1:F:289:VAL:HG21	1.80	0.64
1:D:959:GLN:C	1:E:514:LYS:NZ	2.28	0.64
1:P:65:GLN:NE2	1:Q:42:GLU:HG2	2.12	0.64
1:P:70:THR:CA	1:Q:45:THR:CG2	2.50	0.64
1:S:70:THR:O	1:T:47:THR:HG22	1.97	0.64
1:A:514:LYS:HD3	1:G:960:SER:CB	2.27	0.64
1:J:44:TRP:CA	1:K:42:GLU:CB	2.73	0.64
1:P:62:ILE:HD11	1:Q:70:THR:OG1	1.98	0.64
1:V:68:ARG:NH2	1:W:46:ALA:C	2.34	0.64
1:A:1003:GLN:NE2	1:C:655:ARG:CZ	2.60	0.64
1:S:47:THR:HG23	1:T:68:ARG:CZ	2.28	0.63
1:S:70:THR:CA	1:T:45:THR:CG2	2.58	0.63
1:E:29:LEU:HD22	1:E:130:ILE:HD11	1.80	0.63
1:E:260:LEU:HB3	1:E:289:VAL:HG21	1.80	0.63
1:F:29:LEU:HD22	1:F:130:ILE:HD11	1.80	0.63
1:P:42:GLU:CD	1:Q:65:GLN:HE21	2.00	0.63
1:A:1003:GLN:NE2	1:C:655:ARG:NE	2.20	0.63
1:A:655:ARG:NE	1:G:1003:GLN:NE2	2.21	0.63
1:C:958:THR:HA	1:D:514:LYS:HD2	1.80	0.63
1:G:29:LEU:HD22	1:G:130:ILE:HD11	1.80	0.63
1:C:260:LEU:HB3	1:C:289:VAL:HG21	1.80	0.63
1:C:960:SER:CB	1:D:514:LYS:HD3	2.28	0.62
1:D:29:LEU:HD22	1:D:130:ILE:HD11	1.80	0.62
1:C:1095:TRP:CZ2	1:D:683:GLN:O	2.49	0.62
1:E:960:SER:OG	1:F:514:LYS:CD	2.47	0.62

*Continued on next page...*



*Continued from previous page...*

Atom-1	Atom-2	Interatomic distance (Å)	Clash overlap (Å)
1:G:260:LEU:HB3	1:G:289:VAL:HG21	1.80	0.62
1:A:514:LYS:NZ	1:G:959:GLN:C	2.35	0.62
1:E:960:SER:HB3	1:F:514:LYS:HD3	1.81	0.62
1:E:1037:TRP:CH2	1:F:655:ARG:CD	2.83	0.62
1:M:44:TRP:CA	1:N:42:GLU:HB3	2.29	0.62
1:M:62:ILE:HD11	1:N:70:THR:OG1	1.99	0.62
1:P:62:ILE:CD1	1:Q:70:THR:OG1	2.48	0.62
1:A:260:LEU:HB3	1:A:289:VAL:HG21	1.80	0.62
1:A:510:THR:C	1:G:957:GLN:CG	1.90	0.62
1:C:29:LEU:HD22	1:C:130:ILE:HD11	1.80	0.62
1:D:958:THR:CG2	1:E:513:ALA:HB2	2.25	0.62
1:H:65:GLN:HE21	1:Y:42:GLU:CD	1.98	0.62
1:H:73:GLY:HA2	1:Y:47:THR:CB	2.30	0.62
1:M:44:TRP:HA	1:N:42:GLU:HB2	1.80	0.62
1:A:510:THR:O	1:G:957:GLN:CA	2.43	0.62
1:D:260:LEU:HB3	1:D:289:VAL:HG21	1.80	0.62
1:A:957:GLN:CA	1:C:510:THR:O	2.45	0.61
1:M:42:GLU:HG2	1:N:43:VAL:CG1	2.29	0.61
1:F:960:SER:CB	1:G:514:LYS:HD3	2.30	0.61
1:J:44:TRP:HD1	1:K:68:ARG:HD2	1.64	0.61
1:S:40:ASN:ND2	1:T:62:ILE:CD1	2.64	0.61
1:A:29:LEU:HD22	1:A:130:ILE:HD11	1.80	0.61
1:M:42:GLU:HB3	1:N:43:VAL:O	2.00	0.61
1:M:70:THR:CG2	1:N:65:GLN:HE21	2.13	0.61
1:D:1003:GLN:NE2	1:E:655:ARG:CG	2.62	0.61
1:H:65:GLN:NE2	1:Y:42:GLU:HG3	2.15	0.61
1:K:533:TRP:CZ2	1:K:583:ALA:HB2	2.36	0.61
1:S:68:ARG:HH21	1:T:47:THR:HG23	1.65	0.61
1:H:69:CYS:O	1:Y:47:THR:HG23	1.93	0.61
1:H:533:TRP:CZ2	1:H:583:ALA:HB2	2.36	0.61
1:I:533:TRP:CZ2	1:I:583:ALA:HB2	2.36	0.61
1:L:533:TRP:CZ2	1:L:583:ALA:HB2	2.36	0.61
1:A:1003:GLN:OE1	1:C:655:ARG:CG	2.49	0.61
1:E:1003:GLN:OE1	1:F:655:ARG:CG	2.49	0.61
1:S:42:GLU:CD	1:T:43:VAL:HG12	2.21	0.61
1:J:533:TRP:CZ2	1:J:583:ALA:HB2	2.36	0.61
1:O:533:TRP:CZ2	1:O:583:ALA:HB2	2.36	0.61
1:S:47:THR:CB	1:T:70:THR:O	2.48	0.61
1:Y:533:TRP:CZ2	1:Y:583:ALA:HB2	2.36	0.61
1:C:958:THR:HG22	1:D:511:ASP:OD1	1.97	0.60
1:S:47:THR:HG22	1:T:70:THR:O	2.01	0.60

*Continued on next page...*

*Continued from previous page...*

Atom-1	Atom-2	Interatomic distance (Å)	Clash overlap (Å)
1:W:533:TRP:CZ2	1:W:583:ALA:HB2	2.36	0.60
1:E:967:GLU:OE2	1:F:594:LYS:CE	2.46	0.60
1:N:533:TRP:CZ2	1:N:583:ALA:HB2	2.36	0.60
1:S:47:THR:HG23	1:T:68:ARG:NE	2.16	0.60
1:A:683:GLN:O	1:G:1095:TRP:CZ2	2.52	0.60
1:C:1067:TYR:OH	1:Q:582:TYR:CE1	2.47	0.60
1:A:1037:TRP:CZ3	1:C:655:ARG:HD2	2.35	0.60
1:H:70:THR:OG1	1:Y:62:ILE:CD1	2.50	0.60
1:S:47:THR:CG2	1:T:70:THR:O	2.49	0.60
1:S:533:TRP:CZ2	1:S:583:ALA:HB2	2.36	0.60
1:T:533:TRP:CZ2	1:T:583:ALA:HB2	2.36	0.60
1:V:68:ARG:CD	1:W:45:THR:N	2.65	0.60
1:A:655:ARG:CG	1:G:1003:GLN:HE22	2.06	0.60
1:E:958:THR:HG22	1:F:511:ASP:OD1	1.98	0.60
1:M:45:THR:OG1	1:N:42:GLU:CG	2.45	0.60
1:F:957:GLN:CA	1:G:510:THR:O	2.42	0.60
1:J:62:ILE:CD1	1:K:70:THR:OG1	2.49	0.60
1:M:533:TRP:CZ2	1:M:583:ALA:HB2	2.36	0.60
1:Q:533:TRP:CZ2	1:Q:583:ALA:HB2	2.36	0.60
1:A:960:SER:CB	1:C:514:LYS:HD3	2.32	0.60
1:X:533:TRP:CZ2	1:X:583:ALA:HB2	2.36	0.60
1:A:514:LYS:CG	1:G:960:SER:OG	2.50	0.60
1:F:957:GLN:CG	1:G:510:THR:C	1.86	0.60
1:F:1003:GLN:OE1	1:G:655:ARG:CG	2.50	0.60
1:P:533:TRP:CZ2	1:P:583:ALA:HB2	2.36	0.60
1:F:1037:TRP:CZ3	1:G:655:ARG:CD	2.84	0.59
1:L:178:LYS:HE3	1:L:178:LYS:H	1.67	0.59
1:M:44:TRP:HD1	1:N:68:ARG:HD2	1.63	0.59
1:R:533:TRP:CZ2	1:R:583:ALA:HB2	2.36	0.59
1:V:533:TRP:CZ2	1:V:583:ALA:HB2	2.36	0.59
1:T:178:LYS:HE3	1:T:178:LYS:H	1.68	0.59
1:F:958:THR:HG22	1:G:511:ASP:OD1	1.99	0.59
1:H:812:LYS:O	1:H:814:THR:HG23	2.03	0.59
1:I:178:LYS:HE3	1:I:178:LYS:H	1.68	0.59
1:I:812:LYS:O	1:I:814:THR:HG23	2.03	0.59
1:V:812:LYS:O	1:V:814:THR:HG23	2.03	0.59
1:C:1003:GLN:NE2	1:D:655:ARG:NH1	2.50	0.59
1:J:42:GLU:OE2	1:K:43:VAL:HG12	2.01	0.59
1:U:533:TRP:CZ2	1:U:583:ALA:HB2	2.36	0.59
1:K:178:LYS:H	1:K:178:LYS:HE3	1.68	0.59
1:K:812:LYS:O	1:K:814:THR:HG23	2.03	0.59

*Continued on next page...*

*Continued from previous page...*

Atom-1	Atom-2	Interatomic distance (Å)	Clash overlap (Å)
1:V:43:VAL:C	1:W:42:GLU:HB3	2.22	0.59
1:W:812:LYS:O	1:W:814:THR:HG23	2.03	0.59
1:J:68:ARG:CD	1:K:45:THR:N	2.66	0.59
1:D:1037:TRP:CZ3	1:E:655:ARG:CD	2.83	0.59
1:E:1003:GLN:NE2	1:F:655:ARG:CZ	2.66	0.59
1:Q:812:LYS:O	1:Q:814:THR:HG23	2.03	0.59
1:D:959:GLN:C	1:E:514:LYS:HZ1	1.88	0.59
1:P:812:LYS:O	1:P:814:THR:HG23	2.03	0.59
1:X:178:LYS:H	1:X:178:LYS:HE3	1.68	0.59
1:Y:178:LYS:HE3	1:Y:178:LYS:H	1.68	0.59
1:O:812:LYS:O	1:O:814:THR:HG23	2.03	0.59
1:V:178:LYS:HE3	1:V:178:LYS:H	1.68	0.59
1:W:178:LYS:HE3	1:W:178:LYS:H	1.68	0.59
1:X:812:LYS:O	1:X:814:THR:HG23	2.03	0.59
1:E:957:GLN:CG	1:F:510:THR:C	1.82	0.58
1:E:1067:TYR:OH	1:W:582:TYR:HE1	1.84	0.58
1:M:812:LYS:O	1:M:814:THR:HG23	2.03	0.58
1:N:812:LYS:O	1:N:814:THR:HG23	2.03	0.58
1:H:65:GLN:HE22	1:Y:42:GLU:HG3	1.66	0.58
1:H:178:LYS:H	1:H:178:LYS:HE3	1.68	0.58
1:O:178:LYS:HE3	1:O:178:LYS:H	1.68	0.58
1:P:44:TRP:CD1	1:Q:68:ARG:HD2	2.38	0.58
1:T:812:LYS:O	1:T:814:THR:HG23	2.03	0.58
1:Q:178:LYS:HE3	1:Q:178:LYS:H	1.68	0.58
1:V:42:GLU:OE2	1:W:43:VAL:HG12	2.03	0.58
1:U:812:LYS:O	1:U:814:THR:HG23	2.03	0.58
1:D:960:SER:N	1:E:514:LYS:CE	2.55	0.58
1:E:891:ARG:CD	1:W:479:GLN:HG2	2.33	0.58
1:R:812:LYS:O	1:R:814:THR:HG23	2.03	0.58
1:C:1037:TRP:CZ3	1:D:655:ARG:CD	2.87	0.58
1:S:885:LEU:HD13	1:S:1113:ARG:HA	1.86	0.58
1:L:812:LYS:O	1:L:814:THR:HG23	2.03	0.58
1:U:178:LYS:HE3	1:U:178:LYS:H	1.67	0.58
1:Y:812:LYS:O	1:Y:814:THR:HG23	2.02	0.58
1:A:655:ARG:CD	1:G:1037:TRP:CZ3	2.85	0.58
1:D:1095:TRP:CZ2	1:E:683:GLN:O	2.56	0.58
1:J:178:LYS:HE3	1:J:178:LYS:H	1.68	0.58
1:J:812:LYS:O	1:J:814:THR:HG23	2.03	0.58
1:P:47:THR:CG2	1:Q:70:THR:C	2.37	0.58
1:Q:885:LEU:HD13	1:Q:1113:ARG:HA	1.86	0.58
1:S:178:LYS:H	1:S:178:LYS:HE3	1.68	0.58

*Continued on next page...*

*Continued from previous page...*

Atom-1	Atom-2	Interatomic distance (Å)	Clash overlap (Å)
1:W:885:LEU:HD13	1:W:1113:ARG:HA	1.86	0.58
1:C:960:SER:OG	1:D:514:LYS:CG	2.52	0.58
1:P:178:LYS:H	1:P:178:LYS:HE3	1.68	0.58
1:P:885:LEU:HD13	1:P:1113:ARG:HA	1.86	0.58
1:D:960:SER:N	1:E:514:LYS:HZ1	1.92	0.57
1:O:885:LEU:HD13	1:O:1113:ARG:HA	1.86	0.57
1:T:885:LEU:HD13	1:T:1113:ARG:HA	1.86	0.57
1:U:711:SER:HA	1:U:774:LEU:HD22	1.86	0.57
1:N:178:LYS:HE3	1:N:178:LYS:H	1.68	0.57
1:E:960:SER:CB	1:F:514:LYS:HD3	2.34	0.57
1:H:885:LEU:HD13	1:H:1113:ARG:HA	1.86	0.57
1:S:812:LYS:O	1:S:814:THR:HG23	2.03	0.57
1:C:1003:GLN:OE1	1:D:655:ARG:CG	2.51	0.57
1:F:960:SER:OG	1:G:514:LYS:CG	2.52	0.57
1:F:1103:HIS:CG	1:F:1146:PRO:HA	2.40	0.57
1:J:711:SER:HA	1:J:774:LEU:HD22	1.87	0.57
1:K:711:SER:HA	1:K:774:LEU:HD22	1.87	0.57
1:N:885:LEU:HD13	1:N:1113:ARG:HA	1.86	0.57
1:H:711:SER:HA	1:H:774:LEU:HD22	1.87	0.57
1:L:885:LEU:HD13	1:L:1113:ARG:HA	1.86	0.57
1:V:885:LEU:HD13	1:V:1113:ARG:HA	1.86	0.57
1:X:711:SER:HA	1:X:774:LEU:HD22	1.87	0.57
1:J:68:ARG:HD2	1:K:45:THR:N	2.19	0.57
1:R:178:LYS:HE3	1:R:178:LYS:H	1.67	0.57
1:S:45:THR:CB	1:T:42:GLU:CD	2.40	0.57
1:V:70:THR:HG21	1:W:65:GLN:HE21	1.68	0.57
1:Y:885:LEU:HD13	1:Y:1113:ARG:HA	1.86	0.57
1:E:1103:HIS:CG	1:E:1146:PRO:HA	2.40	0.57
1:I:711:SER:HA	1:I:774:LEU:HD22	1.86	0.57
1:M:711:SER:HA	1:M:774:LEU:HD22	1.87	0.57
1:S:62:ILE:HD11	1:T:70:THR:OG1	2.04	0.57
1:S:68:ARG:NH2	1:T:45:THR:HG22	2.20	0.57
1:C:1103:HIS:CG	1:C:1146:PRO:HA	2.40	0.57
1:F:1084:ARG:NH1	1:G:504:TYR:HE1	2.03	0.57
1:G:1103:HIS:CG	1:G:1146:PRO:HA	2.40	0.57
1:P:42:GLU:OE2	1:Q:43:VAL:HG12	2.05	0.57
1:R:711:SER:HA	1:R:774:LEU:HD22	1.87	0.57
1:W:711:SER:HA	1:W:774:LEU:HD22	1.87	0.57
1:K:885:LEU:HD13	1:K:1113:ARG:HA	1.86	0.57
1:M:178:LYS:H	1:M:178:LYS:HE3	1.68	0.57
1:M:885:LEU:HD13	1:M:1113:ARG:HA	1.86	0.57

*Continued on next page...*

*Continued from previous page...*

Atom-1	Atom-2	Interatomic distance (Å)	Clash overlap (Å)
1:P:70:THR:HA	1:Q:45:THR:CB	2.35	0.57
1:R:885:LEU:HD13	1:R:1113:ARG:HA	1.86	0.57
1:A:891:ARG:CD	1:N:479:GLN:HG2	2.34	0.57
1:D:1103:HIS:CG	1:D:1146:PRO:HA	2.40	0.57
1:P:68:ARG:NH2	1:Q:47:THR:HG23	2.20	0.57
1:V:62:ILE:HD11	1:W:70:THR:OG1	2.05	0.56
1:J:885:LEU:HD13	1:J:1113:ARG:HA	1.86	0.56
1:M:42:GLU:HG3	1:N:65:GLN:HE22	1.65	0.56
1:N:711:SER:HA	1:N:774:LEU:HD22	1.87	0.56
1:V:711:SER:HA	1:V:774:LEU:HD22	1.87	0.56
1:Y:711:SER:HA	1:Y:774:LEU:HD22	1.86	0.56
1:A:958:THR:HG22	1:C:511:ASP:OD1	1.99	0.56
1:C:1003:GLN:HE22	1:D:655:ARG:CG	2.06	0.56
1:H:70:THR:OG1	1:Y:62:ILE:HD11	2.05	0.56
1:L:711:SER:HA	1:L:774:LEU:HD22	1.87	0.56
1:O:711:SER:HA	1:O:774:LEU:HD22	1.86	0.56
1:S:711:SER:HA	1:S:774:LEU:HD22	1.87	0.56
1:U:885:LEU:HD13	1:U:1113:ARG:HA	1.86	0.56
1:D:958:THR:CG2	1:E:513:ALA:CB	2.71	0.56
1:E:1084:ARG:NH1	1:F:504:TYR:HE1	2.04	0.56
1:P:674:VAL:HG11	1:P:746:GLN:HG3	1.88	0.56
1:X:885:LEU:HD13	1:X:1113:ARG:HA	1.86	0.56
1:C:960:SER:HG	1:D:514:LYS:HE2	1.68	0.56
1:H:73:GLY:CA	1:Y:47:THR:HG21	2.31	0.56
1:P:70:THR:HB	1:Q:45:THR:HG23	1.83	0.56
1:T:711:SER:HA	1:T:774:LEU:HD22	1.87	0.56
1:A:1103:HIS:CG	1:A:1146:PRO:HA	2.40	0.56
1:D:957:GLN:CG	1:E:512:PRO:HD3	2.34	0.56
1:H:43:VAL:HG12	1:Y:42:GLU:OE2	2.05	0.56
1:H:65:GLN:HE21	1:Y:70:THR:CG2	2.18	0.56
1:V:68:ARG:HD2	1:W:45:THR:N	2.21	0.56
1:A:655:ARG:NH1	1:G:1003:GLN:NE2	2.53	0.56
1:Q:711:SER:HA	1:Q:774:LEU:HD22	1.87	0.56
1:X:674:VAL:HG11	1:X:746:GLN:HG3	1.88	0.56
1:A:655:ARG:HD2	1:G:1037:TRP:CZ3	2.41	0.56
1:I:885:LEU:HD13	1:I:1113:ARG:HA	1.86	0.56
1:V:70:THR:C	1:W:45:THR:HG21	2.21	0.56
1:Y:674:VAL:HG11	1:Y:746:GLN:HG3	1.88	0.56
1:M:42:GLU:OE2	1:N:43:VAL:HG12	2.05	0.56
1:Q:674:VAL:HG11	1:Q:746:GLN:HG3	1.88	0.56
1:S:47:THR:CG2	1:T:73:GLY:HA2	2.35	0.56

*Continued on next page...*

*Continued from previous page...*

Atom-1	Atom-2	Interatomic distance (Å)	Clash overlap (Å)
1:D:1037:TRP:CZ3	1:E:655:ARG:HD2	2.41	0.55
1:F:1003:GLN:NE2	1:G:655:ARG:NH1	2.54	0.55
1:G:1021:LEU:HD23	1:G:1024:LYS:HE2	1.88	0.55
1:U:674:VAL:HG11	1:U:746:GLN:HG3	1.88	0.55
1:V:46:ALA:HA	1:W:68:ARG:CZ	2.18	0.55
1:V:674:VAL:HG11	1:V:746:GLN:HG3	1.88	0.55
1:A:1037:TRP:CH2	1:C:655:ARG:CD	2.87	0.55
1:E:1084:ARG:CZ	1:F:509:GLN:CA	2.79	0.55
1:F:1037:TRP:CZ3	1:G:655:ARG:HD2	2.41	0.55
1:T:674:VAL:HG11	1:T:746:GLN:HG3	1.88	0.55
1:J:70:THR:HA	1:K:45:THR:HB	1.86	0.55
1:E:957:GLN:CA	1:F:510:THR:O	2.46	0.55
1:S:674:VAL:HG11	1:S:746:GLN:HG3	1.88	0.55
1:F:1037:TRP:CH2	1:G:655:ARG:CD	2.89	0.55
1:J:42:GLU:HB3	1:K:43:VAL:O	2.05	0.55
1:J:674:VAL:HG11	1:J:746:GLN:HG3	1.88	0.55
1:K:674:VAL:HG11	1:K:746:GLN:HG3	1.88	0.55
1:V:47:THR:OG1	1:W:73:GLY:HA2	2.07	0.55
1:C:1021:LEU:HD23	1:C:1024:LYS:HE2	1.88	0.55
1:C:1084:ARG:NH1	1:D:504:TYR:HE1	2.04	0.55
1:D:1021:LEU:HD23	1:D:1024:LYS:HE2	1.88	0.55
1:A:511:ASP:OD1	1:G:958:THR:HG22	2.02	0.55
1:L:674:VAL:HG11	1:L:746:GLN:HG3	1.88	0.55
1:M:70:THR:HA	1:N:45:THR:HB	1.87	0.55
1:M:674:VAL:HG11	1:M:746:GLN:HG3	1.88	0.55
1:D:1003:GLN:NE2	1:E:655:ARG:NH1	2.54	0.55
1:P:711:SER:HA	1:P:774:LEU:HD22	1.87	0.55
1:D:956:VAL:O	1:E:511:ASP:HB2	2.05	0.55
1:I:674:VAL:HG11	1:I:746:GLN:HG3	1.88	0.55
1:A:655:ARG:CG	1:G:1003:GLN:OE1	2.55	0.55
1:A:1021:LEU:HD23	1:A:1024:LYS:HE2	1.88	0.55
1:H:674:VAL:HG11	1:H:746:GLN:HG3	1.88	0.54
1:A:1084:ARG:NH1	1:C:504:TYR:HE1	2.04	0.54
1:O:674:VAL:HG11	1:O:746:GLN:HG3	1.88	0.54
1:F:1021:LEU:HD23	1:F:1024:LYS:HE2	1.88	0.54
1:E:957:GLN:HB3	1:F:512:PRO:CD	1.89	0.54
1:R:674:VAL:HG11	1:R:746:GLN:HG3	1.88	0.54
1:A:582:TYR:C	1:A:582:TYR:CD2	2.81	0.54
1:C:582:TYR:C	1:C:582:TYR:CD2	2.81	0.54
1:A:504:TYR:HE1	1:G:1084:ARG:NH1	2.05	0.54
1:D:1067:TYR:OH	1:T:582:TYR:HE1	1.87	0.54

*Continued on next page...*

*Continued from previous page...*

Atom-1	Atom-2	Interatomic distance (Å)	Clash overlap (Å)
1:N:674:VAL:HG11	1:N:746:GLN:HG3	1.88	0.54
1:G:582:TYR:C	1:G:582:TYR:CD2	2.81	0.54
1:M:40:ASN:HD22	1:N:62:ILE:HG13	1.73	0.54
1:M:65:GLN:NE2	1:N:42:GLU:CG	2.71	0.54
1:V:45:THR:OG1	1:W:42:GLU:CG	2.50	0.54
1:E:582:TYR:C	1:E:582:TYR:CD2	2.81	0.54
1:C:891:ARG:CD	1:Q:479:GLN:HG2	2.38	0.53
1:D:582:TYR:C	1:D:582:TYR:CD2	2.81	0.53
1:E:1021:LEU:HD23	1:E:1024:LYS:HE2	1.88	0.53
1:W:674:VAL:HG11	1:W:746:GLN:HG3	1.88	0.53
1:D:1037:TRP:CH2	1:E:655:ARG:CD	2.89	0.53
1:M:44:TRP:CA	1:N:42:GLU:CB	2.80	0.53
1:D:735:LYS:H	1:D:735:LYS:HD2	1.74	0.53
1:D:1003:GLN:OE1	1:E:655:ARG:CG	2.55	0.53
1:F:582:TYR:C	1:F:582:TYR:CD2	2.81	0.53
1:H:70:THR:HA	1:Y:47:THR:CB	2.17	0.53
1:S:42:GLU:CG	1:T:43:VAL:HG12	2.38	0.53
1:H:45:THR:CB	1:Y:70:THR:CA	2.82	0.53
1:D:891:ARG:CD	1:T:479:GLN:HG2	2.38	0.53
1:A:735:LYS:H	1:A:735:LYS:HD2	1.74	0.53
1:D:1084:ARG:NH1	1:E:504:TYR:HE1	2.05	0.53
1:H:674:VAL:HG13	1:H:747:LEU:HD23	1.91	0.53
1:M:73:GLY:HA3	1:N:47:THR:HG21	1.78	0.53
1:S:68:ARG:NE	1:T:47:THR:HG23	2.23	0.53
1:Y:674:VAL:HG13	1:Y:747:LEU:HD23	1.91	0.53
1:J:70:THR:HG21	1:K:65:GLN:HE21	1.72	0.53
1:S:68:ARG:CZ	1:T:47:THR:HG23	2.38	0.53
1:V:47:THR:CB	1:W:70:THR:HA	2.23	0.53
1:V:674:VAL:HG13	1:V:747:LEU:HD23	1.91	0.53
1:X:674:VAL:HG13	1:X:747:LEU:HD23	1.91	0.53
1:A:960:SER:OG	1:C:514:LYS:CG	2.55	0.53
1:I:674:VAL:HG13	1:I:747:LEU:HD23	1.91	0.53
1:K:674:VAL:HG13	1:K:747:LEU:HD23	1.91	0.53
1:P:47:THR:HG23	1:Q:69:CYS:O	2.05	0.53
1:L:674:VAL:HG13	1:L:747:LEU:HD23	1.91	0.53
1:S:47:THR:OG1	1:T:68:ARG:NH2	2.40	0.53
1:V:62:ILE:HD11	1:W:40:ASN:CB	2.02	0.53
1:E:735:LYS:H	1:E:735:LYS:HD2	1.74	0.53
1:O:674:VAL:HG13	1:O:747:LEU:HD23	1.91	0.53
1:F:891:ARG:CD	1:H:479:GLN:HG2	2.38	0.52
1:S:62:ILE:CD1	1:T:70:THR:OG1	2.57	0.52

*Continued on next page...*

*Continued from previous page...*

Atom-1	Atom-2	Interatomic distance (Å)	Clash overlap (Å)
1:G:735:LYS:H	1:G:735:LYS:HD2	1.74	0.52
1:J:674:VAL:HG13	1:J:747:LEU:HD23	1.91	0.52
1:M:42:GLU:CD	1:N:65:GLN:HE21	2.08	0.52
1:V:40:ASN:HD22	1:W:62:ILE:HG13	1.75	0.52
1:D:1056:GLU:HG2	1:E:510:THR:HA	1.90	0.52
1:Q:674:VAL:HG13	1:Q:747:LEU:HD23	1.91	0.52
1:A:1067:TYR:OH	1:N:582:TYR:HE1	1.87	0.52
1:C:735:LYS:H	1:C:735:LYS:HD2	1.74	0.52
1:D:959:GLN:C	1:E:514:LYS:HZ3	1.95	0.52
1:S:674:VAL:HG13	1:S:747:LEU:HD23	1.91	0.52
1:U:674:VAL:HG13	1:U:747:LEU:HD23	1.91	0.52
1:W:674:VAL:HG13	1:W:747:LEU:HD23	1.91	0.52
1:F:501:HIS:CG	1:F:518:VAL:HB	2.45	0.52
1:J:73:GLY:CA	1:K:47:THR:CG2	2.49	0.52
1:R:329:ALA:HB1	1:R:334:ALA:HA	1.92	0.52
1:T:674:VAL:HG13	1:T:747:LEU:HD23	1.91	0.52
1:F:735:LYS:H	1:F:735:LYS:HD2	1.74	0.52
1:J:46:ALA:HA	1:K:68:ARG:CZ	2.24	0.52
1:F:1067:TYR:OH	1:H:582:TYR:HE1	1.86	0.52
1:I:329:ALA:HB1	1:I:334:ALA:HA	1.92	0.52
1:J:62:ILE:HD11	1:K:70:THR:OG1	2.10	0.52
1:O:93:ALA:HB2	1:O:108:ILE:HD12	1.92	0.52
1:R:674:VAL:HG13	1:R:747:LEU:HD23	1.91	0.52
1:C:1037:TRP:CZ3	1:D:655:ARG:HD2	2.44	0.52
1:S:42:GLU:OE2	1:T:43:VAL:HG12	2.10	0.52
1:S:93:ALA:HB2	1:S:108:ILE:HD12	1.92	0.52
1:U:329:ALA:HB1	1:U:334:ALA:HA	1.92	0.52
1:V:65:GLN:NE2	1:W:42:GLU:CG	2.73	0.52
1:E:501:HIS:CG	1:E:518:VAL:HB	2.45	0.52
1:G:891:ARG:CD	1:K:479:GLN:HG2	2.39	0.52
1:J:42:GLU:CD	1:K:65:GLN:HE21	2.06	0.52
1:M:958:THR:HG21	1:M:1107:THR:HG21	1.92	0.52
1:V:93:ALA:HB2	1:V:108:ILE:HD12	1.92	0.52
1:Y:93:ALA:HB2	1:Y:108:ILE:HD12	1.92	0.52
1:H:43:VAL:HG12	1:Y:42:GLU:HG2	1.88	0.51
1:H:1055:PRO:HG2	1:H:1087:ALA:HB2	1.92	0.51
1:U:93:ALA:HB2	1:U:108:ILE:HD12	1.92	0.51
1:W:1055:PRO:HG2	1:W:1087:ALA:HB2	1.92	0.51
1:D:501:HIS:CG	1:D:518:VAL:HB	2.45	0.51
1:G:501:HIS:CG	1:G:518:VAL:HB	2.45	0.51
1:H:958:THR:HG21	1:H:1107:THR:HG21	1.93	0.51

*Continued on next page...*



*Continued from previous page...*

Atom-1	Atom-2	Interatomic distance (Å)	Clash overlap (Å)
1:M:93:ALA:HB2	1:M:108:ILE:HD12	1.92	0.51
1:P:674:VAL:HG13	1:P:747:LEU:HD23	1.91	0.51
1:Q:958:THR:HG21	1:Q:1107:THR:HG21	1.93	0.51
1:T:329:ALA:HB1	1:T:334:ALA:HA	1.92	0.51
1:Y:1055:PRO:HG2	1:Y:1087:ALA:HB2	1.92	0.51
1:K:1055:PRO:HG2	1:K:1087:ALA:HB2	1.92	0.51
1:M:68:ARG:CD	1:N:45:THR:N	2.74	0.51
1:N:1055:PRO:HG2	1:N:1087:ALA:HB2	1.92	0.51
1:O:329:ALA:HB1	1:O:334:ALA:HA	1.92	0.51
1:P:958:THR:HG21	1:P:1107:THR:HG21	1.93	0.51
1:V:329:ALA:HB1	1:V:334:ALA:HA	1.92	0.51
1:W:93:ALA:HB2	1:W:108:ILE:HD12	1.92	0.51
1:A:513:ALA:HB2	1:G:958:THR:CG2	2.34	0.51
1:A:655:ARG:CD	1:G:1037:TRP:CH2	2.92	0.51
1:D:958:THR:CG2	1:E:513:ALA:HB3	2.34	0.51
1:E:960:SER:OG	1:F:514:LYS:CG	2.58	0.51
1:H:43:VAL:CG1	1:Y:42:GLU:HG2	2.40	0.51
1:M:329:ALA:HB1	1:M:334:ALA:HA	1.92	0.51
1:T:958:THR:HG21	1:T:1107:THR:HG21	1.93	0.51
1:W:329:ALA:HB1	1:W:334:ALA:HA	1.92	0.51
1:I:958:THR:HG21	1:I:1107:THR:HG21	1.93	0.51
1:J:1055:PRO:HG2	1:J:1087:ALA:HB2	1.92	0.51
1:L:329:ALA:HB1	1:L:334:ALA:HA	1.92	0.51
1:M:674:VAL:HG13	1:M:747:LEU:HD23	1.91	0.51
1:Q:1055:PRO:HG2	1:Q:1087:ALA:HB2	1.92	0.51
1:S:68:ARG:HE	1:T:47:THR:HG23	1.76	0.51
1:T:1055:PRO:HG2	1:T:1087:ALA:HB2	1.93	0.51
1:X:93:ALA:HB2	1:X:108:ILE:HD12	1.92	0.51
1:Y:958:THR:HG21	1:Y:1107:THR:HG21	1.93	0.51
1:A:501:HIS:CG	1:A:518:VAL:HB	2.45	0.51
1:A:1003:GLN:NE2	1:C:655:ARG:NH1	2.59	0.51
1:H:620:LYS:HA	1:H:620:LYS:HE3	1.93	0.51
1:J:958:THR:HG21	1:J:1107:THR:HG21	1.93	0.51
1:K:958:THR:HG21	1:K:1107:THR:HG21	1.93	0.51
1:L:620:LYS:HA	1:L:620:LYS:HE3	1.93	0.51
1:N:958:THR:HG21	1:N:1107:THR:HG21	1.93	0.51
1:O:814:THR:HG21	1:O:821:ALA:O	2.11	0.51
1:P:45:THR:OG1	1:Q:42:GLU:CD	2.49	0.51
1:R:814:THR:HG21	1:R:821:ALA:O	2.11	0.51
1:S:958:THR:HG21	1:S:1107:THR:HG21	1.93	0.51
1:W:620:LYS:HE3	1:W:620:LYS:HA	1.93	0.51

*Continued on next page...*

*Continued from previous page...*

Atom-1	Atom-2	Interatomic distance (Å)	Clash overlap (Å)
1:W:958:THR:HG21	1:W:1107:THR:HG21	1.92	0.51
1:X:620:LYS:HA	1:X:620:LYS:HE3	1.93	0.51
1:Y:814:THR:HG21	1:Y:821:ALA:O	2.11	0.51
1:C:501:HIS:CG	1:C:518:VAL:HB	2.45	0.51
1:L:1055:PRO:HG2	1:L:1087:ALA:HB2	1.93	0.51
1:N:329:ALA:HB1	1:N:334:ALA:HA	1.92	0.51
1:S:47:THR:CG2	1:T:70:THR:C	2.49	0.51
1:T:814:THR:HG21	1:T:821:ALA:O	2.11	0.51
1:U:1055:PRO:HG2	1:U:1087:ALA:HB2	1.92	0.51
1:V:814:THR:HG21	1:V:821:ALA:O	2.11	0.51
1:P:814:THR:HG21	1:P:821:ALA:O	2.11	0.51
1:R:93:ALA:HB2	1:R:108:ILE:HD12	1.92	0.51
1:R:1055:PRO:HG2	1:R:1087:ALA:HB2	1.92	0.51
1:S:329:ALA:HB1	1:S:334:ALA:HA	1.92	0.51
1:S:814:THR:HG21	1:S:821:ALA:O	2.11	0.51
1:T:620:LYS:HA	1:T:620:LYS:HE3	1.93	0.51
1:V:620:LYS:HA	1:V:620:LYS:HE3	1.93	0.51
1:X:814:THR:HG21	1:X:821:ALA:O	2.11	0.51
1:F:958:THR:CG2	1:G:513:ALA:HB2	2.36	0.51
1:H:329:ALA:HB1	1:H:334:ALA:HA	1.92	0.51
1:H:814:THR:HG21	1:H:821:ALA:O	2.11	0.51
1:J:329:ALA:HB1	1:J:334:ALA:HA	1.92	0.51
1:N:93:ALA:HB2	1:N:108:ILE:HD12	1.92	0.51
1:O:620:LYS:HE3	1:O:620:LYS:HA	1.93	0.51
1:S:620:LYS:HA	1:S:620:LYS:HE3	1.93	0.51
1:U:674:VAL:CG1	1:U:750:GLN:HE22	2.24	0.51
1:V:958:THR:HG21	1:V:1107:THR:HG21	1.93	0.51
1:W:814:THR:HG21	1:W:821:ALA:O	2.11	0.51
1:X:329:ALA:HB1	1:X:334:ALA:HA	1.92	0.51
1:H:93:ALA:HB2	1:H:108:ILE:HD12	1.92	0.51
1:I:674:VAL:CG1	1:I:750:GLN:HE22	2.24	0.51
1:I:814:THR:HG21	1:I:821:ALA:O	2.11	0.51
1:M:70:THR:HG21	1:N:65:GLN:HE21	1.76	0.51
1:N:674:VAL:HG13	1:N:747:LEU:HD23	1.91	0.51
1:Q:814:THR:HG21	1:Q:821:ALA:O	2.11	0.51
1:E:1003:GLN:OE1	1:F:655:ARG:HG2	2.11	0.50
1:I:620:LYS:HA	1:I:620:LYS:HE3	1.93	0.50
1:K:93:ALA:HB2	1:K:108:ILE:HD12	1.92	0.50
1:M:674:VAL:CG1	1:M:750:GLN:HE22	2.24	0.50
1:R:496:ILE:HA	1:R:503:LEU:CD1	2.42	0.50
1:S:1055:PRO:HG2	1:S:1087:ALA:HB2	1.92	0.50

*Continued on next page...*

*Continued from previous page...*

Atom-1	Atom-2	Interatomic distance (Å)	Clash overlap (Å)
1:U:620:LYS:HA	1:U:620:LYS:HE3	1.93	0.50
1:Y:620:LYS:HA	1:Y:620:LYS:HE3	1.93	0.50
1:H:42:GLU:CG	1:Y:65:GLN:NE2	2.75	0.50
1:K:814:THR:HG21	1:K:821:ALA:O	2.11	0.50
1:L:496:ILE:HA	1:L:503:LEU:CD1	2.42	0.50
1:L:814:THR:HG21	1:L:821:ALA:O	2.11	0.50
1:N:178:LYS:HE2	1:N:231:ASP:OD1	2.12	0.50
1:N:814:THR:HG21	1:N:821:ALA:O	2.11	0.50
1:P:93:ALA:HB2	1:P:108:ILE:HD12	1.92	0.50
1:S:496:ILE:HA	1:S:503:LEU:CD1	2.42	0.50
1:T:674:VAL:CG1	1:T:750:GLN:HE22	2.24	0.50
1:A:514:LYS:CE	1:G:960:SER:N	2.63	0.50
1:H:178:LYS:HE2	1:H:231:ASP:OD1	2.12	0.50
1:J:674:VAL:CG1	1:J:750:GLN:HE22	2.24	0.50
1:K:620:LYS:HA	1:K:620:LYS:HE3	1.93	0.50
1:P:329:ALA:HB1	1:P:334:ALA:HA	1.92	0.50
1:R:958:THR:HG21	1:R:1107:THR:HG21	1.93	0.50
1:U:178:LYS:HE2	1:U:231:ASP:OD1	2.11	0.50
1:U:496:ILE:HA	1:U:503:LEU:CD1	2.42	0.50
1:W:674:VAL:CG1	1:W:750:GLN:HE22	2.24	0.50
1:Y:496:ILE:HA	1:Y:503:LEU:CD1	2.41	0.50
1:Y:674:VAL:CG1	1:Y:750:GLN:HE22	2.24	0.50
1:J:178:LYS:HE2	1:J:231:ASP:OD1	2.12	0.50
1:J:620:LYS:HA	1:J:620:LYS:HE3	1.93	0.50
1:L:958:THR:HG21	1:L:1107:THR:HG21	1.92	0.50
1:O:496:ILE:HA	1:O:503:LEU:CD1	2.41	0.50
1:O:958:THR:HG21	1:O:1107:THR:HG21	1.93	0.50
1:P:496:ILE:HA	1:P:503:LEU:CD1	2.42	0.50
1:P:1055:PRO:HG2	1:P:1087:ALA:HB2	1.92	0.50
1:Q:329:ALA:HB1	1:Q:334:ALA:HA	1.92	0.50
1:X:178:LYS:HE2	1:X:231:ASP:OD1	2.12	0.50
1:X:674:VAL:CG1	1:X:750:GLN:HE22	2.24	0.50
1:Y:178:LYS:HE2	1:Y:231:ASP:OD1	2.12	0.50
1:Y:329:ALA:HB1	1:Y:334:ALA:HA	1.92	0.50
1:A:812:LYS:O	1:A:814:THR:HG23	2.12	0.50
1:F:812:LYS:O	1:F:814:THR:HG23	2.12	0.50
1:F:960:SER:N	1:G:514:LYS:CE	2.66	0.50
1:I:496:ILE:HA	1:I:503:LEU:CD1	2.42	0.50
1:K:178:LYS:HE2	1:K:231:ASP:OD1	2.12	0.50
1:K:496:ILE:HA	1:K:503:LEU:CD1	2.41	0.50
1:L:93:ALA:HB2	1:L:108:ILE:HD12	1.92	0.50

*Continued on next page...*

*Continued from previous page...*

Atom-1	Atom-2	Interatomic distance (Å)	Clash overlap (Å)
1:M:68:ARG:HD2	1:N:45:THR:N	2.26	0.50
1:M:496:ILE:HA	1:M:503:LEU:CD1	2.42	0.50
1:R:674:VAL:CG1	1:R:750:GLN:HE22	2.24	0.50
1:T:178:LYS:HE2	1:T:231:ASP:OD1	2.12	0.50
1:U:814:THR:HG21	1:U:821:ALA:O	2.11	0.50
1:V:674:VAL:CG1	1:V:750:GLN:HE22	2.24	0.50
1:C:812:LYS:O	1:C:814:THR:HG23	2.12	0.50
1:J:93:ALA:HB2	1:J:108:ILE:HD12	1.92	0.50
1:J:814:THR:HG21	1:J:821:ALA:O	2.11	0.50
1:M:814:THR:HG21	1:M:821:ALA:O	2.11	0.50
1:N:496:ILE:HA	1:N:503:LEU:CD1	2.42	0.50
1:Q:178:LYS:HE2	1:Q:231:ASP:OD1	2.12	0.50
1:Q:496:ILE:HA	1:Q:503:LEU:CD1	2.42	0.50
1:T:93:ALA:HB2	1:T:108:ILE:HD12	1.92	0.50
1:T:496:ILE:HA	1:T:503:LEU:CD1	2.42	0.50
1:U:958:THR:HG21	1:U:1107:THR:HG21	1.92	0.50
1:X:1055:PRO:HG2	1:X:1087:ALA:HB2	1.93	0.50
1:G:812:LYS:O	1:G:814:THR:HG23	2.12	0.50
1:H:62:ILE:HG13	1:Y:40:ASN:HD22	1.76	0.50
1:I:178:LYS:HE2	1:I:231:ASP:OD1	2.12	0.50
1:L:674:VAL:CG1	1:L:750:GLN:HE22	2.24	0.50
1:N:674:VAL:CG1	1:N:750:GLN:HE22	2.24	0.50
1:O:674:VAL:CG1	1:O:750:GLN:HE22	2.24	0.50
1:P:178:LYS:HE2	1:P:231:ASP:OD1	2.12	0.50
1:R:178:LYS:HE2	1:R:231:ASP:OD1	2.12	0.50
1:V:496:ILE:HA	1:V:503:LEU:CD1	2.42	0.50
1:W:178:LYS:HE2	1:W:231:ASP:OD1	2.12	0.50
1:D:812:LYS:O	1:D:814:THR:HG23	2.12	0.50
1:J:496:ILE:HA	1:J:503:LEU:CD1	2.42	0.50
1:K:674:VAL:CG1	1:K:750:GLN:HE22	2.24	0.50
1:O:1055:PRO:HG2	1:O:1087:ALA:HB2	1.92	0.50
1:P:47:THR:HG23	1:Q:68:ARG:NE	2.27	0.50
1:P:68:ARG:HH21	1:Q:47:THR:HG23	1.77	0.50
1:P:674:VAL:CG1	1:P:750:GLN:HE22	2.24	0.50
1:V:1055:PRO:HG2	1:V:1087:ALA:HB2	1.92	0.50
1:E:1003:GLN:CD	1:F:655:ARG:CG	2.79	0.50
1:H:42:GLU:HB3	1:Y:44:TRP:CA	2.35	0.50
1:I:93:ALA:HB2	1:I:108:ILE:HD12	1.92	0.50
1:Q:620:LYS:HA	1:Q:620:LYS:HE3	1.93	0.50
1:R:620:LYS:HA	1:R:620:LYS:HE3	1.93	0.50
1:A:512:PRO:HD3	1:G:957:GLN:CG	2.42	0.49

*Continued on next page...*

*Continued from previous page...*

Atom-1	Atom-2	Interatomic distance (Å)	Clash overlap (Å)
1:E:812:LYS:O	1:E:814:THR:HG23	2.12	0.49
1:H:45:THR:N	1:Y:68:ARG:HD2	2.27	0.49
1:I:1055:PRO:HG2	1:I:1087:ALA:HB2	1.93	0.49
1:J:68:ARG:NH2	1:K:46:ALA:C	2.37	0.49
1:Q:674:VAL:CG1	1:Q:750:GLN:HE22	2.24	0.49
1:S:178:LYS:HE2	1:S:231:ASP:OD1	2.12	0.49
1:T:504:TYR:CE1	1:T:535:LYS:HG2	2.47	0.49
1:U:504:TYR:CE1	1:U:535:LYS:HG2	2.47	0.49
1:V:178:LYS:HE2	1:V:231:ASP:OD1	2.12	0.49
1:X:958:THR:HG21	1:X:1107:THR:HG21	1.92	0.49
1:C:960:SER:N	1:D:514:LYS:CE	2.66	0.49
1:K:329:ALA:HB1	1:K:334:ALA:HA	1.92	0.49
1:M:43:VAL:C	1:N:42:GLU:HB3	2.32	0.49
1:Q:93:ALA:HB2	1:Q:108:ILE:HD12	1.92	0.49
1:R:504:TYR:CE1	1:R:535:LYS:HG2	2.48	0.49
1:W:496:ILE:HA	1:W:503:LEU:CD1	2.42	0.49
1:H:504:TYR:CE1	1:H:535:LYS:HG2	2.48	0.49
1:H:674:VAL:CG1	1:H:750:GLN:HE22	2.24	0.49
1:L:504:TYR:CE1	1:L:535:LYS:HG2	2.47	0.49
1:M:178:LYS:HE2	1:M:231:ASP:OD1	2.12	0.49
1:N:620:LYS:HA	1:N:620:LYS:HE3	1.93	0.49
1:O:504:TYR:CE1	1:O:535:LYS:HG2	2.47	0.49
1:V:504:TYR:CE1	1:V:535:LYS:HG2	2.47	0.49
1:W:504:TYR:CE1	1:W:535:LYS:HG2	2.48	0.49
1:X:496:ILE:HA	1:X:503:LEU:CD1	2.42	0.49
1:X:504:TYR:CE1	1:X:535:LYS:HG2	2.48	0.49
1:C:1067:TYR:OH	1:Q:582:TYR:HE1	1.91	0.49
1:H:496:ILE:HA	1:H:503:LEU:CD1	2.42	0.49
1:P:620:LYS:HA	1:P:620:LYS:HE3	1.93	0.49
1:A:1003:GLN:CD	1:C:655:ARG:CG	2.80	0.49
1:M:1055:PRO:HG2	1:M:1087:ALA:HB2	1.92	0.49
1:P:47:THR:CB	1:Q:73:GLY:HA2	2.41	0.49
1:M:620:LYS:HA	1:M:620:LYS:HE3	1.93	0.49
1:S:674:VAL:CG1	1:S:750:GLN:HE22	2.24	0.49
1:C:1037:TRP:CH2	1:D:655:ARG:CD	2.92	0.49
1:I:504:TYR:CE1	1:I:535:LYS:HG2	2.47	0.49
1:J:40:ASN:HD22	1:K:62:ILE:HG13	1.78	0.49
1:K:504:TYR:CE1	1:K:535:LYS:HG2	2.48	0.49
1:N:300:TYR:CG	1:N:354:TYR:HB3	2.48	0.49
1:V:40:ASN:HD22	1:W:62:ILE:CG1	2.25	0.49
1:Y:504:TYR:CE1	1:Y:535:LYS:HG2	2.47	0.49

*Continued on next page...*

*Continued from previous page...*

Atom-1	Atom-2	Interatomic distance (Å)	Clash overlap (Å)
1:L:178:LYS:HE2	1:L:231:ASP:OD1	2.12	0.49
1:O:178:LYS:HE2	1:O:231:ASP:OD1	2.11	0.49
1:O:658:LYS:HA	1:O:658:LYS:HE3	1.95	0.49
1:Q:504:TYR:CE1	1:Q:535:LYS:HG2	2.48	0.49
1:U:658:LYS:HE3	1:U:658:LYS:HA	1.95	0.49
1:D:960:SER:CB	1:E:514:LYS:CD	2.90	0.49
1:K:300:TYR:CG	1:K:354:TYR:HB3	2.48	0.49
1:M:504:TYR:CE1	1:M:535:LYS:HG2	2.47	0.49
1:R:658:LYS:HA	1:R:658:LYS:HE3	1.95	0.49
1:S:504:TYR:CE1	1:S:535:LYS:HG2	2.47	0.49
1:V:300:TYR:CG	1:V:354:TYR:HB3	2.48	0.49
1:Y:300:TYR:CG	1:Y:354:TYR:HB3	2.48	0.49
1:A:511:ASP:HB2	1:G:956:VAL:O	2.13	0.48
1:G:1129:LYS:HA	1:G:1129:LYS:HE3	1.95	0.48
1:J:65:GLN:NE2	1:K:42:GLU:CG	2.75	0.48
1:N:658:LYS:HA	1:N:658:LYS:HE3	1.95	0.48
1:Q:300:TYR:CG	1:Q:354:TYR:HB3	2.48	0.48
1:V:658:LYS:HA	1:V:658:LYS:HE3	1.95	0.48
1:X:300:TYR:CG	1:X:354:TYR:HB3	2.48	0.48
1:C:959:GLN:C	1:D:514:LYS:NZ	2.38	0.48
1:L:658:LYS:HA	1:L:658:LYS:HE3	1.95	0.48
1:V:62:ILE:HD11	1:W:40:ASN:HB3	1.90	0.48
1:I:300:TYR:CG	1:I:354:TYR:HB3	2.48	0.48
1:J:504:TYR:CE1	1:J:535:LYS:HG2	2.48	0.48
1:O:876:VAL:C	1:O:878:PRO:HD3	2.34	0.48
1:C:958:THR:CG2	1:D:513:ALA:HB2	2.37	0.48
1:D:615:GLU:CD	1:D:615:GLU:H	2.17	0.48
1:F:1129:LYS:HA	1:F:1129:LYS:HE3	1.95	0.48
1:J:876:VAL:C	1:J:878:PRO:HD3	2.34	0.48
1:K:658:LYS:HA	1:K:658:LYS:HE3	1.95	0.48
1:M:40:ASN:HD22	1:N:62:ILE:CD1	2.26	0.48
1:P:504:TYR:CE1	1:P:535:LYS:HG2	2.48	0.48
1:S:658:LYS:HA	1:S:658:LYS:HE3	1.95	0.48
1:X:876:VAL:C	1:X:878:PRO:HD3	2.34	0.48
1:I:876:VAL:C	1:I:878:PRO:HD3	2.34	0.48
1:J:300:TYR:CG	1:J:354:TYR:HB3	2.48	0.48
1:P:47:THR:HG23	1:Q:68:ARG:CZ	2.43	0.48
1:T:300:TYR:CG	1:T:354:TYR:HB3	2.48	0.48
1:U:300:TYR:CG	1:U:354:TYR:HB3	2.48	0.48
1:D:1063:CYS:SG	1:D:1075:THR:HG23	2.54	0.48
1:H:300:TYR:CG	1:H:354:TYR:HB3	2.48	0.48

*Continued on next page...*

*Continued from previous page...*

Atom-1	Atom-2	Interatomic distance (Å)	Clash overlap (Å)
1:R:300:TYR:CG	1:R:354:TYR:HB3	2.48	0.48
1:R:876:VAL:C	1:R:878:PRO:HD3	2.34	0.48
1:A:1003:GLN:OE1	1:C:655:ARG:HG2	2.13	0.48
1:A:1129:LYS:HA	1:A:1129:LYS:HE3	1.95	0.48
1:H:658:LYS:HA	1:H:658:LYS:HE3	1.95	0.48
1:J:47:THR:OG1	1:K:73:GLY:HA2	2.13	0.48
1:M:876:VAL:C	1:M:878:PRO:HD3	2.34	0.48
1:P:658:LYS:HA	1:P:658:LYS:HE3	1.95	0.48
1:X:436:TYR:CE1	1:X:488:CYS:HB3	2.49	0.48
1:Y:658:LYS:HA	1:Y:658:LYS:HE3	1.95	0.48
1:E:1063:CYS:SG	1:E:1075:THR:HG23	2.54	0.48
1:G:1063:CYS:SG	1:G:1075:THR:HG23	2.54	0.48
1:Q:658:LYS:HA	1:Q:658:LYS:HE3	1.95	0.48
1:S:300:TYR:CG	1:S:354:TYR:HB3	2.48	0.48
1:V:40:ASN:HD22	1:W:62:ILE:CD1	2.22	0.48
1:A:615:GLU:CD	1:A:615:GLU:H	2.17	0.48
1:C:1063:CYS:SG	1:C:1075:THR:HG23	2.54	0.48
1:D:1003:GLN:HE22	1:E:655:ARG:CG	2.10	0.48
1:I:177:ASP:HB2	1:I:182:SER:HA	1.96	0.48
1:I:436:TYR:CE1	1:I:488:CYS:HB3	2.49	0.48
1:J:42:GLU:OE2	1:K:43:VAL:CG1	2.62	0.48
1:K:876:VAL:C	1:K:878:PRO:HD3	2.34	0.48
1:L:300:TYR:CG	1:L:354:TYR:HB3	2.48	0.48
1:N:876:VAL:C	1:N:878:PRO:HD3	2.34	0.48
1:O:300:TYR:CG	1:O:354:TYR:HB3	2.48	0.48
1:O:436:TYR:CE1	1:O:488:CYS:HB3	2.49	0.48
1:P:300:TYR:CG	1:P:354:TYR:HB3	2.48	0.48
1:R:436:TYR:CE1	1:R:488:CYS:HB3	2.49	0.48
1:U:876:VAL:C	1:U:878:PRO:HD3	2.34	0.48
1:W:177:ASP:HB2	1:W:182:SER:HA	1.96	0.48
1:Y:876:VAL:C	1:Y:878:PRO:HD3	2.34	0.48
1:D:1003:GLN:CD	1:E:655:ARG:CD	2.28	0.48
1:I:658:LYS:HA	1:I:658:LYS:HE3	1.95	0.48
1:L:436:TYR:CE1	1:L:488:CYS:HB3	2.49	0.48
1:L:876:VAL:C	1:L:878:PRO:HD3	2.34	0.48
1:N:504:TYR:CE1	1:N:535:LYS:HG2	2.48	0.48
1:P:40:ASN:HD22	1:Q:62:ILE:HG13	1.79	0.48
1:P:436:TYR:CE1	1:P:488:CYS:HB3	2.49	0.48
1:T:876:VAL:C	1:T:878:PRO:HD3	2.34	0.48
1:W:300:TYR:CG	1:W:354:TYR:HB3	2.48	0.48
1:X:177:ASP:HB2	1:X:182:SER:HA	1.96	0.48

*Continued on next page...*

*Continued from previous page...*

Atom-1	Atom-2	Interatomic distance (Å)	Clash overlap (Å)
1:A:32:PRO:HG2	1:A:35:CYS:SG	2.54	0.47
1:A:1063:CYS:SG	1:A:1075:THR:HG23	2.54	0.47
1:C:1129:LYS:HE3	1:C:1129:LYS:HA	1.95	0.47
1:E:32:PRO:HG2	1:E:35:CYS:SG	2.54	0.47
1:F:32:PRO:HG2	1:F:35:CYS:SG	2.54	0.47
1:M:436:TYR:CE1	1:M:488:CYS:HB3	2.49	0.47
1:S:43:VAL:O	1:T:42:GLU:HB3	2.13	0.47
1:U:436:TYR:CE1	1:U:488:CYS:HB3	2.49	0.47
1:W:658:LYS:HA	1:W:658:LYS:HE3	1.95	0.47
1:C:1003:GLN:CD	1:D:655:ARG:CG	2.83	0.47
1:L:177:ASP:HB2	1:L:182:SER:HA	1.96	0.47
1:S:436:TYR:CE1	1:S:488:CYS:HB3	2.49	0.47
1:V:62:ILE:HD13	1:W:70:THR:OG1	2.14	0.47
1:V:177:ASP:HB2	1:V:182:SER:HA	1.96	0.47
1:X:658:LYS:HE3	1:X:658:LYS:HA	1.95	0.47
1:E:1129:LYS:HA	1:E:1129:LYS:HE3	1.95	0.47
1:F:615:GLU:CD	1:F:615:GLU:H	2.17	0.47
1:G:32:PRO:HG2	1:G:35:CYS:SG	2.54	0.47
1:H:177:ASP:HB2	1:H:182:SER:HA	1.96	0.47
1:H:872:GLU:HA	1:H:937:LEU:HD13	1.97	0.47
1:L:689:LYS:HA	1:L:689:LYS:HE3	1.97	0.47
1:T:436:TYR:CE1	1:T:488:CYS:HB3	2.49	0.47
1:U:872:GLU:HA	1:U:937:LEU:HD13	1.97	0.47
1:H:68:ARG:HD2	1:Y:44:TRP:HD1	1.77	0.47
1:K:689:LYS:HA	1:K:689:LYS:HE3	1.97	0.47
1:M:658:LYS:HE3	1:M:658:LYS:HA	1.95	0.47
1:O:689:LYS:HE3	1:O:689:LYS:HA	1.97	0.47
1:T:658:LYS:HA	1:T:658:LYS:HE3	1.95	0.47
1:Y:177:ASP:HB2	1:Y:182:SER:HA	1.96	0.47
1:C:32:PRO:HG2	1:C:35:CYS:SG	2.54	0.47
1:E:814:THR:HG21	1:E:821:ALA:O	2.15	0.47
1:H:689:LYS:HA	1:H:689:LYS:HE3	1.97	0.47
1:J:872:GLU:HA	1:J:937:LEU:HD13	1.97	0.47
1:K:436:TYR:CE1	1:K:488:CYS:HB3	2.49	0.47
1:Q:876:VAL:C	1:Q:878:PRO:HD3	2.34	0.47
1:S:876:VAL:C	1:S:878:PRO:HD3	2.34	0.47
1:V:876:VAL:C	1:V:878:PRO:HD3	2.34	0.47
1:A:29:LEU:HD23	1:A:126:ILE:CG2	2.45	0.47
1:D:32:PRO:HG2	1:D:35:CYS:SG	2.54	0.47
1:F:1063:CYS:SG	1:F:1075:THR:HG23	2.54	0.47
1:J:658:LYS:HA	1:J:658:LYS:HE3	1.95	0.47

*Continued on next page...*



*Continued from previous page...*

Atom-1	Atom-2	Interatomic distance (Å)	Clash overlap (Å)
1:K:872:GLU:HA	1:K:937:LEU:HD13	1.97	0.47
1:P:42:GLU:HB3	1:Q:43:VAL:O	2.15	0.47
1:R:689:LYS:HA	1:R:689:LYS:HE3	1.97	0.47
1:W:436:TYR:CE1	1:W:488:CYS:HB3	2.49	0.47
1:X:872:GLU:HA	1:X:937:LEU:HD13	1.97	0.47
1:A:510:THR:HA	1:G:1056:GLU:HG2	1.96	0.47
1:E:615:GLU:H	1:E:615:GLU:CD	2.17	0.47
1:F:29:LEU:HD23	1:F:126:ILE:CG2	2.45	0.47
1:F:814:THR:HG21	1:F:821:ALA:O	2.15	0.47
1:G:615:GLU:CD	1:G:615:GLU:H	2.17	0.47
1:H:43:VAL:O	1:Y:42:GLU:HB3	2.14	0.47
1:H:45:THR:N	1:Y:68:ARG:CD	2.78	0.47
1:H:876:VAL:C	1:H:878:PRO:HD3	2.34	0.47
1:I:689:LYS:HA	1:I:689:LYS:HE3	1.97	0.47
1:I:872:GLU:HA	1:I:937:LEU:HD13	1.97	0.47
1:M:300:TYR:CG	1:M:354:TYR:HB3	2.48	0.47
1:N:436:TYR:CE1	1:N:488:CYS:HB3	2.49	0.47
1:N:689:LYS:HA	1:N:689:LYS:HE3	1.97	0.47
1:N:872:GLU:HA	1:N:937:LEU:HD13	1.97	0.47
1:P:876:VAL:C	1:P:878:PRO:HD3	2.34	0.47
1:Q:177:ASP:HB2	1:Q:182:SER:HA	1.96	0.47
1:Q:436:TYR:CE1	1:Q:488:CYS:HB3	2.49	0.47
1:S:40:ASN:HD22	1:T:62:ILE:HG13	1.79	0.47
1:S:177:ASP:HB2	1:S:182:SER:HA	1.97	0.47
1:U:177:ASP:HB2	1:U:182:SER:HA	1.96	0.47
1:W:872:GLU:HA	1:W:937:LEU:HD13	1.97	0.47
1:W:876:VAL:C	1:W:878:PRO:HD3	2.34	0.47
1:Y:872:GLU:HA	1:Y:937:LEU:HD13	1.97	0.47
1:C:615:GLU:H	1:C:615:GLU:CD	2.17	0.47
1:J:43:VAL:C	1:K:42:GLU:HB3	2.34	0.47
1:J:689:LYS:HA	1:J:689:LYS:HE3	1.97	0.47
1:M:872:GLU:HA	1:M:937:LEU:HD13	1.97	0.47
1:O:177:ASP:HB2	1:O:182:SER:HA	1.97	0.47
1:R:872:GLU:HA	1:R:937:LEU:HD13	1.97	0.47
1:A:958:THR:CG2	1:C:513:ALA:HB2	2.38	0.47
1:D:29:LEU:HD23	1:D:126:ILE:CG2	2.45	0.47
1:E:29:LEU:HD23	1:E:126:ILE:CG2	2.45	0.47
1:G:29:LEU:HD23	1:G:126:ILE:CG2	2.45	0.47
1:H:436:TYR:CE1	1:H:488:CYS:HB3	2.49	0.47
1:L:872:GLU:HA	1:L:937:LEU:HD13	1.97	0.47
1:U:689:LYS:HA	1:U:689:LYS:HE3	1.97	0.47

*Continued on next page...*

*Continued from previous page...*

Atom-1	Atom-2	Interatomic distance (Å)	Clash overlap (Å)
1:X:689:LYS:HA	1:X:689:LYS:HE3	1.97	0.47
1:A:814:THR:HG21	1:A:821:ALA:O	2.15	0.47
1:C:814:THR:HG21	1:C:821:ALA:O	2.15	0.47
1:D:814:THR:HG21	1:D:821:ALA:O	2.15	0.47
1:D:1129:LYS:HA	1:D:1129:LYS:HE3	1.95	0.47
1:J:436:TYR:CE1	1:J:488:CYS:HB3	2.49	0.47
1:M:40:ASN:HD22	1:N:62:ILE:CG1	2.27	0.47
1:O:580:MET:HG3	1:O:629:TRP:CE3	2.50	0.47
1:S:70:THR:HG21	1:T:62:ILE:HD13	1.23	0.47
1:V:872:GLU:HA	1:V:937:LEU:HD13	1.97	0.47
1:A:1056:GLU:HG2	1:C:510:THR:HA	1.97	0.46
1:I:580:MET:HG3	1:I:629:TRP:CE3	2.50	0.46
1:L:580:MET:HG3	1:L:629:TRP:CE3	2.50	0.46
1:N:177:ASP:HB2	1:N:182:SER:HA	1.96	0.46
1:Q:689:LYS:HA	1:Q:689:LYS:HE3	1.97	0.46
1:S:689:LYS:HA	1:S:689:LYS:HE3	1.97	0.46
1:V:42:GLU:OE2	1:W:43:VAL:CG1	2.63	0.46
1:D:957:GLN:O	1:E:511:ASP:O	2.33	0.46
1:K:177:ASP:HB2	1:K:182:SER:HA	1.96	0.46
1:O:872:GLU:HA	1:O:937:LEU:HD13	1.97	0.46
1:R:177:ASP:HB2	1:R:182:SER:HA	1.97	0.46
1:Y:436:TYR:CE1	1:Y:488:CYS:HB3	2.49	0.46
1:A:33:ILE:HA	1:A:36:THR:HG23	1.97	0.46
1:C:29:LEU:HD23	1:C:126:ILE:CG2	2.45	0.46
1:D:1088:GLN:HG2	1:E:538:THR:HG23	1.97	0.46
1:F:957:GLN:CG	1:G:512:PRO:HD3	2.46	0.46
1:H:580:MET:HG3	1:H:629:TRP:CE3	2.50	0.46
1:P:65:GLN:NE2	1:Q:42:GLU:CG	2.78	0.46
1:F:33:ILE:HA	1:F:36:THR:HG23	1.97	0.46
1:S:65:GLN:NE2	1:T:42:GLU:CG	2.78	0.46
1:U:580:MET:HG3	1:U:629:TRP:CE3	2.50	0.46
1:V:436:TYR:CE1	1:V:488:CYS:HB3	2.49	0.46
1:W:689:LYS:HE3	1:W:689:LYS:HA	1.97	0.46
1:A:514:LYS:CD	1:G:960:SER:CB	2.94	0.46
1:C:1067:TYR:HH	1:Q:582:TYR:HD1	1.56	0.46
1:J:177:ASP:HB2	1:J:182:SER:HA	1.97	0.46
1:M:689:LYS:HA	1:M:689:LYS:HE3	1.97	0.46
1:P:580:MET:HG3	1:P:629:TRP:CE3	2.51	0.46
1:Q:580:MET:HG3	1:Q:629:TRP:CE3	2.50	0.46
1:Q:872:GLU:HA	1:Q:937:LEU:HD13	1.97	0.46
1:V:42:GLU:HG2	1:W:43:VAL:HG11	1.96	0.46

*Continued on next page...*

*Continued from previous page...*

Atom-1	Atom-2	Interatomic distance (Å)	Clash overlap (Å)
1:Y:689:LYS:HA	1:Y:689:LYS:HE3	1.97	0.46
1:M:580:MET:HG3	1:M:629:TRP:CE3	2.51	0.46
1:T:177:ASP:HB2	1:T:182:SER:HA	1.96	0.46
1:T:689:LYS:HA	1:T:689:LYS:HE3	1.97	0.46
1:W:580:MET:HG3	1:W:629:TRP:CE3	2.51	0.46
1:G:814:THR:HG21	1:G:821:ALA:O	2.15	0.46
1:S:68:ARG:CD	1:T:45:THR:HB	2.44	0.46
1:T:580:MET:HG3	1:T:629:TRP:CE3	2.51	0.46
1:P:872:GLU:HA	1:P:937:LEU:HD13	1.97	0.46
1:R:580:MET:HG3	1:R:629:TRP:CE3	2.51	0.46
1:S:580:MET:HG3	1:S:629:TRP:CE3	2.51	0.46
1:T:872:GLU:HA	1:T:937:LEU:HD13	1.97	0.46
1:V:689:LYS:HA	1:V:689:LYS:HE3	1.97	0.46
1:A:300:TYR:CG	1:A:354:TYR:HB3	2.51	0.46
1:A:959:GLN:C	1:C:514:LYS:NZ	2.40	0.46
1:F:72:CYS:HA	1:F:92:ALA:CB	2.46	0.46
1:H:45:THR:HG22	1:Y:68:ARG:NH2	2.30	0.46
1:P:177:ASP:HB2	1:P:182:SER:HA	1.97	0.46
1:S:70:THR:HA	1:T:45:THR:CB	2.45	0.46
1:X:580:MET:HG3	1:X:629:TRP:CE3	2.51	0.46
1:D:1067:TYR:CZ	1:T:582:TYR:CD1	3.03	0.46
1:F:881:PHE:CE2	1:F:1113:ARG:HG3	2.51	0.46
1:G:33:ILE:HA	1:G:36:THR:HG23	1.98	0.46
1:G:300:TYR:CG	1:G:354:TYR:HB3	2.51	0.46
1:M:73:GLY:CA	1:N:47:THR:CG2	2.53	0.46
1:M:177:ASP:HB2	1:M:182:SER:HA	1.97	0.46
1:V:580:MET:HG3	1:V:629:TRP:CE3	2.51	0.46
1:C:300:TYR:CG	1:C:354:TYR:HB3	2.51	0.45
1:P:689:LYS:HA	1:P:689:LYS:HE3	1.97	0.45
1:S:872:GLU:HA	1:S:937:LEU:HD13	1.97	0.45
1:E:958:THR:CG2	1:F:513:ALA:HB2	2.39	0.45
1:E:1056:GLU:HG2	1:F:510:THR:HA	1.97	0.45
1:F:22:TYR:CE2	1:F:26:LEU:HD11	2.51	0.45
1:N:580:MET:HG3	1:N:629:TRP:CE3	2.51	0.45
1:E:72:CYS:HA	1:E:92:ALA:CB	2.46	0.45
1:E:1018:GLY:HA3	1:E:1058:TYR:CD1	2.52	0.45
1:M:62:ILE:HD13	1:N:70:THR:OG1	2.16	0.45
1:Y:580:MET:HG3	1:Y:629:TRP:CE3	2.50	0.45
1:C:22:TYR:CE2	1:C:26:LEU:HD11	2.51	0.45
1:C:72:CYS:HA	1:C:92:ALA:CB	2.46	0.45
1:C:1018:GLY:HA3	1:C:1058:TYR:CD1	2.52	0.45

*Continued on next page...*

*Continued from previous page...*

Atom-1	Atom-2	Interatomic distance (Å)	Clash overlap (Å)
1:D:22:TYR:CE2	1:D:26:LEU:HD11	2.51	0.45
1:D:300:TYR:CG	1:D:354:TYR:HB3	2.51	0.45
1:E:881:PHE:CE2	1:E:1113:ARG:HG3	2.52	0.45
1:F:956:VAL:O	1:G:511:ASP:HB2	2.16	0.45
1:G:22:TYR:CE2	1:G:26:LEU:HD11	2.51	0.45
1:G:881:PHE:CE2	1:G:1113:ARG:HG3	2.51	0.45
1:X:22:TYR:CZ	1:X:26:LEU:HD11	2.52	0.45
1:Y:22:TYR:CZ	1:Y:26:LEU:HD11	2.52	0.45
1:A:881:PHE:CE2	1:A:1113:ARG:HG3	2.51	0.45
1:C:956:VAL:O	1:D:511:ASP:HB2	2.17	0.45
1:C:957:GLN:CG	1:D:512:PRO:HD3	2.46	0.45
1:D:33:ILE:HA	1:D:36:THR:HG23	1.97	0.45
1:F:72:CYS:HA	1:F:92:ALA:HA	1.99	0.45
1:G:72:CYS:HA	1:G:92:ALA:CB	2.47	0.45
1:P:70:THR:CG2	1:Q:65:GLN:HE21	2.29	0.45
1:V:42:GLU:CB	1:W:43:VAL:HG12	2.45	0.45
1:A:72:CYS:HA	1:A:92:ALA:CB	2.46	0.45
1:D:958:THR:CA	1:E:514:LYS:HD2	2.43	0.45
1:E:33:ILE:HA	1:E:36:THR:HG23	1.98	0.45
1:G:1018:GLY:HA3	1:G:1058:TYR:CD1	2.52	0.45
1:J:580:MET:HG3	1:J:629:TRP:CE3	2.51	0.45
1:U:22:TYR:CZ	1:U:26:LEU:HD11	2.52	0.45
1:V:47:THR:CA	1:W:70:THR:O	2.62	0.45
1:A:1018:GLY:HA3	1:A:1058:TYR:CD1	2.52	0.45
1:E:300:TYR:CG	1:E:354:TYR:HB3	2.51	0.45
1:G:1067:TYR:OH	1:K:582:TYR:HE1	1.88	0.45
1:H:68:ARG:NE	1:Y:47:THR:HG23	2.32	0.45
1:I:22:TYR:CZ	1:I:26:LEU:HD11	2.52	0.45
1:P:825:VAL:HG13	1:P:904:VAL:H	1.82	0.45
1:F:300:TYR:CG	1:F:354:TYR:HB3	2.51	0.45
1:F:1003:GLN:OE1	1:G:655:ARG:HG2	2.16	0.45
1:H:451:LEU:HG	1:H:555:LEU:HD21	1.99	0.45
1:K:580:MET:HG3	1:K:629:TRP:CE3	2.51	0.45
1:M:22:TYR:CZ	1:M:26:LEU:HD11	2.52	0.45
1:M:825:VAL:HG13	1:M:904:VAL:H	1.82	0.45
1:N:451:LEU:HG	1:N:555:LEU:HD21	1.99	0.45
1:O:825:VAL:HG13	1:O:904:VAL:H	1.82	0.45
1:P:451:LEU:HG	1:P:555:LEU:HD21	1.99	0.45
1:R:451:LEU:HG	1:R:555:LEU:HD21	1.99	0.45
1:V:451:LEU:HG	1:V:555:LEU:HD21	1.99	0.45
1:V:825:VAL:HG13	1:V:904:VAL:H	1.82	0.45

*Continued on next page...*

*Continued from previous page...*

Atom-1	Atom-2	Interatomic distance (Å)	Clash overlap (Å)
1:C:881:PHE:CE2	1:C:1113:ARG:HG3	2.51	0.45
1:E:960:SER:N	1:F:514:LYS:CE	2.68	0.45
1:F:1056:GLU:HG2	1:G:510:THR:HA	1.98	0.45
1:H:65:GLN:CG	1:Y:42:GLU:OE2	2.64	0.45
1:I:825:VAL:HG13	1:I:904:VAL:H	1.82	0.45
1:J:22:TYR:CZ	1:J:26:LEU:HD11	2.52	0.45
1:O:451:LEU:HG	1:O:555:LEU:HD21	1.99	0.45
1:P:22:TYR:CZ	1:P:26:LEU:HD11	2.52	0.45
1:P:70:THR:CB	1:Q:45:THR:HG23	2.33	0.45
1:T:22:TYR:CZ	1:T:26:LEU:HD11	2.52	0.45
1:D:881:PHE:CE2	1:D:1113:ARG:HG3	2.51	0.45
1:E:22:TYR:CE2	1:E:26:LEU:HD11	2.52	0.45
1:F:1018:GLY:HA3	1:F:1058:TYR:CD1	2.52	0.45
1:I:22:TYR:CZ	1:I:136:VAL:HG21	2.52	0.45
1:J:42:GLU:OE2	1:K:65:GLN:CG	2.65	0.45
1:J:825:VAL:HG13	1:J:904:VAL:H	1.82	0.45
1:K:451:LEU:HG	1:K:555:LEU:HD21	1.99	0.45
1:P:70:THR:CA	1:Q:45:THR:CB	2.91	0.45
1:S:451:LEU:HG	1:S:555:LEU:HD21	1.99	0.45
1:T:22:TYR:CZ	1:T:136:VAL:HG21	2.52	0.45
1:D:72:CYS:SG	1:D:74:VAL:HG12	2.58	0.44
1:D:1018:GLY:HA3	1:D:1058:TYR:CD1	2.52	0.44
1:E:221:ASP:HA	1:E:222:ARG:HH21	1.82	0.44
1:G:505:GLY:HA3	1:G:515:LYS:HA	1.99	0.44
1:I:1002:TRP:CD1	1:I:1008:PHE:CE2	3.06	0.44
1:K:22:TYR:CZ	1:K:26:LEU:HD11	2.52	0.44
1:M:22:TYR:CZ	1:M:136:VAL:HG21	2.53	0.44
1:N:22:TYR:CZ	1:N:136:VAL:HG21	2.52	0.44
1:P:68:ARG:NE	1:Q:47:THR:HG23	2.33	0.44
1:Q:451:LEU:HG	1:Q:555:LEU:HD21	1.99	0.44
1:S:22:TYR:CZ	1:S:26:LEU:HD11	2.52	0.44
1:V:22:TYR:CZ	1:V:26:LEU:HD11	2.52	0.44
1:W:22:TYR:CZ	1:W:136:VAL:HG21	2.53	0.44
1:E:72:CYS:HA	1:E:92:ALA:HA	1.99	0.44
1:E:1003:GLN:NE2	1:F:655:ARG:NH1	2.65	0.44
1:F:1067:TYR:CZ	1:H:582:TYR:CD1	3.04	0.44
1:N:22:TYR:CZ	1:N:26:LEU:HD11	2.52	0.44
1:O:22:TYR:CZ	1:O:136:VAL:HG21	2.53	0.44
1:P:42:GLU:HG2	1:Q:43:VAL:HG12	1.96	0.44
1:U:22:TYR:CZ	1:U:136:VAL:HG21	2.53	0.44
1:E:72:CYS:SG	1:E:74:VAL:HG12	2.58	0.44

*Continued on next page...*

*Continued from previous page...*

Atom-1	Atom-2	Interatomic distance (Å)	Clash overlap (Å)
1:S:22:TYR:CZ	1:S:136:VAL:HG21	2.52	0.44
1:U:1002:TRP:CD1	1:U:1008:PHE:CE2	3.06	0.44
1:V:42:GLU:HB3	1:W:43:VAL:C	2.36	0.44
1:X:1002:TRP:CD1	1:X:1008:PHE:CE2	3.06	0.44
1:Y:1002:TRP:CD1	1:Y:1008:PHE:CE2	3.06	0.44
1:A:22:TYR:CE2	1:A:26:LEU:HD11	2.52	0.44
1:D:505:GLY:HA3	1:D:515:LYS:HA	1.99	0.44
1:F:1003:GLN:CD	1:G:655:ARG:CG	2.82	0.44
1:J:22:TYR:CZ	1:J:136:VAL:HG21	2.52	0.44
1:K:825:VAL:HG13	1:K:904:VAL:H	1.82	0.44
1:L:22:TYR:CZ	1:L:26:LEU:HD11	2.52	0.44
1:N:825:VAL:HG13	1:N:904:VAL:H	1.82	0.44
1:P:42:GLU:HG3	1:Q:65:GLN:NE2	2.28	0.44
1:Q:22:TYR:CZ	1:Q:26:LEU:HD11	2.52	0.44
1:R:22:TYR:CZ	1:R:136:VAL:HG21	2.53	0.44
1:R:335:TRP:CZ2	1:R:336:LYS:HE3	2.53	0.44
1:S:825:VAL:HG13	1:S:904:VAL:H	1.82	0.44
1:S:1002:TRP:CD1	1:S:1008:PHE:CE2	3.06	0.44
1:T:335:TRP:CZ2	1:T:336:LYS:HE3	2.53	0.44
1:V:22:TYR:CZ	1:V:136:VAL:HG21	2.52	0.44
1:V:42:GLU:CD	1:W:65:GLN:HE21	2.14	0.44
1:W:1002:TRP:CD1	1:W:1008:PHE:CE2	3.06	0.44
1:X:825:VAL:HG13	1:X:904:VAL:H	1.82	0.44
1:Y:451:LEU:HG	1:Y:555:LEU:HD21	1.99	0.44
1:Y:825:VAL:HG13	1:Y:904:VAL:H	1.82	0.44
1:C:33:ILE:HA	1:C:36:THR:HG23	1.98	0.44
1:C:145:MET:SD	1:C:149:LYS:HE3	2.58	0.44
1:D:72:CYS:HA	1:D:92:ALA:CB	2.46	0.44
1:F:72:CYS:SG	1:F:74:VAL:HG12	2.58	0.44
1:F:221:ASP:HA	1:F:222:ARG:HH21	1.82	0.44
1:G:72:CYS:HA	1:G:92:ALA:HA	1.99	0.44
1:K:1002:TRP:CD1	1:K:1008:PHE:CE2	3.06	0.44
1:L:451:LEU:HG	1:L:555:LEU:HD21	1.99	0.44
1:N:1002:TRP:CD1	1:N:1008:PHE:CE2	3.06	0.44
1:P:44:TRP:HD1	1:Q:68:ARG:HD2	1.81	0.44
1:Q:335:TRP:CZ2	1:Q:336:LYS:HE3	2.53	0.44
1:T:1002:TRP:CD1	1:T:1008:PHE:CE2	3.06	0.44
1:W:451:LEU:HG	1:W:555:LEU:HD21	1.99	0.44
1:Y:335:TRP:CZ2	1:Y:336:LYS:HE3	2.53	0.44
1:A:72:CYS:SG	1:A:74:VAL:HG12	2.58	0.44
1:A:505:GLY:HA3	1:A:515:LYS:HA	1.99	0.44

*Continued on next page...*

*Continued from previous page...*

Atom-1	Atom-2	Interatomic distance (Å)	Clash overlap (Å)
1:C:72:CYS:SG	1:C:74:VAL:HG12	2.58	0.44
1:D:145:MET:SD	1:D:149:LYS:HE3	2.58	0.44
1:H:864:TRP:HA	1:H:916:PHE:CZ	2.53	0.44
1:L:1002:TRP:CD1	1:L:1008:PHE:CE2	3.06	0.44
1:N:335:TRP:CZ2	1:N:336:LYS:HE3	2.53	0.44
1:O:876:VAL:HG21	1:O:937:LEU:HD11	2.00	0.44
1:P:22:TYR:CZ	1:P:136:VAL:HG21	2.52	0.44
1:P:1002:TRP:CD1	1:P:1008:PHE:CE2	3.06	0.44
1:Q:22:TYR:CZ	1:Q:136:VAL:HG21	2.52	0.44
1:S:876:VAL:HG21	1:S:937:LEU:HD11	2.00	0.44
1:T:864:TRP:HA	1:T:916:PHE:CZ	2.53	0.44
1:U:825:VAL:HG13	1:U:904:VAL:H	1.82	0.44
1:V:70:THR:C	1:W:47:THR:HG22	2.36	0.44
1:A:957:GLN:CG	1:C:512:PRO:HD3	2.48	0.44
1:C:1056:GLU:HG2	1:D:510:THR:HA	2.00	0.44
1:E:505:GLY:HA3	1:E:515:LYS:HA	1.99	0.44
1:E:552:THR:HB	1:E:553:PRO:HD3	2.00	0.44
1:H:22:TYR:CZ	1:H:26:LEU:HD11	2.52	0.44
1:H:1002:TRP:CD1	1:H:1008:PHE:CE2	3.06	0.44
1:J:1002:TRP:CD1	1:J:1008:PHE:CE2	3.06	0.44
1:Q:1002:TRP:CD1	1:Q:1008:PHE:CE2	3.06	0.44
1:V:864:TRP:HA	1:V:916:PHE:CZ	2.53	0.44
1:W:22:TYR:CZ	1:W:26:LEU:HD11	2.52	0.44
1:W:335:TRP:CZ2	1:W:336:LYS:HE3	2.53	0.44
1:X:22:TYR:CZ	1:X:136:VAL:HG21	2.53	0.44
1:A:145:MET:SD	1:A:149:LYS:HE3	2.58	0.44
1:D:221:ASP:HA	1:D:222:ARG:HH21	1.82	0.44
1:G:221:ASP:HA	1:G:222:ARG:HH21	1.82	0.44
1:G:881:PHE:CZ	1:G:1113:ARG:HG3	2.53	0.44
1:H:335:TRP:CZ2	1:H:336:LYS:HE3	2.53	0.44
1:J:335:TRP:CZ2	1:J:336:LYS:HE3	2.53	0.44
1:K:22:TYR:CZ	1:K:136:VAL:HG21	2.53	0.44
1:R:22:TYR:CZ	1:R:26:LEU:HD11	2.52	0.44
1:V:43:VAL:HG12	1:W:42:GLU:HG2	2.00	0.44
1:X:864:TRP:HA	1:X:916:PHE:CZ	2.53	0.44
1:A:72:CYS:HA	1:A:92:ALA:HA	1.98	0.44
1:A:513:ALA:CB	1:G:958:THR:CG2	2.79	0.44
1:A:711:SER:HA	1:A:774:LEU:HD22	2.00	0.44
1:C:72:CYS:HA	1:C:92:ALA:HA	1.99	0.44
1:C:552:THR:HB	1:C:553:PRO:HD3	2.00	0.44
1:D:881:PHE:CZ	1:D:1113:ARG:HG3	2.53	0.44

*Continued on next page...*

*Continued from previous page...*

Atom-1	Atom-2	Interatomic distance (Å)	Clash overlap (Å)
1:F:505:GLY:HA3	1:F:515:LYS:HA	1.99	0.44
1:G:429:LEU:HD22	1:G:454:THR:HG23	2.00	0.44
1:J:748:ARG:HB3	1:J:748:ARG:CZ	2.48	0.44
1:K:335:TRP:CZ2	1:K:336:LYS:HE3	2.53	0.44
1:L:864:TRP:HA	1:L:916:PHE:CZ	2.53	0.44
1:O:22:TYR:CZ	1:O:26:LEU:HD11	2.52	0.44
1:P:68:ARG:NH2	1:Q:45:THR:HG22	2.33	0.44
1:P:68:ARG:CZ	1:Q:47:THR:HG23	2.47	0.44
1:R:825:VAL:HG13	1:R:904:VAL:H	1.82	0.44
1:R:917:HIS:CD2	1:R:925:LYS:HE3	2.53	0.44
1:T:451:LEU:HG	1:T:555:LEU:HD21	1.99	0.44
1:U:864:TRP:HA	1:U:916:PHE:CZ	2.53	0.44
1:V:335:TRP:CZ2	1:V:336:LYS:HE3	2.53	0.44
1:V:876:VAL:HG21	1:V:937:LEU:HD11	2.00	0.44
1:A:956:VAL:O	1:C:511:ASP:HB2	2.18	0.43
1:D:72:CYS:HA	1:D:92:ALA:HA	1.99	0.43
1:D:1071:ARG:CZ	1:D:1071:ARG:HB3	2.48	0.43
1:G:1067:TYR:CZ	1:K:582:TYR:CD1	3.06	0.43
1:G:1071:ARG:CZ	1:G:1071:ARG:HB3	2.48	0.43
1:H:22:TYR:CZ	1:H:136:VAL:HG21	2.53	0.43
1:K:864:TRP:HA	1:K:916:PHE:CZ	2.53	0.43
1:L:22:TYR:CZ	1:L:136:VAL:HG21	2.53	0.43
1:M:1002:TRP:CD1	1:M:1008:PHE:CE2	3.06	0.43
1:O:917:HIS:CD2	1:O:925:LYS:HE3	2.53	0.43
1:P:876:VAL:HG21	1:P:937:LEU:HD11	2.00	0.43
1:Q:864:TRP:HA	1:Q:916:PHE:CZ	2.53	0.43
1:A:958:THR:CA	1:C:514:LYS:HD2	2.47	0.43
1:C:711:SER:HA	1:C:774:LEU:HD22	2.00	0.43
1:D:1067:TYR:OH	1:T:582:TYR:CD1	2.59	0.43
1:F:145:MET:SD	1:F:149:LYS:HE3	2.58	0.43
1:G:145:MET:SD	1:G:149:LYS:HE3	2.58	0.43
1:J:42:GLU:HG2	1:K:43:VAL:HG11	1.99	0.43
1:L:876:VAL:HG21	1:L:937:LEU:HD11	2.00	0.43
1:M:451:LEU:HG	1:M:555:LEU:HD21	1.99	0.43
1:M:864:TRP:HA	1:M:916:PHE:CZ	2.53	0.43
1:N:864:TRP:HA	1:N:916:PHE:CZ	2.53	0.43
1:N:917:HIS:CD2	1:N:925:LYS:HE3	2.54	0.43
1:O:335:TRP:CZ2	1:O:336:LYS:HE3	2.53	0.43
1:P:335:TRP:CZ2	1:P:336:LYS:HE3	2.53	0.43
1:X:748:ARG:HB3	1:X:748:ARG:CZ	2.49	0.43
1:A:508:TYR:CZ	1:A:538:THR:HG22	2.54	0.43

*Continued on next page...*



*Continued from previous page...*

Atom-1	Atom-2	Interatomic distance (Å)	Clash overlap (Å)
1:A:881:PHE:CZ	1:A:1113:ARG:HG3	2.53	0.43
1:C:505:GLY:HA3	1:C:515:LYS:HA	1.99	0.43
1:F:429:LEU:HD22	1:F:454:THR:HG23	2.01	0.43
1:I:451:LEU:HG	1:I:555:LEU:HD21	1.99	0.43
1:J:45:THR:H	1:K:42:GLU:HB2	1.83	0.43
1:J:451:LEU:HG	1:J:555:LEU:HD21	1.99	0.43
1:L:825:VAL:HG13	1:L:904:VAL:H	1.82	0.43
1:M:748:ARG:HB3	1:M:748:ARG:CZ	2.49	0.43
1:P:748:ARG:HB3	1:P:748:ARG:CZ	2.48	0.43
1:U:335:TRP:CZ2	1:U:336:LYS:HE3	2.53	0.43
1:U:451:LEU:HG	1:U:555:LEU:HD21	1.99	0.43
1:U:748:ARG:HB3	1:U:748:ARG:CZ	2.49	0.43
1:Y:748:ARG:HB3	1:Y:748:ARG:CZ	2.48	0.43
1:A:429:LEU:HD22	1:A:454:THR:HG23	2.01	0.43
1:D:552:THR:HB	1:D:553:PRO:HD3	2.00	0.43
1:F:552:THR:HB	1:F:553:PRO:HD3	2.00	0.43
1:G:508:TYR:CZ	1:G:538:THR:HG22	2.54	0.43
1:H:748:ARG:HB3	1:H:748:ARG:CZ	2.49	0.43
1:H:917:HIS:CD2	1:H:925:LYS:HE3	2.54	0.43
1:K:748:ARG:HB3	1:K:748:ARG:CZ	2.49	0.43
1:M:47:THR:OG1	1:N:73:GLY:HA2	2.18	0.43
1:O:1002:TRP:CD1	1:O:1008:PHE:CE2	3.06	0.43
1:R:1002:TRP:CD1	1:R:1008:PHE:CE2	3.06	0.43
1:A:552:THR:HB	1:A:553:PRO:HD3	2.01	0.43
1:A:960:SER:N	1:C:514:LYS:CE	2.67	0.43
1:E:145:MET:SD	1:E:149:LYS:HE3	2.58	0.43
1:E:429:LEU:HD22	1:E:454:THR:HG23	2.01	0.43
1:G:72:CYS:SG	1:G:74:VAL:HG12	2.58	0.43
1:H:45:THR:HB	1:Y:68:ARG:CD	2.47	0.43
1:R:876:VAL:HG21	1:R:937:LEU:HD11	2.00	0.43
1:T:825:VAL:HG13	1:T:904:VAL:H	1.82	0.43
1:U:917:HIS:CD2	1:U:925:LYS:HE3	2.54	0.43
1:V:748:ARG:HB3	1:V:748:ARG:CZ	2.48	0.43
1:W:825:VAL:HG13	1:W:904:VAL:H	1.82	0.43
1:W:864:TRP:HA	1:W:916:PHE:CZ	2.53	0.43
1:Y:22:TYR:CZ	1:Y:136:VAL:HG21	2.52	0.43
1:Y:864:TRP:HA	1:Y:916:PHE:CZ	2.53	0.43
1:C:221:ASP:HA	1:C:222:ARG:HH21	1.82	0.43
1:C:429:LEU:HD22	1:C:454:THR:HG23	2.00	0.43
1:C:508:TYR:CZ	1:C:538:THR:HG22	2.54	0.43
1:D:429:LEU:HD22	1:D:454:THR:HG23	2.00	0.43

*Continued on next page...*

*Continued from previous page...*

Atom-1	Atom-2	Interatomic distance (Å)	Clash overlap (Å)
1:H:42:GLU:CD	1:Y:45:THR:OG1	2.55	0.43
1:H:825:VAL:HG13	1:H:904:VAL:H	1.82	0.43
1:I:864:TRP:HA	1:I:916:PHE:CZ	2.53	0.43
1:J:864:TRP:HA	1:J:916:PHE:CZ	2.53	0.43
1:S:42:GLU:OE2	1:T:65:GLN:CG	2.65	0.43
1:U:893:GLU:CG	1:U:1117:GLN:HA	2.49	0.43
1:V:1002:TRP:CD1	1:V:1008:PHE:CE2	3.06	0.43
1:W:893:GLU:HG3	1:W:1117:GLN:HA	2.01	0.43
1:X:335:TRP:CZ2	1:X:336:LYS:HE3	2.53	0.43
1:F:455:VAL:O	1:F:459:THR:HG23	2.19	0.43
1:F:881:PHE:CZ	1:F:1113:ARG:HG3	2.53	0.43
1:M:335:TRP:CZ2	1:M:336:LYS:HE3	2.53	0.43
1:M:917:HIS:CD2	1:M:925:LYS:HE3	2.54	0.43
1:M:1129:LYS:HA	1:M:1129:LYS:HE3	2.01	0.43
1:O:864:TRP:HA	1:O:916:PHE:CZ	2.53	0.43
1:Q:917:HIS:CD2	1:Q:925:LYS:HE3	2.54	0.43
1:S:893:GLU:HG3	1:S:1117:GLN:HA	2.01	0.43
1:S:917:HIS:CD2	1:S:925:LYS:HE3	2.53	0.43
1:X:451:LEU:HG	1:X:555:LEU:HD21	1.99	0.43
1:A:221:ASP:HA	1:A:222:ARG:HH21	1.82	0.43
1:A:655:ARG:CG	1:G:1003:GLN:CD	2.85	0.43
1:C:881:PHE:CZ	1:C:1113:ARG:HG3	2.53	0.43
1:C:1071:ARG:HB3	1:C:1071:ARG:CZ	2.49	0.43
1:F:958:THR:CG2	1:G:513:ALA:HB3	2.40	0.43
1:H:65:GLN:HE21	1:Y:70:THR:HG21	1.82	0.43
1:I:748:ARG:CZ	1:I:748:ARG:HB3	2.49	0.43
1:J:917:HIS:CD2	1:J:925:LYS:HE3	2.53	0.43
1:K:917:HIS:CD2	1:K:925:LYS:HE3	2.54	0.43
1:M:893:GLU:CG	1:M:1117:GLN:HA	2.49	0.43
1:N:748:ARG:HB3	1:N:748:ARG:CZ	2.49	0.43
1:N:876:VAL:HG21	1:N:937:LEU:HD11	2.00	0.43
1:P:917:HIS:CD2	1:P:925:LYS:HE3	2.54	0.43
1:Q:825:VAL:HG13	1:Q:904:VAL:H	1.82	0.43
1:R:748:ARG:HB3	1:R:748:ARG:CZ	2.48	0.43
1:R:893:GLU:CG	1:R:1117:GLN:HA	2.49	0.43
1:S:748:ARG:HB3	1:S:748:ARG:CZ	2.49	0.43
1:W:748:ARG:HB3	1:W:748:ARG:CZ	2.49	0.43
1:W:917:HIS:CD2	1:W:925:LYS:HE3	2.54	0.43
1:X:893:GLU:CG	1:X:1117:GLN:HA	2.49	0.43
1:Y:876:VAL:HG21	1:Y:937:LEU:HD11	2.00	0.43
1:C:1003:GLN:OE1	1:D:655:ARG:HG2	2.18	0.43

*Continued on next page...*

*Continued from previous page...*

Atom-1	Atom-2	Interatomic distance (Å)	Clash overlap (Å)
1:D:711:SER:HA	1:D:774:LEU:HD22	2.00	0.43
1:D:960:SER:H	1:E:514:LYS:CD	2.31	0.43
1:E:881:PHE:CZ	1:E:1113:ARG:HG3	2.53	0.43
1:E:999:ASP:OD1	1:F:648:PHE:CD2	2.72	0.43
1:E:1071:ARG:HB3	1:E:1071:ARG:CZ	2.48	0.43
1:G:711:SER:HA	1:G:774:LEU:HD22	2.00	0.43
1:L:917:HIS:CD2	1:L:925:LYS:HE3	2.53	0.43
1:O:893:GLU:HG3	1:O:1117:GLN:HA	2.01	0.43
1:T:893:GLU:HG3	1:T:1117:GLN:HA	2.01	0.43
1:G:455:VAL:O	1:G:459:THR:HG23	2.19	0.43
1:I:893:GLU:CG	1:I:1117:GLN:HA	2.49	0.43
1:K:893:GLU:CG	1:K:1117:GLN:HA	2.49	0.43
1:L:335:TRP:CZ2	1:L:336:LYS:HE3	2.53	0.43
1:S:864:TRP:HA	1:S:916:PHE:CZ	2.53	0.43
1:U:876:VAL:HG21	1:U:937:LEU:HD11	2.00	0.43
1:V:1129:LYS:HE3	1:V:1129:LYS:HA	2.01	0.43
1:W:876:VAL:HG21	1:W:937:LEU:HD11	2.00	0.43
1:X:917:HIS:CD2	1:X:925:LYS:HE3	2.54	0.43
1:K:639:ASP:HA	1:K:705:ARG:HH21	1.84	0.42
1:M:876:VAL:HG21	1:M:937:LEU:HD11	2.00	0.42
1:N:893:GLU:HG3	1:N:1117:GLN:HA	2.01	0.42
1:Q:876:VAL:HG21	1:Q:937:LEU:HD11	2.00	0.42
1:Q:893:GLU:HG3	1:Q:1117:GLN:HA	2.01	0.42
1:S:335:TRP:CZ2	1:S:336:LYS:HE3	2.53	0.42
1:A:455:VAL:O	1:A:459:THR:HG23	2.19	0.42
1:A:1071:ARG:HB3	1:A:1071:ARG:CZ	2.48	0.42
1:D:455:VAL:O	1:D:459:THR:HG23	2.19	0.42
1:D:1067:TYR:OH	1:T:579:ASP:OD1	2.36	0.42
1:D:1120:ASN:HA	1:D:1125:LYS:HE3	2.02	0.42
1:E:508:TYR:CZ	1:E:538:THR:HG22	2.54	0.42
1:F:508:TYR:CZ	1:F:538:THR:HG22	2.54	0.42
1:F:1071:ARG:HB3	1:F:1071:ARG:CZ	2.49	0.42
1:I:335:TRP:CZ2	1:I:336:LYS:HE3	2.53	0.42
1:I:876:VAL:HG21	1:I:937:LEU:HD11	2.00	0.42
1:P:864:TRP:HA	1:P:916:PHE:CZ	2.53	0.42
1:U:639:ASP:HA	1:U:705:ARG:HH21	1.85	0.42
1:V:70:THR:HG21	1:W:65:GLN:NE2	2.35	0.42
1:V:893:GLU:HG3	1:V:1117:GLN:HA	2.01	0.42
1:W:893:GLU:CG	1:W:1117:GLN:HA	2.49	0.42
1:E:455:VAL:O	1:E:459:THR:HG23	2.19	0.42
1:H:47:THR:HG23	1:Y:68:ARG:NH2	2.33	0.42

*Continued on next page...*

*Continued from previous page...*

Atom-1	Atom-2	Interatomic distance (Å)	Clash overlap (Å)
1:H:893:GLU:HG3	1:H:1117:GLN:HA	2.01	0.42
1:I:917:HIS:CD2	1:I:925:LYS:HE3	2.54	0.42
1:J:876:VAL:HG21	1:J:937:LEU:HD11	2.00	0.42
1:O:893:GLU:CG	1:O:1117:GLN:HA	2.49	0.42
1:P:893:GLU:HG3	1:P:1117:GLN:HA	2.01	0.42
1:Q:639:ASP:HA	1:Q:705:ARG:HH21	1.85	0.42
1:R:864:TRP:HA	1:R:916:PHE:CZ	2.53	0.42
1:T:639:ASP:HA	1:T:705:ARG:HH21	1.85	0.42
1:T:867:VAL:HG12	1:T:871:MET:SD	2.60	0.42
1:V:867:VAL:HG12	1:V:871:MET:SD	2.60	0.42
1:A:72:CYS:HA	1:A:92:ALA:HB2	2.02	0.42
1:A:655:ARG:HG2	1:G:1003:GLN:OE1	2.20	0.42
1:G:552:THR:HB	1:G:553:PRO:HD3	2.01	0.42
1:H:42:GLU:CB	1:Y:44:TRP:CA	2.89	0.42
1:H:876:VAL:HG21	1:H:937:LEU:HD11	2.00	0.42
1:I:505:GLY:CA	1:I:515:LYS:HA	2.50	0.42
1:I:639:ASP:HA	1:I:705:ARG:HH21	1.85	0.42
1:J:881:PHE:CE1	1:J:892:GLU:HB3	2.55	0.42
1:J:893:GLU:CG	1:J:1117:GLN:HA	2.49	0.42
1:K:881:PHE:CE1	1:K:892:GLU:HB3	2.55	0.42
1:K:893:GLU:HG3	1:K:1117:GLN:HA	2.01	0.42
1:L:1129:LYS:HA	1:L:1129:LYS:HE3	2.01	0.42
1:M:42:GLU:OE2	1:N:65:GLN:CG	2.67	0.42
1:O:881:PHE:CE1	1:O:892:GLU:HB3	2.55	0.42
1:P:505:GLY:CA	1:P:515:LYS:HA	2.50	0.42
1:R:893:GLU:HG3	1:R:1117:GLN:HA	2.01	0.42
1:S:881:PHE:CE1	1:S:892:GLU:HB3	2.55	0.42
1:T:748:ARG:CZ	1:T:748:ARG:HB3	2.49	0.42
1:T:917:HIS:CD2	1:T:925:LYS:HE3	2.54	0.42
1:U:867:VAL:HG12	1:U:871:MET:SD	2.60	0.42
1:V:639:ASP:HA	1:V:705:ARG:HH21	1.85	0.42
1:W:867:VAL:HG12	1:W:871:MET:SD	2.60	0.42
1:X:867:VAL:HG12	1:X:871:MET:SD	2.60	0.42
1:C:72:CYS:HA	1:C:92:ALA:HB2	2.01	0.42
1:C:620:LYS:HA	1:C:620:LYS:HE3	2.02	0.42
1:C:1120:ASN:HA	1:C:1125:LYS:HE3	2.02	0.42
1:F:711:SER:HA	1:F:774:LEU:HD22	2.00	0.42
1:H:893:GLU:CG	1:H:1117:GLN:HA	2.49	0.42
1:P:70:THR:HA	1:Q:47:THR:HG22	2.00	0.42
1:P:333:ASP:HA	1:P:335:TRP:CD1	2.55	0.42
1:P:893:GLU:CG	1:P:1117:GLN:HA	2.49	0.42

*Continued on next page...*

*Continued from previous page...*

Atom-1	Atom-2	Interatomic distance (Å)	Clash overlap (Å)
1:R:333:ASP:HA	1:R:335:TRP:CD1	2.55	0.42
1:S:893:GLU:CG	1:S:1117:GLN:HA	2.49	0.42
1:S:1129:LYS:HE3	1:S:1129:LYS:HA	2.01	0.42
1:U:505:GLY:CA	1:U:515:LYS:HA	2.50	0.42
1:Y:867:VAL:HG12	1:Y:871:MET:SD	2.60	0.42
1:D:508:TYR:CZ	1:D:538:THR:HG22	2.54	0.42
1:D:620:LYS:HA	1:D:620:LYS:HE3	2.02	0.42
1:E:711:SER:HA	1:E:774:LEU:HD22	2.00	0.42
1:H:1129:LYS:HA	1:H:1129:LYS:HE3	2.01	0.42
1:J:40:ASN:HD22	1:K:62:ILE:CG1	2.32	0.42
1:L:639:ASP:HA	1:L:705:ARG:HH21	1.84	0.42
1:L:748:ARG:CZ	1:L:748:ARG:HB3	2.49	0.42
1:M:893:GLU:HG3	1:M:1117:GLN:HA	2.01	0.42
1:Q:505:GLY:CA	1:Q:515:LYS:HA	2.50	0.42
1:Q:748:ARG:CZ	1:Q:748:ARG:HB3	2.49	0.42
1:R:867:VAL:HG12	1:R:871:MET:SD	2.60	0.42
1:S:44:TRP:CD1	1:T:68:ARG:HD2	2.53	0.42
1:S:639:ASP:HA	1:S:705:ARG:HH21	1.85	0.42
1:S:867:VAL:HG12	1:S:871:MET:SD	2.60	0.42
1:T:893:GLU:CG	1:T:1117:GLN:HA	2.49	0.42
1:T:1129:LYS:HA	1:T:1129:LYS:HE3	2.01	0.42
1:V:505:GLY:CA	1:V:515:LYS:HA	2.50	0.42
1:V:917:HIS:CD2	1:V:925:LYS:HE3	2.54	0.42
1:W:333:ASP:HA	1:W:335:TRP:CD1	2.55	0.42
1:W:639:ASP:HA	1:W:705:ARG:HH21	1.85	0.42
1:X:505:GLY:CA	1:X:515:LYS:HA	2.50	0.42
1:X:876:VAL:HG21	1:X:937:LEU:HD11	2.00	0.42
1:X:893:GLU:HG3	1:X:1117:GLN:HA	2.01	0.42
1:Y:917:HIS:CD2	1:Y:925:LYS:HE3	2.53	0.42
1:C:955:PHE:CZ	1:C:1104:MET:SD	3.13	0.42
1:H:867:VAL:HG12	1:H:871:MET:SD	2.60	0.42
1:H:881:PHE:CE1	1:H:892:GLU:HB3	2.55	0.42
1:I:1129:LYS:HA	1:I:1129:LYS:HE3	2.01	0.42
1:J:1129:LYS:HA	1:J:1129:LYS:HE3	2.01	0.42
1:K:1129:LYS:HE3	1:K:1129:LYS:HA	2.01	0.42
1:L:893:GLU:CG	1:L:1117:GLN:HA	2.49	0.42
1:L:893:GLU:HG3	1:L:1117:GLN:HA	2.01	0.42
1:M:333:ASP:HA	1:M:335:TRP:CD1	2.55	0.42
1:N:893:GLU:CG	1:N:1117:GLN:HA	2.49	0.42
1:P:1129:LYS:HA	1:P:1129:LYS:HE3	2.01	0.42
1:Q:867:VAL:HG12	1:Q:871:MET:SD	2.60	0.42

*Continued on next page...*

*Continued from previous page...*

Atom-1	Atom-2	Interatomic distance (Å)	Clash overlap (Å)
1:R:881:PHE:CE1	1:R:892:GLU:HB3	2.55	0.42
1:S:505:GLY:CA	1:S:515:LYS:HA	2.50	0.42
1:T:646:ARG:CZ	1:T:712:ASN:HB3	2.50	0.42
1:V:881:PHE:CE1	1:V:892:GLU:HB3	2.55	0.42
1:W:646:ARG:CZ	1:W:712:ASN:HB3	2.50	0.42
1:Y:505:GLY:CA	1:Y:515:LYS:HA	2.50	0.42
1:C:455:VAL:O	1:C:459:THR:HG23	2.19	0.42
1:F:1008:PHE:CD2	1:F:1010:PRO:HD3	2.55	0.42
1:J:464:PHE:CZ	1:J:468:VAL:HG11	2.55	0.42
1:M:505:GLY:CA	1:M:515:LYS:HA	2.50	0.42
1:M:639:ASP:HA	1:M:705:ARG:HH21	1.84	0.42
1:N:333:ASP:HA	1:N:335:TRP:CD1	2.55	0.42
1:N:639:ASP:HA	1:N:705:ARG:HH21	1.84	0.42
1:O:748:ARG:HB3	1:O:748:ARG:CZ	2.48	0.42
1:P:867:VAL:HG12	1:P:871:MET:SD	2.60	0.42
1:Y:464:PHE:CZ	1:Y:468:VAL:HG11	2.55	0.42
1:A:1120:ASN:HA	1:A:1125:LYS:HE3	2.02	0.42
1:F:44:TRP:CH2	1:F:46:ALA:HA	2.55	0.42
1:G:1008:PHE:CD2	1:G:1010:PRO:HD3	2.55	0.42
1:J:42:GLU:CB	1:K:43:VAL:HG12	2.49	0.42
1:J:132:GLU:HB3	1:J:314:PHE:CZ	2.55	0.42
1:J:639:ASP:HA	1:J:705:ARG:HH21	1.85	0.42
1:M:881:PHE:CE1	1:M:892:GLU:HB3	2.55	0.42
1:P:646:ARG:CZ	1:P:712:ASN:HB3	2.50	0.42
1:Q:333:ASP:HA	1:Q:335:TRP:CD1	2.55	0.42
1:Q:881:PHE:CE1	1:Q:892:GLU:HB3	2.55	0.42
1:S:70:THR:HB	1:T:45:THR:HG23	1.95	0.42
1:S:646:ARG:CZ	1:S:712:ASN:HB3	2.50	0.42
1:T:505:GLY:CA	1:T:515:LYS:HA	2.50	0.42
1:T:876:VAL:HG21	1:T:937:LEU:HD11	2.00	0.42
1:T:881:PHE:CE1	1:T:892:GLU:HB3	2.55	0.42
1:U:1129:LYS:HA	1:U:1129:LYS:HE3	2.01	0.42
1:V:646:ARG:CZ	1:V:712:ASN:HB3	2.50	0.42
1:X:646:ARG:CZ	1:X:712:ASN:HB3	2.50	0.42
1:Y:639:ASP:HA	1:Y:705:ARG:HH21	1.85	0.42
1:A:620:LYS:HA	1:A:620:LYS:HE3	2.02	0.42
1:C:958:THR:CA	1:D:514:LYS:HD2	2.48	0.42
1:E:1120:ASN:HA	1:E:1125:LYS:HE3	2.02	0.42
1:G:72:CYS:HA	1:G:92:ALA:HB2	2.02	0.42
1:G:955:PHE:CZ	1:G:1104:MET:SD	3.13	0.42
1:H:333:ASP:HA	1:H:335:TRP:CD1	2.55	0.42

*Continued on next page...*

*Continued from previous page...*

Atom-1	Atom-2	Interatomic distance (Å)	Clash overlap (Å)
1:I:867:VAL:HG12	1:I:871:MET:SD	2.60	0.42
1:J:505:GLY:CA	1:J:515:LYS:HA	2.50	0.42
1:L:464:PHE:CZ	1:L:468:VAL:HG11	2.55	0.42
1:L:728:TYR:CD1	1:L:736:VAL:HG11	2.55	0.42
1:O:728:TYR:CD1	1:O:736:VAL:HG11	2.55	0.42
1:Q:646:ARG:CZ	1:Q:712:ASN:HB3	2.50	0.42
1:V:893:GLU:CG	1:V:1117:GLN:HA	2.49	0.42
1:W:132:GLU:HB3	1:W:314:PHE:CZ	2.55	0.42
1:Y:893:GLU:CG	1:Y:1117:GLN:HA	2.49	0.42
1:Y:893:GLU:HG3	1:Y:1117:GLN:HA	2.01	0.42
1:Y:1129:LYS:HA	1:Y:1129:LYS:HE3	2.01	0.42
1:A:1008:PHE:CD2	1:A:1010:PRO:HD3	2.55	0.41
1:D:1067:TYR:CE1	1:T:582:TYR:CD1	3.08	0.41
1:G:44:TRP:CH2	1:G:46:ALA:HA	2.55	0.41
1:I:464:PHE:CZ	1:I:468:VAL:HG11	2.55	0.41
1:I:881:PHE:CE1	1:I:892:GLU:HB3	2.55	0.41
1:J:333:ASP:HA	1:J:335:TRP:CD1	2.55	0.41
1:J:674:VAL:HG11	1:J:746:GLN:CG	2.50	0.41
1:K:333:ASP:HA	1:K:335:TRP:CD1	2.55	0.41
1:K:867:VAL:HG12	1:K:871:MET:SD	2.60	0.41
1:M:464:PHE:CZ	1:M:468:VAL:HG11	2.55	0.41
1:M:867:VAL:HG12	1:M:871:MET:SD	2.60	0.41
1:N:505:GLY:CA	1:N:515:LYS:HA	2.50	0.41
1:N:1129:LYS:HA	1:N:1129:LYS:HE3	2.01	0.41
1:R:1129:LYS:HA	1:R:1129:LYS:HE3	2.01	0.41
1:S:728:TYR:CD1	1:S:736:VAL:HG11	2.55	0.41
1:T:132:GLU:HB3	1:T:314:PHE:CZ	2.55	0.41
1:U:333:ASP:HA	1:U:335:TRP:CD1	2.55	0.41
1:Y:132:GLU:HB3	1:Y:314:PHE:CZ	2.55	0.41
1:Y:881:PHE:CE1	1:Y:892:GLU:HB3	2.55	0.41
1:A:955:PHE:CZ	1:A:1104:MET:SD	3.13	0.41
1:D:646:ARG:CZ	1:D:712:ASN:HB3	2.51	0.41
1:G:1120:ASN:HA	1:G:1125:LYS:HE3	2.02	0.41
1:J:867:VAL:HG12	1:J:871:MET:SD	2.60	0.41
1:L:881:PHE:CE1	1:L:892:GLU:HB3	2.55	0.41
1:M:132:GLU:HB3	1:M:314:PHE:CZ	2.55	0.41
1:M:646:ARG:CZ	1:M:712:ASN:HB3	2.50	0.41
1:N:867:VAL:HG12	1:N:871:MET:SD	2.60	0.41
1:N:881:PHE:CE1	1:N:892:GLU:HB3	2.55	0.41
1:O:639:ASP:HA	1:O:705:ARG:HH21	1.84	0.41
1:P:728:TYR:CD1	1:P:736:VAL:HG11	2.55	0.41

*Continued on next page...*

*Continued from previous page...*

Atom-1	Atom-2	Interatomic distance (Å)	Clash overlap (Å)
1:T:464:PHE:CZ	1:T:468:VAL:HG11	2.55	0.41
1:U:132:GLU:HB3	1:U:314:PHE:CZ	2.55	0.41
1:V:333:ASP:HA	1:V:335:TRP:CD1	2.55	0.41
1:X:132:GLU:HB3	1:X:314:PHE:CZ	2.55	0.41
1:X:881:PHE:CE1	1:X:892:GLU:HB3	2.55	0.41
1:X:1129:LYS:HA	1:X:1129:LYS:HE3	2.01	0.41
1:C:1008:PHE:CD2	1:C:1010:PRO:HD3	2.55	0.41
1:D:955:PHE:CZ	1:D:1104:MET:SD	3.13	0.41
1:D:958:THR:HG22	1:E:511:ASP:OD1	2.09	0.41
1:E:646:ARG:CZ	1:E:712:ASN:HB3	2.51	0.41
1:E:1008:PHE:CD2	1:E:1010:PRO:HD3	2.55	0.41
1:H:505:GLY:CA	1:H:515:LYS:HA	2.50	0.41
1:H:646:ARG:CZ	1:H:712:ASN:HB3	2.50	0.41
1:I:893:GLU:HG3	1:I:1117:GLN:HA	2.01	0.41
1:J:40:ASN:HD22	1:K:62:ILE:CD1	2.33	0.41
1:J:893:GLU:HG3	1:J:1117:GLN:HA	2.01	0.41
1:J:1063:CYS:SG	1:J:1075:THR:HG23	2.61	0.41
1:K:505:GLY:CA	1:K:515:LYS:HA	2.50	0.41
1:M:728:TYR:CD1	1:M:736:VAL:HG11	2.55	0.41
1:N:917:HIS:CG	1:N:925:LYS:HE3	2.56	0.41
1:O:505:GLY:CA	1:O:515:LYS:HA	2.50	0.41
1:O:1129:LYS:HA	1:O:1129:LYS:HE3	2.01	0.41
1:Q:728:TYR:CD1	1:Q:736:VAL:HG11	2.55	0.41
1:W:505:GLY:CA	1:W:515:LYS:HA	2.50	0.41
1:Y:333:ASP:HA	1:Y:335:TRP:CD1	2.55	0.41
1:E:52:CYS:SG	1:E:76:CYS:HA	2.61	0.41
1:F:955:PHE:CZ	1:F:1104:MET:SD	3.13	0.41
1:F:1120:ASN:HA	1:F:1125:LYS:HE3	2.02	0.41
1:H:132:GLU:HB3	1:H:314:PHE:CZ	2.55	0.41
1:I:728:TYR:CD1	1:I:736:VAL:HG11	2.55	0.41
1:K:876:VAL:HG21	1:K:937:LEU:HD11	2.00	0.41
1:L:132:GLU:HB3	1:L:314:PHE:CZ	2.55	0.41
1:L:867:VAL:HG12	1:L:871:MET:SD	2.60	0.41
1:O:333:ASP:HA	1:O:335:TRP:CD1	2.55	0.41
1:O:867:VAL:HG12	1:O:871:MET:SD	2.60	0.41
1:P:674:VAL:HG11	1:P:746:GLN:CG	2.50	0.41
1:P:881:PHE:CE1	1:P:892:GLU:HB3	2.55	0.41
1:Q:132:GLU:HB3	1:Q:314:PHE:CZ	2.55	0.41
1:R:132:GLU:HB3	1:R:314:PHE:CZ	2.55	0.41
1:R:505:GLY:CA	1:R:515:LYS:HA	2.50	0.41
1:R:917:HIS:CG	1:R:925:LYS:HE3	2.56	0.41

*Continued on next page...*



*Continued from previous page...*

Atom-1	Atom-2	Interatomic distance (Å)	Clash overlap (Å)
1:T:333:ASP:HA	1:T:335:TRP:CD1	2.55	0.41
1:T:728:TYR:CD1	1:T:736:VAL:HG11	2.55	0.41
1:U:464:PHE:CZ	1:U:468:VAL:HG11	2.55	0.41
1:U:881:PHE:CE1	1:U:892:GLU:HB3	2.55	0.41
1:U:1063:CYS:SG	1:U:1075:THR:HG23	2.61	0.41
1:V:132:GLU:HB3	1:V:314:PHE:CZ	2.55	0.41
1:V:464:PHE:CZ	1:V:468:VAL:HG11	2.55	0.41
1:X:333:ASP:HA	1:X:335:TRP:CD1	2.55	0.41
1:Y:646:ARG:CZ	1:Y:712:ASN:HB3	2.50	0.41
1:Y:1063:CYS:SG	1:Y:1075:THR:HG23	2.61	0.41
1:A:509:GLN:CA	1:G:1084:ARG:CZ	2.70	0.41
1:D:52:CYS:SG	1:D:76:CYS:HA	2.61	0.41
1:E:44:TRP:CH2	1:E:46:ALA:HA	2.55	0.41
1:F:620:LYS:HA	1:F:620:LYS:HE3	2.01	0.41
1:L:505:GLY:CA	1:L:515:LYS:HA	2.50	0.41
1:N:603:PHE:CE1	1:N:691:LEU:HD23	2.56	0.41
1:O:464:PHE:CZ	1:O:468:VAL:HG11	2.55	0.41
1:O:674:VAL:HG11	1:O:746:GLN:CG	2.50	0.41
1:P:639:ASP:HA	1:P:705:ARG:HH21	1.85	0.41
1:Q:1129:LYS:HA	1:Q:1129:LYS:HE3	2.01	0.41
1:R:646:ARG:CZ	1:R:712:ASN:HB3	2.50	0.41
1:U:646:ARG:CZ	1:U:712:ASN:HB3	2.50	0.41
1:W:728:TYR:CD1	1:W:736:VAL:HG11	2.55	0.41
1:W:881:PHE:CE1	1:W:892:GLU:HB3	2.55	0.41
1:W:1129:LYS:HA	1:W:1129:LYS:HE3	2.01	0.41
1:X:464:PHE:CZ	1:X:468:VAL:HG11	2.55	0.41
1:X:674:VAL:HG11	1:X:746:GLN:CG	2.50	0.41
1:X:1063:CYS:SG	1:X:1075:THR:HG23	2.61	0.41
1:Y:93:ALA:HB1	1:Y:105:THR:HA	2.03	0.41
1:Y:674:VAL:HG11	1:Y:746:GLN:CG	2.50	0.41
1:E:1070:ALA:HB1	1:W:498:ASN:HD21	1.86	0.41
1:F:72:CYS:HA	1:F:92:ALA:HB2	2.01	0.41
1:I:646:ARG:CZ	1:I:712:ASN:HB3	2.50	0.41
1:J:93:ALA:HB1	1:J:105:THR:HA	2.03	0.41
1:K:132:GLU:HB3	1:K:314:PHE:CZ	2.55	0.41
1:L:646:ARG:CZ	1:L:712:ASN:HB3	2.50	0.41
1:M:603:PHE:CE1	1:M:691:LEU:HD23	2.56	0.41
1:M:1063:CYS:SG	1:M:1075:THR:HG23	2.61	0.41
1:N:132:GLU:HB3	1:N:314:PHE:CZ	2.55	0.41
1:P:464:PHE:CZ	1:P:468:VAL:HG11	2.55	0.41
1:Q:464:PHE:CZ	1:Q:468:VAL:HG11	2.55	0.41

*Continued on next page...*

*Continued from previous page...*

Atom-1	Atom-2	Interatomic distance (Å)	Clash overlap (Å)
1:Q:893:GLU:CG	1:Q:1117:GLN:HA	2.49	0.41
1:R:464:PHE:CZ	1:R:468:VAL:HG11	2.55	0.41
1:S:47:THR:CB	1:T:73:GLY:HA2	2.50	0.41
1:X:639:ASP:HA	1:X:705:ARG:HH21	1.85	0.41
1:X:728:TYR:CD1	1:X:736:VAL:HG11	2.55	0.41
1:X:812:LYS:HA	1:X:901:GLN:NE2	2.36	0.41
1:D:72:CYS:HA	1:D:92:ALA:HB2	2.02	0.41
1:E:955:PHE:CZ	1:E:1104:MET:SD	3.13	0.41
1:F:646:ARG:CZ	1:F:712:ASN:HB3	2.51	0.41
1:H:62:ILE:HD13	1:Y:70:THR:HG21	1.38	0.41
1:H:1063:CYS:SG	1:H:1075:THR:HG23	2.61	0.41
1:I:132:GLU:HB3	1:I:314:PHE:CZ	2.55	0.41
1:J:68:ARG:NH2	1:K:45:THR:HG22	2.36	0.41
1:K:464:PHE:CZ	1:K:468:VAL:HG11	2.55	0.41
1:K:1063:CYS:SG	1:K:1075:THR:HG23	2.61	0.41
1:M:812:LYS:HA	1:M:901:GLN:NE2	2.36	0.41
1:O:812:LYS:HA	1:O:901:GLN:NE2	2.36	0.41
1:O:917:HIS:CG	1:O:925:LYS:HE3	2.56	0.41
1:P:917:HIS:CG	1:P:925:LYS:HE3	2.56	0.41
1:Q:603:PHE:CE1	1:Q:691:LEU:HD23	2.56	0.41
1:Q:674:VAL:HG11	1:Q:746:GLN:CG	2.50	0.41
1:R:728:TYR:CD1	1:R:736:VAL:HG11	2.55	0.41
1:S:333:ASP:HA	1:S:335:TRP:CD1	2.55	0.41
1:T:812:LYS:HA	1:T:901:GLN:NE2	2.36	0.41
1:U:893:GLU:HG3	1:U:1117:GLN:HA	2.01	0.41
1:W:674:VAL:HG11	1:W:746:GLN:CG	2.50	0.41
1:W:812:LYS:HA	1:W:901:GLN:NE2	2.36	0.41
1:E:620:LYS:HA	1:E:620:LYS:HE3	2.02	0.41
1:G:28:ALA:HA	1:G:353:ARG:CD	2.51	0.41
1:H:93:ALA:HB1	1:H:105:THR:HA	2.03	0.41
1:H:728:TYR:CD1	1:H:736:VAL:HG11	2.55	0.41
1:I:39:HIS:HA	1:I:88:CYS:SG	2.61	0.41
1:J:603:PHE:CE1	1:J:691:LEU:HD23	2.56	0.41
1:J:814:THR:HG21	1:J:821:ALA:C	2.41	0.41
1:L:1063:CYS:SG	1:L:1075:THR:HG23	2.61	0.41
1:M:814:THR:HG21	1:M:821:ALA:C	2.41	0.41
1:N:464:PHE:CZ	1:N:468:VAL:HG11	2.55	0.41
1:O:1063:CYS:SG	1:O:1075:THR:HG23	2.61	0.41
1:P:603:PHE:CE1	1:P:691:LEU:HD23	2.56	0.41
1:P:837:MET:HE1	1:P:915:TYR:CE2	2.55	0.41
1:R:639:ASP:HA	1:R:705:ARG:HH21	1.85	0.41

*Continued on next page...*

*Continued from previous page...*

Atom-1	Atom-2	Interatomic distance (Å)	Clash overlap (Å)
1:R:1063:CYS:SG	1:R:1075:THR:HG23	2.61	0.41
1:S:70:THR:HA	1:T:47:THR:HG22	2.03	0.41
1:S:917:HIS:CG	1:S:925:LYS:HE3	2.56	0.41
1:T:674:VAL:HG11	1:T:746:GLN:CG	2.50	0.41
1:V:728:TYR:CD1	1:V:736:VAL:HG11	2.55	0.41
1:V:1063:CYS:SG	1:V:1075:THR:HG23	2.61	0.41
1:A:44:TRP:CH2	1:A:46:ALA:HA	2.55	0.41
1:C:646:ARG:CZ	1:C:712:ASN:HB3	2.51	0.41
1:D:1070:ALA:HB1	1:T:498:ASN:HD21	1.86	0.41
1:E:72:CYS:HA	1:E:92:ALA:HB2	2.01	0.41
1:E:956:VAL:O	1:F:511:ASP:HB2	2.20	0.41
1:F:28:ALA:HA	1:F:353:ARG:CD	2.51	0.41
1:F:52:CYS:SG	1:F:76:CYS:HA	2.61	0.41
1:F:186:VAL:HG23	1:F:208:TRP:CZ2	2.56	0.41
1:G:518:VAL:HG13	1:G:519:PRO:HD2	2.03	0.41
1:H:639:ASP:HA	1:H:705:ARG:HH21	1.85	0.41
1:I:93:ALA:HB1	1:I:105:THR:HA	2.03	0.41
1:I:603:PHE:CE1	1:I:691:LEU:HD23	2.56	0.41
1:I:1063:CYS:SG	1:I:1075:THR:HG23	2.61	0.41
1:J:68:ARG:CD	1:K:45:THR:HB	2.50	0.41
1:J:391:ALA:HA	1:J:395:HIS:CD2	2.56	0.41
1:J:728:TYR:CD1	1:J:736:VAL:HG11	2.55	0.41
1:J:917:HIS:CG	1:J:925:LYS:HE3	2.56	0.41
1:K:391:ALA:HA	1:K:395:HIS:CD2	2.56	0.41
1:K:646:ARG:CZ	1:K:712:ASN:HB3	2.50	0.41
1:K:917:HIS:CG	1:K:925:LYS:HE3	2.56	0.41
1:M:39:HIS:HA	1:M:88:CYS:SG	2.61	0.41
1:N:39:HIS:HA	1:N:88:CYS:SG	2.61	0.41
1:N:646:ARG:CZ	1:N:712:ASN:HB3	2.50	0.41
1:N:728:TYR:CD1	1:N:736:VAL:HG11	2.55	0.41
1:P:814:THR:HG21	1:P:821:ALA:C	2.41	0.41
1:P:1063:CYS:SG	1:P:1075:THR:HG23	2.61	0.41
1:Q:814:THR:HG21	1:Q:821:ALA:C	2.42	0.41
1:R:93:ALA:HB1	1:R:105:THR:HA	2.03	0.41
1:R:603:PHE:CE1	1:R:691:LEU:HD23	2.56	0.41
1:R:812:LYS:HA	1:R:901:GLN:NE2	2.36	0.41
1:S:132:GLU:HB3	1:S:314:PHE:CZ	2.55	0.41
1:S:812:LYS:HA	1:S:901:GLN:NE2	2.36	0.41
1:U:812:LYS:HA	1:U:901:GLN:NE2	2.36	0.41
1:U:814:THR:HG21	1:U:821:ALA:C	2.41	0.41
1:U:917:HIS:CG	1:U:925:LYS:HE3	2.56	0.41

*Continued on next page...*

*Continued from previous page...*

Atom-1	Atom-2	Interatomic distance (Å)	Clash overlap (Å)
1:V:93:ALA:HB1	1:V:105:THR:HA	2.03	0.41
1:X:93:ALA:HB1	1:X:105:THR:HA	2.03	0.41
1:Y:39:HIS:HA	1:Y:88:CYS:SG	2.61	0.41
1:Y:917:HIS:CG	1:Y:925:LYS:HE3	2.56	0.41
1:A:28:ALA:HA	1:A:353:ARG:CD	2.51	0.41
1:A:52:CYS:SG	1:A:76:CYS:HA	2.61	0.41
1:C:52:CYS:SG	1:C:76:CYS:HA	2.61	0.41
1:C:1088:GLN:HG2	1:D:538:THR:HG23	2.02	0.41
1:D:1008:PHE:CD2	1:D:1010:PRO:HD3	2.55	0.41
1:E:518:VAL:HG13	1:E:519:PRO:HD2	2.03	0.41
1:F:1003:GLN:CD	1:G:655:ARG:CD	2.21	0.41
1:H:39:HIS:HA	1:H:88:CYS:SG	2.61	0.41
1:H:391:ALA:HA	1:H:395:HIS:CD2	2.56	0.41
1:H:464:PHE:CZ	1:H:468:VAL:HG11	2.55	0.41
1:H:603:PHE:CE1	1:H:691:LEU:HD23	2.56	0.41
1:I:333:ASP:HA	1:I:335:TRP:CD1	2.55	0.41
1:J:39:HIS:HA	1:J:88:CYS:SG	2.61	0.41
1:J:812:LYS:HA	1:J:901:GLN:NE2	2.36	0.41
1:K:552:THR:HB	1:K:553:PRO:HD3	2.04	0.41
1:K:603:PHE:CE1	1:K:691:LEU:HD23	2.56	0.41
1:Q:917:HIS:CG	1:Q:925:LYS:HE3	2.56	0.41
1:R:391:ALA:HA	1:R:395:HIS:CD2	2.56	0.41
1:R:814:THR:HG21	1:R:821:ALA:C	2.41	0.41
1:T:603:PHE:CE1	1:T:691:LEU:HD23	2.56	0.41
1:U:39:HIS:HA	1:U:88:CYS:SG	2.61	0.41
1:W:464:PHE:CZ	1:W:468:VAL:HG11	2.55	0.41
1:X:687:ILE:HA	1:X:690:LYS:HE3	2.03	0.41
1:D:186:VAL:HG23	1:D:208:TRP:CZ2	2.56	0.40
1:E:28:ALA:HA	1:E:353:ARG:CD	2.51	0.40
1:E:186:VAL:HG23	1:E:208:TRP:CZ2	2.56	0.40
1:F:872:GLU:HA	1:F:937:LEU:HD13	2.03	0.40
1:G:52:CYS:SG	1:G:76:CYS:HA	2.61	0.40
1:G:980:PHE:CE2	1:G:989:LYS:HB2	2.56	0.40
1:K:93:ALA:HB1	1:K:105:THR:HA	2.03	0.40
1:L:333:ASP:HA	1:L:335:TRP:CD1	2.55	0.40
1:M:687:ILE:HA	1:M:690:LYS:HE3	2.04	0.40
1:N:814:THR:HG21	1:N:821:ALA:C	2.41	0.40
1:O:603:PHE:CE1	1:O:691:LEU:HD23	2.56	0.40
1:P:39:HIS:HA	1:P:88:CYS:SG	2.61	0.40
1:P:132:GLU:HB3	1:P:314:PHE:CZ	2.55	0.40
1:P:391:ALA:HA	1:P:395:HIS:CD2	2.56	0.40

*Continued on next page...*

*Continued from previous page...*

Atom-1	Atom-2	Interatomic distance (Å)	Clash overlap (Å)
1:Q:552:THR:HB	1:Q:553:PRO:HD3	2.03	0.40
1:R:674:VAL:HG11	1:R:746:GLN:CG	2.50	0.40
1:S:39:HIS:HA	1:S:88:CYS:SG	2.61	0.40
1:S:464:PHE:CZ	1:S:468:VAL:HG11	2.55	0.40
1:S:814:THR:HG21	1:S:821:ALA:C	2.41	0.40
1:S:837:MET:HE1	1:S:915:TYR:CE2	2.55	0.40
1:S:1063:CYS:SG	1:S:1075:THR:HG23	2.61	0.40
1:T:1063:CYS:SG	1:T:1075:THR:HG23	2.61	0.40
1:U:391:ALA:HA	1:U:395:HIS:CD2	2.56	0.40
1:U:603:PHE:CE1	1:U:691:LEU:HD23	2.56	0.40
1:U:728:TYR:CD1	1:U:736:VAL:HG11	2.55	0.40
1:U:868:MET:HA	1:U:871:MET:SD	2.62	0.40
1:V:674:VAL:HG11	1:V:746:GLN:CG	2.50	0.40
1:W:39:HIS:HA	1:W:88:CYS:SG	2.61	0.40
1:W:980:PHE:CE2	1:W:989:LYS:HB3	2.57	0.40
1:X:391:ALA:HA	1:X:395:HIS:CD2	2.56	0.40
1:X:603:PHE:CE1	1:X:691:LEU:HD23	2.56	0.40
1:C:44:TRP:CH2	1:C:46:ALA:HA	2.55	0.40
1:D:872:GLU:HA	1:D:937:LEU:HD13	2.03	0.40
1:E:505:GLY:CA	1:E:515:LYS:HA	2.51	0.40
1:E:999:ASP:OD1	1:F:648:PHE:HD2	2.05	0.40
1:F:1070:ALA:HB1	1:H:498:ASN:HD21	1.86	0.40
1:G:505:GLY:CA	1:G:515:LYS:HA	2.51	0.40
1:H:812:LYS:HA	1:H:901:GLN:NE2	2.36	0.40
1:I:812:LYS:HA	1:I:901:GLN:NE2	2.36	0.40
1:J:837:MET:HE1	1:J:915:TYR:CE2	2.57	0.40
1:K:814:THR:HG21	1:K:821:ALA:C	2.41	0.40
1:L:674:VAL:HG11	1:L:746:GLN:CG	2.50	0.40
1:L:687:ILE:HA	1:L:690:LYS:HE3	2.03	0.40
1:L:917:HIS:CG	1:L:925:LYS:HE3	2.56	0.40
1:N:552:THR:HB	1:N:553:PRO:HD3	2.03	0.40
1:N:1063:CYS:SG	1:N:1075:THR:HG23	2.61	0.40
1:O:132:GLU:HB3	1:O:314:PHE:CZ	2.55	0.40
1:P:687:ILE:HA	1:P:690:LYS:HE3	2.03	0.40
1:S:868:MET:HA	1:S:871:MET:SD	2.62	0.40
1:T:93:ALA:HB1	1:T:105:THR:HA	2.03	0.40
1:U:93:ALA:HB1	1:U:105:THR:HA	2.03	0.40
1:Y:391:ALA:HA	1:Y:395:HIS:CD2	2.57	0.40
1:Y:603:PHE:CE1	1:Y:691:LEU:HD23	2.56	0.40
1:Y:728:TYR:CD1	1:Y:736:VAL:HG11	2.56	0.40
1:A:505:GLY:CA	1:A:515:LYS:HA	2.51	0.40

*Continued on next page...*

*Continued from previous page...*

Atom-1	Atom-2	Interatomic distance (Å)	Clash overlap (Å)
1:A:514:LYS:HD2	1:G:958:THR:CA	2.48	0.40
1:A:646:ARG:CZ	1:A:712:ASN:HB3	2.51	0.40
1:A:872:GLU:HA	1:A:937:LEU:HD13	2.04	0.40
1:C:28:ALA:HA	1:C:353:ARG:CD	2.51	0.40
1:D:44:TRP:CH2	1:D:46:ALA:HA	2.55	0.40
1:E:872:GLU:HA	1:E:937:LEU:HD13	2.04	0.40
1:F:1088:GLN:HG2	1:G:538:THR:HG23	2.02	0.40
1:G:620:LYS:HE3	1:G:620:LYS:HA	2.02	0.40
1:H:674:VAL:HG11	1:H:746:GLN:CG	2.50	0.40
1:H:917:HIS:CG	1:H:925:LYS:HE3	2.56	0.40
1:H:980:PHE:CE2	1:H:989:LYS:HB3	2.57	0.40
1:L:812:LYS:HA	1:L:901:GLN:NE2	2.36	0.40
1:N:674:VAL:HG11	1:N:746:GLN:CG	2.50	0.40
1:O:868:MET:HA	1:O:871:MET:SD	2.62	0.40
1:P:812:LYS:HA	1:P:901:GLN:NE2	2.36	0.40
1:Q:812:LYS:HA	1:Q:901:GLN:NE2	2.36	0.40
1:T:39:HIS:HA	1:T:88:CYS:SG	2.61	0.40
1:V:812:LYS:HA	1:V:901:GLN:NE2	2.36	0.40
1:W:1063:CYS:SG	1:W:1075:THR:HG23	2.61	0.40
1:Y:814:THR:HG21	1:Y:821:ALA:C	2.41	0.40
1:A:509:GLN:HA	1:G:1084:ARG:NE	2.34	0.40
1:A:724:ASP:HB3	1:A:728:TYR:CE2	2.57	0.40
1:A:980:PHE:CE2	1:A:989:LYS:HB2	2.56	0.40
1:C:505:GLY:CA	1:C:515:LYS:HA	2.51	0.40
1:C:1008:PHE:CG	1:C:1010:PRO:HD3	2.57	0.40
1:D:1084:ARG:NE	1:E:509:GLN:HA	2.29	0.40
1:E:1067:TYR:CZ	1:W:582:TYR:CD1	3.09	0.40
1:E:1070:ALA:CB	1:W:498:ASN:HD21	2.35	0.40
1:F:980:PHE:CE2	1:F:989:LYS:HB2	2.56	0.40
1:G:646:ARG:CZ	1:G:712:ASN:HB3	2.51	0.40
1:G:1008:PHE:CG	1:G:1010:PRO:HD3	2.57	0.40
1:H:43:VAL:CG1	1:Y:42:GLU:OE2	2.69	0.40
1:H:814:THR:HG21	1:H:821:ALA:C	2.41	0.40
1:I:391:ALA:HA	1:I:395:HIS:CD2	2.56	0.40
1:I:917:HIS:CG	1:I:925:LYS:HE3	2.56	0.40
1:J:646:ARG:CZ	1:J:712:ASN:HB3	2.50	0.40
1:L:603:PHE:CE1	1:L:691:LEU:HD23	2.56	0.40
1:M:93:ALA:HB1	1:M:105:THR:HA	2.03	0.40
1:M:980:PHE:CE2	1:M:989:LYS:HB3	2.57	0.40
1:N:93:ALA:HB1	1:N:105:THR:HA	2.03	0.40
1:P:552:THR:HB	1:P:553:PRO:HD3	2.03	0.40

*Continued on next page...*

*Continued from previous page...*

Atom-1	Atom-2	Interatomic distance (Å)	Clash overlap (Å)
1:P:980:PHE:CE2	1:P:989:LYS:HB3	2.57	0.40
1:Q:93:ALA:HB1	1:Q:105:THR:HA	2.03	0.40
1:S:496:ILE:HG22	1:S:503:LEU:HD13	2.04	0.40
1:S:603:PHE:CE1	1:S:691:LEU:HD23	2.56	0.40
1:S:980:PHE:CE2	1:S:989:LYS:HB3	2.57	0.40
1:T:496:ILE:HG22	1:T:503:LEU:HD13	2.04	0.40
1:U:980:PHE:CE2	1:U:989:LYS:HB3	2.57	0.40
1:W:813:GLY:HA2	1:W:898:THR:OG1	2.22	0.40
1:W:814:THR:HG21	1:W:821:ALA:C	2.41	0.40
1:W:917:HIS:CG	1:W:925:LYS:HE3	2.56	0.40
1:X:533:TRP:CZ2	1:X:583:ALA:CB	3.05	0.40
1:X:917:HIS:CG	1:X:925:LYS:HE3	2.56	0.40
1:A:186:VAL:HG23	1:A:208:TRP:CZ2	2.56	0.40
1:A:999:ASP:OD1	1:C:648:PHE:CD2	2.75	0.40
1:A:1008:PHE:CG	1:A:1010:PRO:HD3	2.57	0.40
1:F:163:ILE:HG22	1:F:165:ILE:HG13	2.04	0.40
1:G:186:VAL:HG23	1:G:208:TRP:CZ2	2.56	0.40
1:H:45:THR:HB	1:Y:70:THR:HA	1.99	0.40
1:H:47:THR:CG2	1:Y:73:GLY:CA	2.61	0.40
1:H:552:THR:HB	1:H:553:PRO:HD3	2.04	0.40
1:J:552:THR:HB	1:J:553:PRO:HD3	2.03	0.40
1:K:39:HIS:HA	1:K:88:CYS:SG	2.61	0.40
1:K:728:TYR:CD1	1:K:736:VAL:HG11	2.55	0.40
1:K:812:LYS:HA	1:K:901:GLN:NE2	2.36	0.40
1:L:923:LEU:HD13	1:L:927:PHE:CE1	2.57	0.40
1:M:391:ALA:HA	1:M:395:HIS:CD2	2.56	0.40
1:M:552:THR:HB	1:M:553:PRO:HD3	2.03	0.40
1:N:812:LYS:HA	1:N:901:GLN:NE2	2.36	0.40
1:O:496:ILE:HG22	1:O:503:LEU:HD13	2.04	0.40
1:P:813:GLY:HA2	1:P:898:THR:OG1	2.22	0.40
1:S:391:ALA:HA	1:S:395:HIS:CD2	2.56	0.40
1:U:687:ILE:HA	1:U:690:LYS:HE3	2.03	0.40
1:V:39:HIS:HA	1:V:88:CYS:SG	2.61	0.40
1:X:980:PHE:CE2	1:X:989:LYS:HB3	2.57	0.40
1:Y:923:LEU:HD13	1:Y:927:PHE:CE1	2.57	0.40

There are no symmetry-related clashes.

## 5.3 Torsion angles

### 5.3.1 Protein backbone

In the following table, the Percentiles column shows the percent Ramachandran outliers of the chain as a percentile score with respect to all PDB entries followed by that with respect to all EM entries.

The Analysed column shows the number of residues for which the backbone conformation was analysed, and the total number of residues.

Mol	Chain	Analysed	Favoured	Allowed	Outliers	Percentiles	
1	A	1130/1154 (98%)	1060 (94%)	60 (5%)	10 (1%)	17	57
1	C	1130/1154 (98%)	1059 (94%)	61 (5%)	10 (1%)	17	57
1	D	1130/1154 (98%)	1060 (94%)	60 (5%)	10 (1%)	17	57
1	E	1130/1154 (98%)	1060 (94%)	60 (5%)	10 (1%)	17	57
1	F	1130/1154 (98%)	1060 (94%)	60 (5%)	10 (1%)	17	57
1	G	1130/1154 (98%)	1060 (94%)	60 (5%)	10 (1%)	17	57
1	H	1130/1154 (98%)	1030 (91%)	85 (8%)	15 (1%)	12	48
1	I	1130/1154 (98%)	1030 (91%)	85 (8%)	15 (1%)	12	48
1	J	1130/1154 (98%)	1030 (91%)	86 (8%)	14 (1%)	13	50
1	K	1130/1154 (98%)	1029 (91%)	87 (8%)	14 (1%)	13	50
1	L	1130/1154 (98%)	1030 (91%)	85 (8%)	15 (1%)	12	48
1	M	1130/1154 (98%)	1030 (91%)	86 (8%)	14 (1%)	13	50
1	N	1130/1154 (98%)	1031 (91%)	85 (8%)	14 (1%)	13	50
1	O	1130/1154 (98%)	1030 (91%)	85 (8%)	15 (1%)	12	48
1	P	1130/1154 (98%)	1030 (91%)	85 (8%)	15 (1%)	12	48
1	Q	1130/1154 (98%)	1029 (91%)	87 (8%)	14 (1%)	13	50
1	R	1130/1154 (98%)	1030 (91%)	85 (8%)	15 (1%)	12	48
1	S	1130/1154 (98%)	1030 (91%)	86 (8%)	14 (1%)	13	50
1	T	1130/1154 (98%)	1030 (91%)	85 (8%)	15 (1%)	12	48
1	U	1130/1154 (98%)	1031 (91%)	84 (7%)	15 (1%)	12	48
1	V	1130/1154 (98%)	1030 (91%)	85 (8%)	15 (1%)	12	48
1	W	1130/1154 (98%)	1031 (91%)	84 (7%)	15 (1%)	12	48
1	X	1130/1154 (98%)	1029 (91%)	86 (8%)	15 (1%)	12	48
1	Y	1130/1154 (98%)	1030 (91%)	85 (8%)	15 (1%)	12	48
All	All	27120/27696 (98%)	24899 (92%)	1897 (7%)	324 (1%)	17	50



All (324) Ramachandran outliers are listed below:

Mol	Chain	Res	Type
1	A	894	ALA
1	C	894	ALA
1	D	894	ALA
1	E	894	ALA
1	F	894	ALA
1	G	894	ALA
1	H	899	PRO
1	I	899	PRO
1	J	899	PRO
1	K	899	PRO
1	L	899	PRO
1	M	899	PRO
1	N	899	PRO
1	O	899	PRO
1	P	899	PRO
1	Q	899	PRO
1	R	899	PRO
1	S	899	PRO
1	T	899	PRO
1	U	899	PRO
1	V	899	PRO
1	W	899	PRO
1	X	899	PRO
1	Y	899	PRO
1	A	397	THR
1	A	895	LYS
1	C	397	THR
1	C	895	LYS
1	D	397	THR
1	D	895	LYS
1	E	397	THR
1	E	895	LYS
1	F	397	THR
1	F	895	LYS
1	G	397	THR
1	G	895	LYS
1	H	84	LEU
1	H	333	ASP
1	H	505	GLY
1	H	891	ARG
1	I	84	LEU
1	I	333	ASP

*Continued on next page...*

*Continued from previous page...*

<b>Mol</b>	<b>Chain</b>	<b>Res</b>	<b>Type</b>
1	I	505	GLY
1	I	891	ARG
1	J	84	LEU
1	J	333	ASP
1	J	505	GLY
1	J	891	ARG
1	K	84	LEU
1	K	333	ASP
1	K	505	GLY
1	K	891	ARG
1	L	84	LEU
1	L	333	ASP
1	L	505	GLY
1	L	891	ARG
1	M	84	LEU
1	M	333	ASP
1	M	505	GLY
1	M	891	ARG
1	N	84	LEU
1	N	333	ASP
1	N	505	GLY
1	N	891	ARG
1	O	84	LEU
1	O	333	ASP
1	O	505	GLY
1	O	891	ARG
1	P	84	LEU
1	P	333	ASP
1	P	505	GLY
1	P	891	ARG
1	Q	84	LEU
1	Q	333	ASP
1	Q	505	GLY
1	Q	891	ARG
1	R	84	LEU
1	R	333	ASP
1	R	505	GLY
1	R	891	ARG
1	S	84	LEU
1	S	333	ASP
1	S	505	GLY
1	S	891	ARG

*Continued on next page...*

*Continued from previous page...*

<b>Mol</b>	<b>Chain</b>	<b>Res</b>	<b>Type</b>
1	T	84	LEU
1	T	333	ASP
1	T	505	GLY
1	T	891	ARG
1	U	84	LEU
1	U	333	ASP
1	U	505	GLY
1	U	891	ARG
1	V	84	LEU
1	V	333	ASP
1	V	505	GLY
1	V	891	ARG
1	W	84	LEU
1	W	333	ASP
1	W	505	GLY
1	W	891	ARG
1	X	84	LEU
1	X	333	ASP
1	X	505	GLY
1	X	891	ARG
1	Y	84	LEU
1	Y	333	ASP
1	Y	505	GLY
1	Y	891	ARG
1	A	1071	ARG
1	C	1071	ARG
1	D	1071	ARG
1	E	1071	ARG
1	F	1071	ARG
1	G	1071	ARG
1	H	157	SER
1	H	262	GLY
1	H	296	LYS
1	I	157	SER
1	I	262	GLY
1	I	296	LYS
1	J	157	SER
1	J	262	GLY
1	J	296	LYS
1	K	157	SER
1	K	262	GLY
1	K	296	LYS

*Continued on next page...*

*Continued from previous page...*

<b>Mol</b>	<b>Chain</b>	<b>Res</b>	<b>Type</b>
1	L	157	SER
1	L	262	GLY
1	L	296	LYS
1	M	157	SER
1	M	262	GLY
1	M	296	LYS
1	N	157	SER
1	N	262	GLY
1	N	296	LYS
1	O	157	SER
1	O	262	GLY
1	O	296	LYS
1	P	157	SER
1	P	262	GLY
1	P	296	LYS
1	Q	157	SER
1	Q	262	GLY
1	Q	296	LYS
1	R	157	SER
1	R	262	GLY
1	R	296	LYS
1	S	157	SER
1	S	262	GLY
1	S	296	LYS
1	T	157	SER
1	T	262	GLY
1	T	296	LYS
1	U	157	SER
1	U	262	GLY
1	U	296	LYS
1	V	157	SER
1	V	262	GLY
1	V	296	LYS
1	W	157	SER
1	W	262	GLY
1	W	296	LYS
1	X	157	SER
1	X	262	GLY
1	X	296	LYS
1	Y	157	SER
1	Y	262	GLY
1	Y	296	LYS

*Continued on next page...*

*Continued from previous page...*

<b>Mol</b>	<b>Chain</b>	<b>Res</b>	<b>Type</b>
1	A	885	LEU
1	A	1119	SER
1	A	1140	GLY
1	C	885	LEU
1	C	981	THR
1	C	1119	SER
1	C	1140	GLY
1	D	885	LEU
1	D	1119	SER
1	D	1140	GLY
1	E	885	LEU
1	E	1119	SER
1	E	1140	GLY
1	F	885	LEU
1	F	981	THR
1	F	1119	SER
1	F	1140	GLY
1	G	885	LEU
1	G	981	THR
1	G	1119	SER
1	G	1140	GLY
1	H	731	LYS
1	H	880	GLU
1	I	731	LYS
1	I	880	GLU
1	J	731	LYS
1	J	880	GLU
1	K	731	LYS
1	K	880	GLU
1	L	731	LYS
1	L	880	GLU
1	M	731	LYS
1	M	880	GLU
1	N	731	LYS
1	N	880	GLU
1	O	731	LYS
1	O	880	GLU
1	P	731	LYS
1	P	880	GLU
1	Q	731	LYS
1	Q	880	GLU
1	R	731	LYS

*Continued on next page...*

*Continued from previous page...*

<b>Mol</b>	<b>Chain</b>	<b>Res</b>	<b>Type</b>
1	R	880	GLU
1	S	731	LYS
1	S	880	GLU
1	T	731	LYS
1	T	880	GLU
1	U	731	LYS
1	U	880	GLU
1	V	731	LYS
1	V	880	GLU
1	W	731	LYS
1	W	880	GLU
1	X	731	LYS
1	X	880	GLU
1	Y	731	LYS
1	Y	880	GLU
1	A	981	THR
1	A	1144	PRO
1	C	1144	PRO
1	D	981	THR
1	D	1144	PRO
1	E	981	THR
1	E	1144	PRO
1	F	1144	PRO
1	G	1144	PRO
1	H	1071	ARG
1	I	1071	ARG
1	J	1071	ARG
1	K	1071	ARG
1	L	1071	ARG
1	M	903	ALA
1	M	1071	ARG
1	N	1071	ARG
1	O	903	ALA
1	O	1071	ARG
1	P	1071	ARG
1	Q	1071	ARG
1	R	1071	ARG
1	S	903	ALA
1	S	1071	ARG
1	T	1071	ARG
1	U	903	ALA
1	U	1071	ARG

*Continued on next page...*

*Continued from previous page...*

<b>Mol</b>	<b>Chain</b>	<b>Res</b>	<b>Type</b>
1	V	903	ALA
1	V	1071	ARG
1	W	1071	ARG
1	X	1025	LYS
1	X	1071	ARG
1	Y	1071	ARG
1	H	183	ASP
1	H	896	SER
1	H	903	ALA
1	H	1025	LYS
1	I	183	ASP
1	I	896	SER
1	I	903	ALA
1	I	1025	LYS
1	J	183	ASP
1	J	896	SER
1	J	903	ALA
1	K	183	ASP
1	K	896	SER
1	K	903	ALA
1	L	183	ASP
1	L	896	SER
1	L	903	ALA
1	L	1025	LYS
1	M	183	ASP
1	M	896	SER
1	N	183	ASP
1	N	896	SER
1	N	903	ALA
1	O	183	ASP
1	O	896	SER
1	O	1025	LYS
1	P	183	ASP
1	P	896	SER
1	P	903	ALA
1	P	1025	LYS
1	Q	183	ASP
1	Q	896	SER
1	Q	903	ALA
1	R	183	ASP
1	R	896	SER
1	R	903	ALA

*Continued on next page...*

*Continued from previous page...*

Mol	Chain	Res	Type
1	R	1025	LYS
1	S	183	ASP
1	S	1025	LYS
1	T	183	ASP
1	T	896	SER
1	T	903	ALA
1	T	1025	LYS
1	U	183	ASP
1	U	896	SER
1	U	1025	LYS
1	V	183	ASP
1	V	896	SER
1	V	1025	LYS
1	W	183	ASP
1	W	896	SER
1	W	903	ALA
1	W	1025	LYS
1	X	183	ASP
1	X	896	SER
1	X	903	ALA
1	Y	183	ASP
1	Y	896	SER
1	Y	903	ALA
1	Y	1025	LYS
1	A	963	GLY
1	C	963	GLY
1	D	963	GLY
1	E	963	GLY
1	F	963	GLY
1	G	963	GLY

### 5.3.2 Protein sidechains [i](#)

In the following table, the Percentiles column shows the percent sidechain outliers of the chain as a percentile score with respect to all PDB entries followed by that with respect to all EM entries.

The Analysed column shows the number of residues for which the sidechain conformation was analysed, and the total number of residues.

Mol	Chain	Analysed	Rotameric	Outliers	Percentiles
1	A	1006/1022 (98%)	968 (96%)	38 (4%)	33 57

*Continued on next page...*



*Continued from previous page...*

Mol	Chain	Analysed	Rotameric	Outliers	Percentiles	
1	C	1006/1022 (98%)	968 (96%)	38 (4%)	33	57
1	D	1006/1022 (98%)	967 (96%)	39 (4%)	32	56
1	E	1006/1022 (98%)	968 (96%)	38 (4%)	33	57
1	F	1006/1022 (98%)	968 (96%)	38 (4%)	33	57
1	G	1006/1022 (98%)	967 (96%)	39 (4%)	32	56
1	H	1006/1022 (98%)	946 (94%)	60 (6%)	19	44
1	I	1006/1022 (98%)	946 (94%)	60 (6%)	19	44
1	J	1006/1022 (98%)	946 (94%)	60 (6%)	19	44
1	K	1006/1022 (98%)	946 (94%)	60 (6%)	19	44
1	L	1006/1022 (98%)	946 (94%)	60 (6%)	19	44
1	M	1006/1022 (98%)	946 (94%)	60 (6%)	19	44
1	N	1006/1022 (98%)	946 (94%)	60 (6%)	19	44
1	O	1006/1022 (98%)	946 (94%)	60 (6%)	19	44
1	P	1006/1022 (98%)	946 (94%)	60 (6%)	19	44
1	Q	1006/1022 (98%)	946 (94%)	60 (6%)	19	44
1	R	1006/1022 (98%)	946 (94%)	60 (6%)	19	44
1	S	1006/1022 (98%)	946 (94%)	60 (6%)	19	44
1	T	1006/1022 (98%)	946 (94%)	60 (6%)	19	44
1	U	1006/1022 (98%)	946 (94%)	60 (6%)	19	44
1	V	1006/1022 (98%)	946 (94%)	60 (6%)	19	44
1	W	1006/1022 (98%)	946 (94%)	60 (6%)	19	44
1	X	1006/1022 (98%)	946 (94%)	60 (6%)	19	44
1	Y	1006/1022 (98%)	946 (94%)	60 (6%)	19	44
All	All	24144/24528 (98%)	22834 (95%)	1310 (5%)	26	47

All (1310) residues with a non-rotameric sidechain are listed below:

Mol	Chain	Res	Type
1	A	68	ARG
1	A	81	GLN
1	A	95	LYS
1	A	115	ARG
1	A	158	LYS
1	A	217	HIS

*Continued on next page...*

*Continued from previous page...*

<b>Mol</b>	<b>Chain</b>	<b>Res</b>	<b>Type</b>
1	A	222	ARG
1	A	224	LYS
1	A	248	ASP
1	A	313	HIS
1	A	338	TYR
1	A	416	GLU
1	A	494	GLU
1	A	508	TYR
1	A	531	ASP
1	A	558	PHE
1	A	560	GLN
1	A	582	TYR
1	A	584	MET
1	A	602	HIS
1	A	615	GLU
1	A	620	LYS
1	A	663	GLN
1	A	686	GLU
1	A	754	MET
1	A	756	GLU
1	A	773	GLU
1	A	802	ARG
1	A	823	SER
1	A	886	LYS
1	A	891	ARG
1	A	915	TYR
1	A	933	ASP
1	A	980	PHE
1	A	1069	PHE
1	A	1072	GLU
1	A	1074	ARG
1	A	1129	LYS
1	C	68	ARG
1	C	81	GLN
1	C	95	LYS
1	C	115	ARG
1	C	158	LYS
1	C	217	HIS
1	C	222	ARG
1	C	224	LYS
1	C	248	ASP
1	C	313	HIS

*Continued on next page...*

*Continued from previous page...*

<b>Mol</b>	<b>Chain</b>	<b>Res</b>	<b>Type</b>
1	C	338	TYR
1	C	416	GLU
1	C	494	GLU
1	C	508	TYR
1	C	531	ASP
1	C	558	PHE
1	C	560	GLN
1	C	582	TYR
1	C	584	MET
1	C	602	HIS
1	C	615	GLU
1	C	620	LYS
1	C	663	GLN
1	C	686	GLU
1	C	754	MET
1	C	756	GLU
1	C	773	GLU
1	C	802	ARG
1	C	823	SER
1	C	886	LYS
1	C	891	ARG
1	C	915	TYR
1	C	933	ASP
1	C	980	PHE
1	C	1069	PHE
1	C	1072	GLU
1	C	1074	ARG
1	C	1129	LYS
1	D	68	ARG
1	D	81	GLN
1	D	95	LYS
1	D	115	ARG
1	D	158	LYS
1	D	217	HIS
1	D	222	ARG
1	D	224	LYS
1	D	248	ASP
1	D	313	HIS
1	D	338	TYR
1	D	416	GLU
1	D	494	GLU
1	D	508	TYR

*Continued on next page...*

*Continued from previous page...*

<b>Mol</b>	<b>Chain</b>	<b>Res</b>	<b>Type</b>
1	D	531	ASP
1	D	558	PHE
1	D	560	GLN
1	D	582	TYR
1	D	584	MET
1	D	602	HIS
1	D	615	GLU
1	D	620	LYS
1	D	663	GLN
1	D	686	GLU
1	D	754	MET
1	D	756	GLU
1	D	773	GLU
1	D	802	ARG
1	D	822	CYS
1	D	823	SER
1	D	886	LYS
1	D	891	ARG
1	D	915	TYR
1	D	933	ASP
1	D	980	PHE
1	D	1069	PHE
1	D	1072	GLU
1	D	1074	ARG
1	D	1129	LYS
1	E	68	ARG
1	E	81	GLN
1	E	95	LYS
1	E	115	ARG
1	E	158	LYS
1	E	217	HIS
1	E	222	ARG
1	E	224	LYS
1	E	248	ASP
1	E	313	HIS
1	E	338	TYR
1	E	416	GLU
1	E	494	GLU
1	E	508	TYR
1	E	531	ASP
1	E	558	PHE
1	E	560	GLN

*Continued on next page...*

*Continued from previous page...*

<b>Mol</b>	<b>Chain</b>	<b>Res</b>	<b>Type</b>
1	E	582	TYR
1	E	584	MET
1	E	602	HIS
1	E	615	GLU
1	E	620	LYS
1	E	663	GLN
1	E	686	GLU
1	E	754	MET
1	E	756	GLU
1	E	773	GLU
1	E	802	ARG
1	E	823	SER
1	E	886	LYS
1	E	891	ARG
1	E	915	TYR
1	E	933	ASP
1	E	980	PHE
1	E	1069	PHE
1	E	1072	GLU
1	E	1074	ARG
1	E	1129	LYS
1	F	68	ARG
1	F	81	GLN
1	F	95	LYS
1	F	115	ARG
1	F	158	LYS
1	F	217	HIS
1	F	222	ARG
1	F	224	LYS
1	F	248	ASP
1	F	313	HIS
1	F	338	TYR
1	F	416	GLU
1	F	494	GLU
1	F	508	TYR
1	F	531	ASP
1	F	558	PHE
1	F	560	GLN
1	F	582	TYR
1	F	584	MET
1	F	602	HIS
1	F	615	GLU

*Continued on next page...*

*Continued from previous page...*

<b>Mol</b>	<b>Chain</b>	<b>Res</b>	<b>Type</b>
1	F	620	LYS
1	F	663	GLN
1	F	686	GLU
1	F	754	MET
1	F	756	GLU
1	F	773	GLU
1	F	802	ARG
1	F	823	SER
1	F	886	LYS
1	F	891	ARG
1	F	915	TYR
1	F	933	ASP
1	F	980	PHE
1	F	1069	PHE
1	F	1072	GLU
1	F	1074	ARG
1	F	1129	LYS
1	G	68	ARG
1	G	81	GLN
1	G	95	LYS
1	G	115	ARG
1	G	158	LYS
1	G	217	HIS
1	G	222	ARG
1	G	224	LYS
1	G	248	ASP
1	G	313	HIS
1	G	338	TYR
1	G	416	GLU
1	G	494	GLU
1	G	508	TYR
1	G	531	ASP
1	G	558	PHE
1	G	560	GLN
1	G	582	TYR
1	G	584	MET
1	G	602	HIS
1	G	615	GLU
1	G	620	LYS
1	G	663	GLN
1	G	686	GLU
1	G	754	MET

*Continued on next page...*

*Continued from previous page...*

<b>Mol</b>	<b>Chain</b>	<b>Res</b>	<b>Type</b>
1	G	756	GLU
1	G	773	GLU
1	G	802	ARG
1	G	822	CYS
1	G	823	SER
1	G	886	LYS
1	G	891	ARG
1	G	915	TYR
1	G	933	ASP
1	G	980	PHE
1	G	1069	PHE
1	G	1072	GLU
1	G	1074	ARG
1	G	1129	LYS
1	H	16	GLU
1	H	20	HIS
1	H	44	TRP
1	H	64	ARG
1	H	71	GLU
1	H	79	LYS
1	H	81	GLN
1	H	87	ASP
1	H	102	GLU
1	H	107	ASN
1	H	112	LEU
1	H	150	GLN
1	H	159	TRP
1	H	178	LYS
1	H	222	ARG
1	H	244	ARG
1	H	248	ASP
1	H	286	HIS
1	H	296	LYS
1	H	297	VAL
1	H	300	TYR
1	H	313	HIS
1	H	325	LYS
1	H	340	ASP
1	H	374	MET
1	H	412	ASN
1	H	416	GLU
1	H	501	HIS

*Continued on next page...*

*Continued from previous page...*

<b>Mol</b>	<b>Chain</b>	<b>Res</b>	<b>Type</b>
1	H	502	GLU
1	H	508	TYR
1	H	560	GLN
1	H	582	TYR
1	H	584	MET
1	H	611	GLU
1	H	620	LYS
1	H	643	GLU
1	H	654	GLU
1	H	658	LYS
1	H	686	GLU
1	H	689	LYS
1	H	732	GLU
1	H	734	GLU
1	H	735	LYS
1	H	773	GLU
1	H	784	GLU
1	H	802	ARG
1	H	804	MET
1	H	866	LEU
1	H	881	PHE
1	H	885	LEU
1	H	886	LYS
1	H	892	GLU
1	H	915	TYR
1	H	933	ASP
1	H	980	PHE
1	H	1072	GLU
1	H	1113	ARG
1	H	1119	SER
1	H	1129	LYS
1	H	1138	GLU
1	I	16	GLU
1	I	20	HIS
1	I	44	TRP
1	I	64	ARG
1	I	71	GLU
1	I	79	LYS
1	I	81	GLN
1	I	87	ASP
1	I	102	GLU
1	I	107	ASN

*Continued on next page...*



*Continued from previous page...*

<b>Mol</b>	<b>Chain</b>	<b>Res</b>	<b>Type</b>
1	I	112	LEU
1	I	150	GLN
1	I	159	TRP
1	I	178	LYS
1	I	222	ARG
1	I	244	ARG
1	I	248	ASP
1	I	286	HIS
1	I	296	LYS
1	I	297	VAL
1	I	300	TYR
1	I	313	HIS
1	I	325	LYS
1	I	340	ASP
1	I	374	MET
1	I	412	ASN
1	I	416	GLU
1	I	501	HIS
1	I	502	GLU
1	I	508	TYR
1	I	560	GLN
1	I	582	TYR
1	I	584	MET
1	I	611	GLU
1	I	620	LYS
1	I	643	GLU
1	I	654	GLU
1	I	658	LYS
1	I	686	GLU
1	I	689	LYS
1	I	732	GLU
1	I	734	GLU
1	I	735	LYS
1	I	773	GLU
1	I	784	GLU
1	I	802	ARG
1	I	804	MET
1	I	866	LEU
1	I	881	PHE
1	I	885	LEU
1	I	886	LYS
1	I	892	GLU

*Continued on next page...*

*Continued from previous page...*

<b>Mol</b>	<b>Chain</b>	<b>Res</b>	<b>Type</b>
1	I	915	TYR
1	I	933	ASP
1	I	980	PHE
1	I	1072	GLU
1	I	1113	ARG
1	I	1119	SER
1	I	1129	LYS
1	I	1138	GLU
1	J	16	GLU
1	J	20	HIS
1	J	44	TRP
1	J	64	ARG
1	J	71	GLU
1	J	79	LYS
1	J	81	GLN
1	J	87	ASP
1	J	102	GLU
1	J	107	ASN
1	J	112	LEU
1	J	150	GLN
1	J	159	TRP
1	J	178	LYS
1	J	222	ARG
1	J	244	ARG
1	J	248	ASP
1	J	286	HIS
1	J	296	LYS
1	J	297	VAL
1	J	300	TYR
1	J	313	HIS
1	J	325	LYS
1	J	340	ASP
1	J	374	MET
1	J	412	ASN
1	J	416	GLU
1	J	501	HIS
1	J	502	GLU
1	J	508	TYR
1	J	560	GLN
1	J	582	TYR
1	J	584	MET
1	J	611	GLU

*Continued on next page...*

*Continued from previous page...*

<b>Mol</b>	<b>Chain</b>	<b>Res</b>	<b>Type</b>
1	J	620	LYS
1	J	643	GLU
1	J	654	GLU
1	J	658	LYS
1	J	686	GLU
1	J	689	LYS
1	J	732	GLU
1	J	734	GLU
1	J	735	LYS
1	J	773	GLU
1	J	784	GLU
1	J	802	ARG
1	J	804	MET
1	J	866	LEU
1	J	881	PHE
1	J	885	LEU
1	J	886	LYS
1	J	892	GLU
1	J	915	TYR
1	J	933	ASP
1	J	980	PHE
1	J	1072	GLU
1	J	1113	ARG
1	J	1119	SER
1	J	1129	LYS
1	J	1138	GLU
1	K	16	GLU
1	K	20	HIS
1	K	44	TRP
1	K	64	ARG
1	K	71	GLU
1	K	79	LYS
1	K	81	GLN
1	K	87	ASP
1	K	102	GLU
1	K	107	ASN
1	K	112	LEU
1	K	150	GLN
1	K	159	TRP
1	K	178	LYS
1	K	222	ARG
1	K	244	ARG

*Continued on next page...*

*Continued from previous page...*

<b>Mol</b>	<b>Chain</b>	<b>Res</b>	<b>Type</b>
1	K	248	ASP
1	K	286	HIS
1	K	296	LYS
1	K	297	VAL
1	K	300	TYR
1	K	313	HIS
1	K	325	LYS
1	K	340	ASP
1	K	374	MET
1	K	412	ASN
1	K	416	GLU
1	K	501	HIS
1	K	502	GLU
1	K	508	TYR
1	K	560	GLN
1	K	582	TYR
1	K	584	MET
1	K	611	GLU
1	K	620	LYS
1	K	643	GLU
1	K	654	GLU
1	K	658	LYS
1	K	686	GLU
1	K	689	LYS
1	K	732	GLU
1	K	734	GLU
1	K	735	LYS
1	K	773	GLU
1	K	784	GLU
1	K	802	ARG
1	K	804	MET
1	K	866	LEU
1	K	881	PHE
1	K	885	LEU
1	K	886	LYS
1	K	892	GLU
1	K	915	TYR
1	K	933	ASP
1	K	980	PHE
1	K	1072	GLU
1	K	1113	ARG
1	K	1119	SER

*Continued on next page...*

*Continued from previous page...*

<b>Mol</b>	<b>Chain</b>	<b>Res</b>	<b>Type</b>
1	K	1129	LYS
1	K	1138	GLU
1	L	16	GLU
1	L	20	HIS
1	L	44	TRP
1	L	64	ARG
1	L	71	GLU
1	L	79	LYS
1	L	81	GLN
1	L	87	ASP
1	L	102	GLU
1	L	107	ASN
1	L	112	LEU
1	L	150	GLN
1	L	159	TRP
1	L	178	LYS
1	L	222	ARG
1	L	244	ARG
1	L	248	ASP
1	L	286	HIS
1	L	296	LYS
1	L	297	VAL
1	L	300	TYR
1	L	313	HIS
1	L	325	LYS
1	L	340	ASP
1	L	374	MET
1	L	412	ASN
1	L	416	GLU
1	L	501	HIS
1	L	502	GLU
1	L	508	TYR
1	L	560	GLN
1	L	582	TYR
1	L	584	MET
1	L	611	GLU
1	L	620	LYS
1	L	643	GLU
1	L	654	GLU
1	L	658	LYS
1	L	686	GLU
1	L	689	LYS

*Continued on next page...*

*Continued from previous page...*

<b>Mol</b>	<b>Chain</b>	<b>Res</b>	<b>Type</b>
1	L	732	GLU
1	L	734	GLU
1	L	735	LYS
1	L	773	GLU
1	L	784	GLU
1	L	802	ARG
1	L	804	MET
1	L	866	LEU
1	L	881	PHE
1	L	885	LEU
1	L	886	LYS
1	L	892	GLU
1	L	915	TYR
1	L	933	ASP
1	L	980	PHE
1	L	1072	GLU
1	L	1113	ARG
1	L	1119	SER
1	L	1129	LYS
1	L	1138	GLU
1	M	16	GLU
1	M	20	HIS
1	M	44	TRP
1	M	64	ARG
1	M	71	GLU
1	M	79	LYS
1	M	81	GLN
1	M	87	ASP
1	M	102	GLU
1	M	107	ASN
1	M	112	LEU
1	M	150	GLN
1	M	159	TRP
1	M	178	LYS
1	M	222	ARG
1	M	244	ARG
1	M	248	ASP
1	M	286	HIS
1	M	296	LYS
1	M	297	VAL
1	M	300	TYR
1	M	313	HIS

*Continued on next page...*

*Continued from previous page...*

<b>Mol</b>	<b>Chain</b>	<b>Res</b>	<b>Type</b>
1	M	325	LYS
1	M	340	ASP
1	M	374	MET
1	M	412	ASN
1	M	416	GLU
1	M	501	HIS
1	M	502	GLU
1	M	508	TYR
1	M	560	GLN
1	M	582	TYR
1	M	584	MET
1	M	611	GLU
1	M	620	LYS
1	M	643	GLU
1	M	654	GLU
1	M	658	LYS
1	M	686	GLU
1	M	689	LYS
1	M	732	GLU
1	M	734	GLU
1	M	735	LYS
1	M	773	GLU
1	M	784	GLU
1	M	802	ARG
1	M	804	MET
1	M	866	LEU
1	M	881	PHE
1	M	885	LEU
1	M	886	LYS
1	M	892	GLU
1	M	915	TYR
1	M	933	ASP
1	M	980	PHE
1	M	1072	GLU
1	M	1113	ARG
1	M	1119	SER
1	M	1129	LYS
1	M	1138	GLU
1	N	16	GLU
1	N	20	HIS
1	N	44	TRP
1	N	64	ARG

*Continued on next page...*

*Continued from previous page...*

<b>Mol</b>	<b>Chain</b>	<b>Res</b>	<b>Type</b>
1	N	71	GLU
1	N	79	LYS
1	N	81	GLN
1	N	87	ASP
1	N	102	GLU
1	N	107	ASN
1	N	112	LEU
1	N	150	GLN
1	N	159	TRP
1	N	178	LYS
1	N	222	ARG
1	N	244	ARG
1	N	248	ASP
1	N	286	HIS
1	N	296	LYS
1	N	297	VAL
1	N	300	TYR
1	N	313	HIS
1	N	325	LYS
1	N	340	ASP
1	N	374	MET
1	N	412	ASN
1	N	416	GLU
1	N	501	HIS
1	N	502	GLU
1	N	508	TYR
1	N	560	GLN
1	N	582	TYR
1	N	584	MET
1	N	611	GLU
1	N	620	LYS
1	N	643	GLU
1	N	654	GLU
1	N	658	LYS
1	N	686	GLU
1	N	689	LYS
1	N	732	GLU
1	N	734	GLU
1	N	735	LYS
1	N	773	GLU
1	N	784	GLU
1	N	802	ARG

*Continued on next page...*



*Continued from previous page...*

<b>Mol</b>	<b>Chain</b>	<b>Res</b>	<b>Type</b>
1	N	804	MET
1	N	866	LEU
1	N	881	PHE
1	N	885	LEU
1	N	886	LYS
1	N	892	GLU
1	N	915	TYR
1	N	933	ASP
1	N	980	PHE
1	N	1072	GLU
1	N	1113	ARG
1	N	1119	SER
1	N	1129	LYS
1	N	1138	GLU
1	O	16	GLU
1	O	20	HIS
1	O	44	TRP
1	O	64	ARG
1	O	71	GLU
1	O	79	LYS
1	O	81	GLN
1	O	87	ASP
1	O	102	GLU
1	O	107	ASN
1	O	112	LEU
1	O	150	GLN
1	O	159	TRP
1	O	178	LYS
1	O	222	ARG
1	O	244	ARG
1	O	248	ASP
1	O	286	HIS
1	O	296	LYS
1	O	297	VAL
1	O	300	TYR
1	O	313	HIS
1	O	325	LYS
1	O	340	ASP
1	O	374	MET
1	O	412	ASN
1	O	416	GLU
1	O	501	HIS

*Continued on next page...*

*Continued from previous page...*

<b>Mol</b>	<b>Chain</b>	<b>Res</b>	<b>Type</b>
1	O	502	GLU
1	O	508	TYR
1	O	560	GLN
1	O	582	TYR
1	O	584	MET
1	O	611	GLU
1	O	620	LYS
1	O	643	GLU
1	O	654	GLU
1	O	658	LYS
1	O	686	GLU
1	O	689	LYS
1	O	732	GLU
1	O	734	GLU
1	O	735	LYS
1	O	773	GLU
1	O	784	GLU
1	O	802	ARG
1	O	804	MET
1	O	866	LEU
1	O	881	PHE
1	O	885	LEU
1	O	886	LYS
1	O	892	GLU
1	O	915	TYR
1	O	933	ASP
1	O	980	PHE
1	O	1072	GLU
1	O	1113	ARG
1	O	1119	SER
1	O	1129	LYS
1	O	1138	GLU
1	P	16	GLU
1	P	20	HIS
1	P	44	TRP
1	P	64	ARG
1	P	71	GLU
1	P	79	LYS
1	P	81	GLN
1	P	87	ASP
1	P	102	GLU
1	P	107	ASN

*Continued on next page...*

*Continued from previous page...*

<b>Mol</b>	<b>Chain</b>	<b>Res</b>	<b>Type</b>
1	P	112	LEU
1	P	150	GLN
1	P	159	TRP
1	P	178	LYS
1	P	222	ARG
1	P	244	ARG
1	P	248	ASP
1	P	286	HIS
1	P	296	LYS
1	P	297	VAL
1	P	300	TYR
1	P	313	HIS
1	P	325	LYS
1	P	340	ASP
1	P	374	MET
1	P	412	ASN
1	P	416	GLU
1	P	501	HIS
1	P	502	GLU
1	P	508	TYR
1	P	560	GLN
1	P	582	TYR
1	P	584	MET
1	P	611	GLU
1	P	620	LYS
1	P	643	GLU
1	P	654	GLU
1	P	658	LYS
1	P	686	GLU
1	P	689	LYS
1	P	732	GLU
1	P	734	GLU
1	P	735	LYS
1	P	773	GLU
1	P	784	GLU
1	P	802	ARG
1	P	804	MET
1	P	866	LEU
1	P	881	PHE
1	P	885	LEU
1	P	886	LYS
1	P	892	GLU

*Continued on next page...*

*Continued from previous page...*

<b>Mol</b>	<b>Chain</b>	<b>Res</b>	<b>Type</b>
1	P	915	TYR
1	P	933	ASP
1	P	980	PHE
1	P	1072	GLU
1	P	1113	ARG
1	P	1119	SER
1	P	1129	LYS
1	P	1138	GLU
1	Q	16	GLU
1	Q	20	HIS
1	Q	44	TRP
1	Q	64	ARG
1	Q	71	GLU
1	Q	79	LYS
1	Q	81	GLN
1	Q	87	ASP
1	Q	102	GLU
1	Q	107	ASN
1	Q	112	LEU
1	Q	150	GLN
1	Q	159	TRP
1	Q	178	LYS
1	Q	222	ARG
1	Q	244	ARG
1	Q	248	ASP
1	Q	286	HIS
1	Q	296	LYS
1	Q	297	VAL
1	Q	300	TYR
1	Q	313	HIS
1	Q	325	LYS
1	Q	340	ASP
1	Q	374	MET
1	Q	412	ASN
1	Q	416	GLU
1	Q	501	HIS
1	Q	502	GLU
1	Q	508	TYR
1	Q	560	GLN
1	Q	582	TYR
1	Q	584	MET
1	Q	611	GLU

*Continued on next page...*

*Continued from previous page...*

<b>Mol</b>	<b>Chain</b>	<b>Res</b>	<b>Type</b>
1	Q	620	LYS
1	Q	643	GLU
1	Q	654	GLU
1	Q	658	LYS
1	Q	686	GLU
1	Q	689	LYS
1	Q	732	GLU
1	Q	734	GLU
1	Q	735	LYS
1	Q	773	GLU
1	Q	784	GLU
1	Q	802	ARG
1	Q	804	MET
1	Q	866	LEU
1	Q	881	PHE
1	Q	885	LEU
1	Q	886	LYS
1	Q	892	GLU
1	Q	915	TYR
1	Q	933	ASP
1	Q	980	PHE
1	Q	1072	GLU
1	Q	1113	ARG
1	Q	1119	SER
1	Q	1129	LYS
1	Q	1138	GLU
1	R	16	GLU
1	R	20	HIS
1	R	44	TRP
1	R	64	ARG
1	R	71	GLU
1	R	79	LYS
1	R	81	GLN
1	R	87	ASP
1	R	102	GLU
1	R	107	ASN
1	R	112	LEU
1	R	150	GLN
1	R	159	TRP
1	R	178	LYS
1	R	222	ARG
1	R	244	ARG

*Continued on next page...*

*Continued from previous page...*

<b>Mol</b>	<b>Chain</b>	<b>Res</b>	<b>Type</b>
1	R	248	ASP
1	R	286	HIS
1	R	296	LYS
1	R	297	VAL
1	R	300	TYR
1	R	313	HIS
1	R	325	LYS
1	R	340	ASP
1	R	374	MET
1	R	412	ASN
1	R	416	GLU
1	R	501	HIS
1	R	502	GLU
1	R	508	TYR
1	R	560	GLN
1	R	582	TYR
1	R	584	MET
1	R	611	GLU
1	R	620	LYS
1	R	643	GLU
1	R	654	GLU
1	R	658	LYS
1	R	686	GLU
1	R	689	LYS
1	R	732	GLU
1	R	734	GLU
1	R	735	LYS
1	R	773	GLU
1	R	784	GLU
1	R	802	ARG
1	R	804	MET
1	R	866	LEU
1	R	881	PHE
1	R	885	LEU
1	R	886	LYS
1	R	892	GLU
1	R	915	TYR
1	R	933	ASP
1	R	980	PHE
1	R	1072	GLU
1	R	1113	ARG
1	R	1119	SER

*Continued on next page...*

*Continued from previous page...*

<b>Mol</b>	<b>Chain</b>	<b>Res</b>	<b>Type</b>
1	R	1129	LYS
1	R	1138	GLU
1	S	16	GLU
1	S	20	HIS
1	S	44	TRP
1	S	64	ARG
1	S	71	GLU
1	S	79	LYS
1	S	81	GLN
1	S	87	ASP
1	S	102	GLU
1	S	107	ASN
1	S	112	LEU
1	S	150	GLN
1	S	159	TRP
1	S	178	LYS
1	S	222	ARG
1	S	244	ARG
1	S	248	ASP
1	S	286	HIS
1	S	296	LYS
1	S	297	VAL
1	S	300	TYR
1	S	313	HIS
1	S	325	LYS
1	S	340	ASP
1	S	374	MET
1	S	412	ASN
1	S	416	GLU
1	S	501	HIS
1	S	502	GLU
1	S	508	TYR
1	S	560	GLN
1	S	582	TYR
1	S	584	MET
1	S	611	GLU
1	S	620	LYS
1	S	643	GLU
1	S	654	GLU
1	S	658	LYS
1	S	686	GLU
1	S	689	LYS

*Continued on next page...*

*Continued from previous page...*

<b>Mol</b>	<b>Chain</b>	<b>Res</b>	<b>Type</b>
1	S	732	GLU
1	S	734	GLU
1	S	735	LYS
1	S	773	GLU
1	S	784	GLU
1	S	802	ARG
1	S	804	MET
1	S	866	LEU
1	S	881	PHE
1	S	885	LEU
1	S	886	LYS
1	S	892	GLU
1	S	915	TYR
1	S	933	ASP
1	S	980	PHE
1	S	1072	GLU
1	S	1113	ARG
1	S	1119	SER
1	S	1129	LYS
1	S	1138	GLU
1	T	16	GLU
1	T	20	HIS
1	T	44	TRP
1	T	64	ARG
1	T	71	GLU
1	T	79	LYS
1	T	81	GLN
1	T	87	ASP
1	T	102	GLU
1	T	107	ASN
1	T	112	LEU
1	T	150	GLN
1	T	159	TRP
1	T	178	LYS
1	T	222	ARG
1	T	244	ARG
1	T	248	ASP
1	T	286	HIS
1	T	296	LYS
1	T	297	VAL
1	T	300	TYR
1	T	313	HIS

*Continued on next page...*



*Continued from previous page...*

<b>Mol</b>	<b>Chain</b>	<b>Res</b>	<b>Type</b>
1	T	325	LYS
1	T	340	ASP
1	T	374	MET
1	T	412	ASN
1	T	416	GLU
1	T	501	HIS
1	T	502	GLU
1	T	508	TYR
1	T	560	GLN
1	T	582	TYR
1	T	584	MET
1	T	611	GLU
1	T	620	LYS
1	T	643	GLU
1	T	654	GLU
1	T	658	LYS
1	T	686	GLU
1	T	689	LYS
1	T	732	GLU
1	T	734	GLU
1	T	735	LYS
1	T	773	GLU
1	T	784	GLU
1	T	802	ARG
1	T	804	MET
1	T	866	LEU
1	T	881	PHE
1	T	885	LEU
1	T	886	LYS
1	T	892	GLU
1	T	915	TYR
1	T	933	ASP
1	T	980	PHE
1	T	1072	GLU
1	T	1113	ARG
1	T	1119	SER
1	T	1129	LYS
1	T	1138	GLU
1	U	16	GLU
1	U	20	HIS
1	U	44	TRP
1	U	64	ARG

*Continued on next page...*

*Continued from previous page...*

<b>Mol</b>	<b>Chain</b>	<b>Res</b>	<b>Type</b>
1	U	71	GLU
1	U	79	LYS
1	U	81	GLN
1	U	87	ASP
1	U	102	GLU
1	U	107	ASN
1	U	112	LEU
1	U	150	GLN
1	U	159	TRP
1	U	178	LYS
1	U	222	ARG
1	U	244	ARG
1	U	248	ASP
1	U	286	HIS
1	U	296	LYS
1	U	297	VAL
1	U	300	TYR
1	U	313	HIS
1	U	325	LYS
1	U	340	ASP
1	U	374	MET
1	U	412	ASN
1	U	416	GLU
1	U	501	HIS
1	U	502	GLU
1	U	508	TYR
1	U	560	GLN
1	U	582	TYR
1	U	584	MET
1	U	611	GLU
1	U	620	LYS
1	U	643	GLU
1	U	654	GLU
1	U	658	LYS
1	U	686	GLU
1	U	689	LYS
1	U	732	GLU
1	U	734	GLU
1	U	735	LYS
1	U	773	GLU
1	U	784	GLU
1	U	802	ARG

*Continued on next page...*

*Continued from previous page...*

<b>Mol</b>	<b>Chain</b>	<b>Res</b>	<b>Type</b>
1	U	804	MET
1	U	866	LEU
1	U	881	PHE
1	U	885	LEU
1	U	886	LYS
1	U	892	GLU
1	U	915	TYR
1	U	933	ASP
1	U	980	PHE
1	U	1072	GLU
1	U	1113	ARG
1	U	1119	SER
1	U	1129	LYS
1	U	1138	GLU
1	V	16	GLU
1	V	20	HIS
1	V	44	TRP
1	V	64	ARG
1	V	71	GLU
1	V	79	LYS
1	V	81	GLN
1	V	87	ASP
1	V	102	GLU
1	V	107	ASN
1	V	112	LEU
1	V	150	GLN
1	V	159	TRP
1	V	178	LYS
1	V	222	ARG
1	V	244	ARG
1	V	248	ASP
1	V	286	HIS
1	V	296	LYS
1	V	297	VAL
1	V	300	TYR
1	V	313	HIS
1	V	325	LYS
1	V	340	ASP
1	V	374	MET
1	V	412	ASN
1	V	416	GLU
1	V	501	HIS

*Continued on next page...*

*Continued from previous page...*

<b>Mol</b>	<b>Chain</b>	<b>Res</b>	<b>Type</b>
1	V	502	GLU
1	V	508	TYR
1	V	560	GLN
1	V	582	TYR
1	V	584	MET
1	V	611	GLU
1	V	620	LYS
1	V	643	GLU
1	V	654	GLU
1	V	658	LYS
1	V	686	GLU
1	V	689	LYS
1	V	732	GLU
1	V	734	GLU
1	V	735	LYS
1	V	773	GLU
1	V	784	GLU
1	V	802	ARG
1	V	804	MET
1	V	866	LEU
1	V	881	PHE
1	V	885	LEU
1	V	886	LYS
1	V	892	GLU
1	V	915	TYR
1	V	933	ASP
1	V	980	PHE
1	V	1072	GLU
1	V	1113	ARG
1	V	1119	SER
1	V	1129	LYS
1	V	1138	GLU
1	W	16	GLU
1	W	20	HIS
1	W	44	TRP
1	W	64	ARG
1	W	71	GLU
1	W	79	LYS
1	W	81	GLN
1	W	87	ASP
1	W	102	GLU
1	W	107	ASN

*Continued on next page...*

*Continued from previous page...*

<b>Mol</b>	<b>Chain</b>	<b>Res</b>	<b>Type</b>
1	W	112	LEU
1	W	150	GLN
1	W	159	TRP
1	W	178	LYS
1	W	222	ARG
1	W	244	ARG
1	W	248	ASP
1	W	286	HIS
1	W	296	LYS
1	W	297	VAL
1	W	300	TYR
1	W	313	HIS
1	W	325	LYS
1	W	340	ASP
1	W	374	MET
1	W	412	ASN
1	W	416	GLU
1	W	501	HIS
1	W	502	GLU
1	W	508	TYR
1	W	560	GLN
1	W	582	TYR
1	W	584	MET
1	W	611	GLU
1	W	620	LYS
1	W	643	GLU
1	W	654	GLU
1	W	658	LYS
1	W	686	GLU
1	W	689	LYS
1	W	732	GLU
1	W	734	GLU
1	W	735	LYS
1	W	773	GLU
1	W	784	GLU
1	W	802	ARG
1	W	804	MET
1	W	866	LEU
1	W	881	PHE
1	W	885	LEU
1	W	886	LYS
1	W	892	GLU

*Continued on next page...*

*Continued from previous page...*

<b>Mol</b>	<b>Chain</b>	<b>Res</b>	<b>Type</b>
1	W	915	TYR
1	W	933	ASP
1	W	980	PHE
1	W	1072	GLU
1	W	1113	ARG
1	W	1119	SER
1	W	1129	LYS
1	W	1138	GLU
1	X	16	GLU
1	X	20	HIS
1	X	44	TRP
1	X	64	ARG
1	X	71	GLU
1	X	79	LYS
1	X	81	GLN
1	X	87	ASP
1	X	102	GLU
1	X	107	ASN
1	X	112	LEU
1	X	150	GLN
1	X	159	TRP
1	X	178	LYS
1	X	222	ARG
1	X	244	ARG
1	X	248	ASP
1	X	286	HIS
1	X	296	LYS
1	X	297	VAL
1	X	300	TYR
1	X	313	HIS
1	X	325	LYS
1	X	340	ASP
1	X	374	MET
1	X	412	ASN
1	X	416	GLU
1	X	501	HIS
1	X	502	GLU
1	X	508	TYR
1	X	560	GLN
1	X	582	TYR
1	X	584	MET
1	X	611	GLU

*Continued on next page...*

*Continued from previous page...*

<b>Mol</b>	<b>Chain</b>	<b>Res</b>	<b>Type</b>
1	X	620	LYS
1	X	643	GLU
1	X	654	GLU
1	X	658	LYS
1	X	686	GLU
1	X	689	LYS
1	X	732	GLU
1	X	734	GLU
1	X	735	LYS
1	X	773	GLU
1	X	784	GLU
1	X	802	ARG
1	X	804	MET
1	X	866	LEU
1	X	881	PHE
1	X	885	LEU
1	X	886	LYS
1	X	892	GLU
1	X	915	TYR
1	X	933	ASP
1	X	980	PHE
1	X	1072	GLU
1	X	1113	ARG
1	X	1119	SER
1	X	1129	LYS
1	X	1138	GLU
1	Y	16	GLU
1	Y	20	HIS
1	Y	44	TRP
1	Y	64	ARG
1	Y	71	GLU
1	Y	79	LYS
1	Y	81	GLN
1	Y	87	ASP
1	Y	102	GLU
1	Y	107	ASN
1	Y	112	LEU
1	Y	150	GLN
1	Y	159	TRP
1	Y	178	LYS
1	Y	222	ARG
1	Y	244	ARG

*Continued on next page...*

*Continued from previous page...*

<b>Mol</b>	<b>Chain</b>	<b>Res</b>	<b>Type</b>
1	Y	248	ASP
1	Y	286	HIS
1	Y	296	LYS
1	Y	297	VAL
1	Y	300	TYR
1	Y	313	HIS
1	Y	325	LYS
1	Y	340	ASP
1	Y	374	MET
1	Y	412	ASN
1	Y	416	GLU
1	Y	501	HIS
1	Y	502	GLU
1	Y	508	TYR
1	Y	560	GLN
1	Y	582	TYR
1	Y	584	MET
1	Y	611	GLU
1	Y	620	LYS
1	Y	643	GLU
1	Y	654	GLU
1	Y	658	LYS
1	Y	686	GLU
1	Y	689	LYS
1	Y	732	GLU
1	Y	734	GLU
1	Y	735	LYS
1	Y	773	GLU
1	Y	784	GLU
1	Y	802	ARG
1	Y	804	MET
1	Y	866	LEU
1	Y	881	PHE
1	Y	885	LEU
1	Y	886	LYS
1	Y	892	GLU
1	Y	915	TYR
1	Y	933	ASP
1	Y	980	PHE
1	Y	1072	GLU
1	Y	1113	ARG
1	Y	1119	SER

*Continued on next page...*



*Continued from previous page...*

Mol	Chain	Res	Type
1	Y	1129	LYS
1	Y	1138	GLU

Sometimes sidechains can be flipped to improve hydrogen bonding and reduce clashes. All (96) such sidechains are listed below:

Mol	Chain	Res	Type
1	A	144	GLN
1	A	395	HIS
1	A	587	HIS
1	A	1003	GLN
1	C	144	GLN
1	C	395	HIS
1	C	587	HIS
1	C	1003	GLN
1	D	144	GLN
1	D	395	HIS
1	D	587	HIS
1	D	1003	GLN
1	E	144	GLN
1	E	395	HIS
1	E	587	HIS
1	E	1003	GLN
1	F	144	GLN
1	F	395	HIS
1	F	587	HIS
1	F	1003	GLN
1	G	144	GLN
1	G	395	HIS
1	G	587	HIS
1	G	1003	GLN
1	H	65	GLN
1	H	77	HIS
1	H	144	GLN
1	H	750	GLN
1	I	77	HIS
1	I	144	GLN
1	I	750	GLN
1	J	40	ASN
1	J	65	GLN
1	J	77	HIS
1	J	144	GLN
1	J	750	GLN

*Continued on next page...*

*Continued from previous page...*

<b>Mol</b>	<b>Chain</b>	<b>Res</b>	<b>Type</b>
1	K	65	GLN
1	K	77	HIS
1	K	144	GLN
1	K	750	GLN
1	L	77	HIS
1	L	144	GLN
1	L	750	GLN
1	M	40	ASN
1	M	65	GLN
1	M	77	HIS
1	M	144	GLN
1	M	750	GLN
1	N	65	GLN
1	N	77	HIS
1	N	144	GLN
1	N	750	GLN
1	O	77	HIS
1	O	144	GLN
1	O	750	GLN
1	P	40	ASN
1	P	65	GLN
1	P	77	HIS
1	P	144	GLN
1	P	750	GLN
1	Q	65	GLN
1	Q	77	HIS
1	Q	144	GLN
1	Q	750	GLN
1	R	77	HIS
1	R	144	GLN
1	R	750	GLN
1	S	40	ASN
1	S	65	GLN
1	S	77	HIS
1	S	144	GLN
1	S	750	GLN
1	T	65	GLN
1	T	77	HIS
1	T	144	GLN
1	T	750	GLN
1	U	77	HIS
1	U	144	GLN

*Continued on next page...*

*Continued from previous page...*

Mol	Chain	Res	Type
1	U	750	GLN
1	V	40	ASN
1	V	65	GLN
1	V	77	HIS
1	V	144	GLN
1	V	750	GLN
1	W	65	GLN
1	W	77	HIS
1	W	144	GLN
1	W	750	GLN
1	X	77	HIS
1	X	144	GLN
1	X	750	GLN
1	Y	40	ASN
1	Y	65	GLN
1	Y	77	HIS
1	Y	144	GLN
1	Y	750	GLN

### 5.3.3 RNA [i](#)

There are no RNA molecules in this entry.

### 5.4 Non-standard residues in protein, DNA, RNA chains [i](#)

There are no non-standard protein/DNA/RNA residues in this entry.

### 5.5 Carbohydrates [i](#)

There are no monosaccharides in this entry.

### 5.6 Ligand geometry [i](#)

There are no ligands in this entry.

### 5.7 Other polymers [i](#)

There are no such residues in this entry.

## 5.8 Polymer linkage issues

There are no chain breaks in this entry.

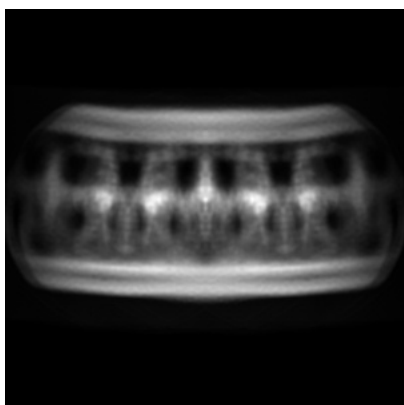
## 6 Map visualisation [i](#)

This section contains visualisations of the EMDB entry EMD-25741. These allow visual inspection of the internal detail of the map and identification of artifacts.

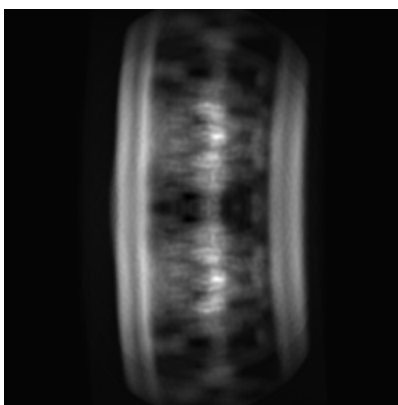
No raw map or half-maps were deposited for this entry and therefore no images, graphs, etc. pertaining to the raw map can be shown.

### 6.1 Orthogonal projections [i](#)

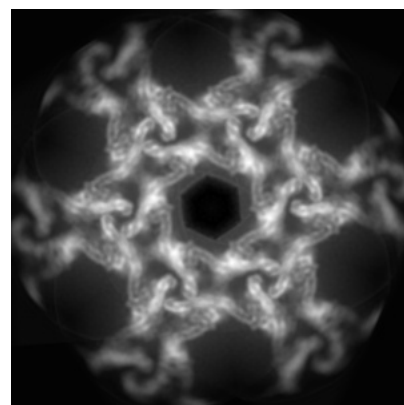
#### 6.1.1 Primary map



X



Y

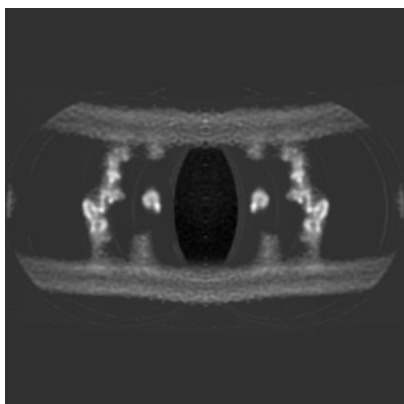


Z

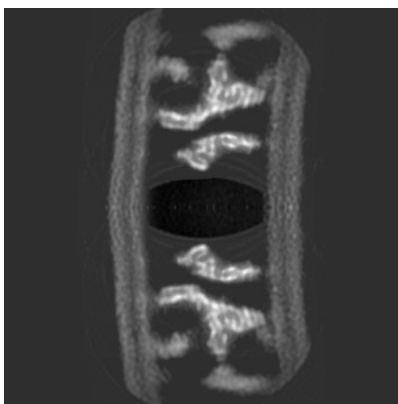
The images above show the map projected in three orthogonal directions.

### 6.2 Central slices [i](#)

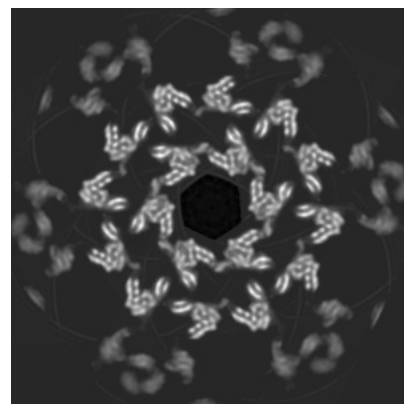
#### 6.2.1 Primary map



X Index: 162



Y Index: 162

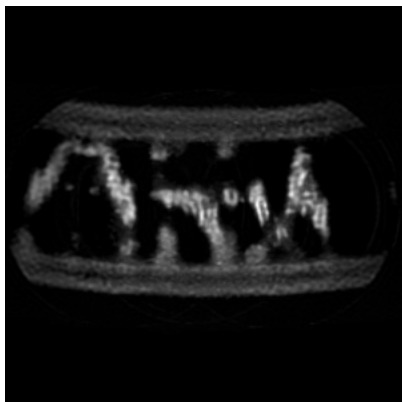


Z Index: 162

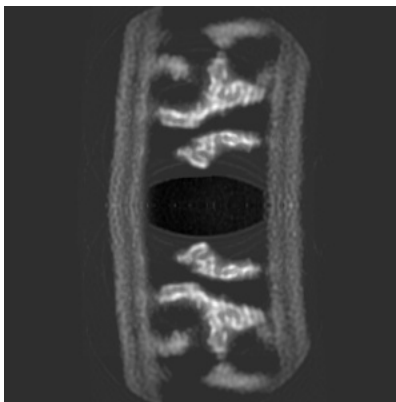
The images above show central slices of the map in three orthogonal directions.

## 6.3 Largest variance slices [\(i\)](#)

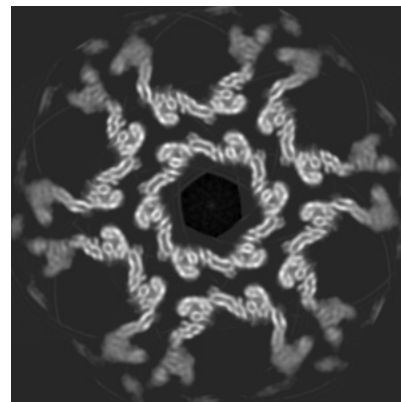
### 6.3.1 Primary map



X Index: 121



Y Index: 162

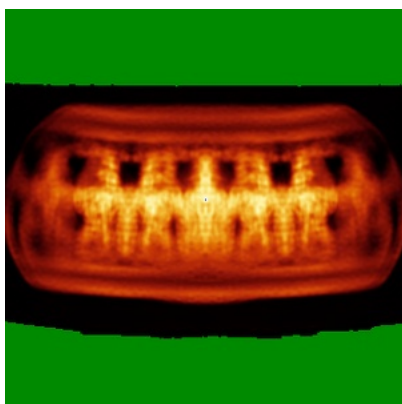


Z Index: 170


The images above show the largest variance slices of the map in three orthogonal directions.

## 6.4 Orthogonal standard-deviation projections (False-color) [\(i\)](#)


### 6.4.1 Primary map



X



Y



Z

The images above show the map standard deviation projections with false color in three orthogonal directions. Minimum values are shown in green, max in blue, and dark to light orange shades represent small to large values respectively.

## 6.5 Orthogonal surface views [i](#)

### 6.5.1 Primary map



The images above show the 3D surface view of the map at the recommended contour level 0.23. These images, in conjunction with the slice images, may facilitate assessment of whether an appropriate contour level has been provided.

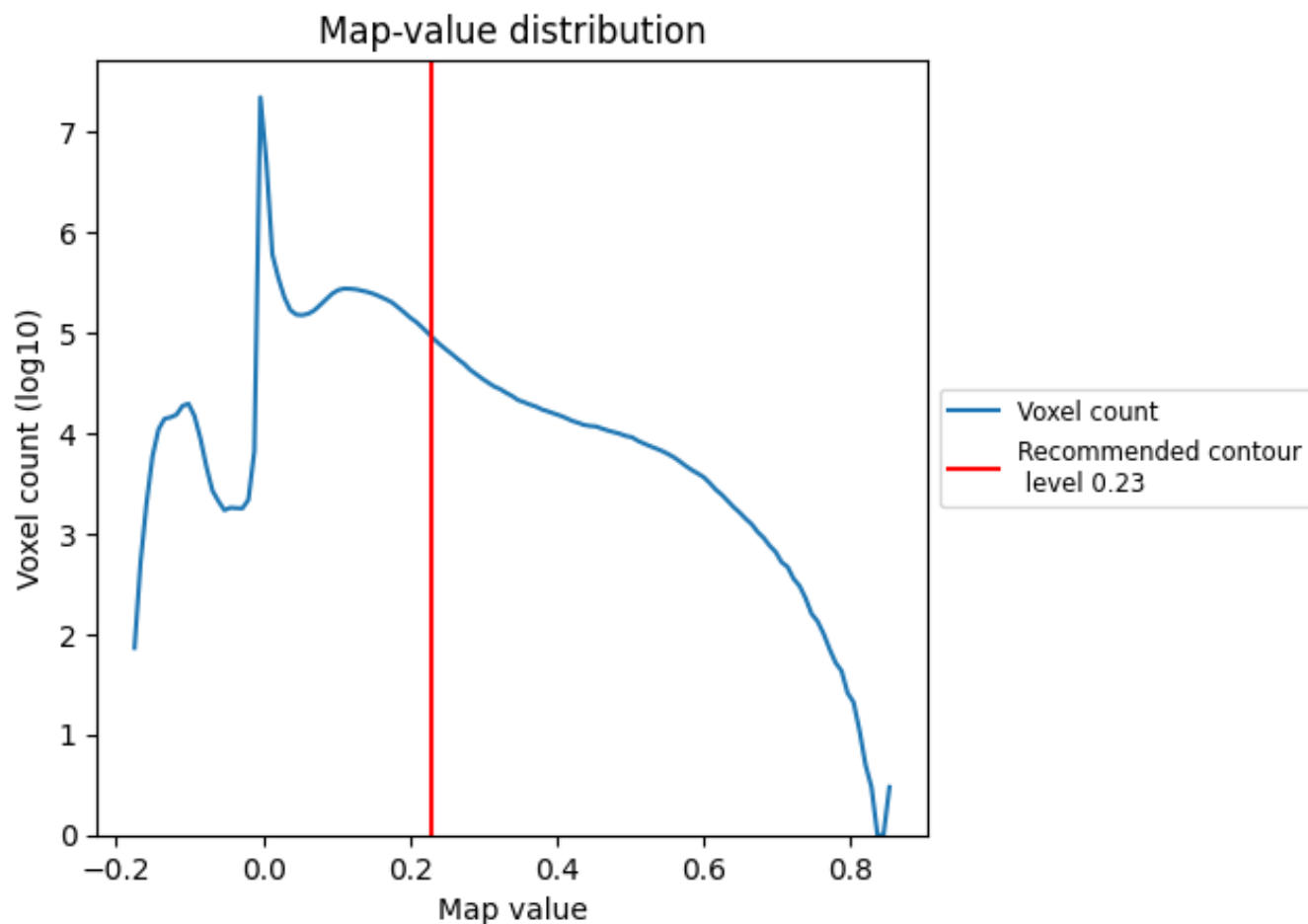
## 6.6 Mask visualisation [i](#)

This section was not generated. No masks/segmentation were deposited.

## 7 Map analysis [i](#)

This section contains the results of statistical analysis of the map.

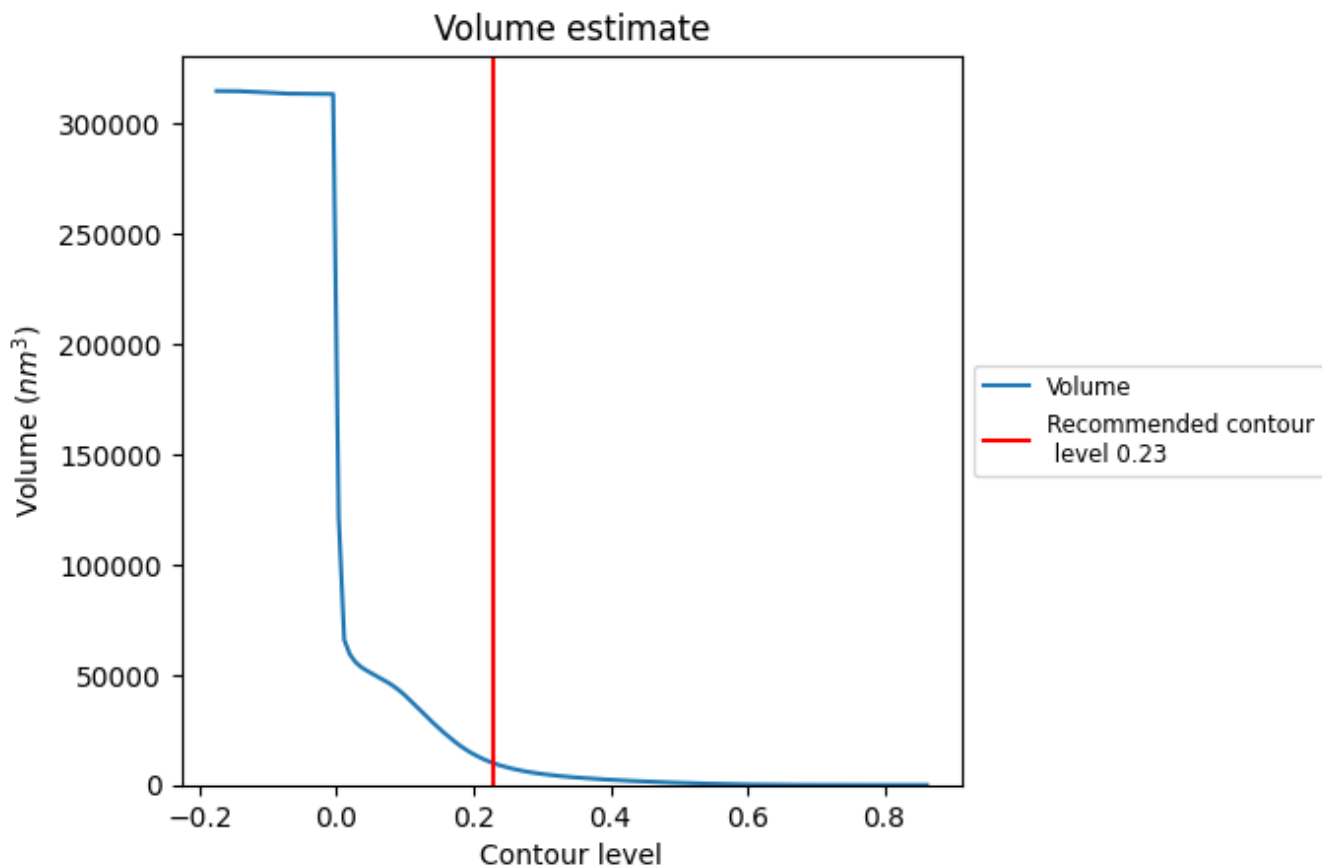
### 7.1 Map-value distribution [i](#)



The map-value distribution is plotted in 128 intervals along the x-axis. The y-axis is logarithmic. A spike in this graph at zero usually indicates that the volume has been masked.



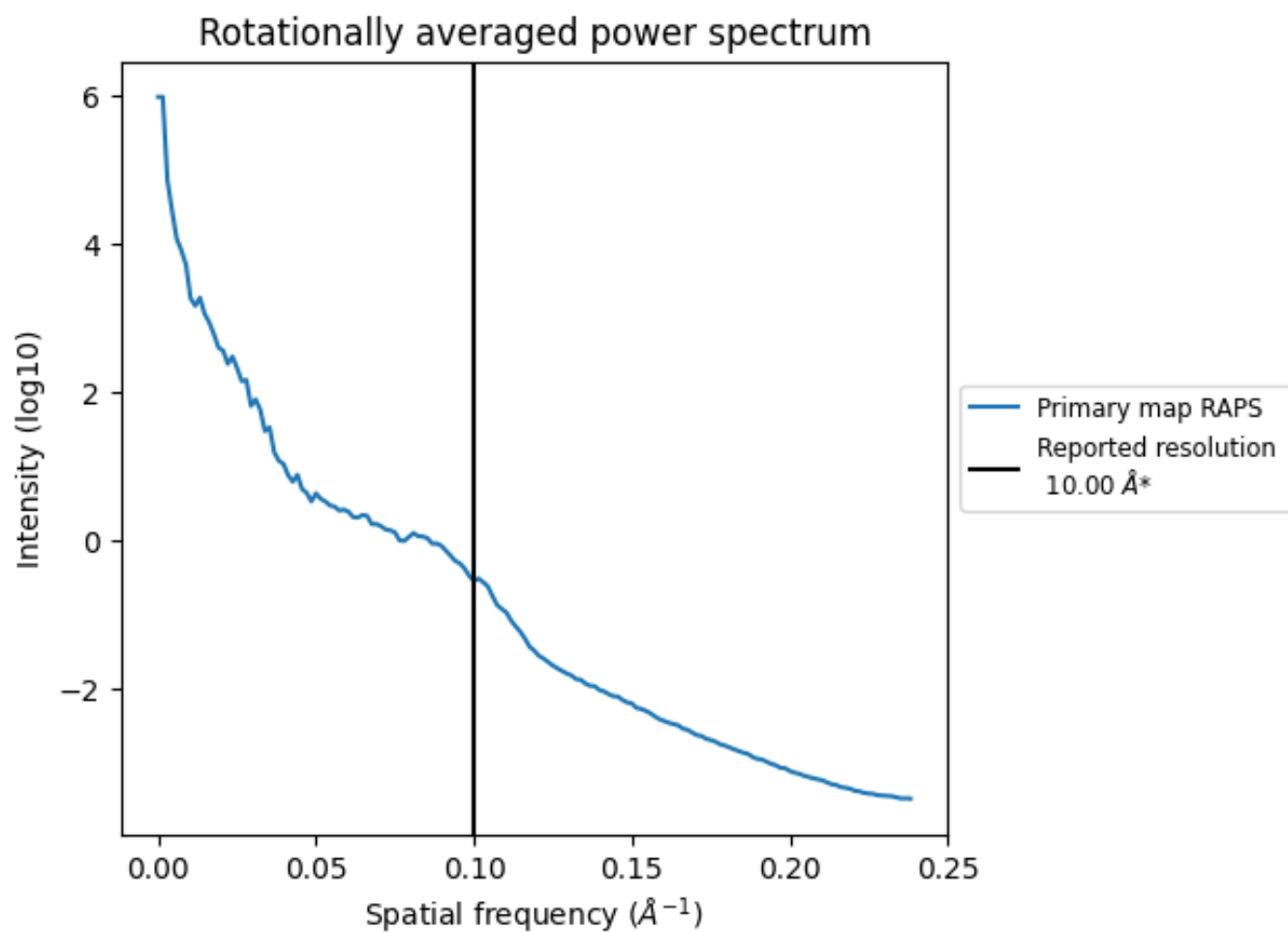
## 7.2 Volume estimate [\(i\)](#)



The volume at the recommended contour level is  $9801 \text{ nm}^3$ ; this corresponds to an approximate mass of 8853 kDa.

The volume estimate graph shows how the enclosed volume varies with the contour level. The recommended contour level is shown as a vertical line and the intersection between the line and the curve gives the volume of the enclosed surface at the given level.

### 7.3 Rotationally averaged power spectrum [i](#)



\*Reported resolution corresponds to spatial frequency of 0.100 Å<sup>-1</sup>

## 8 Fourier-Shell correlation

This section was not generated. No FSC curve or half-maps provided.

## 9 Map-model fit [i](#)


This section contains information regarding the fit between EMDB map EMD-25741 and PDB model 7T81. Per-residue inclusion information can be found in section 3 on page 12.

### 9.1 Map-model overlay [i](#)



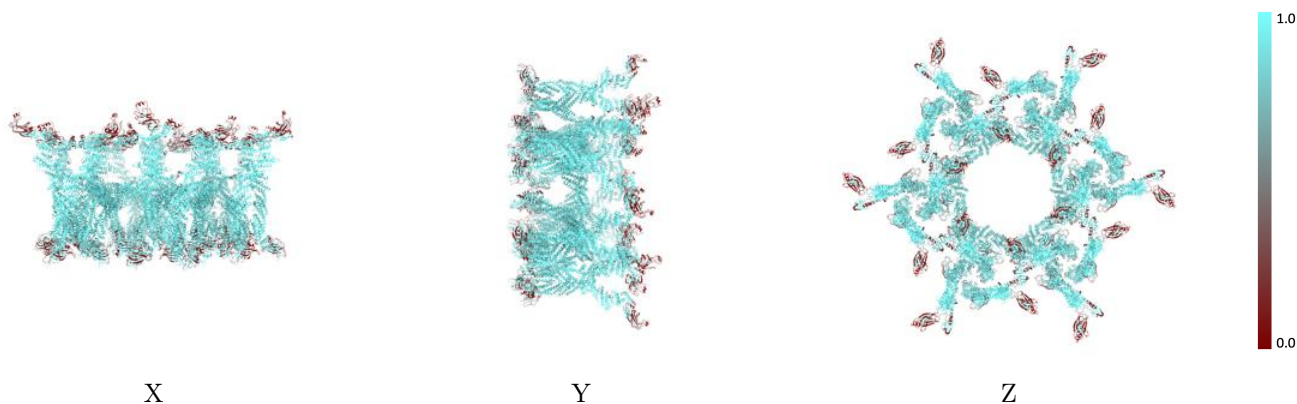
The images above show the 3D surface view of the map at the recommended contour level 0.23 at 50% transparency in yellow overlaid with a ribbon representation of the model coloured in blue. These images allow for the visual assessment of the quality of fit between the atomic model and the map.

## 9.2 Q-score mapped to coordinate model [i](#)



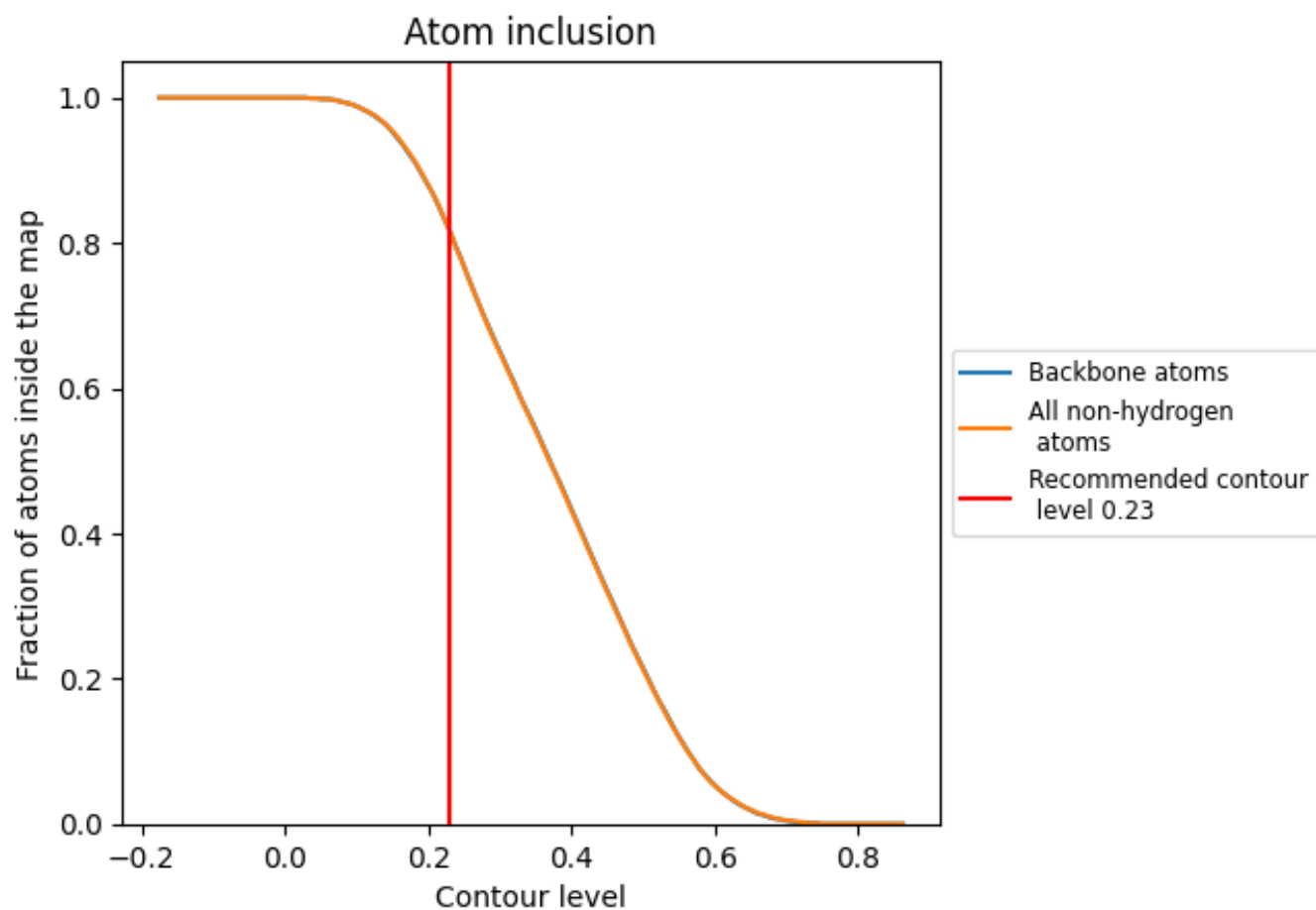
The images above show the model with each residue coloured according to its Q-score. This shows their resolvability in the map with higher Q-score values reflecting better resolvability. Please note: Q-score is calculating the resolvability of atoms, and thus high values are only expected at resolutions at which atoms can be resolved. Low Q-score values may therefore be expected for many entries.

## 9.3 Atom inclusion mapped to coordinate model [i](#)



The images above show the model with each residue coloured according to its atom inclusion. This shows to what extent they are inside the map at the recommended contour level (0.23).



















































## 9.4 Atom inclusion [i](#)



At the recommended contour level, 82% of all backbone atoms, 82% of all non-hydrogen atoms, are inside the map.

## 9.5 Map-model fit summary

The table lists the average atom inclusion at the recommended contour level (0.23) and Q-score for the entire model and for each chain.

Chain	Atom inclusion	Q-score
All	 0.8160	 0.1110
A	 0.9120	 0.1120
C	 0.9110	 0.1120
D	 0.9110	 0.1120
E	 0.9100	 0.1120
F	 0.9100	 0.1120
G	 0.9110	 0.1120
H	 0.8110	 0.1100
I	 0.7630	 0.1120
J	 0.7710	 0.1090
K	 0.8130	 0.1100
L	 0.7610	 0.1100
M	 0.7690	 0.1100
N	 0.8110	 0.1110
O	 0.7640	 0.1110
P	 0.7750	 0.1100
Q	 0.8180	 0.1090
R	 0.7700	 0.1110
S	 0.7790	 0.1100
T	 0.8140	 0.1090
U	 0.7590	 0.1090
V	 0.7690	 0.1100
W	 0.8110	 0.1100
X	 0.7650	 0.1100
Y	 0.7720	 0.1100

