



Full wwPDB X-ray Structure Validation Report ⓘ

Feb 17, 2024 – 10:32 AM EST

PDB ID : 3T2O
Title : E. coli (lacZ) beta-galactosidase (S796D)
Authors : Jancewicz, L.J.; Wheatley, R.W.; Sutendra, G.; Lee, M.; Fraser, M.; Huber, R.E.
Deposited on : 2011-07-22
Resolution : 1.85 Å(reported)

This is a Full wwPDB X-ray Structure Validation Report for a publicly released PDB entry.

We welcome your comments at validation@mail.wwpdb.org

A user guide is available at

<https://www.wwpdb.org/validation/2017/XrayValidationReportHelp>

with specific help available everywhere you see the ⓘ symbol.

The types of validation reports are described at

<http://www.wwpdb.org/validation/2017/FAQs#types>.

The following versions of software and data (see [references ⓘ](#)) were used in the production of this report:

MolProbity : 4.02b-467
Mogul : 1.8.5 (274361), CSD as541be (2020)
Xtriage (Phenix) : 1.13
EDS : 2.36
Percentile statistics : 20191225.v01 (using entries in the PDB archive December 25th 2019)
Refmac : 5.8.0158
CCP4 : 7.0.044 (Gargrove)
Ideal geometry (proteins) : Engh & Huber (2001)
Ideal geometry (DNA, RNA) : Parkinson et al. (1996)
Validation Pipeline (wwPDB-VP) : 2.36

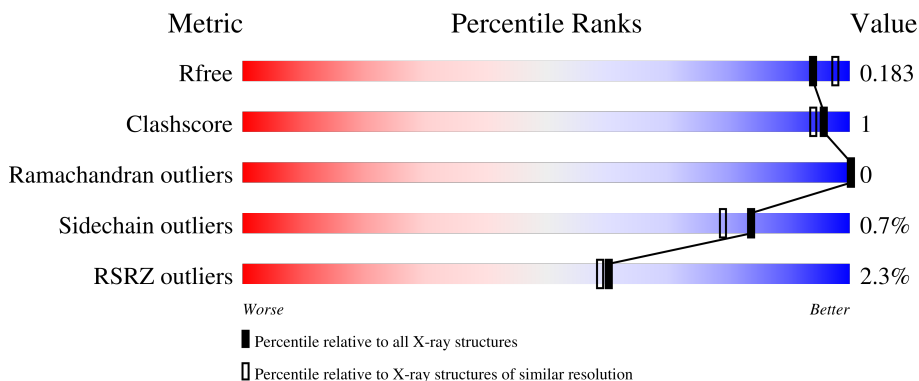
1 Overall quality at a glance

The following experimental techniques were used to determine the structure:

X-RAY DIFFRACTION

The reported resolution of this entry is 1.85 Å.

Percentile scores (ranging between 0-100) for global validation metrics of the entry are shown in the following graphic. The table shows the number of entries on which the scores are based.



Metric	Whole archive (#Entries)	Similar resolution (#Entries, resolution range(Å))
R_{free}	130704	2469 (1.86-1.86)
Clashscore	141614	2625 (1.86-1.86)
Ramachandran outliers	138981	2592 (1.86-1.86)
Sidechain outliers	138945	2592 (1.86-1.86)
RSRZ outliers	127900	2436 (1.86-1.86)

The table below summarises the geometric issues observed across the polymeric chains and their fit to the electron density. The red, orange, yellow and green segments of the lower bar indicate the fraction of residues that contain outliers for ≥ 3 , 2, 1 and 0 types of geometric quality criteria respectively. A grey segment represents the fraction of residues that are not modelled. The numeric value for each fraction is indicated below the corresponding segment, with a dot representing fractions $\leq 5\%$. The upper red bar (where present) indicates the fraction of residues that have poor fit to the electron density. The numeric value is given above the bar.

Mol	Chain	Length	Quality of chain
1	A	1052	 2% 92% . .
1	B	1052	 2% 93% . .
1	C	1052	 2% 92% . .
1	D	1052	 3% 93% . .

2 Entry composition [i](#)

There are 5 unique types of molecules in this entry. The entry contains 37747 atoms, of which 0 are hydrogens and 0 are deuteriums.

In the tables below, the ZeroOcc column contains the number of atoms modelled with zero occupancy, the AltConf column contains the number of residues with at least one atom in alternate conformation and the Trace column contains the number of residues modelled with at most 2 atoms.

- Molecule 1 is a protein called Beta-galactosidase.

Mol	Chain	Residues	Atoms					ZeroOcc	AltConf	Trace
			Total	C	N	O	S			
1	A	1011	8128	5139	1440	1511	38	0	0	0
1	B	1011	8128	5139	1440	1511	38	0	0	0
1	C	1011	8128	5139	1440	1511	38	0	0	0
1	D	1011	8128	5139	1440	1511	38	0	0	0

There are 152 discrepancies between the modelled and reference sequences:

Chain	Residue	Modelled	Actual	Comment	Reference
A	-28	MET	-	expression tag	UNP P00722
A	-27	GLY	-	expression tag	UNP P00722
A	-26	GLY	-	expression tag	UNP P00722
A	-25	SER	-	expression tag	UNP P00722
A	-24	HIS	-	expression tag	UNP P00722
A	-23	HIS	-	expression tag	UNP P00722
A	-22	HIS	-	expression tag	UNP P00722
A	-21	HIS	-	expression tag	UNP P00722
A	-20	HIS	-	expression tag	UNP P00722
A	-19	HIS	-	expression tag	UNP P00722
A	-18	GLY	-	expression tag	UNP P00722
A	-17	MET	-	expression tag	UNP P00722
A	-16	ALA	-	expression tag	UNP P00722
A	-15	SER	-	expression tag	UNP P00722
A	-14	MET	-	expression tag	UNP P00722
A	-13	THR	-	expression tag	UNP P00722
A	-12	GLY	-	expression tag	UNP P00722
A	-11	GLY	-	expression tag	UNP P00722
A	-10	GLN	-	expression tag	UNP P00722
A	-9	GLN	-	expression tag	UNP P00722
A	-8	MET	-	expression tag	UNP P00722

Continued on next page...

Continued from previous page...

Chain	Residue	Modelled	Actual	Comment	Reference
A	-7	GLY	-	expression tag	UNP P00722
A	-6	ARG	-	expression tag	UNP P00722
A	-5	ASP	-	expression tag	UNP P00722
A	-4	LEU	-	expression tag	UNP P00722
A	-3	TYR	-	expression tag	UNP P00722
A	-2	ASP	-	expression tag	UNP P00722
A	-1	ASP	-	expression tag	UNP P00722
A	0	ASP	-	expression tag	UNP P00722
A	1	ASP	-	expression tag	UNP P00722
A	2	LYS	-	expression tag	UNP P00722
A	3	ASP	-	expression tag	UNP P00722
A	4	PRO	-	expression tag	UNP P00722
A	5	MET	-	expression tag	UNP P00722
A	6	ILE	-	expression tag	UNP P00722
A	7	ASP	-	expression tag	UNP P00722
A	8	PRO	-	expression tag	UNP P00722
A	796	ASP	SER	engineered mutation	UNP P00722
B	-28	MET	-	expression tag	UNP P00722
B	-27	GLY	-	expression tag	UNP P00722
B	-26	GLY	-	expression tag	UNP P00722
B	-25	SER	-	expression tag	UNP P00722
B	-24	HIS	-	expression tag	UNP P00722
B	-23	HIS	-	expression tag	UNP P00722
B	-22	HIS	-	expression tag	UNP P00722
B	-21	HIS	-	expression tag	UNP P00722
B	-20	HIS	-	expression tag	UNP P00722
B	-19	HIS	-	expression tag	UNP P00722
B	-18	GLY	-	expression tag	UNP P00722
B	-17	MET	-	expression tag	UNP P00722
B	-16	ALA	-	expression tag	UNP P00722
B	-15	SER	-	expression tag	UNP P00722
B	-14	MET	-	expression tag	UNP P00722
B	-13	THR	-	expression tag	UNP P00722
B	-12	GLY	-	expression tag	UNP P00722
B	-11	GLY	-	expression tag	UNP P00722
B	-10	GLN	-	expression tag	UNP P00722
B	-9	GLN	-	expression tag	UNP P00722
B	-8	MET	-	expression tag	UNP P00722
B	-7	GLY	-	expression tag	UNP P00722
B	-6	ARG	-	expression tag	UNP P00722
B	-5	ASP	-	expression tag	UNP P00722
B	-4	LEU	-	expression tag	UNP P00722

Continued on next page...

Continued from previous page...

Chain	Residue	Modelled	Actual	Comment	Reference
B	-3	TYR	-	expression tag	UNP P00722
B	-2	ASP	-	expression tag	UNP P00722
B	-1	ASP	-	expression tag	UNP P00722
B	0	ASP	-	expression tag	UNP P00722
B	1	ASP	-	expression tag	UNP P00722
B	2	LYS	-	expression tag	UNP P00722
B	3	ASP	-	expression tag	UNP P00722
B	4	PRO	-	expression tag	UNP P00722
B	5	MET	-	expression tag	UNP P00722
B	6	ILE	-	expression tag	UNP P00722
B	7	ASP	-	expression tag	UNP P00722
B	8	PRO	-	expression tag	UNP P00722
B	796	ASP	SER	engineered mutation	UNP P00722
C	-28	MET	-	expression tag	UNP P00722
C	-27	GLY	-	expression tag	UNP P00722
C	-26	GLY	-	expression tag	UNP P00722
C	-25	SER	-	expression tag	UNP P00722
C	-24	HIS	-	expression tag	UNP P00722
C	-23	HIS	-	expression tag	UNP P00722
C	-22	HIS	-	expression tag	UNP P00722
C	-21	HIS	-	expression tag	UNP P00722
C	-20	HIS	-	expression tag	UNP P00722
C	-19	HIS	-	expression tag	UNP P00722
C	-18	GLY	-	expression tag	UNP P00722
C	-17	MET	-	expression tag	UNP P00722
C	-16	ALA	-	expression tag	UNP P00722
C	-15	SER	-	expression tag	UNP P00722
C	-14	MET	-	expression tag	UNP P00722
C	-13	THR	-	expression tag	UNP P00722
C	-12	GLY	-	expression tag	UNP P00722
C	-11	GLY	-	expression tag	UNP P00722
C	-10	GLN	-	expression tag	UNP P00722
C	-9	GLN	-	expression tag	UNP P00722
C	-8	MET	-	expression tag	UNP P00722
C	-7	GLY	-	expression tag	UNP P00722
C	-6	ARG	-	expression tag	UNP P00722
C	-5	ASP	-	expression tag	UNP P00722
C	-4	LEU	-	expression tag	UNP P00722
C	-3	TYR	-	expression tag	UNP P00722
C	-2	ASP	-	expression tag	UNP P00722
C	-1	ASP	-	expression tag	UNP P00722
C	0	ASP	-	expression tag	UNP P00722

Continued on next page...

Continued from previous page...

Chain	Residue	Modelled	Actual	Comment	Reference
C	1	ASP	-	expression tag	UNP P00722
C	2	LYS	-	expression tag	UNP P00722
C	3	ASP	-	expression tag	UNP P00722
C	4	PRO	-	expression tag	UNP P00722
C	5	MET	-	expression tag	UNP P00722
C	6	ILE	-	expression tag	UNP P00722
C	7	ASP	-	expression tag	UNP P00722
C	8	PRO	-	expression tag	UNP P00722
C	796	ASP	SER	engineered mutation	UNP P00722
D	-28	MET	-	expression tag	UNP P00722
D	-27	GLY	-	expression tag	UNP P00722
D	-26	GLY	-	expression tag	UNP P00722
D	-25	SER	-	expression tag	UNP P00722
D	-24	HIS	-	expression tag	UNP P00722
D	-23	HIS	-	expression tag	UNP P00722
D	-22	HIS	-	expression tag	UNP P00722
D	-21	HIS	-	expression tag	UNP P00722
D	-20	HIS	-	expression tag	UNP P00722
D	-19	HIS	-	expression tag	UNP P00722
D	-18	GLY	-	expression tag	UNP P00722
D	-17	MET	-	expression tag	UNP P00722
D	-16	ALA	-	expression tag	UNP P00722
D	-15	SER	-	expression tag	UNP P00722
D	-14	MET	-	expression tag	UNP P00722
D	-13	THR	-	expression tag	UNP P00722
D	-12	GLY	-	expression tag	UNP P00722
D	-11	GLY	-	expression tag	UNP P00722
D	-10	GLN	-	expression tag	UNP P00722
D	-9	GLN	-	expression tag	UNP P00722
D	-8	MET	-	expression tag	UNP P00722
D	-7	GLY	-	expression tag	UNP P00722
D	-6	ARG	-	expression tag	UNP P00722
D	-5	ASP	-	expression tag	UNP P00722
D	-4	LEU	-	expression tag	UNP P00722
D	-3	TYR	-	expression tag	UNP P00722
D	-2	ASP	-	expression tag	UNP P00722
D	-1	ASP	-	expression tag	UNP P00722
D	0	ASP	-	expression tag	UNP P00722
D	1	ASP	-	expression tag	UNP P00722
D	2	LYS	-	expression tag	UNP P00722
D	3	ASP	-	expression tag	UNP P00722
D	4	PRO	-	expression tag	UNP P00722

Continued on next page...

Continued from previous page...

Chain	Residue	Modelled	Actual	Comment	Reference
D	5	MET	-	expression tag	UNP P00722
D	6	ILE	-	expression tag	UNP P00722
D	7	ASP	-	expression tag	UNP P00722
D	8	PRO	-	expression tag	UNP P00722
D	796	ASP	SER	engineered mutation	UNP P00722

- Molecule 2 is MAGNESIUM ION (three-letter code: MG) (formula: Mg).

Mol	Chain	Residues	Atoms	ZeroOcc	AltConf
2	A	5	Total Mg 5 5	0	0
2	B	3	Total Mg 3 3	0	0
2	C	5	Total Mg 5 5	0	0
2	D	3	Total Mg 3 3	0	0

- Molecule 3 is SODIUM ION (three-letter code: NA) (formula: Na).

Mol	Chain	Residues	Atoms	ZeroOcc	AltConf
3	A	4	Total Na 4 4	0	0
3	B	4	Total Na 4 4	0	0
3	C	4	Total Na 4 4	0	0
3	D	4	Total Na 4 4	0	0

- Molecule 4 is DIMETHYL SULFOXIDE (three-letter code: DMS) (formula: C₂H₆OS).



Mol	Chain	Residues	Atoms				ZeroOcc	AltConf
4	A	1	Total	C	O	S	0	0
			4	2	1	1		
4	A	1	Total	C	O	S	0	0
			4	2	1	1		
4	A	1	Total	C	O	S	0	0
			4	2	1	1		
4	A	1	Total	C	O	S	0	0
			4	2	1	1		
4	A	1	Total	C	O	S	0	0
			4	2	1	1		
4	A	1	Total	C	O	S	0	0
			4	2	1	1		
4	A	1	Total	C	O	S	0	0
			4	2	1	1		
4	A	1	Total	C	O	S	0	0
			4	2	1	1		
4	A	1	Total	C	O	S	0	0
			4	2	1	1		
4	A	1	Total	C	O	S	0	0
			4	2	1	1		

Continued on next page...

Continued from previous page...

Mol	Chain	Residues	Atoms				ZeroOcc	AltConf
			Total	C	O	S		
4	A	1	Total 4	2	1	1	0	0
4	A	1	Total 4	2	1	1	0	0
4	A	1	Total 4	2	1	1	0	0
4	A	1	Total 4	2	1	1	0	0
4	A	1	Total 4	2	1	1	0	0
4	A	1	Total 4	2	1	1	0	0
4	A	1	Total 4	2	1	1	0	0
4	A	1	Total 4	2	1	1	0	0
4	A	1	Total 4	2	1	1	0	0
4	A	1	Total 4	2	1	1	0	0
4	A	1	Total 4	2	1	1	0	0
4	A	1	Total 4	2	1	1	0	0
4	A	1	Total 4	2	1	1	0	0
4	A	1	Total 4	2	1	1	0	0
4	B	1	Total 4	2	1	1	0	0
4	B	1	Total 4	2	1	1	0	0
4	B	1	Total 4	2	1	1	0	0
4	B	1	Total 4	2	1	1	0	0
4	B	1	Total 4	2	1	1	0	0
4	B	1	Total 4	2	1	1	0	0
4	B	1	Total 4	2	1	1	0	0
4	B	1	Total 4	2	1	1	0	0
4	B	1	Total 4	2	1	1	0	0
4	B	1	Total 4	2	1	1	0	0
4	B	1	Total 4	2	1	1	0	0

Continued on next page...

Continued from previous page...

Mol	Chain	Residues	Atoms				ZeroOcc	AltConf
4	C	1	Total	C	O	S	0	0
			4	2	1	1		
4	C	1	Total	C	O	S	0	0
			4	2	1	1		
4	C	1	Total	C	O	S	0	0
			4	2	1	1		
4	C	1	Total	C	O	S	0	0
			4	2	1	1		
4	C	1	Total	C	O	S	0	0
			4	2	1	1		
4	C	1	Total	C	O	S	0	0
			4	2	1	1		
4	C	1	Total	C	O	S	0	0
			4	2	1	1		
4	C	1	Total	C	O	S	0	0
			4	2	1	1		
4	C	1	Total	C	O	S	0	0
			4	2	1	1		
4	C	1	Total	C	O	S	0	0
			4	2	1	1		
4	C	1	Total	C	O	S	0	0
			4	2	1	1		
4	C	1	Total	C	O	S	0	0
			4	2	1	1		
4	C	1	Total	C	O	S	0	0
			4	2	1	1		
4	C	1	Total	C	O	S	0	0
			4	2	1	1		
4	C	1	Total	C	O	S	0	0
			4	2	1	1		
4	C	1	Total	C	O	S	0	0
			4	2	1	1		

Continued on next page...

Continued from previous page...

Mol	Chain	Residues	Atoms				ZeroOcc	AltConf
4	C	1	Total	C	O	S	0	0
			4	2	1	1		
4	C	1	Total	C	O	S	0	0
			4	2	1	1		
4	C	1	Total	C	O	S	0	0
			4	2	1	1		
4	C	1	Total	C	O	S	0	0
			4	2	1	1		
4	C	1	Total	C	O	S	0	0
			4	2	1	1		
4	C	1	Total	C	O	S	0	0
			4	2	1	1		
4	D	1	Total	C	O	S	0	0
			4	2	1	1		
4	D	1	Total	C	O	S	0	0
			4	2	1	1		
4	D	1	Total	C	O	S	0	0
			4	2	1	1		
4	D	1	Total	C	O	S	0	0
			4	2	1	1		
4	D	1	Total	C	O	S	0	0
			4	2	1	1		
4	D	1	Total	C	O	S	0	0
			4	2	1	1		
4	D	1	Total	C	O	S	0	0
			4	2	1	1		
4	D	1	Total	C	O	S	0	0
			4	2	1	1		
4	D	1	Total	C	O	S	0	0
			4	2	1	1		
4	D	1	Total	C	O	S	0	0
			4	2	1	1		

Continued on next page...

Continued from previous page...

Mol	Chain	Residues	Atoms				ZeroOcc	AltConf
4	D	1	Total	C	O	S	0	0
			4	2	1	1		
4	D	1	Total	C	O	S	0	0
			4	2	1	1		
4	D	1	Total	C	O	S	0	0
			4	2	1	1		
4	D	1	Total	C	O	S	0	0
			4	2	1	1		
4	D	1	Total	C	O	S	0	0
			4	2	1	1		
4	D	1	Total	C	O	S	0	0
			4	2	1	1		
4	D	1	Total	C	O	S	0	0
			4	2	1	1		
4	D	1	Total	C	O	S	0	0
			4	2	1	1		
4	D	1	Total	C	O	S	0	0
			4	2	1	1		
4	D	1	Total	C	O	S	0	0
			4	2	1	1		
4	D	1	Total	C	O	S	0	0
			4	2	1	1		
4	D	1	Total	C	O	S	0	0
			4	2	1	1		

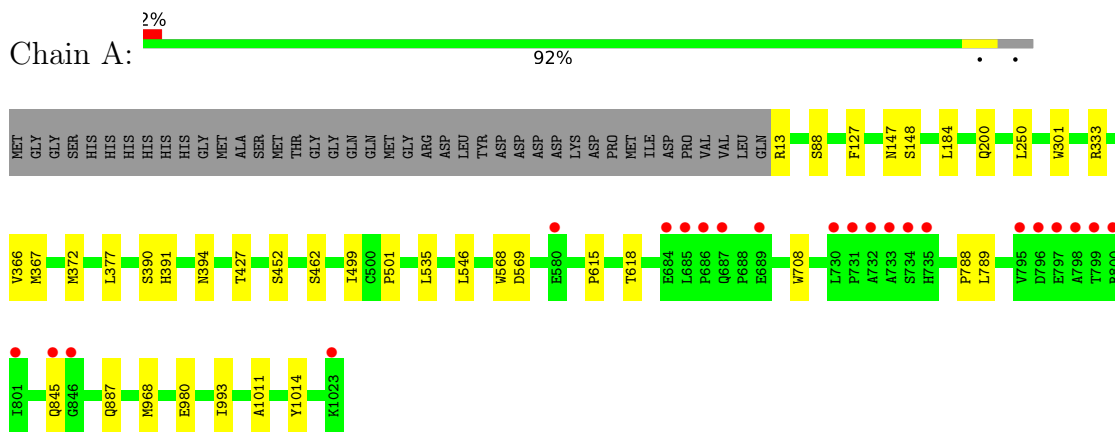
- Molecule 5 is water.

Mol	Chain	Residues	Atoms		ZeroOcc	AltConf
5	A	1216	Total	O	0	0
			1216	1216		
5	B	1218	Total	O	0	0
			1218	1218		
5	C	1160	Total	O	0	0
			1160	1160		
5	D	1161	Total	O	0	0
			1161	1161		

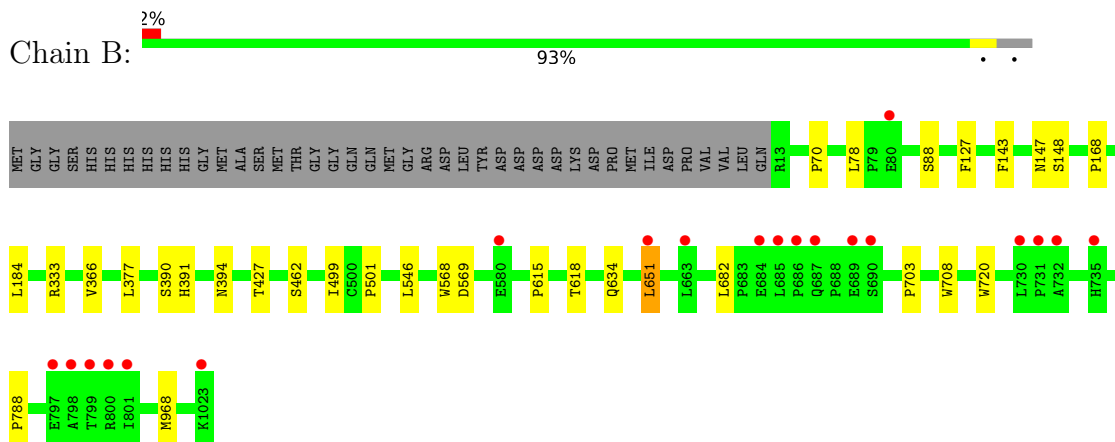
3 Residue-property plots [i](#)

These plots are drawn for all protein, RNA, DNA and oligosaccharide chains in the entry. The first graphic for a chain summarises the proportions of the various outlier classes displayed in the second graphic. The second graphic shows the sequence view annotated by issues in geometry and electron density. Residues are color-coded according to the number of geometric quality criteria for which they contain at least one outlier: green = 0, yellow = 1, orange = 2 and red = 3 or more. A red dot above a residue indicates a poor fit to the electron density ($RSRZ > 2$). Stretches of 2 or more consecutive residues without any outlier are shown as a green connector. Residues present in the sample, but not in the model, are shown in grey.

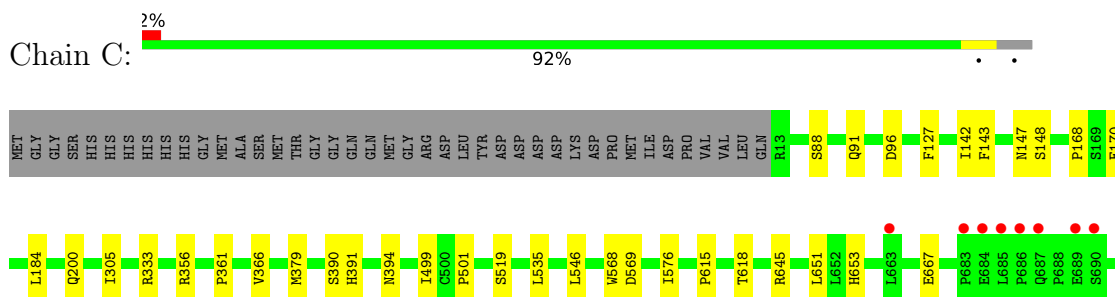
- Molecule 1: Beta-galactosidase

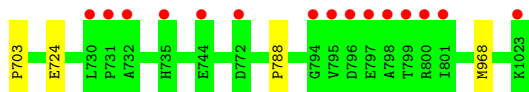


- Molecule 1: Beta-galactosidase

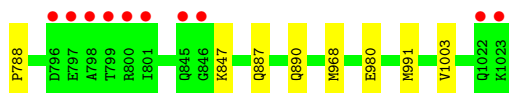



- Molecule 1: Beta-galactosidase





- Molecule 1: Beta-galactosidase



4 Data and refinement statistics

Property	Value	Source
Space group	P 21 21 21	Depositor
Cell constants a, b, c, α , β , γ	149.26Å 168.36Å 200.64Å 90.00° 90.00° 90.00°	Depositor
Resolution (Å)	61.03 – 1.85 61.03 – 1.85	Depositor EDS
% Data completeness (in resolution range)	100.0 (61.03-1.85) 99.6 (61.03-1.85)	Depositor EDS
R_{merge}	0.09	Depositor
R_{sym}	(Not available)	Depositor
$\langle I/\sigma(I) \rangle$ ¹	2.65 (at 1.86Å)	Xtrriage
Refinement program	REFMAC 5.5.0109, CNS	Depositor
R, R_{free}	0.152 , 0.182 0.153 , 0.183	Depositor DCC
R_{free} test set	6148 reflections (1.45%)	wwPDB-VP
Wilson B-factor (Å ²)	17.8	Xtrriage
Anisotropy	0.021	Xtrriage
Bulk solvent k_{sol} (e/Å ³), B_{sol} (Å ²)	0.34 , 50.8	EDS
L-test for twinning ²	$\langle L \rangle = 0.49$, $\langle L^2 \rangle = 0.32$	Xtrriage
Estimated twinning fraction	No twinning to report.	Xtrriage
F_o, F_c correlation	0.97	EDS
Total number of atoms	37747	wwPDB-VP
Average B, all atoms (Å ²)	21.0	wwPDB-VP

Xtrriage's analysis on translational NCS is as follows: *The analyses of the Patterson function reveals a significant off-origin peak that is 36.47 % of the origin peak, indicating pseudo-translational symmetry. The chance of finding a peak of this or larger height randomly in a structure without pseudo-translational symmetry is equal to 4.9701e-04. The detected translational NCS is most likely also responsible for the elevated intensity ratio.*

¹Intensities estimated from amplitudes.

²Theoretical values of $\langle |L| \rangle$, $\langle L^2 \rangle$ for acentric reflections are 0.5, 0.333 respectively for untwinned datasets, and 0.375, 0.2 for perfectly twinned datasets.

5 Model quality [i](#)

5.1 Standard geometry [i](#)

Bond lengths and bond angles in the following residue types are not validated in this section: DMS, NA, MG

The Z score for a bond length (or angle) is the number of standard deviations the observed value is removed from the expected value. A bond length (or angle) with $|Z| > 5$ is considered an outlier worth inspection. RMSZ is the root-mean-square of all Z scores of the bond lengths (or angles).

Mol	Chain	Bond lengths		Bond angles	
		RMSZ	# Z >5	RMSZ	# Z >5
1	A	0.36	0/8370	0.52	0/11418
1	B	0.37	0/8370	0.52	0/11418
1	C	0.37	0/8370	0.51	0/11418
1	D	0.36	0/8370	0.52	0/11418
All	All	0.37	0/33480	0.52	0/45672

There are no bond length outliers.

There are no bond angle outliers.

There are no chirality outliers.

There are no planarity outliers.

5.2 Too-close contacts [i](#)

In the following table, the Non-H and H(model) columns list the number of non-hydrogen atoms and hydrogen atoms in the chain respectively. The H(added) column lists the number of hydrogen atoms added and optimized by MolProbity. The Clashes column lists the number of clashes within the asymmetric unit, whereas Symm-Clashes lists symmetry-related clashes.

Mol	Chain	Non-H	H(model)	H(added)	Clashes	Symm-Clashes
1	A	8128	0	7715	17	0
1	B	8128	0	7715	16	0
1	C	8128	0	7715	20	0
1	D	8128	0	7715	17	0
2	A	5	0	0	0	0
2	B	3	0	0	0	0
2	C	5	0	0	0	0
2	D	3	0	0	0	0
3	A	4	0	0	0	0

Continued on next page...

Continued from previous page...

Mol	Chain	Non-H	H(model)	H(added)	Clashes	Symm-Clashes
3	B	4	0	0	0	0
3	C	4	0	0	0	0
3	D	4	0	0	0	0
4	A	104	0	156	0	0
4	B	112	0	168	1	0
4	C	124	0	186	1	0
4	D	108	0	162	1	0
5	A	1216	0	0	0	0
5	B	1218	0	0	0	0
5	C	1160	0	0	1	0
5	D	1161	0	0	2	0
All	All	37747	0	31532	70	0

The all-atom clashscore is defined as the number of clashes found per 1000 atoms (including hydrogen atoms). The all-atom clashscore for this structure is 1.

All (70) close contacts within the same asymmetric unit are listed below, sorted by their clash magnitude.

Atom-1	Atom-2	Interatomic distance (Å)	Clash overlap (Å)
1:D:372:MET:HE1	1:D:395:HIS:HB3	1.71	0.72
1:C:651:LEU:HD11	1:C:653:HIS:CE1	2.31	0.65
1:C:127:PHE:CE1	1:C:184:LEU:HG	2.34	0.63
1:A:127:PHE:CE1	1:A:184:LEU:HG	2.35	0.61
1:D:887:GLN:NE2	1:D:980:GLU:O	2.31	0.61
1:C:651:LEU:HD23	1:C:703:PRO:HG3	1.83	0.60
1:B:127:PHE:CE1	1:B:184:LEU:HG	2.37	0.59
1:A:887:GLN:NE2	1:A:980:GLU:O	2.36	0.56
1:C:142:ILE:HG12	1:C:170:GLU:HG2	1.88	0.56
1:B:651:LEU:HD22	1:B:703:PRO:HG3	1.89	0.54
1:B:127:PHE:HE1	1:B:184:LEU:HG	1.72	0.54
1:D:788:PRO:HD2	1:D:968:MET:HG3	1.92	0.52
1:C:127:PHE:HE1	1:C:184:LEU:HG	1.74	0.51
1:A:127:PHE:HE1	1:A:184:LEU:HG	1.75	0.49
1:D:127:PHE:CE1	1:D:184:LEU:HG	2.47	0.49
1:B:377:LEU:HD22	1:B:708:TRP:HA	1.95	0.48
1:B:634:GLN:HG3	1:B:682:LEU:HB2	1.96	0.48
1:C:147:ASN:HA	1:C:148:SER:HA	1.65	0.48
1:B:427:THR:HG21	1:B:462:SER:HB3	1.96	0.47
1:C:724:GLU:O	1:D:847:LYS:NZ	2.47	0.47
1:A:367:MET:HE2	1:A:372:MET:HG3	1.95	0.47
1:C:788:PRO:HD2	1:C:968:MET:HG3	1.96	0.47

Continued on next page...

Continued from previous page...

Atom-1	Atom-2	Interatomic distance (Å)	Clash overlap (Å)
1:D:377:LEU:HD22	1:D:708:TRP:HA	1.95	0.47
1:B:88:SER:HA	1:B:366:VAL:HG21	1.96	0.47
1:A:615:PRO:O	1:A:618:THR:HG22	2.16	0.46
1:B:720:TRP:HE1	4:B:8026:DMS:H12	1.80	0.46
1:D:618:THR:HG21	5:D:4869:HOH:O	2.15	0.46
1:B:788:PRO:HD2	1:B:968:MET:HG3	1.97	0.46
1:B:615:PRO:O	1:B:618:THR:HG22	2.15	0.46
1:D:147:ASN:HA	1:D:148:SER:HA	1.64	0.46
1:B:499:ILE:HG22	1:B:501:PRO:HD3	1.98	0.45
1:C:499:ILE:HG22	1:C:501:PRO:HD3	1.98	0.45
1:D:499:ILE:HG22	1:D:501:PRO:HD3	1.99	0.45
1:A:147:ASN:HA	1:A:148:SER:HA	1.63	0.45
1:B:147:ASN:HA	1:B:148:SER:HA	1.66	0.45
4:C:8024:DMS:H11	5:C:4817:HOH:O	2.17	0.44
1:D:320:GLY:HA2	4:D:8006:DMS:O	2.17	0.44
1:A:499:ILE:HG22	1:A:501:PRO:HD3	1.99	0.44
1:C:200:GLN:HG2	1:C:391:HIS:HB2	1.99	0.44
1:C:88:SER:HA	1:C:366:VAL:HG21	1.99	0.44
1:C:356:ARG:HD2	1:C:379:MET:CE	2.48	0.44
1:C:615:PRO:O	1:C:618:THR:HG22	2.18	0.44
1:D:245:GLN:HG2	1:D:288:ARG:HG2	2.00	0.43
1:A:427:THR:HG21	1:A:462:SER:HB3	1.99	0.43
1:C:568:TRP:CD2	1:C:569:ASP:HB3	2.53	0.43
1:A:88:SER:HA	1:A:366:VAL:HG21	2.00	0.43
1:A:377:LEU:HD22	1:A:708:TRP:HA	2.01	0.43
1:C:305:ILE:HD11	1:C:645:ARG:HB3	2.01	0.43
1:A:390:SER:HA	1:A:391:HIS:HA	1.85	0.43
1:B:568:TRP:CD2	1:B:569:ASP:HB3	2.54	0.42
1:D:390:SER:HA	1:D:391:HIS:HA	1.84	0.42
1:D:618:THR:HG23	5:D:4340:HOH:O	2.19	0.42
1:B:143:PHE:O	1:B:168:PRO:HA	2.20	0.42
1:C:651:LEU:HD13	1:C:667:GLU:HB2	2.02	0.42
1:D:568:TRP:CD2	1:D:569:ASP:HB3	2.55	0.42
1:D:88:SER:HA	1:D:366:VAL:HG21	2.01	0.41
1:D:991:MET:HE2	1:D:1003:VAL:HG21	2.02	0.41
1:A:1011:ALA:HB3	1:A:1014:TYR:CZ	2.55	0.41
1:C:91:GLN:HG3	1:C:96:ASP:OD1	2.21	0.41
1:C:143:PHE:O	1:C:168:PRO:HA	2.21	0.41
1:C:390:SER:HA	1:C:391:HIS:HA	1.82	0.41
1:A:789:LEU:HD11	1:A:993:ILE:HG22	2.03	0.41
1:A:200:GLN:HG2	1:A:391:HIS:HB2	2.03	0.40

Continued on next page...

Continued from previous page...

Atom-1	Atom-2	Interatomic distance (Å)	Clash overlap (Å)
1:A:301:TRP:CH2	1:A:452:SER:HA	2.56	0.40
1:B:70:PRO:HG2	1:B:78:LEU:HD21	2.03	0.40
1:C:361:PRO:HB2	1:C:576:ILE:HG12	2.03	0.40
1:A:568:TRP:CD2	1:A:569:ASP:HB3	2.56	0.40
1:B:390:SER:HA	1:B:391:HIS:HA	1.86	0.40
1:A:788:PRO:HD2	1:A:968:MET:HG3	2.04	0.40
1:D:301:TRP:CH2	1:D:452:SER:HA	2.57	0.40

There are no symmetry-related clashes.

5.3 Torsion angles [i](#)

5.3.1 Protein backbone [i](#)

In the following table, the Percentiles column shows the percent Ramachandran outliers of the chain as a percentile score with respect to all X-ray entries followed by that with respect to entries of similar resolution.

The Analysed column shows the number of residues for which the backbone conformation was analysed, and the total number of residues.

Mol	Chain	Analysed	Favoured	Allowed	Outliers	Percentiles	
1	A	1009/1052 (96%)	986 (98%)	23 (2%)	0	100	100
1	B	1009/1052 (96%)	985 (98%)	24 (2%)	0	100	100
1	C	1009/1052 (96%)	986 (98%)	23 (2%)	0	100	100
1	D	1009/1052 (96%)	982 (97%)	27 (3%)	0	100	100
All	All	4036/4208 (96%)	3939 (98%)	97 (2%)	0	100	100

There are no Ramachandran outliers to report.

5.3.2 Protein sidechains [i](#)

In the following table, the Percentiles column shows the percent sidechain outliers of the chain as a percentile score with respect to all X-ray entries followed by that with respect to entries of similar resolution.

The Analysed column shows the number of residues for which the sidechain conformation was analysed, and the total number of residues.

Mol	Chain	Analysed	Rotameric	Outliers	Percentiles	
1	A	864/898 (96%)	857 (99%)	7 (1%)	81	76
1	B	864/898 (96%)	860 (100%)	4 (0%)	88	86
1	C	864/898 (96%)	859 (99%)	5 (1%)	86	83
1	D	864/898 (96%)	857 (99%)	7 (1%)	81	76
All	All	3456/3592 (96%)	3433 (99%)	23 (1%)	84	79

All (23) residues with a non-rotameric sidechain are listed below:

Mol	Chain	Res	Type
1	A	13	ARG
1	A	250	LEU
1	A	333	ARG
1	A	394	ASN
1	A	535	LEU
1	A	546	LEU
1	A	845	GLN
1	B	333	ARG
1	B	394	ASN
1	B	546	LEU
1	B	651	LEU
1	C	333	ARG
1	C	394	ASN
1	C	519	SER
1	C	535	LEU
1	C	546	LEU
1	D	333	ARG
1	D	394	ASN
1	D	535	LEU
1	D	546	LEU
1	D	655	MET
1	D	772	ASP
1	D	890	GLN

Sometimes sidechains can be flipped to improve hydrogen bonding and reduce clashes. All (4) such sidechains are listed below:

Mol	Chain	Res	Type
1	C	653	HIS
1	D	704	ASN
1	D	824	GLN
1	D	903	GLN

5.3.3 RNA [i](#)

There are no RNA molecules in this entry.

5.4 Non-standard residues in protein, DNA, RNA chains [i](#)

There are no non-standard protein/DNA/RNA residues in this entry.

5.5 Carbohydrates [i](#)

There are no monosaccharides in this entry.

5.6 Ligand geometry [i](#)

Of 144 ligands modelled in this entry, 32 are monoatomic - leaving 112 for Mogul analysis.

In the following table, the Counts columns list the number of bonds (or angles) for which Mogul statistics could be retrieved, the number of bonds (or angles) that are observed in the model and the number of bonds (or angles) that are defined in the Chemical Component Dictionary. The Link column lists molecule types, if any, to which the group is linked. The Z score for a bond length (or angle) is the number of standard deviations the observed value is removed from the expected value. A bond length (or angle) with $|Z| > 2$ is considered an outlier worth inspection. RMSZ is the root-mean-square of all Z scores of the bond lengths (or angles).

Mol	Type	Chain	Res	Link	Bond lengths			Bond angles		
					Counts	RMSZ	# Z > 2	Counts	RMSZ	# Z > 2
4	DMS	B	8001	-	3,3,3	2.57	1 (33%)	3,3,3	0.47	0
4	DMS	B	8027	-	3,3,3	2.65	1 (33%)	3,3,3	0.52	0
4	DMS	D	8015	-	3,3,3	2.67	1 (33%)	3,3,3	0.51	0
4	DMS	D	8027	-	3,3,3	2.66	1 (33%)	3,3,3	0.49	0
4	DMS	D	8026	-	3,3,3	2.65	1 (33%)	3,3,3	0.50	0
4	DMS	B	8011	-	3,3,3	2.67	1 (33%)	3,3,3	0.48	0
4	DMS	B	8026	-	3,3,3	2.69	1 (33%)	3,3,3	0.58	0
4	DMS	A	8021	-	3,3,3	2.68	1 (33%)	3,3,3	0.52	0
4	DMS	D	8013	-	3,3,3	2.65	1 (33%)	3,3,3	0.49	0
4	DMS	D	8017	-	3,3,3	2.66	1 (33%)	3,3,3	0.51	0
4	DMS	A	8025	-	3,3,3	2.65	1 (33%)	3,3,3	0.46	0
4	DMS	A	8026	-	3,3,3	2.64	1 (33%)	3,3,3	0.47	0
4	DMS	D	8022	-	3,3,3	2.68	1 (33%)	3,3,3	0.54	0
4	DMS	A	8020	-	3,3,3	2.65	1 (33%)	3,3,3	0.50	0

Mol	Type	Chain	Res	Link	Bond lengths			Bond angles		
					Counts	RMSZ	# Z > 2	Counts	RMSZ	# Z > 2
4	DMS	B	8022	-	3,3,3	2.63	1 (33%)	3,3,3	0.38	0
4	DMS	D	8020	-	3,3,3	2.66	1 (33%)	3,3,3	0.53	0
4	DMS	B	8020	-	3,3,3	2.65	1 (33%)	3,3,3	0.49	0
4	DMS	B	8024	-	3,3,3	2.69	1 (33%)	3,3,3	0.55	0
4	DMS	C	8026	-	3,3,3	2.62	1 (33%)	3,3,3	0.46	0
4	DMS	B	8015	-	3,3,3	2.68	1 (33%)	3,3,3	0.56	0
4	DMS	C	8028	-	3,3,3	2.65	1 (33%)	3,3,3	0.52	0
4	DMS	A	8013	-	3,3,3	2.68	1 (33%)	3,3,3	0.53	0
4	DMS	D	8011	-	3,3,3	2.61	1 (33%)	3,3,3	0.48	0
4	DMS	C	8010	-	3,3,3	2.59	1 (33%)	3,3,3	0.42	0
4	DMS	A	8019	3	3,3,3	2.59	1 (33%)	3,3,3	0.38	0
4	DMS	D	8014	-	3,3,3	2.66	1 (33%)	3,3,3	0.49	0
4	DMS	B	8014	-	3,3,3	2.66	1 (33%)	3,3,3	0.49	0
4	DMS	A	8017	-	3,3,3	2.66	1 (33%)	3,3,3	0.48	0
4	DMS	C	8020	3	3,3,3	2.63	1 (33%)	3,3,3	0.48	0
4	DMS	B	8021	-	3,3,3	2.64	1 (33%)	3,3,3	0.57	0
4	DMS	A	8023	-	3,3,3	2.65	1 (33%)	3,3,3	0.49	0
4	DMS	B	8019	3	3,3,3	2.60	1 (33%)	3,3,3	0.44	0
4	DMS	C	8001	-	3,3,3	2.58	1 (33%)	3,3,3	0.49	0
4	DMS	C	8004	-	3,3,3	2.65	1 (33%)	3,3,3	0.47	0
4	DMS	C	8008	-	3,3,3	2.68	1 (33%)	3,3,3	0.51	0
4	DMS	C	8031	-	3,3,3	2.65	1 (33%)	3,3,3	0.46	0
4	DMS	C	8030	-	3,3,3	2.66	1 (33%)	3,3,3	0.57	0
4	DMS	C	8007	-	3,3,3	2.63	1 (33%)	3,3,3	0.52	0
4	DMS	D	8009	-	3,3,3	2.66	1 (33%)	3,3,3	0.54	0
4	DMS	D	8012	-	3,3,3	2.68	1 (33%)	3,3,3	0.53	0
4	DMS	D	8005	-	3,3,3	2.61	1 (33%)	3,3,3	0.43	0
4	DMS	A	8022	-	3,3,3	2.67	1 (33%)	3,3,3	0.54	0
4	DMS	C	8011	-	3,3,3	2.64	1 (33%)	3,3,3	0.48	0
4	DMS	B	8003	-	3,3,3	2.63	1 (33%)	3,3,3	0.52	0
4	DMS	C	8024	-	3,3,3	2.66	1 (33%)	3,3,3	0.47	0
4	DMS	C	8018	-	3,3,3	2.66	1 (33%)	3,3,3	0.48	0
4	DMS	A	8003	-	3,3,3	2.65	1 (33%)	3,3,3	0.57	0
4	DMS	C	8029	-	3,3,3	2.64	1 (33%)	3,3,3	0.41	0
4	DMS	B	8025	-	3,3,3	2.63	1 (33%)	3,3,3	0.44	0

Mol	Type	Chain	Res	Link	Bond lengths			Bond angles		
					Counts	RMSZ	# Z > 2	Counts	RMSZ	# Z > 2
4	DMS	A	8005	-	3,3,3	2.60	1 (33%)	3,3,3	0.35	0
4	DMS	C	8016	-	3,3,3	2.67	1 (33%)	3,3,3	0.51	0
4	DMS	C	8002	-	3,3,3	2.58	1 (33%)	3,3,3	0.54	0
4	DMS	A	8009	-	3,3,3	2.69	1 (33%)	3,3,3	0.53	0
4	DMS	C	8023	-	3,3,3	2.65	1 (33%)	3,3,3	0.50	0
4	DMS	D	8007	-	3,3,3	2.60	1 (33%)	3,3,3	0.47	0
4	DMS	D	8019	-	3,3,3	2.65	1 (33%)	3,3,3	0.53	0
4	DMS	D	8021	-	3,3,3	2.65	1 (33%)	3,3,3	0.45	0
4	DMS	C	8012	-	3,3,3	2.59	1 (33%)	3,3,3	0.40	0
4	DMS	C	8019	-	3,3,3	2.66	1 (33%)	3,3,3	0.49	0
4	DMS	C	8015	-	3,3,3	2.68	1 (33%)	3,3,3	0.54	0
4	DMS	C	8006	-	3,3,3	2.66	1 (33%)	3,3,3	0.44	0
4	DMS	D	8001	-	3,3,3	2.60	1 (33%)	3,3,3	0.43	0
4	DMS	C	8014	-	3,3,3	2.67	1 (33%)	3,3,3	0.52	0
4	DMS	B	8007	-	3,3,3	2.61	1 (33%)	3,3,3	0.50	0
4	DMS	C	8021	-	3,3,3	2.66	1 (33%)	3,3,3	0.49	0
4	DMS	B	8028	-	3,3,3	2.66	1 (33%)	3,3,3	0.46	0
4	DMS	D	8002	-	3,3,3	2.53	1 (33%)	3,3,3	0.56	0
4	DMS	B	8002	-	3,3,3	2.53	1 (33%)	3,3,3	0.46	0
4	DMS	D	8004	-	3,3,3	2.66	1 (33%)	3,3,3	0.55	0
4	DMS	B	8008	-	3,3,3	2.68	1 (33%)	3,3,3	0.51	0
4	DMS	D	8008	-	3,3,3	2.69	1 (33%)	3,3,3	0.51	0
4	DMS	D	8025	-	3,3,3	2.66	1 (33%)	3,3,3	0.44	0
4	DMS	C	8022	-	3,3,3	2.64	1 (33%)	3,3,3	0.48	0
4	DMS	B	8023	-	3,3,3	2.66	1 (33%)	3,3,3	0.45	0
4	DMS	C	8025	-	3,3,3	2.65	1 (33%)	3,3,3	0.45	0
4	DMS	C	8027	-	3,3,3	2.65	1 (33%)	3,3,3	0.48	0
4	DMS	D	8003	-	3,3,3	2.66	1 (33%)	3,3,3	0.56	0
4	DMS	A	8016	-	3,3,3	2.65	1 (33%)	3,3,3	0.45	0
4	DMS	B	8016	-	3,3,3	2.65	1 (33%)	3,3,3	0.44	0
4	DMS	B	8004	-	3,3,3	2.64	1 (33%)	3,3,3	0.47	0
4	DMS	A	8010	-	3,3,3	2.67	1 (33%)	3,3,3	0.54	0
4	DMS	C	8013	-	3,3,3	2.67	1 (33%)	3,3,3	0.47	0
4	DMS	B	8009	-	3,3,3	2.62	1 (33%)	3,3,3	0.48	0
4	DMS	B	8012	-	3,3,3	2.61	1 (33%)	3,3,3	0.44	0

Mol	Type	Chain	Res	Link	Bond lengths			Bond angles		
					Counts	RMSZ	# Z > 2	Counts	RMSZ	# Z > 2
4	DMS	B	8005	-	3,3,3	2.63	1 (33%)	3,3,3	0.39	0
4	DMS	C	8017	-	3,3,3	2.65	1 (33%)	3,3,3	0.43	0
4	DMS	B	8010	-	3,3,3	2.63	1 (33%)	3,3,3	0.51	0
4	DMS	B	8018	-	3,3,3	2.63	1 (33%)	3,3,3	0.46	0
4	DMS	A	8006	-	3,3,3	2.63	1 (33%)	3,3,3	0.42	0
4	DMS	A	8001	-	3,3,3	2.57	1 (33%)	3,3,3	0.44	0
4	DMS	A	8004	-	3,3,3	2.64	1 (33%)	3,3,3	0.52	0
4	DMS	D	8023	-	3,3,3	2.61	1 (33%)	3,3,3	0.26	0
4	DMS	A	8008	-	3,3,3	2.65	1 (33%)	3,3,3	0.53	0
4	DMS	A	8012	-	3,3,3	2.64	1 (33%)	3,3,3	0.51	0
4	DMS	A	8011	-	3,3,3	2.58	1 (33%)	3,3,3	0.42	0
4	DMS	D	8016	-	3,3,3	2.65	1 (33%)	3,3,3	0.50	0
4	DMS	D	8006	-	3,3,3	2.59	1 (33%)	3,3,3	0.36	0
4	DMS	A	8024	-	3,3,3	2.64	1 (33%)	3,3,3	0.42	0
4	DMS	B	8006	-	3,3,3	2.65	1 (33%)	3,3,3	0.44	0
4	DMS	A	8007	-	3,3,3	2.67	1 (33%)	3,3,3	0.49	0
4	DMS	A	8018	-	3,3,3	2.65	1 (33%)	3,3,3	0.48	0
4	DMS	D	8010	-	3,3,3	2.60	1 (33%)	3,3,3	0.42	0
4	DMS	B	8013	-	3,3,3	2.66	1 (33%)	3,3,3	0.45	0
4	DMS	B	8017	-	3,3,3	2.65	1 (33%)	3,3,3	0.49	0
4	DMS	A	8015	-	3,3,3	2.67	1 (33%)	3,3,3	0.51	0
4	DMS	A	8002	-	3,3,3	2.54	1 (33%)	3,3,3	0.51	0
4	DMS	C	8003	-	3,3,3	2.61	1 (33%)	3,3,3	0.49	0
4	DMS	C	8009	-	3,3,3	2.66	1 (33%)	3,3,3	0.53	0
4	DMS	C	8005	-	3,3,3	2.63	1 (33%)	3,3,3	0.39	0
4	DMS	D	8024	-	3,3,3	2.65	1 (33%)	3,3,3	0.46	0
4	DMS	D	8018	-	3,3,3	2.66	1 (33%)	3,3,3	0.48	0
4	DMS	A	8014	-	3,3,3	2.62	1 (33%)	3,3,3	0.40	0

All (112) bond length outliers are listed below:

Mol	Chain	Res	Type	Atoms	Z	Observed(Å)	Ideal(Å)
4	D	8008	DMS	O-S	4.52	1.80	1.50
4	A	8009	DMS	O-S	4.51	1.80	1.50
4	A	8021	DMS	O-S	4.51	1.80	1.50
4	B	8024	DMS	O-S	4.51	1.80	1.50

Continued on next page...

Continued from previous page...

Mol	Chain	Res	Type	Atoms	Z	Observed(Å)	Ideal(Å)
4	B	8008	DMS	O-S	4.50	1.80	1.50
4	C	8008	DMS	O-S	4.50	1.80	1.50
4	C	8015	DMS	O-S	4.50	1.80	1.50
4	B	8015	DMS	O-S	4.50	1.80	1.50
4	D	8012	DMS	O-S	4.50	1.80	1.50
4	D	8022	DMS	O-S	4.49	1.80	1.50
4	B	8026	DMS	O-S	4.49	1.80	1.50
4	A	8013	DMS	O-S	4.49	1.80	1.50
4	C	8013	DMS	O-S	4.48	1.80	1.50
4	A	8015	DMS	O-S	4.48	1.80	1.50
4	B	8011	DMS	O-S	4.48	1.80	1.50
4	C	8016	DMS	O-S	4.48	1.80	1.50
4	C	8014	DMS	O-S	4.47	1.80	1.50
4	D	8015	DMS	O-S	4.47	1.80	1.50
4	B	8028	DMS	O-S	4.47	1.80	1.50
4	A	8007	DMS	O-S	4.47	1.80	1.50
4	A	8010	DMS	O-S	4.47	1.80	1.50
4	C	8024	DMS	O-S	4.47	1.80	1.50
4	D	8020	DMS	O-S	4.47	1.80	1.50
4	D	8027	DMS	O-S	4.47	1.80	1.50
4	D	8004	DMS	O-S	4.47	1.80	1.50
4	A	8020	DMS	O-S	4.47	1.80	1.50
4	C	8009	DMS	O-S	4.47	1.80	1.50
4	D	8025	DMS	O-S	4.47	1.80	1.50
4	C	8021	DMS	O-S	4.47	1.80	1.50
4	B	8014	DMS	O-S	4.46	1.80	1.50
4	D	8014	DMS	O-S	4.46	1.80	1.50
4	A	8022	DMS	O-S	4.46	1.80	1.50
4	A	8017	DMS	O-S	4.46	1.80	1.50
4	C	8004	DMS	O-S	4.46	1.80	1.50
4	C	8019	DMS	O-S	4.46	1.80	1.50
4	D	8003	DMS	O-S	4.46	1.80	1.50
4	D	8024	DMS	O-S	4.46	1.80	1.50
4	D	8009	DMS	O-S	4.46	1.80	1.50
4	C	8006	DMS	O-S	4.46	1.80	1.50
4	D	8017	DMS	O-S	4.46	1.80	1.50
4	B	8013	DMS	O-S	4.46	1.80	1.50
4	D	8019	DMS	O-S	4.46	1.80	1.50
4	D	8018	DMS	O-S	4.46	1.80	1.50
4	B	8016	DMS	O-S	4.46	1.80	1.50
4	C	8031	DMS	O-S	4.46	1.80	1.50
4	B	8006	DMS	O-S	4.46	1.80	1.50

Continued on next page...

Continued from previous page...

Mol	Chain	Res	Type	Atoms	Z	Observed(Å)	Ideal(Å)
4	C	8030	DMS	O-S	4.46	1.80	1.50
4	C	8018	DMS	O-S	4.46	1.80	1.50
4	C	8027	DMS	O-S	4.45	1.80	1.50
4	B	8023	DMS	O-S	4.45	1.80	1.50
4	D	8016	DMS	O-S	4.45	1.80	1.50
4	B	8027	DMS	O-S	4.45	1.80	1.50
4	A	8018	DMS	O-S	4.45	1.80	1.50
4	C	8017	DMS	O-S	4.45	1.80	1.50
4	D	8021	DMS	O-S	4.45	1.80	1.50
4	A	8023	DMS	O-S	4.45	1.80	1.50
4	C	8023	DMS	O-S	4.45	1.80	1.50
4	A	8016	DMS	O-S	4.45	1.80	1.50
4	C	8025	DMS	O-S	4.45	1.80	1.50
4	C	8022	DMS	O-S	4.45	1.80	1.50
4	B	8020	DMS	O-S	4.45	1.80	1.50
4	B	8004	DMS	O-S	4.44	1.80	1.50
4	A	8008	DMS	O-S	4.44	1.80	1.50
4	B	8017	DMS	O-S	4.44	1.80	1.50
4	C	8028	DMS	O-S	4.44	1.80	1.50
4	D	8026	DMS	O-S	4.44	1.80	1.50
4	A	8012	DMS	O-S	4.44	1.80	1.50
4	A	8026	DMS	O-S	4.44	1.80	1.50
4	D	8013	DMS	O-S	4.44	1.80	1.50
4	A	8025	DMS	O-S	4.44	1.80	1.50
4	A	8003	DMS	O-S	4.43	1.80	1.50
4	A	8024	DMS	O-S	4.43	1.80	1.50
4	C	8011	DMS	O-S	4.43	1.80	1.50
4	A	8006	DMS	O-S	4.43	1.80	1.50
4	C	8029	DMS	O-S	4.43	1.80	1.50
4	A	8004	DMS	O-S	4.43	1.80	1.50
4	B	8003	DMS	O-S	4.42	1.80	1.50
4	B	8021	DMS	O-S	4.42	1.80	1.50
4	C	8007	DMS	O-S	4.42	1.80	1.50
4	B	8022	DMS	O-S	4.42	1.80	1.50
4	B	8018	DMS	O-S	4.41	1.80	1.50
4	C	8005	DMS	O-S	4.41	1.80	1.50
4	B	8005	DMS	O-S	4.41	1.80	1.50
4	C	8020	DMS	O-S	4.41	1.80	1.50
4	B	8025	DMS	O-S	4.40	1.80	1.50
4	A	8014	DMS	O-S	4.40	1.80	1.50
4	C	8026	DMS	O-S	4.40	1.79	1.50
4	B	8010	DMS	O-S	4.40	1.79	1.50

Continued on next page...

Continued from previous page...

Mol	Chain	Res	Type	Atoms	Z	Observed(Å)	Ideal(Å)
4	B	8009	DMS	O-S	4.39	1.79	1.50
4	C	8003	DMS	O-S	4.39	1.79	1.50
4	D	8011	DMS	O-S	4.38	1.79	1.50
4	D	8023	DMS	O-S	4.38	1.79	1.50
4	B	8012	DMS	O-S	4.38	1.79	1.50
4	D	8005	DMS	O-S	4.37	1.79	1.50
4	B	8007	DMS	O-S	4.36	1.79	1.50
4	D	8001	DMS	O-S	4.36	1.79	1.50
4	A	8005	DMS	O-S	4.36	1.79	1.50
4	D	8007	DMS	O-S	4.36	1.79	1.50
4	B	8019	DMS	O-S	4.35	1.79	1.50
4	D	8010	DMS	O-S	4.35	1.79	1.50
4	D	8006	DMS	O-S	4.35	1.79	1.50
4	C	8012	DMS	O-S	4.34	1.79	1.50
4	A	8019	DMS	O-S	4.34	1.79	1.50
4	C	8010	DMS	O-S	4.33	1.79	1.50
4	A	8011	DMS	O-S	4.33	1.79	1.50
4	C	8002	DMS	O-S	4.32	1.79	1.50
4	A	8001	DMS	O-S	4.31	1.79	1.50
4	B	8001	DMS	O-S	4.31	1.79	1.50
4	C	8001	DMS	O-S	4.31	1.79	1.50
4	A	8002	DMS	O-S	4.26	1.79	1.50
4	B	8002	DMS	O-S	4.24	1.78	1.50
4	D	8002	DMS	O-S	4.23	1.78	1.50

There are no bond angle outliers.

There are no chirality outliers.

There are no torsion outliers.

There are no ring outliers.

3 monomers are involved in 3 short contacts:

Mol	Chain	Res	Type	Clashes	Symm-Clashes
4	B	8026	DMS	1	0
4	C	8024	DMS	1	0
4	D	8006	DMS	1	0

5.7 Other polymers [i](#)

There are no such residues in this entry.

5.8 Polymer linkage issues

There are no chain breaks in this entry.

6 Fit of model and data

6.1 Protein, DNA and RNA chains

In the following table, the column labelled ‘#RSRZ > 2’ contains the number (and percentage) of RSRZ outliers, followed by percent RSRZ outliers for the chain as percentile scores relative to all X-ray entries and entries of similar resolution. The OWAB column contains the minimum, median, 95th percentile and maximum values of the occupancy-weighted average B-factor per residue. The column labelled ‘Q < 0.9’ lists the number of (and percentage) of residues with an average occupancy less than 0.9.

Mol	Chain	Analysed	<RSRZ>	#RSRZ>2	OWAB(Å ²)	Q<0.9
1	A	1011/1052 (96%)	-0.38	22 (2%) 62 61	9, 17, 34, 77	0
1	B	1011/1052 (96%)	-0.38	20 (1%) 65 64	9, 17, 34, 72	0
1	C	1011/1052 (96%)	-0.34	23 (2%) 60 59	10, 17, 37, 67	0
1	D	1011/1052 (96%)	-0.28	29 (2%) 51 50	9, 18, 37, 76	0
All	All	4044/4208 (96%)	-0.35	94 (2%) 60 59	9, 17, 36, 77	0

All (94) RSRZ outliers are listed below:

Mol	Chain	Res	Type	RSRZ
1	D	799	THR	9.5
1	D	798	ALA	9.3
1	C	798	ALA	8.7
1	A	799	THR	8.0
1	A	735	HIS	6.8
1	A	686	PRO	6.8
1	A	798	ALA	6.7
1	D	735	HIS	6.5
1	B	689	GLU	6.3
1	D	732	ALA	5.8
1	C	799	THR	5.7
1	A	689	GLU	5.6
1	D	689	GLU	5.6
1	D	800	ARG	5.5
1	C	689	GLU	5.5
1	B	797	GLU	5.5
1	A	687	GLN	5.4
1	B	732	ALA	5.3
1	C	731	PRO	5.2
1	B	799	THR	5.2
1	C	732	ALA	5.1

Continued on next page...

Continued from previous page...

Mol	Chain	Res	Type	RSRZ
1	C	800	ARG	5.0
1	A	800	ARG	4.9
1	B	731	PRO	4.9
1	D	1023	LYS	4.9
1	A	730	LEU	4.8
1	C	735	HIS	4.6
1	D	797	GLU	4.5
1	C	801	ILE	4.4
1	B	686	PRO	4.2
1	B	687	GLN	4.2
1	B	798	ALA	4.2
1	D	686	PRO	4.2
1	A	1023	LYS	4.1
1	D	730	LEU	4.0
1	A	733	ALA	4.0
1	A	801	ILE	4.0
1	B	684	GLU	4.0
1	D	734	SER	3.9
1	A	732	ALA	3.8
1	B	730	LEU	3.8
1	C	686	PRO	3.8
1	D	687	GLN	3.8
1	D	684	GLU	3.7
1	B	800	ARG	3.7
1	C	772	ASP	3.7
1	D	731	PRO	3.7
1	A	734	SER	3.6
1	C	687	GLN	3.5
1	D	580	GLU	3.5
1	D	801	ILE	3.4
1	A	685	LEU	3.4
1	C	797	GLU	3.4
1	C	730	LEU	3.4
1	B	801	ILE	3.3
1	C	663	LEU	3.2
1	C	684	GLU	3.2
1	A	846	GLY	3.2
1	D	71	GLU	3.1
1	B	735	HIS	3.1
1	D	733	ALA	3.1
1	A	580	GLU	2.9
1	A	684	GLU	2.9

Continued on next page...

Continued from previous page...

Mol	Chain	Res	Type	RSRZ
1	A	731	PRO	2.9
1	D	688	PRO	2.9
1	B	651	LEU	2.8
1	B	1023	LYS	2.8
1	C	685	LEU	2.8
1	D	685	LEU	2.8
1	A	797	GLU	2.7
1	C	796	ASP	2.7
1	A	796	ASP	2.7
1	B	663	LEU	2.7
1	B	685	LEU	2.7
1	C	795	VAL	2.6
1	A	795	VAL	2.6
1	C	1023	LYS	2.6
1	B	690	SER	2.5
1	D	846	GLY	2.5
1	C	683	PRO	2.5
1	D	581	ASN	2.5
1	D	772	ASP	2.4
1	D	796	ASP	2.4
1	A	845	GLN	2.4
1	D	1022	GLN	2.2
1	D	737	ILE	2.2
1	D	179	ALA	2.2
1	B	580	GLU	2.1
1	B	80	GLU	2.1
1	D	634	GLN	2.1
1	D	845	GLN	2.1
1	C	690	SER	2.1
1	C	744	GLU	2.1
1	C	794	GLY	2.0

6.2 Non-standard residues in protein, DNA, RNA chains [i](#)

There are no non-standard protein/DNA/RNA residues in this entry.

6.3 Carbohydrates [i](#)

There are no monosaccharides in this entry.

6.4 Ligands i

In the following table, the Atoms column lists the number of modelled atoms in the group and the number defined in the chemical component dictionary. The B-factors column lists the minimum, median, 95th percentile and maximum values of B factors of atoms in the group. The column labelled 'Q< 0.9' lists the number of atoms with occupancy less than 0.9.

Mol	Type	Chain	Res	Atoms	RSCC	RSR	B-factors(Å ²)	Q<0.9
4	DMS	B	8026	4/4	0.68	0.25	39,43,43,46	0
4	DMS	A	8006	4/4	0.69	0.21	59,62,63,66	0
4	DMS	D	8015	4/4	0.73	0.25	71,73,73,76	0
4	DMS	A	8013	4/4	0.74	0.31	74,75,75,75	0
4	DMS	A	8007	4/4	0.75	0.28	58,60,62,62	0
4	DMS	B	8006	4/4	0.75	0.31	65,66,67,67	0
4	DMS	C	8015	4/4	0.76	0.27	68,70,70,71	0
4	DMS	A	8010	4/4	0.77	0.31	69,70,70,71	0
4	DMS	B	8024	4/4	0.79	0.27	53,55,56,59	0
4	DMS	A	8018	4/4	0.80	0.33	74,74,75,75	0
4	DMS	C	8023	4/4	0.80	0.28	60,60,62,63	0
4	DMS	B	8011	4/4	0.80	0.36	73,74,75,75	0
4	DMS	C	8019	4/4	0.81	0.28	54,56,56,57	0
4	DMS	C	8013	4/4	0.81	0.27	35,40,41,47	0
4	DMS	B	8004	4/4	0.81	0.24	48,48,52,53	0
4	DMS	D	8022	4/4	0.81	0.24	55,57,57,60	0
4	DMS	C	8028	4/4	0.82	0.26	43,47,49,51	0
4	DMS	B	8013	4/4	0.82	0.27	41,42,45,50	0
4	DMS	B	8015	4/4	0.82	0.21	59,59,61,64	0
4	DMS	A	8004	4/4	0.83	0.17	46,48,50,53	0
4	DMS	D	8012	4/4	0.83	0.30	68,68,69,69	0
4	DMS	B	8019	4/4	0.85	0.32	42,42,44,47	0
4	DMS	C	8006	4/4	0.85	0.23	61,62,63,64	0
4	DMS	D	8004	4/4	0.86	0.22	65,66,66,67	0
4	DMS	C	8017	4/4	0.86	0.21	56,58,58,59	0
4	DMS	A	8020	4/4	0.87	0.23	78,78,78,78	0
4	DMS	A	8025	4/4	0.87	0.28	61,62,63,64	0
3	NA	A	3104	1/1	0.87	0.13	29,29,29,29	0
4	DMS	D	8020	4/4	0.88	0.17	42,43,45,49	0
4	DMS	A	8021	4/4	0.88	0.15	35,37,40,42	0
4	DMS	D	8024	4/4	0.88	0.24	68,69,69,69	0
4	DMS	B	8018	4/4	0.89	0.28	65,65,66,67	0
4	DMS	A	8023	4/4	0.89	0.23	50,50,51,53	0
3	NA	C	3104	1/1	0.89	0.22	30,30,30,30	0
4	DMS	A	8026	4/4	0.89	0.18	63,64,66,66	0
3	NA	D	3104	1/1	0.89	0.12	38,38,38,38	0
4	DMS	C	8009	4/4	0.89	0.29	57,58,58,60	0

Continued on next page...

Continued from previous page...

Mol	Type	Chain	Res	Atoms	RSCC	RSR	B-factors(\AA^2)	Q<0.9
4	DMS	C	8012	4/4	0.90	0.21	31,38,40,43	0
4	DMS	A	8009	4/4	0.90	0.15	43,44,46,48	0
4	DMS	A	8022	4/4	0.90	0.18	41,42,44,47	0
4	DMS	C	8016	4/4	0.90	0.20	74,74,75,76	0
4	DMS	D	8018	4/4	0.90	0.24	66,67,67,67	0
4	DMS	A	8015	4/4	0.90	0.16	66,67,67,69	0
4	DMS	C	8008	4/4	0.90	0.19	36,39,40,42	0
4	DMS	B	8023	4/4	0.90	0.25	50,52,53,54	0
4	DMS	D	8025	4/4	0.90	0.25	56,56,56,57	0
4	DMS	D	8006	4/4	0.91	0.21	29,32,33,36	0
4	DMS	D	8009	4/4	0.91	0.21	58,60,60,61	0
4	DMS	A	8016	4/4	0.91	0.24	71,71,71,72	0
4	DMS	D	8014	4/4	0.91	0.18	47,49,52,53	0
4	DMS	B	8025	4/4	0.91	0.21	49,50,52,53	0
4	DMS	C	8025	4/4	0.91	0.23	56,59,59,59	0
4	DMS	C	8026	4/4	0.91	0.28	56,56,57,58	0
4	DMS	A	8024	4/4	0.91	0.15	41,44,45,46	0
4	DMS	C	8030	4/4	0.91	0.16	53,54,55,58	0
4	DMS	B	8028	4/4	0.91	0.14	51,52,54,54	0
4	DMS	A	8012	4/4	0.92	0.18	48,48,49,50	0
4	DMS	D	8016	4/4	0.92	0.13	70,70,71,71	0
4	DMS	B	8014	4/4	0.92	0.17	59,59,60,63	0
4	DMS	D	8019	4/4	0.92	0.18	59,59,61,62	0
4	DMS	A	8019	4/4	0.92	0.24	41,44,45,45	0
2	MG	C	3003	1/1	0.92	0.09	20,20,20,20	1
4	DMS	B	8012	4/4	0.92	0.20	49,50,51,51	0
4	DMS	B	8021	4/4	0.92	0.14	38,39,42,45	0
4	DMS	D	8026	4/4	0.92	0.21	55,56,56,56	0
4	DMS	B	8020	4/4	0.93	0.14	44,46,46,48	0
4	DMS	B	8027	4/4	0.93	0.12	57,58,58,59	0
4	DMS	A	8014	4/4	0.93	0.21	43,48,48,49	0
4	DMS	C	8020	4/4	0.93	0.38	41,44,46,46	0
4	DMS	D	8021	4/4	0.93	0.21	62,63,63,63	0
4	DMS	C	8022	4/4	0.93	0.19	39,41,44,44	0
4	DMS	D	8023	4/4	0.93	0.14	23,25,28,32	0
4	DMS	C	8004	4/4	0.93	0.15	40,41,44,46	0
4	DMS	C	8014	4/4	0.93	0.23	55,56,56,56	0
4	DMS	B	8022	4/4	0.93	0.22	48,50,50,51	0
4	DMS	D	8027	4/4	0.93	0.11	61,62,63,63	0
4	DMS	D	8013	4/4	0.94	0.23	40,45,45,47	0
3	NA	A	3103	1/1	0.94	0.18	29,29,29,29	0
4	DMS	C	8018	4/4	0.94	0.14	52,53,54,54	0

Continued on next page...

Continued from previous page...

Mol	Type	Chain	Res	Atoms	RSCC	RSR	B-factors(\AA^2)	Q<0.9
4	DMS	C	8027	4/4	0.94	0.26	76,76,76,77	0
4	DMS	D	8008	4/4	0.94	0.16	36,39,39,41	0
2	MG	A	3005	1/1	0.94	0.14	43,43,43,43	0
4	DMS	C	8029	4/4	0.94	0.20	54,54,56,56	0
2	MG	C	3002	1/1	0.95	0.09	14,14,14,14	0
2	MG	D	3002	1/1	0.95	0.07	14,14,14,14	0
4	DMS	C	8010	4/4	0.95	0.13	33,33,34,36	0
4	DMS	D	8010	4/4	0.95	0.16	32,32,38,40	0
4	DMS	B	8007	4/4	0.95	0.17	33,36,37,39	0
4	DMS	B	8009	4/4	0.95	0.14	36,36,37,39	0
4	DMS	B	8016	4/4	0.95	0.11	53,53,55,56	0
4	DMS	C	8031	4/4	0.95	0.13	47,48,48,49	0
3	NA	B	3104	1/1	0.95	0.19	32,32,32,32	0
4	DMS	D	8017	4/4	0.95	0.14	53,53,54,54	0
2	MG	D	3003	1/1	0.96	0.18	36,36,36,36	0
4	DMS	A	8011	4/4	0.96	0.16	33,34,34,37	0
4	DMS	A	8005	4/4	0.96	0.13	34,35,36,37	0
3	NA	D	3103	1/1	0.96	0.12	32,32,32,32	0
4	DMS	C	8002	4/4	0.96	0.11	20,21,23,26	0
4	DMS	B	8008	4/4	0.96	0.10	32,35,36,38	0
2	MG	B	3003	1/1	0.96	0.08	33,33,33,33	0
4	DMS	C	8007	4/4	0.96	0.12	34,38,39,40	0
4	DMS	B	8010	4/4	0.96	0.13	35,36,38,38	0
4	DMS	A	8008	4/4	0.96	0.17	32,37,38,40	0
4	DMS	C	8024	4/4	0.96	0.13	45,48,48,50	0
4	DMS	A	8002	4/4	0.96	0.12	19,20,20,23	0
4	DMS	A	8017	4/4	0.96	0.19	51,52,53,53	0
2	MG	C	3001	1/1	0.97	0.07	13,13,13,13	0
4	DMS	D	8005	4/4	0.97	0.13	30,32,32,34	0
4	DMS	A	8003	4/4	0.97	0.09	30,32,33,35	0
4	DMS	D	8007	4/4	0.97	0.11	32,35,37,37	0
2	MG	A	3001	1/1	0.97	0.06	13,13,13,13	0
3	NA	B	3103	1/1	0.97	0.11	28,28,28,28	0
2	MG	A	3006	1/1	0.97	0.08	26,26,26,26	0
4	DMS	D	8011	4/4	0.97	0.15	33,37,37,37	0
4	DMS	C	8001	4/4	0.97	0.13	18,19,24,26	0
4	DMS	B	8001	4/4	0.97	0.09	16,17,21,25	0
4	DMS	C	8021	4/4	0.97	0.11	56,56,56,56	0
4	DMS	C	8003	4/4	0.97	0.09	32,33,34,34	0
4	DMS	B	8002	4/4	0.97	0.09	15,17,19,19	0
4	DMS	C	8005	4/4	0.97	0.13	30,33,34,34	0
4	DMS	B	8017	4/4	0.97	0.10	55,55,55,56	0

Continued on next page...

Continued from previous page...

Mol	Type	Chain	Res	Atoms	RSCC	RSR	B-factors(\AA^2)	Q<0.9
4	DMS	B	8003	4/4	0.97	0.13	33,33,35,36	0
3	NA	C	3103	1/1	0.97	0.09	28,28,28,28	0
2	MG	C	3004	1/1	0.97	0.18	43,43,43,43	0
2	MG	B	3002	1/1	0.97	0.07	14,14,14,14	0
2	MG	A	3003	1/1	0.97	0.24	38,38,38,38	0
4	DMS	A	8001	4/4	0.97	0.08	15,17,20,24	0
4	DMS	D	8001	4/4	0.97	0.08	18,20,23,25	0
4	DMS	D	8002	4/4	0.97	0.12	17,19,20,21	0
4	DMS	D	8003	4/4	0.97	0.10	31,31,34,37	0
3	NA	B	3102	1/1	0.98	0.08	14,14,14,14	0
2	MG	A	3002	1/1	0.98	0.06	14,14,14,14	0
2	MG	B	3001	1/1	0.98	0.07	12,12,12,12	0
4	DMS	B	8005	4/4	0.98	0.15	35,35,35,37	0
3	NA	C	3101	1/1	0.98	0.06	18,18,18,18	0
3	NA	A	3102	1/1	0.98	0.08	13,13,13,13	0
2	MG	C	3006	1/1	0.98	0.07	23,23,23,23	0
4	DMS	C	8011	4/4	0.98	0.13	39,40,42,43	0
3	NA	D	3102	1/1	0.98	0.09	13,13,13,13	0
2	MG	D	3001	1/1	0.98	0.06	12,12,12,12	0
3	NA	B	3101	1/1	0.98	0.06	16,16,16,16	0
3	NA	C	3102	1/1	0.99	0.04	14,14,14,14	0
3	NA	D	3101	1/1	0.99	0.06	18,18,18,18	0
3	NA	A	3101	1/1	0.99	0.06	16,16,16,16	0

6.5 Other polymers [i](#)

There are no such residues in this entry.