



Full wwPDB X-ray Structure Validation Report ⓘ

Jan 8, 2023 – 04:18 PM EST

PDB ID : 1RUF
Title : RHINOVIRUS 14 (HRV14) (MUTANT WITH ASN 1 219 REPLACED BY ALA (N219A IN CHAIN 1))
Authors : Hadfield, A.; Oliveira, M.A.; Kim, K.H.; Minor, I.; Kremer, M.J.; Heinz, B.A.; Shepard, D.; Pevear, D.C.; Rueckert, R.R.; Rossmann, M.G.
Deposited on : 1995-06-09
Resolution : 2.90 Å(reported)

This is a Full wwPDB X-ray Structure Validation Report for a publicly released PDB entry.

We welcome your comments at validation@mail.wwpdb.org

A user guide is available at

<https://www.wwpdb.org/validation/2017/XrayValidationReportHelp>

with specific help available everywhere you see the ⓘ symbol.

The types of validation reports are described at

<http://www.wwpdb.org/validation/2017/FAQs#types>.

The following versions of software and data (see [references ⓘ](#)) were used in the production of this report:

MolProbity : 4.02b-467
Xtrriage (Phenix) : **NOT EXECUTED**
EDS : **NOT EXECUTED**
Percentile statistics : 20191225.v01 (using entries in the PDB archive December 25th 2019)
Ideal geometry (proteins) : Engh & Huber (2001)
Ideal geometry (DNA, RNA) : Parkinson et al. (1996)
Validation Pipeline (wwPDB-VP) : 2.31.2

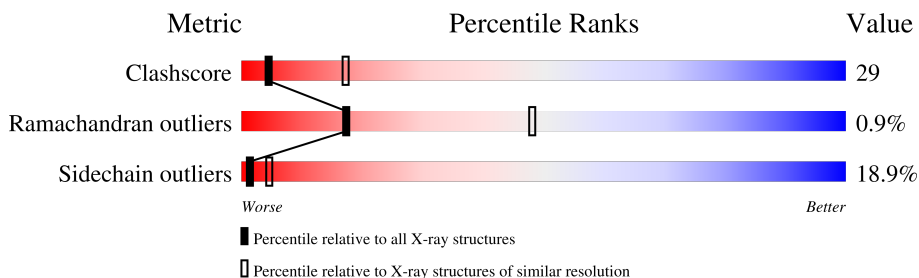
1 Overall quality at a glance

The following experimental techniques were used to determine the structure:

X-RAY DIFFRACTION

The reported resolution of this entry is 2.90 Å.

Percentile scores (ranging between 0-100) for global validation metrics of the entry are shown in the following graphic. The table shows the number of entries on which the scores are based.



Metric	Whole archive (#Entries)	Similar resolution (#Entries, resolution range(Å))
Clashscore	141614	2172 (2.90-2.90)
Ramachandran outliers	138981	2115 (2.90-2.90)
Sidechain outliers	138945	2117 (2.90-2.90)

The table below summarises the geometric issues observed across the polymeric chains and their fit to the electron density. The red, orange, yellow and green segments of the lower bar indicate the fraction of residues that contain outliers for ≥ 3 , 2, 1 and 0 types of geometric quality criteria respectively. A grey segment represents the fraction of residues that are not modelled. The numeric value for each fraction is indicated below the corresponding segment, with a dot representing fractions $\leq 5\%$

Note EDS was not executed.

Mol	Chain	Length	Quality of chain
1	1	289	
2	2	262	
3	3	236	
4	4	68	

2 Entry composition [i](#)

There are 4 unique types of molecules in this entry. The entry contains 6263 atoms, of which 0 are hydrogens and 0 are deuteriums.

In the tables below, the ZeroOcc column contains the number of atoms modelled with zero occupancy, the AltConf column contains the number of residues with at least one atom in alternate conformation and the Trace column contains the number of residues modelled with at most 2 atoms.

- Molecule 1 is a protein called RHINOVIRUS 14.

Mol	Chain	Residues	Atoms					ZeroOcc	AltConf	Trace
			Total	C	N	O	S			
1	1	273	2165	1371	373	413	8	0	0	0

There is a discrepancy between the modelled and reference sequences:

Chain	Residue	Modelled	Actual	Comment	Reference
1	219	ALA	ASN	engineered mutation	UNP P03303

- Molecule 2 is a protein called RHINOVIRUS 14.

Mol	Chain	Residues	Atoms					ZeroOcc	AltConf	Trace
			Total	C	N	O	S			
2	2	255	1952	1238	330	372	12	0	0	0

There is a discrepancy between the modelled and reference sequences:

Chain	Residue	Modelled	Actual	Comment	Reference
2	170	LEU	ILE	conflict	UNP P03303

- Molecule 3 is a protein called RHINOVIRUS 14.

Mol	Chain	Residues	Atoms					ZeroOcc	AltConf	Trace
			Total	C	N	O	S			
3	3	236	1849	1184	305	353	7	0	0	0

- Molecule 4 is a protein called RHINOVIRUS 14.

Mol	Chain	Residues	Atoms					ZeroOcc	AltConf	Trace
			Total	C	N	O	S			
4	4	40	297	186	47	62	2	0	0	0

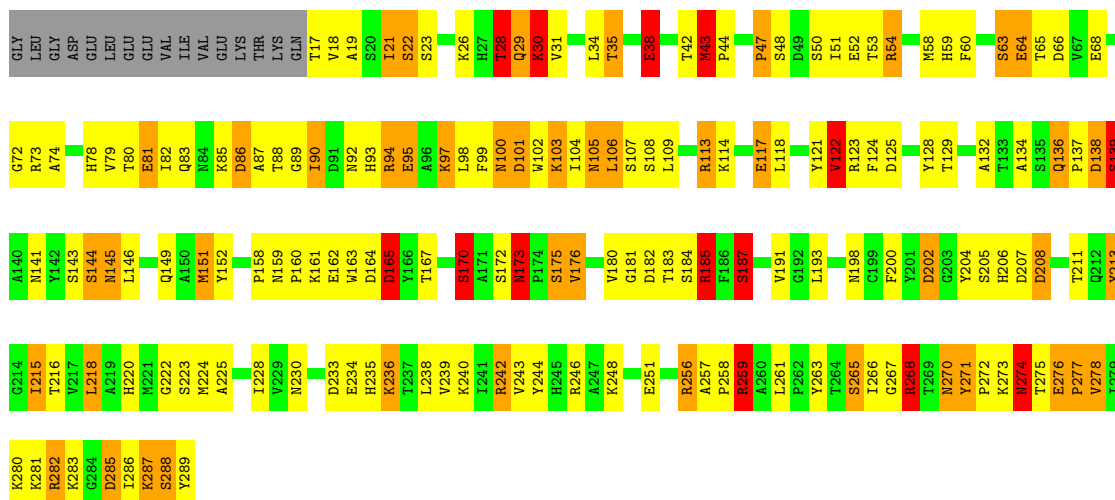
3 Residue-property plots

These plots are drawn for all protein, RNA, DNA and oligosaccharide chains in the entry. The first graphic for a chain summarises the proportions of the various outlier classes displayed in the second graphic. The second graphic shows the sequence view annotated by issues in geometry. Residues are color-coded according to the number of geometric quality criteria for which they contain at least one outlier: green = 0, yellow = 1, orange = 2 and red = 3 or more. Stretches of 2 or more consecutive residues without any outlier are shown as a green connector. Residues present in the sample, but not in the model, are shown in grey.

Note EDS was not executed.

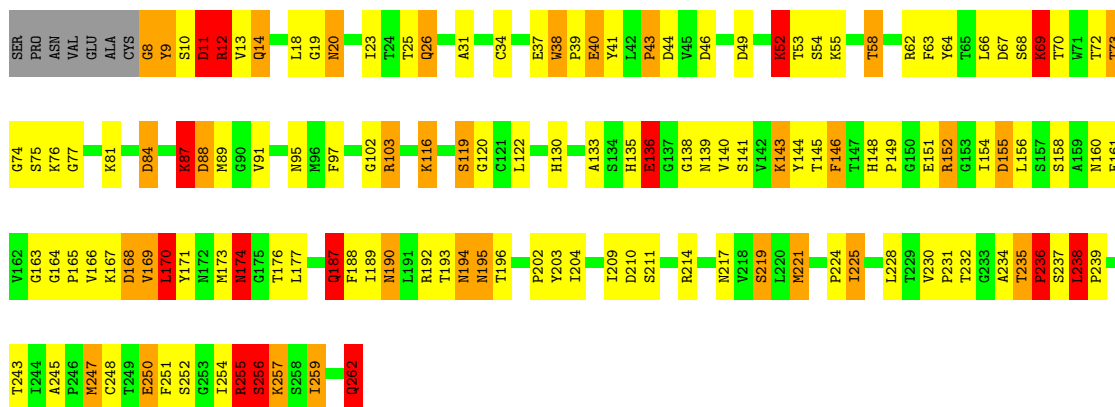
- Molecule 1: RHINOVIRUS 14

Chain 1: 



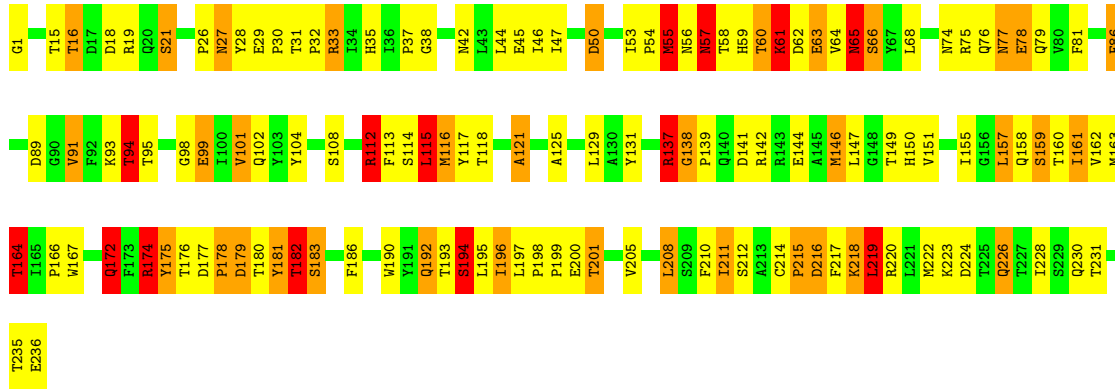
- Molecule 2: RHINOVIRUS 14

Chain 2: 

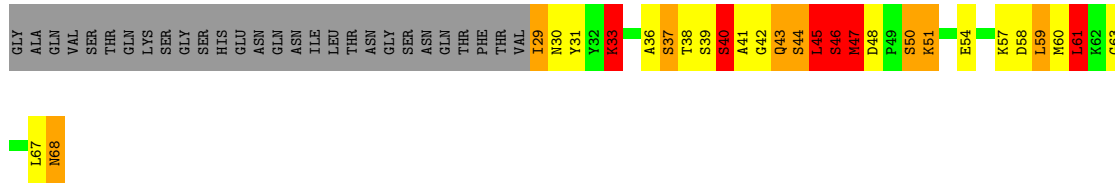


- Molecule 3: RHINOVIRUS 14

Chain 3: 



- Molecule 4: RHINOVIRUS 14



4 Data and refinement statistics

Xtrriage (Phenix) and EDS were not executed - this section is therefore incomplete.

Property	Value	Source
Space group	P 21 3	Depositor
Cell constants a, b, c, α , β , γ	445.10Å 445.10Å 445.10Å 90.00° 90.00° 90.00°	Depositor
Resolution (Å)	(Not available) – 2.90	Depositor
% Data completeness (in resolution range)	(Not available) ((Not available)-2.90)	Depositor
R_{merge}	0.12	Depositor
R_{sym}	(Not available)	Depositor
Refinement program		Depositor
R, R_{free}	(Not available) , (Not available)	Depositor
Estimated twinning fraction	No twinning to report.	Xtrriage
Total number of atoms	6263	wwPDB-VP
Average B, all atoms (Å ²)	1.0	wwPDB-VP

5 Model quality i

5.1 Standard geometry i

The Z score for a bond length (or angle) is the number of standard deviations the observed value is removed from the expected value. A bond length (or angle) with $|Z| > 5$ is considered an outlier worth inspection. RMSZ is the root-mean-square of all Z scores of the bond lengths (or angles).

Mol	Chain	Bond lengths		Bond angles	
		RMSZ	# Z >5	RMSZ	# Z >5
1	1	1.97	44/2221 (2.0%)	2.45	133/3017 (4.4%)
2	2	1.85	32/2001 (1.6%)	2.17	78/2735 (2.9%)
3	3	1.77	21/1898 (1.1%)	2.18	75/2597 (2.9%)
4	4	2.30	13/302 (4.3%)	2.46	21/406 (5.2%)
All	All	1.89	110/6422 (1.7%)	2.29	307/8755 (3.5%)

Chiral center outliers are detected by calculating the chiral volume of a chiral center and verifying if the center is modelled as a planar moiety or with the opposite hand. A planarity outlier is detected by checking planarity of atoms in a peptide group, atoms in a mainchain group or atoms of a sidechain that are expected to be planar.

Mol	Chain	#Chirality outliers	#Planarity outliers
1	1	0	2
2	2	0	2
All	All	0	4

All (110) bond length outliers are listed below:

Mol	Chain	Res	Type	Atoms	Z	Observed(Å)	Ideal(Å)
1	1	170	SER	CB-OG	-14.28	1.23	1.42
1	1	285	ASP	CA-CB	11.80	1.79	1.53
4	4	42	GLY	N-CA	11.71	1.63	1.46
4	4	40	SER	CB-OG	10.77	1.56	1.42
2	2	256	SER	CB-OG	10.18	1.55	1.42
1	1	95	GLU	CB-CG	10.15	1.71	1.52
4	4	44	SER	CB-OG	9.91	1.55	1.42
1	1	117	GLU	CD-OE1	9.40	1.35	1.25
4	4	41	ALA	C-O	9.40	1.41	1.23
1	1	175	SER	CB-OG	-9.13	1.30	1.42
1	1	38	GLU	CB-CG	-9.05	1.34	1.52
1	1	187	SER	CB-OG	-8.87	1.30	1.42
3	3	21	SER	CA-CB	8.74	1.66	1.52
1	1	63	SER	CB-OG	-8.73	1.30	1.42

Continued on next page...

Continued from previous page...

Mol	Chain	Res	Type	Atoms	Z	Observed(Å)	Ideal(Å)
2	2	248	CYS	CB-SG	-8.67	1.67	1.82
3	3	57	ASN	CA-CB	8.43	1.75	1.53
2	2	40	GLU	CD-OE1	8.22	1.34	1.25
1	1	288	SER	CA-CB	8.04	1.65	1.52
2	2	52	LYS	CE-NZ	7.92	1.68	1.49
3	3	1	GLY	N-CA	7.83	1.57	1.46
3	3	63	GLU	CD-OE1	7.73	1.34	1.25
2	2	219	SER	CA-CB	-7.70	1.41	1.52
1	1	283	LYS	N-CA	7.66	1.61	1.46
1	1	105	ASN	CA-CB	7.56	1.72	1.53
2	2	136	GLU	CB-CG	7.56	1.66	1.52
3	3	108	SER	CB-OG	7.47	1.51	1.42
4	4	33	LYS	CE-NZ	7.42	1.67	1.49
1	1	282	ARG	CD-NE	7.39	1.59	1.46
1	1	234	GLU	CD-OE1	7.38	1.33	1.25
1	1	139	SER	CB-OG	7.26	1.51	1.42
2	2	152	ARG	CD-NE	7.20	1.58	1.46
1	1	187	SER	N-CA	7.16	1.60	1.46
2	2	152	ARG	CZ-NH2	7.03	1.42	1.33
2	2	194	ASN	CA-CB	6.97	1.71	1.53
4	4	46	SER	CB-OG	6.93	1.51	1.42
3	3	164	THR	C-O	6.86	1.36	1.23
4	4	51	LYS	CE-NZ	6.78	1.66	1.49
1	1	143	SER	CB-OG	6.76	1.51	1.42
3	3	61	LYS	CE-NZ	6.73	1.65	1.49
2	2	256	SER	C-O	6.68	1.36	1.23
1	1	161	LYS	CE-NZ	6.61	1.65	1.49
1	1	72	GLY	C-O	6.52	1.34	1.23
1	1	30	LYS	CE-NZ	6.48	1.65	1.49
1	1	81	GLU	CD-OE1	6.42	1.32	1.25
2	2	12	ARG	NE-CZ	6.42	1.41	1.33
2	2	8	GLY	N-CA	6.39	1.55	1.46
1	1	283	LYS	CE-NZ	6.37	1.65	1.49
1	1	52	GLU	C-O	6.34	1.35	1.23
2	2	87	LYS	CB-CG	-6.29	1.35	1.52
1	1	30	LYS	CD-CE	6.29	1.67	1.51
3	3	138	GLY	N-CA	6.26	1.55	1.46
3	3	194	SER	CB-OG	-6.19	1.34	1.42
4	4	33	LYS	CD-CE	6.11	1.66	1.51
3	3	50	ASP	CA-CB	-6.08	1.40	1.53
1	1	144	SER	N-CA	6.01	1.58	1.46
1	1	94	ARG	CD-NE	6.00	1.56	1.46

Continued on next page...

Continued from previous page...

Mol	Chain	Res	Type	Atoms	Z	Observed(Å)	Ideal(Å)
3	3	108	SER	CA-CB	-5.99	1.44	1.52
4	4	54	GLU	CD-OE1	5.94	1.32	1.25
3	3	99	GLU	CB-CG	-5.92	1.41	1.52
2	2	102	GLY	N-CA	5.89	1.54	1.46
1	1	105	ASN	C-O	5.87	1.34	1.23
1	1	285	ASP	N-CA	-5.79	1.34	1.46
2	2	11	ASP	CA-CB	5.69	1.66	1.53
2	2	168	ASP	C-O	5.66	1.34	1.23
1	1	175	SER	CA-CB	-5.65	1.44	1.52
4	4	37	SER	CB-OG	-5.64	1.34	1.42
3	3	172	GLN	CG-CD	-5.63	1.38	1.51
4	4	63	GLY	N-CA	5.63	1.54	1.46
1	1	97	LYS	CD-CE	5.62	1.65	1.51
2	2	187	GLN	N-CA	5.61	1.57	1.46
3	3	45	GLU	CD-OE1	5.59	1.31	1.25
2	2	235	THR	C-N	-5.58	1.23	1.34
3	3	222	MET	CG-SD	5.57	1.95	1.81
4	4	45	LEU	C-N	5.56	1.46	1.34
1	1	139	SER	CA-CB	5.56	1.61	1.52
2	2	219	SER	CB-OG	-5.49	1.35	1.42
1	1	73	ARG	C-O	5.43	1.33	1.23
2	2	236	PRO	C-O	5.43	1.34	1.23
1	1	276	GLU	CD-OE1	5.42	1.31	1.25
2	2	54	SER	CA-CB	-5.41	1.44	1.52
4	4	50	SER	CB-OG	5.40	1.49	1.42
2	2	262	GLN	CD-OE1	5.39	1.35	1.24
2	2	187	GLN	CB-CG	-5.38	1.38	1.52
1	1	267	GLY	C-O	5.36	1.32	1.23
1	1	94	ARG	NE-CZ	5.33	1.40	1.33
2	2	40	GLU	CB-CG	5.28	1.62	1.52
1	1	117	GLU	CD-OE2	-5.27	1.19	1.25
2	2	68	SER	CB-OG	-5.26	1.35	1.42
1	1	246	ARG	CZ-NH2	5.25	1.39	1.33
1	1	175	SER	N-CA	5.25	1.56	1.46
3	3	118	THR	CB-OG1	5.24	1.53	1.43
1	1	251	GLU	CA-CB	-5.24	1.42	1.53
3	3	33	ARG	CZ-NH2	5.22	1.39	1.33
2	2	120	GLY	N-CA	5.21	1.53	1.46
2	2	74	GLY	C-O	5.17	1.31	1.23
1	1	143	SER	C-O	5.16	1.33	1.23
2	2	161	GLU	CA-CB	-5.16	1.42	1.53
2	2	12	ARG	CZ-NH2	5.15	1.39	1.33

Continued on next page...

Continued from previous page...

Mol	Chain	Res	Type	Atoms	Z	Observed(Å)	Ideal(Å)
1	1	202	ASP	CA-CB	-5.12	1.42	1.53
3	3	38	GLY	CA-C	-5.12	1.43	1.51
1	1	283	LYS	CD-CE	5.11	1.64	1.51
1	1	68	GLU	CD-OE2	-5.10	1.20	1.25
1	1	26	LYS	CB-CG	-5.08	1.38	1.52
3	3	77	ASN	C-O	5.08	1.33	1.23
1	1	288	SER	C-O	5.07	1.32	1.23
2	2	58	THR	C-O	5.06	1.32	1.23
3	3	86	PHE	CA-CB	-5.04	1.42	1.53
2	2	136	GLU	CD-OE1	5.04	1.31	1.25
2	2	38	TRP	CG-CD1	5.04	1.43	1.36
3	3	30	PRO	N-CD	-5.04	1.40	1.47

All (307) bond angle outliers are listed below:

Mol	Chain	Res	Type	Atoms	Z	Observed(°)	Ideal(°)
1	1	246	ARG	NE-CZ-NH1	22.42	131.51	120.30
1	1	256	ARG	NE-CZ-NH2	20.42	130.51	120.30
1	1	123	ARG	NE-CZ-NH1	19.20	129.90	120.30
2	2	255	ARG	NE-CZ-NH2	-18.51	111.04	120.30
2	2	87	LYS	CA-CB-CG	17.64	152.21	113.40
1	1	285	ASP	CB-CG-OD1	-17.60	102.46	118.30
1	1	256	ARG	NE-CZ-NH1	-16.93	111.83	120.30
3	3	137	ARG	NE-CZ-NH1	-16.86	111.87	120.30
1	1	94	ARG	NE-CZ-NH2	-16.51	112.05	120.30
3	3	216	ASP	CB-CG-OD2	16.15	132.84	118.30
1	1	282	ARG	NE-CZ-NH2	-14.17	113.22	120.30
2	2	255	ARG	NE-CZ-NH1	13.98	127.29	120.30
1	1	165	ASP	CB-CG-OD2	13.05	130.04	118.30
2	2	168	ASP	CB-CG-OD1	-12.82	106.76	118.30
1	1	185	ARG	NE-CZ-NH1	12.29	126.45	120.30
3	3	50	ASP	CA-CB-CG	12.24	140.33	113.40
1	1	94	ARG	CD-NE-CZ	-12.04	106.75	123.60
2	2	11	ASP	CB-CG-OD1	-11.72	107.75	118.30
2	2	194	ASN	N-CA-CB	-11.56	89.79	110.60
1	1	105	ASN	N-CA-CB	-11.54	89.84	110.60
2	2	193	THR	C-N-CA	11.38	150.15	121.70
3	3	174	ARG	NE-CZ-NH2	-11.33	114.64	120.30
1	1	170	SER	CA-CB-OG	11.12	141.21	111.20
3	3	215	PRO	C-N-CA	11.00	149.20	121.70
2	2	152	ARG	NE-CZ-NH2	-10.99	114.81	120.30
4	4	41	ALA	CA-C-N	10.88	137.96	116.20

Continued on next page...

Continued from previous page...

Mol	Chain	Res	Type	Atoms	Z	Observed(°)	Ideal(°)
4	4	48	ASP	CB-CG-OD1	-10.87	108.52	118.30
3	3	19	ARG	NE-CZ-NH2	10.79	125.69	120.30
3	3	33	ARG	NE-CZ-NH2	-10.63	114.98	120.30
1	1	285	ASP	CB-CG-OD2	10.59	127.83	118.30
1	1	285	ASP	CA-CB-CG	-10.46	90.39	113.40
3	3	50	ASP	CB-CG-OD1	10.43	127.69	118.30
2	2	151	GLU	CA-CB-CG	10.36	136.19	113.40
1	1	246	ARG	NE-CZ-NH2	-10.10	115.25	120.30
1	1	187	SER	CB-CA-C	10.07	129.24	110.10
1	1	282	ARG	CD-NE-CZ	-10.05	109.53	123.60
1	1	246	ARG	CD-NE-CZ	10.01	137.62	123.60
1	1	113	ARG	NE-CZ-NH2	-9.83	115.39	120.30
1	1	208	ASP	CB-CG-OD1	-9.83	109.45	118.30
3	3	57	ASN	N-CA-CB	-9.82	92.92	110.60
3	3	146	MET	CG-SD-CE	9.81	115.90	100.20
3	3	216	ASP	CB-CG-OD1	-9.77	109.51	118.30
2	2	88	ASP	CB-CG-OD1	-9.68	109.59	118.30
1	1	242	ARG	NE-CZ-NH2	-9.42	115.59	120.30
1	1	54	ARG	CD-NE-CZ	-9.39	110.45	123.60
1	1	105	ASN	CB-CA-C	-9.21	91.98	110.40
1	1	66	ASP	CB-CG-OD2	-9.19	110.03	118.30
3	3	57	ASN	CB-CA-C	-9.02	92.36	110.40
2	2	11	ASP	CA-CB-CG	-8.98	93.64	113.40
1	1	38	GLU	CA-CB-CG	8.88	132.93	113.40
3	3	112	ARG	NE-CZ-NH2	-8.83	115.88	120.30
3	3	137	ARG	NE-CZ-NH2	8.76	124.68	120.30
3	3	182	THR	CA-CB-CG2	8.55	124.37	112.40
1	1	165	ASP	CB-CG-OD1	-8.54	110.62	118.30
1	1	285	ASP	N-CA-CB	-8.52	95.26	110.60
1	1	268	ARG	CD-NE-CZ	-8.46	111.76	123.60
1	1	175	SER	CB-CA-C	8.41	126.07	110.10
1	1	123	ARG	CD-NE-CZ	8.38	135.33	123.60
1	1	63	SER	CB-CA-C	-8.37	94.20	110.10
1	1	165	ASP	CB-CA-C	-8.35	93.70	110.40
2	2	250	GLU	CA-CB-CG	8.32	131.72	113.40
1	1	285	ASP	CB-CA-C	-8.29	93.81	110.40
3	3	172	GLN	CB-CG-CD	8.25	133.05	111.60
1	1	187	SER	N-CA-CB	-8.20	98.20	110.50
2	2	152	ARG	NE-CZ-NH1	8.19	124.39	120.30
1	1	251	GLU	CA-CB-CG	8.18	131.38	113.40
4	4	45	LEU	N-CA-CB	-8.13	94.13	110.40
3	3	224	ASP	CB-CG-OD1	-8.11	111.00	118.30

Continued on next page...

Continued from previous page...

Mol	Chain	Res	Type	Atoms	Z	Observed(°)	Ideal(°)
2	2	255	ARG	CA-CB-CG	8.03	131.07	113.40
3	3	181	TYR	CB-CG-CD2	-8.03	116.18	121.00
2	2	11	ASP	OD1-CG-OD2	8.03	138.55	123.30
4	4	48	ASP	OD1-CG-OD2	8.02	138.54	123.30
1	1	95	GLU	OE1-CD-OE2	8.01	132.91	123.30
1	1	38	GLU	CB-CG-CD	7.99	135.78	114.20
1	1	224	MET	CA-CB-CG	7.91	126.74	113.30
4	4	47	MET	CA-CB-CG	-7.85	99.95	113.30
2	2	219	SER	CA-CB-OG	7.85	132.39	111.20
3	3	174	ARG	CD-NE-CZ	-7.84	112.62	123.60
1	1	145	ASN	OD1-CG-ND2	7.80	139.84	121.90
2	2	155	ASP	CB-CG-OD1	-7.70	111.37	118.30
3	3	21	SER	CB-CA-C	-7.69	95.50	110.10
1	1	121	TYR	CB-CG-CD1	-7.68	116.39	121.00
3	3	78	GLU	OE1-CD-OE2	7.63	132.46	123.30
2	2	187	GLN	CA-CB-CG	7.58	130.09	113.40
1	1	277	PRO	N-CD-CG	-7.54	91.88	103.20
2	2	11	ASP	C-N-CA	7.54	140.54	121.70
1	1	123	ARG	NE-CZ-NH2	-7.51	116.54	120.30
1	1	173	ASN	N-CA-CB	-7.51	97.08	110.60
2	2	170	LEU	CA-CB-CG	7.51	132.57	115.30
2	2	187	GLN	CB-CA-C	7.50	125.39	110.40
1	1	182	ASP	CB-CG-OD1	-7.49	111.56	118.30
1	1	105	ASN	CA-CB-CG	-7.43	97.06	113.40
1	1	223	SER	N-CA-CB	-7.38	99.42	110.50
3	3	112	ARG	NE-CZ-NH1	7.37	123.98	120.30
1	1	259	ARG	CA-CB-CG	-7.36	97.22	113.40
2	2	214	ARG	NE-CZ-NH1	7.27	123.93	120.30
1	1	117	GLU	CG-CD-OE2	7.26	132.82	118.30
1	1	282	ARG	NH1-CZ-NH2	7.26	127.38	119.40
3	3	142	ARG	CA-CB-CG	7.21	129.25	113.40
2	2	194	ASN	CA-CB-CG	-7.13	97.71	113.40
2	2	190	ASN	CA-CB-CG	7.08	128.98	113.40
2	2	168	ASP	N-CA-CB	-7.06	97.90	110.60
3	3	137	ARG	CD-NE-CZ	-7.04	113.74	123.60
1	1	185	ARG	NH1-CZ-NH2	-7.04	111.66	119.40
1	1	113	ARG	NE-CZ-NH1	7.03	123.82	120.30
3	3	121	ALA	CB-CA-C	-7.03	99.55	110.10
3	3	28	TYR	CB-CG-CD1	-7.03	116.78	121.00
2	2	256	SER	CA-C-O	-7.01	105.38	120.10
1	1	68	GLU	CG-CD-OE2	6.99	132.29	118.30
3	3	174	ARG	NH1-CZ-NH2	6.98	127.07	119.40

Continued on next page...

Continued from previous page...

Mol	Chain	Res	Type	Atoms	Z	Observed(°)	Ideal(°)
4	4	41	ALA	CA-C-O	-6.97	105.46	120.10
1	1	28	THR	CB-CA-C	-6.93	92.89	111.60
1	1	42	THR	CA-CB-CG2	6.90	122.06	112.40
1	1	26	LYS	CA-CB-CG	6.88	128.53	113.40
1	1	125	ASP	CB-CG-OD1	-6.87	112.11	118.30
2	2	136	GLU	CG-CD-OE1	-6.78	104.75	118.30
4	4	37	SER	CB-CA-C	6.77	122.96	110.10
3	3	194	SER	N-CA-CB	-6.73	100.40	110.50
3	3	163	MET	CA-CB-CG	-6.72	101.87	113.30
1	1	191	VAL	CG1-CB-CG2	6.68	121.59	110.90
2	2	146	PHE	CB-CG-CD1	-6.68	116.13	120.80
3	3	216	ASP	N-CA-CB	-6.65	98.63	110.60
2	2	103	ARG	CD-NE-CZ	-6.63	114.31	123.60
1	1	265	SER	N-CA-CB	-6.63	100.55	110.50
1	1	104	ILE	C-N-CA	6.63	138.27	121.70
3	3	57	ASN	CA-CB-CG	-6.61	98.86	113.40
3	3	45	GLU	CG-CD-OE2	6.59	131.47	118.30
2	2	87	LYS	CB-CG-CD	6.58	128.70	111.60
3	3	27	ASN	CB-CA-C	-6.57	97.26	110.40
1	1	94	ARG	NH1-CZ-NH2	6.56	126.62	119.40
1	1	276	GLU	OE1-CD-OE2	6.56	131.17	123.30
1	1	68	GLU	CG-CD-OE1	-6.55	105.20	118.30
1	1	53	THR	CA-CB-OG1	-6.53	95.30	109.00
1	1	288	SER	CB-CA-C	-6.52	97.71	110.10
2	2	203	TYR	CB-CG-CD2	6.51	124.91	121.00
4	4	45	LEU	CB-CA-C	6.49	122.53	110.20
3	3	74	ASN	CA-CB-CG	-6.49	99.13	113.40
1	1	144	SER	N-CA-CB	-6.47	100.79	110.50
1	1	22	SER	N-CA-CB	-6.46	100.80	110.50
1	1	288	SER	N-CA-CB	-6.46	100.80	110.50
3	3	183	SER	N-CA-CB	-6.45	100.82	110.50
1	1	176	VAL	CB-CA-C	-6.45	99.14	111.40
1	1	274	ASN	O-C-N	6.44	133.01	122.70
3	3	55	MET	CA-CB-CG	-6.42	102.39	113.30
2	2	168	ASP	OD1-CG-OD2	6.41	135.49	123.30
3	3	29	GLU	CB-CG-CD	6.41	131.52	114.20
1	1	138	ASP	CB-CG-OD1	6.35	124.01	118.30
1	1	106	LEU	CA-CB-CG	6.34	129.88	115.30
2	2	97	PHE	CB-CG-CD1	-6.33	116.37	120.80
3	3	16	THR	N-CA-CB	-6.32	98.30	110.30
3	3	65	ASN	CA-CB-CG	-6.32	99.51	113.40
1	1	95	GLU	CB-CG-CD	-6.28	97.25	114.20

Continued on next page...

Continued from previous page...

Mol	Chain	Res	Type	Atoms	Z	Observed(°)	Ideal(°)
4	4	44	SER	CA-C-N	-6.26	103.43	117.20
2	2	38	TRP	N-CA-CB	-6.25	99.34	110.60
3	3	27	ASN	CA-CB-CG	-6.25	99.66	113.40
3	3	19	ARG	CA-CB-CG	6.24	127.13	113.40
3	3	63	GLU	CG-CD-OE1	-6.24	105.83	118.30
1	1	145	ASN	CA-CB-CG	-6.22	99.71	113.40
1	1	271	TYR	CB-CG-CD1	6.22	124.73	121.00
2	2	203	TYR	CB-CG-CD1	-6.21	117.27	121.00
1	1	122	VAL	N-CA-CB	-6.18	97.90	111.50
2	2	136	GLU	CB-CG-CD	-6.15	97.59	114.20
2	2	69	LYS	CA-CB-CG	6.14	126.91	113.40
1	1	97	LYS	CD-CE-NZ	-6.11	97.65	111.70
1	1	117	GLU	CG-CD-OE1	-6.11	106.08	118.30
2	2	219	SER	CB-CA-C	6.10	121.69	110.10
3	3	222	MET	CG-SD-CE	-6.09	90.46	100.20
3	3	66	SER	CB-CA-C	6.07	121.63	110.10
1	1	86	ASP	CB-CG-OD1	6.06	123.75	118.30
3	3	219	LEU	CA-CB-CG	6.05	129.22	115.30
2	2	235	THR	CA-CB-CG2	-6.05	103.93	112.40
1	1	118	LEU	CA-CB-CG	6.05	129.21	115.30
1	1	164	ASP	C-N-CA	6.05	136.82	121.70
2	2	119	SER	N-CA-CB	6.05	119.57	110.50
1	1	213	TYR	CB-CG-CD2	6.04	124.62	121.00
2	2	12	ARG	NE-CZ-NH2	-6.03	117.28	120.30
2	2	67	ASP	CA-CB-CG	-6.02	100.15	113.40
2	2	103	ARG	CA-CB-CG	6.01	126.62	113.40
2	2	247	MET	CB-CA-C	6.00	122.39	110.40
4	4	48	ASP	CB-CG-OD2	-5.98	112.92	118.30
4	4	61	LEU	CB-CG-CD2	-5.98	100.84	111.00
3	3	1	GLY	N-CA-C	5.96	128.01	113.10
1	1	101	ASP	CB-CG-OD1	-5.92	112.97	118.30
3	3	58	THR	CA-CB-CG2	-5.91	104.12	112.40
1	1	35	THR	N-CA-CB	-5.89	99.11	110.30
1	1	94	ARG	CG-CD-NE	-5.89	99.43	111.80
1	1	257	ALA	N-CA-CB	-5.89	101.86	110.10
1	1	256	ARG	CD-NE-CZ	-5.88	115.37	123.60
2	2	214	ARG	NE-CZ-NH2	-5.88	117.36	120.30
3	3	45	GLU	CG-CD-OE1	-5.87	106.55	118.30
2	2	256	SER	CA-C-N	5.86	130.10	117.20
4	4	30	ASN	CA-CB-CG	-5.86	100.50	113.40
1	1	236	LYS	CD-CE-NZ	-5.84	98.26	111.70
1	1	268	ARG	NE-CZ-NH2	-5.83	117.39	120.30

Continued on next page...

Continued from previous page...

Mol	Chain	Res	Type	Atoms	Z	Observed(°)	Ideal(°)
2	2	238	LEU	N-CA-CB	-5.81	98.78	110.40
2	2	31	ALA	N-CA-CB	5.81	118.23	110.10
4	4	33	LYS	CD-CE-NZ	-5.81	98.35	111.70
1	1	224	MET	CB-CA-C	5.79	121.98	110.40
3	3	27	ASN	O-C-N	5.78	131.95	122.70
1	1	233	ASP	CB-CG-OD2	-5.78	113.10	118.30
2	2	255	ARG	CB-CG-CD	5.78	126.61	111.60
2	2	73	THR	CA-CB-OG1	-5.77	96.89	109.00
1	1	28	THR	OG1-CB-CG2	5.76	123.25	110.00
3	3	77	ASN	CA-C-N	5.75	129.85	117.20
2	2	68	SER	N-CA-CB	-5.75	101.88	110.50
1	1	274	ASN	N-CA-CB	5.74	120.92	110.60
1	1	95	GLU	CA-CB-CG	-5.72	100.82	113.40
3	3	1	GLY	O-C-N	-5.71	113.57	122.70
3	3	147	LEU	CA-CB-CG	5.71	128.43	115.30
2	2	52	LYS	CD-CE-NZ	-5.70	98.59	111.70
2	2	75	SER	N-CA-CB	-5.70	101.95	110.50
1	1	213	TYR	CA-CB-CG	5.69	124.21	113.40
2	2	161	GLU	CA-CB-CG	5.68	125.90	113.40
1	1	48	SER	CA-C-O	-5.67	108.19	120.10
1	1	246	ARG	NH1-CZ-NH2	-5.66	113.17	119.40
3	3	177	ASP	CB-CG-OD1	-5.66	113.21	118.30
3	3	164	THR	N-CA-CB	-5.63	99.61	110.30
4	4	44	SER	O-C-N	5.62	131.70	122.70
1	1	100	ASN	N-CA-CB	-5.60	100.52	110.60
3	3	94	THR	O-C-N	5.59	131.65	122.70
2	2	210	ASP	N-CA-CB	-5.58	100.56	110.60
1	1	151	MET	CG-SD-CE	-5.56	91.30	100.20
3	3	186	PHE	CB-CG-CD1	-5.54	116.92	120.80
1	1	202	ASP	CA-CB-CG	5.53	125.56	113.40
1	1	122	VAL	CB-CA-C	5.53	121.90	111.40
2	2	9	TYR	CB-CA-C	5.50	121.41	110.40
2	2	12	ARG	CD-NE-CZ	-5.50	115.89	123.60
4	4	44	SER	C-N-CA	-5.50	107.96	121.70
1	1	109	LEU	CB-CG-CD2	-5.49	101.67	111.00
1	1	81	GLU	CG-CD-OE1	-5.49	107.33	118.30
1	1	233	ASP	CB-CG-OD1	5.49	123.24	118.30
3	3	112	ARG	CA-CB-CG	5.48	125.45	113.40
1	1	43	MET	CG-SD-CE	5.47	108.96	100.20
1	1	244	TYR	CB-CG-CD2	-5.47	117.72	121.00
2	2	84	ASP	CB-CG-OD2	-5.47	113.38	118.30
2	2	43	PRO	N-CD-CG	-5.46	95.01	103.20

Continued on next page...

Continued from previous page...

Mol	Chain	Res	Type	Atoms	Z	Observed(°)	Ideal(°)
1	1	26	LYS	CD-CE-NZ	-5.46	99.15	111.70
1	1	270	ASN	O-C-N	5.43	131.39	122.70
1	1	193	LEU	CA-CB-CG	5.43	127.78	115.30
3	3	60	THR	CA-CB-OG1	-5.42	97.61	109.00
2	2	174	ASN	CA-C-N	5.41	127.02	116.20
4	4	44	SER	N-CA-CB	5.40	118.60	110.50
3	3	115	LEU	CA-CB-CG	5.40	127.71	115.30
1	1	123	ARG	NH1-CZ-NH2	-5.38	113.48	119.40
2	2	44	ASP	CA-CB-CG	5.38	125.24	113.40
3	3	161	ILE	CA-CB-CG1	-5.38	100.79	111.00
1	1	152	TYR	CB-CG-CD1	5.37	124.22	121.00
3	3	65	ASN	N-CA-CB	-5.37	100.94	110.60
3	3	231	THR	CA-CB-OG1	-5.36	97.74	109.00
1	1	202	ASP	CB-CA-C	5.35	121.11	110.40
2	2	262	GLN	CA-C-O	-5.35	108.86	120.10
2	2	169	VAL	CB-CA-C	-5.34	101.25	111.40
1	1	105	ASN	OD1-CG-ND2	5.34	134.17	121.90
3	3	42	ASN	CB-CG-OD1	-5.33	110.93	121.60
1	1	64	GLU	CA-CB-CG	5.33	125.12	113.40
1	1	205	SER	O-C-N	5.32	131.22	122.70
2	2	259	ILE	CB-CG1-CD1	-5.31	99.03	113.90
2	2	88	ASP	CA-CB-CG	-5.29	101.77	113.40
2	2	143	LYS	CD-CE-NZ	-5.26	99.59	111.70
3	3	116	MET	CB-CG-SD	-5.26	96.63	112.40
1	1	242	ARG	CD-NE-CZ	-5.25	116.25	123.60
3	3	33	ARG	CB-CG-CD	-5.25	97.96	111.60
3	3	78	GLU	CA-CB-CG	5.23	124.91	113.40
1	1	149	GLN	CB-CG-CD	5.23	125.19	111.60
1	1	128	TYR	CB-CG-CD1	5.23	124.14	121.00
2	2	38	TRP	CA-CB-CG	-5.23	103.77	113.70
3	3	74	ASN	OD1-CG-ND2	5.22	133.90	121.90
2	2	170	LEU	CB-CG-CD2	5.21	119.87	111.00
1	1	218	LEU	C-N-CA	5.21	134.72	121.70
1	1	275	THR	CA-C-O	-5.21	109.17	120.10
3	3	222	MET	CB-CG-SD	-5.20	96.80	112.40
1	1	271	TYR	CB-CG-CD2	-5.20	117.88	121.00
2	2	203	TYR	CZ-CE2-CD2	-5.19	115.13	119.80
1	1	275	THR	CA-C-N	5.19	128.61	117.20
2	2	219	SER	N-CA-CB	5.18	118.28	110.50
4	4	48	ASP	CA-CB-CG	-5.18	102.00	113.40
2	2	11	ASP	CB-CG-OD2	-5.17	113.64	118.30
1	1	282	ARG	CG-CD-NE	-5.17	100.95	111.80

Continued on next page...

Continued from previous page...

Mol	Chain	Res	Type	Atoms	Z	Observed(°)	Ideal(°)
2	2	14	GLN	OE1-CD-NE2	5.17	133.78	121.90
1	1	21	ILE	CA-CB-CG1	-5.16	101.19	111.00
4	4	36	ALA	C-N-CA	-5.16	108.80	121.70
1	1	164	ASP	CB-CG-OD2	5.15	122.94	118.30
1	1	50	SER	CA-C-N	5.14	128.52	117.20
2	2	52	LYS	CA-C-N	5.14	128.51	117.20
4	4	31	TYR	CG-CD2-CE2	-5.13	117.20	121.30
2	2	14	GLN	CA-CB-CG	-5.11	102.15	113.40
4	4	58	ASP	O-C-N	5.11	130.88	122.70
1	1	141	ASN	CA-CB-CG	-5.11	102.15	113.40
2	2	203	TYR	CG-CD2-CE2	5.10	125.38	121.30
2	2	221	MET	CA-CB-CG	-5.10	104.63	113.30
1	1	162	GLU	OE1-CD-OE2	5.09	129.41	123.30
1	1	274	ASN	CA-C-N	-5.08	106.03	117.20
2	2	18	LEU	CB-CA-C	5.07	119.84	110.20
3	3	144	GLU	CA-CB-CG	5.07	124.54	113.40
4	4	39	SER	O-C-N	5.07	130.80	122.70
3	3	175	TYR	N-CA-CB	-5.06	101.49	110.60
3	3	141	ASP	CB-CG-OD1	5.06	122.85	118.30
1	1	270	ASN	CB-CA-C	-5.05	100.29	110.40
3	3	86	PHE	CB-CA-C	5.05	120.49	110.40
1	1	282	ARG	CB-CA-C	-5.04	100.31	110.40
1	1	17	THR	CA-CB-CG2	-5.04	105.34	112.40
2	2	170	LEU	CB-CA-C	5.04	119.77	110.20
3	3	172	GLN	CG-CD-NE2	5.03	128.77	116.70
1	1	121	TYR	CB-CG-CD2	5.03	124.02	121.00
1	1	160	PRO	N-CD-CG	-5.02	95.67	103.20
3	3	146	MET	CB-CA-C	5.02	120.43	110.40
3	3	178	PRO	O-C-N	5.01	130.72	122.70

There are no chirality outliers.

All (4) planarity outliers are listed below:

Mol	Chain	Res	Type	Group
1	1	259	ARG	Sidechain
1	1	268	ARG	Sidechain
2	2	12	ARG	Sidechain
2	2	255	ARG	Sidechain

5.2 Too-close contacts

In the following table, the Non-H and H(model) columns list the number of non-hydrogen atoms and hydrogen atoms in the chain respectively. The H(added) column lists the number of hydrogen atoms added and optimized by MolProbity. The Clashes column lists the number of clashes within the asymmetric unit, whereas Symm-Clashes lists symmetry-related clashes.

Mol	Chain	Non-H	H(model)	H(added)	Clashes	Symm-Clashes
1	1	2165	0	2094	148	0
2	2	1952	0	1926	111	0
3	3	1849	0	1831	134	0
4	4	297	0	294	29	0
All	All	6263	0	6145	355	0

The all-atom clashscore is defined as the number of clashes found per 1000 atoms (including hydrogen atoms). The all-atom clashscore for this structure is 29.

All (355) close contacts within the same asymmetric unit are listed below, sorted by their clash magnitude.

Atom-1	Atom-2	Interatomic distance (Å)	Clash overlap (Å)
3:3:57:ASN:CB	3:3:57:ASN:CA	1.75	1.58
4:4:33:LYS:CE	4:4:33:LYS:NZ	1.67	1.55
2:2:52:LYS:NZ	2:2:52:LYS:CE	1.68	1.54
1:1:285:ASP:CB	1:1:285:ASP:CA	1.79	1.54
3:3:179:ASP:OD2	3:3:182:THR:HB	1.41	1.16
2:2:158:SER:OG	2:2:167:LYS:HE2	1.46	1.14
3:3:21:SER:O	4:4:37:SER:HB2	1.54	1.07
1:1:285:ASP:CA	1:1:285:ASP:OD1	2.00	1.07
1:1:258:PRO:HG2	3:3:99:GLU:HG2	1.36	1.06
1:1:47:PRO:HA	3:3:164:THR:HG21	1.34	1.05
2:2:12:ARG:NH1	2:2:12:ARG:HG3	1.69	1.05
2:2:255:ARG:HG2	2:2:256:SER:H	1.24	1.03
1:1:282:ARG:HG3	3:3:57:ASN:HB3	1.41	1.02
3:3:57:ASN:CB	3:3:57:ASN:N	2.28	0.97
2:2:136:GLU:HB3	2:2:140:VAL:HG21	1.44	0.97
1:1:136:GLN:HE21	1:1:235:HIS:CD2	1.84	0.95
1:1:58:MET:HE1	3:3:216:ASP:HA	1.49	0.95
1:1:83:GLN:HG3	1:1:85:LYS:HE2	1.47	0.94
2:2:41:TYR:CE2	2:2:55:LYS:HD3	2.05	0.92
3:3:57:ASN:CB	3:3:57:ASN:C	2.37	0.92
1:1:285:ASP:CB	1:1:285:ASP:N	2.34	0.91
1:1:285:ASP:CA	1:1:285:ASP:CG	2.37	0.91
2:2:235:THR:HG23	2:2:236:PRO:HD2	1.53	0.91

Continued on next page...

Continued from previous page...

Atom-1	Atom-2	Interatomic distance (Å)	Clash overlap (Å)
2:2:12:ARG:HG3	2:2:12:ARG:HH11	1.27	0.91
1:1:28:THR:HB	1:1:30:LYS:H	1.35	0.90
2:2:11:ASP:HB2	4:4:68:ASN:OD1	1.71	0.90
3:3:175:TYR:HB2	3:3:182:THR:HG21	1.53	0.90
1:1:92:ASN:ND2	1:1:95:GLU:HB2	1.87	0.89
1:1:285:ASP:CB	1:1:285:ASP:C	2.40	0.89
1:1:285:ASP:OD1	1:1:285:ASP:HA	1.73	0.88
3:3:198:PRO:HD2	3:3:201:THR:HG21	1.55	0.88
2:2:20:ASN:ND2	2:2:62:ARG:HE	1.72	0.87
1:1:47:PRO:HA	3:3:164:THR:CG2	2.03	0.87
2:2:12:ARG:HH11	2:2:12:ARG:CG	1.89	0.85
2:2:116:LYS:HB3	3:3:121:ALA:HB3	1.57	0.85
1:1:151:MET:CE	1:1:170:SER:HB2	2.06	0.84
1:1:90:ILE:HD13	1:1:90:ILE:N	1.92	0.84
3:3:57:ASN:CA	3:3:57:ASN:CG	2.45	0.84
1:1:282:ARG:HD2	1:1:285:ASP:O	1.78	0.84
2:2:158:SER:OG	2:2:167:LYS:CE	2.27	0.82
2:2:10:SER:OG	2:2:12:ARG:HB2	1.78	0.82
2:2:52:LYS:NZ	2:2:52:LYS:CD	2.43	0.82
1:1:248:LYS:HE3	4:4:38:THR:O	1.80	0.82
2:2:136:GLU:CB	2:2:140:VAL:HG21	2.09	0.81
4:4:59:LEU:HD21	4:4:61:LEU:HD13	1.61	0.81
1:1:151:MET:HE3	1:1:170:SER:HB2	1.62	0.81
2:2:9:TYR:HD1	2:2:9:TYR:N	1.77	0.80
1:1:58:MET:CE	3:3:216:ASP:HA	2.11	0.80
1:1:107:SER:HB2	1:1:113:ARG:HD2	1.63	0.80
4:4:68:ASN:OD1	4:4:68:ASN:N	2.11	0.79
2:2:9:TYR:N	2:2:9:TYR:CD1	2.43	0.79
1:1:58:MET:HE1	3:3:216:ASP:CA	2.13	0.78
1:1:136:GLN:NE2	1:1:235:HIS:NE2	2.32	0.78
1:1:208:ASP:HB3	1:1:211:THR:CG2	2.13	0.77
1:1:282:ARG:HG3	3:3:57:ASN:CB	2.15	0.77
2:2:255:ARG:HG2	2:2:256:SER:N	2.00	0.77
3:3:79:GLN:HB2	3:3:190:TRP:CZ3	2.19	0.76
1:1:94:ARG:NH1	1:1:94:ARG:HG2	2.00	0.76
1:1:18:VAL:CB	1:1:18:VAL:C	2.55	0.75
1:1:270:ASN:HA	2:2:133:ALA:HB1	1.68	0.75
1:1:208:ASP:HB3	1:1:211:THR:HG22	1.68	0.74
3:3:179:ASP:OD2	3:3:182:THR:CB	2.31	0.74
1:1:204:TYR:CE1	1:1:213:TYR:HB2	2.21	0.74
3:3:197:LEU:HB3	3:3:201:THR:CG2	2.18	0.74

Continued on next page...

Continued from previous page...

Atom-1	Atom-2	Interatomic distance (Å)	Clash overlap (Å)
4:4:43:GLN:HG2	4:4:45:LEU:HB2	1.70	0.73
3:3:26:PRO:O	3:3:27:ASN:HB2	1.89	0.73
2:2:188:PHE:O	2:2:194:ASN:ND2	2.22	0.73
1:1:282:ARG:CG	3:3:57:ASN:HB3	2.18	0.73
2:2:262:GLN:HE21	2:2:262:GLN:C	1.91	0.73
1:1:47:PRO:CA	3:3:164:THR:HG21	2.15	0.72
1:1:258:PRO:CG	3:3:99:GLU:HG2	2.16	0.71
2:2:53:THR:HG22	2:2:252:SER:HB2	1.71	0.71
2:2:20:ASN:HD21	2:2:62:ARG:HE	1.39	0.71
4:4:33:LYS:NZ	4:4:33:LYS:CD	2.52	0.71
1:1:19:ALA:HB2	1:1:58:MET:HG2	1.72	0.71
2:2:230:VAL:CG2	2:2:234:ALA:HB3	2.20	0.71
3:3:57:ASN:CA	3:3:57:ASN:OD1	2.38	0.70
2:2:174:ASN:C	2:2:174:ASN:HD22	1.93	0.70
2:2:235:THR:CG2	2:2:236:PRO:HD2	2.21	0.70
2:2:195:ASN:OD1	2:2:196:THR:HG23	1.92	0.69
3:3:98:GLY:O	3:3:102:GLN:HG3	1.92	0.69
2:2:230:VAL:HG23	2:2:234:ALA:HB3	1.74	0.69
2:2:136:GLU:HB3	2:2:140:VAL:CG2	2.21	0.69
1:1:89:GLY:C	1:1:90:ILE:HD13	2.13	0.68
4:4:29:ILE:HG22	4:4:29:ILE:O	1.94	0.68
1:1:83:GLN:CG	1:1:85:LYS:HE2	2.24	0.67
3:3:61:LYS:HD3	3:3:63:GLU:OE2	1.95	0.67
1:1:278:VAL:HG12	3:3:62:ASP:OD2	1.95	0.67
2:2:84:ASP:OD1	2:2:87:LYS:HE2	1.94	0.67
1:1:146:LEU:HD13	1:1:228:ILE:HD13	1.77	0.66
1:1:151:MET:CE	1:1:173:ASN:HD22	2.08	0.66
3:3:89:ASP:HA	3:3:93:LYS:HD2	1.78	0.66
3:3:197:LEU:HB3	3:3:201:THR:HG22	1.77	0.66
1:1:204:TYR:HE1	1:1:213:TYR:HB2	1.61	0.65
1:1:151:MET:HE1	1:1:173:ASN:ND2	2.12	0.65
1:1:285:ASP:CB	1:1:285:ASP:H	2.09	0.65
2:2:256:SER:O	2:2:257:LYS:HB3	1.96	0.65
1:1:107:SER:HB2	1:1:113:ARG:CD	2.26	0.65
2:2:149:PRO:HG3	2:2:154:ILE:HG13	1.78	0.64
3:3:79:GLN:HB2	3:3:190:TRP:CE3	2.32	0.64
2:2:12:ARG:HH21	3:3:157:LEU:HD21	1.63	0.64
2:2:23:ILE:HD11	2:2:243:THR:HG21	1.79	0.64
2:2:12:ARG:NH1	4:4:68:ASN:O	2.31	0.64
1:1:60:PHE:CE2	3:3:218:LYS:HB3	2.33	0.64
1:1:87:ALA:HA	1:1:90:ILE:HG12	1.80	0.63

Continued on next page...

Continued from previous page...

Atom-1	Atom-2	Interatomic distance (Å)	Clash overlap (Å)
2:2:155:ASP:C	2:2:155:ASP:OD1	2.37	0.62
3:3:75:ARG:O	3:3:194:SER:HB2	1.99	0.62
2:2:40:GLU:HG3	2:2:41:TYR:O	2.00	0.62
1:1:151:MET:HA	1:1:175:SER:HB2	1.82	0.61
2:2:13:VAL:O	2:2:14:GLN:HG2	1.99	0.61
2:2:38:TRP:CZ3	4:4:57:LYS:HD2	2.36	0.61
2:2:133:ALA:O	2:2:166:VAL:HG12	2.01	0.61
3:3:57:ASN:ND2	3:3:91:VAL:HG13	2.15	0.61
1:1:187:SER:HB3	3:3:21:SER:CB	2.31	0.61
1:1:281:LYS:HD2	3:3:59:HIS:O	2.01	0.61
3:3:55:MET:HG3	3:3:55:MET:O	1.99	0.61
1:1:90:ILE:N	1:1:90:ILE:CD1	2.62	0.61
1:1:151:MET:HE2	1:1:173:ASN:HB3	1.84	0.60
3:3:175:TYR:H	3:3:182:THR:HG21	1.66	0.60
3:3:56:ASN:HB3	3:3:66:SER:HA	1.83	0.60
3:3:76:GLN:O	3:3:78:GLU:N	2.34	0.60
1:1:265:SER:HB3	1:1:268:ARG:HG2	1.83	0.60
1:1:103:LYS:HG3	1:1:103:LYS:O	2.00	0.60
1:1:51:ILE:HD13	3:3:166:PRO:HG3	1.82	0.59
3:3:131:TYR:HB3	3:3:149:THR:HB	1.82	0.59
1:1:58:MET:HE1	3:3:216:ASP:C	2.23	0.59
2:2:256:SER:O	2:2:257:LYS:CB	2.50	0.59
1:1:94:ARG:NH1	1:1:94:ARG:CG	2.60	0.59
1:1:259:ARG:HD2	1:1:263:TYR:CE1	2.38	0.59
2:2:11:ASP:H	4:4:68:ASN:CG	2.06	0.58
3:3:180:THR:O	3:3:183:SER:HB3	2.02	0.58
1:1:87:ALA:HB2	1:1:98:LEU:HD11	1.86	0.58
2:2:177:LEU:HD11	3:3:94:THR:HG21	1.86	0.57
2:2:204:ILE:HG12	3:3:37:PRO:HG2	1.87	0.57
2:2:64:TYR:CD1	2:2:89:MET:HB3	2.39	0.57
1:1:285:ASP:HB3	1:1:287:LYS:N	2.18	0.57
2:2:52:LYS:NZ	2:2:52:LYS:HD3	2.20	0.57
3:3:179:ASP:OD2	3:3:182:THR:CG2	2.53	0.57
1:1:43:MET:HG3	1:1:44:PRO:HD2	1.87	0.56
3:3:175:TYR:H	3:3:182:THR:CG2	2.19	0.56
1:1:82:ILE:HG22	1:1:100:ASN:HB2	1.86	0.56
1:1:85:LYS:HB3	1:1:236:LYS:HG3	1.87	0.56
3:3:31:THR:CG2	3:3:32:PRO:HD2	2.34	0.56
1:1:136:GLN:NE2	1:1:235:HIS:CD2	2.64	0.56
1:1:117:GLU:HB3	1:1:200:PHE:HZ	1.70	0.56
2:2:10:SER:OG	2:2:12:ARG:CB	2.53	0.56

Continued on next page...

Continued from previous page...

Atom-1	Atom-2	Interatomic distance (Å)	Clash overlap (Å)
3:3:53:ILE:HD11	3:3:211:ILE:HB	1.87	0.56
1:1:236:LYS:HE3	1:1:238:LEU:HD13	1.88	0.56
2:2:189:ILE:HA	2:2:194:ASN:ND2	2.21	0.55
4:4:43:GLN:O	4:4:45:LEU:HB3	2.05	0.55
1:1:38:GLU:CD	3:3:116:MET:HE1	2.27	0.55
2:2:77:GLY:O	2:2:156:LEU:HB2	2.07	0.55
2:2:235:THR:HG22	2:2:236:PRO:N	2.22	0.55
1:1:151:MET:CE	1:1:173:ASN:ND2	2.68	0.55
2:2:230:VAL:HG23	2:2:231:PRO:O	2.05	0.55
1:1:228:ILE:HD11	1:1:239:VAL:HG21	1.88	0.55
3:3:199:PRO:O	3:3:200:GLU:HB2	2.05	0.55
2:2:38:TRP:CD1	2:2:39:PRO:HD2	2.42	0.55
1:1:79:VAL:HG22	1:1:242:ARG:HG2	1.89	0.54
1:1:266:ILE:HD12	3:3:235:THR:HA	1.88	0.54
3:3:31:THR:HG23	3:3:32:PRO:HD2	1.87	0.54
3:3:198:PRO:O	3:3:201:THR:HB	2.07	0.54
1:1:107:SER:CB	1:1:113:ARG:HD2	2.36	0.54
4:4:59:LEU:HD21	4:4:61:LEU:CD1	2.34	0.54
1:1:151:MET:HE2	1:1:170:SER:HB2	1.89	0.54
2:2:230:VAL:HB	2:2:231:PRO:HD2	1.89	0.54
2:2:38:TRP:HZ3	4:4:57:LYS:HD2	1.70	0.54
1:1:35:THR:HG23	3:3:160:THR:HB	1.90	0.54
2:2:170:LEU:CD2	3:3:64:VAL:HA	2.38	0.54
3:3:193:THR:O	3:3:194:SER:CB	2.55	0.54
3:3:197:LEU:HB3	3:3:201:THR:HG21	1.87	0.54
3:3:55:MET:HA	3:3:91:VAL:HG11	1.90	0.54
3:3:117:TYR:CD1	3:3:155:ILE:HD13	2.44	0.53
1:1:271:TYR:HB2	1:1:272:PRO:HD2	1.89	0.53
2:2:235:THR:CG2	2:2:236:PRO:CD	2.86	0.53
3:3:18:ASP:OD2	4:4:40:SER:HB2	2.09	0.53
1:1:18:VAL:C	1:1:18:VAL:CG2	2.77	0.53
1:1:220:HIS:CE1	1:1:222:GLY:H	2.27	0.53
1:1:108:SER:HB2	1:1:266:ILE:HD11	1.90	0.53
3:3:86:PHE:CD1	3:3:178:PRO:HB3	2.44	0.53
2:2:12:ARG:NH2	3:3:157:LEU:HD21	2.24	0.52
3:3:57:ASN:HB3	3:3:57:ASN:C	2.28	0.52
1:1:88:THR:O	1:1:90:ILE:HD13	2.10	0.52
1:1:83:GLN:HG3	1:1:85:LYS:CE	2.31	0.52
1:1:88:THR:O	1:1:90:ILE:CD1	2.58	0.52
1:1:151:MET:HE2	1:1:173:ASN:HD22	1.75	0.52
1:1:276:GLU:HB3	1:1:277:PRO:CD	2.39	0.52

Continued on next page...

Continued from previous page...

Atom-1	Atom-2	Interatomic distance (Å)	Clash overlap (Å)
1:1:187:SER:HB3	3:3:21:SER:HB2	1.92	0.52
1:1:236:LYS:NZ	1:1:238:LEU:HD11	2.25	0.52
2:2:174:ASN:C	2:2:174:ASN:ND2	2.63	0.52
3:3:216:ASP:O	3:3:218:LYS:HE3	2.09	0.52
1:1:122:VAL:HG13	1:1:124:PHE:CE2	2.45	0.51
1:1:236:LYS:HE3	1:1:238:LEU:CD1	2.40	0.51
2:2:177:LEU:CD1	3:3:94:THR:HG21	2.40	0.51
3:3:75:ARG:NH1	3:3:78:GLU:OE2	2.41	0.51
1:1:43:MET:HE3	1:1:43:MET:HA	1.92	0.51
1:1:117:GLU:HB3	1:1:200:PHE:CZ	2.46	0.51
1:1:273:LYS:O	1:1:274:ASN:O	2.28	0.51
3:3:193:THR:O	3:3:194:SER:HB3	2.08	0.51
3:3:214:CYS:HB3	3:3:215:PRO:HD2	1.92	0.51
2:2:34:CYS:HB2	2:2:202:PRO:CD	2.41	0.51
4:4:44:SER:O	4:4:45:LEU:C	2.48	0.51
1:1:265:SER:HB2	2:2:138:GLY:O	2.11	0.51
3:3:210:PHE:N	3:3:210:PHE:CD1	2.77	0.51
1:1:87:ALA:CB	1:1:98:LEU:HD11	2.41	0.51
1:1:94:ARG:CG	1:1:94:ARG:HH11	2.24	0.51
2:2:171:TYR:HA	2:2:176:THR:O	2.11	0.50
1:1:65:THR:HG22	3:3:104:TYR:CZ	2.46	0.50
2:2:139:ASN:N	2:2:139:ASN:OD1	2.44	0.50
2:2:255:ARG:CG	2:2:256:SER:H	2.00	0.50
1:1:58:MET:CE	3:3:216:ASP:O	2.60	0.50
1:1:114:LYS:NZ	3:3:99:GLU:OE2	2.44	0.50
1:1:58:MET:HE1	3:3:216:ASP:O	2.12	0.50
1:1:60:PHE:CD2	3:3:218:LYS:HB3	2.46	0.50
2:2:8:GLY:C	2:2:9:TYR:HD1	2.14	0.49
2:2:143:LYS:HG2	2:2:163:GLY:O	2.12	0.49
3:3:63:GLU:C	3:3:65:ASN:H	2.14	0.49
1:1:58:MET:O	1:1:59:HIS:HB2	2.13	0.49
2:2:19:GLY:HA2	2:2:58:THR:HG22	1.94	0.49
3:3:95:THR:O	3:3:99:GLU:HB2	2.13	0.49
2:2:34:CYS:HB2	2:2:202:PRO:HD2	1.94	0.49
1:1:273:LYS:O	1:1:274:ASN:C	2.52	0.49
3:3:54:PRO:O	3:3:91:VAL:HG12	2.12	0.48
3:3:125:ALA:HB3	3:3:155:ILE:HD12	1.95	0.48
4:4:59:LEU:HG	4:4:60:MET:N	2.27	0.48
3:3:129:LEU:O	3:3:150:HIS:HA	2.13	0.48
2:2:10:SER:CB	4:4:68:ASN:OXT	2.61	0.48
2:2:170:LEU:HD21	3:3:64:VAL:HA	1.94	0.48

Continued on next page...

Continued from previous page...

Atom-1	Atom-2	Interatomic distance (Å)	Clash overlap (Å)
1:1:99:PHE:CD1	1:1:99:PHE:C	2.86	0.48
1:1:280:LYS:HE3	3:3:89:ASP:OD1	2.13	0.48
2:2:135:HIS:CD2	2:2:160:ASN:HB3	2.49	0.48
3:3:61:LYS:O	3:3:61:LYS:HG2	2.07	0.48
3:3:115:LEU:HD22	3:3:129:LEU:HD21	1.96	0.48
3:3:190:TRP:CD1	3:3:190:TRP:N	2.81	0.48
3:3:112:ARG:NH1	3:3:112:ARG:HG2	2.28	0.48
1:1:134:ALA:HB2	1:1:180:VAL:HG11	1.96	0.48
1:1:87:ALA:CA	1:1:90:ILE:HG12	2.44	0.47
3:3:112:ARG:HD3	3:3:162:VAL:CG1	2.43	0.47
1:1:165:ASP:HB3	1:1:167:THR:H	1.79	0.47
4:4:29:ILE:O	4:4:29:ILE:CG2	2.62	0.47
1:1:83:GLN:OE1	1:1:236:LYS:HD2	2.15	0.47
1:1:268:ARG:CZ	2:2:139:ASN:HB2	2.44	0.47
2:2:13:VAL:HA	2:2:25:THR:O	2.14	0.47
2:2:177:LEU:CD1	3:3:94:THR:CG2	2.93	0.47
1:1:206:HIS:ND1	1:1:206:HIS:N	2.62	0.47
2:2:63:PHE:CD1	2:2:245:ALA:HB2	2.50	0.47
4:4:44:SER:C	4:4:46:SER:N	2.68	0.47
1:1:268:ARG:HH11	1:1:268:ARG:HD3	1.50	0.47
1:1:129:THR:OG1	1:1:185:ARG:NH1	2.43	0.46
2:2:130:HIS:ND1	2:2:219:SER:OG	2.47	0.46
1:1:74:ALA:HB3	3:3:15:THR:HB	1.97	0.46
2:2:170:LEU:HD23	3:3:64:VAL:CG2	2.45	0.46
4:4:61:LEU:HD12	4:4:61:LEU:HA	1.62	0.46
2:2:156:LEU:HD11	2:2:173:MET:SD	2.56	0.46
1:1:92:ASN:CG	1:1:95:GLU:HB2	2.36	0.46
1:1:236:LYS:HE2	1:1:236:LYS:HB3	1.83	0.46
3:3:101:VAL:HG22	3:3:219:LEU:HD11	1.98	0.46
3:3:55:MET:CE	3:3:91:VAL:HG21	2.46	0.46
2:2:148:HIS:N	2:2:149:PRO:CD	2.79	0.45
2:2:158:SER:HG	2:2:167:LYS:CE	2.27	0.45
3:3:57:ASN:CB	3:3:57:ASN:H	2.26	0.45
2:2:190:ASN:H	2:2:194:ASN:CB	2.30	0.45
2:2:228:LEU:CD1	2:2:238:LEU:HD22	2.47	0.45
1:1:31:VAL:HG11	1:1:34:LEU:HD12	1.98	0.45
3:3:50:ASP:HA	3:3:212:SER:HB3	1.97	0.45
2:2:170:LEU:HD23	3:3:64:VAL:HG22	1.99	0.45
1:1:64:GLU:O	1:1:64:GLU:HG2	2.17	0.45
2:2:91:VAL:HG12	2:2:95:ASN:HD22	1.82	0.45
1:1:28:THR:HG22	1:1:29:GLN:H	1.81	0.45

Continued on next page...

Continued from previous page...

Atom-1	Atom-2	Interatomic distance (Å)	Clash overlap (Å)
2:2:13:VAL:C	2:2:14:GLN:CG	2.85	0.45
2:2:37:GLU:CD	3:3:35:HIS:HE2	2.19	0.45
2:2:190:ASN:H	2:2:194:ASN:HB3	1.82	0.45
2:2:235:THR:CG2	2:2:236:PRO:N	2.79	0.45
3:3:192:GLN:HE21	3:3:192:GLN:HA	1.81	0.45
1:1:285:ASP:HB3	1:1:288:SER:H	1.82	0.44
2:2:259:ILE:HG21	2:2:259:ILE:HD13	1.74	0.44
1:1:43:MET:HA	1:1:43:MET:CE	2.46	0.44
1:1:198:ASN:HB3	1:1:200:PHE:O	2.17	0.44
1:1:207:ASP:HA	2:2:144:TYR:CE2	2.52	0.44
1:1:268:ARG:NH1	3:3:236:GLU:O	2.46	0.44
3:3:57:ASN:N	3:3:57:ASN:HB2	2.25	0.44
3:3:61:LYS:O	3:3:63:GLU:HG3	2.17	0.44
1:1:101:ASP:HA	1:1:225:ALA:HA	1.98	0.44
1:1:289:TYR:CE2	3:3:138:GLY:HA3	2.53	0.44
3:3:116:MET:HG3	3:3:159:SER:OG	2.17	0.44
4:4:43:GLN:O	4:4:45:LEU:CB	2.65	0.44
4:4:59:LEU:CD2	4:4:61:LEU:HD13	2.41	0.44
3:3:197:LEU:HD21	3:3:205:VAL:HG11	1.99	0.44
3:3:55:MET:HE2	3:3:91:VAL:HG21	1.99	0.44
3:3:181:TYR:CD1	3:3:181:TYR:C	2.91	0.44
1:1:282:ARG:CG	3:3:57:ASN:CB	2.89	0.44
2:2:146:PHE:CG	2:2:164:GLY:HA2	2.52	0.44
1:1:289:TYR:CD2	3:3:138:GLY:HA3	2.53	0.44
4:4:43:GLN:HG3	4:4:45:LEU:H	1.82	0.44
1:1:47:PRO:HB3	3:3:166:PRO:HB3	1.99	0.43
1:1:286:ILE:HG23	3:3:81:PHE:HA	2.00	0.43
3:3:208:LEU:HA	3:3:208:LEU:HD12	1.73	0.43
1:1:132:ALA:O	1:1:181:GLY:N	2.41	0.43
2:2:262:GLN:C	2:2:262:GLN:NE2	2.66	0.43
3:3:57:ASN:HD21	3:3:91:VAL:HG13	1.84	0.43
2:2:91:VAL:HG12	2:2:95:ASN:ND2	2.34	0.43
3:3:61:LYS:HG2	3:3:63:GLU:HG3	2.00	0.43
2:2:10:SER:CB	2:2:12:ARG:HB2	2.48	0.43
3:3:112:ARG:HG2	3:3:112:ARG:HH11	1.83	0.43
2:2:70:THR:HG22	2:2:72:THR:HG22	2.01	0.43
3:3:151:VAL:HG11	3:3:161:ILE:HD11	2.01	0.43
2:2:95:ASN:HB3	2:2:251:PHE:CE2	2.53	0.43
3:3:195:LEU:C	3:3:196:ILE:HG12	2.40	0.43
1:1:102:TRP:CZ3	1:1:243:VAL:HG11	2.53	0.42
2:2:13:VAL:C	2:2:14:GLN:HG2	2.39	0.42

Continued on next page...

Continued from previous page...

Atom-1	Atom-2	Interatomic distance (Å)	Clash overlap (Å)
1:1:158:PRO:HB2	1:1:167:THR:HG22	1.99	0.42
1:1:216:THR:CG2	1:1:218:LEU:HB2	2.50	0.42
1:1:187:SER:HB3	3:3:21:SER:HB3	2.01	0.42
1:1:206:HIS:NE2	1:1:208:ASP:HB2	2.34	0.42
2:2:10:SER:OG	4:4:68:ASN:OXT	2.35	0.42
3:3:174:ARG:HD2	3:3:182:THR:O	2.19	0.42
2:2:122:LEU:HD23	2:2:224:PRO:HA	2.02	0.42
2:2:225:ILE:O	3:3:68:LEU:HD21	2.19	0.42
3:3:226:GLN:HE21	3:3:226:GLN:HB2	1.21	0.42
4:4:43:GLN:O	4:4:44:SER:C	2.58	0.42
1:1:107:SER:CA	1:1:113:ARG:HD2	2.49	0.42
2:2:40:GLU:O	2:2:40:GLU:CG	2.61	0.42
2:2:228:LEU:HD11	2:2:238:LEU:HD22	2.02	0.42
1:1:93:HIS:CE1	1:1:163:TRP:HD1	2.38	0.42
1:1:285:ASP:HB3	1:1:288:SER:N	2.34	0.42
3:3:44:LEU:HA	3:3:44:LEU:HD23	1.79	0.42
1:1:289:TYR:CZ	3:3:139:PRO:HD2	2.55	0.42
4:4:43:GLN:HG2	4:4:43:GLN:O	2.18	0.42
1:1:261:LEU:HD11	2:2:171:TYR:CD2	2.55	0.41
1:1:286:ILE:HD13	1:1:286:ILE:HG21	1.77	0.41
2:2:69:LYS:O	2:2:239:PRO:HA	2.20	0.41
3:3:47:ILE:HG21	3:3:47:ILE:HD13	1.51	0.41
3:3:113:PHE:CE2	3:3:115:LEU:HD13	2.55	0.41
1:1:86:ASP:OD1	1:1:88:THR:HB	2.21	0.41
2:2:187:GLN:HE21	2:2:187:GLN:HB2	1.57	0.41
2:2:235:THR:HG22	2:2:237:SER:N	2.35	0.41
3:3:167:TRP:HZ2	3:3:172:GLN:HA	1.86	0.41
1:1:98:LEU:HD23	1:1:98:LEU:HA	1.91	0.41
2:2:43:PRO:HG2	2:2:46:ASP:HB2	2.02	0.41
3:3:18:ASP:CG	4:4:40:SER:HB2	2.41	0.41
3:3:137:ARG:HH11	3:3:137:ARG:HD3	1.22	0.41
1:1:38:GLU:CD	3:3:116:MET:CE	2.88	0.41
1:1:146:LEU:HA	1:1:230:ASN:OD1	2.20	0.41
1:1:165:ASP:CB	1:1:167:THR:OG1	2.69	0.41
1:1:54:ARG:HH11	1:1:54:ARG:HD2	1.55	0.41
3:3:64:VAL:HG12	3:3:64:VAL:O	2.21	0.41
1:1:78:HIS:NE2	1:1:80:THR:HB	2.36	0.41
3:3:157:LEU:HD23	3:3:157:LEU:O	2.21	0.41
1:1:215:ILE:HG21	1:1:215:ILE:HD12	1.84	0.40
2:2:13:VAL:HG22	2:2:26:GLN:HA	2.03	0.40
2:2:195:ASN:OD1	2:2:195:ASN:C	2.59	0.40

Continued on next page...

Continued from previous page...

Atom-1	Atom-2	Interatomic distance (Å)	Clash overlap (Å)
3:3:214:CYS:HB3	3:3:215:PRO:CD	2.51	0.40
1:1:208:ASP:HB3	1:1:211:THR:HB	2.04	0.40
1:1:265:SER:OG	2:2:139:ASN:HB3	2.21	0.40
3:3:101:VAL:HG13	3:3:176:THR:HB	2.04	0.40

There are no symmetry-related clashes.

5.3 Torsion angles [i](#)

5.3.1 Protein backbone [i](#)

In the following table, the Percentiles column shows the percent Ramachandran outliers of the chain as a percentile score with respect to all X-ray entries followed by that with respect to entries of similar resolution.

The Analysed column shows the number of residues for which the backbone conformation was analysed, and the total number of residues.

Mol	Chain	Analysed	Favoured	Allowed	Outliers	Percentiles	
1	1	270/289 (93%)	253 (94%)	15 (6%)	2 (1%)	22	54
2	2	253/262 (97%)	233 (92%)	18 (7%)	2 (1%)	19	51
3	3	234/236 (99%)	217 (93%)	15 (6%)	2 (1%)	17	48
4	4	38/68 (56%)	34 (90%)	3 (8%)	1 (3%)	5	20
All	All	795/855 (93%)	737 (93%)	51 (6%)	7 (1%)	17	48

All (7) Ramachandran outliers are listed below:

Mol	Chain	Res	Type
1	1	139	SER
3	3	57	ASN
3	3	77	ASN
1	1	165	ASP
2	2	255	ARG
2	2	257	LYS
4	4	47	MET

5.3.2 Protein sidechains [i](#)

In the following table, the Percentiles column shows the percent sidechain outliers of the chain as a percentile score with respect to all X-ray entries followed by that with respect to entries of similar resolution.

The Analysed column shows the number of residues for which the sidechain conformation was analysed, and the total number of residues.

Mol	Chain	Analysed	Rotameric	Outliers	Percentiles	
1	1	237/252 (94%)	196 (83%)	41 (17%)	2	6
2	2	223/229 (97%)	181 (81%)	42 (19%)	1	4
3	3	209/209 (100%)	172 (82%)	37 (18%)	2	5
4	4	33/57 (58%)	20 (61%)	13 (39%)	0	0
All	All	702/747 (94%)	569 (81%)	133 (19%)	1	4

All (133) residues with a non-rotameric sidechain are listed below:

Mol	Chain	Res	Type
1	1	21	ILE
1	1	22	SER
1	1	23	SER
1	1	28	THR
1	1	29	GLN
1	1	30	LYS
1	1	38	GLU
1	1	43	MET
1	1	47	PRO
1	1	63	SER
1	1	81	GLU
1	1	90	ILE
1	1	97	LYS
1	1	103	LYS
1	1	105	ASN
1	1	106	LEU
1	1	122	VAL
1	1	136	GLN
1	1	137	PRO
1	1	138	ASP
1	1	139	SER
1	1	144	SER
1	1	145	ASN
1	1	159	ASN

Continued on next page...

Continued from previous page...

Mol	Chain	Res	Type
1	1	165	ASP
1	1	170	SER
1	1	172	SER
1	1	173	ASN
1	1	176	VAL
1	1	183	THR
1	1	184	SER
1	1	185	ARG
1	1	187	SER
1	1	202	ASP
1	1	215	ILE
1	1	240	LYS
1	1	256	ARG
1	1	268	ARG
1	1	274	ASN
1	1	278	VAL
1	1	287	LYS
2	2	11	ASP
2	2	12	ARG
2	2	20	ASN
2	2	26	GLN
2	2	49	ASP
2	2	52	LYS
2	2	66	LEU
2	2	69	LYS
2	2	73	THR
2	2	76	LYS
2	2	81	LYS
2	2	87	LYS
2	2	88	ASP
2	2	103	ARG
2	2	116	LYS
2	2	119	SER
2	2	136	GLU
2	2	141	SER
2	2	145	THR
2	2	152	ARG
2	2	165	PRO
2	2	168	ASP
2	2	169	VAL
2	2	170	LEU
2	2	174	ASN

Continued on next page...

Continued from previous page...

Mol	Chain	Res	Type
2	2	187	GLN
2	2	192	ARG
2	2	195	ASN
2	2	209	ILE
2	2	211	SER
2	2	217	ASN
2	2	221	MET
2	2	225	ILE
2	2	232	THR
2	2	236	PRO
2	2	238	LEU
2	2	247	MET
2	2	250	GLU
2	2	254	ILE
2	2	255	ARG
2	2	256	SER
2	2	262	GLN
3	3	16	THR
3	3	33	ARG
3	3	46	ILE
3	3	55	MET
3	3	60	THR
3	3	61	LYS
3	3	65	ASN
3	3	91	VAL
3	3	94	THR
3	3	101	VAL
3	3	112	ARG
3	3	114	SER
3	3	115	LEU
3	3	137	ARG
3	3	146	MET
3	3	157	LEU
3	3	158	GLN
3	3	159	SER
3	3	164	THR
3	3	172	GLN
3	3	174	ARG
3	3	179	ASP
3	3	182	THR
3	3	192	GLN
3	3	194	SER

Continued on next page...

Continued from previous page...

Mol	Chain	Res	Type
3	3	196	ILE
3	3	201	THR
3	3	208	LEU
3	3	211	ILE
3	3	217	PHE
3	3	218	LYS
3	3	219	LEU
3	3	220	ARG
3	3	223	LYS
3	3	226	GLN
3	3	228	ILE
3	3	230	GLN
4	4	29	ILE
4	4	33	LYS
4	4	40	SER
4	4	43	GLN
4	4	45	LEU
4	4	46	SER
4	4	47	MET
4	4	50	SER
4	4	51	LYS
4	4	59	LEU
4	4	61	LEU
4	4	67	LEU
4	4	68	ASN

Sometimes sidechains can be flipped to improve hydrogen bonding and reduce clashes. All (13) such sidechains are listed below:

Mol	Chain	Res	Type
1	1	61	ASN
1	1	136	GLN
1	1	173	ASN
2	2	20	ASN
2	2	174	ASN
2	2	187	GLN
2	2	217	ASN
2	2	262	GLN
3	3	41	HIS
3	3	102	GLN
3	3	140	GLN
3	3	192	GLN
3	3	226	GLN

5.3.3 RNA [i](#)

There are no RNA molecules in this entry.

5.4 Non-standard residues in protein, DNA, RNA chains [i](#)

There are no non-standard protein/DNA/RNA residues in this entry.

5.5 Carbohydrates [i](#)

There are no monosaccharides in this entry.

5.6 Ligand geometry [i](#)

There are no ligands in this entry.

5.7 Other polymers [i](#)

There are no such residues in this entry.

5.8 Polymer linkage issues [i](#)

There are no chain breaks in this entry.

6 Fit of model and data

6.1 Protein, DNA and RNA chains

EDS was not executed - this section is therefore empty.

6.2 Non-standard residues in protein, DNA, RNA chains

EDS was not executed - this section is therefore empty.

6.3 Carbohydrates

EDS was not executed - this section is therefore empty.

6.4 Ligands

EDS was not executed - this section is therefore empty.

6.5 Other polymers

EDS was not executed - this section is therefore empty.