



Full wwPDB X-ray Structure Validation Report ⓘ

May 22, 2020 – 06:41 am BST

PDB ID : 6QIC
Title : Crystal structure of DEAH-box ATPase Prp22-S837A with bound ssRNA
Authors : Hamann, F.; Ficner, R.; Enders, M.
Deposited on : 2019-01-18
Resolution : 2.70 Å(reported)

This is a Full wwPDB X-ray Structure Validation Report for a publicly released PDB entry.

We welcome your comments at validation@mail.wwpdb.org

A user guide is available at

<https://www.wwpdb.org/validation/2017/XrayValidationReportHelp>

with specific help available everywhere you see the ⓘ symbol.

The following versions of software and data (see [references ⓘ](#)) were used in the production of this report:

MolProbity : 4.02b-467
Xtriage (Phenix) : 1.13
EDS : 2.11
Percentile statistics : 20191225.v01 (using entries in the PDB archive December 25th 2019)
Refmac : 5.8.0158
CCP4 : 7.0.044 (Gargrove)
Ideal geometry (proteins) : Engh & Huber (2001)
Ideal geometry (DNA, RNA) : Parkinson et al. (1996)
Validation Pipeline (wwPDB-VP) : 2.11

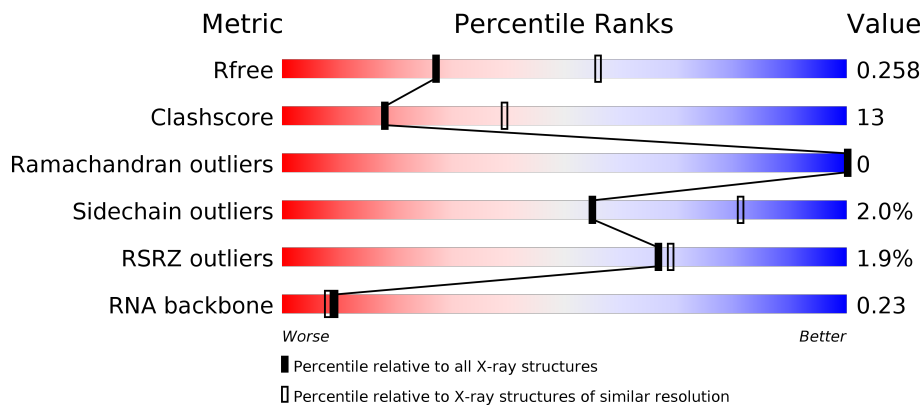
1 Overall quality at a glance

The following experimental techniques were used to determine the structure:

X-RAY DIFFRACTION

The reported resolution of this entry is 2.70 Å.

Percentile scores (ranging between 0-100) for global validation metrics of the entry are shown in the following graphic. The table shows the number of entries on which the scores are based.






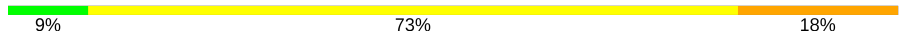
Metric	Whole archive (#Entries)	Similar resolution (#Entries, resolution range(Å))
R_{free}	130704	2808 (2.70-2.70)
Clashscore	141614	3122 (2.70-2.70)
Ramachandran outliers	138981	3069 (2.70-2.70)
Sidechain outliers	138945	3069 (2.70-2.70)
RSRZ outliers	127900	2737 (2.70-2.70)
RNA backbone	3102	1159 (3.00-2.40)

The table below summarises the geometric issues observed across the polymeric chains and their fit to the electron density. The red, orange, yellow and green segments on the lower bar indicate the fraction of residues that contain outliers for ≥ 3 , 2, 1 and 0 types of geometric quality criteria respectively. A grey segment represents the fraction of residues that are not modelled. The numeric value for each fraction is indicated below the corresponding segment, with a dot representing fractions $\leq 5\%$. The upper red bar (where present) indicates the fraction of residues that have poor fit to the electron density. The numeric value is given above the bar.

Mol	Chain	Length	Quality of chain
1	A	677	 2% 71% 21% 7%
1	B	677	 2% 68% 24% 8%
1	C	677	 2% 74% 18% 7%
1	D	677	 2% 71% 21% 7%

Continued on next page...

Continued from previous page...

Mol	Chain	Length	Quality of chain
2	E	11	
2	F	11	
2	G	11	
2	H	11	

2 Entry composition i

There are 3 unique types of molecules in this entry. The entry contains 20594 atoms, of which 0 are hydrogens and 0 are deuteriums.

In the tables below, the ZeroOcc column contains the number of atoms modelled with zero occupancy, the AltConf column contains the number of residues with at least one atom in alternate conformation and the Trace column contains the number of residues modelled with at most 2 atoms.

- Molecule 1 is a protein called Putative pre-mRNA splicing factor.

Mol	Chain	Residues	Atoms					ZeroOcc	AltConf	Trace
			Total	C	N	O	S			
1	A	628	Total 4932	C 3146	N 831	O 926	S 29	0	0	0
1	B	626	Total 4934	C 3147	N 834	O 923	S 30	0	0	0
1	C	627	Total 4942	C 3154	N 834	O 925	S 29	0	0	0
1	D	629	Total 4953	C 3159	N 836	O 928	S 30	0	1	0

There are 4 discrepancies between the modelled and reference sequences:

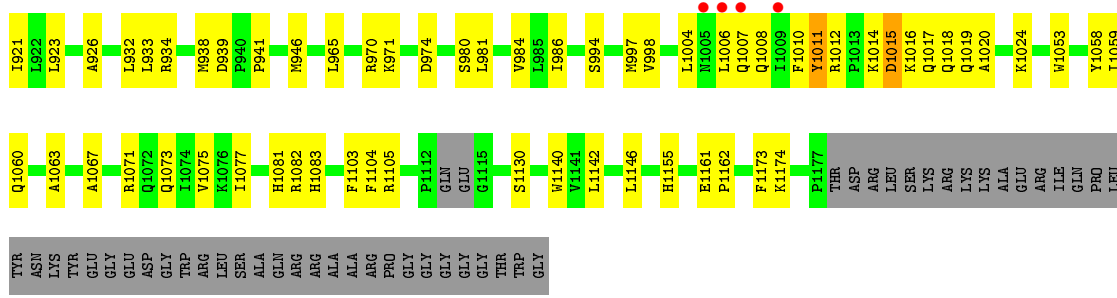
Chain	Residue	Modelled	Actual	Comment	Reference
A	837	ALA	SER	engineered mutation	UNP G0S700
B	837	ALA	SER	engineered mutation	UNP G0S700
C	837	ALA	SER	engineered mutation	UNP G0S700
D	837	ALA	SER	engineered mutation	UNP G0S700

- Molecule 2 is a RNA chain called RNA (5'-R(P*UP*UP*UP*UP*UP*UP*UP*UP*UP*UP*U)-3').

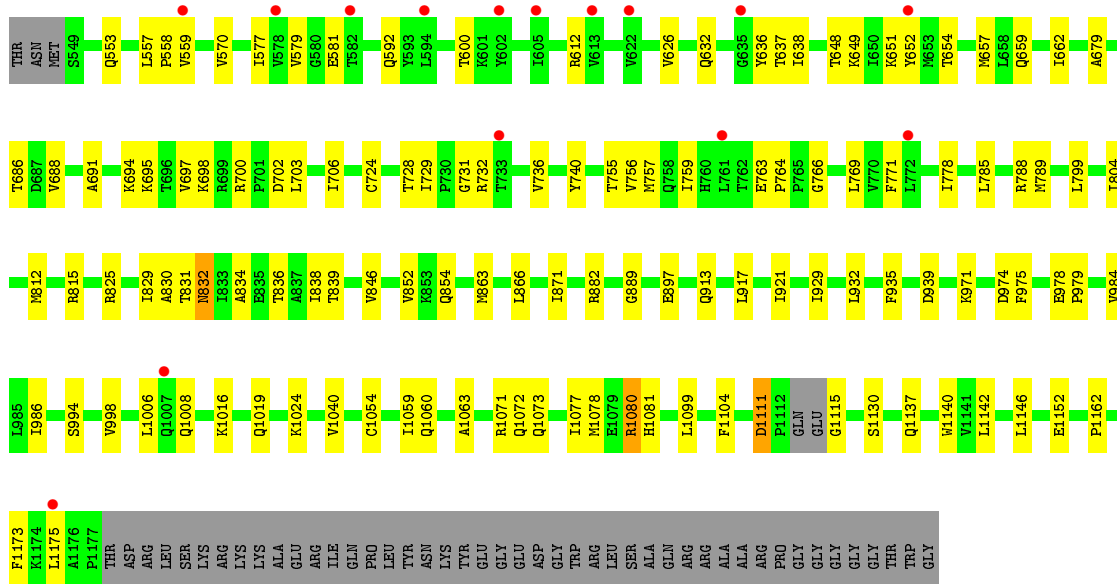
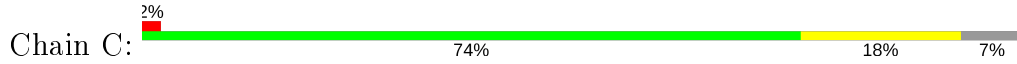
Mol	Chain	Residues	Atoms					ZeroOcc	AltConf	Trace
			Total	C	N	O	P			
2	E	11	Total 220	C 99	N 22	O 88	P 11	0	0	0
2	F	11	Total 204	C 90	N 20	O 83	P 11	0	0	0
2	G	11	Total 204	C 90	N 20	O 83	P 11	0	0	0
2	H	11	Total 204	C 90	N 20	O 83	P 11	0	0	0

- Molecule 3 is water.

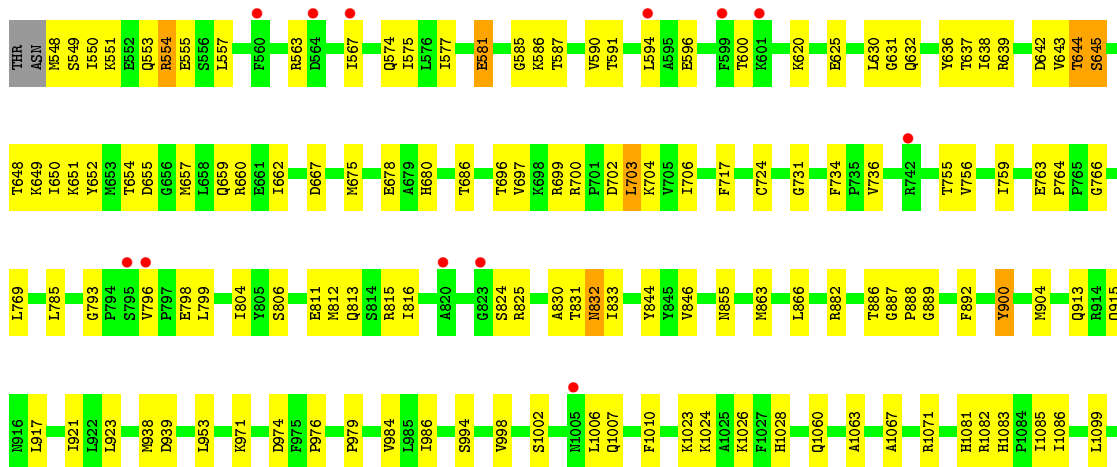
Mol	Chain	Residues	Atoms	ZeroOcc	AltConf
3	A	1	Total O 1 1	0	0


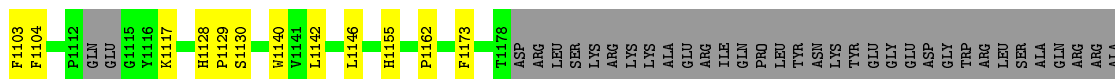


• Molecule 1: Putative pre-mRNA splicing factor



• Molecule 1: Putative pre-mRNA splicing factor

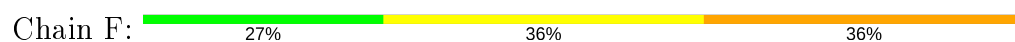




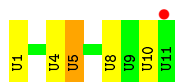
- Molecule 2: RNA (5'-R(P*UP*UP*UP*UP*UP*UP*UP*UP*UP*UP*U)-3')




- Molecule 2: RNA (5'-R(P*UP*UP*UP*UP*UP*UP*UP*UP*UP*UP*U)-3')



- Molecule 2: RNA (5'-R(P*UP*UP*UP*UP*UP*UP*UP*UP*UP*UP*U)-3')



- Molecule 2: RNA (5'-R(P*UP*UP*UP*UP*UP*UP*UP*UP*UP*UP*U)-3')



4 Data and refinement statistics

Property	Value	Source
Space group	P 21 21 21	Depositor
Cell constants a, b, c, α , β , γ	139.61Å 139.96Å 164.66Å 90.00° 90.00° 90.00°	Depositor
Resolution (Å)	106.49 – 2.70 106.49 – 2.70	Depositor EDS
% Data completeness (in resolution range)	99.7 (106.49-2.70) 99.7 (106.49-2.70)	Depositor EDS
R_{merge}	0.08	Depositor
R_{sym}	(Not available)	Depositor
$\langle I/\sigma(I) \rangle$ ¹	1.73 (at 2.69Å)	Xtrriage
Refinement program	REFMAC 5.8.0238	Depositor
R, R_{free}	0.212 , 0.261 0.213 , 0.258	Depositor DCC
R_{free} test set	4442 reflections (5.00%)	wwPDB-VP
Wilson B-factor (Å ²)	77.2	Xtrriage
Anisotropy	0.433	Xtrriage
Bulk solvent k_{sol} (e/Å ³), B_{sol} (Å ²)	0.29 , 48.3	EDS
L-test for twinning ²	$\langle L \rangle = 0.48$, $\langle L^2 \rangle = 0.31$	Xtrriage
Estimated twinning fraction	0.032 for k,h,-l	Xtrriage
F_o, F_c correlation	0.95	EDS
Total number of atoms	20594	wwPDB-VP
Average B, all atoms (Å ²)	93.0	wwPDB-VP

Xtrriage's analysis on translational NCS is as follows: *The largest off-origin peak in the Patterson function is 7.67% of the height of the origin peak. No significant pseudotranslation is detected.*

¹ Intensities estimated from amplitudes.

² Theoretical values of $\langle |L| \rangle$, $\langle L^2 \rangle$ for acentric reflections are 0.5, 0.333 respectively for untwinned datasets, and 0.375, 0.2 for perfectly twinned datasets.

5 Model quality [i](#)

5.1 Standard geometry [i](#)

The Z score for a bond length (or angle) is the number of standard deviations the observed value is removed from the expected value. A bond length (or angle) with $|Z| > 5$ is considered an outlier worth inspection. RMSZ is the root-mean-square of all Z scores of the bond lengths (or angles).

Mol	Chain	Bond lengths		Bond angles	
		RMSZ	# Z >5	RMSZ	# Z >5
1	A	0.69	0/5035	0.85	0/6835
1	B	0.71	0/5035	0.85	0/6825
1	C	0.70	0/5046	0.84	0/6845
1	D	0.72	0/5059	0.86	0/6863
2	E	0.52	0/241	0.70	0/370
2	F	0.51	0/223	0.69	0/343
2	G	0.49	0/223	0.70	0/343
2	H	0.52	0/223	0.69	0/343
All	All	0.70	0/21085	0.84	0/28767

There are no bond length outliers.

There are no bond angle outliers.

There are no chirality outliers.

There are no planarity outliers.

5.2 Too-close contacts [i](#)

In the following table, the Non-H and H(model) columns list the number of non-hydrogen atoms and hydrogen atoms in the chain respectively. The H(added) column lists the number of hydrogen atoms added and optimized by MolProbity. The Clashes column lists the number of clashes within the asymmetric unit, whereas Symm-Clashes lists symmetry related clashes.

Mol	Chain	Non-H	H(model)	H(added)	Clashes	Symm-Clashes
1	A	4932	0	4932	135	0
1	B	4934	0	4954	163	0
1	C	4942	0	4969	111	0
1	D	4953	0	4980	137	0
2	E	220	0	111	14	0
2	F	204	0	100	15	0
2	G	204	0	100	10	0
2	H	204	0	100	15	0

Continued on next page...

Continued from previous page...

Mol	Chain	Non-H	H(model)	H(added)	Clashes	Symm-Clashes
3	A	1	0	0	0	0
All	All	20594	0	20246	547	0

The all-atom clashscore is defined as the number of clashes found per 1000 atoms (including hydrogen atoms). The all-atom clashscore for this structure is 13.

All (547) close contacts within the same asymmetric unit are listed below, sorted by their clash magnitude.

Atom-1	Atom-2	Interatomic distance (Å)	Clash overlap (Å)
1:B:1011:TYR:HB2	1:B:1060:GLN:HE21	1.09	1.18
1:B:798:GLU:HB3	1:B:824:SER:HB3	1.21	1.15
1:C:975:PHE:CZ	1:C:1078:MET:CE	2.30	1.13
1:D:703:LEU:HD12	1:D:704:LYS:N	1.64	1.10
1:A:1006:LEU:HD11	1:A:1067:ALA:HB2	1.34	1.09
1:A:603:GLY:HA3	1:A:672:SER:HB3	1.35	1.07
1:B:1011:TYR:HB2	1:B:1060:GLN:NE2	1.70	1.06
1:B:1020:ALA:HA	1:B:1058:TYR:CD2	1.92	1.04
1:D:581:GLU:OE1	1:D:731:GLY:HA3	1.59	1.03
1:B:1016:LYS:HG2	1:B:1019:GLN:OE1	1.60	1.01
1:C:755:THR:O	1:C:759:ILE:HG13	1.60	1.00
1:B:736:VAL:HA	1:B:889:GLY:O	1.58	1.00
1:C:975:PHE:HZ	1:C:1078:MET:CE	1.71	1.00
1:C:804:ILE:CG2	1:C:830:ALA:HB2	1.94	0.97
1:B:804:ILE:CG2	1:B:830:ALA:HB2	1.96	0.96
1:D:734:PHE:CB	1:D:887:GLY:C	2.34	0.95
1:B:1006:LEU:HD11	1:B:1067:ALA:HB2	1.44	0.95
1:A:605:ILE:HD13	1:A:673:VAL:HB	1.46	0.95
1:A:605:ILE:CD1	1:A:673:VAL:HB	1.97	0.94
1:A:1079:GLU:HG3	1:D:1082:ARG:HH22	1.34	0.91
1:D:1023:LYS:O	1:D:1026:LYS:HG2	1.70	0.91
1:C:1080:ARG:HG2	1:C:1080:ARG:HH11	1.35	0.91
1:A:632:GLN:O	1:A:648:THR:HG22	1.70	0.90
1:C:1111:ASP:HB3	1:C:1115:GLY:O	1.71	0.90
1:C:975:PHE:CE2	1:C:1078:MET:CE	2.54	0.90
1:B:981:LEU:HD21	1:B:1004:LEU:HD12	1.51	0.89
1:B:632:GLN:O	1:B:648:THR:HG22	1.74	0.88
1:C:975:PHE:CZ	1:C:1078:MET:HE2	2.11	0.86
1:C:581:GLU:HB2	1:C:731:GLY:HA3	1.58	0.86
1:A:1079:GLU:HG3	1:D:1082:ARG:NH2	1.90	0.85
1:B:981:LEU:HD21	1:B:1004:LEU:CD1	2.07	0.85
1:B:873:GLN:HG2	1:B:906:PRO:HA	1.59	0.84

Continued on next page...

Continued from previous page...

Atom-1	Atom-2	Interatomic distance (Å)	Clash overlap (Å)
1:B:1011:TYR:CB	1:B:1060:GLN:HE21	1.90	0.84
1:D:844:TYR:CE1	1:D:886:THR:O	2.30	0.84
1:A:1141:VAL:HG13	1:A:1157:THR:HG23	1.59	0.84
1:C:975:PHE:CE2	1:C:1078:MET:HE2	2.12	0.84
1:C:579:VAL:HG13	1:C:728:THR:HG22	1.60	0.83
1:B:970:ARG:HD2	1:B:970:ARG:O	1.78	0.82
1:C:975:PHE:HZ	1:C:1078:MET:HE1	1.45	0.82
1:A:603:GLY:CA	1:A:672:SER:HB3	2.10	0.81
1:C:975:PHE:CZ	1:C:1078:MET:HE3	2.15	0.81
1:A:1009:ILE:HD12	1:A:1009:ILE:H	1.44	0.80
1:B:798:GLU:O	1:B:824:SER:HB2	1.81	0.79
1:A:1008:GLN:O	1:A:1060:GLN:HG3	1.83	0.79
1:D:657:MET:CE	2:H:10:U:OP1	2.30	0.79
1:C:577:ILE:HD12	1:C:724:CYS:SG	2.23	0.79
1:B:798:GLU:O	1:B:824:SER:CB	2.32	0.78
1:D:577:ILE:HD12	1:D:724:CYS:SG	2.25	0.77
1:B:757:MET:CE	1:B:792:LEU:HD11	2.15	0.77
1:C:804:ILE:HG23	1:C:830:ALA:CB	2.13	0.77
1:B:779:ASP:C	1:B:1014:LYS:NZ	2.37	0.77
1:A:547:ASN:HB3	1:A:550:ILE:HB	1.66	0.77
1:B:807:ALA:HB1	1:B:1008:GLN:OE1	1.85	0.77
1:D:831:THR:OG1	1:D:833:ILE:HG22	1.85	0.77
1:D:703:LEU:HD12	1:D:704:LYS:H	1.48	0.76
1:C:975:PHE:CE2	1:C:1078:MET:HE3	2.18	0.76
1:D:734:PHE:CB	1:D:887:GLY:O	2.34	0.76
1:B:933:LEU:HD12	1:B:933:LEU:H	1.50	0.76
1:A:591:THR:HG21	1:A:652:TYR:OH	1.85	0.75
1:C:921:ILE:HG23	1:C:932:LEU:HD12	1.66	0.75
1:B:804:ILE:HG23	1:B:830:ALA:CB	2.17	0.75
1:A:901:GLN:NE2	1:A:901:GLN:HA	2.00	0.75
1:D:844:TYR:HE1	1:D:886:THR:O	1.70	0.74
1:C:921:ILE:HG23	1:C:932:LEU:CD1	2.15	0.74
1:A:614:ALA:O	1:A:618:VAL:HG23	1.88	0.74
1:B:577:ILE:HD12	1:B:724:CYS:SG	2.27	0.74
1:B:591:THR:HG21	1:B:652:TYR:OH	1.88	0.74
1:B:766:GLY:O	1:B:825:ARG:HD3	1.87	0.74
1:A:1151:LYS:NZ	2:E:1:U:O2'	2.21	0.74
1:B:757:MET:HE1	1:B:792:LEU:HD11	1.70	0.73
1:A:616:VAL:HG12	1:A:636:TYR:CE1	2.23	0.73
1:B:734:PHE:CE2	1:B:886:THR:O	2.41	0.73
1:B:853:LYS:HE3	2:F:5:U:OP1	1.89	0.73

Continued on next page...

Continued from previous page...

Atom-1	Atom-2	Interatomic distance (Å)	Clash overlap (Å)
1:A:894:LEU:HD23	1:A:894:LEU:N	2.04	0.72
1:D:1155:HIS:NE2	2:H:4:U:H5	1.87	0.72
1:D:793:GLY:O	1:D:796:VAL:HG12	1.90	0.71
1:C:579:VAL:CG1	1:C:728:THR:HG22	2.19	0.71
1:B:1155:HIS:CE1	2:F:4:U:H5	2.09	0.71
1:B:1015:ASP:OD1	1:B:1015:ASP:N	2.23	0.70
1:B:804:ILE:CG2	1:B:830:ALA:CB	2.69	0.70
1:D:1024:LYS:HE2	1:D:1028:HIS:NE2	2.05	0.70
1:B:779:ASP:C	1:B:1014:LYS:HZ2	1.95	0.70
1:D:1024:LYS:NZ	1:D:1130:SER:O	2.25	0.70
1:A:1024:LYS:NZ	1:A:1130:SER:O	2.25	0.70
1:D:971:LYS:HG3	1:D:1081:HIS:CD2	2.27	0.69
1:B:981:LEU:CD2	1:B:1004:LEU:HD12	2.20	0.69
1:B:812:MET:O	1:B:815:ARG:HG2	1.92	0.69
1:B:921:ILE:HG23	1:B:932:LEU:HD12	1.73	0.69
1:B:798:GLU:CB	1:B:824:SER:HB3	2.12	0.69
1:B:807:ALA:CB	1:B:1008:GLN:OE1	2.41	0.69
1:B:1016:LYS:CG	1:B:1019:GLN:OE1	2.39	0.69
1:D:1023:LYS:O	1:D:1026:LYS:CG	2.40	0.69
1:A:1141:VAL:CG1	1:A:1157:THR:HG23	2.23	0.69
1:B:780:THR:N	1:B:1014:LYS:HZ1	1.89	0.69
1:B:1010:PHE:CE2	1:B:1024:LYS:HG3	2.26	0.69
1:A:552:GLU:OE2	1:A:552:GLU:N	2.26	0.68
1:B:1024:LYS:NZ	1:B:1130:SER:O	2.24	0.68
1:D:812:MET:O	1:D:815:ARG:HG2	1.92	0.68
1:D:766:GLY:O	1:D:825:ARG:NH1	2.26	0.68
1:B:1082:ARG:NE	1:C:1072:GLN:HE22	1.91	0.68
1:D:971:LYS:HD2	1:D:1083:HIS:NE2	2.09	0.68
1:A:1006:LEU:CD1	1:A:1067:ALA:HB2	2.18	0.68
1:A:616:VAL:HG12	1:A:636:TYR:CZ	2.28	0.68
1:B:551:LYS:HE2	1:B:555:GLU:OE1	1.95	0.67
1:C:1024:LYS:NZ	1:C:1130:SER:O	2.25	0.67
1:D:655:ASP:OD2	1:D:686:THR:HG23	1.93	0.67
1:D:554:ARG:NH1	1:D:596:GLU:OE2	2.27	0.67
1:A:956:LEU:O	1:A:983:LYS:HE2	1.96	0.66
1:D:1006:LEU:HD22	1:D:1063:ALA:O	1.96	0.66
1:B:971:LYS:HD3	1:B:1083:HIS:HE1	1.61	0.65
1:B:768:ILE:HB	1:B:827:VAL:HG23	1.79	0.65
1:A:1077:ILE:HG12	2:E:10:U:H1'	1.79	0.65
1:B:1007:GLN:CD	1:B:1007:GLN:H	1.98	0.65
1:D:660:ARG:HD2	2:H:11:U:P	2.36	0.65

Continued on next page...

Continued from previous page...

Atom-1	Atom-2	Interatomic distance (Å)	Clash overlap (Å)
1:B:1073:GLN:NE2	2:F:10:U:OP2	2.29	0.65
1:A:783:GLU:OE1	1:A:783:GLU:HA	1.98	0.64
1:C:1008:GLN:O	1:C:1063:ALA:HB2	1.96	0.64
1:B:839:THR:HG22	1:B:882:ARG:HH12	1.62	0.64
1:D:974:ASP:OD2	1:D:1081:HIS:CE1	2.51	0.64
1:D:659:GLN:O	1:D:662:ILE:HG22	1.97	0.64
1:A:659:GLN:O	1:A:662:ILE:HG22	1.98	0.64
1:A:1090:ARG:HH21	1:A:1090:ARG:HB2	1.63	0.64
1:B:655:ASP:OD2	1:B:686:THR:HG23	1.97	0.64
1:C:659:GLN:O	1:C:662:ILE:HG22	1.96	0.64
1:A:850:GLY:HA2	1:A:871:ILE:HD13	1.80	0.64
1:D:574:GLN:OE1	1:D:697:VAL:HG13	1.98	0.64
1:B:839:THR:HG22	1:B:882:ARG:NH1	2.13	0.63
1:D:1007:GLN:CD	1:D:1007:GLN:H	2.01	0.63
1:C:612:ARG:HG3	2:G:8:U:OP1	1.98	0.63
1:D:1140:TRP:CE2	1:D:1162:PRO:HG3	2.32	0.63
1:B:767:ASP:OD2	1:B:826:LYS:HE2	1.98	0.63
1:D:631:GLY:O	1:D:645:SER:HB3	1.98	0.63
1:B:659:GLN:O	1:B:662:ILE:HG22	1.98	0.63
1:D:554:ARG:CG	1:D:554:ARG:HH21	2.11	0.63
1:C:804:ILE:HG23	1:C:830:ALA:HB2	1.67	0.63
1:A:645:SER:H	1:A:648:THR:HG23	1.64	0.62
1:B:644:THR:HG21	1:B:651:LYS:HD2	1.81	0.62
1:D:638:ILE:HG22	1:D:654:THR:HG23	1.79	0.62
1:C:592:GLN:HE21	1:C:626:VAL:HG23	1.63	0.62
1:C:978:GLU:HG3	1:C:979:PRO:HD2	1.81	0.62
1:A:611:ARG:NH1	1:A:681:GLU:OE2	2.24	0.62
1:B:1082:ARG:CZ	1:C:1072:GLN:HE22	2.11	0.62
1:B:798:GLU:HB3	1:B:824:SER:CB	2.13	0.61
1:A:981:LEU:HD21	1:A:1004:LEU:CD1	2.31	0.61
1:D:696:THR:OG1	1:D:699:ARG:NH2	2.32	0.61
1:D:703:LEU:C	1:D:703:LEU:HD12	2.14	0.61
1:D:717:PHE:CE1	1:D:938:MET:HE1	2.36	0.61
1:B:636:TYR:HA	1:B:652:TYR:O	2.01	0.61
1:C:559:VAL:HG23	1:C:729:ILE:HD13	1.83	0.61
1:D:574:GLN:CD	1:D:697:VAL:HG13	2.21	0.61
1:B:600:THR:OG1	1:B:649:LYS:HB3	2.00	0.61
1:B:921:ILE:HG23	1:B:932:LEU:CD1	2.31	0.61
1:D:971:LYS:HG3	1:D:1081:HIS:HD2	1.66	0.61
1:B:1020:ALA:HA	1:B:1058:TYR:HD2	1.63	0.61
1:C:766:GLY:O	1:C:825:ARG:HD2	2.00	0.61

Continued on next page...

Continued from previous page...

Atom-1	Atom-2	Interatomic distance (Å)	Clash overlap (Å)
1:A:638:ILE:HG22	1:A:654:THR:HG23	1.82	0.60
1:C:636:TYR:HA	1:C:652:TYR:O	2.02	0.60
1:C:778:ILE:HG12	1:C:829:ILE:HG22	1.82	0.60
1:B:638:ILE:HG22	1:B:654:THR:HG23	1.82	0.60
1:A:981:LEU:HD21	1:A:1004:LEU:HD13	1.84	0.60
1:D:702:ASP:OD1	1:D:702:ASP:N	2.34	0.60
1:A:636:TYR:HA	1:A:652:TYR:O	2.01	0.60
1:B:759:ILE:O	1:B:763:GLU:HB2	2.02	0.60
1:B:779:ASP:HB3	1:B:1014:LYS:HE3	1.84	0.59
1:B:916:ASN:OD1	1:B:917:LEU:N	2.35	0.59
1:A:780:THR:OG1	1:A:1014:LYS:HE2	2.02	0.59
1:B:933:LEU:HD12	1:B:933:LEU:N	2.16	0.59
1:B:1007:GLN:N	1:B:1007:GLN:OE1	2.23	0.59
1:B:839:THR:CG2	1:B:882:ARG:HH12	2.15	0.59
1:D:643:VAL:HG12	1:D:643:VAL:O	2.02	0.59
1:A:1147:VAL:HG22	1:A:1155:HIS:CD2	2.38	0.59
1:D:1155:HIS:NE2	2:H:4:U:C5	2.69	0.59
1:A:1106:ASN:HB3	1:A:1143:TYR:CD1	2.38	0.59
1:C:863:MET:HG3	1:C:1146:LEU:HG	1.84	0.59
1:D:591:THR:HG22	1:D:650:ILE:HD13	1.85	0.59
1:B:1142:LEU:HD23	1:B:1142:LEU:C	2.23	0.58
1:D:1006:LEU:HD11	1:D:1067:ALA:HB2	1.85	0.58
1:B:796:VAL:HG22	1:B:797:PRO:HD2	1.84	0.58
1:C:638:ILE:HG22	1:C:654:THR:HG23	1.85	0.58
1:C:700:ARG:HG2	1:C:702:ASP:OD1	2.03	0.58
1:B:941:PRO:HG2	1:B:946:MET:SD	2.44	0.58
1:C:804:ILE:HG12	1:C:838:ILE:CD1	2.34	0.58
1:D:636:TYR:HA	1:D:652:TYR:O	2.03	0.58
1:B:832:ASN:ND2	2:F:5:U:O2'	2.37	0.58
1:A:1008:GLN:O	1:A:1008:GLN:HG3	2.03	0.58
1:C:998:VAL:HG12	1:C:1071:ARG:HG3	1.86	0.58
1:C:581:GLU:HB2	1:C:731:GLY:CA	2.33	0.58
1:C:592:GLN:HE21	1:C:626:VAL:CG2	2.17	0.58
1:D:917:LEU:O	1:D:921:ILE:HG12	2.04	0.58
1:B:734:PHE:CE2	1:B:886:THR:C	2.77	0.57
1:D:1140:TRP:CD2	1:D:1162:PRO:HG3	2.40	0.57
1:A:1140:TRP:CE2	1:A:1162:PRO:HG3	2.39	0.57
1:A:1147:VAL:HG23	1:A:1147:VAL:O	2.04	0.57
2:G:5:U:H5''	2:G:5:U:H6	1.67	0.57
1:A:1141:VAL:HG13	1:A:1157:THR:CG2	2.33	0.57
1:A:643:VAL:HG12	1:A:643:VAL:O	2.03	0.57

Continued on next page...

Continued from previous page...

Atom-1	Atom-2	Interatomic distance (Å)	Clash overlap (Å)
1:B:1140:TRP:CE2	1:B:1162:PRO:HG3	2.39	0.57
1:C:974:ASP:OD2	1:C:1081:HIS:CE1	2.58	0.57
1:A:1090:ARG:NH2	1:A:1090:ARG:HB2	2.18	0.57
1:C:700:ARG:HH11	1:C:703:LEU:HB2	1.69	0.57
1:B:804:ILE:HG22	1:B:830:ALA:HB2	1.81	0.56
1:C:577:ILE:CD1	1:C:724:CYS:SG	2.92	0.56
1:C:756:VAL:HG11	1:C:785:LEU:HD21	1.86	0.56
1:B:780:THR:N	1:B:1014:LYS:NZ	2.51	0.56
1:A:694:LYS:O	1:A:697:VAL:CG2	2.53	0.56
1:A:804:ILE:CG2	1:A:830:ALA:HB2	2.36	0.56
1:B:736:VAL:CA	1:B:889:GLY:O	2.44	0.56
1:B:971:LYS:HD2	1:B:986:ILE:HD13	1.87	0.56
1:C:763:GLU:HB3	1:C:764:PRO:HD2	1.88	0.56
1:C:1080:ARG:HG2	1:C:1080:ARG:NH1	2.09	0.56
1:A:667:ASP:OD1	1:A:699:ARG:HD2	2.06	0.56
1:C:1140:TRP:CE2	1:C:1162:PRO:HG3	2.41	0.56
1:B:757:MET:HE3	1:B:792:LEU:HD11	1.87	0.56
1:A:804:ILE:CG2	1:A:830:ALA:CB	2.84	0.56
1:C:570:VAL:HG22	1:C:706:ILE:HD11	1.88	0.56
1:D:551:LYS:O	1:D:555:GLU:HG3	2.06	0.56
1:D:550:ILE:HD11	1:D:625:GLU:HA	1.88	0.56
1:B:1016:LYS:HG2	1:B:1019:GLN:CD	2.26	0.56
1:A:1106:ASN:HB3	1:A:1143:TYR:CE1	2.41	0.55
1:B:734:PHE:CD2	1:B:887:GLY:HA2	2.41	0.55
1:D:657:MET:HE3	2:H:10:U:OP1	2.06	0.55
1:A:1147:VAL:HG22	1:A:1155:HIS:NE2	2.21	0.55
1:C:691:ALA:CB	1:C:935:PHE:CE2	2.89	0.55
1:D:563:ARG:O	1:D:567:ILE:HD12	2.07	0.55
1:D:642:ASP:OD1	1:D:644:THR:HB	2.07	0.55
1:B:863:MET:HG3	1:B:1146:LEU:HG	1.88	0.55
1:D:1007:GLN:N	1:D:1007:GLN:OE1	2.24	0.55
1:D:812:MET:HE2	1:D:815:ARG:CZ	2.36	0.55
1:B:700:ARG:HG2	1:B:702:ASP:OD1	2.07	0.55
1:C:600:THR:OG1	1:C:649:LYS:HB3	2.07	0.55
1:A:639:ARG:HD2	2:E:9:U:H2'	1.88	0.55
1:A:981:LEU:CD2	1:A:1004:LEU:HD12	2.37	0.55
1:C:771:PHE:HD1	1:C:831:THR:O	1.90	0.55
1:D:554:ARG:HD2	1:D:625:GLU:OE1	2.05	0.55
1:B:757:MET:HE3	1:B:792:LEU:CD1	2.37	0.55
1:C:695:LYS:O	1:C:698:LYS:HG2	2.07	0.55
1:D:577:ILE:CD1	1:D:724:CYS:SG	2.94	0.55

Continued on next page...

Continued from previous page...

Atom-1	Atom-2	Interatomic distance (Å)	Clash overlap (Å)
1:C:975:PHE:HE2	1:C:1078:MET:HE2	1.68	0.55
1:A:1141:VAL:CG1	1:A:1157:THR:CG2	2.85	0.54
1:B:734:PHE:HE2	1:B:886:THR:O	1.87	0.54
1:B:717:PHE:CE1	1:B:938:MET:HE1	2.43	0.54
1:B:970:ARG:HD2	1:B:970:ARG:C	2.25	0.54
2:F:1:U:H5 ⁺	2:F:1:U:O2	2.07	0.54
1:B:1020:ALA:CA	1:B:1058:TYR:CD2	2.81	0.54
1:A:758:GLN:O	1:A:762:THR:HG23	2.08	0.54
1:B:800:ILE:HG13	1:B:826:LYS:HA	1.89	0.54
1:A:637:THR:OG1	1:A:651:LYS:HE3	2.06	0.54
1:B:734:PHE:CD2	1:B:887:GLY:CA	2.91	0.54
1:B:759:ILE:HG23	1:B:763:GLU:HG3	1.90	0.54
1:D:756:VAL:HG11	1:D:785:LEU:HD21	1.89	0.54
1:C:971:LYS:HE3	1:C:986:ILE:HD13	1.90	0.53
1:A:1147:VAL:CG2	1:A:1147:VAL:O	2.55	0.53
1:B:998:VAL:HG12	1:B:1071:ARG:HG3	1.89	0.53
1:D:759:ILE:HD11	1:D:892:PHE:CD1	2.43	0.53
1:B:577:ILE:CD1	1:B:724:CYS:SG	2.96	0.53
1:D:600:THR:OG1	1:D:649:LYS:HB3	2.08	0.53
1:D:703:LEU:CD1	1:D:704:LYS:O	2.57	0.53
1:C:1140:TRP:CD2	1:C:1162:PRO:HG3	2.44	0.53
1:C:553:GLN:O	1:C:557:LEU:HD13	2.09	0.53
1:C:632:GLN:O	1:C:648:THR:HA	2.08	0.53
1:D:659:GLN:HG2	1:D:923:LEU:HD21	1.90	0.53
1:D:755:THR:O	1:D:759:ILE:HG13	2.07	0.53
1:A:660:ARG:HD2	2:E:11:U:P	2.49	0.53
1:A:1140:TRP:CD2	1:A:1162:PRO:HG3	2.44	0.53
1:B:1140:TRP:CD2	1:B:1162:PRO:HG3	2.43	0.53
1:B:933:LEU:CD1	1:B:933:LEU:H	2.22	0.53
1:A:1009:ILE:HD12	1:A:1009:ILE:N	2.19	0.53
1:A:736:VAL:HA	1:A:889:GLY:O	2.09	0.53
1:C:736:VAL:HA	1:C:889:GLY:O	2.09	0.53
1:A:610:PRO:HD3	1:A:678:GLU:HB2	1.91	0.52
1:B:796:VAL:CG2	1:B:797:PRO:HD2	2.39	0.52
1:C:1152:GLU:CD	1:C:1152:GLU:H	2.13	0.52
1:D:657:MET:HE1	2:H:10:U:OP1	2.08	0.52
1:A:659:GLN:HG2	1:A:923:LEU:HD21	1.91	0.52
1:C:1080:ARG:CG	1:C:1080:ARG:HH11	2.13	0.52
1:C:657:MET:CE	2:G:10:U:OP1	2.58	0.52
1:A:558:PRO:HG2	1:A:584:SER:HA	1.92	0.52
1:B:1016:LYS:HG2	1:B:1019:GLN:HB2	1.92	0.52

Continued on next page...

Continued from previous page...

Atom-1	Atom-2	Interatomic distance (Å)	Clash overlap (Å)
1:B:984:VAL:CG1	1:B:997:MET:SD	2.97	0.52
1:C:637:THR:OG1	1:C:651:LYS:HE3	2.09	0.52
1:A:853:LYS:NZ	2:E:5:U:OP1	2.43	0.52
1:D:1010:PHE:CE1	1:D:1024:LYS:HG3	2.44	0.52
1:C:1137:GLN:NE2	1:C:1137:GLN:HA	2.24	0.52
1:C:832:ASN:ND2	2:G:5:U:O2'	2.41	0.52
1:A:605:ILE:HD12	1:A:673:VAL:HB	1.88	0.52
1:D:554:ARG:CG	1:D:554:ARG:NH2	2.73	0.52
1:D:632:GLN:O	1:D:648:THR:HA	2.09	0.52
1:A:1073:GLN:NE2	2:E:10:U:OP2	2.42	0.51
1:D:590:VAL:HG11	1:D:675:MET:SD	2.50	0.51
1:B:760:HIS:ND1	1:B:825:ARG:NE	2.52	0.51
1:D:974:ASP:OD2	1:D:1081:HIS:NE2	2.43	0.51
1:C:971:LYS:HG3	1:C:1081:HIS:CD2	2.46	0.51
1:D:798:GLU:OE2	1:D:824:SER:CB	2.58	0.51
1:C:592:GLN:NE2	1:C:626:VAL:HG23	2.25	0.51
1:D:832:ASN:HD22	1:D:833:ILE:N	2.09	0.51
2:F:7:U:H2'	2:F:8:U:C6	2.45	0.51
1:A:632:GLN:O	1:A:648:THR:CG2	2.51	0.51
1:D:574:GLN:CD	1:D:697:VAL:CG1	2.79	0.51
1:C:978:GLU:CG	1:C:979:PRO:HD2	2.41	0.51
1:A:861:LEU:HD22	1:A:1123:THR:HG21	1.93	0.50
1:A:750:GLU:OE1	1:A:788:ARG:NH2	2.32	0.50
1:D:763:GLU:OE1	1:D:764:PRO:HD2	2.10	0.50
2:E:1:U:H5'	2:E:1:U:O2	2.11	0.50
1:B:1012:ARG:HG2	1:B:1017:GLN:HG2	1.92	0.50
1:B:1077:ILE:HG12	2:F:10:U:H1'	1.93	0.50
1:A:790:LYS:O	1:A:792:LEU:O	2.29	0.50
1:D:590:VAL:CG1	1:D:675:MET:SD	3.00	0.50
1:D:998:VAL:O	1:D:1002:SER:OG	2.28	0.50
1:A:612:ARG:HG3	2:E:8:U:OP1	2.12	0.50
1:D:832:ASN:HD22	1:D:832:ASN:C	2.14	0.50
1:D:548:MET:HE3	1:D:553:GLN:HA	1.94	0.49
1:D:586:LYS:O	1:D:590:VAL:HG12	2.12	0.49
1:B:764:PRO:HG2	1:B:845:TYR:OH	2.13	0.49
1:C:804:ILE:CG2	1:C:830:ALA:CB	2.71	0.49
1:D:1104:PHE:HB2	1:D:1173:PHE:HE2	1.77	0.49
1:A:679:ALA:HB3	1:A:708:THR:O	2.13	0.49
1:A:759:ILE:HA	1:A:763:GLU:HG3	1.94	0.49
1:C:1040:VAL:HG13	1:C:1059:ILE:CD1	2.42	0.49
1:B:632:GLN:O	1:B:648:THR:CG2	2.53	0.49

Continued on next page...

Continued from previous page...

Atom-1	Atom-2	Interatomic distance (Å)	Clash overlap (Å)
1:A:547:ASN:N	1:A:547:ASN:ND2	2.61	0.49
1:A:694:LYS:O	1:A:697:VAL:HG22	2.12	0.49
1:B:804:ILE:HG23	1:B:830:ALA:HB1	1.94	0.49
1:B:1155:HIS:NE2	2:F:4:U:H5	2.11	0.49
1:B:1082:ARG:NE	1:C:1072:GLN:NE2	2.60	0.49
1:C:852:VAL:CG1	1:C:871:ILE:HG22	2.43	0.49
1:A:1018:GLN:O	1:A:1022:GLN:CG	2.60	0.49
1:A:547:ASN:N	1:A:547:ASN:HD22	2.09	0.49
1:C:691:ALA:HB1	1:C:935:PHE:CE2	2.48	0.49
1:B:779:ASP:C	1:B:1014:LYS:HZ1	2.10	0.49
1:D:900:TYR:C	1:D:900:TYR:CD1	2.86	0.49
1:A:700:ARG:HH11	1:A:703:LEU:HB2	1.77	0.48
1:C:866:LEU:HD11	2:G:5:U:C5	2.48	0.48
1:D:998:VAL:HG12	1:D:1071:ARG:HG3	1.94	0.48
1:D:1085:ILE:O	1:D:1086:ILE:HD13	2.14	0.48
1:D:799:LEU:HD12	1:D:825:ARG:O	2.14	0.48
1:B:974:ASP:OD2	1:B:1081:HIS:CE1	2.66	0.48
1:A:1006:LEU:HD11	1:A:1067:ALA:CB	2.24	0.48
1:A:1005:ASN:HD22	1:A:1070:VAL:HG11	1.79	0.48
1:B:917:LEU:O	1:B:921:ILE:HG12	2.14	0.48
1:A:610:PRO:CD	1:A:678:GLU:HB2	2.44	0.48
1:B:591:THR:CG2	1:B:652:TYR:OH	2.60	0.48
1:D:575:ILE:HD11	1:D:697:VAL:HG21	1.96	0.48
1:C:812:MET:HE3	1:C:815:ARG:CZ	2.43	0.48
2:G:1:U:H3'	2:G:1:U:O2	2.13	0.48
1:D:1128:HIS:NE2	2:H:4:U:OP1	2.41	0.48
1:A:758:GLN:O	1:A:762:THR:N	2.40	0.48
1:A:863:MET:HG3	1:A:1146:LEU:HG	1.96	0.48
1:D:637:THR:OG1	1:D:651:LYS:HE3	2.14	0.48
1:A:700:ARG:HH11	1:A:703:LEU:HD12	1.79	0.47
1:D:1155:HIS:CE1	2:H:4:U:H5	2.32	0.47
1:C:1073:GLN:NE2	2:G:10:U:OP2	2.38	0.47
1:D:574:GLN:NE2	1:D:697:VAL:CG1	2.78	0.47
1:D:984:VAL:HG11	1:D:1099:LEU:HD23	1.96	0.47
1:A:717:PHE:CE1	1:A:938:MET:HE3	2.49	0.47
1:C:917:LEU:O	1:C:921:ILE:HG12	2.15	0.47
1:D:591:THR:HG21	1:D:650:ILE:HG23	1.96	0.47
1:B:735:PRO:HG2	1:B:888:PRO:HB3	1.97	0.47
1:C:929:ILE:HD13	1:C:935:PHE:HE1	1.80	0.47
1:A:1079:GLU:CG	1:D:1082:ARG:HH22	2.17	0.47
1:D:549:SER:O	1:D:553:GLN:HG3	2.15	0.47

Continued on next page...

Continued from previous page...

Atom-1	Atom-2	Interatomic distance (Å)	Clash overlap (Å)
1:A:804:ILE:O	1:A:804:ILE:HG23	2.15	0.47
1:B:1012:ARG:NH2	2:F:3:U:O4	2.48	0.47
1:A:657:MET:CE	2:E:10:U:OP1	2.62	0.47
1:D:717:PHE:CD1	1:D:938:MET:HE3	2.50	0.47
1:A:551:LYS:HE3	1:A:555:GLU:OE2	2.14	0.47
1:D:994:SER:O	1:D:998:VAL:HG23	2.15	0.47
1:D:1117:LYS:HB3	1:D:1117:LYS:HE2	1.68	0.46
1:D:734:PHE:CB	1:D:888:PRO:N	2.76	0.46
2:H:1:U:H3'	2:H:1:U:O2	2.15	0.46
1:A:616:VAL:CG1	1:A:636:TYR:CE1	2.97	0.46
1:A:770:VAL:HG12	1:A:847:VAL:HB	1.98	0.46
1:A:577:ILE:HD12	1:A:724:CYS:SG	2.55	0.46
1:B:813:GLN:O	1:B:816:ILE:HG12	2.16	0.46
1:A:1009:ILE:H	1:A:1009:ILE:CD1	2.21	0.46
1:D:804:ILE:CG2	1:D:830:ALA:HB2	2.45	0.46
1:A:1018:GLN:O	1:A:1022:GLN:HG3	2.16	0.46
1:A:850:GLY:C	1:A:871:ILE:HG23	2.36	0.46
1:A:926:ALA:HA	1:A:965:LEU:HD22	1.96	0.46
1:B:913:GLN:NE2	1:B:939:ASP:HB3	2.30	0.46
1:C:1077:ILE:HG12	2:G:10:U:H1'	1.98	0.46
1:C:913:GLN:NE2	1:C:939:ASP:HB3	2.31	0.46
1:A:981:LEU:HD22	1:A:1004:LEU:HD12	1.98	0.46
1:B:981:LEU:HD21	1:B:1004:LEU:HD13	1.92	0.46
1:C:994:SER:O	1:C:998:VAL:HG23	2.15	0.46
1:D:703:LEU:HD12	1:D:704:LYS:O	2.16	0.46
1:A:558:PRO:HG3	1:A:732:ARG:HG2	1.97	0.46
1:B:734:PHE:CE2	1:B:887:GLY:HA2	2.51	0.46
1:D:804:ILE:CG2	1:D:830:ALA:CB	2.94	0.46
1:B:612:ARG:HG3	2:F:8:U:OP1	2.16	0.46
1:A:1147:VAL:CG2	1:A:1155:HIS:NE2	2.79	0.46
1:B:756:VAL:HG21	1:B:770:VAL:HG21	1.97	0.46
1:C:1077:ILE:HD11	2:G:10:U:H1'	1.98	0.46
1:D:1006:LEU:HD21	1:D:1067:ALA:N	2.30	0.46
1:D:804:ILE:O	1:D:804:ILE:HG23	2.16	0.46
1:D:855:ASN:HB3	1:D:915:GLN:HE22	1.81	0.46
1:D:806:SER:OG	2:H:7:U:OP2	2.28	0.46
1:B:1011:TYR:CB	1:B:1060:GLN:NE2	2.60	0.46
1:D:813:GLN:O	1:D:816:ILE:HG12	2.15	0.46
1:A:981:LEU:CD2	1:A:1004:LEU:CD1	2.94	0.45
1:A:591:THR:CG2	1:A:652:TYR:OH	2.59	0.45
1:B:717:PHE:CD1	1:B:938:MET:HE3	2.51	0.45

Continued on next page...

Continued from previous page...

Atom-1	Atom-2	Interatomic distance (Å)	Clash overlap (Å)
1:B:760:HIS:HA	1:B:825:ARG:NH1	2.31	0.45
1:A:921:ILE:HD11	1:A:946:MET:HE2	1.97	0.45
1:D:1103:PHE:HB2	1:D:1142:LEU:HD11	1.97	0.45
1:A:1176:ALA:O	1:B:1174:LYS:HG2	2.16	0.45
1:D:581:GLU:OE1	1:D:731:GLY:CA	2.46	0.45
1:C:757:MET:HE1	1:C:788:ARG:HB3	1.97	0.45
1:A:991:LYS:O	1:A:1094:LYS:HD3	2.16	0.45
1:B:778:ILE:HG12	1:B:829:ILE:HG22	1.98	0.45
1:D:863:MET:HG3	1:D:1146:LEU:HG	1.98	0.45
1:A:1077:ILE:CG1	2:E:10:U:H1'	2.44	0.45
1:A:855:ASN:HB3	1:A:915:GLN:HE22	1.82	0.45
1:B:798:GLU:O	1:B:824:SER:CA	2.64	0.45
1:C:1111:ASP:N	1:C:1115:GLY:O	2.46	0.45
1:D:699:ARG:HB2	1:D:699:ARG:HE	1.59	0.45
1:B:1008:GLN:O	1:B:1063:ALA:HB2	2.16	0.45
1:B:620:LYS:HG2	1:B:630:LEU:HD22	1.98	0.45
1:D:696:THR:HA	1:D:699:ARG:HH21	1.81	0.45
1:B:1011:TYR:C	1:B:1011:TYR:CD1	2.90	0.45
1:D:667:ASP:O	1:D:700:ARG:HD3	2.18	0.44
1:D:900:TYR:HA	1:D:904:MET:HG3	1.99	0.44
1:A:804:ILE:CG2	1:A:830:ALA:HA	2.47	0.44
1:A:808:LEU:HD11	1:A:812:MET:HE2	1.99	0.44
1:C:984:VAL:HG11	1:C:1099:LEU:HD23	1.99	0.44
1:A:1054:CYS:HB3	1:A:1059:ILE:O	2.18	0.44
1:A:841:ASP:OD1	1:A:885:ARG:NH2	2.46	0.44
1:B:1104:PHE:HB2	1:B:1173:PHE:HE2	1.82	0.44
1:B:760:HIS:O	1:B:825:ARG:NH1	2.49	0.44
1:B:766:GLY:O	1:B:825:ARG:CD	2.62	0.44
1:B:1155:HIS:CE1	2:F:4:U:C5	2.97	0.44
1:B:827:VAL:O	1:B:827:VAL:HG13	2.16	0.44
1:B:1010:PHE:CD2	1:B:1024:LYS:HG3	2.52	0.44
1:C:1080:ARG:CG	1:C:1080:ARG:NH1	2.73	0.44
1:D:660:ARG:HD2	2:H:11:U:OP1	2.17	0.44
1:B:771:PHE:HD1	1:B:831:THR:O	2.01	0.44
1:C:579:VAL:HG13	1:C:728:THR:CG2	2.38	0.44
1:D:703:LEU:HD11	1:D:704:LYS:O	2.18	0.44
1:D:811:GLU:H	1:D:811:GLU:HG2	1.60	0.44
1:B:1006:LEU:HD23	1:B:1006:LEU:N	2.33	0.44
1:B:657:MET:CE	2:F:10:U:OP1	2.66	0.44
1:B:1006:LEU:HD13	1:B:1063:ALA:O	2.18	0.43
1:B:769:LEU:O	1:B:846:VAL:HA	2.18	0.43

Continued on next page...

Continued from previous page...

Atom-1	Atom-2	Interatomic distance (Å)	Clash overlap (Å)
1:B:678:GLU:OE1	1:B:680:HIS:HE1	2.01	0.43
1:B:737:GLU:N	1:B:889:GLY:O	2.51	0.43
1:A:656:GLY:HA3	2:E:8:U:O2'	2.19	0.43
1:D:763:GLU:HB3	1:D:764:PRO:HD2	1.99	0.43
1:B:1105:ARG:HA	1:B:1105:ARG:HD3	1.94	0.43
1:B:644:THR:HA	1:B:648:THR:HG21	2.00	0.43
1:C:804:ILE:HG12	1:C:838:ILE:HD13	1.98	0.43
1:D:1129:PRO:HG2	2:H:3:U:C6	2.54	0.43
1:A:1155:HIS:NE2	2:E:4:U:H5	2.16	0.43
1:A:604:MET:HE3	1:A:671:TYR:CE2	2.54	0.43
1:B:668:LEU:O	1:B:700:ARG:NH1	2.52	0.43
1:D:913:GLN:NE2	1:D:939:ASP:HB3	2.34	0.43
1:A:1119:LEU:HD21	1:A:1140:TRP:HZ3	1.84	0.43
1:D:736:VAL:HA	1:D:889:GLY:O	2.19	0.43
1:B:767:ASP:HB2	1:B:842:TYR:O	2.19	0.43
1:B:659:GLN:HG2	1:B:923:LEU:HD21	2.01	0.43
1:A:1018:GLN:O	1:A:1022:GLN:HG2	2.19	0.43
1:A:678:GLU:HB3	1:A:681:GLU:HG3	2.01	0.43
1:A:984:VAL:HG11	1:A:1099:LEU:HD23	2.00	0.43
1:C:978:GLU:HG3	1:C:979:PRO:CD	2.47	0.43
1:A:1171:THR:OG1	1:A:1172:PHE:CD1	2.68	0.42
1:B:1071:ARG:O	1:B:1075:VAL:HG23	2.19	0.42
1:B:994:SER:O	1:B:998:VAL:HG23	2.20	0.42
1:C:771:PHE:CE1	1:C:834:ALA:HB3	2.54	0.42
1:D:554:ARG:HH21	1:D:554:ARG:HG3	1.81	0.42
1:A:605:ILE:CD1	1:A:673:VAL:CB	2.84	0.42
1:B:1053:TRP:CH2	1:B:1059:ILE:HD12	2.54	0.42
1:B:1103:PHE:HB2	1:B:1142:LEU:HD11	2.01	0.42
1:B:833:ILE:HB	2:F:6:U:H5''	2.01	0.42
1:A:913:GLN:NE2	1:A:939:ASP:HB3	2.34	0.42
1:C:1104:PHE:HB2	1:C:1173:PHE:HE2	1.85	0.42
1:C:804:ILE:HG12	1:C:838:ILE:HD11	2.01	0.42
1:D:620:LYS:HG2	1:D:630:LEU:HD22	2.01	0.42
1:D:678:GLU:OE1	1:D:680:HIS:HE1	2.02	0.42
1:D:717:PHE:CE1	1:D:938:MET:CE	3.03	0.42
1:B:760:HIS:HA	1:B:825:ARG:CZ	2.49	0.42
1:B:656:GLY:HA3	2:F:8:U:O2'	2.19	0.42
1:C:679:ALA:HA	1:C:686:THR:HG21	2.01	0.42
1:D:557:LEU:HD13	1:D:585:GLY:HA3	2.01	0.42
1:A:645:SER:H	1:A:648:THR:CG2	2.31	0.42
1:A:759:ILE:O	1:A:763:GLU:HB2	2.19	0.42

Continued on next page...

Continued from previous page...

Atom-1	Atom-2	Interatomic distance (Å)	Clash overlap (Å)
1:B:694:LYS:O	1:B:697:VAL:HG22	2.19	0.42
1:C:1152:GLU:OE1	1:C:1152:GLU:N	2.32	0.42
1:A:1119:LEU:HD21	1:A:1140:TRP:CZ3	2.55	0.42
1:B:547:ASN:HD22	1:B:547:ASN:N	2.16	0.42
1:C:659:GLN:HE21	1:C:688:VAL:HG11	1.85	0.42
1:C:866:LEU:HA	1:C:866:LEU:HD23	1.87	0.42
1:D:639:ARG:HG3	2:H:10:U:OP2	2.19	0.42
1:A:575:ILE:HD11	1:A:697:VAL:HG21	2.01	0.42
1:B:863:MET:HE2	1:B:1146:LEU:HD21	2.01	0.42
1:B:808:LEU:HA	1:B:809:PRO:HD3	1.94	0.42
1:D:971:LYS:HE3	1:D:986:ILE:HD13	2.01	0.42
1:A:1155:HIS:CE1	2:E:4:U:H5	2.37	0.42
1:A:612:ARG:NH2	1:A:639:ARG:O	2.52	0.42
1:A:802:LEU:HD22	1:A:815:ARG:HG3	2.02	0.42
1:C:1016:LYS:HD3	1:C:1019:GLN:NE2	2.35	0.42
1:A:1005:ASN:ND2	1:A:1070:VAL:HG11	2.35	0.41
1:A:769:LEU:O	1:A:846:VAL:HA	2.20	0.41
1:B:926:ALA:HA	1:B:965:LEU:HD22	2.02	0.41
1:D:812:MET:HE2	1:D:815:ARG:NH2	2.35	0.41
1:B:660:ARG:HG2	2:F:10:U:H5''	2.02	0.41
1:C:789:MET:HE3	1:C:799:LEU:HD22	2.01	0.41
1:A:940:PRO:HA	1:A:941:PRO:HD3	1.85	0.41
1:C:558:PRO:HG3	1:C:732:ARG:CD	2.50	0.41
1:C:769:LEU:O	1:C:846:VAL:HA	2.20	0.41
1:D:769:LEU:O	1:D:846:VAL:HA	2.20	0.41
1:A:813:GLN:O	1:A:816:ILE:HG12	2.20	0.41
1:C:839:THR:HG22	1:C:882:ARG:HH12	1.84	0.41
1:D:594:LEU:HD11	1:D:706:ILE:HD11	2.02	0.41
1:D:804:ILE:HG23	1:D:830:ALA:HA	2.01	0.41
1:B:659:GLN:HE21	1:B:688:VAL:HG11	1.85	0.41
1:D:717:PHE:CD1	1:D:938:MET:CE	3.04	0.41
2:E:11:U:H6	2:E:11:U:O5'	2.03	0.41
1:A:885:ARG:HB3	1:A:885:ARG:CZ	2.50	0.41
1:C:1111:ASP:CB	1:C:1115:GLY:O	2.57	0.41
1:C:1137:GLN:HA	1:C:1137:GLN:HE21	1.85	0.41
1:C:740:TYR:CE2	1:C:897:GLU:HA	2.56	0.41
1:A:576:LEU:HD23	1:A:577:ILE:C	2.41	0.41
1:C:1008:GLN:O	1:C:1063:ALA:CB	2.64	0.41
1:C:804:ILE:HG22	1:C:830:ALA:HB2	1.93	0.41
1:D:586:LYS:HG3	1:D:587:THR:N	2.35	0.41
1:D:804:ILE:CG2	1:D:830:ALA:HA	2.50	0.41

Continued on next page...

Continued from previous page...

Atom-1	Atom-2	Interatomic distance (Å)	Clash overlap (Å)
1:D:882:ARG:HD3	1:D:882:ARG:HA	1.85	0.41
1:B:1020:ALA:HA	1:B:1058:TYR:CE2	2.51	0.41
1:B:779:ASP:HB3	1:B:1014:LYS:CE	2.48	0.41
1:D:1007:GLN:N	1:D:1007:GLN:CD	2.73	0.41
1:A:861:LEU:CD2	1:A:1123:THR:HG21	2.51	0.41
1:B:835:GLU:HA	1:B:882:ARG:HD2	2.03	0.41
1:B:607:CYS:HA	1:B:675:MET:O	2.21	0.41
1:C:1054:CYS:HB3	1:C:1059:ILE:O	2.20	0.41
1:A:569:ALA:HB1	1:A:576:LEU:HD11	2.02	0.40
1:B:717:PHE:CE1	1:B:938:MET:CE	3.04	0.40
1:B:782:CYS:SG	1:B:829:ILE:HD12	2.61	0.40
1:C:832:ASN:H	1:C:832:ASN:ND2	2.18	0.40
1:D:866:LEU:HA	1:D:866:LEU:HD23	1.91	0.40
1:B:816:ILE:HD12	1:B:840:ILE:HD11	2.03	0.40
1:C:1006:LEU:HA	1:C:1006:LEU:HD23	1.96	0.40
1:C:694:LYS:O	1:C:697:VAL:HG22	2.20	0.40
1:C:929:ILE:HD13	1:C:935:PHE:CE1	2.55	0.40
1:D:657:MET:SD	2:H:10:U:OP1	2.79	0.40
1:D:953:LEU:HD21	1:D:979:PRO:HG2	2.04	0.40
2:G:1:U:C3'	2:G:1:U:O2	2.70	0.40
1:C:771:PHE:CD1	1:C:831:THR:O	2.73	0.40
1:C:975:PHE:CZ	1:C:1078:MET:HE1	2.29	0.40
1:D:976:PRO:CB	2:H:9:U:O2'	2.70	0.40

There are no symmetry-related clashes.

5.3 Torsion angles [\(i\)](#)

5.3.1 Protein backbone [\(i\)](#)

In the following table, the Percentiles column shows the percent Ramachandran outliers of the chain as a percentile score with respect to all X-ray entries followed by that with respect to entries of similar resolution.

The Analysed column shows the number of residues for which the backbone conformation was analysed, and the total number of residues.

Mol	Chain	Analysed	Favoured	Allowed	Outliers	Percentiles
1	A	624/677 (92%)	607 (97%)	17 (3%)	0	100 100
1	B	620/677 (92%)	596 (96%)	24 (4%)	0	100 100

Continued on next page...

Continued from previous page...

Mol	Chain	Analysed	Favoured	Allowed	Outliers	Percentiles	
1	C	623/677 (92%)	598 (96%)	25 (4%)	0	100	100
1	D	626/677 (92%)	606 (97%)	20 (3%)	0	100	100
All	All	2493/2708 (92%)	2407 (97%)	86 (3%)	0	100	100

There are no Ramachandran outliers to report.

5.3.2 Protein sidechains [i](#)

In the following table, the Percentiles column shows the percent sidechain outliers of the chain as a percentile score with respect to all X-ray entries followed by that with respect to entries of similar resolution.

The Analysed column shows the number of residues for which the sidechain conformation was analysed, and the total number of residues.

Mol	Chain	Analysed	Rotameric	Outliers	Percentiles	
1	A	535/580 (92%)	523 (98%)	12 (2%)	52	79
1	B	538/580 (93%)	522 (97%)	16 (3%)	41	70
1	C	539/580 (93%)	531 (98%)	8 (2%)	65	86
1	D	540/580 (93%)	532 (98%)	8 (2%)	65	86
All	All	2152/2320 (93%)	2108 (98%)	44 (2%)	55	81

All (44) residues with a non-rotameric sidechain are listed below:

Mol	Chain	Res	Type
1	A	546	THR
1	A	611	ARG
1	A	711	THR
1	A	719	GLU
1	A	806	SER
1	A	867	VAL
1	A	869	THR
1	A	885	ARG
1	A	896	THR
1	A	934	ARG
1	A	1056	GLU
1	A	1141	VAL
1	B	550	ILE
1	B	604	MET

Continued on next page...

Continued from previous page...

Mol	Chain	Res	Type
1	B	617	SER
1	B	853	LYS
1	B	854	GLN
1	B	869	THR
1	B	886	THR
1	B	901	GLN
1	B	908	THR
1	B	914	ARG
1	B	934	ARG
1	B	980	SER
1	B	1011	TYR
1	B	1015	ASP
1	B	1018	GLN
1	B	1161	GLU
1	C	832	ASN
1	C	836	THR
1	C	854	GLN
1	C	1060	GLN
1	C	1080	ARG
1	C	1111	ASP
1	C	1142	LEU
1	C	1175	LEU
1	D	554	ARG
1	D	581	GLU
1	D	644	THR
1	D	645	SER
1	D	703	LEU
1	D	832	ASN
1	D	900	TYR
1	D	1060	GLN

Some sidechains can be flipped to improve hydrogen bonding and reduce clashes. All (38) such sidechains are listed below:

Mol	Chain	Res	Type
1	A	547	ASN
1	A	813	GLN
1	A	901	GLN
1	A	915	GLN
1	A	1005	ASN
1	B	573	ASN
1	B	609	GLN
1	B	659	GLN

Continued on next page...

Continued from previous page...

Mol	Chain	Res	Type
1	B	680	HIS
1	B	758	GLN
1	B	832	ASN
1	B	855	ASN
1	B	878	GLN
1	B	915	GLN
1	B	1046	ASN
1	B	1060	GLN
1	B	1083	HIS
1	C	573	ASN
1	C	592	GLN
1	C	609	GLN
1	C	659	GLN
1	C	680	HIS
1	C	832	ASN
1	C	1008	GLN
1	C	1060	GLN
1	C	1072	GLN
1	C	1081	HIS
1	C	1137	GLN
1	C	1144	HIS
1	D	609	GLN
1	D	659	GLN
1	D	680	HIS
1	D	878	GLN
1	D	915	GLN
1	D	1022	GLN
1	D	1060	GLN
1	D	1081	HIS
1	D	1106	ASN

5.3.3 RNA [i](#)

Mol	Chain	Analysed	Backbone Outliers	Pucker Outliers
2	E	10/11 (90%)	5 (50%)	1 (10%)
2	F	9/11 (81%)	3 (33%)	1 (11%)
2	G	9/11 (81%)	2 (22%)	0
2	H	9/11 (81%)	5 (55%)	0
All	All	37/44 (84%)	15 (40%)	2 (5%)

All (15) RNA backbone outliers are listed below:

Mol	Chain	Res	Type
2	E	3	U
2	E	4	U
2	E	5	U
2	E	7	U
2	E	10	U
2	F	4	U
2	F	5	U
2	F	10	U
2	G	4	U
2	G	5	U
2	H	2	U
2	H	4	U
2	H	5	U
2	H	6	U
2	H	10	U

All (2) RNA pucker outliers are listed below:

Mol	Chain	Res	Type
2	E	3	U
2	F	3	U

5.4 Non-standard residues in protein, DNA, RNA chains [i](#)

There are no non-standard protein/DNA/RNA residues in this entry.

5.5 Carbohydrates [i](#)

There are no carbohydrates in this entry.

5.6 Ligand geometry [i](#)

There are no ligands in this entry.

5.7 Other polymers [i](#)

There are no such residues in this entry.

5.8 Polymer linkage issues

There are no chain breaks in this entry.

6 Fit of model and data

6.1 Protein, DNA and RNA chains

In the following table, the column labelled ‘#RSRZ> 2’ contains the number (and percentage) of RSRZ outliers, followed by percent RSRZ outliers for the chain as percentile scores relative to all X-ray entries and entries of similar resolution. The OWAB column contains the minimum, median, 95th percentile and maximum values of the occupancy-weighted average B-factor per residue. The column labelled ‘Q< 0.9’ lists the number of (and percentage) of residues with an average occupancy less than 0.9.

Mol	Chain	Analysed	<RSRZ>	#RSRZ>2	OWAB(Å ²)	Q<0.9
1	A	628/677 (92%)	0.08	8 (1%) 77 78	58, 86, 128, 159	0
1	B	626/677 (92%)	0.14	12 (1%) 66 69	60, 91, 131, 159	0
1	C	627/677 (92%)	0.16	15 (2%) 59 60	63, 94, 139, 169	0
1	D	629/677 (92%)	0.11	12 (1%) 66 69	61, 85, 121, 165	0
2	E	11/11 (100%)	-0.18	0 100 100	77, 87, 129, 178	0
2	F	11/11 (100%)	-0.29	0 100 100	78, 92, 142, 154	0
2	G	11/11 (100%)	0.02	1 (9%) 9 7	81, 94, 156, 166	0
2	H	11/11 (100%)	-0.11	0 100 100	70, 85, 134, 145	0
All	All	2554/2752 (92%)	0.12	48 (1%) 66 69	58, 89, 131, 178	0

All (48) RSRZ outliers are listed below:

Mol	Chain	Res	Type	RSRZ
1	B	820	ALA	4.1
1	B	766	GLY	4.0
1	C	602	TYR	3.9
1	B	834	ALA	3.9
1	D	795	SER	3.7
1	D	796	VAL	3.5
1	D	823	GLY	3.4
1	A	1005	ASN	3.3
2	G	11	U	3.2
1	C	652	TYR	3.0
1	B	811	GLU	3.0
1	C	582	THR	2.8
1	C	622	VAL	2.8
1	C	761	LEU	2.8
1	A	1006	LEU	2.8
1	D	564	ASP	2.7

Continued on next page...

Continued from previous page...

Mol	Chain	Res	Type	RSRZ
1	A	822	PRO	2.7
1	D	742	ARG	2.7
1	D	594	LEU	2.7
1	D	1005	ASN	2.7
1	A	784	ILE	2.7
1	C	559	VAL	2.7
1	B	1009	ILE	2.7
1	B	1007	GLN	2.6
1	B	575	ILE	2.6
1	C	605	ILE	2.6
1	A	880	ALA	2.6
1	B	838	ILE	2.5
1	C	578	VAL	2.5
1	B	1005	ASN	2.5
1	C	1007	GLN	2.5
1	C	733	THR	2.4
1	A	851	PHE	2.4
1	C	635	GLY	2.3
1	B	732	ARG	2.3
1	A	892	PHE	2.3
1	D	601	LYS	2.2
1	C	613	VAL	2.2
1	D	560	PHE	2.2
1	D	599	PHE	2.2
1	C	772	LEU	2.2
1	A	1018	GLN	2.1
1	C	1175	LEU	2.1
1	B	1006	LEU	2.1
1	C	594	LEU	2.0
1	B	873	GLN	2.0
1	D	567	ILE	2.0
1	D	820	ALA	2.0

6.2 Non-standard residues in protein, DNA, RNA chains [i](#)

There are no non-standard protein/DNA/RNA residues in this entry.

6.3 Carbohydrates [i](#)

There are no carbohydrates in this entry.

6.4 Ligands

There are no ligands in this entry.

6.5 Other polymers

There are no such residues in this entry.