



Full wwPDB X-ray Structure Validation Report

May 22, 2020 – 04:54 am BST

PDB ID : 1PDW
Title : Crystal structure of human DJ-1, P 1 21 1 space group
Authors : Tao, X.; Tong, L.
Deposited on : 2003-05-20
Resolution : 2.20 Å(reported)

This is a Full wwPDB X-ray Structure Validation Report for a publicly released PDB entry.

We welcome your comments at validation@mail.wwpdb.org

A user guide is available at

<https://www.wwpdb.org/validation/2017/XrayValidationReportHelp>

with specific help available everywhere you see the  symbol.

The following versions of software and data (see [references](#) ) were used in the production of this report:

MolProbity : 4.02b-467
Mogul : 1.8.5 (274361), CSD as541be (2020)
Xtriage (Phenix) : 1.13
EDS : 2.11
Percentile statistics : 20191225.v01 (using entries in the PDB archive December 25th 2019)
Refmac : 5.8.0158
CCP4 : 7.0.044 (Gargrove)
Ideal geometry (proteins) : Engh & Huber (2001)
Ideal geometry (DNA, RNA) : Parkinson et al. (1996)
Validation Pipeline (wwPDB-VP) : 2.11

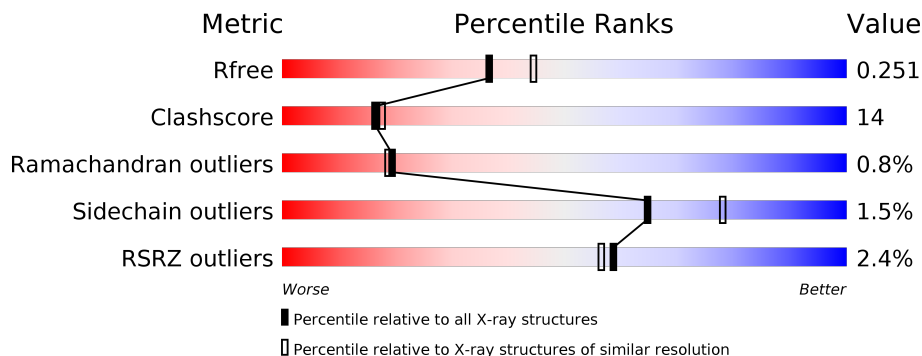
1 Overall quality at a glance

The following experimental techniques were used to determine the structure:

X-RAY DIFFRACTION

The reported resolution of this entry is 2.20 Å.

Percentile scores (ranging between 0-100) for global validation metrics of the entry are shown in the following graphic. The table shows the number of entries on which the scores are based.



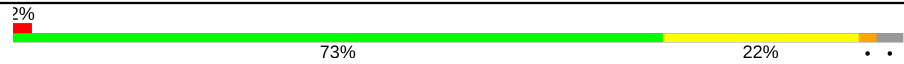

Metric	Whole archive (#Entries)	Similar resolution (#Entries, resolution range(Å))
R_{free}	130704	4898 (2.20-2.20)
Clashscore	141614	5594 (2.20-2.20)
Ramachandran outliers	138981	5503 (2.20-2.20)
Sidechain outliers	138945	5504 (2.20-2.20)
RSRZ outliers	127900	4800 (2.20-2.20)

The table below summarises the geometric issues observed across the polymeric chains and their fit to the electron density. The red, orange, yellow and green segments on the lower bar indicate the fraction of residues that contain outliers for ≥ 3 , 2, 1 and 0 types of geometric quality criteria respectively. A grey segment represents the fraction of residues that are not modelled. The numeric value for each fraction is indicated below the corresponding segment, with a dot representing fractions $\leq 5\%$. The upper red bar (where present) indicates the fraction of residues that have poor fit to the electron density. The numeric value is given above the bar.

Mol	Chain	Length	Quality of chain
1	A	197	 5% 66% 28% • 5%
1	B	197	 3% 61% 33% • 5%
1	C	197	 % 64% 29% • 5%
1	D	197	 2% 68% 25% • 5%
1	E	197	 4% 67% 27% • 5%
1	F	197	 % 71% 23% • 5%

Continued on next page...

Continued from previous page...

Mol	Chain	Length	Quality of chain
1	G	197	 <p>2% 73% 22% • •</p>
1	H	197	 <p>2% 72% 23% • 5%</p>

2 Entry composition

There are 2 unique types of molecules in this entry. The entry contains 12021 atoms, of which 0 are hydrogens and 0 are deuteriums.

In the tables below, the ZeroOcc column contains the number of atoms modelled with zero occupancy, the AltConf column contains the number of residues with at least one atom in alternate conformation and the Trace column contains the number of residues modelled with at most 2 atoms.

- Molecule 1 is a protein called DJ-1.

Mol	Chain	Residues	Atoms						ZeroOcc	AltConf	Trace
			Total	C	N	O	S	Se			
1	A	187	1375	865	240	263	3	4	0	0	0
1	B	187	1375	865	240	263	3	4	0	0	0
1	C	187	1375	865	240	263	3	4	0	0	0
1	D	187	1375	865	240	263	3	4	0	0	0
1	E	189	1391	875	242	267	3	4	0	0	0
1	F	187	1375	865	240	263	3	4	0	0	0
1	G	191	1410	886	246	271	3	4	0	0	0
1	H	187	1375	865	240	263	3	4	0	0	0

There are 96 discrepancies between the modelled and reference sequences:

Chain	Residue	Modelled	Actual	Comment	Reference
A	17	MSE	MET	MODIFIED RESIDUE	UNP Q99497
A	26	MSE	MET	MODIFIED RESIDUE	UNP Q99497
A	133	MSE	MET	MODIFIED RESIDUE	UNP Q99497
A	134	MSE	MET	MODIFIED RESIDUE	UNP Q99497
A	190	LEU	-	EXPRESSION TAG	UNP Q99497
A	191	GLU	-	EXPRESSION TAG	UNP Q99497
A	192	HIS	-	EXPRESSION TAG	UNP Q99497
A	193	HIS	-	EXPRESSION TAG	UNP Q99497
A	194	HIS	-	EXPRESSION TAG	UNP Q99497
A	195	HIS	-	EXPRESSION TAG	UNP Q99497
A	196	HIS	-	EXPRESSION TAG	UNP Q99497
A	197	HIS	-	EXPRESSION TAG	UNP Q99497
B	217	MSE	MET	MODIFIED RESIDUE	UNP Q99497

Continued on next page...

Continued from previous page...

Chain	Residue	Modelled	Actual	Comment	Reference
B	226	MSE	MET	MODIFIED RESIDUE	UNP Q99497
B	333	MSE	MET	MODIFIED RESIDUE	UNP Q99497
B	334	MSE	MET	MODIFIED RESIDUE	UNP Q99497
B	390	LEU	-	EXPRESSION TAG	UNP Q99497
B	391	GLU	-	EXPRESSION TAG	UNP Q99497
B	392	HIS	-	EXPRESSION TAG	UNP Q99497
B	393	HIS	-	EXPRESSION TAG	UNP Q99497
B	394	HIS	-	EXPRESSION TAG	UNP Q99497
B	395	HIS	-	EXPRESSION TAG	UNP Q99497
B	396	HIS	-	EXPRESSION TAG	UNP Q99497
B	397	HIS	-	EXPRESSION TAG	UNP Q99497
C	1017	MSE	MET	MODIFIED RESIDUE	UNP Q99497
C	1026	MSE	MET	MODIFIED RESIDUE	UNP Q99497
C	1133	MSE	MET	MODIFIED RESIDUE	UNP Q99497
C	1134	MSE	MET	MODIFIED RESIDUE	UNP Q99497
C	1190	LEU	-	EXPRESSION TAG	UNP Q99497
C	1191	GLU	-	EXPRESSION TAG	UNP Q99497
C	1192	HIS	-	EXPRESSION TAG	UNP Q99497
C	1193	HIS	-	EXPRESSION TAG	UNP Q99497
C	1194	HIS	-	EXPRESSION TAG	UNP Q99497
C	1195	HIS	-	EXPRESSION TAG	UNP Q99497
C	1196	HIS	-	EXPRESSION TAG	UNP Q99497
C	1197	HIS	-	EXPRESSION TAG	UNP Q99497
D	1217	MSE	MET	MODIFIED RESIDUE	UNP Q99497
D	1226	MSE	MET	MODIFIED RESIDUE	UNP Q99497
D	1333	MSE	MET	MODIFIED RESIDUE	UNP Q99497
D	1334	MSE	MET	MODIFIED RESIDUE	UNP Q99497
D	1390	LEU	-	EXPRESSION TAG	UNP Q99497
D	1391	GLU	-	EXPRESSION TAG	UNP Q99497
D	1392	HIS	-	EXPRESSION TAG	UNP Q99497
D	1393	HIS	-	EXPRESSION TAG	UNP Q99497
D	1394	HIS	-	EXPRESSION TAG	UNP Q99497
D	1395	HIS	-	EXPRESSION TAG	UNP Q99497
D	1396	HIS	-	EXPRESSION TAG	UNP Q99497
D	1397	HIS	-	EXPRESSION TAG	UNP Q99497
E	2017	MSE	MET	MODIFIED RESIDUE	UNP Q99497
E	2026	MSE	MET	MODIFIED RESIDUE	UNP Q99497
E	2133	MSE	MET	MODIFIED RESIDUE	UNP Q99497
E	2134	MSE	MET	MODIFIED RESIDUE	UNP Q99497
E	2190	LEU	-	EXPRESSION TAG	UNP Q99497
E	2191	GLU	-	EXPRESSION TAG	UNP Q99497
E	2192	HIS	-	EXPRESSION TAG	UNP Q99497

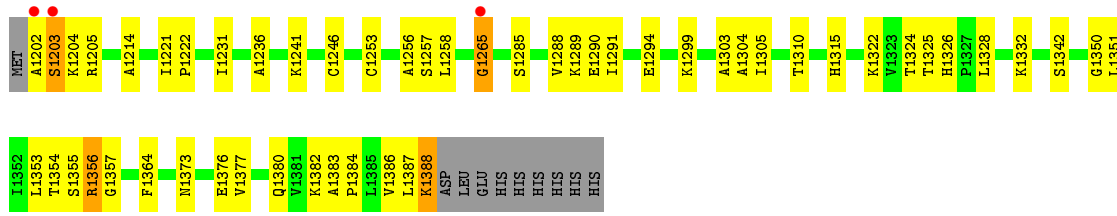
Continued on next page...

Continued from previous page...

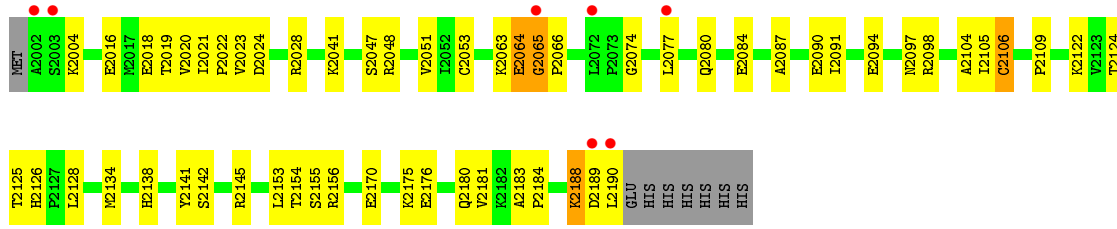
Chain	Residue	Modelled	Actual	Comment	Reference
E	2193	HIS	-	EXPRESSION TAG	UNP Q99497
E	2194	HIS	-	EXPRESSION TAG	UNP Q99497
E	2195	HIS	-	EXPRESSION TAG	UNP Q99497
E	2196	HIS	-	EXPRESSION TAG	UNP Q99497
E	2197	HIS	-	EXPRESSION TAG	UNP Q99497
F	2217	MSE	MET	MODIFIED RESIDUE	UNP Q99497
F	2226	MSE	MET	MODIFIED RESIDUE	UNP Q99497
F	2333	MSE	MET	MODIFIED RESIDUE	UNP Q99497
F	2334	MSE	MET	MODIFIED RESIDUE	UNP Q99497
F	2390	LEU	-	EXPRESSION TAG	UNP Q99497
F	2391	GLU	-	EXPRESSION TAG	UNP Q99497
F	2392	HIS	-	EXPRESSION TAG	UNP Q99497
F	2393	HIS	-	EXPRESSION TAG	UNP Q99497
F	2394	HIS	-	EXPRESSION TAG	UNP Q99497
F	2395	HIS	-	EXPRESSION TAG	UNP Q99497
F	2396	HIS	-	EXPRESSION TAG	UNP Q99497
F	2397	HIS	-	EXPRESSION TAG	UNP Q99497
G	3017	MSE	MET	MODIFIED RESIDUE	UNP Q99497
G	3026	MSE	MET	MODIFIED RESIDUE	UNP Q99497
G	3133	MSE	MET	MODIFIED RESIDUE	UNP Q99497
G	3134	MSE	MET	MODIFIED RESIDUE	UNP Q99497
G	3190	LEU	-	EXPRESSION TAG	UNP Q99497
G	3191	GLU	-	EXPRESSION TAG	UNP Q99497
G	3192	HIS	-	EXPRESSION TAG	UNP Q99497
G	3193	HIS	-	EXPRESSION TAG	UNP Q99497
G	3194	HIS	-	EXPRESSION TAG	UNP Q99497
G	3195	HIS	-	EXPRESSION TAG	UNP Q99497
G	3196	HIS	-	EXPRESSION TAG	UNP Q99497
G	3197	HIS	-	EXPRESSION TAG	UNP Q99497
H	3217	MSE	MET	MODIFIED RESIDUE	UNP Q99497
H	3226	MSE	MET	MODIFIED RESIDUE	UNP Q99497
H	3333	MSE	MET	MODIFIED RESIDUE	UNP Q99497
H	3334	MSE	MET	MODIFIED RESIDUE	UNP Q99497
H	3390	LEU	-	EXPRESSION TAG	UNP Q99497
H	3391	GLU	-	EXPRESSION TAG	UNP Q99497
H	3392	HIS	-	EXPRESSION TAG	UNP Q99497
H	3393	HIS	-	EXPRESSION TAG	UNP Q99497
H	3394	HIS	-	EXPRESSION TAG	UNP Q99497
H	3395	HIS	-	EXPRESSION TAG	UNP Q99497
H	3396	HIS	-	EXPRESSION TAG	UNP Q99497
H	3397	HIS	-	EXPRESSION TAG	UNP Q99497

- Molecule 2 is water.

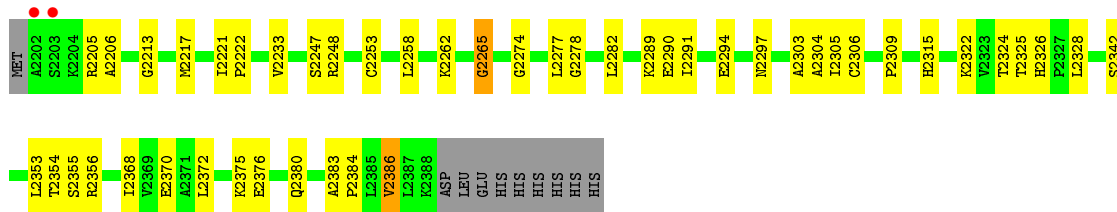
Mol	Chain	Residues	Atoms		ZeroOcc	AltConf
2	A	76	Total 76	O 76	0	0
2	B	95	Total 95	O 95	0	0
2	C	124	Total 124	O 124	0	0
2	D	107	Total 107	O 107	0	0
2	E	104	Total 104	O 104	0	0
2	F	141	Total 141	O 141	0	0
2	G	151	Total 151	O 151	0	0
2	H	172	Total 172	O 172	0	0



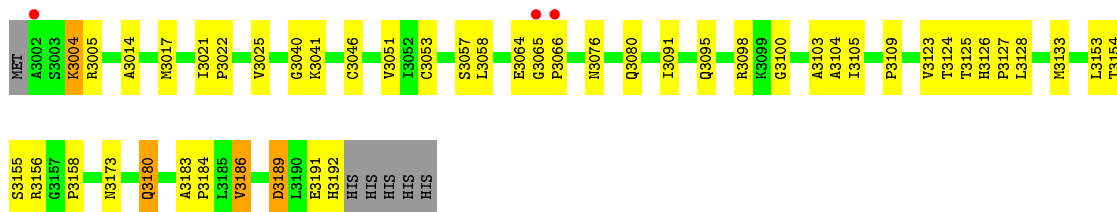
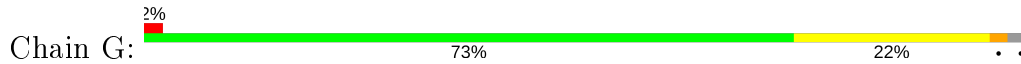
• Molecule 1: DJ-1



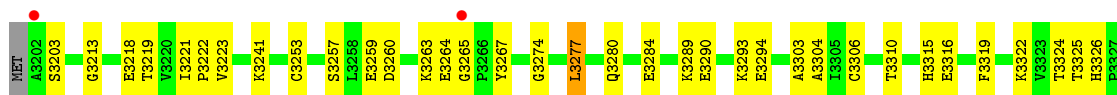
• Molecule 1: DJ-1



• Molecule 1: DJ-1



• Molecule 1: DJ-1



L3328	K3332	L3353	T3354	S3355	R3356	E3376	V3377	O3380	V3381	K3382	A3383	P3384	K3388	ASP	LEU	GLU	HIS	HIS	HIS	HIS	HIS	HIS	HIS
-------	-------	-------	-------	-------	-------	-------	-------	-------	-------	-------	-------	-------	-------	-----	-----	-----	-----	-----	-----	-----	-----	-----	-----

4 Data and refinement statistics

Property	Value	Source
Space group	P 1 21 1	Depositor
Cell constants a, b, c, α , β , γ	71.26Å 83.66Å 114.16Å 90.00° 100.56° 90.00°	Depositor
Resolution (Å)	19.91 – 2.20 24.16 – 2.19	Depositor EDS
% Data completeness (in resolution range)	91.1 (19.91-2.20) 95.7 (24.16-2.19)	Depositor EDS
R_{merge}	0.09	Depositor
R_{sym}	0.09	Depositor
$\langle I/\sigma(I) \rangle$ ¹	5.53 (at 2.19Å)	Xtrriage
Refinement program	CNS 1.1	Depositor
R, R_{free}	0.180 , 0.243 0.192 , 0.251	Depositor DCC
R_{free} test set	4986 reflections (7.65%)	wwPDB-VP
Wilson B-factor (Å ²)	14.8	Xtrriage
Anisotropy	0.491	Xtrriage
Bulk solvent k_{sol} (e/Å ³), B_{sol} (Å ²)	0.32 , 51.2	EDS
L-test for twinning ²	$\langle L \rangle = 0.50$, $\langle L^2 \rangle = 0.34$	Xtrriage
Estimated twinning fraction	No twinning to report.	Xtrriage
F_o, F_c correlation	0.93	EDS
Total number of atoms	12021	wwPDB-VP
Average B, all atoms (Å ²)	19.0	wwPDB-VP

Xtrriage's analysis on translational NCS is as follows: *The largest off-origin peak in the Patterson function is 5.91% of the height of the origin peak. No significant pseudotranslation is detected.*

¹Intensities estimated from amplitudes.

²Theoretical values of $\langle |L| \rangle$, $\langle L^2 \rangle$ for acentric reflections are 0.5, 0.333 respectively for untwinned datasets, and 0.375, 0.2 for perfectly twinned datasets.

5 Model quality [i](#)

5.1 Standard geometry [i](#)

The Z score for a bond length (or angle) is the number of standard deviations the observed value is removed from the expected value. A bond length (or angle) with $|Z| > 5$ is considered an outlier worth inspection. RMSZ is the root-mean-square of all Z scores of the bond lengths (or angles).

Mol	Chain	Bond lengths		Bond angles	
		RMSZ	# Z >5	RMSZ	# Z >5
1	A	0.27	0/1388	0.58	0/1868
1	B	0.27	0/1388	0.58	0/1868
1	C	0.30	0/1388	0.62	0/1868
1	D	0.31	0/1388	0.61	1/1868 (0.1%)
1	E	0.28	0/1404	0.58	0/1890
1	F	0.28	0/1388	0.61	0/1868
1	G	0.30	0/1424	0.60	0/1917
1	H	0.32	0/1388	0.63	0/1868
All	All	0.29	0/11156	0.60	1/15015 (0.0%)

There are no bond length outliers.

All (1) bond angle outliers are listed below:

Mol	Chain	Res	Type	Atoms	Z	Observed(°)	Ideal(°)
1	D	1356	ARG	N-CA-C	5.09	124.73	111.00

There are no chirality outliers.

There are no planarity outliers.

5.2 Too-close contacts [i](#)

In the following table, the Non-H and H(model) columns list the number of non-hydrogen atoms and hydrogen atoms in the chain respectively. The H(added) column lists the number of hydrogen atoms added and optimized by MolProbity. The Clashes column lists the number of clashes within the asymmetric unit, whereas Symm-Clashes lists symmetry related clashes.

Mol	Chain	Non-H	H(model)	H(added)	Clashes	Symm-Clashes
1	A	1375	0	1431	44	0
1	B	1375	0	1431	57	0
1	C	1375	0	1431	52	0
1	D	1375	0	1431	38	0

Continued on next page...

Continued from previous page...

Mol	Chain	Non-H	H(model)	H(added)	Clashes	Symm-Clashes
1	E	1391	0	1446	49	0
1	F	1375	0	1431	31	0
1	G	1410	0	1459	33	0
1	H	1375	0	1431	34	0
2	A	76	0	0	3	0
2	B	95	0	0	6	0
2	C	124	0	0	3	0
2	D	107	0	0	4	0
2	E	104	0	0	4	0
2	F	141	0	0	2	0
2	G	151	0	0	3	0
2	H	172	0	0	8	0
All	All	12021	0	11491	322	0

The all-atom clashscore is defined as the number of clashes found per 1000 atoms (including hydrogen atoms). The all-atom clashscore for this structure is 14.

All (322) close contacts within the same asymmetric unit are listed below, sorted by their clash magnitude.

Atom-1	Atom-2	Interatomic distance (Å)	Clash overlap (Å)
1:B:313:LEU:HB2	1:B:333:MSE:HE1	1.13	1.07
1:B:313:LEU:HB2	1:B:333:MSE:CE	1.96	0.94
1:H:3324:THR:OG1	1:H:3356:ARG:HD3	1.73	0.88
1:C:1183:ALA:HB3	1:C:1184:PRO:HD3	1.56	0.88
1:C:1124:THR:OG1	1:C:1156:ARG:HD3	1.75	0.87
1:H:3326:HIS:HD2	1:H:3328:LEU:H	1.23	0.85
1:A:183:ALA:HB3	1:A:184:PRO:HD3	1.59	0.83
1:G:3057:SER:HB2	2:G:4972:HOH:O	1.80	0.80
1:B:324:THR:OG1	1:B:356:ARG:HD3	1.82	0.79
1:D:1324:THR:OG1	1:D:1356:ARG:HD3	1.82	0.79
1:E:2188:LYS:HD2	1:E:2188:LYS:O	1.82	0.79
1:B:205:ARG:HH22	1:B:265:GLY:HA3	1.47	0.78
1:F:2324:THR:OG1	1:F:2356:ARG:HD3	1.85	0.77
1:B:294:GLU:O	1:B:298:ARG:HG2	1.85	0.77
1:B:333:MSE:HA	1:B:333:MSE:HE3	1.65	0.77
1:E:2188:LYS:NZ	1:E:2190:LEU:HD12	2.00	0.77
1:B:313:LEU:CB	1:B:333:MSE:HE1	2.07	0.76
1:H:3383:ALA:HB3	1:H:3384:PRO:HD3	1.70	0.74
1:F:2383:ALA:HB3	1:F:2384:PRO:HD3	1.69	0.73
1:A:94:GLU:O	1:A:98:ARG:HG2	1.87	0.73
1:H:3326:HIS:CD2	1:H:3328:LEU:H	2.06	0.73

Continued on next page...

Continued from previous page...

Atom-1	Atom-2	Interatomic distance (Å)	Clash overlap (Å)
1:B:383:ALA:HB3	1:B:384:PRO:HD3	1.70	0.73
1:A:188:LYS:HE2	1:B:388:LYS:HD2	1.68	0.73
1:G:3076:ASN:O	1:G:3080:GLN:HG3	1.90	0.72
1:H:3325:THR:O	1:H:3356:ARG:HD2	1.90	0.72
1:A:76:ASN:O	1:A:80:GLN:HG2	1.90	0.71
1:B:205:ARG:HH22	1:B:265:GLY:CA	2.03	0.70
1:D:1326:HIS:HD2	1:D:1328:LEU:H	1.38	0.70
1:D:1383:ALA:HB3	1:D:1384:PRO:HD3	1.74	0.69
1:E:2124:THR:OG1	1:E:2156:ARG:HD3	1.91	0.69
1:C:1094:GLU:HA	1:C:1097:ASN:HD21	1.57	0.69
1:E:2105:ILE:HG13	1:E:2155:SER:HB3	1.77	0.67
1:A:21:ILE:HB	1:A:22:PRO:HD3	1.75	0.67
1:G:3005:ARG:NH2	1:G:3064:GLU:O	2.25	0.67
1:B:388:LYS:HE2	2:B:4359:HOH:O	1.95	0.66
1:E:2188:LYS:HZ3	1:E:2190:LEU:HD12	1.57	0.66
1:C:1184:PRO:O	1:D:1326:HIS:HE1	1.79	0.66
1:F:2322:LYS:HE2	1:F:2342:SER:HB2	1.78	0.66
1:B:205:ARG:NH2	1:B:265:GLY:HA3	2.11	0.65
1:C:1126:HIS:HD2	1:C:1128:LEU:H	1.42	0.65
1:B:221:ILE:HB	1:B:222:PRO:HD3	1.78	0.65
1:E:2094:GLU:O	1:E:2098:ARG:HG2	1.97	0.65
1:C:1188:LYS:HD2	1:C:1188:LYS:O	1.97	0.65
1:C:1021:ILE:HB	1:C:1022:PRO:HD3	1.79	0.65
1:E:2066:PRO:HB2	1:E:2098:ARG:NH2	2.12	0.65
1:H:3322:LYS:HG3	2:H:4062:HOH:O	1.96	0.65
1:D:1325:THR:O	1:D:1356:ARG:HD2	1.96	0.65
1:E:2134:MSE:HE2	1:E:2141:TYR:HB2	1.78	0.65
1:A:143:GLU:HA	1:A:156:ARG:NH1	2.13	0.64
1:D:1290:GLU:O	1:D:1294:GLU:HG3	1.97	0.64
1:D:1326:HIS:CD2	1:D:1328:LEU:H	2.14	0.64
1:B:326:HIS:HD2	1:B:328:LEU:H	1.44	0.64
1:F:2326:HIS:HD2	1:F:2328:LEU:H	1.45	0.64
1:E:2087:ALA:O	1:E:2091:ILE:HG13	1.98	0.63
1:E:2077:LEU:HB3	2:E:4666:HOH:O	1.97	0.63
1:E:2126:HIS:HD2	1:E:2128:LEU:H	1.46	0.62
1:G:3040:GLY:HA2	2:G:4972:HOH:O	2.00	0.62
1:A:14:ALA:O	1:A:46:CYS:HB3	1.99	0.62
1:E:2066:PRO:HB2	1:E:2098:ARG:CZ	2.29	0.62
1:A:89:LYS:HB2	1:A:115:HIS:CD2	2.35	0.62
1:H:3289:LYS:O	1:H:3293:LYS:HG2	1.99	0.62
1:E:2125:THR:O	1:E:2156:ARG:HD2	2.00	0.62

Continued on next page...

Continued from previous page...

Atom-1	Atom-2	Interatomic distance (Å)	Clash overlap (Å)
1:C:1125:THR:O	1:C:1156:ARG:HD2	2.00	0.61
1:E:2126:HIS:CD2	1:E:2128:LEU:H	2.19	0.61
1:G:3183:ALA:HB3	1:G:3184:PRO:HD3	1.83	0.61
1:H:3280:GLN:O	1:H:3284:GLU:HG3	2.00	0.61
1:F:2376:GLU:O	1:F:2380:GLN:HG3	2.01	0.61
1:H:3213:GLY:HA3	1:H:3277:LEU:HB3	1.83	0.61
1:A:66:PRO:HB3	1:A:98:ARG:NE	2.16	0.60
1:A:80:GLN:O	1:A:84:GLU:HG3	2.01	0.60
1:C:1089:LYS:NZ	1:C:1115:HIS:HD2	1.98	0.60
1:A:105:ILE:HG13	1:A:155:SER:HB3	1.83	0.60
1:A:17:MSE:HE3	1:A:158:PRO:HB3	1.82	0.60
1:E:2183:ALA:HB3	1:E:2184:PRO:HD3	1.84	0.59
1:B:325:THR:O	1:B:356:ARG:HD2	2.01	0.59
1:G:3105:ILE:HG13	1:G:3155:SER:HB3	1.83	0.59
1:H:3203:SER:HB3	2:H:4171:HOH:O	2.03	0.59
1:B:326:HIS:CD2	1:B:328:LEU:H	2.20	0.59
1:H:3304:ALA:O	1:H:3354:THR:HA	2.03	0.59
1:F:2294:GLU:HG3	2:F:4717:HOH:O	2.02	0.59
1:B:224:ASP:O	1:B:228:ARG:HG3	2.03	0.58
1:H:3253:CYS:HB3	2:H:4674:HOH:O	2.02	0.58
1:E:2188:LYS:HZ2	1:E:2190:LEU:HB2	1.68	0.58
1:B:306:CYS:HA	1:B:356:ARG:O	2.04	0.58
1:E:2188:LYS:HD2	1:E:2188:LYS:C	2.22	0.58
1:E:2080:GLN:O	1:E:2084:GLU:HG3	2.03	0.58
1:H:3377:VAL:HG23	2:H:4106:HOH:O	2.04	0.58
1:A:116:GLU:HG2	1:A:119:PHE:CZ	2.39	0.57
1:B:229:ALA:HB2	1:B:381:VAL:HG21	1.85	0.57
1:C:1062:LYS:HD3	1:C:1090:GLU:OE2	2.03	0.57
1:C:1061:ALA:HA	1:C:1064:GLU:HG2	1.85	0.57
1:H:3289:LYS:NZ	1:H:3315:HIS:HD2	2.01	0.57
1:A:127:PRO:HG3	1:A:156:ARG:HH21	1.69	0.57
1:G:3127:PRO:HG3	1:G:3156:ARG:HH21	1.70	0.56
1:B:299:LYS:HE3	1:B:351:LEU:HD11	1.86	0.56
1:D:1299:LYS:HE2	1:D:1351:LEU:HD12	1.87	0.56
1:G:3053:CYS:SG	1:H:3253:CYS:SG	3.03	0.56
1:H:3221:ILE:HB	1:H:3222:PRO:HD3	1.86	0.56
1:D:1221:ILE:HB	1:D:1222:PRO:HD3	1.87	0.56
1:B:280:GLN:O	1:B:284:GLU:HG3	2.05	0.56
1:G:3127:PRO:HG3	1:G:3156:ARG:NH2	2.20	0.56
1:A:105:ILE:HD11	1:A:157:GLY:O	2.06	0.56
1:D:1289:LYS:NZ	1:D:1315:HIS:HD2	2.02	0.56

Continued on next page...

Continued from previous page...

Atom-1	Atom-2	Interatomic distance (Å)	Clash overlap (Å)
1:G:3021:ILE:HB	1:G:3022:PRO:HD3	1.88	0.56
1:B:289:LYS:NZ	1:B:315:HIS:HD2	2.04	0.56
1:E:2077:LEU:H	1:E:2077:LEU:HD12	1.71	0.55
1:D:1382:LYS:HG3	1:D:1387:LEU:HD12	1.89	0.55
1:E:2021:ILE:HB	1:E:2022:PRO:HD3	1.89	0.55
1:G:3184:PRO:O	1:H:3326:HIS:HE1	1.88	0.55
1:A:127:PRO:HG3	1:A:156:ARG:NH2	2.21	0.55
1:B:236:ALA:HA	1:B:256:ALA:O	2.07	0.55
1:B:264:GLU:HG2	2:B:4466:HOH:O	2.07	0.55
1:D:1350:GLY:HA3	2:D:4589:HOH:O	2.07	0.55
1:B:205:ARG:HG2	1:B:232:LYS:HB2	1.89	0.54
1:C:1126:HIS:CD2	1:C:1128:LEU:H	2.23	0.54
1:G:3058:LEU:HD11	1:G:3091:ILE:CD1	2.38	0.54
1:A:51:VAL:HB	1:B:253:CYS:HB2	1.89	0.54
1:D:1231:ILE:CG1	1:D:1373:ASN:HD21	2.21	0.54
1:C:1126:HIS:HE1	1:D:1384:PRO:O	1.90	0.54
1:D:1204:LYS:HB2	2:D:4388:HOH:O	2.05	0.54
1:G:3014:ALA:O	1:G:3046:CYS:HB3	2.08	0.54
1:H:3263:LYS:C	1:H:3265:GLY:H	2.11	0.54
1:F:2221:ILE:HB	1:F:2222:PRO:HD3	1.89	0.54
1:E:2097:ASN:HB3	2:H:4460:HOH:O	2.06	0.54
1:D:1310:THR:HG21	1:D:1332:LYS:HD3	1.91	0.53
1:H:3376:GLU:HB2	2:H:4106:HOH:O	2.07	0.53
1:F:2370:GLU:OE1	1:F:2375:LYS:NZ	2.40	0.53
1:D:1376:GLU:O	1:D:1380:GLN:HG3	2.08	0.53
1:G:3109:PRO:HB2	1:G:3125:THR:HG22	1.90	0.53
1:G:3186:VAL:HG12	1:G:3186:VAL:O	2.09	0.53
1:H:3259:GLU:HG2	2:H:4899:HOH:O	2.09	0.52
1:E:2170:GLU:HG3	1:E:2175:LYS:HG2	1.91	0.52
1:E:2122:LYS:HE2	1:E:2142:SER:HB2	1.92	0.52
1:C:1005:ARG:NH2	1:C:1064:GLU:O	2.43	0.52
1:C:1110:THR:HG21	1:C:1132:LYS:HD3	1.91	0.52
1:E:2090:GLU:O	1:E:2094:GLU:HG3	2.10	0.51
1:F:2326:HIS:CD2	1:F:2328:LEU:H	2.25	0.51
1:G:3191:GLU:O	1:G:3192:HIS:HB2	2.09	0.51
1:E:2188:LYS:HZ2	1:E:2190:LEU:HD12	1.75	0.51
1:C:1105:ILE:HG13	1:C:1155:SER:HB3	1.92	0.51
1:E:2024:ASP:CG	1:F:2217:MSE:HE2	2.31	0.51
1:B:382:LYS:HG3	1:B:387:LEU:HD12	1.93	0.51
1:G:3004:LYS:N	1:G:3004:LYS:HD2	2.26	0.51
1:C:1097:ASN:N	1:C:1097:ASN:HD22	2.08	0.51

Continued on next page...

Continued from previous page...

Atom-1	Atom-2	Interatomic distance (Å)	Clash overlap (Å)
1:D:1386:VAL:O	1:D:1386:VAL:HG12	2.10	0.51
1:F:2262:LYS:HD2	1:F:2290:GLU:OE2	2.11	0.51
1:E:2176:GLU:O	1:E:2180:GLN:HG3	2.11	0.51
1:A:24:ASP:CG	1:B:217:MSE:HE2	2.31	0.51
1:C:1182:LYS:HG3	1:C:1187:LEU:HD12	1.92	0.50
1:A:131:ASP:HB2	2:A:4789:HOH:O	2.10	0.50
1:B:333:MSE:HE2	1:B:339:TYR:CE2	2.45	0.50
1:C:1104:ALA:O	1:C:1154:THR:HA	2.11	0.50
1:C:1089:LYS:HZ2	1:C:1115:HIS:HD2	1.59	0.50
1:E:2041:LYS:HB2	2:E:4689:HOH:O	2.11	0.50
1:F:2305:ILE:HG13	1:F:2355:SER:HB3	1.93	0.50
1:A:19:THR:O	1:A:23:VAL:HG23	2.12	0.50
1:D:1355:SER:HB2	1:D:1364:PHE:CD1	2.47	0.49
1:G:3104:ALA:O	1:G:3154:THR:HA	2.13	0.49
1:C:1072:LEU:HD22	1:C:1082:LEU:HD13	1.94	0.49
1:A:184:PRO:O	1:B:326:HIS:HE1	1.94	0.49
1:E:2018:GLU:OE1	1:E:2074:GLY:HA3	2.13	0.49
1:C:1061:ALA:HA	1:C:1064:GLU:CG	2.43	0.49
1:D:1202:ALA:O	1:D:1203:SER:HB2	2.13	0.49
1:A:176:GLU:HG2	2:A:4231:HOH:O	2.12	0.49
1:A:41:LYS:CE	1:A:41:LYS:H	2.26	0.49
1:B:334:MSE:HE1	1:B:339:TYR:O	2.13	0.49
1:C:1036:ALA:HA	1:C:1056:ALA:O	2.13	0.49
1:F:2375:LYS:HE3	2:F:4410:HOH:O	2.13	0.49
1:F:2386:VAL:HG12	1:F:2386:VAL:O	2.11	0.49
1:E:2019:THR:O	1:E:2023:VAL:HG23	2.12	0.49
1:G:3123:VAL:HG21	1:G:3133:MSE:HE3	1.94	0.49
1:C:1176:GLU:O	1:C:1180:GLN:HG3	2.13	0.48
1:F:2278:GLY:O	1:F:2282:LEU:HG	2.12	0.48
1:A:41:LYS:HE2	1:A:57:SER:HB3	1.94	0.48
1:A:188:LYS:HE2	1:B:388:LYS:CD	2.40	0.48
1:B:281:ASN:ND2	2:B:4295:HOH:O	2.47	0.48
1:A:89:LYS:O	1:A:93:LYS:HG2	2.14	0.48
1:C:1097:ASN:N	1:C:1097:ASN:ND2	2.62	0.48
1:D:1299:LYS:HA	1:D:1299:LYS:HE2	1.95	0.48
1:F:2309:PRO:HB2	1:F:2325:THR:HG22	1.95	0.48
1:A:4:LYS:HG2	1:A:172:LEU:HB3	1.95	0.48
1:C:1014:ALA:O	1:C:1046:CYS:HB3	2.14	0.48
1:F:2206:ALA:HB3	1:F:2233:VAL:HG22	1.95	0.48
1:C:1180:GLN:NE2	1:G:3180:GLN:HG2	2.29	0.48
1:C:1099:LYS:HE2	1:C:1151:LEU:HD12	1.95	0.48

Continued on next page...

Continued from previous page...

Atom-1	Atom-2	Interatomic distance (Å)	Clash overlap (Å)
1:G:3191:GLU:O	1:G:3192:HIS:CB	2.62	0.48
1:H:3241:LYS:HG2	1:H:3257:SER:HB3	1.96	0.48
1:B:305:ILE:HD11	1:B:357:GLY:O	2.14	0.48
1:C:1058:LEU:O	1:C:1062:LYS:HB2	2.14	0.48
1:G:3041:LYS:HE3	2:G:4132:HOH:O	2.14	0.48
1:G:3095:GLN:NE2	1:G:3100:GLY:HA3	2.29	0.48
1:A:145:ARG:HA	1:A:156:ARG:HG3	1.96	0.47
1:D:1258:LEU:HD21	1:D:1291:ILE:HD12	1.96	0.47
1:D:1231:ILE:HG13	1:D:1373:ASN:HD21	1.79	0.47
1:E:2104:ALA:O	1:E:2154:THR:HA	2.14	0.47
1:A:177:VAL:O	1:A:181:VAL:HG23	2.15	0.47
1:F:2274:GLY:HA3	1:F:2306:CYS:HB3	1.96	0.47
1:A:32:LYS:NZ	1:A:32:LYS:HB3	2.30	0.47
1:B:216:GLU:HG3	1:B:250:VAL:HG21	1.96	0.47
1:D:1236:ALA:HA	1:D:1256:ALA:O	2.14	0.47
1:C:1032:LYS:HD2	2:C:4876:HOH:O	2.14	0.47
1:A:66:PRO:HB3	1:A:98:ARG:CZ	2.44	0.47
1:A:41:LYS:HE3	1:A:41:LYS:H	1.80	0.46
1:B:313:LEU:HD22	1:B:333:MSE:HE3	1.97	0.46
1:C:1058:LEU:HD11	1:C:1091:ILE:CD1	2.45	0.46
1:E:2109:PRO:HB2	1:E:2125:THR:HG22	1.98	0.46
1:F:2305:ILE:HG12	1:F:2306:CYS:N	2.31	0.46
1:C:1097:ASN:H	1:C:1097:ASN:ND2	2.14	0.46
1:D:1289:LYS:HZ1	1:D:1315:HIS:HD2	1.62	0.46
1:D:1241:LYS:HG2	1:D:1257:SER:N	2.31	0.46
1:E:2074:GLY:HA3	1:E:2106:CYS:HB3	1.97	0.46
1:G:3005:ARG:NH1	1:G:3066:PRO:O	2.48	0.46
1:A:187:LEU:O	1:A:188:LYS:C	2.54	0.46
1:A:98:ARG:NH2	2:A:4348:HOH:O	2.49	0.46
1:C:1095:GLN:O	1:C:1098:ARG:HG2	2.15	0.45
1:C:1099:LYS:HE2	1:C:1099:LYS:HA	1.98	0.45
1:C:1031:ILE:HD11	1:C:1173:ASN:HD21	1.81	0.45
1:F:2289:LYS:NZ	1:F:2315:HIS:HD2	2.14	0.45
1:H:3316:GLU:HA	1:H:3319:PHE:CE2	2.52	0.45
1:A:143:GLU:HA	1:A:156:ARG:HH12	1.81	0.45
1:D:1241:LYS:HG3	1:D:1257:SER:HB3	1.98	0.45
1:E:2181:VAL:O	1:E:2184:PRO:HD2	2.16	0.45
1:D:1205:ARG:NH2	1:D:1265:GLY:HA3	2.31	0.45
1:E:2138:HIS:HA	2:E:4364:HOH:O	2.16	0.45
1:C:1103:ALA:HB1	1:C:1164:PHE:CE1	2.51	0.45
1:D:1377:VAL:HG23	2:D:4495:HOH:O	2.15	0.45

Continued on next page...

Continued from previous page...

Atom-1	Atom-2	Interatomic distance (Å)	Clash overlap (Å)
1:C:1078:GLY:O	1:C:1082:LEU:HG	2.17	0.45
1:A:109:PRO:HB2	1:A:125:THR:HG22	1.99	0.45
1:B:272:LEU:HD22	1:B:282:LEU:HD13	1.99	0.45
1:D:1305:ILE:HD11	1:D:1357:GLY:O	2.17	0.45
1:E:2028:ARG:HD3	2:E:4126:HOH:O	2.17	0.45
1:H:3377:VAL:O	1:H:3381:VAL:HG23	2.17	0.45
1:A:176:GLU:O	1:A:180:GLN:HG3	2.17	0.45
1:B:218:GLU:OE1	1:B:274:GLY:HA3	2.17	0.45
1:B:308:GLY:N	1:B:309:PRO:CD	2.80	0.45
1:B:313:LEU:HG	2:B:4942:HOH:O	2.18	0.44
1:H:3219:THR:O	1:H:3223:VAL:HG23	2.17	0.44
1:F:2368:ILE:O	1:F:2372:LEU:HD13	2.16	0.44
1:G:3017:MSE:HE3	1:G:3158:PRO:HB3	1.99	0.44
1:E:2016:GLU:O	1:E:2020:VAL:HG23	2.17	0.44
1:C:1064:GLU:O	1:C:1065:GLY:O	2.36	0.44
1:A:155:SER:HB2	1:A:164:PHE:CD1	2.53	0.44
1:B:305:ILE:HG13	1:B:355:SER:HB3	2.00	0.44
1:C:1013:GLY:HA3	1:C:1077:LEU:HB3	2.00	0.44
1:C:1153:LEU:HD23	1:C:1153:LEU:C	2.38	0.44
1:E:2051:VAL:HB	1:F:2253:CYS:HB2	2.00	0.44
1:E:2063:LYS:O	1:E:2065:GLY:N	2.51	0.44
1:H:3294:GLU:HB2	2:H:4057:HOH:O	2.18	0.44
1:B:205:ARG:HD3	1:B:232:LYS:HE2	2.00	0.44
1:B:304:ALA:O	1:B:354:THR:HA	2.18	0.44
1:E:2170:GLU:OE1	1:E:2175:LYS:HE3	2.18	0.44
1:H:3290:GLU:O	1:H:3294:GLU:HG3	2.18	0.44
1:E:2077:LEU:HD12	1:E:2077:LEU:N	2.32	0.43
1:E:2053:CYS:SG	1:F:2253:CYS:SG	3.16	0.43
1:B:375:LYS:HG2	2:B:4511:HOH:O	2.17	0.43
1:E:2126:HIS:HE1	1:F:2384:PRO:O	2.01	0.43
1:G:3021:ILE:O	1:G:3025:VAL:HG23	2.19	0.43
1:C:1022:PRO:O	1:C:1026:MSE:HG3	2.19	0.43
1:D:1305:ILE:HG13	1:D:1355:SER:HB3	2.00	0.43
1:G:3124:THR:HG1	1:G:3156:ARG:HH11	1.66	0.43
1:B:204:LYS:HE3	2:B:4576:HOH:O	2.17	0.43
1:D:1285:SER:OG	1:D:1288:VAL:HG23	2.19	0.43
1:F:2213:GLY:HA3	1:F:2277:LEU:HB3	2.01	0.43
1:F:2205:ARG:HH12	1:F:2265:GLY:HA3	1.84	0.43
1:C:1048:ARG:HD2	1:C:1048:ARG:N	2.34	0.43
1:C:1188:LYS:HB3	2:D:4703:HOH:O	2.17	0.43
1:F:2304:ALA:O	1:F:2354:THR:HA	2.18	0.43

Continued on next page...

Continued from previous page...

Atom-1	Atom-2	Interatomic distance (Å)	Clash overlap (Å)
1:H:3264:GLU:HB2	1:H:3267:TYR:OH	2.19	0.43
1:C:1156:ARG:HB2	1:C:1160:THR:HG21	2.00	0.43
1:A:104:ALA:O	1:A:154:THR:HA	2.19	0.42
1:C:1116:GLU:HA	1:C:1119:PHE:CE2	2.54	0.42
1:C:1053:CYS:SG	1:D:1253:CYS:SG	3.17	0.42
1:E:2145:ARG:HA	1:E:2156:ARG:HG3	2.02	0.42
1:B:214:ALA:O	1:B:246:CYS:HB3	2.20	0.42
1:C:1017:MSE:HE3	1:C:1158:PRO:HB3	2.02	0.42
1:E:2064:GLU:OE1	1:E:2064:GLU:HA	2.19	0.42
1:B:289:LYS:HZ3	1:B:315:HIS:HD2	1.67	0.42
1:C:1176:GLU:HB2	2:C:4738:HOH:O	2.19	0.42
1:F:2303:ALA:HA	1:F:2353:LEU:O	2.20	0.42
1:H:3306:CYS:HA	1:H:3356:ARG:O	2.20	0.42
1:H:3380:GLN:HB2	1:H:3380:GLN:HE21	1.63	0.42
1:B:322:LYS:HG3	1:B:340:THR:HB	2.01	0.42
1:C:1103:ALA:HB1	1:C:1164:PHE:CZ	2.55	0.42
1:B:222:PRO:O	1:B:226:MSE:HG3	2.20	0.42
1:B:205:ARG:NH2	1:B:265:GLY:CA	2.75	0.42
1:G:3103:ALA:HA	1:G:3153:LEU:O	2.20	0.42
1:H:3260:ASP:O	1:H:3263:LYS:HG2	2.20	0.41
1:A:103:ALA:HA	1:A:153:LEU:O	2.20	0.41
1:B:212:LYS:HA	1:B:244:VAL:CG1	2.50	0.41
1:B:355:SER:HB2	1:B:364:PHE:CD1	2.55	0.41
1:A:183:ALA:CB	1:A:184:PRO:HD3	2.38	0.41
1:D:1304:ALA:O	1:D:1354:THR:HA	2.21	0.41
1:G:3066:PRO:HB3	1:G:3098:ARG:HD3	2.03	0.41
1:G:3051:VAL:HB	1:H:3253:CYS:HB2	2.02	0.41
1:A:74:GLY:HA3	1:A:106:CYS:HB3	2.03	0.41
1:F:2258:LEU:HD21	1:F:2291:ILE:HD12	2.02	0.41
1:G:3126:HIS:CD2	1:G:3128:LEU:H	2.39	0.41
1:A:88:VAL:O	1:A:92:LEU:HG	2.21	0.41
1:E:2153:LEU:HD23	1:E:2153:LEU:C	2.40	0.41
1:A:47:SER:C	1:A:48:ARG:HD2	2.41	0.41
1:B:364:PHE:O	1:B:368:ILE:HG13	2.21	0.41
1:D:1214:ALA:O	1:D:1246:CYS:HB3	2.21	0.41
1:D:1303:ALA:HA	1:D:1353:LEU:O	2.21	0.41
1:E:2170:GLU:CG	1:E:2175:LYS:HG2	2.49	0.41
1:H:3303:ALA:HA	1:H:3353:LEU:O	2.21	0.41
1:E:2047:SER:C	1:E:2048:ARG:HD2	2.41	0.41
1:F:2247:SER:C	1:F:2248:ARG:HD2	2.41	0.41
1:F:2325:THR:O	1:F:2356:ARG:HD2	2.21	0.41

Continued on next page...

Continued from previous page...

Atom-1	Atom-2	Interatomic distance (Å)	Clash overlap (Å)
1:H:3218:GLU:OE1	1:H:3274:GLY:HA3	2.20	0.41
1:C:1186:VAL:O	1:C:1186:VAL:HG12	2.21	0.41
1:B:283:SER:HB3	1:B:314:ALA:CB	2.51	0.41
1:D:1388:LYS:HD3	1:D:1388:LYS:C	2.41	0.40
1:C:1082:LEU:O	1:C:1115:HIS:HE1	2.04	0.40
1:E:2024:ASP:O	1:E:2028:ARG:HG3	2.21	0.40
1:H:3310:THR:HG21	1:H:3332:LYS:HD2	2.04	0.40
1:B:387:LEU:O	1:B:388:LYS:C	2.60	0.40
1:B:243:PRO:HG3	1:B:253:CYS:SG	2.61	0.40
1:C:1132:LYS:HE3	2:C:4562:HOH:O	2.20	0.40
1:D:1322:LYS:HE2	1:D:1342:SER:HB2	2.03	0.40
1:G:3189:ASP:OD1	1:G:3189:ASP:N	2.54	0.40
1:B:353:LEU:HD23	1:B:353:LEU:C	2.41	0.40
1:G:3004:LYS:HD3	1:G:3173:ASN:OD1	2.22	0.40

There are no symmetry-related clashes.

5.3 Torsion angles [i](#)

5.3.1 Protein backbone [i](#)

In the following table, the Percentiles column shows the percent Ramachandran outliers of the chain as a percentile score with respect to all X-ray entries followed by that with respect to entries of similar resolution.

The Analysed column shows the number of residues for which the backbone conformation was analysed, and the total number of residues.

Mol	Chain	Analysed	Favoured	Allowed	Outliers	Percentiles	
1	A	185/197 (94%)	171 (92%)	13 (7%)	1 (0%)	29	31
1	B	185/197 (94%)	177 (96%)	7 (4%)	1 (0%)	29	31
1	C	185/197 (94%)	178 (96%)	6 (3%)	1 (0%)	29	31
1	D	185/197 (94%)	176 (95%)	7 (4%)	2 (1%)	14	12
1	E	187/197 (95%)	180 (96%)	4 (2%)	3 (2%)	9	7
1	F	185/197 (94%)	180 (97%)	3 (2%)	2 (1%)	14	12
1	G	189/197 (96%)	183 (97%)	4 (2%)	2 (1%)	14	12
1	H	185/197 (94%)	178 (96%)	7 (4%)	0	100	100
All	All	1486/1576 (94%)	1423 (96%)	51 (3%)	12 (1%)	19	19

All (12) Ramachandran outliers are listed below:

Mol	Chain	Res	Type
1	D	1203	SER
1	A	65	GLY
1	C	1065	GLY
1	E	2064	GLU
1	F	2265	GLY
1	G	3065	GLY
1	E	2065	GLY
1	E	2106	CYS
1	B	265	GLY
1	G	3186	VAL
1	D	1265	GLY
1	F	2386	VAL

5.3.2 Protein sidechains [i](#)

In the following table, the Percentiles column shows the percent sidechain outliers of the chain as a percentile score with respect to all X-ray entries followed by that with respect to entries of similar resolution.

The Analysed column shows the number of residues for which the sidechain conformation was analysed, and the total number of residues.

Mol	Chain	Analysed	Rotameric	Outliers	Percentiles	
1	A	145/151 (96%)	142 (98%)	3 (2%)	53	67
1	B	145/151 (96%)	143 (99%)	2 (1%)	67	80
1	C	145/151 (96%)	142 (98%)	3 (2%)	53	67
1	D	145/151 (96%)	144 (99%)	1 (1%)	84	91
1	E	147/151 (97%)	144 (98%)	3 (2%)	55	69
1	F	145/151 (96%)	144 (99%)	1 (1%)	84	91
1	G	149/151 (99%)	146 (98%)	3 (2%)	55	69
1	H	145/151 (96%)	144 (99%)	1 (1%)	84	91
All	All	1166/1208 (96%)	1149 (98%)	17 (2%)	65	78

All (17) residues with a non-rotameric sidechain are listed below:

Mol	Chain	Res	Type
1	A	15	GLU
1	A	41	LYS

Continued on next page...

Continued from previous page...

Mol	Chain	Res	Type
1	A	143	GLU
1	B	264	GLU
1	B	343	GLU
1	C	1097	ASN
1	C	1143	GLU
1	C	1188	LYS
1	D	1388	LYS
1	E	2004	LYS
1	E	2188	LYS
1	E	2189	ASP
1	F	2297	ASN
1	G	3004	LYS
1	G	3180	GLN
1	G	3189	ASP
1	H	3277	LEU

Some sidechains can be flipped to improve hydrogen bonding and reduce clashes. All (49) such sidechains are listed below:

Mol	Chain	Res	Type
1	A	81	ASN
1	A	97	ASN
1	A	115	HIS
1	A	144	ASN
1	A	180	GLN
1	B	245	GLN
1	B	276	ASN
1	B	281	ASN
1	B	297	ASN
1	B	315	HIS
1	B	326	HIS
1	B	344	ASN
1	B	373	ASN
1	B	380	GLN
1	C	1081	ASN
1	C	1097	ASN
1	C	1115	HIS
1	C	1126	HIS
1	C	1144	ASN
1	C	1173	ASN
1	C	1180	GLN
1	D	1281	ASN
1	D	1297	ASN

Continued on next page...

Continued from previous page...

Mol	Chain	Res	Type
1	D	1315	HIS
1	D	1326	HIS
1	D	1344	ASN
1	D	1373	ASN
1	D	1380	GLN
1	E	2081	ASN
1	E	2097	ASN
1	E	2126	HIS
1	E	2144	ASN
1	E	2180	GLN
1	F	2281	ASN
1	F	2297	ASN
1	F	2315	HIS
1	F	2326	HIS
1	F	2344	ASN
1	F	2373	ASN
1	G	3081	ASN
1	G	3097	ASN
1	G	3115	HIS
1	G	3126	HIS
1	G	3135	ASN
1	H	3281	ASN
1	H	3315	HIS
1	H	3326	HIS
1	H	3344	ASN
1	H	3380	GLN

5.3.3 RNA [i](#)

There are no RNA molecules in this entry.

5.4 Non-standard residues in protein, DNA, RNA chains [i](#)

There are no non-standard protein/DNA/RNA residues in this entry.

5.5 Carbohydrates [i](#)

There are no carbohydrates in this entry.

5.6 Ligand geometry [i](#)

There are no ligands in this entry.

5.7 Other polymers [i](#)

There are no such residues in this entry.

5.8 Polymer linkage issues [i](#)

There are no chain breaks in this entry.

6 Fit of model and data

6.1 Protein, DNA and RNA chains

In the following table, the column labelled ‘#RSRZ> 2’ contains the number (and percentage) of RSRZ outliers, followed by percent RSRZ outliers for the chain as percentile scores relative to all X-ray entries and entries of similar resolution. The OWAB column contains the minimum, median, 95th percentile and maximum values of the occupancy-weighted average B-factor per residue. The column labelled ‘Q< 0.9’ lists the number of (and percentage) of residues with an average occupancy less than 0.9.

Mol	Chain	Analysed	<RSRZ>	#RSRZ>2	OWAB(Å ²)	Q<0.9
1	A	183/197 (92%)	0.31	10 (5%) 25 24	10, 24, 43, 53	0
1	B	183/197 (92%)	0.13	5 (2%) 54 52	12, 21, 34, 43	0
1	C	183/197 (92%)	-0.22	2 (1%) 80 79	6, 14, 28, 43	0
1	D	183/197 (92%)	-0.10	3 (1%) 72 70	6, 16, 32, 47	0
1	E	185/197 (93%)	0.15	7 (3%) 40 38	8, 21, 39, 50	0
1	F	183/197 (92%)	-0.16	2 (1%) 80 79	7, 15, 30, 51	0
1	G	187/197 (94%)	-0.22	3 (1%) 72 70	4, 13, 32, 46	0
1	H	183/197 (92%)	-0.29	3 (1%) 72 70	3, 11, 25, 42	0
All	All	1470/1576 (93%)	-0.05	35 (2%) 59 56	3, 17, 35, 53	0

All (35) RSRZ outliers are listed below:

Mol	Chain	Res	Type	RSRZ
1	E	2002	ALA	7.1
1	F	2202	ALA	6.9
1	D	1202	ALA	6.4
1	H	3202	ALA	6.4
1	A	2	ALA	5.7
1	A	65	GLY	4.6
1	D	1203	SER	4.4
1	G	3002	ALA	4.2
1	F	2203	SER	4.1
1	A	66	PRO	4.0
1	C	1065	GLY	4.0
1	G	3065	GLY	3.8
1	A	77	LEU	3.7
1	B	265	GLY	3.6
1	E	2065	GLY	3.4
1	G	3066	PRO	3.0

Continued on next page...

Continued from previous page...

Mol	Chain	Res	Type	RSRZ
1	E	2190	LEU	2.9
1	B	388	LYS	2.9
1	A	188	LYS	2.8
1	H	3388	LYS	2.7
1	A	76	ASN	2.7
1	A	80	GLN	2.6
1	E	2077	LEU	2.5
1	C	1002	ALA	2.4
1	E	2189	ASP	2.4
1	H	3265	GLY	2.3
1	E	2003	SER	2.3
1	A	135	ASN	2.2
1	D	1265	GLY	2.2
1	E	2072	LEU	2.1
1	B	202	ALA	2.1
1	A	98	ARG	2.1
1	B	208	VAL	2.1
1	B	241	LYS	2.0
1	A	131	ASP	2.0

6.2 Non-standard residues in protein, DNA, RNA chains [i](#)

There are no non-standard protein/DNA/RNA residues in this entry.

6.3 Carbohydrates [i](#)

There are no carbohydrates in this entry.

6.4 Ligands [i](#)

There are no ligands in this entry.

6.5 Other polymers [i](#)

There are no such residues in this entry.