Full wwPDB NMR Structure Validation Report (i)

Jun 6, 2023 – 06:27 pm BST

PDB ID	:	5OB4
BMRB ID	:	34154
Title	:	NMR spatial structure of HER2 TM domain dimer in DPC micelles.
Authors	:	Mineev, K.S.; Arseniev, A.S.
Deposited on	:	2017-06-26

This is a Full wwPDB NMR Structure Validation Report for a publicly released PDB entry.

We welcome your comments at *validation@mail.wwpdb.org*
A user guide is available at
https://www.wwpdb.org/validation/2017/NMRValidationReportHelp
with specific help available everywhere you see the (i) symbol.

The types of validation reports are described at
http://www.wwpdb.org/validation/2017/FAQs#types.

The following versions of software and data (see references (1)) were used in the production of this report:

MolProbity	:	4.02b-467
Percentile statistics	:	20191225.v01 (using entries in the PDB archive December 25th 2019)
wwPDB-RCI	:	v_1n_11_5_13_A (Berjanski et al., 2005)
PANAV	:	Wang et al. (2010)
wwPDB-ShiftChecker	:	v1.2
BMRB Restraints Analysis	:	v1.2
Ideal geometry (proteins)	:	Engh & Huber (2001)
Ideal geometry (DNA, RNA)	:	Parkinson et al. (1996)
Validation Pipeline (wwPDB-VP)	:	2.33

1 Overall quality at a glance (i)

The following experimental techniques were used to determine the structure:
SOLUTION NMR

The overall completeness of chemical shifts assignment is 49%.

Percentile scores (ranging between 0-100) for global validation metrics of the entry are shown in the following graphic. The table shows the number of entries on which the scores are based.

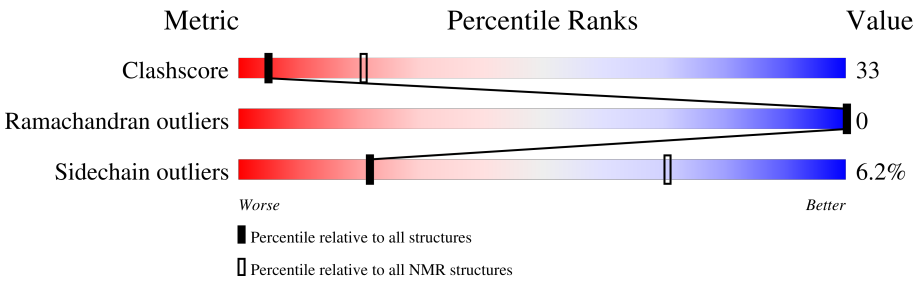

Metric	Whole archive (#Entries)	NMR archive (#Entries)
Clashscore	158937	12864
Ramachandran outliers	154571	11451
Sidechain outliers	154315	11428

The table below summarises the geometric issues observed across the polymeric chains and their fit to the experimental data. The red, orange, yellow and green segments indicate the fraction of residues that contain outliers for >=3, 2, 1 and 0 types of geometric quality criteria. A cyan segment indicates the fraction of residues that are not part of the well-defined cores, and a grey segment represents the fraction of residues that are not modelled. The numeric value for each fraction is indicated below the corresponding segment, with a dot representing fractions <=5%

Mol	Chain	Length	Quality of chain
1	A	44	30% 14% • 55%
1	B	44	30% 14% • 55%

2 Ensemble composition and analysis (i)

This entry contains 10 models. Model 2 is the overall representative, medoid model (most similar to other models). The authors have identified model 1 as representative, based on the following criterion: *fewest violations*.

The following residues are included in the computation of the global validation metrics.

Well-defined (core) protein residues			
Well-defined core	**Residue range (total)**	**Backbone RMSD (Å)**	**Medoid model**
1	A:17-A:36, B:117-B:136 (40)	0.14	2

Ill-defined regions of proteins are excluded from the global statistics.

Ligands and non-protein polymers are included in the analysis.

The models can be grouped into 2 clusters. No single-model clusters were found.

Cluster number	Models
1	1, 2, 3, 4, 5, 6, 7, 8
2	9, 10

3 Entry composition (i)

There is only 1 type of molecule in this entry. The entry contains 1426 atoms, of which 764 are hydrogens and 0 are deuteriums.

- Molecule 1 is a protein called Receptor tyrosine-protein kinase erbB-2.

Mol	Chain	Residues	Atoms						Trace
			Total	C	H	N	O	S	
1	A	44	713	215	382	62	53	1	0
1	B	44	713	215	382	62	53	1	0

4 Residue-property plots (i)

4.1 Average score per residue in the NMR ensemble

These plots are provided for all protein, RNA, DNA and oligosaccharide chains in the entry. The first graphic is the same as shown in the summary in section 1 of this report. The second graphic shows the sequence where residues are colour-coded according to the number of geometric quality criteria for which they contain at least one outlier: green = 0, yellow = 1, orange = 2 and red = 3 or more. Stretches of 2 or more consecutive residues without any outliers are shown as green connectors. Residues which are classified as ill-defined in the NMR ensemble, are shown in cyan with an underline colour-coded according to the previous scheme. Residues which were present in the experimental sample, but not modelled in the final structure are shown in grey.

• Molecule 1: Receptor tyrosine-protein kinase erbB-2

Chain A: 30% 14% • 55%

• Molecule 1: Receptor tyrosine-protein kinase erbB-2

Chain B: 30% 14% • 55%

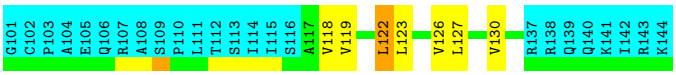

4.2 Scores per residue for each member of the ensemble

Colouring as in section 4.1 above.

4.2.1 Score per residue for model 1

• Molecule 1: Receptor tyrosine-protein kinase erbB-2

Chain A: 30% 14% • 55%

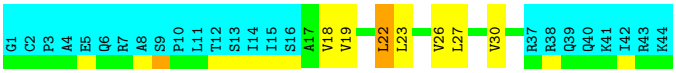

• Molecule 1: Receptor tyrosine-protein kinase erbB-2

Chain B: 30% 14% • 55%

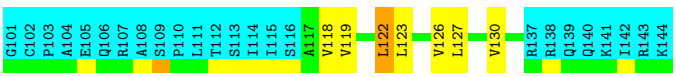

4.2.2 Score per residue for model 2 (medoid)

- Molecule 1: Receptor tyrosine-protein kinase erbB-2

Chain A:

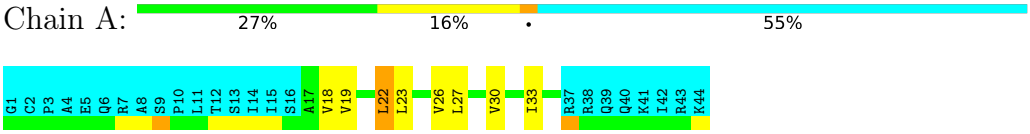

- Molecule 1: Receptor tyrosine-protein kinase erbB-2

Chain B:

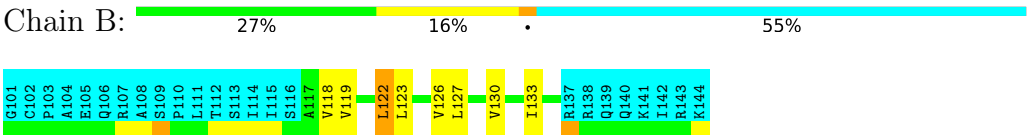

4.2.3 Score per residue for model 3

- Molecule 1: Receptor tyrosine-protein kinase erbB-2

Chain A:

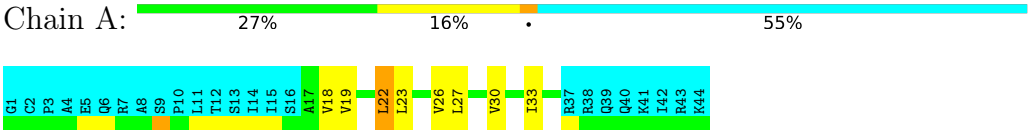

- Molecule 1: Receptor tyrosine-protein kinase erbB-2

Chain B:

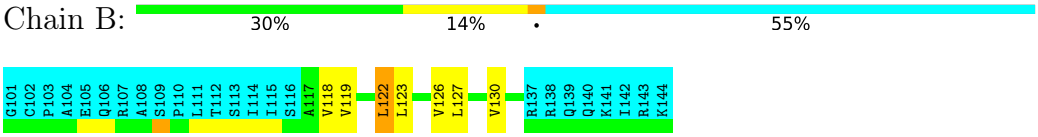

4.2.4 Score per residue for model 4

- Molecule 1: Receptor tyrosine-protein kinase erbB-2

Chain A:

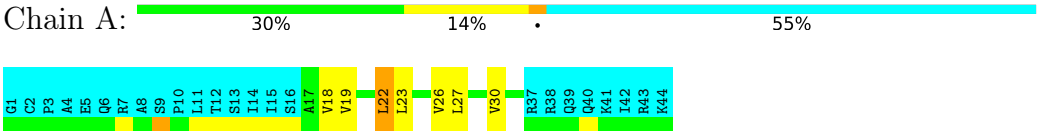

- Molecule 1: Receptor tyrosine-protein kinase erbB-2

Chain B:

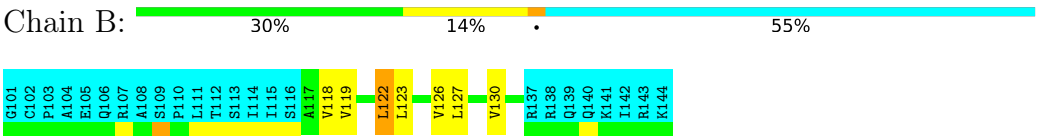

4.2.5 Score per residue for model 5

- Molecule 1: Receptor tyrosine-protein kinase erbB-2

Chain A:

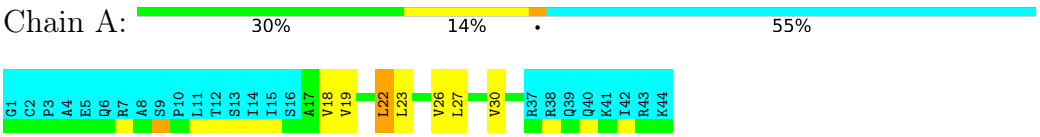

- Molecule 1: Receptor tyrosine-protein kinase erbB-2

Chain B:

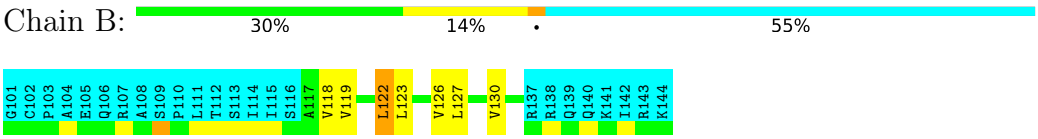

4.2.6 Score per residue for model 6

- Molecule 1: Receptor tyrosine-protein kinase erbB-2

Chain A:

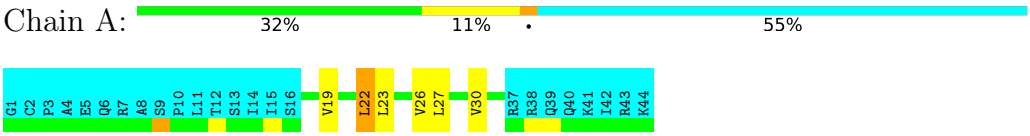

- Molecule 1: Receptor tyrosine-protein kinase erbB-2

Chain B:

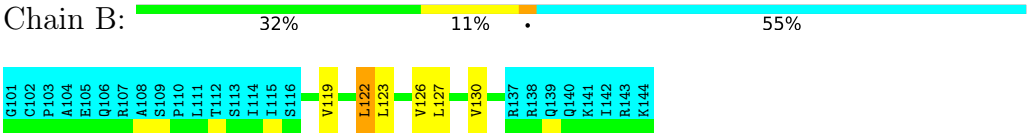

4.2.7 Score per residue for model 7

- Molecule 1: Receptor tyrosine-protein kinase erbB-2

Chain A:

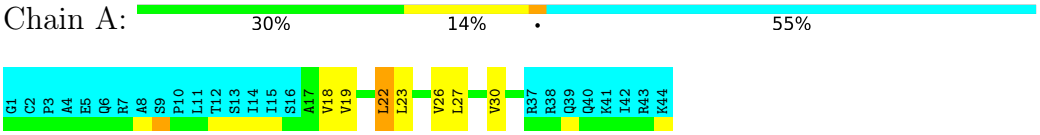

- Molecule 1: Receptor tyrosine-protein kinase erbB-2

Chain B:

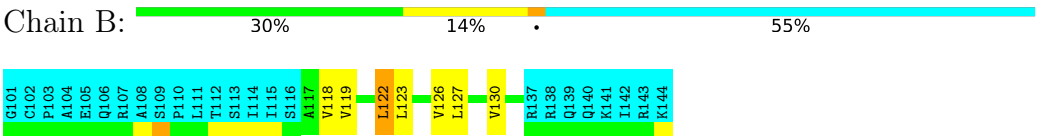

4.2.8 Score per residue for model 8

- Molecule 1: Receptor tyrosine-protein kinase erbB-2

Chain A:

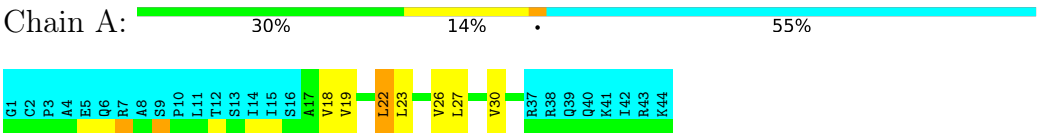

- Molecule 1: Receptor tyrosine-protein kinase erbB-2

Chain B:

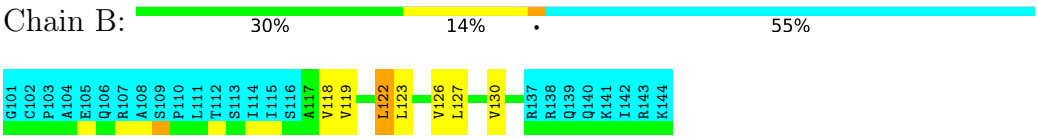

4.2.9 Score per residue for model 9

- Molecule 1: Receptor tyrosine-protein kinase erbB-2

Chain A:

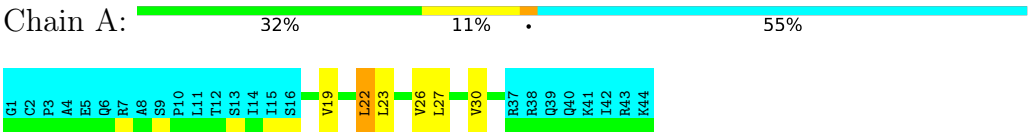

- Molecule 1: Receptor tyrosine-protein kinase erbB-2

Chain B:

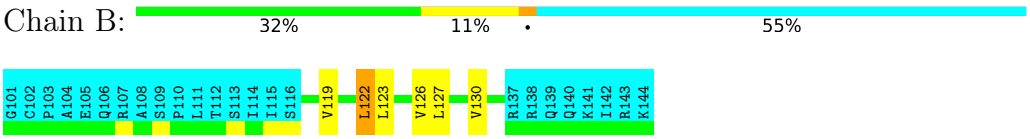

4.2.10 Score per residue for model 10

- Molecule 1: Receptor tyrosine-protein kinase erbB-2

Chain A:

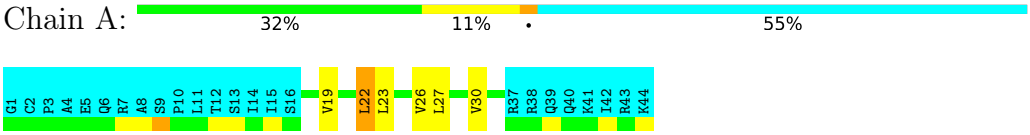

- Molecule 1: Receptor tyrosine-protein kinase erbB-2

Chain B:

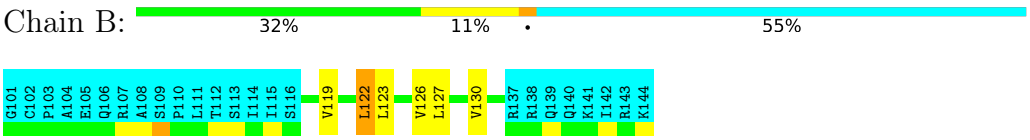

5 Refinement protocol and experimental data overview (i)

The models were refined using the following method: *torsion angle dynamics*.

Of the 100 calculated structures, 10 were deposited, based on the following criterion: *structures with the least restraint violations*.

The following table shows the software used for structure solution, optimisation and refinement.

Software name	Classification	Version
CYANA	structure calculation	3.97

The following table shows chemical shift validation statistics as aggregates over all chemical shift files. Detailed validation can be found in section 7 of this report.

Chemical shift file(s)	working_cs.cif
Number of chemical shift lists	1
Total number of shifts	588
Number of shifts mapped to atoms	588
Number of unparsed shifts	0
Number of shifts with mapping errors	0
Number of shifts with mapping warnings	0
Assignment completeness (well-defined parts)	49%

6 Model quality (i)

6.1 Standard geometry (i)

There are no covalent bond-length or bond-angle outliers.

There are no bond-length outliers.

There are no bond-angle outliers.

There are no chirality outliers.

There are no planarity outliers.

6.2 Too-close contacts (i)

In the following table, the Non-H and H(model) columns list the number of non-hydrogen atoms and hydrogen atoms in each chain respectively. The H(added) column lists the number of hydrogen atoms added and optimized by MolProbity. The Clashes column lists the number of clashes averaged over the ensemble.

Mol	Chain	Non-H	H(model)	H(added)	Clashes
1	A	142	176	176	17±1
1	B	142	176	176	17±1
All	All	2840	3520	3520	210

The all-atom clashscore is defined as the number of clashes found per 1000 atoms (including hydrogen atoms). The all-atom clashscore for this structure is 33.

All unique clashes are listed below, sorted by their clash magnitude.

Atom-1	Atom-2	Clash(Å)	Distance(Å)	Models	
				Worst	Total
1:A:26:VAL:HG22	1:B:123:LEU:HD23	1.11	1.22	1	8
1:A:23:LEU:HD23	1:B:126:VAL:HG22	1.10	1.22	1	8
1:A:22:LEU:O	1:A:26:VAL:HG23	0.77	1.80	6	10
1:B:122:LEU:O	1:B:126:VAL:HG23	0.77	1.80	6	10
1:A:23:LEU:HD23	1:B:126:VAL:CG2	0.76	2.10	7	8
1:A:26:VAL:CG2	1:B:123:LEU:HD23	0.74	2.10	8	8
1:A:23:LEU:CD2	1:B:126:VAL:HG22	0.72	2.11	1	8
1:A:26:VAL:HG22	1:B:123:LEU:CD2	0.71	2.12	7	8
1:A:26:VAL:HG22	1:B:123:LEU:HD22	0.68	1.66	10	2
1:A:23:LEU:HD22	1:B:126:VAL:HG22	0.67	1.66	10	2
1:A:27:LEU:HD23	1:B:127:LEU:HD23	0.67	1.64	9	10
1:A:19:VAL:HG12	1:A:23:LEU:HD11	0.63	1.70	5	8
1:B:119:VAL:HG12	1:B:123:LEU:HD11	0.63	1.70	5	8

Continued on next page...

Continued from previous page...

Atom-1	Atom-2	Clash(Å)	Distance(Å)	Models	
				Worst	Total
1:A:23:LEU:CD2	1:B:122:LEU:HD22	0.63	2.24	10	2
1:A:22:LEU:HD22	1:B:123:LEU:CD2	0.62	2.24	10	2
1:A:26:VAL:CG2	1:B:123:LEU:HD22	0.57	2.28	10	2
1:A:23:LEU:HD22	1:B:126:VAL:CG2	0.57	2.29	10	2
1:A:30:VAL:HG21	1:B:127:LEU:HD11	0.57	1.76	4	10
1:A:27:LEU:HD23	1:B:127:LEU:CD2	0.56	2.30	9	5
1:A:27:LEU:CD2	1:B:127:LEU:HD23	0.56	2.31	9	6
1:A:22:LEU:HD13	1:B:122:LEU:HD13	0.56	1.76	6	8
1:A:27:LEU:HD11	1:B:130:VAL:HG21	0.52	1.81	6	10
1:A:19:VAL:HG12	1:A:23:LEU:CD1	0.51	2.36	5	8
1:A:26:VAL:HG21	1:B:126:VAL:HG21	0.51	1.83	6	8
1:B:119:VAL:HG12	1:B:123:LEU:CD1	0.49	2.37	4	8
1:A:22:LEU:CD1	1:B:122:LEU:HD13	0.48	2.39	6	8
1:A:26:VAL:HG21	1:B:123:LEU:HA	0.47	1.86	10	2
1:A:22:LEU:HD13	1:B:122:LEU:CD1	0.47	2.40	6	8
1:A:23:LEU:HA	1:B:126:VAL:HG21	0.47	1.86	10	2
1:A:19:VAL:CG1	1:A:23:LEU:HD11	0.44	2.43	1	8
1:B:119:VAL:CG1	1:B:123:LEU:HD11	0.43	2.42	5	8
1:A:22:LEU:HD22	1:B:123:LEU:HD21	0.42	1.92	10	1
1:B:119:VAL:O	1:B:123:LEU:HG	0.41	2.16	10	2
1:A:19:VAL:O	1:A:23:LEU:HG	0.41	2.16	9	2

6.3 Torsion angles (i)

6.3.1 Protein backbone (i)

In the following table, the Percentiles column shows the percent Ramachandran outliers of the chain as a percentile score with respect to all PDB entries followed by that with respect to all NMR entries. The Analysed column shows the number of residues for which the backbone conformation was analysed and the total number of residues.

Mol	Chain	Analysed	Favoured	Allowed	Outliers	Percentiles	
1	A	20/44 (45%)	18±0 (91±2%)	2±0 (9±2%)	0±0 (0±0%)	100	100
1	B	20/44 (45%)	18±0 (91±2%)	2±0 (9±2%)	0±0 (0±0%)	100	100
All	All	400/880 (45%)	364 (91%)	36 (9%)	0 (0%)	100	100

There are no Ramachandran outliers.

6.3.2 Protein sidechains (i)

In the following table, the Percentiles column shows the percent sidechain outliers of the chain as a percentile score with respect to all PDB entries followed by that with respect to all NMR entries. The Analysed column shows the number of residues for which the sidechain conformation was analysed and the total number of residues.

Mol	Chain	Analysed	Rotameric	Outliers	Percentiles	
1	A	16/37 (43%)	15±0 (94±0%)	1±0 (6±0%)	21	70
1	B	16/37 (43%)	15±0 (94±0%)	1±0 (6±0%)	21	70
All	All	320/740 (43%)	300 (94%)	20 (6%)	21	70

All 2 unique residues with a non-rotameric sidechain are listed below. They are sorted by the frequency of occurrence in the ensemble.

Mol	Chain	Res	Type	Models (Total)
1	A	22	LEU	10
1	B	122	LEU	10

6.3.3 RNA (i)

There are no RNA molecules in this entry.

6.4 Non-standard residues in protein, DNA, RNA chains (i)

There are no non-standard protein/DNA/RNA residues in this entry.

6.5 Carbohydrates (i)

There are no monosaccharides in this entry.

6.6 Ligand geometry (i)

There are no ligands in this entry.

6.7 Other polymers (i)

There are no such molecules in this entry.

6.8 Polymer linkage issues (i)

There are no chain breaks in this entry.

7 Chemical shift validation (i)

The completeness of assignment taking into account all chemical shift lists is 49% for the well-defined parts and 46% for the entire structure.

7.1 Chemical shift list 1

File name: working_cs.cif

Chemical shift list name: *erbb2_ dpc.str*

7.1.1 Bookkeeping (i)

The following table shows the results of parsing the chemical shift list and reports the number of nuclei with statistically unusual chemical shifts.

Total number of shifts	588
Number of shifts mapped to atoms	588
Number of unparsed shifts	0
Number of shifts with mapping errors	0
Number of shifts with mapping warnings	0
Number of shift outliers (ShiftChecker)	0

7.1.2 Chemical shift referencing (i)

The following table shows the suggested chemical shift referencing corrections.

Nucleus	# values	Correction ± precision, *ppm*	Suggested action
$^{13}C_{\alpha}$	44	-0.15 ± 0.20	None needed (< 0.5 ppm)
$^{13}C_{\beta}$	39	0.46 ± 0.05	None needed (< 0.5 ppm)
$^{13}C'$	44	0.46 ± 0.16	None needed (< 0.5 ppm)
^{15}N	43	0.45 ± 0.19	None needed (< 0.5 ppm)

7.1.3 Completeness of resonance assignments (i)

The following table shows the completeness of the chemical shift assignments for the well-defined regions of the structure. The overall completeness is 49%, i.e. 289 atoms were assigned a chemical shift out of a possible 588. 0 out of 22 assigned methyl groups (LEU and VAL) were assigned stereospecifically.

	Total	^{1}H	^{13}C	^{15}N
Backbone	103/206 (50%)	43/86 (50%)	40/80 (50%)	20/40 (50%)
Sidechain	178/362 (49%)	123/250 (49%)	55/110 (50%)	0/2 (0%)

Continued on next page...

Continued from previous page...

	Total	^{1}H	^{13}C	^{15}N
Aromatic	8/20 (40%)	5/10 (50%)	3/10 (30%)	0/0 (—%)
Overall	289/588 (49%)	171/346 (49%)	98/200 (49%)	20/42 (48%)

The following table shows the completeness of the chemical shift assignments for the full structure. The overall completeness is 46%, i.e. 586 atoms were assigned a chemical shift out of a possible 1284. 0 out of 24 assigned methyl groups (LEU and VAL) were assigned stereospecifically.

	Total	^{1}H	^{13}C	^{15}N
Backbone	218/440 (50%)	89/180 (49%)	88/176 (50%)	41/84 (49%)
Sidechain	360/824 (44%)	245/546 (45%)	111/242 (46%)	4/36 (11%)
Aromatic	8/20 (40%)	5/10 (50%)	3/10 (30%)	0/0 (—%)
Overall	586/1284 (46%)	339/736 (46%)	202/428 (47%)	45/120 (38%)

7.1.4 Statistically unusual chemical shifts (i)

There are no statistically unusual chemical shifts.

7.1.5 Random Coil Index (RCI) plots (i)

The image below reports *random coil index* values for the protein chains in the structure. The height of each bar gives a probability of a given residue to be disordered, as predicted from the available chemical shifts and the amino acid sequence. A value above 0.2 is an indication of significant predicted disorder. The colour of the bar shows whether the residue is in the well-defined core (black) or in the ill-defined residue ranges (cyan), as described in section 2 on ensemble composition.If well-defined core and ill-defined regions are not identified then it is shown as gray bars.

Random coil index (RCI) for chain A:

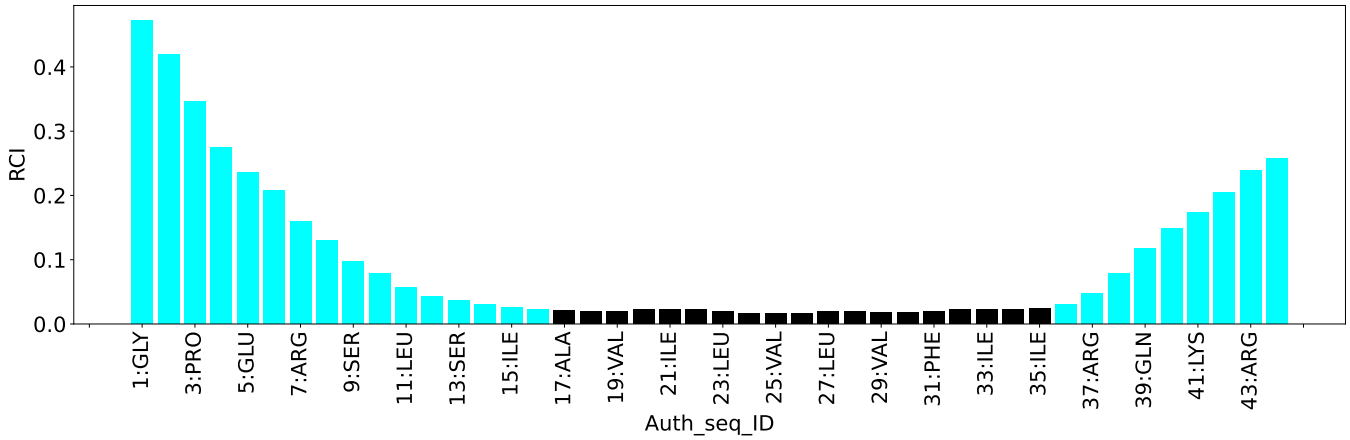

8 NMR restraints analysis (i)

8.1 Conformationally restricting restraints (i)

The following table provides the summary of experimentally observed NMR restraints in different categories. Restraints are classified into different categories based on the sequence separation of the atoms involved.

Description	Value
Total distance restraints	788
Intra-residue (|i-j|=0)	370
Sequential (|i-j|=1)	196
Medium range (|i-j|>1 and |i-j|<5)	180
Long range (|i-j|≥5)	0
Inter-chain	42
Hydrogen bond restraints	0
Disulfide bond restraints	0
Total dihedral-angle restraints	0
Number of unmapped restraints	0
Number of restraints per residue	9.0
Number of long range restraints per residue[1]	0.0

[1]Long range hydrogen bonds and disulfide bonds are counted as long range restraints while calculating the number of long range restraints per residue

8.2 Residual restraint violations (i)

This section provides the overview of the restraint violations analysis. The violations are binned as small, medium and large violations based on its absolute value. Average number of violations per model is calculated by dividing the total number of violations in each bin by the size of the ensemble.

8.2.1 Average number of distance violations per model (i)

Distance violations less than 0.1 Å are not included in the calculation.

Bins (Å)	Average number of violations per model	Max (Å)
0.1-0.2 (Small)	30.6	0.2
0.2-0.5 (Medium)	19.8	0.5
>0.5 (Large)	33.5	5.22

8.2.2 Average number of dihedral-angle violations per model (i)

Dihedral-angle violations less than 1° are not included in the calculation.There are no dihedral-angle violations

9 Distance violation analysis (i)

9.1 Summary of distance violations (i)

The following table shows the summary of distance violations in different restraint categories based on the sequence separation of the atoms involved. Each category is further sub-divided into three sub-categories based on the atoms involved. Violations less than 0.1 Å are not included in the statistics.

Restraints type	Count	%[1]	Violated[3]			Consistently Violated[4]		
			Count	%[2]	%[1]	Count	%[2]	%[1]
Intra-residue (|i-j|=0)	370	47.0	25	6.8	3.2	12	3.2	1.5
Backbone-Backbone	70	8.9	1	1.4	0.1	0	0.0	0.0
Backbone-Sidechain	188	23.9	18	9.6	2.3	10	5.3	1.3
Sidechain-Sidechain	112	14.2	6	5.4	0.8	2	1.8	0.3
Sequential (|i-j|=1)	196	24.9	24	12.2	3.0	5	2.6	0.6
Backbone-Backbone	94	11.9	5	5.3	0.6	0	0.0	0.0
Backbone-Sidechain	92	11.7	16	17.4	2.0	3	3.3	0.4
Sidechain-Sidechain	10	1.3	3	30.0	0.4	2	20.0	0.3
Medium range (|i-j|>1 & |i-j|<5)	180	22.8	34	18.9	4.3	15	8.3	1.9
Backbone-Backbone	84	10.7	9	10.7	1.1	1	1.2	0.1
Backbone-Sidechain	52	6.6	10	19.2	1.3	4	7.7	0.5
Sidechain-Sidechain	44	5.6	15	34.1	1.9	10	22.7	1.3
Long range (|i-j|≥5)	0	0.0	0	0.0	0.0	0	0.0	0.0
Backbone-Backbone	0	0.0	0	0.0	0.0	0	0.0	0.0
Backbone-Sidechain	0	0.0	0	0.0	0.0	0	0.0	0.0
Sidechain-Sidechain	0	0.0	0	0.0	0.0	0	0.0	0.0
Inter-chain	42	5.3	34	81.0	4.3	32	76.2	4.1
Backbone-Backbone	0	0.0	0	0.0	0.0	0	0.0	0.0
Backbone-Sidechain	26	3.3	20	76.9	2.5	20	76.9	2.5
Sidechain-Sidechain	16	2.0	14	87.5	1.8	12	75.0	1.5
Hydrogen bond	0	0.0	0	0.0	0.0	0	0.0	0.0
Disulfide bond	0	0.0	0	0.0	0.0	0	0.0	0.0
Total	788	100.0	117	14.8	14.8	64	8.1	8.1
Backbone-Backbone	248	31.5	15	6.0	1.9	1	0.4	0.1
Backbone-Sidechain	358	45.4	64	17.9	8.1	37	10.3	4.7
Sidechain-Sidechain	182	23.1	38	20.9	4.8	26	14.3	3.3

[1] percentage calculated with respect to the total number of distance restraints, [2] percentage calculated with respect to the number of restraints in a particular restraint category, [3] violated in at least one model, [4] violated in all the models

9.1.1 Bar chart : Distribution of distance restraints and violations (i)

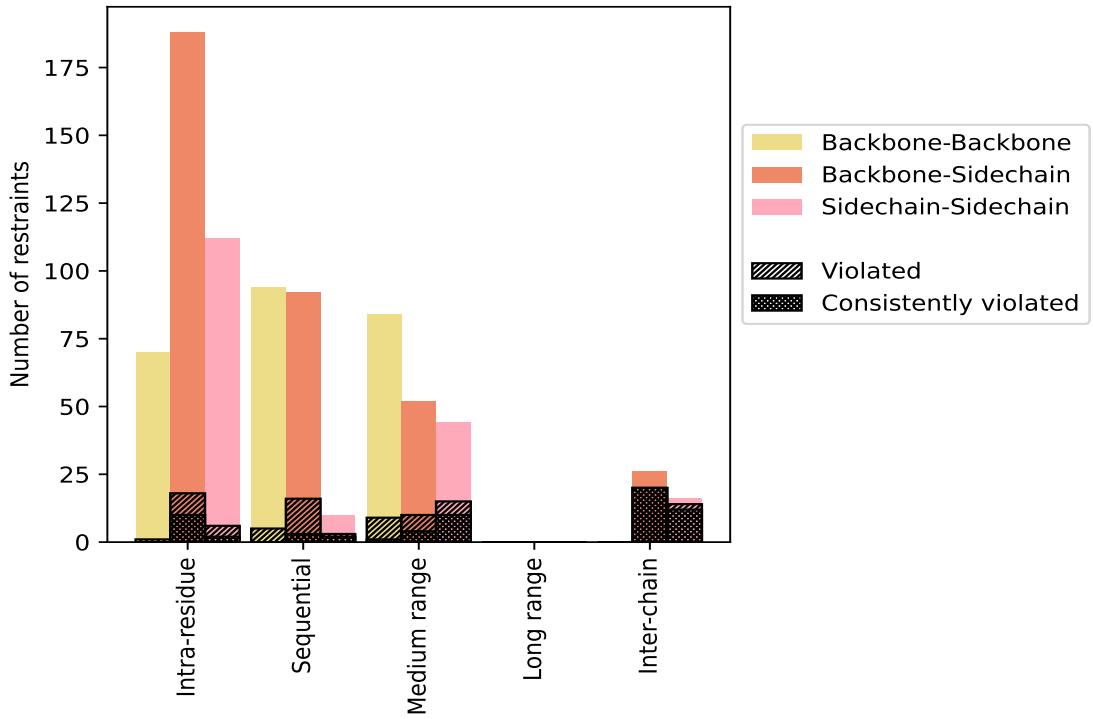

Violated and consistently violated restraints are shown using different hatch patterns in their respective categories. The hydrogen bonds and disulfied bonds are counted in their appropriate category on the x-axis

9.2 Distance violation statistics for each model (i)

The following table provides the distance violation statistics for each model in the ensemble. Violations less than 0.1 Å are not included in the statistics.

Model ID	Number of violations						Mean (Å)	Max (Å)	SD[6] (Å)	Median (Å)
	IR[1]	SQ[2]	MR[3]	LR[4]	IC[5]	Total				
1	20	10	22	0	32	84	1.38	5.14	1.72	0.31
2	16	10	23	0	32	81	1.43	5.13	1.73	0.34
3	18	10	24	0	32	84	1.39	5.15	1.72	0.32
4	16	10	24	0	32	82	1.42	5.14	1.73	0.32
5	20	8	20	0	32	80	1.45	5.13	1.74	0.34
6	21	7	22	0	32	82	1.42	5.13	1.73	0.35
7	22	14	24	0	32	92	1.28	5.14	1.68	0.26
8	17	9	22	0	32	80	1.46	5.14	1.73	0.35
9	18	8	23	0	34	83	1.48	5.2	1.76	0.38
10	20	13	24	0	34	91	1.35	5.22	1.72	0.25

[1]Intra-residue restraints, [2]Sequential restraints, [3]Medium range restraints, [4]Long range restraints,

[5]Inter-chain restraints, [6]Standard deviation

9.2.1 Bar graph : Distance Violation statistics for each model (i)

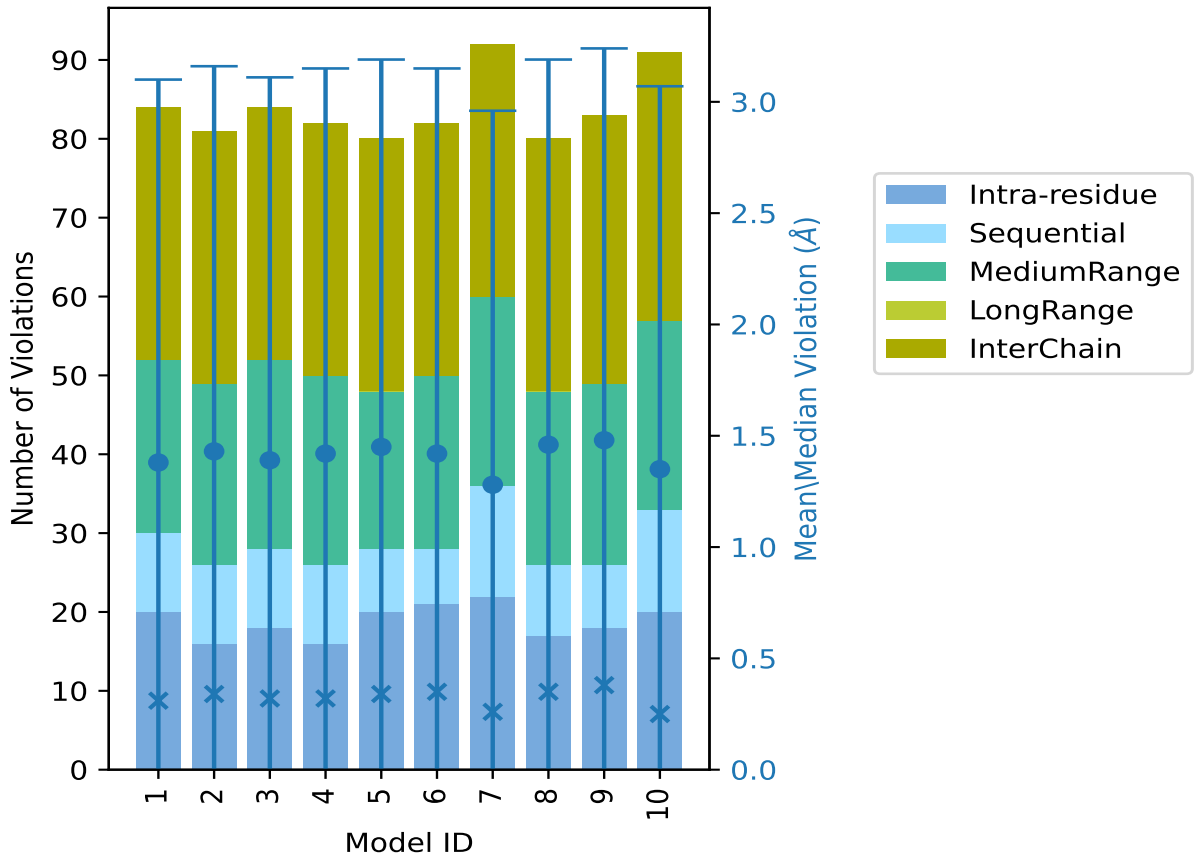

The mean(dot),median(x) and the standard deviation are shown in blue with respect to the y axis on the right

9.3 Distance violation statistics for the ensemble (i)

Violation analysis may find that some restraints are violated in few models and some are violated in most of models. The following table provides this information as number of violated restraints for a given fraction of the ensemble. In total, 671(IR:345, SQ:172, MR:146, LR:0, IC:8) restraints are not violated in the ensemble.

Number of violated restraints						Fraction of the ensemble	
IR[1]	SQ[2]	MR[3]	LR[4]	IC[5]	Total	Count[6]	%
3	10	8	0	0	21	1	10.0
1	4	3	0	2	10	2	20.0
1	1	1	0	0	3	3	30.0
0	1	0	0	0	1	4	40.0

Continued on next page...

Continued from previous page...

Number of violated restraints						Fraction of the ensemble	
IR[1]	SQ[2]	MR[3]	LR[4]	IC[5]	Total	Count[6]	%
0	0	0	0	0	0	5	50.0
4	0	0	0	0	4	6	60.0
0	1	0	0	0	1	7	70.0
0	1	2	0	0	3	8	80.0
4	1	5	0	0	10	9	90.0
12	5	15	0	32	64	10	100.0

[1]Intra-residue restraints, [2]Sequential restraints, [3]Medium range restraints, [4]Long range restraints, [5]Inter-chain restraints, [6] Number of models with violations

9.3.1 Bar graph : Distance violation statistics for the ensemble (i)

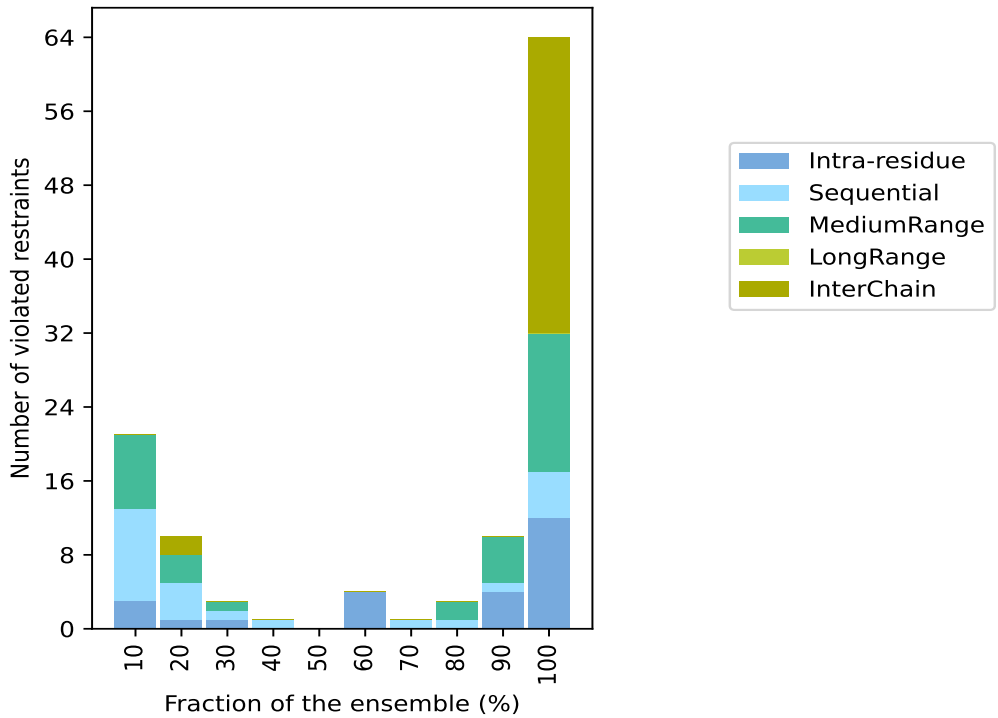

9.4 Most violated distance restraints in the ensemble (i)

9.4.1 Histogram : Distribution of mean distance violations (i)

The following histogram shows the distribution of the average value of the violation. The average is calculated for each restraint that is violated in more than one model over all the violated models in the ensemble

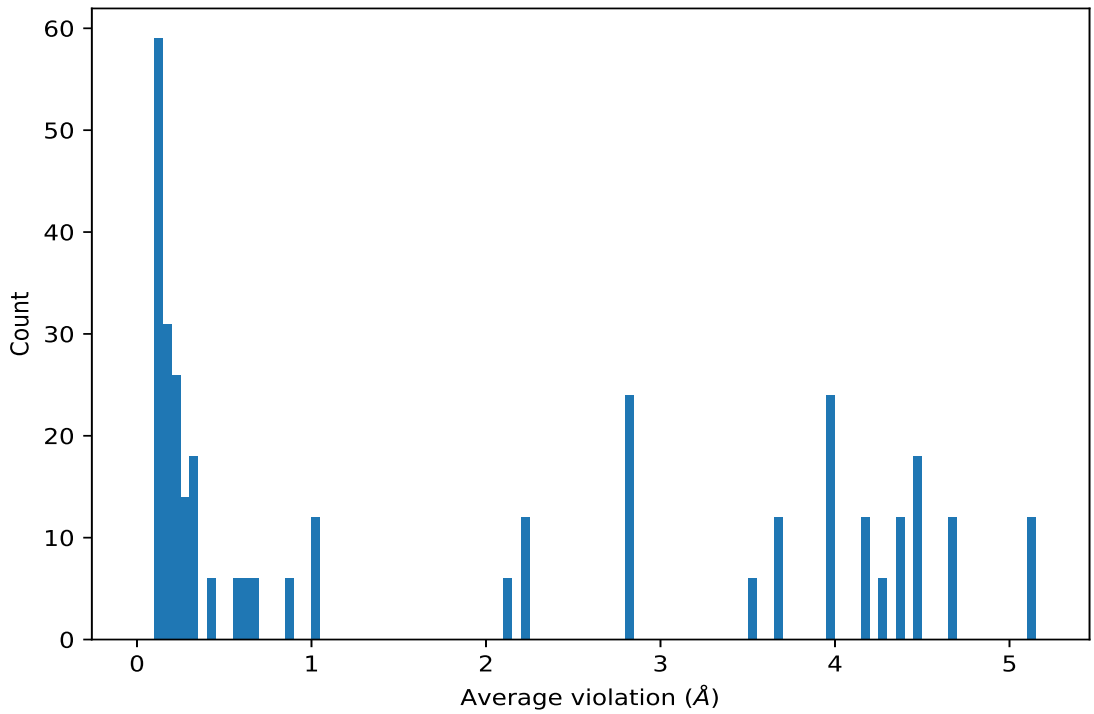

9.4.2 Table: Most violated distance restraints (i)

The following table provides the mean and the standard deviation of the violation for each restraint sorted by number of violated models and the mean value. The Key (restraint list ID, restraint ID) is the unique identifier for a given restraint. Rows with same key represent combinatorial or ambiguous restraints and are counted as a single restraint.

Key	Atom-1	Atom-2	Models[1]	Mean (Å)	SD[1] (Å)	Median (Å)
(1,774)	1:A:26:VAL:HG21	1:B:122:LEU:HA	10	5.13	0.02	5.14
(1,774)	1:A:26:VAL:HG22	1:B:122:LEU:HA	10	5.13	0.02	5.14
(1,774)	1:A:26:VAL:HG23	1:B:122:LEU:HA	10	5.13	0.02	5.14
(1,774)	1:A:26:VAL:HG21	1:B:127:LEU:HA	10	5.13	0.02	5.14
(1,774)	1:A:26:VAL:HG22	1:B:127:LEU:HA	10	5.13	0.02	5.14
(1,774)	1:A:26:VAL:HG23	1:B:127:LEU:HA	10	5.13	0.02	5.14
(1,776)	1:A:22:LEU:HA	1:B:126:VAL:HG21	10	5.13	0.02	5.13
(1,776)	1:A:22:LEU:HA	1:B:126:VAL:HG22	10	5.13	0.02	5.13
(1,776)	1:A:22:LEU:HA	1:B:126:VAL:HG23	10	5.13	0.02	5.13
(1,776)	1:A:27:LEU:HA	1:B:126:VAL:HG21	10	5.13	0.02	5.13
(1,776)	1:A:27:LEU:HA	1:B:126:VAL:HG22	10	5.13	0.02	5.13
(1,776)	1:A:27:LEU:HA	1:B:126:VAL:HG23	10	5.13	0.02	5.13
(1,756)	1:A:23:LEU:HA	1:B:122:LEU:HD11	10	4.66	0.05	4.64
(1,756)	1:A:23:LEU:HA	1:B:122:LEU:HD12	10	4.66	0.05	4.64
(1,756)	1:A:23:LEU:HA	1:B:122:LEU:HD13	10	4.66	0.05	4.64
(1,756)	1:A:27:LEU:HA	1:B:122:LEU:HD11	10	4.66	0.05	4.64

Continued on next page...

Continued from previous page...

Key	Atom-1	Atom-2	Models[1]	Mean (Å)	SD[1] (Å)	Median (Å)
(1,756)	1:A:27:LEU:HA	1:B:122:LEU:HD12	10	4.66	0.05	4.64
(1,756)	1:A:27:LEU:HA	1:B:122:LEU:HD13	10	4.66	0.05	4.64
(1,754)	1:A:22:LEU:HD11	1:B:123:LEU:HA	10	4.65	0.05	4.62
(1,754)	1:A:22:LEU:HD12	1:B:123:LEU:HA	10	4.65	0.05	4.62
(1,754)	1:A:22:LEU:HD13	1:B:123:LEU:HA	10	4.65	0.05	4.62
(1,754)	1:A:22:LEU:HD11	1:B:127:LEU:HA	10	4.65	0.05	4.62
(1,754)	1:A:22:LEU:HD12	1:B:127:LEU:HA	10	4.65	0.05	4.62
(1,754)	1:A:22:LEU:HD13	1:B:127:LEU:HA	10	4.65	0.05	4.62
(1,762)	1:A:23:LEU:HD21	1:B:123:LEU:HA	10	4.49	0.11	4.55
(1,762)	1:A:23:LEU:HD22	1:B:123:LEU:HA	10	4.49	0.11	4.55
(1,762)	1:A:23:LEU:HD23	1:B:123:LEU:HA	10	4.49	0.11	4.55
(1,762)	1:A:23:LEU:HD21	1:B:127:LEU:HA	10	4.49	0.11	4.55
(1,762)	1:A:23:LEU:HD22	1:B:127:LEU:HA	10	4.49	0.11	4.55
(1,762)	1:A:23:LEU:HD23	1:B:127:LEU:HA	10	4.49	0.11	4.55
(1,764)	1:A:23:LEU:HA	1:B:123:LEU:HD21	10	4.49	0.11	4.55
(1,764)	1:A:23:LEU:HA	1:B:123:LEU:HD22	10	4.49	0.11	4.55
(1,764)	1:A:23:LEU:HA	1:B:123:LEU:HD23	10	4.49	0.11	4.55
(1,764)	1:A:27:LEU:HA	1:B:123:LEU:HD21	10	4.49	0.11	4.55
(1,764)	1:A:27:LEU:HA	1:B:123:LEU:HD22	10	4.49	0.11	4.55
(1,764)	1:A:27:LEU:HA	1:B:123:LEU:HD23	10	4.49	0.11	4.55
(1,567)	1:A:26:VAL:HG21	1:A:27:LEU:HG	10	4.48	0.06	4.44
(1,567)	1:A:26:VAL:HG22	1:A:27:LEU:HG	10	4.48	0.06	4.44
(1,567)	1:A:26:VAL:HG23	1:A:27:LEU:HG	10	4.48	0.06	4.44
(1,570)	1:B:126:VAL:HG21	1:B:127:LEU:HG	10	4.47	0.06	4.44
(1,570)	1:B:126:VAL:HG22	1:B:127:LEU:HG	10	4.47	0.06	4.44
(1,570)	1:B:126:VAL:HG23	1:B:127:LEU:HG	10	4.47	0.06	4.44
(1,780)	1:A:22:LEU:HG	1:B:126:VAL:HG21	10	4.39	0.08	4.42
(1,780)	1:A:22:LEU:HG	1:B:126:VAL:HG22	10	4.39	0.08	4.42
(1,780)	1:A:22:LEU:HG	1:B:126:VAL:HG23	10	4.39	0.08	4.42
(1,780)	1:A:27:LEU:HG	1:B:126:VAL:HG21	10	4.39	0.08	4.42
(1,780)	1:A:27:LEU:HG	1:B:126:VAL:HG22	10	4.39	0.08	4.42
(1,780)	1:A:27:LEU:HG	1:B:126:VAL:HG23	10	4.39	0.08	4.42
(1,778)	1:A:26:VAL:HG21	1:B:122:LEU:HG	10	4.39	0.07	4.42
(1,778)	1:A:26:VAL:HG22	1:B:122:LEU:HG	10	4.39	0.07	4.42
(1,778)	1:A:26:VAL:HG23	1:B:122:LEU:HG	10	4.39	0.07	4.42
(1,778)	1:A:26:VAL:HG21	1:B:127:LEU:HG	10	4.39	0.07	4.42
(1,778)	1:A:26:VAL:HG22	1:B:127:LEU:HG	10	4.39	0.07	4.42
(1,778)	1:A:26:VAL:HG23	1:B:127:LEU:HG	10	4.39	0.07	4.42
(1,569)	1:B:123:LEU:HG	1:B:126:VAL:HG21	10	4.26	0.48	4.02
(1,569)	1:B:123:LEU:HG	1:B:126:VAL:HG22	10	4.26	0.48	4.02
(1,569)	1:B:123:LEU:HG	1:B:126:VAL:HG23	10	4.26	0.48	4.02
(1,566)	1:A:23:LEU:HG	1:A:26:VAL:HG21	10	4.26	0.48	4.02

Continued on next page...

Continued from previous page...

Key	Atom-1	Atom-2	Models[1]	Mean (Å)	SD[1] (Å)	Median (Å)
(1,566)	1:A:23:LEU:HG	1:A:26:VAL:HG22	10	4.26	0.48	4.02
(1,566)	1:A:23:LEU:HG	1:A:26:VAL:HG23	10	4.26	0.48	4.02
(1,784)	1:A:22:LEU:HA	1:B:126:VAL:HG11	10	4.15	0.03	4.16
(1,784)	1:A:22:LEU:HA	1:B:126:VAL:HG12	10	4.15	0.03	4.16
(1,784)	1:A:22:LEU:HA	1:B:126:VAL:HG13	10	4.15	0.03	4.16
(1,784)	1:A:27:LEU:HA	1:B:126:VAL:HG11	10	4.15	0.03	4.16
(1,784)	1:A:27:LEU:HA	1:B:126:VAL:HG12	10	4.15	0.03	4.16
(1,784)	1:A:27:LEU:HA	1:B:126:VAL:HG13	10	4.15	0.03	4.16
(1,782)	1:A:26:VAL:HG11	1:B:122:LEU:HA	10	4.15	0.03	4.16
(1,782)	1:A:26:VAL:HG12	1:B:122:LEU:HA	10	4.15	0.03	4.16
(1,782)	1:A:26:VAL:HG13	1:B:122:LEU:HA	10	4.15	0.03	4.16
(1,782)	1:A:26:VAL:HG11	1:B:127:LEU:HA	10	4.15	0.03	4.16
(1,782)	1:A:26:VAL:HG12	1:B:127:LEU:HA	10	4.15	0.03	4.16
(1,782)	1:A:26:VAL:HG13	1:B:127:LEU:HA	10	4.15	0.03	4.16
(1,758)	1:A:22:LEU:HD11	1:B:119:VAL:HB	10	3.99	0.08	4.03
(1,758)	1:A:22:LEU:HD12	1:B:119:VAL:HB	10	3.99	0.08	4.03
(1,758)	1:A:22:LEU:HD13	1:B:119:VAL:HB	10	3.99	0.08	4.03
(1,758)	1:A:22:LEU:HD11	1:B:126:VAL:HB	10	3.99	0.08	4.03
(1,758)	1:A:22:LEU:HD12	1:B:126:VAL:HB	10	3.99	0.08	4.03
(1,758)	1:A:22:LEU:HD13	1:B:126:VAL:HB	10	3.99	0.08	4.03
(1,758)	1:A:22:LEU:HD11	1:B:125:VAL:HB	10	3.99	0.08	4.03
(1,758)	1:A:22:LEU:HD12	1:B:125:VAL:HB	10	3.99	0.08	4.03
(1,758)	1:A:22:LEU:HD13	1:B:125:VAL:HB	10	3.99	0.08	4.03
(1,758)	1:A:22:LEU:HD11	1:B:124:VAL:HB	10	3.99	0.08	4.03
(1,758)	1:A:22:LEU:HD12	1:B:124:VAL:HB	10	3.99	0.08	4.03
(1,758)	1:A:22:LEU:HD13	1:B:124:VAL:HB	10	3.99	0.08	4.03
(1,760)	1:A:19:VAL:HB	1:B:122:LEU:HD11	10	3.99	0.08	4.03
(1,760)	1:A:19:VAL:HB	1:B:122:LEU:HD12	10	3.99	0.08	4.03
(1,760)	1:A:19:VAL:HB	1:B:122:LEU:HD13	10	3.99	0.08	4.03
(1,760)	1:A:26:VAL:HB	1:B:122:LEU:HD11	10	3.99	0.08	4.03
(1,760)	1:A:26:VAL:HB	1:B:122:LEU:HD12	10	3.99	0.08	4.03
(1,760)	1:A:26:VAL:HB	1:B:122:LEU:HD13	10	3.99	0.08	4.03
(1,760)	1:A:25:VAL:HB	1:B:122:LEU:HD11	10	3.99	0.08	4.03
(1,760)	1:A:25:VAL:HB	1:B:122:LEU:HD12	10	3.99	0.08	4.03
(1,760)	1:A:25:VAL:HB	1:B:122:LEU:HD13	10	3.99	0.08	4.03
(1,760)	1:A:24:VAL:HB	1:B:122:LEU:HD11	10	3.99	0.08	4.03
(1,760)	1:A:24:VAL:HB	1:B:122:LEU:HD12	10	3.99	0.08	4.03
(1,760)	1:A:24:VAL:HB	1:B:122:LEU:HD13	10	3.99	0.08	4.03
(1,752)	1:A:23:LEU:HA	1:B:122:LEU:HD21	10	3.67	0.19	3.58
(1,752)	1:A:23:LEU:HA	1:B:122:LEU:HD22	10	3.67	0.19	3.58
(1,752)	1:A:23:LEU:HA	1:B:122:LEU:HD23	10	3.67	0.19	3.58
(1,752)	1:A:27:LEU:HA	1:B:122:LEU:HD21	10	3.67	0.19	3.58

Continued on next page...

Continued from previous page...

Key	Atom-1	Atom-2	Models[1]	Mean (Å)	SD[1] (Å)	Median (Å)
(1,752)	1:A:27:LEU:HA	1:B:122:LEU:HD22	10	3.67	0.19	3.58
(1,752)	1:A:27:LEU:HA	1:B:122:LEU:HD23	10	3.67	0.19	3.58
(1,750)	1:A:22:LEU:HD21	1:B:123:LEU:HA	10	3.67	0.19	3.58
(1,750)	1:A:22:LEU:HD22	1:B:123:LEU:HA	10	3.67	0.19	3.58
(1,750)	1:A:22:LEU:HD23	1:B:123:LEU:HA	10	3.67	0.19	3.58
(1,750)	1:A:22:LEU:HD21	1:B:127:LEU:HA	10	3.67	0.19	3.58
(1,750)	1:A:22:LEU:HD22	1:B:127:LEU:HA	10	3.67	0.19	3.58
(1,750)	1:A:22:LEU:HD23	1:B:127:LEU:HA	10	3.67	0.19	3.58
(1,765)	1:A:23:LEU:HD21	1:B:119:VAL:HA	10	3.5	0.55	3.77
(1,765)	1:A:23:LEU:HD22	1:B:119:VAL:HA	10	3.5	0.55	3.77
(1,765)	1:A:23:LEU:HD23	1:B:119:VAL:HA	10	3.5	0.55	3.77
(1,767)	1:A:19:VAL:HA	1:B:123:LEU:HD21	10	3.5	0.54	3.76
(1,767)	1:A:19:VAL:HA	1:B:123:LEU:HD22	10	3.5	0.54	3.76
(1,767)	1:A:19:VAL:HA	1:B:123:LEU:HD23	10	3.5	0.54	3.76
(1,766)	1:A:23:LEU:HD21	1:B:118:VAL:HA	10	2.81	0.47	2.58
(1,766)	1:A:23:LEU:HD22	1:B:118:VAL:HA	10	2.81	0.47	2.58
(1,766)	1:A:23:LEU:HD23	1:B:118:VAL:HA	10	2.81	0.47	2.58
(1,766)	1:A:23:LEU:HD21	1:B:126:VAL:HA	10	2.81	0.47	2.58
(1,766)	1:A:23:LEU:HD22	1:B:126:VAL:HA	10	2.81	0.47	2.58
(1,766)	1:A:23:LEU:HD23	1:B:126:VAL:HA	10	2.81	0.47	2.58
(1,766)	1:A:23:LEU:HD21	1:B:125:VAL:HA	10	2.81	0.47	2.58
(1,766)	1:A:23:LEU:HD22	1:B:125:VAL:HA	10	2.81	0.47	2.58
(1,766)	1:A:23:LEU:HD23	1:B:125:VAL:HA	10	2.81	0.47	2.58
(1,766)	1:A:23:LEU:HD21	1:B:124:VAL:HA	10	2.81	0.47	2.58
(1,766)	1:A:23:LEU:HD22	1:B:124:VAL:HA	10	2.81	0.47	2.58
(1,766)	1:A:23:LEU:HD23	1:B:124:VAL:HA	10	2.81	0.47	2.58
(1,768)	1:A:18:VAL:HA	1:B:123:LEU:HD21	10	2.81	0.47	2.58
(1,768)	1:A:18:VAL:HA	1:B:123:LEU:HD22	10	2.81	0.47	2.58
(1,768)	1:A:18:VAL:HA	1:B:123:LEU:HD23	10	2.81	0.47	2.58
(1,768)	1:A:26:VAL:HA	1:B:123:LEU:HD21	10	2.81	0.47	2.58
(1,768)	1:A:26:VAL:HA	1:B:123:LEU:HD22	10	2.81	0.47	2.58
(1,768)	1:A:26:VAL:HA	1:B:123:LEU:HD23	10	2.81	0.47	2.58
(1,768)	1:A:25:VAL:HA	1:B:123:LEU:HD21	10	2.81	0.47	2.58
(1,768)	1:A:25:VAL:HA	1:B:123:LEU:HD22	10	2.81	0.47	2.58
(1,768)	1:A:25:VAL:HA	1:B:123:LEU:HD23	10	2.81	0.47	2.58
(1,768)	1:A:24:VAL:HA	1:B:123:LEU:HD21	10	2.81	0.47	2.58
(1,768)	1:A:24:VAL:HA	1:B:123:LEU:HD22	10	2.81	0.47	2.58
(1,768)	1:A:24:VAL:HA	1:B:123:LEU:HD23	10	2.81	0.47	2.58
(1,788)	1:A:22:LEU:HG	1:B:126:VAL:HG11	10	2.2	0.06	2.22
(1,788)	1:A:22:LEU:HG	1:B:126:VAL:HG12	10	2.2	0.06	2.22
(1,788)	1:A:22:LEU:HG	1:B:126:VAL:HG13	10	2.2	0.06	2.22
(1,788)	1:A:27:LEU:HG	1:B:126:VAL:HG11	10	2.2	0.06	2.22

Continued on next page...

Continued from previous page...

Key	Atom-1	Atom-2	Models[1]	Mean (Å)	SD[1] (Å)	Median (Å)
(1,788)	1:A:27:LEU:HG	1:B:126:VAL:HG12	10	2.2	0.06	2.22
(1,788)	1:A:27:LEU:HG	1:B:126:VAL:HG13	10	2.2	0.06	2.22
(1,786)	1:A:26:VAL:HG11	1:B:122:LEU:HG	10	2.2	0.05	2.22
(1,786)	1:A:26:VAL:HG12	1:B:122:LEU:HG	10	2.2	0.05	2.22
(1,786)	1:A:26:VAL:HG13	1:B:122:LEU:HG	10	2.2	0.05	2.22
(1,786)	1:A:26:VAL:HG11	1:B:127:LEU:HG	10	2.2	0.05	2.22
(1,786)	1:A:26:VAL:HG12	1:B:127:LEU:HG	10	2.2	0.05	2.22
(1,786)	1:A:26:VAL:HG13	1:B:127:LEU:HG	10	2.2	0.05	2.22
(1,749)	1:A:22:LEU:HD21	1:B:122:LEU:HA	10	2.12	0.13	2.07
(1,749)	1:A:22:LEU:HD22	1:B:122:LEU:HA	10	2.12	0.13	2.07
(1,749)	1:A:22:LEU:HD23	1:B:122:LEU:HA	10	2.12	0.13	2.07
(1,751)	1:A:22:LEU:HA	1:B:122:LEU:HD21	10	2.11	0.13	2.06
(1,751)	1:A:22:LEU:HA	1:B:122:LEU:HD22	10	2.11	0.13	2.06
(1,751)	1:A:22:LEU:HA	1:B:122:LEU:HD23	10	2.11	0.13	2.06
(1,565)	1:A:23:LEU:HB2	1:A:26:VAL:HG21	10	1.03	0.21	0.93
(1,565)	1:A:23:LEU:HB2	1:A:26:VAL:HG22	10	1.03	0.21	0.93
(1,565)	1:A:23:LEU:HB2	1:A:26:VAL:HG23	10	1.03	0.21	0.93
(1,568)	1:B:123:LEU:HB2	1:B:126:VAL:HG21	10	1.03	0.21	0.93
(1,568)	1:B:123:LEU:HB2	1:B:126:VAL:HG22	10	1.03	0.21	0.93
(1,568)	1:B:123:LEU:HB2	1:B:126:VAL:HG23	10	1.03	0.21	0.93
(1,755)	1:A:22:LEU:HA	1:B:122:LEU:HD11	10	1.03	0.01	1.03
(1,755)	1:A:22:LEU:HA	1:B:122:LEU:HD12	10	1.03	0.01	1.03
(1,755)	1:A:22:LEU:HA	1:B:122:LEU:HD13	10	1.03	0.01	1.03
(1,753)	1:A:22:LEU:HD11	1:B:122:LEU:HA	10	1.02	0.01	1.02
(1,753)	1:A:22:LEU:HD12	1:B:122:LEU:HA	10	1.02	0.01	1.02
(1,753)	1:A:22:LEU:HD13	1:B:122:LEU:HA	10	1.02	0.01	1.02
(1,761)	1:A:23:LEU:HD21	1:B:122:LEU:HA	10	0.87	0.14	0.94
(1,761)	1:A:23:LEU:HD22	1:B:122:LEU:HA	10	0.87	0.14	0.94
(1,761)	1:A:23:LEU:HD23	1:B:122:LEU:HA	10	0.87	0.14	0.94
(1,763)	1:A:22:LEU:HA	1:B:123:LEU:HD21	10	0.87	0.14	0.94
(1,763)	1:A:22:LEU:HA	1:B:123:LEU:HD22	10	0.87	0.14	0.94
(1,763)	1:A:22:LEU:HA	1:B:123:LEU:HD23	10	0.87	0.14	0.94
(1,785)	1:A:26:VAL:HG11	1:B:123:LEU:HG	10	0.64	0.34	0.48
(1,785)	1:A:26:VAL:HG12	1:B:123:LEU:HG	10	0.64	0.34	0.48
(1,785)	1:A:26:VAL:HG13	1:B:123:LEU:HG	10	0.64	0.34	0.48
(1,787)	1:A:23:LEU:HG	1:B:126:VAL:HG11	10	0.64	0.34	0.48
(1,787)	1:A:23:LEU:HG	1:B:126:VAL:HG12	10	0.64	0.34	0.48
(1,787)	1:A:23:LEU:HG	1:B:126:VAL:HG13	10	0.64	0.34	0.48
(1,757)	1:A:22:LEU:HD11	1:B:118:VAL:HB	10	0.58	0.18	0.5
(1,757)	1:A:22:LEU:HD12	1:B:118:VAL:HB	10	0.58	0.18	0.5
(1,757)	1:A:22:LEU:HD13	1:B:118:VAL:HB	10	0.58	0.18	0.5
(1,759)	1:A:18:VAL:HB	1:B:122:LEU:HD11	10	0.58	0.18	0.5

Continued on next page...

Continued from previous page...

Key	Atom-1	Atom-2	Models[1]	Mean (Å)	SD[1] (Å)	Median (Å)
(1,759)	1:A:18:VAL:HB	1:B:122:LEU:HD12	10	0.58	0.18	0.5
(1,759)	1:A:18:VAL:HB	1:B:122:LEU:HD13	10	0.58	0.18	0.5
(1,515)	1:A:23:LEU:HA	1:A:23:LEU:HD11	10	0.44	0.03	0.46
(1,515)	1:A:23:LEU:HA	1:A:23:LEU:HD12	10	0.44	0.03	0.46
(1,515)	1:A:23:LEU:HA	1:A:23:LEU:HD13	10	0.44	0.03	0.46
(1,516)	1:B:123:LEU:HA	1:B:123:LEU:HD11	10	0.44	0.03	0.46
(1,516)	1:B:123:LEU:HA	1:B:123:LEU:HD12	10	0.44	0.03	0.46
(1,516)	1:B:123:LEU:HA	1:B:123:LEU:HD13	10	0.44	0.03	0.46
(1,772)	1:A:31:PHE:HE1	1:B:127:LEU:HD11	10	0.35	0.01	0.34
(1,772)	1:A:31:PHE:HE1	1:B:127:LEU:HD12	10	0.35	0.01	0.34
(1,772)	1:A:31:PHE:HE1	1:B:127:LEU:HD13	10	0.35	0.01	0.34
(1,772)	1:A:31:PHE:HE2	1:B:127:LEU:HD11	10	0.35	0.01	0.34
(1,772)	1:A:31:PHE:HE2	1:B:127:LEU:HD12	10	0.35	0.01	0.34
(1,772)	1:A:31:PHE:HE2	1:B:127:LEU:HD13	10	0.35	0.01	0.34
(1,771)	1:A:27:LEU:HD11	1:B:131:PHE:HE1	10	0.34	0.01	0.34
(1,771)	1:A:27:LEU:HD11	1:B:131:PHE:HE2	10	0.34	0.01	0.34
(1,771)	1:A:27:LEU:HD12	1:B:131:PHE:HE1	10	0.34	0.01	0.34
(1,771)	1:A:27:LEU:HD12	1:B:131:PHE:HE2	10	0.34	0.01	0.34
(1,771)	1:A:27:LEU:HD13	1:B:131:PHE:HE1	10	0.34	0.01	0.34
(1,771)	1:A:27:LEU:HD13	1:B:131:PHE:HE2	10	0.34	0.01	0.34
(1,736)	1:B:124:VAL:HA	1:B:127:LEU:HD11	10	0.32	0.05	0.34
(1,736)	1:B:124:VAL:HA	1:B:127:LEU:HD12	10	0.32	0.05	0.34
(1,736)	1:B:124:VAL:HA	1:B:127:LEU:HD13	10	0.32	0.05	0.34
(1,735)	1:A:24:VAL:HA	1:A:27:LEU:HD11	10	0.32	0.05	0.34
(1,735)	1:A:24:VAL:HA	1:A:27:LEU:HD12	10	0.32	0.05	0.34
(1,735)	1:A:24:VAL:HA	1:A:27:LEU:HD13	10	0.32	0.05	0.34
(1,693)	1:A:18:VAL:HB	1:A:22:LEU:HD11	10	0.3	0.03	0.28
(1,693)	1:A:18:VAL:HB	1:A:22:LEU:HD12	10	0.3	0.03	0.28
(1,693)	1:A:18:VAL:HB	1:A:22:LEU:HD13	10	0.3	0.03	0.28
(1,694)	1:B:118:VAL:HB	1:B:122:LEU:HD11	10	0.3	0.03	0.28
(1,694)	1:B:118:VAL:HB	1:B:122:LEU:HD12	10	0.3	0.03	0.28
(1,694)	1:B:118:VAL:HB	1:B:122:LEU:HD13	10	0.3	0.03	0.28
(1,451)	1:A:25:VAL:HG11	1:A:26:VAL:H	10	0.25	0.03	0.26
(1,451)	1:A:25:VAL:HG12	1:A:26:VAL:H	10	0.25	0.03	0.26
(1,451)	1:A:25:VAL:HG13	1:A:26:VAL:H	10	0.25	0.03	0.26
(1,452)	1:B:125:VAL:HG11	1:B:126:VAL:H	10	0.25	0.03	0.26
(1,452)	1:B:125:VAL:HG12	1:B:126:VAL:H	10	0.25	0.03	0.26
(1,452)	1:B:125:VAL:HG13	1:B:126:VAL:H	10	0.25	0.03	0.26
(1,593)	1:A:35:ILE:HG21	1:A:35:ILE:HG13	10	0.23	0.02	0.22
(1,593)	1:A:35:ILE:HG22	1:A:35:ILE:HG13	10	0.23	0.02	0.22
(1,593)	1:A:35:ILE:HG23	1:A:35:ILE:HG13	10	0.23	0.02	0.22
(1,594)	1:B:135:ILE:HG21	1:B:135:ILE:HG13	10	0.23	0.02	0.22

Continued on next page...

Continued from previous page...

Key	Atom-1	Atom-2	Models[1]	Mean (Å)	SD[1] (Å)	Median (Å)
(1,594)	1:B:135:ILE:HG22	1:B:135:ILE:HG13	10	0.23	0.02	0.22
(1,594)	1:B:135:ILE:HG23	1:B:135:ILE:HG13	10	0.23	0.02	0.22
(1,419)	1:A:21:ILE:HG21	1:A:24:VAL:HB	10	0.22	0.03	0.24
(1,419)	1:A:21:ILE:HG22	1:A:24:VAL:HB	10	0.22	0.03	0.24
(1,419)	1:A:21:ILE:HG23	1:A:24:VAL:HB	10	0.22	0.03	0.24
(1,420)	1:B:121:ILE:HG21	1:B:124:VAL:HB	10	0.22	0.03	0.24
(1,420)	1:B:121:ILE:HG22	1:B:124:VAL:HB	10	0.22	0.03	0.24
(1,420)	1:B:121:ILE:HG23	1:B:124:VAL:HB	10	0.22	0.03	0.24
(1,687)	1:A:22:LEU:HA	1:A:22:LEU:HD11	10	0.2	0.0	0.2
(1,687)	1:A:22:LEU:HA	1:A:22:LEU:HD12	10	0.2	0.0	0.2
(1,687)	1:A:22:LEU:HA	1:A:22:LEU:HD13	10	0.2	0.0	0.2
(1,688)	1:B:122:LEU:HA	1:B:122:LEU:HD11	10	0.2	0.0	0.2
(1,688)	1:B:122:LEU:HA	1:B:122:LEU:HD12	10	0.2	0.0	0.2
(1,688)	1:B:122:LEU:HA	1:B:122:LEU:HD13	10	0.2	0.0	0.2
(1,91)	1:A:23:LEU:H	1:A:23:LEU:HB3	10	0.19	0.03	0.21
(1,92)	1:B:123:LEU:H	1:B:123:LEU:HB3	10	0.19	0.03	0.21
(1,499)	1:A:11:LEU:HD21	1:A:12:THR:H	10	0.18	0.04	0.16
(1,499)	1:A:11:LEU:HD22	1:A:12:THR:H	10	0.18	0.04	0.16
(1,499)	1:A:11:LEU:HD23	1:A:12:THR:H	10	0.18	0.04	0.16
(1,668)	1:B:123:LEU:HD21	1:B:126:VAL:HB	10	0.18	0.03	0.16
(1,668)	1:B:123:LEU:HD22	1:B:126:VAL:HB	10	0.18	0.03	0.16
(1,668)	1:B:123:LEU:HD23	1:B:126:VAL:HB	10	0.18	0.03	0.16
(1,390)	1:B:117:ALA:HB1	1:B:121:ILE:H	10	0.18	0.01	0.18
(1,390)	1:B:117:ALA:HB2	1:B:121:ILE:H	10	0.18	0.01	0.18
(1,390)	1:B:117:ALA:HB3	1:B:121:ILE:H	10	0.18	0.01	0.18
(1,667)	1:A:23:LEU:HD21	1:A:26:VAL:HB	10	0.18	0.03	0.16
(1,667)	1:A:23:LEU:HD22	1:A:26:VAL:HB	10	0.18	0.03	0.16
(1,667)	1:A:23:LEU:HD23	1:A:26:VAL:HB	10	0.18	0.03	0.16
(1,389)	1:A:17:ALA:HB1	1:A:21:ILE:H	10	0.17	0.01	0.17
(1,389)	1:A:17:ALA:HB2	1:A:21:ILE:H	10	0.17	0.01	0.17
(1,389)	1:A:17:ALA:HB3	1:A:21:ILE:H	10	0.17	0.01	0.17
(1,271)	1:A:14:ILE:H	1:A:14:ILE:HG21	10	0.14	0.0	0.14
(1,271)	1:A:14:ILE:H	1:A:14:ILE:HG22	10	0.14	0.0	0.14
(1,271)	1:A:14:ILE:H	1:A:14:ILE:HG23	10	0.14	0.0	0.14
(1,272)	1:B:114:ILE:H	1:B:114:ILE:HG21	10	0.14	0.0	0.14
(1,272)	1:B:114:ILE:H	1:B:114:ILE:HG22	10	0.14	0.0	0.14
(1,272)	1:B:114:ILE:H	1:B:114:ILE:HG23	10	0.14	0.0	0.14
(1,394)	1:B:118:VAL:HA	1:B:121:ILE:H	10	0.13	0.03	0.12
(1,184)	1:B:109:SER:H	1:B:109:SER:HB3	10	0.12	0.01	0.13
(1,183)	1:A:9:SER:H	1:A:9:SER:HB3	10	0.12	0.01	0.12
(1,481)	1:A:15:ILE:HG21	1:A:15:ILE:HG13	9	0.19	0.0	0.19
(1,481)	1:A:15:ILE:HG22	1:A:15:ILE:HG13	9	0.19	0.0	0.19

Continued on next page...

Continued from previous page...

Key	Atom-1	Atom-2	Models[1]	Mean (Å)	SD[1] (Å)	Median (Å)
(1,481)	1:A:15:ILE:HG23	1:A:15:ILE:HG13	9	0.19	0.0	0.19
(1,482)	1:B:115:ILE:HG21	1:B:115:ILE:HG13	9	0.19	0.0	0.19
(1,482)	1:B:115:ILE:HG22	1:B:115:ILE:HG13	9	0.19	0.0	0.19
(1,482)	1:B:115:ILE:HG23	1:B:115:ILE:HG13	9	0.19	0.0	0.19
(1,500)	1:B:111:LEU:HD21	1:B:112:THR:H	9	0.18	0.04	0.18
(1,500)	1:B:111:LEU:HD22	1:B:112:THR:H	9	0.18	0.04	0.18
(1,500)	1:B:111:LEU:HD23	1:B:112:THR:H	9	0.18	0.04	0.18
(1,664)	1:B:108:ALA:HB1	1:B:112:THR:HA	9	0.18	0.1	0.15
(1,664)	1:B:108:ALA:HB2	1:B:112:THR:HA	9	0.18	0.1	0.15
(1,664)	1:B:108:ALA:HB3	1:B:112:THR:HA	9	0.18	0.1	0.15
(1,663)	1:A:8:ALA:HB1	1:A:12:THR:HA	9	0.15	0.03	0.15
(1,663)	1:A:8:ALA:HB2	1:A:12:THR:HA	9	0.15	0.03	0.15
(1,663)	1:A:8:ALA:HB3	1:A:12:THR:HA	9	0.15	0.03	0.15
(1,611)	1:A:22:LEU:HA	1:A:25:VAL:HG21	9	0.15	0.01	0.15
(1,611)	1:A:22:LEU:HA	1:A:25:VAL:HG22	9	0.15	0.01	0.15
(1,611)	1:A:22:LEU:HA	1:A:25:VAL:HG23	9	0.15	0.01	0.15
(1,612)	1:B:122:LEU:HA	1:B:125:VAL:HG21	9	0.15	0.01	0.15
(1,612)	1:B:122:LEU:HA	1:B:125:VAL:HG22	9	0.15	0.01	0.15
(1,612)	1:B:122:LEU:HA	1:B:125:VAL:HG23	9	0.15	0.01	0.15
(1,393)	1:A:18:VAL:HA	1:A:21:ILE:H	9	0.13	0.03	0.12
(1,433)	1:A:15:ILE:HA	1:A:15:ILE:HD11	9	0.12	0.01	0.12
(1,433)	1:A:15:ILE:HA	1:A:15:ILE:HD12	9	0.12	0.01	0.12
(1,433)	1:A:15:ILE:HA	1:A:15:ILE:HD13	9	0.12	0.01	0.12
(1,434)	1:B:115:ILE:HA	1:B:115:ILE:HD11	9	0.12	0.01	0.12
(1,434)	1:B:115:ILE:HA	1:B:115:ILE:HD12	9	0.12	0.01	0.12
(1,434)	1:B:115:ILE:HA	1:B:115:ILE:HD13	9	0.12	0.01	0.12
(1,62)	1:B:119:VAL:HA	1:B:122:LEU:H	8	0.17	0.01	0.17
(1,61)	1:A:19:VAL:HA	1:A:22:LEU:H	8	0.16	0.01	0.16
(1,109)	1:A:10:PRO:HB2	1:A:11:LEU:H	8	0.11	0.0	0.11
(1,110)	1:B:110:PRO:HB2	1:B:111:LEU:H	7	0.12	0.0	0.12
(1,643)	1:A:14:ILE:HG21	1:A:14:ILE:HG13	6	0.12	0.0	0.12
(1,643)	1:A:14:ILE:HG22	1:A:14:ILE:HG13	6	0.12	0.0	0.12
(1,643)	1:A:14:ILE:HG23	1:A:14:ILE:HG13	6	0.12	0.0	0.12
(1,644)	1:B:114:ILE:HG21	1:B:114:ILE:HG13	6	0.12	0.0	0.12
(1,644)	1:B:114:ILE:HG22	1:B:114:ILE:HG13	6	0.12	0.0	0.12
(1,644)	1:B:114:ILE:HG23	1:B:114:ILE:HG13	6	0.12	0.0	0.12
(1,741)	1:A:14:ILE:HA	1:A:14:ILE:HD11	6	0.12	0.0	0.12
(1,741)	1:A:14:ILE:HA	1:A:14:ILE:HD12	6	0.12	0.0	0.12
(1,741)	1:A:14:ILE:HA	1:A:14:ILE:HD13	6	0.12	0.0	0.12
(1,742)	1:B:114:ILE:HA	1:B:114:ILE:HD11	6	0.12	0.0	0.12
(1,742)	1:B:114:ILE:HA	1:B:114:ILE:HD12	6	0.12	0.0	0.12
(1,742)	1:B:114:ILE:HA	1:B:114:ILE:HD13	6	0.12	0.0	0.12

Continued on next page...

Continued from previous page...

Key	Atom-1	Atom-2	Models[1]	Mean (Å)	SD[1] (Å)	Median (Å)
(1,703)	1:A:26:VAL:HG11	1:A:27:LEU:H	4	0.11	0.0	0.11
(1,703)	1:A:26:VAL:HG12	1:A:27:LEU:H	4	0.11	0.0	0.11
(1,703)	1:A:26:VAL:HG13	1:A:27:LEU:H	4	0.11	0.0	0.11
(1,296)	1:B:107:ARG:H	1:B:107:ARG:HG2	3	0.25	0.09	0.31
(1,296)	1:B:107:ARG:H	1:B:107:ARG:HG3	3	0.25	0.09	0.31
(1,511)	1:A:27:LEU:HA	1:A:30:VAL:HG11	3	0.12	0.01	0.12
(1,511)	1:A:27:LEU:HA	1:A:30:VAL:HG12	3	0.12	0.01	0.12
(1,511)	1:A:27:LEU:HA	1:A:30:VAL:HG13	3	0.12	0.01	0.12
(1,704)	1:B:126:VAL:HG11	1:B:127:LEU:H	3	0.11	0.0	0.11
(1,704)	1:B:126:VAL:HG12	1:B:127:LEU:H	3	0.11	0.0	0.11
(1,704)	1:B:126:VAL:HG13	1:B:127:LEU:H	3	0.11	0.0	0.11
(1,777)	1:A:26:VAL:HG21	1:B:123:LEU:HG	2	0.66	0.01	0.66
(1,777)	1:A:26:VAL:HG22	1:B:123:LEU:HG	2	0.66	0.01	0.66
(1,777)	1:A:26:VAL:HG23	1:B:123:LEU:HG	2	0.66	0.01	0.66
(1,779)	1:A:23:LEU:HG	1:B:126:VAL:HG21	2	0.66	0.01	0.66
(1,779)	1:A:23:LEU:HG	1:B:126:VAL:HG22	2	0.66	0.01	0.66
(1,779)	1:A:23:LEU:HG	1:B:126:VAL:HG23	2	0.66	0.01	0.66
(1,295)	1:A:7:ARG:H	1:A:7:ARG:HG2	2	0.2	0.08	0.2
(1,295)	1:A:7:ARG:H	1:A:7:ARG:HG3	2	0.2	0.08	0.2
(1,417)	1:A:21:ILE:HG21	1:A:22:LEU:H	2	0.2	0.01	0.2
(1,417)	1:A:21:ILE:HG22	1:A:22:LEU:H	2	0.2	0.01	0.2
(1,417)	1:A:21:ILE:HG23	1:A:22:LEU:H	2	0.2	0.01	0.2
(1,418)	1:B:121:ILE:HG21	1:B:122:LEU:H	2	0.2	0.01	0.2
(1,418)	1:B:121:ILE:HG22	1:B:122:LEU:H	2	0.2	0.01	0.2
(1,418)	1:B:121:ILE:HG23	1:B:122:LEU:H	2	0.2	0.01	0.2
(1,512)	1:B:127:LEU:HA	1:B:130:VAL:HG11	2	0.13	0.0	0.13
(1,512)	1:B:127:LEU:HA	1:B:130:VAL:HG12	2	0.13	0.0	0.13
(1,512)	1:B:127:LEU:HA	1:B:130:VAL:HG13	2	0.13	0.0	0.13
(1,527)	1:A:17:ALA:HB1	1:A:18:VAL:HA	2	0.12	0.0	0.12
(1,527)	1:A:17:ALA:HB2	1:A:18:VAL:HA	2	0.12	0.0	0.12
(1,527)	1:A:17:ALA:HB3	1:A:18:VAL:HA	2	0.12	0.0	0.12
(1,528)	1:B:117:ALA:HB1	1:B:118:VAL:HA	2	0.12	0.0	0.12
(1,528)	1:B:117:ALA:HB2	1:B:118:VAL:HA	2	0.12	0.0	0.12
(1,528)	1:B:117:ALA:HB3	1:B:118:VAL:HA	2	0.12	0.0	0.12
(1,363)	1:A:26:VAL:HA	1:A:29:VAL:H	2	0.11	0.0	0.11
(1,364)	1:B:126:VAL:HA	1:B:129:VAL:H	2	0.11	0.0	0.11

[1]Number of violated models, [2]Standard deviation

9.5 All violated distance restraints (i)

9.5.1 Histogram : Distribution of distance violations (i)

The following histogram shows the distribution of the absolute value of the violation for all violated restraints in the ensemble.

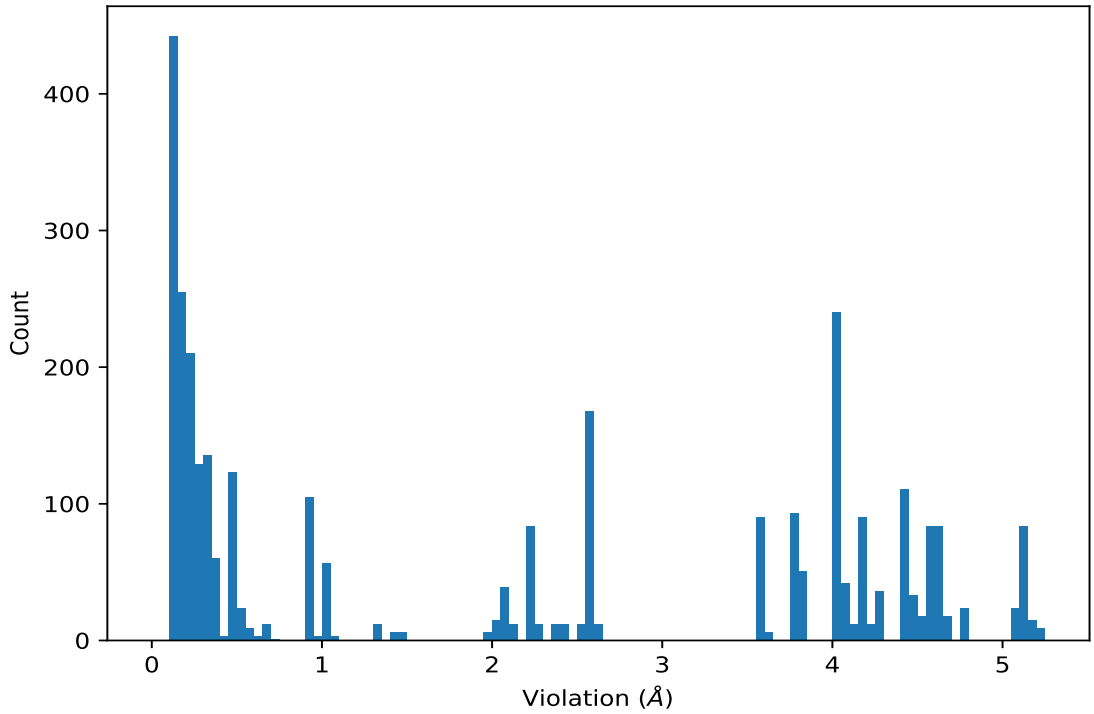

9.5.2 Table : All distance violations (i)

The following table lists the absolute value of the violation for each restraint in the ensemble sorted by its value. The Key (restraint list ID, restraint ID) is the unique identifier for a given restraint. Rows with same key represent combinatorial or ambiguous restraints and are counted as a single restraint.

Key	Atom-1	Atom-2	Model ID	Violation (Å)
(1,569)	1:B:123:LEU:HG	1:B:126:VAL:HG21	10	5.22
(1,569)	1:B:123:LEU:HG	1:B:126:VAL:HG22	10	5.22
(1,569)	1:B:123:LEU:HG	1:B:126:VAL:HG23	10	5.22
(1,566)	1:A:23:LEU:HG	1:A:26:VAL:HG21	10	5.22
(1,566)	1:A:23:LEU:HG	1:A:26:VAL:HG22	10	5.22
(1,566)	1:A:23:LEU:HG	1:A:26:VAL:HG23	10	5.22
(1,569)	1:B:123:LEU:HG	1:B:126:VAL:HG21	9	5.2
(1,569)	1:B:123:LEU:HG	1:B:126:VAL:HG22	9	5.2
(1,569)	1:B:123:LEU:HG	1:B:126:VAL:HG23	9	5.2
(1,566)	1:A:23:LEU:HG	1:A:26:VAL:HG21	9	5.19

Continued on next page...

Continued from previous page...

Key	Atom-1	Atom-2	Model ID	Violation (Å)
(1,566)	1:A:23:LEU:HG	1:A:26:VAL:HG22	9	5.19
(1,566)	1:A:23:LEU:HG	1:A:26:VAL:HG23	9	5.19
(1,776)	1:A:22:LEU:HA	1:B:126:VAL:HG21	3	5.15
(1,776)	1:A:22:LEU:HA	1:B:126:VAL:HG22	3	5.15
(1,776)	1:A:22:LEU:HA	1:B:126:VAL:HG23	3	5.15
(1,776)	1:A:27:LEU:HA	1:B:126:VAL:HG21	3	5.15
(1,776)	1:A:27:LEU:HA	1:B:126:VAL:HG22	3	5.15
(1,776)	1:A:27:LEU:HA	1:B:126:VAL:HG23	3	5.15
(1,774)	1:A:26:VAL:HG21	1:B:122:LEU:HA	3	5.15
(1,774)	1:A:26:VAL:HG22	1:B:122:LEU:HA	3	5.15
(1,774)	1:A:26:VAL:HG23	1:B:122:LEU:HA	3	5.15
(1,774)	1:A:26:VAL:HG21	1:B:127:LEU:HA	3	5.15
(1,774)	1:A:26:VAL:HG22	1:B:127:LEU:HA	3	5.15
(1,774)	1:A:26:VAL:HG23	1:B:127:LEU:HA	3	5.15
(1,776)	1:A:22:LEU:HA	1:B:126:VAL:HG21	4	5.14
(1,776)	1:A:22:LEU:HA	1:B:126:VAL:HG22	4	5.14
(1,776)	1:A:22:LEU:HA	1:B:126:VAL:HG23	4	5.14
(1,776)	1:A:27:LEU:HA	1:B:126:VAL:HG21	4	5.14
(1,776)	1:A:27:LEU:HA	1:B:126:VAL:HG22	4	5.14
(1,776)	1:A:27:LEU:HA	1:B:126:VAL:HG23	4	5.14
(1,776)	1:A:22:LEU:HA	1:B:126:VAL:HG21	7	5.14
(1,776)	1:A:22:LEU:HA	1:B:126:VAL:HG22	7	5.14
(1,776)	1:A:22:LEU:HA	1:B:126:VAL:HG23	7	5.14
(1,776)	1:A:27:LEU:HA	1:B:126:VAL:HG21	7	5.14
(1,776)	1:A:27:LEU:HA	1:B:126:VAL:HG22	7	5.14
(1,776)	1:A:27:LEU:HA	1:B:126:VAL:HG23	7	5.14
(1,776)	1:A:22:LEU:HA	1:B:126:VAL:HG21	8	5.14
(1,776)	1:A:22:LEU:HA	1:B:126:VAL:HG22	8	5.14
(1,776)	1:A:22:LEU:HA	1:B:126:VAL:HG23	8	5.14
(1,776)	1:A:27:LEU:HA	1:B:126:VAL:HG21	8	5.14
(1,776)	1:A:27:LEU:HA	1:B:126:VAL:HG22	8	5.14
(1,776)	1:A:27:LEU:HA	1:B:126:VAL:HG23	8	5.14
(1,774)	1:A:26:VAL:HG21	1:B:122:LEU:HA	1	5.14
(1,774)	1:A:26:VAL:HG22	1:B:122:LEU:HA	1	5.14
(1,774)	1:A:26:VAL:HG23	1:B:122:LEU:HA	1	5.14
(1,774)	1:A:26:VAL:HG21	1:B:127:LEU:HA	1	5.14
(1,774)	1:A:26:VAL:HG22	1:B:127:LEU:HA	1	5.14
(1,774)	1:A:26:VAL:HG23	1:B:127:LEU:HA	1	5.14
(1,774)	1:A:26:VAL:HG21	1:B:122:LEU:HA	4	5.14
(1,774)	1:A:26:VAL:HG22	1:B:122:LEU:HA	4	5.14
(1,774)	1:A:26:VAL:HG23	1:B:122:LEU:HA	4	5.14
(1,774)	1:A:26:VAL:HG21	1:B:127:LEU:HA	4	5.14

Continued on next page...

Continued from previous page...

Key	Atom-1	Atom-2	Model ID	Violation (Å)
(1,774)	1:A:26:VAL:HG22	1:B:127:LEU:HA	4	5.14
(1,774)	1:A:26:VAL:HG23	1:B:127:LEU:HA	4	5.14
(1,774)	1:A:26:VAL:HG21	1:B:122:LEU:HA	7	5.14
(1,774)	1:A:26:VAL:HG22	1:B:122:LEU:HA	7	5.14
(1,774)	1:A:26:VAL:HG23	1:B:122:LEU:HA	7	5.14
(1,774)	1:A:26:VAL:HG21	1:B:127:LEU:HA	7	5.14
(1,774)	1:A:26:VAL:HG22	1:B:127:LEU:HA	7	5.14
(1,774)	1:A:26:VAL:HG23	1:B:127:LEU:HA	7	5.14
(1,774)	1:A:26:VAL:HG21	1:B:122:LEU:HA	8	5.14
(1,774)	1:A:26:VAL:HG22	1:B:122:LEU:HA	8	5.14
(1,774)	1:A:26:VAL:HG23	1:B:122:LEU:HA	8	5.14
(1,774)	1:A:26:VAL:HG21	1:B:127:LEU:HA	8	5.14
(1,774)	1:A:26:VAL:HG22	1:B:127:LEU:HA	8	5.14
(1,774)	1:A:26:VAL:HG23	1:B:127:LEU:HA	8	5.14
(1,776)	1:A:22:LEU:HA	1:B:126:VAL:HG21	1	5.13
(1,776)	1:A:22:LEU:HA	1:B:126:VAL:HG22	1	5.13
(1,776)	1:A:22:LEU:HA	1:B:126:VAL:HG23	1	5.13
(1,776)	1:A:27:LEU:HA	1:B:126:VAL:HG21	1	5.13
(1,776)	1:A:27:LEU:HA	1:B:126:VAL:HG22	1	5.13
(1,776)	1:A:27:LEU:HA	1:B:126:VAL:HG23	1	5.13
(1,776)	1:A:22:LEU:HA	1:B:126:VAL:HG21	2	5.13
(1,776)	1:A:22:LEU:HA	1:B:126:VAL:HG22	2	5.13
(1,776)	1:A:22:LEU:HA	1:B:126:VAL:HG23	2	5.13
(1,776)	1:A:27:LEU:HA	1:B:126:VAL:HG21	2	5.13
(1,776)	1:A:27:LEU:HA	1:B:126:VAL:HG22	2	5.13
(1,776)	1:A:27:LEU:HA	1:B:126:VAL:HG23	2	5.13
(1,776)	1:A:22:LEU:HA	1:B:126:VAL:HG21	5	5.13
(1,776)	1:A:22:LEU:HA	1:B:126:VAL:HG22	5	5.13
(1,776)	1:A:22:LEU:HA	1:B:126:VAL:HG23	5	5.13
(1,776)	1:A:27:LEU:HA	1:B:126:VAL:HG21	5	5.13
(1,776)	1:A:27:LEU:HA	1:B:126:VAL:HG22	5	5.13
(1,776)	1:A:27:LEU:HA	1:B:126:VAL:HG23	5	5.13
(1,774)	1:A:26:VAL:HG21	1:B:122:LEU:HA	2	5.13
(1,774)	1:A:26:VAL:HG22	1:B:122:LEU:HA	2	5.13
(1,774)	1:A:26:VAL:HG23	1:B:122:LEU:HA	2	5.13
(1,774)	1:A:26:VAL:HG21	1:B:127:LEU:HA	2	5.13
(1,774)	1:A:26:VAL:HG22	1:B:127:LEU:HA	2	5.13
(1,774)	1:A:26:VAL:HG23	1:B:127:LEU:HA	2	5.13
(1,774)	1:A:26:VAL:HG21	1:B:122:LEU:HA	5	5.13
(1,774)	1:A:26:VAL:HG22	1:B:122:LEU:HA	5	5.13
(1,774)	1:A:26:VAL:HG23	1:B:122:LEU:HA	5	5.13
(1,774)	1:A:26:VAL:HG21	1:B:127:LEU:HA	5	5.13

Continued on next page...

Continued from previous page...

Key	Atom-1	Atom-2	Model ID	Violation (Å)
(1,774)	1:A:26:VAL:HG22	1:B:127:LEU:HA	5	5.13
(1,774)	1:A:26:VAL:HG23	1:B:127:LEU:HA	5	5.13
(1,774)	1:A:26:VAL:HG21	1:B:122:LEU:HA	6	5.13
(1,774)	1:A:26:VAL:HG22	1:B:122:LEU:HA	6	5.13
(1,774)	1:A:26:VAL:HG23	1:B:122:LEU:HA	6	5.13
(1,774)	1:A:26:VAL:HG21	1:B:127:LEU:HA	6	5.13
(1,774)	1:A:26:VAL:HG22	1:B:127:LEU:HA	6	5.13
(1,774)	1:A:26:VAL:HG23	1:B:127:LEU:HA	6	5.13
(1,776)	1:A:22:LEU:HA	1:B:126:VAL:HG21	6	5.12
(1,776)	1:A:22:LEU:HA	1:B:126:VAL:HG22	6	5.12
(1,776)	1:A:22:LEU:HA	1:B:126:VAL:HG23	6	5.12
(1,776)	1:A:27:LEU:HA	1:B:126:VAL:HG21	6	5.12
(1,776)	1:A:27:LEU:HA	1:B:126:VAL:HG22	6	5.12
(1,776)	1:A:27:LEU:HA	1:B:126:VAL:HG23	6	5.12
(1,776)	1:A:22:LEU:HA	1:B:126:VAL:HG21	9	5.09
(1,776)	1:A:22:LEU:HA	1:B:126:VAL:HG22	9	5.09
(1,776)	1:A:22:LEU:HA	1:B:126:VAL:HG23	9	5.09
(1,776)	1:A:27:LEU:HA	1:B:126:VAL:HG21	9	5.09
(1,776)	1:A:27:LEU:HA	1:B:126:VAL:HG22	9	5.09
(1,776)	1:A:27:LEU:HA	1:B:126:VAL:HG23	9	5.09
(1,776)	1:A:22:LEU:HA	1:B:126:VAL:HG21	10	5.09
(1,776)	1:A:22:LEU:HA	1:B:126:VAL:HG22	10	5.09
(1,776)	1:A:22:LEU:HA	1:B:126:VAL:HG23	10	5.09
(1,776)	1:A:27:LEU:HA	1:B:126:VAL:HG21	10	5.09
(1,776)	1:A:27:LEU:HA	1:B:126:VAL:HG22	10	5.09
(1,776)	1:A:27:LEU:HA	1:B:126:VAL:HG23	10	5.09
(1,774)	1:A:26:VAL:HG21	1:B:122:LEU:HA	9	5.09
(1,774)	1:A:26:VAL:HG22	1:B:122:LEU:HA	9	5.09
(1,774)	1:A:26:VAL:HG23	1:B:122:LEU:HA	9	5.09
(1,774)	1:A:26:VAL:HG21	1:B:127:LEU:HA	9	5.09
(1,774)	1:A:26:VAL:HG22	1:B:127:LEU:HA	9	5.09
(1,774)	1:A:26:VAL:HG23	1:B:127:LEU:HA	9	5.09
(1,774)	1:A:26:VAL:HG21	1:B:122:LEU:HA	10	5.09
(1,774)	1:A:26:VAL:HG22	1:B:122:LEU:HA	10	5.09
(1,774)	1:A:26:VAL:HG23	1:B:122:LEU:HA	10	5.09
(1,774)	1:A:26:VAL:HG21	1:B:127:LEU:HA	10	5.09
(1,774)	1:A:26:VAL:HG22	1:B:127:LEU:HA	10	5.09
(1,774)	1:A:26:VAL:HG23	1:B:127:LEU:HA	10	5.09
(1,756)	1:A:23:LEU:HA	1:B:122:LEU:HD11	9	4.76
(1,756)	1:A:23:LEU:HA	1:B:122:LEU:HD12	9	4.76
(1,756)	1:A:23:LEU:HA	1:B:122:LEU:HD13	9	4.76
(1,756)	1:A:27:LEU:HA	1:B:122:LEU:HD11	9	4.76

Continued on next page...

Continued from previous page...

Key	Atom-1	Atom-2	Model ID	Violation (Å)
(1,756)	1:A:27:LEU:HA	1:B:122:LEU:HD12	9	4.76
(1,756)	1:A:27:LEU:HA	1:B:122:LEU:HD13	9	4.76
(1,756)	1:A:23:LEU:HA	1:B:122:LEU:HD11	10	4.76
(1,756)	1:A:23:LEU:HA	1:B:122:LEU:HD12	10	4.76
(1,756)	1:A:23:LEU:HA	1:B:122:LEU:HD13	10	4.76
(1,756)	1:A:27:LEU:HA	1:B:122:LEU:HD11	10	4.76
(1,756)	1:A:27:LEU:HA	1:B:122:LEU:HD12	10	4.76
(1,756)	1:A:27:LEU:HA	1:B:122:LEU:HD13	10	4.76
(1,754)	1:A:22:LEU:HD11	1:B:123:LEU:HA	10	4.76
(1,754)	1:A:22:LEU:HD12	1:B:123:LEU:HA	10	4.76
(1,754)	1:A:22:LEU:HD13	1:B:123:LEU:HA	10	4.76
(1,754)	1:A:22:LEU:HD11	1:B:127:LEU:HA	10	4.76
(1,754)	1:A:22:LEU:HD12	1:B:127:LEU:HA	10	4.76
(1,754)	1:A:22:LEU:HD13	1:B:127:LEU:HA	10	4.76
(1,754)	1:A:22:LEU:HD11	1:B:123:LEU:HA	9	4.75
(1,754)	1:A:22:LEU:HD12	1:B:123:LEU:HA	9	4.75
(1,754)	1:A:22:LEU:HD13	1:B:123:LEU:HA	9	4.75
(1,754)	1:A:22:LEU:HD11	1:B:127:LEU:HA	9	4.75
(1,754)	1:A:22:LEU:HD12	1:B:127:LEU:HA	9	4.75
(1,754)	1:A:22:LEU:HD13	1:B:127:LEU:HA	9	4.75
(1,756)	1:A:23:LEU:HA	1:B:122:LEU:HD11	5	4.65
(1,756)	1:A:23:LEU:HA	1:B:122:LEU:HD12	5	4.65
(1,756)	1:A:23:LEU:HA	1:B:122:LEU:HD13	5	4.65
(1,756)	1:A:27:LEU:HA	1:B:122:LEU:HD11	5	4.65
(1,756)	1:A:27:LEU:HA	1:B:122:LEU:HD12	5	4.65
(1,756)	1:A:27:LEU:HA	1:B:122:LEU:HD13	5	4.65
(1,756)	1:A:23:LEU:HA	1:B:122:LEU:HD11	6	4.65
(1,756)	1:A:23:LEU:HA	1:B:122:LEU:HD12	6	4.65
(1,756)	1:A:23:LEU:HA	1:B:122:LEU:HD13	6	4.65
(1,756)	1:A:27:LEU:HA	1:B:122:LEU:HD11	6	4.65
(1,756)	1:A:27:LEU:HA	1:B:122:LEU:HD12	6	4.65
(1,756)	1:A:27:LEU:HA	1:B:122:LEU:HD13	6	4.65
(1,754)	1:A:22:LEU:HD11	1:B:123:LEU:HA	5	4.65
(1,754)	1:A:22:LEU:HD12	1:B:123:LEU:HA	5	4.65
(1,754)	1:A:22:LEU:HD13	1:B:123:LEU:HA	5	4.65
(1,754)	1:A:22:LEU:HD11	1:B:127:LEU:HA	5	4.65
(1,754)	1:A:22:LEU:HD12	1:B:127:LEU:HA	5	4.65
(1,754)	1:A:22:LEU:HD13	1:B:127:LEU:HA	5	4.65
(1,756)	1:A:23:LEU:HA	1:B:122:LEU:HD11	3	4.64
(1,756)	1:A:23:LEU:HA	1:B:122:LEU:HD12	3	4.64
(1,756)	1:A:23:LEU:HA	1:B:122:LEU:HD13	3	4.64
(1,756)	1:A:27:LEU:HA	1:B:122:LEU:HD11	3	4.64

Continued on next page...

Continued from previous page...

Key	Atom-1	Atom-2	Model ID	Violation (Å)
(1,756)	1:A:27:LEU:HA	1:B:122:LEU:HD12	3	4.64
(1,756)	1:A:27:LEU:HA	1:B:122:LEU:HD13	3	4.64
(1,754)	1:A:22:LEU:HD11	1:B:123:LEU:HA	3	4.64
(1,754)	1:A:22:LEU:HD12	1:B:123:LEU:HA	3	4.64
(1,754)	1:A:22:LEU:HD13	1:B:123:LEU:HA	3	4.64
(1,754)	1:A:22:LEU:HD11	1:B:127:LEU:HA	3	4.64
(1,754)	1:A:22:LEU:HD12	1:B:127:LEU:HA	3	4.64
(1,754)	1:A:22:LEU:HD13	1:B:127:LEU:HA	3	4.64
(1,756)	1:A:23:LEU:HA	1:B:122:LEU:HD11	1	4.63
(1,756)	1:A:23:LEU:HA	1:B:122:LEU:HD12	1	4.63
(1,756)	1:A:23:LEU:HA	1:B:122:LEU:HD13	1	4.63
(1,756)	1:A:27:LEU:HA	1:B:122:LEU:HD11	1	4.63
(1,756)	1:A:27:LEU:HA	1:B:122:LEU:HD12	1	4.63
(1,756)	1:A:27:LEU:HA	1:B:122:LEU:HD13	1	4.63
(1,756)	1:A:23:LEU:HA	1:B:122:LEU:HD11	2	4.63
(1,756)	1:A:23:LEU:HA	1:B:122:LEU:HD12	2	4.63
(1,756)	1:A:23:LEU:HA	1:B:122:LEU:HD13	2	4.63
(1,756)	1:A:27:LEU:HA	1:B:122:LEU:HD11	2	4.63
(1,756)	1:A:27:LEU:HA	1:B:122:LEU:HD12	2	4.63
(1,756)	1:A:27:LEU:HA	1:B:122:LEU:HD13	2	4.63
(1,756)	1:A:23:LEU:HA	1:B:122:LEU:HD11	4	4.63
(1,756)	1:A:23:LEU:HA	1:B:122:LEU:HD12	4	4.63
(1,756)	1:A:23:LEU:HA	1:B:122:LEU:HD13	4	4.63
(1,756)	1:A:27:LEU:HA	1:B:122:LEU:HD11	4	4.63
(1,756)	1:A:27:LEU:HA	1:B:122:LEU:HD12	4	4.63
(1,756)	1:A:27:LEU:HA	1:B:122:LEU:HD13	4	4.63
(1,756)	1:A:23:LEU:HA	1:B:122:LEU:HD11	8	4.63
(1,756)	1:A:23:LEU:HA	1:B:122:LEU:HD12	8	4.63
(1,756)	1:A:23:LEU:HA	1:B:122:LEU:HD13	8	4.63
(1,756)	1:A:27:LEU:HA	1:B:122:LEU:HD11	8	4.63
(1,756)	1:A:27:LEU:HA	1:B:122:LEU:HD12	8	4.63
(1,756)	1:A:27:LEU:HA	1:B:122:LEU:HD13	8	4.63
(1,754)	1:A:22:LEU:HD11	1:B:123:LEU:HA	8	4.63
(1,754)	1:A:22:LEU:HD12	1:B:123:LEU:HA	8	4.63
(1,754)	1:A:22:LEU:HD13	1:B:123:LEU:HA	8	4.63
(1,754)	1:A:22:LEU:HD11	1:B:127:LEU:HA	8	4.63
(1,754)	1:A:22:LEU:HD12	1:B:127:LEU:HA	8	4.63
(1,754)	1:A:22:LEU:HD13	1:B:127:LEU:HA	8	4.63
(1,756)	1:A:23:LEU:HA	1:B:122:LEU:HD11	7	4.62
(1,756)	1:A:23:LEU:HA	1:B:122:LEU:HD12	7	4.62
(1,756)	1:A:23:LEU:HA	1:B:122:LEU:HD13	7	4.62
(1,756)	1:A:27:LEU:HA	1:B:122:LEU:HD11	7	4.62

Continued on next page...

Continued from previous page...

Key	Atom-1	Atom-2	Model ID	Violation (Å)
(1,756)	1:A:27:LEU:HA	1:B:122:LEU:HD12	7	4.62
(1,756)	1:A:27:LEU:HA	1:B:122:LEU:HD13	7	4.62
(1,754)	1:A:22:LEU:HD11	1:B:123:LEU:HA	1	4.62
(1,754)	1:A:22:LEU:HD12	1:B:123:LEU:HA	1	4.62
(1,754)	1:A:22:LEU:HD13	1:B:123:LEU:HA	1	4.62
(1,754)	1:A:22:LEU:HD11	1:B:127:LEU:HA	1	4.62
(1,754)	1:A:22:LEU:HD12	1:B:127:LEU:HA	1	4.62
(1,754)	1:A:22:LEU:HD13	1:B:127:LEU:HA	1	4.62
(1,754)	1:A:22:LEU:HD11	1:B:123:LEU:HA	2	4.62
(1,754)	1:A:22:LEU:HD12	1:B:123:LEU:HA	2	4.62
(1,754)	1:A:22:LEU:HD13	1:B:123:LEU:HA	2	4.62
(1,754)	1:A:22:LEU:HD11	1:B:127:LEU:HA	2	4.62
(1,754)	1:A:22:LEU:HD12	1:B:127:LEU:HA	2	4.62
(1,754)	1:A:22:LEU:HD13	1:B:127:LEU:HA	2	4.62
(1,754)	1:A:22:LEU:HD11	1:B:123:LEU:HA	4	4.62
(1,754)	1:A:22:LEU:HD12	1:B:123:LEU:HA	4	4.62
(1,754)	1:A:22:LEU:HD13	1:B:123:LEU:HA	4	4.62
(1,754)	1:A:22:LEU:HD11	1:B:127:LEU:HA	4	4.62
(1,754)	1:A:22:LEU:HD12	1:B:127:LEU:HA	4	4.62
(1,754)	1:A:22:LEU:HD13	1:B:127:LEU:HA	4	4.62
(1,754)	1:A:22:LEU:HD11	1:B:123:LEU:HA	6	4.62
(1,754)	1:A:22:LEU:HD12	1:B:123:LEU:HA	6	4.62
(1,754)	1:A:22:LEU:HD13	1:B:123:LEU:HA	6	4.62
(1,754)	1:A:22:LEU:HD11	1:B:127:LEU:HA	6	4.62
(1,754)	1:A:22:LEU:HD12	1:B:127:LEU:HA	6	4.62
(1,754)	1:A:22:LEU:HD13	1:B:127:LEU:HA	6	4.62
(1,754)	1:A:22:LEU:HD11	1:B:123:LEU:HA	7	4.62
(1,754)	1:A:22:LEU:HD12	1:B:123:LEU:HA	7	4.62
(1,754)	1:A:22:LEU:HD13	1:B:123:LEU:HA	7	4.62
(1,754)	1:A:22:LEU:HD11	1:B:127:LEU:HA	7	4.62
(1,754)	1:A:22:LEU:HD12	1:B:127:LEU:HA	7	4.62
(1,754)	1:A:22:LEU:HD13	1:B:127:LEU:HA	7	4.62
(1,570)	1:B:126:VAL:HG21	1:B:127:LEU:HG	9	4.61
(1,570)	1:B:126:VAL:HG22	1:B:127:LEU:HG	9	4.61
(1,570)	1:B:126:VAL:HG23	1:B:127:LEU:HG	9	4.61
(1,567)	1:A:26:VAL:HG21	1:A:27:LEU:HG	9	4.61
(1,567)	1:A:26:VAL:HG22	1:A:27:LEU:HG	9	4.61
(1,567)	1:A:26:VAL:HG23	1:A:27:LEU:HG	9	4.61
(1,570)	1:B:126:VAL:HG21	1:B:127:LEU:HG	10	4.59
(1,570)	1:B:126:VAL:HG22	1:B:127:LEU:HG	10	4.59
(1,570)	1:B:126:VAL:HG23	1:B:127:LEU:HG	10	4.59
(1,567)	1:A:26:VAL:HG21	1:A:27:LEU:HG	10	4.59

Continued on next page...

Continued from previous page...

Key	Atom-1	Atom-2	Model ID	Violation (Å)
(1,567)	1:A:26:VAL:HG22	1:A:27:LEU:HG	10	4.59
(1,567)	1:A:26:VAL:HG23	1:A:27:LEU:HG	10	4.59
(1,764)	1:A:23:LEU:HA	1:B:123:LEU:HD21	2	4.56
(1,764)	1:A:23:LEU:HA	1:B:123:LEU:HD22	2	4.56
(1,764)	1:A:23:LEU:HA	1:B:123:LEU:HD23	2	4.56
(1,764)	1:A:27:LEU:HA	1:B:123:LEU:HD21	2	4.56
(1,764)	1:A:27:LEU:HA	1:B:123:LEU:HD22	2	4.56
(1,764)	1:A:27:LEU:HA	1:B:123:LEU:HD23	2	4.56
(1,764)	1:A:23:LEU:HA	1:B:123:LEU:HD21	6	4.56
(1,764)	1:A:23:LEU:HA	1:B:123:LEU:HD22	6	4.56
(1,764)	1:A:23:LEU:HA	1:B:123:LEU:HD23	6	4.56
(1,764)	1:A:27:LEU:HA	1:B:123:LEU:HD21	6	4.56
(1,764)	1:A:27:LEU:HA	1:B:123:LEU:HD22	6	4.56
(1,764)	1:A:27:LEU:HA	1:B:123:LEU:HD23	6	4.56
(1,762)	1:A:23:LEU:HD21	1:B:123:LEU:HA	2	4.56
(1,762)	1:A:23:LEU:HD22	1:B:123:LEU:HA	2	4.56
(1,762)	1:A:23:LEU:HD23	1:B:123:LEU:HA	2	4.56
(1,762)	1:A:23:LEU:HD21	1:B:127:LEU:HA	2	4.56
(1,762)	1:A:23:LEU:HD22	1:B:127:LEU:HA	2	4.56
(1,762)	1:A:23:LEU:HD23	1:B:127:LEU:HA	2	4.56
(1,764)	1:A:23:LEU:HA	1:B:123:LEU:HD21	3	4.55
(1,764)	1:A:23:LEU:HA	1:B:123:LEU:HD22	3	4.55
(1,764)	1:A:23:LEU:HA	1:B:123:LEU:HD23	3	4.55
(1,764)	1:A:27:LEU:HA	1:B:123:LEU:HD21	3	4.55
(1,764)	1:A:27:LEU:HA	1:B:123:LEU:HD22	3	4.55
(1,764)	1:A:27:LEU:HA	1:B:123:LEU:HD23	3	4.55
(1,764)	1:A:23:LEU:HA	1:B:123:LEU:HD21	5	4.55
(1,764)	1:A:23:LEU:HA	1:B:123:LEU:HD22	5	4.55
(1,764)	1:A:23:LEU:HA	1:B:123:LEU:HD23	5	4.55
(1,764)	1:A:27:LEU:HA	1:B:123:LEU:HD21	5	4.55
(1,764)	1:A:27:LEU:HA	1:B:123:LEU:HD22	5	4.55
(1,764)	1:A:27:LEU:HA	1:B:123:LEU:HD23	5	4.55
(1,764)	1:A:23:LEU:HA	1:B:123:LEU:HD21	7	4.55
(1,764)	1:A:23:LEU:HA	1:B:123:LEU:HD22	7	4.55
(1,764)	1:A:23:LEU:HA	1:B:123:LEU:HD23	7	4.55
(1,764)	1:A:27:LEU:HA	1:B:123:LEU:HD21	7	4.55
(1,764)	1:A:27:LEU:HA	1:B:123:LEU:HD22	7	4.55
(1,764)	1:A:27:LEU:HA	1:B:123:LEU:HD23	7	4.55
(1,764)	1:A:23:LEU:HA	1:B:123:LEU:HD21	8	4.55
(1,764)	1:A:23:LEU:HA	1:B:123:LEU:HD22	8	4.55
(1,764)	1:A:23:LEU:HA	1:B:123:LEU:HD23	8	4.55
(1,764)	1:A:27:LEU:HA	1:B:123:LEU:HD21	8	4.55

Continued on next page...

Continued from previous page...

Key	Atom-1	Atom-2	Model ID	Violation (Å)
(1,764)	1:A:27:LEU:HA	1:B:123:LEU:HD22	8	4.55
(1,764)	1:A:27:LEU:HA	1:B:123:LEU:HD23	8	4.55
(1,762)	1:A:23:LEU:HD21	1:B:123:LEU:HA	3	4.55
(1,762)	1:A:23:LEU:HD22	1:B:123:LEU:HA	3	4.55
(1,762)	1:A:23:LEU:HD23	1:B:123:LEU:HA	3	4.55
(1,762)	1:A:23:LEU:HD21	1:B:127:LEU:HA	3	4.55
(1,762)	1:A:23:LEU:HD22	1:B:127:LEU:HA	3	4.55
(1,762)	1:A:23:LEU:HD23	1:B:127:LEU:HA	3	4.55
(1,762)	1:A:23:LEU:HD21	1:B:123:LEU:HA	4	4.55
(1,762)	1:A:23:LEU:HD22	1:B:123:LEU:HA	4	4.55
(1,762)	1:A:23:LEU:HD23	1:B:123:LEU:HA	4	4.55
(1,762)	1:A:23:LEU:HD21	1:B:127:LEU:HA	4	4.55
(1,762)	1:A:23:LEU:HD22	1:B:127:LEU:HA	4	4.55
(1,762)	1:A:23:LEU:HD23	1:B:127:LEU:HA	4	4.55
(1,762)	1:A:23:LEU:HD21	1:B:123:LEU:HA	5	4.55
(1,762)	1:A:23:LEU:HD22	1:B:123:LEU:HA	5	4.55
(1,762)	1:A:23:LEU:HD23	1:B:123:LEU:HA	5	4.55
(1,762)	1:A:23:LEU:HD21	1:B:127:LEU:HA	5	4.55
(1,762)	1:A:23:LEU:HD22	1:B:127:LEU:HA	5	4.55
(1,762)	1:A:23:LEU:HD23	1:B:127:LEU:HA	5	4.55
(1,762)	1:A:23:LEU:HD21	1:B:123:LEU:HA	6	4.55
(1,762)	1:A:23:LEU:HD22	1:B:123:LEU:HA	6	4.55
(1,762)	1:A:23:LEU:HD23	1:B:123:LEU:HA	6	4.55
(1,762)	1:A:23:LEU:HD21	1:B:127:LEU:HA	6	4.55
(1,762)	1:A:23:LEU:HD22	1:B:127:LEU:HA	6	4.55
(1,762)	1:A:23:LEU:HD23	1:B:127:LEU:HA	6	4.55
(1,762)	1:A:23:LEU:HD21	1:B:123:LEU:HA	7	4.55
(1,762)	1:A:23:LEU:HD22	1:B:123:LEU:HA	7	4.55
(1,762)	1:A:23:LEU:HD23	1:B:123:LEU:HA	7	4.55
(1,762)	1:A:23:LEU:HD21	1:B:127:LEU:HA	7	4.55
(1,762)	1:A:23:LEU:HD22	1:B:127:LEU:HA	7	4.55
(1,762)	1:A:23:LEU:HD23	1:B:127:LEU:HA	7	4.55
(1,762)	1:A:23:LEU:HD21	1:B:123:LEU:HA	8	4.55
(1,762)	1:A:23:LEU:HD22	1:B:123:LEU:HA	8	4.55
(1,762)	1:A:23:LEU:HD23	1:B:123:LEU:HA	8	4.55
(1,762)	1:A:23:LEU:HD21	1:B:127:LEU:HA	8	4.55
(1,762)	1:A:23:LEU:HD22	1:B:127:LEU:HA	8	4.55
(1,762)	1:A:23:LEU:HD23	1:B:127:LEU:HA	8	4.55
(1,764)	1:A:23:LEU:HA	1:B:123:LEU:HD21	1	4.54
(1,764)	1:A:23:LEU:HA	1:B:123:LEU:HD22	1	4.54
(1,764)	1:A:23:LEU:HA	1:B:123:LEU:HD23	1	4.54
(1,764)	1:A:27:LEU:HA	1:B:123:LEU:HD21	1	4.54

Continued on next page...

Continued from previous page...

Key	Atom-1	Atom-2	Model ID	Violation (Å)
(1,764)	1:A:27:LEU:HA	1:B:123:LEU:HD22	1	4.54
(1,764)	1:A:27:LEU:HA	1:B:123:LEU:HD23	1	4.54
(1,764)	1:A:23:LEU:HA	1:B:123:LEU:HD21	4	4.54
(1,764)	1:A:23:LEU:HA	1:B:123:LEU:HD22	4	4.54
(1,764)	1:A:23:LEU:HA	1:B:123:LEU:HD23	4	4.54
(1,764)	1:A:27:LEU:HA	1:B:123:LEU:HD21	4	4.54
(1,764)	1:A:27:LEU:HA	1:B:123:LEU:HD22	4	4.54
(1,764)	1:A:27:LEU:HA	1:B:123:LEU:HD23	4	4.54
(1,762)	1:A:23:LEU:HD21	1:B:123:LEU:HA	1	4.54
(1,762)	1:A:23:LEU:HD22	1:B:123:LEU:HA	1	4.54
(1,762)	1:A:23:LEU:HD23	1:B:123:LEU:HA	1	4.54
(1,762)	1:A:23:LEU:HD21	1:B:127:LEU:HA	1	4.54
(1,762)	1:A:23:LEU:HD22	1:B:127:LEU:HA	1	4.54
(1,762)	1:A:23:LEU:HD23	1:B:127:LEU:HA	1	4.54
(1,567)	1:A:26:VAL:HG21	1:A:27:LEU:HG	5	4.48
(1,567)	1:A:26:VAL:HG22	1:A:27:LEU:HG	5	4.48
(1,567)	1:A:26:VAL:HG23	1:A:27:LEU:HG	5	4.48
(1,570)	1:B:126:VAL:HG21	1:B:127:LEU:HG	5	4.47
(1,570)	1:B:126:VAL:HG22	1:B:127:LEU:HG	5	4.47
(1,570)	1:B:126:VAL:HG23	1:B:127:LEU:HG	5	4.47
(1,567)	1:A:26:VAL:HG21	1:A:27:LEU:HG	4	4.47
(1,567)	1:A:26:VAL:HG22	1:A:27:LEU:HG	4	4.47
(1,567)	1:A:26:VAL:HG23	1:A:27:LEU:HG	4	4.47
(1,780)	1:A:22:LEU:HG	1:B:126:VAL:HG21	4	4.46
(1,780)	1:A:22:LEU:HG	1:B:126:VAL:HG22	4	4.46
(1,780)	1:A:22:LEU:HG	1:B:126:VAL:HG23	4	4.46
(1,780)	1:A:27:LEU:HG	1:B:126:VAL:HG21	4	4.46
(1,780)	1:A:27:LEU:HG	1:B:126:VAL:HG22	4	4.46
(1,780)	1:A:27:LEU:HG	1:B:126:VAL:HG23	4	4.46
(1,780)	1:A:22:LEU:HG	1:B:126:VAL:HG21	5	4.45
(1,780)	1:A:22:LEU:HG	1:B:126:VAL:HG22	5	4.45
(1,780)	1:A:22:LEU:HG	1:B:126:VAL:HG23	5	4.45
(1,780)	1:A:27:LEU:HG	1:B:126:VAL:HG21	5	4.45
(1,780)	1:A:27:LEU:HG	1:B:126:VAL:HG22	5	4.45
(1,780)	1:A:27:LEU:HG	1:B:126:VAL:HG23	5	4.45
(1,778)	1:A:26:VAL:HG21	1:B:122:LEU:HG	5	4.45
(1,778)	1:A:26:VAL:HG22	1:B:122:LEU:HG	5	4.45
(1,778)	1:A:26:VAL:HG23	1:B:122:LEU:HG	5	4.45
(1,778)	1:A:26:VAL:HG21	1:B:127:LEU:HG	5	4.45
(1,778)	1:A:26:VAL:HG22	1:B:127:LEU:HG	5	4.45
(1,778)	1:A:26:VAL:HG23	1:B:127:LEU:HG	5	4.45
(1,570)	1:B:126:VAL:HG21	1:B:127:LEU:HG	6	4.45

Continued on next page...

Continued from previous page...

Key	Atom-1	Atom-2	Model ID	Violation (Å)
(1,570)	1:B:126:VAL:HG22	1:B:127:LEU:HG	6	4.45
(1,570)	1:B:126:VAL:HG23	1:B:127:LEU:HG	6	4.45
(1,567)	1:A:26:VAL:HG21	1:A:27:LEU:HG	8	4.45
(1,567)	1:A:26:VAL:HG22	1:A:27:LEU:HG	8	4.45
(1,567)	1:A:26:VAL:HG23	1:A:27:LEU:HG	8	4.45
(1,570)	1:B:126:VAL:HG21	1:B:127:LEU:HG	1	4.44
(1,570)	1:B:126:VAL:HG22	1:B:127:LEU:HG	1	4.44
(1,570)	1:B:126:VAL:HG23	1:B:127:LEU:HG	1	4.44
(1,570)	1:B:126:VAL:HG21	1:B:127:LEU:HG	4	4.44
(1,570)	1:B:126:VAL:HG22	1:B:127:LEU:HG	4	4.44
(1,570)	1:B:126:VAL:HG23	1:B:127:LEU:HG	4	4.44
(1,570)	1:B:126:VAL:HG21	1:B:127:LEU:HG	8	4.44
(1,570)	1:B:126:VAL:HG22	1:B:127:LEU:HG	8	4.44
(1,570)	1:B:126:VAL:HG23	1:B:127:LEU:HG	8	4.44
(1,567)	1:A:26:VAL:HG21	1:A:27:LEU:HG	1	4.44
(1,567)	1:A:26:VAL:HG22	1:A:27:LEU:HG	1	4.44
(1,567)	1:A:26:VAL:HG23	1:A:27:LEU:HG	1	4.44
(1,567)	1:A:26:VAL:HG21	1:A:27:LEU:HG	6	4.44
(1,567)	1:A:26:VAL:HG22	1:A:27:LEU:HG	6	4.44
(1,567)	1:A:26:VAL:HG23	1:A:27:LEU:HG	6	4.44
(1,780)	1:A:22:LEU:HG	1:B:126:VAL:HG21	8	4.43
(1,780)	1:A:22:LEU:HG	1:B:126:VAL:HG22	8	4.43
(1,780)	1:A:22:LEU:HG	1:B:126:VAL:HG23	8	4.43
(1,780)	1:A:27:LEU:HG	1:B:126:VAL:HG21	8	4.43
(1,780)	1:A:27:LEU:HG	1:B:126:VAL:HG22	8	4.43
(1,780)	1:A:27:LEU:HG	1:B:126:VAL:HG23	8	4.43
(1,778)	1:A:26:VAL:HG21	1:B:122:LEU:HG	3	4.43
(1,778)	1:A:26:VAL:HG22	1:B:122:LEU:HG	3	4.43
(1,778)	1:A:26:VAL:HG23	1:B:122:LEU:HG	3	4.43
(1,778)	1:A:26:VAL:HG21	1:B:127:LEU:HG	3	4.43
(1,778)	1:A:26:VAL:HG22	1:B:127:LEU:HG	3	4.43
(1,778)	1:A:26:VAL:HG23	1:B:127:LEU:HG	3	4.43
(1,778)	1:A:26:VAL:HG21	1:B:122:LEU:HG	8	4.43
(1,778)	1:A:26:VAL:HG22	1:B:122:LEU:HG	8	4.43
(1,778)	1:A:26:VAL:HG23	1:B:122:LEU:HG	8	4.43
(1,778)	1:A:26:VAL:HG21	1:B:127:LEU:HG	8	4.43
(1,778)	1:A:26:VAL:HG22	1:B:127:LEU:HG	8	4.43
(1,778)	1:A:26:VAL:HG23	1:B:127:LEU:HG	8	4.43
(1,570)	1:B:126:VAL:HG21	1:B:127:LEU:HG	2	4.43
(1,570)	1:B:126:VAL:HG22	1:B:127:LEU:HG	2	4.43
(1,570)	1:B:126:VAL:HG23	1:B:127:LEU:HG	2	4.43
(1,570)	1:B:126:VAL:HG21	1:B:127:LEU:HG	3	4.43

Continued on next page...

Continued from previous page...

Key	Atom-1	Atom-2	Model ID	Violation (Å)
(1,570)	1:B:126:VAL:HG22	1:B:127:LEU:HG	3	4.43
(1,570)	1:B:126:VAL:HG23	1:B:127:LEU:HG	3	4.43
(1,570)	1:B:126:VAL:HG21	1:B:127:LEU:HG	7	4.43
(1,570)	1:B:126:VAL:HG22	1:B:127:LEU:HG	7	4.43
(1,570)	1:B:126:VAL:HG23	1:B:127:LEU:HG	7	4.43
(1,567)	1:A:26:VAL:HG21	1:A:27:LEU:HG	2	4.43
(1,567)	1:A:26:VAL:HG22	1:A:27:LEU:HG	2	4.43
(1,567)	1:A:26:VAL:HG23	1:A:27:LEU:HG	2	4.43
(1,567)	1:A:26:VAL:HG21	1:A:27:LEU:HG	3	4.43
(1,567)	1:A:26:VAL:HG22	1:A:27:LEU:HG	3	4.43
(1,567)	1:A:26:VAL:HG23	1:A:27:LEU:HG	3	4.43
(1,567)	1:A:26:VAL:HG21	1:A:27:LEU:HG	7	4.43
(1,567)	1:A:26:VAL:HG22	1:A:27:LEU:HG	7	4.43
(1,567)	1:A:26:VAL:HG23	1:A:27:LEU:HG	7	4.43
(1,780)	1:A:22:LEU:HG	1:B:126:VAL:HG21	1	4.42
(1,780)	1:A:22:LEU:HG	1:B:126:VAL:HG22	1	4.42
(1,780)	1:A:22:LEU:HG	1:B:126:VAL:HG23	1	4.42
(1,780)	1:A:27:LEU:HG	1:B:126:VAL:HG21	1	4.42
(1,780)	1:A:27:LEU:HG	1:B:126:VAL:HG22	1	4.42
(1,780)	1:A:27:LEU:HG	1:B:126:VAL:HG23	1	4.42
(1,780)	1:A:22:LEU:HG	1:B:126:VAL:HG21	2	4.42
(1,780)	1:A:22:LEU:HG	1:B:126:VAL:HG22	2	4.42
(1,780)	1:A:22:LEU:HG	1:B:126:VAL:HG23	2	4.42
(1,780)	1:A:27:LEU:HG	1:B:126:VAL:HG21	2	4.42
(1,780)	1:A:27:LEU:HG	1:B:126:VAL:HG22	2	4.42
(1,780)	1:A:27:LEU:HG	1:B:126:VAL:HG23	2	4.42
(1,780)	1:A:22:LEU:HG	1:B:126:VAL:HG21	3	4.42
(1,780)	1:A:22:LEU:HG	1:B:126:VAL:HG22	3	4.42
(1,780)	1:A:22:LEU:HG	1:B:126:VAL:HG23	3	4.42
(1,780)	1:A:27:LEU:HG	1:B:126:VAL:HG21	3	4.42
(1,780)	1:A:27:LEU:HG	1:B:126:VAL:HG22	3	4.42
(1,780)	1:A:27:LEU:HG	1:B:126:VAL:HG23	3	4.42
(1,780)	1:A:22:LEU:HG	1:B:126:VAL:HG21	6	4.42
(1,780)	1:A:22:LEU:HG	1:B:126:VAL:HG22	6	4.42
(1,780)	1:A:22:LEU:HG	1:B:126:VAL:HG23	6	4.42
(1,780)	1:A:27:LEU:HG	1:B:126:VAL:HG21	6	4.42
(1,780)	1:A:27:LEU:HG	1:B:126:VAL:HG22	6	4.42
(1,780)	1:A:27:LEU:HG	1:B:126:VAL:HG23	6	4.42
(1,778)	1:A:26:VAL:HG21	1:B:122:LEU:HG	1	4.42
(1,778)	1:A:26:VAL:HG22	1:B:122:LEU:HG	1	4.42
(1,778)	1:A:26:VAL:HG23	1:B:122:LEU:HG	1	4.42
(1,778)	1:A:26:VAL:HG21	1:B:127:LEU:HG	1	4.42

Continued on next page...

Continued from previous page...

Key	Atom-1	Atom-2	Model ID	Violation (Å)
(1,778)	1:A:26:VAL:HG22	1:B:127:LEU:HG	1	4.42
(1,778)	1:A:26:VAL:HG23	1:B:127:LEU:HG	1	4.42
(1,778)	1:A:26:VAL:HG21	1:B:122:LEU:HG	2	4.42
(1,778)	1:A:26:VAL:HG22	1:B:122:LEU:HG	2	4.42
(1,778)	1:A:26:VAL:HG23	1:B:122:LEU:HG	2	4.42
(1,778)	1:A:26:VAL:HG21	1:B:127:LEU:HG	2	4.42
(1,778)	1:A:26:VAL:HG22	1:B:127:LEU:HG	2	4.42
(1,778)	1:A:26:VAL:HG23	1:B:127:LEU:HG	2	4.42
(1,778)	1:A:26:VAL:HG21	1:B:122:LEU:HG	4	4.42
(1,778)	1:A:26:VAL:HG22	1:B:122:LEU:HG	4	4.42
(1,778)	1:A:26:VAL:HG23	1:B:122:LEU:HG	4	4.42
(1,778)	1:A:26:VAL:HG21	1:B:127:LEU:HG	4	4.42
(1,778)	1:A:26:VAL:HG22	1:B:127:LEU:HG	4	4.42
(1,778)	1:A:26:VAL:HG23	1:B:127:LEU:HG	4	4.42
(1,780)	1:A:22:LEU:HG	1:B:126:VAL:HG21	7	4.41
(1,780)	1:A:22:LEU:HG	1:B:126:VAL:HG22	7	4.41
(1,780)	1:A:22:LEU:HG	1:B:126:VAL:HG23	7	4.41
(1,780)	1:A:27:LEU:HG	1:B:126:VAL:HG21	7	4.41
(1,780)	1:A:27:LEU:HG	1:B:126:VAL:HG22	7	4.41
(1,780)	1:A:27:LEU:HG	1:B:126:VAL:HG23	7	4.41
(1,778)	1:A:26:VAL:HG21	1:B:122:LEU:HG	6	4.41
(1,778)	1:A:26:VAL:HG22	1:B:122:LEU:HG	6	4.41
(1,778)	1:A:26:VAL:HG23	1:B:122:LEU:HG	6	4.41
(1,778)	1:A:26:VAL:HG21	1:B:127:LEU:HG	6	4.41
(1,778)	1:A:26:VAL:HG22	1:B:127:LEU:HG	6	4.41
(1,778)	1:A:26:VAL:HG23	1:B:127:LEU:HG	6	4.41
(1,778)	1:A:26:VAL:HG21	1:B:122:LEU:HG	7	4.41
(1,778)	1:A:26:VAL:HG22	1:B:122:LEU:HG	7	4.41
(1,778)	1:A:26:VAL:HG23	1:B:122:LEU:HG	7	4.41
(1,778)	1:A:26:VAL:HG21	1:B:127:LEU:HG	7	4.41
(1,778)	1:A:26:VAL:HG22	1:B:127:LEU:HG	7	4.41
(1,778)	1:A:26:VAL:HG23	1:B:127:LEU:HG	7	4.41
(1,764)	1:A:23:LEU:HA	1:B:123:LEU:HD21	9	4.27
(1,764)	1:A:23:LEU:HA	1:B:123:LEU:HD22	9	4.27
(1,764)	1:A:23:LEU:HA	1:B:123:LEU:HD23	9	4.27
(1,764)	1:A:27:LEU:HA	1:B:123:LEU:HD21	9	4.27
(1,764)	1:A:27:LEU:HA	1:B:123:LEU:HD22	9	4.27
(1,764)	1:A:27:LEU:HA	1:B:123:LEU:HD23	9	4.27
(1,762)	1:A:23:LEU:HD21	1:B:123:LEU:HA	9	4.27
(1,762)	1:A:23:LEU:HD22	1:B:123:LEU:HA	9	4.27
(1,762)	1:A:23:LEU:HD23	1:B:123:LEU:HA	9	4.27
(1,762)	1:A:23:LEU:HD21	1:B:127:LEU:HA	9	4.27

Continued on next page...

Continued from previous page...

Key	Atom-1	Atom-2	Model ID	Violation (Å)
(1,762)	1:A:23:LEU:HD22	1:B:127:LEU:HA	9	4.27
(1,762)	1:A:23:LEU:HD23	1:B:127:LEU:HA	9	4.27
(1,780)	1:A:22:LEU:HG	1:B:126:VAL:HG21	9	4.26
(1,780)	1:A:22:LEU:HG	1:B:126:VAL:HG22	9	4.26
(1,780)	1:A:22:LEU:HG	1:B:126:VAL:HG23	9	4.26
(1,780)	1:A:27:LEU:HG	1:B:126:VAL:HG21	9	4.26
(1,780)	1:A:27:LEU:HG	1:B:126:VAL:HG22	9	4.26
(1,780)	1:A:27:LEU:HG	1:B:126:VAL:HG23	9	4.26
(1,778)	1:A:26:VAL:HG21	1:B:122:LEU:HG	9	4.26
(1,778)	1:A:26:VAL:HG22	1:B:122:LEU:HG	9	4.26
(1,778)	1:A:26:VAL:HG23	1:B:122:LEU:HG	9	4.26
(1,778)	1:A:26:VAL:HG21	1:B:127:LEU:HG	9	4.26
(1,778)	1:A:26:VAL:HG22	1:B:127:LEU:HG	9	4.26
(1,778)	1:A:26:VAL:HG23	1:B:127:LEU:HG	9	4.26
(1,764)	1:A:23:LEU:HA	1:B:123:LEU:HD21	10	4.26
(1,764)	1:A:23:LEU:HA	1:B:123:LEU:HD22	10	4.26
(1,764)	1:A:23:LEU:HA	1:B:123:LEU:HD23	10	4.26
(1,764)	1:A:27:LEU:HA	1:B:123:LEU:HD21	10	4.26
(1,764)	1:A:27:LEU:HA	1:B:123:LEU:HD22	10	4.26
(1,764)	1:A:27:LEU:HA	1:B:123:LEU:HD23	10	4.26
(1,762)	1:A:23:LEU:HD21	1:B:123:LEU:HA	10	4.26
(1,762)	1:A:23:LEU:HD22	1:B:123:LEU:HA	10	4.26
(1,762)	1:A:23:LEU:HD23	1:B:123:LEU:HA	10	4.26
(1,762)	1:A:23:LEU:HD21	1:B:127:LEU:HA	10	4.26
(1,762)	1:A:23:LEU:HD22	1:B:127:LEU:HA	10	4.26
(1,762)	1:A:23:LEU:HD23	1:B:127:LEU:HA	10	4.26
(1,780)	1:A:22:LEU:HG	1:B:126:VAL:HG21	10	4.23
(1,780)	1:A:22:LEU:HG	1:B:126:VAL:HG22	10	4.23
(1,780)	1:A:22:LEU:HG	1:B:126:VAL:HG23	10	4.23
(1,780)	1:A:27:LEU:HG	1:B:126:VAL:HG21	10	4.23
(1,780)	1:A:27:LEU:HG	1:B:126:VAL:HG22	10	4.23
(1,780)	1:A:27:LEU:HG	1:B:126:VAL:HG23	10	4.23
(1,778)	1:A:26:VAL:HG21	1:B:122:LEU:HG	10	4.23
(1,778)	1:A:26:VAL:HG22	1:B:122:LEU:HG	10	4.23
(1,778)	1:A:26:VAL:HG23	1:B:122:LEU:HG	10	4.23
(1,778)	1:A:26:VAL:HG21	1:B:127:LEU:HG	10	4.23
(1,778)	1:A:26:VAL:HG22	1:B:127:LEU:HG	10	4.23
(1,778)	1:A:26:VAL:HG23	1:B:127:LEU:HG	10	4.23
(1,784)	1:A:22:LEU:HA	1:B:126:VAL:HG11	4	4.19
(1,784)	1:A:22:LEU:HA	1:B:126:VAL:HG12	4	4.19
(1,784)	1:A:22:LEU:HA	1:B:126:VAL:HG13	4	4.19
(1,784)	1:A:27:LEU:HA	1:B:126:VAL:HG11	4	4.19

Continued on next page...

Continued from previous page...

Key	Atom-1	Atom-2	Model ID	Violation (Å)
(1,784)	1:A:27:LEU:HA	1:B:126:VAL:HG12	4	4.19
(1,784)	1:A:27:LEU:HA	1:B:126:VAL:HG13	4	4.19
(1,784)	1:A:22:LEU:HA	1:B:126:VAL:HG11	3	4.18
(1,784)	1:A:22:LEU:HA	1:B:126:VAL:HG12	3	4.18
(1,784)	1:A:22:LEU:HA	1:B:126:VAL:HG13	3	4.18
(1,784)	1:A:27:LEU:HA	1:B:126:VAL:HG11	3	4.18
(1,784)	1:A:27:LEU:HA	1:B:126:VAL:HG12	3	4.18
(1,784)	1:A:27:LEU:HA	1:B:126:VAL:HG13	3	4.18
(1,782)	1:A:26:VAL:HG11	1:B:122:LEU:HA	3	4.18
(1,782)	1:A:26:VAL:HG12	1:B:122:LEU:HA	3	4.18
(1,782)	1:A:26:VAL:HG13	1:B:122:LEU:HA	3	4.18
(1,782)	1:A:26:VAL:HG11	1:B:127:LEU:HA	3	4.18
(1,782)	1:A:26:VAL:HG12	1:B:127:LEU:HA	3	4.18
(1,782)	1:A:26:VAL:HG13	1:B:127:LEU:HA	3	4.18
(1,784)	1:A:22:LEU:HA	1:B:126:VAL:HG11	1	4.17
(1,784)	1:A:22:LEU:HA	1:B:126:VAL:HG12	1	4.17
(1,784)	1:A:22:LEU:HA	1:B:126:VAL:HG13	1	4.17
(1,784)	1:A:27:LEU:HA	1:B:126:VAL:HG11	1	4.17
(1,784)	1:A:27:LEU:HA	1:B:126:VAL:HG12	1	4.17
(1,784)	1:A:27:LEU:HA	1:B:126:VAL:HG13	1	4.17
(1,784)	1:A:22:LEU:HA	1:B:126:VAL:HG11	7	4.17
(1,784)	1:A:22:LEU:HA	1:B:126:VAL:HG12	7	4.17
(1,784)	1:A:22:LEU:HA	1:B:126:VAL:HG13	7	4.17
(1,784)	1:A:27:LEU:HA	1:B:126:VAL:HG11	7	4.17
(1,784)	1:A:27:LEU:HA	1:B:126:VAL:HG12	7	4.17
(1,784)	1:A:27:LEU:HA	1:B:126:VAL:HG13	7	4.17
(1,784)	1:A:22:LEU:HA	1:B:126:VAL:HG11	8	4.17
(1,784)	1:A:22:LEU:HA	1:B:126:VAL:HG12	8	4.17
(1,784)	1:A:22:LEU:HA	1:B:126:VAL:HG13	8	4.17
(1,784)	1:A:27:LEU:HA	1:B:126:VAL:HG11	8	4.17
(1,784)	1:A:27:LEU:HA	1:B:126:VAL:HG12	8	4.17
(1,784)	1:A:27:LEU:HA	1:B:126:VAL:HG13	8	4.17
(1,782)	1:A:26:VAL:HG11	1:B:122:LEU:HA	4	4.17
(1,782)	1:A:26:VAL:HG12	1:B:122:LEU:HA	4	4.17
(1,782)	1:A:26:VAL:HG13	1:B:122:LEU:HA	4	4.17
(1,782)	1:A:26:VAL:HG11	1:B:127:LEU:HA	4	4.17
(1,782)	1:A:26:VAL:HG12	1:B:127:LEU:HA	4	4.17
(1,782)	1:A:26:VAL:HG13	1:B:127:LEU:HA	4	4.17
(1,782)	1:A:26:VAL:HG11	1:B:122:LEU:HA	7	4.17
(1,782)	1:A:26:VAL:HG12	1:B:122:LEU:HA	7	4.17
(1,782)	1:A:26:VAL:HG13	1:B:122:LEU:HA	7	4.17
(1,782)	1:A:26:VAL:HG11	1:B:127:LEU:HA	7	4.17

Continued on next page...

Continued from previous page...

Key	Atom-1	Atom-2	Model ID	Violation (Å)
(1,782)	1:A:26:VAL:HG12	1:B:127:LEU:HA	7	4.17
(1,782)	1:A:26:VAL:HG13	1:B:127:LEU:HA	7	4.17
(1,782)	1:A:26:VAL:HG11	1:B:122:LEU:HA	8	4.17
(1,782)	1:A:26:VAL:HG12	1:B:122:LEU:HA	8	4.17
(1,782)	1:A:26:VAL:HG13	1:B:122:LEU:HA	8	4.17
(1,782)	1:A:26:VAL:HG11	1:B:127:LEU:HA	8	4.17
(1,782)	1:A:26:VAL:HG12	1:B:127:LEU:HA	8	4.17
(1,782)	1:A:26:VAL:HG13	1:B:127:LEU:HA	8	4.17
(1,784)	1:A:22:LEU:HA	1:B:126:VAL:HG11	2	4.16
(1,784)	1:A:22:LEU:HA	1:B:126:VAL:HG12	2	4.16
(1,784)	1:A:22:LEU:HA	1:B:126:VAL:HG13	2	4.16
(1,784)	1:A:27:LEU:HA	1:B:126:VAL:HG11	2	4.16
(1,784)	1:A:27:LEU:HA	1:B:126:VAL:HG12	2	4.16
(1,784)	1:A:27:LEU:HA	1:B:126:VAL:HG13	2	4.16
(1,782)	1:A:26:VAL:HG11	1:B:122:LEU:HA	1	4.16
(1,782)	1:A:26:VAL:HG12	1:B:122:LEU:HA	1	4.16
(1,782)	1:A:26:VAL:HG13	1:B:122:LEU:HA	1	4.16
(1,782)	1:A:26:VAL:HG11	1:B:127:LEU:HA	1	4.16
(1,782)	1:A:26:VAL:HG12	1:B:127:LEU:HA	1	4.16
(1,782)	1:A:26:VAL:HG13	1:B:127:LEU:HA	1	4.16
(1,782)	1:A:26:VAL:HG11	1:B:122:LEU:HA	2	4.16
(1,782)	1:A:26:VAL:HG12	1:B:122:LEU:HA	2	4.16
(1,782)	1:A:26:VAL:HG13	1:B:122:LEU:HA	2	4.16
(1,782)	1:A:26:VAL:HG11	1:B:127:LEU:HA	2	4.16
(1,782)	1:A:26:VAL:HG12	1:B:127:LEU:HA	2	4.16
(1,782)	1:A:26:VAL:HG13	1:B:127:LEU:HA	2	4.16
(1,782)	1:A:26:VAL:HG11	1:B:122:LEU:HA	5	4.16
(1,782)	1:A:26:VAL:HG12	1:B:122:LEU:HA	5	4.16
(1,782)	1:A:26:VAL:HG13	1:B:122:LEU:HA	5	4.16
(1,782)	1:A:26:VAL:HG11	1:B:127:LEU:HA	5	4.16
(1,782)	1:A:26:VAL:HG12	1:B:127:LEU:HA	5	4.16
(1,782)	1:A:26:VAL:HG13	1:B:127:LEU:HA	5	4.16
(1,784)	1:A:22:LEU:HA	1:B:126:VAL:HG11	5	4.15
(1,784)	1:A:22:LEU:HA	1:B:126:VAL:HG12	5	4.15
(1,784)	1:A:22:LEU:HA	1:B:126:VAL:HG13	5	4.15
(1,784)	1:A:27:LEU:HA	1:B:126:VAL:HG11	5	4.15
(1,784)	1:A:27:LEU:HA	1:B:126:VAL:HG12	5	4.15
(1,784)	1:A:27:LEU:HA	1:B:126:VAL:HG13	5	4.15
(1,784)	1:A:22:LEU:HA	1:B:126:VAL:HG11	6	4.15
(1,784)	1:A:22:LEU:HA	1:B:126:VAL:HG12	6	4.15
(1,784)	1:A:22:LEU:HA	1:B:126:VAL:HG13	6	4.15
(1,784)	1:A:27:LEU:HA	1:B:126:VAL:HG11	6	4.15

Continued on next page...

Continued from previous page...

Key	Atom-1	Atom-2	Model ID	Violation (Å)
(1,784)	1:A:27:LEU:HA	1:B:126:VAL:HG12	6	4.15
(1,784)	1:A:27:LEU:HA	1:B:126:VAL:HG13	6	4.15
(1,782)	1:A:26:VAL:HG11	1:B:122:LEU:HA	6	4.14
(1,782)	1:A:26:VAL:HG12	1:B:122:LEU:HA	6	4.14
(1,782)	1:A:26:VAL:HG13	1:B:122:LEU:HA	6	4.14
(1,782)	1:A:26:VAL:HG11	1:B:127:LEU:HA	6	4.14
(1,782)	1:A:26:VAL:HG12	1:B:127:LEU:HA	6	4.14
(1,782)	1:A:26:VAL:HG13	1:B:127:LEU:HA	6	4.14
(1,782)	1:A:26:VAL:HG11	1:B:122:LEU:HA	10	4.11
(1,782)	1:A:26:VAL:HG12	1:B:122:LEU:HA	10	4.11
(1,782)	1:A:26:VAL:HG13	1:B:122:LEU:HA	10	4.11
(1,782)	1:A:26:VAL:HG11	1:B:127:LEU:HA	10	4.11
(1,782)	1:A:26:VAL:HG12	1:B:127:LEU:HA	10	4.11
(1,782)	1:A:26:VAL:HG13	1:B:127:LEU:HA	10	4.11
(1,784)	1:A:22:LEU:HA	1:B:126:VAL:HG11	10	4.1
(1,784)	1:A:22:LEU:HA	1:B:126:VAL:HG12	10	4.1
(1,784)	1:A:22:LEU:HA	1:B:126:VAL:HG13	10	4.1
(1,784)	1:A:27:LEU:HA	1:B:126:VAL:HG11	10	4.1
(1,784)	1:A:27:LEU:HA	1:B:126:VAL:HG12	10	4.1
(1,784)	1:A:27:LEU:HA	1:B:126:VAL:HG13	10	4.1
(1,784)	1:A:22:LEU:HA	1:B:126:VAL:HG11	9	4.09
(1,784)	1:A:22:LEU:HA	1:B:126:VAL:HG12	9	4.09
(1,784)	1:A:22:LEU:HA	1:B:126:VAL:HG13	9	4.09
(1,784)	1:A:27:LEU:HA	1:B:126:VAL:HG11	9	4.09
(1,784)	1:A:27:LEU:HA	1:B:126:VAL:HG12	9	4.09
(1,784)	1:A:27:LEU:HA	1:B:126:VAL:HG13	9	4.09
(1,782)	1:A:26:VAL:HG11	1:B:122:LEU:HA	9	4.09
(1,782)	1:A:26:VAL:HG12	1:B:122:LEU:HA	9	4.09
(1,782)	1:A:26:VAL:HG13	1:B:122:LEU:HA	9	4.09
(1,782)	1:A:26:VAL:HG11	1:B:127:LEU:HA	9	4.09
(1,782)	1:A:26:VAL:HG12	1:B:127:LEU:HA	9	4.09
(1,782)	1:A:26:VAL:HG13	1:B:127:LEU:HA	9	4.09
(1,752)	1:A:23:LEU:HA	1:B:122:LEU:HD21	9	4.06
(1,752)	1:A:23:LEU:HA	1:B:122:LEU:HD22	9	4.06
(1,752)	1:A:23:LEU:HA	1:B:122:LEU:HD23	9	4.06
(1,752)	1:A:27:LEU:HA	1:B:122:LEU:HD21	9	4.06
(1,752)	1:A:27:LEU:HA	1:B:122:LEU:HD22	9	4.06
(1,752)	1:A:27:LEU:HA	1:B:122:LEU:HD23	9	4.06
(1,750)	1:A:22:LEU:HD21	1:B:123:LEU:HA	10	4.06
(1,750)	1:A:22:LEU:HD22	1:B:123:LEU:HA	10	4.06
(1,750)	1:A:22:LEU:HD23	1:B:123:LEU:HA	10	4.06
(1,750)	1:A:22:LEU:HD21	1:B:127:LEU:HA	10	4.06

Continued on next page...

Continued from previous page...

Key	Atom-1	Atom-2	Model ID	Violation (Å)
(1,750)	1:A:22:LEU:HD22	1:B:127:LEU:HA	10	4.06
(1,750)	1:A:22:LEU:HD23	1:B:127:LEU:HA	10	4.06
(1,752)	1:A:23:LEU:HA	1:B:122:LEU:HD21	10	4.05
(1,752)	1:A:23:LEU:HA	1:B:122:LEU:HD22	10	4.05
(1,752)	1:A:23:LEU:HA	1:B:122:LEU:HD23	10	4.05
(1,752)	1:A:27:LEU:HA	1:B:122:LEU:HD21	10	4.05
(1,752)	1:A:27:LEU:HA	1:B:122:LEU:HD22	10	4.05
(1,752)	1:A:27:LEU:HA	1:B:122:LEU:HD23	10	4.05
(1,750)	1:A:22:LEU:HD21	1:B:123:LEU:HA	9	4.05
(1,750)	1:A:22:LEU:HD22	1:B:123:LEU:HA	9	4.05
(1,750)	1:A:22:LEU:HD23	1:B:123:LEU:HA	9	4.05
(1,750)	1:A:22:LEU:HD21	1:B:127:LEU:HA	9	4.05
(1,750)	1:A:22:LEU:HD22	1:B:127:LEU:HA	9	4.05
(1,750)	1:A:22:LEU:HD23	1:B:127:LEU:HA	9	4.05
(1,760)	1:A:19:VAL:HB	1:B:122:LEU:HD11	2	4.04
(1,760)	1:A:19:VAL:HB	1:B:122:LEU:HD12	2	4.04
(1,760)	1:A:19:VAL:HB	1:B:122:LEU:HD13	2	4.04
(1,760)	1:A:26:VAL:HB	1:B:122:LEU:HD11	2	4.04
(1,760)	1:A:26:VAL:HB	1:B:122:LEU:HD12	2	4.04
(1,760)	1:A:26:VAL:HB	1:B:122:LEU:HD13	2	4.04
(1,760)	1:A:25:VAL:HB	1:B:122:LEU:HD11	2	4.04
(1,760)	1:A:25:VAL:HB	1:B:122:LEU:HD12	2	4.04
(1,760)	1:A:25:VAL:HB	1:B:122:LEU:HD13	2	4.04
(1,760)	1:A:24:VAL:HB	1:B:122:LEU:HD11	2	4.04
(1,760)	1:A:24:VAL:HB	1:B:122:LEU:HD12	2	4.04
(1,760)	1:A:24:VAL:HB	1:B:122:LEU:HD13	2	4.04
(1,760)	1:A:19:VAL:HB	1:B:122:LEU:HD11	6	4.04
(1,760)	1:A:19:VAL:HB	1:B:122:LEU:HD12	6	4.04
(1,760)	1:A:19:VAL:HB	1:B:122:LEU:HD13	6	4.04
(1,760)	1:A:26:VAL:HB	1:B:122:LEU:HD11	6	4.04
(1,760)	1:A:26:VAL:HB	1:B:122:LEU:HD12	6	4.04
(1,760)	1:A:26:VAL:HB	1:B:122:LEU:HD13	6	4.04
(1,760)	1:A:25:VAL:HB	1:B:122:LEU:HD11	6	4.04
(1,760)	1:A:25:VAL:HB	1:B:122:LEU:HD12	6	4.04
(1,760)	1:A:25:VAL:HB	1:B:122:LEU:HD13	6	4.04
(1,760)	1:A:24:VAL:HB	1:B:122:LEU:HD11	6	4.04
(1,760)	1:A:24:VAL:HB	1:B:122:LEU:HD12	6	4.04
(1,760)	1:A:24:VAL:HB	1:B:122:LEU:HD13	6	4.04
(1,758)	1:A:22:LEU:HD11	1:B:119:VAL:HB	2	4.04
(1,758)	1:A:22:LEU:HD12	1:B:119:VAL:HB	2	4.04
(1,758)	1:A:22:LEU:HD13	1:B:119:VAL:HB	2	4.04
(1,758)	1:A:22:LEU:HD11	1:B:126:VAL:HB	2	4.04

Continued on next page...

Continued from previous page...

Key	Atom-1	Atom-2	Model ID	Violation (Å)
(1,758)	1:A:22:LEU:HD12	1:B:126:VAL:HB	2	4.04
(1,758)	1:A:22:LEU:HD13	1:B:126:VAL:HB	2	4.04
(1,758)	1:A:22:LEU:HD11	1:B:125:VAL:HB	2	4.04
(1,758)	1:A:22:LEU:HD12	1:B:125:VAL:HB	2	4.04
(1,758)	1:A:22:LEU:HD13	1:B:125:VAL:HB	2	4.04
(1,758)	1:A:22:LEU:HD11	1:B:124:VAL:HB	2	4.04
(1,758)	1:A:22:LEU:HD12	1:B:124:VAL:HB	2	4.04
(1,758)	1:A:22:LEU:HD13	1:B:124:VAL:HB	2	4.04
(1,758)	1:A:22:LEU:HD11	1:B:119:VAL:HB	5	4.04
(1,758)	1:A:22:LEU:HD12	1:B:119:VAL:HB	5	4.04
(1,758)	1:A:22:LEU:HD13	1:B:119:VAL:HB	5	4.04
(1,758)	1:A:22:LEU:HD11	1:B:126:VAL:HB	5	4.04
(1,758)	1:A:22:LEU:HD12	1:B:126:VAL:HB	5	4.04
(1,758)	1:A:22:LEU:HD13	1:B:126:VAL:HB	5	4.04
(1,758)	1:A:22:LEU:HD11	1:B:125:VAL:HB	5	4.04
(1,758)	1:A:22:LEU:HD12	1:B:125:VAL:HB	5	4.04
(1,758)	1:A:22:LEU:HD13	1:B:125:VAL:HB	5	4.04
(1,758)	1:A:22:LEU:HD11	1:B:124:VAL:HB	5	4.04
(1,758)	1:A:22:LEU:HD12	1:B:124:VAL:HB	5	4.04
(1,758)	1:A:22:LEU:HD13	1:B:124:VAL:HB	5	4.04
(1,758)	1:A:22:LEU:HD11	1:B:119:VAL:HB	6	4.04
(1,758)	1:A:22:LEU:HD12	1:B:119:VAL:HB	6	4.04
(1,758)	1:A:22:LEU:HD13	1:B:119:VAL:HB	6	4.04
(1,758)	1:A:22:LEU:HD11	1:B:126:VAL:HB	6	4.04
(1,758)	1:A:22:LEU:HD12	1:B:126:VAL:HB	6	4.04
(1,758)	1:A:22:LEU:HD13	1:B:126:VAL:HB	6	4.04
(1,758)	1:A:22:LEU:HD11	1:B:125:VAL:HB	6	4.04
(1,758)	1:A:22:LEU:HD12	1:B:125:VAL:HB	6	4.04
(1,758)	1:A:22:LEU:HD13	1:B:125:VAL:HB	6	4.04
(1,758)	1:A:22:LEU:HD11	1:B:124:VAL:HB	6	4.04
(1,758)	1:A:22:LEU:HD12	1:B:124:VAL:HB	6	4.04
(1,758)	1:A:22:LEU:HD13	1:B:124:VAL:HB	6	4.04
(1,758)	1:A:22:LEU:HD11	1:B:119:VAL:HB	8	4.04
(1,758)	1:A:22:LEU:HD12	1:B:119:VAL:HB	8	4.04
(1,758)	1:A:22:LEU:HD13	1:B:119:VAL:HB	8	4.04
(1,758)	1:A:22:LEU:HD11	1:B:126:VAL:HB	8	4.04
(1,758)	1:A:22:LEU:HD12	1:B:126:VAL:HB	8	4.04
(1,758)	1:A:22:LEU:HD13	1:B:126:VAL:HB	8	4.04
(1,758)	1:A:22:LEU:HD11	1:B:125:VAL:HB	8	4.04
(1,758)	1:A:22:LEU:HD12	1:B:125:VAL:HB	8	4.04
(1,758)	1:A:22:LEU:HD13	1:B:125:VAL:HB	8	4.04
(1,758)	1:A:22:LEU:HD11	1:B:124:VAL:HB	8	4.04

Continued on next page...

Continued from previous page...

Key	Atom-1	Atom-2	Model ID	Violation (Å)
(1,758)	1:A:22:LEU:HD12	1:B:124:VAL:HB	8	4.04
(1,758)	1:A:22:LEU:HD13	1:B:124:VAL:HB	8	4.04
(1,760)	1:A:19:VAL:HB	1:B:122:LEU:HD11	3	4.03
(1,760)	1:A:19:VAL:HB	1:B:122:LEU:HD12	3	4.03
(1,760)	1:A:19:VAL:HB	1:B:122:LEU:HD13	3	4.03
(1,760)	1:A:26:VAL:HB	1:B:122:LEU:HD11	3	4.03
(1,760)	1:A:26:VAL:HB	1:B:122:LEU:HD12	3	4.03
(1,760)	1:A:26:VAL:HB	1:B:122:LEU:HD13	3	4.03
(1,760)	1:A:25:VAL:HB	1:B:122:LEU:HD11	3	4.03
(1,760)	1:A:25:VAL:HB	1:B:122:LEU:HD12	3	4.03
(1,760)	1:A:25:VAL:HB	1:B:122:LEU:HD13	3	4.03
(1,760)	1:A:24:VAL:HB	1:B:122:LEU:HD11	3	4.03
(1,760)	1:A:24:VAL:HB	1:B:122:LEU:HD12	3	4.03
(1,760)	1:A:24:VAL:HB	1:B:122:LEU:HD13	3	4.03
(1,760)	1:A:19:VAL:HB	1:B:122:LEU:HD11	4	4.03
(1,760)	1:A:19:VAL:HB	1:B:122:LEU:HD12	4	4.03
(1,760)	1:A:19:VAL:HB	1:B:122:LEU:HD13	4	4.03
(1,760)	1:A:26:VAL:HB	1:B:122:LEU:HD11	4	4.03
(1,760)	1:A:26:VAL:HB	1:B:122:LEU:HD12	4	4.03
(1,760)	1:A:26:VAL:HB	1:B:122:LEU:HD13	4	4.03
(1,760)	1:A:25:VAL:HB	1:B:122:LEU:HD11	4	4.03
(1,760)	1:A:25:VAL:HB	1:B:122:LEU:HD12	4	4.03
(1,760)	1:A:25:VAL:HB	1:B:122:LEU:HD13	4	4.03
(1,760)	1:A:24:VAL:HB	1:B:122:LEU:HD11	4	4.03
(1,760)	1:A:24:VAL:HB	1:B:122:LEU:HD12	4	4.03
(1,760)	1:A:24:VAL:HB	1:B:122:LEU:HD13	4	4.03
(1,760)	1:A:19:VAL:HB	1:B:122:LEU:HD11	5	4.03
(1,760)	1:A:19:VAL:HB	1:B:122:LEU:HD12	5	4.03
(1,760)	1:A:19:VAL:HB	1:B:122:LEU:HD13	5	4.03
(1,760)	1:A:26:VAL:HB	1:B:122:LEU:HD11	5	4.03
(1,760)	1:A:26:VAL:HB	1:B:122:LEU:HD12	5	4.03
(1,760)	1:A:26:VAL:HB	1:B:122:LEU:HD13	5	4.03
(1,760)	1:A:25:VAL:HB	1:B:122:LEU:HD11	5	4.03
(1,760)	1:A:25:VAL:HB	1:B:122:LEU:HD12	5	4.03
(1,760)	1:A:25:VAL:HB	1:B:122:LEU:HD13	5	4.03
(1,760)	1:A:24:VAL:HB	1:B:122:LEU:HD11	5	4.03
(1,760)	1:A:24:VAL:HB	1:B:122:LEU:HD12	5	4.03
(1,760)	1:A:24:VAL:HB	1:B:122:LEU:HD13	5	4.03
(1,760)	1:A:19:VAL:HB	1:B:122:LEU:HD11	8	4.03
(1,760)	1:A:19:VAL:HB	1:B:122:LEU:HD12	8	4.03
(1,760)	1:A:19:VAL:HB	1:B:122:LEU:HD13	8	4.03
(1,760)	1:A:26:VAL:HB	1:B:122:LEU:HD11	8	4.03

Continued on next page...

Continued from previous page...

Key	Atom-1	Atom-2	Model ID	Violation (Å)
(1,760)	1:A:26:VAL:HB	1:B:122:LEU:HD12	8	4.03
(1,760)	1:A:26:VAL:HB	1:B:122:LEU:HD13	8	4.03
(1,760)	1:A:25:VAL:HB	1:B:122:LEU:HD11	8	4.03
(1,760)	1:A:25:VAL:HB	1:B:122:LEU:HD12	8	4.03
(1,760)	1:A:25:VAL:HB	1:B:122:LEU:HD13	8	4.03
(1,760)	1:A:24:VAL:HB	1:B:122:LEU:HD11	8	4.03
(1,760)	1:A:24:VAL:HB	1:B:122:LEU:HD12	8	4.03
(1,760)	1:A:24:VAL:HB	1:B:122:LEU:HD13	8	4.03
(1,758)	1:A:22:LEU:HD11	1:B:119:VAL:HB	3	4.03
(1,758)	1:A:22:LEU:HD12	1:B:119:VAL:HB	3	4.03
(1,758)	1:A:22:LEU:HD13	1:B:119:VAL:HB	3	4.03
(1,758)	1:A:22:LEU:HD11	1:B:126:VAL:HB	3	4.03
(1,758)	1:A:22:LEU:HD12	1:B:126:VAL:HB	3	4.03
(1,758)	1:A:22:LEU:HD13	1:B:126:VAL:HB	3	4.03
(1,758)	1:A:22:LEU:HD11	1:B:125:VAL:HB	3	4.03
(1,758)	1:A:22:LEU:HD12	1:B:125:VAL:HB	3	4.03
(1,758)	1:A:22:LEU:HD13	1:B:125:VAL:HB	3	4.03
(1,758)	1:A:22:LEU:HD11	1:B:124:VAL:HB	3	4.03
(1,758)	1:A:22:LEU:HD12	1:B:124:VAL:HB	3	4.03
(1,758)	1:A:22:LEU:HD13	1:B:124:VAL:HB	3	4.03
(1,758)	1:A:22:LEU:HD11	1:B:119:VAL:HB	4	4.03
(1,758)	1:A:22:LEU:HD12	1:B:119:VAL:HB	4	4.03
(1,758)	1:A:22:LEU:HD13	1:B:119:VAL:HB	4	4.03
(1,758)	1:A:22:LEU:HD11	1:B:126:VAL:HB	4	4.03
(1,758)	1:A:22:LEU:HD12	1:B:126:VAL:HB	4	4.03
(1,758)	1:A:22:LEU:HD13	1:B:126:VAL:HB	4	4.03
(1,758)	1:A:22:LEU:HD11	1:B:125:VAL:HB	4	4.03
(1,758)	1:A:22:LEU:HD12	1:B:125:VAL:HB	4	4.03
(1,758)	1:A:22:LEU:HD13	1:B:125:VAL:HB	4	4.03
(1,758)	1:A:22:LEU:HD11	1:B:124:VAL:HB	4	4.03
(1,758)	1:A:22:LEU:HD12	1:B:124:VAL:HB	4	4.03
(1,758)	1:A:22:LEU:HD13	1:B:124:VAL:HB	4	4.03
(1,569)	1:B:123:LEU:HG	1:B:126:VAL:HG21	7	4.03
(1,569)	1:B:123:LEU:HG	1:B:126:VAL:HG22	7	4.03
(1,569)	1:B:123:LEU:HG	1:B:126:VAL:HG23	7	4.03
(1,760)	1:A:19:VAL:HB	1:B:122:LEU:HD11	1	4.02
(1,760)	1:A:19:VAL:HB	1:B:122:LEU:HD12	1	4.02
(1,760)	1:A:19:VAL:HB	1:B:122:LEU:HD13	1	4.02
(1,760)	1:A:26:VAL:HB	1:B:122:LEU:HD11	1	4.02
(1,760)	1:A:26:VAL:HB	1:B:122:LEU:HD12	1	4.02
(1,760)	1:A:26:VAL:HB	1:B:122:LEU:HD13	1	4.02
(1,760)	1:A:25:VAL:HB	1:B:122:LEU:HD11	1	4.02

Continued on next page...

Continued from previous page...

Key	Atom-1	Atom-2	Model ID	Violation (Å)
(1,760)	1:A:25:VAL:HB	1:B:122:LEU:HD12	1	4.02
(1,760)	1:A:25:VAL:HB	1:B:122:LEU:HD13	1	4.02
(1,760)	1:A:24:VAL:HB	1:B:122:LEU:HD11	1	4.02
(1,760)	1:A:24:VAL:HB	1:B:122:LEU:HD12	1	4.02
(1,760)	1:A:24:VAL:HB	1:B:122:LEU:HD13	1	4.02
(1,760)	1:A:19:VAL:HB	1:B:122:LEU:HD11	7	4.02
(1,760)	1:A:19:VAL:HB	1:B:122:LEU:HD12	7	4.02
(1,760)	1:A:19:VAL:HB	1:B:122:LEU:HD13	7	4.02
(1,760)	1:A:26:VAL:HB	1:B:122:LEU:HD11	7	4.02
(1,760)	1:A:26:VAL:HB	1:B:122:LEU:HD12	7	4.02
(1,760)	1:A:26:VAL:HB	1:B:122:LEU:HD13	7	4.02
(1,760)	1:A:25:VAL:HB	1:B:122:LEU:HD11	7	4.02
(1,760)	1:A:25:VAL:HB	1:B:122:LEU:HD12	7	4.02
(1,760)	1:A:25:VAL:HB	1:B:122:LEU:HD13	7	4.02
(1,760)	1:A:24:VAL:HB	1:B:122:LEU:HD11	7	4.02
(1,760)	1:A:24:VAL:HB	1:B:122:LEU:HD12	7	4.02
(1,760)	1:A:24:VAL:HB	1:B:122:LEU:HD13	7	4.02
(1,758)	1:A:22:LEU:HD11	1:B:119:VAL:HB	1	4.02
(1,758)	1:A:22:LEU:HD12	1:B:119:VAL:HB	1	4.02
(1,758)	1:A:22:LEU:HD13	1:B:119:VAL:HB	1	4.02
(1,758)	1:A:22:LEU:HD11	1:B:126:VAL:HB	1	4.02
(1,758)	1:A:22:LEU:HD12	1:B:126:VAL:HB	1	4.02
(1,758)	1:A:22:LEU:HD13	1:B:126:VAL:HB	1	4.02
(1,758)	1:A:22:LEU:HD11	1:B:125:VAL:HB	1	4.02
(1,758)	1:A:22:LEU:HD12	1:B:125:VAL:HB	1	4.02
(1,758)	1:A:22:LEU:HD13	1:B:125:VAL:HB	1	4.02
(1,758)	1:A:22:LEU:HD11	1:B:124:VAL:HB	1	4.02
(1,758)	1:A:22:LEU:HD12	1:B:124:VAL:HB	1	4.02
(1,758)	1:A:22:LEU:HD13	1:B:124:VAL:HB	1	4.02
(1,758)	1:A:22:LEU:HD11	1:B:119:VAL:HB	7	4.02
(1,758)	1:A:22:LEU:HD12	1:B:119:VAL:HB	7	4.02
(1,758)	1:A:22:LEU:HD13	1:B:119:VAL:HB	7	4.02
(1,758)	1:A:22:LEU:HD11	1:B:126:VAL:HB	7	4.02
(1,758)	1:A:22:LEU:HD12	1:B:126:VAL:HB	7	4.02
(1,758)	1:A:22:LEU:HD13	1:B:126:VAL:HB	7	4.02
(1,758)	1:A:22:LEU:HD11	1:B:125:VAL:HB	7	4.02
(1,758)	1:A:22:LEU:HD12	1:B:125:VAL:HB	7	4.02
(1,758)	1:A:22:LEU:HD13	1:B:125:VAL:HB	7	4.02
(1,758)	1:A:22:LEU:HD11	1:B:124:VAL:HB	7	4.02
(1,758)	1:A:22:LEU:HD12	1:B:124:VAL:HB	7	4.02
(1,758)	1:A:22:LEU:HD13	1:B:124:VAL:HB	7	4.02
(1,569)	1:B:123:LEU:HG	1:B:126:VAL:HG21	1	4.02

Continued on next page...

Continued from previous page...

Key	Atom-1	Atom-2	Model ID	Violation (Å)
(1,569)	1:B:123:LEU:HG	1:B:126:VAL:HG22	1	4.02
(1,569)	1:B:123:LEU:HG	1:B:126:VAL:HG23	1	4.02
(1,569)	1:B:123:LEU:HG	1:B:126:VAL:HG21	2	4.02
(1,569)	1:B:123:LEU:HG	1:B:126:VAL:HG22	2	4.02
(1,569)	1:B:123:LEU:HG	1:B:126:VAL:HG23	2	4.02
(1,569)	1:B:123:LEU:HG	1:B:126:VAL:HG21	3	4.02
(1,569)	1:B:123:LEU:HG	1:B:126:VAL:HG22	3	4.02
(1,569)	1:B:123:LEU:HG	1:B:126:VAL:HG23	3	4.02
(1,569)	1:B:123:LEU:HG	1:B:126:VAL:HG21	4	4.02
(1,569)	1:B:123:LEU:HG	1:B:126:VAL:HG22	4	4.02
(1,569)	1:B:123:LEU:HG	1:B:126:VAL:HG23	4	4.02
(1,569)	1:B:123:LEU:HG	1:B:126:VAL:HG21	6	4.02
(1,569)	1:B:123:LEU:HG	1:B:126:VAL:HG22	6	4.02
(1,569)	1:B:123:LEU:HG	1:B:126:VAL:HG23	6	4.02
(1,569)	1:B:123:LEU:HG	1:B:126:VAL:HG21	8	4.02
(1,569)	1:B:123:LEU:HG	1:B:126:VAL:HG22	8	4.02
(1,569)	1:B:123:LEU:HG	1:B:126:VAL:HG23	8	4.02
(1,566)	1:A:23:LEU:HG	1:A:26:VAL:HG21	1	4.02
(1,566)	1:A:23:LEU:HG	1:A:26:VAL:HG22	1	4.02
(1,566)	1:A:23:LEU:HG	1:A:26:VAL:HG23	1	4.02
(1,566)	1:A:23:LEU:HG	1:A:26:VAL:HG21	2	4.02
(1,566)	1:A:23:LEU:HG	1:A:26:VAL:HG22	2	4.02
(1,566)	1:A:23:LEU:HG	1:A:26:VAL:HG23	2	4.02
(1,566)	1:A:23:LEU:HG	1:A:26:VAL:HG21	3	4.02
(1,566)	1:A:23:LEU:HG	1:A:26:VAL:HG22	3	4.02
(1,566)	1:A:23:LEU:HG	1:A:26:VAL:HG23	3	4.02
(1,566)	1:A:23:LEU:HG	1:A:26:VAL:HG21	6	4.02
(1,566)	1:A:23:LEU:HG	1:A:26:VAL:HG22	6	4.02
(1,566)	1:A:23:LEU:HG	1:A:26:VAL:HG23	6	4.02
(1,566)	1:A:23:LEU:HG	1:A:26:VAL:HG21	7	4.02
(1,566)	1:A:23:LEU:HG	1:A:26:VAL:HG22	7	4.02
(1,566)	1:A:23:LEU:HG	1:A:26:VAL:HG23	7	4.02
(1,566)	1:A:23:LEU:HG	1:A:26:VAL:HG21	8	4.02
(1,566)	1:A:23:LEU:HG	1:A:26:VAL:HG22	8	4.02
(1,566)	1:A:23:LEU:HG	1:A:26:VAL:HG23	8	4.02
(1,569)	1:B:123:LEU:HG	1:B:126:VAL:HG21	5	4.01
(1,569)	1:B:123:LEU:HG	1:B:126:VAL:HG22	5	4.01
(1,569)	1:B:123:LEU:HG	1:B:126:VAL:HG23	5	4.01
(1,566)	1:A:23:LEU:HG	1:A:26:VAL:HG21	4	4.01
(1,566)	1:A:23:LEU:HG	1:A:26:VAL:HG22	4	4.01
(1,566)	1:A:23:LEU:HG	1:A:26:VAL:HG23	4	4.01
(1,566)	1:A:23:LEU:HG	1:A:26:VAL:HG21	5	4.01

Continued on next page...

Continued from previous page...

Key	Atom-1	Atom-2	Model ID	Violation (Å)
(1,566)	1:A:23:LEU:HG	1:A:26:VAL:HG22	5	4.01
(1,566)	1:A:23:LEU:HG	1:A:26:VAL:HG23	5	4.01
(1,760)	1:A:19:VAL:HB	1:B:122:LEU:HD11	9	3.84
(1,760)	1:A:19:VAL:HB	1:B:122:LEU:HD12	9	3.84
(1,760)	1:A:19:VAL:HB	1:B:122:LEU:HD13	9	3.84
(1,760)	1:A:26:VAL:HB	1:B:122:LEU:HD11	9	3.84
(1,760)	1:A:26:VAL:HB	1:B:122:LEU:HD12	9	3.84
(1,760)	1:A:26:VAL:HB	1:B:122:LEU:HD13	9	3.84
(1,760)	1:A:25:VAL:HB	1:B:122:LEU:HD11	9	3.84
(1,760)	1:A:25:VAL:HB	1:B:122:LEU:HD12	9	3.84
(1,760)	1:A:25:VAL:HB	1:B:122:LEU:HD13	9	3.84
(1,760)	1:A:24:VAL:HB	1:B:122:LEU:HD11	9	3.84
(1,760)	1:A:24:VAL:HB	1:B:122:LEU:HD12	9	3.84
(1,760)	1:A:24:VAL:HB	1:B:122:LEU:HD13	9	3.84
(1,760)	1:A:19:VAL:HB	1:B:122:LEU:HD11	10	3.84
(1,760)	1:A:19:VAL:HB	1:B:122:LEU:HD12	10	3.84
(1,760)	1:A:19:VAL:HB	1:B:122:LEU:HD13	10	3.84
(1,760)	1:A:26:VAL:HB	1:B:122:LEU:HD11	10	3.84
(1,760)	1:A:26:VAL:HB	1:B:122:LEU:HD12	10	3.84
(1,760)	1:A:26:VAL:HB	1:B:122:LEU:HD13	10	3.84
(1,760)	1:A:25:VAL:HB	1:B:122:LEU:HD11	10	3.84
(1,760)	1:A:25:VAL:HB	1:B:122:LEU:HD12	10	3.84
(1,760)	1:A:25:VAL:HB	1:B:122:LEU:HD13	10	3.84
(1,760)	1:A:24:VAL:HB	1:B:122:LEU:HD11	10	3.84
(1,760)	1:A:24:VAL:HB	1:B:122:LEU:HD12	10	3.84
(1,760)	1:A:24:VAL:HB	1:B:122:LEU:HD13	10	3.84
(1,758)	1:A:22:LEU:HD11	1:B:119:VAL:HB	9	3.84
(1,758)	1:A:22:LEU:HD12	1:B:119:VAL:HB	9	3.84
(1,758)	1:A:22:LEU:HD13	1:B:119:VAL:HB	9	3.84
(1,758)	1:A:22:LEU:HD11	1:B:126:VAL:HB	9	3.84
(1,758)	1:A:22:LEU:HD12	1:B:126:VAL:HB	9	3.84
(1,758)	1:A:22:LEU:HD13	1:B:126:VAL:HB	9	3.84
(1,758)	1:A:22:LEU:HD11	1:B:125:VAL:HB	9	3.84
(1,758)	1:A:22:LEU:HD12	1:B:125:VAL:HB	9	3.84
(1,758)	1:A:22:LEU:HD13	1:B:125:VAL:HB	9	3.84
(1,758)	1:A:22:LEU:HD11	1:B:124:VAL:HB	9	3.84
(1,758)	1:A:22:LEU:HD12	1:B:124:VAL:HB	9	3.84
(1,758)	1:A:22:LEU:HD13	1:B:124:VAL:HB	9	3.84
(1,758)	1:A:22:LEU:HD11	1:B:119:VAL:HB	10	3.83
(1,758)	1:A:22:LEU:HD12	1:B:119:VAL:HB	10	3.83
(1,758)	1:A:22:LEU:HD13	1:B:119:VAL:HB	10	3.83
(1,758)	1:A:22:LEU:HD11	1:B:126:VAL:HB	10	3.83

Continued on next page...

Continued from previous page...

Key	Atom-1	Atom-2	Model ID	Violation (Å)
(1,758)	1:A:22:LEU:HD12	1:B:126:VAL:HB	10	3.83
(1,758)	1:A:22:LEU:HD13	1:B:126:VAL:HB	10	3.83
(1,758)	1:A:22:LEU:HD11	1:B:125:VAL:HB	10	3.83
(1,758)	1:A:22:LEU:HD12	1:B:125:VAL:HB	10	3.83
(1,758)	1:A:22:LEU:HD13	1:B:125:VAL:HB	10	3.83
(1,758)	1:A:22:LEU:HD11	1:B:124:VAL:HB	10	3.83
(1,758)	1:A:22:LEU:HD12	1:B:124:VAL:HB	10	3.83
(1,758)	1:A:22:LEU:HD13	1:B:124:VAL:HB	10	3.83
(1,765)	1:A:23:LEU:HD21	1:B:119:VAL:HA	6	3.82
(1,765)	1:A:23:LEU:HD22	1:B:119:VAL:HA	6	3.82
(1,765)	1:A:23:LEU:HD23	1:B:119:VAL:HA	6	3.82
(1,767)	1:A:19:VAL:HA	1:B:123:LEU:HD21	6	3.8
(1,767)	1:A:19:VAL:HA	1:B:123:LEU:HD22	6	3.8
(1,767)	1:A:19:VAL:HA	1:B:123:LEU:HD23	6	3.8
(1,767)	1:A:19:VAL:HA	1:B:123:LEU:HD21	2	3.78
(1,767)	1:A:19:VAL:HA	1:B:123:LEU:HD22	2	3.78
(1,767)	1:A:19:VAL:HA	1:B:123:LEU:HD23	2	3.78
(1,767)	1:A:19:VAL:HA	1:B:123:LEU:HD21	5	3.78
(1,767)	1:A:19:VAL:HA	1:B:123:LEU:HD22	5	3.78
(1,767)	1:A:19:VAL:HA	1:B:123:LEU:HD23	5	3.78
(1,765)	1:A:23:LEU:HD21	1:B:119:VAL:HA	2	3.78
(1,765)	1:A:23:LEU:HD22	1:B:119:VAL:HA	2	3.78
(1,765)	1:A:23:LEU:HD23	1:B:119:VAL:HA	2	3.78
(1,765)	1:A:23:LEU:HD21	1:B:119:VAL:HA	5	3.78
(1,765)	1:A:23:LEU:HD22	1:B:119:VAL:HA	5	3.78
(1,765)	1:A:23:LEU:HD23	1:B:119:VAL:HA	5	3.78
(1,767)	1:A:19:VAL:HA	1:B:123:LEU:HD21	3	3.77
(1,767)	1:A:19:VAL:HA	1:B:123:LEU:HD22	3	3.77
(1,767)	1:A:19:VAL:HA	1:B:123:LEU:HD23	3	3.77
(1,767)	1:A:19:VAL:HA	1:B:123:LEU:HD21	8	3.77
(1,767)	1:A:19:VAL:HA	1:B:123:LEU:HD22	8	3.77
(1,767)	1:A:19:VAL:HA	1:B:123:LEU:HD23	8	3.77
(1,765)	1:A:23:LEU:HD21	1:B:119:VAL:HA	1	3.77
(1,765)	1:A:23:LEU:HD22	1:B:119:VAL:HA	1	3.77
(1,765)	1:A:23:LEU:HD23	1:B:119:VAL:HA	1	3.77
(1,765)	1:A:23:LEU:HD21	1:B:119:VAL:HA	3	3.77
(1,765)	1:A:23:LEU:HD22	1:B:119:VAL:HA	3	3.77
(1,765)	1:A:23:LEU:HD23	1:B:119:VAL:HA	3	3.77
(1,765)	1:A:23:LEU:HD21	1:B:119:VAL:HA	4	3.77
(1,765)	1:A:23:LEU:HD22	1:B:119:VAL:HA	4	3.77
(1,765)	1:A:23:LEU:HD23	1:B:119:VAL:HA	4	3.77
(1,765)	1:A:23:LEU:HD21	1:B:119:VAL:HA	8	3.77

Continued on next page...

Continued from previous page...

Key	Atom-1	Atom-2	Model ID	Violation (Å)
(1,765)	1:A:23:LEU:HD22	1:B:119:VAL:HA	8	3.77
(1,765)	1:A:23:LEU:HD23	1:B:119:VAL:HA	8	3.77
(1,767)	1:A:19:VAL:HA	1:B:123:LEU:HD21	1	3.76
(1,767)	1:A:19:VAL:HA	1:B:123:LEU:HD22	1	3.76
(1,767)	1:A:19:VAL:HA	1:B:123:LEU:HD23	1	3.76
(1,767)	1:A:19:VAL:HA	1:B:123:LEU:HD21	4	3.76
(1,767)	1:A:19:VAL:HA	1:B:123:LEU:HD22	4	3.76
(1,767)	1:A:19:VAL:HA	1:B:123:LEU:HD23	4	3.76
(1,767)	1:A:19:VAL:HA	1:B:123:LEU:HD21	7	3.76
(1,767)	1:A:19:VAL:HA	1:B:123:LEU:HD22	7	3.76
(1,767)	1:A:19:VAL:HA	1:B:123:LEU:HD23	7	3.76
(1,765)	1:A:23:LEU:HD21	1:B:119:VAL:HA	7	3.76
(1,765)	1:A:23:LEU:HD22	1:B:119:VAL:HA	7	3.76
(1,765)	1:A:23:LEU:HD23	1:B:119:VAL:HA	7	3.76
(1,768)	1:A:18:VAL:HA	1:B:123:LEU:HD21	9	3.75
(1,768)	1:A:18:VAL:HA	1:B:123:LEU:HD22	9	3.75
(1,768)	1:A:18:VAL:HA	1:B:123:LEU:HD23	9	3.75
(1,768)	1:A:26:VAL:HA	1:B:123:LEU:HD21	9	3.75
(1,768)	1:A:26:VAL:HA	1:B:123:LEU:HD22	9	3.75
(1,768)	1:A:26:VAL:HA	1:B:123:LEU:HD23	9	3.75
(1,768)	1:A:25:VAL:HA	1:B:123:LEU:HD21	9	3.75
(1,768)	1:A:25:VAL:HA	1:B:123:LEU:HD22	9	3.75
(1,768)	1:A:25:VAL:HA	1:B:123:LEU:HD23	9	3.75
(1,768)	1:A:24:VAL:HA	1:B:123:LEU:HD21	9	3.75
(1,768)	1:A:24:VAL:HA	1:B:123:LEU:HD22	9	3.75
(1,768)	1:A:24:VAL:HA	1:B:123:LEU:HD23	9	3.75
(1,768)	1:A:18:VAL:HA	1:B:123:LEU:HD21	10	3.75
(1,768)	1:A:18:VAL:HA	1:B:123:LEU:HD22	10	3.75
(1,768)	1:A:18:VAL:HA	1:B:123:LEU:HD23	10	3.75
(1,768)	1:A:26:VAL:HA	1:B:123:LEU:HD21	10	3.75
(1,768)	1:A:26:VAL:HA	1:B:123:LEU:HD22	10	3.75
(1,768)	1:A:26:VAL:HA	1:B:123:LEU:HD23	10	3.75
(1,768)	1:A:25:VAL:HA	1:B:123:LEU:HD21	10	3.75
(1,768)	1:A:25:VAL:HA	1:B:123:LEU:HD22	10	3.75
(1,768)	1:A:25:VAL:HA	1:B:123:LEU:HD23	10	3.75
(1,768)	1:A:24:VAL:HA	1:B:123:LEU:HD21	10	3.75
(1,768)	1:A:24:VAL:HA	1:B:123:LEU:HD22	10	3.75
(1,768)	1:A:24:VAL:HA	1:B:123:LEU:HD23	10	3.75
(1,766)	1:A:23:LEU:HD21	1:B:118:VAL:HA	9	3.75
(1,766)	1:A:23:LEU:HD22	1:B:118:VAL:HA	9	3.75
(1,766)	1:A:23:LEU:HD23	1:B:118:VAL:HA	9	3.75
(1,766)	1:A:23:LEU:HD21	1:B:126:VAL:HA	9	3.75

Continued on next page...

Continued from previous page...

Key	Atom-1	Atom-2	Model ID	Violation (Å)
(1,766)	1:A:23:LEU:HD22	1:B:126:VAL:HA	9	3.75
(1,766)	1:A:23:LEU:HD23	1:B:126:VAL:HA	9	3.75
(1,766)	1:A:23:LEU:HD21	1:B:125:VAL:HA	9	3.75
(1,766)	1:A:23:LEU:HD22	1:B:125:VAL:HA	9	3.75
(1,766)	1:A:23:LEU:HD23	1:B:125:VAL:HA	9	3.75
(1,766)	1:A:23:LEU:HD21	1:B:124:VAL:HA	9	3.75
(1,766)	1:A:23:LEU:HD22	1:B:124:VAL:HA	9	3.75
(1,766)	1:A:23:LEU:HD23	1:B:124:VAL:HA	9	3.75
(1,766)	1:A:23:LEU:HD21	1:B:118:VAL:HA	10	3.75
(1,766)	1:A:23:LEU:HD22	1:B:118:VAL:HA	10	3.75
(1,766)	1:A:23:LEU:HD23	1:B:118:VAL:HA	10	3.75
(1,766)	1:A:23:LEU:HD21	1:B:126:VAL:HA	10	3.75
(1,766)	1:A:23:LEU:HD22	1:B:126:VAL:HA	10	3.75
(1,766)	1:A:23:LEU:HD23	1:B:126:VAL:HA	10	3.75
(1,766)	1:A:23:LEU:HD21	1:B:125:VAL:HA	10	3.75
(1,766)	1:A:23:LEU:HD22	1:B:125:VAL:HA	10	3.75
(1,766)	1:A:23:LEU:HD23	1:B:125:VAL:HA	10	3.75
(1,766)	1:A:23:LEU:HD21	1:B:124:VAL:HA	10	3.75
(1,766)	1:A:23:LEU:HD22	1:B:124:VAL:HA	10	3.75
(1,766)	1:A:23:LEU:HD23	1:B:124:VAL:HA	10	3.75
(1,752)	1:A:23:LEU:HA	1:B:122:LEU:HD21	6	3.61
(1,752)	1:A:23:LEU:HA	1:B:122:LEU:HD22	6	3.61
(1,752)	1:A:23:LEU:HA	1:B:122:LEU:HD23	6	3.61
(1,752)	1:A:27:LEU:HA	1:B:122:LEU:HD21	6	3.61
(1,752)	1:A:27:LEU:HA	1:B:122:LEU:HD22	6	3.61
(1,752)	1:A:27:LEU:HA	1:B:122:LEU:HD23	6	3.61
(1,750)	1:A:22:LEU:HD21	1:B:123:LEU:HA	6	3.59
(1,750)	1:A:22:LEU:HD22	1:B:123:LEU:HA	6	3.59
(1,750)	1:A:22:LEU:HD23	1:B:123:LEU:HA	6	3.59
(1,750)	1:A:22:LEU:HD21	1:B:127:LEU:HA	6	3.59
(1,750)	1:A:22:LEU:HD22	1:B:127:LEU:HA	6	3.59
(1,750)	1:A:22:LEU:HD23	1:B:127:LEU:HA	6	3.59
(1,752)	1:A:23:LEU:HA	1:B:122:LEU:HD21	3	3.58
(1,752)	1:A:23:LEU:HA	1:B:122:LEU:HD22	3	3.58
(1,752)	1:A:23:LEU:HA	1:B:122:LEU:HD23	3	3.58
(1,752)	1:A:27:LEU:HA	1:B:122:LEU:HD21	3	3.58
(1,752)	1:A:27:LEU:HA	1:B:122:LEU:HD22	3	3.58
(1,752)	1:A:27:LEU:HA	1:B:122:LEU:HD23	3	3.58
(1,752)	1:A:23:LEU:HA	1:B:122:LEU:HD21	4	3.58
(1,752)	1:A:23:LEU:HA	1:B:122:LEU:HD22	4	3.58
(1,752)	1:A:23:LEU:HA	1:B:122:LEU:HD23	4	3.58
(1,752)	1:A:27:LEU:HA	1:B:122:LEU:HD21	4	3.58

Continued on next page...

Continued from previous page...

Key	Atom-1	Atom-2	Model ID	Violation (Å)
(1,752)	1:A:27:LEU:HA	1:B:122:LEU:HD22	4	3.58
(1,752)	1:A:27:LEU:HA	1:B:122:LEU:HD23	4	3.58
(1,752)	1:A:23:LEU:HA	1:B:122:LEU:HD21	8	3.58
(1,752)	1:A:23:LEU:HA	1:B:122:LEU:HD22	8	3.58
(1,752)	1:A:23:LEU:HA	1:B:122:LEU:HD23	8	3.58
(1,752)	1:A:27:LEU:HA	1:B:122:LEU:HD21	8	3.58
(1,752)	1:A:27:LEU:HA	1:B:122:LEU:HD22	8	3.58
(1,752)	1:A:27:LEU:HA	1:B:122:LEU:HD23	8	3.58
(1,750)	1:A:22:LEU:HD21	1:B:123:LEU:HA	3	3.58
(1,750)	1:A:22:LEU:HD22	1:B:123:LEU:HA	3	3.58
(1,750)	1:A:22:LEU:HD23	1:B:123:LEU:HA	3	3.58
(1,750)	1:A:22:LEU:HD21	1:B:127:LEU:HA	3	3.58
(1,750)	1:A:22:LEU:HD22	1:B:127:LEU:HA	3	3.58
(1,750)	1:A:22:LEU:HD23	1:B:127:LEU:HA	3	3.58
(1,750)	1:A:22:LEU:HD21	1:B:123:LEU:HA	5	3.58
(1,750)	1:A:22:LEU:HD22	1:B:123:LEU:HA	5	3.58
(1,750)	1:A:22:LEU:HD23	1:B:123:LEU:HA	5	3.58
(1,750)	1:A:22:LEU:HD21	1:B:127:LEU:HA	5	3.58
(1,750)	1:A:22:LEU:HD22	1:B:127:LEU:HA	5	3.58
(1,750)	1:A:22:LEU:HD23	1:B:127:LEU:HA	5	3.58
(1,750)	1:A:22:LEU:HD21	1:B:123:LEU:HA	8	3.58
(1,750)	1:A:22:LEU:HD22	1:B:123:LEU:HA	8	3.58
(1,750)	1:A:22:LEU:HD23	1:B:123:LEU:HA	8	3.58
(1,750)	1:A:22:LEU:HD21	1:B:127:LEU:HA	8	3.58
(1,750)	1:A:22:LEU:HD22	1:B:127:LEU:HA	8	3.58
(1,750)	1:A:22:LEU:HD23	1:B:127:LEU:HA	8	3.58
(1,752)	1:A:23:LEU:HA	1:B:122:LEU:HD21	1	3.57
(1,752)	1:A:23:LEU:HA	1:B:122:LEU:HD22	1	3.57
(1,752)	1:A:23:LEU:HA	1:B:122:LEU:HD23	1	3.57
(1,752)	1:A:27:LEU:HA	1:B:122:LEU:HD21	1	3.57
(1,752)	1:A:27:LEU:HA	1:B:122:LEU:HD22	1	3.57
(1,752)	1:A:27:LEU:HA	1:B:122:LEU:HD23	1	3.57
(1,752)	1:A:23:LEU:HA	1:B:122:LEU:HD21	2	3.57
(1,752)	1:A:23:LEU:HA	1:B:122:LEU:HD22	2	3.57
(1,752)	1:A:23:LEU:HA	1:B:122:LEU:HD23	2	3.57
(1,752)	1:A:27:LEU:HA	1:B:122:LEU:HD21	2	3.57
(1,752)	1:A:27:LEU:HA	1:B:122:LEU:HD22	2	3.57
(1,752)	1:A:27:LEU:HA	1:B:122:LEU:HD23	2	3.57
(1,752)	1:A:23:LEU:HA	1:B:122:LEU:HD21	5	3.57
(1,752)	1:A:23:LEU:HA	1:B:122:LEU:HD22	5	3.57
(1,752)	1:A:23:LEU:HA	1:B:122:LEU:HD23	5	3.57
(1,752)	1:A:27:LEU:HA	1:B:122:LEU:HD21	5	3.57

Continued on next page...

Continued from previous page...

Key	Atom-1	Atom-2	Model ID	Violation (Å)
(1,752)	1:A:27:LEU:HA	1:B:122:LEU:HD22	5	3.57
(1,752)	1:A:27:LEU:HA	1:B:122:LEU:HD23	5	3.57
(1,752)	1:A:23:LEU:HA	1:B:122:LEU:HD21	7	3.57
(1,752)	1:A:23:LEU:HA	1:B:122:LEU:HD22	7	3.57
(1,752)	1:A:23:LEU:HA	1:B:122:LEU:HD23	7	3.57
(1,752)	1:A:27:LEU:HA	1:B:122:LEU:HD21	7	3.57
(1,752)	1:A:27:LEU:HA	1:B:122:LEU:HD22	7	3.57
(1,752)	1:A:27:LEU:HA	1:B:122:LEU:HD23	7	3.57
(1,750)	1:A:22:LEU:HD21	1:B:123:LEU:HA	2	3.57
(1,750)	1:A:22:LEU:HD22	1:B:123:LEU:HA	2	3.57
(1,750)	1:A:22:LEU:HD23	1:B:123:LEU:HA	2	3.57
(1,750)	1:A:22:LEU:HD21	1:B:127:LEU:HA	2	3.57
(1,750)	1:A:22:LEU:HD22	1:B:127:LEU:HA	2	3.57
(1,750)	1:A:22:LEU:HD23	1:B:127:LEU:HA	2	3.57
(1,750)	1:A:22:LEU:HD21	1:B:123:LEU:HA	4	3.57
(1,750)	1:A:22:LEU:HD22	1:B:123:LEU:HA	4	3.57
(1,750)	1:A:22:LEU:HD23	1:B:123:LEU:HA	4	3.57
(1,750)	1:A:22:LEU:HD21	1:B:127:LEU:HA	4	3.57
(1,750)	1:A:22:LEU:HD22	1:B:127:LEU:HA	4	3.57
(1,750)	1:A:22:LEU:HD23	1:B:127:LEU:HA	4	3.57
(1,750)	1:A:22:LEU:HD21	1:B:123:LEU:HA	7	3.57
(1,750)	1:A:22:LEU:HD22	1:B:123:LEU:HA	7	3.57
(1,750)	1:A:22:LEU:HD23	1:B:123:LEU:HA	7	3.57
(1,750)	1:A:22:LEU:HD21	1:B:127:LEU:HA	7	3.57
(1,750)	1:A:22:LEU:HD22	1:B:127:LEU:HA	7	3.57
(1,750)	1:A:22:LEU:HD23	1:B:127:LEU:HA	7	3.57
(1,750)	1:A:22:LEU:HD21	1:B:123:LEU:HA	1	3.56
(1,750)	1:A:22:LEU:HD22	1:B:123:LEU:HA	1	3.56
(1,750)	1:A:22:LEU:HD23	1:B:123:LEU:HA	1	3.56
(1,750)	1:A:22:LEU:HD21	1:B:127:LEU:HA	1	3.56
(1,750)	1:A:22:LEU:HD22	1:B:127:LEU:HA	1	3.56
(1,750)	1:A:22:LEU:HD23	1:B:127:LEU:HA	1	3.56
(1,766)	1:A:23:LEU:HD21	1:B:118:VAL:HA	7	2.6
(1,766)	1:A:23:LEU:HD22	1:B:118:VAL:HA	7	2.6
(1,766)	1:A:23:LEU:HD23	1:B:118:VAL:HA	7	2.6
(1,766)	1:A:23:LEU:HD21	1:B:126:VAL:HA	7	2.6
(1,766)	1:A:23:LEU:HD22	1:B:126:VAL:HA	7	2.6
(1,766)	1:A:23:LEU:HD23	1:B:126:VAL:HA	7	2.6
(1,766)	1:A:23:LEU:HD21	1:B:125:VAL:HA	7	2.6
(1,766)	1:A:23:LEU:HD22	1:B:125:VAL:HA	7	2.6
(1,766)	1:A:23:LEU:HD23	1:B:125:VAL:HA	7	2.6
(1,766)	1:A:23:LEU:HD21	1:B:124:VAL:HA	7	2.6

Continued on next page...

Continued from previous page...

Key	Atom-1	Atom-2	Model ID	Violation (Å)
(1,766)	1:A:23:LEU:HD22	1:B:124:VAL:HA	7	2.6
(1,766)	1:A:23:LEU:HD23	1:B:124:VAL:HA	7	2.6
(1,768)	1:A:18:VAL:HA	1:B:123:LEU:HD21	3	2.59
(1,768)	1:A:18:VAL:HA	1:B:123:LEU:HD22	3	2.59
(1,768)	1:A:18:VAL:HA	1:B:123:LEU:HD23	3	2.59
(1,768)	1:A:26:VAL:HA	1:B:123:LEU:HD21	3	2.59
(1,768)	1:A:26:VAL:HA	1:B:123:LEU:HD22	3	2.59
(1,768)	1:A:26:VAL:HA	1:B:123:LEU:HD23	3	2.59
(1,768)	1:A:25:VAL:HA	1:B:123:LEU:HD21	3	2.59
(1,768)	1:A:25:VAL:HA	1:B:123:LEU:HD22	3	2.59
(1,768)	1:A:25:VAL:HA	1:B:123:LEU:HD23	3	2.59
(1,768)	1:A:24:VAL:HA	1:B:123:LEU:HD21	3	2.59
(1,768)	1:A:24:VAL:HA	1:B:123:LEU:HD22	3	2.59
(1,768)	1:A:24:VAL:HA	1:B:123:LEU:HD23	3	2.59
(1,768)	1:A:18:VAL:HA	1:B:123:LEU:HD21	7	2.59
(1,768)	1:A:18:VAL:HA	1:B:123:LEU:HD22	7	2.59
(1,768)	1:A:18:VAL:HA	1:B:123:LEU:HD23	7	2.59
(1,768)	1:A:26:VAL:HA	1:B:123:LEU:HD21	7	2.59
(1,768)	1:A:26:VAL:HA	1:B:123:LEU:HD22	7	2.59
(1,768)	1:A:26:VAL:HA	1:B:123:LEU:HD23	7	2.59
(1,768)	1:A:25:VAL:HA	1:B:123:LEU:HD21	7	2.59
(1,768)	1:A:25:VAL:HA	1:B:123:LEU:HD22	7	2.59
(1,768)	1:A:25:VAL:HA	1:B:123:LEU:HD23	7	2.59
(1,768)	1:A:24:VAL:HA	1:B:123:LEU:HD21	7	2.59
(1,768)	1:A:24:VAL:HA	1:B:123:LEU:HD22	7	2.59
(1,768)	1:A:24:VAL:HA	1:B:123:LEU:HD23	7	2.59
(1,766)	1:A:23:LEU:HD21	1:B:118:VAL:HA	3	2.59
(1,766)	1:A:23:LEU:HD22	1:B:118:VAL:HA	3	2.59
(1,766)	1:A:23:LEU:HD23	1:B:118:VAL:HA	3	2.59
(1,766)	1:A:23:LEU:HD21	1:B:126:VAL:HA	3	2.59
(1,766)	1:A:23:LEU:HD22	1:B:126:VAL:HA	3	2.59
(1,766)	1:A:23:LEU:HD23	1:B:126:VAL:HA	3	2.59
(1,766)	1:A:23:LEU:HD21	1:B:125:VAL:HA	3	2.59
(1,766)	1:A:23:LEU:HD22	1:B:125:VAL:HA	3	2.59
(1,766)	1:A:23:LEU:HD23	1:B:125:VAL:HA	3	2.59
(1,766)	1:A:23:LEU:HD21	1:B:124:VAL:HA	3	2.59
(1,766)	1:A:23:LEU:HD22	1:B:124:VAL:HA	3	2.59
(1,766)	1:A:23:LEU:HD23	1:B:124:VAL:HA	3	2.59
(1,768)	1:A:18:VAL:HA	1:B:123:LEU:HD21	1	2.58
(1,768)	1:A:18:VAL:HA	1:B:123:LEU:HD22	1	2.58
(1,768)	1:A:18:VAL:HA	1:B:123:LEU:HD23	1	2.58
(1,768)	1:A:26:VAL:HA	1:B:123:LEU:HD21	1	2.58

Continued on next page...

Continued from previous page...

Key	Atom-1	Atom-2	Model ID	Violation (Å)
(1,768)	1:A:26:VAL:HA	1:B:123:LEU:HD22	1	2.58
(1,768)	1:A:26:VAL:HA	1:B:123:LEU:HD23	1	2.58
(1,768)	1:A:25:VAL:HA	1:B:123:LEU:HD21	1	2.58
(1,768)	1:A:25:VAL:HA	1:B:123:LEU:HD22	1	2.58
(1,768)	1:A:25:VAL:HA	1:B:123:LEU:HD23	1	2.58
(1,768)	1:A:24:VAL:HA	1:B:123:LEU:HD21	1	2.58
(1,768)	1:A:24:VAL:HA	1:B:123:LEU:HD22	1	2.58
(1,768)	1:A:24:VAL:HA	1:B:123:LEU:HD23	1	2.58
(1,768)	1:A:18:VAL:HA	1:B:123:LEU:HD21	2	2.58
(1,768)	1:A:18:VAL:HA	1:B:123:LEU:HD22	2	2.58
(1,768)	1:A:18:VAL:HA	1:B:123:LEU:HD23	2	2.58
(1,768)	1:A:26:VAL:HA	1:B:123:LEU:HD21	2	2.58
(1,768)	1:A:26:VAL:HA	1:B:123:LEU:HD22	2	2.58
(1,768)	1:A:26:VAL:HA	1:B:123:LEU:HD23	2	2.58
(1,768)	1:A:25:VAL:HA	1:B:123:LEU:HD21	2	2.58
(1,768)	1:A:25:VAL:HA	1:B:123:LEU:HD22	2	2.58
(1,768)	1:A:25:VAL:HA	1:B:123:LEU:HD23	2	2.58
(1,768)	1:A:24:VAL:HA	1:B:123:LEU:HD21	2	2.58
(1,768)	1:A:24:VAL:HA	1:B:123:LEU:HD22	2	2.58
(1,768)	1:A:24:VAL:HA	1:B:123:LEU:HD23	2	2.58
(1,768)	1:A:18:VAL:HA	1:B:123:LEU:HD21	8	2.58
(1,768)	1:A:18:VAL:HA	1:B:123:LEU:HD22	8	2.58
(1,768)	1:A:18:VAL:HA	1:B:123:LEU:HD23	8	2.58
(1,768)	1:A:26:VAL:HA	1:B:123:LEU:HD21	8	2.58
(1,768)	1:A:26:VAL:HA	1:B:123:LEU:HD22	8	2.58
(1,768)	1:A:26:VAL:HA	1:B:123:LEU:HD23	8	2.58
(1,768)	1:A:25:VAL:HA	1:B:123:LEU:HD21	8	2.58
(1,768)	1:A:25:VAL:HA	1:B:123:LEU:HD22	8	2.58
(1,768)	1:A:25:VAL:HA	1:B:123:LEU:HD23	8	2.58
(1,768)	1:A:24:VAL:HA	1:B:123:LEU:HD21	8	2.58
(1,768)	1:A:24:VAL:HA	1:B:123:LEU:HD22	8	2.58
(1,768)	1:A:24:VAL:HA	1:B:123:LEU:HD23	8	2.58
(1,766)	1:A:23:LEU:HD21	1:B:118:VAL:HA	2	2.58
(1,766)	1:A:23:LEU:HD22	1:B:118:VAL:HA	2	2.58
(1,766)	1:A:23:LEU:HD23	1:B:118:VAL:HA	2	2.58
(1,766)	1:A:23:LEU:HD21	1:B:126:VAL:HA	2	2.58
(1,766)	1:A:23:LEU:HD22	1:B:126:VAL:HA	2	2.58
(1,766)	1:A:23:LEU:HD23	1:B:126:VAL:HA	2	2.58
(1,766)	1:A:23:LEU:HD21	1:B:125:VAL:HA	2	2.58
(1,766)	1:A:23:LEU:HD22	1:B:125:VAL:HA	2	2.58
(1,766)	1:A:23:LEU:HD23	1:B:125:VAL:HA	2	2.58
(1,766)	1:A:23:LEU:HD21	1:B:124:VAL:HA	2	2.58

Continued on next page...

Continued from previous page...

Key	Atom-1	Atom-2	Model ID	Violation (Å)
(1,766)	1:A:23:LEU:HD22	1:B:124:VAL:HA	2	2.58
(1,766)	1:A:23:LEU:HD23	1:B:124:VAL:HA	2	2.58
(1,766)	1:A:23:LEU:HD21	1:B:118:VAL:HA	8	2.58
(1,766)	1:A:23:LEU:HD22	1:B:118:VAL:HA	8	2.58
(1,766)	1:A:23:LEU:HD23	1:B:118:VAL:HA	8	2.58
(1,766)	1:A:23:LEU:HD21	1:B:126:VAL:HA	8	2.58
(1,766)	1:A:23:LEU:HD22	1:B:126:VAL:HA	8	2.58
(1,766)	1:A:23:LEU:HD23	1:B:126:VAL:HA	8	2.58
(1,766)	1:A:23:LEU:HD21	1:B:125:VAL:HA	8	2.58
(1,766)	1:A:23:LEU:HD22	1:B:125:VAL:HA	8	2.58
(1,766)	1:A:23:LEU:HD23	1:B:125:VAL:HA	8	2.58
(1,766)	1:A:23:LEU:HD21	1:B:124:VAL:HA	8	2.58
(1,766)	1:A:23:LEU:HD22	1:B:124:VAL:HA	8	2.58
(1,766)	1:A:23:LEU:HD23	1:B:124:VAL:HA	8	2.58
(1,766)	1:A:23:LEU:HD21	1:B:118:VAL:HA	1	2.57
(1,766)	1:A:23:LEU:HD22	1:B:118:VAL:HA	1	2.57
(1,766)	1:A:23:LEU:HD23	1:B:118:VAL:HA	1	2.57
(1,766)	1:A:23:LEU:HD21	1:B:126:VAL:HA	1	2.57
(1,766)	1:A:23:LEU:HD22	1:B:126:VAL:HA	1	2.57
(1,766)	1:A:23:LEU:HD23	1:B:126:VAL:HA	1	2.57
(1,766)	1:A:23:LEU:HD21	1:B:125:VAL:HA	1	2.57
(1,766)	1:A:23:LEU:HD22	1:B:125:VAL:HA	1	2.57
(1,766)	1:A:23:LEU:HD23	1:B:125:VAL:HA	1	2.57
(1,766)	1:A:23:LEU:HD21	1:B:124:VAL:HA	1	2.57
(1,766)	1:A:23:LEU:HD22	1:B:124:VAL:HA	1	2.57
(1,766)	1:A:23:LEU:HD23	1:B:124:VAL:HA	1	2.57
(1,766)	1:A:23:LEU:HD21	1:B:118:VAL:HA	4	2.57
(1,766)	1:A:23:LEU:HD22	1:B:118:VAL:HA	4	2.57
(1,766)	1:A:23:LEU:HD23	1:B:118:VAL:HA	4	2.57
(1,766)	1:A:23:LEU:HD21	1:B:126:VAL:HA	4	2.57
(1,766)	1:A:23:LEU:HD22	1:B:126:VAL:HA	4	2.57
(1,766)	1:A:23:LEU:HD23	1:B:126:VAL:HA	4	2.57
(1,766)	1:A:23:LEU:HD21	1:B:125:VAL:HA	4	2.57
(1,766)	1:A:23:LEU:HD22	1:B:125:VAL:HA	4	2.57
(1,766)	1:A:23:LEU:HD23	1:B:125:VAL:HA	4	2.57
(1,766)	1:A:23:LEU:HD21	1:B:124:VAL:HA	4	2.57
(1,766)	1:A:23:LEU:HD22	1:B:124:VAL:HA	4	2.57
(1,766)	1:A:23:LEU:HD23	1:B:124:VAL:HA	4	2.57
(1,768)	1:A:18:VAL:HA	1:B:123:LEU:HD21	4	2.56
(1,768)	1:A:18:VAL:HA	1:B:123:LEU:HD22	4	2.56
(1,768)	1:A:18:VAL:HA	1:B:123:LEU:HD23	4	2.56
(1,768)	1:A:26:VAL:HA	1:B:123:LEU:HD21	4	2.56

Continued on next page...

Continued from previous page...

Key	Atom-1	Atom-2	Model ID	Violation (Å)
(1,768)	1:A:26:VAL:HA	1:B:123:LEU:HD22	4	2.56
(1,768)	1:A:26:VAL:HA	1:B:123:LEU:HD23	4	2.56
(1,768)	1:A:25:VAL:HA	1:B:123:LEU:HD21	4	2.56
(1,768)	1:A:25:VAL:HA	1:B:123:LEU:HD22	4	2.56
(1,768)	1:A:25:VAL:HA	1:B:123:LEU:HD23	4	2.56
(1,768)	1:A:24:VAL:HA	1:B:123:LEU:HD21	4	2.56
(1,768)	1:A:24:VAL:HA	1:B:123:LEU:HD22	4	2.56
(1,768)	1:A:24:VAL:HA	1:B:123:LEU:HD23	4	2.56
(1,768)	1:A:18:VAL:HA	1:B:123:LEU:HD21	5	2.56
(1,768)	1:A:18:VAL:HA	1:B:123:LEU:HD22	5	2.56
(1,768)	1:A:18:VAL:HA	1:B:123:LEU:HD23	5	2.56
(1,768)	1:A:26:VAL:HA	1:B:123:LEU:HD21	5	2.56
(1,768)	1:A:26:VAL:HA	1:B:123:LEU:HD22	5	2.56
(1,768)	1:A:26:VAL:HA	1:B:123:LEU:HD23	5	2.56
(1,768)	1:A:25:VAL:HA	1:B:123:LEU:HD21	5	2.56
(1,768)	1:A:25:VAL:HA	1:B:123:LEU:HD22	5	2.56
(1,768)	1:A:25:VAL:HA	1:B:123:LEU:HD23	5	2.56
(1,768)	1:A:24:VAL:HA	1:B:123:LEU:HD21	5	2.56
(1,768)	1:A:24:VAL:HA	1:B:123:LEU:HD22	5	2.56
(1,768)	1:A:24:VAL:HA	1:B:123:LEU:HD23	5	2.56
(1,768)	1:A:18:VAL:HA	1:B:123:LEU:HD21	6	2.56
(1,768)	1:A:18:VAL:HA	1:B:123:LEU:HD22	6	2.56
(1,768)	1:A:18:VAL:HA	1:B:123:LEU:HD23	6	2.56
(1,768)	1:A:26:VAL:HA	1:B:123:LEU:HD21	6	2.56
(1,768)	1:A:26:VAL:HA	1:B:123:LEU:HD22	6	2.56
(1,768)	1:A:26:VAL:HA	1:B:123:LEU:HD23	6	2.56
(1,768)	1:A:25:VAL:HA	1:B:123:LEU:HD21	6	2.56
(1,768)	1:A:25:VAL:HA	1:B:123:LEU:HD22	6	2.56
(1,768)	1:A:25:VAL:HA	1:B:123:LEU:HD23	6	2.56
(1,768)	1:A:24:VAL:HA	1:B:123:LEU:HD21	6	2.56
(1,768)	1:A:24:VAL:HA	1:B:123:LEU:HD22	6	2.56
(1,768)	1:A:24:VAL:HA	1:B:123:LEU:HD23	6	2.56
(1,766)	1:A:23:LEU:HD21	1:B:118:VAL:HA	5	2.56
(1,766)	1:A:23:LEU:HD22	1:B:118:VAL:HA	5	2.56
(1,766)	1:A:23:LEU:HD23	1:B:118:VAL:HA	5	2.56
(1,766)	1:A:23:LEU:HD21	1:B:126:VAL:HA	5	2.56
(1,766)	1:A:23:LEU:HD22	1:B:126:VAL:HA	5	2.56
(1,766)	1:A:23:LEU:HD23	1:B:126:VAL:HA	5	2.56
(1,766)	1:A:23:LEU:HD21	1:B:125:VAL:HA	5	2.56
(1,766)	1:A:23:LEU:HD22	1:B:125:VAL:HA	5	2.56
(1,766)	1:A:23:LEU:HD23	1:B:125:VAL:HA	5	2.56
(1,766)	1:A:23:LEU:HD21	1:B:124:VAL:HA	5	2.56

Continued on next page...

Continued from previous page...

Key	Atom-1	Atom-2	Model ID	Violation (Å)
(1,766)	1:A:23:LEU:HD22	1:B:124:VAL:HA	5	2.56
(1,766)	1:A:23:LEU:HD23	1:B:124:VAL:HA	5	2.56
(1,766)	1:A:23:LEU:HD21	1:B:118:VAL:HA	6	2.55
(1,766)	1:A:23:LEU:HD22	1:B:118:VAL:HA	6	2.55
(1,766)	1:A:23:LEU:HD23	1:B:118:VAL:HA	6	2.55
(1,766)	1:A:23:LEU:HD21	1:B:126:VAL:HA	6	2.55
(1,766)	1:A:23:LEU:HD22	1:B:126:VAL:HA	6	2.55
(1,766)	1:A:23:LEU:HD23	1:B:126:VAL:HA	6	2.55
(1,766)	1:A:23:LEU:HD21	1:B:125:VAL:HA	6	2.55
(1,766)	1:A:23:LEU:HD22	1:B:125:VAL:HA	6	2.55
(1,766)	1:A:23:LEU:HD23	1:B:125:VAL:HA	6	2.55
(1,766)	1:A:23:LEU:HD21	1:B:124:VAL:HA	6	2.55
(1,766)	1:A:23:LEU:HD22	1:B:124:VAL:HA	6	2.55
(1,766)	1:A:23:LEU:HD23	1:B:124:VAL:HA	6	2.55
(1,767)	1:A:19:VAL:HA	1:B:123:LEU:HD21	10	2.42
(1,767)	1:A:19:VAL:HA	1:B:123:LEU:HD22	10	2.42
(1,767)	1:A:19:VAL:HA	1:B:123:LEU:HD23	10	2.42
(1,765)	1:A:23:LEU:HD21	1:B:119:VAL:HA	9	2.42
(1,765)	1:A:23:LEU:HD22	1:B:119:VAL:HA	9	2.42
(1,765)	1:A:23:LEU:HD23	1:B:119:VAL:HA	9	2.42
(1,767)	1:A:19:VAL:HA	1:B:123:LEU:HD21	9	2.41
(1,767)	1:A:19:VAL:HA	1:B:123:LEU:HD22	9	2.41
(1,767)	1:A:19:VAL:HA	1:B:123:LEU:HD23	9	2.41
(1,765)	1:A:23:LEU:HD21	1:B:119:VAL:HA	10	2.41
(1,765)	1:A:23:LEU:HD22	1:B:119:VAL:HA	10	2.41
(1,765)	1:A:23:LEU:HD23	1:B:119:VAL:HA	10	2.41
(1,751)	1:A:22:LEU:HA	1:B:122:LEU:HD21	9	2.38
(1,751)	1:A:22:LEU:HA	1:B:122:LEU:HD22	9	2.38
(1,751)	1:A:22:LEU:HA	1:B:122:LEU:HD23	9	2.38
(1,749)	1:A:22:LEU:HD21	1:B:122:LEU:HA	9	2.37
(1,749)	1:A:22:LEU:HD22	1:B:122:LEU:HA	9	2.37
(1,749)	1:A:22:LEU:HD23	1:B:122:LEU:HA	9	2.37
(1,749)	1:A:22:LEU:HD21	1:B:122:LEU:HA	10	2.37
(1,749)	1:A:22:LEU:HD22	1:B:122:LEU:HA	10	2.37
(1,749)	1:A:22:LEU:HD23	1:B:122:LEU:HA	10	2.37
(1,751)	1:A:22:LEU:HA	1:B:122:LEU:HD21	10	2.36
(1,751)	1:A:22:LEU:HA	1:B:122:LEU:HD22	10	2.36
(1,751)	1:A:22:LEU:HA	1:B:122:LEU:HD23	10	2.36
(1,788)	1:A:22:LEU:HG	1:B:126:VAL:HG11	4	2.27
(1,788)	1:A:22:LEU:HG	1:B:126:VAL:HG12	4	2.27
(1,788)	1:A:22:LEU:HG	1:B:126:VAL:HG13	4	2.27
(1,788)	1:A:27:LEU:HG	1:B:126:VAL:HG11	4	2.27

Continued on next page...

Continued from previous page...

Key	Atom-1	Atom-2	Model ID	Violation (Å)
(1,788)	1:A:27:LEU:HG	1:B:126:VAL:HG12	4	2.27
(1,788)	1:A:27:LEU:HG	1:B:126:VAL:HG13	4	2.27
(1,786)	1:A:26:VAL:HG11	1:B:122:LEU:HG	5	2.25
(1,786)	1:A:26:VAL:HG12	1:B:122:LEU:HG	5	2.25
(1,786)	1:A:26:VAL:HG13	1:B:122:LEU:HG	5	2.25
(1,786)	1:A:26:VAL:HG11	1:B:127:LEU:HG	5	2.25
(1,786)	1:A:26:VAL:HG12	1:B:127:LEU:HG	5	2.25
(1,786)	1:A:26:VAL:HG13	1:B:127:LEU:HG	5	2.25
(1,788)	1:A:22:LEU:HG	1:B:126:VAL:HG11	5	2.24
(1,788)	1:A:22:LEU:HG	1:B:126:VAL:HG12	5	2.24
(1,788)	1:A:22:LEU:HG	1:B:126:VAL:HG13	5	2.24
(1,788)	1:A:27:LEU:HG	1:B:126:VAL:HG11	5	2.24
(1,788)	1:A:27:LEU:HG	1:B:126:VAL:HG12	5	2.24
(1,788)	1:A:27:LEU:HG	1:B:126:VAL:HG13	5	2.24
(1,786)	1:A:26:VAL:HG11	1:B:122:LEU:HG	3	2.24
(1,786)	1:A:26:VAL:HG12	1:B:122:LEU:HG	3	2.24
(1,786)	1:A:26:VAL:HG13	1:B:122:LEU:HG	3	2.24
(1,786)	1:A:26:VAL:HG11	1:B:127:LEU:HG	3	2.24
(1,786)	1:A:26:VAL:HG12	1:B:127:LEU:HG	3	2.24
(1,786)	1:A:26:VAL:HG13	1:B:127:LEU:HG	3	2.24
(1,788)	1:A:22:LEU:HG	1:B:126:VAL:HG11	3	2.23
(1,788)	1:A:22:LEU:HG	1:B:126:VAL:HG12	3	2.23
(1,788)	1:A:22:LEU:HG	1:B:126:VAL:HG13	3	2.23
(1,788)	1:A:27:LEU:HG	1:B:126:VAL:HG11	3	2.23
(1,788)	1:A:27:LEU:HG	1:B:126:VAL:HG12	3	2.23
(1,788)	1:A:27:LEU:HG	1:B:126:VAL:HG13	3	2.23
(1,788)	1:A:22:LEU:HG	1:B:126:VAL:HG11	8	2.23
(1,788)	1:A:22:LEU:HG	1:B:126:VAL:HG12	8	2.23
(1,788)	1:A:22:LEU:HG	1:B:126:VAL:HG13	8	2.23
(1,788)	1:A:27:LEU:HG	1:B:126:VAL:HG11	8	2.23
(1,788)	1:A:27:LEU:HG	1:B:126:VAL:HG12	8	2.23
(1,788)	1:A:27:LEU:HG	1:B:126:VAL:HG13	8	2.23
(1,786)	1:A:26:VAL:HG11	1:B:122:LEU:HG	8	2.23
(1,786)	1:A:26:VAL:HG12	1:B:122:LEU:HG	8	2.23
(1,786)	1:A:26:VAL:HG13	1:B:122:LEU:HG	8	2.23
(1,786)	1:A:26:VAL:HG11	1:B:127:LEU:HG	8	2.23
(1,786)	1:A:26:VAL:HG12	1:B:127:LEU:HG	8	2.23
(1,786)	1:A:26:VAL:HG13	1:B:127:LEU:HG	8	2.23
(1,788)	1:A:22:LEU:HG	1:B:126:VAL:HG11	1	2.22
(1,788)	1:A:22:LEU:HG	1:B:126:VAL:HG12	1	2.22
(1,788)	1:A:22:LEU:HG	1:B:126:VAL:HG13	1	2.22
(1,788)	1:A:27:LEU:HG	1:B:126:VAL:HG11	1	2.22

Continued on next page...

Continued from previous page...

Key	Atom-1	Atom-2	Model ID	Violation (Å)
(1,788)	1:A:27:LEU:HG	1:B:126:VAL:HG12	1	2.22
(1,788)	1:A:27:LEU:HG	1:B:126:VAL:HG13	1	2.22
(1,788)	1:A:22:LEU:HG	1:B:126:VAL:HG11	2	2.22
(1,788)	1:A:22:LEU:HG	1:B:126:VAL:HG12	2	2.22
(1,788)	1:A:22:LEU:HG	1:B:126:VAL:HG13	2	2.22
(1,788)	1:A:27:LEU:HG	1:B:126:VAL:HG11	2	2.22
(1,788)	1:A:27:LEU:HG	1:B:126:VAL:HG12	2	2.22
(1,788)	1:A:27:LEU:HG	1:B:126:VAL:HG13	2	2.22
(1,788)	1:A:22:LEU:HG	1:B:126:VAL:HG11	6	2.22
(1,788)	1:A:22:LEU:HG	1:B:126:VAL:HG12	6	2.22
(1,788)	1:A:22:LEU:HG	1:B:126:VAL:HG13	6	2.22
(1,788)	1:A:27:LEU:HG	1:B:126:VAL:HG11	6	2.22
(1,788)	1:A:27:LEU:HG	1:B:126:VAL:HG12	6	2.22
(1,788)	1:A:27:LEU:HG	1:B:126:VAL:HG13	6	2.22
(1,786)	1:A:26:VAL:HG11	1:B:122:LEU:HG	1	2.22
(1,786)	1:A:26:VAL:HG12	1:B:122:LEU:HG	1	2.22
(1,786)	1:A:26:VAL:HG13	1:B:122:LEU:HG	1	2.22
(1,786)	1:A:26:VAL:HG11	1:B:127:LEU:HG	1	2.22
(1,786)	1:A:26:VAL:HG12	1:B:127:LEU:HG	1	2.22
(1,786)	1:A:26:VAL:HG13	1:B:127:LEU:HG	1	2.22
(1,786)	1:A:26:VAL:HG11	1:B:122:LEU:HG	2	2.22
(1,786)	1:A:26:VAL:HG12	1:B:122:LEU:HG	2	2.22
(1,786)	1:A:26:VAL:HG13	1:B:122:LEU:HG	2	2.22
(1,786)	1:A:26:VAL:HG11	1:B:127:LEU:HG	2	2.22
(1,786)	1:A:26:VAL:HG12	1:B:127:LEU:HG	2	2.22
(1,786)	1:A:26:VAL:HG13	1:B:127:LEU:HG	2	2.22
(1,786)	1:A:26:VAL:HG11	1:B:122:LEU:HG	4	2.22
(1,786)	1:A:26:VAL:HG12	1:B:122:LEU:HG	4	2.22
(1,786)	1:A:26:VAL:HG13	1:B:122:LEU:HG	4	2.22
(1,786)	1:A:26:VAL:HG11	1:B:127:LEU:HG	4	2.22
(1,786)	1:A:26:VAL:HG12	1:B:127:LEU:HG	4	2.22
(1,786)	1:A:26:VAL:HG13	1:B:127:LEU:HG	4	2.22
(1,788)	1:A:22:LEU:HG	1:B:126:VAL:HG11	7	2.21
(1,788)	1:A:22:LEU:HG	1:B:126:VAL:HG12	7	2.21
(1,788)	1:A:22:LEU:HG	1:B:126:VAL:HG13	7	2.21
(1,788)	1:A:27:LEU:HG	1:B:126:VAL:HG11	7	2.21
(1,788)	1:A:27:LEU:HG	1:B:126:VAL:HG12	7	2.21
(1,788)	1:A:27:LEU:HG	1:B:126:VAL:HG13	7	2.21
(1,786)	1:A:26:VAL:HG11	1:B:122:LEU:HG	6	2.21
(1,786)	1:A:26:VAL:HG12	1:B:122:LEU:HG	6	2.21
(1,786)	1:A:26:VAL:HG13	1:B:122:LEU:HG	6	2.21
(1,786)	1:A:26:VAL:HG11	1:B:127:LEU:HG	6	2.21

Continued on next page...

Continued from previous page...

Key	Atom-1	Atom-2	Model ID	Violation (Å)
(1,786)	1:A:26:VAL:HG12	1:B:127:LEU:HG	6	2.21
(1,786)	1:A:26:VAL:HG13	1:B:127:LEU:HG	6	2.21
(1,786)	1:A:26:VAL:HG11	1:B:122:LEU:HG	7	2.2
(1,786)	1:A:26:VAL:HG12	1:B:122:LEU:HG	7	2.2
(1,786)	1:A:26:VAL:HG13	1:B:122:LEU:HG	7	2.2
(1,786)	1:A:26:VAL:HG11	1:B:127:LEU:HG	7	2.2
(1,786)	1:A:26:VAL:HG12	1:B:127:LEU:HG	7	2.2
(1,786)	1:A:26:VAL:HG13	1:B:127:LEU:HG	7	2.2
(1,788)	1:A:22:LEU:HG	1:B:126:VAL:HG11	9	2.11
(1,788)	1:A:22:LEU:HG	1:B:126:VAL:HG12	9	2.11
(1,788)	1:A:22:LEU:HG	1:B:126:VAL:HG13	9	2.11
(1,788)	1:A:27:LEU:HG	1:B:126:VAL:HG11	9	2.11
(1,788)	1:A:27:LEU:HG	1:B:126:VAL:HG12	9	2.11
(1,788)	1:A:27:LEU:HG	1:B:126:VAL:HG13	9	2.11
(1,786)	1:A:26:VAL:HG11	1:B:122:LEU:HG	9	2.11
(1,786)	1:A:26:VAL:HG12	1:B:122:LEU:HG	9	2.11
(1,786)	1:A:26:VAL:HG13	1:B:122:LEU:HG	9	2.11
(1,786)	1:A:26:VAL:HG11	1:B:127:LEU:HG	9	2.11
(1,786)	1:A:26:VAL:HG12	1:B:127:LEU:HG	9	2.11
(1,786)	1:A:26:VAL:HG13	1:B:127:LEU:HG	9	2.11
(1,788)	1:A:22:LEU:HG	1:B:126:VAL:HG11	10	2.08
(1,788)	1:A:22:LEU:HG	1:B:126:VAL:HG12	10	2.08
(1,788)	1:A:22:LEU:HG	1:B:126:VAL:HG13	10	2.08
(1,788)	1:A:27:LEU:HG	1:B:126:VAL:HG11	10	2.08
(1,788)	1:A:27:LEU:HG	1:B:126:VAL:HG12	10	2.08
(1,788)	1:A:27:LEU:HG	1:B:126:VAL:HG13	10	2.08
(1,786)	1:A:26:VAL:HG11	1:B:122:LEU:HG	10	2.08
(1,786)	1:A:26:VAL:HG12	1:B:122:LEU:HG	10	2.08
(1,786)	1:A:26:VAL:HG13	1:B:122:LEU:HG	10	2.08
(1,786)	1:A:26:VAL:HG11	1:B:127:LEU:HG	10	2.08
(1,786)	1:A:26:VAL:HG12	1:B:127:LEU:HG	10	2.08
(1,786)	1:A:26:VAL:HG13	1:B:127:LEU:HG	10	2.08
(1,749)	1:A:22:LEU:HD21	1:B:122:LEU:HA	8	2.08
(1,749)	1:A:22:LEU:HD22	1:B:122:LEU:HA	8	2.08
(1,749)	1:A:22:LEU:HD23	1:B:122:LEU:HA	8	2.08
(1,751)	1:A:22:LEU:HA	1:B:122:LEU:HD21	3	2.07
(1,751)	1:A:22:LEU:HA	1:B:122:LEU:HD22	3	2.07
(1,751)	1:A:22:LEU:HA	1:B:122:LEU:HD23	3	2.07
(1,751)	1:A:22:LEU:HA	1:B:122:LEU:HD21	7	2.07
(1,751)	1:A:22:LEU:HA	1:B:122:LEU:HD22	7	2.07
(1,751)	1:A:22:LEU:HA	1:B:122:LEU:HD23	7	2.07
(1,751)	1:A:22:LEU:HA	1:B:122:LEU:HD21	8	2.07

Continued on next page...

Continued from previous page...

Key	Atom-1	Atom-2	Model ID	Violation (Å)
(1,751)	1:A:22:LEU:HA	1:B:122:LEU:HD22	8	2.07
(1,751)	1:A:22:LEU:HA	1:B:122:LEU:HD23	8	2.07
(1,749)	1:A:22:LEU:HD21	1:B:122:LEU:HA	3	2.07
(1,749)	1:A:22:LEU:HD22	1:B:122:LEU:HA	3	2.07
(1,749)	1:A:22:LEU:HD23	1:B:122:LEU:HA	3	2.07
(1,749)	1:A:22:LEU:HD21	1:B:122:LEU:HA	4	2.07
(1,749)	1:A:22:LEU:HD22	1:B:122:LEU:HA	4	2.07
(1,749)	1:A:22:LEU:HD23	1:B:122:LEU:HA	4	2.07
(1,749)	1:A:22:LEU:HD21	1:B:122:LEU:HA	7	2.07
(1,749)	1:A:22:LEU:HD22	1:B:122:LEU:HA	7	2.07
(1,749)	1:A:22:LEU:HD23	1:B:122:LEU:HA	7	2.07
(1,751)	1:A:22:LEU:HA	1:B:122:LEU:HD21	4	2.06
(1,751)	1:A:22:LEU:HA	1:B:122:LEU:HD22	4	2.06
(1,751)	1:A:22:LEU:HA	1:B:122:LEU:HD23	4	2.06
(1,749)	1:A:22:LEU:HD21	1:B:122:LEU:HA	2	2.06
(1,749)	1:A:22:LEU:HD22	1:B:122:LEU:HA	2	2.06
(1,749)	1:A:22:LEU:HD23	1:B:122:LEU:HA	2	2.06
(1,751)	1:A:22:LEU:HA	1:B:122:LEU:HD21	1	2.05
(1,751)	1:A:22:LEU:HA	1:B:122:LEU:HD22	1	2.05
(1,751)	1:A:22:LEU:HA	1:B:122:LEU:HD23	1	2.05
(1,751)	1:A:22:LEU:HA	1:B:122:LEU:HD21	2	2.05
(1,751)	1:A:22:LEU:HA	1:B:122:LEU:HD22	2	2.05
(1,751)	1:A:22:LEU:HA	1:B:122:LEU:HD23	2	2.05
(1,749)	1:A:22:LEU:HD21	1:B:122:LEU:HA	1	2.05
(1,749)	1:A:22:LEU:HD22	1:B:122:LEU:HA	1	2.05
(1,749)	1:A:22:LEU:HD23	1:B:122:LEU:HA	1	2.05
(1,751)	1:A:22:LEU:HA	1:B:122:LEU:HD21	5	2.04
(1,751)	1:A:22:LEU:HA	1:B:122:LEU:HD22	5	2.04
(1,751)	1:A:22:LEU:HA	1:B:122:LEU:HD23	5	2.04
(1,749)	1:A:22:LEU:HD21	1:B:122:LEU:HA	5	2.04
(1,749)	1:A:22:LEU:HD22	1:B:122:LEU:HA	5	2.04
(1,749)	1:A:22:LEU:HD23	1:B:122:LEU:HA	5	2.04
(1,751)	1:A:22:LEU:HA	1:B:122:LEU:HD21	6	1.99
(1,751)	1:A:22:LEU:HA	1:B:122:LEU:HD22	6	1.99
(1,751)	1:A:22:LEU:HA	1:B:122:LEU:HD23	6	1.99
(1,749)	1:A:22:LEU:HD21	1:B:122:LEU:HA	6	1.99
(1,749)	1:A:22:LEU:HD22	1:B:122:LEU:HA	6	1.99
(1,749)	1:A:22:LEU:HD23	1:B:122:LEU:HA	6	1.99
(1,568)	1:B:123:LEU:HB2	1:B:126:VAL:HG21	10	1.46
(1,568)	1:B:123:LEU:HB2	1:B:126:VAL:HG22	10	1.46
(1,568)	1:B:123:LEU:HB2	1:B:126:VAL:HG23	10	1.46
(1,565)	1:A:23:LEU:HB2	1:A:26:VAL:HG21	10	1.46

Continued on next page...

Continued from previous page...

Key	Atom-1	Atom-2	Model ID	Violation (Å)
(1,565)	1:A:23:LEU:HB2	1:A:26:VAL:HG22	10	1.46
(1,565)	1:A:23:LEU:HB2	1:A:26:VAL:HG23	10	1.46
(1,568)	1:B:123:LEU:HB2	1:B:126:VAL:HG21	9	1.44
(1,568)	1:B:123:LEU:HB2	1:B:126:VAL:HG22	9	1.44
(1,568)	1:B:123:LEU:HB2	1:B:126:VAL:HG23	9	1.44
(1,565)	1:A:23:LEU:HB2	1:A:26:VAL:HG21	9	1.43
(1,565)	1:A:23:LEU:HB2	1:A:26:VAL:HG22	9	1.43
(1,565)	1:A:23:LEU:HB2	1:A:26:VAL:HG23	9	1.43
(1,787)	1:A:23:LEU:HG	1:B:126:VAL:HG11	10	1.34
(1,787)	1:A:23:LEU:HG	1:B:126:VAL:HG12	10	1.34
(1,787)	1:A:23:LEU:HG	1:B:126:VAL:HG13	10	1.34
(1,785)	1:A:26:VAL:HG11	1:B:123:LEU:HG	10	1.34
(1,785)	1:A:26:VAL:HG12	1:B:123:LEU:HG	10	1.34
(1,785)	1:A:26:VAL:HG13	1:B:123:LEU:HG	10	1.34
(1,785)	1:A:26:VAL:HG11	1:B:123:LEU:HG	9	1.31
(1,785)	1:A:26:VAL:HG12	1:B:123:LEU:HG	9	1.31
(1,785)	1:A:26:VAL:HG13	1:B:123:LEU:HG	9	1.31
(1,787)	1:A:23:LEU:HG	1:B:126:VAL:HG11	9	1.3
(1,787)	1:A:23:LEU:HG	1:B:126:VAL:HG12	9	1.3
(1,787)	1:A:23:LEU:HG	1:B:126:VAL:HG13	9	1.3
(1,755)	1:A:22:LEU:HA	1:B:122:LEU:HD11	3	1.05
(1,755)	1:A:22:LEU:HA	1:B:122:LEU:HD12	3	1.05
(1,755)	1:A:22:LEU:HA	1:B:122:LEU:HD13	3	1.05
(1,755)	1:A:22:LEU:HA	1:B:122:LEU:HD11	8	1.04
(1,755)	1:A:22:LEU:HA	1:B:122:LEU:HD12	8	1.04
(1,755)	1:A:22:LEU:HA	1:B:122:LEU:HD13	8	1.04
(1,753)	1:A:22:LEU:HD11	1:B:122:LEU:HA	3	1.04
(1,753)	1:A:22:LEU:HD12	1:B:122:LEU:HA	3	1.04
(1,753)	1:A:22:LEU:HD13	1:B:122:LEU:HA	3	1.04
(1,753)	1:A:22:LEU:HD11	1:B:122:LEU:HA	4	1.04
(1,753)	1:A:22:LEU:HD12	1:B:122:LEU:HA	4	1.04
(1,753)	1:A:22:LEU:HD13	1:B:122:LEU:HA	4	1.04
(1,753)	1:A:22:LEU:HD11	1:B:122:LEU:HA	8	1.04
(1,753)	1:A:22:LEU:HD12	1:B:122:LEU:HA	8	1.04
(1,753)	1:A:22:LEU:HD13	1:B:122:LEU:HA	8	1.04
(1,755)	1:A:22:LEU:HA	1:B:122:LEU:HD11	1	1.03
(1,755)	1:A:22:LEU:HA	1:B:122:LEU:HD12	1	1.03
(1,755)	1:A:22:LEU:HA	1:B:122:LEU:HD13	1	1.03
(1,755)	1:A:22:LEU:HA	1:B:122:LEU:HD11	4	1.03
(1,755)	1:A:22:LEU:HA	1:B:122:LEU:HD12	4	1.03
(1,755)	1:A:22:LEU:HA	1:B:122:LEU:HD13	4	1.03
(1,755)	1:A:22:LEU:HA	1:B:122:LEU:HD11	5	1.03

Continued on next page...

Continued from previous page...

Key	Atom-1	Atom-2	Model ID	Violation (Å)
(1,755)	1:A:22:LEU:HA	1:B:122:LEU:HD12	5	1.03
(1,755)	1:A:22:LEU:HA	1:B:122:LEU:HD13	5	1.03
(1,755)	1:A:22:LEU:HA	1:B:122:LEU:HD11	7	1.03
(1,755)	1:A:22:LEU:HA	1:B:122:LEU:HD12	7	1.03
(1,755)	1:A:22:LEU:HA	1:B:122:LEU:HD13	7	1.03
(1,753)	1:A:22:LEU:HD11	1:B:122:LEU:HA	5	1.03
(1,753)	1:A:22:LEU:HD12	1:B:122:LEU:HA	5	1.03
(1,753)	1:A:22:LEU:HD13	1:B:122:LEU:HA	5	1.03
(1,753)	1:A:22:LEU:HD11	1:B:122:LEU:HA	7	1.03
(1,753)	1:A:22:LEU:HD12	1:B:122:LEU:HA	7	1.03
(1,753)	1:A:22:LEU:HD13	1:B:122:LEU:HA	7	1.03
(1,755)	1:A:22:LEU:HA	1:B:122:LEU:HD11	2	1.02
(1,755)	1:A:22:LEU:HA	1:B:122:LEU:HD12	2	1.02
(1,755)	1:A:22:LEU:HA	1:B:122:LEU:HD13	2	1.02
(1,755)	1:A:22:LEU:HA	1:B:122:LEU:HD11	6	1.02
(1,755)	1:A:22:LEU:HA	1:B:122:LEU:HD12	6	1.02
(1,755)	1:A:22:LEU:HA	1:B:122:LEU:HD13	6	1.02
(1,753)	1:A:22:LEU:HD11	1:B:122:LEU:HA	1	1.02
(1,753)	1:A:22:LEU:HD12	1:B:122:LEU:HA	1	1.02
(1,753)	1:A:22:LEU:HD13	1:B:122:LEU:HA	1	1.02
(1,753)	1:A:22:LEU:HD11	1:B:122:LEU:HA	2	1.02
(1,753)	1:A:22:LEU:HD12	1:B:122:LEU:HA	2	1.02
(1,753)	1:A:22:LEU:HD13	1:B:122:LEU:HA	2	1.02
(1,755)	1:A:22:LEU:HA	1:B:122:LEU:HD11	9	1.01
(1,755)	1:A:22:LEU:HA	1:B:122:LEU:HD12	9	1.01
(1,755)	1:A:22:LEU:HA	1:B:122:LEU:HD13	9	1.01
(1,755)	1:A:22:LEU:HA	1:B:122:LEU:HD11	10	1.01
(1,755)	1:A:22:LEU:HA	1:B:122:LEU:HD12	10	1.01
(1,755)	1:A:22:LEU:HA	1:B:122:LEU:HD13	10	1.01
(1,753)	1:A:22:LEU:HD11	1:B:122:LEU:HA	6	1.01
(1,753)	1:A:22:LEU:HD12	1:B:122:LEU:HA	6	1.01
(1,753)	1:A:22:LEU:HD13	1:B:122:LEU:HA	6	1.01
(1,753)	1:A:22:LEU:HD11	1:B:122:LEU:HA	9	1.01
(1,753)	1:A:22:LEU:HD12	1:B:122:LEU:HA	9	1.01
(1,753)	1:A:22:LEU:HD13	1:B:122:LEU:HA	9	1.01
(1,753)	1:A:22:LEU:HD11	1:B:122:LEU:HA	10	1.01
(1,753)	1:A:22:LEU:HD12	1:B:122:LEU:HA	10	1.01
(1,753)	1:A:22:LEU:HD13	1:B:122:LEU:HA	10	1.01
(1,761)	1:A:23:LEU:HD21	1:B:122:LEU:HA	6	0.96
(1,761)	1:A:23:LEU:HD22	1:B:122:LEU:HA	6	0.96
(1,761)	1:A:23:LEU:HD23	1:B:122:LEU:HA	6	0.96
(1,763)	1:A:22:LEU:HA	1:B:123:LEU:HD21	5	0.95

Continued on next page...

Continued from previous page...

Key	Atom-1	Atom-2	Model ID	Violation (Å)
(1,763)	1:A:22:LEU:HA	1:B:123:LEU:HD22	5	0.95
(1,763)	1:A:22:LEU:HA	1:B:123:LEU:HD23	5	0.95
(1,761)	1:A:23:LEU:HD21	1:B:122:LEU:HA	4	0.95
(1,761)	1:A:23:LEU:HD22	1:B:122:LEU:HA	4	0.95
(1,761)	1:A:23:LEU:HD23	1:B:122:LEU:HA	4	0.95
(1,761)	1:A:23:LEU:HD21	1:B:122:LEU:HA	5	0.95
(1,761)	1:A:23:LEU:HD22	1:B:122:LEU:HA	5	0.95
(1,761)	1:A:23:LEU:HD23	1:B:122:LEU:HA	5	0.95
(1,759)	1:A:18:VAL:HB	1:B:122:LEU:HD11	9	0.95
(1,759)	1:A:18:VAL:HB	1:B:122:LEU:HD12	9	0.95
(1,759)	1:A:18:VAL:HB	1:B:122:LEU:HD13	9	0.95
(1,757)	1:A:22:LEU:HD11	1:B:118:VAL:HB	9	0.95
(1,757)	1:A:22:LEU:HD12	1:B:118:VAL:HB	9	0.95
(1,757)	1:A:22:LEU:HD13	1:B:118:VAL:HB	9	0.95
(1,763)	1:A:22:LEU:HA	1:B:123:LEU:HD21	2	0.94
(1,763)	1:A:22:LEU:HA	1:B:123:LEU:HD22	2	0.94
(1,763)	1:A:22:LEU:HA	1:B:123:LEU:HD23	2	0.94
(1,763)	1:A:22:LEU:HA	1:B:123:LEU:HD21	3	0.94
(1,763)	1:A:22:LEU:HA	1:B:123:LEU:HD22	3	0.94
(1,763)	1:A:22:LEU:HA	1:B:123:LEU:HD23	3	0.94
(1,763)	1:A:22:LEU:HA	1:B:123:LEU:HD21	6	0.94
(1,763)	1:A:22:LEU:HA	1:B:123:LEU:HD22	6	0.94
(1,763)	1:A:22:LEU:HA	1:B:123:LEU:HD23	6	0.94
(1,763)	1:A:22:LEU:HA	1:B:123:LEU:HD21	8	0.94
(1,763)	1:A:22:LEU:HA	1:B:123:LEU:HD22	8	0.94
(1,763)	1:A:22:LEU:HA	1:B:123:LEU:HD23	8	0.94
(1,761)	1:A:23:LEU:HD21	1:B:122:LEU:HA	3	0.94
(1,761)	1:A:23:LEU:HD22	1:B:122:LEU:HA	3	0.94
(1,761)	1:A:23:LEU:HD23	1:B:122:LEU:HA	3	0.94
(1,761)	1:A:23:LEU:HD21	1:B:122:LEU:HA	8	0.94
(1,761)	1:A:23:LEU:HD22	1:B:122:LEU:HA	8	0.94
(1,761)	1:A:23:LEU:HD23	1:B:122:LEU:HA	8	0.94
(1,565)	1:A:23:LEU:HB2	1:A:26:VAL:HG21	6	0.94
(1,565)	1:A:23:LEU:HB2	1:A:26:VAL:HG22	6	0.94
(1,565)	1:A:23:LEU:HB2	1:A:26:VAL:HG23	6	0.94
(1,763)	1:A:22:LEU:HA	1:B:123:LEU:HD21	1	0.93
(1,763)	1:A:22:LEU:HA	1:B:123:LEU:HD22	1	0.93
(1,763)	1:A:22:LEU:HA	1:B:123:LEU:HD23	1	0.93
(1,763)	1:A:22:LEU:HA	1:B:123:LEU:HD21	4	0.93
(1,763)	1:A:22:LEU:HA	1:B:123:LEU:HD22	4	0.93
(1,763)	1:A:22:LEU:HA	1:B:123:LEU:HD23	4	0.93
(1,761)	1:A:23:LEU:HD21	1:B:122:LEU:HA	1	0.93

Continued on next page...

Continued from previous page...

Key	Atom-1	Atom-2	Model ID	Violation (Å)
(1,761)	1:A:23:LEU:HD22	1:B:122:LEU:HA	1	0.93
(1,761)	1:A:23:LEU:HD23	1:B:122:LEU:HA	1	0.93
(1,761)	1:A:23:LEU:HD21	1:B:122:LEU:HA	2	0.93
(1,761)	1:A:23:LEU:HD22	1:B:122:LEU:HA	2	0.93
(1,761)	1:A:23:LEU:HD23	1:B:122:LEU:HA	2	0.93
(1,761)	1:A:23:LEU:HD21	1:B:122:LEU:HA	7	0.93
(1,761)	1:A:23:LEU:HD22	1:B:122:LEU:HA	7	0.93
(1,761)	1:A:23:LEU:HD23	1:B:122:LEU:HA	7	0.93
(1,759)	1:A:18:VAL:HB	1:B:122:LEU:HD11	10	0.93
(1,759)	1:A:18:VAL:HB	1:B:122:LEU:HD12	10	0.93
(1,759)	1:A:18:VAL:HB	1:B:122:LEU:HD13	10	0.93
(1,757)	1:A:22:LEU:HD11	1:B:118:VAL:HB	10	0.93
(1,757)	1:A:22:LEU:HD12	1:B:118:VAL:HB	10	0.93
(1,757)	1:A:22:LEU:HD13	1:B:118:VAL:HB	10	0.93
(1,568)	1:B:123:LEU:HB2	1:B:126:VAL:HG21	1	0.93
(1,568)	1:B:123:LEU:HB2	1:B:126:VAL:HG22	1	0.93
(1,568)	1:B:123:LEU:HB2	1:B:126:VAL:HG23	1	0.93
(1,568)	1:B:123:LEU:HB2	1:B:126:VAL:HG21	2	0.93
(1,568)	1:B:123:LEU:HB2	1:B:126:VAL:HG22	2	0.93
(1,568)	1:B:123:LEU:HB2	1:B:126:VAL:HG23	2	0.93
(1,568)	1:B:123:LEU:HB2	1:B:126:VAL:HG21	3	0.93
(1,568)	1:B:123:LEU:HB2	1:B:126:VAL:HG22	3	0.93
(1,568)	1:B:123:LEU:HB2	1:B:126:VAL:HG23	3	0.93
(1,568)	1:B:123:LEU:HB2	1:B:126:VAL:HG21	4	0.93
(1,568)	1:B:123:LEU:HB2	1:B:126:VAL:HG22	4	0.93
(1,568)	1:B:123:LEU:HB2	1:B:126:VAL:HG23	4	0.93
(1,568)	1:B:123:LEU:HB2	1:B:126:VAL:HG21	5	0.93
(1,568)	1:B:123:LEU:HB2	1:B:126:VAL:HG22	5	0.93
(1,568)	1:B:123:LEU:HB2	1:B:126:VAL:HG23	5	0.93
(1,568)	1:B:123:LEU:HB2	1:B:126:VAL:HG21	6	0.93
(1,568)	1:B:123:LEU:HB2	1:B:126:VAL:HG22	6	0.93
(1,568)	1:B:123:LEU:HB2	1:B:126:VAL:HG23	6	0.93
(1,568)	1:B:123:LEU:HB2	1:B:126:VAL:HG21	7	0.93
(1,568)	1:B:123:LEU:HB2	1:B:126:VAL:HG22	7	0.93
(1,568)	1:B:123:LEU:HB2	1:B:126:VAL:HG23	7	0.93
(1,568)	1:B:123:LEU:HB2	1:B:126:VAL:HG21	8	0.93
(1,568)	1:B:123:LEU:HB2	1:B:126:VAL:HG22	8	0.93
(1,568)	1:B:123:LEU:HB2	1:B:126:VAL:HG23	8	0.93
(1,565)	1:A:23:LEU:HB2	1:A:26:VAL:HG21	1	0.93
(1,565)	1:A:23:LEU:HB2	1:A:26:VAL:HG22	1	0.93
(1,565)	1:A:23:LEU:HB2	1:A:26:VAL:HG23	1	0.93
(1,565)	1:A:23:LEU:HB2	1:A:26:VAL:HG21	2	0.93

Continued on next page...

Continued from previous page...

Key	Atom-1	Atom-2	Model ID	Violation (Å)
(1,565)	1:A:23:LEU:HB2	1:A:26:VAL:HG22	2	0.93
(1,565)	1:A:23:LEU:HB2	1:A:26:VAL:HG23	2	0.93
(1,565)	1:A:23:LEU:HB2	1:A:26:VAL:HG21	3	0.93
(1,565)	1:A:23:LEU:HB2	1:A:26:VAL:HG22	3	0.93
(1,565)	1:A:23:LEU:HB2	1:A:26:VAL:HG23	3	0.93
(1,565)	1:A:23:LEU:HB2	1:A:26:VAL:HG21	4	0.93
(1,565)	1:A:23:LEU:HB2	1:A:26:VAL:HG22	4	0.93
(1,565)	1:A:23:LEU:HB2	1:A:26:VAL:HG23	4	0.93
(1,565)	1:A:23:LEU:HB2	1:A:26:VAL:HG21	5	0.93
(1,565)	1:A:23:LEU:HB2	1:A:26:VAL:HG22	5	0.93
(1,565)	1:A:23:LEU:HB2	1:A:26:VAL:HG23	5	0.93
(1,565)	1:A:23:LEU:HB2	1:A:26:VAL:HG21	7	0.93
(1,565)	1:A:23:LEU:HB2	1:A:26:VAL:HG22	7	0.93
(1,565)	1:A:23:LEU:HB2	1:A:26:VAL:HG23	7	0.93
(1,565)	1:A:23:LEU:HB2	1:A:26:VAL:HG21	8	0.93
(1,565)	1:A:23:LEU:HB2	1:A:26:VAL:HG22	8	0.93
(1,565)	1:A:23:LEU:HB2	1:A:26:VAL:HG23	8	0.93
(1,763)	1:A:22:LEU:HA	1:B:123:LEU:HD21	7	0.92
(1,763)	1:A:22:LEU:HA	1:B:123:LEU:HD22	7	0.92
(1,763)	1:A:22:LEU:HA	1:B:123:LEU:HD23	7	0.92
(1,298)	1:B:106:GLN:HA	1:B:107:ARG:H	8	0.74
(1,779)	1:A:23:LEU:HG	1:B:126:VAL:HG21	10	0.67
(1,779)	1:A:23:LEU:HG	1:B:126:VAL:HG22	10	0.67
(1,779)	1:A:23:LEU:HG	1:B:126:VAL:HG23	10	0.67
(1,777)	1:A:26:VAL:HG21	1:B:123:LEU:HG	9	0.67
(1,777)	1:A:26:VAL:HG22	1:B:123:LEU:HG	9	0.67
(1,777)	1:A:26:VAL:HG23	1:B:123:LEU:HG	9	0.67
(1,779)	1:A:23:LEU:HG	1:B:126:VAL:HG21	9	0.66
(1,779)	1:A:23:LEU:HG	1:B:126:VAL:HG22	9	0.66
(1,779)	1:A:23:LEU:HG	1:B:126:VAL:HG23	9	0.66
(1,777)	1:A:26:VAL:HG21	1:B:123:LEU:HG	10	0.66
(1,777)	1:A:26:VAL:HG22	1:B:123:LEU:HG	10	0.66
(1,777)	1:A:26:VAL:HG23	1:B:123:LEU:HG	10	0.66
(1,763)	1:A:22:LEU:HA	1:B:123:LEU:HD21	9	0.61
(1,763)	1:A:22:LEU:HA	1:B:123:LEU:HD22	9	0.61
(1,763)	1:A:22:LEU:HA	1:B:123:LEU:HD23	9	0.61
(1,761)	1:A:23:LEU:HD21	1:B:122:LEU:HA	9	0.6
(1,761)	1:A:23:LEU:HD22	1:B:122:LEU:HA	9	0.6
(1,761)	1:A:23:LEU:HD23	1:B:122:LEU:HA	9	0.6
(1,761)	1:A:23:LEU:HD21	1:B:122:LEU:HA	10	0.59
(1,761)	1:A:23:LEU:HD22	1:B:122:LEU:HA	10	0.59
(1,761)	1:A:23:LEU:HD23	1:B:122:LEU:HA	10	0.59

Continued on next page...

Continued from previous page...

Key	Atom-1	Atom-2	Model ID	Violation (Å)
(1,763)	1:A:22:LEU:HA	1:B:123:LEU:HD21	10	0.58
(1,763)	1:A:22:LEU:HA	1:B:123:LEU:HD22	10	0.58
(1,763)	1:A:22:LEU:HA	1:B:123:LEU:HD23	10	0.58
(1,759)	1:A:18:VAL:HB	1:B:122:LEU:HD11	3	0.51
(1,759)	1:A:18:VAL:HB	1:B:122:LEU:HD12	3	0.51
(1,759)	1:A:18:VAL:HB	1:B:122:LEU:HD13	3	0.51
(1,757)	1:A:22:LEU:HD11	1:B:118:VAL:HB	3	0.51
(1,757)	1:A:22:LEU:HD12	1:B:118:VAL:HB	3	0.51
(1,757)	1:A:22:LEU:HD13	1:B:118:VAL:HB	3	0.51
(1,759)	1:A:18:VAL:HB	1:B:122:LEU:HD11	4	0.5
(1,759)	1:A:18:VAL:HB	1:B:122:LEU:HD12	4	0.5
(1,759)	1:A:18:VAL:HB	1:B:122:LEU:HD13	4	0.5
(1,759)	1:A:18:VAL:HB	1:B:122:LEU:HD11	7	0.5
(1,759)	1:A:18:VAL:HB	1:B:122:LEU:HD12	7	0.5
(1,759)	1:A:18:VAL:HB	1:B:122:LEU:HD13	7	0.5
(1,759)	1:A:18:VAL:HB	1:B:122:LEU:HD11	8	0.5
(1,759)	1:A:18:VAL:HB	1:B:122:LEU:HD12	8	0.5
(1,759)	1:A:18:VAL:HB	1:B:122:LEU:HD13	8	0.5
(1,757)	1:A:22:LEU:HD11	1:B:118:VAL:HB	4	0.5
(1,757)	1:A:22:LEU:HD12	1:B:118:VAL:HB	4	0.5
(1,757)	1:A:22:LEU:HD13	1:B:118:VAL:HB	4	0.5
(1,757)	1:A:22:LEU:HD11	1:B:118:VAL:HB	7	0.5
(1,757)	1:A:22:LEU:HD12	1:B:118:VAL:HB	7	0.5
(1,757)	1:A:22:LEU:HD13	1:B:118:VAL:HB	7	0.5
(1,757)	1:A:22:LEU:HD11	1:B:118:VAL:HB	8	0.5
(1,757)	1:A:22:LEU:HD12	1:B:118:VAL:HB	8	0.5
(1,757)	1:A:22:LEU:HD13	1:B:118:VAL:HB	8	0.5
(1,759)	1:A:18:VAL:HB	1:B:122:LEU:HD11	2	0.49
(1,759)	1:A:18:VAL:HB	1:B:122:LEU:HD12	2	0.49
(1,759)	1:A:18:VAL:HB	1:B:122:LEU:HD13	2	0.49
(1,759)	1:A:18:VAL:HB	1:B:122:LEU:HD11	5	0.49
(1,759)	1:A:18:VAL:HB	1:B:122:LEU:HD12	5	0.49
(1,759)	1:A:18:VAL:HB	1:B:122:LEU:HD13	5	0.49
(1,757)	1:A:22:LEU:HD11	1:B:118:VAL:HB	1	0.49
(1,757)	1:A:22:LEU:HD12	1:B:118:VAL:HB	1	0.49
(1,757)	1:A:22:LEU:HD13	1:B:118:VAL:HB	1	0.49
(1,757)	1:A:22:LEU:HD11	1:B:118:VAL:HB	2	0.49
(1,757)	1:A:22:LEU:HD12	1:B:118:VAL:HB	2	0.49
(1,757)	1:A:22:LEU:HD13	1:B:118:VAL:HB	2	0.49
(1,757)	1:A:22:LEU:HD11	1:B:118:VAL:HB	6	0.49
(1,757)	1:A:22:LEU:HD12	1:B:118:VAL:HB	6	0.49
(1,757)	1:A:22:LEU:HD13	1:B:118:VAL:HB	6	0.49

Continued on next page...

Continued from previous page...

Key	Atom-1	Atom-2	Model ID	Violation (Å)
(1,787)	1:A:23:LEU:HG	1:B:126:VAL:HG11	2	0.48
(1,787)	1:A:23:LEU:HG	1:B:126:VAL:HG12	2	0.48
(1,787)	1:A:23:LEU:HG	1:B:126:VAL:HG13	2	0.48
(1,787)	1:A:23:LEU:HG	1:B:126:VAL:HG11	3	0.48
(1,787)	1:A:23:LEU:HG	1:B:126:VAL:HG12	3	0.48
(1,787)	1:A:23:LEU:HG	1:B:126:VAL:HG13	3	0.48
(1,787)	1:A:23:LEU:HG	1:B:126:VAL:HG11	7	0.48
(1,787)	1:A:23:LEU:HG	1:B:126:VAL:HG12	7	0.48
(1,787)	1:A:23:LEU:HG	1:B:126:VAL:HG13	7	0.48
(1,785)	1:A:26:VAL:HG11	1:B:123:LEU:HG	1	0.48
(1,785)	1:A:26:VAL:HG12	1:B:123:LEU:HG	1	0.48
(1,785)	1:A:26:VAL:HG13	1:B:123:LEU:HG	1	0.48
(1,785)	1:A:26:VAL:HG11	1:B:123:LEU:HG	2	0.48
(1,785)	1:A:26:VAL:HG12	1:B:123:LEU:HG	2	0.48
(1,785)	1:A:26:VAL:HG13	1:B:123:LEU:HG	2	0.48
(1,785)	1:A:26:VAL:HG11	1:B:123:LEU:HG	7	0.48
(1,785)	1:A:26:VAL:HG12	1:B:123:LEU:HG	7	0.48
(1,785)	1:A:26:VAL:HG13	1:B:123:LEU:HG	7	0.48
(1,759)	1:A:18:VAL:HB	1:B:122:LEU:HD11	1	0.48
(1,759)	1:A:18:VAL:HB	1:B:122:LEU:HD12	1	0.48
(1,759)	1:A:18:VAL:HB	1:B:122:LEU:HD13	1	0.48
(1,757)	1:A:22:LEU:HD11	1:B:118:VAL:HB	5	0.48
(1,757)	1:A:22:LEU:HD12	1:B:118:VAL:HB	5	0.48
(1,757)	1:A:22:LEU:HD13	1:B:118:VAL:HB	5	0.48
(1,787)	1:A:23:LEU:HG	1:B:126:VAL:HG11	8	0.47
(1,787)	1:A:23:LEU:HG	1:B:126:VAL:HG12	8	0.47
(1,787)	1:A:23:LEU:HG	1:B:126:VAL:HG13	8	0.47
(1,785)	1:A:26:VAL:HG11	1:B:123:LEU:HG	3	0.47
(1,785)	1:A:26:VAL:HG12	1:B:123:LEU:HG	3	0.47
(1,785)	1:A:26:VAL:HG13	1:B:123:LEU:HG	3	0.47
(1,785)	1:A:26:VAL:HG11	1:B:123:LEU:HG	4	0.47
(1,785)	1:A:26:VAL:HG12	1:B:123:LEU:HG	4	0.47
(1,785)	1:A:26:VAL:HG13	1:B:123:LEU:HG	4	0.47
(1,785)	1:A:26:VAL:HG11	1:B:123:LEU:HG	6	0.47
(1,785)	1:A:26:VAL:HG12	1:B:123:LEU:HG	6	0.47
(1,785)	1:A:26:VAL:HG13	1:B:123:LEU:HG	6	0.47
(1,785)	1:A:26:VAL:HG11	1:B:123:LEU:HG	8	0.47
(1,785)	1:A:26:VAL:HG12	1:B:123:LEU:HG	8	0.47
(1,785)	1:A:26:VAL:HG13	1:B:123:LEU:HG	8	0.47
(1,787)	1:A:23:LEU:HG	1:B:126:VAL:HG11	1	0.46
(1,787)	1:A:23:LEU:HG	1:B:126:VAL:HG12	1	0.46
(1,787)	1:A:23:LEU:HG	1:B:126:VAL:HG13	1	0.46

Continued on next page...

Continued from previous page...

Key	Atom-1	Atom-2	Model ID	Violation (Å)
(1,787)	1:A:23:LEU:HG	1:B:126:VAL:HG11	5	0.46
(1,787)	1:A:23:LEU:HG	1:B:126:VAL:HG12	5	0.46
(1,787)	1:A:23:LEU:HG	1:B:126:VAL:HG13	5	0.46
(1,785)	1:A:26:VAL:HG11	1:B:123:LEU:HG	5	0.46
(1,785)	1:A:26:VAL:HG12	1:B:123:LEU:HG	5	0.46
(1,785)	1:A:26:VAL:HG13	1:B:123:LEU:HG	5	0.46
(1,759)	1:A:18:VAL:HB	1:B:122:LEU:HD11	6	0.46
(1,759)	1:A:18:VAL:HB	1:B:122:LEU:HD12	6	0.46
(1,759)	1:A:18:VAL:HB	1:B:122:LEU:HD13	6	0.46
(1,516)	1:B:123:LEU:HA	1:B:123:LEU:HD11	1	0.46
(1,516)	1:B:123:LEU:HA	1:B:123:LEU:HD12	1	0.46
(1,516)	1:B:123:LEU:HA	1:B:123:LEU:HD13	1	0.46
(1,516)	1:B:123:LEU:HA	1:B:123:LEU:HD11	2	0.46
(1,516)	1:B:123:LEU:HA	1:B:123:LEU:HD12	2	0.46
(1,516)	1:B:123:LEU:HA	1:B:123:LEU:HD13	2	0.46
(1,516)	1:B:123:LEU:HA	1:B:123:LEU:HD11	3	0.46
(1,516)	1:B:123:LEU:HA	1:B:123:LEU:HD12	3	0.46
(1,516)	1:B:123:LEU:HA	1:B:123:LEU:HD13	3	0.46
(1,516)	1:B:123:LEU:HA	1:B:123:LEU:HD11	5	0.46
(1,516)	1:B:123:LEU:HA	1:B:123:LEU:HD12	5	0.46
(1,516)	1:B:123:LEU:HA	1:B:123:LEU:HD13	5	0.46
(1,516)	1:B:123:LEU:HA	1:B:123:LEU:HD11	8	0.46
(1,516)	1:B:123:LEU:HA	1:B:123:LEU:HD12	8	0.46
(1,516)	1:B:123:LEU:HA	1:B:123:LEU:HD13	8	0.46
(1,515)	1:A:23:LEU:HA	1:A:23:LEU:HD11	1	0.46
(1,515)	1:A:23:LEU:HA	1:A:23:LEU:HD12	1	0.46
(1,515)	1:A:23:LEU:HA	1:A:23:LEU:HD13	1	0.46
(1,515)	1:A:23:LEU:HA	1:A:23:LEU:HD11	3	0.46
(1,515)	1:A:23:LEU:HA	1:A:23:LEU:HD12	3	0.46
(1,515)	1:A:23:LEU:HA	1:A:23:LEU:HD13	3	0.46
(1,515)	1:A:23:LEU:HA	1:A:23:LEU:HD11	4	0.46
(1,515)	1:A:23:LEU:HA	1:A:23:LEU:HD12	4	0.46
(1,515)	1:A:23:LEU:HA	1:A:23:LEU:HD13	4	0.46
(1,515)	1:A:23:LEU:HA	1:A:23:LEU:HD11	5	0.46
(1,515)	1:A:23:LEU:HA	1:A:23:LEU:HD12	5	0.46
(1,515)	1:A:23:LEU:HA	1:A:23:LEU:HD13	5	0.46
(1,515)	1:A:23:LEU:HA	1:A:23:LEU:HD11	8	0.46
(1,515)	1:A:23:LEU:HA	1:A:23:LEU:HD12	8	0.46
(1,515)	1:A:23:LEU:HA	1:A:23:LEU:HD13	8	0.46
(1,787)	1:A:23:LEU:HG	1:B:126:VAL:HG11	4	0.45
(1,787)	1:A:23:LEU:HG	1:B:126:VAL:HG12	4	0.45
(1,787)	1:A:23:LEU:HG	1:B:126:VAL:HG13	4	0.45

Continued on next page...

Continued from previous page...

Key	Atom-1	Atom-2	Model ID	Violation (Å)
(1,787)	1:A:23:LEU:HG	1:B:126:VAL:HG11	6	0.45
(1,787)	1:A:23:LEU:HG	1:B:126:VAL:HG12	6	0.45
(1,787)	1:A:23:LEU:HG	1:B:126:VAL:HG13	6	0.45
(1,664)	1:B:108:ALA:HB1	1:B:112:THR:HA	6	0.45
(1,664)	1:B:108:ALA:HB2	1:B:112:THR:HA	6	0.45
(1,664)	1:B:108:ALA:HB3	1:B:112:THR:HA	6	0.45
(1,516)	1:B:123:LEU:HA	1:B:123:LEU:HD11	4	0.45
(1,516)	1:B:123:LEU:HA	1:B:123:LEU:HD12	4	0.45
(1,516)	1:B:123:LEU:HA	1:B:123:LEU:HD13	4	0.45
(1,516)	1:B:123:LEU:HA	1:B:123:LEU:HD11	6	0.45
(1,516)	1:B:123:LEU:HA	1:B:123:LEU:HD12	6	0.45
(1,516)	1:B:123:LEU:HA	1:B:123:LEU:HD13	6	0.45
(1,516)	1:B:123:LEU:HA	1:B:123:LEU:HD11	7	0.45
(1,516)	1:B:123:LEU:HA	1:B:123:LEU:HD12	7	0.45
(1,516)	1:B:123:LEU:HA	1:B:123:LEU:HD13	7	0.45
(1,515)	1:A:23:LEU:HA	1:A:23:LEU:HD11	2	0.45
(1,515)	1:A:23:LEU:HA	1:A:23:LEU:HD12	2	0.45
(1,515)	1:A:23:LEU:HA	1:A:23:LEU:HD13	2	0.45
(1,515)	1:A:23:LEU:HA	1:A:23:LEU:HD11	6	0.45
(1,515)	1:A:23:LEU:HA	1:A:23:LEU:HD12	6	0.45
(1,515)	1:A:23:LEU:HA	1:A:23:LEU:HD13	6	0.45
(1,515)	1:A:23:LEU:HA	1:A:23:LEU:HD11	7	0.45
(1,515)	1:A:23:LEU:HA	1:A:23:LEU:HD12	7	0.45
(1,515)	1:A:23:LEU:HA	1:A:23:LEU:HD13	7	0.45
(1,88)	1:B:104:ALA:HA	1:B:105:GLU:H	6	0.42
(1,258)	1:B:112:THR:H	1:B:112:THR:HB	9	0.42
(1,257)	1:A:12:THR:H	1:A:12:THR:HB	9	0.42
(1,772)	1:A:31:PHE:HE1	1:B:127:LEU:HD11	4	0.38
(1,772)	1:A:31:PHE:HE1	1:B:127:LEU:HD12	4	0.38
(1,772)	1:A:31:PHE:HE1	1:B:127:LEU:HD13	4	0.38
(1,772)	1:A:31:PHE:HE2	1:B:127:LEU:HD11	4	0.38
(1,772)	1:A:31:PHE:HE2	1:B:127:LEU:HD12	4	0.38
(1,772)	1:A:31:PHE:HE2	1:B:127:LEU:HD13	4	0.38
(1,516)	1:B:123:LEU:HA	1:B:123:LEU:HD11	9	0.38
(1,516)	1:B:123:LEU:HA	1:B:123:LEU:HD12	9	0.38
(1,516)	1:B:123:LEU:HA	1:B:123:LEU:HD13	9	0.38
(1,515)	1:A:23:LEU:HA	1:A:23:LEU:HD11	9	0.38
(1,515)	1:A:23:LEU:HA	1:A:23:LEU:HD12	9	0.38
(1,515)	1:A:23:LEU:HA	1:A:23:LEU:HD13	9	0.38
(1,694)	1:B:118:VAL:HB	1:B:122:LEU:HD11	9	0.37
(1,694)	1:B:118:VAL:HB	1:B:122:LEU:HD12	9	0.37
(1,694)	1:B:118:VAL:HB	1:B:122:LEU:HD13	9	0.37

Continued on next page...

Continued from previous page...

Key	Atom-1	Atom-2	Model ID	Violation (Å)
(1,693)	1:A:18:VAL:HB	1:A:22:LEU:HD11	9	0.37
(1,693)	1:A:18:VAL:HB	1:A:22:LEU:HD12	9	0.37
(1,693)	1:A:18:VAL:HB	1:A:22:LEU:HD13	9	0.37
(1,516)	1:B:123:LEU:HA	1:B:123:LEU:HD11	10	0.37
(1,516)	1:B:123:LEU:HA	1:B:123:LEU:HD12	10	0.37
(1,516)	1:B:123:LEU:HA	1:B:123:LEU:HD13	10	0.37
(1,515)	1:A:23:LEU:HA	1:A:23:LEU:HD11	10	0.37
(1,515)	1:A:23:LEU:HA	1:A:23:LEU:HD12	10	0.37
(1,515)	1:A:23:LEU:HA	1:A:23:LEU:HD13	10	0.37
(1,772)	1:A:31:PHE:HE1	1:B:127:LEU:HD11	2	0.36
(1,772)	1:A:31:PHE:HE1	1:B:127:LEU:HD12	2	0.36
(1,772)	1:A:31:PHE:HE1	1:B:127:LEU:HD13	2	0.36
(1,772)	1:A:31:PHE:HE2	1:B:127:LEU:HD11	2	0.36
(1,772)	1:A:31:PHE:HE2	1:B:127:LEU:HD12	2	0.36
(1,772)	1:A:31:PHE:HE2	1:B:127:LEU:HD13	2	0.36
(1,772)	1:A:31:PHE:HE1	1:B:127:LEU:HD11	3	0.36
(1,772)	1:A:31:PHE:HE1	1:B:127:LEU:HD12	3	0.36
(1,772)	1:A:31:PHE:HE1	1:B:127:LEU:HD13	3	0.36
(1,772)	1:A:31:PHE:HE2	1:B:127:LEU:HD11	3	0.36
(1,772)	1:A:31:PHE:HE2	1:B:127:LEU:HD12	3	0.36
(1,772)	1:A:31:PHE:HE2	1:B:127:LEU:HD13	3	0.36
(1,771)	1:A:27:LEU:HD11	1:B:131:PHE:HE1	2	0.36
(1,771)	1:A:27:LEU:HD11	1:B:131:PHE:HE2	2	0.36
(1,771)	1:A:27:LEU:HD12	1:B:131:PHE:HE1	2	0.36
(1,771)	1:A:27:LEU:HD12	1:B:131:PHE:HE2	2	0.36
(1,771)	1:A:27:LEU:HD13	1:B:131:PHE:HE1	2	0.36
(1,771)	1:A:27:LEU:HD13	1:B:131:PHE:HE2	2	0.36
(1,771)	1:A:27:LEU:HD11	1:B:131:PHE:HE1	3	0.36
(1,771)	1:A:27:LEU:HD11	1:B:131:PHE:HE2	3	0.36
(1,771)	1:A:27:LEU:HD12	1:B:131:PHE:HE1	3	0.36
(1,771)	1:A:27:LEU:HD12	1:B:131:PHE:HE2	3	0.36
(1,771)	1:A:27:LEU:HD13	1:B:131:PHE:HE1	3	0.36
(1,771)	1:A:27:LEU:HD13	1:B:131:PHE:HE2	3	0.36
(1,771)	1:A:27:LEU:HD11	1:B:131:PHE:HE1	7	0.36
(1,771)	1:A:27:LEU:HD11	1:B:131:PHE:HE2	7	0.36
(1,771)	1:A:27:LEU:HD12	1:B:131:PHE:HE1	7	0.36
(1,771)	1:A:27:LEU:HD12	1:B:131:PHE:HE2	7	0.36
(1,771)	1:A:27:LEU:HD13	1:B:131:PHE:HE1	7	0.36
(1,771)	1:A:27:LEU:HD13	1:B:131:PHE:HE2	7	0.36
(1,736)	1:B:124:VAL:HA	1:B:127:LEU:HD11	4	0.36
(1,736)	1:B:124:VAL:HA	1:B:127:LEU:HD12	4	0.36
(1,736)	1:B:124:VAL:HA	1:B:127:LEU:HD13	4	0.36

Continued on next page...

Continued from previous page...

Key	Atom-1	Atom-2	Model ID	Violation (Å)
(1,693)	1:A:18:VAL:HB	1:A:22:LEU:HD11	10	0.36
(1,693)	1:A:18:VAL:HB	1:A:22:LEU:HD12	10	0.36
(1,693)	1:A:18:VAL:HB	1:A:22:LEU:HD13	10	0.36
(1,772)	1:A:31:PHE:HE1	1:B:127:LEU:HD11	7	0.35
(1,772)	1:A:31:PHE:HE1	1:B:127:LEU:HD12	7	0.35
(1,772)	1:A:31:PHE:HE1	1:B:127:LEU:HD13	7	0.35
(1,772)	1:A:31:PHE:HE2	1:B:127:LEU:HD11	7	0.35
(1,772)	1:A:31:PHE:HE2	1:B:127:LEU:HD12	7	0.35
(1,772)	1:A:31:PHE:HE2	1:B:127:LEU:HD13	7	0.35
(1,772)	1:A:31:PHE:HE1	1:B:127:LEU:HD11	8	0.35
(1,772)	1:A:31:PHE:HE1	1:B:127:LEU:HD12	8	0.35
(1,772)	1:A:31:PHE:HE1	1:B:127:LEU:HD13	8	0.35
(1,772)	1:A:31:PHE:HE2	1:B:127:LEU:HD11	8	0.35
(1,772)	1:A:31:PHE:HE2	1:B:127:LEU:HD12	8	0.35
(1,772)	1:A:31:PHE:HE2	1:B:127:LEU:HD13	8	0.35
(1,771)	1:A:27:LEU:HD11	1:B:131:PHE:HE1	5	0.35
(1,771)	1:A:27:LEU:HD11	1:B:131:PHE:HE2	5	0.35
(1,771)	1:A:27:LEU:HD12	1:B:131:PHE:HE1	5	0.35
(1,771)	1:A:27:LEU:HD12	1:B:131:PHE:HE2	5	0.35
(1,771)	1:A:27:LEU:HD13	1:B:131:PHE:HE1	5	0.35
(1,771)	1:A:27:LEU:HD13	1:B:131:PHE:HE2	5	0.35
(1,771)	1:A:27:LEU:HD11	1:B:131:PHE:HE1	8	0.35
(1,771)	1:A:27:LEU:HD11	1:B:131:PHE:HE2	8	0.35
(1,771)	1:A:27:LEU:HD12	1:B:131:PHE:HE1	8	0.35
(1,771)	1:A:27:LEU:HD12	1:B:131:PHE:HE2	8	0.35
(1,771)	1:A:27:LEU:HD13	1:B:131:PHE:HE1	8	0.35
(1,771)	1:A:27:LEU:HD13	1:B:131:PHE:HE2	8	0.35
(1,736)	1:B:124:VAL:HA	1:B:127:LEU:HD11	3	0.35
(1,736)	1:B:124:VAL:HA	1:B:127:LEU:HD12	3	0.35
(1,736)	1:B:124:VAL:HA	1:B:127:LEU:HD13	3	0.35
(1,736)	1:B:124:VAL:HA	1:B:127:LEU:HD11	5	0.35
(1,736)	1:B:124:VAL:HA	1:B:127:LEU:HD12	5	0.35
(1,736)	1:B:124:VAL:HA	1:B:127:LEU:HD13	5	0.35
(1,736)	1:B:124:VAL:HA	1:B:127:LEU:HD11	6	0.35
(1,736)	1:B:124:VAL:HA	1:B:127:LEU:HD12	6	0.35
(1,736)	1:B:124:VAL:HA	1:B:127:LEU:HD13	6	0.35
(1,736)	1:B:124:VAL:HA	1:B:127:LEU:HD11	7	0.35
(1,736)	1:B:124:VAL:HA	1:B:127:LEU:HD12	7	0.35
(1,736)	1:B:124:VAL:HA	1:B:127:LEU:HD13	7	0.35
(1,735)	1:A:24:VAL:HA	1:A:27:LEU:HD11	3	0.35
(1,735)	1:A:24:VAL:HA	1:A:27:LEU:HD12	3	0.35
(1,735)	1:A:24:VAL:HA	1:A:27:LEU:HD13	3	0.35

Continued on next page...

Continued from previous page...

Key	Atom-1	Atom-2	Model ID	Violation (Å)
(1,735)	1:A:24:VAL:HA	1:A:27:LEU:HD11	6	0.35
(1,735)	1:A:24:VAL:HA	1:A:27:LEU:HD12	6	0.35
(1,735)	1:A:24:VAL:HA	1:A:27:LEU:HD13	6	0.35
(1,735)	1:A:24:VAL:HA	1:A:27:LEU:HD11	7	0.35
(1,735)	1:A:24:VAL:HA	1:A:27:LEU:HD12	7	0.35
(1,735)	1:A:24:VAL:HA	1:A:27:LEU:HD13	7	0.35
(1,694)	1:B:118:VAL:HB	1:B:122:LEU:HD11	10	0.35
(1,694)	1:B:118:VAL:HB	1:B:122:LEU:HD12	10	0.35
(1,694)	1:B:118:VAL:HB	1:B:122:LEU:HD13	10	0.35
(1,772)	1:A:31:PHE:HE1	1:B:127:LEU:HD11	5	0.34
(1,772)	1:A:31:PHE:HE1	1:B:127:LEU:HD12	5	0.34
(1,772)	1:A:31:PHE:HE1	1:B:127:LEU:HD13	5	0.34
(1,772)	1:A:31:PHE:HE2	1:B:127:LEU:HD11	5	0.34
(1,772)	1:A:31:PHE:HE2	1:B:127:LEU:HD12	5	0.34
(1,772)	1:A:31:PHE:HE2	1:B:127:LEU:HD13	5	0.34
(1,772)	1:A:31:PHE:HE1	1:B:127:LEU:HD11	6	0.34
(1,772)	1:A:31:PHE:HE1	1:B:127:LEU:HD12	6	0.34
(1,772)	1:A:31:PHE:HE1	1:B:127:LEU:HD13	6	0.34
(1,772)	1:A:31:PHE:HE2	1:B:127:LEU:HD11	6	0.34
(1,772)	1:A:31:PHE:HE2	1:B:127:LEU:HD12	6	0.34
(1,772)	1:A:31:PHE:HE2	1:B:127:LEU:HD13	6	0.34
(1,772)	1:A:31:PHE:HE1	1:B:127:LEU:HD11	10	0.34
(1,772)	1:A:31:PHE:HE1	1:B:127:LEU:HD12	10	0.34
(1,772)	1:A:31:PHE:HE1	1:B:127:LEU:HD13	10	0.34
(1,772)	1:A:31:PHE:HE2	1:B:127:LEU:HD11	10	0.34
(1,772)	1:A:31:PHE:HE2	1:B:127:LEU:HD12	10	0.34
(1,772)	1:A:31:PHE:HE2	1:B:127:LEU:HD13	10	0.34
(1,771)	1:A:27:LEU:HD11	1:B:131:PHE:HE1	1	0.34
(1,771)	1:A:27:LEU:HD11	1:B:131:PHE:HE2	1	0.34
(1,771)	1:A:27:LEU:HD12	1:B:131:PHE:HE1	1	0.34
(1,771)	1:A:27:LEU:HD12	1:B:131:PHE:HE2	1	0.34
(1,771)	1:A:27:LEU:HD13	1:B:131:PHE:HE1	1	0.34
(1,771)	1:A:27:LEU:HD13	1:B:131:PHE:HE2	1	0.34
(1,771)	1:A:27:LEU:HD11	1:B:131:PHE:HE1	6	0.34
(1,771)	1:A:27:LEU:HD11	1:B:131:PHE:HE2	6	0.34
(1,771)	1:A:27:LEU:HD12	1:B:131:PHE:HE1	6	0.34
(1,771)	1:A:27:LEU:HD12	1:B:131:PHE:HE2	6	0.34
(1,771)	1:A:27:LEU:HD13	1:B:131:PHE:HE1	6	0.34
(1,771)	1:A:27:LEU:HD13	1:B:131:PHE:HE2	6	0.34
(1,771)	1:A:27:LEU:HD11	1:B:131:PHE:HE1	10	0.34
(1,771)	1:A:27:LEU:HD11	1:B:131:PHE:HE2	10	0.34
(1,771)	1:A:27:LEU:HD12	1:B:131:PHE:HE1	10	0.34

Continued on next page...

Continued from previous page...

Key	Atom-1	Atom-2	Model ID	Violation (Å)
(1,771)	1:A:27:LEU:HD12	1:B:131:PHE:HE2	10	0.34
(1,771)	1:A:27:LEU:HD13	1:B:131:PHE:HE1	10	0.34
(1,771)	1:A:27:LEU:HD13	1:B:131:PHE:HE2	10	0.34
(1,736)	1:B:124:VAL:HA	1:B:127:LEU:HD11	1	0.34
(1,736)	1:B:124:VAL:HA	1:B:127:LEU:HD12	1	0.34
(1,736)	1:B:124:VAL:HA	1:B:127:LEU:HD13	1	0.34
(1,736)	1:B:124:VAL:HA	1:B:127:LEU:HD11	2	0.34
(1,736)	1:B:124:VAL:HA	1:B:127:LEU:HD12	2	0.34
(1,736)	1:B:124:VAL:HA	1:B:127:LEU:HD13	2	0.34
(1,736)	1:B:124:VAL:HA	1:B:127:LEU:HD11	8	0.34
(1,736)	1:B:124:VAL:HA	1:B:127:LEU:HD12	8	0.34
(1,736)	1:B:124:VAL:HA	1:B:127:LEU:HD13	8	0.34
(1,735)	1:A:24:VAL:HA	1:A:27:LEU:HD11	1	0.34
(1,735)	1:A:24:VAL:HA	1:A:27:LEU:HD12	1	0.34
(1,735)	1:A:24:VAL:HA	1:A:27:LEU:HD13	1	0.34
(1,735)	1:A:24:VAL:HA	1:A:27:LEU:HD11	2	0.34
(1,735)	1:A:24:VAL:HA	1:A:27:LEU:HD12	2	0.34
(1,735)	1:A:24:VAL:HA	1:A:27:LEU:HD13	2	0.34
(1,735)	1:A:24:VAL:HA	1:A:27:LEU:HD11	4	0.34
(1,735)	1:A:24:VAL:HA	1:A:27:LEU:HD12	4	0.34
(1,735)	1:A:24:VAL:HA	1:A:27:LEU:HD13	4	0.34
(1,735)	1:A:24:VAL:HA	1:A:27:LEU:HD11	5	0.34
(1,735)	1:A:24:VAL:HA	1:A:27:LEU:HD12	5	0.34
(1,735)	1:A:24:VAL:HA	1:A:27:LEU:HD13	5	0.34
(1,735)	1:A:24:VAL:HA	1:A:27:LEU:HD11	8	0.34
(1,735)	1:A:24:VAL:HA	1:A:27:LEU:HD12	8	0.34
(1,735)	1:A:24:VAL:HA	1:A:27:LEU:HD13	8	0.34
(1,772)	1:A:31:PHE:HE1	1:B:127:LEU:HD11	1	0.33
(1,772)	1:A:31:PHE:HE1	1:B:127:LEU:HD12	1	0.33
(1,772)	1:A:31:PHE:HE1	1:B:127:LEU:HD13	1	0.33
(1,772)	1:A:31:PHE:HE2	1:B:127:LEU:HD11	1	0.33
(1,772)	1:A:31:PHE:HE2	1:B:127:LEU:HD12	1	0.33
(1,772)	1:A:31:PHE:HE2	1:B:127:LEU:HD13	1	0.33
(1,772)	1:A:31:PHE:HE1	1:B:127:LEU:HD11	9	0.33
(1,772)	1:A:31:PHE:HE1	1:B:127:LEU:HD12	9	0.33
(1,772)	1:A:31:PHE:HE1	1:B:127:LEU:HD13	9	0.33
(1,772)	1:A:31:PHE:HE2	1:B:127:LEU:HD11	9	0.33
(1,772)	1:A:31:PHE:HE2	1:B:127:LEU:HD12	9	0.33
(1,772)	1:A:31:PHE:HE2	1:B:127:LEU:HD13	9	0.33
(1,771)	1:A:27:LEU:HD11	1:B:131:PHE:HE1	9	0.33
(1,771)	1:A:27:LEU:HD11	1:B:131:PHE:HE2	9	0.33
(1,771)	1:A:27:LEU:HD12	1:B:131:PHE:HE1	9	0.33

Continued on next page...

Continued from previous page...

Key	Atom-1	Atom-2	Model ID	Violation (Å)
(1,771)	1:A:27:LEU:HD12	1:B:131:PHE:HE2	9	0.33
(1,771)	1:A:27:LEU:HD13	1:B:131:PHE:HE1	9	0.33
(1,771)	1:A:27:LEU:HD13	1:B:131:PHE:HE2	9	0.33
(1,296)	1:B:107:ARG:H	1:B:107:ARG:HG2	8	0.32
(1,296)	1:B:107:ARG:H	1:B:107:ARG:HG3	8	0.32
(1,771)	1:A:27:LEU:HD11	1:B:131:PHE:HE1	4	0.31
(1,771)	1:A:27:LEU:HD11	1:B:131:PHE:HE2	4	0.31
(1,771)	1:A:27:LEU:HD12	1:B:131:PHE:HE1	4	0.31
(1,771)	1:A:27:LEU:HD12	1:B:131:PHE:HE2	4	0.31
(1,771)	1:A:27:LEU:HD13	1:B:131:PHE:HE1	4	0.31
(1,771)	1:A:27:LEU:HD13	1:B:131:PHE:HE2	4	0.31
(1,296)	1:B:107:ARG:H	1:B:107:ARG:HG2	7	0.31
(1,296)	1:B:107:ARG:H	1:B:107:ARG:HG3	7	0.31
(1,87)	1:A:4:ALA:HA	1:A:5:GLU:H	10	0.3
(1,694)	1:B:118:VAL:HB	1:B:122:LEU:HD11	3	0.29
(1,694)	1:B:118:VAL:HB	1:B:122:LEU:HD12	3	0.29
(1,694)	1:B:118:VAL:HB	1:B:122:LEU:HD13	3	0.29
(1,694)	1:B:118:VAL:HB	1:B:122:LEU:HD11	4	0.29
(1,694)	1:B:118:VAL:HB	1:B:122:LEU:HD12	4	0.29
(1,694)	1:B:118:VAL:HB	1:B:122:LEU:HD13	4	0.29
(1,693)	1:A:18:VAL:HB	1:A:22:LEU:HD11	3	0.29
(1,693)	1:A:18:VAL:HB	1:A:22:LEU:HD12	3	0.29
(1,693)	1:A:18:VAL:HB	1:A:22:LEU:HD13	3	0.29
(1,693)	1:A:18:VAL:HB	1:A:22:LEU:HD11	4	0.29
(1,693)	1:A:18:VAL:HB	1:A:22:LEU:HD12	4	0.29
(1,693)	1:A:18:VAL:HB	1:A:22:LEU:HD13	4	0.29
(1,694)	1:B:118:VAL:HB	1:B:122:LEU:HD11	1	0.28
(1,694)	1:B:118:VAL:HB	1:B:122:LEU:HD12	1	0.28
(1,694)	1:B:118:VAL:HB	1:B:122:LEU:HD13	1	0.28
(1,694)	1:B:118:VAL:HB	1:B:122:LEU:HD11	5	0.28
(1,694)	1:B:118:VAL:HB	1:B:122:LEU:HD12	5	0.28
(1,694)	1:B:118:VAL:HB	1:B:122:LEU:HD13	5	0.28
(1,694)	1:B:118:VAL:HB	1:B:122:LEU:HD11	7	0.28
(1,694)	1:B:118:VAL:HB	1:B:122:LEU:HD12	7	0.28
(1,694)	1:B:118:VAL:HB	1:B:122:LEU:HD13	7	0.28
(1,694)	1:B:118:VAL:HB	1:B:122:LEU:HD11	8	0.28
(1,694)	1:B:118:VAL:HB	1:B:122:LEU:HD12	8	0.28
(1,694)	1:B:118:VAL:HB	1:B:122:LEU:HD13	8	0.28
(1,693)	1:A:18:VAL:HB	1:A:22:LEU:HD11	1	0.28
(1,693)	1:A:18:VAL:HB	1:A:22:LEU:HD12	1	0.28
(1,693)	1:A:18:VAL:HB	1:A:22:LEU:HD13	1	0.28
(1,693)	1:A:18:VAL:HB	1:A:22:LEU:HD11	2	0.28

Continued on next page...

Continued from previous page...

Key	Atom-1	Atom-2	Model ID	Violation (Å)
(1,693)	1:A:18:VAL:HB	1:A:22:LEU:HD12	2	0.28
(1,693)	1:A:18:VAL:HB	1:A:22:LEU:HD13	2	0.28
(1,693)	1:A:18:VAL:HB	1:A:22:LEU:HD11	5	0.28
(1,693)	1:A:18:VAL:HB	1:A:22:LEU:HD12	5	0.28
(1,693)	1:A:18:VAL:HB	1:A:22:LEU:HD13	5	0.28
(1,693)	1:A:18:VAL:HB	1:A:22:LEU:HD11	7	0.28
(1,693)	1:A:18:VAL:HB	1:A:22:LEU:HD12	7	0.28
(1,693)	1:A:18:VAL:HB	1:A:22:LEU:HD13	7	0.28
(1,693)	1:A:18:VAL:HB	1:A:22:LEU:HD11	8	0.28
(1,693)	1:A:18:VAL:HB	1:A:22:LEU:HD12	8	0.28
(1,693)	1:A:18:VAL:HB	1:A:22:LEU:HD13	8	0.28
(1,452)	1:B:125:VAL:HG11	1:B:126:VAL:H	5	0.28
(1,452)	1:B:125:VAL:HG12	1:B:126:VAL:H	5	0.28
(1,452)	1:B:125:VAL:HG13	1:B:126:VAL:H	5	0.28
(1,451)	1:A:25:VAL:HG11	1:A:26:VAL:H	5	0.28
(1,451)	1:A:25:VAL:HG12	1:A:26:VAL:H	5	0.28
(1,451)	1:A:25:VAL:HG13	1:A:26:VAL:H	5	0.28
(1,694)	1:B:118:VAL:HB	1:B:122:LEU:HD11	2	0.27
(1,694)	1:B:118:VAL:HB	1:B:122:LEU:HD12	2	0.27
(1,694)	1:B:118:VAL:HB	1:B:122:LEU:HD13	2	0.27
(1,694)	1:B:118:VAL:HB	1:B:122:LEU:HD11	6	0.27
(1,694)	1:B:118:VAL:HB	1:B:122:LEU:HD12	6	0.27
(1,694)	1:B:118:VAL:HB	1:B:122:LEU:HD13	6	0.27
(1,594)	1:B:135:ILE:HG21	1:B:135:ILE:HG13	1	0.27
(1,594)	1:B:135:ILE:HG22	1:B:135:ILE:HG13	1	0.27
(1,594)	1:B:135:ILE:HG23	1:B:135:ILE:HG13	1	0.27
(1,593)	1:A:35:ILE:HG21	1:A:35:ILE:HG13	1	0.27
(1,593)	1:A:35:ILE:HG22	1:A:35:ILE:HG13	1	0.27
(1,593)	1:A:35:ILE:HG23	1:A:35:ILE:HG13	1	0.27
(1,452)	1:B:125:VAL:HG11	1:B:126:VAL:H	6	0.27
(1,452)	1:B:125:VAL:HG12	1:B:126:VAL:H	6	0.27
(1,452)	1:B:125:VAL:HG13	1:B:126:VAL:H	6	0.27
(1,452)	1:B:125:VAL:HG11	1:B:126:VAL:H	8	0.27
(1,452)	1:B:125:VAL:HG12	1:B:126:VAL:H	8	0.27
(1,452)	1:B:125:VAL:HG13	1:B:126:VAL:H	8	0.27
(1,451)	1:A:25:VAL:HG11	1:A:26:VAL:H	4	0.27
(1,451)	1:A:25:VAL:HG12	1:A:26:VAL:H	4	0.27
(1,451)	1:A:25:VAL:HG13	1:A:26:VAL:H	4	0.27
(1,451)	1:A:25:VAL:HG11	1:A:26:VAL:H	6	0.27
(1,451)	1:A:25:VAL:HG12	1:A:26:VAL:H	6	0.27
(1,451)	1:A:25:VAL:HG13	1:A:26:VAL:H	6	0.27
(1,451)	1:A:25:VAL:HG11	1:A:26:VAL:H	8	0.27

Continued on next page...

Continued from previous page...

Key	Atom-1	Atom-2	Model ID	Violation (Å)
(1,451)	1:A:25:VAL:HG12	1:A:26:VAL:H	8	0.27
(1,451)	1:A:25:VAL:HG13	1:A:26:VAL:H	8	0.27
(1,295)	1:A:7:ARG:H	1:A:7:ARG:HG2	7	0.27
(1,295)	1:A:7:ARG:H	1:A:7:ARG:HG3	7	0.27
(1,693)	1:A:18:VAL:HB	1:A:22:LEU:HD11	6	0.26
(1,693)	1:A:18:VAL:HB	1:A:22:LEU:HD12	6	0.26
(1,693)	1:A:18:VAL:HB	1:A:22:LEU:HD13	6	0.26
(1,594)	1:B:135:ILE:HG21	1:B:135:ILE:HG13	3	0.26
(1,594)	1:B:135:ILE:HG22	1:B:135:ILE:HG13	3	0.26
(1,594)	1:B:135:ILE:HG23	1:B:135:ILE:HG13	3	0.26
(1,593)	1:A:35:ILE:HG21	1:A:35:ILE:HG13	3	0.26
(1,593)	1:A:35:ILE:HG22	1:A:35:ILE:HG13	3	0.26
(1,593)	1:A:35:ILE:HG23	1:A:35:ILE:HG13	3	0.26
(1,500)	1:B:111:LEU:HD21	1:B:112:THR:H	5	0.26
(1,500)	1:B:111:LEU:HD22	1:B:112:THR:H	5	0.26
(1,500)	1:B:111:LEU:HD23	1:B:112:THR:H	5	0.26
(1,499)	1:A:11:LEU:HD21	1:A:12:THR:H	5	0.26
(1,499)	1:A:11:LEU:HD22	1:A:12:THR:H	5	0.26
(1,499)	1:A:11:LEU:HD23	1:A:12:THR:H	5	0.26
(1,452)	1:B:125:VAL:HG11	1:B:126:VAL:H	1	0.26
(1,452)	1:B:125:VAL:HG12	1:B:126:VAL:H	1	0.26
(1,452)	1:B:125:VAL:HG13	1:B:126:VAL:H	1	0.26
(1,452)	1:B:125:VAL:HG11	1:B:126:VAL:H	2	0.26
(1,452)	1:B:125:VAL:HG12	1:B:126:VAL:H	2	0.26
(1,452)	1:B:125:VAL:HG13	1:B:126:VAL:H	2	0.26
(1,452)	1:B:125:VAL:HG11	1:B:126:VAL:H	3	0.26
(1,452)	1:B:125:VAL:HG12	1:B:126:VAL:H	3	0.26
(1,452)	1:B:125:VAL:HG13	1:B:126:VAL:H	3	0.26
(1,452)	1:B:125:VAL:HG11	1:B:126:VAL:H	4	0.26
(1,452)	1:B:125:VAL:HG12	1:B:126:VAL:H	4	0.26
(1,452)	1:B:125:VAL:HG13	1:B:126:VAL:H	4	0.26
(1,451)	1:A:25:VAL:HG11	1:A:26:VAL:H	1	0.26
(1,451)	1:A:25:VAL:HG12	1:A:26:VAL:H	1	0.26
(1,451)	1:A:25:VAL:HG13	1:A:26:VAL:H	1	0.26
(1,451)	1:A:25:VAL:HG11	1:A:26:VAL:H	2	0.26
(1,451)	1:A:25:VAL:HG12	1:A:26:VAL:H	2	0.26
(1,451)	1:A:25:VAL:HG13	1:A:26:VAL:H	2	0.26
(1,451)	1:A:25:VAL:HG11	1:A:26:VAL:H	3	0.26
(1,451)	1:A:25:VAL:HG12	1:A:26:VAL:H	3	0.26
(1,451)	1:A:25:VAL:HG13	1:A:26:VAL:H	3	0.26
(1,668)	1:B:123:LEU:HD21	1:B:126:VAL:HB	10	0.25
(1,668)	1:B:123:LEU:HD22	1:B:126:VAL:HB	10	0.25

Continued on next page...

Continued from previous page...

Key	Atom-1	Atom-2	Model ID	Violation (Å)
(1,668)	1:B:123:LEU:HD23	1:B:126:VAL:HB	10	0.25
(1,594)	1:B:135:ILE:HG21	1:B:135:ILE:HG13	2	0.25
(1,594)	1:B:135:ILE:HG22	1:B:135:ILE:HG13	2	0.25
(1,594)	1:B:135:ILE:HG23	1:B:135:ILE:HG13	2	0.25
(1,593)	1:A:35:ILE:HG21	1:A:35:ILE:HG13	2	0.25
(1,593)	1:A:35:ILE:HG22	1:A:35:ILE:HG13	2	0.25
(1,593)	1:A:35:ILE:HG23	1:A:35:ILE:HG13	2	0.25
(1,452)	1:B:125:VAL:HG11	1:B:126:VAL:H	7	0.25
(1,452)	1:B:125:VAL:HG12	1:B:126:VAL:H	7	0.25
(1,452)	1:B:125:VAL:HG13	1:B:126:VAL:H	7	0.25
(1,451)	1:A:25:VAL:HG11	1:A:26:VAL:H	7	0.25
(1,451)	1:A:25:VAL:HG12	1:A:26:VAL:H	7	0.25
(1,451)	1:A:25:VAL:HG13	1:A:26:VAL:H	7	0.25
(1,419)	1:A:21:ILE:HG21	1:A:24:VAL:HB	5	0.25
(1,419)	1:A:21:ILE:HG22	1:A:24:VAL:HB	5	0.25
(1,419)	1:A:21:ILE:HG23	1:A:24:VAL:HB	5	0.25
(1,668)	1:B:123:LEU:HD21	1:B:126:VAL:HB	9	0.24
(1,668)	1:B:123:LEU:HD22	1:B:126:VAL:HB	9	0.24
(1,668)	1:B:123:LEU:HD23	1:B:126:VAL:HB	9	0.24
(1,667)	1:A:23:LEU:HD21	1:A:26:VAL:HB	9	0.24
(1,667)	1:A:23:LEU:HD22	1:A:26:VAL:HB	9	0.24
(1,667)	1:A:23:LEU:HD23	1:A:26:VAL:HB	9	0.24
(1,667)	1:A:23:LEU:HD21	1:A:26:VAL:HB	10	0.24
(1,667)	1:A:23:LEU:HD22	1:A:26:VAL:HB	10	0.24
(1,667)	1:A:23:LEU:HD23	1:A:26:VAL:HB	10	0.24
(1,594)	1:B:135:ILE:HG21	1:B:135:ILE:HG13	10	0.24
(1,594)	1:B:135:ILE:HG22	1:B:135:ILE:HG13	10	0.24
(1,594)	1:B:135:ILE:HG23	1:B:135:ILE:HG13	10	0.24
(1,593)	1:A:35:ILE:HG21	1:A:35:ILE:HG13	10	0.24
(1,593)	1:A:35:ILE:HG22	1:A:35:ILE:HG13	10	0.24
(1,593)	1:A:35:ILE:HG23	1:A:35:ILE:HG13	10	0.24
(1,420)	1:B:121:ILE:HG21	1:B:124:VAL:HB	1	0.24
(1,420)	1:B:121:ILE:HG22	1:B:124:VAL:HB	1	0.24
(1,420)	1:B:121:ILE:HG23	1:B:124:VAL:HB	1	0.24
(1,420)	1:B:121:ILE:HG21	1:B:124:VAL:HB	2	0.24
(1,420)	1:B:121:ILE:HG22	1:B:124:VAL:HB	2	0.24
(1,420)	1:B:121:ILE:HG23	1:B:124:VAL:HB	2	0.24
(1,420)	1:B:121:ILE:HG21	1:B:124:VAL:HB	3	0.24
(1,420)	1:B:121:ILE:HG22	1:B:124:VAL:HB	3	0.24
(1,420)	1:B:121:ILE:HG23	1:B:124:VAL:HB	3	0.24
(1,420)	1:B:121:ILE:HG21	1:B:124:VAL:HB	4	0.24
(1,420)	1:B:121:ILE:HG22	1:B:124:VAL:HB	4	0.24

Continued on next page...

Continued from previous page...

Key	Atom-1	Atom-2	Model ID	Violation (Å)
(1,420)	1:B:121:ILE:HG23	1:B:124:VAL:HB	4	0.24
(1,420)	1:B:121:ILE:HG21	1:B:124:VAL:HB	5	0.24
(1,420)	1:B:121:ILE:HG22	1:B:124:VAL:HB	5	0.24
(1,420)	1:B:121:ILE:HG23	1:B:124:VAL:HB	5	0.24
(1,420)	1:B:121:ILE:HG21	1:B:124:VAL:HB	6	0.24
(1,420)	1:B:121:ILE:HG22	1:B:124:VAL:HB	6	0.24
(1,420)	1:B:121:ILE:HG23	1:B:124:VAL:HB	6	0.24
(1,420)	1:B:121:ILE:HG21	1:B:124:VAL:HB	7	0.24
(1,420)	1:B:121:ILE:HG22	1:B:124:VAL:HB	7	0.24
(1,420)	1:B:121:ILE:HG23	1:B:124:VAL:HB	7	0.24
(1,420)	1:B:121:ILE:HG21	1:B:124:VAL:HB	8	0.24
(1,420)	1:B:121:ILE:HG22	1:B:124:VAL:HB	8	0.24
(1,420)	1:B:121:ILE:HG23	1:B:124:VAL:HB	8	0.24
(1,419)	1:A:21:ILE:HG21	1:A:24:VAL:HB	1	0.24
(1,419)	1:A:21:ILE:HG22	1:A:24:VAL:HB	1	0.24
(1,419)	1:A:21:ILE:HG23	1:A:24:VAL:HB	1	0.24
(1,419)	1:A:21:ILE:HG21	1:A:24:VAL:HB	2	0.24
(1,419)	1:A:21:ILE:HG22	1:A:24:VAL:HB	2	0.24
(1,419)	1:A:21:ILE:HG23	1:A:24:VAL:HB	2	0.24
(1,419)	1:A:21:ILE:HG21	1:A:24:VAL:HB	4	0.24
(1,419)	1:A:21:ILE:HG22	1:A:24:VAL:HB	4	0.24
(1,419)	1:A:21:ILE:HG23	1:A:24:VAL:HB	4	0.24
(1,419)	1:A:21:ILE:HG21	1:A:24:VAL:HB	6	0.24
(1,419)	1:A:21:ILE:HG22	1:A:24:VAL:HB	6	0.24
(1,419)	1:A:21:ILE:HG23	1:A:24:VAL:HB	6	0.24
(1,419)	1:A:21:ILE:HG21	1:A:24:VAL:HB	7	0.24
(1,419)	1:A:21:ILE:HG22	1:A:24:VAL:HB	7	0.24
(1,419)	1:A:21:ILE:HG23	1:A:24:VAL:HB	7	0.24
(1,419)	1:A:21:ILE:HG21	1:A:24:VAL:HB	8	0.24
(1,419)	1:A:21:ILE:HG22	1:A:24:VAL:HB	8	0.24
(1,419)	1:A:21:ILE:HG23	1:A:24:VAL:HB	8	0.24
(1,663)	1:A:8:ALA:HB1	1:A:12:THR:HA	9	0.23
(1,663)	1:A:8:ALA:HB2	1:A:12:THR:HA	9	0.23
(1,663)	1:A:8:ALA:HB3	1:A:12:THR:HA	9	0.23
(1,500)	1:B:111:LEU:HD21	1:B:112:THR:H	3	0.23
(1,500)	1:B:111:LEU:HD22	1:B:112:THR:H	3	0.23
(1,500)	1:B:111:LEU:HD23	1:B:112:THR:H	3	0.23
(1,499)	1:A:11:LEU:HD21	1:A:12:THR:H	3	0.23
(1,499)	1:A:11:LEU:HD22	1:A:12:THR:H	3	0.23
(1,499)	1:A:11:LEU:HD23	1:A:12:THR:H	3	0.23
(1,419)	1:A:21:ILE:HG21	1:A:24:VAL:HB	3	0.23
(1,419)	1:A:21:ILE:HG22	1:A:24:VAL:HB	3	0.23

Continued on next page...

Continued from previous page...

Key	Atom-1	Atom-2	Model ID	Violation (Å)
(1,419)	1:A:21:ILE:HG23	1:A:24:VAL:HB	3	0.23
(1,736)	1:B:124:VAL:HA	1:B:127:LEU:HD11	9	0.22
(1,736)	1:B:124:VAL:HA	1:B:127:LEU:HD12	9	0.22
(1,736)	1:B:124:VAL:HA	1:B:127:LEU:HD13	9	0.22
(1,736)	1:B:124:VAL:HA	1:B:127:LEU:HD11	10	0.22
(1,736)	1:B:124:VAL:HA	1:B:127:LEU:HD12	10	0.22
(1,736)	1:B:124:VAL:HA	1:B:127:LEU:HD13	10	0.22
(1,735)	1:A:24:VAL:HA	1:A:27:LEU:HD11	10	0.22
(1,735)	1:A:24:VAL:HA	1:A:27:LEU:HD12	10	0.22
(1,735)	1:A:24:VAL:HA	1:A:27:LEU:HD13	10	0.22
(1,664)	1:B:108:ALA:HB1	1:B:112:THR:HA	9	0.22
(1,664)	1:B:108:ALA:HB2	1:B:112:THR:HA	9	0.22
(1,664)	1:B:108:ALA:HB3	1:B:112:THR:HA	9	0.22
(1,594)	1:B:135:ILE:HG21	1:B:135:ILE:HG13	4	0.22
(1,594)	1:B:135:ILE:HG22	1:B:135:ILE:HG13	4	0.22
(1,594)	1:B:135:ILE:HG23	1:B:135:ILE:HG13	4	0.22
(1,594)	1:B:135:ILE:HG21	1:B:135:ILE:HG13	6	0.22
(1,594)	1:B:135:ILE:HG22	1:B:135:ILE:HG13	6	0.22
(1,594)	1:B:135:ILE:HG23	1:B:135:ILE:HG13	6	0.22
(1,594)	1:B:135:ILE:HG21	1:B:135:ILE:HG13	7	0.22
(1,594)	1:B:135:ILE:HG22	1:B:135:ILE:HG13	7	0.22
(1,594)	1:B:135:ILE:HG23	1:B:135:ILE:HG13	7	0.22
(1,594)	1:B:135:ILE:HG21	1:B:135:ILE:HG13	8	0.22
(1,594)	1:B:135:ILE:HG22	1:B:135:ILE:HG13	8	0.22
(1,594)	1:B:135:ILE:HG23	1:B:135:ILE:HG13	8	0.22
(1,593)	1:A:35:ILE:HG21	1:A:35:ILE:HG13	4	0.22
(1,593)	1:A:35:ILE:HG22	1:A:35:ILE:HG13	4	0.22
(1,593)	1:A:35:ILE:HG23	1:A:35:ILE:HG13	4	0.22
(1,593)	1:A:35:ILE:HG21	1:A:35:ILE:HG13	6	0.22
(1,593)	1:A:35:ILE:HG22	1:A:35:ILE:HG13	6	0.22
(1,593)	1:A:35:ILE:HG23	1:A:35:ILE:HG13	6	0.22
(1,593)	1:A:35:ILE:HG21	1:A:35:ILE:HG13	7	0.22
(1,593)	1:A:35:ILE:HG22	1:A:35:ILE:HG13	7	0.22
(1,593)	1:A:35:ILE:HG23	1:A:35:ILE:HG13	7	0.22
(1,593)	1:A:35:ILE:HG21	1:A:35:ILE:HG13	8	0.22
(1,593)	1:A:35:ILE:HG22	1:A:35:ILE:HG13	8	0.22
(1,593)	1:A:35:ILE:HG23	1:A:35:ILE:HG13	8	0.22
(1,92)	1:B:123:LEU:H	1:B:123:LEU:HB3	1	0.21
(1,92)	1:B:123:LEU:H	1:B:123:LEU:HB3	2	0.21
(1,92)	1:B:123:LEU:H	1:B:123:LEU:HB3	3	0.21
(1,92)	1:B:123:LEU:H	1:B:123:LEU:HB3	4	0.21
(1,92)	1:B:123:LEU:H	1:B:123:LEU:HB3	5	0.21

Continued on next page...

Continued from previous page...

Key	Atom-1	Atom-2	Model ID	Violation (Å)
(1,92)	1:B:123:LEU:H	1:B:123:LEU:HB3	6	0.21
(1,92)	1:B:123:LEU:H	1:B:123:LEU:HB3	7	0.21
(1,92)	1:B:123:LEU:H	1:B:123:LEU:HB3	8	0.21
(1,91)	1:A:23:LEU:H	1:A:23:LEU:HB3	1	0.21
(1,91)	1:A:23:LEU:H	1:A:23:LEU:HB3	2	0.21
(1,91)	1:A:23:LEU:H	1:A:23:LEU:HB3	3	0.21
(1,91)	1:A:23:LEU:H	1:A:23:LEU:HB3	4	0.21
(1,91)	1:A:23:LEU:H	1:A:23:LEU:HB3	5	0.21
(1,91)	1:A:23:LEU:H	1:A:23:LEU:HB3	6	0.21
(1,91)	1:A:23:LEU:H	1:A:23:LEU:HB3	7	0.21
(1,91)	1:A:23:LEU:H	1:A:23:LEU:HB3	8	0.21
(1,735)	1:A:24:VAL:HA	1:A:27:LEU:HD11	9	0.21
(1,735)	1:A:24:VAL:HA	1:A:27:LEU:HD12	9	0.21
(1,735)	1:A:24:VAL:HA	1:A:27:LEU:HD13	9	0.21
(1,594)	1:B:135:ILE:HG21	1:B:135:ILE:HG13	5	0.21
(1,594)	1:B:135:ILE:HG22	1:B:135:ILE:HG13	5	0.21
(1,594)	1:B:135:ILE:HG23	1:B:135:ILE:HG13	5	0.21
(1,594)	1:B:135:ILE:HG21	1:B:135:ILE:HG13	9	0.21
(1,594)	1:B:135:ILE:HG22	1:B:135:ILE:HG13	9	0.21
(1,594)	1:B:135:ILE:HG23	1:B:135:ILE:HG13	9	0.21
(1,593)	1:A:35:ILE:HG21	1:A:35:ILE:HG13	5	0.21
(1,593)	1:A:35:ILE:HG22	1:A:35:ILE:HG13	5	0.21
(1,593)	1:A:35:ILE:HG23	1:A:35:ILE:HG13	5	0.21
(1,593)	1:A:35:ILE:HG21	1:A:35:ILE:HG13	9	0.21
(1,593)	1:A:35:ILE:HG22	1:A:35:ILE:HG13	9	0.21
(1,593)	1:A:35:ILE:HG23	1:A:35:ILE:HG13	9	0.21
(1,500)	1:B:111:LEU:HD21	1:B:112:THR:H	4	0.21
(1,500)	1:B:111:LEU:HD22	1:B:112:THR:H	4	0.21
(1,500)	1:B:111:LEU:HD23	1:B:112:THR:H	4	0.21
(1,499)	1:A:11:LEU:HD21	1:A:12:THR:H	4	0.21
(1,499)	1:A:11:LEU:HD22	1:A:12:THR:H	4	0.21
(1,499)	1:A:11:LEU:HD23	1:A:12:THR:H	4	0.21
(1,688)	1:B:122:LEU:HA	1:B:122:LEU:HD11	1	0.2
(1,688)	1:B:122:LEU:HA	1:B:122:LEU:HD12	1	0.2
(1,688)	1:B:122:LEU:HA	1:B:122:LEU:HD13	1	0.2
(1,688)	1:B:122:LEU:HA	1:B:122:LEU:HD11	2	0.2
(1,688)	1:B:122:LEU:HA	1:B:122:LEU:HD12	2	0.2
(1,688)	1:B:122:LEU:HA	1:B:122:LEU:HD13	2	0.2
(1,688)	1:B:122:LEU:HA	1:B:122:LEU:HD11	3	0.2
(1,688)	1:B:122:LEU:HA	1:B:122:LEU:HD12	3	0.2
(1,688)	1:B:122:LEU:HA	1:B:122:LEU:HD13	3	0.2
(1,688)	1:B:122:LEU:HA	1:B:122:LEU:HD11	4	0.2

Continued on next page...

Continued from previous page...

Key	Atom-1	Atom-2	Model ID	Violation (Å)
(1,688)	1:B:122:LEU:HA	1:B:122:LEU:HD12	4	0.2
(1,688)	1:B:122:LEU:HA	1:B:122:LEU:HD13	4	0.2
(1,688)	1:B:122:LEU:HA	1:B:122:LEU:HD11	5	0.2
(1,688)	1:B:122:LEU:HA	1:B:122:LEU:HD12	5	0.2
(1,688)	1:B:122:LEU:HA	1:B:122:LEU:HD13	5	0.2
(1,688)	1:B:122:LEU:HA	1:B:122:LEU:HD11	6	0.2
(1,688)	1:B:122:LEU:HA	1:B:122:LEU:HD12	6	0.2
(1,688)	1:B:122:LEU:HA	1:B:122:LEU:HD13	6	0.2
(1,688)	1:B:122:LEU:HA	1:B:122:LEU:HD11	7	0.2
(1,688)	1:B:122:LEU:HA	1:B:122:LEU:HD12	7	0.2
(1,688)	1:B:122:LEU:HA	1:B:122:LEU:HD13	7	0.2
(1,688)	1:B:122:LEU:HA	1:B:122:LEU:HD11	8	0.2
(1,688)	1:B:122:LEU:HA	1:B:122:LEU:HD12	8	0.2
(1,688)	1:B:122:LEU:HA	1:B:122:LEU:HD13	8	0.2
(1,687)	1:A:22:LEU:HA	1:A:22:LEU:HD11	1	0.2
(1,687)	1:A:22:LEU:HA	1:A:22:LEU:HD12	1	0.2
(1,687)	1:A:22:LEU:HA	1:A:22:LEU:HD13	1	0.2
(1,687)	1:A:22:LEU:HA	1:A:22:LEU:HD11	2	0.2
(1,687)	1:A:22:LEU:HA	1:A:22:LEU:HD12	2	0.2
(1,687)	1:A:22:LEU:HA	1:A:22:LEU:HD13	2	0.2
(1,687)	1:A:22:LEU:HA	1:A:22:LEU:HD11	3	0.2
(1,687)	1:A:22:LEU:HA	1:A:22:LEU:HD12	3	0.2
(1,687)	1:A:22:LEU:HA	1:A:22:LEU:HD13	3	0.2
(1,687)	1:A:22:LEU:HA	1:A:22:LEU:HD11	4	0.2
(1,687)	1:A:22:LEU:HA	1:A:22:LEU:HD12	4	0.2
(1,687)	1:A:22:LEU:HA	1:A:22:LEU:HD13	4	0.2
(1,687)	1:A:22:LEU:HA	1:A:22:LEU:HD11	5	0.2
(1,687)	1:A:22:LEU:HA	1:A:22:LEU:HD12	5	0.2
(1,687)	1:A:22:LEU:HA	1:A:22:LEU:HD13	5	0.2
(1,687)	1:A:22:LEU:HA	1:A:22:LEU:HD11	6	0.2
(1,687)	1:A:22:LEU:HA	1:A:22:LEU:HD12	6	0.2
(1,687)	1:A:22:LEU:HA	1:A:22:LEU:HD13	6	0.2
(1,687)	1:A:22:LEU:HA	1:A:22:LEU:HD11	7	0.2
(1,687)	1:A:22:LEU:HA	1:A:22:LEU:HD12	7	0.2
(1,687)	1:A:22:LEU:HA	1:A:22:LEU:HD13	7	0.2
(1,687)	1:A:22:LEU:HA	1:A:22:LEU:HD11	8	0.2
(1,687)	1:A:22:LEU:HA	1:A:22:LEU:HD12	8	0.2
(1,687)	1:A:22:LEU:HA	1:A:22:LEU:HD13	8	0.2
(1,452)	1:B:125:VAL:HG11	1:B:126:VAL:H	9	0.2
(1,452)	1:B:125:VAL:HG12	1:B:126:VAL:H	9	0.2
(1,452)	1:B:125:VAL:HG13	1:B:126:VAL:H	9	0.2
(1,451)	1:A:25:VAL:HG11	1:A:26:VAL:H	9	0.2

Continued on next page...

Continued from previous page...

Key	Atom-1	Atom-2	Model ID	Violation (Å)
(1,451)	1:A:25:VAL:HG12	1:A:26:VAL:H	9	0.2
(1,451)	1:A:25:VAL:HG13	1:A:26:VAL:H	9	0.2
(1,418)	1:B:121:ILE:HG21	1:B:122:LEU:H	9	0.2
(1,418)	1:B:121:ILE:HG22	1:B:122:LEU:H	9	0.2
(1,418)	1:B:121:ILE:HG23	1:B:122:LEU:H	9	0.2
(1,417)	1:A:21:ILE:HG21	1:A:22:LEU:H	9	0.2
(1,417)	1:A:21:ILE:HG22	1:A:22:LEU:H	9	0.2
(1,417)	1:A:21:ILE:HG23	1:A:22:LEU:H	9	0.2
(1,394)	1:B:118:VAL:HA	1:B:121:ILE:H	10	0.2
(1,393)	1:A:18:VAL:HA	1:A:21:ILE:H	10	0.2
(1,390)	1:B:117:ALA:HB1	1:B:121:ILE:H	3	0.2
(1,390)	1:B:117:ALA:HB2	1:B:121:ILE:H	3	0.2
(1,390)	1:B:117:ALA:HB3	1:B:121:ILE:H	3	0.2
(1,389)	1:A:17:ALA:HB1	1:A:21:ILE:H	3	0.2
(1,389)	1:A:17:ALA:HB2	1:A:21:ILE:H	3	0.2
(1,389)	1:A:17:ALA:HB3	1:A:21:ILE:H	3	0.2
(1,688)	1:B:122:LEU:HA	1:B:122:LEU:HD11	9	0.19
(1,688)	1:B:122:LEU:HA	1:B:122:LEU:HD12	9	0.19
(1,688)	1:B:122:LEU:HA	1:B:122:LEU:HD13	9	0.19
(1,688)	1:B:122:LEU:HA	1:B:122:LEU:HD11	10	0.19
(1,688)	1:B:122:LEU:HA	1:B:122:LEU:HD12	10	0.19
(1,688)	1:B:122:LEU:HA	1:B:122:LEU:HD13	10	0.19
(1,687)	1:A:22:LEU:HA	1:A:22:LEU:HD11	9	0.19
(1,687)	1:A:22:LEU:HA	1:A:22:LEU:HD12	9	0.19
(1,687)	1:A:22:LEU:HA	1:A:22:LEU:HD13	9	0.19
(1,687)	1:A:22:LEU:HA	1:A:22:LEU:HD11	10	0.19
(1,687)	1:A:22:LEU:HA	1:A:22:LEU:HD12	10	0.19
(1,687)	1:A:22:LEU:HA	1:A:22:LEU:HD13	10	0.19
(1,499)	1:A:11:LEU:HD21	1:A:12:THR:H	8	0.19
(1,499)	1:A:11:LEU:HD22	1:A:12:THR:H	8	0.19
(1,499)	1:A:11:LEU:HD23	1:A:12:THR:H	8	0.19
(1,482)	1:B:115:ILE:HG21	1:B:115:ILE:HG13	1	0.19
(1,482)	1:B:115:ILE:HG22	1:B:115:ILE:HG13	1	0.19
(1,482)	1:B:115:ILE:HG23	1:B:115:ILE:HG13	1	0.19
(1,482)	1:B:115:ILE:HG21	1:B:115:ILE:HG13	2	0.19
(1,482)	1:B:115:ILE:HG22	1:B:115:ILE:HG13	2	0.19
(1,482)	1:B:115:ILE:HG23	1:B:115:ILE:HG13	2	0.19
(1,482)	1:B:115:ILE:HG21	1:B:115:ILE:HG13	3	0.19
(1,482)	1:B:115:ILE:HG22	1:B:115:ILE:HG13	3	0.19
(1,482)	1:B:115:ILE:HG23	1:B:115:ILE:HG13	3	0.19
(1,482)	1:B:115:ILE:HG21	1:B:115:ILE:HG13	5	0.19
(1,482)	1:B:115:ILE:HG22	1:B:115:ILE:HG13	5	0.19

Continued on next page...

Continued from previous page...

Key	Atom-1	Atom-2	Model ID	Violation (Å)
(1,482)	1:B:115:ILE:HG23	1:B:115:ILE:HG13	5	0.19
(1,482)	1:B:115:ILE:HG21	1:B:115:ILE:HG13	6	0.19
(1,482)	1:B:115:ILE:HG22	1:B:115:ILE:HG13	6	0.19
(1,482)	1:B:115:ILE:HG23	1:B:115:ILE:HG13	6	0.19
(1,482)	1:B:115:ILE:HG21	1:B:115:ILE:HG13	7	0.19
(1,482)	1:B:115:ILE:HG22	1:B:115:ILE:HG13	7	0.19
(1,482)	1:B:115:ILE:HG23	1:B:115:ILE:HG13	7	0.19
(1,482)	1:B:115:ILE:HG21	1:B:115:ILE:HG13	8	0.19
(1,482)	1:B:115:ILE:HG22	1:B:115:ILE:HG13	8	0.19
(1,482)	1:B:115:ILE:HG23	1:B:115:ILE:HG13	8	0.19
(1,482)	1:B:115:ILE:HG21	1:B:115:ILE:HG13	9	0.19
(1,482)	1:B:115:ILE:HG22	1:B:115:ILE:HG13	9	0.19
(1,482)	1:B:115:ILE:HG23	1:B:115:ILE:HG13	9	0.19
(1,482)	1:B:115:ILE:HG21	1:B:115:ILE:HG13	10	0.19
(1,482)	1:B:115:ILE:HG22	1:B:115:ILE:HG13	10	0.19
(1,482)	1:B:115:ILE:HG23	1:B:115:ILE:HG13	10	0.19
(1,481)	1:A:15:ILE:HG21	1:A:15:ILE:HG13	1	0.19
(1,481)	1:A:15:ILE:HG22	1:A:15:ILE:HG13	1	0.19
(1,481)	1:A:15:ILE:HG23	1:A:15:ILE:HG13	1	0.19
(1,481)	1:A:15:ILE:HG21	1:A:15:ILE:HG13	2	0.19
(1,481)	1:A:15:ILE:HG22	1:A:15:ILE:HG13	2	0.19
(1,481)	1:A:15:ILE:HG23	1:A:15:ILE:HG13	2	0.19
(1,481)	1:A:15:ILE:HG21	1:A:15:ILE:HG13	3	0.19
(1,481)	1:A:15:ILE:HG22	1:A:15:ILE:HG13	3	0.19
(1,481)	1:A:15:ILE:HG23	1:A:15:ILE:HG13	3	0.19
(1,481)	1:A:15:ILE:HG21	1:A:15:ILE:HG13	5	0.19
(1,481)	1:A:15:ILE:HG22	1:A:15:ILE:HG13	5	0.19
(1,481)	1:A:15:ILE:HG23	1:A:15:ILE:HG13	5	0.19
(1,481)	1:A:15:ILE:HG21	1:A:15:ILE:HG13	6	0.19
(1,481)	1:A:15:ILE:HG22	1:A:15:ILE:HG13	6	0.19
(1,481)	1:A:15:ILE:HG23	1:A:15:ILE:HG13	6	0.19
(1,481)	1:A:15:ILE:HG21	1:A:15:ILE:HG13	7	0.19
(1,481)	1:A:15:ILE:HG22	1:A:15:ILE:HG13	7	0.19
(1,481)	1:A:15:ILE:HG23	1:A:15:ILE:HG13	7	0.19
(1,481)	1:A:15:ILE:HG21	1:A:15:ILE:HG13	8	0.19
(1,481)	1:A:15:ILE:HG22	1:A:15:ILE:HG13	8	0.19
(1,481)	1:A:15:ILE:HG23	1:A:15:ILE:HG13	8	0.19
(1,481)	1:A:15:ILE:HG21	1:A:15:ILE:HG13	9	0.19
(1,481)	1:A:15:ILE:HG22	1:A:15:ILE:HG13	9	0.19
(1,481)	1:A:15:ILE:HG23	1:A:15:ILE:HG13	9	0.19
(1,481)	1:A:15:ILE:HG21	1:A:15:ILE:HG13	10	0.19
(1,481)	1:A:15:ILE:HG22	1:A:15:ILE:HG13	10	0.19

Continued on next page...

Continued from previous page...

Key	Atom-1	Atom-2	Model ID	Violation (Å)
(1,481)	1:A:15:ILE:HG23	1:A:15:ILE:HG13	10	0.19
(1,418)	1:B:121:ILE:HG21	1:B:122:LEU:H	10	0.19
(1,418)	1:B:121:ILE:HG22	1:B:122:LEU:H	10	0.19
(1,418)	1:B:121:ILE:HG23	1:B:122:LEU:H	10	0.19
(1,417)	1:A:21:ILE:HG21	1:A:22:LEU:H	10	0.19
(1,417)	1:A:21:ILE:HG22	1:A:22:LEU:H	10	0.19
(1,417)	1:A:21:ILE:HG23	1:A:22:LEU:H	10	0.19
(1,394)	1:B:118:VAL:HA	1:B:121:ILE:H	9	0.19
(1,393)	1:A:18:VAL:HA	1:A:21:ILE:H	9	0.19
(1,390)	1:B:117:ALA:HB1	1:B:121:ILE:H	4	0.19
(1,390)	1:B:117:ALA:HB2	1:B:121:ILE:H	4	0.19
(1,390)	1:B:117:ALA:HB3	1:B:121:ILE:H	4	0.19
(1,389)	1:A:17:ALA:HB1	1:A:21:ILE:H	4	0.19
(1,389)	1:A:17:ALA:HB2	1:A:21:ILE:H	4	0.19
(1,389)	1:A:17:ALA:HB3	1:A:21:ILE:H	4	0.19
(1,62)	1:B:119:VAL:HA	1:B:122:LEU:H	6	0.18
(1,500)	1:B:111:LEU:HD21	1:B:112:THR:H	1	0.18
(1,500)	1:B:111:LEU:HD22	1:B:112:THR:H	1	0.18
(1,500)	1:B:111:LEU:HD23	1:B:112:THR:H	1	0.18
(1,500)	1:B:111:LEU:HD21	1:B:112:THR:H	8	0.18
(1,500)	1:B:111:LEU:HD22	1:B:112:THR:H	8	0.18
(1,500)	1:B:111:LEU:HD23	1:B:112:THR:H	8	0.18
(1,452)	1:B:125:VAL:HG11	1:B:126:VAL:H	10	0.18
(1,452)	1:B:125:VAL:HG12	1:B:126:VAL:H	10	0.18
(1,452)	1:B:125:VAL:HG13	1:B:126:VAL:H	10	0.18
(1,451)	1:A:25:VAL:HG11	1:A:26:VAL:H	10	0.18
(1,451)	1:A:25:VAL:HG12	1:A:26:VAL:H	10	0.18
(1,451)	1:A:25:VAL:HG13	1:A:26:VAL:H	10	0.18
(1,390)	1:B:117:ALA:HB1	1:B:121:ILE:H	1	0.18
(1,390)	1:B:117:ALA:HB2	1:B:121:ILE:H	1	0.18
(1,390)	1:B:117:ALA:HB3	1:B:121:ILE:H	1	0.18
(1,390)	1:B:117:ALA:HB1	1:B:121:ILE:H	5	0.18
(1,390)	1:B:117:ALA:HB2	1:B:121:ILE:H	5	0.18
(1,390)	1:B:117:ALA:HB3	1:B:121:ILE:H	5	0.18
(1,390)	1:B:117:ALA:HB1	1:B:121:ILE:H	7	0.18
(1,390)	1:B:117:ALA:HB2	1:B:121:ILE:H	7	0.18
(1,390)	1:B:117:ALA:HB3	1:B:121:ILE:H	7	0.18
(1,389)	1:A:17:ALA:HB1	1:A:21:ILE:H	1	0.18
(1,389)	1:A:17:ALA:HB2	1:A:21:ILE:H	1	0.18
(1,389)	1:A:17:ALA:HB3	1:A:21:ILE:H	1	0.18
(1,389)	1:A:17:ALA:HB1	1:A:21:ILE:H	7	0.18
(1,389)	1:A:17:ALA:HB2	1:A:21:ILE:H	7	0.18

Continued on next page...

Continued from previous page...

Key	Atom-1	Atom-2	Model ID	Violation (Å)
(1,389)	1:A:17:ALA:HB3	1:A:21:ILE:H	7	0.18
(1,668)	1:B:123:LEU:HD21	1:B:126:VAL:HB	3	0.17
(1,668)	1:B:123:LEU:HD22	1:B:126:VAL:HB	3	0.17
(1,668)	1:B:123:LEU:HD23	1:B:126:VAL:HB	3	0.17
(1,667)	1:A:23:LEU:HD21	1:A:26:VAL:HB	4	0.17
(1,667)	1:A:23:LEU:HD22	1:A:26:VAL:HB	4	0.17
(1,667)	1:A:23:LEU:HD23	1:A:26:VAL:HB	4	0.17
(1,663)	1:A:8:ALA:HB1	1:A:12:THR:HA	6	0.17
(1,663)	1:A:8:ALA:HB2	1:A:12:THR:HA	6	0.17
(1,663)	1:A:8:ALA:HB3	1:A:12:THR:HA	6	0.17
(1,62)	1:B:119:VAL:HA	1:B:122:LEU:H	1	0.17
(1,62)	1:B:119:VAL:HA	1:B:122:LEU:H	3	0.17
(1,62)	1:B:119:VAL:HA	1:B:122:LEU:H	4	0.17
(1,62)	1:B:119:VAL:HA	1:B:122:LEU:H	7	0.17
(1,61)	1:A:19:VAL:HA	1:A:22:LEU:H	3	0.17
(1,61)	1:A:19:VAL:HA	1:A:22:LEU:H	6	0.17
(1,61)	1:A:19:VAL:HA	1:A:22:LEU:H	7	0.17
(1,480)	1:B:131:PHE:HE1	1:B:135:ILE:HD11	4	0.17
(1,480)	1:B:131:PHE:HE1	1:B:135:ILE:HD12	4	0.17
(1,480)	1:B:131:PHE:HE1	1:B:135:ILE:HD13	4	0.17
(1,480)	1:B:131:PHE:HE2	1:B:135:ILE:HD11	4	0.17
(1,480)	1:B:131:PHE:HE2	1:B:135:ILE:HD12	4	0.17
(1,480)	1:B:131:PHE:HE2	1:B:135:ILE:HD13	4	0.17
(1,479)	1:A:31:PHE:HE1	1:A:35:ILE:HD11	3	0.17
(1,479)	1:A:31:PHE:HE1	1:A:35:ILE:HD12	3	0.17
(1,479)	1:A:31:PHE:HE1	1:A:35:ILE:HD13	3	0.17
(1,479)	1:A:31:PHE:HE2	1:A:35:ILE:HD11	3	0.17
(1,479)	1:A:31:PHE:HE2	1:A:35:ILE:HD12	3	0.17
(1,479)	1:A:31:PHE:HE2	1:A:35:ILE:HD13	3	0.17
(1,390)	1:B:117:ALA:HB1	1:B:121:ILE:H	2	0.17
(1,390)	1:B:117:ALA:HB2	1:B:121:ILE:H	2	0.17
(1,390)	1:B:117:ALA:HB3	1:B:121:ILE:H	2	0.17
(1,390)	1:B:117:ALA:HB1	1:B:121:ILE:H	10	0.17
(1,390)	1:B:117:ALA:HB2	1:B:121:ILE:H	10	0.17
(1,390)	1:B:117:ALA:HB3	1:B:121:ILE:H	10	0.17
(1,389)	1:A:17:ALA:HB1	1:A:21:ILE:H	2	0.17
(1,389)	1:A:17:ALA:HB2	1:A:21:ILE:H	2	0.17
(1,389)	1:A:17:ALA:HB3	1:A:21:ILE:H	2	0.17
(1,389)	1:A:17:ALA:HB1	1:A:21:ILE:H	5	0.17
(1,389)	1:A:17:ALA:HB2	1:A:21:ILE:H	5	0.17
(1,389)	1:A:17:ALA:HB3	1:A:21:ILE:H	5	0.17
(1,389)	1:A:17:ALA:HB1	1:A:21:ILE:H	10	0.17

Continued on next page...

Continued from previous page...

Key	Atom-1	Atom-2	Model ID	Violation (Å)
(1,389)	1:A:17:ALA:HB2	1:A:21:ILE:H	10	0.17
(1,389)	1:A:17:ALA:HB3	1:A:21:ILE:H	10	0.17
(1,668)	1:B:123:LEU:HD21	1:B:126:VAL:HB	1	0.16
(1,668)	1:B:123:LEU:HD22	1:B:126:VAL:HB	1	0.16
(1,668)	1:B:123:LEU:HD23	1:B:126:VAL:HB	1	0.16
(1,668)	1:B:123:LEU:HD21	1:B:126:VAL:HB	2	0.16
(1,668)	1:B:123:LEU:HD22	1:B:126:VAL:HB	2	0.16
(1,668)	1:B:123:LEU:HD23	1:B:126:VAL:HB	2	0.16
(1,668)	1:B:123:LEU:HD21	1:B:126:VAL:HB	4	0.16
(1,668)	1:B:123:LEU:HD22	1:B:126:VAL:HB	4	0.16
(1,668)	1:B:123:LEU:HD23	1:B:126:VAL:HB	4	0.16
(1,668)	1:B:123:LEU:HD21	1:B:126:VAL:HB	5	0.16
(1,668)	1:B:123:LEU:HD22	1:B:126:VAL:HB	5	0.16
(1,668)	1:B:123:LEU:HD23	1:B:126:VAL:HB	5	0.16
(1,668)	1:B:123:LEU:HD21	1:B:126:VAL:HB	7	0.16
(1,668)	1:B:123:LEU:HD22	1:B:126:VAL:HB	7	0.16
(1,668)	1:B:123:LEU:HD23	1:B:126:VAL:HB	7	0.16
(1,668)	1:B:123:LEU:HD21	1:B:126:VAL:HB	8	0.16
(1,668)	1:B:123:LEU:HD22	1:B:126:VAL:HB	8	0.16
(1,668)	1:B:123:LEU:HD23	1:B:126:VAL:HB	8	0.16
(1,667)	1:A:23:LEU:HD21	1:A:26:VAL:HB	1	0.16
(1,667)	1:A:23:LEU:HD22	1:A:26:VAL:HB	1	0.16
(1,667)	1:A:23:LEU:HD23	1:A:26:VAL:HB	1	0.16
(1,667)	1:A:23:LEU:HD21	1:A:26:VAL:HB	2	0.16
(1,667)	1:A:23:LEU:HD22	1:A:26:VAL:HB	2	0.16
(1,667)	1:A:23:LEU:HD23	1:A:26:VAL:HB	2	0.16
(1,667)	1:A:23:LEU:HD21	1:A:26:VAL:HB	3	0.16
(1,667)	1:A:23:LEU:HD22	1:A:26:VAL:HB	3	0.16
(1,667)	1:A:23:LEU:HD23	1:A:26:VAL:HB	3	0.16
(1,667)	1:A:23:LEU:HD21	1:A:26:VAL:HB	5	0.16
(1,667)	1:A:23:LEU:HD22	1:A:26:VAL:HB	5	0.16
(1,667)	1:A:23:LEU:HD23	1:A:26:VAL:HB	5	0.16
(1,667)	1:A:23:LEU:HD21	1:A:26:VAL:HB	7	0.16
(1,667)	1:A:23:LEU:HD22	1:A:26:VAL:HB	7	0.16
(1,667)	1:A:23:LEU:HD23	1:A:26:VAL:HB	7	0.16
(1,667)	1:A:23:LEU:HD21	1:A:26:VAL:HB	8	0.16
(1,667)	1:A:23:LEU:HD22	1:A:26:VAL:HB	8	0.16
(1,667)	1:A:23:LEU:HD23	1:A:26:VAL:HB	8	0.16
(1,663)	1:A:8:ALA:HB1	1:A:12:THR:HA	1	0.16
(1,663)	1:A:8:ALA:HB2	1:A:12:THR:HA	1	0.16
(1,663)	1:A:8:ALA:HB3	1:A:12:THR:HA	1	0.16
(1,663)	1:A:8:ALA:HB1	1:A:12:THR:HA	10	0.16

Continued on next page...

Continued from previous page...

Key	Atom-1	Atom-2	Model ID	Violation (Å)
(1,663)	1:A:8:ALA:HB2	1:A:12:THR:HA	10	0.16
(1,663)	1:A:8:ALA:HB3	1:A:12:THR:HA	10	0.16
(1,62)	1:B:119:VAL:HA	1:B:122:LEU:H	2	0.16
(1,62)	1:B:119:VAL:HA	1:B:122:LEU:H	8	0.16
(1,612)	1:B:122:LEU:HA	1:B:125:VAL:HG21	5	0.16
(1,612)	1:B:122:LEU:HA	1:B:125:VAL:HG22	5	0.16
(1,612)	1:B:122:LEU:HA	1:B:125:VAL:HG23	5	0.16
(1,611)	1:A:22:LEU:HA	1:A:25:VAL:HG21	4	0.16
(1,611)	1:A:22:LEU:HA	1:A:25:VAL:HG22	4	0.16
(1,611)	1:A:22:LEU:HA	1:A:25:VAL:HG23	4	0.16
(1,611)	1:A:22:LEU:HA	1:A:25:VAL:HG21	5	0.16
(1,611)	1:A:22:LEU:HA	1:A:25:VAL:HG22	5	0.16
(1,611)	1:A:22:LEU:HA	1:A:25:VAL:HG23	5	0.16
(1,611)	1:A:22:LEU:HA	1:A:25:VAL:HG21	6	0.16
(1,611)	1:A:22:LEU:HA	1:A:25:VAL:HG22	6	0.16
(1,611)	1:A:22:LEU:HA	1:A:25:VAL:HG23	6	0.16
(1,61)	1:A:19:VAL:HA	1:A:22:LEU:H	1	0.16
(1,61)	1:A:19:VAL:HA	1:A:22:LEU:H	2	0.16
(1,61)	1:A:19:VAL:HA	1:A:22:LEU:H	4	0.16
(1,61)	1:A:19:VAL:HA	1:A:22:LEU:H	8	0.16
(1,502)	1:B:130:VAL:HG11	1:B:131:PHE:HB2	4	0.16
(1,502)	1:B:130:VAL:HG11	1:B:131:PHE:HB3	4	0.16
(1,502)	1:B:130:VAL:HG12	1:B:131:PHE:HB2	4	0.16
(1,502)	1:B:130:VAL:HG12	1:B:131:PHE:HB3	4	0.16
(1,502)	1:B:130:VAL:HG13	1:B:131:PHE:HB2	4	0.16
(1,502)	1:B:130:VAL:HG13	1:B:131:PHE:HB3	4	0.16
(1,500)	1:B:111:LEU:HD21	1:B:112:THR:H	7	0.16
(1,500)	1:B:111:LEU:HD22	1:B:112:THR:H	7	0.16
(1,500)	1:B:111:LEU:HD23	1:B:112:THR:H	7	0.16
(1,499)	1:A:11:LEU:HD21	1:A:12:THR:H	1	0.16
(1,499)	1:A:11:LEU:HD22	1:A:12:THR:H	1	0.16
(1,499)	1:A:11:LEU:HD23	1:A:12:THR:H	1	0.16
(1,499)	1:A:11:LEU:HD21	1:A:12:THR:H	7	0.16
(1,499)	1:A:11:LEU:HD22	1:A:12:THR:H	7	0.16
(1,499)	1:A:11:LEU:HD23	1:A:12:THR:H	7	0.16
(1,420)	1:B:121:ILE:HG21	1:B:124:VAL:HB	10	0.16
(1,420)	1:B:121:ILE:HG22	1:B:124:VAL:HB	10	0.16
(1,420)	1:B:121:ILE:HG23	1:B:124:VAL:HB	10	0.16
(1,419)	1:A:21:ILE:HG21	1:A:24:VAL:HB	10	0.16
(1,419)	1:A:21:ILE:HG22	1:A:24:VAL:HB	10	0.16
(1,419)	1:A:21:ILE:HG23	1:A:24:VAL:HB	10	0.16
(1,390)	1:B:117:ALA:HB1	1:B:121:ILE:H	6	0.16

Continued on next page...

Continued from previous page...

Key	Atom-1	Atom-2	Model ID	Violation (Å)
(1,390)	1:B:117:ALA:HB2	1:B:121:ILE:H	6	0.16
(1,390)	1:B:117:ALA:HB3	1:B:121:ILE:H	6	0.16
(1,390)	1:B:117:ALA:HB1	1:B:121:ILE:H	8	0.16
(1,390)	1:B:117:ALA:HB2	1:B:121:ILE:H	8	0.16
(1,390)	1:B:117:ALA:HB3	1:B:121:ILE:H	8	0.16
(1,390)	1:B:117:ALA:HB1	1:B:121:ILE:H	9	0.16
(1,390)	1:B:117:ALA:HB2	1:B:121:ILE:H	9	0.16
(1,390)	1:B:117:ALA:HB3	1:B:121:ILE:H	9	0.16
(1,389)	1:A:17:ALA:HB1	1:A:21:ILE:H	6	0.16
(1,389)	1:A:17:ALA:HB2	1:A:21:ILE:H	6	0.16
(1,389)	1:A:17:ALA:HB3	1:A:21:ILE:H	6	0.16
(1,389)	1:A:17:ALA:HB1	1:A:21:ILE:H	8	0.16
(1,389)	1:A:17:ALA:HB2	1:A:21:ILE:H	8	0.16
(1,389)	1:A:17:ALA:HB3	1:A:21:ILE:H	8	0.16
(1,389)	1:A:17:ALA:HB1	1:A:21:ILE:H	9	0.16
(1,389)	1:A:17:ALA:HB2	1:A:21:ILE:H	9	0.16
(1,389)	1:A:17:ALA:HB3	1:A:21:ILE:H	9	0.16
(1,264)	1:B:111:LEU:HB2	1:B:112:THR:H	5	0.16
(1,263)	1:A:11:LEU:HB2	1:A:12:THR:H	5	0.16
(1,668)	1:B:123:LEU:HD21	1:B:126:VAL:HB	6	0.15
(1,668)	1:B:123:LEU:HD22	1:B:126:VAL:HB	6	0.15
(1,668)	1:B:123:LEU:HD23	1:B:126:VAL:HB	6	0.15
(1,664)	1:B:108:ALA:HB1	1:B:112:THR:HA	2	0.15
(1,664)	1:B:108:ALA:HB2	1:B:112:THR:HA	2	0.15
(1,664)	1:B:108:ALA:HB3	1:B:112:THR:HA	2	0.15
(1,664)	1:B:108:ALA:HB1	1:B:112:THR:HA	7	0.15
(1,664)	1:B:108:ALA:HB2	1:B:112:THR:HA	7	0.15
(1,664)	1:B:108:ALA:HB3	1:B:112:THR:HA	7	0.15
(1,664)	1:B:108:ALA:HB1	1:B:112:THR:HA	10	0.15
(1,664)	1:B:108:ALA:HB2	1:B:112:THR:HA	10	0.15
(1,664)	1:B:108:ALA:HB3	1:B:112:THR:HA	10	0.15
(1,663)	1:A:8:ALA:HB1	1:A:12:THR:HA	7	0.15
(1,663)	1:A:8:ALA:HB2	1:A:12:THR:HA	7	0.15
(1,663)	1:A:8:ALA:HB3	1:A:12:THR:HA	7	0.15
(1,62)	1:B:119:VAL:HA	1:B:122:LEU:H	5	0.15
(1,612)	1:B:122:LEU:HA	1:B:125:VAL:HG21	1	0.15
(1,612)	1:B:122:LEU:HA	1:B:125:VAL:HG22	1	0.15
(1,612)	1:B:122:LEU:HA	1:B:125:VAL:HG23	1	0.15
(1,612)	1:B:122:LEU:HA	1:B:125:VAL:HG21	2	0.15
(1,612)	1:B:122:LEU:HA	1:B:125:VAL:HG22	2	0.15
(1,612)	1:B:122:LEU:HA	1:B:125:VAL:HG23	2	0.15
(1,612)	1:B:122:LEU:HA	1:B:125:VAL:HG21	3	0.15

Continued on next page...

Continued from previous page...

Key	Atom-1	Atom-2	Model ID	Violation (Å)
(1,612)	1:B:122:LEU:HA	1:B:125:VAL:HG22	3	0.15
(1,612)	1:B:122:LEU:HA	1:B:125:VAL:HG23	3	0.15
(1,612)	1:B:122:LEU:HA	1:B:125:VAL:HG21	4	0.15
(1,612)	1:B:122:LEU:HA	1:B:125:VAL:HG22	4	0.15
(1,612)	1:B:122:LEU:HA	1:B:125:VAL:HG23	4	0.15
(1,612)	1:B:122:LEU:HA	1:B:125:VAL:HG21	6	0.15
(1,612)	1:B:122:LEU:HA	1:B:125:VAL:HG22	6	0.15
(1,612)	1:B:122:LEU:HA	1:B:125:VAL:HG23	6	0.15
(1,612)	1:B:122:LEU:HA	1:B:125:VAL:HG21	7	0.15
(1,612)	1:B:122:LEU:HA	1:B:125:VAL:HG22	7	0.15
(1,612)	1:B:122:LEU:HA	1:B:125:VAL:HG23	7	0.15
(1,612)	1:B:122:LEU:HA	1:B:125:VAL:HG21	8	0.15
(1,612)	1:B:122:LEU:HA	1:B:125:VAL:HG22	8	0.15
(1,612)	1:B:122:LEU:HA	1:B:125:VAL:HG23	8	0.15
(1,611)	1:A:22:LEU:HA	1:A:25:VAL:HG21	1	0.15
(1,611)	1:A:22:LEU:HA	1:A:25:VAL:HG22	1	0.15
(1,611)	1:A:22:LEU:HA	1:A:25:VAL:HG23	1	0.15
(1,611)	1:A:22:LEU:HA	1:A:25:VAL:HG21	2	0.15
(1,611)	1:A:22:LEU:HA	1:A:25:VAL:HG22	2	0.15
(1,611)	1:A:22:LEU:HA	1:A:25:VAL:HG23	2	0.15
(1,611)	1:A:22:LEU:HA	1:A:25:VAL:HG21	3	0.15
(1,611)	1:A:22:LEU:HA	1:A:25:VAL:HG22	3	0.15
(1,611)	1:A:22:LEU:HA	1:A:25:VAL:HG23	3	0.15
(1,611)	1:A:22:LEU:HA	1:A:25:VAL:HG21	7	0.15
(1,611)	1:A:22:LEU:HA	1:A:25:VAL:HG22	7	0.15
(1,611)	1:A:22:LEU:HA	1:A:25:VAL:HG23	7	0.15
(1,611)	1:A:22:LEU:HA	1:A:25:VAL:HG21	8	0.15
(1,611)	1:A:22:LEU:HA	1:A:25:VAL:HG22	8	0.15
(1,611)	1:A:22:LEU:HA	1:A:25:VAL:HG23	8	0.15
(1,61)	1:A:19:VAL:HA	1:A:22:LEU:H	5	0.15
(1,500)	1:B:111:LEU:HD21	1:B:112:THR:H	2	0.15
(1,500)	1:B:111:LEU:HD22	1:B:112:THR:H	2	0.15
(1,500)	1:B:111:LEU:HD23	1:B:112:THR:H	2	0.15
(1,499)	1:A:11:LEU:HD21	1:A:12:THR:H	2	0.15
(1,499)	1:A:11:LEU:HD22	1:A:12:THR:H	2	0.15
(1,499)	1:A:11:LEU:HD23	1:A:12:THR:H	2	0.15
(1,499)	1:A:11:LEU:HD21	1:A:12:THR:H	6	0.15
(1,499)	1:A:11:LEU:HD22	1:A:12:THR:H	6	0.15
(1,499)	1:A:11:LEU:HD23	1:A:12:THR:H	6	0.15
(1,434)	1:B:115:ILE:HA	1:B:115:ILE:HD11	3	0.15
(1,434)	1:B:115:ILE:HA	1:B:115:ILE:HD12	3	0.15
(1,434)	1:B:115:ILE:HA	1:B:115:ILE:HD13	3	0.15

Continued on next page...

Continued from previous page...

Key	Atom-1	Atom-2	Model ID	Violation (Å)
(1,433)	1:A:15:ILE:HA	1:A:15:ILE:HD11	3	0.15
(1,433)	1:A:15:ILE:HA	1:A:15:ILE:HD12	3	0.15
(1,433)	1:A:15:ILE:HA	1:A:15:ILE:HD13	3	0.15
(1,420)	1:B:121:ILE:HG21	1:B:124:VAL:HB	9	0.15
(1,420)	1:B:121:ILE:HG22	1:B:124:VAL:HB	9	0.15
(1,420)	1:B:121:ILE:HG23	1:B:124:VAL:HB	9	0.15
(1,419)	1:A:21:ILE:HG21	1:A:24:VAL:HB	9	0.15
(1,419)	1:A:21:ILE:HG22	1:A:24:VAL:HB	9	0.15
(1,419)	1:A:21:ILE:HG23	1:A:24:VAL:HB	9	0.15
(1,667)	1:A:23:LEU:HD21	1:A:26:VAL:HB	6	0.14
(1,667)	1:A:23:LEU:HD22	1:A:26:VAL:HB	6	0.14
(1,667)	1:A:23:LEU:HD23	1:A:26:VAL:HB	6	0.14
(1,664)	1:B:108:ALA:HB1	1:B:112:THR:HA	1	0.14
(1,664)	1:B:108:ALA:HB2	1:B:112:THR:HA	1	0.14
(1,664)	1:B:108:ALA:HB3	1:B:112:THR:HA	1	0.14
(1,663)	1:A:8:ALA:HB1	1:A:12:THR:HA	2	0.14
(1,663)	1:A:8:ALA:HB2	1:A:12:THR:HA	2	0.14
(1,663)	1:A:8:ALA:HB3	1:A:12:THR:HA	2	0.14
(1,500)	1:B:111:LEU:HD21	1:B:112:THR:H	10	0.14
(1,500)	1:B:111:LEU:HD22	1:B:112:THR:H	10	0.14
(1,500)	1:B:111:LEU:HD23	1:B:112:THR:H	10	0.14
(1,499)	1:A:11:LEU:HD21	1:A:12:THR:H	10	0.14
(1,499)	1:A:11:LEU:HD22	1:A:12:THR:H	10	0.14
(1,499)	1:A:11:LEU:HD23	1:A:12:THR:H	10	0.14
(1,272)	1:B:114:ILE:H	1:B:114:ILE:HG21	1	0.14
(1,272)	1:B:114:ILE:H	1:B:114:ILE:HG22	1	0.14
(1,272)	1:B:114:ILE:H	1:B:114:ILE:HG23	1	0.14
(1,272)	1:B:114:ILE:H	1:B:114:ILE:HG21	2	0.14
(1,272)	1:B:114:ILE:H	1:B:114:ILE:HG22	2	0.14
(1,272)	1:B:114:ILE:H	1:B:114:ILE:HG23	2	0.14
(1,272)	1:B:114:ILE:H	1:B:114:ILE:HG21	3	0.14
(1,272)	1:B:114:ILE:H	1:B:114:ILE:HG22	3	0.14
(1,272)	1:B:114:ILE:H	1:B:114:ILE:HG23	3	0.14
(1,272)	1:B:114:ILE:H	1:B:114:ILE:HG21	4	0.14
(1,272)	1:B:114:ILE:H	1:B:114:ILE:HG22	4	0.14
(1,272)	1:B:114:ILE:H	1:B:114:ILE:HG23	4	0.14
(1,272)	1:B:114:ILE:H	1:B:114:ILE:HG21	5	0.14
(1,272)	1:B:114:ILE:H	1:B:114:ILE:HG22	5	0.14
(1,272)	1:B:114:ILE:H	1:B:114:ILE:HG23	5	0.14
(1,272)	1:B:114:ILE:H	1:B:114:ILE:HG21	6	0.14
(1,272)	1:B:114:ILE:H	1:B:114:ILE:HG22	6	0.14
(1,272)	1:B:114:ILE:H	1:B:114:ILE:HG23	6	0.14

Continued on next page...

Continued from previous page...

Key	Atom-1	Atom-2	Model ID	Violation (Å)
(1,272)	1:B:114:ILE:H	1:B:114:ILE:HG21	7	0.14
(1,272)	1:B:114:ILE:H	1:B:114:ILE:HG22	7	0.14
(1,272)	1:B:114:ILE:H	1:B:114:ILE:HG23	7	0.14
(1,272)	1:B:114:ILE:H	1:B:114:ILE:HG21	8	0.14
(1,272)	1:B:114:ILE:H	1:B:114:ILE:HG22	8	0.14
(1,272)	1:B:114:ILE:H	1:B:114:ILE:HG23	8	0.14
(1,272)	1:B:114:ILE:H	1:B:114:ILE:HG21	9	0.14
(1,272)	1:B:114:ILE:H	1:B:114:ILE:HG22	9	0.14
(1,272)	1:B:114:ILE:H	1:B:114:ILE:HG23	9	0.14
(1,272)	1:B:114:ILE:H	1:B:114:ILE:HG21	10	0.14
(1,272)	1:B:114:ILE:H	1:B:114:ILE:HG22	10	0.14
(1,272)	1:B:114:ILE:H	1:B:114:ILE:HG23	10	0.14
(1,271)	1:A:14:ILE:H	1:A:14:ILE:HG21	1	0.14
(1,271)	1:A:14:ILE:H	1:A:14:ILE:HG22	1	0.14
(1,271)	1:A:14:ILE:H	1:A:14:ILE:HG23	1	0.14
(1,271)	1:A:14:ILE:H	1:A:14:ILE:HG21	2	0.14
(1,271)	1:A:14:ILE:H	1:A:14:ILE:HG22	2	0.14
(1,271)	1:A:14:ILE:H	1:A:14:ILE:HG23	2	0.14
(1,271)	1:A:14:ILE:H	1:A:14:ILE:HG21	3	0.14
(1,271)	1:A:14:ILE:H	1:A:14:ILE:HG22	3	0.14
(1,271)	1:A:14:ILE:H	1:A:14:ILE:HG23	3	0.14
(1,271)	1:A:14:ILE:H	1:A:14:ILE:HG21	4	0.14
(1,271)	1:A:14:ILE:H	1:A:14:ILE:HG22	4	0.14
(1,271)	1:A:14:ILE:H	1:A:14:ILE:HG23	4	0.14
(1,271)	1:A:14:ILE:H	1:A:14:ILE:HG21	5	0.14
(1,271)	1:A:14:ILE:H	1:A:14:ILE:HG22	5	0.14
(1,271)	1:A:14:ILE:H	1:A:14:ILE:HG23	5	0.14
(1,271)	1:A:14:ILE:H	1:A:14:ILE:HG21	6	0.14
(1,271)	1:A:14:ILE:H	1:A:14:ILE:HG22	6	0.14
(1,271)	1:A:14:ILE:H	1:A:14:ILE:HG23	6	0.14
(1,271)	1:A:14:ILE:H	1:A:14:ILE:HG21	7	0.14
(1,271)	1:A:14:ILE:H	1:A:14:ILE:HG22	7	0.14
(1,271)	1:A:14:ILE:H	1:A:14:ILE:HG23	7	0.14
(1,271)	1:A:14:ILE:H	1:A:14:ILE:HG21	8	0.14
(1,271)	1:A:14:ILE:H	1:A:14:ILE:HG22	8	0.14
(1,271)	1:A:14:ILE:H	1:A:14:ILE:HG23	8	0.14
(1,271)	1:A:14:ILE:H	1:A:14:ILE:HG21	9	0.14
(1,271)	1:A:14:ILE:H	1:A:14:ILE:HG22	9	0.14
(1,271)	1:A:14:ILE:H	1:A:14:ILE:HG23	9	0.14
(1,271)	1:A:14:ILE:H	1:A:14:ILE:HG21	10	0.14
(1,271)	1:A:14:ILE:H	1:A:14:ILE:HG22	10	0.14
(1,271)	1:A:14:ILE:H	1:A:14:ILE:HG23	10	0.14

Continued on next page...

Continued from previous page...

Key	Atom-1	Atom-2	Model ID	Violation (Å)
(1,20)	1:B:139:GLN:H	1:B:139:GLN:HA	6	0.14
(1,184)	1:B:109:SER:H	1:B:109:SER:HB3	6	0.14
(1,183)	1:A:9:SER:H	1:A:9:SER:HB3	1	0.14
(1,92)	1:B:123:LEU:H	1:B:123:LEU:HB3	10	0.13
(1,91)	1:A:23:LEU:H	1:A:23:LEU:HB3	10	0.13
(1,664)	1:B:108:ALA:HB1	1:B:112:THR:HA	4	0.13
(1,664)	1:B:108:ALA:HB2	1:B:112:THR:HA	4	0.13
(1,664)	1:B:108:ALA:HB3	1:B:112:THR:HA	4	0.13
(1,664)	1:B:108:ALA:HB1	1:B:112:THR:HA	8	0.13
(1,664)	1:B:108:ALA:HB2	1:B:112:THR:HA	8	0.13
(1,664)	1:B:108:ALA:HB3	1:B:112:THR:HA	8	0.13
(1,663)	1:A:8:ALA:HB1	1:A:12:THR:HA	4	0.13
(1,663)	1:A:8:ALA:HB2	1:A:12:THR:HA	4	0.13
(1,663)	1:A:8:ALA:HB3	1:A:12:THR:HA	4	0.13
(1,663)	1:A:8:ALA:HB1	1:A:12:THR:HA	8	0.13
(1,663)	1:A:8:ALA:HB2	1:A:12:THR:HA	8	0.13
(1,663)	1:A:8:ALA:HB3	1:A:12:THR:HA	8	0.13
(1,512)	1:B:127:LEU:HA	1:B:130:VAL:HG11	9	0.13
(1,512)	1:B:127:LEU:HA	1:B:130:VAL:HG12	9	0.13
(1,512)	1:B:127:LEU:HA	1:B:130:VAL:HG13	9	0.13
(1,512)	1:B:127:LEU:HA	1:B:130:VAL:HG11	10	0.13
(1,512)	1:B:127:LEU:HA	1:B:130:VAL:HG12	10	0.13
(1,512)	1:B:127:LEU:HA	1:B:130:VAL:HG13	10	0.13
(1,511)	1:A:27:LEU:HA	1:A:30:VAL:HG11	10	0.13
(1,511)	1:A:27:LEU:HA	1:A:30:VAL:HG12	10	0.13
(1,511)	1:A:27:LEU:HA	1:A:30:VAL:HG13	10	0.13
(1,500)	1:B:111:LEU:HD21	1:B:112:THR:H	9	0.13
(1,500)	1:B:111:LEU:HD22	1:B:112:THR:H	9	0.13
(1,500)	1:B:111:LEU:HD23	1:B:112:THR:H	9	0.13
(1,434)	1:B:115:ILE:HA	1:B:115:ILE:HD11	5	0.13
(1,434)	1:B:115:ILE:HA	1:B:115:ILE:HD12	5	0.13
(1,434)	1:B:115:ILE:HA	1:B:115:ILE:HD13	5	0.13
(1,434)	1:B:115:ILE:HA	1:B:115:ILE:HD11	6	0.13
(1,434)	1:B:115:ILE:HA	1:B:115:ILE:HD12	6	0.13
(1,434)	1:B:115:ILE:HA	1:B:115:ILE:HD13	6	0.13
(1,433)	1:A:15:ILE:HA	1:A:15:ILE:HD11	5	0.13
(1,433)	1:A:15:ILE:HA	1:A:15:ILE:HD12	5	0.13
(1,433)	1:A:15:ILE:HA	1:A:15:ILE:HD13	5	0.13
(1,296)	1:B:107:ARG:H	1:B:107:ARG:HG2	3	0.13
(1,296)	1:B:107:ARG:H	1:B:107:ARG:HG3	3	0.13
(1,2)	1:B:103:PRO:HA	1:B:104:ALA:H	10	0.13
(1,184)	1:B:109:SER:H	1:B:109:SER:HB3	2	0.13

Continued on next page...

Continued from previous page...

Key	Atom-1	Atom-2	Model ID	Violation (Å)
(1,184)	1:B:109:SER:H	1:B:109:SER:HB3	7	0.13
(1,184)	1:B:109:SER:H	1:B:109:SER:HB3	8	0.13
(1,184)	1:B:109:SER:H	1:B:109:SER:HB3	9	0.13
(1,184)	1:B:109:SER:H	1:B:109:SER:HB3	10	0.13
(1,183)	1:A:9:SER:H	1:A:9:SER:HB3	2	0.13
(1,183)	1:A:9:SER:H	1:A:9:SER:HB3	6	0.13
(1,183)	1:A:9:SER:H	1:A:9:SER:HB3	7	0.13
(1,183)	1:A:9:SER:H	1:A:9:SER:HB3	10	0.13
(1,1)	1:A:3:PRO:HA	1:A:4:ALA:H	10	0.13
(1,92)	1:B:123:LEU:H	1:B:123:LEU:HB3	9	0.12
(1,91)	1:A:23:LEU:H	1:A:23:LEU:HB3	9	0.12
(1,742)	1:B:114:ILE:HA	1:B:114:ILE:HD11	1	0.12
(1,742)	1:B:114:ILE:HA	1:B:114:ILE:HD12	1	0.12
(1,742)	1:B:114:ILE:HA	1:B:114:ILE:HD13	1	0.12
(1,742)	1:B:114:ILE:HA	1:B:114:ILE:HD11	4	0.12
(1,742)	1:B:114:ILE:HA	1:B:114:ILE:HD12	4	0.12
(1,742)	1:B:114:ILE:HA	1:B:114:ILE:HD13	4	0.12
(1,742)	1:B:114:ILE:HA	1:B:114:ILE:HD11	5	0.12
(1,742)	1:B:114:ILE:HA	1:B:114:ILE:HD12	5	0.12
(1,742)	1:B:114:ILE:HA	1:B:114:ILE:HD13	5	0.12
(1,742)	1:B:114:ILE:HA	1:B:114:ILE:HD11	6	0.12
(1,742)	1:B:114:ILE:HA	1:B:114:ILE:HD12	6	0.12
(1,742)	1:B:114:ILE:HA	1:B:114:ILE:HD13	6	0.12
(1,742)	1:B:114:ILE:HA	1:B:114:ILE:HD11	7	0.12
(1,742)	1:B:114:ILE:HA	1:B:114:ILE:HD12	7	0.12
(1,742)	1:B:114:ILE:HA	1:B:114:ILE:HD13	7	0.12
(1,742)	1:B:114:ILE:HA	1:B:114:ILE:HD11	10	0.12
(1,742)	1:B:114:ILE:HA	1:B:114:ILE:HD12	10	0.12
(1,742)	1:B:114:ILE:HA	1:B:114:ILE:HD13	10	0.12
(1,741)	1:A:14:ILE:HA	1:A:14:ILE:HD11	1	0.12
(1,741)	1:A:14:ILE:HA	1:A:14:ILE:HD12	1	0.12
(1,741)	1:A:14:ILE:HA	1:A:14:ILE:HD13	1	0.12
(1,741)	1:A:14:ILE:HA	1:A:14:ILE:HD11	4	0.12
(1,741)	1:A:14:ILE:HA	1:A:14:ILE:HD12	4	0.12
(1,741)	1:A:14:ILE:HA	1:A:14:ILE:HD13	4	0.12
(1,741)	1:A:14:ILE:HA	1:A:14:ILE:HD11	5	0.12
(1,741)	1:A:14:ILE:HA	1:A:14:ILE:HD12	5	0.12
(1,741)	1:A:14:ILE:HA	1:A:14:ILE:HD13	5	0.12
(1,741)	1:A:14:ILE:HA	1:A:14:ILE:HD11	6	0.12
(1,741)	1:A:14:ILE:HA	1:A:14:ILE:HD12	6	0.12
(1,741)	1:A:14:ILE:HA	1:A:14:ILE:HD13	6	0.12
(1,741)	1:A:14:ILE:HA	1:A:14:ILE:HD11	7	0.12

Continued on next page...

Continued from previous page...

Key	Atom-1	Atom-2	Model ID	Violation (Å)
(1,741)	1:A:14:ILE:HA	1:A:14:ILE:HD12	7	0.12
(1,741)	1:A:14:ILE:HA	1:A:14:ILE:HD13	7	0.12
(1,741)	1:A:14:ILE:HA	1:A:14:ILE:HD11	10	0.12
(1,741)	1:A:14:ILE:HA	1:A:14:ILE:HD12	10	0.12
(1,741)	1:A:14:ILE:HA	1:A:14:ILE:HD13	10	0.12
(1,703)	1:A:26:VAL:HG11	1:A:27:LEU:H	7	0.12
(1,703)	1:A:26:VAL:HG12	1:A:27:LEU:H	7	0.12
(1,703)	1:A:26:VAL:HG13	1:A:27:LEU:H	7	0.12
(1,644)	1:B:114:ILE:HG21	1:B:114:ILE:HG13	1	0.12
(1,644)	1:B:114:ILE:HG22	1:B:114:ILE:HG13	1	0.12
(1,644)	1:B:114:ILE:HG23	1:B:114:ILE:HG13	1	0.12
(1,644)	1:B:114:ILE:HG21	1:B:114:ILE:HG13	4	0.12
(1,644)	1:B:114:ILE:HG22	1:B:114:ILE:HG13	4	0.12
(1,644)	1:B:114:ILE:HG23	1:B:114:ILE:HG13	4	0.12
(1,644)	1:B:114:ILE:HG21	1:B:114:ILE:HG13	5	0.12
(1,644)	1:B:114:ILE:HG22	1:B:114:ILE:HG13	5	0.12
(1,644)	1:B:114:ILE:HG23	1:B:114:ILE:HG13	5	0.12
(1,644)	1:B:114:ILE:HG21	1:B:114:ILE:HG13	6	0.12
(1,644)	1:B:114:ILE:HG22	1:B:114:ILE:HG13	6	0.12
(1,644)	1:B:114:ILE:HG23	1:B:114:ILE:HG13	6	0.12
(1,644)	1:B:114:ILE:HG21	1:B:114:ILE:HG13	7	0.12
(1,644)	1:B:114:ILE:HG22	1:B:114:ILE:HG13	7	0.12
(1,644)	1:B:114:ILE:HG23	1:B:114:ILE:HG13	7	0.12
(1,644)	1:B:114:ILE:HG21	1:B:114:ILE:HG13	10	0.12
(1,644)	1:B:114:ILE:HG22	1:B:114:ILE:HG13	10	0.12
(1,644)	1:B:114:ILE:HG23	1:B:114:ILE:HG13	10	0.12
(1,643)	1:A:14:ILE:HG21	1:A:14:ILE:HG13	1	0.12
(1,643)	1:A:14:ILE:HG22	1:A:14:ILE:HG13	1	0.12
(1,643)	1:A:14:ILE:HG23	1:A:14:ILE:HG13	1	0.12
(1,643)	1:A:14:ILE:HG21	1:A:14:ILE:HG13	4	0.12
(1,643)	1:A:14:ILE:HG22	1:A:14:ILE:HG13	4	0.12
(1,643)	1:A:14:ILE:HG23	1:A:14:ILE:HG13	4	0.12
(1,643)	1:A:14:ILE:HG21	1:A:14:ILE:HG13	5	0.12
(1,643)	1:A:14:ILE:HG22	1:A:14:ILE:HG13	5	0.12
(1,643)	1:A:14:ILE:HG23	1:A:14:ILE:HG13	5	0.12
(1,643)	1:A:14:ILE:HG21	1:A:14:ILE:HG13	6	0.12
(1,643)	1:A:14:ILE:HG22	1:A:14:ILE:HG13	6	0.12
(1,643)	1:A:14:ILE:HG23	1:A:14:ILE:HG13	6	0.12
(1,643)	1:A:14:ILE:HG21	1:A:14:ILE:HG13	7	0.12
(1,643)	1:A:14:ILE:HG22	1:A:14:ILE:HG13	7	0.12
(1,643)	1:A:14:ILE:HG23	1:A:14:ILE:HG13	7	0.12
(1,643)	1:A:14:ILE:HG21	1:A:14:ILE:HG13	10	0.12

Continued on next page...

Continued from previous page...

Key	Atom-1	Atom-2	Model ID	Violation (Å)
(1,643)	1:A:14:ILE:HG22	1:A:14:ILE:HG13	10	0.12
(1,643)	1:A:14:ILE:HG23	1:A:14:ILE:HG13	10	0.12
(1,529)	1:A:14:ILE:HG21	1:A:17:ALA:HB1	10	0.12
(1,529)	1:A:14:ILE:HG21	1:A:17:ALA:HB2	10	0.12
(1,529)	1:A:14:ILE:HG21	1:A:17:ALA:HB3	10	0.12
(1,529)	1:A:14:ILE:HG22	1:A:17:ALA:HB1	10	0.12
(1,529)	1:A:14:ILE:HG22	1:A:17:ALA:HB2	10	0.12
(1,529)	1:A:14:ILE:HG22	1:A:17:ALA:HB3	10	0.12
(1,529)	1:A:14:ILE:HG23	1:A:17:ALA:HB1	10	0.12
(1,529)	1:A:14:ILE:HG23	1:A:17:ALA:HB2	10	0.12
(1,529)	1:A:14:ILE:HG23	1:A:17:ALA:HB3	10	0.12
(1,528)	1:B:117:ALA:HB1	1:B:118:VAL:HA	1	0.12
(1,528)	1:B:117:ALA:HB2	1:B:118:VAL:HA	1	0.12
(1,528)	1:B:117:ALA:HB3	1:B:118:VAL:HA	1	0.12
(1,528)	1:B:117:ALA:HB1	1:B:118:VAL:HA	7	0.12
(1,528)	1:B:117:ALA:HB2	1:B:118:VAL:HA	7	0.12
(1,528)	1:B:117:ALA:HB3	1:B:118:VAL:HA	7	0.12
(1,527)	1:A:17:ALA:HB1	1:A:18:VAL:HA	1	0.12
(1,527)	1:A:17:ALA:HB2	1:A:18:VAL:HA	1	0.12
(1,527)	1:A:17:ALA:HB3	1:A:18:VAL:HA	1	0.12
(1,527)	1:A:17:ALA:HB1	1:A:18:VAL:HA	7	0.12
(1,527)	1:A:17:ALA:HB2	1:A:18:VAL:HA	7	0.12
(1,527)	1:A:17:ALA:HB3	1:A:18:VAL:HA	7	0.12
(1,511)	1:A:27:LEU:HA	1:A:30:VAL:HG11	9	0.12
(1,511)	1:A:27:LEU:HA	1:A:30:VAL:HG12	9	0.12
(1,511)	1:A:27:LEU:HA	1:A:30:VAL:HG13	9	0.12
(1,499)	1:A:11:LEU:HD21	1:A:12:THR:H	9	0.12
(1,499)	1:A:11:LEU:HD22	1:A:12:THR:H	9	0.12
(1,499)	1:A:11:LEU:HD23	1:A:12:THR:H	9	0.12
(1,434)	1:B:115:ILE:HA	1:B:115:ILE:HD11	7	0.12
(1,434)	1:B:115:ILE:HA	1:B:115:ILE:HD12	7	0.12
(1,434)	1:B:115:ILE:HA	1:B:115:ILE:HD13	7	0.12
(1,434)	1:B:115:ILE:HA	1:B:115:ILE:HD11	9	0.12
(1,434)	1:B:115:ILE:HA	1:B:115:ILE:HD12	9	0.12
(1,434)	1:B:115:ILE:HA	1:B:115:ILE:HD13	9	0.12
(1,434)	1:B:115:ILE:HA	1:B:115:ILE:HD11	10	0.12
(1,434)	1:B:115:ILE:HA	1:B:115:ILE:HD12	10	0.12
(1,434)	1:B:115:ILE:HA	1:B:115:ILE:HD13	10	0.12
(1,433)	1:A:15:ILE:HA	1:A:15:ILE:HD11	1	0.12
(1,433)	1:A:15:ILE:HA	1:A:15:ILE:HD12	1	0.12
(1,433)	1:A:15:ILE:HA	1:A:15:ILE:HD13	1	0.12
(1,433)	1:A:15:ILE:HA	1:A:15:ILE:HD11	6	0.12

Continued on next page...

Continued from previous page...

Key	Atom-1	Atom-2	Model ID	Violation (Å)
(1,433)	1:A:15:ILE:HA	1:A:15:ILE:HD12	6	0.12
(1,433)	1:A:15:ILE:HA	1:A:15:ILE:HD13	6	0.12
(1,433)	1:A:15:ILE:HA	1:A:15:ILE:HD11	7	0.12
(1,433)	1:A:15:ILE:HA	1:A:15:ILE:HD12	7	0.12
(1,433)	1:A:15:ILE:HA	1:A:15:ILE:HD13	7	0.12
(1,433)	1:A:15:ILE:HA	1:A:15:ILE:HD11	9	0.12
(1,433)	1:A:15:ILE:HA	1:A:15:ILE:HD12	9	0.12
(1,433)	1:A:15:ILE:HA	1:A:15:ILE:HD13	9	0.12
(1,433)	1:A:15:ILE:HA	1:A:15:ILE:HD11	10	0.12
(1,433)	1:A:15:ILE:HA	1:A:15:ILE:HD12	10	0.12
(1,433)	1:A:15:ILE:HA	1:A:15:ILE:HD13	10	0.12
(1,394)	1:B:118:VAL:HA	1:B:121:ILE:H	1	0.12
(1,394)	1:B:118:VAL:HA	1:B:121:ILE:H	3	0.12
(1,394)	1:B:118:VAL:HA	1:B:121:ILE:H	4	0.12
(1,394)	1:B:118:VAL:HA	1:B:121:ILE:H	5	0.12
(1,393)	1:A:18:VAL:HA	1:A:21:ILE:H	1	0.12
(1,393)	1:A:18:VAL:HA	1:A:21:ILE:H	4	0.12
(1,393)	1:A:18:VAL:HA	1:A:21:ILE:H	5	0.12
(1,295)	1:A:7:ARG:H	1:A:7:ARG:HG2	3	0.12
(1,295)	1:A:7:ARG:H	1:A:7:ARG:HG3	3	0.12
(1,184)	1:B:109:SER:H	1:B:109:SER:HB3	1	0.12
(1,184)	1:B:109:SER:H	1:B:109:SER:HB3	4	0.12
(1,183)	1:A:9:SER:H	1:A:9:SER:HB3	4	0.12
(1,183)	1:A:9:SER:H	1:A:9:SER:HB3	8	0.12
(1,110)	1:B:110:PRO:HB2	1:B:111:LEU:H	1	0.12
(1,110)	1:B:110:PRO:HB2	1:B:111:LEU:H	2	0.12
(1,110)	1:B:110:PRO:HB2	1:B:111:LEU:H	4	0.12
(1,110)	1:B:110:PRO:HB2	1:B:111:LEU:H	7	0.12
(1,109)	1:A:10:PRO:HB2	1:A:11:LEU:H	2	0.12
(1,109)	1:A:10:PRO:HB2	1:A:11:LEU:H	6	0.12
(1,109)	1:A:10:PRO:HB2	1:A:11:LEU:H	7	0.12
(1,704)	1:B:126:VAL:HG11	1:B:127:LEU:H	2	0.11
(1,704)	1:B:126:VAL:HG12	1:B:127:LEU:H	2	0.11
(1,704)	1:B:126:VAL:HG13	1:B:127:LEU:H	2	0.11
(1,704)	1:B:126:VAL:HG11	1:B:127:LEU:H	3	0.11
(1,704)	1:B:126:VAL:HG12	1:B:127:LEU:H	3	0.11
(1,704)	1:B:126:VAL:HG13	1:B:127:LEU:H	3	0.11
(1,704)	1:B:126:VAL:HG11	1:B:127:LEU:H	7	0.11
(1,704)	1:B:126:VAL:HG12	1:B:127:LEU:H	7	0.11
(1,704)	1:B:126:VAL:HG13	1:B:127:LEU:H	7	0.11
(1,703)	1:A:26:VAL:HG11	1:A:27:LEU:H	2	0.11
(1,703)	1:A:26:VAL:HG12	1:A:27:LEU:H	2	0.11

Continued on next page...

Continued from previous page...

Key	Atom-1	Atom-2	Model ID	Violation (Å)
(1,703)	1:A:26:VAL:HG13	1:A:27:LEU:H	2	0.11
(1,703)	1:A:26:VAL:HG11	1:A:27:LEU:H	3	0.11
(1,703)	1:A:26:VAL:HG12	1:A:27:LEU:H	3	0.11
(1,703)	1:A:26:VAL:HG13	1:A:27:LEU:H	3	0.11
(1,703)	1:A:26:VAL:HG11	1:A:27:LEU:H	4	0.11
(1,703)	1:A:26:VAL:HG12	1:A:27:LEU:H	4	0.11
(1,703)	1:A:26:VAL:HG13	1:A:27:LEU:H	4	0.11
(1,702)	1:B:126:VAL:HG11	1:B:127:LEU:HA	7	0.11
(1,702)	1:B:126:VAL:HG12	1:B:127:LEU:HA	7	0.11
(1,702)	1:B:126:VAL:HG13	1:B:127:LEU:HA	7	0.11
(1,701)	1:A:26:VAL:HG11	1:A:27:LEU:HA	7	0.11
(1,701)	1:A:26:VAL:HG12	1:A:27:LEU:HA	7	0.11
(1,701)	1:A:26:VAL:HG13	1:A:27:LEU:HA	7	0.11
(1,664)	1:B:108:ALA:HB1	1:B:112:THR:HA	3	0.11
(1,664)	1:B:108:ALA:HB2	1:B:112:THR:HA	3	0.11
(1,664)	1:B:108:ALA:HB3	1:B:112:THR:HA	3	0.11
(1,663)	1:A:8:ALA:HB1	1:A:12:THR:HA	3	0.11
(1,663)	1:A:8:ALA:HB2	1:A:12:THR:HA	3	0.11
(1,663)	1:A:8:ALA:HB3	1:A:12:THR:HA	3	0.11
(1,612)	1:B:122:LEU:HA	1:B:125:VAL:HG21	9	0.11
(1,612)	1:B:122:LEU:HA	1:B:125:VAL:HG22	9	0.11
(1,612)	1:B:122:LEU:HA	1:B:125:VAL:HG23	9	0.11
(1,611)	1:A:22:LEU:HA	1:A:25:VAL:HG21	9	0.11
(1,611)	1:A:22:LEU:HA	1:A:25:VAL:HG22	9	0.11
(1,611)	1:A:22:LEU:HA	1:A:25:VAL:HG23	9	0.11
(1,540)	1:B:127:LEU:HD21	1:B:130:VAL:HB	9	0.11
(1,540)	1:B:127:LEU:HD22	1:B:130:VAL:HB	9	0.11
(1,540)	1:B:127:LEU:HD23	1:B:130:VAL:HB	9	0.11
(1,530)	1:B:114:ILE:HG21	1:B:117:ALA:HB1	10	0.11
(1,530)	1:B:114:ILE:HG21	1:B:117:ALA:HB2	10	0.11
(1,530)	1:B:114:ILE:HG21	1:B:117:ALA:HB3	10	0.11
(1,530)	1:B:114:ILE:HG22	1:B:117:ALA:HB1	10	0.11
(1,530)	1:B:114:ILE:HG22	1:B:117:ALA:HB2	10	0.11
(1,530)	1:B:114:ILE:HG22	1:B:117:ALA:HB3	10	0.11
(1,530)	1:B:114:ILE:HG23	1:B:117:ALA:HB1	10	0.11
(1,530)	1:B:114:ILE:HG23	1:B:117:ALA:HB2	10	0.11
(1,530)	1:B:114:ILE:HG23	1:B:117:ALA:HB3	10	0.11
(1,511)	1:A:27:LEU:HA	1:A:30:VAL:HG11	4	0.11
(1,511)	1:A:27:LEU:HA	1:A:30:VAL:HG12	4	0.11
(1,511)	1:A:27:LEU:HA	1:A:30:VAL:HG13	4	0.11
(1,434)	1:B:115:ILE:HA	1:B:115:ILE:HD11	1	0.11
(1,434)	1:B:115:ILE:HA	1:B:115:ILE:HD12	1	0.11

Continued on next page...

Continued from previous page...

Key	Atom-1	Atom-2	Model ID	Violation (Å)
(1,434)	1:B:115:ILE:HA	1:B:115:ILE:HD13	1	0.11
(1,434)	1:B:115:ILE:HA	1:B:115:ILE:HD11	2	0.11
(1,434)	1:B:115:ILE:HA	1:B:115:ILE:HD12	2	0.11
(1,434)	1:B:115:ILE:HA	1:B:115:ILE:HD13	2	0.11
(1,434)	1:B:115:ILE:HA	1:B:115:ILE:HD11	8	0.11
(1,434)	1:B:115:ILE:HA	1:B:115:ILE:HD12	8	0.11
(1,434)	1:B:115:ILE:HA	1:B:115:ILE:HD13	8	0.11
(1,433)	1:A:15:ILE:HA	1:A:15:ILE:HD11	2	0.11
(1,433)	1:A:15:ILE:HA	1:A:15:ILE:HD12	2	0.11
(1,433)	1:A:15:ILE:HA	1:A:15:ILE:HD13	2	0.11
(1,433)	1:A:15:ILE:HA	1:A:15:ILE:HD11	8	0.11
(1,433)	1:A:15:ILE:HA	1:A:15:ILE:HD12	8	0.11
(1,433)	1:A:15:ILE:HA	1:A:15:ILE:HD13	8	0.11
(1,394)	1:B:118:VAL:HA	1:B:121:ILE:H	2	0.11
(1,394)	1:B:118:VAL:HA	1:B:121:ILE:H	6	0.11
(1,394)	1:B:118:VAL:HA	1:B:121:ILE:H	7	0.11
(1,394)	1:B:118:VAL:HA	1:B:121:ILE:H	8	0.11
(1,393)	1:A:18:VAL:HA	1:A:21:ILE:H	2	0.11
(1,393)	1:A:18:VAL:HA	1:A:21:ILE:H	3	0.11
(1,393)	1:A:18:VAL:HA	1:A:21:ILE:H	7	0.11
(1,393)	1:A:18:VAL:HA	1:A:21:ILE:H	8	0.11
(1,364)	1:B:126:VAL:HA	1:B:129:VAL:H	2	0.11
(1,364)	1:B:126:VAL:HA	1:B:129:VAL:H	7	0.11
(1,363)	1:A:26:VAL:HA	1:A:29:VAL:H	3	0.11
(1,363)	1:A:26:VAL:HA	1:A:29:VAL:H	7	0.11
(1,334)	1:B:117:ALA:HA	1:B:120:GLY:H	10	0.11
(1,333)	1:A:17:ALA:HA	1:A:20:GLY:H	10	0.11
(1,260)	1:B:110:PRO:HA	1:B:112:THR:H	6	0.11
(1,184)	1:B:109:SER:H	1:B:109:SER:HB3	3	0.11
(1,184)	1:B:109:SER:H	1:B:109:SER:HB3	5	0.11
(1,183)	1:A:9:SER:H	1:A:9:SER:HB3	3	0.11
(1,183)	1:A:9:SER:H	1:A:9:SER:HB3	5	0.11
(1,183)	1:A:9:SER:H	1:A:9:SER:HB3	9	0.11
(1,110)	1:B:110:PRO:HB2	1:B:111:LEU:H	3	0.11
(1,110)	1:B:110:PRO:HB2	1:B:111:LEU:H	8	0.11
(1,110)	1:B:110:PRO:HB2	1:B:111:LEU:H	10	0.11
(1,109)	1:A:10:PRO:HB2	1:A:11:LEU:H	1	0.11
(1,109)	1:A:10:PRO:HB2	1:A:11:LEU:H	3	0.11
(1,109)	1:A:10:PRO:HB2	1:A:11:LEU:H	4	0.11
(1,109)	1:A:10:PRO:HB2	1:A:11:LEU:H	8	0.11
(1,109)	1:A:10:PRO:HB2	1:A:11:LEU:H	10	0.11

10 Dihedral-angle violation analysis (i)

Dihedral angle analysis failed due to data error in the dihedral angle restraints, possibly missing target value