



Full wwPDB EM Validation Report ⓘ

Nov 19, 2022 – 05:48 pm GMT

PDB ID : 5O66
EMDB ID : EMD-8640
Title : Asymmetric AcrABZ-TolC
Authors : Du, D.; Luisi, B.F.
Deposited on : 2017-06-05
Resolution : 5.90 Å (reported)

This is a Full wwPDB EM Validation Report for a publicly released PDB entry.

We welcome your comments at validation@mail.wwpdb.org

A user guide is available at

<https://www.wwpdb.org/validation/2017/EMValidationReportHelp>

with specific help available everywhere you see the ⓘ symbol.

The types of validation reports are described at

<http://www.wwpdb.org/validation/2017/FAQs#types>.

The following versions of software and data (see [references ⓘ](#)) were used in the production of this report:

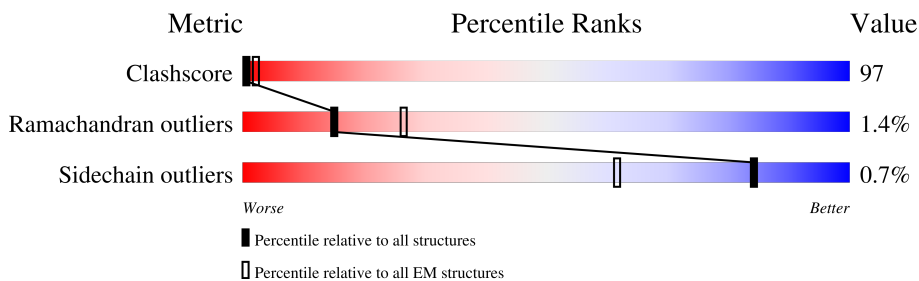
EMDB validation analysis : 0.0.1.dev43
MolProbity : 4.02b-467
Percentile statistics : 20191225.v01 (using entries in the PDB archive December 25th 2019)
MapQ : 1.9.9
Ideal geometry (proteins) : Engh & Huber (2001)
Ideal geometry (DNA, RNA) : Parkinson et al. (1996)
Validation Pipeline (wwPDB-VP) : 2.31.2

1 Overall quality at a glance

The following experimental techniques were used to determine the structure:
ELECTRON MICROSCOPY

The reported resolution of this entry is 5.90 Å.

Percentile scores (ranging between 0-100) for global validation metrics of the entry are shown in the following graphic. The table shows the number of entries on which the scores are based.



Metric	Whole archive (#Entries)	EM structures (#Entries)
Clashscore	158937	4297
Ramachandran outliers	154571	4023
Sidechain outliers	154315	3826

The table below summarises the geometric issues observed across the polymeric chains and their fit to the map. The red, orange, yellow and green segments of the bar indicate the fraction of residues that contain outliers for ≥ 3 , 2, 1 and 0 types of geometric quality criteria respectively. A grey segment represents the fraction of residues that are not modelled. The numeric value for each fraction is indicated below the corresponding segment, with a dot representing fractions $\leq 5\%$. The upper red bar (where present) indicates the fraction of residues that have poor fit to the EM map (all-atom inclusion $< 40\%$). The numeric value is given above the bar.

Mol	Chain	Length	Quality of chain
1	A	493	
1	B	493	
1	C	493	
2	D	373	
2	E	373	
2	F	373	
2	G	373	
2	H	373	

Continued on next page...

Continued from previous page...

Mol	Chain	Length	Quality of chain
2	I	373	
3	J	1049	
3	K	1049	
3	L	1049	
4	M	54	
4	N	54	
4	O	54	

2 Entry composition

There are 4 unique types of molecules in this entry. The entry contains 49671 atoms, of which 0 are hydrogens and 0 are deuteriums.

In the tables below, the AltConf column contains the number of residues with at least one atom in alternate conformation and the Trace column contains the number of residues modelled with at most 2 atoms.

- Molecule 1 is a protein called Outer membrane protein TolC.

Mol	Chain	Residues	Atoms					AltConf	Trace
			Total	C	N	O	S		
1	A	428	3304	2037	586	676	5	0	0
1	B	428	3304	2037	586	676	5	0	0
1	C	428	3304	2037	586	676	5	0	0

- Molecule 2 is a protein called Multidrug efflux pump subunit AcrA.

Mol	Chain	Residues	Atoms					AltConf	Trace
			Total	C	N	O	S		
2	D	340	2553	1591	451	506	5	0	0
2	E	340	2553	1591	451	506	5	0	0
2	F	340	2553	1591	451	506	5	0	0
2	G	340	2553	1591	451	506	5	0	0
2	H	340	2553	1591	451	506	5	0	0
2	I	340	2553	1591	451	506	5	0	0

There are 24 discrepancies between the modelled and reference sequences:

Chain	Residue	Modelled	Actual	Comment	Reference
D	223	MET	PHE	conflict	UNP P0AE07
D	224	MET	LEU	conflict	UNP P0AE07
D	287	MET	LEU	conflict	UNP P0AE07
D	288	MET	LEU	conflict	UNP P0AE07
E	223	MET	PHE	conflict	UNP P0AE07
E	224	MET	LEU	conflict	UNP P0AE07
E	287	MET	LEU	conflict	UNP P0AE07

Continued on next page...

Continued from previous page...

Chain	Residue	Modelled	Actual	Comment	Reference
E	288	MET	LEU	conflict	UNP P0AE07
F	223	MET	PHE	conflict	UNP P0AE07
F	224	MET	LEU	conflict	UNP P0AE07
F	287	MET	LEU	conflict	UNP P0AE07
F	288	MET	LEU	conflict	UNP P0AE07
G	223	MET	PHE	conflict	UNP P0AE07
G	224	MET	LEU	conflict	UNP P0AE07
G	287	MET	LEU	conflict	UNP P0AE07
G	288	MET	LEU	conflict	UNP P0AE07
H	223	MET	PHE	conflict	UNP P0AE07
H	224	MET	LEU	conflict	UNP P0AE07
H	287	MET	LEU	conflict	UNP P0AE07
H	288	MET	LEU	conflict	UNP P0AE07
I	223	MET	PHE	conflict	UNP P0AE07
I	224	MET	LEU	conflict	UNP P0AE07
I	287	MET	LEU	conflict	UNP P0AE07
I	288	MET	LEU	conflict	UNP P0AE07

- Molecule 3 is a protein called Multidrug efflux pump subunit AcrB.

Mol	Chain	Residues	Atoms					AltConf	Trace
			Total	C	N	O	S		
3	J	1044	Total	C	N	O	S	0	0
			7908	5086	1308	1470	44		
3	K	1033	Total	C	N	O	S	0	0
			7845	5049	1294	1458	44		
3	L	1033	Total	C	N	O	S	0	0
			7845	5049	1294	1458	44		

- Molecule 4 is a protein called Multidrug efflux pump accessory protein AcrZ.

Mol	Chain	Residues	Atoms					AltConf	Trace
			Total	C	N	O	S		
4	M	36	Total	C	N	O	S	0	0
			277	193	38	43	3		
4	N	37	Total	C	N	O	S	0	0
			283	196	39	45	3		
4	O	37	Total	C	N	O	S	0	0
			283	196	39	45	3		

There are 15 discrepancies between the modelled and reference sequences:

Chain	Residue	Modelled	Actual	Comment	Reference
M	50	HIS	-	expression tag	UNP P0AAX1

Continued on next page...

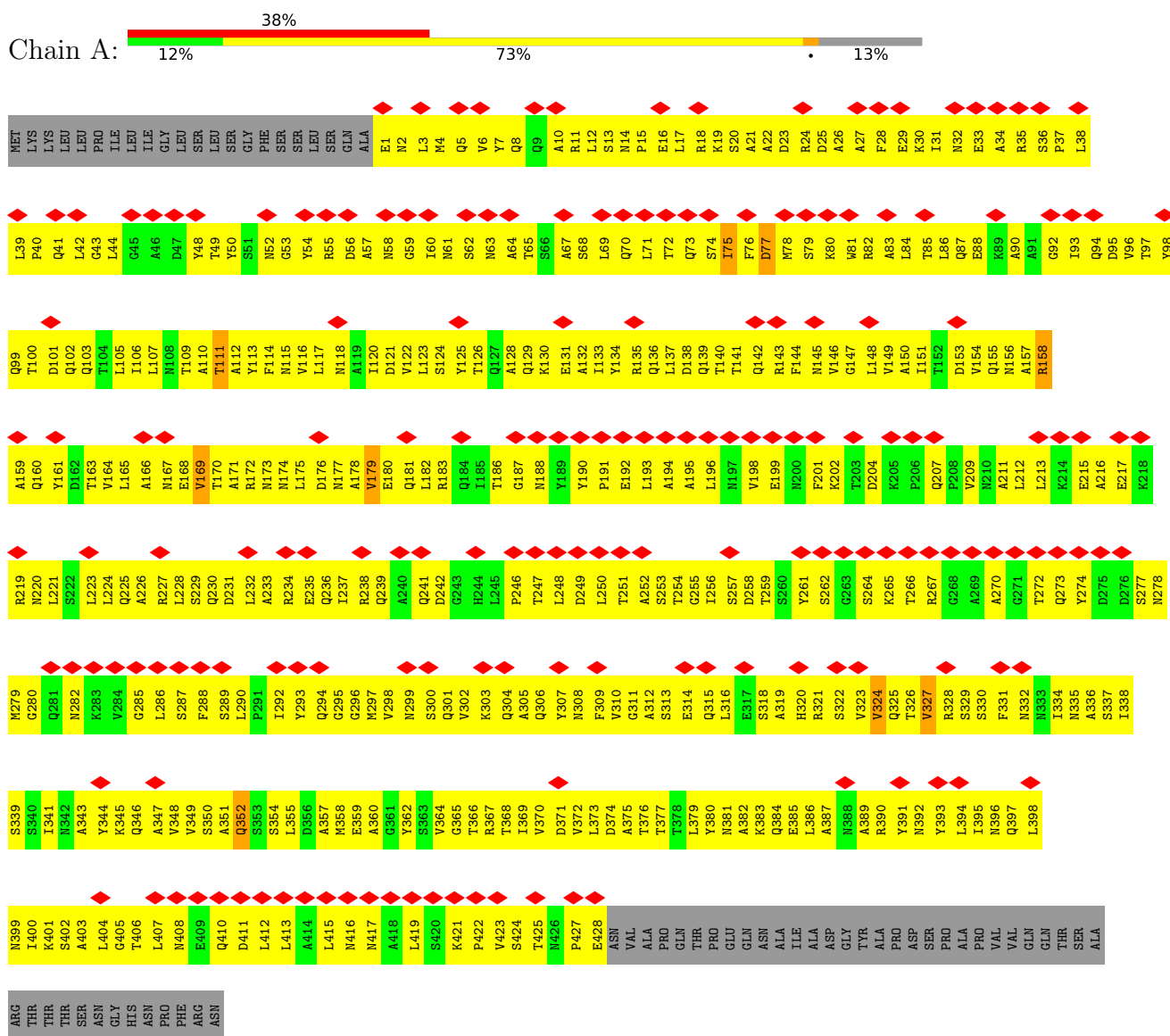
Continued from previous page...

Chain	Residue	Modelled	Actual	Comment	Reference
M	51	HIS	-	expression tag	UNP P0AAX1
M	52	HIS	-	expression tag	UNP P0AAX1
M	53	HIS	-	expression tag	UNP P0AAX1
M	54	HIS	-	expression tag	UNP P0AAX1
N	50	HIS	-	expression tag	UNP P0AAX1
N	51	HIS	-	expression tag	UNP P0AAX1
N	52	HIS	-	expression tag	UNP P0AAX1
N	53	HIS	-	expression tag	UNP P0AAX1
N	54	HIS	-	expression tag	UNP P0AAX1
O	50	HIS	-	expression tag	UNP P0AAX1
O	51	HIS	-	expression tag	UNP P0AAX1
O	52	HIS	-	expression tag	UNP P0AAX1
O	53	HIS	-	expression tag	UNP P0AAX1
O	54	HIS	-	expression tag	UNP P0AAX1

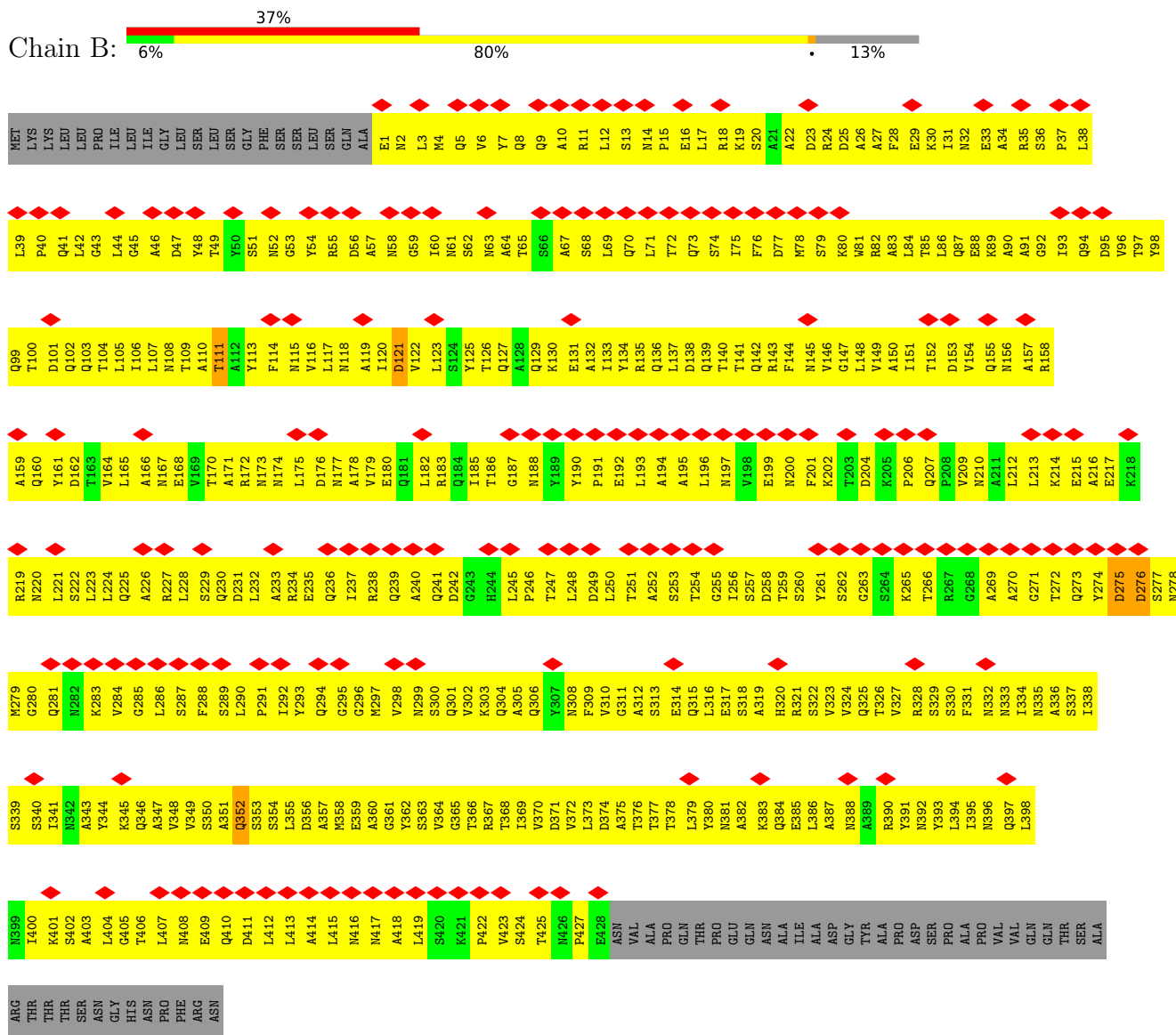
3 Residue-property plots

These plots are drawn for all protein, RNA, DNA and oligosaccharide chains in the entry. The first graphic for a chain summarises the proportions of the various outlier classes displayed in the second graphic. The second graphic shows the sequence view annotated by issues in geometry and atom inclusion in map density. Residues are color-coded according to the number of geometric quality criteria for which they contain at least one outlier: green = 0, yellow = 1, orange = 2 and red = 3 or more. A red diamond above a residue indicates a poor fit to the EM map for this residue (all-atom inclusion < 40%). Stretches of 2 or more consecutive residues without any outlier are shown as a green connector. Residues present in the sample, but not in the model, are shown in grey.

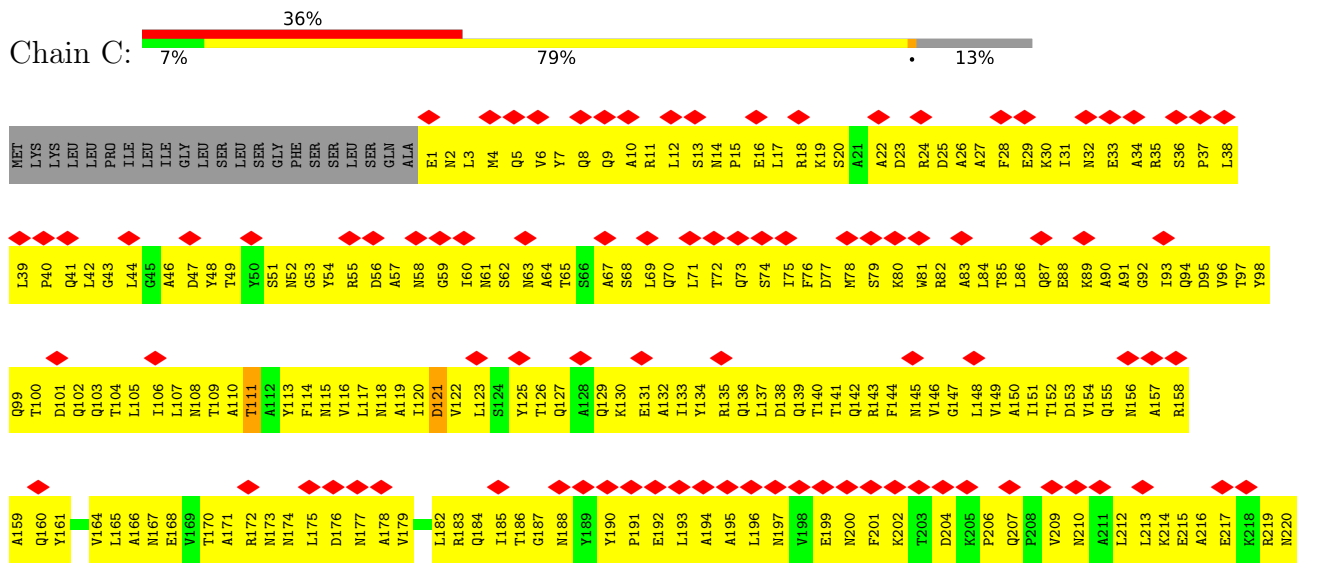
- Molecule 1: Outer membrane protein TolC

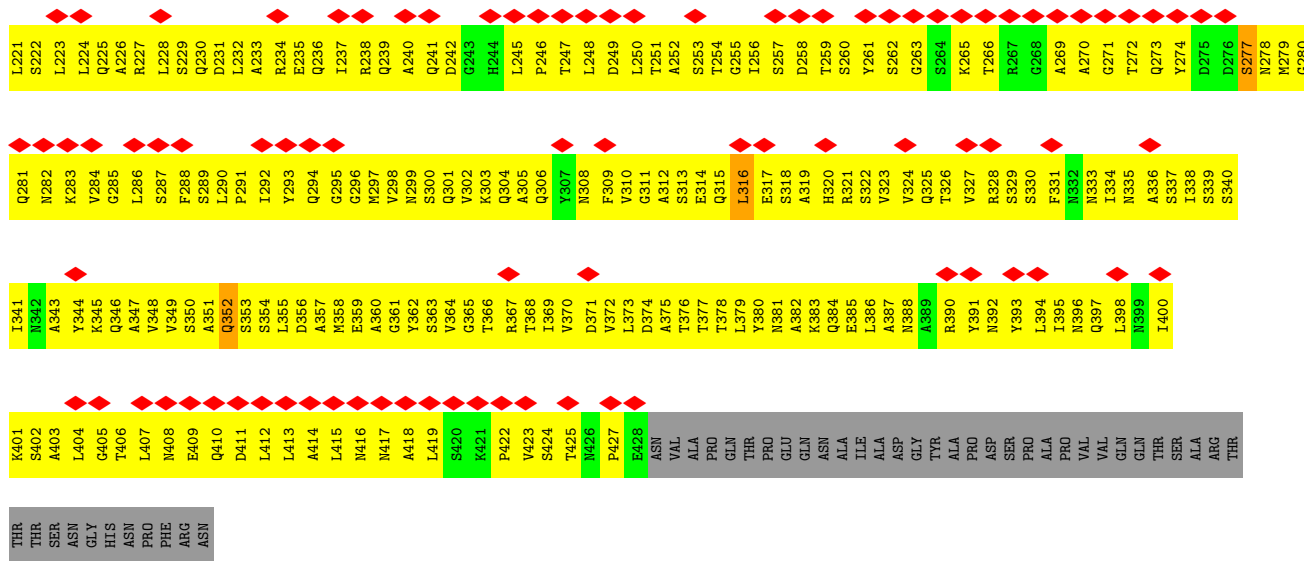


- Molecule 1: Outer membrane protein TolC

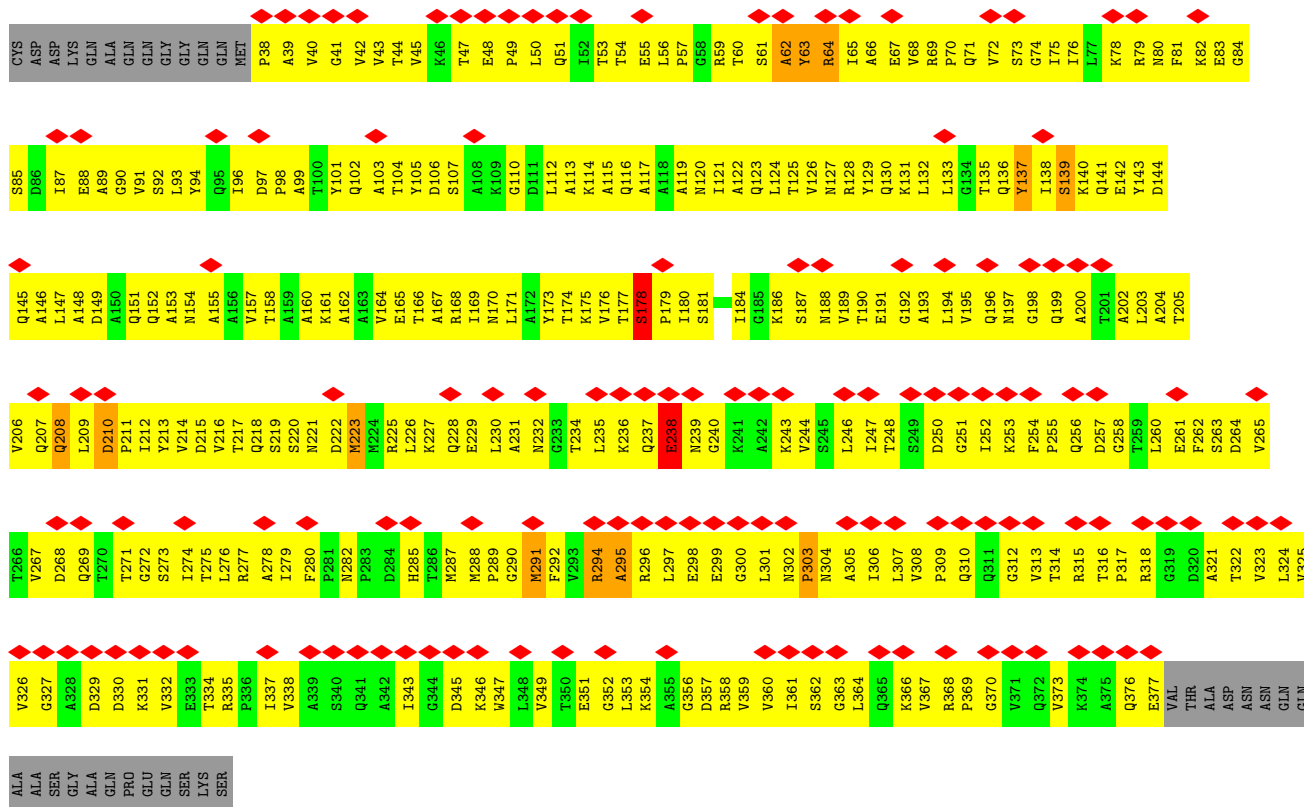


• Molecule 1: Outer membrane protein TolC

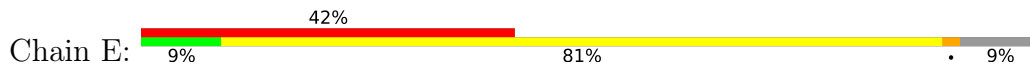


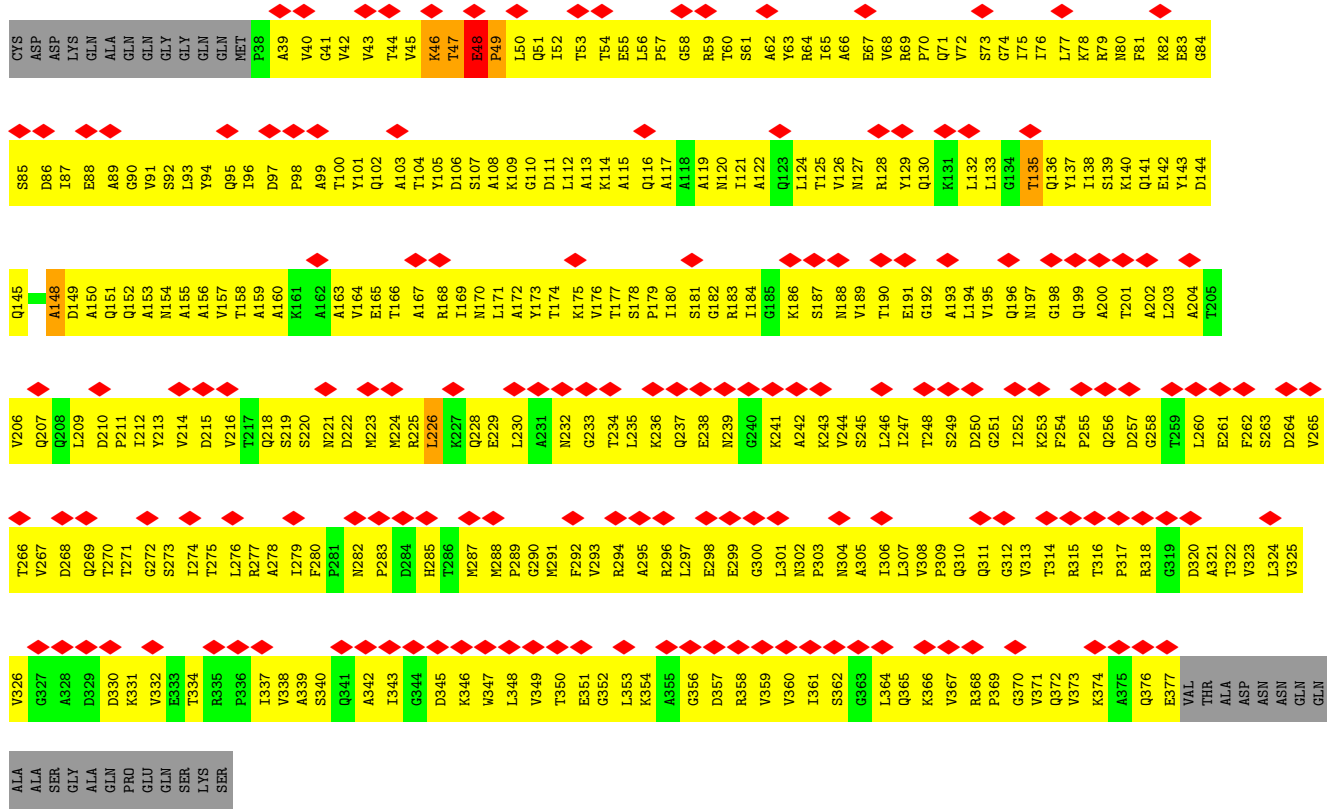


• Molecule 2: Multidrug efflux pump subunit AcrA




• Molecule 2: Multidrug efflux pump subunit AcrA



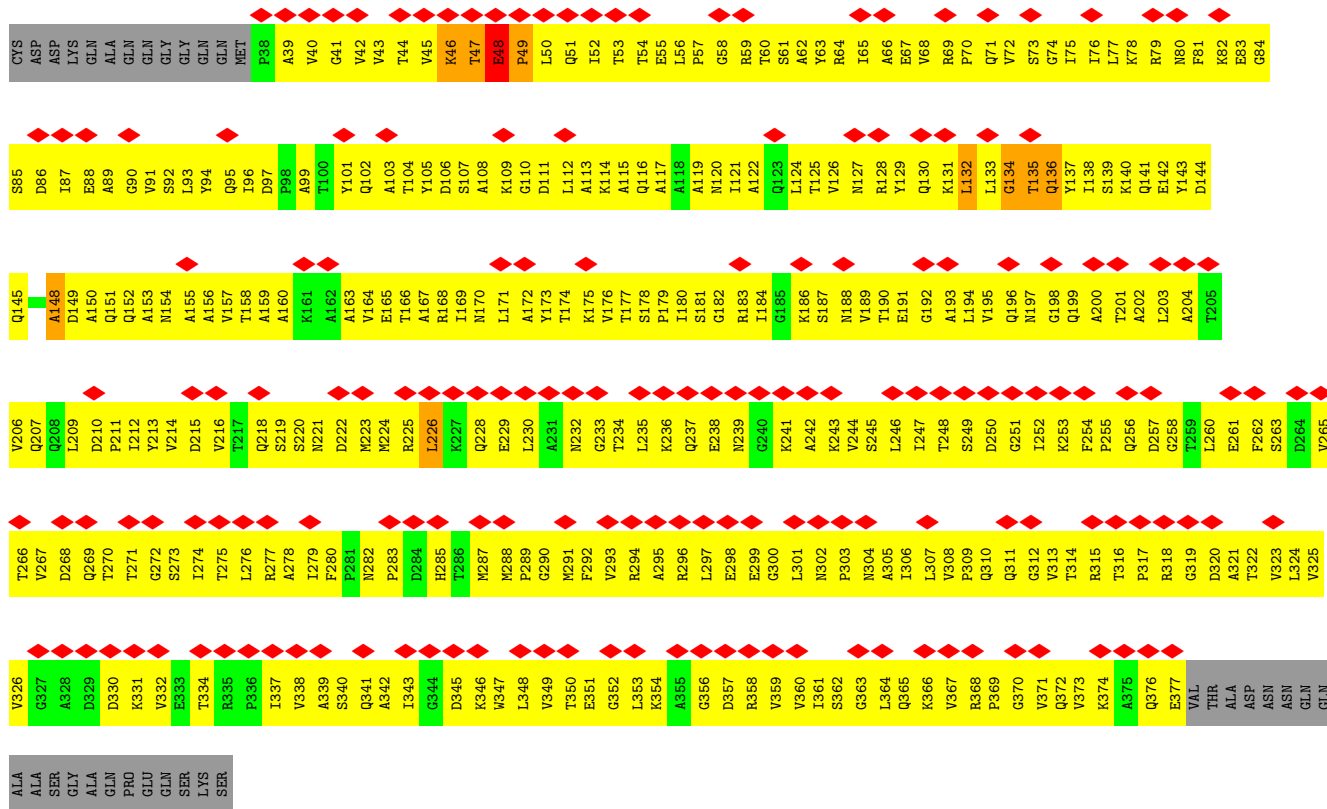


● Molecule 2: Multidrug efflux pump subunit AcrA

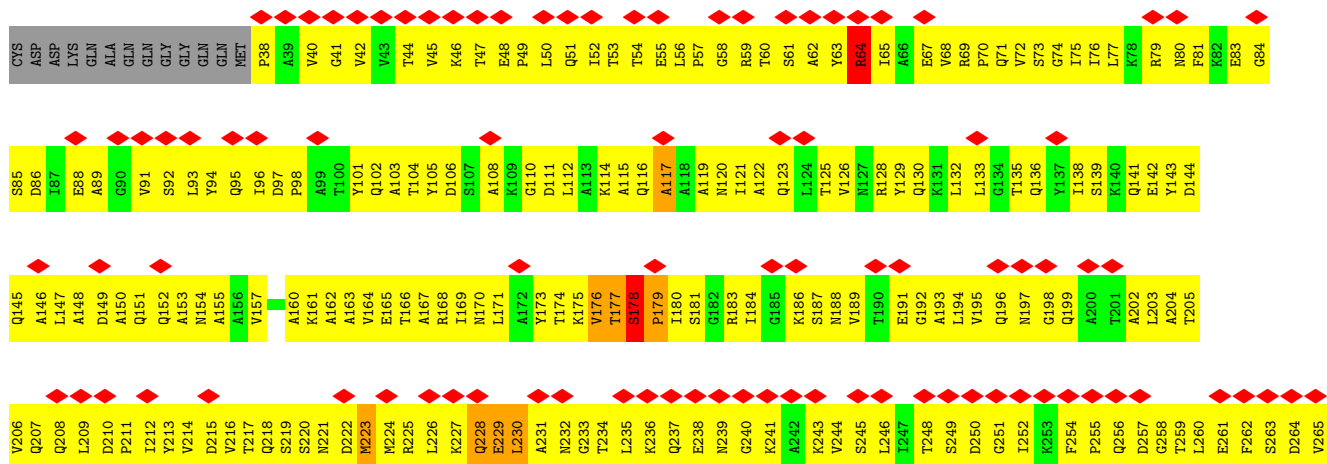
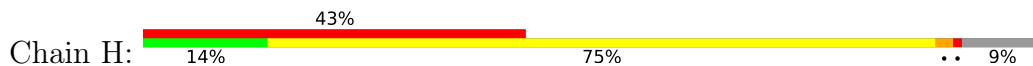


GLN
ALA
ALA
SER
GLY
GLN
ALA
GLN
GLN
PRO
GLU
GLY
GLN
SER
LYS
SER

• Molecule 2: Multidrug efflux pump subunit AcrA

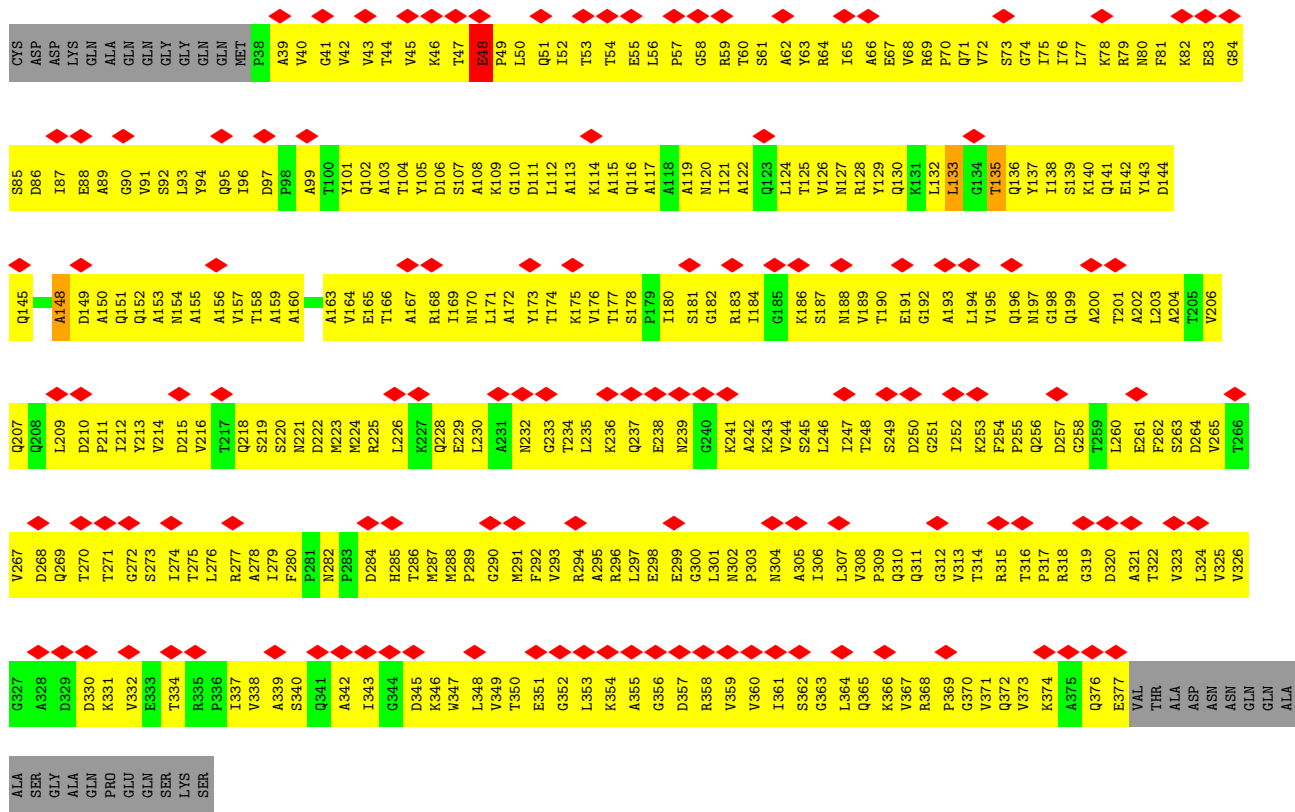


• Molecule 2: Multidrug efflux pump subunit AcrA





• Molecule 2: Multidrug efflux pump subunit AcrA



• Molecule 3: Multidrug efflux pump subunit AcrB

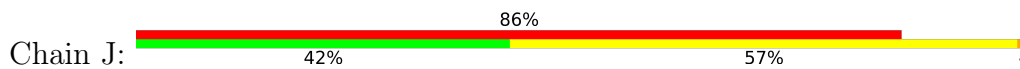
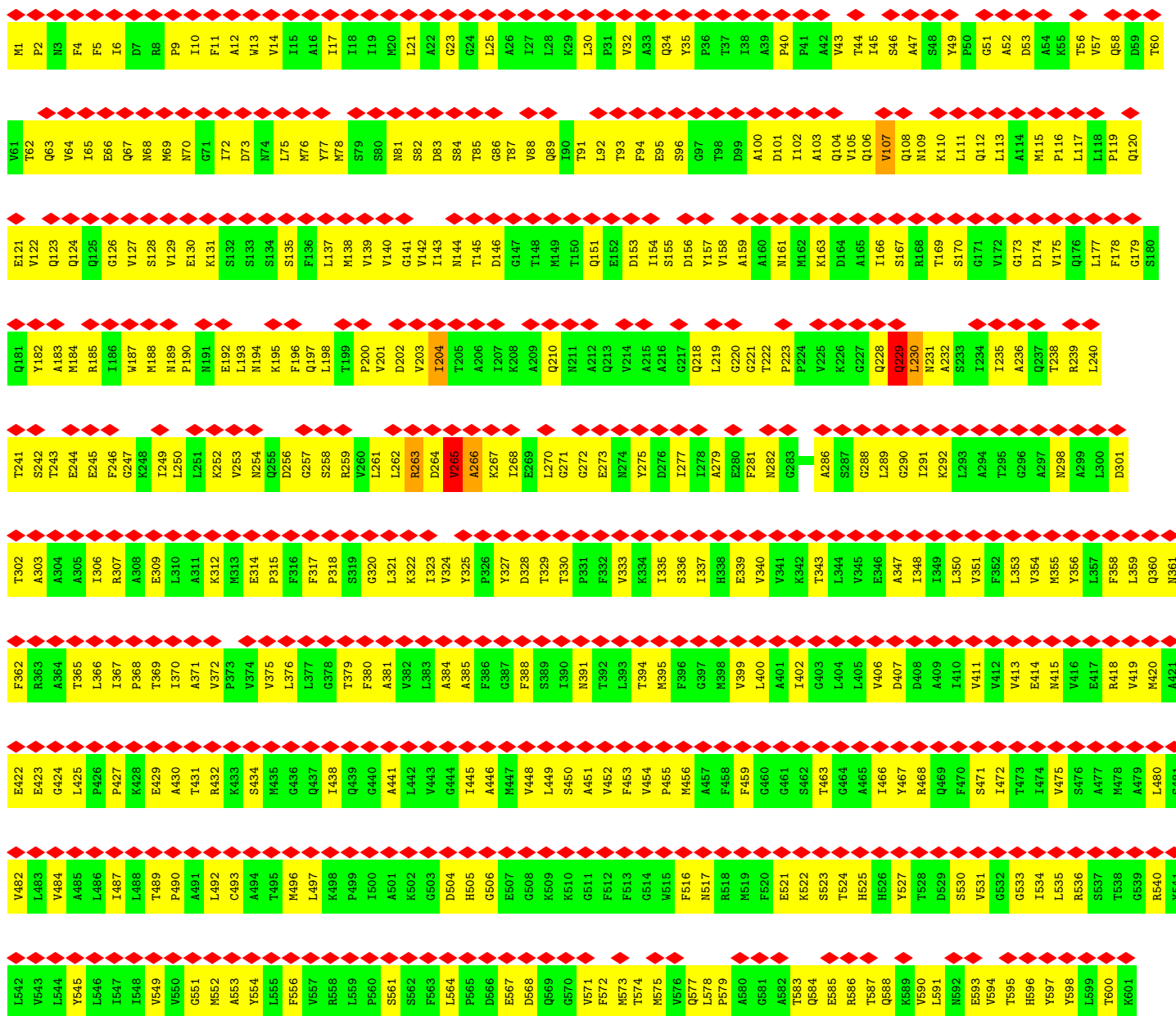


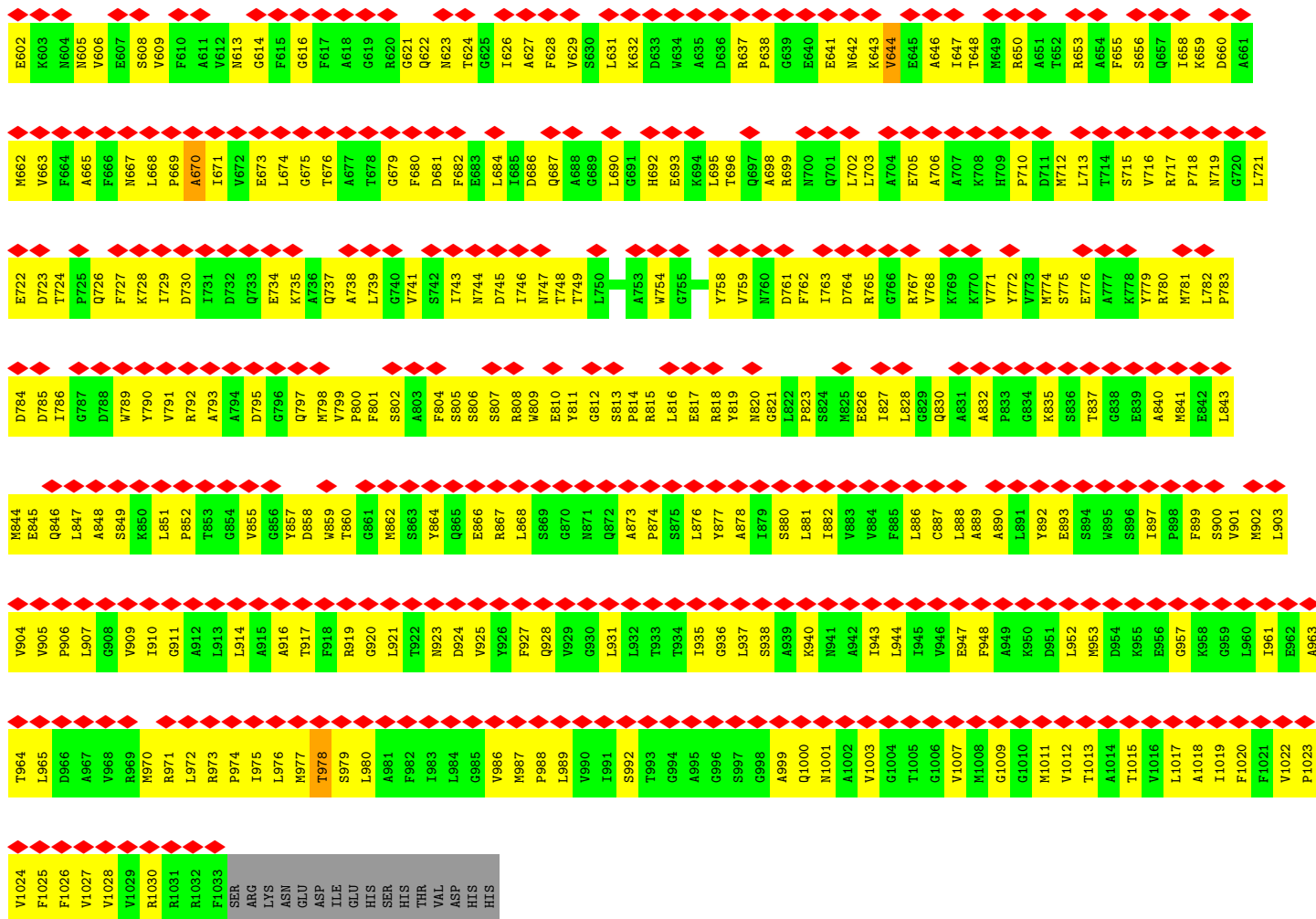
Table with 15 columns of residue identifiers (e.g., E121, V122, Q123, M184, G126, V127, S128, M129, E130, K131, S132, S133, S134, S135, G136, V137, M138, V139, V140, G141, V142, M143, M144, T145, D146, G147, T148, M149, T150, Q151, E152, D153, L154, S155, D156, Y157, A159, A160, M161, M162, K163, D164, A165, L166, S167, R168, T169, S170, G171, V172, G173, D174, V175, Q176, L177, F178, G179, S180) and 15 columns of corresponding residue identifiers (e.g., Q181, Y182, A183, M184, R185, G186, W187, M188, R189, P190, M191, E192, L193, M194, K195, F196, G197, L198, T199, P200, V201, D202, V203, T204, T205, A206, L207, K208, A209, T210, N211, A212, Q213, V214, A215, A216, G217, R218, L219, G220, G221, T222, P223, P224, V225, K226, G227, Q228, Q229, L230, N231, P232, G233, I234, A235, A236, Q237, T238, R239, L240). Each cell contains a single-letter amino acid code.



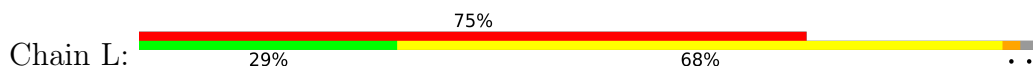
• Molecule 3: Multidrug efflux pump subunit AcrB

Chain K:





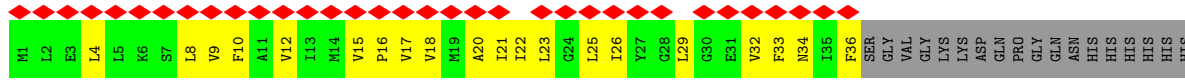
● Molecule 3: Multidrug efflux pump subunit AcrB



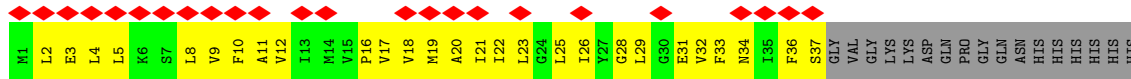
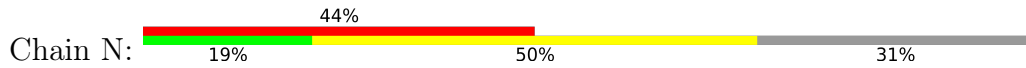
T243	A303	R363	E423	L483	V543	N603	F663	T723	D783	E843	V903
E244	A304	A364	E244	V484	L544	N604	A665	F725	L786	D846	P906
E245	A305	T365	E245	A485	Y545	V606	F666	F726	G787	L847	L907
F246	I306	T366	F246	L486	L546	E607	N667	Q727	D788	A848	G908
G247	R307	I367	G247	L487	I547	S608	L668	K728	D789	S849	V909
K248	A308	F368	K248	L488	I548	V609	P669	I729	V790	R850	I910
L249	E309	T369	L249	L489	F549	F610	A670	D730	V791	L851	G911
L250	L310	I370	L250	P490	V550	A611	L671	Q733	R792	P852	A912
L251	A311	A371	L251	A491	G551	N613	V672	E734	A793	T853	L913
K252	K312	V372	K252	L492	M552	G614	E673	K735	A794	G854	L914
V253	M313	P373	V253	C493	M553	F615	L674	A736	D795	A915	L915
K254	E314	V374	K254	A494	Y554	G616	G675	Q737	G796	G855	A916
Q255	P315	V375	Q255	T495	Y554	F617	T676	A738	Q797	G856	T917
D256	F316	L376	D256	M496	V557	A618	A677	L739	W798	Y857	T918
G257	F317	L377	G257	L497	R558	A619	T678	G740	W799	D858	F918
S258	P318	G378	S258	I438	L559	R620	G679	V741	F800	W859	R919
R259	S319	T379	R259	Q439	P499	G621	F680	S742	F801	T860	G920
L261	G320	F380	L261	G440	I500	Q622	D681	N744	A803	S861	L921
L262	L321	F381	L262	G441	A501	N623	F682	I745	F804	S862	N923
R263	K322	V382	R263	L442	K502	T624	E683	I746	S805	S863	L984
D264	I323	L383	D264	L443	G503	G625	L684	N747	S806	Y864	V925
V265	V324	A384	V265	V443	D604	G626	L685	T748	S807	O865	Y926
A266	Y325	A385	A266	G444	H505	A627	L686	T749	R808	E866	F927
K267	P326	F386	K267	I445	G506	F628	D686	I750	W809	R867	L989
I268	Y327	G387	I268	A446	E507	V629	E687	L751	E810	L868	V929
E269	D328	F388	E269	M447	E508	S630	A688	G751	Y811	G870	L990
L270	T329	F389	L270	V448	K509	L631	G689	A752	C812	S869	L991
G271	T330	S389	G271	L449	K510	L632	G690	A753	S813	G870	S992
G272	T331	I390	G272	L450	G511	D633	L690	W754	P814	N871	T933
E273	P332	N391	E273	S450	F512	W634	G691	G755	R815	Q872	T934
N274	F333	T392	N274	A451	F513	A635	H692	G756	L816	L873	T935
Y275	K334	L393	Y275	V452	G514	D636	E693	S757	L817	A874	I936
D276	I335	T394	D276	F453	W515	R637	K694	V758	E817	P874	G936
I277	I335	T394	I277	F453	W515	F638	L695	V759	R818	S875	S937
I278	S336	M395	I278	F454	F516	G639	T696	N760	R819	L876	L937
A279	H338	G397	A279	M456	R517	E640	Q697	D761	N820	Y877	S938
E280	H338	M398	E280	A457	R518	E641	A698	F762	G821	A878	A939
F281	E339	V399	F281	F458	F520	N642	R699	I763	L822	L879	R940
N282	V340	L400	N282	F459	E521	K643	W700	D764	S824	S880	M1001
G283	V341	L401	G283	G460	K523	V644	Q701	R765	Q702	L881	A1002
Q284	K342	I402	Q284	G461	S524	E645	L703	G766	L702	T882	V1003
P285	T343	G403	P285	S462	H525	A646	A704	V768	L703	W883	G1004
A286	L344	G404	A286	T463	H526	L647	A705	W768	A704	V884	T1005
S287	V345	L405	S287	G464	Y527	T648	E705	K769	E705	F885	V946
C288	E346	L405	C288	A465	T528	R650	A706	W770	A706	L886	E947
L289	A347	V406	L289	I466	D529	Q688	A707	V771	A707	C887	F948
I291	A348	D407	I291	Y467	S530	T587	K708	W772	K831	L888	A949
K292	I349	D408	K292	R468	V531	K839	H709	S775	A832	M774	K950
L293	I350	A409	L293	Q469	G532	N592	P710	E776	P833	G834	D951
A294	L351	I410	A294	F470	G533	E593	D711	A777	K835	R834	K951
L295	V351	V411	L295	S471	I534	S594	M712	K778	S836	Y832	L952
G296	F352	V412	G296	I472	L535	V595	L713	Y779	Q837	S837	M953
A297	V354	V413	A297	T473	H536	H596	Q657	R780	T837	T838	D954
N298	F355	V414	N298	I474	T538	H597	Q657	W781	E838	E838	K955
A299	S356	E414	A299	I475	G539	V597	D660	M781	S839	S839	K956
L300	L357	E417	L300	S476	G539	R540	V716	L782	A840	A840	E957
D301	F358	R418	D301	A477	G539	R540	A661	P783	H841	H841	K958
L302	L359	V419	L302	M478	Y541	K601	M662	D784	L842	L842	F1020
	Q360	M420		M479	L542	E602	V663		L843	L843	F1021
	N361	M421		A481		K603			M663	M663	F1022
	F362	E422		V482							F1023



• Molecule 4: Multidrug efflux pump accessory protein AcrZ



• Molecule 4: Multidrug efflux pump accessory protein AcrZ



• Molecule 4: Multidrug efflux pump accessory protein AcrZ



4 Experimental information

Property	Value	Source
EM reconstruction method	SINGLE PARTICLE	Depositor
Imposed symmetry	POINT, Not provided	
Number of particles used	26950	Depositor
Resolution determination method	FSC 0.143 CUT-OFF	Depositor
CTF correction method	NONE	Depositor
Microscope	FEI TITAN KRIOS	Depositor
Voltage (kV)	300	Depositor
Electron dose ($e^-/\text{\AA}^2$)	2	Depositor
Minimum defocus (nm)	Not provided	
Maximum defocus (nm)	Not provided	
Magnification	Not provided	
Image detector	GATAN K2 SUMMIT (4k x 4k)	Depositor
Maximum map value	0.143	Depositor
Minimum map value	-0.084	Depositor
Average map value	0.000	Depositor
Map value standard deviation	0.011	Depositor
Recommended contour level	0.05	Depositor
Map size (\AA)	414.72, 414.72, 414.72	wwPDB
Map dimensions	256, 256, 256	wwPDB
Map angles ($^\circ$)	90.0, 90.0, 90.0	wwPDB
Pixel spacing (\AA)	1.62, 1.62, 1.62	Depositor

5 Model quality i

5.1 Standard geometry i

The Z score for a bond length (or angle) is the number of standard deviations the observed value is removed from the expected value. A bond length (or angle) with $|Z| > 5$ is considered an outlier worth inspection. RMSZ is the root-mean-square of all Z scores of the bond lengths (or angles).

Mol	Chain	Bond lengths		Bond angles	
		RMSZ	# $ Z > 5$	RMSZ	# $ Z > 5$
1	A	0.36	0/3345	0.51	0/4544
1	B	0.38	0/3345	0.50	0/4544
1	C	0.38	0/3345	0.50	0/4544
2	D	0.41	0/2585	0.60	0/3512
2	E	0.46	0/2585	0.61	2/3512 (0.1%)
2	F	0.41	0/2585	0.60	2/3512 (0.1%)
2	G	0.46	0/2585	0.61	2/3512 (0.1%)
2	H	0.40	0/2585	0.59	0/3512
2	I	0.44	0/2585	0.59	1/3512 (0.0%)
3	J	0.53	1/8060 (0.0%)	0.63	2/10947 (0.0%)
3	K	0.52	0/7995	0.62	0/10859
3	L	0.58	3/7995 (0.0%)	0.69	6/10859 (0.1%)
4	M	0.44	0/281	0.57	0/380
4	N	0.44	0/287	0.64	0/388
4	O	0.42	0/287	0.61	0/388
All	All	0.48	4/50450 (0.0%)	0.61	15/68525 (0.0%)

All (4) bond length outliers are listed below:

Mol	Chain	Res	Type	Atoms	Z	Observed(Å)	Ideal(Å)
3	L	283	GLY	C-N	-6.72	1.18	1.34
3	L	586	ARG	CZ-NH1	5.90	1.40	1.33
3	L	812	GLY	C-N	-5.81	1.20	1.34
3	J	117	LEU	C-N	-5.80	1.20	1.34

All (15) bond angle outliers are listed below:

Mol	Chain	Res	Type	Atoms	Z	Observed(°)	Ideal(°)
3	L	586	ARG	NE-CZ-NH2	-21.27	109.66	120.30
3	L	586	ARG	NH1-CZ-NH2	6.62	126.68	119.40
2	F	277	ARG	NE-CZ-NH1	-6.60	117.00	120.30
3	L	586	ARG	NE-CZ-NH1	6.58	123.59	120.30
3	J	250	LEU	CA-CB-CG	6.11	129.36	115.30

Continued on next page...

Continued from previous page...

Mol	Chain	Res	Type	Atoms	Z	Observed(°)	Ideal(°)
3	J	307	ARG	NE-CZ-NH1	5.79	123.20	120.30
2	G	48	GLU	C-N-CD	5.27	139.46	128.40
3	L	498	LYS	C-N-CD	5.26	139.44	128.40
2	E	48	GLU	C-N-CD	5.24	139.40	128.40
2	E	97	ASP	C-N-CD	5.08	139.07	128.40
3	L	724	THR	C-N-CD	5.08	139.06	128.40
2	G	97	ASP	C-N-CD	5.07	139.05	128.40
2	I	97	ASP	C-N-CD	5.06	139.02	128.40
2	F	178	SER	C-N-CD	5.05	139.00	128.40
3	L	35	TYR	C-N-CD	5.01	138.92	128.40

There are no chirality outliers.

There are no planarity outliers.

5.2 Too-close contacts [i](#)

In the following table, the Non-H and H(model) columns list the number of non-hydrogen atoms and hydrogen atoms in the chain respectively. The H(added) column lists the number of hydrogen atoms added and optimized by MolProbity. The Clashes column lists the number of clashes within the asymmetric unit, whereas Symm-Clashes lists symmetry-related clashes.

Mol	Chain	Non-H	H(model)	H(added)	Clashes	Symm-Clashes
1	A	3304	0	3251	929	0
1	B	3304	0	3254	1031	0
1	C	3304	0	3254	1011	0
2	D	2553	0	2607	803	0
2	E	2553	0	2610	857	0
2	F	2553	0	2608	776	0
2	G	2553	0	2610	861	0
2	H	2553	0	2610	732	0
2	I	2553	0	2610	928	0
3	J	7908	0	8018	708	0
3	K	7845	0	7990	755	0
3	L	7845	0	7988	1028	0
4	M	277	0	313	22	0
4	N	283	0	318	27	0
4	O	283	0	318	28	0
All	All	49671	0	50359	9656	0

The all-atom clashscore is defined as the number of clashes found per 1000 atoms (including hydrogen atoms). The all-atom clashscore for this structure is 97.

All (9656) close contacts within the same asymmetric unit are listed below, sorted by their clash magnitude.

Atom-1	Atom-2	Interatomic distance (Å)	Clash overlap (Å)
3:J:865:GLN:CG	3:J:868:LEU:HD11	1.23	1.65
2:H:63:TYR:CG	2:H:64:ARG:HD2	1.25	1.65
2:H:63:TYR:CB	2:H:64:ARG:HD2	1.28	1.62
2:H:93:LEU:H	2:H:176:VAL:CG1	1.07	1.62
2:H:63:TYR:CB	2:H:64:ARG:HB2	1.31	1.57
2:F:64:ARG:CG	2:F:208:GLN:HB3	1.11	1.57
3:L:34:GLN:HB2	3:L:333:VAL:CG1	1.13	1.57
2:H:63:TYR:HB3	2:H:64:ARG:CB	1.33	1.54
3:L:210:GLN:CB	3:L:249:ILE:HG12	1.33	1.54
3:J:865:GLN:HG3	3:J:868:LEU:CD1	1.36	1.53
2:H:64:ARG:CG	2:H:208:GLN:HB3	1.37	1.52
2:I:45:VAL:CG2	2:I:357:ASP:HB2	1.36	1.52
2:F:59:ARG:HD2	2:F:292:PHE:CD1	1.46	1.51
2:H:63:TYR:HB3	2:H:64:ARG:CG	1.34	1.51
2:I:47:THR:CG2	2:I:306:ILE:HA	1.41	1.49
2:E:47:THR:CG2	2:E:306:ILE:HA	1.42	1.48
2:H:63:TYR:HB3	2:H:64:ARG:CD	1.41	1.48
2:F:64:ARG:HG3	2:F:208:GLN:CB	1.43	1.44
2:G:47:THR:CG2	2:G:306:ILE:HA	1.41	1.44
2:H:63:TYR:CA	2:H:64:ARG:HB2	1.25	1.44
2:H:224:MET:O	2:H:228:GLN:CB	1.64	1.42
2:D:133:LEU:HA	2:D:138:ILE:CD1	1.48	1.41
2:F:64:ARG:CG	2:F:208:GLN:CB	1.95	1.41
2:I:47:THR:HG21	2:I:306:ILE:CA	1.50	1.40
2:F:63:TYR:CE1	2:F:213:TYR:OH	1.75	1.39
3:L:34:GLN:CB	3:L:333:VAL:HG13	1.51	1.38
2:H:63:TYR:CB	2:H:64:ARG:CD	1.94	1.38
2:E:47:THR:CB	2:E:305:ALA:O	1.71	1.37
2:F:59:ARG:CD	2:F:292:PHE:CD1	2.06	1.37
2:G:47:THR:CB	2:G:305:ALA:O	1.70	1.37
3:L:38:ILE:CG2	3:L:671:ILE:HD11	1.55	1.37
1:A:75:ILE:HB	1:A:248:LEU:C	1.42	1.37
2:D:133:LEU:CA	2:D:138:ILE:HD13	1.57	1.34
2:I:45:VAL:HG23	2:I:357:ASP:CA	1.58	1.34
2:H:93:LEU:N	2:H:176:VAL:CG1	1.87	1.34
2:F:91:VAL:N	2:F:177:THR:HG23	1.41	1.33
3:L:38:ILE:HG22	3:L:671:ILE:CD1	1.58	1.33
2:I:45:VAL:CG2	2:I:357:ASP:CB	2.04	1.32
3:L:211:ASN:O	3:L:239:ARG:NH1	1.58	1.32
2:F:63:TYR:CD1	2:F:213:TYR:OH	1.70	1.31

Continued on next page...

Continued from previous page...

Atom-1	Atom-2	Interatomic distance (Å)	Clash overlap (Å)
1:A:75:ILE:HG21	1:A:248:LEU:CD2	1.61	1.31
2:H:93:LEU:N	2:H:176:VAL:HG11	1.41	1.30
1:A:75:ILE:HG21	1:A:248:LEU:CG	1.62	1.30
2:I:310:GLN:HB3	3:K:230:LEU:CD2	1.62	1.29
2:F:224:MET:C	2:F:228:GLN:OE1	1.71	1.29
3:L:34:GLN:CB	3:L:333:VAL:CG1	2.05	1.27
2:H:225:ARG:O	2:H:229:GLU:N	1.66	1.27
2:H:63:TYR:N	2:H:64:ARG:HB2	1.51	1.25
3:L:187:TRP:O	3:L:266:ALA:HB1	1.27	1.25
2:H:63:TYR:CG	2:H:64:ARG:CD	2.19	1.24
2:F:64:ARG:CB	2:F:208:GLN:HB3	1.66	1.23
2:G:47:THR:HB	2:G:305:ALA:C	1.58	1.23
2:F:271:THR:OG1	2:F:273:SER:OG	1.57	1.23
2:E:47:THR:HB	2:E:305:ALA:C	1.58	1.23
2:F:59:ARG:CD	2:F:292:PHE:HD1	1.43	1.23
3:L:420:MET:SD	3:L:499:PRO:HA	1.79	1.23
3:J:865:GLN:O	3:J:868:LEU:CG	1.88	1.22
3:L:427:PRO:CG	3:L:498:LYS:O	1.88	1.20
2:H:63:TYR:CB	2:H:64:ARG:CB	1.97	1.20
2:F:62:ALA:CB	2:F:64:ARG:O	1.88	1.20
2:G:47:THR:HG22	2:G:306:ILE:HA	1.24	1.19
2:H:91:VAL:O	2:H:176:VAL:CB	1.75	1.19
2:I:323:VAL:HG21	2:I:353:LEU:HD11	1.24	1.19
2:F:62:ALA:HB1	2:F:64:ARG:O	1.01	1.19
2:G:323:VAL:HG21	2:G:353:LEU:HD11	1.24	1.19
3:L:34:GLN:CD	3:L:333:VAL:HG22	1.61	1.18
2:D:59:ARG:NE	2:D:291:MET:O	1.75	1.18
2:E:47:THR:HG21	2:E:306:ILE:CD1	1.71	1.18
2:H:63:TYR:CA	2:H:64:ARG:CB	2.18	1.18
2:G:47:THR:HG21	2:G:306:ILE:CD1	1.72	1.18
2:H:176:VAL:HA	2:H:177:THR:HG23	1.21	1.17
2:H:223:MET:SD	2:H:274:ILE:HG21	1.84	1.17
2:H:63:TYR:CD2	2:H:64:ARG:HD2	1.79	1.17
2:I:45:VAL:HG21	2:I:357:ASP:CB	1.69	1.17
2:F:91:VAL:H	2:F:177:THR:CG2	1.57	1.17
2:D:133:LEU:HD23	2:D:138:ILE:CD1	1.74	1.16
2:D:218:GLN:HB3	2:D:274:ILE:HB	1.27	1.16
2:I:44:THR:HA	2:I:358:ARG:HA	1.26	1.16
2:G:339:ALA:HA	2:G:349:VAL:HG22	1.16	1.16
3:L:427:PRO:HG3	3:L:498:LYS:O	1.00	1.16
1:A:83:ALA:HA	1:A:86:LEU:HD12	1.27	1.15

Continued on next page...

Continued from previous page...

Atom-1	Atom-2	Interatomic distance (Å)	Clash overlap (Å)
2:D:63:TYR:HB3	2:D:64:ARG:HB2	1.20	1.15
2:I:242:ALA:HB3	2:I:260:LEU:HB3	1.16	1.15
2:F:310:GLN:HG2	2:F:347:TRP:HE1	1.12	1.15
3:L:210:GLN:HB2	3:L:249:ILE:HG12	1.22	1.15
1:B:46:ALA:HB3	1:C:288:PHE:HB3	1.29	1.14
2:G:47:THR:HB	2:G:305:ALA:O	0.97	1.14
2:I:45:VAL:HG11	2:I:354:LYS:O	1.47	1.14
1:A:358:MET:HB3	1:A:372:VAL:HG22	1.26	1.14
2:I:339:ALA:HA	2:I:349:VAL:HG22	1.16	1.14
1:A:207:GLN:HB2	1:A:212:LEU:HD11	1.27	1.13
2:D:176:VAL:HG12	2:D:177:THR:HG22	1.15	1.13
1:A:42:LEU:HB3	1:B:293:TYR:HB3	1.27	1.13
1:B:366:THR:HG22	2:E:128:ARG:HD3	1.29	1.13
2:E:47:THR:HB	2:E:305:ALA:O	0.98	1.13
1:B:1:GLU:H2	1:B:193:LEU:HD23	1.10	1.13
2:G:86:ASP:HA	2:G:183:ARG:HA	1.30	1.13
3:J:865:GLN:O	3:J:868:LEU:HG	0.96	1.13
2:E:323:VAL:HG21	2:E:353:LEU:HD11	1.24	1.13
2:H:64:ARG:HG3	2:H:208:GLN:HB3	1.31	1.13
2:H:224:MET:O	2:H:228:GLN:N	1.79	1.13
2:H:224:MET:O	2:H:228:GLN:HB2	0.95	1.13
2:H:229:GLU:O	2:H:231:ALA:N	1.82	1.12
2:I:310:GLN:CB	3:K:230:LEU:HD22	1.79	1.13
1:C:248:LEU:HD21	1:C:286:LEU:HD13	1.24	1.12
2:F:224:MET:O	2:F:228:GLN:CD	1.85	1.12
2:F:238:GLU:HB2	2:F:239:ASN:HB2	1.23	1.12
1:A:75:ILE:H	1:A:249:ASP:HA	1.07	1.12
2:D:56:LEU:HD11	2:D:216:VAL:HG13	1.28	1.12
2:H:178:SER:O	2:H:180:ILE:N	1.82	1.12
3:L:534:ILE:HG23	3:L:541:TYR:CZ	1.84	1.12
1:C:73:GLN:HB3	1:C:250:LEU:HB3	1.30	1.12
2:I:48:GLU:O	2:I:303:PRO:O	1.66	1.12
3:L:493:CYS:HA	3:L:497:LEU:HD12	1.15	1.12
1:B:42:LEU:HB3	1:C:293:TYR:HB3	1.22	1.11
2:E:242:ALA:HB3	2:E:260:LEU:HB3	1.16	1.11
2:F:63:TYR:HB3	2:F:64:ARG:HB2	1.32	1.11
1:A:142:GLN:HA	1:A:145:ASN:HB2	1.25	1.11
2:D:211:PRO:HB2	2:D:279:ILE:HD11	1.13	1.11
2:G:47:THR:HG21	2:G:306:ILE:HD13	1.14	1.11
2:H:184:ILE:HA	2:H:206:VAL:HG12	1.32	1.11
2:D:59:ARG:HD2	2:D:292:PHE:HA	1.28	1.11

Continued on next page...

Continued from previous page...

Atom-1	Atom-2	Interatomic distance (Å)	Clash overlap (Å)
2:E:225:ARG:HA	2:E:228:GLN:HB3	1.29	1.11
2:F:91:VAL:O	2:F:176:VAL:HB	1.50	1.11
2:G:242:ALA:HB3	2:G:260:LEU:HB3	1.16	1.11
2:F:65:ILE:HA	2:F:207:GLN:HG2	1.27	1.10
2:H:63:TYR:N	2:H:64:ARG:CB	2.11	1.10
1:B:248:LEU:HD21	1:B:286:LEU:HD13	1.23	1.10
2:D:92:SER:HA	2:D:176:VAL:HB	1.22	1.10
2:I:325:VAL:HG22	2:I:359:VAL:HA	1.33	1.10
3:L:34:GLN:HB2	3:L:333:VAL:HG11	1.33	1.10
3:L:210:GLN:CG	3:L:249:ILE:HG12	1.81	1.10
2:E:47:THR:HG22	2:E:306:ILE:HA	1.23	1.10
2:E:47:THR:CG2	2:E:306:ILE:HD13	1.80	1.10
2:H:224:MET:C	2:H:228:GLN:HB2	1.71	1.10
2:I:225:ARG:HA	2:I:228:GLN:HB3	1.29	1.10
2:D:318:ARG:HD2	3:L:270:LEU:HD11	1.34	1.10
1:C:317:GLU:OE2	1:C:321:ARG:NE	1.83	1.09
2:G:216:VAL:HB	2:G:276:LEU:HB2	1.32	1.09
1:B:317:GLU:OE2	1:B:321:ARG:NE	1.83	1.09
2:E:339:ALA:HA	2:E:349:VAL:HG22	1.16	1.09
2:H:223:MET:O	2:H:227:LYS:CB	2.00	1.09
3:L:267:LYS:O	3:L:268:ILE:HG13	1.52	1.09
1:B:364:VAL:HG21	2:E:132:LEU:HD21	1.12	1.09
2:D:174:THR:CA	2:D:175:LYS:HG2	1.83	1.09
2:D:174:THR:CB	2:D:175:LYS:HG2	1.82	1.09
2:H:64:ARG:HG2	2:H:208:GLN:CB	1.82	1.09
1:B:73:GLN:HB3	1:B:250:LEU:HB3	1.30	1.09
2:E:86:ASP:HA	2:E:183:ARG:HA	1.30	1.09
2:G:47:THR:CG2	2:G:306:ILE:HD13	1.81	1.09
2:G:225:ARG:HA	2:G:228:GLN:HB3	1.29	1.09
2:G:332:VAL:HG21	2:G:367:VAL:HG13	1.35	1.09
2:H:93:LEU:H	2:H:176:VAL:HG13	1.01	1.09
3:L:210:GLN:CB	3:L:249:ILE:CG1	2.29	1.09
2:H:54:THR:HB	2:H:297:LEU:HD11	1.32	1.09
1:A:82:ARG:HG2	1:A:239:GLN:HA	1.29	1.08
2:D:92:SER:HA	2:D:176:VAL:CB	1.83	1.08
2:D:292:PHE:CZ	3:J:734:GLU:HB3	1.87	1.08
2:I:260:LEU:HD12	2:I:297:LEU:HD11	1.26	1.08
2:D:169:ILE:HG12	2:I:99:ALA:HB1	1.33	1.08
2:E:216:VAL:HB	2:E:276:LEU:HB2	1.32	1.08
2:E:260:LEU:HD12	2:E:297:LEU:HD11	1.26	1.08
2:I:229:GLU:HA	2:I:232:ASN:HB2	1.09	1.08

Continued on next page...

Continued from previous page...

Atom-1	Atom-2	Interatomic distance (Å)	Clash overlap (Å)
1:A:159:ALA:HB2	1:B:346:GLN:HG3	1.36	1.08
2:E:47:THR:HG21	2:E:306:ILE:HD13	1.12	1.08
3:L:34:GLN:OE1	3:L:333:VAL:CG2	2.02	1.08
2:F:176:VAL:HG12	2:F:177:THR:HG22	1.30	1.08
1:A:216:ALA:HB2	1:A:404:LEU:HA	1.36	1.08
2:D:133:LEU:CD2	2:D:138:ILE:HD11	1.82	1.08
2:G:260:LEU:HD12	2:G:297:LEU:HD11	1.26	1.08
2:E:332:VAL:HG21	2:E:367:VAL:HG13	1.35	1.07
3:J:218:GLN:HB3	3:J:233:SER:HA	1.12	1.07
2:F:40:VAL:HG22	2:F:363:GLY:HA3	1.34	1.07
2:H:64:ARG:CG	2:H:208:GLN:CB	2.31	1.07
2:F:55:GLU:HG3	2:F:296:ARG:HB3	1.33	1.07
2:F:59:ARG:HD2	2:F:292:PHE:CG	1.89	1.07
2:H:223:MET:SD	2:H:274:ILE:CG2	2.43	1.07
2:I:345:ASP:O	3:K:229:GLN:NE2	1.87	1.07
2:D:59:ARG:HD3	2:D:292:PHE:HD1	1.14	1.07
2:H:60:THR:HG23	2:H:289:PRO:HA	1.31	1.07
2:H:133:LEU:HD23	2:H:138:ILE:HG12	1.34	1.07
2:I:216:VAL:HB	2:I:276:LEU:HB2	1.32	1.07
2:H:59:ARG:HG2	2:H:292:PHE:HA	1.32	1.07
2:H:238:GLU:HB2	2:H:239:ASN:HB2	1.32	1.07
2:H:63:TYR:H	2:H:64:ARG:CB	1.68	1.06
2:H:306:ILE:HG21	2:H:349:VAL:HB	1.20	1.06
2:I:236:LYS:HE2	2:I:303:PRO:HB3	1.38	1.06
3:J:218:GLN:CB	3:J:233:SER:HA	1.85	1.06
1:A:75:ILE:HB	1:A:248:LEU:O	1.53	1.06
2:H:70:PRO:HD3	2:H:203:LEU:HG	1.30	1.06
2:I:135:THR:OG1	2:I:137:TYR:CE2	2.06	1.06
2:I:241:LYS:HG3	2:I:242:ALA:HB2	1.36	1.06
1:A:75:ILE:HG21	1:A:248:LEU:HD23	1.36	1.06
1:A:75:ILE:CG2	1:A:248:LEU:HG	1.85	1.06
1:C:1:GLU:H2	1:C:193:LEU:HD23	1.08	1.06
2:E:55:GLU:HA	2:E:296:ARG:HA	1.34	1.06
2:G:47:THR:HG21	2:G:306:ILE:HA	1.16	1.06
2:E:247:ILE:HA	2:E:253:LYS:HA	1.37	1.06
2:F:80:ASN:HB2	2:F:93:LEU:HA	1.38	1.06
2:I:86:ASP:HA	2:I:183:ARG:HA	1.30	1.06
2:F:92:SER:HA	2:F:176:VAL:HB	1.37	1.05
2:F:130:GLN:HG3	2:F:133:LEU:HD12	1.39	1.05
1:C:221:LEU:O	1:C:225:GLN:N	1.88	1.05
2:F:212:ILE:HD13	2:F:287:MET:HB3	1.37	1.05

Continued on next page...

Continued from previous page...

Atom-1	Atom-2	Interatomic distance (Å)	Clash overlap (Å)
2:G:236:LYS:HE2	2:G:303:PRO:HB3	1.38	1.05
3:L:889:ALA:O	3:L:893:GLU:N	1.89	1.05
1:B:301:GLN:HA	1:B:304:GLN:OE1	1.57	1.05
1:C:301:GLN:HA	1:C:304:GLN:OE1	1.57	1.05
2:E:48:GLU:CA	2:E:304:ASN:HA	1.86	1.05
2:E:223:MET:HE1	2:E:274:ILE:HG13	1.37	1.05
1:B:11:ARG:HA	1:B:105:LEU:HD21	1.36	1.05
2:E:114:LYS:HG3	2:F:152:GLN:HG3	1.36	1.05
2:E:124:LEU:HD13	2:F:144:ASP:OD2	1.55	1.05
2:E:229:GLU:HA	2:E:232:ASN:HB2	1.09	1.05
2:G:324:LEU:HD22	2:G:360:VAL:HG11	1.38	1.05
2:I:55:GLU:HA	2:I:296:ARG:HA	1.34	1.05
2:I:332:VAL:HG21	2:I:367:VAL:HG13	1.35	1.05
1:B:221:LEU:O	1:B:225:GLN:N	1.88	1.05
2:D:220:SER:HA	2:D:274:ILE:HD11	1.07	1.05
2:E:60:THR:HA	2:E:214:VAL:HA	1.39	1.05
2:H:234:THR:HB	2:H:235:LEU:HA	1.31	1.05
3:L:210:GLN:HB3	3:L:249:ILE:HG12	1.32	1.05
1:A:75:ILE:HG21	1:A:248:LEU:HG	1.31	1.04
2:D:152:GLN:HG3	2:I:114:LYS:HG3	1.38	1.04
2:D:194:LEU:HD23	2:E:69:ARG:HD2	1.37	1.04
2:G:55:GLU:HA	2:G:296:ARG:HA	1.34	1.04
2:G:229:GLU:HA	2:G:232:ASN:HB2	1.09	1.04
2:H:80:ASN:HB2	2:H:93:LEU:HA	1.39	1.04
2:H:224:MET:O	2:H:228:GLN:CA	2.04	1.04
2:D:209:LEU:HB3	2:D:285:HIS:CD2	1.90	1.04
2:E:135:THR:OG1	2:E:137:TYR:CE2	2.07	1.04
2:F:64:ARG:HG2	2:F:208:GLN:CG	1.86	1.04
2:E:325:VAL:HG22	2:E:359:VAL:HA	1.33	1.04
2:G:48:GLU:CA	2:G:304:ASN:HA	1.86	1.04
2:G:60:THR:HA	2:G:214:VAL:HA	1.39	1.04
2:G:136:GLN:OE1	2:G:138:ILE:N	1.88	1.04
2:G:325:VAL:HG22	2:G:359:VAL:HA	1.33	1.04
2:G:362:SER:HB2	3:K:660:ASP:OD1	1.55	1.04
1:A:75:ILE:CB	1:A:248:LEU:HG	1.88	1.04
1:A:192:GLU:HA	1:A:424:SER:HA	1.40	1.04
1:B:175:LEU:HD21	1:B:427:PRO:HD3	1.40	1.04
2:E:236:LYS:HE2	2:E:303:PRO:HB3	1.38	1.04
2:E:241:LYS:HG3	2:E:242:ALA:HB2	1.36	1.04
2:I:60:THR:HA	2:I:214:VAL:HA	1.39	1.04
2:G:241:LYS:HG3	2:G:242:ALA:HB2	1.36	1.04

Continued on next page...

Continued from previous page...

Atom-1	Atom-2	Interatomic distance (Å)	Clash overlap (Å)
2:I:45:VAL:HG21	2:I:357:ASP:HB2	1.21	1.04
1:C:175:LEU:HD11	1:C:425:THR:HB	1.40	1.03
2:I:45:VAL:HG23	2:I:357:ASP:N	1.71	1.03
2:E:48:GLU:HA	2:E:304:ASN:CA	1.89	1.03
1:B:380:TYR:O	1:B:384:GLN:N	1.92	1.03
2:D:69:ARG:NH1	2:D:200:ALA:O	1.92	1.03
2:F:217:THR:HA	2:F:275:THR:HA	1.40	1.03
2:H:65:ILE:HA	2:H:207:GLN:HG2	1.35	1.03
2:I:45:VAL:HG22	2:I:357:ASP:HB2	1.40	1.03
2:I:223:MET:HE1	2:I:274:ILE:HG13	1.34	1.03
1:C:11:ARG:HA	1:C:105:LEU:HD21	1.36	1.03
1:C:175:LEU:HD21	1:C:427:PRO:HD3	1.40	1.03
2:D:174:THR:HB	2:D:175:LYS:HG2	1.36	1.03
1:A:75:ILE:CG2	1:A:248:LEU:CG	2.35	1.02
1:C:82:ARG:HG2	1:C:239:GLN:HA	1.41	1.02
2:G:134:GLY:O	2:G:136:GLN:N	1.91	1.02
3:J:820:ASN:O	3:L:168:ARG:NH2	1.91	1.02
2:D:227:LYS:NZ	2:I:285:HIS:O	1.92	1.02
2:F:63:TYR:CD1	2:F:213:TYR:CZ	2.47	1.02
2:G:90:GLY:N	2:G:178:SER:O	1.93	1.02
2:G:247:ILE:HA	2:G:253:LYS:HA	1.37	1.02
2:H:48:GLU:HB2	2:H:307:LEU:HD12	1.38	1.02
2:H:246:LEU:HD21	2:H:280:PHE:HE2	1.22	1.02
2:I:247:ILE:HA	2:I:253:LYS:HA	1.38	1.02
3:J:869:SER:O	3:J:870:GLY:O	1.75	1.02
1:A:398:LEU:O	1:A:402:SER:N	1.92	1.02
1:B:175:LEU:HD11	1:B:425:THR:HB	1.40	1.02
2:D:60:THR:CG2	2:D:291:MET:HG2	1.90	1.02
2:D:237:GLN:HB3	2:D:238:GLU:HG3	1.41	1.02
1:A:248:LEU:HD21	1:A:286:LEU:HD13	1.42	1.02
1:C:380:TYR:O	1:C:384:GLN:N	1.92	1.02
2:G:47:THR:CG2	2:G:306:ILE:CA	2.37	1.02
3:L:493:CYS:HA	3:L:497:LEU:CD1	1.90	1.02
1:B:156:ASN:O	1:B:160:GLN:N	1.93	1.01
2:D:292:PHE:HZ	3:J:734:GLU:HB3	1.23	1.01
2:I:324:LEU:HD22	2:I:360:VAL:HG11	1.38	1.01
1:A:216:ALA:HA	1:A:219:ARG:HB2	1.39	1.01
2:D:94:TYR:H	2:D:176:VAL:HG23	1.22	1.01
2:D:133:LEU:HD23	2:D:138:ILE:HD11	1.05	1.01
2:E:47:THR:CG2	2:E:306:ILE:CA	2.37	1.01
2:G:324:LEU:HD21	2:G:367:VAL:HG11	1.40	1.01

Continued on next page...

Continued from previous page...

Atom-1	Atom-2	Interatomic distance (Å)	Clash overlap (Å)
3:L:699:ARG:NH1	3:L:825:MET:SD	2.33	1.01
1:A:270:ALA:CB	1:A:274:TYR:HB2	1.90	1.01
2:D:71:GLN:H	2:D:175:LYS:NZ	1.58	1.01
2:D:209:LEU:HB3	2:D:285:HIS:NE2	1.76	1.01
1:B:82:ARG:HG2	1:B:239:GLN:HA	1.41	1.01
2:D:176:VAL:HG12	2:D:177:THR:CG2	1.91	1.01
2:E:47:THR:HG21	2:E:306:ILE:HA	1.17	1.01
2:E:90:GLY:N	2:E:178:SER:O	1.93	1.01
2:F:64:ARG:HG2	2:F:208:GLN:HB3	1.41	1.01
2:F:196:GLN:NE2	2:G:198:GLY:O	1.94	1.01
3:L:535:LEU:HA	3:L:538:THR:HG23	1.41	1.01
1:B:42:LEU:N	1:C:293:TYR:O	1.93	1.01
1:C:7:TYR:HA	1:C:109:THR:HG21	1.43	1.01
2:D:63:TYR:CB	2:D:64:ARG:HB2	1.89	1.01
2:I:45:VAL:HG23	2:I:357:ASP:C	1.79	1.01
2:I:90:GLY:N	2:I:178:SER:O	1.93	1.01
2:F:174:THR:HA	2:F:175:LYS:HD2	1.37	1.00
2:H:93:LEU:H	2:H:176:VAL:HG11	0.88	1.00
1:B:75:ILE:HG13	1:B:286:LEU:HD22	1.43	1.00
1:B:207:GLN:HB2	1:B:212:LEU:HD21	1.40	1.00
2:H:40:VAL:HG11	2:H:360:VAL:HG13	1.43	1.00
2:H:60:THR:O	2:H:290:GLY:N	1.94	1.00
1:A:75:ILE:HG12	1:A:249:ASP:C	1.79	1.00
1:C:277:SER:O	1:C:278:ASN:OD1	1.80	1.00
2:D:326:VAL:HG11	2:D:358:ARG:HD2	1.40	1.00
2:G:48:GLU:HA	2:G:304:ASN:CA	1.90	1.00
2:G:316:THR:HB	2:G:322:THR:HG21	1.44	1.00
2:H:55:GLU:HG3	2:H:296:ARG:HB3	1.40	1.00
2:I:324:LEU:HD21	2:I:367:VAL:HG11	1.40	1.00
2:D:71:GLN:H	2:D:175:LYS:HZ1	1.10	1.00
2:E:324:LEU:HD21	2:E:367:VAL:HG11	1.40	1.00
2:F:186:LYS:HD3	2:G:277:ARG:HH21	1.21	1.00
2:I:316:THR:HB	2:I:322:THR:HG21	1.44	1.00
3:L:38:ILE:CG2	3:L:671:ILE:CD1	2.27	1.00
1:C:75:ILE:HG13	1:C:286:LEU:HD22	1.43	1.00
2:E:324:LEU:HD22	2:E:360:VAL:HG11	1.38	1.00
2:F:216:VAL:O	2:F:276:LEU:N	1.94	1.00
2:I:45:VAL:CG2	2:I:357:ASP:CA	2.34	1.00
2:D:62:ALA:HB3	2:D:65:ILE:HG22	1.44	1.00
2:F:57:PRO:HB3	2:F:294:ARG:HA	1.38	1.00
2:G:45:VAL:CG2	2:G:357:ASP:HB2	1.92	1.00

Continued on next page...

Continued from previous page...

Atom-1	Atom-2	Interatomic distance (Å)	Clash overlap (Å)
1:B:151:ILE:HG13	1:B:155:GLN:HG3	1.44	0.99
1:C:156:ASN:O	1:C:160:GLN:N	1.93	0.99
2:F:71:GLN:HB3	2:F:173:TYR:CE2	1.97	0.99
3:L:38:ILE:HG22	3:L:671:ILE:HD11	1.16	0.99
1:B:44:LEU:HB2	1:C:292:ILE:HD11	1.45	0.99
1:A:278:ASN:O	1:A:279:MET:HG2	1.63	0.99
2:F:62:ALA:C	2:F:65:ILE:HG12	1.82	0.99
2:H:217:THR:HA	2:H:275:THR:HA	1.41	0.99
1:C:207:GLN:HB2	1:C:212:LEU:HD21	1.40	0.99
2:F:169:ILE:O	2:F:173:TYR:HB2	1.61	0.99
2:G:48:GLU:HA	2:G:304:ASN:HA	1.01	0.99
2:G:316:THR:N	2:G:320:ASP:O	1.95	0.99
1:C:228:LEU:O	1:C:232:LEU:N	1.96	0.99
2:G:114:LYS:HG3	2:H:152:GLN:HG3	1.43	0.99
2:D:94:TYR:H	2:D:176:VAL:CG2	1.76	0.99
3:J:178:PHE:O	3:J:287:SER:OG	1.81	0.99
1:A:347:ALA:O	1:A:350:SER:OG	1.80	0.99
1:B:7:TYR:HA	1:B:109:THR:HG21	1.43	0.99
2:D:292:PHE:HZ	3:J:734:GLU:CB	1.75	0.99
2:I:366:LYS:HD2	3:L:659:LYS:NZ	1.78	0.99
2:D:55:GLU:HA	2:D:296:ARG:HA	1.43	0.99
2:E:45:VAL:CG2	2:E:357:ASP:HB2	1.92	0.99
2:H:81:PHE:HB3	2:H:93:LEU:HD13	1.42	0.99
1:A:19:LYS:CA	1:B:314:GLU:HG3	1.92	0.98
2:H:176:VAL:HA	2:H:177:THR:CG2	1.93	0.98
1:A:55:ARG:O	1:A:58:ASN:N	1.94	0.98
2:H:218:GLN:HG2	2:H:223:MET:HG3	1.42	0.98
1:C:151:ILE:HD12	1:C:154:VAL:HB	1.45	0.98
2:G:59:ARG:HA	2:G:292:PHE:HB3	1.46	0.98
2:H:169:ILE:O	2:H:173:TYR:HB2	1.63	0.98
2:I:45:VAL:CG2	2:I:357:ASP:N	2.25	0.98
2:F:122:ALA:O	2:F:125:THR:OG1	1.82	0.98
2:H:63:TYR:H	2:H:64:ARG:HB3	1.28	0.98
2:I:316:THR:N	2:I:320:ASP:O	1.95	0.98
2:E:139:SER:HB3	2:E:142:GLU:HG3	1.46	0.98
2:G:44:THR:HA	2:G:358:ARG:HA	1.44	0.98
1:B:117:LEU:O	1:B:121:ASP:N	1.96	0.98
3:L:151:GLN:NE2	3:L:279:ALA:O	1.97	0.98
2:F:111:ASP:HA	2:F:114:LYS:HB3	1.45	0.98
1:B:151:ILE:HD12	1:B:154:VAL:HB	1.45	0.97
1:B:228:LEU:O	1:B:232:LEU:N	1.96	0.97

Continued on next page...

Continued from previous page...

Atom-1	Atom-2	Interatomic distance (Å)	Clash overlap (Å)
2:D:40:VAL:HG13	2:D:363:GLY:H	1.26	0.97
2:D:116:GLN:O	2:D:120:ASN:N	1.97	0.97
2:E:44:THR:HA	2:E:358:ARG:HA	1.44	0.97
2:D:292:PHE:CZ	3:J:734:GLU:CG	2.47	0.97
2:E:225:ARG:O	2:E:229:GLU:N	1.97	0.97
1:B:49:THR:HB	1:B:64:ALA:HB3	1.46	0.97
2:D:332:VAL:HG23	2:D:369:PRO:HA	1.46	0.97
2:E:316:THR:N	2:E:320:ASP:O	1.95	0.97
1:C:117:LEU:O	1:C:121:ASP:N	1.96	0.97
1:C:151:ILE:HG13	1:C:155:GLN:HG3	1.44	0.97
2:I:225:ARG:O	2:I:229:GLU:N	1.97	0.97
2:E:315:ARG:HB2	3:J:725:PRO:HG3	1.45	0.97
2:I:57:PRO:HG2	3:L:194:ASN:HD22	1.27	0.97
2:D:196:GLN:NE2	2:E:198:GLY:O	1.97	0.97
2:H:297:LEU:HD13	2:H:299:GLU:HG3	1.44	0.97
2:E:316:THR:HB	2:E:322:THR:HG21	1.44	0.97
2:G:237:GLN:HG2	2:G:239:ASN:H	1.27	0.97
1:A:75:ILE:HG12	1:A:249:ASP:CA	1.94	0.97
2:E:188:ASN:ND2	2:E:202:ALA:O	1.98	0.97
2:H:91:VAL:O	2:H:176:VAL:HB	1.15	0.97
2:F:59:ARG:CD	2:F:292:PHE:HB2	1.94	0.97
2:F:63:TYR:CB	2:F:64:ARG:HB2	1.93	0.97
2:G:363:GLY:N	3:K:660:ASP:OD1	1.96	0.97
2:G:188:ASN:ND2	2:G:202:ALA:O	1.98	0.97
1:C:344:TYR:HA	1:C:347:ALA:HB3	1.46	0.96
2:I:39:ALA:HA	2:I:374:LYS:HB2	1.47	0.96
1:A:76:PHE:N	1:A:248:LEU:O	1.98	0.96
1:C:315:GLN:HA	1:C:318:SER:HB2	1.48	0.96
2:E:47:THR:HG21	2:E:306:ILE:CA	1.94	0.96
2:G:39:ALA:HA	2:G:374:LYS:HB2	1.47	0.96
3:L:637:ARG:O	3:L:643:LYS:NZ	1.98	0.96
1:A:75:ILE:CB	1:A:248:LEU:C	2.33	0.96
2:E:48:GLU:HA	2:E:304:ASN:HA	1.00	0.96
2:F:176:VAL:HG12	2:F:177:THR:CG2	1.95	0.96
2:H:288:MET:HG2	2:I:265:VAL:HG13	1.48	0.96
2:I:337:ILE:HD12	2:I:349:VAL:HG11	1.47	0.96
2:G:196:GLN:N	2:G:199:GLN:OE1	1.99	0.96
2:I:188:ASN:ND2	2:I:202:ALA:O	1.98	0.96
1:B:46:ALA:N	1:C:288:PHE:O	1.98	0.96
1:B:344:TYR:HA	1:B:347:ALA:HB3	1.46	0.96
1:C:143:ARG:CZ	1:C:148:LEU:HB3	1.94	0.96

Continued on next page...

Continued from previous page...

Atom-1	Atom-2	Interatomic distance (Å)	Clash overlap (Å)
1:B:60:ILE:HG13	1:B:265:LYS:HD2	1.47	0.96
2:H:189:VAL:HG23	2:H:193:ALA:HB3	1.47	0.96
1:A:221:LEU:O	1:A:225:GLN:N	1.99	0.96
2:E:39:ALA:HA	2:E:374:LYS:HB2	1.47	0.96
2:G:225:ARG:O	2:G:229:GLU:N	1.97	0.96
2:D:292:PHE:HZ	3:J:734:GLU:CG	1.79	0.96
2:G:139:SER:HB3	2:G:142:GLU:HG3	1.46	0.96
2:I:196:GLN:N	2:I:199:GLN:OE1	1.99	0.96
1:A:157:ALA:HA	1:A:160:GLN:HB2	1.46	0.95
2:G:47:THR:HG21	2:G:306:ILE:CA	1.93	0.95
2:I:59:ARG:HA	2:I:292:PHE:HB3	1.46	0.95
3:J:193:LEU:O	3:J:197:GLN:N	1.98	0.95
3:L:507:GLU:HG2	3:L:518:ARG:HG2	1.47	0.95
1:A:75:ILE:CA	1:A:248:LEU:O	2.14	0.95
3:K:540:ARG:NH1	4:O:37:SER:C	2.19	0.95
1:B:315:GLN:HA	1:B:318:SER:HB2	1.47	0.95
1:C:171:ALA:O	1:C:175:LEU:N	1.99	0.95
1:C:213:LEU:HB2	1:C:327:VAL:HG11	1.47	0.95
2:D:59:ARG:HD3	2:D:292:PHE:CD1	2.02	0.95
2:D:174:THR:HA	2:D:175:LYS:CG	1.96	0.95
2:F:60:THR:HG21	2:F:291:MET:HG2	1.47	0.95
3:L:541:TYR:OH	4:N:37:SER:OG	1.84	0.95
1:A:292:ILE:HD11	1:C:44:LEU:HB2	1.47	0.95
2:E:59:ARG:HA	2:E:292:PHE:HB3	1.46	0.95
2:E:237:GLN:HG2	2:E:239:ASN:H	1.27	0.95
2:F:267:VAL:HG22	2:F:274:ILE:HD11	1.47	0.95
2:F:326:VAL:HG12	2:F:358:ARG:HB2	1.47	0.95
3:J:254:ASN:ND2	3:J:258:SER:OG	1.99	0.95
3:L:254:ASN:ND2	3:L:258:SER:OG	1.99	0.95
1:B:216:ALA:HB2	1:B:404:LEU:HA	1.48	0.95
2:H:216:VAL:O	2:H:276:LEU:N	1.98	0.95
2:I:237:GLN:HG2	2:I:239:ASN:H	1.27	0.95
1:A:75:ILE:HG13	1:A:286:LEU:HD22	1.47	0.95
1:B:143:ARG:CZ	1:B:148:LEU:HB3	1.94	0.95
1:C:49:THR:HB	1:C:64:ALA:HB3	1.47	0.95
1:B:75:ILE:H	1:B:249:ASP:HA	1.31	0.95
2:E:129:TYR:HA	2:E:132:LEU:HB2	1.49	0.95
1:C:246:PRO:HD3	1:C:290:LEU:HD13	1.47	0.95
1:A:75:ILE:CB	1:A:248:LEU:O	2.14	0.95
1:C:216:ALA:HB2	1:C:404:LEU:HA	1.49	0.95
2:D:148:ALA:O	2:D:152:GLN:N	1.99	0.95

Continued on next page...

Continued from previous page...

Atom-1	Atom-2	Interatomic distance (Å)	Clash overlap (Å)
2:F:70:PRO:HD3	2:F:203:LEU:HG	1.49	0.95
1:A:303:LYS:HA	1:A:306:GLN:HB2	1.47	0.94
2:E:196:GLN:N	2:E:199:GLN:OE1	1.99	0.94
2:F:62:ALA:CA	2:F:65:ILE:HG12	1.91	0.94
2:F:237:GLN:HG3	2:F:238:GLU:HA	1.47	0.94
1:B:55:ARG:O	1:B:58:ASN:N	2.00	0.94
2:D:71:GLN:HB3	2:D:173:TYR:CE2	2.01	0.94
2:E:248:THR:O	2:E:294:ARG:NH2	2.00	0.94
2:G:229:GLU:CA	2:G:232:ASN:HB2	1.97	0.94
2:G:337:ILE:HD12	2:G:349:VAL:HG11	1.47	0.94
2:I:40:VAL:HG22	3:L:659:LYS:HZ1	1.31	0.94
2:D:61:SER:N	2:D:213:TYR:O	2.00	0.94
2:F:268:ASP:HB3	2:F:273:SER:H	1.30	0.94
2:I:139:SER:HB3	2:I:142:GLU:HG3	1.46	0.94
1:A:120:ILE:HG21	1:A:423:VAL:HG21	1.49	0.94
1:B:171:ALA:O	1:B:175:LEU:N	1.99	0.94
2:D:66:ALA:O	2:D:205:THR:HG23	1.66	0.94
2:G:362:SER:HB2	3:K:660:ASP:CG	1.86	0.94
2:H:222:ASP:O	2:H:226:LEU:HD13	1.67	0.94
2:H:326:VAL:HG12	2:H:358:ARG:HB2	1.45	0.94
2:D:238:GLU:H	2:D:239:ASN:HB2	1.29	0.94
1:B:246:PRO:HD3	1:B:290:LEU:HD13	1.48	0.94
1:C:60:ILE:HG13	1:C:265:LYS:HD2	1.48	0.94
2:G:42:VAL:N	2:G:376:GLN:O	2.01	0.94
2:H:42:VAL:HG11	2:H:358:ARG:HB3	1.50	0.94
1:B:103:GLN:O	1:B:107:LEU:N	2.01	0.94
2:E:55:GLU:HB3	2:E:296:ARG:HG3	1.49	0.94
2:I:229:GLU:HA	2:I:232:ASN:CB	1.98	0.94
3:L:151:GLN:O	3:L:155:SER:OG	1.85	0.94
1:A:323:VAL:O	1:A:327:VAL:HG23	1.68	0.94
1:C:55:ARG:O	1:C:58:ASN:N	2.00	0.94
2:D:80:ASN:HB2	2:D:93:LEU:HA	1.50	0.94
2:D:191:GLU:HB2	2:E:64:ARG:HD3	1.50	0.94
3:J:218:GLN:HB3	3:J:233:SER:CA	1.98	0.94
1:A:212:LEU:HB3	1:A:404:LEU:HD21	1.48	0.93
1:C:75:ILE:H	1:C:249:ASP:HA	1.31	0.93
2:D:89:ALA:HA	2:D:177:THR:OG1	1.66	0.93
2:I:248:THR:O	2:I:294:ARG:NH2	2.00	0.93
3:L:493:CYS:CA	3:L:497:LEU:HD12	1.98	0.93
2:E:229:GLU:CA	2:E:232:ASN:HB2	1.97	0.93
2:F:92:SER:OG	2:F:175:LYS:N	2.00	0.93

Continued on next page...

Continued from previous page...

Atom-1	Atom-2	Interatomic distance (Å)	Clash overlap (Å)
2:F:263:SER:HA	2:F:276:LEU:HD22	1.51	0.93
2:F:310:GLN:HG2	2:F:347:TRP:NE1	1.82	0.93
1:A:223:LEU:HD22	1:A:323:VAL:HG11	1.47	0.93
1:B:213:LEU:HB2	1:B:327:VAL:HG11	1.48	0.93
2:G:124:LEU:HD13	2:H:144:ASP:OD2	1.67	0.93
2:G:248:THR:O	2:G:294:ARG:NH2	2.00	0.93
3:K:223:PRO:O	3:L:780:ARG:NH2	2.00	0.93
1:C:7:TYR:CE2	1:C:11:ARG:HD3	2.03	0.93
2:D:60:THR:HA	2:D:214:VAL:HA	1.48	0.93
1:B:65:THR:OG1	1:B:258:ASP:O	1.87	0.93
2:G:282:ASN:ND2	2:G:287:MET:HB2	1.83	0.93
2:I:337:ILE:HG22	2:I:352:GLY:HA3	1.50	0.93
3:L:36:PRO:O	3:L:38:ILE:N	2.00	0.93
2:I:55:GLU:HB3	2:I:296:ARG:HG3	1.49	0.93
2:I:229:GLU:CA	2:I:232:ASN:HB2	1.97	0.93
2:E:42:VAL:N	2:E:376:GLN:O	2.01	0.93
2:E:89:ALA:N	2:E:181:SER:OG	2.01	0.93
2:F:59:ARG:HD2	2:F:292:PHE:CB	1.99	0.93
1:B:246:PRO:HB3	1:B:290:LEU:HB2	1.50	0.93
2:E:365:GLN:OE1	3:J:660:ASP:HA	1.69	0.93
1:B:113:TYR:OH	1:B:194:ALA:O	1.87	0.92
2:D:326:VAL:HG12	2:D:358:ARG:HB2	1.49	0.92
2:I:89:ALA:N	2:I:181:SER:OG	2.01	0.92
1:C:24:ARG:HD3	1:C:98:TYR:CB	1.99	0.92
2:I:45:VAL:CG2	2:I:357:ASP:H	1.82	0.92
1:A:78:MET:O	1:A:82:ARG:N	2.03	0.92
1:C:113:TYR:OH	1:C:194:ALA:O	1.87	0.92
2:I:45:VAL:HG23	2:I:357:ASP:O	1.69	0.92
3:L:267:LYS:O	3:L:268:ILE:CG1	2.18	0.92
1:B:82:ARG:NE	1:B:242:ASP:OD2	2.02	0.92
1:C:103:GLN:O	1:C:107:LEU:N	2.01	0.92
2:D:209:LEU:CB	2:D:285:HIS:NE2	2.29	0.92
2:F:80:ASN:HB2	2:F:93:LEU:CA	1.99	0.92
2:F:92:SER:HA	2:F:176:VAL:CB	1.98	0.92
1:C:357:ALA:O	1:C:367:ARG:NH2	2.03	0.92
2:E:337:ILE:HD12	2:E:349:VAL:HG11	1.47	0.92
2:F:308:VAL:O	2:F:347:TRP:N	2.02	0.92
2:H:56:LEU:HD11	2:H:216:VAL:HG13	1.51	0.92
2:I:69:ARG:NH1	2:I:199:GLN:O	2.02	0.92
1:B:101:ASP:HA	1:B:104:THR:HB	1.49	0.92
2:E:229:GLU:HA	2:E:232:ASN:CB	1.98	0.92

Continued on next page...

Continued from previous page...

Atom-1	Atom-2	Interatomic distance (Å)	Clash overlap (Å)
2:D:63:TYR:CD1	2:D:213:TYR:CE2	2.47	0.92
2:G:55:GLU:HB3	2:G:296:ARG:HG3	1.49	0.92
2:G:89:ALA:N	2:G:181:SER:OG	2.01	0.92
3:J:256:ASP:OD1	3:J:258:SER:N	2.02	0.92
3:J:890:ALA:HB2	3:L:14:VAL:HG11	1.51	0.92
1:A:142:GLN:HA	1:A:145:ASN:CB	1.99	0.92
1:C:65:THR:OG1	1:C:258:ASP:O	1.87	0.92
1:C:101:ASP:HA	1:C:104:THR:HB	1.49	0.92
1:C:246:PRO:HB3	1:C:290:LEU:HB2	1.50	0.92
2:E:260:LEU:CD1	2:E:297:LEU:HD11	2.00	0.92
2:H:223:MET:O	2:H:227:LYS:HB2	1.68	0.92
2:I:319:GLY:HA2	3:L:809:TRP:HB2	1.52	0.92
1:A:309:PHE:O	1:A:313:SER:N	2.02	0.92
1:C:82:ARG:NE	1:C:242:ASP:OD2	2.01	0.92
2:E:69:ARG:NH1	2:E:199:GLN:O	2.02	0.92
3:L:38:ILE:HG21	3:L:671:ILE:HD11	1.49	0.91
2:G:244:VAL:HG23	2:G:260:LEU:HB2	1.52	0.91
2:I:42:VAL:N	2:I:376:GLN:O	2.01	0.91
1:A:82:ARG:HG2	1:A:239:GLN:CA	2.01	0.91
1:A:335:ASN:HA	1:A:338:ILE:HD12	1.50	0.91
1:B:24:ARG:HD3	1:B:98:TYR:CB	1.99	0.91
2:D:92:SER:CA	2:D:176:VAL:HB	2.00	0.91
2:E:244:VAL:HG23	2:E:260:LEU:HB2	1.52	0.91
2:F:90:GLY:N	2:F:177:THR:OG1	2.02	0.91
2:H:61:SER:O	2:H:213:TYR:N	2.03	0.91
1:B:7:TYR:CE2	1:B:11:ARG:HD3	2.03	0.91
2:D:65:ILE:HG13	2:I:190:THR:CG2	2.01	0.91
2:E:234:THR:OG1	2:E:235:LEU:HA	1.70	0.91
1:A:151:ILE:O	1:A:155:GLN:N	2.02	0.91
1:B:315:GLN:O	1:B:319:ALA:N	2.04	0.91
1:B:357:ALA:O	1:B:367:ARG:NH2	2.03	0.91
2:F:40:VAL:HG13	2:F:363:GLY:H	1.35	0.91
2:H:61:SER:N	2:H:213:TYR:O	2.02	0.91
2:I:234:THR:OG1	2:I:235:LEU:HA	1.70	0.91
1:A:258:ASP:HA	1:A:278:ASN:HA	1.52	0.91
3:L:34:GLN:OE1	3:L:333:VAL:HG22	1.66	0.91
2:G:69:ARG:NH1	2:G:199:GLN:O	2.02	0.91
2:G:337:ILE:HG22	2:G:352:GLY:HA3	1.50	0.91
2:H:80:ASN:N	2:H:93:LEU:O	2.03	0.91
2:I:310:GLN:CB	3:K:230:LEU:CD2	2.41	0.91
1:C:251:THR:N	1:C:285:GLY:O	2.04	0.91

Continued on next page...

Continued from previous page...

Atom-1	Atom-2	Interatomic distance (Å)	Clash overlap (Å)
2:I:260:LEU:CD1	2:I:297:LEU:HD11	2.00	0.91
3:K:220:GLY:C	3:K:231:ASN:OD1	2.08	0.91
3:L:791:VAL:O	3:L:799:VAL:N	2.02	0.91
2:G:260:LEU:CD1	2:G:297:LEU:HD11	2.00	0.91
2:H:64:ARG:HG2	2:H:208:GLN:HB3	0.93	0.91
2:I:244:VAL:HG23	2:I:260:LEU:HB2	1.52	0.91
1:A:73:GLN:H	1:A:250:LEU:HB3	1.32	0.91
1:A:382:ALA:O	1:A:386:LEU:N	2.03	0.91
2:G:234:THR:OG1	2:G:235:LEU:HA	1.70	0.91
2:H:237:GLN:HG3	2:H:238:GLU:HA	1.51	0.91
3:K:261:LEU:HB2	3:K:264:ASP:OD2	1.70	0.91
1:B:40:PRO:HB3	1:B:71:LEU:HD21	1.54	0.90
2:D:332:VAL:O	2:D:370:GLY:N	2.04	0.90
2:E:337:ILE:HG22	2:E:352:GLY:HA3	1.50	0.90
2:F:42:VAL:HG11	2:F:358:ARG:HB3	1.52	0.90
2:H:77:LEU:HB3	2:H:95:GLN:HB3	1.52	0.90
2:H:310:GLN:HA	2:H:347:TRP:HE1	1.34	0.90
1:A:116:VAL:HA	1:A:178:ALA:HB1	1.54	0.90
1:B:251:THR:N	1:B:285:GLY:O	2.04	0.90
1:C:93:ILE:HD11	1:C:229:SER:HA	1.53	0.90
1:C:315:GLN:O	1:C:319:ALA:N	2.04	0.90
3:K:228:GLN:HE21	3:K:230:LEU:H	1.19	0.90
1:A:321:ARG:O	1:A:325:GLN:N	2.05	0.90
1:B:297:MET:O	1:B:301:GLN:HG3	1.70	0.90
2:D:176:VAL:CG1	2:D:177:THR:HG22	2.01	0.90
1:A:172:ARG:O	1:A:175:LEU:HB3	1.72	0.90
1:A:372:VAL:O	1:A:376:THR:N	2.03	0.90
2:D:45:VAL:O	2:D:356:GLY:N	2.04	0.90
2:D:73:SER:OG	2:D:197:ASN:N	2.03	0.90
2:F:64:ARG:CG	2:F:208:GLN:CG	2.47	0.90
2:G:235:LEU:O	2:G:236:LYS:HG3	1.72	0.90
2:I:314:THR:O	2:I:322:THR:OG1	1.89	0.90
1:A:257:SER:O	1:A:279:MET:N	2.04	0.90
1:C:297:MET:O	1:C:301:GLN:HG3	1.70	0.90
1:C:321:ARG:O	1:C:325:GLN:N	2.05	0.90
2:G:310:GLN:HG2	2:G:347:TRP:CD1	2.07	0.90
2:I:225:ARG:CA	2:I:228:GLN:HB3	2.01	0.90
2:I:310:GLN:HB2	3:K:229:GLN:NE2	1.87	0.90
1:A:117:LEU:HD23	1:A:120:ILE:HD12	1.51	0.90
2:D:56:LEU:HD11	2:D:216:VAL:CG1	2.00	0.90
2:G:229:GLU:HA	2:G:232:ASN:CB	1.98	0.90

Continued on next page...

Continued from previous page...

Atom-1	Atom-2	Interatomic distance (Å)	Clash overlap (Å)
3:J:223:PRO:O	3:K:780:ARG:NH1	2.03	0.90
3:K:210:GLN:NE2	3:L:733:GLN:OE1	2.04	0.90
2:D:174:THR:HG22	2:D:175:LYS:HD3	1.52	0.90
3:L:34:GLN:CB	3:L:333:VAL:HG11	1.90	0.90
1:B:93:ILE:HD11	1:B:229:SER:HA	1.53	0.90
1:B:347:ALA:O	1:B:350:SER:OG	1.89	0.90
2:E:310:GLN:HG2	2:E:347:TRP:CD1	2.07	0.90
2:F:59:ARG:HG2	3:J:256:ASP:O	1.72	0.90
2:G:56:LEU:O	2:G:295:ALA:N	2.05	0.90
2:I:139:SER:N	2:I:142:GLU:OE1	2.05	0.90
2:I:247:ILE:HD13	2:I:296:ARG:HH22	1.36	0.90
2:I:249:SER:HA	2:I:294:ARG:HH12	1.37	0.90
1:B:49:THR:HB	1:B:64:ALA:CB	2.02	0.89
2:H:76:ILE:HG13	2:H:189:VAL:HG21	1.53	0.89
3:L:426:PRO:HA	3:L:499:PRO:HB3	1.52	0.89
1:A:247:THR:N	1:A:289:SER:O	2.05	0.89
1:B:68:SER:HA	1:B:255:GLY:HA3	1.54	0.89
1:B:364:VAL:CG2	2:E:132:LEU:HD21	2.02	0.89
2:D:211:PRO:HB2	2:D:279:ILE:CD1	2.02	0.89
2:F:59:ARG:NE	2:F:292:PHE:HB2	1.87	0.89
2:F:301:LEU:HG	2:F:303:PRO:HG2	1.54	0.89
2:G:242:ALA:CB	2:G:260:LEU:HB3	2.02	0.89
3:K:846:GLN:O	3:K:849:SER:OG	1.90	0.89
2:E:315:ARG:NH2	2:E:339:ALA:HB3	1.88	0.89
2:D:236:LYS:O	2:D:237:GLN:OE1	1.90	0.89
2:E:54:THR:O	2:E:297:LEU:N	2.05	0.89
2:G:111:ASP:O	2:G:115:ALA:N	2.05	0.89
2:G:314:THR:O	2:G:322:THR:OG1	1.89	0.89
1:C:68:SER:HA	1:C:255:GLY:HA3	1.54	0.89
1:C:347:ALA:O	1:C:350:SER:OG	1.89	0.89
2:E:249:SER:HA	2:E:294:ARG:HH12	1.37	0.89
2:G:139:SER:N	2:G:142:GLU:OE1	2.05	0.89
2:G:249:SER:HA	2:G:294:ARG:HH12	1.37	0.89
2:I:54:THR:O	2:I:297:LEU:N	2.05	0.89
3:L:151:GLN:NE2	3:L:286:ALA:O	2.04	0.89
1:A:75:ILE:CG2	1:A:248:LEU:HD23	2.01	0.89
2:E:225:ARG:CA	2:E:228:GLN:HB3	2.01	0.89
2:E:247:ILE:HD13	2:E:296:ARG:HH22	1.37	0.89
2:F:59:ARG:CD	2:F:292:PHE:CB	2.51	0.89
2:D:71:GLN:HB3	2:D:173:TYR:HE2	1.33	0.89
2:F:59:ARG:HD3	2:F:292:PHE:CD1	2.06	0.89

Continued on next page...

Continued from previous page...

Atom-1	Atom-2	Interatomic distance (Å)	Clash overlap (Å)
2:F:111:ASP:O	2:F:115:ALA:N	2.05	0.89
3:L:38:ILE:HG22	3:L:671:ILE:HD13	1.54	0.89
1:C:40:PRO:HB3	1:C:71:LEU:HD21	1.54	0.89
1:C:172:ARG:O	1:C:175:LEU:HB3	1.73	0.89
2:E:235:LEU:O	2:E:236:LYS:HG3	1.72	0.89
2:F:64:ARG:HG3	2:F:208:GLN:HB2	1.54	0.89
2:G:54:THR:O	2:G:297:LEU:N	2.05	0.89
2:G:225:ARG:CA	2:G:228:GLN:HB3	2.01	0.89
2:G:291:MET:HE1	2:H:224:MET:CE	2.02	0.89
2:I:315:ARG:NH2	2:I:339:ALA:HB3	1.88	0.89
1:B:46:ALA:O	1:C:288:PHE:N	2.06	0.89
2:F:248:THR:HG22	2:F:252:ILE:O	1.73	0.89
2:H:42:VAL:N	2:H:376:GLN:O	2.04	0.89
2:I:324:LEU:HD22	2:I:360:VAL:CG1	2.03	0.89
1:C:49:THR:HB	1:C:64:ALA:CB	2.02	0.89
1:C:216:ALA:HA	1:C:219:ARG:HB2	1.54	0.89
2:E:57:PRO:HA	2:E:294:ARG:HA	1.54	0.89
2:E:324:LEU:HD22	2:E:360:VAL:CG1	2.03	0.89
2:D:194:LEU:HD12	2:D:195:VAL:H	1.37	0.88
2:D:294:ARG:NH2	3:J:732:ASP:OD1	2.05	0.88
2:E:314:THR:O	2:E:322:THR:OG1	1.89	0.88
2:G:247:ILE:HD13	2:G:296:ARG:HH22	1.36	0.88
2:H:80:ASN:HB2	2:H:93:LEU:CA	2.03	0.88
2:I:56:LEU:O	2:I:295:ALA:N	2.05	0.88
1:A:398:LEU:HG	1:A:407:LEU:HD11	1.55	0.88
1:B:341:ILE:HG22	1:B:345:LYS:HE3	1.55	0.88
2:D:292:PHE:CZ	3:J:734:GLU:CB	2.52	0.88
2:F:64:ARG:HB3	2:F:208:GLN:O	1.73	0.88
2:H:237:GLN:HG3	2:H:238:GLU:HG3	1.54	0.88
2:I:111:ASP:O	2:I:115:ALA:N	2.05	0.88
1:A:303:LYS:O	1:A:307:TYR:N	2.05	0.88
1:B:216:ALA:HA	1:B:219:ARG:HB2	1.54	0.88
1:C:223:LEU:HD22	1:C:323:VAL:HG11	1.54	0.88
2:E:111:ASP:O	2:E:115:ALA:N	2.05	0.88
2:E:282:ASN:ND2	2:E:287:MET:HB2	1.88	0.88
3:K:253:VAL:O	3:L:737:GLN:NE2	2.06	0.88
1:C:341:ILE:HG22	1:C:345:LYS:HE3	1.55	0.88
2:D:189:VAL:HG11	2:D:203:LEU:HD22	1.54	0.88
2:E:56:LEU:O	2:E:295:ALA:N	2.05	0.88
2:F:62:ALA:C	2:F:65:ILE:CG1	2.42	0.88
2:I:235:LEU:O	2:I:236:LYS:HG3	1.72	0.88

Continued on next page...

Continued from previous page...

Atom-1	Atom-2	Interatomic distance (Å)	Clash overlap (Å)
2:I:242:ALA:CB	2:I:260:LEU:HB3	2.02	0.88
2:I:310:GLN:HG2	2:I:347:TRP:CD1	2.07	0.88
1:A:204:ASP:HB2	1:A:393:TYR:OH	1.71	0.88
1:B:228:LEU:HA	1:B:231:ASP:HB3	1.55	0.88
1:C:174:ASN:HA	1:C:177:ASN:HB2	1.54	0.88
2:D:128:ARG:HH22	2:E:140:LYS:HG2	1.39	0.88
2:G:325:VAL:CG2	2:G:359:VAL:HA	2.04	0.88
2:I:325:VAL:CG2	2:I:359:VAL:HA	2.04	0.88
1:B:223:LEU:HD22	1:B:323:VAL:HG11	1.54	0.88
2:E:139:SER:N	2:E:142:GLU:OE1	2.05	0.88
2:E:235:LEU:HD23	2:E:300:GLY:HA3	1.56	0.88
2:G:57:PRO:HA	2:G:294:ARG:HA	1.54	0.88
2:G:235:LEU:HD23	2:G:300:GLY:HA3	1.56	0.88
2:I:345:ASP:HB2	3:K:229:GLN:OE1	1.74	0.88
3:L:187:TRP:O	3:L:266:ALA:CB	2.19	0.88
1:B:172:ARG:O	1:B:175:LEU:HB3	1.73	0.88
1:C:83:ALA:HA	1:C:86:LEU:HD12	1.55	0.88
2:D:41:GLY:N	2:D:362:SER:OG	2.05	0.88
2:G:315:ARG:NH2	2:G:339:ALA:HB3	1.88	0.88
2:H:55:GLU:CG	2:H:296:ARG:HB3	2.03	0.88
2:I:45:VAL:HG23	2:I:357:ASP:CB	1.86	0.88
3:K:818:ARG:NH1	3:K:821:GLY:O	2.05	0.88
1:B:83:ALA:HA	1:B:86:LEU:HD12	1.55	0.88
1:A:103:GLN:HA	1:A:106:ILE:HB	1.54	0.88
1:C:125:TYR:HB2	1:C:384:GLN:CG	2.03	0.88
2:D:213:TYR:HB3	2:D:277:ARG:HH11	1.38	0.88
2:G:324:LEU:HD22	2:G:360:VAL:CG1	2.03	0.88
1:A:228:LEU:O	1:A:232:LEU:N	2.06	0.88
2:F:238:GLU:CB	2:F:239:ASN:HB2	2.03	0.88
2:H:73:SER:OG	2:H:197:ASN:N	2.06	0.88
2:H:238:GLU:HB2	2:H:239:ASN:CB	2.04	0.88
1:A:183:ARG:O	1:A:187:GLY:N	2.07	0.87
1:B:10:ALA:HB2	1:B:186:THR:HG22	1.57	0.87
1:B:166:ALA:HA	1:C:339:SER:OG	1.74	0.87
1:B:297:MET:HG2	1:B:301:GLN:NE2	1.89	0.87
2:G:223:MET:HA	2:G:226:LEU:HD13	1.56	0.87
2:H:64:ARG:HG3	2:H:208:GLN:CB	1.99	0.87
1:A:194:ALA:HA	1:A:422:PRO:HA	1.56	0.87
1:B:125:TYR:HB2	1:B:384:GLN:CG	2.04	0.87
1:B:321:ARG:O	1:B:325:GLN:N	2.05	0.87
2:D:60:THR:HG23	2:D:289:PRO:HA	1.57	0.87

Continued on next page...

Continued from previous page...

Atom-1	Atom-2	Interatomic distance (Å)	Clash overlap (Å)
2:H:45:VAL:N	2:H:357:ASP:O	2.07	0.87
3:L:427:PRO:HG3	3:L:498:LYS:C	1.94	0.87
1:B:174:ASN:HA	1:B:177:ASN:HB2	1.54	0.87
2:D:326:VAL:CG1	2:D:358:ARG:HB2	2.05	0.87
2:F:59:ARG:CD	2:F:292:PHE:CG	2.55	0.87
1:A:302:VAL:O	1:A:306:GLN:N	2.07	0.87
1:C:133:ILE:HG21	1:C:164:VAL:HG21	1.57	0.87
2:D:292:PHE:CE1	3:J:734:GLU:HG2	2.10	0.87
3:L:427:PRO:HD3	3:L:499:PRO:CA	2.04	0.87
1:A:93:ILE:HD11	1:A:229:SER:HA	1.55	0.87
1:A:103:GLN:O	1:A:107:LEU:N	2.07	0.87
2:F:187:SER:OG	2:F:189:VAL:O	1.92	0.87
3:K:686:ASP:OD2	3:K:690:LEU:N	2.08	0.87
1:A:321:ARG:NH1	1:C:184:GLN:O	2.08	0.87
1:A:391:TYR:O	1:A:395:ILE:HG12	1.74	0.87
2:E:325:VAL:CG2	2:E:359:VAL:HA	2.04	0.87
3:L:513:PHE:O	3:L:517:ASN:N	2.08	0.87
1:C:297:MET:HG2	1:C:301:GLN:NE2	1.89	0.87
2:D:343:ILE:N	2:D:346:LYS:O	2.06	0.87
2:F:130:GLN:HA	2:F:133:LEU:HG	1.57	0.87
2:I:235:LEU:HD23	2:I:300:GLY:HA3	1.56	0.87
2:E:149:ASP:HA	2:E:152:GLN:HG2	1.57	0.87
2:F:81:PHE:HB3	2:F:93:LEU:CD1	2.05	0.87
2:F:130:GLN:HG3	2:F:133:LEU:CD1	2.05	0.87
2:H:288:MET:HG2	2:I:265:VAL:CG1	2.04	0.87
1:A:148:LEU:HD23	2:E:141:GLN:HB2	1.57	0.87
2:E:40:VAL:N	2:E:374:LYS:O	2.08	0.87
2:F:63:TYR:HD1	2:F:213:TYR:CZ	1.92	0.87
1:A:357:ALA:O	1:A:367:ARG:NH2	2.08	0.86
1:B:76:PHE:N	1:B:248:LEU:O	2.08	0.86
2:D:217:THR:HG21	3:L:258:SER:HA	1.57	0.86
2:I:57:PRO:HA	2:I:294:ARG:HA	1.54	0.86
1:C:132:ALA:HA	1:C:373:LEU:HB3	1.57	0.86
2:D:80:ASN:HB2	2:D:93:LEU:CA	2.06	0.86
2:E:242:ALA:CB	2:E:260:LEU:HB3	2.02	0.86
2:I:40:VAL:N	2:I:374:LYS:O	2.08	0.86
1:A:170:THR:HG22	1:B:336:ALA:HB1	1.55	0.86
1:C:228:LEU:HA	1:C:231:ASP:HB3	1.55	0.86
2:D:76:ILE:HD11	2:D:195:VAL:HG11	1.58	0.86
2:E:60:THR:CG2	2:E:291:MET:HG2	2.05	0.86
2:F:90:GLY:HA2	2:F:177:THR:H	1.40	0.86

Continued on next page...

Continued from previous page...

Atom-1	Atom-2	Interatomic distance (Å)	Clash overlap (Å)
2:F:237:GLN:CG	2:F:238:GLU:HA	2.04	0.86
2:G:149:ASP:HA	2:G:152:GLN:HG2	1.57	0.86
2:H:57:PRO:HB3	2:H:294:ARG:HG2	1.54	0.86
2:H:223:MET:O	2:H:227:LYS:HB3	1.74	0.86
2:I:60:THR:CG2	2:I:291:MET:HG2	2.05	0.86
3:L:210:GLN:HB2	3:L:249:ILE:CG1	1.99	0.86
1:B:175:LEU:CD1	1:B:425:THR:HB	2.05	0.86
1:C:69:LEU:N	1:C:254:THR:O	2.09	0.86
2:E:100:THR:O	2:E:104:THR:OG1	1.92	0.86
2:F:126:VAL:HG21	2:F:147:LEU:HA	1.57	0.86
2:G:68:VAL:O	2:G:203:LEU:N	2.09	0.86
2:I:68:VAL:O	2:I:203:LEU:N	2.09	0.86
3:K:30:LEU:HD13	3:K:384:ALA:HB2	1.57	0.86
3:L:34:GLN:OE1	3:L:333:VAL:HG21	1.73	0.86
2:D:64:ARG:CZ	2:D:208:GLN:OE1	2.24	0.86
2:F:60:THR:CG2	2:F:291:MET:HG2	2.04	0.86
3:L:193:LEU:O	3:L:197:GLN:N	2.08	0.86
1:C:139:GLN:OE1	2:H:136:GLN:N	2.09	0.86
2:D:323:VAL:CG1	2:D:359:VAL:HG13	2.05	0.86
2:E:68:VAL:O	2:E:203:LEU:N	2.09	0.86
2:E:223:MET:HA	2:E:226:LEU:HD13	1.56	0.86
2:F:71:GLN:NE2	2:F:197:ASN:OD1	2.08	0.86
2:F:176:VAL:CG1	2:F:177:THR:HG22	2.05	0.86
2:I:42:VAL:HG11	2:I:358:ARG:HB3	1.57	0.86
3:K:192:GLU:HB3	3:K:265:VAL:HG12	1.58	0.86
3:L:178:PHE:O	3:L:287:SER:OG	1.91	0.86
1:B:247:THR:OG1	1:B:289:SER:HB3	1.76	0.86
2:D:220:SER:HA	2:D:274:ILE:CD1	2.00	0.86
2:F:219:SER:HB3	2:F:222:ASP:OD2	1.73	0.86
2:H:324:LEU:HD21	2:H:367:VAL:HG11	1.58	0.86
3:L:36:PRO:HD2	3:L:38:ILE:HD11	1.55	0.86
1:A:143:ARG:O	1:A:147:GLY:N	2.09	0.86
1:A:246:PRO:HB3	1:A:290:LEU:HB2	1.57	0.86
1:A:351:ALA:O	1:A:355:LEU:N	2.07	0.86
1:C:7:TYR:CA	1:C:109:THR:HG21	2.05	0.86
1:C:10:ALA:HB2	1:C:186:THR:HG22	1.57	0.86
2:D:62:ALA:HB3	2:D:65:ILE:CG2	2.06	0.86
2:G:230:LEU:HD23	2:G:235:LEU:HB3	1.58	0.86
3:L:499:PRO:O	3:L:500:ILE:C	2.11	0.86
1:C:175:LEU:CD1	1:C:425:THR:HB	2.05	0.86
2:D:92:SER:OG	2:D:175:LYS:N	2.07	0.86

Continued on next page...

Continued from previous page...

Atom-1	Atom-2	Interatomic distance (Å)	Clash overlap (Å)
3:L:36:PRO:HD2	3:L:38:ILE:CD1	2.04	0.86
1:B:133:ILE:HG21	1:B:164:VAL:HG21	1.57	0.85
2:G:60:THR:CG2	2:G:291:MET:HG2	2.05	0.85
2:I:310:GLN:HB3	3:K:230:LEU:HD22	0.87	0.85
1:A:41:GLN:O	1:A:71:LEU:HA	1.76	0.85
1:C:76:PHE:N	1:C:248:LEU:O	2.08	0.85
2:D:92:SER:HA	2:D:176:VAL:CA	2.05	0.85
2:D:169:ILE:O	2:D:173:TYR:HB2	1.75	0.85
2:F:70:PRO:O	2:F:198:GLY:N	2.09	0.85
1:A:68:SER:HA	1:A:255:GLY:HA3	1.58	0.85
1:A:279:MET:SD	1:C:57:ALA:N	2.49	0.85
1:B:69:LEU:N	1:B:254:THR:O	2.09	0.85
1:C:247:THR:OG1	1:C:289:SER:HB3	1.76	0.85
2:D:59:ARG:O	2:D:215:ASP:N	2.06	0.85
2:F:59:ARG:CG	2:F:292:PHE:HD1	1.88	0.85
2:G:53:THR:CG2	2:G:298:GLU:HA	2.06	0.85
2:H:165:GLU:OE2	2:H:168:ARG:NH2	2.08	0.85
2:H:238:GLU:CB	2:H:239:ASN:HB2	2.06	0.85
2:I:223:MET:HA	2:I:226:LEU:HD13	1.56	0.85
3:J:407:ASP:OD1	3:J:978:THR:OG1	1.92	0.85
1:B:4:MET:HB2	1:B:416:ASN:ND2	1.91	0.85
1:B:132:ALA:HA	1:B:373:LEU:HB3	1.57	0.85
2:E:42:VAL:HG11	2:E:358:ARG:HB3	1.57	0.85
2:G:56:LEU:HD11	2:G:216:VAL:HG13	1.58	0.85
3:J:453:PHE:O	3:J:471:SER:OG	1.94	0.85
1:A:146:VAL:HG12	1:A:148:LEU:HG	1.57	0.85
2:H:128:ARG:HH22	2:I:140:LYS:HG2	1.38	0.85
3:L:38:ILE:O	3:L:462:SER:OG	1.93	0.85
2:D:138:ILE:HG23	2:D:139:SER:H	1.40	0.85
2:F:297:LEU:HD13	2:F:299:GLU:HG3	1.59	0.85
2:G:40:VAL:N	2:G:374:LYS:O	2.08	0.85
2:G:129:TYR:HA	2:G:132:LEU:HD12	1.56	0.85
2:H:246:LEU:HD21	2:H:280:PHE:CE2	2.09	0.85
1:A:151:ILE:HD12	1:A:154:VAL:HB	1.58	0.85
1:C:121:ASP:O	1:C:384:GLN:NE2	2.07	0.85
1:C:183:ARG:O	1:C:187:GLY:N	2.10	0.85
2:G:230:LEU:HA	2:G:235:LEU:H	1.40	0.85
1:A:301:GLN:HA	1:A:304:GLN:OE1	1.77	0.85
1:C:248:LEU:HA	1:C:287:SER:O	1.77	0.85
2:E:47:THR:CA	2:E:305:ALA:O	2.24	0.85
2:G:42:VAL:HG11	2:G:358:ARG:HB3	1.57	0.85

Continued on next page...

Continued from previous page...

Atom-1	Atom-2	Interatomic distance (Å)	Clash overlap (Å)
2:G:72:VAL:HG21	2:G:174:THR:HG23	1.59	0.85
2:I:51:GLN:HA	2:I:301:LEU:HA	1.58	0.85
2:I:230:LEU:HD23	2:I:235:LEU:HB3	1.58	0.85
1:B:10:ALA:HA	1:B:13:SER:OG	1.77	0.85
1:B:121:ASP:O	1:B:384:GLN:NE2	2.08	0.85
2:D:133:LEU:HD21	2:D:143:TYR:CG	2.11	0.85
2:D:194:LEU:HD23	2:E:69:ARG:CD	2.05	0.85
2:E:110:GLY:O	2:E:114:LYS:N	2.10	0.85
2:E:230:LEU:HA	2:E:235:LEU:H	1.40	0.85
2:H:326:VAL:CG1	2:H:358:ARG:HB2	2.06	0.85
2:I:56:LEU:HD11	2:I:216:VAL:HG13	1.58	0.85
1:B:393:TYR:O	1:B:397:GLN:HG3	1.76	0.85
2:D:64:ARG:HD3	2:D:208:GLN:CD	1.95	0.85
2:E:88:GLU:HB3	2:E:91:VAL:HG21	1.58	0.85
2:E:345:ASP:HB2	3:L:229:GLN:HG2	1.59	0.85
2:I:53:THR:CG2	2:I:298:GLU:HA	2.06	0.85
2:I:149:ASP:HA	2:I:152:GLN:HG2	1.57	0.85
2:I:230:LEU:HA	2:I:235:LEU:H	1.40	0.85
1:A:144:PHE:HE1	2:E:136:GLN:HG2	1.40	0.84
1:B:183:ARG:O	1:B:187:GLY:N	2.10	0.84
1:B:364:VAL:HG21	2:E:132:LEU:CD2	2.04	0.84
2:D:180:ILE:HD11	2:D:206:VAL:HB	1.57	0.84
2:E:51:GLN:HA	2:E:301:LEU:HA	1.58	0.84
2:F:166:THR:O	2:F:169:ILE:HG22	1.77	0.84
2:F:267:VAL:HG22	2:F:274:ILE:CD1	2.05	0.84
2:H:310:GLN:N	2:H:345:ASP:O	2.09	0.84
2:I:110:GLY:O	2:I:114:LYS:N	2.10	0.84
3:J:574:THR:OG1	3:J:598:TYR:OH	1.95	0.84
3:J:801:PHE:O	3:J:805:SER:N	2.09	0.84
1:B:7:TYR:CA	1:B:109:THR:HG21	2.05	0.84
2:F:64:ARG:HG3	2:F:208:GLN:HB3	0.88	0.84
2:F:326:VAL:HG11	2:F:358:ARG:HD2	1.59	0.84
2:H:93:LEU:N	2:H:176:VAL:HG13	1.67	0.84
2:I:129:TYR:HA	2:I:132:LEU:HB2	1.59	0.84
1:B:139:GLN:OE1	2:F:136:GLN:HB2	1.77	0.84
1:B:227:ARG:O	1:B:231:ASP:N	2.09	0.84
1:C:143:ARG:O	1:C:147:GLY:N	2.10	0.84
2:D:250:ASP:OD1	2:D:252:ILE:N	2.09	0.84
2:D:287:MET:O	2:D:291:MET:SD	2.35	0.84
2:F:242:ALA:O	2:F:243:LYS:HD3	1.77	0.84
1:A:75:ILE:CG2	1:A:248:LEU:CD2	2.51	0.84

Continued on next page...

Continued from previous page...

Atom-1	Atom-2	Interatomic distance (Å)	Clash overlap (Å)
1:C:391:TYR:O	1:C:395:ILE:N	2.09	0.84
2:F:59:ARG:NH2	2:F:290:GLY:O	2.10	0.84
2:F:79:ARG:N	2:F:191:GLU:OE2	2.09	0.84
1:A:298:VAL:O	1:A:302:VAL:HG23	1.77	0.84
1:A:416:ASN:HA	1:A:419:LEU:HD12	1.59	0.84
1:C:4:MET:HB2	1:C:416:ASN:ND2	1.91	0.84
1:C:227:ARG:O	1:C:231:ASP:N	2.09	0.84
2:E:230:LEU:HD23	2:E:235:LEU:HB3	1.58	0.84
2:H:244:VAL:HG22	2:H:297:LEU:HA	1.58	0.84
3:J:11:PHE:HD1	3:K:890:ALA:HB1	1.42	0.84
1:B:213:LEU:HD11	1:B:324:VAL:HG13	1.59	0.84
2:F:45:VAL:O	2:F:356:GLY:N	2.10	0.84
2:H:89:ALA:N	2:H:181:SER:OG	2.11	0.84
2:H:258:GLY:HA3	2:H:280:PHE:CD1	2.12	0.84
1:A:373:LEU:HA	1:A:376:THR:HB	1.58	0.84
1:B:143:ARG:O	1:B:147:GLY:N	2.10	0.84
2:F:179:PRO:O	2:F:180:ILE:CG2	2.25	0.84
2:I:45:VAL:N	2:I:357:ASP:O	2.10	0.84
1:A:73:GLN:O	1:A:250:LEU:N	2.10	0.84
1:B:19:LYS:HG2	1:B:23:ASP:OD2	1.78	0.84
1:B:391:TYR:O	1:B:395:ILE:N	2.09	0.84
2:D:237:GLN:CB	2:D:238:GLU:HG3	2.07	0.84
2:E:53:THR:CG2	2:E:298:GLU:HA	2.07	0.84
2:E:101:TYR:HB3	2:E:171:LEU:CD1	2.08	0.84
2:G:291:MET:HE1	2:H:224:MET:HE2	1.60	0.84
2:H:218:GLN:HB3	2:H:274:ILE:HB	1.59	0.84
3:K:573:MET:HG3	3:K:668:LEU:HD21	1.58	0.84
1:A:19:LYS:HA	1:B:314:GLU:HG3	1.58	0.84
1:A:44:LEU:HB2	1:B:292:ILE:HD11	1.60	0.84
1:A:407:LEU:HA	1:A:411:ASP:OD2	1.78	0.84
1:B:222:SER:O	1:B:226:ALA:N	2.11	0.84
1:C:393:TYR:O	1:C:397:GLN:HG3	1.76	0.84
2:E:56:LEU:HD11	2:E:216:VAL:HG13	1.58	0.84
2:H:105:TYR:HA	2:H:167:ALA:HB1	1.59	0.84
1:A:247:THR:O	1:A:289:SER:N	2.10	0.84
1:A:344:TYR:HA	1:A:347:ALA:HB3	1.59	0.84
2:D:139:SER:OG	2:D:142:GLU:HB2	1.76	0.84
2:D:222:ASP:O	2:D:226:LEU:HD13	1.78	0.84
2:E:72:VAL:HG21	2:E:174:THR:HG23	1.59	0.84
2:E:338:VAL:HB	2:E:351:GLU:OE2	1.78	0.84
2:H:50:LEU:HD12	2:H:50:LEU:O	1.77	0.84

Continued on next page...

Continued from previous page...

Atom-1	Atom-2	Interatomic distance (Å)	Clash overlap (Å)
2:H:71:GLN:HB3	2:H:173:TYR:CE2	2.13	0.84
2:H:234:THR:O	2:H:301:LEU:HA	1.77	0.84
2:I:88:GLU:HB3	2:I:91:VAL:HG21	1.58	0.84
3:L:507:GLU:CG	3:L:518:ARG:HG2	2.08	0.84
1:A:320:HIS:O	1:A:324:VAL:HG23	1.76	0.83
2:D:105:TYR:HA	2:D:167:ALA:HB1	1.58	0.83
2:D:209:LEU:CB	2:D:285:HIS:CD2	2.60	0.83
2:E:50:LEU:O	2:E:301:LEU:HD12	1.78	0.83
2:E:325:VAL:HG13	2:E:358:ARG:O	1.78	0.83
2:G:88:GLU:HB3	2:G:91:VAL:HG21	1.58	0.83
2:I:60:THR:HB	2:I:214:VAL:HG22	1.59	0.83
2:D:238:GLU:N	2:D:238:GLU:OE1	2.12	0.83
2:G:219:SER:OG	2:G:221:ASN:OD1	1.96	0.83
2:I:338:VAL:HB	2:I:351:GLU:OE2	1.78	0.83
3:J:695:LEU:O	3:J:699:ARG:N	2.11	0.83
1:C:3:LEU:HG	1:C:412:LEU:HD11	1.60	0.83
1:C:10:ALA:HA	1:C:13:SER:OG	1.77	0.83
2:D:330:ASP:O	2:D:373:VAL:N	2.10	0.83
2:E:45:VAL:HG21	2:E:354:LYS:O	1.78	0.83
2:E:260:LEU:HA	2:E:278:ALA:CB	2.09	0.83
2:F:67:GLU:OE1	2:F:205:THR:OG1	1.95	0.83
2:G:60:THR:HB	2:G:214:VAL:HG22	1.59	0.83
2:G:127:ASN:HA	2:G:130:GLN:OE1	1.79	0.83
2:I:42:VAL:O	2:I:377:GLU:HG2	1.78	0.83
2:I:101:TYR:HB3	2:I:171:LEU:CD1	2.08	0.83
3:J:950:LYS:NZ	3:J:954:ASP:OD2	2.10	0.83
1:B:102:GLN:O	1:B:106:ILE:N	2.09	0.83
2:E:60:THR:HB	2:E:214:VAL:HG22	1.58	0.83
2:F:54:THR:HG21	2:F:56:LEU:HD23	1.61	0.83
2:G:47:THR:CA	2:G:305:ALA:O	2.24	0.83
2:G:50:LEU:O	2:G:301:LEU:HD12	1.78	0.83
2:H:191:GLU:HB2	2:I:64:ARG:HD3	1.60	0.83
1:C:19:LYS:HG2	1:C:23:ASP:OD2	1.78	0.83
1:C:61:ASN:HB2	1:C:262:SER:O	1.78	0.83
2:D:194:LEU:HD12	2:D:195:VAL:N	1.92	0.83
2:F:63:TYR:CD2	2:F:64:ARG:HD2	2.13	0.83
2:G:55:GLU:N	2:G:55:GLU:OE1	2.11	0.83
2:G:101:TYR:HB3	2:G:171:LEU:CD1	2.08	0.83
2:H:67:GLU:OE1	2:H:205:THR:OG1	1.97	0.83
2:H:121:ILE:HG12	2:I:148:ALA:HB2	1.59	0.83
3:L:992:SER:O	3:L:1001:ASN:ND2	2.11	0.83

Continued on next page...

Continued from previous page...

Atom-1	Atom-2	Interatomic distance (Å)	Clash overlap (Å)
1:B:248:LEU:HA	1:B:287:SER:O	1.77	0.83
1:B:372:VAL:O	1:B:376:THR:N	2.11	0.83
2:E:139:SER:HB3	2:E:142:GLU:CG	2.08	0.83
2:E:241:LYS:HE2	2:E:262:PHE:HA	1.60	0.83
2:H:70:PRO:HD3	2:H:203:LEU:CG	2.09	0.83
2:H:313:VAL:HA	2:H:323:VAL:HG22	1.59	0.83
2:I:139:SER:HB3	2:I:142:GLU:CG	2.08	0.83
1:A:76:PHE:O	1:A:247:THR:HA	1.79	0.83
1:A:130:LYS:HA	1:A:164:VAL:HG11	1.60	0.83
1:A:278:ASN:HB3	1:C:55:ARG:HH12	1.44	0.83
2:G:325:VAL:HG13	2:G:358:ARG:O	1.78	0.83
2:H:111:ASP:O	2:H:115:ALA:N	2.11	0.83
2:I:310:GLN:CD	3:K:230:LEU:HD23	1.98	0.83
3:J:216:ALA:CB	3:J:234:ILE:CG2	2.56	0.83
1:A:209:VAL:HG23	1:A:327:VAL:HG12	1.60	0.83
2:D:248:THR:HG22	2:D:252:ILE:O	1.79	0.83
2:E:42:VAL:O	2:E:377:GLU:HG2	1.78	0.83
2:E:127:ASN:HA	2:E:130:GLN:OE1	1.79	0.83
2:F:128:ARG:NH2	2:G:144:ASP:OD2	2.11	0.83
2:G:99:ALA:HB1	2:H:169:ILE:HG12	1.60	0.83
2:G:260:LEU:HA	2:G:278:ALA:CB	2.09	0.83
1:C:213:LEU:HD11	1:C:324:VAL:HG13	1.59	0.83
1:C:257:SER:O	1:C:279:MET:N	2.12	0.83
2:D:292:PHE:CZ	3:J:734:GLU:CD	2.52	0.83
2:H:63:TYR:CD2	2:H:64:ARG:CD	2.53	0.83
2:H:186:LYS:HD3	2:I:277:ARG:HH21	1.43	0.83
2:I:241:LYS:HE2	2:I:262:PHE:HA	1.60	0.83
3:L:641:GLU:OE1	3:L:641:GLU:N	2.12	0.83
1:B:2:ASN:O	1:B:6:VAL:HG23	1.78	0.83
1:B:42:LEU:HB3	1:C:293:TYR:CB	2.06	0.83
1:C:42:LEU:HD11	1:C:69:LEU:HD11	1.61	0.83
1:C:125:TYR:HB2	1:C:384:GLN:HG3	1.61	0.83
2:D:338:VAL:O	2:D:349:VAL:HA	1.79	0.83
2:E:350:THR:OG1	2:E:351:GLU:OE1	1.97	0.83
2:G:338:VAL:HB	2:G:351:GLU:OE2	1.78	0.83
2:I:62:ALA:HB3	2:I:65:ILE:HD11	1.61	0.83
2:I:350:THR:OG1	2:I:351:GLU:OE1	1.97	0.83
3:K:758:TYR:OH	3:K:761:ASP:OD1	1.96	0.83
1:A:216:ALA:O	1:A:220:ASN:N	2.12	0.82
1:A:221:LEU:HA	1:A:224:LEU:HB3	1.61	0.82
1:C:361:GLY:HA3	1:C:367:ARG:CZ	2.08	0.82

Continued on next page...

Continued from previous page...

Atom-1	Atom-2	Interatomic distance (Å)	Clash overlap (Å)
2:D:67:GLU:OE1	2:D:205:THR:OG1	1.97	0.82
2:G:241:LYS:HE2	2:G:262:PHE:HA	1.60	0.82
1:A:75:ILE:N	1:A:249:ASP:HA	1.93	0.82
1:B:3:LEU:HG	1:B:412:LEU:HD11	1.60	0.82
2:D:76:ILE:HD11	2:D:195:VAL:CG1	2.09	0.82
2:D:238:GLU:H	2:D:239:ASN:CB	1.91	0.82
2:E:42:VAL:C	2:E:377:GLU:HG2	2.00	0.82
2:G:42:VAL:O	2:G:377:GLU:HG2	1.78	0.82
2:G:51:GLN:HA	2:G:301:LEU:HA	1.58	0.82
3:J:207:ILE:O	3:J:211:ASN:N	2.11	0.82
1:A:75:ILE:CG1	1:A:286:LEU:HD22	2.08	0.82
1:C:222:SER:O	1:C:226:ALA:N	2.11	0.82
2:E:101:TYR:HB3	2:E:171:LEU:HD11	1.61	0.82
2:E:219:SER:OG	2:E:221:ASN:OD1	1.96	0.82
2:F:60:THR:CB	2:F:214:VAL:HG22	2.09	0.82
2:H:189:VAL:HG11	2:H:203:LEU:HD22	1.61	0.82
2:I:45:VAL:HG21	2:I:357:ASP:CG	2.00	0.82
2:I:50:LEU:O	2:I:301:LEU:HD12	1.78	0.82
2:I:72:VAL:HG21	2:I:174:THR:HG23	1.59	0.82
2:I:127:ASN:HA	2:I:130:GLN:OE1	1.79	0.82
3:J:219:LEU:N	3:J:232:ALA:O	2.12	0.82
3:K:844:MET:O	3:K:848:ALA:N	2.11	0.82
1:B:401:LYS:HB3	1:B:407:LEU:HA	1.62	0.82
1:C:2:ASN:O	1:C:6:VAL:HG23	1.78	0.82
2:D:76:ILE:HG12	2:D:193:ALA:O	1.79	0.82
2:E:62:ALA:HB3	2:E:65:ILE:HD11	1.61	0.82
2:G:110:GLY:O	2:G:114:LYS:N	2.10	0.82
2:H:132:LEU:HB2	2:H:138:ILE:HD13	1.62	0.82
1:A:248:LEU:HD11	1:A:286:LEU:HB3	1.58	0.82
1:C:58:ASN:O	1:C:265:LYS:NZ	2.13	0.82
2:D:174:THR:CA	2:D:175:LYS:CG	2.57	0.82
2:E:55:GLU:OE1	2:E:55:GLU:N	2.11	0.82
2:G:45:VAL:HG21	2:G:354:LYS:O	1.78	0.82
2:G:139:SER:HB3	2:G:142:GLU:CG	2.08	0.82
3:K:183:ALA:N	3:K:271:GLY:O	2.12	0.82
2:I:284:ASP:CB	2:I:286:THR:HG23	2.09	0.82
4:N:33:PHE:O	4:N:37:SER:N	2.13	0.82
1:B:38:LEU:HD21	1:B:80:LYS:HB3	1.62	0.82
2:D:60:THR:CG2	2:D:291:MET:CG	2.57	0.82
2:E:87:ILE:N	2:E:182:GLY:O	2.11	0.82
2:G:134:GLY:C	2:G:136:GLN:H	1.82	0.82

Continued on next page...

Continued from previous page...

Atom-1	Atom-2	Interatomic distance (Å)	Clash overlap (Å)
2:H:45:VAL:O	2:H:356:GLY:N	2.13	0.82
2:H:294:ARG:NH2	3:L:734:GLU:OE1	2.12	0.82
2:H:332:VAL:HG23	2:H:369:PRO:HA	1.61	0.82
2:I:55:GLU:OE1	2:I:55:GLU:N	2.11	0.82
1:A:79:SER:O	1:A:83:ALA:N	2.10	0.82
1:A:358:MET:O	1:A:362:TYR:N	2.12	0.82
1:B:73:GLN:HB3	1:B:250:LEU:CB	2.08	0.82
2:G:223:MET:HE1	2:G:274:ILE:HG13	1.62	0.82
2:I:219:SER:OG	2:I:221:ASN:OD1	1.96	0.82
3:J:216:ALA:HB3	3:J:234:ILE:HB	1.61	0.82
1:C:216:ALA:O	1:C:219:ARG:N	2.13	0.82
1:C:248:LEU:HD11	1:C:286:LEU:HB3	1.62	0.82
2:D:103:ALA:HA	2:D:106:ASP:OD2	1.79	0.82
2:F:250:ASP:OD1	2:F:252:ILE:N	2.13	0.82
2:H:81:PHE:HB3	2:H:93:LEU:CD1	2.09	0.82
2:H:306:ILE:CG2	2:H:349:VAL:HB	2.08	0.82
2:I:325:VAL:HG13	2:I:358:ARG:O	1.78	0.82
3:L:580:ALA:HB1	3:L:724:THR:HG22	1.61	0.82
1:B:61:ASN:HB2	1:B:262:SER:O	1.78	0.82
1:B:361:GLY:HA3	1:B:367:ARG:CZ	2.08	0.82
1:C:38:LEU:HD21	1:C:80:LYS:HB3	1.62	0.82
2:D:60:THR:HG21	2:D:291:MET:HG2	1.60	0.82
2:D:81:PHE:HB3	2:D:93:LEU:CD1	2.10	0.82
2:D:93:LEU:H	2:D:176:VAL:CG2	1.91	0.82
2:D:263:SER:HA	2:D:276:LEU:HD22	1.60	0.82
2:F:64:ARG:HG2	2:F:208:GLN:HG2	1.60	0.82
2:F:148:ALA:O	2:F:152:GLN:N	2.12	0.82
2:F:306:ILE:HG21	2:F:349:VAL:HB	1.62	0.82
2:G:42:VAL:C	2:G:377:GLU:HG2	2.00	0.82
2:G:350:THR:OG1	2:G:351:GLU:OE1	1.97	0.82
1:A:75:ILE:N	1:A:248:LEU:O	2.11	0.81
1:B:57:ALA:HB2	1:C:279:MET:HB3	1.60	0.81
1:B:57:ALA:CB	1:C:279:MET:HB3	2.09	0.81
2:D:260:LEU:HA	2:D:278:ALA:CB	2.10	0.81
2:H:54:THR:HB	2:H:297:LEU:CD1	2.09	0.81
1:B:257:SER:O	1:B:279:MET:N	2.12	0.81
1:C:73:GLN:HB3	1:C:250:LEU:CB	2.08	0.81
1:C:102:GLN:O	1:C:106:ILE:N	2.09	0.81
2:G:62:ALA:HB3	2:G:65:ILE:HD11	1.61	0.81
3:J:216:ALA:HB3	3:J:234:ILE:CG2	2.10	0.81
3:K:221:GLY:N	3:K:231:ASN:OD1	2.12	0.81

Continued on next page...

Continued from previous page...

Atom-1	Atom-2	Interatomic distance (Å)	Clash overlap (Å)
3:K:791:VAL:O	3:K:799:VAL:N	2.14	0.81
2:E:42:VAL:HG13	2:E:359:VAL:O	1.80	0.81
2:H:237:GLN:CG	2:H:238:GLU:HA	2.09	0.81
2:H:248:THR:HG22	2:H:252:ILE:O	1.78	0.81
2:I:260:LEU:HA	2:I:278:ALA:CB	2.09	0.81
3:K:156:ASP:OD2	3:K:765:ARG:NH2	2.12	0.81
3:L:210:GLN:CG	3:L:249:ILE:CG1	2.56	0.81
1:A:111:THR:HG22	1:A:115:ASN:HD21	1.44	0.81
2:D:42:VAL:N	2:D:376:GLN:O	2.12	0.81
2:H:244:VAL:HG13	2:H:296:ARG:O	1.80	0.81
2:I:42:VAL:C	2:I:377:GLU:HG2	2.00	0.81
3:J:408:ASP:OD1	3:J:940:LYS:NZ	2.12	0.81
1:B:42:LEU:HD11	1:B:69:LEU:HD11	1.61	0.81
1:B:216:ALA:O	1:B:219:ARG:N	2.13	0.81
1:C:372:VAL:O	1:C:376:THR:N	2.11	0.81
2:E:254:PHE:CD1	2:E:255:PRO:HD2	2.15	0.81
2:F:55:GLU:CG	2:F:296:ARG:HB3	2.10	0.81
2:F:292:PHE:HZ	3:J:257:GLY:O	1.61	0.81
2:G:236:LYS:O	2:G:300:GLY:HA2	1.81	0.81
2:H:217:THR:HG21	2:H:273:SER:HB3	1.63	0.81
3:J:865:GLN:CD	3:J:868:LEU:HD11	1.97	0.81
1:A:270:ALA:O	1:A:273:GLN:N	2.13	0.81
1:B:42:LEU:CD1	1:B:69:LEU:HD11	2.11	0.81
1:B:75:ILE:HG13	1:B:286:LEU:CD2	2.10	0.81
1:B:161:TYR:CZ	1:B:165:LEU:HD21	2.16	0.81
1:C:75:ILE:HG13	1:C:286:LEU:CD2	2.10	0.81
2:D:174:THR:HA	2:D:175:LYS:CD	2.11	0.81
2:D:174:THR:HA	2:D:175:LYS:HD2	1.63	0.81
2:F:65:ILE:HA	2:F:207:GLN:CG	2.09	0.81
2:H:114:LYS:HG3	2:I:152:GLN:HB2	1.63	0.81
2:H:184:ILE:CA	2:H:206:VAL:HG12	2.10	0.81
2:H:218:GLN:CG	2:H:223:MET:HG3	2.10	0.81
2:I:42:VAL:HG13	2:I:359:VAL:O	1.80	0.81
2:I:71:GLN:HB2	2:I:173:TYR:HB3	1.62	0.81
2:I:254:PHE:CD1	2:I:255:PRO:HD2	2.15	0.81
1:A:322:SER:O	1:A:326:THR:N	2.10	0.81
1:B:122:VAL:HA	1:B:384:GLN:OE1	1.81	0.81
1:C:161:TYR:CZ	1:C:165:LEU:HD21	2.16	0.81
2:D:53:THR:OG1	2:D:298:GLU:HA	1.80	0.81
2:F:132:LEU:HB2	2:F:138:ILE:HD13	1.62	0.81
2:G:311:GLN:HG3	3:K:586:ARG:NH1	1.96	0.81

Continued on next page...

Continued from previous page...

Atom-1	Atom-2	Interatomic distance (Å)	Clash overlap (Å)
1:A:1:GLU:H2	1:A:193:LEU:HD23	1.45	0.81
1:B:78:MET:O	1:B:82:ARG:N	2.14	0.81
1:C:79:SER:O	1:C:83:ALA:N	2.11	0.81
1:C:219:ARG:O	1:C:221:LEU:HD23	1.81	0.81
2:D:65:ILE:HG13	2:I:190:THR:HG23	1.61	0.81
2:F:63:TYR:CA	2:F:64:ARG:HB2	2.10	0.81
2:H:128:ARG:NH2	2:I:140:LYS:HG2	1.94	0.81
2:H:148:ALA:O	2:H:152:GLN:N	2.12	0.81
3:L:534:ILE:HG23	3:L:541:TYR:CE2	2.15	0.81
1:A:113:TYR:CE2	1:A:117:LEU:HD11	2.16	0.81
1:A:142:GLN:HG2	1:A:145:ASN:HD22	1.46	0.81
1:A:175:LEU:HD21	1:A:427:PRO:HD3	1.61	0.81
1:C:151:ILE:HD12	1:C:154:VAL:CB	2.11	0.81
2:D:59:ARG:CD	2:D:292:PHE:HA	2.09	0.81
2:F:65:ILE:CA	2:F:207:GLN:HG2	2.10	0.81
2:I:43:VAL:O	2:I:359:VAL:N	2.11	0.81
3:L:491:ALA:O	3:L:495:THR:OG1	1.97	0.81
1:A:117:LEU:O	1:A:121:ASP:N	2.13	0.81
1:A:300:SER:O	1:A:304:GLN:HG3	1.80	0.81
1:B:125:TYR:HB2	1:B:384:GLN:HG3	1.61	0.81
1:B:247:THR:N	1:B:289:SER:O	2.14	0.81
2:D:68:VAL:O	2:D:203:LEU:N	2.14	0.81
2:D:128:ARG:NH2	2:E:144:ASP:OD2	2.13	0.81
2:D:237:GLN:CG	2:D:238:GLU:HB3	2.11	0.81
2:F:282:ASN:ND2	2:F:285:HIS:HA	1.94	0.81
2:G:244:VAL:CG2	2:G:260:LEU:HB2	2.11	0.81
2:I:87:ILE:N	2:I:182:GLY:O	2.11	0.81
1:A:358:MET:HG3	1:A:372:VAL:HA	1.63	0.80
1:C:122:VAL:HA	1:C:384:GLN:OE1	1.81	0.80
1:C:298:VAL:HA	1:C:301:GLN:OE1	1.81	0.80
2:F:174:THR:HA	2:F:175:LYS:CD	2.11	0.80
2:I:244:VAL:CG2	2:I:260:LEU:HB2	2.11	0.80
3:L:541:TYR:O	3:L:544:LEU:HB3	1.81	0.80
3:L:596:HIS:O	3:L:600:THR:OG1	1.98	0.80
1:B:41:GLN:HB2	1:B:72:THR:OG1	1.80	0.80
1:B:151:ILE:HD12	1:B:154:VAL:CB	2.11	0.80
1:B:161:TYR:OH	1:B:165:LEU:HD21	1.81	0.80
1:B:247:THR:O	1:B:289:SER:N	2.14	0.80
2:F:53:THR:HG21	2:F:299:GLU:HB2	1.62	0.80
2:F:176:VAL:HG12	2:F:177:THR:CB	2.11	0.80
2:G:254:PHE:CD1	2:G:255:PRO:HD2	2.15	0.80

Continued on next page...

Continued from previous page...

Atom-1	Atom-2	Interatomic distance (Å)	Clash overlap (Å)
2:I:236:LYS:O	2:I:300:GLY:HA2	1.81	0.80
1:B:256:ILE:HD12	1:B:258:ASP:OD2	1.81	0.80
1:C:247:THR:N	1:C:289:SER:O	2.14	0.80
2:D:267:VAL:HB	2:I:289:PRO:O	1.81	0.80
2:F:237:GLN:HG3	2:F:238:GLU:CA	2.10	0.80
2:G:101:TYR:HB3	2:G:171:LEU:HD11	1.61	0.80
1:B:79:SER:O	1:B:83:ALA:N	2.11	0.80
1:B:320:HIS:O	1:B:324:VAL:HG23	1.82	0.80
1:C:24:ARG:HD3	1:C:98:TYR:HB2	1.62	0.80
1:C:41:GLN:N	1:C:72:THR:O	2.15	0.80
1:A:364:VAL:HG23	1:A:366:THR:HG23	1.62	0.80
1:C:129:GLN:HA	1:C:377:THR:HG21	1.64	0.80
2:D:62:ALA:CB	2:D:65:ILE:HG22	2.12	0.80
2:D:174:THR:HA	2:D:175:LYS:HG2	1.57	0.80
2:E:53:THR:HA	2:E:299:GLU:HB2	1.64	0.80
2:E:192:GLY:O	2:F:178:SER:OG	1.98	0.80
2:F:69:ARG:NH1	2:F:200:ALA:O	2.14	0.80
2:F:76:ILE:HD13	2:F:96:ILE:CD1	2.11	0.80
2:F:282:ASN:HD21	2:F:285:HIS:HA	1.46	0.80
2:G:71:GLN:HB2	2:G:173:TYR:HB3	1.62	0.80
2:H:59:ARG:HH22	2:I:269:GLN:HA	1.46	0.80
1:A:143:ARG:HE	1:A:149:VAL:HG13	1.46	0.80
1:C:42:LEU:CD1	1:C:69:LEU:HD11	2.11	0.80
1:C:256:ILE:HD12	1:C:258:ASP:OD2	1.81	0.80
2:E:61:SER:N	2:E:213:TYR:O	2.15	0.80
2:E:325:VAL:HG22	2:E:359:VAL:CA	2.11	0.80
2:F:60:THR:HA	2:F:214:VAL:HA	1.63	0.80
2:F:290:GLY:HA2	2:G:269:GLN:HE22	1.44	0.80
2:G:53:THR:HA	2:G:299:GLU:HB2	1.64	0.80
2:G:245:SER:OG	2:G:296:ARG:O	1.99	0.80
1:A:73:GLN:HB3	1:A:250:LEU:CB	2.12	0.80
1:A:401:LYS:C	1:A:407:LEU:HB2	2.01	0.80
1:B:219:ARG:O	1:B:221:LEU:HD23	1.81	0.80
1:C:293:TYR:CZ	1:C:295:GLY:HA2	2.16	0.80
2:E:236:LYS:O	2:E:300:GLY:HA2	1.81	0.80
2:E:244:VAL:CG2	2:E:260:LEU:HB2	2.10	0.80
2:I:53:THR:HA	2:I:299:GLU:HB2	1.64	0.80
2:I:325:VAL:HG22	2:I:359:VAL:CA	2.11	0.80
1:A:137:LEU:CD2	1:A:158:ARG:HA	2.11	0.80
1:B:24:ARG:HD3	1:B:98:TYR:HB2	1.62	0.80
1:B:129:GLN:HA	1:B:377:THR:HG21	1.64	0.80

Continued on next page...

Continued from previous page...

Atom-1	Atom-2	Interatomic distance (Å)	Clash overlap (Å)
1:B:246:PRO:HB3	1:B:290:LEU:CB	2.12	0.80
1:B:248:LEU:HD11	1:B:286:LEU:HB3	1.62	0.80
1:B:298:VAL:HA	1:B:301:GLN:OE1	1.81	0.80
1:C:41:GLN:HB2	1:C:72:THR:OG1	1.80	0.80
2:F:63:TYR:HD1	2:F:213:TYR:OH	1.61	0.80
2:G:87:ILE:N	2:G:182:GLY:O	2.11	0.80
2:G:325:VAL:HG22	2:G:359:VAL:CA	2.11	0.80
2:H:187:SER:OG	2:H:189:VAL:O	2.00	0.80
1:A:69:LEU:N	1:A:254:THR:O	2.13	0.80
1:B:320:HIS:HA	1:B:323:VAL:HG12	1.64	0.80
1:C:161:TYR:OH	1:C:165:LEU:HD21	1.81	0.80
2:D:198:GLY:O	2:I:196:GLN:NE2	2.14	0.80
2:E:75:ILE:O	2:E:96:ILE:HG13	1.81	0.80
2:E:323:VAL:CG1	2:E:325:VAL:HG23	2.12	0.80
2:F:76:ILE:HB	2:F:192:GLY:H	1.45	0.80
2:F:102:GLN:OE1	2:F:171:LEU:HD21	1.82	0.80
2:H:71:GLN:HB3	2:H:173:TYR:HE2	1.46	0.80
2:H:220:SER:HA	2:H:274:ILE:HD11	1.64	0.80
2:I:101:TYR:HB3	2:I:171:LEU:HD11	1.61	0.80
2:I:323:VAL:CG1	2:I:325:VAL:HG23	2.12	0.80
3:L:36:PRO:HD2	3:L:38:ILE:CG1	2.12	0.80
3:L:712:MET:O	3:L:832:ALA:N	2.11	0.80
1:B:249:ASP:O	1:B:287:SER:N	2.14	0.80
1:C:401:LYS:HB3	1:C:407:LEU:HA	1.62	0.80
2:F:60:THR:HG23	2:F:289:PRO:HA	1.63	0.80
2:H:122:ALA:O	2:H:125:THR:OG1	1.98	0.80
2:H:196:GLN:NE2	2:I:198:GLY:O	2.15	0.80
2:I:45:VAL:CG1	2:I:354:LYS:O	2.29	0.80
1:B:5:GLN:HA	1:B:8:GLN:HB2	1.64	0.79
1:B:58:ASN:O	1:B:265:LYS:NZ	2.13	0.79
2:D:55:GLU:HG3	2:D:296:ARG:HB3	1.63	0.79
2:D:92:SER:CA	2:D:176:VAL:O	2.30	0.79
2:D:112:LEU:HD13	2:D:161:LYS:N	1.97	0.79
2:D:169:ILE:HG12	2:I:99:ALA:CB	2.12	0.79
2:G:258:GLY:HA3	2:G:280:PHE:CD1	2.17	0.79
2:G:288:MET:HE3	2:H:265:VAL:HB	1.62	0.79
2:I:245:SER:OG	2:I:296:ARG:O	1.99	0.79
2:I:366:LYS:HD2	3:L:659:LYS:HZ2	1.44	0.79
3:J:472:ILE:O	3:J:476:SER:OG	1.99	0.79
1:C:247:THR:O	1:C:289:SER:N	2.14	0.79
1:C:320:HIS:HA	1:C:323:VAL:HG12	1.64	0.79

Continued on next page...

Continued from previous page...

Atom-1	Atom-2	Interatomic distance (Å)	Clash overlap (Å)
2:D:71:GLN:N	2:D:175:LYS:NZ	2.29	0.79
2:F:219:SER:O	2:F:222:ASP:HB2	1.82	0.79
2:F:307:LEU:HA	2:F:347:TRP:O	1.82	0.79
2:G:323:VAL:CG1	2:G:325:VAL:HG23	2.12	0.79
2:H:63:TYR:CB	2:H:64:ARG:CG	2.20	0.79
2:H:92:SER:OG	2:H:175:LYS:N	2.12	0.79
3:L:121:GLU:O	3:L:125:GLN:N	2.13	0.79
1:A:82:ARG:HB2	1:A:242:ASP:OD2	1.83	0.79
1:A:247:THR:OG1	1:A:289:SER:HB3	1.83	0.79
1:B:293:TYR:CZ	1:B:295:GLY:HA2	2.17	0.79
1:C:320:HIS:O	1:C:324:VAL:HG23	1.82	0.79
1:C:323:VAL:O	1:C:327:VAL:HG23	1.82	0.79
2:G:42:VAL:HG13	2:G:359:VAL:O	1.80	0.79
2:H:189:VAL:CG2	2:H:193:ALA:HB3	2.13	0.79
2:I:61:SER:N	2:I:213:TYR:O	2.15	0.79
1:A:93:ILE:CD1	1:A:229:SER:HA	2.13	0.79
1:A:143:ARG:HD2	2:D:137:TYR:CE2	2.17	0.79
1:C:10:ALA:HB2	1:C:186:THR:HA	1.63	0.79
2:E:59:ARG:O	2:E:215:ASP:N	2.16	0.79
2:I:258:GLY:HA3	2:I:280:PHE:CD1	2.17	0.79
3:J:968:VAL:O	3:J:972:LEU:N	2.16	0.79
3:K:571:VAL:HG23	3:K:668:LEU:CD1	2.13	0.79
2:D:39:ALA:HB1	2:D:376:GLN:OE1	1.82	0.79
2:H:331:LYS:HB3	2:H:370:GLY:HA2	1.65	0.79
2:I:236:LYS:HB2	2:I:300:GLY:O	1.83	0.79
3:K:189:ASN:ND2	3:K:779:TYR:OH	2.15	0.79
3:K:590:VAL:O	3:K:594:VAL:N	2.14	0.79
2:F:121:ILE:HD13	2:G:148:ALA:CB	2.12	0.79
1:A:137:LEU:HD22	1:A:158:ARG:HA	1.63	0.79
2:E:43:VAL:O	2:E:359:VAL:N	2.11	0.79
2:E:71:GLN:HB2	2:E:173:TYR:HB3	1.62	0.79
2:F:133:LEU:HD21	2:F:143:TYR:CG	2.17	0.79
2:F:179:PRO:O	2:F:180:ILE:HG23	1.83	0.79
2:G:59:ARG:O	2:G:215:ASP:N	2.16	0.79
2:G:71:GLN:HG3	2:G:173:TYR:CD1	2.18	0.79
3:J:78:MET:N	3:J:820:ASN:OD1	2.15	0.79
3:L:282:ASN:OD1	3:L:609:VAL:N	2.15	0.79
1:A:207:GLN:HB2	1:A:212:LEU:CD1	2.11	0.79
1:A:270:ALA:HA	1:A:274:TYR:CD2	2.18	0.79
2:F:60:THR:OG1	2:F:213:TYR:O	2.00	0.79
2:I:71:GLN:HG3	2:I:173:TYR:CD1	2.18	0.79

Continued on next page...

Continued from previous page...

Atom-1	Atom-2	Interatomic distance (Å)	Clash overlap (Å)
1:A:234:ARG:O	1:A:237:ILE:HB	1.83	0.79
1:B:56:ASP:HB2	1:C:279:MET:SD	2.22	0.79
1:B:150:ALA:O	1:B:154:VAL:HG23	1.83	0.79
2:D:53:THR:OG1	2:D:297:LEU:O	2.01	0.79
2:D:64:ARG:CD	2:D:208:GLN:OE1	2.30	0.79
2:D:258:GLY:HA3	2:D:280:PHE:CD1	2.18	0.79
2:E:128:ARG:HB3	2:E:132:LEU:HD11	1.64	0.79
2:F:95:GLN:OE1	2:F:174:THR:OG1	1.99	0.79
2:G:221:ASN:ND2	3:K:802:SER:O	2.16	0.79
2:G:260:LEU:HD12	2:G:297:LEU:CD1	2.12	0.79
3:L:1011:MET:O	3:L:1015:THR:N	2.16	0.79
1:A:231:ASP:HA	1:A:234:ARG:NH1	1.97	0.79
1:B:172:ARG:HA	1:B:175:LEU:HB3	1.65	0.79
1:B:196:LEU:CD2	1:B:390:ARG:HB3	2.13	0.79
2:E:47:THR:O	2:E:49:PRO:HD3	1.82	0.79
2:H:56:LEU:HD11	2:H:216:VAL:CG1	2.12	0.79
2:H:271:THR:HG1	2:H:273:SER:HG	1.16	0.79
1:A:257:SER:N	1:A:279:MET:O	2.16	0.78
1:A:278:ASN:O	1:A:279:MET:CG	2.31	0.78
1:C:150:ALA:O	1:C:154:VAL:HG23	1.82	0.78
1:C:172:ARG:HA	1:C:175:LEU:HB3	1.65	0.78
2:E:149:ASP:O	2:E:153:ALA:N	2.12	0.78
2:E:245:SER:OG	2:E:296:ARG:O	1.99	0.78
2:E:258:GLY:HA3	2:E:280:PHE:CD1	2.17	0.78
2:I:48:GLU:HA	2:I:304:ASN:HA	1.63	0.78
1:B:1:GLU:N	1:B:193:LEU:HD23	1.95	0.78
1:B:42:LEU:HG	1:C:292:ILE:CG2	2.13	0.78
1:B:101:ASP:HA	1:B:104:THR:CB	2.13	0.78
1:C:103:GLN:HG2	1:C:407:LEU:HB3	1.64	0.78
1:C:246:PRO:HB3	1:C:290:LEU:CB	2.12	0.78
2:D:247:ILE:HA	2:D:253:LYS:HA	1.65	0.78
2:E:128:ARG:O	2:E:132:LEU:HG	1.83	0.78
2:G:84:GLY:O	2:G:183:ARG:NH1	2.16	0.78
2:H:121:ILE:O	2:H:125:THR:HG23	1.83	0.78
2:H:297:LEU:HD12	2:H:297:LEU:O	1.84	0.78
2:I:60:THR:HG21	2:I:291:MET:HG2	1.64	0.78
3:L:427:PRO:CG	3:L:498:LYS:C	2.49	0.78
1:A:334:ILE:HA	1:A:396:ASN:HD22	1.46	0.78
1:B:42:LEU:O	1:C:293:TYR:N	2.15	0.78
1:C:196:LEU:CD2	1:C:390:ARG:HB3	2.13	0.78
1:C:249:ASP:O	1:C:287:SER:N	2.14	0.78

Continued on next page...

Continued from previous page...

Atom-1	Atom-2	Interatomic distance (Å)	Clash overlap (Å)
1:C:314:GLU:O	1:C:318:SER:N	2.13	0.78
2:F:73:SER:OG	2:F:197:ASN:N	2.16	0.78
2:F:88:GLU:O	2:F:177:THR:HG21	1.82	0.78
2:F:91:VAL:O	2:F:176:VAL:CB	2.31	0.78
2:F:212:ILE:HG21	2:F:287:MET:HG3	1.65	0.78
2:G:61:SER:N	2:G:213:TYR:O	2.15	0.78
2:G:316:THR:HA	3:K:811:TYR:OH	1.83	0.78
2:H:354:LYS:N	2:H:357:ASP:OD2	2.16	0.78
2:I:149:ASP:HA	2:I:152:GLN:CG	2.14	0.78
1:A:146:VAL:HG22	2:D:131:LYS:CE	2.14	0.78
2:D:282:ASN:ND2	2:D:285:HIS:HA	1.98	0.78
2:E:40:VAL:O	2:E:376:GLN:N	2.17	0.78
2:E:71:GLN:HG3	2:E:173:TYR:CD1	2.18	0.78
2:E:216:VAL:N	2:E:276:LEU:O	2.16	0.78
2:F:90:GLY:CA	2:F:177:THR:H	1.95	0.78
2:G:242:ALA:O	2:G:260:LEU:N	2.17	0.78
3:L:163:LYS:O	3:L:167:SER:N	2.15	0.78
1:A:41:GLN:O	1:A:71:LEU:HG	1.84	0.78
1:B:10:ALA:HB2	1:B:186:THR:HA	1.63	0.78
1:C:5:GLN:HA	1:C:8:GLN:HB2	1.65	0.78
2:E:364:LEU:N	3:J:660:ASP:OD1	2.13	0.78
2:F:139:SER:OG	2:F:142:GLU:HB2	1.83	0.78
2:F:324:LEU:HD11	2:F:332:VAL:CG2	2.13	0.78
2:G:47:THR:O	2:G:49:PRO:HD3	1.82	0.78
2:I:294:ARG:HG2	3:L:191:ASN:HB3	1.65	0.78
1:A:1:GLU:N	1:A:193:LEU:HD23	1.97	0.78
2:D:80:ASN:N	2:D:93:LEU:O	2.15	0.78
2:E:236:LYS:HB2	2:E:300:GLY:O	1.83	0.78
2:G:236:LYS:HB2	2:G:300:GLY:O	1.83	0.78
2:I:40:VAL:HG13	3:L:659:LYS:HE2	1.65	0.78
2:D:174:THR:HG22	2:D:175:LYS:CD	2.14	0.78
2:F:191:GLU:HB2	2:G:64:ARG:HD3	1.62	0.78
2:F:215:ASP:HB3	2:F:275:THR:CG2	2.13	0.78
2:F:217:THR:CG2	2:F:273:SER:HB3	2.14	0.78
2:F:297:LEU:HD12	2:F:297:LEU:O	1.84	0.78
2:G:305:ALA:HB1	2:G:348:LEU:HD13	1.66	0.78
2:I:59:ARG:O	2:I:215:ASP:N	2.16	0.78
2:I:260:LEU:HD12	2:I:297:LEU:CD1	2.12	0.78
3:L:713:LEU:HD21	3:L:840:ALA:HB1	1.63	0.78
1:B:323:VAL:O	1:B:327:VAL:HG23	1.82	0.78
2:G:40:VAL:O	2:G:376:GLN:N	2.17	0.78

Continued on next page...

Continued from previous page...

Atom-1	Atom-2	Interatomic distance (Å)	Clash overlap (Å)
2:G:291:MET:CE	2:H:224:MET:HE2	2.13	0.78
3:J:219:LEU:HD21	3:K:783:PRO:HG3	1.65	0.78
1:B:41:GLN:N	1:B:72:THR:O	2.15	0.78
1:B:366:THR:HG21	2:E:132:LEU:HD11	1.65	0.78
2:G:194:LEU:HD12	2:G:195:VAL:H	1.49	0.78
2:H:212:ILE:HD11	2:H:289:PRO:HB3	1.64	0.78
2:I:62:ALA:HB3	2:I:65:ILE:CD1	2.14	0.78
2:I:84:GLY:O	2:I:183:ARG:NH1	2.16	0.78
1:A:262:SER:N	1:A:266:THR:OG1	2.16	0.78
2:D:60:THR:HG22	2:D:291:MET:HG2	1.65	0.78
2:E:48:GLU:H	2:E:305:ALA:H	1.32	0.78
2:F:121:ILE:HD13	2:G:148:ALA:HB2	1.65	0.78
2:I:59:ARG:N	2:I:215:ASP:O	2.14	0.78
3:K:667:ASN:OD1	3:K:668:LEU:N	2.16	0.78
3:L:534:ILE:HG23	3:L:541:TYR:CE1	2.18	0.78
1:A:73:GLN:N	1:A:250:LEU:HB3	1.99	0.77
1:A:123:LEU:HD22	1:A:175:LEU:HD22	1.65	0.77
1:A:130:LYS:CA	1:A:164:VAL:HG11	2.13	0.77
1:B:42:LEU:HG	1:C:292:ILE:HB	1.66	0.77
1:B:103:GLN:HG2	1:B:407:LEU:HB3	1.64	0.77
2:E:62:ALA:HB3	2:E:65:ILE:CD1	2.14	0.77
2:E:135:THR:HB	2:E:137:TYR:CZ	2.19	0.77
2:E:149:ASP:HA	2:E:152:GLN:CG	2.14	0.77
1:B:143:ARG:NH2	1:B:148:LEU:HB3	1.99	0.77
2:E:345:ASP:HB2	3:L:229:GLN:CG	2.14	0.77
2:G:105:TYR:CE1	2:G:168:ARG:HB2	2.19	0.77
2:G:149:ASP:HA	2:G:152:GLN:CG	2.14	0.77
3:K:717:ARG:O	3:K:828:LEU:N	2.18	0.77
1:A:237:ILE:O	1:A:241:GLN:HG3	1.84	0.77
2:E:105:TYR:CE1	2:E:168:ARG:HB2	2.19	0.77
2:G:223:MET:O	2:G:226:LEU:HB2	1.84	0.77
2:I:105:TYR:CE1	2:I:168:ARG:HB2	2.19	0.77
2:I:194:LEU:HD12	2:I:195:VAL:H	1.49	0.77
3:L:427:PRO:HD3	3:L:499:PRO:HA	1.66	0.77
1:B:56:ASP:O	1:B:265:LYS:NZ	2.17	0.77
1:C:103:GLN:HA	1:C:106:ILE:HB	1.65	0.77
2:E:84:GLY:O	2:E:183:ARG:NH1	2.16	0.77
2:H:58:GLY:HA3	2:H:215:ASP:O	1.84	0.77
2:H:62:ALA:HB3	2:H:65:ILE:CG2	2.14	0.77
2:I:40:VAL:O	2:I:376:GLN:N	2.17	0.77
2:I:216:VAL:N	2:I:276:LEU:O	2.16	0.77

Continued on next page...

Continued from previous page...

Atom-1	Atom-2	Interatomic distance (Å)	Clash overlap (Å)
2:I:242:ALA:O	2:I:260:LEU:N	2.17	0.77
2:I:284:ASP:HB3	2:I:286:THR:HG23	1.64	0.77
2:I:292:PHE:H	3:L:195:LYS:HA	1.48	0.77
3:J:254:ASN:ND2	3:J:258:SER:O	2.18	0.77
3:K:254:ASN:ND2	3:K:258:SER:OG	2.17	0.77
1:B:103:GLN:HA	1:B:106:ILE:HB	1.65	0.77
2:D:292:PHE:HZ	3:J:734:GLU:CD	1.88	0.77
2:D:323:VAL:HG11	2:D:359:VAL:HG13	1.65	0.77
2:F:207:GLN:OE1	2:G:266:THR:OG1	2.00	0.77
2:F:256:GLN:OE1	2:F:256:GLN:N	2.18	0.77
2:H:42:VAL:O	2:H:377:GLU:HG2	1.84	0.77
2:H:234:THR:HB	2:H:235:LEU:CA	2.10	0.77
2:I:187:SER:OG	2:I:189:VAL:O	2.03	0.77
2:I:270:THR:OG1	3:L:797:GLN:OE1	2.01	0.77
3:J:53:ASP:OD1	3:J:56:THR:N	2.16	0.77
3:L:667:ASN:OD1	3:L:668:LEU:N	2.17	0.77
1:C:143:ARG:NH2	1:C:148:LEU:HB3	1.99	0.77
2:E:187:SER:OG	2:E:189:VAL:O	2.03	0.77
2:H:47:THR:OG1	2:H:304:ASN:ND2	2.17	0.77
2:H:297:LEU:HD13	2:H:299:GLU:CG	2.15	0.77
2:I:223:MET:HA	2:I:226:LEU:HD22	1.65	0.77
3:L:484:VAL:HG13	3:L:488:LEU:HB3	1.65	0.77
1:A:3:LEU:N	1:A:416:ASN:OD1	2.17	0.77
1:C:101:ASP:HA	1:C:104:THR:CB	2.13	0.77
1:C:382:ALA:O	1:C:386:LEU:N	2.12	0.77
2:E:345:ASP:OD1	2:E:346:LYS:HG3	1.84	0.77
2:F:63:TYR:HB3	2:F:64:ARG:HD2	1.67	0.77
2:F:133:LEU:HD21	2:F:143:TYR:CD1	2.20	0.77
2:G:261:GLU:HG2	2:G:262:PHE:HD2	1.50	0.77
2:I:261:GLU:HG2	2:I:262:PHE:HD2	1.50	0.77
1:C:103:GLN:HE22	1:C:405:GLY:HA2	1.50	0.77
2:E:223:MET:HA	2:E:226:LEU:HD22	1.65	0.77
2:F:176:VAL:HG12	2:F:177:THR:CA	2.15	0.77
2:H:132:LEU:O	2:H:135:THR:OG1	2.03	0.77
3:J:758:TYR:OH	3:J:761:ASP:OD1	2.02	0.77
3:L:164:ASP:O	3:L:167:SER:OG	2.02	0.77
3:L:645:GLU:O	3:L:648:THR:OG1	2.02	0.77
1:A:29:GLU:OE2	1:B:303:LYS:HD2	1.83	0.77
1:B:22:ALA:O	1:B:26:ALA:N	2.18	0.77
1:B:46:ALA:HB3	1:C:288:PHE:CB	2.13	0.77
1:B:96:VAL:HG21	1:B:228:LEU:HD12	1.67	0.77

Continued on next page...

Continued from previous page...

Atom-1	Atom-2	Interatomic distance (Å)	Clash overlap (Å)
1:B:391:TYR:O	1:B:395:ILE:HG12	1.85	0.77
1:C:78:MET:O	1:C:82:ARG:N	2.14	0.77
2:D:71:GLN:NE2	2:D:197:ASN:OD1	2.18	0.77
2:D:93:LEU:H	2:D:176:VAL:HB	1.50	0.77
2:E:242:ALA:O	2:E:260:LEU:N	2.17	0.77
2:F:57:PRO:CB	2:F:294:ARG:HA	2.15	0.77
2:F:339:ALA:HA	2:F:348:LEU:O	1.85	0.77
2:G:48:GLU:H	2:G:305:ALA:H	1.33	0.77
2:G:187:SER:OG	2:G:189:VAL:O	2.03	0.77
2:G:268:ASP:HB2	2:G:271:THR:OG1	1.85	0.77
2:I:223:MET:O	2:I:226:LEU:HB2	1.84	0.77
3:J:11:PHE:CD1	3:K:890:ALA:HB1	2.20	0.77
1:B:246:PRO:CD	1:B:290:LEU:HD13	2.15	0.77
1:C:123:LEU:HD22	1:C:175:LEU:HD22	1.67	0.77
2:E:60:THR:HG21	2:E:291:MET:HG2	1.64	0.77
2:G:216:VAL:N	2:G:276:LEU:O	2.16	0.77
2:I:305:ALA:HB1	2:I:348:LEU:HD13	1.66	0.77
2:I:338:VAL:O	2:I:349:VAL:HG13	1.85	0.77
1:B:207:GLN:HB2	1:B:212:LEU:CD2	2.15	0.76
2:D:312:GLY:O	2:D:323:VAL:HG22	1.85	0.76
2:F:60:THR:HB	2:F:214:VAL:HG22	1.67	0.76
3:L:793:ALA:N	3:L:797:GLN:O	2.18	0.76
1:B:19:LYS:CA	1:C:314:GLU:HG3	2.14	0.76
2:D:216:VAL:O	2:D:276:LEU:N	2.18	0.76
2:D:256:GLN:OE1	2:D:256:GLN:N	2.18	0.76
2:F:92:SER:HB2	2:F:176:VAL:O	1.85	0.76
2:F:133:LEU:HD23	2:F:138:ILE:HG12	1.66	0.76
2:G:223:MET:HA	2:G:226:LEU:HD22	1.65	0.76
2:G:338:VAL:O	2:G:349:VAL:HG13	1.85	0.76
2:I:129:TYR:HA	2:I:132:LEU:HD12	1.66	0.76
3:L:137:LEU:N	3:L:291:ILE:O	2.17	0.76
3:L:420:MET:SD	3:L:499:PRO:CA	2.67	0.76
4:O:31:GLU:O	4:O:35:ILE:HG13	1.85	0.76
1:C:27:ALA:CB	1:C:94:GLN:HG2	2.16	0.76
2:E:194:LEU:HD12	2:E:195:VAL:H	1.49	0.76
2:G:53:THR:HA	2:G:299:GLU:CB	2.16	0.76
2:I:268:ASP:HB2	2:I:271:THR:OG1	1.85	0.76
3:K:530:SER:O	3:K:534:ILE:N	2.15	0.76
3:L:469:GLN:O	3:L:473:THR:OG1	2.01	0.76
1:C:207:GLN:HB2	1:C:212:LEU:CD2	2.15	0.76
1:C:391:TYR:O	1:C:395:ILE:HG12	1.85	0.76

Continued on next page...

Continued from previous page...

Atom-1	Atom-2	Interatomic distance (Å)	Clash overlap (Å)
2:D:132:LEU:O	2:D:135:THR:OG1	2.03	0.76
2:D:268:ASP:HB3	2:D:271:THR:OG1	1.85	0.76
2:G:210:ASP:HB3	2:G:211:PRO:HD3	1.67	0.76
2:G:241:LYS:CE	2:G:262:PHE:HA	2.16	0.76
3:K:202:ASP:OD1	3:K:792:ARG:NH2	2.19	0.76
1:A:397:GLN:O	1:A:401:LYS:HG2	1.85	0.76
1:C:1:GLU:N	1:C:193:LEU:HD23	1.95	0.76
2:D:209:LEU:CG	2:D:285:HIS:CD2	2.60	0.76
2:E:80:ASN:ND2	2:E:92:SER:OG	2.18	0.76
2:F:354:LYS:N	2:F:357:ASP:OD2	2.16	0.76
2:G:62:ALA:HB3	2:G:65:ILE:CD1	2.14	0.76
2:G:345:ASP:OD1	2:G:346:LYS:HG3	1.84	0.76
2:I:53:THR:HA	2:I:299:GLU:CB	2.16	0.76
2:I:232:ASN:N	2:I:233:GLY:HA2	2.00	0.76
2:I:345:ASP:OD1	2:I:346:LYS:HG3	1.84	0.76
1:A:52:ASN:HA	1:A:61:ASN:OD1	1.86	0.76
1:B:123:LEU:HD22	1:B:175:LEU:HD22	1.67	0.76
2:D:226:LEU:HA	2:D:229:GLU:HB3	1.68	0.76
2:E:53:THR:HA	2:E:299:GLU:CB	2.16	0.76
2:E:232:ASN:N	2:E:233:GLY:HA2	2.00	0.76
2:F:45:VAL:N	2:F:357:ASP:O	2.18	0.76
2:G:60:THR:HG21	2:G:291:MET:HG2	1.64	0.76
2:H:226:LEU:O	2:H:229:GLU:HB3	1.85	0.76
2:I:63:TYR:CG	2:I:211:PRO:HG2	2.21	0.76
2:I:210:ASP:HB3	2:I:211:PRO:HD3	1.67	0.76
1:B:27:ALA:CB	1:B:94:GLN:HG2	2.16	0.76
1:B:221:LEU:HA	1:B:224:LEU:HB3	1.68	0.76
1:C:75:ILE:HD11	1:C:250:LEU:HB2	1.67	0.76
2:D:50:LEU:HD12	2:D:301:LEU:HD13	1.67	0.76
2:F:50:LEU:HD12	2:F:50:LEU:O	1.84	0.76
3:J:216:ALA:HB3	3:J:234:ILE:CB	2.16	0.76
1:A:294:GLN:OE1	1:A:298:VAL:HG23	1.86	0.76
2:D:40:VAL:HG11	2:D:360:VAL:CG1	2.16	0.76
2:D:63:TYR:CD2	2:D:64:ARG:HD2	2.21	0.76
2:D:262:PHE:CE2	2:D:277:ARG:HB3	2.20	0.76
2:E:338:VAL:O	2:E:349:VAL:HG13	1.85	0.76
2:F:219:SER:HB3	2:F:222:ASP:CG	2.05	0.76
2:F:233:GLY:HA2	2:F:303:PRO:HD3	1.68	0.76
2:G:207:GLN:HE22	2:G:289:PRO:HG3	1.51	0.76
2:I:241:LYS:CE	2:I:262:PHE:HA	2.16	0.76
3:L:632:LYS:O	3:L:637:ARG:NE	2.16	0.76

Continued on next page...

Continued from previous page...

Atom-1	Atom-2	Interatomic distance (Å)	Clash overlap (Å)
1:A:56:ASP:HB2	1:B:279:MET:SD	2.26	0.76
2:D:60:THR:HG23	2:D:290:GLY:N	2.01	0.76
2:D:310:GLN:HG3	2:D:345:ASP:O	1.86	0.76
2:F:40:VAL:CG2	2:F:363:GLY:HA3	2.13	0.76
2:G:63:TYR:CG	2:G:211:PRO:HG2	2.21	0.76
2:G:80:ASN:ND2	2:G:92:SER:OG	2.19	0.76
2:G:135:THR:O	2:G:136:GLN:O	2.04	0.76
3:L:9:PRO:O	3:L:13:TRP:N	2.18	0.76
1:A:70:GLN:HG2	1:A:253:SER:HB2	1.68	0.76
1:C:404:LEU:HB3	1:C:406:THR:HG23	1.68	0.76
2:D:56:LEU:HD13	2:D:217:THR:O	1.84	0.76
2:F:63:TYR:HB3	2:F:64:ARG:CB	2.12	0.76
2:F:237:GLN:HB3	2:F:238:GLU:HG3	1.66	0.76
2:G:365:GLN:N	2:G:365:GLN:OE1	2.19	0.76
2:H:138:ILE:HD11	2:H:143:TYR:HB2	1.68	0.76
2:I:254:PHE:CG	2:I:255:PRO:HD2	2.21	0.76
3:K:353:LEU:HD21	4:O:12:VAL:HG22	1.68	0.76
1:A:75:ILE:CD1	1:A:286:LEU:HD22	2.15	0.75
1:A:195:ALA:N	1:A:421:LYS:O	2.18	0.75
1:B:57:ALA:N	1:C:279:MET:SD	2.59	0.75
1:B:75:ILE:HD11	1:B:250:LEU:HB2	1.67	0.75
1:C:56:ASP:O	1:C:265:LYS:NZ	2.17	0.75
1:C:209:VAL:HG23	1:C:327:VAL:HG12	1.68	0.75
2:D:93:LEU:H	2:D:176:VAL:CB	1.98	0.75
2:G:241:LYS:CG	2:G:242:ALA:HB2	2.16	0.75
1:A:14:ASN:O	1:A:18:ARG:HG3	1.86	0.75
1:B:139:GLN:HE22	2:F:132:LEU:HD22	1.51	0.75
1:C:22:ALA:O	1:C:26:ALA:N	2.18	0.75
2:E:207:GLN:HE22	2:E:289:PRO:HG3	1.51	0.75
2:E:223:MET:O	2:E:226:LEU:HB2	1.84	0.75
2:H:81:PHE:CB	2:H:93:LEU:HD13	2.15	0.75
2:I:80:ASN:ND2	2:I:92:SER:OG	2.18	0.75
2:I:365:GLN:OE1	2:I:365:GLN:N	2.19	0.75
3:J:219:LEU:CD2	3:K:783:PRO:HG3	2.16	0.75
1:A:75:ILE:CG1	1:A:248:LEU:HG	2.16	0.75
1:A:373:LEU:O	1:A:377:THR:N	2.14	0.75
1:A:398:LEU:HG	1:A:407:LEU:CD1	2.15	0.75
1:B:82:ARG:HG2	1:B:239:GLN:CA	2.16	0.75
2:D:54:THR:HB	2:D:297:LEU:HG	1.67	0.75
2:D:60:THR:O	2:D:290:GLY:N	2.18	0.75
2:F:176:VAL:CG1	2:F:177:THR:HA	2.16	0.75

Continued on next page...

Continued from previous page...

Atom-1	Atom-2	Interatomic distance (Å)	Clash overlap (Å)
2:H:325:VAL:HG13	2:H:358:ARG:O	1.86	0.75
2:I:207:GLN:HE22	2:I:289:PRO:HG3	1.52	0.75
3:J:706:ALA:O	3:J:713:LEU:HD22	1.85	0.75
1:A:36:SER:HA	1:A:39:LEU:HD12	1.68	0.75
1:A:231:ASP:O	1:A:234:ARG:HB3	1.87	0.75
1:A:380:TYR:O	1:A:384:GLN:N	2.18	0.75
1:A:386:LEU:HD21	1:A:390:ARG:HH21	1.51	0.75
1:B:103:GLN:HE22	1:B:405:GLY:HA2	1.50	0.75
1:B:209:VAL:HG23	1:B:327:VAL:HG12	1.68	0.75
2:D:338:VAL:H	2:D:349:VAL:HG13	1.51	0.75
2:E:63:TYR:CG	2:E:211:PRO:HG2	2.21	0.75
2:E:210:ASP:HB3	2:E:211:PRO:HD3	1.67	0.75
2:E:254:PHE:CG	2:E:255:PRO:HD2	2.21	0.75
2:E:365:GLN:OE1	2:E:365:GLN:N	2.19	0.75
2:G:122:ALA:O	2:G:125:THR:OG1	2.05	0.75
1:B:48:TYR:O	1:C:285:GLY:HA3	1.86	0.75
1:C:96:VAL:HG21	1:C:228:LEU:HD12	1.67	0.75
2:D:211:PRO:CB	2:D:279:ILE:HD11	2.06	0.75
2:E:261:GLU:HG2	2:E:262:PHE:HD2	1.50	0.75
2:F:121:ILE:O	2:F:125:THR:HG23	1.87	0.75
2:G:129:TYR:HA	2:G:132:LEU:CD1	2.16	0.75
3:L:534:ILE:HG12	3:L:541:TYR:OH	1.86	0.75
3:L:837:THR:OG1	3:L:866:GLU:OE2	2.04	0.75
1:A:401:LYS:HB2	1:A:407:LEU:HD13	1.68	0.75
1:B:7:TYR:CG	1:B:412:LEU:HD22	2.22	0.75
1:C:188:ASN:HB2	1:C:190:TYR:CE1	2.22	0.75
2:F:324:LEU:HD23	2:F:360:VAL:HG11	1.69	0.75
3:L:653:ARG:O	3:L:656:SER:OG	2.03	0.75
1:B:382:ALA:O	1:B:386:LEU:N	2.12	0.75
1:C:85:THR:O	1:C:88:GLU:HB2	1.87	0.75
2:D:126:VAL:HG21	2:D:147:LEU:HA	1.69	0.75
2:E:268:ASP:HB2	2:E:271:THR:OG1	1.85	0.75
2:G:149:ASP:O	2:G:153:ALA:N	2.12	0.75
2:G:232:ASN:N	2:G:233:GLY:HA2	2.00	0.75
2:I:70:PRO:O	2:I:198:GLY:N	2.17	0.75
2:I:149:ASP:O	2:I:153:ALA:N	2.12	0.75
3:J:563:PHE:HB3	3:J:676:THR:OG1	1.87	0.75
1:A:151:ILE:HG13	1:A:155:GLN:HG3	1.67	0.75
1:B:19:LYS:CB	1:C:314:GLU:HG3	2.16	0.75
1:C:221:LEU:HA	1:C:224:LEU:HB3	1.68	0.75
2:D:234:THR:N	2:D:235:LEU:HA	2.02	0.75

Continued on next page...

Continued from previous page...

Atom-1	Atom-2	Interatomic distance (Å)	Clash overlap (Å)
2:E:70:PRO:O	2:E:198:GLY:N	2.17	0.75
2:E:236:LYS:CE	2:E:303:PRO:HB3	2.16	0.75
2:E:305:ALA:HB1	2:E:348:LEU:HD13	1.66	0.75
2:F:292:PHE:CZ	3:J:257:GLY:O	2.39	0.75
2:G:45:VAL:HG23	2:G:357:ASP:HB2	1.69	0.75
3:K:94:PHE:CD2	3:K:103:ALA:HB1	2.22	0.75
3:L:818:ARG:NH2	3:L:821:GLY:O	2.20	0.75
1:A:81:TRP:O	1:A:84:LEU:HB3	1.87	0.75
1:A:246:PRO:HB3	1:A:290:LEU:CB	2.16	0.75
1:A:358:MET:HB3	1:A:372:VAL:CG2	2.14	0.75
2:E:241:LYS:CE	2:E:262:PHE:HA	2.16	0.75
2:G:291:MET:CE	2:H:224:MET:CE	2.64	0.75
3:J:865:GLN:CG	3:J:868:LEU:CD1	2.19	0.75
3:K:231:ASN:HB3	3:L:583:THR:HG22	1.69	0.75
3:K:418:ARG:NH1	3:K:970:MET:SD	2.59	0.75
1:A:248:LEU:HD13	1:A:288:PHE:HB2	1.68	0.74
1:B:63:ASN:HB2	1:B:260:SER:OG	1.87	0.74
1:C:82:ARG:HG2	1:C:239:GLN:CA	2.16	0.74
1:C:341:ILE:CG2	1:C:345:LYS:HE3	2.17	0.74
2:D:60:THR:HG21	2:D:291:MET:CG	2.16	0.74
2:D:91:VAL:H	2:D:177:THR:HG23	1.52	0.74
2:D:210:ASP:HB3	2:D:211:PRO:HD3	1.67	0.74
2:D:218:GLN:CB	2:D:274:ILE:HB	2.13	0.74
2:D:308:VAL:O	2:D:347:TRP:N	2.18	0.74
2:F:238:GLU:H	2:F:239:ASN:HB3	1.50	0.74
2:G:136:GLN:OE1	2:G:137:TYR:N	2.20	0.74
2:H:318:ARG:HD2	3:K:270:LEU:HD22	1.67	0.74
1:B:394:LEU:HA	1:B:397:GLN:CD	2.07	0.74
1:C:63:ASN:HB2	1:C:260:SER:OG	1.87	0.74
1:C:309:PHE:O	1:C:313:SER:N	2.20	0.74
2:E:247:ILE:O	2:E:294:ARG:HB2	1.87	0.74
2:H:225:ARG:O	2:H:229:GLU:CA	2.34	0.74
1:A:49:THR:O	1:A:64:ALA:N	2.17	0.74
1:B:361:GLY:HA3	1:B:367:ARG:NH2	2.01	0.74
1:B:368:THR:OG1	2:F:136:GLN:O	2.03	0.74
1:C:7:TYR:CG	1:C:412:LEU:HD22	2.22	0.74
1:C:246:PRO:CD	1:C:290:LEU:HD13	2.15	0.74
2:D:255:PRO:HB2	2:D:256:GLN:OE1	1.87	0.74
2:F:229:GLU:OE1	2:F:234:THR:HG23	1.87	0.74
2:I:247:ILE:O	2:I:294:ARG:HB2	1.87	0.74
3:K:256:ASP:OD1	3:K:257:GLY:N	2.21	0.74

Continued on next page...

Continued from previous page...

Atom-1	Atom-2	Interatomic distance (Å)	Clash overlap (Å)
3:L:267:LYS:C	3:L:268:ILE:HG13	2.07	0.74
1:A:143:ARG:HD2	2:D:137:TYR:CD2	2.22	0.74
1:C:361:GLY:HA3	1:C:367:ARG:NH2	2.01	0.74
2:D:60:THR:HG22	2:D:291:MET:CG	2.17	0.74
2:D:138:ILE:HG23	2:D:139:SER:N	2.03	0.74
2:I:247:ILE:HD13	2:I:296:ARG:NH2	2.02	0.74
3:L:49:TYR:N	3:L:86:GLY:O	2.20	0.74
1:A:280:GLY:HA3	1:C:54:TYR:CZ	2.22	0.74
1:B:188:ASN:HB2	1:B:190:TYR:CE1	2.22	0.74
2:E:351:GLU:OE1	2:E:351:GLU:N	2.21	0.74
2:G:247:ILE:HD13	2:G:296:ARG:NH2	2.02	0.74
2:H:229:GLU:HG2	2:H:232:ASN:O	1.86	0.74
3:L:943:ILE:O	3:L:947:GLU:N	2.19	0.74
1:A:121:ASP:OD2	1:A:384:GLN:HA	1.87	0.74
1:B:93:ILE:HD12	1:B:232:LEU:HD22	1.69	0.74
1:B:161:TYR:CE2	1:B:165:LEU:HD11	2.23	0.74
1:C:344:TYR:O	1:C:348:VAL:N	2.17	0.74
2:D:188:ASN:N	2:D:203:LEU:O	2.21	0.74
2:D:212:ILE:HD13	2:D:287:MET:HB3	1.69	0.74
2:E:102:GLN:HA	2:E:171:LEU:HD21	1.70	0.74
2:F:105:TYR:CE2	2:F:109:LYS:HD2	2.23	0.74
2:F:220:SER:OG	2:F:272:GLY:O	2.06	0.74
2:H:59:ARG:HG2	2:H:292:PHE:CA	2.13	0.74
1:A:4:MET:SD	1:A:412:LEU:HD23	2.27	0.74
1:C:10:ALA:O	1:C:14:ASN:N	2.21	0.74
1:C:394:LEU:HA	1:C:397:GLN:CD	2.07	0.74
2:D:47:THR:HA	2:D:305:ALA:O	1.87	0.74
2:D:115:ALA:O	2:D:119:ALA:N	2.14	0.74
2:D:208:GLN:HG3	2:D:209:LEU:H	1.51	0.74
2:E:260:LEU:HD12	2:E:297:LEU:CD1	2.12	0.74
2:G:141:GLN:O	2:G:144:ASP:HB2	1.88	0.74
2:G:254:PHE:CG	2:G:255:PRO:HD2	2.21	0.74
1:A:270:ALA:HB2	1:A:274:TYR:HB2	1.69	0.74
1:B:353:SER:O	1:B:357:ALA:N	2.17	0.74
1:B:404:LEU:HB3	1:B:406:THR:HG23	1.68	0.74
1:C:161:TYR:CE2	1:C:165:LEU:HD11	2.23	0.74
2:D:92:SER:HB2	2:D:176:VAL:O	1.87	0.74
2:F:60:THR:HG23	2:F:290:GLY:N	2.03	0.74
2:H:176:VAL:CA	2:H:177:THR:HG23	2.11	0.74
3:J:780:ARG:NH2	3:L:223:PRO:O	2.21	0.74
3:L:858:ASP:OD1	3:L:859:TRP:N	2.21	0.74

Continued on next page...

Continued from previous page...

Atom-1	Atom-2	Interatomic distance (Å)	Clash overlap (Å)
1:A:362:TYR:CE1	1:A:369:ILE:HB	2.22	0.74
1:B:10:ALA:O	1:B:14:ASN:N	2.21	0.74
1:C:157:ALA:HA	1:C:160:GLN:OE1	1.87	0.74
2:D:290:GLY:O	2:D:291:MET:O	2.06	0.74
2:E:47:THR:HG22	2:E:306:ILE:CA	2.11	0.74
2:E:241:LYS:CG	2:E:242:ALA:HB2	2.16	0.74
2:F:310:GLN:HG3	2:F:345:ASP:CA	2.18	0.74
2:G:362:SER:HB2	3:K:660:ASP:OD2	1.87	0.74
2:I:236:LYS:CE	2:I:303:PRO:HB3	2.16	0.74
1:B:390:ARG:O	1:B:394:LEU:HG	1.88	0.74
1:C:93:ILE:HD12	1:C:232:LEU:HD22	1.69	0.74
1:C:101:ASP:O	1:C:105:LEU:N	2.18	0.74
2:D:237:GLN:HG3	2:D:238:GLU:CG	2.18	0.74
2:E:122:ALA:O	2:E:125:THR:OG1	2.05	0.74
3:J:282:ASN:OD1	3:J:609:VAL:N	2.20	0.74
3:L:44:THR:HA	3:L:91:THR:HA	1.68	0.74
1:A:140:THR:HG23	2:D:137:TYR:OH	1.86	0.73
1:B:159:ALA:CB	1:C:350:SER:HB3	2.18	0.73
1:B:330:SER:HA	1:B:333:ASN:ND2	2.03	0.73
2:D:136:GLN:C	2:D:138:ILE:H	1.91	0.73
2:F:71:GLN:H	2:F:175:LYS:HZ1	1.34	0.73
2:F:235:LEU:HB2	2:F:302:ASN:HB2	1.70	0.73
2:G:236:LYS:CE	2:G:303:PRO:HB3	2.16	0.73
2:G:311:GLN:HE22	2:G:362:SER:HB3	1.53	0.73
1:B:139:GLN:HG2	2:F:137:TYR:CG	2.23	0.73
1:C:330:SER:HA	1:C:333:ASN:ND2	2.03	0.73
2:D:63:TYR:CA	2:D:64:ARG:HB2	2.19	0.73
2:E:59:ARG:N	2:E:215:ASP:O	2.14	0.73
2:E:189:VAL:CG2	2:E:193:ALA:HB3	2.18	0.73
2:F:301:LEU:HD21	2:F:303:PRO:O	1.88	0.73
2:H:59:ARG:CG	2:H:292:PHE:HA	2.17	0.73
2:H:250:ASP:OD1	2:H:252:ILE:N	2.21	0.73
1:A:144:PHE:HE1	2:E:136:GLN:CG	2.01	0.73
1:A:261:TYR:HB2	1:A:266:THR:HG23	1.70	0.73
1:A:261:TYR:HB3	1:A:266:THR:OG1	1.89	0.73
1:B:314:GLU:O	1:B:318:SER:N	2.13	0.73
1:B:366:THR:CG2	2:E:128:ARG:HD3	2.14	0.73
2:D:194:LEU:CD2	2:E:69:ARG:HD2	2.15	0.73
2:D:223:MET:HG3	2:D:274:ILE:HG13	1.70	0.73
2:E:129:TYR:N	2:E:132:LEU:HD12	2.04	0.73
2:E:141:GLN:O	2:E:144:ASP:HB2	1.88	0.73

Continued on next page...

Continued from previous page...

Atom-1	Atom-2	Interatomic distance (Å)	Clash overlap (Å)
2:F:81:PHE:HB3	2:F:93:LEU:HD13	1.68	0.73
2:G:102:GLN:HA	2:G:171:LEU:HD21	1.69	0.73
2:H:237:GLN:HG3	2:H:238:GLU:CA	2.18	0.73
1:A:19:LYS:CB	1:B:314:GLU:HG3	2.18	0.73
1:A:311:GLY:CA	1:C:19:LYS:HG3	2.18	0.73
1:C:237:ILE:O	1:C:241:GLN:HG3	1.88	0.73
1:C:401:LYS:HB3	1:C:407:LEU:CA	2.18	0.73
2:E:229:GLU:O	2:E:232:ASN:N	2.21	0.73
2:E:321:ALA:HB3	2:E:337:ILE:HG13	1.71	0.73
2:G:321:ALA:HB3	2:G:337:ILE:HG13	1.70	0.73
2:G:351:GLU:OE1	2:G:351:GLU:N	2.21	0.73
2:H:246:LEU:HD12	2:H:254:PHE:CB	2.19	0.73
2:I:189:VAL:CG2	2:I:193:ALA:HB3	2.18	0.73
3:L:819:TYR:OH	3:L:858:ASP:OD2	2.05	0.73
1:A:32:ASN:HD22	1:A:35:ARG:HH12	1.36	0.73
1:A:172:ARG:HD3	1:A:427:PRO:HB2	1.71	0.73
1:B:11:ARG:HA	1:B:105:LEU:CD2	2.16	0.73
1:B:57:ALA:HA	1:B:60:ILE:HD12	1.70	0.73
1:B:85:THR:O	1:B:88:GLU:HB2	1.87	0.73
1:B:157:ALA:HA	1:B:160:GLN:OE1	1.87	0.73
1:B:237:ILE:O	1:B:241:GLN:HG3	1.88	0.73
2:D:103:ALA:HA	2:D:106:ASP:CG	2.08	0.73
2:F:310:GLN:N	2:F:345:ASP:O	2.21	0.73
2:G:59:ARG:N	2:G:215:ASP:O	2.14	0.73
2:G:247:ILE:O	2:G:294:ARG:HB2	1.88	0.73
2:H:310:GLN:HA	2:H:347:TRP:NE1	2.02	0.73
3:L:696:THR:HG23	3:L:699:ARG:NH2	2.02	0.73
2:D:354:LYS:N	2:D:357:ASP:OD2	2.20	0.73
2:E:165:GLU:HG2	2:E:169:ILE:HD11	1.71	0.73
2:F:212:ILE:HG22	2:F:280:PHE:O	1.88	0.73
2:F:237:GLN:HG3	2:F:238:GLU:CB	2.18	0.73
2:G:165:GLU:HG2	2:G:169:ILE:HD11	1.71	0.73
2:I:47:THR:HG22	2:I:307:LEU:H	1.53	0.73
3:J:216:ALA:HB1	3:J:234:ILE:HG21	1.70	0.73
3:K:540:ARG:HH12	4:O:37:SER:C	1.91	0.73
3:L:261:LEU:H	3:L:264:ASP:HB2	1.51	0.73
1:A:143:ARG:O	1:A:148:LEU:N	2.21	0.73
1:A:341:ILE:O	1:A:345:LYS:N	2.17	0.73
1:B:341:ILE:CG2	1:B:345:LYS:HE3	2.17	0.73
2:D:133:LEU:HA	2:D:138:ILE:HD13	0.76	0.73
2:E:79:ARG:NH2	2:F:63:TYR:OH	2.21	0.73

Continued on next page...

Continued from previous page...

Atom-1	Atom-2	Interatomic distance (Å)	Clash overlap (Å)
2:E:247:ILE:HD13	2:E:296:ARG:NH2	2.02	0.73
2:E:311:GLN:HE22	2:E:362:SER:HB3	1.53	0.73
2:G:135:THR:OG1	2:G:137:TYR:CZ	2.42	0.73
2:H:223:MET:SD	2:H:274:ILE:HG22	2.29	0.73
2:I:44:THR:HG22	2:I:45:VAL:H	1.52	0.73
2:I:351:GLU:OE1	2:I:351:GLU:N	2.20	0.73
3:J:457:ALA:O	3:J:468:ARG:NE	2.20	0.73
1:A:85:THR:O	1:A:88:GLU:HB2	1.89	0.73
1:A:191:PRO:O	1:A:425:THR:N	2.21	0.73
1:B:309:PHE:O	1:B:313:SER:N	2.20	0.73
1:C:57:ALA:HA	1:C:60:ILE:HD12	1.70	0.73
2:D:50:LEU:HD12	2:D:50:LEU:O	1.89	0.73
2:D:96:ILE:O	2:D:98:PRO:HD3	1.87	0.73
2:D:248:THR:N	2:D:252:ILE:O	2.21	0.73
2:E:232:ASN:HB3	2:E:233:GLY:O	1.89	0.73
2:F:76:ILE:HG22	2:F:191:GLU:HA	1.69	0.73
2:G:189:VAL:CG2	2:G:193:ALA:HB3	2.18	0.73
2:H:41:GLY:HA2	2:H:376:GLN:HB2	1.71	0.73
2:I:96:ILE:CG2	2:I:174:THR:HB	2.19	0.73
2:I:232:ASN:HB3	2:I:233:GLY:O	1.89	0.73
3:J:137:LEU:N	3:J:291:ILE:O	2.20	0.73
3:L:10:ILE:O	3:L:14:VAL:N	2.18	0.73
3:L:370:ILE:O	3:L:374:VAL:HG23	1.89	0.73
1:A:12:LEU:O	1:A:18:ARG:HD2	1.87	0.73
1:C:76:PHE:CZ	1:C:245:LEU:HD13	2.24	0.73
1:C:121:ASP:OD2	1:C:387:ALA:HB3	1.89	0.73
1:C:303:LYS:HA	1:C:306:GLN:HB2	1.71	0.73
2:D:64:ARG:NH1	2:D:208:GLN:OE1	2.22	0.73
2:D:186:LYS:HD3	2:E:277:ARG:HH21	1.53	0.73
2:D:237:GLN:HG3	2:D:238:GLU:HB3	1.70	0.73
2:E:50:LEU:HD23	2:E:302:ASN:HB3	1.71	0.73
2:F:326:VAL:CG1	2:F:358:ARG:HB2	2.18	0.73
2:H:128:ARG:HH22	2:I:140:LYS:CG	2.01	0.73
2:H:130:GLN:HA	2:H:133:LEU:HG	1.69	0.73
1:A:3:LEU:O	1:A:7:TYR:N	2.19	0.73
1:C:34:ALA:O	1:C:37:PRO:HD2	1.89	0.73
1:C:360:ALA:O	1:C:364:VAL:HG22	1.89	0.73
2:D:218:GLN:O	2:D:274:ILE:N	2.19	0.73
2:E:285:HIS:O	2:F:227:LYS:NZ	2.19	0.73
2:E:324:LEU:HB3	2:E:360:VAL:HB	1.71	0.73
2:F:217:THR:HG23	2:F:273:SER:HB3	1.71	0.73

Continued on next page...

Continued from previous page...

Atom-1	Atom-2	Interatomic distance (Å)	Clash overlap (Å)
2:G:229:GLU:O	2:G:232:ASN:N	2.21	0.73
2:H:65:ILE:CA	2:H:207:GLN:HG2	2.17	0.73
2:H:80:ASN:CB	2:H:93:LEU:HA	2.17	0.73
2:I:45:VAL:HB	2:I:356:GLY:N	2.04	0.73
2:I:311:GLN:HE22	2:I:362:SER:HB3	1.52	0.73
3:L:591:LEU:O	3:L:595:THR:N	2.21	0.73
4:M:18:VAL:HA	4:M:21:ILE:HD12	1.71	0.73
1:A:143:ARG:HE	1:A:149:VAL:CG1	2.01	0.72
1:B:121:ASP:OD2	1:B:387:ALA:HB3	1.89	0.72
1:B:355:LEU:HD13	1:B:376:THR:HA	1.71	0.72
2:F:105:TYR:HE2	2:F:109:LYS:HD2	1.53	0.72
2:G:40:VAL:HB	2:G:373:VAL:CG1	2.19	0.72
2:G:232:ASN:HB3	2:G:233:GLY:O	1.89	0.72
2:I:229:GLU:O	2:I:232:ASN:N	2.21	0.72
3:K:877:TYR:O	3:K:881:LEU:N	2.20	0.72
1:A:125:TYR:HB2	1:A:384:GLN:NE2	2.05	0.72
1:A:321:ARG:HA	1:A:324:VAL:HB	1.71	0.72
1:B:31:ILE:HD11	1:B:91:ALA:CB	2.19	0.72
1:B:219:ARG:NH2	1:B:406:THR:HA	2.04	0.72
1:C:76:PHE:HZ	1:C:245:LEU:HD13	1.53	0.72
1:C:219:ARG:NH2	1:C:406:THR:HA	2.04	0.72
2:F:76:ILE:CG2	2:F:191:GLU:HA	2.18	0.72
2:F:255:PRO:HB2	2:F:256:GLN:OE1	1.88	0.72
2:I:321:ALA:HB3	2:I:337:ILE:HG13	1.71	0.72
3:J:598:TYR:CE1	3:J:629:VAL:HG21	2.24	0.72
4:O:18:VAL:HA	4:O:21:ILE:HD12	1.71	0.72
1:A:175:LEU:HD11	1:A:425:THR:O	1.88	0.72
1:B:34:ALA:O	1:B:37:PRO:HD2	1.89	0.72
1:B:76:PHE:CZ	1:B:245:LEU:HD13	2.24	0.72
1:B:144:PHE:N	1:B:149:VAL:HG22	2.04	0.72
1:C:359:GLU:O	1:C:363:SER:N	2.15	0.72
2:F:217:THR:HG21	3:J:258:SER:HB2	1.70	0.72
2:G:96:ILE:CG2	2:G:174:THR:HB	2.20	0.72
2:I:102:GLN:HA	2:I:171:LEU:HD21	1.69	0.72
2:I:141:GLN:O	2:I:144:ASP:HB2	1.88	0.72
3:L:241:THR:N	3:L:245:GLU:OE1	2.22	0.72
3:L:468:ARG:O	3:L:472:ILE:HG22	1.89	0.72
1:A:251:THR:N	1:A:285:GLY:O	2.16	0.72
1:A:310:VAL:O	1:A:314:GLU:N	2.19	0.72
1:B:49:THR:CB	1:B:64:ALA:HB3	2.18	0.72
1:B:359:GLU:O	1:B:363:SER:N	2.15	0.72

Continued on next page...

Continued from previous page...

Atom-1	Atom-2	Interatomic distance (Å)	Clash overlap (Å)
1:C:297:MET:HG2	1:C:301:GLN:HE21	1.55	0.72
2:D:55:GLU:CG	2:D:296:ARG:HB3	2.19	0.72
2:F:127:ASN:O	2:F:131:LYS:HG3	1.90	0.72
2:F:310:GLN:HG3	2:F:345:ASP:HA	1.71	0.72
3:J:562:SER:HB2	3:J:676:THR:HG21	1.71	0.72
1:A:111:THR:HG22	1:A:115:ASN:ND2	2.03	0.72
1:A:161:TYR:O	1:A:164:VAL:N	2.23	0.72
1:A:280:GLY:HA3	1:C:54:TYR:OH	1.88	0.72
1:B:101:ASP:O	1:B:105:LEU:N	2.18	0.72
1:B:301:GLN:O	1:B:304:GLN:HB2	1.89	0.72
1:C:174:ASN:O	1:C:178:ALA:N	2.22	0.72
1:C:390:ARG:O	1:C:394:LEU:HG	1.88	0.72
2:D:64:ARG:HD3	2:D:208:GLN:OE1	1.89	0.72
2:D:329:ASP:O	2:D:330:ASP:HB2	1.90	0.72
2:F:89:ALA:HA	2:F:177:THR:OG1	1.90	0.72
2:F:314:THR:OG1	2:F:322:THR:OG1	2.06	0.72
2:G:77:LEU:HB3	2:G:95:GLN:O	1.90	0.72
2:I:77:LEU:HB3	2:I:95:GLN:O	1.90	0.72
3:L:453:PHE:O	3:L:471:SER:OG	2.06	0.72
1:A:151:ILE:HA	1:A:154:VAL:HB	1.70	0.72
1:B:44:LEU:HB2	1:C:292:ILE:CD1	2.18	0.72
1:B:51:SER:O	1:B:61:ASN:HA	1.88	0.72
1:B:68:SER:CA	1:B:255:GLY:HA3	2.19	0.72
2:D:133:LEU:HD11	2:D:143:TYR:CZ	2.24	0.72
2:D:291:MET:HA	2:E:267:VAL:HG11	1.69	0.72
2:E:98:PRO:O	2:E:102:GLN:N	2.23	0.72
2:G:324:LEU:HB3	2:G:360:VAL:HB	1.71	0.72
2:H:59:ARG:NH2	2:I:269:GLN:HA	2.03	0.72
2:H:62:ALA:HB3	2:H:65:ILE:HG23	1.71	0.72
2:I:89:ALA:HA	2:I:180:ILE:O	1.89	0.72
2:I:324:LEU:HB3	2:I:360:VAL:HB	1.71	0.72
1:A:156:ASN:O	1:A:160:GLN:HG3	1.89	0.72
1:B:159:ALA:HB2	1:C:350:SER:HB3	1.71	0.72
1:C:144:PHE:N	1:C:149:VAL:HG22	2.04	0.72
2:D:174:THR:HB	2:D:175:LYS:CG	2.18	0.72
2:E:51:GLN:HB2	2:E:301:LEU:HD13	1.71	0.72
2:E:89:ALA:HA	2:E:180:ILE:O	1.89	0.72
2:G:43:VAL:O	2:G:359:VAL:N	2.11	0.72
2:I:165:GLU:HG2	2:I:169:ILE:HD11	1.71	0.72
3:K:340:VAL:HG21	3:K:395:MET:HB3	1.71	0.72
3:L:1024:VAL:O	3:L:1028:VAL:N	2.20	0.72

Continued on next page...

Continued from previous page...

Atom-1	Atom-2	Interatomic distance (Å)	Clash overlap (Å)
1:B:258:ASP:HA	1:B:278:ASN:HA	1.71	0.72
1:B:401:LYS:HB3	1:B:407:LEU:CA	2.18	0.72
1:C:58:ASN:OD1	1:C:59:GLY:N	2.22	0.72
2:D:40:VAL:HG11	2:D:360:VAL:HG13	1.71	0.72
2:D:55:GLU:HA	2:D:296:ARG:CA	2.20	0.72
2:D:310:GLN:HG2	2:D:347:TRP:NE1	2.04	0.72
2:F:70:PRO:HD3	2:F:203:LEU:CG	2.18	0.72
2:F:91:VAL:H	2:F:177:THR:HG23	0.65	0.72
2:G:43:VAL:O	2:G:359:VAL:HG23	1.90	0.72
2:G:85:SER:O	2:G:184:ILE:N	2.23	0.72
2:I:44:THR:HG22	2:I:45:VAL:N	2.04	0.72
2:I:122:ALA:O	2:I:125:THR:OG1	2.05	0.72
2:I:318:ARG:HA	3:L:811:TYR:CE2	2.25	0.72
3:K:200:PRO:O	3:K:204:ILE:N	2.21	0.72
3:K:644:VAL:O	3:K:647:ILE:N	2.23	0.72
3:K:754:TRP:CZ3	3:K:780:ARG:O	2.43	0.72
1:A:192:GLU:CA	1:A:424:SER:HA	2.18	0.72
1:A:246:PRO:HD3	1:A:290:LEU:HD13	1.72	0.72
1:B:7:TYR:OH	1:B:409:GLU:OE2	2.07	0.72
1:B:100:THR:O	1:B:104:THR:OG1	2.08	0.72
1:C:51:SER:O	1:C:61:ASN:HA	1.88	0.72
2:D:128:ARG:NH2	2:E:140:LYS:HG2	2.04	0.72
2:E:40:VAL:HB	2:E:373:VAL:CG1	2.19	0.72
2:E:45:VAL:HG23	2:E:357:ASP:O	1.89	0.72
2:E:315:ARG:O	3:J:811:TYR:OH	2.08	0.72
2:G:89:ALA:HA	2:G:180:ILE:O	1.89	0.72
2:H:71:GLN:NE2	2:H:197:ASN:OD1	2.22	0.72
2:H:77:LEU:HD23	2:H:95:GLN:HG2	1.71	0.72
3:L:509:LYS:HB3	3:L:510:LYS:CB	2.20	0.72
3:L:952:LEU:HD13	3:L:963:ALA:HA	1.70	0.72
1:A:316:LEU:O	1:A:320:HIS:N	2.22	0.72
1:B:360:ALA:O	1:B:364:VAL:HG22	1.89	0.72
1:C:353:SER:O	1:C:357:ALA:N	2.17	0.72
2:D:94:TYR:N	2:D:176:VAL:CG2	2.51	0.72
2:D:96:ILE:HD12	2:D:195:VAL:HG21	1.70	0.72
2:E:53:THR:HA	2:E:299:GLU:CG	2.20	0.72
2:F:268:ASP:O	2:F:272:GLY:N	2.22	0.72
2:I:43:VAL:O	2:I:359:VAL:HG23	1.90	0.72
3:J:218:GLN:CA	3:J:233:SER:HA	2.20	0.72
3:L:942:ALA:O	3:L:946:VAL:N	2.21	0.72
1:B:7:TYR:CD2	1:B:412:LEU:HD22	2.25	0.71

Continued on next page...

Continued from previous page...

Atom-1	Atom-2	Interatomic distance (Å)	Clash overlap (Å)
1:C:7:TYR:CD2	1:C:412:LEU:HD22	2.25	0.71
2:F:58:GLY:HA3	2:F:215:ASP:O	1.89	0.71
2:G:45:VAL:HG23	2:G:357:ASP:O	1.89	0.71
2:I:42:VAL:CG1	2:I:358:ARG:HB3	2.20	0.71
2:I:53:THR:HA	2:I:299:GLU:CG	2.20	0.71
2:I:310:GLN:HB2	3:K:230:LEU:HB2	1.69	0.71
3:L:211:ASN:ND2	3:L:246:PHE:CE1	2.58	0.71
1:C:258:ASP:HA	1:C:278:ASN:HA	1.71	0.71
1:C:298:VAL:O	1:C:302:VAL:HG23	1.90	0.71
1:C:301:GLN:O	1:C:304:GLN:HB2	1.89	0.71
1:C:355:LEU:HD13	1:C:376:THR:HA	1.71	0.71
2:E:41:GLY:HA2	2:E:376:GLN:HB2	1.72	0.71
2:G:50:LEU:HD23	2:G:302:ASN:HB3	1.71	0.71
2:H:61:SER:HA	2:H:289:PRO:HB2	1.72	0.71
2:H:220:SER:HA	2:H:274:ILE:CD1	2.21	0.71
2:I:45:VAL:HG21	2:I:354:LYS:O	1.90	0.71
1:A:10:ALA:HA	1:A:13:SER:OG	1.90	0.71
1:A:120:ILE:HG21	1:A:423:VAL:CG2	2.19	0.71
1:B:391:TYR:C	1:B:395:ILE:HG12	2.11	0.71
1:C:7:TYR:OH	1:C:409:GLU:OE2	2.07	0.71
1:C:31:ILE:HD11	1:C:91:ALA:CB	2.19	0.71
1:C:75:ILE:N	1:C:249:ASP:HA	2.05	0.71
1:C:161:TYR:HE2	1:C:165:LEU:HD11	1.54	0.71
2:D:63:TYR:N	2:D:65:ILE:HG23	2.05	0.71
2:E:365:GLN:HE22	3:J:579:PRO:HD3	1.55	0.71
2:G:47:THR:HG22	2:G:306:ILE:CA	2.12	0.71
2:G:51:GLN:HB2	2:G:301:LEU:HD13	1.71	0.71
2:I:41:GLY:H	3:L:659:LYS:HE2	1.56	0.71
2:I:138:ILE:HD11	2:I:143:TYR:HB2	1.71	0.71
3:K:261:LEU:N	3:K:264:ASP:OD2	2.23	0.71
1:A:114:PHE:HA	1:A:117:LEU:HD12	1.71	0.71
1:A:144:PHE:CE1	2:E:136:GLN:HG2	2.24	0.71
1:A:199:GLU:OE1	1:A:199:GLU:N	2.21	0.71
1:B:408:ASN:HD21	1:B:410:GLN:HB2	1.55	0.71
1:C:100:THR:O	1:C:104:THR:OG1	2.08	0.71
2:D:57:PRO:HG3	3:L:259:ARG:CD	2.19	0.71
2:H:74:GLY:O	2:H:195:VAL:HG22	1.91	0.71
2:H:105:TYR:HA	2:H:167:ALA:CB	2.20	0.71
2:I:44:THR:HA	2:I:358:ARG:CA	2.13	0.71
3:L:36:PRO:HD2	3:L:38:ILE:HG13	1.71	0.71
1:B:58:ASN:OD1	1:B:59:GLY:N	2.22	0.71

Continued on next page...

Continued from previous page...

Atom-1	Atom-2	Interatomic distance (Å)	Clash overlap (Å)
1:B:303:LYS:HA	1:B:306:GLN:HB2	1.71	0.71
2:E:42:VAL:CG1	2:E:358:ARG:HB3	2.20	0.71
2:G:53:THR:HA	2:G:299:GLU:CG	2.20	0.71
3:L:186:ILE:HB	3:L:773:VAL:HG12	1.72	0.71
1:A:44:LEU:HD12	1:A:68:SER:O	1.91	0.71
2:E:47:THR:CB	2:E:306:ILE:HD13	2.21	0.71
2:G:365:GLN:HE22	3:K:579:PRO:CD	2.03	0.71
2:I:41:GLY:HA2	2:I:376:GLN:HB2	1.73	0.71
2:I:50:LEU:HD23	2:I:302:ASN:HB3	1.71	0.71
1:A:270:ALA:CA	1:A:274:TYR:HB2	2.20	0.71
1:B:38:LEU:O	1:B:73:GLN:NE2	2.16	0.71
2:E:330:ASP:O	2:E:372:GLN:HA	1.91	0.71
2:F:267:VAL:CG1	2:F:272:GLY:HA2	2.20	0.71
2:H:126:VAL:HG21	2:H:147:LEU:HA	1.72	0.71
2:H:214:VAL:HB	2:H:278:ALA:HB3	1.72	0.71
2:H:234:THR:CB	2:H:235:LEU:HA	2.05	0.71
2:I:40:VAL:HB	2:I:373:VAL:CG1	2.19	0.71
2:I:53:THR:HB	2:I:297:LEU:O	1.91	0.71
3:J:717:ARG:N	3:J:828:LEU:O	2.23	0.71
1:A:279:MET:SD	1:C:56:ASP:HB2	2.31	0.71
1:C:82:ARG:O	1:C:86:LEU:HG	1.91	0.71
2:D:64:ARG:NE	2:D:208:GLN:OE1	2.23	0.71
2:E:43:VAL:O	2:E:359:VAL:HG23	1.90	0.71
2:E:53:THR:HA	2:E:299:GLU:HG2	1.73	0.71
2:E:138:ILE:HD11	2:E:143:TYR:HB2	1.71	0.71
2:H:330:ASP:HB3	2:H:373:VAL:H	1.56	0.71
3:K:489:THR:O	3:K:493:CYS:N	2.24	0.71
3:K:873:ALA:HB3	3:K:874:PRO:HD3	1.71	0.71
3:L:34:GLN:CG	3:L:333:VAL:HG22	2.20	0.71
1:A:249:ASP:O	1:A:287:SER:N	2.24	0.71
1:A:314:GLU:HG3	1:C:19:LYS:HA	1.71	0.71
1:B:76:PHE:HZ	1:B:245:LEU:HD13	1.54	0.71
1:B:351:ALA:HA	1:B:354:SER:HB3	1.72	0.71
2:E:235:LEU:HD11	2:E:302:ASN:CB	2.21	0.71
2:F:234:THR:O	2:F:301:LEU:HA	1.90	0.71
2:F:292:PHE:CE1	3:J:257:GLY:HA3	2.25	0.71
3:J:253:VAL:HG11	3:K:738:ALA:N	2.06	0.71
3:K:101:ASP:OD1	3:K:131:LYS:NZ	2.21	0.71
3:L:584:GLN:O	3:L:588:GLN:N	2.20	0.71
4:N:18:VAL:HA	4:N:21:ILE:HD12	1.71	0.71
1:B:213:LEU:CB	1:B:327:VAL:HG11	2.20	0.71

Continued on next page...

Continued from previous page...

Atom-1	Atom-2	Interatomic distance (Å)	Clash overlap (Å)
1:C:68:SER:CA	1:C:255:GLY:HA3	2.19	0.71
1:C:129:GLN:HG2	1:C:133:ILE:HD12	1.73	0.71
2:D:56:LEU:HB2	2:D:57:PRO:HD2	1.71	0.71
2:E:365:GLN:CD	3:J:660:ASP:HA	2.11	0.71
2:G:42:VAL:CG1	2:G:358:ARG:HB3	2.20	0.71
2:G:292:PHE:N	3:K:195:LYS:HG3	2.06	0.71
3:K:712:MET:O	3:K:832:ALA:N	2.20	0.71
3:L:819:TYR:N	3:L:822:LEU:O	2.21	0.71
1:A:401:LYS:HB3	1:A:407:LEU:HA	1.73	0.70
1:B:54:TYR:CZ	1:C:280:GLY:HA3	2.26	0.70
2:E:45:VAL:HG23	2:E:357:ASP:HB2	1.69	0.70
2:E:77:LEU:HB3	2:E:95:GLN:O	1.89	0.70
2:F:176:VAL:HG12	2:F:177:THR:HA	1.73	0.70
2:I:242:ALA:HB3	2:I:260:LEU:CB	2.10	0.70
3:J:709:HIS:CG	3:J:843:LEU:HD21	2.26	0.70
1:A:146:VAL:CG1	1:A:148:LEU:HG	2.21	0.70
1:B:19:LYS:HB2	1:C:314:GLU:HG3	1.72	0.70
2:F:235:LEU:N	2:F:302:ASN:H	1.89	0.70
2:G:53:THR:HB	2:G:297:LEU:O	1.91	0.70
2:H:312:GLY:O	2:H:323:VAL:HG13	1.91	0.70
3:J:744:ASN:O	3:J:748:THR:N	2.17	0.70
1:A:139:GLN:OE1	2:D:135:THR:HB	1.90	0.70
1:A:293:TYR:CZ	1:A:295:GLY:HA2	2.25	0.70
1:B:12:LEU:O	1:B:18:ARG:HD2	1.92	0.70
1:B:161:TYR:HE2	1:B:165:LEU:HD11	1.54	0.70
1:B:297:MET:HG2	1:B:301:GLN:HE21	1.55	0.70
1:B:344:TYR:O	1:B:348:VAL:N	2.17	0.70
2:E:135:THR:CB	2:E:137:TYR:CZ	2.74	0.70
2:F:325:VAL:HG13	2:F:358:ARG:O	1.91	0.70
2:I:330:ASP:O	2:I:372:GLN:HA	1.91	0.70
1:B:57:ALA:HB2	1:C:279:MET:CB	2.21	0.70
1:B:298:VAL:O	1:B:302:VAL:HG23	1.90	0.70
1:C:12:LEU:O	1:C:18:ARG:HD2	1.92	0.70
1:C:49:THR:CB	1:C:64:ALA:HB3	2.18	0.70
1:C:82:ARG:HB2	1:C:242:ASP:OD2	1.92	0.70
1:C:196:LEU:HD23	1:C:390:ARG:HD3	1.72	0.70
1:C:391:TYR:C	1:C:395:ILE:HG12	2.11	0.70
2:D:265:VAL:HG12	2:I:288:MET:HE1	1.73	0.70
2:F:261:GLU:HG3	2:F:262:PHE:HD2	1.57	0.70
2:G:41:GLY:HA2	2:G:376:GLN:HB2	1.73	0.70
2:G:189:VAL:HG11	2:G:203:LEU:HD22	1.73	0.70

Continued on next page...

Continued from previous page...

Atom-1	Atom-2	Interatomic distance (Å)	Clash overlap (Å)
2:H:324:LEU:HD21	2:H:367:VAL:CG1	2.22	0.70
2:I:85:SER:O	2:I:184:ILE:N	2.23	0.70
2:I:189:VAL:HG23	2:I:193:ALA:HB3	1.72	0.70
3:L:210:GLN:HB3	3:L:249:ILE:CG1	2.12	0.70
3:L:535:LEU:HA	3:L:538:THR:CG2	2.21	0.70
3:L:967:ALA:O	3:L:971:ARG:N	2.22	0.70
1:A:73:GLN:HB3	1:A:250:LEU:HB3	1.72	0.70
1:A:314:GLU:HG3	1:C:19:LYS:CA	2.21	0.70
1:B:300:SER:O	1:B:304:GLN:HG3	1.91	0.70
1:B:401:LYS:HB2	1:B:407:LEU:HD13	1.74	0.70
1:C:213:LEU:CB	1:C:327:VAL:HG11	2.19	0.70
1:C:351:ALA:HA	1:C:354:SER:HB3	1.72	0.70
1:C:408:ASN:HD21	1:C:410:GLN:HB2	1.55	0.70
2:E:53:THR:HB	2:E:297:LEU:O	1.91	0.70
2:G:47:THR:O	2:G:48:GLU:HB2	1.91	0.70
2:G:138:ILE:HD11	2:G:143:TYR:HB2	1.71	0.70
2:G:189:VAL:HG22	2:G:190:THR:O	1.91	0.70
2:G:330:ASP:O	2:G:372:GLN:HA	1.91	0.70
2:H:227:LYS:O	2:H:230:LEU:HG	1.91	0.70
2:I:51:GLN:HB2	2:I:301:LEU:HD13	1.71	0.70
2:I:128:ARG:O	2:I:132:LEU:HG	1.92	0.70
2:I:241:LYS:CG	2:I:242:ALA:HB2	2.16	0.70
3:K:407:ASP:OD1	3:K:978:THR:OG1	2.08	0.70
3:L:210:GLN:HG2	3:L:249:ILE:CG1	2.21	0.70
1:B:360:ALA:HA	1:B:363:SER:OG	1.91	0.70
1:C:14:ASN:OD1	1:C:185:ILE:HG23	1.92	0.70
2:D:50:LEU:O	2:D:301:LEU:HD22	1.90	0.70
2:I:53:THR:HA	2:I:299:GLU:HG2	1.73	0.70
3:K:261:LEU:HB2	3:K:264:ASP:CG	2.12	0.70
1:B:82:ARG:HB2	1:B:242:ASP:OD2	1.92	0.70
1:B:139:GLN:HB2	2:F:136:GLN:HB2	1.73	0.70
1:C:93:ILE:CD1	1:C:229:SER:HA	2.21	0.70
2:D:50:LEU:O	2:D:301:LEU:HB3	1.91	0.70
2:D:234:THR:HG22	2:D:300:GLY:O	1.92	0.70
2:E:52:ILE:O	2:E:299:GLU:HB2	1.92	0.70
3:L:211:ASN:ND2	3:L:246:PHE:CZ	2.59	0.70
3:L:421:ALA:O	3:L:503:GLY:N	2.23	0.70
1:C:113:TYR:OH	1:C:419:LEU:HD13	1.92	0.70
1:C:401:LYS:HB2	1:C:407:LEU:HD13	1.74	0.70
2:D:133:LEU:HA	2:D:138:ILE:HD11	1.66	0.70
2:E:189:VAL:HG23	2:E:193:ALA:HB3	1.72	0.70

Continued on next page...

Continued from previous page...

Atom-1	Atom-2	Interatomic distance (Å)	Clash overlap (Å)
2:E:189:VAL:HG11	2:E:203:LEU:HD22	1.73	0.70
2:F:238:GLU:H	2:F:239:ASN:CB	2.05	0.70
2:G:165:GLU:HG2	2:G:169:ILE:CD1	2.22	0.70
2:G:340:SER:OG	2:G:350:THR:HG23	1.92	0.70
2:I:235:LEU:HD11	2:I:302:ASN:CB	2.21	0.70
3:L:1013:THR:HA	3:L:1017:LEU:HD13	1.74	0.70
1:A:211:ALA:O	1:A:215:GLU:N	2.25	0.70
1:C:300:SER:O	1:C:304:GLN:HG3	1.91	0.70
2:D:81:PHE:N	2:D:93:LEU:HB3	2.07	0.70
2:D:136:GLN:O	2:D:138:ILE:N	2.23	0.70
2:D:238:GLU:OE1	2:D:239:ASN:HB2	1.92	0.70
2:E:85:SER:O	2:E:184:ILE:N	2.23	0.70
2:E:236:LYS:HE2	2:E:303:PRO:CB	2.21	0.70
2:E:288:MET:HE3	2:F:265:VAL:HB	1.74	0.70
2:G:47:THR:CB	2:G:306:ILE:HD13	2.22	0.70
2:I:189:VAL:HG22	2:I:190:THR:O	1.91	0.70
3:K:124:GLN:HE21	3:K:758:TYR:HE2	1.38	0.70
3:L:211:ASN:HD21	3:L:762:PHE:HB3	1.56	0.70
1:A:311:GLY:HA2	1:C:19:LYS:HG3	1.72	0.70
1:B:42:LEU:CB	1:C:293:TYR:HB3	2.13	0.70
1:B:68:SER:CB	1:B:255:GLY:HA3	2.22	0.70
1:B:82:ARG:O	1:B:86:LEU:HG	1.91	0.70
1:B:152:THR:HG21	1:C:357:ALA:HB2	1.73	0.70
1:B:196:LEU:HD23	1:B:390:ARG:HD3	1.72	0.70
2:D:65:ILE:CG1	2:I:190:THR:HG23	2.21	0.70
2:D:234:THR:O	2:D:301:LEU:HA	1.92	0.70
2:E:138:ILE:CD1	2:E:143:TYR:HB2	2.22	0.70
3:J:791:VAL:O	3:J:799:VAL:N	2.25	0.70
3:L:261:LEU:H	3:L:264:ASP:CB	2.04	0.70
1:A:142:GLN:CA	1:A:145:ASN:HB2	2.13	0.69
1:B:33:GLU:O	1:B:37:PRO:HD3	1.92	0.69
2:F:80:ASN:N	2:F:93:LEU:O	2.22	0.69
1:B:113:TYR:OH	1:B:419:LEU:HD13	1.92	0.69
1:B:175:LEU:HD11	1:B:425:THR:CB	2.20	0.69
1:B:407:LEU:HA	1:B:411:ASP:OD2	1.92	0.69
1:C:175:LEU:HD11	1:C:425:THR:CB	2.20	0.69
1:C:196:LEU:HD11	1:C:201:PHE:HB2	1.73	0.69
1:C:216:ALA:O	1:C:220:ASN:N	2.25	0.69
1:C:246:PRO:HA	1:C:290:LEU:HA	1.74	0.69
1:C:316:LEU:O	1:C:320:HIS:N	2.23	0.69
2:E:189:VAL:HG22	2:E:190:THR:O	1.91	0.69

Continued on next page...

Continued from previous page...

Atom-1	Atom-2	Interatomic distance (Å)	Clash overlap (Å)
2:F:224:MET:O	2:F:228:GLN:OE1	0.70	0.69
2:G:138:ILE:CD1	2:G:143:TYR:HB2	2.23	0.69
2:G:306:ILE:O	2:G:348:LEU:HA	1.92	0.69
3:K:606:VAL:HA	3:K:631:LEU:HD23	1.74	0.69
1:B:51:SER:HA	1:C:282:ASN:O	1.92	0.69
1:B:216:ALA:O	1:B:220:ASN:N	2.25	0.69
1:B:320:HIS:HA	1:B:323:VAL:CG1	2.21	0.69
1:C:38:LEU:O	1:C:73:GLN:NE2	2.16	0.69
1:C:69:LEU:HD12	1:C:70:GLN:H	1.58	0.69
1:C:351:ALA:O	1:C:354:SER:HB3	1.92	0.69
2:D:154:ASN:O	2:D:157:VAL:HB	1.92	0.69
2:D:208:GLN:CG	2:D:209:LEU:H	2.05	0.69
2:E:165:GLU:HG2	2:E:169:ILE:CD1	2.22	0.69
2:E:306:ILE:O	2:E:348:LEU:HA	1.93	0.69
2:F:40:VAL:CG1	2:F:363:GLY:H	2.04	0.69
2:F:218:GLN:OE1	2:F:222:ASP:OD2	2.10	0.69
2:G:235:LEU:HD11	2:G:302:ASN:CB	2.21	0.69
2:I:154:ASN:O	2:I:157:VAL:HB	1.93	0.69
2:I:340:SER:OG	2:I:350:THR:HG23	1.92	0.69
1:B:42:LEU:HG	1:C:292:ILE:CB	2.22	0.69
1:B:54:TYR:CD1	1:B:55:ARG:HG3	2.28	0.69
1:B:146:VAL:O	2:F:128:ARG:NH1	2.25	0.69
1:B:196:LEU:HD11	1:B:201:PHE:HB2	1.73	0.69
1:C:68:SER:CB	1:C:255:GLY:HA3	2.22	0.69
1:C:125:TYR:HD1	1:C:380:TYR:HB2	1.57	0.69
1:C:407:LEU:HA	1:C:411:ASP:OD2	1.92	0.69
2:F:155:ALA:O	2:F:158:THR:HB	1.93	0.69
2:F:316:THR:HA	2:F:317:PRO:C	2.12	0.69
2:G:332:VAL:CG2	2:G:367:VAL:HG13	2.19	0.69
2:H:92:SER:C	2:H:176:VAL:CG1	2.61	0.69
2:H:256:GLN:OE1	2:H:256:GLN:N	2.25	0.69
3:L:511:GLY:O	3:L:512:PHE:HB3	1.92	0.69
1:B:305:ALA:HA	1:B:308:ASN:HB3	1.75	0.69
1:C:11:ARG:HA	1:C:105:LEU:CD2	2.16	0.69
2:E:55:GLU:CA	2:E:296:ARG:HA	2.20	0.69
2:E:311:GLN:CD	2:E:361:ILE:HG22	2.13	0.69
3:J:678:THR:OG1	3:J:679:GLY:N	2.19	0.69
3:L:499:PRO:O	3:L:500:ILE:O	2.09	0.69
1:A:3:LEU:HB2	1:A:419:LEU:CD1	2.23	0.69
1:A:103:GLN:NE2	1:A:405:GLY:O	2.25	0.69
1:A:121:ASP:OD1	1:A:384:GLN:NE2	2.25	0.69

Continued on next page...

Continued from previous page...

Atom-1	Atom-2	Interatomic distance (Å)	Clash overlap (Å)
1:A:146:VAL:HG22	2:D:131:LYS:HE2	1.75	0.69
1:A:216:ALA:O	1:A:219:ARG:N	2.24	0.69
1:A:309:PHE:HA	1:A:312:ALA:HB3	1.72	0.69
1:A:344:TYR:HA	1:A:347:ALA:CB	2.22	0.69
1:B:93:ILE:CD1	1:B:229:SER:HA	2.21	0.69
1:B:235:GLU:O	1:B:239:GLN:N	2.21	0.69
1:C:325:GLN:O	1:C:329:SER:N	2.26	0.69
2:E:42:VAL:HG22	2:E:360:VAL:HA	1.75	0.69
2:E:47:THR:O	2:E:48:GLU:HB2	1.91	0.69
2:G:182:GLY:HA3	2:G:207:GLN:O	1.92	0.69
2:G:311:GLN:CD	2:G:361:ILE:HG22	2.13	0.69
2:G:311:GLN:NE2	2:G:362:SER:HB3	2.08	0.69
2:H:41:GLY:HA2	2:H:376:GLN:CB	2.21	0.69
2:H:54:THR:CB	2:H:297:LEU:HD11	2.18	0.69
2:H:282:ASN:ND2	2:H:285:HIS:HA	2.08	0.69
2:I:52:ILE:O	2:I:299:GLU:HB2	1.92	0.69
2:I:165:GLU:HG2	2:I:169:ILE:CD1	2.22	0.69
1:A:134:TYR:HB2	1:A:161:TYR:HE1	1.57	0.69
1:B:14:ASN:OD1	1:B:185:ILE:HG23	1.92	0.69
2:D:65:ILE:CG1	2:I:190:THR:CG2	2.71	0.69
2:D:93:LEU:N	2:D:176:VAL:CG2	2.55	0.69
2:D:213:TYR:CG	2:D:277:ARG:HD3	2.28	0.69
2:G:53:THR:HA	2:G:299:GLU:HG2	1.73	0.69
2:G:189:VAL:HG23	2:G:193:ALA:HB3	1.73	0.69
2:G:223:MET:CA	2:G:226:LEU:HD13	2.22	0.69
2:I:138:ILE:CD1	2:I:143:TYR:HB2	2.22	0.69
2:I:308:VAL:O	2:I:347:TRP:N	2.25	0.69
2:I:311:GLN:NE2	2:I:362:SER:HB3	2.08	0.69
2:I:353:LEU:C	2:I:354:LYS:HD2	2.13	0.69
3:L:146:ASP:OD1	3:L:148:THR:OG1	2.06	0.69
1:A:14:ASN:ND2	1:A:105:LEU:HD13	2.08	0.69
1:A:80:LYS:O	1:A:84:LEU:N	2.21	0.69
1:A:285:GLY:HA3	1:C:48:TYR:O	1.92	0.69
1:A:301:GLN:O	1:A:304:GLN:HB2	1.93	0.69
1:A:407:LEU:HD12	1:A:411:ASP:HB2	1.75	0.69
1:B:52:ASN:HA	1:B:61:ASN:OD1	1.93	0.69
1:B:125:TYR:HD1	1:B:380:TYR:HB2	1.57	0.69
1:B:146:VAL:HG22	2:F:131:LYS:HE2	1.74	0.69
1:B:316:LEU:O	1:B:320:HIS:N	2.23	0.69
1:C:174:ASN:HA	1:C:177:ASN:CB	2.22	0.69
1:C:320:HIS:HA	1:C:323:VAL:CG1	2.21	0.69

Continued on next page...

Continued from previous page...

Atom-1	Atom-2	Interatomic distance (Å)	Clash overlap (Å)
1:C:360:ALA:HA	1:C:363:SER:OG	1.91	0.69
2:D:308:VAL:CG1	2:D:347:TRP:HB2	2.22	0.69
2:E:242:ALA:HB3	2:E:260:LEU:CB	2.10	0.69
2:F:266:THR:O	2:F:274:ILE:HD13	1.91	0.69
2:G:52:ILE:O	2:G:299:GLU:HB2	1.92	0.69
2:G:225:ARG:HG3	2:G:226:LEU:HD12	1.75	0.69
2:H:60:THR:CG2	2:H:289:PRO:HA	2.17	0.69
2:I:44:THR:CA	2:I:358:ARG:HA	2.15	0.69
2:I:128:ARG:C	2:I:132:LEU:HG	2.13	0.69
2:I:306:ILE:O	2:I:348:LEU:HA	1.93	0.69
3:J:54:ALA:HB2	3:J:83:ASP:HA	1.75	0.69
3:K:574:THR:HA	3:K:665:ALA:HA	1.75	0.69
3:K:644:VAL:O	3:K:648:THR:N	2.26	0.69
1:A:142:GLN:CG	1:A:145:ASN:HD22	2.06	0.69
1:A:196:LEU:CD2	1:A:390:ARG:HB3	2.22	0.69
1:A:238:ARG:HA	1:A:241:GLN:HB2	1.74	0.69
1:A:416:ASN:O	1:A:419:LEU:HB2	1.93	0.69
1:B:32:ASN:HA	1:B:35:ARG:HH22	1.58	0.69
1:B:213:LEU:CD1	1:B:324:VAL:HG13	2.23	0.69
1:C:213:LEU:CD1	1:C:324:VAL:HG13	2.22	0.69
2:D:155:ALA:HB3	2:I:114:LYS:HB2	1.73	0.69
2:E:340:SER:N	2:E:348:LEU:O	2.26	0.69
2:F:212:ILE:CD1	2:F:287:MET:HB3	2.21	0.69
3:K:696:THR:O	3:K:699:ARG:N	2.26	0.69
3:L:211:ASN:C	3:L:239:ARG:NH1	2.46	0.69
1:A:33:GLU:HB2	1:B:304:GLN:NE2	2.08	0.69
1:B:237:ILE:CD1	1:B:306:GLN:HA	2.23	0.69
1:C:321:ARG:O	1:C:324:VAL:HB	1.93	0.69
2:E:340:SER:OG	2:E:350:THR:HG23	1.92	0.69
2:F:57:PRO:HB3	2:F:294:ARG:CA	2.18	0.69
2:G:70:PRO:O	2:G:198:GLY:N	2.17	0.69
2:I:55:GLU:CA	2:I:296:ARG:HA	2.20	0.69
2:I:182:GLY:HA3	2:I:207:GLN:O	1.92	0.69
2:I:223:MET:CA	2:I:226:LEU:HD13	2.22	0.69
2:I:316:THR:HA	3:L:811:TYR:OH	1.93	0.69
1:A:36:SER:HA	1:A:39:LEU:CD1	2.23	0.68
1:A:79:SER:HB3	1:A:242:ASP:HB3	1.76	0.68
1:B:133:ILE:CG2	1:B:164:VAL:HG21	2.23	0.68
1:C:33:GLU:O	1:C:37:PRO:HD3	1.92	0.68
1:C:52:ASN:HA	1:C:61:ASN:OD1	1.93	0.68
2:D:167:ALA:O	2:D:170:ASN:HB2	1.93	0.68

Continued on next page...

Continued from previous page...

Atom-1	Atom-2	Interatomic distance (Å)	Clash overlap (Å)
2:E:90:GLY:HA2	2:E:177:THR:HB	1.75	0.68
2:E:94:TYR:H	2:E:176:VAL:HG22	1.58	0.68
2:E:182:GLY:HA3	2:E:207:GLN:O	1.92	0.68
3:J:141:GLY:N	3:J:324:VAL:O	2.26	0.68
3:J:726:GLN:N	3:J:810:GLU:O	2.27	0.68
3:K:183:ALA:O	3:K:271:GLY:N	2.26	0.68
3:L:968:VAL:O	3:L:972:LEU:N	2.26	0.68
1:B:146:VAL:HG22	2:F:131:LYS:CE	2.23	0.68
1:C:408:ASN:ND2	1:C:410:GLN:HB2	2.08	0.68
2:F:63:TYR:H	2:F:64:ARG:CB	2.06	0.68
2:F:64:ARG:HB3	2:F:208:GLN:HB3	1.72	0.68
2:F:244:VAL:O	2:F:257:ASP:HB2	1.93	0.68
2:I:47:THR:HG21	2:I:306:ILE:HD13	1.75	0.68
3:J:151:GLN:O	3:J:155:SER:N	2.25	0.68
3:K:264:ASP:O	3:K:265:VAL:HG13	1.92	0.68
3:L:195:LYS:HE3	3:L:196:PHE:CE1	2.28	0.68
3:L:507:GLU:HG2	3:L:518:ARG:CG	2.20	0.68
1:A:2:ASN:OD1	1:A:5:GLN:HB2	1.93	0.68
1:A:134:TYR:HB2	1:A:161:TYR:CE1	2.29	0.68
1:A:303:LYS:HB3	1:A:307:TYR:CE2	2.29	0.68
1:B:271:GLY:O	1:B:273:GLN:HG3	1.92	0.68
1:C:32:ASN:HA	1:C:35:ARG:HH22	1.58	0.68
1:C:137:LEU:HD22	1:C:158:ARG:HA	1.76	0.68
1:C:271:GLY:O	1:C:273:GLN:HG3	1.92	0.68
2:D:237:GLN:HA	2:D:238:GLU:HB3	1.75	0.68
2:E:353:LEU:C	2:E:354:LYS:HD2	2.13	0.68
2:G:340:SER:N	2:G:348:LEU:O	2.26	0.68
2:H:76:ILE:HG13	2:H:189:VAL:CG2	2.24	0.68
2:H:91:VAL:O	2:H:176:VAL:CG1	2.40	0.68
2:H:176:VAL:HA	2:H:177:THR:CB	2.20	0.68
2:H:180:ILE:HD11	2:H:206:VAL:HG23	1.75	0.68
2:I:308:VAL:HG13	2:I:313:VAL:CG2	2.24	0.68
2:I:311:GLN:CD	2:I:361:ILE:HG22	2.13	0.68
3:J:144:ASN:ND2	3:J:148:THR:OG1	2.26	0.68
1:B:325:GLN:O	1:B:329:SER:N	2.26	0.68
1:B:351:ALA:O	1:B:354:SER:HB3	1.92	0.68
2:D:234:THR:HB	2:D:235:LEU:HA	1.76	0.68
2:G:154:ASN:O	2:G:157:VAL:HB	1.93	0.68
2:G:308:VAL:HG13	2:G:313:VAL:CG2	2.24	0.68
2:H:40:VAL:C	2:H:376:GLN:HB2	2.14	0.68
4:O:33:PHE:O	4:O:37:SER:N	2.27	0.68

Continued on next page...

Continued from previous page...

Atom-1	Atom-2	Interatomic distance (Å)	Clash overlap (Å)
1:B:73:GLN:O	1:B:250:LEU:N	2.27	0.68
1:B:400:ILE:HG22	1:B:404:LEU:CD1	2.23	0.68
1:C:62:SER:HB3	1:C:261:TYR:HA	1.75	0.68
1:C:132:ALA:CA	1:C:373:LEU:HB3	2.24	0.68
1:C:237:ILE:CD1	1:C:306:GLN:HA	2.23	0.68
2:D:71:GLN:N	2:D:175:LYS:HZ3	1.90	0.68
2:D:92:SER:N	2:D:176:VAL:O	2.26	0.68
2:E:235:LEU:HD23	2:E:300:GLY:CA	2.24	0.68
2:E:311:GLN:NE2	2:E:362:SER:HB3	2.08	0.68
2:I:41:GLY:N	3:L:659:LYS:HE2	2.07	0.68
2:I:310:GLN:CB	3:K:230:LEU:HB2	2.23	0.68
3:J:523:SER:OG	4:M:23:LEU:HD22	1.93	0.68
3:J:937:LEU:O	3:J:940:LYS:N	2.27	0.68
3:K:43:VAL:O	3:K:92:LEU:N	2.23	0.68
3:L:1011:MET:HA	3:L:1014:ALA:HB3	1.75	0.68
1:A:220:ASN:O	1:A:224:LEU:N	2.26	0.68
1:B:75:ILE:N	1:B:249:ASP:HA	2.05	0.68
1:B:129:GLN:HG2	1:B:133:ILE:HD12	1.73	0.68
1:B:381:ASN:O	1:B:385:GLU:N	2.26	0.68
1:B:408:ASN:ND2	1:B:410:GLN:HB2	2.08	0.68
1:C:73:GLN:O	1:C:250:LEU:N	2.27	0.68
1:C:305:ALA:HA	1:C:308:ASN:HB3	1.75	0.68
2:D:51:GLN:OE1	2:D:301:LEU:N	2.26	0.68
2:D:102:GLN:HA	2:D:171:LEU:HD13	1.76	0.68
2:D:235:LEU:H	2:D:302:ASN:H	1.39	0.68
2:E:308:VAL:HG13	2:E:313:VAL:CG2	2.24	0.68
2:H:63:TYR:CD2	2:H:64:ARG:NE	2.62	0.68
2:H:72:VAL:HG13	2:H:101:TYR:CZ	2.28	0.68
2:I:96:ILE:HG21	2:I:174:THR:HG22	1.76	0.68
2:I:189:VAL:HG11	2:I:203:LEU:HD22	1.73	0.68
2:I:236:LYS:HE2	2:I:303:PRO:CB	2.21	0.68
3:J:713:LEU:CD1	3:J:843:LEU:HD23	2.24	0.68
3:L:661:ALA:HB1	3:L:663:VAL:HG23	1.75	0.68
1:A:96:VAL:HG11	1:A:225:GLN:CA	2.23	0.68
1:A:381:ASN:O	1:A:385:GLU:N	2.23	0.68
1:B:139:GLN:OE1	2:F:136:GLN:N	2.27	0.68
1:B:321:ARG:O	1:B:324:VAL:HB	1.93	0.68
2:E:222:ASP:O	2:E:225:ARG:HG2	1.93	0.68
2:F:40:VAL:HG22	2:F:363:GLY:CA	2.19	0.68
2:F:76:ILE:HD11	2:F:195:VAL:HG11	1.73	0.68
2:G:94:TYR:H	2:G:176:VAL:HG22	1.59	0.68

Continued on next page...

Continued from previous page...

Atom-1	Atom-2	Interatomic distance (Å)	Clash overlap (Å)
2:G:222:ASP:O	2:G:225:ARG:HG2	1.93	0.68
2:G:364:LEU:HB2	3:K:579:PRO:CG	2.23	0.68
2:H:191:GLU:HB2	2:I:64:ARG:CD	2.24	0.68
2:I:345:ASP:HB2	3:K:229:GLN:CD	2.13	0.68
3:L:36:PRO:O	3:L:38:ILE:HG13	1.93	0.68
1:B:62:SER:CB	1:B:261:TYR:HA	2.24	0.68
1:B:133:ILE:HG21	1:B:164:VAL:CG2	2.24	0.68
1:B:174:ASN:O	1:B:178:ALA:N	2.22	0.68
1:C:133:ILE:CG2	1:C:164:VAL:HG21	2.23	0.68
2:D:91:VAL:O	2:D:177:THR:CG2	2.42	0.68
2:E:225:ARG:HG3	2:E:226:LEU:HD12	1.75	0.68
2:G:53:THR:HB	2:G:298:GLU:HA	1.76	0.68
2:G:75:ILE:O	2:G:96:ILE:HG13	1.94	0.68
2:G:353:LEU:C	2:G:354:LYS:HD2	2.13	0.68
3:K:540:ARG:NH1	4:O:37:SER:O	2.25	0.68
1:A:73:GLN:HB3	1:A:250:LEU:HB2	1.75	0.68
1:A:85:THR:HA	1:A:88:GLU:CD	2.15	0.68
1:B:41:GLN:O	1:B:71:LEU:HA	1.94	0.68
1:B:398:LEU:CD1	1:B:415:LEU:HD11	2.24	0.68
1:C:398:LEU:CD1	1:C:415:LEU:HD11	2.24	0.68
1:C:400:ILE:HG22	1:C:404:LEU:CD1	2.23	0.68
2:D:65:ILE:HG13	2:I:190:THR:HG21	1.76	0.68
2:D:308:VAL:HG13	2:D:347:TRP:HB2	1.75	0.68
2:F:126:VAL:CG2	2:F:147:LEU:HA	2.24	0.68
2:F:234:THR:N	2:F:235:LEU:HA	2.09	0.68
2:G:248:THR:HA	2:G:293:VAL:HG23	1.76	0.68
2:H:244:VAL:HG12	2:H:295:ALA:HB1	1.76	0.68
2:I:90:GLY:HA2	2:I:177:THR:HB	1.75	0.68
2:I:359:VAL:HG12	2:I:361:ILE:HG12	1.76	0.68
3:J:47:ALA:HB3	3:J:88:VAL:HB	1.76	0.68
1:A:255:GLY:C	1:C:54:TYR:HH	1.97	0.68
1:B:44:LEU:O	1:C:290:LEU:N	2.25	0.68
1:C:54:TYR:CD1	1:C:55:ARG:HG3	2.28	0.68
2:E:53:THR:HB	2:E:298:GLU:HA	1.76	0.68
2:E:223:MET:CA	2:E:226:LEU:HD13	2.22	0.68
2:F:71:GLN:HB3	2:F:173:TYR:CZ	2.27	0.68
3:K:540:ARG:HH11	4:O:37:SER:C	1.97	0.68
1:A:280:GLY:HA3	1:C:54:TYR:HH	1.57	0.67
1:C:62:SER:CB	1:C:261:TYR:HA	2.24	0.67
1:C:235:GLU:O	1:C:239:GLN:N	2.21	0.67
1:C:334:ILE:O	1:C:337:SER:HB3	1.94	0.67

Continued on next page...

Continued from previous page...

Atom-1	Atom-2	Interatomic distance (Å)	Clash overlap (Å)
2:D:81:PHE:HB3	2:D:93:LEU:HD13	1.74	0.67
2:E:78:LYS:HG3	2:E:191:GLU:OE2	1.95	0.67
2:E:154:ASN:O	2:E:157:VAL:HB	1.92	0.67
2:F:323:VAL:HG12	2:F:324:LEU:O	1.93	0.67
2:H:76:ILE:HD11	2:H:195:VAL:HG11	1.75	0.67
2:H:229:GLU:O	2:H:230:LEU:C	2.33	0.67
2:I:235:LEU:HD11	2:I:302:ASN:HB2	1.76	0.67
3:L:415:ASN:OD1	3:L:418:ARG:NH2	2.27	0.67
3:L:982:PHE:O	3:L:985:GLY:N	2.27	0.67
1:A:112:ALA:HA	1:A:115:ASN:HD22	1.58	0.67
1:B:93:ILE:HD11	1:B:229:SER:CA	2.24	0.67
1:B:251:THR:O	1:B:285:GLY:N	2.28	0.67
2:D:121:ILE:O	2:D:125:THR:HG23	1.94	0.67
2:E:332:VAL:CG2	2:E:367:VAL:HG13	2.19	0.67
2:H:93:LEU:HG	2:H:176:VAL:HG11	1.76	0.67
2:I:42:VAL:HG22	2:I:360:VAL:HA	1.75	0.67
2:I:78:LYS:HG3	2:I:191:GLU:OE2	1.94	0.67
1:A:413:LEU:HG	1:A:417:ASN:OD1	1.94	0.67
1:B:43:GLY:O	1:B:69:LEU:HD12	1.94	0.67
1:B:69:LEU:HD12	1:B:70:GLN:H	1.58	0.67
2:D:226:LEU:O	2:D:229:GLU:HB3	1.93	0.67
2:E:80:ASN:N	2:E:93:LEU:O	2.27	0.67
2:F:62:ALA:N	2:F:65:ILE:HG12	2.09	0.67
2:F:329:ASP:O	2:F:330:ASP:HB2	1.93	0.67
2:H:189:VAL:CG1	2:H:203:LEU:HD22	2.23	0.67
2:H:342:ALA:O	2:H:343:ILE:HD13	1.94	0.67
2:I:135:THR:HB	2:I:137:TYR:CZ	2.29	0.67
2:I:235:LEU:HD23	2:I:300:GLY:CA	2.24	0.67
2:I:248:THR:HA	2:I:293:VAL:HG23	1.76	0.67
2:I:340:SER:N	2:I:348:LEU:O	2.26	0.67
3:K:120:GLN:O	3:K:123:GLN:N	2.27	0.67
1:A:248:LEU:HA	1:A:288:PHE:HA	1.77	0.67
1:A:348:VAL:HG21	1:A:386:LEU:HD22	1.76	0.67
1:B:174:ASN:HA	1:B:177:ASN:CB	2.22	0.67
1:C:8:GLN:HG2	1:C:11:ARG:NH1	2.10	0.67
1:C:43:GLY:O	1:C:69:LEU:HD12	1.94	0.67
2:D:60:THR:HG23	2:D:290:GLY:H	1.60	0.67
2:D:103:ALA:HA	2:D:106:ASP:HB2	1.77	0.67
2:D:237:GLN:HG3	2:D:238:GLU:CB	2.24	0.67
2:E:235:LEU:HD11	2:E:302:ASN:HB2	1.76	0.67
2:E:241:LYS:NZ	2:E:262:PHE:HA	2.10	0.67

Continued on next page...

Continued from previous page...

Atom-1	Atom-2	Interatomic distance (Å)	Clash overlap (Å)
2:F:308:VAL:HG13	2:F:347:TRP:HB2	1.76	0.67
2:G:78:LYS:HG3	2:G:191:GLU:OE2	1.95	0.67
2:G:90:GLY:HA2	2:G:177:THR:HB	1.75	0.67
2:H:79:ARG:HD2	2:H:81:PHE:CZ	2.29	0.67
2:H:220:SER:CA	2:H:274:ILE:HD11	2.23	0.67
2:I:48:GLU:CA	2:I:304:ASN:HA	2.25	0.67
2:I:80:ASN:N	2:I:93:LEU:O	2.27	0.67
2:I:222:ASP:O	2:I:225:ARG:HG2	1.93	0.67
2:I:364:LEU:N	3:L:660:ASP:OD1	2.24	0.67
3:J:621:GLY:O	3:J:624:THR:HG22	1.94	0.67
3:J:653:ARG:O	3:J:656:SER:OG	2.07	0.67
3:J:751:GLY:O	3:J:755:GLY:N	2.27	0.67
3:L:535:LEU:CA	3:L:538:THR:HG23	2.20	0.67
1:B:246:PRO:HA	1:B:290:LEU:HA	1.74	0.67
1:C:172:ARG:HA	1:C:175:LEU:CB	2.25	0.67
2:D:133:LEU:CA	2:D:138:ILE:CD1	2.39	0.67
2:F:267:VAL:HA	2:F:274:ILE:HD13	1.77	0.67
2:G:135:THR:OG1	2:G:137:TYR:CE1	2.47	0.67
2:H:310:GLN:HG3	2:H:345:ASP:O	1.94	0.67
2:H:314:THR:OG1	2:H:322:THR:O	2.11	0.67
2:I:75:ILE:O	2:I:96:ILE:HG13	1.94	0.67
3:J:865:GLN:C	3:J:868:LEU:HG	2.04	0.67
3:K:66:GLU:OE1	3:K:818:ARG:NE	2.28	0.67
1:A:52:ASN:HA	1:A:61:ASN:CG	2.14	0.67
1:B:8:GLN:HG2	1:B:11:ARG:NH1	2.10	0.67
1:B:401:LYS:C	1:B:407:LEU:HB2	2.15	0.67
1:C:68:SER:HA	1:C:255:GLY:CA	2.25	0.67
1:C:93:ILE:HD11	1:C:229:SER:CA	2.24	0.67
1:C:107:LEU:HD23	1:C:111:THR:OG1	1.95	0.67
2:E:40:VAL:CG2	2:E:373:VAL:HG13	2.25	0.67
2:E:248:THR:HA	2:E:293:VAL:HG23	1.76	0.67
2:F:50:LEU:O	2:F:301:LEU:HB3	1.94	0.67
2:F:194:LEU:HD13	2:G:71:GLN:OE1	1.94	0.67
2:F:312:GLY:O	2:F:323:VAL:HG13	1.93	0.67
2:G:236:LYS:HE2	2:G:303:PRO:CB	2.21	0.67
2:H:40:VAL:HG11	2:H:360:VAL:CG1	2.22	0.67
2:I:45:VAL:CG2	2:I:357:ASP:O	2.40	0.67
2:I:53:THR:HB	2:I:298:GLU:HA	1.76	0.67
3:L:261:LEU:N	3:L:264:ASP:HB2	2.10	0.67
3:L:365:THR:O	3:L:369:THR:OG1	2.11	0.67
1:A:42:LEU:O	1:B:293:TYR:N	2.24	0.67

Continued on next page...

Continued from previous page...

Atom-1	Atom-2	Interatomic distance (Å)	Clash overlap (Å)
1:A:407:LEU:HD12	1:A:411:ASP:CB	2.25	0.67
1:C:41:GLN:O	1:C:71:LEU:HA	1.94	0.67
1:C:143:ARG:HE	1:C:149:VAL:HG13	1.59	0.67
2:D:321:ALA:HB3	2:D:337:ILE:HG13	1.76	0.67
2:F:238:GLU:OE1	2:F:239:ASN:HB3	1.93	0.67
2:F:278:ALA:HB1	2:F:280:PHE:CZ	2.29	0.67
2:G:60:THR:CB	2:G:214:VAL:HG22	2.25	0.67
2:H:63:TYR:HB2	2:H:64:ARG:CD	2.18	0.67
2:H:133:LEU:HD21	2:H:143:TYR:CG	2.28	0.67
2:H:218:GLN:O	2:H:274:ILE:HG12	1.95	0.67
3:J:56:THR:HG23	3:L:213:GLN:HG3	1.75	0.67
3:J:112:GLN:OE1	3:K:112:GLN:NE2	2.27	0.67
3:K:801:PHE:HA	3:K:804:PHE:CE2	2.30	0.67
1:A:100:THR:N	1:A:221:LEU:HD13	2.10	0.67
1:A:303:LYS:CA	1:A:306:GLN:HB2	2.22	0.67
1:B:137:LEU:HD22	1:B:158:ARG:HA	1.76	0.67
1:B:143:ARG:HE	1:B:149:VAL:HG13	1.59	0.67
1:B:319:ALA:O	1:B:323:VAL:HG12	1.95	0.67
1:C:85:THR:HA	1:C:88:GLU:OE1	1.95	0.67
1:C:133:ILE:HG21	1:C:164:VAL:CG2	2.24	0.67
1:C:251:THR:O	1:C:285:GLY:N	2.28	0.67
2:D:229:GLU:OE2	2:D:234:THR:HA	1.94	0.67
2:D:246:LEU:CD2	2:D:295:ALA:HB2	2.23	0.67
2:D:316:THR:HA	2:D:317:PRO:C	2.14	0.67
2:D:318:ARG:HD2	3:L:270:LEU:CD1	2.19	0.67
2:E:60:THR:CB	2:E:214:VAL:HG22	2.25	0.67
2:E:67:GLU:HB3	2:E:202:ALA:HB3	1.76	0.67
2:E:324:LEU:CD2	2:E:367:VAL:HG11	2.22	0.67
2:G:67:GLU:HB3	2:G:202:ALA:HB3	1.76	0.67
2:G:235:LEU:HD23	2:G:300:GLY:CA	2.24	0.67
2:H:81:PHE:CG	2:H:184:ILE:HD13	2.29	0.67
2:I:129:TYR:HA	2:I:132:LEU:CB	2.25	0.67
3:L:427:PRO:O	3:L:431:THR:N	2.26	0.67
1:A:163:THR:O	1:A:166:ALA:HB3	1.95	0.67
1:A:248:LEU:HA	1:A:287:SER:O	1.94	0.67
1:B:62:SER:HB3	1:B:261:TYR:HA	1.75	0.67
1:B:156:ASN:O	1:B:160:GLN:HG3	1.94	0.67
1:B:172:ARG:HA	1:B:175:LEU:CB	2.25	0.67
1:B:260:SER:HA	1:B:276:ASP:HA	1.75	0.67
2:D:63:TYR:HD2	2:D:64:ARG:HD2	1.59	0.67
2:D:155:ALA:CB	2:I:114:LYS:HB2	2.25	0.67

Continued on next page...

Continued from previous page...

Atom-1	Atom-2	Interatomic distance (Å)	Clash overlap (Å)
2:D:277:ARG:HH21	2:I:186:LYS:HE3	1.59	0.67
2:E:45:VAL:HG23	2:E:357:ASP:CA	2.25	0.67
2:G:96:ILE:HG21	2:G:174:THR:HG22	1.76	0.67
2:G:339:ALA:CA	2:G:349:VAL:HG22	2.11	0.67
2:H:55:GLU:CB	2:H:296:ARG:HB3	2.24	0.67
3:K:420:MET:O	3:K:424:GLY:N	2.26	0.67
3:L:251:LEU:HD12	3:L:260:VAL:HG12	1.76	0.67
3:L:355:MET:O	3:L:359:LEU:N	2.23	0.67
1:A:7:TYR:CE2	1:A:11:ARG:HD3	2.30	0.67
1:A:75:ILE:HB	1:A:248:LEU:HG	1.77	0.67
1:A:75:ILE:HG13	1:A:248:LEU:HG	1.75	0.67
1:A:216:ALA:HB1	1:A:220:ASN:HB2	1.77	0.67
1:A:235:GLU:O	1:A:238:ARG:N	2.29	0.67
1:B:330:SER:O	1:B:333:ASN:N	2.28	0.67
1:C:6:VAL:HG21	1:C:193:LEU:CD2	2.26	0.67
1:C:61:ASN:O	1:C:262:SER:N	2.27	0.67
1:C:139:GLN:HB2	2:H:136:GLN:CD	2.15	0.67
1:C:319:ALA:O	1:C:323:VAL:HG12	1.95	0.67
2:F:84:GLY:HA2	2:F:184:ILE:O	1.96	0.67
2:F:111:ASP:HA	2:F:114:LYS:CB	2.24	0.67
2:G:42:VAL:HG22	2:G:360:VAL:HA	1.75	0.67
2:G:291:MET:HB2	2:G:293:VAL:N	2.10	0.67
2:H:220:SER:OG	2:H:274:ILE:HD11	1.95	0.67
2:I:67:GLU:HB3	2:I:202:ALA:HB3	1.76	0.67
2:I:88:GLU:HB3	2:I:91:VAL:CG2	2.25	0.67
2:I:94:TYR:H	2:I:176:VAL:HG22	1.59	0.67
2:I:225:ARG:HG3	2:I:226:LEU:HD12	1.75	0.67
2:I:284:ASP:HB2	2:I:286:THR:HG23	1.76	0.67
2:I:292:PHE:H	3:L:195:LYS:CA	2.08	0.67
3:K:120:GLN:O	3:K:124:GLN:N	2.26	0.67
3:L:478:MET:O	3:L:481:SER:OG	2.13	0.67
1:A:209:VAL:HG23	1:A:327:VAL:CG1	2.26	0.66
1:A:358:MET:CG	1:A:372:VAL:HA	2.25	0.66
1:A:380:TYR:HA	1:A:383:LYS:HB2	1.78	0.66
1:B:6:VAL:HG21	1:B:193:LEU:HD22	1.77	0.66
1:B:61:ASN:O	1:B:262:SER:N	2.27	0.66
1:B:175:LEU:O	1:B:179:VAL:HG23	1.95	0.66
1:C:139:GLN:HB2	2:H:136:GLN:OE1	1.95	0.66
1:C:175:LEU:O	1:C:179:VAL:HG23	1.95	0.66
2:D:60:THR:HB	2:D:214:VAL:HG22	1.77	0.66
2:D:332:VAL:HG23	2:D:369:PRO:CA	2.24	0.66

Continued on next page...

Continued from previous page...

Atom-1	Atom-2	Interatomic distance (Å)	Clash overlap (Å)
2:F:247:ILE:HA	2:F:253:LYS:HA	1.77	0.66
2:H:48:GLU:CB	2:H:307:LEU:HD12	2.21	0.66
2:I:324:LEU:HD23	2:I:324:LEU:O	1.95	0.66
3:L:730:ASP:N	3:L:806:SER:O	2.22	0.66
1:A:2:ASN:O	1:A:6:VAL:HG23	1.94	0.66
1:A:52:ASN:OD1	1:A:61:ASN:ND2	2.27	0.66
1:B:44:LEU:HD12	1:B:68:SER:O	1.95	0.66
1:B:194:ALA:HA	1:B:422:PRO:HA	1.77	0.66
2:D:313:VAL:HG21	2:D:347:TRP:CD1	2.30	0.66
2:D:314:THR:OG1	2:D:322:THR:O	2.09	0.66
2:G:55:GLU:CA	2:G:296:ARG:HA	2.20	0.66
2:G:88:GLU:HB3	2:G:91:VAL:CG2	2.25	0.66
2:H:212:ILE:HD13	2:H:287:MET:HB3	1.77	0.66
2:I:212:ILE:HG22	2:I:280:PHE:O	1.95	0.66
2:I:250:ASP:OD2	2:I:252:ILE:HB	1.96	0.66
2:I:324:LEU:CD2	2:I:367:VAL:HG11	2.22	0.66
3:J:813:SER:OG	3:J:815:ARG:O	2.11	0.66
1:A:10:ALA:O	1:A:14:ASN:N	2.26	0.66
1:A:75:ILE:HB	1:A:248:LEU:CA	2.23	0.66
1:A:92:GLY:O	1:A:96:VAL:HG23	1.96	0.66
1:A:151:ILE:HD12	1:A:154:VAL:CB	2.24	0.66
1:B:334:ILE:O	1:B:337:SER:HB3	1.93	0.66
1:C:44:LEU:HD12	1:C:68:SER:O	1.95	0.66
1:C:194:ALA:HA	1:C:422:PRO:HA	1.77	0.66
1:C:330:SER:O	1:C:333:ASN:N	2.28	0.66
2:F:337:ILE:HD12	2:F:349:VAL:CG2	2.25	0.66
2:G:291:MET:HB2	2:G:292:PHE:HA	1.77	0.66
2:G:359:VAL:HG12	2:G:361:ILE:HG12	1.76	0.66
2:H:133:LEU:HD11	2:H:143:TYR:CZ	2.30	0.66
2:H:256:GLN:HE21	2:H:281:PRO:HG2	1.59	0.66
2:H:306:ILE:O	2:H:307:LEU:HD23	1.94	0.66
2:I:40:VAL:CG2	2:I:373:VAL:HG13	2.25	0.66
2:I:291:MET:HB2	2:I:293:VAL:N	2.11	0.66
2:I:332:VAL:CG2	2:I:367:VAL:HG13	2.19	0.66
3:K:591:LEU:O	3:K:594:VAL:N	2.29	0.66
3:L:745:ASP:O	3:L:749:THR:N	2.21	0.66
1:A:319:ALA:O	1:A:323:VAL:HG12	1.94	0.66
1:B:107:LEU:HD23	1:B:111:THR:OG1	1.94	0.66
1:B:132:ALA:CA	1:B:373:LEU:HB3	2.24	0.66
1:B:226:ALA:O	1:B:229:SER:HB2	1.94	0.66
1:C:139:GLN:HA	1:C:142:GLN:OE1	1.95	0.66

Continued on next page...

Continued from previous page...

Atom-1	Atom-2	Interatomic distance (Å)	Clash overlap (Å)
2:D:221:ASN:O	2:D:225:ARG:N	2.23	0.66
2:E:212:ILE:HG22	2:E:280:PHE:O	1.95	0.66
2:F:63:TYR:HE1	2:F:213:TYR:OH	1.71	0.66
2:F:63:TYR:N	2:F:64:ARG:HB2	2.10	0.66
2:F:212:ILE:HD12	2:F:289:PRO:HD3	1.76	0.66
2:F:323:VAL:CG1	2:F:359:VAL:HG13	2.24	0.66
2:G:250:ASP:OD2	2:G:252:ILE:HB	1.96	0.66
2:H:139:SER:OG	2:H:142:GLU:HB2	1.96	0.66
2:I:40:VAL:HG22	3:L:659:LYS:NZ	2.09	0.66
2:I:241:LYS:NZ	2:I:262:PHE:HA	2.10	0.66
3:L:58:GLN:HE21	3:L:818:ARG:HD2	1.61	0.66
1:B:216:ALA:HA	1:B:404:LEU:O	1.96	0.66
2:D:297:LEU:O	2:D:297:LEU:HD12	1.96	0.66
2:E:52:ILE:HD12	2:E:299:GLU:CB	2.26	0.66
2:E:88:GLU:HB3	2:E:91:VAL:CG2	2.25	0.66
2:E:324:LEU:O	2:E:324:LEU:HD23	1.95	0.66
2:F:64:ARG:CB	2:F:208:GLN:CB	2.57	0.66
2:F:246:LEU:HD23	2:F:295:ALA:HB2	1.76	0.66
2:H:218:GLN:HG2	2:H:223:MET:CG	2.19	0.66
2:I:52:ILE:HD12	2:I:299:GLU:CB	2.26	0.66
2:I:310:GLN:CG	3:K:230:LEU:HD23	2.24	0.66
1:B:151:ILE:O	1:B:155:GLN:N	2.27	0.66
1:B:402:SER:N	1:B:407:LEU:HB2	2.11	0.66
1:C:125:TYR:CE1	1:C:381:ASN:HB2	2.31	0.66
1:C:216:ALA:HA	1:C:404:LEU:O	1.96	0.66
2:E:250:ASP:OD2	2:E:252:ILE:HB	1.96	0.66
2:G:53:THR:CB	2:G:298:GLU:HA	2.26	0.66
2:H:50:LEU:O	2:H:301:LEU:HD22	1.96	0.66
2:I:249:SER:HA	2:I:294:ARG:NH1	2.10	0.66
2:I:291:MET:HB2	2:I:292:PHE:HA	1.77	0.66
1:A:157:ALA:CA	1:A:160:GLN:HB2	2.25	0.66
1:B:248:LEU:HD13	1:B:288:PHE:HB2	1.78	0.66
2:D:75:ILE:HG23	2:D:192:GLY:O	1.95	0.66
2:D:93:LEU:N	2:D:176:VAL:HB	2.11	0.66
2:D:174:THR:CB	2:D:175:LYS:CG	2.68	0.66
2:G:40:VAL:CG2	2:G:373:VAL:HG13	2.25	0.66
2:G:45:VAL:HG23	2:G:357:ASP:CA	2.26	0.66
2:G:241:LYS:NZ	2:G:262:PHE:HA	2.10	0.66
2:H:215:ASP:OD1	2:H:277:ARG:NH1	2.28	0.66
2:I:60:THR:CB	2:I:214:VAL:HG22	2.25	0.66
3:J:741:VAL:HG13	3:J:793:ALA:HB2	1.78	0.66

Continued on next page...

Continued from previous page...

Atom-1	Atom-2	Interatomic distance (Å)	Clash overlap (Å)
1:A:141:THR:HG22	1:A:145:ASN:HD21	1.60	0.66
1:B:85:THR:HA	1:B:88:GLU:OE1	1.95	0.66
1:C:193:LEU:O	1:C:422:PRO:HA	1.96	0.66
1:C:195:ALA:O	1:C:419:LEU:HA	1.96	0.66
2:D:332:VAL:HG11	2:D:367:VAL:HG11	1.77	0.66
2:E:291:MET:HB2	2:E:293:VAL:N	2.10	0.66
2:E:359:VAL:HG12	2:E:361:ILE:HG12	1.76	0.66
2:F:48:GLU:HB2	2:F:307:LEU:HD12	1.77	0.66
2:G:212:ILE:HG22	2:G:280:PHE:O	1.95	0.66
2:G:249:SER:HA	2:G:294:ARG:NH1	2.10	0.66
2:H:238:GLU:H	2:H:239:ASN:HB2	1.61	0.66
3:K:101:ASP:HB3	3:L:105:VAL:HG11	1.78	0.66
3:K:356:TYR:O	3:K:360:GLN:N	2.29	0.66
3:L:345:VAL:HA	3:L:348:ILE:HD12	1.77	0.66
1:A:270:ALA:HA	1:A:274:TYR:HB2	1.76	0.66
1:B:6:VAL:HG21	1:B:193:LEU:CD2	2.25	0.66
1:B:195:ALA:O	1:B:419:LEU:HA	1.96	0.66
1:C:156:ASN:O	1:C:160:GLN:HG3	1.94	0.66
1:C:226:ALA:O	1:C:229:SER:HB2	1.94	0.66
2:D:47:THR:HG22	2:D:305:ALA:HA	1.78	0.66
2:D:48:GLU:N	2:D:304:ASN:O	2.29	0.66
2:D:92:SER:HA	2:D:176:VAL:C	2.16	0.66
2:D:124:LEU:O	2:D:128:ARG:N	2.19	0.66
2:F:45:VAL:HB	2:F:357:ASP:HB2	1.78	0.66
2:F:244:VAL:HG13	2:F:296:ARG:C	2.16	0.66
2:G:52:ILE:HD12	2:G:299:GLU:CB	2.26	0.66
2:G:61:SER:O	2:G:212:ILE:HG13	1.96	0.66
2:G:235:LEU:HD11	2:G:302:ASN:HB2	1.76	0.66
2:H:40:VAL:HG22	2:H:363:GLY:HA3	1.78	0.66
2:H:329:ASP:O	2:H:330:ASP:HB2	1.96	0.66
3:L:744:ASN:HA	3:L:747:ASN:HD22	1.60	0.66
1:B:139:GLN:HA	1:B:142:GLN:OE1	1.95	0.66
1:B:151:ILE:HA	1:B:154:VAL:HB	1.78	0.66
1:C:38:LEU:HD21	1:C:80:LYS:CB	2.26	0.66
1:C:80:LYS:O	1:C:84:LEU:N	2.27	0.66
1:C:151:ILE:HA	1:C:154:VAL:HB	1.78	0.66
1:C:401:LYS:C	1:C:407:LEU:HB2	2.15	0.66
1:C:402:SER:N	1:C:407:LEU:HB2	2.11	0.66
2:D:81:PHE:CE1	2:D:184:ILE:HD13	2.31	0.66
2:E:291:MET:HB2	2:E:292:PHE:HA	1.77	0.66
2:G:72:VAL:HG13	2:G:101:TYR:CZ	2.32	0.66

Continued on next page...

Continued from previous page...

Atom-1	Atom-2	Interatomic distance (Å)	Clash overlap (Å)
2:H:165:GLU:CD	2:H:168:ARG:HH21	2.00	0.66
2:H:260:LEU:HA	2:H:278:ALA:HA	1.78	0.66
2:I:53:THR:CB	2:I:298:GLU:HA	2.26	0.66
2:I:72:VAL:HG13	2:I:101:TYR:CZ	2.31	0.66
3:L:156:ASP:OD2	3:L:769:LYS:NZ	2.29	0.66
1:A:370:VAL:HG23	2:D:136:GLN:HB3	1.79	0.65
1:B:80:LYS:O	1:B:84:LEU:N	2.27	0.65
1:B:125:TYR:CE1	1:B:381:ASN:HB2	2.31	0.65
1:C:259:THR:O	1:C:277:SER:O	2.14	0.65
1:C:381:ASN:O	1:C:385:GLU:N	2.26	0.65
2:D:103:ALA:O	2:D:107:SER:N	2.26	0.65
2:D:105:TYR:HA	2:D:167:ALA:CB	2.26	0.65
2:D:217:THR:HG21	3:L:258:SER:CA	2.25	0.65
2:D:260:LEU:HA	2:D:278:ALA:HB2	1.77	0.65
2:E:45:VAL:HG21	2:E:357:ASP:HB2	1.75	0.65
2:E:92:SER:HA	2:E:176:VAL:O	1.96	0.65
2:F:76:ILE:HG13	2:F:189:VAL:HG21	1.78	0.65
2:F:129:TYR:HB3	2:F:138:ILE:HD11	1.77	0.65
2:G:45:VAL:HG21	2:G:357:ASP:HB2	1.76	0.65
2:G:324:LEU:HD23	2:G:324:LEU:O	1.95	0.65
2:H:154:ASN:O	2:H:157:VAL:HB	1.96	0.65
2:H:260:LEU:HD21	2:H:262:PHE:O	1.96	0.65
2:I:313:VAL:HG21	2:I:347:TRP:CD1	2.31	0.65
1:B:126:THR:O	1:B:129:GLN:HB3	1.97	0.65
1:B:196:LEU:CD2	1:B:390:ARG:HD3	2.26	0.65
1:C:151:ILE:O	1:C:155:GLN:N	2.27	0.65
2:D:126:VAL:O	2:D:130:GLN:N	2.25	0.65
2:D:187:SER:OG	2:D:189:VAL:O	2.09	0.65
2:E:316:THR:HA	3:J:811:TYR:OH	1.96	0.65
2:G:92:SER:HA	2:G:176:VAL:O	1.96	0.65
2:H:50:LEU:O	2:H:301:LEU:HB3	1.97	0.65
2:H:229:GLU:CG	2:H:232:ASN:O	2.44	0.65
2:I:40:VAL:HG13	3:L:659:LYS:CE	2.26	0.65
2:I:60:THR:HG22	2:I:291:MET:HG2	1.78	0.65
3:J:942:ALA:O	3:J:946:VAL:HG23	1.97	0.65
3:K:83:ASP:OD2	3:K:85:THR:OG1	2.14	0.65
3:L:376:LEU:O	3:L:379:THR:N	2.29	0.65
3:L:427:PRO:HG2	3:L:497:LEU:O	1.97	0.65
1:A:32:ASN:HB2	1:B:300:SER:OG	1.96	0.65
1:A:135:ARG:HG3	1:A:373:LEU:CD1	2.27	0.65
2:D:288:MET:HG2	2:E:265:VAL:HG13	1.78	0.65

Continued on next page...

Continued from previous page...

Atom-1	Atom-2	Interatomic distance (Å)	Clash overlap (Å)
2:H:138:ILE:CD1	2:H:143:TYR:HB2	2.27	0.65
3:K:754:TRP:HH2	3:K:782:LEU:O	1.79	0.65
1:A:93:ILE:HD11	1:A:229:SER:CA	2.26	0.65
1:A:159:ALA:HB2	1:B:346:GLN:CG	2.19	0.65
1:A:216:ALA:HB2	1:A:404:LEU:CA	2.21	0.65
1:C:175:LEU:CD2	1:C:427:PRO:HD3	2.23	0.65
1:C:248:LEU:HD13	1:C:288:PHE:HB2	1.78	0.65
1:C:261:TYR:HB3	1:C:266:THR:OG1	1.96	0.65
2:D:55:GLU:CB	2:D:296:ARG:HB3	2.27	0.65
2:D:91:VAL:O	2:D:176:VAL:HB	1.96	0.65
2:D:166:THR:O	2:D:169:ILE:HG22	1.95	0.65
2:F:59:ARG:CG	2:F:292:PHE:CD1	2.70	0.65
2:F:64:ARG:O	2:F:65:ILE:HG23	1.89	0.65
2:F:81:PHE:CE1	2:F:184:ILE:HD13	2.32	0.65
2:F:332:VAL:HG23	2:F:369:PRO:HA	1.78	0.65
2:G:223:MET:CE	2:G:274:ILE:HG13	2.25	0.65
2:G:313:VAL:HG21	2:G:347:TRP:CD1	2.31	0.65
3:J:94:PHE:HE2	3:J:103:ALA:HB1	1.62	0.65
2:G:171:LEU:HA	2:G:174:THR:OG1	1.97	0.65
2:H:47:THR:HA	2:H:305:ALA:O	1.96	0.65
2:I:241:LYS:HZ3	2:I:262:PHE:HA	1.60	0.65
3:K:591:LEU:O	3:K:595:THR:N	2.27	0.65
3:K:979:SER:OG	3:K:1015:THR:OG1	2.03	0.65
3:L:364:ALA:HB2	3:L:497:LEU:CD2	2.26	0.65
1:C:151:ILE:HD12	1:C:154:VAL:CG1	2.27	0.65
2:D:302:ASN:N	2:D:303:PRO:HD2	2.11	0.65
2:E:129:TYR:O	2:E:133:LEU:N	2.29	0.65
2:G:66:ALA:O	2:G:206:VAL:HG22	1.97	0.65
2:G:241:LYS:HZ3	2:G:262:PHE:HA	1.60	0.65
2:H:178:SER:C	2:H:180:ILE:N	2.49	0.65
2:I:61:SER:O	2:I:212:ILE:HG13	1.96	0.65
3:K:120:GLN:NE2	3:K:123:GLN:OE1	2.29	0.65
3:K:151:GLN:O	3:K:155:SER:N	2.30	0.65
3:K:202:ASP:OD2	3:K:792:ARG:NE	2.30	0.65
1:B:57:ALA:HB2	1:C:279:MET:CG	2.26	0.65
1:B:364:VAL:HG23	1:B:366:THR:HG23	1.79	0.65
1:C:143:ARG:NH2	1:C:148:LEU:O	2.27	0.65
2:F:92:SER:CA	2:F:176:VAL:HB	2.21	0.65
2:F:310:GLN:CG	2:F:347:TRP:HE1	2.00	0.65
2:H:184:ILE:HA	2:H:206:VAL:CG1	2.20	0.65
2:H:349:VAL:HG21	2:H:353:LEU:HD12	1.79	0.65

Continued on next page...

Continued from previous page...

Atom-1	Atom-2	Interatomic distance (Å)	Clash overlap (Å)
2:I:92:SER:HA	2:I:176:VAL:O	1.96	0.65
2:I:171:LEU:HA	2:I:174:THR:OG1	1.97	0.65
3:J:144:ASN:OD1	3:J:146:ASP:N	2.30	0.65
3:J:527:TYR:CZ	3:J:1019:ILE:HD12	2.31	0.65
1:A:7:TYR:CB	1:A:412:LEU:HD21	2.26	0.65
1:A:75:ILE:C	1:A:248:LEU:O	2.34	0.65
1:B:261:TYR:HB2	1:B:266:THR:HG23	1.78	0.65
2:D:133:LEU:N	2:D:138:ILE:HD13	2.09	0.65
2:D:265:VAL:HG21	2:I:209:LEU:HD11	1.78	0.65
2:E:53:THR:CB	2:E:298:GLU:HA	2.26	0.65
2:E:249:SER:HA	2:E:294:ARG:NH1	2.10	0.65
2:F:138:ILE:HG13	2:F:143:TYR:HB2	1.79	0.65
2:G:47:THR:CG2	2:G:306:ILE:CD1	2.57	0.65
2:G:169:ILE:O	2:G:172:ALA:HB3	1.97	0.65
2:G:226:LEU:O	2:G:230:LEU:HG	1.97	0.65
2:G:270:THR:C	3:K:739:LEU:HD22	2.18	0.65
2:H:130:GLN:HG3	2:H:133:LEU:HD12	1.79	0.65
2:I:47:THR:CG2	2:I:306:ILE:CA	2.32	0.65
2:I:47:THR:OG1	2:I:48:GLU:N	2.30	0.65
2:I:130:GLN:O	2:I:133:LEU:HG	1.96	0.65
3:J:409:ALA:O	3:J:413:VAL:N	2.23	0.65
3:L:100:ALA:O	3:L:104:GLN:N	2.29	0.65
3:L:196:PHE:CD2	3:L:264:ASP:O	2.50	0.65
1:A:248:LEU:HD21	1:A:286:LEU:CD1	2.24	0.65
1:B:68:SER:HA	1:B:255:GLY:CA	2.25	0.65
1:C:6:VAL:HG21	1:C:193:LEU:HD22	1.77	0.65
2:F:70:PRO:HB3	2:F:203:LEU:HD11	1.78	0.65
2:F:310:GLN:HG3	2:F:345:ASP:O	1.95	0.65
2:H:194:LEU:HD12	2:H:195:VAL:H	1.61	0.65
2:H:330:ASP:O	2:H:373:VAL:N	2.29	0.65
2:I:135:THR:CB	2:I:137:TYR:CZ	2.80	0.65
3:K:535:LEU:HD23	3:K:1024:VAL:HG22	1.77	0.65
3:L:115:MET:O	3:L:123:GLN:NE2	2.29	0.65
1:A:85:THR:HA	1:A:88:GLU:CG	2.26	0.65
1:A:106:ILE:HG22	1:A:407:LEU:HD21	1.79	0.65
1:A:223:LEU:O	1:A:227:ARG:HG3	1.96	0.65
1:B:219:ARG:HH22	1:B:406:THR:HA	1.62	0.65
1:C:175:LEU:HD11	1:C:425:THR:O	1.97	0.65
1:C:251:THR:O	1:C:284:VAL:HA	1.97	0.65
2:D:96:ILE:HG12	2:D:175:LYS:HG3	1.77	0.65
2:D:180:ILE:HD11	2:D:206:VAL:CB	2.27	0.65

Continued on next page...

Continued from previous page...

Atom-1	Atom-2	Interatomic distance (Å)	Clash overlap (Å)
2:D:297:LEU:CD1	2:D:299:GLU:HG3	2.26	0.65
2:H:212:ILE:HG21	2:H:287:MET:HG3	1.79	0.65
1:A:3:LEU:HA	1:A:6:VAL:HB	1.78	0.64
1:A:15:PRO:HA	1:A:18:ARG:HB2	1.78	0.64
1:A:58:ASN:OD1	1:A:59:GLY:N	2.30	0.64
1:A:67:ALA:HB3	1:A:256:ILE:HG12	1.79	0.64
1:A:86:LEU:CD2	1:A:235:GLU:HB2	2.27	0.64
1:A:121:ASP:C	1:A:384:GLN:HE22	2.00	0.64
1:A:311:GLY:HA2	1:A:314:GLU:CG	2.27	0.64
1:B:19:LYS:HA	1:C:314:GLU:HG3	1.78	0.64
2:E:66:ALA:O	2:E:206:VAL:HG22	1.97	0.64
2:E:313:VAL:HG21	2:E:347:TRP:CD1	2.31	0.64
2:F:179:PRO:O	2:F:180:ILE:HG22	1.97	0.64
2:F:213:TYR:HA	2:F:278:ALA:O	1.96	0.64
2:F:302:ASN:N	2:F:303:PRO:HD2	2.11	0.64
2:H:310:GLN:HG3	2:H:345:ASP:C	2.17	0.64
2:I:169:ILE:O	2:I:172:ALA:HB3	1.97	0.64
1:A:33:GLU:HB2	1:B:304:GLN:HE22	1.61	0.64
1:A:114:PHE:O	1:A:117:LEU:HB2	1.97	0.64
1:A:300:SER:HA	1:C:29:GLU:OE2	1.96	0.64
1:B:151:ILE:HD12	1:B:154:VAL:CG1	2.27	0.64
2:D:60:THR:CG2	2:D:289:PRO:HA	2.25	0.64
2:D:133:LEU:HD21	2:D:143:TYR:CD1	2.32	0.64
2:E:61:SER:O	2:E:212:ILE:HG13	1.96	0.64
2:E:72:VAL:HG13	2:E:101:TYR:CZ	2.31	0.64
2:F:338:VAL:O	2:F:349:VAL:HA	1.97	0.64
2:G:105:TYR:HE1	2:G:168:ARG:HB2	1.61	0.64
2:H:60:THR:HG23	2:H:289:PRO:CA	2.19	0.64
2:I:105:TYR:HE1	2:I:168:ARG:HB2	1.61	0.64
3:L:264:ASP:O	3:L:265:VAL:HG13	1.96	0.64
3:L:658:ILE:HG22	3:L:659:LYS:N	2.11	0.64
1:A:60:ILE:HG13	1:A:265:LYS:HB2	1.79	0.64
1:B:84:LEU:O	1:B:88:GLU:HG3	1.98	0.64
1:B:261:TYR:HB3	1:B:266:THR:OG1	1.96	0.64
1:C:85:THR:HA	1:C:88:GLU:CD	2.17	0.64
1:C:170:THR:O	1:C:173:ASN:HB2	1.98	0.64
1:C:196:LEU:CD2	1:C:390:ARG:HD3	2.26	0.64
2:D:63:TYR:HB3	2:D:64:ARG:CB	2.13	0.64
2:D:76:ILE:O	2:D:192:GLY:N	2.27	0.64
2:D:292:PHE:CZ	3:J:734:GLU:HG2	2.26	0.64
2:E:72:VAL:HG12	2:E:73:SER:O	1.98	0.64

Continued on next page...

Continued from previous page...

Atom-1	Atom-2	Interatomic distance (Å)	Clash overlap (Å)
2:E:171:LEU:HA	2:E:174:THR:OG1	1.97	0.64
2:E:241:LYS:HZ3	2:E:262:PHE:HA	1.62	0.64
2:F:179:PRO:C	2:F:180:ILE:HG23	2.16	0.64
2:F:324:LEU:HG	2:F:360:VAL:HG21	1.78	0.64
2:G:45:VAL:N	2:G:357:ASP:O	2.30	0.64
2:G:94:TYR:H	2:G:176:VAL:CG2	2.11	0.64
2:G:242:ALA:HB3	2:G:260:LEU:CB	2.10	0.64
2:I:226:LEU:O	2:I:230:LEU:HG	1.97	0.64
3:K:413:VAL:HG22	3:K:493:CYS:SG	2.36	0.64
3:L:617:PHE:O	3:L:618:ALA:HB3	1.97	0.64
1:A:129:GLN:HG2	1:A:133:ILE:HD12	1.79	0.64
1:A:381:ASN:O	1:A:384:GLN:HB2	1.98	0.64
1:B:46:ALA:CB	1:C:288:PHE:HB3	2.18	0.64
1:B:121:ASP:C	1:B:384:GLN:HE22	1.99	0.64
1:B:175:LEU:HD11	1:B:425:THR:O	1.97	0.64
1:B:251:THR:O	1:B:284:VAL:HA	1.97	0.64
1:C:49:THR:O	1:C:64:ALA:N	2.29	0.64
1:C:126:THR:O	1:C:129:GLN:HB3	1.97	0.64
1:C:170:THR:O	1:C:174:ASN:N	2.27	0.64
1:C:261:TYR:HB2	1:C:266:THR:HG23	1.79	0.64
2:D:92:SER:CB	2:D:176:VAL:O	2.44	0.64
2:D:265:VAL:HB	2:I:288:MET:HE3	1.79	0.64
2:E:112:LEU:O	2:E:116:GLN:HG2	1.98	0.64
2:E:308:VAL:O	2:E:347:TRP:N	2.25	0.64
2:F:91:VAL:O	2:F:177:THR:HG22	1.97	0.64
2:F:287:MET:O	2:F:291:MET:SD	2.56	0.64
2:H:50:LEU:CD1	2:H:301:LEU:HD13	2.27	0.64
2:I:313:VAL:HG21	2:I:347:TRP:HD1	1.61	0.64
3:L:524:THR:HG23	3:L:972:LEU:HD22	1.80	0.64
1:A:175:LEU:O	1:A:178:ALA:HB3	1.98	0.64
1:C:76:PHE:O	1:C:247:THR:HA	1.98	0.64
1:C:364:VAL:HG23	1:C:366:THR:HG23	1.79	0.64
2:D:292:PHE:HE1	3:J:734:GLU:HG2	1.59	0.64
2:E:313:VAL:HG21	2:E:347:TRP:HD1	1.61	0.64
2:F:60:THR:O	2:F:290:GLY:N	2.30	0.64
2:G:112:LEU:O	2:G:116:GLN:HG2	1.98	0.64
2:H:214:VAL:HG21	2:H:280:PHE:CE2	2.31	0.64
2:I:66:ALA:O	2:I:206:VAL:HG22	1.97	0.64
2:I:129:TYR:HA	2:I:132:LEU:CG	2.28	0.64
2:I:219:SER:HB3	2:I:222:ASP:OD2	1.98	0.64
3:L:164:ASP:O	3:L:168:ARG:N	2.30	0.64

Continued on next page...

Continued from previous page...

Atom-1	Atom-2	Interatomic distance (Å)	Clash overlap (Å)
3:L:999:ALA:O	3:L:1003:VAL:HG23	1.96	0.64
1:A:19:LYS:HB2	1:B:314:GLU:HG3	1.79	0.64
1:A:339:SER:OG	1:C:166:ALA:HA	1.98	0.64
1:B:143:ARG:NH2	1:B:148:LEU:O	2.27	0.64
1:C:172:ARG:CA	1:C:175:LEU:HB3	2.27	0.64
2:D:88:GLU:OE1	2:D:181:SER:HB3	1.96	0.64
2:D:235:LEU:N	2:D:302:ASN:H	1.95	0.64
2:E:45:VAL:N	2:E:357:ASP:O	2.30	0.64
2:F:63:TYR:CB	2:F:64:ARG:HD2	2.27	0.64
2:F:235:LEU:H	2:F:302:ASN:H	1.44	0.64
2:G:362:SER:CB	3:K:660:ASP:OD1	2.40	0.64
2:H:218:GLN:CB	2:H:223:MET:HG3	2.27	0.64
2:I:225:ARG:HA	2:I:228:GLN:CB	2.18	0.64
3:J:592:ASN:O	3:J:596:HIS:N	2.21	0.64
3:K:241:THR:N	3:K:245:GLU:OE1	2.31	0.64
3:K:375:VAL:O	3:K:379:THR:N	2.27	0.64
1:A:67:ALA:O	1:A:256:ILE:N	2.30	0.64
1:A:321:ARG:O	1:A:324:VAL:HB	1.97	0.64
1:B:76:PHE:O	1:B:247:THR:HA	1.98	0.64
1:B:172:ARG:CA	1:B:175:LEU:HB3	2.27	0.64
2:D:81:PHE:CB	2:D:93:LEU:HD13	2.28	0.64
2:F:59:ARG:HD2	2:F:292:PHE:HD1	0.90	0.64
2:F:76:ILE:HB	2:F:192:GLY:N	2.12	0.64
2:G:80:ASN:N	2:G:93:LEU:O	2.27	0.64
2:G:129:TYR:CA	2:G:132:LEU:HD12	2.26	0.64
2:G:324:LEU:CD2	2:G:367:VAL:HG11	2.22	0.64
2:H:196:GLN:HE21	2:I:198:GLY:HA3	1.63	0.64
3:K:220:GLY:HA3	3:K:231:ASN:HB2	1.78	0.64
1:A:335:ASN:O	1:A:338:ILE:HB	1.98	0.64
1:A:358:MET:HG3	1:A:375:ALA:HB3	1.79	0.64
1:B:38:LEU:HD21	1:B:80:LYS:CB	2.26	0.64
1:B:106:ILE:HG22	1:B:407:LEU:HD21	1.80	0.64
1:B:193:LEU:O	1:B:422:PRO:HA	1.96	0.64
2:D:71:GLN:O	2:D:197:ASN:OD1	2.15	0.64
2:D:72:VAL:H	2:D:175:LYS:HZ3	1.45	0.64
2:D:103:ALA:HA	2:D:106:ASP:CB	2.28	0.64
2:D:292:PHE:CE2	3:J:732:ASP:OD2	2.50	0.64
2:F:71:GLN:H	2:F:175:LYS:NZ	1.96	0.64
2:F:128:ARG:O	2:F:131:LYS:HB2	1.98	0.64
2:G:219:SER:HB3	2:G:222:ASP:OD2	1.98	0.64
2:H:261:GLU:HB3	2:H:277:ARG:HB3	1.80	0.64

Continued on next page...

Continued from previous page...

Atom-1	Atom-2	Interatomic distance (Å)	Clash overlap (Å)
2:H:310:GLN:HG3	2:H:345:ASP:HA	1.80	0.64
3:K:730:ASP:N	3:K:806:SER:O	2.21	0.64
3:L:743:ILE:HG22	3:L:747:ASN:HD21	1.62	0.64
1:B:85:THR:HA	1:B:88:GLU:CD	2.17	0.64
1:B:141:THR:HG22	1:B:145:ASN:ND2	2.13	0.64
1:B:170:THR:O	1:B:173:ASN:HB2	1.98	0.64
1:C:324:VAL:O	1:C:327:VAL:HB	1.98	0.64
2:D:91:VAL:N	2:D:177:THR:HG23	2.12	0.64
2:F:40:VAL:O	2:F:376:GLN:HB2	1.98	0.64
2:F:297:LEU:CD1	2:F:299:GLU:HG3	2.28	0.64
2:G:308:VAL:O	2:G:347:TRP:N	2.25	0.64
2:G:313:VAL:HG21	2:G:347:TRP:HD1	1.61	0.64
2:H:51:GLN:OE1	2:H:300:GLY:HA2	1.97	0.64
2:I:79:ARG:HG2	2:I:81:PHE:H	1.63	0.64
2:I:94:TYR:H	2:I:176:VAL:CG2	2.10	0.64
3:J:215:ALA:HB1	3:K:51:GLY:O	1.98	0.64
3:J:216:ALA:HB3	3:J:234:ILE:HG22	1.80	0.64
1:A:42:LEU:HB3	1:B:293:TYR:CB	2.17	0.64
1:A:125:TYR:HB2	1:A:384:GLN:CG	2.28	0.64
1:A:133:ILE:HB	1:A:164:VAL:HG21	1.80	0.64
1:A:258:ASP:HB3	1:A:278:ASN:OD1	1.98	0.64
1:B:49:THR:O	1:B:64:ALA:N	2.29	0.64
1:B:141:THR:O	1:B:145:ASN:N	2.25	0.64
1:B:303:LYS:HA	1:B:306:GLN:OE1	1.97	0.64
1:B:334:ILE:HA	1:B:337:SER:HB3	1.80	0.64
1:C:310:VAL:O	1:C:313:SER:HB2	1.98	0.64
2:D:57:PRO:HG3	3:L:259:ARG:HD3	1.79	0.64
2:D:246:LEU:CD2	2:D:294:ARG:O	2.46	0.64
2:E:60:THR:HG22	2:E:291:MET:HG2	1.78	0.64
2:F:56:LEU:HD11	2:F:216:VAL:CG1	2.28	0.64
2:F:217:THR:HG21	3:J:258:SER:CB	2.27	0.64
2:F:238:GLU:N	2:F:239:ASN:O	2.31	0.64
2:F:324:LEU:HG	2:F:360:VAL:CG2	2.28	0.64
2:G:60:THR:HG22	2:G:291:MET:HG2	1.78	0.64
2:G:321:ALA:O	2:G:337:ILE:N	2.28	0.64
2:G:332:VAL:O	2:G:370:GLY:N	2.24	0.64
2:H:55:GLU:HA	2:H:296:ARG:HA	1.79	0.64
2:H:138:ILE:O	2:H:139:SER:OG	2.16	0.64
3:L:141:GLY:N	3:L:324:VAL:O	2.28	0.64
1:A:58:ASN:O	1:A:265:LYS:NZ	2.29	0.63
1:A:194:ALA:HA	1:A:422:PRO:CA	2.29	0.63

Continued on next page...

Continued from previous page...

Atom-1	Atom-2	Interatomic distance (Å)	Clash overlap (Å)
1:C:143:ARG:NE	1:C:149:VAL:HG13	2.13	0.63
1:C:246:PRO:HB3	1:C:290:LEU:CA	2.28	0.63
2:D:236:LYS:HD3	2:D:240:GLY:O	1.97	0.63
2:E:226:LEU:O	2:E:230:LEU:HG	1.97	0.63
2:G:256:GLN:OE1	2:G:256:GLN:N	2.31	0.63
2:G:261:GLU:H	2:G:278:ALA:HA	1.63	0.63
2:H:40:VAL:O	2:H:376:GLN:HB2	1.99	0.63
2:H:263:SER:HA	2:H:276:LEU:HD22	1.80	0.63
2:I:45:VAL:CB	2:I:357:ASP:H	2.10	0.63
2:I:96:ILE:HG22	2:I:174:THR:HB	1.80	0.63
2:I:207:GLN:HE22	2:I:289:PRO:CG	2.11	0.63
3:L:176:GLN:O	3:L:290:GLY:N	2.28	0.63
1:A:70:GLN:HG2	1:A:253:SER:CB	2.27	0.63
1:A:103:GLN:HE22	1:A:405:GLY:C	2.01	0.63
1:A:175:LEU:HD21	1:A:427:PRO:CD	2.28	0.63
1:B:55:ARG:NH2	1:C:279:MET:O	2.30	0.63
1:B:125:TYR:CB	1:B:384:GLN:HG3	2.28	0.63
1:B:191:PRO:O	1:B:424:SER:HA	1.99	0.63
1:C:107:LEU:O	1:C:111:THR:OG1	2.13	0.63
1:C:125:TYR:CB	1:C:384:GLN:HG3	2.28	0.63
1:C:248:LEU:HD12	1:C:287:SER:C	2.19	0.63
2:D:59:ARG:NH2	2:D:290:GLY:O	2.30	0.63
2:D:88:GLU:OE1	2:D:88:GLU:HA	1.98	0.63
2:D:91:VAL:O	2:D:177:THR:HG22	1.98	0.63
2:D:176:VAL:CG1	2:D:177:THR:HA	2.28	0.63
2:G:44:THR:CA	2:G:358:ARG:HA	2.26	0.63
2:I:261:GLU:H	2:I:278:ALA:HA	1.63	0.63
3:J:577:GLN:HB3	3:J:662:MET:HB3	1.81	0.63
3:J:734:GLU:O	3:J:738:ALA:N	2.25	0.63
3:K:837:THR:O	3:K:840:ALA:N	2.30	0.63
1:A:105:LEU:O	1:A:109:THR:N	2.29	0.63
1:A:132:ALA:HB2	1:A:373:LEU:HB3	1.79	0.63
1:B:74:SER:HB2	1:B:80:LYS:NZ	2.14	0.63
1:B:310:VAL:O	1:B:313:SER:HB2	1.98	0.63
1:C:121:ASP:C	1:C:384:GLN:HE22	1.99	0.63
1:C:219:ARG:HH22	1:C:406:THR:HA	1.62	0.63
2:D:54:THR:O	2:D:297:LEU:N	2.26	0.63
2:D:136:GLN:O	2:D:138:ILE:HG22	1.98	0.63
2:D:141:GLN:O	2:D:145:GLN:N	2.29	0.63
2:E:169:ILE:O	2:E:172:ALA:HB3	1.97	0.63
2:E:315:ARG:O	2:E:316:THR:OG1	2.13	0.63

Continued on next page...

Continued from previous page...

Atom-1	Atom-2	Interatomic distance (Å)	Clash overlap (Å)
2:G:72:VAL:HG12	2:G:73:SER:O	1.98	0.63
2:H:70:PRO:O	2:H:198:GLY:N	2.32	0.63
2:H:310:GLN:CD	2:H:345:ASP:HA	2.18	0.63
2:I:87:ILE:O	2:I:182:GLY:N	2.25	0.63
1:A:103:GLN:CA	1:A:106:ILE:HB	2.26	0.63
1:C:5:GLN:O	1:C:9:GLN:N	2.18	0.63
2:D:103:ALA:O	2:D:106:ASP:HB2	1.98	0.63
2:D:301:LEU:HG	2:D:303:PRO:HG2	1.80	0.63
2:E:79:ARG:HG2	2:E:81:PHE:H	1.63	0.63
2:E:323:VAL:HG12	2:E:325:VAL:HG23	1.81	0.63
2:F:50:LEU:HD12	2:F:301:LEU:HD13	1.79	0.63
2:G:234:THR:OG1	2:G:235:LEU:CA	2.46	0.63
2:H:41:GLY:CA	2:H:376:GLN:HB2	2.28	0.63
2:H:47:THR:HG22	2:H:305:ALA:O	1.99	0.63
2:H:316:THR:HA	2:H:317:PRO:C	2.18	0.63
2:I:317:PRO:HG2	2:I:320:ASP:OD2	1.98	0.63
3:J:717:ARG:O	3:J:828:LEU:N	2.26	0.63
3:K:992:SER:OG	3:K:1000:GLN:OE1	2.13	0.63
3:L:261:LEU:O	3:L:264:ASP:HB2	1.98	0.63
3:L:375:VAL:O	3:L:379:THR:N	2.31	0.63
3:L:713:LEU:CD2	3:L:840:ALA:HB1	2.27	0.63
4:M:17:VAL:O	4:M:21:ILE:N	2.31	0.63
1:A:59:GLY:O	1:A:265:LYS:N	2.32	0.63
1:A:234:ARG:HH21	1:A:309:PHE:HZ	1.46	0.63
1:C:74:SER:HB2	1:C:80:LYS:NZ	2.14	0.63
1:C:106:ILE:HG22	1:C:407:LEU:HD21	1.79	0.63
2:D:324:LEU:HG	2:D:360:VAL:HG21	1.81	0.63
2:G:316:THR:HB	2:G:322:THR:CG2	2.24	0.63
2:H:133:LEU:HD21	2:H:143:TYR:CD2	2.33	0.63
2:I:216:VAL:O	2:I:275:THR:HA	1.99	0.63
3:J:375:VAL:HG13	3:J:480:LEU:HB2	1.81	0.63
1:A:73:GLN:CB	1:A:250:LEU:HB3	2.28	0.63
1:A:75:ILE:CG2	1:A:248:LEU:CB	2.76	0.63
1:A:141:THR:O	1:A:145:ASN:N	2.22	0.63
1:A:311:GLY:C	1:C:19:LYS:HZ3	2.02	0.63
1:B:146:VAL:CG1	2:F:128:ARG:HB3	2.28	0.63
1:B:146:VAL:HG11	2:F:128:ARG:HB3	1.78	0.63
1:B:213:LEU:HD21	1:B:217:GLU:OE2	1.99	0.63
2:D:63:TYR:HA	2:D:213:TYR:CE2	2.33	0.63
2:D:93:LEU:H	2:D:176:VAL:HG21	1.62	0.63
2:E:94:TYR:H	2:E:176:VAL:CG2	2.10	0.63

Continued on next page...

Continued from previous page...

Atom-1	Atom-2	Interatomic distance (Å)	Clash overlap (Å)
2:F:186:LYS:NZ	2:G:277:ARG:HB2	2.12	0.63
2:F:260:LEU:HD11	2:F:276:LEU:HD13	1.79	0.63
2:G:178:SER:OG	2:G:180:ILE:O	2.14	0.63
2:G:207:GLN:HE22	2:G:289:PRO:CG	2.11	0.63
2:H:88:GLU:HA	2:H:181:SER:HB3	1.79	0.63
2:H:248:THR:O	2:H:251:GLY:N	2.29	0.63
2:I:112:LEU:O	2:I:116:GLN:HG2	1.98	0.63
2:I:315:ARG:O	3:L:811:TYR:OH	2.16	0.63
1:B:99:GLN:HB2	1:B:221:LEU:HD13	1.81	0.63
1:B:150:ALA:HB2	2:G:138:ILE:O	1.98	0.63
1:B:246:PRO:HB3	1:B:290:LEU:CA	2.28	0.63
1:C:122:VAL:CA	1:C:384:GLN:OE1	2.46	0.63
1:C:330:SER:HA	1:C:333:ASN:CG	2.19	0.63
1:C:370:VAL:HG23	2:H:136:GLN:HB3	1.80	0.63
2:D:59:ARG:CD	2:D:292:PHE:CD1	2.80	0.63
2:D:178:SER:OG	2:I:192:GLY:O	2.17	0.63
2:E:323:VAL:HG12	2:E:325:VAL:H	1.64	0.63
2:G:45:VAL:CG1	2:G:47:THR:HG23	2.29	0.63
2:G:139:SER:O	2:G:142:GLU:N	2.32	0.63
2:G:216:VAL:O	2:G:275:THR:HA	1.99	0.63
2:I:316:THR:HB	2:I:322:THR:CG2	2.24	0.63
3:J:712:MET:HA	3:J:835:LYS:HG3	1.81	0.63
3:L:210:GLN:HG2	3:L:249:ILE:HG12	1.75	0.63
1:B:10:ALA:HB2	1:B:186:THR:CG2	2.29	0.63
1:B:141:THR:HG22	1:B:145:ASN:HD21	1.64	0.63
1:C:191:PRO:O	1:C:424:SER:HA	1.99	0.63
1:C:322:SER:O	1:C:325:GLN:HB3	1.99	0.63
1:C:334:ILE:HA	1:C:337:SER:HB3	1.80	0.63
2:D:330:ASP:HB3	2:D:373:VAL:O	1.99	0.63
2:E:317:PRO:HG2	2:E:320:ASP:OD2	1.98	0.63
2:F:210:ASP:O	2:F:282:ASN:N	2.32	0.63
2:F:238:GLU:HB2	2:F:239:ASN:CB	2.15	0.63
2:G:121:ILE:HD11	2:H:148:ALA:HB2	1.80	0.63
2:G:317:PRO:HG2	2:G:320:ASP:OD2	1.98	0.63
2:H:302:ASN:N	2:H:303:PRO:HD2	2.14	0.63
2:I:72:VAL:HG12	2:I:73:SER:O	1.98	0.63
3:K:571:VAL:HG23	3:K:668:LEU:HD12	1.81	0.63
3:L:45:ILE:O	3:L:90:ILE:N	2.22	0.63
1:A:365:GLY:HA3	2:D:140:LYS:HB2	1.81	0.63
1:B:256:ILE:HA	1:B:280:GLY:HA2	1.81	0.63
2:D:363:GLY:O	2:D:366:LYS:HG2	1.98	0.63

Continued on next page...

Continued from previous page...

Atom-1	Atom-2	Interatomic distance (Å)	Clash overlap (Å)
2:E:69:ARG:NH1	2:E:200:ALA:O	2.32	0.63
2:E:219:SER:HB3	2:E:222:ASP:OD2	1.98	0.63
2:E:261:GLU:H	2:E:278:ALA:HA	1.63	0.63
2:F:72:VAL:HG13	2:F:101:TYR:CE2	2.34	0.63
2:G:47:THR:HA	2:G:305:ALA:O	1.99	0.63
2:G:69:ARG:NH1	2:G:200:ALA:O	2.32	0.63
2:G:268:ASP:O	2:G:272:GLY:N	2.32	0.63
2:H:282:ASN:HD21	2:H:287:MET:H	1.44	0.63
2:I:45:VAL:CG1	2:I:355:ALA:HA	2.29	0.63
2:I:53:THR:HG22	2:I:299:GLU:H	1.64	0.63
3:J:94:PHE:CE2	3:J:103:ALA:HB1	2.34	0.63
3:J:909:VAL:HA	3:J:931:LEU:HD22	1.81	0.63
3:K:220:GLY:HA3	3:K:231:ASN:CB	2.29	0.63
3:L:184:MET:O	3:L:772:TYR:N	2.31	0.63
1:A:137:LEU:O	1:A:140:THR:OG1	2.13	0.62
1:A:142:GLN:O	1:A:146:VAL:HG23	1.98	0.62
1:B:310:VAL:HA	1:B:313:SER:OG	1.98	0.62
1:B:330:SER:HA	1:B:333:ASN:CG	2.19	0.62
1:C:84:LEU:O	1:C:88:GLU:HG3	1.98	0.62
1:C:103:GLN:HE22	1:C:405:GLY:CA	2.11	0.62
1:C:315:GLN:CA	1:C:318:SER:HB2	2.28	0.62
1:C:387:ALA:HB1	1:C:391:TYR:CZ	2.34	0.62
1:C:401:LYS:HA	1:C:406:THR:OG1	1.99	0.62
2:E:188:ASN:N	2:E:203:LEU:O	2.28	0.62
2:E:268:ASP:O	2:E:272:GLY:N	2.32	0.62
2:E:316:THR:HB	2:E:322:THR:CG2	2.24	0.62
2:F:40:VAL:HG11	2:F:360:VAL:HG13	1.81	0.62
2:F:53:THR:OG1	2:F:298:GLU:HA	1.99	0.62
2:F:210:ASP:HB3	2:F:211:PRO:HD3	1.81	0.62
2:F:244:VAL:HG13	2:F:296:ARG:O	1.99	0.62
2:G:91:VAL:O	2:G:177:THR:HA	1.99	0.62
2:I:323:VAL:HG12	2:I:325:VAL:H	1.64	0.62
3:J:887:CYS:O	3:J:890:ALA:HB3	1.99	0.62
1:A:117:LEU:HA	1:A:120:ILE:HB	1.80	0.62
1:A:246:PRO:CD	1:A:290:LEU:HD13	2.28	0.62
1:A:311:GLY:O	1:A:314:GLU:HB2	1.99	0.62
1:A:394:LEU:HB3	1:A:415:LEU:CD2	2.29	0.62
1:B:143:ARG:NE	1:B:149:VAL:HG13	2.13	0.62
1:B:324:VAL:O	1:B:327:VAL:HB	1.98	0.62
1:C:27:ALA:HB3	1:C:94:GLN:HG2	1.80	0.62
1:C:139:GLN:O	1:C:142:GLN:HB2	1.99	0.62

Continued on next page...

Continued from previous page...

Atom-1	Atom-2	Interatomic distance (Å)	Clash overlap (Å)
1:C:303:LYS:HA	1:C:306:GLN:OE1	1.97	0.62
1:C:310:VAL:HA	1:C:313:SER:OG	1.98	0.62
1:C:394:LEU:HD23	1:C:397:GLN:NE2	2.14	0.62
2:D:213:TYR:CD1	2:D:277:ARG:HD3	2.34	0.62
2:E:291:MET:HB2	2:E:293:VAL:H	1.64	0.62
2:G:71:GLN:CB	2:G:173:TYR:HB3	2.28	0.62
2:G:308:VAL:CG1	2:G:347:TRP:HB2	2.29	0.62
3:K:210:GLN:OE1	3:K:250:LEU:N	2.24	0.62
3:K:267:LYS:HE3	3:K:776:GLU:OE2	1.98	0.62
3:K:419:VAL:O	3:K:423:GLU:N	2.29	0.62
3:K:916:ALA:O	3:K:921:LEU:N	2.29	0.62
3:L:253:VAL:HG12	3:L:259:ARG:HA	1.80	0.62
1:B:135:ARG:NE	2:F:136:GLN:HE21	1.97	0.62
1:B:248:LEU:HD12	1:B:287:SER:C	2.19	0.62
1:B:262:SER:N	1:B:266:THR:OG1	2.32	0.62
1:B:320:HIS:CA	1:B:323:VAL:HG12	2.29	0.62
1:B:387:ALA:HB1	1:B:391:TYR:CZ	2.34	0.62
1:C:141:THR:HG22	1:C:145:ASN:ND2	2.13	0.62
2:D:302:ASN:O	2:D:304:ASN:N	2.32	0.62
2:E:91:VAL:O	2:E:177:THR:HA	2.00	0.62
2:E:105:TYR:HE1	2:E:168:ARG:HB2	1.61	0.62
2:E:207:GLN:HE22	2:E:289:PRO:CG	2.11	0.62
2:F:56:LEU:HD11	2:F:216:VAL:HG13	1.81	0.62
2:F:60:THR:HG23	2:F:290:GLY:H	1.63	0.62
2:G:50:LEU:HD23	2:G:302:ASN:CB	2.30	0.62
2:G:291:MET:H	2:G:292:PHE:HD1	1.46	0.62
2:H:210:ASP:HB3	2:H:211:PRO:CD	2.28	0.62
2:H:323:VAL:O	2:H:325:VAL:HG23	1.99	0.62
2:I:160:ALA:O	2:I:163:ALA:N	2.32	0.62
2:I:254:PHE:HE2	2:I:256:GLN:HE22	1.47	0.62
2:I:256:GLN:OE1	2:I:256:GLN:N	2.31	0.62
2:I:291:MET:HB2	2:I:293:VAL:H	1.64	0.62
3:J:754:TRP:CZ3	3:L:219:LEU:HD23	2.35	0.62
1:A:75:ILE:HB	1:A:248:LEU:CB	2.29	0.62
1:B:394:LEU:HD23	1:B:397:GLN:NE2	2.14	0.62
2:D:98:PRO:O	2:D:102:GLN:N	2.25	0.62
2:E:47:THR:HA	2:E:305:ALA:O	1.99	0.62
2:F:53:THR:OG1	2:F:299:GLU:N	2.31	0.62
2:F:234:THR:HB	2:F:235:LEU:HA	1.80	0.62
2:G:54:THR:N	2:G:297:LEU:O	2.33	0.62
2:H:76:ILE:HG12	2:H:193:ALA:O	1.99	0.62

Continued on next page...

Continued from previous page...

Atom-1	Atom-2	Interatomic distance (Å)	Clash overlap (Å)
2:H:223:MET:O	2:H:227:LYS:N	2.33	0.62
2:H:373:VAL:HG12	2:H:374:LYS:O	2.00	0.62
2:I:51:GLN:HB2	2:I:301:LEU:CD1	2.29	0.62
2:I:297:LEU:HD23	2:I:298:GLU:O	1.99	0.62
2:I:310:GLN:HB2	3:K:229:GLN:HE21	1.62	0.62
2:I:339:ALA:CA	2:I:349:VAL:HG22	2.11	0.62
2:I:367:VAL:HG22	2:I:373:VAL:HG21	1.82	0.62
3:L:534:ILE:HA	3:L:541:TYR:HH	1.65	0.62
1:A:42:LEU:N	1:B:293:TYR:O	2.27	0.62
1:A:371:ASP:O	1:A:374:ASP:HB2	1.99	0.62
1:B:122:VAL:CA	1:B:384:GLN:OE1	2.46	0.62
1:C:27:ALA:O	1:C:30:LYS:N	2.33	0.62
1:C:129:GLN:CG	1:C:133:ILE:HD12	2.29	0.62
1:C:262:SER:N	1:C:266:THR:OG1	2.32	0.62
2:D:207:GLN:OE1	2:E:266:THR:OG1	2.16	0.62
2:D:324:LEU:HB3	2:D:360:VAL:HB	1.81	0.62
2:E:139:SER:O	2:E:142:GLU:N	2.32	0.62
2:E:297:LEU:HD23	2:E:298:GLU:O	1.99	0.62
2:F:60:THR:OG1	2:F:214:VAL:HG22	1.99	0.62
2:F:76:ILE:HG12	2:F:193:ALA:O	1.99	0.62
2:G:53:THR:HG22	2:G:298:GLU:HA	1.82	0.62
2:G:72:VAL:HG13	2:G:101:TYR:OH	2.00	0.62
2:G:291:MET:HB2	2:G:293:VAL:H	1.64	0.62
2:H:321:ALA:HB3	2:H:337:ILE:HG13	1.80	0.62
2:I:75:ILE:HD13	2:I:194:LEU:HD13	1.82	0.62
2:I:129:TYR:HA	2:I:132:LEU:CD1	2.29	0.62
2:I:234:THR:HG21	2:I:303:PRO:HG3	1.82	0.62
2:I:365:GLN:HE22	3:L:579:PRO:CD	2.12	0.62
1:B:27:ALA:HB3	1:B:94:GLN:HG2	1.80	0.62
1:B:139:GLN:HG2	2:F:137:TYR:CD1	2.34	0.62
1:B:401:LYS:HA	1:B:406:THR:OG1	1.99	0.62
2:D:288:MET:HG2	2:E:265:VAL:CG1	2.29	0.62
2:E:45:VAL:CG1	2:E:47:THR:HG23	2.29	0.62
2:E:256:GLN:N	2:E:256:GLN:OE1	2.31	0.62
2:E:339:ALA:CA	2:E:349:VAL:HG22	2.11	0.62
2:F:76:ILE:O	2:F:192:GLY:N	2.33	0.62
2:F:213:TYR:HB3	2:F:277:ARG:HH11	1.63	0.62
2:F:260:LEU:HD21	2:F:262:PHE:O	2.00	0.62
2:G:79:ARG:HG2	2:G:81:PHE:H	1.63	0.62
2:G:367:VAL:HG22	2:G:373:VAL:HG21	1.82	0.62
2:H:92:SER:HG	2:H:175:LYS:H	1.46	0.62

Continued on next page...

Continued from previous page...

Atom-1	Atom-2	Interatomic distance (Å)	Clash overlap (Å)
2:H:139:SER:O	2:H:142:GLU:N	2.32	0.62
2:H:297:LEU:CD1	2:H:299:GLU:HG3	2.27	0.62
2:I:62:ALA:HB3	2:I:65:ILE:CG1	2.29	0.62
2:I:69:ARG:NH1	2:I:200:ALA:O	2.31	0.62
2:I:72:VAL:HG13	2:I:101:TYR:OH	1.99	0.62
3:J:139:VAL:N	3:J:327:TYR:O	2.32	0.62
3:K:279:ALA:HB3	3:K:286:ALA:O	1.99	0.62
1:B:14:ASN:ND2	1:B:17:LEU:H	1.97	0.62
1:C:375:ALA:HA	1:C:378:THR:HB	1.81	0.62
2:D:127:ASN:O	2:D:130:GLN:HB3	1.99	0.62
2:D:292:PHE:CE1	3:J:734:GLU:CG	2.75	0.62
2:E:53:THR:HG22	2:E:299:GLU:H	1.64	0.62
2:F:81:PHE:CB	2:F:93:LEU:HD13	2.29	0.62
2:F:210:ASP:HB3	2:F:211:PRO:CD	2.29	0.62
2:F:318:ARG:HH11	3:J:270:LEU:HD21	1.65	0.62
2:I:54:THR:N	2:I:297:LEU:O	2.33	0.62
3:J:531:VAL:HA	3:J:534:ILE:HB	1.81	0.62
1:A:35:ARG:O	1:A:38:LEU:N	2.33	0.62
1:A:176:ASP:O	1:A:179:VAL:HB	1.99	0.62
1:A:249:ASP:N	1:A:287:SER:O	2.32	0.62
1:A:351:ALA:HA	1:A:354:SER:HB3	1.81	0.62
1:A:362:TYR:O	1:A:365:GLY:N	2.24	0.62
1:B:139:GLN:O	1:B:142:GLN:HB2	1.99	0.62
1:B:344:TYR:HA	1:B:347:ALA:CB	2.26	0.62
1:C:99:GLN:HB2	1:C:221:LEU:HD13	1.81	0.62
1:C:231:ASP:O	1:C:234:ARG:HB3	2.00	0.62
2:D:294:ARG:O	2:D:295:ALA:HB2	1.99	0.62
2:E:62:ALA:HB3	2:E:65:ILE:CG1	2.29	0.62
2:F:288:MET:HE2	2:G:223:MET:HE3	1.82	0.62
2:G:45:VAL:HG23	2:G:357:ASP:CB	2.29	0.62
2:G:62:ALA:HB3	2:G:65:ILE:CG1	2.29	0.62
2:G:90:GLY:C	2:G:177:THR:HB	2.21	0.62
2:G:323:VAL:HG12	2:G:325:VAL:H	1.64	0.62
2:I:72:VAL:HG21	2:I:174:THR:CG2	2.30	0.62
3:L:240:LEU:HD22	3:L:245:GLU:HB3	1.81	0.62
3:L:837:THR:O	3:L:841:MET:N	2.26	0.62
1:A:40:PRO:HB3	1:A:71:LEU:HD21	1.81	0.62
1:A:55:ARG:HD3	1:B:280:GLY:N	2.15	0.62
1:A:166:ALA:HB2	1:B:343:ALA:HB2	1.82	0.62
1:B:175:LEU:CD2	1:B:427:PRO:HD3	2.23	0.62
1:B:315:GLN:CA	1:B:318:SER:HB2	2.28	0.62

Continued on next page...

Continued from previous page...

Atom-1	Atom-2	Interatomic distance (Å)	Clash overlap (Å)
1:C:103:GLN:NE2	1:C:407:LEU:HB3	2.14	0.62
2:D:44:THR:OG1	2:D:358:ARG:HG2	2.00	0.62
2:D:152:GLN:CG	2:I:114:LYS:HG3	2.23	0.62
2:D:161:LYS:O	2:D:164:VAL:HB	1.99	0.62
2:E:165:GLU:O	2:E:169:ILE:HG13	2.00	0.62
2:E:234:THR:OG1	2:E:235:LEU:CA	2.46	0.62
2:E:234:THR:HG21	2:E:303:PRO:HG3	1.82	0.62
2:F:308:VAL:O	2:F:346:LYS:HA	2.00	0.62
2:G:114:LYS:CG	2:H:152:GLN:HG3	2.23	0.62
2:H:64:ARG:NH1	2:H:208:GLN:OE1	2.32	0.62
2:H:96:ILE:O	2:H:98:PRO:HD3	1.99	0.62
2:I:50:LEU:HD23	2:I:302:ASN:CB	2.29	0.62
2:I:91:VAL:O	2:I:177:THR:HA	1.99	0.62
2:I:315:ARG:O	2:I:316:THR:OG1	2.13	0.62
3:J:848:ALA:HB1	3:J:857:TYR:CD2	2.35	0.62
3:K:974:PRO:HA	3:K:977:MET:HB2	1.80	0.62
3:L:47:ALA:O	3:L:88:VAL:N	2.32	0.62
3:L:173:GLY:CA	3:L:294:ALA:HB2	2.29	0.62
1:A:117:LEU:O	1:A:120:ILE:HB	1.99	0.62
1:A:144:PHE:HB2	1:A:154:VAL:HG22	1.81	0.62
1:A:302:VAL:HG12	1:A:306:GLN:CD	2.20	0.62
1:A:320:HIS:HA	1:A:323:VAL:CG1	2.29	0.62
1:B:103:GLN:NE2	1:B:407:LEU:HB3	2.14	0.62
1:B:322:SER:O	1:B:325:GLN:HB3	1.99	0.62
2:D:65:ILE:HD12	2:D:65:ILE:O	2.00	0.62
2:D:122:ALA:O	2:D:125:THR:OG1	2.15	0.62
2:D:160:ALA:O	2:D:164:VAL:HG23	1.98	0.62
2:E:42:VAL:HG12	2:E:377:GLU:OE2	2.00	0.62
2:E:160:ALA:O	2:E:163:ALA:N	2.32	0.62
2:E:216:VAL:O	2:E:275:THR:HA	1.99	0.62
2:H:261:GLU:HG3	2:H:262:PHE:HD2	1.65	0.62
2:H:288:MET:O	2:H:291:MET:HE3	2.00	0.62
2:I:42:VAL:HG12	2:I:377:GLU:OE2	2.00	0.62
2:I:45:VAL:HG11	2:I:354:LYS:C	2.20	0.62
2:I:57:PRO:HG3	3:L:191:ASN:HA	1.81	0.62
2:I:62:ALA:HB2	2:I:207:GLN:NE2	2.15	0.62
2:I:139:SER:O	2:I:142:GLU:N	2.32	0.62
2:I:308:VAL:CG1	2:I:347:TRP:HB2	2.29	0.62
3:J:218:GLN:HA	3:J:234:ILE:HG13	1.82	0.62
3:K:219:LEU:O	3:K:231:ASN:HA	2.00	0.62
3:L:204:ILE:O	3:L:207:ILE:N	2.33	0.62

Continued on next page...

Continued from previous page...

Atom-1	Atom-2	Interatomic distance (Å)	Clash overlap (Å)
1:A:93:ILE:CD1	1:A:232:LEU:HB2	2.30	0.61
1:B:36:SER:HB3	1:B:37:PRO:HD3	1.82	0.61
1:B:400:ILE:O	1:B:404:LEU:N	2.22	0.61
1:C:7:TYR:CZ	1:C:409:GLU:HG2	2.35	0.61
1:C:89:LYS:O	1:C:93:ILE:N	2.32	0.61
1:C:213:LEU:HD21	1:C:217:GLU:OE2	1.99	0.61
1:C:256:ILE:HA	1:C:280:GLY:HA2	1.81	0.61
1:C:386:LEU:O	1:C:390:ARG:HG3	1.99	0.61
2:E:237:GLN:OE1	2:E:237:GLN:N	2.33	0.61
2:F:326:VAL:HG11	2:F:358:ARG:CD	2.29	0.61
2:G:42:VAL:HG12	2:G:377:GLU:OE2	2.00	0.61
2:G:71:GLN:O	2:G:197:ASN:ND2	2.33	0.61
2:G:186:LYS:HD2	2:H:264:ASP:OD2	2.00	0.61
2:G:223:MET:HA	2:G:226:LEU:CD1	2.28	0.61
2:H:102:GLN:OE1	2:H:171:LEU:HD21	2.00	0.61
2:H:246:LEU:HD12	2:H:254:PHE:HB2	1.82	0.61
3:J:253:VAL:HG11	3:K:738:ALA:CA	2.30	0.61
3:J:1039:ASP:OD1	3:J:1040:ILE:N	2.30	0.61
3:L:293:LEU:HD11	3:L:297:ALA:HB3	1.82	0.61
1:A:297:MET:CE	1:C:37:PRO:HG3	2.29	0.61
1:B:103:GLN:HE22	1:B:405:GLY:CA	2.11	0.61
1:B:162:ASP:OD2	1:C:346:GLN:HG2	2.00	0.61
2:E:50:LEU:HD23	2:E:302:ASN:CB	2.29	0.61
2:E:186:LYS:HZ1	2:F:277:ARG:HE	1.48	0.61
2:E:308:VAL:CG1	2:E:347:TRP:HB2	2.29	0.61
2:H:42:VAL:CG1	2:H:358:ARG:HB3	2.28	0.61
2:H:121:ILE:HD11	2:I:148:ALA:HA	1.82	0.61
2:I:65:ILE:O	2:I:206:VAL:HG23	2.00	0.61
2:I:268:ASP:O	2:I:272:GLY:N	2.32	0.61
3:J:608:SER:O	3:J:630:SER:N	2.25	0.61
3:K:717:ARG:N	3:K:828:LEU:O	2.31	0.61
1:B:7:TYR:CZ	1:B:409:GLU:HG2	2.35	0.61
1:B:53:GLY:HA3	1:B:58:ASN:HA	1.81	0.61
1:B:135:ARG:O	1:B:138:ASP:HB3	2.01	0.61
1:C:10:ALA:HB2	1:C:186:THR:CG2	2.29	0.61
1:C:14:ASN:ND2	1:C:17:LEU:H	1.97	0.61
1:C:135:ARG:O	1:C:138:ASP:HB3	2.01	0.61
1:C:400:ILE:HG22	1:C:404:LEU:HD11	1.82	0.61
2:D:87:ILE:HG22	2:D:177:THR:HG21	1.82	0.61
2:E:45:VAL:HG23	2:E:357:ASP:N	2.15	0.61
2:E:53:THR:HG22	2:E:298:GLU:HA	1.82	0.61

Continued on next page...

Continued from previous page...

Atom-1	Atom-2	Interatomic distance (Å)	Clash overlap (Å)
2:E:72:VAL:HG13	2:E:101:TYR:OH	2.00	0.61
2:E:340:SER:OG	2:E:350:THR:N	2.33	0.61
2:F:62:ALA:C	2:F:65:ILE:HG13	2.20	0.61
2:F:63:TYR:HB3	2:F:64:ARG:CD	2.30	0.61
2:F:327:GLY:HA3	2:F:331:LYS:O	2.00	0.61
2:G:51:GLN:HB2	2:G:301:LEU:CD1	2.29	0.61
2:H:129:TYR:HD1	2:H:132:LEU:HD12	1.66	0.61
2:I:59:ARG:HA	2:I:292:PHE:CB	2.28	0.61
2:I:271:THR:CG2	3:L:797:GLN:HB3	2.31	0.61
2:I:332:VAL:O	2:I:370:GLY:N	2.24	0.61
3:J:463:THR:HA	3:J:466:ILE:HD12	1.81	0.61
3:K:141:GLY:N	3:K:324:VAL:O	2.32	0.61
3:L:34:GLN:CD	3:L:333:VAL:CG2	2.44	0.61
3:L:530:SER:HA	4:N:34:ASN:OD1	2.00	0.61
3:L:813:SER:OG	3:L:815:ARG:O	2.04	0.61
1:A:14:ASN:HD22	1:A:105:LEU:HD22	1.64	0.61
1:B:231:ASP:O	1:B:234:ARG:HB3	2.00	0.61
1:C:53:GLY:HA3	1:C:58:ASN:HA	1.81	0.61
1:C:60:ILE:CG1	1:C:265:LYS:HD2	2.29	0.61
1:C:125:TYR:CD1	1:C:380:TYR:HB2	2.35	0.61
1:C:175:LEU:HD21	1:C:427:PRO:CD	2.25	0.61
2:D:40:VAL:HG13	2:D:363:GLY:N	2.07	0.61
2:D:247:ILE:HG23	2:D:251:GLY:O	2.01	0.61
2:E:51:GLN:HB2	2:E:301:LEU:CD1	2.29	0.61
2:E:55:GLU:CB	2:E:296:ARG:HG3	2.29	0.61
2:E:254:PHE:HE2	2:E:256:GLN:HE22	1.47	0.61
2:F:50:LEU:CD1	2:F:301:LEU:HD13	2.30	0.61
2:F:193:ALA:HB2	2:G:66:ALA:HA	1.81	0.61
2:F:301:LEU:CG	2:F:303:PRO:HG2	2.30	0.61
2:G:96:ILE:HG22	2:G:174:THR:HB	1.81	0.61
2:G:160:ALA:O	2:G:163:ALA:N	2.32	0.61
2:G:297:LEU:HD23	2:G:298:GLU:O	1.99	0.61
2:H:50:LEU:HD12	2:H:301:LEU:HD13	1.82	0.61
2:H:178:SER:C	2:H:180:ILE:H	2.03	0.61
2:H:318:ARG:HH12	3:K:765:ARG:HH12	1.47	0.61
2:I:40:VAL:HA	3:L:659:LYS:NZ	2.16	0.61
2:I:55:GLU:CB	2:I:296:ARG:HG3	2.29	0.61
2:I:165:GLU:O	2:I:169:ILE:HG13	2.00	0.61
3:J:156:ASP:O	3:J:159:ALA:N	2.34	0.61
3:J:183:ALA:HB1	3:J:770:LYS:O	1.99	0.61
3:J:661:ALA:HB1	3:J:663:VAL:CG2	2.30	0.61

Continued on next page...

Continued from previous page...

Atom-1	Atom-2	Interatomic distance (Å)	Clash overlap (Å)
3:K:744:ASN:O	3:K:748:THR:N	2.21	0.61
3:L:210:GLN:CD	3:L:249:ILE:HG23	1.95	0.61
1:A:34:ALA:O	1:A:37:PRO:HD2	2.00	0.61
2:D:308:VAL:O	2:D:346:LYS:HA	2.00	0.61
2:E:65:ILE:O	2:E:206:VAL:HG23	2.01	0.61
2:E:72:VAL:HG21	2:E:174:THR:CG2	2.30	0.61
2:E:218:GLN:N	2:E:274:ILE:O	2.32	0.61
2:E:248:THR:HA	2:E:293:VAL:CG2	2.31	0.61
2:E:291:MET:H	2:E:292:PHE:HD1	1.46	0.61
2:E:316:THR:C	2:E:320:ASP:HB2	2.21	0.61
2:G:45:VAL:HG23	2:G:357:ASP:N	2.16	0.61
2:G:248:THR:HA	2:G:293:VAL:CG2	2.31	0.61
2:H:62:ALA:HB2	2:H:289:PRO:HG3	1.82	0.61
2:I:71:GLN:CB	2:I:173:TYR:HB3	2.28	0.61
2:I:237:GLN:OE1	2:I:237:GLN:N	2.33	0.61
2:I:248:THR:HA	2:I:293:VAL:CG2	2.31	0.61
2:I:260:LEU:HA	2:I:278:ALA:HB2	1.83	0.61
3:K:220:GLY:C	3:K:231:ASN:CG	2.59	0.61
3:L:164:ASP:OD2	3:L:767:ARG:NH1	2.31	0.61
4:N:9:VAL:HG23	4:N:10:PHE:H	1.65	0.61
1:A:7:TYR:CZ	1:A:11:ARG:HB2	2.36	0.61
1:A:120:ILE:HD13	1:A:423:VAL:HG23	1.82	0.61
1:A:163:THR:HA	1:A:166:ALA:HB3	1.81	0.61
1:A:234:ARG:NH2	1:A:309:PHE:HZ	1.97	0.61
1:B:76:PHE:O	1:B:248:LEU:N	2.32	0.61
2:D:337:ILE:HA	2:D:352:GLY:HA3	1.82	0.61
2:E:54:THR:N	2:E:297:LEU:O	2.33	0.61
2:E:62:ALA:HB2	2:E:207:GLN:NE2	2.15	0.61
2:F:50:LEU:O	2:F:301:LEU:HD22	2.00	0.61
2:F:91:VAL:CA	2:F:177:THR:HG23	2.29	0.61
2:F:93:LEU:H	2:F:176:VAL:CG2	2.13	0.61
2:F:242:ALA:O	2:F:243:LYS:CD	2.48	0.61
2:G:220:SER:HB2	2:G:272:GLY:O	2.01	0.61
2:I:47:THR:CG2	2:I:306:ILE:HD13	2.31	0.61
2:I:73:SER:OG	2:I:197:ASN:N	2.34	0.61
2:I:103:ALA:O	2:I:106:ASP:HB2	2.01	0.61
2:I:223:MET:HA	2:I:226:LEU:CD1	2.28	0.61
2:I:316:THR:OG1	3:L:811:TYR:OH	2.15	0.61
2:I:316:THR:C	2:I:320:ASP:HB2	2.21	0.61
2:I:340:SER:OG	2:I:350:THR:N	2.33	0.61
3:J:410:ILE:O	3:J:414:GLU:N	2.25	0.61

Continued on next page...

Continued from previous page...

Atom-1	Atom-2	Interatomic distance (Å)	Clash overlap (Å)
1:B:27:ALA:O	1:B:30:LYS:N	2.33	0.61
1:B:96:VAL:CG2	1:B:228:LEU:HD12	2.30	0.61
1:B:375:ALA:HA	1:B:378:THR:HB	1.81	0.61
1:B:400:ILE:HG22	1:B:404:LEU:HD11	1.82	0.61
1:C:321:ARG:HA	1:C:324:VAL:HB	1.82	0.61
2:D:70:PRO:O	2:D:198:GLY:N	2.34	0.61
2:D:291:MET:HE3	2:E:267:VAL:HG21	1.83	0.61
2:D:324:LEU:HD23	2:D:360:VAL:HG11	1.82	0.61
2:E:71:GLN:O	2:E:197:ASN:ND2	2.33	0.61
2:E:73:SER:OG	2:E:197:ASN:N	2.34	0.61
2:E:315:ARG:CB	3:J:725:PRO:HG3	2.25	0.61
2:F:60:THR:HG21	2:F:291:MET:CG	2.28	0.61
2:F:267:VAL:HG12	2:F:272:GLY:HA2	1.83	0.61
2:G:53:THR:HG22	2:G:299:GLU:H	1.64	0.61
2:G:73:SER:OG	2:G:197:ASN:N	2.34	0.61
2:G:323:VAL:HG12	2:G:325:VAL:HG23	1.81	0.61
2:I:234:THR:OG1	2:I:235:LEU:CA	2.46	0.61
2:I:291:MET:H	2:I:292:PHE:HD1	1.47	0.61
3:J:734:GLU:OE2	3:L:257:GLY:O	2.19	0.61
3:J:865:GLN:CD	3:J:868:LEU:CD1	2.62	0.61
3:K:49:TYR:CE2	3:K:56:THR:HG21	2.35	0.61
1:A:79:SER:HB3	1:A:242:ASP:CB	2.31	0.61
1:C:7:TYR:HA	1:C:109:THR:CG2	2.26	0.61
1:C:141:THR:O	1:C:145:ASN:N	2.25	0.61
1:C:322:SER:O	1:C:326:THR:N	2.30	0.61
2:D:194:LEU:HD23	2:E:69:ARG:CG	2.30	0.61
2:E:139:SER:OG	2:E:141:GLN:HB3	2.01	0.61
2:E:186:LYS:HD2	2:F:264:ASP:OD2	2.01	0.61
2:G:44:THR:OG1	2:G:358:ARG:HG2	2.01	0.61
2:G:234:THR:HG21	2:G:303:PRO:HG3	1.82	0.61
2:G:340:SER:OG	2:G:350:THR:N	2.33	0.61
2:I:71:GLN:O	2:I:197:ASN:ND2	2.33	0.61
3:J:552:MET:HE2	3:J:906:PRO:HB3	1.83	0.61
1:A:18:ARG:HB2	1:B:314:GLU:OE1	2.01	0.61
1:A:246:PRO:HB3	1:A:290:LEU:HD13	1.82	0.61
1:A:287:SER:HA	1:C:47:ASP:OD1	2.01	0.61
1:B:129:GLN:CG	1:B:133:ILE:HD12	2.29	0.61
1:B:151:ILE:O	1:B:154:VAL:N	2.34	0.61
1:B:358:MET:HA	1:B:367:ARG:HH21	1.66	0.61
1:C:10:ALA:CB	1:C:186:THR:HA	2.31	0.61
1:C:386:LEU:HG	1:C:390:ARG:HE	1.66	0.61

Continued on next page...

Continued from previous page...

Atom-1	Atom-2	Interatomic distance (Å)	Clash overlap (Å)
2:D:69:ARG:HB2	2:I:194:LEU:HB3	1.82	0.61
2:D:176:VAL:HG12	2:D:177:THR:CB	2.30	0.61
2:D:210:ASP:HB3	2:D:211:PRO:CD	2.29	0.61
2:D:316:THR:HA	2:D:318:ARG:N	2.15	0.61
2:E:291:MET:CE	2:F:224:MET:CE	2.78	0.61
2:F:316:THR:HA	2:F:318:ARG:N	2.16	0.61
2:G:103:ALA:O	2:G:106:ASP:HB2	2.00	0.61
2:G:210:ASP:HB3	2:G:211:PRO:CD	2.31	0.61
2:I:90:GLY:C	2:I:177:THR:HB	2.21	0.61
2:I:282:ASN:ND2	2:I:287:MET:HB2	2.15	0.61
1:A:75:ILE:CG2	1:A:248:LEU:HB3	2.31	0.61
1:A:150:ALA:O	1:A:154:VAL:HG23	2.00	0.61
1:A:228:LEU:HA	1:A:231:ASP:HB3	1.83	0.61
1:B:138:ASP:HB3	2:F:136:GLN:HE22	1.66	0.61
1:B:296:GLY:O	1:B:299:ASN:HB2	2.01	0.61
1:C:76:PHE:O	1:C:248:LEU:N	2.32	0.61
2:D:74:GLY:O	2:D:195:VAL:HG22	2.01	0.61
2:E:87:ILE:CG1	2:E:184:ILE:HB	2.31	0.61
2:F:42:VAL:O	2:F:377:GLU:HG2	2.01	0.61
2:F:81:PHE:HB3	2:F:93:LEU:HD12	1.81	0.61
2:F:161:LYS:O	2:F:165:GLU:N	2.22	0.61
2:G:87:ILE:CG1	2:G:184:ILE:HB	2.31	0.61
2:G:230:LEU:CD2	2:G:235:LEU:HB3	2.30	0.61
2:H:282:ASN:ND2	2:H:287:MET:H	1.99	0.61
2:I:80:ASN:HD22	2:I:92:SER:C	2.04	0.61
2:I:81:PHE:HZ	2:I:94:TYR:HH	1.46	0.61
2:I:210:ASP:HB3	2:I:211:PRO:CD	2.31	0.61
3:J:218:GLN:HA	3:J:233:SER:HA	1.82	0.61
3:J:391:ASN:CG	3:J:394:THR:HG1	2.02	0.61
3:J:567:GLU:OE2	3:J:999:ALA:N	2.32	0.61
3:K:124:GLN:NE2	3:K:758:TYR:CE2	2.68	0.61
3:L:454:VAL:O	3:L:457:ALA:HB3	2.00	0.61
1:A:157:ALA:O	1:A:161:TYR:N	2.25	0.60
1:A:328:ARG:HA	1:A:331:PHE:HB3	1.81	0.60
1:A:351:ALA:CB	1:A:379:LEU:HA	2.30	0.60
1:B:10:ALA:HB2	1:B:186:THR:CA	2.31	0.60
1:B:81:TRP:O	1:B:84:LEU:HB3	2.01	0.60
1:B:386:LEU:O	1:B:390:ARG:HG3	1.99	0.60
1:C:36:SER:HB3	1:C:37:PRO:HD3	1.82	0.60
1:C:302:VAL:O	1:C:306:GLN:N	2.28	0.60
1:C:320:HIS:CA	1:C:323:VAL:HG12	2.29	0.60

Continued on next page...

Continued from previous page...

Atom-1	Atom-2	Interatomic distance (Å)	Clash overlap (Å)
1:C:400:ILE:O	1:C:404:LEU:N	2.22	0.60
2:E:194:LEU:HD12	2:E:195:VAL:N	2.16	0.60
2:G:65:ILE:O	2:G:206:VAL:HG23	2.00	0.60
2:G:165:GLU:O	2:G:169:ILE:HG13	2.00	0.60
2:H:325:VAL:HG11	2:H:335:ARG:HH21	1.66	0.60
2:I:321:ALA:O	2:I:337:ILE:N	2.28	0.60
3:J:692:HIS:O	3:J:695:LEU:N	2.33	0.60
3:K:568:ASP:OD2	3:K:637:ARG:NH1	2.25	0.60
4:M:9:VAL:HG23	4:M:10:PHE:H	1.65	0.60
1:A:55:ARG:NH2	1:B:279:MET:O	2.34	0.60
1:A:75:ILE:CB	1:A:248:LEU:CG	2.69	0.60
1:A:117:LEU:HA	1:A:120:ILE:HD12	1.82	0.60
1:B:5:GLN:O	1:B:9:GLN:N	2.18	0.60
1:B:69:LEU:HD13	1:C:292:ILE:CD1	2.31	0.60
1:B:108:ASN:HA	1:B:111:THR:HB	1.83	0.60
1:B:321:ARG:HA	1:B:324:VAL:HB	1.82	0.60
1:C:79:SER:O	1:C:82:ARG:HB3	2.01	0.60
1:C:296:GLY:O	1:C:299:ASN:HB2	2.01	0.60
2:E:71:GLN:CB	2:E:173:TYR:HB3	2.28	0.60
2:E:220:SER:HB2	2:E:272:GLY:O	2.01	0.60
2:E:262:PHE:CZ	2:E:277:ARG:HB3	2.36	0.60
2:E:367:VAL:HG22	2:E:373:VAL:HG21	1.82	0.60
2:F:234:THR:H	2:F:235:LEU:HA	1.66	0.60
2:F:271:THR:HG21	3:J:254:ASN:ND2	2.16	0.60
2:G:75:ILE:HD13	2:G:194:LEU:HD13	1.82	0.60
2:G:194:LEU:HD12	2:G:195:VAL:N	2.16	0.60
2:G:237:GLN:OE1	2:G:237:GLN:N	2.33	0.60
2:H:88:GLU:HG3	2:H:89:ALA:H	1.66	0.60
2:I:79:ARG:HA	2:I:94:TYR:HD1	1.66	0.60
3:J:164:ASP:OD2	3:J:767:ARG:NH1	2.34	0.60
3:J:365:THR:O	3:J:369:THR:OG1	2.15	0.60
3:J:727:PHE:CE1	3:J:783:PRO:HB3	2.36	0.60
3:K:391:ASN:OD1	3:K:394:THR:N	2.28	0.60
3:L:142:VAL:CG1	3:L:321:LEU:HD11	2.32	0.60
3:L:534:ILE:HA	3:L:541:TYR:CE2	2.36	0.60
3:L:537:SER:O	3:L:539:GLY:N	2.32	0.60
3:L:716:VAL:HA	3:L:828:LEU:O	2.02	0.60
1:A:238:ARG:HG2	1:A:241:GLN:OE1	2.01	0.60
1:A:331:PHE:O	1:A:334:ILE:HG22	2.00	0.60
1:A:398:LEU:HA	1:A:401:LYS:HB2	1.83	0.60
1:B:101:ASP:CA	1:B:104:THR:HB	2.28	0.60

Continued on next page...

Continued from previous page...

Atom-1	Atom-2	Interatomic distance (Å)	Clash overlap (Å)
1:B:125:TYR:CD1	1:B:380:TYR:HB2	2.34	0.60
2:D:56:LEU:C	2:D:56:LEU:HD12	2.22	0.60
2:D:74:GLY:O	2:D:195:VAL:N	2.31	0.60
2:D:237:GLN:OE1	2:D:237:GLN:HA	2.02	0.60
2:E:225:ARG:HA	2:E:228:GLN:CB	2.18	0.60
2:F:63:TYR:HD2	2:F:64:ARG:HD2	1.65	0.60
2:G:62:ALA:HB2	2:G:207:GLN:NE2	2.15	0.60
2:G:254:PHE:HE2	2:G:256:GLN:HE22	1.47	0.60
2:H:88:GLU:HG3	2:H:89:ALA:N	2.15	0.60
2:H:188:ASN:N	2:H:203:LEU:O	2.34	0.60
2:I:74:GLY:O	2:I:195:VAL:HG22	2.02	0.60
2:I:174:THR:O	2:I:175:LYS:HB3	2.01	0.60
3:J:484:VAL:HG13	3:J:488:LEU:HB3	1.82	0.60
3:J:706:ALA:HB1	3:J:713:LEU:HD23	1.82	0.60
3:J:1001:ASN:O	3:J:1005:THR:HG22	2.01	0.60
3:K:924:ASP:O	3:K:928:GLN:N	2.33	0.60
1:A:7:TYR:HB2	1:A:412:LEU:HD21	1.83	0.60
1:A:155:GLN:O	1:A:158:ARG:HB3	2.01	0.60
1:A:360:ALA:O	1:A:364:VAL:HG22	2.00	0.60
1:B:10:ALA:CB	1:B:186:THR:HA	2.31	0.60
1:B:246:PRO:HA	1:B:289:SER:O	2.02	0.60
1:C:40:PRO:HA	1:C:72:THR:O	2.01	0.60
1:C:146:VAL:O	2:H:128:ARG:NH1	2.33	0.60
1:C:204:ASP:N	1:C:393:TYR:OH	2.33	0.60
2:D:50:LEU:CD1	2:D:301:LEU:HD13	2.31	0.60
2:D:63:TYR:CG	2:D:213:TYR:CE2	2.89	0.60
2:D:292:PHE:CZ	3:J:734:GLU:OE1	2.54	0.60
2:E:44:THR:OG1	2:E:358:ARG:HG2	2.01	0.60
2:E:237:GLN:HG2	2:E:239:ASN:N	2.09	0.60
2:F:64:ARG:C	2:F:208:GLN:H	2.05	0.60
2:F:288:MET:CE	2:G:223:MET:HE3	2.31	0.60
2:F:313:VAL:HG11	2:F:315:ARG:HH12	1.66	0.60
2:G:139:SER:OG	2:G:141:GLN:HB3	2.01	0.60
2:G:260:LEU:HA	2:G:278:ALA:HB2	1.83	0.60
2:H:59:ARG:HH22	2:I:269:GLN:CA	2.13	0.60
2:H:65:ILE:HD12	2:H:65:ILE:O	2.01	0.60
2:H:227:LYS:O	2:H:230:LEU:CD1	2.49	0.60
2:H:235:LEU:O	2:H:300:GLY:HA3	2.01	0.60
2:I:87:ILE:CG1	2:I:184:ILE:HB	2.31	0.60
3:J:577:GLN:C	3:J:578:LEU:HD12	2.21	0.60
3:L:174:ASP:HB3	3:L:292:LYS:HD2	1.84	0.60

Continued on next page...

Continued from previous page...

Atom-1	Atom-2	Interatomic distance (Å)	Clash overlap (Å)
3:L:889:ALA:O	3:L:893:GLU:CA	2.48	0.60
1:A:201:PHE:HE1	1:A:394:LEU:HD21	1.66	0.60
1:B:362:TYR:CE1	1:B:369:ILE:HB	2.37	0.60
1:B:398:LEU:O	1:B:402:SER:N	2.30	0.60
2:E:52:ILE:HD12	2:E:299:GLU:HB2	1.84	0.60
2:E:90:GLY:C	2:E:177:THR:HB	2.21	0.60
2:E:126:VAL:O	2:E:130:GLN:HG3	2.02	0.60
2:F:69:ARG:HH12	2:F:200:ALA:C	2.02	0.60
2:F:302:ASN:O	2:F:304:ASN:N	2.35	0.60
2:G:74:GLY:O	2:G:195:VAL:HG22	2.02	0.60
2:G:262:PHE:CZ	2:G:277:ARG:HB3	2.36	0.60
2:H:76:ILE:O	2:H:192:GLY:N	2.33	0.60
2:H:217:THR:HG23	2:H:275:THR:N	2.16	0.60
2:I:290:GLY:O	2:I:291:MET:SD	2.60	0.60
2:I:310:GLN:CG	3:K:230:LEU:CD2	2.78	0.60
2:I:323:VAL:HG12	2:I:325:VAL:HG23	1.81	0.60
3:L:372:VAL:HG22	3:L:405:LEU:HD11	1.82	0.60
4:O:17:VAL:O	4:O:21:ILE:N	2.31	0.60
1:A:121:ASP:O	1:A:384:GLN:NE2	2.31	0.60
1:A:246:PRO:HB2	1:A:288:PHE:CZ	2.37	0.60
1:A:300:SER:OG	1:C:29:GLU:HG3	2.02	0.60
1:B:20:SER:O	1:B:24:ARG:N	2.29	0.60
1:B:386:LEU:HG	1:B:390:ARG:HE	1.66	0.60
1:C:246:PRO:HA	1:C:289:SER:O	2.02	0.60
1:C:362:TYR:CE1	1:C:369:ILE:HB	2.37	0.60
2:D:297:LEU:HD13	2:D:299:GLU:HG3	1.84	0.60
2:D:321:ALA:O	2:D:337:ILE:HG12	2.02	0.60
2:E:75:ILE:HD13	2:E:194:LEU:HD13	1.82	0.60
2:E:210:ASP:HB3	2:E:211:PRO:CD	2.31	0.60
2:E:311:GLN:HB2	3:L:229:GLN:OE1	2.02	0.60
2:F:73:SER:OG	2:F:196:GLN:HA	2.01	0.60
2:F:79:ARG:HG3	2:F:81:PHE:CE2	2.37	0.60
2:F:254:PHE:CG	2:F:255:PRO:HD2	2.37	0.60
2:F:267:VAL:HG13	2:F:272:GLY:HA2	1.83	0.60
2:G:80:ASN:HD22	2:G:92:SER:C	2.04	0.60
2:H:56:LEU:CD1	2:H:216:VAL:HG13	2.28	0.60
2:H:338:VAL:O	2:H:349:VAL:HA	2.02	0.60
2:H:342:ALA:HA	2:H:347:TRP:CZ3	2.36	0.60
3:J:858:ASP:OD1	3:J:859:TRP:N	2.33	0.60
3:L:474:ILE:O	3:L:477:ALA:HB3	2.02	0.60
1:A:1:GLU:H2	1:A:193:LEU:HA	1.65	0.60

Continued on next page...

Continued from previous page...

Atom-1	Atom-2	Interatomic distance (Å)	Clash overlap (Å)
1:A:83:ALA:O	1:A:86:LEU:HB2	2.01	0.60
1:A:96:VAL:HG11	1:A:225:GLN:N	2.15	0.60
1:A:247:THR:O	1:A:288:PHE:HA	2.02	0.60
1:B:4:MET:SD	1:B:412:LEU:HD23	2.42	0.60
1:B:45:GLY:HA2	1:C:289:SER:HA	1.84	0.60
1:B:73:GLN:CB	1:B:250:LEU:HB3	2.21	0.60
1:C:151:ILE:O	1:C:154:VAL:N	2.34	0.60
2:D:323:VAL:HG23	2:D:337:ILE:HD13	1.84	0.60
2:E:45:VAL:HG23	2:E:357:ASP:CB	2.29	0.60
2:F:237:GLN:CB	2:F:238:GLU:HG3	2.31	0.60
2:G:315:ARG:O	2:G:316:THR:OG1	2.13	0.60
2:G:316:THR:C	2:G:320:ASP:HB2	2.21	0.60
2:I:51:GLN:NE2	2:I:298:GLU:OE2	2.35	0.60
3:J:299:ALA:O	3:J:303:ALA:N	2.30	0.60
3:J:637:ARG:O	3:J:643:LYS:NZ	2.30	0.60
3:J:859:TRP:HB2	3:J:867:ARG:NH1	2.17	0.60
3:K:124:GLN:NE2	3:K:759:VAL:O	2.33	0.60
3:K:764:ASP:O	3:K:767:ARG:N	2.34	0.60
3:L:34:GLN:HB2	3:L:333:VAL:HG13	0.61	0.60
1:A:223:LEU:HD22	1:A:323:VAL:CG1	2.26	0.60
1:A:248:LEU:HD11	1:A:286:LEU:CB	2.29	0.60
1:B:148:LEU:HD23	2:G:141:GLN:HB2	1.84	0.60
1:B:173:ASN:OD1	1:C:336:ALA:HB2	2.01	0.60
1:C:96:VAL:CG2	1:C:228:LEU:HD12	2.30	0.60
1:C:141:THR:HG22	1:C:145:ASN:HD21	1.64	0.60
1:C:310:VAL:HA	1:C:313:SER:CB	2.32	0.60
2:D:282:ASN:ND2	2:D:287:MET:HB2	2.17	0.60
2:G:72:VAL:HG21	2:G:174:THR:CG2	2.30	0.60
2:G:135:THR:O	2:G:136:GLN:C	2.38	0.60
2:I:52:ILE:HD12	2:I:299:GLU:HB2	1.84	0.60
2:I:220:SER:HB2	2:I:272:GLY:O	2.01	0.60
2:I:250:ASP:OD1	2:I:252:ILE:N	2.27	0.60
2:I:262:PHE:CZ	2:I:277:ARG:HB3	2.36	0.60
3:K:67:GLN:O	3:K:70:ASN:ND2	2.34	0.60
3:L:420:MET:SD	3:L:498:LYS:O	2.60	0.60
4:N:17:VAL:O	4:N:21:ILE:N	2.31	0.60
1:B:188:ASN:HB2	1:B:190:TYR:CZ	2.37	0.60
1:C:43:GLY:N	1:C:70:GLN:O	2.31	0.60
1:C:81:TRP:O	1:C:84:LEU:HB3	2.01	0.60
1:C:302:VAL:HG12	1:C:306:GLN:NE2	2.17	0.60
2:D:110:GLY:O	2:D:113:ALA:HB3	2.02	0.60

Continued on next page...

Continued from previous page...

Atom-1	Atom-2	Interatomic distance (Å)	Clash overlap (Å)
2:E:57:PRO:CA	2:E:294:ARG:HA	2.29	0.60
2:E:103:ALA:O	2:E:106:ASP:HB2	2.01	0.60
2:E:174:THR:O	2:E:175:LYS:HB3	2.01	0.60
2:F:41:GLY:O	2:F:361:ILE:HB	2.02	0.60
2:F:278:ALA:HB1	2:F:280:PHE:CE1	2.37	0.60
2:G:126:VAL:O	2:G:130:GLN:HG3	2.02	0.60
2:H:79:ARG:HG3	2:H:81:PHE:CE2	2.37	0.60
2:H:332:VAL:HG21	2:H:367:VAL:CG1	2.32	0.60
2:I:45:VAL:HB	2:I:357:ASP:H	1.67	0.60
2:I:139:SER:OG	2:I:141:GLN:HB3	2.01	0.60
3:J:488:LEU:O	3:J:492:LEU:HD13	2.00	0.60
3:J:791:VAL:N	3:J:799:VAL:O	2.35	0.60
3:K:190:PRO:HA	3:K:193:LEU:HD12	1.83	0.60
3:L:34:GLN:O	3:L:34:GLN:HG2	2.01	0.60
1:A:19:LYS:N	1:B:314:GLU:HG3	2.16	0.60
1:A:114:PHE:HA	1:A:117:LEU:CG	2.32	0.60
1:A:139:GLN:NE2	1:A:142:GLN:HB2	2.17	0.60
1:B:175:LEU:HD21	1:B:425:THR:O	2.02	0.60
1:C:386:LEU:HD21	1:C:390:ARG:HH21	1.67	0.60
2:D:44:THR:HA	2:D:358:ARG:HA	1.82	0.60
2:D:310:GLN:HG2	2:D:347:TRP:HE1	1.65	0.60
2:G:330:ASP:HB3	2:G:373:VAL:O	2.02	0.60
2:H:73:SER:OG	2:H:196:GLN:HA	2.02	0.60
2:H:129:TYR:O	2:H:132:LEU:HB2	2.02	0.60
2:I:310:GLN:CB	3:K:230:LEU:HD23	2.31	0.60
2:I:330:ASP:HB3	2:I:373:VAL:O	2.02	0.60
3:J:216:ALA:CB	3:J:234:ILE:HG22	2.31	0.60
3:K:642:ASN:O	3:K:647:ILE:HD11	2.01	0.60
3:L:38:ILE:CG2	3:L:671:ILE:CG1	2.80	0.60
1:A:31:ILE:O	1:A:34:ALA:HB3	2.01	0.59
1:A:36:SER:O	1:A:39:LEU:HB2	2.02	0.59
1:B:40:PRO:HA	1:B:72:THR:O	2.01	0.59
1:B:134:TYR:HB2	1:B:161:TYR:CE1	2.37	0.59
1:C:4:MET:SD	1:C:412:LEU:HD23	2.42	0.59
2:D:73:SER:HG	2:D:197:ASN:H	1.48	0.59
2:E:290:GLY:O	2:E:291:MET:SD	2.60	0.59
2:E:330:ASP:HB3	2:E:373:VAL:O	2.02	0.59
2:F:215:ASP:HB3	2:F:275:THR:HG21	1.83	0.59
2:F:245:SER:O	2:F:296:ARG:HG2	2.02	0.59
2:F:271:THR:HG22	3:J:260:VAL:HG21	1.83	0.59
2:F:318:ARG:NH1	3:J:764:ASP:OD1	2.34	0.59

Continued on next page...

Continued from previous page...

Atom-1	Atom-2	Interatomic distance (Å)	Clash overlap (Å)
2:G:188:ASN:N	2:G:203:LEU:O	2.28	0.59
2:G:247:ILE:O	2:G:247:ILE:HG13	2.02	0.59
2:G:324:LEU:HD21	2:G:367:VAL:CG1	2.26	0.59
2:H:80:ASN:HD22	2:H:93:LEU:HA	1.67	0.59
3:J:1003:VAL:O	3:J:1007:VAL:HG23	2.01	0.59
3:L:234:ILE:O	3:L:235:ILE:HD13	2.02	0.59
3:L:317:PHE:CE2	3:L:323:ILE:HD11	2.37	0.59
3:L:610:PHE:O	3:L:628:PHE:N	2.32	0.59
1:A:53:GLY:N	1:A:61:ASN:OD1	2.34	0.59
1:B:146:VAL:HG12	1:B:148:LEU:HG	1.85	0.59
1:C:10:ALA:HB2	1:C:186:THR:CA	2.31	0.59
1:C:108:ASN:HA	1:C:111:THR:HB	1.83	0.59
1:C:110:ALA:O	1:C:113:TYR:HB3	2.02	0.59
1:C:358:MET:HA	1:C:367:ARG:HH21	1.66	0.59
2:G:57:PRO:CA	2:G:294:ARG:HA	2.29	0.59
2:G:114:LYS:HB2	2:H:155:ALA:HB3	1.84	0.59
2:G:149:ASP:OD1	2:G:153:ALA:HB2	2.02	0.59
2:G:174:THR:O	2:G:175:LYS:HB3	2.01	0.59
2:G:290:GLY:O	2:G:291:MET:SD	2.60	0.59
2:H:178:SER:O	2:H:179:PRO:C	2.41	0.59
2:H:238:GLU:CA	2:H:239:ASN:HB2	2.31	0.59
2:I:41:GLY:H	3:L:659:LYS:CE	2.14	0.59
2:I:48:GLU:O	2:I:303:PRO:C	2.40	0.59
2:I:57:PRO:HD3	3:L:191:ASN:OD1	2.02	0.59
2:I:60:THR:O	2:I:290:GLY:HA2	2.02	0.59
2:I:194:LEU:HD12	2:I:195:VAL:N	2.16	0.59
3:L:566:ASP:OD2	3:L:678:THR:OG1	2.15	0.59
1:A:123:LEU:CD1	1:A:172:ARG:HG2	2.32	0.59
1:A:246:PRO:HB2	1:A:288:PHE:CE1	2.37	0.59
1:A:292:ILE:HB	1:C:42:LEU:HG	1.84	0.59
1:A:392:ASN:O	1:A:395:ILE:HB	2.03	0.59
1:B:1:GLU:N	1:B:192:GLU:O	2.30	0.59
1:B:60:ILE:CG1	1:B:265:LYS:HD2	2.29	0.59
1:C:175:LEU:HD21	1:C:425:THR:O	2.02	0.59
2:D:69:ARG:CB	2:I:194:LEU:HD23	2.32	0.59
2:E:41:GLY:H	3:J:659:LYS:CD	2.16	0.59
2:E:74:GLY:O	2:E:195:VAL:HG22	2.02	0.59
2:E:79:ARG:HA	2:E:94:TYR:HD1	1.66	0.59
2:E:114:LYS:CG	2:F:152:GLN:HG3	2.23	0.59
2:E:223:MET:HA	2:E:226:LEU:CD1	2.28	0.59
2:G:79:ARG:HA	2:G:94:TYR:HD1	1.66	0.59

Continued on next page...

Continued from previous page...

Atom-1	Atom-2	Interatomic distance (Å)	Clash overlap (Å)
2:H:40:VAL:CG2	2:H:363:GLY:HA3	2.32	0.59
2:H:101:TYR:O	2:H:104:THR:N	2.35	0.59
2:H:315:ARG:NH2	2:H:347:TRP:CH2	2.71	0.59
2:I:237:GLN:HG2	2:I:239:ASN:N	2.09	0.59
3:J:383:LEU:O	3:J:388:PHE:N	2.27	0.59
3:J:779:TYR:O	3:J:785:ASP:HB3	2.03	0.59
3:K:729:ILE:HD11	3:K:805:SER:HB2	1.84	0.59
1:A:75:ILE:HG12	1:A:249:ASP:N	2.17	0.59
1:A:141:THR:HG22	1:A:145:ASN:ND2	2.17	0.59
1:A:168:GLU:OE2	1:A:172:ARG:NE	2.36	0.59
1:A:231:ASP:HA	1:A:234:ARG:HH11	1.68	0.59
1:A:248:LEU:CD2	1:A:286:LEU:HD13	2.27	0.59
1:B:79:SER:O	1:B:82:ARG:HB3	2.01	0.59
1:B:110:ALA:O	1:B:113:TYR:HB3	2.02	0.59
1:B:310:VAL:HA	1:B:313:SER:CB	2.32	0.59
2:E:145:GLN:O	2:E:148:ALA:HB3	2.02	0.59
2:E:291:MET:HB2	2:E:292:PHE:CA	2.32	0.59
2:E:332:VAL:O	2:E:370:GLY:N	2.24	0.59
2:F:45:VAL:HG23	2:F:357:ASP:O	2.02	0.59
2:F:56:LEU:HA	3:J:259:ARG:NH2	2.17	0.59
2:F:63:TYR:N	2:F:65:ILE:HG13	2.17	0.59
2:F:178:SER:OG	2:F:179:PRO:HD3	2.02	0.59
2:H:59:ARG:HA	2:H:291:MET:O	2.02	0.59
2:H:121:ILE:CG1	2:I:148:ALA:HB2	2.31	0.59
2:I:230:LEU:CD2	2:I:235:LEU:HB3	2.30	0.59
2:I:291:MET:HB2	2:I:292:PHE:CA	2.32	0.59
3:K:256:ASP:OD1	3:K:258:SER:N	2.27	0.59
3:K:282:ASN:OD1	3:K:609:VAL:N	2.34	0.59
3:K:1009:GLY:O	3:K:1012:VAL:N	2.34	0.59
3:L:873:ALA:HB1	3:L:877:TYR:CE2	2.38	0.59
1:A:143:ARG:CD	2:D:137:TYR:CE2	2.85	0.59
1:B:24:ARG:HD3	1:B:98:TYR:CG	2.37	0.59
1:B:137:LEU:O	1:B:140:THR:OG1	2.21	0.59
1:B:170:THR:O	1:B:174:ASN:N	2.27	0.59
1:B:196:LEU:HD21	1:B:201:PHE:CD1	2.36	0.59
1:B:204:ASP:N	1:B:393:TYR:OH	2.33	0.59
1:C:136:GLN:O	1:C:140:THR:HG23	2.03	0.59
1:C:344:TYR:HA	1:C:347:ALA:CB	2.26	0.59
1:C:379:LEU:HG	1:C:383:LYS:CD	2.33	0.59
2:D:217:THR:HG21	3:L:258:SER:CB	2.32	0.59
2:D:337:ILE:HB	2:D:349:VAL:HG11	1.84	0.59

Continued on next page...

Continued from previous page...

Atom-1	Atom-2	Interatomic distance (Å)	Clash overlap (Å)
2:E:60:THR:O	2:E:290:GLY:HA2	2.02	0.59
2:F:60:THR:CG2	2:F:289:PRO:HA	2.30	0.59
2:F:301:LEU:HG	2:F:303:PRO:CG	2.31	0.59
2:F:324:LEU:HD11	2:F:332:VAL:HB	1.84	0.59
2:F:326:VAL:HA	2:F:332:VAL:HG12	1.85	0.59
2:G:51:GLN:NE2	2:G:298:GLU:OE2	2.35	0.59
2:H:112:LEU:HD13	2:H:161:LYS:N	2.16	0.59
2:H:226:LEU:HA	2:H:229:GLU:HB3	1.82	0.59
2:H:254:PHE:HE1	2:H:286:THR:HG1	1.50	0.59
2:I:149:ASP:OD1	2:I:153:ALA:HB2	2.02	0.59
3:L:1017:LEU:O	3:L:1020:PHE:N	2.34	0.59
1:A:2:ASN:HB2	1:A:416:ASN:OD1	2.03	0.59
1:A:114:PHE:HA	1:A:117:LEU:CD1	2.32	0.59
1:A:344:TYR:O	1:A:348:VAL:N	2.29	0.59
1:B:302:VAL:HG12	1:B:306:GLN:NE2	2.17	0.59
1:C:334:ILE:O	1:C:338:ILE:N	2.29	0.59
2:D:60:THR:HG23	2:D:289:PRO:CA	2.32	0.59
2:D:327:GLY:HA3	2:D:331:LYS:O	2.02	0.59
2:E:87:ILE:O	2:E:182:GLY:N	2.25	0.59
2:F:126:VAL:O	2:F:130:GLN:N	2.29	0.59
2:H:41:GLY:N	2:H:376:GLN:HB2	2.17	0.59
2:I:145:GLN:O	2:I:148:ALA:HB3	2.02	0.59
3:J:734:GLU:HG3	3:L:253:VAL:HG11	1.83	0.59
3:J:860:THR:HA	3:J:864:TYR:HB2	1.83	0.59
3:L:641:GLU:O	3:L:650:ARG:NH2	2.33	0.59
1:A:255:GLY:C	1:C:54:TYR:OH	2.41	0.59
1:A:255:GLY:O	1:C:54:TYR:OH	2.18	0.59
1:B:394:LEU:HA	1:B:397:GLN:OE1	2.03	0.59
1:C:182:LEU:HD23	1:C:190:TYR:HD2	1.67	0.59
1:C:302:VAL:O	1:C:306:GLN:HG3	2.03	0.59
2:E:51:GLN:NE2	2:E:298:GLU:OE2	2.35	0.59
2:E:212:ILE:O	2:E:279:ILE:HA	2.03	0.59
2:E:248:THR:N	2:E:252:ILE:O	2.36	0.59
2:E:321:ALA:O	2:E:337:ILE:N	2.28	0.59
2:F:76:ILE:HD11	2:F:195:VAL:CG1	2.33	0.59
2:F:129:TYR:O	2:F:138:ILE:HD13	2.02	0.59
2:G:225:ARG:HA	2:G:228:GLN:CB	2.18	0.59
2:I:102:GLN:CA	2:I:171:LEU:HD21	2.33	0.59
2:I:126:VAL:O	2:I:130:GLN:HG3	2.02	0.59
3:J:951:ASP:O	3:J:955:LYS:N	2.33	0.59
3:K:220:GLY:HA3	3:K:231:ASN:HA	1.85	0.59

Continued on next page...

Continued from previous page...

Atom-1	Atom-2	Interatomic distance (Å)	Clash overlap (Å)
3:K:358:PHE:CE2	3:K:977:MET:HG2	2.38	0.59
3:K:791:VAL:N	3:K:799:VAL:O	2.36	0.59
3:L:82:SER:O	3:L:816:LEU:N	2.32	0.59
1:A:146:VAL:O	2:D:128:ARG:NH1	2.36	0.59
1:A:314:GLU:HG3	1:C:19:LYS:CB	2.32	0.59
1:B:136:GLN:O	1:B:140:THR:HG23	2.03	0.59
1:B:262:SER:O	1:B:266:THR:OG1	2.18	0.59
1:C:135:ARG:HA	1:C:138:ASP:HB3	1.83	0.59
1:C:144:PHE:HB2	1:C:149:VAL:HG23	1.85	0.59
1:C:196:LEU:HD21	1:C:201:PHE:CD1	2.36	0.59
1:C:394:LEU:HA	1:C:397:GLN:OE1	2.03	0.59
2:D:62:ALA:N	2:D:65:ILE:HG22	2.18	0.59
2:D:236:LYS:HG2	2:D:240:GLY:HA2	1.84	0.59
2:D:246:LEU:HD23	2:D:295:ALA:HB2	1.84	0.59
2:E:149:ASP:OD1	2:E:153:ALA:HB2	2.02	0.59
2:E:165:GLU:HG3	2:E:168:ARG:HH21	1.68	0.59
2:E:250:ASP:OD1	2:E:252:ILE:N	2.27	0.59
2:E:260:LEU:HA	2:E:278:ALA:HB2	1.83	0.59
2:E:271:THR:O	2:E:273:SER:OG	2.15	0.59
2:F:153:ALA:O	2:F:156:ALA:HB3	2.03	0.59
2:F:235:LEU:H	2:F:302:ASN:N	1.99	0.59
2:G:101:TYR:O	2:G:105:TYR:N	2.28	0.59
2:H:331:LYS:HG2	2:H:370:GLY:O	2.03	0.59
2:I:48:GLU:O	2:I:304:ASN:HA	2.03	0.59
2:I:188:ASN:N	2:I:203:LEU:O	2.28	0.59
3:J:216:ALA:CB	3:J:234:ILE:HB	2.32	0.59
3:J:337:ILE:O	3:J:340:VAL:N	2.32	0.59
3:J:786:ILE:HG23	3:J:801:PHE:HD2	1.68	0.59
3:K:270:LEU:HD12	3:K:270:LEU:N	2.18	0.59
3:K:455:PRO:C	3:K:876:LEU:HD21	2.23	0.59
3:K:571:VAL:HG23	3:K:668:LEU:HD11	1.84	0.59
3:K:606:VAL:HG22	3:K:631:LEU:CD2	2.32	0.59
3:L:254:ASN:HB2	3:L:256:ASP:OD1	2.02	0.59
3:L:361:ASN:OD1	3:L:364:ALA:HB3	2.03	0.59
1:A:303:LYS:HB3	1:A:307:TYR:CD2	2.38	0.59
1:B:182:LEU:HD23	1:B:190:TYR:HD2	1.67	0.59
2:E:315:ARG:HA	2:E:320:ASP:O	2.03	0.59
2:F:160:ALA:O	2:F:164:VAL:N	2.23	0.59
2:F:271:THR:HG21	3:J:254:ASN:CG	2.23	0.59
2:F:284:ASP:HB2	2:F:286:THR:HG23	1.84	0.59
2:G:48:GLU:H	2:G:305:ALA:N	2.01	0.59

Continued on next page...

Continued from previous page...

Atom-1	Atom-2	Interatomic distance (Å)	Clash overlap (Å)
2:G:63:TYR:HE2	2:G:64:ARG:NH1	2.01	0.59
2:G:102:GLN:CA	2:G:171:LEU:HD21	2.33	0.59
2:G:218:GLN:N	2:G:274:ILE:O	2.32	0.59
2:H:63:TYR:HB3	2:H:64:ARG:CA	2.25	0.59
2:H:176:VAL:HB	2:H:177:THR:OG1	2.03	0.59
2:H:250:ASP:O	2:H:252:ILE:HG13	2.02	0.59
2:I:130:GLN:HA	2:I:133:LEU:HD21	1.84	0.59
3:J:709:HIS:O	3:J:713:LEU:N	2.36	0.59
3:K:961:ILE:HG22	3:K:965:LEU:HD13	1.84	0.59
3:L:183:ALA:HB1	3:L:770:LYS:O	2.02	0.59
1:B:57:ALA:HB3	1:C:279:MET:HB3	1.85	0.59
1:C:27:ALA:HB2	1:C:94:GLN:HG2	1.84	0.59
1:C:146:VAL:HG12	1:C:148:LEU:HG	1.85	0.59
2:E:230:LEU:CD2	2:E:235:LEU:HB3	2.30	0.59
2:F:254:PHE:CD1	2:F:255:PRO:HD2	2.38	0.59
2:G:54:THR:H	2:G:299:GLU:HG2	1.68	0.59
2:G:212:ILE:O	2:G:279:ILE:HA	2.03	0.59
2:I:292:PHE:N	3:L:195:LYS:HG3	2.18	0.59
3:J:612:VAL:HG12	3:J:613:ASN:N	2.18	0.59
3:K:358:PHE:CD2	3:K:977:MET:HG2	2.38	0.59
1:A:74:SER:HA	1:A:249:ASP:OD1	2.03	0.58
1:A:123:LEU:CD2	1:A:175:LEU:HD22	2.32	0.58
1:B:15:PRO:HB2	1:C:318:SER:OG	2.03	0.58
1:B:75:ILE:HG12	1:B:250:LEU:N	2.18	0.58
1:B:134:TYR:O	1:B:138:ASP:N	2.24	0.58
1:B:144:PHE:HB2	1:B:149:VAL:HG23	1.85	0.58
1:C:75:ILE:HG12	1:C:250:LEU:N	2.18	0.58
1:C:134:TYR:HB2	1:C:161:TYR:CE1	2.37	0.58
2:D:148:ALA:O	2:D:151:GLN:HB3	2.02	0.58
2:G:47:THR:CG2	2:G:305:ALA:O	2.48	0.58
2:G:145:GLN:O	2:G:148:ALA:HB3	2.02	0.58
2:G:195:VAL:HB	2:G:199:GLN:NE2	2.18	0.58
2:H:40:VAL:CG1	2:H:360:VAL:HG13	2.26	0.58
2:H:148:ALA:O	2:H:151:GLN:N	2.36	0.58
2:I:165:GLU:HG3	2:I:168:ARG:HH21	1.67	0.58
3:J:447:MET:O	3:J:450:SER:OG	2.19	0.58
3:K:201:VAL:HA	3:K:204:ILE:HD12	1.84	0.58
3:K:250:LEU:HD21	3:K:253:VAL:CG2	2.33	0.58
3:L:34:GLN:CG	3:L:333:VAL:HG13	2.29	0.58
3:L:211:ASN:CG	3:L:246:PHE:CE1	2.76	0.58
4:O:9:VAL:HG23	4:O:10:PHE:H	1.68	0.58

Continued on next page...

Continued from previous page...

Atom-1	Atom-2	Interatomic distance (Å)	Clash overlap (Å)
1:A:75:ILE:HG22	1:A:248:LEU:HB3	1.85	0.58
1:A:144:PHE:HB2	1:A:154:VAL:CG2	2.33	0.58
1:A:325:GLN:O	1:A:329:SER:OG	2.10	0.58
1:B:172:ARG:C	1:B:175:LEU:HB3	2.24	0.58
2:D:234:THR:CB	2:D:235:LEU:HA	2.32	0.58
2:E:80:ASN:HD22	2:E:92:SER:C	2.04	0.58
2:E:90:GLY:CA	2:E:177:THR:HB	2.33	0.58
2:E:130:GLN:O	2:E:133:LEU:HG	2.03	0.58
2:F:81:PHE:N	2:F:93:LEU:HB3	2.18	0.58
2:G:42:VAL:O	2:G:377:GLU:HA	2.03	0.58
2:G:87:ILE:O	2:G:182:GLY:N	2.25	0.58
2:G:291:MET:HB2	2:G:292:PHE:CA	2.32	0.58
2:I:50:LEU:HB2	2:I:305:ALA:CB	2.33	0.58
2:I:170:ASN:HA	2:I:173:TYR:HD2	1.68	0.58
3:L:212:ALA:HA	3:L:239:ARG:NH1	2.17	0.58
3:L:492:LEU:O	3:L:496:MET:N	2.36	0.58
3:L:752:ALA:O	3:L:756:GLY:N	2.34	0.58
1:A:38:LEU:CD1	1:A:84:LEU:HD22	2.34	0.58
1:A:221:LEU:O	1:A:224:LEU:HB3	2.02	0.58
1:A:391:TYR:C	1:A:395:ILE:HG12	2.24	0.58
1:B:379:LEU:HG	1:B:383:LYS:CD	2.33	0.58
1:C:129:GLN:CA	1:C:377:THR:HG21	2.33	0.58
1:C:386:LEU:CG	1:C:390:ARG:HE	2.16	0.58
2:D:129:TYR:O	2:D:132:LEU:N	2.34	0.58
2:D:176:VAL:HG12	2:D:177:THR:CA	2.33	0.58
2:E:54:THR:H	2:E:299:GLU:HG2	1.68	0.58
2:E:63:TYR:HE2	2:E:64:ARG:NH1	2.01	0.58
2:E:170:ASN:HA	2:E:173:TYR:HD2	1.68	0.58
2:F:78:LYS:HA	2:F:191:GLU:CD	2.24	0.58
2:F:130:GLN:HA	2:F:133:LEU:CG	2.32	0.58
2:F:212:ILE:HD11	2:F:289:PRO:CA	2.32	0.58
2:G:45:VAL:CG2	2:G:357:ASP:CB	2.74	0.58
2:G:60:THR:O	2:G:290:GLY:HA2	2.02	0.58
2:G:96:ILE:CG2	2:G:174:THR:CB	2.82	0.58
2:G:315:ARG:HA	2:G:320:ASP:O	2.03	0.58
2:G:359:VAL:CG1	2:G:361:ILE:HG12	2.33	0.58
2:H:53:THR:HG21	2:H:299:GLU:HB2	1.84	0.58
2:I:50:LEU:HB3	2:I:302:ASN:HB3	1.85	0.58
2:I:54:THR:H	2:I:299:GLU:HG2	1.68	0.58
2:I:247:ILE:O	2:I:247:ILE:HG13	2.02	0.58
3:K:5:PHE:CE1	3:K:487:ILE:HG23	2.37	0.58

Continued on next page...

Continued from previous page...

Atom-1	Atom-2	Interatomic distance (Å)	Clash overlap (Å)
3:K:261:LEU:CB	3:K:264:ASP:OD2	2.48	0.58
1:A:75:ILE:HB	1:A:249:ASP:N	2.15	0.58
1:A:110:ALA:O	1:A:114:PHE:HD2	1.86	0.58
1:A:193:LEU:O	1:A:422:PRO:HA	2.03	0.58
1:A:194:ALA:CA	1:A:422:PRO:HA	2.30	0.58
1:B:89:LYS:O	1:B:93:ILE:N	2.32	0.58
1:C:7:TYR:HB3	1:C:412:LEU:HD21	1.85	0.58
1:C:108:ASN:HB3	1:C:185:ILE:CD1	2.34	0.58
1:C:188:ASN:HB2	1:C:190:TYR:CZ	2.37	0.58
1:C:333:ASN:O	1:C:337:SER:N	2.20	0.58
2:D:92:SER:CB	2:D:176:VAL:H	2.15	0.58
2:D:210:ASP:CB	2:D:211:PRO:HD3	2.34	0.58
2:D:343:ILE:O	2:D:346:LYS:N	2.30	0.58
2:E:62:ALA:HB3	2:E:65:ILE:HG13	1.85	0.58
2:E:114:LYS:HG3	2:F:152:GLN:CG	2.24	0.58
2:E:247:ILE:O	2:E:247:ILE:HG13	2.02	0.58
2:G:50:LEU:HB3	2:G:302:ASN:HB3	1.85	0.58
2:G:90:GLY:CA	2:G:177:THR:HB	2.33	0.58
2:H:147:LEU:O	2:H:150:ALA:HB3	2.03	0.58
2:H:189:VAL:HG23	2:H:193:ALA:CB	2.29	0.58
2:H:235:LEU:HB2	2:H:302:ASN:HB2	1.85	0.58
2:H:241:LYS:HG2	2:H:259:THR:CG2	2.33	0.58
2:H:244:VAL:CG1	2:H:295:ALA:HB1	2.33	0.58
3:L:372:VAL:HB	3:L:373:PRO:HD3	1.83	0.58
3:L:412:VAL:HG22	3:L:438:ILE:HD11	1.84	0.58
3:L:688:ALA:HB3	3:L:690:LEU:HG	1.86	0.58
1:A:365:GLY:O	2:D:140:LYS:N	2.37	0.58
1:C:82:ARG:CG	1:C:239:GLN:HA	2.25	0.58
1:C:317:GLU:OE2	1:C:321:ARG:CZ	2.51	0.58
2:D:89:ALA:CA	2:D:177:THR:OG1	2.48	0.58
2:D:218:GLN:HG2	2:D:223:MET:HG2	1.86	0.58
2:E:230:LEU:HA	2:E:235:LEU:N	2.17	0.58
2:E:234:THR:HG1	2:E:303:PRO:CD	2.16	0.58
2:E:308:VAL:CG1	2:E:313:VAL:HG22	2.34	0.58
2:F:54:THR:HB	2:F:297:LEU:HD11	1.85	0.58
2:F:63:TYR:H	2:F:64:ARG:HB2	1.66	0.58
2:F:76:ILE:HD13	2:F:96:ILE:HD11	1.85	0.58
2:F:80:ASN:HB2	2:F:93:LEU:CB	2.33	0.58
2:F:167:ALA:O	2:F:170:ASN:HB2	2.03	0.58
2:F:262:PHE:CE2	2:F:277:ARG:HB3	2.39	0.58
2:G:165:GLU:HG3	2:G:168:ARG:HH21	1.67	0.58

Continued on next page...

Continued from previous page...

Atom-1	Atom-2	Interatomic distance (Å)	Clash overlap (Å)
2:H:46:LYS:NZ	2:H:48:GLU:OE2	2.37	0.58
2:H:217:THR:CA	2:H:275:THR:HA	2.26	0.58
2:I:195:VAL:HB	2:I:199:GLN:NE2	2.18	0.58
2:I:359:VAL:CG1	2:I:361:ILE:HG12	2.33	0.58
3:J:250:LEU:HD21	3:J:253:VAL:HG23	1.86	0.58
3:K:860:THR:HA	3:K:864:TYR:HB2	1.86	0.58
3:L:644:VAL:HA	3:L:647:ILE:HB	1.85	0.58
1:A:125:TYR:HB2	1:A:384:GLN:HE21	1.67	0.58
1:A:278:ASN:C	1:A:279:MET:HG2	2.23	0.58
1:A:351:ALA:HB1	1:A:379:LEU:HA	1.85	0.58
1:A:428:GLU:N	1:A:428:GLU:OE1	2.36	0.58
1:B:135:ARG:HA	1:B:138:ASP:HB3	1.83	0.58
1:C:1:GLU:N	1:C:192:GLU:O	2.30	0.58
2:D:63:TYR:HA	2:D:213:TYR:CD2	2.38	0.58
2:D:227:LYS:O	2:D:230:LEU:HB2	2.02	0.58
2:E:359:VAL:CG1	2:E:361:ILE:HG12	2.33	0.58
2:F:42:VAL:H	2:F:377:GLU:HA	1.69	0.58
2:H:235:LEU:N	2:H:302:ASN:H	2.00	0.58
2:I:73:SER:CB	2:I:196:GLN:HA	2.33	0.58
2:I:271:THR:HG22	3:L:797:GLN:HB3	1.85	0.58
3:K:975:ILE:HD13	3:K:1019:ILE:HG22	1.86	0.58
3:L:186:ILE:HD12	3:L:773:VAL:CG1	2.33	0.58
1:A:135:ARG:HB3	1:A:370:VAL:HG22	1.85	0.58
1:B:7:TYR:HB3	1:B:412:LEU:HD21	1.85	0.58
1:B:139:GLN:OE1	2:F:136:GLN:CB	2.50	0.58
1:B:167:ASN:O	1:B:170:THR:OG1	2.22	0.58
1:B:222:SER:HA	1:B:225:GLN:HB3	1.86	0.58
1:B:302:VAL:O	1:B:306:GLN:HG3	2.03	0.58
2:E:47:THR:CG2	2:E:305:ALA:O	2.49	0.58
2:E:48:GLU:H	2:E:305:ALA:N	2.00	0.58
2:E:50:LEU:HB3	2:E:302:ASN:HB3	1.85	0.58
2:F:310:GLN:HG3	2:F:345:ASP:C	2.23	0.58
2:G:50:LEU:HB2	2:G:305:ALA:CB	2.33	0.58
2:G:282:ASN:ND2	2:G:287:MET:CB	2.63	0.58
2:H:101:TYR:HA	2:H:104:THR:HB	1.86	0.58
2:H:310:GLN:HG3	2:H:345:ASP:CA	2.34	0.58
3:K:229:GLN:OE1	3:K:229:GLN:N	2.37	0.58
1:A:86:LEU:HD23	1:A:235:GLU:HB2	1.84	0.58
1:A:364:VAL:CG2	1:A:366:THR:HG23	2.33	0.58
1:B:174:ASN:HA	1:B:177:ASN:ND2	2.19	0.58
1:B:196:LEU:HD23	1:B:390:ARG:CD	2.34	0.58

Continued on next page...

Continued from previous page...

Atom-1	Atom-2	Interatomic distance (Å)	Clash overlap (Å)
1:C:4:MET:O	1:C:8:GLN:HG3	2.04	0.58
2:D:80:ASN:HB2	2:D:93:LEU:CB	2.34	0.58
2:D:213:TYR:CE1	2:D:279:ILE:HD12	2.39	0.58
2:E:120:ASN:O	2:E:124:LEU:HG	2.04	0.58
2:E:297:LEU:HD22	2:E:299:GLU:OE2	2.04	0.58
2:F:40:VAL:HG13	2:F:363:GLY:N	2.13	0.58
2:F:42:VAL:N	2:F:376:GLN:O	2.37	0.58
2:F:216:VAL:HB	2:F:276:LEU:HB2	1.85	0.58
2:G:52:ILE:HD12	2:G:299:GLU:HB2	1.84	0.58
2:G:73:SER:CB	2:G:196:GLN:HA	2.34	0.58
2:G:309:PRO:HA	2:G:346:LYS:HG2	1.86	0.58
2:G:339:ALA:HB1	2:G:347:TRP:CE3	2.39	0.58
2:H:142:GLU:O	2:H:145:GLN:HB3	2.03	0.58
2:H:250:ASP:CG	2:H:252:ILE:HB	2.24	0.58
2:I:212:ILE:O	2:I:280:PHE:N	2.33	0.58
2:I:315:ARG:HA	2:I:320:ASP:O	2.03	0.58
3:J:157:TYR:CZ	3:J:318:PRO:HD2	2.39	0.58
3:J:197:GLN:HA	3:J:798:MET:HG3	1.84	0.58
3:J:367:ILE:HB	3:J:368:PRO:HD3	1.84	0.58
3:K:876:LEU:O	3:K:880:SER:N	2.33	0.58
3:L:336:SER:O	3:L:340:VAL:HG23	2.04	0.58
3:L:463:THR:HG22	3:L:467:TYR:CZ	2.39	0.58
3:L:531:VAL:O	3:L:535:LEU:N	2.25	0.58
3:L:534:ILE:CG2	3:L:541:TYR:CZ	2.75	0.58
1:A:79:SER:O	1:A:82:ARG:HB3	2.03	0.58
1:A:149:VAL:HB	1:A:153:ASP:CB	2.34	0.58
1:A:212:LEU:HB3	1:A:404:LEU:CD2	2.30	0.58
1:A:293:TYR:CE2	1:A:295:GLY:HA2	2.39	0.58
1:A:309:PHE:O	1:A:312:ALA:HB3	2.03	0.58
1:A:349:VAL:O	1:A:352:GLN:HB3	2.03	0.58
1:C:101:ASP:CA	1:C:104:THR:HB	2.28	0.58
2:E:47:THR:HG21	2:E:306:ILE:CB	2.34	0.58
2:E:51:GLN:CB	2:E:301:LEU:HD13	2.34	0.58
2:E:195:VAL:HB	2:E:199:GLN:NE2	2.18	0.58
2:F:133:LEU:HA	2:F:138:ILE:HG21	1.84	0.58
2:G:81:PHE:HZ	2:G:94:TYR:HH	1.51	0.58
2:H:218:GLN:HB3	2:H:274:ILE:CB	2.33	0.58
2:H:323:VAL:HG11	2:H:359:VAL:HG22	1.86	0.58
2:I:63:TYR:HE2	2:I:64:ARG:NH1	2.01	0.58
2:I:212:ILE:O	2:I:279:ILE:HA	2.03	0.58
2:I:297:LEU:HD22	2:I:299:GLU:OE2	2.04	0.58

Continued on next page...

Continued from previous page...

Atom-1	Atom-2	Interatomic distance (Å)	Clash overlap (Å)
3:L:534:ILE:HA	3:L:541:TYR:OH	2.04	0.58
1:B:27:ALA:HB2	1:B:94:GLN:HG2	1.84	0.58
1:B:119:ALA:HB1	1:B:175:LEU:HA	1.86	0.58
1:C:24:ARG:HD3	1:C:98:TYR:CG	2.37	0.58
1:C:174:ASN:HA	1:C:177:ASN:ND2	2.19	0.58
1:C:398:LEU:O	1:C:402:SER:N	2.30	0.58
2:D:75:ILE:HG21	2:E:179:PRO:HB3	1.86	0.58
2:D:271:THR:HG22	3:L:254:ASN:HD21	1.69	0.58
2:E:50:LEU:HB2	2:E:305:ALA:CB	2.33	0.58
2:E:81:PHE:HZ	2:E:94:TYR:HH	1.51	0.58
2:E:229:GLU:C	2:E:232:ASN:H	2.07	0.58
2:F:77:LEU:HB3	2:F:95:GLN:O	2.03	0.58
2:F:227:LYS:HA	2:F:230:LEU:HG	1.85	0.58
2:G:120:ASN:O	2:G:124:LEU:HG	2.04	0.58
2:I:53:THR:HG22	2:I:298:GLU:HA	1.82	0.58
3:J:661:ALA:HB1	3:J:663:VAL:HG23	1.86	0.58
3:K:247:GLY:CA	3:K:263:ARG:HG2	2.34	0.58
3:L:468:ARG:O	3:L:472:ILE:CG2	2.51	0.58
3:L:686:ASP:O	3:L:822:LEU:HD23	2.04	0.58
1:A:248:LEU:HD12	1:A:287:SER:C	2.23	0.57
1:A:270:ALA:HB1	1:A:274:TYR:HB2	1.83	0.57
1:A:311:GLY:O	1:A:315:GLN:HG3	2.03	0.57
1:B:10:ALA:CB	1:B:186:THR:HG22	2.33	0.57
1:B:194:ALA:HA	1:B:422:PRO:CA	2.33	0.57
1:B:246:PRO:HB3	1:B:290:LEU:HA	1.85	0.57
1:B:302:VAL:C	1:B:306:GLN:HG3	2.24	0.57
1:B:386:LEU:HD21	1:B:390:ARG:HH21	1.67	0.57
1:C:8:GLN:HG2	1:C:11:ARG:HH12	1.68	0.57
1:C:182:LEU:O	1:C:186:THR:OG1	2.20	0.57
1:C:194:ALA:HA	1:C:422:PRO:CA	2.33	0.57
2:D:114:LYS:HG3	2:E:152:GLN:HB2	1.86	0.57
2:D:323:VAL:HG13	2:D:359:VAL:HG13	1.84	0.57
2:F:65:ILE:HG22	2:F:207:GLN:CG	2.34	0.57
2:F:297:LEU:HD13	2:F:299:GLU:CG	2.32	0.57
2:G:55:GLU:CB	2:G:296:ARG:HG3	2.29	0.57
2:G:192:GLY:HA2	2:H:179:PRO:CG	2.34	0.57
2:G:288:MET:HE1	2:H:265:VAL:HG12	1.85	0.57
2:H:40:VAL:HG13	2:H:362:SER:H	1.69	0.57
2:H:222:ASP:O	2:H:226:LEU:CD1	2.49	0.57
2:I:42:VAL:O	2:I:377:GLU:HA	2.03	0.57
2:I:119:ALA:HB1	2:I:154:ASN:OD1	2.04	0.57

Continued on next page...

Continued from previous page...

Atom-1	Atom-2	Interatomic distance (Å)	Clash overlap (Å)
3:J:58:GLN:HE21	3:J:818:ARG:HD2	1.69	0.57
1:A:83:ALA:HA	1:A:86:LEU:CD1	2.18	0.57
1:A:220:ASN:ND2	1:A:403:ALA:O	2.37	0.57
1:A:297:MET:O	1:A:301:GLN:HG3	2.03	0.57
1:C:302:VAL:C	1:C:306:GLN:HG3	2.24	0.57
2:D:292:PHE:HZ	3:J:734:GLU:OE1	1.86	0.57
2:E:73:SER:CB	2:E:196:GLN:HA	2.34	0.57
2:E:94:TYR:CE2	2:E:203:LEU:HB3	2.39	0.57
2:E:152:GLN:O	2:E:155:ALA:HB3	2.04	0.57
2:F:268:ASP:HB3	2:F:273:SER:N	2.11	0.57
2:G:170:ASN:HA	2:G:173:TYR:HD2	1.68	0.57
2:H:267:VAL:HG13	2:H:272:GLY:HA2	1.86	0.57
3:J:38:ILE:HG22	3:J:38:ILE:O	2.04	0.57
3:J:683:GLU:N	3:J:858:ASP:O	2.37	0.57
3:J:890:ALA:HB1	3:L:11:PHE:HD1	1.69	0.57
3:J:932:LEU:HD23	3:J:935:ILE:HD12	1.86	0.57
3:L:531:VAL:HA	3:L:534:ILE:HD12	1.86	0.57
4:N:16:PRO:O	4:N:20:ALA:N	2.37	0.57
1:A:193:LEU:O	1:A:423:VAL:N	2.33	0.57
1:A:237:ILE:HD11	1:A:309:PHE:CG	2.39	0.57
1:C:219:ARG:HB2	1:C:404:LEU:O	2.04	0.57
2:D:248:THR:O	2:D:251:GLY:N	2.31	0.57
2:E:41:GLY:H	3:J:659:LYS:HD3	1.69	0.57
2:E:44:THR:CA	2:E:358:ARG:HA	2.25	0.57
2:E:102:GLN:CA	2:E:171:LEU:HD21	2.33	0.57
2:E:307:LEU:HD23	2:E:348:LEU:HA	1.86	0.57
2:F:89:ALA:O	2:F:91:VAL:HG23	2.04	0.57
2:G:51:GLN:CB	2:G:301:LEU:HD13	2.34	0.57
2:G:94:TYR:CE2	2:G:203:LEU:HB3	2.39	0.57
2:G:152:GLN:O	2:G:155:ALA:HB3	2.04	0.57
2:H:81:PHE:HE2	2:H:94:TYR:CZ	2.22	0.57
2:H:217:THR:CG2	2:H:273:SER:HB3	2.34	0.57
2:H:310:GLN:CA	2:H:347:TRP:HE1	2.12	0.57
2:I:120:ASN:O	2:I:124:LEU:HG	2.04	0.57
3:J:660:ASP:O	3:J:661:ALA:HB2	2.04	0.57
3:J:865:GLN:HG3	3:J:868:LEU:CG	2.28	0.57
3:K:505:HIS:O	3:K:517:ASN:ND2	2.37	0.57
3:L:947:GLU:O	3:L:950:LYS:HB3	2.03	0.57
1:B:107:LEU:O	1:B:111:THR:OG1	2.13	0.57
1:B:196:LEU:HD12	1:B:197:ASN:H	1.70	0.57
1:C:75:ILE:HG12	1:C:249:ASP:C	2.25	0.57

Continued on next page...

Continued from previous page...

Atom-1	Atom-2	Interatomic distance (Å)	Clash overlap (Å)
1:C:103:GLN:CG	1:C:407:LEU:HB3	2.34	0.57
1:C:172:ARG:C	1:C:175:LEU:HB3	2.24	0.57
1:C:398:LEU:HD11	1:C:415:LEU:HD11	1.87	0.57
2:D:43:VAL:HG23	2:D:361:ILE:HD12	1.86	0.57
2:E:339:ALA:HB1	2:E:347:TRP:CE3	2.39	0.57
2:G:119:ALA:HB1	2:G:154:ASN:OD1	2.04	0.57
2:G:250:ASP:OD1	2:G:252:ILE:N	2.27	0.57
2:G:315:ARG:CZ	2:G:339:ALA:HB3	2.34	0.57
2:H:119:ALA:CB	2:H:153:ALA:HB1	2.35	0.57
2:I:152:GLN:O	2:I:155:ALA:HB3	2.04	0.57
3:J:642:ASN:O	3:J:647:ILE:HD11	2.03	0.57
3:J:712:MET:O	3:J:832:ALA:N	2.19	0.57
3:J:848:ALA:CB	3:J:857:TYR:CE2	2.88	0.57
3:K:228:GLN:HE21	3:K:230:LEU:N	1.95	0.57
3:L:464:GLY:HA2	3:L:467:TYR:CD2	2.39	0.57
3:L:901:VAL:O	3:L:904:VAL:HG12	2.04	0.57
1:A:27:ALA:O	1:A:30:LYS:N	2.37	0.57
1:A:150:ALA:O	1:A:153:ASP:HB2	2.04	0.57
1:A:334:ILE:O	1:A:338:ILE:HG13	2.05	0.57
1:B:108:ASN:HB3	1:B:185:ILE:CD1	2.34	0.57
1:B:326:THR:HA	1:B:329:SER:OG	2.05	0.57
1:B:337:SER:O	1:B:340:SER:HB3	2.05	0.57
1:B:380:TYR:HA	1:B:383:LYS:HB2	1.87	0.57
2:D:87:ILE:CG2	2:D:177:THR:HG21	2.34	0.57
2:E:325:VAL:HG22	2:E:358:ARG:O	2.05	0.57
2:F:51:GLN:OE1	2:F:300:GLY:HA2	2.04	0.57
2:F:70:PRO:HD3	2:F:203:LEU:CD1	2.34	0.57
2:F:112:LEU:HB2	2:F:164:VAL:HG21	1.87	0.57
2:F:265:VAL:O	2:F:266:THR:HG23	2.05	0.57
2:G:62:ALA:HB3	2:G:65:ILE:HG13	1.85	0.57
2:G:63:TYR:CD1	2:G:211:PRO:HG2	2.40	0.57
2:G:166:THR:O	2:G:169:ILE:HB	2.04	0.57
2:H:51:GLN:O	2:H:53:THR:HG23	2.04	0.57
2:H:212:ILE:HD11	2:H:289:PRO:CB	2.33	0.57
2:H:254:PHE:HE1	2:H:286:THR:OG1	1.87	0.57
2:I:94:TYR:CE2	2:I:203:LEU:HB3	2.39	0.57
2:I:96:ILE:CG2	2:I:174:THR:CB	2.81	0.57
2:I:307:LEU:HD23	2:I:348:LEU:HA	1.86	0.57
2:I:309:PRO:HA	2:I:346:LYS:HG2	1.86	0.57
1:A:213:LEU:O	1:A:217:GLU:HG3	2.05	0.57
1:B:53:GLY:HA2	1:C:281:GLN:OE1	2.04	0.57

Continued on next page...

Continued from previous page...

Atom-1	Atom-2	Interatomic distance (Å)	Clash overlap (Å)
1:B:75:ILE:HG12	1:B:249:ASP:C	2.25	0.57
1:B:77:ASP:O	1:B:81:TRP:HD1	1.88	0.57
1:B:91:ALA:O	1:B:95:ASP:N	2.26	0.57
1:B:103:GLN:CG	1:B:407:LEU:HB3	2.34	0.57
1:B:129:GLN:CA	1:B:377:THR:HG21	2.34	0.57
1:B:290:LEU:HD12	1:B:291:PRO:HD2	1.85	0.57
1:C:137:LEU:O	1:C:140:THR:OG1	2.21	0.57
1:C:222:SER:HA	1:C:225:GLN:HB3	1.86	0.57
2:D:178:SER:HG	2:D:179:PRO:HD3	1.68	0.57
2:D:227:LYS:HA	2:D:230:LEU:HG	1.86	0.57
2:E:110:GLY:C	2:F:155:ALA:HB1	2.24	0.57
2:G:297:LEU:HD22	2:G:299:GLU:OE2	2.04	0.57
2:G:331:LYS:HA	2:G:371:VAL:O	2.05	0.57
2:H:70:PRO:HG2	2:H:199:GLN:HG2	1.87	0.57
2:I:339:ALA:HB1	2:I:347:TRP:CE3	2.39	0.57
3:K:354:VAL:HG22	3:K:980:LEU:CD2	2.35	0.57
3:L:350:LEU:HD21	4:N:11:ALA:HB1	1.85	0.57
1:A:121:ASP:OD2	1:A:387:ALA:HB3	2.05	0.57
1:A:183:ARG:HG3	1:A:188:ASN:N	2.20	0.57
1:A:188:ASN:HB2	1:A:190:TYR:CE1	2.40	0.57
1:A:270:ALA:HA	1:A:274:TYR:CG	2.40	0.57
1:A:354:SER:O	1:A:357:ALA:HB3	2.04	0.57
1:A:368:THR:CG2	1:A:371:ASP:H	2.17	0.57
1:A:402:SER:O	1:A:405:GLY:N	2.33	0.57
1:B:69:LEU:CD1	1:C:292:ILE:HD12	2.35	0.57
1:B:166:ALA:HB2	1:C:343:ALA:HB2	1.85	0.57
1:B:238:ARG:HA	1:B:241:GLN:OE1	2.05	0.57
1:C:196:LEU:HD12	1:C:197:ASN:H	1.70	0.57
1:C:246:PRO:HB3	1:C:290:LEU:HA	1.86	0.57
2:D:228:GLN:NE2	2:I:286:THR:HG22	2.20	0.57
2:E:331:LYS:HA	2:E:371:VAL:O	2.05	0.57
2:F:69:ARG:NH1	2:F:201:THR:O	2.38	0.57
2:F:75:ILE:O	2:F:96:ILE:HG23	2.04	0.57
2:G:47:THR:HG21	2:G:306:ILE:CB	2.33	0.57
2:G:170:ASN:HA	2:G:173:TYR:CD2	2.40	0.57
2:H:38:PRO:HG3	2:H:372:GLN:O	2.05	0.57
2:I:56:LEU:HB2	2:I:57:PRO:HD2	1.87	0.57
2:I:62:ALA:HB3	2:I:65:ILE:HG13	1.85	0.57
2:I:90:GLY:CA	2:I:177:THR:HB	2.33	0.57
2:I:166:THR:O	2:I:169:ILE:HB	2.05	0.57
2:I:318:ARG:HA	3:L:811:TYR:HE2	1.69	0.57

Continued on next page...

Continued from previous page...

Atom-1	Atom-2	Interatomic distance (Å)	Clash overlap (Å)
3:J:245:GLU:HA	3:J:248:LYS:HE2	1.86	0.57
3:K:21:LEU:O	3:K:25:LEU:N	2.28	0.57
3:K:173:GLY:HA2	3:L:71:GLY:HA3	1.86	0.57
3:L:36:PRO:CD	3:L:38:ILE:HD11	2.31	0.57
3:L:537:SER:HB2	3:L:540:ARG:NH2	2.20	0.57
3:L:953:MET:SD	3:L:960:LEU:HD23	2.45	0.57
1:B:4:MET:O	1:B:8:GLN:HG3	2.04	0.57
1:B:7:TYR:HA	1:B:109:THR:CG2	2.26	0.57
1:C:20:SER:O	1:C:24:ARG:N	2.29	0.57
1:C:337:SER:O	1:C:340:SER:HB3	2.05	0.57
1:C:388:ASN:O	1:C:391:TYR:N	2.38	0.57
2:D:234:THR:HB	2:D:235:LEU:CA	2.34	0.57
2:D:237:GLN:OE1	2:D:238:GLU:HB3	2.05	0.57
2:E:288:MET:HE1	2:F:265:VAL:HG12	1.87	0.57
2:E:291:MET:HE1	2:F:224:MET:CE	2.34	0.57
2:F:88:GLU:HG3	2:F:89:ALA:N	2.19	0.57
2:F:313:VAL:HA	2:F:323:VAL:HG22	1.87	0.57
2:G:50:LEU:HB2	2:G:305:ALA:HB2	1.86	0.57
2:G:223:MET:HA	2:G:226:LEU:CD2	2.35	0.57
2:H:308:VAL:O	2:H:346:LYS:HA	2.03	0.57
2:H:310:GLN:CG	2:H:345:ASP:HA	2.35	0.57
2:I:308:VAL:CG1	2:I:313:VAL:HG22	2.34	0.57
3:J:562:SER:CB	3:J:676:THR:HG21	2.20	0.57
3:K:504:ASP:OD1	3:K:506:GLY:N	2.35	0.57
3:L:591:LEU:O	3:L:594:VAL:N	2.38	0.57
3:L:1012:VAL:O	3:L:1016:VAL:HG23	2.05	0.57
1:A:26:ALA:O	1:A:30:LYS:HG3	2.05	0.57
1:A:373:LEU:CA	1:A:376:THR:HB	2.33	0.57
2:D:91:VAL:O	2:D:177:THR:HG23	2.05	0.57
2:D:94:TYR:N	2:D:176:VAL:HG21	2.20	0.57
2:E:42:VAL:O	2:E:377:GLU:HA	2.03	0.57
2:E:63:TYR:CD1	2:E:211:PRO:HG2	2.40	0.57
2:E:119:ALA:HB1	2:E:154:ASN:OD1	2.04	0.57
2:E:315:ARG:CZ	2:E:339:ALA:HB3	2.34	0.57
2:F:76:ILE:CB	2:F:192:GLY:H	2.17	0.57
2:F:329:ASP:O	2:F:330:ASP:CB	2.53	0.57
2:I:51:GLN:CB	2:I:301:LEU:HD13	2.34	0.57
2:I:315:ARG:CZ	2:I:339:ALA:HB3	2.34	0.57
2:I:319:GLY:CA	3:L:809:TRP:HB2	2.32	0.57
3:J:112:GLN:HG3	3:J:113:LEU:HD12	1.87	0.57
3:J:299:ALA:O	3:J:302:THR:N	2.38	0.57

Continued on next page...

Continued from previous page...

Atom-1	Atom-2	Interatomic distance (Å)	Clash overlap (Å)
3:J:379:THR:HG23	3:J:476:SER:CB	2.35	0.57
3:J:914:LEU:O	3:J:918:PHE:N	2.37	0.57
3:L:144:ASN:ND2	3:L:148:THR:OG1	2.31	0.57
1:A:75:ILE:HG12	1:A:250:LEU:N	2.20	0.57
1:A:118:ASN:O	1:A:122:VAL:N	2.33	0.57
1:A:172:ARG:HA	1:A:175:LEU:HB3	1.87	0.57
1:B:4:MET:CE	1:B:413:LEU:HA	2.35	0.57
1:B:8:GLN:HG2	1:B:11:ARG:HH12	1.67	0.57
1:B:398:LEU:HD11	1:B:415:LEU:HD11	1.87	0.57
1:C:7:TYR:CB	1:C:109:THR:HG21	2.34	0.57
1:C:89:LYS:HD2	1:C:235:GLU:HG2	1.87	0.57
1:C:290:LEU:HD12	1:C:291:PRO:HD2	1.85	0.57
1:C:380:TYR:HA	1:C:383:LYS:HB2	1.87	0.57
2:D:74:GLY:O	2:D:194:LEU:HD12	2.04	0.57
2:D:178:SER:OG	2:D:179:PRO:HD3	2.05	0.57
2:D:326:VAL:HG11	2:D:358:ARG:CD	2.25	0.57
2:F:63:TYR:CG	2:F:64:ARG:HD2	2.40	0.57
2:H:119:ALA:HA	2:H:153:ALA:HB1	1.86	0.57
2:H:237:GLN:HG3	2:H:238:GLU:CG	2.30	0.57
2:I:248:THR:N	2:I:252:ILE:O	2.36	0.57
2:I:325:VAL:HG22	2:I:358:ARG:O	2.05	0.57
3:K:253:VAL:HG21	3:L:734:GLU:HA	1.86	0.57
3:K:427:PRO:O	3:K:431:THR:N	2.36	0.57
3:L:546:LEU:O	3:L:550:VAL:HG23	2.05	0.57
1:A:117:LEU:HD23	1:A:120:ILE:CD1	2.32	0.56
1:A:272:THR:HG22	1:A:272:THR:O	2.05	0.56
1:B:53:GLY:CA	1:B:58:ASN:HA	2.35	0.56
1:B:386:LEU:CG	1:B:390:ARG:HE	2.16	0.56
1:C:75:ILE:N	1:C:248:LEU:O	2.38	0.56
1:C:238:ARG:HA	1:C:241:GLN:OE1	2.05	0.56
2:D:136:GLN:C	2:D:138:ILE:N	2.58	0.56
2:E:52:ILE:HD12	2:E:299:GLU:HB3	1.87	0.56
2:E:170:ASN:HA	2:E:173:TYR:CD2	2.40	0.56
2:E:186:LYS:CE	2:F:277:ARG:HH21	2.18	0.56
2:E:232:ASN:HB3	2:E:233:GLY:C	2.26	0.56
2:F:50:LEU:HD12	2:F:301:LEU:HD22	1.85	0.56
2:F:229:GLU:OE2	2:F:234:THR:HA	2.05	0.56
2:F:271:THR:HG21	3:J:254:ASN:OD1	2.04	0.56
2:F:306:ILE:O	2:F:307:LEU:HD23	2.05	0.56
2:G:325:VAL:HG22	2:G:358:ARG:O	2.05	0.56
2:I:50:LEU:HB2	2:I:305:ALA:HB2	1.86	0.56

Continued on next page...

Continued from previous page...

Atom-1	Atom-2	Interatomic distance (Å)	Clash overlap (Å)
2:I:78:LYS:HG2	2:I:79:ARG:O	2.05	0.56
3:J:38:ILE:HG21	3:J:462:SER:HB3	1.87	0.56
3:K:446:ALA:HB2	3:K:482:VAL:HG21	1.87	0.56
1:A:44:LEU:O	1:B:290:LEU:N	2.32	0.56
1:A:76:PHE:H	1:A:248:LEU:C	2.07	0.56
1:A:137:LEU:HD13	1:A:158:ARG:N	2.21	0.56
1:A:348:VAL:CG2	1:A:382:ALA:HB1	2.36	0.56
1:B:89:LYS:O	1:B:92:GLY:N	2.38	0.56
1:B:194:ALA:HB2	1:B:422:PRO:HG3	1.88	0.56
1:B:196:LEU:HD22	1:B:390:ARG:HB3	1.87	0.56
1:C:4:MET:CE	1:C:413:LEU:HA	2.35	0.56
1:C:87:GLN:OE1	1:C:90:ALA:HB3	2.05	0.56
1:C:168:GLU:OE2	1:C:172:ARG:NE	2.38	0.56
2:D:268:ASP:HB3	2:D:271:THR:CG2	2.35	0.56
2:E:59:ARG:HA	2:E:292:PHE:CB	2.28	0.56
2:E:309:PRO:HA	2:E:346:LYS:HG2	1.86	0.56
2:F:68:VAL:O	2:F:202:ALA:HB1	2.05	0.56
2:F:128:ARG:HH22	2:G:140:LYS:HG2	1.69	0.56
2:F:290:GLY:HA2	2:G:269:GLN:NE2	2.18	0.56
2:G:248:THR:N	2:G:252:ILE:O	2.36	0.56
2:H:40:VAL:HG22	2:H:363:GLY:CA	2.35	0.56
2:I:57:PRO:CA	2:I:294:ARG:HA	2.29	0.56
3:J:153:ASP:HA	3:J:182:TYR:OH	2.05	0.56
3:J:676:THR:O	3:J:677:ALA:HB2	2.05	0.56
3:J:692:HIS:HA	3:J:695:LEU:HD12	1.87	0.56
3:J:1008:MET:O	3:J:1012:VAL:HG23	2.05	0.56
3:K:521:GLU:O	3:K:525:HIS:ND1	2.38	0.56
3:K:973:ARG:O	3:K:977:MET:N	2.31	0.56
3:L:545:TYR:O	3:L:549:VAL:HG23	2.05	0.56
1:A:78:MET:O	1:A:81:TRP:HB2	2.06	0.56
1:A:150:ALA:HB2	2:E:138:ILE:O	2.04	0.56
1:A:173:ASN:OD1	1:B:336:ALA:HB2	2.05	0.56
1:B:334:ILE:O	1:B:338:ILE:N	2.29	0.56
1:C:89:LYS:CE	1:C:235:GLU:HG2	2.36	0.56
1:C:91:ALA:O	1:C:95:ASP:N	2.26	0.56
1:C:167:ASN:O	1:C:170:THR:OG1	2.22	0.56
2:D:226:LEU:HA	2:D:229:GLU:CB	2.34	0.56
2:D:271:THR:OG1	2:D:272:GLY:N	2.37	0.56
2:D:324:LEU:HD21	2:D:367:VAL:CG1	2.36	0.56
2:E:45:VAL:CG2	2:E:357:ASP:CB	2.74	0.56
2:E:56:LEU:HB2	2:E:57:PRO:HD2	1.87	0.56

Continued on next page...

Continued from previous page...

Atom-1	Atom-2	Interatomic distance (Å)	Clash overlap (Å)
2:E:78:LYS:HG2	2:E:79:ARG:O	2.05	0.56
2:E:166:THR:O	2:E:169:ILE:HB	2.05	0.56
2:E:219:SER:HB2	3:J:802:SER:OG	2.05	0.56
2:E:246:LEU:HD11	2:E:280:PHE:CD2	2.41	0.56
2:F:69:ARG:NH1	2:F:199:GLN:O	2.39	0.56
2:F:215:ASP:HB3	2:F:275:THR:HG23	1.85	0.56
2:F:236:LYS:HA	2:F:300:GLY:HA3	1.87	0.56
2:F:265:VAL:O	2:F:265:VAL:HG23	2.04	0.56
2:F:349:VAL:HG21	2:F:353:LEU:CD1	2.36	0.56
2:G:212:ILE:O	2:G:280:PHE:N	2.33	0.56
2:G:234:THR:HG1	2:G:303:PRO:CD	2.18	0.56
2:G:307:LEU:HD23	2:G:348:LEU:HA	1.86	0.56
2:H:128:ARG:HH22	2:I:140:LYS:CD	2.18	0.56
2:H:271:THR:HG21	3:K:254:ASN:OD1	2.05	0.56
2:H:274:ILE:HG22	2:H:274:ILE:O	2.05	0.56
2:H:349:VAL:HG11	2:H:353:LEU:HG	1.86	0.56
2:I:40:VAL:HA	3:L:659:LYS:HZ3	1.69	0.56
2:I:48:GLU:CB	2:I:49:PRO:CD	2.83	0.56
2:I:63:TYR:CD1	2:I:211:PRO:HG2	2.40	0.56
2:I:101:TYR:O	2:I:105:TYR:N	2.28	0.56
2:I:223:MET:HA	2:I:226:LEU:CD2	2.35	0.56
2:I:331:LYS:HA	2:I:371:VAL:O	2.05	0.56
3:J:194:ASN:HB2	3:J:790:TYR:HD2	1.69	0.56
3:K:265:VAL:O	3:K:266:ALA:HB2	2.05	0.56
3:L:1:MET:O	3:L:4:PHE:HB3	2.04	0.56
3:L:35:TYR:HB3	3:L:38:ILE:HD12	1.86	0.56
3:L:328:ASP:OD1	3:L:329:THR:N	2.38	0.56
4:O:16:PRO:O	4:O:20:ALA:N	2.37	0.56
1:A:93:ILE:HD12	1:A:232:LEU:HB2	1.87	0.56
1:A:246:PRO:HA	1:A:290:LEU:HA	1.85	0.56
1:C:89:LYS:O	1:C:92:GLY:N	2.38	0.56
1:C:326:THR:HA	1:C:329:SER:OG	2.04	0.56
2:D:282:ASN:HD21	2:D:285:HIS:HA	1.68	0.56
2:F:133:LEU:HD11	2:F:143:TYR:CZ	2.40	0.56
2:F:178:SER:HG	2:F:179:PRO:HD3	1.71	0.56
2:G:56:LEU:HB2	2:G:57:PRO:HD2	1.87	0.56
2:G:78:LYS:HG2	2:G:79:ARG:O	2.05	0.56
2:G:261:GLU:HG2	2:G:262:PHE:CD2	2.38	0.56
2:I:52:ILE:HD12	2:I:299:GLU:HB3	1.87	0.56
2:I:232:ASN:HB3	2:I:233:GLY:C	2.26	0.56
2:I:246:LEU:HD11	2:I:280:PHE:CD2	2.41	0.56

Continued on next page...

Continued from previous page...

Atom-1	Atom-2	Interatomic distance (Å)	Clash overlap (Å)
3:K:553:ALA:HA	3:K:556:PHE:HB3	1.86	0.56
3:K:679:GLY:CA	3:K:830:GLN:HG2	2.35	0.56
3:L:362:PHE:O	3:L:366:LEU:N	2.39	0.56
1:A:151:ILE:HD12	1:A:154:VAL:CG1	2.35	0.56
1:A:223:LEU:CD2	1:A:323:VAL:HG11	2.29	0.56
1:B:335:ASN:O	1:B:338:ILE:HB	2.06	0.56
1:C:73:GLN:CB	1:C:250:LEU:HB3	2.21	0.56
1:C:209:VAL:HG13	1:C:210:ASN:N	2.21	0.56
2:D:89:ALA:N	2:D:181:SER:OG	2.32	0.56
2:E:117:ALA:O	2:E:120:ASN:HB3	2.06	0.56
2:F:100:THR:O	2:F:103:ALA:HB3	2.06	0.56
2:G:308:VAL:CG1	2:G:313:VAL:HG22	2.34	0.56
2:H:305:ALA:O	2:H:306:ILE:HD13	2.04	0.56
2:I:270:THR:OG1	3:L:795:ASP:OD2	2.22	0.56
3:K:727:PHE:CZ	3:K:807:SER:HB2	2.41	0.56
3:K:826:GLU:OE2	3:K:828:LEU:HD21	2.06	0.56
1:B:75:ILE:N	1:B:248:LEU:O	2.38	0.56
1:B:143:ARG:HE	1:B:149:VAL:CG1	2.19	0.56
1:B:148:LEU:HD21	2:F:128:ARG:HD2	1.88	0.56
1:B:219:ARG:HB2	1:B:404:LEU:O	2.04	0.56
1:B:316:LEU:O	1:B:320:HIS:HB2	2.06	0.56
1:C:194:ALA:HB2	1:C:422:PRO:HG3	1.88	0.56
2:F:112:LEU:O	2:F:116:GLN:HG3	2.05	0.56
2:F:132:LEU:O	2:F:135:THR:OG1	2.15	0.56
2:G:148:ALA:O	2:G:151:GLN:HB3	2.06	0.56
2:H:80:ASN:ND2	2:H:93:LEU:HA	2.20	0.56
3:K:49:TYR:HD1	3:K:122:VAL:HG23	1.71	0.56
3:K:531:VAL:HA	3:K:534:ILE:HD12	1.87	0.56
3:L:2:PRO:O	3:L:6:ILE:N	2.39	0.56
3:L:420:MET:O	3:L:424:GLY:N	2.34	0.56
3:L:492:LEU:HB3	3:L:496:MET:HE2	1.86	0.56
1:A:20:SER:O	1:A:24:ARG:N	2.28	0.56
1:A:125:TYR:CD1	1:A:380:TYR:HB2	2.41	0.56
1:B:4:MET:HG3	1:B:8:GLN:CD	2.26	0.56
1:B:89:LYS:CE	1:B:235:GLU:HG2	2.36	0.56
1:C:316:LEU:O	1:C:320:HIS:HB2	2.06	0.56
2:D:162:ALA:O	2:D:165:GLU:HB3	2.05	0.56
2:E:47:THR:CG2	2:E:306:ILE:CD1	2.55	0.56
2:G:59:ARG:HA	2:G:292:PHE:CB	2.28	0.56
2:H:40:VAL:HG22	2:H:363:GLY:N	2.20	0.56
2:H:129:TYR:O	2:H:132:LEU:N	2.39	0.56

Continued on next page...

Continued from previous page...

Atom-1	Atom-2	Interatomic distance (Å)	Clash overlap (Å)
2:I:105:TYR:CD1	2:I:168:ARG:HB2	2.41	0.56
3:J:309:GLU:HA	3:J:312:LYS:HD3	1.88	0.56
3:J:393:LEU:HB3	3:J:470:PHE:CE2	2.41	0.56
3:J:736:ALA:HB1	3:J:741:VAL:HG23	1.87	0.56
3:L:210:GLN:HB2	3:L:249:ILE:HG23	1.88	0.56
3:L:247:GLY:HA3	3:L:263:ARG:HD3	1.88	0.56
3:L:669:PRO:HG2	3:L:672:VAL:HA	1.88	0.56
3:L:992:SER:N	3:L:1001:ASN:OD1	2.39	0.56
1:A:133:ILE:HG22	1:A:161:TYR:HA	1.88	0.56
1:A:191:PRO:O	1:A:424:SER:HA	2.06	0.56
1:B:89:LYS:HD2	1:B:235:GLU:HG2	1.87	0.56
1:B:135:ARG:HG3	1:B:373:LEU:CD1	2.35	0.56
1:B:388:ASN:O	1:B:391:TYR:N	2.38	0.56
1:C:119:ALA:HB1	1:C:175:LEU:HA	1.86	0.56
1:C:135:ARG:HG3	1:C:373:LEU:CD1	2.35	0.56
2:D:47:THR:HG22	2:D:305:ALA:O	2.05	0.56
2:D:69:ARG:HB2	2:I:194:LEU:HD23	1.88	0.56
2:D:264:ASP:OD2	2:I:186:LYS:CG	2.53	0.56
2:E:340:SER:HG	2:E:350:THR:H	1.52	0.56
2:F:60:THR:CG2	2:F:291:MET:CG	2.82	0.56
2:F:235:LEU:CB	2:F:302:ASN:HB2	2.35	0.56
2:F:326:VAL:CG1	2:F:358:ARG:HD2	2.34	0.56
2:I:148:ALA:O	2:I:151:GLN:HB3	2.06	0.56
2:I:224:MET:O	2:I:228:GLN:N	2.31	0.56
2:I:365:GLN:HE22	3:L:579:PRO:HD3	1.70	0.56
3:J:61:VAL:O	3:J:64:VAL:HB	2.06	0.56
3:J:472:ILE:O	3:J:476:SER:N	2.39	0.56
3:K:115:MET:O	3:K:123:GLN:NE2	2.34	0.56
3:K:231:ASN:CB	3:L:583:THR:HG22	2.33	0.56
3:K:545:TYR:O	3:K:549:VAL:HG23	2.04	0.56
3:K:552:MET:O	3:K:556:PHE:N	2.38	0.56
3:K:902:MET:O	3:K:905:VAL:HG23	2.06	0.56
3:L:26:ALA:O	3:L:30:LEU:HG	2.06	0.56
3:L:281:PHE:N	3:L:284:GLN:O	2.30	0.56
3:L:481:SER:OG	3:L:482:VAL:N	2.39	0.56
3:L:531:VAL:HG12	3:L:535:LEU:HG	1.88	0.56
3:L:596:HIS:CE1	3:L:600:THR:HG21	2.41	0.56
3:L:802:SER:HA	3:L:805:SER:OG	2.05	0.56
1:A:55:ARG:HD3	1:B:279:MET:C	2.27	0.56
1:A:215:GLU:OE2	1:A:406:THR:HG21	2.05	0.56
1:A:368:THR:OG1	2:D:136:GLN:O	2.23	0.56

Continued on next page...

Continued from previous page...

Atom-1	Atom-2	Interatomic distance (Å)	Clash overlap (Å)
1:B:11:ARG:O	1:B:17:LEU:HD23	2.06	0.56
1:B:168:GLU:OE2	1:B:172:ARG:NE	2.38	0.56
1:B:358:MET:HB3	1:B:372:VAL:HG22	1.88	0.56
1:C:77:ASP:O	1:C:81:TRP:HD1	1.88	0.56
1:C:196:LEU:HD23	1:C:390:ARG:CD	2.33	0.56
1:C:360:ALA:CB	2:G:137:TYR:CE2	2.89	0.56
2:D:234:THR:O	2:D:303:PRO:HD2	2.06	0.56
2:E:212:ILE:O	2:E:280:PHE:N	2.33	0.56
2:G:318:ARG:NH2	3:K:810:GLU:HB2	2.21	0.56
2:H:68:VAL:N	2:H:204:ALA:O	2.39	0.56
2:H:238:GLU:N	2:H:239:ASN:HB2	2.20	0.56
2:I:139:SER:H	2:I:142:GLU:CD	2.07	0.56
3:J:535:LEU:HD23	3:J:1024:VAL:HG22	1.87	0.56
3:K:844:MET:HB2	3:K:859:TRP:HZ2	1.71	0.56
3:L:666:PHE:CD1	3:L:677:ALA:HB2	2.41	0.56
1:A:116:VAL:O	1:A:120:ILE:HG13	2.05	0.56
1:B:151:ILE:HA	1:B:154:VAL:CG2	2.37	0.56
1:C:4:MET:HG3	1:C:8:GLN:CD	2.26	0.56
1:C:10:ALA:CB	1:C:186:THR:HG22	2.33	0.56
1:C:11:ARG:O	1:C:17:LEU:HD23	2.06	0.56
1:C:215:GLU:O	1:C:219:ARG:HG2	2.06	0.56
1:C:310:VAL:HA	1:C:313:SER:HB2	1.88	0.56
2:D:217:THR:HA	2:D:275:THR:HA	1.88	0.56
2:D:329:ASP:O	2:D:330:ASP:CB	2.54	0.56
2:F:120:ASN:O	2:F:123:GLN:HB3	2.06	0.56
2:F:244:VAL:HG22	2:F:297:LEU:HA	1.88	0.56
2:G:219:SER:HB3	2:G:222:ASP:CG	2.27	0.56
2:G:308:VAL:HG13	2:G:313:VAL:HG21	1.88	0.56
2:H:63:TYR:N	2:H:64:ARG:HB3	1.97	0.56
2:H:180:ILE:HD11	2:H:206:VAL:CG2	2.35	0.56
2:H:288:MET:CG	2:I:265:VAL:HG13	2.31	0.56
2:I:117:ALA:O	2:I:120:ASN:HB3	2.06	0.56
2:I:170:ASN:HA	2:I:173:TYR:CD2	2.40	0.56
2:I:229:GLU:C	2:I:232:ASN:H	2.07	0.56
2:I:324:LEU:HD21	2:I:367:VAL:CG1	2.26	0.56
3:J:181:GLN:HE21	3:J:769:LYS:HG2	1.70	0.56
3:L:34:GLN:HB3	3:L:333:VAL:HG11	1.83	0.56
3:L:193:LEU:O	3:L:196:PHE:N	2.39	0.56
3:L:305:ALA:HA	3:L:308:ALA:HB3	1.86	0.56
3:L:404:LEU:HB3	3:L:478:MET:SD	2.46	0.56
3:L:844:MET:O	3:L:848:ALA:N	2.35	0.56

Continued on next page...

Continued from previous page...

Atom-1	Atom-2	Interatomic distance (Å)	Clash overlap (Å)
4:M:16:PRO:O	4:M:20:ALA:N	2.37	0.56
1:A:10:ALA:HB2	1:A:186:THR:HG22	1.88	0.55
1:B:7:TYR:CB	1:B:109:THR:HG21	2.34	0.55
1:B:410:GLN:O	1:B:413:LEU:HB3	2.06	0.55
1:C:77:ASP:OD2	1:C:80:LYS:HG3	2.06	0.55
1:C:223:LEU:O	1:C:226:ALA:HB3	2.06	0.55
2:D:119:ALA:HB2	2:D:153:ALA:HB1	1.88	0.55
2:D:292:PHE:CB	3:J:735:LYS:HD3	2.36	0.55
2:D:332:VAL:HG11	2:D:367:VAL:CG1	2.36	0.55
2:E:76:ILE:HG12	2:E:193:ALA:O	2.06	0.55
2:E:308:VAL:HG13	2:E:347:TRP:HB2	1.89	0.55
2:E:323:VAL:O	2:E:334:THR:HA	2.06	0.55
2:F:55:GLU:HA	2:F:296:ARG:HA	1.87	0.55
2:G:105:TYR:CD1	2:G:168:ARG:HB2	2.41	0.55
2:G:114:LYS:O	2:G:117:ALA:HB3	2.07	0.55
2:H:260:LEU:HG	2:H:277:ARG:O	2.06	0.55
2:I:308:VAL:HG13	2:I:313:VAL:HG21	1.88	0.55
3:K:200:PRO:HG2	3:K:749:THR:HG23	1.88	0.55
3:K:602:GLU:HB3	3:K:606:VAL:HG23	1.88	0.55
3:L:860:THR:CA	3:L:864:TYR:HB2	2.35	0.55
1:B:43:GLY:N	1:B:70:GLN:O	2.31	0.55
1:C:99:GLN:CB	1:C:221:LEU:HD13	2.36	0.55
1:C:246:PRO:CA	1:C:290:LEU:HA	2.36	0.55
2:D:237:GLN:HA	2:D:238:GLU:CB	2.33	0.55
2:E:148:ALA:O	2:E:151:GLN:HB3	2.06	0.55
2:F:154:ASN:O	2:F:157:VAL:HB	2.05	0.55
2:F:331:LYS:HB3	2:F:370:GLY:HA2	1.88	0.55
2:G:237:GLN:HG2	2:G:239:ASN:N	2.09	0.55
2:G:323:VAL:O	2:G:334:THR:HA	2.06	0.55
2:H:236:LYS:HG2	2:H:240:GLY:HA2	1.89	0.55
2:H:321:ALA:O	2:H:337:ILE:HG12	2.06	0.55
2:H:324:LEU:HD11	2:H:332:VAL:HG21	1.88	0.55
2:I:219:SER:HB3	2:I:222:ASP:CG	2.27	0.55
3:J:151:GLN:HE22	3:J:279:ALA:H	1.54	0.55
3:J:218:GLN:CA	3:J:232:ALA:O	2.54	0.55
3:J:935:ILE:O	3:J:939:ALA:N	2.26	0.55
3:K:82:SER:O	3:K:816:LEU:N	2.34	0.55
3:K:438:ILE:O	3:K:441:ALA:HB3	2.06	0.55
3:L:66:GLU:OE2	3:L:821:GLY:HA2	2.06	0.55
3:L:783:PRO:HA	3:L:786:ILE:CG1	2.35	0.55
1:A:76:PHE:O	1:A:77:ASP:HB2	2.06	0.55

Continued on next page...

Continued from previous page...

Atom-1	Atom-2	Interatomic distance (Å)	Clash overlap (Å)
1:A:92:GLY:O	1:A:95:ASP:HB3	2.06	0.55
1:C:366:THR:HG22	2:G:128:ARG:HD3	1.88	0.55
2:D:40:VAL:HG11	2:D:360:VAL:HG12	1.88	0.55
2:D:212:ILE:HD11	2:D:289:PRO:HB3	1.88	0.55
2:D:218:GLN:HG2	2:D:223:MET:CG	2.37	0.55
2:E:81:PHE:CD1	2:E:184:ILE:HD13	2.42	0.55
2:E:261:GLU:HG2	2:E:262:PHE:CD2	2.38	0.55
2:F:373:VAL:HG12	2:F:374:LYS:O	2.06	0.55
2:G:99:ALA:CB	2:H:169:ILE:HG12	2.33	0.55
2:G:194:LEU:HD21	2:H:71:GLN:OE1	2.06	0.55
2:G:224:MET:O	2:G:228:GLN:N	2.31	0.55
2:H:75:ILE:CG2	2:H:192:GLY:HA2	2.36	0.55
2:H:330:ASP:HB3	2:H:373:VAL:N	2.21	0.55
2:I:218:GLN:N	2:I:274:ILE:O	2.32	0.55
2:I:319:GLY:HA2	3:L:809:TRP:CB	2.33	0.55
3:L:396:PHE:O	3:L:399:VAL:N	2.38	0.55
3:L:584:GLN:N	3:L:622:GLN:HB3	2.21	0.55
3:L:751:GLY:O	3:L:755:GLY:N	2.39	0.55
1:A:128:ALA:HA	1:A:131:GLU:HB2	1.88	0.55
1:A:198:VAL:HG23	1:A:199:GLU:CD	2.27	0.55
1:A:311:GLY:HA3	1:C:19:LYS:HG3	1.89	0.55
1:A:320:HIS:O	1:A:323:VAL:HG13	2.05	0.55
1:B:24:ARG:HH11	1:B:28:PHE:HE2	1.54	0.55
1:B:54:TYR:OH	1:C:255:GLY:C	2.44	0.55
1:B:57:ALA:HB1	1:C:281:GLN:OE1	2.06	0.55
1:B:78:MET:O	1:B:81:TRP:HB2	2.06	0.55
1:C:49:THR:CA	1:C:64:ALA:HB3	2.36	0.55
1:C:53:GLY:CA	1:C:58:ASN:HA	2.35	0.55
1:C:371:ASP:O	1:C:375:ALA:N	2.39	0.55
1:C:410:GLN:O	1:C:413:LEU:HB3	2.06	0.55
2:D:237:GLN:CA	2:D:238:GLU:HB3	2.36	0.55
2:D:277:ARG:HH21	2:I:186:LYS:CE	2.19	0.55
2:E:48:GLU:N	2:E:305:ALA:H	2.03	0.55
2:E:114:LYS:O	2:E:117:ALA:HB3	2.06	0.55
2:E:128:ARG:O	2:E:132:LEU:N	2.39	0.55
2:G:48:GLU:N	2:G:305:ALA:H	2.03	0.55
2:G:63:TYR:HE1	2:G:279:ILE:CD1	2.19	0.55
2:H:44:THR:OG1	2:H:358:ARG:HG2	2.06	0.55
2:H:218:GLN:HG3	2:H:219:SER:O	2.06	0.55
2:H:225:ARG:C	2:H:229:GLU:H	2.07	0.55
3:J:218:GLN:CA	3:J:234:ILE:HG13	2.36	0.55

Continued on next page...

Continued from previous page...

Atom-1	Atom-2	Interatomic distance (Å)	Clash overlap (Å)
3:J:235:ILE:HB	3:K:728:LYS:HA	1.88	0.55
3:J:512:PHE:O	3:J:516:PHE:N	2.35	0.55
3:J:984:LEU:CD1	4:M:15:VAL:HG22	2.37	0.55
3:K:64:VAL:O	3:K:68:ASN:ND2	2.38	0.55
3:K:616:GLY:N	3:K:624:THR:HG21	2.21	0.55
3:K:641:GLU:O	3:K:650:ARG:NH2	2.33	0.55
3:K:936:GLY:O	3:K:940:LYS:N	2.39	0.55
3:L:537:SER:HB2	3:L:540:ARG:HH21	1.71	0.55
1:A:60:ILE:HG13	1:A:265:LYS:HD2	1.88	0.55
1:A:132:ALA:CB	1:A:373:LEU:HB3	2.37	0.55
1:A:246:PRO:CB	1:A:290:LEU:HD13	2.36	0.55
1:B:77:ASP:OD2	1:B:80:LYS:HG3	2.06	0.55
1:B:125:TYR:HB2	1:B:384:GLN:CD	2.27	0.55
1:B:253:SER:N	1:B:283:LYS:O	2.40	0.55
1:B:302:VAL:O	1:B:306:GLN:N	2.27	0.55
1:B:381:ASN:O	1:B:384:GLN:HB2	2.06	0.55
1:B:381:ASN:HA	1:B:384:GLN:HB2	1.87	0.55
1:C:63:ASN:HB2	1:C:260:SER:HG	1.70	0.55
1:C:143:ARG:HE	1:C:149:VAL:CG1	2.19	0.55
2:D:56:LEU:HD12	2:D:57:PRO:O	2.06	0.55
2:D:128:ARG:HH22	2:E:140:LYS:CG	2.17	0.55
2:D:310:GLN:HA	2:D:347:TRP:CD1	2.41	0.55
2:E:50:LEU:HB2	2:E:305:ALA:HB2	1.86	0.55
2:F:92:SER:CB	2:F:175:LYS:H	2.17	0.55
2:G:246:LEU:HD11	2:G:280:PHE:CD2	2.41	0.55
2:H:42:VAL:HG13	2:H:359:VAL:O	2.04	0.55
2:H:194:LEU:HD12	2:H:195:VAL:N	2.22	0.55
2:I:114:LYS:O	2:I:117:ALA:HB3	2.07	0.55
3:J:10:ILE:O	3:J:14:VAL:HG23	2.06	0.55
3:J:562:SER:HB2	3:J:676:THR:CG2	2.36	0.55
3:J:1005:THR:HG23	3:J:1006:GLY:N	2.22	0.55
3:K:246:PHE:HA	3:K:249:ILE:CD1	2.37	0.55
3:K:253:VAL:H	3:L:737:GLN:NE2	2.04	0.55
3:K:1018:ALA:O	3:K:1022:VAL:HG22	2.06	0.55
3:L:18:ILE:O	3:L:21:LEU:HG	2.07	0.55
3:L:186:ILE:N	3:L:772:TYR:O	2.34	0.55
1:A:130:LYS:HB2	1:A:164:VAL:CG1	2.36	0.55
1:A:157:ALA:HA	1:A:160:GLN:CB	2.30	0.55
1:A:194:ALA:HB3	1:A:419:LEU:HB3	1.88	0.55
1:B:82:ARG:NH1	1:B:238:ARG:HB3	2.22	0.55
1:B:87:GLN:OE1	1:B:90:ALA:HB3	2.05	0.55

Continued on next page...

Continued from previous page...

Atom-1	Atom-2	Interatomic distance (Å)	Clash overlap (Å)
1:B:113:TYR:CE1	1:B:193:LEU:HD13	2.42	0.55
1:B:358:MET:HA	1:B:358:MET:HE2	1.89	0.55
1:C:32:ASN:HA	1:C:35:ARG:NH2	2.21	0.55
1:C:364:VAL:CG2	1:C:366:THR:HG23	2.37	0.55
1:C:394:LEU:O	1:C:397:GLN:HB2	2.07	0.55
2:D:63:TYR:H	2:D:64:ARG:C	2.10	0.55
2:D:186:LYS:N	2:E:264:ASP:OD2	2.39	0.55
2:D:310:GLN:O	2:D:313:VAL:N	2.32	0.55
2:E:63:TYR:HE1	2:E:279:ILE:CD1	2.19	0.55
2:F:89:ALA:CA	2:F:177:THR:OG1	2.54	0.55
2:G:81:PHE:CD1	2:G:184:ILE:HD13	2.42	0.55
2:G:292:PHE:H	3:K:195:LYS:HG3	1.71	0.55
2:H:54:THR:HG21	2:H:218:GLN:HE22	1.71	0.55
2:H:101:TYR:O	2:H:104:THR:HB	2.07	0.55
3:J:9:PRO:O	3:J:12:ALA:HB3	2.06	0.55
3:K:407:ASP:HB2	3:K:978:THR:HG23	1.88	0.55
3:K:812:GLY:O	3:K:814:PRO:HD3	2.06	0.55
3:K:897:ILE:HG12	3:K:1030:ARG:HD3	1.88	0.55
3:L:580:ALA:CB	3:L:724:THR:HG22	2.34	0.55
3:L:746:ILE:O	3:L:749:THR:N	2.39	0.55
1:B:113:TYR:CD1	1:B:193:LEU:HD13	2.42	0.55
1:B:246:PRO:CA	1:B:290:LEU:HA	2.36	0.55
1:C:78:MET:O	1:C:81:TRP:HB2	2.06	0.55
1:C:113:TYR:CE1	1:C:193:LEU:HD13	2.42	0.55
2:D:56:LEU:HB2	2:D:57:PRO:CD	2.35	0.55
2:D:61:SER:OG	2:D:213:TYR:HB2	2.06	0.55
2:E:70:PRO:HD3	2:E:203:LEU:HG	1.89	0.55
2:F:47:THR:HA	2:F:305:ALA:O	2.07	0.55
2:F:246:LEU:O	2:F:253:LYS:HB2	2.06	0.55
2:F:288:MET:HG2	2:G:265:VAL:CG1	2.37	0.55
2:G:67:GLU:HB3	2:G:202:ALA:CB	2.36	0.55
2:G:70:PRO:HD3	2:G:203:LEU:HG	1.89	0.55
2:G:117:ALA:O	2:G:120:ASN:HB3	2.06	0.55
2:G:238:GLU:OE2	2:G:243:LYS:NZ	2.33	0.55
2:H:310:GLN:HG2	2:H:347:TRP:NE1	2.22	0.55
2:I:63:TYR:HE1	2:I:279:ILE:CD1	2.19	0.55
2:I:70:PRO:HD3	2:I:203:LEU:HG	1.89	0.55
2:I:127:ASN:O	2:I:130:GLN:HB2	2.07	0.55
3:K:699:ARG:O	3:K:702:LEU:N	2.39	0.55
3:L:472:ILE:HG23	3:L:473:THR:N	2.21	0.55
1:A:105:LEU:O	1:A:109:THR:OG1	2.18	0.55

Continued on next page...

Continued from previous page...

Atom-1	Atom-2	Interatomic distance (Å)	Clash overlap (Å)
1:B:49:THR:CA	1:B:64:ALA:HB3	2.36	0.55
1:B:223:LEU:O	1:B:226:ALA:HB3	2.06	0.55
1:B:394:LEU:O	1:B:397:GLN:HB2	2.07	0.55
1:C:206:PRO:HG2	1:C:331:PHE:CE1	2.42	0.55
1:C:227:ARG:HG2	1:C:316:LEU:HD13	1.89	0.55
1:C:381:ASN:HA	1:C:384:GLN:HB2	1.87	0.55
2:D:59:ARG:HG2	3:L:256:ASP:O	2.07	0.55
2:D:121:ILE:HD13	2:E:148:ALA:CB	2.37	0.55
2:E:47:THR:HG21	2:E:306:ILE:CG1	2.35	0.55
2:E:101:TYR:O	2:E:105:TYR:N	2.28	0.55
2:E:310:GLN:HG3	2:E:346:LYS:CA	2.37	0.55
2:F:64:ARG:HG2	2:F:208:GLN:CB	1.92	0.55
2:F:194:LEU:HB3	2:G:69:ARG:HB3	1.89	0.55
2:F:194:LEU:HD23	2:G:198:GLY:HA2	1.89	0.55
2:F:310:GLN:CG	2:F:345:ASP:HA	2.35	0.55
2:F:324:LEU:HD11	2:F:332:VAL:CB	2.37	0.55
2:G:52:ILE:HD12	2:G:299:GLU:HB3	1.87	0.55
2:G:127:ASN:O	2:G:130:GLN:HB2	2.07	0.55
2:G:232:ASN:HB3	2:G:233:GLY:C	2.26	0.55
2:H:223:MET:CG	2:H:274:ILE:HG21	2.36	0.55
2:I:81:PHE:CD1	2:I:184:ILE:HD13	2.42	0.55
2:I:323:VAL:O	2:I:334:THR:HA	2.06	0.55
3:L:245:GLU:O	3:L:248:LYS:HG2	2.07	0.55
3:L:851:LEU:HB3	3:L:852:PRO:HD2	1.89	0.55
1:A:87:GLN:HA	1:A:90:ALA:HB3	1.89	0.55
1:A:401:LYS:HB3	1:A:407:LEU:CA	2.36	0.55
1:B:32:ASN:HA	1:B:35:ARG:NH2	2.21	0.55
1:B:322:SER:O	1:B:326:THR:N	2.30	0.55
1:C:17:LEU:HD22	1:C:105:LEU:CD2	2.37	0.55
2:D:79:ARG:HD2	2:D:81:PHE:CZ	2.42	0.55
2:D:81:PHE:HB3	2:D:93:LEU:HD12	1.88	0.55
2:D:178:SER:CB	2:D:179:PRO:CD	2.85	0.55
2:D:189:VAL:CG2	2:D:193:ALA:HB3	2.37	0.55
2:D:223:MET:HB2	2:D:274:ILE:HG13	1.88	0.55
2:F:111:ASP:OD1	2:F:114:LYS:HD3	2.06	0.55
2:I:76:ILE:HG12	2:I:193:ALA:O	2.06	0.55
3:J:190:PRO:HB3	3:J:789:TRP:CE3	2.41	0.55
3:J:217:GLY:HA2	3:K:51:GLY:O	2.06	0.55
3:K:119:PRO:O	3:K:123:GLN:HG3	2.07	0.55
3:L:43:VAL:O	3:L:92:LEU:N	2.23	0.55
3:L:590:VAL:O	3:L:593:GLU:HB2	2.06	0.55

Continued on next page...

Continued from previous page...

Atom-1	Atom-2	Interatomic distance (Å)	Clash overlap (Å)
1:A:3:LEU:O	1:A:6:VAL:HB	2.06	0.55
1:A:103:GLN:O	1:A:106:ILE:HB	2.07	0.55
1:A:315:GLN:HE21	1:C:19:LYS:HE2	1.72	0.55
1:A:412:LEU:O	1:A:415:LEU:HB2	2.07	0.55
1:C:113:TYR:CD1	1:C:193:LEU:HD13	2.42	0.55
2:D:180:ILE:HD11	2:D:206:VAL:CG2	2.37	0.55
2:D:277:ARG:NH2	2:I:186:LYS:CE	2.70	0.55
2:E:47:THR:C	2:E:49:PRO:HD3	2.28	0.55
2:E:186:LYS:NZ	2:F:277:ARG:HE	2.05	0.55
2:F:92:SER:HA	2:F:176:VAL:CA	2.37	0.55
2:F:132:LEU:O	2:F:138:ILE:HB	2.06	0.55
2:H:318:ARG:HH12	3:K:765:ARG:NH1	2.05	0.55
3:K:104:GLN:OE1	3:K:131:LYS:NZ	2.35	0.55
3:K:758:TYR:CD1	3:K:771:VAL:O	2.60	0.55
3:L:186:ILE:HB	3:L:773:VAL:HA	1.88	0.55
3:L:860:THR:HA	3:L:864:TYR:HB2	1.89	0.55
1:B:74:SER:HA	1:B:249:ASP:OD1	2.07	0.54
1:B:122:VAL:HA	1:B:384:GLN:CD	2.27	0.54
1:B:143:ARG:CD	1:B:149:VAL:HG13	2.37	0.54
1:B:206:PRO:HG2	1:B:331:PHE:CE1	2.42	0.54
1:B:259:THR:O	1:B:277:SER:N	2.40	0.54
2:D:45:VAL:HG23	2:D:357:ASP:O	2.07	0.54
2:D:213:TYR:HB3	2:D:277:ARG:NH1	2.14	0.54
2:E:105:TYR:CD1	2:E:168:ARG:HB2	2.41	0.54
2:E:308:VAL:HG13	2:E:313:VAL:HG21	1.88	0.54
2:F:68:VAL:HB	2:F:204:ALA:H	1.72	0.54
2:F:87:ILE:O	2:F:181:SER:HB3	2.07	0.54
2:G:76:ILE:HG12	2:G:193:ALA:O	2.06	0.54
2:H:38:PRO:HB2	2:H:373:VAL:HG22	1.89	0.54
2:H:259:THR:O	2:H:279:ILE:HG22	2.05	0.54
3:K:47:ALA:HB3	3:K:88:VAL:CG1	2.36	0.54
3:K:197:GLN:O	3:K:792:ARG:HD3	2.07	0.54
3:K:961:ILE:O	3:K:964:THR:N	2.40	0.54
3:L:30:LEU:HD21	3:L:384:ALA:HB2	1.89	0.54
3:L:942:ALA:O	3:L:945:ILE:HB	2.06	0.54
1:A:180:GLU:CD	1:B:328:ARG:HD3	2.28	0.54
1:A:256:ILE:HA	1:A:280:GLY:CA	2.37	0.54
1:A:355:LEU:HD13	1:A:376:THR:HA	1.89	0.54
1:B:8:GLN:HA	1:B:11:ARG:CZ	2.37	0.54
1:B:139:GLN:HB2	2:F:136:GLN:CB	2.37	0.54
1:B:146:VAL:HG22	2:F:131:LYS:NZ	2.22	0.54

Continued on next page...

Continued from previous page...

Atom-1	Atom-2	Interatomic distance (Å)	Clash overlap (Å)
1:B:236:GLN:O	1:B:239:GLN:HB3	2.07	0.54
1:B:326:THR:HA	1:B:329:SER:CB	2.38	0.54
1:C:335:ASN:O	1:C:338:ILE:HB	2.06	0.54
2:D:119:ALA:HA	2:D:153:ALA:CB	2.37	0.54
2:D:237:GLN:CA	2:D:238:GLU:CB	2.85	0.54
2:F:39:ALA:HB1	2:F:376:GLN:CD	2.27	0.54
2:F:56:LEU:HD13	2:F:217:THR:O	2.07	0.54
2:F:119:ALA:HB2	2:F:153:ALA:CB	2.37	0.54
2:F:330:ASP:HB3	2:F:373:VAL:O	2.07	0.54
2:G:288:MET:HE3	2:H:265:VAL:CB	2.35	0.54
2:G:310:GLN:HG3	2:G:346:LYS:CA	2.37	0.54
2:H:62:ALA:HB3	2:H:65:ILE:HG22	1.90	0.54
2:H:237:GLN:CG	2:H:238:GLU:HG3	2.32	0.54
2:H:265:VAL:HG23	2:H:265:VAL:O	2.07	0.54
2:H:343:ILE:O	2:H:346:LYS:N	2.36	0.54
2:I:67:GLU:HB3	2:I:202:ALA:CB	2.36	0.54
3:J:298:ASN:O	3:J:302:THR:OG1	2.21	0.54
3:J:934:THR:O	3:J:938:SER:OG	2.26	0.54
3:K:45:ILE:HG12	3:K:129:VAL:HG22	1.88	0.54
3:K:903:LEU:HB2	3:K:1025:PHE:CD2	2.42	0.54
3:L:199:THR:O	3:L:202:ASP:HB2	2.07	0.54
3:L:245:GLU:HA	3:L:248:LYS:HE2	1.88	0.54
1:A:402:SER:N	1:A:407:LEU:HB2	2.22	0.54
1:B:170:THR:HG22	1:C:336:ALA:HB1	1.88	0.54
1:B:174:ASN:ND2	1:B:177:ASN:HD22	2.06	0.54
1:B:182:LEU:O	1:B:186:THR:OG1	2.19	0.54
1:B:227:ARG:HG2	1:B:316:LEU:HD13	1.89	0.54
1:C:61:ASN:HD22	1:C:263:GLY:HA3	1.73	0.54
1:C:108:ASN:O	1:C:111:THR:N	2.40	0.54
1:C:139:GLN:HG2	2:H:136:GLN:HB2	1.89	0.54
1:C:143:ARG:CD	1:C:149:VAL:HG13	2.37	0.54
1:C:151:ILE:HA	1:C:154:VAL:CG2	2.36	0.54
1:C:209:VAL:HG23	1:C:327:VAL:CG1	2.35	0.54
1:C:358:MET:HB3	1:C:372:VAL:HG22	1.88	0.54
1:C:381:ASN:O	1:C:384:GLN:HB2	2.07	0.54
2:D:83:GLU:OE2	2:D:187:SER:HB3	2.07	0.54
2:D:133:LEU:HD21	2:D:143:TYR:CD2	2.41	0.54
2:E:57:PRO:HD2	3:J:790:TYR:OH	2.07	0.54
2:E:67:GLU:HB3	2:E:202:ALA:CB	2.36	0.54
2:E:219:SER:HB3	2:E:222:ASP:CG	2.27	0.54
2:E:230:LEU:HD23	2:E:235:LEU:CB	2.34	0.54

Continued on next page...

Continued from previous page...

Atom-1	Atom-2	Interatomic distance (Å)	Clash overlap (Å)
2:F:56:LEU:CD1	2:F:216:VAL:HG13	2.38	0.54
2:F:59:ARG:HG2	2:F:292:PHE:CD1	2.42	0.54
2:G:229:GLU:C	2:G:232:ASN:H	2.07	0.54
2:G:318:ARG:HG2	3:K:811:TYR:CD2	2.42	0.54
2:G:365:GLN:HE22	3:K:579:PRO:CG	2.20	0.54
2:H:227:LYS:O	2:H:230:LEU:CG	2.55	0.54
2:H:271:THR:OG1	2:H:273:SER:OG	2.03	0.54
3:K:11:PHE:CD1	3:L:890:ALA:HB1	2.41	0.54
3:K:143:ILE:O	3:K:321:LEU:HD12	2.07	0.54
3:K:230:LEU:C	3:K:230:LEU:HD12	2.28	0.54
3:L:612:VAL:HG11	3:L:615:PHE:HB3	1.90	0.54
1:A:137:LEU:HD21	1:A:158:ARG:HA	1.88	0.54
1:A:282:ASN:O	1:C:51:SER:HA	2.07	0.54
1:B:17:LEU:HD22	1:B:105:LEU:CD2	2.37	0.54
1:B:61:ASN:HD22	1:B:263:GLY:HA3	1.73	0.54
1:B:82:ARG:CG	1:B:239:GLN:HA	2.25	0.54
1:B:99:GLN:CB	1:B:221:LEU:HD13	2.36	0.54
1:B:108:ASN:O	1:B:111:THR:N	2.40	0.54
1:B:398:LEU:HD11	1:B:415:LEU:HG	1.89	0.54
1:C:236:GLN:O	1:C:240:ALA:N	2.30	0.54
1:C:253:SER:N	1:C:283:LYS:O	2.40	0.54
1:C:326:THR:HA	1:C:329:SER:CB	2.38	0.54
1:C:358:MET:HA	1:C:358:MET:HE2	1.89	0.54
1:C:398:LEU:HD11	1:C:415:LEU:CG	2.38	0.54
2:D:262:PHE:CZ	2:D:277:ARG:HB3	2.41	0.54
2:F:128:ARG:HA	2:F:131:LYS:HD3	1.88	0.54
2:F:178:SER:CB	2:F:179:PRO:CD	2.85	0.54
2:G:47:THR:C	2:G:49:PRO:HD3	2.28	0.54
2:H:292:PHE:CG	2:H:292:PHE:O	2.59	0.54
3:J:176:GLN:NE2	3:J:177:LEU:H	2.05	0.54
3:K:889:ALA:O	3:K:893:GLU:N	2.40	0.54
3:L:399:VAL:HG11	3:L:989:LEU:HD11	1.90	0.54
1:A:75:ILE:HD11	1:A:286:LEU:HD22	1.90	0.54
1:A:142:GLN:HA	1:A:145:ASN:CG	2.28	0.54
1:A:320:HIS:HA	1:A:323:VAL:HG12	1.87	0.54
1:B:19:LYS:NZ	1:C:311:GLY:O	2.37	0.54
1:B:209:VAL:HG23	1:B:327:VAL:CG1	2.35	0.54
1:B:209:VAL:HG13	1:B:210:ASN:N	2.21	0.54
1:B:317:GLU:OE2	1:B:321:ARG:CZ	2.51	0.54
1:B:364:VAL:CG2	1:B:366:THR:HG23	2.37	0.54
1:C:8:GLN:HA	1:C:11:ARG:CZ	2.38	0.54

Continued on next page...

Continued from previous page...

Atom-1	Atom-2	Interatomic distance (Å)	Clash overlap (Å)
1:C:24:ARG:HH11	1:C:28:PHE:HE2	1.54	0.54
1:C:248:LEU:CD1	1:C:286:LEU:HB3	2.34	0.54
2:D:65:ILE:H	2:I:190:THR:HG21	1.73	0.54
2:D:74:GLY:N	2:D:195:VAL:O	2.41	0.54
2:D:140:LYS:O	2:D:144:ASP:HB2	2.07	0.54
2:D:222:ASP:O	2:D:226:LEU:CD1	2.51	0.54
2:F:227:LYS:O	2:F:230:LEU:HB2	2.08	0.54
2:F:254:PHE:HE2	2:F:256:GLN:CD	2.11	0.54
2:G:87:ILE:HG12	2:G:184:ILE:HB	1.90	0.54
2:H:302:ASN:O	2:H:304:ASN:N	2.40	0.54
2:I:47:THR:HG22	2:I:306:ILE:HA	1.70	0.54
2:I:128:ARG:O	2:I:132:LEU:N	2.40	0.54
2:I:347:TRP:HE1	3:K:230:LEU:CD2	2.20	0.54
3:J:65:ILE:O	3:J:69:MET:HG2	2.06	0.54
3:J:514:GLY:O	3:J:518:ARG:HG2	2.08	0.54
3:J:865:GLN:O	3:J:868:LEU:CD1	2.54	0.54
3:L:32:VAL:HA	3:L:390:ILE:HB	1.90	0.54
3:L:655:PHE:HB3	3:L:658:ILE:HD12	1.89	0.54
3:L:684:LEU:HB3	3:L:825:MET:O	2.07	0.54
3:L:743:ILE:O	3:L:746:ILE:HB	2.07	0.54
3:L:897:ILE:O	3:L:901:VAL:HG23	2.07	0.54
1:A:86:LEU:HD11	1:A:239:GLN:HB2	1.90	0.54
1:C:174:ASN:ND2	1:C:177:ASN:HD22	2.06	0.54
2:E:254:PHE:HE2	2:E:256:GLN:NE2	2.06	0.54
2:H:146:ALA:O	2:H:149:ASP:N	2.41	0.54
2:I:44:THR:C	2:I:357:ASP:O	2.45	0.54
3:J:253:VAL:CG2	3:K:737:GLN:HB2	2.37	0.54
3:J:278:ILE:O	3:J:613:ASN:N	2.34	0.54
3:K:159:ALA:HB2	3:K:177:LEU:HD22	1.89	0.54
3:K:882:ILE:O	3:K:886:LEU:HD13	2.08	0.54
1:A:97:THR:O	1:A:100:THR:HB	2.07	0.54
2:E:70:PRO:HG2	2:E:196:GLN:O	2.08	0.54
2:E:251:GLY:H	2:E:294:ARG:HH22	1.55	0.54
2:E:260:LEU:HA	2:E:278:ALA:HB1	1.89	0.54
2:F:284:ASP:CB	2:F:286:THR:HG23	2.37	0.54
2:G:365:GLN:HE22	3:K:579:PRO:HG3	1.72	0.54
2:H:56:LEU:HD22	2:H:218:GLN:HA	1.89	0.54
2:H:69:ARG:O	2:H:175:LYS:NZ	2.34	0.54
2:I:41:GLY:H	3:L:659:LYS:CD	2.20	0.54
2:I:230:LEU:HD23	2:I:235:LEU:CB	2.34	0.54
3:J:54:ALA:HB2	3:J:83:ASP:CA	2.38	0.54

Continued on next page...

Continued from previous page...

Atom-1	Atom-2	Interatomic distance (Å)	Clash overlap (Å)
3:J:87:THR:OG1	3:J:620:ARG:NH2	2.39	0.54
3:J:215:ALA:HB1	3:K:52:ALA:HA	1.90	0.54
3:J:723:ASP:HB3	3:J:811:TYR:HB3	1.89	0.54
3:K:196:PHE:HB2	3:K:198:LEU:HD12	1.88	0.54
3:K:368:PRO:HA	3:K:371:ALA:HB3	1.89	0.54
3:K:754:TRP:CH2	3:K:782:LEU:O	2.60	0.54
3:L:10:ILE:O	3:L:13:TRP:N	2.41	0.54
3:L:101:ASP:O	3:L:105:VAL:HG23	2.08	0.54
3:L:668:LEU:HD23	3:L:676:THR:O	2.08	0.54
3:L:682:PHE:CZ	3:L:857:TYR:HB2	2.42	0.54
1:A:4:MET:H	1:A:416:ASN:CG	2.11	0.54
1:A:19:LYS:HG2	1:A:23:ASP:OD2	2.07	0.54
1:A:112:ALA:O	1:A:115:ASN:HB2	2.08	0.54
1:A:168:GLU:O	1:A:171:ALA:HB3	2.08	0.54
1:A:270:ALA:HA	1:A:274:TYR:CB	2.38	0.54
1:B:215:GLU:O	1:B:219:ARG:HG2	2.06	0.54
1:B:272:THR:O	1:B:272:THR:HG22	2.08	0.54
1:B:371:ASP:O	1:B:374:ASP:HB2	2.07	0.54
1:C:125:TYR:HB2	1:C:384:GLN:CD	2.27	0.54
1:C:248:LEU:HD11	1:C:286:LEU:CB	2.35	0.54
2:D:209:LEU:HD22	2:D:285:HIS:CD2	2.43	0.54
2:D:246:LEU:O	2:D:253:LYS:HA	2.07	0.54
2:F:234:THR:O	2:F:303:PRO:HD2	2.08	0.54
2:G:251:GLY:H	2:G:294:ARG:HH22	1.55	0.54
2:G:254:PHE:HE2	2:G:256:GLN:NE2	2.06	0.54
2:G:318:ARG:HA	3:K:811:TYR:CE2	2.43	0.54
3:J:151:GLN:NE2	3:J:279:ALA:H	2.05	0.54
3:J:183:ALA:N	3:J:271:GLY:O	2.37	0.54
3:J:457:ALA:O	3:J:468:ARG:NH2	2.40	0.54
3:K:94:PHE:HD2	3:K:103:ALA:HB1	1.70	0.54
3:K:151:GLN:O	3:K:155:SER:OG	2.22	0.54
3:K:159:ALA:HA	3:K:163:LYS:CB	2.38	0.54
3:K:763:ILE:HA	3:K:768:VAL:HA	1.90	0.54
3:L:427:PRO:O	3:L:431:THR:OG1	2.18	0.54
1:A:78:MET:HA	1:A:81:TRP:CD1	2.42	0.54
1:A:139:GLN:HB2	2:D:136:GLN:CD	2.29	0.54
1:A:212:LEU:HA	1:A:215:GLU:HB3	1.89	0.54
1:B:75:ILE:HB	1:B:248:LEU:HG	1.90	0.54
1:C:371:ASP:O	1:C:374:ASP:HB2	2.07	0.54
2:E:86:ASP:OD1	2:E:183:ARG:HB2	2.08	0.54
2:F:139:SER:OG	2:F:142:GLU:OE1	2.21	0.54

Continued on next page...

Continued from previous page...

Atom-1	Atom-2	Interatomic distance (Å)	Clash overlap (Å)
2:F:237:GLN:HG3	2:F:238:GLU:CG	2.37	0.54
2:G:270:THR:O	3:K:739:LEU:HD22	2.07	0.54
2:H:210:ASP:O	2:H:282:ASN:N	2.41	0.54
2:H:241:LYS:HE3	2:H:259:THR:HG21	1.89	0.54
2:H:249:SER:HB2	2:I:221:ASN:HB3	1.90	0.54
2:H:261:GLU:N	2:H:277:ARG:O	2.35	0.54
2:H:268:ASP:HB3	2:H:273:SER:H	1.72	0.54
2:I:86:ASP:OD1	2:I:183:ARG:HB2	2.08	0.54
2:I:310:GLN:HG3	2:I:346:LYS:CA	2.37	0.54
3:J:102:ILE:O	3:J:105:VAL:N	2.41	0.54
3:J:379:THR:HG23	3:J:476:SER:HB2	1.90	0.54
3:L:398:MET:N	3:L:473:THR:HG21	2.22	0.54
1:A:171:ALA:O	1:A:174:ASN:HB2	2.08	0.54
1:A:239:GLN:O	1:A:242:ASP:HB2	2.08	0.54
1:B:320:HIS:O	1:B:324:VAL:N	2.21	0.54
1:C:10:ALA:O	1:C:14:ASN:HB2	2.08	0.54
1:C:122:VAL:HA	1:C:384:GLN:CD	2.27	0.54
1:C:123:LEU:CD2	1:C:175:LEU:HD22	2.36	0.54
1:C:236:GLN:O	1:C:239:GLN:HB3	2.07	0.54
1:C:272:THR:O	1:C:272:THR:HG22	2.08	0.54
2:D:54:THR:HG21	2:D:56:LEU:HD23	1.90	0.54
2:D:216:VAL:O	2:D:275:THR:HA	2.07	0.54
2:D:243:LYS:HD2	2:D:257:ASP:OD2	2.08	0.54
2:E:193:ALA:HB2	2:F:66:ALA:HB1	1.89	0.54
2:F:64:ARG:C	2:F:65:ILE:HG13	2.28	0.54
2:F:91:VAL:C	2:F:176:VAL:HB	2.26	0.54
2:F:98:PRO:O	2:F:102:GLN:N	2.39	0.54
2:H:210:ASP:HB3	2:H:211:PRO:HD2	1.90	0.54
2:H:324:LEU:HD11	2:H:332:VAL:CG2	2.38	0.54
3:J:1011:MET:HA	3:J:1014:ALA:HB3	1.90	0.54
3:K:5:PHE:CD1	3:K:487:ILE:HG23	2.43	0.54
3:K:182:TYR:HB3	3:K:270:LEU:HB3	1.89	0.54
3:K:219:LEU:O	3:K:232:ALA:N	2.38	0.54
3:L:2:PRO:O	3:L:5:PHE:N	2.41	0.54
3:L:604:ASN:O	3:L:632:LYS:HD2	2.08	0.54
3:L:879:ILE:HG23	3:L:880:SER:N	2.23	0.54
1:A:186:THR:HB	1:A:190:TYR:OH	2.07	0.53
1:A:248:LEU:CD1	1:A:286:LEU:HB3	2.34	0.53
1:A:288:PHE:HB3	1:C:46:ALA:HB3	1.90	0.53
1:B:122:VAL:N	1:B:384:GLN:OE1	2.41	0.53
1:B:196:LEU:HD23	1:B:390:ARG:HB3	1.90	0.53

Continued on next page...

Continued from previous page...

Atom-1	Atom-2	Interatomic distance (Å)	Clash overlap (Å)
1:B:248:LEU:HD11	1:B:286:LEU:CB	2.35	0.53
1:B:310:VAL:HA	1:B:313:SER:HB2	1.88	0.53
1:B:348:VAL:HG22	1:B:382:ALA:HB1	1.90	0.53
1:C:254:THR:HA	1:C:281:GLN:O	2.08	0.53
2:D:146:ALA:O	2:D:149:ASP:N	2.41	0.53
2:E:51:GLN:HE21	2:E:298:GLU:HG3	1.73	0.53
2:E:95:GLN:OE1	2:E:175:LYS:HB2	2.08	0.53
2:E:127:ASN:O	2:E:130:GLN:HB2	2.07	0.53
2:E:282:ASN:ND2	2:E:287:MET:CB	2.69	0.53
2:E:332:VAL:CG1	2:E:373:VAL:HG21	2.38	0.53
2:F:138:ILE:O	2:F:139:SER:OG	2.26	0.53
2:F:145:GLN:O	2:F:148:ALA:HB3	2.08	0.53
2:G:323:VAL:HG23	2:G:337:ILE:HD11	1.90	0.53
2:H:121:ILE:CD1	2:I:148:ALA:HA	2.38	0.53
2:H:234:THR:HG22	2:H:300:GLY:O	2.07	0.53
2:H:246:LEU:CD2	2:H:295:ALA:HB2	2.37	0.53
3:J:70:ASN:HB2	3:L:167:SER:HB2	1.89	0.53
3:J:754:TRP:CZ3	3:J:780:ARG:O	2.62	0.53
3:K:124:GLN:NE2	3:K:758:TYR:HE2	2.04	0.53
3:K:893:GLU:HG3	3:K:893:GLU:O	2.07	0.53
3:L:53:ASP:O	3:L:57:VAL:HG23	2.08	0.53
4:M:25:LEU:O	4:M:29:LEU:N	2.22	0.53
1:A:17:LEU:O	1:A:20:SER:N	2.41	0.53
1:A:341:ILE:CG1	1:A:389:ALA:HB1	2.39	0.53
1:B:15:PRO:HA	1:C:314:GLU:OE1	2.09	0.53
1:C:82:ARG:NH1	1:C:238:ARG:HB3	2.22	0.53
1:C:125:TYR:HD1	1:C:380:TYR:CB	2.19	0.53
2:D:138:ILE:CG2	2:D:139:SER:H	2.15	0.53
2:D:265:VAL:HG23	2:D:265:VAL:O	2.09	0.53
2:E:244:VAL:O	2:E:257:ASP:HB2	2.08	0.53
2:F:65:ILE:HG22	2:F:207:GLN:HG2	1.89	0.53
2:F:282:ASN:ND2	2:F:287:MET:HB2	2.23	0.53
2:H:218:GLN:CB	2:H:274:ILE:HB	2.34	0.53
2:H:249:SER:CB	2:I:221:ASN:HB3	2.38	0.53
2:H:326:VAL:HG11	2:H:358:ARG:HD2	1.91	0.53
2:I:87:ILE:HG12	2:I:184:ILE:HB	1.90	0.53
2:I:223:MET:HE1	2:I:274:ILE:CG1	2.24	0.53
2:I:294:ARG:HG2	3:L:191:ASN:CB	2.35	0.53
3:J:115:MET:O	3:J:123:GLN:NE2	2.38	0.53
3:J:343:THR:HG21	3:J:989:LEU:HD21	1.90	0.53
3:J:747:ASN:O	3:J:750:LEU:HB3	2.08	0.53

Continued on next page...

Continued from previous page...

Atom-1	Atom-2	Interatomic distance (Å)	Clash overlap (Å)
3:J:861:GLY:O	3:J:864:TYR:HB3	2.08	0.53
3:K:77:TYR:CE2	3:K:93:THR:HG21	2.44	0.53
3:L:256:ASP:OD1	3:L:257:GLY:N	2.42	0.53
1:A:38:LEU:HD11	1:A:84:LEU:HD22	1.88	0.53
1:A:43:GLY:O	1:A:69:LEU:HD12	2.09	0.53
1:A:328:ARG:NH2	1:C:176:ASP:OD2	2.40	0.53
1:B:2:ASN:HD21	1:B:5:GLN:HG3	1.73	0.53
1:B:7:TYR:HE2	1:B:11:ARG:HD3	1.71	0.53
1:B:41:GLN:HE22	1:C:294:GLN:HB3	1.74	0.53
1:B:134:TYR:HB2	1:B:161:TYR:HE1	1.73	0.53
1:B:371:ASP:O	1:B:375:ALA:N	2.39	0.53
1:C:74:SER:HA	1:C:249:ASP:OD1	2.07	0.53
1:C:82:ARG:CZ	1:C:238:ARG:HB3	2.38	0.53
1:C:134:TYR:O	1:C:138:ASP:N	2.24	0.53
1:C:192:GLU:HB2	1:C:423:VAL:C	2.29	0.53
1:C:302:VAL:HG12	1:C:306:GLN:CG	2.39	0.53
2:D:50:LEU:HD12	2:D:301:LEU:CD1	2.38	0.53
2:D:51:GLN:CD	2:D:301:LEU:H	2.12	0.53
2:D:210:ASP:CB	2:D:211:PRO:CD	2.86	0.53
2:D:234:THR:H	2:D:235:LEU:HA	1.73	0.53
2:E:347:TRP:HH2	3:J:809:TRP:HE1	1.55	0.53
2:F:55:GLU:HA	2:F:296:ARG:CB	2.38	0.53
2:F:318:ARG:HD2	3:J:270:LEU:HD11	1.90	0.53
2:F:327:GLY:H	2:F:332:VAL:HA	1.73	0.53
2:G:70:PRO:HG2	2:G:196:GLN:O	2.08	0.53
2:G:308:VAL:HG13	2:G:347:TRP:HB2	1.88	0.53
2:H:86:ASP:OD1	2:H:183:ARG:HA	2.08	0.53
2:H:120:ASN:O	2:H:123:GLN:HB3	2.08	0.53
2:I:57:PRO:HA	2:I:294:ARG:CA	2.33	0.53
2:I:324:LEU:HD21	2:I:332:VAL:HB	1.91	0.53
3:J:609:VAL:HG22	3:J:629:VAL:HG22	1.89	0.53
3:J:813:SER:HB3	3:J:816:LEU:HD21	1.90	0.53
3:K:242:SER:OG	3:K:245:GLU:HG3	2.09	0.53
3:K:253:VAL:H	3:L:737:GLN:HE22	1.55	0.53
3:K:381:ALA:O	3:K:385:ALA:HB2	2.08	0.53
3:K:679:GLY:HA2	3:K:830:GLN:HG2	1.90	0.53
3:K:801:PHE:CD1	3:K:804:PHE:HZ	2.26	0.53
3:L:58:GLN:NE2	3:L:818:ARG:HD2	2.24	0.53
3:L:374:VAL:HG11	3:L:484:VAL:HG21	1.90	0.53
3:L:721:LEU:HD13	3:L:814:PRO:HG2	1.90	0.53
3:L:880:SER:O	3:L:884:VAL:HG23	2.08	0.53

Continued on next page...

Continued from previous page...

Atom-1	Atom-2	Interatomic distance (Å)	Clash overlap (Å)
1:A:151:ILE:O	1:A:154:VAL:HB	2.08	0.53
1:A:165:LEU:O	1:A:169:VAL:HG23	2.08	0.53
1:A:221:LEU:CA	1:A:224:LEU:HB3	2.37	0.53
1:A:302:VAL:O	1:A:306:GLN:HG3	2.07	0.53
1:B:386:LEU:HD11	1:B:390:ARG:CZ	2.38	0.53
1:B:398:LEU:HD11	1:B:415:LEU:CG	2.38	0.53
1:C:2:ASN:HD21	1:C:5:GLN:HG3	1.73	0.53
1:C:132:ALA:CB	1:C:373:LEU:HB3	2.38	0.53
1:C:386:LEU:HD11	1:C:390:ARG:CZ	2.38	0.53
2:E:315:ARG:HH22	2:E:339:ALA:HB3	1.70	0.53
2:E:318:ARG:HA	3:J:811:TYR:CE2	2.43	0.53
2:G:51:GLN:HE21	2:G:298:GLU:HG3	1.73	0.53
2:G:282:ASN:CG	2:G:287:MET:HB2	2.28	0.53
2:G:311:GLN:HE21	3:K:586:ARG:NH2	2.06	0.53
2:H:105:TYR:CE1	2:H:164:VAL:HG13	2.43	0.53
2:I:95:GLN:OE1	2:I:175:LYS:HB2	2.08	0.53
2:I:129:TYR:CA	2:I:132:LEU:HD12	2.35	0.53
2:I:165:GLU:CG	2:I:168:ARG:HH21	2.22	0.53
3:J:152:GLU:OE1	3:J:152:GLU:N	2.29	0.53
3:K:653:ARG:O	3:K:656:SER:OG	2.22	0.53
3:L:210:GLN:HB2	3:L:249:ILE:CG2	2.38	0.53
3:L:330:THR:OG1	3:L:331:PRO:HD3	2.08	0.53
3:L:427:PRO:HD3	3:L:499:PRO:CB	2.38	0.53
1:A:83:ALA:CA	1:A:86:LEU:HD12	2.19	0.53
1:B:132:ALA:CB	1:B:373:LEU:HB3	2.38	0.53
1:C:137:LEU:CD2	1:C:158:ARG:HA	2.39	0.53
1:C:170:THR:HA	1:C:173:ASN:OD1	2.09	0.53
1:C:310:VAL:O	1:C:313:SER:N	2.42	0.53
2:E:223:MET:HA	2:E:226:LEU:CD2	2.35	0.53
2:E:326:VAL:CG2	2:E:330:ASP:HA	2.39	0.53
2:F:148:ALA:O	2:F:151:GLN:HB3	2.09	0.53
2:F:237:GLN:CG	2:F:238:GLU:HG3	2.39	0.53
2:G:230:LEU:HD23	2:G:235:LEU:CB	2.34	0.53
2:H:76:ILE:CG1	2:H:189:VAL:HG21	2.33	0.53
2:I:70:PRO:HG2	2:I:196:GLN:O	2.08	0.53
2:I:363:GLY:HA3	3:L:659:LYS:HE3	1.90	0.53
3:J:405:LEU:HD21	3:J:477:ALA:HB1	1.90	0.53
3:K:415:ASN:ND2	3:K:434:SER:HA	2.24	0.53
3:K:590:VAL:O	3:K:593:GLU:HB3	2.08	0.53
3:L:184:MET:HG2	3:L:246:PHE:HD2	1.73	0.53
3:L:196:PHE:CE2	3:L:264:ASP:O	2.61	0.53

Continued on next page...

Continued from previous page...

Atom-1	Atom-2	Interatomic distance (Å)	Clash overlap (Å)
3:L:428:LYS:HG2	3:L:494:ALA:HB1	1.91	0.53
3:L:722:GLU:O	3:L:814:PRO:CD	2.56	0.53
1:A:175:LEU:HD21	1:A:425:THR:O	2.08	0.53
1:B:118:ASN:O	1:B:121:ASP:N	2.41	0.53
1:B:183:ARG:HA	1:B:186:THR:OG1	2.09	0.53
1:B:256:ILE:HA	1:B:280:GLY:CA	2.38	0.53
1:B:302:VAL:HG12	1:B:306:GLN:CG	2.39	0.53
1:C:118:ASN:O	1:C:121:ASP:N	2.42	0.53
1:C:262:SER:O	1:C:266:THR:OG1	2.18	0.53
2:D:64:ARG:O	2:D:207:GLN:HA	2.09	0.53
2:E:110:GLY:CA	2:F:155:ALA:HB1	2.38	0.53
2:F:59:ARG:HD3	2:F:292:PHE:CG	2.38	0.53
2:F:119:ALA:O	2:F:123:GLN:N	2.36	0.53
2:F:268:ASP:OD2	2:F:271:THR:OG1	2.27	0.53
2:G:326:VAL:CG2	2:G:330:ASP:HA	2.39	0.53
2:H:80:ASN:HB2	2:H:93:LEU:CB	2.39	0.53
2:H:84:GLY:HA2	2:H:184:ILE:O	2.08	0.53
2:I:254:PHE:HE2	2:I:256:GLN:NE2	2.06	0.53
2:I:297:LEU:CD2	2:I:299:GLU:OE2	2.57	0.53
2:I:326:VAL:CG2	2:I:330:ASP:HA	2.39	0.53
2:I:332:VAL:CG1	2:I:373:VAL:HG21	2.38	0.53
3:K:239:ARG:NH1	3:L:49:TYR:OH	2.37	0.53
3:K:887:CYS:O	3:K:890:ALA:HB3	2.09	0.53
3:L:13:TRP:O	3:L:17:ILE:N	2.37	0.53
3:L:201:VAL:HG22	3:L:748:THR:HG21	1.89	0.53
3:L:534:ILE:HA	3:L:541:TYR:CZ	2.43	0.53
3:L:897:ILE:HB	3:L:898:PRO:HD3	1.90	0.53
3:L:926:TYR:CD1	3:L:1003:VAL:HG22	2.44	0.53
1:A:133:ILE:CG2	1:A:161:TYR:HA	2.38	0.53
1:A:142:GLN:HA	1:A:145:ASN:ND2	2.23	0.53
1:A:175:LEU:CD2	1:A:427:PRO:HB3	2.39	0.53
1:B:398:LEU:HD11	1:B:415:LEU:CD1	2.38	0.53
1:C:375:ALA:O	1:C:378:THR:HB	2.08	0.53
2:D:76:ILE:HD11	2:D:195:VAL:HG13	1.87	0.53
2:D:79:ARG:N	2:D:191:GLU:OE2	2.26	0.53
2:D:235:LEU:H	2:D:302:ASN:N	2.06	0.53
2:D:307:LEU:O	2:D:308:VAL:HB	2.08	0.53
2:E:78:LYS:HA	2:E:191:GLU:HG2	1.91	0.53
2:F:88:GLU:HG3	2:F:89:ALA:H	1.73	0.53
2:F:119:ALA:HA	2:F:122:ALA:HB3	1.90	0.53
2:F:194:LEU:HD23	2:G:69:ARG:HD2	1.90	0.53

Continued on next page...

Continued from previous page...

Atom-1	Atom-2	Interatomic distance (Å)	Clash overlap (Å)
2:G:178:SER:OG	2:G:206:VAL:HG11	2.09	0.53
2:H:119:ALA:HB2	2:H:153:ALA:HB1	1.90	0.53
2:H:224:MET:C	2:H:228:GLN:H	2.09	0.53
2:I:51:GLN:HE21	2:I:298:GLU:HG3	1.73	0.53
2:I:93:LEU:HB2	2:I:176:VAL:HG23	1.91	0.53
2:I:244:VAL:O	2:I:257:ASP:HB2	2.08	0.53
2:I:323:VAL:HG23	2:I:337:ILE:HD11	1.89	0.53
3:J:984:LEU:HD11	4:M:15:VAL:HG22	1.90	0.53
3:K:88:VAL:HG22	3:K:89:GLN:N	2.24	0.53
3:K:414:GLU:OE1	3:K:415:ASN:N	2.41	0.53
3:L:186:ILE:HD12	3:L:773:VAL:HG12	1.89	0.53
3:L:427:PRO:CD	3:L:498:LYS:O	2.56	0.53
3:L:524:THR:O	3:L:528:THR:N	2.39	0.53
3:L:633:ASP:O	3:L:636:ASP:N	2.37	0.53
3:L:801:PHE:HA	3:L:804:PHE:CE2	2.43	0.53
1:A:21:ALA:O	1:A:24:ARG:HB3	2.09	0.53
1:A:125:TYR:HD1	1:A:380:TYR:CB	2.21	0.53
1:A:146:VAL:HG22	2:D:131:LYS:CD	2.39	0.53
1:A:304:GLN:HE22	1:C:33:GLU:HB2	1.74	0.53
1:A:374:ASP:O	1:A:377:THR:HB	2.09	0.53
1:B:197:ASN:OD1	1:B:199:GLU:OE1	2.27	0.53
1:B:310:VAL:O	1:B:313:SER:N	2.42	0.53
1:B:375:ALA:O	1:B:378:THR:HB	2.08	0.53
1:C:183:ARG:HG3	1:C:187:GLY:C	2.29	0.53
1:C:335:ASN:HA	1:C:338:ILE:HD12	1.90	0.53
1:C:348:VAL:HG22	1:C:382:ALA:HB1	1.90	0.53
2:D:57:PRO:HB3	3:L:259:ARG:HD2	1.91	0.53
2:D:63:TYR:N	2:D:64:ARG:CB	2.72	0.53
2:D:323:VAL:O	2:D:334:THR:OG1	2.19	0.53
2:E:52:ILE:HG12	2:E:235:LEU:HD21	1.91	0.53
2:E:93:LEU:HB2	2:E:176:VAL:HG23	1.91	0.53
2:F:308:VAL:CG1	2:F:347:TRP:HB2	2.38	0.53
2:F:349:VAL:HG21	2:F:353:LEU:HG	1.90	0.53
2:G:234:THR:OG1	2:G:235:LEU:HD12	2.09	0.53
2:H:46:LYS:HA	2:H:355:ALA:HA	1.91	0.53
2:I:308:VAL:HG13	2:I:347:TRP:HB2	1.88	0.53
1:A:100:THR:HA	1:A:221:LEU:HD12	1.91	0.53
1:A:386:LEU:HD21	1:A:390:ARG:NH2	2.23	0.53
1:C:71:LEU:HD23	1:C:72:THR:N	2.24	0.53
1:C:197:ASN:OD1	1:C:199:GLU:OE1	2.27	0.53
1:C:398:LEU:HD11	1:C:415:LEU:HG	1.89	0.53

Continued on next page...

Continued from previous page...

Atom-1	Atom-2	Interatomic distance (Å)	Clash overlap (Å)
2:D:208:GLN:HG3	2:D:209:LEU:N	2.23	0.53
2:D:234:THR:N	2:D:235:LEU:CA	2.72	0.53
2:E:234:THR:OG1	2:E:303:PRO:HD2	2.09	0.53
2:E:234:THR:OG1	2:E:235:LEU:HD12	2.09	0.53
2:G:95:GLN:OE1	2:G:175:LYS:HB2	2.08	0.53
2:G:297:LEU:CD2	2:G:299:GLU:OE2	2.57	0.53
2:G:332:VAL:CG1	2:G:373:VAL:HG21	2.38	0.53
2:I:251:GLY:H	2:I:294:ARG:HH22	1.56	0.53
2:I:260:LEU:HA	2:I:278:ALA:HB1	1.89	0.53
3:J:243:THR:O	3:J:246:PHE:N	2.39	0.53
3:J:743:ILE:HG22	3:J:747:ASN:ND2	2.24	0.53
3:K:728:LYS:N	3:K:808:ARG:O	2.42	0.53
3:L:186:ILE:HG23	3:L:268:ILE:HG12	1.90	0.53
3:L:579:PRO:HG2	3:L:660:ASP:CG	2.29	0.53
1:A:116:VAL:HG22	1:A:178:ALA:HB1	1.90	0.53
1:A:123:LEU:HD22	1:A:175:LEU:HD13	1.91	0.53
1:A:125:TYR:HD1	1:A:380:TYR:HB2	1.72	0.53
1:A:332:ASN:HB3	1:C:173:ASN:HB3	1.91	0.53
1:A:348:VAL:HG22	1:A:382:ALA:CB	2.38	0.53
1:B:125:TYR:HD1	1:B:380:TYR:CB	2.19	0.53
1:C:256:ILE:HA	1:C:280:GLY:CA	2.38	0.53
2:E:76:ILE:HD11	2:E:195:VAL:HG11	1.91	0.53
2:E:297:LEU:CD2	2:E:299:GLU:OE2	2.57	0.53
2:E:324:LEU:HD21	2:E:367:VAL:CG1	2.26	0.53
2:F:39:ALA:HB1	2:F:376:GLN:OE1	2.09	0.53
2:F:84:GLY:H	2:F:184:ILE:HG23	1.73	0.53
2:F:179:PRO:C	2:F:180:ILE:CG2	2.75	0.53
2:G:270:THR:OG1	3:K:797:GLN:OE1	2.19	0.53
2:G:319:GLY:HA2	3:K:809:TRP:HB2	1.91	0.53
2:H:323:VAL:CG1	2:H:359:VAL:HG13	2.38	0.53
2:H:332:VAL:CG2	2:H:369:PRO:HA	2.36	0.53
2:I:68:VAL:C	2:I:202:ALA:HB1	2.30	0.53
2:I:234:THR:HG1	2:I:303:PRO:CD	2.22	0.53
3:J:470:PHE:HB3	3:J:474:ILE:HD12	1.90	0.53
3:K:763:ILE:HG23	3:K:767:ARG:C	2.29	0.53
3:L:658:ILE:CG2	3:L:659:LYS:N	2.71	0.53
3:L:885:PHE:CE1	3:L:898:PRO:HB2	2.43	0.53
1:A:43:GLY:HA2	1:B:292:ILE:HB	1.91	0.52
1:A:360:ALA:HB3	2:I:137:TYR:CE2	2.43	0.52
1:A:399:ASN:O	1:A:403:ALA:N	2.29	0.52
1:B:10:ALA:O	1:B:14:ASN:HB2	2.08	0.52

Continued on next page...

Continued from previous page...

Atom-1	Atom-2	Interatomic distance (Å)	Clash overlap (Å)
1:B:57:ALA:CB	1:C:281:GLN:OE1	2.57	0.52
1:B:192:GLU:HB2	1:B:423:VAL:C	2.29	0.52
1:B:220:ASN:ND2	1:B:323:VAL:HG23	2.24	0.52
1:B:333:ASN:O	1:B:337:SER:N	2.20	0.52
1:B:335:ASN:HA	1:B:338:ILE:HD12	1.90	0.52
1:C:4:MET:HB2	1:C:416:ASN:CG	2.30	0.52
1:C:75:ILE:HB	1:C:248:LEU:HG	1.90	0.52
1:C:236:GLN:HA	1:C:239:GLN:HB3	1.92	0.52
2:D:254:PHE:CD1	2:D:255:PRO:HD2	2.43	0.52
2:E:110:GLY:O	2:F:155:ALA:HB1	2.10	0.52
2:E:229:GLU:O	2:E:233:GLY:HA2	2.09	0.52
2:E:308:VAL:CG1	2:E:313:VAL:CG2	2.87	0.52
2:E:323:VAL:HG23	2:E:337:ILE:HD11	1.89	0.52
2:G:47:THR:OG1	2:G:306:ILE:HD13	2.10	0.52
2:G:139:SER:O	2:G:142:GLU:HB2	2.09	0.52
2:G:364:LEU:HB2	3:K:579:PRO:HG3	1.90	0.52
2:G:365:GLN:HE22	3:K:579:PRO:HD3	1.74	0.52
2:H:224:MET:HB3	2:H:228:GLN:OE1	2.08	0.52
2:H:288:MET:SD	2:I:223:MET:HE2	2.49	0.52
2:I:63:TYR:HE1	2:I:279:ILE:HD12	1.74	0.52
2:I:170:ASN:O	2:I:173:TYR:HB2	2.09	0.52
2:I:291:MET:N	2:I:292:PHE:HD1	2.07	0.52
3:L:474:ILE:O	3:L:477:ALA:N	2.43	0.52
3:L:875:SER:O	3:L:879:ILE:HG22	2.09	0.52
3:L:943:ILE:HG23	3:L:947:GLU:HB2	1.91	0.52
1:A:13:SER:OG	1:A:186:THR:O	2.27	0.52
1:A:114:PHE:O	1:A:118:ASN:N	2.30	0.52
1:A:219:ARG:HH22	1:A:406:THR:HA	1.73	0.52
1:B:71:LEU:HD23	1:B:72:THR:N	2.24	0.52
1:B:183:ARG:HG3	1:B:187:GLY:C	2.29	0.52
1:B:237:ILE:HD11	1:B:306:GLN:HA	1.91	0.52
1:B:351:ALA:CA	1:B:354:SER:HB3	2.39	0.52
1:C:398:LEU:HD11	1:C:415:LEU:CD1	2.38	0.52
2:D:268:ASP:CG	2:D:271:THR:HG23	2.29	0.52
2:D:305:ALA:O	2:D:306:ILE:HD13	2.08	0.52
2:E:139:SER:O	2:E:142:GLU:HB2	2.10	0.52
2:E:178:SER:OG	2:E:180:ILE:O	2.14	0.52
2:F:71:GLN:HB3	2:F:173:TYR:HE2	1.66	0.52
2:G:40:VAL:HG12	2:G:41:GLY:O	2.09	0.52
2:G:57:PRO:HA	2:G:294:ARG:CA	2.33	0.52
2:G:68:VAL:C	2:G:202:ALA:HB1	2.30	0.52

Continued on next page...

Continued from previous page...

Atom-1	Atom-2	Interatomic distance (Å)	Clash overlap (Å)
2:G:139:SER:H	2:G:142:GLU:CD	2.07	0.52
2:G:230:LEU:HA	2:G:235:LEU:N	2.17	0.52
2:G:260:LEU:HA	2:G:278:ALA:HB1	1.89	0.52
2:H:86:ASP:HA	2:H:183:ARG:HA	1.90	0.52
2:H:146:ALA:O	2:H:150:ALA:N	2.40	0.52
2:H:225:ARG:HA	2:H:228:GLN:HB3	1.91	0.52
2:H:337:ILE:HA	2:H:351:GLU:O	2.09	0.52
2:I:40:VAL:HG12	2:I:41:GLY:O	2.09	0.52
2:I:178:SER:OG	2:I:206:VAL:HG11	2.09	0.52
2:I:310:GLN:HB2	3:K:229:GLN:HE22	1.69	0.52
3:J:204:ILE:O	3:J:207:ILE:N	2.43	0.52
3:J:450:SER:O	3:J:454:VAL:HG23	2.09	0.52
3:J:615:PHE:CG	3:J:616:GLY:N	2.76	0.52
3:K:682:PHE:CZ	3:K:857:TYR:HB2	2.45	0.52
3:L:534:ILE:HG12	4:N:33:PHE:HB3	1.91	0.52
1:A:138:ASP:HB3	2:D:136:GLN:HE22	1.75	0.52
1:B:82:ARG:CZ	1:B:238:ARG:HB3	2.38	0.52
1:B:88:GLU:O	1:B:92:GLY:N	2.38	0.52
1:B:170:THR:HA	1:B:173:ASN:OD1	2.09	0.52
1:C:368:THR:HG23	1:C:371:ASP:H	1.75	0.52
2:E:170:ASN:O	2:E:173:TYR:HB2	2.09	0.52
2:E:216:VAL:O	2:E:276:LEU:N	2.41	0.52
2:F:116:GLN:O	2:F:120:ASN:N	2.41	0.52
2:F:190:THR:HG21	2:G:65:ILE:H	1.75	0.52
2:G:121:ILE:O	2:G:125:THR:HG23	2.10	0.52
2:G:244:VAL:O	2:G:257:ASP:HB2	2.08	0.52
2:G:316:THR:CA	3:K:811:TYR:OH	2.56	0.52
2:H:139:SER:HG	2:H:142:GLU:HB2	1.72	0.52
2:H:288:MET:HA	2:I:265:VAL:HG12	1.91	0.52
2:I:83:GLU:OE2	2:I:187:SER:HB3	2.10	0.52
2:I:129:TYR:O	2:I:133:LEU:N	2.40	0.52
2:I:246:LEU:O	2:I:253:LYS:HA	2.10	0.52
2:I:330:ASP:O	2:I:373:VAL:N	2.43	0.52
3:J:783:PRO:O	3:J:786:ILE:HG12	2.10	0.52
3:K:157:TYR:HH	3:K:317:PHE:HD1	1.55	0.52
3:K:246:PHE:O	3:K:249:ILE:HB	2.09	0.52
3:L:602:GLU:O	3:L:606:VAL:HG23	2.08	0.52
3:L:897:ILE:HD11	3:L:950:LYS:HD3	1.91	0.52
3:L:905:VAL:HB	3:L:906:PRO:HD3	1.91	0.52
1:A:85:THR:HA	1:A:88:GLU:HB2	1.91	0.52
1:A:102:GLN:O	1:A:106:ILE:HG13	2.10	0.52

Continued on next page...

Continued from previous page...

Atom-1	Atom-2	Interatomic distance (Å)	Clash overlap (Å)
1:A:103:GLN:HA	1:A:106:ILE:HD12	1.91	0.52
1:A:113:TYR:OH	1:A:419:LEU:HD22	2.09	0.52
1:A:143:ARG:NE	1:A:149:VAL:HG13	2.22	0.52
1:A:216:ALA:CB	1:A:404:LEU:HA	2.24	0.52
1:A:368:THR:HG23	1:A:371:ASP:H	1.73	0.52
1:A:376:THR:O	1:A:380:TYR:CD2	2.62	0.52
1:B:175:LEU:HD21	1:B:427:PRO:CD	2.25	0.52
1:B:358:MET:SD	1:B:371:ASP:HB3	2.50	0.52
1:C:122:VAL:N	1:C:384:GLN:OE1	2.41	0.52
2:D:196:GLN:O	2:D:199:GLN:HB3	2.08	0.52
2:D:261:GLU:OE1	2:D:261:GLU:HA	2.10	0.52
2:E:282:ASN:CG	2:E:287:MET:HB2	2.28	0.52
2:E:291:MET:N	2:E:292:PHE:HD1	2.07	0.52
2:E:330:ASP:O	2:E:373:VAL:N	2.43	0.52
2:E:365:GLN:NE2	3:J:579:PRO:HD3	2.24	0.52
2:F:89:ALA:C	2:F:177:THR:OG1	2.46	0.52
2:F:110:GLY:O	2:F:113:ALA:HB3	2.09	0.52
2:F:183:ARG:HH21	2:F:285:HIS:CE1	2.28	0.52
2:G:93:LEU:HB2	2:G:176:VAL:HG23	1.91	0.52
2:G:308:VAL:CG1	2:G:313:VAL:CG2	2.88	0.52
2:G:324:LEU:HD21	2:G:332:VAL:HB	1.91	0.52
2:H:175:LYS:O	2:H:176:VAL:C	2.48	0.52
3:J:194:ASN:CB	3:J:790:TYR:HD2	2.21	0.52
3:J:363:ARG:HA	3:J:366:LEU:HD13	1.89	0.52
3:L:3:ASN:OD1	3:L:6:ILE:HD12	2.09	0.52
3:L:590:VAL:O	3:L:594:VAL:HG23	2.09	0.52
3:L:746:ILE:O	3:L:750:LEU:N	2.42	0.52
1:A:59:GLY:C	1:A:265:LYS:H	2.11	0.52
1:A:341:ILE:HG13	1:A:389:ALA:HB1	1.91	0.52
1:B:388:ASN:ND2	1:B:392:ASN:HD21	2.08	0.52
1:B:392:ASN:HA	1:B:395:ILE:HB	1.92	0.52
1:C:17:LEU:HD22	1:C:105:LEU:HD22	1.92	0.52
1:C:22:ALA:O	1:C:25:ASP:N	2.42	0.52
1:C:183:ARG:HA	1:C:186:THR:OG1	2.09	0.52
2:D:308:VAL:HG12	2:D:347:TRP:O	2.10	0.52
2:D:308:VAL:HG22	2:D:309:PRO:O	2.09	0.52
2:D:337:ILE:HG21	2:D:353:LEU:HD21	1.92	0.52
2:E:40:VAL:HA	3:J:659:LYS:HD3	1.91	0.52
2:E:40:VAL:HG12	2:E:41:GLY:O	2.09	0.52
2:E:44:THR:HA	2:E:358:ARG:CA	2.29	0.52
2:E:165:GLU:CG	2:E:168:ARG:HH21	2.22	0.52

Continued on next page...

Continued from previous page...

Atom-1	Atom-2	Interatomic distance (Å)	Clash overlap (Å)
2:E:323:VAL:HG11	2:E:325:VAL:HG23	1.91	0.52
2:E:345:ASP:HB2	3:L:229:GLN:HG3	1.92	0.52
2:F:189:VAL:HG22	2:F:190:THR:O	2.10	0.52
2:G:52:ILE:HG12	2:G:235:LEU:HD21	1.91	0.52
2:G:165:GLU:CG	2:G:168:ARG:HH21	2.22	0.52
2:G:234:THR:OG1	2:G:303:PRO:HD2	2.09	0.52
2:G:246:LEU:O	2:G:253:LYS:HA	2.10	0.52
2:H:49:PRO:HA	2:H:304:ASN:HA	1.91	0.52
2:H:282:ASN:CG	2:H:287:MET:HG2	2.30	0.52
3:J:87:THR:HG22	3:J:88:VAL:N	2.24	0.52
3:K:94:PHE:CE2	3:K:103:ALA:HB1	2.43	0.52
3:L:154:ILE:O	3:L:158:VAL:HG23	2.08	0.52
3:L:723:ASP:HA	3:L:813:SER:HA	1.92	0.52
1:A:117:LEU:HB3	1:A:391:TYR:OH	2.09	0.52
1:A:303:LYS:HB3	1:A:307:TYR:HE2	1.74	0.52
1:B:4:MET:HB2	1:B:416:ASN:CG	2.30	0.52
1:B:139:GLN:HB2	2:F:136:GLN:OE1	2.09	0.52
1:B:254:THR:HA	1:B:281:GLN:O	2.08	0.52
1:C:196:LEU:HD22	1:C:390:ARG:HB3	1.87	0.52
1:C:220:ASN:HB2	1:C:403:ALA:O	2.10	0.52
1:C:388:ASN:ND2	1:C:392:ASN:HD21	2.08	0.52
2:D:62:ALA:O	2:D:63:TYR:HB2	2.09	0.52
2:D:361:ILE:O	2:D:364:LEU:HG	2.10	0.52
2:E:53:THR:CA	2:E:299:GLU:HB2	2.38	0.52
2:E:87:ILE:HG12	2:E:184:ILE:HB	1.90	0.52
2:E:178:SER:OG	2:E:206:VAL:HG11	2.09	0.52
2:E:316:THR:N	2:E:322:THR:HG23	2.25	0.52
2:F:48:GLU:CB	2:F:307:LEU:HD12	2.39	0.52
2:F:54:THR:CG2	2:F:56:LEU:HD23	2.37	0.52
2:F:81:PHE:CD1	2:F:184:ILE:HD13	2.44	0.52
2:G:241:LYS:HE3	2:G:260:LEU:CD2	2.40	0.52
2:G:283:PRO:C	2:G:285:HIS:H	2.12	0.52
2:G:291:MET:N	2:G:292:PHE:HD1	2.07	0.52
2:H:65:ILE:HB	2:H:207:GLN:HE21	1.73	0.52
2:H:236:LYS:HD3	2:H:240:GLY:O	2.09	0.52
2:I:76:ILE:HD11	2:I:195:VAL:HG11	1.91	0.52
3:J:607:GLU:N	3:J:630:SER:O	2.43	0.52
3:J:869:SER:C	3:J:870:GLY:O	2.44	0.52
3:K:235:ILE:O	3:L:729:ILE:HG22	2.09	0.52
3:K:1013:THR:O	3:K:1017:LEU:N	2.41	0.52
3:L:211:ASN:CG	3:L:246:PHE:HE1	2.12	0.52

Continued on next page...

Continued from previous page...

Atom-1	Atom-2	Interatomic distance (Å)	Clash overlap (Å)
1:A:43:GLY:C	1:B:292:ILE:HD12	2.30	0.52
1:A:321:ARG:CA	1:A:324:VAL:HB	2.40	0.52
1:A:335:ASN:HA	1:A:338:ILE:CD1	2.32	0.52
1:B:4:MET:HE1	1:B:413:LEU:HA	1.91	0.52
1:B:17:LEU:HD22	1:B:105:LEU:HD22	1.92	0.52
1:B:155:GLN:OE1	1:C:353:SER:HB2	2.09	0.52
1:B:220:ASN:HB2	1:B:403:ALA:O	2.10	0.52
1:C:326:THR:HA	1:C:329:SER:HB2	1.92	0.52
1:C:358:MET:SD	1:C:371:ASP:HB3	2.50	0.52
2:D:269:GLN:OE1	2:D:269:GLN:HA	2.08	0.52
2:E:324:LEU:HD21	2:E:332:VAL:HB	1.91	0.52
2:F:59:ARG:HH22	2:G:269:GLN:HA	1.74	0.52
2:G:170:ASN:O	2:G:173:TYR:HB2	2.09	0.52
2:G:229:GLU:O	2:G:233:GLY:HA2	2.09	0.52
2:G:234:THR:CB	2:G:235:LEU:HA	2.40	0.52
2:H:178:SER:HB3	2:H:180:ILE:HG13	1.91	0.52
2:H:349:VAL:HG21	2:H:353:LEU:CD1	2.39	0.52
2:I:78:LYS:HA	2:I:191:GLU:HG2	1.91	0.52
2:I:234:THR:OG1	2:I:235:LEU:HD12	2.09	0.52
2:I:308:VAL:CG1	2:I:313:VAL:CG2	2.88	0.52
3:J:49:TYR:CE2	3:L:215:ALA:HB2	2.45	0.52
3:J:72:ILE:HD11	3:J:110:LYS:HG3	1.91	0.52
3:J:848:ALA:HB1	3:J:857:TYR:CE2	2.45	0.52
3:K:427:PRO:HG2	3:K:497:LEU:O	2.10	0.52
3:L:92:LEU:N	3:L:92:LEU:HD12	2.25	0.52
1:A:120:ILE:HD13	1:A:423:VAL:CG2	2.40	0.52
1:A:209:VAL:HG21	1:A:328:ARG:CG	2.40	0.52
1:A:230:GLN:OE1	1:A:316:LEU:HD22	2.10	0.52
1:B:22:ALA:O	1:B:25:ASP:N	2.42	0.52
1:B:139:GLN:CG	2:F:136:GLN:HB2	2.40	0.52
1:B:257:SER:N	1:B:279:MET:O	2.43	0.52
1:C:139:GLN:OE1	2:H:136:GLN:HG3	2.09	0.52
1:C:348:VAL:O	1:C:352:GLN:N	2.36	0.52
1:C:351:ALA:CA	1:C:354:SER:HB3	2.39	0.52
1:C:397:GLN:O	1:C:401:LYS:HG2	2.10	0.52
2:D:42:VAL:O	2:D:377:GLU:HG2	2.10	0.52
2:D:48:GLU:OE1	2:D:307:LEU:HD12	2.10	0.52
2:D:212:ILE:HD11	2:D:289:PRO:CA	2.40	0.52
2:E:68:VAL:C	2:E:202:ALA:HB1	2.30	0.52
2:E:188:ASN:HD22	2:E:202:ALA:C	2.05	0.52
2:E:223:MET:CE	2:E:274:ILE:HG13	2.25	0.52

Continued on next page...

Continued from previous page...

Atom-1	Atom-2	Interatomic distance (Å)	Clash overlap (Å)
2:E:246:LEU:O	2:E:253:LYS:HA	2.10	0.52
2:F:247:ILE:HG13	2:F:253:LYS:HB3	1.92	0.52
2:G:330:ASP:O	2:G:373:VAL:N	2.43	0.52
2:H:45:VAL:HG23	2:H:357:ASP:O	2.09	0.52
2:H:73:SER:HA	2:H:195:VAL:O	2.09	0.52
2:H:343:ILE:O	2:H:346:LYS:O	2.28	0.52
2:I:363:GLY:CA	3:L:659:LYS:HE3	2.39	0.52
3:J:1018:ALA:O	3:J:1021:PHE:N	2.43	0.52
3:K:775:SER:HB2	3:K:789:TRP:CZ2	2.44	0.52
3:L:196:PHE:HD2	3:L:264:ASP:O	1.90	0.52
3:L:428:LYS:HA	3:L:494:ALA:HA	1.91	0.52
3:L:644:VAL:O	3:L:648:THR:N	2.33	0.52
3:L:793:ALA:HB3	3:L:795:ASP:OD1	2.09	0.52
1:A:14:ASN:ND2	1:A:105:LEU:HD22	2.23	0.52
1:A:183:ARG:HA	1:A:186:THR:OG1	2.09	0.52
1:B:236:GLN:HA	1:B:239:GLN:HB3	1.91	0.52
1:C:257:SER:N	1:C:279:MET:O	2.43	0.52
2:D:60:THR:C	2:D:290:GLY:H	2.12	0.52
2:D:216:VAL:O	2:D:275:THR:HG23	2.10	0.52
2:E:283:PRO:C	2:E:285:HIS:H	2.13	0.52
2:F:238:GLU:N	2:F:239:ASN:CB	2.72	0.52
2:G:53:THR:CA	2:G:299:GLU:HB2	2.38	0.52
2:G:108:ALA:CB	2:G:164:VAL:HG22	2.40	0.52
2:H:325:VAL:HG11	2:H:335:ARG:NH2	2.25	0.52
2:I:52:ILE:HG12	2:I:235:LEU:HD21	1.91	0.52
2:I:79:ARG:HG3	2:I:81:PHE:CE2	2.45	0.52
2:I:229:GLU:O	2:I:233:GLY:HA2	2.09	0.52
2:I:241:LYS:HE3	2:I:260:LEU:CD2	2.40	0.52
2:I:261:GLU:HG2	2:I:262:PHE:CD2	2.38	0.52
3:J:992:SER:OG	3:J:1000:GLN:OE1	2.15	0.52
3:K:10:ILE:N	3:L:893:GLU:OE2	2.43	0.52
3:K:49:TYR:N	3:K:86:GLY:O	2.33	0.52
3:K:402:ILE:HG22	3:K:406:VAL:HG23	1.91	0.52
3:L:340:VAL:HG22	3:L:1000:GLN:HE21	1.72	0.52
3:L:417:GLU:HA	3:L:500:ILE:HD12	1.91	0.52
1:A:15:PRO:HA	1:B:314:GLU:OE1	2.10	0.52
1:A:60:ILE:HG13	1:A:265:LYS:CB	2.39	0.52
1:A:72:THR:HB	1:A:250:LEU:O	2.10	0.52
1:A:204:ASP:CB	1:A:393:TYR:OH	2.52	0.52
1:A:223:LEU:HD22	1:A:323:VAL:HG21	1.91	0.52
1:A:315:GLN:O	1:A:319:ALA:N	2.35	0.52

Continued on next page...

Continued from previous page...

Atom-1	Atom-2	Interatomic distance (Å)	Clash overlap (Å)
1:C:68:SER:HB2	1:C:254:THR:O	2.10	0.52
2:D:338:VAL:CG2	2:D:351:GLU:HB3	2.40	0.52
2:F:111:ASP:CA	2:F:114:LYS:HB3	2.31	0.52
2:F:188:ASN:HB2	2:F:203:LEU:O	2.10	0.52
2:F:250:ASP:OD1	2:F:252:ILE:HB	2.10	0.52
2:G:76:ILE:HD11	2:G:195:VAL:HG11	1.91	0.52
2:G:78:LYS:HA	2:G:191:GLU:HG2	1.91	0.52
2:G:79:ARG:HG3	2:G:81:PHE:CE2	2.45	0.52
2:G:186:LYS:HG3	2:H:264:ASP:OD1	2.09	0.52
2:G:247:ILE:HG13	2:G:294:ARG:HE	1.75	0.52
2:I:108:ALA:CB	2:I:164:VAL:HG22	2.40	0.52
2:I:234:THR:OG1	2:I:303:PRO:HD2	2.09	0.52
3:J:227:GLY:N	3:K:585:GLU:OE1	2.36	0.52
3:J:706:ALA:HB1	3:J:713:LEU:CD2	2.39	0.52
3:K:243:THR:O	3:K:246:PHE:N	2.43	0.52
3:K:253:VAL:HB	3:L:737:GLN:CD	2.31	0.52
3:K:427:PRO:HA	3:K:430:ALA:HB3	1.91	0.52
3:L:138:MET:HA	3:L:327:TYR:CD2	2.45	0.52
3:L:401:ALA:HB1	3:L:477:ALA:HB1	1.91	0.52
1:A:262:SER:O	1:A:266:THR:OG1	2.24	0.51
1:A:304:GLN:NE2	1:C:30:LYS:HA	2.25	0.51
1:B:248:LEU:CD1	1:B:286:LEU:HB3	2.34	0.51
1:C:109:THR:O	1:C:113:TYR:HB2	2.10	0.51
1:C:114:PHE:O	1:C:118:ASN:N	2.38	0.51
2:E:40:VAL:HB	2:E:373:VAL:HG13	1.92	0.51
2:E:47:THR:OG1	2:E:306:ILE:HD13	2.10	0.51
2:E:106:ASP:O	2:E:109:LYS:HB3	2.10	0.51
2:E:223:MET:HE1	2:E:274:ILE:CG1	2.25	0.51
2:F:324:LEU:HA	2:F:334:THR:HB	1.93	0.51
2:F:343:ILE:O	2:F:346:LYS:N	2.40	0.51
2:G:83:GLU:OE2	2:G:187:SER:HB3	2.10	0.51
2:G:86:ASP:OD1	2:G:183:ARG:HB2	2.08	0.51
2:G:315:ARG:O	3:K:811:TYR:OH	2.27	0.51
2:G:353:LEU:O	2:G:354:LYS:HD2	2.11	0.51
2:H:121:ILE:HD13	2:I:148:ALA:CB	2.41	0.51
2:I:44:THR:HG23	2:I:356:GLY:O	2.10	0.51
2:I:106:ASP:O	2:I:109:LYS:HB3	2.10	0.51
2:I:139:SER:O	2:I:142:GLU:HB2	2.10	0.51
2:I:364:LEU:HB2	3:L:579:PRO:HG3	1.93	0.51
3:K:414:GLU:HG3	3:K:974:PRO:HB3	1.91	0.51
3:K:919:ARG:HH11	3:K:921:LEU:HD11	1.75	0.51

Continued on next page...

Continued from previous page...

Atom-1	Atom-2	Interatomic distance (Å)	Clash overlap (Å)
3:K:948:PHE:O	3:K:952:LEU:N	2.43	0.51
3:L:419:VAL:HG13	3:L:433:LYS:HD3	1.91	0.51
3:L:639:GLY:O	3:L:643:LYS:HG2	2.09	0.51
1:A:59:GLY:CA	1:A:265:LYS:H	2.23	0.51
1:A:172:ARG:HD3	1:A:427:PRO:CB	2.37	0.51
1:A:202:LYS:O	1:A:204:ASP:OD1	2.28	0.51
1:B:3:LEU:HA	1:B:6:VAL:HB	1.91	0.51
1:B:4:MET:HE1	1:B:413:LEU:CA	2.41	0.51
1:B:143:ARG:O	1:B:148:LEU:N	2.43	0.51
1:B:143:ARG:CB	1:B:149:VAL:HG13	2.40	0.51
1:B:168:GLU:OE2	1:B:172:ARG:HG3	2.11	0.51
1:B:301:GLN:HA	1:B:304:GLN:CD	2.30	0.51
1:B:326:THR:HG22	1:B:403:ALA:HB1	1.91	0.51
1:B:368:THR:HG23	1:B:371:ASP:H	1.75	0.51
1:C:392:ASN:HA	1:C:395:ILE:HB	1.92	0.51
1:C:398:LEU:N	1:C:398:LEU:HD12	2.25	0.51
2:D:65:ILE:CG1	2:I:190:THR:HG21	2.36	0.51
2:D:244:VAL:O	2:D:257:ASP:HB2	2.10	0.51
2:E:63:TYR:HE1	2:E:279:ILE:HD12	1.74	0.51
2:E:83:GLU:OE2	2:E:187:SER:HB3	2.10	0.51
2:E:108:ALA:CB	2:E:164:VAL:HG22	2.40	0.51
2:E:128:ARG:C	2:E:132:LEU:HG	2.30	0.51
2:E:135:THR:CB	2:E:137:TYR:CE2	2.93	0.51
2:F:57:PRO:HG3	2:F:294:ARG:NH1	2.25	0.51
2:F:291:MET:HA	2:G:267:VAL:HG11	1.93	0.51
2:G:63:TYR:HE1	2:G:279:ILE:HD12	1.74	0.51
2:H:57:PRO:HA	2:H:294:ARG:HA	1.91	0.51
2:H:64:ARG:O	2:H:207:GLN:HA	2.11	0.51
2:H:363:GLY:O	2:H:367:VAL:HG23	2.09	0.51
2:I:316:THR:N	2:I:322:THR:HG23	2.25	0.51
3:J:535:LEU:CD2	3:J:1024:VAL:HG22	2.40	0.51
3:K:46:SER:N	3:K:128:SER:O	2.41	0.51
3:K:327:TYR:HB2	3:K:628:PHE:CZ	2.45	0.51
3:L:317:PHE:CZ	3:L:323:ILE:HD11	2.45	0.51
3:L:411:VAL:HB	3:L:442:LEU:HD21	1.92	0.51
3:L:644:VAL:HA	3:L:647:ILE:HD12	1.92	0.51
1:A:129:GLN:HE21	1:A:133:ILE:CD1	2.23	0.51
1:A:320:HIS:O	1:A:323:VAL:CG1	2.58	0.51
1:A:364:VAL:HG21	2:I:132:LEU:HD21	1.91	0.51
1:B:61:ASN:HB2	1:B:262:SER:C	2.31	0.51
1:B:109:THR:O	1:B:113:TYR:HB2	2.10	0.51

Continued on next page...

Continued from previous page...

Atom-1	Atom-2	Interatomic distance (Å)	Clash overlap (Å)
1:B:353:SER:HA	1:B:356:ASP:HB2	1.91	0.51
1:B:397:GLN:O	1:B:401:LYS:HG2	2.10	0.51
1:C:196:LEU:HD23	1:C:390:ARG:HB3	1.90	0.51
2:D:268:ASP:HB3	2:D:271:THR:HG1	1.76	0.51
2:D:288:MET:HB2	2:D:291:MET:HE1	1.90	0.51
2:E:56:LEU:HD11	2:E:216:VAL:CG1	2.37	0.51
2:E:121:ILE:HD11	2:F:148:ALA:HB2	1.91	0.51
2:F:80:ASN:C	2:F:93:LEU:HB3	2.31	0.51
2:F:110:GLY:O	2:F:113:ALA:N	2.42	0.51
2:F:226:LEU:O	2:F:229:GLU:HB3	2.11	0.51
2:G:57:PRO:HA	2:G:293:VAL:O	2.10	0.51
2:H:220:SER:HA	2:H:274:ILE:CG1	2.40	0.51
2:I:316:THR:CA	3:L:811:TYR:OH	2.57	0.51
3:J:520:PHE:HE1	3:J:976:LEU:HD12	1.75	0.51
3:J:685:ILE:HG22	3:J:686:ASP:N	2.25	0.51
3:K:434:SER:O	3:K:438:ILE:HG12	2.11	0.51
3:K:527:TYR:O	3:K:531:VAL:HG23	2.10	0.51
3:L:138:MET:HG3	3:L:291:ILE:HD12	1.92	0.51
3:L:463:THR:CG2	3:L:467:TYR:OH	2.58	0.51
3:L:728:LYS:N	3:L:808:ARG:O	2.42	0.51
3:L:948:PHE:HB2	3:L:971:ARG:NH2	2.25	0.51
4:O:25:LEU:O	4:O:29:LEU:N	2.22	0.51
1:A:3:LEU:HG	1:A:412:LEU:HD11	1.92	0.51
1:A:246:PRO:HB3	1:A:290:LEU:CD1	2.40	0.51
1:B:37:PRO:HG3	1:C:297:MET:CE	2.40	0.51
1:B:123:LEU:CD2	1:B:175:LEU:HD22	2.36	0.51
1:B:174:ASN:HA	1:B:177:ASN:CG	2.31	0.51
1:B:386:LEU:HG	1:B:390:ARG:NE	2.26	0.51
1:C:69:LEU:HD12	1:C:70:GLN:N	2.24	0.51
1:C:79:SER:HA	1:C:82:ARG:HB3	1.92	0.51
1:C:129:GLN:O	1:C:133:ILE:N	2.34	0.51
1:C:326:THR:HG22	1:C:403:ALA:HB1	1.91	0.51
2:D:226:LEU:CA	2:D:229:GLU:HB3	2.38	0.51
2:E:57:PRO:HA	2:E:293:VAL:O	2.10	0.51
2:E:241:LYS:HE3	2:E:260:LEU:CD2	2.40	0.51
2:G:69:ARG:HG2	2:G:198:GLY:HA2	1.93	0.51
2:H:55:GLU:HA	2:H:296:ARG:CB	2.41	0.51
2:H:57:PRO:CB	2:H:294:ARG:HG2	2.35	0.51
2:I:57:PRO:HA	2:I:293:VAL:O	2.10	0.51
2:I:69:ARG:HG2	2:I:198:GLY:HA2	1.93	0.51
2:I:368:ARG:HB3	2:I:369:PRO:HD2	1.92	0.51

Continued on next page...

Continued from previous page...

Atom-1	Atom-2	Interatomic distance (Å)	Clash overlap (Å)
3:K:698:ALA:O	3:K:702:LEU:N	2.42	0.51
3:L:428:LYS:O	3:L:431:THR:HB	2.10	0.51
3:L:874:PRO:HA	3:L:877:TYR:HD2	1.75	0.51
1:A:4:MET:O	1:A:8:GLN:N	2.35	0.51
1:A:311:GLY:C	1:C:19:LYS:NZ	2.63	0.51
1:A:401:LYS:HB3	1:A:411:ASP:OD2	2.10	0.51
1:B:55:ARG:O	1:B:58:ASN:CB	2.59	0.51
1:B:59:GLY:O	1:B:265:LYS:HB2	2.11	0.51
1:B:79:SER:HA	1:B:82:ARG:HB3	1.92	0.51
2:D:56:LEU:CD1	2:D:216:VAL:HG13	2.21	0.51
2:D:149:ASP:O	2:D:153:ALA:N	2.36	0.51
2:D:188:ASN:HB2	2:D:202:ALA:O	2.11	0.51
2:D:226:LEU:HD23	2:D:299:GLU:OE1	2.10	0.51
2:D:246:LEU:HD21	2:D:295:ALA:HB2	1.90	0.51
2:E:224:MET:O	2:E:228:GLN:N	2.31	0.51
2:E:232:ASN:HB3	2:E:233:GLY:CA	2.40	0.51
2:F:310:GLN:HA	2:F:347:TRP:CD1	2.46	0.51
2:G:232:ASN:HB3	2:G:233:GLY:CA	2.40	0.51
2:H:46:LYS:HE2	2:H:48:GLU:HG2	1.93	0.51
2:H:227:LYS:O	2:H:230:LEU:HD12	2.10	0.51
2:H:284:ASP:HB2	2:H:286:THR:HG23	1.93	0.51
2:I:47:THR:HG21	2:I:306:ILE:HA	0.60	0.51
3:J:1:MET:O	3:J:4:PHE:HB3	2.10	0.51
3:J:618:ALA:HB3	3:J:619:GLY:CA	2.40	0.51
3:K:47:ALA:HB3	3:K:88:VAL:HG12	1.92	0.51
3:K:151:GLN:OE1	3:K:279:ALA:N	2.35	0.51
3:K:448:VAL:HG21	3:K:888:LEU:HD11	1.92	0.51
3:K:598:TYR:O	3:K:602:GLU:N	2.42	0.51
3:K:868:LEU:N	3:K:868:LEU:HD12	2.26	0.51
3:L:433:LYS:HE2	3:L:437:GLN:NE2	2.26	0.51
1:A:28:PHE:HA	1:A:31:ILE:CD1	2.40	0.51
1:A:35:ARG:HB3	1:A:35:ARG:CZ	2.41	0.51
1:A:48:TYR:HD1	1:A:65:THR:HG22	1.75	0.51
1:B:69:LEU:HD12	1:B:70:GLN:N	2.24	0.51
1:C:3:LEU:HA	1:C:6:VAL:HB	1.91	0.51
1:C:4:MET:HE1	1:C:413:LEU:HA	1.93	0.51
1:C:143:ARG:CB	1:C:149:VAL:HG13	2.40	0.51
1:C:220:ASN:ND2	1:C:323:VAL:HG23	2.25	0.51
2:D:208:GLN:CG	2:D:209:LEU:N	2.73	0.51
2:D:228:GLN:O	2:D:231:ALA:HB3	2.10	0.51
2:E:45:VAL:HG12	2:E:46:LYS:N	2.26	0.51

Continued on next page...

Continued from previous page...

Atom-1	Atom-2	Interatomic distance (Å)	Clash overlap (Å)
2:E:53:THR:HG22	2:E:299:GLU:N	2.25	0.51
2:E:62:ALA:HB2	2:E:207:GLN:HE21	1.76	0.51
2:E:69:ARG:HG2	2:E:198:GLY:HA2	1.92	0.51
2:E:167:ALA:O	2:E:170:ASN:N	2.44	0.51
2:E:368:ARG:HB3	2:E:369:PRO:HD2	1.92	0.51
2:F:258:GLY:HA3	2:F:280:PHE:CD1	2.46	0.51
2:G:56:LEU:HD11	2:G:216:VAL:CG1	2.37	0.51
2:H:183:ARG:O	2:H:206:VAL:HA	2.11	0.51
2:H:248:THR:HG23	2:H:250:ASP:OD1	2.10	0.51
2:I:44:THR:CG2	2:I:45:VAL:N	2.73	0.51
2:I:62:ALA:HB2	2:I:207:GLN:HE21	1.76	0.51
3:J:888:LEU:HD13	3:J:898:PRO:HA	1.93	0.51
3:K:328:ASP:OD1	3:K:329:THR:N	2.44	0.51
3:L:101:ASP:O	3:L:104:GLN:HB3	2.11	0.51
3:L:641:GLU:O	3:L:650:ARG:NH1	2.43	0.51
1:A:130:LYS:HB2	1:A:164:VAL:HG12	1.92	0.51
1:A:381:ASN:O	1:A:384:GLN:N	2.44	0.51
1:C:92:GLY:O	1:C:96:VAL:HG23	2.11	0.51
1:C:237:ILE:HD11	1:C:306:GLN:HA	1.91	0.51
1:C:353:SER:HA	1:C:356:ASP:HB2	1.91	0.51
1:C:370:VAL:CG2	2:H:136:GLN:OE1	2.59	0.51
2:E:121:ILE:O	2:E:125:THR:HG23	2.10	0.51
2:F:212:ILE:HG21	2:F:287:MET:CG	2.38	0.51
2:F:234:THR:CB	2:F:235:LEU:HA	2.37	0.51
2:F:282:ASN:HB2	2:F:287:MET:CG	2.40	0.51
2:G:326:VAL:HG22	2:G:330:ASP:HA	1.92	0.51
2:H:81:PHE:HZ	2:H:187:SER:HB2	1.75	0.51
2:H:188:ASN:HB2	2:H:203:LEU:O	2.10	0.51
2:I:53:THR:HG22	2:I:299:GLU:N	2.25	0.51
2:I:121:ILE:O	2:I:125:THR:HG23	2.10	0.51
2:I:230:LEU:HA	2:I:235:LEU:N	2.17	0.51
2:I:247:ILE:HG13	2:I:294:ARG:HE	1.75	0.51
3:J:789:TRP:HB2	3:J:801:PHE:CE2	2.46	0.51
3:K:194:ASN:HB2	3:K:790:TYR:HD2	1.75	0.51
3:K:220:GLY:HA3	3:K:231:ASN:CA	2.40	0.51
3:K:710:PRO:HA	3:K:713:LEU:O	2.11	0.51
3:K:852:PRO:HD2	3:K:855:VAL:HG21	1.93	0.51
3:L:416:VAL:HG22	3:L:434:SER:HB2	1.93	0.51
1:B:47:ASP:OD1	1:C:287:SER:HA	2.11	0.51
1:B:68:SER:HB2	1:B:254:THR:O	2.10	0.51
1:C:59:GLY:O	1:C:265:LYS:HB2	2.11	0.51

Continued on next page...

Continued from previous page...

Atom-1	Atom-2	Interatomic distance (Å)	Clash overlap (Å)
1:C:137:LEU:HD13	1:C:158:ARG:N	2.26	0.51
1:C:229:SER:O	1:C:232:LEU:HB3	2.11	0.51
1:C:362:TYR:CE2	1:C:369:ILE:HD13	2.46	0.51
1:C:386:LEU:HG	1:C:390:ARG:NE	2.26	0.51
2:D:133:LEU:HD11	2:D:143:TYR:CE1	2.46	0.51
2:D:189:VAL:CG1	2:D:203:LEU:HD22	2.34	0.51
2:D:254:PHE:HD2	2:D:256:GLN:O	1.94	0.51
2:E:79:ARG:HG3	2:E:81:PHE:CE2	2.45	0.51
2:E:247:ILE:HG13	2:E:294:ARG:HE	1.75	0.51
2:F:238:GLU:CA	2:F:239:ASN:CB	2.89	0.51
2:G:167:ALA:O	2:G:170:ASN:N	2.44	0.51
2:I:167:ALA:O	2:I:170:ASN:N	2.44	0.51
2:I:326:VAL:HG22	2:I:330:ASP:HA	1.92	0.51
3:J:127:VAL:HG12	3:J:128:SER:N	2.25	0.51
3:J:889:ALA:HB2	3:J:898:PRO:HG2	1.93	0.51
3:K:44:THR:HA	3:K:91:THR:HA	1.91	0.51
3:K:72:ILE:HG13	3:K:110:LYS:HE3	1.93	0.51
3:L:919:ARG:HH22	3:L:1001:ASN:HB3	1.75	0.51
1:A:76:PHE:HB2	1:A:248:LEU:HB3	1.92	0.51
1:A:128:ALA:HA	1:A:131:GLU:OE1	2.11	0.51
1:A:183:ARG:O	1:A:187:GLY:CA	2.59	0.51
1:A:261:TYR:CB	1:A:266:THR:HG23	2.39	0.51
1:A:392:ASN:O	1:A:395:ILE:N	2.43	0.51
1:B:82:ARG:HG2	1:B:239:GLN:CB	2.41	0.51
1:C:35:ARG:NH2	1:C:35:ARG:HB3	2.26	0.51
1:C:130:LYS:HA	1:C:164:VAL:HG11	1.92	0.51
1:C:143:ARG:O	1:C:148:LEU:N	2.43	0.51
1:C:146:VAL:O	1:C:146:VAL:HG12	2.11	0.51
1:C:309:PHE:O	1:C:312:ALA:HB3	2.11	0.51
2:E:353:LEU:O	2:E:354:LYS:HD2	2.11	0.51
2:F:87:ILE:HG22	2:F:88:GLU:O	2.10	0.51
2:F:91:VAL:N	2:F:177:THR:CG2	2.37	0.51
2:G:73:SER:OG	2:G:196:GLN:HA	2.11	0.51
2:G:216:VAL:O	2:G:276:LEU:N	2.41	0.51
2:G:316:THR:N	2:G:322:THR:HG23	2.25	0.51
2:H:225:ARG:O	2:H:229:GLU:CB	2.59	0.51
2:H:254:PHE:CG	2:H:255:PRO:HD2	2.46	0.51
2:I:238:GLU:OE2	2:I:243:LYS:NZ	2.33	0.51
3:J:213:GLN:HB2	3:J:239:ARG:HG2	1.93	0.51
3:K:139:VAL:HB	3:K:327:TYR:HB3	1.92	0.51
3:K:222:THR:HB	3:L:275:TYR:HB2	1.93	0.51

Continued on next page...

Continued from previous page...

Atom-1	Atom-2	Interatomic distance (Å)	Clash overlap (Å)
3:K:598:TYR:CE1	3:K:629:VAL:HG21	2.45	0.51
3:L:261:LEU:HB2	3:L:264:ASP:CG	2.31	0.51
3:L:584:GLN:HG3	3:L:585:GLU:N	2.26	0.51
3:L:754:TRP:CZ3	3:L:780:ARG:HA	2.46	0.51
1:A:76:PHE:O	1:A:247:THR:CA	2.56	0.51
1:A:304:GLN:HE21	1:C:30:LYS:HA	1.75	0.51
1:B:143:ARG:CZ	1:B:148:LEU:CB	2.81	0.51
1:B:326:THR:HA	1:B:329:SER:HB2	1.92	0.51
1:B:348:VAL:O	1:B:352:GLN:N	2.36	0.51
1:C:8:GLN:HG2	1:C:11:ARG:CZ	2.41	0.51
1:C:320:HIS:O	1:C:324:VAL:N	2.21	0.51
2:D:91:VAL:O	2:D:176:VAL:CB	2.59	0.51
2:D:141:GLN:O	2:D:144:ASP:HB3	2.11	0.51
2:D:237:GLN:CG	2:D:238:GLU:CB	2.86	0.51
2:D:248:THR:HG23	2:D:250:ASP:OD1	2.11	0.51
2:E:189:VAL:CG1	2:E:203:LEU:HD22	2.41	0.51
2:E:291:MET:O	3:J:195:LYS:HG3	2.11	0.51
2:F:60:THR:C	2:F:290:GLY:H	2.13	0.51
2:F:315:ARG:NH2	2:F:347:TRP:CH2	2.79	0.51
2:H:52:ILE:HG21	2:H:343:ILE:HD12	1.93	0.51
2:H:80:ASN:HB2	2:H:93:LEU:CD2	2.41	0.51
2:H:119:ALA:CA	2:H:153:ALA:HB1	2.40	0.51
3:J:218:GLN:C	3:J:232:ALA:O	2.48	0.51
3:J:686:ASP:OD2	3:J:690:LEU:N	2.44	0.51
3:J:688:ALA:HB3	3:J:690:LEU:HG	1.93	0.51
3:J:907:LEU:CD1	3:J:1018:ALA:HA	2.41	0.51
3:K:190:PRO:O	3:K:193:LEU:N	2.44	0.51
3:K:355:MET:O	3:K:359:LEU:N	2.43	0.51
3:K:367:ILE:HD11	3:K:496:MET:HB2	1.92	0.51
3:K:590:VAL:O	3:K:594:VAL:HG23	2.11	0.51
3:K:605:ASN:HD21	3:K:642:ASN:HA	1.76	0.51
3:L:38:ILE:HG21	3:L:671:ILE:CD1	2.22	0.51
3:L:524:THR:HG23	3:L:972:LEU:CD2	2.40	0.51
1:A:110:ALA:O	1:A:114:PHE:CD2	2.63	0.50
1:A:116:VAL:HG22	1:A:178:ALA:C	2.32	0.50
1:A:151:ILE:HG22	2:E:136:GLN:O	2.10	0.50
1:A:346:GLN:HG3	1:C:159:ALA:HB2	1.92	0.50
1:A:401:LYS:CB	1:A:407:LEU:HD13	2.39	0.50
1:B:362:TYR:CE2	1:B:369:ILE:HD13	2.46	0.50
1:B:398:LEU:HD12	1:B:398:LEU:N	2.25	0.50
1:C:7:TYR:HE2	1:C:11:ARG:HD3	1.71	0.50

Continued on next page...

Continued from previous page...

Atom-1	Atom-2	Interatomic distance (Å)	Clash overlap (Å)
1:C:82:ARG:HG2	1:C:239:GLN:CB	2.41	0.50
1:C:414:ALA:HA	1:C:417:ASN:OD1	2.10	0.50
2:D:59:ARG:HD2	2:D:292:PHE:CA	2.20	0.50
2:D:165:GLU:OE2	2:D:168:ARG:NH2	2.43	0.50
2:D:345:ASP:OD1	2:D:346:LYS:HG3	2.11	0.50
2:F:63:TYR:N	2:F:64:ARG:CB	2.72	0.50
2:F:93:LEU:H	2:F:176:VAL:HG21	1.76	0.50
2:G:53:THR:HG22	2:G:299:GLU:N	2.25	0.50
2:G:189:VAL:CG1	2:G:203:LEU:HD22	2.41	0.50
2:H:68:VAL:HB	2:H:204:ALA:H	1.75	0.50
2:H:176:VAL:HG23	2:H:176:VAL:O	2.12	0.50
2:H:226:LEU:CA	2:H:229:GLU:HB3	2.41	0.50
2:H:254:PHE:CD1	2:H:255:PRO:HD2	2.45	0.50
2:I:234:THR:CB	2:I:235:LEU:HA	2.40	0.50
2:I:347:TRP:HE1	3:K:230:LEU:HD21	1.76	0.50
3:J:101:ASP:O	3:J:105:VAL:HG23	2.10	0.50
3:J:185:ARG:HH11	3:J:772:TYR:CB	2.23	0.50
3:J:399:VAL:HA	3:J:402:ILE:HD12	1.93	0.50
3:J:618:ALA:HB3	3:J:619:GLY:C	2.32	0.50
3:K:47:ALA:HB2	3:K:127:VAL:HG13	1.93	0.50
3:K:105:VAL:HG13	3:K:106:GLN:N	2.27	0.50
3:L:193:LEU:HD12	3:L:193:LEU:N	2.26	0.50
3:L:317:PHE:CG	3:L:321:LEU:HD23	2.46	0.50
3:L:573:MET:HE1	3:L:668:LEU:HD21	1.93	0.50
3:L:664:PHE:CD2	3:L:717:ARG:HD3	2.46	0.50
1:A:75:ILE:HB	1:A:248:LEU:CG	2.38	0.50
1:A:182:LEU:CD2	1:A:193:LEU:HD11	2.41	0.50
1:B:42:LEU:HD12	1:B:69:LEU:HD11	1.93	0.50
1:B:130:LYS:HA	1:B:164:VAL:HG11	1.92	0.50
1:B:394:LEU:HB3	1:B:415:LEU:CD2	2.41	0.50
1:C:103:GLN:CD	1:C:402:SER:HA	2.32	0.50
1:C:134:TYR:HB2	1:C:161:TYR:HE1	1.73	0.50
1:C:402:SER:O	1:C:405:GLY:N	2.41	0.50
2:D:237:GLN:CG	2:D:238:GLU:CG	2.89	0.50
2:E:225:ARG:HG3	2:E:226:LEU:N	2.27	0.50
2:F:324:LEU:HD11	2:F:332:VAL:HG21	1.90	0.50
2:G:106:ASP:O	2:G:109:LYS:HB3	2.10	0.50
2:H:81:PHE:CD1	2:H:184:ILE:HD13	2.46	0.50
2:H:226:LEU:HA	2:H:229:GLU:CB	2.41	0.50
2:I:54:THR:N	2:I:299:GLU:HG2	2.27	0.50
2:I:232:ASN:HB3	2:I:233:GLY:CA	2.40	0.50

Continued on next page...

Continued from previous page...

Atom-1	Atom-2	Interatomic distance (Å)	Clash overlap (Å)
2:I:353:LEU:O	2:I:354:LYS:HD2	2.11	0.50
3:J:127:VAL:O	3:K:113:LEU:HD13	2.11	0.50
3:J:618:ALA:HB3	3:J:619:GLY:O	2.11	0.50
3:K:58:GLN:HE21	3:K:818:ARG:HD2	1.76	0.50
3:K:888:LEU:O	3:K:892:TYR:N	2.31	0.50
3:L:162:MET:HA	3:L:313:MET:HE2	1.92	0.50
1:B:8:GLN:HG2	1:B:11:ARG:CZ	2.41	0.50
1:C:61:ASN:HB2	1:C:262:SER:C	2.31	0.50
2:D:229:GLU:O	2:D:232:ASN:O	2.30	0.50
2:D:290:GLY:HA2	2:E:269:GLN:HE22	1.75	0.50
2:E:87:ILE:HG13	2:E:184:ILE:HB	1.93	0.50
2:E:339:ALA:HA	2:E:349:VAL:CG2	2.12	0.50
2:F:223:MET:O	2:F:227:LYS:CG	2.60	0.50
2:G:260:LEU:HD23	2:G:260:LEU:C	2.31	0.50
2:H:162:ALA:O	2:H:166:THR:N	2.35	0.50
2:H:167:ALA:O	2:H:170:ASN:N	2.44	0.50
2:H:209:LEU:HD22	2:H:289:PRO:HD3	1.94	0.50
2:H:210:ASP:HA	2:H:282:ASN:O	2.11	0.50
2:H:224:MET:CG	2:H:228:GLN:OE1	2.60	0.50
3:J:516:PHE:O	3:J:519:MET:HG2	2.11	0.50
3:J:912:ALA:HB2	3:J:1006:GLY:O	2.12	0.50
3:K:49:TYR:HE2	3:K:56:THR:HG21	1.74	0.50
3:L:456:MET:HA	3:L:459:PHE:CD2	2.46	0.50
3:L:488:LEU:O	3:L:491:ALA:N	2.41	0.50
3:L:605:ASN:ND2	3:L:642:ASN:HA	2.26	0.50
1:A:86:LEU:HD21	1:A:235:GLU:HB2	1.93	0.50
1:A:343:ALA:O	1:A:346:GLN:HB3	2.11	0.50
1:B:137:LEU:CD2	1:B:158:ARG:HA	2.39	0.50
1:B:156:ASN:HA	1:B:159:ALA:HB3	1.93	0.50
1:B:248:LEU:HD12	1:B:288:PHE:N	2.27	0.50
1:C:174:ASN:HA	1:C:177:ASN:CG	2.31	0.50
1:C:252:ALA:HA	1:C:283:LYS:O	2.11	0.50
1:C:344:TYR:O	1:C:348:VAL:HG23	2.11	0.50
1:C:394:LEU:HB3	1:C:415:LEU:CD2	2.41	0.50
2:D:191:GLU:HB2	2:E:64:ARG:CD	2.31	0.50
2:D:324:LEU:O	2:D:360:VAL:N	2.37	0.50
2:E:42:VAL:HG12	2:E:43:VAL:N	2.27	0.50
2:E:315:ARG:C	3:J:811:TYR:OH	2.50	0.50
2:F:53:THR:HG21	2:F:299:GLU:CB	2.39	0.50
2:F:55:GLU:CB	2:F:296:ARG:HB3	2.41	0.50
2:F:71:GLN:N	2:F:175:LYS:NZ	2.59	0.50

Continued on next page...

Continued from previous page...

Atom-1	Atom-2	Interatomic distance (Å)	Clash overlap (Å)
2:F:260:LEU:HD23	2:F:262:PHE:N	2.26	0.50
2:H:65:ILE:HG22	2:H:207:GLN:CD	2.32	0.50
2:H:98:PRO:O	2:H:102:GLN:N	2.25	0.50
2:H:132:LEU:O	2:H:135:THR:N	2.37	0.50
2:I:40:VAL:CG2	3:L:659:LYS:HZ1	2.15	0.50
2:I:189:VAL:CG1	2:I:203:LEU:HD22	2.41	0.50
3:K:459:PHE:HD2	3:K:467:TYR:CD2	2.29	0.50
3:L:122:VAL:O	3:L:126:GLY:N	2.44	0.50
3:L:516:PHE:CD1	3:L:519:MET:CE	2.95	0.50
3:L:981:ALA:O	3:L:985:GLY:N	2.41	0.50
1:A:43:GLY:HA2	1:B:292:ILE:CB	2.42	0.50
1:A:54:TYR:CZ	1:B:280:GLY:HA3	2.46	0.50
1:A:301:GLN:HA	1:A:304:GLN:CD	2.30	0.50
1:A:359:GLU:O	1:A:362:TYR:N	2.44	0.50
1:A:370:VAL:O	1:A:373:LEU:HB2	2.12	0.50
1:B:2:ASN:OD1	1:B:5:GLN:HB2	2.12	0.50
1:B:10:ALA:HB1	1:B:185:ILE:HG22	1.93	0.50
1:B:35:ARG:NH2	1:B:35:ARG:HB3	2.26	0.50
1:B:103:GLN:CD	1:B:402:SER:HA	2.32	0.50
1:C:7:TYR:HE2	1:C:11:ARG:HH11	1.59	0.50
1:C:87:GLN:HA	1:C:90:ALA:HB3	1.93	0.50
1:C:135:ARG:HB3	2:H:136:GLN:NE2	2.26	0.50
1:C:168:GLU:OE2	1:C:172:ARG:HG3	2.11	0.50
2:E:73:SER:OG	2:E:196:GLN:HA	2.11	0.50
2:G:309:PRO:O	2:G:313:VAL:HG23	2.12	0.50
2:H:224:MET:CB	2:H:228:GLN:OE1	2.59	0.50
2:H:337:ILE:CG2	2:H:353:LEU:HG	2.41	0.50
2:I:42:VAL:HG12	2:I:43:VAL:N	2.27	0.50
3:J:658:ILE:HG22	3:J:659:LYS:N	2.27	0.50
3:J:732:ASP:OD2	3:J:735:LYS:HB2	2.12	0.50
3:K:583:THR:HA	3:K:622:GLN:OE1	2.12	0.50
3:K:986:VAL:HG22	3:K:986:VAL:O	2.12	0.50
3:K:1024:VAL:O	3:K:1028:VAL:HG22	2.11	0.50
1:A:7:TYR:HE2	1:A:11:ARG:HD3	1.77	0.50
1:A:69:LEU:O	1:A:254:THR:N	2.38	0.50
1:A:113:TYR:HD2	1:A:114:PHE:CD2	2.30	0.50
1:A:186:THR:HG21	1:A:190:TYR:HE2	1.76	0.50
1:A:194:ALA:CB	1:A:419:LEU:HB3	2.41	0.50
1:B:17:LEU:O	1:B:20:SER:N	2.45	0.50
1:B:139:GLN:CB	2:F:136:GLN:HB2	2.41	0.50
1:B:237:ILE:O	1:B:241:GLN:N	2.45	0.50

Continued on next page...

Continued from previous page...

Atom-1	Atom-2	Interatomic distance (Å)	Clash overlap (Å)
1:B:252:ALA:HA	1:B:283:LYS:O	2.11	0.50
1:C:55:ARG:O	1:C:58:ASN:CB	2.59	0.50
1:C:150:ALA:HB1	2:I:136:GLN:O	2.12	0.50
1:C:237:ILE:O	1:C:241:GLN:N	2.45	0.50
1:C:237:ILE:HD11	1:C:309:PHE:HB3	1.94	0.50
2:D:101:TYR:HA	2:D:104:THR:HB	1.93	0.50
2:D:105:TYR:CA	2:D:167:ALA:HB1	2.36	0.50
2:D:312:GLY:HA3	2:D:359:VAL:CG1	2.42	0.50
2:F:368:ARG:O	2:F:371:VAL:HG23	2.12	0.50
2:G:249:SER:HB2	3:K:192:GLU:OE2	2.11	0.50
2:H:292:PHE:CD2	3:L:735:LYS:HG2	2.47	0.50
2:H:308:VAL:O	2:H:347:TRP:N	2.44	0.50
2:I:73:SER:OG	2:I:196:GLN:HA	2.11	0.50
2:I:225:ARG:HG3	2:I:226:LEU:N	2.27	0.50
3:J:72:ILE:HD11	3:J:110:LYS:CG	2.42	0.50
3:J:253:VAL:HG12	3:J:254:ASN:N	2.27	0.50
3:K:303:ALA:O	3:K:307:ARG:HG2	2.11	0.50
3:K:643:LYS:O	3:K:646:ALA:HB3	2.12	0.50
3:L:78:MET:N	3:L:820:ASN:OD1	2.37	0.50
3:L:420:MET:HA	3:L:425:LEU:H	1.76	0.50
3:L:639:GLY:O	3:L:643:LYS:NZ	2.38	0.50
3:L:937:LEU:HD13	3:L:1011:MET:SD	2.52	0.50
4:O:31:GLU:O	4:O:35:ILE:CG1	2.56	0.50
1:A:20:SER:OG	1:A:98:TYR:HD1	1.95	0.50
1:A:132:ALA:O	1:A:135:ARG:N	2.45	0.50
1:A:219:ARG:NH2	1:A:406:THR:HA	2.26	0.50
1:A:376:THR:O	1:A:380:TYR:HD2	1.94	0.50
1:A:382:ALA:HA	1:A:385:GLU:HB3	1.94	0.50
1:B:139:GLN:N	2:F:136:GLN:OE1	2.45	0.50
1:B:148:LEU:HD21	2:F:128:ARG:CD	2.40	0.50
1:B:414:ALA:HA	1:B:417:ASN:OD1	2.10	0.50
1:C:10:ALA:HB1	1:C:185:ILE:HG22	1.93	0.50
1:C:139:GLN:CG	2:H:136:GLN:HB2	2.42	0.50
2:D:41:GLY:H	2:D:362:SER:HG	1.52	0.50
2:D:88:GLU:OE1	2:D:181:SER:CB	2.60	0.50
2:D:198:GLY:HA3	2:I:196:GLN:HE21	1.77	0.50
2:E:94:TYR:OH	2:E:204:ALA:HB2	2.12	0.50
2:E:104:THR:O	2:E:107:SER:HB3	2.12	0.50
2:E:125:THR:HB	2:E:129:TYR:HE2	1.77	0.50
2:E:153:ALA:O	2:E:156:ALA:HB3	2.12	0.50
2:E:154:ASN:O	2:E:158:THR:N	2.37	0.50

Continued on next page...

Continued from previous page...

Atom-1	Atom-2	Interatomic distance (Å)	Clash overlap (Å)
2:F:64:ARG:CG	2:F:208:GLN:CD	2.79	0.50
2:F:76:ILE:HG13	2:F:189:VAL:CG2	2.42	0.50
2:F:318:ARG:HD2	3:J:270:LEU:CD1	2.42	0.50
2:G:40:VAL:HB	2:G:373:VAL:HG13	1.92	0.50
2:G:325:VAL:HG22	2:G:358:ARG:C	2.32	0.50
2:H:105:TYR:CA	2:H:167:ALA:HB1	2.39	0.50
2:H:216:VAL:O	2:H:275:THR:HA	2.10	0.50
2:I:40:VAL:HB	2:I:373:VAL:HG13	1.92	0.50
2:I:40:VAL:HG23	2:I:373:VAL:HG13	1.93	0.50
2:I:120:ASN:OD1	2:I:124:LEU:HD11	2.12	0.50
2:I:201:THR:HG23	2:I:201:THR:O	2.12	0.50
3:J:102:ILE:O	3:J:105:VAL:HB	2.11	0.50
3:J:410:ILE:HG21	3:J:977:MET:HB2	1.94	0.50
3:K:220:GLY:CA	3:K:231:ASN:HB2	2.42	0.50
3:L:361:ASN:O	3:L:365:THR:CB	2.59	0.50
3:L:933:THR:HG22	3:L:937:LEU:CD1	2.42	0.50
1:A:113:TYR:OH	1:A:194:ALA:O	2.19	0.50
1:A:123:LEU:HD13	1:A:172:ARG:HG2	1.93	0.50
1:A:158:ARG:HG3	1:B:346:GLN:NE2	2.27	0.50
1:A:164:VAL:O	1:A:167:ASN:HB2	2.12	0.50
1:A:226:ALA:O	1:A:230:GLN:N	2.33	0.50
1:A:228:LEU:O	1:A:231:ASP:HB3	2.12	0.50
1:A:251:THR:O	1:A:285:GLY:N	2.44	0.50
1:B:61:ASN:HB3	1:B:262:SER:OG	2.11	0.50
1:B:69:LEU:HD13	1:C:292:ILE:HD12	1.94	0.50
1:B:237:ILE:HD11	1:B:309:PHE:HB3	1.94	0.50
1:B:309:PHE:O	1:B:312:ALA:HB3	2.11	0.50
1:C:42:LEU:HD12	1:C:69:LEU:HD11	1.93	0.50
1:C:116:VAL:HG12	1:C:120:ILE:HD12	1.93	0.50
2:D:63:TYR:H	2:D:65:ILE:HG23	1.77	0.50
2:D:261:GLU:HG3	2:D:262:PHE:HD2	1.77	0.50
2:D:335:ARG:HH22	2:D:357:ASP:CG	2.15	0.50
2:F:64:ARG:HB3	2:F:208:GLN:CA	2.41	0.50
2:G:40:VAL:HG23	2:G:373:VAL:HG13	1.93	0.50
2:G:45:VAL:HG12	2:G:46:LYS:N	2.27	0.50
2:H:60:THR:HA	2:H:214:VAL:HA	1.94	0.50
2:H:234:THR:O	2:H:303:PRO:HD2	2.11	0.50
2:H:279:ILE:O	2:H:280:PHE:HD1	1.93	0.50
2:I:310:GLN:OE1	3:K:230:LEU:HD23	2.11	0.50
2:I:359:VAL:HB	2:I:361:ILE:HD11	1.94	0.50
3:J:180:SER:OG	3:J:273:GLU:N	2.45	0.50

Continued on next page...

Continued from previous page...

Atom-1	Atom-2	Interatomic distance (Å)	Clash overlap (Å)
3:J:999:ALA:O	3:J:1003:VAL:HG23	2.11	0.50
3:K:11:PHE:HB2	3:L:893:GLU:OE1	2.10	0.50
3:K:452:VAL:C	3:K:455:PRO:HD2	2.32	0.50
3:L:185:ARG:N	3:L:269:GLU:O	2.38	0.50
3:L:240:LEU:HB2	3:L:246:PHE:CE1	2.47	0.50
3:L:361:ASN:O	3:L:365:THR:OG1	2.21	0.50
3:L:694:LYS:O	3:L:698:ALA:N	2.35	0.50
1:A:164:VAL:O	1:A:167:ASN:N	2.45	0.50
1:A:350:SER:OG	1:A:351:ALA:N	2.45	0.50
1:A:398:LEU:HA	1:A:407:LEU:HD13	1.94	0.50
1:B:155:GLN:O	1:B:159:ALA:N	2.25	0.50
1:C:61:ASN:HB3	1:C:262:SER:OG	2.12	0.50
1:C:137:LEU:HD22	1:C:161:TYR:HB3	1.93	0.50
1:C:149:VAL:HB	1:C:153:ASP:HB2	1.94	0.50
1:C:248:LEU:HD12	1:C:288:PHE:N	2.27	0.50
1:C:303:LYS:HA	1:C:306:GLN:CB	2.40	0.50
1:C:334:ILE:O	1:C:338:ILE:HG13	2.12	0.50
1:C:408:ASN:OD1	1:C:411:ASP:N	2.34	0.50
2:D:40:VAL:HG22	2:D:363:GLY:HA3	1.94	0.50
2:D:51:GLN:OE1	2:D:300:GLY:HA2	2.10	0.50
2:D:82:LYS:HB2	2:D:85:SER:HB3	1.92	0.50
2:D:84:GLY:H	2:D:184:ILE:HG23	1.76	0.50
2:E:72:VAL:HG11	2:E:174:THR:HG22	1.94	0.50
2:E:129:TYR:CA	2:E:132:LEU:HD12	2.42	0.50
2:E:201:THR:O	2:E:201:THR:HG23	2.12	0.50
2:F:292:PHE:CE2	3:K:734:GLU:HG2	2.47	0.50
2:G:42:VAL:HG12	2:G:43:VAL:N	2.27	0.50
2:G:215:ASP:HA	2:G:276:LEU:O	2.12	0.50
2:G:359:VAL:HB	2:G:361:ILE:HD11	1.94	0.50
2:H:77:LEU:HB3	2:H:95:GLN:CB	2.33	0.50
2:I:44:THR:CG2	2:I:45:VAL:H	2.20	0.50
2:I:87:ILE:HG13	2:I:184:ILE:HB	1.93	0.50
2:I:153:ALA:O	2:I:156:ALA:HB3	2.12	0.50
2:I:271:THR:HG23	3:L:797:GLN:OE1	2.12	0.50
3:K:867:ARG:HE	3:K:868:LEU:CD1	2.25	0.50
3:L:2:PRO:HB3	3:L:435:MET:HE2	1.93	0.50
3:L:83:ASP:HA	3:L:815:ARG:HA	1.94	0.50
3:L:184:MET:N	3:L:770:LYS:O	2.45	0.50
3:L:427:PRO:HG2	3:L:497:LEU:C	2.31	0.50
3:L:933:THR:HG22	3:L:937:LEU:HD12	1.94	0.50
4:M:29:LEU:HA	4:M:32:VAL:HG23	1.94	0.50

Continued on next page...

Continued from previous page...

Atom-1	Atom-2	Interatomic distance (Å)	Clash overlap (Å)
1:A:133:ILE:HD12	1:A:164:VAL:HG22	1.94	0.49
1:A:138:ASP:O	1:A:141:THR:HB	2.11	0.49
1:B:24:ARG:HD3	1:B:98:TYR:HB3	1.91	0.49
1:B:92:GLY:O	1:B:96:VAL:HG23	2.11	0.49
1:B:126:THR:HG21	1:B:168:GLU:HA	1.94	0.49
1:B:229:SER:O	1:B:232:LEU:HB3	2.11	0.49
1:C:89:LYS:HD3	1:C:232:LEU:HA	1.94	0.49
2:D:42:VAL:CG1	2:D:358:ARG:HB3	2.42	0.49
2:D:43:VAL:HG23	2:D:361:ILE:CD1	2.42	0.49
2:D:92:SER:HA	2:D:176:VAL:O	2.06	0.49
2:D:264:ASP:OD2	2:I:186:LYS:HG3	2.12	0.49
2:D:289:PRO:O	2:E:267:VAL:HB	2.11	0.49
2:D:335:ARG:NH2	2:D:357:ASP:HB3	2.26	0.49
2:E:215:ASP:HA	2:E:276:LEU:O	2.12	0.49
2:E:318:ARG:HA	3:J:811:TYR:CD2	2.46	0.49
2:F:60:THR:HG22	2:F:291:MET:N	2.27	0.49
2:F:66:ALA:O	2:F:205:THR:HG23	2.12	0.49
2:F:234:THR:HB	2:F:235:LEU:CA	2.42	0.49
2:F:261:GLU:N	2:F:277:ARG:O	2.37	0.49
2:G:84:GLY:HA3	2:H:262:PHE:CD1	2.47	0.49
2:H:186:LYS:HG3	2:I:264:ASP:OD2	2.11	0.49
2:H:254:PHE:HE2	2:H:256:GLN:NE2	2.10	0.49
3:K:467:TYR:CE1	3:K:925:VAL:HG12	2.47	0.49
3:L:45:ILE:N	3:L:90:ILE:O	2.33	0.49
3:L:450:SER:O	3:L:454:VAL:HG23	2.12	0.49
3:L:527:TYR:CD2	3:L:528:THR:N	2.80	0.49
3:L:724:THR:HG23	3:L:814:PRO:HD3	1.94	0.49
1:A:371:ASP:HA	1:A:374:ASP:OD2	2.11	0.49
1:B:14:ASN:HD22	1:B:17:LEU:CB	2.26	0.49
1:B:46:ALA:HB3	1:C:288:PHE:CD2	2.47	0.49
1:B:118:ASN:O	1:B:122:VAL:N	2.45	0.49
1:B:137:LEU:HD13	1:B:158:ARG:N	2.26	0.49
1:B:149:VAL:HB	1:B:153:ASP:HB2	1.94	0.49
1:B:372:VAL:O	1:B:376:THR:OG1	2.30	0.49
1:B:379:LEU:HG	1:B:383:LYS:HD3	1.94	0.49
1:C:1:GLU:O	1:C:193:LEU:HA	2.12	0.49
1:C:156:ASN:HA	1:C:159:ALA:HB3	1.93	0.49
1:C:249:ASP:O	1:C:286:LEU:HA	2.12	0.49
1:C:294:GLN:OE1	1:C:298:VAL:HG23	2.12	0.49
1:C:358:MET:HG3	1:C:375:ALA:CB	2.42	0.49
2:D:63:TYR:CA	2:D:64:ARG:CB	2.87	0.49

Continued on next page...

Continued from previous page...

Atom-1	Atom-2	Interatomic distance (Å)	Clash overlap (Å)
2:D:124:LEU:HA	2:D:127:ASN:HB3	1.94	0.49
2:E:260:LEU:HD23	2:E:260:LEU:C	2.31	0.49
2:F:64:ARG:HB3	2:F:208:GLN:C	2.32	0.49
2:G:225:ARG:HG3	2:G:226:LEU:N	2.26	0.49
2:H:50:LEU:HD12	2:H:301:LEU:HD22	1.93	0.49
3:J:139:VAL:HB	3:J:326:PRO:HG2	1.94	0.49
3:J:679:GLY:O	3:J:862:MET:CE	2.60	0.49
3:K:151:GLN:OE1	3:K:279:ALA:HB3	2.11	0.49
3:L:252:LYS:HE3	3:L:260:VAL:HG21	1.94	0.49
4:N:29:LEU:HA	4:N:32:VAL:HG23	1.94	0.49
1:A:27:ALA:HB2	1:A:94:GLN:HG2	1.94	0.49
1:A:234:ARG:NH2	1:A:309:PHE:CZ	2.79	0.49
1:B:236:GLN:O	1:B:240:ALA:N	2.30	0.49
1:C:17:LEU:O	1:C:20:SER:N	2.45	0.49
1:C:118:ASN:HA	1:C:121:ASP:HB3	1.94	0.49
2:D:228:GLN:HE21	2:I:286:THR:HG22	1.77	0.49
2:E:45:VAL:HG12	2:E:47:THR:HG23	1.94	0.49
2:E:359:VAL:HB	2:E:361:ILE:HD11	1.94	0.49
2:F:70:PRO:HA	2:F:175:LYS:CE	2.42	0.49
2:F:217:THR:HG21	2:F:273:SER:HB3	1.93	0.49
2:F:262:PHE:HE1	2:F:264:ASP:OD1	1.95	0.49
2:F:342:ALA:HA	2:F:347:TRP:CZ3	2.47	0.49
2:G:168:ARG:O	2:G:172:ALA:N	2.42	0.49
2:H:61:SER:O	2:H:212:ILE:HG13	2.13	0.49
2:H:238:GLU:HB2	2:H:239:ASN:CG	2.32	0.49
2:H:316:THR:HA	2:H:318:ARG:N	2.27	0.49
2:I:56:LEU:HD11	2:I:216:VAL:CG1	2.37	0.49
2:I:125:THR:HB	2:I:129:TYR:HE2	1.77	0.49
2:I:261:GLU:HB3	2:I:277:ARG:O	2.12	0.49
2:I:315:ARG:HH22	2:I:339:ALA:HB3	1.70	0.49
3:J:76:MET:SD	3:J:864:TYR:CE2	3.05	0.49
3:J:459:PHE:HB2	3:J:464:GLY:HA2	1.93	0.49
3:J:683:GLU:O	3:J:857:TYR:HB2	2.11	0.49
3:J:931:LEU:O	3:J:935:ILE:N	2.34	0.49
3:K:1:MET:HB3	3:K:2:PRO:HD3	1.95	0.49
3:K:578:LEU:HB2	3:K:623:ASN:HB2	1.93	0.49
3:K:779:TYR:O	3:K:785:ASP:HB3	2.12	0.49
3:K:790:TYR:CE1	3:K:800:PRO:HB3	2.47	0.49
3:L:714:THR:HG23	3:L:832:ALA:CB	2.42	0.49
3:L:783:PRO:HA	3:L:786:ILE:HG12	1.94	0.49
4:N:25:LEU:O	4:N:29:LEU:N	2.22	0.49

Continued on next page...

Continued from previous page...

Atom-1	Atom-2	Interatomic distance (Å)	Clash overlap (Å)
1:A:334:ILE:HD11	1:A:393:TYR:CE1	2.48	0.49
1:A:368:THR:HG22	1:A:371:ASP:CG	2.33	0.49
1:B:1:GLU:O	1:B:193:LEU:HA	2.12	0.49
1:B:101:ASP:O	1:B:104:THR:HB	2.13	0.49
1:B:139:GLN:CG	2:F:137:TYR:CG	2.94	0.49
1:C:2:ASN:OD1	1:C:5:GLN:HB2	2.12	0.49
1:C:114:PHE:O	1:C:117:LEU:HB2	2.12	0.49
2:D:62:ALA:H	2:D:65:ILE:HG22	1.77	0.49
2:D:237:GLN:CG	2:D:238:GLU:HG3	2.42	0.49
2:E:120:ASN:OD1	2:E:124:LEU:HD11	2.12	0.49
2:E:261:GLU:HB3	2:E:277:ARG:O	2.12	0.49
2:E:291:MET:HE2	2:F:224:MET:CE	2.42	0.49
2:F:234:THR:N	2:F:235:LEU:CA	2.75	0.49
2:G:368:ARG:HB3	2:G:369:PRO:HD2	1.92	0.49
2:H:241:LYS:HG2	2:H:259:THR:HG23	1.93	0.49
2:I:215:ASP:HA	2:I:276:LEU:O	2.12	0.49
2:I:260:LEU:C	2:I:260:LEU:HD23	2.31	0.49
3:J:307:ARG:NH2	3:J:328:ASP:OD2	2.44	0.49
3:J:577:GLN:O	3:J:661:ALA:HA	2.13	0.49
3:K:144:ASN:HA	3:K:320:GLY:O	2.13	0.49
3:K:151:GLN:HB2	3:K:286:ALA:O	2.13	0.49
3:K:572:PHE:CD2	3:K:644:VAL:HG13	2.47	0.49
3:K:692:HIS:O	3:K:695:LEU:HB3	2.11	0.49
3:K:1013:THR:HB	3:K:1017:LEU:HD12	1.94	0.49
3:L:81:ASN:HA	3:L:817:GLU:HA	1.95	0.49
3:L:446:ALA:HA	3:L:478:MET:CE	2.41	0.49
3:L:791:VAL:N	3:L:799:VAL:O	2.45	0.49
1:A:280:GLY:CA	1:C:54:TYR:HH	2.24	0.49
1:A:370:VAL:CG2	2:D:136:GLN:HB3	2.43	0.49
1:A:393:TYR:O	1:A:397:GLN:HG3	2.13	0.49
1:B:89:LYS:HD3	1:B:232:LEU:HA	1.94	0.49
2:E:40:VAL:HG23	2:E:373:VAL:HG13	1.93	0.49
2:E:48:GLU:HA	2:E:304:ASN:CB	2.42	0.49
2:E:57:PRO:HA	2:E:294:ARG:CA	2.33	0.49
2:E:244:VAL:HG22	2:E:297:LEU:CD1	2.43	0.49
2:G:47:THR:HG21	2:G:306:ILE:CG1	2.36	0.49
2:H:221:ASN:OD1	2:H:222:ASP:N	2.46	0.49
2:H:318:ARG:HH22	3:K:765:ARG:HH11	1.61	0.49
3:J:218:GLN:HA	3:J:233:SER:CA	2.42	0.49
3:J:219:LEU:HD21	3:K:783:PRO:CG	2.38	0.49
3:J:783:PRO:HG3	3:L:219:LEU:HD11	1.94	0.49

Continued on next page...

Continued from previous page...

Atom-1	Atom-2	Interatomic distance (Å)	Clash overlap (Å)
3:J:819:TYR:CE2	3:J:820:ASN:ND2	2.80	0.49
3:K:703:LEU:HA	3:K:706:ALA:HB3	1.93	0.49
3:K:801:PHE:O	3:K:805:SER:OG	2.30	0.49
3:K:935:ILE:O	3:K:938:SER:OG	2.19	0.49
3:L:213:GLN:HE22	3:L:238:THR:HG22	1.78	0.49
3:L:394:THR:O	3:L:398:MET:N	2.38	0.49
3:L:600:THR:OG1	3:L:601:LYS:N	2.45	0.49
3:L:753:ALA:HB1	3:L:789:TRP:CZ2	2.48	0.49
3:L:917:THR:O	3:L:920:GLY:N	2.46	0.49
3:L:926:TYR:CE2	3:L:999:ALA:HB1	2.48	0.49
4:N:9:VAL:HG23	4:N:10:PHE:N	2.28	0.49
1:A:7:TYR:CE2	1:A:11:ARG:HB2	2.47	0.49
1:A:93:ILE:O	1:A:96:VAL:N	2.44	0.49
1:A:118:ASN:O	1:A:121:ASP:HB3	2.11	0.49
1:A:157:ALA:HA	1:A:160:GLN:OE1	2.12	0.49
1:A:213:LEU:HB2	1:A:327:VAL:HG11	1.94	0.49
1:A:251:THR:HG23	1:A:286:LEU:C	2.33	0.49
1:A:303:LYS:HA	1:A:306:GLN:OE1	2.12	0.49
1:B:73:GLN:O	1:B:249:ASP:HB3	2.12	0.49
1:B:103:GLN:HE21	1:B:407:LEU:HB3	1.76	0.49
1:B:116:VAL:HG12	1:B:120:ILE:HD12	1.93	0.49
1:B:146:VAL:O	1:B:146:VAL:HG12	2.11	0.49
1:B:290:LEU:HD12	1:B:291:PRO:CD	2.43	0.49
1:B:302:VAL:HG12	1:B:306:GLN:HG3	1.95	0.49
1:C:4:MET:HE1	1:C:413:LEU:CA	2.42	0.49
1:C:14:ASN:HD22	1:C:17:LEU:CB	2.25	0.49
1:C:126:THR:HG21	1:C:168:GLU:HA	1.94	0.49
1:C:372:VAL:O	1:C:376:THR:OG1	2.30	0.49
2:D:60:THR:HG22	2:D:291:MET:HG3	1.92	0.49
2:D:62:ALA:HB1	2:D:64:ARG:O	2.12	0.49
2:D:209:LEU:CD2	2:D:285:HIS:CD2	2.95	0.49
2:D:237:GLN:CB	2:D:238:GLU:CG	2.86	0.49
2:E:309:PRO:O	2:E:313:VAL:HG23	2.12	0.49
2:E:326:VAL:HG22	2:E:330:ASP:HA	1.92	0.49
2:F:238:GLU:CA	2:F:239:ASN:HB2	2.42	0.49
2:G:120:ASN:OD1	2:G:124:LEU:HD11	2.12	0.49
2:G:125:THR:HB	2:G:129:TYR:HE2	1.77	0.49
2:G:153:ALA:O	2:G:156:ALA:HB3	2.12	0.49
2:H:114:LYS:HA	2:I:152:GLN:CB	2.43	0.49
2:H:126:VAL:CG2	2:H:147:LEU:HA	2.42	0.49
2:I:216:VAL:O	2:I:276:LEU:N	2.41	0.49

Continued on next page...

Continued from previous page...

Atom-1	Atom-2	Interatomic distance (Å)	Clash overlap (Å)
2:I:323:VAL:HG11	2:I:325:VAL:HG23	1.92	0.49
2:I:337:ILE:CG2	2:I:352:GLY:HA3	2.34	0.49
3:J:777:ALA:HA	3:J:780:ARG:HG2	1.94	0.49
3:J:905:VAL:O	3:J:909:VAL:HG23	2.12	0.49
3:K:220:GLY:O	3:K:231:ASN:CG	2.50	0.49
3:K:223:PRO:HB3	3:L:275:TYR:CD2	2.48	0.49
3:L:136:PHE:CD1	3:L:291:ILE:N	2.81	0.49
3:L:144:ASN:HD21	3:L:148:THR:HG1	1.55	0.49
3:L:335:ILE:O	3:L:339:GLU:HG2	2.12	0.49
3:L:351:VAL:O	3:L:354:VAL:HB	2.12	0.49
3:L:364:ALA:CB	3:L:497:LEU:CD2	2.90	0.49
3:L:534:ILE:CG2	3:L:541:TYR:CE2	2.91	0.49
3:L:714:THR:HG23	3:L:832:ALA:HB2	1.94	0.49
4:O:29:LEU:HA	4:O:32:VAL:HG23	1.94	0.49
1:A:212:LEU:O	1:A:215:GLU:HB3	2.12	0.49
1:B:7:TYR:OH	1:B:409:GLU:HG2	2.13	0.49
1:B:97:THR:O	1:B:100:THR:HB	2.13	0.49
1:B:114:PHE:O	1:B:117:LEU:HB2	2.12	0.49
1:B:344:TYR:O	1:B:348:VAL:HG23	2.11	0.49
1:B:358:MET:HG3	1:B:375:ALA:CB	2.42	0.49
1:B:376:THR:O	1:B:380:TYR:CD2	2.66	0.49
1:C:7:TYR:OH	1:C:409:GLU:HG2	2.13	0.49
1:C:103:GLN:HE21	1:C:407:LEU:HB3	1.76	0.49
1:C:237:ILE:HG12	1:C:306:GLN:N	2.27	0.49
1:C:290:LEU:HD12	1:C:291:PRO:CD	2.43	0.49
2:D:42:VAL:O	2:D:377:GLU:HA	2.13	0.49
2:D:69:ARG:HB3	2:I:194:LEU:HD23	1.94	0.49
2:G:91:VAL:O	2:G:178:SER:N	2.46	0.49
2:G:201:THR:HG23	2:G:201:THR:O	2.12	0.49
2:G:340:SER:HG	2:G:350:THR:HG23	1.78	0.49
2:H:288:MET:O	2:I:267:VAL:HG23	2.12	0.49
2:H:306:ILE:HB	2:H:349:VAL:O	2.13	0.49
2:I:72:VAL:HG11	2:I:174:THR:HG22	1.94	0.49
2:I:93:LEU:N	2:I:176:VAL:O	2.46	0.49
2:I:332:VAL:HG11	2:I:367:VAL:CG1	2.43	0.49
2:I:374:LYS:N	2:I:374:LYS:HD2	2.28	0.49
3:J:190:PRO:O	3:J:193:LEU:HB2	2.12	0.49
3:J:279:ALA:HA	3:J:611:ALA:O	2.12	0.49
3:J:429:GLU:HA	3:J:432:ARG:HH11	1.77	0.49
3:K:72:ILE:HG22	3:K:73:ASP:N	2.28	0.49
3:L:698:ALA:O	3:L:701:GLN:HB3	2.13	0.49

Continued on next page...

Continued from previous page...

Atom-1	Atom-2	Interatomic distance (Å)	Clash overlap (Å)
1:A:128:ALA:O	1:A:131:GLU:HB2	2.12	0.49
1:B:13:SER:OG	1:B:186:THR:O	2.28	0.49
1:B:63:ASN:HB2	1:B:260:SER:HG	1.75	0.49
1:B:87:GLN:HA	1:B:90:ALA:HB3	1.93	0.49
1:B:201:PHE:CZ	1:B:341:ILE:HD13	2.47	0.49
1:B:237:ILE:HG12	1:B:306:GLN:N	2.27	0.49
1:B:334:ILE:CA	1:B:337:SER:HB3	2.43	0.49
1:C:174:ASN:CA	1:C:177:ASN:HB2	2.35	0.49
2:D:126:VAL:CG2	2:D:147:LEU:HA	2.41	0.49
2:E:81:PHE:CE1	2:E:184:ILE:HD13	2.48	0.49
2:E:165:GLU:HB2	2:E:168:ARG:NH2	2.28	0.49
2:F:43:VAL:H	2:F:361:ILE:HD11	1.78	0.49
2:G:234:THR:OG1	2:G:235:LEU:O	2.26	0.49
2:G:374:LYS:N	2:G:374:LYS:HD2	2.28	0.49
2:H:68:VAL:O	2:H:203:LEU:N	2.43	0.49
2:H:117:ALA:HB3	2:I:152:GLN:HB3	1.95	0.49
2:H:213:TYR:HE1	2:H:279:ILE:HB	1.78	0.49
2:H:237:GLN:OE1	2:H:238:GLU:HA	2.13	0.49
2:H:238:GLU:HB2	2:H:239:ASN:ND2	2.28	0.49
2:I:315:ARG:NE	3:L:809:TRP:CD1	2.81	0.49
2:I:325:VAL:HG22	2:I:358:ARG:C	2.32	0.49
3:J:113:LEU:HD12	3:J:113:LEU:N	2.28	0.49
3:J:155:SER:HB3	3:J:180:SER:H	1.77	0.49
3:J:679:GLY:HA3	3:J:830:GLN:HB3	1.93	0.49
3:K:764:ASP:N	3:K:767:ARG:O	2.43	0.49
3:L:469:GLN:O	3:L:472:ILE:HG22	2.13	0.49
3:L:926:TYR:CZ	3:L:999:ALA:HB1	2.47	0.49
1:B:74:SER:HB2	1:B:80:LYS:HZ2	1.78	0.49
1:B:137:LEU:HD22	1:B:161:TYR:HB3	1.93	0.49
1:B:249:ASP:O	1:B:286:LEU:HA	2.13	0.49
1:B:402:SER:O	1:B:405:GLY:N	2.41	0.49
1:C:182:LEU:C	1:C:186:THR:HG1	2.13	0.49
1:C:375:ALA:O	1:C:379:LEU:N	2.39	0.49
2:D:105:TYR:CE1	2:D:168:ARG:HB2	2.48	0.49
2:D:112:LEU:HA	2:D:160:ALA:CB	2.43	0.49
2:D:332:VAL:HG21	2:D:367:VAL:CG1	2.43	0.49
2:E:234:THR:OG1	2:E:235:LEU:O	2.26	0.49
2:E:332:VAL:HG11	2:E:367:VAL:CG1	2.43	0.49
2:E:366:LYS:HD2	3:J:659:LYS:HG2	1.95	0.49
2:F:50:LEU:CD1	2:F:301:LEU:HD22	2.43	0.49
2:F:110:GLY:O	2:F:114:LYS:N	2.38	0.49

Continued on next page...

Continued from previous page...

Atom-1	Atom-2	Interatomic distance (Å)	Clash overlap (Å)
2:G:94:TYR:OH	2:G:204:ALA:HB2	2.12	0.49
2:G:104:THR:O	2:G:107:SER:HB3	2.12	0.49
2:H:133:LEU:HD23	2:H:138:ILE:CG1	2.25	0.49
2:I:104:THR:O	2:I:107:SER:HB3	2.12	0.49
2:I:234:THR:OG1	2:I:235:LEU:O	2.26	0.49
2:I:309:PRO:O	2:I:313:VAL:HG23	2.12	0.49
3:J:190:PRO:HA	3:J:193:LEU:HD12	1.94	0.49
3:K:145:THR:N	3:K:320:GLY:O	2.35	0.49
3:K:897:ILE:O	3:K:900:SER:N	2.45	0.49
3:K:907:LEU:CD2	3:K:1018:ALA:HA	2.43	0.49
3:L:115:MET:N	3:L:116:PRO:HD2	2.27	0.49
3:L:249:ILE:HG22	3:L:250:LEU:N	2.27	0.49
3:L:364:ALA:HB2	3:L:497:LEU:HD23	1.95	0.49
3:L:453:PHE:HE1	3:L:932:LEU:CB	2.26	0.49
3:L:727:PHE:HB2	3:L:809:TRP:CZ3	2.48	0.49
1:A:134:TYR:HA	1:A:161:TYR:CD1	2.48	0.49
1:A:146:VAL:HG22	2:D:131:LYS:HD3	1.93	0.49
1:B:172:ARG:HG2	1:B:427:PRO:HB3	1.95	0.49
1:B:294:GLN:OE1	1:B:298:VAL:HG23	2.12	0.49
1:B:334:ILE:O	1:B:338:ILE:HG13	2.12	0.49
1:C:62:SER:HB2	1:C:260:SER:O	2.13	0.49
1:C:155:GLN:O	1:C:159:ALA:N	2.25	0.49
1:C:201:PHE:CZ	1:C:341:ILE:HD13	2.48	0.49
1:C:288:PHE:CZ	1:C:290:LEU:HB2	2.48	0.49
2:D:41:GLY:H	2:D:362:SER:CB	2.22	0.49
2:D:59:ARG:NH2	2:E:269:GLN:OE1	2.46	0.49
2:D:138:ILE:CG2	2:D:139:SER:N	2.73	0.49
2:D:215:ASP:OD1	2:D:277:ARG:NH1	2.45	0.49
2:D:229:GLU:OE2	2:D:234:THR:HG23	2.13	0.49
2:E:42:VAL:HG13	2:E:359:VAL:C	2.33	0.49
2:E:54:THR:N	2:E:299:GLU:HG2	2.27	0.49
2:E:325:VAL:HG22	2:E:358:ARG:C	2.32	0.49
2:E:340:SER:HB2	2:E:348:LEU:O	2.13	0.49
2:F:60:THR:HG23	2:F:289:PRO:CA	2.37	0.49
2:G:54:THR:N	2:G:299:GLU:HG2	2.27	0.49
2:G:87:ILE:HG13	2:G:184:ILE:HB	1.93	0.49
2:G:244:VAL:HG22	2:G:297:LEU:CD1	2.43	0.49
2:G:261:GLU:HB3	2:G:277:ARG:O	2.12	0.49
3:J:303:ALA:O	3:J:306:ILE:N	2.42	0.49
3:J:409:ALA:O	3:J:413:VAL:HG23	2.13	0.49
3:J:563:PHE:O	3:J:925:VAL:HG23	2.13	0.49

Continued on next page...

Continued from previous page...

Atom-1	Atom-2	Interatomic distance (Å)	Clash overlap (Å)
3:J:735:LYS:O	3:J:739:LEU:N	2.45	0.49
3:J:903:LEU:HD12	3:J:1025:PHE:CG	2.48	0.49
3:L:303:ALA:HA	3:L:306:ILE:HD12	1.94	0.49
3:L:431:THR:O	3:L:435:MET:HG2	2.13	0.49
1:A:235:GLU:O	1:A:239:GLN:N	2.46	0.48
1:B:57:ALA:HB2	1:C:279:MET:HG3	1.95	0.48
1:B:174:ASN:CA	1:B:177:ASN:HB2	2.35	0.48
1:C:213:LEU:HG	1:C:327:VAL:HG21	1.95	0.48
1:C:214:LYS:O	1:C:217:GLU:HB2	2.13	0.48
2:D:79:ARG:HG3	2:D:81:PHE:CE2	2.49	0.48
2:D:81:PHE:CA	2:D:93:LEU:HD13	2.43	0.48
2:D:250:ASP:OD1	2:D:252:ILE:HB	2.13	0.48
2:D:317:PRO:HB3	3:L:153:ASP:OD1	2.13	0.48
2:E:44:THR:HG22	2:E:45:VAL:N	2.28	0.48
2:F:266:THR:O	2:F:274:ILE:CD1	2.59	0.48
2:G:45:VAL:HG12	2:G:47:THR:HG23	1.95	0.48
2:G:57:PRO:HG2	3:K:194:ASN:HD22	1.77	0.48
2:G:96:ILE:CG2	2:G:174:THR:HG22	2.43	0.48
3:J:900:SER:HB2	3:J:1026:PHE:N	2.28	0.48
3:K:126:GLY:HA3	3:L:116:PRO:HB3	1.95	0.48
3:K:256:ASP:OD1	3:K:256:ASP:C	2.51	0.48
3:K:259:ARG:HD2	3:L:734:GLU:OE1	2.12	0.48
3:K:336:SER:O	3:K:340:VAL:HG23	2.13	0.48
3:K:441:ALA:HB1	3:K:944:LEU:CD2	2.43	0.48
3:K:775:SER:OG	3:K:779:TYR:HB2	2.13	0.48
3:K:827:ILE:O	3:K:828:LEU:HD23	2.12	0.48
4:M:25:LEU:O	4:M:29:LEU:HG	2.13	0.48
1:A:75:ILE:HG12	1:A:249:ASP:HA	1.88	0.48
1:A:302:VAL:HG12	1:A:306:GLN:CG	2.43	0.48
1:B:7:TYR:HE2	1:B:11:ARG:HH11	1.59	0.48
1:B:213:LEU:O	1:B:217:GLU:HG3	2.14	0.48
1:B:408:ASN:OD1	1:B:411:ASP:N	2.34	0.48
1:C:123:LEU:O	1:C:127:GLN:HG3	2.13	0.48
2:E:186:LYS:NZ	2:F:277:ARG:NE	2.62	0.48
2:E:288:MET:CE	2:F:265:VAL:HB	2.41	0.48
2:G:56:LEU:N	2:G:295:ALA:O	2.42	0.48
2:G:154:ASN:O	2:G:158:THR:N	2.37	0.48
2:H:194:LEU:HD23	2:I:69:ARG:HD2	1.94	0.48
2:I:94:TYR:OH	2:I:204:ALA:HB2	2.12	0.48
2:I:244:VAL:HG22	2:I:297:LEU:CD1	2.43	0.48
3:J:138:MET:HB2	3:J:327:TYR:O	2.13	0.48

Continued on next page...

Continued from previous page...

Atom-1	Atom-2	Interatomic distance (Å)	Clash overlap (Å)
3:J:278:ILE:O	3:J:612:VAL:HA	2.14	0.48
3:K:144:ASN:OD1	3:K:320:GLY:HA3	2.13	0.48
3:K:722:GLU:O	3:K:814:PRO:HD2	2.12	0.48
3:K:975:ILE:HD13	3:K:1019:ILE:CG2	2.43	0.48
3:L:78:MET:HB3	3:L:820:ASN:HA	1.95	0.48
3:L:551:GLY:O	3:L:554:TYR:HB3	2.13	0.48
3:L:924:ASP:H	3:L:927:PHE:HB3	1.78	0.48
3:L:942:ALA:O	3:L:945:ILE:N	2.46	0.48
1:A:36:SER:OG	1:B:295:GLY:HA3	2.14	0.48
1:A:96:VAL:CG1	1:A:225:GLN:HB2	2.42	0.48
1:B:346:GLN:O	1:B:349:VAL:HB	2.13	0.48
1:B:375:ALA:O	1:B:379:LEU:N	2.39	0.48
1:C:183:ARG:HA	1:C:187:GLY:H	1.78	0.48
1:C:379:LEU:HG	1:C:383:LYS:HD3	1.94	0.48
2:D:90:GLY:N	2:D:177:THR:OG1	2.46	0.48
2:D:221:ASN:OD1	2:D:221:ASN:N	2.46	0.48
2:E:130:GLN:HA	2:E:133:LEU:CD2	2.43	0.48
2:F:92:SER:CB	2:F:176:VAL:O	2.59	0.48
2:F:119:ALA:HB2	2:F:153:ALA:HB1	1.95	0.48
2:F:261:GLU:CG	2:F:262:PHE:HD2	2.26	0.48
2:G:42:VAL:HG13	2:G:359:VAL:C	2.33	0.48
2:G:188:ASN:HD22	2:G:202:ALA:C	2.05	0.48
2:H:162:ALA:O	2:H:165:GLU:N	2.46	0.48
2:H:243:LYS:HD2	2:H:257:ASP:OD2	2.14	0.48
3:J:356:TYR:O	3:J:360:GLN:N	2.42	0.48
3:J:473:THR:O	3:J:476:SER:HB2	2.12	0.48
3:J:555:LEU:O	3:J:559:LEU:N	2.43	0.48
3:K:203:VAL:HG13	3:K:262:LEU:CD1	2.44	0.48
3:K:362:PHE:O	3:K:366:LEU:HG	2.13	0.48
3:K:605:ASN:ND2	3:K:642:ASN:HA	2.28	0.48
3:L:366:LEU:HA	3:L:369:THR:HB	1.96	0.48
3:L:881:LEU:HD21	3:L:905:VAL:HG11	1.95	0.48
1:A:302:VAL:HG12	1:A:306:GLN:HG3	1.95	0.48
1:B:86:LEU:HD11	1:B:239:GLN:CD	2.34	0.48
1:C:17:LEU:O	1:C:20:SER:HB3	2.14	0.48
1:C:103:GLN:CA	1:C:106:ILE:HB	2.41	0.48
2:D:55:GLU:HA	2:D:296:ARG:CB	2.43	0.48
2:E:52:ILE:CG1	2:E:235:LEU:HD21	2.43	0.48
2:E:228:GLN:O	2:E:232:ASN:HB2	2.13	0.48
2:E:234:THR:CB	2:E:235:LEU:HA	2.40	0.48
2:E:246:LEU:HD23	2:E:295:ALA:HA	1.96	0.48

Continued on next page...

Continued from previous page...

Atom-1	Atom-2	Interatomic distance (Å)	Clash overlap (Å)
2:F:170:ASN:O	2:F:173:TYR:HB3	2.12	0.48
2:F:260:LEU:HD11	2:F:276:LEU:CD1	2.43	0.48
2:F:291:MET:HE3	2:G:267:VAL:HG21	1.95	0.48
2:H:48:GLU:HB2	2:H:307:LEU:CD1	2.27	0.48
2:H:95:GLN:HG3	2:H:96:ILE:O	2.13	0.48
2:H:117:ALA:O	2:H:121:ILE:HD12	2.13	0.48
2:H:178:SER:O	2:H:180:ILE:HG13	2.13	0.48
2:I:165:GLU:HB2	2:I:168:ARG:NH2	2.28	0.48
3:J:8:ARG:HB3	3:J:11:PHE:HB3	1.95	0.48
3:J:479:ALA:O	3:J:483:LEU:HD13	2.12	0.48
3:J:779:TYR:O	3:J:785:ASP:CB	2.60	0.48
3:J:888:LEU:O	3:J:892:TYR:N	2.29	0.48
3:K:368:PRO:O	3:K:371:ALA:N	2.46	0.48
3:K:454:VAL:N	3:K:455:PRO:CD	2.76	0.48
3:L:121:GLU:OE1	3:L:121:GLU:N	2.44	0.48
1:A:209:VAL:HG21	1:A:328:ARG:HG3	1.94	0.48
1:B:33:GLU:HB2	1:C:304:GLN:HE22	1.79	0.48
1:B:62:SER:HB2	1:B:260:SER:O	2.13	0.48
1:B:123:LEU:O	1:B:127:GLN:HG3	2.13	0.48
1:B:125:TYR:HB2	1:B:384:GLN:NE2	2.29	0.48
1:B:183:ARG:HG3	1:B:188:ASN:N	2.29	0.48
1:B:375:ALA:HA	1:B:378:THR:CB	2.44	0.48
1:C:358:MET:HG3	1:C:375:ALA:HB3	1.95	0.48
2:D:265:VAL:HA	2:I:288:MET:HE1	1.95	0.48
2:F:260:LEU:HD23	2:F:260:LEU:C	2.34	0.48
2:G:52:ILE:CG1	2:G:235:LEU:HD21	2.43	0.48
2:G:228:GLN:O	2:G:232:ASN:HB2	2.14	0.48
2:G:246:LEU:HD23	2:G:295:ALA:HA	1.96	0.48
2:G:323:VAL:HG11	2:G:325:VAL:HG23	1.91	0.48
2:H:246:LEU:HD23	2:H:295:ALA:HB2	1.94	0.48
2:H:288:MET:HB2	2:H:291:MET:CE	2.43	0.48
2:H:345:ASP:OD1	2:H:346:LYS:HG3	2.13	0.48
2:I:45:VAL:CB	2:I:357:ASP:N	2.71	0.48
2:I:52:ILE:C	2:I:299:GLU:HB2	2.34	0.48
2:I:246:LEU:HD23	2:I:295:ALA:HA	1.96	0.48
3:J:587:THR:HG21	3:J:613:ASN:OD1	2.13	0.48
3:J:960:LEU:HD13	3:J:1030:ARG:HG2	1.96	0.48
3:K:455:PRO:O	3:K:876:LEU:HD21	2.13	0.48
3:L:34:GLN:CB	3:L:333:VAL:CG2	2.90	0.48
3:L:181:GLN:O	3:L:273:GLU:HG3	2.13	0.48
3:L:367:ILE:O	3:L:370:ILE:HB	2.13	0.48

Continued on next page...

Continued from previous page...

Atom-1	Atom-2	Interatomic distance (Å)	Clash overlap (Å)
3:L:370:ILE:HD13	3:L:492:LEU:HD11	1.96	0.48
3:L:411:VAL:O	3:L:415:ASN:HB2	2.13	0.48
3:L:596:HIS:O	3:L:600:THR:HG23	2.13	0.48
1:A:7:TYR:OH	1:A:11:ARG:HD3	2.13	0.48
1:A:19:LYS:HB2	1:B:314:GLU:CB	2.43	0.48
1:A:87:GLN:OE1	1:A:90:ALA:HB3	2.14	0.48
1:B:75:ILE:HB	1:B:248:LEU:C	2.34	0.48
1:B:213:LEU:HG	1:B:327:VAL:HG21	1.95	0.48
1:B:334:ILE:HG23	1:B:335:ASN:N	2.29	0.48
1:C:73:GLN:O	1:C:249:ASP:HB3	2.12	0.48
1:C:97:THR:O	1:C:100:THR:HB	2.13	0.48
1:C:113:TYR:CZ	1:C:419:LEU:HD13	2.49	0.48
2:D:55:GLU:OE2	2:D:247:ILE:HD13	2.13	0.48
2:D:337:ILE:CG2	2:D:353:LEU:HG	2.42	0.48
2:E:337:ILE:HD13	2:E:353:LEU:HG	1.96	0.48
2:F:288:MET:HG2	2:G:265:VAL:HG13	1.94	0.48
2:G:160:ALA:O	2:G:163:ALA:HB3	2.14	0.48
2:G:165:GLU:HB2	2:G:168:ARG:NH2	2.28	0.48
2:G:247:ILE:HG22	2:G:253:LYS:HB3	1.95	0.48
2:G:337:ILE:HD13	2:G:353:LEU:HG	1.96	0.48
2:H:40:VAL:HG11	2:H:361:ILE:H	1.78	0.48
2:H:110:GLY:O	2:I:155:ALA:HB1	2.14	0.48
2:H:141:GLN:O	2:H:144:ASP:HB3	2.14	0.48
2:I:42:VAL:HG13	2:I:359:VAL:C	2.33	0.48
2:I:42:VAL:CG1	2:I:43:VAL:N	2.77	0.48
2:I:52:ILE:CG1	2:I:235:LEU:HD21	2.43	0.48
2:I:89:ALA:O	2:I:91:VAL:HG23	2.14	0.48
3:J:131:LYS:O	3:J:131:LYS:HG3	2.14	0.48
3:J:345:VAL:O	3:J:348:ILE:HB	2.13	0.48
3:J:552:MET:CE	3:J:906:PRO:HB3	2.42	0.48
3:J:608:SER:OG	3:J:630:SER:HB3	2.13	0.48
3:K:187:TRP:HA	3:K:774:MET:O	2.14	0.48
3:K:254:ASN:ND2	3:K:258:SER:O	2.43	0.48
3:K:588:GLN:HA	3:K:591:LEU:HD12	1.95	0.48
3:K:705:GLU:HB3	3:K:847:LEU:HD22	1.96	0.48
3:L:744:ASN:HA	3:L:747:ASN:ND2	2.29	0.48
3:L:919:ARG:HH12	3:L:1001:ASN:HB3	1.77	0.48
4:M:18:VAL:HA	4:M:21:ILE:CD1	2.42	0.48
1:A:126:THR:O	1:A:129:GLN:HB3	2.14	0.48
1:A:250:LEU:C	1:A:250:LEU:HD23	2.33	0.48
1:A:278:ASN:HB3	1:C:55:ARG:NH1	2.22	0.48

Continued on next page...

Continued from previous page...

Atom-1	Atom-2	Interatomic distance (Å)	Clash overlap (Å)
1:B:19:LYS:HZ3	1:C:311:GLY:C	2.17	0.48
1:B:49:THR:C	1:B:64:ALA:HB3	2.34	0.48
1:B:113:TYR:CZ	1:B:419:LEU:HD13	2.49	0.48
1:B:214:LYS:O	1:B:217:GLU:HB2	2.13	0.48
1:C:75:ILE:HB	1:C:248:LEU:C	2.34	0.48
1:C:376:THR:O	1:C:380:TYR:CD2	2.66	0.48
2:D:62:ALA:CA	2:D:65:ILE:HG22	2.43	0.48
2:E:56:LEU:N	2:E:295:ALA:O	2.42	0.48
2:E:337:ILE:CG2	2:E:352:GLY:HA3	2.34	0.48
2:F:146:ALA:O	2:F:149:ASP:N	2.47	0.48
2:F:222:ASP:O	2:F:226:LEU:HB2	2.14	0.48
2:F:226:LEU:HD23	2:F:299:GLU:OE2	2.13	0.48
2:F:227:LYS:O	2:F:230:LEU:CB	2.62	0.48
2:G:45:VAL:HG23	2:G:357:ASP:C	2.34	0.48
2:G:81:PHE:CE1	2:G:184:ILE:HD13	2.48	0.48
2:G:244:VAL:HG12	2:G:245:SER:O	2.14	0.48
2:G:340:SER:HB2	2:G:348:LEU:O	2.13	0.48
2:H:103:ALA:O	2:H:106:ASP:HB2	2.14	0.48
2:I:129:TYR:CA	2:I:132:LEU:HB2	2.38	0.48
2:I:160:ALA:O	2:I:163:ALA:HB3	2.14	0.48
2:I:282:ASN:HD22	2:I:287:MET:HB2	1.78	0.48
3:J:755:GLY:CA	3:L:217:GLY:HA3	2.43	0.48
3:J:880:SER:O	3:J:884:VAL:HG23	2.13	0.48
3:K:102:ILE:HA	3:K:105:VAL:HG12	1.95	0.48
3:K:247:GLY:HA3	3:K:263:ARG:HG2	1.95	0.48
3:K:578:LEU:HD11	3:K:587:THR:HA	1.95	0.48
3:K:901:VAL:O	3:K:904:VAL:HG12	2.14	0.48
3:L:38:ILE:HG21	3:L:671:ILE:CG1	2.44	0.48
3:L:173:GLY:N	3:L:294:ALA:HB2	2.27	0.48
3:L:309:GLU:O	3:L:312:LYS:HB2	2.13	0.48
3:L:452:VAL:O	3:L:455:PRO:HD2	2.14	0.48
1:A:49:THR:HB	1:A:64:ALA:HB3	1.96	0.48
1:A:75:ILE:HD11	1:A:286:LEU:CD2	2.43	0.48
1:A:296:GLY:O	1:A:299:ASN:HB2	2.12	0.48
1:A:318:SER:OG	1:C:15:PRO:HB2	2.13	0.48
1:B:114:PHE:O	1:B:118:ASN:N	2.38	0.48
1:C:86:LEU:HD11	1:C:239:GLN:CD	2.34	0.48
1:C:172:ARG:HG2	1:C:427:PRO:HB3	1.95	0.48
1:C:297:MET:O	1:C:301:GLN:CG	2.55	0.48
1:C:311:GLY:O	1:C:314:GLU:HB2	2.14	0.48
1:C:344:TYR:CA	1:C:347:ALA:HB3	2.33	0.48

Continued on next page...

Continued from previous page...

Atom-1	Atom-2	Interatomic distance (Å)	Clash overlap (Å)
1:C:346:GLN:O	1:C:349:VAL:HB	2.13	0.48
2:D:308:VAL:O	2:D:346:LYS:CA	2.62	0.48
2:E:318:ARG:HG2	3:J:811:TYR:CD2	2.48	0.48
2:F:163:ALA:O	2:F:166:THR:HB	2.14	0.48
2:G:72:VAL:HG11	2:G:174:THR:HG22	1.94	0.48
2:G:310:GLN:NE2	2:G:346:LYS:O	2.47	0.48
2:G:332:VAL:HG11	2:G:367:VAL:CG1	2.43	0.48
2:H:85:SER:O	2:H:184:ILE:HG22	2.13	0.48
2:H:217:THR:HG23	2:H:275:THR:H	1.79	0.48
3:J:5:PHE:CE1	3:J:487:ILE:HG23	2.49	0.48
3:J:79:SER:O	3:J:91:THR:N	2.39	0.48
3:J:139:VAL:HB	3:J:327:TYR:HB3	1.95	0.48
3:J:417:GLU:O	3:J:421:ALA:N	2.37	0.48
3:J:722:GLU:O	3:J:814:PRO:HD3	2.13	0.48
3:J:728:LYS:HE3	3:J:730:ASP:OD1	2.14	0.48
3:J:848:ALA:HB3	3:J:857:TYR:CE2	2.49	0.48
3:J:865:GLN:HG3	3:J:868:LEU:HD11	0.51	0.48
3:K:1022:VAL:N	3:K:1023:PRO:HD2	2.29	0.48
3:L:88:VAL:HG12	3:L:89:GLN:N	2.29	0.48
3:L:273:GLU:HA	3:L:772:TYR:HE2	1.78	0.48
3:L:463:THR:HG22	3:L:467:TYR:OH	2.14	0.48
1:A:39:LEU:HD12	1:B:295:GLY:HA3	1.95	0.48
1:A:314:GLU:OE1	1:C:15:PRO:HA	2.13	0.48
1:A:370:VAL:HG21	2:D:136:GLN:OE1	2.13	0.48
1:C:213:LEU:O	1:C:217:GLU:HG3	2.14	0.48
1:C:302:VAL:HG12	1:C:306:GLN:HG3	1.95	0.48
2:D:81:PHE:HA	2:D:93:LEU:HD13	1.96	0.48
2:D:176:VAL:HG12	2:D:177:THR:HA	1.94	0.48
2:E:52:ILE:C	2:E:299:GLU:HB2	2.34	0.48
2:E:129:TYR:HD1	2:E:138:ILE:HD13	1.79	0.48
2:E:168:ARG:O	2:E:172:ALA:N	2.42	0.48
2:E:194:LEU:HD23	2:F:69:ARG:HB2	1.96	0.48
2:E:235:LEU:HD11	2:E:302:ASN:CA	2.44	0.48
2:E:316:THR:CA	3:J:811:TYR:OH	2.62	0.48
2:F:337:ILE:HD12	2:F:349:VAL:HG22	1.96	0.48
2:G:44:THR:HA	2:G:358:ARG:CA	2.29	0.48
2:I:228:GLN:O	2:I:232:ASN:HB2	2.14	0.48
3:J:953:MET:CE	3:J:960:LEU:HA	2.44	0.48
3:K:791:VAL:HB	3:K:799:VAL:HB	1.95	0.48
3:K:927:PHE:CE2	3:K:931:LEU:HD11	2.48	0.48
3:L:32:VAL:O	3:L:298:ASN:ND2	2.46	0.48

Continued on next page...

Continued from previous page...

Atom-1	Atom-2	Interatomic distance (Å)	Clash overlap (Å)
3:L:363:ARG:O	3:L:366:LEU:HB3	2.14	0.48
3:L:404:LEU:HD22	3:L:449:LEU:HD13	1.95	0.48
4:M:9:VAL:HG23	4:M:10:PHE:N	2.27	0.48
4:O:25:LEU:O	4:O:29:LEU:HG	2.13	0.48
1:A:54:TYR:CD1	1:A:55:ARG:HG3	2.48	0.48
1:A:99:GLN:C	1:A:221:LEU:HD13	2.34	0.48
1:A:125:TYR:HB2	1:A:384:GLN:CD	2.33	0.48
1:A:135:ARG:O	1:A:138:ASP:HB3	2.13	0.48
1:B:7:TYR:HB2	1:B:109:THR:HG21	1.96	0.48
1:B:69:LEU:HB3	1:B:254:THR:HG23	1.95	0.48
1:B:74:SER:HB2	1:B:80:LYS:HZ3	1.78	0.48
1:B:275:ASP:O	1:B:277:SER:N	2.47	0.48
1:C:49:THR:C	1:C:64:ALA:HB3	2.34	0.48
2:D:68:VAL:O	2:D:202:ALA:HB1	2.14	0.48
2:D:72:VAL:N	2:D:175:LYS:HZ3	2.12	0.48
2:D:73:SER:OG	2:D:196:GLN:HA	2.14	0.48
2:D:96:ILE:HG22	2:D:97:ASP:N	2.28	0.48
2:D:288:MET:O	2:D:291:MET:HE3	2.14	0.48
2:D:315:ARG:O	2:D:318:ARG:HA	2.14	0.48
2:E:247:ILE:HG22	2:E:253:LYS:HB3	1.95	0.48
2:E:305:ALA:CB	2:E:348:LEU:HD13	2.42	0.48
2:E:374:LYS:HD2	2:E:374:LYS:N	2.28	0.48
2:F:64:ARG:CA	2:F:208:GLN:H	2.27	0.48
2:F:235:LEU:O	2:F:300:GLY:HA3	2.14	0.48
2:G:256:GLN:HG2	2:G:257:ASP:O	2.14	0.48
2:G:340:SER:H	2:G:349:VAL:HA	1.79	0.48
2:H:61:SER:OG	2:H:213:TYR:HB2	2.14	0.48
2:H:96:ILE:HG22	2:H:97:ASP:N	2.28	0.48
2:I:129:TYR:HD1	2:I:138:ILE:HD13	1.79	0.48
2:I:188:ASN:HD22	2:I:202:ALA:C	2.05	0.48
3:K:141:GLY:HA3	3:K:324:VAL:HG23	1.95	0.48
3:K:144:ASN:HB2	3:K:154:ILE:HD11	1.96	0.48
3:K:244:GLU:H	3:K:244:GLU:CD	2.16	0.48
3:K:923:ASN:OD1	3:K:928:GLN:NE2	2.47	0.48
3:L:87:THR:HG22	3:L:88:VAL:N	2.29	0.48
3:L:173:GLY:HA3	3:L:294:ALA:HA	1.96	0.48
3:L:180:SER:OG	3:L:273:GLU:N	2.46	0.48
4:N:25:LEU:O	4:N:29:LEU:HG	2.13	0.48
1:A:114:PHE:CD1	1:A:117:LEU:HD12	2.49	0.47
1:B:151:ILE:HA	1:B:154:VAL:CB	2.44	0.47
1:B:152:THR:CG2	1:C:357:ALA:HB2	2.43	0.47

Continued on next page...

Continued from previous page...

Atom-1	Atom-2	Interatomic distance (Å)	Clash overlap (Å)
1:B:209:VAL:HG13	1:B:210:ASN:H	1.79	0.47
1:B:311:GLY:O	1:B:314:GLU:HB2	2.14	0.47
1:C:7:TYR:HB2	1:C:109:THR:HG21	1.96	0.47
1:C:13:SER:OG	1:C:186:THR:O	2.28	0.47
1:C:118:ASN:O	1:C:122:VAL:N	2.45	0.47
1:C:183:ARG:HG3	1:C:188:ASN:N	2.29	0.47
1:C:230:GLN:OE1	1:C:316:LEU:HB2	2.14	0.47
1:C:246:PRO:CB	1:C:290:LEU:HA	2.44	0.47
1:C:360:ALA:HB2	2:G:137:TYR:CE2	2.49	0.47
2:D:50:LEU:CD1	2:D:301:LEU:CD1	2.91	0.47
2:D:237:GLN:CD	2:D:238:GLU:HB3	2.34	0.47
2:D:312:GLY:O	2:D:323:VAL:HG13	2.14	0.47
2:E:129:TYR:HA	2:E:132:LEU:HD12	1.96	0.47
2:E:246:LEU:HD11	2:E:280:PHE:CE2	2.49	0.47
2:F:89:ALA:N	2:F:181:SER:OG	2.47	0.47
2:F:91:VAL:O	2:F:176:VAL:CG1	2.61	0.47
2:F:115:ALA:O	2:F:118:ALA:HB3	2.14	0.47
2:G:116:GLN:HG3	2:G:117:ALA:N	2.29	0.47
2:H:289:PRO:O	2:I:267:VAL:HB	2.14	0.47
3:J:754:TRP:HZ3	3:L:219:LEU:HD23	1.79	0.47
3:K:246:PHE:HA	3:K:249:ILE:HD12	1.96	0.47
3:K:318:PRO:HD2	3:K:321:LEU:HD22	1.96	0.47
3:K:726:GLN:N	3:K:810:GLU:O	2.29	0.47
3:K:937:LEU:HD13	3:K:1011:MET:HE2	1.95	0.47
3:L:341:VAL:HG13	3:L:344:LEU:HD12	1.95	0.47
3:L:381:ALA:O	3:L:384:ALA:HB3	2.14	0.47
3:L:427:PRO:HD3	3:L:499:PRO:HB3	1.96	0.47
3:L:578:LEU:N	3:L:623:ASN:O	2.39	0.47
1:A:73:GLN:CA	1:A:250:LEU:HB3	2.44	0.47
1:A:366:THR:HG22	2:I:128:ARG:HD3	1.96	0.47
1:B:118:ASN:HA	1:B:121:ASP:HB3	1.94	0.47
1:B:288:PHE:CZ	1:B:290:LEU:HB2	2.48	0.47
1:B:358:MET:HG3	1:B:375:ALA:HB3	1.95	0.47
1:C:88:GLU:O	1:C:92:GLY:N	2.38	0.47
1:C:142:GLN:HA	1:C:145:ASN:HD22	1.78	0.47
1:C:146:VAL:CG1	1:C:148:LEU:HG	2.44	0.47
1:C:216:ALA:HB1	1:C:220:ASN:HB2	1.96	0.47
2:D:62:ALA:N	2:D:65:ILE:CG2	2.77	0.47
2:D:72:VAL:HG13	2:D:101:TYR:CZ	2.48	0.47
2:E:160:ALA:O	2:E:163:ALA:HB3	2.14	0.47
2:E:213:TYR:CE1	2:E:279:ILE:HB	2.49	0.47

Continued on next page...

Continued from previous page...

Atom-1	Atom-2	Interatomic distance (Å)	Clash overlap (Å)
2:E:292:PHE:N	2:E:292:PHE:CD1	2.81	0.47
2:E:310:GLN:NE2	2:E:346:LYS:O	2.47	0.47
2:F:57:PRO:HG3	2:F:294:ARG:HH11	1.79	0.47
2:F:59:ARG:NE	2:F:292:PHE:CB	2.70	0.47
2:F:64:ARG:HB3	2:F:208:GLN:CB	2.37	0.47
2:F:74:GLY:O	2:F:194:LEU:HD12	2.14	0.47
2:F:132:LEU:C	2:F:138:ILE:HB	2.34	0.47
2:F:209:LEU:HD22	2:F:289:PRO:HD2	1.94	0.47
2:G:42:VAL:CG1	2:G:43:VAL:N	2.77	0.47
2:G:292:PHE:CE1	2:H:269:GLN:OE1	2.67	0.47
2:G:337:ILE:CG2	2:G:352:GLY:HA3	2.34	0.47
2:G:368:ARG:O	2:G:371:VAL:HG23	2.14	0.47
2:H:52:ILE:HG22	2:H:341:GLN:NE2	2.29	0.47
2:H:56:LEU:C	2:H:56:LEU:HD12	2.33	0.47
2:H:212:ILE:HD13	2:H:287:MET:CB	2.43	0.47
2:I:81:PHE:CE1	2:I:184:ILE:HD13	2.48	0.47
2:I:340:SER:HB2	2:I:348:LEU:O	2.13	0.47
3:J:144:ASN:OD1	3:J:147:GLY:N	2.47	0.47
3:J:612:VAL:CG1	3:J:613:ASN:N	2.78	0.47
3:J:679:GLY:CA	3:J:830:GLN:HB3	2.45	0.47
3:J:699:ARG:HG3	3:J:827:ILE:HD11	1.95	0.47
3:J:721:LEU:HD12	3:J:815:ARG:CB	2.45	0.47
3:J:754:TRP:HB3	3:L:234:ILE:HD12	1.95	0.47
3:K:323:ILE:HG22	3:K:324:VAL:N	2.29	0.47
3:K:350:LEU:O	3:K:353:LEU:HB2	2.12	0.47
3:K:781:MET:HE2	3:K:781:MET:HA	1.96	0.47
3:L:563:PHE:HD1	3:L:866:GLU:HA	1.77	0.47
3:L:577:GLN:NE2	3:L:623:ASN:O	2.47	0.47
3:L:712:MET:HE2	3:L:843:LEU:HB2	1.96	0.47
3:L:792:ARG:HA	3:L:798:MET:HA	1.96	0.47
1:A:85:THR:HA	1:A:88:GLU:OE1	2.14	0.47
1:A:191:PRO:O	1:A:424:SER:CA	2.62	0.47
1:B:182:LEU:C	1:B:186:THR:HG1	2.17	0.47
1:B:269:ALA:O	1:B:270:ALA:HB3	2.13	0.47
1:B:303:LYS:HA	1:B:306:GLN:CB	2.40	0.47
1:C:57:ALA:O	1:C:60:ILE:HB	2.14	0.47
1:C:125:TYR:HB2	1:C:384:GLN:NE2	2.29	0.47
2:D:170:ASN:O	2:D:173:TYR:HB3	2.14	0.47
2:D:274:ILE:O	2:D:274:ILE:HG22	2.14	0.47
2:E:45:VAL:HG23	2:E:357:ASP:C	2.33	0.47
2:E:340:SER:O	2:E:347:TRP:CZ3	2.68	0.47

Continued on next page...

Continued from previous page...

Atom-1	Atom-2	Interatomic distance (Å)	Clash overlap (Å)
2:F:229:GLU:OE2	2:F:233:GLY:HA3	2.14	0.47
2:F:323:VAL:O	2:F:334:THR:HA	2.14	0.47
2:G:39:ALA:CA	2:G:374:LYS:HB2	2.32	0.47
2:G:119:ALA:HB2	2:G:153:ALA:HB1	1.96	0.47
2:G:171:LEU:O	2:G:174:THR:OG1	2.30	0.47
2:H:296:ARG:HH12	2:H:298:GLU:HG2	1.80	0.47
2:I:47:THR:HG22	2:I:307:LEU:N	2.24	0.47
2:I:96:ILE:CG2	2:I:174:THR:HG22	2.43	0.47
2:I:235:LEU:HD11	2:I:302:ASN:CA	2.44	0.47
2:I:244:VAL:HG12	2:I:245:SER:O	2.14	0.47
3:J:74:ASN:O	3:J:94:PHE:HA	2.14	0.47
3:J:91:THR:C	3:J:92:LEU:HD12	2.35	0.47
3:J:152:GLU:HA	3:J:155:SER:OG	2.15	0.47
3:J:526:HIS:O	3:J:529:ASP:HB2	2.15	0.47
3:J:618:ALA:CB	3:J:619:GLY:O	2.62	0.47
3:J:900:SER:HA	3:J:1025:PHE:HB3	1.96	0.47
3:K:140:VAL:O	3:K:288:GLY:HA2	2.13	0.47
3:K:154:ILE:O	3:K:158:VAL:HG23	2.13	0.47
3:K:429:GLU:HA	3:K:432:ARG:HH11	1.79	0.47
3:K:763:ILE:HG23	3:K:767:ARG:N	2.29	0.47
3:K:910:ILE:HG23	3:K:911:GLY:N	2.29	0.47
3:K:924:ASP:O	3:K:927:PHE:HB3	2.14	0.47
1:A:77:ASP:OD1	1:A:247:THR:HG22	2.14	0.47
1:A:96:VAL:HG11	1:A:225:GLN:HB2	1.95	0.47
1:A:213:LEU:HD11	1:A:324:VAL:HG13	1.95	0.47
1:A:336:ALA:HB1	1:C:170:THR:HG22	1.97	0.47
1:A:392:ASN:HA	1:A:395:ILE:CG1	2.44	0.47
1:B:7:TYR:CD2	1:B:412:LEU:CD2	2.97	0.47
1:B:142:GLN:HA	1:B:145:ASN:HD22	1.78	0.47
1:B:183:ARG:HA	1:B:187:GLY:H	1.78	0.47
1:B:230:GLN:OE1	1:B:316:LEU:HB2	2.14	0.47
1:B:296:GLY:HA2	1:B:299:ASN:ND2	2.28	0.47
1:B:362:TYR:O	1:B:365:GLY:N	2.46	0.47
1:C:28:PHE:HZ	1:C:95:ASP:HA	1.80	0.47
1:C:69:LEU:HB3	1:C:254:THR:HG23	1.95	0.47
1:C:74:SER:HB2	1:C:80:LYS:HZ2	1.77	0.47
1:C:101:ASP:O	1:C:104:THR:HB	2.13	0.47
1:C:132:ALA:HA	1:C:373:LEU:CB	2.37	0.47
1:C:334:ILE:HG23	1:C:335:ASN:N	2.29	0.47
2:G:52:ILE:C	2:G:299:GLU:HB2	2.34	0.47
2:G:129:TYR:HD1	2:G:138:ILE:HD13	1.79	0.47

Continued on next page...

Continued from previous page...

Atom-1	Atom-2	Interatomic distance (Å)	Clash overlap (Å)
2:G:235:LEU:HD11	2:G:302:ASN:CA	2.44	0.47
2:G:282:ASN:HD21	2:G:287:MET:C	2.17	0.47
2:G:305:ALA:CB	2:G:348:LEU:HD13	2.42	0.47
2:H:81:PHE:N	2:H:93:LEU:HB3	2.29	0.47
2:H:165:GLU:O	2:H:169:ILE:HG22	2.15	0.47
2:H:323:VAL:HG11	2:H:359:VAL:CG2	2.44	0.47
2:I:119:ALA:CA	2:I:153:ALA:HB1	2.44	0.47
2:I:149:ASP:CA	2:I:152:GLN:HG2	2.36	0.47
3:J:51:GLY:O	3:L:217:GLY:N	2.46	0.47
3:J:150:THR:O	3:J:153:ASP:HB2	2.14	0.47
3:J:534:ILE:CD1	3:J:1020:PHE:HD1	2.27	0.47
3:J:755:GLY:HA2	3:L:217:GLY:HA3	1.95	0.47
3:K:702:LEU:HD23	3:K:827:ILE:CD1	2.44	0.47
3:K:944:LEU:O	3:K:947:GLU:HB3	2.14	0.47
3:L:49:TYR:CD1	3:L:121:GLU:OE2	2.68	0.47
3:L:340:VAL:HG11	3:L:395:MET:HB3	1.96	0.47
3:L:415:ASN:O	3:L:418:ARG:HB3	2.15	0.47
3:L:454:VAL:N	3:L:455:PRO:CD	2.78	0.47
3:L:513:PHE:HA	3:L:516:PHE:HB3	1.95	0.47
3:L:516:PHE:CD1	3:L:519:MET:HE1	2.49	0.47
3:L:641:GLU:HG2	3:L:642:ASN:OD1	2.14	0.47
3:L:693:GLU:O	3:L:697:GLN:N	2.27	0.47
3:L:724:THR:O	3:L:811:TYR:HA	2.14	0.47
3:L:975:ILE:O	3:L:978:THR:OG1	2.29	0.47
1:B:216:ALA:HB1	1:B:220:ASN:HB2	1.96	0.47
1:B:362:TYR:CZ	1:B:369:ILE:HB	2.50	0.47
1:B:379:LEU:HD21	1:B:383:LYS:HD2	1.95	0.47
1:C:257:SER:OG	1:C:279:MET:HB2	2.15	0.47
2:D:60:THR:CB	2:D:214:VAL:HG22	2.44	0.47
2:D:103:ALA:CA	2:D:106:ASP:HB2	2.44	0.47
2:D:112:LEU:HD13	2:D:161:LYS:H	1.78	0.47
2:D:235:LEU:N	2:D:300:GLY:O	2.47	0.47
2:D:246:LEU:HD23	2:D:295:ALA:CB	2.44	0.47
2:D:323:VAL:HG23	2:D:337:ILE:CD1	2.43	0.47
2:E:139:SER:H	2:E:142:GLU:CD	2.07	0.47
2:E:347:TRP:CH2	3:J:809:TRP:NE1	2.83	0.47
2:F:165:GLU:CD	2:F:168:ARG:HH21	2.18	0.47
2:G:62:ALA:HB2	2:G:207:GLN:HE21	1.76	0.47
2:G:186:LYS:CE	2:H:277:ARG:NH2	2.78	0.47
2:G:263:SER:HB3	2:G:276:LEU:CD2	2.45	0.47
2:G:339:ALA:HB1	2:G:347:TRP:CD2	2.49	0.47

Continued on next page...

Continued from previous page...

Atom-1	Atom-2	Interatomic distance (Å)	Clash overlap (Å)
2:H:55:GLU:HA	2:H:296:ARG:CA	2.44	0.47
2:H:62:ALA:HA	2:H:212:ILE:HG13	1.96	0.47
2:H:142:GLU:O	2:H:145:GLN:N	2.48	0.47
2:H:302:ASN:N	2:H:303:PRO:CD	2.78	0.47
3:J:216:ALA:CB	3:J:234:ILE:HG21	2.29	0.47
3:K:169:THR:OG1	3:K:309:GLU:HG3	2.15	0.47
3:K:210:GLN:HE22	3:K:250:LEU:HB3	1.79	0.47
3:K:231:ASN:O	3:L:581:GLY:O	2.31	0.47
3:K:281:PHE:CE1	3:K:324:VAL:HG21	2.49	0.47
3:K:367:ILE:HD12	3:K:497:LEU:HD11	1.97	0.47
3:K:699:ARG:O	3:K:702:LEU:HB3	2.14	0.47
3:K:718:PRO:HA	3:K:827:ILE:HA	1.96	0.47
3:K:744:ASN:O	3:K:748:THR:HG23	2.14	0.47
3:L:114:ALA:HA	3:L:117:LEU:HD12	1.97	0.47
3:L:355:MET:HB3	3:L:359:LEU:HD12	1.96	0.47
3:L:404:LEU:HD21	3:L:937:LEU:HD21	1.96	0.47
3:L:472:ILE:CG2	3:L:473:THR:N	2.78	0.47
3:L:976:LEU:HD12	3:L:976:LEU:N	2.29	0.47
1:B:19:LYS:NZ	1:C:311:GLY:C	2.67	0.47
1:B:193:LEU:C	1:B:422:PRO:HB3	2.35	0.47
1:C:193:LEU:C	1:C:422:PRO:HB3	2.35	0.47
1:C:334:ILE:CA	1:C:337:SER:HB3	2.43	0.47
2:D:38:PRO:HB2	2:D:373:VAL:HG22	1.97	0.47
2:E:263:SER:HB3	2:E:276:LEU:CD2	2.45	0.47
2:F:282:ASN:OD1	2:F:286:THR:N	2.47	0.47
2:G:89:ALA:O	2:G:91:VAL:HG23	2.14	0.47
2:G:315:ARG:HH22	2:G:339:ALA:HB3	1.70	0.47
2:G:340:SER:O	2:G:347:TRP:CE3	2.68	0.47
2:G:341:GLN:CD	3:K:784:ASP:OD1	2.53	0.47
2:H:220:SER:CB	2:H:274:ILE:HD11	2.44	0.47
2:H:245:SER:O	2:H:295:ALA:HA	2.15	0.47
2:H:246:LEU:HD11	2:H:280:PHE:CD2	2.49	0.47
2:H:310:GLN:HG2	2:H:347:TRP:HE1	1.79	0.47
2:I:246:LEU:HD11	2:I:280:PHE:CE2	2.49	0.47
2:I:247:ILE:HG22	2:I:253:LYS:HB3	1.95	0.47
2:I:292:PHE:N	3:L:195:LYS:CG	2.77	0.47
2:I:342:ALA:O	2:I:343:ILE:HG13	2.15	0.47
3:J:119:PRO:O	3:J:122:VAL:N	2.41	0.47
3:J:721:LEU:HD12	3:J:815:ARG:HB2	1.96	0.47
3:K:40:PRO:HB3	3:K:96:SER:OG	2.15	0.47
3:K:72:ILE:HD11	3:K:110:LYS:HG3	1.97	0.47

Continued on next page...

Continued from previous page...

Atom-1	Atom-2	Interatomic distance (Å)	Clash overlap (Å)
3:K:727:PHE:CE2	3:K:728:LYS:O	2.68	0.47
3:L:313:MET:HB3	3:L:317:PHE:CE1	2.50	0.47
3:L:668:LEU:HB3	3:L:669:PRO:HD2	1.96	0.47
3:L:763:ILE:CD1	3:L:768:VAL:HG22	2.44	0.47
4:N:4:LEU:O	4:N:8:LEU:N	2.38	0.47
1:A:7:TYR:CZ	1:A:11:ARG:HD3	2.49	0.47
1:A:22:ALA:O	1:A:25:ASP:N	2.47	0.47
1:A:24:ARG:HD3	1:A:98:TYR:CG	2.50	0.47
1:A:67:ALA:O	1:A:255:GLY:HA3	2.14	0.47
1:A:76:PHE:H	1:A:248:LEU:CA	2.28	0.47
1:A:82:ARG:CZ	1:A:238:ARG:HB3	2.45	0.47
1:A:297:MET:HE3	1:C:37:PRO:HG3	1.95	0.47
1:A:401:LYS:O	1:A:407:LEU:N	2.41	0.47
1:B:303:LYS:O	1:B:306:GLN:HB2	2.15	0.47
1:C:14:ASN:HD22	1:C:17:LEU:HB2	1.79	0.47
1:C:74:SER:HB2	1:C:80:LYS:HZ3	1.79	0.47
1:C:117:LEU:HD22	1:C:195:ALA:HB2	1.97	0.47
1:C:269:ALA:O	1:C:270:ALA:HB3	2.13	0.47
1:C:370:VAL:CG2	2:H:136:GLN:HB3	2.44	0.47
1:C:379:LEU:HD21	1:C:383:LYS:HD2	1.95	0.47
1:C:386:LEU:CD2	1:C:390:ARG:HE	2.28	0.47
2:D:81:PHE:H	2:D:93:LEU:HB3	1.79	0.47
2:D:168:ARG:O	2:D:171:LEU:N	2.48	0.47
2:D:191:GLU:OE1	2:E:64:ARG:NE	2.48	0.47
2:D:212:ILE:HG21	2:D:287:MET:HG3	1.97	0.47
2:D:223:MET:HG3	2:D:274:ILE:CG1	2.20	0.47
2:D:268:ASP:OD2	2:D:271:THR:HG21	2.15	0.47
2:E:39:ALA:CA	2:E:374:LYS:HB2	2.33	0.47
2:E:92:SER:HB2	2:E:175:LYS:HG2	1.97	0.47
2:E:116:GLN:HG3	2:E:117:ALA:N	2.29	0.47
2:E:121:ILE:O	2:E:125:THR:N	2.41	0.47
2:E:135:THR:HB	2:E:137:TYR:CE1	2.48	0.47
2:E:244:VAL:HG12	2:E:245:SER:O	2.14	0.47
2:E:340:SER:H	2:E:349:VAL:HA	1.79	0.47
2:E:342:ALA:O	2:E:343:ILE:HG13	2.15	0.47
2:E:368:ARG:O	2:E:371:VAL:HG23	2.14	0.47
2:F:285:HIS:O	2:F:288:MET:HG3	2.15	0.47
2:G:119:ALA:CA	2:G:153:ALA:HB1	2.44	0.47
2:G:235:LEU:O	2:G:236:LYS:CG	2.55	0.47
2:G:246:LEU:HD11	2:G:280:PHE:CE2	2.49	0.47
2:G:312:GLY:N	2:G:361:ILE:HG23	2.30	0.47

Continued on next page...

Continued from previous page...

Atom-1	Atom-2	Interatomic distance (Å)	Clash overlap (Å)
2:G:342:ALA:O	2:G:343:ILE:HG13	2.15	0.47
2:H:47:THR:HG22	2:H:305:ALA:HA	1.97	0.47
2:H:85:SER:O	2:H:184:ILE:N	2.36	0.47
2:H:112:LEU:O	2:H:116:GLN:N	2.35	0.47
2:H:119:ALA:HA	2:H:153:ALA:CB	2.45	0.47
2:H:261:GLU:CG	2:H:262:PHE:HD2	2.27	0.47
2:I:116:GLN:HG3	2:I:117:ALA:N	2.29	0.47
2:I:213:TYR:CE1	2:I:279:ILE:HB	2.49	0.47
2:I:310:GLN:NE2	2:I:346:LYS:O	2.47	0.47
2:I:340:SER:H	2:I:349:VAL:HA	1.79	0.47
2:I:368:ARG:O	2:I:371:VAL:HG23	2.14	0.47
3:J:103:ALA:O	3:J:107:VAL:HG23	2.14	0.47
3:J:143:ILE:HA	3:J:154:ILE:HD13	1.97	0.47
3:J:687:GLN:HG3	3:L:316:PHE:CE1	2.50	0.47
3:J:730:ASP:N	3:J:806:SER:O	2.40	0.47
3:J:996:GLY:O	3:J:1000:GLN:HG3	2.14	0.47
3:J:1016:VAL:HG23	3:J:1017:LEU:HD12	1.97	0.47
3:K:272:GLY:O	3:K:275:TYR:CE2	2.68	0.47
3:K:309:GLU:O	3:K:312:LYS:HG2	2.15	0.47
3:K:367:ILE:HB	3:K:368:PRO:HD3	1.97	0.47
3:K:606:VAL:HG22	3:K:631:LEU:HD21	1.97	0.47
3:K:716:VAL:O	3:K:716:VAL:HG13	2.14	0.47
3:K:754:TRP:CZ2	3:K:786:ILE:HD13	2.50	0.47
3:K:1009:GLY:O	3:K:1012:VAL:HB	2.15	0.47
3:L:13:TRP:O	3:L:16:ALA:HB3	2.13	0.47
3:L:61:VAL:O	3:L:64:VAL:HB	2.15	0.47
3:L:178:PHE:N	3:L:288:GLY:O	2.27	0.47
3:L:309:GLU:O	3:L:313:MET:HG3	2.15	0.47
3:L:386:PHE:HB3	3:L:388:PHE:CZ	2.50	0.47
3:L:419:VAL:CG1	3:L:433:LYS:HD3	2.45	0.47
3:L:479:ALA:O	3:L:483:LEU:HG	2.14	0.47
3:L:487:ILE:C	3:L:490:PRO:HD2	2.35	0.47
3:L:507:GLU:OE2	3:L:521:GLU:HG3	2.14	0.47
3:L:997:SER:O	3:L:1001:ASN:N	2.45	0.47
4:N:17:VAL:O	4:N:20:ALA:N	2.48	0.47
1:A:78:MET:HA	1:A:81:TRP:HB2	1.96	0.47
1:A:93:ILE:HD11	1:A:232:LEU:HB2	1.96	0.47
1:A:111:THR:CG2	1:A:115:ASN:HD21	2.22	0.47
1:A:294:GLN:HB3	1:C:41:GLN:HE22	1.80	0.47
1:A:372:VAL:O	1:A:376:THR:OG1	2.33	0.47
1:B:17:LEU:O	1:B:20:SER:HB3	2.14	0.47

Continued on next page...

Continued from previous page...

Atom-1	Atom-2	Interatomic distance (Å)	Clash overlap (Å)
1:B:53:GLY:CA	1:C:281:GLN:OE1	2.63	0.47
1:C:248:LEU:CD2	1:C:286:LEU:HD13	2.17	0.47
1:C:296:GLY:HA2	1:C:299:ASN:ND2	2.28	0.47
2:D:56:LEU:CD1	2:D:57:PRO:O	2.63	0.47
2:D:188:ASN:HB2	2:D:203:LEU:O	2.15	0.47
2:D:189:VAL:HG22	2:D:190:THR:O	2.14	0.47
2:D:262:PHE:CZ	2:D:277:ARG:CB	2.97	0.47
2:D:302:ASN:N	2:D:303:PRO:CD	2.78	0.47
2:E:119:ALA:CA	2:E:153:ALA:HB1	2.44	0.47
2:F:238:GLU:CB	2:F:239:ASN:CB	2.85	0.47
2:F:335:ARG:HH22	2:F:357:ASP:CG	2.18	0.47
2:G:102:GLN:N	2:G:171:LEU:HD21	2.30	0.47
2:G:292:PHE:N	2:G:292:PHE:CD1	2.81	0.47
2:G:365:GLN:NE2	3:K:579:PRO:HG3	2.30	0.47
2:I:79:ARG:HG3	2:I:81:PHE:CD2	2.50	0.47
2:I:312:GLY:N	2:I:361:ILE:HG23	2.30	0.47
2:I:339:ALA:HB1	2:I:347:TRP:CD2	2.49	0.47
3:J:152:GLU:HA	3:J:155:SER:CB	2.45	0.47
3:J:582:ALA:CB	3:J:586:ARG:HH11	2.27	0.47
3:K:63:GLN:HE21	3:K:818:ARG:NH2	2.13	0.47
3:K:65:ILE:O	3:K:69:MET:HG2	2.14	0.47
3:K:198:LEU:HA	3:K:792:ARG:HD3	1.97	0.47
3:K:450:SER:O	3:K:454:VAL:HG23	2.15	0.47
3:K:561:SER:HA	3:K:923:ASN:HB3	1.97	0.47
3:L:53:ASP:OD1	3:L:56:THR:HB	2.15	0.47
3:L:201:VAL:CG2	3:L:748:THR:HG21	2.44	0.47
3:L:427:PRO:O	3:L:431:THR:CB	2.63	0.47
3:L:533:GLY:O	4:N:37:SER:HB3	2.15	0.47
3:L:669:PRO:HG2	3:L:671:ILE:O	2.15	0.47
3:L:744:ASN:O	3:L:748:THR:N	2.38	0.47
3:L:953:MET:HG2	3:L:958:LYS:O	2.14	0.47
1:A:19:LYS:HG3	1:B:311:GLY:CA	2.45	0.47
1:A:226:ALA:O	1:A:229:SER:HB2	2.14	0.47
1:A:309:PHE:CA	1:A:312:ALA:HB3	2.41	0.47
1:A:320:HIS:C	1:A:324:VAL:HG23	2.34	0.47
1:A:348:VAL:HG22	1:A:382:ALA:HB1	1.96	0.47
1:B:54:TYR:OH	1:C:280:GLY:HA3	2.15	0.47
1:B:257:SER:OG	1:B:279:MET:HB2	2.15	0.47
1:C:114:PHE:CD1	1:C:117:LEU:HD12	2.50	0.47
2:D:49:PRO:HA	2:D:304:ASN:HA	1.96	0.47
2:E:42:VAL:CG1	2:E:43:VAL:N	2.77	0.47

Continued on next page...

Continued from previous page...

Atom-1	Atom-2	Interatomic distance (Å)	Clash overlap (Å)
2:E:76:ILE:HD11	2:E:195:VAL:HG21	1.97	0.47
2:E:79:ARG:HG3	2:E:81:PHE:CD2	2.50	0.47
2:E:93:LEU:N	2:E:176:VAL:O	2.46	0.47
2:E:260:LEU:HD21	2:E:262:PHE:O	2.15	0.47
2:F:192:GLY:HA3	2:G:179:PRO:HB2	1.97	0.47
2:G:43:VAL:HB	2:G:361:ILE:HD11	1.97	0.47
2:H:47:THR:HB	2:H:304:ASN:CG	2.34	0.47
2:H:89:ALA:CB	2:H:179:PRO:O	2.63	0.47
2:H:121:ILE:HD12	2:H:121:ILE:H	1.80	0.47
2:H:176:VAL:CA	2:H:177:THR:CB	2.90	0.47
2:H:220:SER:HG	2:H:274:ILE:HD11	1.80	0.47
2:H:287:MET:O	2:H:288:MET:HB2	2.15	0.47
2:H:342:ALA:HA	2:H:347:TRP:CE3	2.49	0.47
2:I:45:VAL:CG2	2:I:354:LYS:O	2.59	0.47
2:I:92:SER:HB2	2:I:175:LYS:HG2	1.97	0.47
2:I:292:PHE:N	2:I:292:PHE:CD1	2.81	0.47
3:J:152:GLU:HA	3:J:155:SER:HB2	1.97	0.47
3:K:78:MET:HE3	3:K:821:GLY:N	2.30	0.47
3:K:82:SER:N	3:K:816:LEU:O	2.35	0.47
3:K:261:LEU:N	3:K:261:LEU:HD12	2.30	0.47
3:K:350:LEU:HD21	4:O:11:ALA:HB1	1.97	0.47
4:M:8:LEU:O	4:M:12:VAL:HG23	2.15	0.47
1:A:16:GLU:OE1	1:A:16:GLU:N	2.33	0.47
1:A:158:ARG:CG	1:B:346:GLN:NE2	2.78	0.47
1:A:314:GLU:HG3	1:C:19:LYS:HB2	1.96	0.47
1:B:33:GLU:HB2	1:C:304:GLN:NE2	2.30	0.47
1:B:114:PHE:CD1	1:B:117:LEU:HD12	2.50	0.47
1:B:144:PHE:H	1:B:149:VAL:HG22	1.80	0.47
1:B:249:ASP:N	1:B:287:SER:O	2.48	0.47
1:C:144:PHE:HB2	1:C:149:VAL:CG2	2.45	0.47
1:C:156:ASN:C	1:C:160:GLN:HG3	2.36	0.47
2:D:310:GLN:O	2:D:313:VAL:HB	2.15	0.47
2:E:119:ALA:HB2	2:E:153:ALA:HB1	1.96	0.47
2:E:238:GLU:OE2	2:E:243:LYS:NZ	2.33	0.47
2:E:256:GLN:HG2	2:E:257:ASP:O	2.14	0.47
2:E:339:ALA:HB1	2:E:347:TRP:CD2	2.49	0.47
2:F:189:VAL:HG22	2:F:190:THR:N	2.30	0.47
2:F:212:ILE:HD11	2:F:289:PRO:HA	1.97	0.47
2:F:239:ASN:O	2:F:241:LYS:N	2.48	0.47
2:G:44:THR:HG22	2:G:45:VAL:N	2.28	0.47
2:G:309:PRO:HG2	2:G:361:ILE:HD13	1.97	0.47

Continued on next page...

Continued from previous page...

Atom-1	Atom-2	Interatomic distance (Å)	Clash overlap (Å)
2:I:56:LEU:HB2	3:L:790:TYR:OH	2.15	0.47
2:I:340:SER:O	2:I:347:TRP:CE3	2.68	0.47
3:J:53:ASP:O	3:J:57:VAL:HG23	2.15	0.47
3:J:367:ILE:HG23	3:J:492:LEU:HB3	1.95	0.47
3:K:101:ASP:HB3	3:L:105:VAL:CG1	2.43	0.47
3:K:400:LEU:HD21	3:K:1003:VAL:HB	1.97	0.47
3:K:948:PHE:CZ	3:K:971:ARG:NH2	2.84	0.47
3:L:72:ILE:HG22	3:L:73:ASP:N	2.29	0.47
3:L:484:VAL:CG1	3:L:488:LEU:HB3	2.42	0.47
3:L:509:LYS:CB	3:L:510:LYS:CB	2.91	0.47
3:L:594:VAL:CG1	3:L:598:TYR:HE2	2.28	0.47
3:L:600:THR:O	3:L:603:LYS:HE3	2.15	0.47
3:L:602:GLU:HB3	3:L:606:VAL:HG23	1.95	0.47
3:L:701:GLN:CD	3:L:851:LEU:HD23	2.35	0.47
3:L:815:ARG:CZ	3:L:817:GLU:OE2	2.63	0.47
4:N:18:VAL:HA	4:N:21:ILE:CD1	2.42	0.47
1:A:19:LYS:HG3	1:B:311:GLY:O	2.16	0.46
1:A:29:GLU:OE2	1:B:300:SER:HA	2.15	0.46
1:A:293:TYR:OH	1:C:39:LEU:HD13	2.16	0.46
1:A:328:ARG:O	1:A:332:ASN:N	2.34	0.46
1:A:330:SER:HB3	1:A:400:ILE:HG13	1.97	0.46
1:A:349:VAL:HG12	1:C:155:GLN:CD	2.35	0.46
1:A:369:ILE:O	1:A:372:VAL:HB	2.15	0.46
1:B:139:GLN:CD	2:F:136:GLN:HB2	2.33	0.46
1:B:146:VAL:CG1	1:B:148:LEU:HG	2.44	0.46
1:C:303:LYS:O	1:C:306:GLN:HB2	2.15	0.46
1:C:362:TYR:O	1:C:365:GLY:N	2.46	0.46
2:D:63:TYR:H	2:D:65:ILE:N	2.13	0.46
2:D:338:VAL:O	2:D:349:VAL:HG22	2.16	0.46
2:E:89:ALA:O	2:E:91:VAL:HG23	2.14	0.46
2:E:234:THR:HG1	2:E:303:PRO:HD2	1.79	0.46
2:E:244:VAL:HG22	2:E:297:LEU:HG	1.98	0.46
2:E:249:SER:HB2	3:J:192:GLU:OE2	2.15	0.46
2:E:308:VAL:HG12	2:E:347:TRP:O	2.15	0.46
2:F:53:THR:CB	2:F:299:GLU:H	2.27	0.46
2:F:331:LYS:HG2	2:F:370:GLY:O	2.14	0.46
2:G:79:ARG:HG3	2:G:81:PHE:CD2	2.50	0.46
2:G:82:LYS:O	2:G:85:SER:OG	2.25	0.46
2:G:213:TYR:CE1	2:G:279:ILE:HB	2.49	0.46
2:G:263:SER:HA	2:G:276:LEU:HD23	1.97	0.46
2:H:52:ILE:HG22	2:H:341:GLN:HE22	1.80	0.46

Continued on next page...

Continued from previous page...

Atom-1	Atom-2	Interatomic distance (Å)	Clash overlap (Å)
2:H:166:THR:HG22	2:H:170:ASN:ND2	2.31	0.46
2:I:135:THR:OG1	2:I:137:TYR:CZ	2.49	0.46
2:I:310:GLN:HB3	3:K:230:LEU:HB2	1.97	0.46
2:I:364:LEU:HB2	3:L:579:PRO:CG	2.45	0.46
3:J:151:GLN:HE22	3:J:279:ALA:N	2.12	0.46
3:J:781:MET:HA	3:J:781:MET:HE2	1.97	0.46
3:J:801:PHE:HB3	3:J:805:SER:HB3	1.97	0.46
3:K:567:GLU:OE2	3:K:999:ALA:N	2.48	0.46
3:K:669:PRO:O	3:K:671:ILE:N	2.48	0.46
3:K:754:TRP:CE2	3:K:786:ILE:HD13	2.50	0.46
3:L:366:LEU:HD12	3:L:369:THR:HB	1.97	0.46
3:L:631:LEU:HB3	3:L:637:ARG:HD3	1.97	0.46
3:L:971:ARG:O	3:L:975:ILE:HD12	2.15	0.46
1:A:15:PRO:O	1:A:19:LYS:N	2.38	0.46
1:A:151:ILE:HA	1:A:154:VAL:CB	2.41	0.46
1:B:157:ALA:O	1:B:160:GLN:HB2	2.14	0.46
1:B:386:LEU:CD2	1:B:390:ARG:HE	2.28	0.46
2:E:43:VAL:HB	2:E:361:ILE:HD11	1.97	0.46
2:E:44:THR:HG23	2:E:356:GLY:C	2.36	0.46
2:E:50:LEU:CB	2:E:305:ALA:HB2	2.45	0.46
2:E:102:GLN:N	2:E:171:LEU:HD21	2.30	0.46
2:E:309:PRO:HG2	2:E:361:ILE:HD13	1.97	0.46
2:E:312:GLY:N	2:E:361:ILE:HG23	2.30	0.46
2:F:129:TYR:O	2:F:138:ILE:CD1	2.63	0.46
2:F:302:ASN:N	2:F:303:PRO:CD	2.78	0.46
2:G:76:ILE:HD11	2:G:195:VAL:HG21	1.97	0.46
2:G:244:VAL:HG22	2:G:297:LEU:HG	1.98	0.46
2:G:288:MET:HE1	2:H:265:VAL:HA	1.96	0.46
2:G:308:VAL:HG12	2:G:347:TRP:O	2.15	0.46
2:H:40:VAL:HG22	2:H:363:GLY:H	1.79	0.46
2:H:212:ILE:CD1	2:H:289:PRO:HB3	2.41	0.46
2:I:76:ILE:HD11	2:I:195:VAL:HG21	1.97	0.46
2:I:245:SER:OG	2:I:296:ARG:HB3	2.16	0.46
3:J:185:ARG:NH1	3:J:772:TYR:CB	2.79	0.46
3:J:186:ILE:N	3:J:772:TYR:O	2.47	0.46
3:J:427:PRO:HA	3:J:430:ALA:HB3	1.96	0.46
3:J:818:ARG:NH2	3:J:821:GLY:O	2.47	0.46
3:J:859:TRP:HB2	3:J:867:ARG:HH11	1.80	0.46
3:K:49:TYR:CD1	3:K:122:VAL:HG23	2.49	0.46
3:K:78:MET:HB3	3:K:820:ASN:HA	1.97	0.46
3:K:521:GLU:HG3	3:K:525:HIS:HE1	1.79	0.46

Continued on next page...

Continued from previous page...

Atom-1	Atom-2	Interatomic distance (Å)	Clash overlap (Å)
3:L:136:PHE:CD1	3:L:292:LYS:HG3	2.50	0.46
3:L:391:ASN:O	3:L:395:MET:HG2	2.16	0.46
3:L:404:LEU:HD13	3:L:449:LEU:HD13	1.97	0.46
3:L:453:PHE:HE1	3:L:932:LEU:HB2	1.81	0.46
3:L:648:THR:O	3:L:652:THR:N	2.32	0.46
3:L:800:PRO:HG2	3:L:803:ALA:HB2	1.97	0.46
1:A:18:ARG:HB3	1:B:314:GLU:OE2	2.15	0.46
1:A:79:SER:HA	1:A:82:ARG:HB3	1.97	0.46
1:A:155:GLN:OE1	1:B:353:SER:HB2	2.15	0.46
1:A:192:GLU:HA	1:A:423:VAL:O	2.15	0.46
1:B:4:MET:HE2	1:B:416:ASN:HB2	1.97	0.46
1:B:14:ASN:HD22	1:B:17:LEU:HB2	1.79	0.46
1:B:161:TYR:O	1:B:164:VAL:HB	2.15	0.46
1:B:231:ASP:HA	1:B:234:ARG:NH1	2.31	0.46
1:B:246:PRO:CB	1:B:290:LEU:HA	2.44	0.46
2:D:63:TYR:CD2	2:D:63:TYR:C	2.88	0.46
2:D:227:LYS:O	2:D:230:LEU:HD12	2.15	0.46
2:D:265:VAL:HG22	2:I:183:ARG:HD2	1.96	0.46
2:E:165:GLU:CB	2:E:168:ARG:HH21	2.29	0.46
2:E:340:SER:O	2:E:347:TRP:CE3	2.68	0.46
2:F:178:SER:HB3	2:F:179:PRO:CD	2.45	0.46
2:F:309:PRO:HA	2:F:345:ASP:O	2.15	0.46
2:F:326:VAL:HG13	2:F:326:VAL:O	2.15	0.46
2:G:44:THR:HG23	2:G:356:GLY:C	2.36	0.46
2:H:51:GLN:NE2	2:H:301:LEU:H	2.13	0.46
2:H:57:PRO:HB2	2:H:292:PHE:CZ	2.51	0.46
2:H:162:ALA:HA	2:H:165:GLU:HB3	1.97	0.46
2:I:102:GLN:N	2:I:171:LEU:HD21	2.30	0.46
3:J:379:THR:HG21	3:J:473:THR:HG23	1.98	0.46
3:J:610:PHE:N	3:J:628:PHE:O	2.46	0.46
3:K:76:MET:HE2	3:K:95:GLU:HA	1.97	0.46
3:K:564:LEU:HD12	3:K:674:LEU:CD1	2.45	0.46
3:K:791:VAL:O	3:K:798:MET:HA	2.14	0.46
3:L:44:THR:HA	3:L:90:ILE:O	2.15	0.46
3:L:67:GLN:NE2	3:L:117:LEU:HD13	2.30	0.46
3:L:685:ILE:HA	3:L:824:SER:HA	1.98	0.46
3:L:726:GLN:N	3:L:810:GLU:O	2.47	0.46
1:A:136:GLN:CA	1:A:370:VAL:HG11	2.46	0.46
1:A:256:ILE:HA	1:A:280:GLY:HA2	1.97	0.46
1:B:35:ARG:HB3	1:B:35:ARG:CZ	2.45	0.46
1:B:57:ALA:O	1:B:60:ILE:HB	2.14	0.46

Continued on next page...

Continued from previous page...

Atom-1	Atom-2	Interatomic distance (Å)	Clash overlap (Å)
1:B:183:ARG:O	1:B:187:GLY:CA	2.64	0.46
1:C:115:ASN:O	1:C:119:ALA:N	2.38	0.46
1:C:362:TYR:CZ	1:C:369:ILE:HB	2.50	0.46
1:C:398:LEU:CD2	1:C:415:LEU:HD11	2.45	0.46
2:D:81:PHE:HE2	2:D:94:TYR:CZ	2.32	0.46
2:D:310:GLN:HA	2:D:347:TRP:HD1	1.80	0.46
2:E:74:GLY:N	2:E:195:VAL:O	2.48	0.46
2:F:332:VAL:O	2:F:370:GLY:N	2.44	0.46
2:G:50:LEU:CB	2:G:305:ALA:HB2	2.45	0.46
2:G:92:SER:HB2	2:G:175:LYS:HG2	1.97	0.46
2:G:245:SER:OG	2:G:296:ARG:HB3	2.16	0.46
2:G:340:SER:O	2:G:347:TRP:CZ3	2.68	0.46
2:H:40:VAL:HG13	2:H:362:SER:OG	2.16	0.46
2:H:288:MET:HB2	2:H:291:MET:HE3	1.96	0.46
2:I:43:VAL:HB	2:I:361:ILE:HD11	1.97	0.46
2:I:337:ILE:HD13	2:I:353:LEU:HG	1.96	0.46
3:J:78:MET:HA	3:J:91:THR:O	2.16	0.46
3:J:253:VAL:HG22	3:K:734:GLU:HA	1.97	0.46
3:J:448:VAL:HG22	3:J:887:CYS:CB	2.44	0.46
3:J:562:SER:HA	3:J:676:THR:HG22	1.41	0.46
3:J:577:GLN:O	3:J:578:LEU:HD12	2.15	0.46
3:J:736:ALA:O	3:J:739:LEU:N	2.48	0.46
3:K:411:VAL:HG13	3:K:971:ARG:HH12	1.81	0.46
3:K:480:LEU:O	3:K:484:VAL:HG23	2.15	0.46
3:L:246:PHE:O	3:L:249:ILE:N	2.41	0.46
3:L:534:ILE:O	3:L:541:TYR:CE2	2.69	0.46
3:L:663:VAL:O	3:L:664:PHE:HD1	1.97	0.46
3:L:786:ILE:HG22	3:L:801:PHE:CD2	2.50	0.46
4:M:17:VAL:O	4:M:20:ALA:N	2.48	0.46
4:O:4:LEU:O	4:O:8:LEU:N	2.40	0.46
1:A:163:THR:O	1:A:167:ASN:N	2.48	0.46
1:B:3:LEU:CG	1:B:412:LEU:HD11	2.40	0.46
1:B:49:THR:O	1:B:64:ALA:HB3	2.14	0.46
1:B:85:THR:HG21	1:B:235:GLU:OE2	2.16	0.46
1:B:192:GLU:HB3	1:B:424:SER:HA	1.97	0.46
1:C:151:ILE:HA	1:C:154:VAL:CB	2.43	0.46
1:C:209:VAL:HG13	1:C:210:ASN:H	1.79	0.46
1:C:217:GLU:OE2	1:C:320:HIS:CE1	2.69	0.46
1:C:231:ASP:HA	1:C:234:ARG:NH1	2.31	0.46
2:D:48:GLU:OE1	2:D:307:LEU:HB2	2.15	0.46
2:D:119:ALA:CA	2:D:153:ALA:HB1	2.45	0.46

Continued on next page...

Continued from previous page...

Atom-1	Atom-2	Interatomic distance (Å)	Clash overlap (Å)
2:D:166:THR:HA	2:D:169:ILE:HG22	1.97	0.46
2:D:212:ILE:HG12	2:D:213:TYR:N	2.30	0.46
2:E:44:THR:HA	2:E:357:ASP:O	2.15	0.46
2:E:55:GLU:O	2:E:55:GLU:HG2	2.15	0.46
2:F:60:THR:HG22	2:F:291:MET:O	2.15	0.46
2:H:226:LEU:HD23	2:H:299:GLU:OE1	2.16	0.46
2:H:238:GLU:H	2:H:239:ASN:CB	2.27	0.46
2:I:40:VAL:CG1	3:L:659:LYS:HE2	2.43	0.46
2:I:119:ALA:HB2	2:I:153:ALA:HB1	1.96	0.46
2:I:263:SER:HA	2:I:276:LEU:HD23	1.97	0.46
2:I:302:ASN:OD1	2:I:303:PRO:HD2	2.16	0.46
3:J:199:THR:O	3:J:202:ASP:HB2	2.16	0.46
3:J:725:PRO:HA	3:J:810:GLU:O	2.16	0.46
3:K:53:ASP:HA	3:K:84:SER:HA	1.96	0.46
3:K:81:ASN:HA	3:K:816:LEU:O	2.16	0.46
3:K:108:GLN:O	3:K:111:LEU:HB3	2.14	0.46
3:K:197:GLN:HA	3:K:798:MET:SD	2.56	0.46
3:K:705:GLU:CB	3:K:847:LEU:HD22	2.46	0.46
3:L:281:PHE:O	3:L:284:GLN:N	2.49	0.46
3:L:577:GLN:HE22	3:L:624:THR:HB	1.81	0.46
1:A:71:LEU:HD23	1:A:72:THR:N	2.30	0.46
1:A:100:THR:HA	1:A:221:LEU:CD1	2.45	0.46
1:A:112:ALA:HA	1:A:115:ASN:ND2	2.28	0.46
1:A:151:ILE:HA	1:A:154:VAL:CG2	2.46	0.46
1:A:293:TYR:HB3	1:C:42:LEU:HB3	1.97	0.46
1:B:8:GLN:HG2	1:B:11:ARG:NH2	2.31	0.46
1:B:28:PHE:HZ	1:B:95:ASP:HA	1.80	0.46
1:B:42:LEU:CG	1:C:292:ILE:CG2	2.89	0.46
1:B:57:ALA:CA	1:B:60:ILE:HD12	2.44	0.46
1:B:103:GLN:CA	1:B:106:ILE:HB	2.41	0.46
1:B:246:PRO:HD3	1:B:290:LEU:CD1	2.34	0.46
2:D:178:SER:HB3	2:D:179:PRO:CD	2.45	0.46
2:D:236:LYS:HA	2:D:300:GLY:HA3	1.97	0.46
2:E:101:TYR:CB	2:E:171:LEU:HD11	2.41	0.46
2:E:246:LEU:O	2:E:253:LYS:HB2	2.16	0.46
2:F:43:VAL:N	2:F:361:ILE:HD11	2.31	0.46
2:F:216:VAL:O	2:F:275:THR:HA	2.16	0.46
2:F:332:VAL:CG1	2:F:373:VAL:HG21	2.46	0.46
2:H:220:SER:HA	2:H:274:ILE:HG13	1.97	0.46
2:H:329:ASP:O	2:H:330:ASP:CB	2.62	0.46
2:H:371:VAL:O	2:H:373:VAL:HG23	2.15	0.46

Continued on next page...

Continued from previous page...

Atom-1	Atom-2	Interatomic distance (Å)	Clash overlap (Å)
2:I:50:LEU:CB	2:I:305:ALA:HB2	2.45	0.46
2:I:165:GLU:CB	2:I:168:ARG:HH21	2.29	0.46
2:I:263:SER:HB3	2:I:276:LEU:CD2	2.45	0.46
2:I:340:SER:O	2:I:347:TRP:CZ3	2.68	0.46
3:J:159:ALA:O	3:J:163:LYS:HB3	2.15	0.46
3:J:185:ARG:NH1	3:J:772:TYR:HB3	2.31	0.46
3:J:775:SER:O	3:J:780:ARG:HD3	2.15	0.46
3:J:781:MET:CE	3:L:220:GLY:HA2	2.46	0.46
3:K:177:LEU:HG	3:K:179:GLY:O	2.16	0.46
3:K:314:GLU:HB3	3:K:315:PRO:HD3	1.96	0.46
3:K:864:TYR:O	3:K:868:LEU:HD13	2.15	0.46
3:K:1026:PHE:O	3:K:1030:ARG:HG2	2.15	0.46
3:L:7:ASP:OD1	3:L:432:ARG:NH2	2.49	0.46
3:L:65:ILE:O	3:L:69:MET:HG2	2.16	0.46
3:L:366:LEU:O	3:L:369:THR:HB	2.16	0.46
1:A:42:LEU:HG	1:B:292:ILE:CG2	2.45	0.46
1:A:144:PHE:C	1:A:147:GLY:H	2.19	0.46
1:B:55:ARG:HD3	1:C:280:GLY:N	2.31	0.46
1:B:225:GLN:O	1:B:229:SER:OG	2.24	0.46
1:B:246:PRO:HB2	1:B:288:PHE:CE1	2.51	0.46
1:B:256:ILE:O	1:B:256:ILE:HG13	2.16	0.46
1:C:11:ARG:HD2	1:C:409:GLU:OE2	2.16	0.46
1:C:14:ASN:O	1:C:18:ARG:HG3	2.15	0.46
1:C:20:SER:HB2	1:C:101:ASP:OD2	2.16	0.46
1:C:35:ARG:HB3	1:C:35:ARG:CZ	2.45	0.46
1:C:77:ASP:OD2	1:C:79:SER:OG	2.34	0.46
1:C:135:ARG:HA	1:C:138:ASP:CB	2.46	0.46
1:C:252:ALA:HA	1:C:284:VAL:HA	1.98	0.46
1:C:320:HIS:O	1:C:323:VAL:CG1	2.64	0.46
2:D:54:THR:HG21	2:D:218:GLN:HE22	1.81	0.46
2:E:129:TYR:HD1	2:E:138:ILE:CD1	2.29	0.46
2:F:130:GLN:HA	2:F:133:LEU:CD1	2.46	0.46
2:F:238:GLU:H	2:F:239:ASN:CA	2.29	0.46
2:G:364:LEU:HB2	3:K:579:PRO:HG2	1.94	0.46
2:I:57:PRO:HD2	3:L:790:TYR:OH	2.16	0.46
2:I:256:GLN:HG2	2:I:257:ASP:O	2.14	0.46
2:I:260:LEU:HD21	2:I:262:PHE:O	2.16	0.46
2:I:270:THR:HG21	3:L:795:ASP:OD2	2.16	0.46
3:J:70:ASN:O	3:J:110:LYS:HE3	2.16	0.46
3:J:218:GLN:CB	3:J:232:ALA:O	2.63	0.46
3:J:376:LEU:O	3:J:380:PHE:CD2	2.69	0.46

Continued on next page...

Continued from previous page...

Atom-1	Atom-2	Interatomic distance (Å)	Clash overlap (Å)
3:J:595:THR:O	3:J:598:TYR:N	2.48	0.46
3:J:709:HIS:HB2	3:J:713:LEU:HD13	1.97	0.46
3:J:886:LEU:O	3:J:890:ALA:N	2.48	0.46
3:K:368:PRO:O	3:K:372:VAL:N	2.37	0.46
3:K:533:GLY:HA2	3:K:536:ARG:HE	1.81	0.46
3:L:428:LYS:HA	3:L:494:ALA:CB	2.46	0.46
3:L:744:ASN:O	3:L:747:ASN:N	2.49	0.46
3:L:775:SER:HB2	3:L:789:TRP:CZ2	2.50	0.46
3:L:787:GLY:HA2	3:L:801:PHE:HB3	1.97	0.46
3:L:914:LEU:O	3:L:917:THR:N	2.49	0.46
3:L:929:VAL:O	3:L:932:LEU:N	2.49	0.46
1:A:401:LYS:HD2	1:A:411:ASP:OD2	2.16	0.46
1:B:156:ASN:C	1:B:160:GLN:HG3	2.36	0.46
1:B:217:GLU:OE2	1:B:320:HIS:CE1	2.69	0.46
1:B:246:PRO:CA	1:B:289:SER:O	2.64	0.46
1:B:320:HIS:O	1:B:323:VAL:CG1	2.64	0.46
1:B:372:VAL:O	1:B:376:THR:CB	2.64	0.46
1:B:398:LEU:CD2	1:B:415:LEU:HD11	2.45	0.46
1:C:75:ILE:HG12	1:C:249:ASP:CA	2.46	0.46
1:C:196:LEU:HD12	1:C:197:ASN:N	2.30	0.46
1:C:207:GLN:O	1:C:331:PHE:CE1	2.69	0.46
1:C:246:PRO:HB2	1:C:288:PHE:CE1	2.51	0.46
2:D:93:LEU:N	2:D:176:VAL:HG21	2.25	0.46
2:D:236:LYS:HZ3	2:D:299:GLU:HA	1.80	0.46
2:D:288:MET:HB2	2:D:291:MET:CE	2.45	0.46
2:E:40:VAL:CB	2:E:373:VAL:CG1	2.93	0.46
2:E:139:SER:HB3	2:E:142:GLU:CD	2.36	0.46
2:E:165:GLU:HG2	2:E:169:ILE:CG1	2.46	0.46
2:E:291:MET:CE	2:F:224:MET:HE1	2.45	0.46
2:E:308:VAL:HG11	2:E:313:VAL:HG22	1.98	0.46
2:F:53:THR:HG21	2:F:299:GLU:O	2.16	0.46
2:F:59:ARG:HA	2:F:292:PHE:HA	1.96	0.46
2:F:324:LEU:HD23	2:F:360:VAL:CG1	2.44	0.46
2:F:332:VAL:HG11	2:F:373:VAL:HG21	1.97	0.46
2:G:225:ARG:CG	2:G:226:LEU:HD12	2.44	0.46
2:G:226:LEU:HD12	2:G:226:LEU:N	2.31	0.46
2:H:209:LEU:O	2:H:212:ILE:HB	2.15	0.46
2:I:40:VAL:CB	2:I:373:VAL:CG1	2.93	0.46
2:I:47:THR:HG21	2:I:306:ILE:CD1	2.45	0.46
2:I:226:LEU:HD12	2:I:226:LEU:N	2.31	0.46
2:I:254:PHE:CG	2:I:255:PRO:CD	2.98	0.46

Continued on next page...

Continued from previous page...

Atom-1	Atom-2	Interatomic distance (Å)	Clash overlap (Å)
2:I:308:VAL:HG12	2:I:347:TRP:O	2.15	0.46
3:K:112:GLN:O	3:K:116:PRO:HD3	2.16	0.46
3:K:463:THR:O	3:K:466:ILE:HB	2.15	0.46
3:K:577:GLN:HB3	3:K:662:MET:HB3	1.97	0.46
3:K:909:VAL:CG2	3:K:935:ILE:HD11	2.46	0.46
3:K:987:MET:N	3:K:988:PRO:HD2	2.31	0.46
3:L:13:TRP:CZ2	3:L:492:LEU:HD21	2.51	0.46
3:L:144:ASN:N	3:L:154:ILE:HD11	2.30	0.46
3:L:359:LEU:HD22	3:L:413:VAL:CG1	2.45	0.46
3:L:617:PHE:O	3:L:618:ALA:CB	2.62	0.46
1:B:117:LEU:HD22	1:B:195:ALA:HB2	1.97	0.46
1:B:135:ARG:O	1:B:139:GLN:N	2.39	0.46
1:B:196:LEU:HD12	1:B:197:ASN:N	2.30	0.46
1:B:207:GLN:O	1:B:331:PHE:CE1	2.69	0.46
1:B:296:GLY:O	1:B:299:ASN:N	2.49	0.46
1:C:137:LEU:HD22	1:C:161:TYR:CB	2.46	0.46
1:C:161:TYR:O	1:C:164:VAL:HB	2.15	0.46
1:C:256:ILE:HG13	1:C:256:ILE:O	2.16	0.46
1:C:296:GLY:O	1:C:299:ASN:N	2.49	0.46
1:C:375:ALA:HA	1:C:378:THR:CB	2.44	0.46
2:D:71:GLN:HA	2:D:198:GLY:H	1.81	0.46
2:D:89:ALA:HA	2:D:177:THR:HG1	1.78	0.46
2:D:116:GLN:O	2:D:120:ASN:HB2	2.16	0.46
2:D:212:ILE:HD11	2:D:289:PRO:CB	2.45	0.46
2:E:40:VAL:CG2	2:E:373:VAL:CG1	2.94	0.46
2:F:88:GLU:CG	2:F:89:ALA:N	2.79	0.46
2:F:150:ALA:O	2:F:154:ASN:ND2	2.48	0.46
2:G:307:LEU:HA	2:G:347:TRP:O	2.16	0.46
2:H:76:ILE:HD11	2:H:195:VAL:CG1	2.42	0.46
2:H:112:LEU:HA	2:H:160:ALA:CB	2.46	0.46
2:H:233:GLY:HA3	2:H:234:THR:HA	1.54	0.46
2:H:292:PHE:HZ	3:L:734:GLU:CD	2.19	0.46
2:I:165:GLU:HG2	2:I:169:ILE:CG1	2.46	0.46
3:J:294:ALA:HB3	3:J:297:ALA:CB	2.46	0.46
3:J:692:HIS:CE1	3:J:825:MET:CE	2.99	0.46
3:J:699:ARG:O	3:J:702:LEU:N	2.47	0.46
3:K:11:PHE:HD1	3:L:890:ALA:HB1	1.81	0.46
3:K:167:SER:HA	3:K:175:VAL:HG21	1.98	0.46
3:K:596:HIS:O	3:K:600:THR:OG1	2.34	0.46
3:K:844:MET:HB2	3:K:859:TRP:CZ2	2.51	0.46
3:L:216:ALA:O	3:L:234:ILE:HD12	2.16	0.46

Continued on next page...

Continued from previous page...

Atom-1	Atom-2	Interatomic distance (Å)	Clash overlap (Å)
3:L:279:ALA:O	3:L:286:ALA:N	2.49	0.46
3:L:318:PRO:HD2	3:L:321:LEU:CD2	2.45	0.46
3:L:463:THR:HA	3:L:466:ILE:HD12	1.98	0.46
3:L:540:ARG:HB2	4:N:36:PHE:CZ	2.51	0.46
3:L:712:MET:HE3	3:L:839:GLU:O	2.15	0.46
3:L:1013:THR:CA	3:L:1017:LEU:HD13	2.44	0.46
3:L:1016:VAL:HG11	4:N:29:LEU:HD12	1.98	0.46
4:O:18:VAL:HA	4:O:21:ILE:CD1	2.42	0.46
1:A:72:THR:HA	1:A:250:LEU:O	2.16	0.46
1:A:93:ILE:HD13	1:A:229:SER:HA	1.97	0.46
1:A:380:TYR:O	1:A:383:LYS:HB2	2.15	0.46
1:B:76:PHE:HB3	1:B:248:LEU:HB3	1.98	0.46
1:B:129:GLN:O	1:B:133:ILE:N	2.34	0.46
1:B:135:ARG:HA	1:B:138:ASP:CB	2.46	0.46
1:B:137:LEU:HD22	1:B:161:TYR:CB	2.46	0.46
1:B:248:LEU:CD2	1:B:286:LEU:HD13	2.17	0.46
1:B:350:SER:HG	1:B:351:ALA:H	1.63	0.46
1:C:192:GLU:HB3	1:C:424:SER:HA	1.97	0.46
2:D:132:LEU:HA	2:D:135:THR:OG1	2.16	0.46
2:D:238:GLU:N	2:D:239:ASN:CA	2.79	0.46
2:D:238:GLU:N	2:D:239:ASN:O	2.48	0.46
2:E:149:ASP:CA	2:E:152:GLN:HG2	2.36	0.46
2:E:245:SER:OG	2:E:296:ARG:HB3	2.16	0.46
2:E:263:SER:HA	2:E:276:LEU:HD23	1.97	0.46
2:F:323:VAL:HG11	2:F:359:VAL:HG13	1.96	0.46
2:G:48:GLU:HA	2:G:304:ASN:CB	2.43	0.46
2:G:129:TYR:HD1	2:G:138:ILE:CD1	2.29	0.46
2:G:269:GLN:O	3:K:739:LEU:HD23	2.16	0.46
2:H:234:THR:C	2:H:301:LEU:HA	2.36	0.46
2:H:296:ARG:NH1	2:H:298:GLU:HG2	2.30	0.46
2:H:326:VAL:O	2:H:326:VAL:HG13	2.16	0.46
2:I:40:VAL:CB	2:I:373:VAL:HG13	2.46	0.46
2:I:69:ARG:HH12	2:I:200:ALA:HA	1.81	0.46
2:I:139:SER:HB3	2:I:142:GLU:CD	2.36	0.46
2:I:309:PRO:HG2	2:I:361:ILE:HD13	1.97	0.46
3:J:1:MET:HB2	3:J:2:PRO:HD3	1.97	0.46
3:J:184:MET:SD	3:J:268:ILE:CG2	3.04	0.46
3:J:217:GLY:O	3:J:218:GLN:HG2	2.16	0.46
3:J:391:ASN:O	3:J:395:MET:HG2	2.16	0.46
3:J:445:ILE:HG12	3:J:943:ILE:HG21	1.97	0.46
3:J:550:VAL:O	3:J:554:TYR:N	2.48	0.46

Continued on next page...

Continued from previous page...

Atom-1	Atom-2	Interatomic distance (Å)	Clash overlap (Å)
3:K:14:VAL:HG11	3:L:890:ALA:HB2	1.98	0.46
3:K:121:GLU:OE1	3:K:121:GLU:N	2.36	0.46
3:K:138:MET:HA	3:K:328:ASP:HA	1.98	0.46
3:K:407:ASP:O	3:K:411:VAL:HG23	2.16	0.46
3:K:468:ARG:HA	3:K:471:SER:HB3	1.98	0.46
3:K:489:THR:OG1	3:K:490:PRO:HD3	2.15	0.46
3:K:952:LEU:HB2	3:K:963:ALA:HB1	1.97	0.46
3:L:162:MET:O	3:L:166:ILE:HG12	2.15	0.46
3:L:189:ASN:H	3:L:266:ALA:HB2	1.80	0.46
3:L:261:LEU:H	3:L:264:ASP:CG	2.19	0.46
3:L:328:ASP:OD2	3:L:330:THR:OG1	2.34	0.46
3:L:587:THR:O	3:L:590:VAL:HB	2.16	0.46
1:A:20:SER:OG	1:A:101:ASP:OD2	2.16	0.45
1:A:78:MET:HA	1:A:81:TRP:HD1	1.81	0.45
1:A:130:LYS:CB	1:A:164:VAL:HG11	2.46	0.45
1:B:20:SER:HB2	1:B:101:ASP:OD2	2.16	0.45
1:B:77:ASP:OD2	1:B:79:SER:OG	2.34	0.45
1:B:252:ALA:HA	1:B:284:VAL:HA	1.98	0.45
1:B:303:LYS:HA	1:B:306:GLN:CG	2.46	0.45
1:C:4:MET:HE2	1:C:416:ASN:HB2	1.97	0.45
1:C:49:THR:O	1:C:64:ALA:HB3	2.14	0.45
1:C:233:ALA:C	1:C:309:PHE:HD1	2.20	0.45
2:D:325:VAL:HG13	2:D:358:ARG:O	2.16	0.45
2:D:368:ARG:HB3	2:D:369:PRO:HD2	1.96	0.45
2:F:60:THR:HG22	2:F:291:MET:HG2	1.95	0.45
2:G:260:LEU:HD21	2:G:262:PHE:O	2.15	0.45
2:G:271:THR:HG23	3:K:797:GLN:OE1	2.15	0.45
2:G:291:MET:CE	2:H:224:MET:HE1	2.46	0.45
2:G:308:VAL:HG11	2:G:313:VAL:HG22	1.98	0.45
2:H:41:GLY:HA2	2:H:376:GLN:C	2.36	0.45
2:H:326:VAL:HG11	2:H:358:ARG:HB2	1.96	0.45
2:I:45:VAL:HB	2:I:357:ASP:N	2.30	0.45
2:I:244:VAL:HG22	2:I:297:LEU:HG	1.98	0.45
2:I:307:LEU:HA	2:I:347:TRP:O	2.16	0.45
3:J:213:GLN:HG2	3:K:60:THR:HG23	1.98	0.45
3:J:303:ALA:CB	3:J:330:THR:HG21	2.46	0.45
3:J:706:ALA:C	3:J:713:LEU:HD22	2.36	0.45
3:J:893:GLU:HG3	3:J:893:GLU:O	2.16	0.45
3:J:932:LEU:HA	3:J:935:ILE:HD12	1.97	0.45
3:L:80:SER:HB2	3:L:90:ILE:HG12	1.98	0.45
3:L:259:ARG:O	3:L:264:ASP:OD2	2.34	0.45

Continued on next page...

Continued from previous page...

Atom-1	Atom-2	Interatomic distance (Å)	Clash overlap (Å)
3:L:341:VAL:HA	3:L:344:LEU:HD12	1.97	0.45
3:L:699:ARG:HD3	3:L:825:MET:SD	2.56	0.45
3:L:873:ALA:O	3:L:877:TYR:CD2	2.69	0.45
3:L:881:LEU:HD22	3:L:905:VAL:HG21	1.98	0.45
3:L:885:PHE:CD1	3:L:898:PRO:HB2	2.51	0.45
1:A:49:THR:O	1:A:64:ALA:HB3	2.17	0.45
1:A:63:ASN:O	1:A:259:THR:HA	2.16	0.45
1:A:75:ILE:CB	1:A:248:LEU:CB	2.94	0.45
1:A:257:SER:H	1:A:279:MET:C	2.17	0.45
1:B:14:ASN:O	1:B:18:ARG:HG3	2.16	0.45
1:B:305:ALA:HA	1:B:308:ASN:CB	2.46	0.45
1:C:7:TYR:CE2	1:C:409:GLU:HG2	2.51	0.45
1:C:76:PHE:HB3	1:C:248:LEU:HB3	1.98	0.45
1:C:161:TYR:O	1:C:164:VAL:N	2.50	0.45
1:C:246:PRO:CA	1:C:289:SER:O	2.64	0.45
2:D:120:ASN:O	2:D:123:GLN:HB3	2.16	0.45
2:E:195:VAL:HG12	2:E:199:GLN:HE22	1.81	0.45
2:E:340:SER:HG	2:E:350:THR:HG23	1.79	0.45
2:F:70:PRO:HA	2:F:175:LYS:NZ	2.31	0.45
2:F:81:PHE:HE2	2:F:94:TYR:CZ	2.34	0.45
2:F:237:GLN:HG3	2:F:238:GLU:HG3	1.99	0.45
2:G:55:GLU:O	2:G:55:GLU:HG2	2.15	0.45
2:G:72:VAL:CG1	2:G:101:TYR:CZ	2.99	0.45
2:G:235:LEU:HA	2:G:235:LEU:HD12	1.73	0.45
2:H:294:ARG:HH22	3:K:259:ARG:HD2	1.81	0.45
2:I:235:LEU:O	2:I:236:LYS:CG	2.55	0.45
2:I:241:LYS:HE3	2:I:260:LEU:HD22	1.98	0.45
2:I:246:LEU:O	2:I:253:LYS:HB2	2.16	0.45
3:J:2:PRO:O	3:J:6:ILE:HG13	2.15	0.45
3:J:214:VAL:HG12	3:J:215:ALA:H	1.81	0.45
3:J:256:ASP:OD1	3:J:257:GLY:N	2.48	0.45
3:J:374:VAL:O	3:J:378:GLY:N	2.45	0.45
3:J:615:PHE:CD2	3:J:616:GLY:N	2.84	0.45
3:J:703:LEU:HA	3:J:706:ALA:HB3	1.98	0.45
3:J:893:GLU:O	3:L:10:ILE:HD12	2.15	0.45
3:K:35:TYR:OH	3:K:670:ALA:HB1	2.16	0.45
3:K:108:GLN:HE22	3:L:108:GLN:HG2	1.81	0.45
3:K:236:ALA:O	3:L:728:LYS:NZ	2.49	0.45
3:L:416:VAL:HG22	3:L:434:SER:CB	2.47	0.45
3:L:998:GLY:O	3:L:1002:ALA:HB2	2.16	0.45
1:A:90:ALA:O	1:A:94:GLN:N	2.35	0.45

Continued on next page...

Continued from previous page...

Atom-1	Atom-2	Interatomic distance (Å)	Clash overlap (Å)
1:A:146:VAL:HA	2:D:131:LYS:NZ	2.32	0.45
1:B:297:MET:O	1:B:301:GLN:CG	2.55	0.45
1:C:41:GLN:O	1:C:72:THR:N	2.49	0.45
1:C:85:THR:HG21	1:C:235:GLU:OE2	2.16	0.45
1:C:96:VAL:HG11	1:C:225:GLN:CA	2.46	0.45
1:C:103:GLN:CB	1:C:407:LEU:HD23	2.47	0.45
1:C:135:ARG:HG3	1:C:373:LEU:HD11	1.98	0.45
1:C:246:PRO:HD3	1:C:290:LEU:CD1	2.34	0.45
1:C:398:LEU:HD21	1:C:415:LEU:CD1	2.47	0.45
2:D:89:ALA:HB2	2:D:180:ILE:O	2.15	0.45
2:E:72:VAL:HG12	2:E:73:SER:N	2.32	0.45
2:F:297:LEU:HD12	2:F:297:LEU:C	2.37	0.45
2:G:270:THR:CB	3:K:795:ASP:OD2	2.64	0.45
2:H:102:GLN:CD	2:H:171:LEU:HD21	2.36	0.45
2:H:177:THR:O	2:H:179:PRO:N	2.49	0.45
2:H:217:THR:HA	2:H:275:THR:CA	2.30	0.45
2:H:244:VAL:O	2:H:257:ASP:HB2	2.15	0.45
2:H:268:ASP:OD2	2:H:270:THR:OG1	2.35	0.45
2:H:330:ASP:HB3	2:H:373:VAL:O	2.17	0.45
2:I:168:ARG:O	2:I:172:ALA:N	2.42	0.45
2:I:265:VAL:HG12	2:I:265:VAL:O	2.16	0.45
2:I:347:TRP:NE1	3:K:230:LEU:CD2	2.79	0.45
3:J:311:ALA:HA	3:J:314:GLU:HG3	1.97	0.45
3:J:316:PHE:CD1	3:K:687:GLN:HB2	2.51	0.45
3:J:482:VAL:O	3:J:486:LEU:HD13	2.17	0.45
3:J:713:LEU:HD23	3:J:716:VAL:HG21	1.98	0.45
3:K:348:ILE:CG2	3:K:369:THR:HG23	2.46	0.45
3:K:739:LEU:HB2	3:K:741:VAL:HG23	1.97	0.45
3:L:13:TRP:HA	3:L:16:ALA:HB3	1.97	0.45
3:L:606:VAL:HA	3:L:631:LEU:HD23	1.99	0.45
3:L:888:LEU:CD1	3:L:901:VAL:HG11	2.46	0.45
1:A:19:LYS:HZ3	1:B:311:GLY:C	2.19	0.45
1:A:129:GLN:HE21	1:A:133:ILE:HD11	1.80	0.45
1:A:249:ASP:O	1:A:286:LEU:HA	2.17	0.45
1:A:264:SER:O	1:A:267:ARG:HB2	2.17	0.45
1:A:334:ILE:O	1:A:337:SER:HB3	2.16	0.45
1:A:357:ALA:HB2	1:C:152:THR:HG21	1.98	0.45
1:B:67:ALA:O	1:B:256:ILE:N	2.50	0.45
1:C:249:ASP:N	1:C:287:SER:O	2.48	0.45
2:D:40:VAL:HA	2:D:362:SER:OG	2.16	0.45
2:D:174:THR:C	2:D:175:LYS:HG2	2.34	0.45

Continued on next page...

Continued from previous page...

Atom-1	Atom-2	Interatomic distance (Å)	Clash overlap (Å)
2:D:271:THR:CB	2:D:273:SER:OG	2.65	0.45
2:D:294:ARG:O	2:D:295:ALA:CB	2.65	0.45
2:F:63:TYR:H	2:F:64:ARG:C	2.19	0.45
2:F:129:TYR:O	2:F:132:LEU:N	2.39	0.45
2:F:217:THR:HA	2:F:275:THR:CA	2.29	0.45
2:G:139:SER:HB3	2:G:142:GLU:CD	2.36	0.45
2:G:221:ASN:O	2:G:224:MET:HB3	2.17	0.45
2:G:254:PHE:CG	2:G:255:PRO:CD	2.98	0.45
2:G:316:THR:HG23	2:G:317:PRO:HA	1.99	0.45
2:G:354:LYS:N	2:G:357:ASP:OD2	2.30	0.45
2:H:47:THR:HB	2:H:304:ASN:O	2.17	0.45
2:H:145:GLN:O	2:H:148:ALA:HB3	2.16	0.45
2:H:248:THR:CG2	2:H:250:ASP:OD1	2.65	0.45
2:I:45:VAL:CB	2:I:354:LYS:O	2.65	0.45
2:I:308:VAL:HG11	2:I:313:VAL:HG22	1.98	0.45
3:J:187:TRP:O	3:J:266:ALA:HA	2.17	0.45
3:J:200:PRO:C	3:J:204:ILE:HD12	2.36	0.45
3:J:679:GLY:HA2	3:J:830:GLN:HA	1.98	0.45
3:K:13:TRP:O	3:K:17:ILE:N	2.50	0.45
3:K:75:LEU:HD12	3:K:93:THR:O	2.17	0.45
3:K:76:MET:N	3:K:93:THR:O	2.45	0.45
3:K:193:LEU:O	3:K:197:GLN:N	2.49	0.45
3:K:419:VAL:O	3:K:423:GLU:HB2	2.16	0.45
3:L:23:GLY:HA2	3:L:381:ALA:HB2	1.98	0.45
3:L:66:GLU:OE2	3:L:818:ARG:NE	2.47	0.45
3:L:177:LEU:HA	3:L:289:LEU:HD23	1.97	0.45
3:L:303:ALA:O	3:L:306:ILE:HB	2.16	0.45
3:L:345:VAL:O	3:L:348:ILE:HB	2.16	0.45
3:L:425:LEU:HB2	3:L:430:ALA:HB2	1.97	0.45
3:L:427:PRO:CD	3:L:498:LYS:C	2.84	0.45
3:L:612:VAL:CG1	3:L:615:PHE:HB3	2.46	0.45
3:L:655:PHE:HA	3:L:658:ILE:HG13	1.98	0.45
3:L:703:LEU:HD11	3:L:718:PRO:HG3	1.98	0.45
4:O:17:VAL:O	4:O:20:ALA:N	2.48	0.45
1:A:19:LYS:HB2	1:B:314:GLU:CG	2.45	0.45
1:A:60:ILE:O	1:A:61:ASN:OD1	2.34	0.45
1:A:112:ALA:HA	1:A:115:ASN:HB2	1.97	0.45
1:B:11:ARG:HD2	1:B:409:GLU:OE2	2.16	0.45
1:B:16:GLU:O	1:B:19:LYS:HB3	2.16	0.45
1:B:39:LEU:HD13	1:C:293:TYR:OH	2.16	0.45
1:B:89:LYS:CD	1:B:235:GLU:HG2	2.47	0.45

Continued on next page...

Continued from previous page...

Atom-1	Atom-2	Interatomic distance (Å)	Clash overlap (Å)
1:B:144:PHE:HB2	1:B:149:VAL:CG2	2.45	0.45
1:C:103:GLN:NE2	1:C:405:GLY:HA2	2.27	0.45
2:D:56:LEU:O	2:D:295:ALA:O	2.35	0.45
2:D:247:ILE:HG23	2:D:251:GLY:C	2.36	0.45
2:D:271:THR:HB	2:D:273:SER:OG	2.16	0.45
2:E:69:ARG:HH12	2:E:200:ALA:HA	1.81	0.45
2:E:87:ILE:HG21	2:E:93:LEU:HD21	1.99	0.45
2:E:226:LEU:HD12	2:E:226:LEU:N	2.31	0.45
2:F:62:ALA:H	2:F:65:ILE:HG21	1.62	0.45
2:F:63:TYR:CD2	2:F:64:ARG:CD	2.94	0.45
2:F:133:LEU:HD11	2:F:143:TYR:CE1	2.51	0.45
2:F:139:SER:HG	2:F:142:GLU:HB2	1.81	0.45
2:F:218:GLN:HG3	2:F:222:ASP:HB2	1.98	0.45
2:G:44:THR:HA	2:G:357:ASP:O	2.15	0.45
2:G:165:GLU:CB	2:G:168:ARG:HH21	2.29	0.45
2:G:241:LYS:HA	2:G:242:ALA:HA	1.62	0.45
2:G:302:ASN:OD1	2:G:303:PRO:HD2	2.15	0.45
2:H:126:VAL:HG21	2:H:150:ALA:HB2	1.97	0.45
2:H:254:PHE:CE1	2:H:286:THR:OG1	2.67	0.45
2:I:45:VAL:HG21	2:I:357:ASP:H	1.72	0.45
2:I:55:GLU:O	2:I:55:GLU:HG2	2.15	0.45
3:J:46:SER:HA	3:J:88:VAL:O	2.15	0.45
3:J:150:THR:HG1	3:J:153:ASP:CG	2.19	0.45
3:J:187:TRP:HH2	3:L:223:PRO:CD	2.30	0.45
3:J:367:ILE:HD11	3:J:496:MET:HB2	1.98	0.45
3:J:844:MET:HG3	3:J:859:TRP:HH2	1.81	0.45
3:K:23:GLY:HA2	3:K:381:ALA:HB2	1.98	0.45
3:K:366:LEU:O	3:K:369:THR:HB	2.17	0.45
3:K:638:PRO:O	3:K:642:ASN:ND2	2.49	0.45
3:K:976:LEU:O	3:K:980:LEU:HB2	2.16	0.45
3:L:34:GLN:NE2	3:L:332:PHE:CE2	2.84	0.45
3:L:405:LEU:HD12	3:L:406:VAL:N	2.32	0.45
3:L:643:LYS:O	3:L:647:ILE:HG13	2.17	0.45
3:L:701:GLN:NE2	3:L:851:LEU:HD23	2.31	0.45
1:A:161:TYR:O	1:A:164:VAL:HG23	2.16	0.45
1:A:217:GLU:OE2	1:A:320:HIS:CE1	2.69	0.45
1:A:323:VAL:HA	1:A:326:THR:HB	1.99	0.45
1:B:103:GLN:NE2	1:B:402:SER:HA	2.32	0.45
1:B:135:ARG:HG3	1:B:373:LEU:HD11	1.98	0.45
1:C:8:GLN:HG2	1:C:11:ARG:NH2	2.31	0.45
1:C:16:GLU:O	1:C:19:LYS:HB3	2.16	0.45

Continued on next page...

Continued from previous page...

Atom-1	Atom-2	Interatomic distance (Å)	Clash overlap (Å)
1:C:157:ALA:O	1:C:160:GLN:HB2	2.15	0.45
2:D:149:ASP:HA	2:D:152:GLN:HB3	1.97	0.45
2:E:307:LEU:HA	2:E:347:TRP:O	2.16	0.45
2:F:53:THR:CG2	2:F:299:GLU:HB2	2.40	0.45
2:F:271:THR:CG2	3:J:254:ASN:OD1	2.64	0.45
2:G:75:ILE:HD13	2:G:194:LEU:CD1	2.47	0.45
2:G:234:THR:CB	2:G:235:LEU:CA	2.95	0.45
2:I:72:VAL:HG12	2:I:73:SER:N	2.32	0.45
2:I:250:ASP:CG	2:I:252:ILE:HB	2.37	0.45
3:J:5:PHE:CE1	3:J:15:ILE:HD12	2.51	0.45
3:J:185:ARG:HD2	3:J:772:TYR:HB2	1.98	0.45
3:J:256:ASP:OD1	3:J:256:ASP:C	2.55	0.45
3:J:259:ARG:HG3	3:K:734:GLU:OE2	2.16	0.45
3:J:310:LEU:O	3:J:313:MET:N	2.47	0.45
3:J:379:THR:O	3:J:382:VAL:HB	2.16	0.45
3:J:393:LEU:O	3:J:396:PHE:HB2	2.17	0.45
3:J:721:LEU:HD12	3:J:815:ARG:HD2	1.98	0.45
3:J:876:LEU:O	3:J:879:ILE:HB	2.17	0.45
3:J:903:LEU:HB2	3:J:1025:PHE:CD2	2.51	0.45
3:K:159:ALA:HA	3:K:163:LYS:HB3	1.98	0.45
3:K:184:MET:SD	3:K:268:ILE:CG2	3.04	0.45
3:K:453:PHE:O	3:K:471:SER:OG	2.31	0.45
3:K:549:VAL:O	3:K:552:MET:HB3	2.16	0.45
3:K:817:GLU:O	3:K:823:PRO:HA	2.17	0.45
3:L:1:MET:O	3:L:5:PHE:CD2	2.69	0.45
3:L:181:GLN:HB3	3:L:273:GLU:OE2	2.15	0.45
3:L:446:ALA:HA	3:L:478:MET:HE2	1.98	0.45
3:L:487:ILE:O	3:L:490:PRO:HD2	2.17	0.45
3:L:889:ALA:N	3:L:898:PRO:HG3	2.31	0.45
1:A:133:ILE:CD1	1:A:164:VAL:HG22	2.47	0.45
1:A:172:ARG:C	1:A:175:LEU:HB3	2.35	0.45
1:B:139:GLN:CA	2:F:136:GLN:OE1	2.65	0.45
1:C:53:GLY:HA3	1:C:57:ALA:O	2.17	0.45
1:C:146:VAL:CG1	2:H:128:ARG:HB3	2.46	0.45
1:C:183:ARG:O	1:C:187:GLY:CA	2.64	0.45
1:C:255:GLY:O	1:C:280:GLY:HA2	2.17	0.45
1:C:348:VAL:CG2	1:C:382:ALA:HB1	2.47	0.45
1:C:350:SER:HG	1:C:351:ALA:H	1.64	0.45
1:C:363:SER:HG	1:C:364:VAL:H	1.65	0.45
2:D:82:LYS:HB2	2:D:85:SER:CB	2.46	0.45
2:D:121:ILE:H	2:D:121:ILE:HD12	1.81	0.45

Continued on next page...

Continued from previous page...

Atom-1	Atom-2	Interatomic distance (Å)	Clash overlap (Å)
2:D:152:GLN:HG3	2:I:114:LYS:CG	2.29	0.45
2:D:246:LEU:O	2:D:253:LYS:CA	2.64	0.45
2:E:114:LYS:HB2	2:F:155:ALA:HB3	1.98	0.45
2:E:243:LYS:CE	2:E:298:GLU:OE1	2.65	0.45
2:F:59:ARG:HD2	2:F:292:PHE:CA	2.44	0.45
2:F:349:VAL:HG11	2:F:353:LEU:HG	1.97	0.45
2:G:53:THR:HB	2:G:298:GLU:CA	2.47	0.45
2:G:93:LEU:N	2:G:176:VAL:O	2.46	0.45
2:G:222:ASP:C	2:G:226:LEU:HD13	2.37	0.45
2:G:347:TRP:HZ2	3:K:809:TRP:HZ2	1.63	0.45
2:H:224:MET:HG2	2:H:228:GLN:OE1	2.17	0.45
2:I:57:PRO:HD3	3:L:191:ASN:CG	2.36	0.45
2:I:260:LEU:HD11	2:I:276:LEU:HD13	1.99	0.45
2:I:316:THR:HG23	2:I:317:PRO:HA	1.99	0.45
2:I:332:VAL:HG11	2:I:367:VAL:CG2	2.47	0.45
3:J:116:PRO:HG3	3:L:124:GLN:O	2.17	0.45
3:K:10:ILE:O	3:K:14:VAL:HG23	2.17	0.45
3:K:246:PHE:HA	3:K:249:ILE:HG13	1.99	0.45
3:L:23:GLY:O	3:L:26:ALA:HB3	2.17	0.45
3:L:23:GLY:O	3:L:26:ALA:N	2.50	0.45
3:L:54:ALA:O	3:L:58:GLN:N	2.48	0.45
3:L:67:GLN:NE2	3:L:117:LEU:CD1	2.80	0.45
3:L:212:ALA:CA	3:L:239:ARG:NH1	2.78	0.45
3:L:414:GLU:HG3	3:L:977:MET:SD	2.56	0.45
3:L:415:ASN:O	3:L:419:VAL:N	2.31	0.45
3:L:516:PHE:HE1	4:N:19:MET:SD	2.39	0.45
3:L:516:PHE:HD2	3:L:517:ASN:ND2	2.14	0.45
3:L:777:ALA:O	3:L:781:MET:HG2	2.17	0.45
3:L:831:ALA:HB2	3:L:840:ALA:HB2	1.98	0.45
3:L:888:LEU:HD11	3:L:901:VAL:HG11	1.99	0.45
3:L:895:TRP:O	3:L:898:PRO:HD2	2.16	0.45
1:A:148:LEU:HD23	2:E:141:GLN:CB	2.40	0.45
1:A:344:TYR:O	1:A:347:ALA:HB3	2.17	0.45
1:B:55:ARG:HD3	1:C:279:MET:C	2.37	0.45
1:B:75:ILE:HG12	1:B:249:ASP:CA	2.46	0.45
1:B:103:GLN:CB	1:B:407:LEU:HD23	2.47	0.45
1:B:398:LEU:HD21	1:B:415:LEU:CD1	2.47	0.45
1:C:197:ASN:N	1:C:418:ALA:O	2.48	0.45
2:D:55:GLU:HB2	2:D:296:ARG:HB3	1.98	0.45
2:D:71:GLN:HB3	2:D:173:TYR:CZ	2.49	0.45
2:D:112:LEU:HA	2:D:160:ALA:HB1	1.98	0.45

Continued on next page...

Continued from previous page...

Atom-1	Atom-2	Interatomic distance (Å)	Clash overlap (Å)
2:D:223:MET:CG	2:D:274:ILE:HG13	2.41	0.45
2:D:301:LEU:CG	2:D:303:PRO:HG2	2.47	0.45
2:E:221:ASN:O	2:E:224:MET:HB3	2.17	0.45
2:E:302:ASN:OD1	2:E:303:PRO:HD2	2.16	0.45
2:E:324:LEU:CD2	2:E:332:VAL:HB	2.47	0.45
2:G:40:VAL:CB	2:G:373:VAL:HG13	2.46	0.45
2:G:165:GLU:HG2	2:G:169:ILE:CG1	2.46	0.45
2:G:246:LEU:O	2:G:253:LYS:HB2	2.16	0.45
2:I:39:ALA:CA	2:I:374:LYS:HB2	2.33	0.45
3:J:782:LEU:C	3:L:219:LEU:HD22	2.38	0.45
3:J:957:GLY:HA3	3:J:1043:SER:OG	2.16	0.45
3:K:178:PHE:CZ	3:K:290:GLY:N	2.84	0.45
3:K:303:ALA:HA	3:K:306:ILE:HD12	1.99	0.45
3:K:399:VAL:HA	3:K:402:ILE:CD1	2.47	0.45
3:K:441:ALA:HB1	3:K:944:LEU:HD23	1.98	0.45
3:L:155:SER:HB3	3:L:180:SER:H	1.81	0.45
3:L:184:MET:HG2	3:L:246:PHE:CD2	2.51	0.45
3:L:251:LEU:CD1	3:L:260:VAL:HG12	2.46	0.45
3:L:420:MET:HB3	3:L:500:ILE:O	2.16	0.45
3:L:543:VAL:HA	3:L:546:LEU:HB2	1.97	0.45
3:L:737:GLN:O	3:L:740:GLY:N	2.47	0.45
1:A:144:PHE:CG	1:A:154:VAL:HG21	2.51	0.45
1:A:216:ALA:CA	1:A:219:ARG:HB2	2.28	0.45
1:A:223:LEU:HG	1:A:227:ARG:HE	1.82	0.45
1:A:246:PRO:HB3	1:A:290:LEU:HA	1.99	0.45
1:A:334:ILE:O	1:A:338:ILE:N	2.38	0.45
1:B:96:VAL:HG11	1:B:225:GLN:CA	2.47	0.45
1:B:161:TYR:O	1:B:164:VAL:N	2.50	0.45
1:B:305:ALA:O	1:B:308:ASN:HB3	2.16	0.45
1:B:344:TYR:CA	1:B:347:ALA:HB3	2.33	0.45
1:C:29:GLU:O	1:C:32:ASN:N	2.50	0.45
1:C:67:ALA:O	1:C:256:ILE:N	2.50	0.45
1:C:116:VAL:O	1:C:120:ILE:N	2.36	0.45
1:C:182:LEU:CD1	1:C:186:THR:HG21	2.47	0.45
2:D:68:VAL:H	2:D:202:ALA:HB1	1.81	0.45
2:D:70:PRO:HD3	2:D:203:LEU:HG	1.98	0.45
2:D:246:LEU:O	2:D:253:LYS:HB2	2.16	0.45
2:D:265:VAL:HG12	2:I:288:MET:CE	2.43	0.45
2:D:323:VAL:O	2:D:334:THR:HA	2.16	0.45
2:E:40:VAL:CB	2:E:373:VAL:HG13	2.46	0.45
2:E:265:VAL:O	2:E:265:VAL:HG12	2.16	0.45

Continued on next page...

Continued from previous page...

Atom-1	Atom-2	Interatomic distance (Å)	Clash overlap (Å)
2:F:91:VAL:O	2:F:177:THR:CG2	2.65	0.45
2:G:195:VAL:HG12	2:G:199:GLN:HE22	1.81	0.45
2:G:241:LYS:HE3	2:G:260:LEU:HD22	1.98	0.45
2:G:318:ARG:HH21	3:K:810:GLU:HB2	1.82	0.45
2:G:324:LEU:CD2	2:G:332:VAL:HB	2.47	0.45
2:G:342:ALA:C	2:G:343:ILE:HG13	2.37	0.45
2:H:121:ILE:CD1	2:I:148:ALA:CB	2.94	0.45
2:H:221:ASN:HA	2:H:224:MET:HB2	1.98	0.45
2:I:53:THR:CA	2:I:299:GLU:HB2	2.38	0.45
2:I:129:TYR:HD1	2:I:138:ILE:CD1	2.29	0.45
3:J:262:LEU:O	3:J:265:VAL:HG22	2.17	0.45
3:K:44:THR:O	3:K:130:GLU:OE1	2.34	0.45
3:K:140:VAL:HB	3:K:289:LEU:HB2	1.99	0.45
3:K:200:PRO:O	3:K:204:ILE:HG13	2.16	0.45
3:K:223:PRO:HD2	3:L:780:ARG:HH21	1.81	0.45
3:K:910:ILE:HG23	3:K:911:GLY:H	1.82	0.45
3:L:34:GLN:NE2	3:L:332:PHE:HE2	2.14	0.45
3:L:143:ILE:HD11	3:L:145:THR:CG2	2.47	0.45
3:L:367:ILE:CD1	3:L:497:LEU:HD11	2.47	0.45
3:L:621:GLY:O	3:L:624:THR:HG22	2.17	0.45
3:L:710:PRO:HA	3:L:713:LEU:O	2.16	0.45
3:L:713:LEU:HA	3:L:830:GLN:O	2.17	0.45
3:L:1018:ALA:HB1	3:L:1022:VAL:HG23	1.98	0.45
4:O:9:VAL:HG23	4:O:10:PHE:N	2.29	0.45
1:A:14:ASN:CG	1:A:105:LEU:HD13	2.37	0.45
1:B:233:ALA:C	1:B:309:PHE:HD1	2.20	0.45
1:B:400:ILE:O	1:B:404:LEU:HG	2.16	0.45
1:C:372:VAL:O	1:C:376:THR:CB	2.64	0.45
2:D:186:LYS:HG3	2:E:264:ASP:OD2	2.17	0.45
2:D:268:ASP:CG	2:D:271:THR:CG2	2.85	0.45
2:D:292:PHE:CD2	2:D:292:PHE:O	2.71	0.45
2:E:47:THR:C	2:E:49:PRO:CD	2.85	0.45
2:E:241:LYS:HE3	2:E:260:LEU:HD22	1.98	0.45
2:F:63:TYR:CD2	2:F:63:TYR:C	2.90	0.45
2:F:78:LYS:HG2	2:F:80:ASN:OD1	2.17	0.45
2:F:189:VAL:CG2	2:F:193:ALA:HB3	2.47	0.45
2:G:81:PHE:CG	2:G:184:ILE:HD13	2.52	0.45
2:G:238:GLU:O	2:G:239:ASN:HB3	2.17	0.45
2:I:222:ASP:C	2:I:226:LEU:HD13	2.37	0.45
2:I:243:LYS:CE	2:I:298:GLU:OE1	2.65	0.45
3:J:254:ASN:O	3:J:257:GLY:N	2.47	0.45

Continued on next page...

Continued from previous page...

Atom-1	Atom-2	Interatomic distance (Å)	Clash overlap (Å)
3:J:777:ALA:O	3:J:781:MET:HE3	2.17	0.45
3:J:887:CYS:O	3:J:891:LEU:N	2.46	0.45
3:J:907:LEU:O	3:J:910:ILE:HG22	2.17	0.45
3:K:116:PRO:HA	3:K:123:GLN:HE22	1.82	0.45
3:K:119:PRO:O	3:K:122:VAL:HB	2.17	0.45
3:K:270:LEU:N	3:K:270:LEU:CD1	2.80	0.45
3:K:551:GLY:HA2	3:K:554:TYR:HB3	1.99	0.45
3:K:724:THR:O	3:K:811:TYR:HA	2.16	0.45
3:K:728:LYS:HD2	3:K:729:ILE:H	1.82	0.45
3:L:88:VAL:CG1	3:L:89:GLN:N	2.80	0.45
3:L:143:ILE:O	3:L:321:LEU:HD12	2.17	0.45
3:L:162:MET:HA	3:L:313:MET:CE	2.46	0.45
3:L:342:LYS:HD2	4:N:3:GLU:OE2	2.16	0.45
3:L:398:MET:HG3	3:L:473:THR:CG2	2.47	0.45
3:L:596:HIS:O	3:L:600:THR:CG2	2.64	0.45
3:L:943:ILE:HA	3:L:946:VAL:HB	1.99	0.45
1:A:48:TYR:CD1	1:A:65:THR:HG22	2.52	0.44
1:A:106:ILE:CG2	1:A:407:LEU:HD21	2.47	0.44
1:A:113:TYR:O	1:A:116:VAL:HB	2.17	0.44
1:A:302:VAL:HG12	1:A:306:GLN:NE2	2.31	0.44
1:A:311:GLY:HA3	1:C:19:LYS:HZ2	1.81	0.44
1:B:29:GLU:O	1:B:32:ASN:N	2.50	0.44
1:B:41:GLN:O	1:B:72:THR:N	2.49	0.44
1:B:56:ASP:CB	1:C:279:MET:SD	3.01	0.44
1:B:139:GLN:HG2	2:F:137:TYR:H	1.82	0.44
1:B:182:LEU:CD1	1:B:186:THR:HG21	2.47	0.44
1:C:103:GLN:NE2	1:C:402:SER:HA	2.32	0.44
1:C:407:LEU:HD12	1:C:411:ASP:CB	2.47	0.44
2:D:178:SER:HG	2:D:179:PRO:CD	2.30	0.44
2:D:220:SER:OG	2:D:272:GLY:HA2	2.16	0.44
2:E:63:TYR:CE1	2:E:279:ILE:HD11	2.53	0.44
2:E:72:VAL:CG1	2:E:101:TYR:CZ	2.99	0.44
2:E:263:SER:HB3	2:E:276:LEU:HD21	2.00	0.44
2:E:342:ALA:C	2:E:343:ILE:HG13	2.37	0.44
2:F:70:PRO:CB	2:F:203:LEU:HD11	2.45	0.44
2:F:88:GLU:CG	2:F:89:ALA:H	2.29	0.44
2:F:279:ILE:O	2:F:279:ILE:HG23	2.16	0.44
2:G:52:ILE:HD11	2:G:235:LEU:CD2	2.47	0.44
2:G:55:GLU:O	2:G:56:LEU:HB3	2.17	0.44
2:G:108:ALA:HB1	2:G:164:VAL:CG2	2.47	0.44
2:G:121:ILE:CD1	2:H:148:ALA:HB2	2.47	0.44

Continued on next page...

Continued from previous page...

Atom-1	Atom-2	Interatomic distance (Å)	Clash overlap (Å)
2:G:250:ASP:CG	2:G:252:ILE:HB	2.37	0.44
2:H:250:ASP:OD1	2:H:252:ILE:HB	2.17	0.44
2:H:323:VAL:HG23	2:H:337:ILE:CD1	2.47	0.44
2:I:53:THR:HB	2:I:298:GLU:CA	2.47	0.44
2:I:74:GLY:N	2:I:195:VAL:O	2.48	0.44
2:I:81:PHE:CG	2:I:184:ILE:HD13	2.52	0.44
2:I:121:ILE:O	2:I:125:THR:N	2.41	0.44
2:I:165:GLU:HG2	2:I:169:ILE:HG13	1.99	0.44
2:I:321:ALA:N	2:I:337:ILE:O	2.50	0.44
2:I:342:ALA:C	2:I:343:ILE:HG13	2.37	0.44
3:J:38:ILE:O	3:J:38:ILE:CG2	2.65	0.44
3:J:41:PRO:HD2	3:J:96:SER:HA	2.00	0.44
3:J:279:ALA:HB2	3:J:612:VAL:HG22	1.99	0.44
3:J:577:GLN:O	3:J:662:MET:N	2.50	0.44
3:J:743:ILE:O	3:J:746:ILE:HB	2.17	0.44
3:J:802:SER:HA	3:J:805:SER:OG	2.18	0.44
3:J:869:SER:O	3:J:870:GLY:C	2.47	0.44
3:K:220:GLY:O	3:K:231:ASN:HB2	2.16	0.44
3:K:986:VAL:C	3:K:988:PRO:HD2	2.37	0.44
3:L:26:ALA:CB	3:L:381:ALA:HA	2.47	0.44
3:L:400:LEU:HB2	3:L:474:ILE:HD11	1.99	0.44
3:L:578:LEU:HD21	3:L:587:THR:N	2.32	0.44
3:L:758:TYR:OH	3:L:760:ASN:C	2.56	0.44
3:L:801:PHE:HA	3:L:804:PHE:CZ	2.52	0.44
1:A:55:ARG:O	1:A:56:ASP:C	2.56	0.44
1:A:250:LEU:HD21	1:A:252:ALA:HB2	1.98	0.44
1:B:53:GLY:HA3	1:B:57:ALA:O	2.17	0.44
1:B:137:LEU:HA	1:B:140:THR:OG1	2.17	0.44
1:B:176:ASP:O	1:B:180:GLU:N	2.34	0.44
1:B:248:LEU:HD21	1:B:286:LEU:CD1	2.18	0.44
1:B:392:ASN:O	1:B:396:ASN:N	2.34	0.44
1:C:7:TYR:CD2	1:C:412:LEU:CD2	2.97	0.44
1:C:24:ARG:HD3	1:C:98:TYR:HB3	1.91	0.44
1:C:143:ARG:CZ	1:C:148:LEU:CB	2.81	0.44
1:C:305:ALA:O	1:C:308:ASN:HB3	2.16	0.44
1:C:400:ILE:O	1:C:404:LEU:HG	2.16	0.44
2:D:337:ILE:HG22	2:D:353:LEU:HG	1.99	0.44
2:D:337:ILE:HD12	2:D:349:VAL:HG21	1.98	0.44
2:E:52:ILE:HD11	2:E:235:LEU:CD2	2.47	0.44
2:E:108:ALA:HB3	2:E:164:VAL:HA	1.99	0.44
2:E:310:GLN:HG3	2:E:346:LYS:HA	1.98	0.44

Continued on next page...

Continued from previous page...

Atom-1	Atom-2	Interatomic distance (Å)	Clash overlap (Å)
2:F:52:ILE:HG23	2:F:296:ARG:HH21	1.83	0.44
2:G:69:ARG:HH12	2:G:200:ALA:HA	1.81	0.44
2:G:87:ILE:HG21	2:G:93:LEU:HD21	1.99	0.44
2:G:156:ALA:O	2:G:159:ALA:HB3	2.17	0.44
2:G:263:SER:HB3	2:G:276:LEU:HD21	2.00	0.44
2:G:321:ALA:N	2:G:337:ILE:O	2.50	0.44
2:H:236:LYS:HA	2:H:300:GLY:HA3	2.00	0.44
2:H:259:THR:O	2:H:279:ILE:N	2.42	0.44
2:I:154:ASN:O	2:I:158:THR:N	2.37	0.44
2:I:195:VAL:HG12	2:I:199:GLN:HE22	1.81	0.44
2:I:221:ASN:O	2:I:224:MET:HB3	2.17	0.44
2:I:269:GLN:O	3:L:739:LEU:HD23	2.17	0.44
3:J:42:ALA:HA	3:J:92:LEU:O	2.17	0.44
3:J:112:GLN:HA	3:J:115:MET:CG	2.47	0.44
3:J:140:VAL:HA	3:J:326:PRO:HD2	2.00	0.44
3:K:188:MET:N	3:K:774:MET:O	2.47	0.44
3:K:192:GLU:CB	3:K:265:VAL:HG12	2.39	0.44
3:K:242:SER:O	3:K:246:PHE:HD2	2.01	0.44
3:K:246:PHE:O	3:K:249:ILE:N	2.48	0.44
3:K:598:TYR:CZ	3:K:629:VAL:HG21	2.51	0.44
3:K:726:GLN:O	3:K:810:GLU:N	2.49	0.44
3:L:66:GLU:CD	3:L:821:GLY:HA2	2.37	0.44
3:L:351:VAL:HA	3:L:354:VAL:HG23	1.98	0.44
3:L:403:GLY:O	3:L:406:VAL:HG22	2.18	0.44
3:L:608:SER:OG	3:L:630:SER:HB3	2.16	0.44
3:L:768:VAL:HG12	3:L:769:LYS:N	2.31	0.44
1:A:75:ILE:CG1	1:A:249:ASP:N	2.81	0.44
1:A:146:VAL:CG2	2:D:131:LYS:HE2	2.46	0.44
1:B:391:TYR:O	1:B:394:LEU:HB2	2.18	0.44
1:C:24:ARG:HG3	1:C:28:PHE:CZ	2.53	0.44
1:C:53:GLY:C	1:C:58:ASN:HA	2.38	0.44
1:C:89:LYS:CD	1:C:235:GLU:HG2	2.47	0.44
1:C:176:ASP:O	1:C:179:VAL:HB	2.17	0.44
1:C:305:ALA:HA	1:C:308:ASN:CB	2.46	0.44
2:D:206:VAL:O	2:D:207:GLN:HG3	2.17	0.44
2:E:156:ALA:O	2:E:159:ALA:HB3	2.17	0.44
2:E:157:VAL:O	2:E:160:ALA:N	2.51	0.44
2:F:229:GLU:O	2:F:232:ASN:O	2.34	0.44
2:F:337:ILE:HG21	2:F:353:LEU:HG	2.00	0.44
2:G:101:TYR:CB	2:G:171:LEU:HD11	2.41	0.44
2:G:157:VAL:O	2:G:160:ALA:N	2.51	0.44

Continued on next page...

Continued from previous page...

Atom-1	Atom-2	Interatomic distance (Å)	Clash overlap (Å)
2:G:315:ARG:HH21	3:K:809:TRP:HE1	1.63	0.44
2:G:332:VAL:HG11	2:G:367:VAL:CG2	2.47	0.44
2:H:47:THR:HB	2:H:304:ASN:C	2.38	0.44
2:H:312:GLY:HA3	2:H:359:VAL:HG11	2.00	0.44
2:I:108:ALA:HB1	2:I:164:VAL:CG2	2.47	0.44
3:J:287:SER:OG	3:J:288:GLY:N	2.51	0.44
3:K:66:GLU:CD	3:K:818:ARG:HE	2.18	0.44
3:K:137:LEU:HD11	3:K:330:THR:OG1	2.16	0.44
3:L:153:ASP:HA	3:L:182:TYR:OH	2.17	0.44
3:L:460:GLY:O	3:L:464:GLY:HA3	2.17	0.44
3:L:778:LYS:HE3	3:L:779:TYR:CZ	2.52	0.44
1:A:114:PHE:HE1	1:A:419:LEU:HD21	1.82	0.44
1:A:172:ARG:O	1:A:175:LEU:CB	2.56	0.44
1:A:279:MET:CE	1:C:56:ASP:HB2	2.48	0.44
1:A:324:VAL:O	1:A:327:VAL:N	2.50	0.44
1:A:348:VAL:HG23	1:A:382:ALA:HB1	1.98	0.44
1:B:4:MET:HE2	1:B:416:ASN:CB	2.47	0.44
1:B:7:TYR:CE2	1:B:409:GLU:HG2	2.51	0.44
1:B:237:ILE:HD11	1:B:309:PHE:CB	2.47	0.44
1:B:257:SER:HG	1:B:279:MET:HB2	1.83	0.44
1:C:237:ILE:HD11	1:C:309:PHE:CB	2.47	0.44
1:C:303:LYS:HA	1:C:306:GLN:CG	2.46	0.44
2:D:112:LEU:HD13	2:D:161:LYS:CA	2.46	0.44
2:D:167:ALA:HA	2:D:170:ASN:ND2	2.33	0.44
2:E:215:ASP:HB3	2:E:275:THR:CG2	2.47	0.44
2:E:316:THR:HG23	2:E:317:PRO:HA	1.98	0.44
2:E:321:ALA:N	2:E:337:ILE:O	2.50	0.44
2:F:85:SER:O	2:F:184:ILE:HG22	2.17	0.44
2:G:40:VAL:CB	2:G:373:VAL:CG1	2.93	0.44
2:G:47:THR:C	2:G:49:PRO:CD	2.85	0.44
2:G:110:GLY:O	2:G:113:ALA:HB3	2.17	0.44
2:G:243:LYS:CE	2:G:298:GLU:OE1	2.65	0.44
2:G:288:MET:CE	2:H:265:VAL:CB	2.96	0.44
2:H:50:LEU:HD23	2:H:307:LEU:HD21	1.99	0.44
2:H:81:PHE:HE1	2:H:83:GLU:HG2	1.82	0.44
2:H:129:TYR:HA	2:H:132:LEU:HD12	1.98	0.44
2:H:284:ASP:CB	2:H:286:THR:HG23	2.48	0.44
2:H:288:MET:SD	2:I:223:MET:CE	3.05	0.44
2:I:56:LEU:N	2:I:295:ALA:O	2.42	0.44
2:I:72:VAL:HG11	2:I:174:THR:CG2	2.48	0.44
2:I:157:VAL:O	2:I:160:ALA:N	2.51	0.44

Continued on next page...

Continued from previous page...

Atom-1	Atom-2	Interatomic distance (Å)	Clash overlap (Å)
2:I:270:THR:CB	3:L:795:ASP:OD2	2.66	0.44
2:I:292:PHE:C	3:L:195:LYS:HG3	2.38	0.44
2:I:313:VAL:HG11	2:I:347:TRP:CD1	2.53	0.44
3:J:114:ALA:O	3:J:118:LEU:HG	2.17	0.44
3:J:303:ALA:O	3:J:306:ILE:HB	2.17	0.44
3:J:661:ALA:O	3:J:663:VAL:HG23	2.17	0.44
3:J:838:GLY:O	3:J:842:GLU:HG3	2.17	0.44
3:K:82:SER:HB2	3:K:816:LEU:HB2	1.99	0.44
3:K:169:THR:HG22	3:K:170:SER:N	2.33	0.44
3:K:356:TYR:O	3:K:360:GLN:CA	2.66	0.44
3:K:952:LEU:HD12	3:K:963:ALA:HB1	1.99	0.44
3:L:1:MET:N	3:L:2:PRO:CD	2.80	0.44
3:L:34:GLN:O	3:L:35:TYR:CG	2.70	0.44
3:L:421:ALA:HB1	3:L:505:HIS:CE1	2.52	0.44
3:L:728:LYS:HB2	3:L:810:GLU:CD	2.38	0.44
1:A:246:PRO:HB3	1:A:290:LEU:CA	2.47	0.44
1:A:392:ASN:O	1:A:396:ASN:N	2.46	0.44
1:B:114:PHE:HD1	1:B:117:LEU:HD12	1.81	0.44
1:B:153:ASP:O	1:B:157:ALA:CB	2.66	0.44
1:B:386:LEU:HD11	1:B:390:ARG:NH2	2.33	0.44
1:C:386:LEU:HD11	1:C:390:ARG:NH2	2.33	0.44
2:D:110:GLY:O	2:D:113:ALA:N	2.51	0.44
2:E:110:GLY:O	2:E:113:ALA:HB3	2.17	0.44
2:E:234:THR:CB	2:E:235:LEU:CA	2.95	0.44
2:E:250:ASP:CG	2:E:252:ILE:HB	2.37	0.44
2:E:270:THR:HB	3:J:795:ASP:OD2	2.18	0.44
2:E:332:VAL:HG13	2:E:373:VAL:HG21	2.00	0.44
2:F:121:ILE:HD13	2:G:148:ALA:CA	2.47	0.44
2:F:234:THR:HG22	2:F:300:GLY:O	2.16	0.44
2:G:72:VAL:HG12	2:G:73:SER:N	2.32	0.44
2:G:310:GLN:HG3	2:G:346:LYS:HA	1.99	0.44
2:G:332:VAL:HG13	2:G:373:VAL:HG21	2.00	0.44
2:H:49:PRO:N	2:H:304:ASN:HB2	2.33	0.44
2:I:52:ILE:HD11	2:I:235:LEU:CD2	2.47	0.44
2:I:238:GLU:O	2:I:239:ASN:HB3	2.18	0.44
3:J:253:VAL:CG1	3:J:257:GLY:HA2	2.47	0.44
3:J:418:ARG:HA	3:J:421:ALA:HB3	1.99	0.44
3:J:434:SER:O	3:J:438:ILE:HG12	2.18	0.44
3:J:608:SER:OG	3:J:630:SER:CB	2.66	0.44
3:J:713:LEU:HD13	3:J:843:LEU:HD23	1.99	0.44
3:J:913:LEU:O	3:J:917:THR:CB	2.66	0.44

Continued on next page...

Continued from previous page...

Atom-1	Atom-2	Interatomic distance (Å)	Clash overlap (Å)
3:K:185:ARG:HG3	3:K:275:TYR:OH	2.17	0.44
3:K:680:PHE:HB2	3:K:859:TRP:HZ3	1.82	0.44
3:K:783:PRO:O	3:K:786:ILE:HG12	2.18	0.44
3:K:786:ILE:HG22	3:K:801:PHE:HB2	2.00	0.44
3:L:98:THR:HG22	3:L:99:ASP:N	2.32	0.44
3:L:188:MET:HA	3:L:266:ALA:CB	2.48	0.44
3:L:398:MET:HG3	3:L:473:THR:HG23	2.00	0.44
3:L:597:TYR:HE2	3:L:651:ALA:HB2	1.82	0.44
3:L:790:TYR:HD1	3:L:800:PRO:HA	1.83	0.44
3:L:1007:VAL:O	3:L:1011:MET:HG2	2.18	0.44
3:L:1024:VAL:O	3:L:1028:VAL:HG23	2.17	0.44
1:A:122:VAL:HA	1:A:384:GLN:OE1	2.18	0.44
1:A:136:GLN:HA	1:A:370:VAL:HG11	2.00	0.44
1:A:325:GLN:OE1	1:C:184:GLN:HB2	2.18	0.44
1:A:344:TYR:CD1	1:A:385:GLU:HG2	2.53	0.44
1:B:255:GLY:O	1:B:280:GLY:HA2	2.17	0.44
1:B:358:MET:CA	1:B:367:ARG:HH21	2.29	0.44
1:C:137:LEU:HA	1:C:140:THR:OG1	2.17	0.44
1:C:301:GLN:HA	1:C:304:GLN:CD	2.30	0.44
1:C:325:GLN:O	1:C:328:ARG:N	2.51	0.44
2:D:91:VAL:C	2:D:176:VAL:O	2.56	0.44
2:D:112:LEU:CA	2:D:160:ALA:HB1	2.48	0.44
2:D:292:PHE:O	2:D:292:PHE:CG	2.71	0.44
2:E:367:VAL:HG22	2:E:373:VAL:CG2	2.48	0.44
2:F:63:TYR:HB3	2:F:64:ARG:CG	2.48	0.44
2:H:223:MET:O	2:H:227:LYS:CA	2.61	0.44
2:H:246:LEU:HD12	2:H:254:PHE:HB3	1.97	0.44
2:I:55:GLU:O	2:I:56:LEU:HB3	2.17	0.44
2:I:96:ILE:CG2	2:I:174:THR:CG2	2.96	0.44
2:I:96:ILE:HG22	2:I:174:THR:CB	2.47	0.44
2:I:234:THR:CB	2:I:235:LEU:CA	2.95	0.44
2:I:332:VAL:HG13	2:I:373:VAL:CG2	2.48	0.44
3:J:196:PHE:O	3:J:198:LEU:HG	2.18	0.44
3:J:254:ASN:HD22	3:J:258:SER:C	2.21	0.44
3:J:526:HIS:HA	3:J:529:ASP:OD2	2.17	0.44
3:J:728:LYS:O	3:J:807:SER:HA	2.17	0.44
3:J:736:ALA:O	3:J:739:LEU:HB2	2.17	0.44
3:J:889:ALA:N	3:J:898:PRO:HG3	2.33	0.44
3:K:235:ILE:CG1	3:L:726:GLN:HB3	2.47	0.44
3:K:703:LEU:HD11	3:K:718:PRO:HD3	2.00	0.44
3:L:5:PHE:HE1	3:L:11:PHE:CE2	2.35	0.44

Continued on next page...

Continued from previous page...

Atom-1	Atom-2	Interatomic distance (Å)	Clash overlap (Å)
3:L:420:MET:CB	3:L:500:ILE:HB	2.48	0.44
3:L:531:VAL:HA	3:L:534:ILE:HB	1.98	0.44
3:L:905:VAL:HG13	3:L:935:ILE:HG12	1.99	0.44
1:A:50:TYR:HA	1:A:62:SER:O	2.18	0.44
1:A:85:THR:HA	1:A:88:GLU:CB	2.47	0.44
1:A:93:ILE:O	1:A:96:VAL:HB	2.18	0.44
1:A:182:LEU:O	1:A:186:THR:OG1	2.36	0.44
1:B:24:ARG:HG3	1:B:28:PHE:CZ	2.53	0.44
1:B:351:ALA:C	1:B:354:SER:HB3	2.37	0.44
1:C:118:ASN:OD1	1:C:122:VAL:HG23	2.18	0.44
1:C:398:LEU:HD13	1:C:415:LEU:HD11	2.00	0.44
2:D:246:LEU:HD22	2:D:294:ARG:O	2.17	0.44
2:D:310:GLN:N	2:D:345:ASP:O	2.47	0.44
2:F:149:ASP:O	2:F:152:GLN:N	2.51	0.44
2:F:233:GLY:HA3	2:F:234:THR:HA	1.64	0.44
2:G:75:ILE:HG23	2:G:192:GLY:O	2.18	0.44
2:G:188:ASN:HB2	2:G:203:LEU:O	2.18	0.44
2:G:332:VAL:HG13	2:G:373:VAL:CG2	2.48	0.44
2:H:169:ILE:O	2:H:169:ILE:HG13	2.17	0.44
2:H:186:LYS:NZ	2:I:277:ARG:HB2	2.33	0.44
2:I:235:LEU:CD1	2:I:302:ASN:HA	2.48	0.44
2:I:324:LEU:CD2	2:I:332:VAL:HB	2.47	0.44
2:I:342:ALA:HB2	2:I:347:TRP:CH2	2.53	0.44
3:J:119:PRO:O	3:J:122:VAL:HB	2.18	0.44
3:J:250:LEU:HD21	3:J:253:VAL:CG2	2.46	0.44
3:J:576:VAL:HG13	3:J:663:VAL:HG22	1.99	0.44
3:J:735:LYS:O	3:J:739:LEU:HG	2.18	0.44
3:K:578:LEU:HD23	3:K:660:ASP:O	2.17	0.44
3:K:597:TYR:CD2	3:K:655:PHE:CZ	3.06	0.44
3:L:396:PHE:HA	3:L:399:VAL:HG23	1.99	0.44
3:L:733:GLN:O	3:L:736:ALA:HB3	2.18	0.44
3:L:1000:GLN:O	3:L:1003:VAL:N	2.51	0.44
1:A:41:GLN:C	1:A:71:LEU:HG	2.36	0.44
1:A:204:ASP:O	1:A:393:TYR:OH	2.30	0.44
1:A:344:TYR:CA	1:A:347:ALA:HB3	2.38	0.44
1:B:139:GLN:NE2	2:F:132:LEU:HD13	2.32	0.44
1:B:348:VAL:CG2	1:B:382:ALA:HB1	2.47	0.44
1:C:135:ARG:O	1:C:139:GLN:N	2.39	0.44
1:C:140:THR:O	1:C:143:ARG:HB2	2.18	0.44
1:C:154:VAL:O	1:C:158:ARG:N	2.36	0.44
1:C:355:LEU:O	1:C:358:MET:HB2	2.18	0.44

Continued on next page...

Continued from previous page...

Atom-1	Atom-2	Interatomic distance (Å)	Clash overlap (Å)
2:D:60:THR:O	2:D:290:GLY:CA	2.65	0.44
2:D:309:PRO:O	2:D:313:VAL:HG23	2.18	0.44
2:D:323:VAL:HG11	2:D:359:VAL:HG22	1.98	0.44
2:E:41:GLY:H	3:J:659:LYS:CE	2.31	0.44
2:E:82:LYS:O	2:E:85:SER:OG	2.25	0.44
2:E:91:VAL:O	2:E:178:SER:N	2.46	0.44
2:E:108:ALA:HB1	2:E:164:VAL:CG2	2.47	0.44
2:E:165:GLU:CB	2:E:168:ARG:NH2	2.81	0.44
2:E:190:THR:CG2	2:F:63:TYR:O	2.66	0.44
2:E:225:ARG:CG	2:E:226:LEU:HD12	2.44	0.44
2:E:238:GLU:O	2:E:239:ASN:HB3	2.17	0.44
2:E:321:ALA:CB	2:E:337:ILE:HG13	2.45	0.44
2:F:50:LEU:CD1	2:F:301:LEU:CD1	2.95	0.44
2:F:51:GLN:NE2	2:F:301:LEU:O	2.51	0.44
2:F:65:ILE:HG22	2:F:207:GLN:CD	2.38	0.44
2:F:85:SER:O	2:F:183:ARG:HA	2.18	0.44
2:G:114:LYS:HB2	2:H:155:ALA:CB	2.46	0.44
2:G:233:GLY:HA3	2:G:234:THR:HA	1.53	0.44
2:H:322:THR:HG22	2:H:336:PRO:HA	1.99	0.44
2:I:178:SER:OG	2:I:180:ILE:O	2.14	0.44
2:I:188:ASN:HB2	2:I:203:LEU:O	2.18	0.44
2:I:263:SER:HB3	2:I:276:LEU:HD21	2.00	0.44
2:I:282:ASN:ND2	2:I:287:MET:O	2.51	0.44
2:I:339:ALA:HA	2:I:349:VAL:CG2	2.12	0.44
3:J:5:PHE:HB3	3:J:12:ALA:HB2	2.00	0.44
3:J:137:LEU:O	3:J:329:THR:HG23	2.18	0.44
3:J:323:ILE:HG21	3:J:325:TYR:CZ	2.53	0.44
3:J:375:VAL:HG13	3:J:480:LEU:CB	2.47	0.44
3:J:530:SER:HA	4:M:34:ASN:HD21	1.83	0.44
3:J:578:LEU:N	3:J:623:ASN:O	2.51	0.44
3:J:766:GLY:O	3:K:63:GLN:NE2	2.46	0.44
3:J:1010:GLY:O	3:J:1014:ALA:N	2.44	0.44
3:K:259:ARG:HG3	3:L:734:GLU:OE2	2.18	0.44
3:K:671:ILE:CG2	3:K:673:GLU:OE1	2.66	0.44
3:K:743:ILE:O	3:K:746:ILE:HB	2.18	0.44
3:L:9:PRO:O	3:L:12:ALA:HB3	2.17	0.44
3:L:62:THR:OG1	3:L:82:SER:OG	2.35	0.44
3:L:63:GLN:HE21	3:L:818:ARG:NH1	2.15	0.44
3:L:701:GLN:NE2	3:L:850:LYS:O	2.50	0.44
4:N:29:LEU:O	4:N:32:VAL:N	2.50	0.44
1:A:3:LEU:HD22	1:A:114:PHE:CZ	2.53	0.44

Continued on next page...

Continued from previous page...

Atom-1	Atom-2	Interatomic distance (Å)	Clash overlap (Å)
1:A:96:VAL:HG11	1:A:225:GLN:CB	2.48	0.44
1:A:176:ASP:O	1:A:179:VAL:N	2.51	0.44
1:A:399:ASN:O	1:A:402:SER:HB3	2.18	0.44
1:B:126:THR:HG21	1:B:168:GLU:CA	2.48	0.44
1:B:407:LEU:HD12	1:B:411:ASP:CB	2.47	0.44
1:C:151:ILE:O	1:C:154:VAL:HB	2.18	0.44
1:C:398:LEU:HD21	1:C:415:LEU:HD12	2.00	0.44
2:D:80:ASN:HB2	2:D:93:LEU:HB3	2.00	0.44
2:D:89:ALA:HB2	2:D:180:ILE:C	2.38	0.44
2:D:238:GLU:H	2:D:239:ASN:CA	2.29	0.44
2:D:260:LEU:HA	2:D:278:ALA:HA	2.00	0.44
2:E:55:GLU:O	2:E:56:LEU:HB3	2.17	0.44
2:E:75:ILE:HD13	2:E:194:LEU:CD1	2.47	0.44
2:E:222:ASP:O	2:E:226:LEU:HD13	2.18	0.44
2:E:223:MET:HA	2:E:226:LEU:CG	2.48	0.44
2:F:81:PHE:CA	2:F:93:LEU:HD13	2.48	0.44
2:F:292:PHE:HE2	3:K:734:GLU:HG2	1.83	0.44
2:G:40:VAL:CG2	2:G:373:VAL:CG1	2.94	0.44
2:G:63:TYR:CE1	2:G:279:ILE:HD11	2.53	0.44
2:G:74:GLY:N	2:G:195:VAL:O	2.48	0.44
2:G:104:THR:O	2:G:107:SER:N	2.51	0.44
2:G:223:MET:HA	2:G:226:LEU:CG	2.48	0.44
2:G:260:LEU:HD11	2:G:276:LEU:HD13	1.99	0.44
2:I:48:GLU:C	2:I:304:ASN:HA	2.37	0.44
2:I:48:GLU:HB3	2:I:49:PRO:HD3	2.00	0.44
2:I:63:TYR:CE1	2:I:279:ILE:HD11	2.52	0.44
2:I:72:VAL:CG1	2:I:101:TYR:CZ	2.99	0.44
2:I:75:ILE:HG22	2:I:76:ILE:N	2.33	0.44
2:I:87:ILE:HG21	2:I:93:LEU:HD21	1.99	0.44
2:I:241:LYS:HA	2:I:242:ALA:HA	1.62	0.44
2:I:310:GLN:HG3	2:I:346:LYS:HA	1.99	0.44
2:I:321:ALA:CB	2:I:337:ILE:HG13	2.45	0.44
3:J:754:TRP:HB3	3:L:234:ILE:CD1	2.47	0.44
3:K:235:ILE:HB	3:L:728:LYS:HA	2.00	0.44
3:K:358:PHE:CD2	3:K:977:MET:CG	3.01	0.44
3:K:522:LYS:HA	3:K:525:HIS:HD1	1.83	0.44
3:K:706:ALA:HB1	3:K:716:VAL:HG11	1.99	0.44
3:K:723:ASP:HA	3:K:812:GLY:O	2.17	0.44
3:K:745:ASP:HA	3:K:748:THR:OG1	2.18	0.44
3:K:827:ILE:HG22	3:K:828:LEU:N	2.33	0.44
3:L:34:GLN:HE21	3:L:332:PHE:HE2	1.64	0.44

Continued on next page...

Continued from previous page...

Atom-1	Atom-2	Interatomic distance (Å)	Clash overlap (Å)
3:L:77:TYR:CZ	3:L:860:THR:OG1	2.71	0.44
3:L:166:ILE:HG22	3:L:175:VAL:HG21	2.00	0.44
3:L:192:GLU:OE1	3:L:265:VAL:O	2.36	0.44
3:L:393:LEU:HD12	3:L:469:GLN:HG3	1.99	0.44
3:L:419:VAL:HG11	3:L:430:ALA:HA	2.00	0.44
3:L:447:MET:SD	3:L:887:CYS:HB3	2.57	0.44
1:A:4:MET:HE1	1:A:412:LEU:HD23	1.99	0.43
1:A:344:TYR:CE1	1:A:385:GLU:HG2	2.53	0.43
1:B:101:ASP:HA	1:B:104:THR:OG1	2.18	0.43
1:B:132:ALA:HA	1:B:373:LEU:CB	2.37	0.43
1:C:126:THR:HG21	1:C:168:GLU:CA	2.48	0.43
2:D:81:PHE:CD1	2:D:184:ILE:HD13	2.52	0.43
2:E:68:VAL:O	2:E:202:ALA:HB1	2.18	0.43
2:E:104:THR:O	2:E:107:SER:N	2.51	0.43
2:E:222:ASP:C	2:E:226:LEU:HD13	2.37	0.43
2:E:235:LEU:CD1	2:E:302:ASN:HA	2.48	0.43
2:E:313:VAL:HG11	2:E:347:TRP:CD1	2.53	0.43
2:E:332:VAL:HG13	2:E:373:VAL:CG2	2.48	0.43
2:F:68:VAL:O	2:F:203:LEU:N	2.43	0.43
2:G:48:GLU:C	2:G:304:ASN:HA	2.38	0.43
2:G:63:TYR:CE1	2:G:279:ILE:CD1	3.00	0.43
2:G:68:VAL:O	2:G:202:ALA:HB1	2.18	0.43
2:G:96:ILE:CG2	2:G:174:THR:CG2	2.96	0.43
2:G:215:ASP:HB3	2:G:275:THR:CG2	2.47	0.43
2:G:235:LEU:CD1	2:G:302:ASN:HA	2.48	0.43
2:G:265:VAL:O	2:G:265:VAL:HG12	2.16	0.43
2:G:292:PHE:CZ	3:K:197:GLN:NE2	2.86	0.43
2:G:321:ALA:CB	2:G:337:ILE:HG13	2.45	0.43
2:H:70:PRO:HD3	2:H:203:LEU:CD1	2.48	0.43
2:H:70:PRO:HB3	2:H:203:LEU:HD11	1.98	0.43
2:H:337:ILE:HG21	2:H:353:LEU:HG	2.00	0.43
2:I:45:VAL:HG12	2:I:355:ALA:HA	1.99	0.43
2:I:129:TYR:CG	2:I:132:LEU:HD12	2.53	0.43
2:I:223:MET:CA	2:I:226:LEU:HD22	2.43	0.43
2:I:365:GLN:HE22	3:L:579:PRO:HG3	1.82	0.43
3:J:70:ASN:O	3:J:72:ILE:HG13	2.18	0.43
3:J:154:ILE:O	3:J:158:VAL:HG23	2.18	0.43
3:J:534:ILE:O	3:J:541:TYR:HE2	2.00	0.43
3:J:885:PHE:CE1	3:J:898:PRO:HB2	2.53	0.43
3:K:713:LEU:HD12	3:K:713:LEU:N	2.34	0.43
3:K:723:ASP:HB3	3:K:811:TYR:HB3	2.00	0.43

Continued on next page...

Continued from previous page...

Atom-1	Atom-2	Interatomic distance (Å)	Clash overlap (Å)
3:K:862:MET:O	3:K:866:GLU:HB2	2.18	0.43
3:K:905:VAL:HB	3:K:906:PRO:HD3	2.00	0.43
3:K:1022:VAL:HG23	3:K:1023:PRO:HD3	2.00	0.43
3:L:74:ASN:HB3	3:L:95:GLU:H	1.82	0.43
3:L:240:LEU:HB3	3:L:245:GLU:HB3	1.98	0.43
3:L:310:LEU:O	3:L:313:MET:N	2.50	0.43
3:L:680:PHE:CE2	3:L:713:LEU:HD22	2.53	0.43
3:L:751:GLY:O	3:L:755:GLY:CA	2.66	0.43
3:L:779:TYR:O	3:L:785:ASP:CB	2.66	0.43
1:A:93:ILE:CD1	1:A:229:SER:CA	2.87	0.43
1:A:233:ALA:O	1:A:236:GLN:HB2	2.18	0.43
1:A:358:MET:CG	1:A:375:ALA:HB3	2.47	0.43
1:A:425:THR:O	1:A:427:PRO:HD3	2.19	0.43
1:B:31:ILE:HD11	1:B:91:ALA:HB2	1.98	0.43
1:B:74:SER:HA	1:B:249:ASP:CG	2.39	0.43
1:B:197:ASN:N	1:B:418:ALA:O	2.48	0.43
1:B:325:GLN:O	1:B:328:ARG:N	2.51	0.43
1:B:379:LEU:CG	1:B:383:LYS:HD2	2.48	0.43
1:C:153:ASP:O	1:C:157:ALA:CB	2.66	0.43
1:C:240:ALA:CB	1:C:302:VAL:HA	2.49	0.43
2:D:324:LEU:HD21	2:D:367:VAL:HG12	1.99	0.43
2:E:190:THR:HG21	2:F:63:TYR:O	2.18	0.43
2:E:248:THR:HG23	2:E:250:ASP:OD1	2.18	0.43
2:E:254:PHE:CE1	2:E:255:PRO:HD2	2.53	0.43
2:F:64:ARG:NH1	2:F:208:GLN:OE1	2.50	0.43
2:F:75:ILE:O	2:F:96:ILE:HA	2.18	0.43
2:F:186:LYS:HD3	2:G:277:ARG:NH2	2.06	0.43
2:F:238:GLU:H	2:F:239:ASN:C	2.20	0.43
2:F:245:SER:OG	2:F:296:ARG:CG	2.66	0.43
2:F:288:MET:CE	2:G:223:MET:CE	2.95	0.43
2:G:234:THR:HG21	2:G:303:PRO:CG	2.48	0.43
2:G:235:LEU:HD11	2:G:302:ASN:HA	2.00	0.43
2:G:371:VAL:HG12	2:G:372:GLN:O	2.18	0.43
2:H:130:GLN:HA	2:H:133:LEU:CG	2.43	0.43
2:H:234:THR:CB	2:H:235:LEU:CA	2.81	0.43
2:H:282:ASN:HD21	2:H:285:HIS:HA	1.82	0.43
2:I:75:ILE:HG23	2:I:192:GLY:O	2.18	0.43
2:I:156:ALA:O	2:I:159:ALA:HB3	2.17	0.43
2:I:215:ASP:HB3	2:I:275:THR:CG2	2.47	0.43
2:I:223:MET:HA	2:I:226:LEU:CG	2.48	0.43
2:I:367:VAL:HG22	2:I:373:VAL:CG2	2.47	0.43

Continued on next page...

Continued from previous page...

Atom-1	Atom-2	Interatomic distance (Å)	Clash overlap (Å)
3:J:181:GLN:O	3:J:273:GLU:HG3	2.18	0.43
3:J:377:LEU:HA	3:J:380:PHE:CD2	2.53	0.43
3:J:791:VAL:O	3:J:798:MET:HA	2.17	0.43
3:K:58:GLN:NE2	3:K:818:ARG:HD2	2.32	0.43
3:K:322:LYS:HG2	3:K:323:ILE:N	2.33	0.43
3:K:354:VAL:HG13	3:K:980:LEU:HD22	1.99	0.43
3:L:100:ALA:HA	3:L:103:ALA:HB3	2.01	0.43
3:L:486:LEU:HB2	3:L:487:ILE:HG13	2.00	0.43
3:L:655:PHE:HB3	3:L:658:ILE:CD1	2.48	0.43
1:A:4:MET:CE	1:A:412:LEU:HD23	2.48	0.43
1:A:278:ASN:O	1:A:279:MET:SD	2.76	0.43
1:A:311:GLY:HA2	1:A:314:GLU:HG3	2.00	0.43
1:B:19:LYS:HB2	1:C:314:GLU:CG	2.45	0.43
1:C:29:GLU:O	1:C:32:ASN:HB2	2.18	0.43
1:C:30:LYS:O	1:C:33:GLU:HB3	2.18	0.43
1:C:158:ARG:NH1	1:C:161:TYR:CD2	2.86	0.43
1:C:351:ALA:C	1:C:354:SER:HB3	2.37	0.43
2:D:209:LEU:O	2:D:282:ASN:HB3	2.18	0.43
2:E:72:VAL:HG11	2:E:174:THR:CG2	2.48	0.43
2:E:81:PHE:CG	2:E:184:ILE:HD13	2.52	0.43
2:E:128:ARG:HB3	2:E:132:LEU:CD1	2.40	0.43
2:E:170:ASN:O	2:E:174:THR:N	2.48	0.43
2:E:235:LEU:HA	2:E:235:LEU:HD12	1.73	0.43
2:E:235:LEU:O	2:E:303:PRO:HD3	2.19	0.43
2:F:41:GLY:O	2:F:361:ILE:HD12	2.17	0.43
2:F:51:GLN:OE1	2:F:301:LEU:N	2.46	0.43
2:G:72:VAL:HG11	2:G:174:THR:CG2	2.48	0.43
2:G:121:ILE:O	2:G:124:LEU:HB2	2.18	0.43
2:G:235:LEU:O	2:G:303:PRO:HD3	2.19	0.43
2:G:366:LYS:HE3	3:K:659:LYS:HA	2.00	0.43
2:H:50:LEU:CD1	2:H:301:LEU:HD22	2.48	0.43
2:I:42:VAL:HA	2:I:359:VAL:O	2.18	0.43
2:I:165:GLU:CB	2:I:168:ARG:NH2	2.81	0.43
3:J:53:ASP:HA	3:J:84:SER:HA	2.00	0.43
3:J:138:MET:HB2	3:J:328:ASP:HA	2.00	0.43
3:J:647:ILE:HA	3:J:650:ARG:NH2	2.33	0.43
3:K:819:TYR:CE2	3:K:858:ASP:HB3	2.53	0.43
3:K:1000:GLN:O	3:K:1003:VAL:HG22	2.17	0.43
3:L:55:LYS:N	3:L:816:LEU:HD12	2.34	0.43
3:L:149:MET:HB3	3:L:153:ASP:HB2	1.99	0.43
3:L:525:HIS:O	3:L:529:ASP:CG	2.57	0.43

Continued on next page...

Continued from previous page...

Atom-1	Atom-2	Interatomic distance (Å)	Clash overlap (Å)
3:L:540:ARG:H	3:L:540:ARG:HG2	1.52	0.43
3:L:888:LEU:HB2	3:L:898:PRO:HB3	2.00	0.43
3:L:942:ALA:HB1	3:L:1022:VAL:HG11	2.00	0.43
4:O:23:LEU:HA	4:O:26:ILE:HG12	2.01	0.43
1:A:397:GLN:O	1:A:401:LYS:N	2.30	0.43
1:A:421:LYS:HA	1:A:422:PRO:HD3	1.89	0.43
1:B:53:GLY:C	1:B:58:ASN:HA	2.38	0.43
1:B:89:LYS:NZ	1:B:231:ASP:OD1	2.51	0.43
1:B:140:THR:O	1:B:143:ARG:HB2	2.18	0.43
1:B:320:HIS:O	1:B:323:VAL:HG12	2.18	0.43
1:B:355:LEU:O	1:B:358:MET:HB2	2.18	0.43
1:C:143:ARG:HB3	1:C:149:VAL:HG13	2.00	0.43
2:D:237:GLN:CB	2:D:238:GLU:HB3	2.47	0.43
2:D:246:LEU:HD11	2:D:280:PHE:CD2	2.54	0.43
2:E:44:THR:HG23	2:E:356:GLY:O	2.18	0.43
2:E:188:ASN:HB2	2:E:203:LEU:O	2.18	0.43
2:E:209:LEU:HD11	2:F:265:VAL:HG21	1.99	0.43
2:E:233:GLY:HA3	2:E:234:THR:HA	1.53	0.43
2:F:173:TYR:O	2:F:175:LYS:HA	2.19	0.43
2:F:188:ASN:HB2	2:F:202:ALA:O	2.18	0.43
2:F:308:VAL:HG23	2:F:309:PRO:HD2	2.01	0.43
2:G:334:THR:O	2:G:334:THR:HG23	2.18	0.43
2:H:72:VAL:HG13	2:H:101:TYR:CE2	2.53	0.43
2:H:129:TYR:HB3	2:H:143:TYR:HD1	1.83	0.43
2:I:52:ILE:HD11	2:I:235:LEU:HD23	2.00	0.43
2:I:56:LEU:C	2:I:56:LEU:HD12	2.39	0.43
2:I:75:ILE:HD13	2:I:194:LEU:CD1	2.47	0.43
2:I:101:TYR:CB	2:I:171:LEU:HD11	2.41	0.43
2:I:110:GLY:O	2:I:113:ALA:HB3	2.17	0.43
2:I:305:ALA:CB	2:I:348:LEU:HD13	2.42	0.43
2:I:371:VAL:HG12	2:I:372:GLN:O	2.18	0.43
3:J:786:ILE:CG2	3:J:801:PHE:HD2	2.31	0.43
3:K:4:PHE:HE2	3:K:11:PHE:CE2	2.36	0.43
3:K:49:TYR:HD1	3:K:122:VAL:CG2	2.30	0.43
3:K:111:LEU:O	3:K:115:MET:N	2.52	0.43
3:K:166:ILE:CD1	3:K:309:GLU:CB	2.96	0.43
3:K:194:ASN:OD1	3:K:798:MET:HG3	2.19	0.43
3:K:253:VAL:HG12	3:K:254:ASN:N	2.33	0.43
3:K:298:ASN:HB3	3:K:301:ASP:HB2	1.99	0.43
3:K:367:ILE:O	3:K:370:ILE:HB	2.18	0.43
3:K:596:HIS:O	3:K:600:THR:N	2.44	0.43

Continued on next page...

Continued from previous page...

Atom-1	Atom-2	Interatomic distance (Å)	Clash overlap (Å)
3:K:779:TYR:O	3:K:785:ASP:CB	2.67	0.43
3:K:911:GLY:HA2	3:K:914:LEU:HD13	2.01	0.43
3:L:335:ILE:HG13	3:L:339:GLU:HG2	2.00	0.43
3:L:479:ALA:O	3:L:482:VAL:HG12	2.19	0.43
4:M:23:LEU:HA	4:M:26:ILE:HG12	2.01	0.43
1:A:17:LEU:O	1:A:20:SER:HB3	2.19	0.43
1:A:79:SER:HA	1:A:242:ASP:OD2	2.18	0.43
1:A:146:VAL:HG12	1:A:146:VAL:O	2.17	0.43
1:A:294:GLN:OE1	1:A:298:VAL:CG2	2.64	0.43
1:B:4:MET:SD	1:B:412:LEU:CD2	3.07	0.43
1:B:30:LYS:O	1:B:33:GLU:HB3	2.18	0.43
1:C:101:ASP:HA	1:C:104:THR:OG1	2.18	0.43
1:C:320:HIS:O	1:C:323:VAL:HG12	2.18	0.43
1:C:360:ALA:CB	2:G:137:TYR:CD2	3.02	0.43
1:C:370:VAL:O	1:C:373:LEU:HB2	2.19	0.43
1:C:391:TYR:O	1:C:394:LEU:HB2	2.18	0.43
2:D:96:ILE:CD1	2:D:195:VAL:HG21	2.44	0.43
2:D:194:LEU:CD1	2:D:195:VAL:N	2.73	0.43
2:D:218:GLN:O	2:D:274:ILE:HG12	2.19	0.43
2:D:228:GLN:HE21	2:I:286:THR:CG2	2.31	0.43
2:E:42:VAL:HA	2:E:359:VAL:O	2.18	0.43
2:E:121:ILE:O	2:E:124:LEU:HB2	2.18	0.43
2:E:332:VAL:HG11	2:E:367:VAL:CG2	2.47	0.43
2:E:334:THR:HG23	2:E:334:THR:O	2.18	0.43
2:F:194:LEU:CD2	2:G:198:GLY:HA2	2.48	0.43
2:G:42:VAL:HA	2:G:359:VAL:O	2.19	0.43
2:G:56:LEU:C	2:G:56:LEU:HD12	2.39	0.43
2:G:88:GLU:O	2:G:178:SER:HB3	2.18	0.43
2:G:108:ALA:HB3	2:G:164:VAL:HA	2.00	0.43
2:G:313:VAL:HG11	2:G:347:TRP:CD1	2.53	0.43
2:H:73:SER:HG	2:H:197:ASN:H	1.58	0.43
2:I:40:VAL:CG2	2:I:373:VAL:CG1	2.94	0.43
2:I:68:VAL:O	2:I:202:ALA:HB1	2.18	0.43
3:J:190:PRO:HB3	3:J:789:TRP:CZ3	2.53	0.43
3:J:603:LYS:O	3:J:606:VAL:N	2.50	0.43
3:J:885:PHE:CD1	3:J:898:PRO:HB2	2.54	0.43
3:K:113:LEU:O	3:K:116:PRO:HD2	2.19	0.43
3:K:144:ASN:CB	3:K:154:ILE:HD11	2.48	0.43
3:K:318:PRO:HD2	3:K:321:LEU:CD2	2.48	0.43
3:K:452:VAL:O	3:K:455:PRO:HD2	2.18	0.43
3:K:671:ILE:HG22	3:K:673:GLU:OE1	2.19	0.43

Continued on next page...

Continued from previous page...

Atom-1	Atom-2	Interatomic distance (Å)	Clash overlap (Å)
3:K:713:LEU:HD13	3:K:843:LEU:HD23	1.99	0.43
3:K:723:ASP:OD1	3:K:813:SER:HB2	2.18	0.43
3:L:139:VAL:HB	3:L:327:TYR:HB3	2.01	0.43
3:L:143:ILE:CD1	3:L:145:THR:HG22	2.48	0.43
3:L:535:LEU:O	3:L:538:THR:HG23	2.19	0.43
3:L:729:ILE:HA	3:L:807:SER:HA	1.99	0.43
3:L:743:ILE:HG22	3:L:747:ASN:ND2	2.32	0.43
3:L:916:ALA:O	3:L:920:GLY:N	2.50	0.43
4:N:23:LEU:HA	4:N:26:ILE:HG12	2.00	0.43
1:A:2:ASN:OD1	1:A:5:GLN:CB	2.64	0.43
1:A:96:VAL:HG11	1:A:225:GLN:HA	1.99	0.43
1:A:116:VAL:O	1:A:120:ILE:N	2.23	0.43
1:B:76:PHE:CE2	1:B:245:LEU:HB3	2.54	0.43
1:B:118:ASN:OD1	1:B:122:VAL:HG23	2.18	0.43
1:B:240:ALA:CB	1:B:302:VAL:HA	2.48	0.43
1:B:303:LYS:CA	1:B:306:GLN:HB2	2.46	0.43
1:C:3:LEU:HD21	1:C:412:LEU:HD12	2.00	0.43
1:C:79:SER:HA	1:C:82:ARG:CB	2.49	0.43
1:C:90:ALA:O	1:C:94:GLN:N	2.36	0.43
1:C:144:PHE:H	1:C:149:VAL:HG22	1.80	0.43
1:C:261:TYR:CB	1:C:266:THR:HG23	2.48	0.43
1:C:321:ARG:CA	1:C:324:VAL:HB	2.49	0.43
2:D:260:LEU:HA	2:D:278:ALA:CA	2.49	0.43
2:E:75:ILE:HG23	2:E:192:GLY:O	2.18	0.43
2:E:85:SER:O	2:E:184:ILE:HG22	2.18	0.43
2:E:342:ALA:HB2	2:E:347:TRP:CH2	2.53	0.43
2:F:62:ALA:O	2:F:65:ILE:HG12	2.13	0.43
2:G:126:VAL:HG21	2:G:150:ALA:CB	2.49	0.43
2:H:92:SER:C	2:H:176:VAL:HG11	2.26	0.43
2:H:108:ALA:HB1	2:H:164:VAL:N	2.34	0.43
2:I:126:VAL:HG21	2:I:150:ALA:CB	2.49	0.43
2:I:340:SER:HG	2:I:350:THR:HG23	1.82	0.43
3:J:217:GLY:C	3:J:218:GLN:CG	2.86	0.43
3:J:240:LEU:O	3:J:762:PHE:HB2	2.18	0.43
3:J:405:LEU:CD2	3:J:481:SER:HB2	2.49	0.43
3:J:457:ALA:O	3:J:468:ARG:CZ	2.66	0.43
3:J:737:GLN:HB2	3:L:253:VAL:HG22	2.00	0.43
3:K:108:GLN:HB2	3:L:112:GLN:NE2	2.34	0.43
3:K:418:ARG:HG2	3:K:422:GLU:OE1	2.19	0.43
3:K:578:LEU:CD2	3:K:660:ASP:O	2.66	0.43
3:K:718:PRO:HA	3:K:826:GLU:O	2.19	0.43

Continued on next page...

Continued from previous page...

Atom-1	Atom-2	Interatomic distance (Å)	Clash overlap (Å)
3:K:921:LEU:N	3:K:921:LEU:HD12	2.33	0.43
3:L:1:MET:HG2	3:L:5:PHE:HE2	1.84	0.43
3:L:427:PRO:HD3	3:L:499:PRO:N	2.32	0.43
3:L:651:ALA:O	3:L:655:PHE:CG	2.72	0.43
3:L:684:LEU:HD12	3:L:685:ILE:H	1.83	0.43
3:L:945:ILE:O	3:L:949:ALA:CB	2.67	0.43
1:A:166:ALA:HA	1:B:339:SER:OG	2.19	0.43
1:B:4:MET:HG3	1:B:8:GLN:NE2	2.33	0.43
1:B:387:ALA:HB1	1:B:391:TYR:CE2	2.53	0.43
1:C:114:PHE:HD1	1:C:117:LEU:HD12	1.82	0.43
1:C:174:ASN:HD22	1:C:177:ASN:HD22	1.65	0.43
1:C:386:LEU:CG	1:C:390:ARG:NE	2.82	0.43
2:D:63:TYR:CA	2:D:213:TYR:CE2	3.02	0.43
2:D:238:GLU:N	2:D:239:ASN:C	2.72	0.43
2:E:53:THR:HB	2:E:298:GLU:CA	2.47	0.43
2:E:63:TYR:CE1	2:E:279:ILE:CD1	3.00	0.43
2:E:96:ILE:CG2	2:E:174:THR:HB	2.48	0.43
2:E:326:VAL:O	2:E:326:VAL:HG13	2.19	0.43
2:E:371:VAL:HG12	2:E:372:GLN:O	2.18	0.43
2:F:101:TYR:O	2:F:105:TYR:N	2.41	0.43
2:F:130:GLN:CG	2:F:133:LEU:HD12	2.28	0.43
2:F:139:SER:CB	2:F:142:GLU:OE1	2.66	0.43
2:F:238:GLU:N	2:F:239:ASN:C	2.72	0.43
2:F:282:ASN:OD1	2:F:285:HIS:N	2.51	0.43
2:G:165:GLU:HG2	2:G:169:ILE:HG13	1.99	0.43
2:G:165:GLU:CB	2:G:168:ARG:NH2	2.81	0.43
2:G:248:THR:HG23	2:G:250:ASP:OD1	2.19	0.43
2:G:285:HIS:O	2:H:227:LYS:HE2	2.18	0.43
2:H:57:PRO:HG3	3:L:734:GLU:OE2	2.19	0.43
2:H:146:ALA:O	2:H:149:ASP:HB3	2.19	0.43
2:I:222:ASP:O	2:I:226:LEU:HD13	2.18	0.43
2:I:254:PHE:CE1	2:I:255:PRO:HD2	2.53	0.43
2:I:310:GLN:CG	2:I:345:ASP:O	2.67	0.43
3:J:108:GLN:NE2	3:K:109:ASN:HB3	2.34	0.43
3:J:124:GLN:O	3:K:117:LEU:HD21	2.18	0.43
3:J:353:LEU:O	3:J:356:TYR:HB3	2.19	0.43
3:J:370:ILE:O	3:J:374:VAL:HG23	2.19	0.43
3:J:383:LEU:HD21	3:J:473:THR:OG1	2.19	0.43
3:J:524:THR:O	3:J:527:TYR:HB3	2.19	0.43
3:J:751:GLY:O	3:J:755:GLY:CA	2.67	0.43
3:K:53:ASP:OD1	3:K:56:THR:HB	2.18	0.43

Continued on next page...

Continued from previous page...

Atom-1	Atom-2	Interatomic distance (Å)	Clash overlap (Å)
3:K:524:THR:HG23	3:K:972:LEU:HD22	2.01	0.43
3:K:801:PHE:CD1	3:K:804:PHE:CZ	3.06	0.43
3:K:989:LEU:O	3:K:1001:ASN:HA	2.18	0.43
3:L:38:ILE:HG22	3:L:38:ILE:O	2.18	0.43
3:L:317:PHE:HE2	3:L:323:ILE:CG1	2.31	0.43
3:L:696:THR:HG23	3:L:699:ARG:HH22	1.80	0.43
3:L:754:TRP:CZ2	3:L:786:ILE:HA	2.54	0.43
1:A:42:LEU:HG	1:B:292:ILE:HB	2.01	0.43
1:A:57:ALA:HB3	1:B:281:GLN:OE1	2.18	0.43
1:B:79:SER:HA	1:B:82:ARG:CB	2.49	0.43
1:B:93:ILE:CD1	1:B:232:LEU:HB2	2.49	0.43
1:B:151:ILE:O	1:B:154:VAL:HB	2.18	0.43
1:B:176:ASP:O	1:B:179:VAL:HB	2.17	0.43
1:B:204:ASP:O	1:B:393:TYR:OH	2.34	0.43
1:B:370:VAL:O	1:B:373:LEU:HB2	2.19	0.43
1:C:360:ALA:HB3	2:G:137:TYR:CD2	2.53	0.43
1:C:392:ASN:O	1:C:396:ASN:N	2.34	0.43
2:D:122:ALA:HA	2:D:125:THR:OG1	2.18	0.43
2:D:234:THR:HB	2:D:236:LYS:N	2.34	0.43
2:F:57:PRO:CD	3:J:259:ARG:NH2	2.82	0.43
2:F:321:ALA:O	2:F:337:ILE:HG12	2.18	0.43
2:G:52:ILE:HD11	2:G:235:LEU:HD23	2.00	0.43
2:G:62:ALA:CB	2:G:65:ILE:HG13	2.49	0.43
2:G:91:VAL:C	2:G:177:THR:HA	2.39	0.43
2:G:138:ILE:HB	2:G:142:GLU:OE1	2.19	0.43
2:G:234:THR:HG1	2:G:303:PRO:HD2	1.81	0.43
2:G:258:GLY:HA3	2:G:280:PHE:CE1	2.53	0.43
2:G:310:GLN:CG	2:G:345:ASP:O	2.67	0.43
2:I:108:ALA:HB3	2:I:164:VAL:HA	2.00	0.43
2:I:225:ARG:CG	2:I:226:LEU:HD12	2.44	0.43
3:J:200:PRO:HG2	3:J:749:THR:HG23	2.00	0.43
3:J:303:ALA:HB2	3:J:330:THR:HG21	2.00	0.43
3:J:781:MET:HA	3:L:220:GLY:HA2	2.00	0.43
3:J:809:TRP:O	3:J:810:GLU:HB3	2.19	0.43
3:J:930:GLY:O	3:J:933:THR:HB	2.18	0.43
3:K:361:ASN:O	3:K:365:THR:HG22	2.19	0.43
3:K:793:ALA:HB3	3:K:795:ASP:OD1	2.19	0.43
3:K:878:ALA:O	3:K:882:ILE:N	2.37	0.43
3:L:377:LEU:HA	3:L:380:PHE:HD2	1.84	0.43
3:L:492:LEU:HA	3:L:495:THR:OG1	2.18	0.43
3:L:802:SER:HA	3:L:805:SER:HG	1.82	0.43

Continued on next page...

Continued from previous page...

Atom-1	Atom-2	Interatomic distance (Å)	Clash overlap (Å)
3:L:912:ALA:HB1	3:L:1006:GLY:CA	2.49	0.43
4:N:8:LEU:O	4:N:12:VAL:HG23	2.19	0.43
1:A:36:SER:OG	1:B:294:GLN:O	2.35	0.43
1:A:144:PHE:CB	1:A:154:VAL:HG22	2.49	0.43
1:A:256:ILE:O	1:A:256:ILE:HG13	2.18	0.43
1:A:310:VAL:O	1:A:313:SER:N	2.50	0.43
1:A:334:ILE:HG23	1:A:335:ASN:N	2.34	0.43
1:A:348:VAL:HG21	1:A:386:LEU:CD2	2.46	0.43
1:B:29:GLU:O	1:B:32:ASN:HB2	2.18	0.43
1:B:156:ASN:HA	1:C:350:SER:HB2	2.01	0.43
1:C:4:MET:HG3	1:C:8:GLN:NE2	2.33	0.43
1:C:93:ILE:CD1	1:C:232:LEU:HB2	2.49	0.43
1:C:237:ILE:HG12	1:C:305:ALA:C	2.39	0.43
1:C:270:ALA:HA	1:C:274:TYR:HB2	2.00	0.43
2:D:261:GLU:H	2:D:278:ALA:HA	1.83	0.43
2:D:268:ASP:OD2	2:D:271:THR:CG2	2.67	0.43
2:D:292:PHE:CE1	3:J:734:GLU:CD	2.90	0.43
2:E:88:GLU:O	2:E:178:SER:HB3	2.18	0.43
2:E:260:LEU:HD11	2:E:276:LEU:HD13	1.99	0.43
2:E:310:GLN:CG	2:E:345:ASP:O	2.67	0.43
2:G:149:ASP:CA	2:G:152:GLN:HG2	2.37	0.43
2:G:342:ALA:HB2	2:G:347:TRP:CH2	2.53	0.43
2:H:51:GLN:CD	2:H:301:LEU:H	2.22	0.43
2:H:218:GLN:HG3	2:H:219:SER:N	2.34	0.43
2:H:226:LEU:C	2:H:229:GLU:HB3	2.39	0.43
2:I:91:VAL:O	2:I:178:SER:N	2.46	0.43
2:I:248:THR:HG23	2:I:250:ASP:OD1	2.18	0.43
3:J:53:ASP:OD1	3:J:53:ASP:C	2.57	0.43
3:J:391:ASN:OD1	3:J:394:THR:N	2.45	0.43
3:J:414:GLU:HG2	3:J:973:ARG:HH11	1.84	0.43
3:J:598:TYR:O	3:J:602:GLU:O	2.37	0.43
3:J:777:ALA:C	3:J:781:MET:HE3	2.39	0.43
3:K:32:VAL:HB	3:K:298:ASN:HA	2.01	0.43
3:K:655:PHE:CD2	3:K:663:VAL:CG1	3.01	0.43
3:K:743:ILE:HG22	3:K:747:ASN:ND2	2.34	0.43
3:K:782:LEU:O	3:K:785:ASP:HB2	2.18	0.43
3:L:48:SER:O	3:L:122:VAL:HG22	2.18	0.43
3:L:401:ALA:O	3:L:405:LEU:HG	2.19	0.43
3:L:415:ASN:ND2	3:L:438:ILE:HG23	2.33	0.43
3:L:477:ALA:O	3:L:481:SER:HB3	2.19	0.43
3:L:734:GLU:O	3:L:738:ALA:N	2.25	0.43

Continued on next page...

Continued from previous page...

Atom-1	Atom-2	Interatomic distance (Å)	Clash overlap (Å)
3:L:948:PHE:HB2	3:L:971:ARG:CZ	2.49	0.43
4:O:36:PHE:CG	4:O:36:PHE:O	2.72	0.43
1:A:98:TYR:O	1:A:101:ASP:HB2	2.18	0.43
1:A:139:GLN:HB2	2:D:136:GLN:OE1	2.19	0.43
1:A:159:ALA:CB	1:B:346:GLN:HG3	2.25	0.43
1:A:314:GLU:OE1	1:C:15:PRO:O	2.36	0.43
1:A:408:ASN:ND2	1:A:410:GLN:HB2	2.34	0.43
1:B:114:PHE:O	1:B:117:LEU:N	2.52	0.43
1:B:116:VAL:O	1:B:120:ILE:N	2.36	0.43
1:B:142:GLN:O	1:B:146:VAL:HG23	2.19	0.43
1:C:3:LEU:CG	1:C:412:LEU:HD11	2.40	0.43
1:C:4:MET:HE2	1:C:416:ASN:CB	2.49	0.43
1:C:387:ALA:HB1	1:C:391:TYR:CE2	2.53	0.43
2:D:165:GLU:CD	2:D:168:ARG:HH21	2.23	0.43
2:D:174:THR:CA	2:D:175:LYS:CD	2.91	0.43
2:E:91:VAL:C	2:E:177:THR:HA	2.39	0.43
2:E:142:GLU:O	2:E:145:GLN:N	2.52	0.43
2:E:235:LEU:HD11	2:E:302:ASN:HA	2.00	0.43
2:F:63:TYR:N	2:F:64:ARG:C	2.73	0.43
2:G:367:VAL:HG22	2:G:373:VAL:CG2	2.47	0.43
2:H:130:GLN:O	2:H:133:LEU:HB2	2.18	0.43
2:H:160:ALA:O	2:H:163:ALA:HB3	2.19	0.43
2:H:268:ASP:OD2	2:H:271:THR:OG1	2.37	0.43
2:I:104:THR:O	2:I:107:SER:N	2.51	0.43
2:I:365:GLN:HE22	3:L:579:PRO:CG	2.31	0.43
3:J:102:ILE:O	3:J:106:GLN:N	2.46	0.43
3:J:128:SER:OG	3:J:130:GLU:OE2	2.22	0.43
3:J:189:ASN:ND2	3:J:192:GLU:HG2	2.34	0.43
3:J:242:SER:O	3:J:246:PHE:CD2	2.71	0.43
3:J:392:THR:HG22	3:J:396:PHE:CE2	2.53	0.43
3:J:545:TYR:CZ	3:J:549:VAL:HG21	2.54	0.43
3:J:582:ALA:HB2	3:J:586:ARG:NH1	2.34	0.43
3:J:728:LYS:HG2	3:J:810:GLU:OE2	2.19	0.43
3:K:105:VAL:HG22	3:K:109:ASN:ND2	2.34	0.43
3:K:128:SER:HB3	3:K:130:GLU:OE2	2.19	0.43
3:K:240:LEU:HD23	3:K:245:GLU:C	2.39	0.43
3:K:899:PHE:CD1	3:K:902:MET:CE	3.02	0.43
3:K:971:ARG:HD3	3:K:974:PRO:CG	2.49	0.43
3:K:1023:PRO:O	3:K:1027:VAL:HG23	2.19	0.43
3:L:56:THR:O	3:L:60:THR:HG23	2.19	0.43
3:L:95:GLU:HB3	3:L:98:THR:HG1	1.84	0.43

Continued on next page...

Continued from previous page...

Atom-1	Atom-2	Interatomic distance (Å)	Clash overlap (Å)
3:L:189:ASN:O	3:L:193:LEU:HD13	2.18	0.43
3:L:549:VAL:O	3:L:552:MET:HB3	2.19	0.43
3:L:722:GLU:O	3:L:814:PRO:HD2	2.18	0.43
3:L:728:LYS:HE3	3:L:730:ASP:OD1	2.19	0.43
3:L:873:ALA:HB1	3:L:877:TYR:CZ	2.54	0.43
3:L:907:LEU:O	3:L:910:ILE:HG22	2.19	0.43
4:M:29:LEU:O	4:M:32:VAL:N	2.50	0.43
1:A:121:ASP:O	1:A:124:SER:HB2	2.19	0.42
1:A:209:VAL:O	1:A:213:LEU:CB	2.67	0.42
1:A:248:LEU:HD12	1:A:287:SER:O	2.19	0.42
1:A:331:PHE:O	1:A:334:ILE:CG2	2.66	0.42
1:A:344:TYR:CD2	1:A:385:GLU:HG3	2.54	0.42
1:A:350:SER:HG	1:A:351:ALA:H	1.67	0.42
1:B:133:ILE:HD13	1:B:164:VAL:CG2	2.50	0.42
1:B:139:GLN:CD	2:F:137:TYR:H	2.22	0.42
1:B:237:ILE:HG12	1:B:305:ALA:C	2.39	0.42
1:C:40:PRO:N	1:C:73:GLN:OE1	2.52	0.42
1:C:114:PHE:O	1:C:117:LEU:N	2.52	0.42
1:C:304:GLN:O	1:C:308:ASN:HB2	2.19	0.42
2:D:119:ALA:HA	2:D:153:ALA:HB3	2.00	0.42
2:E:165:GLU:HG2	2:E:169:ILE:HG13	1.99	0.42
2:E:235:LEU:O	2:E:236:LYS:CG	2.55	0.42
2:E:291:MET:HE2	2:F:224:MET:HE3	2.01	0.42
2:F:180:ILE:HD11	2:F:206:VAL:CG2	2.49	0.42
2:G:288:MET:CE	2:H:265:VAL:HG12	2.49	0.42
2:G:323:VAL:CG2	2:G:337:ILE:HD11	2.49	0.42
2:H:125:THR:O	2:H:129:TYR:CD2	2.72	0.42
2:I:85:SER:O	2:I:184:ILE:HG22	2.18	0.42
2:I:121:ILE:O	2:I:124:LEU:HB2	2.18	0.42
2:I:138:ILE:HB	2:I:142:GLU:OE1	2.19	0.42
2:I:235:LEU:O	2:I:303:PRO:HD3	2.19	0.42
2:I:235:LEU:HD11	2:I:302:ASN:HA	2.00	0.42
2:I:258:GLY:HA3	2:I:280:PHE:CE1	2.53	0.42
2:I:326:VAL:O	2:I:326:VAL:HG13	2.19	0.42
3:J:8:ARG:N	3:J:9:PRO:HD3	2.34	0.42
3:J:353:LEU:CD1	4:M:12:VAL:HG22	2.48	0.42
3:K:353:LEU:O	3:K:356:TYR:HB3	2.18	0.42
3:K:371:ALA:HB2	3:K:489:THR:CG2	2.49	0.42
3:K:376:LEU:O	3:K:380:PHE:CD2	2.72	0.42
3:K:459:PHE:HD2	3:K:467:TYR:CG	2.37	0.42
3:L:261:LEU:CA	3:L:264:ASP:HB2	2.49	0.42

Continued on next page...

Continued from previous page...

Atom-1	Atom-2	Interatomic distance (Å)	Clash overlap (Å)
3:L:790:TYR:HA	3:L:799:VAL:O	2.19	0.42
3:L:845:GLU:O	3:L:848:ALA:HB3	2.19	0.42
3:L:953:MET:HA	3:L:958:LYS:O	2.19	0.42
1:B:116:VAL:HG12	1:B:120:ILE:CD1	2.49	0.42
1:B:135:ARG:HB3	2:F:136:GLN:HE21	1.84	0.42
1:B:152:THR:HG21	1:C:357:ALA:CB	2.47	0.42
1:B:158:ARG:NH1	1:B:161:TYR:CD2	2.86	0.42
1:B:176:ASP:HB3	1:C:328:ARG:HH21	1.83	0.42
1:B:248:LEU:CA	1:B:287:SER:O	2.59	0.42
1:B:348:VAL:HG22	1:B:382:ALA:CB	2.49	0.42
1:B:351:ALA:HA	1:B:354:SER:CB	2.46	0.42
1:C:4:MET:HA	1:C:412:LEU:HD21	2.01	0.42
1:C:74:SER:HA	1:C:249:ASP:CG	2.39	0.42
1:C:235:GLU:O	1:C:238:ARG:HB2	2.19	0.42
1:C:341:ILE:O	1:C:345:LYS:N	2.34	0.42
2:D:44:THR:HG22	2:D:356:GLY:HA2	2.01	0.42
2:D:102:GLN:O	2:D:106:ASP:CG	2.58	0.42
2:D:144:ASP:OD2	2:I:124:LEU:HD13	2.18	0.42
2:D:175:LYS:HE3	2:D:175:LYS:HB3	1.82	0.42
2:E:343:ILE:O	2:E:346:LYS:O	2.38	0.42
2:F:315:ARG:NH2	2:F:347:TRP:CZ2	2.87	0.42
2:H:178:SER:HA	2:H:179:PRO:HD2	1.77	0.42
2:H:244:VAL:HG13	2:H:296:ARG:C	2.39	0.42
2:I:88:GLU:OE1	2:I:88:GLU:HA	2.20	0.42
2:I:142:GLU:O	2:I:145:GLN:N	2.52	0.42
2:I:279:ILE:O	2:I:280:PHE:HD1	2.03	0.42
2:I:363:GLY:N	3:L:659:LYS:HE3	2.33	0.42
3:J:373:PRO:O	3:J:377:LEU:N	2.41	0.42
3:J:420:MET:HG2	3:J:425:LEU:O	2.20	0.42
3:K:157:TYR:CD1	3:K:161:ASN:ND2	2.87	0.42
3:K:167:SER:HB3	3:L:70:ASN:HB3	2.01	0.42
3:K:218:GLN:HB3	3:K:232:ALA:O	2.18	0.42
3:L:64:VAL:CG1	3:L:117:LEU:HB2	2.49	0.42
3:L:81:ASN:HB3	3:L:817:GLU:HG2	2.02	0.42
3:L:101:ASP:O	3:L:104:GLN:N	2.52	0.42
3:L:192:GLU:O	3:L:195:LYS:HB3	2.20	0.42
3:L:204:ILE:HA	3:L:207:ILE:HD12	2.01	0.42
3:L:763:ILE:HA	3:L:767:ARG:O	2.19	0.42
4:N:22:ILE:HA	4:N:25:LEU:HD13	2.01	0.42
1:A:132:ALA:HA	1:A:373:LEU:HD13	2.02	0.42
1:A:133:ILE:CB	1:A:164:VAL:HG21	2.47	0.42

Continued on next page...

Continued from previous page...

Atom-1	Atom-2	Interatomic distance (Å)	Clash overlap (Å)
1:A:346:GLN:HG2	1:C:158:ARG:HG3	2.00	0.42
1:B:3:LEU:HD21	1:B:412:LEU:HD12	2.00	0.42
1:B:174:ASN:HD22	1:B:177:ASN:HD22	1.65	0.42
1:C:133:ILE:HD13	1:C:164:VAL:CG2	2.50	0.42
1:C:379:LEU:CG	1:C:383:LYS:HD2	2.48	0.42
2:D:79:ARG:H	2:D:191:GLU:CD	2.14	0.42
2:D:317:PRO:HB3	3:L:153:ASP:CG	2.40	0.42
2:E:56:LEU:C	2:E:56:LEU:HD12	2.39	0.42
2:E:62:ALA:CB	2:E:65:ILE:HG13	2.49	0.42
2:E:63:TYR:CE1	2:E:213:TYR:OH	2.67	0.42
2:E:126:VAL:HG21	2:E:150:ALA:CB	2.49	0.42
2:E:138:ILE:HB	2:E:142:GLU:OE1	2.19	0.42
2:E:223:MET:CA	2:E:226:LEU:HD22	2.43	0.42
2:E:323:VAL:CG2	2:E:337:ILE:HD11	2.49	0.42
2:F:71:GLN:CB	2:F:173:TYR:OH	2.67	0.42
2:F:96:ILE:HG22	2:F:97:ASP:N	2.34	0.42
2:F:238:GLU:N	2:F:239:ASN:CA	2.82	0.42
2:G:40:VAL:HB	2:G:373:VAL:HG11	2.00	0.42
2:G:291:MET:HE2	2:H:224:MET:CE	2.46	0.42
2:G:310:GLN:HG3	2:G:346:LYS:C	2.39	0.42
2:H:63:TYR:HB2	2:H:64:ARG:CG	2.34	0.42
2:I:48:GLU:CB	2:I:49:PRO:HD3	2.49	0.42
2:I:78:LYS:O	2:I:94:TYR:HA	2.19	0.42
2:I:268:ASP:CB	2:I:271:THR:OG1	2.62	0.42
2:I:292:PHE:N	3:L:195:LYS:HA	2.26	0.42
3:J:64:VAL:O	3:J:68:ASN:ND2	2.52	0.42
3:J:198:LEU:C	3:J:798:MET:HE1	2.39	0.42
3:J:198:LEU:O	3:J:798:MET:HE1	2.19	0.42
3:J:367:ILE:HD12	3:J:497:LEU:HD21	2.01	0.42
3:K:34:GLN:HB2	3:K:333:VAL:CG2	2.50	0.42
3:K:144:ASN:OD1	3:K:146:ASP:OD1	2.37	0.42
3:K:158:VAL:CG1	3:K:177:LEU:HD13	2.49	0.42
3:K:669:PRO:O	3:K:670:ALA:C	2.57	0.42
3:K:724:THR:HG23	3:K:814:PRO:HG3	2.02	0.42
3:K:907:LEU:HD23	3:K:1018:ALA:HA	2.02	0.42
3:L:38:ILE:CG2	3:L:671:ILE:HG12	2.49	0.42
3:L:583:THR:HA	3:L:622:GLN:OE1	2.18	0.42
3:L:714:THR:HG23	3:L:832:ALA:HA	2.01	0.42
1:A:41:GLN:O	1:A:71:LEU:CA	2.59	0.42
1:A:139:GLN:O	1:A:143:ARG:N	2.52	0.42
1:A:201:PHE:CE1	1:A:394:LEU:HD21	2.50	0.42

Continued on next page...

Continued from previous page...

Atom-1	Atom-2	Interatomic distance (Å)	Clash overlap (Å)
1:B:40:PRO:N	1:B:73:GLN:OE1	2.52	0.42
1:B:135:ARG:HB3	2:F:136:GLN:NE2	2.34	0.42
1:B:227:ARG:HG2	1:B:316:LEU:CD1	2.50	0.42
1:B:303:LYS:HA	1:B:306:GLN:CD	2.39	0.42
1:B:398:LEU:HD21	1:B:415:LEU:HD12	2.00	0.42
1:C:200:ASN:O	1:C:202:LYS:HG3	2.19	0.42
1:C:334:ILE:C	1:C:337:SER:HB3	2.39	0.42
1:C:348:VAL:HG22	1:C:382:ALA:CB	2.49	0.42
1:C:401:LYS:HD3	1:C:406:THR:HG1	1.84	0.42
2:D:73:SER:CB	2:D:196:GLN:HA	2.49	0.42
2:E:52:ILE:HD11	2:E:235:LEU:HD23	2.00	0.42
2:E:63:TYR:HE2	2:E:64:ARG:CZ	2.33	0.42
2:E:224:MET:O	2:E:228:GLN:CB	2.68	0.42
2:E:241:LYS:HA	2:E:242:ALA:HA	1.62	0.42
2:E:279:ILE:O	2:E:280:PHE:HD1	2.02	0.42
2:F:41:GLY:C	2:F:361:ILE:HD12	2.39	0.42
2:F:64:ARG:CZ	2:F:208:GLN:OE1	2.67	0.42
2:F:215:ASP:CB	2:F:275:THR:CG2	2.91	0.42
2:F:330:ASP:O	2:F:373:VAL:N	2.49	0.42
2:G:75:ILE:HG22	2:G:76:ILE:N	2.33	0.42
2:G:85:SER:O	2:G:184:ILE:HG22	2.18	0.42
2:G:142:GLU:O	2:G:145:GLN:N	2.52	0.42
2:G:222:ASP:O	2:G:226:LEU:HD13	2.18	0.42
2:G:270:THR:HB	3:K:795:ASP:OD2	2.19	0.42
2:G:337:ILE:HG21	2:G:353:LEU:HG	2.02	0.42
2:G:343:ILE:O	2:G:346:LYS:O	2.38	0.42
2:G:372:GLN:O	2:G:373:VAL:HG23	2.19	0.42
2:H:105:TYR:CE1	2:H:168:ARG:HB2	2.54	0.42
2:I:91:VAL:C	2:I:177:THR:HA	2.39	0.42
2:I:323:VAL:CG2	2:I:337:ILE:HD11	2.49	0.42
3:J:448:VAL:HG22	3:J:887:CYS:HB3	2.01	0.42
3:J:889:ALA:CB	3:J:894:SER:O	2.67	0.42
3:K:62:THR:O	3:K:65:ILE:N	2.53	0.42
3:K:210:GLN:CD	3:L:733:GLN:OE1	2.57	0.42
3:K:489:THR:HA	3:K:492:LEU:HB2	2.01	0.42
3:K:675:GLY:HA3	3:K:862:MET:CE	2.49	0.42
3:K:693:GLU:O	3:K:696:THR:HB	2.20	0.42
3:K:724:THR:CG2	3:K:814:PRO:HG3	2.48	0.42
3:K:1007:VAL:O	3:K:1011:MET:HG2	2.19	0.42
3:L:33:ALA:N	3:L:390:ILE:O	2.53	0.42
3:L:187:TRP:HA	3:L:774:MET:O	2.18	0.42

Continued on next page...

Continued from previous page...

Atom-1	Atom-2	Interatomic distance (Å)	Clash overlap (Å)
3:L:359:LEU:HD22	3:L:413:VAL:HG11	2.01	0.42
3:L:520:PHE:HE1	3:L:976:LEU:HD22	1.85	0.42
3:L:666:PHE:CD1	3:L:677:ALA:CB	3.03	0.42
3:L:719:ASN:ND2	3:L:826:GLU:OE1	2.40	0.42
3:L:1019:ILE:HG13	3:L:1020:PHE:N	2.34	0.42
1:A:33:GLU:OE1	1:B:304:GLN:NE2	2.52	0.42
1:A:149:VAL:HB	1:A:153:ASP:HB3	2.02	0.42
1:A:207:GLN:CB	1:A:212:LEU:HD11	2.20	0.42
1:B:122:VAL:O	1:B:125:TYR:HB3	2.19	0.42
1:B:200:ASN:O	1:B:202:LYS:HG3	2.19	0.42
1:B:334:ILE:HG23	1:B:335:ASN:H	1.84	0.42
1:C:122:VAL:O	1:C:125:TYR:HB3	2.19	0.42
1:C:303:LYS:HG2	1:C:306:GLN:OE1	2.19	0.42
1:C:346:GLN:O	1:C:349:VAL:N	2.53	0.42
1:C:386:LEU:HD21	1:C:390:ARG:HE	1.84	0.42
2:D:60:THR:HG23	2:D:289:PRO:C	2.38	0.42
2:E:58:GLY:HA2	2:E:216:VAL:HA	2.02	0.42
2:E:241:LYS:HG3	2:E:242:ALA:CB	2.27	0.42
2:F:79:ARG:HD2	2:F:81:PHE:CZ	2.54	0.42
2:G:224:MET:O	2:G:228:GLN:CB	2.68	0.42
2:G:323:VAL:HG23	2:G:337:ILE:CD1	2.50	0.42
2:H:47:THR:CG2	2:H:305:ALA:HA	2.50	0.42
2:H:71:GLN:HA	2:H:198:GLY:H	1.85	0.42
2:H:194:LEU:HD13	2:I:71:GLN:OE1	2.19	0.42
2:I:75:ILE:CD1	2:I:194:LEU:HB2	2.49	0.42
2:I:224:MET:O	2:I:228:GLN:CB	2.68	0.42
2:I:310:GLN:HG3	2:I:346:LYS:C	2.39	0.42
3:J:193:LEU:HB3	3:J:198:LEU:O	2.19	0.42
3:J:391:ASN:HD21	3:J:394:THR:HG23	1.84	0.42
3:J:541:TYR:OH	4:M:33:PHE:O	2.31	0.42
3:J:561:SER:HA	3:J:923:ASN:HB3	2.01	0.42
3:J:679:GLY:O	3:J:862:MET:HE1	2.19	0.42
3:J:777:ALA:HB1	3:J:781:MET:HE3	2.02	0.42
3:K:83:ASP:HA	3:K:815:ARG:HA	2.00	0.42
3:K:729:ILE:HA	3:K:807:SER:HA	2.01	0.42
3:K:845:GLU:O	3:K:849:SER:N	2.44	0.42
3:K:917:THR:C	3:K:920:GLY:H	2.22	0.42
3:L:80:SER:CB	3:L:90:ILE:HG12	2.50	0.42
3:L:141:GLY:H	3:L:326:PRO:HD2	1.84	0.42
3:L:356:TYR:O	3:L:360:GLN:HA	2.19	0.42
3:L:420:MET:SD	3:L:499:PRO:C	2.97	0.42

Continued on next page...

Continued from previous page...

Atom-1	Atom-2	Interatomic distance (Å)	Clash overlap (Å)
3:L:600:THR:O	3:L:603:LYS:CE	2.66	0.42
3:L:754:TRP:CH2	3:L:782:LEU:O	2.73	0.42
3:L:815:ARG:HG2	3:L:816:LEU:N	2.35	0.42
3:L:889:ALA:HB2	3:L:898:PRO:HG2	2.02	0.42
1:A:13:SER:CB	1:A:186:THR:O	2.68	0.42
1:A:59:GLY:C	1:A:265:LYS:HB2	2.39	0.42
1:A:114:PHE:HA	1:A:117:LEU:HG	2.00	0.42
1:A:169:VAL:HG11	1:B:339:SER:HB2	2.00	0.42
1:A:172:ARG:CA	1:A:175:LEU:HB3	2.48	0.42
1:A:223:LEU:HD13	1:A:323:VAL:HG11	2.00	0.42
1:A:332:ASN:ND2	1:C:173:ASN:HD22	2.17	0.42
1:C:4:MET:SD	1:C:412:LEU:CD2	3.07	0.42
1:C:143:ARG:NH1	1:C:148:LEU:HB3	2.32	0.42
2:D:103:ALA:O	2:D:106:ASP:N	2.52	0.42
2:D:189:VAL:HG22	2:D:190:THR:N	2.35	0.42
2:D:261:GLU:HB3	2:D:277:ARG:O	2.19	0.42
2:D:292:PHE:HB2	3:J:735:LYS:HD3	2.00	0.42
2:D:301:LEU:CD2	2:D:303:PRO:HG2	2.49	0.42
2:E:75:ILE:CD1	2:E:194:LEU:HB2	2.49	0.42
2:E:75:ILE:HG22	2:E:76:ILE:N	2.33	0.42
2:E:81:PHE:HE1	2:E:83:GLU:HA	1.84	0.42
2:E:130:GLN:HA	2:E:133:LEU:HD21	2.01	0.42
2:E:254:PHE:CG	2:E:255:PRO:CD	2.98	0.42
2:E:254:PHE:CE2	2:E:256:GLN:OE1	2.73	0.42
2:E:258:GLY:HA3	2:E:280:PHE:CE1	2.53	0.42
2:F:186:LYS:HZ2	2:G:277:ARG:HB2	1.83	0.42
2:F:189:VAL:HG23	2:F:193:ALA:HB3	2.02	0.42
2:F:212:ILE:HG13	2:F:289:PRO:HB3	2.00	0.42
2:G:88:GLU:HA	2:G:88:GLU:OE1	2.20	0.42
2:G:110:GLY:HA2	2:G:113:ALA:HB3	2.02	0.42
2:G:186:LYS:HE3	2:H:277:ARG:HH21	1.84	0.42
2:G:254:PHE:CE1	2:G:255:PRO:HD2	2.53	0.42
2:G:311:GLN:NE2	3:K:586:ARG:NH2	2.67	0.42
2:G:325:VAL:CG1	2:G:358:ARG:O	2.60	0.42
2:I:63:TYR:HE2	2:I:64:ARG:CZ	2.32	0.42
2:I:88:GLU:O	2:I:178:SER:HB3	2.18	0.42
2:I:197:ASN:OD1	2:I:198:GLY:N	2.53	0.42
2:I:291:MET:CB	2:I:292:PHE:CA	2.96	0.42
2:I:354:LYS:N	2:I:357:ASP:OD2	2.30	0.42
3:J:38:ILE:HD11	3:J:466:ILE:HG13	2.00	0.42
3:J:578:LEU:HD22	3:J:587:THR:HA	2.01	0.42

Continued on next page...

Continued from previous page...

Atom-1	Atom-2	Interatomic distance (Å)	Clash overlap (Å)
3:J:612:VAL:HG11	3:J:615:PHE:HB3	2.01	0.42
3:J:723:ASP:OD1	3:J:813:SER:HA	2.20	0.42
3:J:735:LYS:O	3:J:738:ALA:HB3	2.20	0.42
3:K:614:GLY:HA2	3:K:621:GLY:O	2.19	0.42
3:K:681:ASP:OD1	3:K:682:PHE:N	2.53	0.42
3:K:901:VAL:HG21	3:K:943:ILE:HG12	2.02	0.42
3:L:196:PHE:O	3:L:198:LEU:HG	2.19	0.42
3:L:208:LYS:O	3:L:212:ALA:HB2	2.18	0.42
3:L:425:LEU:HD22	3:L:430:ALA:HA	2.02	0.42
3:L:459:PHE:HE2	3:L:876:LEU:HB2	1.84	0.42
3:L:712:MET:HA	3:L:835:LYS:HG3	2.02	0.42
3:L:783:PRO:HA	3:L:786:ILE:HG13	2.00	0.42
3:L:885:PHE:HB2	3:L:902:MET:HG3	2.02	0.42
3:L:999:ALA:O	3:L:1003:VAL:N	2.51	0.42
1:A:57:ALA:N	1:B:279:MET:SD	2.93	0.42
1:A:103:GLN:HE22	1:A:405:GLY:CA	2.32	0.42
1:A:113:TYR:HD2	1:A:114:PHE:CG	2.38	0.42
1:A:125:TYR:CB	1:A:384:GLN:CG	2.97	0.42
1:A:372:VAL:O	1:A:376:THR:CB	2.67	0.42
1:B:14:ASN:HB3	1:B:17:LEU:HB3	2.01	0.42
1:B:103:GLN:NE2	1:B:405:GLY:HA2	2.27	0.42
1:B:143:ARG:HB3	1:B:148:LEU:HB2	2.02	0.42
1:B:196:LEU:CD1	1:B:418:ALA:HB1	2.50	0.42
1:B:398:LEU:HD13	1:B:415:LEU:HD11	2.00	0.42
1:C:116:VAL:HG12	1:C:120:ILE:CD1	2.49	0.42
1:C:303:LYS:HA	1:C:306:GLN:CD	2.39	0.42
2:D:41:GLY:O	2:D:361:ILE:HB	2.20	0.42
2:D:72:VAL:HG13	2:D:101:TYR:CE2	2.55	0.42
2:D:93:LEU:HA	2:D:93:LEU:HD23	1.79	0.42
2:D:121:ILE:HG12	2:E:148:ALA:HB2	2.00	0.42
2:D:126:VAL:HG22	2:D:147:LEU:N	2.35	0.42
2:D:132:LEU:O	2:D:135:THR:N	2.43	0.42
2:D:246:LEU:HD11	2:D:280:PHE:CE2	2.55	0.42
2:F:76:ILE:HG21	2:F:191:GLU:HA	2.01	0.42
2:F:117:ALA:O	2:F:120:ASN:HB3	2.20	0.42
2:F:313:VAL:HG11	2:F:315:ARG:NH1	2.34	0.42
2:G:42:VAL:HG22	2:G:360:VAL:HG22	2.02	0.42
2:G:44:THR:HG23	2:G:356:GLY:O	2.18	0.42
2:G:213:TYR:HE1	2:G:279:ILE:HB	1.85	0.42
2:G:218:GLN:O	2:G:273:SER:HB3	2.20	0.42
2:G:279:ILE:O	2:G:280:PHE:HD1	2.02	0.42

Continued on next page...

Continued from previous page...

Atom-1	Atom-2	Interatomic distance (Å)	Clash overlap (Å)
2:H:75:ILE:HG23	2:H:192:GLY:HA2	2.01	0.42
2:H:226:LEU:N	2:H:226:LEU:HD12	2.34	0.42
2:H:332:VAL:O	2:H:370:GLY:N	2.42	0.42
2:I:110:GLY:HA2	2:I:113:ALA:HB3	2.02	0.42
2:I:235:LEU:HA	2:I:235:LEU:HD12	1.73	0.42
2:I:334:THR:O	2:I:334:THR:HG23	2.18	0.42
2:I:342:ALA:O	3:L:784:ASP:OD2	2.38	0.42
2:I:343:ILE:O	2:I:346:LYS:O	2.38	0.42
3:J:9:PRO:O	3:J:12:ALA:N	2.52	0.42
3:J:68:ASN:ND2	3:J:114:ALA:HB2	2.34	0.42
3:J:372:VAL:N	3:J:373:PRO:HD2	2.34	0.42
3:J:754:TRP:CZ2	3:J:786:ILE:HD13	2.55	0.42
3:K:575:MET:SD	3:K:626:ILE:HG12	2.59	0.42
3:K:715:SER:O	3:K:828:LEU:O	2.36	0.42
3:K:737:GLN:HA	3:K:741:VAL:H	1.83	0.42
3:L:121:GLU:O	3:L:125:GLN:CB	2.68	0.42
3:L:167:SER:HG	3:L:168:ARG:N	2.17	0.42
3:L:394:THR:O	3:L:398:MET:HG3	2.19	0.42
3:L:399:VAL:O	3:L:402:ILE:HG12	2.20	0.42
3:L:420:MET:HB2	3:L:500:ILE:HB	2.02	0.42
3:L:785:ASP:O	3:L:789:TRP:HD1	2.03	0.42
1:A:14:ASN:CB	1:A:105:LEU:HD22	2.49	0.42
1:A:53:GLY:HA3	1:B:281:GLN:OE1	2.20	0.42
1:A:164:VAL:O	1:A:168:GLU:N	2.45	0.42
1:B:93:ILE:HG13	1:B:228:LEU:HB3	2.01	0.42
1:B:110:ALA:CB	1:B:398:LEU:HD22	2.50	0.42
1:B:143:ARG:HB3	1:B:149:VAL:HG13	2.00	0.42
1:B:235:GLU:O	1:B:238:ARG:HB2	2.19	0.42
1:B:303:LYS:HG2	1:B:306:GLN:OE1	2.19	0.42
1:C:76:PHE:CE2	1:C:245:LEU:HB3	2.54	0.42
2:D:63:TYR:CB	2:D:213:TYR:CE2	3.03	0.42
2:D:68:VAL:HB	2:D:204:ALA:H	1.85	0.42
2:D:68:VAL:N	2:D:204:ALA:O	2.53	0.42
2:D:98:PRO:O	2:D:101:TYR:N	2.53	0.42
2:D:117:ALA:HB3	2:E:152:GLN:HB3	2.02	0.42
2:D:176:VAL:CG1	2:D:177:THR:CA	2.95	0.42
2:D:226:LEU:C	2:D:229:GLU:HB3	2.39	0.42
2:E:78:LYS:O	2:E:94:TYR:HA	2.19	0.42
2:E:88:GLU:OE1	2:E:88:GLU:HA	2.20	0.42
2:E:128:ARG:NE	2:F:141:GLN:HB2	2.35	0.42
2:E:218:GLN:O	2:E:273:SER:HB3	2.20	0.42

Continued on next page...

Continued from previous page...

Atom-1	Atom-2	Interatomic distance (Å)	Clash overlap (Å)
2:E:282:ASN:HD21	2:E:287:MET:C	2.21	0.42
2:E:323:VAL:HG23	2:E:337:ILE:CD1	2.49	0.42
2:F:212:ILE:CG2	2:F:287:MET:HG3	2.45	0.42
2:F:223:MET:O	2:F:227:LYS:HB2	2.19	0.42
2:F:227:LYS:O	2:F:230:LEU:CG	2.67	0.42
2:F:349:VAL:HG21	2:F:353:LEU:CG	2.50	0.42
2:G:58:GLY:HA2	2:G:216:VAL:HA	2.02	0.42
2:G:75:ILE:CD1	2:G:194:LEU:HB2	2.49	0.42
2:G:121:ILE:HD11	2:H:144:ASP:O	2.20	0.42
2:G:254:PHE:CE2	2:G:256:GLN:OE1	2.73	0.42
2:I:69:ARG:HH12	2:I:200:ALA:C	2.23	0.42
2:I:213:TYR:HE1	2:I:279:ILE:HB	1.85	0.42
3:J:158:VAL:O	3:J:162:MET:HB2	2.19	0.42
3:J:166:ILE:HD12	3:J:306:ILE:HG23	2.00	0.42
3:J:215:ALA:C	3:J:217:GLY:N	2.73	0.42
3:J:449:LEU:O	3:J:452:VAL:HB	2.20	0.42
3:J:698:ALA:O	3:J:701:GLN:HB3	2.18	0.42
3:J:832:ALA:O	3:J:835:LYS:HB2	2.19	0.42
3:J:971:ARG:HG3	3:J:975:ILE:HD11	2.01	0.42
3:K:388:PHE:HE2	3:K:472:ILE:HB	1.84	0.42
3:K:684:LEU:HD11	3:K:855:VAL:HG13	2.02	0.42
3:L:141:GLY:C	3:L:142:VAL:HG23	2.40	0.42
3:L:195:LYS:HE3	3:L:196:PHE:CZ	2.54	0.42
3:L:579:PRO:HG2	3:L:660:ASP:OD1	2.20	0.42
3:L:754:TRP:CZ3	3:L:780:ARG:O	2.72	0.42
3:L:815:ARG:CG	3:L:816:LEU:N	2.82	0.42
3:L:914:LEU:O	3:L:918:PHE:N	2.46	0.42
4:M:4:LEU:O	4:M:8:LEU:N	2.40	0.42
1:A:142:GLN:O	1:A:146:VAL:N	2.50	0.42
1:A:351:ALA:HB1	1:A:379:LEU:CA	2.49	0.42
1:B:115:ASN:O	1:B:119:ALA:N	2.38	0.42
1:B:175:LEU:HD11	1:B:425:THR:CA	2.50	0.42
1:B:341:ILE:O	1:B:345:LYS:N	2.34	0.42
1:C:54:TYR:CE1	1:C:55:ARG:HG3	2.55	0.42
1:C:76:PHE:HE2	1:C:245:LEU:HB3	1.85	0.42
1:C:142:GLN:O	1:C:146:VAL:HG23	2.19	0.42
1:C:223:LEU:HD22	1:C:323:VAL:CG1	2.37	0.42
1:C:334:ILE:HG23	1:C:335:ASN:H	1.84	0.42
2:D:60:THR:CG2	2:D:291:MET:HG3	2.44	0.42
2:D:67:GLU:HB3	2:D:202:ALA:CB	2.49	0.42
2:D:119:ALA:CB	2:D:153:ALA:HB1	2.50	0.42

Continued on next page...

Continued from previous page...

Atom-1	Atom-2	Interatomic distance (Å)	Clash overlap (Å)
2:D:121:ILE:HD11	2:E:148:ALA:HA	2.02	0.42
2:E:288:MET:HE1	2:F:265:VAL:HA	2.01	0.42
2:F:88:GLU:OE1	2:F:88:GLU:HA	2.19	0.42
2:G:197:ASN:OD1	2:G:198:GLY:N	2.53	0.42
2:H:93:LEU:CA	2:H:176:VAL:HG11	2.40	0.42
2:I:129:TYR:O	2:I:132:LEU:HB2	2.20	0.42
2:I:318:ARG:HG2	3:L:811:TYR:HD2	1.85	0.42
2:I:363:GLY:HA3	3:L:659:LYS:CE	2.48	0.42
3:J:203:VAL:O	3:J:207:ILE:HG13	2.20	0.42
3:J:588:GLN:HA	3:J:591:LEU:HD12	2.02	0.42
3:J:602:GLU:HB3	3:J:606:VAL:HG23	2.02	0.42
3:J:680:PHE:O	3:J:828:LEU:HD23	2.20	0.42
3:J:926:TYR:O	3:J:929:VAL:HG22	2.20	0.42
3:K:76:MET:HB2	3:K:93:THR:HG22	2.02	0.42
3:K:194:ASN:HB2	3:K:790:TYR:CD2	2.54	0.42
3:K:277:ILE:HA	3:K:613:ASN:O	2.20	0.42
3:K:992:SER:O	3:K:1001:ASN:ND2	2.51	0.42
3:L:98:THR:CG2	3:L:99:ASP:N	2.82	0.42
3:L:203:VAL:HG13	3:L:262:LEU:HD12	2.01	0.42
3:L:364:ALA:HA	3:L:497:LEU:HD21	2.02	0.42
3:L:375:VAL:CG1	3:L:477:ALA:HA	2.49	0.42
3:L:561:SER:CB	3:L:923:ASN:HB3	2.50	0.42
3:L:603:LYS:HG3	3:L:604:ASN:N	2.34	0.42
3:L:661:ALA:CB	3:L:663:VAL:HG23	2.47	0.42
1:A:103:GLN:C	1:A:106:ILE:HB	2.39	0.42
1:A:159:ALA:CA	1:B:346:GLN:HG2	2.50	0.42
1:A:364:VAL:HG21	2:I:132:LEU:CD2	2.50	0.42
1:B:93:ILE:HD11	1:B:229:SER:N	2.35	0.42
1:C:125:TYR:CG	1:C:384:GLN:HG3	2.54	0.42
1:C:346:GLN:O	1:C:350:SER:N	2.50	0.42
1:C:358:MET:HB3	1:C:372:VAL:CG2	2.50	0.42
1:C:358:MET:CA	1:C:367:ARG:HH21	2.29	0.42
2:D:219:SER:C	2:D:274:ILE:HG12	2.40	0.42
2:D:227:LYS:HZ1	2:I:285:HIS:HB3	1.85	0.42
2:E:332:VAL:HG21	2:E:367:VAL:CG1	2.26	0.42
2:E:372:GLN:O	2:E:373:VAL:HG23	2.19	0.42
2:F:235:LEU:H	2:F:301:LEU:CA	2.33	0.42
2:G:103:ALA:O	2:G:106:ASP:N	2.53	0.42
2:G:321:ALA:HB2	2:G:339:ALA:H	1.85	0.42
2:G:332:VAL:N	2:G:371:VAL:O	2.48	0.42
2:G:362:SER:CB	3:K:660:ASP:OD2	2.65	0.42

Continued on next page...

Continued from previous page...

Atom-1	Atom-2	Interatomic distance (Å)	Clash overlap (Å)
2:H:65:ILE:HG22	2:H:207:GLN:CG	2.50	0.42
2:H:235:LEU:H	2:H:302:ASN:H	1.68	0.42
2:I:62:ALA:HB2	2:I:289:PRO:HB3	2.02	0.42
2:I:75:ILE:HA	2:I:194:LEU:HA	2.02	0.42
2:I:81:PHE:HE1	2:I:83:GLU:HA	1.85	0.42
2:I:254:PHE:CE2	2:I:256:GLN:OE1	2.73	0.42
2:I:254:PHE:HZ	2:I:286:THR:HG1	1.62	0.42
3:J:92:LEU:HB3	3:J:94:PHE:CE1	2.55	0.42
3:J:253:VAL:CG2	3:K:734:GLU:HA	2.50	0.42
3:J:337:ILE:HG23	3:J:395:MET:HG3	2.02	0.42
3:J:464:GLY:O	3:J:468:ARG:HB2	2.19	0.42
3:J:506:GLY:HA3	3:J:517:ASN:HD22	1.85	0.42
3:J:661:ALA:C	3:J:663:VAL:HG23	2.40	0.42
3:J:1043:SER:HA	3:J:1044:HIS:HA	1.88	0.42
3:K:11:PHE:N	3:L:893:GLU:OE1	2.53	0.42
3:K:46:SER:HB2	3:K:128:SER:HB2	2.02	0.42
3:K:358:PHE:CE2	3:K:977:MET:CG	3.03	0.42
3:K:638:PRO:CD	3:K:642:ASN:HD22	2.32	0.42
3:L:42:ALA:HA	3:L:92:LEU:O	2.20	0.42
3:L:375:VAL:HG13	3:L:480:LEU:HB2	2.01	0.42
3:L:376:LEU:HB3	3:L:380:PHE:HE2	1.85	0.42
3:L:592:ASN:HA	3:L:595:THR:HB	2.02	0.42
3:L:723:ASP:OD1	3:L:813:SER:HB2	2.20	0.42
3:L:862:MET:CG	3:L:863:SER:N	2.83	0.42
1:A:86:LEU:HD21	1:A:235:GLU:CB	2.50	0.41
1:A:96:VAL:CG2	1:A:228:LEU:HD12	2.49	0.41
1:B:235:GLU:O	1:B:238:ARG:N	2.53	0.41
1:B:304:GLN:O	1:B:308:ASN:HB2	2.19	0.41
1:B:376:THR:HG22	1:B:380:TYR:HE2	1.85	0.41
1:B:386:LEU:HD21	1:B:390:ARG:HE	1.84	0.41
1:B:407:LEU:HD12	1:B:411:ASP:HB2	2.02	0.41
1:C:106:ILE:CG2	1:C:407:LEU:HD21	2.49	0.41
1:C:135:ARG:HB3	2:H:136:GLN:HE22	1.85	0.41
1:C:312:ALA:O	1:C:315:GLN:N	2.53	0.41
2:D:96:ILE:HD12	2:D:195:VAL:CG2	2.45	0.41
2:D:254:PHE:CD2	2:D:256:GLN:O	2.72	0.41
2:D:265:VAL:HG11	2:I:209:LEU:CD1	2.50	0.41
2:D:326:VAL:O	2:D:326:VAL:HG13	2.20	0.41
2:E:81:PHE:CE2	2:E:94:TYR:CE1	3.08	0.41
2:E:213:TYR:CB	2:E:277:ARG:HH11	2.33	0.41
2:F:282:ASN:CG	2:F:285:HIS:HA	2.37	0.41

Continued on next page...

Continued from previous page...

Atom-1	Atom-2	Interatomic distance (Å)	Clash overlap (Å)
2:F:287:MET:O	2:F:288:MET:HB2	2.20	0.41
2:H:93:LEU:CG	2:H:176:VAL:HG11	2.48	0.41
2:H:269:GLN:O	3:K:197:GLN:OE1	2.37	0.41
2:H:297:LEU:HD13	2:H:299:GLU:CD	2.41	0.41
2:I:116:GLN:HA	2:I:157:VAL:CG2	2.50	0.41
2:I:130:GLN:HA	2:I:133:LEU:CD2	2.48	0.41
2:I:176:VAL:O	2:I:176:VAL:HG23	2.20	0.41
2:I:234:THR:OG1	2:I:303:PRO:CD	2.68	0.41
2:I:316:THR:O	2:I:322:THR:CG2	2.68	0.41
2:I:332:VAL:HG13	2:I:373:VAL:HG21	2.00	0.41
2:I:337:ILE:HG21	2:I:353:LEU:HG	2.02	0.41
3:J:4:PHE:HE2	3:J:11:PHE:CE2	2.38	0.41
3:J:583:THR:HG23	3:L:229:GLN:O	2.20	0.41
3:J:721:LEU:HD12	3:J:815:ARG:CD	2.50	0.41
3:J:732:ASP:OD2	3:J:735:LYS:CB	2.68	0.41
3:J:912:ALA:CB	3:J:1006:GLY:O	2.67	0.41
3:J:936:GLY:O	3:J:940:LYS:HB2	2.20	0.41
3:K:252:LYS:HG2	3:K:253:VAL:N	2.35	0.41
3:K:302:THR:HG22	3:K:306:ILE:CD1	2.50	0.41
3:K:851:LEU:HB3	3:K:852:PRO:CD	2.50	0.41
3:K:909:VAL:HG23	3:K:935:ILE:HG12	2.01	0.41
3:L:41:PRO:CG	3:L:98:THR:HB	2.50	0.41
3:L:262:LEU:HG	3:L:268:ILE:HD11	2.02	0.41
3:L:340:VAL:HG11	3:L:395:MET:CB	2.50	0.41
3:L:361:ASN:O	3:L:365:THR:HB	2.20	0.41
3:L:470:PHE:O	3:L:473:THR:N	2.52	0.41
3:L:554:TYR:OH	3:L:558:ARG:NH2	2.47	0.41
3:L:787:GLY:HA3	3:L:802:SER:HB3	2.02	0.41
1:A:53:GLY:CA	1:B:281:GLN:OE1	2.68	0.41
1:A:113:TYR:CE2	1:A:114:PHE:CE1	3.08	0.41
1:B:46:ALA:HB3	1:C:288:PHE:CG	2.54	0.41
1:C:117:LEU:HD22	1:C:195:ALA:CB	2.51	0.41
1:C:196:LEU:CD1	1:C:418:ALA:HB1	2.50	0.41
1:C:370:VAL:HG22	2:H:136:GLN:OE1	2.19	0.41
2:D:61:SER:O	2:D:62:ALA:O	2.38	0.41
2:D:91:VAL:O	2:D:176:VAL:CG1	2.68	0.41
2:D:297:LEU:HD13	2:D:299:GLU:CG	2.49	0.41
2:E:42:VAL:CG2	2:E:360:VAL:HG22	2.51	0.41
2:E:176:VAL:O	2:E:176:VAL:HG23	2.20	0.41
2:E:197:ASN:OD1	2:E:198:GLY:N	2.53	0.41
2:F:188:ASN:CB	2:F:203:LEU:O	2.68	0.41

Continued on next page...

Continued from previous page...

Atom-1	Atom-2	Interatomic distance (Å)	Clash overlap (Å)
2:F:221:ASN:OD1	2:F:222:ASP:N	2.53	0.41
2:F:292:PHE:HB3	3:K:735:LYS:CD	2.50	0.41
2:F:337:ILE:HB	2:F:349:VAL:HG22	2.01	0.41
2:G:43:VAL:HG12	2:G:44:THR:O	2.20	0.41
2:G:75:ILE:HA	2:G:194:LEU:HA	2.02	0.41
2:G:78:LYS:O	2:G:94:TYR:HA	2.19	0.41
2:G:81:PHE:HE1	2:G:83:GLU:HA	1.85	0.41
2:G:326:VAL:O	2:G:326:VAL:HG13	2.19	0.41
2:H:53:THR:HG21	2:H:299:GLU:O	2.19	0.41
2:H:139:SER:O	2:H:141:GLN:N	2.53	0.41
2:I:53:THR:CA	2:I:299:GLU:HG2	2.47	0.41
2:I:63:TYR:CE1	2:I:279:ILE:CD1	3.00	0.41
2:I:218:GLN:O	2:I:273:SER:HB3	2.20	0.41
3:J:193:LEU:O	3:J:196:PHE:C	2.57	0.41
3:J:470:PHE:HB3	3:J:474:ILE:CD1	2.49	0.41
3:J:584:GLN:HE21	3:J:613:ASN:HB3	1.85	0.41
3:J:888:LEU:HD22	3:J:892:TYR:CE2	2.55	0.41
3:K:453:PHE:HA	3:K:456:MET:HE3	2.00	0.41
3:K:588:GLN:NE2	3:K:591:LEU:HD12	2.35	0.41
3:K:971:ARG:HG3	3:K:971:ARG:O	2.21	0.41
3:L:39:ALA:CB	3:L:673:GLU:HB2	2.50	0.41
3:L:158:VAL:HA	3:L:162:MET:SD	2.60	0.41
3:L:702:LEU:HD23	3:L:827:ILE:CD1	2.51	0.41
3:L:756:GLY:HA3	3:L:774:MET:SD	2.60	0.41
3:L:758:TYR:CG	3:L:759:VAL:N	2.87	0.41
3:L:771:VAL:O	3:L:772:TYR:CD1	2.73	0.41
3:L:775:SER:OG	3:L:779:TYR:HB2	2.21	0.41
3:L:881:LEU:HB3	3:L:902:MET:CE	2.49	0.41
1:A:106:ILE:O	1:A:109:THR:HB	2.20	0.41
1:A:279:MET:O	1:C:55:ARG:NH2	2.53	0.41
1:A:295:GLY:CA	1:C:39:LEU:HD12	2.50	0.41
1:A:305:ALA:O	1:A:308:ASN:HB3	2.19	0.41
1:B:42:LEU:HG	1:C:292:ILE:HG22	1.99	0.41
1:B:42:LEU:CD2	1:C:292:ILE:CG2	2.98	0.41
1:B:106:ILE:CG2	1:B:407:LEU:HD21	2.49	0.41
1:B:213:LEU:HD23	1:B:213:LEU:C	2.41	0.41
1:B:298:VAL:HA	1:B:301:GLN:CD	2.40	0.41
1:B:334:ILE:C	1:B:337:SER:HB3	2.39	0.41
1:C:14:ASN:HB3	1:C:17:LEU:HB3	2.01	0.41
1:C:227:ARG:HG2	1:C:316:LEU:CD1	2.50	0.41
2:D:186:LYS:NZ	2:E:215:ASP:OD1	2.52	0.41

Continued on next page...

Continued from previous page...

Atom-1	Atom-2	Interatomic distance (Å)	Clash overlap (Å)
2:D:209:LEU:HD23	2:D:209:LEU:HA	1.88	0.41
2:D:291:MET:HE2	2:D:291:MET:HB3	1.97	0.41
2:E:75:ILE:HA	2:E:194:LEU:HA	2.02	0.41
2:E:234:THR:HG21	2:E:303:PRO:CG	2.48	0.41
2:E:269:GLN:O	3:J:739:LEU:CD2	2.69	0.41
2:E:283:PRO:C	2:E:285:HIS:N	2.73	0.41
2:E:316:THR:O	2:E:322:THR:CG2	2.68	0.41
2:F:121:ILE:CD1	2:G:148:ALA:HB2	2.44	0.41
2:F:128:ARG:NH2	2:G:140:LYS:HG2	2.34	0.41
2:F:292:PHE:HE2	3:K:734:GLU:CG	2.33	0.41
2:G:176:VAL:O	2:G:176:VAL:HG23	2.20	0.41
2:G:283:PRO:C	2:G:285:HIS:N	2.73	0.41
2:G:316:THR:O	2:G:322:THR:CG2	2.68	0.41
2:H:188:ASN:HB2	2:H:202:ALA:O	2.20	0.41
2:H:269:GLN:OE1	2:H:269:GLN:HA	2.20	0.41
2:I:76:ILE:HD11	2:I:195:VAL:CG1	2.51	0.41
2:I:81:PHE:HE2	2:I:94:TYR:CE1	2.38	0.41
2:I:324:LEU:HD22	2:I:360:VAL:CB	2.50	0.41
2:I:372:GLN:O	2:I:373:VAL:HG23	2.19	0.41
3:J:275:TYR:CD2	3:L:223:PRO:HB3	2.55	0.41
3:J:339:GLU:O	3:J:343:THR:HG23	2.21	0.41
3:J:453:PHE:O	3:J:471:SER:CB	2.67	0.41
3:J:588:GLN:N	3:J:613:ASN:ND2	2.68	0.41
3:K:259:ARG:CZ	3:K:261:LEU:HD11	2.50	0.41
3:K:273:GLU:HA	3:K:772:TYR:CE2	2.55	0.41
3:K:337:ILE:HD13	3:K:395:MET:SD	2.60	0.41
3:K:669:PRO:C	3:K:671:ILE:N	2.74	0.41
3:K:684:LEU:HD22	3:K:699:ARG:HA	2.03	0.41
3:K:763:ILE:HA	3:K:767:ARG:O	2.19	0.41
3:K:792:ARG:HG2	3:K:798:MET:SD	2.60	0.41
3:K:953:MET:O	3:K:957:GLY:HA2	2.20	0.41
3:L:265:VAL:HG23	3:L:266:ALA:H	1.85	0.41
3:L:423:GLU:HA	3:L:502:LYS:HG3	2.01	0.41
3:L:733:GLN:O	3:L:737:GLN:N	2.34	0.41
3:L:952:LEU:HB2	3:L:963:ALA:HB1	2.01	0.41
1:A:4:MET:H	1:A:416:ASN:ND2	2.18	0.41
1:A:82:ARG:O	1:A:83:ALA:C	2.59	0.41
1:A:133:ILE:HG21	1:A:164:VAL:CG2	2.51	0.41
1:A:163:THR:HA	1:A:166:ALA:CB	2.49	0.41
1:A:246:PRO:CA	1:A:290:LEU:HA	2.50	0.41
1:A:293:TYR:O	1:C:42:LEU:N	2.41	0.41

Continued on next page...

Continued from previous page...

Atom-1	Atom-2	Interatomic distance (Å)	Clash overlap (Å)
1:B:54:TYR:CE1	1:B:55:ARG:HG3	2.55	0.41
1:B:76:PHE:HE2	1:B:245:LEU:HB3	1.85	0.41
1:B:89:LYS:HD2	1:B:235:GLU:CG	2.49	0.41
1:B:312:ALA:O	1:B:315:GLN:N	2.53	0.41
1:C:65:THR:OG1	1:C:258:ASP:HB2	2.21	0.41
2:D:57:PRO:CB	3:L:259:ARG:HD2	2.50	0.41
2:D:261:GLU:CG	2:D:262:PHE:HD2	2.33	0.41
2:E:76:ILE:HD11	2:E:195:VAL:CG1	2.50	0.41
2:F:57:PRO:HD3	3:J:259:ARG:NH2	2.35	0.41
2:F:239:ASN:C	2:F:241:LYS:N	2.73	0.41
2:G:167:ALA:O	2:G:170:ASN:HB2	2.20	0.41
2:G:196:GLN:HB2	2:G:199:GLN:HB3	2.03	0.41
2:G:247:ILE:CA	2:G:253:LYS:HA	2.28	0.41
2:G:288:MET:CE	2:H:265:VAL:HA	2.50	0.41
2:I:332:VAL:N	2:I:371:VAL:O	2.48	0.41
3:J:1:MET:N	3:J:2:PRO:CD	2.83	0.41
3:J:274:ASN:OD1	3:J:274:ASN:O	2.38	0.41
3:J:330:THR:N	3:J:331:PRO:CD	2.83	0.41
3:J:572:PHE:HB2	3:J:666:PHE:O	2.19	0.41
3:J:580:ALA:CB	3:J:724:THR:HG21	2.50	0.41
3:J:647:ILE:HG12	3:J:650:ARG:NH2	2.35	0.41
3:J:684:LEU:O	3:J:685:ILE:HD13	2.19	0.41
3:J:949:ALA:HB2	3:J:967:ALA:HB2	2.03	0.41
3:J:1005:THR:CG2	3:J:1006:GLY:N	2.84	0.41
3:K:2:PRO:O	3:K:6:ILE:HG13	2.21	0.41
3:K:109:ASN:HD21	3:L:108:GLN:NE2	2.19	0.41
3:K:523:SER:OG	4:O:23:LEU:HD22	2.19	0.41
3:K:590:VAL:HA	3:K:593:GLU:HB3	2.02	0.41
3:K:937:LEU:O	3:K:937:LEU:HD23	2.20	0.41
3:L:245:GLU:O	3:L:248:LYS:CG	2.68	0.41
3:L:370:ILE:CD1	3:L:492:LEU:HD11	2.51	0.41
3:L:573:MET:CE	3:L:668:LEU:HD21	2.50	0.41
3:L:673:GLU:OE1	3:L:673:GLU:N	2.44	0.41
3:L:701:GLN:CG	3:L:851:LEU:CD2	2.98	0.41
3:L:760:ASN:O	3:L:771:VAL:HG23	2.21	0.41
4:N:2:LEU:HD23	4:N:5:LEU:HD13	2.02	0.41
1:A:30:LYS:O	1:A:33:GLU:HB3	2.20	0.41
1:A:71:LEU:HD23	1:A:71:LEU:C	2.41	0.41
1:A:106:ILE:HG21	1:A:407:LEU:HG	2.02	0.41
1:A:226:ALA:HA	1:A:229:SER:HB2	2.02	0.41
1:A:415:LEU:O	1:A:419:LEU:HG	2.20	0.41

Continued on next page...

Continued from previous page...

Atom-1	Atom-2	Interatomic distance (Å)	Clash overlap (Å)
1:B:76:PHE:CE2	1:B:246:PRO:O	2.73	0.41
1:B:386:LEU:CG	1:B:390:ARG:NE	2.82	0.41
1:C:55:ARG:O	1:C:56:ASP:C	2.58	0.41
1:C:89:LYS:HD2	1:C:235:GLU:CG	2.49	0.41
1:C:110:ALA:CB	1:C:398:LEU:HD22	2.50	0.41
1:C:143:ARG:HB3	1:C:148:LEU:HB2	2.02	0.41
2:D:42:VAL:HG11	2:D:358:ARG:HB3	2.03	0.41
2:D:91:VAL:O	2:D:176:VAL:HG12	2.20	0.41
2:D:248:THR:HG23	2:D:250:ASP:CG	2.40	0.41
2:E:69:ARG:HH12	2:E:200:ALA:C	2.23	0.41
2:E:163:ALA:O	2:E:166:THR:HB	2.20	0.41
2:E:167:ALA:O	2:E:170:ASN:HB2	2.20	0.41
2:E:241:LYS:HE2	2:E:262:PHE:CA	2.41	0.41
2:E:310:GLN:HG3	2:E:346:LYS:C	2.39	0.41
2:F:65:ILE:CG2	2:F:207:GLN:HG2	2.50	0.41
2:F:71:GLN:HB2	2:F:173:TYR:OH	2.20	0.41
2:F:213:TYR:HB3	2:F:277:ARG:NH1	2.32	0.41
2:F:266:THR:O	2:F:274:ILE:HG23	2.21	0.41
2:F:310:GLN:CD	2:F:345:ASP:HA	2.40	0.41
2:G:42:VAL:CG2	2:G:360:VAL:HG22	2.51	0.41
2:G:63:TYR:HE2	2:G:64:ARG:CZ	2.33	0.41
2:G:121:ILE:CG1	2:H:148:ALA:HB2	2.51	0.41
2:H:112:LEU:HA	2:H:115:ALA:HB3	2.02	0.41
2:H:165:GLU:HA	2:H:165:GLU:OE1	2.20	0.41
2:H:349:VAL:HG11	2:H:353:LEU:CG	2.51	0.41
2:I:347:TRP:NE1	3:K:230:LEU:HD21	2.35	0.41
3:J:194:ASN:C	3:J:197:GLN:H	2.24	0.41
3:J:218:GLN:OE1	3:J:221:GLY:HA3	2.20	0.41
3:J:600:THR:O	3:J:603:LYS:HG3	2.20	0.41
3:J:1027:VAL:HA	3:J:1030:ARG:HB3	2.02	0.41
3:K:307:ARG:NE	3:K:325:TYR:CE2	2.88	0.41
3:K:347:ALA:O	3:K:351:VAL:HG23	2.21	0.41
3:K:451:ALA:O	3:K:455:PRO:CG	2.68	0.41
3:K:632:LYS:O	3:K:637:ARG:NE	2.31	0.41
3:K:1020:PHE:CD1	4:O:33:PHE:HE2	2.38	0.41
3:L:14:VAL:HG12	3:L:18:ILE:HD12	2.03	0.41
3:L:138:MET:HB2	3:L:327:TYR:O	2.20	0.41
3:L:150:THR:H	3:L:153:ASP:CG	2.23	0.41
3:L:257:GLY:O	3:L:258:SER:C	2.59	0.41
3:L:471:SER:O	3:L:475:VAL:HG23	2.20	0.41
3:L:881:LEU:O	3:L:902:MET:HE2	2.21	0.41

Continued on next page...

Continued from previous page...

Atom-1	Atom-2	Interatomic distance (Å)	Clash overlap (Å)
3:L:992:SER:O	3:L:997:SER:HB2	2.20	0.41
1:A:50:TYR:CD1	1:A:62:SER:O	2.74	0.41
1:B:24:ARG:HG2	1:B:28:PHE:CE2	2.56	0.41
1:B:55:ARG:O	1:B:56:ASP:C	2.58	0.41
1:B:330:SER:O	1:B:334:ILE:HG22	2.20	0.41
1:C:93:ILE:HG13	1:C:228:LEU:HB3	2.01	0.41
1:C:125:TYR:H	1:C:384:GLN:NE2	2.18	0.41
1:C:151:ILE:CG1	1:C:155:GLN:HG3	2.32	0.41
1:C:303:LYS:CA	1:C:306:GLN:HB2	2.46	0.41
2:D:40:VAL:O	2:D:376:GLN:HB2	2.20	0.41
2:D:155:ALA:O	2:D:158:THR:HB	2.20	0.41
2:E:270:THR:C	3:J:739:LEU:HD22	2.41	0.41
2:F:349:VAL:CG2	2:F:353:LEU:HD12	2.50	0.41
2:G:81:PHE:CE1	2:G:83:GLU:HA	2.56	0.41
2:G:81:PHE:HE2	2:G:94:TYR:CE1	2.38	0.41
2:G:315:ARG:NE	3:K:809:TRP:CD1	2.88	0.41
2:G:324:LEU:HB3	2:G:360:VAL:O	2.21	0.41
2:H:106:ASP:O	2:H:110:GLY:N	2.44	0.41
2:H:235:LEU:CB	2:H:302:ASN:HB2	2.50	0.41
2:I:103:ALA:O	2:I:106:ASP:N	2.53	0.41
2:I:195:VAL:CG1	2:I:199:GLN:HE22	2.34	0.41
2:I:213:TYR:CB	2:I:277:ARG:HH11	2.33	0.41
2:I:234:THR:HG21	2:I:303:PRO:CG	2.48	0.41
2:I:269:GLN:O	3:L:739:LEU:CD2	2.69	0.41
2:I:310:GLN:HG2	2:I:347:TRP:NE1	2.35	0.41
2:I:340:SER:HB2	2:I:348:LEU:HG	2.02	0.41
3:J:49:TYR:CD2	3:J:52:ALA:HB2	2.55	0.41
3:J:251:LEU:O	3:J:252:LYS:HB3	2.21	0.41
3:J:800:PRO:O	3:J:804:PHE:CE2	2.73	0.41
3:K:100:ALA:O	3:K:104:GLN:N	2.50	0.41
3:K:335:ILE:O	3:K:339:GLU:HG2	2.20	0.41
3:K:350:LEU:CD2	4:O:11:ALA:HB1	2.50	0.41
3:L:74:ASN:O	3:L:94:PHE:HA	2.21	0.41
3:L:151:GLN:NE2	3:L:279:ALA:H	2.18	0.41
3:L:211:ASN:OD1	3:L:246:PHE:HE1	2.04	0.41
3:L:218:GLN:HG2	3:L:233:SER:HA	2.01	0.41
3:L:373:PRO:O	3:L:377:LEU:HB2	2.20	0.41
3:L:507:GLU:CG	3:L:518:ARG:CG	2.88	0.41
3:L:591:LEU:HD11	3:L:613:ASN:HB2	2.02	0.41
3:L:779:TYR:O	3:L:785:ASP:HB3	2.21	0.41
3:L:942:ALA:CB	3:L:1022:VAL:HG11	2.50	0.41

Continued on next page...

Continued from previous page...

Atom-1	Atom-2	Interatomic distance (Å)	Clash overlap (Å)
3:L:952:LEU:CD1	3:L:963:ALA:HA	2.44	0.41
1:A:29:GLU:O	1:A:32:ASN:N	2.54	0.41
1:A:172:ARG:NH2	1:A:428:GLU:C	2.74	0.41
1:A:183:ARG:O	1:A:187:GLY:HA2	2.21	0.41
1:A:279:MET:N	1:C:55:ARG:NH2	2.68	0.41
1:A:319:ALA:O	1:A:322:SER:HB3	2.20	0.41
1:B:4:MET:O	1:B:8:GLN:N	2.29	0.41
1:B:65:THR:OG1	1:B:258:ASP:HB2	2.21	0.41
1:B:75:ILE:HG12	1:B:249:ASP:HA	2.03	0.41
1:C:24:ARG:HG2	1:C:28:PHE:CE2	2.55	0.41
1:C:174:ASN:O	1:C:177:ASN:HB2	2.21	0.41
1:C:310:VAL:O	1:C:313:SER:CB	2.68	0.41
1:C:344:TYR:CD2	1:C:385:GLU:HG3	2.56	0.41
1:C:362:TYR:C	1:C:365:GLY:H	2.24	0.41
2:D:78:LYS:HG2	2:D:79:ARG:N	2.36	0.41
2:D:332:VAL:HG23	2:D:370:GLY:N	2.36	0.41
2:D:354:LYS:HB2	2:D:357:ASP:OD2	2.21	0.41
2:E:43:VAL:HG12	2:E:44:THR:O	2.20	0.41
2:E:110:GLY:HA2	2:E:113:ALA:HB3	2.02	0.41
2:F:63:TYR:CD2	2:F:63:TYR:O	2.74	0.41
2:F:162:ALA:O	2:F:166:THR:N	2.44	0.41
2:F:271:THR:CB	2:F:273:SER:OG	2.59	0.41
2:F:282:ASN:OD1	2:F:285:HIS:CA	2.68	0.41
2:G:291:MET:C	3:K:195:LYS:HG3	2.41	0.41
2:G:340:SER:HB2	2:G:348:LEU:HG	2.02	0.41
2:H:160:ALA:O	2:H:163:ALA:N	2.54	0.41
2:H:178:SER:O	2:H:180:ILE:O	2.38	0.41
2:H:213:TYR:CG	2:H:277:ARG:HD2	2.55	0.41
2:H:288:MET:O	2:I:267:VAL:CG2	2.68	0.41
2:I:42:VAL:CG2	2:I:360:VAL:HG22	2.51	0.41
2:I:62:ALA:CB	2:I:65:ILE:HG13	2.49	0.41
2:I:332:VAL:HG21	2:I:367:VAL:CG1	2.26	0.41
3:J:204:ILE:O	3:J:205:THR:C	2.58	0.41
3:J:218:GLN:HB2	3:J:232:ALA:O	2.20	0.41
3:J:573:MET:SD	3:J:628:PHE:CE1	3.14	0.41
3:J:950:LYS:O	3:J:954:ASP:N	2.51	0.41
3:K:9:PRO:O	3:K:12:ALA:HB3	2.21	0.41
3:K:126:GLY:HA3	3:L:116:PRO:CB	2.51	0.41
3:K:402:ILE:CG2	3:K:406:VAL:HG23	2.50	0.41
3:K:419:VAL:HG13	3:K:423:GLU:OE1	2.20	0.41
3:K:493:CYS:HA	3:K:497:LEU:HD13	2.01	0.41

Continued on next page...

Continued from previous page...

Atom-1	Atom-2	Interatomic distance (Å)	Clash overlap (Å)
3:K:574:THR:CG2	3:K:627:ALA:HB3	2.50	0.41
3:K:574:THR:HB	3:K:665:ALA:HB2	2.03	0.41
3:K:605:ASN:HB3	3:K:637:ARG:HD3	2.02	0.41
3:K:754:TRP:CZ3	3:K:780:ARG:C	2.94	0.41
3:K:923:ASN:OD1	3:K:928:GLN:HG3	2.21	0.41
3:K:1009:GLY:HA2	3:K:1012:VAL:HG23	2.03	0.41
3:L:6:ILE:HG23	3:L:494:ALA:CB	2.51	0.41
3:L:405:LEU:HD12	3:L:406:VAL:HG13	2.03	0.41
3:L:669:PRO:HD2	3:L:672:VAL:HG12	2.02	0.41
3:L:793:ALA:HB3	3:L:797:GLN:H	1.86	0.41
4:M:22:ILE:HA	4:M:25:LEU:HD13	2.01	0.41
1:A:116:VAL:CA	1:A:178:ALA:HB1	2.37	0.41
1:A:170:THR:CG2	1:B:336:ALA:HB1	2.38	0.41
1:B:125:TYR:H	1:B:384:GLN:NE2	2.18	0.41
1:B:125:TYR:CG	1:B:384:GLN:HG3	2.54	0.41
1:B:174:ASN:O	1:B:177:ASN:HB2	2.21	0.41
1:B:194:ALA:O	1:B:419:LEU:HD22	2.21	0.41
1:C:142:GLN:HA	1:C:145:ASN:ND2	2.36	0.41
1:C:351:ALA:HA	1:C:354:SER:CB	2.46	0.41
1:C:401:LYS:HB2	1:C:407:LEU:CD1	2.48	0.41
2:D:176:VAL:HA	2:D:177:THR:HA	1.76	0.41
2:D:244:VAL:CG2	2:D:260:LEU:HB2	2.51	0.41
2:E:195:VAL:CG1	2:E:199:GLN:HE22	2.34	0.41
2:E:324:LEU:HD22	2:E:360:VAL:CB	2.50	0.41
2:E:337:ILE:HG21	2:E:353:LEU:HG	2.02	0.41
2:F:112:LEU:HB2	2:F:164:VAL:CG2	2.50	0.41
2:F:218:GLN:HG3	2:F:219:SER:O	2.21	0.41
2:G:81:PHE:CE2	2:G:94:TYR:CE1	3.08	0.41
2:G:121:ILE:O	2:G:125:THR:N	2.41	0.41
2:H:132:LEU:HA	2:H:135:THR:OG1	2.20	0.41
2:I:58:GLY:HA2	2:I:216:VAL:HA	2.02	0.41
2:I:196:GLN:HB2	2:I:199:GLN:HB3	2.03	0.41
2:I:321:ALA:HB2	2:I:339:ALA:H	1.85	0.41
2:I:323:VAL:HG23	2:I:337:ILE:CD1	2.49	0.41
3:J:63:GLN:NE2	3:L:766:GLY:O	2.51	0.41
3:J:215:ALA:O	3:J:217:GLY:N	2.53	0.41
3:J:330:THR:OG1	3:J:331:PRO:HD3	2.21	0.41
3:J:376:LEU:HD21	3:J:402:ILE:HG13	2.03	0.41
3:J:379:THR:HG23	3:J:476:SER:HB3	2.03	0.41
3:J:493:CYS:HA	3:J:497:LEU:CD1	2.51	0.41
3:J:683:GLU:OE1	3:J:824:SER:HB2	2.21	0.41

Continued on next page...

Continued from previous page...

Atom-1	Atom-2	Interatomic distance (Å)	Clash overlap (Å)
3:J:951:ASP:HA	3:J:954:ASP:HB2	2.03	0.41
3:K:100:ALA:O	3:K:103:ALA:HB3	2.20	0.41
3:K:142:VAL:C	3:K:143:ILE:HG23	2.41	0.41
3:K:279:ALA:CB	3:K:286:ALA:O	2.66	0.41
3:K:471:SER:O	3:K:475:VAL:HG23	2.21	0.41
3:K:594:VAL:HG12	3:K:598:TYR:HE2	1.85	0.41
3:K:606:VAL:HG13	3:K:629:VAL:CG1	2.50	0.41
3:L:9:PRO:C	3:L:13:TRP:HD1	2.23	0.41
3:L:193:LEU:HB3	3:L:198:LEU:O	2.20	0.41
3:L:196:PHE:HB3	3:L:198:LEU:HD11	2.01	0.41
3:L:420:MET:HE1	3:L:498:LYS:O	2.21	0.41
3:L:421:ALA:HB1	3:L:505:HIS:NE2	2.36	0.41
3:L:427:PRO:HD3	3:L:498:LYS:C	2.40	0.41
3:L:516:PHE:O	3:L:519:MET:HB3	2.20	0.41
3:L:534:ILE:HG12	3:L:541:TYR:CZ	2.56	0.41
3:L:735:LYS:HA	3:L:738:ALA:HB3	2.02	0.41
1:A:28:PHE:O	1:A:31:ILE:HB	2.21	0.41
1:A:103:GLN:HE22	1:A:405:GLY:HA2	1.86	0.41
1:A:107:LEU:HD11	1:A:399:ASN:OD1	2.21	0.41
1:A:110:ALA:O	1:A:113:TYR:HB3	2.20	0.41
1:A:149:VAL:HB	1:A:153:ASP:HB2	2.02	0.41
1:A:177:ASN:O	1:A:181:GLN:HG2	2.21	0.41
1:A:182:LEU:O	1:A:186:THR:HG23	2.21	0.41
1:A:296:GLY:O	1:A:300:SER:N	2.46	0.41
1:B:182:LEU:HD23	1:B:190:TYR:CD2	2.52	0.41
1:B:334:ILE:HB	1:B:400:ILE:HD11	2.02	0.41
1:B:344:TYR:CD2	1:B:385:GLU:HG3	2.56	0.41
1:C:7:TYR:OH	1:C:409:GLU:CG	2.69	0.41
1:C:93:ILE:HD11	1:C:229:SER:N	2.35	0.41
1:C:146:VAL:HG11	2:H:128:ARG:HB3	2.02	0.41
1:C:151:ILE:HD12	1:C:154:VAL:HG11	2.02	0.41
1:C:175:LEU:HD11	1:C:425:THR:CA	2.50	0.41
1:C:183:ARG:O	1:C:184:GLN:C	2.60	0.41
1:C:213:LEU:HD23	1:C:213:LEU:C	2.41	0.41
1:C:235:GLU:O	1:C:238:ARG:N	2.53	0.41
1:C:379:LEU:HG	1:C:383:LYS:HD2	2.03	0.41
2:D:56:LEU:HD12	2:D:57:PRO:N	2.36	0.41
2:D:98:PRO:O	2:D:99:ALA:C	2.59	0.41
2:D:174:THR:CG2	2:D:175:LYS:CD	2.93	0.41
2:D:194:LEU:CD2	2:E:198:GLY:HA2	2.50	0.41
2:D:262:PHE:HB2	2:I:84:GLY:HA3	2.03	0.41

Continued on next page...

Continued from previous page...

Atom-1	Atom-2	Interatomic distance (Å)	Clash overlap (Å)
2:E:40:VAL:HB	2:E:373:VAL:HG11	2.00	0.41
2:E:81:PHE:HE2	2:E:94:TYR:CE1	2.38	0.41
2:E:103:ALA:O	2:E:106:ASP:N	2.53	0.41
2:F:154:ASN:O	2:F:158:THR:N	2.46	0.41
2:F:194:LEU:HD12	2:F:195:VAL:N	2.36	0.41
2:F:210:ASP:OD1	2:F:282:ASN:C	2.60	0.41
2:F:223:MET:O	2:F:227:LYS:HD3	2.21	0.41
2:G:47:THR:HG22	2:G:307:LEU:H	1.86	0.41
2:G:53:THR:CA	2:G:299:GLU:HG2	2.47	0.41
2:G:62:ALA:HB2	2:G:289:PRO:HB3	2.01	0.41
2:G:69:ARG:HH12	2:G:200:ALA:C	2.22	0.41
2:G:93:LEU:HA	2:G:93:LEU:HD23	1.87	0.41
2:G:163:ALA:O	2:G:166:THR:HB	2.20	0.41
2:H:52:ILE:HG21	2:H:343:ILE:CD1	2.51	0.41
2:H:55:GLU:CB	2:H:296:ARG:CB	2.97	0.41
2:H:70:PRO:CG	2:H:199:GLN:HG2	2.50	0.41
2:H:112:LEU:O	2:H:115:ALA:HB3	2.20	0.41
2:H:174:THR:HA	2:H:175:LYS:HA	1.65	0.41
2:H:237:GLN:CD	2:H:238:GLU:HA	2.41	0.41
2:H:254:PHE:HD2	2:H:256:GLN:O	2.04	0.41
2:H:308:VAL:HG23	2:H:309:PRO:HD2	2.03	0.41
2:I:42:VAL:HG22	2:I:360:VAL:HG22	2.02	0.41
2:I:81:PHE:CE1	2:I:83:GLU:HA	2.56	0.41
2:I:129:TYR:O	2:I:132:LEU:N	2.54	0.41
2:I:163:ALA:O	2:I:166:THR:HB	2.20	0.41
2:I:167:ALA:O	2:I:170:ASN:HB2	2.20	0.41
2:I:324:LEU:HB3	2:I:360:VAL:O	2.21	0.41
3:J:75:LEU:HD11	3:J:77:TYR:O	2.21	0.41
3:J:127:VAL:HB	3:K:113:LEU:HD22	2.02	0.41
3:J:199:THR:N	3:J:202:ASP:OD2	2.42	0.41
3:J:311:ALA:HA	3:J:314:GLU:CD	2.41	0.41
3:J:519:MET:HG3	3:J:520:PHE:N	2.36	0.41
3:J:555:LEU:O	3:J:558:ARG:N	2.54	0.41
3:J:731:ILE:HB	3:J:733:GLN:NE2	2.35	0.41
3:J:832:ALA:O	3:J:835:LYS:N	2.49	0.41
3:J:876:LEU:HD23	3:J:879:ILE:HD12	2.02	0.41
3:J:992:SER:CB	3:J:1000:GLN:OE1	2.69	0.41
3:J:1040:ILE:HG22	3:J:1041:GLU:N	2.36	0.41
3:K:130:GLU:OE1	3:K:130:GLU:N	2.54	0.41
3:K:135:SER:O	3:K:292:LYS:HG2	2.21	0.41
3:K:200:PRO:CD	3:K:749:THR:HG23	2.51	0.41

Continued on next page...

Continued from previous page...

Atom-1	Atom-2	Interatomic distance (Å)	Clash overlap (Å)
3:K:423:GLU:OE1	3:K:425:LEU:CD1	2.69	0.41
3:K:568:ASP:C	3:K:568:ASP:OD1	2.59	0.41
3:K:584:GLN:O	3:K:587:THR:N	2.53	0.41
3:K:608:SER:O	3:K:629:VAL:HG13	2.21	0.41
3:K:721:LEU:HD12	3:K:815:ARG:HB2	2.03	0.41
3:K:841:MET:HA	3:K:859:TRP:CZ2	2.56	0.41
3:K:903:LEU:HB2	3:K:1025:PHE:CE2	2.56	0.41
3:L:2:PRO:CB	3:L:435:MET:HE2	2.50	0.41
3:L:56:THR:HG22	3:L:60:THR:CG2	2.51	0.41
3:L:186:ILE:CB	3:L:773:VAL:HG12	2.46	0.41
3:L:196:PHE:HB2	3:L:198:LEU:HD12	2.01	0.41
3:L:242:SER:O	3:L:245:GLU:HB2	2.21	0.41
3:L:267:LYS:O	3:L:268:ILE:HG12	2.11	0.41
3:L:351:VAL:HA	3:L:354:VAL:CG2	2.50	0.41
3:L:376:LEU:HB3	3:L:380:PHE:CE2	2.56	0.41
3:L:395:MET:O	3:L:399:VAL:HG23	2.21	0.41
3:L:423:GLU:HB2	3:L:425:LEU:CD1	2.51	0.41
3:L:662:MET:SD	3:L:717:ARG:HB2	2.61	0.41
3:L:741:VAL:CG1	3:L:799:VAL:HG21	2.51	0.41
3:L:841:MET:HE3	3:L:859:TRP:CD2	2.55	0.41
1:A:137:LEU:HD22	1:A:158:ARG:CA	2.39	0.41
1:A:217:GLU:OE2	1:A:320:HIS:NE2	2.54	0.41
1:B:4:MET:HA	1:B:412:LEU:HD21	2.02	0.41
1:B:17:LEU:HD22	1:B:105:LEU:HD23	2.03	0.41
1:B:23:ASP:O	1:B:26:ALA:HB3	2.21	0.41
1:B:131:GLU:O	1:B:373:LEU:HD13	2.21	0.41
1:B:168:GLU:O	1:B:171:ALA:HB3	2.21	0.41
1:B:182:LEU:HD11	1:B:186:THR:HG21	2.03	0.41
1:B:183:ARG:HA	1:B:186:THR:HG1	1.86	0.41
1:B:191:PRO:O	1:B:424:SER:CA	2.69	0.41
1:B:216:ALA:CB	1:B:404:LEU:HA	2.36	0.41
1:B:270:ALA:HA	1:B:274:TYR:HB2	2.02	0.41
1:B:346:GLN:O	1:B:349:VAL:N	2.53	0.41
1:B:362:TYR:C	1:B:365:GLY:H	2.24	0.41
1:C:31:ILE:HD11	1:C:91:ALA:HB2	1.98	0.41
1:C:113:TYR:O	1:C:116:VAL:HB	2.21	0.41
1:C:183:ARG:HG2	1:C:187:GLY:HA2	2.03	0.41
1:C:293:TYR:CE2	1:C:295:GLY:HA2	2.56	0.41
1:C:319:ALA:O	1:C:323:VAL:N	2.30	0.41
2:D:314:THR:HG23	2:D:322:THR:O	2.21	0.41
2:E:51:GLN:CB	2:E:301:LEU:CD1	2.97	0.41

Continued on next page...

Continued from previous page...

Atom-1	Atom-2	Interatomic distance (Å)	Clash overlap (Å)
2:E:51:GLN:CG	2:E:301:LEU:HD13	2.51	0.41
2:E:116:GLN:HA	2:E:157:VAL:CG2	2.50	0.41
2:E:171:LEU:O	2:E:174:THR:OG1	2.30	0.41
2:F:55:GLU:HA	2:F:296:ARG:CA	2.49	0.41
2:F:78:LYS:CD	2:F:80:ASN:OD1	2.69	0.41
2:F:176:VAL:HA	2:F:177:THR:HA	1.81	0.41
2:F:306:ILE:O	2:F:307:LEU:CD2	2.69	0.41
2:G:268:ASP:CB	2:G:271:THR:OG1	2.62	0.41
2:H:67:GLU:OE2	2:H:205:THR:HG23	2.20	0.41
2:H:89:ALA:HB2	2:H:179:PRO:O	2.21	0.41
2:H:219:SER:HB3	2:H:222:ASP:OD2	2.21	0.41
2:I:71:GLN:CG	2:I:173:TYR:CD1	2.99	0.41
2:I:325:VAL:CG1	2:I:358:ARG:O	2.60	0.41
2:I:363:GLY:HA3	3:L:659:LYS:NZ	2.36	0.41
3:J:151:GLN:NE2	3:J:286:ALA:O	2.54	0.41
3:J:152:GLU:HB3	3:J:182:TYR:HE1	1.86	0.41
3:J:538:THR:O	3:J:542:LEU:CD1	2.69	0.41
3:J:709:HIS:N	3:J:710:PRO:HD3	2.35	0.41
3:J:813:SER:HB3	3:J:816:LEU:CD2	2.51	0.41
3:K:57:VAL:HG11	3:K:87:THR:O	2.22	0.41
3:K:137:LEU:N	3:K:291:ILE:O	2.54	0.41
3:K:174:ASP:HB3	3:K:292:LYS:HB2	2.03	0.41
3:K:184:MET:HE1	3:K:243:THR:HA	2.03	0.41
3:K:235:ILE:N	3:L:727:PHE:O	2.43	0.41
3:K:236:ALA:O	3:K:238:THR:HG23	2.22	0.41
3:K:240:LEU:HD22	3:K:249:ILE:HD11	2.03	0.41
3:K:658:ILE:HG22	3:K:659:LYS:N	2.36	0.41
3:K:762:PHE:HD2	3:K:771:VAL:CG2	2.34	0.41
3:K:910:ILE:O	3:K:914:LEU:HD13	2.21	0.41
3:L:57:VAL:HG21	3:L:86:GLY:HA2	2.02	0.41
3:L:252:LYS:HE2	3:L:260:VAL:HG11	2.03	0.41
3:L:406:VAL:HG23	3:L:410:ILE:CD1	2.51	0.41
3:L:407:ASP:O	3:L:411:VAL:HG23	2.21	0.41
3:L:456:MET:HA	3:L:459:PHE:CE2	2.55	0.41
4:N:28:GLY:O	4:N:31:GLU:HB2	2.21	0.41
4:O:28:GLY:O	4:O:31:GLU:HB2	2.21	0.41
1:A:4:MET:O	1:A:7:TYR:HB3	2.20	0.40
1:A:43:GLY:HA2	1:B:292:ILE:N	2.36	0.40
1:A:114:PHE:CE1	1:A:419:LEU:HD21	2.56	0.40
1:A:215:GLU:OE2	1:A:406:THR:CG2	2.69	0.40
1:B:37:PRO:HG3	1:C:297:MET:HE2	2.03	0.40

Continued on next page...

Continued from previous page...

Atom-1	Atom-2	Interatomic distance (Å)	Clash overlap (Å)
1:B:86:LEU:HD23	1:B:235:GLU:CB	2.51	0.40
1:B:305:ALA:O	1:B:309:PHE:N	2.42	0.40
1:B:321:ARG:CA	1:B:324:VAL:HB	2.49	0.40
1:C:113:TYR:HD2	1:C:114:PHE:CG	2.40	0.40
1:C:330:SER:O	1:C:334:ILE:HG22	2.20	0.40
1:C:398:LEU:O	1:C:401:LYS:HB2	2.21	0.40
2:D:254:PHE:CG	2:D:255:PRO:HD2	2.56	0.40
2:E:62:ALA:HB2	2:E:289:PRO:HB3	2.01	0.40
2:E:155:ALA:O	2:E:158:THR:HB	2.22	0.40
2:E:291:MET:CB	2:E:292:PHE:CA	2.96	0.40
2:E:321:ALA:HB2	2:E:339:ALA:H	1.85	0.40
2:F:92:SER:HA	2:F:176:VAL:CG2	2.49	0.40
2:F:126:VAL:HG22	2:F:147:LEU:N	2.36	0.40
2:F:343:ILE:O	2:F:346:LYS:O	2.39	0.40
2:F:359:VAL:O	2:F:361:ILE:HG13	2.20	0.40
2:G:76:ILE:HD11	2:G:195:VAL:CG1	2.50	0.40
2:G:195:VAL:CG1	2:G:199:GLN:HE22	2.34	0.40
2:G:213:TYR:CB	2:G:277:ARG:HH11	2.33	0.40
2:G:291:MET:CB	2:G:292:PHE:CA	2.96	0.40
2:G:315:ARG:C	3:K:811:TYR:OH	2.59	0.40
2:H:71:GLN:HG2	2:H:173:TYR:OH	2.21	0.40
2:H:246:LEU:HB2	2:H:254:PHE:H	1.87	0.40
2:I:81:PHE:CE2	2:I:94:TYR:CE1	3.08	0.40
3:J:130:GLU:OE1	3:J:130:GLU:N	2.54	0.40
3:J:143:ILE:O	3:J:321:LEU:HA	2.20	0.40
3:J:243:THR:O	3:J:244:GLU:C	2.59	0.40
3:J:307:ARG:HA	3:J:310:LEU:HD12	2.02	0.40
3:J:393:LEU:HD11	3:J:466:ILE:HG23	2.03	0.40
3:J:414:GLU:HG2	3:J:973:ARG:NH1	2.35	0.40
3:J:538:THR:O	3:J:542:LEU:HD13	2.21	0.40
3:J:695:LEU:HA	3:J:698:ALA:HB3	2.03	0.40
3:J:890:ALA:HB1	3:L:11:PHE:CD1	2.53	0.40
3:J:989:LEU:HB3	3:J:1000:GLN:HB3	2.03	0.40
3:K:111:LEU:O	3:K:115:MET:HG2	2.21	0.40
3:K:159:ALA:HA	3:K:163:LYS:HB2	2.01	0.40
3:K:219:LEU:O	3:K:231:ASN:OD1	2.39	0.40
3:K:340:VAL:O	3:K:343:THR:HB	2.21	0.40
3:K:591:LEU:O	3:K:594:VAL:HB	2.21	0.40
3:K:676:THR:OG1	3:K:679:GLY:HA3	2.21	0.40
3:K:719:ASN:ND2	3:K:828:LEU:HD11	2.35	0.40
3:L:49:TYR:CD2	3:L:57:VAL:HG22	2.55	0.40

Continued on next page...

Continued from previous page...

Atom-1	Atom-2	Interatomic distance (Å)	Clash overlap (Å)
3:L:49:TYR:HD2	3:L:57:VAL:HG22	1.86	0.40
3:L:78:MET:O	3:L:820:ASN:N	2.29	0.40
3:L:142:VAL:HG12	3:L:143:ILE:N	2.35	0.40
3:L:142:VAL:HA	3:L:322:LYS:O	2.21	0.40
3:L:318:PRO:HD2	3:L:321:LEU:HD22	2.02	0.40
3:L:595:THR:O	3:L:598:TYR:N	2.54	0.40
3:L:901:VAL:HG13	3:L:939:ALA:HB1	2.03	0.40
3:L:972:LEU:O	3:L:975:ILE:HB	2.20	0.40
4:O:29:LEU:O	4:O:32:VAL:N	2.50	0.40
1:A:1:GLU:H3	1:A:193:LEU:HD23	1.81	0.40
1:A:187:GLY:HA3	1:B:321:ARG:CZ	2.52	0.40
1:A:386:LEU:CD2	1:A:390:ARG:HE	2.34	0.40
1:B:183:ARG:HG2	1:B:187:GLY:HA2	2.03	0.40
1:B:259:THR:N	1:B:277:SER:O	2.46	0.40
1:B:270:ALA:HB1	1:B:274:TYR:O	2.21	0.40
1:B:394:LEU:HA	1:B:397:GLN:CG	2.51	0.40
1:C:57:ALA:CA	1:C:60:ILE:HD12	2.44	0.40
1:C:131:GLU:O	1:C:373:LEU:HD13	2.22	0.40
1:C:194:ALA:O	1:C:419:LEU:HD22	2.21	0.40
1:C:238:ARG:HG2	1:C:241:GLN:OE1	2.22	0.40
1:C:375:ALA:O	1:C:378:THR:N	2.54	0.40
1:C:407:LEU:HD12	1:C:411:ASP:HB2	2.03	0.40
2:D:119:ALA:HB2	2:D:153:ALA:CB	2.51	0.40
2:D:148:ALA:HB2	2:I:121:ILE:HD11	2.03	0.40
2:E:42:VAL:HG22	2:E:360:VAL:HG22	2.02	0.40
2:E:81:PHE:CE1	2:E:83:GLU:HA	2.56	0.40
2:G:51:GLN:CG	2:G:301:LEU:HD13	2.51	0.40
2:G:60:THR:HA	2:G:213:TYR:O	2.21	0.40
2:G:358:ARG:HB3	2:G:377:GLU:OE2	2.21	0.40
2:H:186:LYS:CD	2:I:277:ARG:HH21	2.25	0.40
2:I:315:ARG:HH21	3:L:809:TRP:HE1	1.70	0.40
3:J:181:GLN:O	3:J:272:GLY:HA2	2.21	0.40
3:J:251:LEU:HD12	3:J:260:VAL:HG12	2.03	0.40
3:J:262:LEU:CD2	3:J:268:ILE:HD11	2.52	0.40
3:J:422:GLU:O	3:J:502:LYS:HG3	2.21	0.40
3:J:583:THR:HG21	3:L:228:GLN:HG3	2.01	0.40
3:J:763:ILE:HA	3:J:767:ARG:O	2.21	0.40
3:K:239:ARG:HD3	3:K:762:PHE:HA	2.02	0.40
3:K:317:PHE:CB	3:K:321:LEU:HD23	2.51	0.40
3:K:358:PHE:CE1	3:K:516:PHE:HZ	2.39	0.40
3:K:415:ASN:O	3:K:419:VAL:HG23	2.21	0.40

Continued on next page...

Continued from previous page...

Atom-1	Atom-2	Interatomic distance (Å)	Clash overlap (Å)
3:K:832:ALA:HB3	3:K:835:LYS:HG3	2.03	0.40
3:K:971:ARG:O	3:K:974:PRO:HG2	2.21	0.40
3:K:975:ILE:HG21	3:K:1019:ILE:HG21	2.03	0.40
3:L:72:ILE:CG2	3:L:106:GLN:OE1	2.69	0.40
3:L:94:PHE:CD2	3:L:103:ALA:HB1	2.55	0.40
3:L:121:GLU:O	3:L:125:GLN:HG2	2.21	0.40
3:L:815:ARG:NE	3:L:817:GLU:OE2	2.54	0.40
1:A:72:THR:CB	1:A:250:LEU:O	2.69	0.40
1:A:75:ILE:CD1	1:A:286:LEU:CD2	2.92	0.40
1:B:113:TYR:HD2	1:B:114:PHE:CG	2.40	0.40
1:B:117:LEU:HD22	1:B:195:ALA:CB	2.51	0.40
1:C:168:GLU:O	1:C:171:ALA:HB3	2.21	0.40
1:C:182:LEU:HD11	1:C:186:THR:HG21	2.03	0.40
1:C:355:LEU:HD13	1:C:376:THR:CA	2.44	0.40
2:D:102:GLN:O	2:D:106:ASP:OD1	2.38	0.40
2:D:218:GLN:CG	2:D:223:MET:HG3	2.51	0.40
2:D:220:SER:OG	2:D:272:GLY:CA	2.69	0.40
2:D:244:VAL:HG23	2:D:260:LEU:HB2	2.02	0.40
2:F:117:ALA:HB3	2:G:152:GLN:HB3	2.03	0.40
2:F:234:THR:C	2:F:301:LEU:HA	2.41	0.40
2:F:327:GLY:CA	2:F:331:LYS:O	2.68	0.40
2:G:116:GLN:HA	2:G:157:VAL:CG2	2.50	0.40
2:G:315:ARG:CA	2:G:320:ASP:O	2.70	0.40
2:I:230:LEU:O	2:I:234:THR:O	2.40	0.40
2:I:260:LEU:CD1	2:I:276:LEU:HD13	2.52	0.40
3:J:58:GLN:HA	3:J:62:THR:OG1	2.22	0.40
3:J:115:MET:N	3:J:116:PRO:HD2	2.35	0.40
3:J:314:GLU:N	3:J:315:PRO:CD	2.85	0.40
3:J:544:LEU:HB2	4:M:36:PHE:CE2	2.55	0.40
3:J:584:GLN:HB2	3:J:622:GLN:NE2	2.36	0.40
3:J:789:TRP:CB	3:J:801:PHE:CE2	3.04	0.40
3:K:105:VAL:HA	3:K:108:GLN:HG2	2.03	0.40
3:K:578:LEU:HB3	3:K:579:PRO:CD	2.52	0.40
3:K:594:VAL:CG1	3:K:598:TYR:HE2	2.35	0.40
3:K:597:TYR:CD2	3:K:655:PHE:CE1	3.10	0.40
3:K:754:TRP:CE3	3:K:780:ARG:O	2.75	0.40
3:K:762:PHE:HD1	3:K:763:ILE:O	2.04	0.40
3:K:971:ARG:HD3	3:K:974:PRO:HG2	2.02	0.40
3:L:169:THR:HG22	3:L:170:SER:N	2.37	0.40
3:L:421:ALA:O	3:L:503:GLY:CA	2.69	0.40
3:L:516:PHE:HA	3:L:519:MET:HE1	2.02	0.40

Continued on next page...

Continued from previous page...

Atom-1	Atom-2	Interatomic distance (Å)	Clash overlap (Å)
3:L:661:ALA:HB1	3:L:663:VAL:CG2	2.49	0.40
3:L:790:TYR:CD1	3:L:800:PRO:HA	2.56	0.40
3:L:1006:GLY:O	3:L:1007:VAL:C	2.60	0.40
1:A:60:ILE:HG13	1:A:265:LYS:CD	2.51	0.40
1:A:349:VAL:HA	1:A:352:GLN:HB3	2.03	0.40
1:C:76:PHE:CE2	1:C:246:PRO:O	2.73	0.40
1:C:148:LEU:HD23	1:C:148:LEU:HA	1.87	0.40
1:C:371:ASP:O	1:C:374:ASP:N	2.54	0.40
1:C:394:LEU:HA	1:C:397:GLN:CG	2.51	0.40
2:D:62:ALA:HB3	2:D:65:ILE:CA	2.51	0.40
2:D:74:GLY:O	2:D:194:LEU:HA	2.22	0.40
2:D:81:PHE:HB2	2:D:87:ILE:HD11	2.04	0.40
2:D:269:GLN:OE1	2:I:292:PHE:HE1	2.05	0.40
2:E:54:THR:HG21	2:E:218:GLN:HE22	1.86	0.40
2:E:196:GLN:HB2	2:E:199:GLN:HB3	2.03	0.40
2:E:324:LEU:HB3	2:E:360:VAL:O	2.21	0.40
2:G:71:GLN:CG	2:G:173:TYR:CD1	2.99	0.40
2:G:223:MET:HB3	2:G:223:MET:HE2	1.94	0.40
2:G:246:LEU:O	2:G:253:LYS:CA	2.69	0.40
2:H:50:LEU:CD1	2:H:301:LEU:CD1	2.97	0.40
2:H:121:ILE:HD13	2:I:148:ALA:HB1	2.03	0.40
2:H:274:ILE:O	2:H:276:LEU:CD2	2.69	0.40
2:H:343:ILE:O	2:H:344:GLY:C	2.60	0.40
2:I:51:GLN:CG	2:I:301:LEU:HD13	2.51	0.40
2:I:138:ILE:HD12	2:I:143:TYR:HB2	2.03	0.40
2:I:234:THR:HG1	2:I:303:PRO:HD2	1.85	0.40
3:J:643:LYS:O	3:J:647:ILE:HG13	2.21	0.40
3:J:715:SER:O	3:J:829:GLY:HA2	2.22	0.40
3:J:785:ASP:O	3:J:788:ASP:HB2	2.21	0.40
3:J:968:VAL:HG13	3:J:969:ARG:N	2.36	0.40
3:K:87:THR:HG22	3:K:88:VAL:N	2.36	0.40
3:K:153:ASP:HA	3:K:182:TYR:OH	2.21	0.40
3:K:200:PRO:CG	3:K:749:THR:HG23	2.51	0.40
3:K:445:ILE:O	3:K:448:VAL:N	2.54	0.40
3:K:449:LEU:O	3:K:452:VAL:N	2.52	0.40
3:K:456:MET:HG3	3:K:471:SER:HB2	2.02	0.40
3:L:36:PRO:C	3:L:38:ILE:N	2.73	0.40
3:L:143:ILE:HD11	3:L:145:THR:HG22	2.03	0.40
3:L:163:LYS:O	3:L:166:ILE:HB	2.21	0.40
3:L:184:MET:O	3:L:772:TYR:HB2	2.22	0.40
3:L:561:SER:HA	3:L:923:ASN:HB3	2.03	0.40

Continued on next page...

Continued from previous page...

Atom-1	Atom-2	Interatomic distance (Å)	Clash overlap (Å)
3:L:595:THR:HG22	3:L:599:LEU:CD1	2.52	0.40
3:L:650:ARG:HG2	3:L:653:ARG:HH22	1.86	0.40
3:L:699:ARG:NH1	3:L:825:MET:CE	2.84	0.40
3:L:874:PRO:HA	3:L:877:TYR:CD2	2.54	0.40
3:L:879:ILE:CG2	3:L:880:SER:N	2.84	0.40
3:L:885:PHE:O	3:L:898:PRO:HB3	2.22	0.40
4:O:22:ILE:HA	4:O:25:LEU:HD13	2.02	0.40
1:A:93:ILE:HD11	1:A:229:SER:N	2.36	0.40
1:A:173:ASN:HB3	1:B:332:ASN:HB3	2.03	0.40
1:A:219:ARG:O	1:A:220:ASN:C	2.60	0.40
1:A:408:ASN:HD21	1:A:410:GLN:HB2	1.87	0.40
1:B:7:TYR:OH	1:B:409:GLU:CG	2.69	0.40
1:B:75:ILE:CA	1:B:248:LEU:O	2.70	0.40
1:B:151:ILE:CA	1:B:154:VAL:HB	2.50	0.40
1:B:293:TYR:CE2	1:B:295:GLY:HA2	2.56	0.40
1:C:302:VAL:HG12	1:C:306:GLN:HE21	1.85	0.40
2:D:291:MET:CA	2:E:267:VAL:HG11	2.45	0.40
2:E:47:THR:CB	2:E:305:ALA:C	2.52	0.40
2:E:121:ILE:HD11	2:F:144:ASP:O	2.21	0.40
2:E:171:LEU:HD12	2:E:171:LEU:N	2.37	0.40
2:E:195:VAL:HB	2:E:199:GLN:HE22	1.86	0.40
2:E:260:LEU:CD1	2:E:276:LEU:HD13	2.52	0.40
2:F:52:ILE:H	2:F:52:ILE:HD12	1.86	0.40
2:F:57:PRO:HB3	2:F:294:ARG:CB	2.51	0.40
2:F:63:TYR:H	2:F:64:ARG:CA	2.33	0.40
2:F:126:VAL:CG2	2:F:147:LEU:CA	2.96	0.40
2:F:240:GLY:O	2:F:242:ALA:N	2.54	0.40
2:G:207:GLN:NE2	2:G:209:LEU:HD21	2.37	0.40
2:H:40:VAL:CG2	2:H:363:GLY:H	2.35	0.40
2:H:44:THR:CG2	2:H:356:GLY:HA2	2.52	0.40
2:H:53:THR:OG1	2:H:298:GLU:HA	2.22	0.40
2:H:53:THR:OG1	2:H:299:GLU:N	2.48	0.40
2:H:61:SER:HG	2:H:213:TYR:HB2	1.87	0.40
2:H:71:GLN:HB3	2:H:173:TYR:CZ	2.55	0.40
2:H:71:GLN:O	2:H:71:GLN:HG3	2.21	0.40
2:H:138:ILE:HG23	2:H:139:SER:N	2.37	0.40
2:I:82:LYS:O	2:I:85:SER:OG	2.25	0.40
2:I:364:LEU:HD23	2:I:364:LEU:HA	1.83	0.40
3:J:416:VAL:O	3:J:420:MET:HG3	2.22	0.40
3:J:572:PHE:CZ	3:J:598:TYR:HE1	2.40	0.40
3:J:660:ASP:O	3:J:661:ALA:CB	2.70	0.40

Continued on next page...

Continued from previous page...

Atom-1	Atom-2	Interatomic distance (Å)	Clash overlap (Å)
3:J:679:GLY:O	3:J:862:MET:HE3	2.20	0.40
3:J:679:GLY:HA2	3:J:830:GLN:CB	2.52	0.40
3:J:876:LEU:HA	3:J:879:ILE:HD12	2.04	0.40
3:J:1022:VAL:HB	3:J:1023:PRO:HD3	2.03	0.40
3:J:1034:SER:OG	3:J:1035:ARG:N	2.53	0.40
3:K:103:ALA:O	3:K:107:VAL:HG23	2.21	0.40
3:K:282:ASN:OD1	3:K:608:SER:HA	2.22	0.40
3:K:463:THR:HA	3:K:466:ILE:HD12	2.03	0.40
3:K:587:THR:H	3:K:587:THR:HG1	1.66	0.40
3:K:595:THR:HG23	3:K:609:VAL:CB	2.52	0.40
3:K:710:PRO:O	3:K:832:ALA:HB2	2.22	0.40
3:K:919:ARG:HB3	3:K:921:LEU:CD1	2.52	0.40
3:L:81:ASN:HD22	3:L:815:ARG:HH21	1.69	0.40
3:L:314:GLU:HB2	3:L:315:PRO:HD3	2.04	0.40
3:L:425:LEU:O	3:L:499:PRO:HB2	2.22	0.40
3:L:453:PHE:CE1	3:L:932:LEU:HB3	2.57	0.40
3:L:576:VAL:HB	3:L:625:GLY:C	2.41	0.40
3:L:610:PHE:HB3	3:L:628:PHE:HB2	2.03	0.40
3:L:626:ILE:CG1	3:L:627:ALA:N	2.84	0.40
3:L:687:GLN:HA	3:L:822:LEU:CD2	2.51	0.40
3:L:1011:MET:O	3:L:1015:THR:CB	2.69	0.40
3:L:1029:VAL:O	3:L:1032:ARG:N	2.54	0.40

There are no symmetry-related clashes.

5.3 Torsion angles [i](#)

5.3.1 Protein backbone [i](#)

In the following table, the Percentiles column shows the percent Ramachandran outliers of the chain as a percentile score with respect to all PDB entries followed by that with respect to all EM entries.

The Analysed column shows the number of residues for which the backbone conformation was analysed, and the total number of residues.

Mol	Chain	Analysed	Favoured	Allowed	Outliers	Percentiles
1	A	426/493 (86%)	371 (87%)	46 (11%)	9 (2%)	7 36
1	B	426/493 (86%)	377 (88%)	44 (10%)	5 (1%)	13 50
1	C	426/493 (86%)	378 (89%)	44 (10%)	4 (1%)	17 56

Continued on next page...

Continued from previous page...

Mol	Chain	Analysed	Favoured	Allowed	Outliers	Percentiles	
2	D	338/373 (91%)	296 (88%)	31 (9%)	11 (3%)	4	26
2	E	338/373 (91%)	287 (85%)	45 (13%)	6 (2%)	8	40
2	F	338/373 (91%)	294 (87%)	34 (10%)	10 (3%)	4	28
2	G	338/373 (91%)	283 (84%)	47 (14%)	8 (2%)	6	33
2	H	338/373 (91%)	302 (89%)	29 (9%)	7 (2%)	7	36
2	I	338/373 (91%)	288 (85%)	48 (14%)	2 (1%)	25	65
3	J	1042/1049 (99%)	971 (93%)	64 (6%)	7 (1%)	22	62
3	K	1031/1049 (98%)	982 (95%)	41 (4%)	8 (1%)	19	60
3	L	1031/1049 (98%)	953 (92%)	64 (6%)	14 (1%)	11	46
4	M	34/54 (63%)	32 (94%)	2 (6%)	0	100	100
4	N	35/54 (65%)	33 (94%)	2 (6%)	0	100	100
4	O	35/54 (65%)	33 (94%)	2 (6%)	0	100	100
All	All	6514/7026 (93%)	5880 (90%)	543 (8%)	91 (1%)	15	46

All (91) Ramachandran outliers are listed below:

Mol	Chain	Res	Type
1	A	75	ILE
1	A	77	ASP
2	D	62	ALA
2	D	137	TYR
2	D	178	SER
2	D	210	ASP
2	D	238	GLU
2	D	291	MET
2	E	48	GLU
2	F	65	ILE
2	F	178	SER
2	G	48	GLU
2	G	135	THR
2	G	136	GLN
2	H	179	PRO
2	H	230	LEU
2	I	48	GLU
3	J	677	ALA
3	J	870	GLY
3	L	37	THR
3	L	500	ILE

Continued on next page...

Continued from previous page...

Mol	Chain	Res	Type
1	B	275	ASP
1	B	276	ASP
2	D	63	TYR
2	D	295	ALA
2	E	47	THR
2	E	99	ALA
2	F	66	ALA
2	F	241	LYS
2	G	47	THR
2	G	134	GLY
2	H	64	ARG
2	H	176	VAL
3	J	661	ALA
3	K	229	GLN
3	K	265	VAL
3	K	266	ALA
3	L	265	VAL
3	L	538	THR
2	D	139	SER
3	J	218	GLN
3	L	510	LYS
1	A	111	THR
2	D	294	ARG
2	F	239	ASN
3	K	670	ALA
3	L	499	PRO
1	A	158	ARG
2	E	148	ALA
2	F	220	SER
2	G	148	ALA
2	I	148	ALA
3	J	216	ALA
3	J	466	ILE
3	K	978	THR
1	A	352	GLN
1	B	111	THR
1	B	121	ASP
1	B	352	GLN
1	C	111	THR
1	C	121	ASP
1	C	316	LEU
1	C	352	GLN

Continued on next page...

Continued from previous page...

Mol	Chain	Res	Type
2	E	49	PRO
2	E	226	LEU
2	F	240	GLY
2	G	49	PRO
2	G	226	LEU
2	H	117	ALA
3	L	947	GLU
3	L	1005	THR
1	A	324	VAL
2	D	303	PRO
2	F	303	PRO
3	K	644	VAL
3	L	725	PRO
3	L	786	ILE
3	L	14	VAL
3	L	158	VAL
1	A	179	VAL
2	H	303	PRO
3	J	105	VAL
3	L	935	ILE
1	A	169	VAL
1	A	327	VAL
2	F	179	PRO
2	H	178	SER
3	K	107	VAL
3	L	268	ILE
2	F	274	ILE
3	K	204	ILE

5.3.2 Protein sidechains [i](#)

In the following table, the Percentiles column shows the percent sidechain outliers of the chain as a percentile score with respect to all PDB entries followed by that with respect to all EM entries.

The Analysed column shows the number of residues for which the sidechain conformation was analysed, and the total number of residues.

Mol	Chain	Analysed	Rotameric	Outliers	Percentiles	
1	A	358/412 (87%)	357 (100%)	1 (0%)	92	94
1	B	358/412 (87%)	358 (100%)	0	100	100
1	C	358/412 (87%)	357 (100%)	1 (0%)	92	94

Continued on next page...

Continued from previous page...

Mol	Chain	Analysed	Rotameric	Outliers	Percentiles	
2	D	274/299 (92%)	269 (98%)	5 (2%)	59	77
2	E	274/299 (92%)	272 (99%)	2 (1%)	84	90
2	F	274/299 (92%)	269 (98%)	5 (2%)	59	77
2	G	274/299 (92%)	270 (98%)	4 (2%)	65	80
2	H	274/299 (92%)	268 (98%)	6 (2%)	52	71
2	I	274/299 (92%)	270 (98%)	4 (2%)	65	80
3	J	840/855 (98%)	837 (100%)	3 (0%)	91	94
3	K	838/855 (98%)	834 (100%)	4 (0%)	88	93
3	L	838/855 (98%)	834 (100%)	4 (0%)	88	93
4	M	31/46 (67%)	31 (100%)	0	100	100
4	N	32/46 (70%)	32 (100%)	0	100	100
4	O	32/46 (70%)	32 (100%)	0	100	100
All	All	5329/5733 (93%)	5290 (99%)	39 (1%)	84	90

All (39) residues with a non-rotameric sidechain are listed below:

Mol	Chain	Res	Type
1	A	277	SER
1	C	277	SER
2	D	64	ARG
2	D	178	SER
2	D	208	GLN
2	D	223	MET
2	D	238	GLU
2	E	46	LYS
2	E	135	THR
2	F	64	ARG
2	F	65	ILE
2	F	178	SER
2	F	241	LYS
2	F	273	SER
2	G	46	LYS
2	G	131	LYS
2	G	132	LEU
2	G	133	LEU
2	H	64	ARG
2	H	177	THR
2	H	178	SER

Continued on next page...

Continued from previous page...

Mol	Chain	Res	Type
2	H	223	MET
2	H	228	GLN
2	H	229	GLU
2	I	46	LYS
2	I	48	GLU
2	I	133	LEU
2	I	135	THR
3	J	218	GLN
3	J	676	THR
3	J	678	THR
3	K	229	GLN
3	K	230	LEU
3	K	263	ARG
3	K	265	VAL
3	L	265	VAL
3	L	507	GLU
3	L	509	LYS
3	L	540	ARG

Sometimes sidechains can be flipped to improve hydrogen bonding and reduce clashes. All (104) such sidechains are listed below:

Mol	Chain	Res	Type
1	A	14	ASN
1	A	32	ASN
1	A	103	GLN
1	A	115	ASN
1	A	129	GLN
1	A	145	ASN
1	A	197	ASN
1	A	304	GLN
1	A	315	GLN
1	A	332	ASN
1	A	346	GLN
1	A	396	ASN
1	B	14	ASN
1	B	41	GLN
1	B	103	GLN
1	B	145	ASN
1	B	174	ASN
1	B	225	GLN
1	B	244	HIS
1	B	299	ASN

Continued on next page...

Continued from previous page...

Mol	Chain	Res	Type
1	B	304	GLN
1	B	332	ASN
1	B	346	GLN
1	B	392	ASN
1	B	396	ASN
1	B	399	ASN
1	B	416	ASN
1	C	14	ASN
1	C	41	GLN
1	C	103	GLN
1	C	145	ASN
1	C	174	ASN
1	C	225	GLN
1	C	244	HIS
1	C	299	ASN
1	C	346	GLN
1	C	392	ASN
1	C	396	ASN
1	C	399	ASN
1	C	416	ASN
2	D	71	GLN
2	D	196	GLN
2	E	51	GLN
2	E	80	ASN
2	E	207	GLN
2	E	311	GLN
2	F	71	GLN
2	F	136	GLN
2	F	199	GLN
2	F	285	HIS
2	G	51	GLN
2	G	80	ASN
2	G	207	GLN
2	G	269	GLN
2	G	311	GLN
2	H	170	ASN
2	H	196	GLN
2	H	304	ASN
2	H	341	GLN
2	I	51	GLN
2	I	80	ASN
2	I	196	GLN

Continued on next page...

Continued from previous page...

Mol	Chain	Res	Type
2	I	207	GLN
2	I	311	GLN
3	J	58	GLN
3	J	68	ASN
3	J	120	GLN
3	J	151	GLN
3	J	176	GLN
3	J	181	GLN
3	J	228	GLN
3	J	254	ASN
3	J	338	HIS
3	J	415	ASN
3	J	437	GLN
3	J	588	GLN
3	J	605	ASN
3	J	692	HIS
3	J	719	ASN
3	J	726	GLN
3	J	747	ASN
3	K	109	ASN
3	K	120	GLN
3	K	161	ASN
3	K	228	GLN
3	K	254	ASN
3	K	517	ASN
3	K	526	HIS
3	K	588	GLN
3	K	605	ASN
3	K	642	ASN
3	K	687	GLN
3	K	719	ASN
3	K	865	GLN
3	K	928	GLN
3	L	67	GLN
3	L	176	GLN
3	L	181	GLN
3	L	194	ASN
3	L	254	ASN
3	L	577	GLN
3	L	737	GLN
3	L	747	ASN
3	L	872	GLN

5.3.3 RNA [i](#)

There are no RNA molecules in this entry.

5.4 Non-standard residues in protein, DNA, RNA chains [i](#)

There are no non-standard protein/DNA/RNA residues in this entry.

5.5 Carbohydrates [i](#)

There are no monosaccharides in this entry.

5.6 Ligand geometry [i](#)

There are no ligands in this entry.

5.7 Other polymers [i](#)

There are no such residues in this entry.

5.8 Polymer linkage issues [i](#)

The following chains have linkage breaks:

Mol	Chain	Number of breaks
3	L	1

All chain breaks are listed below:

Model	Chain	Residue-1	Atom-1	Residue-2	Atom-2	Distance (Å)
1	L	283:GLY	C	284:GLN	N	1.18


6 Map visualisation [i](#)

This section contains visualisations of the EMDB entry EMD-8640. These allow visual inspection of the internal detail of the map and identification of artifacts.

No raw map or half-maps were deposited for this entry and therefore no images, graphs, etc. pertaining to the raw map can be shown.

6.1 Orthogonal projections [i](#)


6.1.1 Primary map



The images above show the map projected in three orthogonal directions.

6.2 Central slices [i](#)

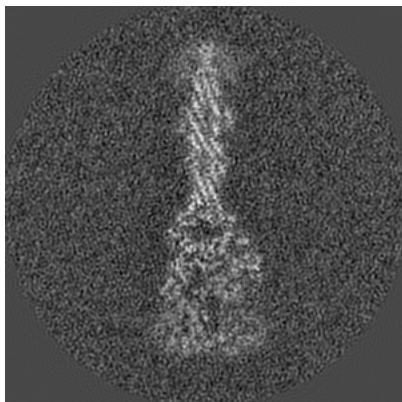
6.2.1 Primary map



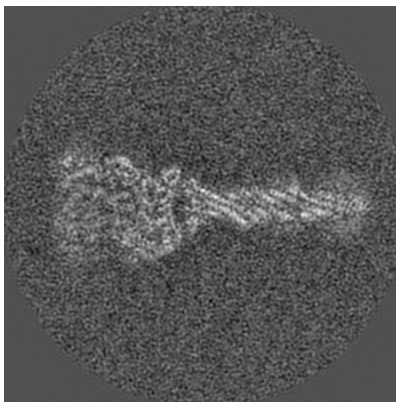
The images above show central slices of the map in three orthogonal directions.

6.3 Largest variance slices [i](#)


6.3.1 Primary map



X Index: 138



Y Index: 118




Z Index: 105


The images above show the largest variance slices of the map in three orthogonal directions.

6.4 Orthogonal surface views [i](#)

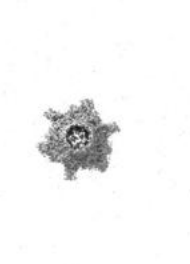
6.4.1 Primary map



X



Y



Z

The images above show the 3D surface view of the map at the recommended contour level 0.05. These images, in conjunction with the slice images, may facilitate assessment of whether an appropriate contour level has been provided.

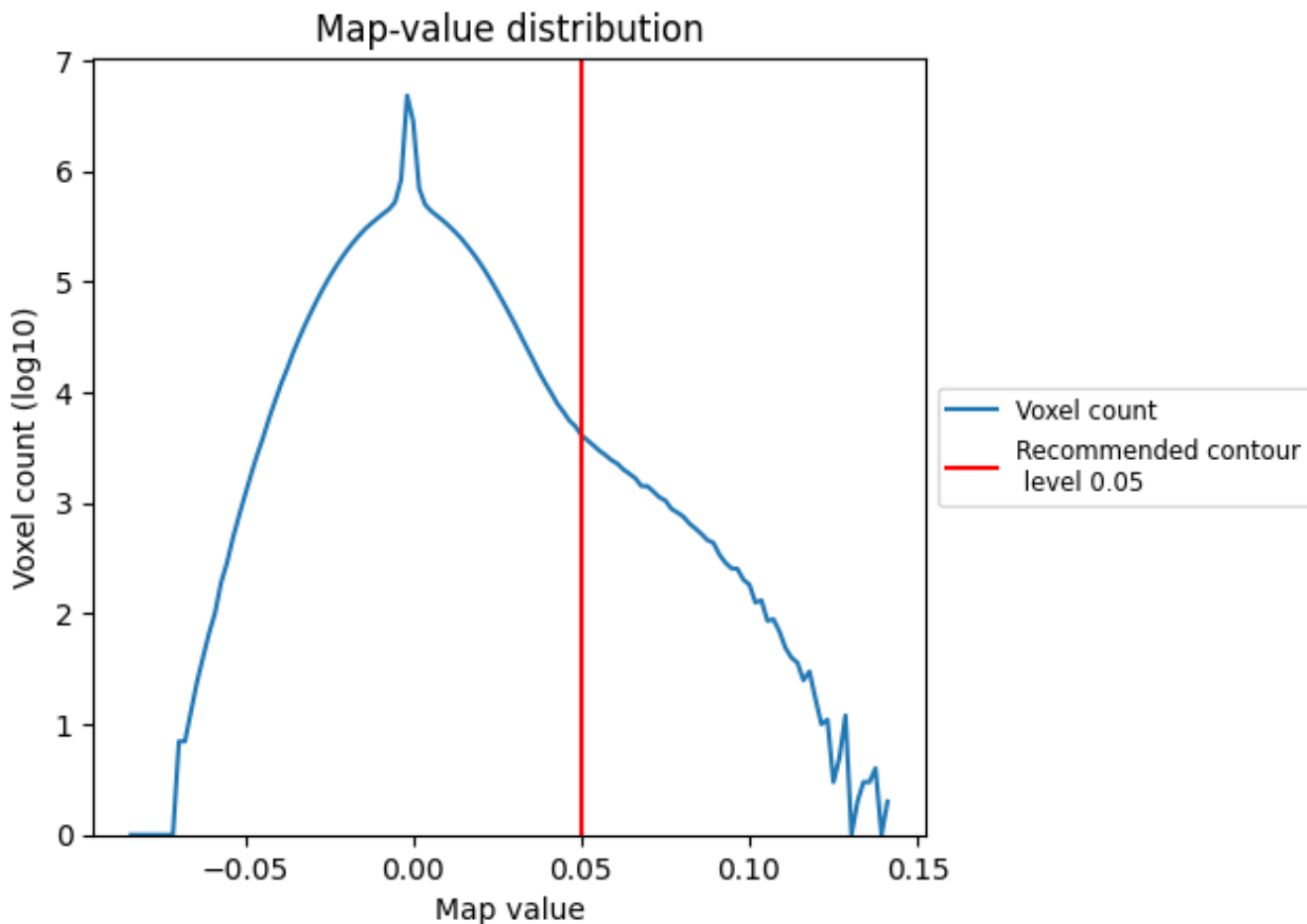
6.5 Mask visualisation

This section was not generated. No masks/segmentation were deposited.

7 Map analysis [i](#)

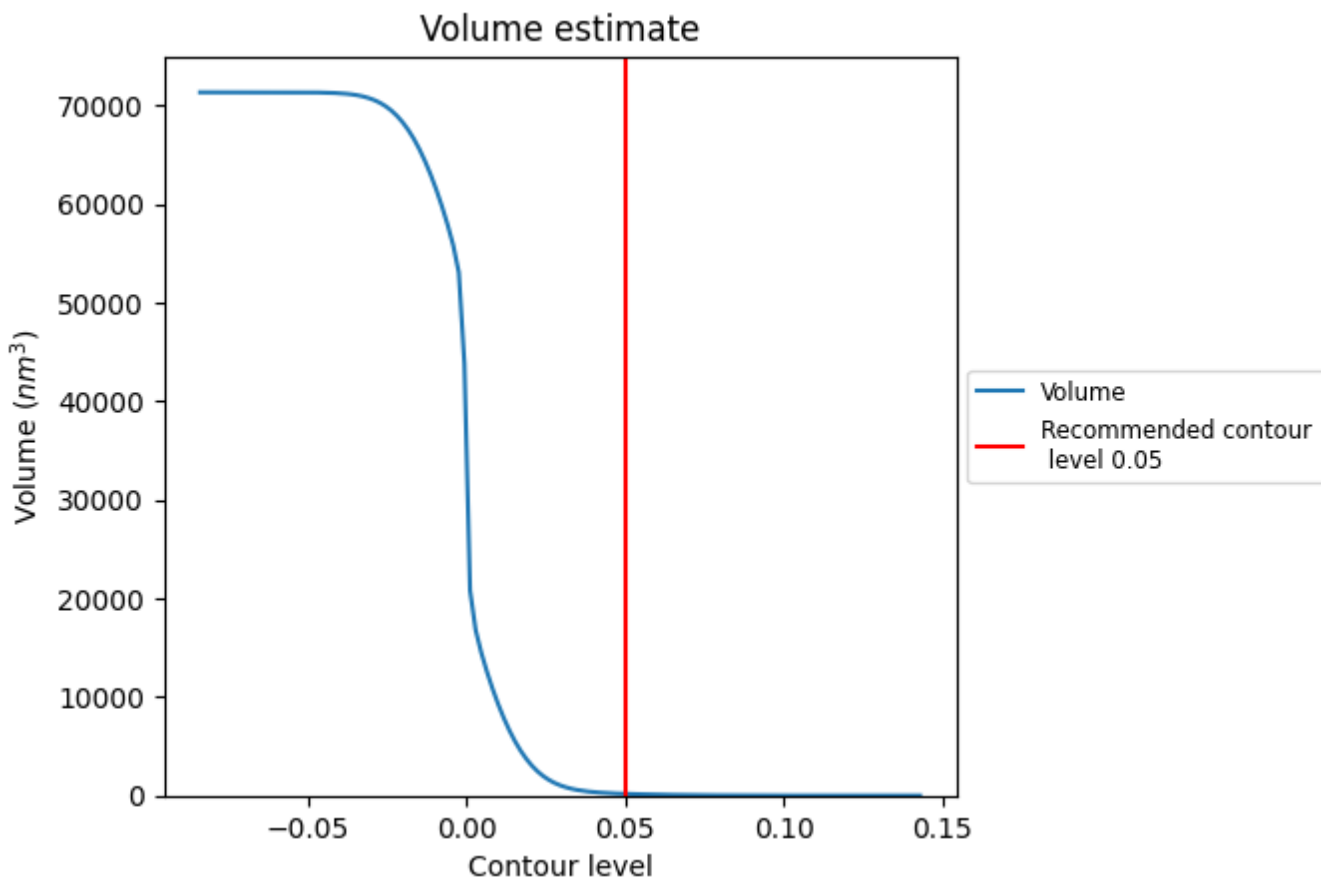
This section contains the results of statistical analysis of the map.

7.1 Map-value distribution [i](#)



The map-value distribution is plotted in 128 intervals along the x-axis. The y-axis is logarithmic. A spike in this graph at zero usually indicates that the volume has been masked.

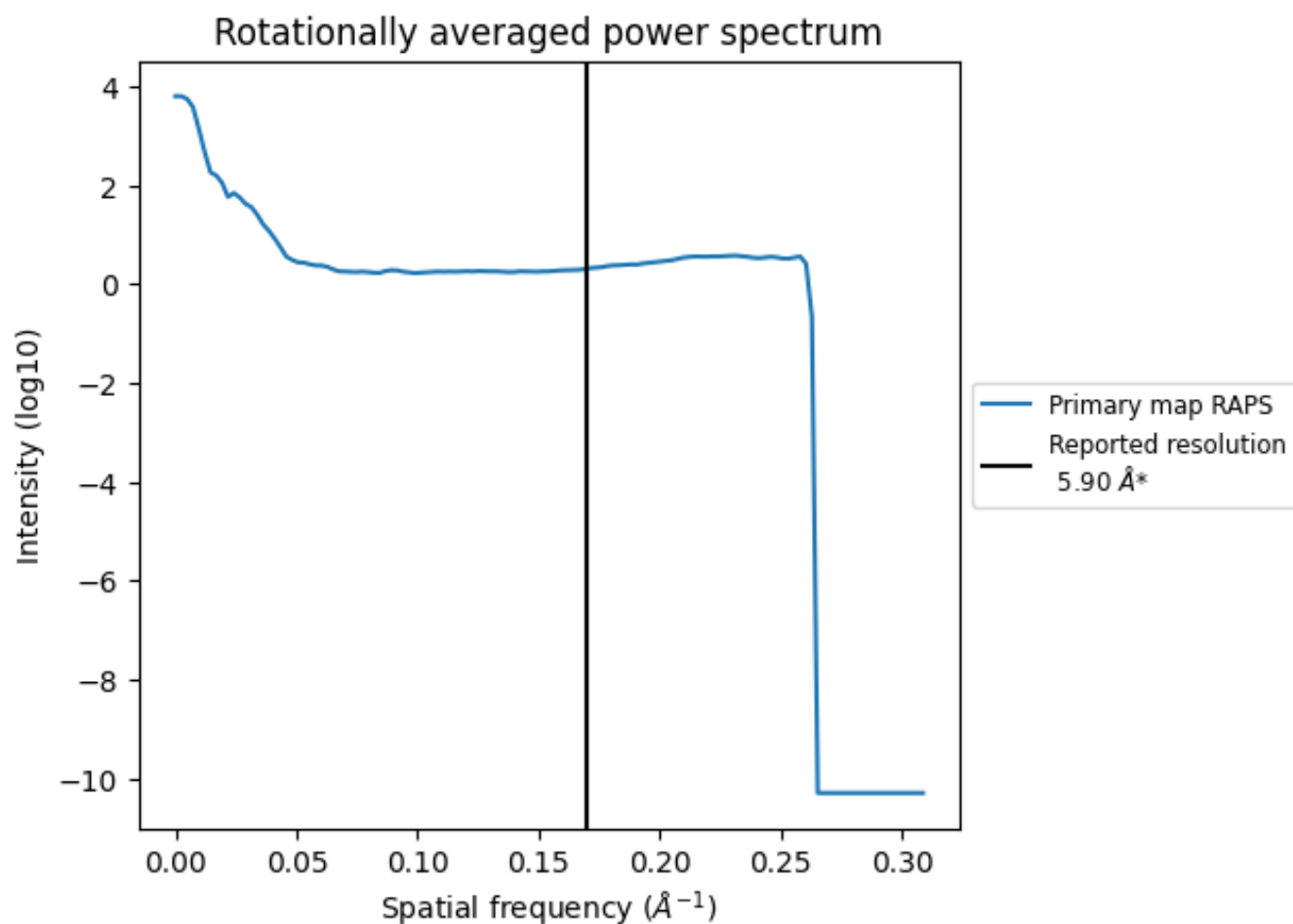
7.2 Volume estimate [\(i\)](#)



The volume at the recommended contour level is 175 nm³; this corresponds to an approximate mass of 158 kDa.

The volume estimate graph shows how the enclosed volume varies with the contour level. The recommended contour level is shown as a vertical line and the intersection between the line and the curve gives the volume of the enclosed surface at the given level.

7.3 Rotationally averaged power spectrum [\(i\)](#)

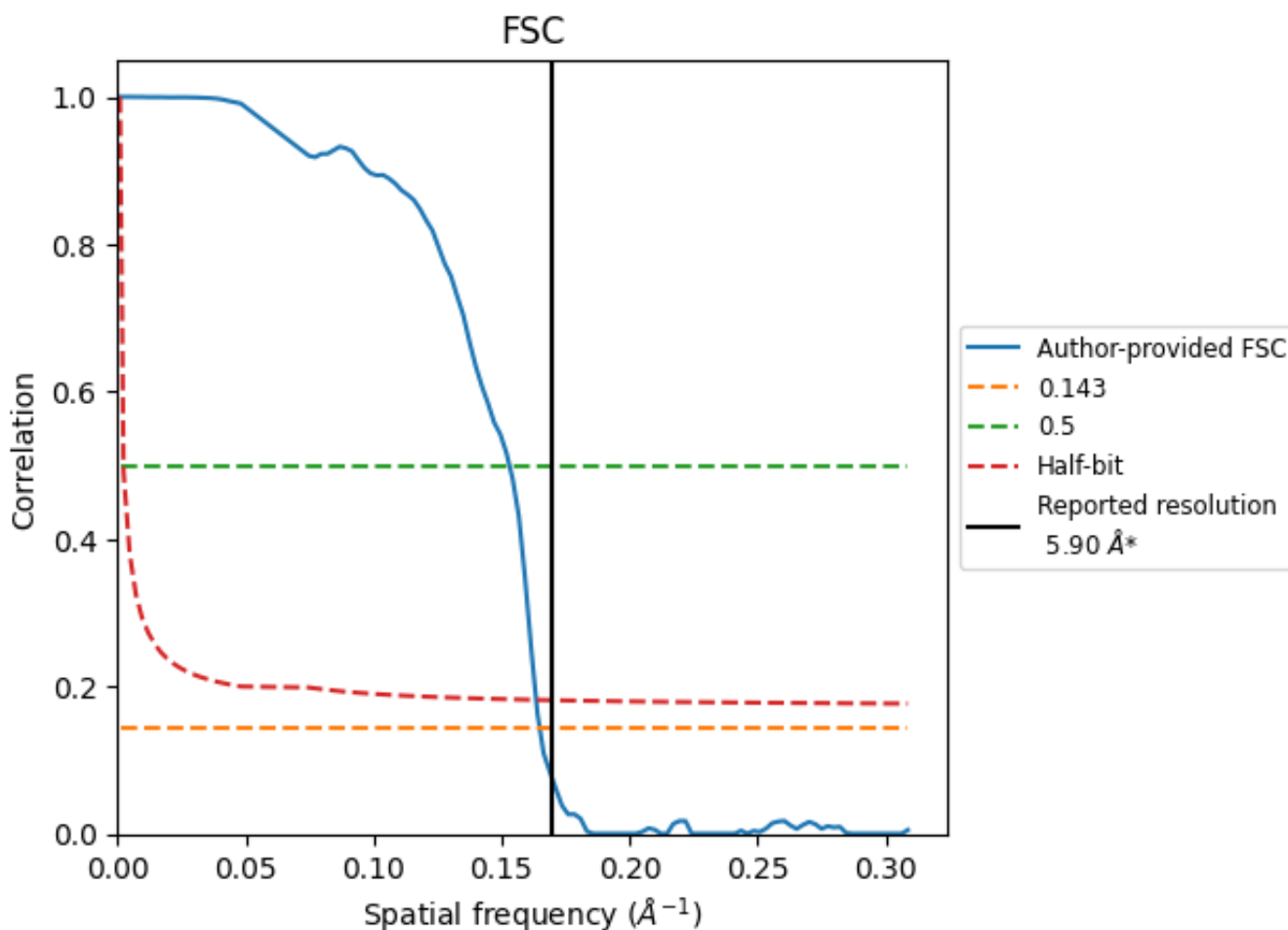


*Reported resolution corresponds to spatial frequency of 0.169 Å⁻¹

8 Fourier-Shell correlation [i](#)

Fourier-Shell Correlation (FSC) is the most commonly used method to estimate the resolution of single-particle and subtomogram-averaged maps. The shape of the curve depends on the imposed symmetry, mask and whether or not the two 3D reconstructions used were processed from a common reference. The reported resolution is shown as a black line. A curve is displayed for the half-bit criterion in addition to lines showing the 0.143 gold standard cut-off and 0.5 cut-off.

8.1 FSC [i](#)



*Reported resolution corresponds to spatial frequency of 0.169 Å⁻¹

8.2 Resolution estimates [i](#)


Resolution estimate (Å)	Estimation criterion (FSC cut-off)		
	0.143	0.5	Half-bit
Reported by author	5.90	-	-
Author-provided FSC curve	6.06	6.54	6.12
Unmasked-calculated*	-	-	-

*Resolution estimate based on FSC curve calculated by comparison of deposited half-maps.

9 Map-model fit [i](#)


This section contains information regarding the fit between EMDB map EMD-8640 and PDB model 5O66. Per-residue inclusion information can be found in section 3 on page 7.

9.1 Map-model overlay [i](#)




The images above show the 3D surface view of the map at the recommended contour level 0.05 at 50% transparency in yellow overlaid with a ribbon representation of the model coloured in blue. These images allow for the visual assessment of the quality of fit between the atomic model and the map.

9.2 Q-score mapped to coordinate model [i](#)



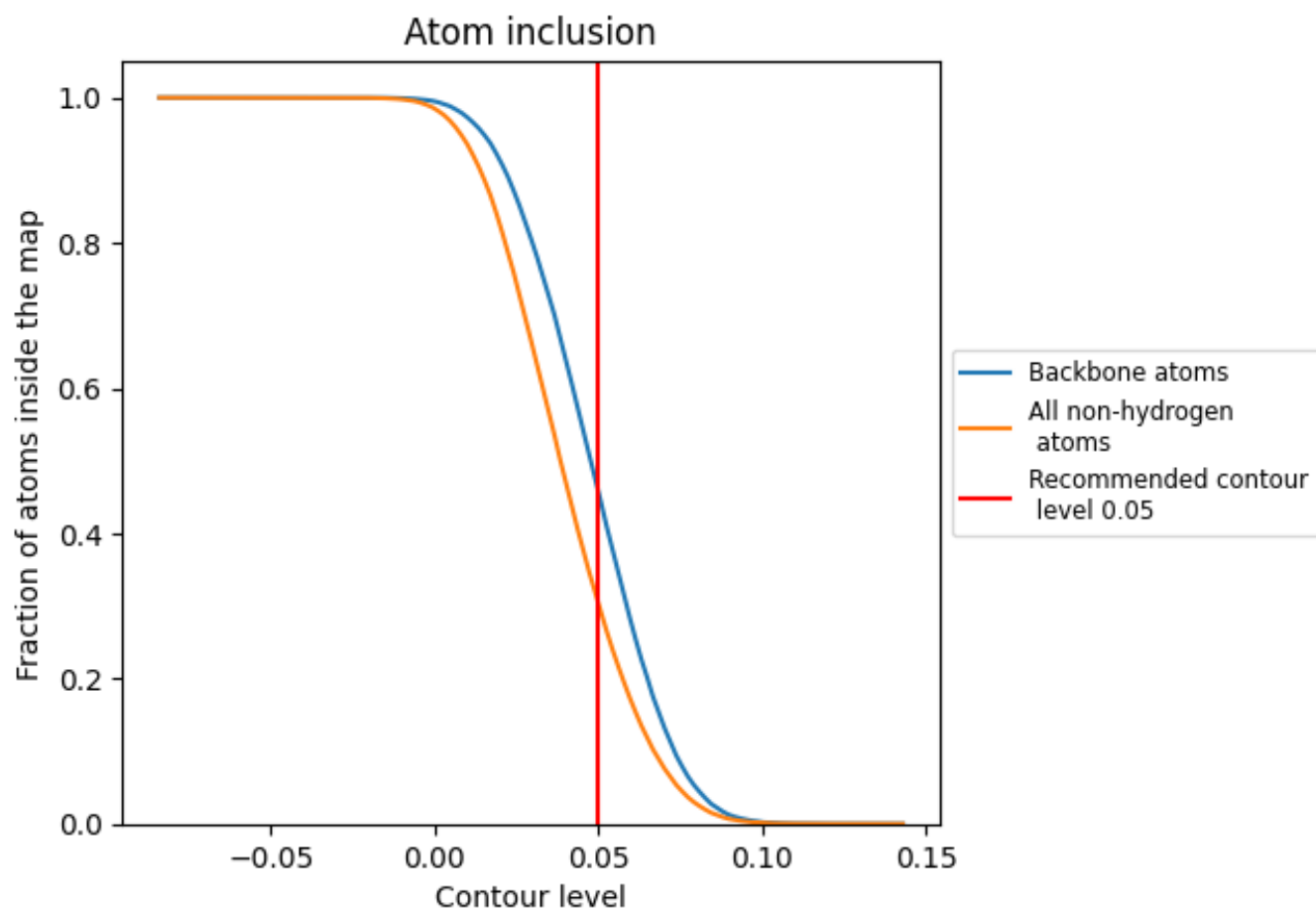
The images above show the model with each residue coloured according to its Q-score. This shows their resolvability in the map with higher Q-score values reflecting better resolvability. Please note: Q-score is calculating the resolvability of atoms, and thus high values are only expected at resolutions at which atoms can be resolved. Low Q-score values may therefore be expected for many entries.

9.3 Atom inclusion mapped to coordinate model [i](#)



The images above show the model with each residue coloured according to its atom inclusion. This shows to what extent they are inside the map at the recommended contour level (0.05).

































9.4 Atom inclusion [i](#)



At the recommended contour level, 46% of all backbone atoms, 30% of all non-hydrogen atoms, are inside the map.

9.5 Map-model fit summary

The table lists the average atom inclusion at the recommended contour level (0.05) and Q-score for the entire model and for each chain.

Chain	Atom inclusion	Q-score
All	 0.3041	 0.2400
A	 0.4246	 0.2250
B	 0.4215	 0.2100
C	 0.4141	 0.2190
D	 0.4221	 0.3200
E	 0.4146	 0.2910
F	 0.4054	 0.3040
G	 0.3919	 0.2740
H	 0.4066	 0.3180
I	 0.4620	 0.2920
J	 0.1635	 0.2060
K	 0.1507	 0.2220
L	 0.2508	 0.2070
M	 0.0797	 0.2000
N	 0.2766	 0.1970
O	 0.0709	 0.1850

