



Full wwPDB X-ray Structure Validation Report ⓘ

May 22, 2020 – 12:51 am BST

PDB ID : 3NL2
Title : The Crystal Structure of *Candida glabrata* THI6, a Bifunctional Enzyme involved in Thiamin Biosynthesis of Eukaryotes
Authors : Paul, D.; Chatterjee, A.; Begley, T.P.; Ealick, S.E.
Deposited on : 2010-06-21
Resolution : 3.08 Å(reported)

This is a Full wwPDB X-ray Structure Validation Report for a publicly released PDB entry.

We welcome your comments at validation@mail.wwpdb.org

A user guide is available at

<https://www.wwpdb.org/validation/2017/XrayValidationReportHelp>

with specific help available everywhere you see the ⓘ symbol.

The following versions of software and data (see [references ⓘ](#)) were used in the production of this report:

MolProbity : 4.02b-467
Xtriage (Phenix) : 1.13
EDS : 2.11
Percentile statistics : 20191225.v01 (using entries in the PDB archive December 25th 2019)
Refmac : 5.8.0158
CCP4 : 7.0.044 (Gargrove)
Ideal geometry (proteins) : Engh & Huber (2001)
Ideal geometry (DNA, RNA) : Parkinson et al. (1996)
Validation Pipeline (wwPDB-VP) : 2.11

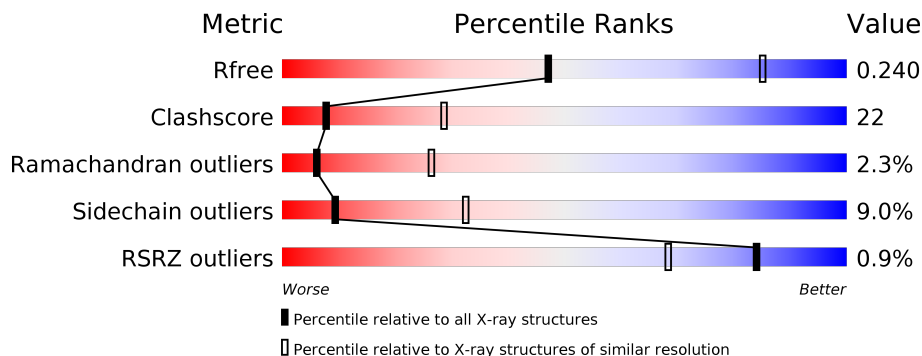
1 Overall quality at a glance i

The following experimental techniques were used to determine the structure:

X-RAY DIFFRACTION

The reported resolution of this entry is 3.08 Å.

Percentile scores (ranging between 0-100) for global validation metrics of the entry are shown in the following graphic. The table shows the number of entries on which the scores are based.



Metric	Whole archive (#Entries)	Similar resolution (#Entries, resolution range(Å))
R_{free}	130704	1447 (3.10-3.06)
Clashscore	141614	1546 (3.10-3.06)
Ramachandran outliers	138981	1487 (3.10-3.06)
Sidechain outliers	138945	1486 (3.10-3.06)
RSRZ outliers	127900	1416 (3.10-3.06)

The table below summarises the geometric issues observed across the polymeric chains and their fit to the electron density. The red, orange, yellow and green segments on the lower bar indicate the fraction of residues that contain outliers for ≥ 3 , 2, 1 and 0 types of geometric quality criteria respectively. A grey segment represents the fraction of residues that are not modelled. The numeric value for each fraction is indicated below the corresponding segment, with a dot representing fractions $\leq 5\%$. The upper red bar (where present) indicates the fraction of residues that have poor fit to the electron density. The numeric value is given above the bar.

Mol	Chain	Length	Quality of chain
1	A	540	<div style="display: flex; justify-content: space-between; align-items: center;"> <div style="text-align: right;">%</div> <div style="width: 100%; height: 15px; position: relative;"> <div style="position: absolute; top: -10px; left: 0; width: 100%; height: 100%; background-color: red; opacity: 0.5;"></div> <div style="position: absolute; top: 0; left: 0; width: 58%; height: 100%; background-color: green;"></div> <div style="position: absolute; top: 0; left: 58%; width: 29%; height: 100%; background-color: yellow;"></div> <div style="position: absolute; top: 0; left: 87%; width: 6%; height: 100%; background-color: orange;"></div> <div style="position: absolute; top: 0; left: 93%; width: 6%; height: 100%; background-color: grey;"></div> </div> <div style="text-align: left;">58% 29% 6% • 6%</div> </div>
1	B	540	<div style="display: flex; justify-content: space-between; align-items: center;"> <div style="text-align: right;">%</div> <div style="width: 100%; height: 15px; position: relative;"> <div style="position: absolute; top: -10px; left: 0; width: 100%; height: 100%; background-color: red; opacity: 0.5;"></div> <div style="position: absolute; top: 0; left: 0; width: 56%; height: 100%; background-color: green;"></div> <div style="position: absolute; top: 0; left: 56%; width: 31%; height: 100%; background-color: yellow;"></div> <div style="position: absolute; top: 0; left: 87%; width: 6%; height: 100%; background-color: orange;"></div> <div style="position: absolute; top: 0; left: 93%; width: 6%; height: 100%; background-color: grey;"></div> </div> <div style="text-align: left;">56% 31% 6% • 6%</div> </div>
1	C	540	<div style="display: flex; justify-content: space-between; align-items: center;"> <div style="text-align: right;">%</div> <div style="width: 100%; height: 15px; position: relative;"> <div style="position: absolute; top: -10px; left: 0; width: 100%; height: 100%; background-color: red; opacity: 0.5;"></div> <div style="position: absolute; top: 0; left: 0; width: 56%; height: 100%; background-color: green;"></div> <div style="position: absolute; top: 0; left: 56%; width: 30%; height: 100%; background-color: yellow;"></div> <div style="position: absolute; top: 0; left: 86%; width: 6%; height: 100%; background-color: orange;"></div> <div style="position: absolute; top: 0; left: 92%; width: 8%; height: 100%; background-color: grey;"></div> </div> <div style="text-align: left;">56% 30% 6% 8%</div> </div>
1	D	540	<div style="display: flex; justify-content: space-between; align-items: center;"> <div style="text-align: right;">%</div> <div style="width: 100%; height: 15px; position: relative;"> <div style="position: absolute; top: 0; left: 0; width: 57%; height: 100%; background-color: green;"></div> <div style="position: absolute; top: 0; left: 57%; width: 29%; height: 100%; background-color: yellow;"></div> <div style="position: absolute; top: 0; left: 86%; width: 6%; height: 100%; background-color: orange;"></div> <div style="position: absolute; top: 0; left: 92%; width: 7%; height: 100%; background-color: grey;"></div> </div> <div style="text-align: left;">57% 29% 6% 7%</div> </div>
1	E	540	<div style="display: flex; justify-content: space-between; align-items: center;"> <div style="text-align: right;">%</div> <div style="width: 100%; height: 15px; position: relative;"> <div style="position: absolute; top: -10px; left: 0; width: 100%; height: 100%; background-color: red; opacity: 0.5;"></div> <div style="position: absolute; top: 0; left: 0; width: 58%; height: 100%; background-color: green;"></div> <div style="position: absolute; top: 0; left: 58%; width: 29%; height: 100%; background-color: yellow;"></div> <div style="position: absolute; top: 0; left: 87%; width: 5%; height: 100%; background-color: orange;"></div> <div style="position: absolute; top: 0; left: 92%; width: 7%; height: 100%; background-color: grey;"></div> </div> <div style="text-align: left;">58% 29% 5% 7%</div> </div>
1	F	540	<div style="display: flex; justify-content: space-between; align-items: center;"> <div style="text-align: right;">2%</div> <div style="width: 100%; height: 15px; position: relative;"> <div style="position: absolute; top: -10px; left: 0; width: 100%; height: 100%; background-color: red; opacity: 0.5;"></div> <div style="position: absolute; top: 0; left: 0; width: 59%; height: 100%; background-color: green;"></div> <div style="position: absolute; top: 0; left: 59%; width: 28%; height: 100%; background-color: yellow;"></div> <div style="position: absolute; top: 0; left: 87%; width: 5%; height: 100%; background-color: orange;"></div> <div style="position: absolute; top: 0; left: 92%; width: 9%; height: 100%; background-color: grey;"></div> </div> <div style="text-align: left;">59% 28% 5% 9%</div> </div>

2 Entry composition

There is only 1 type of molecule in this entry. The entry contains 22460 atoms, of which 0 are hydrogens and 0 are deuteriums.

In the tables below, the ZeroOcc column contains the number of atoms modelled with zero occupancy, the AltConf column contains the number of residues with at least one atom in alternate conformation and the Trace column contains the number of residues modelled with at most 2 atoms.

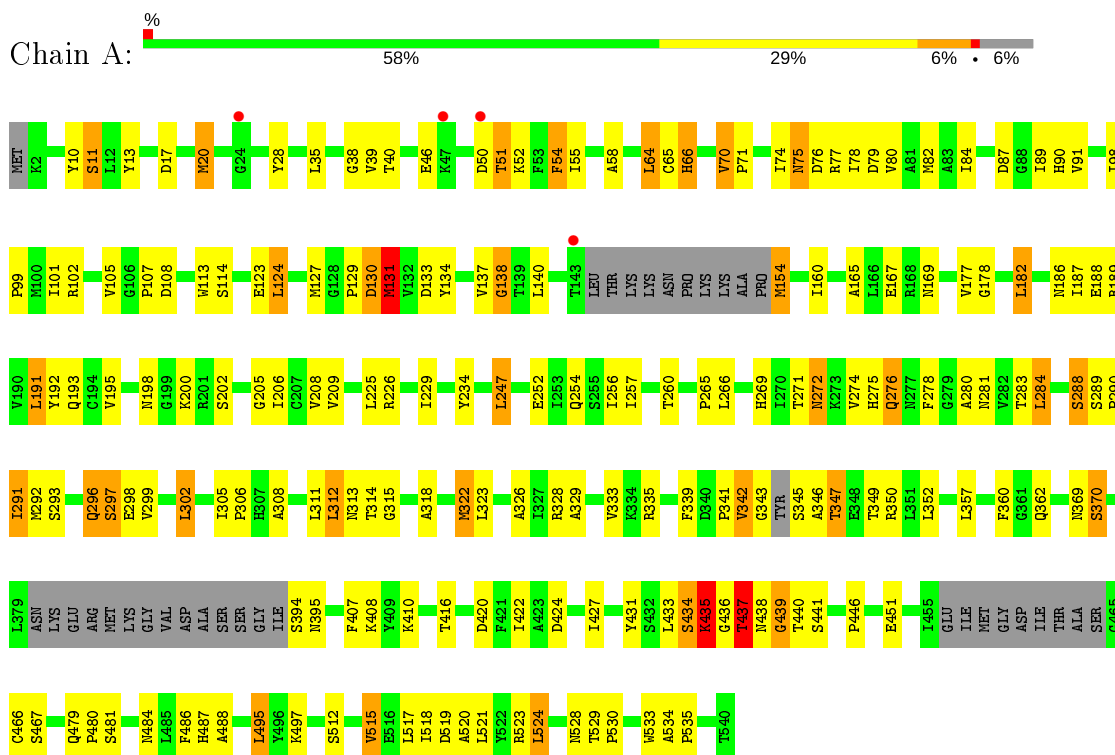
- Molecule 1 is a protein called Thiamine biosynthetic bifunctional enzyme.

Mol	Chain	Residues	Atoms					ZeroOcc	AltConf	Trace
			Total	C	N	O	S			
1	A	505	3764	2376	634	733	21	0	0	0
1	B	505	3766	2382	635	728	21	0	0	0
1	C	498	3727	2356	626	724	21	0	0	0
1	D	501	3739	2360	630	727	22	0	0	0
1	E	503	3767	2383	634	728	22	0	0	0
1	F	494	3697	2342	623	711	21	0	0	0

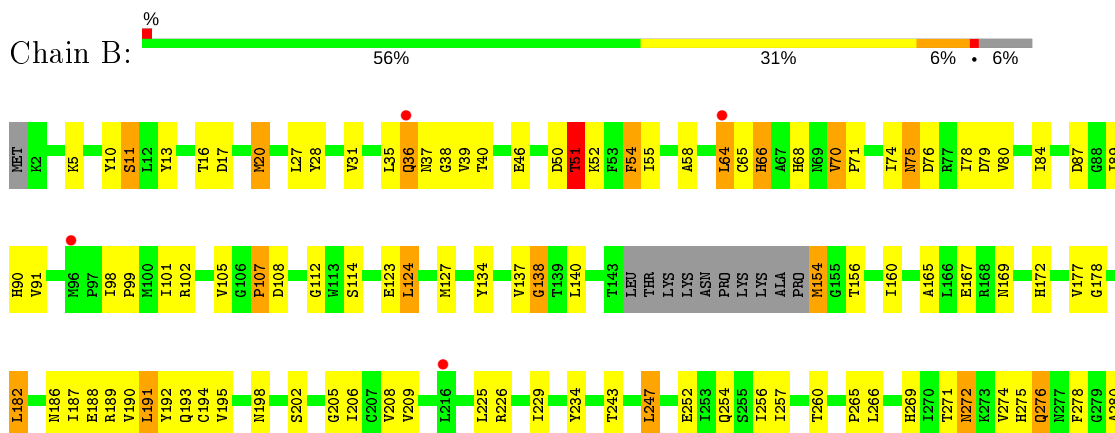
3 Residue-property plots

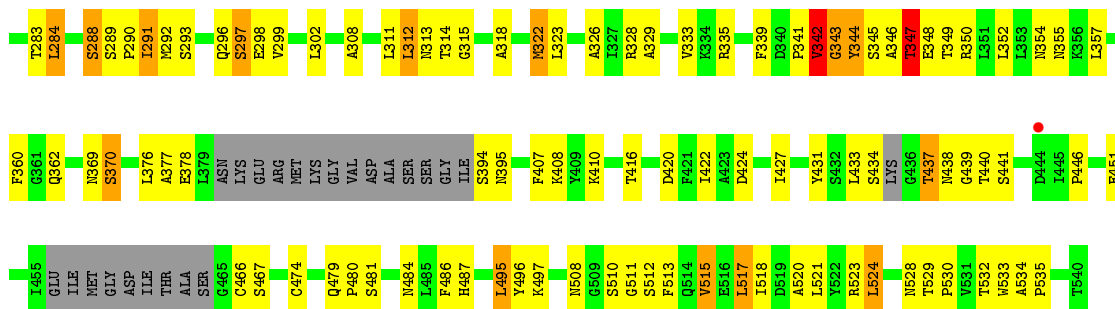
These plots are drawn for all protein, RNA and DNA chains in the entry. The first graphic for a chain summarises the proportions of the various outlier classes displayed in the second graphic. The second graphic shows the sequence view annotated by issues in geometry and electron density. Residues are color-coded according to the number of geometric quality criteria for which they contain at least one outlier: green = 0, yellow = 1, orange = 2 and red = 3 or more. A red dot above a residue indicates a poor fit to the electron density ($RSRZ > 2$). Stretches of 2 or more consecutive residues without any outlier are shown as a green connector. Residues present in the sample, but not in the model, are shown in grey.

- Molecule 1: Thiamine biosynthetic bifunctional enzyme

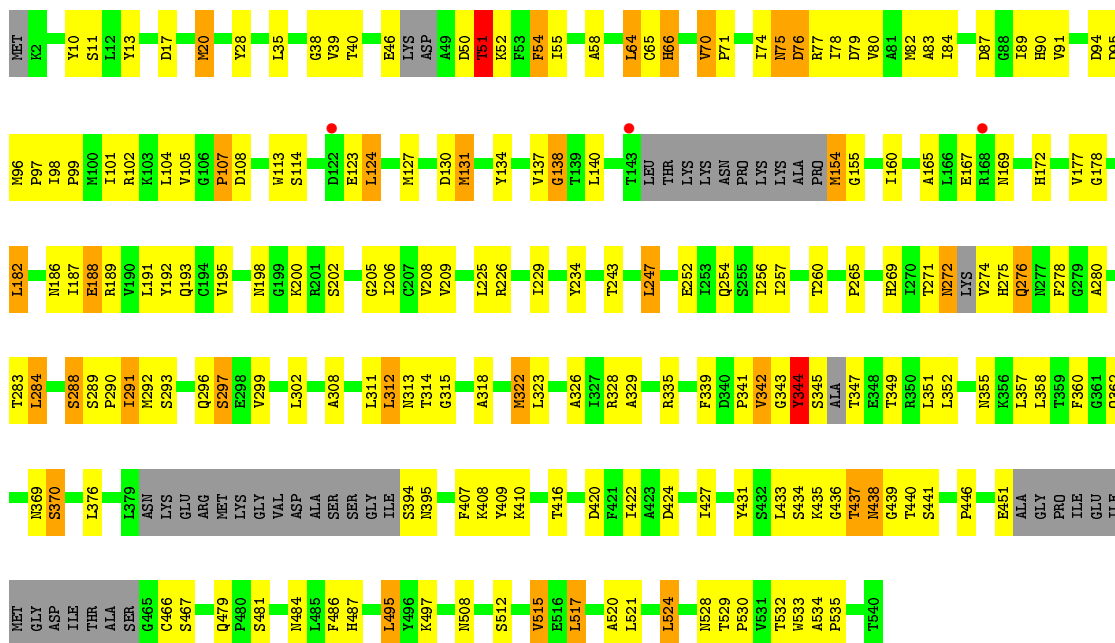


- Molecule 1: Thiamine biosynthetic bifunctional enzyme

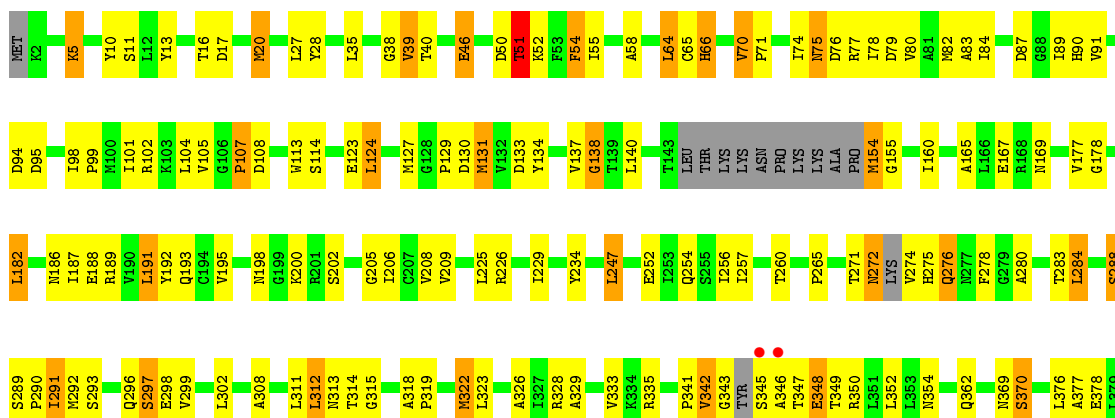


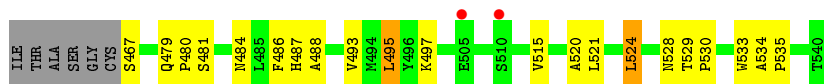


• Molecule 1: Thiamine biosynthetic bifunctional enzyme



• Molecule 1: Thiamine biosynthetic bifunctional enzyme





4 Data and refinement statistics

Property	Value	Source
Space group	P 1 21 1	Depositor
Cell constants a, b, c, α , β , γ	102.47Å 153.01Å 146.75Å 90.00° 102.29° 90.00°	Depositor
Resolution (Å)	37.00 – 3.08 49.64 – 3.08	Depositor EDS
% Data completeness (in resolution range)	85.8 (37.00-3.08) 93.1 (49.64-3.08)	Depositor EDS
R_{merge}	(Not available)	Depositor
R_{sym}	(Not available)	Depositor
$\langle I/\sigma(I) \rangle$ ¹	2.47 (at 3.07Å)	Xtrriage
Refinement program	PHENIX	Depositor
R, R_{free}	0.214 , 0.244 0.214 , 0.240	Depositor DCC
R_{free} test set	3826 reflections (5.01%)	wwPDB-VP
Wilson B-factor (Å ²)	66.9	Xtrriage
Anisotropy	0.599	Xtrriage
Bulk solvent k_{sol} (e/Å ³), B_{sol} (Å ²)	0.30 , 45.5	EDS
L-test for twinning ²	$\langle L \rangle = 0.49$, $\langle L^2 \rangle = 0.33$	Xtrriage
Estimated twinning fraction	No twinning to report.	Xtrriage
F_o, F_c correlation	0.92	EDS
Total number of atoms	22460	wwPDB-VP
Average B, all atoms (Å ²)	78.0	wwPDB-VP

Xtrriage's analysis on translational NCS is as follows: *The largest off-origin peak in the Patterson function is 13.37% of the height of the origin peak. No significant pseudotranslation is detected.*

¹Intensities estimated from amplitudes.

²Theoretical values of $\langle |L| \rangle$, $\langle L^2 \rangle$ for acentric reflections are 0.5, 0.333 respectively for untwinned datasets, and 0.375, 0.2 for perfectly twinned datasets.

5 Model quality

5.1 Standard geometry

The Z score for a bond length (or angle) is the number of standard deviations the observed value is removed from the expected value. A bond length (or angle) with $|Z| > 5$ is considered an outlier worth inspection. RMSZ is the root-mean-square of all Z scores of the bond lengths (or angles).

Mol	Chain	Bond lengths		Bond angles	
		RMSZ	# Z >5	RMSZ	# Z >5
1	A	0.41	0/3823	0.63	4/5189 (0.1%)
1	B	0.43	0/3826	0.60	0/5192
1	C	0.41	0/3784	0.58	1/5131 (0.0%)
1	D	0.42	0/3796	0.63	3/5149 (0.1%)
1	E	0.42	0/3826	0.60	0/5188
1	F	0.41	0/3752	0.59	1/5083 (0.0%)
All	All	0.42	0/22807	0.61	9/30932 (0.0%)

Chiral center outliers are detected by calculating the chiral volume of a chiral center and verifying if the center is modelled as a planar moiety or with the opposite hand. A planarity outlier is detected by checking planarity of atoms in a peptide group, atoms in a mainchain group or atoms of a sidechain that are expected to be planar.

Mol	Chain	#Chirality outliers	#Planarity outliers
1	A	0	4
1	B	0	1
1	D	0	1
1	E	0	2
All	All	0	8

There are no bond length outliers.

All (9) bond angle outliers are listed below:

Mol	Chain	Res	Type	Atoms	Z	Observed(°)	Ideal(°)
1	D	345	SER	N-CA-CB	-10.62	94.57	110.50
1	A	434	SER	CB-CA-C	-9.02	92.96	110.10
1	A	437	THR	N-CA-C	8.15	133.02	111.00
1	D	434	SER	CB-CA-C	-7.64	95.58	110.10
1	A	435	LYS	N-CA-CB	6.20	121.75	110.60
1	D	435	LYS	N-CA-CB	5.99	121.38	110.60
1	F	434	SER	CB-CA-C	-5.54	99.58	110.10
1	A	435	LYS	N-CA-C	-5.50	96.14	111.00
1	C	434	SER	CB-CA-C	-5.25	100.12	110.10

There are no chirality outliers.

All (8) planarity outliers are listed below:

Mol	Chain	Res	Type	Group
1	A	129	PRO	Peptide
1	A	435	LYS	Peptide
1	A	436	GLY	Peptide
1	A	438	ASN	Peptide
1	B	347	THR	Peptide
1	D	46	GLU	Peptide
1	E	343	GLY	Peptide
1	E	433	LEU	Peptide

5.2 Too-close contacts

In the following table, the Non-H and H(model) columns list the number of non-hydrogen atoms and hydrogen atoms in the chain respectively. The H(added) column lists the number of hydrogen atoms added and optimized by MolProbity. The Clashes column lists the number of clashes within the asymmetric unit, whereas Symm-Clashes lists symmetry related clashes.

Mol	Chain	Non-H	H(model)	H(added)	Clashes	Symm-Clashes
1	A	3764	0	3745	165	0
1	B	3766	0	3751	186	0
1	C	3727	0	3706	181	0
1	D	3739	0	3715	186	0
1	E	3767	0	3765	159	0
1	F	3697	0	3690	150	0
All	All	22460	0	22372	973	0

The all-atom clashscore is defined as the number of clashes found per 1000 atoms (including hydrogen atoms). The all-atom clashscore for this structure is 22.

All (973) close contacts within the same asymmetric unit are listed below, sorted by their clash magnitude.

Atom-1	Atom-2	Interatomic distance (Å)	Clash overlap (Å)
1:F:339:PHE:CE2	1:F:341:PRO:HG3	1.66	1.27
1:A:339:PHE:CE2	1:A:341:PRO:HG3	1.76	1.19
1:C:265:PRO:HD2	1:C:288:SER:HB3	1.39	1.04
1:B:345:SER:HA	1:B:347:THR:N	1.73	1.03
1:D:274:VAL:HG13	1:E:292:MET:HG3	1.42	1.01
1:F:265:PRO:HD2	1:F:288:SER:HB3	1.40	1.00
1:A:346:ALA:O	1:A:347:THR:HG23	1.60	1.00

Continued on next page...

Continued from previous page...

Atom-1	Atom-2	Interatomic distance (Å)	Clash overlap (Å)
1:D:265:PRO:HD2	1:D:288:SER:HB3	1.44	0.99
1:B:265:PRO:HD2	1:B:288:SER:HB3	1.42	0.99
1:C:52:LYS:HB3	1:D:94:ASP:O	1.62	0.99
1:E:265:PRO:HD2	1:E:288:SER:HB3	1.43	0.99
1:A:265:PRO:HD2	1:A:288:SER:HB3	1.43	0.98
1:D:342:VAL:O	1:D:342:VAL:HG22	1.68	0.92
1:B:292:MET:HG3	1:C:274:VAL:HG13	1.55	0.88
1:F:339:PHE:CE2	1:F:341:PRO:CG	2.57	0.88
1:A:272:ASN:O	1:A:276:GLN:HG2	1.75	0.86
1:E:344:TYR:OH	1:E:376:LEU:HG	1.76	0.86
1:D:292:MET:HG3	1:F:274:VAL:HG13	1.57	0.85
1:C:272:ASN:O	1:C:276:GLN:HG2	1.78	0.84
1:F:437:THR:HG23	1:F:440:THR:H	1.43	0.83
1:A:167:GLU:HG2	1:A:198:ASN:HD21	1.44	0.83
1:B:272:ASN:O	1:B:276:GLN:HG2	1.78	0.83
1:F:308:ALA:O	1:F:335:ARG:HD3	1.79	0.83
1:E:272:ASN:O	1:E:276:GLN:HG2	1.79	0.82
1:A:274:VAL:HG13	1:C:292:MET:HG3	1.61	0.81
1:D:272:ASN:O	1:D:276:GLN:HG2	1.79	0.81
1:D:35:LEU:HD22	1:D:70:VAL:HG11	1.63	0.81
1:B:167:GLU:HG2	1:B:198:ASN:HD21	1.46	0.80
1:E:35:LEU:HD22	1:E:70:VAL:HG11	1.62	0.80
1:F:272:ASN:O	1:F:276:GLN:HG2	1.80	0.80
1:D:167:GLU:HG2	1:D:198:ASN:HD21	1.47	0.80
1:B:208:VAL:HG11	1:B:225:LEU:HD13	1.63	0.80
1:C:296:GLN:HG3	1:C:322:MET:HB2	1.64	0.80
1:E:208:VAL:HG11	1:E:225:LEU:HD13	1.63	0.79
1:B:89:ILE:HD11	1:B:101:ILE:HG21	1.64	0.79
1:D:343:GLY:O	1:D:350:ARG:HD3	1.80	0.79
1:D:346:ALA:O	1:D:347:THR:CG2	2.30	0.79
1:A:35:LEU:HD22	1:A:70:VAL:HG11	1.64	0.79
1:C:208:VAL:HG11	1:C:225:LEU:HD13	1.63	0.79
1:C:35:LEU:HD22	1:C:70:VAL:HG11	1.65	0.79
1:C:437:THR:HG23	1:C:440:THR:H	1.47	0.78
1:B:78:ILE:H	1:B:78:ILE:HD12	1.48	0.78
1:F:167:GLU:HG2	1:F:198:ASN:HD21	1.49	0.78
1:D:77:ARG:HE	1:D:80:VAL:CG2	1.95	0.78
1:A:77:ARG:HG2	1:A:77:ARG:HH11	1.48	0.77
1:A:296:GLN:HG3	1:A:322:MET:HB2	1.65	0.77
1:F:35:LEU:HD22	1:F:70:VAL:HG11	1.66	0.77
1:C:89:ILE:HD11	1:C:101:ILE:HG21	1.67	0.77

Continued on next page...

Continued from previous page...

Atom-1	Atom-2	Interatomic distance (Å)	Clash overlap (Å)
1:A:437:THR:HG23	1:A:440:THR:H	1.48	0.77
1:C:104:LEU:HD21	1:D:83:ALA:HA	1.67	0.76
1:D:208:VAL:HG11	1:D:225:LEU:HD13	1.65	0.76
1:F:296:GLN:HG3	1:F:322:MET:HB2	1.65	0.76
1:D:296:GLN:HG3	1:D:322:MET:HB2	1.68	0.76
1:F:89:ILE:HD11	1:F:101:ILE:HG21	1.67	0.76
1:C:167:GLU:HG2	1:C:198:ASN:HD21	1.51	0.76
1:D:308:ALA:O	1:D:335:ARG:HD3	1.85	0.76
1:C:193:GLN:NE2	1:C:362:GLN:HE21	1.81	0.76
1:E:296:GLN:HG3	1:E:322:MET:HB2	1.65	0.76
1:D:437:THR:HG23	1:D:440:THR:H	1.50	0.75
1:F:208:VAL:HG11	1:F:225:LEU:HD13	1.67	0.75
1:A:193:GLN:NE2	1:A:362:GLN:HE21	1.83	0.75
1:C:308:ALA:O	1:C:335:ARG:HD3	1.86	0.75
1:B:296:GLN:HG3	1:B:322:MET:HB2	1.67	0.74
1:A:208:VAL:HG11	1:A:225:LEU:HD13	1.68	0.74
1:A:298:GLU:HG3	1:B:349:THR:HB	1.70	0.74
1:F:101:ILE:O	1:F:105:VAL:HG22	1.85	0.74
1:B:437:THR:HG23	1:B:440:THR:H	1.52	0.74
1:E:167:GLU:HG2	1:E:198:ASN:HD21	1.52	0.74
1:F:193:GLN:NE2	1:F:362:GLN:HE21	1.85	0.74
1:A:90:HIS:HD2	1:A:134:TYR:OH	1.71	0.74
1:C:77:ARG:HG2	1:C:77:ARG:HH11	1.53	0.74
1:B:193:GLN:NE2	1:B:362:GLN:HE21	1.86	0.73
1:D:78:ILE:H	1:D:78:ILE:HD12	1.51	0.73
1:E:193:GLN:NE2	1:E:362:GLN:HE21	1.87	0.73
1:B:297:SER:HB2	1:C:349:THR:OG1	1.87	0.73
1:D:347:THR:O	1:D:349:THR:N	2.21	0.73
1:A:89:ILE:HD11	1:A:101:ILE:HG21	1.70	0.73
1:E:89:ILE:HD11	1:E:101:ILE:HG21	1.71	0.73
1:F:343:GLY:HA3	1:F:350:ARG:HD3	1.71	0.73
1:E:308:ALA:O	1:E:335:ARG:HD3	1.88	0.73
1:B:101:ILE:O	1:B:105:VAL:HG22	1.89	0.73
1:B:407:PHE:CE2	1:B:427:ILE:HD11	2.24	0.73
1:B:90:HIS:HD2	1:B:134:TYR:OH	1.72	0.73
1:D:89:ILE:HD11	1:D:101:ILE:HG21	1.71	0.73
1:D:346:ALA:O	1:D:347:THR:HG22	1.89	0.72
1:A:308:ALA:O	1:A:335:ARG:HD3	1.89	0.72
1:D:193:GLN:NE2	1:D:362:GLN:HE21	1.87	0.72
1:C:437:THR:O	1:C:438:ASN:C	2.28	0.72
1:B:75:ASN:ND2	1:B:76:ASP:HB3	2.05	0.71

Continued on next page...

Continued from previous page...

Atom-1	Atom-2	Interatomic distance (Å)	Clash overlap (Å)
1:C:95:ASP:O	1:D:52:LYS:HB2	1.89	0.71
1:A:75:ASN:ND2	1:A:76:ASP:HB3	2.06	0.71
1:B:35:LEU:HD22	1:B:70:VAL:HG11	1.72	0.71
1:B:75:ASN:HD22	1:B:76:ASP:HB3	1.56	0.71
1:C:344:TYR:O	1:C:345:SER:CB	2.39	0.71
1:B:292:MET:HG3	1:C:274:VAL:CG1	2.19	0.71
1:B:308:ALA:O	1:B:335:ARG:HD3	1.90	0.71
1:E:407:PHE:CE2	1:E:427:ILE:HD11	2.26	0.70
1:E:437:THR:HG23	1:E:440:THR:H	1.54	0.70
1:A:313:ASN:ND2	1:A:342:VAL:HG21	2.06	0.70
1:C:193:GLN:HE21	1:C:362:GLN:HE21	1.39	0.70
1:C:95:ASP:C	1:D:52:LYS:HB2	2.12	0.70
1:E:90:HIS:HD2	1:E:134:TYR:OH	1.75	0.70
1:F:75:ASN:ND2	1:F:76:ASP:HB3	2.07	0.70
1:A:78:ILE:HD12	1:A:78:ILE:H	1.56	0.70
1:E:78:ILE:HD12	1:E:78:ILE:H	1.56	0.69
1:A:101:ILE:O	1:A:105:VAL:HG22	1.92	0.69
1:F:437:THR:O	1:F:438:ASN:C	2.31	0.69
1:C:97:PRO:HD3	1:D:52:LYS:HG3	1.74	0.69
1:E:75:ASN:HD22	1:E:76:ASP:HB3	1.57	0.69
1:F:90:HIS:HD2	1:F:134:TYR:OH	1.74	0.69
1:E:75:ASN:ND2	1:E:76:ASP:HB3	2.07	0.69
1:A:77:ARG:HG2	1:A:77:ARG:NH1	2.06	0.68
1:F:89:ILE:HD11	1:F:101:ILE:CG2	2.23	0.68
1:A:407:PHE:CE2	1:A:427:ILE:HD11	2.29	0.68
1:D:437:THR:HG21	1:D:440:THR:O	1.94	0.68
1:D:5:LYS:HE3	1:D:133:ASP:OD2	1.92	0.68
1:D:90:HIS:HD2	1:D:134:TYR:OH	1.75	0.68
1:A:437:THR:HG21	1:A:440:THR:O	1.93	0.68
1:D:274:VAL:CG1	1:E:292:MET:HG3	2.20	0.68
1:C:77:ARG:NH1	1:C:77:ARG:HG2	2.08	0.68
1:D:342:VAL:CG2	1:D:342:VAL:O	2.42	0.68
1:B:345:SER:HA	1:B:346:ALA:C	2.15	0.68
1:D:407:PHE:CE2	1:D:427:ILE:HD11	2.28	0.67
1:B:137:VAL:CG2	1:B:178:GLY:HA2	2.25	0.67
1:A:75:ASN:HD22	1:A:76:ASP:HB3	1.57	0.67
1:F:78:ILE:H	1:F:78:ILE:HD12	1.59	0.67
1:D:484:ASN:HD22	1:D:487:HIS:H	1.42	0.67
1:F:75:ASN:HD22	1:F:76:ASP:HB3	1.58	0.67
1:D:347:THR:OG1	1:E:298:GLU:HG2	1.95	0.67
1:F:437:THR:HG21	1:F:440:THR:O	1.95	0.67

Continued on next page...

Continued from previous page...

Atom-1	Atom-2	Interatomic distance (Å)	Clash overlap (Å)
1:B:422:ILE:HG22	1:B:486:PHE:HE1	1.59	0.66
1:D:75:ASN:ND2	1:D:76:ASP:HB3	2.10	0.66
1:F:193:GLN:HE21	1:F:362:GLN:HE21	1.39	0.66
1:C:52:LYS:CB	1:D:94:ASP:O	2.42	0.66
1:A:193:GLN:HE21	1:A:362:GLN:HE21	1.41	0.66
1:B:193:GLN:HE21	1:B:362:GLN:HE21	1.42	0.66
1:E:90:HIS:HE1	1:E:114:SER:OG	1.79	0.66
1:E:422:ILE:HG22	1:E:486:PHE:HE1	1.60	0.66
1:C:101:ILE:O	1:C:105:VAL:HG22	1.94	0.66
1:F:407:PHE:CE2	1:F:427:ILE:HD11	2.31	0.66
1:F:484:ASN:HD22	1:F:487:HIS:H	1.42	0.66
1:A:130:ASP:HB2	1:A:133:ASP:OD1	1.96	0.66
1:C:89:ILE:HD11	1:C:101:ILE:CG2	2.26	0.66
1:D:193:GLN:HE21	1:D:362:GLN:HE21	1.44	0.66
1:A:339:PHE:CE2	1:A:341:PRO:CG	2.67	0.65
1:E:290:PRO:HB2	1:E:292:MET:CE	2.27	0.65
1:A:89:ILE:HD11	1:A:101:ILE:CG2	2.27	0.65
1:B:17:ASP:HB3	1:B:20:MET:HE2	1.77	0.65
1:C:90:HIS:HD2	1:C:134:TYR:OH	1.79	0.65
1:E:528:ASN:C	1:E:530:PRO:HD3	2.16	0.65
1:C:257:ILE:HD11	1:C:533:TRP:HH2	1.61	0.65
1:B:345:SER:HA	1:B:347:THR:CA	2.26	0.65
1:C:407:PHE:CE2	1:C:427:ILE:HD11	2.30	0.65
1:B:89:ILE:HD11	1:B:101:ILE:CG2	2.26	0.65
1:B:528:ASN:C	1:B:530:PRO:HD3	2.16	0.65
1:C:343:GLY:O	1:C:345:SER:N	2.30	0.65
1:A:343:GLY:O	1:A:345:SER:N	2.30	0.65
1:E:193:GLN:HE21	1:E:362:GLN:HE21	1.45	0.65
1:E:484:ASN:HD22	1:E:487:HIS:H	1.43	0.65
1:C:422:ILE:HG22	1:C:486:PHE:HE1	1.63	0.64
1:D:283:THR:HG22	1:D:288:SER:O	1.96	0.64
1:D:346:ALA:C	1:D:347:THR:HG23	2.17	0.64
1:A:90:HIS:HE1	1:A:114:SER:OG	1.79	0.64
1:C:90:HIS:HE1	1:C:114:SER:OG	1.79	0.64
1:B:345:SER:N	1:B:346:ALA:HB3	2.12	0.64
1:E:347:THR:HG21	1:F:302:LEU:HD13	1.79	0.64
1:D:528:ASN:C	1:D:530:PRO:HD3	2.18	0.64
1:D:35:LEU:CD2	1:D:70:VAL:HG11	2.27	0.64
1:A:257:ILE:HD11	1:A:533:TRP:HH2	1.62	0.64
1:F:339:PHE:CD2	1:F:341:PRO:HG3	2.31	0.64
1:A:283:THR:HG22	1:A:288:SER:O	1.97	0.64

Continued on next page...

Continued from previous page...

Atom-1	Atom-2	Interatomic distance (Å)	Clash overlap (Å)
1:F:283:THR:HG22	1:F:288:SER:O	1.98	0.64
1:E:101:ILE:O	1:E:105:VAL:HG22	1.98	0.64
1:E:137:VAL:CG2	1:E:178:GLY:HA2	2.28	0.64
1:B:46:GLU:HA	1:B:46:GLU:OE1	1.97	0.63
1:D:46:GLU:HB2	1:D:54:PHE:CE2	2.32	0.63
1:B:90:HIS:HE1	1:B:114:SER:OG	1.82	0.63
1:D:484:ASN:ND2	1:D:487:HIS:H	1.96	0.63
1:E:437:THR:HG21	1:E:440:THR:O	1.99	0.63
1:E:89:ILE:HD11	1:E:101:ILE:CG2	2.29	0.63
1:A:528:ASN:C	1:A:530:PRO:HD3	2.19	0.63
1:B:257:ILE:HD11	1:B:533:TRP:HH2	1.63	0.63
1:B:484:ASN:HD22	1:B:487:HIS:H	1.45	0.63
1:A:484:ASN:HD22	1:A:487:HIS:H	1.45	0.63
1:E:257:ILE:HD11	1:E:533:TRP:HH2	1.63	0.63
1:E:484:ASN:ND2	1:E:487:HIS:H	1.96	0.63
1:F:90:HIS:HE1	1:F:114:SER:OG	1.81	0.63
1:B:484:ASN:ND2	1:B:487:HIS:H	1.96	0.63
1:B:283:THR:HG22	1:B:288:SER:O	1.99	0.63
1:C:528:ASN:C	1:C:530:PRO:HD3	2.19	0.63
1:D:101:ILE:O	1:D:105:VAL:HG22	1.98	0.63
1:F:528:ASN:C	1:F:530:PRO:HD3	2.19	0.63
1:C:17:ASP:HB3	1:C:20:MET:HE2	1.81	0.62
1:E:520:ALA:O	1:E:524:LEU:HB2	1.99	0.62
1:F:167:GLU:CG	1:F:198:ASN:HD21	2.12	0.62
1:D:90:HIS:HE1	1:D:114:SER:OG	1.81	0.62
1:A:346:ALA:C	1:A:347:THR:HG23	2.19	0.62
1:D:75:ASN:HD22	1:D:76:ASP:HB3	1.63	0.62
1:B:290:PRO:HB2	1:B:292:MET:CE	2.29	0.62
1:D:17:ASP:HB3	1:D:20:MET:HE2	1.81	0.62
1:F:17:ASP:HB3	1:F:20:MET:HE2	1.82	0.61
1:B:46:GLU:HB2	1:B:54:PHE:CE2	2.34	0.61
1:C:437:THR:HG21	1:C:440:THR:O	2.01	0.61
1:D:257:ILE:HD11	1:D:533:TRP:HH2	1.65	0.61
1:D:89:ILE:HD11	1:D:101:ILE:CG2	2.29	0.61
1:F:484:ASN:ND2	1:F:487:HIS:H	1.98	0.61
1:A:17:ASP:HB3	1:A:20:MET:HE2	1.82	0.61
1:C:339:PHE:CE2	1:C:341:PRO:HG3	2.35	0.61
1:A:167:GLU:CG	1:A:198:ASN:HD21	2.13	0.61
1:B:407:PHE:HE2	1:B:427:ILE:HD11	1.64	0.61
1:D:290:PRO:HB2	1:D:292:MET:CE	2.31	0.61
1:A:484:ASN:ND2	1:A:487:HIS:H	1.98	0.61

Continued on next page...

Continued from previous page...

Atom-1	Atom-2	Interatomic distance (Å)	Clash overlap (Å)
1:B:437:THR:HG21	1:B:440:THR:O	2.01	0.61
1:C:78:ILE:HD12	1:C:78:ILE:H	1.64	0.61
1:D:46:GLU:HA	1:D:46:GLU:OE1	2.00	0.61
1:E:46:GLU:HA	1:E:46:GLU:OE1	2.00	0.61
1:B:35:LEU:CD1	1:B:64:LEU:HD22	2.31	0.61
1:F:137:VAL:CG2	1:F:178:GLY:HA2	2.31	0.61
1:A:346:ALA:O	1:A:347:THR:CG2	2.44	0.61
1:D:137:VAL:CG2	1:D:178:GLY:HA2	2.30	0.61
1:C:484:ASN:ND2	1:C:487:HIS:H	1.99	0.61
1:D:422:ILE:HG22	1:D:486:PHE:HE1	1.65	0.61
1:E:17:ASP:HB3	1:E:20:MET:HE2	1.83	0.61
1:C:290:PRO:HB2	1:C:292:MET:CE	2.30	0.61
1:F:290:PRO:HB2	1:F:292:MET:CE	2.31	0.61
1:B:339:PHE:CE2	1:B:341:PRO:HG3	2.36	0.60
1:D:54:PHE:CE2	1:D:77:ARG:HD3	2.35	0.60
1:D:292:MET:HG3	1:F:274:VAL:CG1	2.29	0.60
1:F:257:ILE:HD11	1:F:533:TRP:HH2	1.66	0.60
1:D:167:GLU:CG	1:D:198:ASN:HD21	2.14	0.60
1:A:137:VAL:CG2	1:A:178:GLY:HA2	2.31	0.60
1:A:290:PRO:HB2	1:A:292:MET:CE	2.31	0.60
1:C:484:ASN:HD22	1:C:487:HIS:H	1.49	0.60
1:E:46:GLU:HB2	1:E:54:PHE:CE2	2.36	0.60
1:C:343:GLY:O	1:C:344:TYR:C	2.39	0.60
1:C:424:ASP:HB3	1:C:446:PRO:HG2	1.84	0.60
1:A:75:ASN:HD22	1:A:76:ASP:CB	2.15	0.60
1:C:265:PRO:CD	1:C:288:SER:HB3	2.25	0.60
1:D:77:ARG:HE	1:D:80:VAL:HG21	1.65	0.59
1:E:283:THR:HG22	1:E:288:SER:O	2.02	0.59
1:A:35:LEU:CD2	1:A:70:VAL:HG11	2.32	0.59
1:E:529:THR:N	1:E:530:PRO:HD3	2.17	0.59
1:B:75:ASN:HD22	1:B:76:ASP:CB	2.15	0.59
1:F:437:THR:HG23	1:F:440:THR:N	2.16	0.59
1:C:137:VAL:CG2	1:C:178:GLY:HA2	2.32	0.59
1:B:523:ARG:HH11	1:C:508:ASN:HB3	1.66	0.59
1:F:339:PHE:HE2	1:F:341:PRO:HG3	1.58	0.59
1:D:129:PRO:O	1:D:130:ASP:HB2	2.03	0.59
1:D:424:ASP:HB3	1:D:446:PRO:HG2	1.85	0.59
1:A:297:SER:HB2	1:B:349:THR:OG1	2.02	0.59
1:A:529:THR:N	1:A:530:PRO:HD3	2.18	0.59
1:E:75:ASN:HD22	1:E:76:ASP:CB	2.16	0.59
1:E:58:ALA:HB1	1:E:84:ILE:HD13	1.85	0.59

Continued on next page...

Continued from previous page...

Atom-1	Atom-2	Interatomic distance (Å)	Clash overlap (Å)
1:E:407:PHE:HE2	1:E:427:ILE:HD11	1.67	0.58
1:A:422:ILE:HG22	1:A:486:PHE:HE1	1.67	0.58
1:B:345:SER:CA	1:B:347:THR:N	2.60	0.58
1:A:187:ILE:HG23	1:A:206:ILE:CD1	2.33	0.58
1:B:529:THR:N	1:B:530:PRO:HD3	2.18	0.58
1:D:107:PRO:O	1:D:108:ASP:HB2	2.03	0.58
1:A:46:GLU:HB2	1:A:54:PHE:CE2	2.38	0.58
1:C:283:THR:HG22	1:C:288:SER:O	2.02	0.58
1:C:35:LEU:CD2	1:C:70:VAL:HG11	2.34	0.58
1:D:346:ALA:O	1:D:347:THR:HG23	2.01	0.58
1:A:58:ALA:HB1	1:A:84:ILE:HD13	1.86	0.58
1:F:344:TYR:HE2	1:F:376:LEU:HA	1.69	0.58
1:C:96:MET:HG3	1:D:55:ILE:HD12	1.86	0.58
1:B:523:ARG:NH1	1:C:508:ASN:HB3	2.19	0.58
1:B:137:VAL:HG23	1:B:178:GLY:HA2	1.85	0.58
1:C:46:GLU:HB2	1:C:54:PHE:CE2	2.38	0.58
1:F:424:ASP:HB3	1:F:446:PRO:HG2	1.85	0.58
1:F:529:THR:N	1:F:530:PRO:HD3	2.19	0.58
1:A:107:PRO:O	1:A:108:ASP:HB2	2.03	0.58
1:E:339:PHE:CE2	1:E:341:PRO:HG3	2.39	0.58
1:A:339:PHE:CD2	1:A:341:PRO:HG3	2.35	0.57
1:B:520:ALA:O	1:B:524:LEU:HB2	2.04	0.57
1:A:407:PHE:HE2	1:A:427:ILE:HD11	1.69	0.57
1:B:424:ASP:HB3	1:B:446:PRO:HG2	1.86	0.57
1:E:137:VAL:HG23	1:E:178:GLY:HA2	1.86	0.57
1:B:278:PHE:CE2	1:B:467:SER:OG	2.57	0.57
1:A:252:GLU:O	1:A:256:ILE:HG12	2.05	0.57
1:A:424:ASP:HB3	1:A:446:PRO:HG2	1.86	0.57
1:D:75:ASN:HD22	1:D:76:ASP:CB	2.18	0.57
1:F:278:PHE:CE2	1:F:467:SER:OG	2.57	0.57
1:E:51:THR:O	1:E:55:ILE:HG13	2.04	0.57
1:C:344:TYR:OH	1:C:355:ASN:ND2	2.30	0.57
1:F:75:ASN:HD22	1:F:76:ASP:CB	2.16	0.57
1:B:35:LEU:CD2	1:B:70:VAL:HG11	2.35	0.57
1:C:107:PRO:O	1:C:108:ASP:HB2	2.05	0.57
1:C:437:THR:O	1:C:437:THR:CG2	2.52	0.57
1:D:529:THR:N	1:D:530:PRO:HD3	2.20	0.57
1:E:35:LEU:CD2	1:E:70:VAL:HG11	2.33	0.57
1:B:107:PRO:O	1:B:108:ASP:HB2	2.03	0.57
1:B:298:GLU:HG2	1:C:347:THR:CB	2.35	0.57
1:B:420:ASP:OD2	1:B:497:LYS:HD3	2.05	0.57

Continued on next page...

Continued from previous page...

Atom-1	Atom-2	Interatomic distance (Å)	Clash overlap (Å)
1:E:252:GLU:O	1:E:256:ILE:HG12	2.04	0.57
1:D:349:THR:OG1	1:E:297:SER:HB2	2.05	0.57
1:C:529:THR:N	1:C:530:PRO:HD3	2.20	0.57
1:F:35:LEU:CD2	1:F:70:VAL:HG11	2.33	0.57
1:A:278:PHE:CE2	1:A:467:SER:OG	2.58	0.56
1:C:167:GLU:CG	1:C:198:ASN:HD21	2.18	0.56
1:B:51:THR:O	1:B:55:ILE:HG13	2.05	0.56
1:E:291:ILE:HG22	1:E:293:SER:H	1.70	0.56
1:F:58:ALA:HB1	1:F:84:ILE:HD13	1.87	0.56
1:D:167:GLU:HG2	1:D:198:ASN:ND2	2.20	0.56
1:C:344:TYR:CE1	1:C:351:LEU:HD12	2.40	0.56
1:E:278:PHE:CE2	1:E:467:SER:OG	2.57	0.56
1:F:420:ASP:OD2	1:F:497:LYS:HD3	2.05	0.56
1:D:51:THR:O	1:D:55:ILE:HG13	2.06	0.56
1:B:58:ALA:HB1	1:B:84:ILE:HD13	1.87	0.56
1:A:322:MET:HG3	1:A:323:LEU:N	2.21	0.56
1:B:298:GLU:HG2	1:C:347:THR:HG21	1.87	0.56
1:D:407:PHE:HE2	1:D:427:ILE:HD11	1.69	0.56
1:A:420:ASP:OD2	1:A:497:LYS:HD3	2.06	0.56
1:D:346:ALA:C	1:D:347:THR:CG2	2.72	0.56
1:C:75:ASN:HD22	1:C:76:ASP:CB	2.19	0.55
1:D:278:PHE:CE2	1:D:467:SER:OG	2.59	0.55
1:E:424:ASP:HB3	1:E:446:PRO:HG2	1.88	0.55
1:A:520:ALA:O	1:A:524:LEU:HB2	2.05	0.55
1:B:167:GLU:CG	1:B:198:ASN:HD21	2.16	0.55
1:C:38:GLY:O	1:C:40:THR:HG23	2.06	0.55
1:E:313:ASN:ND2	1:E:342:VAL:HG21	2.21	0.55
1:F:422:ILE:HG22	1:F:486:PHE:HE1	1.70	0.55
1:B:123:GLU:O	1:B:127:MET:HG3	2.06	0.55
1:C:520:ALA:O	1:C:524:LEU:HB2	2.06	0.55
1:C:58:ALA:HB1	1:C:84:ILE:HD13	1.88	0.55
1:F:123:GLU:O	1:F:127:MET:HG3	2.06	0.55
1:D:520:ALA:O	1:D:524:LEU:HB2	2.05	0.55
1:E:265:PRO:CD	1:E:288:SER:HB3	2.29	0.55
1:E:5:LYS:HE3	1:E:133:ASP:OD1	2.07	0.55
1:C:278:PHE:CE2	1:C:467:SER:OG	2.58	0.55
1:D:10:TYR:O	1:D:205:GLY:HA3	2.06	0.55
1:A:167:GLU:HG2	1:A:198:ASN:ND2	2.18	0.55
1:C:187:ILE:HG23	1:C:206:ILE:CD1	2.37	0.55
1:D:347:THR:O	1:D:348:GLU:C	2.44	0.55
1:B:28:TYR:CZ	1:B:64:LEU:HG	2.41	0.55

Continued on next page...

Continued from previous page...

Atom-1	Atom-2	Interatomic distance (Å)	Clash overlap (Å)
1:C:75:ASN:HD22	1:C:76:ASP:HB3	1.72	0.55
1:E:192:TYR:HA	1:E:431:TYR:HB3	1.89	0.55
1:A:343:GLY:HA3	1:A:350:ARG:HD3	1.88	0.54
1:D:38:GLY:O	1:D:39:VAL:C	2.46	0.54
1:E:38:GLY:O	1:E:40:THR:HG23	2.07	0.54
1:D:187:ILE:HG23	1:D:206:ILE:CD1	2.38	0.54
1:E:107:PRO:O	1:E:108:ASP:HB2	2.07	0.54
1:E:28:TYR:CZ	1:E:64:LEU:HG	2.42	0.54
1:C:91:VAL:HG11	1:C:101:ILE:HD13	1.90	0.54
1:C:252:GLU:O	1:C:256:ILE:HG12	2.08	0.54
1:C:91:VAL:HG11	1:C:101:ILE:CD1	2.37	0.54
1:A:74:ILE:HD11	1:A:84:ILE:HD11	1.89	0.54
1:E:137:VAL:HG22	1:E:177:VAL:O	2.08	0.54
1:C:437:THR:O	1:C:437:THR:HG22	2.08	0.54
1:D:58:ALA:HB1	1:D:84:ILE:HD13	1.89	0.54
1:D:314:THR:O	1:D:342:VAL:CG1	2.55	0.54
1:A:291:ILE:HG22	1:A:293:SER:H	1.72	0.54
1:F:195:VAL:HG12	1:F:202:SER:HB3	1.90	0.54
1:A:518:ILE:HG22	1:B:510:SER:HB2	1.90	0.54
1:C:193:GLN:NE2	1:C:362:GLN:NE2	2.54	0.54
1:E:160:ILE:HD11	1:E:193:GLN:O	2.08	0.54
1:E:420:ASP:OD2	1:E:497:LYS:HD3	2.08	0.54
1:A:124:LEU:HD23	1:A:124:LEU:C	2.29	0.54
1:B:347:THR:O	1:B:348:GLU:HG2	2.07	0.54
1:B:74:ILE:HD11	1:B:84:ILE:HD11	1.90	0.54
1:C:322:MET:HG3	1:C:323:LEU:N	2.23	0.54
1:F:192:TYR:HA	1:F:431:TYR:HB3	1.90	0.54
1:A:38:GLY:O	1:A:39:VAL:C	2.47	0.53
1:B:38:GLY:O	1:B:40:THR:HG23	2.08	0.53
1:C:98:ILE:HD11	1:C:113:TRP:CD1	2.43	0.53
1:D:38:GLY:O	1:D:40:THR:HG23	2.08	0.53
1:D:297:SER:HB2	1:F:349:THR:OG1	2.08	0.53
1:B:167:GLU:HG2	1:B:198:ASN:ND2	2.20	0.53
1:F:291:ILE:HG22	1:F:293:SER:H	1.74	0.53
1:A:46:GLU:HA	1:A:46:GLU:OE1	2.07	0.53
1:B:160:ILE:HD11	1:B:193:GLN:O	2.09	0.53
1:B:280:ALA:O	1:B:284:LEU:HB2	2.08	0.53
1:D:195:VAL:HG12	1:D:202:SER:HB3	1.90	0.53
1:D:51:THR:HB	1:D:77:ARG:CZ	2.38	0.53
1:E:187:ILE:HG12	1:E:206:ILE:HD13	1.91	0.53
1:B:187:ILE:HG12	1:B:206:ILE:HD13	1.91	0.53

Continued on next page...

Continued from previous page...

Atom-1	Atom-2	Interatomic distance (Å)	Clash overlap (Å)
1:D:77:ARG:HE	1:D:80:VAL:HG23	1.71	0.53
1:B:137:VAL:HG22	1:B:177:VAL:O	2.08	0.53
1:C:407:PHE:HE2	1:C:427:ILE:HD11	1.73	0.53
1:D:5:LYS:HE3	1:D:133:ASP:CG	2.28	0.53
1:A:271:THR:HA	1:A:313:ASN:HB2	1.90	0.53
1:B:138:GLY:HA3	1:B:154:MET:CE	2.39	0.53
1:C:51:THR:O	1:C:55:ILE:HG13	2.09	0.53
1:E:127:MET:HB3	1:E:131:MET:HG3	1.91	0.53
1:E:195:VAL:HG12	1:E:202:SER:HB3	1.91	0.53
1:E:344:TYR:CD1	1:E:354:ASN:ND2	2.76	0.53
1:F:437:THR:CG2	1:F:437:THR:O	2.56	0.53
1:B:124:LEU:C	1:B:124:LEU:HD23	2.29	0.53
1:C:75:ASN:HD22	1:C:76:ASP:CA	2.21	0.53
1:C:75:ASN:ND2	1:C:76:ASP:HB3	2.24	0.53
1:B:265:PRO:CD	1:B:288:SER:HB3	2.29	0.52
1:C:123:GLU:O	1:C:127:MET:HG3	2.09	0.52
1:B:291:ILE:HG22	1:B:293:SER:H	1.74	0.52
1:B:66:HIS:HE1	1:B:87:ASP:OD1	1.92	0.52
1:C:254:GLN:HG3	1:C:528:ASN:HB3	1.91	0.52
1:C:52:LYS:HB2	1:D:95:ASP:C	2.30	0.52
1:E:66:HIS:HE1	1:E:87:ASP:OD1	1.92	0.52
1:F:137:VAL:HG23	1:F:178:GLY:HA2	1.92	0.52
1:A:91:VAL:HG11	1:A:101:ILE:CD1	2.40	0.52
1:A:38:GLY:O	1:A:40:THR:HG23	2.10	0.52
1:A:91:VAL:HG11	1:A:101:ILE:HD13	1.92	0.52
1:C:160:ILE:HD11	1:C:193:GLN:O	2.10	0.52
1:D:124:LEU:HD23	1:D:124:LEU:C	2.30	0.52
1:D:252:GLU:O	1:D:256:ILE:HG12	2.09	0.52
1:F:74:ILE:HD11	1:F:84:ILE:HD11	1.91	0.52
1:D:271:THR:HA	1:D:313:ASN:HB2	1.92	0.52
1:D:192:TYR:HA	1:D:431:TYR:HB3	1.91	0.52
1:F:407:PHE:HE2	1:F:427:ILE:HD11	1.72	0.52
1:A:192:TYR:HA	1:A:431:TYR:HB3	1.91	0.52
1:D:420:ASP:OD2	1:D:497:LYS:HD3	2.09	0.52
1:E:167:GLU:CG	1:E:198:ASN:HD21	2.21	0.52
1:B:192:TYR:CZ	1:B:410:LYS:HB3	2.45	0.52
1:D:137:VAL:HG23	1:D:178:GLY:HA2	1.92	0.52
1:F:252:GLU:O	1:F:256:ILE:HG12	2.09	0.52
1:C:192:TYR:HA	1:C:431:TYR:HB3	1.91	0.52
1:D:91:VAL:HG11	1:D:101:ILE:HD13	1.92	0.52
1:B:272:ASN:N	1:B:272:ASN:ND2	2.58	0.51

Continued on next page...

Continued from previous page...

Atom-1	Atom-2	Interatomic distance (Å)	Clash overlap (Å)
1:D:265:PRO:CD	1:D:288:SER:HB3	2.29	0.51
1:F:138:GLY:HA3	1:F:154:MET:CE	2.40	0.51
1:A:495:LEU:HD22	1:A:521:LEU:HD23	1.92	0.51
1:C:271:THR:HA	1:C:313:ASN:HB2	1.92	0.51
1:D:276:GLN:HE21	1:D:276:GLN:HA	1.75	0.51
1:E:271:THR:HA	1:E:313:ASN:HB2	1.93	0.51
1:F:167:GLU:HG2	1:F:198:ASN:ND2	2.21	0.51
1:B:437:THR:HG23	1:B:440:THR:N	2.23	0.51
1:A:265:PRO:CD	1:A:288:SER:HB3	2.29	0.51
1:A:437:THR:HG23	1:A:440:THR:N	2.20	0.51
1:B:192:TYR:HA	1:B:431:TYR:HB3	1.92	0.51
1:D:127:MET:HB3	1:D:131:MET:HG3	1.93	0.51
1:F:344:TYR:CD2	1:F:376:LEU:HG	2.46	0.51
1:A:123:GLU:O	1:A:127:MET:HG3	2.09	0.51
1:B:322:MET:HG3	1:B:323:LEU:N	2.25	0.51
1:F:140:LEU:HD12	1:F:182:LEU:HD11	1.93	0.51
1:A:195:VAL:HG12	1:A:202:SER:HB3	1.93	0.51
1:A:312:LEU:HD21	1:A:323:LEU:HD22	1.91	0.51
1:C:77:ARG:HH11	1:C:77:ARG:CG	2.24	0.51
1:D:437:THR:O	1:D:439:GLY:N	2.44	0.51
1:E:138:GLY:HA3	1:E:154:MET:CE	2.41	0.51
1:F:193:GLN:NE2	1:F:362:GLN:NE2	2.57	0.51
1:B:298:GLU:HG2	1:C:347:THR:OG1	2.10	0.51
1:B:271:THR:HA	1:B:313:ASN:HB2	1.93	0.51
1:B:495:LEU:HD22	1:B:521:LEU:HD23	1.92	0.51
1:C:291:ILE:HG22	1:C:293:SER:H	1.76	0.51
1:D:75:ASN:HD22	1:D:76:ASP:CA	2.24	0.51
1:F:271:THR:HA	1:F:313:ASN:HB2	1.91	0.51
1:D:298:GLU:HG2	1:F:347:THR:HG21	1.93	0.51
1:F:265:PRO:CD	1:F:288:SER:HB3	2.27	0.51
1:F:313:ASN:ND2	1:F:342:VAL:HG21	2.26	0.51
1:F:437:THR:HG22	1:F:437:THR:O	2.11	0.51
1:A:28:TYR:CZ	1:A:64:LEU:HG	2.45	0.51
1:C:195:VAL:HG12	1:C:202:SER:HB3	1.93	0.51
1:E:274:VAL:HG13	1:F:292:MET:HG3	1.93	0.51
1:F:254:GLN:HG3	1:F:528:ASN:HB3	1.93	0.51
1:D:343:GLY:O	1:D:350:ARG:CD	2.58	0.51
1:D:91:VAL:HG11	1:D:101:ILE:CD1	2.41	0.51
1:E:437:THR:O	1:E:439:GLY:N	2.44	0.51
1:B:252:GLU:O	1:B:256:ILE:HG12	2.10	0.50
1:F:520:ALA:O	1:F:524:LEU:HB2	2.10	0.50

Continued on next page...

Continued from previous page...

Atom-1	Atom-2	Interatomic distance (Å)	Clash overlap (Å)
1:D:312:LEU:HD21	1:D:323:LEU:HD22	1.93	0.50
1:A:254:GLN:HG3	1:A:528:ASN:HB3	1.93	0.50
1:E:140:LEU:HD12	1:E:182:LEU:HD11	1.93	0.50
1:F:187:ILE:HG23	1:F:206:ILE:CD1	2.41	0.50
1:B:195:VAL:HG12	1:B:202:SER:HB3	1.92	0.50
1:B:20:MET:CE	1:B:209:VAL:HG12	2.40	0.50
1:B:35:LEU:HD12	1:B:64:LEU:HD22	1.91	0.50
1:C:46:GLU:HA	1:C:46:GLU:OE1	2.11	0.50
1:E:123:GLU:O	1:E:127:MET:HG3	2.11	0.50
1:A:160:ILE:HD11	1:A:193:GLN:O	2.12	0.50
1:B:344:TYR:OH	1:B:355:ASN:ND2	2.45	0.50
1:E:91:VAL:HG11	1:E:101:ILE:CD1	2.41	0.50
1:E:200:LYS:O	1:E:435:LYS:O	2.29	0.50
1:E:495:LEU:HD22	1:E:521:LEU:HD23	1.92	0.50
1:F:20:MET:CE	1:F:209:VAL:HG12	2.41	0.50
1:F:20:MET:HE1	1:F:209:VAL:HG12	1.94	0.50
1:F:322:MET:HG3	1:F:323:LEU:N	2.24	0.50
1:B:313:ASN:ND2	1:B:342:VAL:HG21	2.27	0.50
1:B:91:VAL:HG11	1:B:101:ILE:HD13	1.93	0.50
1:B:192:TYR:CD1	1:B:234:TYR:HD2	2.30	0.50
1:C:96:MET:HG3	1:D:55:ILE:CD1	2.42	0.50
1:B:187:ILE:HG23	1:B:206:ILE:CD1	2.41	0.49
1:D:291:ILE:HG22	1:D:293:SER:H	1.76	0.49
1:D:322:MET:HG3	1:D:323:LEU:N	2.25	0.49
1:F:98:ILE:HD11	1:F:113:TRP:CD1	2.47	0.49
1:A:138:GLY:HA3	1:A:154:MET:CE	2.42	0.49
1:A:192:TYR:CD1	1:A:234:TYR:HD2	2.30	0.49
1:A:272:ASN:N	1:A:272:ASN:ND2	2.59	0.49
1:B:254:GLN:HG3	1:B:528:ASN:HB3	1.94	0.49
1:C:312:LEU:HD21	1:C:323:LEU:HD22	1.93	0.49
1:D:275:HIS:CD2	1:D:466:CYS:HB2	2.48	0.49
1:E:167:GLU:HG2	1:E:198:ASN:ND2	2.23	0.49
1:F:296:GLN:CG	1:F:322:MET:HB2	2.38	0.49
1:A:140:LEU:HD12	1:A:182:LEU:HD11	1.95	0.49
1:B:91:VAL:HG11	1:B:101:ILE:CD1	2.43	0.49
1:D:394:SER:OG	1:D:395:ASN:N	2.45	0.49
1:E:75:ASN:HD22	1:E:76:ASP:CA	2.26	0.49
1:F:495:LEU:HD22	1:F:521:LEU:HD23	1.95	0.49
1:A:51:THR:O	1:A:55:ILE:HG13	2.13	0.49
1:D:54:PHE:HE2	1:D:77:ARG:HD3	1.78	0.49
1:F:192:TYR:CZ	1:F:410:LYS:HB3	2.47	0.49

Continued on next page...

Continued from previous page...

Atom-1	Atom-2	Interatomic distance (Å)	Clash overlap (Å)
1:F:51:THR:O	1:F:55:ILE:HG13	2.12	0.49
1:A:127:MET:HB3	1:A:131:MET:HG3	1.94	0.49
1:A:137:VAL:HG23	1:A:178:GLY:HA2	1.94	0.49
1:A:75:ASN:HD22	1:A:76:ASP:CA	2.25	0.49
1:C:187:ILE:CD1	1:C:225:LEU:HD22	2.43	0.49
1:D:123:GLU:O	1:D:127:MET:HG3	2.13	0.49
1:F:91:VAL:HG11	1:F:101:ILE:HD13	1.94	0.49
1:B:193:GLN:NE2	1:B:362:GLN:NE2	2.58	0.49
1:C:137:VAL:HG23	1:C:178:GLY:HA2	1.95	0.49
1:D:254:GLN:HG3	1:D:528:ASN:HB3	1.95	0.49
1:E:437:THR:HG23	1:E:440:THR:N	2.24	0.49
1:A:20:MET:CE	1:A:209:VAL:HG12	2.43	0.49
1:B:20:MET:HE1	1:B:209:VAL:HG12	1.95	0.49
1:B:36:GLN:HG2	1:B:68:HIS:NE2	2.27	0.49
1:C:275:HIS:CD2	1:C:466:CYS:HB2	2.48	0.49
1:B:275:HIS:CD2	1:B:466:CYS:HB2	2.48	0.49
1:C:416:THR:HA	1:C:420:ASP:OD1	2.13	0.49
1:D:437:THR:HG23	1:D:440:THR:N	2.24	0.49
1:F:78:ILE:HG13	1:F:89:ILE:HD12	1.95	0.49
1:D:74:ILE:HD11	1:D:84:ILE:HD11	1.93	0.48
1:E:312:LEU:HD21	1:E:323:LEU:HD22	1.95	0.48
1:E:349:THR:HB	1:F:298:GLU:HG3	1.95	0.48
1:D:200:LYS:O	1:D:435:LYS:O	2.31	0.48
1:E:254:GLN:HG3	1:E:528:ASN:HB3	1.95	0.48
1:F:312:LEU:HD21	1:F:323:LEU:HD22	1.94	0.48
1:F:38:GLY:O	1:F:40:THR:HG23	2.13	0.48
1:F:479:GLN:HE21	1:F:484:ASN:H	1.61	0.48
1:E:276:GLN:HE21	1:E:276:GLN:HA	1.78	0.48
1:A:515:VAL:HG23	1:B:511:GLY:C	2.34	0.48
1:B:65:CYS:HB3	1:B:70:VAL:O	2.14	0.48
1:C:167:GLU:HG2	1:C:198:ASN:ND2	2.24	0.48
1:C:437:THR:HG23	1:C:440:THR:N	2.20	0.48
1:E:275:HIS:CD2	1:E:466:CYS:HB2	2.48	0.48
1:E:534:ALA:N	1:E:535:PRO:HD2	2.28	0.48
1:F:187:ILE:HG12	1:F:206:ILE:HD13	1.94	0.48
1:F:28:TYR:CZ	1:F:64:LEU:HG	2.49	0.48
1:C:138:GLY:HA3	1:C:154:MET:CE	2.43	0.48
1:C:192:TYR:CZ	1:C:410:LYS:HB3	2.47	0.48
1:C:28:TYR:CZ	1:C:64:LEU:HG	2.48	0.48
1:C:96:MET:CE	1:D:55:ILE:HD11	2.44	0.48
1:F:189:ARG:O	1:F:193:GLN:HG2	2.14	0.48

Continued on next page...

Continued from previous page...

Atom-1	Atom-2	Interatomic distance (Å)	Clash overlap (Å)
1:A:495:LEU:HD22	1:A:521:LEU:CD2	2.44	0.48
1:B:10:TYR:O	1:B:205:GLY:HA3	2.14	0.48
1:C:38:GLY:O	1:C:39:VAL:C	2.49	0.48
1:D:479:GLN:HA	1:D:480:PRO:HD3	1.72	0.48
1:B:312:LEU:HD21	1:B:323:LEU:HD22	1.94	0.48
1:D:50:ASP:O	1:D:52:LYS:N	2.46	0.48
1:C:79:ASP:HB3	1:D:79:ASP:H	1.78	0.48
1:E:280:ALA:O	1:E:284:LEU:HB2	2.14	0.48
1:E:78:ILE:HG22	1:E:82:MET:CE	2.44	0.48
1:F:91:VAL:HG11	1:F:101:ILE:CD1	2.44	0.48
1:F:124:LEU:HD23	1:F:124:LEU:C	2.34	0.48
1:B:50:ASP:O	1:B:52:LYS:N	2.47	0.48
1:A:280:ALA:O	1:A:284:LEU:HB2	2.14	0.48
1:F:280:ALA:O	1:F:284:LEU:HB2	2.14	0.48
1:F:75:ASN:HD22	1:F:76:ASP:CA	2.26	0.48
1:A:349:THR:OG1	1:C:297:SER:HB2	2.13	0.47
1:B:98:ILE:N	1:B:99:PRO:HD2	2.29	0.47
1:C:102:ARG:HH11	1:C:107:PRO:HA	1.79	0.47
1:C:200:LYS:O	1:C:435:LYS:O	2.31	0.47
1:C:10:TYR:O	1:C:205:GLY:HA3	2.14	0.47
1:A:247:LEU:HD12	1:A:247:LEU:HA	1.68	0.47
1:D:78:ILE:HG22	1:D:82:MET:HE2	1.96	0.47
1:D:66:HIS:HE1	1:D:87:ASP:OD1	1.98	0.47
1:B:75:ASN:HD22	1:B:76:ASP:CA	2.26	0.47
1:D:191:LEU:HD12	1:D:191:LEU:HA	1.73	0.47
1:F:534:ALA:N	1:F:535:PRO:HD2	2.29	0.47
1:F:66:HIS:HE1	1:F:87:ASP:OD1	1.97	0.47
1:A:275:HIS:CD2	1:A:466:CYS:HB2	2.49	0.47
1:B:433:LEU:O	1:B:434:SER:CB	2.62	0.47
1:C:40:THR:HG21	1:C:226:ARG:HH21	1.78	0.47
1:E:190:VAL:O	1:E:194:CYS:HB2	2.13	0.47
1:E:202:SER:OG	1:E:434:SER:HA	2.14	0.47
1:A:479:GLN:HE21	1:A:484:ASN:H	1.62	0.47
1:C:102:ARG:NE	1:C:130:ASP:O	2.46	0.47
1:C:276:GLN:HA	1:C:276:GLN:HE21	1.79	0.47
1:D:127:MET:HE3	1:D:131:MET:HB3	1.97	0.47
1:D:28:TYR:CZ	1:D:64:LEU:HG	2.49	0.47
1:E:272:ASN:ND2	1:E:272:ASN:N	2.61	0.47
1:E:394:SER:OG	1:E:395:ASN:N	2.46	0.47
1:B:190:VAL:O	1:B:194:CYS:HB2	2.14	0.47
1:C:420:ASP:OD2	1:C:497:LYS:HD3	2.14	0.47

Continued on next page...

Continued from previous page...

Atom-1	Atom-2	Interatomic distance (Å)	Clash overlap (Å)
1:C:65:CYS:HB3	1:C:70:VAL:O	2.14	0.47
1:D:187:ILE:CD1	1:D:225:LEU:HD22	2.45	0.47
1:D:265:PRO:O	1:D:288:SER:HB2	2.14	0.47
1:D:272:ASN:N	1:D:272:ASN:ND2	2.61	0.47
1:D:280:ALA:O	1:D:284:LEU:HB2	2.15	0.47
1:E:127:MET:HE3	1:E:131:MET:HB3	1.95	0.47
1:A:10:TYR:O	1:A:205:GLY:HA3	2.15	0.47
1:B:276:GLN:HA	1:B:276:GLN:HE21	1.79	0.47
1:D:165:ALA:O	1:D:169:ASN:HB2	2.15	0.47
1:E:192:TYR:CD1	1:E:234:TYR:HD2	2.33	0.47
1:B:534:ALA:N	1:B:535:PRO:HD2	2.30	0.47
1:C:124:LEU:HD23	1:C:124:LEU:C	2.35	0.47
1:C:495:LEU:HD22	1:C:521:LEU:HD23	1.96	0.47
1:D:46:GLU:HB2	1:D:54:PHE:CD2	2.50	0.47
1:D:65:CYS:HB3	1:D:70:VAL:O	2.15	0.47
1:E:247:LEU:HA	1:E:247:LEU:HD12	1.66	0.47
1:F:200:LYS:O	1:F:435:LYS:O	2.31	0.47
1:A:165:ALA:O	1:A:169:ASN:HB2	2.14	0.47
1:D:160:ILE:HD11	1:D:193:GLN:O	2.15	0.47
1:D:75:ASN:HD22	1:D:76:ASP:N	2.13	0.47
1:E:322:MET:HG3	1:E:323:LEU:N	2.30	0.47
1:E:74:ILE:HD11	1:E:84:ILE:HD11	1.96	0.47
1:F:192:TYR:CD1	1:F:234:TYR:HD2	2.33	0.47
1:A:296:GLN:CG	1:A:322:MET:HB2	2.41	0.47
1:A:416:THR:HA	1:A:420:ASP:OD1	2.14	0.47
1:B:40:THR:HG21	1:B:226:ARG:HH21	1.80	0.47
1:B:437:THR:O	1:B:439:GLY:N	2.48	0.47
1:B:78:ILE:H	1:B:78:ILE:CD1	2.24	0.47
1:C:339:PHE:CD2	1:C:341:PRO:HG3	2.50	0.47
1:D:187:ILE:HG12	1:D:206:ILE:HD13	1.97	0.47
1:D:347:THR:O	1:D:350:ARG:N	2.44	0.47
1:E:91:VAL:HG11	1:E:101:ILE:HD13	1.95	0.47
1:A:187:ILE:HG12	1:A:206:ILE:HD13	1.96	0.46
1:C:79:ASP:HB3	1:D:79:ASP:N	2.29	0.46
1:D:192:TYR:CD1	1:D:234:TYR:HD2	2.32	0.46
1:D:20:MET:CE	1:D:209:VAL:HG12	2.45	0.46
1:F:10:TYR:O	1:F:205:GLY:HA3	2.14	0.46
1:C:104:LEU:HD21	1:D:83:ALA:CA	2.43	0.46
1:C:517:LEU:O	1:C:517:LEU:HD23	2.15	0.46
1:E:65:CYS:HB3	1:E:70:VAL:O	2.15	0.46
1:A:200:LYS:O	1:A:435:LYS:O	2.33	0.46

Continued on next page...

Continued from previous page...

Atom-1	Atom-2	Interatomic distance (Å)	Clash overlap (Å)
1:C:102:ARG:NH1	1:C:107:PRO:HA	2.30	0.46
1:C:77:ARG:HD3	1:C:80:VAL:HG21	1.97	0.46
1:E:20:MET:CE	1:E:209:VAL:HG12	2.46	0.46
1:C:192:TYR:CD1	1:C:234:TYR:HD2	2.34	0.46
1:D:51:THR:HB	1:D:77:ARG:NH2	2.30	0.46
1:E:55:ILE:HG12	1:E:80:VAL:HG13	1.98	0.46
1:C:20:MET:CE	1:C:209:VAL:HG12	2.44	0.46
1:F:65:CYS:HB3	1:F:70:VAL:O	2.16	0.46
1:A:20:MET:HE1	1:A:209:VAL:HG12	1.97	0.46
1:B:369:ASN:O	1:B:370:SER:C	2.54	0.46
1:B:89:ILE:O	1:B:89:ILE:HG13	2.16	0.46
1:E:416:THR:HA	1:E:420:ASP:OD1	2.16	0.46
1:F:127:MET:HB3	1:F:131:MET:HG3	1.97	0.46
1:F:160:ILE:HD11	1:F:193:GLN:O	2.16	0.46
1:E:50:ASP:O	1:E:52:LYS:N	2.49	0.46
1:B:38:GLY:O	1:B:39:VAL:C	2.53	0.46
1:C:66:HIS:HE1	1:C:87:ASP:OD1	1.98	0.46
1:D:98:ILE:N	1:D:99:PRO:HD2	2.31	0.46
1:E:20:MET:HE1	1:E:209:VAL:HG12	1.98	0.46
1:A:437:THR:O	1:A:439:GLY:HA2	2.16	0.46
1:B:189:ARG:O	1:B:193:GLN:HG2	2.16	0.46
1:C:198:ASN:HA	1:C:441:SER:HB2	1.98	0.46
1:F:272:ASN:ND2	1:F:272:ASN:N	2.63	0.46
1:A:138:GLY:HA3	1:A:154:MET:HE1	1.97	0.46
1:C:314:THR:HG22	1:C:315:GLY:N	2.31	0.46
1:E:529:THR:O	1:E:532:THR:HB	2.16	0.46
1:F:339:PHE:CZ	1:F:341:PRO:HG3	2.37	0.46
1:E:124:LEU:C	1:E:124:LEU:HD23	2.36	0.45
1:F:299:VAL:HG21	1:F:326:ALA:HB2	1.98	0.45
1:B:357:LEU:HD23	1:B:360:PHE:CD1	2.51	0.45
1:B:495:LEU:HD22	1:B:521:LEU:CD2	2.46	0.45
1:D:138:GLY:HA3	1:D:154:MET:CE	2.46	0.45
1:D:495:LEU:HD22	1:D:521:LEU:HD23	1.99	0.45
1:F:40:THR:HG21	1:F:226:ARG:HH21	1.80	0.45
1:B:112:GLY:HA2	1:B:134:TYR:O	2.16	0.45
1:B:272:ASN:ND2	1:B:272:ASN:H	2.14	0.45
1:B:229:ILE:CG2	1:B:433:LEU:HD11	2.47	0.45
1:C:94:ASP:O	1:D:52:LYS:HB3	2.15	0.45
1:E:165:ALA:O	1:E:169:ASN:HB2	2.17	0.45
1:A:512:SER:HA	1:A:515:VAL:HG13	1.99	0.45
1:B:346:ALA:O	1:B:348:GLU:N	2.48	0.45

Continued on next page...

Continued from previous page...

Atom-1	Atom-2	Interatomic distance (Å)	Clash overlap (Å)
1:C:127:MET:HE3	1:C:131:MET:CB	2.46	0.45
1:C:50:ASP:O	1:C:52:LYS:N	2.49	0.45
1:E:193:GLN:NE2	1:E:362:GLN:NE2	2.60	0.45
1:B:165:ALA:O	1:B:169:ASN:HB2	2.16	0.45
1:B:266:LEU:HD11	1:B:291:ILE:HG13	1.98	0.45
1:B:318:ALA:HB1	1:B:322:MET:HG2	1.98	0.45
1:E:187:ILE:HG23	1:E:206:ILE:CD1	2.46	0.45
1:F:394:SER:OG	1:F:395:ASN:N	2.49	0.45
1:A:534:ALA:N	1:A:535:PRO:HD2	2.32	0.45
1:A:55:ILE:HG12	1:A:80:VAL:HG13	1.98	0.45
1:A:80:VAL:O	1:A:84:ILE:HG12	2.17	0.45
1:B:226:ARG:HA	1:B:226:ARG:HD3	1.70	0.45
1:B:427:ILE:HG22	1:B:427:ILE:O	2.17	0.45
1:C:70:VAL:HA	1:C:71:PRO:HD3	1.85	0.45
1:E:40:THR:HG21	1:E:226:ARG:HH21	1.81	0.45
1:E:98:ILE:N	1:E:99:PRO:HD2	2.31	0.45
1:C:394:SER:OG	1:C:395:ASN:N	2.50	0.45
1:E:318:ALA:HB1	1:E:322:MET:HG2	1.99	0.45
1:F:165:ALA:O	1:F:169:ASN:HB2	2.16	0.45
1:F:299:VAL:HG13	1:F:329:ALA:CB	2.46	0.45
1:F:333:VAL:HG12	1:F:333:VAL:O	2.17	0.45
1:A:276:GLN:HA	1:A:276:GLN:HE21	1.81	0.45
1:E:154:MET:HG3	1:E:155:GLY:N	2.30	0.45
1:F:479:GLN:HA	1:F:480:PRO:HD3	1.70	0.45
1:F:55:ILE:HG12	1:F:80:VAL:HG13	1.98	0.45
1:B:299:VAL:HG21	1:B:326:ALA:HB2	1.99	0.45
1:B:339:PHE:CD2	1:B:341:PRO:HG3	2.52	0.45
1:C:226:ARG:HD3	1:C:226:ARG:HA	1.70	0.45
1:C:229:ILE:CG2	1:C:433:LEU:HD11	2.46	0.45
1:C:98:ILE:N	1:C:99:PRO:HD2	2.32	0.45
1:D:192:TYR:CZ	1:D:410:LYS:HB3	2.52	0.45
1:B:479:GLN:HE21	1:B:484:ASN:H	1.65	0.45
1:B:89:ILE:CG1	1:B:89:ILE:O	2.66	0.45
1:C:165:ALA:O	1:C:169:ASN:HB2	2.17	0.45
1:C:280:ALA:O	1:C:284:LEU:HB2	2.17	0.45
1:D:137:VAL:HG22	1:D:177:VAL:O	2.17	0.45
1:D:296:GLN:CG	1:D:322:MET:HB2	2.44	0.45
1:E:314:THR:HG21	1:E:354:ASN:OD1	2.16	0.45
1:E:38:GLY:O	1:E:39:VAL:C	2.55	0.45
1:F:314:THR:HG22	1:F:315:GLY:N	2.32	0.45
1:B:16:THR:HB	1:B:27:LEU:HD11	1.99	0.44

Continued on next page...

Continued from previous page...

Atom-1	Atom-2	Interatomic distance (Å)	Clash overlap (Å)
1:B:55:ILE:HG12	1:B:80:VAL:HG13	1.98	0.44
1:C:140:LEU:HD12	1:C:182:LEU:HD11	1.99	0.44
1:F:276:GLN:HE21	1:F:276:GLN:HA	1.82	0.44
1:F:377:ALA:O	1:F:378:GLU:HB2	2.17	0.44
1:F:50:ASP:O	1:F:52:LYS:N	2.50	0.44
1:A:102:ARG:NH1	1:A:107:PRO:HA	2.32	0.44
1:B:416:THR:HA	1:B:420:ASP:OD1	2.17	0.44
1:B:78:ILE:N	1:B:78:ILE:HD12	2.27	0.44
1:C:272:ASN:N	1:C:272:ASN:ND2	2.63	0.44
1:E:189:ARG:O	1:E:193:GLN:HG2	2.17	0.44
1:E:192:TYR:CZ	1:E:410:LYS:HB3	2.52	0.44
1:F:191:LEU:HD12	1:F:191:LEU:HA	1.77	0.44
1:A:313:ASN:ND2	1:A:342:VAL:CG2	2.79	0.44
1:A:75:ASN:HA	1:A:76:ASP:HA	1.82	0.44
1:B:140:LEU:HD12	1:B:182:LEU:HD11	1.99	0.44
1:B:36:GLN:H	1:B:36:GLN:HG3	1.52	0.44
1:E:187:ILE:HD12	1:E:225:LEU:HD22	2.00	0.44
1:F:339:PHE:CD2	1:F:341:PRO:CG	2.96	0.44
1:A:226:ARG:HA	1:A:226:ARG:HD3	1.71	0.44
1:A:479:GLN:HA	1:A:480:PRO:HD3	1.70	0.44
1:B:52:LYS:HB2	1:F:97:PRO:HD3	2.00	0.44
1:C:369:ASN:O	1:C:370:SER:C	2.56	0.44
1:D:187:ILE:HD12	1:D:225:LEU:HD22	1.99	0.44
1:D:333:VAL:HG12	1:D:333:VAL:O	2.17	0.44
1:D:369:ASN:O	1:D:370:SER:C	2.55	0.44
1:D:229:ILE:CG2	1:D:433:LEU:HD11	2.47	0.44
1:F:416:THR:HA	1:F:420:ASP:OD1	2.17	0.44
1:A:50:ASP:O	1:A:52:LYS:N	2.51	0.44
1:B:266:LEU:CD1	1:B:291:ILE:HG13	2.48	0.44
1:B:343:GLY:O	1:B:350:ARG:HB3	2.18	0.44
1:B:341:PRO:HG2	1:B:376:LEU:HD11	1.99	0.44
1:C:512:SER:HA	1:C:515:VAL:HG13	2.00	0.44
1:C:83:ALA:HA	1:D:104:LEU:HD21	2.00	0.44
1:D:318:ALA:HB1	1:D:322:MET:HG2	1.99	0.44
1:D:534:ALA:N	1:D:535:PRO:HD2	2.32	0.44
1:A:102:ARG:HH11	1:A:107:PRO:HA	1.81	0.44
1:A:394:SER:OG	1:A:395:ASN:N	2.50	0.44
1:B:187:ILE:CD1	1:B:225:LEU:HD22	2.47	0.44
1:C:74:ILE:HD11	1:C:84:ILE:HD11	1.98	0.44
1:F:495:LEU:HD22	1:F:521:LEU:CD2	2.48	0.44
1:B:314:THR:HG21	1:B:354:ASN:OD1	2.17	0.44

Continued on next page...

Continued from previous page...

Atom-1	Atom-2	Interatomic distance (Å)	Clash overlap (Å)
1:C:137:VAL:HG22	1:C:177:VAL:O	2.17	0.44
1:F:437:THR:O	1:F:439:GLY:N	2.50	0.44
1:F:524:LEU:HA	1:F:524:LEU:HD12	1.69	0.44
1:A:434:SER:OG	1:A:434:SER:O	2.36	0.44
1:A:78:ILE:HG13	1:A:89:ILE:HD12	1.99	0.44
1:B:394:SER:OG	1:B:395:ASN:N	2.50	0.44
1:C:299:VAL:HG13	1:C:329:ALA:CB	2.48	0.44
1:E:138:GLY:HA3	1:E:154:MET:HE1	1.99	0.44
1:E:266:LEU:HD11	1:E:291:ILE:HG13	2.00	0.44
1:C:318:ALA:HB1	1:C:322:MET:HG2	2.00	0.44
1:D:46:GLU:HB2	1:D:54:PHE:CZ	2.52	0.44
1:A:299:VAL:HG13	1:A:329:ALA:CB	2.47	0.43
1:A:345:SER:OG	1:A:346:ALA:N	2.51	0.43
1:B:102:ARG:HH11	1:B:107:PRO:HA	1.83	0.43
1:B:191:LEU:HA	1:B:191:LEU:HD12	1.70	0.43
1:C:104:LEU:HD11	1:D:83:ALA:HB2	2.00	0.43
1:D:512:SER:HA	1:D:515:VAL:HG13	2.00	0.43
1:A:90:HIS:CD2	1:A:134:TYR:OH	2.61	0.43
1:A:192:TYR:CZ	1:A:410:LYS:HB3	2.53	0.43
1:A:187:ILE:HD12	1:A:225:LEU:HD22	2.00	0.43
1:A:314:THR:HG22	1:A:315:GLY:N	2.33	0.43
1:A:40:THR:HG21	1:A:226:ARG:HH21	1.83	0.43
1:A:98:ILE:N	1:A:99:PRO:HD2	2.33	0.43
1:D:524:LEU:HD12	1:D:524:LEU:HA	1.79	0.43
1:D:70:VAL:HA	1:D:71:PRO:HD3	1.86	0.43
1:E:369:ASN:O	1:E:370:SER:C	2.56	0.43
1:A:299:VAL:HG21	1:A:326:ALA:HB2	2.00	0.43
1:B:529:THR:O	1:B:532:THR:HB	2.19	0.43
1:B:70:VAL:HA	1:B:71:PRO:HD3	1.86	0.43
1:E:529:THR:N	1:E:530:PRO:CD	2.81	0.43
1:F:187:ILE:HD12	1:F:225:LEU:HD22	2.00	0.43
1:F:70:VAL:HA	1:F:71:PRO:HD3	1.85	0.43
1:A:187:ILE:CD1	1:A:225:LEU:HD22	2.48	0.43
1:A:333:VAL:HG12	1:A:333:VAL:O	2.18	0.43
1:B:278:PHE:CE1	1:B:518:ILE:HD11	2.54	0.43
1:B:298:GLU:HG2	1:C:347:THR:CG2	2.47	0.43
1:D:154:MET:HG3	1:D:155:GLY:N	2.33	0.43
1:D:40:THR:HG21	1:D:226:ARG:HH21	1.82	0.43
1:E:13:TYR:O	1:E:207:CYS:HA	2.19	0.43
1:E:89:ILE:O	1:E:89:ILE:HG13	2.18	0.43
1:B:299:VAL:HG13	1:B:329:ALA:CB	2.48	0.43

Continued on next page...

Continued from previous page...

Atom-1	Atom-2	Interatomic distance (Å)	Clash overlap (Å)
1:B:314:THR:HG22	1:B:315:GLY:N	2.34	0.43
1:C:534:ALA:N	1:C:535:PRO:HD2	2.33	0.43
1:E:266:LEU:CD1	1:E:291:ILE:HG13	2.48	0.43
1:E:479:GLN:HA	1:E:480:PRO:HD3	1.69	0.43
1:A:369:ASN:O	1:A:370:SER:C	2.57	0.43
1:B:247:LEU:HD12	1:B:247:LEU:HA	1.67	0.43
1:C:89:ILE:O	1:C:89:ILE:HG13	2.17	0.43
1:A:189:ARG:O	1:A:193:GLN:HG2	2.19	0.43
1:B:102:ARG:NH1	1:B:107:PRO:HA	2.33	0.43
1:B:243:THR:HG23	1:B:446:PRO:HG3	2.01	0.43
1:B:46:GLU:HB2	1:B:54:PHE:CD2	2.54	0.43
1:C:479:GLN:HE21	1:C:484:ASN:H	1.65	0.43
1:D:299:VAL:HG13	1:D:329:ALA:CB	2.48	0.43
1:E:299:VAL:HG13	1:E:329:ALA:CB	2.49	0.43
1:F:265:PRO:O	1:F:288:SER:HB2	2.19	0.43
1:F:357:LEU:HD23	1:F:360:PHE:CD1	2.54	0.43
1:F:369:ASN:O	1:F:370:SER:C	2.56	0.43
1:A:65:CYS:HB3	1:A:70:VAL:O	2.19	0.43
1:B:90:HIS:CD2	1:B:134:TYR:OH	2.62	0.43
1:B:187:ILE:HD12	1:B:225:LEU:HD22	2.01	0.43
1:B:517:LEU:HD23	1:B:517:LEU:O	2.18	0.43
1:B:80:VAL:O	1:B:84:ILE:HG12	2.19	0.43
1:D:318:ALA:HA	1:D:319:PRO:HD3	1.82	0.43
1:E:427:ILE:HG22	1:E:427:ILE:O	2.19	0.43
1:E:79:ASP:OD1	1:E:80:VAL:N	2.50	0.43
1:A:318:ALA:HB1	1:A:322:MET:HG2	2.00	0.43
1:A:79:ASP:HB2	1:E:96:MET:CE	2.48	0.43
1:B:344:TYR:CD2	1:B:354:ASN:ND2	2.81	0.43
1:C:154:MET:HG3	1:C:155:GLY:N	2.33	0.43
1:D:16:THR:HB	1:D:27:LEU:HD11	1.99	0.43
1:D:508:ASN:HB3	1:E:523:ARG:HH11	1.82	0.43
1:E:187:ILE:CD1	1:E:225:LEU:HD22	2.49	0.43
1:E:357:LEU:HD23	1:E:360:PHE:CD1	2.54	0.43
1:A:137:VAL:HG22	1:A:177:VAL:O	2.19	0.43
1:B:529:THR:N	1:B:530:PRO:CD	2.82	0.43
1:E:512:SER:HA	1:E:515:VAL:HG13	2.01	0.43
1:F:198:ASN:HA	1:F:441:SER:HB2	2.01	0.43
1:A:191:LEU:HA	1:A:191:LEU:HD12	1.75	0.42
1:B:75:ASN:HA	1:B:76:ASP:HA	1.81	0.42
1:C:313:ASN:ND2	1:C:342:VAL:HG21	2.33	0.42
1:E:89:ILE:CG1	1:E:89:ILE:O	2.66	0.42

Continued on next page...

Continued from previous page...

Atom-1	Atom-2	Interatomic distance (Å)	Clash overlap (Å)
1:F:187:ILE:CD1	1:F:225:LEU:HD22	2.48	0.42
1:A:313:ASN:HD22	1:A:342:VAL:HG21	1.80	0.42
1:A:274:VAL:CG1	1:C:292:MET:HG3	2.42	0.42
1:C:341:PRO:HG2	1:C:376:LEU:HD11	2.00	0.42
1:D:80:VAL:O	1:D:84:ILE:HG12	2.18	0.42
1:E:112:GLY:HA2	1:E:134:TYR:O	2.19	0.42
1:E:299:VAL:HG21	1:E:326:ALA:HB2	2.01	0.42
1:B:198:ASN:HA	1:B:441:SER:HB2	2.01	0.42
1:C:187:ILE:HD12	1:C:225:LEU:HD22	2.00	0.42
1:C:76:ASP:O	1:C:78:ILE:HD12	2.20	0.42
1:D:140:LEU:HD12	1:D:182:LEU:HD11	2.00	0.42
1:A:524:LEU:HD12	1:A:524:LEU:HA	1.71	0.42
1:A:78:ILE:HG22	1:A:82:MET:CE	2.49	0.42
1:B:283:THR:HG23	1:B:474:CYS:SG	2.59	0.42
1:B:512:SER:HA	1:B:515:VAL:HG13	2.01	0.42
1:C:78:ILE:HG22	1:C:82:MET:HE2	2.01	0.42
1:D:102:ARG:NH1	1:D:107:PRO:HA	2.35	0.42
1:D:189:ARG:O	1:D:193:GLN:HG2	2.19	0.42
1:D:341:PRO:HG3	1:D:376:LEU:HD11	2.01	0.42
1:E:302:LEU:HA	1:E:302:LEU:HD12	1.85	0.42
1:E:333:VAL:HG12	1:E:333:VAL:O	2.20	0.42
1:B:269:HIS:HB2	1:B:292:MET:SD	2.59	0.42
1:B:296:GLN:CG	1:B:322:MET:HB2	2.45	0.42
1:B:75:ASN:ND2	1:B:76:ASP:CB	2.78	0.42
1:A:357:LEU:HD23	1:A:360:PHE:CD1	2.55	0.42
1:A:229:ILE:CG2	1:A:433:LEU:HD11	2.49	0.42
1:A:519:ASP:OD1	1:B:511:GLY:N	2.53	0.42
1:C:524:LEU:HA	1:C:524:LEU:HD12	1.80	0.42
1:F:344:TYR:CE2	1:F:376:LEU:HA	2.51	0.42
1:F:229:ILE:CG2	1:F:433:LEU:HD11	2.49	0.42
1:A:427:ILE:HG22	1:A:427:ILE:O	2.20	0.42
1:B:479:GLN:HA	1:B:480:PRO:HD3	1.70	0.42
1:D:193:GLN:NE2	1:D:362:GLN:NE2	2.61	0.42
1:A:198:ASN:HA	1:A:441:SER:HB2	2.02	0.42
1:C:357:LEU:HD23	1:C:360:PHE:CD1	2.54	0.42
1:D:314:THR:HG22	1:D:315:GLY:N	2.34	0.42
1:A:529:THR:N	1:A:530:PRO:CD	2.83	0.42
1:C:182:LEU:HA	1:C:182:LEU:HD12	1.88	0.42
1:C:52:LYS:HB2	1:D:95:ASP:O	2.20	0.42
1:E:46:GLU:HB2	1:E:54:PHE:CZ	2.55	0.42
1:B:422:ILE:HG22	1:B:486:PHE:CE1	2.49	0.42

Continued on next page...

Continued from previous page...

Atom-1	Atom-2	Interatomic distance (Å)	Clash overlap (Å)
1:D:416:THR:HA	1:D:420:ASP:OD1	2.19	0.42
1:E:75:ASN:ND2	1:E:76:ASP:CB	2.79	0.42
1:C:296:GLN:CG	1:C:322:MET:HB2	2.43	0.41
1:E:269:HIS:HB2	1:E:292:MET:SD	2.60	0.41
1:F:89:ILE:HG13	1:F:89:ILE:O	2.19	0.41
1:B:31:VAL:O	1:B:35:LEU:HG	2.20	0.41
1:C:265:PRO:O	1:C:288:SER:HB2	2.19	0.41
1:D:256:ILE:HD12	1:D:488:ALA:HA	2.02	0.41
1:E:243:THR:HG23	1:E:446:PRO:HG3	2.02	0.41
1:A:89:ILE:O	1:A:89:ILE:HG13	2.20	0.41
1:B:74:ILE:CD1	1:B:84:ILE:HD11	2.50	0.41
1:C:75:ASN:HA	1:C:76:ASP:HA	1.62	0.41
1:E:75:ASN:HD22	1:E:76:ASP:N	2.18	0.41
1:B:79:ASP:OD1	1:B:80:VAL:N	2.51	0.41
1:C:529:THR:O	1:C:532:THR:HB	2.20	0.41
1:D:495:LEU:HD22	1:D:521:LEU:CD2	2.50	0.41
1:C:79:ASP:HB3	1:D:79:ASP:HB3	2.02	0.41
1:E:102:ARG:NH1	1:E:107:PRO:HA	2.35	0.41
1:F:16:THR:HB	1:F:27:LEU:HD11	2.03	0.41
1:F:493:VAL:O	1:F:497:LYS:HB2	2.20	0.41
1:F:254:GLN:O	1:F:528:ASN:ND2	2.54	0.41
1:B:333:VAL:O	1:B:333:VAL:HG12	2.21	0.41
1:C:358:LEU:HD13	1:C:409:TYR:CE2	2.55	0.41
1:C:46:GLU:HB2	1:C:54:PHE:CZ	2.54	0.41
1:D:276:GLN:NE2	1:D:276:GLN:HA	2.34	0.41
1:E:226:ARG:HA	1:E:226:ARG:HD3	1.71	0.41
1:E:339:PHE:CD2	1:E:341:PRO:HG3	2.55	0.41
1:F:127:MET:HE3	1:F:131:MET:HB3	2.02	0.41
1:F:90:HIS:CD2	1:F:134:TYR:OH	2.64	0.41
1:F:75:ASN:HA	1:F:76:ASP:HA	1.84	0.41
1:A:302:LEU:HA	1:A:302:LEU:HD12	1.89	0.41
1:A:66:HIS:HE1	1:A:87:ASP:OD1	2.03	0.41
1:A:292:MET:HG3	1:B:274:VAL:HG13	2.02	0.41
1:D:533:TRP:C	1:D:535:PRO:HD2	2.41	0.41
1:D:78:ILE:HG13	1:D:89:ILE:HD12	2.01	0.41
1:D:98:ILE:HD11	1:D:113:TRP:CD1	2.56	0.41
1:E:58:ALA:HB1	1:E:84:ILE:CD1	2.50	0.41
1:E:5:LYS:HE3	1:E:133:ASP:CG	2.40	0.41
1:F:318:ALA:HB1	1:F:322:MET:HG2	2.02	0.41
1:F:98:ILE:N	1:F:99:PRO:HD2	2.36	0.41
1:A:269:HIS:HB2	1:A:292:MET:SD	2.61	0.41

Continued on next page...

Continued from previous page...

Atom-1	Atom-2	Interatomic distance (Å)	Clash overlap (Å)
1:C:427:ILE:O	1:C:427:ILE:HG22	2.21	0.41
1:F:40:THR:CG2	1:F:226:ARG:HH21	2.33	0.41
1:F:256:ILE:HD12	1:F:488:ALA:HA	2.02	0.41
1:A:305:ILE:HG23	1:A:306:PRO:HD2	2.02	0.41
1:A:256:ILE:HD12	1:A:488:ALA:HA	2.02	0.41
1:B:156:THR:HG22	1:B:194:CYS:SG	2.61	0.41
1:C:187:ILE:HG12	1:C:206:ILE:HD13	2.03	0.41
1:C:269:HIS:HB2	1:C:292:MET:SD	2.60	0.41
1:C:299:VAL:HG21	1:C:326:ALA:HB2	2.02	0.41
1:C:75:ASN:HD22	1:C:76:ASP:N	2.19	0.41
1:E:102:ARG:HH11	1:E:107:PRO:HA	1.85	0.41
1:E:58:ALA:CB	1:E:84:ILE:HD13	2.51	0.41
1:F:137:VAL:HG22	1:F:177:VAL:O	2.21	0.41
1:A:107:PRO:O	1:A:108:ASP:CB	2.68	0.41
1:A:272:ASN:ND2	1:A:272:ASN:H	2.19	0.41
1:B:377:ALA:O	1:B:378:GLU:HB2	2.20	0.41
1:C:189:ARG:O	1:C:193:GLN:HG2	2.21	0.41
1:E:495:LEU:HD22	1:E:521:LEU:CD2	2.51	0.41
1:C:79:ASP:OD1	1:C:80:VAL:N	2.51	0.41
1:D:247:LEU:HD12	1:D:247:LEU:HA	1.66	0.41
1:D:299:VAL:HG21	1:D:326:ALA:HB2	2.02	0.41
1:D:377:ALA:O	1:D:378:GLU:HB2	2.21	0.41
1:E:341:PRO:HG2	1:E:376:LEU:HD11	2.02	0.41
1:E:517:LEU:HD23	1:E:517:LEU:O	2.21	0.41
1:F:80:VAL:O	1:F:84:ILE:HG12	2.20	0.41
1:B:467:SER:HB2	1:B:496:TYR:CE1	2.56	0.41
1:C:247:LEU:HA	1:C:247:LEU:HD12	1.66	0.41
1:D:198:ASN:HA	1:D:441:SER:HB2	2.03	0.41
1:D:78:ILE:H	1:D:78:ILE:CD1	2.26	0.41
1:A:10:TYR:O	1:A:11:SER:C	2.59	0.40
1:A:98:ILE:HD11	1:A:113:TRP:CD1	2.56	0.40
1:B:40:THR:CG2	1:B:226:ARG:HH21	2.34	0.40
1:A:523:ARG:NH1	1:B:508:ASN:O	2.48	0.40
1:B:513:PHE:CD2	1:B:513:PHE:C	2.93	0.40
1:C:437:THR:O	1:C:439:GLY:N	2.54	0.40
1:C:52:LYS:HB3	1:D:94:ASP:C	2.38	0.40
1:D:102:ARG:HH11	1:D:107:PRO:HA	1.86	0.40
1:E:305:ILE:HG23	1:E:306:PRO:HD2	2.02	0.40
1:A:70:VAL:HA	1:A:71:PRO:HD3	1.87	0.40
1:C:529:THR:N	1:C:530:PRO:CD	2.84	0.40
1:F:247:LEU:HD12	1:F:247:LEU:HA	1.67	0.40

Continued on next page...

Continued from previous page...

Atom-1	Atom-2	Interatomic distance (Å)	Clash overlap (Å)
1:C:435:LYS:CB	1:C:436:GLY:HA2	2.51	0.40
1:D:314:THR:HG21	1:D:354:ASN:OD1	2.21	0.40
1:D:529:THR:N	1:D:530:PRO:CD	2.84	0.40
1:E:10:TYR:O	1:E:205:GLY:HA3	2.22	0.40
1:E:314:THR:HG22	1:E:315:GLY:N	2.36	0.40
1:E:78:ILE:CD1	1:E:78:ILE:H	2.29	0.40
1:F:77:ARG:HH11	1:F:77:ARG:HG2	1.86	0.40
1:A:281:ASN:HA	1:A:281:ASN:HD22	1.73	0.40
1:A:266:LEU:CD1	1:A:291:ILE:HG13	2.50	0.40
1:B:10:TYR:O	1:B:11:SER:C	2.59	0.40
1:B:46:GLU:HB2	1:B:54:PHE:CZ	2.55	0.40
1:C:188:GLU:H	1:C:188:GLU:HG2	1.63	0.40
1:C:243:THR:HG23	1:C:446:PRO:HG3	2.03	0.40
1:D:226:ARG:HD3	1:D:226:ARG:HA	1.71	0.40
1:F:305:ILE:HG23	1:F:306:PRO:HD2	2.03	0.40
1:F:533:TRP:C	1:F:535:PRO:HD2	2.42	0.40
1:A:193:GLN:NE2	1:A:362:GLN:NE2	2.59	0.40
1:A:266:LEU:HD11	1:A:291:ILE:HG13	2.03	0.40
1:C:254:GLN:O	1:C:528:ASN:ND2	2.55	0.40
1:D:347:THR:HB	1:E:301:ASP:HB2	2.03	0.40
1:E:75:ASN:HA	1:E:76:ASP:HA	1.82	0.40
1:F:281:ASN:HA	1:F:281:ASN:HD22	1.75	0.40
1:E:347:THR:CG2	1:F:302:LEU:HD13	2.47	0.40

There are no symmetry-related clashes.

5.3 Torsion angles [\(i\)](#)

5.3.1 Protein backbone [\(i\)](#)

In the following table, the Percentiles column shows the percent Ramachandran outliers of the chain as a percentile score with respect to all X-ray entries followed by that with respect to entries of similar resolution.

The Analysed column shows the number of residues for which the backbone conformation was analysed, and the total number of residues.

Mol	Chain	Analysed	Favoured	Allowed	Outliers	Percentiles	
1	A	495/540 (92%)	445 (90%)	41 (8%)	9 (2%)	8	32
1	B	495/540 (92%)	439 (89%)	41 (8%)	15 (3%)	4	21

Continued on next page...

Continued from previous page...

Mol	Chain	Analysed	Favoured	Allowed	Outliers	Percentiles	
1	C	484/540 (90%)	434 (90%)	38 (8%)	12 (2%)	5	25
1	D	489/540 (91%)	440 (90%)	36 (7%)	13 (3%)	5	23
1	E	491/540 (91%)	444 (90%)	38 (8%)	9 (2%)	8	32
1	F	476/540 (88%)	434 (91%)	32 (7%)	10 (2%)	7	28
All	All	2930/3240 (90%)	2636 (90%)	226 (8%)	68 (2%)	6	26

All (68) Ramachandran outliers are listed below:

Mol	Chain	Res	Type
1	A	131	MET
1	A	347	THR
1	A	370	SER
1	B	370	SER
1	C	344	TYR
1	C	370	SER
1	D	348	GLU
1	D	370	SER
1	E	370	SER
1	F	370	SER
1	A	11	SER
1	A	20	MET
1	A	138	GLY
1	B	11	SER
1	B	20	MET
1	B	138	GLY
1	B	172	HIS
1	B	438	ASN
1	C	20	MET
1	C	131	MET
1	C	138	GLY
1	D	20	MET
1	D	138	GLY
1	D	438	ASN
1	E	11	SER
1	E	20	MET
1	E	138	GLY
1	E	438	ASN
1	F	20	MET
1	A	186	ASN
1	B	186	ASN
1	C	11	SER

Continued on next page...

Continued from previous page...

Mol	Chain	Res	Type
1	C	186	ASN
1	C	438	ASN
1	D	5	LYS
1	D	11	SER
1	D	186	ASN
1	E	186	ASN
1	F	11	SER
1	F	138	GLY
1	F	172	HIS
1	F	186	ASN
1	A	276	GLN
1	B	276	GLN
1	B	347	THR
1	C	276	GLN
1	E	276	GLN
1	F	343	GLY
1	F	438	ASN
1	A	439	GLY
1	B	37	ASN
1	C	51	THR
1	C	172	HIS
1	D	51	THR
1	D	276	GLN
1	D	434	SER
1	E	51	THR
1	F	51	THR
1	F	276	GLN
1	B	5	LYS
1	B	51	THR
1	B	343	GLY
1	E	107	PRO
1	B	107	PRO
1	D	107	PRO
1	C	107	PRO
1	B	342	VAL
1	D	39	VAL

5.3.2 Protein sidechains [i](#)

In the following table, the Percentiles column shows the percent sidechain outliers of the chain as a percentile score with respect to all X-ray entries followed by that with respect to entries of similar resolution.

The Analysed column shows the number of residues for which the sidechain conformation was analysed, and the total number of residues.

Mol	Chain	Analysed	Rotameric	Outliers	Percentiles	
1	A	408/449 (91%)	370 (91%)	38 (9%)	9	31
1	B	406/449 (90%)	369 (91%)	37 (9%)	9	31
1	C	404/449 (90%)	367 (91%)	37 (9%)	9	31
1	D	404/449 (90%)	369 (91%)	35 (9%)	10	35
1	E	409/449 (91%)	374 (91%)	35 (9%)	10	36
1	F	399/449 (89%)	363 (91%)	36 (9%)	9	32
All	All	2430/2694 (90%)	2212 (91%)	218 (9%)	9	32

All (218) residues with a non-rotameric sidechain are listed below:

Mol	Chain	Res	Type
1	A	13	TYR
1	A	51	THR
1	A	54	PHE
1	A	64	LEU
1	A	66	HIS
1	A	70	VAL
1	A	75	ASN
1	A	124	LEU
1	A	130	ASP
1	A	131	MET
1	A	154	MET
1	A	182	LEU
1	A	188	GLU
1	A	191	LEU
1	A	247	LEU
1	A	260	THR
1	A	272	ASN
1	A	284	LEU
1	A	288	SER
1	A	289	SER
1	A	291	ILE
1	A	296	GLN
1	A	297	SER
1	A	302	LEU
1	A	311	LEU
1	A	312	LEU
1	A	322	MET

Continued on next page...

Continued from previous page...

Mol	Chain	Res	Type
1	A	328	ARG
1	A	342	VAL
1	A	352	LEU
1	A	408	LYS
1	A	437	THR
1	A	451	GLU
1	A	481	SER
1	A	495	LEU
1	A	515	VAL
1	A	517	LEU
1	A	524	LEU
1	B	13	TYR
1	B	36	GLN
1	B	51	THR
1	B	54	PHE
1	B	64	LEU
1	B	66	HIS
1	B	70	VAL
1	B	75	ASN
1	B	124	LEU
1	B	154	MET
1	B	182	LEU
1	B	188	GLU
1	B	191	LEU
1	B	247	LEU
1	B	260	THR
1	B	272	ASN
1	B	284	LEU
1	B	288	SER
1	B	289	SER
1	B	291	ILE
1	B	297	SER
1	B	302	LEU
1	B	311	LEU
1	B	312	LEU
1	B	322	MET
1	B	328	ARG
1	B	342	VAL
1	B	344	TYR
1	B	352	LEU
1	B	408	LYS
1	B	437	THR

Continued on next page...

Continued from previous page...

Mol	Chain	Res	Type
1	B	451	GLU
1	B	481	SER
1	B	495	LEU
1	B	515	VAL
1	B	517	LEU
1	B	524	LEU
1	C	13	TYR
1	C	51	THR
1	C	54	PHE
1	C	64	LEU
1	C	66	HIS
1	C	70	VAL
1	C	75	ASN
1	C	76	ASP
1	C	124	LEU
1	C	154	MET
1	C	182	LEU
1	C	188	GLU
1	C	191	LEU
1	C	247	LEU
1	C	260	THR
1	C	272	ASN
1	C	284	LEU
1	C	288	SER
1	C	289	SER
1	C	291	ILE
1	C	297	SER
1	C	302	LEU
1	C	311	LEU
1	C	312	LEU
1	C	322	MET
1	C	328	ARG
1	C	342	VAL
1	C	344	TYR
1	C	352	LEU
1	C	408	LYS
1	C	437	THR
1	C	451	GLU
1	C	481	SER
1	C	495	LEU
1	C	515	VAL
1	C	517	LEU

Continued on next page...

Continued from previous page...

Mol	Chain	Res	Type
1	C	524	LEU
1	D	13	TYR
1	D	51	THR
1	D	54	PHE
1	D	64	LEU
1	D	66	HIS
1	D	70	VAL
1	D	75	ASN
1	D	124	LEU
1	D	131	MET
1	D	154	MET
1	D	182	LEU
1	D	188	GLU
1	D	191	LEU
1	D	247	LEU
1	D	260	THR
1	D	272	ASN
1	D	284	LEU
1	D	288	SER
1	D	289	SER
1	D	291	ILE
1	D	297	SER
1	D	302	LEU
1	D	311	LEU
1	D	312	LEU
1	D	322	MET
1	D	328	ARG
1	D	342	VAL
1	D	352	LEU
1	D	408	LYS
1	D	437	THR
1	D	451	GLU
1	D	481	SER
1	D	495	LEU
1	D	515	VAL
1	D	524	LEU
1	E	13	TYR
1	E	51	THR
1	E	54	PHE
1	E	64	LEU
1	E	66	HIS
1	E	70	VAL

Continued on next page...

Continued from previous page...

Mol	Chain	Res	Type
1	E	75	ASN
1	E	124	LEU
1	E	131	MET
1	E	154	MET
1	E	182	LEU
1	E	188	GLU
1	E	191	LEU
1	E	247	LEU
1	E	260	THR
1	E	272	ASN
1	E	284	LEU
1	E	288	SER
1	E	289	SER
1	E	291	ILE
1	E	297	SER
1	E	302	LEU
1	E	311	LEU
1	E	312	LEU
1	E	322	MET
1	E	328	ARG
1	E	344	TYR
1	E	352	LEU
1	E	408	LYS
1	E	437	THR
1	E	451	GLU
1	E	481	SER
1	E	495	LEU
1	E	515	VAL
1	E	524	LEU
1	F	13	TYR
1	F	51	THR
1	F	54	PHE
1	F	64	LEU
1	F	66	HIS
1	F	70	VAL
1	F	75	ASN
1	F	124	LEU
1	F	131	MET
1	F	154	MET
1	F	182	LEU
1	F	188	GLU
1	F	191	LEU

Continued on next page...

Continued from previous page...

Mol	Chain	Res	Type
1	F	247	LEU
1	F	260	THR
1	F	272	ASN
1	F	284	LEU
1	F	288	SER
1	F	289	SER
1	F	291	ILE
1	F	297	SER
1	F	302	LEU
1	F	311	LEU
1	F	312	LEU
1	F	322	MET
1	F	328	ARG
1	F	342	VAL
1	F	344	TYR
1	F	352	LEU
1	F	408	LYS
1	F	437	THR
1	F	451	GLU
1	F	481	SER
1	F	495	LEU
1	F	515	VAL
1	F	524	LEU

Some sidechains can be flipped to improve hydrogen bonding and reduce clashes. All (80) such sidechains are listed below:

Mol	Chain	Res	Type
1	A	43	GLN
1	A	66	HIS
1	A	75	ASN
1	A	90	HIS
1	A	93	GLN
1	A	193	GLN
1	A	276	GLN
1	A	281	ASN
1	A	313	ASN
1	A	355	ASN
1	A	479	GLN
1	A	484	ASN
1	A	514	GLN
1	B	43	GLN
1	B	66	HIS

Continued on next page...

Continued from previous page...

Mol	Chain	Res	Type
1	B	75	ASN
1	B	90	HIS
1	B	93	GLN
1	B	193	GLN
1	B	269	HIS
1	B	276	GLN
1	B	281	ASN
1	B	313	ASN
1	B	355	ASN
1	B	479	GLN
1	B	484	ASN
1	C	43	GLN
1	C	66	HIS
1	C	75	ASN
1	C	90	HIS
1	C	93	GLN
1	C	193	GLN
1	C	269	HIS
1	C	276	GLN
1	C	281	ASN
1	C	313	ASN
1	C	355	ASN
1	C	479	GLN
1	C	484	ASN
1	C	514	GLN
1	D	43	GLN
1	D	66	HIS
1	D	75	ASN
1	D	90	HIS
1	D	93	GLN
1	D	193	GLN
1	D	269	HIS
1	D	276	GLN
1	D	281	ASN
1	D	355	ASN
1	D	479	GLN
1	D	484	ASN
1	D	514	GLN
1	E	43	GLN
1	E	66	HIS
1	E	75	ASN
1	E	90	HIS

Continued on next page...

Continued from previous page...

Mol	Chain	Res	Type
1	E	93	GLN
1	E	193	GLN
1	E	276	GLN
1	E	281	ASN
1	E	313	ASN
1	E	355	ASN
1	E	479	GLN
1	E	484	ASN
1	E	514	GLN
1	F	43	GLN
1	F	66	HIS
1	F	75	ASN
1	F	90	HIS
1	F	93	GLN
1	F	193	GLN
1	F	269	HIS
1	F	276	GLN
1	F	281	ASN
1	F	313	ASN
1	F	355	ASN
1	F	479	GLN
1	F	484	ASN
1	F	514	GLN

5.3.3 RNA [i](#)

There are no RNA molecules in this entry.

5.4 Non-standard residues in protein, DNA, RNA chains [i](#)

There are no non-standard protein/DNA/RNA residues in this entry.

5.5 Carbohydrates [i](#)

There are no carbohydrates in this entry.

5.6 Ligand geometry [i](#)

There are no ligands in this entry.

5.7 Other polymers [i](#)

There are no such residues in this entry.

5.8 Polymer linkage issues [i](#)

There are no chain breaks in this entry.

6 Fit of model and data

6.1 Protein, DNA and RNA chains

In the following table, the column labelled ‘#RSRZ> 2’ contains the number (and percentage) of RSRZ outliers, followed by percent RSRZ outliers for the chain as percentile scores relative to all X-ray entries and entries of similar resolution. The OWAB column contains the minimum, median, 95th percentile and maximum values of the occupancy-weighted average B-factor per residue. The column labelled ‘Q< 0.9’ lists the number of (and percentage) of residues with an average occupancy less than 0.9.

Mol	Chain	Analysed	<RSRZ>	#RSRZ>2	OWAB(Å ²)	Q<0.9
1	A	505/540 (93%)	-0.18	4 (0%) 86 71	51, 76, 110, 138	0
1	B	505/540 (93%)	-0.03	5 (0%) 82 66	39, 77, 112, 137	0
1	C	498/540 (92%)	-0.17	3 (0%) 89 77	52, 75, 108, 136	0
1	D	501/540 (92%)	-0.15	2 (0%) 92 84	20, 75, 108, 139	0
1	E	503/540 (93%)	-0.13	5 (0%) 82 66	39, 76, 111, 138	0
1	F	494/540 (91%)	-0.19	9 (1%) 68 46	37, 75, 106, 134	0
All	All	3006/3240 (92%)	-0.14	28 (0%) 84 68	20, 76, 110, 139	0

All (28) RSRZ outliers are listed below:

Mol	Chain	Res	Type	RSRZ
1	A	143	THR	6.6
1	E	245	ASN	3.1
1	A	24	GLY	2.9
1	C	122	ASP	2.9
1	E	248	THR	2.8
1	A	50	ASP	2.7
1	F	24	GLY	2.7
1	F	23	GLU	2.5
1	C	168	ARG	2.4
1	B	216	LEU	2.4
1	F	510	SER	2.4
1	E	437	THR	2.4
1	D	345	SER	2.4
1	F	439	GLY	2.3
1	B	36	GLN	2.3
1	D	346	ALA	2.3
1	F	22	PRO	2.2
1	A	47	LYS	2.2
1	E	24	GLY	2.2

Continued on next page...

Continued from previous page...

Mol	Chain	Res	Type	RSRZ
1	E	465	GLY	2.2
1	B	64	LEU	2.2
1	F	45	ARG	2.2
1	F	505	GLU	2.1
1	F	69	ASN	2.1
1	B	96	MET	2.1
1	B	444	ASP	2.1
1	C	143	THR	2.1
1	F	142	PRO	2.0

6.2 Non-standard residues in protein, DNA, RNA chains [\(i\)](#)

There are no non-standard protein/DNA/RNA residues in this entry.

6.3 Carbohydrates [\(i\)](#)

There are no carbohydrates in this entry.

6.4 Ligands [\(i\)](#)

There are no ligands in this entry.

6.5 Other polymers [\(i\)](#)

There are no such residues in this entry.