



Full wwPDB X-ray Structure Validation Report ⓘ

May 14, 2020 – 12:56 pm BST

PDB ID : 2MCG
Title : THREE-DIMENSIONAL STRUCTURE OF A LIGHT CHAIN DIMER
CRYSTALLIZED IN WATER. CONFORMATIONAL FLEXIBILITY OF A
MOLECULE IN TWO CRYSTAL FORMS
Authors : Ely, K.R.; Herron, J.N.; Edmundson, A.B.
Deposited on : 1989-05-09
Resolution : 2.00 Å(reported)

This is a Full wwPDB X-ray Structure Validation Report for a publicly released PDB entry.

We welcome your comments at validation@mail.wwpdb.org

A user guide is available at

<https://www.wwpdb.org/validation/2017/XrayValidationReportHelp>

with specific help available everywhere you see the ⓘ symbol.

The following versions of software and data (see [references ⓘ](#)) were used in the production of this report:

MolProbity : 4.02b-467
Mogul : 1.8.5 (274361), CSD as541be (2020)
Xtriage (Phenix) : **NOT EXECUTED**
EDS : **NOT EXECUTED**
Percentile statistics : 20191225.v01 (using entries in the PDB archive December 25th 2019)
Ideal geometry (proteins) : Engh & Huber (2001)
Ideal geometry (DNA, RNA) : Parkinson et al. (1996)
Validation Pipeline (wwPDB-VP) : 2.11

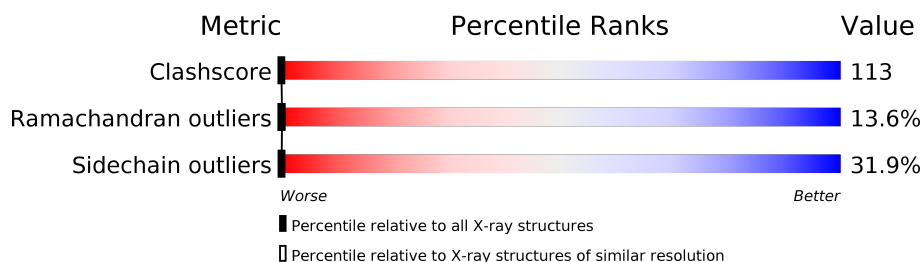
1 Overall quality at a glance

The following experimental techniques were used to determine the structure:

X-RAY DIFFRACTION

The reported resolution of this entry is 2.00 Å.

Percentile scores (ranging between 0-100) for global validation metrics of the entry are shown in the following graphic. The table shows the number of entries on which the scores are based.



Metric	Whole archive (#Entries)	Similar resolution (#Entries, resolution range(Å))
Clashscore	141614	9178 (2.00-2.00)
Ramachandran outliers	138981	9054 (2.00-2.00)
Sidechain outliers	138945	9053 (2.00-2.00)

The table below summarises the geometric issues observed across the polymeric chains and their fit to the electron density. The red, orange, yellow and green segments on the lower bar indicate the fraction of residues that contain outliers for ≥ 3 , 2, 1 and 0 types of geometric quality criteria respectively. A grey segment represents the fraction of residues that are not modelled. The numeric value for each fraction is indicated below the corresponding segment, with a dot representing fractions $\leq 5\%$

Note EDS was not executed.

Mol	Chain	Length	Quality of chain
1	1	216	
1	2	216	

The following table lists non-polymeric compounds, carbohydrate monomers and non-standard residues in protein, DNA, RNA chains that are outliers for geometric or electron-density-fit criteria:

Mol	Type	Chain	Res	Chirality	Geometry	Clashes	Electron density
1	PCA	1	1	-	-	X	-

2 Entry composition i

There are 2 unique types of molecules in this entry. The entry contains 3530 atoms, of which 0 are hydrogens and 0 are deuteriums.

In the tables below, the ZeroOcc column contains the number of atoms modelled with zero occupancy, the AltConf column contains the number of residues with at least one atom in alternate conformation and the Trace column contains the number of residues modelled with at most 2 atoms.

- Molecule 1 is a protein called IMMUNOGLOBULIN LAMBDA DIMER MCG (LIGHT CHAIN).

Mol	Chain	Residues	Atoms					ZeroOcc	AltConf	Trace
			Total	C	N	O	S			
1	1	216	1606	1000	266	335	5	0	0	0
1	2	216	1606	1000	266	335	5	0	0	0

There are 44 discrepancies between the modelled and reference sequences:

Chain	Residue	Modelled	Actual	Comment	Reference
1	20	ILE	PHE	conflict	UNP P01709
1	23	THR	SER	conflict	UNP P01709
1	29	VAL	ILE	conflict	UNP P01709
1	31	GLY	ASN	conflict	UNP P01709
1	39	GLN	ARG	conflict	UNP P01709
1	42	ALA	PRO	conflict	UNP P01709
1	48	VAL	LEU	conflict	UNP P01709
1	49	ILE	MET	conflict	UNP P01709
1	54	ASN	THR	conflict	UNP P01709
1	62	ASP	ASN	conflict	UNP P01709
1	94	GLU	ALA	conflict	UNP P01709
1	97	ASP	ASN	conflict	UNP P01709
1	98	ASN	SER	conflict	UNP P01709
1	99	PHE	LEU	conflict	UNP P01709
1	100	VAL	ILE	conflict	UNP P01709
1	103	THR	GLY	conflict	UNP P01709
1	106	LYS	ARG	conflict	UNP P01709
1	107	VAL	LEU	conflict	UNP P01709
1	116	ASN	ALA	conflict	UNP P01709
1	118	THR	SER	conflict	UNP P01709
1	156	GLY	SER	conflict	UNP P01709
1	167	LYS	THR	conflict	UNP P01709
2	20	ILE	PHE	conflict	UNP P01709
2	23	THR	SER	conflict	UNP P01709

Continued on next page...

Continued from previous page...

Chain	Residue	Modelled	Actual	Comment	Reference
2	29	VAL	ILE	conflict	UNP P01709
2	31	GLY	ASN	conflict	UNP P01709
2	39	GLN	ARG	conflict	UNP P01709
2	42	ALA	PRO	conflict	UNP P01709
2	48	VAL	LEU	conflict	UNP P01709
2	49	ILE	MET	conflict	UNP P01709
2	54	ASN	THR	conflict	UNP P01709
2	62	ASP	ASN	conflict	UNP P01709
2	94	GLU	ALA	conflict	UNP P01709
2	97	ASP	ASN	conflict	UNP P01709
2	98	ASN	SER	conflict	UNP P01709
2	99	PHE	LEU	conflict	UNP P01709
2	100	VAL	ILE	conflict	UNP P01709
2	103	THR	GLY	conflict	UNP P01709
2	106	LYS	ARG	conflict	UNP P01709
2	107	VAL	LEU	conflict	UNP P01709
2	116	ASN	ALA	conflict	UNP P01709
2	118	THR	SER	conflict	UNP P01709
2	156	GLY	SER	conflict	UNP P01709
2	167	LYS	THR	conflict	UNP P01709

- Molecule 2 is water.

Mol	Chain	Residues	Atoms	ZeroOcc	AltConf
2	1	133	Total O 133 133	0	0
2	2	185	Total O 185 185	0	0

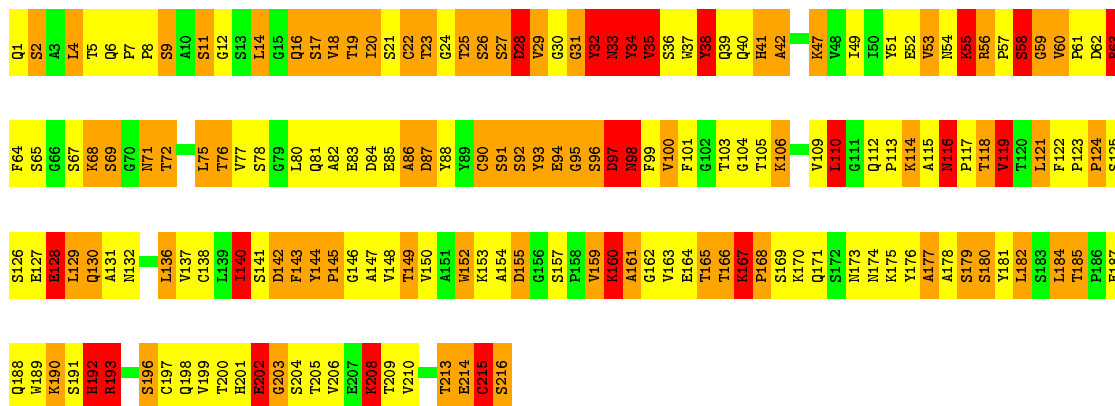
3 Residue-property plots

These plots are drawn for all protein, RNA and DNA chains in the entry. The first graphic for a chain summarises the proportions of the various outlier classes displayed in the second graphic. The second graphic shows the sequence view annotated by issues in geometry. Residues are color-coded according to the number of geometric quality criteria for which they contain at least one outlier: green = 0, yellow = 1, orange = 2 and red = 3 or more. Stretches of 2 or more consecutive residues without any outlier are shown as a green connector. Residues present in the sample, but not in the model, are shown in grey.

Note EDS was not executed.

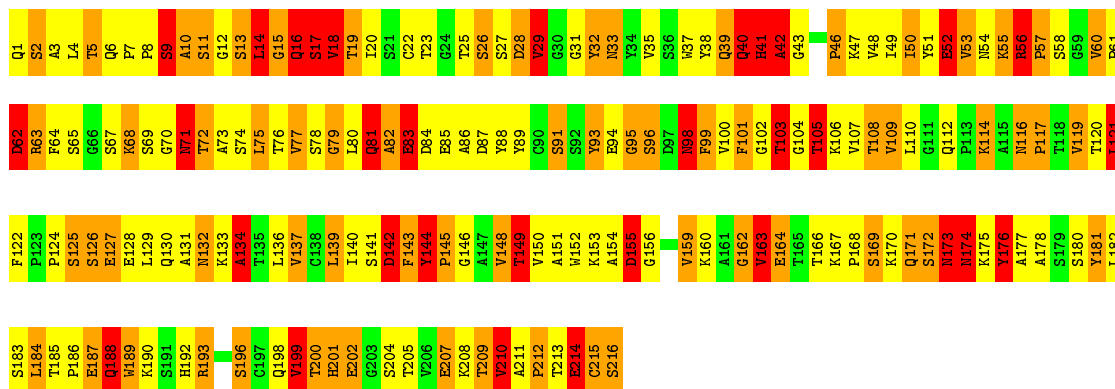
- Molecule 1: IMMUNOGLOBULIN LAMBDA DIMER MCG (LIGHT CHAIN)

Chain 1: 



- Molecule 1: IMMUNOGLOBULIN LAMBDA DIMER MCG (LIGHT CHAIN)

Chain 2: 



4 Data and refinement statistics

Xtrriage (Phenix) and EDS were not executed - this section is therefore incomplete.

Property	Value	Source
Space group	P 31 2 1	Depositor
Cell constants a, b, c, α , β , γ	72.30 Å 72.30 Å 185.90 Å 90.00° 90.00° 120.00°	Depositor
Resolution (Å)	7.00 – 2.00	Depositor
% Data completeness (in resolution range)	(Not available) (7.00-2.00)	Depositor
R_{merge}	(Not available)	Depositor
R_{sym}	(Not available)	Depositor
Refinement program	PROLSQ	Depositor
R, R_{free}	0.187 , (Not available)	Depositor
Estimated twinning fraction	No twinning to report.	Xtrriage
Total number of atoms	3530	wwPDB-VP
Average B, all atoms (Å ²)	8.0	wwPDB-VP

5 Model quality i

5.1 Standard geometry i

Bond lengths and bond angles in the following residue types are not validated in this section: PCA

The Z score for a bond length (or angle) is the number of standard deviations the observed value is removed from the expected value. A bond length (or angle) with $|Z| > 5$ is considered an outlier worth inspection. RMSZ is the root-mean-square of all Z scores of the bond lengths (or angles).

Mol	Chain	Bond lengths		Bond angles	
		RMSZ	# Z >5	RMSZ	# Z >5
1	1	1.42	7/1637 (0.4%)	2.51	82/2233 (3.7%)
1	2	1.40	1/1637 (0.1%)	2.44	94/2233 (4.2%)
All	All	1.41	8/3274 (0.2%)	2.48	176/4466 (3.9%)

Chiral center outliers are detected by calculating the chiral volume of a chiral center and verifying if the center is modelled as a planar moiety or with the opposite hand. A planarity outlier is detected by checking planarity of atoms in a peptide group, atoms in a mainchain group or atoms of a sidechain that are expected to be planar.

Mol	Chain	#Chirality outliers	#Planarity outliers
1	1	0	2
1	2	0	1
All	All	0	3

All (8) bond length outliers are listed below:

Mol	Chain	Res	Type	Atoms	Z	Observed(Å)	Ideal(Å)
1	1	58	SER	C-O	6.03	1.34	1.23
1	1	4	LEU	CA-CB	-5.85	1.40	1.53
1	1	59	GLY	N-CA	5.62	1.54	1.46
1	1	196	SER	CB-OG	-5.54	1.35	1.42
1	1	157	SER	CB-OG	-5.25	1.35	1.42
1	2	105	THR	CB-OG1	5.24	1.53	1.43
1	1	25	THR	CB-OG1	5.13	1.53	1.43
1	1	202	GLU	N-CA	5.06	1.56	1.46

All (176) bond angle outliers are listed below:

Mol	Chain	Res	Type	Atoms	Z	Observed(°)	Ideal(°)
1	1	63	ARG	CD-NE-CZ	23.28	156.19	123.60

Continued on next page...

Continued from previous page...

Mol	Chain	Res	Type	Atoms	Z	Observed(°)	Ideal(°)
1	1	4	LEU	CA-CB-CG	19.94	161.17	115.30
1	1	130	GLN	CB-CG-CD	17.04	155.90	111.60
1	1	55	LYS	CA-CB-CG	16.14	148.91	113.40
1	1	193	ARG	NE-CZ-NH2	-15.93	112.33	120.30
1	2	56	ARG	NE-CZ-NH1	14.83	127.72	120.30
1	2	62	ASP	CB-CG-OD2	-14.07	105.63	118.30
1	1	193	ARG	NE-CZ-NH1	13.58	127.09	120.30
1	2	142	ASP	CA-CB-CG	12.79	141.53	113.40
1	1	63	ARG	NE-CZ-NH1	12.72	126.66	120.30
1	2	155	ASP	CB-CG-OD2	-11.89	107.60	118.30
1	2	62	ASP	CB-CG-OD1	11.57	128.71	118.30
1	2	193	ARG	NE-CZ-NH2	-11.47	114.56	120.30
1	1	190	LYS	CA-CB-CG	11.31	138.29	113.40
1	1	97	ASP	CB-CG-OD1	10.70	127.93	118.30
1	2	41	HIS	CA-CB-CG	-10.53	95.70	113.60
1	2	176	TYR	CB-CG-CD1	10.29	127.17	121.00
1	1	214	GLU	OE1-CD-OE2	9.93	135.21	123.30
1	1	69	SER	N-CA-CB	9.61	124.91	110.50
1	2	121	LEU	CA-CB-CG	9.46	137.06	115.30
1	1	208	LYS	CA-CB-CG	9.44	134.17	113.40
1	2	105	THR	CA-CB-CG2	9.32	125.44	112.40
1	2	63	ARG	NE-CZ-NH2	9.21	124.91	120.30
1	2	155	ASP	CB-CG-OD1	8.73	126.15	118.30
1	1	25	THR	CA-C-O	8.70	138.37	120.10
1	1	82	ALA	CB-CA-C	8.64	123.07	110.10
1	1	58	SER	CA-C-N	8.61	133.42	116.20
1	2	155	ASP	N-CA-CB	-8.55	95.21	110.60
1	2	56	ARG	NE-CZ-NH2	-8.36	116.12	120.30
1	2	176	TYR	CB-CG-CD2	-8.33	116.00	121.00
1	2	188	GLN	CB-CA-C	8.24	126.88	110.40
1	1	32	TYR	CA-CB-CG	-8.21	97.80	113.40
1	1	34	TYR	N-CA-CB	8.18	125.32	110.60
1	1	92	SER	N-CA-CB	8.09	122.63	110.50
1	1	179	SER	N-CA-CB	8.06	122.60	110.50
1	1	58	SER	CA-C-O	-7.98	103.35	120.10
1	2	121	LEU	CB-CA-C	7.95	125.30	110.20
1	2	116	ASN	CA-CB-CG	7.68	130.31	113.40
1	2	189	TRP	CA-CB-CG	7.68	128.29	113.70
1	1	180	SER	N-CA-CB	7.57	121.85	110.50
1	2	124	PRO	C-N-CA	7.53	140.52	121.70
1	1	130	GLN	CG-CD-OE1	7.49	136.57	121.60
1	2	63	ARG	CD-NE-CZ	7.46	134.05	123.60

Continued on next page...

Continued from previous page...

Mol	Chain	Res	Type	Atoms	Z	Observed(°)	Ideal(°)
1	2	98	ASN	CB-CA-C	7.46	125.33	110.40
1	1	4	LEU	N-CA-CB	7.35	125.09	110.40
1	2	139	LEU	CA-CB-CG	7.34	132.18	115.30
1	1	25	THR	C-N-CA	7.33	140.02	121.70
1	2	207	GLU	O-C-N	7.30	134.38	122.70
1	1	202	GLU	CA-CB-CG	7.29	129.43	113.40
1	2	55	LYS	CA-CB-CG	7.26	129.38	113.40
1	1	25	THR	N-CA-CB	7.22	124.03	110.30
1	1	192	HIS	CA-CB-CG	-7.22	101.33	113.60
1	1	187	GLU	CB-CG-CD	7.21	133.67	114.20
1	2	105	THR	CA-CB-OG1	-7.16	93.96	109.00
1	1	110	LEU	CA-CB-CG	7.12	131.68	115.30
1	2	188	GLN	CA-CB-CG	7.02	128.84	113.40
1	1	128	GLU	CB-CA-C	6.99	124.38	110.40
1	2	62	ASP	CA-CB-CG	-6.94	98.14	113.40
1	2	74	SER	N-CA-CB	-6.90	100.15	110.50
1	2	176	TYR	CA-CB-CG	6.86	126.43	113.40
1	1	155	ASP	CB-CG-OD2	-6.85	112.14	118.30
1	2	171	GLN	N-CA-CB	-6.83	98.30	110.60
1	1	167	LYS	N-CA-CB	6.82	122.87	110.60
1	1	116	ASN	OD1-CG-ND2	6.76	137.44	121.90
1	1	203	GLY	N-CA-C	6.74	129.94	113.10
1	1	63	ARG	NH1-CZ-NH2	-6.65	112.08	119.40
1	1	187	GLU	CA-CB-CG	6.64	128.01	113.40
1	2	208	LYS	CB-CA-C	6.61	123.62	110.40
1	2	28	ASP	CB-CG-OD2	6.59	124.23	118.30
1	1	208	LYS	N-CA-CB	6.55	122.39	110.60
1	1	160	LYS	O-C-N	6.54	133.17	122.70
1	1	16	GLN	CB-CA-C	6.50	123.41	110.40
1	1	140	ILE	CA-CB-CG2	6.50	123.91	110.90
1	1	97	ASP	CA-CB-CG	6.46	127.61	113.40
1	1	35	VAL	O-C-N	6.43	132.98	122.70
1	1	193	ARG	CG-CD-NE	-6.38	98.41	111.80
1	1	33	ASN	N-CA-CB	-6.37	99.14	110.60
1	1	161	ALA	CB-CA-C	6.37	119.65	110.10
1	2	119	VAL	CB-CA-C	6.35	123.46	111.40
1	1	152	TRP	O-C-N	6.30	132.78	122.70
1	2	60	VAL	O-C-N	6.27	133.02	121.10
1	2	29	VAL	CA-C-N	6.25	128.70	116.20
1	2	174	ASN	N-CA-CB	6.23	121.81	110.60
1	2	189	TRP	CB-CA-C	6.22	122.85	110.40
1	1	87	ASP	CB-CG-OD1	-6.17	112.75	118.30

Continued on next page...

Continued from previous page...

Mol	Chain	Res	Type	Atoms	Z	Observed(°)	Ideal(°)
1	2	67	SER	N-CA-CB	6.14	119.71	110.50
1	1	25	THR	CA-CB-CG2	6.12	120.97	112.40
1	1	58	SER	N-CA-C	6.11	127.50	111.00
1	2	199	VAL	CB-CA-C	6.11	123.00	111.40
1	2	130	GLN	CB-CG-CD	-6.09	95.77	111.60
1	2	60	VAL	CA-CB-CG1	6.09	120.03	110.90
1	2	93	TYR	CB-CG-CD1	-6.05	117.37	121.00
1	1	114	LYS	CA-CB-CG	6.04	126.69	113.40
1	2	81	GLN	CA-C-O	-6.00	107.51	120.10
1	1	14	LEU	N-CA-CB	5.99	122.37	110.40
1	2	52	GLU	OE1-CD-OE2	5.94	130.42	123.30
1	2	193	ARG	NH1-CZ-NH2	5.91	125.90	119.40
1	1	93	TYR	N-CA-CB	-5.86	100.05	110.60
1	1	145	PRO	CB-CA-C	5.81	126.53	112.00
1	2	18	VAL	CA-CB-CG1	5.80	119.61	110.90
1	2	19	THR	CA-C-O	5.80	132.28	120.10
1	2	63	ARG	NE-CZ-NH1	-5.79	117.41	120.30
1	1	161	ALA	CA-C-O	-5.78	107.97	120.10
1	1	198	GLN	CB-CA-C	5.75	121.89	110.40
1	2	142	ASP	CB-CG-OD2	-5.75	113.13	118.30
1	1	94	GLU	CA-CB-CG	5.69	125.92	113.40
1	1	56	ARG	CA-CB-CG	5.69	125.91	113.40
1	2	149	THR	N-CA-CB	5.68	121.09	110.30
1	2	33	ASN	CB-CA-C	5.67	121.75	110.40
1	2	162	GLY	O-C-N	5.67	131.76	122.70
1	2	201	HIS	CA-CB-CG	5.64	123.19	113.60
1	2	116	ASN	N-CA-CB	5.61	120.70	110.60
1	2	145	PRO	CB-CA-C	5.60	126.00	112.00
1	2	60	VAL	N-CA-C	-5.60	95.89	111.00
1	2	109	VAL	N-CA-C	-5.59	95.90	111.00
1	2	214	GLU	CG-CD-OE1	5.59	129.47	118.30
1	1	63	ARG	N-CA-CB	5.58	120.65	110.60
1	2	117	PRO	N-CD-CG	-5.57	94.84	103.20
1	2	181	TYR	CB-CA-C	5.56	121.53	110.40
1	1	97	ASP	OD1-CG-OD2	-5.55	112.75	123.30
1	1	116	ASN	CB-CG-OD1	-5.54	110.51	121.60
1	2	9	SER	CA-CB-OG	5.54	126.17	111.20
1	1	184	LEU	CA-CB-CG	5.53	128.01	115.30
1	1	215	CYS	N-CA-C	-5.50	96.14	111.00
1	2	136	LEU	O-C-N	5.49	131.48	122.70
1	1	22	CYS	CA-CB-SG	5.47	123.85	114.00
1	2	187	GLU	CG-CD-OE1	5.46	129.22	118.30

Continued on next page...

Continued from previous page...

Mol	Chain	Res	Type	Atoms	Z	Observed(°)	Ideal(°)
1	2	196	SER	N-CA-CB	5.45	118.68	110.50
1	2	139	LEU	O-C-N	5.43	131.40	122.70
1	1	40	GLN	C-N-CA	5.41	135.21	121.70
1	2	99	PHE	CA-C-N	-5.41	105.31	117.20
1	2	116	ASN	N-CA-C	-5.38	96.47	111.00
1	1	31	GLY	N-CA-C	-5.34	99.75	113.10
1	1	180	SER	O-C-N	5.34	131.24	122.70
1	2	77	VAL	N-CA-CB	-5.33	99.77	111.50
1	2	210	VAL	CA-CB-CG2	-5.33	102.91	110.90
1	2	134	ALA	CA-C-O	-5.30	108.97	120.10
1	2	145	PRO	N-CA-C	-5.29	98.33	112.10
1	2	178	ALA	CB-CA-C	5.29	118.04	110.10
1	2	83	GLU	OE1-CD-OE2	5.29	129.65	123.30
1	1	121	LEU	CB-CA-C	5.29	120.24	110.20
1	2	202	GLU	CB-CA-C	-5.28	99.84	110.40
1	1	165	THR	CA-CB-CG2	5.27	119.78	112.40
1	1	177	ALA	N-CA-CB	5.26	117.47	110.10
1	2	71	ASN	CB-CA-C	5.25	120.91	110.40
1	2	180	SER	N-CA-CB	5.25	118.38	110.50
1	1	71	ASN	N-CA-CB	-5.24	101.16	110.60
1	2	18	VAL	CB-CA-C	5.24	121.36	111.40
1	1	155	ASP	OD1-CG-OD2	5.24	133.25	123.30
1	2	56	ARG	CD-NE-CZ	5.20	130.88	123.60
1	1	38	TYR	N-CA-CB	5.20	119.95	110.60
1	1	214	GLU	CB-CA-C	-5.17	100.05	110.40
1	2	210	VAL	N-CA-CB	5.17	122.88	111.50
1	2	139	LEU	CB-CG-CD2	5.16	119.77	111.00
1	2	192	HIS	CA-CB-CG	5.16	122.37	113.60
1	2	151	ALA	CB-CA-C	5.16	117.83	110.10
1	1	118	THR	N-CA-CB	5.14	120.07	110.30
1	1	34	TYR	N-CA-C	-5.13	97.14	111.00
1	1	119	VAL	CA-CB-CG1	5.13	118.59	110.90
1	2	116	ASN	CB-CA-C	5.13	120.65	110.40
1	2	143	PHE	CB-CA-C	5.11	120.62	110.40
1	1	190	LYS	CB-CA-C	5.11	120.62	110.40
1	2	42	ALA	N-CA-CB	5.10	117.24	110.10
1	2	151	ALA	N-CA-CB	-5.10	102.96	110.10
1	2	91	SER	O-C-N	5.09	130.84	122.70
1	2	16	GLN	N-CA-CB	5.09	119.76	110.60
1	1	116	ASN	O-C-N	5.08	130.75	121.10
1	2	137	VAL	CA-CB-CG2	5.08	118.52	110.90
1	1	62	ASP	CB-CG-OD1	5.07	122.86	118.30

Continued on next page...

Continued from previous page...

Mol	Chain	Res	Type	Atoms	Z	Observed(°)	Ideal(°)
1	2	124	PRO	CA-C-O	5.05	132.32	120.20
1	2	164	GLU	CB-CG-CD	5.05	127.83	114.20
1	1	128	GLU	CA-CB-CG	5.03	124.47	113.40
1	1	216	SER	N-CA-CB	-5.03	102.96	110.50
1	2	210	VAL	O-C-N	5.02	130.73	122.70
1	1	25	THR	O-C-N	-5.01	114.68	122.70
1	2	28	ASP	OD1-CG-OD2	-5.01	113.79	123.30

There are no chirality outliers.

All (3) planarity outliers are listed below:

Mol	Chain	Res	Type	Group
1	1	193	ARG	Sidechain
1	1	58	SER	Mainchain
1	2	163	VAL	Mainchain

5.2 Too-close contacts

In the following table, the Non-H and H(model) columns list the number of non-hydrogen atoms and hydrogen atoms in the chain respectively. The H(added) column lists the number of hydrogen atoms added and optimized by MolProbity. The Clashes column lists the number of clashes within the asymmetric unit, whereas Symm-Clashes lists symmetry related clashes.

Mol	Chain	Non-H	H(model)	H(added)	Clashes	Symm-Clashes
1	1	1606	0	1538	368	4
1	2	1606	0	1536	356	1
2	1	133	0	0	35	2
2	2	185	0	0	41	1
All	All	3530	0	3074	712	5

The all-atom clashscore is defined as the number of clashes found per 1000 atoms (including hydrogen atoms). The all-atom clashscore for this structure is 113.

All (712) close contacts within the same asymmetric unit are listed below, sorted by their clash magnitude.

Atom-1	Atom-2	Interatomic distance (Å)	Clash overlap (Å)
1:1:177:ALA:HB3	2:1:347:HOH:O	1.32	1.26
1:1:19:THR:HG23	1:1:76:THR:CG2	1.66	1.26
2:1:314:HOH:O	1:2:141:SER:HB2	1.33	1.25

Continued on next page...

Continued from previous page...

Atom-1	Atom-2	Interatomic distance (Å)	Clash overlap (Å)
1:1:52:GLU:O	1:1:53:VAL:HG22	1.34	1.23
1:1:117:PRO:HB3	1:1:140:ILE:CD1	1.70	1.20
1:1:9:SER:HB2	1:1:147:ALA:HB3	1.18	1.16
1:2:25:THR:HG22	1:2:26:SER:H	1.14	1.12
1:2:196:SER:HB3	1:2:209:THR:HG23	1.20	1.12
1:2:27:SER:O	2:2:250:HOH:O	1.66	1.11
1:1:23:THR:HG23	1:1:72:THR:HG22	1.28	1.11
1:1:24:GLY:C	1:1:29:VAL:HG21	1.71	1.10
1:1:97:ASP:O	1:1:98:ASN:HB2	1.48	1.09
1:2:201:HIS:O	2:2:389:HOH:O	1.68	1.09
1:1:4:LEU:HD13	1:1:22:CYS:SG	1.92	1.09
1:2:4:LEU:HD13	1:2:100:VAL:HG22	1.35	1.06
1:1:94:GLU:HB3	1:1:98:ASN:HB3	1.36	1.06
1:2:144:TYR:HB3	1:2:145:PRO:HD3	1.12	1.05
1:2:47:LYS:N	2:2:256:HOH:O	1.88	1.05
1:2:7:PRO:HA	2:2:235:HOH:O	1.51	1.05
1:1:25:THR:N	1:1:29:VAL:HG21	1.71	1.05
1:1:117:PRO:HB3	1:1:140:ILE:HD11	1.31	1.05
1:2:58:SER:HB3	2:2:269:HOH:O	1.56	1.04
1:2:23:THR:HG22	2:2:230:HOH:O	1.55	1.03
1:1:112:GLN:HG3	1:1:113:PRO:N	1.72	1.03
1:2:116:ASN:ND2	2:2:389:HOH:O	1.89	1.03
1:1:119:VAL:HG22	1:1:208:LYS:HD3	1.37	1.03
1:1:19:THR:CG2	1:1:76:THR:HG22	1.88	1.03
1:2:54:ASN:ND2	2:2:284:HOH:O	1.90	1.03
1:2:25:THR:HG22	1:2:26:SER:N	1.73	1.03
1:1:136:LEU:HD21	1:1:210:VAL:HG21	1.37	1.02
1:1:68:LYS:HE2	1:1:68:LYS:H	1.21	1.02
1:2:144:TYR:HB3	1:2:145:PRO:CD	1.85	1.02
1:1:9:SER:HB2	1:1:147:ALA:CB	1.90	1.02
1:2:171:GLN:HG2	1:2:173:ASN:HD21	1.22	1.01
1:2:112:GLN:HB2	1:2:144:TYR:CE1	1.95	1.01
1:2:134:ALA:HB3	1:2:184:LEU:O	1.61	1.00
1:1:114:LYS:NZ	1:1:202:GLU:HG3	1.76	0.99
1:1:117:PRO:CB	1:1:140:ILE:CD1	2.39	0.99
1:1:25:THR:H	1:1:29:VAL:HG11	1.28	0.98
1:2:25:THR:CG2	1:2:26:SER:H	1.77	0.98
1:2:53:VAL:HG13	1:2:54:ASN:OD1	1.63	0.97
1:1:28:ASP:HA	1:1:32:TYR:HD1	1.28	0.97
1:2:112:GLN:HB2	1:2:144:TYR:HE1	1.27	0.96
1:1:19:THR:HG23	1:1:76:THR:HG22	0.96	0.96

Continued on next page...

Continued from previous page...

Atom-1	Atom-2	Interatomic distance (Å)	Clash overlap (Å)
1:1:114:LYS:HZ2	1:1:202:GLU:HG3	1.29	0.95
1:2:49:ILE:O	1:2:50:ILE:HB	1.64	0.95
1:2:52:GLU:O	1:2:53:VAL:HG12	1.67	0.95
1:2:14:LEU:CD1	1:2:14:LEU:H	1.79	0.94
1:1:110:LEU:HD12	1:1:144:TYR:CE1	2.03	0.94
1:1:214:GLU:HB3	1:1:216:SER:C	1.88	0.94
1:1:143:PHE:CE2	1:1:176:TYR:HB2	2.02	0.94
1:2:17:SER:HA	1:2:77:VAL:O	1.68	0.93
1:1:143:PHE:HE2	1:1:176:TYR:HB2	1.32	0.93
1:2:171:GLN:HG2	1:2:173:ASN:ND2	1.81	0.93
1:1:94:GLU:O	1:1:96:SER:N	2.01	0.93
1:2:121:LEU:HD13	1:2:210:VAL:HB	1.49	0.93
1:2:18:VAL:HG12	1:2:77:VAL:CG1	1.98	0.93
1:1:167:LYS:HZ3	1:2:43:GLY:HA3	1.32	0.93
1:2:196:SER:HB3	1:2:209:THR:CG2	1.98	0.92
1:2:148:VAL:O	1:2:149:THR:HG23	1.69	0.92
1:1:171:GLN:HE21	1:1:173:ASN:HD21	1.13	0.92
1:1:204:SER:CB	2:1:265:HOH:O	2.18	0.91
1:1:26:SER:O	1:1:28:ASP:N	2.04	0.91
1:1:94:GLU:CG	1:1:95:GLY:H	1.79	0.91
1:1:38:TYR:HE2	1:1:91:SER:HB2	1.34	0.91
1:1:150:VAL:O	2:1:313:HOH:O	1.86	0.91
1:2:117:PRO:O	2:2:336:HOH:O	1.86	0.91
1:1:47:LYS:HZ3	1:1:47:LYS:HB2	1.35	0.90
1:1:167:LYS:NZ	1:2:43:GLY:HA3	1.84	0.90
1:1:1:PCA:O	1:1:2:SER:HB3	1.69	0.90
1:1:20:ILE:HG13	1:1:105:THR:HG21	1.54	0.90
1:2:28:ASP:OD1	1:2:28:ASP:O	1.90	0.90
1:2:144:TYR:CB	1:2:145:PRO:HD3	2.02	0.89
1:2:103:THR:OG1	1:2:104:GLY:N	2.05	0.89
1:1:34:TYR:O	1:1:35:VAL:HG23	1.70	0.89
1:2:148:VAL:HG22	1:2:149:THR:H	1.37	0.89
1:1:23:THR:CG2	1:1:72:THR:HG22	2.02	0.89
1:2:189:TRP:CZ2	1:2:212:PRO:HA	2.08	0.89
1:1:28:ASP:HA	1:1:32:TYR:CD1	2.07	0.89
1:1:68:LYS:HE2	1:1:68:LYS:N	1.87	0.88
1:2:40:GLN:HA	1:2:40:GLN:HE21	1.35	0.88
1:2:42:ALA:CB	2:2:310:HOH:O	2.21	0.88
1:2:16:GLN:NE2	2:2:328:HOH:O	2.05	0.88
1:1:68:LYS:HE3	1:1:68:LYS:O	1.73	0.88
1:1:127:GLU:HG3	2:2:397:HOH:O	1.72	0.87

Continued on next page...

Continued from previous page...

Atom-1	Atom-2	Interatomic distance (Å)	Clash overlap (Å)
1:2:133:LYS:O	1:2:186:PRO:HD3	1.74	0.87
1:2:185:THR:HG1	1:2:188:GLN:HB3	1.38	0.87
1:2:14:LEU:H	1:2:14:LEU:HD13	1.37	0.87
1:1:94:GLU:HB3	1:1:98:ASN:CB	2.05	0.86
1:1:110:LEU:HD12	1:1:144:TYR:HE1	1.39	0.86
1:1:97:ASP:OD1	2:1:257:HOH:O	1.93	0.86
1:1:112:GLN:CG	1:1:113:PRO:N	2.37	0.85
1:2:98:ASN:HD22	1:2:99:PHE:N	1.74	0.85
1:1:52:GLU:O	1:1:53:VAL:CG2	2.21	0.85
1:2:56:ARG:HG2	1:2:60:VAL:HG21	1.57	0.85
1:2:128:GLU:O	1:2:131:ALA:HB3	1.77	0.84
1:1:9:SER:CB	1:1:147:ALA:HB3	2.03	0.84
1:2:171:GLN:O	1:2:172:SER:HB3	1.78	0.83
1:1:41:HIS:NE2	2:1:301:HOH:O	2.09	0.83
1:2:98:ASN:HD22	1:2:99:PHE:H	1.26	0.83
1:2:18:VAL:HG12	1:2:77:VAL:HG12	1.60	0.83
1:1:88:TYR:O	1:1:104:GLY:HA2	1.79	0.83
1:2:87:ASP:OD1	1:2:106:LYS:HB2	1.78	0.83
1:1:144:TYR:CD1	1:1:145:PRO:HD3	2.14	0.82
1:1:93:TYR:HE2	2:1:341:HOH:O	1.63	0.82
1:1:27:SER:OG	2:1:228:HOH:O	1.81	0.82
1:2:39:GLN:O	1:2:87:ASP:O	1.95	0.82
1:2:62:ASP:C	1:2:63:ARG:HD2	2.00	0.82
1:1:144:TYR:CG	1:1:145:PRO:HD3	2.15	0.82
1:2:39:GLN:HG2	1:2:88:TYR:CE2	2.14	0.82
1:1:32:TYR:O	1:1:34:TYR:N	2.12	0.81
1:1:214:GLU:H	1:1:214:GLU:CD	1.84	0.81
1:1:28:ASP:CA	1:1:32:TYR:HD1	1.93	0.81
1:1:30:GLY:C	1:1:32:TYR:N	2.31	0.81
1:2:12:GLY:HA3	1:2:80:LEU:CD1	2.11	0.81
1:2:63:ARG:N	1:2:63:ARG:HD2	1.96	0.80
1:2:126:SER:OG	1:2:216:SER:HA	1.80	0.80
1:1:144:TYR:HB3	1:1:145:PRO:HD3	1.61	0.80
1:1:161:ALA:O	2:1:296:HOH:O	1.99	0.80
1:2:18:VAL:HG23	2:2:239:HOH:O	1.81	0.80
1:2:77:VAL:O	1:2:77:VAL:HG13	1.82	0.80
1:1:214:GLU:N	1:1:214:GLU:OE1	2.15	0.79
1:2:86:ALA:O	1:2:106:LYS:HA	1.82	0.79
1:2:149:THR:HB	2:2:352:HOH:O	1.81	0.79
1:2:18:VAL:HG12	1:2:77:VAL:HG11	1.66	0.78
1:1:144:TYR:CB	1:1:145:PRO:HD3	2.12	0.78

Continued on next page...

Continued from previous page...

Atom-1	Atom-2	Interatomic distance (Å)	Clash overlap (Å)
1:2:41:HIS:CE1	1:2:83:GLU:O	2.36	0.78
1:2:185:THR:OG1	1:2:188:GLN:HB3	1.84	0.78
1:2:6:GLN:CG	1:2:7:PRO:HD3	2.13	0.78
1:1:166:THR:O	1:1:166:THR:HG22	1.85	0.77
1:2:144:TYR:C	1:2:144:TYR:CD2	2.54	0.77
1:1:123:PRO:O	2:1:271:HOH:O	2.02	0.77
1:1:144:TYR:HB3	1:1:145:PRO:CD	2.13	0.77
1:1:93:TYR:HB2	1:1:99:PHE:HE1	1.50	0.77
1:2:159:VAL:HG21	1:2:182:LEU:HD11	1.67	0.77
1:1:125:SER:O	1:1:129:LEU:HD22	1.84	0.76
1:2:173:ASN:H	1:2:173:ASN:HD22	1.32	0.76
1:1:143:PHE:HE2	1:1:176:TYR:CB	1.98	0.76
1:1:95:GLY:C	1:1:97:ASP:H	1.87	0.76
1:1:47:LYS:HB2	1:1:47:LYS:NZ	1.99	0.76
1:2:4:LEU:CD1	1:2:100:VAL:HG22	2.16	0.76
1:2:98:ASN:ND2	2:2:317:HOH:O	2.18	0.76
1:2:116:ASN:HB3	1:2:117:PRO:HD2	1.68	0.76
1:1:68:LYS:CE	1:1:68:LYS:O	2.34	0.75
1:1:81:GLN:HB2	1:1:84:ASP:OD2	1.86	0.75
1:1:8:PRO:HG3	1:1:149:THR:HG23	1.69	0.75
1:1:119:VAL:CG2	1:1:208:LYS:HD3	2.15	0.75
1:1:25:THR:N	1:1:29:VAL:CG2	2.48	0.75
1:1:28:ASP:O	1:1:32:TYR:HB2	1.86	0.75
1:1:144:TYR:CB	1:1:145:PRO:CD	2.65	0.74
1:1:39:GLN:HB2	1:1:49:ILE:HD13	1.69	0.74
1:2:170:LYS:NZ	1:2:174:ASN:HB3	2.01	0.74
1:1:94:GLU:HB3	1:1:98:ASN:O	1.86	0.74
1:1:214:GLU:C	1:1:216:SER:N	2.33	0.74
1:1:167:LYS:HB2	1:1:168:PRO:CD	2.17	0.74
1:2:170:LYS:HZ1	1:2:174:ASN:HB3	1.51	0.74
1:1:201:HIS:C	1:1:202:GLU:O	2.24	0.74
1:1:4:LEU:CD1	1:1:22:CYS:SG	2.76	0.74
1:2:14:LEU:CD1	1:2:14:LEU:N	2.50	0.73
1:1:106:LYS:HG3	1:1:147:ALA:HB2	1.70	0.73
1:1:130:GLN:O	1:1:132:ASN:N	2.21	0.73
1:2:17:SER:HA	1:2:78:SER:HA	1.71	0.73
1:1:31:GLY:O	2:1:229:HOH:O	2.06	0.73
1:2:63:ARG:N	1:2:63:ARG:CD	2.50	0.73
1:2:6:GLN:HG3	1:2:7:PRO:HD3	1.69	0.73
1:2:163:VAL:O	1:2:163:VAL:CG2	2.35	0.73
1:2:146:GLY:O	1:2:168:PRO:HG2	1.87	0.73

Continued on next page...

Continued from previous page...

Atom-1	Atom-2	Interatomic distance (Å)	Clash overlap (Å)
1:1:26:SER:HA	1:1:71:ASN:HD21	1.53	0.73
1:1:94:GLU:CB	1:1:98:ASN:HB3	2.15	0.73
1:1:170:LYS:CE	1:1:174:ASN:HA	2.18	0.73
1:1:127:GLU:OE2	2:1:273:HOH:O	2.06	0.73
1:2:15:GLY:HA2	1:2:79:GLY:HA2	1.71	0.72
1:2:32:TYR:CE1	2:2:250:HOH:O	2.41	0.72
1:2:37:TRP:CD1	1:2:50:ILE:HG21	2.24	0.72
1:1:117:PRO:CB	1:1:140:ILE:HD13	2.17	0.72
1:1:28:ASP:CA	1:1:32:TYR:CD1	2.70	0.72
1:1:32:TYR:HE2	1:1:93:TYR:HD1	1.35	0.72
1:2:200:THR:HG22	2:2:325:HOH:O	1.88	0.72
1:1:1:PCA:O	1:1:2:SER:CB	2.36	0.72
1:1:91:SER:OG	1:1:99:PHE:CE2	2.38	0.72
1:2:144:TYR:HD2	1:2:144:TYR:C	1.93	0.72
1:2:4:LEU:HD13	1:2:100:VAL:CG2	2.16	0.72
1:1:35:VAL:HA	1:1:91:SER:O	1.88	0.71
1:1:12:GLY:O	1:1:110:LEU:HD22	1.90	0.71
1:2:163:VAL:O	1:2:163:VAL:HG22	1.90	0.71
1:2:28:ASP:O	1:2:29:VAL:HB	1.90	0.71
1:1:136:LEU:HD11	1:1:189:TRP:CZ3	2.25	0.71
1:2:121:LEU:CD1	1:2:210:VAL:HB	2.20	0.71
1:2:6:GLN:CG	1:2:7:PRO:CD	2.68	0.71
1:2:62:ASP:HB3	1:2:63:ARG:HD2	1.72	0.71
1:2:81:GLN:HG3	1:2:84:ASP:CG	2.10	0.71
1:1:30:GLY:C	1:1:32:TYR:H	1.93	0.70
1:1:214:GLU:N	1:1:214:GLU:CD	2.42	0.70
1:2:81:GLN:HG3	1:2:84:ASP:OD1	1.91	0.70
1:1:38:TYR:CE2	1:1:91:SER:HB2	2.24	0.70
1:1:25:THR:C	1:1:29:VAL:HG22	2.11	0.70
1:1:137:VAL:HG23	1:2:122:PHE:CZ	2.27	0.70
1:2:148:VAL:HG22	1:2:149:THR:N	2.05	0.70
1:2:143:PHE:CE2	1:2:176:TYR:O	2.44	0.70
1:2:19:THR:HA	1:2:75:LEU:O	1.91	0.70
1:2:37:TRP:HB2	1:2:50:ILE:HG22	1.74	0.70
1:1:2:SER:H	1:1:100:VAL:HG12	1.57	0.70
1:2:174:ASN:ND2	2:2:302:HOH:O	2.24	0.70
1:2:85:GLU:HG3	1:2:108:THR:HA	1.74	0.70
1:1:23:THR:HG23	1:1:72:THR:CG2	2.15	0.70
1:1:1:PCA:H2	1:1:100:VAL:HG13	1.57	0.69
1:1:41:HIS:O	1:1:42:ALA:C	2.29	0.69
1:2:150:VAL:O	2:2:370:HOH:O	2.09	0.69

Continued on next page...

Continued from previous page...

Atom-1	Atom-2	Interatomic distance (Å)	Clash overlap (Å)
1:1:49:ILE:HD12	1:1:64:PHE:CD1	2.27	0.69
1:2:6:GLN:HG2	1:2:7:PRO:HD2	1.75	0.69
1:1:200:THR:HG23	1:1:205:THR:CG2	2.23	0.69
1:2:12:GLY:HA3	1:2:80:LEU:HD11	1.75	0.69
1:2:214:GLU:O	1:2:215:CYS:HB3	1.93	0.69
1:2:41:HIS:HE1	1:2:83:GLU:O	1.74	0.68
1:2:171:GLN:HB3	1:2:175:LYS:O	1.93	0.68
1:2:144:TYR:CB	1:2:145:PRO:CD	2.60	0.68
1:1:34:TYR:O	1:1:35:VAL:CG2	2.42	0.68
1:1:26:SER:N	1:1:29:VAL:HG22	2.09	0.68
1:1:121:LEU:HD12	1:1:137:VAL:O	1.93	0.68
1:1:170:LYS:HE2	1:1:174:ASN:HA	1.74	0.68
1:1:51:TYR:CE2	1:1:57:PRO:HB3	2.28	0.68
1:1:215:CYS:O	1:1:216:SER:CB	2.42	0.68
1:1:28:ASP:HB2	1:1:32:TYR:CE1	2.29	0.67
1:2:62:ASP:CB	1:2:63:ARG:HD2	2.24	0.67
1:1:49:ILE:HD12	1:1:64:PHE:CE1	2.29	0.67
1:2:37:TRP:HD1	1:2:50:ILE:HG21	1.59	0.67
1:1:165:THR:OG1	1:1:180:SER:HB3	1.93	0.67
1:2:37:TRP:HB2	1:2:50:ILE:CG2	2.25	0.67
1:2:6:GLN:OE1	1:2:102:GLY:O	2.13	0.67
1:1:94:GLU:CG	1:1:95:GLY:N	2.56	0.67
1:2:196:SER:CB	1:2:209:THR:HG23	2.12	0.67
1:1:166:THR:O	1:1:166:THR:CG2	2.42	0.67
1:1:137:VAL:CG2	1:2:122:PHE:CZ	2.78	0.67
1:1:121:LEU:HD22	1:1:197:CYS:HB3	1.75	0.66
1:1:94:GLU:HG2	1:1:95:GLY:H	1.60	0.66
1:2:95:GLY:O	1:2:96:SER:HB2	1.94	0.66
1:2:47:LYS:HD3	1:2:49:ILE:HG23	1.77	0.66
1:2:77:VAL:O	1:2:77:VAL:CG1	2.43	0.66
1:1:25:THR:H	1:1:29:VAL:CG1	2.04	0.66
1:2:40:GLN:HA	1:2:40:GLN:NE2	2.10	0.66
1:1:28:ASP:O	1:1:32:TYR:N	2.29	0.66
1:1:201:HIS:O	1:1:202:GLU:HB2	1.96	0.66
1:1:30:GLY:O	1:1:32:TYR:N	2.28	0.66
1:2:51:TYR:HD2	1:2:52:GLU:HB2	1.58	0.66
1:2:6:GLN:HG2	1:2:7:PRO:CD	2.26	0.66
1:2:171:GLN:OE1	1:2:177:ALA:HB2	1.97	0.65
1:1:201:HIS:O	1:1:202:GLU:O	2.14	0.65
1:1:213:THR:HG22	1:1:213:THR:O	1.95	0.65
1:2:112:GLN:CB	1:2:144:TYR:CE1	2.77	0.65

Continued on next page...

Continued from previous page...

Atom-1	Atom-2	Interatomic distance (Å)	Clash overlap (Å)
1:1:119:VAL:HG13	1:1:206:VAL:HG11	1.78	0.65
1:1:29:VAL:HA	2:1:253:HOH:O	1.96	0.65
1:2:150:VAL:HG22	1:2:199:VAL:HB	1.79	0.65
1:2:164:GLU:HB2	1:2:181:TYR:CE1	2.31	0.65
1:1:19:THR:C	1:1:20:ILE:HD13	2.17	0.65
1:2:152:TRP:C	1:2:153:LYS:HG2	2.16	0.65
1:1:117:PRO:HB2	1:1:140:ILE:CD1	2.27	0.65
1:1:6:GLN:O	2:1:259:HOH:O	2.14	0.65
1:2:10:ALA:O	1:2:107:VAL:HB	1.97	0.65
1:1:47:LYS:CB	1:1:47:LYS:NZ	2.58	0.64
1:2:215:CYS:O	1:2:216:SER:C	2.34	0.64
1:1:26:SER:C	1:1:28:ASP:H	1.98	0.64
1:2:80:LEU:HB3	1:2:109:VAL:HG12	1.80	0.64
1:2:42:ALA:HB2	2:2:310:HOH:O	1.93	0.64
1:2:32:TYR:N	1:2:32:TYR:CD1	2.65	0.64
1:1:32:TYR:CE2	1:1:93:TYR:HD1	2.14	0.64
1:1:51:TYR:CE1	1:1:55:LYS:HG2	2.32	0.64
1:2:4:LEU:CD1	1:2:100:VAL:CG2	2.75	0.64
1:1:53:VAL:HG23	1:1:54:ASN:H	1.63	0.64
1:1:204:SER:HB2	2:1:265:HOH:O	1.90	0.64
1:1:75:LEU:CD1	1:1:75:LEU:C	2.66	0.64
1:1:94:GLU:HG3	1:1:95:GLY:H	1.59	0.64
1:2:8:PRO:HD3	2:2:235:HOH:O	1.97	0.64
1:2:81:GLN:CG	1:2:84:ASP:OD2	2.45	0.64
1:1:1:PCA:N	1:1:98:ASN:HD21	1.95	0.63
1:1:24:GLY:HA3	1:1:29:VAL:HB	1.80	0.63
1:1:75:LEU:HD13	1:1:75:LEU:C	2.18	0.63
1:2:50:ILE:HA	1:2:55:LYS:O	1.99	0.63
1:2:57:PRO:HG2	1:2:60:VAL:HG13	1.79	0.63
1:2:56:ARG:HD3	1:2:64:PHE:O	1.97	0.63
1:1:37:TRP:CE2	1:1:75:LEU:HB2	2.34	0.63
1:1:1:PCA:H2	1:1:98:ASN:HD21	1.45	0.63
2:1:314:HOH:O	1:2:171:GLN:NE2	2.30	0.63
1:1:101:PHE:CE2	1:2:46:PRO:HG2	2.34	0.63
1:1:16:GLN:NE2	2:1:243:HOH:O	2.31	0.63
1:2:107:VAL:HG23	1:2:108:THR:N	2.13	0.63
1:2:171:GLN:CG	1:2:171:GLN:O	2.47	0.63
1:1:28:ASP:CB	1:1:32:TYR:CD1	2.82	0.62
1:1:95:GLY:O	1:1:97:ASP:N	2.29	0.62
1:2:18:VAL:O	1:2:76:THR:HA	1.98	0.62
1:2:114:LYS:HB2	2:2:326:HOH:O	1.97	0.62

Continued on next page...

Continued from previous page...

Atom-1	Atom-2	Interatomic distance (Å)	Clash overlap (Å)
1:1:166:THR:O	1:1:178:ALA:HB1	2.00	0.62
1:1:24:GLY:CA	1:1:29:VAL:HG21	2.29	0.62
1:2:4:LEU:O	1:2:102:GLY:HA3	1.99	0.62
1:1:137:VAL:HG21	1:2:122:PHE:CE2	2.34	0.62
1:1:20:ILE:HD13	1:1:20:ILE:N	2.15	0.62
1:1:53:VAL:HG23	1:1:54:ASN:N	2.13	0.62
1:2:70:GLY:C	1:2:72:THR:H	2.03	0.62
1:1:28:ASP:CB	1:1:32:TYR:CE1	2.83	0.62
1:2:93:TYR:CE2	1:2:95:GLY:HA2	2.34	0.62
1:1:93:TYR:CD2	2:1:258:HOH:O	2.52	0.62
1:2:81:GLN:HG3	1:2:84:ASP:OD2	1.99	0.62
1:1:18:VAL:O	1:1:76:THR:HB	2.00	0.62
1:2:70:GLY:O	1:2:72:THR:N	2.31	0.62
1:1:85:GLU:O	1:1:86:ALA:HB2	2.00	0.61
1:1:130:GLN:C	1:1:132:ASN:H	2.04	0.61
1:1:140:ILE:O	1:1:177:ALA:HB1	1.99	0.61
1:1:92:SER:C	1:1:100:VAL:HG23	2.20	0.61
1:1:127:GLU:O	1:1:130:GLN:N	2.32	0.61
1:1:16:GLN:CB	2:1:283:HOH:O	2.48	0.61
1:1:192:HIS:N	1:1:192:HIS:ND1	2.43	0.61
1:1:215:CYS:O	1:1:216:SER:OG	2.15	0.61
1:2:141:SER:O	1:2:142:ASP:CB	2.47	0.61
1:2:189:TRP:CH2	1:2:212:PRO:HA	2.36	0.61
1:2:52:GLU:O	1:2:53:VAL:CG1	2.45	0.61
1:1:114:LYS:NZ	1:1:202:GLU:CG	2.59	0.61
1:1:114:LYS:HZ3	1:1:202:GLU:HG3	1.64	0.61
1:1:31:GLY:C	2:1:229:HOH:O	2.39	0.61
1:2:215:CYS:SG	1:2:216:SER:N	2.74	0.61
1:1:117:PRO:HB2	1:1:140:ILE:HD13	1.80	0.61
1:1:150:VAL:HG11	1:1:180:SER:OG	2.01	0.60
1:2:185:THR:HG23	1:2:188:GLN:OE1	2.01	0.60
1:1:136:LEU:HD21	1:1:210:VAL:CG2	2.22	0.60
1:1:28:ASP:OD2	1:1:32:TYR:CD1	2.54	0.60
1:1:57:PRO:HD2	1:1:60:VAL:HG11	1.83	0.60
1:2:125:SER:O	1:2:129:LEU:HD12	2.02	0.60
1:1:19:THR:HG23	1:1:76:THR:HG21	1.78	0.60
1:1:94:GLU:CD	1:1:98:ASN:ND2	2.55	0.60
1:1:19:THR:CG2	1:1:76:THR:CG2	2.61	0.60
1:1:201:HIS:O	1:1:202:GLU:CB	2.50	0.60
1:1:114:LYS:HA	1:1:144:TYR:CB	2.31	0.59
1:2:125:SER:O	1:2:128:GLU:N	2.35	0.59

Continued on next page...

Continued from previous page...

Atom-1	Atom-2	Interatomic distance (Å)	Clash overlap (Å)
1:2:125:SER:O	1:2:126:SER:C	2.39	0.59
1:2:122:PHE:HB2	1:2:137:VAL:HG12	1.84	0.59
1:2:211:ALA:O	1:2:213:THR:N	2.35	0.59
1:1:29:VAL:O	1:1:29:VAL:HG23	2.02	0.59
1:2:88:TYR:H	1:2:105:THR:H	1.48	0.59
1:1:185:THR:HG23	1:1:188:GLN:HG3	1.83	0.59
1:1:162:GLY:O	1:1:182:LEU:HD23	2.02	0.59
1:1:144:TYR:CG	1:1:145:PRO:CD	2.86	0.59
1:1:11:SER:HG	1:1:202:GLU:CD	2.06	0.59
1:2:152:TRP:O	1:2:153:LYS:HG2	2.03	0.59
1:1:25:THR:O	1:1:29:VAL:HG13	2.03	0.58
1:2:17:SER:CA	1:2:78:SER:HA	2.31	0.58
1:2:46:PRO:O	1:2:47:LYS:HB3	2.02	0.58
1:2:81:GLN:N	1:2:84:ASP:OD2	2.36	0.58
1:1:36:SER:HB3	1:1:51:TYR:HA	1.85	0.58
1:2:169:SER:O	1:2:176:TYR:HA	2.03	0.58
1:1:141:SER:O	1:1:142:ASP:HB2	2.03	0.58
1:1:97:ASP:HA	1:2:51:TYR:OH	2.04	0.58
1:1:140:ILE:HD11	1:1:143:PHE:CE1	2.39	0.58
1:1:8:PRO:HG3	1:1:149:THR:CG2	2.33	0.58
1:1:41:HIS:O	1:1:42:ALA:O	2.21	0.58
1:2:53:VAL:CG1	2:2:262:HOH:O	2.51	0.58
1:1:200:THR:HA	1:1:205:THR:HG22	1.85	0.58
1:2:145:PRO:O	1:2:201:HIS:HE1	1.86	0.58
1:1:167:LYS:CB	1:1:168:PRO:HD3	2.33	0.58
1:1:213:THR:HG23	1:1:215:CYS:N	2.19	0.58
1:1:93:TYR:CE2	2:1:258:HOH:O	2.52	0.58
1:2:57:PRO:HG2	1:2:60:VAL:CG1	2.34	0.58
1:2:13:SER:O	1:2:14:LEU:C	2.41	0.58
1:2:148:VAL:CG2	1:2:149:THR:H	2.14	0.57
1:1:94:GLU:HB3	1:1:98:ASN:ND2	2.19	0.57
1:2:87:ASP:OD1	1:2:106:LYS:CB	2.50	0.57
1:2:8:PRO:CD	2:2:235:HOH:O	2.52	0.57
1:1:148:VAL:HG12	1:1:201:HIS:HB2	1.85	0.57
1:1:141:SER:HA	1:1:177:ALA:HB2	1.85	0.57
1:2:4:LEU:O	1:2:102:GLY:CA	2.52	0.57
1:1:116:ASN:H	1:1:116:ASN:ND2	2.03	0.57
1:2:11:SER:HA	1:2:108:THR:O	2.04	0.57
1:1:28:ASP:HB2	1:1:32:TYR:HE1	1.70	0.57
1:2:38:TYR:CE2	1:2:101:PHE:CZ	2.93	0.57
1:1:1:PCA:H2	1:1:100:VAL:CG1	2.18	0.57

Continued on next page...

Continued from previous page...

Atom-1	Atom-2	Interatomic distance (Å)	Clash overlap (Å)
1:2:4:LEU:HB2	1:2:102:GLY:HA3	1.87	0.57
1:1:94:GLU:CB	1:1:98:ASN:ND2	2.67	0.56
1:2:214:GLU:HG3	1:2:215:CYS:N	2.20	0.56
1:2:68:LYS:HA	1:2:73:ALA:HA	1.87	0.56
1:1:149:THR:OG1	1:1:200:THR:HB	2.05	0.56
1:1:201:HIS:O	1:1:201:HIS:CD2	2.58	0.56
1:2:28:ASP:O	1:2:29:VAL:CB	2.53	0.56
1:2:32:TYR:HE1	2:2:250:HOH:O	1.83	0.56
1:2:47:LYS:HE2	1:2:49:ILE:CG2	2.34	0.56
1:1:16:GLN:HB3	2:1:283:HOH:O	2.05	0.56
1:1:213:THR:CG2	1:1:213:THR:O	2.54	0.56
1:1:51:TYR:HE2	1:1:57:PRO:HB3	1.71	0.56
1:2:7:PRO:CA	2:2:235:HOH:O	2.29	0.56
1:1:214:GLU:HB3	1:1:216:SER:OXT	2.04	0.56
1:1:34:TYR:O	1:1:35:VAL:CB	2.53	0.56
1:2:5:THR:HG21	2:2:244:HOH:O	2.05	0.56
1:2:20:ILE:HD13	1:2:105:THR:HG21	1.88	0.56
1:2:141:SER:O	1:2:142:ASP:HB2	2.03	0.56
1:2:155:ASP:OD1	1:2:193:ARG:HB2	2.05	0.56
1:2:25:THR:CG2	1:2:26:SER:N	2.42	0.56
1:2:85:GLU:OE2	1:2:108:THR:HG22	2.06	0.56
1:2:98:ASN:ND2	1:2:99:PHE:N	2.50	0.56
1:1:95:GLY:C	1:1:97:ASP:N	2.59	0.55
1:2:25:THR:N	1:2:28:ASP:O	2.25	0.55
1:2:53:VAL:HG11	2:2:262:HOH:O	2.04	0.55
1:2:88:TYR:O	1:2:104:GLY:C	2.45	0.55
1:1:117:PRO:HB3	1:1:140:ILE:HD12	1.81	0.55
1:1:30:GLY:O	1:1:33:ASN:N	2.37	0.55
1:1:6:GLN:HE22	1:1:104:GLY:HA2	1.70	0.55
1:1:94:GLU:HB3	1:1:98:ASN:CG	2.27	0.55
1:2:7:PRO:HD2	1:2:105:THR:OG1	2.07	0.55
1:2:65:SER:O	1:2:75:LEU:CD2	2.54	0.55
1:2:20:ILE:CG1	1:2:105:THR:HG21	2.36	0.55
1:1:6:GLN:OE1	1:1:90:CYS:SG	2.65	0.55
1:2:62:ASP:CA	1:2:63:ARG:HD2	2.37	0.55
1:1:1:PCA:N	1:1:100:VAL:CG1	2.70	0.54
1:2:167:LYS:HE3	2:2:307:HOH:O	2.07	0.54
1:1:164:GLU:HG3	1:2:171:GLN:HG3	1.89	0.54
1:2:94:GLU:HA	2:2:250:HOH:O	2.06	0.54
1:2:129:LEU:C	1:2:131:ALA:N	2.58	0.54
1:2:42:ALA:HB3	2:2:310:HOH:O	2.00	0.54

Continued on next page...

Continued from previous page...

Atom-1	Atom-2	Interatomic distance (Å)	Clash overlap (Å)
1:1:115:ALA:H	1:1:144:TYR:HB2	1.73	0.54
1:1:97:ASP:HA	1:2:51:TYR:CE1	2.43	0.54
1:2:16:GLN:H	1:2:79:GLY:HA2	1.73	0.54
1:2:62:ASP:HB3	1:2:63:ARG:CD	2.35	0.54
1:1:28:ASP:O	1:1:32:TYR:CB	2.55	0.54
1:2:14:LEU:HD12	1:2:14:LEU:N	2.20	0.54
1:1:93:TYR:HB2	1:1:99:PHE:CE1	2.37	0.54
1:2:140:ILE:HD11	1:2:150:VAL:HG21	1.90	0.54
1:2:143:PHE:O	1:2:175:LYS:HA	2.08	0.54
1:1:127:GLU:O	1:1:128:GLU:C	2.46	0.53
1:1:164:GLU:OE1	1:2:171:GLN:O	2.26	0.53
1:1:25:THR:N	1:1:29:VAL:HG11	2.11	0.53
1:1:52:GLU:C	1:1:53:VAL:HG22	2.16	0.53
1:2:61:PRO:C	1:2:63:ARG:H	2.12	0.53
1:2:91:SER:HB2	1:2:101:PHE:CE1	2.43	0.53
1:1:143:PHE:CE2	1:1:176:TYR:C	2.82	0.53
1:2:159:VAL:O	1:2:160:LYS:HD2	2.09	0.53
1:1:201:HIS:O	1:1:201:HIS:CG	2.60	0.53
1:1:28:ASP:O	1:1:30:GLY:N	2.42	0.53
1:2:37:TRP:H	1:2:50:ILE:HG22	1.72	0.53
1:2:23:THR:C	2:2:230:HOH:O	2.47	0.53
1:1:160:LYS:HG3	1:1:160:LYS:O	2.09	0.53
1:2:6:GLN:OE1	1:2:103:THR:O	2.25	0.53
1:2:20:ILE:CD1	1:2:105:THR:HG21	2.39	0.53
1:1:143:PHE:CE1	1:1:148:VAL:HG11	2.44	0.53
1:2:20:ILE:HG12	1:2:105:THR:HG21	1.89	0.53
1:2:8:PRO:O	1:2:9:SER:HB2	2.09	0.52
1:1:170:LYS:HE3	1:1:174:ASN:HA	1.91	0.52
1:1:51:TYR:C	1:1:53:VAL:H	2.12	0.52
1:1:91:SER:OG	1:1:99:PHE:CD2	2.59	0.52
1:1:215:CYS:SG	1:1:215:CYS:O	2.67	0.52
1:1:144:TYR:O	1:1:145:PRO:C	2.47	0.52
1:1:121:LEU:HD11	1:1:152:TRP:CH2	2.45	0.52
1:1:28:ASP:CG	1:1:32:TYR:CD1	2.83	0.52
1:1:6:GLN:HB2	1:1:103:THR:OG1	2.10	0.52
1:1:140:ILE:HD11	1:1:143:PHE:CD1	2.45	0.52
1:1:25:THR:C	1:1:29:VAL:CG2	2.78	0.52
1:2:56:ARG:O	1:2:57:PRO:O	2.28	0.52
1:2:189:TRP:CH2	1:2:212:PRO:CA	2.93	0.52
1:2:140:ILE:CD1	1:2:150:VAL:HG21	2.39	0.52
1:2:148:VAL:O	1:2:149:THR:CG2	2.52	0.52

Continued on next page...

Continued from previous page...

Atom-1	Atom-2	Interatomic distance (Å)	Clash overlap (Å)
1:2:38:TYR:CE2	1:2:101:PHE:HZ	2.28	0.52
1:2:89:TYR:CE2	1:2:104:GLY:HA2	2.45	0.52
1:1:110:LEU:HD12	1:1:144:TYR:CD1	2.43	0.52
1:1:200:THR:HG23	1:1:205:THR:HG22	1.91	0.52
1:2:126:SER:OG	1:2:216:SER:HB2	2.10	0.52
1:2:129:LEU:C	1:2:131:ALA:H	2.12	0.52
1:2:50:ILE:O	1:2:50:ILE:CG2	2.58	0.52
1:2:143:PHE:CD2	1:2:176:TYR:O	2.62	0.51
1:1:137:VAL:HG21	1:2:122:PHE:CZ	2.45	0.51
1:2:144:TYR:O	1:2:145:PRO:C	2.48	0.51
1:1:38:TYR:HB3	1:1:47:LYS:O	2.10	0.51
1:1:75:LEU:HD13	1:1:76:THR:N	2.26	0.51
1:1:106:LYS:HG3	1:1:147:ALA:CB	2.41	0.51
1:1:140:ILE:HD13	1:1:199:VAL:HG11	1.93	0.51
1:1:155:ASP:OD2	1:1:193:ARG:HB2	2.11	0.51
1:2:213:THR:HG22	1:2:213:THR:O	2.11	0.51
1:1:25:THR:C	2:1:225:HOH:O	2.48	0.51
1:1:94:GLU:CG	1:1:98:ASN:CG	2.80	0.51
1:2:171:GLN:HG3	1:2:171:GLN:O	2.09	0.51
1:2:189:TRP:CZ2	1:2:212:PRO:CA	2.89	0.51
1:1:20:ILE:N	1:1:20:ILE:CD1	2.73	0.50
1:1:32:TYR:HE2	1:1:93:TYR:CD1	2.22	0.50
1:1:94:GLU:CD	1:1:98:ASN:CG	2.70	0.50
1:2:128:GLU:CG	1:2:133:LYS:HB2	2.41	0.50
1:1:123:PRO:CB	1:1:124:PRO:CD	2.89	0.50
1:1:114:LYS:HZ3	1:1:202:GLU:CG	2.21	0.50
1:1:94:GLU:C	1:1:96:SER:N	2.65	0.50
1:2:15:GLY:HA2	1:2:79:GLY:CA	2.40	0.50
1:1:26:SER:HA	1:1:71:ASN:ND2	2.25	0.50
1:2:85:GLU:CD	1:2:108:THR:HG22	2.32	0.50
1:2:125:SER:C	1:2:129:LEU:HD12	2.32	0.50
1:2:51:TYR:O	1:2:55:LYS:HB2	2.11	0.50
1:1:114:LYS:HA	1:1:144:TYR:HB2	1.93	0.50
1:2:1:PCA:O	2:2:226:HOH:O	2.20	0.50
1:2:43:GLY:HA2	2:2:309:HOH:O	2.12	0.50
1:1:97:ASP:HA	1:2:51:TYR:CZ	2.47	0.50
1:1:145:PRO:O	1:1:201:HIS:HE1	1.95	0.50
1:1:21:SER:HB3	2:1:220:HOH:O	2.12	0.50
1:1:11:SER:HB2	1:1:110:LEU:HD11	1.94	0.50
1:1:116:ASN:HB3	1:1:117:PRO:HD3	1.93	0.50
1:1:167:LYS:CB	1:1:168:PRO:CD	2.81	0.50

Continued on next page...

Continued from previous page...

Atom-1	Atom-2	Interatomic distance (Å)	Clash overlap (Å)
1:2:182:LEU:HD23	1:2:183:SER:N	2.26	0.50
1:1:121:LEU:HD13	1:1:138:CYS:HB2	1.92	0.49
1:1:27:SER:O	1:1:28:ASP:CB	2.59	0.49
1:1:20:ILE:CG2	1:1:105:THR:OG1	2.60	0.49
1:1:116:ASN:HB3	1:1:117:PRO:CD	2.42	0.49
1:1:26:SER:C	1:1:28:ASP:N	2.56	0.49
1:2:39:GLN:O	1:2:40:GLN:CB	2.61	0.49
1:2:13:SER:O	1:2:14:LEU:O	2.31	0.49
1:2:68:LYS:NZ	1:2:68:LYS:HB2	2.27	0.49
1:1:121:LEU:HD13	1:1:138:CYS:CB	2.43	0.49
1:1:167:LYS:HE2	2:2:371:HOH:O	2.13	0.49
1:1:1:PCA:CD	1:1:94:GLU:OE1	2.61	0.49
1:1:214:GLU:CB	1:1:216:SER:H	2.25	0.49
1:2:144:TYR:CG	1:2:145:PRO:N	2.78	0.49
1:2:8:PRO:O	1:2:9:SER:CB	2.61	0.49
1:1:30:GLY:O	1:1:31:GLY:C	2.50	0.49
1:1:95:GLY:O	1:1:96:SER:OG	2.30	0.49
1:1:145:PRO:HB2	2:1:261:HOH:O	2.12	0.49
1:1:34:TYR:HB3	2:1:288:HOH:O	2.13	0.49
1:2:50:ILE:CD1	1:2:56:ARG:HG3	2.43	0.49
1:1:11:SER:OG	1:1:202:GLU:CD	2.51	0.49
1:1:152:TRP:O	1:1:159:VAL:HG23	2.13	0.49
1:1:214:GLU:HB2	1:1:216:SER:H	1.77	0.49
1:2:145:PRO:HD2	1:2:201:HIS:CE1	2.48	0.49
1:2:51:TYR:CD2	1:2:52:GLU:HB2	2.44	0.49
1:2:95:GLY:O	1:2:96:SER:CB	2.61	0.49
1:1:112:GLN:HG3	1:1:113:PRO:CD	2.43	0.49
1:1:56:ARG:HB2	1:1:60:VAL:CG1	2.42	0.49
1:2:88:TYR:H	1:2:105:THR:N	2.10	0.49
1:1:24:GLY:HA3	1:1:29:VAL:CB	2.41	0.48
1:2:14:LEU:HD12	1:2:14:LEU:H	1.67	0.48
1:2:49:ILE:O	1:2:50:ILE:CB	2.46	0.48
1:2:61:PRO:HG2	1:2:64:PHE:CD1	2.48	0.48
1:1:12:GLY:C	1:1:110:LEU:HD22	2.34	0.48
1:1:117:PRO:CB	1:1:140:ILE:HD12	2.38	0.48
1:2:128:GLU:HG3	1:2:133:LYS:HB2	1.94	0.48
1:2:88:TYR:HB2	1:2:105:THR:HB	1.95	0.48
1:2:145:PRO:O	1:2:201:HIS:CE1	2.65	0.48
1:2:61:PRO:O	1:2:63:ARG:N	2.47	0.48
1:2:71:ASN:H	1:2:71:ASN:ND2	2.10	0.48
1:1:63:ARG:HH11	1:1:81:GLN:HB2	1.78	0.48

Continued on next page...

Continued from previous page...

Atom-1	Atom-2	Interatomic distance (Å)	Clash overlap (Å)
1:2:116:ASN:ND2	1:2:204:SER:HB2	2.29	0.48
1:2:14:LEU:O	1:2:15:GLY:O	2.32	0.48
1:2:50:ILE:HD13	1:2:56:ARG:HG3	1.95	0.48
1:2:131:ALA:O	1:2:132:ASN:CB	2.62	0.47
1:2:25:THR:HG22	1:2:27:SER:H	1.78	0.47
1:2:32:TYR:O	1:2:33:ASN:OD1	2.33	0.47
1:2:43:GLY:CA	2:2:309:HOH:O	2.62	0.47
1:1:214:GLU:O	1:1:215:CYS:HB3	2.14	0.47
1:2:131:ALA:O	1:2:132:ASN:HB2	2.14	0.47
1:2:209:THR:O	2:2:401:HOH:O	2.20	0.47
1:2:202:GLU:HA	2:2:388:HOH:O	2.13	0.47
1:2:20:ILE:HD13	1:2:105:THR:CG2	2.44	0.47
1:2:17:SER:CA	1:2:77:VAL:O	2.51	0.47
1:1:214:GLU:C	1:1:216:SER:H	2.09	0.47
1:1:141:SER:HA	1:1:177:ALA:CB	2.44	0.47
1:1:173:ASN:OD1	1:1:175:LYS:HG3	2.14	0.47
1:2:47:LYS:HD3	1:2:49:ILE:CG2	2.43	0.47
1:2:62:ASP:CG	1:2:62:ASP:O	2.52	0.47
1:1:124:PRO:HB2	1:1:129:LEU:CD2	2.45	0.47
1:1:141:SER:CA	1:1:177:ALA:HB2	2.44	0.47
1:2:65:SER:O	1:2:75:LEU:HD22	2.14	0.47
1:2:81:GLN:CB	1:2:84:ASP:OD2	2.63	0.47
1:2:40:GLN:NE2	1:2:46:PRO:HA	2.30	0.47
1:1:166:THR:O	1:1:167:LYS:C	2.53	0.47
1:2:61:PRO:CG	1:2:64:PHE:CE1	2.98	0.47
1:1:63:ARG:NH1	1:1:81:GLN:HB2	2.30	0.46
1:1:143:PHE:O	1:1:144:TYR:O	2.33	0.46
1:1:182:LEU:HA	1:1:182:LEU:HD23	1.65	0.46
1:1:34:TYR:O	1:1:35:VAL:HB	2.16	0.46
1:2:9:SER:O	1:2:10:ALA:HB2	2.14	0.46
1:2:144:TYR:O	1:2:146:GLY:N	2.48	0.46
1:2:185:THR:CG2	1:2:188:GLN:OE1	2.62	0.46
1:1:19:THR:C	1:1:20:ILE:CD1	2.83	0.46
1:1:144:TYR:HD2	1:1:144:TYR:HA	1.52	0.46
1:2:31:GLY:C	1:2:32:TYR:CD1	2.89	0.46
1:2:89:TYR:CD2	1:2:104:GLY:HA2	2.49	0.46
1:2:17:SER:CB	1:2:78:SER:HA	2.45	0.46
1:2:35:VAL:HG23	2:2:311:HOH:O	2.15	0.46
1:2:39:GLN:HB2	1:2:47:LYS:HD3	1.98	0.46
1:1:167:LYS:HB2	1:1:168:PRO:HD3	1.90	0.46
1:1:29:VAL:O	1:1:29:VAL:CG2	2.63	0.46

Continued on next page...

Continued from previous page...

Atom-1	Atom-2	Interatomic distance (Å)	Clash overlap (Å)
1:1:116:ASN:CB	1:1:117:PRO:CD	2.94	0.46
1:1:17:SER:CB	2:1:221:HOH:O	2.63	0.46
2:1:345:HOH:O	1:2:127:GLU:HG2	2.16	0.46
1:1:126:SER:O	1:1:127:GLU:C	2.55	0.46
1:2:65:SER:O	1:2:75:LEU:HD23	2.16	0.45
1:2:120:THR:HG22	1:2:122:PHE:CE2	2.51	0.45
1:2:152:TRP:N	1:2:152:TRP:CD1	2.85	0.45
1:2:126:SER:OG	1:2:216:SER:CA	2.59	0.45
1:2:167:LYS:O	1:2:167:LYS:CG	2.64	0.45
1:2:56:ARG:HA	1:2:57:PRO:HD2	1.71	0.45
1:2:133:LYS:O	1:2:134:ALA:CB	2.65	0.45
1:1:16:GLN:NE2	1:1:17:SER:H	2.14	0.45
1:1:93:TYR:HA	1:1:99:PHE:CD1	2.52	0.45
1:2:28:ASP:HB2	1:2:100:VAL:HG11	1.99	0.45
1:2:37:TRP:HD1	1:2:50:ILE:CG2	2.27	0.45
1:1:20:ILE:HG23	1:1:105:THR:OG1	2.17	0.45
1:1:94:GLU:OE2	1:1:98:ASN:OD1	2.35	0.45
1:1:143:PHE:HE1	1:1:148:VAL:HG11	1.82	0.44
1:1:60:VAL:HA	1:1:61:PRO:HD2	1.79	0.44
1:2:39:GLN:HG2	1:2:88:TYR:HE2	1.76	0.44
1:2:96:SER:O	1:2:98:ASN:HB3	2.17	0.44
1:1:25:THR:N	1:1:29:VAL:CG1	2.76	0.44
1:2:106:LYS:HB2	1:2:106:LYS:HE2	1.62	0.44
1:2:11:SER:HB3	1:2:110:LEU:CD1	2.48	0.44
1:2:12:GLY:CA	1:2:80:LEU:CD1	2.92	0.44
1:1:4:LEU:HD13	1:1:90:CYS:SG	2.57	0.44
1:1:214:GLU:O	1:1:215:CYS:C	2.56	0.44
1:1:34:TYR:CD2	1:1:52:GLU:HA	2.53	0.44
1:2:133:LYS:HB3	1:2:133:LYS:HZ3	1.82	0.44
1:2:144:TYR:HD2	1:2:144:TYR:O	2.01	0.44
1:2:109:VAL:HG23	1:2:112:GLN:NE2	2.33	0.44
1:2:37:TRP:CD1	1:2:50:ILE:CG2	3.00	0.44
1:2:80:LEU:HD22	1:2:109:VAL:CG1	2.47	0.44
1:1:81:GLN:HB2	1:1:84:ASP:CG	2.38	0.44
1:2:167:LYS:HG2	1:2:167:LYS:O	2.18	0.44
1:1:17:SER:HA	1:1:77:VAL:O	2.18	0.44
1:1:214:GLU:CB	1:1:216:SER:C	2.76	0.43
1:2:129:LEU:O	1:2:131:ALA:N	2.51	0.43
1:2:159:VAL:C	1:2:160:LYS:HD2	2.39	0.43
2:1:314:HOH:O	1:2:171:GLN:CD	2.55	0.43
1:2:54:ASN:ND2	2:2:282:HOH:O	2.50	0.43

Continued on next page...

Continued from previous page...

Atom-1	Atom-2	Interatomic distance (Å)	Clash overlap (Å)
1:2:56:ARG:CG	1:2:60:VAL:HG21	2.38	0.43
1:1:200:THR:CA	1:1:205:THR:HG22	2.48	0.43
1:1:69:SER:CB	2:1:237:HOH:O	2.66	0.43
1:1:7:PRO:HA	1:1:8:PRO:HD2	1.91	0.43
1:1:94:GLU:OE1	1:1:98:ASN:ND2	2.51	0.43
1:1:97:ASP:O	1:1:98:ASN:CB	2.35	0.43
1:2:82:ALA:HA	1:2:109:VAL:HG21	2.00	0.43
1:2:141:SER:O	1:2:142:ASP:HB3	2.16	0.43
1:2:38:TYR:CE1	1:2:48:VAL:HG22	2.53	0.43
1:1:125:SER:O	1:1:129:LEU:CD2	2.61	0.43
1:2:152:TRP:CD1	1:2:163:VAL:HG21	2.53	0.43
1:2:56:ARG:HG2	1:2:60:VAL:CG2	2.38	0.43
1:1:167:LYS:CE	2:2:371:HOH:O	2.67	0.43
1:2:134:ALA:HB3	1:2:184:LEU:C	2.33	0.43
1:2:154:ALA:O	1:2:156:GLY:N	2.51	0.43
1:1:202:GLU:O	1:1:204:SER:N	2.39	0.43
1:2:2:SER:O	1:2:3:ALA:C	2.57	0.43
1:1:28:ASP:CG	1:1:32:TYR:CE1	2.92	0.43
1:1:56:ARG:HB2	1:1:60:VAL:HG12	2.00	0.43
1:1:11:SER:OG	1:1:202:GLU:OE1	2.29	0.43
1:1:215:CYS:O	1:1:216:SER:HB2	2.15	0.43
1:2:154:ALA:O	1:2:155:ASP:C	2.57	0.43
1:1:41:HIS:CE1	2:1:301:HOH:O	2.64	0.42
1:2:11:SER:HB3	1:2:110:LEU:HD11	2.00	0.42
1:2:164:GLU:HB2	1:2:181:TYR:CZ	2.54	0.42
1:2:162:GLY:O	1:2:182:LEU:HA	2.18	0.42
1:1:92:SER:O	1:1:99:PHE:CE1	2.72	0.42
1:2:91:SER:CB	1:2:101:PHE:CE1	3.01	0.42
1:2:20:ILE:CG2	1:2:105:THR:HG21	2.49	0.42
1:2:80:LEU:HD22	1:2:109:VAL:HG12	2.00	0.42
1:1:125:SER:OG	1:1:128:GLU:HB2	2.20	0.42
1:1:196:SER:HA	1:1:208:LYS:O	2.19	0.42
1:2:133:LYS:HB3	1:2:133:LYS:HE2	1.82	0.42
1:2:61:PRO:C	1:2:63:ARG:N	2.73	0.42
1:1:58:SER:C	1:1:60:VAL:H	2.21	0.42
1:2:187:GLU:H	1:2:187:GLU:HG3	1.32	0.42
1:2:91:SER:HB2	1:2:101:PHE:CD1	2.54	0.42
1:1:119:VAL:HG13	1:1:206:VAL:CG1	2.49	0.42
1:2:144:TYR:CD2	1:2:145:PRO:N	2.87	0.42
1:1:130:GLN:C	1:1:132:ASN:N	2.67	0.42
1:1:27:SER:O	1:1:28:ASP:HB3	2.18	0.42

Continued on next page...

Continued from previous page...

Atom-1	Atom-2	Interatomic distance (Å)	Clash overlap (Å)
1:1:51:TYR:CD2	1:1:57:PRO:HB3	2.53	0.42
1:2:133:LYS:CB	1:2:133:LYS:NZ	2.76	0.42
1:2:28:ASP:C	1:2:29:VAL:HG23	2.39	0.42
1:1:189:TRP:CH2	1:1:210:VAL:HG23	2.54	0.42
1:2:52:GLU:O	1:2:53:VAL:CB	2.67	0.42
1:1:6:GLN:NE2	1:1:104:GLY:HA2	2.34	0.42
1:2:143:PHE:CE1	1:2:146:GLY:HA2	2.55	0.42
1:2:46:PRO:O	1:2:47:LYS:CB	2.68	0.42
1:1:106:LYS:H	1:1:106:LYS:HG2	1.71	0.41
1:1:144:TYR:CG	1:1:145:PRO:N	2.87	0.41
1:2:53:VAL:HG13	1:2:54:ASN:H	1.85	0.41
1:2:16:GLN:N	1:2:79:GLY:HA2	2.34	0.41
1:1:32:TYR:HB2	2:1:253:HOH:O	2.20	0.41
1:2:173:ASN:ND2	1:2:173:ASN:H	2.09	0.41
1:1:124:PRO:O	1:1:129:LEU:CD2	2.69	0.41
1:1:214:GLU:HB3	1:1:216:SER:CA	2.48	0.41
1:1:214:GLU:O	1:1:216:SER:N	2.54	0.41
1:2:114:LYS:HZ3	1:2:114:LYS:HG3	1.57	0.41
1:2:37:TRP:N	1:2:50:ILE:HG22	2.36	0.41
1:2:53:VAL:HG13	1:2:54:ASN:N	2.35	0.41
1:2:7:PRO:HA	1:2:8:PRO:HD3	1.75	0.41
1:1:138:CYS:O	1:1:179:SER:HB2	2.20	0.41
1:1:154:ALA:HB2	1:1:159:VAL:HG11	2.03	0.41
1:1:87:ASP:CB	2:1:224:HOH:O	2.68	0.41
1:1:51:TYR:C	1:1:53:VAL:N	2.74	0.41
1:1:72:THR:O	1:1:72:THR:OG1	2.37	0.41
1:2:13:SER:HA	1:2:110:LEU:O	2.20	0.41
1:2:37:TRP:HB2	1:2:50:ILE:HG21	2.01	0.41
1:2:70:GLY:C	1:2:72:THR:N	2.67	0.41
1:2:87:ASP:HA	1:2:106:LYS:N	2.35	0.41
1:1:114:LYS:HZ3	1:1:202:GLU:CD	2.23	0.41
1:1:57:PRO:O	1:1:58:SER:HB2	2.21	0.41
1:2:17:SER:HA	1:2:78:SER:CA	2.45	0.41
1:1:143:PHE:HD2	1:1:143:PHE:O	2.04	0.41
1:1:32:TYR:HA	2:1:229:HOH:O	2.20	0.41
1:2:87:ASP:OD1	1:2:106:LYS:HE2	2.21	0.41
1:1:118:THR:HG21	2:1:266:HOH:O	2.21	0.40
1:2:196:SER:HB2	1:2:207:GLU:HG2	2.02	0.40
1:2:71:ASN:N	1:2:71:ASN:ND2	2.67	0.40
1:1:200:THR:HG23	1:1:205:THR:HG23	2.02	0.40
1:2:133:LYS:HB3	1:2:133:LYS:NZ	2.30	0.40

Continued on next page...

Continued from previous page...

Atom-1	Atom-2	Interatomic distance (Å)	Clash overlap (Å)
1:2:18:VAL:C	1:2:19:THR:OG1	2.59	0.40
1:2:25:THR:HB	1:2:28:ASP:H	1.86	0.40
1:2:4:LEU:HB2	1:2:102:GLY:CA	2.51	0.40
1:1:143:PHE:N	1:1:175:LYS:HB3	2.36	0.40
1:1:37:TRP:CG	1:1:75:LEU:HD23	2.56	0.40
1:1:85:GLU:O	1:1:86:ALA:CB	2.67	0.40
1:2:133:LYS:CB	1:2:133:LYS:HZ3	2.34	0.40
1:2:41:HIS:CE1	1:2:85:GLU:O	2.74	0.40
1:2:71:ASN:N	1:2:71:ASN:HD22	2.17	0.40
1:1:106:LYS:HE2	1:1:147:ALA:HB1	2.03	0.40
1:1:92:SER:O	1:1:99:PHE:CD1	2.75	0.40
1:1:91:SER:CB	1:1:99:PHE:CE2	3.04	0.40

All (5) symmetry-related close contacts are listed below. The label for Atom-2 includes the symmetry operator and encoded unit-cell translations to be applied.

Atom-1	Atom-2	Interatomic distance (Å)	Clash overlap (Å)
2:1:266:HOH:O	2:2:333:HOH:O[6_656]	1.54	0.66
1:1:81:GLN:NE2	2:1:242:HOH:O[4_646]	1.76	0.44
1:1:58:SER:O	1:1:215:CYS:CA[3_654]	2.11	0.09
1:1:32:TYR:OH	1:2:9:SER:CB[4_546]	2.14	0.06
1:1:59:GLY:O	1:1:216:SER:N[3_654]	2.19	0.01

5.3 Torsion angles [i](#)

5.3.1 Protein backbone [i](#)

In the following table, the Percentiles column shows the percent Ramachandran outliers of the chain as a percentile score with respect to all X-ray entries followed by that with respect to entries of similar resolution.

The Analysed column shows the number of residues for which the backbone conformation was analysed, and the total number of residues.

Mol	Chain	Analysed	Favoured	Allowed	Outliers	Percentiles
1	1	214/216 (99%)	163 (76%)	28 (13%)	23 (11%)	0 0
1	2	214/216 (99%)	140 (65%)	39 (18%)	35 (16%)	0 0
All	All	428/432 (99%)	303 (71%)	67 (16%)	58 (14%)	0 0

All (58) Ramachandran outliers are listed below:

Mol	Chain	Res	Type
1	1	2	SER
1	1	9	SER
1	1	14	LEU
1	1	26	SER
1	1	27	SER
1	1	28	ASP
1	1	33	ASN
1	1	35	VAL
1	1	42	ALA
1	1	53	VAL
1	1	95	GLY
1	1	98	ASN
1	1	144	TYR
1	1	203	GLY
1	2	14	LEU
1	2	29	VAL
1	2	40	GLN
1	2	50	ILE
1	2	53	VAL
1	2	57	PRO
1	2	81	GLN
1	2	82	ALA
1	2	103	THR
1	2	134	ALA
1	2	144	TYR
1	2	155	ASP
1	2	166	THR
1	2	215	CYS
1	1	86	ALA
1	1	131	ALA
1	1	202	GLU
1	2	15	GLY
1	2	16	GLN
1	2	42	ALA
1	2	62	ASP
1	2	79	GLY
1	2	96	SER
1	2	214	GLU
1	1	192	HIS
1	2	9	SER
1	2	10	ALA
1	2	71	ASN

Continued on next page...

Continued from previous page...

Mol	Chain	Res	Type
1	2	149	THR
1	2	173	ASN
1	2	212	PRO
1	1	96	SER
1	1	142	ASP
1	2	39	GLN
1	2	126	SER
1	1	29	VAL
1	1	58	SER
1	2	17	SER
1	2	95	GLY
1	2	148	VAL
1	2	172	SER
1	2	142	ASP
1	1	146	GLY
1	2	46	PRO

5.3.2 Protein sidechains [i](#)

In the following table, the Percentiles column shows the percent sidechain outliers of the chain as a percentile score with respect to all X-ray entries followed by that with respect to entries of similar resolution.

The Analysed column shows the number of residues for which the sidechain conformation was analysed, and the total number of residues.

Mol	Chain	Analysed	Rotameric	Outliers	Percentiles	
1	1	180/180 (100%)	116 (64%)	64 (36%)	0	0
1	2	180/180 (100%)	129 (72%)	51 (28%)	0	0
All	All	360/360 (100%)	245 (68%)	115 (32%)	0	0

All (115) residues with a non-rotameric sidechain are listed below:

Mol	Chain	Res	Type
1	1	5	THR
1	1	11	SER
1	1	17	SER
1	1	18	VAL
1	1	19	THR
1	1	20	ILE
1	1	23	THR

Continued on next page...

Continued from previous page...

Mol	Chain	Res	Type
1	1	28	ASP
1	1	32	TYR
1	1	34	TYR
1	1	38	TYR
1	1	41	HIS
1	1	47	LYS
1	1	55	LYS
1	1	58	SER
1	1	60	VAL
1	1	63	ARG
1	1	65	SER
1	1	67	SER
1	1	68	LYS
1	1	72	THR
1	1	75	LEU
1	1	76	THR
1	1	78	SER
1	1	80	LEU
1	1	83	GLU
1	1	90	CYS
1	1	91	SER
1	1	97	ASP
1	1	98	ASN
1	1	100	VAL
1	1	106	LYS
1	1	109	VAL
1	1	110	LEU
1	1	116	ASN
1	1	119	VAL
1	1	122	PHE
1	1	124	PRO
1	1	128	GLU
1	1	129	LEU
1	1	136	LEU
1	1	140	ILE
1	1	143	PHE
1	1	149	THR
1	1	153	LYS
1	1	159	VAL
1	1	160	LYS
1	1	163	VAL
1	1	166	THR

Continued on next page...

Continued from previous page...

Mol	Chain	Res	Type
1	1	167	LYS
1	1	168	PRO
1	1	169	SER
1	1	181	TYR
1	1	182	LEU
1	1	184	LEU
1	1	185	THR
1	1	190	LYS
1	1	191	SER
1	1	193	ARG
1	1	202	GLU
1	1	208	LYS
1	1	209	THR
1	1	213	THR
1	1	215	CYS
1	2	2	SER
1	2	5	THR
1	2	11	SER
1	2	13	SER
1	2	14	LEU
1	2	17	SER
1	2	18	VAL
1	2	22	CYS
1	2	26	SER
1	2	32	TYR
1	2	40	GLN
1	2	41	HIS
1	2	52	GLU
1	2	56	ARG
1	2	68	LYS
1	2	69	SER
1	2	71	ASN
1	2	72	THR
1	2	75	LEU
1	2	81	GLN
1	2	83	GLU
1	2	98	ASN
1	2	101	PHE
1	2	103	THR
1	2	105	THR
1	2	108	THR
1	2	114	LYS

Continued on next page...

Continued from previous page...

Mol	Chain	Res	Type
1	2	119	VAL
1	2	121	LEU
1	2	125	SER
1	2	127	GLU
1	2	132	ASN
1	2	139	LEU
1	2	142	ASP
1	2	144	TYR
1	2	159	VAL
1	2	163	VAL
1	2	169	SER
1	2	173	ASN
1	2	174	ASN
1	2	176	TYR
1	2	184	LEU
1	2	188	GLN
1	2	190	LYS
1	2	198	GLN
1	2	199	VAL
1	2	200	THR
1	2	205	THR
1	2	209	THR
1	2	210	VAL
1	2	216	SER

Some sidechains can be flipped to improve hydrogen bonding and reduce clashes. All (17) such sidechains are listed below:

Mol	Chain	Res	Type
1	1	16	GLN
1	1	39	GLN
1	1	40	GLN
1	1	98	ASN
1	1	116	ASN
1	1	173	ASN
1	2	16	GLN
1	2	33	ASN
1	2	40	GLN
1	2	41	HIS
1	2	98	ASN
1	2	112	GLN
1	2	116	ASN
1	2	173	ASN

Continued on next page...

Continued from previous page...

Mol	Chain	Res	Type
1	2	174	ASN
1	2	198	GLN
1	2	201	HIS

5.3.3 RNA [i](#)

There are no RNA molecules in this entry.

5.4 Non-standard residues in protein, DNA, RNA chains [i](#)

2 non-standard protein/DNA/RNA residues are modelled in this entry.

In the following table, the Counts columns list the number of bonds (or angles) for which Mogul statistics could be retrieved, the number of bonds (or angles) that are observed in the model and the number of bonds (or angles) that are defined in the Chemical Component Dictionary. The Link column lists molecule types, if any, to which the group is linked. The Z score for a bond length (or angle) is the number of standard deviations the observed value is removed from the expected value. A bond length (or angle) with $|Z| > 2$ is considered an outlier worth inspection. RMSZ is the root-mean-square of all Z scores of the bond lengths (or angles).

Mol	Type	Chain	Res	Link	Bond lengths			Bond angles		
					Counts	RMSZ	# Z > 2	Counts	RMSZ	# Z > 2
1	PCA	1	1	1	7,8,9	3.58	2 (28%)	9,10,12	2.43	3 (33%)
1	PCA	2	1	1	7,8,9	3.14	3 (42%)	9,10,12	1.79	4 (44%)

In the following table, the Chirals column lists the number of chiral outliers, the number of chiral centers analysed, the number of these observed in the model and the number defined in the Chemical Component Dictionary. Similar counts are reported in the Torsion and Rings columns. '-' means no outliers of that kind were identified.

Mol	Type	Chain	Res	Link	Chirals	Torsions	Rings
1	PCA	1	1	1	-	0/0/11/13	0/1/1/1
1	PCA	2	1	1	-	0/0/11/13	0/1/1/1

All (5) bond length outliers are listed below:

Mol	Chain	Res	Type	Atoms	Z	Observed(Å)	Ideal(Å)
1	1	1	PCA	CD-N	8.30	1.57	1.34
1	2	1	PCA	CD-N	6.98	1.53	1.34
1	2	1	PCA	CA-N	3.26	1.50	1.46
1	1	1	PCA	CA-N	3.19	1.50	1.46

Continued on next page...

Continued from previous page...

Mol	Chain	Res	Type	Atoms	Z	Observed(Å)	Ideal(Å)
1	2	1	PCA	CB-CG	2.54	1.58	1.53

All (7) bond angle outliers are listed below:

Mol	Chain	Res	Type	Atoms	Z	Observed(°)	Ideal(°)
1	1	1	PCA	OE-CD-N	3.94	134.03	124.86
1	1	1	PCA	OE-CD-CG	-3.91	119.94	126.76
1	1	1	PCA	CA-N-CD	-3.49	101.62	113.58
1	2	1	PCA	CB-CA-N	2.75	111.18	103.30
1	2	1	PCA	CA-N-CD	-2.47	105.11	113.58
1	2	1	PCA	CB-CA-C	2.38	115.98	112.70
1	2	1	PCA	OE-CD-CG	-2.09	123.12	126.76

There are no chirality outliers.

There are no torsion outliers.

There are no ring outliers.

2 monomers are involved in 9 short contacts:

Mol	Chain	Res	Type	Clashes	Symm-Clashes
1	1	1	PCA	8	0
1	2	1	PCA	1	0

5.5 Carbohydrates [i](#)

There are no carbohydrates in this entry.

5.6 Ligand geometry [i](#)

There are no ligands in this entry.

5.7 Other polymers [i](#)

There are no such residues in this entry.

5.8 Polymer linkage issues [i](#)

There are no chain breaks in this entry.

6 Fit of model and data

6.1 Protein, DNA and RNA chains

EDS was not executed - this section is therefore empty.

6.2 Non-standard residues in protein, DNA, RNA chains

EDS was not executed - this section is therefore empty.

6.3 Carbohydrates

EDS was not executed - this section is therefore empty.

6.4 Ligands

EDS was not executed - this section is therefore empty.

6.5 Other polymers

EDS was not executed - this section is therefore empty.