



## Full wwPDB EM Validation Report ⓘ

Nov 20, 2022 – 12:39 pm GMT

PDB ID : 5LQP  
EMDB ID : EMD-4098  
Title : Cryo-EM reconstruction of bacteriophage AP205 virus-like particles.  
Authors : Diebolder, C.A.; Rumnieks, J.; Tars, K.; Koning, R.I.  
Deposited on : 2016-08-17  
Resolution : 6.00 Å (reported)

This is a Full wwPDB EM Validation Report for a publicly released PDB entry.

We welcome your comments at [validation@mail.wwpdb.org](mailto:validation@mail.wwpdb.org)

A user guide is available at

<https://www.wwpdb.org/validation/2017/EMValidationReportHelp>

with specific help available everywhere you see the ⓘ symbol.

The types of validation reports are described at

<http://www.wwpdb.org/validation/2017/FAQs#types>.

---

The following versions of software and data (see [references ⓘ](#)) were used in the production of this report:

EMDB validation analysis : 0.0.1.dev43  
MolProbity : 4.02b-467  
Percentile statistics : 20191225.v01 (using entries in the PDB archive December 25th 2019)  
MapQ : 1.9.9  
Ideal geometry (proteins) : Engh & Huber (2001)  
Ideal geometry (DNA, RNA) : Parkinson et al. (1996)  
Validation Pipeline (wwPDB-VP) : 2.31.2

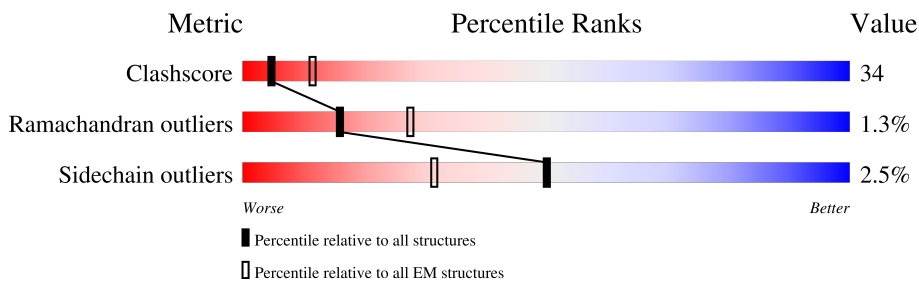
# 1 Overall quality at a glance i

The following experimental techniques were used to determine the structure:

*ELECTRON MICROSCOPY*

The reported resolution of this entry is 6.00 Å.

Percentile scores (ranging between 0-100) for global validation metrics of the entry are shown in the following graphic. The table shows the number of entries on which the scores are based.



Metric	Whole archive (#Entries)	EM structures (#Entries)
Clashscore	158937	4297
Ramachandran outliers	154571	4023
Sidechain outliers	154315	3826

The table below summarises the geometric issues observed across the polymeric chains and their fit to the map. The red, orange, yellow and green segments of the bar indicate the fraction of residues that contain outliers for  $\geq 3$ , 2, 1 and 0 types of geometric quality criteria respectively. A grey segment represents the fraction of residues that are not modelled. The numeric value for each fraction is indicated below the corresponding segment, with a dot representing fractions  $\leq 5\%$ . The upper red bar (where present) indicates the fraction of residues that have poor fit to the EM map (all-atom inclusion  $< 40\%$ ). The numeric value is given above the bar.

Mol	Chain	Length	Quality of chain
1	AB	129	
1	AC	129	
1	AD	129	
1	AE	129	
1	AF	129	
1	AG	129	
1	AH	129	
1	AI	129	







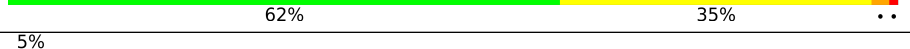



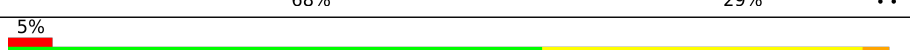

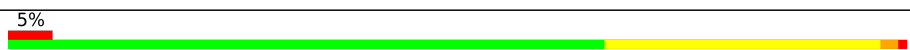

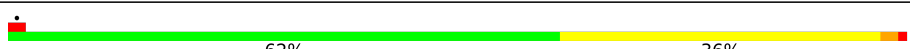





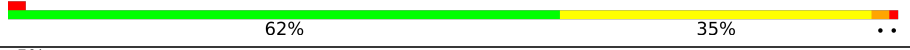
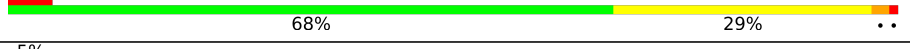



Continued on next page...

Continued from previous page...

Mol	Chain	Length	Quality of chain	
1	AJ	129	5%	60% 36%
1	AK	129	5%	62% 35%
1	AL	129	5%	68% 29%
1	AM	129	5%	61% 36%
1	AN	129	5%	63% 34%
1	AO	129	5%	68% 29%
1	AP	129	5%	60% 36%
1	AQ	129	5%	63% 35%
1	AR	129	5%	67% 30%
1	AS	129	5%	60% 37%
1	AT	129	5%	63% 35%
1	AU	129	5%	67% 30%
1	AV	129	5%	60% 36%
1	AW	129	5%	61% 36%
1	AX	129	5%	67% 31%
1	AY	129	5%	60% 36%
1	AZ	129	5%	61% 36%
1	BA	129	5%	67% 30%
1	BB	129	5%	60% 36%
1	BC	129	5%	63% 35%
1	BD	129	5%	67% 30%
1	BE	129	5%	59% 38%
1	BF	129	5%	63% 35%
1	BG	129	5%	67% 30%
1	BH	129	5%	60% 37%

Continued on next page...

Continued from previous page...

Mol	Chain	Length	Quality of chain
1	BI	129	 62% 36% ..
1	BJ	129	 67% 31% ..
1	BK	129	 60% 37% .
1	BL	129	 63% 34% ..
1	BM	129	 67% 31% ..
1	BN	129	 60% 36% .
1	BO	129	 62% 35% ..
1	BP	129	 68% 29% ..
1	BQ	129	 62% 35% .
1	BR	129	 63% 35% ..
1	BS	129	 68% 29% ..
1	BT	129	 60% 36% .
1	BU	129	 63% 34% ..
1	BV	129	 67% 31% ..
1	BW	129	 60% 36% .
1	BX	129	 62% 36% ..
1	BY	129	 67% 31% ..
1	BZ	129	 60% 37% .
1	CA	129	 62% 35% ..
1	CB	129	 67% 30% ..
1	CC	129	 61% 36% .
1	CD	129	 62% 35% ..
1	CE	129	 68% 29% ..
1	CF	129	 59% 38% .
1	CG	129	 62% 35% ..

Continued on next page...

Continued from previous page...

Mol	Chain	Length	Quality of chain	
1	CH	129	5%	67% 30% ..
1	CI	129	5%	58% 39% .
1	CJ	129	.	62% 35% ..
1	CK	129	5%	69% 29% ..
1	CL	129	.	60% 36% .
1	CM	129	.	63% 35% ..
1	CN	129	5%	68% 29% ..
1	CO	129	5%	60% 37% .
1	CP	129	.	63% 35% ..
1	CQ	129	5%	67% 30% ..
1	CR	129	5%	60% 36% .
1	CS	129	.	62% 36% ..
1	CT	129	5%	67% 30% ..
1	CU	129	5%	60% 37% .
1	CV	129	.	61% 36% ..
1	CW	129	5%	67% 30% ..
1	CX	129	.	60% 36% .
1	CY	129	.	62% 36% ..
1	CZ	129	5%	67% 30% ..
1	DA	129	5%	58% 39% .
1	DB	129	.	61% 36% ..
1	DC	129	5%	69% 29% ..
1	DD	129	5%	60% 36% .
1	DE	129	.	61% 36% ..
1	DF	129	5%	67% 30% ..



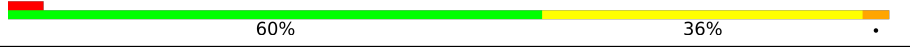
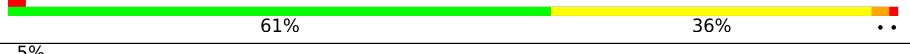





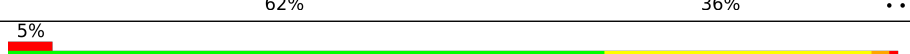
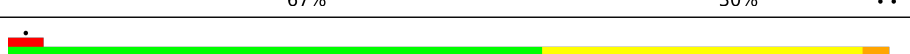

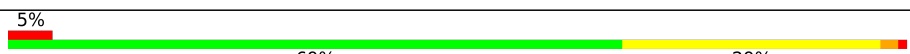
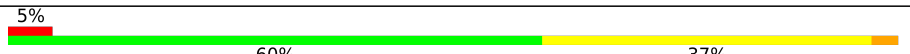
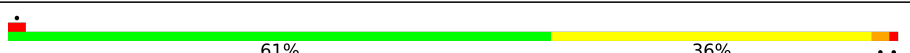




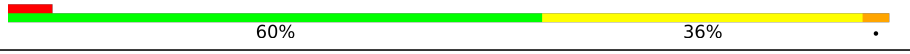





Continued on next page...

Continued from previous page...

Mol	Chain	Length	Quality of chain
1	DG	129	60% 36%
1	DH	129	63% 35%
1	DI	129	67% 30%
1	DJ	129	58% 39%
1	DK	129	64% 34%
1	DL	129	68% 29%
1	DM	129	60% 36%
1	DN	129	62% 35%
1	DO	129	69% 29%
1	DP	129	60% 36%
1	DQ	129	62% 35%
1	DR	129	68% 29%
1	DS	129	62% 35%
1	DT	129	62% 35%
1	DU	129	68% 29%
1	DV	129	60% 36%
1	DW	129	62% 35%
1	DX	129	69% 29%
1	DY	129	60% 36%
1	DZ	129	63% 34%
1	EA	129	67% 30%
1	EB	129	60% 36%
1	EC	129	61% 36%
1	ED	129	69% 29%
1	EE	129	60% 37%

Continued on next page...

Continued from previous page...

Mol	Chain	Length	Quality of chain
1	EF	129	
1	EG	129	
1	EH	129	
1	EI	129	
1	EJ	129	
1	EK	129	
1	EL	129	
1	EM	129	
1	EN	129	
1	EO	129	
1	EP	129	
1	EQ	129	
1	ER	129	
1	ES	129	
1	ET	129	
1	EU	129	
1	EV	129	
1	EW	129	
1	EX	129	
1	EY	129	
1	EZ	129	
1	FA	129	
1	FB	129	
1	FC	129	
1	FD	129	

Continued on next page...

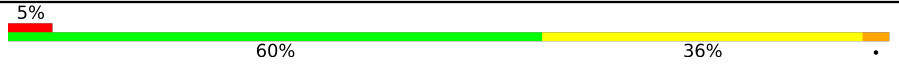
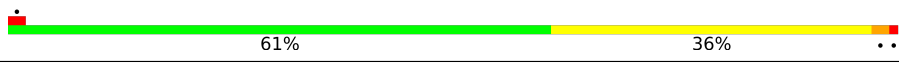
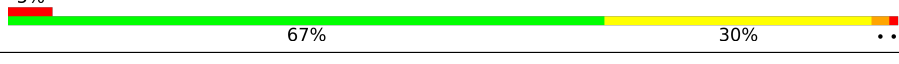



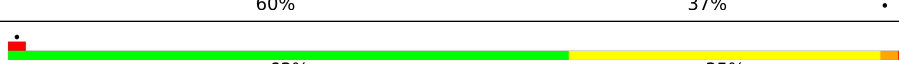
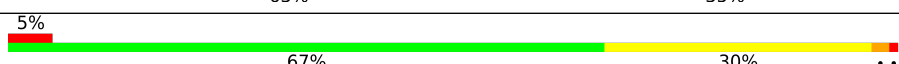
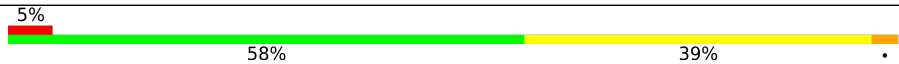


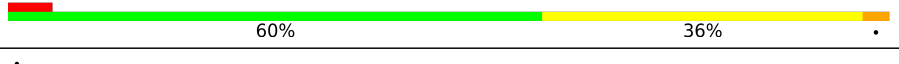
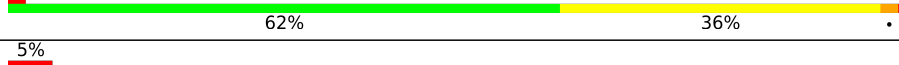

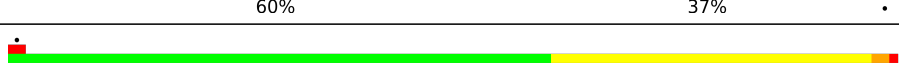







Continued from previous page...

Mol	Chain	Length	Quality of chain	
1	FE	129	5%	67% 31% ..
1	FF	129	5%	61% 36% .
1	FG	129	.	64% 34% ..
1	FH	129	5%	67% 30% ..
1	FI	129	5%	60% 36% .
1	FJ	129	.	62% 35% ..
1	FK	129	5%	70% 28% ..
1	FL	129	5%	60% 37% .
1	FM	129	.	63% 35% ..
1	FN	129	5%	67% 30% ..
1	FO	129	5%	60% 36% .
1	FP	129	.	62% 35% ..
1	FQ	129	5%	67% 30% ..
1	FR	129	5%	59% 38% .
1	FS	129	.	62% 36% ..
1	FT	129	5%	67% 30% ..
1	FU	129	5%	60% 37% .
1	FV	129	.	62% 36% ..
1	FW	129	5%	67% 30% ..
1	FX	129	5%	60% 36% .
1	FY	129	.	61% 36% ..
1	FZ	129	5%	67% 30% ..
1	GA	129	5%	60% 37% .
1	GB	129	.	63% 35% ..
1	GC	129	5%	67% 30% ..

Continued on next page...



Continued from previous page...

Mol	Chain	Length	Quality of chain
1	GD	129	 5% 60% 36%
1	GE	129	 5% 61% 36%
1	GF	129	 5% 67% 30%
1	GG	129	 5% 61% 36%
1	GH	129	 5% 62% 36%
1	GI	129	 5% 68% 29%
1	GJ	129	 5% 60% 37%
1	GK	129	 5% 63% 35%
1	GL	129	 5% 67% 30%
1	GM	129	 5% 58% 39%
1	GN	129	 5% 61% 36%
1	GO	129	 5% 69% 29%
1	GP	129	 5% 60% 36%
1	GQ	129	 5% 62% 36%
1	GR	129	 5% 68% 29%
1	GS	129	 5% 60% 37%
1	GT	129	 5% 61% 36%
1	GU	129	 5% 67% 30%
1	GV	129	 5% 61% 36%
1	GW	129	 5% 63% 34%
1	GX	129	 5% 69% 29%
1	GY	129	 5% 60% 36%

## 2 Entry composition [i](#)

There is only 1 type of molecule in this entry. The entry contains 174240 atoms, of which 0 are hydrogens and 0 are deuteriums.

In the tables below, the AltConf column contains the number of residues with at least one atom in alternate conformation and the Trace column contains the number of residues modelled with at most 2 atoms.

- Molecule 1 is a protein called Coat protein.

Mol	Chain	Residues	Atoms					AltConf	Trace
			Total	C	N	O	S		
1	AB	129	968	602	171	191	4	0	0
1	AC	129	968	602	171	191	4	0	0
1	AD	129	968	602	171	191	4	0	0
1	AE	129	968	602	171	191	4	0	0
1	AF	129	968	602	171	191	4	0	0
1	AG	129	968	602	171	191	4	0	0
1	AH	129	968	602	171	191	4	0	0
1	AI	129	968	602	171	191	4	0	0
1	AJ	129	968	602	171	191	4	0	0
1	AK	129	968	602	171	191	4	0	0
1	AL	129	968	602	171	191	4	0	0
1	AM	129	968	602	171	191	4	0	0
1	AN	129	968	602	171	191	4	0	0
1	AO	129	968	602	171	191	4	0	0
1	AP	129	968	602	171	191	4	0	0
1	AQ	129	968	602	171	191	4	0	0
1	AR	129	968	602	171	191	4	0	0

*Continued on next page...*

*Continued from previous page...*

Mol	Chain	Residues	Atoms					AltConf	Trace
1	AS	129	Total 968	C 602	N 171	O 191	S 4	0	0
1	AT	129	Total 968	C 602	N 171	O 191	S 4	0	0
1	AU	129	Total 968	C 602	N 171	O 191	S 4	0	0
1	AV	129	Total 968	C 602	N 171	O 191	S 4	0	0
1	AW	129	Total 968	C 602	N 171	O 191	S 4	0	0
1	AX	129	Total 968	C 602	N 171	O 191	S 4	0	0
1	AY	129	Total 968	C 602	N 171	O 191	S 4	0	0
1	AZ	129	Total 968	C 602	N 171	O 191	S 4	0	0
1	BA	129	Total 968	C 602	N 171	O 191	S 4	0	0
1	BB	129	Total 968	C 602	N 171	O 191	S 4	0	0
1	BC	129	Total 968	C 602	N 171	O 191	S 4	0	0
1	BD	129	Total 968	C 602	N 171	O 191	S 4	0	0
1	BE	129	Total 968	C 602	N 171	O 191	S 4	0	0
1	BF	129	Total 968	C 602	N 171	O 191	S 4	0	0
1	BG	129	Total 968	C 602	N 171	O 191	S 4	0	0
1	BH	129	Total 968	C 602	N 171	O 191	S 4	0	0
1	BI	129	Total 968	C 602	N 171	O 191	S 4	0	0
1	BJ	129	Total 968	C 602	N 171	O 191	S 4	0	0
1	BK	129	Total 968	C 602	N 171	O 191	S 4	0	0
1	BL	129	Total 968	C 602	N 171	O 191	S 4	0	0
1	BM	129	Total 968	C 602	N 171	O 191	S 4	0	0

*Continued on next page...*

*Continued from previous page...*

Mol	Chain	Residues	Atoms					AltConf	Trace
1	BN	129	Total 968	C 602	N 171	O 191	S 4	0	0
1	BO	129	Total 968	C 602	N 171	O 191	S 4	0	0
1	BP	129	Total 968	C 602	N 171	O 191	S 4	0	0
1	BQ	129	Total 968	C 602	N 171	O 191	S 4	0	0
1	BR	129	Total 968	C 602	N 171	O 191	S 4	0	0
1	BS	129	Total 968	C 602	N 171	O 191	S 4	0	0
1	BT	129	Total 968	C 602	N 171	O 191	S 4	0	0
1	BU	129	Total 968	C 602	N 171	O 191	S 4	0	0
1	BV	129	Total 968	C 602	N 171	O 191	S 4	0	0
1	BW	129	Total 968	C 602	N 171	O 191	S 4	0	0
1	BX	129	Total 968	C 602	N 171	O 191	S 4	0	0
1	BY	129	Total 968	C 602	N 171	O 191	S 4	0	0
1	BZ	129	Total 968	C 602	N 171	O 191	S 4	0	0
1	CA	129	Total 968	C 602	N 171	O 191	S 4	0	0
1	CB	129	Total 968	C 602	N 171	O 191	S 4	0	0
1	CC	129	Total 968	C 602	N 171	O 191	S 4	0	0
1	CD	129	Total 968	C 602	N 171	O 191	S 4	0	0
1	CE	129	Total 968	C 602	N 171	O 191	S 4	0	0
1	CF	129	Total 968	C 602	N 171	O 191	S 4	0	0
1	CG	129	Total 968	C 602	N 171	O 191	S 4	0	0
1	CH	129	Total 968	C 602	N 171	O 191	S 4	0	0

*Continued on next page...*

*Continued from previous page...*

Mol	Chain	Residues	Atoms					AltConf	Trace
1	CI	129	Total 968	C 602	N 171	O 191	S 4	0	0
1	CJ	129	Total 968	C 602	N 171	O 191	S 4	0	0
1	CK	129	Total 968	C 602	N 171	O 191	S 4	0	0
1	CL	129	Total 968	C 602	N 171	O 191	S 4	0	0
1	CM	129	Total 968	C 602	N 171	O 191	S 4	0	0
1	CN	129	Total 968	C 602	N 171	O 191	S 4	0	0
1	CO	129	Total 968	C 602	N 171	O 191	S 4	0	0
1	CP	129	Total 968	C 602	N 171	O 191	S 4	0	0
1	CQ	129	Total 968	C 602	N 171	O 191	S 4	0	0
1	CR	129	Total 968	C 602	N 171	O 191	S 4	0	0
1	CS	129	Total 968	C 602	N 171	O 191	S 4	0	0
1	CT	129	Total 968	C 602	N 171	O 191	S 4	0	0
1	CU	129	Total 968	C 602	N 171	O 191	S 4	0	0
1	CV	129	Total 968	C 602	N 171	O 191	S 4	0	0
1	CW	129	Total 968	C 602	N 171	O 191	S 4	0	0
1	CX	129	Total 968	C 602	N 171	O 191	S 4	0	0
1	CY	129	Total 968	C 602	N 171	O 191	S 4	0	0
1	CZ	129	Total 968	C 602	N 171	O 191	S 4	0	0
1	DA	129	Total 968	C 602	N 171	O 191	S 4	0	0
1	DB	129	Total 968	C 602	N 171	O 191	S 4	0	0
1	DC	129	Total 968	C 602	N 171	O 191	S 4	0	0

*Continued on next page...*

*Continued from previous page...*

Mol	Chain	Residues	Atoms					AltConf	Trace
1	DD	129	Total 968	C 602	N 171	O 191	S 4	0	0
1	DE	129	Total 968	C 602	N 171	O 191	S 4	0	0
1	DF	129	Total 968	C 602	N 171	O 191	S 4	0	0
1	DG	129	Total 968	C 602	N 171	O 191	S 4	0	0
1	DH	129	Total 968	C 602	N 171	O 191	S 4	0	0
1	DI	129	Total 968	C 602	N 171	O 191	S 4	0	0
1	DJ	129	Total 968	C 602	N 171	O 191	S 4	0	0
1	DK	129	Total 968	C 602	N 171	O 191	S 4	0	0
1	DL	129	Total 968	C 602	N 171	O 191	S 4	0	0
1	DM	129	Total 968	C 602	N 171	O 191	S 4	0	0
1	DN	129	Total 968	C 602	N 171	O 191	S 4	0	0
1	DO	129	Total 968	C 602	N 171	O 191	S 4	0	0
1	DP	129	Total 968	C 602	N 171	O 191	S 4	0	0
1	DQ	129	Total 968	C 602	N 171	O 191	S 4	0	0
1	DR	129	Total 968	C 602	N 171	O 191	S 4	0	0
1	DS	129	Total 968	C 602	N 171	O 191	S 4	0	0
1	DT	129	Total 968	C 602	N 171	O 191	S 4	0	0
1	DU	129	Total 968	C 602	N 171	O 191	S 4	0	0
1	DV	129	Total 968	C 602	N 171	O 191	S 4	0	0
1	DW	129	Total 968	C 602	N 171	O 191	S 4	0	0
1	DX	129	Total 968	C 602	N 171	O 191	S 4	0	0

*Continued on next page...*

*Continued from previous page...*

Mol	Chain	Residues	Atoms				AltConf	Trace	
1	DY	129	Total 968	C 602	N 171	O 191	S 4	0	0
1	DZ	129	Total 968	C 602	N 171	O 191	S 4	0	0
1	EA	129	Total 968	C 602	N 171	O 191	S 4	0	0
1	EB	129	Total 968	C 602	N 171	O 191	S 4	0	0
1	EC	129	Total 968	C 602	N 171	O 191	S 4	0	0
1	ED	129	Total 968	C 602	N 171	O 191	S 4	0	0
1	EE	129	Total 968	C 602	N 171	O 191	S 4	0	0
1	EF	129	Total 968	C 602	N 171	O 191	S 4	0	0
1	EG	129	Total 968	C 602	N 171	O 191	S 4	0	0
1	EH	129	Total 968	C 602	N 171	O 191	S 4	0	0
1	EI	129	Total 968	C 602	N 171	O 191	S 4	0	0
1	EJ	129	Total 968	C 602	N 171	O 191	S 4	0	0
1	EK	129	Total 968	C 602	N 171	O 191	S 4	0	0
1	EL	129	Total 968	C 602	N 171	O 191	S 4	0	0
1	EM	129	Total 968	C 602	N 171	O 191	S 4	0	0
1	EN	129	Total 968	C 602	N 171	O 191	S 4	0	0
1	EO	129	Total 968	C 602	N 171	O 191	S 4	0	0
1	EP	129	Total 968	C 602	N 171	O 191	S 4	0	0
1	EQ	129	Total 968	C 602	N 171	O 191	S 4	0	0
1	ER	129	Total 968	C 602	N 171	O 191	S 4	0	0
1	ES	129	Total 968	C 602	N 171	O 191	S 4	0	0

*Continued on next page...*

*Continued from previous page...*

Mol	Chain	Residues	Atoms					AltConf	Trace
1	ET	129	Total 968	C 602	N 171	O 191	S 4	0	0
1	EU	129	Total 968	C 602	N 171	O 191	S 4	0	0
1	EV	129	Total 968	C 602	N 171	O 191	S 4	0	0
1	EW	129	Total 968	C 602	N 171	O 191	S 4	0	0
1	EX	129	Total 968	C 602	N 171	O 191	S 4	0	0
1	EY	129	Total 968	C 602	N 171	O 191	S 4	0	0
1	EZ	129	Total 968	C 602	N 171	O 191	S 4	0	0
1	FA	129	Total 968	C 602	N 171	O 191	S 4	0	0
1	FB	129	Total 968	C 602	N 171	O 191	S 4	0	0
1	FC	129	Total 968	C 602	N 171	O 191	S 4	0	0
1	FD	129	Total 968	C 602	N 171	O 191	S 4	0	0
1	FE	129	Total 968	C 602	N 171	O 191	S 4	0	0
1	FF	129	Total 968	C 602	N 171	O 191	S 4	0	0
1	FG	129	Total 968	C 602	N 171	O 191	S 4	0	0
1	FH	129	Total 968	C 602	N 171	O 191	S 4	0	0
1	FI	129	Total 968	C 602	N 171	O 191	S 4	0	0
1	FJ	129	Total 968	C 602	N 171	O 191	S 4	0	0
1	FK	129	Total 968	C 602	N 171	O 191	S 4	0	0
1	FL	129	Total 968	C 602	N 171	O 191	S 4	0	0
1	FM	129	Total 968	C 602	N 171	O 191	S 4	0	0
1	FN	129	Total 968	C 602	N 171	O 191	S 4	0	0

*Continued on next page...*



*Continued from previous page...*

Mol	Chain	Residues	Atoms					AltConf	Trace
1	FO	129	Total 968	C 602	N 171	O 191	S 4	0	0
1	FP	129	Total 968	C 602	N 171	O 191	S 4	0	0
1	FQ	129	Total 968	C 602	N 171	O 191	S 4	0	0
1	FR	129	Total 968	C 602	N 171	O 191	S 4	0	0
1	FS	129	Total 968	C 602	N 171	O 191	S 4	0	0
1	FT	129	Total 968	C 602	N 171	O 191	S 4	0	0
1	FU	129	Total 968	C 602	N 171	O 191	S 4	0	0
1	FV	129	Total 968	C 602	N 171	O 191	S 4	0	0
1	FW	129	Total 968	C 602	N 171	O 191	S 4	0	0
1	FX	129	Total 968	C 602	N 171	O 191	S 4	0	0
1	FY	129	Total 968	C 602	N 171	O 191	S 4	0	0
1	FZ	129	Total 968	C 602	N 171	O 191	S 4	0	0
1	GA	129	Total 968	C 602	N 171	O 191	S 4	0	0
1	GB	129	Total 968	C 602	N 171	O 191	S 4	0	0
1	GC	129	Total 968	C 602	N 171	O 191	S 4	0	0
1	GD	129	Total 968	C 602	N 171	O 191	S 4	0	0
1	GE	129	Total 968	C 602	N 171	O 191	S 4	0	0
1	GF	129	Total 968	C 602	N 171	O 191	S 4	0	0
1	GG	129	Total 968	C 602	N 171	O 191	S 4	0	0
1	GH	129	Total 968	C 602	N 171	O 191	S 4	0	0
1	GI	129	Total 968	C 602	N 171	O 191	S 4	0	0

*Continued on next page...*

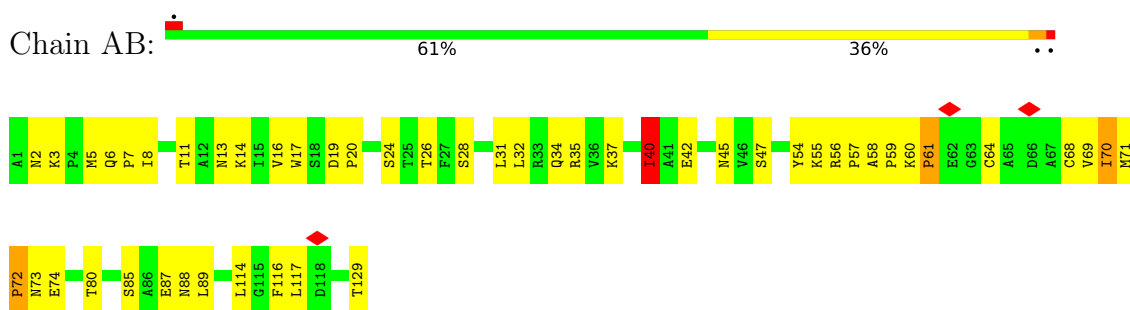
*Continued from previous page...*

Mol	Chain	Residues	Atoms				AltConf	Trace	
1	GJ	129	Total 968	C 602	N 171	O 191	S 4	0	0
1	GK	129	Total 968	C 602	N 171	O 191	S 4	0	0
1	GL	129	Total 968	C 602	N 171	O 191	S 4	0	0
1	GM	129	Total 968	C 602	N 171	O 191	S 4	0	0
1	GN	129	Total 968	C 602	N 171	O 191	S 4	0	0
1	GO	129	Total 968	C 602	N 171	O 191	S 4	0	0
1	GP	129	Total 968	C 602	N 171	O 191	S 4	0	0
1	GQ	129	Total 968	C 602	N 171	O 191	S 4	0	0
1	GR	129	Total 968	C 602	N 171	O 191	S 4	0	0
1	GS	129	Total 968	C 602	N 171	O 191	S 4	0	0
1	GT	129	Total 968	C 602	N 171	O 191	S 4	0	0
1	GU	129	Total 968	C 602	N 171	O 191	S 4	0	0
1	GV	129	Total 968	C 602	N 171	O 191	S 4	0	0
1	GW	129	Total 968	C 602	N 171	O 191	S 4	0	0
1	GX	129	Total 968	C 602	N 171	O 191	S 4	0	0
1	GY	129	Total 968	C 602	N 171	O 191	S 4	0	0

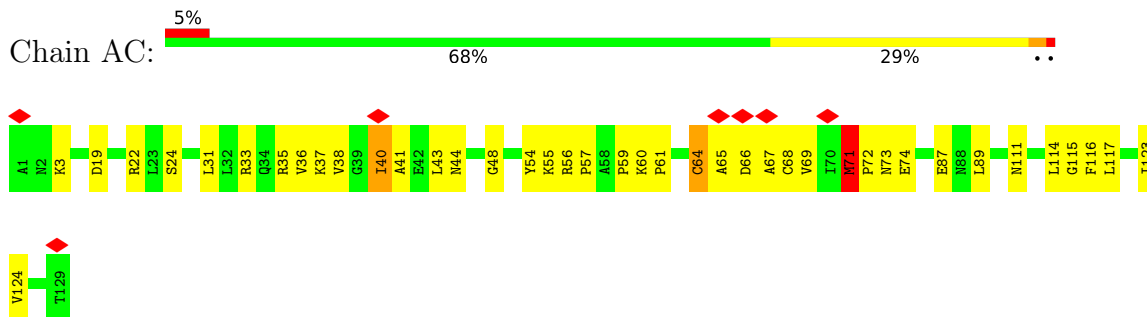
### 3 Residue-property plots [i](#)

These plots are drawn for all protein, RNA, DNA and oligosaccharide chains in the entry. The first graphic for a chain summarises the proportions of the various outlier classes displayed in the second graphic. The second graphic shows the sequence view annotated by issues in geometry and atom inclusion in map density. Residues are color-coded according to the number of geometric quality criteria for which they contain at least one outlier: green = 0, yellow = 1, orange = 2 and red = 3 or more. A red diamond above a residue indicates a poor fit to the EM map for this residue (all-atom inclusion < 40%). Stretches of 2 or more consecutive residues without any outlier are shown as a green connector. Residues present in the sample, but not in the model, are shown in grey.

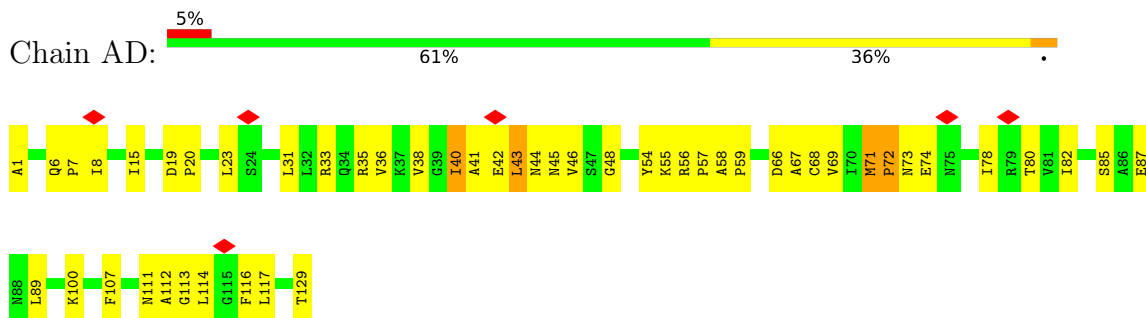
- Molecule 1: Coat protein



- Molecule 1: Coat protein

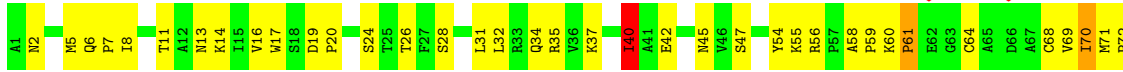


- Molecule 1: Coat protein

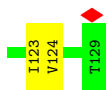



- Molecule 1: Coat protein





• Molecule 1: Coat protein




• Molecule 1: Coat protein

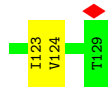


• Molecule 1: Coat protein

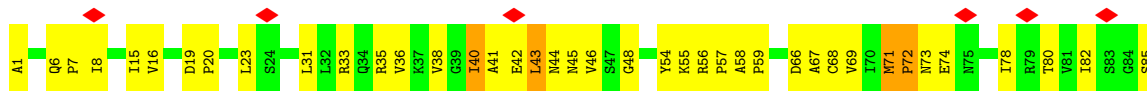


• Molecule 1: Coat protein

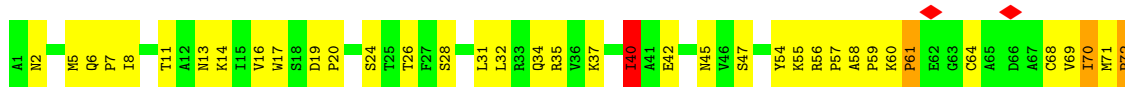





• Molecule 1: Coat protein



• Molecule 1: Coat protein



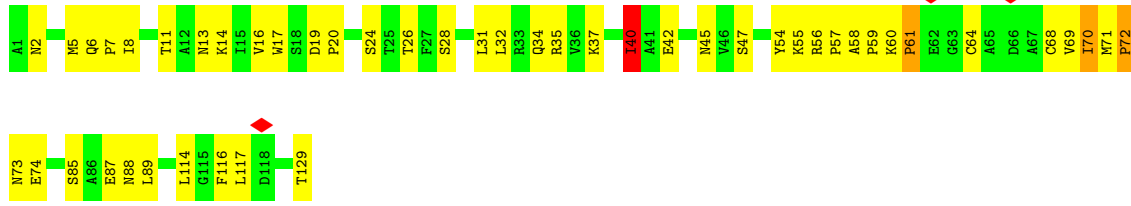
• Molecule 1: Coat protein



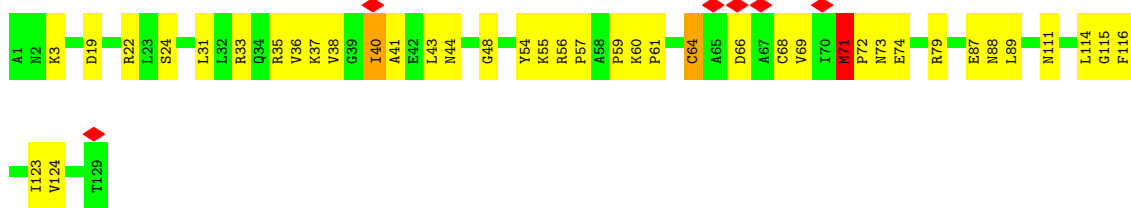
• Molecule 1: Coat protein



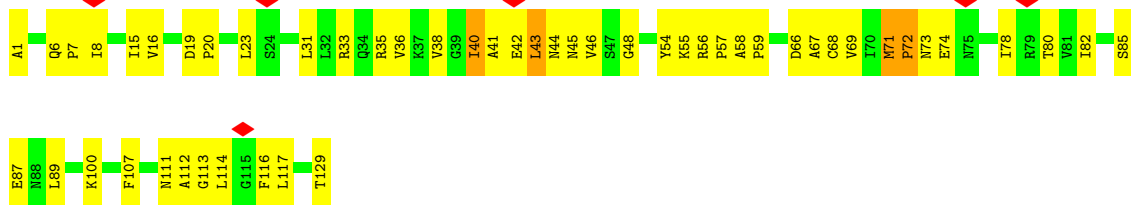
• Molecule 1: Coat protein



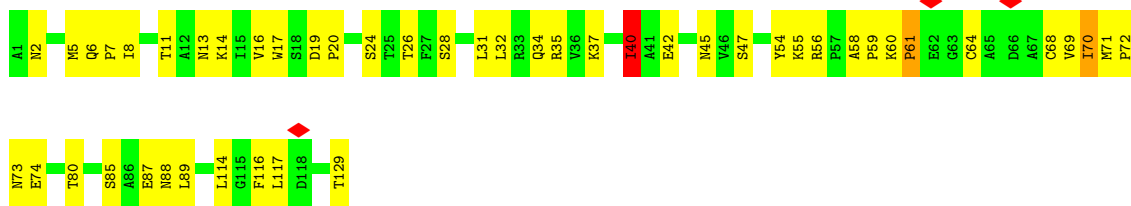
• Molecule 1: Coat protein




• Molecule 1: Coat protein

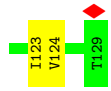


• Molecule 1: Coat protein

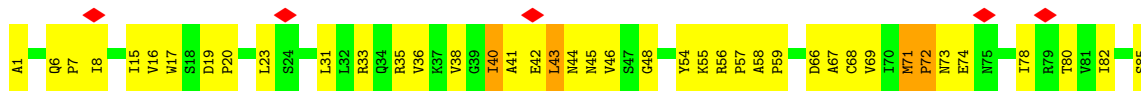


• Molecule 1: Coat protein





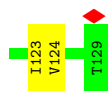

• Molecule 1: Coat protein



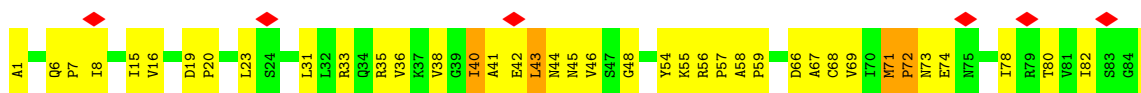
• Molecule 1: Coat protein



• Molecule 1: Coat protein



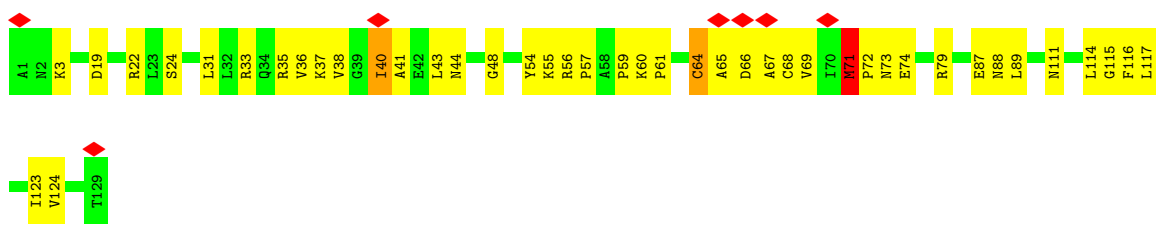
• Molecule 1: Coat protein



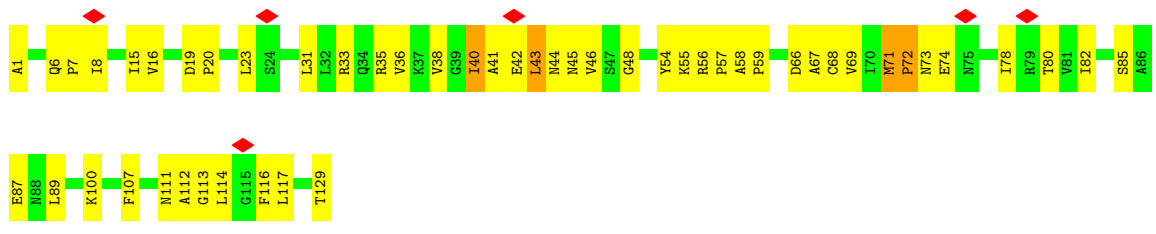
• Molecule 1: Coat protein



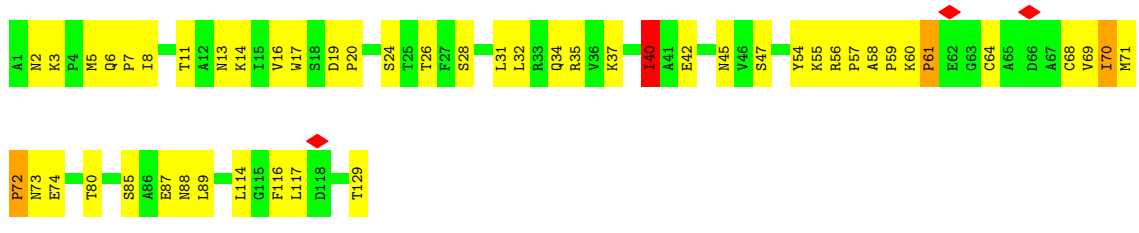
● Molecule 1: Coat protein




● Molecule 1: Coat protein



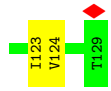
● Molecule 1: Coat protein



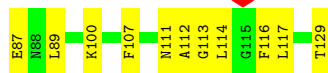
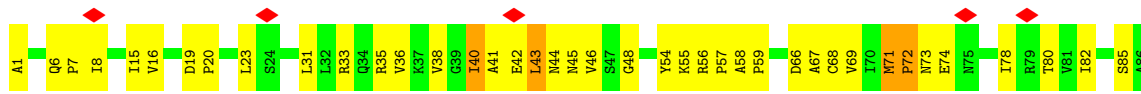
● Molecule 1: Coat protein







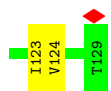
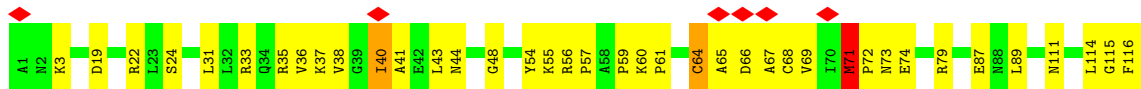
• Molecule 1: Coat protein



• Molecule 1: Coat protein



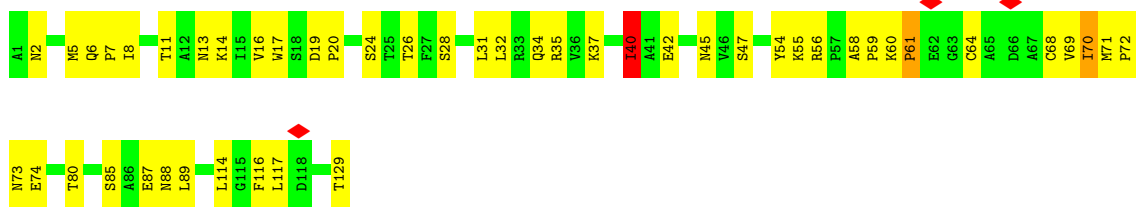
• Molecule 1: Coat protein



• Molecule 1: Coat protein



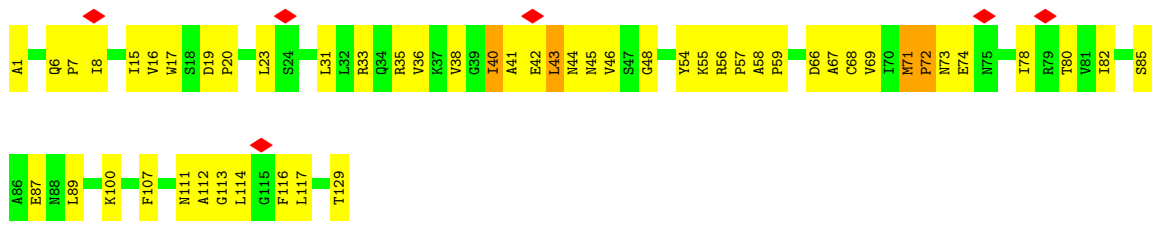
• Molecule 1: Coat protein



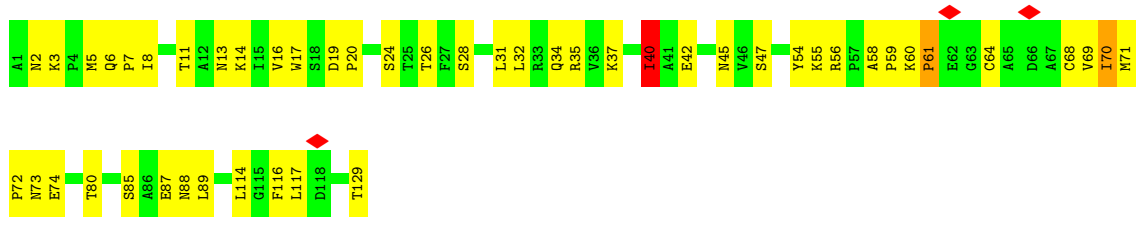
● Molecule 1: Coat protein




● Molecule 1: Coat protein

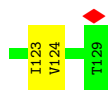


● Molecule 1: Coat protein



● Molecule 1: Coat protein

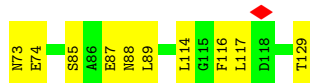




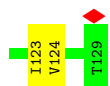

• Molecule 1: Coat protein




• Molecule 1: Coat protein



• Molecule 1: Coat protein



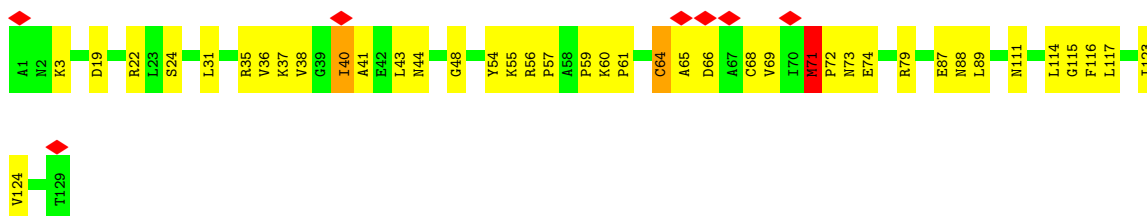
• Molecule 1: Coat protein



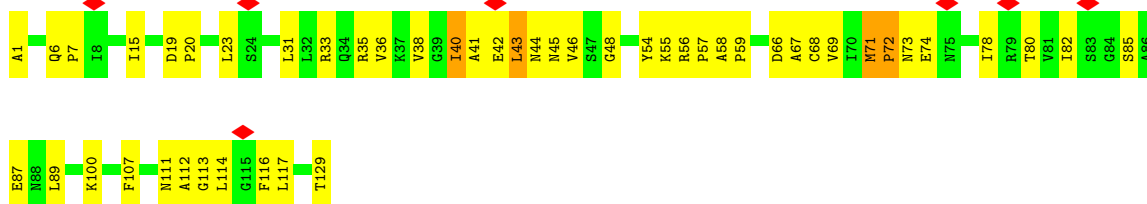
• Molecule 1: Coat protein



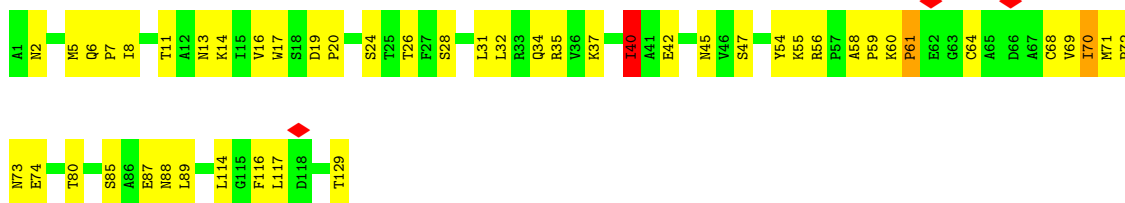
• Molecule 1: Coat protein




• Molecule 1: Coat protein



• Molecule 1: Coat protein

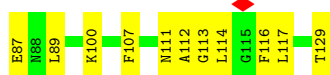



• Molecule 1: Coat protein

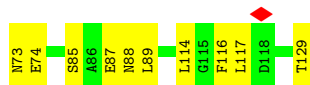




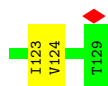

• Molecule 1: Coat protein




• Molecule 1: Coat protein



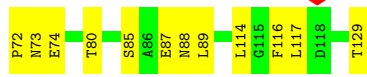
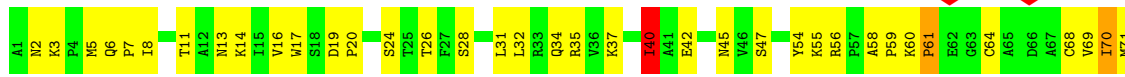
• Molecule 1: Coat protein



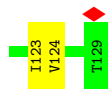

• Molecule 1: Coat protein



• Molecule 1: Coat protein



• Molecule 1: Coat protein




• Molecule 1: Coat protein

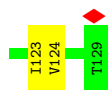


• Molecule 1: Coat protein

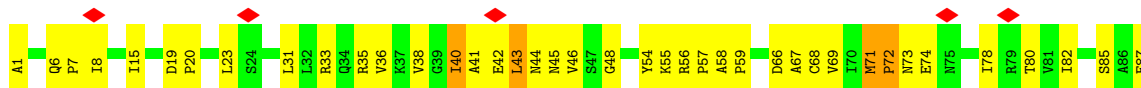


• Molecule 1: Coat protein

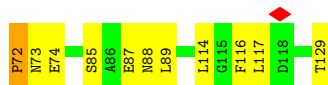




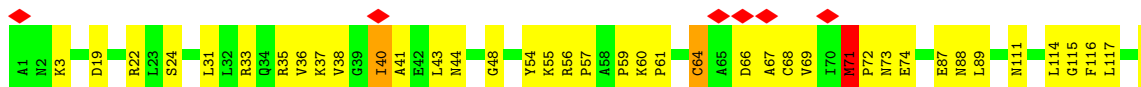
• Molecule 1: Coat protein



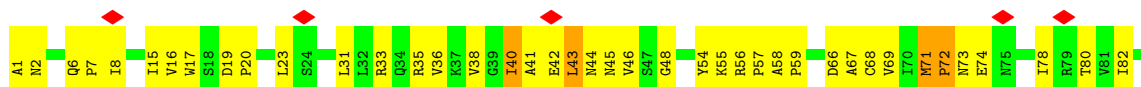
• Molecule 1: Coat protein



• Molecule 1: Coat protein



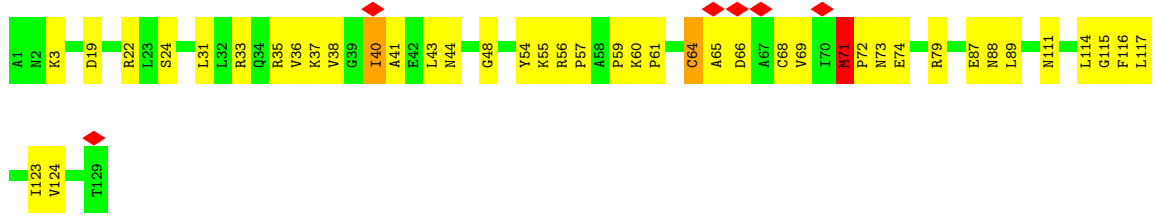
• Molecule 1: Coat protein



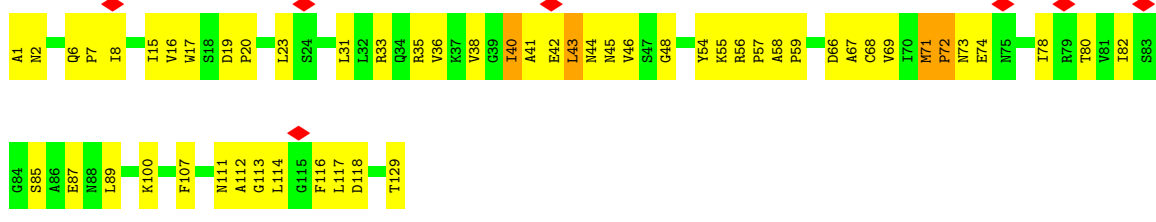
• Molecule 1: Coat protein



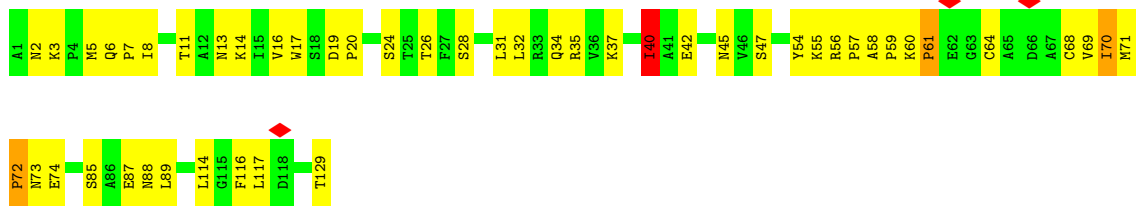
• Molecule 1: Coat protein



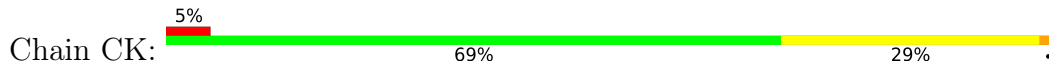
• Molecule 1: Coat protein



• Molecule 1: Coat protein



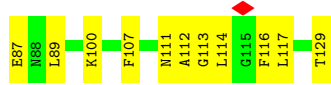
• Molecule 1: Coat protein



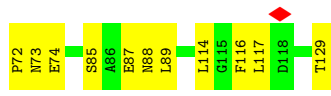




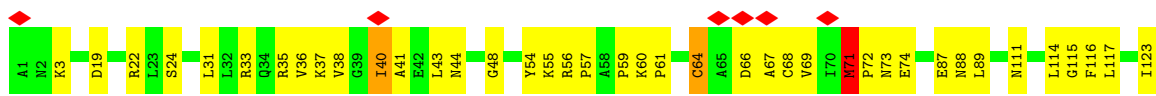
• Molecule 1: Coat protein




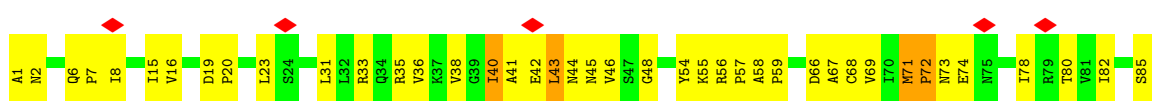
• Molecule 1: Coat protein



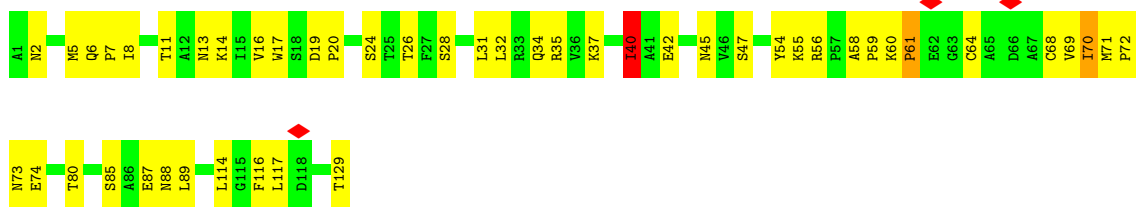
• Molecule 1: Coat protein



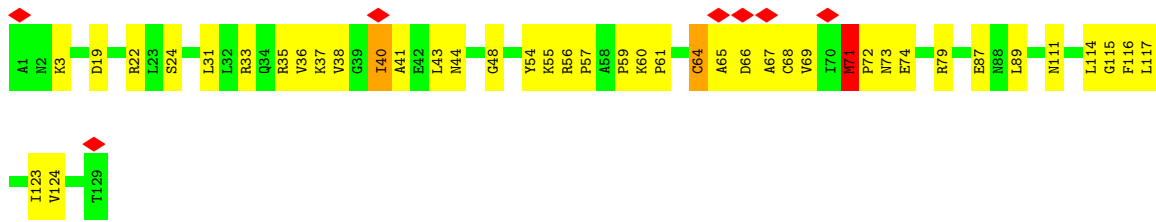
• Molecule 1: Coat protein



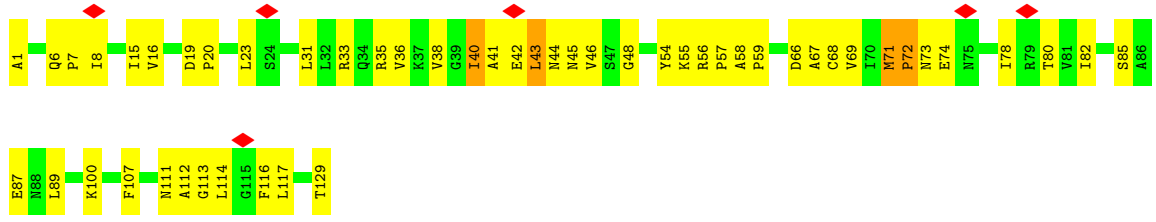
• Molecule 1: Coat protein



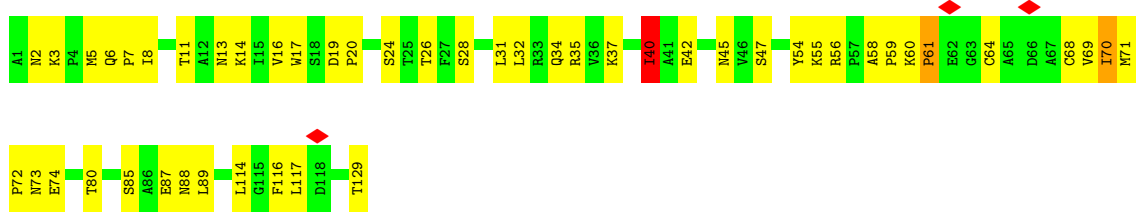
• Molecule 1: Coat protein



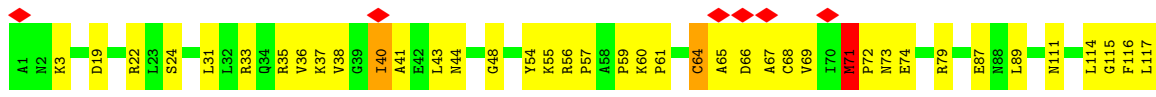
• Molecule 1: Coat protein

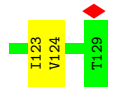


• Molecule 1: Coat protein

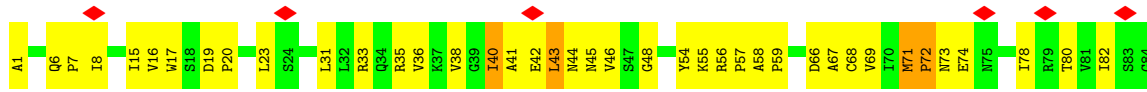


• Molecule 1: Coat protein

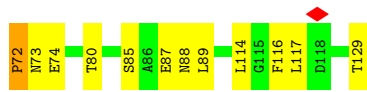




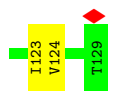

• Molecule 1: Coat protein



• Molecule 1: Coat protein



• Molecule 1: Coat protein



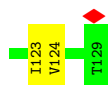

• Molecule 1: Coat protein



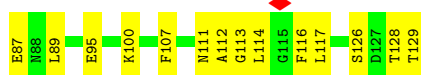
• Molecule 1: Coat protein



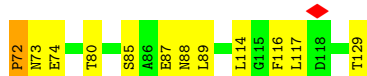

• Molecule 1: Coat protein



• Molecule 1: Coat protein



• Molecule 1: Coat protein

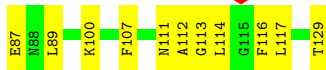
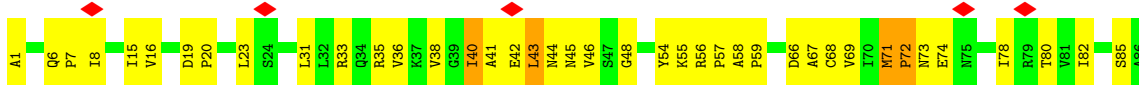


• Molecule 1: Coat protein

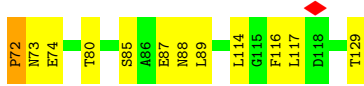
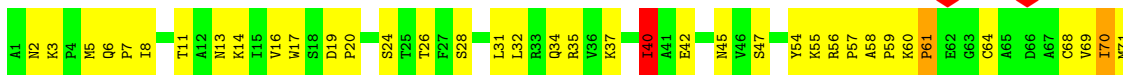




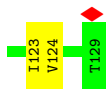

• Molecule 1: Coat protein



• Molecule 1: Coat protein



• Molecule 1: Coat protein



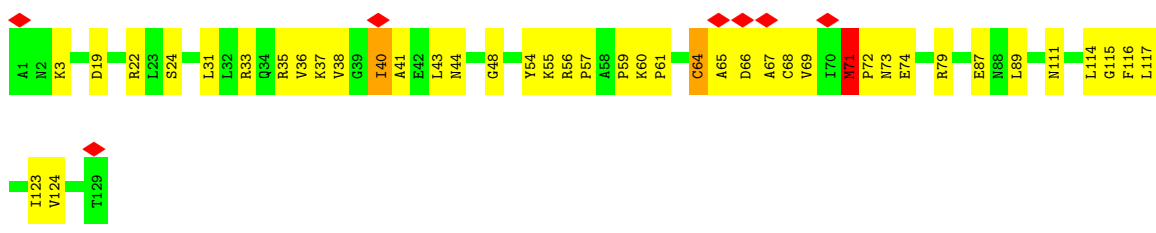
• Molecule 1: Coat protein



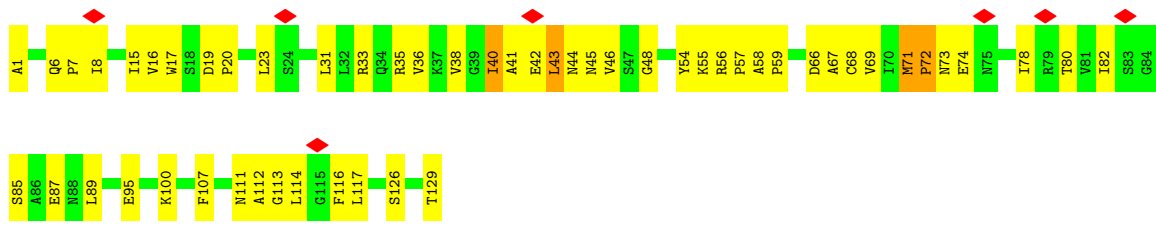
• Molecule 1: Coat protein



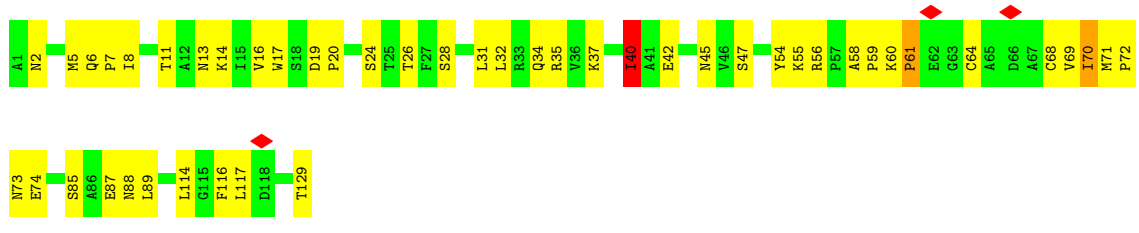
• Molecule 1: Coat protein




• Molecule 1: Coat protein

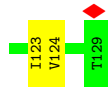


• Molecule 1: Coat protein

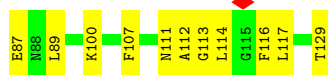
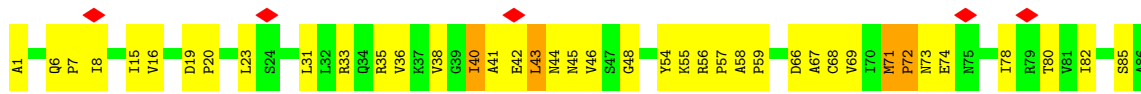


• Molecule 1: Coat protein






• Molecule 1: Coat protein




• Molecule 1: Coat protein



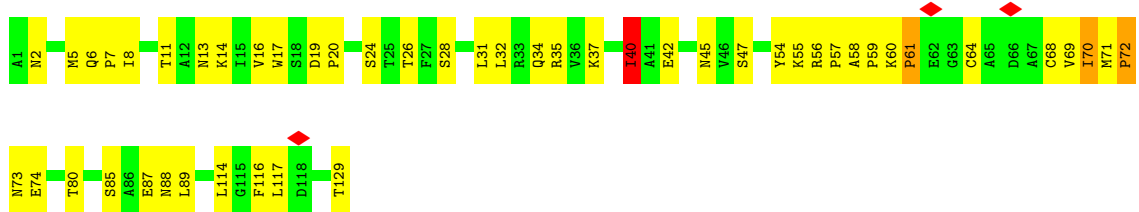
• Molecule 1: Coat protein



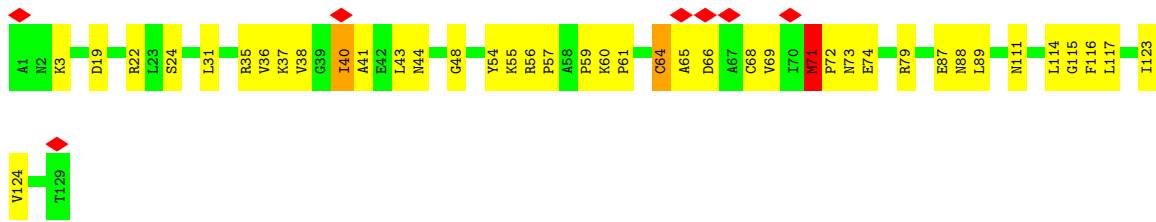
• Molecule 1: Coat protein



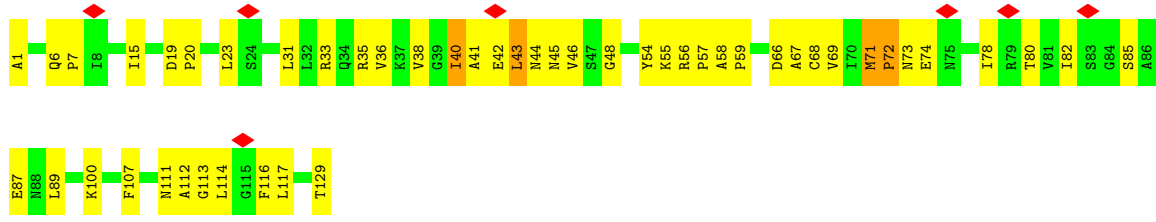
• Molecule 1: Coat protein



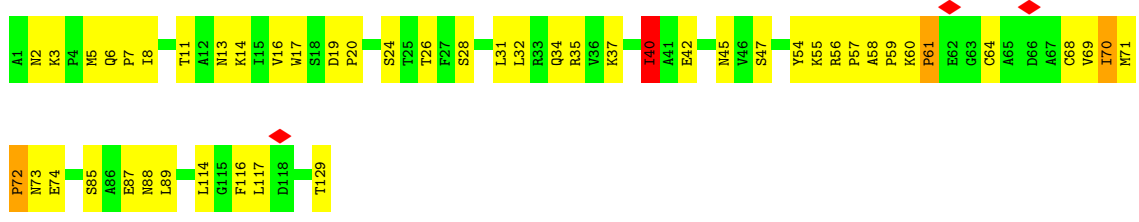
• Molecule 1: Coat protein




• Molecule 1: Coat protein



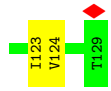
• Molecule 1: Coat protein



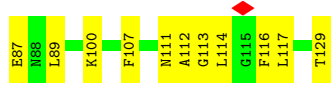
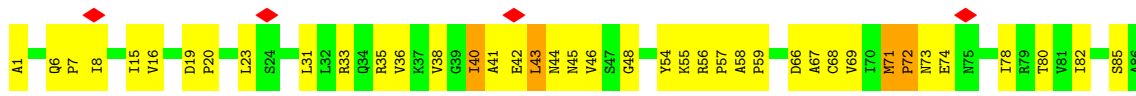
• Molecule 1: Coat protein



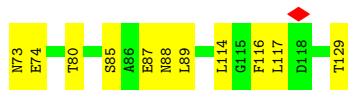
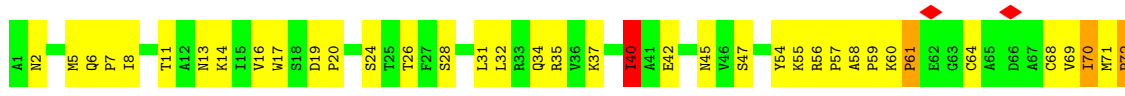





• Molecule 1: Coat protein



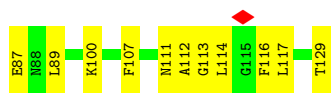
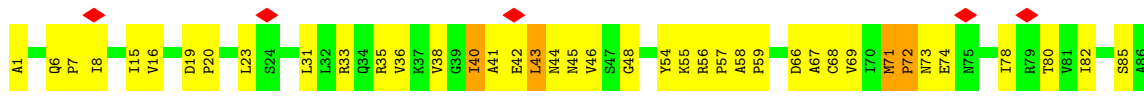
• Molecule 1: Coat protein



• Molecule 1: Coat protein



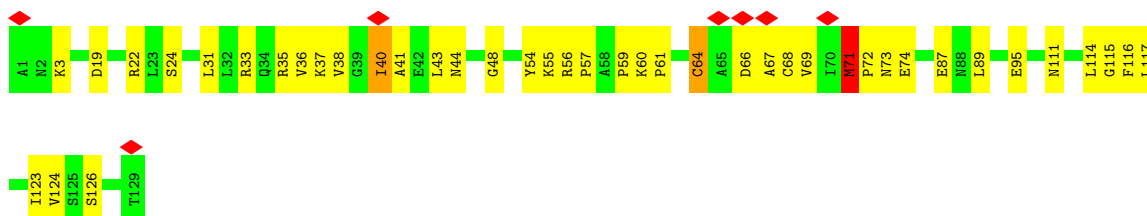
• Molecule 1: Coat protein



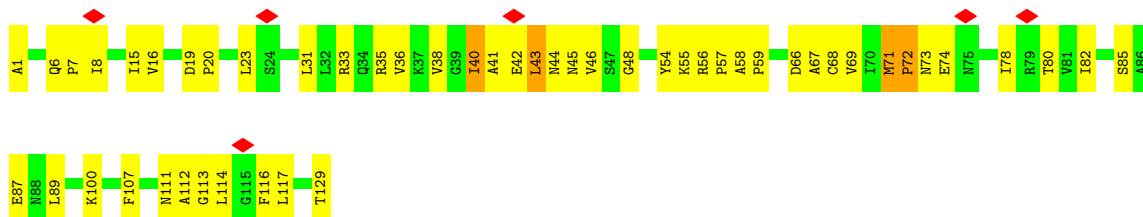
• Molecule 1: Coat protein



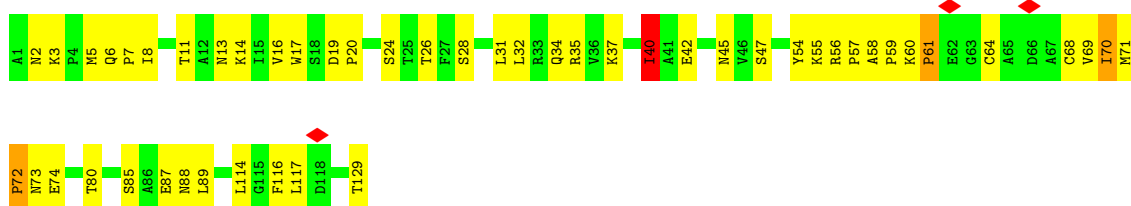
• Molecule 1: Coat protein




• Molecule 1: Coat protein



• Molecule 1: Coat protein



• Molecule 1: Coat protein

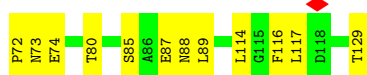




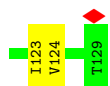
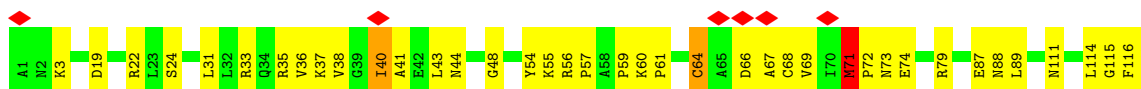
• Molecule 1: Coat protein



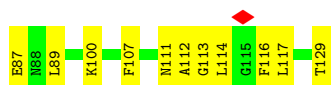
• Molecule 1: Coat protein



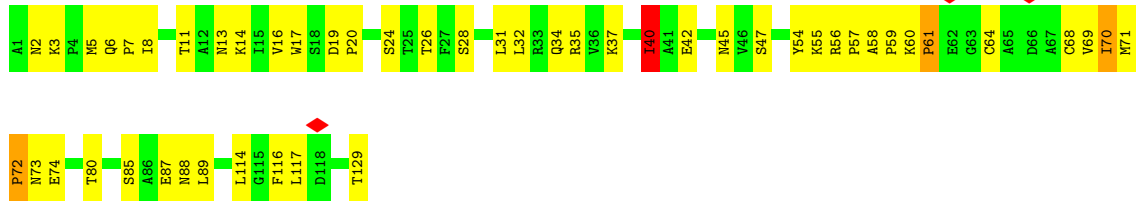
• Molecule 1: Coat protein



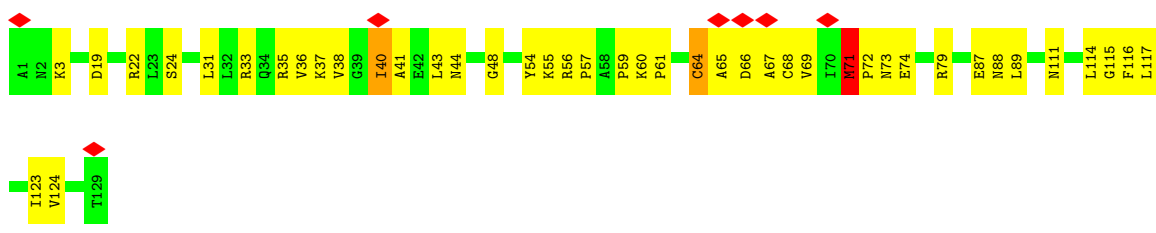
• Molecule 1: Coat protein



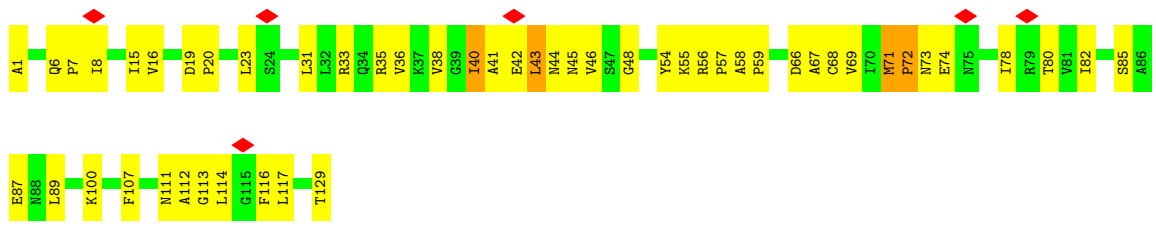
• Molecule 1: Coat protein



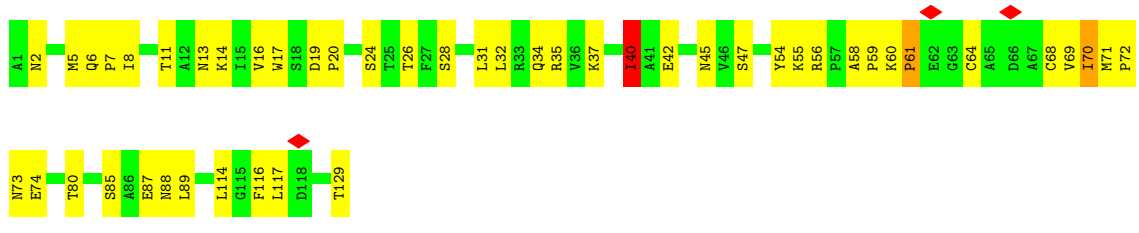
• Molecule 1: Coat protein




• Molecule 1: Coat protein



• Molecule 1: Coat protein

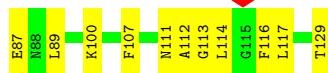
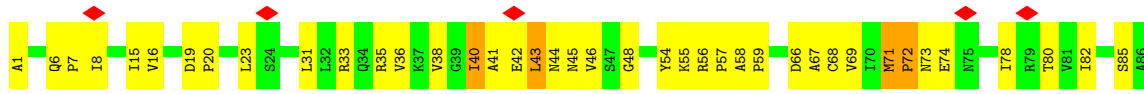


• Molecule 1: Coat protein

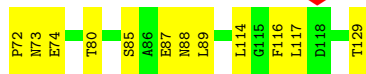
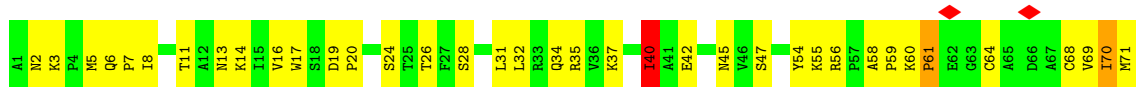




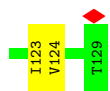
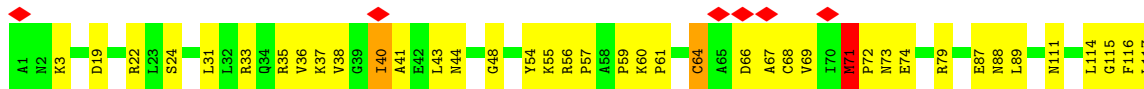
• Molecule 1: Coat protein



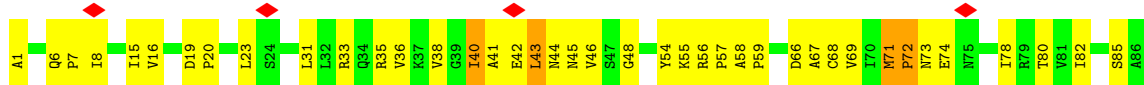
• Molecule 1: Coat protein



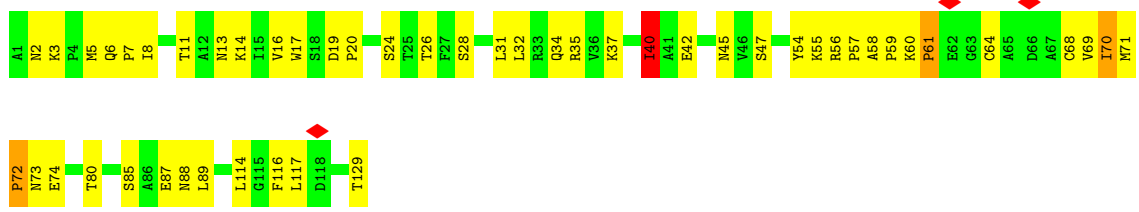
• Molecule 1: Coat protein



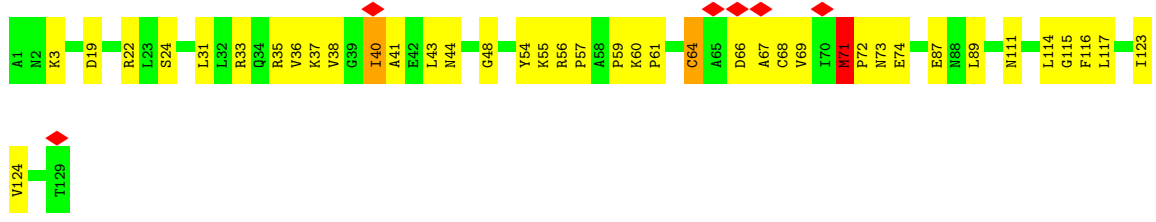
• Molecule 1: Coat protein



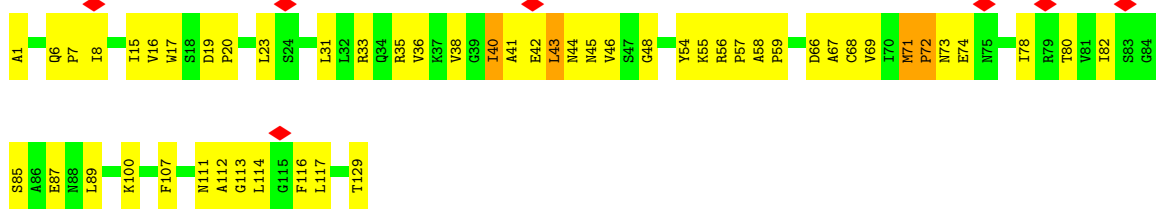
• Molecule 1: Coat protein



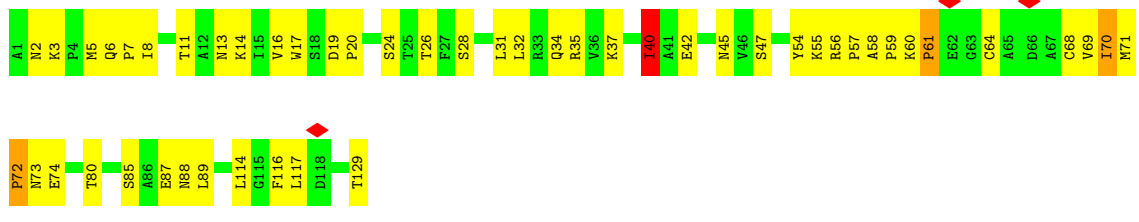
• Molecule 1: Coat protein



• Molecule 1: Coat protein



• Molecule 1: Coat protein

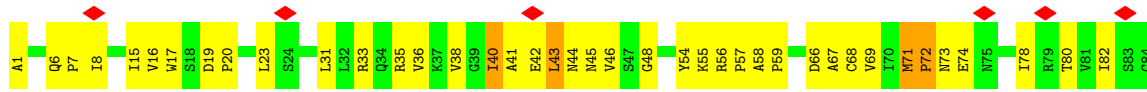


• Molecule 1: Coat protein

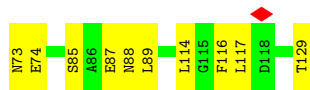
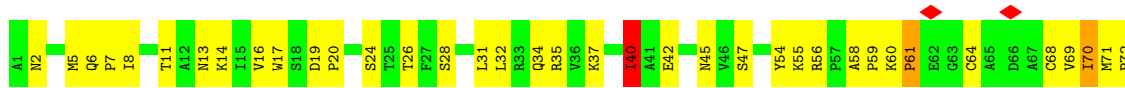




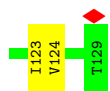

• Molecule 1: Coat protein



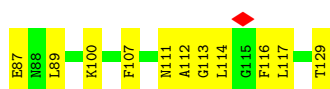
• Molecule 1: Coat protein



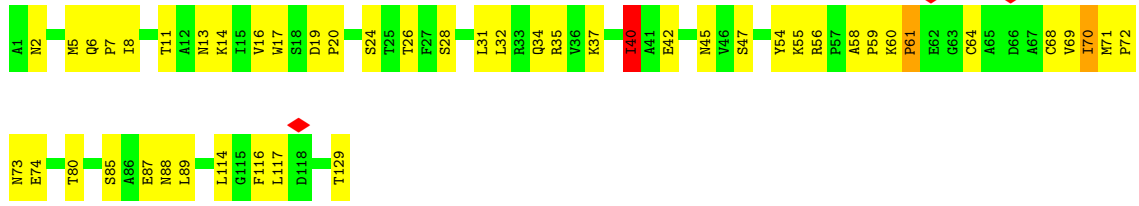
• Molecule 1: Coat protein



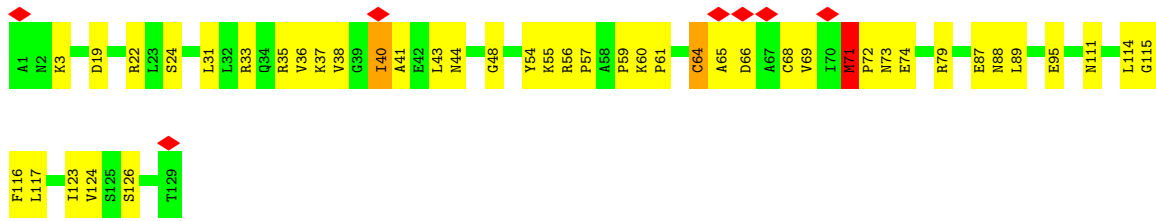
• Molecule 1: Coat protein



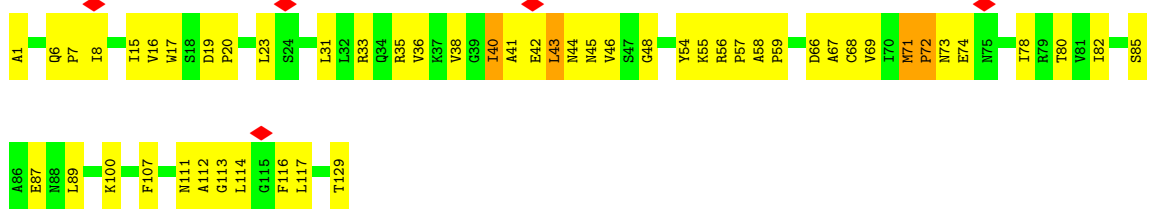
• Molecule 1: Coat protein



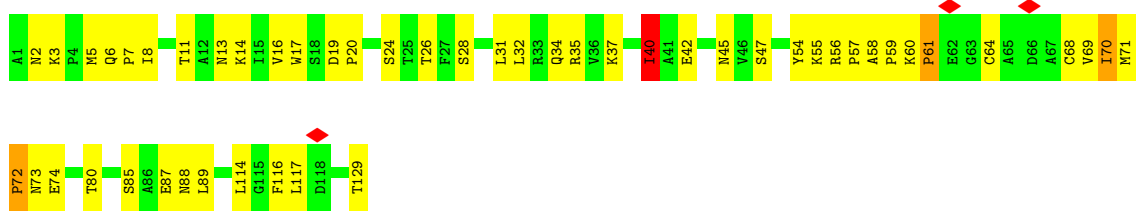
• Molecule 1: Coat protein



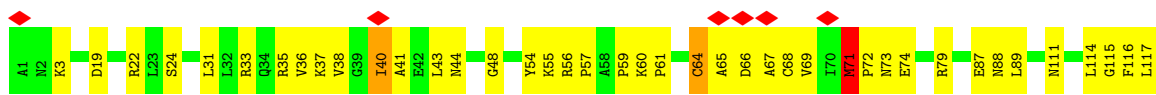
• Molecule 1: Coat protein



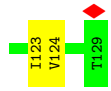
• Molecule 1: Coat protein



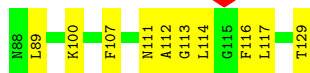
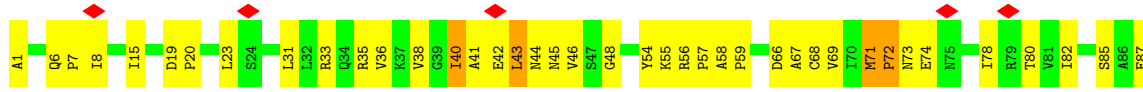
• Molecule 1: Coat protein



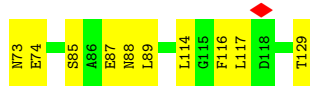




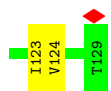
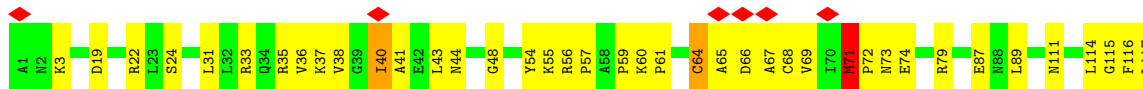
• Molecule 1: Coat protein




• Molecule 1: Coat protein



• Molecule 1: Coat protein



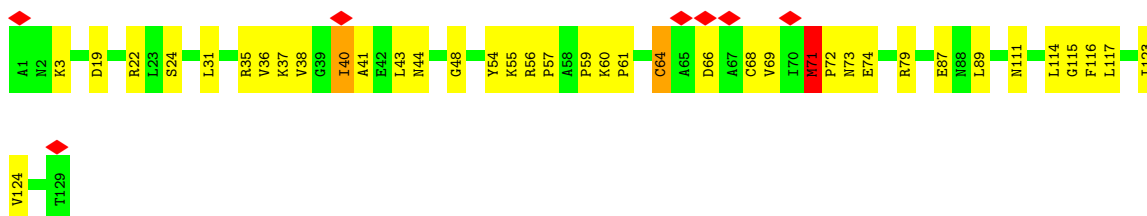
• Molecule 1: Coat protein



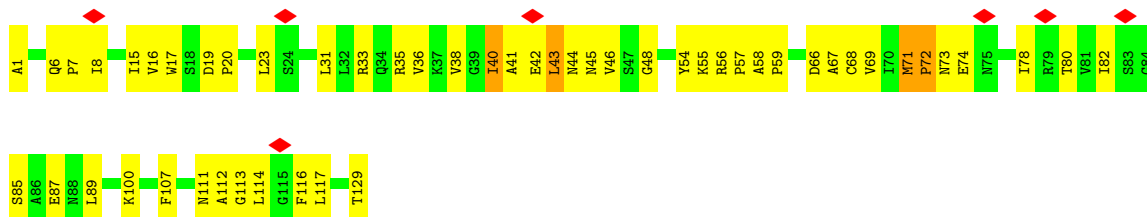
• Molecule 1: Coat protein



• Molecule 1: Coat protein




• Molecule 1: Coat protein



• Molecule 1: Coat protein

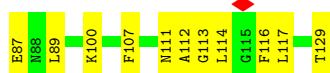


• Molecule 1: Coat protein

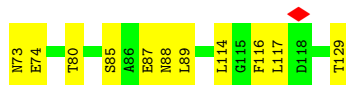




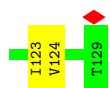

• Molecule 1: Coat protein



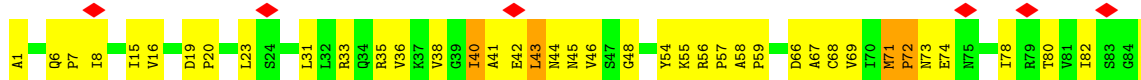
• Molecule 1: Coat protein



• Molecule 1: Coat protein



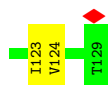

• Molecule 1: Coat protein




• Molecule 1: Coat protein



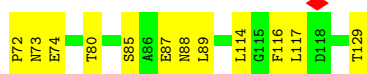
• Molecule 1: Coat protein



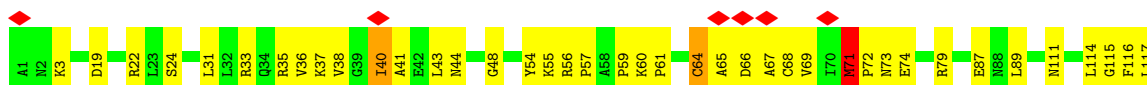
• Molecule 1: Coat protein

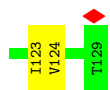


• Molecule 1: Coat protein



• Molecule 1: Coat protein





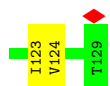

• Molecule 1: Coat protein



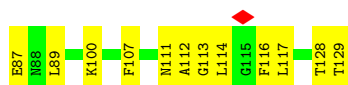
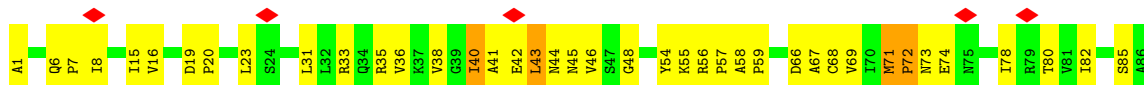
• Molecule 1: Coat protein



• Molecule 1: Coat protein



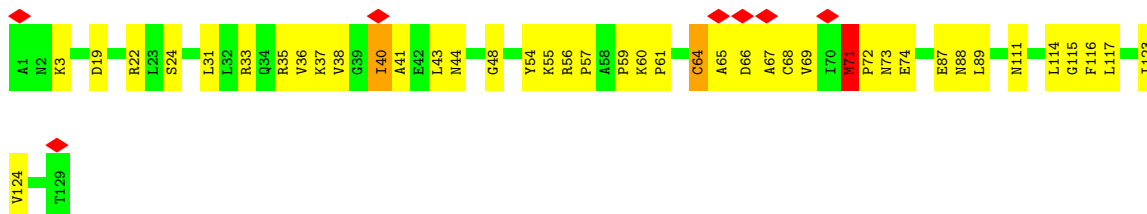
• Molecule 1: Coat protein



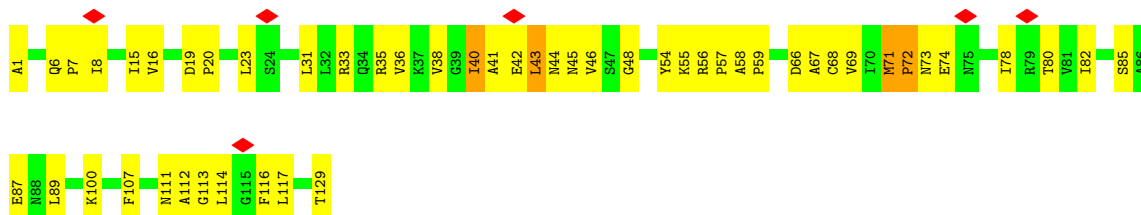
• Molecule 1: Coat protein



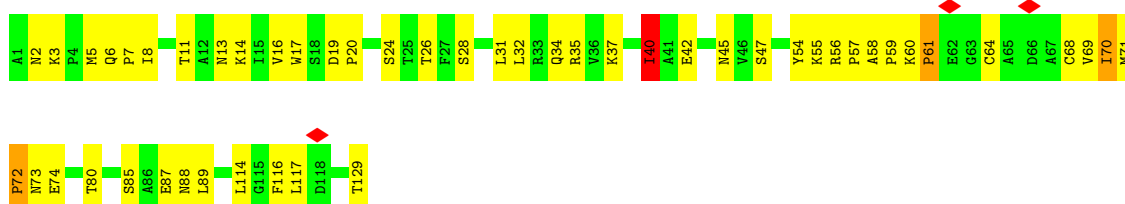
● Molecule 1: Coat protein




● Molecule 1: Coat protein

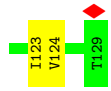


● Molecule 1: Coat protein

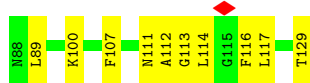
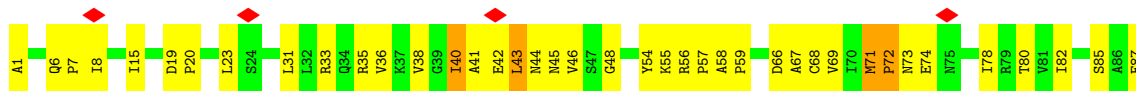


● Molecule 1: Coat protein

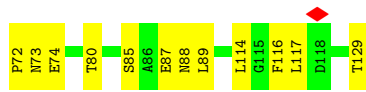
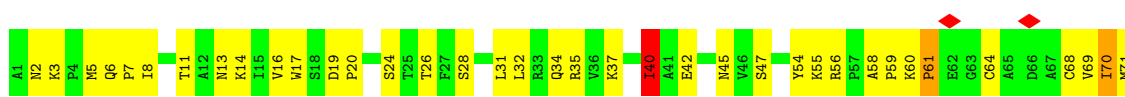




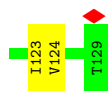

• Molecule 1: Coat protein



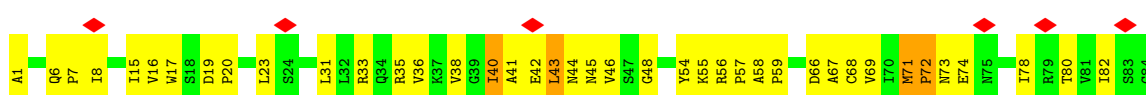
• Molecule 1: Coat protein



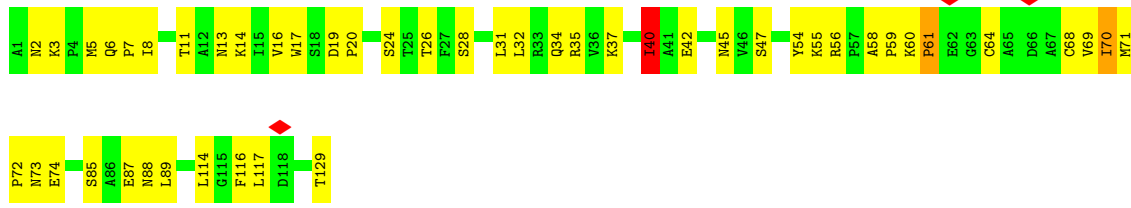
• Molecule 1: Coat protein



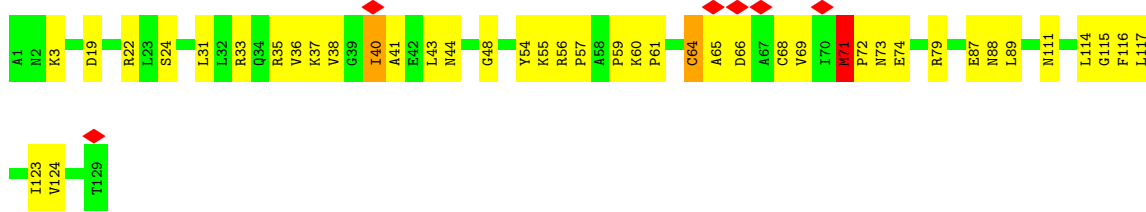
• Molecule 1: Coat protein



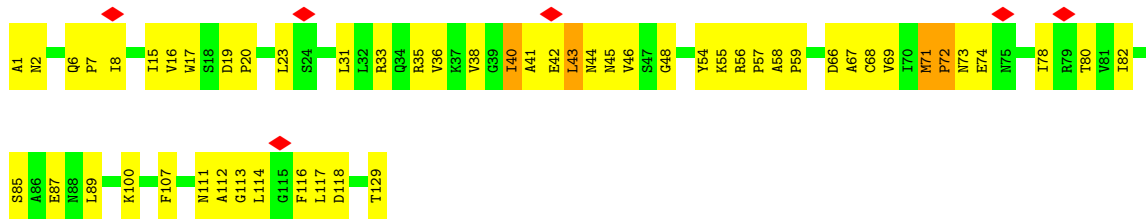
• Molecule 1: Coat protein



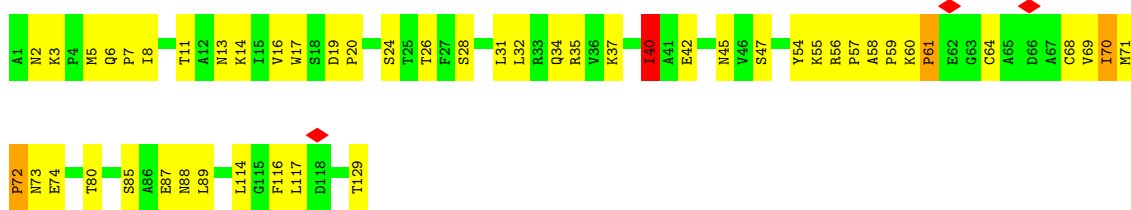
• Molecule 1: Coat protein



• Molecule 1: Coat protein



• Molecule 1: Coat protein



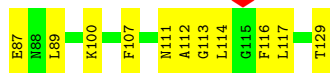
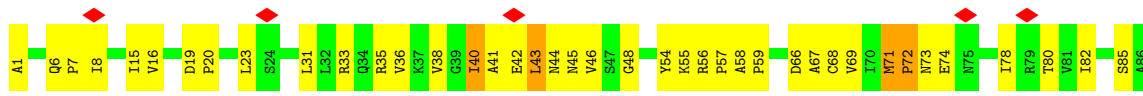
• Molecule 1: Coat protein



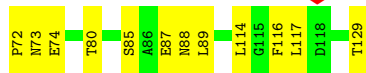




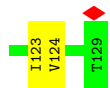
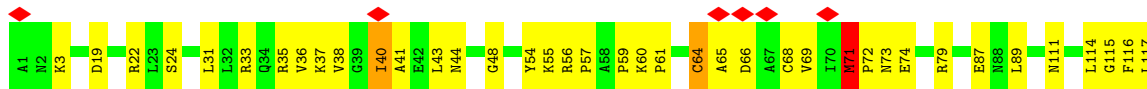
• Molecule 1: Coat protein



• Molecule 1: Coat protein



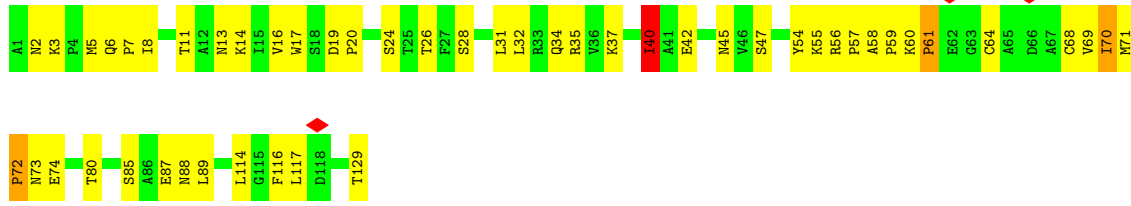
• Molecule 1: Coat protein



• Molecule 1: Coat protein




• Molecule 1: Coat protein



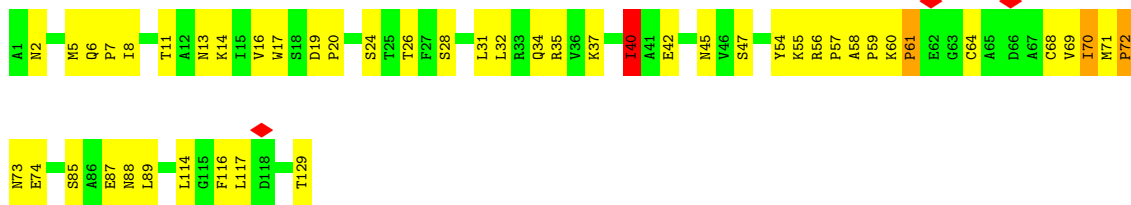
• Molecule 1: Coat protein




• Molecule 1: Coat protein



• Molecule 1: Coat protein

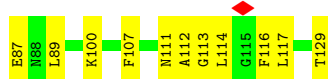
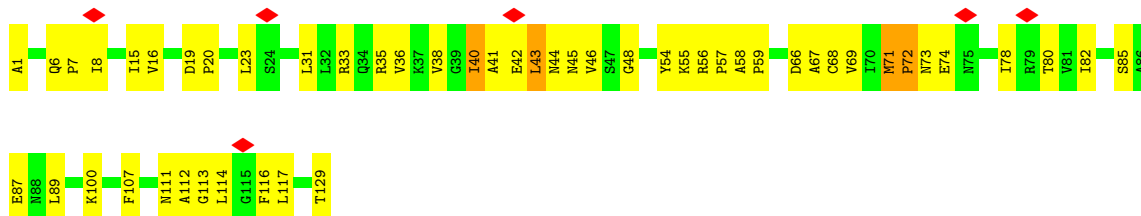


• Molecule 1: Coat protein





• Molecule 1: Coat protein



## 4 Experimental information

Property	Value	Source
EM reconstruction method	SINGLE PARTICLE	Depositor
Imposed symmetry	POINT, I	Depositor
Number of particles used	2215	Depositor
Resolution determination method	FSC 0.143 CUT-OFF	Depositor
CTF correction method	PHASE FLIPPING AND AMPLITUDE CORRECTION	Depositor
Microscope	FEI TITAN KRIOS	Depositor
Voltage (kV)	300	Depositor
Electron dose ( $e^-/\text{\AA}^2$ )	8	Depositor
Minimum defocus (nm)	1000	Depositor
Maximum defocus (nm)	2500	Depositor
Magnification	59000	Depositor
Image detector	FEI FALCON II (4k x 4k)	Depositor
Maximum map value	0.053	Depositor
Minimum map value	-0.027	Depositor
Average map value	0.000	Depositor
Map value standard deviation	0.004	Depositor
Recommended contour level	0.012	Depositor
Map size (Å)	1.0, 1.0, 1.0	wwPDB
Map dimensions	400, 400, 400	wwPDB
Map angles (°)	90.0, 90.0, 90.0	wwPDB
Pixel spacing (Å)	1.34, 1.34, 1.34	Depositor

## 5 Model quality [i](#)

### 5.1 Standard geometry [i](#)

The Z score for a bond length (or angle) is the number of standard deviations the observed value is removed from the expected value. A bond length (or angle) with  $|Z| > 5$  is considered an outlier worth inspection. RMSZ is the root-mean-square of all Z scores of the bond lengths (or angles).

Mol	Chain	Bond lengths		Bond angles	
		RMSZ	# Z  >5	RMSZ	# Z  >5
1	AB	0.48	0/985	0.71	1/1342 (0.1%)
1	AC	0.44	0/985	0.69	1/1342 (0.1%)
1	AD	0.51	0/985	0.65	0/1342
1	AE	0.48	0/985	0.71	1/1342 (0.1%)
1	AF	0.44	0/985	0.70	1/1342 (0.1%)
1	AG	0.51	0/985	0.65	0/1342
1	AH	0.48	0/985	0.71	1/1342 (0.1%)
1	AI	0.44	0/985	0.70	1/1342 (0.1%)
1	AJ	0.51	0/985	0.65	0/1342
1	AK	0.48	0/985	0.71	1/1342 (0.1%)
1	AL	0.44	0/985	0.69	1/1342 (0.1%)
1	AM	0.51	0/985	0.65	0/1342
1	AN	0.47	0/985	0.71	1/1342 (0.1%)
1	AO	0.44	0/985	0.69	1/1342 (0.1%)
1	AP	0.51	0/985	0.65	0/1342
1	AQ	0.48	0/985	0.71	1/1342 (0.1%)
1	AR	0.44	0/985	0.69	1/1342 (0.1%)
1	AS	0.51	0/985	0.65	0/1342
1	AT	0.48	0/985	0.71	1/1342 (0.1%)
1	AU	0.44	0/985	0.70	1/1342 (0.1%)
1	AV	0.51	0/985	0.65	0/1342
1	AW	0.48	0/985	0.71	1/1342 (0.1%)
1	AX	0.44	0/985	0.69	1/1342 (0.1%)
1	AY	0.51	0/985	0.65	0/1342
1	AZ	0.47	0/985	0.71	1/1342 (0.1%)
1	BA	0.44	0/985	0.69	1/1342 (0.1%)
1	BB	0.51	0/985	0.65	0/1342
1	BC	0.48	0/985	0.71	1/1342 (0.1%)
1	BD	0.44	0/985	0.70	1/1342 (0.1%)
1	BE	0.51	0/985	0.65	0/1342
1	BF	0.48	0/985	0.71	1/1342 (0.1%)
1	BG	0.44	0/985	0.69	1/1342 (0.1%)
1	BH	0.51	0/985	0.65	0/1342
1	BI	0.48	0/985	0.71	1/1342 (0.1%)

Mol	Chain	Bond lengths		Bond angles	
		RMSZ	# Z  >5	RMSZ	# Z  >5
1	BJ	0.44	0/985	0.70	1/1342 (0.1%)
1	BK	0.51	0/985	0.65	0/1342
1	BL	0.47	0/985	0.71	1/1342 (0.1%)
1	BM	0.44	0/985	0.69	1/1342 (0.1%)
1	BN	0.51	0/985	0.65	0/1342
1	BO	0.48	0/985	0.71	1/1342 (0.1%)
1	BP	0.44	0/985	0.70	1/1342 (0.1%)
1	BQ	0.51	0/985	0.65	0/1342
1	BR	0.48	0/985	0.71	1/1342 (0.1%)
1	BS	0.44	0/985	0.69	1/1342 (0.1%)
1	BT	0.51	0/985	0.65	0/1342
1	BU	0.47	0/985	0.71	1/1342 (0.1%)
1	BV	0.44	0/985	0.69	1/1342 (0.1%)
1	BW	0.51	0/985	0.65	0/1342
1	BX	0.48	0/985	0.71	1/1342 (0.1%)
1	BY	0.44	0/985	0.70	1/1342 (0.1%)
1	BZ	0.51	0/985	0.65	0/1342
1	CA	0.48	0/985	0.71	1/1342 (0.1%)
1	CB	0.44	0/985	0.69	1/1342 (0.1%)
1	CC	0.51	0/985	0.65	0/1342
1	CD	0.48	0/985	0.71	1/1342 (0.1%)
1	CE	0.44	0/985	0.69	1/1342 (0.1%)
1	CF	0.51	0/985	0.65	0/1342
1	CG	0.47	0/985	0.71	1/1342 (0.1%)
1	CH	0.44	0/985	0.69	1/1342 (0.1%)
1	CI	0.51	0/985	0.65	0/1342
1	CJ	0.48	0/985	0.71	1/1342 (0.1%)
1	CK	0.44	0/985	0.70	1/1342 (0.1%)
1	CL	0.51	0/985	0.65	0/1342
1	CM	0.48	0/985	0.71	1/1342 (0.1%)
1	CN	0.44	0/985	0.69	1/1342 (0.1%)
1	CO	0.51	0/985	0.65	0/1342
1	CP	0.48	0/985	0.71	1/1342 (0.1%)
1	CQ	0.44	0/985	0.69	1/1342 (0.1%)
1	CR	0.51	0/985	0.65	0/1342
1	CS	0.48	0/985	0.71	1/1342 (0.1%)
1	CT	0.44	0/985	0.70	1/1342 (0.1%)
1	CU	0.51	0/985	0.65	0/1342
1	CV	0.48	0/985	0.71	1/1342 (0.1%)
1	CW	0.44	0/985	0.70	1/1342 (0.1%)
1	CX	0.51	0/985	0.65	0/1342
1	CY	0.48	0/985	0.71	1/1342 (0.1%)
1	CZ	0.44	0/985	0.69	1/1342 (0.1%)

Mol	Chain	Bond lengths		Bond angles	
		RMSZ	# Z  >5	RMSZ	# Z  >5
1	DA	0.51	0/985	0.65	0/1342
1	DB	0.48	0/985	0.71	1/1342 (0.1%)
1	DC	0.44	0/985	0.69	1/1342 (0.1%)
1	DD	0.51	0/985	0.65	0/1342
1	DE	0.48	0/985	0.71	1/1342 (0.1%)
1	DF	0.44	0/985	0.70	1/1342 (0.1%)
1	DG	0.51	0/985	0.65	0/1342
1	DH	0.48	0/985	0.71	1/1342 (0.1%)
1	DI	0.44	0/985	0.70	1/1342 (0.1%)
1	DJ	0.51	0/985	0.65	0/1342
1	DK	0.47	0/985	0.71	1/1342 (0.1%)
1	DL	0.44	0/985	0.69	1/1342 (0.1%)
1	DM	0.51	0/985	0.65	0/1342
1	DN	0.48	0/985	0.71	1/1342 (0.1%)
1	DO	0.44	0/985	0.69	1/1342 (0.1%)
1	DP	0.51	0/985	0.65	0/1342
1	DQ	0.48	0/985	0.71	1/1342 (0.1%)
1	DR	0.44	0/985	0.70	1/1342 (0.1%)
1	DS	0.51	0/985	0.65	0/1342
1	DT	0.48	0/985	0.71	1/1342 (0.1%)
1	DU	0.44	0/985	0.70	1/1342 (0.1%)
1	DV	0.51	0/985	0.65	0/1342
1	DW	0.48	0/985	0.71	1/1342 (0.1%)
1	DX	0.44	0/985	0.69	1/1342 (0.1%)
1	DY	0.51	0/985	0.65	0/1342
1	DZ	0.48	0/985	0.71	1/1342 (0.1%)
1	EA	0.44	0/985	0.69	1/1342 (0.1%)
1	EB	0.51	0/985	0.65	0/1342
1	EC	0.47	0/985	0.71	1/1342 (0.1%)
1	ED	0.44	0/985	0.69	1/1342 (0.1%)
1	EE	0.51	0/985	0.65	0/1342
1	EF	0.48	0/985	0.71	1/1342 (0.1%)
1	EG	0.44	0/985	0.70	1/1342 (0.1%)
1	EH	0.51	0/985	0.65	0/1342
1	EI	0.48	0/985	0.71	1/1342 (0.1%)
1	EJ	0.44	0/985	0.69	1/1342 (0.1%)
1	EK	0.51	0/985	0.65	0/1342
1	EL	0.48	0/985	0.71	1/1342 (0.1%)
1	EM	0.44	0/985	0.69	1/1342 (0.1%)
1	EN	0.51	0/985	0.65	0/1342
1	EO	0.48	0/985	0.71	1/1342 (0.1%)
1	EP	0.44	0/985	0.70	1/1342 (0.1%)
1	EQ	0.51	0/985	0.65	0/1342

Mol	Chain	Bond lengths		Bond angles	
		RMSZ	# Z  >5	RMSZ	# Z  >5
1	ER	0.47	0/985	0.71	1/1342 (0.1%)
1	ES	0.44	0/985	0.69	1/1342 (0.1%)
1	ET	0.51	0/985	0.65	0/1342
1	EU	0.48	0/985	0.71	1/1342 (0.1%)
1	EV	0.44	0/985	0.70	1/1342 (0.1%)
1	EW	0.51	0/985	0.65	0/1342
1	EX	0.48	0/985	0.71	1/1342 (0.1%)
1	EY	0.44	0/985	0.69	1/1342 (0.1%)
1	EZ	0.51	0/985	0.65	0/1342
1	FA	0.48	0/985	0.71	1/1342 (0.1%)
1	FB	0.44	0/985	0.70	1/1342 (0.1%)
1	FC	0.51	0/985	0.65	0/1342
1	FD	0.47	0/985	0.71	1/1342 (0.1%)
1	FE	0.44	0/985	0.69	1/1342 (0.1%)
1	FF	0.51	0/985	0.65	0/1342
1	FG	0.48	0/985	0.71	1/1342 (0.1%)
1	FH	0.44	0/985	0.69	1/1342 (0.1%)
1	FI	0.51	0/985	0.65	0/1342
1	FJ	0.48	0/985	0.71	1/1342 (0.1%)
1	FK	0.44	0/985	0.70	1/1342 (0.1%)
1	FL	0.51	0/985	0.65	0/1342
1	FM	0.48	0/985	0.71	1/1342 (0.1%)
1	FN	0.44	0/985	0.69	1/1342 (0.1%)
1	FO	0.51	0/985	0.65	0/1342
1	FP	0.47	0/985	0.71	1/1342 (0.1%)
1	FQ	0.44	0/985	0.69	1/1342 (0.1%)
1	FR	0.51	0/985	0.65	0/1342
1	FS	0.48	0/985	0.71	1/1342 (0.1%)
1	FT	0.44	0/985	0.69	1/1342 (0.1%)
1	FU	0.51	0/985	0.65	0/1342
1	FV	0.48	0/985	0.71	1/1342 (0.1%)
1	FW	0.44	0/985	0.70	1/1342 (0.1%)
1	FX	0.51	0/985	0.65	0/1342
1	FY	0.47	0/985	0.71	1/1342 (0.1%)
1	FZ	0.44	0/985	0.69	1/1342 (0.1%)
1	GA	0.51	0/985	0.65	0/1342
1	GB	0.48	0/985	0.71	1/1342 (0.1%)
1	GC	0.44	0/985	0.69	1/1342 (0.1%)
1	GD	0.51	0/985	0.65	0/1342
1	GE	0.48	0/985	0.71	1/1342 (0.1%)
1	GF	0.44	0/985	0.70	1/1342 (0.1%)
1	GG	0.51	0/985	0.65	0/1342
1	GH	0.48	0/985	0.71	1/1342 (0.1%)



Mol	Chain	Bond lengths		Bond angles	
		RMSZ	# Z  >5	RMSZ	# Z  >5
1	GI	0.44	0/985	0.70	1/1342 (0.1%)
1	GJ	0.51	0/985	0.65	0/1342
1	GK	0.47	0/985	0.71	1/1342 (0.1%)
1	GL	0.44	0/985	0.69	1/1342 (0.1%)
1	GM	0.51	0/985	0.65	0/1342
1	GN	0.48	0/985	0.71	1/1342 (0.1%)
1	GO	0.44	0/985	0.69	1/1342 (0.1%)
1	GP	0.51	0/985	0.65	0/1342
1	GQ	0.48	0/985	0.71	1/1342 (0.1%)
1	GR	0.44	0/985	0.70	1/1342 (0.1%)
1	GS	0.51	0/985	0.65	0/1342
1	GT	0.48	0/985	0.71	1/1342 (0.1%)
1	GU	0.44	0/985	0.70	1/1342 (0.1%)
1	GV	0.51	0/985	0.65	0/1342
1	GW	0.48	0/985	0.71	1/1342 (0.1%)
1	GX	0.44	0/985	0.69	1/1342 (0.1%)
1	GY	0.51	0/985	0.65	0/1342
All	All	0.48	0/177300	0.69	120/241560 (0.0%)

There are no bond length outliers.

All (120) bond angle outliers are listed below:

Mol	Chain	Res	Type	Atoms	Z	Observed(°)	Ideal(°)
1	AN	61	PRO	N-CA-C	-6.76	94.53	112.10
1	AZ	61	PRO	N-CA-C	-6.76	94.53	112.10
1	BL	61	PRO	N-CA-C	-6.76	94.53	112.10
1	BU	61	PRO	N-CA-C	-6.76	94.53	112.10
1	CG	61	PRO	N-CA-C	-6.76	94.53	112.10
1	DK	61	PRO	N-CA-C	-6.76	94.53	112.10
1	EC	61	PRO	N-CA-C	-6.76	94.53	112.10
1	ER	61	PRO	N-CA-C	-6.76	94.53	112.10
1	FD	61	PRO	N-CA-C	-6.76	94.53	112.10
1	FP	61	PRO	N-CA-C	-6.76	94.53	112.10
1	FY	61	PRO	N-CA-C	-6.76	94.53	112.10
1	GK	61	PRO	N-CA-C	-6.76	94.53	112.10
1	AB	61	PRO	N-CA-C	-6.75	94.54	112.10
1	AK	61	PRO	N-CA-C	-6.75	94.54	112.10
1	AW	61	PRO	N-CA-C	-6.75	94.54	112.10
1	CA	61	PRO	N-CA-C	-6.75	94.54	112.10
1	CP	61	PRO	N-CA-C	-6.75	94.54	112.10
1	DB	61	PRO	N-CA-C	-6.75	94.54	112.10
1	DN	61	PRO	N-CA-C	-6.75	94.54	112.10

*Continued on next page...*

*Continued from previous page...*

Mol	Chain	Res	Type	Atoms	Z	Observed(°)	Ideal(°)
1	DW	61	PRO	N-CA-C	-6.75	94.54	112.10
1	EI	61	PRO	N-CA-C	-6.75	94.54	112.10
1	FM	61	PRO	N-CA-C	-6.75	94.54	112.10
1	GB	61	PRO	N-CA-C	-6.75	94.54	112.10
1	GN	61	PRO	N-CA-C	-6.75	94.54	112.10
1	AE	61	PRO	N-CA-C	-6.75	94.56	112.10
1	AH	61	PRO	N-CA-C	-6.75	94.55	112.10
1	AT	61	PRO	N-CA-C	-6.75	94.55	112.10
1	BC	61	PRO	N-CA-C	-6.75	94.55	112.10
1	BI	61	PRO	N-CA-C	-6.75	94.56	112.10
1	BO	61	PRO	N-CA-C	-6.75	94.55	112.10
1	BX	61	PRO	N-CA-C	-6.75	94.56	112.10
1	CJ	61	PRO	N-CA-C	-6.75	94.56	112.10
1	CS	61	PRO	N-CA-C	-6.75	94.55	112.10
1	CV	61	PRO	N-CA-C	-6.75	94.56	112.10
1	DE	61	PRO	N-CA-C	-6.75	94.56	112.10
1	DH	61	PRO	N-CA-C	-6.75	94.55	112.10
1	DQ	61	PRO	N-CA-C	-6.75	94.55	112.10
1	DT	61	PRO	N-CA-C	-6.75	94.56	112.10
1	EF	61	PRO	N-CA-C	-6.75	94.56	112.10
1	EO	61	PRO	N-CA-C	-6.75	94.56	112.10
1	EU	61	PRO	N-CA-C	-6.75	94.55	112.10
1	FA	61	PRO	N-CA-C	-6.75	94.56	112.10
1	FJ	61	PRO	N-CA-C	-6.75	94.55	112.10
1	FV	61	PRO	N-CA-C	-6.75	94.55	112.10
1	GE	61	PRO	N-CA-C	-6.75	94.56	112.10
1	GH	61	PRO	N-CA-C	-6.75	94.55	112.10
1	GQ	61	PRO	N-CA-C	-6.75	94.55	112.10
1	GT	61	PRO	N-CA-C	-6.75	94.56	112.10
1	AQ	61	PRO	N-CA-C	-6.74	94.57	112.10
1	BF	61	PRO	N-CA-C	-6.74	94.57	112.10
1	BR	61	PRO	N-CA-C	-6.74	94.57	112.10
1	CD	61	PRO	N-CA-C	-6.74	94.57	112.10
1	CM	61	PRO	N-CA-C	-6.74	94.57	112.10
1	CY	61	PRO	N-CA-C	-6.74	94.57	112.10
1	DZ	61	PRO	N-CA-C	-6.74	94.57	112.10
1	EL	61	PRO	N-CA-C	-6.74	94.57	112.10
1	EX	61	PRO	N-CA-C	-6.74	94.57	112.10
1	FG	61	PRO	N-CA-C	-6.74	94.57	112.10
1	FS	61	PRO	N-CA-C	-6.74	94.57	112.10
1	GW	61	PRO	N-CA-C	-6.74	94.57	112.10
1	AO	71	MET	CB-CA-C	6.05	122.49	110.40

*Continued on next page...*

*Continued from previous page...*

Mol	Chain	Res	Type	Atoms	Z	Observed(°)	Ideal(°)
1	BA	71	MET	CB-CA-C	6.05	122.49	110.40
1	BM	71	MET	CB-CA-C	6.05	122.49	110.40
1	BV	71	MET	CB-CA-C	6.05	122.49	110.40
1	CH	71	MET	CB-CA-C	6.05	122.49	110.40
1	DL	71	MET	CB-CA-C	6.05	122.49	110.40
1	ED	71	MET	CB-CA-C	6.05	122.49	110.40
1	ES	71	MET	CB-CA-C	6.05	122.49	110.40
1	FE	71	MET	CB-CA-C	6.05	122.49	110.40
1	FQ	71	MET	CB-CA-C	6.05	122.49	110.40
1	FZ	71	MET	CB-CA-C	6.05	122.49	110.40
1	GL	71	MET	CB-CA-C	6.05	122.49	110.40
1	AI	71	MET	CB-CA-C	6.04	122.48	110.40
1	AU	71	MET	CB-CA-C	6.04	122.48	110.40
1	BD	71	MET	CB-CA-C	6.04	122.48	110.40
1	BP	71	MET	CB-CA-C	6.04	122.48	110.40
1	CT	71	MET	CB-CA-C	6.04	122.48	110.40
1	DI	71	MET	CB-CA-C	6.04	122.48	110.40
1	DR	71	MET	CB-CA-C	6.04	122.48	110.40
1	EV	71	MET	CB-CA-C	6.04	122.48	110.40
1	FK	71	MET	CB-CA-C	6.04	122.48	110.40
1	FW	71	MET	CB-CA-C	6.04	122.48	110.40
1	GI	71	MET	CB-CA-C	6.04	122.48	110.40
1	GR	71	MET	CB-CA-C	6.04	122.48	110.40
1	AR	71	MET	CB-CA-C	6.03	122.46	110.40
1	BG	71	MET	CB-CA-C	6.03	122.46	110.40
1	BS	71	MET	CB-CA-C	6.03	122.46	110.40
1	CE	71	MET	CB-CA-C	6.03	122.46	110.40
1	CN	71	MET	CB-CA-C	6.03	122.46	110.40
1	CZ	71	MET	CB-CA-C	6.03	122.46	110.40
1	EA	71	MET	CB-CA-C	6.03	122.46	110.40
1	EM	71	MET	CB-CA-C	6.03	122.46	110.40
1	EY	71	MET	CB-CA-C	6.03	122.46	110.40
1	FH	71	MET	CB-CA-C	6.03	122.46	110.40
1	FT	71	MET	CB-CA-C	6.03	122.46	110.40
1	GX	71	MET	CB-CA-C	6.03	122.46	110.40
1	AC	71	MET	CB-CA-C	6.02	122.44	110.40
1	AL	71	MET	CB-CA-C	6.02	122.44	110.40
1	AX	71	MET	CB-CA-C	6.02	122.44	110.40
1	CB	71	MET	CB-CA-C	6.02	122.44	110.40
1	CQ	71	MET	CB-CA-C	6.02	122.44	110.40
1	DC	71	MET	CB-CA-C	6.02	122.44	110.40
1	DO	71	MET	CB-CA-C	6.02	122.44	110.40

*Continued on next page...*

*Continued from previous page...*

Mol	Chain	Res	Type	Atoms	Z	Observed(°)	Ideal(°)
1	DX	71	MET	CB-CA-C	6.02	122.44	110.40
1	EJ	71	MET	CB-CA-C	6.02	122.44	110.40
1	FN	71	MET	CB-CA-C	6.02	122.44	110.40
1	GC	71	MET	CB-CA-C	6.02	122.44	110.40
1	GO	71	MET	CB-CA-C	6.02	122.44	110.40
1	AF	71	MET	CB-CA-C	6.02	122.44	110.40
1	BJ	71	MET	CB-CA-C	6.02	122.44	110.40
1	BY	71	MET	CB-CA-C	6.02	122.44	110.40
1	CK	71	MET	CB-CA-C	6.02	122.44	110.40
1	CW	71	MET	CB-CA-C	6.02	122.44	110.40
1	DF	71	MET	CB-CA-C	6.02	122.44	110.40
1	DU	71	MET	CB-CA-C	6.02	122.44	110.40
1	EG	71	MET	CB-CA-C	6.02	122.44	110.40
1	EP	71	MET	CB-CA-C	6.02	122.44	110.40
1	FB	71	MET	CB-CA-C	6.02	122.44	110.40
1	GF	71	MET	CB-CA-C	6.02	122.44	110.40
1	GU	71	MET	CB-CA-C	6.02	122.44	110.40

There are no chirality outliers.

There are no planarity outliers.

## 5.2 Too-close contacts [\(i\)](#)

In the following table, the Non-H and H(model) columns list the number of non-hydrogen atoms and hydrogen atoms in the chain respectively. The H(added) column lists the number of hydrogen atoms added and optimized by MolProbity. The Clashes column lists the number of clashes within the asymmetric unit, whereas Symm-Clashes lists symmetry-related clashes.

Mol	Chain	Non-H	H(model)	H(added)	Clashes	Symm-Clashes
1	AB	968	0	973	79	0
1	AC	968	0	973	64	0
1	AD	968	0	973	95	0
1	AE	968	0	973	78	0
1	AF	968	0	973	65	0
1	AG	968	0	973	99	0
1	AH	968	0	973	78	0
1	AI	968	0	973	65	0
1	AJ	968	0	973	98	0
1	AK	968	0	973	78	0
1	AL	968	0	973	65	0
1	AM	968	0	973	94	0

*Continued on next page...*

*Continued from previous page...*

Mol	Chain	Non-H	H(model)	H(added)	Clashes	Symm-Clashes
1	AN	968	0	973	76	0
1	AO	968	0	973	66	0
1	AP	968	0	973	97	0
1	AQ	968	0	973	78	0
1	AR	968	0	973	67	0
1	AS	968	0	973	98	0
1	AT	968	0	973	78	0
1	AU	968	0	973	67	0
1	AV	968	0	973	98	0
1	AW	968	0	973	79	0
1	AX	968	0	973	67	0
1	AY	968	0	973	99	0
1	AZ	968	0	973	79	0
1	BA	968	0	973	68	0
1	BB	968	0	973	99	0
1	BC	968	0	973	78	0
1	BD	968	0	973	66	0
1	BE	968	0	973	98	0
1	BF	968	0	973	78	0
1	BG	968	0	973	67	0
1	BH	968	0	973	97	0
1	BI	968	0	973	80	0
1	BJ	968	0	973	68	0
1	BK	968	0	973	99	0
1	BL	968	0	973	75	0
1	BM	968	0	973	68	0
1	BN	968	0	973	96	0
1	BO	968	0	973	79	0
1	BP	968	0	973	68	0
1	BQ	968	0	973	97	0
1	BR	968	0	973	78	0
1	BS	968	0	973	64	0
1	BT	968	0	973	97	0
1	BU	968	0	973	75	0
1	BV	968	0	973	68	0
1	BW	968	0	973	96	0
1	BX	968	0	973	80	0
1	BY	968	0	973	68	0
1	BZ	968	0	973	99	0
1	CA	968	0	973	78	0
1	CB	968	0	973	66	0
1	CC	968	0	973	98	0

*Continued on next page...*

*Continued from previous page...*

Mol	Chain	Non-H	H(model)	H(added)	Clashes	Symm-Clashes
1	CD	968	0	973	78	0
1	CE	968	0	973	65	0
1	CF	968	0	973	96	0
1	CG	968	0	973	79	0
1	CH	968	0	973	68	0
1	CI	968	0	973	101	0
1	CJ	968	0	973	77	0
1	CK	968	0	973	66	0
1	CL	968	0	973	100	0
1	CM	968	0	973	77	0
1	CN	968	0	973	65	0
1	CO	968	0	973	96	0
1	CP	968	0	973	77	0
1	CQ	968	0	973	66	0
1	CR	968	0	973	99	0
1	CS	968	0	973	78	0
1	CT	968	0	973	66	0
1	CU	968	0	973	98	0
1	CV	968	0	973	80	0
1	CW	968	0	973	68	0
1	CX	968	0	973	97	0
1	CY	968	0	973	79	0
1	CZ	968	0	973	67	0
1	DA	968	0	973	99	0
1	DB	968	0	973	79	0
1	DC	968	0	973	66	0
1	DD	968	0	973	98	0
1	DE	968	0	973	80	0
1	DF	968	0	973	68	0
1	DG	968	0	973	98	0
1	DH	968	0	973	78	0
1	DI	968	0	973	68	0
1	DJ	968	0	973	99	0
1	DK	968	0	973	75	0
1	DL	968	0	973	66	0
1	DM	968	0	973	97	0
1	DN	968	0	973	78	0
1	DO	968	0	973	64	0
1	DP	968	0	973	95	0
1	DQ	968	0	973	80	0
1	DR	968	0	973	68	0
1	DS	968	0	973	97	0

*Continued on next page...*

*Continued from previous page...*

Mol	Chain	Non-H	H(model)	H(added)	Clashes	Symm-Clashes
1	DT	968	0	973	77	0
1	DU	968	0	973	67	0
1	DV	968	0	973	100	0
1	DW	968	0	973	77	0
1	DX	968	0	973	64	0
1	DY	968	0	973	95	0
1	DZ	968	0	973	79	0
1	EA	968	0	973	68	0
1	EB	968	0	973	98	0
1	EC	968	0	973	78	0
1	ED	968	0	973	66	0
1	EE	968	0	973	97	0
1	EF	968	0	973	77	0
1	EG	968	0	973	66	0
1	EH	968	0	973	99	0
1	EI	968	0	973	80	0
1	EJ	968	0	973	67	0
1	EK	968	0	973	99	0
1	EL	968	0	973	78	0
1	EM	968	0	973	64	0
1	EN	968	0	973	96	0
1	EO	968	0	973	78	0
1	EP	968	0	973	66	0
1	EQ	968	0	973	98	0
1	ER	968	0	973	77	0
1	ES	968	0	973	66	0
1	ET	968	0	973	98	0
1	EU	968	0	973	81	0
1	EV	968	0	973	64	0
1	EW	968	0	973	98	0
1	EX	968	0	973	77	0
1	EY	968	0	973	67	0
1	EZ	968	0	973	97	0
1	FA	968	0	973	78	0
1	FB	968	0	973	68	0
1	FC	968	0	973	99	0
1	FD	968	0	973	80	0
1	FE	968	0	973	69	0
1	FF	968	0	973	98	0
1	FG	968	0	973	76	0
1	FH	968	0	973	67	0
1	FI	968	0	973	97	0

*Continued on next page...*

*Continued from previous page...*

Mol	Chain	Non-H	H(model)	H(added)	Clashes	Symm-Clashes
1	FJ	968	0	973	80	0
1	FK	968	0	973	64	0
1	FL	968	0	973	97	0
1	FM	968	0	973	78	0
1	FN	968	0	973	66	0
1	FO	968	0	973	101	0
1	FP	968	0	973	80	0
1	FQ	968	0	973	66	0
1	FR	968	0	973	98	0
1	FS	968	0	973	79	0
1	FT	968	0	973	68	0
1	FU	968	0	973	99	0
1	FV	968	0	973	78	0
1	FW	968	0	973	65	0
1	FX	968	0	973	97	0
1	FY	968	0	973	81	0
1	FZ	968	0	973	66	0
1	GA	968	0	973	98	0
1	GB	968	0	973	78	0
1	GC	968	0	973	66	0
1	GD	968	0	973	101	0
1	GE	968	0	973	79	0
1	GF	968	0	973	67	0
1	GG	968	0	973	95	0
1	GH	968	0	973	79	0
1	GI	968	0	973	67	0
1	GJ	968	0	973	99	0
1	GK	968	0	973	78	0
1	GL	968	0	973	67	0
1	GM	968	0	973	102	0
1	GN	968	0	973	79	0
1	GO	968	0	973	66	0
1	GP	968	0	973	98	0
1	GQ	968	0	973	79	0
1	GR	968	0	973	67	0
1	GS	968	0	973	100	0
1	GT	968	0	973	79	0
1	GU	968	0	973	67	0
1	GV	968	0	973	97	0
1	GW	968	0	973	78	0
1	GX	968	0	973	67	0
1	GY	968	0	973	97	0

*Continued on next page...*



*Continued from previous page...*

Mol	Chain	Non-H	H(model)	H(added)	Clashes	Symm-Clashes
All	All	174240	0	175140	11770	0

The all-atom clashscore is defined as the number of clashes found per 1000 atoms (including hydrogen atoms). The all-atom clashscore for this structure is 34.

All (11770) close contacts within the same asymmetric unit are listed below, sorted by their clash magnitude.

Atom-1	Atom-2	Interatomic distance (Å)	Clash overlap (Å)
1:DG:107:PHE:HA	1:DG:112:ALA:CB	1.43	1.49
1:CX:107:PHE:HA	1:CX:112:ALA:CB	1.43	1.49
1:AV:107:PHE:HA	1:AV:112:ALA:CB	1.43	1.48
1:BE:107:PHE:HA	1:BE:112:ALA:CB	1.43	1.48
1:BW:107:PHE:HA	1:BW:112:ALA:CB	1.43	1.48
1:FR:107:PHE:HA	1:FR:112:ALA:CB	1.43	1.48
1:GA:107:PHE:HA	1:GA:112:ALA:CB	1.43	1.48
1:BN:107:PHE:HA	1:BN:112:ALA:CB	1.43	1.48
1:AP:107:PHE:HA	1:AP:112:ALA:CB	1.43	1.48
1:DA:107:PHE:HA	1:DA:112:ALA:CB	1.43	1.48
1:DM:107:PHE:HA	1:DM:112:ALA:CB	1.43	1.48
1:FU:107:PHE:HA	1:FU:112:ALA:CB	1.43	1.48
1:FC:107:PHE:HA	1:FC:112:ALA:CB	1.43	1.47
1:DJ:107:PHE:HA	1:DJ:112:ALA:CB	1.43	1.47
1:GY:107:PHE:HA	1:GY:112:ALA:CB	1.43	1.47
1:AG:107:PHE:HA	1:AG:112:ALA:CB	1.43	1.47
1:BH:107:PHE:HA	1:BH:112:ALA:CB	1.43	1.47
1:EB:107:PHE:HA	1:EB:112:ALA:CB	1.43	1.47
1:EN:107:PHE:HA	1:EN:112:ALA:CB	1.43	1.47
1:CU:107:PHE:HA	1:CU:112:ALA:CB	1.43	1.47
1:AS:107:PHE:HA	1:AS:112:ALA:CB	1.43	1.47
1:BT:107:PHE:HA	1:BT:112:ALA:CB	1.43	1.47
1:CL:107:PHE:HA	1:CL:112:ALA:CB	1.43	1.47
1:BQ:107:PHE:HA	1:BQ:112:ALA:CB	1.43	1.46
1:DV:107:PHE:HA	1:DV:112:ALA:CB	1.43	1.46
1:DS:107:PHE:HA	1:DS:112:ALA:CB	1.43	1.46
1:EQ:107:PHE:HA	1:EQ:112:ALA:CB	1.43	1.46
1:DY:107:PHE:HA	1:DY:112:ALA:CB	1.43	1.46
1:DP:107:PHE:HA	1:DP:112:ALA:CB	1.43	1.46
1:EH:107:PHE:HA	1:EH:112:ALA:CB	1.43	1.46
1:BK:107:PHE:HA	1:BK:112:ALA:CB	1.43	1.46
1:BZ:107:PHE:HA	1:BZ:112:ALA:CB	1.43	1.45
1:GG:107:PHE:HA	1:GG:112:ALA:CB	1.43	1.45

*Continued on next page...*

*Continued from previous page...*

Atom-1	Atom-2	Interatomic distance (Å)	Clash overlap (Å)
1:BB:107:PHE:HA	1:BB:112:ALA:CB	1.43	1.45
1:DD:107:PHE:HA	1:DD:112:ALA:CB	1.43	1.45
1:GP:107:PHE:HA	1:GP:112:ALA:CB	1.43	1.45
1:CO:107:PHE:HA	1:CO:112:ALA:CB	1.43	1.45
1:GM:107:PHE:HA	1:GM:112:ALA:CB	1.43	1.45
1:GV:107:PHE:HA	1:GV:112:ALA:CB	1.43	1.45
1:CC:107:PHE:HA	1:CC:112:ALA:CB	1.43	1.45
1:CF:107:PHE:HA	1:CF:112:ALA:CB	1.43	1.45
1:EK:107:PHE:HA	1:EK:112:ALA:CB	1.43	1.45
1:EW:107:PHE:HA	1:EW:112:ALA:CB	1.43	1.45
1:EZ:107:PHE:HA	1:EZ:112:ALA:CB	1.43	1.45
1:FF:107:PHE:HA	1:FF:112:ALA:CB	1.43	1.45
1:AM:107:PHE:HA	1:AM:112:ALA:CB	1.43	1.45
1:AY:107:PHE:HA	1:AY:112:ALA:CB	1.43	1.45
1:CI:107:PHE:HA	1:CI:112:ALA:CB	1.43	1.45
1:FL:107:PHE:HA	1:FL:112:ALA:CB	1.43	1.45
1:FO:107:PHE:HA	1:FO:112:ALA:CB	1.43	1.45
1:CR:107:PHE:HA	1:CR:112:ALA:CB	1.43	1.44
1:FI:107:PHE:HA	1:FI:112:ALA:CB	1.43	1.44
1:AD:107:PHE:HA	1:AD:112:ALA:CB	1.43	1.44
1:GD:107:PHE:HA	1:GD:112:ALA:CB	1.43	1.44
1:GJ:107:PHE:HA	1:GJ:112:ALA:CB	1.43	1.44
1:FX:107:PHE:HA	1:FX:112:ALA:CB	1.43	1.44
1:AJ:107:PHE:HA	1:AJ:112:ALA:CB	1.43	1.44
1:GS:107:PHE:HA	1:GS:112:ALA:CB	1.43	1.44
1:EE:107:PHE:HA	1:EE:112:ALA:CB	1.43	1.43
1:ET:107:PHE:HA	1:ET:112:ALA:CB	1.43	1.43
1:AY:107:PHE:CA	1:AY:112:ALA:HB2	1.53	1.39
1:EK:107:PHE:CA	1:EK:112:ALA:HB2	1.53	1.39
1:DJ:107:PHE:CA	1:DJ:112:ALA:HB2	1.53	1.39
1:BK:107:PHE:CA	1:BK:112:ALA:HB2	1.53	1.39
1:BZ:107:PHE:CA	1:BZ:112:ALA:HB2	1.53	1.39
1:CU:107:PHE:CA	1:CU:112:ALA:HB2	1.53	1.39
1:DA:107:PHE:CA	1:DA:112:ALA:HB2	1.53	1.39
1:CL:107:PHE:CA	1:CL:112:ALA:HB2	1.53	1.38
1:DV:107:PHE:CA	1:DV:112:ALA:HB2	1.53	1.38
1:FU:107:PHE:CA	1:FU:112:ALA:HB2	1.53	1.38
1:BT:107:PHE:CA	1:BT:112:ALA:HB2	1.53	1.38
1:DM:107:PHE:CA	1:DM:112:ALA:HB2	1.53	1.38
1:AP:107:PHE:CA	1:AP:112:ALA:HB2	1.53	1.38
1:BW:107:PHE:CA	1:BW:112:ALA:HB2	1.53	1.38

*Continued on next page...*

*Continued from previous page...*

Atom-1	Atom-2	Interatomic distance (Å)	Clash overlap (Å)
1:EN:107:PHE:CA	1:EN:112:ALA:HB2	1.53	1.38
1:ET:107:PHE:CA	1:ET:112:ALA:HB2	1.53	1.38
1:EW:107:PHE:CA	1:EW:112:ALA:HB2	1.53	1.37
1:EZ:107:PHE:CA	1:EZ:112:ALA:HB2	1.53	1.38
1:FL:107:PHE:CA	1:FL:112:ALA:HB2	1.53	1.38
1:GJ:107:PHE:CA	1:GJ:112:ALA:HB2	1.53	1.37
1:BN:107:PHE:CA	1:BN:112:ALA:HB2	1.53	1.37
1:CI:107:PHE:CA	1:CI:112:ALA:HB2	1.53	1.37
1:EE:107:PHE:CA	1:EE:112:ALA:HB2	1.53	1.37
1:FI:107:PHE:CA	1:FI:112:ALA:HB2	1.53	1.37
1:GS:107:PHE:CA	1:GS:112:ALA:HB2	1.53	1.37
1:GV:107:PHE:CA	1:GV:112:ALA:HB2	1.53	1.37
1:EQ:107:PHE:CA	1:EQ:112:ALA:HB2	1.53	1.37
1:GM:107:PHE:CA	1:GM:112:ALA:HB2	1.53	1.37
1:GP:107:PHE:CA	1:GP:112:ALA:HB2	1.53	1.37
1:AG:107:PHE:CA	1:AG:112:ALA:HB2	1.53	1.37
1:BQ:107:PHE:CA	1:BQ:112:ALA:HB2	1.53	1.37
1:DD:107:PHE:CA	1:DD:112:ALA:HB2	1.53	1.37
1:DY:107:PHE:CA	1:DY:112:ALA:HB2	1.53	1.37
1:EH:107:PHE:CA	1:EH:112:ALA:HB2	1.53	1.37
1:FC:107:PHE:CA	1:FC:112:ALA:HB2	1.53	1.37
1:GG:107:PHE:CA	1:GG:112:ALA:HB2	1.53	1.37
1:AS:107:PHE:CA	1:AS:112:ALA:HB2	1.53	1.37
1:AV:107:PHE:CA	1:AV:112:ALA:HB2	1.53	1.37
1:CF:107:PHE:CA	1:CF:112:ALA:HB2	1.53	1.37
1:CO:107:PHE:CA	1:CO:112:ALA:HB2	1.53	1.37
1:DS:107:PHE:CA	1:DS:112:ALA:HB2	1.53	1.37
1:EB:107:PHE:CA	1:EB:112:ALA:HB2	1.53	1.37
1:AD:107:PHE:CA	1:AD:112:ALA:HB2	1.53	1.36
1:AM:107:PHE:CA	1:AM:112:ALA:HB2	1.53	1.36
1:BE:107:PHE:CA	1:BE:112:ALA:HB2	1.53	1.36
1:BH:107:PHE:CA	1:BH:112:ALA:HB2	1.53	1.36
1:CR:107:PHE:CA	1:CR:112:ALA:HB2	1.53	1.36
1:DP:107:PHE:CA	1:DP:112:ALA:HB2	1.53	1.36
1:GY:107:PHE:CA	1:GY:112:ALA:HB2	1.53	1.36
1:FO:107:PHE:CA	1:FO:112:ALA:HB2	1.53	1.36
1:FR:107:PHE:CA	1:FR:112:ALA:HB2	1.53	1.36
1:CC:107:PHE:CA	1:CC:112:ALA:HB2	1.53	1.36
1:GA:107:PHE:CA	1:GA:112:ALA:HB2	1.53	1.36
1:GD:107:PHE:CA	1:GD:112:ALA:HB2	1.53	1.36
1:FF:107:PHE:CA	1:FF:112:ALA:HB2	1.53	1.35

*Continued on next page...*

*Continued from previous page...*

Atom-1	Atom-2	Interatomic distance (Å)	Clash overlap (Å)
1:BB:107:PHE:CA	1:BB:112:ALA:HB2	1.53	1.35
1:FX:107:PHE:CA	1:FX:112:ALA:HB2	1.53	1.35
1:AJ:107:PHE:CA	1:AJ:112:ALA:HB2	1.53	1.34
1:CX:107:PHE:CA	1:CX:112:ALA:HB2	1.53	1.34
1:DG:107:PHE:CA	1:DG:112:ALA:HB2	1.53	1.34
1:AQ:56:ARG:O	1:AQ:74:GLU:HG2	1.30	1.31
1:BF:56:ARG:O	1:BF:74:GLU:HG2	1.30	1.31
1:AE:56:ARG:O	1:AE:74:GLU:HG2	1.30	1.31
1:BR:56:ARG:O	1:BR:74:GLU:HG2	1.30	1.30
1:EL:56:ARG:O	1:EL:74:GLU:HG2	1.30	1.30
1:FA:56:ARG:O	1:FA:74:GLU:HG2	1.30	1.30
1:EC:56:ARG:O	1:EC:74:GLU:HG2	1.30	1.30
1:DT:56:ARG:O	1:DT:74:GLU:HG2	1.30	1.30
1:ER:56:ARG:O	1:ER:74:GLU:HG2	1.30	1.30
1:DW:56:ARG:O	1:DW:74:GLU:HG2	1.30	1.30
1:CJ:56:ARG:O	1:CJ:74:GLU:HG2	1.30	1.29
1:DN:56:ARG:O	1:DN:74:GLU:HG2	1.30	1.29
1:BU:56:ARG:O	1:BU:74:GLU:HG2	1.30	1.29
1:GE:56:ARG:O	1:GE:74:GLU:HG2	1.30	1.29
1:GH:56:ARG:O	1:GH:74:GLU:HG2	1.30	1.29
1:BL:56:ARG:O	1:BL:74:GLU:HG2	1.30	1.28
1:CG:56:ARG:O	1:CG:74:GLU:HG2	1.30	1.28
1:FG:56:ARG:O	1:FG:74:GLU:HG2	1.30	1.28
1:GQ:56:ARG:O	1:GQ:74:GLU:HG2	1.30	1.28
1:GT:56:ARG:O	1:GT:74:GLU:HG2	1.30	1.28
1:AW:56:ARG:O	1:AW:74:GLU:HG2	1.30	1.28
1:CA:56:ARG:O	1:CA:74:GLU:HG2	1.30	1.28
1:CP:56:ARG:O	1:CP:74:GLU:HG2	1.30	1.28
1:CS:56:ARG:O	1:CS:74:GLU:HG2	1.30	1.28
1:EX:56:ARG:O	1:EX:74:GLU:HG2	1.30	1.28
1:GB:56:ARG:O	1:GB:74:GLU:HG2	1.30	1.28
1:GK:56:ARG:O	1:GK:74:GLU:HG2	1.30	1.28
1:DB:56:ARG:O	1:DB:74:GLU:HG2	1.30	1.28
1:DH:56:ARG:O	1:DH:74:GLU:HG2	1.30	1.28
1:EI:56:ARG:O	1:EI:74:GLU:HG2	1.30	1.28
1:FP:56:ARG:O	1:FP:74:GLU:HG2	1.30	1.28
1:FM:56:ARG:O	1:FM:74:GLU:HG2	1.30	1.27
1:FY:56:ARG:O	1:FY:74:GLU:HG2	1.30	1.27
1:GN:56:ARG:O	1:GN:74:GLU:HG2	1.30	1.27
1:BO:56:ARG:O	1:BO:74:GLU:HG2	1.30	1.27
1:BC:56:ARG:O	1:BC:74:GLU:HG2	1.30	1.26

*Continued on next page...*

*Continued from previous page...*

Atom-1	Atom-2	Interatomic distance (Å)	Clash overlap (Å)
1:AJ:107:PHE:CD1	1:AJ:112:ALA:HB1	1.71	1.26
1:FJ:56:ARG:O	1:FJ:74:GLU:HG2	1.30	1.26
1:FX:107:PHE:CD1	1:FX:112:ALA:HB1	1.71	1.26
1:GG:107:PHE:CD1	1:GG:112:ALA:HB1	1.71	1.26
1:DP:107:PHE:CD1	1:DP:112:ALA:HB1	1.71	1.26
1:DQ:56:ARG:O	1:DQ:74:GLU:HG2	1.30	1.26
1:DV:107:PHE:CD1	1:DV:112:ALA:HB1	1.71	1.26
1:GV:107:PHE:CD1	1:GV:112:ALA:HB1	1.71	1.26
1:AP:107:PHE:CD1	1:AP:112:ALA:HB1	1.71	1.26
1:CL:107:PHE:CD1	1:CL:112:ALA:HB1	1.71	1.26
1:CX:107:PHE:CD1	1:CX:112:ALA:HB1	1.71	1.26
1:DY:107:PHE:CD1	1:DY:112:ALA:HB1	1.71	1.26
1:FI:107:PHE:CD1	1:FI:112:ALA:HB1	1.71	1.26
1:GM:107:PHE:CD1	1:GM:112:ALA:HB1	1.71	1.26
1:AT:56:ARG:O	1:AT:74:GLU:HG2	1.30	1.26
1:BN:107:PHE:CD1	1:BN:112:ALA:HB1	1.71	1.26
1:BW:107:PHE:CD1	1:BW:112:ALA:HB1	1.71	1.26
1:CI:107:PHE:CD1	1:CI:112:ALA:HB1	1.71	1.26
1:DG:107:PHE:CD1	1:DG:112:ALA:HB1	1.71	1.26
1:DM:107:PHE:CD1	1:DM:112:ALA:HB1	1.71	1.26
1:EU:56:ARG:O	1:EU:74:GLU:HG2	1.30	1.26
1:EW:107:PHE:CD1	1:EW:112:ALA:HB1	1.71	1.26
1:EZ:107:PHE:CD1	1:EZ:112:ALA:HB1	1.71	1.26
1:AS:107:PHE:CD1	1:AS:112:ALA:HB1	1.71	1.25
1:AV:107:PHE:CD1	1:AV:112:ALA:HB1	1.71	1.25
1:AY:107:PHE:CD1	1:AY:112:ALA:HB1	1.71	1.25
1:BH:107:PHE:CD1	1:BH:112:ALA:HB1	1.71	1.25
1:CM:56:ARG:O	1:CM:74:GLU:HG2	1.30	1.25
1:EK:107:PHE:CD1	1:EK:112:ALA:HB1	1.71	1.25
1:FL:107:PHE:CD1	1:FL:112:ALA:HB1	1.71	1.25
1:AG:107:PHE:CD1	1:AG:112:ALA:HB1	1.71	1.25
1:AN:56:ARG:O	1:AN:74:GLU:HG2	1.30	1.25
1:BE:107:PHE:CD1	1:BE:112:ALA:HB1	1.71	1.25
1:CY:56:ARG:O	1:CY:74:GLU:HG2	1.30	1.25
1:FS:56:ARG:O	1:FS:74:GLU:HG2	1.30	1.25
1:GS:107:PHE:CD1	1:GS:112:ALA:HB1	1.71	1.25
1:AK:56:ARG:O	1:AK:74:GLU:HG2	1.30	1.25
1:BI:56:ARG:O	1:BI:74:GLU:HG2	1.30	1.25
1:DK:56:ARG:O	1:DK:74:GLU:HG2	1.30	1.25
1:BK:107:PHE:CD1	1:BK:112:ALA:HB1	1.71	1.25
1:CD:56:ARG:O	1:CD:74:GLU:HG2	1.30	1.25

*Continued on next page...*

*Continued from previous page...*

Atom-1	Atom-2	Interatomic distance (Å)	Clash overlap (Å)
1:FC:107:PHE:CD1	1:FC:112:ALA:HB1	1.71	1.25
1:GJ:107:PHE:CD1	1:GJ:112:ALA:HB1	1.71	1.25
1:AB:56:ARG:O	1:AB:74:GLU:HG2	1.30	1.25
1:BZ:107:PHE:CD1	1:BZ:112:ALA:HB1	1.71	1.25
1:BT:107:PHE:CD1	1:BT:112:ALA:HB1	1.71	1.25
1:CU:107:PHE:CD1	1:CU:112:ALA:HB1	1.71	1.25
1:DD:107:PHE:CD1	1:DD:112:ALA:HB1	1.71	1.25
1:EN:107:PHE:CD1	1:EN:112:ALA:HB1	1.71	1.25
1:FU:107:PHE:CD1	1:FU:112:ALA:HB1	1.71	1.25
1:GP:107:PHE:CD1	1:GP:112:ALA:HB1	1.71	1.25
1:AM:107:PHE:CD1	1:AM:112:ALA:HB1	1.71	1.24
1:BX:56:ARG:O	1:BX:74:GLU:HG2	1.30	1.24
1:DA:107:PHE:CD1	1:DA:112:ALA:HB1	1.71	1.24
1:DJ:107:PHE:CD1	1:DJ:112:ALA:HB1	1.71	1.24
1:EF:56:ARG:O	1:EF:74:GLU:HG2	1.30	1.24
1:AD:107:PHE:CD1	1:AD:112:ALA:HB1	1.71	1.24
1:EB:107:PHE:CD1	1:EB:112:ALA:HB1	1.71	1.24
1:EE:107:PHE:CD1	1:EE:112:ALA:HB1	1.71	1.24
1:EO:56:ARG:O	1:EO:74:GLU:HG2	1.30	1.24
1:FF:107:PHE:CD1	1:FF:112:ALA:HB1	1.71	1.24
1:FO:107:PHE:CD1	1:FO:112:ALA:HB1	1.71	1.24
1:GD:107:PHE:CD1	1:GD:112:ALA:HB1	1.71	1.24
1:BB:107:PHE:CD1	1:BB:112:ALA:HB1	1.71	1.24
1:CO:107:PHE:CD1	1:CO:112:ALA:HB1	1.71	1.24
1:ET:107:PHE:CD1	1:ET:112:ALA:HB1	1.71	1.24
1:GY:107:PHE:CD1	1:GY:112:ALA:HB1	1.71	1.24
1:EQ:107:PHE:CD1	1:EQ:112:ALA:HB1	1.71	1.24
1:FD:56:ARG:O	1:FD:74:GLU:HG2	1.30	1.24
1:FR:107:PHE:CD1	1:FR:112:ALA:HB1	1.71	1.24
1:GA:107:PHE:CD1	1:GA:112:ALA:HB1	1.71	1.24
1:CF:107:PHE:CD1	1:CF:112:ALA:HB1	1.71	1.24
1:CR:107:PHE:CD1	1:CR:112:ALA:HB1	1.71	1.24
1:EH:107:PHE:CD1	1:EH:112:ALA:HB1	1.71	1.24
1:CC:107:PHE:CD1	1:CC:112:ALA:HB1	1.71	1.23
1:AZ:56:ARG:O	1:AZ:74:GLU:HG2	1.30	1.23
1:AH:56:ARG:O	1:AH:74:GLU:HG2	1.30	1.23
1:FV:56:ARG:O	1:FV:74:GLU:HG2	1.30	1.23
1:BQ:107:PHE:CD1	1:BQ:112:ALA:HB1	1.71	1.22
1:DE:56:ARG:O	1:DE:74:GLU:HG2	1.30	1.22
1:DS:107:PHE:CD1	1:DS:112:ALA:HB1	1.71	1.22
1:CV:56:ARG:O	1:CV:74:GLU:HG2	1.30	1.22

*Continued on next page...*

*Continued from previous page...*

Atom-1	Atom-2	Interatomic distance (Å)	Clash overlap (Å)
1:DZ:56:ARG:O	1:DZ:74:GLU:HG2	1.30	1.21
1:GW:56:ARG:O	1:GW:74:GLU:HG2	1.30	1.21
1:CG:32:LEU:HG	1:CG:34:GLN:NE2	1.57	1.20
1:GK:32:LEU:HG	1:GK:34:GLN:NE2	1.57	1.20
1:AE:32:LEU:HG	1:AE:34:GLN:NE2	1.57	1.20
1:AW:32:LEU:HG	1:AW:34:GLN:NE2	1.57	1.20
1:BL:32:LEU:HG	1:BL:34:GLN:NE2	1.57	1.20
1:BU:32:LEU:HG	1:BU:34:GLN:NE2	1.57	1.20
1:DN:32:LEU:HG	1:DN:34:GLN:NE2	1.57	1.20
1:DW:32:LEU:HG	1:DW:34:GLN:NE2	1.57	1.20
1:FA:32:LEU:HG	1:FA:34:GLN:NE2	1.57	1.20
1:BI:32:LEU:HG	1:BI:34:GLN:NE2	1.57	1.20
1:BX:32:LEU:HG	1:BX:34:GLN:NE2	1.57	1.20
1:CS:32:LEU:HG	1:CS:34:GLN:NE2	1.57	1.20
1:DH:32:LEU:HG	1:DH:34:GLN:NE2	1.57	1.20
1:EI:32:LEU:HG	1:EI:34:GLN:NE2	1.57	1.20
1:AN:32:LEU:HG	1:AN:34:GLN:NE2	1.57	1.20
1:DZ:32:LEU:HG	1:DZ:34:GLN:NE2	1.57	1.20
1:DK:32:LEU:HG	1:DK:34:GLN:NE2	1.57	1.19
1:EL:32:LEU:HG	1:EL:34:GLN:NE2	1.57	1.19
1:GE:32:LEU:HG	1:GE:34:GLN:NE2	1.57	1.19
1:GW:32:LEU:HG	1:GW:34:GLN:NE2	1.57	1.19
1:BR:32:LEU:HG	1:BR:34:GLN:NE2	1.57	1.19
1:EX:32:LEU:HG	1:EX:34:GLN:NE2	1.57	1.19
1:GT:32:LEU:HG	1:GT:34:GLN:NE2	1.57	1.19
1:FJ:32:LEU:HG	1:FJ:34:GLN:NE2	1.57	1.19
1:FS:32:LEU:HG	1:FS:34:GLN:NE2	1.57	1.19
1:CJ:32:LEU:HG	1:CJ:34:GLN:NE2	1.57	1.19
1:EU:32:LEU:HG	1:EU:34:GLN:NE2	1.57	1.19
1:FG:32:LEU:HG	1:FG:34:GLN:NE2	1.57	1.19
1:CY:32:LEU:HG	1:CY:34:GLN:NE2	1.57	1.19
1:DB:32:LEU:HG	1:DB:34:GLN:NE2	1.57	1.19
1:DT:32:LEU:HG	1:DT:34:GLN:NE2	1.57	1.18
1:GN:32:LEU:HG	1:GN:34:GLN:NE2	1.57	1.18
1:AH:32:LEU:HG	1:AH:34:GLN:NE2	1.57	1.18
1:GQ:32:LEU:HG	1:GQ:34:GLN:NE2	1.57	1.18
1:CM:32:LEU:HG	1:CM:34:GLN:NE2	1.57	1.18
1:FV:32:LEU:HG	1:FV:34:GLN:NE2	1.57	1.18
1:AK:32:LEU:HG	1:AK:34:GLN:NE2	1.57	1.18
1:AQ:32:LEU:HG	1:AQ:34:GLN:NE2	1.57	1.18
1:FY:32:LEU:HG	1:FY:34:GLN:NE2	1.57	1.18

*Continued on next page...*



*Continued from previous page...*

Atom-1	Atom-2	Interatomic distance (Å)	Clash overlap (Å)
1:GH:32:LEU:HG	1:GH:34:GLN:NE2	1.57	1.18
1:AB:32:LEU:HG	1:AB:34:GLN:NE2	1.57	1.18
1:CA:32:LEU:HG	1:CA:34:GLN:NE2	1.57	1.18
1:CD:32:LEU:HG	1:CD:34:GLN:NE2	1.57	1.18
1:EF:32:LEU:HG	1:EF:34:GLN:NE2	1.57	1.18
1:FP:32:LEU:HG	1:FP:34:GLN:NE2	1.57	1.18
1:GB:32:LEU:HG	1:GB:34:GLN:NE2	1.57	1.18
1:BF:32:LEU:HG	1:BF:34:GLN:NE2	1.57	1.17
1:BO:32:LEU:HG	1:BO:34:GLN:NE2	1.57	1.17
1:DQ:32:LEU:HG	1:DQ:34:GLN:NE2	1.57	1.17
1:ER:32:LEU:HG	1:ER:34:GLN:NE2	1.57	1.17
1:FM:32:LEU:HG	1:FM:34:GLN:NE2	1.57	1.17
1:FV:32:LEU:HG	1:FV:34:GLN:HE22	1.01	1.17
1:CP:32:LEU:HG	1:CP:34:GLN:NE2	1.57	1.17
1:EC:32:LEU:HG	1:EC:34:GLN:NE2	1.57	1.17
1:EO:32:LEU:HG	1:EO:34:GLN:NE2	1.57	1.17
1:GE:32:LEU:HG	1:GE:34:GLN:HE22	1.01	1.17
1:GT:32:LEU:HG	1:GT:34:GLN:HE22	1.01	1.17
1:AH:32:LEU:HG	1:AH:34:GLN:HE22	1.01	1.17
1:AT:32:LEU:HG	1:AT:34:GLN:NE2	1.57	1.17
1:AZ:32:LEU:HG	1:AZ:34:GLN:NE2	1.57	1.17
1:BC:32:LEU:HG	1:BC:34:GLN:NE2	1.57	1.17
1:FM:32:LEU:HG	1:FM:34:GLN:HE22	1.01	1.17
1:FD:32:LEU:HG	1:FD:34:GLN:NE2	1.57	1.16
1:FG:32:LEU:HG	1:FG:34:GLN:HE22	1.01	1.16
1:GB:32:LEU:HG	1:GB:34:GLN:HE22	1.01	1.16
1:CV:32:LEU:HG	1:CV:34:GLN:NE2	1.57	1.16
1:BL:32:LEU:HG	1:BL:34:GLN:HE22	1.01	1.16
1:DE:32:LEU:HG	1:DE:34:GLN:NE2	1.57	1.16
1:AB:32:LEU:HG	1:AB:34:GLN:HE22	1.01	1.15
1:EX:32:LEU:HG	1:EX:34:GLN:HE22	1.01	1.15
1:BU:32:LEU:HG	1:BU:34:GLN:HE22	1.01	1.15
1:AK:32:LEU:HG	1:AK:34:GLN:HE22	1.01	1.15
1:BE:89:LEU:HD22	1:EQ:113:GLY:HA3	1.29	1.15
1:BK:113:GLY:HA3	1:EW:89:LEU:HD22	1.29	1.15
1:ER:32:LEU:HG	1:ER:34:GLN:HE22	1.01	1.15
1:AD:89:LEU:HD22	1:DP:113:GLY:HA3	1.29	1.15
1:AV:89:LEU:HD22	1:EH:113:GLY:HA3	1.29	1.15
1:BZ:113:GLY:HA3	1:FL:89:LEU:HD22	1.29	1.15
1:EC:32:LEU:HG	1:EC:34:GLN:HE22	1.01	1.15
1:GQ:32:LEU:HG	1:GQ:34:GLN:HE22	1.01	1.15

*Continued on next page...*



*Continued from previous page...*

Atom-1	Atom-2	Interatomic distance (Å)	Clash overlap (Å)
1:AM:89:LEU:HD22	1:DY:113:GLY:HA3	1.29	1.14
1:GH:32:LEU:HG	1:GH:34:GLN:HE22	1.01	1.14
1:CM:32:LEU:HG	1:CM:34:GLN:HE22	1.01	1.14
1:BW:89:LEU:HD22	1:FI:113:GLY:HA3	1.29	1.14
1:BN:89:LEU:HD22	1:EZ:113:GLY:HA3	1.29	1.14
1:CF:89:LEU:HD22	1:FR:113:GLY:HA3	1.29	1.14
1:FY:32:LEU:HG	1:FY:34:GLN:HE22	1.01	1.14
1:BB:89:LEU:HD22	1:EN:113:GLY:HA3	1.29	1.14
1:CO:89:LEU:HD22	1:GA:113:GLY:HA3	1.29	1.14
1:CD:32:LEU:HG	1:CD:34:GLN:HE22	1.01	1.13
1:EU:32:LEU:HG	1:EU:34:GLN:HE22	1.01	1.13
1:FP:32:LEU:HG	1:FP:34:GLN:HE22	1.01	1.13
1:AJ:89:LEU:HD22	1:DV:113:GLY:HA3	1.29	1.13
1:CU:113:GLY:HA3	1:GG:89:LEU:HD22	1.29	1.13
1:BT:113:GLY:HA3	1:FF:89:LEU:HD22	1.29	1.13
1:BW:113:GLY:HA3	1:FI:89:LEU:HD22	1.29	1.13
1:FJ:32:LEU:HG	1:FJ:34:GLN:HE22	1.01	1.13
1:BN:113:GLY:HA3	1:EZ:89:LEU:HD22	1.29	1.13
1:CL:113:GLY:HA3	1:FX:89:LEU:HD22	1.29	1.13
1:DJ:113:GLY:HA3	1:GV:89:LEU:HD22	1.29	1.13
1:EF:32:LEU:HG	1:EF:34:GLN:HE22	1.01	1.13
1:BQ:89:LEU:HD22	1:FC:113:GLY:HA3	1.29	1.12
1:CU:89:LEU:HD22	1:GG:113:GLY:HA3	1.29	1.12
1:DA:89:LEU:HD22	1:GM:113:GLY:HA3	1.29	1.12
1:DJ:89:LEU:HD22	1:GV:113:GLY:HA3	1.29	1.12
1:AJ:113:GLY:HA3	1:DV:89:LEU:HD22	1.29	1.12
1:BR:32:LEU:HG	1:BR:34:GLN:HE22	1.01	1.12
1:GM:31:LEU:HD23	1:GM:48:GLY:HA2	1.12	1.12
1:AS:31:LEU:HD23	1:AS:48:GLY:HA2	1.12	1.12
1:BB:113:GLY:HA3	1:EN:89:LEU:HD22	1.29	1.12
1:BH:31:LEU:HD23	1:BH:48:GLY:HA2	1.12	1.12
1:CI:31:LEU:HD23	1:CI:48:GLY:HA2	1.12	1.12
1:CI:113:GLY:HA3	1:FU:89:LEU:HD22	1.29	1.12
1:CR:113:GLY:HA3	1:GD:89:LEU:HD22	1.29	1.12
1:EO:32:LEU:HG	1:EO:34:GLN:HE22	1.01	1.12
1:AG:113:GLY:HA3	1:DS:89:LEU:HD22	1.29	1.12
1:BT:89:LEU:HD22	1:FF:113:GLY:HA3	1.29	1.12
1:CA:32:LEU:HG	1:CA:34:GLN:HE22	1.01	1.11
1:CC:113:GLY:HA3	1:FO:89:LEU:HD22	1.29	1.11
1:CL:89:LEU:HD22	1:FX:113:GLY:HA3	1.29	1.11
1:CU:31:LEU:HD23	1:CU:48:GLY:HA2	1.12	1.11

*Continued on next page...*

*Continued from previous page...*

Atom-1	Atom-2	Interatomic distance (Å)	Clash overlap (Å)
1:EL:32:LEU:HG	1:EL:34:GLN:HE22	1.01	1.11
1:CF:113:GLY:HA3	1:FR:89:LEU:HD22	1.29	1.11
1:DJ:31:LEU:HD23	1:DJ:48:GLY:HA2	1.12	1.11
1:FC:31:LEU:HD23	1:FC:48:GLY:HA2	1.12	1.11
1:FL:31:LEU:HD23	1:FL:48:GLY:HA2	1.12	1.11
1:DK:32:LEU:HG	1:DK:34:GLN:HE22	1.01	1.11
1:EW:31:LEU:HD23	1:EW:48:GLY:HA2	1.12	1.11
1:AG:31:LEU:HD23	1:AG:48:GLY:HA2	1.12	1.11
1:BC:32:LEU:HG	1:BC:34:GLN:HE22	1.01	1.11
1:CG:32:LEU:HG	1:CG:34:GLN:HE22	1.01	1.11
1:CO:113:GLY:HA3	1:GA:89:LEU:HD22	1.29	1.11
1:CP:32:LEU:HG	1:CP:34:GLN:HE22	1.01	1.11
1:AN:32:LEU:HG	1:AN:34:GLN:HE22	1.01	1.11
1:AT:32:LEU:HG	1:AT:34:GLN:HE22	1.01	1.11
1:GK:32:LEU:HG	1:GK:34:GLN:HE22	1.01	1.11
1:AE:32:LEU:HG	1:AE:34:GLN:HE22	1.01	1.10
1:EK:31:LEU:HD23	1:EK:48:GLY:HA2	1.12	1.10
1:FA:32:LEU:HG	1:FA:34:GLN:HE22	1.01	1.10
1:GV:31:LEU:HD23	1:GV:48:GLY:HA2	1.12	1.10
1:AY:31:LEU:HD23	1:AY:48:GLY:HA2	1.12	1.10
1:BO:32:LEU:HG	1:BO:34:GLN:HE22	1.01	1.10
1:BT:31:LEU:HD23	1:BT:48:GLY:HA2	1.12	1.10
1:CV:32:LEU:HG	1:CV:34:GLN:HE22	1.01	1.10
1:EI:32:LEU:HG	1:EI:34:GLN:HE22	1.01	1.10
1:ET:31:LEU:HD23	1:ET:48:GLY:HA2	1.12	1.10
1:GY:31:LEU:HD23	1:GY:48:GLY:HA2	1.12	1.10
1:AM:113:GLY:HA3	1:DY:89:LEU:HD22	1.29	1.10
1:AS:113:GLY:HA3	1:EE:89:LEU:HD22	1.29	1.10
1:BH:113:GLY:HA3	1:ET:89:LEU:HD22	1.29	1.10
1:BQ:31:LEU:HD23	1:BQ:48:GLY:HA2	1.12	1.10
1:CX:113:GLY:HA3	1:GJ:89:LEU:HD22	1.29	1.10
1:DE:32:LEU:HG	1:DE:34:GLN:HE22	1.01	1.10
1:DS:31:LEU:HD23	1:DS:48:GLY:HA2	1.12	1.10
1:EB:31:LEU:HD23	1:EB:48:GLY:HA2	1.12	1.10
1:EE:31:LEU:HD23	1:EE:48:GLY:HA2	1.12	1.10
1:EN:31:LEU:HD23	1:EN:48:GLY:HA2	1.12	1.10
1:GG:31:LEU:HD23	1:GG:48:GLY:HA2	1.12	1.10
1:AD:113:GLY:HA3	1:DP:89:LEU:HD22	1.29	1.10
1:AP:89:LEU:HD22	1:EB:113:GLY:HA3	1.29	1.10
1:AW:32:LEU:HG	1:AW:34:GLN:HE22	1.01	1.10
1:CI:89:LEU:HD22	1:FU:113:GLY:HA3	1.29	1.10

*Continued on next page...*

*Continued from previous page...*

Atom-1	Atom-2	Interatomic distance (Å)	Clash overlap (Å)
1:DM:89:LEU:HD22	1:GY:113:GLY:HA3	1.29	1.10
1:DA:113:GLY:HA3	1:GM:89:LEU:HD22	1.29	1.09
1:DG:113:GLY:HA3	1:GS:89:LEU:HD22	1.29	1.09
1:DQ:32:LEU:HG	1:DQ:34:GLN:HE22	1.01	1.09
1:GA:31:LEU:HD23	1:GA:48:GLY:HA2	1.12	1.09
1:DD:113:GLY:HA3	1:GP:89:LEU:HD22	1.29	1.09
1:FR:31:LEU:HD23	1:FR:48:GLY:HA2	1.12	1.09
1:BF:32:LEU:HG	1:BF:34:GLN:HE22	1.01	1.09
1:CR:31:LEU:HD23	1:CR:48:GLY:HA2	1.12	1.09
1:GP:31:LEU:HD23	1:GP:48:GLY:HA2	1.12	1.09
1:AQ:32:LEU:HG	1:AQ:34:GLN:HE22	1.01	1.09
1:AV:31:LEU:HD23	1:AV:48:GLY:HA2	1.12	1.09
1:DD:89:LEU:HD22	1:GP:113:GLY:HA3	1.29	1.09
1:DT:32:LEU:HG	1:DT:34:GLN:HE22	1.01	1.09
1:BW:31:LEU:HD23	1:BW:48:GLY:HA2	1.12	1.09
1:CC:31:LEU:HD23	1:CC:48:GLY:HA2	1.12	1.09
1:CR:89:LEU:HD22	1:GD:113:GLY:HA3	1.29	1.09
1:DD:31:LEU:HD23	1:DD:48:GLY:HA2	1.12	1.09
1:BE:31:LEU:HD23	1:BE:48:GLY:HA2	1.12	1.08
1:BN:31:LEU:HD23	1:BN:48:GLY:HA2	1.12	1.08
1:BZ:31:LEU:HD23	1:BZ:48:GLY:HA2	1.12	1.08
1:CJ:32:LEU:HG	1:CJ:34:GLN:HE22	1.01	1.08
1:CS:32:LEU:HG	1:CS:34:GLN:HE22	1.01	1.08
1:DG:89:LEU:HD22	1:GS:113:GLY:HA3	1.29	1.08
1:DV:31:LEU:HD23	1:DV:48:GLY:HA2	1.12	1.08
1:FD:32:LEU:HG	1:FD:34:GLN:HE22	1.01	1.08
1:GN:32:LEU:HG	1:GN:34:GLN:HE22	1.01	1.08
1:AS:89:LEU:HD22	1:EE:113:GLY:HA3	1.29	1.08
1:BB:31:LEU:HD23	1:BB:48:GLY:HA2	1.12	1.08
1:CL:31:LEU:HD23	1:CL:48:GLY:HA2	1.12	1.08
1:CX:89:LEU:HD22	1:GJ:113:GLY:HA3	1.29	1.08
1:EH:31:LEU:HD23	1:EH:48:GLY:HA2	1.12	1.08
1:FF:31:LEU:HD23	1:FF:48:GLY:HA2	1.12	1.08
1:AP:31:LEU:HD23	1:AP:48:GLY:HA2	1.12	1.08
1:CC:89:LEU:HD22	1:FO:113:GLY:HA3	1.29	1.08
1:DH:32:LEU:HG	1:DH:34:GLN:HE22	1.01	1.08
1:FX:31:LEU:HD23	1:FX:48:GLY:HA2	1.12	1.08
1:AJ:31:LEU:HD23	1:AJ:48:GLY:HA2	1.12	1.08
1:BK:31:LEU:HD23	1:BK:48:GLY:HA2	1.12	1.08
1:DB:32:LEU:HG	1:DB:34:GLN:HE22	1.01	1.08
1:DM:31:LEU:HD23	1:DM:48:GLY:HA2	1.12	1.08

*Continued on next page...*

*Continued from previous page...*

Atom-1	Atom-2	Interatomic distance (Å)	Clash overlap (Å)
1:DN:32:LEU:HG	1:DN:34:GLN:HE22	1.01	1.08
1:EQ:31:LEU:HD23	1:EQ:48:GLY:HA2	1.12	1.08
1:AS:31:LEU:CD2	1:AS:48:GLY:HA2	1.84	1.08
1:BH:31:LEU:CD2	1:BH:48:GLY:HA2	1.84	1.08
1:BQ:31:LEU:CD2	1:BQ:48:GLY:HA2	1.84	1.08
1:BQ:113:GLY:HA3	1:FC:89:LEU:HD22	1.29	1.08
1:CI:31:LEU:CD2	1:CI:48:GLY:HA2	1.84	1.08
1:DA:31:LEU:HD23	1:DA:48:GLY:HA2	1.12	1.08
1:DS:31:LEU:CD2	1:DS:48:GLY:HA2	1.84	1.08
1:EZ:31:LEU:HD23	1:EZ:48:GLY:HA2	1.12	1.08
1:GM:31:LEU:CD2	1:GM:48:GLY:HA2	1.84	1.08
1:GV:31:LEU:CD2	1:GV:48:GLY:HA2	1.84	1.08
1:AV:113:GLY:HA3	1:EH:89:LEU:HD22	1.29	1.07
1:AY:31:LEU:CD2	1:AY:48:GLY:HA2	1.84	1.07
1:BH:89:LEU:HD22	1:ET:113:GLY:HA3	1.29	1.07
1:BT:31:LEU:CD2	1:BT:48:GLY:HA2	1.84	1.07
1:DP:31:LEU:HD23	1:DP:48:GLY:HA2	1.12	1.07
1:DW:32:LEU:HG	1:DW:34:GLN:HE22	1.01	1.07
1:EK:31:LEU:CD2	1:EK:48:GLY:HA2	1.84	1.07
1:EN:31:LEU:CD2	1:EN:48:GLY:HA2	1.84	1.07
1:FU:31:LEU:HD23	1:FU:48:GLY:HA2	1.12	1.07
1:GG:31:LEU:CD2	1:GG:48:GLY:HA2	1.84	1.07
1:AD:31:LEU:CD2	1:AD:48:GLY:HA2	1.84	1.07
1:AM:31:LEU:CD2	1:AM:48:GLY:HA2	1.84	1.07
1:EZ:31:LEU:CD2	1:EZ:48:GLY:HA2	1.84	1.07
1:AG:89:LEU:HD22	1:DS:113:GLY:HA3	1.29	1.07
1:AP:31:LEU:CD2	1:AP:48:GLY:HA2	1.84	1.07
1:BE:113:GLY:HA3	1:EQ:89:LEU:HD22	1.29	1.07
1:BZ:31:LEU:CD2	1:BZ:48:GLY:HA2	1.84	1.07
1:CC:31:LEU:CD2	1:CC:48:GLY:HA2	1.84	1.07
1:CR:31:LEU:CD2	1:CR:48:GLY:HA2	1.84	1.07
1:CX:31:LEU:HD23	1:CX:48:GLY:HA2	1.12	1.07
1:DA:31:LEU:CD2	1:DA:48:GLY:HA2	1.84	1.07
1:DM:31:LEU:CD2	1:DM:48:GLY:HA2	1.84	1.07
1:FI:31:LEU:HD23	1:FI:48:GLY:HA2	1.12	1.07
1:FI:31:LEU:CD2	1:FI:48:GLY:HA2	1.84	1.07
1:FU:31:LEU:CD2	1:FU:48:GLY:HA2	1.84	1.07
1:FX:31:LEU:CD2	1:FX:48:GLY:HA2	1.84	1.07
1:GD:31:LEU:HD23	1:GD:48:GLY:HA2	1.12	1.07
1:AJ:31:LEU:CD2	1:AJ:48:GLY:HA2	1.84	1.07
1:BK:31:LEU:CD2	1:BK:48:GLY:HA2	1.84	1.07

*Continued on next page...*

*Continued from previous page...*

Atom-1	Atom-2	Interatomic distance (Å)	Clash overlap (Å)
1:CF:31:LEU:HD23	1:CF:48:GLY:HA2	1.12	1.07
1:DY:31:LEU:HD23	1:DY:48:GLY:HA2	1.12	1.07
1:AP:113:GLY:HA3	1:EB:89:LEU:HD22	1.29	1.07
1:BX:32:LEU:HG	1:BX:34:GLN:HE22	1.01	1.07
1:CY:32:LEU:HG	1:CY:34:GLN:HE22	1.01	1.07
1:DG:31:LEU:HD23	1:DG:48:GLY:HA2	1.12	1.07
1:EB:31:LEU:CD2	1:EB:48:GLY:HA2	1.84	1.07
1:FS:32:LEU:HG	1:FS:34:GLN:HE22	1.01	1.07
1:GD:31:LEU:CD2	1:GD:48:GLY:HA2	1.84	1.07
1:BB:31:LEU:CD2	1:BB:48:GLY:HA2	1.84	1.06
1:BE:31:LEU:CD2	1:BE:48:GLY:HA2	1.84	1.06
1:BK:89:LEU:HD22	1:EW:113:GLY:HA3	1.29	1.06
1:BN:31:LEU:CD2	1:BN:48:GLY:HA2	1.84	1.06
1:BW:31:LEU:CD2	1:BW:48:GLY:HA2	1.84	1.06
1:CO:31:LEU:HD23	1:CO:48:GLY:HA2	1.12	1.06
1:DM:113:GLY:HA3	1:GY:89:LEU:HD22	1.29	1.06
1:EE:31:LEU:CD2	1:EE:48:GLY:HA2	1.84	1.06
1:EQ:31:LEU:CD2	1:EQ:48:GLY:HA2	1.84	1.06
1:EW:31:LEU:CD2	1:EW:48:GLY:HA2	1.84	1.06
1:FL:31:LEU:CD2	1:FL:48:GLY:HA2	1.84	1.06
1:FO:31:LEU:HD23	1:FO:48:GLY:HA2	1.12	1.06
1:FO:31:LEU:CD2	1:FO:48:GLY:HA2	1.84	1.06
1:GY:31:LEU:CD2	1:GY:48:GLY:HA2	1.84	1.06
1:AD:31:LEU:HD23	1:AD:48:GLY:HA2	1.12	1.06
1:AV:31:LEU:CD2	1:AV:48:GLY:HA2	1.84	1.06
1:BZ:89:LEU:HD22	1:FL:113:GLY:HA3	1.29	1.06
1:EC:32:LEU:CG	1:EC:34:GLN:HE22	1.69	1.06
1:EH:31:LEU:CD2	1:EH:48:GLY:HA2	1.84	1.06
1:ER:32:LEU:CG	1:ER:34:GLN:HE22	1.69	1.06
1:ET:31:LEU:CD2	1:ET:48:GLY:HA2	1.84	1.06
1:FF:31:LEU:CD2	1:FF:48:GLY:HA2	1.84	1.06
1:AE:32:LEU:CG	1:AE:34:GLN:HE22	1.69	1.06
1:AM:31:LEU:HD23	1:AM:48:GLY:HA2	1.12	1.06
1:AZ:32:LEU:HG	1:AZ:34:GLN:HE22	1.01	1.06
1:EF:32:LEU:CG	1:EF:34:GLN:HE22	1.69	1.06
1:EO:32:LEU:CG	1:EO:34:GLN:HE22	1.69	1.06
1:FA:32:LEU:CG	1:FA:34:GLN:HE22	1.69	1.06
1:AG:31:LEU:CD2	1:AG:48:GLY:HA2	1.84	1.06
1:AY:113:GLY:HA3	1:EK:89:LEU:HD22	1.29	1.06
1:BI:32:LEU:HG	1:BI:34:GLN:HE22	1.01	1.06
1:DB:32:LEU:CG	1:DB:34:GLN:HE22	1.69	1.06

*Continued on next page...*

*Continued from previous page...*

Atom-1	Atom-2	Interatomic distance (Å)	Clash overlap (Å)
1:GN:32:LEU:CG	1:GN:34:GLN:HE22	1.69	1.06
1:BL:32:LEU:CG	1:BL:34:GLN:HE22	1.69	1.06
1:BU:32:LEU:CG	1:BU:34:GLN:HE22	1.69	1.06
1:CF:31:LEU:CD2	1:CF:48:GLY:HA2	1.84	1.06
1:CO:31:LEU:CD2	1:CO:48:GLY:HA2	1.84	1.06
1:EL:32:LEU:CG	1:EL:34:GLN:HE22	1.69	1.06
1:EX:32:LEU:CG	1:EX:34:GLN:HE22	1.69	1.06
1:FC:31:LEU:CD2	1:FC:48:GLY:HA2	1.84	1.06
1:FG:32:LEU:CG	1:FG:34:GLN:HE22	1.69	1.06
1:FR:31:LEU:CD2	1:FR:48:GLY:HA2	1.84	1.06
1:GT:32:LEU:CG	1:GT:34:GLN:HE22	1.69	1.06
1:AY:89:LEU:HD22	1:EK:113:GLY:HA3	1.29	1.05
1:BR:32:LEU:CG	1:BR:34:GLN:HE22	1.69	1.05
1:CL:31:LEU:CD2	1:CL:48:GLY:HA2	1.84	1.05
1:DD:31:LEU:CD2	1:DD:48:GLY:HA2	1.84	1.05
1:DV:31:LEU:CD2	1:DV:48:GLY:HA2	1.84	1.05
1:DY:31:LEU:CD2	1:DY:48:GLY:HA2	1.84	1.05
1:GA:31:LEU:CD2	1:GA:48:GLY:HA2	1.84	1.05
1:GE:32:LEU:CG	1:GE:34:GLN:HE22	1.69	1.05
1:GH:32:LEU:CG	1:GH:34:GLN:HE22	1.69	1.05
1:GP:31:LEU:CD2	1:GP:48:GLY:HA2	1.84	1.05
1:AN:32:LEU:CG	1:AN:34:GLN:HE22	1.69	1.05
1:AQ:32:LEU:CG	1:AQ:34:GLN:HE22	1.69	1.05
1:AW:32:LEU:CG	1:AW:34:GLN:HE22	1.69	1.05
1:BF:32:LEU:CG	1:BF:34:GLN:HE22	1.69	1.05
1:CY:32:LEU:CG	1:CY:34:GLN:HE22	1.69	1.05
1:DJ:31:LEU:CD2	1:DJ:48:GLY:HA2	1.84	1.05
1:DP:31:LEU:CD2	1:DP:48:GLY:HA2	1.84	1.05
1:DZ:32:LEU:HG	1:DZ:34:GLN:HE22	1.01	1.05
1:EU:32:LEU:CG	1:EU:34:GLN:HE22	1.69	1.05
1:FJ:32:LEU:CG	1:FJ:34:GLN:HE22	1.69	1.05
1:FS:32:LEU:CG	1:FS:34:GLN:HE22	1.69	1.05
1:GQ:32:LEU:CG	1:GQ:34:GLN:HE22	1.69	1.05
1:BC:32:LEU:CG	1:BC:34:GLN:HE22	1.69	1.05
1:CU:31:LEU:CD2	1:CU:48:GLY:HA2	1.84	1.05
1:DG:31:LEU:CD2	1:DG:48:GLY:HA2	1.84	1.05
1:DK:32:LEU:CG	1:DK:34:GLN:HE22	1.69	1.05
1:EI:32:LEU:CG	1:EI:34:GLN:HE22	1.69	1.05
1:GS:31:LEU:CD2	1:GS:48:GLY:HA2	1.84	1.05
1:GW:32:LEU:CG	1:GW:34:GLN:HE22	1.69	1.05
1:AT:32:LEU:CG	1:AT:34:GLN:HE22	1.69	1.05

*Continued on next page...*

*Continued from previous page...*

Atom-1	Atom-2	Interatomic distance (Å)	Clash overlap (Å)
1:CM:32:LEU:CG	1:CM:34:GLN:HE22	1.69	1.05
1:CS:32:LEU:CG	1:CS:34:GLN:HE22	1.69	1.05
1:CX:31:LEU:CD2	1:CX:48:GLY:HA2	1.84	1.05
1:DH:32:LEU:CG	1:DH:34:GLN:HE22	1.69	1.05
1:DT:32:LEU:CG	1:DT:34:GLN:HE22	1.69	1.05
1:GJ:31:LEU:CD2	1:GJ:48:GLY:HA2	1.84	1.05
1:CD:32:LEU:CG	1:CD:34:GLN:HE22	1.69	1.05
1:CJ:32:LEU:CG	1:CJ:34:GLN:HE22	1.69	1.05
1:DZ:32:LEU:CG	1:DZ:34:GLN:HE22	1.69	1.05
1:FD:32:LEU:CG	1:FD:34:GLN:HE22	1.69	1.05
1:GW:32:LEU:HG	1:GW:34:GLN:HE22	1.01	1.05
1:AZ:32:LEU:CG	1:AZ:34:GLN:HE22	1.69	1.04
1:DN:32:LEU:CG	1:DN:34:GLN:HE22	1.69	1.04
1:AG:31:LEU:CD2	1:AG:48:GLY:CA	2.36	1.04
1:AP:31:LEU:CD2	1:AP:48:GLY:CA	2.36	1.04
1:BO:32:LEU:CG	1:BO:34:GLN:HE22	1.69	1.04
1:DM:31:LEU:CD2	1:DM:48:GLY:CA	2.36	1.04
1:DQ:32:LEU:CG	1:DQ:34:GLN:HE22	1.69	1.04
1:DW:32:LEU:CG	1:DW:34:GLN:HE22	1.69	1.04
1:FC:31:LEU:CD2	1:FC:48:GLY:CA	2.36	1.04
1:FP:32:LEU:CG	1:FP:34:GLN:HE22	1.69	1.04
1:FV:32:LEU:CG	1:FV:34:GLN:HE22	1.69	1.04
1:FY:32:LEU:CG	1:FY:34:GLN:HE22	1.69	1.04
1:GJ:31:LEU:HD23	1:GJ:48:GLY:HA2	1.12	1.04
1:GP:31:LEU:CD2	1:GP:48:GLY:CA	2.36	1.04
1:AB:32:LEU:CG	1:AB:34:GLN:HE22	1.69	1.04
1:AV:31:LEU:CD2	1:AV:48:GLY:CA	2.36	1.04
1:BT:31:LEU:CD2	1:BT:48:GLY:CA	2.36	1.04
1:DD:31:LEU:CD2	1:DD:48:GLY:CA	2.36	1.04
1:EN:31:LEU:CD2	1:EN:48:GLY:CA	2.36	1.04
1:FR:31:LEU:CD2	1:FR:48:GLY:CA	2.36	1.04
1:GA:31:LEU:CD2	1:GA:48:GLY:CA	2.36	1.04
1:GS:31:LEU:HD23	1:GS:48:GLY:HA2	1.12	1.04
1:AH:32:LEU:CG	1:AH:34:GLN:HE22	1.69	1.04
1:AK:32:LEU:CG	1:AK:34:GLN:HE22	1.69	1.04
1:BE:31:LEU:CD2	1:BE:48:GLY:CA	2.36	1.04
1:BI:32:LEU:CG	1:BI:34:GLN:HE22	1.69	1.04
1:BN:31:LEU:CD2	1:BN:48:GLY:CA	2.36	1.04
1:BW:31:LEU:CD2	1:BW:48:GLY:CA	2.36	1.04
1:CA:32:LEU:CG	1:CA:34:GLN:HE22	1.69	1.04
1:CP:32:LEU:CG	1:CP:34:GLN:HE22	1.69	1.04

*Continued on next page...*



*Continued from previous page...*

Atom-1	Atom-2	Interatomic distance (Å)	Clash overlap (Å)
1:CV:32:LEU:CG	1:CV:34:GLN:HE22	1.69	1.04
1:DV:31:LEU:CD2	1:DV:48:GLY:CA	2.36	1.04
1:AD:31:LEU:CD2	1:AD:48:GLY:CA	2.36	1.04
1:AM:31:LEU:CD2	1:AM:48:GLY:CA	2.36	1.04
1:BX:32:LEU:CG	1:BX:34:GLN:HE22	1.69	1.04
1:CL:31:LEU:CD2	1:CL:48:GLY:CA	2.36	1.04
1:CO:31:LEU:CD2	1:CO:48:GLY:CA	2.36	1.04
1:DE:32:LEU:CG	1:DE:34:GLN:HE22	1.69	1.04
1:EB:31:LEU:CD2	1:EB:48:GLY:CA	2.36	1.04
1:EW:31:LEU:CD2	1:EW:48:GLY:CA	2.36	1.04
1:FL:31:LEU:CD2	1:FL:48:GLY:CA	2.36	1.04
1:FU:31:LEU:CD2	1:FU:48:GLY:CA	2.36	1.04
1:GK:32:LEU:CG	1:GK:34:GLN:HE22	1.69	1.04
1:AS:31:LEU:CD2	1:AS:48:GLY:CA	2.36	1.03
1:BH:31:LEU:CD2	1:BH:48:GLY:CA	2.36	1.03
1:BZ:31:LEU:CD2	1:BZ:48:GLY:CA	2.36	1.03
1:CC:31:LEU:CD2	1:CC:48:GLY:CA	2.36	1.03
1:CF:31:LEU:CD2	1:CF:48:GLY:CA	2.36	1.03
1:CG:32:LEU:CG	1:CG:34:GLN:HE22	1.69	1.03
1:CI:31:LEU:CD2	1:CI:48:GLY:CA	2.36	1.03
1:CR:31:LEU:CD2	1:CR:48:GLY:CA	2.36	1.03
1:DA:31:LEU:CD2	1:DA:48:GLY:CA	2.36	1.03
1:EE:31:LEU:CD2	1:EE:48:GLY:CA	2.36	1.03
1:ET:31:LEU:CD2	1:ET:48:GLY:CA	2.36	1.03
1:FF:31:LEU:CD2	1:FF:48:GLY:CA	2.36	1.03
1:GG:31:LEU:CD2	1:GG:48:GLY:CA	2.36	1.03
1:GV:31:LEU:CD2	1:GV:48:GLY:CA	2.36	1.03
1:GY:31:LEU:CD2	1:GY:48:GLY:CA	2.36	1.03
1:BB:31:LEU:CD2	1:BB:48:GLY:CA	2.36	1.03
1:BK:31:LEU:CD2	1:BK:48:GLY:CA	2.36	1.03
1:CU:31:LEU:CD2	1:CU:48:GLY:CA	2.36	1.03
1:FO:31:LEU:CD2	1:FO:48:GLY:CA	2.36	1.03
1:GD:31:LEU:CD2	1:GD:48:GLY:CA	2.36	1.03
1:GM:31:LEU:CD2	1:GM:48:GLY:CA	2.36	1.03
1:AJ:31:LEU:CD2	1:AJ:48:GLY:CA	2.36	1.03
1:DG:31:LEU:CD2	1:DG:48:GLY:CA	2.36	1.03
1:DJ:31:LEU:CD2	1:DJ:48:GLY:CA	2.36	1.03
1:EK:31:LEU:CD2	1:EK:48:GLY:CA	2.36	1.03
1:EZ:31:LEU:CD2	1:EZ:48:GLY:CA	2.36	1.03
1:GB:32:LEU:CG	1:GB:34:GLN:HE22	1.69	1.03
1:AY:31:LEU:CD2	1:AY:48:GLY:CA	2.36	1.03

*Continued on next page...*



Continued from previous page...

Atom-1	Atom-2	Interatomic distance (Å)	Clash overlap (Å)
1:BP:74:GLU:OE1	1:CA:88:ASN:ND2	1.92	1.03
1:BQ:31:LEU:CD2	1:BQ:48:GLY:CA	2.36	1.03
1:CH:74:GLU:OE1	1:DE:88:ASN:ND2	1.92	1.03
1:CP:88:ASN:ND2	1:DR:74:GLU:OE1	1.92	1.03
1:CV:88:ASN:ND2	1:GL:74:GLU:OE1	1.92	1.03
1:CX:31:LEU:CD2	1:CX:48:GLY:CA	2.36	1.03
1:DS:31:LEU:CD2	1:DS:48:GLY:CA	2.36	1.03
1:FI:31:LEU:CD2	1:FI:48:GLY:CA	2.36	1.03
1:FX:31:LEU:CD2	1:FX:48:GLY:CA	2.36	1.03
1:BO:88:ASN:ND2	1:EG:74:GLU:OE1	1.92	1.03
1:CD:88:ASN:ND2	1:DX:74:GLU:OE1	1.92	1.03
1:CM:88:ASN:ND2	1:DO:74:GLU:OE1	1.92	1.03
1:FM:32:LEU:CG	1:FM:34:GLN:HE22	1.69	1.03
1:GJ:31:LEU:CD2	1:GJ:48:GLY:CA	2.36	1.03
1:GS:31:LEU:CD2	1:GS:48:GLY:CA	2.36	1.03
1:AU:74:GLU:OE1	1:EI:88:ASN:ND2	1.92	1.02
1:AW:88:ASN:ND2	1:BD:74:GLU:OE1	1.92	1.02
1:DP:31:LEU:CD2	1:DP:48:GLY:CA	2.36	1.02
1:DQ:88:ASN:ND2	1:EP:74:GLU:OE1	1.92	1.02
1:DY:31:LEU:CD2	1:DY:48:GLY:CA	2.36	1.02
1:AC:74:GLU:OE1	1:FG:88:ASN:ND2	1.92	1.02
1:AF:74:GLU:OE1	1:FJ:88:ASN:ND2	1.92	1.02
1:AL:74:GLU:OE1	1:EX:88:ASN:ND2	1.92	1.02
1:AQ:88:ASN:ND2	1:CQ:74:GLU:OE1	1.92	1.02
1:BF:88:ASN:ND2	1:CB:74:GLU:OE1	1.92	1.02
1:BI:88:ASN:ND2	1:BV:74:GLU:OE1	1.92	1.02
1:EH:31:LEU:CD2	1:EH:48:GLY:CA	2.36	1.02
1:EQ:31:LEU:CD2	1:EQ:48:GLY:CA	2.36	1.02
1:EU:88:ASN:ND2	1:FB:74:GLU:OE1	1.92	1.02
1:AB:88:ASN:ND2	1:DI:74:GLU:OE1	1.92	1.02
1:AT:88:ASN:ND2	1:BJ:74:GLU:OE1	1.92	1.02
1:BC:88:ASN:ND2	1:BY:74:GLU:OE1	1.92	1.02
1:BM:74:GLU:OE1	1:BX:88:ASN:ND2	1.92	1.02
1:CE:74:GLU:OE1	1:DK:88:ASN:ND2	1.92	1.02
1:AK:88:ASN:ND2	1:CT:74:GLU:OE1	1.92	1.02
1:AN:88:ASN:ND2	1:CN:74:GLU:OE1	1.92	1.02
1:CJ:88:ASN:ND2	1:ED:74:GLU:OE1	1.92	1.02
1:EO:88:ASN:ND2	1:FE:74:GLU:OE1	1.92	1.02
1:GF:74:GLU:OE1	1:GQ:88:ASN:ND2	1.92	1.02
1:GH:88:ASN:ND2	1:GU:74:GLU:OE1	1.92	1.02
1:AE:88:ASN:ND2	1:DL:74:GLU:OE1	1.92	1.02

Continued on next page...

*Continued from previous page...*

Atom-1	Atom-2	Interatomic distance (Å)	Clash overlap (Å)
1:AO:74:GLU:OE1	1:FA:88:ASN:ND2	1.92	1.02
1:BA:74:GLU:OE1	1:EF:88:ASN:ND2	1.92	1.02
1:DT:88:ASN:ND2	1:ES:74:GLU:OE1	1.92	1.02
1:FT:74:GLU:OE1	1:FY:88:ASN:ND2	1.92	1.02
1:CZ:74:GLU:OE1	1:FP:88:ASN:ND2	1.92	1.01
1:DB:88:ASN:ND2	1:GI:74:GLU:OE1	1.92	1.01
1:DN:88:ASN:ND2	1:EV:74:GLU:OE1	1.92	1.01
1:DW:88:ASN:ND2	1:FK:74:GLU:OE1	1.92	1.01
1:GN:88:ASN:ND2	1:GR:74:GLU:OE1	1.92	1.01
1:AX:74:GLU:OE1	1:EL:88:ASN:ND2	1.92	1.01
1:CY:88:ASN:ND2	1:GO:74:GLU:OE1	1.92	1.01
1:DC:74:GLU:OE1	1:FS:88:ASN:ND2	1.92	1.01
1:FZ:74:GLU:OE1	1:GT:88:ASN:ND2	1.92	1.01
1:BR:88:ASN:ND2	1:EJ:74:GLU:OE1	1.92	1.01
1:EC:88:ASN:ND2	1:FH:74:GLU:OE1	1.92	1.01
1:ER:88:ASN:ND2	1:EY:74:GLU:OE1	1.92	1.01
1:FQ:74:GLU:OE1	1:GE:88:ASN:ND2	1.92	1.01
1:AH:88:ASN:ND2	1:DF:74:GLU:OE1	1.92	1.01
1:AI:74:GLU:OE1	1:FM:88:ASN:ND2	1.92	1.01
1:CG:88:ASN:ND2	1:EA:74:GLU:OE1	1.92	1.01
1:FW:74:GLU:OE1	1:GB:88:ASN:ND2	1.92	1.01
1:GK:88:ASN:ND2	1:GX:74:GLU:OE1	1.92	1.01
1:AZ:88:ASN:ND2	1:BG:74:GLU:OE1	1.92	1.01
1:CW:74:GLU:OE1	1:FV:88:ASN:ND2	1.92	1.01
1:GC:74:GLU:OE1	1:GW:88:ASN:ND2	1.92	1.01
1:AR:74:GLU:OE1	1:FD:88:ASN:ND2	1.92	1.00
1:DZ:88:ASN:ND2	1:FN:74:GLU:OE1	1.92	1.00
1:CK:74:GLU:OE1	1:DH:88:ASN:ND2	1.92	1.00
1:CS:88:ASN:ND2	1:DU:74:GLU:OE1	1.92	1.00
1:BL:88:ASN:ND2	1:EM:74:GLU:OE1	1.92	1.00
1:BS:74:GLU:OE1	1:BU:88:ASN:ND2	1.92	1.00
1:BN:31:LEU:HD23	1:BN:48:GLY:CA	1.93	0.99
1:BO:59:PRO:HB2	1:BO:61:PRO:HD3	1.45	0.99
1:DQ:59:PRO:HB2	1:DQ:61:PRO:HD3	1.45	0.99
1:AZ:59:PRO:HB2	1:AZ:61:PRO:HD3	1.45	0.99
1:BW:31:LEU:HD23	1:BW:48:GLY:CA	1.93	0.99
1:CV:59:PRO:HB2	1:CV:61:PRO:HD3	1.45	0.99
1:DE:59:PRO:HB2	1:DE:61:PRO:HD3	1.45	0.99
1:DN:59:PRO:HB2	1:DN:61:PRO:HD3	1.45	0.99
1:DW:59:PRO:HB2	1:DW:61:PRO:HD3	1.45	0.99
1:FD:59:PRO:HB2	1:FD:61:PRO:HD3	1.45	0.99

*Continued on next page...*

*Continued from previous page...*

Atom-1	Atom-2	Interatomic distance (Å)	Clash overlap (Å)
1:DM:31:LEU:HD23	1:DM:48:GLY:CA	1.93	0.99
1:EX:59:PRO:HB2	1:EX:61:PRO:HD3	1.45	0.99
1:FG:59:PRO:HB2	1:FG:61:PRO:HD3	1.45	0.99
1:AP:31:LEU:HD23	1:AP:48:GLY:CA	1.93	0.99
1:DP:31:LEU:HD23	1:DP:48:GLY:CA	1.93	0.99
1:DY:31:LEU:HD23	1:DY:48:GLY:CA	1.93	0.99
1:EW:31:LEU:HD23	1:EW:48:GLY:CA	1.93	0.99
1:FL:31:LEU:HD23	1:FL:48:GLY:CA	1.93	0.99
1:FX:31:LEU:HD23	1:FX:48:GLY:CA	1.93	0.99
1:AJ:31:LEU:HD23	1:AJ:48:GLY:CA	1.93	0.99
1:BK:31:LEU:HD23	1:BK:48:GLY:CA	1.93	0.99
1:BZ:31:LEU:HD23	1:BZ:48:GLY:CA	1.93	0.99
1:AI:56:ARG:O	1:AI:74:GLU:N	1.96	0.98
1:CE:56:ARG:O	1:CE:74:GLU:N	1.96	0.98
1:CN:56:ARG:O	1:CN:74:GLU:N	1.96	0.98
1:EY:56:ARG:O	1:EY:74:GLU:N	1.96	0.98
1:FH:56:ARG:O	1:FH:74:GLU:N	1.96	0.98
1:FW:56:ARG:O	1:FW:74:GLU:N	1.96	0.98
1:BA:56:ARG:O	1:BA:74:GLU:N	1.96	0.98
1:BM:56:ARG:O	1:BM:74:GLU:N	1.96	0.98
1:BV:56:ARG:O	1:BV:74:GLU:N	1.96	0.98
1:CP:59:PRO:HB2	1:CP:61:PRO:HD3	1.45	0.98
1:EQ:31:LEU:HD23	1:EQ:48:GLY:CA	1.93	0.98
1:FP:59:PRO:HB2	1:FP:61:PRO:HD3	1.45	0.98
1:FQ:56:ARG:O	1:FQ:74:GLU:N	1.96	0.98
1:FZ:56:ARG:O	1:FZ:74:GLU:N	1.96	0.98
1:CA:59:PRO:HB2	1:CA:61:PRO:HD3	1.45	0.98
1:CL:31:LEU:HD23	1:CL:48:GLY:CA	1.93	0.98
1:CW:56:ARG:O	1:CW:74:GLU:N	1.96	0.98
1:DA:31:LEU:HD23	1:DA:48:GLY:CA	1.93	0.98
1:DV:31:LEU:HD23	1:DV:48:GLY:CA	1.93	0.98
1:EA:56:ARG:O	1:EA:74:GLU:N	1.96	0.98
1:EG:56:ARG:O	1:EG:74:GLU:N	1.96	0.98
1:EH:31:LEU:HD23	1:EH:48:GLY:CA	1.93	0.98
1:FE:56:ARG:O	1:FE:74:GLU:N	1.96	0.98
1:FY:59:PRO:HB2	1:FY:61:PRO:HD3	1.45	0.98
1:GX:56:ARG:O	1:GX:74:GLU:N	1.96	0.98
1:CB:56:ARG:O	1:CB:74:GLU:N	1.96	0.98
1:CX:31:LEU:HD23	1:CX:48:GLY:CA	1.93	0.98
1:DF:56:ARG:O	1:DF:74:GLU:N	1.96	0.98
1:EB:31:LEU:HD23	1:EB:48:GLY:CA	1.93	0.98

*Continued on next page...*

*Continued from previous page...*

Atom-1	Atom-2	Interatomic distance (Å)	Clash overlap (Å)
1:EP:56:ARG:O	1:EP:74:GLU:N	1.96	0.98
1:FB:56:ARG:O	1:FB:74:GLU:N	1.96	0.98
1:FI:31:LEU:HD23	1:FI:48:GLY:CA	1.93	0.98
1:GH:59:PRO:HB2	1:GH:61:PRO:HD3	1.45	0.98
1:GY:31:LEU:HD23	1:GY:48:GLY:CA	1.93	0.98
1:AM:31:LEU:HD23	1:AM:48:GLY:CA	1.93	0.98
1:AR:56:ARG:O	1:AR:74:GLU:N	1.96	0.98
1:BG:56:ARG:O	1:BG:74:GLU:N	1.96	0.98
1:CQ:56:ARG:O	1:CQ:74:GLU:N	1.96	0.98
1:DG:107:PHE:CA	1:DG:112:ALA:CB	2.26	0.98
1:EZ:31:LEU:HD23	1:EZ:48:GLY:CA	1.93	0.98
1:FT:56:ARG:O	1:FT:74:GLU:N	1.96	0.98
1:FU:31:LEU:HD23	1:FU:48:GLY:CA	1.93	0.98
1:GA:31:LEU:HD23	1:GA:48:GLY:CA	1.93	0.98
1:GS:31:LEU:HD23	1:GS:48:GLY:CA	1.93	0.98
1:AB:59:PRO:HB2	1:AB:61:PRO:HD3	1.45	0.98
1:AF:56:ARG:O	1:AF:74:GLU:N	1.96	0.98
1:AQ:59:PRO:HB2	1:AQ:61:PRO:HD3	1.45	0.98
1:CF:31:LEU:HD23	1:CF:48:GLY:CA	1.93	0.98
1:CG:59:PRO:HB2	1:CG:61:PRO:HD3	1.45	0.98
1:CO:31:LEU:HD23	1:CO:48:GLY:CA	1.93	0.98
1:CZ:56:ARG:O	1:CZ:74:GLU:N	1.96	0.98
1:DG:31:LEU:HD23	1:DG:48:GLY:CA	1.93	0.98
1:DL:56:ARG:O	1:DL:74:GLU:N	1.96	0.98
1:DO:56:ARG:O	1:DO:74:GLU:N	1.96	0.98
1:FR:31:LEU:HD23	1:FR:48:GLY:CA	1.93	0.98
1:GP:31:LEU:HD23	1:GP:48:GLY:CA	1.93	0.98
1:GQ:59:PRO:HB2	1:GQ:61:PRO:HD3	1.45	0.98
1:AD:31:LEU:HD23	1:AD:48:GLY:CA	1.93	0.98
1:AK:59:PRO:HB2	1:AK:61:PRO:HD3	1.45	0.98
1:AO:56:ARG:O	1:AO:74:GLU:N	1.96	0.98
1:CR:31:LEU:HD23	1:CR:48:GLY:CA	1.93	0.98
1:CX:107:PHE:CA	1:CX:112:ALA:CB	2.26	0.98
1:DX:56:ARG:O	1:DX:74:GLU:N	1.96	0.98
1:GG:31:LEU:HD23	1:GG:48:GLY:CA	1.93	0.98
1:GI:56:ARG:O	1:GI:74:GLU:N	1.96	0.98
1:GJ:31:LEU:HD23	1:GJ:48:GLY:CA	1.93	0.98
1:GK:59:PRO:HB2	1:GK:61:PRO:HD3	1.45	0.98
1:GR:56:ARG:O	1:GR:74:GLU:N	1.96	0.98
1:GV:31:LEU:HD23	1:GV:48:GLY:CA	1.93	0.98
1:BF:59:PRO:HB2	1:BF:61:PRO:HD3	1.45	0.98

*Continued on next page...*

*Continued from previous page...*

Atom-1	Atom-2	Interatomic distance (Å)	Clash overlap (Å)
1:BI:59:PRO:HB2	1:BI:61:PRO:HD3	1.45	0.98
1:CC:31:LEU:HD23	1:CC:48:GLY:CA	1.93	0.98
1:CU:31:LEU:HD23	1:CU:48:GLY:CA	1.93	0.98
1:DD:31:LEU:HD23	1:DD:48:GLY:CA	1.93	0.98
1:DH:59:PRO:HB2	1:DH:61:PRO:HD3	1.45	0.98
1:GC:56:ARG:O	1:GC:74:GLU:N	1.96	0.98
1:AY:31:LEU:HD23	1:AY:48:GLY:CA	1.93	0.98
1:CH:56:ARG:O	1:CH:74:GLU:N	1.96	0.98
1:EE:31:LEU:HD23	1:EE:48:GLY:CA	1.93	0.98
1:ET:31:LEU:HD23	1:ET:48:GLY:CA	1.93	0.98
1:FN:56:ARG:O	1:FN:74:GLU:N	1.96	0.98
1:GT:59:PRO:HB2	1:GT:61:PRO:HD3	1.45	0.98
1:AC:56:ARG:O	1:AC:74:GLU:N	1.96	0.98
1:BP:56:ARG:O	1:BP:74:GLU:N	1.96	0.98
1:BX:59:PRO:HB2	1:BX:61:PRO:HD3	1.45	0.98
1:DJ:31:LEU:HD23	1:DJ:48:GLY:CA	1.93	0.98
1:DS:31:LEU:HD23	1:DS:48:GLY:CA	1.93	0.98
1:EK:31:LEU:HD23	1:EK:48:GLY:CA	1.93	0.98
1:GL:56:ARG:O	1:GL:74:GLU:N	1.96	0.98
1:BQ:31:LEU:HD23	1:BQ:48:GLY:CA	1.93	0.97
1:CI:31:LEU:HD23	1:CI:48:GLY:CA	1.93	0.97
1:CS:59:PRO:HB2	1:CS:61:PRO:HD3	1.45	0.97
1:CT:31:LEU:HD23	1:CT:48:GLY:HA2	1.46	0.97
1:CY:59:PRO:HB2	1:CY:61:PRO:HD3	1.45	0.97
1:DO:31:LEU:HD23	1:DO:48:GLY:HA2	1.46	0.97
1:DX:31:LEU:HD23	1:DX:48:GLY:HA2	1.46	0.97
1:GE:59:PRO:HB2	1:GE:61:PRO:HD3	1.45	0.97
1:AH:59:PRO:HB2	1:AH:61:PRO:HD3	1.45	0.97
1:AL:56:ARG:O	1:AL:74:GLU:N	1.96	0.97
1:CD:59:PRO:HB2	1:CD:61:PRO:HD3	1.45	0.97
1:DI:31:LEU:HD23	1:DI:48:GLY:HA2	1.46	0.97
1:DR:56:ARG:O	1:DR:74:GLU:N	1.96	0.97
1:BY:56:ARG:O	1:BY:74:GLU:N	1.96	0.97
1:EY:31:LEU:HD23	1:EY:48:GLY:HA2	1.46	0.97
1:GM:31:LEU:HD23	1:GM:48:GLY:CA	1.93	0.97
1:BJ:56:ARG:O	1:BJ:74:GLU:N	1.96	0.97
1:FH:31:LEU:HD23	1:FH:48:GLY:HA2	1.46	0.97
1:FS:59:PRO:HB2	1:FS:61:PRO:HD3	1.45	0.97
1:GL:31:LEU:HD23	1:GL:48:GLY:HA2	1.47	0.97
1:AP:57:PRO:HB3	1:AP:71:MET:HB3	1.47	0.97
1:CH:31:LEU:HD23	1:CH:48:GLY:HA2	1.47	0.97

*Continued on next page...*

*Continued from previous page...*

Atom-1	Atom-2	Interatomic distance (Å)	Clash overlap (Å)
1:CM:59:PRO:HB2	1:CM:61:PRO:HD3	1.45	0.97
1:DM:57:PRO:HB3	1:DM:71:MET:HB3	1.47	0.97
1:FV:59:PRO:HB2	1:FV:61:PRO:HD3	1.45	0.97
1:FW:31:LEU:HD23	1:FW:48:GLY:HA2	1.46	0.97
1:AI:31:LEU:HD23	1:AI:48:GLY:HA2	1.46	0.97
1:BG:31:LEU:HD23	1:BG:48:GLY:HA2	1.46	0.97
1:BK:57:PRO:HB3	1:BK:71:MET:HB3	1.47	0.97
1:CI:57:PRO:HB3	1:CI:71:MET:HB3	1.47	0.97
1:DI:56:ARG:O	1:DI:74:GLU:N	1.96	0.97
1:EG:31:LEU:HD23	1:EG:48:GLY:HA2	1.46	0.97
1:FC:107:PHE:CA	1:FC:112:ALA:CB	2.26	0.97
1:BZ:57:PRO:HB3	1:BZ:71:MET:HB3	1.47	0.97
1:EM:56:ARG:O	1:EM:74:GLU:N	1.96	0.97
1:FK:56:ARG:O	1:FK:74:GLU:N	1.96	0.97
1:GM:57:PRO:HB3	1:GM:71:MET:HB3	1.47	0.97
1:AR:31:LEU:HD23	1:AR:48:GLY:HA2	1.46	0.97
1:AU:56:ARG:O	1:AU:74:GLU:N	1.96	0.97
1:AX:56:ARG:O	1:AX:74:GLU:N	1.96	0.97
1:BD:56:ARG:O	1:BD:74:GLU:N	1.96	0.97
1:BS:56:ARG:O	1:BS:74:GLU:N	1.96	0.97
1:CT:56:ARG:O	1:CT:74:GLU:N	1.96	0.97
1:EC:59:PRO:HB2	1:EC:61:PRO:HD3	1.45	0.97
1:EJ:56:ARG:O	1:EJ:74:GLU:N	1.96	0.97
1:EP:31:LEU:HD23	1:EP:48:GLY:HA2	1.46	0.97
1:AG:107:PHE:CA	1:AG:112:ALA:CB	2.26	0.97
1:DP:57:PRO:HB3	1:DP:71:MET:HB3	1.47	0.97
1:DY:57:PRO:HB3	1:DY:71:MET:HB3	1.47	0.97
1:EV:56:ARG:O	1:EV:74:GLU:N	1.96	0.97
1:FQ:31:LEU:HD23	1:FQ:48:GLY:HA2	1.47	0.97
1:GJ:107:PHE:CA	1:GJ:112:ALA:CB	2.26	0.97
1:AJ:107:PHE:CA	1:AJ:112:ALA:CB	2.26	0.97
1:AM:107:PHE:HD1	1:AM:112:ALA:HB1	1.30	0.97
1:AW:59:PRO:HB2	1:AW:61:PRO:HD3	1.45	0.97
1:BM:31:LEU:HD23	1:BM:48:GLY:HA2	1.47	0.97
1:BW:107:PHE:HD1	1:BW:112:ALA:HB1	1.30	0.97
1:ER:59:PRO:HB2	1:ER:61:PRO:HD3	1.45	0.97
1:ES:56:ARG:O	1:ES:74:GLU:N	1.96	0.97
1:GI:31:LEU:HD23	1:GI:48:GLY:HA2	1.46	0.97
1:GR:31:LEU:HD23	1:GR:48:GLY:HA2	1.46	0.97
1:AD:107:PHE:HD1	1:AD:112:ALA:HB1	1.30	0.96
1:BN:107:PHE:HD1	1:BN:112:ALA:HB1	1.30	0.96

*Continued on next page...*

*Continued from previous page...*

Atom-1	Atom-2	Interatomic distance (Å)	Clash overlap (Å)
1:BV:31:LEU:HD23	1:BV:48:GLY:HA2	1.47	0.96
1:CF:57:PRO:HB3	1:CF:71:MET:HB3	1.47	0.96
1:DC:56:ARG:O	1:DC:74:GLU:N	1.96	0.96
1:ED:56:ARG:O	1:ED:74:GLU:N	1.96	0.96
1:EE:107:PHE:HD1	1:EE:112:ALA:HB1	1.30	0.96
1:EN:107:PHE:CA	1:EN:112:ALA:CB	2.26	0.96
1:ET:107:PHE:HD1	1:ET:112:ALA:HB1	1.30	0.96
1:FZ:31:LEU:HD23	1:FZ:48:GLY:HA2	1.47	0.96
1:GU:56:ARG:O	1:GU:74:GLU:N	1.96	0.96
1:CO:57:PRO:HB3	1:CO:71:MET:HB3	1.47	0.96
1:EI:59:PRO:HB2	1:EI:61:PRO:HD3	1.45	0.96
1:GC:31:LEU:HD23	1:GC:48:GLY:HA2	1.46	0.96
1:GF:56:ARG:O	1:GF:74:GLU:N	1.96	0.96
1:AL:59:PRO:HD3	1:EX:88:ASN:ND2	1.81	0.96
1:AQ:88:ASN:ND2	1:CQ:59:PRO:HD3	1.81	0.96
1:AR:59:PRO:HD3	1:FD:88:ASN:ND2	1.81	0.96
1:AU:59:PRO:HD3	1:EI:88:ASN:ND2	1.81	0.96
1:AW:88:ASN:ND2	1:BD:59:PRO:HD3	1.81	0.96
1:AZ:88:ASN:ND2	1:BG:59:PRO:HD3	1.81	0.96
1:BA:31:LEU:HD23	1:BA:48:GLY:HA2	1.47	0.96
1:BA:59:PRO:HD3	1:EF:88:ASN:ND2	1.81	0.96
1:BF:88:ASN:ND2	1:CB:59:PRO:HD3	1.81	0.96
1:BT:31:LEU:HD23	1:BT:48:GLY:CA	1.93	0.96
1:DF:31:LEU:HD23	1:DF:48:GLY:HA2	1.46	0.96
1:DQ:88:ASN:ND2	1:EP:59:PRO:HD3	1.81	0.96
1:EO:88:ASN:ND2	1:FE:59:PRO:HD3	1.81	0.96
1:FE:31:LEU:HD23	1:FE:48:GLY:HA2	1.47	0.96
1:GO:56:ARG:O	1:GO:74:GLU:N	1.96	0.96
1:AC:59:PRO:HD3	1:FG:88:ASN:ND2	1.81	0.96
1:AE:88:ASN:ND2	1:DL:59:PRO:HD3	1.81	0.96
1:AO:59:PRO:HD3	1:FA:88:ASN:ND2	1.81	0.96
1:BO:88:ASN:ND2	1:EG:59:PRO:HD3	1.81	0.96
1:EA:31:LEU:HD23	1:EA:48:GLY:HA2	1.46	0.96
1:EE:57:PRO:HB3	1:EE:71:MET:HB3	1.47	0.96
1:ET:57:PRO:HB3	1:ET:71:MET:HB3	1.47	0.96
1:GX:31:LEU:HD23	1:GX:48:GLY:HA2	1.46	0.96
1:BL:88:ASN:ND2	1:EM:59:PRO:HD3	1.81	0.96
1:BS:59:PRO:HD3	1:BU:88:ASN:ND2	1.81	0.96
1:CK:56:ARG:O	1:CK:74:GLU:N	1.96	0.96
1:CW:31:LEU:HD23	1:CW:48:GLY:HA2	1.46	0.96
1:DB:59:PRO:HB2	1:DB:61:PRO:HD3	1.45	0.96

*Continued on next page...*



*Continued from previous page...*

Atom-1	Atom-2	Interatomic distance (Å)	Clash overlap (Å)
1:DZ:88:ASN:ND2	1:FN:59:PRO:HD3	1.81	0.96
1:EN:31:LEU:HD23	1:EN:48:GLY:CA	1.93	0.96
1:FN:31:LEU:HD23	1:FN:48:GLY:HA2	1.46	0.96
1:GN:59:PRO:HB2	1:GN:61:PRO:HD3	1.45	0.96
1:AD:107:PHE:CA	1:AD:112:ALA:CB	2.26	0.96
1:AX:59:PRO:HD3	1:EL:88:ASN:ND2	1.81	0.96
1:BS:31:LEU:HD23	1:BS:48:GLY:HA2	1.46	0.96
1:CD:88:ASN:ND2	1:DX:59:PRO:HD3	1.81	0.96
1:DU:56:ARG:O	1:DU:74:GLU:N	1.96	0.96
1:EV:31:LEU:HD23	1:EV:48:GLY:HA2	1.46	0.96
1:EZ:57:PRO:HB3	1:EZ:71:MET:HB3	1.47	0.96
1:FI:57:PRO:HB3	1:FI:71:MET:HB3	1.47	0.96
1:FT:59:PRO:HD3	1:FY:88:ASN:ND2	1.81	0.96
1:FX:107:PHE:CA	1:FX:112:ALA:CB	2.26	0.96
1:GC:59:PRO:HD3	1:GW:88:ASN:ND2	1.81	0.96
1:AN:59:PRO:HB2	1:AN:61:PRO:HD3	1.45	0.96
1:BR:88:ASN:ND2	1:EJ:59:PRO:HD3	1.81	0.96
1:BT:107:PHE:CA	1:BT:112:ALA:CB	2.26	0.96
1:BY:31:LEU:HD23	1:BY:48:GLY:HA2	1.46	0.96
1:CH:59:PRO:HD3	1:DE:88:ASN:ND2	1.81	0.96
1:CM:88:ASN:ND2	1:DO:59:PRO:HD3	1.81	0.96
1:CZ:31:LEU:HD23	1:CZ:48:GLY:HA2	1.46	0.96
1:CZ:59:PRO:HD3	1:FP:88:ASN:ND2	1.81	0.96
1:DK:59:PRO:HB2	1:DK:61:PRO:HD3	1.45	0.96
1:EQ:57:PRO:HB3	1:EQ:71:MET:HB3	1.47	0.96
1:FC:57:PRO:HB3	1:FC:71:MET:HB3	1.47	0.96
1:FW:59:PRO:HD3	1:GB:88:ASN:ND2	1.81	0.96
1:GS:57:PRO:HB3	1:GS:71:MET:HB3	1.47	0.96
1:AG:57:PRO:HB3	1:AG:71:MET:HB3	1.47	0.96
1:AH:88:ASN:ND2	1:DF:59:PRO:HD3	1.81	0.96
1:CV:88:ASN:ND2	1:GL:59:PRO:HD3	1.81	0.96
1:EH:57:PRO:HB3	1:EH:71:MET:HB3	1.47	0.96
1:EM:31:LEU:HD23	1:EM:48:GLY:HA2	1.46	0.96
1:ET:107:PHE:CA	1:ET:112:ALA:CB	2.26	0.96
1:AG:31:LEU:HD23	1:AG:48:GLY:CA	1.93	0.96
1:AI:59:PRO:HD3	1:FM:88:ASN:ND2	1.81	0.96
1:AS:31:LEU:HD23	1:AS:48:GLY:CA	1.93	0.96
1:BH:31:LEU:HD23	1:BH:48:GLY:CA	1.93	0.96
1:CW:59:PRO:HD3	1:FV:88:ASN:ND2	1.81	0.96
1:FC:31:LEU:HD23	1:FC:48:GLY:CA	1.93	0.96
1:FK:31:LEU:HD23	1:FK:48:GLY:HA2	1.46	0.96

*Continued on next page...*



Continued from previous page...

Atom-1	Atom-2	Interatomic distance (Å)	Clash overlap (Å)
1:GJ:57:PRO:HB3	1:GJ:71:MET:HB3	1.47	0.96
1:AL:31:LEU:HD23	1:AL:48:GLY:HA2	1.46	0.96
1:AM:107:PHE:CA	1:AM:112:ALA:CB	2.26	0.96
1:CR:57:PRO:HB3	1:CR:71:MET:HB3	1.47	0.96
1:DC:59:PRO:HD3	1:FS:88:ASN:ND2	1.81	0.96
1:EC:88:ASN:ND2	1:FH:59:PRO:HD3	1.81	0.96
1:ER:88:ASN:ND2	1:EY:59:PRO:HD3	1.81	0.96
1:FA:59:PRO:HB2	1:FA:61:PRO:HD3	1.45	0.96
1:FT:31:LEU:HD23	1:FT:48:GLY:HA2	1.46	0.96
1:GA:57:PRO:HB3	1:GA:71:MET:HB3	1.47	0.96
1:AC:31:LEU:HD23	1:AC:48:GLY:HA2	1.46	0.95
1:AJ:57:PRO:HB3	1:AJ:71:MET:HB3	1.47	0.95
1:BJ:31:LEU:HD23	1:BJ:48:GLY:HA2	1.46	0.95
1:CY:88:ASN:ND2	1:GO:59:PRO:HD3	1.81	0.95
1:FO:31:LEU:HD23	1:FO:48:GLY:CA	1.93	0.95
1:FX:57:PRO:HB3	1:FX:71:MET:HB3	1.47	0.95
1:GD:57:PRO:HB3	1:GD:71:MET:HB3	1.47	0.95
1:GF:59:PRO:HD3	1:GQ:88:ASN:ND2	1.81	0.95
1:GH:88:ASN:ND2	1:GU:59:PRO:HD3	1.81	0.95
1:GN:88:ASN:ND2	1:GR:59:PRO:HD3	1.81	0.95
1:AE:59:PRO:HB2	1:AE:61:PRO:HD3	1.45	0.95
1:AN:88:ASN:ND2	1:CN:59:PRO:HD3	1.81	0.95
1:BB:57:PRO:HB3	1:BB:71:MET:HB3	1.47	0.95
1:BC:59:PRO:HB2	1:BC:61:PRO:HD3	1.45	0.95
1:BK:107:PHE:CA	1:BK:112:ALA:CB	2.26	0.95
1:CC:57:PRO:HB3	1:CC:71:MET:HB3	1.47	0.95
1:DN:88:ASN:ND2	1:EV:59:PRO:HD3	1.81	0.95
1:DT:59:PRO:HB2	1:DT:61:PRO:HD3	1.45	0.95
1:EF:59:PRO:HB2	1:EF:61:PRO:HD3	1.45	0.95
1:EO:59:PRO:HB2	1:EO:61:PRO:HD3	1.45	0.95
1:FR:57:PRO:HB3	1:FR:71:MET:HB3	1.47	0.95
1:GD:31:LEU:HD23	1:GD:48:GLY:CA	1.93	0.95
1:AY:57:PRO:HB3	1:AY:71:MET:HB3	1.47	0.95
1:BC:88:ASN:ND2	1:BY:59:PRO:HD3	1.81	0.95
1:CJ:59:PRO:HB2	1:CJ:61:PRO:HD3	1.45	0.95
1:CK:31:LEU:HD23	1:CK:48:GLY:HA2	1.46	0.95
1:DB:88:ASN:ND2	1:GI:59:PRO:HD3	1.81	0.95
1:DU:31:LEU:HD23	1:DU:48:GLY:HA2	1.46	0.95
1:EK:57:PRO:HB3	1:EK:71:MET:HB3	1.47	0.95
1:EU:88:ASN:ND2	1:FB:59:PRO:HD3	1.81	0.95
1:AT:59:PRO:HB2	1:AT:61:PRO:HD3	1.45	0.95

Continued on next page...

Continued from previous page...

Atom-1	Atom-2	Interatomic distance (Å)	Clash overlap (Å)
1:AV:31:LEU:HD23	1:AV:48:GLY:CA	1.93	0.95
1:AV:107:PHE:HD1	1:AV:112:ALA:HB1	1.30	0.95
1:BT:57:PRO:HB3	1:BT:71:MET:HB3	1.47	0.95
1:CE:59:PRO:HD3	1:DK:88:ASN:ND2	1.81	0.95
1:DW:88:ASN:ND2	1:FK:59:PRO:HD3	1.81	0.95
1:EE:107:PHE:CA	1:EE:112:ALA:CB	2.26	0.95
1:FF:57:PRO:HB3	1:FF:71:MET:HB3	1.47	0.95
1:FO:57:PRO:HB3	1:FO:71:MET:HB3	1.47	0.95
1:EN:57:PRO:HB3	1:EN:71:MET:HB3	1.47	0.95
1:AF:59:PRO:HD3	1:FJ:88:ASN:ND2	1.81	0.95
1:AK:88:ASN:ND2	1:CT:59:PRO:HD3	1.81	0.95
1:AT:88:ASN:ND2	1:BJ:59:PRO:HD3	1.81	0.95
1:AX:31:LEU:HD23	1:AX:48:GLY:HA2	1.46	0.95
1:AY:107:PHE:HD1	1:AY:112:ALA:HB1	1.30	0.95
1:BE:31:LEU:HD23	1:BE:48:GLY:CA	1.93	0.95
1:BP:59:PRO:HD3	1:CA:88:ASN:ND2	1.81	0.95
1:EJ:31:LEU:HD23	1:EJ:48:GLY:HA2	1.46	0.95
1:GB:59:PRO:HB2	1:GB:61:PRO:HD3	1.45	0.95
1:GW:59:PRO:HB2	1:GW:61:PRO:HD3	1.45	0.95
1:BE:107:PHE:HD1	1:BE:112:ALA:HB1	1.30	0.95
1:DJ:57:PRO:HB3	1:DJ:71:MET:HB3	1.47	0.95
1:DZ:59:PRO:HB2	1:DZ:61:PRO:HD3	1.45	0.95
1:AS:107:PHE:HD1	1:AS:112:ALA:HB1	1.30	0.95
1:BZ:107:PHE:CA	1:BZ:112:ALA:CB	2.26	0.95
1:CP:88:ASN:ND2	1:DR:59:PRO:HD3	1.81	0.95
1:DL:31:LEU:HD23	1:DL:48:GLY:HA2	1.47	0.95
1:AB:88:ASN:ND2	1:DI:59:PRO:HD3	1.81	0.95
1:AO:31:LEU:HD23	1:AO:48:GLY:HA2	1.47	0.95
1:AU:31:LEU:HD23	1:AU:48:GLY:HA2	1.46	0.95
1:BB:31:LEU:HD23	1:BB:48:GLY:CA	1.93	0.95
1:BU:59:PRO:HB2	1:BU:61:PRO:HD3	1.45	0.95
1:CU:57:PRO:HB3	1:CU:71:MET:HB3	1.47	0.95
1:FM:59:PRO:HB2	1:FM:61:PRO:HD3	1.45	0.95
1:AX:71:MET:HB2	1:AX:72:PRO:HD2	1.49	0.95
1:EJ:71:MET:HB2	1:EJ:72:PRO:HD2	1.49	0.95
1:FF:31:LEU:HD23	1:FF:48:GLY:CA	1.93	0.95
1:BD:31:LEU:HD23	1:BD:48:GLY:HA2	1.46	0.94
1:BE:57:PRO:HB3	1:BE:71:MET:HB3	1.47	0.94
1:CB:31:LEU:HD23	1:CB:48:GLY:HA2	1.46	0.94
1:CQ:31:LEU:HD23	1:CQ:48:GLY:HA2	1.46	0.94
1:EK:107:PHE:HD1	1:EK:112:ALA:HB1	1.30	0.94

Continued on next page...

*Continued from previous page...*

Atom-1	Atom-2	Interatomic distance (Å)	Clash overlap (Å)
1:FQ:59:PRO:HD3	1:GE:88:ASN:ND2	1.81	0.94
1:GK:88:ASN:ND2	1:GX:59:PRO:HD3	1.81	0.94
1:AD:57:PRO:HB3	1:AD:71:MET:HB3	1.47	0.94
1:AV:57:PRO:HB3	1:AV:71:MET:HB3	1.47	0.94
1:BL:59:PRO:HB2	1:BL:61:PRO:HD3	1.45	0.94
1:BM:59:PRO:HD3	1:BX:88:ASN:ND2	1.81	0.94
1:BQ:107:PHE:HD1	1:BQ:112:ALA:HB1	1.30	0.94
1:CG:88:ASN:ND2	1:EA:59:PRO:HD3	1.81	0.94
1:DR:31:LEU:HD23	1:DR:48:GLY:HA2	1.46	0.94
1:EP:71:MET:HB2	1:EP:72:PRO:HD2	1.49	0.94
1:FJ:59:PRO:HB2	1:FJ:61:PRO:HD3	1.45	0.94
1:FQ:71:MET:HB2	1:FQ:72:PRO:HD2	1.49	0.94
1:FZ:71:MET:HB2	1:FZ:72:PRO:HD2	1.49	0.94
1:AM:57:PRO:HB3	1:AM:71:MET:HB3	1.47	0.94
1:BH:107:PHE:HD1	1:BH:112:ALA:HB1	1.30	0.94
1:BI:88:ASN:ND2	1:BV:59:PRO:HD3	1.81	0.94
1:BP:31:LEU:HD23	1:BP:48:GLY:HA2	1.46	0.94
1:BR:59:PRO:HB2	1:BR:61:PRO:HD3	1.45	0.94
1:BS:71:MET:HB2	1:BS:72:PRO:HD2	1.49	0.94
1:BV:71:MET:HB2	1:BV:72:PRO:HD2	1.49	0.94
1:EG:71:MET:HB2	1:EG:72:PRO:HD2	1.49	0.94
1:EU:59:PRO:HB2	1:EU:61:PRO:HD3	1.45	0.94
1:FZ:59:PRO:HD3	1:GT:88:ASN:ND2	1.81	0.94
1:AY:107:PHE:CA	1:AY:112:ALA:CB	2.26	0.94
1:BM:71:MET:HB2	1:BM:72:PRO:HD2	1.49	0.94
1:CQ:71:MET:HB2	1:CQ:72:PRO:HD2	1.49	0.94
1:ES:71:MET:HB2	1:ES:72:PRO:HD2	1.49	0.94
1:CB:71:MET:HB2	1:CB:72:PRO:HD2	1.49	0.94
1:CJ:88:ASN:ND2	1:ED:59:PRO:HD3	1.81	0.94
1:CZ:71:MET:HB2	1:CZ:72:PRO:HD2	1.49	0.94
1:DS:107:PHE:HD1	1:DS:112:ALA:HB1	1.30	0.94
1:ED:71:MET:HB2	1:ED:72:PRO:HD2	1.49	0.94
1:EK:107:PHE:CA	1:EK:112:ALA:CB	2.26	0.94
1:EM:71:MET:HB2	1:EM:72:PRO:HD2	1.49	0.94
1:FT:71:MET:HB2	1:FT:72:PRO:HD2	1.49	0.94
1:FU:107:PHE:CA	1:FU:112:ALA:CB	2.26	0.94
1:FW:71:MET:HB2	1:FW:72:PRO:HD2	1.49	0.94
1:GG:57:PRO:HB3	1:GG:71:MET:HB3	1.47	0.94
1:AP:107:PHE:CA	1:AP:112:ALA:CB	2.26	0.94
1:GU:31:LEU:HD23	1:GU:48:GLY:HA2	1.46	0.94
1:AI:71:MET:HB2	1:AI:72:PRO:HD2	1.49	0.94

*Continued on next page...*

*Continued from previous page...*

Atom-1	Atom-2	Interatomic distance (Å)	Clash overlap (Å)
1:CN:31:LEU:HD23	1:CN:48:GLY:HA2	1.46	0.94
1:DT:88:ASN:ND2	1:ES:59:PRO:HD3	1.81	0.94
1:EL:59:PRO:HB2	1:EL:61:PRO:HD3	1.45	0.94
1:FN:71:MET:HB2	1:FN:72:PRO:HD2	1.49	0.94
1:GV:57:PRO:HB3	1:GV:71:MET:HB3	1.47	0.94
1:AF:71:MET:HB2	1:AF:72:PRO:HD2	1.49	0.94
1:BH:107:PHE:CA	1:BH:112:ALA:CB	2.26	0.94
1:CE:31:LEU:HD23	1:CE:48:GLY:HA2	1.46	0.94
1:CK:59:PRO:HD3	1:DH:88:ASN:ND2	1.81	0.94
1:CL:57:PRO:HB3	1:CL:71:MET:HB3	1.47	0.94
1:CS:88:ASN:ND2	1:DU:59:PRO:HD3	1.81	0.94
1:DA:57:PRO:HB3	1:DA:71:MET:HB3	1.47	0.94
1:DP:107:PHE:CA	1:DP:112:ALA:CB	2.26	0.94
1:DY:107:PHE:CA	1:DY:112:ALA:CB	2.26	0.94
1:EB:57:PRO:HB3	1:EB:71:MET:HB3	1.47	0.94
1:FB:71:MET:HB2	1:FB:72:PRO:HD2	1.49	0.94
1:GC:71:MET:HB2	1:GC:72:PRO:HD2	1.49	0.94
1:GD:107:PHE:HD1	1:GD:112:ALA:HB1	1.30	0.94
1:GF:31:LEU:HD23	1:GF:48:GLY:HA2	1.46	0.94
1:GY:57:PRO:HB3	1:GY:71:MET:HB3	1.47	0.94
1:DV:57:PRO:HB3	1:DV:71:MET:HB3	1.47	0.94
1:EW:57:PRO:HB3	1:EW:71:MET:HB3	1.47	0.94
1:FL:57:PRO:HB3	1:FL:71:MET:HB3	1.47	0.94
1:FU:57:PRO:HB3	1:FU:71:MET:HB3	1.47	0.94
1:GG:107:PHE:CA	1:GG:112:ALA:CB	2.26	0.94
1:GM:107:PHE:HD1	1:GM:112:ALA:HB1	1.30	0.94
1:AU:71:MET:HB2	1:AU:72:PRO:HD2	1.49	0.94
1:BG:71:MET:HB2	1:BG:72:PRO:HD2	1.49	0.94
1:CX:57:PRO:HB3	1:CX:71:MET:HB3	1.47	0.94
1:DA:107:PHE:CA	1:DA:112:ALA:CB	2.26	0.94
1:EY:71:MET:HB2	1:EY:72:PRO:HD2	1.49	0.94
1:AR:71:MET:HB2	1:AR:72:PRO:HD2	1.49	0.93
1:BD:71:MET:HB2	1:BD:72:PRO:HD2	1.49	0.93
1:BQ:57:PRO:HB3	1:BQ:71:MET:HB3	1.47	0.93
1:CT:56:ARG:HB3	1:CT:74:GLU:HG2	1.51	0.93
1:DG:57:PRO:HB3	1:DG:71:MET:HB3	1.47	0.93
1:DM:107:PHE:CA	1:DM:112:ALA:CB	2.26	0.93
1:DV:107:PHE:CA	1:DV:112:ALA:CB	2.26	0.93
1:FH:71:MET:HB2	1:FH:72:PRO:HD2	1.49	0.93
1:AL:71:MET:HB2	1:AL:72:PRO:HD2	1.49	0.93
1:AR:56:ARG:HB3	1:AR:74:GLU:HG2	1.51	0.93

*Continued on next page...*

*Continued from previous page...*

Atom-1	Atom-2	Interatomic distance (Å)	Clash overlap (Å)
1:AS:107:PHE:CA	1:AS:112:ALA:CB	2.26	0.93
1:BY:71:MET:HB2	1:BY:72:PRO:HD2	1.49	0.93
1:CK:56:ARG:HB3	1:CK:74:GLU:HG2	1.51	0.93
1:CK:71:MET:HB2	1:CK:72:PRO:HD2	1.49	0.93
1:CL:107:PHE:HD1	1:CL:112:ALA:HB1	1.30	0.93
1:DI:56:ARG:HB3	1:DI:74:GLU:HG2	1.51	0.93
1:DS:57:PRO:HB3	1:DS:71:MET:HB3	1.47	0.93
1:DU:56:ARG:HB3	1:DU:74:GLU:HG2	1.51	0.93
1:DU:71:MET:HB2	1:DU:72:PRO:HD2	1.49	0.93
1:DX:71:MET:HB2	1:DX:72:PRO:HD2	1.49	0.93
1:FL:107:PHE:CA	1:FL:112:ALA:CB	2.26	0.93
1:AX:56:ARG:HB3	1:AX:74:GLU:HG2	1.51	0.93
1:BG:56:ARG:HB3	1:BG:74:GLU:HG2	1.51	0.93
1:DC:56:ARG:HB3	1:DC:74:GLU:HG2	1.51	0.93
1:DD:57:PRO:HB3	1:DD:71:MET:HB3	1.47	0.93
1:FK:71:MET:HB2	1:FK:72:PRO:HD2	1.49	0.93
1:FO:107:PHE:HD1	1:FO:112:ALA:HB1	1.30	0.93
1:BJ:71:MET:HB2	1:BJ:72:PRO:HD2	1.49	0.93
1:CI:107:PHE:HD1	1:CI:112:ALA:HB1	1.30	0.93
1:DO:71:MET:HB2	1:DO:72:PRO:HD2	1.49	0.93
1:EJ:56:ARG:HB3	1:EJ:74:GLU:HG2	1.51	0.93
1:FW:56:ARG:HB3	1:FW:74:GLU:HG2	1.51	0.93
1:GF:71:MET:HB2	1:GF:72:PRO:HD2	1.49	0.93
1:GO:56:ARG:HB3	1:GO:74:GLU:HG2	1.51	0.93
1:GU:71:MET:HB2	1:GU:72:PRO:HD2	1.49	0.93
1:GV:107:PHE:CA	1:GV:112:ALA:CB	2.26	0.93
1:AC:71:MET:HB2	1:AC:72:PRO:HD2	1.49	0.93
1:AS:57:PRO:HB3	1:AS:71:MET:HB3	1.47	0.93
1:CF:107:PHE:HD1	1:CF:112:ALA:HB1	1.30	0.93
1:DV:107:PHE:HD1	1:DV:112:ALA:HB1	1.30	0.93
1:ED:31:LEU:HD23	1:ED:48:GLY:HA2	1.47	0.93
1:ES:31:LEU:HD23	1:ES:48:GLY:HA2	1.47	0.93
1:GO:31:LEU:HD23	1:GO:48:GLY:HA2	1.46	0.93
1:GR:71:MET:HB2	1:GR:72:PRO:HD2	1.49	0.93
1:AI:56:ARG:HB3	1:AI:74:GLU:HG2	1.51	0.93
1:AO:71:MET:HB2	1:AO:72:PRO:HD2	1.49	0.93
1:BA:71:MET:HB2	1:BA:72:PRO:HD2	1.49	0.93
1:DL:71:MET:HB2	1:DL:72:PRO:HD2	1.49	0.93
1:ED:56:ARG:HB3	1:ED:74:GLU:HG2	1.51	0.93
1:EV:71:MET:HB2	1:EV:72:PRO:HD2	1.49	0.93
1:EZ:107:PHE:HD1	1:EZ:112:ALA:HB1	1.30	0.93

*Continued on next page...*

Continued from previous page...

Atom-1	Atom-2	Interatomic distance (Å)	Clash overlap (Å)
1:FB:31:LEU:HD23	1:FB:48:GLY:HA2	1.46	0.93
1:GP:57:PRO:HB3	1:GP:71:MET:HB3	1.47	0.93
1:BJ:56:ARG:HB3	1:BJ:74:GLU:HG2	1.51	0.93
1:BP:71:MET:HB2	1:BP:72:PRO:HD2	1.49	0.93
1:BW:57:PRO:HB3	1:BW:71:MET:HB3	1.47	0.93
1:CL:107:PHE:CA	1:CL:112:ALA:CB	2.26	0.93
1:DR:71:MET:HB2	1:DR:72:PRO:HD2	1.49	0.93
1:ES:56:ARG:HB3	1:ES:74:GLU:HG2	1.51	0.93
1:FH:56:ARG:HB3	1:FH:74:GLU:HG2	1.51	0.93
1:FL:107:PHE:HD1	1:FL:112:ALA:HB1	1.30	0.93
1:GI:71:MET:HB2	1:GI:72:PRO:HD2	1.49	0.93
1:AP:107:PHE:HD1	1:AP:112:ALA:HB1	1.30	0.93
1:BH:57:PRO:HB3	1:BH:71:MET:HB3	1.47	0.93
1:DC:31:LEU:HD23	1:DC:48:GLY:HA2	1.46	0.93
1:EW:107:PHE:CA	1:EW:112:ALA:CB	2.26	0.93
1:BY:56:ARG:HB3	1:BY:74:GLU:HG2	1.51	0.93
1:FE:71:MET:HB2	1:FE:72:PRO:HD2	1.49	0.93
1:AF:31:LEU:HD23	1:AF:48:GLY:HA2	1.46	0.92
1:EY:56:ARG:HB3	1:EY:74:GLU:HG2	1.51	0.92
1:FI:107:PHE:HD1	1:FI:112:ALA:HB1	1.30	0.92
1:FU:107:PHE:HD1	1:FU:112:ALA:HB1	1.30	0.92
1:FZ:56:ARG:HB3	1:FZ:74:GLU:HG2	1.51	0.92
1:GP:107:PHE:HD1	1:GP:112:ALA:HB1	1.30	0.92
1:BN:57:PRO:HB3	1:BN:71:MET:HB3	1.47	0.92
1:CO:107:PHE:HD1	1:CO:112:ALA:HB1	1.30	0.92
1:DA:107:PHE:HD1	1:DA:112:ALA:HB1	1.30	0.92
1:DM:107:PHE:HD1	1:DM:112:ALA:HB1	1.30	0.92
1:EW:107:PHE:HD1	1:EW:112:ALA:HB1	1.30	0.92
1:CW:71:MET:HB2	1:CW:72:PRO:HD2	1.49	0.92
1:EV:56:ARG:HB3	1:EV:74:GLU:HG2	1.51	0.92
1:FI:107:PHE:CA	1:FI:112:ALA:CB	2.26	0.92
1:FQ:56:ARG:HB3	1:FQ:74:GLU:HG2	1.51	0.92
1:GX:71:MET:HB2	1:GX:72:PRO:HD2	1.49	0.92
1:DF:71:MET:HB2	1:DF:72:PRO:HD2	1.49	0.92
1:EA:71:MET:HB2	1:EA:72:PRO:HD2	1.49	0.92
1:EZ:107:PHE:CA	1:EZ:112:ALA:CB	2.26	0.92
1:FK:56:ARG:HB3	1:FK:74:GLU:HG2	1.51	0.92
1:FP:24:SER:HB2	1:FP:55:LYS:HD3	1.52	0.92
1:FY:24:SER:HB2	1:FY:55:LYS:HD3	1.52	0.92
1:GF:56:ARG:HB3	1:GF:74:GLU:HG2	1.51	0.92
1:DE:24:SER:HB2	1:DE:55:LYS:HD3	1.52	0.92

Continued on next page...

*Continued from previous page...*

Atom-1	Atom-2	Interatomic distance (Å)	Clash overlap (Å)
1:GR:56:ARG:HB3	1:GR:74:GLU:HG2	1.51	0.92
1:AW:24:SER:HB2	1:AW:55:LYS:HD3	1.52	0.92
1:BM:56:ARG:HB3	1:BM:74:GLU:HG2	1.51	0.92
1:CT:71:MET:HB2	1:CT:72:PRO:HD2	1.49	0.92
1:CV:24:SER:HB2	1:CV:55:LYS:HD3	1.52	0.92
1:DC:71:MET:HB2	1:DC:72:PRO:HD2	1.49	0.92
1:FA:24:SER:HB2	1:FA:55:LYS:HD3	1.52	0.92
1:FB:56:ARG:HB3	1:FB:74:GLU:HG2	1.51	0.92
1:GB:24:SER:HB2	1:GB:55:LYS:HD3	1.52	0.92
1:GU:56:ARG:HB3	1:GU:74:GLU:HG2	1.51	0.92
1:AE:24:SER:HB2	1:AE:55:LYS:HD3	1.52	0.92
1:AF:56:ARG:HB3	1:AF:74:GLU:HG2	1.51	0.92
1:DD:107:PHE:HD1	1:DD:112:ALA:HB1	1.30	0.92
1:DI:71:MET:HB2	1:DI:72:PRO:HD2	1.49	0.92
1:EI:24:SER:HB2	1:EI:55:LYS:HD3	1.52	0.92
1:FM:24:SER:HB2	1:FM:55:LYS:HD3	1.52	0.92
1:GS:107:PHE:CA	1:GS:112:ALA:CB	2.26	0.92
1:GW:24:SER:HB2	1:GW:55:LYS:HD3	1.52	0.92
1:BV:56:ARG:HB3	1:BV:74:GLU:HG2	1.51	0.92
1:CH:71:MET:HB2	1:CH:72:PRO:HD2	1.49	0.92
1:DZ:24:SER:HB2	1:DZ:55:LYS:HD3	1.52	0.92
1:GI:56:ARG:HB3	1:GI:74:GLU:HG2	1.51	0.92
1:GL:71:MET:HB2	1:GL:72:PRO:HD2	1.49	0.92
1:GO:71:MET:HB2	1:GO:72:PRO:HD2	1.49	0.92
1:CG:24:SER:HB2	1:CG:55:LYS:HD3	1.52	0.92
1:EP:56:ARG:HB3	1:EP:74:GLU:HG2	1.51	0.92
1:GJ:107:PHE:HD1	1:GJ:112:ALA:HB1	1.30	0.92
1:EU:24:SER:HB2	1:EU:55:LYS:HD3	1.52	0.92
1:GY:107:PHE:HD1	1:GY:112:ALA:HB1	1.30	0.92
1:AQ:24:SER:HB2	1:AQ:55:LYS:HD3	1.52	0.91
1:BF:24:SER:HB2	1:BF:55:LYS:HD3	1.52	0.91
1:CB:56:ARG:HB3	1:CB:74:GLU:HG2	1.51	0.91
1:GK:24:SER:HB2	1:GK:55:LYS:HD3	1.52	0.91
1:GX:56:ARG:HB3	1:GX:74:GLU:HG2	1.51	0.91
1:CN:71:MET:HB2	1:CN:72:PRO:HD2	1.49	0.91
1:EG:56:ARG:HB3	1:EG:74:GLU:HG2	1.51	0.91
1:FJ:24:SER:HB2	1:FJ:55:LYS:HD3	1.52	0.91
1:GS:107:PHE:HD1	1:GS:112:ALA:HB1	1.30	0.91
1:BO:24:SER:HB2	1:BO:55:LYS:HD3	1.52	0.91
1:CC:107:PHE:HD1	1:CC:112:ALA:HB1	1.30	0.91
1:DN:24:SER:HB2	1:DN:55:LYS:HD3	1.52	0.91

*Continued on next page...*



*Continued from previous page...*

Atom-1	Atom-2	Interatomic distance (Å)	Clash overlap (Å)
1:EA:56:ARG:HB3	1:EA:74:GLU:HG2	1.51	0.91
1:CE:71:MET:HB2	1:CE:72:PRO:HD2	1.49	0.91
1:CQ:56:ARG:HB3	1:CQ:74:GLU:HG2	1.51	0.91
1:DQ:24:SER:HB2	1:DQ:55:LYS:HD3	1.52	0.91
1:EB:107:PHE:HD1	1:EB:112:ALA:HB1	1.30	0.91
1:BS:56:ARG:HB3	1:BS:74:GLU:HG2	1.51	0.91
1:CE:56:ARG:HB3	1:CE:74:GLU:HG2	1.51	0.91
1:FT:56:ARG:HB3	1:FT:74:GLU:HG2	1.51	0.91
1:AC:56:ARG:HB3	1:AC:74:GLU:HG2	1.51	0.91
1:CC:107:PHE:CA	1:CC:112:ALA:CB	2.26	0.91
1:CS:24:SER:HB2	1:CS:55:LYS:HD3	1.52	0.91
1:DW:24:SER:HB2	1:DW:55:LYS:HD3	1.52	0.91
1:FC:107:PHE:HD1	1:FC:112:ALA:HB1	1.30	0.91
1:FF:107:PHE:CA	1:FF:112:ALA:CB	2.26	0.91
1:DH:24:SER:HB2	1:DH:55:LYS:HD3	1.52	0.91
1:GM:107:PHE:CA	1:GM:112:ALA:CB	2.26	0.91
1:AG:107:PHE:HD1	1:AG:112:ALA:HB1	1.30	0.91
1:AL:56:ARG:HB3	1:AL:74:GLU:HG2	1.51	0.91
1:BX:24:SER:HB2	1:BX:55:LYS:HD3	1.52	0.91
1:CN:56:ARG:HB3	1:CN:74:GLU:HG2	1.51	0.91
1:DX:56:ARG:HB3	1:DX:74:GLU:HG2	1.51	0.91
1:EM:56:ARG:HB3	1:EM:74:GLU:HG2	1.51	0.91
1:AZ:24:SER:HB2	1:AZ:55:LYS:HD3	1.52	0.91
1:CA:24:SER:HB2	1:CA:55:LYS:HD3	1.52	0.91
1:CI:107:PHE:CA	1:CI:112:ALA:CB	2.26	0.91
1:CP:24:SER:HB2	1:CP:55:LYS:HD3	1.52	0.91
1:CZ:56:ARG:HB3	1:CZ:74:GLU:HG2	1.51	0.91
1:BI:24:SER:HB2	1:BI:55:LYS:HD3	1.52	0.91
1:CR:107:PHE:HD1	1:CR:112:ALA:HB1	1.30	0.91
1:DK:24:SER:HB2	1:DK:55:LYS:HD3	1.52	0.91
1:DL:56:ARG:HB3	1:DL:74:GLU:HG2	1.51	0.91
1:FE:56:ARG:HB3	1:FE:74:GLU:HG2	1.51	0.91
1:AJ:107:PHE:HD1	1:AJ:112:ALA:HB1	1.30	0.90
1:BB:107:PHE:CA	1:BB:112:ALA:CB	2.26	0.90
1:DO:56:ARG:HB3	1:DO:74:GLU:HG2	1.51	0.90
1:AN:24:SER:HB2	1:AN:55:LYS:HD3	1.52	0.90
1:BR:24:SER:HB2	1:BR:55:LYS:HD3	1.52	0.90
1:CO:107:PHE:CA	1:CO:112:ALA:CB	2.26	0.90
1:CR:107:PHE:CA	1:CR:112:ALA:CB	2.26	0.90
1:DT:24:SER:HB2	1:DT:55:LYS:HD3	1.52	0.90
1:FD:24:SER:HB2	1:FD:55:LYS:HD3	1.52	0.90

*Continued on next page...*



*Continued from previous page...*

Atom-1	Atom-2	Interatomic distance (Å)	Clash overlap (Å)
1:GH:24:SER:HB2	1:GH:55:LYS:HD3	1.52	0.90
1:BA:56:ARG:HB3	1:BA:74:GLU:HG2	1.51	0.90
1:CJ:24:SER:HB2	1:CJ:55:LYS:HD3	1.52	0.90
1:DJ:107:PHE:HD1	1:DJ:112:ALA:HB1	1.30	0.90
1:EH:107:PHE:HD1	1:EH:112:ALA:HB1	1.30	0.90
1:AO:56:ARG:HB3	1:AO:74:GLU:HG2	1.51	0.90
1:CY:24:SER:HB2	1:CY:55:LYS:HD3	1.52	0.90
1:FS:24:SER:HB2	1:FS:55:LYS:HD3	1.52	0.90
1:GN:24:SER:HB2	1:GN:55:LYS:HD3	1.52	0.90
1:BP:56:ARG:HB3	1:BP:74:GLU:HG2	1.51	0.90
1:BU:24:SER:HB2	1:BU:55:LYS:HD3	1.52	0.90
1:CU:107:PHE:HD1	1:CU:112:ALA:HB1	1.30	0.90
1:DB:24:SER:HB2	1:DB:55:LYS:HD3	1.52	0.90
1:DR:56:ARG:HB3	1:DR:74:GLU:HG2	1.51	0.90
1:EL:24:SER:HB2	1:EL:55:LYS:HD3	1.52	0.90
1:GQ:24:SER:HB2	1:GQ:55:LYS:HD3	1.52	0.90
1:BL:24:SER:HB2	1:BL:55:LYS:HD3	1.52	0.90
1:FX:107:PHE:HD1	1:FX:112:ALA:HB1	1.30	0.90
1:CF:107:PHE:CA	1:CF:112:ALA:CB	2.26	0.90
1:BK:107:PHE:HD1	1:BK:112:ALA:HB1	1.30	0.90
1:CW:56:ARG:HB3	1:CW:74:GLU:HG2	1.51	0.90
1:EF:24:SER:HB2	1:EF:55:LYS:HD3	1.52	0.90
1:EO:24:SER:HB2	1:EO:55:LYS:HD3	1.52	0.90
1:FF:107:PHE:HD1	1:FF:112:ALA:HB1	1.30	0.90
1:GG:107:PHE:HD1	1:GG:112:ALA:HB1	1.30	0.90
1:CP:59:PRO:C	1:CP:61:PRO:HD3	1.93	0.89
1:DF:56:ARG:HB3	1:DF:74:GLU:HG2	1.51	0.89
1:EL:59:PRO:C	1:EL:61:PRO:HD3	1.93	0.89
1:FG:24:SER:HB2	1:FG:55:LYS:HD3	1.52	0.89
1:AH:24:SER:HB2	1:AH:55:LYS:HD3	1.52	0.89
1:AU:56:ARG:HB3	1:AU:74:GLU:HG2	1.51	0.89
1:BD:56:ARG:HB3	1:BD:74:GLU:HG2	1.51	0.89
1:BI:59:PRO:C	1:BI:61:PRO:HD3	1.93	0.89
1:BO:59:PRO:C	1:BO:61:PRO:HD3	1.93	0.89
1:BR:59:PRO:C	1:BR:61:PRO:HD3	1.93	0.89
1:BX:59:PRO:C	1:BX:61:PRO:HD3	1.93	0.89
1:CA:59:PRO:C	1:CA:61:PRO:HD3	1.93	0.89
1:DP:107:PHE:HD1	1:DP:112:ALA:HB1	1.30	0.89
1:DQ:59:PRO:C	1:DQ:61:PRO:HD3	1.93	0.89
1:FP:59:PRO:C	1:FP:61:PRO:HD3	1.93	0.89
1:AK:24:SER:HB2	1:AK:55:LYS:HD3	1.52	0.89

*Continued on next page...*

*Continued from previous page...*

Atom-1	Atom-2	Interatomic distance (Å)	Clash overlap (Å)
1:DY:107:PHE:HD1	1:DY:112:ALA:HB1	1.30	0.89
1:FO:107:PHE:CA	1:FO:112:ALA:CB	2.26	0.89
1:FY:59:PRO:C	1:FY:61:PRO:HD3	1.93	0.89
1:BB:107:PHE:HD1	1:BB:112:ALA:HB1	1.30	0.89
1:BZ:107:PHE:HD1	1:BZ:112:ALA:HB1	1.30	0.89
1:CH:56:ARG:HB3	1:CH:74:GLU:HG2	1.51	0.89
1:DH:59:PRO:C	1:DH:61:PRO:HD3	1.93	0.89
1:DT:59:PRO:C	1:DT:61:PRO:HD3	1.93	0.89
1:EX:24:SER:HB2	1:EX:55:LYS:HD3	1.52	0.89
1:FD:59:PRO:C	1:FD:61:PRO:HD3	1.93	0.89
1:AT:59:PRO:C	1:AT:61:PRO:HD3	1.93	0.89
1:AZ:59:PRO:C	1:AZ:61:PRO:HD3	1.93	0.89
1:BC:59:PRO:C	1:BC:61:PRO:HD3	1.93	0.89
1:CS:59:PRO:C	1:CS:61:PRO:HD3	1.93	0.89
1:DK:59:PRO:C	1:DK:61:PRO:HD3	1.93	0.89
1:ER:24:SER:HB2	1:ER:55:LYS:HD3	1.52	0.89
1:FV:24:SER:HB2	1:FV:55:LYS:HD3	1.52	0.89
1:AB:24:SER:HB2	1:AB:55:LYS:HD3	1.52	0.89
1:AN:59:PRO:C	1:AN:61:PRO:HD3	1.93	0.89
1:CY:59:PRO:C	1:CY:61:PRO:HD3	1.93	0.89
1:DB:59:PRO:C	1:DB:61:PRO:HD3	1.93	0.89
1:EO:59:PRO:C	1:EO:61:PRO:HD3	1.93	0.89
1:ER:59:PRO:C	1:ER:61:PRO:HD3	1.93	0.89
1:FG:59:PRO:C	1:FG:61:PRO:HD3	1.93	0.89
1:GN:59:PRO:C	1:GN:61:PRO:HD3	1.93	0.89
1:AB:59:PRO:HB2	1:AB:61:PRO:CD	2.03	0.89
1:AK:59:PRO:HB2	1:AK:61:PRO:CD	2.03	0.89
1:CJ:59:PRO:C	1:CJ:61:PRO:HD3	1.93	0.89
1:EF:59:PRO:C	1:EF:61:PRO:HD3	1.93	0.89
1:EU:59:PRO:C	1:EU:61:PRO:HD3	1.93	0.89
1:EX:59:PRO:C	1:EX:61:PRO:HD3	1.93	0.89
1:FJ:59:PRO:C	1:FJ:61:PRO:HD3	1.93	0.89
1:FS:59:PRO:C	1:FS:61:PRO:HD3	1.93	0.89
1:GC:56:ARG:HB3	1:GC:74:GLU:HG2	1.51	0.89
1:GV:107:PHE:HD1	1:GV:112:ALA:HB1	1.30	0.89
1:CV:59:PRO:C	1:CV:61:PRO:HD3	1.93	0.89
1:DE:59:PRO:HB2	1:DE:61:PRO:CD	2.03	0.89
1:DN:59:PRO:HB2	1:DN:61:PRO:CD	2.03	0.89
1:EC:24:SER:HB2	1:EC:55:LYS:HD3	1.52	0.89
1:EC:59:PRO:C	1:EC:61:PRO:HD3	1.93	0.89
1:FM:59:PRO:C	1:FM:61:PRO:HD3	1.93	0.89

*Continued on next page...*

*Continued from previous page...*

Atom-1	Atom-2	Interatomic distance (Å)	Clash overlap (Å)
1:FV:59:PRO:C	1:FV:61:PRO:HD3	1.93	0.89
1:GB:59:PRO:C	1:GB:61:PRO:HD3	1.93	0.89
1:GK:59:PRO:C	1:GK:61:PRO:HD3	1.93	0.89
1:GL:56:ARG:HB3	1:GL:74:GLU:HG2	1.51	0.89
1:AH:59:PRO:C	1:AH:61:PRO:HD3	1.93	0.89
1:CD:59:PRO:HB2	1:CD:61:PRO:CD	2.03	0.89
1:CM:59:PRO:HB2	1:CM:61:PRO:CD	2.03	0.89
1:CV:59:PRO:HB2	1:CV:61:PRO:CD	2.03	0.89
1:CY:59:PRO:HB2	1:CY:61:PRO:CD	2.03	0.89
1:DE:59:PRO:C	1:DE:61:PRO:HD3	1.93	0.89
1:DW:59:PRO:HB2	1:DW:61:PRO:CD	2.03	0.89
1:GE:59:PRO:C	1:GE:61:PRO:HD3	1.93	0.89
1:GW:59:PRO:C	1:GW:61:PRO:HD3	1.93	0.89
1:AK:59:PRO:C	1:AK:61:PRO:HD3	1.93	0.89
1:BC:24:SER:HB2	1:BC:55:LYS:HD3	1.52	0.89
1:EC:59:PRO:HB2	1:EC:61:PRO:CD	2.03	0.89
1:ER:59:PRO:HB2	1:ER:61:PRO:CD	2.03	0.89
1:FA:59:PRO:C	1:FA:61:PRO:HD3	1.93	0.89
1:FS:59:PRO:HB2	1:FS:61:PRO:CD	2.03	0.89
1:GD:107:PHE:CA	1:GD:112:ALA:CB	2.26	0.89
1:GT:24:SER:HB2	1:GT:55:LYS:HD3	1.52	0.89
1:GT:59:PRO:C	1:GT:61:PRO:HD3	1.93	0.89
1:AB:59:PRO:C	1:AB:61:PRO:HD3	1.93	0.88
1:AE:59:PRO:C	1:AE:61:PRO:HD3	1.93	0.88
1:AW:59:PRO:C	1:AW:61:PRO:HD3	1.93	0.88
1:CG:59:PRO:C	1:CG:61:PRO:HD3	1.93	0.88
1:DZ:59:PRO:C	1:DZ:61:PRO:HD3	1.93	0.88
1:EI:59:PRO:C	1:EI:61:PRO:HD3	1.93	0.88
1:FN:56:ARG:HB3	1:FN:74:GLU:HG2	1.51	0.88
1:AQ:59:PRO:C	1:AQ:61:PRO:HD3	1.93	0.88
1:AV:107:PHE:CA	1:AV:112:ALA:CB	2.26	0.88
1:DG:107:PHE:HD1	1:DG:112:ALA:HB1	1.30	0.88
1:FP:59:PRO:HB2	1:FP:61:PRO:CD	2.03	0.88
1:AT:59:PRO:HB2	1:AT:61:PRO:CD	2.03	0.88
1:BL:59:PRO:C	1:BL:61:PRO:HD3	1.93	0.88
1:DN:59:PRO:C	1:DN:61:PRO:HD3	1.93	0.88
1:GE:24:SER:HB2	1:GE:55:LYS:HD3	1.52	0.88
1:GH:59:PRO:C	1:GH:61:PRO:HD3	1.93	0.88
1:AT:24:SER:HB2	1:AT:55:LYS:HD3	1.52	0.88
1:BC:59:PRO:HB2	1:BC:61:PRO:CD	2.03	0.88
1:BF:59:PRO:C	1:BF:61:PRO:HD3	1.93	0.88

*Continued on next page...*

*Continued from previous page...*

Atom-1	Atom-2	Interatomic distance (Å)	Clash overlap (Å)
1:BR:59:PRO:HB2	1:BR:61:PRO:CD	2.03	0.88
1:BU:59:PRO:C	1:BU:61:PRO:HD3	1.93	0.88
1:CS:59:PRO:HB2	1:CS:61:PRO:CD	2.03	0.88
1:EL:59:PRO:HB2	1:EL:61:PRO:CD	2.03	0.88
1:EN:107:PHE:HD1	1:EN:112:ALA:HB1	1.30	0.88
1:FY:59:PRO:HB2	1:FY:61:PRO:CD	2.03	0.88
1:GQ:59:PRO:C	1:GQ:61:PRO:HD3	1.93	0.88
1:BI:59:PRO:HB2	1:BI:61:PRO:CD	2.03	0.88
1:BU:59:PRO:HB2	1:BU:61:PRO:CD	2.03	0.88
1:CM:24:SER:HB2	1:CM:55:LYS:HD3	1.52	0.88
1:DH:59:PRO:HB2	1:DH:61:PRO:CD	2.03	0.88
1:DW:59:PRO:C	1:DW:61:PRO:HD3	1.93	0.88
1:GE:59:PRO:HB2	1:GE:61:PRO:CD	2.03	0.88
1:AZ:59:PRO:HB2	1:AZ:61:PRO:CD	2.03	0.88
1:BL:59:PRO:HB2	1:BL:61:PRO:CD	2.03	0.88
1:BX:59:PRO:HB2	1:BX:61:PRO:CD	2.03	0.88
1:CD:59:PRO:C	1:CD:61:PRO:HD3	1.93	0.88
1:CM:59:PRO:C	1:CM:61:PRO:HD3	1.93	0.88
1:CP:59:PRO:HB2	1:CP:61:PRO:CD	2.03	0.88
1:FD:59:PRO:HB2	1:FD:61:PRO:CD	2.03	0.88
1:FR:107:PHE:HD1	1:FR:112:ALA:HB1	1.30	0.88
1:GT:59:PRO:HB2	1:GT:61:PRO:CD	2.03	0.88
1:BE:107:PHE:CA	1:BE:112:ALA:CB	2.26	0.88
1:CA:59:PRO:HB2	1:CA:61:PRO:CD	2.03	0.88
1:AW:59:PRO:HB2	1:AW:61:PRO:CD	2.03	0.88
1:FR:107:PHE:CA	1:FR:112:ALA:CB	2.26	0.88
1:CD:24:SER:HB2	1:CD:55:LYS:HD3	1.52	0.88
1:CX:107:PHE:HD1	1:CX:112:ALA:HB1	1.30	0.88
1:EI:59:PRO:HB2	1:EI:61:PRO:CD	2.03	0.88
1:EX:59:PRO:HB2	1:EX:61:PRO:CD	2.03	0.88
1:FG:59:PRO:HB2	1:FG:61:PRO:CD	2.03	0.88
1:GA:107:PHE:CA	1:GA:112:ALA:CB	2.26	0.88
1:GH:59:PRO:HB2	1:GH:61:PRO:CD	2.03	0.88
1:AQ:59:PRO:HB2	1:AQ:61:PRO:CD	2.03	0.88
1:AT:87:GLU:HB3	1:BJ:59:PRO:HG3	1.56	0.88
1:BC:87:GLU:HB3	1:BY:59:PRO:HG3	1.56	0.88
1:BT:107:PHE:HD1	1:BT:112:ALA:HB1	1.30	0.88
1:CX:107:PHE:CD1	1:CX:112:ALA:CB	2.57	0.88
1:DG:107:PHE:CD1	1:DG:112:ALA:CB	2.57	0.88
1:GQ:59:PRO:HB2	1:GQ:61:PRO:CD	2.03	0.88
1:BO:59:PRO:HB2	1:BO:61:PRO:CD	2.03	0.87

*Continued on next page...*

*Continued from previous page...*

Atom-1	Atom-2	Interatomic distance (Å)	Clash overlap (Å)
1:CH:59:PRO:HG3	1:DE:87:GLU:HB3	1.57	0.87
1:CV:87:GLU:HB3	1:GL:59:PRO:HG3	1.57	0.87
1:DK:59:PRO:HB2	1:DK:61:PRO:CD	2.03	0.87
1:EB:107:PHE:CA	1:EB:112:ALA:CB	2.26	0.87
1:AF:59:PRO:HG3	1:FJ:87:GLU:HB3	1.56	0.87
1:AN:59:PRO:HB2	1:AN:61:PRO:CD	2.03	0.87
1:BF:59:PRO:HB2	1:BF:61:PRO:CD	2.03	0.87
1:DQ:59:PRO:HB2	1:DQ:61:PRO:CD	2.03	0.87
1:EE:107:PHE:CD1	1:EE:112:ALA:CB	2.57	0.87
1:EH:107:PHE:CA	1:EH:112:ALA:CB	2.26	0.87
1:ET:107:PHE:CD1	1:ET:112:ALA:CB	2.57	0.87
1:EU:59:PRO:HB2	1:EU:61:PRO:CD	2.03	0.87
1:EU:87:GLU:HB3	1:FB:59:PRO:HG3	1.56	0.87
1:FM:59:PRO:HB2	1:FM:61:PRO:CD	2.03	0.87
1:BN:107:PHE:CD1	1:BN:112:ALA:CB	2.57	0.87
1:BW:107:PHE:CD1	1:BW:112:ALA:CB	2.57	0.87
1:CG:59:PRO:HB2	1:CG:61:PRO:CD	2.03	0.87
1:DD:107:PHE:CA	1:DD:112:ALA:CB	2.26	0.87
1:EQ:107:PHE:HD1	1:EQ:112:ALA:HB1	1.30	0.87
1:FJ:59:PRO:HB2	1:FJ:61:PRO:CD	2.03	0.87
1:GA:107:PHE:HD1	1:GA:112:ALA:HB1	1.30	0.87
1:GN:59:PRO:HB2	1:GN:61:PRO:CD	2.03	0.87
1:GB:59:PRO:HB2	1:GB:61:PRO:CD	2.03	0.87
1:GJ:107:PHE:CD1	1:GJ:112:ALA:CB	2.57	0.87
1:GK:59:PRO:HB2	1:GK:61:PRO:CD	2.03	0.87
1:GS:107:PHE:CD1	1:GS:112:ALA:CB	2.57	0.87
1:AE:87:GLU:HB3	1:DL:59:PRO:HG3	1.57	0.87
1:DB:59:PRO:HB2	1:DB:61:PRO:CD	2.03	0.87
1:EO:59:PRO:HB2	1:EO:61:PRO:CD	2.03	0.87
1:FA:59:PRO:HB2	1:FA:61:PRO:CD	2.03	0.87
1:FR:107:PHE:CD1	1:FR:112:ALA:CB	2.57	0.87
1:GA:107:PHE:CD1	1:GA:112:ALA:CB	2.57	0.87
1:GP:107:PHE:CA	1:GP:112:ALA:CB	2.26	0.87
1:AE:59:PRO:HB2	1:AE:61:PRO:CD	2.03	0.87
1:AO:59:PRO:HG3	1:FA:87:GLU:HB3	1.57	0.87
1:AP:107:PHE:CD1	1:AP:112:ALA:CB	2.57	0.87
1:CE:59:PRO:HG3	1:DK:87:GLU:HB3	1.57	0.87
1:EF:59:PRO:HB2	1:EF:61:PRO:CD	2.03	0.87
1:GW:59:PRO:HB2	1:GW:61:PRO:CD	2.03	0.87
1:AB:87:GLU:HB3	1:DI:59:PRO:HG3	1.57	0.87
1:AD:107:PHE:CD1	1:AD:112:ALA:CB	2.57	0.87

*Continued on next page...*

*Continued from previous page...*

Atom-1	Atom-2	Interatomic distance (Å)	Clash overlap (Å)
1:AH:59:PRO:HB2	1:AH:61:PRO:CD	2.03	0.87
1:AN:87:GLU:HB3	1:CN:59:PRO:HG3	1.57	0.87
1:DM:107:PHE:CD1	1:DM:112:ALA:CB	2.57	0.87
1:DQ:87:GLU:HB3	1:EP:59:PRO:HG3	1.56	0.87
1:DZ:59:PRO:HB2	1:DZ:61:PRO:CD	2.03	0.87
1:EQ:107:PHE:CA	1:EQ:112:ALA:CB	2.26	0.87
1:GY:107:PHE:CA	1:GY:112:ALA:CB	2.26	0.87
1:AK:87:GLU:HB3	1:CT:59:PRO:HG3	1.57	0.87
1:BS:59:PRO:HG3	1:BU:87:GLU:HB3	1.57	0.87
1:CJ:87:GLU:HB3	1:ED:59:PRO:HG3	1.57	0.87
1:AM:107:PHE:CD1	1:AM:112:ALA:CB	2.57	0.87
1:BL:87:GLU:HB3	1:EM:59:PRO:HG3	1.57	0.87
1:BO:87:GLU:HB3	1:EG:59:PRO:HG3	1.56	0.87
1:BQ:107:PHE:CD1	1:BQ:112:ALA:CB	2.57	0.87
1:DS:107:PHE:CD1	1:DS:112:ALA:CB	2.57	0.87
1:DT:59:PRO:HB2	1:DT:61:PRO:CD	2.03	0.87
1:FV:59:PRO:HB2	1:FV:61:PRO:CD	2.03	0.87
1:AW:87:GLU:HB3	1:BD:59:PRO:HG3	1.57	0.86
1:BK:107:PHE:CD1	1:BK:112:ALA:CB	2.57	0.86
1:BW:107:PHE:CA	1:BW:112:ALA:CB	2.26	0.86
1:BZ:107:PHE:CD1	1:BZ:112:ALA:CB	2.57	0.86
1:CD:87:GLU:HB3	1:DX:59:PRO:HG3	1.57	0.86
1:DT:87:GLU:HB3	1:ES:59:PRO:HG3	1.57	0.86
1:AU:59:PRO:HG3	1:EI:87:GLU:HB3	1.57	0.86
1:BN:107:PHE:CA	1:BN:112:ALA:CB	2.26	0.86
1:CJ:59:PRO:HB2	1:CJ:61:PRO:CD	2.03	0.86
1:CM:87:GLU:HB3	1:DO:59:PRO:HG3	1.57	0.86
1:FZ:59:PRO:HG3	1:GT:87:GLU:HB3	1.57	0.86
1:AT:56:ARG:O	1:AT:74:GLU:CG	2.23	0.86
1:CY:56:ARG:O	1:CY:74:GLU:CG	2.23	0.86
1:FF:107:PHE:CD1	1:FF:112:ALA:CB	2.57	0.86
1:FS:56:ARG:O	1:FS:74:GLU:CG	2.23	0.86
1:GF:59:PRO:HG3	1:GQ:87:GLU:HB3	1.56	0.86
1:BC:56:ARG:O	1:BC:74:GLU:CG	2.23	0.86
1:BR:87:GLU:HB3	1:EJ:59:PRO:HG3	1.57	0.86
1:BT:107:PHE:CD1	1:BT:112:ALA:CB	2.57	0.86
1:DJ:107:PHE:CD1	1:DJ:112:ALA:CB	2.57	0.86
1:FQ:59:PRO:HG3	1:GE:87:GLU:HB3	1.57	0.86
1:FW:59:PRO:HG3	1:GB:87:GLU:HB3	1.57	0.86
1:GH:87:GLU:HB3	1:GU:59:PRO:HG3	1.56	0.86
1:AI:59:PRO:HG3	1:FM:87:GLU:HB3	1.57	0.86

*Continued on next page...*



*Continued from previous page...*

Atom-1	Atom-2	Interatomic distance (Å)	Clash overlap (Å)
1:AX:59:PRO:HG3	1:EL:87:GLU:HB3	1.57	0.86
1:BB:107:PHE:CD1	1:BB:112:ALA:CB	2.57	0.86
1:EN:107:PHE:CD1	1:EN:112:ALA:CB	2.57	0.86
1:AK:56:ARG:O	1:AK:74:GLU:CG	2.23	0.86
1:CU:107:PHE:CD1	1:CU:112:ALA:CB	2.57	0.86
1:DJ:107:PHE:CA	1:DJ:112:ALA:CB	2.26	0.86
1:AB:56:ARG:O	1:AB:74:GLU:CG	2.23	0.86
1:CK:59:PRO:HG3	1:DH:87:GLU:HB3	1.56	0.86
1:CZ:59:PRO:HG3	1:FP:87:GLU:HB3	1.57	0.86
1:EE:31:LEU:CD2	1:EE:48:GLY:HA3	2.06	0.86
1:ET:31:LEU:CD2	1:ET:48:GLY:HA3	2.06	0.86
1:CG:87:GLU:HB3	1:EA:59:PRO:HG3	1.57	0.86
1:CI:107:PHE:CD1	1:CI:112:ALA:CB	2.57	0.86
1:EC:87:GLU:HB3	1:FH:59:PRO:HG3	1.57	0.86
1:GK:87:GLU:HB3	1:GX:59:PRO:HG3	1.57	0.86
1:GN:87:GLU:HB3	1:GR:59:PRO:HG3	1.57	0.86
1:CS:87:GLU:HB3	1:DU:59:PRO:HG3	1.56	0.86
1:ER:87:GLU:HB3	1:EY:59:PRO:HG3	1.57	0.86
1:FO:31:LEU:CD2	1:FO:48:GLY:HA3	2.06	0.86
1:FR:31:LEU:CD2	1:FR:48:GLY:HA3	2.06	0.86
1:FT:59:PRO:HG3	1:FY:87:GLU:HB3	1.57	0.86
1:GD:31:LEU:CD2	1:GD:48:GLY:HA3	2.06	0.86
1:GM:107:PHE:CD1	1:GM:112:ALA:CB	2.57	0.86
1:GS:31:LEU:CD2	1:GS:48:GLY:HA3	2.06	0.86
1:BK:31:LEU:CD2	1:BK:48:GLY:HA3	2.06	0.86
1:BQ:107:PHE:CA	1:BQ:112:ALA:CB	2.26	0.86
1:CL:107:PHE:CD1	1:CL:112:ALA:CB	2.57	0.86
1:DB:87:GLU:HB3	1:GI:59:PRO:HG3	1.57	0.86
1:DY:107:PHE:CD1	1:DY:112:ALA:CB	2.57	0.86
1:FA:56:ARG:O	1:FA:74:GLU:CG	2.23	0.86
1:GA:31:LEU:CD2	1:GA:48:GLY:HA3	2.06	0.86
1:GJ:31:LEU:CD2	1:GJ:48:GLY:HA3	2.06	0.86
1:BZ:31:LEU:CD2	1:BZ:48:GLY:HA3	2.06	0.85
1:DP:107:PHE:CD1	1:DP:112:ALA:CB	2.57	0.85
1:EB:107:PHE:CD1	1:EB:112:ALA:CB	2.57	0.85
1:GK:56:ARG:O	1:GK:74:GLU:CG	2.23	0.85
1:AE:56:ARG:O	1:AE:74:GLU:CG	2.23	0.85
1:AJ:31:LEU:CD2	1:AJ:48:GLY:HA3	2.06	0.85
1:CU:107:PHE:CA	1:CU:112:ALA:CB	2.26	0.85
1:DV:107:PHE:CD1	1:DV:112:ALA:CB	2.57	0.85
1:EH:107:PHE:CD1	1:EH:112:ALA:CB	2.57	0.85

*Continued on next page...*

*Continued from previous page...*

Atom-1	Atom-2	Interatomic distance (Å)	Clash overlap (Å)
1:AQ:87:GLU:HB3	1:CQ:59:PRO:HG3	1.57	0.85
1:BI:87:GLU:HB3	1:BV:59:PRO:HG3	1.57	0.85
1:DD:31:LEU:CD2	1:DD:48:GLY:HA3	2.06	0.85
1:DN:87:GLU:HB3	1:EV:59:PRO:HG3	1.57	0.85
1:FX:31:LEU:CD2	1:FX:48:GLY:HA3	2.06	0.85
1:GG:107:PHE:CD1	1:GG:112:ALA:CB	2.57	0.85
1:GY:107:PHE:CD1	1:GY:112:ALA:CB	2.57	0.85
1:DW:87:GLU:HB3	1:FK:59:PRO:HG3	1.57	0.85
1:EQ:107:PHE:CD1	1:EQ:112:ALA:CB	2.57	0.85
1:GC:59:PRO:HG3	1:GW:87:GLU:HB3	1.57	0.85
1:GP:31:LEU:CD2	1:GP:48:GLY:HA3	2.06	0.85
1:AS:31:LEU:CD2	1:AS:48:GLY:HA3	2.06	0.85
1:AS:107:PHE:CD1	1:AS:112:ALA:CB	2.57	0.85
1:DC:59:PRO:HG3	1:FS:87:GLU:HB3	1.57	0.85
1:DG:31:LEU:CD2	1:DG:48:GLY:HA3	2.06	0.85
1:EN:31:LEU:CD2	1:EN:48:GLY:HA3	2.06	0.85
1:GV:107:PHE:CD1	1:GV:112:ALA:CB	2.57	0.85
1:AG:107:PHE:CD1	1:AG:112:ALA:CB	2.57	0.85
1:BF:87:GLU:HB3	1:CB:59:PRO:HG3	1.57	0.85
1:BH:31:LEU:CD2	1:BH:48:GLY:HA3	2.06	0.85
1:BM:59:PRO:HG3	1:BX:87:GLU:HB3	1.57	0.85
1:CW:59:PRO:HG3	1:FV:87:GLU:HB3	1.56	0.85
1:CY:87:GLU:HB3	1:GO:59:PRO:HG3	1.57	0.85
1:DD:107:PHE:CD1	1:DD:112:ALA:CB	2.57	0.85
1:BH:107:PHE:CD1	1:BH:112:ALA:CB	2.57	0.85
1:BP:59:PRO:HG3	1:CA:87:GLU:HB3	1.57	0.85
1:BT:31:LEU:CD2	1:BT:48:GLY:HA3	2.06	0.85
1:CP:87:GLU:HB3	1:DR:59:PRO:HG3	1.57	0.85
1:CX:31:LEU:CD2	1:CX:48:GLY:HA3	2.06	0.85
1:DS:107:PHE:CA	1:DS:112:ALA:CB	2.26	0.85
1:DZ:87:GLU:HB3	1:FN:59:PRO:HG3	1.57	0.85
1:FF:31:LEU:CD2	1:FF:48:GLY:HA3	2.06	0.85
1:AH:87:GLU:HB3	1:DF:59:PRO:HG3	1.56	0.85
1:BA:59:PRO:HG3	1:EF:87:GLU:HB3	1.57	0.85
1:BE:107:PHE:CD1	1:BE:112:ALA:CB	2.57	0.85
1:EK:107:PHE:CD1	1:EK:112:ALA:CB	2.57	0.85
1:FL:107:PHE:CD1	1:FL:112:ALA:CB	2.57	0.85
1:DP:31:LEU:CD2	1:DP:48:GLY:HA3	2.06	0.85
1:DY:31:LEU:CD2	1:DY:48:GLY:HA3	2.06	0.85
1:EO:87:GLU:HB3	1:FE:59:PRO:HG3	1.57	0.85
1:FC:107:PHE:CD1	1:FC:112:ALA:CB	2.57	0.85

*Continued on next page...*



*Continued from previous page...*

Atom-1	Atom-2	Interatomic distance (Å)	Clash overlap (Å)
1:GP:107:PHE:CD1	1:GP:112:ALA:CB	2.57	0.85
1:AY:107:PHE:CD1	1:AY:112:ALA:CB	2.57	0.85
1:BK:55:LYS:HG2	1:BK:73:ASN:CB	2.07	0.85
1:BQ:31:LEU:CD2	1:BQ:48:GLY:HA3	2.06	0.85
1:BZ:55:LYS:HG2	1:BZ:73:ASN:CB	2.07	0.85
1:CO:107:PHE:CD1	1:CO:112:ALA:CB	2.57	0.85
1:EW:107:PHE:CD1	1:EW:112:ALA:CB	2.57	0.85
1:FI:107:PHE:CD1	1:FI:112:ALA:CB	2.57	0.85
1:FM:56:ARG:O	1:FM:74:GLU:CG	2.23	0.85
1:FU:107:PHE:CD1	1:FU:112:ALA:CB	2.57	0.85
1:AP:55:LYS:HG2	1:AP:73:ASN:CB	2.07	0.84
1:AV:107:PHE:CD1	1:AV:112:ALA:CB	2.57	0.84
1:BB:31:LEU:CD2	1:BB:48:GLY:HA3	2.06	0.84
1:CX:55:LYS:HG2	1:CX:73:ASN:CB	2.07	0.84
1:DG:55:LYS:HG2	1:DG:73:ASN:CB	2.07	0.84
1:EZ:107:PHE:CD1	1:EZ:112:ALA:CB	2.57	0.84
1:AD:45:ASN:HA	1:AD:85:SER:HA	1.60	0.84
1:AL:59:PRO:HG3	1:EX:87:GLU:HB3	1.57	0.84
1:AM:45:ASN:HA	1:AM:85:SER:HA	1.60	0.84
1:AY:45:ASN:HA	1:AY:85:SER:HA	1.60	0.84
1:BE:55:LYS:HG2	1:BE:73:ASN:CB	2.07	0.84
1:BH:55:LYS:HG2	1:BH:73:ASN:CB	2.07	0.84
1:BK:45:ASN:HA	1:BK:85:SER:HA	1.60	0.84
1:BZ:45:ASN:HA	1:BZ:85:SER:HA	1.60	0.84
1:CF:107:PHE:CD1	1:CF:112:ALA:CB	2.57	0.84
1:DA:55:LYS:HG2	1:DA:73:ASN:CB	2.07	0.84
1:DA:107:PHE:CD1	1:DA:112:ALA:CB	2.57	0.84
1:DD:55:LYS:HG2	1:DD:73:ASN:CB	2.07	0.84
1:DM:55:LYS:HG2	1:DM:73:ASN:CB	2.07	0.84
1:DS:31:LEU:CD2	1:DS:48:GLY:HA3	2.06	0.84
1:EK:45:ASN:HA	1:EK:85:SER:HA	1.60	0.84
1:EZ:31:LEU:CD2	1:EZ:48:GLY:HA3	2.06	0.84
1:FC:31:LEU:CD2	1:FC:48:GLY:HA3	2.06	0.84
1:FR:55:LYS:HG2	1:FR:73:ASN:CB	2.07	0.84
1:FU:55:LYS:HG2	1:FU:73:ASN:CB	2.07	0.84
1:GA:55:LYS:HG2	1:GA:73:ASN:CB	2.07	0.84
1:GY:31:LEU:CD2	1:GY:48:GLY:HA3	2.06	0.84
1:AG:31:LEU:CD2	1:AG:48:GLY:HA3	2.06	0.84
1:AJ:55:LYS:HG2	1:AJ:73:ASN:CB	2.07	0.84
1:AS:45:ASN:HA	1:AS:85:SER:HA	1.60	0.84
1:AS:55:LYS:HG2	1:AS:73:ASN:CB	2.07	0.84

*Continued on next page...*

*Continued from previous page...*

Atom-1	Atom-2	Interatomic distance (Å)	Clash overlap (Å)
1:AV:55:LYS:HG2	1:AV:73:ASN:CB	2.07	0.84
1:BH:45:ASN:HA	1:BH:85:SER:HA	1.60	0.84
1:DE:56:ARG:O	1:DE:74:GLU:CG	2.23	0.84
1:EB:55:LYS:HG2	1:EB:73:ASN:CB	2.07	0.84
1:FO:107:PHE:CD1	1:FO:112:ALA:CB	2.57	0.84
1:FX:55:LYS:HG2	1:FX:73:ASN:CB	2.07	0.84
1:GB:56:ARG:O	1:GB:74:GLU:CG	2.23	0.84
1:GP:55:LYS:HG2	1:GP:73:ASN:CB	2.07	0.84
1:GY:55:LYS:HG2	1:GY:73:ASN:CB	2.07	0.84
1:AC:59:PRO:HG3	1:FG:87:GLU:HB3	1.57	0.84
1:AV:31:LEU:CD2	1:AV:48:GLY:HA3	2.06	0.84
1:CI:55:LYS:HG2	1:CI:73:ASN:CB	2.07	0.84
1:CR:55:LYS:HG2	1:CR:73:ASN:CB	2.07	0.84
1:EB:31:LEU:CD2	1:EB:48:GLY:HA3	2.06	0.84
1:EK:31:LEU:CD2	1:EK:48:GLY:HA3	2.06	0.84
1:FI:31:LEU:CD2	1:FI:48:GLY:HA3	2.06	0.84
1:FJ:32:LEU:CG	1:FJ:34:GLN:NE2	2.36	0.84
1:GD:107:PHE:CD1	1:GD:112:ALA:CB	2.57	0.84
1:AP:45:ASN:HA	1:AP:85:SER:HA	1.60	0.84
1:BE:31:LEU:CD2	1:BE:48:GLY:HA3	2.06	0.84
1:BX:56:ARG:O	1:BX:74:GLU:CG	2.23	0.84
1:CC:55:LYS:HG2	1:CC:73:ASN:CB	2.07	0.84
1:CV:56:ARG:O	1:CV:74:GLU:CG	2.23	0.84
1:DA:31:LEU:CD2	1:DA:48:GLY:HA3	2.06	0.84
1:EU:32:LEU:CG	1:EU:34:GLN:NE2	2.36	0.84
1:GM:55:LYS:HG2	1:GM:73:ASN:CB	2.07	0.84
1:AR:59:PRO:HG3	1:FD:87:GLU:HB3	1.57	0.84
1:AY:31:LEU:CD2	1:AY:48:GLY:HA3	2.06	0.84
1:AZ:56:ARG:O	1:AZ:74:GLU:CG	2.23	0.84
1:BB:45:ASN:HA	1:BB:85:SER:HA	1.60	0.84
1:BQ:55:LYS:HG2	1:BQ:73:ASN:CB	2.07	0.84
1:DJ:31:LEU:CD2	1:DJ:48:GLY:HA3	2.06	0.84
1:DM:45:ASN:HA	1:DM:85:SER:HA	1.60	0.84
1:DS:55:LYS:HG2	1:DS:73:ASN:CB	2.07	0.84
1:DV:31:LEU:CD2	1:DV:48:GLY:HA3	2.06	0.84
1:EE:45:ASN:HA	1:EE:85:SER:HA	1.60	0.84
1:FU:31:LEU:CD2	1:FU:48:GLY:HA3	2.06	0.84
1:AB:59:PRO:CB	1:AB:61:PRO:HD3	2.08	0.84
1:BI:56:ARG:O	1:BI:74:GLU:CG	2.23	0.84
1:CF:55:LYS:HG2	1:CF:73:ASN:CB	2.07	0.84
1:CO:55:LYS:HG2	1:CO:73:ASN:CB	2.07	0.84

*Continued on next page...*

Continued from previous page...

Atom-1	Atom-2	Interatomic distance (Å)	Clash overlap (Å)
1:DN:59:PRO:CB	1:DN:61:PRO:HD3	2.08	0.84
1:DW:59:PRO:CB	1:DW:61:PRO:HD3	2.08	0.84
1:EN:55:LYS:HG2	1:EN:73:ASN:CB	2.07	0.84
1:ET:45:ASN:HA	1:ET:85:SER:HA	1.60	0.84
1:FF:45:ASN:HA	1:FF:85:SER:HA	1.59	0.84
1:GA:45:ASN:HA	1:GA:85:SER:HA	1.60	0.84
1:GH:59:PRO:CB	1:GH:61:PRO:HD3	2.08	0.84
1:GN:56:ARG:O	1:GN:74:GLU:CG	2.23	0.84
1:GQ:59:PRO:CB	1:GQ:61:PRO:HD3	2.08	0.84
1:GT:32:LEU:CG	1:GT:34:GLN:NE2	2.36	0.84
1:AG:45:ASN:HA	1:AG:85:SER:HA	1.60	0.84
1:AK:59:PRO:CB	1:AK:61:PRO:HD3	2.08	0.84
1:BT:55:LYS:HG2	1:BT:73:ASN:CB	2.07	0.84
1:DD:45:ASN:HA	1:DD:85:SER:HA	1.60	0.84
1:FR:45:ASN:HA	1:FR:85:SER:HA	1.60	0.84
1:GG:55:LYS:HG2	1:GG:73:ASN:CB	2.07	0.84
1:AM:31:LEU:CD2	1:AM:48:GLY:HA3	2.06	0.84
1:AZ:87:GLU:HB3	1:BG:59:PRO:HG3	1.57	0.84
1:BN:55:LYS:HG2	1:BN:73:ASN:CB	2.07	0.84
1:CC:31:LEU:CD2	1:CC:48:GLY:HA3	2.06	0.84
1:CL:31:LEU:CD2	1:CL:48:GLY:HA3	2.06	0.84
1:CU:31:LEU:CD2	1:CU:48:GLY:HA3	2.06	0.84
1:DB:56:ARG:O	1:DB:74:GLU:CG	2.23	0.84
1:EF:56:ARG:O	1:EF:74:GLU:CG	2.23	0.84
1:FD:56:ARG:O	1:FD:74:GLU:CG	2.23	0.84
1:GE:32:LEU:CG	1:GE:34:GLN:NE2	2.36	0.84
1:GK:59:PRO:CB	1:GK:61:PRO:HD3	2.08	0.84
1:AG:55:LYS:HG2	1:AG:73:ASN:CB	2.07	0.84
1:BB:55:LYS:HG2	1:BB:73:ASN:CB	2.07	0.84
1:CG:59:PRO:CB	1:CG:61:PRO:HD3	2.08	0.84
1:CI:31:LEU:CD2	1:CI:48:GLY:HA3	2.06	0.84
1:CL:55:LYS:HG2	1:CL:73:ASN:CB	2.07	0.84
1:CR:45:ASN:HA	1:CR:85:SER:HA	1.60	0.84
1:CS:59:PRO:CB	1:CS:61:PRO:HD3	2.08	0.84
1:CU:55:LYS:HG2	1:CU:73:ASN:CB	2.07	0.84
1:EE:55:LYS:HG2	1:EE:73:ASN:CB	2.07	0.84
1:ET:55:LYS:HG2	1:ET:73:ASN:CB	2.07	0.84
1:EW:31:LEU:CD2	1:EW:48:GLY:HA3	2.06	0.84
1:FC:45:ASN:HA	1:FC:85:SER:HA	1.60	0.84
1:FC:55:LYS:HG2	1:FC:73:ASN:CB	2.07	0.84
1:FO:55:LYS:HG2	1:FO:73:ASN:CB	2.07	0.84

Continued on next page...

*Continued from previous page...*

Atom-1	Atom-2	Interatomic distance (Å)	Clash overlap (Å)
1:FP:59:PRO:CB	1:FP:61:PRO:HD3	2.08	0.84
1:GM:31:LEU:CD2	1:GM:48:GLY:HA3	2.06	0.84
1:GP:45:ASN:HA	1:GP:85:SER:HA	1.60	0.84
1:GV:55:LYS:HG2	1:GV:73:ASN:CB	2.07	0.84
1:AQ:59:PRO:CB	1:AQ:61:PRO:HD3	2.08	0.83
1:AY:55:LYS:HG2	1:AY:73:ASN:CB	2.07	0.83
1:BF:59:PRO:CB	1:BF:61:PRO:HD3	2.08	0.83
1:BW:55:LYS:HG2	1:BW:73:ASN:CB	2.07	0.83
1:CC:45:ASN:HA	1:CC:85:SER:HA	1.60	0.83
1:CR:107:PHE:CD1	1:CR:112:ALA:CB	2.57	0.83
1:CS:56:ARG:O	1:CS:74:GLU:CG	2.23	0.83
1:DH:59:PRO:CB	1:DH:61:PRO:HD3	2.08	0.83
1:DJ:55:LYS:HG2	1:DJ:73:ASN:CB	2.07	0.83
1:DV:55:LYS:HG2	1:DV:73:ASN:CB	2.07	0.83
1:DY:55:LYS:HG2	1:DY:73:ASN:CB	2.07	0.83
1:EH:31:LEU:CD2	1:EH:48:GLY:HA3	2.06	0.83
1:EQ:31:LEU:CD2	1:EQ:48:GLY:HA3	2.06	0.83
1:EZ:45:ASN:HA	1:EZ:85:SER:HA	1.60	0.83
1:FF:55:LYS:HG2	1:FF:73:ASN:CB	2.07	0.83
1:FY:59:PRO:CB	1:FY:61:PRO:HD3	2.08	0.83
1:GD:55:LYS:HG2	1:GD:73:ASN:CB	2.07	0.83
1:GE:59:PRO:CB	1:GE:61:PRO:HD3	2.08	0.83
1:GS:55:LYS:HG2	1:GS:73:ASN:CB	2.07	0.83
1:AD:31:LEU:CD2	1:AD:48:GLY:HA3	2.06	0.83
1:AJ:107:PHE:CD1	1:AJ:112:ALA:CB	2.57	0.83
1:BF:56:ARG:O	1:BF:74:GLU:CG	2.23	0.83
1:CF:31:LEU:CD2	1:CF:48:GLY:HA3	2.06	0.83
1:CR:31:LEU:CD2	1:CR:48:GLY:HA3	2.06	0.83
1:DH:56:ARG:O	1:DH:74:GLU:CG	2.23	0.83
1:DP:55:LYS:HG2	1:DP:73:ASN:CB	2.07	0.83
1:DW:32:LEU:CG	1:DW:34:GLN:NE2	2.36	0.83
1:EK:55:LYS:HG2	1:EK:73:ASN:CB	2.07	0.83
1:EO:56:ARG:O	1:EO:74:GLU:CG	2.23	0.83
1:FI:55:LYS:HG2	1:FI:73:ASN:CB	2.07	0.83
1:FL:31:LEU:CD2	1:FL:48:GLY:HA3	2.06	0.83
1:FX:45:ASN:HA	1:FX:85:SER:HA	1.60	0.83
1:GH:56:ARG:O	1:GH:74:GLU:CG	2.23	0.83
1:GJ:55:LYS:HG2	1:GJ:73:ASN:CB	2.07	0.83
1:GQ:56:ARG:O	1:GQ:74:GLU:CG	2.23	0.83
1:GT:59:PRO:CB	1:GT:61:PRO:HD3	2.08	0.83
1:AJ:45:ASN:HA	1:AJ:85:SER:HA	1.60	0.83

*Continued on next page...*

*Continued from previous page...*

Atom-1	Atom-2	Interatomic distance (Å)	Clash overlap (Å)
1:CC:107:PHE:CD1	1:CC:112:ALA:CB	2.57	0.83
1:DT:56:ARG:O	1:DT:74:GLU:CG	2.23	0.83
1:FI:45:ASN:HA	1:FI:85:SER:HA	1.60	0.83
1:FX:107:PHE:CD1	1:FX:112:ALA:CB	2.57	0.83
1:AP:31:LEU:CD2	1:AP:48:GLY:HA3	2.06	0.83
1:CD:59:PRO:CB	1:CD:61:PRO:HD3	2.08	0.83
1:DN:32:LEU:CG	1:DN:34:GLN:NE2	2.36	0.83
1:EI:59:PRO:CB	1:EI:61:PRO:HD3	2.08	0.83
1:EU:59:PRO:CB	1:EU:61:PRO:HD3	2.08	0.83
1:EX:56:ARG:O	1:EX:74:GLU:CG	2.23	0.83
1:EZ:55:LYS:HG2	1:EZ:73:ASN:CB	2.07	0.83
1:AQ:56:ARG:O	1:AQ:74:GLU:CG	2.23	0.83
1:AV:55:LYS:HG2	1:AV:73:ASN:HB3	1.61	0.83
1:AW:59:PRO:CB	1:AW:61:PRO:HD3	2.08	0.83
1:AZ:59:PRO:CB	1:AZ:61:PRO:HD3	2.08	0.83
1:CI:45:ASN:HA	1:CI:85:SER:HA	1.60	0.83
1:CL:45:ASN:HA	1:CL:85:SER:HA	1.60	0.83
1:CM:59:PRO:CB	1:CM:61:PRO:HD3	2.08	0.83
1:CO:31:LEU:CD2	1:CO:48:GLY:HA3	2.06	0.83
1:DV:45:ASN:HA	1:DV:85:SER:HA	1.60	0.83
1:EB:55:LYS:HG2	1:EB:73:ASN:HB3	1.61	0.83
1:EW:55:LYS:HG2	1:EW:73:ASN:CB	2.07	0.83
1:FG:56:ARG:O	1:FG:74:GLU:CG	2.23	0.83
1:FJ:59:PRO:CB	1:FJ:61:PRO:HD3	2.08	0.83
1:GM:45:ASN:HA	1:GM:85:SER:HA	1.60	0.83
1:GY:55:LYS:HG2	1:GY:73:ASN:HB3	1.61	0.83
1:BE:55:LYS:HG2	1:BE:73:ASN:HB3	1.61	0.83
1:CJ:56:ARG:O	1:CJ:74:GLU:CG	2.23	0.83
1:DG:45:ASN:HA	1:DG:85:SER:HA	1.60	0.83
1:FD:59:PRO:CB	1:FD:61:PRO:HD3	2.08	0.83
1:FL:55:LYS:HG2	1:FL:73:ASN:CB	2.07	0.83
1:FR:55:LYS:HG2	1:FR:73:ASN:HB3	1.61	0.83
1:GQ:32:LEU:CG	1:GQ:34:GLN:NE2	2.36	0.83
1:BL:56:ARG:O	1:BL:74:GLU:CG	2.23	0.83
1:CD:56:ARG:O	1:CD:74:GLU:CG	2.23	0.83
1:DM:31:LEU:CD2	1:DM:48:GLY:HA3	2.06	0.83
1:DY:45:ASN:HA	1:DY:85:SER:HA	1.60	0.83
1:EE:55:LYS:HG2	1:EE:73:ASN:HB3	1.61	0.83
1:EH:55:LYS:HG2	1:EH:73:ASN:HB3	1.61	0.83
1:EQ:45:ASN:HA	1:EQ:85:SER:HA	1.60	0.83
1:EQ:55:LYS:HG2	1:EQ:73:ASN:HB3	1.61	0.83

*Continued on next page...*

*Continued from previous page...*

Atom-1	Atom-2	Interatomic distance (Å)	Clash overlap (Å)
1:ET:55:LYS:HG2	1:ET:73:ASN:HB3	1.61	0.83
1:FA:59:PRO:CB	1:FA:61:PRO:HD3	2.08	0.83
1:FM:59:PRO:CB	1:FM:61:PRO:HD3	2.08	0.83
1:GA:55:LYS:HG2	1:GA:73:ASN:HB3	1.61	0.83
1:GB:59:PRO:CB	1:GB:61:PRO:HD3	2.08	0.83
1:AE:59:PRO:CB	1:AE:61:PRO:HD3	2.08	0.83
1:AG:55:LYS:HG2	1:AG:73:ASN:HB3	1.61	0.83
1:AQ:32:LEU:CG	1:AQ:34:GLN:NE2	2.36	0.83
1:BQ:45:ASN:HA	1:BQ:85:SER:HA	1.60	0.83
1:BU:56:ARG:O	1:BU:74:GLU:CG	2.23	0.83
1:BW:31:LEU:CD2	1:BW:48:GLY:HA3	2.06	0.83
1:CM:56:ARG:O	1:CM:74:GLU:CG	2.23	0.83
1:CX:45:ASN:HA	1:CX:85:SER:HA	1.60	0.83
1:CY:32:LEU:CG	1:CY:34:GLN:NE2	2.36	0.83
1:DP:45:ASN:HA	1:DP:85:SER:HA	1.60	0.83
1:DS:45:ASN:HA	1:DS:85:SER:HA	1.60	0.83
1:EF:59:PRO:CB	1:EF:61:PRO:HD3	2.08	0.83
1:EO:59:PRO:CB	1:EO:61:PRO:HD3	2.08	0.83
1:FC:55:LYS:HG2	1:FC:73:ASN:HB3	1.61	0.83
1:GG:31:LEU:CD2	1:GG:48:GLY:HA3	2.06	0.83
1:BI:59:PRO:CB	1:BI:61:PRO:HD3	2.08	0.83
1:BO:59:PRO:CB	1:BO:61:PRO:HD3	2.08	0.83
1:CA:59:PRO:CB	1:CA:61:PRO:HD3	2.08	0.83
1:CL:55:LYS:HG2	1:CL:73:ASN:HB3	1.61	0.83
1:DQ:59:PRO:CB	1:DQ:61:PRO:HD3	2.08	0.83
1:DZ:56:ARG:O	1:DZ:74:GLU:CG	2.23	0.83
1:EH:45:ASN:HA	1:EH:85:SER:HA	1.60	0.83
1:EN:45:ASN:HA	1:EN:85:SER:HA	1.60	0.83
1:FS:32:LEU:CG	1:FS:34:GLN:NE2	2.36	0.83
1:GK:32:LEU:CG	1:GK:34:GLN:NE2	2.36	0.83
1:GS:45:ASN:HA	1:GS:85:SER:HA	1.60	0.83
1:AD:55:LYS:HG2	1:AD:73:ASN:CB	2.07	0.83
1:AV:45:ASN:HA	1:AV:85:SER:HA	1.60	0.83
1:BF:32:LEU:CG	1:BF:34:GLN:NE2	2.36	0.83
1:BN:31:LEU:CD2	1:BN:48:GLY:HA3	2.06	0.83
1:BT:45:ASN:HA	1:BT:85:SER:HA	1.60	0.83
1:BX:59:PRO:CB	1:BX:61:PRO:HD3	2.08	0.83
1:CF:45:ASN:HA	1:CF:85:SER:HA	1.60	0.83
1:CP:59:PRO:CB	1:CP:61:PRO:HD3	2.08	0.83
1:CP:88:ASN:HD21	1:DR:59:PRO:HD3	1.44	0.83
1:CV:59:PRO:CB	1:CV:61:PRO:HD3	2.08	0.83

*Continued on next page...*



*Continued from previous page...*

Atom-1	Atom-2	Interatomic distance (Å)	Clash overlap (Å)
1:DS:55:LYS:HG2	1:DS:73:ASN:HB3	1.61	0.83
1:DV:55:LYS:HG2	1:DV:73:ASN:HB3	1.61	0.83
1:FG:59:PRO:CB	1:FG:61:PRO:HD3	2.08	0.83
1:FS:59:PRO:CB	1:FS:61:PRO:HD3	2.08	0.83
1:AM:55:LYS:HG2	1:AM:73:ASN:CB	2.07	0.82
1:AN:56:ARG:O	1:AN:74:GLU:CG	2.23	0.82
1:AX:59:PRO:HD3	1:EL:88:ASN:HD21	1.44	0.82
1:BL:59:PRO:CB	1:BL:61:PRO:HD3	2.08	0.82
1:BQ:55:LYS:HG2	1:BQ:73:ASN:HB3	1.61	0.82
1:BR:59:PRO:CB	1:BR:61:PRO:HD3	2.08	0.82
1:BU:59:PRO:CB	1:BU:61:PRO:HD3	2.08	0.82
1:CA:56:ARG:O	1:CA:74:GLU:CG	2.23	0.82
1:CO:45:ASN:HA	1:CO:85:SER:HA	1.60	0.82
1:CV:32:LEU:CG	1:CV:34:GLN:NE2	2.36	0.82
1:DD:55:LYS:HG2	1:DD:73:ASN:HB3	1.61	0.82
1:EB:45:ASN:HA	1:EB:85:SER:HA	1.60	0.82
1:EH:55:LYS:HG2	1:EH:73:ASN:CB	2.07	0.82
1:EL:59:PRO:CB	1:EL:61:PRO:HD3	2.08	0.82
1:EX:59:PRO:CB	1:EX:61:PRO:HD3	2.08	0.82
1:GJ:45:ASN:HA	1:GJ:85:SER:HA	1.60	0.82
1:GV:31:LEU:CD2	1:GV:48:GLY:HA3	2.06	0.82
1:AB:32:LEU:CG	1:AB:34:GLN:NE2	2.36	0.82
1:AH:59:PRO:CB	1:AH:61:PRO:HD3	2.08	0.82
1:BE:45:ASN:HA	1:BE:85:SER:HA	1.60	0.82
1:BP:59:PRO:HD3	1:CA:88:ASN:HD21	1.44	0.82
1:BR:88:ASN:HD21	1:EJ:59:PRO:HD3	1.44	0.82
1:CG:32:LEU:CG	1:CG:34:GLN:NE2	2.36	0.82
1:CY:59:PRO:CB	1:CY:61:PRO:HD3	2.08	0.82
1:DE:59:PRO:CB	1:DE:61:PRO:HD3	2.08	0.82
1:DJ:45:ASN:HA	1:DJ:85:SER:HA	1.60	0.82
1:DT:59:PRO:CB	1:DT:61:PRO:HD3	2.08	0.82
1:EQ:55:LYS:HG2	1:EQ:73:ASN:CB	2.07	0.82
1:GW:56:ARG:O	1:GW:74:GLU:CG	2.23	0.82
1:GY:45:ASN:HA	1:GY:85:SER:HA	1.60	0.82
1:CI:55:LYS:HG2	1:CI:73:ASN:HB3	1.61	0.82
1:CJ:59:PRO:CB	1:CJ:61:PRO:HD3	2.08	0.82
1:EC:59:PRO:CB	1:EC:61:PRO:HD3	2.08	0.82
1:FV:59:PRO:CB	1:FV:61:PRO:HD3	2.08	0.82
1:GK:88:ASN:HD21	1:GX:59:PRO:HD3	1.44	0.82
1:GP:55:LYS:HG2	1:GP:73:ASN:HB3	1.61	0.82
1:GV:45:ASN:HA	1:GV:85:SER:HA	1.60	0.82

*Continued on next page...*

*Continued from previous page...*

Atom-1	Atom-2	Interatomic distance (Å)	Clash overlap (Å)
1:CP:56:ARG:O	1:CP:74:GLU:CG	2.23	0.82
1:CU:45:ASN:HA	1:CU:85:SER:HA	1.60	0.82
1:DE:32:LEU:CG	1:DE:34:GLN:NE2	2.36	0.82
1:DK:56:ARG:O	1:DK:74:GLU:CG	2.23	0.82
1:EI:32:LEU:CG	1:EI:34:GLN:NE2	2.36	0.82
1:ER:59:PRO:CB	1:ER:61:PRO:HD3	2.08	0.82
1:GG:45:ASN:HA	1:GG:85:SER:HA	1.60	0.82
1:GM:55:LYS:HG2	1:GM:73:ASN:HB3	1.61	0.82
1:AW:32:LEU:CG	1:AW:34:GLN:NE2	2.36	0.82
1:BK:55:LYS:HG2	1:BK:73:ASN:HB3	1.61	0.82
1:BW:45:ASN:HA	1:BW:85:SER:HA	1.60	0.82
1:CG:88:ASN:HD21	1:EA:59:PRO:HD3	1.44	0.82
1:FO:55:LYS:HG2	1:FO:73:ASN:HB3	1.61	0.82
1:AK:32:LEU:CG	1:AK:34:GLN:NE2	2.36	0.82
1:BN:45:ASN:HA	1:BN:85:SER:HA	1.60	0.82
1:BZ:55:LYS:HG2	1:BZ:73:ASN:HB3	1.61	0.82
1:CU:55:LYS:HG2	1:CU:73:ASN:HB3	1.61	0.82
1:DJ:55:LYS:HG2	1:DJ:73:ASN:HB3	1.61	0.82
1:EW:45:ASN:HA	1:EW:85:SER:HA	1.60	0.82
1:FL:45:ASN:HA	1:FL:85:SER:HA	1.60	0.82
1:GC:59:PRO:HD3	1:GW:88:ASN:HD21	1.44	0.82
1:BO:56:ARG:O	1:BO:74:GLU:CG	2.23	0.82
1:DZ:88:ASN:HD21	1:FN:59:PRO:HD3	1.44	0.82
1:GD:55:LYS:HG2	1:GD:73:ASN:HB3	1.61	0.82
1:GW:59:PRO:CB	1:GW:61:PRO:HD3	2.08	0.82
1:AQ:88:ASN:HD21	1:CQ:59:PRO:HD3	1.44	0.82
1:AS:55:LYS:HG2	1:AS:73:ASN:HB3	1.61	0.82
1:DZ:59:PRO:CB	1:DZ:61:PRO:HD3	2.08	0.82
1:BH:55:LYS:HG2	1:BH:73:ASN:HB3	1.61	0.82
1:BW:55:LYS:HG2	1:BW:73:ASN:HB3	1.61	0.82
1:CV:88:ASN:HD21	1:GL:59:PRO:HD3	1.44	0.82
1:DA:45:ASN:HA	1:DA:85:SER:HA	1.60	0.82
1:DA:55:LYS:HG2	1:DA:73:ASN:HB3	1.61	0.82
1:DB:59:PRO:CB	1:DB:61:PRO:HD3	2.08	0.82
1:DK:59:PRO:CB	1:DK:61:PRO:HD3	2.08	0.82
1:AN:88:ASN:HD21	1:CN:59:PRO:HD3	1.44	0.82
1:BC:59:PRO:CB	1:BC:61:PRO:HD3	2.08	0.82
1:BN:55:LYS:HG2	1:BN:73:ASN:HB3	1.61	0.82
1:CC:55:LYS:HG2	1:CC:73:ASN:HB3	1.61	0.82
1:CR:55:LYS:HG2	1:CR:73:ASN:HB3	1.61	0.82
1:DQ:56:ARG:O	1:DQ:74:GLU:CG	2.23	0.82

*Continued on next page...*



*Continued from previous page...*

Atom-1	Atom-2	Interatomic distance (Å)	Clash overlap (Å)
1:FU:45:ASN:HA	1:FU:85:SER:HA	1.60	0.82
1:FU:55:LYS:HG2	1:FU:73:ASN:HB3	1.61	0.82
1:AN:59:PRO:CB	1:AN:61:PRO:HD3	2.08	0.81
1:BF:88:ASN:HD21	1:CB:59:PRO:HD3	1.44	0.81
1:CH:59:PRO:HD3	1:DE:88:ASN:HD21	1.44	0.81
1:DH:32:LEU:CG	1:DH:34:GLN:NE2	2.36	0.81
1:EZ:55:LYS:HG2	1:EZ:73:ASN:HB3	1.61	0.81
1:GN:59:PRO:CB	1:GN:61:PRO:HD3	2.08	0.81
1:AE:32:LEU:CG	1:AE:34:GLN:NE2	2.36	0.81
1:AT:59:PRO:CB	1:AT:61:PRO:HD3	2.08	0.81
1:CE:59:PRO:HD3	1:DK:88:ASN:HD21	1.44	0.81
1:DQ:32:LEU:CG	1:DQ:34:GLN:NE2	2.36	0.81
1:DT:88:ASN:HD21	1:ES:59:PRO:HD3	1.44	0.81
1:GD:45:ASN:HA	1:GD:85:SER:HA	1.60	0.81
1:AC:59:PRO:HD3	1:FG:88:ASN:HD21	1.44	0.81
1:BR:56:ARG:O	1:BR:74:GLU:CG	2.23	0.81
1:CJ:88:ASN:HD21	1:ED:59:PRO:HD3	1.44	0.81
1:CS:32:LEU:CG	1:CS:34:GLN:NE2	2.36	0.81
1:EC:56:ARG:O	1:EC:74:GLU:CG	2.23	0.81
1:EL:56:ARG:O	1:EL:74:GLU:CG	2.23	0.81
1:ER:56:ARG:O	1:ER:74:GLU:CG	2.23	0.81
1:FI:55:LYS:HG2	1:FI:73:ASN:HB3	1.61	0.81
1:GJ:55:LYS:HG2	1:GJ:73:ASN:HB3	1.61	0.81
1:GS:55:LYS:HG2	1:GS:73:ASN:HB3	1.61	0.81
1:AL:59:PRO:HD3	1:EX:88:ASN:HD21	1.44	0.81
1:FO:45:ASN:HA	1:FO:85:SER:HA	1.60	0.81
1:AT:88:ASN:HD21	1:BJ:59:PRO:HD3	1.44	0.81
1:BO:32:LEU:CG	1:BO:34:GLN:NE2	2.36	0.81
1:FA:32:LEU:CG	1:FA:34:GLN:NE2	2.36	0.81
1:FL:55:LYS:HG2	1:FL:73:ASN:HB3	1.61	0.81
1:GB:32:LEU:CG	1:GB:34:GLN:NE2	2.36	0.81
1:GE:56:ARG:O	1:GE:74:GLU:CG	2.23	0.81
1:BT:55:LYS:HG2	1:BT:73:ASN:HB3	1.61	0.81
1:GT:56:ARG:O	1:GT:74:GLU:CG	2.23	0.81
1:CW:59:PRO:HD3	1:FV:88:ASN:HD21	1.44	0.81
1:EW:55:LYS:HG2	1:EW:73:ASN:HB3	1.61	0.81
1:FV:56:ARG:O	1:FV:74:GLU:CG	2.23	0.81
1:AH:56:ARG:O	1:AH:74:GLU:CG	2.23	0.81
1:AH:88:ASN:HD21	1:DF:59:PRO:HD3	1.44	0.81
1:AP:55:LYS:HG2	1:AP:73:ASN:HB3	1.61	0.81
1:DM:55:LYS:HG2	1:DM:73:ASN:HB3	1.61	0.81

*Continued on next page...*

*Continued from previous page...*

Atom-1	Atom-2	Interatomic distance (Å)	Clash overlap (Å)
1:EC:32:LEU:CG	1:EC:34:GLN:NE2	2.36	0.81
1:EN:55:LYS:HG2	1:EN:73:ASN:HB3	1.61	0.81
1:FF:55:LYS:HG2	1:FF:73:ASN:HB3	1.61	0.81
1:BB:55:LYS:HG2	1:BB:73:ASN:HB3	1.61	0.81
1:BC:88:ASN:HD21	1:BY:59:PRO:HD3	1.44	0.81
1:FG:32:LEU:CG	1:FG:34:GLN:NE2	2.36	0.81
1:FM:32:LEU:CG	1:FM:34:GLN:NE2	2.36	0.81
1:GH:32:LEU:CG	1:GH:34:GLN:NE2	2.36	0.81
1:BS:59:PRO:HD3	1:BU:88:ASN:HD21	1.44	0.81
1:CJ:32:LEU:CG	1:CJ:34:GLN:NE2	2.36	0.81
1:DG:55:LYS:HG2	1:DG:73:ASN:HB3	1.61	0.81
1:FW:59:PRO:HD3	1:GB:88:ASN:HD21	1.44	0.81
1:AI:59:PRO:HD3	1:FM:88:ASN:HD21	1.44	0.80
1:CX:55:LYS:HG2	1:CX:73:ASN:HB3	1.61	0.80
1:AC:37:LYS:HA	1:AC:43:LEU:HB2	1.64	0.80
1:AL:37:LYS:HA	1:AL:43:LEU:HB2	1.64	0.80
1:DB:88:ASN:HD21	1:GI:59:PRO:HD3	1.44	0.80
1:DT:32:LEU:CG	1:DT:34:GLN:NE2	2.36	0.80
1:DW:88:ASN:HD21	1:FK:59:PRO:HD3	1.44	0.80
1:ER:32:LEU:CG	1:ER:34:GLN:NE2	2.36	0.80
1:EU:56:ARG:O	1:EU:74:GLU:CG	2.23	0.80
1:FX:55:LYS:HG2	1:FX:73:ASN:HB3	1.61	0.80
1:AJ:55:LYS:HG2	1:AJ:73:ASN:HB3	1.61	0.80
1:CS:88:ASN:HD21	1:DU:59:PRO:HD3	1.44	0.80
1:CZ:37:LYS:HA	1:CZ:43:LEU:HB2	1.64	0.80
1:EY:37:LYS:HA	1:EY:43:LEU:HB2	1.64	0.80
1:FH:37:LYS:HA	1:FH:43:LEU:HB2	1.64	0.80
1:FT:37:LYS:HA	1:FT:43:LEU:HB2	1.64	0.80
1:GN:88:ASN:HD21	1:GR:59:PRO:HD3	1.44	0.80
1:AR:59:PRO:HD3	1:FD:88:ASN:HD21	1.44	0.80
1:BL:88:ASN:HD21	1:EM:59:PRO:HD3	1.44	0.80
1:CK:59:PRO:HD3	1:DH:88:ASN:HD21	1.44	0.80
1:DN:88:ASN:HD21	1:EV:59:PRO:HD3	1.44	0.80
1:ED:37:LYS:HA	1:ED:43:LEU:HB2	1.64	0.80
1:EJ:37:LYS:HA	1:EJ:43:LEU:HB2	1.64	0.80
1:ES:37:LYS:HA	1:ES:43:LEU:HB2	1.64	0.80
1:EX:32:LEU:CG	1:EX:34:GLN:NE2	2.36	0.80
1:FJ:56:ARG:O	1:FJ:74:GLU:CG	2.23	0.80
1:FK:37:LYS:HA	1:FK:43:LEU:HB2	1.64	0.80
1:GI:37:LYS:HA	1:GI:43:LEU:HB2	1.64	0.80
1:AX:37:LYS:HA	1:AX:43:LEU:HB2	1.64	0.80

*Continued on next page...*

Continued from previous page...

Atom-1	Atom-2	Interatomic distance (Å)	Clash overlap (Å)
1:CO:55:LYS:HG2	1:CO:73:ASN:HB3	1.61	0.80
1:EV:37:LYS:HA	1:EV:43:LEU:HB2	1.64	0.80
1:CG:56:ARG:O	1:CG:74:GLU:CG	2.23	0.80
1:GR:37:LYS:HA	1:GR:43:LEU:HB2	1.64	0.80
1:AD:55:LYS:HG2	1:AD:73:ASN:HB3	1.61	0.80
1:AZ:88:ASN:HD21	1:BG:59:PRO:HD3	1.44	0.80
1:BS:37:LYS:HA	1:BS:43:LEU:HB2	1.64	0.80
1:DF:71:MET:HB2	1:DF:72:PRO:CD	2.12	0.80
1:DK:32:LEU:CG	1:DK:34:GLN:NE2	2.36	0.80
1:AC:71:MET:HB2	1:AC:72:PRO:CD	2.12	0.80
1:AL:71:MET:HB2	1:AL:72:PRO:CD	2.12	0.80
1:BP:37:LYS:HA	1:BP:43:LEU:HB2	1.64	0.80
1:CF:55:LYS:HG2	1:CF:73:ASN:HB3	1.61	0.80
1:CK:37:LYS:HA	1:CK:43:LEU:HB2	1.64	0.80
1:CW:71:MET:HB2	1:CW:72:PRO:CD	2.12	0.80
1:CZ:71:MET:HB2	1:CZ:72:PRO:CD	2.12	0.80
1:EM:37:LYS:HA	1:EM:43:LEU:HB2	1.64	0.80
1:FT:71:MET:HB2	1:FT:72:PRO:CD	2.12	0.80
1:GN:32:LEU:CG	1:GN:34:GLN:NE2	2.36	0.80
1:GV:55:LYS:HG2	1:GV:73:ASN:HB3	1.61	0.80
1:AF:59:PRO:HD3	1:FJ:88:ASN:HD21	1.44	0.80
1:AM:55:LYS:HG2	1:AM:73:ASN:HB3	1.61	0.80
1:BA:71:MET:HB2	1:BA:72:PRO:CD	2.12	0.80
1:CQ:37:LYS:HA	1:CQ:43:LEU:HB2	1.64	0.80
1:DN:56:ARG:O	1:DN:74:GLU:CG	2.23	0.80
1:DR:37:LYS:HA	1:DR:43:LEU:HB2	1.64	0.80
1:DU:37:LYS:HA	1:DU:43:LEU:HB2	1.64	0.80
1:EA:71:MET:HB2	1:EA:72:PRO:CD	2.12	0.80
1:FE:71:MET:HB2	1:FE:72:PRO:CD	2.12	0.80
1:FP:60:LYS:N	1:FP:61:PRO:CD	2.45	0.80
1:FY:60:LYS:N	1:FY:61:PRO:CD	2.45	0.80
1:GF:37:LYS:HA	1:GF:43:LEU:HB2	1.64	0.80
1:GG:57:PRO:HB3	1:GG:71:MET:CB	2.12	0.80
1:GV:57:PRO:HB3	1:GV:71:MET:CB	2.12	0.80
1:GX:71:MET:HB2	1:GX:72:PRO:CD	2.12	0.80
1:BJ:71:MET:HB2	1:BJ:72:PRO:CD	2.12	0.80
1:BY:71:MET:HB2	1:BY:72:PRO:CD	2.12	0.80
1:CB:37:LYS:HA	1:CB:43:LEU:HB2	1.64	0.80
1:GG:55:LYS:HG2	1:GG:73:ASN:HB3	1.61	0.80
1:AD:57:PRO:HB3	1:AD:71:MET:CB	2.13	0.79
1:AH:60:LYS:N	1:AH:61:PRO:CD	2.45	0.79

Continued on next page...

*Continued from previous page...*

Atom-1	Atom-2	Interatomic distance (Å)	Clash overlap (Å)
1:AM:57:PRO:HB3	1:AM:71:MET:CB	2.13	0.79
1:AN:32:LEU:CG	1:AN:34:GLN:NE2	2.36	0.79
1:AO:71:MET:HB2	1:AO:72:PRO:CD	2.12	0.79
1:AP:57:PRO:HB3	1:AP:71:MET:CB	2.13	0.79
1:AY:55:LYS:HG2	1:AY:73:ASN:HB3	1.61	0.79
1:BL:32:LEU:CG	1:BL:34:GLN:NE2	2.36	0.79
1:CA:60:LYS:N	1:CA:61:PRO:CD	2.45	0.79
1:CP:60:LYS:N	1:CP:61:PRO:CD	2.45	0.79
1:DM:57:PRO:HB3	1:DM:71:MET:CB	2.13	0.79
1:EW:57:PRO:HB3	1:EW:71:MET:CB	2.13	0.79
1:FL:57:PRO:HB3	1:FL:71:MET:CB	2.13	0.79
1:FV:60:LYS:N	1:FV:61:PRO:CD	2.45	0.79
1:GU:37:LYS:HA	1:GU:43:LEU:HB2	1.64	0.79
1:AJ:57:PRO:HB3	1:AJ:71:MET:CB	2.13	0.79
1:AT:60:LYS:N	1:AT:61:PRO:CD	2.45	0.79
1:AU:59:PRO:HD3	1:EI:88:ASN:HD21	1.44	0.79
1:AY:69:VAL:HB	1:AY:71:MET:SD	2.23	0.79
1:BC:60:LYS:N	1:BC:61:PRO:CD	2.45	0.79
1:BJ:37:LYS:HA	1:BJ:43:LEU:HB2	1.64	0.79
1:BV:71:MET:HB2	1:BV:72:PRO:CD	2.12	0.79
1:CR:69:VAL:HB	1:CR:71:MET:SD	2.23	0.79
1:CU:57:PRO:HB3	1:CU:71:MET:CB	2.13	0.79
1:DB:32:LEU:CG	1:DB:34:GLN:NE2	2.36	0.79
1:DL:37:LYS:HA	1:DL:43:LEU:HB2	1.64	0.79
1:DL:71:MET:HB2	1:DL:72:PRO:CD	2.12	0.79
1:DQ:88:ASN:HD21	1:EP:59:PRO:HD3	1.44	0.79
1:DW:56:ARG:O	1:DW:74:GLU:CG	2.23	0.79
1:DY:55:LYS:HG2	1:DY:73:ASN:HB3	1.61	0.79
1:EJ:71:MET:HB2	1:EJ:72:PRO:CD	2.12	0.79
1:EK:69:VAL:HB	1:EK:71:MET:SD	2.23	0.79
1:EV:71:MET:HB2	1:EV:72:PRO:CD	2.12	0.79
1:FT:59:PRO:HD3	1:FY:88:ASN:HD21	1.44	0.79
1:FX:57:PRO:HB3	1:FX:71:MET:CB	2.13	0.79
1:AO:37:LYS:HA	1:AO:43:LEU:HB2	1.64	0.79
1:AX:71:MET:HB2	1:AX:72:PRO:CD	2.12	0.79
1:BB:69:VAL:HB	1:BB:71:MET:SD	2.23	0.79
1:BM:71:MET:HB2	1:BM:72:PRO:CD	2.12	0.79
1:BQ:69:VAL:HB	1:BQ:71:MET:SD	2.23	0.79
1:BY:37:LYS:HA	1:BY:43:LEU:HB2	1.64	0.79
1:CC:69:VAL:HB	1:CC:71:MET:SD	2.23	0.79
1:CH:37:LYS:HA	1:CH:43:LEU:HB2	1.64	0.79

*Continued on next page...*

*Continued from previous page...*

Atom-1	Atom-2	Interatomic distance (Å)	Clash overlap (Å)
1:CK:71:MET:HB2	1:CK:72:PRO:CD	2.12	0.79
1:CZ:59:PRO:HD3	1:FP:88:ASN:HD21	1.44	0.79
1:DE:60:LYS:N	1:DE:61:PRO:CD	2.45	0.79
1:DJ:57:PRO:HB3	1:DJ:71:MET:CB	2.13	0.79
1:DS:69:VAL:HB	1:DS:71:MET:SD	2.23	0.79
1:EK:55:LYS:HG2	1:EK:73:ASN:HB3	1.61	0.79
1:EO:60:LYS:N	1:EO:61:PRO:CD	2.45	0.79
1:EQ:57:PRO:HB3	1:EQ:71:MET:CB	2.12	0.79
1:EU:88:ASN:HD21	1:FB:59:PRO:HD3	1.44	0.79
1:FK:71:MET:HB2	1:FK:72:PRO:CD	2.12	0.79
1:FL:69:VAL:HB	1:FL:71:MET:SD	2.23	0.79
1:GA:57:PRO:HB3	1:GA:71:MET:CB	2.13	0.79
1:AR:37:LYS:HA	1:AR:43:LEU:HB2	1.64	0.79
1:BU:32:LEU:CG	1:BU:34:GLN:NE2	2.36	0.79
1:CJ:60:LYS:N	1:CJ:61:PRO:CD	2.45	0.79
1:CV:60:LYS:N	1:CV:61:PRO:CD	2.45	0.79
1:DA:69:VAL:HB	1:DA:71:MET:SD	2.23	0.79
1:DH:60:LYS:N	1:DH:61:PRO:CD	2.45	0.79
1:DT:60:LYS:N	1:DT:61:PRO:CD	2.45	0.79
1:DU:71:MET:HB2	1:DU:72:PRO:CD	2.12	0.79
1:DW:60:LYS:N	1:DW:61:PRO:CD	2.45	0.79
1:EF:60:LYS:N	1:EF:61:PRO:CD	2.45	0.79
1:EH:57:PRO:HB3	1:EH:71:MET:CB	2.12	0.79
1:ER:60:LYS:N	1:ER:61:PRO:CD	2.45	0.79
1:EW:69:VAL:HB	1:EW:71:MET:SD	2.23	0.79
1:FF:69:VAL:HB	1:FF:71:MET:SD	2.23	0.79
1:FR:57:PRO:HB3	1:FR:71:MET:CB	2.13	0.79
1:GL:37:LYS:HA	1:GL:43:LEU:HB2	1.64	0.79
1:GQ:60:LYS:N	1:GQ:61:PRO:CD	2.45	0.79
1:AG:69:VAL:HB	1:AG:71:MET:SD	2.23	0.79
1:AJ:69:VAL:HB	1:AJ:71:MET:SD	2.23	0.79
1:AP:69:VAL:HB	1:AP:71:MET:SD	2.23	0.79
1:AR:71:MET:HB2	1:AR:72:PRO:CD	2.12	0.79
1:AY:57:PRO:HB3	1:AY:71:MET:CB	2.13	0.79
1:AZ:60:LYS:N	1:AZ:61:PRO:CD	2.45	0.79
1:BD:37:LYS:HA	1:BD:43:LEU:HB2	1.64	0.79
1:BG:37:LYS:HA	1:BG:43:LEU:HB2	1.64	0.79
1:BO:88:ASN:HD21	1:EG:59:PRO:HD3	1.44	0.79
1:CS:60:LYS:N	1:CS:61:PRO:CD	2.45	0.79
1:DM:69:VAL:HB	1:DM:71:MET:SD	2.23	0.79
1:DN:60:LYS:N	1:DN:61:PRO:CD	2.45	0.79

*Continued on next page...*

*Continued from previous page...*

Atom-1	Atom-2	Interatomic distance (Å)	Clash overlap (Å)
1:EC:60:LYS:N	1:EC:61:PRO:CD	2.45	0.79
1:EP:71:MET:HB2	1:EP:72:PRO:CD	2.12	0.79
1:EY:71:MET:HB2	1:EY:72:PRO:CD	2.12	0.79
1:FC:69:VAL:HB	1:FC:71:MET:SD	2.23	0.79
1:FH:71:MET:HB2	1:FH:72:PRO:CD	2.12	0.79
1:FN:71:MET:HB2	1:FN:72:PRO:CD	2.12	0.79
1:FU:69:VAL:HB	1:FU:71:MET:SD	2.23	0.79
1:FX:69:VAL:HB	1:FX:71:MET:SD	2.23	0.79
1:GC:71:MET:HB2	1:GC:72:PRO:CD	2.12	0.79
1:GH:60:LYS:N	1:GH:61:PRO:CD	2.45	0.79
1:AS:69:VAL:HB	1:AS:71:MET:SD	2.23	0.79
1:BG:71:MET:HB2	1:BG:72:PRO:CD	2.12	0.79
1:DO:71:MET:HB2	1:DO:72:PRO:CD	2.12	0.79
1:DP:55:LYS:HG2	1:DP:73:ASN:HB3	1.61	0.79
1:DX:71:MET:HB2	1:DX:72:PRO:CD	2.12	0.79
1:EB:69:VAL:HB	1:EB:71:MET:SD	2.23	0.79
1:EG:71:MET:HB2	1:EG:72:PRO:CD	2.12	0.79
1:EH:69:VAL:HB	1:EH:71:MET:SD	2.23	0.79
1:EQ:69:VAL:HB	1:EQ:71:MET:SD	2.23	0.79
1:FD:60:LYS:N	1:FD:61:PRO:CD	2.45	0.79
1:FI:69:VAL:HB	1:FI:71:MET:SD	2.23	0.79
1:GD:69:VAL:HB	1:GD:71:MET:SD	2.23	0.79
1:GU:71:MET:HB2	1:GU:72:PRO:CD	2.12	0.79
1:GY:69:VAL:HB	1:GY:71:MET:SD	2.23	0.79
1:AU:37:LYS:HA	1:AU:43:LEU:HB2	1.64	0.79
1:AW:60:LYS:N	1:AW:61:PRO:CD	2.45	0.79
1:AW:88:ASN:HD21	1:BD:59:PRO:HD3	1.44	0.79
1:BK:69:VAL:HB	1:BK:71:MET:SD	2.23	0.79
1:BN:69:VAL:HB	1:BN:71:MET:SD	2.23	0.79
1:BW:69:VAL:HB	1:BW:71:MET:SD	2.23	0.79
1:BZ:69:VAL:HB	1:BZ:71:MET:SD	2.23	0.79
1:CE:71:MET:HB2	1:CE:72:PRO:CD	2.12	0.79
1:CG:60:LYS:N	1:CG:61:PRO:CD	2.45	0.79
1:CL:69:VAL:HB	1:CL:71:MET:SD	2.23	0.79
1:CN:71:MET:HB2	1:CN:72:PRO:CD	2.12	0.79
1:CX:69:VAL:HB	1:CX:71:MET:SD	2.23	0.79
1:DG:69:VAL:HB	1:DG:71:MET:SD	2.23	0.79
1:EI:60:LYS:N	1:EI:61:PRO:CD	2.45	0.79
1:EK:57:PRO:HB3	1:EK:71:MET:CB	2.13	0.79
1:FF:57:PRO:HB3	1:FF:71:MET:CB	2.13	0.79
1:FO:69:VAL:HB	1:FO:71:MET:SD	2.23	0.79

*Continued on next page...*



Continued from previous page...

Atom-1	Atom-2	Interatomic distance (Å)	Clash overlap (Å)
1:AN:60:LYS:N	1:AN:61:PRO:CD	2.45	0.79
1:BB:57:PRO:HB3	1:BB:71:MET:CB	2.13	0.79
1:CB:71:MET:HB2	1:CB:72:PRO:CD	2.12	0.79
1:CQ:71:MET:HB2	1:CQ:72:PRO:CD	2.12	0.79
1:DC:59:PRO:HD3	1:FS:88:ASN:HD21	1.44	0.79
1:DV:57:PRO:HB3	1:DV:71:MET:CB	2.12	0.79
1:DV:69:VAL:HB	1:DV:71:MET:SD	2.23	0.79
1:EZ:69:VAL:HB	1:EZ:71:MET:SD	2.23	0.79
1:GF:71:MET:HB2	1:GF:72:PRO:CD	2.12	0.79
1:GH:88:ASN:HD21	1:GU:59:PRO:HD3	1.44	0.79
1:GJ:69:VAL:HB	1:GJ:71:MET:SD	2.23	0.79
1:GK:60:LYS:N	1:GK:61:PRO:CD	2.45	0.79
1:GN:60:LYS:N	1:GN:61:PRO:CD	2.45	0.79
1:GS:69:VAL:HB	1:GS:71:MET:SD	2.23	0.79
1:AD:69:VAL:HB	1:AD:71:MET:SD	2.23	0.79
1:AI:71:MET:HB2	1:AI:72:PRO:CD	2.12	0.79
1:AM:69:VAL:HB	1:AM:71:MET:SD	2.23	0.79
1:BH:69:VAL:HB	1:BH:71:MET:SD	2.23	0.79
1:DB:60:LYS:N	1:DB:61:PRO:CD	2.45	0.79
1:DK:60:LYS:N	1:DK:61:PRO:CD	2.45	0.79
1:FP:56:ARG:O	1:FP:74:GLU:CG	2.23	0.79
1:GD:57:PRO:HB3	1:GD:71:MET:CB	2.13	0.79
1:BA:37:LYS:HA	1:BA:43:LEU:HB2	1.64	0.79
1:BR:32:LEU:CG	1:BR:34:GLN:NE2	2.36	0.79
1:BR:60:LYS:N	1:BR:61:PRO:CD	2.45	0.79
1:BX:60:LYS:N	1:BX:61:PRO:CD	2.45	0.79
1:CL:57:PRO:HB3	1:CL:71:MET:CB	2.12	0.79
1:CY:60:LYS:N	1:CY:61:PRO:CD	2.45	0.79
1:CY:88:ASN:HD21	1:GO:59:PRO:HD3	1.44	0.79
1:DP:69:VAL:HB	1:DP:71:MET:SD	2.23	0.79
1:FA:60:LYS:N	1:FA:61:PRO:CD	2.45	0.79
1:FB:71:MET:HB2	1:FB:72:PRO:CD	2.12	0.79
1:FO:57:PRO:HB3	1:FO:71:MET:CB	2.13	0.79
1:FQ:37:LYS:HA	1:FQ:43:LEU:HB2	1.64	0.79
1:FS:60:LYS:N	1:FS:61:PRO:CD	2.45	0.79
1:FU:57:PRO:HB3	1:FU:71:MET:CB	2.13	0.79
1:FY:56:ARG:O	1:FY:74:GLU:CG	2.23	0.79
1:GC:37:LYS:HA	1:GC:43:LEU:HB2	1.64	0.79
1:GF:59:PRO:HD3	1:GQ:88:ASN:HD21	1.44	0.79
1:AI:37:LYS:HA	1:AI:43:LEU:HB2	1.64	0.78
1:AQ:60:LYS:N	1:AQ:61:PRO:CD	2.45	0.78

Continued on next page...

Continued from previous page...

Atom-1	Atom-2	Interatomic distance (Å)	Clash overlap (Å)
1:AS:57:PRO:HB3	1:AS:71:MET:CB	2.13	0.78
1:BD:71:MET:HB2	1:BD:72:PRO:CD	2.12	0.78
1:BH:57:PRO:HB3	1:BH:71:MET:CB	2.13	0.78
1:BI:60:LYS:N	1:BI:61:PRO:CD	2.45	0.78
1:CT:71:MET:HB2	1:CT:72:PRO:CD	2.12	0.78
1:DA:57:PRO:HB3	1:DA:71:MET:CB	2.13	0.78
1:DI:71:MET:HB2	1:DI:72:PRO:CD	2.12	0.78
1:DY:69:VAL:HB	1:DY:71:MET:SD	2.23	0.78
1:ED:71:MET:HB2	1:ED:72:PRO:CD	2.12	0.78
1:EE:69:VAL:HB	1:EE:71:MET:SD	2.23	0.78
1:FR:69:VAL:HB	1:FR:71:MET:SD	2.23	0.78
1:FW:37:LYS:HA	1:FW:43:LEU:HB2	1.64	0.78
1:FW:71:MET:HB2	1:FW:72:PRO:CD	2.12	0.78
1:FZ:71:MET:HB2	1:FZ:72:PRO:CD	2.12	0.78
1:GE:60:LYS:N	1:GE:61:PRO:CD	2.45	0.78
1:GS:57:PRO:HB3	1:GS:71:MET:CB	2.13	0.78
1:AE:60:LYS:N	1:AE:61:PRO:CD	2.45	0.78
1:AF:71:MET:HB2	1:AF:72:PRO:CD	2.12	0.78
1:AG:57:PRO:HB3	1:AG:71:MET:CB	2.12	0.78
1:BW:57:PRO:HB3	1:BW:71:MET:CB	2.13	0.78
1:BX:32:LEU:CG	1:BX:34:GLN:NE2	2.36	0.78
1:CF:57:PRO:HB3	1:CF:71:MET:CB	2.13	0.78
1:CO:69:VAL:HB	1:CO:71:MET:SD	2.23	0.78
1:EC:88:ASN:HD21	1:FH:59:PRO:HD3	1.44	0.78
1:EL:60:LYS:N	1:EL:61:PRO:CD	2.45	0.78
1:ES:71:MET:HB2	1:ES:72:PRO:CD	2.12	0.78
1:EX:60:LYS:N	1:EX:61:PRO:CD	2.45	0.78
1:FN:37:LYS:HA	1:FN:43:LEU:HB2	1.64	0.78
1:FZ:37:LYS:HA	1:FZ:43:LEU:HB2	1.64	0.78
1:GA:69:VAL:HB	1:GA:71:MET:SD	2.23	0.78
1:GJ:57:PRO:HB3	1:GJ:71:MET:CB	2.13	0.78
1:GP:57:PRO:HB3	1:GP:71:MET:CB	2.13	0.78
1:AB:88:ASN:HD21	1:DI:59:PRO:HD3	1.44	0.78
1:AU:71:MET:HB2	1:AU:72:PRO:CD	2.12	0.78
1:BF:60:LYS:N	1:BF:61:PRO:CD	2.45	0.78
1:BT:69:VAL:HB	1:BT:71:MET:SD	2.23	0.78
1:DD:57:PRO:HB3	1:DD:71:MET:CB	2.13	0.78
1:DG:57:PRO:HB3	1:DG:71:MET:CB	2.12	0.78
1:DI:37:LYS:HA	1:DI:43:LEU:HB2	1.64	0.78
1:DO:37:LYS:HA	1:DO:43:LEU:HB2	1.64	0.78
1:DX:37:LYS:HA	1:DX:43:LEU:HB2	1.64	0.78

Continued on next page...



*Continued from previous page...*

Atom-1	Atom-2	Interatomic distance (Å)	Clash overlap (Å)
1:EE:57:PRO:HB3	1:EE:71:MET:CB	2.13	0.78
1:EN:69:VAL:HB	1:EN:71:MET:SD	2.23	0.78
1:ER:88:ASN:HD21	1:EY:59:PRO:HD3	1.44	0.78
1:ET:69:VAL:HB	1:ET:71:MET:SD	2.23	0.78
1:FB:37:LYS:HA	1:FB:43:LEU:HB2	1.64	0.78
1:FE:37:LYS:HA	1:FE:43:LEU:HB2	1.64	0.78
1:FG:60:LYS:N	1:FG:61:PRO:CD	2.45	0.78
1:FM:60:LYS:N	1:FM:61:PRO:CD	2.45	0.78
1:FQ:71:MET:HB2	1:FQ:72:PRO:CD	2.12	0.78
1:GM:57:PRO:HB3	1:GM:71:MET:CB	2.13	0.78
1:GR:71:MET:HB2	1:GR:72:PRO:CD	2.12	0.78
1:GT:60:LYS:N	1:GT:61:PRO:CD	2.45	0.78
1:AE:88:ASN:HD21	1:DL:59:PRO:HD3	1.44	0.78
1:AF:37:LYS:HA	1:AF:43:LEU:HB2	1.64	0.78
1:AV:57:PRO:HB3	1:AV:71:MET:CB	2.13	0.78
1:BI:32:LEU:CG	1:BI:34:GLN:NE2	2.36	0.78
1:BN:57:PRO:HB3	1:BN:71:MET:CB	2.13	0.78
1:BQ:57:PRO:HB3	1:BQ:71:MET:CB	2.13	0.78
1:BT:57:PRO:HB3	1:BT:71:MET:CB	2.13	0.78
1:BU:60:LYS:N	1:BU:61:PRO:CD	2.45	0.78
1:CI:57:PRO:HB3	1:CI:71:MET:CB	2.13	0.78
1:CO:57:PRO:HB3	1:CO:71:MET:CB	2.13	0.78
1:CT:37:LYS:HA	1:CT:43:LEU:HB2	1.64	0.78
1:EL:32:LEU:CG	1:EL:34:GLN:NE2	2.36	0.78
1:FC:57:PRO:HB3	1:FC:71:MET:CB	2.12	0.78
1:GB:60:LYS:N	1:GB:61:PRO:CD	2.45	0.78
1:GI:71:MET:HB2	1:GI:72:PRO:CD	2.12	0.78
1:GO:37:LYS:HA	1:GO:43:LEU:HB2	1.64	0.78
1:BL:60:LYS:N	1:BL:61:PRO:CD	2.45	0.78
1:CX:57:PRO:HB3	1:CX:71:MET:CB	2.12	0.78
1:DC:37:LYS:HA	1:DC:43:LEU:HB2	1.64	0.78
1:DD:69:VAL:HB	1:DD:71:MET:SD	2.23	0.78
1:DR:71:MET:HB2	1:DR:72:PRO:CD	2.12	0.78
1:DS:57:PRO:HB3	1:DS:71:MET:CB	2.13	0.78
1:EN:57:PRO:HB3	1:EN:71:MET:CB	2.13	0.78
1:ET:57:PRO:HB3	1:ET:71:MET:CB	2.13	0.78
1:GP:69:VAL:HB	1:GP:71:MET:SD	2.23	0.78
1:AB:60:LYS:N	1:AB:61:PRO:CD	2.45	0.78
1:AK:60:LYS:N	1:AK:61:PRO:CD	2.45	0.78
1:AK:88:ASN:HD21	1:CT:59:PRO:HD3	1.44	0.78
1:BE:57:PRO:HB3	1:BE:71:MET:CB	2.13	0.78

*Continued on next page...*

*Continued from previous page...*

Atom-1	Atom-2	Interatomic distance (Å)	Clash overlap (Å)
1:BE:69:VAL:HB	1:BE:71:MET:SD	2.23	0.78
1:BP:71:MET:HB2	1:BP:72:PRO:CD	2.12	0.78
1:CF:69:VAL:HB	1:CF:71:MET:SD	2.23	0.78
1:CI:69:VAL:HB	1:CI:71:MET:SD	2.23	0.78
1:DP:57:PRO:HB3	1:DP:71:MET:CB	2.13	0.78
1:DY:57:PRO:HB3	1:DY:71:MET:CB	2.13	0.78
1:GM:69:VAL:HB	1:GM:71:MET:SD	2.23	0.78
1:BO:60:LYS:N	1:BO:61:PRO:CD	2.45	0.78
1:DZ:60:LYS:N	1:DZ:61:PRO:CD	2.45	0.78
1:EU:60:LYS:N	1:EU:61:PRO:CD	2.45	0.78
1:GO:71:MET:HB2	1:GO:72:PRO:CD	2.12	0.78
1:GW:60:LYS:N	1:GW:61:PRO:CD	2.45	0.78
1:GY:57:PRO:HB3	1:GY:71:MET:CB	2.13	0.78
1:AO:59:PRO:HD3	1:FA:88:ASN:HD21	1.44	0.78
1:AV:69:VAL:HB	1:AV:71:MET:SD	2.23	0.78
1:BK:57:PRO:HB3	1:BK:71:MET:CB	2.12	0.78
1:BZ:57:PRO:HB3	1:BZ:71:MET:CB	2.12	0.78
1:CL:19:ASP:OD1	1:CL:20:PRO:HD2	1.84	0.78
1:FD:32:LEU:CG	1:FD:34:GLN:NE2	2.36	0.78
1:AG:107:PHE:CG	1:AG:112:ALA:HB1	2.19	0.78
1:AV:19:ASP:OD1	1:AV:20:PRO:HD2	1.84	0.78
1:BB:107:PHE:CG	1:BB:112:ALA:HB1	2.19	0.78
1:CD:60:LYS:N	1:CD:61:PRO:CD	2.45	0.78
1:CI:19:ASP:OD1	1:CI:20:PRO:HD2	1.84	0.78
1:CN:37:LYS:HA	1:CN:43:LEU:HB2	1.64	0.78
1:CU:69:VAL:HB	1:CU:71:MET:SD	2.23	0.78
1:CX:19:ASP:OD1	1:CX:20:PRO:HD2	1.84	0.78
1:DC:71:MET:HB2	1:DC:72:PRO:CD	2.12	0.78
1:DJ:69:VAL:HB	1:DJ:71:MET:SD	2.23	0.78
1:DQ:60:LYS:N	1:DQ:61:PRO:CD	2.45	0.78
1:DV:19:ASP:OD1	1:DV:20:PRO:HD2	1.84	0.78
1:EB:57:PRO:HB3	1:EB:71:MET:CB	2.13	0.78
1:EI:56:ARG:O	1:EI:74:GLU:CG	2.23	0.78
1:EZ:19:ASP:OD1	1:EZ:20:PRO:HD2	1.84	0.78
1:FC:107:PHE:CG	1:FC:112:ALA:HB1	2.19	0.78
1:FI:19:ASP:OD1	1:FI:20:PRO:HD2	1.84	0.78
1:FI:57:PRO:HB3	1:FI:71:MET:CB	2.13	0.78
1:FJ:60:LYS:N	1:FJ:61:PRO:CD	2.45	0.78
1:FZ:59:PRO:HD3	1:GT:88:ASN:HD21	1.44	0.78
1:GA:107:PHE:CG	1:GA:112:ALA:HB1	2.19	0.78
1:GM:19:ASP:OD1	1:GM:20:PRO:HD2	1.84	0.78

*Continued on next page...*

*Continued from previous page...*

Atom-1	Atom-2	Interatomic distance (Å)	Clash overlap (Å)
1:GS:19:ASP:OD1	1:GS:20:PRO:HD2	1.84	0.78
1:AV:107:PHE:CG	1:AV:112:ALA:HB1	2.19	0.78
1:BE:19:ASP:OD1	1:BE:20:PRO:HD2	1.84	0.78
1:BN:19:ASP:OD1	1:BN:20:PRO:HD2	1.84	0.78
1:BW:19:ASP:OD1	1:BW:20:PRO:HD2	1.84	0.78
1:CE:37:LYS:HA	1:CE:43:LEU:HB2	1.64	0.78
1:CM:60:LYS:N	1:CM:61:PRO:CD	2.45	0.78
1:CW:37:LYS:HA	1:CW:43:LEU:HB2	1.64	0.78
1:CX:107:PHE:CG	1:CX:112:ALA:HB1	2.19	0.78
1:DG:19:ASP:OD1	1:DG:20:PRO:HD2	1.84	0.78
1:DG:107:PHE:CG	1:DG:112:ALA:HB1	2.19	0.78
1:DP:19:ASP:OD1	1:DP:20:PRO:HD2	1.84	0.78
1:DY:19:ASP:OD1	1:DY:20:PRO:HD2	1.84	0.78
1:FF:107:PHE:CG	1:FF:112:ALA:HB1	2.19	0.78
1:FR:107:PHE:CG	1:FR:112:ALA:HB1	2.19	0.78
1:GJ:19:ASP:OD1	1:GJ:20:PRO:HD2	1.84	0.78
1:AS:107:PHE:CG	1:AS:112:ALA:HB1	2.19	0.77
1:AW:56:ARG:O	1:AW:74:GLU:CG	2.23	0.77
1:AZ:32:LEU:CG	1:AZ:34:GLN:NE2	2.36	0.77
1:BE:107:PHE:CG	1:BE:112:ALA:HB1	2.19	0.77
1:CR:57:PRO:HB3	1:CR:71:MET:CB	2.13	0.77
1:CU:107:PHE:CG	1:CU:112:ALA:HB1	2.19	0.77
1:DF:37:LYS:HA	1:DF:43:LEU:HB2	1.64	0.77
1:DJ:107:PHE:CG	1:DJ:112:ALA:HB1	2.19	0.77
1:EM:71:MET:HB2	1:EM:72:PRO:CD	2.12	0.77
1:ET:107:PHE:CG	1:ET:112:ALA:HB1	2.19	0.77
1:EZ:57:PRO:HB3	1:EZ:71:MET:CB	2.13	0.77
1:GV:69:VAL:HB	1:GV:71:MET:SD	2.23	0.77
1:GW:32:LEU:CG	1:GW:34:GLN:NE2	2.36	0.77
1:GY:19:ASP:OD1	1:GY:20:PRO:HD2	1.84	0.77
1:BH:107:PHE:CG	1:BH:112:ALA:HB1	2.19	0.77
1:BO:24:SER:CB	1:BO:55:LYS:HD3	2.15	0.77
1:BZ:19:ASP:OD1	1:BZ:20:PRO:HD2	1.84	0.77
1:CF:107:PHE:CG	1:CF:112:ALA:HB1	2.19	0.77
1:CM:88:ASN:HD21	1:DO:59:PRO:HD3	1.44	0.77
1:DD:19:ASP:OD1	1:DD:20:PRO:HD2	1.84	0.77
1:DQ:24:SER:CB	1:DQ:55:LYS:HD3	2.15	0.77
1:DS:19:ASP:OD1	1:DS:20:PRO:HD2	1.84	0.77
1:EA:37:LYS:HA	1:EA:43:LEU:HB2	1.64	0.77
1:EB:19:ASP:OD1	1:EB:20:PRO:HD2	1.84	0.77
1:EE:107:PHE:CG	1:EE:112:ALA:HB1	2.19	0.77

*Continued on next page...*

*Continued from previous page...*

Atom-1	Atom-2	Interatomic distance (Å)	Clash overlap (Å)
1:FQ:59:PRO:HD3	1:GE:88:ASN:HD21	1.44	0.77
1:BK:19:ASP:OD1	1:BK:20:PRO:HD2	1.84	0.77
1:BQ:19:ASP:OD1	1:BQ:20:PRO:HD2	1.84	0.77
1:BQ:107:PHE:CG	1:BQ:112:ALA:HB1	2.19	0.77
1:BS:71:MET:HB2	1:BS:72:PRO:CD	2.12	0.77
1:CC:57:PRO:HB3	1:CC:71:MET:CB	2.13	0.77
1:CD:32:LEU:CG	1:CD:34:GLN:NE2	2.36	0.77
1:CO:107:PHE:CG	1:CO:112:ALA:HB1	2.19	0.77
1:DS:107:PHE:CG	1:DS:112:ALA:HB1	2.19	0.77
1:DZ:32:LEU:CG	1:DZ:34:GLN:NE2	2.36	0.77
1:EP:37:LYS:HA	1:EP:43:LEU:HB2	1.64	0.77
1:FL:19:ASP:OD1	1:FL:20:PRO:HD2	1.84	0.77
1:FR:19:ASP:OD1	1:FR:20:PRO:HD2	1.84	0.77
1:GG:69:VAL:HB	1:GG:71:MET:SD	2.23	0.77
1:GP:107:PHE:CG	1:GP:112:ALA:HB1	2.19	0.77
1:GX:37:LYS:HA	1:GX:43:LEU:HB2	1.64	0.77
1:AN:24:SER:CB	1:AN:55:LYS:HD3	2.15	0.77
1:AP:19:ASP:OD1	1:AP:20:PRO:HD2	1.84	0.77
1:BM:37:LYS:HA	1:BM:43:LEU:HB2	1.64	0.77
1:BT:19:ASP:OD1	1:BT:20:PRO:HD2	1.84	0.77
1:BV:37:LYS:HA	1:BV:43:LEU:HB2	1.64	0.77
1:CD:88:ASN:HD21	1:DX:59:PRO:HD3	1.44	0.77
1:DB:24:SER:CB	1:DB:55:LYS:HD3	2.15	0.77
1:DD:107:PHE:CG	1:DD:112:ALA:HB1	2.19	0.77
1:DK:24:SER:CB	1:DK:55:LYS:HD3	2.15	0.77
1:DM:19:ASP:OD1	1:DM:20:PRO:HD2	1.84	0.77
1:EN:19:ASP:OD1	1:EN:20:PRO:HD2	1.84	0.77
1:EW:19:ASP:OD1	1:EW:20:PRO:HD2	1.84	0.77
1:EX:24:SER:CB	1:EX:55:LYS:HD3	2.15	0.77
1:GA:19:ASP:OD1	1:GA:20:PRO:HD2	1.84	0.77
1:GN:24:SER:CB	1:GN:55:LYS:HD3	2.15	0.77
1:GP:19:ASP:OD1	1:GP:20:PRO:HD2	1.84	0.77
1:AD:107:PHE:CG	1:AD:112:ALA:HB1	2.19	0.77
1:AS:19:ASP:OD1	1:AS:20:PRO:HD2	1.84	0.77
1:AW:24:SER:CB	1:AW:55:LYS:HD3	2.15	0.77
1:CF:19:ASP:OD1	1:CF:20:PRO:HD2	1.84	0.77
1:CG:24:SER:CB	1:CG:55:LYS:HD3	2.15	0.77
1:CH:71:MET:HB2	1:CH:72:PRO:CD	2.12	0.77
1:EF:24:SER:CB	1:EF:55:LYS:HD3	2.15	0.77
1:EI:24:SER:CB	1:EI:55:LYS:HD3	2.15	0.77
1:EQ:19:ASP:OD1	1:EQ:20:PRO:HD2	1.84	0.77

*Continued on next page...*

*Continued from previous page...*

Atom-1	Atom-2	Interatomic distance (Å)	Clash overlap (Å)
1:FG:24:SER:CB	1:FG:55:LYS:HD3	2.15	0.77
1:FU:19:ASP:OD1	1:FU:20:PRO:HD2	1.84	0.77
1:GH:24:SER:CB	1:GH:55:LYS:HD3	2.15	0.77
1:GQ:24:SER:CB	1:GQ:55:LYS:HD3	2.15	0.77
1:AG:19:ASP:OD1	1:AG:20:PRO:HD2	1.84	0.77
1:BB:19:ASP:OD1	1:BB:20:PRO:HD2	1.84	0.77
1:BH:19:ASP:OD1	1:BH:20:PRO:HD2	1.84	0.77
1:BM:59:PRO:HD3	1:BX:88:ASN:HD21	1.44	0.77
1:DA:19:ASP:OD1	1:DA:20:PRO:HD2	1.84	0.77
1:EO:24:SER:CB	1:EO:55:LYS:HD3	2.15	0.77
1:EO:88:ASN:HD21	1:FE:59:PRO:HD3	1.44	0.77
1:FF:19:ASP:OD1	1:FF:20:PRO:HD2	1.84	0.77
1:FO:19:ASP:OD1	1:FO:20:PRO:HD2	1.84	0.77
1:FO:107:PHE:CG	1:FO:112:ALA:HB1	2.19	0.77
1:GG:19:ASP:OD1	1:GG:20:PRO:HD2	1.84	0.77
1:GK:24:SER:CB	1:GK:55:LYS:HD3	2.15	0.77
1:GV:19:ASP:OD1	1:GV:20:PRO:HD2	1.84	0.77
1:AM:107:PHE:CG	1:AM:112:ALA:HB1	2.19	0.77
1:BF:24:SER:CB	1:BF:55:LYS:HD3	2.15	0.77
1:CC:19:ASP:OD1	1:CC:20:PRO:HD2	1.84	0.77
1:CC:107:PHE:CG	1:CC:112:ALA:HB1	2.19	0.77
1:CO:19:ASP:OD1	1:CO:20:PRO:HD2	1.84	0.77
1:CS:24:SER:CB	1:CS:55:LYS:HD3	2.15	0.77
1:EG:37:LYS:HA	1:EG:43:LEU:HB2	1.64	0.77
1:EH:19:ASP:OD1	1:EH:20:PRO:HD2	1.84	0.77
1:FC:19:ASP:OD1	1:FC:20:PRO:HD2	1.84	0.77
1:GD:107:PHE:CG	1:GD:112:ALA:HB1	2.19	0.77
1:GG:107:PHE:CG	1:GG:112:ALA:HB1	2.19	0.77
1:GL:71:MET:HB2	1:GL:72:PRO:CD	2.12	0.77
1:AQ:24:SER:CB	1:AQ:55:LYS:HD3	2.15	0.77
1:AR:56:ARG:HB3	1:AR:74:GLU:CG	2.15	0.77
1:AV:89:LEU:CD2	1:EH:113:GLY:HA3	2.14	0.77
1:BA:59:PRO:HD3	1:EF:88:ASN:HD21	1.44	0.77
1:BE:113:GLY:HA3	1:EQ:89:LEU:CD2	2.14	0.77
1:BI:88:ASN:HD21	1:BV:59:PRO:HD3	1.44	0.77
1:BP:56:ARG:HB3	1:BP:74:GLU:CG	2.15	0.77
1:CM:32:LEU:CG	1:CM:34:GLN:NE2	2.36	0.77
1:CR:19:ASP:OD1	1:CR:20:PRO:HD2	1.84	0.77
1:CR:107:PHE:CG	1:CR:112:ALA:HB1	2.19	0.77
1:DH:24:SER:CB	1:DH:55:LYS:HD3	2.15	0.77
1:DY:107:PHE:CG	1:DY:112:ALA:HB1	2.19	0.77

*Continued on next page...*

Continued from previous page...

Atom-1	Atom-2	Interatomic distance (Å)	Clash overlap (Å)
1:GD:19:ASP:OD1	1:GD:20:PRO:HD2	1.84	0.77
1:GV:107:PHE:CG	1:GV:112:ALA:HB1	2.19	0.77
1:BE:89:LEU:CD2	1:EQ:113:GLY:HA3	2.14	0.77
1:BG:56:ARG:HB3	1:BG:74:GLU:CG	2.15	0.77
1:BI:24:SER:CB	1:BI:55:LYS:HD3	2.15	0.77
1:BM:56:ARG:HB3	1:BM:74:GLU:CG	2.15	0.77
1:BU:24:SER:CB	1:BU:55:LYS:HD3	2.15	0.77
1:BV:56:ARG:HB3	1:BV:74:GLU:CG	2.15	0.77
1:CE:56:ARG:HB3	1:CE:74:GLU:CG	2.15	0.77
1:CN:56:ARG:HB3	1:CN:74:GLU:CG	2.15	0.77
1:DP:107:PHE:CG	1:DP:112:ALA:HB1	2.19	0.77
1:DR:56:ARG:HB3	1:DR:74:GLU:CG	2.15	0.77
1:AV:113:GLY:HA3	1:EH:89:LEU:CD2	2.14	0.77
1:BX:24:SER:CB	1:BX:55:LYS:HD3	2.15	0.77
1:CJ:24:SER:CB	1:CJ:55:LYS:HD3	2.15	0.77
1:CW:56:ARG:HB3	1:CW:74:GLU:CG	2.15	0.77
1:DF:56:ARG:HB3	1:DF:74:GLU:CG	2.15	0.77
1:DM:107:PHE:CG	1:DM:112:ALA:HB1	2.19	0.77
1:DW:24:SER:CB	1:DW:55:LYS:HD3	2.15	0.77
1:EE:19:ASP:OD1	1:EE:20:PRO:HD2	1.84	0.77
1:ET:19:ASP:OD1	1:ET:20:PRO:HD2	1.84	0.77
1:FD:24:SER:CB	1:FD:55:LYS:HD3	2.15	0.77
1:FN:31:LEU:CD2	1:FN:48:GLY:HA2	2.15	0.77
1:GC:31:LEU:CD2	1:GC:48:GLY:HA2	2.15	0.77
1:AI:31:LEU:CD2	1:AI:48:GLY:HA2	2.15	0.76
1:BL:24:SER:CB	1:BL:55:LYS:HD3	2.15	0.76
1:DN:24:SER:CB	1:DN:55:LYS:HD3	2.15	0.76
1:DT:24:SER:CB	1:DT:55:LYS:HD3	2.15	0.76
1:EY:31:LEU:CD2	1:EY:48:GLY:HA2	2.16	0.76
1:FH:31:LEU:CD2	1:FH:48:GLY:HA2	2.16	0.76
1:FI:107:PHE:CG	1:FI:112:ALA:HB1	2.19	0.76
1:FW:31:LEU:CD2	1:FW:48:GLY:HA2	2.15	0.76
1:FY:32:LEU:CG	1:FY:34:GLN:NE2	2.36	0.76
1:GF:31:LEU:CD2	1:GF:48:GLY:HA2	2.15	0.76
1:GJ:107:PHE:CG	1:GJ:112:ALA:HB1	2.19	0.76
1:AJ:19:ASP:OD1	1:AJ:20:PRO:HD2	1.84	0.76
1:AP:107:PHE:CG	1:AP:112:ALA:HB1	2.19	0.76
1:AZ:24:SER:CB	1:AZ:55:LYS:HD3	2.15	0.76
1:CN:31:LEU:CD2	1:CN:48:GLY:HA2	2.16	0.76
1:CU:19:ASP:OD1	1:CU:20:PRO:HD2	1.84	0.76
1:CW:31:LEU:CD2	1:CW:48:GLY:HA2	2.15	0.76

Continued on next page...



*Continued from previous page...*

Atom-1	Atom-2	Interatomic distance (Å)	Clash overlap (Å)
1:DF:31:LEU:CD2	1:DF:48:GLY:HA2	2.15	0.76
1:EZ:107:PHE:CG	1:EZ:112:ALA:HB1	2.19	0.76
1:FP:32:LEU:CG	1:FP:34:GLN:NE2	2.36	0.76
1:GC:56:ARG:HB3	1:GC:74:GLU:CG	2.15	0.76
1:GS:107:PHE:CG	1:GS:112:ALA:HB1	2.19	0.76
1:GU:31:LEU:CD2	1:GU:48:GLY:HA2	2.15	0.76
1:AH:24:SER:CB	1:AH:55:LYS:HD3	2.15	0.76
1:BW:107:PHE:CG	1:BW:112:ALA:HB1	2.19	0.76
1:CE:31:LEU:CD2	1:CE:48:GLY:HA2	2.16	0.76
1:CI:107:PHE:CG	1:CI:112:ALA:HB1	2.19	0.76
1:DX:56:ARG:HB3	1:DX:74:GLU:CG	2.15	0.76
1:FM:24:SER:CB	1:FM:55:LYS:HD3	2.15	0.76
1:FN:56:ARG:HB3	1:FN:74:GLU:CG	2.15	0.76
1:FX:19:ASP:OD1	1:FX:20:PRO:HD2	1.84	0.76
1:GY:107:PHE:CG	1:GY:112:ALA:HB1	2.19	0.76
1:AX:56:ARG:HB3	1:AX:74:GLU:CG	2.15	0.76
1:BJ:56:ARG:HB3	1:BJ:74:GLU:CG	2.15	0.76
1:BP:31:LEU:CD2	1:BP:48:GLY:HA2	2.15	0.76
1:BV:31:LEU:CD2	1:BV:48:GLY:HA2	2.15	0.76
1:BY:56:ARG:HB3	1:BY:74:GLU:CG	2.15	0.76
1:CB:31:LEU:CD2	1:CB:48:GLY:HA2	2.15	0.76
1:CO:113:GLY:HA3	1:GA:89:LEU:CD2	2.14	0.76
1:DA:107:PHE:CG	1:DA:112:ALA:HB1	2.19	0.76
1:DJ:19:ASP:OD1	1:DJ:20:PRO:HD2	1.84	0.76
1:DR:31:LEU:CD2	1:DR:48:GLY:HA2	2.15	0.76
1:EB:107:PHE:CG	1:EB:112:ALA:HB1	2.19	0.76
1:EJ:31:LEU:CD2	1:EJ:48:GLY:HA2	2.15	0.76
1:FE:56:ARG:HB3	1:FE:74:GLU:CG	2.15	0.76
1:FK:56:ARG:HB3	1:FK:74:GLU:CG	2.15	0.76
1:FS:24:SER:CB	1:FS:55:LYS:HD3	2.15	0.76
1:FV:24:SER:CB	1:FV:55:LYS:HD3	2.15	0.76
1:FZ:31:LEU:CD2	1:FZ:48:GLY:HA2	2.15	0.76
1:GM:107:PHE:CG	1:GM:112:ALA:HB1	2.19	0.76
1:AD:19:ASP:OD1	1:AD:20:PRO:HD2	1.84	0.76
1:AM:19:ASP:OD1	1:AM:20:PRO:HD2	1.84	0.76
1:AX:31:LEU:CD2	1:AX:48:GLY:HA2	2.15	0.76
1:BA:56:ARG:HB3	1:BA:74:GLU:CG	2.15	0.76
1:BM:31:LEU:CD2	1:BM:48:GLY:HA2	2.15	0.76
1:BN:107:PHE:CG	1:BN:112:ALA:HB1	2.19	0.76
1:CQ:31:LEU:CD2	1:CQ:48:GLY:HA2	2.15	0.76
1:DG:113:GLY:HA3	1:GS:89:LEU:CD2	2.14	0.76

*Continued on next page...*

*Continued from previous page...*

Atom-1	Atom-2	Interatomic distance (Å)	Clash overlap (Å)
1:DM:113:GLY:HA3	1:GY:89:LEU:CD2	2.14	0.76
1:DO:56:ARG:HB3	1:DO:74:GLU:CG	2.15	0.76
1:EJ:56:ARG:HB3	1:EJ:74:GLU:CG	2.15	0.76
1:EK:107:PHE:CG	1:EK:112:ALA:HB1	2.19	0.76
1:EU:24:SER:CB	1:EU:55:LYS:HD3	2.15	0.76
1:EV:56:ARG:HB3	1:EV:74:GLU:CG	2.15	0.76
1:FP:24:SER:CB	1:FP:55:LYS:HD3	2.15	0.76
1:FQ:31:LEU:CD2	1:FQ:48:GLY:HA2	2.15	0.76
1:FQ:56:ARG:HB3	1:FQ:74:GLU:CG	2.15	0.76
1:GB:24:SER:CB	1:GB:55:LYS:HD3	2.15	0.76
1:GE:24:SER:CB	1:GE:55:LYS:HD3	2.15	0.76
1:AC:56:ARG:HB3	1:AC:74:GLU:CG	2.15	0.76
1:AO:56:ARG:HB3	1:AO:74:GLU:CG	2.15	0.76
1:AY:19:ASP:OD1	1:AY:20:PRO:HD2	1.84	0.76
1:AY:107:PHE:CG	1:AY:112:ALA:HB1	2.19	0.76
1:BC:32:LEU:CG	1:BC:34:GLN:NE2	2.36	0.76
1:BZ:107:PHE:CG	1:BZ:112:ALA:HB1	2.19	0.76
1:CH:31:LEU:CD2	1:CH:48:GLY:HA2	2.15	0.76
1:CM:24:SER:CB	1:CM:55:LYS:HD3	2.15	0.76
1:CY:24:SER:CB	1:CY:55:LYS:HD3	2.15	0.76
1:DU:31:LEU:CD2	1:DU:48:GLY:HA2	2.15	0.76
1:EK:19:ASP:OD1	1:EK:20:PRO:HD2	1.84	0.76
1:FJ:24:SER:CB	1:FJ:55:LYS:HD3	2.15	0.76
1:FU:107:PHE:CG	1:FU:112:ALA:HB1	2.19	0.76
1:FY:24:SER:CB	1:FY:55:LYS:HD3	2.15	0.76
1:FZ:56:ARG:HB3	1:FZ:74:GLU:CG	2.15	0.76
1:GL:31:LEU:CD2	1:GL:48:GLY:HA2	2.15	0.76
1:AC:31:LEU:CD2	1:AC:48:GLY:HA2	2.15	0.76
1:AJ:107:PHE:CG	1:AJ:112:ALA:HB1	2.19	0.76
1:AK:24:SER:CB	1:AK:55:LYS:HD3	2.15	0.76
1:AL:56:ARG:HB3	1:AL:74:GLU:CG	2.15	0.76
1:AT:24:SER:CB	1:AT:55:LYS:HD3	2.15	0.76
1:CF:113:GLY:HA3	1:FR:89:LEU:CD2	2.14	0.76
1:CK:31:LEU:CD2	1:CK:48:GLY:HA2	2.15	0.76
1:DO:31:LEU:CD2	1:DO:48:GLY:HA2	2.15	0.76
1:DX:31:LEU:CD2	1:DX:48:GLY:HA2	2.15	0.76
1:EA:31:LEU:CD2	1:EA:48:GLY:HA2	2.16	0.76
1:EY:56:ARG:HB3	1:EY:74:GLU:CG	2.15	0.76
1:GT:24:SER:CB	1:GT:55:LYS:HD3	2.15	0.76
1:GX:31:LEU:CD2	1:GX:48:GLY:HA2	2.16	0.76
1:AB:24:SER:CB	1:AB:55:LYS:HD3	2.15	0.76

*Continued on next page...*



*Continued from previous page...*

Atom-1	Atom-2	Interatomic distance (Å)	Clash overlap (Å)
1:AL:31:LEU:CD2	1:AL:48:GLY:HA2	2.15	0.76
1:AP:113:GLY:HA3	1:EB:89:LEU:CD2	2.14	0.76
1:AT:32:LEU:CG	1:AT:34:GLN:NE2	2.36	0.76
1:BK:107:PHE:CG	1:BK:112:ALA:HB1	2.19	0.76
1:CD:24:SER:CB	1:CD:55:LYS:HD3	2.15	0.76
1:CX:113:GLY:HA3	1:GJ:89:LEU:CD2	2.14	0.76
1:DL:56:ARG:HB3	1:DL:74:GLU:CG	2.15	0.76
1:DU:56:ARG:HB3	1:DU:74:GLU:CG	2.15	0.76
1:DZ:24:SER:CB	1:DZ:55:LYS:HD3	2.15	0.76
1:EQ:107:PHE:CG	1:EQ:112:ALA:HB1	2.19	0.76
1:ES:31:LEU:CD2	1:ES:48:GLY:HA2	2.15	0.76
1:FT:56:ARG:HB3	1:FT:74:GLU:CG	2.15	0.76
1:FX:107:PHE:CG	1:FX:112:ALA:HB1	2.19	0.76
1:GL:56:ARG:HB3	1:GL:74:GLU:CG	2.15	0.76
1:AE:24:SER:CB	1:AE:55:LYS:HD3	2.15	0.76
1:AU:56:ARG:HB3	1:AU:74:GLU:CG	2.15	0.76
1:AY:113:GLY:HA3	1:EK:89:LEU:CD2	2.14	0.76
1:BC:24:SER:CB	1:BC:55:LYS:HD3	2.15	0.76
1:CP:24:SER:CB	1:CP:55:LYS:HD3	2.15	0.76
1:CZ:56:ARG:HB3	1:CZ:74:GLU:CG	2.15	0.76
1:EC:24:SER:CB	1:EC:55:LYS:HD3	2.15	0.76
1:ED:31:LEU:CD2	1:ED:48:GLY:HA2	2.15	0.76
1:FA:24:SER:CB	1:FA:55:LYS:HD3	2.15	0.76
1:FH:56:ARG:HB3	1:FH:74:GLU:CG	2.15	0.76
1:GW:24:SER:CB	1:GW:55:LYS:HD3	2.15	0.76
1:BD:56:ARG:HB3	1:BD:74:GLU:CG	2.15	0.76
1:BK:113:GLY:HA3	1:EW:89:LEU:CD2	2.14	0.76
1:BZ:113:GLY:HA3	1:FL:89:LEU:CD2	2.14	0.76
1:CH:56:ARG:HB3	1:CH:74:GLU:CG	2.15	0.76
1:CK:56:ARG:HB3	1:CK:74:GLU:CG	2.15	0.76
1:EH:107:PHE:CG	1:EH:112:ALA:HB1	2.19	0.76
1:EW:107:PHE:CG	1:EW:112:ALA:HB1	2.19	0.76
1:AY:89:LEU:CD2	1:EK:113:GLY:HA3	2.14	0.75
1:CA:24:SER:CB	1:CA:55:LYS:HD3	2.15	0.75
1:CB:56:ARG:HB3	1:CB:74:GLU:CG	2.15	0.75
1:CL:107:PHE:CG	1:CL:112:ALA:HB1	2.19	0.75
1:DC:56:ARG:HB3	1:DC:74:GLU:CG	2.15	0.75
1:ED:56:ARG:HB3	1:ED:74:GLU:CG	2.15	0.75
1:EG:31:LEU:CD2	1:EG:48:GLY:HA2	2.15	0.75
1:ER:24:SER:CB	1:ER:55:LYS:HD3	2.15	0.75
1:FL:107:PHE:CG	1:FL:112:ALA:HB1	2.19	0.75

*Continued on next page...*

*Continued from previous page...*

Atom-1	Atom-2	Interatomic distance (Å)	Clash overlap (Å)
1:GF:56:ARG:HB3	1:GF:74:GLU:CG	2.15	0.75
1:AJ:113:GLY:HA3	1:DV:89:LEU:CD2	2.14	0.75
1:BN:89:LEU:CD2	1:EZ:113:GLY:HA3	2.14	0.75
1:BW:89:LEU:CD2	1:FI:113:GLY:HA3	2.14	0.75
1:DV:107:PHE:CG	1:DV:112:ALA:HB1	2.19	0.75
1:EO:32:LEU:CG	1:EO:34:GLN:NE2	2.36	0.75
1:ES:56:ARG:HB3	1:ES:74:GLU:CG	2.15	0.75
1:AF:31:LEU:CD2	1:AF:48:GLY:HA2	2.15	0.75
1:BR:24:SER:CB	1:BR:55:LYS:HD3	2.15	0.75
1:BT:107:PHE:CG	1:BT:112:ALA:HB1	2.19	0.75
1:CQ:56:ARG:HB3	1:CQ:74:GLU:CG	2.15	0.75
1:EN:107:PHE:CG	1:EN:112:ALA:HB1	2.19	0.75
1:EP:56:ARG:HB3	1:EP:74:GLU:CG	2.15	0.75
1:FB:31:LEU:CD2	1:FB:48:GLY:HA2	2.15	0.75
1:FE:31:LEU:CD2	1:FE:48:GLY:HA2	2.15	0.75
1:GO:56:ARG:HB3	1:GO:74:GLU:CG	2.15	0.75
1:GU:56:ARG:HB3	1:GU:74:GLU:CG	2.15	0.75
1:AF:56:ARG:HB3	1:AF:74:GLU:CG	2.15	0.75
1:AO:31:LEU:CD2	1:AO:48:GLY:HA2	2.15	0.75
1:BA:31:LEU:CD2	1:BA:48:GLY:HA2	2.15	0.75
1:BY:31:LEU:CD2	1:BY:48:GLY:HA2	2.15	0.75
1:CL:89:LEU:CD2	1:FX:113:GLY:HA3	2.14	0.75
1:EG:56:ARG:HB3	1:EG:74:GLU:CG	2.15	0.75
1:FT:31:LEU:CD2	1:FT:48:GLY:HA2	2.16	0.75
1:GI:31:LEU:CD2	1:GI:48:GLY:HA2	2.15	0.75
1:GR:56:ARG:HB3	1:GR:74:GLU:CG	2.15	0.75
1:CP:32:LEU:CG	1:CP:34:GLN:NE2	2.36	0.75
1:CZ:31:LEU:CD2	1:CZ:48:GLY:HA2	2.16	0.75
1:DE:24:SER:CB	1:DE:55:LYS:HD3	2.15	0.75
1:DL:31:LEU:CD2	1:DL:48:GLY:HA2	2.15	0.75
1:EL:24:SER:CB	1:EL:55:LYS:HD3	2.15	0.75
1:GI:56:ARG:HB3	1:GI:74:GLU:CG	2.15	0.75
1:AI:56:ARG:HB3	1:AI:74:GLU:CG	2.15	0.75
1:BJ:31:LEU:CD2	1:BJ:48:GLY:HA2	2.15	0.75
1:DI:56:ARG:HB3	1:DI:74:GLU:CG	2.15	0.75
1:EA:56:ARG:HB3	1:EA:74:GLU:CG	2.15	0.75
1:EF:32:LEU:CG	1:EF:34:GLN:NE2	2.36	0.75
1:FB:56:ARG:HB3	1:FB:74:GLU:CG	2.15	0.75
1:GR:31:LEU:CD2	1:GR:48:GLY:HA2	2.15	0.75
1:CR:113:GLY:HA3	1:GD:89:LEU:CD2	2.14	0.75
1:CV:24:SER:CB	1:CV:55:LYS:HD3	2.15	0.75

*Continued on next page...*

*Continued from previous page...*

Atom-1	Atom-2	Interatomic distance (Å)	Clash overlap (Å)
1:DI:31:LEU:CD2	1:DI:48:GLY:HA2	2.15	0.75
1:BZ:89:LEU:CD2	1:FL:113:GLY:HA3	2.14	0.75
1:CT:31:LEU:CD2	1:CT:48:GLY:HA2	2.15	0.75
1:CT:56:ARG:HB3	1:CT:74:GLU:CG	2.15	0.75
1:EN:58:ALA:HB3	1:EN:72:PRO:HD2	1.69	0.75
1:FW:56:ARG:HB3	1:FW:74:GLU:CG	2.15	0.75
1:GX:56:ARG:HB3	1:GX:74:GLU:CG	2.15	0.75
1:BT:58:ALA:HB3	1:BT:72:PRO:HD2	1.69	0.75
1:CF:89:LEU:CD2	1:FR:113:GLY:HA3	2.14	0.75
1:AD:58:ALA:HB3	1:AD:72:PRO:HD2	1.69	0.74
1:AM:58:ALA:HB3	1:AM:72:PRO:HD2	1.69	0.74
1:BH:58:ALA:HB3	1:BH:72:PRO:HD2	1.69	0.74
1:CA:32:LEU:CG	1:CA:34:GLN:NE2	2.36	0.74
1:CC:113:GLY:HA3	1:FO:89:LEU:CD2	2.14	0.74
1:CO:89:LEU:CD2	1:GA:113:GLY:HA3	2.14	0.74
1:CU:113:GLY:HA3	1:GG:89:LEU:CD2	2.14	0.74
1:DG:58:ALA:HB3	1:DG:72:PRO:HD2	1.69	0.74
1:DJ:113:GLY:HA3	1:GV:89:LEU:CD2	2.14	0.74
1:FO:58:ALA:HB3	1:FO:72:PRO:HD2	1.69	0.74
1:AD:89:LEU:CD2	1:DP:113:GLY:HA3	2.14	0.74
1:AS:58:ALA:HB3	1:AS:72:PRO:HD2	1.69	0.74
1:BK:89:LEU:CD2	1:EW:113:GLY:HA3	2.14	0.74
1:BS:56:ARG:HB3	1:BS:74:GLU:CG	2.15	0.74
1:CC:58:ALA:HB3	1:CC:72:PRO:HD2	1.69	0.74
1:CR:58:ALA:HB3	1:CR:72:PRO:HD2	1.69	0.74
1:CX:58:ALA:HB3	1:CX:72:PRO:HD2	1.69	0.74
1:EM:56:ARG:HB3	1:EM:74:GLU:CG	2.15	0.74
1:FK:31:LEU:CD2	1:FK:48:GLY:HA2	2.15	0.74
1:GD:58:ALA:HB3	1:GD:72:PRO:HD2	1.69	0.74
1:BH:89:LEU:CD2	1:ET:113:GLY:HA3	2.14	0.74
1:DC:31:LEU:CD2	1:DC:48:GLY:HA2	2.15	0.74
1:AS:89:LEU:CD2	1:EE:113:GLY:HA3	2.14	0.74
1:AZ:8:ILE:HA	1:EN:116:PHE:HB2	1.70	0.74
1:BI:8:ILE:HA	1:EW:116:PHE:HB2	1.70	0.74
1:BT:116:PHE:HB2	1:FD:8:ILE:HA	1.70	0.74
1:BX:8:ILE:HA	1:FL:116:PHE:HB2	1.70	0.74
1:CF:58:ALA:HB3	1:CF:72:PRO:HD2	1.69	0.74
1:CI:116:PHE:HB2	1:FS:8:ILE:HA	1.70	0.74
1:CO:58:ALA:HB3	1:CO:72:PRO:HD2	1.69	0.74
1:CY:8:ILE:HA	1:GM:116:PHE:HB2	1.70	0.74
1:DA:113:GLY:HA3	1:GM:89:LEU:CD2	2.14	0.74

*Continued on next page...*

*Continued from previous page...*

Atom-1	Atom-2	Interatomic distance (Å)	Clash overlap (Å)
1:EH:58:ALA:HB3	1:EH:72:PRO:HD2	1.69	0.74
1:EP:31:LEU:CD2	1:EP:48:GLY:HA2	2.15	0.74
1:EQ:58:ALA:HB3	1:EQ:72:PRO:HD2	1.69	0.74
1:EV:31:LEU:CD2	1:EV:48:GLY:HA2	2.15	0.74
1:GO:31:LEU:CD2	1:GO:48:GLY:HA2	2.15	0.74
1:AM:89:LEU:CD2	1:DY:113:GLY:HA3	2.14	0.74
1:FF:58:ALA:HB3	1:FF:72:PRO:HD2	1.69	0.74
1:FX:58:ALA:HB3	1:FX:72:PRO:HD2	1.69	0.74
1:AM:113:GLY:HA3	1:DY:89:LEU:CD2	2.14	0.74
1:BB:58:ALA:HB3	1:BB:72:PRO:HD2	1.69	0.74
1:BE:58:ALA:HB3	1:BE:72:PRO:HD2	1.69	0.74
1:CI:89:LEU:CD2	1:FU:113:GLY:HA3	2.14	0.74
1:CL:113:GLY:HA3	1:FX:89:LEU:CD2	2.14	0.74
1:DD:58:ALA:HB3	1:DD:72:PRO:HD2	1.69	0.74
1:GP:58:ALA:HB3	1:GP:72:PRO:HD2	1.69	0.74
1:AJ:58:ALA:HB3	1:AJ:72:PRO:HD2	1.69	0.74
1:AV:58:ALA:HB3	1:AV:72:PRO:HD2	1.69	0.74
1:BO:8:ILE:HA	1:FC:116:PHE:HB2	1.70	0.74
1:CC:116:PHE:HB2	1:FM:8:ILE:HA	1.70	0.74
1:CR:116:PHE:HB2	1:GB:8:ILE:HA	1.70	0.74
1:CV:8:ILE:HA	1:GJ:116:PHE:HB2	1.70	0.74
1:DB:8:ILE:HA	1:GP:116:PHE:HB2	1.70	0.74
1:DD:116:PHE:HB2	1:GN:8:ILE:HA	1.70	0.74
1:DE:8:ILE:HA	1:GS:116:PHE:HB2	1.70	0.74
1:EZ:58:ALA:HB3	1:EZ:72:PRO:HD2	1.69	0.74
1:AG:116:PHE:HB2	1:DQ:8:ILE:HA	1.70	0.74
1:AJ:89:LEU:CD2	1:DV:113:GLY:HA3	2.14	0.74
1:AP:58:ALA:HB3	1:AP:72:PRO:HD2	1.69	0.74
1:DM:116:PHE:HB2	1:GW:8:ILE:HA	1.70	0.74
1:AD:113:GLY:HA3	1:DP:89:LEU:CD2	2.14	0.74
1:AP:116:PHE:HB2	1:DZ:8:ILE:HA	1.70	0.74
1:BD:31:LEU:CD2	1:BD:48:GLY:HA2	2.15	0.74
1:BN:116:PHE:HB2	1:EX:8:ILE:HA	1.70	0.74
1:DM:58:ALA:HB3	1:DM:72:PRO:HD2	1.69	0.74
1:EU:32:LEU:CD2	1:EU:34:GLN:HE22	2.01	0.74
1:FI:58:ALA:HB3	1:FI:72:PRO:HD2	1.69	0.74
1:FJ:32:LEU:CD2	1:FJ:34:GLN:HE22	2.01	0.74
1:AB:32:LEU:CD2	1:AB:34:GLN:HE22	2.01	0.74
1:AJ:116:PHE:HB2	1:DT:8:ILE:HA	1.70	0.74
1:AU:31:LEU:CD2	1:AU:48:GLY:HA2	2.15	0.74
1:BW:116:PHE:HB2	1:FG:8:ILE:HA	1.70	0.74

*Continued on next page...*

*Continued from previous page...*

Atom-1	Atom-2	Interatomic distance (Å)	Clash overlap (Å)
1:CY:64:CYS:SG	1:GP:67:ALA:O	2.46	0.74
1:DN:64:CYS:SG	1:EW:67:ALA:O	2.46	0.74
1:DW:64:CYS:SG	1:FL:67:ALA:O	2.46	0.74
1:EF:32:LEU:CD2	1:EF:34:GLN:HE22	2.01	0.74
1:EO:32:LEU:CD2	1:EO:34:GLN:HE22	2.01	0.74
1:AK:32:LEU:CD2	1:AK:34:GLN:HE22	2.01	0.73
1:AS:116:PHE:HB2	1:EC:8:ILE:HA	1.70	0.73
1:AT:32:LEU:CD2	1:AT:34:GLN:HE22	2.01	0.73
1:BB:89:LEU:CD2	1:EN:113:GLY:HA3	2.14	0.73
1:BC:32:LEU:CD2	1:BC:34:GLN:HE22	2.01	0.73
1:BT:113:GLY:HA3	1:FF:89:LEU:CD2	2.14	0.73
1:CG:64:CYS:SG	1:EB:67:ALA:O	2.46	0.73
1:CI:113:GLY:HA3	1:FU:89:LEU:CD2	2.14	0.73
1:CJ:8:ILE:HA	1:FX:116:PHE:HB2	1.70	0.73
1:DD:67:ALA:O	1:FS:64:CYS:SG	2.46	0.73
1:DM:89:LEU:CD2	1:GY:113:GLY:HA3	2.14	0.73
1:DN:32:LEU:CD2	1:DN:34:GLN:HE22	2.01	0.73
1:DW:32:LEU:CD2	1:DW:34:GLN:HE22	2.01	0.73
1:GH:32:LEU:CD2	1:GH:34:GLN:HE22	2.01	0.73
1:GK:64:CYS:SG	1:GY:67:ALA:O	2.46	0.73
1:AR:31:LEU:CD2	1:AR:48:GLY:HA2	2.16	0.73
1:BO:32:LEU:CD2	1:BO:34:GLN:HE22	2.01	0.73
1:CG:8:ILE:HA	1:FU:116:PHE:HB2	1.70	0.73
1:DA:67:ALA:O	1:FP:64:CYS:SG	2.46	0.73
1:DQ:32:LEU:CD2	1:DQ:34:GLN:HE22	2.01	0.73
1:EC:64:CYS:SG	1:FI:67:ALA:O	2.46	0.73
1:FR:67:ALA:O	1:GE:64:CYS:SG	2.46	0.73
1:FU:67:ALA:O	1:FY:64:CYS:SG	2.46	0.73
1:GQ:32:LEU:CD2	1:GQ:34:GLN:HE22	2.01	0.73
1:AB:8:ILE:HA	1:DP:116:PHE:HB2	1.70	0.73
1:AK:8:ILE:HA	1:DY:116:PHE:HB2	1.70	0.73
1:BG:31:LEU:CD2	1:BG:48:GLY:HA2	2.16	0.73
1:BH:116:PHE:HB2	1:ER:8:ILE:HA	1.70	0.73
1:BQ:67:ALA:O	1:CA:64:CYS:SG	2.46	0.73
1:BQ:116:PHE:HB2	1:FA:8:ILE:HA	1.70	0.73
1:CD:8:ILE:HA	1:FR:116:PHE:HB2	1.70	0.73
1:CI:67:ALA:O	1:DE:64:CYS:SG	2.46	0.73
1:CM:8:ILE:HA	1:GA:116:PHE:HB2	1.70	0.73
1:CP:64:CYS:SG	1:DS:67:ALA:O	2.46	0.73
1:CV:64:CYS:SG	1:GM:67:ALA:O	2.46	0.73
1:ER:64:CYS:SG	1:EZ:67:ALA:O	2.46	0.73

*Continued on next page...*

*Continued from previous page...*

Atom-1	Atom-2	Interatomic distance (Å)	Clash overlap (Å)
1:FM:32:LEU:CD2	1:FM:34:GLN:HE22	2.01	0.73
1:AE:8:ILE:HA	1:DS:116:PHE:HB2	1.70	0.73
1:AH:8:ILE:HA	1:DV:116:PHE:HB2	1.70	0.73
1:AS:67:ALA:O	1:FD:64:CYS:SG	2.46	0.73
1:AY:67:ALA:O	1:EL:64:CYS:SG	2.46	0.73
1:AZ:64:CYS:SG	1:BH:67:ALA:O	2.46	0.73
1:BR:64:CYS:SG	1:EK:67:ALA:O	2.46	0.73
1:DA:116:PHE:HB2	1:GK:8:ILE:HA	1.70	0.73
1:DT:32:LEU:CD2	1:DT:34:GLN:HE22	2.01	0.73
1:FS:32:LEU:CD2	1:FS:34:GLN:HE22	2.01	0.73
1:FV:32:LEU:CG	1:FV:34:GLN:NE2	2.36	0.73
1:GA:58:ALA:HB3	1:GA:72:PRO:HD2	1.69	0.73
1:GA:67:ALA:O	1:GT:64:CYS:SG	2.46	0.73
1:GB:32:LEU:CD2	1:GB:34:GLN:HE22	2.01	0.73
1:GG:67:ALA:O	1:GQ:64:CYS:SG	2.46	0.73
1:AP:89:LEU:CD2	1:EB:113:GLY:HA3	2.14	0.73
1:AQ:64:CYS:SG	1:CR:67:ALA:O	2.46	0.73
1:BB:116:PHE:HB2	1:EL:8:ILE:HA	1.70	0.73
1:BF:64:CYS:SG	1:CC:67:ALA:O	2.46	0.73
1:BW:113:GLY:HA3	1:FI:89:LEU:CD2	2.14	0.73
1:CJ:32:LEU:CD2	1:CJ:34:GLN:HE22	2.01	0.73
1:CY:32:LEU:CD2	1:CY:34:GLN:HE22	2.01	0.73
1:DA:89:LEU:CD2	1:GM:113:GLY:HA3	2.14	0.73
1:EM:31:LEU:CD2	1:EM:48:GLY:HA2	2.16	0.73
1:EO:64:CYS:SG	1:FF:67:ALA:O	2.46	0.73
1:FX:67:ALA:O	1:GB:64:CYS:SG	2.46	0.73
1:GD:67:ALA:O	1:GW:64:CYS:SG	2.46	0.73
1:GE:32:LEU:CD2	1:GE:34:GLN:HE22	2.01	0.73
1:AJ:67:ALA:O	1:FM:64:CYS:SG	2.46	0.73
1:BR:8:ILE:HA	1:FF:116:PHE:HB2	1.70	0.73
1:BS:31:LEU:CD2	1:BS:48:GLY:HA2	2.16	0.73
1:CL:116:PHE:HB2	1:FV:8:ILE:HA	1.70	0.73
1:CX:89:LEU:CD2	1:GJ:113:GLY:HA3	2.14	0.73
1:FR:58:ALA:HB3	1:FR:72:PRO:HD2	1.69	0.73
1:GT:32:LEU:CD2	1:GT:34:GLN:HE22	2.01	0.73
1:AB:64:CYS:SG	1:DJ:67:ALA:O	2.46	0.73
1:AG:67:ALA:O	1:FJ:64:CYS:SG	2.46	0.73
1:AK:64:CYS:SG	1:CU:67:ALA:O	2.46	0.73
1:AQ:32:LEU:CD2	1:AQ:34:GLN:HE22	2.01	0.73
1:BB:67:ALA:O	1:EF:64:CYS:SG	2.46	0.73
1:BL:64:CYS:SG	1:EN:67:ALA:O	2.46	0.73

*Continued on next page...*



*Continued from previous page...*

Atom-1	Atom-2	Interatomic distance (Å)	Clash overlap (Å)
1:BO:64:CYS:SG	1:EH:67:ALA:O	2.46	0.73
1:BT:67:ALA:O	1:BU:64:CYS:SG	2.46	0.73
1:CF:116:PHE:HB2	1:FP:8:ILE:HA	1.70	0.73
1:CJ:64:CYS:SG	1:EE:67:ALA:O	2.46	0.73
1:DQ:64:CYS:SG	1:EQ:67:ALA:O	2.46	0.73
1:DT:64:CYS:SG	1:ET:67:ALA:O	2.46	0.73
1:DZ:64:CYS:SG	1:FO:67:ALA:O	2.46	0.73
1:EE:58:ALA:HB3	1:EE:72:PRO:HD2	1.69	0.73
1:EL:32:LEU:CD2	1:EL:34:GLN:HE22	2.01	0.73
1:ET:58:ALA:HB3	1:ET:72:PRO:HD2	1.69	0.73
1:FC:58:ALA:HB3	1:FC:72:PRO:HD2	1.69	0.73
1:GH:64:CYS:SG	1:GV:67:ALA:O	2.46	0.73
1:AD:116:PHE:HB2	1:DN:8:ILE:HA	1.70	0.73
1:BF:32:LEU:CD2	1:BF:34:GLN:HE22	2.01	0.73
1:BK:116:PHE:HB2	1:EU:8:ILE:HA	1.70	0.73
1:BN:58:ALA:HB3	1:BN:72:PRO:HD2	1.69	0.73
1:BN:113:GLY:HA3	1:EZ:89:LEU:CD2	2.14	0.73
1:BR:32:LEU:CD2	1:BR:34:GLN:HE22	2.01	0.73
1:BW:58:ALA:HB3	1:BW:72:PRO:HD2	1.69	0.73
1:BX:32:LEU:CD2	1:BX:34:GLN:HE22	2.01	0.73
1:CA:32:LEU:CD2	1:CA:34:GLN:HE22	2.01	0.73
1:CP:32:LEU:CD2	1:CP:34:GLN:HE22	2.01	0.73
1:CU:116:PHE:HB2	1:GE:8:ILE:HA	1.70	0.73
1:DG:89:LEU:CD2	1:GS:113:GLY:HA3	2.14	0.73
1:EU:64:CYS:SG	1:FC:67:ALA:O	2.46	0.73
1:GG:58:ALA:HB3	1:GG:72:PRO:HD2	1.69	0.73
1:AG:58:ALA:HB3	1:AG:72:PRO:HD2	1.69	0.73
1:BI:32:LEU:CD2	1:BI:34:GLN:HE22	2.01	0.73
1:BZ:58:ALA:HB3	1:BZ:72:PRO:HD2	1.69	0.73
1:DA:58:ALA:HB3	1:DA:72:PRO:HD2	1.69	0.73
1:DE:32:LEU:CD2	1:DE:34:GLN:HE22	2.01	0.73
1:EK:58:ALA:HB3	1:EK:72:PRO:HD2	1.69	0.73
1:FU:58:ALA:HB3	1:FU:72:PRO:HD2	1.69	0.73
1:GV:58:ALA:HB3	1:GV:72:PRO:HD2	1.69	0.73
1:AD:67:ALA:O	1:FG:64:CYS:SG	2.46	0.73
1:AH:32:LEU:CG	1:AH:34:GLN:NE2	2.36	0.73
1:AH:64:CYS:SG	1:DG:67:ALA:O	2.46	0.73
1:AM:116:PHE:HB2	1:DW:8:ILE:HA	1.70	0.73
1:AT:64:CYS:SG	1:BK:67:ALA:O	2.46	0.73
1:AV:116:PHE:HB2	1:EF:8:ILE:HA	1.70	0.73
1:BZ:116:PHE:HB2	1:FJ:8:ILE:HA	1.70	0.73

*Continued on next page...*

*Continued from previous page...*

Atom-1	Atom-2	Interatomic distance (Å)	Clash overlap (Å)
1:CO:116:PHE:HB2	1:FY:8:ILE:HA	1.70	0.73
1:CV:32:LEU:CD2	1:CV:34:GLN:HE22	2.01	0.73
1:CX:67:ALA:O	1:FV:64:CYS:SG	2.46	0.73
1:DK:32:LEU:CD2	1:DK:34:GLN:HE22	2.01	0.73
1:AN:32:LEU:CD2	1:AN:34:GLN:HE22	2.01	0.72
1:AV:67:ALA:O	1:EI:64:CYS:SG	2.46	0.72
1:AY:58:ALA:HB3	1:AY:72:PRO:HD2	1.69	0.72
1:BC:64:CYS:SG	1:BZ:67:ALA:O	2.46	0.72
1:BE:116:PHE:HB2	1:EO:8:ILE:HA	1.70	0.72
1:BK:58:ALA:HB3	1:BK:72:PRO:HD2	1.69	0.72
1:CF:67:ALA:O	1:DK:64:CYS:SG	2.46	0.72
1:CG:32:LEU:CD2	1:CG:34:GLN:HE22	2.01	0.72
1:DB:64:CYS:SG	1:GJ:67:ALA:O	2.46	0.72
1:DJ:116:PHE:HB2	1:GT:8:ILE:HA	1.70	0.72
1:DZ:32:LEU:CD2	1:DZ:34:GLN:HE22	2.01	0.72
1:EX:32:LEU:CD2	1:EX:34:GLN:HE22	2.01	0.72
1:FG:32:LEU:CD2	1:FG:34:GLN:HE22	2.01	0.72
1:AE:64:CYS:SG	1:DM:67:ALA:O	2.46	0.72
1:AN:64:CYS:SG	1:CO:67:ALA:O	2.46	0.72
1:CI:58:ALA:HB3	1:CI:72:PRO:HD2	1.69	0.72
1:CU:89:LEU:CD2	1:GG:113:GLY:HA3	2.14	0.72
1:CX:116:PHE:HB2	1:GH:8:ILE:HA	1.70	0.72
1:EB:58:ALA:HB3	1:EB:72:PRO:HD2	1.69	0.72
1:GM:58:ALA:HB3	1:GM:72:PRO:HD2	1.69	0.72
1:GN:64:CYS:SG	1:GS:67:ALA:O	2.46	0.72
1:GY:58:ALA:HB3	1:GY:72:PRO:HD2	1.69	0.72
1:AM:67:ALA:O	1:EX:64:CYS:SG	2.46	0.72
1:AW:64:CYS:SG	1:BE:67:ALA:O	2.46	0.72
1:BB:113:GLY:HA3	1:EN:89:LEU:CD2	2.14	0.72
1:BI:64:CYS:SG	1:BW:67:ALA:O	2.46	0.72
1:CL:67:ALA:O	1:DH:64:CYS:SG	2.46	0.72
1:CS:64:CYS:SG	1:DV:67:ALA:O	2.46	0.72
1:CU:58:ALA:HB3	1:CU:72:PRO:HD2	1.69	0.72
1:DB:32:LEU:CD2	1:DB:34:GLN:HE22	2.01	0.72
1:GJ:58:ALA:HB3	1:GJ:72:PRO:HD2	1.69	0.72
1:GK:32:LEU:CD2	1:GK:34:GLN:HE22	2.01	0.72
1:GS:58:ALA:HB3	1:GS:72:PRO:HD2	1.69	0.72
1:GW:32:LEU:CD2	1:GW:34:GLN:HE22	2.01	0.72
1:AP:67:ALA:O	1:FA:64:CYS:SG	2.46	0.72
1:AW:32:LEU:CD2	1:AW:34:GLN:HE22	2.01	0.72
1:BL:32:LEU:CD2	1:BL:34:GLN:HE22	2.01	0.72

*Continued on next page...*



*Continued from previous page...*

Atom-1	Atom-2	Interatomic distance (Å)	Clash overlap (Å)
1:BN:67:ALA:O	1:BX:64:CYS:SG	2.46	0.72
1:BT:89:LEU:CD2	1:FF:113:GLY:HA3	2.14	0.72
1:BU:32:LEU:CD2	1:BU:34:GLN:HE22	2.01	0.72
1:CD:64:CYS:SG	1:DY:67:ALA:O	2.46	0.72
1:CM:64:CYS:SG	1:DP:67:ALA:O	2.46	0.72
1:CS:8:ILE:HA	1:GG:116:PHE:HB2	1.70	0.72
1:DD:113:GLY:HA3	1:GP:89:LEU:CD2	2.14	0.72
1:DJ:89:LEU:CD2	1:GV:113:GLY:HA3	2.14	0.72
1:DS:58:ALA:HB3	1:DS:72:PRO:HD2	1.69	0.72
1:EI:32:LEU:CD2	1:EI:34:GLN:HE22	2.01	0.72
1:FD:32:LEU:CD2	1:FD:34:GLN:HE22	2.01	0.72
1:FY:32:LEU:CD2	1:FY:34:GLN:HE22	2.01	0.72
1:AZ:32:LEU:CD2	1:AZ:34:GLN:HE22	2.01	0.72
1:BQ:58:ALA:HB3	1:BQ:72:PRO:HD2	1.69	0.72
1:BQ:113:GLY:HA3	1:FC:89:LEU:CD2	2.14	0.72
1:CA:8:ILE:HA	1:FO:116:PHE:HB2	1.70	0.72
1:CP:8:ILE:HA	1:GD:116:PHE:HB2	1.70	0.72
1:DG:116:PHE:HB2	1:GQ:8:ILE:HA	1.70	0.72
1:DH:8:ILE:HA	1:GV:116:PHE:HB2	1.70	0.72
1:DJ:58:ALA:HB3	1:DJ:72:PRO:HD2	1.69	0.72
1:EC:32:LEU:CD2	1:EC:34:GLN:HE22	2.01	0.72
1:ER:32:LEU:CD2	1:ER:34:GLN:HE22	2.01	0.72
1:EW:58:ALA:HB3	1:EW:72:PRO:HD2	1.69	0.72
1:FA:32:LEU:CD2	1:FA:34:GLN:HE22	2.01	0.72
1:GN:32:LEU:CD2	1:GN:34:GLN:HE22	2.01	0.72
1:AE:32:LEU:CD2	1:AE:34:GLN:HE22	2.01	0.72
1:FL:58:ALA:HB3	1:FL:72:PRO:HD2	1.69	0.72
1:FP:32:LEU:CD2	1:FP:34:GLN:HE22	2.01	0.72
1:DK:8:ILE:HA	1:GY:116:PHE:HB2	1.70	0.72
1:DY:58:ALA:HB3	1:DY:72:PRO:HD2	1.69	0.72
1:AG:89:LEU:CD2	1:DS:113:GLY:HA3	2.14	0.72
1:AG:113:GLY:HA3	1:DS:89:LEU:CD2	2.14	0.72
1:AN:8:ILE:HA	1:EB:116:PHE:HB2	1.70	0.72
1:AQ:8:ILE:HA	1:EE:116:PHE:HB2	1.70	0.72
1:CL:58:ALA:HB3	1:CL:72:PRO:HD2	1.69	0.72
1:DD:89:LEU:CD2	1:GP:113:GLY:HA3	2.14	0.72
1:DP:58:ALA:HB3	1:DP:72:PRO:HD2	1.69	0.72
1:AS:87:GLU:HB3	1:EE:59:PRO:HG3	1.72	0.72
1:BE:35:ARG:HA	1:BE:44:ASN:HD22	1.55	0.72
1:BH:87:GLU:HB3	1:ET:59:PRO:HG3	1.72	0.72
1:CC:87:GLU:HB3	1:FO:59:PRO:HG3	1.72	0.72

*Continued on next page...*

*Continued from previous page...*

Atom-1	Atom-2	Interatomic distance (Å)	Clash overlap (Å)
1:CS:32:LEU:CD2	1:CS:34:GLN:HE22	2.01	0.72
1:DV:58:ALA:HB3	1:DV:72:PRO:HD2	1.69	0.72
1:EW:35:ARG:HA	1:EW:44:ASN:HD22	1.55	0.72
1:FL:35:ARG:HA	1:FL:44:ASN:HD22	1.55	0.72
1:AP:59:PRO:HG3	1:EB:87:GLU:HB3	1.72	0.72
1:AS:113:GLY:HA3	1:EE:89:LEU:CD2	2.14	0.72
1:AV:35:ARG:HA	1:AV:44:ASN:HD22	1.55	0.72
1:AY:116:PHE:HB2	1:EI:8:ILE:HA	1.70	0.72
1:BF:8:ILE:HA	1:ET:116:PHE:HB2	1.70	0.72
1:CI:87:GLU:HB3	1:FU:59:PRO:HG3	1.72	0.72
1:CM:32:LEU:CD2	1:CM:34:GLN:HE22	2.01	0.72
1:CR:87:GLU:HB3	1:GD:59:PRO:HG3	1.72	0.72
1:DA:59:PRO:HG3	1:GM:87:GLU:HB3	1.72	0.72
1:DJ:35:ARG:HA	1:DJ:44:ASN:HD22	1.55	0.72
1:DM:59:PRO:HG3	1:GY:87:GLU:HB3	1.72	0.72
1:AH:32:LEU:CD2	1:AH:34:GLN:HE22	2.01	0.71
1:BU:8:ILE:HA	1:FI:116:PHE:HB2	1.70	0.71
1:CD:32:LEU:CD2	1:CD:34:GLN:HE22	2.01	0.71
1:CU:35:ARG:HA	1:CU:44:ASN:HD22	1.55	0.71
1:DH:32:LEU:CD2	1:DH:34:GLN:HE22	2.01	0.71
1:AW:8:ILE:HA	1:EK:116:PHE:HB2	1.70	0.71
1:BN:35:ARG:HA	1:BN:44:ASN:HD22	1.55	0.71
1:BQ:89:LEU:CD2	1:FC:113:GLY:HA3	2.14	0.71
1:BZ:59:PRO:HG3	1:FL:87:GLU:HB3	1.72	0.71
1:CI:35:ARG:HA	1:CI:44:ASN:HD22	1.55	0.71
1:CO:35:ARG:HA	1:CO:44:ASN:HD22	1.55	0.71
1:DS:35:ARG:HA	1:DS:44:ASN:HD22	1.55	0.71
1:AG:59:PRO:HG3	1:DS:87:GLU:HB3	1.72	0.71
1:AS:35:ARG:HA	1:AS:44:ASN:HD22	1.55	0.71
1:BH:35:ARG:HA	1:BH:44:ASN:HD22	1.55	0.71
1:BK:59:PRO:HG3	1:EW:87:GLU:HB3	1.72	0.71
1:BL:8:ILE:HA	1:EZ:116:PHE:HB2	1.70	0.71
1:BQ:35:ARG:HA	1:BQ:44:ASN:HD22	1.55	0.71
1:BQ:59:PRO:HG3	1:FC:87:GLU:HB3	1.72	0.71
1:BW:35:ARG:HA	1:BW:44:ASN:HD22	1.55	0.71
1:BZ:35:ARG:HA	1:BZ:44:ASN:HD22	1.55	0.71
1:CC:35:ARG:HA	1:CC:44:ASN:HD22	1.55	0.71
1:CF:35:ARG:HA	1:CF:44:ASN:HD22	1.55	0.71
1:DV:35:ARG:HA	1:DV:44:ASN:HD22	1.55	0.71
1:FV:32:LEU:CD2	1:FV:34:GLN:HE22	2.01	0.71
1:GM:35:ARG:HA	1:GM:44:ASN:HD22	1.55	0.71

*Continued on next page...*

*Continued from previous page...*

Atom-1	Atom-2	Interatomic distance (Å)	Clash overlap (Å)
1:AG:87:GLU:HB3	1:DS:59:PRO:HG3	1.72	0.71
1:BH:113:GLY:HA3	1:ET:89:LEU:CD2	2.14	0.71
1:BK:35:ARG:HA	1:BK:44:ASN:HD22	1.55	0.71
1:CL:35:ARG:HA	1:CL:44:ASN:HD22	1.55	0.71
1:CR:35:ARG:HA	1:CR:44:ASN:HD22	1.55	0.71
1:CR:89:LEU:CD2	1:GD:113:GLY:HA3	2.14	0.71
1:DG:87:GLU:HB3	1:GS:59:PRO:HG3	1.72	0.71
1:AJ:35:ARG:HA	1:AJ:44:ASN:HD22	1.55	0.71
1:AT:8:ILE:HA	1:EH:116:PHE:HB2	1.70	0.71
1:BQ:87:GLU:HB3	1:FC:59:PRO:HG3	1.72	0.71
1:CF:87:GLU:HB3	1:FR:59:PRO:HG3	1.72	0.71
1:CO:87:GLU:HB3	1:GA:59:PRO:HG3	1.72	0.71
1:EK:35:ARG:HA	1:EK:44:ASN:HD22	1.55	0.71
1:AY:35:ARG:HA	1:AY:44:ASN:HD22	1.55	0.71
1:BC:8:ILE:HA	1:EQ:116:PHE:HB2	1.70	0.71
1:CX:87:GLU:HB3	1:GJ:59:PRO:HG3	1.72	0.71
1:FF:35:ARG:HA	1:FF:44:ASN:HD22	1.55	0.71
1:FU:35:ARG:HA	1:FU:44:ASN:HD22	1.55	0.71
1:FX:35:ARG:HA	1:FX:44:ASN:HD22	1.55	0.71
1:BB:35:ARG:HA	1:BB:44:ASN:HD22	1.55	0.71
1:CU:59:PRO:HG3	1:GG:87:GLU:HB3	1.72	0.71
1:DA:35:ARG:HA	1:DA:44:ASN:HD22	1.55	0.71
1:DJ:59:PRO:HG3	1:GV:87:GLU:HB3	1.72	0.71
1:DM:35:ARG:HA	1:DM:44:ASN:HD22	1.55	0.71
1:CC:89:LEU:CD2	1:FO:113:GLY:HA3	2.14	0.71
1:CF:59:PRO:HG3	1:FR:87:GLU:HB3	1.72	0.71
1:CO:59:PRO:HG3	1:GA:87:GLU:HB3	1.72	0.71
1:DA:87:GLU:HB3	1:GM:59:PRO:HG3	1.72	0.71
1:DD:35:ARG:HA	1:DD:44:ASN:HD22	1.55	0.71
1:EN:35:ARG:HA	1:EN:44:ASN:HD22	1.55	0.71
1:EQ:35:ARG:HA	1:EQ:44:ASN:HD22	1.55	0.71
1:GJ:35:ARG:HA	1:GJ:44:ASN:HD22	1.55	0.71
1:AD:87:GLU:HB3	1:DP:59:PRO:HG3	1.72	0.71
1:AP:35:ARG:HA	1:AP:44:ASN:HD22	1.55	0.71
1:BT:59:PRO:HG3	1:FF:87:GLU:HB3	1.72	0.71
1:CI:59:PRO:HG3	1:FU:87:GLU:HB3	1.72	0.71
1:EH:35:ARG:HA	1:EH:44:ASN:HD22	1.55	0.71
1:FO:35:ARG:HA	1:FO:44:ASN:HD22	1.55	0.71
1:GP:35:ARG:HA	1:GP:44:ASN:HD22	1.55	0.71
1:GS:35:ARG:HA	1:GS:44:ASN:HD22	1.55	0.71
1:AM:87:GLU:HB3	1:DY:59:PRO:HG3	1.72	0.71

*Continued on next page...*

*Continued from previous page...*

Atom-1	Atom-2	Interatomic distance (Å)	Clash overlap (Å)
1:AV:87:GLU:HB3	1:EH:59:PRO:HG3	1.72	0.71
1:AY:59:PRO:HG3	1:EK:87:GLU:HB3	1.72	0.71
1:AY:87:GLU:HB3	1:EK:59:PRO:HG3	1.72	0.71
1:BB:87:GLU:HB3	1:EN:59:PRO:HG3	1.72	0.71
1:BE:87:GLU:HB3	1:EQ:59:PRO:HG3	1.72	0.71
1:BT:35:ARG:HA	1:BT:44:ASN:HD22	1.55	0.71
1:DD:87:GLU:HB3	1:GP:59:PRO:HG3	1.72	0.71
1:GD:35:ARG:HA	1:GD:44:ASN:HD22	1.55	0.71
1:AV:59:PRO:HG3	1:EH:87:GLU:HB3	1.72	0.70
1:BH:59:PRO:HG3	1:ET:87:GLU:HB3	1.72	0.70
1:BT:87:GLU:HB3	1:FF:59:PRO:HG3	1.72	0.70
1:CC:59:PRO:HG3	1:FO:87:GLU:HB3	1.72	0.70
1:CR:59:PRO:HG3	1:GD:87:GLU:HB3	1.72	0.70
1:DD:59:PRO:HG3	1:GP:87:GLU:HB3	1.72	0.70
1:BB:59:PRO:HG3	1:EN:87:GLU:HB3	1.72	0.70
1:BE:59:PRO:HG3	1:EQ:87:GLU:HB3	1.72	0.70
1:BW:59:PRO:HG3	1:FI:87:GLU:HB3	1.72	0.70
1:FR:35:ARG:HA	1:FR:44:ASN:HD22	1.55	0.70
1:AJ:87:GLU:HB3	1:DV:59:PRO:HG3	1.72	0.70
1:AS:59:PRO:HG3	1:EE:87:GLU:HB3	1.72	0.70
1:BN:59:PRO:HG3	1:EZ:87:GLU:HB3	1.72	0.70
1:BN:87:GLU:HB3	1:EZ:59:PRO:HG3	1.72	0.70
1:CL:59:PRO:HG3	1:FX:87:GLU:HB3	1.72	0.70
1:DJ:87:GLU:HB3	1:GV:59:PRO:HG3	1.72	0.70
1:FW:115:GLY:HA2	1:GB:31:LEU:HD13	1.74	0.70
1:AD:35:ARG:HA	1:AD:44:ASN:HD22	1.55	0.70
1:AI:115:GLY:HA2	1:FM:31:LEU:HD13	1.74	0.70
1:AJ:59:PRO:HG3	1:DV:87:GLU:HB3	1.72	0.70
1:BW:87:GLU:HB3	1:FI:59:PRO:HG3	1.72	0.70
1:EU:31:LEU:HD13	1:FB:115:GLY:HA2	1.74	0.70
1:FQ:115:GLY:HA2	1:GE:31:LEU:HD13	1.74	0.70
1:FZ:115:GLY:HA2	1:GT:31:LEU:HD13	1.74	0.70
1:AB:31:LEU:HD13	1:DI:115:GLY:HA2	1.74	0.70
1:AF:115:GLY:HA2	1:FJ:31:LEU:HD13	1.74	0.70
1:AK:31:LEU:HD13	1:CT:115:GLY:HA2	1.74	0.70
1:AM:35:ARG:HA	1:AM:44:ASN:HD22	1.55	0.70
1:AM:59:PRO:HG3	1:DY:87:GLU:HB3	1.72	0.70
1:AR:115:GLY:HA2	1:FD:31:LEU:HD13	1.74	0.70
1:AZ:31:LEU:HD13	1:BG:115:GLY:HA2	1.74	0.70
1:BS:115:GLY:HA2	1:BU:31:LEU:HD13	1.74	0.70
1:ET:35:ARG:HA	1:ET:44:ASN:HD22	1.55	0.70

*Continued on next page...*

*Continued from previous page...*

Atom-1	Atom-2	Interatomic distance (Å)	Clash overlap (Å)
1:GA:35:ARG:HA	1:GA:44:ASN:HD22	1.55	0.70
1:BL:31:LEU:HD13	1:EM:115:GLY:HA2	1.74	0.70
1:CH:31:LEU:CD2	1:CH:48:GLY:CA	2.70	0.70
1:CU:87:GLU:HB3	1:GG:59:PRO:HG3	1.72	0.70
1:EV:31:LEU:CD2	1:EV:48:GLY:CA	2.70	0.70
1:FK:31:LEU:CD2	1:FK:48:GLY:CA	2.70	0.70
1:GL:31:LEU:CD2	1:GL:48:GLY:CA	2.70	0.70
1:AD:59:PRO:HG3	1:DP:87:GLU:HB3	1.72	0.70
1:AF:31:LEU:CD2	1:AF:48:GLY:CA	2.70	0.70
1:AG:35:ARG:HA	1:AG:44:ASN:HD22	1.55	0.70
1:AL:115:GLY:HA2	1:EX:31:LEU:HD13	1.74	0.70
1:AP:87:GLU:HB3	1:EB:59:PRO:HG3	1.72	0.70
1:CE:31:LEU:CD2	1:CE:48:GLY:CA	2.70	0.70
1:CL:87:GLU:HB3	1:FX:59:PRO:HG3	1.72	0.70
1:CN:31:LEU:CD2	1:CN:48:GLY:CA	2.70	0.70
1:CX:59:PRO:HG3	1:GJ:87:GLU:HB3	1.72	0.70
1:DO:31:LEU:CD2	1:DO:48:GLY:CA	2.70	0.70
1:DX:31:LEU:CD2	1:DX:48:GLY:CA	2.70	0.70
1:FB:31:LEU:CD2	1:FB:48:GLY:CA	2.70	0.70
1:FC:35:ARG:HA	1:FC:44:ASN:HD22	1.55	0.70
1:AC:115:GLY:HA2	1:FG:31:LEU:HD13	1.74	0.70
1:AD:43:LEU:N	1:AD:43:LEU:HD23	2.07	0.70
1:AE:31:LEU:HD13	1:DL:115:GLY:HA2	1.74	0.70
1:AO:115:GLY:HA2	1:FA:31:LEU:HD13	1.74	0.70
1:AW:31:LEU:HD13	1:BD:115:GLY:HA2	1.74	0.70
1:BP:31:LEU:CD2	1:BP:48:GLY:CA	2.70	0.70
1:CX:35:ARG:HA	1:CX:44:ASN:HD22	1.55	0.70
1:DR:31:LEU:CD2	1:DR:48:GLY:CA	2.70	0.70
1:EE:35:ARG:HA	1:EE:44:ASN:HD22	1.55	0.70
1:EZ:43:LEU:N	1:EZ:43:LEU:HD23	2.07	0.70
1:FN:31:LEU:CD2	1:FN:48:GLY:CA	2.70	0.70
1:GC:31:LEU:CD2	1:GC:48:GLY:CA	2.70	0.70
1:AM:43:LEU:N	1:AM:43:LEU:HD23	2.07	0.70
1:AO:31:LEU:CD2	1:AO:48:GLY:CA	2.70	0.70
1:AU:115:GLY:HA2	1:EI:31:LEU:HD13	1.74	0.70
1:BM:31:LEU:CD2	1:BM:48:GLY:CA	2.70	0.70
1:BV:31:LEU:CD2	1:BV:48:GLY:CA	2.70	0.70
1:BZ:87:GLU:HB3	1:FL:59:PRO:HG3	1.72	0.70
1:DG:59:PRO:HG3	1:GS:87:GLU:HB3	1.72	0.70
1:DI:31:LEU:CD2	1:DI:48:GLY:CA	2.70	0.70
1:DL:31:LEU:CD2	1:DL:48:GLY:CA	2.70	0.70

*Continued on next page...*

*Continued from previous page...*

Atom-1	Atom-2	Interatomic distance (Å)	Clash overlap (Å)
1:DZ:31:LEU:HD13	1:FN:115:GLY:HA2	1.74	0.70
1:FI:43:LEU:HD23	1:FI:43:LEU:N	2.07	0.70
1:FT:31:LEU:CD2	1:FT:48:GLY:CA	2.70	0.70
1:GG:35:ARG:HA	1:GG:44:ASN:HD22	1.55	0.70
1:GV:35:ARG:HA	1:GV:44:ASN:HD22	1.55	0.70
1:AU:31:LEU:CD2	1:AU:48:GLY:CA	2.70	0.70
1:AX:115:GLY:HA2	1:EL:31:LEU:HD13	1.74	0.70
1:BD:31:LEU:CD2	1:BD:48:GLY:CA	2.70	0.70
1:BI:31:LEU:HD13	1:BV:115:GLY:HA2	1.74	0.70
1:BJ:31:LEU:CD2	1:BJ:48:GLY:CA	2.70	0.70
1:BM:115:GLY:HA2	1:BX:31:LEU:HD13	1.74	0.70
1:BO:31:LEU:HD13	1:EG:115:GLY:HA2	1.74	0.70
1:BY:31:LEU:CD2	1:BY:48:GLY:CA	2.70	0.70
1:CT:31:LEU:CD2	1:CT:48:GLY:CA	2.70	0.70
1:CZ:31:LEU:CD2	1:CZ:48:GLY:CA	2.70	0.70
1:DG:35:ARG:HA	1:DG:44:ASN:HD22	1.55	0.70
1:DM:87:GLU:HB3	1:GY:59:PRO:HG3	1.72	0.70
1:GC:115:GLY:HA2	1:GW:31:LEU:HD13	1.74	0.70
1:GF:31:LEU:CD2	1:GF:48:GLY:CA	2.70	0.70
1:AH:31:LEU:HD13	1:DF:115:GLY:HA2	1.74	0.69
1:AN:31:LEU:HD13	1:CN:115:GLY:HA2	1.74	0.69
1:BK:87:GLU:HB3	1:EW:59:PRO:HG3	1.72	0.69
1:BT:43:LEU:N	1:BT:43:LEU:HD23	2.07	0.69
1:CC:43:LEU:N	1:CC:43:LEU:HD23	2.07	0.69
1:CE:115:GLY:HA2	1:DK:31:LEU:HD13	1.74	0.69
1:CR:43:LEU:N	1:CR:43:LEU:HD23	2.07	0.69
1:DN:31:LEU:HD13	1:EV:115:GLY:HA2	1.74	0.69
1:DQ:31:LEU:HD13	1:EP:115:GLY:HA2	1.74	0.69
1:EQ:43:LEU:N	1:EQ:43:LEU:HD23	2.07	0.69
1:GU:31:LEU:CD2	1:GU:48:GLY:CA	2.70	0.69
1:AP:43:LEU:HD23	1:AP:43:LEU:H	1.57	0.69
1:AX:31:LEU:CD2	1:AX:48:GLY:CA	2.70	0.69
1:BA:115:GLY:HA2	1:EF:31:LEU:HD13	1.74	0.69
1:BK:43:LEU:N	1:BK:43:LEU:HD23	2.07	0.69
1:BR:31:LEU:HD13	1:EJ:115:GLY:HA2	1.74	0.69
1:DM:43:LEU:HD23	1:DM:43:LEU:H	1.57	0.69
1:DW:31:LEU:HD13	1:FK:115:GLY:HA2	1.74	0.69
1:EB:35:ARG:HA	1:EB:44:ASN:HD22	1.55	0.69
1:EH:43:LEU:N	1:EH:43:LEU:HD23	2.07	0.69
1:EJ:31:LEU:CD2	1:EJ:48:GLY:CA	2.70	0.69
1:EN:43:LEU:N	1:EN:43:LEU:HD23	2.07	0.69

*Continued on next page...*

*Continued from previous page...*

Atom-1	Atom-2	Interatomic distance (Å)	Clash overlap (Å)
1:FQ:31:LEU:CD2	1:FQ:48:GLY:CA	2.70	0.69
1:GD:43:LEU:N	1:GD:43:LEU:HD23	2.07	0.69
1:GY:35:ARG:HA	1:GY:44:ASN:HD22	1.55	0.69
1:BZ:43:LEU:N	1:BZ:43:LEU:HD23	2.07	0.69
1:CO:43:LEU:HD23	1:CO:43:LEU:N	2.07	0.69
1:CW:115:GLY:HA2	1:FV:31:LEU:HD13	1.74	0.69
1:DY:35:ARG:HA	1:DY:44:ASN:HD22	1.55	0.69
1:EE:43:LEU:H	1:EE:43:LEU:HD23	1.57	0.69
1:EO:31:LEU:HD13	1:FE:115:GLY:HA2	1.74	0.69
1:ES:31:LEU:CD2	1:ES:48:GLY:CA	2.70	0.69
1:ET:43:LEU:HD23	1:ET:43:LEU:H	1.57	0.69
1:FO:43:LEU:N	1:FO:43:LEU:HD23	2.07	0.69
1:FZ:31:LEU:CD2	1:FZ:48:GLY:CA	2.70	0.69
1:GG:43:LEU:HD23	1:GG:43:LEU:H	1.57	0.69
1:GK:31:LEU:HD13	1:GX:115:GLY:HA2	1.74	0.69
1:GM:43:LEU:N	1:GM:43:LEU:HD23	2.07	0.69
1:AQ:31:LEU:HD13	1:CQ:115:GLY:HA2	1.74	0.69
1:AS:43:LEU:HD23	1:AS:43:LEU:H	1.58	0.69
1:BF:31:LEU:HD13	1:CB:115:GLY:HA2	1.74	0.69
1:BH:43:LEU:H	1:BH:43:LEU:HD23	1.58	0.69
1:BP:115:GLY:HA2	1:CA:31:LEU:HD13	1.74	0.69
1:CF:43:LEU:N	1:CF:43:LEU:HD23	2.07	0.69
1:CG:31:LEU:HD13	1:EA:115:GLY:HA2	1.74	0.69
1:CP:31:LEU:HD13	1:DR:115:GLY:HA2	1.74	0.69
1:CU:43:LEU:H	1:CU:43:LEU:HD23	1.58	0.69
1:ED:31:LEU:CD2	1:ED:48:GLY:CA	2.70	0.69
1:FL:43:LEU:N	1:FL:43:LEU:HD23	2.07	0.69
1:FW:31:LEU:CD2	1:FW:48:GLY:CA	2.70	0.69
1:GV:43:LEU:HD23	1:GV:43:LEU:H	1.57	0.69
1:AI:31:LEU:CD2	1:AI:48:GLY:CA	2.70	0.69
1:AS:43:LEU:HD23	1:AS:43:LEU:N	2.07	0.69
1:CB:31:LEU:CD2	1:CB:48:GLY:CA	2.70	0.69
1:CI:43:LEU:HD23	1:CI:43:LEU:N	2.07	0.69
1:CL:43:LEU:HD23	1:CL:43:LEU:H	1.57	0.69
1:CZ:115:GLY:HA2	1:FP:31:LEU:HD13	1.74	0.69
1:DG:43:LEU:N	1:DG:43:LEU:HD23	2.07	0.69
1:DJ:43:LEU:HD23	1:DJ:43:LEU:H	1.58	0.69
1:FR:43:LEU:N	1:FR:43:LEU:HD23	2.07	0.69
1:FT:115:GLY:HA2	1:FY:31:LEU:HD13	1.74	0.69
1:BH:43:LEU:HD23	1:BH:43:LEU:N	2.07	0.69
1:BT:43:LEU:HD23	1:BT:43:LEU:H	1.58	0.69

*Continued on next page...*



*Continued from previous page...*

Atom-1	Atom-2	Interatomic distance (Å)	Clash overlap (Å)
1:CQ:31:LEU:CD2	1:CQ:48:GLY:CA	2.70	0.69
1:CX:43:LEU:N	1:CX:43:LEU:HD23	2.07	0.69
1:DB:31:LEU:HD13	1:GI:115:GLY:HA2	1.74	0.69
1:DJ:43:LEU:HD23	1:DJ:43:LEU:N	2.07	0.69
1:DP:35:ARG:HA	1:DP:44:ASN:HD22	1.55	0.69
1:DV:43:LEU:HD23	1:DV:43:LEU:H	1.57	0.69
1:EA:31:LEU:CD2	1:EA:48:GLY:CA	2.70	0.69
1:EM:31:LEU:CD2	1:EM:48:GLY:CA	2.70	0.69
1:EW:43:LEU:N	1:EW:43:LEU:HD23	2.07	0.69
1:EY:31:LEU:CD2	1:EY:48:GLY:CA	2.70	0.69
1:FE:31:LEU:CD2	1:FE:48:GLY:CA	2.70	0.69
1:FH:31:LEU:CD2	1:FH:48:GLY:CA	2.70	0.69
1:GA:43:LEU:N	1:GA:43:LEU:HD23	2.07	0.69
1:GN:31:LEU:HD13	1:GR:115:GLY:HA2	1.74	0.69
1:AG:43:LEU:HD23	1:AG:43:LEU:H	1.57	0.69
1:AJ:43:LEU:HD23	1:AJ:43:LEU:H	1.58	0.69
1:AP:43:LEU:HD23	1:AP:43:LEU:N	2.07	0.69
1:BA:31:LEU:CD2	1:BA:48:GLY:CA	2.70	0.69
1:BS:31:LEU:CD2	1:BS:48:GLY:CA	2.70	0.69
1:CH:60:LYS:HA	1:CH:71:MET:HE1	1.75	0.69
1:CS:31:LEU:HD13	1:DU:115:GLY:HA2	1.74	0.69
1:CU:43:LEU:HD23	1:CU:43:LEU:N	2.07	0.69
1:DM:43:LEU:HD23	1:DM:43:LEU:N	2.07	0.69
1:EG:31:LEU:CD2	1:EG:48:GLY:CA	2.70	0.69
1:EK:43:LEU:HD23	1:EK:43:LEU:H	1.58	0.69
1:EP:31:LEU:CD2	1:EP:48:GLY:CA	2.70	0.69
1:EZ:35:ARG:HA	1:EZ:44:ASN:HD22	1.55	0.69
1:FI:35:ARG:HA	1:FI:44:ASN:HD22	1.55	0.69
1:FR:43:LEU:HD23	1:FR:43:LEU:H	1.57	0.69
1:GA:43:LEU:HD23	1:GA:43:LEU:H	1.57	0.69
1:GI:31:LEU:CD2	1:GI:48:GLY:CA	2.70	0.69
1:GX:31:LEU:CD2	1:GX:48:GLY:CA	2.70	0.69
1:AC:31:LEU:CD2	1:AC:48:GLY:CA	2.70	0.69
1:AL:31:LEU:CD2	1:AL:48:GLY:CA	2.70	0.69
1:AU:31:LEU:HD23	1:AU:48:GLY:CA	2.23	0.69
1:AY:43:LEU:HD23	1:AY:43:LEU:H	1.58	0.69
1:AY:43:LEU:HD23	1:AY:43:LEU:N	2.07	0.69
1:BE:43:LEU:N	1:BE:43:LEU:HD23	2.07	0.69
1:CK:115:GLY:HA2	1:DH:31:LEU:HD13	1.74	0.69
1:CO:43:LEU:HD23	1:CO:43:LEU:H	1.58	0.69
1:CW:31:LEU:CD2	1:CW:48:GLY:CA	2.70	0.69

*Continued on next page...*



Continued from previous page...

Atom-1	Atom-2	Interatomic distance (Å)	Clash overlap (Å)
1:DF:31:LEU:CD2	1:DF:48:GLY:CA	2.70	0.69
1:DT:31:LEU:HD13	1:ES:115:GLY:HA2	1.74	0.69
1:EE:43:LEU:HD23	1:EE:43:LEU:N	2.07	0.69
1:EH:43:LEU:HD23	1:EH:43:LEU:H	1.57	0.69
1:EN:43:LEU:HD23	1:EN:43:LEU:H	1.58	0.69
1:ET:43:LEU:HD23	1:ET:43:LEU:N	2.07	0.69
1:EW:43:LEU:HD23	1:EW:43:LEU:H	1.58	0.69
1:FC:43:LEU:HD23	1:FC:43:LEU:H	1.57	0.69
1:FL:43:LEU:HD23	1:FL:43:LEU:H	1.58	0.69
1:FX:43:LEU:HD23	1:FX:43:LEU:H	1.58	0.69
1:FX:43:LEU:HD23	1:FX:43:LEU:N	2.07	0.69
1:GG:43:LEU:HD23	1:GG:43:LEU:N	2.07	0.69
1:GO:31:LEU:CD2	1:GO:48:GLY:CA	2.70	0.69
1:GR:31:LEU:CD2	1:GR:48:GLY:CA	2.70	0.69
1:AD:107:PHE:CG	1:AD:112:ALA:CB	2.76	0.69
1:AJ:43:LEU:HD23	1:AJ:43:LEU:N	2.07	0.69
1:AM:107:PHE:CG	1:AM:112:ALA:CB	2.76	0.69
1:AR:31:LEU:CD2	1:AR:48:GLY:CA	2.70	0.69
1:AV:43:LEU:HD23	1:AV:43:LEU:H	1.58	0.69
1:AV:43:LEU:HD23	1:AV:43:LEU:N	2.07	0.69
1:BG:31:LEU:CD2	1:BG:48:GLY:CA	2.70	0.69
1:BQ:43:LEU:N	1:BQ:43:LEU:HD23	2.07	0.69
1:BT:107:PHE:CG	1:BT:112:ALA:CB	2.76	0.69
1:CE:44:ASN:HD22	1:CF:23:LEU:HD12	1.58	0.69
1:CF:43:LEU:HD23	1:CF:43:LEU:H	1.58	0.69
1:CN:44:ASN:HD22	1:CO:23:LEU:HD12	1.58	0.69
1:CU:107:PHE:CG	1:CU:112:ALA:CB	2.76	0.69
1:DA:43:LEU:N	1:DA:43:LEU:HD23	2.07	0.69
1:DC:31:LEU:CD2	1:DC:48:GLY:CA	2.70	0.69
1:DJ:107:PHE:CG	1:DJ:112:ALA:CB	2.76	0.69
1:EB:107:PHE:CG	1:EB:112:ALA:CB	2.76	0.69
1:EN:107:PHE:CG	1:EN:112:ALA:CB	2.76	0.69
1:EQ:43:LEU:HD23	1:EQ:43:LEU:H	1.57	0.69
1:GD:43:LEU:HD23	1:GD:43:LEU:H	1.58	0.69
1:GS:43:LEU:HD23	1:GS:43:LEU:N	2.07	0.69
1:GV:43:LEU:HD23	1:GV:43:LEU:N	2.07	0.69
1:GY:43:LEU:N	1:GY:43:LEU:HD23	2.07	0.69
1:BA:44:ASN:HD22	1:BB:23:LEU:HD12	1.58	0.69
1:BP:44:ASN:HD22	1:BQ:23:LEU:HD12	1.58	0.69
1:BW:43:LEU:N	1:BW:43:LEU:HD23	2.07	0.69
1:CD:31:LEU:HD13	1:DX:115:GLY:HA2	1.74	0.69

Continued on next page...

*Continued from previous page...*

Atom-1	Atom-2	Interatomic distance (Å)	Clash overlap (Å)
1:CH:44:ASN:HD22	1:CI:23:LEU:HD12	1.58	0.69
1:CJ:31:LEU:HD13	1:ED:115:GLY:HA2	1.74	0.69
1:CL:43:LEU:HD23	1:CL:43:LEU:N	2.07	0.69
1:DD:43:LEU:N	1:DD:43:LEU:HD23	2.07	0.69
1:DP:43:LEU:HD23	1:DP:43:LEU:H	1.58	0.69
1:DR:44:ASN:HD22	1:DS:23:LEU:HD12	1.58	0.69
1:EK:43:LEU:HD23	1:EK:43:LEU:N	2.07	0.69
1:FE:44:ASN:HD22	1:FF:23:LEU:HD12	1.58	0.69
1:FO:43:LEU:HD23	1:FO:43:LEU:H	1.58	0.69
1:FR:107:PHE:CG	1:FR:112:ALA:CB	2.76	0.69
1:FU:43:LEU:N	1:FU:43:LEU:HD23	2.07	0.69
1:GA:107:PHE:CG	1:GA:112:ALA:CB	2.76	0.69
1:GJ:107:PHE:CG	1:GJ:112:ALA:CB	2.76	0.69
1:GL:44:ASN:HD22	1:GM:23:LEU:HD12	1.58	0.69
1:GS:107:PHE:CG	1:GS:112:ALA:CB	2.76	0.69
1:GY:107:PHE:CG	1:GY:112:ALA:CB	2.76	0.69
1:AF:31:LEU:HD23	1:AF:48:GLY:CA	2.23	0.68
1:BE:43:LEU:HD23	1:BE:43:LEU:H	1.58	0.68
1:BN:43:LEU:N	1:BN:43:LEU:HD23	2.07	0.68
1:BS:31:LEU:HD23	1:BS:48:GLY:CA	2.23	0.68
1:CK:44:ASN:HD22	1:CL:23:LEU:HD12	1.58	0.68
1:DL:44:ASN:HD22	1:DM:23:LEU:HD12	1.58	0.68
1:DS:43:LEU:HD23	1:DS:43:LEU:N	2.07	0.68
1:DU:31:LEU:CD2	1:DU:48:GLY:CA	2.70	0.68
1:DU:44:ASN:HD22	1:DV:23:LEU:HD12	1.58	0.68
1:DV:43:LEU:HD23	1:DV:43:LEU:N	2.07	0.68
1:DY:43:LEU:HD23	1:DY:43:LEU:N	2.07	0.68
1:EB:43:LEU:N	1:EB:43:LEU:HD23	2.07	0.68
1:EP:44:ASN:HD22	1:EQ:23:LEU:HD12	1.58	0.68
1:FC:43:LEU:HD23	1:FC:43:LEU:N	2.07	0.68
1:FF:43:LEU:HD23	1:FF:43:LEU:H	1.57	0.68
1:GJ:43:LEU:N	1:GJ:43:LEU:HD23	2.07	0.68
1:GP:43:LEU:HD23	1:GP:43:LEU:N	2.07	0.68
1:AO:44:ASN:HD22	1:AP:23:LEU:HD12	1.58	0.68
1:BB:43:LEU:HD23	1:BB:43:LEU:H	1.57	0.68
1:BJ:44:ASN:HD22	1:BK:23:LEU:HD12	1.58	0.68
1:BY:44:ASN:HD22	1:BZ:23:LEU:HD12	1.58	0.68
1:CK:31:LEU:CD2	1:CK:48:GLY:CA	2.70	0.68
1:CM:31:LEU:HD13	1:DO:115:GLY:HA2	1.74	0.68
1:DY:43:LEU:HD23	1:DY:43:LEU:H	1.58	0.68
1:ED:31:LEU:HD23	1:ED:48:GLY:CA	2.23	0.68

*Continued on next page...*

Continued from previous page...

Atom-1	Atom-2	Interatomic distance (Å)	Clash overlap (Å)
1:EG:44:ASN:HD22	1:EH:23:LEU:HD12	1.58	0.68
1:EM:31:LEU:HD23	1:EM:48:GLY:CA	2.23	0.68
1:ET:107:PHE:CG	1:ET:112:ALA:CB	2.76	0.68
1:FB:31:LEU:HD23	1:FB:48:GLY:CA	2.23	0.68
1:FO:107:PHE:CG	1:FO:112:ALA:CB	2.76	0.68
1:GD:107:PHE:CG	1:GD:112:ALA:CB	2.76	0.68
1:CB:44:ASN:HD22	1:CC:23:LEU:HD12	1.58	0.68
1:CL:107:PHE:CG	1:CL:112:ALA:CB	2.76	0.68
1:CV:31:LEU:HD13	1:GL:115:GLY:HA2	1.74	0.68
1:DA:43:LEU:HD23	1:DA:43:LEU:H	1.58	0.68
1:DP:43:LEU:HD23	1:DP:43:LEU:N	2.07	0.68
1:EE:107:PHE:CG	1:EE:112:ALA:CB	2.76	0.68
1:ES:31:LEU:HD23	1:ES:48:GLY:CA	2.23	0.68
1:GM:43:LEU:HD23	1:GM:43:LEU:H	1.57	0.68
1:AG:43:LEU:HD23	1:AG:43:LEU:N	2.07	0.68
1:CC:107:PHE:CG	1:CC:112:ALA:CB	2.76	0.68
1:CH:31:LEU:HD23	1:CH:48:GLY:CA	2.23	0.68
1:CQ:44:ASN:HD22	1:CR:23:LEU:HD12	1.58	0.68
1:CR:107:PHE:CG	1:CR:112:ALA:CB	2.76	0.68
1:CY:31:LEU:HD13	1:GO:115:GLY:HA2	1.74	0.68
1:DA:107:PHE:CG	1:DA:112:ALA:CB	2.76	0.68
1:DC:115:GLY:HA2	1:FS:31:LEU:HD13	1.74	0.68
1:DV:107:PHE:CG	1:DV:112:ALA:CB	2.76	0.68
1:DX:44:ASN:HD22	1:DY:23:LEU:HD12	1.58	0.68
1:ER:31:LEU:HD13	1:EY:115:GLY:HA2	1.74	0.68
1:FE:60:LYS:HA	1:FE:71:MET:HE1	1.76	0.68
1:GF:115:GLY:HA2	1:GQ:31:LEU:HD13	1.74	0.68
1:GH:31:LEU:HD13	1:GU:115:GLY:HA2	1.74	0.68
1:BA:60:LYS:HA	1:BA:71:MET:HE1	1.76	0.68
1:BB:43:LEU:HD23	1:BB:43:LEU:N	2.07	0.68
1:CH:115:GLY:HA2	1:DE:31:LEU:HD13	1.74	0.68
1:CI:43:LEU:HD23	1:CI:43:LEU:H	1.57	0.68
1:DD:107:PHE:CG	1:DD:112:ALA:CB	2.76	0.68
1:EC:31:LEU:HD13	1:FH:115:GLY:HA2	1.74	0.68
1:EH:107:PHE:CG	1:EH:112:ALA:CB	2.76	0.68
1:FU:107:PHE:CG	1:FU:112:ALA:CB	2.76	0.68
1:GP:43:LEU:HD23	1:GP:43:LEU:H	1.58	0.68
1:GP:107:PHE:CG	1:GP:112:ALA:CB	2.76	0.68
1:GY:43:LEU:HD23	1:GY:43:LEU:H	1.58	0.68
1:AJ:107:PHE:CG	1:AJ:112:ALA:CB	2.76	0.68
1:AL:44:ASN:HD22	1:AM:23:LEU:HD12	1.58	0.68

Continued on next page...

*Continued from previous page...*

Atom-1	Atom-2	Interatomic distance (Å)	Clash overlap (Å)
1:BV:31:LEU:HD23	1:BV:48:GLY:CA	2.23	0.68
1:DD:43:LEU:HD23	1:DD:43:LEU:H	1.58	0.68
1:DO:44:ASN:HD22	1:DP:23:LEU:HD12	1.58	0.68
1:DY:107:PHE:CG	1:DY:112:ALA:CB	2.76	0.68
1:EQ:107:PHE:CG	1:EQ:112:ALA:CB	2.76	0.68
1:FF:43:LEU:HD23	1:FF:43:LEU:N	2.07	0.68
1:FH:31:LEU:HD23	1:FH:48:GLY:CA	2.23	0.68
1:FU:43:LEU:HD23	1:FU:43:LEU:H	1.58	0.68
1:FW:31:LEU:HD23	1:FW:48:GLY:CA	2.23	0.68
1:FX:107:PHE:CG	1:FX:112:ALA:CB	2.76	0.68
1:GJ:43:LEU:HD23	1:GJ:43:LEU:H	1.58	0.68
1:GL:31:LEU:HD23	1:GL:48:GLY:CA	2.23	0.68
1:GM:107:PHE:CG	1:GM:112:ALA:CB	2.76	0.68
1:AD:43:LEU:HD23	1:AD:43:LEU:H	1.58	0.68
1:AI:31:LEU:HD23	1:AI:48:GLY:CA	2.23	0.68
1:BK:43:LEU:HD23	1:BK:43:LEU:H	1.57	0.68
1:BM:31:LEU:HD23	1:BM:48:GLY:CA	2.23	0.68
1:BZ:43:LEU:HD23	1:BZ:43:LEU:H	1.57	0.68
1:CI:107:PHE:CG	1:CI:112:ALA:CB	2.76	0.68
1:DC:44:ASN:HD22	1:DD:23:LEU:HD12	1.58	0.68
1:EB:43:LEU:HD23	1:EB:43:LEU:H	1.58	0.68
1:EY:31:LEU:HD23	1:EY:48:GLY:CA	2.23	0.68
1:FZ:44:ASN:HD22	1:GA:23:LEU:HD12	1.58	0.68
1:GC:31:LEU:HD23	1:GC:48:GLY:CA	2.23	0.68
1:GI:31:LEU:HD23	1:GI:48:GLY:CA	2.23	0.68
1:GR:31:LEU:HD23	1:GR:48:GLY:CA	2.23	0.68
1:AC:44:ASN:HD22	1:AD:23:LEU:HD12	1.58	0.68
1:BN:43:LEU:HD23	1:BN:43:LEU:H	1.57	0.68
1:DP:107:PHE:CG	1:DP:112:ALA:CB	2.76	0.68
1:EA:44:ASN:HD22	1:EB:23:LEU:HD12	1.58	0.68
1:FB:44:ASN:HD22	1:FC:23:LEU:HD12	1.58	0.68
1:FH:44:ASN:HD22	1:FI:23:LEU:HD12	1.58	0.68
1:FN:31:LEU:HD23	1:FN:48:GLY:CA	2.23	0.68
1:FQ:44:ASN:HD22	1:FR:23:LEU:HD12	1.58	0.68
1:GO:44:ASN:HD22	1:GP:23:LEU:HD12	1.58	0.68
1:GS:43:LEU:HD23	1:GS:43:LEU:H	1.58	0.68
1:GX:44:ASN:HD22	1:GY:23:LEU:HD12	1.58	0.68
1:AI:44:ASN:HD22	1:AJ:23:LEU:HD12	1.58	0.68
1:AM:43:LEU:HD23	1:AM:43:LEU:H	1.58	0.68
1:AT:31:LEU:HD13	1:BJ:115:GLY:HA2	1.74	0.68
1:BB:107:PHE:CG	1:BB:112:ALA:CB	2.76	0.68

*Continued on next page...*

*Continued from previous page...*

Atom-1	Atom-2	Interatomic distance (Å)	Clash overlap (Å)
1:BW:43:LEU:HD23	1:BW:43:LEU:H	1.57	0.68
1:BY:31:LEU:HD23	1:BY:48:GLY:CA	2.23	0.68
1:CC:31:LEU:HD21	1:CC:48:GLY:HA3	1.76	0.68
1:CR:31:LEU:HD21	1:CR:48:GLY:HA3	1.76	0.68
1:CR:43:LEU:HD23	1:CR:43:LEU:H	1.58	0.68
1:CW:44:ASN:HD22	1:CX:23:LEU:HD12	1.58	0.68
1:DP:31:LEU:HD21	1:DP:48:GLY:HA3	1.76	0.68
1:DY:31:LEU:HD21	1:DY:48:GLY:HA3	1.76	0.68
1:ET:31:LEU:HD21	1:ET:48:GLY:HA3	1.76	0.68
1:EY:44:ASN:HD22	1:EZ:23:LEU:HD12	1.58	0.68
1:FF:31:LEU:HD21	1:FF:48:GLY:HA3	1.76	0.68
1:FW:44:ASN:HD22	1:FX:23:LEU:HD12	1.58	0.68
1:GD:31:LEU:HD21	1:GD:48:GLY:HA3	1.76	0.68
1:GF:31:LEU:HD23	1:GF:48:GLY:CA	2.23	0.68
1:GU:31:LEU:HD23	1:GU:48:GLY:CA	2.23	0.68
1:AF:44:ASN:HD22	1:AG:23:LEU:HD12	1.58	0.68
1:BC:31:LEU:HD13	1:BY:115:GLY:HA2	1.74	0.68
1:BZ:107:PHE:CG	1:BZ:112:ALA:CB	2.76	0.68
1:DF:44:ASN:HD22	1:DG:23:LEU:HD12	1.58	0.68
1:EE:31:LEU:HD21	1:EE:48:GLY:HA3	1.76	0.68
1:FF:107:PHE:CG	1:FF:112:ALA:CB	2.76	0.68
1:FN:44:ASN:HD22	1:FO:23:LEU:HD12	1.58	0.68
1:FO:31:LEU:HD21	1:FO:48:GLY:HA3	1.76	0.68
1:AG:107:PHE:CG	1:AG:112:ALA:CB	2.76	0.67
1:AP:107:PHE:CG	1:AP:112:ALA:CB	2.76	0.67
1:AS:107:PHE:CG	1:AS:112:ALA:CB	2.76	0.67
1:BB:31:LEU:HD21	1:BB:48:GLY:HA3	1.76	0.67
1:BH:107:PHE:CG	1:BH:112:ALA:CB	2.76	0.67
1:BJ:31:LEU:HD23	1:BJ:48:GLY:CA	2.23	0.67
1:BK:107:PHE:CG	1:BK:112:ALA:CB	2.76	0.67
1:CC:43:LEU:HD23	1:CC:43:LEU:H	1.58	0.67
1:CN:31:LEU:HD23	1:CN:48:GLY:CA	2.23	0.67
1:CX:31:LEU:HD21	1:CX:48:GLY:HA3	1.76	0.67
1:DG:31:LEU:HD21	1:DG:48:GLY:HA3	1.76	0.67
1:DG:107:PHE:CG	1:DG:112:ALA:CB	2.76	0.67
1:DM:107:PHE:CG	1:DM:112:ALA:CB	2.76	0.67
1:DO:31:LEU:HD23	1:DO:48:GLY:CA	2.23	0.67
1:GJ:31:LEU:HD21	1:GJ:48:GLY:HA3	1.76	0.67
1:GR:44:ASN:HD22	1:GS:23:LEU:HD12	1.58	0.67
1:GS:31:LEU:HD21	1:GS:48:GLY:HA3	1.76	0.67
1:AX:44:ASN:HD22	1:AY:23:LEU:HD12	1.58	0.67

*Continued on next page...*

*Continued from previous page...*

Atom-1	Atom-2	Interatomic distance (Å)	Clash overlap (Å)
1:BA:31:LEU:HD23	1:BA:48:GLY:CA	2.23	0.67
1:BT:31:LEU:HD21	1:BT:48:GLY:HA3	1.76	0.67
1:CX:107:PHE:CG	1:CX:112:ALA:CB	2.76	0.67
1:DE:19:ASP:OD1	1:DE:20:PRO:HD2	1.95	0.67
1:EQ:31:LEU:HD21	1:EQ:48:GLY:HA3	1.76	0.67
1:EZ:107:PHE:CG	1:EZ:112:ALA:CB	2.76	0.67
1:FC:107:PHE:CG	1:FC:112:ALA:CB	2.76	0.67
1:FE:31:LEU:HD23	1:FE:48:GLY:CA	2.23	0.67
1:GE:19:ASP:OD1	1:GE:20:PRO:HD2	1.95	0.67
1:GT:19:ASP:OD1	1:GT:20:PRO:HD2	1.95	0.67
1:AV:107:PHE:CG	1:AV:112:ALA:CB	2.76	0.67
1:BE:31:LEU:HD21	1:BE:48:GLY:HA3	1.76	0.67
1:CA:19:ASP:OD1	1:CA:20:PRO:HD2	1.95	0.67
1:CE:31:LEU:HD23	1:CE:48:GLY:CA	2.23	0.67
1:CP:19:ASP:OD1	1:CP:20:PRO:HD2	1.95	0.67
1:CV:19:ASP:OD1	1:CV:20:PRO:HD2	1.95	0.67
1:DA:56:ARG:HD3	1:DA:57:PRO:CD	2.25	0.67
1:DX:31:LEU:HD23	1:DX:48:GLY:CA	2.23	0.67
1:EH:56:ARG:HD3	1:EH:57:PRO:CD	2.25	0.67
1:EN:31:LEU:HD21	1:EN:48:GLY:HA3	1.76	0.67
1:EQ:56:ARG:HD3	1:EQ:57:PRO:CD	2.25	0.67
1:FI:107:PHE:CG	1:FI:112:ALA:CB	2.76	0.67
1:FU:56:ARG:HD3	1:FU:57:PRO:CD	2.25	0.67
1:GC:44:ASN:HD22	1:GD:23:LEU:HD12	1.58	0.67
1:GD:56:ARG:HD3	1:GD:57:PRO:CD	2.25	0.67
1:GI:44:ASN:HD22	1:GJ:23:LEU:HD12	1.58	0.67
1:GJ:56:ARG:HD3	1:GJ:57:PRO:CD	2.25	0.67
1:AJ:56:ARG:HD3	1:AJ:57:PRO:CD	2.25	0.67
1:AY:107:PHE:CG	1:AY:112:ALA:CB	2.76	0.67
1:CF:56:ARG:HD3	1:CF:57:PRO:CD	2.25	0.67
1:CG:19:ASP:OD1	1:CG:20:PRO:HD2	1.95	0.67
1:CW:31:LEU:HD23	1:CW:48:GLY:CA	2.23	0.67
1:DF:31:LEU:HD23	1:DF:48:GLY:CA	2.23	0.67
1:EH:31:LEU:HD21	1:EH:48:GLY:HA3	1.76	0.67
1:FO:56:ARG:HD3	1:FO:57:PRO:CD	2.25	0.67
1:FR:56:ARG:HD3	1:FR:57:PRO:CD	2.25	0.67
1:FX:56:ARG:HD3	1:FX:57:PRO:CD	2.25	0.67
1:GS:56:ARG:HD3	1:GS:57:PRO:CD	2.25	0.67
1:GY:31:LEU:HD21	1:GY:48:GLY:HA3	1.76	0.67
1:AV:31:LEU:HD21	1:AV:48:GLY:HA3	1.76	0.67
1:BE:107:PHE:CG	1:BE:112:ALA:CB	2.76	0.67

*Continued on next page...*



*Continued from previous page...*

Atom-1	Atom-2	Interatomic distance (Å)	Clash overlap (Å)
1:BK:56:ARG:HD3	1:BK:57:PRO:CD	2.25	0.67
1:BZ:56:ARG:HD3	1:BZ:57:PRO:CD	2.25	0.67
1:CO:56:ARG:HD3	1:CO:57:PRO:CD	2.25	0.67
1:DO:60:LYS:HA	1:DO:71:MET:HE1	1.76	0.67
1:DZ:19:ASP:OD1	1:DZ:20:PRO:HD2	1.95	0.67
1:EB:31:LEU:HD21	1:EB:48:GLY:HA3	1.76	0.67
1:EJ:44:ASN:HD22	1:EK:23:LEU:HD12	1.58	0.67
1:GA:31:LEU:HD21	1:GA:48:GLY:HA3	1.76	0.67
1:GA:56:ARG:HD3	1:GA:57:PRO:CD	2.25	0.67
1:GG:107:PHE:CG	1:GG:112:ALA:CB	2.76	0.67
1:GK:19:ASP:OD1	1:GK:20:PRO:HD2	1.95	0.67
1:AJ:31:LEU:HD21	1:AJ:48:GLY:HA3	1.76	0.67
1:BM:44:ASN:HD22	1:BN:23:LEU:HD12	1.58	0.67
1:BN:56:ARG:HD3	1:BN:57:PRO:CD	2.25	0.67
1:BQ:107:PHE:CG	1:BQ:112:ALA:CB	2.76	0.67
1:DQ:19:ASP:OD1	1:DQ:20:PRO:HD2	1.95	0.67
1:DT:19:ASP:OD1	1:DT:20:PRO:HD2	1.95	0.67
1:DW:19:ASP:OD1	1:DW:20:PRO:HD2	1.95	0.67
1:EK:107:PHE:CG	1:EK:112:ALA:CB	2.76	0.67
1:FR:31:LEU:HD21	1:FR:48:GLY:HA3	1.76	0.67
1:GW:19:ASP:OD1	1:GW:20:PRO:HD2	1.95	0.67
1:AK:19:ASP:OD1	1:AK:20:PRO:HD2	1.95	0.67
1:AL:31:LEU:HD23	1:AL:48:GLY:CA	2.23	0.67
1:AM:31:LEU:HD21	1:AM:48:GLY:HA3	1.76	0.67
1:AR:44:ASN:HD22	1:AS:23:LEU:HD12	1.58	0.67
1:BH:56:ARG:HD3	1:BH:57:PRO:CD	2.25	0.67
1:BO:19:ASP:OD1	1:BO:20:PRO:HD2	1.95	0.67
1:BW:56:ARG:HD3	1:BW:57:PRO:CD	2.25	0.67
1:CI:56:ARG:HD3	1:CI:57:PRO:CD	2.25	0.67
1:CJ:19:ASP:OD1	1:CJ:20:PRO:HD2	1.95	0.67
1:CM:19:ASP:OD1	1:CM:20:PRO:HD2	1.95	0.67
1:CS:19:ASP:OD1	1:CS:20:PRO:HD2	1.95	0.67
1:CT:31:LEU:HD23	1:CT:48:GLY:CA	2.23	0.67
1:CT:44:ASN:HD22	1:CU:23:LEU:HD12	1.58	0.67
1:CX:43:LEU:HD23	1:CX:43:LEU:H	1.57	0.67
1:DG:43:LEU:HD23	1:DG:43:LEU:H	1.57	0.67
1:DN:19:ASP:OD1	1:DN:20:PRO:HD2	1.95	0.67
1:DY:56:ARG:HD3	1:DY:57:PRO:CD	2.25	0.67
1:EB:56:ARG:HD3	1:EB:57:PRO:CD	2.25	0.67
1:EW:107:PHE:CG	1:EW:112:ALA:CB	2.76	0.67
1:FC:31:LEU:HD21	1:FC:48:GLY:HA3	1.76	0.67

*Continued on next page...*

*Continued from previous page...*

Atom-1	Atom-2	Interatomic distance (Å)	Clash overlap (Å)
1:FL:107:PHE:CG	1:FL:112:ALA:CB	2.76	0.67
1:GG:56:ARG:HD3	1:GG:57:PRO:CD	2.25	0.67
1:GM:56:ARG:HD3	1:GM:57:PRO:CD	2.25	0.67
1:GV:56:ARG:HD3	1:GV:57:PRO:CD	2.25	0.67
1:GV:107:PHE:CG	1:GV:112:ALA:CB	2.76	0.67
1:GY:56:ARG:HD3	1:GY:57:PRO:CD	2.25	0.67
1:AB:19:ASP:OD1	1:AB:20:PRO:HD2	1.95	0.67
1:AD:31:LEU:HD21	1:AD:48:GLY:HA3	1.76	0.67
1:AG:31:LEU:HD21	1:AG:48:GLY:HA3	1.76	0.67
1:AS:56:ARG:HD3	1:AS:57:PRO:CD	2.25	0.67
1:AW:19:ASP:OD1	1:AW:20:PRO:HD2	1.95	0.67
1:BV:44:ASN:HD22	1:BW:23:LEU:HD12	1.58	0.67
1:CD:19:ASP:OD1	1:CD:20:PRO:HD2	1.95	0.67
1:CZ:44:ASN:HD22	1:DA:23:LEU:HD12	1.58	0.67
1:DP:56:ARG:HD3	1:DP:57:PRO:CD	2.25	0.67
1:DS:107:PHE:CG	1:DS:112:ALA:CB	2.76	0.67
1:EI:19:ASP:OD1	1:EI:20:PRO:HD2	1.95	0.67
1:EW:56:ARG:HD3	1:EW:57:PRO:CD	2.25	0.67
1:EZ:43:LEU:HD23	1:EZ:43:LEU:H	1.58	0.67
1:FO:107:PHE:CB	1:FO:112:ALA:CB	2.73	0.67
1:FX:31:LEU:HD21	1:FX:48:GLY:HA3	1.76	0.67
1:GO:31:LEU:HD23	1:GO:48:GLY:CA	2.23	0.67
1:GQ:19:ASP:OD1	1:GQ:20:PRO:HD2	1.95	0.67
1:AC:31:LEU:HD23	1:AC:48:GLY:CA	2.23	0.67
1:AD:56:ARG:HD3	1:AD:57:PRO:CD	2.25	0.67
1:AM:56:ARG:HD3	1:AM:57:PRO:CD	2.25	0.67
1:BQ:31:LEU:HD21	1:BQ:48:GLY:HA3	1.76	0.67
1:CO:107:PHE:CB	1:CO:112:ALA:CB	2.73	0.67
1:DH:19:ASP:OD1	1:DH:20:PRO:HD2	1.95	0.67
1:EM:44:ASN:HD22	1:EN:23:LEU:HD12	1.58	0.67
1:FL:56:ARG:HD3	1:FL:57:PRO:CD	2.25	0.67
1:GD:107:PHE:CB	1:GD:112:ALA:CB	2.73	0.67
1:GG:31:LEU:HD21	1:GG:48:GLY:HA3	1.76	0.67
1:GG:107:PHE:CB	1:GG:112:ALA:CB	2.73	0.67
1:GH:19:ASP:OD1	1:GH:20:PRO:HD2	1.95	0.67
1:GV:31:LEU:HD21	1:GV:48:GLY:HA3	1.76	0.67
1:GV:107:PHE:CB	1:GV:112:ALA:CB	2.73	0.67
1:AN:19:ASP:OD1	1:AN:20:PRO:HD2	1.95	0.67
1:BG:44:ASN:HD22	1:BH:23:LEU:HD12	1.58	0.67
1:BL:24:SER:HB2	1:BL:55:LYS:CD	2.25	0.67
1:BN:107:PHE:CG	1:BN:112:ALA:CB	2.76	0.67

*Continued on next page...*



*Continued from previous page...*

Atom-1	Atom-2	Interatomic distance (Å)	Clash overlap (Å)
1:BS:44:ASN:HD22	1:BT:23:LEU:HD12	1.58	0.67
1:BU:24:SER:HB2	1:BU:55:LYS:CD	2.25	0.67
1:CF:107:PHE:CB	1:CF:112:ALA:CB	2.73	0.67
1:CX:107:PHE:CB	1:CX:112:ALA:CB	2.73	0.67
1:DC:31:LEU:HD23	1:DC:48:GLY:CA	2.23	0.67
1:DI:44:ASN:HD22	1:DJ:23:LEU:HD12	1.58	0.67
1:EC:24:SER:HB2	1:EC:55:LYS:CD	2.25	0.67
1:EJ:31:LEU:HD23	1:EJ:48:GLY:CA	2.23	0.67
1:ER:24:SER:HB2	1:ER:55:LYS:CD	2.25	0.67
1:EX:19:ASP:OD1	1:EX:20:PRO:HD2	1.95	0.67
1:FI:43:LEU:HD23	1:FI:43:LEU:H	1.58	0.67
1:FT:44:ASN:HD22	1:FU:23:LEU:HD12	1.58	0.67
1:AT:24:SER:HB2	1:AT:55:LYS:CD	2.25	0.66
1:BR:19:ASP:OD1	1:BR:20:PRO:HD2	1.95	0.66
1:DB:19:ASP:OD1	1:DB:20:PRO:HD2	1.95	0.66
1:DD:107:PHE:CB	1:DD:112:ALA:CB	2.73	0.66
1:DG:107:PHE:CB	1:DG:112:ALA:CB	2.73	0.66
1:DK:19:ASP:OD1	1:DK:20:PRO:HD2	1.95	0.66
1:DS:31:LEU:HD21	1:DS:48:GLY:HA3	1.76	0.66
1:EB:107:PHE:CB	1:EB:112:ALA:CB	2.73	0.66
1:EH:107:PHE:CB	1:EH:112:ALA:CB	2.73	0.66
1:EL:19:ASP:OD1	1:EL:20:PRO:HD2	1.95	0.66
1:ER:19:ASP:OD1	1:ER:20:PRO:HD2	1.95	0.66
1:ET:107:PHE:CB	1:ET:112:ALA:CB	2.73	0.66
1:GJ:107:PHE:CB	1:GJ:112:ALA:CB	2.73	0.66
1:GN:19:ASP:OD1	1:GN:20:PRO:HD2	1.95	0.66
1:GS:107:PHE:CB	1:GS:112:ALA:CB	2.73	0.66
1:GU:44:ASN:HD22	1:GV:23:LEU:HD12	1.58	0.66
1:GY:107:PHE:CB	1:GY:112:ALA:CB	2.73	0.66
1:AX:31:LEU:HD23	1:AX:48:GLY:CA	2.23	0.66
1:BB:56:ARG:HD3	1:BB:57:PRO:CD	2.25	0.66
1:BC:24:SER:HB2	1:BC:55:LYS:CD	2.25	0.66
1:BD:44:ASN:HD22	1:BE:23:LEU:HD12	1.58	0.66
1:BI:19:ASP:OD1	1:BI:20:PRO:HD2	1.95	0.66
1:BW:107:PHE:CG	1:BW:112:ALA:CB	2.76	0.66
1:CF:107:PHE:CG	1:CF:112:ALA:CB	2.76	0.66
1:CX:56:ARG:HD3	1:CX:57:PRO:CD	2.25	0.66
1:CY:24:SER:HB2	1:CY:55:LYS:CD	2.26	0.66
1:EA:31:LEU:HD23	1:EA:48:GLY:CA	2.23	0.66
1:EC:19:ASP:OD1	1:EC:20:PRO:HD2	1.95	0.66
1:EE:107:PHE:CB	1:EE:112:ALA:CB	2.73	0.66

*Continued on next page...*

*Continued from previous page...*

Atom-1	Atom-2	Interatomic distance (Å)	Clash overlap (Å)
1:EQ:107:PHE:CB	1:EQ:112:ALA:CB	2.73	0.66
1:EW:31:LEU:HD21	1:EW:48:GLY:HA3	1.76	0.66
1:FG:19:ASP:OD1	1:FG:20:PRO:HD2	1.95	0.66
1:FJ:19:ASP:OD1	1:FJ:20:PRO:HD2	1.95	0.66
1:FK:44:ASN:HD22	1:FL:23:LEU:HD12	1.58	0.66
1:FS:24:SER:HB2	1:FS:55:LYS:CD	2.26	0.66
1:FU:31:LEU:HD21	1:FU:48:GLY:HA3	1.76	0.66
1:GP:107:PHE:CB	1:GP:112:ALA:CB	2.73	0.66
1:AJ:74:GLU:OE1	1:DV:85:SER:HB3	1.96	0.66
1:AP:56:ARG:HD3	1:AP:57:PRO:CD	2.25	0.66
1:AS:74:GLU:OE1	1:EE:85:SER:HB3	1.96	0.66
1:AZ:19:ASP:OD1	1:AZ:20:PRO:HD2	1.95	0.66
1:BC:19:ASP:OD1	1:BC:20:PRO:HD2	1.95	0.66
1:BH:74:GLU:OE1	1:ET:85:SER:HB3	1.96	0.66
1:BK:31:LEU:HD21	1:BK:48:GLY:HA3	1.76	0.66
1:BX:19:ASP:OD1	1:BX:20:PRO:HD2	1.95	0.66
1:CI:74:GLU:OE1	1:FU:85:SER:HB3	1.96	0.66
1:CL:85:SER:HB3	1:FX:74:GLU:OE1	1.96	0.66
1:DA:85:SER:HB3	1:GM:74:GLU:OE1	1.96	0.66
1:DG:56:ARG:HD3	1:DG:57:PRO:CD	2.25	0.66
1:DG:74:GLU:OE1	1:GS:85:SER:HB3	1.96	0.66
1:DM:56:ARG:HD3	1:DM:57:PRO:CD	2.25	0.66
1:DS:43:LEU:HD23	1:DS:43:LEU:H	1.58	0.66
1:DS:56:ARG:HD3	1:DS:57:PRO:CD	2.25	0.66
1:EI:24:SER:HB2	1:EI:55:LYS:CD	2.25	0.66
1:FD:19:ASP:OD1	1:FD:20:PRO:HD2	1.95	0.66
1:FF:56:ARG:HD3	1:FF:57:PRO:CD	2.25	0.66
1:GX:31:LEU:HD23	1:GX:48:GLY:CA	2.23	0.66
1:AN:24:SER:HB2	1:AN:55:LYS:CD	2.25	0.66
1:AT:19:ASP:OD1	1:AT:20:PRO:HD2	1.95	0.66
1:AU:44:ASN:HD22	1:AV:23:LEU:HD12	1.58	0.66
1:AW:24:SER:HB2	1:AW:55:LYS:CD	2.25	0.66
1:BE:107:PHE:CB	1:BE:112:ALA:CB	2.73	0.66
1:BQ:56:ARG:HD3	1:BQ:57:PRO:CD	2.25	0.66
1:CX:74:GLU:OE1	1:GJ:85:SER:HB3	1.96	0.66
1:DA:31:LEU:HD21	1:DA:48:GLY:HA3	1.76	0.66
1:DD:56:ARG:HD3	1:DD:57:PRO:CD	2.25	0.66
1:DD:74:GLU:OE1	1:GP:85:SER:HB3	1.96	0.66
1:DD:85:SER:HB3	1:GP:74:GLU:OE1	1.96	0.66
1:DV:107:PHE:CB	1:DV:112:ALA:CB	2.73	0.66
1:EF:19:ASP:OD1	1:EF:20:PRO:HD2	1.95	0.66

*Continued on next page...*

*Continued from previous page...*

Atom-1	Atom-2	Interatomic distance (Å)	Clash overlap (Å)
1:EO:19:ASP:OD1	1:EO:20:PRO:HD2	1.95	0.66
1:EU:19:ASP:OD1	1:EU:20:PRO:HD2	1.95	0.66
1:EV:44:ASN:HD22	1:EW:23:LEU:HD12	1.58	0.66
1:FA:19:ASP:OD1	1:FA:20:PRO:HD2	1.95	0.66
1:FL:31:LEU:HD21	1:FL:48:GLY:HA3	1.76	0.66
1:FY:19:ASP:OD1	1:FY:20:PRO:HD2	1.95	0.66
1:GF:44:ASN:HD22	1:GG:23:LEU:HD12	1.58	0.66
1:GP:31:LEU:HD21	1:GP:48:GLY:HA3	1.76	0.66
1:GP:56:ARG:HD3	1:GP:57:PRO:CD	2.25	0.66
1:AR:31:LEU:HD23	1:AR:48:GLY:CA	2.23	0.66
1:AV:107:PHE:CB	1:AV:112:ALA:CB	2.73	0.66
1:BL:19:ASP:OD1	1:BL:20:PRO:HD2	1.95	0.66
1:BQ:43:LEU:HD23	1:BQ:43:LEU:H	1.58	0.66
1:BT:56:ARG:HD3	1:BT:57:PRO:CD	2.25	0.66
1:BZ:31:LEU:HD21	1:BZ:48:GLY:HA3	1.76	0.66
1:CC:56:ARG:HD3	1:CC:57:PRO:CD	2.25	0.66
1:CL:31:LEU:HD21	1:CL:48:GLY:HA3	1.76	0.66
1:CL:107:PHE:CB	1:CL:112:ALA:CB	2.73	0.66
1:CO:107:PHE:CG	1:CO:112:ALA:CB	2.76	0.66
1:DD:31:LEU:HD21	1:DD:48:GLY:HA3	1.76	0.66
1:DK:24:SER:HB2	1:DK:55:LYS:CD	2.25	0.66
1:DM:31:LEU:HD21	1:DM:48:GLY:HA3	1.76	0.66
1:EG:31:LEU:HD23	1:EG:48:GLY:CA	2.23	0.66
1:FP:19:ASP:OD1	1:FP:20:PRO:HD2	1.95	0.66
1:AE:19:ASP:OD1	1:AE:20:PRO:HD2	1.95	0.66
1:AG:107:PHE:CB	1:AG:112:ALA:CB	2.73	0.66
1:AS:107:PHE:CB	1:AS:112:ALA:CB	2.73	0.66
1:AV:56:ARG:HD3	1:AV:57:PRO:CD	2.25	0.66
1:BH:107:PHE:CB	1:BH:112:ALA:CB	2.73	0.66
1:BK:85:SER:HB3	1:EW:74:GLU:OE1	1.96	0.66
1:BN:107:PHE:CB	1:BN:112:ALA:CB	2.73	0.66
1:BQ:85:SER:HB3	1:FC:74:GLU:OE1	1.96	0.66
1:BW:107:PHE:CB	1:BW:112:ALA:CB	2.73	0.66
1:CR:56:ARG:HD3	1:CR:57:PRO:CD	2.25	0.66
1:CR:85:SER:HB3	1:GD:74:GLU:OE1	1.96	0.66
1:DV:56:ARG:HD3	1:DV:57:PRO:CD	2.25	0.66
1:EN:56:ARG:HD3	1:EN:57:PRO:CD	2.25	0.66
1:EZ:31:LEU:HD21	1:EZ:48:GLY:HA3	1.76	0.66
1:FC:107:PHE:CB	1:FC:112:ALA:CB	2.73	0.66
1:FR:107:PHE:CB	1:FR:112:ALA:CB	2.73	0.66
1:GA:107:PHE:CB	1:GA:112:ALA:CB	2.73	0.66

*Continued on next page...*

*Continued from previous page...*

Atom-1	Atom-2	Interatomic distance (Å)	Clash overlap (Å)
1:AC:24:SER:HB2	1:AC:55:LYS:HD2	1.78	0.66
1:AD:85:SER:HB3	1:DP:74:GLU:OE1	1.96	0.66
1:AG:74:GLU:OE1	1:DS:85:SER:HB3	1.96	0.66
1:AL:24:SER:HB2	1:AL:55:LYS:HD2	1.78	0.66
1:AP:31:LEU:HD21	1:AP:48:GLY:HA3	1.76	0.66
1:AP:85:SER:HB3	1:EB:74:GLU:OE1	1.96	0.66
1:AP:107:PHE:CB	1:AP:112:ALA:CB	2.73	0.66
1:BD:24:SER:HB2	1:BD:55:LYS:HD2	1.78	0.66
1:BE:56:ARG:HD3	1:BE:57:PRO:CD	2.25	0.66
1:BG:31:LEU:HD23	1:BG:48:GLY:CA	2.23	0.66
1:BN:31:LEU:HD21	1:BN:48:GLY:HA3	1.76	0.66
1:BU:19:ASP:OD1	1:BU:20:PRO:HD2	1.95	0.66
1:BZ:85:SER:HB3	1:FL:74:GLU:OE1	1.96	0.66
1:CC:85:SER:HB3	1:FO:74:GLU:OE1	1.96	0.66
1:CF:74:GLU:OE1	1:FR:85:SER:HB3	1.96	0.66
1:CI:31:LEU:HD21	1:CI:48:GLY:HA3	1.76	0.66
1:CJ:24:SER:HB2	1:CJ:55:LYS:CD	2.25	0.66
1:CL:56:ARG:HD3	1:CL:57:PRO:CD	2.25	0.66
1:DM:85:SER:HB3	1:GY:74:GLU:OE1	1.96	0.66
1:DM:107:PHE:CB	1:DM:112:ALA:CB	2.73	0.66
1:DT:24:SER:HB2	1:DT:55:LYS:CD	2.25	0.66
1:EA:24:SER:HB2	1:EA:55:LYS:HD2	1.78	0.66
1:EX:24:SER:HB2	1:EX:55:LYS:CD	2.26	0.66
1:FV:19:ASP:OD1	1:FV:20:PRO:HD2	1.95	0.66
1:GX:24:SER:HB2	1:GX:55:LYS:HD2	1.78	0.66
1:AD:107:PHE:CB	1:AD:112:ALA:CB	2.73	0.66
1:AM:85:SER:HB3	1:DY:74:GLU:OE1	1.96	0.66
1:AM:107:PHE:CB	1:AM:112:ALA:CB	2.73	0.66
1:AU:24:SER:HB2	1:AU:55:LYS:HD2	1.78	0.66
1:AV:85:SER:HB3	1:EH:74:GLU:OE1	1.96	0.66
1:BN:85:SER:HB3	1:EZ:74:GLU:OE1	1.96	0.66
1:BW:85:SER:HB3	1:FI:74:GLU:OE1	1.96	0.66
1:CC:107:PHE:CB	1:CC:112:ALA:CB	2.73	0.66
1:CO:74:GLU:OE1	1:GA:85:SER:HB3	1.96	0.66
1:CR:107:PHE:CB	1:CR:112:ALA:CB	2.73	0.66
1:CU:56:ARG:HD3	1:CU:57:PRO:CD	2.25	0.66
1:CW:24:SER:HB2	1:CW:55:LYS:HD2	1.78	0.66
1:DA:74:GLU:OE1	1:GM:85:SER:HB3	1.96	0.66
1:DF:24:SER:HB2	1:DF:55:LYS:HD2	1.78	0.66
1:DV:31:LEU:HD21	1:DV:48:GLY:HA3	1.76	0.66
1:FG:24:SER:HB2	1:FG:55:LYS:CD	2.26	0.66

*Continued on next page...*

*Continued from previous page...*

Atom-1	Atom-2	Interatomic distance (Å)	Clash overlap (Å)
1:FI:31:LEU:HD21	1:FI:48:GLY:HA3	1.76	0.66
1:FM:19:ASP:OD1	1:FM:20:PRO:HD2	1.95	0.66
1:GB:19:ASP:OD1	1:GB:20:PRO:HD2	1.95	0.66
1:AH:19:ASP:OD1	1:AH:20:PRO:HD2	1.95	0.66
1:AQ:19:ASP:OD1	1:AQ:20:PRO:HD2	1.95	0.66
1:BE:85:SER:HB3	1:EQ:74:GLU:OE1	1.96	0.66
1:BK:107:PHE:CB	1:BK:112:ALA:CB	2.73	0.66
1:BS:24:SER:HB2	1:BS:55:LYS:HD2	1.78	0.66
1:BT:107:PHE:CB	1:BT:112:ALA:CB	2.73	0.66
1:BW:31:LEU:HD21	1:BW:48:GLY:HA3	1.76	0.66
1:CH:24:SER:HB2	1:CH:55:LYS:HD2	1.78	0.66
1:CI:85:SER:HB3	1:FU:74:GLU:OE1	1.96	0.66
1:CU:107:PHE:CB	1:CU:112:ALA:CB	2.73	0.66
1:DJ:107:PHE:CB	1:DJ:112:ALA:CB	2.73	0.66
1:DL:31:LEU:HD23	1:DL:48:GLY:CA	2.23	0.66
1:EN:107:PHE:CB	1:EN:112:ALA:CB	2.73	0.66
1:EV:24:SER:HB2	1:EV:55:LYS:HD2	1.78	0.66
1:EZ:107:PHE:CB	1:EZ:112:ALA:CB	2.73	0.66
1:FI:56:ARG:HD3	1:FI:57:PRO:CD	2.25	0.66
1:FI:107:PHE:CB	1:FI:112:ALA:CB	2.73	0.66
1:FK:24:SER:HB2	1:FK:55:LYS:HD2	1.78	0.66
1:FS:19:ASP:OD1	1:FS:20:PRO:HD2	1.95	0.66
1:GH:24:SER:HB2	1:GH:55:LYS:CD	2.25	0.66
1:GM:31:LEU:HD21	1:GM:48:GLY:HA3	1.76	0.66
1:AJ:107:PHE:CB	1:AJ:112:ALA:CB	2.73	0.66
1:AP:74:GLU:OE1	1:EB:85:SER:HB3	1.96	0.66
1:AT:64:CYS:O	1:BK:68:CYS:SG	2.54	0.66
1:AY:68:CYS:SG	1:EL:64:CYS:O	2.54	0.66
1:BC:64:CYS:O	1:BZ:68:CYS:SG	2.54	0.66
1:BK:74:GLU:OE1	1:EW:85:SER:HB3	1.96	0.66
1:BN:74:GLU:OE1	1:EZ:85:SER:HB3	1.96	0.66
1:BW:74:GLU:OE1	1:FI:85:SER:HB3	1.96	0.66
1:BZ:74:GLU:OE1	1:FL:85:SER:HB3	1.96	0.66
1:BZ:107:PHE:CB	1:BZ:112:ALA:CB	2.73	0.66
1:CB:24:SER:HB2	1:CB:55:LYS:HD2	1.78	0.66
1:CQ:24:SER:HB2	1:CQ:55:LYS:HD2	1.78	0.66
1:CX:85:SER:HB3	1:GJ:74:GLU:OE1	1.96	0.66
1:CY:19:ASP:OD1	1:CY:20:PRO:HD2	1.95	0.66
1:DB:64:CYS:O	1:GJ:68:CYS:SG	2.54	0.66
1:DJ:31:LEU:HD21	1:DJ:48:GLY:HA3	1.76	0.66
1:DJ:56:ARG:HD3	1:DJ:57:PRO:CD	2.25	0.66

*Continued on next page...*

*Continued from previous page...*

Atom-1	Atom-2	Interatomic distance (Å)	Clash overlap (Å)
1:EK:31:LEU:HD21	1:EK:48:GLY:HA3	1.76	0.66
1:EM:24:SER:HB2	1:EM:55:LYS:HD2	1.78	0.66
1:EZ:56:ARG:HD3	1:EZ:57:PRO:CD	2.25	0.66
1:FN:24:SER:HB2	1:FN:55:LYS:HD2	1.78	0.66
1:FX:107:PHE:CB	1:FX:112:ALA:CB	2.73	0.66
1:GL:24:SER:HB2	1:GL:55:LYS:HD2	1.78	0.66
1:GN:64:CYS:O	1:GS:68:CYS:SG	2.54	0.66
1:AG:68:CYS:SG	1:FJ:64:CYS:O	2.54	0.65
1:AY:56:ARG:HD3	1:AY:57:PRO:CD	2.25	0.65
1:BF:19:ASP:OD1	1:BF:20:PRO:HD2	1.95	0.65
1:BR:64:CYS:O	1:EK:68:CYS:SG	2.54	0.65
1:CU:31:LEU:HD21	1:CU:48:GLY:HA3	1.76	0.65
1:CV:64:CYS:O	1:GM:68:CYS:SG	2.54	0.65
1:CX:68:CYS:SG	1:FV:64:CYS:O	2.54	0.65
1:DA:68:CYS:SG	1:FP:64:CYS:O	2.54	0.65
1:DE:24:SER:HB2	1:DE:55:LYS:CD	2.25	0.65
1:DG:85:SER:HB3	1:GS:74:GLU:OE1	1.96	0.65
1:DM:74:GLU:OE1	1:GY:85:SER:HB3	1.96	0.65
1:EK:56:ARG:HD3	1:EK:57:PRO:CD	2.25	0.65
1:EO:64:CYS:O	1:FF:68:CYS:SG	2.54	0.65
1:EU:64:CYS:O	1:FC:68:CYS:SG	2.54	0.65
1:FU:68:CYS:SG	1:FY:64:CYS:O	2.54	0.65
1:GC:24:SER:HB2	1:GC:55:LYS:HD2	1.78	0.65
1:GQ:24:SER:HB2	1:GQ:55:LYS:CD	2.25	0.65
1:AB:64:CYS:O	1:DJ:68:CYS:SG	2.54	0.65
1:AH:64:CYS:O	1:DG:68:CYS:SG	2.54	0.65
1:AI:24:SER:HB2	1:AI:55:LYS:HD2	1.78	0.65
1:AK:64:CYS:O	1:CU:68:CYS:SG	2.54	0.65
1:AO:31:LEU:HD23	1:AO:48:GLY:CA	2.23	0.65
1:AY:107:PHE:CB	1:AY:112:ALA:CB	2.73	0.65
1:BA:24:SER:HB2	1:BA:55:LYS:HD2	1.78	0.65
1:BB:68:CYS:SG	1:EF:64:CYS:O	2.54	0.65
1:CF:31:LEU:HD21	1:CF:48:GLY:HA3	1.76	0.65
1:CI:68:CYS:SG	1:DE:64:CYS:O	2.54	0.65
1:CL:68:CYS:SG	1:DH:64:CYS:O	2.54	0.65
1:CR:74:GLU:OE1	1:GD:85:SER:HB3	1.96	0.65
1:CS:64:CYS:O	1:DV:68:CYS:SG	2.54	0.65
1:CZ:24:SER:HB2	1:CZ:55:LYS:HD2	1.78	0.65
1:EK:107:PHE:CB	1:EK:112:ALA:CB	2.73	0.65
1:FF:107:PHE:CB	1:FF:112:ALA:CB	2.73	0.65
1:FT:24:SER:HB2	1:FT:55:LYS:HD2	1.78	0.65

*Continued on next page...*



*Continued from previous page...*

Atom-1	Atom-2	Interatomic distance (Å)	Clash overlap (Å)
1:FU:107:PHE:CB	1:FU:112:ALA:CB	2.73	0.65
1:FW:24:SER:HB2	1:FW:55:LYS:HD2	1.78	0.65
1:AQ:64:CYS:O	1:CR:68:CYS:SG	2.54	0.65
1:AS:68:CYS:SG	1:FD:64:CYS:O	2.54	0.65
1:AY:31:LEU:HD21	1:AY:48:GLY:HA3	1.76	0.65
1:BB:107:PHE:CB	1:BB:112:ALA:CB	2.73	0.65
1:BF:64:CYS:O	1:CC:68:CYS:SG	2.54	0.65
1:CC:74:GLU:OE1	1:FO:85:SER:HB3	1.96	0.65
1:CV:24:SER:HB2	1:CV:55:LYS:CD	2.25	0.65
1:DA:107:PHE:CB	1:DA:112:ALA:CB	2.73	0.65
1:DO:24:SER:HB2	1:DO:55:LYS:HD2	1.78	0.65
1:DX:24:SER:HB2	1:DX:55:LYS:HD2	1.78	0.65
1:FE:24:SER:HB2	1:FE:55:LYS:HD2	1.78	0.65
1:AS:31:LEU:HD21	1:AS:48:GLY:HA3	1.76	0.65
1:BB:85:SER:HB3	1:EN:74:GLU:OE1	1.96	0.65
1:BQ:68:CYS:SG	1:CA:64:CYS:O	2.54	0.65
1:BQ:107:PHE:CB	1:BQ:112:ALA:CB	2.73	0.65
1:CI:107:PHE:CB	1:CI:112:ALA:CB	2.73	0.65
1:CO:31:LEU:HD21	1:CO:48:GLY:HA3	1.76	0.65
1:CP:64:CYS:O	1:DS:68:CYS:SG	2.54	0.65
1:DZ:64:CYS:O	1:FO:68:CYS:SG	2.54	0.65
1:EC:64:CYS:O	1:FI:68:CYS:SG	2.54	0.65
1:EE:56:ARG:HD3	1:EE:57:PRO:CD	2.25	0.65
1:ER:64:CYS:O	1:EZ:68:CYS:SG	2.54	0.65
1:ET:56:ARG:HD3	1:ET:57:PRO:CD	2.25	0.65
1:FL:107:PHE:CB	1:FL:112:ALA:CB	2.73	0.65
1:FP:24:SER:HB2	1:FP:55:LYS:CD	2.25	0.65
1:FQ:31:LEU:HD23	1:FQ:48:GLY:CA	2.23	0.65
1:FY:24:SER:HB2	1:FY:55:LYS:CD	2.25	0.65
1:FZ:31:LEU:HD23	1:FZ:48:GLY:CA	2.23	0.65
1:GD:68:CYS:SG	1:GW:64:CYS:O	2.54	0.65
1:GF:24:SER:HB2	1:GF:55:LYS:HD2	1.78	0.65
1:GM:107:PHE:CB	1:GM:112:ALA:CB	2.73	0.65
1:AY:74:GLU:OE1	1:EK:85:SER:HB3	1.96	0.65
1:AZ:64:CYS:O	1:BH:68:CYS:SG	2.54	0.65
1:BO:24:SER:HB2	1:BO:55:LYS:CD	2.25	0.65
1:BR:24:SER:HB2	1:BR:55:LYS:CD	2.26	0.65
1:CN:24:SER:HB2	1:CN:55:LYS:HD2	1.78	0.65
1:DY:107:PHE:CB	1:DY:112:ALA:CB	2.73	0.65
1:EW:107:PHE:CB	1:EW:112:ALA:CB	2.73	0.65
1:FC:56:ARG:HD3	1:FC:57:PRO:CD	2.25	0.65

*Continued on next page...*

*Continued from previous page...*

Atom-1	Atom-2	Interatomic distance (Å)	Clash overlap (Å)
1:GN:24:SER:HB2	1:GN:55:LYS:CD	2.25	0.65
1:GU:24:SER:HB2	1:GU:55:LYS:HD2	1.78	0.65
1:BO:64:CYS:O	1:EH:68:CYS:SG	2.54	0.65
1:BT:74:GLU:OE1	1:FF:85:SER:HB3	1.96	0.65
1:BV:24:SER:HB2	1:BV:55:LYS:HD2	1.78	0.65
1:CD:64:CYS:O	1:DY:68:CYS:SG	2.54	0.65
1:CE:24:SER:HB2	1:CE:55:LYS:HD2	1.78	0.65
1:CJ:64:CYS:O	1:EE:68:CYS:SG	2.54	0.65
1:CL:74:GLU:OE1	1:FX:85:SER:HB3	1.96	0.65
1:CM:64:CYS:O	1:DP:68:CYS:SG	2.54	0.65
1:CU:74:GLU:OE1	1:GG:85:SER:HB3	1.96	0.65
1:DQ:24:SER:HB2	1:DQ:55:LYS:CD	2.25	0.65
1:DS:107:PHE:CB	1:DS:112:ALA:CB	2.73	0.65
1:ES:44:ASN:HD22	1:ET:23:LEU:HD12	1.58	0.65
1:EY:24:SER:HB2	1:EY:55:LYS:HD2	1.78	0.65
1:GI:24:SER:HB2	1:GI:55:LYS:HD2	1.78	0.65
1:AG:56:ARG:HD3	1:AG:57:PRO:CD	2.25	0.65
1:AJ:68:CYS:SG	1:FM:64:CYS:O	2.54	0.65
1:AJ:85:SER:HB3	1:DV:74:GLU:OE1	1.96	0.65
1:AY:85:SER:HB3	1:EK:74:GLU:OE1	1.96	0.65
1:BM:24:SER:HB2	1:BM:55:LYS:HD2	1.78	0.65
1:BT:68:CYS:SG	1:BU:64:CYS:O	2.54	0.65
1:DB:24:SER:HB2	1:DB:55:LYS:CD	2.25	0.65
1:DP:107:PHE:CB	1:DP:112:ALA:CB	2.73	0.65
1:DQ:64:CYS:O	1:EQ:68:CYS:SG	2.54	0.65
1:EL:24:SER:HB2	1:EL:55:LYS:CD	2.26	0.65
1:FX:68:CYS:SG	1:GB:64:CYS:O	2.54	0.65
1:AE:64:CYS:O	1:DM:68:CYS:SG	2.54	0.65
1:AM:68:CYS:SG	1:EX:64:CYS:O	2.54	0.65
1:AZ:24:SER:HB2	1:AZ:55:LYS:CD	2.25	0.65
1:BN:68:CYS:SG	1:BX:64:CYS:O	2.54	0.65
1:CO:85:SER:HB3	1:GA:74:GLU:OE1	1.96	0.65
1:DJ:74:GLU:OE1	1:GV:85:SER:HB3	1.96	0.65
1:DW:64:CYS:O	1:FL:68:CYS:SG	2.54	0.65
1:ED:44:ASN:HD22	1:EE:23:LEU:HD12	1.58	0.65
1:FH:24:SER:HB2	1:FH:55:LYS:HD2	1.78	0.65
1:FR:68:CYS:SG	1:GE:64:CYS:O	2.54	0.65
1:GR:24:SER:HB2	1:GR:55:LYS:HD2	1.78	0.65
1:GT:24:SER:HB2	1:GT:55:LYS:CD	2.25	0.65
1:AD:68:CYS:SG	1:FG:64:CYS:O	2.54	0.65
1:AO:24:SER:HB2	1:AO:55:LYS:HD2	1.78	0.65

*Continued on next page...*



*Continued from previous page...*

Atom-1	Atom-2	Interatomic distance (Å)	Clash overlap (Å)
1:AP:68:CYS:SG	1:FA:64:CYS:O	2.54	0.65
1:BB:74:GLU:OE1	1:EN:85:SER:HB3	1.96	0.65
1:BL:64:CYS:O	1:EN:68:CYS:SG	2.54	0.65
1:CY:64:CYS:O	1:GP:68:CYS:SG	2.54	0.65
1:DI:31:LEU:HD23	1:DI:48:GLY:CA	2.23	0.65
1:DL:24:SER:HB2	1:DL:55:LYS:HD2	1.78	0.65
1:DN:64:CYS:O	1:EW:68:CYS:SG	2.54	0.65
1:DT:64:CYS:O	1:ET:68:CYS:SG	2.54	0.65
1:DZ:24:SER:HB2	1:DZ:55:LYS:CD	2.26	0.65
1:EG:24:SER:HB2	1:EG:55:LYS:HD2	1.78	0.65
1:EU:24:SER:HB2	1:EU:55:LYS:CD	2.25	0.65
1:FD:24:SER:HB2	1:FD:55:LYS:CD	2.25	0.65
1:GE:24:SER:HB2	1:GE:55:LYS:CD	2.25	0.65
1:GH:64:CYS:O	1:GV:68:CYS:SG	2.54	0.65
1:AD:74:GLU:OE1	1:DP:85:SER:HB3	1.96	0.65
1:AG:85:SER:HB3	1:DS:74:GLU:OE1	1.96	0.65
1:BF:24:SER:HB2	1:BF:55:LYS:CD	2.26	0.65
1:BI:64:CYS:O	1:BW:68:CYS:SG	2.54	0.65
1:CF:85:SER:HB3	1:FR:74:GLU:OE1	1.96	0.65
1:DD:68:CYS:SG	1:FS:64:CYS:O	2.54	0.65
1:EP:24:SER:HB2	1:EP:55:LYS:HD2	1.78	0.65
1:GA:68:CYS:SG	1:GT:64:CYS:O	2.54	0.65
1:GG:68:CYS:SG	1:GQ:64:CYS:O	2.54	0.65
1:AN:64:CYS:O	1:CO:68:CYS:SG	2.54	0.64
1:AS:85:SER:HB3	1:EE:74:GLU:OE1	1.96	0.64
1:BT:85:SER:HB3	1:FF:74:GLU:OE1	1.96	0.64
1:CG:64:CYS:O	1:EB:68:CYS:SG	2.54	0.64
1:CP:24:SER:HB2	1:CP:55:LYS:CD	2.25	0.64
1:DR:24:SER:HB2	1:DR:55:LYS:HD2	1.78	0.64
1:EP:31:LEU:HD23	1:EP:48:GLY:CA	2.23	0.64
1:FJ:24:SER:HB2	1:FJ:55:LYS:CD	2.25	0.64
1:GK:64:CYS:O	1:GY:68:CYS:SG	2.54	0.64
1:GW:24:SER:HB2	1:GW:55:LYS:CD	2.26	0.64
1:AM:74:GLU:OE1	1:DY:85:SER:HB3	1.96	0.64
1:AO:24:SER:CB	1:AO:55:LYS:HD2	2.28	0.64
1:AW:64:CYS:O	1:BE:68:CYS:SG	2.54	0.64
1:AX:24:SER:CB	1:AX:55:LYS:HD2	2.28	0.64
1:AX:24:SER:HB2	1:AX:55:LYS:HD2	1.78	0.64
1:BH:85:SER:HB3	1:ET:74:GLU:OE1	1.96	0.64
1:BP:24:SER:CB	1:BP:55:LYS:HD2	2.28	0.64
1:BQ:74:GLU:OE1	1:FC:85:SER:HB3	1.96	0.64

*Continued on next page...*

*Continued from previous page...*

Atom-1	Atom-2	Interatomic distance (Å)	Clash overlap (Å)
1:CK:24:SER:HB2	1:CK:55:LYS:HD2	1.78	0.64
1:DL:24:SER:CB	1:DL:55:LYS:HD2	2.28	0.64
1:DR:24:SER:CB	1:DR:55:LYS:HD2	2.28	0.64
1:EJ:24:SER:HB2	1:EJ:55:LYS:HD2	1.78	0.64
1:FA:24:SER:HB2	1:FA:55:LYS:CD	2.25	0.64
1:AC:24:SER:CB	1:AC:55:LYS:HD2	2.28	0.64
1:AE:24:SER:HB2	1:AE:55:LYS:CD	2.25	0.64
1:AL:24:SER:CB	1:AL:55:LYS:HD2	2.28	0.64
1:AQ:24:SER:HB2	1:AQ:55:LYS:CD	2.26	0.64
1:AV:74:GLU:OE1	1:EH:85:SER:HB3	1.96	0.64
1:BA:24:SER:CB	1:BA:55:LYS:HD2	2.28	0.64
1:BP:24:SER:HB2	1:BP:55:LYS:HD2	1.78	0.64
1:CB:87:GLU:OE1	1:CB:87:GLU:N	2.22	0.64
1:CT:24:SER:HB2	1:CT:55:LYS:HD2	1.78	0.64
1:CZ:24:SER:CB	1:CZ:55:LYS:HD2	2.28	0.64
1:CZ:87:GLU:OE1	1:CZ:87:GLU:N	2.22	0.64
1:DI:24:SER:HB2	1:DI:55:LYS:HD2	1.78	0.64
1:DU:24:SER:HB2	1:DU:55:LYS:HD2	1.78	0.64
1:DX:24:SER:CB	1:DX:55:LYS:HD2	2.28	0.64
1:EJ:24:SER:CB	1:EJ:55:LYS:HD2	2.28	0.64
1:FE:24:SER:CB	1:FE:55:LYS:HD2	2.28	0.64
1:FT:24:SER:CB	1:FT:55:LYS:HD2	2.28	0.64
1:AV:68:CYS:SG	1:EI:64:CYS:O	2.54	0.64
1:BJ:24:SER:CB	1:BJ:55:LYS:HD2	2.28	0.64
1:BY:24:SER:CB	1:BY:55:LYS:HD2	2.28	0.64
1:DO:24:SER:CB	1:DO:55:LYS:HD2	2.28	0.64
1:FH:87:GLU:OE1	1:FH:87:GLU:N	2.22	0.64
1:BE:74:GLU:OE1	1:EQ:85:SER:HB3	1.96	0.64
1:BG:24:SER:HB2	1:BG:55:LYS:HD2	1.78	0.64
1:BH:36:VAL:HG23	1:BH:45:ASN:H	1.63	0.64
1:CF:68:CYS:SG	1:DK:64:CYS:O	2.54	0.64
1:CQ:24:SER:CB	1:CQ:55:LYS:HD2	2.28	0.64
1:DD:100:LYS:HD2	1:GP:100:LYS:HD2	1.80	0.64
1:EF:24:SER:HB2	1:EF:55:LYS:CD	2.25	0.64
1:FN:24:SER:CB	1:FN:55:LYS:HD2	2.28	0.64
1:GC:24:SER:CB	1:GC:55:LYS:HD2	2.28	0.64
1:AD:36:VAL:HG23	1:AD:45:ASN:H	1.63	0.64
1:AR:24:SER:HB2	1:AR:55:LYS:HD2	1.78	0.64
1:AS:36:VAL:HG23	1:AS:45:ASN:H	1.63	0.64
1:BH:31:LEU:HD21	1:BH:48:GLY:HA3	1.76	0.64
1:BJ:24:SER:HB2	1:BJ:55:LYS:HD2	1.78	0.64

*Continued on next page...*

*Continued from previous page...*

Atom-1	Atom-2	Interatomic distance (Å)	Clash overlap (Å)
1:BJ:87:GLU:OE1	1:BJ:87:GLU:N	2.22	0.64
1:BK:36:VAL:HG23	1:BK:45:ASN:H	1.63	0.64
1:BQ:100:LYS:HD2	1:FC:100:LYS:HD2	1.80	0.64
1:BY:24:SER:HB2	1:BY:55:LYS:HD2	1.78	0.64
1:BZ:36:VAL:HG23	1:BZ:45:ASN:H	1.63	0.64
1:CB:24:SER:CB	1:CB:55:LYS:HD2	2.28	0.64
1:CF:100:LYS:HD2	1:FR:100:LYS:HD2	1.80	0.64
1:CL:36:VAL:HG23	1:CL:45:ASN:H	1.63	0.64
1:CO:100:LYS:HD2	1:GA:100:LYS:HD2	1.80	0.64
1:CS:24:SER:HB2	1:CS:55:LYS:CD	2.25	0.64
1:CU:100:LYS:HD2	1:GG:100:LYS:HD2	1.80	0.64
1:DJ:100:LYS:HD2	1:GV:100:LYS:HD2	1.80	0.64
1:DU:31:LEU:HD23	1:DU:48:GLY:CA	2.23	0.64
1:FX:36:VAL:HG23	1:FX:45:ASN:H	1.63	0.64
1:AG:100:LYS:HD2	1:DS:100:LYS:HD2	1.80	0.64
1:AJ:36:VAL:HG23	1:AJ:45:ASN:H	1.63	0.64
1:AM:36:VAL:HG23	1:AM:45:ASN:H	1.63	0.64
1:AV:36:VAL:HG23	1:AV:45:ASN:H	1.63	0.64
1:BE:36:VAL:HG23	1:BE:45:ASN:H	1.63	0.64
1:BH:100:LYS:HD2	1:ET:100:LYS:HD2	1.80	0.64
1:BV:24:SER:CB	1:BV:55:LYS:HD2	2.28	0.64
1:BY:87:GLU:OE1	1:BY:87:GLU:N	2.22	0.64
1:CF:36:VAL:HG23	1:CF:45:ASN:H	1.63	0.64
1:CH:35:ARG:HG2	1:CH:44:ASN:OD1	1.98	0.64
1:CO:36:VAL:HG23	1:CO:45:ASN:H	1.63	0.64
1:CW:24:SER:CB	1:CW:55:LYS:HD2	2.28	0.64
1:DV:36:VAL:HG23	1:DV:45:ASN:H	1.63	0.64
1:DY:36:VAL:HG23	1:DY:45:ASN:H	1.63	0.64
1:EO:24:SER:HB2	1:EO:55:LYS:CD	2.25	0.64
1:FQ:24:SER:HB2	1:FQ:55:LYS:HD2	1.78	0.64
1:GI:24:SER:CB	1:GI:55:LYS:HD2	2.28	0.64
1:GL:35:ARG:HG2	1:GL:44:ASN:OD1	1.98	0.64
1:GY:36:VAL:HG23	1:GY:45:ASN:H	1.63	0.64
1:AD:100:LYS:HD2	1:DP:100:LYS:HD2	1.80	0.64
1:AM:100:LYS:HD2	1:DY:100:LYS:HD2	1.80	0.64
1:AS:100:LYS:HD2	1:EE:100:LYS:HD2	1.80	0.64
1:BM:24:SER:CB	1:BM:55:LYS:HD2	2.28	0.64
1:CK:35:ARG:HG2	1:CK:44:ASN:OD1	1.98	0.64
1:CQ:87:GLU:OE1	1:CQ:87:GLU:N	2.22	0.64
1:DC:24:SER:CB	1:DC:55:LYS:HD2	2.28	0.64
1:DF:24:SER:CB	1:DF:55:LYS:HD2	2.28	0.64

*Continued on next page...*

Continued from previous page...

Atom-1	Atom-2	Interatomic distance (Å)	Clash overlap (Å)
1:DH:24:SER:HB2	1:DH:55:LYS:CD	2.25	0.64
1:DJ:85:SER:HB3	1:GV:74:GLU:OE1	1.96	0.64
1:DP:36:VAL:HG23	1:DP:45:ASN:H	1.63	0.64
1:DU:35:ARG:HG2	1:DU:44:ASN:OD1	1.98	0.64
1:EB:36:VAL:HG23	1:EB:45:ASN:H	1.63	0.64
1:EM:24:SER:CB	1:EM:55:LYS:HD2	2.28	0.64
1:ES:60:LYS:HA	1:ES:71:MET:HE1	1.80	0.64
1:EV:31:LEU:HD23	1:EV:48:GLY:CA	2.23	0.64
1:FK:24:SER:CB	1:FK:55:LYS:HD2	2.28	0.64
1:GR:24:SER:CB	1:GR:55:LYS:HD2	2.28	0.64
1:AB:59:PRO:C	1:AB:61:PRO:CD	2.66	0.64
1:AF:24:SER:CB	1:AF:55:LYS:HD2	2.28	0.64
1:AW:59:PRO:C	1:AW:61:PRO:CD	2.66	0.64
1:BS:24:SER:CB	1:BS:55:LYS:HD2	2.28	0.64
1:DI:24:SER:CB	1:DI:55:LYS:HD2	2.28	0.64
1:DJ:36:VAL:HG23	1:DJ:45:ASN:H	1.63	0.64
1:DM:100:LYS:HD2	1:GY:100:LYS:HD2	1.80	0.64
1:DO:35:ARG:HG2	1:DO:44:ASN:OD1	1.98	0.64
1:DX:35:ARG:HG2	1:DX:44:ASN:OD1	1.98	0.64
1:ED:60:LYS:HA	1:ED:71:MET:HE1	1.80	0.64
1:EG:35:ARG:HG2	1:EG:44:ASN:OD1	1.98	0.64
1:EV:24:SER:CB	1:EV:55:LYS:HD2	2.28	0.64
1:EY:87:GLU:OE1	1:EY:87:GLU:N	2.22	0.64
1:FB:24:SER:CB	1:FB:55:LYS:HD2	2.28	0.64
1:FK:31:LEU:HD23	1:FK:48:GLY:CA	2.23	0.64
1:FZ:24:SER:HB2	1:FZ:55:LYS:HD2	1.78	0.64
1:GF:24:SER:CB	1:GF:55:LYS:HD2	2.28	0.64
1:GO:24:SER:CB	1:GO:55:LYS:HD2	2.28	0.64
1:GX:24:SER:CB	1:GX:55:LYS:HD2	2.28	0.64
1:AK:24:SER:HB2	1:AK:55:LYS:CD	2.25	0.64
1:AP:100:LYS:HD2	1:EB:100:LYS:HD2	1.80	0.64
1:AT:59:PRO:C	1:AT:61:PRO:CD	2.66	0.64
1:BP:35:ARG:HG2	1:BP:44:ASN:OD1	1.98	0.64
1:CH:24:SER:CB	1:CH:55:LYS:HD2	2.28	0.64
1:CU:36:VAL:HG23	1:CU:45:ASN:H	1.63	0.64
1:CU:85:SER:HB3	1:GG:74:GLU:OE1	1.96	0.64
1:DR:35:ARG:HG2	1:DR:44:ASN:OD1	1.98	0.64
1:ED:24:SER:HB2	1:ED:55:LYS:HD2	1.78	0.64
1:EE:36:VAL:HG23	1:EE:45:ASN:H	1.63	0.64
1:EI:59:PRO:C	1:EI:61:PRO:CD	2.66	0.64
1:EP:35:ARG:HG2	1:EP:44:ASN:OD1	1.98	0.64

Continued on next page...

*Continued from previous page...*

Atom-1	Atom-2	Interatomic distance (Å)	Clash overlap (Å)
1:FE:35:ARG:HG2	1:FE:44:ASN:OD1	1.98	0.64
1:FN:35:ARG:HG2	1:FN:44:ASN:OD1	1.98	0.64
1:FO:36:VAL:HG23	1:FO:45:ASN:H	1.63	0.64
1:GL:24:SER:CB	1:GL:55:LYS:HD2	2.28	0.64
1:GU:24:SER:CB	1:GU:55:LYS:HD2	2.28	0.64
1:AE:59:PRO:C	1:AE:61:PRO:CD	2.66	0.63
1:AK:59:PRO:C	1:AK:61:PRO:CD	2.66	0.63
1:BA:35:ARG:HG2	1:BA:44:ASN:OD1	1.98	0.63
1:BX:24:SER:HB2	1:BX:55:LYS:CD	2.25	0.63
1:CA:24:SER:HB2	1:CA:55:LYS:CD	2.25	0.63
1:CF:58:ALA:CB	1:CF:72:PRO:HD2	2.29	0.63
1:CJ:59:PRO:C	1:CJ:61:PRO:CD	2.66	0.63
1:CO:58:ALA:CB	1:CO:72:PRO:HD2	2.29	0.63
1:CT:24:SER:CB	1:CT:55:LYS:HD2	2.28	0.63
1:CT:35:ARG:HG2	1:CT:44:ASN:OD1	1.98	0.63
1:CW:87:GLU:OE1	1:CW:87:GLU:N	2.22	0.63
1:DC:60:LYS:HA	1:DC:71:MET:HE1	1.78	0.63
1:DI:35:ARG:HG2	1:DI:44:ASN:OD1	1.98	0.63
1:DT:59:PRO:C	1:DT:61:PRO:CD	2.66	0.63
1:EA:24:SER:CB	1:EA:55:LYS:HD2	2.28	0.63
1:EG:24:SER:CB	1:EG:55:LYS:HD2	2.28	0.63
1:ET:36:VAL:HG23	1:ET:45:ASN:H	1.63	0.63
1:FA:59:PRO:C	1:FA:61:PRO:CD	2.66	0.63
1:GC:35:ARG:HG2	1:GC:44:ASN:OD1	1.98	0.63
1:GD:36:VAL:HG23	1:GD:45:ASN:H	1.63	0.63
1:GF:35:ARG:HG2	1:GF:44:ASN:OD1	1.98	0.63
1:GI:56:ARG:CB	1:GI:74:GLU:HG2	2.28	0.63
1:GU:35:ARG:HG2	1:GU:44:ASN:OD1	1.98	0.63
1:GY:58:ALA:CB	1:GY:72:PRO:HD2	2.29	0.63
1:AQ:59:PRO:C	1:AQ:61:PRO:CD	2.66	0.63
1:BV:35:ARG:HG2	1:BV:44:ASN:OD1	1.98	0.63
1:CC:100:LYS:HD2	1:FO:100:LYS:HD2	1.80	0.63
1:CK:24:SER:CB	1:CK:55:LYS:HD2	2.28	0.63
1:CL:100:LYS:HD2	1:FX:100:LYS:HD2	1.80	0.63
1:CR:100:LYS:HD2	1:GD:100:LYS:HD2	1.80	0.63
1:DD:58:ALA:CB	1:DD:72:PRO:HD2	2.29	0.63
1:DL:35:ARG:HG2	1:DL:44:ASN:OD1	1.98	0.63
1:DR:60:LYS:HA	1:DR:71:MET:HE1	1.80	0.63
1:EB:58:ALA:CB	1:EB:72:PRO:HD2	2.29	0.63
1:ED:24:SER:CB	1:ED:55:LYS:HD2	2.28	0.63
1:EP:24:SER:CB	1:EP:55:LYS:HD2	2.28	0.63

*Continued on next page...*

*Continued from previous page...*

Atom-1	Atom-2	Interatomic distance (Å)	Clash overlap (Å)
1:EQ:36:VAL:HG23	1:EQ:45:ASN:H	1.63	0.63
1:ES:24:SER:CB	1:ES:55:LYS:HD2	2.28	0.63
1:GJ:36:VAL:HG23	1:GJ:45:ASN:H	1.63	0.63
1:GO:60:LYS:HA	1:GO:71:MET:HE1	1.78	0.63
1:GR:56:ARG:CB	1:GR:74:GLU:HG2	2.28	0.63
1:AB:24:SER:HB2	1:AB:55:LYS:CD	2.25	0.63
1:AH:59:PRO:C	1:AH:61:PRO:CD	2.66	0.63
1:AR:35:ARG:HG2	1:AR:44:ASN:OD1	1.98	0.63
1:AU:64:CYS:HA	1:EJ:68:CYS:HB3	1.81	0.63
1:AX:68:CYS:HB3	1:BD:64:CYS:HA	1.81	0.63
1:BG:35:ARG:HG2	1:BG:44:ASN:OD1	1.98	0.63
1:BI:24:SER:HB2	1:BI:55:LYS:CD	2.25	0.63
1:BJ:35:ARG:HG2	1:BJ:44:ASN:OD1	1.98	0.63
1:BM:35:ARG:HG2	1:BM:44:ASN:OD1	1.98	0.63
1:BP:60:LYS:HA	1:BP:71:MET:HE1	1.80	0.63
1:BR:59:PRO:C	1:BR:61:PRO:CD	2.66	0.63
1:CC:58:ALA:CB	1:CC:72:PRO:HD2	2.29	0.63
1:CR:58:ALA:CB	1:CR:72:PRO:HD2	2.29	0.63
1:CZ:68:CYS:HB3	1:GO:64:CYS:HA	1.81	0.63
1:DC:24:SER:HB2	1:DC:55:LYS:HD2	1.78	0.63
1:DC:35:ARG:HG2	1:DC:44:ASN:OD1	1.98	0.63
1:DC:64:CYS:HA	1:FT:68:CYS:HB3	1.81	0.63
1:EL:59:PRO:C	1:EL:61:PRO:CD	2.66	0.63
1:ES:24:SER:HB2	1:ES:55:LYS:HD2	1.78	0.63
1:ET:58:ALA:CB	1:ET:72:PRO:HD2	2.29	0.63
1:EV:35:ARG:HG2	1:EV:44:ASN:OD1	1.98	0.63
1:EW:58:ALA:CB	1:EW:72:PRO:HD2	2.29	0.63
1:FL:58:ALA:CB	1:FL:72:PRO:HD2	2.29	0.63
1:GJ:58:ALA:CB	1:GJ:72:PRO:HD2	2.29	0.63
1:GO:24:SER:HB2	1:GO:55:LYS:HD2	1.78	0.63
1:GO:35:ARG:HG2	1:GO:44:ASN:OD1	1.98	0.63
1:GP:58:ALA:CB	1:GP:72:PRO:HD2	2.29	0.63
1:GS:36:VAL:HG23	1:GS:45:ASN:H	1.63	0.63
1:AF:24:SER:HB2	1:AF:55:LYS:HD2	1.78	0.63
1:AI:24:SER:CB	1:AI:55:LYS:HD2	2.28	0.63
1:AI:35:ARG:HG2	1:AI:44:ASN:OD1	1.98	0.63
1:AJ:100:LYS:HD2	1:DV:100:LYS:HD2	1.80	0.63
1:AO:35:ARG:HG2	1:AO:44:ASN:OD1	1.98	0.63
1:AX:35:ARG:HG2	1:AX:44:ASN:OD1	1.98	0.63
1:BB:36:VAL:HG23	1:BB:45:ASN:H	1.63	0.63
1:CE:24:SER:CB	1:CE:55:LYS:HD2	2.28	0.63

*Continued on next page...*



*Continued from previous page...*

Atom-1	Atom-2	Interatomic distance (Å)	Clash overlap (Å)
1:CE:35:ARG:HG2	1:CE:44:ASN:OD1	1.98	0.63
1:DG:100:LYS:HD2	1:GS:100:LYS:HD2	1.80	0.63
1:DN:24:SER:HB2	1:DN:55:LYS:CD	2.25	0.63
1:DR:31:LEU:HD23	1:DR:48:GLY:CA	2.23	0.63
1:DU:24:SER:CB	1:DU:55:LYS:HD2	2.28	0.63
1:EE:58:ALA:CB	1:EE:72:PRO:HD2	2.29	0.63
1:EH:36:VAL:HG23	1:EH:45:ASN:H	1.63	0.63
1:EJ:35:ARG:HG2	1:EJ:44:ASN:OD1	1.98	0.63
1:EY:24:SER:CB	1:EY:55:LYS:HD2	2.28	0.63
1:EY:56:ARG:CB	1:EY:74:GLU:HG2	2.28	0.63
1:EZ:58:ALA:CB	1:EZ:72:PRO:HD2	2.29	0.63
1:FH:24:SER:CB	1:FH:55:LYS:HD2	2.28	0.63
1:FK:35:ARG:HG2	1:FK:44:ASN:OD1	1.98	0.63
1:GS:58:ALA:CB	1:GS:72:PRO:HD2	2.29	0.63
1:AX:64:CYS:HA	1:EM:68:CYS:HB3	1.81	0.63
1:BP:31:LEU:HD23	1:BP:48:GLY:CA	2.23	0.63
1:BQ:58:ALA:CB	1:BQ:72:PRO:HD2	2.29	0.63
1:BS:56:ARG:CB	1:BS:74:GLU:HG2	2.28	0.63
1:BS:68:CYS:HB3	1:EJ:64:CYS:HA	1.81	0.63
1:BY:35:ARG:HG2	1:BY:44:ASN:OD1	1.98	0.63
1:CH:56:ARG:CB	1:CH:74:GLU:HG2	2.28	0.63
1:CH:68:CYS:HB3	1:EA:64:CYS:HA	1.81	0.63
1:DD:36:VAL:HG23	1:DD:45:ASN:H	1.63	0.63
1:DF:87:GLU:OE1	1:DF:87:GLU:N	2.22	0.63
1:DS:58:ALA:CB	1:DS:72:PRO:HD2	2.29	0.63
1:DW:24:SER:HB2	1:DW:55:LYS:CD	2.25	0.63
1:EA:60:LYS:HA	1:EA:71:MET:HE1	1.80	0.63
1:ED:68:CYS:HB3	1:FH:64:CYS:HA	1.81	0.63
1:ES:68:CYS:HB3	1:EY:64:CYS:HA	1.81	0.63
1:EZ:36:VAL:HG23	1:EZ:45:ASN:H	1.63	0.63
1:FH:56:ARG:CB	1:FH:74:GLU:HG2	2.28	0.63
1:FI:58:ALA:CB	1:FI:72:PRO:HD2	2.29	0.63
1:FT:35:ARG:HG2	1:FT:44:ASN:OD1	1.98	0.63
1:FW:24:SER:CB	1:FW:55:LYS:HD2	2.28	0.63
1:FW:35:ARG:HG2	1:FW:44:ASN:OD1	1.98	0.63
1:FZ:64:CYS:HA	1:GU:68:CYS:HB3	1.81	0.63
1:GG:36:VAL:HG23	1:GG:45:ASN:H	1.63	0.63
1:GL:56:ARG:CB	1:GL:74:GLU:HG2	2.28	0.63
1:GL:68:CYS:HB3	1:GX:64:CYS:HA	1.81	0.63
1:GV:36:VAL:HG23	1:GV:45:ASN:H	1.63	0.63
1:AO:68:CYS:HB3	1:CN:64:CYS:HA	1.81	0.63

*Continued on next page...*

*Continued from previous page...*

Atom-1	Atom-2	Interatomic distance (Å)	Clash overlap (Å)
1:AR:24:SER:CB	1:AR:55:LYS:HD2	2.28	0.63
1:AR:64:CYS:HA	1:FE:68:CYS:HB3	1.81	0.63
1:AZ:59:PRO:C	1:AZ:61:PRO:CD	2.66	0.63
1:BA:68:CYS:HB3	1:BG:64:CYS:HA	1.81	0.63
1:BJ:68:CYS:HB3	1:BV:64:CYS:HA	1.81	0.63
1:BM:64:CYS:HA	1:BY:68:CYS:HB3	1.81	0.63
1:BN:58:ALA:CB	1:BN:72:PRO:HD2	2.29	0.63
1:BW:58:ALA:CB	1:BW:72:PRO:HD2	2.29	0.63
1:CB:60:LYS:HA	1:CB:71:MET:HE1	1.81	0.63
1:CE:64:CYS:HA	1:DL:68:CYS:HB3	1.81	0.63
1:CG:24:SER:HB2	1:CG:55:LYS:CD	2.25	0.63
1:CN:24:SER:CB	1:CN:55:LYS:HD2	2.28	0.63
1:CN:35:ARG:HG2	1:CN:44:ASN:OD1	1.98	0.63
1:CQ:60:LYS:HA	1:CQ:71:MET:HE1	1.81	0.63
1:CX:100:LYS:HD2	1:GJ:100:LYS:HD2	1.80	0.63
1:CY:59:PRO:C	1:CY:61:PRO:CD	2.66	0.63
1:DN:88:ASN:HD21	1:EV:59:PRO:CD	2.12	0.63
1:DW:88:ASN:HD21	1:FK:59:PRO:CD	2.12	0.63
1:EJ:87:GLU:OE1	1:EJ:87:GLU:N	2.22	0.63
1:EM:56:ARG:CB	1:EM:74:GLU:HG2	2.28	0.63
1:EP:87:GLU:OE1	1:EP:87:GLU:N	2.22	0.63
1:EQ:58:ALA:CB	1:EQ:72:PRO:HD2	2.29	0.63
1:ES:35:ARG:HG2	1:ES:44:ASN:OD1	1.98	0.63
1:FB:24:SER:HB2	1:FB:55:LYS:HD2	1.78	0.63
1:FF:36:VAL:HG23	1:FF:45:ASN:H	1.63	0.63
1:FQ:64:CYS:HA	1:GF:68:CYS:HB3	1.81	0.63
1:FS:59:PRO:C	1:FS:61:PRO:CD	2.66	0.63
1:GP:36:VAL:HG23	1:GP:45:ASN:H	1.63	0.63
1:AC:59:PRO:CD	1:FG:88:ASN:HD21	2.12	0.63
1:AL:59:PRO:CD	1:EX:88:ASN:HD21	2.12	0.63
1:AM:58:ALA:CB	1:AM:72:PRO:HD2	2.29	0.63
1:AO:56:ARG:CB	1:AO:74:GLU:HG2	2.28	0.63
1:AQ:88:ASN:HD21	1:CQ:59:PRO:CD	2.12	0.63
1:AX:87:GLU:OE1	1:AX:87:GLU:N	2.22	0.63
1:BP:59:PRO:CD	1:CA:88:ASN:HD21	2.12	0.63
1:BS:35:ARG:HG2	1:BS:44:ASN:OD1	1.98	0.63
1:BT:58:ALA:CB	1:BT:72:PRO:HD2	2.29	0.63
1:CZ:35:ARG:HG2	1:CZ:44:ASN:OD1	1.98	0.63
1:ED:35:ARG:HG2	1:ED:44:ASN:OD1	1.98	0.63
1:EH:58:ALA:CB	1:EH:72:PRO:HD2	2.29	0.63
1:EM:35:ARG:HG2	1:EM:44:ASN:OD1	1.98	0.63

*Continued on next page...*



*Continued from previous page...*

Atom-1	Atom-2	Interatomic distance (Å)	Clash overlap (Å)
1:FI:36:VAL:HG23	1:FI:45:ASN:H	1.63	0.63
1:GC:59:PRO:CD	1:GW:88:ASN:HD21	2.12	0.63
1:GF:64:CYS:HA	1:GR:68:CYS:HB3	1.81	0.63
1:GI:68:CYS:HB3	1:GU:64:CYS:HA	1.81	0.63
1:GO:68:CYS:HB3	1:GR:64:CYS:HA	1.81	0.63
1:GV:58:ALA:CB	1:GV:72:PRO:HD2	2.29	0.63
1:AD:58:ALA:CB	1:AD:72:PRO:HD2	2.29	0.63
1:BA:59:PRO:CD	1:EF:88:ASN:HD21	2.12	0.63
1:BF:88:ASN:HD21	1:CB:59:PRO:CD	2.12	0.63
1:BG:24:SER:CB	1:BG:55:LYS:HD2	2.28	0.63
1:BH:58:ALA:CB	1:BH:72:PRO:HD2	2.29	0.63
1:BW:36:VAL:HG23	1:BW:45:ASN:H	1.63	0.63
1:CI:100:LYS:HD2	1:FU:100:LYS:HD2	1.80	0.63
1:CP:88:ASN:HD21	1:DR:59:PRO:CD	2.12	0.63
1:DL:56:ARG:CB	1:DL:74:GLU:HG2	2.28	0.63
1:DZ:88:ASN:HD21	1:FN:59:PRO:CD	2.12	0.63
1:EN:58:ALA:CB	1:EN:72:PRO:HD2	2.29	0.63
1:EO:88:ASN:HD21	1:FE:59:PRO:CD	2.12	0.63
1:EW:36:VAL:HG23	1:EW:45:ASN:H	1.63	0.63
1:FL:36:VAL:HG23	1:FL:45:ASN:H	1.63	0.63
1:FQ:59:PRO:CD	1:GE:88:ASN:HD21	2.12	0.63
1:GA:36:VAL:HG23	1:GA:45:ASN:H	1.63	0.63
1:GG:58:ALA:CB	1:GG:72:PRO:HD2	2.29	0.63
1:GK:24:SER:HB2	1:GK:55:LYS:CD	2.25	0.63
1:AC:64:CYS:HA	1:FH:68:CYS:HB3	1.81	0.63
1:AL:64:CYS:HA	1:EY:68:CYS:HB3	1.81	0.63
1:AS:58:ALA:CB	1:AS:72:PRO:HD2	2.29	0.63
1:BO:59:PRO:C	1:BO:61:PRO:CD	2.66	0.63
1:CA:59:PRO:C	1:CA:61:PRO:CD	2.66	0.63
1:CP:59:PRO:C	1:CP:61:PRO:CD	2.66	0.63
1:DA:58:ALA:CB	1:DA:72:PRO:HD2	2.29	0.63
1:DB:88:ASN:HD21	1:GI:59:PRO:CD	2.12	0.63
1:DC:68:CYS:HB3	1:GI:64:CYS:HA	1.81	0.63
1:DG:36:VAL:HG23	1:DG:45:ASN:H	1.63	0.63
1:DM:58:ALA:CB	1:DM:72:PRO:HD2	2.29	0.63
1:DO:56:ARG:CB	1:DO:74:GLU:HG2	2.28	0.63
1:DQ:59:PRO:C	1:DQ:61:PRO:CD	2.66	0.63
1:DS:36:VAL:HG23	1:DS:45:ASN:H	1.63	0.63
1:FD:59:PRO:C	1:FD:61:PRO:CD	2.66	0.63
1:FM:24:SER:HB2	1:FM:55:LYS:CD	2.25	0.63
1:FU:36:VAL:HG23	1:FU:45:ASN:H	1.63	0.63

*Continued on next page...*

*Continued from previous page...*

Atom-1	Atom-2	Interatomic distance (Å)	Clash overlap (Å)
1:FU:58:ALA:CB	1:FU:72:PRO:HD2	2.29	0.63
1:FZ:59:PRO:CD	1:GT:88:ASN:HD21	2.12	0.63
1:GB:24:SER:HB2	1:GB:55:LYS:CD	2.25	0.63
1:GM:58:ALA:CB	1:GM:72:PRO:HD2	2.29	0.63
1:GN:88:ASN:HD21	1:GR:59:PRO:CD	2.12	0.63
1:AF:59:PRO:CD	1:FJ:88:ASN:HD21	2.12	0.62
1:AI:56:ARG:CB	1:AI:74:GLU:HG2	2.28	0.62
1:AU:24:SER:CB	1:AU:55:LYS:HD2	2.28	0.62
1:AU:68:CYS:HB3	1:BJ:64:CYS:HA	1.81	0.62
1:BI:88:ASN:HD21	1:BV:59:PRO:CD	2.12	0.62
1:BM:59:PRO:CD	1:BX:88:ASN:HD21	2.12	0.62
1:BN:36:VAL:HG23	1:BN:45:ASN:H	1.63	0.62
1:BO:88:ASN:HD21	1:EG:59:PRO:CD	2.12	0.62
1:BP:64:CYS:HA	1:CB:68:CYS:HB3	1.81	0.62
1:CD:88:ASN:HD21	1:DX:59:PRO:CD	2.12	0.62
1:CI:58:ALA:CB	1:CI:72:PRO:HD2	2.29	0.62
1:CM:88:ASN:HD21	1:DO:59:PRO:CD	2.12	0.62
1:CR:36:VAL:HG23	1:CR:45:ASN:H	1.63	0.62
1:CX:36:VAL:HG23	1:CX:45:ASN:H	1.63	0.62
1:DA:36:VAL:HG23	1:DA:45:ASN:H	1.63	0.62
1:DQ:88:ASN:HD21	1:EP:59:PRO:CD	2.12	0.62
1:EG:87:GLU:OE1	1:EG:87:GLU:N	2.22	0.62
1:EY:35:ARG:HG2	1:EY:44:ASN:OD1	1.98	0.62
1:GM:36:VAL:HG23	1:GM:45:ASN:H	1.63	0.62
1:AH:24:SER:HB2	1:AH:55:LYS:CD	2.25	0.62
1:AI:68:CYS:HB3	1:DF:64:CYS:HA	1.81	0.62
1:AP:58:ALA:CB	1:AP:72:PRO:HD2	2.29	0.62
1:AY:36:VAL:HG23	1:AY:45:ASN:H	1.63	0.62
1:BD:68:CYS:HB3	1:BY:64:CYS:HA	1.81	0.62
1:BQ:36:VAL:HG23	1:BQ:45:ASN:H	1.63	0.62
1:CC:36:VAL:HG23	1:CC:45:ASN:H	1.63	0.62
1:CE:68:CYS:HB3	1:DX:64:CYS:HA	1.81	0.62
1:CK:64:CYS:HA	1:DI:68:CYS:HB3	1.81	0.62
1:CK:68:CYS:HB3	1:ED:64:CYS:HA	1.81	0.62
1:CN:68:CYS:HB3	1:DO:64:CYS:HA	1.81	0.62
1:CQ:68:CYS:HB3	1:DR:64:CYS:HA	1.81	0.62
1:CW:64:CYS:HA	1:FW:68:CYS:HB3	1.81	0.62
1:CX:58:ALA:CB	1:CX:72:PRO:HD2	2.29	0.62
1:DA:100:LYS:HD2	1:GM:100:LYS:HD2	1.80	0.62
1:DU:68:CYS:HB3	1:ES:64:CYS:HA	1.81	0.62
1:DX:56:ARG:CB	1:DX:74:GLU:HG2	2.28	0.62

*Continued on next page...*

*Continued from previous page...*

Atom-1	Atom-2	Interatomic distance (Å)	Clash overlap (Å)
1:EC:88:ASN:HD21	1:FH:59:PRO:CD	2.12	0.62
1:EU:88:ASN:HD21	1:FB:59:PRO:CD	2.12	0.62
1:FB:87:GLU:OE1	1:FB:87:GLU:N	2.22	0.62
1:FR:36:VAL:HG23	1:FR:45:ASN:H	1.63	0.62
1:GH:88:ASN:HD21	1:GU:59:PRO:CD	2.12	0.62
1:GI:35:ARG:HG2	1:GI:44:ASN:OD1	1.98	0.62
1:AG:58:ALA:CB	1:AG:72:PRO:HD2	2.29	0.62
1:AR:59:PRO:CD	1:FD:88:ASN:HD21	2.12	0.62
1:AZ:88:ASN:HD21	1:BG:59:PRO:CD	2.12	0.62
1:BD:24:SER:CB	1:BD:55:LYS:HD2	2.28	0.62
1:BN:100:LYS:HD2	1:EZ:100:LYS:HD2	1.80	0.62
1:BY:56:ARG:CB	1:BY:74:GLU:HG2	2.28	0.62
1:CI:36:VAL:HG23	1:CI:45:ASN:H	1.63	0.62
1:CQ:31:LEU:HD23	1:CQ:48:GLY:CA	2.23	0.62
1:CT:68:CYS:HB3	1:DU:64:CYS:HA	1.81	0.62
1:DI:56:ARG:CB	1:DI:74:GLU:HG2	2.28	0.62
1:EA:35:ARG:HG2	1:EA:44:ASN:OD1	1.98	0.62
1:ER:88:ASN:HD21	1:EY:59:PRO:CD	2.12	0.62
1:FH:35:ARG:HG2	1:FH:44:ASN:OD1	1.98	0.62
1:FO:58:ALA:CB	1:FO:72:PRO:HD2	2.29	0.62
1:FT:64:CYS:HA	1:FZ:68:CYS:HB3	1.81	0.62
1:FW:56:ARG:CB	1:FW:74:GLU:HG2	2.28	0.62
1:GF:59:PRO:CD	1:GQ:88:ASN:HD21	2.12	0.62
1:GR:35:ARG:HG2	1:GR:44:ASN:OD1	1.98	0.62
1:AB:88:ASN:HD21	1:DI:59:PRO:CD	2.12	0.62
1:AC:35:ARG:HG2	1:AC:44:ASN:OD1	1.98	0.62
1:AE:11:THR:HB	1:AE:14:LYS:H	1.65	0.62
1:AI:64:CYS:HA	1:FN:68:CYS:HB3	1.81	0.62
1:AU:35:ARG:HG2	1:AU:44:ASN:OD1	1.98	0.62
1:AZ:60:LYS:N	1:AZ:61:PRO:HD3	2.14	0.62
1:BJ:56:ARG:CB	1:BJ:74:GLU:HG2	2.28	0.62
1:BK:100:LYS:HD2	1:EW:100:LYS:HD2	1.80	0.62
1:BW:100:LYS:HD2	1:FI:100:LYS:HD2	1.80	0.62
1:CB:35:ARG:HG2	1:CB:44:ASN:OD1	1.98	0.62
1:CD:69:VAL:O	1:CD:70:ILE:C	2.38	0.62
1:CG:11:THR:HB	1:CG:14:LYS:H	1.65	0.62
1:CL:36:VAL:HG21	1:CL:45:ASN:HB2	1.82	0.62
1:CM:69:VAL:O	1:CM:70:ILE:C	2.38	0.62
1:CV:59:PRO:C	1:CV:61:PRO:CD	2.66	0.62
1:CZ:64:CYS:HA	1:FQ:68:CYS:HB3	1.81	0.62
1:DE:59:PRO:C	1:DE:61:PRO:CD	2.66	0.62

*Continued on next page...*

*Continued from previous page...*

Atom-1	Atom-2	Interatomic distance (Å)	Clash overlap (Å)
1:DG:58:ALA:CB	1:DG:72:PRO:HD2	2.29	0.62
1:DV:36:VAL:HG21	1:DV:45:ASN:HB2	1.82	0.62
1:DX:68:CYS:HB3	1:FK:64:CYS:HA	1.81	0.62
1:EK:36:VAL:HG23	1:EK:45:ASN:H	1.63	0.62
1:EN:36:VAL:HG23	1:EN:45:ASN:H	1.63	0.62
1:EZ:36:VAL:HG21	1:EZ:45:ASN:HB2	1.82	0.62
1:FA:11:THR:HB	1:FA:14:LYS:H	1.65	0.62
1:FC:36:VAL:HG23	1:FC:45:ASN:H	1.63	0.62
1:FC:58:ALA:CB	1:FC:72:PRO:HD2	2.29	0.62
1:FI:36:VAL:HG21	1:FI:45:ASN:HB2	1.82	0.62
1:FQ:24:SER:CB	1:FQ:55:LYS:HD2	2.28	0.62
1:FV:24:SER:HB2	1:FV:55:LYS:CD	2.25	0.62
1:AL:35:ARG:HG2	1:AL:44:ASN:OD1	1.98	0.62
1:BC:11:THR:HB	1:BC:14:LYS:H	1.65	0.62
1:BD:31:LEU:HD23	1:BD:48:GLY:CA	2.23	0.62
1:BD:35:ARG:HG2	1:BD:44:ASN:OD1	1.98	0.62
1:BP:68:CYS:HB3	1:EG:64:CYS:HA	1.81	0.62
1:BR:69:VAL:O	1:BR:70:ILE:C	2.38	0.62
1:BT:36:VAL:HG23	1:BT:45:ASN:H	1.63	0.62
1:BZ:100:LYS:HD2	1:FL:100:LYS:HD2	1.80	0.62
1:CB:31:LEU:HD23	1:CB:48:GLY:CA	2.23	0.62
1:CQ:35:ARG:HG2	1:CQ:44:ASN:OD1	1.98	0.62
1:CT:56:ARG:CB	1:CT:74:GLU:HG2	2.28	0.62
1:CW:35:ARG:HG2	1:CW:44:ASN:OD1	1.98	0.62
1:DA:36:VAL:HG21	1:DA:45:ASN:HB2	1.82	0.62
1:DM:36:VAL:HG21	1:DM:45:ASN:HB2	1.82	0.62
1:DM:36:VAL:HG23	1:DM:45:ASN:H	1.63	0.62
1:DO:68:CYS:HB3	1:EV:64:CYS:HA	1.81	0.62
1:FD:60:LYS:N	1:FD:61:PRO:HD3	2.14	0.62
1:FS:60:LYS:N	1:FS:61:PRO:HD3	2.14	0.62
1:FW:64:CYS:HA	1:GC:68:CYS:HB3	1.81	0.62
1:FX:58:ALA:CB	1:FX:72:PRO:HD2	2.29	0.62
1:GD:58:ALA:CB	1:GD:72:PRO:HD2	2.29	0.62
1:GK:11:THR:HB	1:GK:14:LYS:H	1.65	0.62
1:GX:35:ARG:HG2	1:GX:44:ASN:OD1	1.98	0.62
1:AB:11:THR:HB	1:AB:14:LYS:H	1.65	0.62
1:AF:87:GLU:OE1	1:AF:87:GLU:N	2.22	0.62
1:AG:36:VAL:HG21	1:AG:45:ASN:HB2	1.82	0.62
1:AG:36:VAL:HG23	1:AG:45:ASN:H	1.63	0.62
1:AJ:58:ALA:CB	1:AJ:72:PRO:HD2	2.29	0.62
1:AK:11:THR:HB	1:AK:14:LYS:H	1.65	0.62

*Continued on next page...*

*Continued from previous page...*

Atom-1	Atom-2	Interatomic distance (Å)	Clash overlap (Å)
1:AK:88:ASN:HD21	1:CT:59:PRO:CD	2.12	0.62
1:AP:36:VAL:HG21	1:AP:45:ASN:HB2	1.82	0.62
1:AT:11:THR:HB	1:AT:14:LYS:H	1.65	0.62
1:AY:100:LYS:HD2	1:EK:100:LYS:HD2	1.80	0.62
1:CY:60:LYS:N	1:CY:61:PRO:HD3	2.14	0.62
1:DP:58:ALA:CB	1:DP:72:PRO:HD2	2.29	0.62
1:DR:68:CYS:HB3	1:EP:64:CYS:HA	1.81	0.62
1:EE:36:VAL:HG21	1:EE:45:ASN:HB2	1.82	0.62
1:EL:69:VAL:O	1:EL:70:ILE:C	2.38	0.62
1:ET:36:VAL:HG21	1:ET:45:ASN:HB2	1.82	0.62
1:FM:60:LYS:N	1:FM:61:PRO:HD3	2.14	0.62
1:FP:69:VAL:O	1:FP:70:ILE:C	2.38	0.62
1:FU:36:VAL:HG21	1:FU:45:ASN:HB2	1.82	0.62
1:FY:69:VAL:O	1:FY:70:ILE:C	2.38	0.62
1:FZ:24:SER:CB	1:FZ:55:LYS:HD2	2.28	0.62
1:FZ:35:ARG:HG2	1:FZ:44:ASN:OD1	1.98	0.62
1:AD:36:VAL:HG21	1:AD:45:ASN:HB2	1.82	0.62
1:AM:36:VAL:HG21	1:AM:45:ASN:HB2	1.82	0.62
1:AP:36:VAL:HG23	1:AP:45:ASN:H	1.63	0.62
1:AV:100:LYS:HD2	1:EH:100:LYS:HD2	1.80	0.62
1:BC:88:ASN:HD21	1:BY:59:PRO:CD	2.12	0.62
1:BE:58:ALA:CB	1:BE:72:PRO:HD2	2.29	0.62
1:BG:68:CYS:HB3	1:CB:64:CYS:HA	1.81	0.62
1:CO:36:VAL:HG21	1:CO:45:ASN:HB2	1.82	0.62
1:CW:59:PRO:CD	1:FV:88:ASN:HD21	2.12	0.62
1:CZ:31:LEU:HD23	1:CZ:48:GLY:CA	2.23	0.62
1:DF:35:ARG:HG2	1:DF:44:ASN:OD1	1.98	0.62
1:DP:36:VAL:HG21	1:DP:45:ASN:HB2	1.82	0.62
1:DQ:11:THR:HB	1:DQ:14:LYS:H	1.65	0.62
1:DT:69:VAL:O	1:DT:70:ILE:C	2.38	0.62
1:DY:58:ALA:CB	1:DY:72:PRO:HD2	2.29	0.62
1:ER:11:THR:HB	1:ER:14:LYS:H	1.65	0.62
1:FC:36:VAL:HG21	1:FC:45:ASN:HB2	1.82	0.62
1:GB:60:LYS:N	1:GB:61:PRO:HD3	2.14	0.62
1:GM:36:VAL:HG21	1:GM:45:ASN:HB2	1.82	0.62
1:GX:60:LYS:HA	1:GX:71:MET:HE1	1.81	0.62
1:AH:88:ASN:HD21	1:DF:59:PRO:CD	2.12	0.62
1:AN:11:THR:HB	1:AN:14:LYS:H	1.65	0.62
1:AR:68:CYS:HB3	1:CQ:64:CYS:HA	1.81	0.62
1:AT:88:ASN:HD21	1:BJ:59:PRO:CD	2.12	0.62
1:BB:100:LYS:HD2	1:EN:100:LYS:HD2	1.80	0.62

*Continued on next page...*

*Continued from previous page...*

Atom-1	Atom-2	Interatomic distance (Å)	Clash overlap (Å)
1:BO:11:THR:HB	1:BO:14:LYS:H	1.65	0.62
1:BW:36:VAL:HG21	1:BW:45:ASN:HB2	1.82	0.62
1:CF:36:VAL:HG21	1:CF:45:ASN:HB2	1.82	0.62
1:CI:36:VAL:HG21	1:CI:45:ASN:HB2	1.82	0.62
1:CS:59:PRO:C	1:CS:61:PRO:CD	2.66	0.62
1:DK:11:THR:HB	1:DK:14:LYS:H	1.65	0.62
1:DY:36:VAL:HG21	1:DY:45:ASN:HB2	1.82	0.62
1:EC:11:THR:HB	1:EC:14:LYS:H	1.65	0.62
1:EV:68:CYS:HB3	1:FB:64:CYS:HA	1.81	0.62
1:EX:11:THR:HB	1:EX:14:LYS:H	1.65	0.62
1:FQ:35:ARG:HG2	1:FQ:44:ASN:OD1	1.98	0.62
1:FW:59:PRO:CD	1:GB:88:ASN:HD21	2.12	0.62
1:GB:69:VAL:O	1:GB:70:ILE:C	2.38	0.62
1:AF:64:CYS:HA	1:FK:68:CYS:HB3	1.81	0.62
1:AI:59:PRO:CD	1:FM:88:ASN:HD21	2.12	0.62
1:AU:59:PRO:CD	1:EI:88:ASN:HD21	2.12	0.62
1:AV:58:ALA:CB	1:AV:72:PRO:HD2	2.29	0.62
1:AW:88:ASN:HD21	1:BD:59:PRO:CD	2.12	0.62
1:BB:58:ALA:CB	1:BB:72:PRO:HD2	2.29	0.62
1:BE:100:LYS:HD2	1:EQ:100:LYS:HD2	1.80	0.62
1:BN:36:VAL:HG21	1:BN:45:ASN:HB2	1.82	0.62
1:DD:36:VAL:HG21	1:DD:45:ASN:HB2	1.82	0.62
1:DH:59:PRO:C	1:DH:61:PRO:CD	2.66	0.62
1:EF:11:THR:HB	1:EF:14:LYS:H	1.65	0.62
1:EO:11:THR:HB	1:EO:14:LYS:H	1.65	0.62
1:FA:60:LYS:N	1:FA:61:PRO:HD3	2.14	0.62
1:FF:58:ALA:CB	1:FF:72:PRO:HD2	2.29	0.62
1:FG:11:THR:HB	1:FG:14:LYS:H	1.65	0.62
1:FJ:11:THR:HB	1:FJ:14:LYS:H	1.65	0.62
1:FM:69:VAL:O	1:FM:70:ILE:C	2.38	0.62
1:AE:60:LYS:N	1:AE:61:PRO:HD3	2.14	0.62
1:BK:58:ALA:CB	1:BK:72:PRO:HD2	2.29	0.62
1:BT:100:LYS:HD2	1:FF:100:LYS:HD2	1.80	0.62
1:BX:69:VAL:O	1:BX:70:ILE:C	2.38	0.62
1:CP:60:LYS:N	1:CP:61:PRO:HD3	2.14	0.62
1:CY:11:THR:HB	1:CY:14:LYS:H	1.65	0.62
1:DW:11:THR:HB	1:DW:14:LYS:H	1.65	0.62
1:EK:58:ALA:CB	1:EK:72:PRO:HD2	2.29	0.62
1:EU:11:THR:HB	1:EU:14:LYS:H	1.65	0.62
1:FR:58:ALA:CB	1:FR:72:PRO:HD2	2.29	0.62
1:FT:31:LEU:HD23	1:FT:48:GLY:CA	2.23	0.62

*Continued on next page...*

*Continued from previous page...*

Atom-1	Atom-2	Interatomic distance (Å)	Clash overlap (Å)
1:FT:59:PRO:CD	1:FY:88:ASN:HD21	2.12	0.62
1:GR:87:GLU:OE1	1:GR:87:GLU:N	2.22	0.62
1:GT:60:LYS:N	1:GT:61:PRO:HD3	2.14	0.62
1:AC:68:CYS:HB3	1:DI:64:CYS:HA	1.81	0.61
1:AY:58:ALA:CB	1:AY:72:PRO:HD2	2.29	0.61
1:BG:56:ARG:CB	1:BG:74:GLU:HG2	2.28	0.61
1:BH:36:VAL:HG21	1:BH:45:ASN:HB2	1.82	0.61
1:BI:69:VAL:O	1:BI:70:ILE:C	2.38	0.61
1:BL:69:VAL:O	1:BL:70:ILE:C	2.38	0.61
1:BP:56:ARG:CB	1:BP:74:GLU:HG2	2.28	0.61
1:CA:11:THR:HB	1:CA:14:LYS:H	1.65	0.61
1:CD:11:THR:HB	1:CD:14:LYS:H	1.65	0.61
1:DN:11:THR:HB	1:DN:14:LYS:H	1.65	0.61
1:FQ:56:ARG:CB	1:FQ:74:GLU:HG2	2.28	0.61
1:GH:69:VAL:O	1:GH:70:ILE:C	2.38	0.61
1:GK:88:ASN:HD21	1:GX:59:PRO:CD	2.12	0.61
1:GP:36:VAL:HG21	1:GP:45:ASN:HB2	1.82	0.61
1:AL:68:CYS:HB3	1:CT:64:CYS:HA	1.81	0.61
1:AS:36:VAL:HG21	1:AS:45:ASN:HB2	1.82	0.61
1:BA:64:CYS:HA	1:EG:68:CYS:HB3	1.81	0.61
1:BC:59:PRO:C	1:BC:61:PRO:CD	2.66	0.61
1:BF:59:PRO:C	1:BF:61:PRO:CD	2.66	0.61
1:BM:68:CYS:HB3	1:EM:64:CYS:HA	1.81	0.61
1:BS:64:CYS:HA	1:BV:68:CYS:HB3	1.81	0.61
1:BU:69:VAL:O	1:BU:70:ILE:C	2.38	0.61
1:BV:60:LYS:HA	1:BV:71:MET:HE1	1.82	0.61
1:BZ:58:ALA:CB	1:BZ:72:PRO:HD2	2.29	0.61
1:CM:11:THR:HB	1:CM:14:LYS:H	1.65	0.61
1:CP:11:THR:HB	1:CP:14:LYS:H	1.65	0.61
1:CU:58:ALA:CB	1:CU:72:PRO:HD2	2.29	0.61
1:CZ:59:PRO:CD	1:FP:88:ASN:HD21	2.12	0.61
1:FP:59:PRO:C	1:FP:61:PRO:CD	2.66	0.61
1:FS:11:THR:HB	1:FS:14:LYS:H	1.65	0.61
1:FY:59:PRO:C	1:FY:61:PRO:CD	2.66	0.61
1:GA:58:ALA:CB	1:GA:72:PRO:HD2	2.29	0.61
1:GG:36:VAL:HG21	1:GG:45:ASN:HB2	1.82	0.61
1:GQ:69:VAL:O	1:GQ:70:ILE:C	2.38	0.61
1:GT:11:THR:HB	1:GT:14:LYS:H	1.65	0.61
1:AF:35:ARG:HG2	1:AF:44:ASN:OD1	1.98	0.61
1:AR:56:ARG:CB	1:AR:74:GLU:HG2	2.28	0.61
1:BZ:36:VAL:HG21	1:BZ:45:ASN:HB2	1.82	0.61

*Continued on next page...*



*Continued from previous page...*

Atom-1	Atom-2	Interatomic distance (Å)	Clash overlap (Å)
1:CG:88:ASN:HD21	1:EA:59:PRO:CD	2.12	0.61
1:CT:87:GLU:OE1	1:CT:87:GLU:N	2.22	0.61
1:DJ:58:ALA:CB	1:DJ:72:PRO:HD2	2.29	0.61
1:DW:69:VAL:O	1:DW:70:ILE:C	2.38	0.61
1:EA:68:CYS:HB3	1:FN:64:CYS:HA	1.81	0.61
1:GS:36:VAL:HG21	1:GS:45:ASN:HB2	1.82	0.61
1:GV:36:VAL:HG21	1:GV:45:ASN:HB2	1.82	0.61
1:AE:69:VAL:O	1:AE:70:ILE:C	2.38	0.61
1:AH:60:LYS:N	1:AH:61:PRO:HD3	2.14	0.61
1:BK:36:VAL:HG21	1:BK:45:ASN:HB2	1.82	0.61
1:CG:32:LEU:HB3	1:CG:47:SER:HB3	1.83	0.61
1:CH:87:GLU:OE1	1:CH:87:GLU:N	2.22	0.61
1:DI:87:GLU:OE1	1:DI:87:GLU:N	2.22	0.61
1:DN:69:VAL:O	1:DN:70:ILE:C	2.38	0.61
1:DR:56:ARG:CB	1:DR:74:GLU:HG2	2.28	0.61
1:EK:36:VAL:HG21	1:EK:45:ASN:HB2	1.82	0.61
1:EL:11:THR:HB	1:EL:14:LYS:H	1.65	0.61
1:EM:87:GLU:OE1	1:EM:87:GLU:N	2.22	0.61
1:EP:68:CYS:HB3	1:FE:64:CYS:HA	1.81	0.61
1:FB:35:ARG:HG2	1:FB:44:ASN:OD1	1.98	0.61
1:FZ:56:ARG:CB	1:FZ:74:GLU:HG2	2.28	0.61
1:GC:64:CYS:HA	1:GX:68:CYS:HB3	1.81	0.61
1:GE:11:THR:HB	1:GE:14:LYS:H	1.65	0.61
1:GI:87:GLU:OE1	1:GI:87:GLU:N	2.22	0.61
1:GJ:36:VAL:HG21	1:GJ:45:ASN:HB2	1.82	0.61
1:GL:87:GLU:OE1	1:GL:87:GLU:N	2.22	0.61
1:AE:88:ASN:HD21	1:DL:59:PRO:CD	2.12	0.61
1:AF:68:CYS:HB3	1:DL:64:CYS:HA	1.81	0.61
1:AQ:69:VAL:O	1:AQ:70:ILE:C	2.38	0.61
1:BD:60:LYS:HA	1:BD:71:MET:HE1	1.82	0.61
1:BF:60:LYS:N	1:BF:61:PRO:HD3	2.14	0.61
1:BI:32:LEU:HB3	1:BI:47:SER:HB3	1.83	0.61
1:BR:11:THR:HB	1:BR:14:LYS:H	1.65	0.61
1:BX:32:LEU:HB3	1:BX:47:SER:HB3	1.83	0.61
1:CD:24:SER:HB2	1:CD:55:LYS:CD	2.26	0.61
1:CL:58:ALA:CB	1:CL:72:PRO:HD2	2.29	0.61
1:CM:24:SER:HB2	1:CM:55:LYS:CD	2.26	0.61
1:CU:56:ARG:O	1:CU:73:ASN:HA	2.01	0.61
1:CV:11:THR:HB	1:CV:14:LYS:H	1.65	0.61
1:CZ:74:GLU:CD	1:FP:88:ASN:HD22	2.04	0.61
1:EB:56:ARG:O	1:EB:73:ASN:HA	2.01	0.61

*Continued on next page...*



*Continued from previous page...*

Atom-1	Atom-2	Interatomic distance (Å)	Clash overlap (Å)
1:EW:56:ARG:O	1:EW:73:ASN:HA	2.01	0.61
1:FA:69:VAL:O	1:FA:70:ILE:C	2.38	0.61
1:FD:69:VAL:O	1:FD:70:ILE:C	2.38	0.61
1:FL:56:ARG:O	1:FL:73:ASN:HA	2.01	0.61
1:GH:11:THR:HB	1:GH:14:LYS:H	1.65	0.61
1:GK:32:LEU:HB3	1:GK:47:SER:HB3	1.83	0.61
1:GN:11:THR:HB	1:GN:14:LYS:H	1.65	0.61
1:GQ:11:THR:HB	1:GQ:14:LYS:H	1.65	0.61
1:AE:11:THR:N	1:AE:14:LYS:O	2.34	0.61
1:AJ:56:ARG:O	1:AJ:73:ASN:HA	2.01	0.61
1:AN:32:LEU:HB3	1:AN:47:SER:HB3	1.83	0.61
1:AO:59:PRO:CD	1:FA:88:ASN:HD21	2.12	0.61
1:AQ:60:LYS:N	1:AQ:61:PRO:HD3	2.14	0.61
1:AY:36:VAL:HG21	1:AY:45:ASN:HB2	1.82	0.61
1:BK:82:ILE:HG12	1:EW:78:ILE:HG23	1.83	0.61
1:BM:87:GLU:OE1	1:BM:87:GLU:N	2.22	0.61
1:BZ:82:ILE:HG12	1:FL:78:ILE:HG23	1.83	0.61
1:CH:64:CYS:HA	1:DF:68:CYS:HB3	1.81	0.61
1:CX:56:ARG:O	1:CX:73:ASN:HA	2.01	0.61
1:CY:88:ASN:HD21	1:GO:59:PRO:CD	2.12	0.61
1:DB:11:THR:HB	1:DB:14:LYS:H	1.65	0.61
1:DG:56:ARG:O	1:DG:73:ASN:HA	2.01	0.61
1:DJ:56:ARG:O	1:DJ:73:ASN:HA	2.01	0.61
1:DK:32:LEU:HB3	1:DK:47:SER:HB3	1.83	0.61
1:DV:58:ALA:CB	1:DV:72:PRO:HD2	2.29	0.61
1:EU:69:VAL:O	1:EU:70:ILE:C	2.38	0.61
1:FJ:69:VAL:O	1:FJ:70:ILE:C	2.38	0.61
1:FT:74:GLU:CD	1:FY:88:ASN:HD22	2.04	0.61
1:FV:11:THR:HB	1:FV:14:LYS:H	1.65	0.61
1:FV:60:LYS:N	1:FV:61:PRO:HD3	2.14	0.61
1:FX:56:ARG:O	1:FX:73:ASN:HA	2.01	0.61
1:GY:56:ARG:O	1:GY:73:ASN:HA	2.01	0.61
1:AZ:69:VAL:O	1:AZ:70:ILE:C	2.38	0.61
1:BF:69:VAL:O	1:BF:70:ILE:C	2.38	0.61
1:BO:88:ASN:HD22	1:EG:74:GLU:CD	2.04	0.61
1:CD:60:LYS:N	1:CD:61:PRO:HD3	2.14	0.61
1:CP:32:LEU:HB3	1:CP:47:SER:HB3	1.83	0.61
1:CW:68:CYS:HB3	1:GL:64:CYS:HA	1.81	0.61
1:DE:11:THR:HB	1:DE:14:LYS:H	1.65	0.61
1:DE:32:LEU:HB3	1:DE:47:SER:HB3	1.83	0.61
1:DH:11:THR:HB	1:DH:14:LYS:H	1.65	0.61

*Continued on next page...*

*Continued from previous page...*

Atom-1	Atom-2	Interatomic distance (Å)	Clash overlap (Å)
1:DQ:88:ASN:HD22	1:EP:74:GLU:CD	2.04	0.61
1:DZ:11:THR:HB	1:DZ:14:LYS:H	1.65	0.61
1:DZ:11:THR:N	1:DZ:14:LYS:O	2.34	0.61
1:EX:11:THR:N	1:EX:14:LYS:O	2.34	0.61
1:FA:11:THR:N	1:FA:14:LYS:O	2.34	0.61
1:FG:11:THR:N	1:FG:14:LYS:O	2.34	0.61
1:GE:11:THR:N	1:GE:14:LYS:O	2.34	0.61
1:GT:11:THR:N	1:GT:14:LYS:O	2.34	0.61
1:GW:11:THR:N	1:GW:14:LYS:O	2.34	0.61
1:AC:74:GLU:CD	1:FG:88:ASN:HD22	2.04	0.61
1:AH:11:THR:HB	1:AH:14:LYS:H	1.65	0.61
1:AL:74:GLU:CD	1:EX:88:ASN:HD22	2.04	0.61
1:AO:64:CYS:HA	1:FB:68:CYS:HB3	1.81	0.61
1:AS:78:ILE:HG23	1:EE:82:ILE:HG12	1.83	0.61
1:AW:32:LEU:HB3	1:AW:47:SER:HB3	1.83	0.61
1:AY:82:ILE:HG12	1:EK:78:ILE:HG23	1.83	0.61
1:BH:78:ILE:HG23	1:ET:82:ILE:HG12	1.83	0.61
1:BS:87:GLU:OE1	1:BS:87:GLU:N	2.22	0.61
1:CA:32:LEU:HB3	1:CA:47:SER:HB3	1.83	0.61
1:CE:59:PRO:CD	1:DK:88:ASN:HD21	2.12	0.61
1:CS:11:THR:HB	1:CS:14:LYS:H	1.65	0.61
1:CV:32:LEU:HB3	1:CV:47:SER:HB3	1.83	0.61
1:CX:36:VAL:HG21	1:CX:45:ASN:HB2	1.82	0.61
1:DC:59:PRO:CD	1:FS:88:ASN:HD21	2.12	0.61
1:DG:36:VAL:HG21	1:DG:45:ASN:HB2	1.82	0.61
1:EC:11:THR:N	1:EC:14:LYS:O	2.34	0.61
1:EI:32:LEU:HB3	1:EI:47:SER:HB3	1.83	0.61
1:EX:59:PRO:C	1:EX:61:PRO:CD	2.66	0.61
1:FC:56:ARG:O	1:FC:73:ASN:HA	2.01	0.61
1:FG:59:PRO:C	1:FG:61:PRO:CD	2.66	0.61
1:FV:32:LEU:HB3	1:FV:47:SER:HB3	1.83	0.61
1:GW:11:THR:HB	1:GW:14:LYS:H	1.65	0.61
1:AF:74:GLU:CD	1:FJ:88:ASN:HD22	2.04	0.61
1:AG:56:ARG:O	1:AG:73:ASN:HA	2.01	0.61
1:AH:32:LEU:HB3	1:AH:47:SER:HB3	1.83	0.61
1:AN:11:THR:N	1:AN:14:LYS:O	2.34	0.61
1:AS:56:ARG:O	1:AS:73:ASN:HA	2.01	0.61
1:AT:69:VAL:O	1:AT:70:ILE:C	2.38	0.61
1:AV:36:VAL:HG21	1:AV:45:ASN:HB2	1.82	0.61
1:AY:78:ILE:HG23	1:EK:82:ILE:HG12	1.83	0.61
1:AZ:11:THR:HB	1:AZ:14:LYS:H	1.65	0.61

*Continued on next page...*

*Continued from previous page...*

Atom-1	Atom-2	Interatomic distance (Å)	Clash overlap (Å)
1:CC:56:ARG:O	1:CC:73:ASN:HA	2.01	0.61
1:CI:78:ILE:HG23	1:FU:82:ILE:HG12	1.83	0.61
1:CR:36:VAL:HG21	1:CR:45:ASN:HB2	1.82	0.61
1:CR:56:ARG:O	1:CR:73:ASN:HA	2.01	0.61
1:CV:11:THR:N	1:CV:14:LYS:O	2.34	0.61
1:DA:82:ILE:HG12	1:GM:78:ILE:HG23	1.83	0.61
1:DE:11:THR:N	1:DE:14:LYS:O	2.34	0.61
1:DK:11:THR:N	1:DK:14:LYS:O	2.34	0.61
1:DT:11:THR:HB	1:DT:14:LYS:H	1.65	0.61
1:ED:56:ARG:CB	1:ED:74:GLU:HG2	2.28	0.61
1:EH:56:ARG:O	1:EH:73:ASN:HA	2.01	0.61
1:EQ:56:ARG:O	1:EQ:73:ASN:HA	2.01	0.61
1:ER:11:THR:N	1:ER:14:LYS:O	2.34	0.61
1:EX:60:LYS:N	1:EX:61:PRO:HD3	2.14	0.61
1:FM:11:THR:HB	1:FM:14:LYS:H	1.65	0.61
1:FR:36:VAL:HG21	1:FR:45:ASN:HB2	1.82	0.61
1:AT:32:LEU:HB3	1:AT:47:SER:HB3	1.83	0.61
1:AV:56:ARG:O	1:AV:73:ASN:HA	2.01	0.61
1:AX:74:GLU:CD	1:EL:88:ASN:HD22	2.04	0.61
1:BA:87:GLU:OE1	1:BA:87:GLU:N	2.22	0.61
1:BC:69:VAL:O	1:BC:70:ILE:C	2.38	0.61
1:BE:36:VAL:HG21	1:BE:45:ASN:HB2	1.82	0.61
1:BE:56:ARG:O	1:BE:73:ASN:HA	2.01	0.61
1:BH:56:ARG:O	1:BH:73:ASN:HA	2.01	0.61
1:CA:11:THR:N	1:CA:14:LYS:O	2.34	0.61
1:CC:36:VAL:HG21	1:CC:45:ASN:HB2	1.82	0.61
1:CJ:11:THR:HB	1:CJ:14:LYS:H	1.65	0.61
1:CJ:11:THR:N	1:CJ:14:LYS:O	2.34	0.61
1:CP:11:THR:N	1:CP:14:LYS:O	2.34	0.61
1:CR:82:ILE:HG12	1:GD:78:ILE:HG23	1.83	0.61
1:CS:11:THR:N	1:CS:14:LYS:O	2.34	0.61
1:CU:78:ILE:HG23	1:GG:82:ILE:HG12	1.83	0.61
1:DN:59:PRO:C	1:DN:61:PRO:CD	2.66	0.61
1:DT:11:THR:N	1:DT:14:LYS:O	2.34	0.61
1:EA:56:ARG:CB	1:EA:74:GLU:HG2	2.28	0.61
1:ER:32:LEU:HB3	1:ER:47:SER:HB3	1.83	0.61
1:EU:32:LEU:HB3	1:EU:47:SER:HB3	1.83	0.61
1:EU:88:ASN:HD22	1:FB:74:GLU:CD	2.04	0.61
1:FD:11:THR:HB	1:FD:14:LYS:H	1.65	0.61
1:FD:11:THR:N	1:FD:14:LYS:O	2.34	0.61
1:FE:87:GLU:OE1	1:FE:87:GLU:N	2.22	0.61

*Continued on next page...*

*Continued from previous page...*

Atom-1	Atom-2	Interatomic distance (Å)	Clash overlap (Å)
1:FF:36:VAL:HG21	1:FF:45:ASN:HB2	1.82	0.61
1:FO:56:ARG:O	1:FO:73:ASN:HA	2.01	0.61
1:FY:32:LEU:HB3	1:FY:47:SER:HB3	1.83	0.61
1:GA:36:VAL:HG21	1:GA:45:ASN:HB2	1.82	0.61
1:GB:11:THR:HB	1:GB:14:LYS:H	1.65	0.61
1:GF:56:ARG:CB	1:GF:74:GLU:HG2	2.28	0.61
1:GU:56:ARG:CB	1:GU:74:GLU:HG2	2.28	0.61
1:AD:78:ILE:HG23	1:DP:82:ILE:HG12	1.83	0.60
1:AM:78:ILE:HG23	1:DY:82:ILE:HG12	1.83	0.60
1:AN:88:ASN:HD21	1:CN:59:PRO:CD	2.12	0.60
1:AQ:11:THR:HB	1:AQ:14:LYS:H	1.65	0.60
1:AZ:11:THR:N	1:AZ:14:LYS:O	2.34	0.60
1:BA:56:ARG:CB	1:BA:74:GLU:HG2	2.28	0.60
1:BB:36:VAL:HG21	1:BB:45:ASN:HB2	1.82	0.60
1:BC:11:THR:N	1:BC:14:LYS:O	2.34	0.60
1:BF:11:THR:HB	1:BF:14:LYS:H	1.65	0.60
1:BN:40:ILE:HG13	1:BN:40:ILE:O	2.02	0.60
1:BV:87:GLU:OE1	1:BV:87:GLU:N	2.22	0.60
1:BX:11:THR:HB	1:BX:14:LYS:H	1.65	0.60
1:CC:82:ILE:HG12	1:FO:78:ILE:HG23	1.83	0.60
1:CD:88:ASN:HD22	1:DX:74:GLU:CD	2.04	0.60
1:CG:69:VAL:O	1:CG:70:ILE:C	2.38	0.60
1:CI:40:ILE:O	1:CI:40:ILE:HG13	2.02	0.60
1:CI:82:ILE:HG12	1:FU:78:ILE:HG23	1.83	0.60
1:CV:88:ASN:HD21	1:GL:59:PRO:CD	2.12	0.60
1:CX:82:ILE:HG12	1:GJ:78:ILE:HG23	1.83	0.60
1:CY:11:THR:N	1:CY:14:LYS:O	2.34	0.60
1:CY:69:VAL:O	1:CY:70:ILE:C	2.38	0.60
1:DG:78:ILE:HG23	1:GS:82:ILE:HG12	1.83	0.60
1:DH:11:THR:N	1:DH:14:LYS:O	2.34	0.60
1:DJ:78:ILE:HG23	1:GV:82:ILE:HG12	1.83	0.60
1:DK:69:VAL:O	1:DK:70:ILE:C	2.38	0.60
1:EC:32:LEU:HB3	1:EC:47:SER:HB3	1.83	0.60
1:EE:56:ARG:O	1:EE:73:ASN:HA	2.01	0.60
1:ES:56:ARG:CB	1:ES:74:GLU:HG2	2.28	0.60
1:ET:56:ARG:O	1:ET:73:ASN:HA	2.01	0.60
1:FD:32:LEU:HB3	1:FD:47:SER:HB3	1.83	0.60
1:FG:60:LYS:N	1:FG:61:PRO:HD3	2.14	0.60
1:FJ:32:LEU:HB3	1:FJ:47:SER:HB3	1.83	0.60
1:FL:36:VAL:HG21	1:FL:45:ASN:HB2	1.82	0.60
1:FP:32:LEU:HB3	1:FP:47:SER:HB3	1.83	0.60

*Continued on next page...*

*Continued from previous page...*

Atom-1	Atom-2	Interatomic distance (Å)	Clash overlap (Å)
1:GA:56:ARG:O	1:GA:73:ASN:HA	2.01	0.60
1:GB:32:LEU:HB3	1:GB:47:SER:HB3	1.83	0.60
1:GK:69:VAL:O	1:GK:70:ILE:C	2.38	0.60
1:GM:40:ILE:O	1:GM:40:ILE:HG13	2.02	0.60
1:AT:11:THR:N	1:AT:14:LYS:O	2.34	0.60
1:AW:11:THR:N	1:AW:14:LYS:O	2.34	0.60
1:AZ:32:LEU:HB3	1:AZ:47:SER:HB3	1.83	0.60
1:BC:32:LEU:HB3	1:BC:47:SER:HB3	1.83	0.60
1:BO:11:THR:N	1:BO:14:LYS:O	2.34	0.60
1:BR:88:ASN:HD22	1:EJ:74:GLU:CD	2.04	0.60
1:BW:40:ILE:HG13	1:BW:40:ILE:O	2.02	0.60
1:CM:88:ASN:HD22	1:DO:74:GLU:CD	2.04	0.60
1:CX:78:ILE:HG23	1:GJ:82:ILE:HG12	1.83	0.60
1:DA:78:ILE:HG23	1:GM:82:ILE:HG12	1.83	0.60
1:DD:56:ARG:O	1:DD:73:ASN:HA	2.01	0.60
1:DG:82:ILE:HG12	1:GS:78:ILE:HG23	1.83	0.60
1:DQ:11:THR:N	1:DQ:14:LYS:O	2.34	0.60
1:DW:32:LEU:HB3	1:DW:47:SER:HB3	1.83	0.60
1:EB:40:ILE:O	1:EB:40:ILE:HG13	2.02	0.60
1:EI:11:THR:N	1:EI:14:LYS:O	2.34	0.60
1:FI:56:ARG:O	1:FI:73:ASN:HA	2.01	0.60
1:FM:32:LEU:HB3	1:FM:47:SER:HB3	1.83	0.60
1:FR:56:ARG:O	1:FR:73:ASN:HA	2.01	0.60
1:FS:32:LEU:HB3	1:FS:47:SER:HB3	1.83	0.60
1:FZ:87:GLU:OE1	1:FZ:87:GLU:N	2.22	0.60
1:GD:36:VAL:HG21	1:GD:45:ASN:HB2	1.82	0.60
1:GD:56:ARG:O	1:GD:73:ASN:HA	2.01	0.60
1:GS:56:ARG:O	1:GS:73:ASN:HA	2.01	0.60
1:GY:40:ILE:O	1:GY:40:ILE:HG13	2.02	0.60
1:AG:78:ILE:HG23	1:DS:82:ILE:HG12	1.83	0.60
1:AN:69:VAL:O	1:AN:70:ILE:C	2.38	0.60
1:AQ:11:THR:N	1:AQ:14:LYS:O	2.34	0.60
1:AW:88:ASN:HD22	1:BD:74:GLU:CD	2.04	0.60
1:AY:40:ILE:O	1:AY:40:ILE:HG13	2.01	0.60
1:BF:11:THR:N	1:BF:14:LYS:O	2.34	0.60
1:BI:88:ASN:HD22	1:BV:74:GLU:CD	2.04	0.60
1:BJ:60:LYS:HA	1:BJ:71:MET:HE1	1.83	0.60
1:BT:82:ILE:HG12	1:FF:78:ILE:HG23	1.83	0.60
1:CH:59:PRO:CD	1:DE:88:ASN:HD21	2.12	0.60
1:CK:38:VAL:HG23	1:CK:41:ALA:HB3	1.84	0.60
1:CR:78:ILE:HG23	1:GD:82:ILE:HG12	1.83	0.60

*Continued on next page...*

*Continued from previous page...*

Atom-1	Atom-2	Interatomic distance (Å)	Clash overlap (Å)
1:CS:69:VAL:O	1:CS:70:ILE:C	2.38	0.60
1:CW:38:VAL:HG23	1:CW:41:ALA:HB3	1.84	0.60
1:DA:56:ARG:O	1:DA:73:ASN:HA	2.01	0.60
1:DF:38:VAL:HG23	1:DF:41:ALA:HB3	1.84	0.60
1:DH:69:VAL:O	1:DH:70:ILE:C	2.38	0.60
1:DJ:36:VAL:HG21	1:DJ:45:ASN:HB2	1.82	0.60
1:DN:32:LEU:HB3	1:DN:47:SER:HB3	1.83	0.60
1:DQ:32:LEU:HB3	1:DQ:47:SER:HB3	1.83	0.60
1:DT:32:LEU:HB3	1:DT:47:SER:HB3	1.83	0.60
1:DU:38:VAL:HG23	1:DU:41:ALA:HB3	1.84	0.60
1:EF:11:THR:N	1:EF:14:LYS:O	2.34	0.60
1:EO:11:THR:N	1:EO:14:LYS:O	2.34	0.60
1:EW:36:VAL:HG21	1:EW:45:ASN:HB2	1.82	0.60
1:EZ:40:ILE:O	1:EZ:40:ILE:HG13	2.02	0.60
1:EZ:56:ARG:O	1:EZ:73:ASN:HA	2.01	0.60
1:FI:40:ILE:O	1:FI:40:ILE:HG13	2.02	0.60
1:FJ:11:THR:N	1:FJ:14:LYS:O	2.34	0.60
1:FN:38:VAL:HG23	1:FN:41:ALA:HB3	1.84	0.60
1:FS:11:THR:N	1:FS:14:LYS:O	2.34	0.60
1:FV:11:THR:N	1:FV:14:LYS:O	2.34	0.60
1:GJ:56:ARG:O	1:GJ:73:ASN:HA	2.01	0.60
1:GN:88:ASN:HD22	1:GR:74:GLU:CD	2.04	0.60
1:GP:56:ARG:O	1:GP:73:ASN:HA	2.01	0.60
1:GX:56:ARG:CB	1:GX:74:GLU:HG2	2.28	0.60
1:AH:11:THR:N	1:AH:14:LYS:O	2.34	0.60
1:AK:88:ASN:HD22	1:CT:74:GLU:CD	2.04	0.60
1:AO:38:VAL:HG23	1:AO:41:ALA:HB3	1.84	0.60
1:AU:74:GLU:CD	1:EI:88:ASN:HD22	2.04	0.60
1:AW:11:THR:HB	1:AW:14:LYS:H	1.65	0.60
1:BB:78:ILE:HG23	1:EN:82:ILE:HG12	1.83	0.60
1:BI:11:THR:HB	1:BI:14:LYS:H	1.65	0.60
1:BM:74:GLU:CD	1:BX:88:ASN:HD22	2.04	0.60
1:BO:32:LEU:HB3	1:BO:47:SER:HB3	1.83	0.60
1:BQ:82:ILE:HG12	1:FC:78:ILE:HG23	1.83	0.60
1:BR:32:LEU:HB3	1:BR:47:SER:HB3	1.83	0.60
1:BW:78:ILE:HG23	1:FI:82:ILE:HG12	1.83	0.60
1:BZ:40:ILE:HG13	1:BZ:40:ILE:O	2.02	0.60
1:CJ:32:LEU:HB3	1:CJ:47:SER:HB3	1.83	0.60
1:CM:11:THR:N	1:CM:14:LYS:O	2.34	0.60
1:CO:56:ARG:O	1:CO:73:ASN:HA	2.01	0.60
1:CQ:38:VAL:HG23	1:CQ:41:ALA:HB3	1.84	0.60

*Continued on next page...*

*Continued from previous page...*

Atom-1	Atom-2	Interatomic distance (Å)	Clash overlap (Å)
1:CY:32:LEU:HB3	1:CY:47:SER:HB3	1.83	0.60
1:DB:88:ASN:HD22	1:GI:74:GLU:CD	2.04	0.60
1:DW:11:THR:N	1:DW:14:LYS:O	2.34	0.60
1:DW:59:PRO:C	1:DW:61:PRO:CD	2.66	0.60
1:EK:40:ILE:HG13	1:EK:40:ILE:O	2.01	0.60
1:EL:32:LEU:HB3	1:EL:47:SER:HB3	1.83	0.60
1:EP:38:VAL:HG23	1:EP:41:ALA:HB3	1.84	0.60
1:EQ:36:VAL:HG21	1:EQ:45:ASN:HB2	1.82	0.60
1:FE:56:ARG:CB	1:FE:74:GLU:HG2	2.28	0.60
1:FG:69:VAL:O	1:FG:70:ILE:C	2.38	0.60
1:FO:36:VAL:HG21	1:FO:45:ASN:HB2	1.82	0.60
1:FP:11:THR:HB	1:FP:14:LYS:H	1.65	0.60
1:FQ:38:VAL:HG23	1:FQ:41:ALA:HB3	1.84	0.60
1:FU:56:ARG:O	1:FU:73:ASN:HA	2.01	0.60
1:FZ:38:VAL:HG23	1:FZ:41:ALA:HB3	1.84	0.60
1:GC:38:VAL:HG23	1:GC:41:ALA:HB3	1.84	0.60
1:GG:56:ARG:O	1:GG:73:ASN:HA	2.01	0.60
1:GY:36:VAL:HG21	1:GY:45:ASN:HB2	1.82	0.60
1:AB:88:ASN:HD22	1:DI:74:GLU:CD	2.04	0.60
1:AJ:78:ILE:HG23	1:DV:82:ILE:HG12	1.83	0.60
1:AK:32:LEU:HB3	1:AK:47:SER:HB3	1.83	0.60
1:AN:59:PRO:C	1:AN:61:PRO:CD	2.66	0.60
1:AP:40:ILE:HG13	1:AP:40:ILE:O	2.02	0.60
1:AX:56:ARG:CB	1:AX:74:GLU:HG2	2.28	0.60
1:BJ:38:VAL:HG23	1:BJ:41:ALA:HB3	1.84	0.60
1:BK:40:ILE:HG13	1:BK:40:ILE:O	2.02	0.60
1:BN:78:ILE:HG23	1:EZ:82:ILE:HG12	1.83	0.60
1:BO:69:VAL:O	1:BO:70:ILE:C	2.38	0.60
1:BP:38:VAL:HG23	1:BP:41:ALA:HB3	1.84	0.60
1:BQ:36:VAL:HG21	1:BQ:45:ASN:HB2	1.82	0.60
1:BT:36:VAL:HG21	1:BT:45:ASN:HB2	1.82	0.60
1:BT:40:ILE:HG13	1:BT:40:ILE:O	2.02	0.60
1:CB:38:VAL:HG23	1:CB:41:ALA:HB3	1.84	0.60
1:CC:78:ILE:HG23	1:FO:82:ILE:HG12	1.83	0.60
1:CD:11:THR:N	1:CD:14:LYS:O	2.34	0.60
1:CF:56:ARG:O	1:CF:73:ASN:HA	2.01	0.60
1:CL:82:ILE:HG12	1:FX:78:ILE:HG23	1.83	0.60
1:CV:69:VAL:O	1:CV:70:ILE:C	2.38	0.60
1:DC:87:GLU:OE1	1:DC:87:GLU:N	2.22	0.60
1:DL:38:VAL:HG23	1:DL:41:ALA:HB3	1.84	0.60
1:DN:11:THR:N	1:DN:14:LYS:O	2.34	0.60

*Continued on next page...*



*Continued from previous page...*

Atom-1	Atom-2	Interatomic distance (Å)	Clash overlap (Å)
1:DP:56:ARG:O	1:DP:73:ASN:HA	2.01	0.60
1:DS:36:VAL:HG21	1:DS:45:ASN:HB2	1.82	0.60
1:DY:56:ARG:O	1:DY:73:ASN:HA	2.01	0.60
1:EB:36:VAL:HG21	1:EB:45:ASN:HB2	1.82	0.60
1:EG:38:VAL:HG23	1:EG:41:ALA:HB3	1.84	0.60
1:EI:11:THR:HB	1:EI:14:LYS:H	1.65	0.60
1:EJ:56:ARG:CB	1:EJ:74:GLU:HG2	2.28	0.60
1:EN:36:VAL:HG21	1:EN:45:ASN:HB2	1.82	0.60
1:EO:88:ASN:HD22	1:FE:74:GLU:CD	2.04	0.60
1:EU:11:THR:N	1:EU:14:LYS:O	2.34	0.60
1:EV:56:ARG:CB	1:EV:74:GLU:HG2	2.28	0.60
1:GI:38:VAL:HG23	1:GI:41:ALA:HB3	1.84	0.60
1:GO:56:ARG:CB	1:GO:74:GLU:HG2	2.28	0.60
1:GO:87:GLU:OE1	1:GO:87:GLU:N	2.22	0.60
1:GV:56:ARG:O	1:GV:73:ASN:HA	2.01	0.60
1:AC:56:ARG:CB	1:AC:74:GLU:HG2	2.28	0.60
1:AL:56:ARG:CB	1:AL:74:GLU:HG2	2.28	0.60
1:BL:11:THR:N	1:BL:14:LYS:O	2.34	0.60
1:BQ:40:ILE:HG13	1:BQ:40:ILE:O	2.02	0.60
1:BR:11:THR:N	1:BR:14:LYS:O	2.34	0.60
1:BU:11:THR:N	1:BU:14:LYS:O	2.34	0.60
1:BY:38:VAL:HG23	1:BY:41:ALA:HB3	1.84	0.60
1:CB:56:ARG:CB	1:CB:74:GLU:HG2	2.28	0.60
1:CQ:56:ARG:CB	1:CQ:74:GLU:HG2	2.28	0.60
1:CT:40:ILE:O	1:CT:40:ILE:HG13	2.02	0.60
1:CU:36:VAL:HG21	1:CU:45:ASN:HB2	1.82	0.60
1:DB:60:LYS:N	1:DB:61:PRO:HD3	2.14	0.60
1:DB:69:VAL:O	1:DB:70:ILE:C	2.38	0.60
1:DE:69:VAL:O	1:DE:70:ILE:C	2.38	0.60
1:DI:40:ILE:HG13	1:DI:40:ILE:O	2.02	0.60
1:DJ:82:ILE:HG12	1:GV:78:ILE:HG23	1.83	0.60
1:DK:59:PRO:C	1:DK:61:PRO:CD	2.66	0.60
1:DM:56:ARG:O	1:DM:73:ASN:HA	2.01	0.60
1:DR:38:VAL:HG23	1:DR:41:ALA:HB3	1.84	0.60
1:DT:88:ASN:HD21	1:ES:59:PRO:CD	2.12	0.60
1:EA:38:VAL:HG23	1:EA:41:ALA:HB3	1.84	0.60
1:EH:36:VAL:HG21	1:EH:45:ASN:HB2	1.82	0.60
1:EJ:40:ILE:O	1:EJ:40:ILE:HG13	2.02	0.60
1:EL:11:THR:N	1:EL:14:LYS:O	2.34	0.60
1:EN:40:ILE:HG13	1:EN:40:ILE:O	2.02	0.60
1:EU:59:PRO:C	1:EU:61:PRO:CD	2.66	0.60

*Continued on next page...*



*Continued from previous page...*

Atom-1	Atom-2	Interatomic distance (Å)	Clash overlap (Å)
1:FY:11:THR:HB	1:FY:14:LYS:H	1.65	0.60
1:GF:74:GLU:CD	1:GQ:88:ASN:HD22	2.04	0.60
1:GH:88:ASN:HD22	1:GU:74:GLU:CD	2.04	0.60
1:GL:38:VAL:HG23	1:GL:41:ALA:HB3	1.84	0.60
1:GN:60:LYS:N	1:GN:61:PRO:HD3	2.14	0.60
1:GQ:11:THR:N	1:GQ:14:LYS:O	2.34	0.60
1:GR:38:VAL:HG23	1:GR:41:ALA:HB3	1.84	0.60
1:AB:32:LEU:HB3	1:AB:47:SER:HB3	1.83	0.60
1:AI:40:ILE:HG13	1:AI:40:ILE:O	2.02	0.60
1:AP:56:ARG:O	1:AP:73:ASN:HA	2.01	0.60
1:AV:78:ILE:HG23	1:EH:82:ILE:HG12	1.83	0.60
1:AX:40:ILE:HG13	1:AX:40:ILE:O	2.02	0.60
1:BA:74:GLU:CD	1:EF:88:ASN:HD22	2.04	0.60
1:CE:40:ILE:HG13	1:CE:40:ILE:O	2.02	0.60
1:CE:56:ARG:CB	1:CE:74:GLU:HG2	2.28	0.60
1:CH:38:VAL:HG23	1:CH:41:ALA:HB3	1.84	0.60
1:CJ:88:ASN:HD21	1:ED:59:PRO:CD	2.12	0.60
1:CK:40:ILE:HG13	1:CK:40:ILE:O	2.02	0.60
1:CM:32:LEU:HB3	1:CM:47:SER:HB3	1.83	0.60
1:CN:40:ILE:O	1:CN:40:ILE:HG13	2.02	0.60
1:CQ:40:ILE:O	1:CQ:40:ILE:HG13	2.02	0.60
1:CS:60:LYS:N	1:CS:61:PRO:HD3	2.14	0.60
1:CU:82:ILE:HG12	1:GG:78:ILE:HG23	1.83	0.60
1:CX:40:ILE:HG13	1:CX:40:ILE:O	2.02	0.60
1:DC:56:ARG:CB	1:DC:74:GLU:HG2	2.28	0.60
1:DG:40:ILE:HG13	1:DG:40:ILE:O	2.02	0.60
1:DH:60:LYS:N	1:DH:61:PRO:HD3	2.14	0.60
1:DS:40:ILE:O	1:DS:40:ILE:HG13	2.02	0.60
1:DU:40:ILE:HG13	1:DU:40:ILE:O	2.02	0.60
1:EA:40:ILE:O	1:EA:40:ILE:HG13	2.02	0.60
1:EJ:60:LYS:HA	1:EJ:71:MET:HE1	1.82	0.60
1:FC:40:ILE:O	1:FC:40:ILE:HG13	2.02	0.60
1:FF:56:ARG:O	1:FF:73:ASN:HA	2.01	0.60
1:FK:56:ARG:CB	1:FK:74:GLU:HG2	2.28	0.60
1:FP:11:THR:N	1:FP:14:LYS:O	2.34	0.60
1:FQ:87:GLU:OE1	1:FQ:87:GLU:N	2.22	0.60
1:FW:40:ILE:O	1:FW:40:ILE:HG13	2.02	0.60
1:GH:11:THR:N	1:GH:14:LYS:O	2.34	0.60
1:GN:11:THR:N	1:GN:14:LYS:O	2.34	0.60
1:GW:32:LEU:HB3	1:GW:47:SER:HB3	1.83	0.60
1:GX:38:VAL:HG23	1:GX:41:ALA:HB3	1.84	0.60

*Continued on next page...*

*Continued from previous page...*

Atom-1	Atom-2	Interatomic distance (Å)	Clash overlap (Å)
1:GX:40:ILE:O	1:GX:40:ILE:HG13	2.02	0.60
1:AJ:36:VAL:HG21	1:AJ:45:ASN:HB2	1.82	0.60
1:AK:60:LYS:N	1:AK:61:PRO:HD3	2.14	0.60
1:AU:71:MET:CB	1:AU:72:PRO:HD2	2.30	0.60
1:BE:78:ILE:HG23	1:EQ:82:ILE:HG12	1.83	0.60
1:BI:59:PRO:C	1:BI:61:PRO:CD	2.66	0.60
1:BL:32:LEU:HB3	1:BL:47:SER:HB3	1.83	0.60
1:BL:60:LYS:N	1:BL:61:PRO:HD3	2.14	0.60
1:BQ:56:ARG:O	1:BQ:73:ASN:HA	2.01	0.60
1:BS:40:ILE:O	1:BS:40:ILE:HG13	2.02	0.60
1:BT:56:ARG:O	1:BT:73:ASN:HA	2.01	0.60
1:BX:59:PRO:C	1:BX:61:PRO:CD	2.66	0.60
1:CB:40:ILE:HG13	1:CB:40:ILE:O	2.02	0.60
1:CE:38:VAL:HG23	1:CE:41:ALA:HB3	1.84	0.60
1:CK:56:ARG:CB	1:CK:74:GLU:HG2	2.28	0.60
1:CN:38:VAL:HG23	1:CN:41:ALA:HB3	1.84	0.60
1:CN:56:ARG:CB	1:CN:74:GLU:HG2	2.28	0.60
1:DS:56:ARG:O	1:DS:73:ASN:HA	2.01	0.60
1:DU:56:ARG:CB	1:DU:74:GLU:HG2	2.28	0.60
1:ED:38:VAL:HG23	1:ED:41:ALA:HB3	1.84	0.60
1:EN:56:ARG:O	1:EN:73:ASN:HA	2.01	0.60
1:EX:32:LEU:HB3	1:EX:47:SER:HB3	1.83	0.60
1:FA:32:LEU:HB3	1:FA:47:SER:HB3	1.83	0.60
1:FG:32:LEU:HB3	1:FG:47:SER:HB3	1.83	0.60
1:FN:60:LYS:HA	1:FN:71:MET:HE1	1.84	0.60
1:FQ:60:LYS:HA	1:FQ:71:MET:HE1	1.84	0.60
1:GC:60:LYS:HA	1:GC:71:MET:HE1	1.84	0.60
1:GE:32:LEU:HB3	1:GE:47:SER:HB3	1.83	0.60
1:GM:56:ARG:O	1:GM:73:ASN:HA	2.01	0.60
1:AE:32:LEU:HB3	1:AE:47:SER:HB3	1.83	0.60
1:AG:40:ILE:HG13	1:AG:40:ILE:O	2.02	0.60
1:AP:82:ILE:HG12	1:EB:78:ILE:HG23	1.83	0.60
1:AR:60:LYS:HA	1:AR:71:MET:HE1	1.84	0.60
1:BB:56:ARG:O	1:BB:73:ASN:HA	2.01	0.60
1:BD:71:MET:CB	1:BD:72:PRO:HD2	2.30	0.60
1:BG:60:LYS:HA	1:BG:71:MET:HE1	1.84	0.60
1:CD:32:LEU:HB3	1:CD:47:SER:HB3	1.83	0.60
1:CI:56:ARG:O	1:CI:73:ASN:HA	2.01	0.60
1:CL:56:ARG:O	1:CL:73:ASN:HA	2.01	0.60
1:CS:88:ASN:HD22	1:DU:74:GLU:CD	2.04	0.60
1:DB:11:THR:N	1:DB:14:LYS:O	2.34	0.60

*Continued on next page...*

*Continued from previous page...*

Atom-1	Atom-2	Interatomic distance (Å)	Clash overlap (Å)
1:DF:56:ARG:CB	1:DF:74:GLU:HG2	2.28	0.60
1:DM:40:ILE:O	1:DM:40:ILE:HG13	2.02	0.60
1:DM:82:ILE:HG12	1:GY:78:ILE:HG23	1.83	0.60
1:DN:60:LYS:N	1:DN:61:PRO:HD3	2.14	0.60
1:DW:60:LYS:N	1:DW:61:PRO:HD3	2.14	0.60
1:DW:88:ASN:HD22	1:FK:74:GLU:CD	2.04	0.60
1:DZ:32:LEU:HB3	1:DZ:47:SER:HB3	1.83	0.60
1:EM:40:ILE:O	1:EM:40:ILE:HG13	2.02	0.60
1:ES:38:VAL:HG23	1:ES:41:ALA:HB3	1.84	0.60
1:EU:60:LYS:N	1:EU:61:PRO:HD3	2.14	0.60
1:FJ:59:PRO:C	1:FJ:61:PRO:CD	2.66	0.60
1:FM:11:THR:N	1:FM:14:LYS:O	2.34	0.60
1:FX:36:VAL:HG21	1:FX:45:ASN:HB2	1.82	0.60
1:FY:11:THR:N	1:FY:14:LYS:O	2.34	0.60
1:GN:69:VAL:O	1:GN:70:ILE:C	2.38	0.60
1:GT:32:LEU:HB3	1:GT:47:SER:HB3	1.83	0.60
1:AD:56:ARG:O	1:AD:73:ASN:HA	2.01	0.60
1:AH:2:ASN:HB3	1:DF:124:VAL:HB	1.84	0.60
1:AV:40:ILE:O	1:AV:40:ILE:HG13	2.02	0.60
1:BE:40:ILE:O	1:BE:40:ILE:HG13	2.02	0.60
1:BL:2:ASN:HB3	1:EM:124:VAL:HB	1.84	0.60
1:BM:40:ILE:O	1:BM:40:ILE:HG13	2.02	0.60
1:BU:32:LEU:HB3	1:BU:47:SER:HB3	1.83	0.60
1:BU:60:LYS:N	1:BU:61:PRO:HD3	2.14	0.60
1:BZ:56:ARG:O	1:BZ:73:ASN:HA	2.01	0.60
1:BZ:78:ILE:HG23	1:FL:82:ILE:HG12	1.83	0.60
1:CW:124:VAL:HB	1:FV:2:ASN:HB3	1.84	0.60
1:DB:32:LEU:HB3	1:DB:47:SER:HB3	1.83	0.60
1:DZ:60:LYS:N	1:DZ:61:PRO:HD3	2.14	0.60
1:EF:59:PRO:C	1:EF:61:PRO:CD	2.66	0.60
1:EH:40:ILE:HG13	1:EH:40:ILE:O	2.02	0.60
1:EJ:71:MET:CB	1:EJ:72:PRO:HD2	2.30	0.60
1:EO:59:PRO:C	1:EO:61:PRO:CD	2.66	0.60
1:EW:40:ILE:HG13	1:EW:40:ILE:O	2.02	0.60
1:FF:40:ILE:O	1:FF:40:ILE:HG13	2.02	0.60
1:FJ:60:LYS:N	1:FJ:61:PRO:HD3	2.14	0.60
1:GB:11:THR:N	1:GB:14:LYS:O	2.34	0.60
1:GW:60:LYS:N	1:GW:61:PRO:HD3	2.14	0.60
1:AB:60:LYS:N	1:AB:61:PRO:HD3	2.14	0.59
1:AE:88:ASN:HD22	1:DL:74:GLU:CD	2.04	0.59
1:AK:11:THR:N	1:AK:14:LYS:O	2.34	0.59

*Continued on next page...*

*Continued from previous page...*

Atom-1	Atom-2	Interatomic distance (Å)	Clash overlap (Å)
1:AY:56:ARG:O	1:AY:73:ASN:HA	2.01	0.59
1:BJ:40:ILE:O	1:BJ:40:ILE:HG13	2.02	0.59
1:BJ:71:MET:CB	1:BJ:72:PRO:HD2	2.30	0.59
1:BL:88:ASN:HD22	1:EM:74:GLU:CD	2.04	0.59
1:BS:124:VAL:HB	1:BU:2:ASN:HB3	1.84	0.59
1:BV:40:ILE:HG13	1:BV:40:ILE:O	2.02	0.59
1:CW:56:ARG:CB	1:CW:74:GLU:HG2	2.28	0.59
1:CZ:60:LYS:HA	1:CZ:71:MET:HE1	1.83	0.59
1:DL:40:ILE:HG13	1:DL:40:ILE:O	2.02	0.59
1:DN:88:ASN:HD22	1:EV:74:GLU:CD	2.04	0.59
1:DO:87:GLU:H	1:DO:87:GLU:CD	2.06	0.59
1:DV:56:ARG:O	1:DV:73:ASN:HA	2.01	0.59
1:DX:87:GLU:H	1:DX:87:GLU:CD	2.06	0.59
1:ED:87:GLU:H	1:ED:87:GLU:CD	2.06	0.59
1:EK:56:ARG:O	1:EK:73:ASN:HA	2.01	0.59
1:EQ:40:ILE:HG13	1:EQ:40:ILE:O	2.02	0.59
1:ES:40:ILE:HG13	1:ES:40:ILE:O	2.02	0.59
1:ES:87:GLU:H	1:ES:87:GLU:CD	2.06	0.59
1:EV:87:GLU:H	1:EV:87:GLU:CD	2.06	0.59
1:FK:87:GLU:H	1:FK:87:GLU:CD	2.06	0.59
1:FT:60:LYS:HA	1:FT:71:MET:HE1	1.83	0.59
1:AD:82:ILE:HG12	1:DP:78:ILE:HG23	1.83	0.59
1:AM:56:ARG:O	1:AM:73:ASN:HA	2.01	0.59
1:AM:82:ILE:HG12	1:DY:78:ILE:HG23	1.83	0.59
1:AO:74:GLU:CD	1:FA:88:ASN:HD22	2.04	0.59
1:AX:59:PRO:CD	1:EL:88:ASN:HD21	2.12	0.59
1:BA:71:MET:CB	1:BA:72:PRO:HD2	2.30	0.59
1:BH:82:ILE:HG12	1:ET:78:ILE:HG23	1.83	0.59
1:BK:56:ARG:O	1:BK:73:ASN:HA	2.01	0.59
1:BK:78:ILE:HG23	1:EW:82:ILE:HG12	1.83	0.59
1:BL:11:THR:HB	1:BL:14:LYS:H	1.65	0.59
1:BN:56:ARG:O	1:BN:73:ASN:HA	2.01	0.59
1:BR:88:ASN:HD21	1:EJ:59:PRO:CD	2.12	0.59
1:BT:78:ILE:HG23	1:FF:82:ILE:HG12	1.83	0.59
1:BY:40:ILE:HG13	1:BY:40:ILE:O	2.02	0.59
1:CF:78:ILE:HG23	1:FR:82:ILE:HG12	1.83	0.59
1:CH:124:VAL:HB	1:DE:2:ASN:HB3	1.84	0.59
1:CS:2:ASN:HB3	1:DU:124:VAL:HB	1.84	0.59
1:CS:88:ASN:HD21	1:DU:59:PRO:CD	2.12	0.59
1:CV:2:ASN:HB3	1:GL:124:VAL:HB	1.84	0.59
1:ED:40:ILE:O	1:ED:40:ILE:HG13	2.02	0.59

*Continued on next page...*

*Continued from previous page...*

Atom-1	Atom-2	Interatomic distance (Å)	Clash overlap (Å)
1:EJ:38:VAL:HG23	1:EJ:41:ALA:HB3	1.84	0.59
1:EO:32:LEU:HB3	1:EO:47:SER:HB3	1.83	0.59
1:EO:69:VAL:O	1:EO:70:ILE:C	2.38	0.59
1:FL:40:ILE:O	1:FL:40:ILE:HG13	2.02	0.59
1:FM:59:PRO:C	1:FM:61:PRO:CD	2.66	0.59
1:FN:87:GLU:OE1	1:FN:87:GLU:N	2.22	0.59
1:GA:40:ILE:HG13	1:GA:40:ILE:O	2.02	0.59
1:GB:59:PRO:C	1:GB:61:PRO:CD	2.66	0.59
1:GC:74:GLU:CD	1:GW:88:ASN:HD22	2.04	0.59
1:GK:2:ASN:HB3	1:GX:124:VAL:HB	1.84	0.59
1:GM:56:ARG:HD3	1:GM:57:PRO:HD2	1.85	0.59
1:GN:32:LEU:HB3	1:GN:47:SER:HB3	1.83	0.59
1:GP:40:ILE:O	1:GP:40:ILE:HG13	2.01	0.59
1:GU:71:MET:CB	1:GU:72:PRO:HD2	2.30	0.59
1:AB:11:THR:N	1:AB:14:LYS:O	2.34	0.59
1:AC:40:ILE:O	1:AC:40:ILE:HG13	2.02	0.59
1:AC:87:GLU:OE1	1:AC:87:GLU:N	2.22	0.59
1:AL:40:ILE:HG13	1:AL:40:ILE:O	2.02	0.59
1:AO:40:ILE:HG13	1:AO:40:ILE:O	2.02	0.59
1:AS:40:ILE:O	1:AS:40:ILE:HG13	2.02	0.59
1:AS:56:ARG:HD3	1:AS:57:PRO:HD2	1.85	0.59
1:AS:82:ILE:HG12	1:EE:78:ILE:HG23	1.83	0.59
1:AX:38:VAL:HG23	1:AX:41:ALA:HB3	1.84	0.59
1:AX:71:MET:CB	1:AX:72:PRO:HD2	2.30	0.59
1:BB:82:ILE:HG12	1:EN:78:ILE:HG23	1.83	0.59
1:BH:40:ILE:HG13	1:BH:40:ILE:O	2.02	0.59
1:BH:56:ARG:HD3	1:BH:57:PRO:HD2	1.85	0.59
1:BK:56:ARG:HD3	1:BK:57:PRO:HD2	1.84	0.59
1:BQ:56:ARG:HD3	1:BQ:57:PRO:HD2	1.84	0.59
1:BS:74:GLU:CD	1:BU:88:ASN:HD22	2.04	0.59
1:BU:11:THR:HB	1:BU:14:LYS:H	1.65	0.59
1:BW:56:ARG:O	1:BW:73:ASN:HA	2.01	0.59
1:BZ:56:ARG:HD3	1:BZ:57:PRO:HD2	1.84	0.59
1:CF:56:ARG:HD3	1:CF:57:PRO:HD2	1.85	0.59
1:CG:2:ASN:HB3	1:EA:124:VAL:HB	1.84	0.59
1:CG:11:THR:N	1:CG:14:LYS:O	2.34	0.59
1:CI:56:ARG:HD3	1:CI:57:PRO:HD2	1.85	0.59
1:CK:59:PRO:CD	1:DH:88:ASN:HD21	2.12	0.59
1:CK:124:VAL:HB	1:DH:2:ASN:HB3	1.84	0.59
1:CO:78:ILE:HG23	1:GA:82:ILE:HG12	1.83	0.59
1:DC:40:ILE:O	1:DC:40:ILE:HG13	2.02	0.59

*Continued on next page...*

*Continued from previous page...*

Atom-1	Atom-2	Interatomic distance (Å)	Clash overlap (Å)
1:DD:40:ILE:HG13	1:DD:40:ILE:O	2.01	0.59
1:DO:40:ILE:HG13	1:DO:40:ILE:O	2.02	0.59
1:DQ:69:VAL:O	1:DQ:70:ILE:C	2.38	0.59
1:DT:60:LYS:N	1:DT:61:PRO:HD3	2.14	0.59
1:DX:40:ILE:HG13	1:DX:40:ILE:O	2.02	0.59
1:DZ:88:ASN:HD22	1:FN:74:GLU:CD	2.04	0.59
1:EF:32:LEU:HB3	1:EF:47:SER:HB3	1.83	0.59
1:EF:69:VAL:O	1:EF:70:ILE:C	2.38	0.59
1:FH:87:GLU:H	1:FH:87:GLU:CD	2.06	0.59
1:GC:124:VAL:HB	1:GW:2:ASN:HB3	1.84	0.59
1:GH:60:LYS:N	1:GH:61:PRO:HD3	2.14	0.59
1:GJ:40:ILE:O	1:GJ:40:ILE:HG13	2.02	0.59
1:GK:60:LYS:N	1:GK:61:PRO:HD3	2.14	0.59
1:AC:60:LYS:HA	1:AC:71:MET:HE1	1.82	0.59
1:AK:2:ASN:HB3	1:CT:124:VAL:HB	1.84	0.59
1:AL:60:LYS:HA	1:AL:71:MET:HE1	1.82	0.59
1:AQ:2:ASN:HB3	1:CQ:124:VAL:HB	1.84	0.59
1:AR:87:GLU:H	1:AR:87:GLU:CD	2.06	0.59
1:AU:87:GLU:H	1:AU:87:GLU:CD	2.06	0.59
1:BA:40:ILE:HG13	1:BA:40:ILE:O	2.02	0.59
1:BD:87:GLU:H	1:BD:87:GLU:CD	2.06	0.59
1:BF:2:ASN:HB3	1:CB:124:VAL:HB	1.84	0.59
1:BG:87:GLU:H	1:BG:87:GLU:CD	2.06	0.59
1:BW:82:ILE:HG12	1:FI:78:ILE:HG23	1.83	0.59
1:CG:60:LYS:N	1:CG:61:PRO:HD3	2.14	0.59
1:CJ:60:LYS:N	1:CJ:61:PRO:HD3	2.14	0.59
1:CK:60:LYS:HA	1:CK:71:MET:HE1	1.84	0.59
1:CO:40:ILE:O	1:CO:40:ILE:HG13	2.02	0.59
1:CO:56:ARG:HD3	1:CO:57:PRO:HD2	1.85	0.59
1:CU:40:ILE:HG13	1:CU:40:ILE:O	2.02	0.59
1:CY:2:ASN:HB3	1:GO:124:VAL:HB	1.84	0.59
1:CZ:124:VAL:HB	1:FP:2:ASN:HB3	1.84	0.59
1:DC:124:VAL:HB	1:FS:2:ASN:HB3	1.84	0.59
1:DS:56:ARG:HD3	1:DS:57:PRO:HD2	1.84	0.59
1:DZ:2:ASN:HB3	1:FN:124:VAL:HB	1.84	0.59
1:FE:71:MET:CB	1:FE:72:PRO:HD2	2.30	0.59
1:FR:40:ILE:HG13	1:FR:40:ILE:O	2.02	0.59
1:FX:40:ILE:HG13	1:FX:40:ILE:O	2.02	0.59
1:GF:71:MET:CB	1:GF:72:PRO:HD2	2.30	0.59
1:GK:11:THR:N	1:GK:14:LYS:O	2.34	0.59
1:GQ:60:LYS:N	1:GQ:61:PRO:HD3	2.14	0.59

*Continued on next page...*

*Continued from previous page...*

Atom-1	Atom-2	Interatomic distance (Å)	Clash overlap (Å)
1:GS:40:ILE:O	1:GS:40:ILE:HG13	2.02	0.59
1:GS:56:ARG:HD3	1:GS:57:PRO:HD2	1.84	0.59
1:AB:2:ASN:HB3	1:DI:124:VAL:HB	1.84	0.59
1:AG:82:ILE:HG12	1:DS:78:ILE:HG23	1.83	0.59
1:AJ:40:ILE:HG13	1:AJ:40:ILE:O	2.02	0.59
1:BI:11:THR:N	1:BI:14:LYS:O	2.34	0.59
1:BL:88:ASN:HD21	1:EM:59:PRO:CD	2.12	0.59
1:BQ:78:ILE:HG23	1:FC:82:ILE:HG12	1.83	0.59
1:DN:2:ASN:HB3	1:EV:124:VAL:HB	1.84	0.59
1:FE:40:ILE:HG13	1:FE:40:ILE:O	2.02	0.59
1:FT:124:VAL:HB	1:FY:2:ASN:HB3	1.84	0.59
1:GD:40:ILE:HG13	1:GD:40:ILE:O	2.01	0.59
1:GJ:56:ARG:HD3	1:GJ:57:PRO:HD2	1.84	0.59
1:GO:40:ILE:HG13	1:GO:40:ILE:O	2.02	0.59
1:GQ:32:LEU:HB3	1:GQ:47:SER:HB3	1.83	0.59
1:AJ:82:ILE:HG12	1:DV:78:ILE:HG23	1.83	0.59
1:AL:87:GLU:OE1	1:AL:87:GLU:N	2.22	0.59
1:AP:78:ILE:HG23	1:EB:82:ILE:HG12	1.83	0.59
1:AQ:32:LEU:HB3	1:AQ:47:SER:HB3	1.83	0.59
1:AR:74:GLU:CD	1:FD:88:ASN:HD22	2.04	0.59
1:AT:60:LYS:CA	1:AT:60:LYS:HE2	2.33	0.59
1:BC:60:LYS:HE2	1:BC:60:LYS:CA	2.33	0.59
1:BN:82:ILE:HG12	1:EZ:78:ILE:HG23	1.83	0.59
1:BX:11:THR:N	1:BX:14:LYS:O	2.34	0.59
1:CF:40:ILE:O	1:CF:40:ILE:HG13	2.02	0.59
1:CH:40:ILE:HG13	1:CH:40:ILE:O	2.02	0.59
1:CR:56:ARG:HD3	1:CR:57:PRO:HD2	1.84	0.59
1:CS:60:LYS:HE2	1:CS:60:LYS:CA	2.33	0.59
1:DB:60:LYS:HE2	1:DB:60:LYS:CA	2.33	0.59
1:DH:60:LYS:CA	1:DH:60:LYS:HE2	2.33	0.59
1:DJ:40:ILE:HG13	1:DJ:40:ILE:O	2.02	0.59
1:DQ:2:ASN:HB3	1:EP:124:VAL:HB	1.84	0.59
1:DW:2:ASN:HB3	1:FK:124:VAL:HB	1.84	0.59
1:EE:56:ARG:HD3	1:EE:57:PRO:HD2	1.85	0.59
1:EG:40:ILE:O	1:EG:40:ILE:HG13	2.02	0.59
1:ET:40:ILE:HG13	1:ET:40:ILE:O	2.02	0.59
1:ET:56:ARG:HD3	1:ET:57:PRO:HD2	1.85	0.59
1:EV:40:ILE:HG13	1:EV:40:ILE:O	2.02	0.59
1:FB:71:MET:CB	1:FB:72:PRO:HD2	2.30	0.59
1:FP:60:LYS:HE2	1:FP:60:LYS:CA	2.33	0.59
1:FY:60:LYS:HE2	1:FY:60:LYS:CA	2.33	0.59

*Continued on next page...*



*Continued from previous page...*

Atom-1	Atom-2	Interatomic distance (Å)	Clash overlap (Å)
1:GH:32:LEU:HB3	1:GH:47:SER:HB3	1.83	0.59
1:GL:40:ILE:HG13	1:GL:40:ILE:O	2.02	0.59
1:GN:60:LYS:CA	1:GN:60:LYS:HE2	2.33	0.59
1:AF:71:MET:CB	1:AF:72:PRO:HD2	2.30	0.59
1:AI:38:VAL:HG23	1:AI:41:ALA:HB3	1.84	0.59
1:AO:87:GLU:OE1	1:AO:87:GLU:N	2.22	0.59
1:AW:2:ASN:HB3	1:BD:124:VAL:HB	1.84	0.59
1:AZ:88:ASN:HD22	1:BG:74:GLU:CD	2.04	0.59
1:BF:32:LEU:HB3	1:BF:47:SER:HB3	1.83	0.59
1:BG:40:ILE:O	1:BG:40:ILE:HG13	2.02	0.59
1:BJ:87:GLU:H	1:BJ:87:GLU:CD	2.06	0.59
1:BO:2:ASN:HB3	1:EG:124:VAL:HB	1.84	0.59
1:CC:56:ARG:HD3	1:CC:57:PRO:HD2	1.84	0.59
1:CL:78:ILE:HG23	1:FX:82:ILE:HG12	1.83	0.59
1:CY:88:ASN:HD22	1:GO:74:GLU:CD	2.04	0.59
1:DC:74:GLU:CD	1:FS:88:ASN:HD22	2.04	0.59
1:DD:82:ILE:HG12	1:GP:78:ILE:HG23	1.83	0.59
1:EC:60:LYS:HE2	1:EC:60:LYS:CA	2.33	0.59
1:EM:38:VAL:HG23	1:EM:41:ALA:HB3	1.84	0.59
1:EP:40:ILE:O	1:EP:40:ILE:HG13	2.02	0.59
1:ER:60:LYS:HE2	1:ER:60:LYS:CA	2.33	0.59
1:FO:40:ILE:HG13	1:FO:40:ILE:O	2.01	0.59
1:FQ:87:GLU:H	1:FQ:87:GLU:CD	2.06	0.59
1:FS:69:VAL:O	1:FS:70:ILE:C	2.38	0.59
1:FT:38:VAL:HG23	1:FT:41:ALA:HB3	1.84	0.59
1:FU:56:ARG:HD3	1:FU:57:PRO:HD2	1.85	0.59
1:FW:38:VAL:HG23	1:FW:41:ALA:HB3	1.84	0.59
1:GC:87:GLU:OE1	1:GC:87:GLU:N	2.22	0.59
1:AC:124:VAL:HB	1:FG:2:ASN:HB3	1.84	0.59
1:AL:124:VAL:HB	1:EX:2:ASN:HB3	1.84	0.59
1:AQ:60:LYS:CA	1:AQ:60:LYS:HE2	2.33	0.59
1:AR:40:ILE:HG13	1:AR:40:ILE:O	2.02	0.59
1:BD:40:ILE:O	1:BD:40:ILE:HG13	2.02	0.59
1:BF:60:LYS:HE2	1:BF:60:LYS:CA	2.33	0.59
1:BI:114:LEU:CD2	1:BV:89:LEU:HD22	2.33	0.59
1:BS:59:PRO:CD	1:BU:88:ASN:HD21	2.12	0.59
1:BS:71:MET:CB	1:BS:72:PRO:HD2	2.30	0.59
1:BY:87:GLU:H	1:BY:87:GLU:CD	2.06	0.59
1:CA:60:LYS:CA	1:CA:60:LYS:HE2	2.33	0.59
1:CL:40:ILE:O	1:CL:40:ILE:HG13	2.02	0.59
1:CP:60:LYS:HE2	1:CP:60:LYS:CA	2.33	0.59

*Continued on next page...*



*Continued from previous page...*

Atom-1	Atom-2	Interatomic distance (Å)	Clash overlap (Å)
1:CR:40:ILE:O	1:CR:40:ILE:HG13	2.01	0.59
1:CS:32:LEU:HB3	1:CS:47:SER:HB3	1.83	0.59
1:CU:56:ARG:HD3	1:CU:57:PRO:HD2	1.84	0.59
1:CY:7:PRO:HA	1:CY:17:TRP:HA	1.85	0.59
1:CZ:38:VAL:HG23	1:CZ:41:ALA:HB3	1.84	0.59
1:DA:56:ARG:HD3	1:DA:57:PRO:HD2	1.85	0.59
1:DD:78:ILE:HG23	1:GP:82:ILE:HG12	1.83	0.59
1:DM:78:ILE:HG23	1:GY:82:ILE:HG12	1.83	0.59
1:DN:60:LYS:CA	1:DN:60:LYS:HE2	2.33	0.59
1:EE:40:ILE:HG13	1:EE:40:ILE:O	2.02	0.59
1:EI:69:VAL:O	1:EI:70:ILE:C	2.38	0.59
1:FK:40:ILE:O	1:FK:40:ILE:HG13	2.02	0.59
1:FP:60:LYS:N	1:FP:61:PRO:HD3	2.14	0.59
1:FS:7:PRO:HA	1:FS:17:TRP:HA	1.85	0.59
1:FW:71:MET:CB	1:FW:72:PRO:HD2	2.30	0.59
1:FY:60:LYS:N	1:FY:61:PRO:HD3	2.14	0.59
1:FZ:87:GLU:H	1:FZ:87:GLU:CD	2.06	0.59
1:GL:60:LYS:HA	1:GL:71:MET:HE1	1.84	0.59
1:GN:2:ASN:HB3	1:GR:124:VAL:HB	1.84	0.59
1:AI:89:LEU:HD22	1:FM:114:LEU:CD2	2.33	0.59
1:AJ:56:ARG:HD3	1:AJ:57:PRO:HD2	1.84	0.59
1:AU:124:VAL:HB	1:EI:2:ASN:HB3	1.84	0.59
1:AX:87:GLU:H	1:AX:87:GLU:CD	2.06	0.59
1:BC:2:ASN:HB3	1:BY:124:VAL:HB	1.84	0.59
1:BM:89:LEU:HD22	1:BX:114:LEU:CD2	2.33	0.59
1:BS:38:VAL:HG23	1:BS:41:ALA:HB3	1.84	0.59
1:CH:89:LEU:HD22	1:DE:114:LEU:CD2	2.33	0.59
1:CV:114:LEU:CD2	1:GL:89:LEU:HD22	2.33	0.59
1:CX:56:ARG:HD3	1:CX:57:PRO:HD2	1.84	0.59
1:DP:56:ARG:HD3	1:DP:57:PRO:HD2	1.84	0.59
1:DW:60:LYS:HE2	1:DW:60:LYS:CA	2.33	0.59
1:DY:56:ARG:HD3	1:DY:57:PRO:HD2	1.84	0.59
1:EJ:87:GLU:H	1:EJ:87:GLU:CD	2.06	0.59
1:EM:71:MET:CB	1:EM:72:PRO:HD2	2.30	0.59
1:FO:56:ARG:HD3	1:FO:57:PRO:HD2	1.84	0.59
1:FQ:89:LEU:HD22	1:GE:114:LEU:CD2	2.33	0.59
1:FW:89:LEU:HD22	1:GB:114:LEU:CD2	2.33	0.59
1:FZ:74:GLU:CD	1:GT:88:ASN:HD22	2.04	0.59
1:FZ:124:VAL:HB	1:GT:2:ASN:HB3	1.84	0.59
1:GC:71:MET:CB	1:GC:72:PRO:HD2	2.30	0.59
1:GD:56:ARG:HD3	1:GD:57:PRO:HD2	1.84	0.59

*Continued on next page...*

*Continued from previous page...*

Atom-1	Atom-2	Interatomic distance (Å)	Clash overlap (Å)
1:GT:69:VAL:O	1:GT:70:ILE:C	2.38	0.59
1:GU:40:ILE:O	1:GU:40:ILE:HG13	2.02	0.59
1:AB:60:LYS:HE2	1:AB:60:LYS:CA	2.33	0.59
1:AB:114:LEU:CD2	1:DI:89:LEU:HD22	2.33	0.59
1:AE:2:ASN:HB3	1:DL:124:VAL:HB	1.84	0.59
1:AF:89:LEU:HD22	1:FJ:114:LEU:CD2	2.33	0.59
1:AI:71:MET:CB	1:AI:72:PRO:HD2	2.30	0.59
1:AK:60:LYS:HE2	1:AK:60:LYS:CA	2.33	0.59
1:AK:114:LEU:CD2	1:CT:89:LEU:HD22	2.33	0.59
1:AO:124:VAL:HB	1:FA:2:ASN:HB3	1.84	0.59
1:AU:40:ILE:HG13	1:AU:40:ILE:O	2.02	0.59
1:AW:69:VAL:O	1:AW:70:ILE:C	2.38	0.59
1:BM:60:LYS:HA	1:BM:71:MET:HE1	1.85	0.59
1:BV:38:VAL:HG23	1:BV:41:ALA:HB3	1.84	0.59
1:CC:40:ILE:O	1:CC:40:ILE:HG13	2.01	0.59
1:CF:82:ILE:HG12	1:FR:78:ILE:HG23	1.83	0.59
1:CG:60:LYS:CA	1:CG:60:LYS:HE2	2.33	0.59
1:CM:60:LYS:HE2	1:CM:60:LYS:CA	2.33	0.59
1:CO:82:ILE:HG12	1:GA:78:ILE:HG23	1.83	0.59
1:DB:2:ASN:HB3	1:GI:124:VAL:HB	1.84	0.59
1:DE:60:LYS:HE2	1:DE:60:LYS:CA	2.33	0.59
1:DJ:56:ARG:HD3	1:DJ:57:PRO:HD2	1.84	0.59
1:DV:40:ILE:O	1:DV:40:ILE:HG13	2.02	0.59
1:DX:38:VAL:HG23	1:DX:41:ALA:HB3	1.84	0.59
1:EU:114:LEU:CD2	1:FB:89:LEU:HD22	2.33	0.59
1:FN:71:MET:CB	1:FN:72:PRO:HD2	2.30	0.59
1:FP:7:PRO:HA	1:FP:17:TRP:HA	1.85	0.59
1:FQ:74:GLU:CD	1:GE:88:ASN:HD22	2.04	0.59
1:FX:56:ARG:HD3	1:FX:57:PRO:HD2	1.84	0.59
1:FZ:89:LEU:HD22	1:GT:114:LEU:CD2	2.33	0.59
1:GF:40:ILE:HG13	1:GF:40:ILE:O	2.02	0.59
1:GF:89:LEU:HD22	1:GQ:114:LEU:CD2	2.33	0.59
1:GG:40:ILE:O	1:GG:40:ILE:HG13	2.02	0.59
1:GH:60:LYS:CA	1:GH:60:LYS:HE2	2.33	0.59
1:GH:114:LEU:CD2	1:GU:89:LEU:HD22	2.33	0.59
1:GK:60:LYS:CA	1:GK:60:LYS:HE2	2.33	0.59
1:GQ:7:PRO:HA	1:GQ:17:TRP:HA	1.85	0.59
1:GR:60:LYS:HA	1:GR:71:MET:HE1	1.85	0.59
1:AE:114:LEU:CD2	1:DL:89:LEU:HD22	2.33	0.58
1:AT:2:ASN:HB3	1:BJ:124:VAL:HB	1.84	0.58
1:AU:38:VAL:HG23	1:AU:41:ALA:HB3	1.84	0.58

*Continued on next page...*

*Continued from previous page...*

Atom-1	Atom-2	Interatomic distance (Å)	Clash overlap (Å)
1:AX:89:LEU:HD22	1:EL:114:LEU:CD2	2.33	0.58
1:AZ:60:LYS:HE2	1:AZ:60:LYS:CA	2.33	0.58
1:BM:38:VAL:HG23	1:BM:41:ALA:HB3	1.84	0.58
1:BU:60:LYS:HE2	1:BU:60:LYS:CA	2.33	0.58
1:CB:87:GLU:H	1:CB:87:GLU:CD	2.06	0.58
1:CD:60:LYS:CA	1:CD:60:LYS:HE2	2.33	0.58
1:CJ:60:LYS:HE2	1:CJ:60:LYS:CA	2.33	0.58
1:CQ:87:GLU:H	1:CQ:87:GLU:CD	2.06	0.58
1:CV:60:LYS:HE2	1:CV:60:LYS:CA	2.33	0.58
1:CW:40:ILE:O	1:CW:40:ILE:HG13	2.02	0.58
1:DA:40:ILE:HG13	1:DA:40:ILE:O	2.02	0.58
1:DG:56:ARG:HD3	1:DG:57:PRO:HD2	1.84	0.58
1:DH:32:LEU:HB3	1:DH:47:SER:HB3	1.83	0.58
1:DI:38:VAL:HG23	1:DI:41:ALA:HB3	1.84	0.58
1:DL:87:GLU:OE1	1:DL:87:GLU:N	2.22	0.58
1:EN:56:ARG:HD3	1:EN:57:PRO:HD2	1.85	0.58
1:EO:114:LEU:CD2	1:FE:89:LEU:HD22	2.33	0.58
1:EU:7:PRO:HA	1:EU:17:TRP:HA	1.85	0.58
1:FA:7:PRO:HA	1:FA:17:TRP:HA	1.85	0.58
1:FD:60:LYS:CA	1:FD:60:LYS:HE2	2.33	0.58
1:FJ:7:PRO:HA	1:FJ:17:TRP:HA	1.85	0.58
1:FK:38:VAL:HG23	1:FK:41:ALA:HB3	1.84	0.58
1:FN:87:GLU:H	1:FN:87:GLU:CD	2.06	0.58
1:FQ:124:VAL:HB	1:GE:2:ASN:HB3	1.84	0.58
1:FV:60:LYS:HE2	1:FV:60:LYS:CA	2.33	0.58
1:FY:7:PRO:HA	1:FY:17:TRP:HA	1.85	0.58
1:GC:87:GLU:H	1:GC:87:GLU:CD	2.06	0.58
1:GE:69:VAL:O	1:GE:70:ILE:C	2.38	0.58
1:GH:7:PRO:HA	1:GH:17:TRP:HA	1.85	0.58
1:GQ:60:LYS:HE2	1:GQ:60:LYS:CA	2.33	0.58
1:GW:60:LYS:HE2	1:GW:60:LYS:CA	2.33	0.58
1:AE:7:PRO:HA	1:AE:17:TRP:HA	1.85	0.58
1:AN:7:PRO:HA	1:AN:17:TRP:HA	1.85	0.58
1:AN:114:LEU:CD2	1:CN:89:LEU:HD22	2.33	0.58
1:AO:89:LEU:HD22	1:FA:114:LEU:CD2	2.33	0.58
1:AR:38:VAL:HG23	1:AR:41:ALA:HB3	1.84	0.58
1:AV:78:ILE:HG12	1:EH:82:ILE:HG23	1.86	0.58
1:AW:60:LYS:CA	1:AW:60:LYS:HE2	2.33	0.58
1:BA:89:LEU:HD22	1:EF:114:LEU:CD2	2.33	0.58
1:BD:38:VAL:HG23	1:BD:41:ALA:HB3	1.84	0.58
1:BE:78:ILE:HG12	1:EQ:82:ILE:HG23	1.86	0.58

*Continued on next page...*

*Continued from previous page...*

Atom-1	Atom-2	Interatomic distance (Å)	Clash overlap (Å)
1:BG:38:VAL:HG23	1:BG:41:ALA:HB3	1.84	0.58
1:BL:60:LYS:HE2	1:BL:60:LYS:CA	2.33	0.58
1:BR:114:LEU:CD2	1:EJ:89:LEU:HD22	2.33	0.58
1:BS:87:GLU:H	1:BS:87:GLU:CD	2.06	0.58
1:BT:56:ARG:HD3	1:BT:57:PRO:HD2	1.85	0.58
1:BV:87:GLU:H	1:BV:87:GLU:CD	2.06	0.58
1:CE:87:GLU:OE1	1:CE:87:GLU:N	2.22	0.58
1:CE:89:LEU:HD22	1:DK:114:LEU:CD2	2.33	0.58
1:DC:38:VAL:HG23	1:DC:41:ALA:HB3	1.84	0.58
1:DR:40:ILE:HG13	1:DR:40:ILE:O	2.02	0.58
1:DT:7:PRO:HA	1:DT:17:TRP:HA	1.85	0.58
1:DT:60:LYS:CA	1:DT:60:LYS:HE2	2.33	0.58
1:EA:87:GLU:OE1	1:EA:87:GLU:N	2.22	0.58
1:EC:114:LEU:CD2	1:FH:89:LEU:HD22	2.33	0.58
1:EF:7:PRO:HA	1:EF:17:TRP:HA	1.85	0.58
1:EL:60:LYS:HE2	1:EL:60:LYS:CA	2.33	0.58
1:EM:87:GLU:H	1:EM:87:GLU:CD	2.06	0.58
1:ER:2:ASN:HB3	1:EY:124:VAL:HB	1.84	0.58
1:ER:114:LEU:CD2	1:EY:89:LEU:HD22	2.33	0.58
1:EV:38:VAL:HG23	1:EV:41:ALA:HB3	1.84	0.58
1:FG:60:LYS:HE2	1:FG:60:LYS:CA	2.33	0.58
1:FH:38:VAL:HG23	1:FH:41:ALA:HB3	1.84	0.58
1:FM:60:LYS:HE2	1:FM:60:LYS:CA	2.33	0.58
1:FR:56:ARG:HD3	1:FR:57:PRO:HD2	1.85	0.58
1:FT:40:ILE:O	1:FT:40:ILE:HG13	2.02	0.58
1:FV:69:VAL:O	1:FV:70:ILE:C	2.38	0.58
1:GA:56:ARG:HD3	1:GA:57:PRO:HD2	1.85	0.58
1:GB:60:LYS:HE2	1:GB:60:LYS:CA	2.33	0.58
1:GC:40:ILE:HG13	1:GC:40:ILE:O	2.02	0.58
1:GF:124:VAL:HB	1:GQ:2:ASN:HB3	1.84	0.58
1:GH:2:ASN:HB3	1:GU:124:VAL:HB	1.84	0.58
1:GV:40:ILE:O	1:GV:40:ILE:HG13	2.02	0.58
1:AF:38:VAL:HG23	1:AF:41:ALA:HB3	1.84	0.58
1:AF:40:ILE:O	1:AF:40:ILE:HG13	2.02	0.58
1:AH:60:LYS:HE2	1:AH:60:LYS:CA	2.33	0.58
1:AL:38:VAL:HG23	1:AL:41:ALA:HB3	1.84	0.58
1:AN:60:LYS:CA	1:AN:60:LYS:HE2	2.33	0.58
1:AY:78:ILE:HG12	1:EK:82:ILE:HG23	1.86	0.58
1:AY:82:ILE:HG23	1:EK:78:ILE:HG12	1.86	0.58
1:BB:40:ILE:O	1:BB:40:ILE:HG13	2.02	0.58
1:BE:82:ILE:HG12	1:EQ:78:ILE:HG23	1.83	0.58

*Continued on next page...*

*Continued from previous page...*

Atom-1	Atom-2	Interatomic distance (Å)	Clash overlap (Å)
1:BI:60:LYS:HE2	1:BI:60:LYS:CA	2.33	0.58
1:BM:87:GLU:H	1:BM:87:GLU:CD	2.06	0.58
1:BO:60:LYS:HE2	1:BO:60:LYS:CA	2.33	0.58
1:BP:40:ILE:O	1:BP:40:ILE:HG13	2.02	0.58
1:BR:60:LYS:HE2	1:BR:60:LYS:CA	2.33	0.58
1:CD:2:ASN:HB3	1:DX:124:VAL:HB	1.84	0.58
1:CE:60:LYS:HA	1:CE:71:MET:HE1	1.84	0.58
1:CJ:7:PRO:HA	1:CJ:17:TRP:HA	1.85	0.58
1:CK:87:GLU:H	1:CK:87:GLU:CD	2.06	0.58
1:CT:38:VAL:HG23	1:CT:41:ALA:HB3	1.84	0.58
1:CZ:40:ILE:O	1:CZ:40:ILE:HG13	2.02	0.58
1:CZ:87:GLU:H	1:CZ:87:GLU:CD	2.06	0.58
1:DF:40:ILE:HG13	1:DF:40:ILE:O	2.02	0.58
1:DK:7:PRO:HA	1:DK:17:TRP:HA	1.85	0.58
1:DO:38:VAL:HG23	1:DO:41:ALA:HB3	1.84	0.58
1:DZ:60:LYS:HE2	1:DZ:60:LYS:CA	2.33	0.58
1:EC:2:ASN:HB3	1:FH:124:VAL:HB	1.84	0.58
1:EI:60:LYS:HE2	1:EI:60:LYS:CA	2.33	0.58
1:EO:7:PRO:HA	1:EO:17:TRP:HA	1.85	0.58
1:EY:38:VAL:HG23	1:EY:41:ALA:HB3	1.84	0.58
1:FB:38:VAL:HG23	1:FB:41:ALA:HB3	1.84	0.58
1:FE:38:VAL:HG23	1:FE:41:ALA:HB3	1.84	0.58
1:FN:40:ILE:O	1:FN:40:ILE:HG13	2.02	0.58
1:FU:40:ILE:HG13	1:FU:40:ILE:O	2.02	0.58
1:FZ:40:ILE:O	1:FZ:40:ILE:HG13	2.02	0.58
1:GE:7:PRO:HA	1:GE:17:TRP:HA	1.85	0.58
1:GF:38:VAL:HG23	1:GF:41:ALA:HB3	1.84	0.58
1:GF:87:GLU:H	1:GF:87:GLU:CD	2.06	0.58
1:GN:114:LEU:CD2	1:GR:89:LEU:HD22	2.33	0.58
1:AC:38:VAL:HG23	1:AC:41:ALA:HB3	1.84	0.58
1:AD:56:ARG:HD3	1:AD:57:PRO:HD2	1.84	0.58
1:AI:74:GLU:CD	1:FM:88:ASN:HD22	2.04	0.58
1:AK:69:VAL:O	1:AK:70:ILE:C	2.38	0.58
1:AV:82:ILE:HG12	1:EH:78:ILE:HG23	1.83	0.58
1:BA:38:VAL:HG23	1:BA:41:ALA:HB3	1.84	0.58
1:BM:124:VAL:HB	1:BX:2:ASN:HB3	1.84	0.58
1:BT:82:ILE:HG23	1:FF:78:ILE:HG12	1.86	0.58
1:BX:60:LYS:CA	1:BX:60:LYS:HE2	2.33	0.58
1:CG:114:LEU:CD2	1:EA:89:LEU:HD22	2.33	0.58
1:CP:88:ASN:HD22	1:DR:74:GLU:CD	2.04	0.58
1:DB:114:LEU:CD2	1:GI:89:LEU:HD22	2.33	0.58

*Continued on next page...*

*Continued from previous page...*

Atom-1	Atom-2	Interatomic distance (Å)	Clash overlap (Å)
1:DK:60:LYS:CA	1:DK:60:LYS:HE2	2.33	0.58
1:DQ:60:LYS:CA	1:DQ:60:LYS:HE2	2.33	0.58
1:DT:2:ASN:HB3	1:ES:124:VAL:HB	1.84	0.58
1:DT:88:ASN:HD22	1:ES:74:GLU:CD	2.04	0.58
1:ER:59:PRO:C	1:ER:61:PRO:CD	2.66	0.58
1:ER:60:LYS:N	1:ER:61:PRO:HD3	2.14	0.58
1:EV:60:LYS:HA	1:EV:71:MET:HE1	1.84	0.58
1:EX:60:LYS:CA	1:EX:60:LYS:HE2	2.33	0.58
1:FB:40:ILE:HG13	1:FB:40:ILE:O	2.02	0.58
1:FH:40:ILE:HG13	1:FH:40:ILE:O	2.02	0.58
1:FQ:40:ILE:O	1:FQ:40:ILE:HG13	2.02	0.58
1:FW:74:GLU:CD	1:GB:88:ASN:HD22	2.04	0.58
1:GO:38:VAL:HG23	1:GO:41:ALA:HB3	1.84	0.58
1:GT:7:PRO:HA	1:GT:17:TRP:HA	1.85	0.58
1:GU:87:GLU:H	1:GU:87:GLU:CD	2.06	0.58
1:AE:60:LYS:HE2	1:AE:60:LYS:CA	2.33	0.58
1:AF:124:VAL:HB	1:FJ:2:ASN:HB3	1.84	0.58
1:AH:69:VAL:O	1:AH:70:ILE:C	2.38	0.58
1:AM:56:ARG:HD3	1:AM:57:PRO:HD2	1.84	0.58
1:AO:60:LYS:HA	1:AO:71:MET:HE1	1.84	0.58
1:AU:89:LEU:HD22	1:EI:114:LEU:CD2	2.33	0.58
1:BB:78:ILE:HG12	1:EN:82:ILE:HG23	1.86	0.58
1:BD:56:ARG:CB	1:BD:74:GLU:HG2	2.28	0.58
1:BF:7:PRO:HA	1:BF:17:TRP:HA	1.85	0.58
1:BF:114:LEU:CD2	1:CB:89:LEU:HD22	2.33	0.58
1:CJ:88:ASN:HD22	1:ED:74:GLU:CD	2.04	0.58
1:CM:2:ASN:HB3	1:DO:124:VAL:HB	1.84	0.58
1:CP:2:ASN:HB3	1:DR:124:VAL:HB	1.84	0.58
1:CS:7:PRO:HA	1:CS:17:TRP:HA	1.85	0.58
1:CU:82:ILE:HG23	1:GG:78:ILE:HG12	1.86	0.58
1:DG:78:ILE:HG12	1:GS:82:ILE:HG23	1.86	0.58
1:DH:7:PRO:HA	1:DH:17:TRP:HA	1.85	0.58
1:DI:87:GLU:H	1:DI:87:GLU:CD	2.06	0.58
1:DJ:82:ILE:HG23	1:GV:78:ILE:HG12	1.86	0.58
1:DM:78:ILE:HG12	1:GY:82:ILE:HG23	1.86	0.58
1:DU:87:GLU:H	1:DU:87:GLU:CD	2.06	0.58
1:EC:7:PRO:HA	1:EC:17:TRP:HA	1.85	0.58
1:EC:60:LYS:N	1:EC:61:PRO:HD3	2.14	0.58
1:EX:69:VAL:O	1:EX:70:ILE:C	2.38	0.58
1:FT:71:MET:CB	1:FT:72:PRO:HD2	2.30	0.58
1:FT:87:GLU:H	1:FT:87:GLU:CD	2.06	0.58

*Continued on next page...*

*Continued from previous page...*

Atom-1	Atom-2	Interatomic distance (Å)	Clash overlap (Å)
1:GU:38:VAL:HG23	1:GU:41:ALA:HB3	1.84	0.58
1:AB:69:VAL:O	1:AB:70:ILE:C	2.38	0.58
1:AF:60:LYS:HA	1:AF:71:MET:HE1	1.85	0.58
1:AP:78:ILE:HG12	1:EB:82:ILE:HG23	1.86	0.58
1:AQ:7:PRO:HA	1:AQ:17:TRP:HA	1.85	0.58
1:AQ:114:LEU:CD2	1:CQ:89:LEU:HD22	2.33	0.58
1:AT:88:ASN:HD22	1:BJ:74:GLU:CD	2.04	0.58
1:AW:114:LEU:CD2	1:BD:89:LEU:HD22	2.33	0.58
1:BA:124:VAL:HB	1:EF:2:ASN:HB3	1.84	0.58
1:BI:2:ASN:HB3	1:BV:124:VAL:HB	1.84	0.58
1:BL:114:LEU:CD2	1:EM:89:LEU:HD22	2.33	0.58
1:BU:11:THR:HB	1:BU:14:LYS:N	2.19	0.58
1:BV:56:ARG:CB	1:BV:74:GLU:HG2	2.28	0.58
1:CJ:2:ASN:HB3	1:ED:124:VAL:HB	1.84	0.58
1:CT:87:GLU:H	1:CT:87:GLU:CD	2.06	0.58
1:CX:78:ILE:HG12	1:GJ:82:ILE:HG23	1.86	0.58
1:CY:114:LEU:CD2	1:GO:89:LEU:HD22	2.33	0.58
1:CZ:71:MET:CB	1:CZ:72:PRO:HD2	2.30	0.58
1:DC:89:LEU:HD22	1:FS:114:LEU:CD2	2.33	0.58
1:DL:60:LYS:HA	1:DL:71:MET:HE1	1.84	0.58
1:DW:114:LEU:CD2	1:FK:89:LEU:HD22	2.33	0.58
1:EC:59:PRO:C	1:EC:61:PRO:CD	2.66	0.58
1:EL:45:ASN:HA	1:EL:85:SER:HA	1.86	0.58
1:EO:2:ASN:HB3	1:FE:124:VAL:HB	1.84	0.58
1:ER:7:PRO:HA	1:ER:17:TRP:HA	1.85	0.58
1:EY:40:ILE:HG13	1:EY:40:ILE:O	2.02	0.58
1:FA:60:LYS:CA	1:FA:60:LYS:HE2	2.33	0.58
1:FB:60:LYS:HA	1:FB:71:MET:HE1	1.85	0.58
1:GE:59:PRO:C	1:GE:61:PRO:CD	2.66	0.58
1:GI:40:ILE:HG13	1:GI:40:ILE:O	2.02	0.58
1:GK:114:LEU:CD2	1:GX:89:LEU:HD22	2.33	0.58
1:GR:40:ILE:HG13	1:GR:40:ILE:O	2.02	0.58
1:GT:59:PRO:C	1:GT:61:PRO:CD	2.66	0.58
1:GX:87:GLU:OE1	1:GX:87:GLU:N	2.22	0.58
1:AD:82:ILE:HG23	1:DP:78:ILE:HG12	1.86	0.58
1:AM:40:ILE:HG13	1:AM:40:ILE:O	2.01	0.58
1:AM:82:ILE:HG23	1:DY:78:ILE:HG12	1.86	0.58
1:AQ:11:THR:HB	1:AQ:14:LYS:N	2.19	0.58
1:BC:88:ASN:HD22	1:BY:74:GLU:CD	2.04	0.58
1:BF:11:THR:HB	1:BF:14:LYS:N	2.19	0.58
1:BF:88:ASN:HD22	1:CB:74:GLU:CD	2.04	0.58

*Continued on next page...*



*Continued from previous page...*

Atom-1	Atom-2	Interatomic distance (Å)	Clash overlap (Å)
1:BL:11:THR:HB	1:BL:14:LYS:N	2.19	0.58
1:BP:74:GLU:CD	1:CA:88:ASN:HD22	2.04	0.58
1:BP:87:GLU:H	1:BP:87:GLU:CD	2.06	0.58
1:BP:124:VAL:HB	1:CA:2:ASN:HB3	1.84	0.58
1:BR:45:ASN:HA	1:BR:85:SER:HA	1.86	0.58
1:BS:89:LEU:HD22	1:BU:114:LEU:CD2	2.33	0.58
1:CN:87:GLU:OE1	1:CN:87:GLU:N	2.22	0.58
1:CY:11:THR:HB	1:CY:14:LYS:N	2.19	0.58
1:DN:114:LEU:CD2	1:EV:89:LEU:HD22	2.33	0.58
1:DN:129:THR:HG22	1:EV:3:LYS:HG2	1.86	0.58
1:DP:40:ILE:O	1:DP:40:ILE:HG13	2.01	0.58
1:DR:71:MET:CB	1:DR:72:PRO:HD2	2.30	0.58
1:DU:71:MET:CB	1:DU:72:PRO:HD2	2.30	0.58
1:DW:129:THR:HG22	1:FK:3:LYS:HG2	1.86	0.58
1:EH:56:ARG:HD3	1:EH:57:PRO:HD2	1.84	0.58
1:EU:2:ASN:HB3	1:FB:124:VAL:HB	1.84	0.58
1:FF:56:ARG:HD3	1:FF:57:PRO:HD2	1.84	0.58
1:GK:11:THR:HB	1:GK:14:LYS:N	2.19	0.58
1:AC:89:LEU:HD22	1:FG:114:LEU:CD2	2.33	0.58
1:AK:45:ASN:HA	1:AK:85:SER:HA	1.86	0.58
1:AL:89:LEU:HD22	1:EX:114:LEU:CD2	2.33	0.58
1:AQ:88:ASN:HD22	1:CQ:74:GLU:CD	2.04	0.58
1:AT:114:LEU:CD2	1:BJ:89:LEU:HD22	2.33	0.58
1:AU:56:ARG:CB	1:AU:74:GLU:HG2	2.28	0.58
1:BC:114:LEU:CD2	1:BY:89:LEU:HD22	2.33	0.58
1:BM:56:ARG:CB	1:BM:74:GLU:HG2	2.28	0.58
1:BQ:82:ILE:HG23	1:FC:78:ILE:HG12	1.86	0.58
1:CA:7:PRO:HA	1:CA:17:TRP:HA	1.85	0.58
1:CG:11:THR:HB	1:CG:14:LYS:N	2.19	0.58
1:CJ:45:ASN:HA	1:CJ:85:SER:HA	1.86	0.58
1:CL:82:ILE:HG23	1:FX:78:ILE:HG12	1.86	0.58
1:CM:7:PRO:HA	1:CM:17:TRP:HA	1.85	0.58
1:DD:56:ARG:HD3	1:DD:57:PRO:HD2	1.84	0.58
1:DR:87:GLU:H	1:DR:87:GLU:CD	2.06	0.58
1:DT:45:ASN:HA	1:DT:85:SER:HA	1.86	0.58
1:DT:129:THR:HG22	1:ES:3:LYS:HG2	1.86	0.58
1:EB:56:ARG:HD3	1:EB:57:PRO:HD2	1.85	0.58
1:EF:60:LYS:HE2	1:EF:60:LYS:CA	2.33	0.58
1:EQ:56:ARG:HD3	1:EQ:57:PRO:HD2	1.84	0.58
1:ER:129:THR:HG22	1:EY:3:LYS:HG2	1.86	0.58
1:FJ:60:LYS:HE2	1:FJ:60:LYS:CA	2.33	0.58

*Continued on next page...*



*Continued from previous page...*

Atom-1	Atom-2	Interatomic distance (Å)	Clash overlap (Å)
1:FS:11:THR:HB	1:FS:14:LYS:N	2.19	0.58
1:FV:59:PRO:C	1:FV:61:PRO:CD	2.66	0.58
1:FY:11:THR:HB	1:FY:14:LYS:N	2.19	0.58
1:AB:45:ASN:HA	1:AB:85:SER:HA	1.86	0.58
1:AD:40:ILE:HG13	1:AD:40:ILE:O	2.01	0.58
1:AJ:78:ILE:HG12	1:DV:82:ILE:HG23	1.86	0.58
1:AR:124:VAL:HB	1:FD:2:ASN:HB3	1.84	0.58
1:AT:45:ASN:HA	1:AT:85:SER:HA	1.86	0.58
1:AU:3:LYS:HG2	1:EI:129:THR:HG22	1.86	0.58
1:AV:56:ARG:HD3	1:AV:57:PRO:HD2	1.84	0.58
1:AW:129:THR:HG22	1:BD:3:LYS:HG2	1.86	0.58
1:BC:45:ASN:HA	1:BC:85:SER:HA	1.86	0.58
1:BE:56:ARG:HD3	1:BE:57:PRO:HD2	1.84	0.58
1:BN:56:ARG:HD3	1:BN:57:PRO:HD2	1.85	0.58
1:BP:71:MET:CB	1:BP:72:PRO:HD2	2.30	0.58
1:BR:2:ASN:HB3	1:EJ:124:VAL:HB	1.84	0.58
1:CD:7:PRO:HA	1:CD:17:TRP:HA	1.85	0.58
1:CF:78:ILE:HG12	1:FR:82:ILE:HG23	1.86	0.58
1:CH:3:LYS:HG2	1:DE:129:THR:HG22	1.86	0.58
1:CI:78:ILE:HG12	1:FU:82:ILE:HG23	1.86	0.58
1:CJ:129:THR:HG22	1:ED:3:LYS:HG2	1.86	0.58
1:CK:3:LYS:HG2	1:DH:129:THR:HG22	1.86	0.58
1:CL:56:ARG:HD3	1:CL:57:PRO:HD2	1.84	0.58
1:CM:45:ASN:HA	1:CM:85:SER:HA	1.86	0.58
1:CS:129:THR:HG22	1:DU:3:LYS:HG2	1.86	0.58
1:CV:129:THR:HG22	1:GL:3:LYS:HG2	1.86	0.58
1:CY:60:LYS:HE2	1:CY:60:LYS:CA	2.33	0.58
1:DY:40:ILE:O	1:DY:40:ILE:HG13	2.01	0.58
1:EC:129:THR:HG22	1:FH:3:LYS:HG2	1.86	0.58
1:EO:60:LYS:HE2	1:EO:60:LYS:CA	2.33	0.58
1:EU:60:LYS:CA	1:EU:60:LYS:HE2	2.33	0.58
1:EZ:56:ARG:HD3	1:EZ:57:PRO:HD2	1.85	0.58
1:FC:56:ARG:HD3	1:FC:57:PRO:HD2	1.84	0.58
1:FI:56:ARG:HD3	1:FI:57:PRO:HD2	1.85	0.58
1:FP:11:THR:HB	1:FP:14:LYS:N	2.19	0.58
1:FS:60:LYS:HE2	1:FS:60:LYS:CA	2.33	0.58
1:GH:45:ASN:HA	1:GH:85:SER:HA	1.86	0.58
1:GQ:45:ASN:HA	1:GQ:85:SER:HA	1.86	0.58
1:AF:56:ARG:CB	1:AF:74:GLU:HG2	2.28	0.58
1:AG:56:ARG:HD3	1:AG:57:PRO:HD2	1.84	0.58
1:AG:78:ILE:HG12	1:DS:82:ILE:HG23	1.86	0.58

*Continued on next page...*

*Continued from previous page...*

Atom-1	Atom-2	Interatomic distance (Å)	Clash overlap (Å)
1:AK:11:THR:HB	1:AK:14:LYS:N	2.19	0.58
1:AR:89:LEU:HD22	1:FD:114:LEU:CD2	2.33	0.58
1:AT:7:PRO:HA	1:AT:17:TRP:HA	1.85	0.58
1:AT:60:LYS:N	1:AT:61:PRO:HD3	2.14	0.58
1:AX:124:VAL:HB	1:EL:2:ASN:HB3	1.84	0.58
1:AZ:2:ASN:HB3	1:BG:124:VAL:HB	1.84	0.58
1:AZ:114:LEU:CD2	1:BG:89:LEU:HD22	2.33	0.58
1:BB:56:ARG:HD3	1:BB:57:PRO:HD2	1.85	0.58
1:BO:11:THR:HB	1:BO:14:LYS:N	2.19	0.58
1:BO:114:LEU:CD2	1:EG:89:LEU:HD22	2.33	0.58
1:BR:7:PRO:HA	1:BR:17:TRP:HA	1.85	0.58
1:BW:56:ARG:HD3	1:BW:57:PRO:HD2	1.85	0.58
1:CC:78:ILE:HG12	1:FO:82:ILE:HG23	1.86	0.58
1:CD:45:ASN:HA	1:CD:85:SER:HA	1.86	0.58
1:CJ:11:THR:HB	1:CJ:14:LYS:N	2.19	0.58
1:CK:71:MET:CB	1:CK:72:PRO:HD2	2.30	0.58
1:CP:7:PRO:HA	1:CP:17:TRP:HA	1.85	0.58
1:CP:69:VAL:O	1:CP:70:ILE:C	2.38	0.58
1:CS:114:LEU:CD2	1:DU:89:LEU:HD22	2.33	0.58
1:DA:82:ILE:HG23	1:GM:78:ILE:HG12	1.86	0.58
1:DH:45:ASN:HA	1:DH:85:SER:HA	1.86	0.58
1:DQ:114:LEU:CD2	1:EP:89:LEU:HD22	2.33	0.58
1:DT:11:THR:HB	1:DT:14:LYS:N	2.19	0.58
1:DV:56:ARG:HD3	1:DV:57:PRO:HD2	1.84	0.58
1:DW:7:PRO:HA	1:DW:17:TRP:HA	1.85	0.58
1:DZ:7:PRO:HA	1:DZ:17:TRP:HA	1.85	0.58
1:EA:87:GLU:H	1:EA:87:GLU:CD	2.06	0.58
1:EC:45:ASN:HA	1:EC:85:SER:HA	1.86	0.58
1:EP:71:MET:CB	1:EP:72:PRO:HD2	2.30	0.58
1:ER:45:ASN:HA	1:ER:85:SER:HA	1.86	0.58
1:FL:56:ARG:HD3	1:FL:57:PRO:HD2	1.84	0.58
1:FN:56:ARG:CB	1:FN:74:GLU:HG2	2.28	0.58
1:FQ:3:LYS:HG2	1:GE:129:THR:HG22	1.86	0.58
1:GY:56:ARG:HD3	1:GY:57:PRO:HD2	1.85	0.58
1:AB:11:THR:HB	1:AB:14:LYS:N	2.19	0.57
1:AQ:31:LEU:CD1	1:CQ:117:LEU:HD21	2.34	0.57
1:AY:56:ARG:HD3	1:AY:57:PRO:HD2	1.84	0.57
1:BC:7:PRO:HA	1:BC:17:TRP:HA	1.85	0.57
1:BF:31:LEU:CD1	1:CB:117:LEU:HD21	2.34	0.57
1:BG:87:GLU:OE1	1:BG:87:GLU:N	2.22	0.57
1:BL:31:LEU:CD1	1:EM:117:LEU:HD21	2.34	0.57

*Continued on next page...*

*Continued from previous page...*

Atom-1	Atom-2	Interatomic distance (Å)	Clash overlap (Å)
1:BL:129:THR:HG22	1:EM:3:LYS:HG2	1.86	0.57
1:BS:3:LYS:HG2	1:BU:129:THR:HG22	1.86	0.57
1:BS:117:LEU:HD21	1:BU:31:LEU:CD1	2.34	0.57
1:BU:7:PRO:HA	1:BU:17:TRP:HA	1.85	0.57
1:BX:7:PRO:HA	1:BX:17:TRP:HA	1.85	0.57
1:CD:114:LEU:CD2	1:DX:89:LEU:HD22	2.33	0.57
1:CE:74:GLU:CD	1:DK:88:ASN:HD22	2.04	0.57
1:CJ:114:LEU:CD2	1:ED:89:LEU:HD22	2.33	0.57
1:CK:89:LEU:HD22	1:DH:114:LEU:CD2	2.33	0.57
1:CO:78:ILE:HG12	1:GA:82:ILE:HG23	1.86	0.57
1:CR:78:ILE:HG12	1:GD:82:ILE:HG23	1.86	0.57
1:CR:82:ILE:HG23	1:GD:78:ILE:HG12	1.86	0.57
1:CS:45:ASN:HA	1:CS:85:SER:HA	1.86	0.57
1:DQ:11:THR:HB	1:DQ:14:LYS:N	2.19	0.57
1:DT:114:LEU:CD2	1:ES:89:LEU:HD22	2.33	0.57
1:DZ:11:THR:HB	1:DZ:14:LYS:N	2.19	0.57
1:EC:88:ASN:HD22	1:FH:74:GLU:CD	2.04	0.57
1:EL:7:PRO:HA	1:EL:17:TRP:HA	1.85	0.57
1:ER:88:ASN:HD22	1:EY:74:GLU:CD	2.04	0.57
1:FA:11:THR:HB	1:FA:14:LYS:N	2.19	0.57
1:FZ:3:LYS:HG2	1:GT:129:THR:HG22	1.86	0.57
1:GG:56:ARG:HD3	1:GG:57:PRO:HD2	1.84	0.57
1:GH:129:THR:HG22	1:GU:3:LYS:HG2	1.86	0.57
1:GP:56:ARG:HD3	1:GP:57:PRO:HD2	1.84	0.57
1:GW:11:THR:HB	1:GW:14:LYS:N	2.19	0.57
1:GX:87:GLU:H	1:GX:87:GLU:CD	2.06	0.57
1:AH:114:LEU:CD2	1:DF:89:LEU:HD22	2.33	0.57
1:AI:87:GLU:H	1:AI:87:GLU:CD	2.06	0.57
1:AN:88:ASN:HD22	1:CN:74:GLU:CD	2.04	0.57
1:AP:56:ARG:HD3	1:AP:57:PRO:HD2	1.85	0.57
1:AU:117:LEU:HD21	1:EI:31:LEU:CD1	2.34	0.57
1:AX:60:LYS:HA	1:AX:71:MET:HE1	1.85	0.57
1:AZ:7:PRO:HA	1:AZ:17:TRP:HA	1.85	0.57
1:BH:78:ILE:HG12	1:ET:82:ILE:HG23	1.86	0.57
1:BI:7:PRO:HA	1:BI:17:TRP:HA	1.85	0.57
1:BL:7:PRO:HA	1:BL:17:TRP:HA	1.85	0.57
1:BM:71:MET:CB	1:BM:72:PRO:HD2	2.30	0.57
1:CA:11:THR:HB	1:CA:14:LYS:N	2.19	0.57
1:CC:82:ILE:HG23	1:FO:78:ILE:HG12	1.86	0.57
1:CM:114:LEU:CD2	1:DO:89:LEU:HD22	2.33	0.57
1:CN:87:GLU:H	1:CN:87:GLU:CD	2.06	0.57

*Continued on next page...*

*Continued from previous page...*

Atom-1	Atom-2	Interatomic distance (Å)	Clash overlap (Å)
1:CO:82:ILE:HG23	1:GA:78:ILE:HG12	1.86	0.57
1:CP:11:THR:HB	1:CP:14:LYS:N	2.19	0.57
1:CW:89:LEU:HD22	1:FV:114:LEU:CD2	2.33	0.57
1:DB:31:LEU:CD1	1:GI:117:LEU:HD21	2.34	0.57
1:DN:7:PRO:HA	1:DN:17:TRP:HA	1.85	0.57
1:EK:56:ARG:HD3	1:EK:57:PRO:HD2	1.84	0.57
1:EW:56:ARG:HD3	1:EW:57:PRO:HD2	1.84	0.57
1:FD:7:PRO:HA	1:FD:17:TRP:HA	1.85	0.57
1:FS:45:ASN:HA	1:FS:85:SER:HA	1.86	0.57
1:GF:3:LYS:HG2	1:GQ:129:THR:HG22	1.86	0.57
1:GN:31:LEU:CD1	1:GR:117:LEU:HD21	2.34	0.57
1:GN:45:ASN:HA	1:GN:85:SER:HA	1.86	0.57
1:GW:7:PRO:HA	1:GW:17:TRP:HA	1.85	0.57
1:AE:11:THR:HB	1:AE:14:LYS:N	2.19	0.57
1:AF:3:LYS:HG2	1:FJ:129:THR:HG22	1.86	0.57
1:AL:3:LYS:HG2	1:EX:129:THR:HG22	1.86	0.57
1:AT:11:THR:HB	1:AT:14:LYS:N	2.19	0.57
1:AW:11:THR:HB	1:AW:14:LYS:N	2.19	0.57
1:AW:31:LEU:CD1	1:BD:117:LEU:HD21	2.34	0.57
1:AW:60:LYS:HE2	1:AW:60:LYS:HA	1.87	0.57
1:BC:11:THR:HB	1:BC:14:LYS:N	2.19	0.57
1:BC:60:LYS:N	1:BC:61:PRO:HD3	2.14	0.57
1:BO:7:PRO:HA	1:BO:17:TRP:HA	1.85	0.57
1:CA:69:VAL:O	1:CA:70:ILE:C	2.38	0.57
1:CF:82:ILE:HG23	1:FR:78:ILE:HG12	1.86	0.57
1:CH:117:LEU:HD21	1:DE:31:LEU:CD1	2.34	0.57
1:CW:117:LEU:HD21	1:FV:31:LEU:CD1	2.34	0.57
1:CY:45:ASN:HA	1:CY:85:SER:HA	1.86	0.57
1:CZ:89:LEU:HD22	1:FP:114:LEU:CD2	2.33	0.57
1:DB:45:ASN:HA	1:DB:85:SER:HA	1.86	0.57
1:DC:117:LEU:HD21	1:FS:31:LEU:CD1	2.34	0.57
1:DF:87:GLU:H	1:DF:87:GLU:CD	2.06	0.57
1:DM:56:ARG:HD3	1:DM:57:PRO:HD2	1.85	0.57
1:EC:60:LYS:HE2	1:EC:60:LYS:HA	1.87	0.57
1:EF:11:THR:HB	1:EF:14:LYS:N	2.19	0.57
1:EI:11:THR:HB	1:EI:14:LYS:N	2.19	0.57
1:ER:60:LYS:HE2	1:ER:60:LYS:HA	1.87	0.57
1:EU:60:LYS:HE2	1:EU:60:LYS:HA	1.87	0.57
1:EU:129:THR:HG22	1:FB:3:LYS:HG2	1.86	0.57
1:FE:87:GLU:H	1:FE:87:GLU:CD	2.06	0.57
1:FJ:60:LYS:HE2	1:FJ:60:LYS:HA	1.87	0.57

*Continued on next page...*

*Continued from previous page...*

Atom-1	Atom-2	Interatomic distance (Å)	Clash overlap (Å)
1:FT:89:LEU:HD22	1:FY:114:LEU:CD2	2.33	0.57
1:GC:56:ARG:CB	1:GC:74:GLU:HG2	2.28	0.57
1:GI:60:LYS:HA	1:GI:71:MET:HE1	1.87	0.57
1:GQ:11:THR:HB	1:GQ:14:LYS:N	2.19	0.57
1:AC:3:LYS:HG2	1:FG:129:THR:HG22	1.86	0.57
1:AH:31:LEU:CD1	1:DF:117:LEU:HD21	2.34	0.57
1:AN:2:ASN:HB3	1:CN:124:VAL:HB	1.84	0.57
1:AN:60:LYS:HE2	1:AN:60:LYS:HA	1.87	0.57
1:AR:87:GLU:OE1	1:AR:87:GLU:N	2.22	0.57
1:AS:78:ILE:HG12	1:EE:82:ILE:HG23	1.86	0.57
1:BA:87:GLU:H	1:BA:87:GLU:CD	2.06	0.57
1:BI:129:THR:HG22	1:BV:3:LYS:HG2	1.86	0.57
1:BM:3:LYS:HG2	1:BX:129:THR:HG22	1.86	0.57
1:CD:11:THR:HB	1:CD:14:LYS:N	2.19	0.57
1:CE:87:GLU:H	1:CE:87:GLU:CD	2.06	0.57
1:CK:117:LEU:HD21	1:DH:31:LEU:CD1	2.34	0.57
1:CS:11:THR:HB	1:CS:14:LYS:N	2.19	0.57
1:CS:31:LEU:CD1	1:DU:117:LEU:HD21	2.34	0.57
1:CV:31:LEU:CD1	1:GL:117:LEU:HD21	2.34	0.57
1:CV:88:ASN:HD22	1:GL:74:GLU:CD	2.04	0.57
1:CW:87:GLU:H	1:CW:87:GLU:CD	2.06	0.57
1:CY:31:LEU:CD1	1:GO:117:LEU:HD21	2.34	0.57
1:DQ:7:PRO:HA	1:DQ:17:TRP:HA	1.85	0.57
1:EG:71:MET:CB	1:EG:72:PRO:HD2	2.30	0.57
1:EH:57:PRO:HA	1:EH:73:ASN:ND2	2.20	0.57
1:EI:60:LYS:HE2	1:EI:60:LYS:HA	1.87	0.57
1:EO:11:THR:HB	1:EO:14:LYS:N	2.19	0.57
1:FB:56:ARG:CB	1:FB:74:GLU:HG2	2.28	0.57
1:FJ:11:THR:HB	1:FJ:14:LYS:N	2.19	0.57
1:FM:45:ASN:HA	1:FM:85:SER:HA	1.86	0.57
1:FO:57:PRO:HA	1:FO:73:ASN:ND2	2.20	0.57
1:FW:87:GLU:H	1:FW:87:GLU:CD	2.06	0.57
1:FW:124:VAL:HB	1:GB:2:ASN:HB3	1.84	0.57
1:GB:45:ASN:HA	1:GB:85:SER:HA	1.86	0.57
1:GD:57:PRO:HA	1:GD:73:ASN:ND2	2.20	0.57
1:GH:11:THR:HB	1:GH:14:LYS:N	2.19	0.57
1:GT:11:THR:HB	1:GT:14:LYS:N	2.19	0.57
1:GV:56:ARG:HD3	1:GV:57:PRO:HD2	1.84	0.57
1:GW:45:ASN:HA	1:GW:85:SER:HA	1.86	0.57
1:AB:7:PRO:HA	1:AB:17:TRP:HA	1.85	0.57
1:AD:57:PRO:HA	1:AD:73:ASN:ND2	2.20	0.57

*Continued on next page...*

*Continued from previous page...*

Atom-1	Atom-2	Interatomic distance (Å)	Clash overlap (Å)
1:AI:117:LEU:HD21	1:FM:31:LEU:CD1	2.34	0.57
1:AI:124:VAL:HB	1:FM:2:ASN:HB3	1.84	0.57
1:AJ:57:PRO:HA	1:AJ:73:ASN:ND2	2.20	0.57
1:AJ:82:ILE:HG23	1:DV:78:ILE:HG12	1.86	0.57
1:AO:87:GLU:H	1:AO:87:GLU:CD	2.06	0.57
1:AO:117:LEU:HD21	1:FA:31:LEU:CD1	2.34	0.57
1:BA:57:PRO:HA	1:BA:73:ASN:HA	1.87	0.57
1:BP:117:LEU:HD21	1:CA:31:LEU:CD1	2.34	0.57
1:BU:60:LYS:HE2	1:BU:60:LYS:HA	1.87	0.57
1:BV:71:MET:CB	1:BV:72:PRO:HD2	2.30	0.57
1:CG:129:THR:HG22	1:EA:3:LYS:HG2	1.86	0.57
1:CJ:31:LEU:CD1	1:ED:117:LEU:HD21	2.34	0.57
1:CO:57:PRO:HA	1:CO:73:ASN:ND2	2.20	0.57
1:CR:57:PRO:HA	1:CR:73:ASN:ND2	2.20	0.57
1:DH:11:THR:HB	1:DH:14:LYS:N	2.19	0.57
1:DK:60:LYS:HE2	1:DK:60:LYS:HA	1.87	0.57
1:DT:31:LEU:CD1	1:ES:117:LEU:HD21	2.34	0.57
1:DZ:45:ASN:HA	1:DZ:85:SER:HA	1.86	0.57
1:EC:69:VAL:O	1:EC:70:ILE:C	2.38	0.57
1:EI:7:PRO:HA	1:EI:17:TRP:HA	1.85	0.57
1:EQ:57:PRO:HA	1:EQ:73:ASN:ND2	2.20	0.57
1:ER:11:THR:HB	1:ER:14:LYS:N	2.19	0.57
1:FE:57:PRO:HA	1:FE:73:ASN:HA	1.87	0.57
1:FG:7:PRO:HA	1:FG:17:TRP:HA	1.85	0.57
1:FM:7:PRO:HA	1:FM:17:TRP:HA	1.85	0.57
1:FV:11:THR:HB	1:FV:14:LYS:N	2.19	0.57
1:FW:3:LYS:HG2	1:GB:129:THR:HG22	1.86	0.57
1:FW:117:LEU:HD21	1:GB:31:LEU:CD1	2.34	0.57
1:FZ:117:LEU:HD21	1:GT:31:LEU:CD1	2.34	0.57
1:GE:11:THR:HB	1:GE:14:LYS:N	2.19	0.57
1:GH:60:LYS:HE2	1:GH:60:LYS:HA	1.87	0.57
1:AE:31:LEU:CD1	1:DL:117:LEU:HD21	2.34	0.57
1:AI:3:LYS:HG2	1:FM:129:THR:HG22	1.86	0.57
1:AM:57:PRO:HA	1:AM:73:ASN:ND2	2.20	0.57
1:AU:87:GLU:OE1	1:AU:87:GLU:N	2.22	0.57
1:AX:3:LYS:HG2	1:EL:129:THR:HG22	1.86	0.57
1:AY:71:MET:SD	1:AY:71:MET:N	2.78	0.57
1:AZ:31:LEU:CD1	1:BG:117:LEU:HD21	2.34	0.57
1:BL:60:LYS:HE2	1:BL:60:LYS:HA	1.87	0.57
1:BR:11:THR:HB	1:BR:14:LYS:N	2.19	0.57
1:BR:60:LYS:HE2	1:BR:60:LYS:HA	1.87	0.57

*Continued on next page...*

*Continued from previous page...*

Atom-1	Atom-2	Interatomic distance (Å)	Clash overlap (Å)
1:BR:129:THR:HG22	1:EJ:3:LYS:HG2	1.86	0.57
1:CB:57:PRO:HA	1:CB:73:ASN:HA	1.87	0.57
1:CC:57:PRO:HA	1:CC:73:ASN:ND2	2.20	0.57
1:CD:129:THR:HG22	1:DX:3:LYS:HG2	1.86	0.57
1:CE:124:VAL:HB	1:DK:2:ASN:HB3	1.84	0.57
1:CF:57:PRO:HA	1:CF:73:ASN:ND2	2.20	0.57
1:CL:78:ILE:HG12	1:FX:82:ILE:HG23	1.86	0.57
1:CM:11:THR:HB	1:CM:14:LYS:N	2.19	0.57
1:CM:129:THR:HG22	1:DO:3:LYS:HG2	1.86	0.57
1:CP:31:LEU:CD1	1:DR:117:LEU:HD21	2.34	0.57
1:CQ:57:PRO:HA	1:CQ:73:ASN:HA	1.87	0.57
1:CQ:71:MET:CB	1:CQ:72:PRO:HD2	2.30	0.57
1:CV:11:THR:HB	1:CV:14:LYS:N	2.19	0.57
1:CX:57:PRO:HA	1:CX:73:ASN:ND2	2.20	0.57
1:CZ:56:ARG:CB	1:CZ:74:GLU:HG2	2.28	0.57
1:DC:87:GLU:H	1:DC:87:GLU:CD	2.06	0.57
1:DE:11:THR:HB	1:DE:14:LYS:N	2.19	0.57
1:EC:11:THR:HB	1:EC:14:LYS:N	2.19	0.57
1:EK:71:MET:SD	1:EK:71:MET:N	2.78	0.57
1:EL:60:LYS:HE2	1:EL:60:LYS:HA	1.87	0.57
1:EU:11:THR:HB	1:EU:14:LYS:N	2.19	0.57
1:EX:60:LYS:HE2	1:EX:60:LYS:HA	1.87	0.57
1:FD:60:LYS:HE2	1:FD:60:LYS:HA	1.87	0.57
1:FQ:117:LEU:HD21	1:GE:31:LEU:CD1	2.34	0.57
1:FX:57:PRO:HA	1:FX:73:ASN:ND2	2.20	0.57
1:FZ:60:LYS:HA	1:FZ:71:MET:HE1	1.87	0.57
1:GG:57:PRO:HA	1:GG:73:ASN:ND2	2.20	0.57
1:GI:87:GLU:H	1:GI:87:GLU:CD	2.06	0.57
1:GN:7:PRO:HA	1:GN:17:TRP:HA	1.85	0.57
1:GQ:60:LYS:HE2	1:GQ:60:LYS:HA	1.87	0.57
1:GR:71:MET:CB	1:GR:72:PRO:HD2	2.30	0.57
1:GV:57:PRO:HA	1:GV:73:ASN:ND2	2.20	0.57
1:GW:69:VAL:O	1:GW:70:ILE:C	2.38	0.57
1:AB:31:LEU:CD1	1:DI:117:LEU:HD21	2.34	0.57
1:AB:56:ARG:HB3	1:AB:74:GLU:HG3	1.87	0.57
1:AH:11:THR:HB	1:AH:14:LYS:N	2.19	0.57
1:AH:45:ASN:HA	1:AH:85:SER:HA	1.86	0.57
1:AK:31:LEU:CD1	1:CT:117:LEU:HD21	2.34	0.57
1:AK:56:ARG:HB3	1:AK:74:GLU:HG3	1.87	0.57
1:AM:78:ILE:HG12	1:DY:82:ILE:HG23	1.86	0.57
1:AP:82:ILE:HG23	1:EB:78:ILE:HG12	1.86	0.57

*Continued on next page...*



*Continued from previous page...*

Atom-1	Atom-2	Interatomic distance (Å)	Clash overlap (Å)
1:AR:117:LEU:HD21	1:FD:31:LEU:CD1	2.34	0.57
1:AU:60:LYS:HA	1:AU:71:MET:HE1	1.87	0.57
1:AW:7:PRO:HA	1:AW:17:TRP:HA	1.85	0.57
1:AY:57:PRO:HA	1:AY:73:ASN:ND2	2.20	0.57
1:AZ:56:ARG:HB3	1:AZ:74:GLU:HG3	1.87	0.57
1:AZ:60:LYS:HE2	1:AZ:60:LYS:HA	1.87	0.57
1:BB:57:PRO:HA	1:BB:73:ASN:ND2	2.20	0.57
1:CH:74:GLU:CD	1:DE:88:ASN:HD22	2.04	0.57
1:CI:71:MET:SD	1:CI:71:MET:N	2.78	0.57
1:CS:60:LYS:HE2	1:CS:60:LYS:HA	1.87	0.57
1:CX:71:MET:SD	1:CX:71:MET:N	2.78	0.57
1:DE:7:PRO:HA	1:DE:17:TRP:HA	1.85	0.57
1:DG:57:PRO:HA	1:DG:73:ASN:ND2	2.20	0.57
1:DG:71:MET:SD	1:DG:71:MET:N	2.78	0.57
1:DG:82:ILE:HG23	1:GS:78:ILE:HG12	1.86	0.57
1:DH:60:LYS:HE2	1:DH:60:LYS:HA	1.87	0.57
1:DN:31:LEU:CD1	1:EV:117:LEU:HD21	2.34	0.57
1:DW:60:LYS:HE2	1:DW:60:LYS:HA	1.87	0.57
1:DX:87:GLU:OE1	1:DX:87:GLU:N	2.22	0.57
1:EC:31:LEU:CD1	1:FH:117:LEU:HD21	2.34	0.57
1:ED:57:PRO:HA	1:ED:73:ASN:HA	1.87	0.57
1:EE:71:MET:SD	1:EE:71:MET:N	2.78	0.57
1:EG:56:ARG:CB	1:EG:74:GLU:HG2	2.28	0.57
1:EL:60:LYS:N	1:EL:61:PRO:HD3	2.14	0.57
1:ER:31:LEU:CD1	1:EY:117:LEU:HD21	2.34	0.57
1:ES:57:PRO:HA	1:ES:73:ASN:HA	1.87	0.57
1:ET:71:MET:SD	1:ET:71:MET:N	2.78	0.57
1:EX:7:PRO:HA	1:EX:17:TRP:HA	1.85	0.57
1:EY:57:PRO:HA	1:EY:73:ASN:HA	1.87	0.57
1:FD:56:ARG:HB3	1:FD:74:GLU:HG3	1.87	0.57
1:FG:60:LYS:HE2	1:FG:60:LYS:HA	1.87	0.57
1:FH:57:PRO:HA	1:FH:73:ASN:HA	1.87	0.57
1:FT:117:LEU:HD21	1:FY:31:LEU:CD1	2.34	0.57
1:FV:7:PRO:HA	1:FV:17:TRP:HA	1.85	0.57
1:GB:7:PRO:HA	1:GB:17:TRP:HA	1.85	0.57
1:GC:89:LEU:HD22	1:GW:114:LEU:CD2	2.33	0.57
1:GK:129:THR:HG22	1:GX:3:LYS:HG2	1.86	0.57
1:GM:71:MET:SD	1:GM:71:MET:N	2.78	0.57
1:AF:87:GLU:H	1:AF:87:GLU:CD	2.06	0.57
1:AH:7:PRO:HA	1:AH:17:TRP:HA	1.85	0.57
1:AH:56:ARG:HB3	1:AH:74:GLU:HG3	1.87	0.57

*Continued on next page...*



*Continued from previous page...*

Atom-1	Atom-2	Interatomic distance (Å)	Clash overlap (Å)
1:AK:7:PRO:HA	1:AK:17:TRP:HA	1.85	0.57
1:AP:71:MET:SD	1:AP:71:MET:N	2.78	0.57
1:AT:60:LYS:HE2	1:AT:60:LYS:HA	1.87	0.57
1:BK:82:ILE:HG23	1:EW:78:ILE:HG12	1.86	0.57
1:BN:71:MET:SD	1:BN:71:MET:N	2.78	0.57
1:BT:57:PRO:HA	1:BT:73:ASN:ND2	2.20	0.57
1:BU:45:ASN:HA	1:BU:85:SER:HA	1.86	0.57
1:BW:57:PRO:HA	1:BW:73:ASN:ND2	2.20	0.57
1:BW:71:MET:SD	1:BW:71:MET:N	2.78	0.57
1:BZ:78:ILE:HG12	1:FL:82:ILE:HG23	1.86	0.57
1:BZ:82:ILE:HG23	1:FL:78:ILE:HG12	1.86	0.57
1:CA:45:ASN:HA	1:CA:85:SER:HA	1.86	0.57
1:CB:71:MET:CB	1:CB:72:PRO:HD2	2.30	0.57
1:CE:71:MET:CB	1:CE:72:PRO:HD2	2.30	0.57
1:CI:57:PRO:HA	1:CI:73:ASN:ND2	2.20	0.57
1:CV:7:PRO:HA	1:CV:17:TRP:HA	1.85	0.57
1:CW:74:GLU:CD	1:FV:88:ASN:HD22	2.04	0.57
1:CX:82:ILE:HG23	1:GJ:78:ILE:HG12	1.86	0.57
1:CZ:3:LYS:HG2	1:FP:129:THR:HG22	1.86	0.57
1:CZ:117:LEU:HD21	1:FP:31:LEU:CD1	2.34	0.57
1:DB:7:PRO:HA	1:DB:17:TRP:HA	1.85	0.57
1:DD:38:VAL:HB	1:DD:41:ALA:HB3	1.87	0.57
1:DF:57:PRO:HA	1:DF:73:ASN:HA	1.87	0.57
1:DJ:71:MET:SD	1:DJ:71:MET:N	2.78	0.57
1:DL:87:GLU:H	1:DL:87:GLU:CD	2.06	0.57
1:DM:71:MET:SD	1:DM:71:MET:N	2.78	0.57
1:DN:60:LYS:HE2	1:DN:60:LYS:HA	1.87	0.57
1:DW:31:LEU:CD1	1:FK:117:LEU:HD21	2.34	0.57
1:DZ:114:LEU:CD2	1:FN:89:LEU:HD22	2.33	0.57
1:EB:38:VAL:HB	1:EB:41:ALA:HB3	1.87	0.57
1:EB:57:PRO:HA	1:EB:73:ASN:ND2	2.20	0.57
1:EB:71:MET:SD	1:EB:71:MET:N	2.78	0.57
1:EK:57:PRO:HA	1:EK:73:ASN:ND2	2.20	0.57
1:EL:11:THR:HB	1:EL:14:LYS:N	2.19	0.57
1:EN:57:PRO:HA	1:EN:73:ASN:ND2	2.20	0.57
1:ER:69:VAL:O	1:ER:70:ILE:C	2.38	0.57
1:EW:71:MET:SD	1:EW:71:MET:N	2.78	0.57
1:EZ:57:PRO:HA	1:EZ:73:ASN:ND2	2.20	0.57
1:FB:87:GLU:H	1:FB:87:GLU:CD	2.06	0.57
1:FF:57:PRO:HA	1:FF:73:ASN:ND2	2.20	0.57
1:FI:57:PRO:HA	1:FI:73:ASN:ND2	2.20	0.57

*Continued on next page...*

*Continued from previous page...*

Atom-1	Atom-2	Interatomic distance (Å)	Clash overlap (Å)
1:FL:71:MET:SD	1:FL:71:MET:N	2.78	0.57
1:FV:45:ASN:HA	1:FV:85:SER:HA	1.86	0.57
1:FV:56:ARG:HB3	1:FV:74:GLU:HG3	1.87	0.57
1:FY:56:ARG:HB3	1:FY:74:GLU:HG3	1.87	0.57
1:GE:60:LYS:CA	1:GE:60:LYS:HE2	2.33	0.57
1:GJ:38:VAL:HB	1:GJ:41:ALA:HB3	1.87	0.57
1:GM:57:PRO:HA	1:GM:73:ASN:ND2	2.20	0.57
1:GN:60:LYS:HE2	1:GN:60:LYS:HA	1.87	0.57
1:GP:38:VAL:HB	1:GP:41:ALA:HB3	1.87	0.57
1:GR:87:GLU:H	1:GR:87:GLU:CD	2.06	0.57
1:GY:57:PRO:HA	1:GY:73:ASN:ND2	2.20	0.57
1:GY:71:MET:SD	1:GY:71:MET:N	2.78	0.57
1:AD:71:MET:SD	1:AD:71:MET:N	2.78	0.57
1:AD:78:ILE:HG12	1:DP:82:ILE:HG23	1.86	0.57
1:AE:45:ASN:HA	1:AE:85:SER:HA	1.86	0.57
1:AF:57:PRO:HA	1:AF:73:ASN:HA	1.87	0.57
1:AH:88:ASN:HD22	1:DF:74:GLU:CD	2.04	0.57
1:AM:71:MET:SD	1:AM:71:MET:N	2.78	0.57
1:AN:31:LEU:CD1	1:CN:117:LEU:HD21	2.34	0.57
1:AP:38:VAL:HB	1:AP:41:ALA:HB3	1.87	0.57
1:BC:60:LYS:HE2	1:BC:60:LYS:HA	1.87	0.57
1:BH:82:ILE:HG23	1:ET:78:ILE:HG12	1.86	0.57
1:BL:45:ASN:HA	1:BL:85:SER:HA	1.86	0.57
1:BN:57:PRO:HA	1:BN:73:ASN:ND2	2.20	0.57
1:BR:60:LYS:N	1:BR:61:PRO:HD3	2.14	0.57
1:BS:57:PRO:HA	1:BS:73:ASN:HA	1.87	0.57
1:CD:59:PRO:C	1:CD:61:PRO:CD	2.66	0.57
1:CE:117:LEU:HD21	1:DK:31:LEU:CD1	2.34	0.57
1:CM:31:LEU:CD1	1:DO:117:LEU:HD21	2.34	0.57
1:CP:45:ASN:HA	1:CP:85:SER:HA	1.86	0.57
1:CU:71:MET:SD	1:CU:71:MET:N	2.78	0.57
1:CW:57:PRO:HA	1:CW:73:ASN:HA	1.87	0.57
1:DA:71:MET:SD	1:DA:71:MET:N	2.78	0.57
1:DB:60:LYS:HE2	1:DB:60:LYS:HA	1.87	0.57
1:DM:38:VAL:HB	1:DM:41:ALA:HB3	1.87	0.57
1:DM:82:ILE:HG23	1:GY:78:ILE:HG12	1.86	0.57
1:DX:57:PRO:HA	1:DX:73:ASN:HA	1.87	0.57
1:DY:38:VAL:HB	1:DY:41:ALA:HB3	1.87	0.57
1:DZ:59:PRO:C	1:DZ:61:PRO:CD	2.66	0.57
1:ED:71:MET:CB	1:ED:72:PRO:HD2	2.30	0.57
1:EM:57:PRO:HA	1:EM:73:ASN:HA	1.87	0.57

*Continued on next page...*

*Continued from previous page...*

Atom-1	Atom-2	Interatomic distance (Å)	Clash overlap (Å)
1:EQ:71:MET:SD	1:EQ:71:MET:N	2.78	0.57
1:ES:87:GLU:OE1	1:ES:87:GLU:N	2.22	0.57
1:EX:11:THR:HB	1:EX:14:LYS:N	2.19	0.57
1:EX:56:ARG:HB3	1:EX:74:GLU:HG3	1.87	0.57
1:FA:45:ASN:HA	1:FA:85:SER:HA	1.86	0.57
1:FB:57:PRO:HA	1:FB:73:ASN:HA	1.87	0.57
1:FP:56:ARG:HB3	1:FP:74:GLU:HG3	1.87	0.57
1:FS:56:ARG:HB3	1:FS:74:GLU:HG3	1.87	0.57
1:FT:3:LYS:HG2	1:FY:129:THR:HG22	1.86	0.57
1:FU:71:MET:SD	1:FU:71:MET:N	2.78	0.57
1:GI:71:MET:CB	1:GI:72:PRO:HD2	2.30	0.57
1:GK:56:ARG:HB3	1:GK:74:GLU:HG3	1.87	0.57
1:GO:87:GLU:H	1:GO:87:GLU:CD	2.06	0.57
1:GS:38:VAL:HB	1:GS:41:ALA:HB3	1.87	0.57
1:GT:60:LYS:HE2	1:GT:60:LYS:CA	2.33	0.57
1:GW:59:PRO:C	1:GW:61:PRO:CD	2.66	0.57
1:GY:38:VAL:HB	1:GY:41:ALA:HB3	1.87	0.57
1:AG:71:MET:SD	1:AG:71:MET:N	2.78	0.57
1:AJ:71:MET:SD	1:AJ:71:MET:N	2.78	0.57
1:AP:57:PRO:HA	1:AP:73:ASN:ND2	2.20	0.57
1:AS:82:ILE:HG23	1:EE:78:ILE:HG12	1.86	0.57
1:AV:71:MET:SD	1:AV:71:MET:N	2.78	0.57
1:AZ:11:THR:HB	1:AZ:14:LYS:N	2.19	0.57
1:BK:78:ILE:HG12	1:EW:82:ILE:HG23	1.86	0.57
1:BN:78:ILE:HG12	1:EZ:82:ILE:HG23	1.86	0.57
1:BP:89:LEU:HD22	1:CA:114:LEU:CD2	2.33	0.57
1:BQ:38:VAL:HB	1:BQ:41:ALA:HB3	1.87	0.57
1:BR:56:ARG:HB3	1:BR:74:GLU:HG3	1.87	0.57
1:BW:78:ILE:HG12	1:FI:82:ILE:HG23	1.86	0.57
1:BW:82:ILE:HG23	1:FI:78:ILE:HG12	1.86	0.57
1:CD:31:LEU:CD1	1:DX:117:LEU:HD21	2.34	0.57
1:CD:60:LYS:HE2	1:CD:60:LYS:HA	1.87	0.57
1:CG:56:ARG:HB3	1:CG:74:GLU:HG3	1.87	0.57
1:CJ:69:VAL:O	1:CJ:70:ILE:C	2.38	0.57
1:CM:60:LYS:HE2	1:CM:60:LYS:HA	1.87	0.57
1:CN:60:LYS:HA	1:CN:71:MET:HE1	1.85	0.57
1:CP:114:LEU:CD2	1:DR:89:LEU:HD22	2.33	0.57
1:CU:78:ILE:HG12	1:GG:82:ILE:HG23	1.86	0.57
1:CY:56:ARG:HB3	1:CY:74:GLU:HG3	1.87	0.57
1:DA:78:ILE:HG12	1:GM:82:ILE:HG23	1.86	0.57
1:DD:82:ILE:HG23	1:GP:78:ILE:HG12	1.86	0.57

*Continued on next page...*

*Continued from previous page...*

Atom-1	Atom-2	Interatomic distance (Å)	Clash overlap (Å)
1:DO:57:PRO:HA	1:DO:73:ASN:HA	1.87	0.57
1:DP:38:VAL:HB	1:DP:41:ALA:HB3	1.87	0.57
1:DS:38:VAL:HB	1:DS:41:ALA:HB3	1.87	0.57
1:DZ:69:VAL:O	1:DZ:70:ILE:C	2.38	0.57
1:EH:71:MET:SD	1:EH:71:MET:N	2.78	0.57
1:EZ:38:VAL:HB	1:EZ:41:ALA:HB3	1.87	0.57
1:EZ:71:MET:SD	1:EZ:71:MET:N	2.78	0.57
1:FC:71:MET:SD	1:FC:71:MET:N	2.78	0.57
1:FG:11:THR:HB	1:FG:14:LYS:N	2.19	0.57
1:FG:56:ARG:HB3	1:FG:74:GLU:HG3	1.87	0.57
1:FI:38:VAL:HB	1:FI:41:ALA:HB3	1.87	0.57
1:FI:71:MET:SD	1:FI:71:MET:N	2.78	0.57
1:FM:11:THR:HB	1:FM:14:LYS:N	2.19	0.57
1:FM:60:LYS:HE2	1:FM:60:LYS:HA	1.87	0.57
1:FT:56:ARG:CB	1:FT:74:GLU:HG2	2.28	0.57
1:FV:60:LYS:HE2	1:FV:60:LYS:HA	1.87	0.57
1:GB:11:THR:HB	1:GB:14:LYS:N	2.19	0.57
1:GJ:57:PRO:HA	1:GJ:73:ASN:ND2	2.20	0.57
1:GS:57:PRO:HA	1:GS:73:ASN:ND2	2.20	0.57
1:AB:60:LYS:HE2	1:AB:60:LYS:HA	1.87	0.56
1:AG:82:ILE:HG23	1:DS:78:ILE:HG12	1.86	0.56
1:AH:60:LYS:HE2	1:AH:60:LYS:HA	1.87	0.56
1:AK:60:LYS:HE2	1:AK:60:LYS:HA	1.87	0.56
1:BA:117:LEU:HD21	1:EF:31:LEU:CD1	2.34	0.56
1:BD:87:GLU:OE1	1:BD:87:GLU:N	2.22	0.56
1:BE:57:PRO:HA	1:BE:73:ASN:ND2	2.20	0.56
1:BE:71:MET:SD	1:BE:71:MET:N	2.78	0.56
1:BF:60:LYS:HE2	1:BF:60:LYS:HA	1.87	0.56
1:BK:38:VAL:HB	1:BK:41:ALA:HB3	1.87	0.56
1:BO:31:LEU:CD1	1:EG:117:LEU:HD21	2.34	0.56
1:BQ:78:ILE:HG12	1:FC:82:ILE:HG23	1.86	0.56
1:BZ:38:VAL:HB	1:BZ:41:ALA:HB3	1.87	0.56
1:CL:38:VAL:HB	1:CL:41:ALA:HB3	1.87	0.56
1:CY:60:LYS:HE2	1:CY:60:LYS:HA	1.87	0.56
1:CY:129:THR:HG22	1:GO:3:LYS:HG2	1.86	0.56
1:DC:3:LYS:HG2	1:FS:129:THR:HG22	1.86	0.56
1:DD:78:ILE:HG12	1:GP:82:ILE:HG23	1.86	0.56
1:DJ:78:ILE:HG12	1:GV:82:ILE:HG23	1.86	0.56
1:DK:11:THR:HB	1:DK:14:LYS:N	2.19	0.56
1:DM:57:PRO:HA	1:DM:73:ASN:ND2	2.20	0.56
1:DP:71:MET:SD	1:DP:71:MET:N	2.78	0.56

*Continued on next page...*

*Continued from previous page...*

Atom-1	Atom-2	Interatomic distance (Å)	Clash overlap (Å)
1:DY:71:MET:SD	1:DY:71:MET:N	2.78	0.56
1:DZ:56:ARG:HB3	1:DZ:74:GLU:HG3	1.87	0.56
1:EF:45:ASN:HA	1:EF:85:SER:HA	1.86	0.56
1:EH:38:VAL:HB	1:EH:41:ALA:HB3	1.87	0.56
1:EL:56:ARG:HB3	1:EL:74:GLU:HG3	1.87	0.56
1:EO:31:LEU:CD1	1:FE:117:LEU:HD21	2.34	0.56
1:EO:45:ASN:HA	1:EO:85:SER:HA	1.86	0.56
1:EP:56:ARG:CB	1:EP:74:GLU:HG2	2.28	0.56
1:EQ:38:VAL:HB	1:EQ:41:ALA:HB3	1.87	0.56
1:ES:71:MET:CB	1:ES:72:PRO:HD2	2.30	0.56
1:FP:45:ASN:HA	1:FP:85:SER:HA	1.86	0.56
1:FS:60:LYS:HE2	1:FS:60:LYS:HA	1.87	0.56
1:GB:56:ARG:HB3	1:GB:74:GLU:HG3	1.87	0.56
1:GB:60:LYS:HE2	1:GB:60:LYS:HA	1.87	0.56
1:GC:117:LEU:HD21	1:GW:31:LEU:CD1	2.34	0.56
1:GH:31:LEU:CD1	1:GU:117:LEU:HD21	2.34	0.56
1:GI:57:PRO:HA	1:GI:73:ASN:HA	1.87	0.56
1:GK:31:LEU:CD1	1:GX:117:LEU:HD21	2.34	0.56
1:GU:57:PRO:HA	1:GU:73:ASN:HA	1.87	0.56
1:GW:56:ARG:HB3	1:GW:74:GLU:HG3	1.87	0.56
1:AH:129:THR:HG22	1:DF:3:LYS:HG2	1.86	0.56
1:AI:60:LYS:HA	1:AI:71:MET:HE1	1.87	0.56
1:AI:87:GLU:OE1	1:AI:87:GLU:N	2.22	0.56
1:AJ:38:VAL:HB	1:AJ:41:ALA:HB3	1.87	0.56
1:AN:11:THR:HB	1:AN:14:LYS:N	2.19	0.56
1:AQ:60:LYS:HE2	1:AQ:60:LYS:HA	1.87	0.56
1:AS:71:MET:SD	1:AS:71:MET:N	2.78	0.56
1:AV:82:ILE:HG23	1:EH:78:ILE:HG12	1.86	0.56
1:AY:38:VAL:HB	1:AY:41:ALA:HB3	1.87	0.56
1:BB:82:ILE:HG23	1:EN:78:ILE:HG12	1.86	0.56
1:BC:31:LEU:CD1	1:BY:117:LEU:HD21	2.34	0.56
1:BK:71:MET:SD	1:BK:71:MET:N	2.78	0.56
1:BN:82:ILE:HG23	1:EZ:78:ILE:HG12	1.86	0.56
1:BP:3:LYS:HG2	1:CA:129:THR:HG22	1.86	0.56
1:BV:57:PRO:HA	1:BV:73:ASN:HA	1.87	0.56
1:BX:11:THR:HB	1:BX:14:LYS:N	2.19	0.56
1:BZ:71:MET:SD	1:BZ:71:MET:N	2.78	0.56
1:CG:7:PRO:HA	1:CG:17:TRP:HA	1.85	0.56
1:CG:31:LEU:CD1	1:EA:117:LEU:HD21	2.34	0.56
1:CG:60:LYS:HE2	1:CG:60:LYS:HA	1.87	0.56
1:CI:82:ILE:HG23	1:FU:78:ILE:HG12	1.86	0.56

*Continued on next page...*

*Continued from previous page...*

Atom-1	Atom-2	Interatomic distance (Å)	Clash overlap (Å)
1:CN:71:MET:CB	1:CN:72:PRO:HD2	2.30	0.56
1:CR:38:VAL:HB	1:CR:41:ALA:HB3	1.87	0.56
1:CV:45:ASN:HA	1:CV:85:SER:HA	1.86	0.56
1:DA:57:PRO:HA	1:DA:73:ASN:ND2	2.20	0.56
1:DB:129:THR:HG22	1:GI:3:LYS:HG2	1.86	0.56
1:DD:57:PRO:HA	1:DD:73:ASN:ND2	2.20	0.56
1:DK:56:ARG:HB3	1:DK:74:GLU:HG3	1.87	0.56
1:DO:87:GLU:OE1	1:DO:87:GLU:N	2.22	0.56
1:DQ:31:LEU:CD1	1:EP:117:LEU:HD21	2.34	0.56
1:DV:38:VAL:HB	1:DV:41:ALA:HB3	1.87	0.56
1:DV:57:PRO:HA	1:DV:73:ASN:ND2	2.20	0.56
1:DZ:31:LEU:CD1	1:FN:117:LEU:HD21	2.34	0.56
1:EK:38:VAL:HB	1:EK:41:ALA:HB3	1.87	0.56
1:ET:57:PRO:HA	1:ET:73:ASN:ND2	2.20	0.56
1:EX:45:ASN:HA	1:EX:85:SER:HA	1.86	0.56
1:FC:57:PRO:HA	1:FC:73:ASN:ND2	2.20	0.56
1:FD:11:THR:HB	1:FD:14:LYS:N	2.19	0.56
1:FG:45:ASN:HA	1:FG:85:SER:HA	1.86	0.56
1:FJ:45:ASN:HA	1:FJ:85:SER:HA	1.86	0.56
1:FM:56:ARG:HB3	1:FM:74:GLU:HG3	1.87	0.56
1:FU:57:PRO:HA	1:FU:73:ASN:ND2	2.20	0.56
1:FW:60:LYS:HA	1:FW:71:MET:HE1	1.87	0.56
1:FX:71:MET:SD	1:FX:71:MET:N	2.78	0.56
1:FY:45:ASN:HA	1:FY:85:SER:HA	1.86	0.56
1:GA:38:VAL:HB	1:GA:41:ALA:HB3	1.87	0.56
1:GF:57:PRO:HA	1:GF:73:ASN:HA	1.87	0.56
1:GF:117:LEU:HD21	1:GQ:31:LEU:CD1	2.34	0.56
1:GR:57:PRO:HA	1:GR:73:ASN:HA	1.87	0.56
1:AE:6:GLN:HG3	1:AE:7:PRO:HD2	1.88	0.56
1:AF:117:LEU:HD21	1:FJ:31:LEU:CD1	2.34	0.56
1:AG:57:PRO:HA	1:AG:73:ASN:ND2	2.20	0.56
1:AI:36:VAL:O	1:AI:36:VAL:HG12	2.06	0.56
1:AN:56:ARG:HB3	1:AN:74:GLU:HG3	1.87	0.56
1:AN:129:THR:HG22	1:CN:3:LYS:HG2	1.86	0.56
1:AR:3:LYS:HG2	1:FD:129:THR:HG22	1.86	0.56
1:AS:57:PRO:HA	1:AS:73:ASN:ND2	2.20	0.56
1:AT:31:LEU:CD1	1:BJ:117:LEU:HD21	2.34	0.56
1:AV:57:PRO:HA	1:AV:73:ASN:ND2	2.20	0.56
1:AZ:129:THR:HG22	1:BG:3:LYS:HG2	1.86	0.56
1:BB:71:MET:SD	1:BB:71:MET:N	2.78	0.56
1:BE:82:ILE:HG23	1:EQ:78:ILE:HG12	1.86	0.56

*Continued on next page...*

*Continued from previous page...*

Atom-1	Atom-2	Interatomic distance (Å)	Clash overlap (Å)
1:BH:57:PRO:HA	1:BH:73:ASN:ND2	2.20	0.56
1:BH:71:MET:SD	1:BH:71:MET:N	2.78	0.56
1:BI:11:THR:HB	1:BI:14:LYS:N	2.19	0.56
1:BI:45:ASN:HA	1:BI:85:SER:HA	1.86	0.56
1:BI:60:LYS:HE2	1:BI:60:LYS:HA	1.87	0.56
1:BJ:57:PRO:HA	1:BJ:73:ASN:HA	1.87	0.56
1:BK:1:ALA:O	1:EW:129:THR:N	2.38	0.56
1:BM:57:PRO:HA	1:BM:73:ASN:HA	1.87	0.56
1:BO:60:LYS:HE2	1:BO:60:LYS:HA	1.87	0.56
1:BQ:57:PRO:HA	1:BQ:73:ASN:ND2	2.20	0.56
1:BT:71:MET:SD	1:BT:71:MET:N	2.78	0.56
1:BT:78:ILE:HG12	1:FF:82:ILE:HG23	1.86	0.56
1:BX:45:ASN:HA	1:BX:85:SER:HA	1.86	0.56
1:BY:57:PRO:HA	1:BY:73:ASN:HA	1.87	0.56
1:CA:56:ARG:HB3	1:CA:74:GLU:HG3	1.87	0.56
1:CC:38:VAL:HB	1:CC:41:ALA:HB3	1.87	0.56
1:CD:56:ARG:HB3	1:CD:74:GLU:HG3	1.87	0.56
1:CF:71:MET:SD	1:CF:71:MET:N	2.78	0.56
1:CH:57:PRO:HA	1:CH:73:ASN:HA	1.87	0.56
1:CH:71:MET:CB	1:CH:72:PRO:HD2	2.30	0.56
1:CJ:60:LYS:HE2	1:CJ:60:LYS:HA	1.87	0.56
1:CK:31:LEU:HD23	1:CK:48:GLY:CA	2.23	0.56
1:CL:57:PRO:HA	1:CL:73:ASN:ND2	2.20	0.56
1:CL:71:MET:SD	1:CL:71:MET:N	2.78	0.56
1:CM:56:ARG:HB3	1:CM:74:GLU:HG3	1.87	0.56
1:CP:56:ARG:HB3	1:CP:74:GLU:HG3	1.87	0.56
1:CP:60:LYS:HE2	1:CP:60:LYS:HA	1.87	0.56
1:CP:129:THR:HG22	1:DR:3:LYS:HG2	1.86	0.56
1:CW:3:LYS:HG2	1:FV:129:THR:HG22	1.86	0.56
1:DE:45:ASN:HA	1:DE:85:SER:HA	1.86	0.56
1:DN:45:ASN:HA	1:DN:85:SER:HA	1.86	0.56
1:DQ:60:LYS:HE2	1:DQ:60:LYS:HA	1.87	0.56
1:DS:57:PRO:HA	1:DS:73:ASN:ND2	2.20	0.56
1:DV:71:MET:SD	1:DV:71:MET:N	2.78	0.56
1:DW:45:ASN:HA	1:DW:85:SER:HA	1.86	0.56
1:DY:57:PRO:HA	1:DY:73:ASN:ND2	2.20	0.56
1:DZ:60:LYS:HE2	1:DZ:60:LYS:HA	1.87	0.56
1:ED:87:GLU:OE1	1:ED:87:GLU:N	2.22	0.56
1:EE:57:PRO:HA	1:EE:73:ASN:ND2	2.20	0.56
1:EN:71:MET:SD	1:EN:71:MET:N	2.78	0.56
1:EU:6:GLN:HG3	1:EU:7:PRO:HD2	1.88	0.56

*Continued on next page...*



*Continued from previous page...*

Atom-1	Atom-2	Interatomic distance (Å)	Clash overlap (Å)
1:EU:45:ASN:HA	1:EU:85:SER:HA	1.86	0.56
1:EU:56:ARG:HB3	1:EU:74:GLU:HG3	1.87	0.56
1:EW:57:PRO:HA	1:EW:73:ASN:ND2	2.20	0.56
1:FA:6:GLN:HG3	1:FA:7:PRO:HD2	1.88	0.56
1:FF:71:MET:SD	1:FF:71:MET:N	2.78	0.56
1:FJ:6:GLN:HG3	1:FJ:7:PRO:HD2	1.88	0.56
1:FJ:56:ARG:HB3	1:FJ:74:GLU:HG3	1.87	0.56
1:FL:57:PRO:HA	1:FL:73:ASN:ND2	2.20	0.56
1:FR:38:VAL:HB	1:FR:41:ALA:HB3	1.87	0.56
1:FW:36:VAL:O	1:FW:36:VAL:HG12	2.06	0.56
1:FW:87:GLU:OE1	1:FW:87:GLU:N	2.22	0.56
1:FX:38:VAL:HB	1:FX:41:ALA:HB3	1.87	0.56
1:GE:60:LYS:N	1:GE:61:PRO:HD3	2.14	0.56
1:GJ:71:MET:SD	1:GJ:71:MET:N	2.78	0.56
1:GK:7:PRO:HA	1:GK:17:TRP:HA	1.85	0.56
1:GK:60:LYS:HE2	1:GK:60:LYS:HA	1.87	0.56
1:GL:57:PRO:HA	1:GL:73:ASN:HA	1.87	0.56
1:GM:38:VAL:HB	1:GM:41:ALA:HB3	1.87	0.56
1:GN:129:THR:HG22	1:GR:3:LYS:HG2	1.86	0.56
1:GP:57:PRO:HA	1:GP:73:ASN:ND2	2.20	0.56
1:GS:71:MET:SD	1:GS:71:MET:N	2.78	0.56
1:GW:60:LYS:HE2	1:GW:60:LYS:HA	1.87	0.56
1:AB:129:THR:HG22	1:DI:3:LYS:HG2	1.86	0.56
1:AE:129:THR:HG22	1:DL:3:LYS:HG2	1.86	0.56
1:AK:129:THR:HG22	1:CT:3:LYS:HG2	1.86	0.56
1:AO:3:LYS:HG2	1:FA:129:THR:HG22	1.86	0.56
1:AQ:45:ASN:HA	1:AQ:85:SER:HA	1.86	0.56
1:AX:57:PRO:HA	1:AX:73:ASN:HA	1.87	0.56
1:BA:3:LYS:HG2	1:EF:129:THR:HG22	1.86	0.56
1:BF:45:ASN:HA	1:BF:85:SER:HA	1.86	0.56
1:BL:56:ARG:HB3	1:BL:74:GLU:HG3	1.87	0.56
1:BQ:54:TYR:CE1	1:BQ:56:ARG:CZ	2.89	0.56
1:BR:31:LEU:CD1	1:EJ:117:LEU:HD21	2.34	0.56
1:BT:54:TYR:CE1	1:BT:56:ARG:CZ	2.89	0.56
1:BX:60:LYS:HE2	1:BX:60:LYS:HA	1.87	0.56
1:BZ:1:ALA:O	1:FL:129:THR:N	2.38	0.56
1:CA:60:LYS:HE2	1:CA:60:LYS:HA	1.87	0.56
1:CE:3:LYS:HG2	1:DK:129:THR:HG22	1.86	0.56
1:CI:38:VAL:HB	1:CI:41:ALA:HB3	1.87	0.56
1:CO:71:MET:SD	1:CO:71:MET:N	2.78	0.56
1:CS:6:GLN:HG3	1:CS:7:PRO:HD2	1.88	0.56

*Continued on next page...*



*Continued from previous page...*

Atom-1	Atom-2	Interatomic distance (Å)	Clash overlap (Å)
1:CW:36:VAL:HG12	1:CW:36:VAL:O	2.06	0.56
1:DB:6:GLN:HG3	1:DB:7:PRO:HD2	1.88	0.56
1:DB:11:THR:HB	1:DB:14:LYS:N	2.19	0.56
1:DF:36:VAL:O	1:DF:36:VAL:HG12	2.06	0.56
1:DS:54:TYR:CE1	1:DS:56:ARG:CZ	2.89	0.56
1:DT:60:LYS:HE2	1:DT:60:LYS:HA	1.87	0.56
1:EA:36:VAL:O	1:EA:36:VAL:HG12	2.06	0.56
1:EG:36:VAL:HG12	1:EG:36:VAL:O	2.06	0.56
1:EH:54:TYR:CE1	1:EH:56:ARG:CZ	2.89	0.56
1:EI:45:ASN:HA	1:EI:85:SER:HA	1.86	0.56
1:EN:54:TYR:CE1	1:EN:56:ARG:CZ	2.89	0.56
1:EP:36:VAL:O	1:EP:36:VAL:HG12	2.06	0.56
1:EQ:54:TYR:CE1	1:EQ:56:ARG:CZ	2.89	0.56
1:FQ:36:VAL:HG12	1:FQ:36:VAL:O	2.06	0.56
1:GA:71:MET:SD	1:GA:71:MET:N	2.78	0.56
1:GJ:54:TYR:CE1	1:GJ:56:ARG:CZ	2.89	0.56
1:GN:6:GLN:HG3	1:GN:7:PRO:HD2	1.88	0.56
1:GN:11:THR:HB	1:GN:14:LYS:N	2.19	0.56
1:GX:36:VAL:O	1:GX:36:VAL:HG12	2.06	0.56
1:AD:54:TYR:CE1	1:AD:56:ARG:CZ	2.89	0.56
1:AG:54:TYR:CE1	1:AG:56:ARG:CZ	2.89	0.56
1:AM:54:TYR:CE1	1:AM:56:ARG:CZ	2.89	0.56
1:AP:54:TYR:CE1	1:AP:56:ARG:CZ	2.89	0.56
1:AT:56:ARG:HB3	1:AT:74:GLU:HG3	1.87	0.56
1:AW:45:ASN:HA	1:AW:85:SER:HA	1.86	0.56
1:AX:117:LEU:HD21	1:EL:31:LEU:CD1	2.34	0.56
1:AZ:45:ASN:HA	1:AZ:85:SER:HA	1.86	0.56
1:BC:56:ARG:HB3	1:BC:74:GLU:HG3	1.87	0.56
1:BM:117:LEU:HD21	1:BX:31:LEU:CD1	2.34	0.56
1:BO:56:ARG:HB3	1:BO:74:GLU:HG3	1.87	0.56
1:BQ:71:MET:SD	1:BQ:71:MET:N	2.78	0.56
1:BU:56:ARG:HB3	1:BU:74:GLU:HG3	1.87	0.56
1:CA:60:LYS:N	1:CA:61:PRO:HD3	2.14	0.56
1:CI:54:TYR:CE1	1:CI:56:ARG:CZ	2.89	0.56
1:CR:54:TYR:CE1	1:CR:56:ARG:CZ	2.89	0.56
1:CY:6:GLN:HG3	1:CY:7:PRO:HD2	1.88	0.56
1:DD:71:MET:SD	1:DD:71:MET:N	2.78	0.56
1:DH:6:GLN:HG3	1:DH:7:PRO:HD2	1.88	0.56
1:DM:54:TYR:CE1	1:DM:56:ARG:CZ	2.89	0.56
1:DP:54:TYR:CE1	1:DP:56:ARG:CZ	2.89	0.56
1:DP:57:PRO:HA	1:DP:73:ASN:ND2	2.20	0.56

*Continued on next page...*

*Continued from previous page...*

Atom-1	Atom-2	Interatomic distance (Å)	Clash overlap (Å)
1:EU:31:LEU:CD1	1:FB:117:LEU:HD21	2.34	0.56
1:EZ:54:TYR:CE1	1:EZ:56:ARG:CZ	2.89	0.56
1:FC:54:TYR:CE1	1:FC:56:ARG:CZ	2.89	0.56
1:FI:54:TYR:CE1	1:FI:56:ARG:CZ	2.89	0.56
1:FO:54:TYR:CE1	1:FO:56:ARG:CZ	2.89	0.56
1:FO:71:MET:SD	1:FO:71:MET:N	2.78	0.56
1:FQ:57:PRO:HA	1:FQ:73:ASN:HA	1.87	0.56
1:FS:6:GLN:HG3	1:FS:7:PRO:HD2	1.88	0.56
1:FZ:36:VAL:O	1:FZ:36:VAL:HG12	2.06	0.56
1:GC:57:PRO:HA	1:GC:73:ASN:HA	1.87	0.56
1:GD:54:TYR:CE1	1:GD:56:ARG:CZ	2.89	0.56
1:GD:71:MET:SD	1:GD:71:MET:N	2.78	0.56
1:GG:54:TYR:CE1	1:GG:56:ARG:CZ	2.89	0.56
1:GK:88:ASN:HD22	1:GX:74:GLU:CD	2.04	0.56
1:GL:71:MET:CB	1:GL:72:PRO:HD2	2.30	0.56
1:GM:54:TYR:CE1	1:GM:56:ARG:CZ	2.89	0.56
1:GS:54:TYR:CE1	1:GS:56:ARG:CZ	2.89	0.56
1:GT:6:GLN:HG3	1:GT:7:PRO:HD2	1.88	0.56
1:GT:56:ARG:HB3	1:GT:74:GLU:HG3	1.87	0.56
1:GV:54:TYR:CE1	1:GV:56:ARG:CZ	2.89	0.56
1:AR:57:PRO:HA	1:AR:73:ASN:HA	1.87	0.56
1:AV:38:VAL:HB	1:AV:41:ALA:HB3	1.87	0.56
1:AW:6:GLN:HG3	1:AW:7:PRO:HD2	1.88	0.56
1:BB:38:VAL:HB	1:BB:41:ALA:HB3	1.87	0.56
1:BC:129:THR:HG22	1:BY:3:LYS:HG2	1.86	0.56
1:BE:38:VAL:HB	1:BE:41:ALA:HB3	1.87	0.56
1:BG:57:PRO:HA	1:BG:73:ASN:HA	1.87	0.56
1:BI:31:LEU:CD1	1:BV:117:LEU:HD21	2.34	0.56
1:BL:6:GLN:HG3	1:BL:7:PRO:HD2	1.88	0.56
1:BN:54:TYR:CE1	1:BN:56:ARG:CZ	2.89	0.56
1:BW:54:TYR:CE1	1:BW:56:ARG:CZ	2.89	0.56
1:CC:54:TYR:CE1	1:CC:56:ARG:CZ	2.89	0.56
1:CC:71:MET:SD	1:CC:71:MET:N	2.78	0.56
1:CR:71:MET:SD	1:CR:71:MET:N	2.78	0.56
1:CV:56:ARG:HB3	1:CV:74:GLU:HG3	1.87	0.56
1:DB:56:ARG:HB3	1:DB:74:GLU:HG3	1.87	0.56
1:DK:45:ASN:HA	1:DK:85:SER:HA	1.86	0.56
1:DQ:45:ASN:HA	1:DQ:85:SER:HA	1.86	0.56
1:DQ:56:ARG:HB3	1:DQ:74:GLU:HG3	1.87	0.56
1:DY:54:TYR:CE1	1:DY:56:ARG:CZ	2.89	0.56
1:EB:54:TYR:CE1	1:EB:56:ARG:CZ	2.89	0.56

*Continued on next page...*

*Continued from previous page...*

Atom-1	Atom-2	Interatomic distance (Å)	Clash overlap (Å)
1:EI:6:GLN:HG3	1:EI:7:PRO:HD2	1.88	0.56
1:EJ:57:PRO:HA	1:EJ:73:ASN:HA	1.87	0.56
1:EO:129:THR:HG22	1:FE:3:LYS:HG2	1.86	0.56
1:EV:36:VAL:O	1:EV:36:VAL:HG12	2.06	0.56
1:FF:38:VAL:HB	1:FF:41:ALA:HB3	1.87	0.56
1:FN:57:PRO:HA	1:FN:73:ASN:HA	1.87	0.56
1:FR:54:TYR:CE1	1:FR:56:ARG:CZ	2.89	0.56
1:FR:57:PRO:HA	1:FR:73:ASN:ND2	2.20	0.56
1:FR:71:MET:SD	1:FR:71:MET:N	2.78	0.56
1:FZ:57:PRO:HA	1:FZ:73:ASN:HA	1.87	0.56
1:GA:54:TYR:CE1	1:GA:56:ARG:CZ	2.89	0.56
1:GA:57:PRO:HA	1:GA:73:ASN:ND2	2.20	0.56
1:GC:3:LYS:HG2	1:GW:129:THR:HG22	1.86	0.56
1:GE:6:GLN:HG3	1:GE:7:PRO:HD2	1.88	0.56
1:GE:56:ARG:HB3	1:GE:74:GLU:HG3	1.87	0.56
1:GL:36:VAL:O	1:GL:36:VAL:HG12	2.06	0.56
1:GP:71:MET:SD	1:GP:71:MET:N	2.78	0.56
1:AG:129:THR:N	1:DS:1:ALA:O	2.38	0.56
1:AN:6:GLN:HG3	1:AN:7:PRO:HD2	1.88	0.56
1:AN:45:ASN:HA	1:AN:85:SER:HA	1.86	0.56
1:AT:129:THR:HG22	1:BJ:3:LYS:HG2	1.86	0.56
1:BC:6:GLN:HG3	1:BC:7:PRO:HD2	1.88	0.56
1:BO:45:ASN:HA	1:BO:85:SER:HA	1.86	0.56
1:BU:6:GLN:HG3	1:BU:7:PRO:HD2	1.88	0.56
1:BX:56:ARG:HB3	1:BX:74:GLU:HG3	1.87	0.56
1:CH:36:VAL:O	1:CH:36:VAL:HG12	2.06	0.56
1:CJ:6:GLN:HG3	1:CJ:7:PRO:HD2	1.88	0.56
1:CK:36:VAL:O	1:CK:36:VAL:HG12	2.06	0.56
1:CO:38:VAL:HB	1:CO:41:ALA:HB3	1.87	0.56
1:DE:56:ARG:HB3	1:DE:74:GLU:HG3	1.87	0.56
1:DJ:38:VAL:HB	1:DJ:41:ALA:HB3	1.87	0.56
1:DN:56:ARG:HB3	1:DN:74:GLU:HG3	1.87	0.56
1:DR:57:PRO:HA	1:DR:73:ASN:HA	1.87	0.56
1:DS:71:MET:SD	1:DS:71:MET:N	2.78	0.56
1:DT:56:ARG:HB3	1:DT:74:GLU:HG3	1.87	0.56
1:EF:60:LYS:HE2	1:EF:60:LYS:HA	1.87	0.56
1:FD:45:ASN:HA	1:FD:85:SER:HA	1.86	0.56
1:GN:56:ARG:HB3	1:GN:74:GLU:HG3	1.87	0.56
1:GP:54:TYR:CE1	1:GP:56:ARG:CZ	2.89	0.56
1:GY:54:TYR:CE1	1:GY:56:ARG:CZ	2.89	0.56
1:AC:117:LEU:HD21	1:FG:31:LEU:CD1	2.34	0.56

*Continued on next page...*

*Continued from previous page...*

Atom-1	Atom-2	Interatomic distance (Å)	Clash overlap (Å)
1:AT:6:GLN:HG3	1:AT:7:PRO:HD2	1.88	0.56
1:AW:56:ARG:HB3	1:AW:74:GLU:HG3	1.87	0.56
1:AY:54:TYR:CE1	1:AY:56:ARG:CZ	2.89	0.56
1:BD:57:PRO:HA	1:BD:73:ASN:HA	1.87	0.56
1:BI:56:ARG:HB3	1:BI:74:GLU:HG3	1.87	0.56
1:BK:54:TYR:CE1	1:BK:56:ARG:CZ	2.89	0.56
1:BK:57:PRO:HA	1:BK:73:ASN:ND2	2.20	0.56
1:BO:129:THR:HG22	1:EG:3:LYS:HG2	1.86	0.56
1:BP:57:PRO:HA	1:BP:73:ASN:HA	1.87	0.56
1:BQ:1:ALA:O	1:FC:129:THR:N	2.38	0.56
1:BZ:54:TYR:CE1	1:BZ:56:ARG:CZ	2.89	0.56
1:CF:38:VAL:HB	1:CF:41:ALA:HB3	1.87	0.56
1:CG:88:ASN:HD22	1:EA:74:GLU:CD	2.04	0.56
1:CK:74:GLU:CD	1:DH:88:ASN:HD22	2.04	0.56
1:CT:60:LYS:HA	1:CT:71:MET:HE1	1.87	0.56
1:CU:57:PRO:HA	1:CU:73:ASN:ND2	2.20	0.56
1:DD:54:TYR:CE1	1:DD:56:ARG:CZ	2.89	0.56
1:DJ:54:TYR:CE1	1:DJ:56:ARG:CZ	2.89	0.56
1:DK:6:GLN:HG3	1:DK:7:PRO:HD2	1.88	0.56
1:DO:36:VAL:O	1:DO:36:VAL:HG12	2.06	0.56
1:DT:6:GLN:HG3	1:DT:7:PRO:HD2	1.88	0.56
1:DU:36:VAL:O	1:DU:36:VAL:HG12	2.06	0.56
1:DW:11:THR:HB	1:DW:14:LYS:N	2.19	0.56
1:DW:56:ARG:HB3	1:DW:74:GLU:HG3	1.87	0.56
1:DX:71:MET:CB	1:DX:72:PRO:HD2	2.30	0.56
1:EK:54:TYR:CE1	1:EK:56:ARG:CZ	2.89	0.56
1:GE:45:ASN:HA	1:GE:85:SER:HA	1.86	0.56
1:GG:71:MET:SD	1:GG:71:MET:N	2.78	0.56
1:GT:45:ASN:HA	1:GT:85:SER:HA	1.86	0.56
1:GV:71:MET:SD	1:GV:71:MET:N	2.78	0.56
1:AL:117:LEU:HD21	1:EX:31:LEU:CD1	2.34	0.56
1:AM:38:VAL:HB	1:AM:41:ALA:HB3	1.87	0.56
1:AU:57:PRO:HA	1:AU:73:ASN:HA	1.87	0.56
1:BM:36:VAL:O	1:BM:36:VAL:HG12	2.06	0.56
1:BN:38:VAL:HB	1:BN:41:ALA:HB3	1.87	0.56
1:CJ:56:ARG:HB3	1:CJ:74:GLU:HG3	1.87	0.56
1:CS:56:ARG:HB3	1:CS:74:GLU:HG3	1.87	0.56
1:CU:38:VAL:HB	1:CU:41:ALA:HB3	1.87	0.56
1:CU:54:TYR:CE1	1:CU:56:ARG:CZ	2.89	0.56
1:DJ:57:PRO:HA	1:DJ:73:ASN:ND2	2.20	0.56
1:DN:11:THR:HB	1:DN:14:LYS:N	2.19	0.56

*Continued on next page...*

*Continued from previous page...*

Atom-1	Atom-2	Interatomic distance (Å)	Clash overlap (Å)
1:DO:71:MET:CB	1:DO:72:PRO:HD2	2.30	0.56
1:DQ:129:THR:HG22	1:EP:3:LYS:HG2	1.86	0.56
1:DX:36:VAL:O	1:DX:36:VAL:HG12	2.06	0.56
1:DZ:129:THR:HG22	1:FN:3:LYS:HG2	1.86	0.56
1:EI:56:ARG:HB3	1:EI:74:GLU:HG3	1.87	0.56
1:EO:60:LYS:HE2	1:EO:60:LYS:HA	1.87	0.56
1:EW:38:VAL:HB	1:EW:41:ALA:HB3	1.87	0.56
1:FK:57:PRO:HA	1:FK:73:ASN:HA	1.87	0.56
1:FL:38:VAL:HB	1:FL:41:ALA:HB3	1.87	0.56
1:FY:6:GLN:HG3	1:FY:7:PRO:HD2	1.88	0.56
1:GE:60:LYS:HE2	1:GE:60:LYS:HA	1.87	0.56
1:GT:60:LYS:HE2	1:GT:60:LYS:HA	1.87	0.56
1:GW:6:GLN:HG3	1:GW:7:PRO:HD2	1.88	0.56
1:AC:57:PRO:HA	1:AC:73:ASN:HA	1.87	0.56
1:AD:38:VAL:HB	1:AD:41:ALA:HB3	1.87	0.56
1:AE:60:LYS:HE2	1:AE:60:LYS:HA	1.87	0.56
1:AF:36:VAL:O	1:AF:36:VAL:HG12	2.06	0.56
1:AO:36:VAL:O	1:AO:36:VAL:HG12	2.06	0.56
1:AQ:129:THR:HG22	1:CQ:3:LYS:HG2	1.86	0.56
1:BV:36:VAL:O	1:BV:36:VAL:HG12	2.06	0.56
1:BW:38:VAL:HB	1:BW:41:ALA:HB3	1.87	0.56
1:BZ:57:PRO:HA	1:BZ:73:ASN:ND2	2.20	0.56
1:CN:36:VAL:O	1:CN:36:VAL:HG12	2.06	0.56
1:CV:60:LYS:HE2	1:CV:60:LYS:HA	1.87	0.56
1:DH:56:ARG:HB3	1:DH:74:GLU:HG3	1.87	0.56
1:DN:6:GLN:HG3	1:DN:7:PRO:HD2	1.88	0.56
1:DW:6:GLN:HG3	1:DW:7:PRO:HD2	1.88	0.56
1:EE:54:TYR:CE1	1:EE:56:ARG:CZ	2.89	0.56
1:ET:54:TYR:CE1	1:ET:56:ARG:CZ	2.89	0.56
1:EW:54:TYR:CE1	1:EW:56:ARG:CZ	2.89	0.56
1:FE:36:VAL:O	1:FE:36:VAL:HG12	2.06	0.56
1:FL:54:TYR:CE1	1:FL:56:ARG:CZ	2.89	0.56
1:GF:36:VAL:O	1:GF:36:VAL:HG12	2.06	0.56
1:GH:56:ARG:HB3	1:GH:74:GLU:HG3	1.87	0.56
1:GX:57:PRO:HA	1:GX:73:ASN:HA	1.87	0.56
1:AL:57:PRO:HA	1:AL:73:ASN:HA	1.87	0.55
1:BA:36:VAL:O	1:BA:36:VAL:HG12	2.06	0.55
1:BF:129:THR:HG22	1:CB:3:LYS:HG2	1.86	0.55
1:BX:6:GLN:HG3	1:BX:7:PRO:HD2	1.88	0.55
1:CZ:36:VAL:O	1:CZ:36:VAL:HG12	2.06	0.55
1:CZ:57:PRO:HA	1:CZ:73:ASN:HA	1.87	0.55

*Continued on next page...*

*Continued from previous page...*

Atom-1	Atom-2	Interatomic distance (Å)	Clash overlap (Å)
1:DL:36:VAL:O	1:DL:36:VAL:HG12	2.06	0.55
1:DZ:6:GLN:HG3	1:DZ:7:PRO:HD2	1.88	0.55
1:EV:57:PRO:HA	1:EV:73:ASN:HA	1.87	0.55
1:FA:56:ARG:HB3	1:FA:74:GLU:HG3	1.87	0.55
1:FA:60:LYS:HE2	1:FA:60:LYS:HA	1.87	0.55
1:FB:36:VAL:O	1:FB:36:VAL:HG12	2.06	0.55
1:FP:6:GLN:HG3	1:FP:7:PRO:HD2	1.88	0.55
1:FT:36:VAL:O	1:FT:36:VAL:HG12	2.06	0.55
1:FT:57:PRO:HA	1:FT:73:ASN:HA	1.87	0.55
1:GQ:56:ARG:HB3	1:GQ:74:GLU:HG3	1.87	0.55
1:GU:36:VAL:O	1:GU:36:VAL:HG12	2.06	0.55
1:AQ:56:ARG:HB3	1:AQ:74:GLU:HG3	1.87	0.55
1:AS:54:TYR:CE1	1:AS:56:ARG:CZ	2.89	0.55
1:BF:56:ARG:HB3	1:BF:74:GLU:HG3	1.87	0.55
1:BH:38:VAL:HB	1:BH:41:ALA:HB3	1.87	0.55
1:BH:54:TYR:CE1	1:BH:56:ARG:CZ	2.89	0.55
1:BI:6:GLN:HG3	1:BI:7:PRO:HD2	1.88	0.55
1:BI:35:ARG:HD3	1:BI:42:GLU:OE1	2.07	0.55
1:BS:60:LYS:HA	1:BS:71:MET:HE1	1.88	0.55
1:BX:35:ARG:HD3	1:BX:42:GLU:OE1	2.07	0.55
1:BY:36:VAL:O	1:BY:36:VAL:HG12	2.06	0.55
1:CE:36:VAL:O	1:CE:36:VAL:HG12	2.06	0.55
1:DC:57:PRO:HA	1:DC:73:ASN:HA	1.87	0.55
1:DE:60:LYS:HE2	1:DE:60:LYS:HA	1.87	0.55
1:EA:57:PRO:HA	1:EA:73:ASN:HA	1.87	0.55
1:EA:71:MET:CB	1:EA:72:PRO:HD2	2.30	0.55
1:EE:38:VAL:HB	1:EE:41:ALA:HB3	1.87	0.55
1:EM:60:LYS:HA	1:EM:71:MET:HE1	1.88	0.55
1:ET:38:VAL:HB	1:ET:41:ALA:HB3	1.87	0.55
1:FH:71:MET:CB	1:FH:72:PRO:HD2	2.30	0.55
1:GK:6:GLN:HG3	1:GK:7:PRO:HD2	1.88	0.55
1:AB:73:ASN:ND2	1:AD:42:GLU:OE2	2.40	0.55
1:AE:56:ARG:HB3	1:AE:74:GLU:HG3	1.87	0.55
1:AH:73:ASN:ND2	1:AJ:42:GLU:OE2	2.40	0.55
1:AK:73:ASN:ND2	1:AM:42:GLU:OE2	2.40	0.55
1:AS:38:VAL:HB	1:AS:41:ALA:HB3	1.87	0.55
1:BB:54:TYR:CE1	1:BB:56:ARG:CZ	2.89	0.55
1:BJ:36:VAL:HG12	1:BJ:36:VAL:O	2.06	0.55
1:CA:73:ASN:ND2	1:CC:42:GLU:OE2	2.40	0.55
1:CL:54:TYR:CE1	1:CL:56:ARG:CZ	2.89	0.55
1:CP:73:ASN:ND2	1:CR:42:GLU:OE2	2.40	0.55

*Continued on next page...*



Continued from previous page...

Atom-1	Atom-2	Interatomic distance (Å)	Clash overlap (Å)
1:CX:38:VAL:HB	1:CX:41:ALA:HB3	1.87	0.55
1:CX:54:TYR:CE1	1:CX:56:ARG:CZ	2.89	0.55
1:DG:54:TYR:CE1	1:DG:56:ARG:CZ	2.89	0.55
1:EC:73:ASN:ND2	1:EE:42:GLU:OE2	2.40	0.55
1:EF:73:ASN:ND2	1:EH:42:GLU:OE2	2.40	0.55
1:EG:57:PRO:HA	1:EG:73:ASN:HA	1.87	0.55
1:EO:73:ASN:ND2	1:EQ:42:GLU:OE2	2.40	0.55
1:ER:73:ASN:ND2	1:ET:42:GLU:OE2	2.40	0.55
1:EY:36:VAL:O	1:EY:36:VAL:HG12	2.06	0.55
1:FF:54:TYR:CE1	1:FF:56:ARG:CZ	2.89	0.55
1:FV:73:ASN:ND2	1:FX:42:GLU:OE2	2.40	0.55
1:AO:57:PRO:HA	1:AO:73:ASN:HA	1.87	0.55
1:BL:73:ASN:ND2	1:BN:42:GLU:OE2	2.40	0.55
1:BU:73:ASN:ND2	1:BW:42:GLU:OE2	2.40	0.55
1:CG:6:GLN:HG3	1:CG:7:PRO:HD2	1.88	0.55
1:CK:57:PRO:HA	1:CK:73:ASN:HA	1.87	0.55
1:DA:38:VAL:HB	1:DA:41:ALA:HB3	1.87	0.55
1:DG:38:VAL:HB	1:DG:41:ALA:HB3	1.87	0.55
1:DG:129:THR:N	1:GS:1:ALA:O	2.38	0.55
1:DW:73:ASN:ND2	1:DY:42:GLU:OE2	2.40	0.55
1:DZ:73:ASN:ND2	1:EB:42:GLU:OE2	2.40	0.55
1:EC:35:ARG:HD3	1:EC:42:GLU:OE1	2.07	0.55
1:EF:6:GLN:HG3	1:EF:7:PRO:HD2	1.88	0.55
1:EG:87:GLU:H	1:EG:87:GLU:CD	2.06	0.55
1:ER:35:ARG:HD3	1:ER:42:GLU:OE1	2.07	0.55
1:EY:71:MET:CB	1:EY:72:PRO:HD2	2.30	0.55
1:GO:57:PRO:HA	1:GO:73:ASN:HA	1.87	0.55
1:GW:73:ASN:ND2	1:GY:42:GLU:OE2	2.40	0.55
1:AC:36:VAL:O	1:AC:36:VAL:HG12	2.06	0.55
1:AC:71:MET:CB	1:AC:72:PRO:HD2	2.30	0.55
1:AJ:54:TYR:CE1	1:AJ:56:ARG:CZ	2.89	0.55
1:AN:73:ASN:ND2	1:AP:42:GLU:OE2	2.40	0.55
1:AW:73:ASN:ND2	1:AY:42:GLU:OE2	2.40	0.55
1:AZ:73:ASN:ND2	1:BB:42:GLU:OE2	2.40	0.55
1:BO:6:GLN:HG3	1:BO:7:PRO:HD2	1.88	0.55
1:BO:60:LYS:N	1:BO:61:PRO:HD3	2.14	0.55
1:CA:6:GLN:HG3	1:CA:7:PRO:HD2	1.88	0.55
1:CW:71:MET:CB	1:CW:72:PRO:HD2	2.30	0.55
1:CY:73:ASN:ND2	1:DA:42:GLU:OE2	2.40	0.55
1:DK:73:ASN:ND2	1:DM:42:GLU:OE2	2.40	0.55
1:DL:57:PRO:HA	1:DL:73:ASN:HA	1.87	0.55

Continued on next page...

*Continued from previous page...*

Atom-1	Atom-2	Interatomic distance (Å)	Clash overlap (Å)
1:DN:73:ASN:ND2	1:DP:42:GLU:OE2	2.40	0.55
1:DQ:35:ARG:HD3	1:DQ:42:GLU:OE1	2.07	0.55
1:DU:57:PRO:HA	1:DU:73:ASN:HA	1.87	0.55
1:DV:54:TYR:CE1	1:DV:56:ARG:CZ	2.89	0.55
1:ED:36:VAL:HG12	1:ED:36:VAL:O	2.06	0.55
1:EI:73:ASN:ND2	1:EK:42:GLU:OE2	2.40	0.55
1:EO:6:GLN:HG3	1:EO:7:PRO:HD2	1.88	0.55
1:EP:57:PRO:HA	1:EP:73:ASN:HA	1.87	0.55
1:ER:6:GLN:HG3	1:ER:7:PRO:HD2	1.88	0.55
1:FD:73:ASN:ND2	1:FF:42:GLU:OE2	2.40	0.55
1:FH:36:VAL:O	1:FH:36:VAL:HG12	2.06	0.55
1:FP:60:LYS:HE2	1:FP:60:LYS:HA	1.87	0.55
1:FS:73:ASN:ND2	1:FU:42:GLU:OE2	2.40	0.55
1:FU:38:VAL:HB	1:FU:41:ALA:HB3	1.87	0.55
1:FX:54:TYR:CE1	1:FX:56:ARG:CZ	2.89	0.55
1:GB:6:GLN:HG3	1:GB:7:PRO:HD2	1.88	0.55
1:GH:35:ARG:HD3	1:GH:42:GLU:OE1	2.07	0.55
1:GL:87:GLU:H	1:GL:87:GLU:CD	2.06	0.55
1:AB:35:ARG:HD3	1:AB:42:GLU:OE1	2.07	0.55
1:AG:38:VAL:HB	1:AG:41:ALA:HB3	1.87	0.55
1:AV:54:TYR:CE1	1:AV:56:ARG:CZ	2.89	0.55
1:AW:35:ARG:HD3	1:AW:42:GLU:OE1	2.07	0.55
1:BL:35:ARG:HD3	1:BL:42:GLU:OE1	2.07	0.55
1:BO:35:ARG:HD3	1:BO:42:GLU:OE1	2.07	0.55
1:BO:73:ASN:ND2	1:BQ:42:GLU:OE2	2.40	0.55
1:CD:35:ARG:HD3	1:CD:42:GLU:OE1	2.07	0.55
1:CE:57:PRO:HA	1:CE:73:ASN:HA	1.87	0.55
1:CG:45:ASN:HA	1:CG:85:SER:HA	1.86	0.55
1:CL:129:THR:N	1:FX:1:ALA:O	2.38	0.55
1:CN:57:PRO:HA	1:CN:73:ASN:HA	1.87	0.55
1:CO:54:TYR:CE1	1:CO:56:ARG:CZ	2.89	0.55
1:CX:129:THR:N	1:GJ:1:ALA:O	2.38	0.55
1:DN:35:ARG:HD3	1:DN:42:GLU:OE1	2.07	0.55
1:DQ:6:GLN:HG3	1:DQ:7:PRO:HD2	1.88	0.55
1:DU:60:LYS:HA	1:DU:71:MET:HE1	1.88	0.55
1:DU:87:GLU:OE1	1:DU:87:GLU:N	2.22	0.55
1:EO:56:ARG:HB3	1:EO:74:GLU:HG3	1.87	0.55
1:ES:36:VAL:O	1:ES:36:VAL:HG12	2.06	0.55
1:EU:73:ASN:ND2	1:EW:42:GLU:OE2	2.40	0.55
1:EX:6:GLN:HG3	1:EX:7:PRO:HD2	1.88	0.55
1:FW:57:PRO:HA	1:FW:73:ASN:HA	1.87	0.55

*Continued on next page...*



*Continued from previous page...*

Atom-1	Atom-2	Interatomic distance (Å)	Clash overlap (Å)
1:FY:60:LYS:HE2	1:FY:60:LYS:HA	1.87	0.55
1:GH:73:ASN:ND2	1:GJ:42:GLU:OE2	2.40	0.55
1:GK:45:ASN:HA	1:GK:85:SER:HA	1.86	0.55
1:GQ:35:ARG:HD3	1:GQ:42:GLU:OE1	2.07	0.55
1:GQ:73:ASN:ND2	1:GS:42:GLU:OE2	2.40	0.55
1:GX:71:MET:CB	1:GX:72:PRO:HD2	2.30	0.55
1:AB:6:GLN:HG3	1:AB:7:PRO:HD2	1.88	0.55
1:AD:114:LEU:HB3	1:DN:8:ILE:HG22	1.89	0.55
1:AG:1:ALA:O	1:DS:129:THR:N	2.38	0.55
1:AG:114:LEU:HB3	1:DQ:8:ILE:HG22	1.89	0.55
1:AI:57:PRO:HA	1:AI:73:ASN:HA	1.87	0.55
1:AK:6:GLN:HG3	1:AK:7:PRO:HD2	1.88	0.55
1:AK:35:ARG:HD3	1:AK:42:GLU:OE1	2.07	0.55
1:AL:36:VAL:O	1:AL:36:VAL:HG12	2.06	0.55
1:AM:114:LEU:HB3	1:DW:8:ILE:HG22	1.89	0.55
1:BE:54:TYR:CE1	1:BE:56:ARG:CZ	2.89	0.55
1:BO:8:ILE:HG22	1:FC:114:LEU:HB3	1.89	0.55
1:BS:36:VAL:O	1:BS:36:VAL:HG12	2.06	0.55
1:BU:35:ARG:HD3	1:BU:42:GLU:OE1	2.07	0.55
1:CD:8:ILE:HG22	1:FR:114:LEU:HB3	1.89	0.55
1:CM:8:ILE:HG22	1:GA:114:LEU:HB3	1.89	0.55
1:CM:35:ARG:HD3	1:CM:42:GLU:OE1	2.07	0.55
1:CM:73:ASN:ND2	1:CO:42:GLU:OE2	2.40	0.55
1:CP:6:GLN:HG3	1:CP:7:PRO:HD2	1.88	0.55
1:CS:35:ARG:HD3	1:CS:42:GLU:OE1	2.07	0.55
1:CY:35:ARG:HD3	1:CY:42:GLU:OE1	2.07	0.55
1:DA:54:TYR:CE1	1:DA:56:ARG:CZ	2.89	0.55
1:DE:6:GLN:HG3	1:DE:7:PRO:HD2	1.88	0.55
1:DH:35:ARG:HD3	1:DH:42:GLU:OE1	2.07	0.55
1:DI:57:PRO:HA	1:DI:73:ASN:HA	1.87	0.55
1:DQ:73:ASN:ND2	1:DS:42:GLU:OE2	2.40	0.55
1:DW:35:ARG:HD3	1:DW:42:GLU:OE1	2.07	0.55
1:EC:6:GLN:HG3	1:EC:7:PRO:HD2	1.88	0.55
1:EF:56:ARG:HB3	1:EF:74:GLU:HG3	1.87	0.55
1:EF:60:LYS:N	1:EF:61:PRO:HD3	2.14	0.55
1:EI:35:ARG:HD3	1:EI:42:GLU:OE1	2.07	0.55
1:EP:87:GLU:H	1:EP:87:GLU:CD	2.06	0.55
1:EY:87:GLU:H	1:EY:87:GLU:CD	2.06	0.55
1:FC:38:VAL:HB	1:FC:41:ALA:HB3	1.87	0.55
1:FG:6:GLN:HG3	1:FG:7:PRO:HD2	1.88	0.55
1:FJ:35:ARG:HD3	1:FJ:42:GLU:OE1	2.07	0.55

*Continued on next page...*

*Continued from previous page...*

Atom-1	Atom-2	Interatomic distance (Å)	Clash overlap (Å)
1:FJ:73:ASN:ND2	1:FL:42:GLU:OE2	2.40	0.55
1:FM:6:GLN:HG3	1:FM:7:PRO:HD2	1.88	0.55
1:GV:38:VAL:HB	1:GV:41:ALA:HB3	1.87	0.55
1:AE:35:ARG:HD3	1:AE:42:GLU:OE1	2.07	0.55
1:AJ:1:ALA:O	1:DV:129:THR:N	2.38	0.55
1:AL:71:MET:CB	1:AL:72:PRO:HD2	2.30	0.55
1:AP:114:LEU:HB3	1:DZ:8:ILE:HG22	1.89	0.55
1:AS:114:LEU:HB3	1:EC:8:ILE:HG22	1.89	0.55
1:AU:36:VAL:O	1:AU:36:VAL:HG12	2.06	0.55
1:BD:36:VAL:O	1:BD:36:VAL:HG12	2.06	0.55
1:BH:114:LEU:HB3	1:ER:8:ILE:HG22	1.89	0.55
1:BQ:129:THR:N	1:FC:1:ALA:O	2.38	0.55
1:CD:73:ASN:ND2	1:CF:42:GLU:OE2	2.40	0.55
1:CF:54:TYR:CE1	1:CF:56:ARG:CZ	2.89	0.55
1:CM:6:GLN:HG3	1:CM:7:PRO:HD2	1.88	0.55
1:DF:71:MET:CB	1:DF:72:PRO:HD2	2.30	0.55
1:DM:114:LEU:HB3	1:GW:8:ILE:HG22	1.89	0.55
1:EM:36:VAL:O	1:EM:36:VAL:HG12	2.06	0.55
1:EU:35:ARG:HD3	1:EU:42:GLU:OE1	2.07	0.55
1:FS:35:ARG:HD3	1:FS:42:GLU:OE1	2.07	0.55
1:FU:54:TYR:CE1	1:FU:56:ARG:CZ	2.89	0.55
1:GG:38:VAL:HB	1:GG:41:ALA:HB3	1.87	0.55
1:GN:73:ASN:ND2	1:GP:42:GLU:OE2	2.40	0.55
1:AH:6:GLN:HG3	1:AH:7:PRO:HD2	1.88	0.55
1:BN:114:LEU:HB3	1:EX:8:ILE:HG22	1.89	0.55
1:BW:114:LEU:HB3	1:FG:8:ILE:HG22	1.89	0.55
1:CF:114:LEU:HB3	1:FP:8:ILE:HG22	1.89	0.55
1:CG:8:ILE:HG22	1:FU:114:LEU:HB3	1.89	0.55
1:CH:87:GLU:H	1:CH:87:GLU:CD	2.06	0.55
1:CT:57:PRO:HA	1:CT:73:ASN:HA	1.87	0.55
1:CV:6:GLN:HG3	1:CV:7:PRO:HD2	1.88	0.55
1:CV:35:ARG:HD3	1:CV:42:GLU:OE1	2.07	0.55
1:DB:73:ASN:ND2	1:DD:42:GLU:OE2	2.40	0.55
1:DQ:60:LYS:N	1:DQ:61:PRO:HD3	2.14	0.55
1:DX:60:LYS:HA	1:DX:71:MET:HE1	1.88	0.55
1:FA:35:ARG:HD3	1:FA:42:GLU:OE1	2.07	0.55
1:GB:35:ARG:HD3	1:GB:42:GLU:OE1	2.07	0.55
1:GB:73:ASN:ND2	1:GD:42:GLU:OE2	2.40	0.55
1:GD:38:VAL:HB	1:GD:41:ALA:HB3	1.87	0.55
1:GO:71:MET:CB	1:GO:72:PRO:HD2	2.30	0.55
1:AE:73:ASN:ND2	1:AG:42:GLU:OE2	2.40	0.55

*Continued on next page...*

*Continued from previous page...*

Atom-1	Atom-2	Interatomic distance (Å)	Clash overlap (Å)
1:AN:8:ILE:HG22	1:EB:114:LEU:HB3	1.89	0.55
1:AQ:6:GLN:HG3	1:AQ:7:PRO:HD2	1.88	0.55
1:AQ:73:ASN:ND2	1:AS:42:GLU:OE2	2.40	0.55
1:AZ:35:ARG:HD3	1:AZ:42:GLU:OE1	2.07	0.55
1:BA:61:PRO:O	1:BA:64:CYS:HB2	2.07	0.55
1:BP:36:VAL:O	1:BP:36:VAL:HG12	2.06	0.55
1:BR:73:ASN:ND2	1:BT:42:GLU:OE2	2.40	0.55
1:CD:6:GLN:HG3	1:CD:7:PRO:HD2	1.88	0.55
1:CO:114:LEU:HB3	1:FY:8:ILE:HG22	1.89	0.55
1:CP:35:ARG:HD3	1:CP:42:GLU:OE1	2.07	0.55
1:DA:114:LEU:HB3	1:GK:8:ILE:HG22	1.89	0.55
1:DE:35:ARG:HD3	1:DE:42:GLU:OE1	2.07	0.55
1:DI:36:VAL:O	1:DI:36:VAL:HG12	2.06	0.55
1:DK:8:ILE:HG22	1:GY:114:LEU:HB3	1.89	0.55
1:DK:35:ARG:HD3	1:DK:42:GLU:OE1	2.07	0.55
1:EL:73:ASN:ND2	1:EN:42:GLU:OE2	2.40	0.55
1:FE:61:PRO:O	1:FE:64:CYS:HB2	2.07	0.55
1:FM:35:ARG:HD3	1:FM:42:GLU:OE1	2.07	0.55
1:FM:73:ASN:ND2	1:FO:42:GLU:OE2	2.40	0.55
1:FP:35:ARG:HD3	1:FP:42:GLU:OE1	2.07	0.55
1:FY:35:ARG:HD3	1:FY:42:GLU:OE1	2.07	0.55
1:FZ:71:MET:CB	1:FZ:72:PRO:HD2	2.30	0.55
1:AZ:8:ILE:HG22	1:EN:114:LEU:HB3	1.89	0.54
1:BF:6:GLN:HG3	1:BF:7:PRO:HD2	1.88	0.54
1:BF:73:ASN:ND2	1:BH:42:GLU:OE2	2.40	0.54
1:BJ:61:PRO:O	1:BJ:64:CYS:HB2	2.07	0.54
1:BT:38:VAL:HB	1:BT:41:ALA:HB3	1.87	0.54
1:BT:114:LEU:HB3	1:FD:8:ILE:HG22	1.89	0.54
1:BY:61:PRO:O	1:BY:64:CYS:HB2	2.07	0.54
1:DB:8:ILE:HG22	1:GP:114:LEU:HB3	1.89	0.54
1:DD:114:LEU:HB3	1:GN:8:ILE:HG22	1.89	0.54
1:DG:114:LEU:HB3	1:GQ:8:ILE:HG22	1.89	0.54
1:ES:61:PRO:O	1:ES:64:CYS:HB2	2.07	0.54
1:FA:73:ASN:ND2	1:FC:42:GLU:OE2	2.40	0.54
1:FG:35:ARG:HD3	1:FG:42:GLU:OE1	2.07	0.54
1:FK:36:VAL:O	1:FK:36:VAL:HG12	2.06	0.54
1:FK:60:LYS:HA	1:FK:71:MET:HE1	1.88	0.54
1:FN:36:VAL:HG12	1:FN:36:VAL:O	2.06	0.54
1:FO:38:VAL:HB	1:FO:41:ALA:HB3	1.87	0.54
1:FV:6:GLN:HG3	1:FV:7:PRO:HD2	1.88	0.54
1:GC:36:VAL:O	1:GC:36:VAL:HG12	2.06	0.54

*Continued on next page...*

Continued from previous page...

Atom-1	Atom-2	Interatomic distance (Å)	Clash overlap (Å)
1:AN:35:ARG:HD3	1:AN:42:GLU:OE1	2.07	0.54
1:AT:8:ILE:HG22	1:EH:114:LEU:HB3	1.89	0.54
1:BC:8:ILE:HG22	1:EQ:114:LEU:HB3	1.89	0.54
1:BC:73:ASN:ND2	1:BE:42:GLU:OE2	2.40	0.54
1:BG:36:VAL:HG12	1:BG:36:VAL:O	2.06	0.54
1:CA:35:ARG:HD3	1:CA:42:GLU:OE1	2.07	0.54
1:CK:87:GLU:OE1	1:CK:87:GLU:N	2.22	0.54
1:CT:36:VAL:HG12	1:CT:36:VAL:O	2.06	0.54
1:CX:114:LEU:HB3	1:GH:8:ILE:HG22	1.89	0.54
1:DA:129:THR:N	1:GM:1:ALA:O	2.38	0.54
1:DR:36:VAL:O	1:DR:36:VAL:HG12	2.06	0.54
1:EC:56:ARG:HB3	1:EC:74:GLU:HG3	1.87	0.54
1:ED:61:PRO:O	1:ED:64:CYS:HB2	2.07	0.54
1:EO:60:LYS:N	1:EO:61:PRO:HD3	2.14	0.54
1:FD:35:ARG:HD3	1:FD:42:GLU:OE1	2.07	0.54
1:FG:73:ASN:ND2	1:FI:42:GLU:OE2	2.40	0.54
1:FV:35:ARG:HD3	1:FV:42:GLU:OE1	2.07	0.54
1:GK:73:ASN:ND2	1:GM:42:GLU:OE2	2.40	0.54
1:AH:35:ARG:HD3	1:AH:42:GLU:OE1	2.07	0.54
1:AL:87:GLU:H	1:AL:87:GLU:CD	2.06	0.54
1:AR:36:VAL:O	1:AR:36:VAL:HG12	2.06	0.54
1:AT:73:ASN:ND2	1:AV:42:GLU:OE2	2.40	0.54
1:AX:36:VAL:O	1:AX:36:VAL:HG12	2.06	0.54
1:BB:114:LEU:HB3	1:EL:8:ILE:HG22	1.89	0.54
1:BG:61:PRO:O	1:BG:64:CYS:HB2	2.07	0.54
1:CG:73:ASN:ND2	1:CI:42:GLU:OE2	2.40	0.54
1:CJ:35:ARG:HD3	1:CJ:42:GLU:OE1	2.07	0.54
1:CJ:73:ASN:ND2	1:CL:42:GLU:OE2	2.40	0.54
1:DB:59:PRO:C	1:DB:61:PRO:CD	2.66	0.54
1:DC:71:MET:CB	1:DC:72:PRO:HD2	2.30	0.54
1:DF:61:PRO:O	1:DF:64:CYS:HB2	2.07	0.54
1:DM:129:THR:N	1:GY:1:ALA:O	2.38	0.54
1:DT:35:ARG:HD3	1:DT:42:GLU:OE1	2.07	0.54
1:DT:73:ASN:ND2	1:DV:42:GLU:OE2	2.40	0.54
1:EL:35:ARG:HD3	1:EL:42:GLU:OE1	2.07	0.54
1:EN:38:VAL:HB	1:EN:41:ALA:HB3	1.87	0.54
1:EX:35:ARG:HD3	1:EX:42:GLU:OE1	2.07	0.54
1:EX:73:ASN:ND2	1:EZ:42:GLU:OE2	2.40	0.54
1:EY:61:PRO:O	1:EY:64:CYS:HB2	2.07	0.54
1:FH:61:PRO:O	1:FH:64:CYS:HB2	2.07	0.54
1:FP:73:ASN:ND2	1:FR:42:GLU:OE2	2.40	0.54

Continued on next page...

*Continued from previous page...*

Atom-1	Atom-2	Interatomic distance (Å)	Clash overlap (Å)
1:FW:61:PRO:O	1:FW:64:CYS:HB2	2.08	0.54
1:FY:73:ASN:ND2	1:GA:42:GLU:OE2	2.40	0.54
1:GE:73:ASN:ND2	1:GG:42:GLU:OE2	2.40	0.54
1:GN:59:PRO:C	1:GN:61:PRO:CD	2.66	0.54
1:AC:123:ILE:HG22	1:FG:5:MET:SD	2.48	0.54
1:AI:61:PRO:O	1:AI:64:CYS:HB2	2.08	0.54
1:AJ:6:GLN:HB2	1:FM:116:PHE:CE1	2.43	0.54
1:AQ:8:ILE:HG22	1:EE:114:LEU:HB3	1.89	0.54
1:AR:61:PRO:O	1:AR:64:CYS:HB2	2.07	0.54
1:AY:6:GLN:HB2	1:EL:116:PHE:CE1	2.43	0.54
1:BI:60:LYS:N	1:BI:61:PRO:HD3	2.14	0.54
1:BM:61:PRO:O	1:BM:64:CYS:HB2	2.07	0.54
1:BR:8:ILE:HG22	1:FF:114:LEU:HB3	1.89	0.54
1:BR:35:ARG:HD3	1:BR:42:GLU:OE1	2.07	0.54
1:BR:116:PHE:CE1	1:EK:6:GLN:HB2	2.43	0.54
1:BV:61:PRO:O	1:BV:64:CYS:HB2	2.07	0.54
1:BX:60:LYS:N	1:BX:61:PRO:HD3	2.14	0.54
1:CA:8:ILE:HG22	1:FO:114:LEU:HB3	1.89	0.54
1:CI:1:ALA:O	1:FU:129:THR:N	2.38	0.54
1:CI:6:GLN:HB2	1:DE:116:PHE:CE1	2.43	0.54
1:CI:129:THR:N	1:FU:1:ALA:O	2.38	0.54
1:CP:8:ILE:HG22	1:GD:114:LEU:HB3	1.89	0.54
1:CR:1:ALA:O	1:GD:129:THR:N	2.38	0.54
1:CU:114:LEU:HB3	1:GE:8:ILE:HG22	1.89	0.54
1:CV:73:ASN:ND2	1:CX:42:GLU:OE2	2.40	0.54
1:CV:116:PHE:CE1	1:GM:6:GLN:HB2	2.43	0.54
1:CW:61:PRO:O	1:CW:64:CYS:HB2	2.07	0.54
1:DE:73:ASN:ND2	1:DG:42:GLU:OE2	2.40	0.54
1:DN:116:PHE:CE1	1:EW:6:GLN:HB2	2.43	0.54
1:DW:5:MET:SD	1:FK:123:ILE:HG22	2.48	0.54
1:DW:116:PHE:CE1	1:FL:6:GLN:HB2	2.43	0.54
1:DZ:35:ARG:HD3	1:DZ:42:GLU:OE1	2.07	0.54
1:EL:6:GLN:HG3	1:EL:7:PRO:HD2	1.88	0.54
1:EM:61:PRO:O	1:EM:64:CYS:HB2	2.07	0.54
1:ER:5:MET:SD	1:EY:123:ILE:HG22	2.48	0.54
1:FQ:71:MET:CB	1:FQ:72:PRO:HD2	2.30	0.54
1:FX:6:GLN:HB2	1:GB:116:PHE:CE1	2.43	0.54
1:GH:59:PRO:C	1:GH:61:PRO:CD	2.66	0.54
1:GO:61:PRO:O	1:GO:64:CYS:HB2	2.07	0.54
1:GT:73:ASN:ND2	1:GV:42:GLU:OE2	2.40	0.54
1:GW:35:ARG:HD3	1:GW:42:GLU:OE1	2.07	0.54

*Continued on next page...*

*Continued from previous page...*

Atom-1	Atom-2	Interatomic distance (Å)	Clash overlap (Å)
1:AK:8:ILE:HG22	1:DY:114:LEU:HB3	1.89	0.54
1:AL:123:ILE:HG22	1:EX:5:MET:SD	2.48	0.54
1:AN:5:MET:SD	1:CN:123:ILE:HG22	2.48	0.54
1:AP:129:THR:N	1:EB:1:ALA:O	2.38	0.54
1:AQ:35:ARG:HD3	1:AQ:42:GLU:OE1	2.07	0.54
1:AT:5:MET:SD	1:BJ:123:ILE:HG22	2.48	0.54
1:BC:5:MET:SD	1:BY:123:ILE:HG22	2.48	0.54
1:BE:114:LEU:HB3	1:EO:8:ILE:HG22	1.89	0.54
1:BF:8:ILE:HG22	1:ET:114:LEU:HB3	1.89	0.54
1:BI:5:MET:SD	1:BV:123:ILE:HG22	2.48	0.54
1:BN:111:ASN:HB3	1:BN:114:LEU:HB2	1.90	0.54
1:BS:61:PRO:O	1:BS:64:CYS:HB2	2.07	0.54
1:BW:111:ASN:HB3	1:BW:114:LEU:HB2	1.90	0.54
1:CB:61:PRO:O	1:CB:64:CYS:HB2	2.07	0.54
1:CC:1:ALA:O	1:FO:129:THR:N	2.38	0.54
1:CE:123:ILE:HG22	1:DK:5:MET:SD	2.48	0.54
1:CQ:61:PRO:O	1:CQ:64:CYS:HB2	2.07	0.54
1:CS:5:MET:SD	1:DU:123:ILE:HG22	2.48	0.54
1:CU:129:THR:N	1:GG:1:ALA:O	2.38	0.54
1:CX:111:ASN:HB3	1:CX:114:LEU:HB2	1.90	0.54
1:DB:116:PHE:CE1	1:GJ:6:GLN:HB2	2.43	0.54
1:DC:61:PRO:O	1:DC:64:CYS:HB2	2.07	0.54
1:DJ:114:LEU:HB3	1:GT:8:ILE:HG22	1.89	0.54
1:DJ:129:THR:N	1:GV:1:ALA:O	2.38	0.54
1:DN:5:MET:SD	1:EV:123:ILE:HG22	2.48	0.54
1:DZ:5:MET:SD	1:FN:123:ILE:HG22	2.48	0.54
1:EB:111:ASN:HB3	1:EB:114:LEU:HB2	1.90	0.54
1:EC:5:MET:SD	1:FH:123:ILE:HG22	2.48	0.54
1:EC:116:PHE:CE1	1:FI:6:GLN:HB2	2.43	0.54
1:EG:60:LYS:HA	1:EG:71:MET:HE1	1.90	0.54
1:EJ:36:VAL:O	1:EJ:36:VAL:HG12	2.06	0.54
1:ER:56:ARG:HB3	1:ER:74:GLU:HG3	1.87	0.54
1:ER:116:PHE:CE1	1:EZ:6:GLN:HB2	2.43	0.54
1:FN:61:PRO:O	1:FN:64:CYS:HB2	2.07	0.54
1:FQ:123:ILE:HG22	1:GE:5:MET:SD	2.48	0.54
1:FZ:123:ILE:HG22	1:GT:5:MET:SD	2.48	0.54
1:GC:123:ILE:HG22	1:GW:5:MET:SD	2.48	0.54
1:GN:35:ARG:HD3	1:GN:42:GLU:OE1	2.07	0.54
1:GN:116:PHE:CE1	1:GS:6:GLN:HB2	2.43	0.54
1:GY:111:ASN:HB3	1:GY:114:LEU:HB2	1.90	0.54
1:AB:5:MET:SD	1:DI:123:ILE:HG22	2.48	0.54

*Continued on next page...*



*Continued from previous page...*

Atom-1	Atom-2	Interatomic distance (Å)	Clash overlap (Å)
1:AB:8:ILE:HG22	1:DP:114:LEU:HB3	1.89	0.54
1:AC:61:PRO:O	1:AC:64:CYS:HB2	2.07	0.54
1:AE:8:ILE:HG22	1:DS:114:LEU:HB3	1.89	0.54
1:AK:5:MET:SD	1:CT:123:ILE:HG22	2.48	0.54
1:AS:1:ALA:O	1:EE:129:THR:N	2.38	0.54
1:AV:114:LEU:HB3	1:EF:8:ILE:HG22	1.89	0.54
1:BE:129:THR:N	1:EQ:1:ALA:O	2.38	0.54
1:BM:123:ILE:HG22	1:BX:5:MET:SD	2.48	0.54
1:BQ:111:ASN:HB3	1:BQ:114:LEU:HB2	1.90	0.54
1:BR:6:GLN:HG3	1:BR:7:PRO:HD2	1.88	0.54
1:CG:35:ARG:HD3	1:CG:42:GLU:OE1	2.07	0.54
1:CG:116:PHE:CE1	1:EB:6:GLN:HB2	2.43	0.54
1:CK:123:ILE:HG22	1:DH:5:MET:SD	2.48	0.54
1:CM:5:MET:SD	1:DO:123:ILE:HG22	2.48	0.54
1:CY:5:MET:SD	1:GO:123:ILE:HG22	2.48	0.54
1:DA:1:ALA:O	1:GM:129:THR:N	2.38	0.54
1:DB:35:ARG:HD3	1:DB:42:GLU:OE1	2.07	0.54
1:DC:123:ILE:HG22	1:FS:5:MET:SD	2.48	0.54
1:DG:111:ASN:HB3	1:DG:114:LEU:HB2	1.90	0.54
1:DS:111:ASN:HB3	1:DS:114:LEU:HB2	1.90	0.54
1:GC:61:PRO:O	1:GC:64:CYS:HB2	2.07	0.54
1:GH:5:MET:SD	1:GU:123:ILE:HG22	2.48	0.54
1:AC:87:GLU:H	1:AC:87:GLU:CD	2.06	0.54
1:AO:31:LEU:CD2	1:AO:48:GLY:HA3	2.38	0.54
1:AO:54:TYR:CE1	1:AO:56:ARG:CZ	2.91	0.54
1:AS:42:GLU:O	1:AS:42:GLU:HG3	2.08	0.54
1:AU:123:ILE:HG22	1:EI:5:MET:SD	2.48	0.54
1:AW:5:MET:SD	1:BD:123:ILE:HG22	2.48	0.54
1:AX:123:ILE:HG22	1:EL:5:MET:SD	2.48	0.54
1:BF:35:ARG:HD3	1:BF:42:GLU:OE1	2.07	0.54
1:BH:1:ALA:O	1:ET:129:THR:N	2.38	0.54
1:BH:42:GLU:HG3	1:BH:42:GLU:O	2.08	0.54
1:BP:61:PRO:O	1:BP:64:CYS:HB2	2.08	0.54
1:BP:87:GLU:OE1	1:BP:87:GLU:N	2.22	0.54
1:BQ:114:LEU:HB3	1:FA:8:ILE:HG22	1.89	0.54
1:CC:42:GLU:O	1:CC:42:GLU:HG3	2.08	0.54
1:CD:5:MET:SD	1:DX:123:ILE:HG22	2.48	0.54
1:CI:111:ASN:HB3	1:CI:114:LEU:HB2	1.90	0.54
1:CO:111:ASN:HB3	1:CO:114:LEU:HB2	1.90	0.54
1:CO:129:THR:N	1:GA:1:ALA:O	2.38	0.54
1:CQ:36:VAL:O	1:CQ:36:VAL:HG12	2.06	0.54

*Continued on next page...*

*Continued from previous page...*

Atom-1	Atom-2	Interatomic distance (Å)	Clash overlap (Å)
1:CR:42:GLU:HG3	1:CR:42:GLU:O	2.08	0.54
1:DJ:42:GLU:O	1:DJ:42:GLU:HG3	2.08	0.54
1:DL:54:TYR:CE1	1:DL:56:ARG:CZ	2.91	0.54
1:EF:35:ARG:HD3	1:EF:42:GLU:OE1	2.07	0.54
1:EP:60:LYS:HA	1:EP:71:MET:HE1	1.90	0.54
1:EP:61:PRO:O	1:EP:64:CYS:HB2	2.07	0.54
1:FD:6:GLN:HG3	1:FD:7:PRO:HD2	1.88	0.54
1:FQ:31:LEU:CD2	1:FQ:48:GLY:HA3	2.38	0.54
1:FT:61:PRO:O	1:FT:64:CYS:HB2	2.07	0.54
1:FZ:31:LEU:CD2	1:FZ:48:GLY:HA3	2.38	0.54
1:FZ:61:PRO:O	1:FZ:64:CYS:HB2	2.07	0.54
1:GF:123:ILE:HG22	1:GQ:5:MET:SD	2.48	0.54
1:GK:116:PHE:CE1	1:GY:6:GLN:HB2	2.43	0.54
1:AE:5:MET:SD	1:DL:123:ILE:HG22	2.48	0.54
1:AL:61:PRO:O	1:AL:64:CYS:HB2	2.07	0.54
1:AP:42:GLU:O	1:AP:42:GLU:HG3	2.08	0.54
1:AS:6:GLN:HB2	1:FD:116:PHE:CE1	2.43	0.54
1:AS:111:ASN:HB3	1:AS:114:LEU:HB2	1.90	0.54
1:AT:116:PHE:CE1	1:BK:6:GLN:HB2	2.43	0.54
1:AZ:116:PHE:CE1	1:BH:6:GLN:HB2	2.43	0.54
1:BD:61:PRO:O	1:BD:64:CYS:HB2	2.08	0.54
1:BH:111:ASN:HB3	1:BH:114:LEU:HB2	1.90	0.54
1:BI:8:ILE:HG22	1:EW:114:LEU:HB3	1.89	0.54
1:BI:73:ASN:ND2	1:BK:42:GLU:OE2	2.40	0.54
1:BJ:31:LEU:CD2	1:BJ:48:GLY:HA3	2.38	0.54
1:BK:114:LEU:HB3	1:EU:8:ILE:HG22	1.89	0.54
1:BO:116:PHE:CE1	1:EH:6:GLN:HB2	2.43	0.54
1:BR:5:MET:SD	1:EJ:123:ILE:HG22	2.48	0.54
1:BS:31:LEU:CD2	1:BS:48:GLY:HA3	2.38	0.54
1:BX:73:ASN:ND2	1:BZ:42:GLU:OE2	2.40	0.54
1:CB:36:VAL:O	1:CB:36:VAL:HG12	2.06	0.54
1:CF:111:ASN:HB3	1:CF:114:LEU:HB2	1.90	0.54
1:CH:54:TYR:CE1	1:CH:56:ARG:CZ	2.91	0.54
1:CT:54:TYR:CE1	1:CT:56:ARG:CZ	2.91	0.54
1:CU:42:GLU:HG3	1:CU:42:GLU:O	2.08	0.54
1:CZ:61:PRO:O	1:CZ:64:CYS:HB2	2.07	0.54
1:DD:6:GLN:HB2	1:FS:116:PHE:CE1	2.43	0.54
1:DL:31:LEU:CD2	1:DL:48:GLY:HA3	2.38	0.54
1:DM:42:GLU:O	1:DM:42:GLU:HG3	2.08	0.54
1:DQ:116:PHE:CE1	1:EQ:6:GLN:HB2	2.43	0.54
1:EG:61:PRO:O	1:EG:64:CYS:HB2	2.07	0.54

*Continued on next page...*



*Continued from previous page...*

Atom-1	Atom-2	Interatomic distance (Å)	Clash overlap (Å)
1:EH:42:GLU:HG3	1:EH:42:GLU:O	2.08	0.54
1:EJ:61:PRO:O	1:EJ:64:CYS:HB2	2.07	0.54
1:FC:111:ASN:HB3	1:FC:114:LEU:HB2	1.90	0.54
1:FX:111:ASN:HB3	1:FX:114:LEU:HB2	1.90	0.54
1:GK:35:ARG:HD3	1:GK:42:GLU:OE1	2.07	0.54
1:GL:54:TYR:CE1	1:GL:56:ARG:CZ	2.91	0.54
1:GM:111:ASN:HB3	1:GM:114:LEU:HB2	1.90	0.54
1:GS:42:GLU:HG3	1:GS:42:GLU:O	2.08	0.54
1:AC:31:LEU:CD2	1:AC:48:GLY:HA3	2.38	0.54
1:AG:111:ASN:HB3	1:AG:114:LEU:HB2	1.90	0.54
1:AH:8:ILE:HG22	1:DV:114:LEU:HB3	1.89	0.54
1:AI:123:ILE:HG22	1:FM:5:MET:SD	2.48	0.54
1:AJ:111:ASN:HB3	1:AJ:114:LEU:HB2	1.90	0.54
1:AN:116:PHE:CE1	1:CO:6:GLN:HB2	2.43	0.54
1:AO:61:PRO:O	1:AO:64:CYS:HB2	2.07	0.54
1:AV:111:ASN:HB3	1:AV:114:LEU:HB2	1.90	0.54
1:AV:129:THR:N	1:EH:1:ALA:O	2.38	0.54
1:AX:61:PRO:O	1:AX:64:CYS:HB2	2.07	0.54
1:AZ:6:GLN:HG3	1:AZ:7:PRO:HD2	1.88	0.54
1:BA:123:ILE:HG22	1:EF:5:MET:SD	2.48	0.54
1:BC:116:PHE:CE1	1:BZ:6:GLN:HB2	2.43	0.54
1:BE:1:ALA:O	1:EQ:129:THR:N	2.38	0.54
1:BE:111:ASN:HB3	1:BE:114:LEU:HB2	1.90	0.54
1:BX:8:ILE:HG22	1:FL:114:LEU:HB3	1.89	0.54
1:BY:31:LEU:CD2	1:BY:48:GLY:HA3	2.38	0.54
1:BY:54:TYR:CE1	1:BY:56:ARG:CZ	2.91	0.54
1:BZ:114:LEU:HB3	1:FJ:8:ILE:HG22	1.89	0.54
1:CE:61:PRO:O	1:CE:64:CYS:HB2	2.07	0.54
1:CF:6:GLN:HB2	1:DK:116:PHE:CE1	2.43	0.54
1:CG:5:MET:SD	1:EA:123:ILE:HG22	2.48	0.54
1:CL:114:LEU:HB3	1:FV:8:ILE:HG22	1.89	0.54
1:CY:116:PHE:CE1	1:GP:6:GLN:HB2	2.43	0.54
1:CZ:54:TYR:CE1	1:CZ:56:ARG:CZ	2.91	0.54
1:DB:5:MET:SD	1:GI:123:ILE:HG22	2.48	0.54
1:DI:54:TYR:CE1	1:DI:56:ARG:CZ	2.91	0.54
1:DI:61:PRO:O	1:DI:64:CYS:HB2	2.08	0.54
1:DR:61:PRO:O	1:DR:64:CYS:HB2	2.08	0.54
1:DT:116:PHE:CE1	1:ET:6:GLN:HB2	2.43	0.54
1:DU:61:PRO:O	1:DU:64:CYS:HB2	2.07	0.54
1:EM:31:LEU:CD2	1:EM:48:GLY:HA3	2.38	0.54
1:EO:35:ARG:HD3	1:EO:42:GLU:OE1	2.07	0.54

*Continued on next page...*

*Continued from previous page...*

Atom-1	Atom-2	Interatomic distance (Å)	Clash overlap (Å)
1:EQ:42:GLU:HG3	1:EQ:42:GLU:O	2.08	0.54
1:EQ:111:ASN:HB3	1:EQ:114:LEU:HB2	1.90	0.54
1:FQ:54:TYR:CE1	1:FQ:56:ARG:CZ	2.91	0.54
1:FQ:61:PRO:O	1:FQ:64:CYS:HB2	2.07	0.54
1:FT:54:TYR:CE1	1:FT:56:ARG:CZ	2.91	0.54
1:FZ:54:TYR:CE1	1:FZ:56:ARG:CZ	2.91	0.54
1:GH:116:PHE:CE1	1:GV:6:GLN:HB2	2.43	0.54
1:GJ:42:GLU:O	1:GJ:42:GLU:HG3	2.08	0.54
1:GK:5:MET:SD	1:GX:123:ILE:HG22	2.48	0.54
1:GQ:6:GLN:HG3	1:GQ:7:PRO:HD2	1.88	0.54
1:AB:116:PHE:CE1	1:DJ:6:GLN:HB2	2.43	0.54
1:AG:6:GLN:HB2	1:FJ:116:PHE:CE1	2.43	0.54
1:AK:116:PHE:CE1	1:CU:6:GLN:HB2	2.43	0.54
1:AL:31:LEU:CD2	1:AL:48:GLY:HA3	2.38	0.54
1:AO:123:ILE:HG22	1:FA:5:MET:SD	2.48	0.54
1:AP:6:GLN:HB2	1:FA:116:PHE:CE1	2.43	0.54
1:AR:123:ILE:HG22	1:FD:5:MET:SD	2.48	0.54
1:AU:61:PRO:O	1:AU:64:CYS:HB2	2.08	0.54
1:BJ:54:TYR:CE1	1:BJ:56:ARG:CZ	2.91	0.54
1:BN:6:GLN:HB2	1:BX:116:PHE:CE1	2.43	0.54
1:CC:114:LEU:HB3	1:FM:8:ILE:HG22	1.89	0.54
1:CF:129:THR:N	1:FR:1:ALA:O	2.38	0.54
1:CJ:8:ILE:HG22	1:FX:114:LEU:HB3	1.89	0.54
1:CK:61:PRO:O	1:CK:64:CYS:HB2	2.07	0.54
1:CS:73:ASN:ND2	1:CU:42:GLU:OE2	2.40	0.54
1:CT:61:PRO:O	1:CT:64:CYS:HB2	2.08	0.54
1:DH:73:ASN:ND2	1:DJ:42:GLU:OE2	2.40	0.54
1:DL:61:PRO:O	1:DL:64:CYS:HB2	2.07	0.54
1:DR:87:GLU:OE1	1:DR:87:GLU:N	2.22	0.54
1:EH:111:ASN:HB3	1:EH:114:LEU:HB2	1.90	0.54
1:EU:116:PHE:CE1	1:FC:6:GLN:HB2	2.43	0.54
1:EZ:111:ASN:HB3	1:EZ:114:LEU:HB2	1.90	0.54
1:FI:111:ASN:HB3	1:FI:114:LEU:HB2	1.90	0.54
1:GC:54:TYR:CE1	1:GC:56:ARG:CZ	2.91	0.54
1:GF:54:TYR:CE1	1:GF:56:ARG:CZ	2.91	0.54
1:GG:6:GLN:HB2	1:GQ:116:PHE:CE1	2.43	0.54
1:GI:36:VAL:O	1:GI:36:VAL:HG12	2.06	0.54
1:GN:5:MET:SD	1:GR:123:ILE:HG22	2.48	0.54
1:GR:36:VAL:O	1:GR:36:VAL:HG12	2.06	0.54
1:GU:61:PRO:O	1:GU:64:CYS:HB2	2.07	0.54
1:AD:42:GLU:HG3	1:AD:42:GLU:O	2.08	0.53

*Continued on next page...*

*Continued from previous page...*

Atom-1	Atom-2	Interatomic distance (Å)	Clash overlap (Å)
1:AE:116:PHE:CE1	1:DM:6:GLN:HB2	2.43	0.53
1:AI:54:TYR:CE1	1:AI:56:ARG:CZ	2.91	0.53
1:AV:42:GLU:HG3	1:AV:42:GLU:O	2.08	0.53
1:AW:8:ILE:HG22	1:EK:114:LEU:HB3	1.89	0.53
1:AY:114:LEU:HB3	1:EI:8:ILE:HG22	1.89	0.53
1:BL:5:MET:SD	1:EM:123:ILE:HG22	2.48	0.53
1:BL:116:PHE:CE1	1:EN:6:GLN:HB2	2.43	0.53
1:BQ:6:GLN:HB2	1:CA:116:PHE:CE1	2.43	0.53
1:BZ:129:THR:N	1:FL:1:ALA:O	2.38	0.53
1:CG:59:PRO:C	1:CG:61:PRO:CD	2.66	0.53
1:CH:61:PRO:O	1:CH:64:CYS:HB2	2.07	0.53
1:CJ:116:PHE:CE1	1:EE:6:GLN:HB2	2.43	0.53
1:CN:61:PRO:O	1:CN:64:CYS:HB2	2.07	0.53
1:CR:114:LEU:HB3	1:GB:8:ILE:HG22	1.89	0.53
1:CS:8:ILE:HG22	1:GG:114:LEU:HB3	1.89	0.53
1:DA:6:GLN:HB2	1:FP:116:PHE:CE1	2.43	0.53
1:DC:31:LEU:CD2	1:DC:48:GLY:HA3	2.38	0.53
1:DS:42:GLU:HG3	1:DS:42:GLU:O	2.08	0.53
1:EG:54:TYR:CE1	1:EG:56:ARG:CZ	2.91	0.53
1:EO:5:MET:SD	1:FE:123:ILE:HG22	2.48	0.53
1:EW:42:GLU:O	1:EW:42:GLU:HG3	2.08	0.53
1:FN:54:TYR:CE1	1:FN:56:ARG:CZ	2.91	0.53
1:FU:111:ASN:HB3	1:FU:114:LEU:HB2	1.90	0.53
1:FW:54:TYR:CE1	1:FW:56:ARG:CZ	2.91	0.53
1:FW:123:ILE:HG22	1:GB:5:MET:SD	2.48	0.53
1:GF:61:PRO:O	1:GF:64:CYS:HB2	2.07	0.53
1:GH:6:GLN:HG3	1:GH:7:PRO:HD2	1.88	0.53
1:GU:54:TYR:CE1	1:GU:56:ARG:CZ	2.91	0.53
1:AF:54:TYR:CE1	1:AF:56:ARG:CZ	2.91	0.53
1:AH:116:PHE:CE1	1:DG:6:GLN:HB2	2.43	0.53
1:AJ:114:LEU:HB3	1:DT:8:ILE:HG22	1.89	0.53
1:AM:42:GLU:O	1:AM:42:GLU:HG3	2.08	0.53
1:AY:111:ASN:HB3	1:AY:114:LEU:HB2	1.90	0.53
1:AZ:5:MET:SD	1:BG:123:ILE:HG22	2.48	0.53
1:BC:35:ARG:HD3	1:BC:42:GLU:OE1	2.07	0.53
1:BE:42:GLU:HG3	1:BE:42:GLU:O	2.08	0.53
1:BI:116:PHE:CE1	1:BW:6:GLN:HB2	2.43	0.53
1:BK:111:ASN:HB3	1:BK:114:LEU:HB2	1.90	0.53
1:BK:129:THR:N	1:EW:1:ALA:O	2.38	0.53
1:BQ:42:GLU:HG3	1:BQ:42:GLU:O	2.08	0.53
1:BT:6:GLN:HB2	1:BU:116:PHE:CE1	2.43	0.53

*Continued on next page...*

*Continued from previous page...*

Atom-1	Atom-2	Interatomic distance (Å)	Clash overlap (Å)
1:CC:107:PHE:HA	1:CC:112:ALA:HB2	0.61	0.53
1:CF:42:GLU:HG3	1:CF:42:GLU:O	2.08	0.53
1:CH:31:LEU:CD2	1:CH:48:GLY:HA3	2.38	0.53
1:CP:116:PHE:CE1	1:DS:6:GLN:HB2	2.43	0.53
1:CX:6:GLN:HB2	1:FV:116:PHE:CE1	2.43	0.53
1:CZ:123:ILE:HG22	1:FP:5:MET:SD	2.48	0.53
1:DA:111:ASN:HB3	1:DA:114:LEU:HB2	1.90	0.53
1:DC:36:VAL:O	1:DC:36:VAL:HG12	2.06	0.53
1:DH:8:ILE:HG22	1:GV:114:LEU:HB3	1.89	0.53
1:DI:31:LEU:CD2	1:DI:48:GLY:HA3	2.38	0.53
1:DL:71:MET:CB	1:DL:72:PRO:HD2	2.30	0.53
1:EB:42:GLU:HG3	1:EB:42:GLU:O	2.08	0.53
1:EK:111:ASN:HB3	1:EK:114:LEU:HB2	1.90	0.53
1:EP:54:TYR:CE1	1:EP:56:ARG:CZ	2.91	0.53
1:EV:87:GLU:OE1	1:EV:87:GLU:N	2.22	0.53
1:FC:107:PHE:HA	1:FC:112:ALA:HB2	0.61	0.53
1:FL:42:GLU:HG3	1:FL:42:GLU:O	2.08	0.53
1:FL:111:ASN:HB3	1:FL:114:LEU:HB2	1.90	0.53
1:FU:6:GLN:HB2	1:FY:116:PHE:CE1	2.43	0.53
1:GA:42:GLU:HG3	1:GA:42:GLU:O	2.08	0.53
1:GE:35:ARG:HD3	1:GE:42:GLU:OE1	2.07	0.53
1:GO:31:LEU:CD2	1:GO:48:GLY:HA3	2.38	0.53
1:GQ:59:PRO:C	1:GQ:61:PRO:CD	2.66	0.53
1:GR:61:PRO:O	1:GR:64:CYS:HB2	2.08	0.53
1:GT:35:ARG:HD3	1:GT:42:GLU:OE1	2.07	0.53
1:GX:61:PRO:O	1:GX:64:CYS:HB2	2.07	0.53
1:AG:107:PHE:HA	1:AG:112:ALA:HB2	0.61	0.53
1:AQ:116:PHE:CE1	1:CR:6:GLN:HB2	2.43	0.53
1:BL:8:ILE:HG22	1:EZ:114:LEU:HB3	1.89	0.53
1:BP:54:TYR:CE1	1:BP:56:ARG:CZ	2.91	0.53
1:BS:123:ILE:HG22	1:BU:5:MET:SD	2.48	0.53
1:BV:31:LEU:CD2	1:BV:48:GLY:HA3	2.38	0.53
1:BY:71:MET:CB	1:BY:72:PRO:HD2	2.30	0.53
1:BZ:111:ASN:HB3	1:BZ:114:LEU:HB2	1.90	0.53
1:CD:116:PHE:CE1	1:DY:6:GLN:HB2	2.43	0.53
1:CO:42:GLU:HG3	1:CO:42:GLU:O	2.08	0.53
1:CU:111:ASN:HB3	1:CU:114:LEU:HB2	1.90	0.53
1:CV:5:MET:SD	1:GL:123:ILE:HG22	2.48	0.53
1:CW:31:LEU:CD2	1:CW:48:GLY:HA3	2.38	0.53
1:CW:123:ILE:HG22	1:FV:5:MET:SD	2.48	0.53
1:DC:54:TYR:CE1	1:DC:56:ARG:CZ	2.91	0.53

*Continued on next page...*

*Continued from previous page...*

Atom-1	Atom-2	Interatomic distance (Å)	Clash overlap (Å)
1:DD:111:ASN:HB3	1:DD:114:LEU:HB2	1.90	0.53
1:DF:31:LEU:CD2	1:DF:48:GLY:HA3	2.38	0.53
1:DM:107:PHE:HA	1:DM:112:ALA:HB2	0.60	0.53
1:DO:54:TYR:CE1	1:DO:56:ARG:CZ	2.91	0.53
1:DR:54:TYR:CE1	1:DR:56:ARG:CZ	2.91	0.53
1:DX:54:TYR:CE1	1:DX:56:ARG:CZ	2.91	0.53
1:EA:61:PRO:O	1:EA:64:CYS:HB2	2.07	0.53
1:ED:31:LEU:CD2	1:ED:48:GLY:HA3	2.38	0.53
1:EK:42:GLU:HG3	1:EK:42:GLU:O	2.08	0.53
1:EV:61:PRO:O	1:EV:64:CYS:HB2	2.08	0.53
1:FB:54:TYR:CE1	1:FB:56:ARG:CZ	2.91	0.53
1:FB:61:PRO:O	1:FB:64:CYS:HB2	2.07	0.53
1:FK:61:PRO:O	1:FK:64:CYS:HB2	2.08	0.53
1:FO:42:GLU:HG3	1:FO:42:GLU:O	2.08	0.53
1:FR:42:GLU:HG3	1:FR:42:GLU:O	2.08	0.53
1:FT:123:ILE:HG22	1:FY:5:MET:SD	2.48	0.53
1:GD:42:GLU:O	1:GD:42:GLU:HG3	2.08	0.53
1:GD:111:ASN:HB3	1:GD:114:LEU:HB2	1.90	0.53
1:GF:60:LYS:HA	1:GF:71:MET:HE1	1.90	0.53
1:GI:61:PRO:O	1:GI:64:CYS:HB2	2.08	0.53
1:GL:31:LEU:CD2	1:GL:48:GLY:HA3	2.38	0.53
1:GL:61:PRO:O	1:GL:64:CYS:HB2	2.07	0.53
1:GO:54:TYR:CE1	1:GO:56:ARG:CZ	2.91	0.53
1:GR:31:LEU:CD2	1:GR:48:GLY:HA3	2.38	0.53
1:GU:60:LYS:HA	1:GU:71:MET:HE1	1.90	0.53
1:GY:42:GLU:HG3	1:GY:42:GLU:O	2.08	0.53
1:AD:74:GLU:OE1	1:DP:43:LEU:HD12	2.09	0.53
1:AH:5:MET:SD	1:DF:123:ILE:HG22	2.48	0.53
1:AI:31:LEU:CD2	1:AI:48:GLY:HA3	2.38	0.53
1:AL:54:TYR:CE1	1:AL:56:ARG:CZ	2.91	0.53
1:AM:74:GLU:OE1	1:DY:43:LEU:HD12	2.09	0.53
1:AP:43:LEU:HD12	1:EB:74:GLU:OE1	2.09	0.53
1:AQ:5:MET:SD	1:CQ:123:ILE:HG22	2.48	0.53
1:AR:31:LEU:CD2	1:AR:48:GLY:HA3	2.38	0.53
1:AT:35:ARG:HD3	1:AT:42:GLU:OE1	2.07	0.53
1:BF:5:MET:SD	1:CB:123:ILE:HG22	2.48	0.53
1:BF:116:PHE:CE1	1:CC:6:GLN:HB2	2.43	0.53
1:BM:31:LEU:CD2	1:BM:48:GLY:HA3	2.38	0.53
1:BU:8:ILE:HG22	1:FI:114:LEU:HB3	1.89	0.53
1:CH:123:ILE:HG22	1:DE:5:MET:SD	2.48	0.53
1:CL:43:LEU:HD12	1:FX:74:GLU:OE1	2.09	0.53

*Continued on next page...*

*Continued from previous page...*

Atom-1	Atom-2	Interatomic distance (Å)	Clash overlap (Å)
1:CM:116:PHE:CE1	1:DP:6:GLN:HB2	2.43	0.53
1:CT:31:LEU:CD2	1:CT:48:GLY:HA3	2.38	0.53
1:DM:43:LEU:HD12	1:GY:74:GLU:OE1	2.09	0.53
1:DP:111:ASN:HB3	1:DP:114:LEU:HB2	1.90	0.53
1:EA:54:TYR:CE1	1:EA:56:ARG:CZ	2.91	0.53
1:EJ:54:TYR:CE1	1:EJ:56:ARG:CZ	2.91	0.53
1:EN:111:ASN:HD22	1:EN:111:ASN:N	2.07	0.53
1:ES:31:LEU:CD2	1:ES:48:GLY:HA3	2.38	0.53
1:EW:111:ASN:HB3	1:EW:114:LEU:HB2	1.90	0.53
1:GI:31:LEU:CD2	1:GI:48:GLY:HA3	2.38	0.53
1:GO:36:VAL:O	1:GO:36:VAL:HG12	2.06	0.53
1:GP:111:ASN:HB3	1:GP:114:LEU:HB2	1.90	0.53
1:GX:54:TYR:CE1	1:GX:56:ARG:CZ	2.91	0.53
1:AC:54:TYR:CE1	1:AC:56:ARG:CZ	2.91	0.53
1:AF:61:PRO:O	1:AF:64:CYS:HB2	2.07	0.53
1:AG:43:LEU:HD12	1:DS:74:GLU:OE1	2.09	0.53
1:AJ:74:GLU:OE1	1:DV:43:LEU:HD12	2.09	0.53
1:AP:1:ALA:O	1:EB:129:THR:N	2.38	0.53
1:AS:55:LYS:CG	1:AS:73:ASN:HB3	2.37	0.53
1:AV:58:ALA:HB3	1:AV:72:PRO:CD	2.39	0.53
1:AX:54:TYR:CE1	1:AX:56:ARG:CZ	2.91	0.53
1:AY:42:GLU:HG3	1:AY:42:GLU:O	2.08	0.53
1:BE:58:ALA:HB3	1:BE:72:PRO:CD	2.39	0.53
1:BG:31:LEU:CD2	1:BG:48:GLY:HA3	2.38	0.53
1:BT:111:ASN:HD22	1:BT:111:ASN:N	2.07	0.53
1:CL:1:ALA:O	1:FX:129:THR:N	2.38	0.53
1:CR:107:PHE:HA	1:CR:112:ALA:HB2	0.61	0.53
1:CS:116:PHE:CE1	1:DV:6:GLN:HB2	2.43	0.53
1:CV:8:ILE:HG22	1:GJ:114:LEU:HB3	1.89	0.53
1:CX:58:ALA:HB3	1:CX:72:PRO:CD	2.39	0.53
1:DG:43:LEU:HD12	1:GS:74:GLU:OE1	2.09	0.53
1:DG:111:ASN:HD22	1:DG:111:ASN:N	2.07	0.53
1:DJ:111:ASN:HB3	1:DJ:114:LEU:HB2	1.90	0.53
1:DY:111:ASN:N	1:DY:111:ASN:HD22	2.07	0.53
1:DZ:116:PHE:CE1	1:FO:6:GLN:HB2	2.43	0.53
1:EK:55:LYS:CG	1:EK:73:ASN:HB3	2.37	0.53
1:ET:111:ASN:HB3	1:ET:114:LEU:HB2	1.90	0.53
1:EW:111:ASN:HD22	1:EW:111:ASN:N	2.07	0.53
1:FE:31:LEU:CD2	1:FE:48:GLY:HA3	2.38	0.53
1:FL:111:ASN:HD22	1:FL:111:ASN:N	2.07	0.53
1:FO:111:ASN:HB3	1:FO:114:LEU:HB2	1.90	0.53

*Continued on next page...*

*Continued from previous page...*

Atom-1	Atom-2	Interatomic distance (Å)	Clash overlap (Å)
1:FW:31:LEU:CD2	1:FW:48:GLY:HA3	2.38	0.53
1:GD:6:GLN:HB2	1:GW:116:PHE:CE1	2.43	0.53
1:GJ:111:ASN:HB3	1:GJ:114:LEU:HB2	1.90	0.53
1:AH:70:ILE:HG23	1:AH:70:ILE:O	2.09	0.53
1:AJ:129:THR:N	1:DV:1:ALA:O	2.38	0.53
1:BA:31:LEU:CD2	1:BA:48:GLY:HA3	2.38	0.53
1:BC:70:ILE:O	1:BC:70:ILE:HG23	2.09	0.53
1:BH:55:LYS:CG	1:BH:73:ASN:HB3	2.37	0.53
1:BK:107:PHE:HA	1:BK:112:ALA:HB2	0.61	0.53
1:BQ:74:GLU:OE1	1:FC:43:LEU:HD12	2.09	0.53
1:BW:129:THR:N	1:FI:1:ALA:O	2.38	0.53
1:CC:74:GLU:OE1	1:FO:43:LEU:HD12	2.09	0.53
1:CF:107:PHE:O	1:CF:112:ALA:HB3	2.09	0.53
1:CJ:5:MET:SD	1:ED:123:ILE:HG22	2.48	0.53
1:CL:42:GLU:HG3	1:CL:42:GLU:O	2.08	0.53
1:CO:107:PHE:O	1:CO:112:ALA:HB3	2.09	0.53
1:CX:43:LEU:HD12	1:GJ:74:GLU:OE1	2.09	0.53
1:CX:74:GLU:OE1	1:GJ:43:LEU:HD12	2.09	0.53
1:CX:111:ASN:HD22	1:CX:111:ASN:N	2.07	0.53
1:DD:43:LEU:HD12	1:GP:74:GLU:OE1	2.09	0.53
1:DE:8:ILE:HG22	1:GS:114:LEU:HB3	1.89	0.53
1:DG:74:GLU:OE1	1:GS:43:LEU:HD12	2.09	0.53
1:DP:111:ASN:HD22	1:DP:111:ASN:N	2.07	0.53
1:DV:42:GLU:HG3	1:DV:42:GLU:O	2.08	0.53
1:DY:111:ASN:HB3	1:DY:114:LEU:HB2	1.90	0.53
1:EE:111:ASN:HB3	1:EE:114:LEU:HB2	1.90	0.53
1:EI:60:LYS:N	1:EI:61:PRO:HD3	2.14	0.53
1:EL:70:ILE:HG23	1:EL:70:ILE:O	2.09	0.53
1:FH:54:TYR:CE1	1:FH:56:ARG:CZ	2.91	0.53
1:FV:70:ILE:HG23	1:FV:70:ILE:O	2.09	0.53
1:GA:6:GLN:HB2	1:GT:116:PHE:CE1	2.43	0.53
1:GM:42:GLU:HG3	1:GM:42:GLU:O	2.08	0.53
1:AD:6:GLN:HB2	1:FG:116:PHE:CE1	2.43	0.53
1:AE:70:ILE:HG23	1:AE:70:ILE:O	2.09	0.53
1:AO:71:MET:CB	1:AO:72:PRO:HD2	2.30	0.53
1:AP:111:ASN:HB3	1:AP:114:LEU:HB2	1.90	0.53
1:AS:107:PHE:O	1:AS:112:ALA:HB3	2.09	0.53
1:AT:70:ILE:HG23	1:AT:70:ILE:O	2.09	0.53
1:AU:54:TYR:CE1	1:AU:56:ARG:CZ	2.91	0.53
1:AW:60:LYS:N	1:AW:61:PRO:HD3	2.14	0.53
1:BD:31:LEU:CD2	1:BD:48:GLY:HA3	2.38	0.53

*Continued on next page...*



*Continued from previous page...*

Atom-1	Atom-2	Interatomic distance (Å)	Clash overlap (Å)
1:BD:54:TYR:CE1	1:BD:56:ARG:CZ	2.91	0.53
1:BG:54:TYR:CE1	1:BG:56:ARG:CZ	2.91	0.53
1:BH:107:PHE:O	1:BH:112:ALA:HB3	2.09	0.53
1:BN:129:THR:N	1:EZ:1:ALA:O	2.38	0.53
1:BR:70:ILE:HG23	1:BR:70:ILE:O	2.09	0.53
1:BW:58:ALA:HB3	1:BW:72:PRO:CD	2.39	0.53
1:CF:74:GLU:OE1	1:FR:43:LEU:HD12	2.09	0.53
1:CG:70:ILE:HG23	1:CG:70:ILE:O	2.09	0.53
1:CI:42:GLU:HG3	1:CI:42:GLU:O	2.08	0.53
1:CI:74:GLU:OE1	1:FU:43:LEU:HD12	2.09	0.53
1:CL:6:GLN:HB2	1:DH:116:PHE:CE1	2.43	0.53
1:CO:74:GLU:OE1	1:GA:43:LEU:HD12	2.09	0.53
1:CR:74:GLU:OE1	1:GD:43:LEU:HD12	2.09	0.53
1:CU:43:LEU:HD12	1:GG:74:GLU:OE1	2.09	0.53
1:CX:107:PHE:HA	1:CX:112:ALA:HB2	0.61	0.53
1:CY:70:ILE:HG23	1:CY:70:ILE:O	2.09	0.53
1:DA:42:GLU:HG3	1:DA:42:GLU:O	2.08	0.53
1:DD:74:GLU:OE1	1:GP:43:LEU:HD12	2.09	0.53
1:DG:42:GLU:HG3	1:DG:42:GLU:O	2.08	0.53
1:DJ:43:LEU:HD12	1:GV:74:GLU:OE1	2.09	0.53
1:DM:1:ALA:O	1:GY:129:THR:N	2.38	0.53
1:DO:61:PRO:O	1:DO:64:CYS:HB2	2.07	0.53
1:DR:31:LEU:CD2	1:DR:48:GLY:HA3	2.38	0.53
1:DT:5:MET:SD	1:ES:123:ILE:HG22	2.48	0.53
1:DY:42:GLU:HG3	1:DY:42:GLU:O	2.08	0.53
1:EW:107:PHE:O	1:EW:112:ALA:HB3	2.09	0.53
1:EY:54:TYR:CE1	1:EY:56:ARG:CZ	2.91	0.53
1:FK:31:LEU:CD2	1:FK:48:GLY:HA3	2.38	0.53
1:FL:107:PHE:O	1:FL:112:ALA:HB3	2.09	0.53
1:FR:6:GLN:HB2	1:GE:116:PHE:CE1	2.43	0.53
1:FS:70:ILE:HG23	1:FS:70:ILE:O	2.09	0.53
1:GK:59:PRO:C	1:GK:61:PRO:CD	2.66	0.53
1:GK:70:ILE:HG23	1:GK:70:ILE:O	2.09	0.53
1:GS:111:ASN:HB3	1:GS:114:LEU:HB2	1.90	0.53
1:AM:6:GLN:HB2	1:EX:116:PHE:CE1	2.43	0.53
1:AM:43:LEU:HD12	1:DY:74:GLU:OE1	2.09	0.53
1:AR:54:TYR:CE1	1:AR:56:ARG:CZ	2.91	0.53
1:AU:31:LEU:CD2	1:AU:48:GLY:HA3	2.38	0.53
1:BB:42:GLU:HG3	1:BB:42:GLU:O	2.08	0.53
1:BM:54:TYR:CE1	1:BM:56:ARG:CZ	2.91	0.53
1:BN:58:ALA:HB3	1:BN:72:PRO:CD	2.39	0.53

*Continued on next page...*



*Continued from previous page...*

Atom-1	Atom-2	Interatomic distance (Å)	Clash overlap (Å)
1:BO:5:MET:SD	1:EG:123:ILE:HG22	2.48	0.53
1:BO:70:ILE:HG23	1:BO:70:ILE:O	2.09	0.53
1:BP:31:LEU:CD2	1:BP:48:GLY:HA3	2.38	0.53
1:BV:54:TYR:CE1	1:BV:56:ARG:CZ	2.91	0.53
1:BY:60:LYS:HA	1:BY:71:MET:HE1	1.90	0.53
1:BZ:107:PHE:HA	1:BZ:112:ALA:HB2	0.61	0.53
1:CB:31:LEU:CD2	1:CB:48:GLY:HA3	2.38	0.53
1:CC:43:LEU:HD12	1:FO:74:GLU:OE1	2.09	0.53
1:CK:54:TYR:CE1	1:CK:56:ARG:CZ	2.91	0.53
1:CQ:54:TYR:CE1	1:CQ:56:ARG:CZ	2.91	0.53
1:CW:38:VAL:HG13	1:CW:43:LEU:HD12	1.91	0.53
1:CX:42:GLU:HG3	1:CX:42:GLU:O	2.08	0.53
1:CX:107:PHE:O	1:CX:112:ALA:HB3	2.09	0.53
1:DA:43:LEU:HD12	1:GM:74:GLU:OE1	2.09	0.53
1:DD:42:GLU:HG3	1:DD:42:GLU:O	2.08	0.53
1:DG:107:PHE:O	1:DG:112:ALA:HB3	2.09	0.53
1:DM:111:ASN:HB3	1:DM:114:LEU:HB2	1.90	0.53
1:DQ:5:MET:SD	1:EP:123:ILE:HG22	2.48	0.53
1:DQ:70:ILE:HG23	1:DQ:70:ILE:O	2.09	0.53
1:DU:54:TYR:CE1	1:DU:56:ARG:CZ	2.91	0.53
1:EE:42:GLU:HG3	1:EE:42:GLU:O	2.08	0.53
1:EN:111:ASN:HB3	1:EN:114:LEU:HB2	1.90	0.53
1:ES:54:TYR:CE1	1:ES:56:ARG:CZ	2.91	0.53
1:EV:31:LEU:CD2	1:EV:48:GLY:HA3	2.38	0.53
1:FA:70:ILE:HG23	1:FA:70:ILE:O	2.09	0.53
1:FF:42:GLU:HG3	1:FF:42:GLU:O	2.08	0.53
1:FH:31:LEU:CD2	1:FH:48:GLY:HA3	2.38	0.53
1:FK:87:GLU:OE1	1:FK:87:GLU:N	2.22	0.53
1:FR:111:ASN:HB3	1:FR:114:LEU:HB2	1.90	0.53
1:GA:111:ASN:HD22	1:GA:111:ASN:N	2.07	0.53
1:GI:38:VAL:HG13	1:GI:43:LEU:HD12	1.91	0.53
1:GI:54:TYR:CE1	1:GI:56:ARG:CZ	2.91	0.53
1:GL:38:VAL:HG13	1:GL:43:LEU:HD12	1.91	0.53
1:GP:42:GLU:HG3	1:GP:42:GLU:O	2.08	0.53
1:GR:38:VAL:HG13	1:GR:43:LEU:HD12	1.91	0.53
1:GT:70:ILE:O	1:GT:70:ILE:HG23	2.09	0.53
1:GX:31:LEU:CD2	1:GX:48:GLY:HA3	2.38	0.53
1:AD:43:LEU:HD12	1:DP:74:GLU:OE1	2.09	0.53
1:AD:107:PHE:HA	1:AD:112:ALA:HB2	0.61	0.53
1:AG:107:PHE:O	1:AG:112:ALA:HB3	2.09	0.53
1:AQ:70:ILE:HG23	1:AQ:70:ILE:O	2.09	0.53

*Continued on next page...*

*Continued from previous page...*

Atom-1	Atom-2	Interatomic distance (Å)	Clash overlap (Å)
1:AS:43:LEU:HD12	1:EE:74:GLU:OE1	2.09	0.53
1:AZ:70:ILE:O	1:AZ:70:ILE:HG23	2.09	0.53
1:BK:43:LEU:HD12	1:EW:74:GLU:OE1	2.09	0.53
1:BM:38:VAL:HG13	1:BM:43:LEU:HD12	1.91	0.53
1:BN:42:GLU:HG3	1:BN:42:GLU:O	2.08	0.53
1:BP:123:ILE:HG22	1:CA:5:MET:SD	2.48	0.53
1:BQ:58:ALA:HB3	1:BQ:72:PRO:CD	2.39	0.53
1:BS:54:TYR:CE1	1:BS:56:ARG:CZ	2.91	0.53
1:BV:38:VAL:HG13	1:BV:43:LEU:HD12	1.91	0.53
1:BW:42:GLU:HG3	1:BW:42:GLU:O	2.08	0.53
1:BW:107:PHE:O	1:BW:112:ALA:HB3	2.09	0.53
1:CB:54:TYR:CE1	1:CB:56:ARG:CZ	2.91	0.53
1:CE:54:TYR:CE1	1:CE:56:ARG:CZ	2.91	0.53
1:CH:38:VAL:HG13	1:CH:43:LEU:HD12	1.91	0.53
1:CK:31:LEU:CD2	1:CK:48:GLY:HA3	2.38	0.53
1:CL:89:LEU:HD22	1:FX:113:GLY:CA	2.21	0.53
1:CR:43:LEU:HD12	1:GD:74:GLU:OE1	2.09	0.53
1:CS:70:ILE:HG23	1:CS:70:ILE:O	2.09	0.53
1:DA:55:LYS:CG	1:DA:73:ASN:HB3	2.37	0.53
1:DE:70:ILE:HG23	1:DE:70:ILE:O	2.09	0.53
1:DF:38:VAL:HG13	1:DF:43:LEU:HD12	1.91	0.53
1:DG:107:PHE:HA	1:DG:112:ALA:HB2	0.61	0.53
1:DN:70:ILE:HG23	1:DN:70:ILE:O	2.09	0.53
1:DP:42:GLU:O	1:DP:42:GLU:HG3	2.08	0.53
1:DT:70:ILE:O	1:DT:70:ILE:HG23	2.09	0.53
1:DU:71:MET:CB	1:DU:72:PRO:CD	2.86	0.53
1:DW:70:ILE:O	1:DW:70:ILE:HG23	2.09	0.53
1:DX:61:PRO:O	1:DX:64:CYS:HB2	2.07	0.53
1:EA:31:LEU:CD2	1:EA:48:GLY:HA3	2.38	0.53
1:ED:54:TYR:CE1	1:ED:56:ARG:CZ	2.91	0.53
1:EH:58:ALA:HB3	1:EH:72:PRO:CD	2.39	0.53
1:EN:42:GLU:HG3	1:EN:42:GLU:O	2.08	0.53
1:EQ:111:ASN:HD22	1:EQ:111:ASN:N	2.07	0.53
1:FC:107:PHE:O	1:FC:112:ALA:HB3	2.09	0.53
1:FN:38:VAL:HG13	1:FN:43:LEU:HD12	1.91	0.53
1:FU:42:GLU:HG3	1:FU:42:GLU:O	2.08	0.53
1:GC:38:VAL:HG13	1:GC:43:LEU:HD12	1.91	0.53
1:GE:70:ILE:HG23	1:GE:70:ILE:O	2.09	0.53
1:GR:54:TYR:CE1	1:GR:56:ARG:CZ	2.91	0.53
1:AJ:42:GLU:HG3	1:AJ:42:GLU:O	2.08	0.53
1:AJ:113:GLY:CA	1:DV:89:LEU:HD22	2.21	0.53

*Continued on next page...*

*Continued from previous page...*

Atom-1	Atom-2	Interatomic distance (Å)	Clash overlap (Å)
1:BE:74:GLU:OE1	1:EQ:43:LEU:HD12	2.09	0.53
1:BF:70:ILE:HG23	1:BF:70:ILE:O	2.09	0.53
1:BH:43:LEU:HD12	1:ET:74:GLU:OE1	2.09	0.53
1:BN:107:PHE:O	1:BN:112:ALA:HB3	2.09	0.53
1:BT:111:ASN:HB3	1:BT:114:LEU:HB2	1.90	0.53
1:BZ:43:LEU:HD12	1:FL:74:GLU:OE1	2.09	0.53
1:CJ:70:ILE:O	1:CJ:70:ILE:HG23	2.09	0.53
1:CN:54:TYR:CE1	1:CN:56:ARG:CZ	2.91	0.53
1:CQ:31:LEU:CD2	1:CQ:48:GLY:HA3	2.38	0.53
1:CR:111:ASN:HB3	1:CR:114:LEU:HB2	1.90	0.53
1:CV:70:ILE:HG23	1:CV:70:ILE:O	2.09	0.53
1:CW:54:TYR:CE1	1:CW:56:ARG:CZ	2.91	0.53
1:DD:107:PHE:HA	1:DD:112:ALA:HB2	0.61	0.53
1:DD:107:PHE:O	1:DD:112:ALA:HB3	2.09	0.53
1:DH:70:ILE:HG23	1:DH:70:ILE:O	2.09	0.53
1:DO:38:VAL:HG13	1:DO:43:LEU:HD12	1.91	0.53
1:DS:58:ALA:HB3	1:DS:72:PRO:CD	2.39	0.53
1:DV:111:ASN:N	1:DV:111:ASN:HD22	2.07	0.53
1:EM:54:TYR:CE1	1:EM:56:ARG:CZ	2.91	0.53
1:EQ:58:ALA:HB3	1:EQ:72:PRO:CD	2.39	0.53
1:ET:42:GLU:O	1:ET:42:GLU:HG3	2.08	0.53
1:EU:5:MET:SD	1:FB:123:ILE:HG22	2.48	0.53
1:EY:31:LEU:CD2	1:EY:48:GLY:HA3	2.38	0.53
1:FO:111:ASN:HD22	1:FO:111:ASN:N	2.07	0.53
1:FR:111:ASN:HD22	1:FR:111:ASN:N	2.07	0.53
1:FX:107:PHE:O	1:FX:112:ALA:HB3	2.09	0.53
1:GA:111:ASN:HB3	1:GA:114:LEU:HB2	1.90	0.53
1:GD:111:ASN:HD22	1:GD:111:ASN:N	2.07	0.53
1:GG:42:GLU:O	1:GG:42:GLU:HG3	2.08	0.53
1:GJ:107:PHE:O	1:GJ:112:ALA:HB3	2.09	0.53
1:GJ:111:ASN:HD22	1:GJ:111:ASN:N	2.07	0.53
1:GS:107:PHE:O	1:GS:112:ALA:HB3	2.09	0.53
1:GV:42:GLU:HG3	1:GV:42:GLU:O	2.08	0.53
1:AD:111:ASN:HB3	1:AD:114:LEU:HB2	1.90	0.52
1:AF:71:MET:N	1:AF:71:MET:SD	2.83	0.52
1:AF:123:ILE:HG22	1:FJ:5:MET:SD	2.48	0.52
1:AJ:107:PHE:O	1:AJ:112:ALA:HB3	2.09	0.52
1:AK:70:ILE:HG23	1:AK:70:ILE:O	2.09	0.52
1:AM:107:PHE:HA	1:AM:112:ALA:HB2	0.61	0.52
1:AM:111:ASN:HB3	1:AM:114:LEU:HB2	1.90	0.52
1:AV:74:GLU:OE1	1:EH:43:LEU:HD12	2.09	0.52

*Continued on next page...*

*Continued from previous page...*

Atom-1	Atom-2	Interatomic distance (Å)	Clash overlap (Å)
1:AV:111:ASN:HD22	1:AV:111:ASN:N	2.07	0.52
1:AY:74:GLU:OE1	1:EK:43:LEU:HD12	2.09	0.52
1:BB:43:LEU:HD12	1:EN:74:GLU:OE1	2.09	0.52
1:BB:129:THR:N	1:EN:1:ALA:O	2.38	0.52
1:BI:70:ILE:HG23	1:BI:70:ILE:O	2.09	0.52
1:BK:42:GLU:HG3	1:BK:42:GLU:O	2.08	0.52
1:BT:42:GLU:HG3	1:BT:42:GLU:O	2.08	0.52
1:BT:74:GLU:OE1	1:FF:43:LEU:HD12	2.09	0.52
1:CC:107:PHE:O	1:CC:112:ALA:HB3	2.09	0.52
1:CD:70:ILE:HG23	1:CD:70:ILE:O	2.09	0.52
1:CP:5:MET:SD	1:DR:123:ILE:HG22	2.48	0.52
1:CR:107:PHE:O	1:CR:112:ALA:HB3	2.09	0.52
1:DF:54:TYR:CE1	1:DF:56:ARG:CZ	2.91	0.52
1:DJ:107:PHE:HA	1:DJ:112:ALA:HB2	0.61	0.52
1:DM:111:ASN:HD22	1:DM:111:ASN:N	2.07	0.52
1:DP:107:PHE:O	1:DP:112:ALA:HB3	2.09	0.52
1:DU:31:LEU:CD2	1:DU:48:GLY:HA3	2.38	0.52
1:DX:31:LEU:CD2	1:DX:48:GLY:HA3	2.38	0.52
1:DX:38:VAL:HG13	1:DX:43:LEU:HD12	1.91	0.52
1:DY:107:PHE:O	1:DY:112:ALA:HB3	2.09	0.52
1:EG:38:VAL:HG13	1:EG:43:LEU:HD12	1.91	0.52
1:EH:111:ASN:HD22	1:EH:111:ASN:N	2.07	0.52
1:EO:116:PHE:CE1	1:FF:6:GLN:HB2	2.43	0.52
1:EP:38:VAL:HG13	1:EP:43:LEU:HD12	1.91	0.52
1:FB:71:MET:N	1:FB:71:MET:SD	2.83	0.52
1:FD:70:ILE:O	1:FD:70:ILE:HG23	2.09	0.52
1:FE:54:TYR:CE1	1:FE:56:ARG:CZ	2.91	0.52
1:FU:55:LYS:CG	1:FU:73:ASN:HB3	2.37	0.52
1:GP:107:PHE:O	1:GP:112:ALA:HB3	2.09	0.52
1:GY:107:PHE:O	1:GY:112:ALA:HB3	2.09	0.52
1:AB:70:ILE:HG23	1:AB:70:ILE:O	2.09	0.52
1:AG:55:LYS:CG	1:AG:73:ASN:HB3	2.37	0.52
1:AP:111:ASN:HD22	1:AP:111:ASN:N	2.07	0.52
1:BA:54:TYR:CE1	1:BA:56:ARG:CZ	2.91	0.52
1:BB:6:GLN:HB2	1:EF:116:PHE:CE1	2.43	0.52
1:BD:71:MET:N	1:BD:71:MET:SD	2.83	0.52
1:BK:58:ALA:HB3	1:BK:72:PRO:CD	2.39	0.52
1:BK:113:GLY:CA	1:EW:89:LEU:HD22	2.21	0.52
1:BQ:43:LEU:HD12	1:FC:74:GLU:OE1	2.09	0.52
1:BX:70:ILE:HG23	1:BX:70:ILE:O	2.09	0.52
1:BZ:42:GLU:O	1:BZ:42:GLU:HG3	2.08	0.52

*Continued on next page...*

*Continued from previous page...*

Atom-1	Atom-2	Interatomic distance (Å)	Clash overlap (Å)
1:CC:111:ASN:HB3	1:CC:114:LEU:HB2	1.90	0.52
1:CE:31:LEU:CD2	1:CE:48:GLY:HA3	2.38	0.52
1:CH:71:MET:N	1:CH:71:MET:SD	2.83	0.52
1:CI:114:LEU:HB3	1:FS:8:ILE:HG22	1.89	0.52
1:CL:111:ASN:N	1:CL:111:ASN:HD22	2.07	0.52
1:CM:70:ILE:O	1:CM:70:ILE:HG23	2.09	0.52
1:CN:31:LEU:CD2	1:CN:48:GLY:HA3	2.38	0.52
1:DD:55:LYS:CG	1:DD:73:ASN:HB3	2.37	0.52
1:EB:107:PHE:O	1:EB:112:ALA:HB3	2.09	0.52
1:FK:54:TYR:CE1	1:FK:56:ARG:CZ	2.91	0.52
1:FX:42:GLU:HG3	1:FX:42:GLU:O	2.08	0.52
1:GP:107:PHE:HA	1:GP:112:ALA:HB2	0.61	0.52
1:GS:111:ASN:N	1:GS:111:ASN:HD22	2.07	0.52
1:AS:111:ASN:HD22	1:AS:111:ASN:N	2.07	0.52
1:AU:71:MET:N	1:AU:71:MET:SD	2.83	0.52
1:AV:6:GLN:HB2	1:EI:116:PHE:CE1	2.43	0.52
1:AX:71:MET:N	1:AX:71:MET:SD	2.83	0.52
1:AY:43:LEU:HD12	1:EK:74:GLU:OE1	2.09	0.52
1:BB:107:PHE:O	1:BB:112:ALA:HB3	2.09	0.52
1:BE:111:ASN:HD22	1:BE:111:ASN:N	2.07	0.52
1:BP:71:MET:N	1:BP:71:MET:SD	2.83	0.52
1:BW:43:LEU:HD12	1:FI:74:GLU:OE1	2.09	0.52
1:BZ:111:ASN:HD22	1:BZ:111:ASN:N	2.07	0.52
1:CE:71:MET:N	1:CE:71:MET:SD	2.83	0.52
1:CL:55:LYS:O	1:CL:73:ASN:OD1	2.28	0.52
1:CM:59:PRO:C	1:CM:61:PRO:CD	2.66	0.52
1:CN:38:VAL:HG13	1:CN:43:LEU:HD12	1.91	0.52
1:CN:71:MET:N	1:CN:71:MET:SD	2.83	0.52
1:CU:107:PHE:HA	1:CU:112:ALA:HB2	0.61	0.52
1:DJ:74:GLU:OE1	1:GV:43:LEU:HD12	2.09	0.52
1:EC:70:ILE:HG23	1:EC:70:ILE:O	2.09	0.52
1:EE:107:PHE:O	1:EE:112:ALA:HB3	2.09	0.52
1:EG:31:LEU:CD2	1:EG:48:GLY:HA3	2.38	0.52
1:EJ:71:MET:N	1:EJ:71:MET:SD	2.83	0.52
1:EK:107:PHE:O	1:EK:112:ALA:HB3	2.09	0.52
1:EK:111:ASN:HD22	1:EK:111:ASN:N	2.07	0.52
1:EV:54:TYR:CE1	1:EV:56:ARG:CZ	2.91	0.52
1:EX:70:ILE:HG23	1:EX:70:ILE:O	2.09	0.52
1:FU:55:LYS:O	1:FU:73:ASN:OD1	2.28	0.52
1:GF:71:MET:N	1:GF:71:MET:SD	2.83	0.52
1:GG:111:ASN:HB3	1:GG:114:LEU:HB2	1.90	0.52

*Continued on next page...*

Continued from previous page...

Atom-1	Atom-2	Interatomic distance (Å)	Clash overlap (Å)
1:GL:71:MET:N	1:GL:71:MET:SD	2.83	0.52
1:GU:71:MET:N	1:GU:71:MET:SD	2.83	0.52
1:AD:55:LYS:O	1:AD:73:ASN:OD1	2.28	0.52
1:AG:42:GLU:HG3	1:AG:42:GLU:O	2.08	0.52
1:AG:74:GLU:OE1	1:DS:43:LEU:HD12	2.09	0.52
1:AI:38:VAL:HG13	1:AI:43:LEU:HD12	1.91	0.52
1:AI:71:MET:N	1:AI:71:MET:SD	2.83	0.52
1:AO:71:MET:N	1:AO:71:MET:SD	2.83	0.52
1:AP:107:PHE:HA	1:AP:112:ALA:HB2	0.60	0.52
1:AS:74:GLU:OE1	1:EE:43:LEU:HD12	2.09	0.52
1:AY:107:PHE:O	1:AY:112:ALA:HB3	2.09	0.52
1:AY:111:ASN:HD22	1:AY:111:ASN:N	2.07	0.52
1:BA:38:VAL:HG13	1:BA:43:LEU:HD12	1.91	0.52
1:BG:38:VAL:HG13	1:BG:43:LEU:HD12	1.91	0.52
1:BK:107:PHE:O	1:BK:112:ALA:HB3	2.09	0.52
1:BK:111:ASN:HD22	1:BK:111:ASN:N	2.07	0.52
1:BN:43:LEU:HD12	1:EZ:74:GLU:OE1	2.09	0.52
1:BQ:111:ASN:HD22	1:BQ:111:ASN:N	2.07	0.52
1:BT:1:ALA:O	1:FF:129:THR:N	2.38	0.52
1:BZ:58:ALA:HB3	1:BZ:72:PRO:CD	2.39	0.52
1:BZ:107:PHE:O	1:BZ:112:ALA:HB3	2.09	0.52
1:CE:38:VAL:HG13	1:CE:43:LEU:HD12	1.91	0.52
1:CF:1:ALA:O	1:FR:129:THR:N	2.38	0.52
1:CU:74:GLU:OE1	1:GG:43:LEU:HD12	2.09	0.52
1:CY:8:ILE:HG22	1:GM:114:LEU:HB3	1.89	0.52
1:DA:55:LYS:O	1:DA:73:ASN:OD1	2.28	0.52
1:DL:71:MET:N	1:DL:71:MET:SD	2.83	0.52
1:DO:31:LEU:CD2	1:DO:48:GLY:HA3	2.38	0.52
1:DR:71:MET:N	1:DR:71:MET:SD	2.83	0.52
1:DV:55:LYS:O	1:DV:73:ASN:OD1	2.28	0.52
1:EI:70:ILE:HG23	1:EI:70:ILE:O	2.09	0.52
1:ER:70:ILE:HG23	1:ER:70:ILE:O	2.09	0.52
1:EV:71:MET:N	1:EV:71:MET:SD	2.83	0.52
1:EZ:107:PHE:O	1:EZ:112:ALA:HB3	2.09	0.52
1:FC:55:LYS:CG	1:FC:73:ASN:HB3	2.37	0.52
1:FE:38:VAL:HG13	1:FE:43:LEU:HD12	1.91	0.52
1:FF:107:PHE:O	1:FF:112:ALA:HB3	2.09	0.52
1:FG:70:ILE:O	1:FG:70:ILE:HG23	2.09	0.52
1:FI:42:GLU:HG3	1:FI:42:GLU:O	2.08	0.52
1:FI:107:PHE:O	1:FI:112:ALA:HB3	2.09	0.52
1:FK:71:MET:N	1:FK:71:MET:SD	2.83	0.52

Continued on next page...

*Continued from previous page...*

Atom-1	Atom-2	Interatomic distance (Å)	Clash overlap (Å)
1:FT:38:VAL:HG13	1:FT:43:LEU:HD12	1.91	0.52
1:FW:71:MET:N	1:FW:71:MET:SD	2.83	0.52
1:GF:38:VAL:HG13	1:GF:43:LEU:HD12	1.91	0.52
1:GP:55:LYS:CG	1:GP:73:ASN:HB3	2.37	0.52
1:GU:38:VAL:HG13	1:GU:43:LEU:HD12	1.91	0.52
1:GV:111:ASN:HB3	1:GV:114:LEU:HB2	1.90	0.52
1:AM:55:LYS:O	1:AM:73:ASN:OD1	2.28	0.52
1:AN:70:ILE:HG23	1:AN:70:ILE:O	2.09	0.52
1:AO:38:VAL:HG13	1:AO:43:LEU:HD12	1.91	0.52
1:AP:58:ALA:HB3	1:AP:72:PRO:CD	2.39	0.52
1:AP:74:GLU:OE1	1:EB:43:LEU:HD12	2.09	0.52
1:AR:38:VAL:HG13	1:AR:43:LEU:HD12	1.91	0.52
1:AV:55:LYS:O	1:AV:73:ASN:OD1	2.28	0.52
1:AW:70:ILE:HG23	1:AW:70:ILE:O	2.09	0.52
1:AW:116:PHE:CE1	1:BE:6:GLN:HB2	2.43	0.52
1:AY:107:PHE:CB	1:AY:112:ALA:HB2	2.35	0.52
1:BA:71:MET:N	1:BA:71:MET:SD	2.83	0.52
1:BB:74:GLU:OE1	1:EN:43:LEU:HD12	2.09	0.52
1:BB:111:ASN:HB3	1:BB:114:LEU:HB2	1.90	0.52
1:BH:55:LYS:O	1:BH:73:ASN:OD1	2.28	0.52
1:BH:74:GLU:OE1	1:ET:43:LEU:HD12	2.09	0.52
1:BH:111:ASN:HD22	1:BH:111:ASN:N	2.07	0.52
1:BW:74:GLU:OE1	1:FI:43:LEU:HD12	2.09	0.52
1:CB:71:MET:N	1:CB:71:MET:SD	2.83	0.52
1:CL:74:GLU:OE1	1:FX:43:LEU:HD12	2.09	0.52
1:CQ:71:MET:N	1:CQ:71:MET:SD	2.83	0.52
1:CU:107:PHE:O	1:CU:112:ALA:HB3	2.09	0.52
1:CW:71:MET:SD	1:CW:71:MET:N	2.83	0.52
1:CZ:31:LEU:CD2	1:CZ:48:GLY:HA3	2.38	0.52
1:DJ:111:ASN:HD22	1:DJ:111:ASN:N	2.07	0.52
1:DS:111:ASN:HD22	1:DS:111:ASN:N	2.07	0.52
1:DV:107:PHE:HA	1:DV:112:ALA:HB2	0.61	0.52
1:DY:55:LYS:O	1:DY:73:ASN:OD1	2.28	0.52
1:EB:55:LYS:O	1:EB:73:ASN:OD1	2.28	0.52
1:EP:31:LEU:CD2	1:EP:48:GLY:HA3	2.38	0.52
1:ET:107:PHE:O	1:ET:112:ALA:HB3	2.09	0.52
1:EZ:42:GLU:O	1:EZ:42:GLU:HG3	2.08	0.52
1:FE:71:MET:N	1:FE:71:MET:SD	2.83	0.52
1:FI:111:ASN:N	1:FI:111:ASN:HD22	2.07	0.52
1:FK:38:VAL:HG13	1:FK:43:LEU:HD12	1.91	0.52
1:FT:87:GLU:OE1	1:FT:87:GLU:N	2.22	0.52

*Continued on next page...*



*Continued from previous page...*

Atom-1	Atom-2	Interatomic distance (Å)	Clash overlap (Å)
1:GY:55:LYS:O	1:GY:73:ASN:OD1	2.28	0.52
1:AJ:43:LEU:HD12	1:DV:74:GLU:OE1	2.09	0.52
1:AK:11:THR:HG22	1:AK:13:ASN:H	1.75	0.52
1:AS:55:LYS:O	1:AS:73:ASN:OD1	2.28	0.52
1:AU:68:CYS:CB	1:BJ:64:CYS:HA	2.40	0.52
1:BD:68:CYS:CB	1:BY:64:CYS:HA	2.40	0.52
1:BE:43:LEU:HD12	1:EQ:74:GLU:OE1	2.09	0.52
1:BE:55:LYS:O	1:BE:73:ASN:OD1	2.28	0.52
1:BN:74:GLU:OE1	1:EZ:43:LEU:HD12	2.09	0.52
1:BZ:74:GLU:OE1	1:FL:43:LEU:HD12	2.09	0.52
1:CE:68:CYS:CB	1:DX:64:CYS:HA	2.40	0.52
1:CL:107:PHE:HA	1:CL:112:ALA:HB2	0.61	0.52
1:CN:68:CYS:CB	1:DO:64:CYS:HA	2.40	0.52
1:CT:71:MET:CB	1:CT:72:PRO:HD2	2.30	0.52
1:CX:1:ALA:O	1:GJ:129:THR:N	2.38	0.52
1:CZ:38:VAL:HG13	1:CZ:43:LEU:HD12	1.91	0.52
1:DD:1:ALA:O	1:GP:129:THR:N	2.38	0.52
1:DD:129:THR:N	1:GP:1:ALA:O	2.38	0.52
1:DJ:107:PHE:O	1:DJ:112:ALA:HB3	2.09	0.52
1:DK:70:ILE:HG23	1:DK:70:ILE:O	2.09	0.52
1:DM:58:ALA:HB3	1:DM:72:PRO:CD	2.39	0.52
1:DM:74:GLU:OE1	1:GY:43:LEU:HD12	2.09	0.52
1:DP:55:LYS:O	1:DP:73:ASN:OD1	2.28	0.52
1:DZ:70:ILE:O	1:DZ:70:ILE:HG23	2.09	0.52
1:EE:111:ASN:HD22	1:EE:111:ASN:N	2.07	0.52
1:EQ:55:LYS:CG	1:EQ:73:ASN:HB3	2.37	0.52
1:ET:58:ALA:HB3	1:ET:72:PRO:CD	2.39	0.52
1:EV:38:VAL:HG13	1:EV:43:LEU:HD12	1.91	0.52
1:FC:42:GLU:HG3	1:FC:42:GLU:O	2.08	0.52
1:FF:111:ASN:HB3	1:FF:114:LEU:HB2	1.90	0.52
1:FR:58:ALA:HB3	1:FR:72:PRO:CD	2.39	0.52
1:FT:31:LEU:CD2	1:FT:48:GLY:HA3	2.38	0.52
1:FU:107:PHE:O	1:FU:112:ALA:HB3	2.09	0.52
1:FU:111:ASN:HD22	1:FU:111:ASN:N	2.07	0.52
1:FW:38:VAL:HG13	1:FW:43:LEU:HD12	1.91	0.52
1:GA:58:ALA:HB3	1:GA:72:PRO:CD	2.39	0.52
1:GA:107:PHE:O	1:GA:112:ALA:HB3	2.09	0.52
1:GG:58:ALA:HB3	1:GG:72:PRO:CD	2.39	0.52
1:GG:107:PHE:O	1:GG:112:ALA:HB3	2.09	0.52
1:GV:58:ALA:HB3	1:GV:72:PRO:CD	2.39	0.52
1:AB:11:THR:HG22	1:AB:13:ASN:H	1.75	0.52

*Continued on next page...*



*Continued from previous page...*

Atom-1	Atom-2	Interatomic distance (Å)	Clash overlap (Å)
1:AC:68:CYS:CB	1:DI:64:CYS:HA	2.40	0.52
1:AG:55:LYS:O	1:AG:73:ASN:OD1	2.28	0.52
1:AL:38:VAL:HG13	1:AL:43:LEU:HD12	1.91	0.52
1:AU:38:VAL:HG13	1:AU:43:LEU:HD12	1.91	0.52
1:BA:64:CYS:HA	1:EG:68:CYS:CB	2.40	0.52
1:BD:38:VAL:HG13	1:BD:43:LEU:HD12	1.91	0.52
1:BP:68:CYS:CB	1:EG:64:CYS:HA	2.40	0.52
1:BT:43:LEU:HD12	1:FF:74:GLU:OE1	2.09	0.52
1:BT:107:PHE:O	1:BT:112:ALA:HB3	2.09	0.52
1:CA:70:ILE:HG23	1:CA:70:ILE:O	2.09	0.52
1:CF:55:LYS:O	1:CF:73:ASN:OD1	2.28	0.52
1:CJ:11:THR:HG22	1:CJ:13:ASN:H	1.75	0.52
1:CK:68:CYS:CB	1:ED:64:CYS:HA	2.40	0.52
1:CO:1:ALA:O	1:GA:129:THR:N	2.38	0.52
1:CO:55:LYS:O	1:CO:73:ASN:OD1	2.28	0.52
1:CU:111:ASN:HD22	1:CU:111:ASN:N	2.07	0.52
1:CX:55:LYS:O	1:CX:73:ASN:OD1	2.28	0.52
1:CZ:68:CYS:CB	1:GO:64:CYS:HA	2.40	0.52
1:DA:107:PHE:O	1:DA:112:ALA:HB3	2.09	0.52
1:DA:111:ASN:HD22	1:DA:111:ASN:N	2.07	0.52
1:DC:64:CYS:HA	1:FT:68:CYS:CB	2.40	0.52
1:DF:71:MET:N	1:DF:71:MET:SD	2.83	0.52
1:DG:55:LYS:O	1:DG:73:ASN:OD1	2.28	0.52
1:DJ:58:ALA:HB3	1:DJ:72:PRO:CD	2.39	0.52
1:DL:38:VAL:HG13	1:DL:43:LEU:HD12	1.91	0.52
1:DN:11:THR:HG22	1:DN:13:ASN:H	1.75	0.52
1:DT:11:THR:HG22	1:DT:13:ASN:H	1.75	0.52
1:DU:68:CYS:CB	1:ES:64:CYS:HA	2.40	0.52
1:EA:71:MET:N	1:EA:71:MET:SD	2.83	0.52
1:EC:11:THR:HG22	1:EC:13:ASN:H	1.75	0.52
1:EE:58:ALA:HB3	1:EE:72:PRO:CD	2.39	0.52
1:EL:32:LEU:CD2	1:EL:34:GLN:NE2	2.72	0.52
1:EP:68:CYS:CB	1:FE:64:CYS:HA	2.40	0.52
1:ER:11:THR:HG22	1:ER:13:ASN:H	1.75	0.52
1:EZ:111:ASN:HD22	1:EZ:111:ASN:N	2.07	0.52
1:FC:55:LYS:O	1:FC:73:ASN:OD1	2.28	0.52
1:FJ:11:THR:HG22	1:FJ:13:ASN:H	1.75	0.52
1:FO:107:PHE:HA	1:FO:112:ALA:HB2	0.61	0.52
1:FR:107:PHE:O	1:FR:112:ALA:HB3	2.09	0.52
1:GB:70:ILE:HG23	1:GB:70:ILE:O	2.09	0.52
1:GV:107:PHE:O	1:GV:112:ALA:HB3	2.09	0.52

*Continued on next page...*

*Continued from previous page...*

Atom-1	Atom-2	Interatomic distance (Å)	Clash overlap (Å)
1:GX:71:MET:N	1:GX:71:MET:SD	2.83	0.52
1:AC:38:VAL:HG13	1:AC:43:LEU:HD12	1.91	0.52
1:AJ:55:LYS:O	1:AJ:73:ASN:OD1	2.28	0.52
1:AL:68:CYS:CB	1:CT:64:CYS:HA	2.40	0.52
1:AQ:11:THR:HG22	1:AQ:13:ASN:H	1.75	0.52
1:AR:64:CYS:HA	1:FE:68:CYS:CB	2.40	0.52
1:AR:68:CYS:CB	1:CQ:64:CYS:HA	2.40	0.52
1:AV:43:LEU:HD12	1:EH:74:GLU:OE1	2.09	0.52
1:AY:1:ALA:O	1:EK:129:THR:N	2.38	0.52
1:AY:129:THR:N	1:EK:1:ALA:O	2.38	0.52
1:BE:107:PHE:O	1:BE:112:ALA:HB3	2.09	0.52
1:BG:68:CYS:CB	1:CB:64:CYS:HA	2.40	0.52
1:BJ:71:MET:SD	1:BJ:71:MET:N	2.83	0.52
1:BK:55:LYS:O	1:BK:73:ASN:OD1	2.28	0.52
1:BK:74:GLU:OE1	1:EW:43:LEU:HD12	2.09	0.52
1:BR:32:LEU:CD2	1:BR:34:GLN:NE2	2.72	0.52
1:BY:71:MET:N	1:BY:71:MET:SD	2.83	0.52
1:BZ:55:LYS:O	1:BZ:73:ASN:OD1	2.28	0.52
1:BZ:113:GLY:CA	1:FL:89:LEU:HD22	2.21	0.52
1:CB:38:VAL:HG13	1:CB:43:LEU:HD12	1.91	0.52
1:CC:55:LYS:CG	1:CC:73:ASN:HB3	2.37	0.52
1:CD:32:LEU:CD2	1:CD:34:GLN:NE2	2.72	0.52
1:CM:32:LEU:CD2	1:CM:34:GLN:NE2	2.72	0.52
1:CQ:38:VAL:HG13	1:CQ:43:LEU:HD12	1.91	0.52
1:CR:55:LYS:CG	1:CR:73:ASN:HB3	2.37	0.52
1:DA:74:GLU:OE1	1:GM:43:LEU:HD12	2.09	0.52
1:DG:1:ALA:O	1:GS:129:THR:N	2.38	0.52
1:DJ:55:LYS:CG	1:DJ:73:ASN:HB3	2.38	0.52
1:DM:107:PHE:O	1:DM:112:ALA:HB3	2.09	0.52
1:DR:68:CYS:CB	1:EP:64:CYS:HA	2.40	0.52
1:DV:58:ALA:HB3	1:DV:72:PRO:CD	2.39	0.52
1:DV:111:ASN:HB3	1:DV:114:LEU:HB2	1.90	0.52
1:DW:11:THR:HG22	1:DW:13:ASN:H	1.75	0.52
1:EH:55:LYS:CG	1:EH:73:ASN:HB3	2.37	0.52
1:EH:107:PHE:O	1:EH:112:ALA:HB3	2.09	0.52
1:EI:11:THR:HG22	1:EI:13:ASN:H	1.75	0.52
1:EN:107:PHE:HA	1:EN:112:ALA:HB2	0.61	0.52
1:EN:107:PHE:O	1:EN:112:ALA:HB3	2.09	0.52
1:EQ:107:PHE:O	1:EQ:112:ALA:HB3	2.09	0.52
1:ET:111:ASN:HD22	1:ET:111:ASN:N	2.07	0.52
1:EU:11:THR:HG22	1:EU:13:ASN:H	1.75	0.52

*Continued on next page...*

*Continued from previous page...*

Atom-1	Atom-2	Interatomic distance (Å)	Clash overlap (Å)
1:EV:71:MET:CB	1:EV:72:PRO:HD2	2.30	0.52
1:EW:107:PHE:CB	1:EW:112:ALA:HB2	2.35	0.52
1:EY:38:VAL:HG13	1:EY:43:LEU:HD12	1.91	0.52
1:FO:55:LYS:O	1:FO:73:ASN:OD1	2.28	0.52
1:FX:55:LYS:O	1:FX:73:ASN:OD1	2.28	0.52
1:GD:55:LYS:CG	1:GD:73:ASN:HB3	2.37	0.52
1:GD:55:LYS:O	1:GD:73:ASN:OD1	2.28	0.52
1:GW:70:ILE:O	1:GW:70:ILE:HG23	2.09	0.52
1:AM:107:PHE:O	1:AM:112:ALA:HB3	2.09	0.52
1:AM:111:ASN:HD22	1:AM:111:ASN:N	2.07	0.52
1:AV:107:PHE:O	1:AV:112:ALA:HB3	2.09	0.52
1:AW:11:THR:HG22	1:AW:13:ASN:H	1.75	0.52
1:BA:68:CYS:CB	1:BG:64:CYS:HA	2.40	0.52
1:BF:11:THR:HG22	1:BF:13:ASN:H	1.75	0.52
1:BM:68:CYS:CB	1:EM:64:CYS:HA	2.40	0.52
1:BP:38:VAL:HG13	1:BP:43:LEU:HD12	1.91	0.52
1:CI:43:LEU:HD12	1:FU:74:GLU:OE1	2.09	0.52
1:CP:70:ILE:O	1:CP:70:ILE:HG23	2.09	0.52
1:CU:58:ALA:HB3	1:CU:72:PRO:CD	2.39	0.52
1:DD:58:ALA:HB3	1:DD:72:PRO:CD	2.39	0.52
1:DG:89:LEU:HD22	1:GS:113:GLY:CA	2.21	0.52
1:DI:71:MET:CB	1:DI:72:PRO:HD2	2.30	0.52
1:EK:107:PHE:CB	1:EK:112:ALA:HB2	2.35	0.52
1:EO:70:ILE:HG23	1:EO:70:ILE:O	2.09	0.52
1:EX:11:THR:HG22	1:EX:13:ASN:H	1.75	0.52
1:EZ:58:ALA:HB3	1:EZ:72:PRO:CD	2.39	0.52
1:FF:55:LYS:O	1:FF:73:ASN:OD1	2.28	0.52
1:FH:38:VAL:HG13	1:FH:43:LEU:HD12	1.91	0.52
1:FL:55:LYS:O	1:FL:73:ASN:OD1	2.28	0.52
1:FM:70:ILE:HG23	1:FM:70:ILE:O	2.09	0.52
1:FO:58:ALA:HB3	1:FO:72:PRO:CD	2.39	0.52
1:FX:111:ASN:HD22	1:FX:111:ASN:N	2.07	0.52
1:GP:58:ALA:HB3	1:GP:72:PRO:CD	2.39	0.52
1:GS:58:ALA:HB3	1:GS:72:PRO:CD	2.39	0.52
1:GU:87:GLU:OE1	1:GU:87:GLU:N	2.22	0.52
1:GY:111:ASN:HD22	1:GY:111:ASN:N	2.07	0.52
1:AD:107:PHE:O	1:AD:112:ALA:HB3	2.09	0.52
1:AD:111:ASN:HD22	1:AD:111:ASN:N	2.07	0.52
1:AF:31:LEU:CD2	1:AF:48:GLY:HA3	2.38	0.52
1:AN:54:TYR:CE1	1:AN:56:ARG:CZ	2.94	0.52
1:AP:107:PHE:O	1:AP:112:ALA:HB3	2.09	0.52

*Continued on next page...*

*Continued from previous page...*

Atom-1	Atom-2	Interatomic distance (Å)	Clash overlap (Å)
1:AX:38:VAL:HG13	1:AX:43:LEU:HD12	1.91	0.52
1:AY:107:PHE:HA	1:AY:112:ALA:HB2	0.61	0.52
1:BB:55:LYS:O	1:BB:73:ASN:OD1	2.28	0.52
1:BB:111:ASN:N	1:BB:111:ASN:HD22	2.07	0.52
1:BC:11:THR:HG22	1:BC:13:ASN:H	1.75	0.52
1:BL:70:ILE:HG23	1:BL:70:ILE:O	2.09	0.52
1:BS:64:CYS:HA	1:BV:68:CYS:CB	2.40	0.52
1:BU:70:ILE:HG23	1:BU:70:ILE:O	2.09	0.52
1:CC:111:ASN:HD22	1:CC:111:ASN:N	2.07	0.52
1:CF:111:ASN:HD22	1:CF:111:ASN:N	2.07	0.52
1:CL:58:ALA:HB3	1:CL:72:PRO:CD	2.39	0.52
1:CU:55:LYS:CG	1:CU:73:ASN:HB3	2.38	0.52
1:CZ:71:MET:SD	1:CZ:71:MET:N	2.83	0.52
1:DB:70:ILE:HG23	1:DB:70:ILE:O	2.09	0.52
1:DK:54:TYR:CE1	1:DK:56:ARG:CZ	2.94	0.52
1:EB:111:ASN:HD22	1:EB:111:ASN:N	2.07	0.52
1:EJ:31:LEU:CD2	1:EJ:48:GLY:HA3	2.38	0.52
1:EO:11:THR:HG22	1:EO:13:ASN:H	1.75	0.52
1:EW:55:LYS:O	1:EW:73:ASN:OD1	2.28	0.52
1:FC:111:ASN:HD22	1:FC:111:ASN:N	2.07	0.52
1:FG:11:THR:HG22	1:FG:13:ASN:H	1.75	0.52
1:FI:58:ALA:HB3	1:FI:72:PRO:CD	2.39	0.52
1:FJ:70:ILE:O	1:FJ:70:ILE:HG23	2.09	0.52
1:FO:55:LYS:CG	1:FO:73:ASN:HB3	2.37	0.52
1:FQ:71:MET:SD	1:FQ:71:MET:N	2.83	0.52
1:GD:107:PHE:HA	1:GD:112:ALA:HB2	0.61	0.52
1:GJ:58:ALA:HB3	1:GJ:72:PRO:CD	2.39	0.52
1:GO:71:MET:N	1:GO:71:MET:SD	2.83	0.52
1:GR:71:MET:N	1:GR:71:MET:SD	2.83	0.52
1:AD:1:ALA:O	1:DP:129:THR:N	2.38	0.51
1:AF:66:ASP:HB2	1:FK:68:CYS:SG	2.51	0.51
1:AJ:111:ASN:HD22	1:AJ:111:ASN:N	2.07	0.51
1:AT:11:THR:HG22	1:AT:13:ASN:H	1.75	0.51
1:AU:66:ASP:HB2	1:EJ:68:CYS:SG	2.51	0.51
1:AX:66:ASP:HB2	1:EM:68:CYS:SG	2.51	0.51
1:AX:68:CYS:SG	1:BD:66:ASP:HB2	2.51	0.51
1:BJ:38:VAL:HG13	1:BJ:43:LEU:HD12	1.91	0.51
1:BK:55:LYS:CG	1:BK:73:ASN:HB3	2.37	0.51
1:BP:64:CYS:HA	1:CB:68:CYS:CB	2.40	0.51
1:BP:66:ASP:HB2	1:CB:68:CYS:SG	2.51	0.51
1:BR:11:THR:HG22	1:BR:13:ASN:H	1.75	0.51

*Continued on next page...*

*Continued from previous page...*

Atom-1	Atom-2	Interatomic distance (Å)	Clash overlap (Å)
1:BS:68:CYS:SG	1:EJ:66:ASP:HB2	2.51	0.51
1:BT:107:PHE:HA	1:BT:112:ALA:HB2	0.61	0.51
1:BV:71:MET:N	1:BV:71:MET:SD	2.83	0.51
1:CD:54:TYR:CE1	1:CD:56:ARG:CZ	2.93	0.51
1:CG:54:TYR:CE1	1:CG:56:ARG:CZ	2.94	0.51
1:CK:38:VAL:HG13	1:CK:43:LEU:HD12	1.91	0.51
1:CL:55:LYS:CG	1:CL:73:ASN:HB3	2.37	0.51
1:CL:111:ASN:HB3	1:CL:114:LEU:HB2	1.90	0.51
1:CM:54:TYR:CE1	1:CM:56:ARG:CZ	2.93	0.51
1:CO:58:ALA:HB3	1:CO:72:PRO:CD	2.39	0.51
1:CQ:68:CYS:SG	1:DR:66:ASP:HB2	2.51	0.51
1:CR:111:ASN:HD22	1:CR:111:ASN:N	2.07	0.51
1:CV:54:TYR:CE1	1:CV:56:ARG:CZ	2.93	0.51
1:DA:58:ALA:HB3	1:DA:72:PRO:CD	2.39	0.51
1:DD:113:GLY:CA	1:GP:89:LEU:HD22	2.21	0.51
1:DE:54:TYR:CE1	1:DE:56:ARG:CZ	2.93	0.51
1:DO:71:MET:N	1:DO:71:MET:SD	2.83	0.51
1:DR:38:VAL:HG13	1:DR:43:LEU:HD12	1.91	0.51
1:DV:107:PHE:O	1:DV:112:ALA:HB3	2.09	0.51
1:EF:70:ILE:HG23	1:EF:70:ILE:O	2.09	0.51
1:EJ:38:VAL:HG13	1:EJ:43:LEU:HD12	1.91	0.51
1:EQ:107:PHE:HA	1:EQ:112:ALA:HB2	0.61	0.51
1:EU:70:ILE:HG23	1:EU:70:ILE:O	2.09	0.51
1:EY:71:MET:N	1:EY:71:MET:SD	2.83	0.51
1:FF:111:ASN:N	1:FF:111:ASN:HD22	2.07	0.51
1:FH:71:MET:N	1:FH:71:MET:SD	2.83	0.51
1:FO:107:PHE:O	1:FO:112:ALA:HB3	2.09	0.51
1:FT:71:MET:SD	1:FT:71:MET:N	2.83	0.51
1:FZ:64:CYS:HA	1:GU:68:CYS:CB	2.40	0.51
1:FZ:71:MET:N	1:FZ:71:MET:SD	2.83	0.51
1:GD:58:ALA:HB3	1:GD:72:PRO:CD	2.39	0.51
1:GF:87:GLU:OE1	1:GF:87:GLU:N	2.22	0.51
1:GG:55:LYS:O	1:GG:73:ASN:OD1	2.28	0.51
1:GH:59:PRO:CA	1:GH:61:PRO:HD3	2.41	0.51
1:GI:71:MET:N	1:GI:71:MET:SD	2.83	0.51
1:GK:54:TYR:CE1	1:GK:56:ARG:CZ	2.94	0.51
1:GQ:59:PRO:CA	1:GQ:61:PRO:HD3	2.41	0.51
1:GQ:70:ILE:O	1:GQ:70:ILE:HG23	2.09	0.51
1:GV:55:LYS:O	1:GV:73:ASN:OD1	2.28	0.51
1:GX:38:VAL:HG13	1:GX:43:LEU:HD12	1.91	0.51
1:AD:58:ALA:HB3	1:AD:72:PRO:CD	2.39	0.51

*Continued on next page...*

*Continued from previous page...*

Atom-1	Atom-2	Interatomic distance (Å)	Clash overlap (Å)
1:AG:111:ASN:HD22	1:AG:111:ASN:N	2.07	0.51
1:AX:31:LEU:CD2	1:AX:48:GLY:HA3	2.38	0.51
1:BB:1:ALA:O	1:EN:129:THR:N	2.38	0.51
1:BN:111:ASN:HD22	1:BN:111:ASN:N	2.07	0.51
1:BT:129:THR:N	1:FF:1:ALA:O	2.38	0.51
1:BW:111:ASN:HD22	1:BW:111:ASN:N	2.07	0.51
1:BY:38:VAL:HG13	1:BY:43:LEU:HD12	1.91	0.51
1:CA:11:THR:HG22	1:CA:13:ASN:H	1.75	0.51
1:CD:59:PRO:CA	1:CD:61:PRO:HD3	2.41	0.51
1:CG:59:PRO:CA	1:CG:61:PRO:HD3	2.41	0.51
1:CH:66:ASP:HB2	1:DF:68:CYS:SG	2.51	0.51
1:CK:68:CYS:SG	1:ED:66:ASP:HB2	2.51	0.51
1:CL:107:PHE:O	1:CL:112:ALA:HB3	2.09	0.51
1:CM:59:PRO:CA	1:CM:61:PRO:HD3	2.41	0.51
1:CP:11:THR:HG22	1:CP:13:ASN:H	1.75	0.51
1:CW:60:LYS:HA	1:CW:71:MET:HE1	1.93	0.51
1:CW:68:CYS:SG	1:GL:66:ASP:HB2	2.51	0.51
1:DC:71:MET:N	1:DC:71:MET:SD	2.83	0.51
1:DU:68:CYS:SG	1:ES:66:ASP:HB2	2.51	0.51
1:DX:71:MET:N	1:DX:71:MET:SD	2.83	0.51
1:EF:11:THR:HG22	1:EF:13:ASN:H	1.75	0.51
1:EK:107:PHE:HA	1:EK:112:ALA:HB2	0.61	0.51
1:EL:11:THR:HG22	1:EL:13:ASN:H	1.75	0.51
1:ET:107:PHE:HA	1:ET:112:ALA:HB2	0.60	0.51
1:EV:68:CYS:SG	1:FB:66:ASP:HB2	2.51	0.51
1:EZ:55:LYS:O	1:EZ:73:ASN:OD1	2.28	0.51
1:FB:31:LEU:CD2	1:FB:48:GLY:HA3	2.38	0.51
1:FI:55:LYS:O	1:FI:73:ASN:OD1	2.28	0.51
1:FM:59:PRO:CA	1:FM:61:PRO:HD3	2.41	0.51
1:FQ:38:VAL:HG13	1:FQ:43:LEU:HD12	1.91	0.51
1:FQ:64:CYS:HA	1:GF:68:CYS:CB	2.40	0.51
1:FU:58:ALA:HB3	1:FU:72:PRO:CD	2.39	0.51
1:FZ:38:VAL:HG13	1:FZ:43:LEU:HD12	1.91	0.51
1:GB:59:PRO:CA	1:GB:61:PRO:HD3	2.41	0.51
1:GD:107:PHE:O	1:GD:112:ALA:HB3	2.09	0.51
1:GF:31:LEU:CD2	1:GF:48:GLY:HA3	2.38	0.51
1:GG:111:ASN:HD22	1:GG:111:ASN:N	2.07	0.51
1:GH:54:TYR:CE1	1:GH:56:ARG:CZ	2.94	0.51
1:GN:70:ILE:HG23	1:GN:70:ILE:O	2.09	0.51
1:GP:55:LYS:O	1:GP:73:ASN:OD1	2.28	0.51
1:GQ:54:TYR:CE1	1:GQ:56:ARG:CZ	2.94	0.51

*Continued on next page...*

*Continued from previous page...*

Atom-1	Atom-2	Interatomic distance (Å)	Clash overlap (Å)
1:GU:31:LEU:CD2	1:GU:48:GLY:HA3	2.38	0.51
1:GV:111:ASN:N	1:GV:111:ASN:HD22	2.07	0.51
1:AM:58:ALA:HB3	1:AM:72:PRO:CD	2.39	0.51
1:AR:71:MET:N	1:AR:71:MET:SD	2.83	0.51
1:BB:58:ALA:HB3	1:BB:72:PRO:CD	2.39	0.51
1:BM:66:ASP:HB2	1:BY:68:CYS:SG	2.51	0.51
1:BM:71:MET:SD	1:BM:71:MET:N	2.83	0.51
1:BT:55:LYS:O	1:BT:73:ASN:OD1	2.28	0.51
1:CA:54:TYR:CE1	1:CA:56:ARG:CZ	2.94	0.51
1:CF:58:ALA:HB3	1:CF:72:PRO:CD	2.39	0.51
1:CO:111:ASN:N	1:CO:111:ASN:HD22	2.07	0.51
1:CP:54:TYR:CE1	1:CP:56:ARG:CZ	2.94	0.51
1:CQ:68:CYS:CB	1:DR:64:CYS:HA	2.40	0.51
1:CT:71:MET:SD	1:CT:71:MET:N	2.83	0.51
1:DB:54:TYR:CE1	1:DB:56:ARG:CZ	2.94	0.51
1:DD:55:LYS:O	1:DD:73:ASN:OD1	2.28	0.51
1:DD:89:LEU:HD22	1:GP:113:GLY:CA	2.21	0.51
1:DF:60:LYS:HA	1:DF:71:MET:HE1	1.93	0.51
1:DI:60:LYS:HA	1:DI:71:MET:HE1	1.91	0.51
1:DU:38:VAL:HG13	1:DU:43:LEU:HD12	1.91	0.51
1:DV:55:LYS:CG	1:DV:73:ASN:HB3	2.37	0.51
1:DZ:11:THR:HG22	1:DZ:13:ASN:H	1.75	0.51
1:DZ:54:TYR:CE1	1:DZ:56:ARG:CZ	2.93	0.51
1:EA:38:VAL:HG13	1:EA:43:LEU:HD12	1.91	0.51
1:ED:71:MET:SD	1:ED:71:MET:N	2.83	0.51
1:EM:38:VAL:HG13	1:EM:43:LEU:HD12	1.91	0.51
1:EN:55:LYS:O	1:EN:73:ASN:OD1	2.28	0.51
1:ES:71:MET:N	1:ES:71:MET:SD	2.83	0.51
1:EV:68:CYS:CB	1:FB:64:CYS:HA	2.40	0.51
1:EX:54:TYR:CE1	1:EX:56:ARG:CZ	2.93	0.51
1:FF:58:ALA:HB3	1:FF:72:PRO:CD	2.39	0.51
1:FG:54:TYR:CE1	1:FG:56:ARG:CZ	2.93	0.51
1:FN:31:LEU:CD2	1:FN:48:GLY:HA3	2.38	0.51
1:FP:70:ILE:HG23	1:FP:70:ILE:O	2.09	0.51
1:GH:70:ILE:HG23	1:GH:70:ILE:O	2.09	0.51
1:GK:59:PRO:CA	1:GK:61:PRO:HD3	2.41	0.51
1:GN:54:TYR:CE1	1:GN:56:ARG:CZ	2.94	0.51
1:GW:54:TYR:CE1	1:GW:56:ARG:CZ	2.93	0.51
1:AF:64:CYS:HA	1:FK:68:CYS:CB	2.40	0.51
1:AM:1:ALA:O	1:DY:129:THR:N	2.38	0.51
1:AY:55:LYS:O	1:AY:73:ASN:OD1	2.28	0.51

*Continued on next page...*



*Continued from previous page...*

Atom-1	Atom-2	Interatomic distance (Å)	Clash overlap (Å)
1:AZ:54:TYR:CE1	1:AZ:56:ARG:CZ	2.94	0.51
1:BI:11:THR:HG22	1:BI:13:ASN:H	1.75	0.51
1:BJ:68:CYS:SG	1:BV:66:ASP:HB2	2.51	0.51
1:BJ:68:CYS:CB	1:BV:64:CYS:HA	2.40	0.51
1:BL:59:PRO:CA	1:BL:61:PRO:HD3	2.41	0.51
1:BZ:55:LYS:CG	1:BZ:73:ASN:HB3	2.37	0.51
1:CC:55:LYS:O	1:CC:73:ASN:OD1	2.28	0.51
1:CG:11:THR:HG22	1:CG:13:ASN:H	1.75	0.51
1:CH:68:CYS:SG	1:EA:66:ASP:HB2	2.51	0.51
1:CI:107:PHE:O	1:CI:112:ALA:HB3	2.09	0.51
1:CL:107:PHE:CB	1:CL:112:ALA:HB2	2.35	0.51
1:CT:38:VAL:HG13	1:CT:43:LEU:HD12	1.91	0.51
1:CX:89:LEU:HD22	1:GJ:113:GLY:CA	2.21	0.51
1:CY:59:PRO:CA	1:CY:61:PRO:HD3	2.41	0.51
1:DR:68:CYS:SG	1:EP:66:ASP:HB2	2.51	0.51
1:DS:55:LYS:CG	1:DS:73:ASN:HB3	2.38	0.51
1:DS:107:PHE:O	1:DS:112:ALA:HB3	2.09	0.51
1:EC:87:GLU:HB3	1:FH:59:PRO:CG	2.37	0.51
1:EF:59:PRO:CA	1:EF:61:PRO:HD3	2.41	0.51
1:EH:107:PHE:HA	1:EH:112:ALA:HB2	0.61	0.51
1:EI:54:TYR:CE1	1:EI:56:ARG:CZ	2.94	0.51
1:FB:38:VAL:HG13	1:FB:43:LEU:HD12	1.91	0.51
1:FP:11:THR:HG22	1:FP:13:ASN:H	1.75	0.51
1:FP:54:TYR:CE1	1:FP:56:ARG:CZ	2.94	0.51
1:FP:59:PRO:CA	1:FP:61:PRO:HD3	2.41	0.51
1:FS:59:PRO:CA	1:FS:61:PRO:HD3	2.41	0.51
1:FY:54:TYR:CE1	1:FY:56:ARG:CZ	2.94	0.51
1:GC:31:LEU:CD2	1:GC:48:GLY:HA3	2.38	0.51
1:GM:111:ASN:HD22	1:GM:111:ASN:N	2.07	0.51
1:GW:11:THR:HG22	1:GW:13:ASN:H	1.75	0.51
1:AE:54:TYR:CE1	1:AE:56:ARG:CZ	2.93	0.51
1:AH:59:PRO:CA	1:AH:61:PRO:HD3	2.41	0.51
1:AI:68:CYS:SG	1:DF:66:ASP:HB2	2.51	0.51
1:AJ:107:PHE:HA	1:AJ:112:ALA:HB2	0.61	0.51
1:AO:66:ASP:HB2	1:FB:68:CYS:SG	2.51	0.51
1:AW:54:TYR:CE1	1:AW:56:ARG:CZ	2.94	0.51
1:BD:68:CYS:SG	1:BY:66:ASP:HB2	2.51	0.51
1:BG:71:MET:SD	1:BG:71:MET:N	2.83	0.51
1:BM:64:CYS:HA	1:BY:68:CYS:CB	2.40	0.51
1:BO:54:TYR:CE1	1:BO:56:ARG:CZ	2.94	0.51
1:BP:68:CYS:SG	1:EG:66:ASP:HB2	2.51	0.51

*Continued on next page...*



*Continued from previous page...*

Atom-1	Atom-2	Interatomic distance (Å)	Clash overlap (Å)
1:BS:38:VAL:HG13	1:BS:43:LEU:HD12	1.91	0.51
1:BS:71:MET:N	1:BS:71:MET:SD	2.83	0.51
1:BU:59:PRO:CA	1:BU:61:PRO:HD3	2.41	0.51
1:BX:11:THR:HG22	1:BX:13:ASN:H	1.75	0.51
1:CE:64:CYS:HA	1:DL:68:CYS:CB	2.40	0.51
1:CF:43:LEU:HD12	1:FR:74:GLU:OE1	2.09	0.51
1:CI:111:ASN:HD22	1:CI:111:ASN:N	2.07	0.51
1:CO:43:LEU:HD12	1:GA:74:GLU:OE1	2.09	0.51
1:CR:55:LYS:O	1:CR:73:ASN:OD1	2.28	0.51
1:CW:66:ASP:HB2	1:FW:68:CYS:SG	2.51	0.51
1:CW:68:CYS:CB	1:GL:64:CYS:HA	2.40	0.51
1:DQ:54:TYR:CE1	1:DQ:56:ARG:CZ	2.94	0.51
1:DU:71:MET:N	1:DU:71:MET:SD	2.83	0.51
1:EA:68:CYS:SG	1:FN:66:ASP:HB2	2.51	0.51
1:EE:107:PHE:HA	1:EE:112:ALA:HB2	0.60	0.51
1:EK:55:LYS:O	1:EK:73:ASN:OD1	2.28	0.51
1:EL:54:TYR:CE1	1:EL:56:ARG:CZ	2.93	0.51
1:EO:59:PRO:CA	1:EO:61:PRO:HD3	2.41	0.51
1:FD:54:TYR:CE1	1:FD:56:ARG:CZ	2.94	0.51
1:FM:54:TYR:CE1	1:FM:56:ARG:CZ	2.94	0.51
1:FQ:66:ASP:HB2	1:GF:68:CYS:SG	2.51	0.51
1:FY:11:THR:HG22	1:FY:13:ASN:H	1.75	0.51
1:FY:59:PRO:CA	1:FY:61:PRO:HD3	2.41	0.51
1:FY:70:ILE:HG23	1:FY:70:ILE:O	2.09	0.51
1:FZ:66:ASP:HB2	1:GU:68:CYS:SG	2.51	0.51
1:GB:54:TYR:CE1	1:GB:56:ARG:CZ	2.94	0.51
1:GL:68:CYS:SG	1:GX:66:ASP:HB2	2.51	0.51
1:AB:68:CYS:SG	1:DP:66:ASP:OD1	2.69	0.51
1:AF:38:VAL:HG13	1:AF:43:LEU:HD12	1.91	0.51
1:AF:68:CYS:SG	1:DL:66:ASP:HB2	2.51	0.51
1:AK:68:CYS:SG	1:DY:66:ASP:OD1	2.69	0.51
1:AL:68:CYS:SG	1:CT:66:ASP:HB2	2.51	0.51
1:AM:129:THR:N	1:DY:1:ALA:O	2.38	0.51
1:AO:68:CYS:CB	1:CN:64:CYS:HA	2.40	0.51
1:AT:32:LEU:CD2	1:AT:34:GLN:NE2	2.72	0.51
1:AU:68:CYS:SG	1:BJ:66:ASP:HB2	2.51	0.51
1:AY:58:ALA:HB3	1:AY:72:PRO:CD	2.39	0.51
1:BQ:55:LYS:CG	1:BQ:73:ASN:HB3	2.38	0.51
1:BQ:55:LYS:O	1:BQ:73:ASN:OD1	2.28	0.51
1:BQ:107:PHE:O	1:BQ:112:ALA:HB3	2.09	0.51
1:BR:54:TYR:CE1	1:BR:56:ARG:CZ	2.93	0.51

*Continued on next page...*

*Continued from previous page...*

Atom-1	Atom-2	Interatomic distance (Å)	Clash overlap (Å)
1:CH:64:CYS:HA	1:DF:68:CYS:CB	2.40	0.51
1:CK:64:CYS:HA	1:DI:68:CYS:CB	2.40	0.51
1:CK:71:MET:N	1:CK:71:MET:SD	2.83	0.51
1:CP:32:LEU:CD2	1:CP:34:GLN:NE2	2.72	0.51
1:CS:68:CYS:SG	1:GG:66:ASP:OD1	2.69	0.51
1:CX:66:ASP:OD1	1:GH:68:CYS:SG	2.69	0.51
1:DH:68:CYS:SG	1:GV:66:ASP:OD1	2.69	0.51
1:DI:38:VAL:HG13	1:DI:43:LEU:HD12	1.91	0.51
1:DN:54:TYR:CE1	1:DN:56:ARG:CZ	2.94	0.51
1:DQ:59:PRO:CA	1:DQ:61:PRO:HD3	2.41	0.51
1:DS:55:LYS:O	1:DS:73:ASN:OD1	2.28	0.51
1:ED:68:CYS:SG	1:FH:66:ASP:HB2	2.51	0.51
1:EE:55:LYS:O	1:EE:73:ASN:OD1	2.28	0.51
1:EG:71:MET:SD	1:EG:71:MET:N	2.83	0.51
1:EP:71:MET:N	1:EP:71:MET:SD	2.83	0.51
1:ET:55:LYS:O	1:ET:73:ASN:OD1	2.28	0.51
1:FA:54:TYR:CE1	1:FA:56:ARG:CZ	2.93	0.51
1:FK:71:MET:CB	1:FK:72:PRO:HD2	2.30	0.51
1:FN:71:MET:SD	1:FN:71:MET:N	2.83	0.51
1:FU:107:PHE:HA	1:FU:112:ALA:HB2	0.61	0.51
1:FV:59:PRO:CA	1:FV:61:PRO:HD3	2.41	0.51
1:GC:66:ASP:HB2	1:GX:68:CYS:SG	2.51	0.51
1:GK:11:THR:HG22	1:GK:13:ASN:H	1.75	0.51
1:GK:32:LEU:CD2	1:GK:34:GLN:NE2	2.72	0.51
1:GM:107:PHE:HA	1:GM:112:ALA:HB2	0.60	0.51
1:GM:107:PHE:O	1:GM:112:ALA:HB3	2.09	0.51
1:AC:68:CYS:SG	1:DI:66:ASP:HB2	2.51	0.51
1:AE:11:THR:HG22	1:AE:13:ASN:H	1.75	0.51
1:AI:66:ASP:HB2	1:FN:68:CYS:SG	2.51	0.51
1:AQ:54:TYR:CE1	1:AQ:56:ARG:CZ	2.93	0.51
1:AR:68:CYS:SG	1:CQ:66:ASP:HB2	2.51	0.51
1:AW:68:CYS:SG	1:EK:66:ASP:OD1	2.69	0.51
1:AY:66:ASP:OD1	1:EI:68:CYS:SG	2.69	0.51
1:BC:32:LEU:CD2	1:BC:34:GLN:NE2	2.72	0.51
1:BI:68:CYS:SG	1:EW:66:ASP:OD1	2.69	0.51
1:BO:59:PRO:CA	1:BO:61:PRO:HD3	2.41	0.51
1:BS:68:CYS:CB	1:EJ:64:CYS:HA	2.40	0.51
1:BU:59:PRO:C	1:BU:61:PRO:CD	2.66	0.51
1:BX:68:CYS:SG	1:FL:66:ASP:OD1	2.69	0.51
1:BZ:66:ASP:OD1	1:FJ:68:CYS:SG	2.69	0.51
1:CA:32:LEU:CD2	1:CA:34:GLN:NE2	2.72	0.51

*Continued on next page...*

*Continued from previous page...*

Atom-1	Atom-2	Interatomic distance (Å)	Clash overlap (Å)
1:CD:11:THR:HG22	1:CD:13:ASN:H	1.75	0.51
1:CT:68:CYS:CB	1:DU:64:CYS:HA	2.40	0.51
1:CV:60:LYS:N	1:CV:61:PRO:HD3	2.14	0.51
1:CZ:64:CYS:HA	1:FQ:68:CYS:CB	2.40	0.51
1:CZ:66:ASP:HB2	1:FQ:68:CYS:SG	2.51	0.51
1:DC:66:ASP:HB2	1:FT:68:CYS:SG	2.51	0.51
1:DD:73:ASN:HD22	1:DD:73:ASN:N	2.09	0.51
1:DG:66:ASP:OD1	1:GQ:68:CYS:SG	2.69	0.51
1:DK:11:THR:HG22	1:DK:13:ASN:H	1.75	0.51
1:DV:107:PHE:CB	1:DV:112:ALA:HB2	2.35	0.51
1:DW:54:TYR:CE1	1:DW:56:ARG:CZ	2.94	0.51
1:EC:54:TYR:CE1	1:EC:56:ARG:CZ	2.94	0.51
1:ED:68:CYS:CB	1:FH:64:CYS:HA	2.40	0.51
1:ES:68:CYS:CB	1:EY:64:CYS:HA	2.40	0.51
1:ES:68:CYS:SG	1:EY:66:ASP:HB2	2.51	0.51
1:EU:54:TYR:CE1	1:EU:56:ARG:CZ	2.94	0.51
1:FA:11:THR:HG22	1:FA:13:ASN:H	1.75	0.51
1:FF:55:LYS:CG	1:FF:73:ASN:HB3	2.37	0.51
1:FJ:54:TYR:CE1	1:FJ:56:ARG:CZ	2.94	0.51
1:FP:32:LEU:CD2	1:FP:34:GLN:NE2	2.72	0.51
1:FT:64:CYS:HA	1:FZ:68:CYS:CB	2.40	0.51
1:FT:66:ASP:HB2	1:FZ:68:CYS:SG	2.51	0.51
1:GC:59:PRO:CG	1:GW:87:GLU:HB3	2.37	0.51
1:GG:55:LYS:CG	1:GG:73:ASN:HB3	2.37	0.51
1:GJ:55:LYS:O	1:GJ:73:ASN:OD1	2.28	0.51
1:GS:55:LYS:O	1:GS:73:ASN:OD1	2.28	0.51
1:AD:73:ASN:HD22	1:AD:73:ASN:N	2.09	0.51
1:AH:11:THR:HG22	1:AH:13:ASN:H	1.75	0.51
1:AH:54:TYR:CE1	1:AH:56:ARG:CZ	2.94	0.51
1:AL:71:MET:N	1:AL:71:MET:SD	2.83	0.51
1:AM:73:ASN:HD22	1:AM:73:ASN:N	2.09	0.51
1:BF:54:TYR:CE1	1:BF:56:ARG:CZ	2.93	0.51
1:BG:68:CYS:SG	1:CB:66:ASP:HB2	2.51	0.51
1:BM:68:CYS:SG	1:EM:66:ASP:HB2	2.51	0.51
1:BX:54:TYR:CE1	1:BX:56:ARG:CZ	2.93	0.51
1:CF:107:PHE:HA	1:CF:112:ALA:HB2	0.61	0.51
1:CG:32:LEU:CD2	1:CG:34:GLN:NE2	2.72	0.51
1:CI:107:PHE:HA	1:CI:112:ALA:HB2	0.60	0.51
1:CU:55:LYS:O	1:CU:73:ASN:OD1	2.28	0.51
1:DA:107:PHE:HA	1:DA:112:ALA:HB2	0.61	0.51
1:DC:68:CYS:SG	1:GI:66:ASP:HB2	2.51	0.51

*Continued on next page...*

*Continued from previous page...*

Atom-1	Atom-2	Interatomic distance (Å)	Clash overlap (Å)
1:DE:60:LYS:N	1:DE:61:PRO:HD3	2.14	0.51
1:DH:54:TYR:CE1	1:DH:56:ARG:CZ	2.94	0.51
1:DJ:55:LYS:O	1:DJ:73:ASN:OD1	2.28	0.51
1:DX:68:CYS:CB	1:FK:64:CYS:HA	2.40	0.51
1:EF:54:TYR:CE1	1:EF:56:ARG:CZ	2.93	0.51
1:EH:55:LYS:O	1:EH:73:ASN:OD1	2.28	0.51
1:EH:73:ASN:HD22	1:EH:73:ASN:N	2.09	0.51
1:EM:71:MET:N	1:EM:71:MET:SD	2.83	0.51
1:EO:54:TYR:CE1	1:EO:56:ARG:CZ	2.93	0.51
1:ER:54:TYR:CE1	1:ER:56:ARG:CZ	2.94	0.51
1:FW:66:ASP:HB2	1:GC:68:CYS:SG	2.51	0.51
1:FX:107:PHE:HA	1:FX:112:ALA:HB2	0.61	0.51
1:FY:32:LEU:CD2	1:FY:34:GLN:NE2	2.72	0.51
1:GC:71:MET:N	1:GC:71:MET:SD	2.83	0.51
1:GE:59:PRO:CA	1:GE:61:PRO:HD3	2.41	0.51
1:GO:68:CYS:SG	1:GR:66:ASP:HB2	2.51	0.51
1:GP:73:ASN:HD22	1:GP:73:ASN:N	2.09	0.51
1:GT:59:PRO:CA	1:GT:61:PRO:HD3	2.41	0.51
1:GY:55:LYS:CG	1:GY:73:ASN:HB3	2.37	0.51
1:AC:71:MET:N	1:AC:71:MET:SD	2.83	0.51
1:AD:129:THR:N	1:DP:1:ALA:O	2.38	0.51
1:AF:68:CYS:CB	1:DL:64:CYS:HA	2.40	0.51
1:AG:73:ASN:HD22	1:AG:73:ASN:N	2.09	0.51
1:AN:11:THR:HG22	1:AN:13:ASN:H	1.75	0.51
1:AO:64:CYS:HA	1:FB:68:CYS:CB	2.40	0.51
1:AP:55:LYS:O	1:AP:73:ASN:OD1	2.28	0.51
1:AX:64:CYS:HA	1:EM:68:CYS:CB	2.40	0.51
1:BB:55:LYS:CG	1:BB:73:ASN:HB3	2.37	0.51
1:BI:54:TYR:CE1	1:BI:56:ARG:CZ	2.93	0.51
1:BK:66:ASP:OD1	1:EU:68:CYS:SG	2.69	0.51
1:BR:59:PRO:CA	1:BR:61:PRO:HD3	2.41	0.51
1:BS:66:ASP:HB2	1:BV:68:CYS:SG	2.51	0.51
1:CD:68:CYS:SG	1:FR:66:ASP:OD1	2.69	0.51
1:CM:11:THR:HG22	1:CM:13:ASN:H	1.75	0.51
1:CM:68:CYS:SG	1:GA:66:ASP:OD1	2.69	0.51
1:CO:107:PHE:HA	1:CO:112:ALA:HB2	0.61	0.51
1:CS:54:TYR:CE1	1:CS:56:ARG:CZ	2.94	0.51
1:CT:68:CYS:SG	1:DU:66:ASP:HB2	2.51	0.51
1:CV:32:LEU:CD2	1:CV:34:GLN:NE2	2.72	0.51
1:CZ:59:PRO:CG	1:FP:87:GLU:HB3	2.37	0.51
1:CZ:68:CYS:SG	1:GO:66:ASP:HB2	2.51	0.51

*Continued on next page...*

*Continued from previous page...*

Atom-1	Atom-2	Interatomic distance (Å)	Clash overlap (Å)
1:DM:55:LYS:O	1:DM:73:ASN:OD1	2.28	0.51
1:DO:68:CYS:CB	1:EV:64:CYS:HA	2.40	0.51
1:DZ:59:PRO:CA	1:DZ:61:PRO:HD3	2.41	0.51
1:EK:58:ALA:HB3	1:EK:72:PRO:CD	2.39	0.51
1:EQ:55:LYS:O	1:EQ:73:ASN:OD1	2.28	0.51
1:EQ:73:ASN:HD22	1:EQ:73:ASN:N	2.09	0.51
1:EU:59:PRO:CA	1:EU:61:PRO:HD3	2.41	0.51
1:FH:60:LYS:HA	1:FH:71:MET:HE1	1.93	0.51
1:FL:107:PHE:HA	1:FL:112:ALA:HB2	0.61	0.51
1:GQ:11:THR:HG22	1:GQ:13:ASN:H	1.75	0.51
1:GV:55:LYS:CG	1:GV:73:ASN:HB3	2.37	0.51
1:GW:59:PRO:CA	1:GW:61:PRO:HD3	2.41	0.51
1:AB:54:TYR:CE1	1:AB:56:ARG:CZ	2.94	0.51
1:AK:54:TYR:CE1	1:AK:56:ARG:CZ	2.94	0.51
1:AQ:68:CYS:SG	1:EE:66:ASP:OD1	2.69	0.51
1:BF:59:PRO:CA	1:BF:61:PRO:HD3	2.41	0.51
1:BL:54:TYR:CE1	1:BL:56:ARG:CZ	2.94	0.51
1:BW:55:LYS:O	1:BW:73:ASN:OD1	2.28	0.51
1:CK:66:ASP:HB2	1:DI:68:CYS:SG	2.51	0.51
1:DE:32:LEU:CD2	1:DE:34:GLN:NE2	2.72	0.51
1:DI:71:MET:N	1:DI:71:MET:SD	2.83	0.51
1:DJ:1:ALA:O	1:GV:129:THR:N	2.38	0.51
1:DO:68:CYS:SG	1:EV:66:ASP:HB2	2.51	0.51
1:DW:59:PRO:CA	1:DW:61:PRO:HD3	2.41	0.51
1:DX:68:CYS:SG	1:FK:66:ASP:HB2	2.51	0.51
1:EA:68:CYS:CB	1:FN:64:CYS:HA	2.40	0.51
1:EB:55:LYS:CG	1:EB:73:ASN:HB3	2.37	0.51
1:EB:73:ASN:HD22	1:EB:73:ASN:N	2.09	0.51
1:ES:38:VAL:HG13	1:ES:43:LEU:HD12	1.91	0.51
1:EY:60:LYS:HA	1:EY:71:MET:HE1	1.93	0.51
1:FC:73:ASN:HD22	1:FC:73:ASN:N	2.09	0.51
1:FJ:59:PRO:CA	1:FJ:61:PRO:HD3	2.41	0.51
1:FM:11:THR:HG22	1:FM:13:ASN:H	1.75	0.51
1:FV:11:THR:HG22	1:FV:13:ASN:H	1.75	0.51
1:FV:54:TYR:CE1	1:FV:56:ARG:CZ	2.94	0.51
1:GC:64:CYS:HA	1:GX:68:CYS:CB	2.40	0.51
1:GE:54:TYR:CE1	1:GE:56:ARG:CZ	2.93	0.51
1:GP:111:ASN:HD22	1:GP:111:ASN:N	2.07	0.51
1:GT:54:TYR:CE1	1:GT:56:ARG:CZ	2.93	0.51
1:AK:59:PRO:CA	1:AK:61:PRO:HD3	2.41	0.50
1:AO:68:CYS:SG	1:CN:66:ASP:HB2	2.51	0.50

*Continued on next page...*

*Continued from previous page...*

Atom-1	Atom-2	Interatomic distance (Å)	Clash overlap (Å)
1:AQ:59:PRO:CA	1:AQ:61:PRO:HD3	2.41	0.50
1:AS:66:ASP:OD1	1:EC:68:CYS:SG	2.69	0.50
1:AT:59:PRO:CA	1:AT:61:PRO:HD3	2.41	0.50
1:AV:66:ASP:OD1	1:EF:68:CYS:SG	2.69	0.50
1:BC:59:PRO:CA	1:BC:61:PRO:HD3	2.41	0.50
1:BF:68:CYS:SG	1:ET:66:ASP:OD1	2.69	0.50
1:BG:71:MET:CB	1:BG:72:PRO:HD2	2.30	0.50
1:BH:66:ASP:OD1	1:ER:68:CYS:SG	2.69	0.50
1:BN:55:LYS:O	1:BN:73:ASN:OD1	2.28	0.50
1:BO:68:CYS:SG	1:FC:66:ASP:OD1	2.69	0.50
1:BU:11:THR:HG22	1:BU:13:ASN:H	1.75	0.50
1:BU:54:TYR:CE1	1:BU:56:ARG:CZ	2.94	0.50
1:CC:89:LEU:HD22	1:FO:113:GLY:CA	2.21	0.50
1:CE:66:ASP:HB2	1:DL:68:CYS:SG	2.51	0.50
1:CG:68:CYS:SG	1:FU:66:ASP:OD1	2.69	0.50
1:CJ:32:LEU:CD2	1:CJ:34:GLN:NE2	2.72	0.50
1:CJ:54:TYR:CE1	1:CJ:56:ARG:CZ	2.93	0.50
1:CR:89:LEU:HD22	1:GD:113:GLY:CA	2.21	0.50
1:CU:66:ASP:OD1	1:GE:68:CYS:SG	2.69	0.50
1:CV:59:PRO:CA	1:CV:61:PRO:HD3	2.41	0.50
1:CY:54:TYR:CE1	1:CY:56:ARG:CZ	2.93	0.50
1:DB:59:PRO:CA	1:DB:61:PRO:HD3	2.41	0.50
1:DB:68:CYS:SG	1:GP:66:ASP:OD1	2.69	0.50
1:DC:68:CYS:CB	1:GI:64:CYS:HA	2.40	0.50
1:DH:11:THR:HG22	1:DH:13:ASN:H	1.75	0.50
1:DM:66:ASP:OD1	1:GW:68:CYS:SG	2.69	0.50
1:DN:59:PRO:CA	1:DN:61:PRO:HD3	2.41	0.50
1:DT:54:TYR:CE1	1:DT:56:ARG:CZ	2.93	0.50
1:EL:59:PRO:CA	1:EL:61:PRO:HD3	2.41	0.50
1:EW:107:PHE:HA	1:EW:112:ALA:HB2	0.61	0.50
1:FS:54:TYR:CE1	1:FS:56:ARG:CZ	2.93	0.50
1:GB:11:THR:HG22	1:GB:13:ASN:H	1.75	0.50
1:GE:11:THR:HG22	1:GE:13:ASN:H	1.75	0.50
1:GH:11:THR:HG22	1:GH:13:ASN:H	1.75	0.50
1:GL:68:CYS:CB	1:GX:64:CYS:HA	2.40	0.50
1:GN:59:PRO:CA	1:GN:61:PRO:HD3	2.41	0.50
1:GO:68:CYS:CB	1:GR:64:CYS:HA	2.40	0.50
1:GY:73:ASN:N	1:GY:73:ASN:HD22	2.09	0.50
1:AB:59:PRO:CA	1:AB:61:PRO:HD3	2.41	0.50
1:AG:66:ASP:OD1	1:DQ:68:CYS:SG	2.69	0.50
1:AH:68:CYS:SG	1:DV:66:ASP:OD1	2.69	0.50

*Continued on next page...*



Continued from previous page...

Atom-1	Atom-2	Interatomic distance (Å)	Clash overlap (Å)
1:AH:87:GLU:HB3	1:DF:59:PRO:CG	2.37	0.50
1:AP:66:ASP:OD1	1:DZ:68:CYS:SG	2.69	0.50
1:AT:54:TYR:CE1	1:AT:56:ARG:CZ	2.94	0.50
1:AZ:68:CYS:SG	1:EN:66:ASP:OD1	2.69	0.50
1:BE:66:ASP:OD1	1:EO:68:CYS:SG	2.69	0.50
1:BH:129:THR:N	1:ET:1:ALA:O	2.38	0.50
1:BQ:66:ASP:OD1	1:FA:68:CYS:SG	2.69	0.50
1:BQ:73:ASN:HD22	1:BQ:73:ASN:N	2.09	0.50
1:BT:66:ASP:OD1	1:FD:68:CYS:SG	2.69	0.50
1:CH:68:CYS:CB	1:EA:64:CYS:HA	2.40	0.50
1:CL:66:ASP:OD1	1:FV:68:CYS:SG	2.69	0.50
1:CR:66:ASP:OD1	1:GB:68:CYS:SG	2.69	0.50
1:CU:1:ALA:O	1:GG:129:THR:N	2.38	0.50
1:CY:68:CYS:SG	1:GM:66:ASP:OD1	2.69	0.50
1:DA:66:ASP:OD1	1:GK:68:CYS:SG	2.69	0.50
1:DD:66:ASP:OD1	1:GN:68:CYS:SG	2.69	0.50
1:DD:111:ASN:HD22	1:DD:111:ASN:N	2.07	0.50
1:DE:59:PRO:CA	1:DE:61:PRO:HD3	2.41	0.50
1:DE:68:CYS:SG	1:GS:66:ASP:OD1	2.69	0.50
1:DJ:66:ASP:OD1	1:GT:68:CYS:SG	2.69	0.50
1:DP:73:ASN:HD22	1:DP:73:ASN:N	2.09	0.50
1:DT:32:LEU:CD2	1:DT:34:GLN:NE2	2.72	0.50
1:ED:38:VAL:HG13	1:ED:43:LEU:HD12	1.91	0.50
1:FL:73:ASN:N	1:FL:73:ASN:HD22	2.09	0.50
1:FR:55:LYS:O	1:FR:73:ASN:OD1	2.28	0.50
1:FT:59:PRO:CG	1:FY:87:GLU:HB3	2.37	0.50
1:GF:64:CYS:HA	1:GR:68:CYS:CB	2.40	0.50
1:GG:107:PHE:HA	1:GG:112:ALA:HB2	0.61	0.50
1:GJ:73:ASN:HD22	1:GJ:73:ASN:N	2.09	0.50
1:GS:107:PHE:HA	1:GS:112:ALA:HB2	0.61	0.50
1:AE:68:CYS:SG	1:DS:66:ASP:OD1	2.69	0.50
1:AR:66:ASP:HB2	1:FE:68:CYS:SG	2.51	0.50
1:BC:54:TYR:CE1	1:BC:56:ARG:CZ	2.94	0.50
1:BL:11:THR:HG22	1:BL:13:ASN:H	1.75	0.50
1:BU:68:CYS:SG	1:FI:66:ASP:OD1	2.69	0.50
1:CC:66:ASP:OD1	1:FM:68:CYS:SG	2.69	0.50
1:CI:66:ASP:OD1	1:FS:68:CYS:SG	2.69	0.50
1:CS:11:THR:HG22	1:CS:13:ASN:H	1.75	0.50
1:CV:68:CYS:SG	1:GJ:66:ASP:OD1	2.69	0.50
1:DG:73:ASN:HD22	1:DG:73:ASN:N	2.09	0.50
1:DS:73:ASN:HD22	1:DS:73:ASN:N	2.09	0.50

Continued on next page...

*Continued from previous page...*

Atom-1	Atom-2	Interatomic distance (Å)	Clash overlap (Å)
1:EW:73:ASN:HD22	1:EW:73:ASN:N	2.09	0.50
1:EZ:107:PHE:HA	1:EZ:112:ALA:HB2	0.61	0.50
1:GI:68:CYS:CB	1:GU:64:CYS:HA	2.40	0.50
1:GM:55:LYS:O	1:GM:73:ASN:OD1	2.28	0.50
1:AD:66:ASP:OD1	1:DN:68:CYS:SG	2.69	0.50
1:AM:66:ASP:OD1	1:DW:68:CYS:SG	2.69	0.50
1:BA:68:CYS:SG	1:BG:66:ASP:HB2	2.51	0.50
1:BB:66:ASP:OD1	1:EL:68:CYS:SG	2.69	0.50
1:BH:58:ALA:HB3	1:BH:72:PRO:CD	2.39	0.50
1:BI:59:PRO:CA	1:BI:61:PRO:HD3	2.41	0.50
1:BK:80:THR:HA	1:EW:80:THR:HA	1.94	0.50
1:BN:1:ALA:O	1:EZ:129:THR:N	2.38	0.50
1:BN:66:ASP:OD1	1:EX:68:CYS:SG	2.69	0.50
1:BR:68:CYS:SG	1:FF:66:ASP:OD1	2.69	0.50
1:BW:66:ASP:OD1	1:FG:68:CYS:SG	2.69	0.50
1:BZ:80:THR:HA	1:FL:80:THR:HA	1.94	0.50
1:CP:68:CYS:SG	1:GD:66:ASP:OD1	2.69	0.50
1:CW:64:CYS:HA	1:FW:68:CYS:CB	2.40	0.50
1:CX:73:ASN:HD22	1:CX:73:ASN:N	2.09	0.50
1:DA:73:ASN:HD22	1:DA:73:ASN:N	2.09	0.50
1:DC:38:VAL:HG13	1:DC:43:LEU:HD12	1.91	0.50
1:DM:73:ASN:HD22	1:DM:73:ASN:N	2.09	0.50
1:DQ:11:THR:HG22	1:DQ:13:ASN:H	1.75	0.50
1:DY:73:ASN:N	1:DY:73:ASN:HD22	2.09	0.50
1:EK:73:ASN:HD22	1:EK:73:ASN:N	2.09	0.50
1:EN:58:ALA:HB3	1:EN:72:PRO:CD	2.39	0.50
1:EX:59:PRO:CA	1:EX:61:PRO:HD3	2.41	0.50
1:FG:59:PRO:CA	1:FG:61:PRO:HD3	2.41	0.50
1:FM:60:LYS:N	1:FM:61:PRO:HD2	2.27	0.50
1:GA:55:LYS:O	1:GA:73:ASN:OD1	2.28	0.50
1:GB:60:LYS:N	1:GB:61:PRO:HD2	2.27	0.50
1:GJ:107:PHE:HA	1:GJ:112:ALA:HB2	0.61	0.50
1:GO:38:VAL:HG13	1:GO:43:LEU:HD12	1.91	0.50
1:GS:73:ASN:HD22	1:GS:73:ASN:N	2.09	0.50
1:GT:11:THR:HG22	1:GT:13:ASN:H	1.75	0.50
1:AN:59:PRO:CA	1:AN:61:PRO:HD3	2.41	0.50
1:AP:73:ASN:HD22	1:AP:73:ASN:N	2.09	0.50
1:AR:71:MET:CB	1:AR:72:PRO:HD2	2.30	0.50
1:AS:58:ALA:HB3	1:AS:72:PRO:CD	2.39	0.50
1:AS:129:THR:N	1:EE:1:ALA:O	2.38	0.50
1:AW:87:GLU:HB3	1:BD:59:PRO:CG	2.37	0.50

*Continued on next page...*



Continued from previous page...

Atom-1	Atom-2	Interatomic distance (Å)	Clash overlap (Å)
1:AZ:11:THR:HG22	1:AZ:13:ASN:H	1.75	0.50
1:AZ:59:PRO:CA	1:AZ:61:PRO:HD3	2.41	0.50
1:BL:59:PRO:C	1:BL:61:PRO:CD	2.66	0.50
1:BL:68:CYS:SG	1:EZ:66:ASP:OD1	2.69	0.50
1:BT:55:LYS:CG	1:BT:73:ASN:HB3	2.37	0.50
1:BW:80:THR:HA	1:FI:80:THR:HA	1.94	0.50
1:BX:59:PRO:CA	1:BX:61:PRO:HD3	2.41	0.50
1:CA:68:CYS:SG	1:FO:66:ASP:OD1	2.69	0.50
1:CF:73:ASN:HD22	1:CF:73:ASN:N	2.09	0.50
1:CF:80:THR:HA	1:FR:80:THR:HA	1.94	0.50
1:CI:55:LYS:O	1:CI:73:ASN:OD1	2.28	0.50
1:CO:55:LYS:CG	1:CO:73:ASN:HB3	2.37	0.50
1:CO:66:ASP:OD1	1:FY:68:CYS:SG	2.69	0.50
1:CO:80:THR:HA	1:GA:80:THR:HA	1.94	0.50
1:CW:59:PRO:CG	1:FV:87:GLU:HB3	2.37	0.50
1:DB:60:LYS:N	1:DB:60:LYS:HE2	2.27	0.50
1:DJ:73:ASN:HD22	1:DJ:73:ASN:N	2.09	0.50
1:DK:59:PRO:CA	1:DK:61:PRO:HD3	2.41	0.50
1:DY:107:PHE:HA	1:DY:112:ALA:HB2	0.61	0.50
1:EC:59:PRO:CA	1:EC:61:PRO:HD3	2.41	0.50
1:FI:107:PHE:HA	1:FI:112:ALA:HB2	0.61	0.50
1:FR:35:ARG:HA	1:FR:44:ASN:ND2	2.26	0.50
1:FU:73:ASN:HD22	1:FU:73:ASN:N	2.09	0.50
1:GI:68:CYS:SG	1:GU:66:ASP:HB2	2.51	0.50
1:GN:60:LYS:N	1:GN:60:LYS:HE2	2.27	0.50
1:GV:107:PHE:HA	1:GV:112:ALA:HB2	0.61	0.50
1:AD:80:THR:HA	1:DP:80:THR:HA	1.94	0.50
1:AI:68:CYS:CB	1:DF:64:CYS:HA	2.40	0.50
1:AM:80:THR:HA	1:DY:80:THR:HA	1.94	0.50
1:AX:68:CYS:CB	1:BD:64:CYS:HA	2.40	0.50
1:AY:73:ASN:HD22	1:AY:73:ASN:N	2.09	0.50
1:BC:68:CYS:SG	1:EQ:66:ASP:OD1	2.69	0.50
1:BH:73:ASN:HD22	1:BH:73:ASN:N	2.09	0.50
1:BN:80:THR:HA	1:EZ:80:THR:HA	1.94	0.50
1:BW:73:ASN:HD22	1:BW:73:ASN:N	2.09	0.50
1:CD:60:LYS:N	1:CD:60:LYS:HE2	2.27	0.50
1:CF:66:ASP:OD1	1:FP:68:CYS:SG	2.69	0.50
1:CI:35:ARG:HA	1:CI:44:ASN:ND2	2.26	0.50
1:CJ:87:GLU:HB3	1:ED:59:PRO:CG	2.37	0.50
1:CM:60:LYS:N	1:CM:60:LYS:HE2	2.27	0.50
1:CU:73:ASN:HD22	1:CU:73:ASN:N	2.09	0.50

Continued on next page...

Continued from previous page...

Atom-1	Atom-2	Interatomic distance (Å)	Clash overlap (Å)
1:CU:80:THR:HA	1:GG:80:THR:HA	1.94	0.50
1:DJ:80:THR:HA	1:GV:80:THR:HA	1.94	0.50
1:EL:60:LYS:N	1:EL:60:LYS:HE2	2.27	0.50
1:ER:59:PRO:CA	1:ER:61:PRO:HD3	2.41	0.50
1:FD:59:PRO:CA	1:FD:61:PRO:HD3	2.41	0.50
1:FS:11:THR:HG22	1:FS:13:ASN:H	1.75	0.50
1:GA:35:ARG:HA	1:GA:44:ASN:ND2	2.26	0.50
1:GM:35:ARG:HA	1:GM:44:ASN:ND2	2.26	0.50
1:AB:32:LEU:CD2	1:AB:34:GLN:NE2	2.72	0.50
1:AG:58:ALA:HB3	1:AG:72:PRO:CD	2.39	0.50
1:AI:59:PRO:CG	1:FM:87:GLU:HB3	2.37	0.50
1:AJ:66:ASP:OD1	1:DT:68:CYS:SG	2.69	0.50
1:AQ:60:LYS:N	1:AQ:60:LYS:HE2	2.27	0.50
1:AS:73:ASN:HD22	1:AS:73:ASN:N	2.09	0.50
1:AT:68:CYS:SG	1:EH:66:ASP:OD1	2.69	0.50
1:AU:59:PRO:CG	1:EI:87:GLU:HB3	2.37	0.50
1:BN:73:ASN:HD22	1:BN:73:ASN:N	2.09	0.50
1:BO:11:THR:HG22	1:BO:13:ASN:H	1.75	0.50
1:BR:60:LYS:N	1:BR:60:LYS:HE2	2.27	0.50
1:BT:58:ALA:HB3	1:BT:72:PRO:CD	2.39	0.50
1:CA:60:LYS:N	1:CA:60:LYS:HE2	2.27	0.50
1:CE:68:CYS:SG	1:DX:66:ASP:HB2	2.51	0.50
1:CG:60:LYS:N	1:CG:60:LYS:HE2	2.27	0.50
1:CJ:60:LYS:N	1:CJ:60:LYS:HE2	2.27	0.50
1:CN:68:CYS:SG	1:DO:66:ASP:HB2	2.51	0.50
1:CO:73:ASN:N	1:CO:73:ASN:HD22	2.09	0.50
1:CP:60:LYS:N	1:CP:60:LYS:HE2	2.27	0.50
1:DB:87:GLU:HB3	1:GI:59:PRO:CG	2.37	0.50
1:DP:35:ARG:HA	1:DP:44:ASN:ND2	2.27	0.50
1:DP:107:PHE:HA	1:DP:112:ALA:HB2	0.61	0.50
1:DT:60:LYS:N	1:DT:60:LYS:HE2	2.27	0.50
1:DT:87:GLU:HB3	1:ES:59:PRO:CG	2.37	0.50
1:DY:35:ARG:HA	1:DY:44:ASN:ND2	2.27	0.50
1:EB:35:ARG:HA	1:EB:44:ASN:ND2	2.27	0.50
1:EN:55:LYS:CG	1:EN:73:ASN:HB3	2.37	0.50
1:EZ:73:ASN:HD22	1:EZ:73:ASN:N	2.09	0.50
1:FP:60:LYS:N	1:FP:60:LYS:HE2	2.27	0.50
1:FW:64:CYS:HA	1:GC:68:CYS:CB	2.40	0.50
1:FY:60:LYS:N	1:FY:60:LYS:HE2	2.27	0.50
1:GY:35:ARG:HA	1:GY:44:ASN:ND2	2.27	0.50
1:AH:60:LYS:N	1:AH:60:LYS:HE2	2.27	0.50

Continued on next page...

*Continued from previous page...*

Atom-1	Atom-2	Interatomic distance (Å)	Clash overlap (Å)
1:AI:64:CYS:HA	1:FN:68:CYS:CB	2.40	0.50
1:AU:64:CYS:HA	1:EJ:68:CYS:CB	2.40	0.50
1:AV:80:THR:HA	1:EH:80:THR:HA	1.94	0.50
1:AW:59:PRO:CA	1:AW:61:PRO:HD3	2.41	0.50
1:BB:80:THR:HA	1:EN:80:THR:HA	1.94	0.50
1:BF:60:LYS:N	1:BF:60:LYS:HE2	2.27	0.50
1:BN:35:ARG:HA	1:BN:44:ASN:ND2	2.26	0.50
1:BR:60:LYS:N	1:BR:61:PRO:HD2	2.27	0.50
1:BU:60:LYS:N	1:BU:60:LYS:HE2	2.27	0.50
1:BW:1:ALA:O	1:FI:129:THR:N	2.38	0.50
1:BW:35:ARG:HA	1:BW:44:ASN:ND2	2.26	0.50
1:CA:59:PRO:CA	1:CA:61:PRO:HD3	2.41	0.50
1:CV:11:THR:HG22	1:CV:13:ASN:H	1.75	0.50
1:CX:80:THR:HA	1:GJ:80:THR:HA	1.94	0.50
1:CY:11:THR:HG22	1:CY:13:ASN:H	1.75	0.50
1:DA:80:THR:HA	1:GM:80:THR:HA	1.94	0.50
1:DE:11:THR:HG22	1:DE:13:ASN:H	1.75	0.50
1:EL:60:LYS:N	1:EL:61:PRO:HD2	2.27	0.50
1:FC:58:ALA:HB3	1:FC:72:PRO:CD	2.39	0.50
1:FD:11:THR:HG22	1:FD:13:ASN:H	1.75	0.50
1:FJ:60:LYS:N	1:FJ:61:PRO:HD2	2.27	0.50
1:FL:35:ARG:HA	1:FL:44:ASN:ND2	2.26	0.50
1:FV:60:LYS:N	1:FV:60:LYS:HE2	2.27	0.50
1:GF:66:ASP:HB2	1:GR:68:CYS:SG	2.51	0.50
1:GK:60:LYS:N	1:GK:60:LYS:HE2	2.27	0.50
1:GP:35:ARG:HA	1:GP:44:ASN:ND2	2.27	0.50
1:GS:35:ARG:HA	1:GS:44:ASN:ND2	2.26	0.50
1:AC:66:ASP:HB2	1:FH:68:CYS:SG	2.51	0.50
1:AJ:58:ALA:HB3	1:AJ:72:PRO:CD	2.39	0.50
1:AL:64:CYS:HA	1:EY:68:CYS:CB	2.40	0.50
1:AO:54:TYR:CE1	1:AO:56:ARG:NH2	2.80	0.50
1:AW:60:LYS:N	1:AW:61:PRO:HD2	2.27	0.50
1:BA:66:ASP:HB2	1:EG:68:CYS:SG	2.51	0.50
1:BE:80:THR:HA	1:EQ:80:THR:HA	1.94	0.50
1:BL:60:LYS:N	1:BL:60:LYS:HE2	2.27	0.50
1:BO:32:LEU:CD2	1:BO:34:GLN:NE2	2.72	0.50
1:BT:80:THR:HA	1:FF:80:THR:HA	1.94	0.50
1:BZ:73:ASN:HD22	1:BZ:73:ASN:N	2.09	0.50
1:BZ:89:LEU:HD22	1:FL:113:GLY:CA	2.21	0.50
1:CF:55:LYS:CG	1:CF:73:ASN:HB3	2.37	0.50
1:CI:58:ALA:HB3	1:CI:72:PRO:CD	2.39	0.50

*Continued on next page...*

*Continued from previous page...*

Atom-1	Atom-2	Interatomic distance (Å)	Clash overlap (Å)
1:CI:80:THR:HA	1:FU:80:THR:HA	1.94	0.50
1:CJ:68:CYS:SG	1:FX:66:ASP:OD1	2.69	0.50
1:CY:32:LEU:CD2	1:CY:34:GLN:NE2	2.72	0.50
1:CZ:54:TYR:CE1	1:CZ:56:ARG:NH2	2.80	0.50
1:DG:80:THR:HA	1:GS:80:THR:HA	1.94	0.50
1:DH:60:LYS:N	1:DH:60:LYS:HE2	2.27	0.50
1:DK:68:CYS:SG	1:GY:66:ASP:OD1	2.69	0.50
1:DL:54:TYR:CE1	1:DL:56:ARG:NH2	2.80	0.50
1:EI:59:PRO:CA	1:EI:61:PRO:HD3	2.41	0.50
1:EP:68:CYS:SG	1:FE:66:ASP:HB2	2.51	0.50
1:ET:73:ASN:HD22	1:ET:73:ASN:N	2.09	0.50
1:EV:54:TYR:CE1	1:EV:56:ARG:NH2	2.80	0.50
1:FI:73:ASN:N	1:FI:73:ASN:HD22	2.09	0.50
1:FK:54:TYR:CE1	1:FK:56:ARG:NH2	2.80	0.50
1:FL:55:LYS:CG	1:FL:73:ASN:HB3	2.38	0.50
1:FT:54:TYR:CE1	1:FT:56:ARG:NH2	2.80	0.50
1:FW:59:PRO:CG	1:GB:87:GLU:HB3	2.37	0.50
1:GJ:35:ARG:HA	1:GJ:44:ASN:ND2	2.26	0.50
1:AC:64:CYS:HA	1:FH:68:CYS:CB	2.40	0.49
1:AD:43:LEU:CD1	1:DP:74:GLU:OE1	2.61	0.49
1:AK:32:LEU:CD2	1:AK:34:GLN:NE2	2.72	0.49
1:AM:43:LEU:CD1	1:DY:74:GLU:OE1	2.61	0.49
1:AN:68:CYS:SG	1:EB:66:ASP:OD1	2.69	0.49
1:AV:1:ALA:O	1:EH:129:THR:N	2.38	0.49
1:AV:117:LEU:HD21	1:EH:31:LEU:HD12	1.94	0.49
1:BA:54:TYR:CE1	1:BA:56:ARG:NH2	2.80	0.49
1:BB:73:ASN:N	1:BB:73:ASN:HD22	2.09	0.49
1:BE:117:LEU:HD21	1:EQ:31:LEU:HD12	1.94	0.49
1:BN:107:PHE:HA	1:BN:112:ALA:HB2	0.60	0.49
1:BQ:107:PHE:HA	1:BQ:112:ALA:HB2	0.61	0.49
1:CC:43:LEU:CD1	1:FO:74:GLU:OE1	2.61	0.49
1:CP:59:PRO:CA	1:CP:61:PRO:HD3	2.41	0.49
1:CR:43:LEU:CD1	1:GD:74:GLU:OE1	2.61	0.49
1:CS:59:PRO:CA	1:CS:61:PRO:HD3	2.41	0.49
1:CS:60:LYS:N	1:CS:60:LYS:HE2	2.27	0.49
1:CU:31:LEU:HD12	1:GG:117:LEU:HD21	1.94	0.49
1:DJ:31:LEU:HD12	1:GV:117:LEU:HD21	1.94	0.49
1:DQ:32:LEU:CD2	1:DQ:34:GLN:NE2	2.72	0.49
1:ED:54:TYR:CE1	1:ED:56:ARG:NH2	2.80	0.49
1:EH:35:ARG:HA	1:EH:44:ASN:ND2	2.27	0.49
1:EI:60:LYS:N	1:EI:61:PRO:HD2	2.27	0.49

*Continued on next page...*

*Continued from previous page...*

Atom-1	Atom-2	Interatomic distance (Å)	Clash overlap (Å)
1:EJ:54:TYR:CE1	1:EJ:56:ARG:NH2	2.80	0.49
1:ES:54:TYR:CE1	1:ES:56:ARG:NH2	2.80	0.49
1:EU:60:LYS:N	1:EU:61:PRO:HD2	2.27	0.49
1:EW:35:ARG:HA	1:EW:44:ASN:ND2	2.26	0.49
1:FD:60:LYS:N	1:FD:61:PRO:HD2	2.27	0.49
1:FE:54:TYR:CE1	1:FE:56:ARG:NH2	2.80	0.49
1:FF:73:ASN:HD22	1:FF:73:ASN:N	2.09	0.49
1:FG:60:LYS:N	1:FG:61:PRO:HD2	2.27	0.49
1:FJ:60:LYS:N	1:FJ:60:LYS:HE2	2.27	0.49
1:GN:87:GLU:HB3	1:GR:59:PRO:CG	2.37	0.49
1:AJ:43:LEU:CD1	1:DV:74:GLU:OE1	2.61	0.49
1:AL:66:ASP:HB2	1:EY:68:CYS:SG	2.51	0.49
1:AN:60:LYS:N	1:AN:60:LYS:HE2	2.27	0.49
1:AQ:32:LEU:CD2	1:AQ:34:GLN:NE2	2.72	0.49
1:AS:74:GLU:OE1	1:EE:43:LEU:CD1	2.61	0.49
1:AX:54:TYR:CE1	1:AX:56:ARG:NH2	2.80	0.49
1:AZ:60:LYS:N	1:AZ:61:PRO:HD2	2.27	0.49
1:BC:60:LYS:N	1:BC:60:LYS:HE2	2.27	0.49
1:BH:74:GLU:OE1	1:ET:43:LEU:CD1	2.61	0.49
1:BK:73:ASN:HD22	1:BK:73:ASN:N	2.09	0.49
1:BK:89:LEU:HD22	1:EW:113:GLY:CA	2.21	0.49
1:BW:43:LEU:CD1	1:FI:74:GLU:OE1	2.61	0.49
1:CL:74:GLU:OE1	1:FX:43:LEU:CD1	2.61	0.49
1:DJ:117:LEU:HD21	1:GV:31:LEU:HD12	1.94	0.49
1:DK:60:LYS:N	1:DK:60:LYS:HE2	2.27	0.49
1:EE:73:ASN:HD22	1:EE:73:ASN:N	2.09	0.49
1:EF:60:LYS:N	1:EF:60:LYS:HE2	2.27	0.49
1:EG:54:TYR:CE1	1:EG:56:ARG:NH2	2.80	0.49
1:EO:60:LYS:N	1:EO:60:LYS:HE2	2.27	0.49
1:EP:54:TYR:CE1	1:EP:56:ARG:NH2	2.80	0.49
1:EQ:35:ARG:HA	1:EQ:44:ASN:ND2	2.27	0.49
1:EU:60:LYS:N	1:EU:60:LYS:HE2	2.27	0.49
1:EX:60:LYS:N	1:EX:61:PRO:HD2	2.27	0.49
1:FX:58:ALA:HB3	1:FX:72:PRO:CD	2.39	0.49
1:GL:54:TYR:CE1	1:GL:56:ARG:NH2	2.80	0.49
1:AD:74:GLU:OE1	1:DP:43:LEU:CD1	2.61	0.49
1:AL:54:TYR:CE1	1:AL:56:ARG:NH2	2.80	0.49
1:AL:59:PRO:CG	1:EX:87:GLU:HB3	2.37	0.49
1:AM:74:GLU:OE1	1:DY:43:LEU:CD1	2.61	0.49
1:AS:113:GLY:CA	1:EE:89:LEU:HD22	2.21	0.49
1:AT:60:LYS:N	1:AT:60:LYS:HE2	2.27	0.49

*Continued on next page...*

*Continued from previous page...*

Atom-1	Atom-2	Interatomic distance (Å)	Clash overlap (Å)
1:BB:43:LEU:CD1	1:EN:74:GLU:OE1	2.61	0.49
1:BN:43:LEU:CD1	1:EZ:74:GLU:OE1	2.61	0.49
1:BQ:43:LEU:CD1	1:FC:74:GLU:OE1	2.61	0.49
1:BT:74:GLU:OE1	1:FF:43:LEU:CD1	2.61	0.49
1:CH:54:TYR:CE1	1:CH:56:ARG:NH2	2.80	0.49
1:CI:117:LEU:HD21	1:FU:31:LEU:HD12	1.94	0.49
1:CJ:59:PRO:CA	1:CJ:61:PRO:HD3	2.41	0.49
1:CL:117:LEU:HD21	1:FX:31:LEU:HD12	1.94	0.49
1:CO:43:LEU:CD1	1:GA:74:GLU:OE1	2.61	0.49
1:CU:117:LEU:HD21	1:GG:31:LEU:HD12	1.94	0.49
1:DA:31:LEU:HD12	1:GM:117:LEU:HD21	1.94	0.49
1:DA:43:LEU:CD1	1:GM:74:GLU:OE1	2.61	0.49
1:DD:31:LEU:HD12	1:GP:117:LEU:HD21	1.94	0.49
1:DD:74:GLU:OE1	1:GP:43:LEU:CD1	2.61	0.49
1:DD:80:THR:HA	1:GP:80:THR:HA	1.94	0.49
1:DH:59:PRO:CA	1:DH:61:PRO:HD3	2.41	0.49
1:DJ:113:GLY:CA	1:GV:89:LEU:HD22	2.21	0.49
1:DU:54:TYR:CE1	1:DU:56:ARG:NH2	2.80	0.49
1:ER:32:LEU:CD2	1:ER:34:GLN:NE2	2.72	0.49
1:EW:55:LYS:CG	1:EW:73:ASN:HB3	2.38	0.49
1:FM:60:LYS:N	1:FM:60:LYS:HE2	2.27	0.49
1:GM:58:ALA:HB3	1:GM:72:PRO:CD	2.39	0.49
1:AC:54:TYR:CE1	1:AC:56:ARG:NH2	2.80	0.49
1:AG:74:GLU:OE1	1:DS:43:LEU:CD1	2.61	0.49
1:AJ:31:LEU:HD12	1:DV:117:LEU:HD21	1.94	0.49
1:AV:31:LEU:HD12	1:EH:117:LEU:HD21	1.94	0.49
1:AY:43:LEU:CD1	1:EK:74:GLU:OE1	2.61	0.49
1:AY:74:GLU:OE1	1:EK:43:LEU:CD1	2.61	0.49
1:BE:31:LEU:HD12	1:EQ:117:LEU:HD21	1.94	0.49
1:BF:32:LEU:CD2	1:BF:34:GLN:NE2	2.72	0.49
1:BM:54:TYR:CE1	1:BM:56:ARG:NH2	2.80	0.49
1:BT:73:ASN:HD22	1:BT:73:ASN:N	2.09	0.49
1:BV:54:TYR:CE1	1:BV:56:ARG:NH2	2.80	0.49
1:BW:107:PHE:HA	1:BW:112:ALA:HB2	0.60	0.49
1:CC:58:ALA:HB3	1:CC:72:PRO:CD	2.39	0.49
1:CC:117:LEU:HD21	1:FO:31:LEU:HD12	1.94	0.49
1:CF:43:LEU:CD1	1:FR:74:GLU:OE1	2.61	0.49
1:CI:74:GLU:OE1	1:FU:43:LEU:CD1	2.61	0.49
1:CK:54:TYR:CE1	1:CK:56:ARG:NH2	2.80	0.49
1:DD:43:LEU:CD1	1:GP:74:GLU:OE1	2.61	0.49
1:DS:107:PHE:HA	1:DS:112:ALA:HB2	0.61	0.49

*Continued on next page...*



*Continued from previous page...*

Atom-1	Atom-2	Interatomic distance (Å)	Clash overlap (Å)
1:DT:59:PRO:CA	1:DT:61:PRO:HD3	2.41	0.49
1:DZ:60:LYS:N	1:DZ:60:LYS:HE2	2.27	0.49
1:FO:73:ASN:HD22	1:FO:73:ASN:N	2.09	0.49
1:GA:73:ASN:HD22	1:GA:73:ASN:N	2.09	0.49
1:GB:60:LYS:N	1:GB:60:LYS:HE2	2.27	0.49
1:GD:73:ASN:HD22	1:GD:73:ASN:N	2.09	0.49
1:GE:32:LEU:CD2	1:GE:34:GLN:NE2	2.72	0.49
1:GO:54:TYR:CE1	1:GO:56:ARG:NH2	2.80	0.49
1:GR:54:TYR:CE1	1:GR:56:ARG:NH2	2.80	0.49
1:GW:60:LYS:N	1:GW:60:LYS:HE2	2.27	0.49
1:AE:59:PRO:CA	1:AE:61:PRO:HD3	2.41	0.49
1:AS:31:LEU:HD12	1:EE:117:LEU:HD21	1.94	0.49
1:AV:74:GLU:OE1	1:EH:43:LEU:CD1	2.61	0.49
1:AY:31:LEU:HD12	1:EK:117:LEU:HD21	1.94	0.49
1:AY:80:THR:HA	1:EK:80:THR:HA	1.94	0.49
1:BE:74:GLU:OE1	1:EQ:43:LEU:CD1	2.61	0.49
1:BH:31:LEU:HD12	1:ET:117:LEU:HD21	1.94	0.49
1:BH:113:GLY:CA	1:ET:89:LEU:HD22	2.21	0.49
1:BK:74:GLU:OE1	1:EW:43:LEU:CD1	2.61	0.49
1:BZ:74:GLU:OE1	1:FL:43:LEU:CD1	2.61	0.49
1:CI:31:LEU:HD12	1:FU:117:LEU:HD21	1.94	0.49
1:CI:73:ASN:HD22	1:CI:73:ASN:N	2.09	0.49
1:CJ:60:LYS:N	1:CJ:61:PRO:HD2	2.27	0.49
1:CQ:54:TYR:CE1	1:CQ:56:ARG:NH2	2.80	0.49
1:CR:117:LEU:HD21	1:GD:31:LEU:HD12	1.94	0.49
1:CV:60:LYS:N	1:CV:60:LYS:HE2	2.27	0.49
1:CV:60:LYS:N	1:CV:61:PRO:HD2	2.27	0.49
1:CX:35:ARG:HA	1:CX:44:ASN:ND2	2.27	0.49
1:CX:74:GLU:OE1	1:GJ:43:LEU:CD1	2.61	0.49
1:DA:117:LEU:HD21	1:GM:31:LEU:HD12	1.94	0.49
1:DC:54:TYR:CE1	1:DC:56:ARG:NH2	2.80	0.49
1:DD:117:LEU:HD21	1:GP:31:LEU:HD12	1.94	0.49
1:DG:35:ARG:HA	1:DG:44:ASN:ND2	2.27	0.49
1:DG:74:GLU:OE1	1:GS:43:LEU:CD1	2.61	0.49
1:DH:60:LYS:N	1:DH:61:PRO:HD2	2.27	0.49
1:DW:60:LYS:N	1:DW:61:PRO:HD2	2.27	0.49
1:EC:32:LEU:CD2	1:EC:34:GLN:NE2	2.72	0.49
1:EX:60:LYS:N	1:EX:60:LYS:HE2	2.27	0.49
1:FG:60:LYS:N	1:FG:60:LYS:HE2	2.27	0.49
1:FH:54:TYR:CE1	1:FH:56:ARG:NH2	2.80	0.49
1:FR:73:ASN:HD22	1:FR:73:ASN:N	2.09	0.49

*Continued on next page...*

*Continued from previous page...*

Atom-1	Atom-2	Interatomic distance (Å)	Clash overlap (Å)
1:GI:54:TYR:CE1	1:GI:56:ARG:NH2	2.80	0.49
1:GN:11:THR:HG22	1:GN:13:ASN:H	1.75	0.49
1:GQ:60:LYS:N	1:GQ:60:LYS:HE2	2.27	0.49
1:GT:32:LEU:CD2	1:GT:34:GLN:NE2	2.72	0.49
1:AP:74:GLU:OE1	1:EB:43:LEU:CD1	2.61	0.49
1:AV:107:PHE:HA	1:AV:112:ALA:HB2	0.61	0.49
1:AY:117:LEU:HD21	1:EK:31:LEU:HD12	1.94	0.49
1:BE:73:ASN:N	1:BE:73:ASN:HD22	2.09	0.49
1:BI:87:GLU:HB3	1:BV:59:PRO:CG	2.37	0.49
1:BJ:54:TYR:CE1	1:BJ:56:ARG:NH2	2.80	0.49
1:BN:74:GLU:OE1	1:EZ:43:LEU:CD1	2.61	0.49
1:BP:54:TYR:CE1	1:BP:56:ARG:NH2	2.80	0.49
1:BW:74:GLU:OE1	1:FI:43:LEU:CD1	2.61	0.49
1:BY:54:TYR:CE1	1:BY:56:ARG:NH2	2.80	0.49
1:CA:60:LYS:N	1:CA:61:PRO:HD2	2.27	0.49
1:CB:54:TYR:CE1	1:CB:56:ARG:NH2	2.80	0.49
1:CG:60:LYS:N	1:CG:61:PRO:HD2	2.27	0.49
1:CR:58:ALA:HB3	1:CR:72:PRO:CD	2.39	0.49
1:CS:60:LYS:N	1:CS:61:PRO:HD2	2.27	0.49
1:DB:11:THR:HG22	1:DB:13:ASN:H	1.75	0.49
1:DE:60:LYS:N	1:DE:60:LYS:HE2	2.27	0.49
1:DE:60:LYS:N	1:DE:61:PRO:HD2	2.27	0.49
1:DR:54:TYR:CE1	1:DR:56:ARG:NH2	2.80	0.49
1:DT:60:LYS:N	1:DT:61:PRO:HD2	2.27	0.49
1:EN:73:ASN:HD22	1:EN:73:ASN:N	2.09	0.49
1:EO:32:LEU:CD2	1:EO:34:GLN:NE2	2.72	0.49
1:FA:59:PRO:CA	1:FA:61:PRO:HD3	2.41	0.49
1:GE:60:LYS:N	1:GE:60:LYS:HE2	2.27	0.49
1:GK:60:LYS:N	1:GK:61:PRO:HD2	2.27	0.49
1:GM:73:ASN:HD22	1:GM:73:ASN:N	2.09	0.49
1:GW:32:LEU:CD2	1:GW:34:GLN:NE2	2.72	0.49
1:AB:60:LYS:N	1:AB:60:LYS:HE2	2.27	0.49
1:AC:59:PRO:CG	1:FG:87:GLU:HB3	2.37	0.49
1:AG:31:LEU:HD12	1:DS:117:LEU:HD21	1.94	0.49
1:AK:87:GLU:HB3	1:CT:59:PRO:CG	2.37	0.49
1:BN:117:LEU:HD21	1:EZ:31:LEU:HD12	1.94	0.49
1:CC:74:GLU:OE1	1:FO:43:LEU:CD1	2.61	0.49
1:CP:60:LYS:N	1:CP:61:PRO:HD2	2.27	0.49
1:CR:73:ASN:HD22	1:CR:73:ASN:N	2.09	0.49
1:CR:74:GLU:OE1	1:GD:43:LEU:CD1	2.61	0.49
1:CW:54:TYR:CE1	1:CW:56:ARG:NH2	2.80	0.49

*Continued on next page...*



*Continued from previous page...*

Atom-1	Atom-2	Interatomic distance (Å)	Clash overlap (Å)
1:DM:74:GLU:OE1	1:GY:43:LEU:CD1	2.61	0.49
1:DN:60:LYS:N	1:DN:61:PRO:HD2	2.27	0.49
1:EA:54:TYR:CE1	1:EA:56:ARG:NH2	2.80	0.49
1:EY:54:TYR:CE1	1:EY:56:ARG:NH2	2.80	0.49
1:GH:60:LYS:N	1:GH:60:LYS:HE2	2.27	0.49
1:GM:55:LYS:CG	1:GM:73:ASN:HB3	2.37	0.49
1:GT:60:LYS:N	1:GT:60:LYS:HE2	2.27	0.49
1:GV:73:ASN:N	1:GV:73:ASN:HD22	2.09	0.49
1:GX:54:TYR:CE1	1:GX:56:ARG:NH2	2.80	0.49
1:AF:54:TYR:CE1	1:AF:56:ARG:NH2	2.80	0.49
1:AS:43:LEU:CD1	1:EE:74:GLU:OE1	2.61	0.49
1:AS:80:THR:HA	1:EE:80:THR:HA	1.94	0.49
1:AV:43:LEU:CD1	1:EH:74:GLU:OE1	2.61	0.49
1:AV:73:ASN:HD22	1:AV:73:ASN:N	2.09	0.49
1:AZ:60:LYS:N	1:AZ:60:LYS:HE2	2.27	0.49
1:BB:74:GLU:OE1	1:EN:43:LEU:CD1	2.61	0.49
1:BE:43:LEU:CD1	1:EQ:74:GLU:OE1	2.61	0.49
1:BE:107:PHE:HA	1:BE:112:ALA:HB2	0.61	0.49
1:BK:35:ARG:HA	1:BK:44:ASN:ND2	2.27	0.49
1:BQ:117:LEU:HD21	1:FC:31:LEU:HD12	1.94	0.49
1:BT:43:LEU:CD1	1:FF:74:GLU:OE1	2.61	0.49
1:CC:73:ASN:HD22	1:CC:73:ASN:N	2.09	0.49
1:CF:6:GLN:HA	1:CF:6:GLN:OE1	2.13	0.49
1:CL:35:ARG:HA	1:CL:44:ASN:ND2	2.27	0.49
1:CO:6:GLN:OE1	1:CO:6:GLN:HA	2.13	0.49
1:CU:6:GLN:OE1	1:CU:6:GLN:HA	2.13	0.49
1:CU:113:GLY:CA	1:GG:89:LEU:HD22	2.21	0.49
1:CX:43:LEU:CD1	1:GJ:74:GLU:OE1	2.61	0.49
1:DA:6:GLN:OE1	1:DA:6:GLN:HA	2.13	0.49
1:DF:54:TYR:CE1	1:DF:56:ARG:NH2	2.80	0.49
1:DG:43:LEU:CD1	1:GS:74:GLU:OE1	2.61	0.49
1:DI:54:TYR:CE1	1:DI:56:ARG:NH2	2.80	0.49
1:DJ:6:GLN:OE1	1:DJ:6:GLN:HA	2.13	0.49
1:DV:73:ASN:HD22	1:DV:73:ASN:N	2.09	0.49
1:DZ:32:LEU:CD2	1:DZ:34:GLN:NE2	2.72	0.49
1:EB:6:GLN:OE1	1:EB:6:GLN:HA	2.13	0.49
1:EB:58:ALA:HB3	1:EB:72:PRO:CD	2.39	0.49
1:EF:32:LEU:CD2	1:EF:34:GLN:NE2	2.72	0.49
1:FB:54:TYR:CE1	1:FB:56:ARG:NH2	2.80	0.49
1:FJ:32:LEU:CD2	1:FJ:34:GLN:NE2	2.72	0.49
1:FU:6:GLN:OE1	1:FU:6:GLN:HA	2.13	0.49

*Continued on next page...*

*Continued from previous page...*

Atom-1	Atom-2	Interatomic distance (Å)	Clash overlap (Å)
1:GF:54:TYR:CE1	1:GF:56:ARG:NH2	2.80	0.49
1:GF:59:PRO:CG	1:GQ:87:GLU:HB3	2.37	0.49
1:AG:43:LEU:CD1	1:DS:74:GLU:OE1	2.61	0.49
1:AJ:117:LEU:HD21	1:DV:31:LEU:HD12	1.94	0.49
1:AK:60:LYS:N	1:AK:60:LYS:HE2	2.27	0.49
1:AW:32:LEU:CD2	1:AW:34:GLN:NE2	2.72	0.49
1:BB:31:LEU:HD12	1:EN:117:LEU:HD21	1.94	0.49
1:BB:117:LEU:HD21	1:EN:31:LEU:HD12	1.94	0.49
1:BH:43:LEU:CD1	1:ET:74:GLU:OE1	2.61	0.49
1:BK:43:LEU:CD1	1:EW:74:GLU:OE1	2.61	0.49
1:BM:59:PRO:CG	1:BX:87:GLU:HB3	2.37	0.49
1:BQ:6:GLN:OE1	1:BQ:6:GLN:HA	2.13	0.49
1:BU:60:LYS:N	1:BU:61:PRO:HD2	2.27	0.49
1:BW:117:LEU:HD21	1:FI:31:LEU:HD12	1.94	0.49
1:BZ:6:GLN:OE1	1:BZ:6:GLN:HA	2.13	0.49
1:BZ:35:ARG:HA	1:BZ:44:ASN:ND2	2.27	0.49
1:BZ:43:LEU:CD1	1:FL:74:GLU:OE1	2.61	0.49
1:CF:89:LEU:HD22	1:FR:113:GLY:CA	2.21	0.49
1:CI:55:LYS:CG	1:CI:73:ASN:HB3	2.37	0.49
1:CL:31:LEU:HD12	1:FX:117:LEU:HD21	1.94	0.49
1:CL:73:ASN:N	1:CL:73:ASN:HD22	2.09	0.49
1:CM:60:LYS:N	1:CM:61:PRO:HD3	2.14	0.49
1:CO:89:LEU:HD22	1:GA:113:GLY:CA	2.21	0.49
1:CT:54:TYR:CE1	1:CT:56:ARG:NH2	2.80	0.49
1:CU:43:LEU:CD1	1:GG:74:GLU:OE1	2.61	0.49
1:DS:6:GLN:HA	1:DS:6:GLN:OE1	2.13	0.49
1:DV:35:ARG:HA	1:DV:44:ASN:ND2	2.27	0.49
1:DX:54:TYR:CE1	1:DX:56:ARG:NH2	2.80	0.49
1:EC:60:LYS:N	1:EC:60:LYS:HE2	2.27	0.49
1:EH:6:GLN:OE1	1:EH:6:GLN:HA	2.13	0.49
1:EI:60:LYS:N	1:EI:60:LYS:HE2	2.27	0.49
1:EQ:6:GLN:OE1	1:EQ:6:GLN:HA	2.13	0.49
1:ER:60:LYS:N	1:ER:60:LYS:HE2	2.27	0.49
1:FW:54:TYR:CE1	1:FW:56:ARG:NH2	2.80	0.49
1:GG:73:ASN:HD22	1:GG:73:ASN:N	2.09	0.49
1:GH:87:GLU:HB3	1:GU:59:PRO:CG	2.37	0.49
1:GU:54:TYR:CE1	1:GU:56:ARG:NH2	2.80	0.49
1:GY:6:GLN:OE1	1:GY:6:GLN:HA	2.13	0.49
1:AJ:6:GLN:OE1	1:AJ:6:GLN:HA	2.13	0.49
1:AP:6:GLN:OE1	1:AP:6:GLN:HA	2.13	0.49
1:AP:117:LEU:HD21	1:EB:31:LEU:HD12	1.94	0.49

*Continued on next page...*

*Continued from previous page...*

Atom-1	Atom-2	Interatomic distance (Å)	Clash overlap (Å)
1:AS:117:LEU:HD21	1:EE:31:LEU:HD12	1.94	0.49
1:AW:60:LYS:N	1:AW:60:LYS:HE2	2.27	0.49
1:BH:80:THR:HA	1:ET:80:THR:HA	1.94	0.49
1:BI:60:LYS:N	1:BI:60:LYS:HE2	2.27	0.49
1:BK:6:GLN:OE1	1:BK:6:GLN:HA	2.13	0.49
1:BQ:74:GLU:OE1	1:FC:43:LEU:CD1	2.61	0.49
1:BT:31:LEU:HD12	1:FF:117:LEU:HD21	1.94	0.49
1:BT:117:LEU:HD21	1:FF:31:LEU:HD12	1.94	0.49
1:CC:31:LEU:HD12	1:FO:117:LEU:HD21	1.94	0.49
1:CL:6:GLN:OE1	1:CL:6:GLN:HA	2.13	0.49
1:CR:31:LEU:HD12	1:GD:117:LEU:HD21	1.94	0.49
1:CR:129:THR:N	1:GD:1:ALA:O	2.38	0.49
1:CY:60:LYS:N	1:CY:60:LYS:HE2	2.27	0.49
1:DA:74:GLU:OE1	1:GM:43:LEU:CD1	2.61	0.49
1:DJ:43:LEU:CD1	1:GV:74:GLU:OE1	2.61	0.49
1:DM:117:LEU:HD21	1:GY:31:LEU:HD12	1.94	0.49
1:DN:60:LYS:N	1:DN:60:LYS:HE2	2.27	0.49
1:DO:54:TYR:CE1	1:DO:56:ARG:NH2	2.80	0.49
1:DP:6:GLN:HA	1:DP:6:GLN:OE1	2.13	0.49
1:DV:6:GLN:HA	1:DV:6:GLN:OE1	2.13	0.49
1:DY:6:GLN:OE1	1:DY:6:GLN:HA	2.13	0.49
1:DZ:87:GLU:HB3	1:FN:59:PRO:CG	2.37	0.49
1:EU:32:LEU:CD2	1:EU:34:GLN:NE2	2.72	0.49
1:FD:60:LYS:N	1:FD:60:LYS:HE2	2.27	0.49
1:FR:107:PHE:HA	1:FR:112:ALA:HB2	0.60	0.49
1:FX:73:ASN:HD22	1:FX:73:ASN:N	2.09	0.49
1:GA:107:PHE:HA	1:GA:112:ALA:HB2	0.60	0.49
1:AB:87:GLU:HB3	1:DI:59:PRO:CG	2.37	0.48
1:AG:117:LEU:HD21	1:DS:31:LEU:HD12	1.94	0.48
1:AI:54:TYR:CE1	1:AI:56:ARG:NH2	2.80	0.48
1:AJ:80:THR:HA	1:DV:80:THR:HA	1.94	0.48
1:AP:43:LEU:CD1	1:EB:74:GLU:OE1	2.61	0.48
1:AS:107:PHE:HA	1:AS:112:ALA:HB2	0.61	0.48
1:AV:6:GLN:HA	1:AV:6:GLN:OE1	2.13	0.48
1:BG:54:TYR:CE1	1:BG:56:ARG:NH2	2.80	0.48
1:BH:107:PHE:HA	1:BH:112:ALA:HB2	0.61	0.48
1:BH:117:LEU:HD21	1:ET:31:LEU:HD12	1.94	0.48
1:BL:60:LYS:N	1:BL:61:PRO:HD2	2.27	0.48
1:BO:60:LYS:N	1:BO:60:LYS:HE2	2.27	0.48
1:BX:60:LYS:N	1:BX:60:LYS:HE2	2.27	0.48
1:CC:129:THR:N	1:FO:1:ALA:O	2.38	0.48

*Continued on next page...*

*Continued from previous page...*

Atom-1	Atom-2	Interatomic distance (Å)	Clash overlap (Å)
1:CI:43:LEU:CD1	1:FU:74:GLU:OE1	2.61	0.48
1:CU:74:GLU:OE1	1:GG:43:LEU:CD1	2.61	0.48
1:DM:6:GLN:OE1	1:DM:6:GLN:HA	2.13	0.48
1:DM:43:LEU:CD1	1:GY:74:GLU:OE1	2.61	0.48
1:DQ:60:LYS:N	1:DQ:60:LYS:HE2	2.27	0.48
1:EC:60:LYS:N	1:EC:61:PRO:HD2	2.27	0.48
1:FS:60:LYS:N	1:FS:60:LYS:HE2	2.27	0.48
1:FX:6:GLN:OE1	1:FX:6:GLN:HA	2.13	0.48
1:GY:58:ALA:HB3	1:GY:72:PRO:CD	2.39	0.48
1:AG:80:THR:HA	1:DS:80:THR:HA	1.94	0.48
1:AJ:73:ASN:HD22	1:AJ:73:ASN:N	2.09	0.48
1:AJ:74:GLU:OE1	1:DV:43:LEU:CD1	2.61	0.48
1:AN:60:LYS:N	1:AN:61:PRO:HD2	2.27	0.48
1:AN:87:GLU:HB3	1:CN:59:PRO:CG	2.37	0.48
1:AR:54:TYR:CE1	1:AR:56:ARG:NH2	2.80	0.48
1:BE:6:GLN:OE1	1:BE:6:GLN:HA	2.13	0.48
1:BK:31:LEU:HD12	1:EW:117:LEU:HD21	1.94	0.48
1:BO:60:LYS:N	1:BO:61:PRO:HD2	2.27	0.48
1:BQ:31:LEU:HD12	1:FC:117:LEU:HD21	1.94	0.48
1:BZ:31:LEU:HD12	1:FL:117:LEU:HD21	1.94	0.48
1:CC:80:THR:HA	1:FO:80:THR:HA	1.94	0.48
1:CL:43:LEU:CD1	1:FX:74:GLU:OE1	2.61	0.48
1:CR:80:THR:HA	1:GD:80:THR:HA	1.94	0.48
1:CX:55:LYS:CG	1:CX:73:ASN:HB3	2.37	0.48
1:DG:31:LEU:HD12	1:GS:117:LEU:HD21	1.94	0.48
1:DJ:74:GLU:OE1	1:GV:43:LEU:CD1	2.61	0.48
1:DM:80:THR:HA	1:GY:80:THR:HA	1.94	0.48
1:DW:60:LYS:N	1:DW:60:LYS:HE2	2.27	0.48
1:DY:58:ALA:HB3	1:DY:72:PRO:CD	2.39	0.48
1:EB:107:PHE:HA	1:EB:112:ALA:HB2	0.61	0.48
1:EE:6:GLN:OE1	1:EE:6:GLN:HA	2.13	0.48
1:EI:32:LEU:CD2	1:EI:34:GLN:NE2	2.72	0.48
1:ER:60:LYS:N	1:ER:61:PRO:HD2	2.27	0.48
1:FO:6:GLN:OE1	1:FO:6:GLN:HA	2.13	0.48
1:FQ:54:TYR:CE1	1:FQ:56:ARG:NH2	2.80	0.48
1:FS:60:LYS:N	1:FS:61:PRO:HD2	2.27	0.48
1:GD:6:GLN:OE1	1:GD:6:GLN:HA	2.13	0.48
1:AD:117:LEU:HD21	1:DP:31:LEU:HD12	1.94	0.48
1:AH:60:LYS:N	1:AH:61:PRO:HD2	2.27	0.48
1:AM:117:LEU:HD21	1:DY:31:LEU:HD12	1.94	0.48
1:BK:117:LEU:HD21	1:EW:31:LEU:HD12	1.94	0.48

*Continued on next page...*

*Continued from previous page...*

Atom-1	Atom-2	Interatomic distance (Å)	Clash overlap (Å)
1:BN:31:LEU:HD12	1:EZ:117:LEU:HD21	1.94	0.48
1:BS:54:TYR:CE1	1:BS:56:ARG:NH2	2.80	0.48
1:BW:55:LYS:CG	1:BW:73:ASN:HB3	2.37	0.48
1:CC:6:GLN:OE1	1:CC:6:GLN:HA	2.13	0.48
1:CE:54:TYR:CE1	1:CE:56:ARG:NH2	2.80	0.48
1:CL:80:THR:HA	1:FX:80:THR:HA	1.94	0.48
1:CO:35:ARG:HA	1:CO:44:ASN:ND2	2.27	0.48
1:CX:31:LEU:HD12	1:GJ:117:LEU:HD21	1.94	0.48
1:DG:55:LYS:CG	1:DG:73:ASN:HB3	2.37	0.48
1:DG:58:ALA:HB3	1:DG:72:PRO:CD	2.39	0.48
1:DK:60:LYS:N	1:DK:61:PRO:HD2	2.27	0.48
1:DP:58:ALA:HB3	1:DP:72:PRO:CD	2.39	0.48
1:ET:6:GLN:OE1	1:ET:6:GLN:HA	2.13	0.48
1:FN:54:TYR:CE1	1:FN:56:ARG:NH2	2.80	0.48
1:FV:60:LYS:N	1:FV:61:PRO:HD2	2.27	0.48
1:FZ:54:TYR:CE1	1:FZ:56:ARG:NH2	2.80	0.48
1:GY:107:PHE:HA	1:GY:112:ALA:HB2	0.61	0.48
1:AD:55:LYS:CG	1:AD:73:ASN:HB3	2.37	0.48
1:AP:80:THR:HA	1:EB:80:THR:HA	1.94	0.48
1:AU:54:TYR:CE1	1:AU:56:ARG:NH2	2.80	0.48
1:BQ:80:THR:HA	1:FC:80:THR:HA	1.94	0.48
1:BW:31:LEU:HD12	1:FI:117:LEU:HD21	1.94	0.48
1:BZ:117:LEU:HD21	1:FL:31:LEU:HD12	1.94	0.48
1:CN:54:TYR:CE1	1:CN:56:ARG:NH2	2.80	0.48
1:CO:74:GLU:OE1	1:GA:43:LEU:CD1	2.61	0.48
1:CR:6:GLN:OE1	1:CR:6:GLN:HA	2.13	0.48
1:CY:60:LYS:N	1:CY:61:PRO:HD2	2.27	0.48
1:DQ:60:LYS:N	1:DQ:61:PRO:HD2	2.27	0.48
1:EM:54:TYR:CE1	1:EM:56:ARG:NH2	2.80	0.48
1:FL:58:ALA:HB3	1:FL:72:PRO:CD	2.39	0.48
1:GC:54:TYR:CE1	1:GC:56:ARG:NH2	2.80	0.48
1:AD:31:LEU:HD12	1:DP:117:LEU:HD21	1.94	0.48
1:AM:31:LEU:HD12	1:DY:117:LEU:HD21	1.94	0.48
1:AM:55:LYS:CG	1:AM:73:ASN:HB3	2.37	0.48
1:AT:60:LYS:N	1:AT:61:PRO:HD2	2.27	0.48
1:BD:54:TYR:CE1	1:BD:56:ARG:NH2	2.80	0.48
1:BT:6:GLN:OE1	1:BT:6:GLN:HA	2.13	0.48
1:CE:59:PRO:CG	1:DK:87:GLU:HB3	2.37	0.48
1:CF:35:ARG:HA	1:CF:44:ASN:ND2	2.27	0.48
1:CF:74:GLU:OE1	1:FR:43:LEU:CD1	2.61	0.48
1:DG:117:LEU:HD21	1:GS:31:LEU:HD12	1.94	0.48

*Continued on next page...*

*Continued from previous page...*

Atom-1	Atom-2	Interatomic distance (Å)	Clash overlap (Å)
1:EN:6:GLN:OE1	1:EN:6:GLN:HA	2.13	0.48
1:FA:60:LYS:N	1:FA:60:LYS:HE2	2.27	0.48
1:FD:32:LEU:CD2	1:FD:34:GLN:NE2	2.72	0.48
1:GD:107:PHE:CB	1:GD:112:ALA:HB1	2.43	0.48
1:GM:6:GLN:HA	1:GM:6:GLN:OE1	2.13	0.48
1:GP:6:GLN:HA	1:GP:6:GLN:OE1	2.13	0.48
1:GV:6:GLN:OE1	1:GV:6:GLN:HA	2.13	0.48
1:AE:60:LYS:N	1:AE:60:LYS:HE2	2.27	0.48
1:AN:70:ILE:HD13	1:AP:40:ILE:HB	1.96	0.48
1:AP:31:LEU:HD12	1:EB:117:LEU:HD21	1.94	0.48
1:BC:60:LYS:N	1:BC:61:PRO:HD2	2.27	0.48
1:BI:32:LEU:CD2	1:BI:34:GLN:NE2	2.72	0.48
1:BW:89:LEU:HD22	1:FI:113:GLY:CA	2.21	0.48
1:CI:6:GLN:HA	1:CI:6:GLN:OE1	2.13	0.48
1:CJ:70:ILE:HD13	1:CL:40:ILE:HB	1.96	0.48
1:CO:117:LEU:HD21	1:GA:31:LEU:HD12	1.94	0.48
1:CX:117:LEU:HD21	1:GJ:31:LEU:HD12	1.94	0.48
1:DD:6:GLN:OE1	1:DD:6:GLN:HA	2.13	0.48
1:DH:32:LEU:CD2	1:DH:34:GLN:NE2	2.72	0.48
1:DM:31:LEU:HD12	1:GY:117:LEU:HD21	1.94	0.48
1:DZ:70:ILE:HD13	1:EB:40:ILE:HB	1.96	0.48
1:GG:6:GLN:OE1	1:GG:6:GLN:HA	2.13	0.48
1:GW:70:ILE:HD13	1:GY:40:ILE:HB	1.96	0.48
1:AD:6:GLN:OE1	1:AD:6:GLN:HA	2.13	0.48
1:AI:19:ASP:HB3	1:AI:22:ARG:O	2.14	0.48
1:BB:6:GLN:OE1	1:BB:6:GLN:HA	2.13	0.48
1:BN:55:LYS:CG	1:BN:73:ASN:HB3	2.37	0.48
1:BP:19:ASP:HB3	1:BP:22:ARG:O	2.14	0.48
1:DB:32:LEU:CD2	1:DB:34:GLN:NE2	2.72	0.48
1:DK:70:ILE:HD13	1:DM:40:ILE:HB	1.96	0.48
1:DR:19:ASP:HB3	1:DR:22:ARG:O	2.14	0.48
1:DT:70:ILE:HD13	1:DV:40:ILE:HB	1.96	0.48
1:EW:58:ALA:HB3	1:EW:72:PRO:CD	2.39	0.48
1:FW:19:ASP:HB3	1:FW:22:ARG:O	2.14	0.48
1:GQ:70:ILE:HD13	1:GS:40:ILE:HB	1.96	0.48
1:AW:70:ILE:HD13	1:AY:40:ILE:HB	1.96	0.48
1:AZ:32:LEU:CD2	1:AZ:34:GLN:NE2	2.72	0.48
1:BS:19:ASP:HB3	1:BS:22:ARG:O	2.14	0.48
1:CD:60:LYS:N	1:CD:61:PRO:HD2	2.27	0.48
1:CF:117:LEU:HD21	1:FR:31:LEU:HD12	1.94	0.48
1:CM:60:LYS:N	1:CM:61:PRO:HD2	2.27	0.48

*Continued on next page...*

*Continued from previous page...*

Atom-1	Atom-2	Interatomic distance (Å)	Clash overlap (Å)
1:CQ:19:ASP:HB3	1:CQ:22:ARG:O	2.14	0.48
1:DC:56:ARG:HD3	1:DC:57:PRO:HD2	1.96	0.48
1:DP:107:PHE:CB	1:DP:112:ALA:HB1	2.43	0.48
1:ED:19:ASP:HB3	1:ED:22:ARG:O	2.14	0.48
1:EF:60:LYS:N	1:EF:61:PRO:HD2	2.27	0.48
1:EI:70:ILE:HD13	1:EK:40:ILE:HB	1.96	0.48
1:ES:19:ASP:HB3	1:ES:22:ARG:O	2.14	0.48
1:EX:70:ILE:HD13	1:EZ:40:ILE:HB	1.96	0.48
1:FF:6:GLN:OE1	1:FF:6:GLN:HA	2.13	0.48
1:FG:70:ILE:HD13	1:FI:40:ILE:HB	1.96	0.48
1:GH:70:ILE:HD13	1:GJ:40:ILE:HB	1.96	0.48
1:GO:56:ARG:HD3	1:GO:57:PRO:HD2	1.96	0.48
1:AG:57:PRO:HA	1:AG:73:ASN:HD22	1.79	0.48
1:AH:70:ILE:HD13	1:AJ:40:ILE:HB	1.96	0.48
1:AM:6:GLN:OE1	1:AM:6:GLN:HA	2.13	0.48
1:AO:56:ARG:HD3	1:AO:57:PRO:HD2	1.96	0.48
1:AQ:60:LYS:N	1:AQ:61:PRO:HD2	2.27	0.48
1:BX:32:LEU:CD2	1:BX:34:GLN:NE2	2.72	0.48
1:CB:19:ASP:HB3	1:CB:22:ARG:O	2.14	0.48
1:CK:56:ARG:HD3	1:CK:57:PRO:HD2	1.96	0.48
1:CS:32:LEU:CD2	1:CS:34:GLN:NE2	2.72	0.48
1:CT:19:ASP:HB3	1:CT:22:ARG:O	2.14	0.48
1:CX:6:GLN:OE1	1:CX:6:GLN:HA	2.13	0.48
1:DG:6:GLN:OE1	1:DG:6:GLN:HA	2.13	0.48
1:DI:19:ASP:HB3	1:DI:22:ARG:O	2.14	0.48
1:DO:54:TYR:CZ	1:DO:56:ARG:NH2	2.82	0.48
1:DU:56:ARG:HD3	1:DU:57:PRO:HD2	1.96	0.48
1:DX:54:TYR:CZ	1:DX:56:ARG:NH2	2.82	0.48
1:EM:19:ASP:HB3	1:EM:22:ARG:O	2.14	0.48
1:EO:60:LYS:N	1:EO:61:PRO:HD2	2.27	0.48
1:EY:19:ASP:HB3	1:EY:22:ARG:O	2.14	0.48
1:FH:19:ASP:HB3	1:FH:22:ARG:O	2.14	0.48
1:FW:24:SER:HB3	1:FW:55:LYS:HD2	1.96	0.48
1:GI:56:ARG:HD3	1:GI:57:PRO:HD2	1.96	0.48
1:GR:56:ARG:HD3	1:GR:57:PRO:HD2	1.96	0.48
1:AI:24:SER:HB3	1:AI:55:LYS:HD2	1.96	0.48
1:AU:54:TYR:CZ	1:AU:56:ARG:NH2	2.82	0.48
1:AX:19:ASP:HB3	1:AX:22:ARG:O	2.14	0.48
1:AX:59:PRO:CG	1:EL:87:GLU:HB3	2.37	0.48
1:BD:54:TYR:CZ	1:BD:56:ARG:NH2	2.82	0.48
1:BQ:107:PHE:CB	1:BQ:112:ALA:HB1	2.43	0.48

*Continued on next page...*



*Continued from previous page...*

Atom-1	Atom-2	Interatomic distance (Å)	Clash overlap (Å)
1:CM:87:GLU:HB3	1:DO:59:PRO:CG	2.37	0.48
1:CO:31:LEU:HD12	1:GA:117:LEU:HD21	1.94	0.48
1:DB:60:LYS:N	1:DB:61:PRO:HD2	2.27	0.48
1:DB:70:ILE:HD13	1:DD:40:ILE:HB	1.96	0.48
1:DC:19:ASP:HB3	1:DC:22:ARG:O	2.14	0.48
1:DL:56:ARG:HD3	1:DL:57:PRO:HD2	1.96	0.48
1:DO:24:SER:HB3	1:DO:55:LYS:HD2	1.96	0.48
1:DX:24:SER:HB3	1:DX:55:LYS:HD2	1.96	0.48
1:DY:107:PHE:CB	1:DY:112:ALA:HB1	2.43	0.48
1:EF:70:ILE:HD13	1:EH:40:ILE:HB	1.96	0.48
1:EJ:19:ASP:HB3	1:EJ:22:ARG:O	2.14	0.48
1:EU:70:ILE:HD13	1:EW:40:ILE:HB	1.96	0.48
1:EV:56:ARG:HD3	1:EV:57:PRO:HD2	1.96	0.48
1:EZ:57:PRO:HA	1:EZ:73:ASN:HD22	1.79	0.48
1:FC:57:PRO:HA	1:FC:73:ASN:HD22	1.79	0.48
1:FH:24:SER:HB3	1:FH:55:LYS:HD2	1.96	0.48
1:FH:54:TYR:CZ	1:FH:56:ARG:NH2	2.82	0.48
1:FV:70:ILE:HD13	1:FX:40:ILE:HB	1.96	0.48
1:GA:6:GLN:OE1	1:GA:6:GLN:HA	2.13	0.48
1:GG:107:PHE:CB	1:GG:112:ALA:HB1	2.43	0.48
1:GL:24:SER:HB3	1:GL:55:LYS:HD2	1.96	0.48
1:GN:32:LEU:CD2	1:GN:34:GLN:NE2	2.72	0.48
1:GN:70:ILE:HD13	1:GP:40:ILE:HB	1.96	0.48
1:AG:6:GLN:OE1	1:AG:6:GLN:HA	2.13	0.47
1:AR:54:TYR:CZ	1:AR:56:ARG:NH2	2.82	0.47
1:AU:19:ASP:HB3	1:AU:22:ARG:O	2.14	0.47
1:AY:57:PRO:HA	1:AY:73:ASN:HD22	1.79	0.47
1:BF:60:LYS:N	1:BF:61:PRO:HD2	2.27	0.47
1:BJ:54:TYR:CZ	1:BJ:56:ARG:NH2	2.82	0.47
1:BL:70:ILE:HD13	1:BN:40:ILE:HB	1.96	0.47
1:BT:57:PRO:HA	1:BT:73:ASN:HD22	1.79	0.47
1:CB:54:TYR:CZ	1:CB:56:ARG:NH2	2.82	0.47
1:CH:24:SER:HB3	1:CH:55:LYS:HD2	1.96	0.47
1:DA:57:PRO:HA	1:DA:73:ASN:HD22	1.79	0.47
1:DQ:70:ILE:HD13	1:DS:40:ILE:HB	1.96	0.47
1:EE:55:LYS:CG	1:EE:73:ASN:HB3	2.37	0.47
1:EK:57:PRO:HA	1:EK:73:ASN:HD22	1.79	0.47
1:EN:57:PRO:HA	1:EN:73:ASN:HD22	1.79	0.47
1:EV:54:TYR:CZ	1:EV:56:ARG:NH2	2.82	0.47
1:EW:6:GLN:OE1	1:EW:6:GLN:HA	2.13	0.47
1:EW:57:PRO:HA	1:EW:73:ASN:HD22	1.79	0.47

*Continued on next page...*



*Continued from previous page...*

Atom-1	Atom-2	Interatomic distance (Å)	Clash overlap (Å)
1:EY:24:SER:HB3	1:EY:55:LYS:HD2	1.96	0.47
1:EY:54:TYR:CZ	1:EY:56:ARG:NH2	2.82	0.47
1:FB:19:ASP:HB3	1:FB:22:ARG:O	2.14	0.47
1:FI:57:PRO:HA	1:FI:73:ASN:HD22	1.79	0.47
1:FJ:70:ILE:HD13	1:FL:40:ILE:HB	1.96	0.47
1:FK:54:TYR:CZ	1:FK:56:ARG:NH2	2.82	0.47
1:FK:56:ARG:HD3	1:FK:57:PRO:HD2	1.96	0.47
1:FL:57:PRO:HA	1:FL:73:ASN:HD22	1.79	0.47
1:FR:6:GLN:OE1	1:FR:6:GLN:HA	2.13	0.47
1:FT:54:TYR:CZ	1:FT:56:ARG:NH2	2.82	0.47
1:FZ:56:ARG:HD3	1:FZ:57:PRO:HD2	1.96	0.47
1:GC:24:SER:HB3	1:GC:55:LYS:HD2	1.96	0.47
1:GO:19:ASP:HB3	1:GO:22:ARG:O	2.14	0.47
1:GS:6:GLN:OE1	1:GS:6:GLN:HA	2.13	0.47
1:AC:54:TYR:CZ	1:AC:56:ARG:NH2	2.82	0.47
1:AF:19:ASP:HB3	1:AF:22:ARG:O	2.14	0.47
1:AF:56:ARG:HD3	1:AF:57:PRO:HD2	1.96	0.47
1:AG:43:LEU:HD12	1:AG:85:SER:CB	2.44	0.47
1:AI:54:TYR:CZ	1:AI:56:ARG:NH2	2.82	0.47
1:AJ:107:PHE:CB	1:AJ:112:ALA:HB1	2.43	0.47
1:AL:54:TYR:CZ	1:AL:56:ARG:NH2	2.82	0.47
1:AL:56:ARG:HD3	1:AL:57:PRO:HD2	1.96	0.47
1:AY:35:ARG:HA	1:AY:44:ASN:ND2	2.27	0.47
1:BD:19:ASP:HB3	1:BD:22:ARG:O	2.14	0.47
1:BG:54:TYR:CZ	1:BG:56:ARG:NH2	2.82	0.47
1:BN:89:LEU:HD22	1:EZ:113:GLY:CA	2.21	0.47
1:BO:70:ILE:HD13	1:BQ:40:ILE:HB	1.96	0.47
1:BP:54:TYR:CZ	1:BP:56:ARG:NH2	2.82	0.47
1:BS:59:PRO:CG	1:BU:87:GLU:HB3	2.37	0.47
1:BU:70:ILE:HD13	1:BW:40:ILE:HB	1.96	0.47
1:BY:54:TYR:CZ	1:BY:56:ARG:NH2	2.82	0.47
1:CF:31:LEU:HD12	1:FR:117:LEU:HD21	1.94	0.47
1:CF:57:PRO:HA	1:CF:73:ASN:HD22	1.79	0.47
1:CO:57:PRO:HA	1:CO:73:ASN:HD22	1.79	0.47
1:CQ:54:TYR:CZ	1:CQ:56:ARG:NH2	2.82	0.47
1:CZ:54:TYR:CZ	1:CZ:56:ARG:NH2	2.82	0.47
1:DJ:35:ARG:HA	1:DJ:44:ASN:ND2	2.26	0.47
1:DR:54:TYR:CZ	1:DR:56:ARG:NH2	2.82	0.47
1:DS:107:PHE:CB	1:DS:112:ALA:HB1	2.43	0.47
1:DZ:60:LYS:N	1:DZ:61:PRO:HD2	2.27	0.47
1:EO:70:ILE:HD13	1:EQ:40:ILE:HB	1.96	0.47

*Continued on next page...*

*Continued from previous page...*

Atom-1	Atom-2	Interatomic distance (Å)	Clash overlap (Å)
1:EZ:31:LEU:HD22	1:EZ:48:GLY:CA	2.41	0.47
1:FB:56:ARG:HD3	1:FB:57:PRO:HD2	1.96	0.47
1:FC:6:GLN:HA	1:FC:6:GLN:OE1	2.13	0.47
1:FC:107:PHE:CB	1:FC:112:ALA:HB1	2.43	0.47
1:FI:31:LEU:HD22	1:FI:48:GLY:CA	2.41	0.47
1:FN:24:SER:HB3	1:FN:55:LYS:HD2	1.96	0.47
1:FQ:56:ARG:HD3	1:FQ:57:PRO:HD2	1.96	0.47
1:FU:57:PRO:HA	1:FU:73:ASN:HD22	1.79	0.47
1:FW:54:TYR:CZ	1:FW:56:ARG:NH2	2.82	0.47
1:FZ:24:SER:HB3	1:FZ:55:LYS:HD2	1.96	0.47
1:FZ:54:TYR:CZ	1:FZ:56:ARG:NH2	2.82	0.47
1:GG:43:LEU:HD12	1:GG:85:SER:CB	2.44	0.47
1:GJ:6:GLN:OE1	1:GJ:6:GLN:HA	2.13	0.47
1:GK:70:ILE:HD13	1:GM:40:ILE:HB	1.96	0.47
1:GN:60:LYS:N	1:GN:61:PRO:HD2	2.27	0.47
1:GV:31:LEU:HD22	1:GV:48:GLY:CA	2.41	0.47
1:GV:43:LEU:HD12	1:GV:85:SER:CB	2.44	0.47
1:GV:107:PHE:CB	1:GV:112:ALA:HB1	2.43	0.47
1:GW:60:LYS:N	1:GW:61:PRO:HD2	2.27	0.47
1:AG:107:PHE:CB	1:AG:112:ALA:HB1	2.43	0.47
1:AS:57:PRO:HA	1:AS:73:ASN:HA	1.97	0.47
1:BH:6:GLN:OE1	1:BH:6:GLN:HA	2.13	0.47
1:BH:57:PRO:HA	1:BH:73:ASN:HA	1.97	0.47
1:BI:60:LYS:N	1:BI:61:PRO:HD2	2.27	0.47
1:BK:43:LEU:HD12	1:BK:85:SER:CB	2.44	0.47
1:BL:87:GLU:HB3	1:EM:59:PRO:CG	2.37	0.47
1:BN:57:PRO:HA	1:BN:73:ASN:HD22	1.79	0.47
1:BQ:35:ARG:HA	1:BQ:44:ASN:ND2	2.26	0.47
1:BR:87:GLU:HB3	1:EJ:59:PRO:CG	2.37	0.47
1:BV:54:TYR:CZ	1:BV:56:ARG:NH2	2.82	0.47
1:BZ:43:LEU:HD12	1:BZ:85:SER:CB	2.44	0.47
1:CC:43:LEU:HD12	1:CC:85:SER:CB	2.45	0.47
1:CD:70:ILE:HD13	1:CF:40:ILE:HB	1.96	0.47
1:CD:87:GLU:HB3	1:DX:59:PRO:CG	2.37	0.47
1:CI:43:LEU:HD12	1:CI:85:SER:CB	2.45	0.47
1:CN:19:ASP:HB3	1:CN:22:ARG:O	2.14	0.47
1:CN:56:ARG:HD3	1:CN:57:PRO:HD2	1.96	0.47
1:CX:43:LEU:HD12	1:CX:85:SER:CB	2.44	0.47
1:DF:56:ARG:HD3	1:DF:57:PRO:HD2	1.96	0.47
1:DG:43:LEU:HD12	1:DG:85:SER:CB	2.44	0.47
1:DO:19:ASP:HB3	1:DO:22:ARG:O	2.14	0.47

*Continued on next page...*

*Continued from previous page...*

Atom-1	Atom-2	Interatomic distance (Å)	Clash overlap (Å)
1:DX:19:ASP:HB3	1:DX:22:ARG:O	2.14	0.47
1:EA:19:ASP:HB3	1:EA:22:ARG:O	2.14	0.47
1:EA:56:ARG:HD3	1:EA:57:PRO:HD2	1.96	0.47
1:EH:107:PHE:CB	1:EH:112:ALA:HB1	2.43	0.47
1:FC:43:LEU:HD12	1:FC:85:SER:CB	2.44	0.47
1:FF:107:PHE:HA	1:FF:112:ALA:HB2	0.60	0.47
1:FL:6:GLN:OE1	1:FL:6:GLN:HA	2.13	0.47
1:FQ:24:SER:HB3	1:FQ:55:LYS:HD2	1.96	0.47
1:FQ:54:TYR:CZ	1:FQ:56:ARG:NH2	2.82	0.47
1:GI:19:ASP:HB3	1:GI:22:ARG:O	2.14	0.47
1:GR:19:ASP:HB3	1:GR:22:ARG:O	2.14	0.47
1:GU:24:SER:HB3	1:GU:55:LYS:HD2	1.96	0.47
1:AC:56:ARG:HD3	1:AC:57:PRO:HD2	1.96	0.47
1:AD:43:LEU:HD12	1:AD:85:SER:CB	2.45	0.47
1:AM:43:LEU:HD12	1:AM:85:SER:CB	2.45	0.47
1:AM:57:PRO:HA	1:AM:73:ASN:HD22	1.79	0.47
1:AO:54:TYR:CZ	1:AO:56:ARG:NH2	2.82	0.47
1:AS:6:GLN:OE1	1:AS:6:GLN:HA	2.13	0.47
1:AT:70:ILE:HD13	1:AV:40:ILE:HB	1.96	0.47
1:AV:43:LEU:HD12	1:AV:85:SER:CB	2.45	0.47
1:AY:6:GLN:HA	1:AY:6:GLN:OE1	2.13	0.47
1:BC:70:ILE:HD13	1:BE:40:ILE:HB	1.96	0.47
1:BI:70:ILE:HD13	1:BK:40:ILE:HB	1.96	0.47
1:BM:54:TYR:CZ	1:BM:56:ARG:NH2	2.82	0.47
1:BW:6:GLN:OE1	1:BW:6:GLN:HA	2.13	0.47
1:BW:43:LEU:HD12	1:BW:85:SER:CB	2.45	0.47
1:BW:57:PRO:HA	1:BW:73:ASN:HD22	1.79	0.47
1:BX:60:LYS:N	1:BX:61:PRO:HD2	2.27	0.47
1:CB:56:ARG:HD3	1:CB:57:PRO:HD2	1.96	0.47
1:CE:19:ASP:HB3	1:CE:22:ARG:O	2.14	0.47
1:CG:70:ILE:HD13	1:CI:40:ILE:HB	1.96	0.47
1:CM:70:ILE:HD13	1:CO:40:ILE:HB	1.96	0.47
1:CR:43:LEU:HD12	1:CR:85:SER:CB	2.45	0.47
1:CT:54:TYR:CZ	1:CT:56:ARG:NH2	2.82	0.47
1:CW:56:ARG:HD3	1:CW:57:PRO:HD2	1.96	0.47
1:CY:70:ILE:HD13	1:DA:40:ILE:HB	1.96	0.47
1:DC:54:TYR:CZ	1:DC:56:ARG:NH2	2.82	0.47
1:DL:54:TYR:CZ	1:DL:56:ARG:NH2	2.82	0.47
1:FQ:19:ASP:HB3	1:FQ:22:ARG:O	2.14	0.47
1:FR:55:LYS:CG	1:FR:73:ASN:HB3	2.37	0.47
1:FR:57:PRO:HA	1:FR:73:ASN:HA	1.97	0.47

*Continued on next page...*

*Continued from previous page...*

Atom-1	Atom-2	Interatomic distance (Å)	Clash overlap (Å)
1:FX:43:LEU:HD12	1:FX:85:SER:CB	2.45	0.47
1:FX:107:PHE:CB	1:FX:112:ALA:HB1	2.43	0.47
1:GA:57:PRO:HA	1:GA:73:ASN:HA	1.97	0.47
1:GF:24:SER:HB3	1:GF:55:LYS:HD2	1.96	0.47
1:GM:43:LEU:HD12	1:GM:85:SER:CB	2.45	0.47
1:GV:35:ARG:HA	1:GV:44:ASN:ND2	2.27	0.47
1:GX:19:ASP:HB3	1:GX:22:ARG:O	2.14	0.47
1:AE:32:LEU:CD2	1:AE:34:GLN:NE2	2.72	0.47
1:AJ:43:LEU:HD12	1:AJ:85:SER:CB	2.45	0.47
1:AS:57:PRO:HA	1:AS:73:ASN:HD22	1.79	0.47
1:AU:56:ARG:HD3	1:AU:57:PRO:HD2	1.96	0.47
1:AX:60:LYS:HA	1:AX:71:MET:CE	2.45	0.47
1:BA:19:ASP:HB3	1:BA:22:ARG:O	2.14	0.47
1:BB:107:PHE:HA	1:BB:112:ALA:HB2	0.60	0.47
1:BD:56:ARG:HD3	1:BD:57:PRO:HD2	1.96	0.47
1:BE:43:LEU:HD12	1:BE:85:SER:CB	2.45	0.47
1:BN:6:GLN:OE1	1:BN:6:GLN:HA	2.13	0.47
1:BN:43:LEU:HD12	1:BN:85:SER:CB	2.45	0.47
1:BP:56:ARG:HD3	1:BP:57:PRO:HD2	1.96	0.47
1:BQ:89:LEU:HD22	1:FC:113:GLY:CA	2.21	0.47
1:BX:70:ILE:HD13	1:BZ:40:ILE:HB	1.96	0.47
1:BZ:57:PRO:HA	1:BZ:73:ASN:HD22	1.79	0.47
1:CC:57:PRO:HA	1:CC:73:ASN:HA	1.97	0.47
1:CE:56:ARG:HD3	1:CE:57:PRO:HD2	1.96	0.47
1:CH:19:ASP:HB3	1:CH:22:ARG:O	2.14	0.47
1:CR:57:PRO:HA	1:CR:73:ASN:HA	1.97	0.47
1:CS:70:ILE:HD13	1:CU:40:ILE:HB	1.96	0.47
1:CU:35:ARG:HA	1:CU:44:ASN:ND2	2.26	0.47
1:CU:57:PRO:HA	1:CU:73:ASN:HD22	1.79	0.47
1:CZ:19:ASP:HB3	1:CZ:22:ARG:O	2.14	0.47
1:DI:54:TYR:CZ	1:DI:56:ARG:NH2	2.82	0.47
1:DJ:57:PRO:HA	1:DJ:73:ASN:HD22	1.79	0.47
1:DS:31:LEU:HD22	1:DS:48:GLY:CA	2.41	0.47
1:DS:35:ARG:HA	1:DS:44:ASN:ND2	2.26	0.47
1:DV:43:LEU:HD12	1:DV:85:SER:CB	2.44	0.47
1:EK:6:GLN:OE1	1:EK:6:GLN:HA	2.13	0.47
1:EK:35:ARG:HA	1:EK:44:ASN:ND2	2.27	0.47
1:ET:55:LYS:CG	1:ET:73:ASN:HB3	2.37	0.47
1:FE:19:ASP:HB3	1:FE:22:ARG:O	2.14	0.47
1:FI:57:PRO:HA	1:FI:73:ASN:HA	1.97	0.47
1:FS:70:ILE:HD13	1:FU:40:ILE:HB	1.96	0.47

*Continued on next page...*

*Continued from previous page...*

Atom-1	Atom-2	Interatomic distance (Å)	Clash overlap (Å)
1:FY:70:ILE:HD13	1:GA:40:ILE:HB	1.96	0.47
1:FZ:19:ASP:HB3	1:FZ:22:ARG:O	2.14	0.47
1:GG:31:LEU:HD22	1:GG:48:GLY:CA	2.41	0.47
1:GG:35:ARG:HA	1:GG:44:ASN:ND2	2.27	0.47
1:GH:117:LEU:HD22	1:GH:117:LEU:N	2.30	0.47
1:GI:54:TYR:CZ	1:GI:56:ARG:NH2	2.82	0.47
1:GL:19:ASP:HB3	1:GL:22:ARG:O	2.14	0.47
1:GO:54:TYR:CZ	1:GO:56:ARG:NH2	2.82	0.47
1:GQ:117:LEU:HD22	1:GQ:117:LEU:N	2.30	0.47
1:GR:54:TYR:CZ	1:GR:56:ARG:NH2	2.82	0.47
1:GS:43:LEU:HD12	1:GS:85:SER:CB	2.45	0.47
1:GT:70:ILE:HD13	1:GV:40:ILE:HB	1.96	0.47
1:GX:56:ARG:HD3	1:GX:57:PRO:HD2	1.96	0.47
1:AD:57:PRO:HA	1:AD:73:ASN:HD22	1.79	0.47
1:AF:54:TYR:CZ	1:AF:56:ARG:NH2	2.82	0.47
1:AG:57:PRO:HA	1:AG:73:ASN:HA	1.97	0.47
1:AJ:55:LYS:CG	1:AJ:73:ASN:HB3	2.38	0.47
1:AN:117:LEU:HD22	1:AN:117:LEU:N	2.30	0.47
1:AX:56:ARG:HD3	1:AX:57:PRO:HD2	1.96	0.47
1:BK:57:PRO:HA	1:BK:73:ASN:HD22	1.79	0.47
1:BO:117:LEU:HD22	1:BO:117:LEU:N	2.30	0.47
1:CL:43:LEU:HD12	1:CL:85:SER:CB	2.44	0.47
1:CQ:56:ARG:HD3	1:CQ:57:PRO:HD2	1.96	0.47
1:CU:57:PRO:HA	1:CU:73:ASN:HA	1.97	0.47
1:DD:43:LEU:HD12	1:DD:85:SER:CB	2.45	0.47
1:DD:57:PRO:HA	1:DD:73:ASN:HA	1.97	0.47
1:DK:117:LEU:HD22	1:DK:117:LEU:N	2.30	0.47
1:DP:57:PRO:HA	1:DP:73:ASN:HA	1.97	0.47
1:DQ:117:LEU:HD22	1:DQ:117:LEU:N	2.30	0.47
1:DY:57:PRO:HA	1:DY:73:ASN:HA	1.97	0.47
1:EA:60:LYS:HA	1:EA:71:MET:CE	2.45	0.47
1:EG:19:ASP:HB3	1:EG:22:ARG:O	2.14	0.47
1:EJ:56:ARG:HD3	1:EJ:57:PRO:HD2	1.96	0.47
1:EJ:60:LYS:HA	1:EJ:71:MET:CE	2.45	0.47
1:EM:56:ARG:HD3	1:EM:57:PRO:HD2	1.96	0.47
1:EN:43:LEU:HD12	1:EN:85:SER:CB	2.44	0.47
1:ES:56:ARG:HD3	1:ES:57:PRO:HD2	1.96	0.47
1:EU:117:LEU:HD22	1:EU:117:LEU:N	2.30	0.47
1:EZ:57:PRO:HA	1:EZ:73:ASN:HA	1.97	0.47
1:FA:32:LEU:CD2	1:FA:34:GLN:NE2	2.72	0.47
1:FC:57:PRO:HA	1:FC:73:ASN:HA	1.97	0.47

*Continued on next page...*

*Continued from previous page...*

Atom-1	Atom-2	Interatomic distance (Å)	Clash overlap (Å)
1:FJ:117:LEU:HD22	1:FJ:117:LEU:N	2.30	0.47
1:FP:70:ILE:HD13	1:FR:40:ILE:HB	1.96	0.47
1:FP:117:LEU:HD22	1:FP:117:LEU:N	2.30	0.47
1:FT:19:ASP:HB3	1:FT:22:ARG:O	2.14	0.47
1:FY:117:LEU:HD22	1:FY:117:LEU:N	2.30	0.47
1:GA:55:LYS:CG	1:GA:73:ASN:HB3	2.37	0.47
1:GE:70:ILE:HD13	1:GG:40:ILE:HB	1.96	0.47
1:GF:60:LYS:HA	1:GF:71:MET:CE	2.45	0.47
1:GI:24:SER:HB3	1:GI:55:LYS:HD2	1.96	0.47
1:GJ:43:LEU:HD12	1:GJ:85:SER:CB	2.45	0.47
1:GP:57:PRO:HA	1:GP:73:ASN:HA	1.97	0.47
1:GU:60:LYS:HA	1:GU:71:MET:CE	2.45	0.47
1:GX:60:LYS:HA	1:GX:71:MET:CE	2.45	0.47
1:AE:70:ILE:HD13	1:AG:40:ILE:HB	1.96	0.47
1:AF:74:GLU:CD	1:FJ:88:ASN:ND2	2.67	0.47
1:AG:89:LEU:HD22	1:DS:113:GLY:CA	2.21	0.47
1:AG:113:GLY:CA	1:DS:89:LEU:HD22	2.21	0.47
1:AH:117:LEU:N	1:AH:117:LEU:HD22	2.30	0.47
1:AO:19:ASP:HB3	1:AO:22:ARG:O	2.14	0.47
1:AO:24:SER:HB3	1:AO:55:LYS:HD2	1.96	0.47
1:AP:113:GLY:CA	1:EB:89:LEU:HD22	2.21	0.47
1:AQ:117:LEU:HD22	1:AQ:117:LEU:N	2.30	0.47
1:AS:43:LEU:HD12	1:AS:85:SER:CB	2.44	0.47
1:AV:57:PRO:HA	1:AV:73:ASN:HD22	1.79	0.47
1:AX:24:SER:HB3	1:AX:55:LYS:HD2	1.96	0.47
1:AZ:117:LEU:HD22	1:AZ:117:LEU:N	2.30	0.47
1:BA:54:TYR:CZ	1:BA:56:ARG:NH2	2.82	0.47
1:BB:107:PHE:CB	1:BB:112:ALA:HB1	2.43	0.47
1:BE:55:LYS:CG	1:BE:73:ASN:HB3	2.38	0.47
1:BF:70:ILE:HD13	1:BH:40:ILE:HB	1.96	0.47
1:BF:117:LEU:HD22	1:BF:117:LEU:N	2.30	0.47
1:BH:43:LEU:HD12	1:BH:85:SER:CB	2.44	0.47
1:BH:57:PRO:HA	1:BH:73:ASN:HD22	1.79	0.47
1:BI:117:LEU:HD22	1:BI:117:LEU:N	2.30	0.47
1:BJ:60:LYS:HA	1:BJ:71:MET:CE	2.45	0.47
1:BL:71:MET:N	1:BL:71:MET:SD	2.88	0.47
1:BL:117:LEU:HD22	1:BL:117:LEU:N	2.30	0.47
1:BN:57:PRO:HA	1:BN:73:ASN:HA	1.97	0.47
1:BP:60:LYS:HA	1:BP:71:MET:CE	2.45	0.47
1:BQ:31:LEU:HD22	1:BQ:48:GLY:CA	2.41	0.47
1:BS:24:SER:HB3	1:BS:55:LYS:HD2	1.96	0.47

*Continued on next page...*

*Continued from previous page...*

Atom-1	Atom-2	Interatomic distance (Å)	Clash overlap (Å)
1:BS:54:TYR:CZ	1:BS:56:ARG:NH2	2.82	0.47
1:BS:56:ARG:HD3	1:BS:57:PRO:HD2	1.96	0.47
1:BT:43:LEU:HD12	1:BT:85:SER:CB	2.44	0.47
1:BT:57:PRO:HA	1:BT:73:ASN:HA	1.97	0.47
1:BU:71:MET:SD	1:BU:71:MET:N	2.88	0.47
1:BU:117:LEU:N	1:BU:117:LEU:HD22	2.30	0.47
1:BW:57:PRO:HA	1:BW:73:ASN:HA	1.97	0.47
1:BX:117:LEU:N	1:BX:117:LEU:HD22	2.30	0.47
1:BY:19:ASP:HB3	1:BY:22:ARG:O	2.14	0.47
1:BY:60:LYS:HA	1:BY:71:MET:CE	2.45	0.47
1:CG:71:MET:N	1:CG:71:MET:SD	2.88	0.47
1:CL:57:PRO:HA	1:CL:73:ASN:HA	1.97	0.47
1:CO:43:LEU:HD12	1:CO:85:SER:CB	2.44	0.47
1:CR:57:PRO:HA	1:CR:73:ASN:HD22	1.79	0.47
1:CT:24:SER:HB3	1:CT:55:LYS:HD2	1.96	0.47
1:CT:60:LYS:HA	1:CT:71:MET:CE	2.45	0.47
1:DA:35:ARG:HA	1:DA:44:ASN:ND2	2.27	0.47
1:DC:60:LYS:HA	1:DC:71:MET:CE	2.45	0.47
1:DH:70:ILE:HD13	1:DJ:40:ILE:HB	1.96	0.47
1:DH:117:LEU:HD22	1:DH:117:LEU:N	2.30	0.47
1:DI:24:SER:HB3	1:DI:55:LYS:HD2	1.96	0.47
1:DI:60:LYS:HA	1:DI:71:MET:CE	2.45	0.47
1:DJ:57:PRO:HA	1:DJ:73:ASN:HA	1.97	0.47
1:DL:19:ASP:HB3	1:DL:22:ARG:O	2.14	0.47
1:DL:24:SER:HB3	1:DL:55:LYS:HD2	1.96	0.47
1:DP:43:LEU:HD12	1:DP:85:SER:CB	2.45	0.47
1:DR:56:ARG:HD3	1:DR:57:PRO:HD2	1.96	0.47
1:DR:60:LYS:HA	1:DR:71:MET:CE	2.45	0.47
1:DV:57:PRO:HA	1:DV:73:ASN:HA	1.97	0.47
1:DY:43:LEU:HD12	1:DY:85:SER:CB	2.45	0.47
1:DZ:117:LEU:HD22	1:DZ:117:LEU:N	2.30	0.47
1:EA:24:SER:HB3	1:EA:55:LYS:HD2	1.96	0.47
1:EA:54:TYR:CZ	1:EA:56:ARG:NH2	2.82	0.47
1:EB:43:LEU:HD12	1:EB:85:SER:CB	2.44	0.47
1:ED:56:ARG:HD3	1:ED:57:PRO:HD2	1.96	0.47
1:EE:43:LEU:HD12	1:EE:85:SER:CB	2.45	0.47
1:EE:57:PRO:HA	1:EE:73:ASN:HA	1.97	0.47
1:EJ:24:SER:HB3	1:EJ:55:LYS:HD2	1.96	0.47
1:EM:24:SER:HB3	1:EM:55:LYS:HD2	1.96	0.47
1:EN:57:PRO:HA	1:EN:73:ASN:HA	1.97	0.47
1:EP:19:ASP:HB3	1:EP:22:ARG:O	2.14	0.47

*Continued on next page...*



*Continued from previous page...*

Atom-1	Atom-2	Interatomic distance (Å)	Clash overlap (Å)
1:EQ:57:PRO:HA	1:EQ:73:ASN:HA	1.97	0.47
1:ES:54:TYR:CZ	1:ES:56:ARG:NH2	2.82	0.47
1:ET:35:ARG:HA	1:ET:44:ASN:ND2	2.26	0.47
1:ET:43:LEU:HD12	1:ET:85:SER:CB	2.45	0.47
1:ET:57:PRO:HA	1:ET:73:ASN:HA	1.97	0.47
1:ET:57:PRO:HA	1:ET:73:ASN:HD22	1.79	0.47
1:EU:88:ASN:ND2	1:FB:74:GLU:CD	2.67	0.47
1:EX:117:LEU:HD22	1:EX:117:LEU:N	2.30	0.47
1:EZ:6:GLN:OE1	1:EZ:6:GLN:HA	2.13	0.47
1:FA:70:ILE:HD13	1:FC:40:ILE:HB	1.96	0.47
1:FB:54:TYR:CZ	1:FB:56:ARG:NH2	2.82	0.47
1:FD:71:MET:N	1:FD:71:MET:SD	2.88	0.47
1:FD:117:LEU:HD22	1:FD:117:LEU:N	2.30	0.47
1:FE:54:TYR:CZ	1:FE:56:ARG:NH2	2.82	0.47
1:FG:117:LEU:HD22	1:FG:117:LEU:N	2.30	0.47
1:FK:19:ASP:HB3	1:FK:22:ARG:O	2.14	0.47
1:FN:19:ASP:HB3	1:FN:22:ARG:O	2.14	0.47
1:FN:56:ARG:HD3	1:FN:57:PRO:HD2	1.96	0.47
1:FR:57:PRO:HA	1:FR:73:ASN:HD22	1.79	0.47
1:FV:117:LEU:HD22	1:FV:117:LEU:N	2.30	0.47
1:FX:55:LYS:CG	1:FX:73:ASN:HB3	2.38	0.47
1:FY:60:LYS:N	1:FY:61:PRO:HD2	2.27	0.47
1:GA:57:PRO:HA	1:GA:73:ASN:HD22	1.79	0.47
1:GF:54:TYR:CZ	1:GF:56:ARG:NH2	2.82	0.47
1:GK:71:MET:N	1:GK:71:MET:SD	2.88	0.47
1:GL:60:LYS:HA	1:GL:71:MET:CE	2.45	0.47
1:GO:60:LYS:HA	1:GO:71:MET:CE	2.45	0.47
1:GP:43:LEU:HD12	1:GP:85:SER:CB	2.45	0.47
1:GR:24:SER:HB3	1:GR:55:LYS:HD2	1.96	0.47
1:GW:117:LEU:HD22	1:GW:117:LEU:N	2.30	0.47
1:GX:24:SER:HB3	1:GX:55:LYS:HD2	1.96	0.47
1:GY:43:LEU:HD12	1:GY:85:SER:CB	2.44	0.47
1:AB:71:MET:N	1:AB:71:MET:SD	2.88	0.47
1:AJ:31:LEU:HD22	1:AJ:48:GLY:CA	2.41	0.47
1:AK:71:MET:SD	1:AK:71:MET:N	2.88	0.47
1:AQ:70:ILE:HD13	1:AS:40:ILE:HB	1.96	0.47
1:AZ:71:MET:N	1:AZ:71:MET:SD	2.88	0.47
1:BG:56:ARG:HD3	1:BG:57:PRO:HD2	1.96	0.47
1:BJ:19:ASP:HB3	1:BJ:22:ARG:O	2.14	0.47
1:BM:56:ARG:HD3	1:BM:57:PRO:HD2	1.96	0.47
1:BQ:43:LEU:HD12	1:BQ:85:SER:CB	2.45	0.47

*Continued on next page...*



*Continued from previous page...*

Atom-1	Atom-2	Interatomic distance (Å)	Clash overlap (Å)
1:BT:107:PHE:CB	1:BT:112:ALA:HB1	2.43	0.47
1:BV:19:ASP:HB3	1:BV:22:ARG:O	2.14	0.47
1:BV:56:ARG:HD3	1:BV:57:PRO:HD2	1.96	0.47
1:CC:57:PRO:HA	1:CC:73:ASN:HD22	1.79	0.47
1:CF:43:LEU:HD12	1:CF:85:SER:CB	2.44	0.47
1:CK:54:TYR:CZ	1:CK:56:ARG:NH2	2.82	0.47
1:CS:117:LEU:HD22	1:CS:117:LEU:N	2.30	0.47
1:CW:54:TYR:CZ	1:CW:56:ARG:NH2	2.82	0.47
1:CZ:56:ARG:HD3	1:CZ:57:PRO:HD2	1.96	0.47
1:DF:54:TYR:CZ	1:DF:56:ARG:NH2	2.82	0.47
1:DS:43:LEU:HD12	1:DS:85:SER:CB	2.45	0.47
1:ED:54:TYR:CZ	1:ED:56:ARG:NH2	2.82	0.47
1:EE:31:LEU:HD22	1:EE:48:GLY:CA	2.41	0.47
1:EE:57:PRO:HA	1:EE:73:ASN:HD22	1.79	0.47
1:EH:57:PRO:HA	1:EH:73:ASN:HA	1.97	0.47
1:EM:54:TYR:CZ	1:EM:56:ARG:NH2	2.82	0.47
1:EP:54:TYR:CZ	1:EP:56:ARG:NH2	2.82	0.47
1:EV:19:ASP:HB3	1:EV:22:ARG:O	2.14	0.47
1:FI:6:GLN:OE1	1:FI:6:GLN:HA	2.13	0.47
1:FN:54:TYR:CZ	1:FN:56:ARG:NH2	2.82	0.47
1:FP:60:LYS:N	1:FP:61:PRO:HD2	2.27	0.47
1:GC:19:ASP:HB3	1:GC:22:ARG:O	2.14	0.47
1:GC:54:TYR:CZ	1:GC:56:ARG:NH2	2.82	0.47
1:GC:56:ARG:HD3	1:GC:57:PRO:HD2	1.96	0.47
1:GD:43:LEU:HD12	1:GD:85:SER:CB	2.45	0.47
1:GE:71:MET:SD	1:GE:71:MET:N	2.88	0.47
1:GK:117:LEU:HD22	1:GK:117:LEU:N	2.30	0.47
1:GN:117:LEU:HD22	1:GN:117:LEU:N	2.30	0.47
1:GT:71:MET:N	1:GT:71:MET:SD	2.88	0.47
1:GU:54:TYR:CZ	1:GU:56:ARG:NH2	2.82	0.47
1:GX:54:TYR:CZ	1:GX:56:ARG:NH2	2.82	0.47
1:GY:57:PRO:HA	1:GY:73:ASN:HA	1.97	0.47
1:AF:24:SER:HB3	1:AF:55:LYS:HD2	1.96	0.47
1:AK:60:LYS:N	1:AK:61:PRO:HD2	2.27	0.47
1:AL:19:ASP:HB3	1:AL:22:ARG:O	2.14	0.47
1:AY:57:PRO:HA	1:AY:73:ASN:HA	1.97	0.47
1:BE:57:PRO:HA	1:BE:73:ASN:HD22	1.79	0.47
1:BM:19:ASP:HB3	1:BM:22:ARG:O	2.14	0.47
1:BQ:113:GLY:CA	1:FC:89:LEU:HD22	2.21	0.47
1:CA:71:MET:N	1:CA:71:MET:SD	2.88	0.47
1:CG:117:LEU:HD22	1:CG:117:LEU:N	2.30	0.47

*Continued on next page...*

*Continued from previous page...*

Atom-1	Atom-2	Interatomic distance (Å)	Clash overlap (Å)
1:CP:70:ILE:HD13	1:CR:40:ILE:HB	1.96	0.47
1:CP:71:MET:N	1:CP:71:MET:SD	2.88	0.47
1:CZ:60:LYS:HA	1:CZ:71:MET:CE	2.45	0.47
1:DB:71:MET:N	1:DB:71:MET:SD	2.88	0.47
1:DB:117:LEU:N	1:DB:117:LEU:HD22	2.30	0.47
1:DD:107:PHE:CB	1:DD:112:ALA:HB1	2.43	0.47
1:DN:71:MET:N	1:DN:71:MET:SD	2.88	0.47
1:DP:57:PRO:HA	1:DP:73:ASN:HD22	1.79	0.47
1:DW:71:MET:N	1:DW:71:MET:SD	2.88	0.47
1:EB:57:PRO:HA	1:EB:73:ASN:HA	1.97	0.47
1:EG:54:TYR:CZ	1:EG:56:ARG:NH2	2.82	0.47
1:EG:56:ARG:HD3	1:EG:57:PRO:HD2	1.96	0.47
1:EJ:54:TYR:CZ	1:EJ:56:ARG:NH2	2.82	0.47
1:EN:107:PHE:CB	1:EN:112:ALA:HB1	2.43	0.47
1:ER:71:MET:SD	1:ER:71:MET:N	2.88	0.47
1:EW:57:PRO:HA	1:EW:73:ASN:HA	1.97	0.47
1:EY:60:LYS:HA	1:EY:71:MET:CE	2.45	0.47
1:FH:60:LYS:HA	1:FH:71:MET:CE	2.45	0.47
1:FI:43:LEU:HD12	1:FI:85:SER:CB	2.44	0.47
1:FN:60:LYS:HA	1:FN:71:MET:CE	2.45	0.47
1:FO:43:LEU:HD12	1:FO:85:SER:CB	2.45	0.47
1:FT:60:LYS:HA	1:FT:71:MET:CE	2.45	0.47
1:FU:35:ARG:HA	1:FU:44:ASN:ND2	2.27	0.47
1:FW:60:LYS:HA	1:FW:71:MET:CE	2.45	0.47
1:GN:71:MET:N	1:GN:71:MET:SD	2.88	0.47
1:GU:19:ASP:HB3	1:GU:22:ARG:O	2.14	0.47
1:GY:57:PRO:HA	1:GY:73:ASN:HD22	1.79	0.47
1:AB:60:LYS:N	1:AB:61:PRO:HD2	2.27	0.47
1:AI:60:LYS:HA	1:AI:71:MET:CE	2.45	0.47
1:AK:70:ILE:HD13	1:AM:40:ILE:HB	1.96	0.47
1:AR:56:ARG:HD3	1:AR:57:PRO:HD2	1.96	0.47
1:AY:43:LEU:N	1:AY:43:LEU:CD2	2.78	0.47
1:AY:113:GLY:CA	1:EK:89:LEU:HD22	2.21	0.47
1:BA:56:ARG:HD3	1:BA:57:PRO:HD2	1.96	0.47
1:BG:19:ASP:HB3	1:BG:22:ARG:O	2.14	0.47
1:BG:60:LYS:HA	1:BG:71:MET:CE	2.45	0.47
1:BV:60:LYS:HA	1:BV:71:MET:CE	2.45	0.47
1:CE:54:TYR:CZ	1:CE:56:ARG:NH2	2.82	0.47
1:CI:107:PHE:CB	1:CI:112:ALA:HB1	2.43	0.47
1:CK:60:LYS:HA	1:CK:71:MET:CE	2.45	0.47
1:CN:54:TYR:CZ	1:CN:56:ARG:NH2	2.82	0.47

*Continued on next page...*

*Continued from previous page...*

Atom-1	Atom-2	Interatomic distance (Å)	Clash overlap (Å)
1:CV:71:MET:N	1:CV:71:MET:SD	2.88	0.47
1:DE:70:ILE:HD13	1:DG:40:ILE:HB	1.96	0.47
1:DG:43:LEU:N	1:DG:43:LEU:CD2	2.78	0.47
1:DU:54:TYR:CZ	1:DU:56:ARG:NH2	2.82	0.47
1:DU:60:LYS:HA	1:DU:71:MET:CE	2.45	0.47
1:EB:57:PRO:HA	1:EB:73:ASN:HD22	1.79	0.47
1:EK:57:PRO:HA	1:EK:73:ASN:HA	1.97	0.47
1:EO:117:LEU:N	1:EO:117:LEU:HD22	2.30	0.47
1:EU:71:MET:SD	1:EU:71:MET:N	2.88	0.47
1:EY:56:ARG:HD3	1:EY:57:PRO:HD2	1.96	0.47
1:FB:24:SER:HB3	1:FB:55:LYS:HD2	1.96	0.47
1:FF:107:PHE:CB	1:FF:112:ALA:HB1	2.43	0.47
1:FG:71:MET:N	1:FG:71:MET:SD	2.88	0.47
1:FJ:71:MET:N	1:FJ:71:MET:SD	2.88	0.47
1:FL:57:PRO:HA	1:FL:73:ASN:HA	1.97	0.47
1:FM:117:LEU:HD22	1:FM:117:LEU:N	2.30	0.47
1:FT:56:ARG:HD3	1:FT:57:PRO:HD2	1.96	0.47
1:GC:60:LYS:HA	1:GC:71:MET:CE	2.45	0.47
1:GS:57:PRO:HA	1:GS:73:ASN:HA	1.97	0.47
1:AC:19:ASP:HB3	1:AC:22:ARG:O	2.14	0.46
1:AF:59:PRO:CG	1:FJ:87:GLU:HB3	2.37	0.46
1:AK:117:LEU:N	1:AK:117:LEU:HD22	2.30	0.46
1:AR:19:ASP:HB3	1:AR:22:ARG:O	2.14	0.46
1:AR:60:LYS:HA	1:AR:71:MET:CE	2.45	0.46
1:AS:43:LEU:N	1:AS:43:LEU:CD2	2.78	0.46
1:AV:55:LYS:CG	1:AV:73:ASN:HB3	2.38	0.46
1:AW:71:MET:N	1:AW:71:MET:SD	2.88	0.46
1:AW:117:LEU:HD22	1:AW:117:LEU:N	2.30	0.46
1:AX:54:TYR:CZ	1:AX:56:ARG:NH2	2.82	0.46
1:BM:24:SER:HB3	1:BM:55:LYS:HD2	1.96	0.46
1:BM:60:LYS:HA	1:BM:71:MET:CE	2.45	0.46
1:BQ:57:PRO:HA	1:BQ:73:ASN:HD22	1.79	0.46
1:BR:70:ILE:HD13	1:BT:40:ILE:HB	1.96	0.46
1:BV:24:SER:HB3	1:BV:55:LYS:HD2	1.96	0.46
1:CA:70:ILE:HD13	1:CC:40:ILE:HB	1.96	0.46
1:CA:117:LEU:HD22	1:CA:117:LEU:N	2.30	0.46
1:CH:54:TYR:CZ	1:CH:56:ARG:NH2	2.82	0.46
1:CI:57:PRO:HA	1:CI:73:ASN:HA	1.97	0.46
1:CI:57:PRO:HA	1:CI:73:ASN:HD22	1.79	0.46
1:CJ:117:LEU:HD22	1:CJ:117:LEU:N	2.30	0.46
1:CP:117:LEU:HD22	1:CP:117:LEU:N	2.30	0.46

*Continued on next page...*

*Continued from previous page...*

Atom-1	Atom-2	Interatomic distance (Å)	Clash overlap (Å)
1:CV:70:ILE:HD13	1:CX:40:ILE:HB	1.96	0.46
1:CY:117:LEU:HD22	1:CY:117:LEU:N	2.30	0.46
1:DA:107:PHE:CB	1:DA:112:ALA:HB2	2.35	0.46
1:DD:57:PRO:HA	1:DD:73:ASN:HD22	1.79	0.46
1:DE:71:MET:SD	1:DE:71:MET:N	2.88	0.46
1:DJ:43:LEU:HD12	1:DJ:85:SER:CB	2.45	0.46
1:DM:57:PRO:HA	1:DM:73:ASN:HD22	1.79	0.46
1:DN:70:ILE:HD13	1:DP:40:ILE:HB	1.96	0.46
1:DS:57:PRO:HA	1:DS:73:ASN:HA	1.97	0.46
1:DS:57:PRO:HA	1:DS:73:ASN:HD22	1.79	0.46
1:DT:117:LEU:HD22	1:DT:117:LEU:N	2.30	0.46
1:DU:24:SER:HB3	1:DU:55:LYS:HD2	1.96	0.46
1:DY:57:PRO:HA	1:DY:73:ASN:HD22	1.79	0.46
1:EC:70:ILE:HD13	1:EE:40:ILE:HB	1.96	0.46
1:EC:71:MET:N	1:EC:71:MET:SD	2.88	0.46
1:EE:35:ARG:HA	1:EE:44:ASN:ND2	2.27	0.46
1:EF:117:LEU:HD22	1:EF:117:LEU:N	2.30	0.46
1:EH:43:LEU:HD12	1:EH:85:SER:CB	2.44	0.46
1:EI:71:MET:N	1:EI:71:MET:SD	2.88	0.46
1:EI:117:LEU:HD22	1:EI:117:LEU:N	2.30	0.46
1:EK:43:LEU:N	1:EK:43:LEU:CD2	2.78	0.46
1:EK:43:LEU:HD12	1:EK:85:SER:CB	2.45	0.46
1:EP:56:ARG:HD3	1:EP:57:PRO:HD2	1.96	0.46
1:ER:70:ILE:HD13	1:ET:40:ILE:HB	1.96	0.46
1:ET:31:LEU:HD22	1:ET:48:GLY:CA	2.41	0.46
1:EX:71:MET:N	1:EX:71:MET:SD	2.88	0.46
1:EZ:43:LEU:HD12	1:EZ:85:SER:CB	2.44	0.46
1:FE:56:ARG:HD3	1:FE:57:PRO:HD2	1.96	0.46
1:FQ:59:PRO:CG	1:GE:87:GLU:HB3	2.37	0.46
1:FS:117:LEU:HD22	1:FS:117:LEU:N	2.30	0.46
1:FU:43:LEU:HD12	1:FU:85:SER:CB	2.44	0.46
1:GB:117:LEU:N	1:GB:117:LEU:HD22	2.30	0.46
1:GF:19:ASP:HB3	1:GF:22:ARG:O	2.14	0.46
1:GG:57:PRO:HA	1:GG:73:ASN:HD22	1.79	0.46
1:GJ:57:PRO:HA	1:GJ:73:ASN:HA	1.97	0.46
1:GL:54:TYR:CZ	1:GL:56:ARG:NH2	2.82	0.46
1:GM:57:PRO:HA	1:GM:73:ASN:HD22	1.79	0.46
1:GP:57:PRO:HA	1:GP:73:ASN:HD22	1.79	0.46
1:GP:107:PHE:CB	1:GP:112:ALA:HB1	2.43	0.46
1:GV:57:PRO:HA	1:GV:73:ASN:HD22	1.79	0.46
1:AB:70:ILE:HD13	1:AD:40:ILE:HB	1.96	0.46

*Continued on next page...*

*Continued from previous page...*

Atom-1	Atom-2	Interatomic distance (Å)	Clash overlap (Å)
1:AB:117:LEU:HD22	1:AB:117:LEU:N	2.30	0.46
1:BH:43:LEU:N	1:BH:43:LEU:CD2	2.78	0.46
1:BJ:56:ARG:HD3	1:BJ:57:PRO:HD2	1.96	0.46
1:BO:71:MET:N	1:BO:71:MET:SD	2.88	0.46
1:BU:32:LEU:CD2	1:BU:34:GLN:NE2	2.72	0.46
1:CJ:71:MET:N	1:CJ:71:MET:SD	2.88	0.46
1:CK:24:SER:HB3	1:CK:55:LYS:HD2	1.96	0.46
1:DA:43:LEU:HD12	1:DA:85:SER:CB	2.44	0.46
1:DE:117:LEU:N	1:DE:117:LEU:HD22	2.30	0.46
1:DH:71:MET:SD	1:DH:71:MET:N	2.88	0.46
1:DL:60:LYS:HA	1:DL:71:MET:CE	2.45	0.46
1:DQ:71:MET:N	1:DQ:71:MET:SD	2.88	0.46
1:DW:32:LEU:CD2	1:DW:34:GLN:NE2	2.72	0.46
1:EL:70:ILE:HD13	1:EN:40:ILE:HB	1.96	0.46
1:EQ:43:LEU:HD12	1:EQ:85:SER:CB	2.44	0.46
1:ER:117:LEU:N	1:ER:117:LEU:HD22	2.30	0.46
1:ET:107:PHE:CB	1:ET:112:ALA:HB1	2.43	0.46
1:EU:87:GLU:HB3	1:FB:59:PRO:CG	2.37	0.46
1:FA:71:MET:N	1:FA:71:MET:SD	2.88	0.46
1:FH:56:ARG:HD3	1:FH:57:PRO:HD2	1.96	0.46
1:FL:43:LEU:N	1:FL:43:LEU:CD2	2.78	0.46
1:FO:35:ARG:HA	1:FO:44:ASN:ND2	2.27	0.46
1:FR:43:LEU:N	1:FR:43:LEU:CD2	2.78	0.46
1:GA:43:LEU:N	1:GA:43:LEU:CD2	2.78	0.46
1:GA:43:LEU:HD12	1:GA:85:SER:CB	2.45	0.46
1:GG:43:LEU:N	1:GG:43:LEU:CD2	2.78	0.46
1:GG:57:PRO:HA	1:GG:73:ASN:HA	1.97	0.46
1:GM:57:PRO:HA	1:GM:73:ASN:HA	1.97	0.46
1:GM:107:PHE:CB	1:GM:112:ALA:HB1	2.43	0.46
1:GU:56:ARG:HD3	1:GU:57:PRO:HD2	1.96	0.46
1:GV:43:LEU:N	1:GV:43:LEU:CD2	2.78	0.46
1:AE:60:LYS:N	1:AE:61:PRO:HD2	2.27	0.46
1:AE:71:MET:N	1:AE:71:MET:SD	2.88	0.46
1:AN:71:MET:SD	1:AN:71:MET:N	2.88	0.46
1:AO:60:LYS:HA	1:AO:71:MET:CE	2.45	0.46
1:AP:57:PRO:HA	1:AP:73:ASN:HD22	1.79	0.46
1:AU:24:SER:HB3	1:AU:55:LYS:HD2	1.96	0.46
1:AY:43:LEU:HD12	1:AY:85:SER:CB	2.45	0.46
1:BQ:57:PRO:HA	1:BQ:73:ASN:HA	1.97	0.46
1:BT:35:ARG:HA	1:BT:44:ASN:ND2	2.27	0.46
1:BZ:57:PRO:HA	1:BZ:73:ASN:HA	1.97	0.46

*Continued on next page...*

*Continued from previous page...*

Atom-1	Atom-2	Interatomic distance (Å)	Clash overlap (Å)
1:CL:107:PHE:CB	1:CL:112:ALA:HB1	2.43	0.46
1:CN:60:LYS:HA	1:CN:71:MET:CE	2.45	0.46
1:CQ:24:SER:HB3	1:CQ:55:LYS:HD2	1.96	0.46
1:CS:71:MET:N	1:CS:71:MET:SD	2.88	0.46
1:CT:56:ARG:HD3	1:CT:57:PRO:HD2	1.96	0.46
1:CU:43:LEU:HD12	1:CU:85:SER:CB	2.45	0.46
1:CV:117:LEU:HD22	1:CV:117:LEU:N	2.30	0.46
1:CW:24:SER:HB3	1:CW:55:LYS:HD2	1.96	0.46
1:DF:24:SER:HB3	1:DF:55:LYS:HD2	1.96	0.46
1:DI:56:ARG:HD3	1:DI:57:PRO:HD2	1.96	0.46
1:DM:113:GLY:CA	1:GY:89:LEU:HD22	2.21	0.46
1:DT:71:MET:N	1:DT:71:MET:SD	2.88	0.46
1:DV:107:PHE:CB	1:DV:112:ALA:HB1	2.43	0.46
1:DW:70:ILE:HD13	1:DY:40:ILE:HB	1.96	0.46
1:DX:56:ARG:HD3	1:DX:57:PRO:HD2	1.96	0.46
1:EC:117:LEU:HD22	1:EC:117:LEU:N	2.30	0.46
1:EW:43:LEU:N	1:EW:43:LEU:CD2	2.78	0.46
1:FP:71:MET:N	1:FP:71:MET:SD	2.88	0.46
1:FR:43:LEU:HD12	1:FR:85:SER:CB	2.45	0.46
1:FY:71:MET:N	1:FY:71:MET:SD	2.88	0.46
1:GQ:71:MET:N	1:GQ:71:MET:SD	2.88	0.46
1:GS:57:PRO:HA	1:GS:73:ASN:HD22	1.79	0.46
1:AC:24:SER:HB3	1:AC:55:LYS:HD2	1.96	0.46
1:AL:24:SER:HB3	1:AL:55:LYS:HD2	1.96	0.46
1:AU:74:GLU:CD	1:EI:88:ASN:ND2	2.67	0.46
1:BD:24:SER:HB3	1:BD:55:LYS:HD2	1.96	0.46
1:BF:71:MET:N	1:BF:71:MET:SD	2.88	0.46
1:BR:71:MET:N	1:BR:71:MET:SD	2.88	0.46
1:BX:71:MET:SD	1:BX:71:MET:N	2.88	0.46
1:BY:56:ARG:HD3	1:BY:57:PRO:HD2	1.96	0.46
1:CB:24:SER:HB3	1:CB:55:LYS:HD2	1.96	0.46
1:CE:24:SER:HB3	1:CE:55:LYS:HD2	1.96	0.46
1:CN:24:SER:HB3	1:CN:55:LYS:HD2	1.96	0.46
1:CU:107:PHE:CB	1:CU:112:ALA:HB1	2.43	0.46
1:CW:60:LYS:HA	1:CW:71:MET:CE	2.45	0.46
1:DF:19:ASP:HB3	1:DF:22:ARG:O	2.14	0.46
1:DF:60:LYS:HA	1:DF:71:MET:CE	2.45	0.46
1:DJ:107:PHE:CB	1:DJ:112:ALA:HB1	2.43	0.46
1:DK:71:MET:SD	1:DK:71:MET:N	2.88	0.46
1:DP:55:LYS:CG	1:DP:73:ASN:HB3	2.37	0.46
1:DU:19:ASP:HB3	1:DU:22:ARG:O	2.14	0.46

*Continued on next page...*

*Continued from previous page...*

Atom-1	Atom-2	Interatomic distance (Å)	Clash overlap (Å)
1:DY:55:LYS:CG	1:DY:73:ASN:HB3	2.37	0.46
1:EH:57:PRO:HA	1:EH:73:ASN:HD22	1.79	0.46
1:EN:35:ARG:HA	1:EN:44:ASN:ND2	2.27	0.46
1:EW:43:LEU:HD12	1:EW:85:SER:CB	2.45	0.46
1:EX:32:LEU:CD2	1:EX:34:GLN:NE2	2.72	0.46
1:FA:117:LEU:HD22	1:FA:117:LEU:N	2.30	0.46
1:FL:43:LEU:HD12	1:FL:85:SER:CB	2.45	0.46
1:FM:70:ILE:HD13	1:FO:40:ILE:HB	1.96	0.46
1:GD:35:ARG:HA	1:GD:44:ASN:ND2	2.27	0.46
1:GF:56:ARG:HD3	1:GF:57:PRO:HD2	1.96	0.46
1:GH:71:MET:N	1:GH:71:MET:SD	2.88	0.46
1:GJ:57:PRO:HA	1:GJ:73:ASN:HD22	1.79	0.46
1:GV:57:PRO:HA	1:GV:73:ASN:HA	1.97	0.46
1:AC:60:LYS:HA	1:AC:71:MET:CE	2.45	0.46
1:AD:113:GLY:CA	1:DP:89:LEU:HD22	2.21	0.46
1:AE:117:LEU:HD22	1:AE:117:LEU:N	2.30	0.46
1:AQ:71:MET:N	1:AQ:71:MET:SD	2.88	0.46
1:AY:89:LEU:HD22	1:EK:113:GLY:CA	2.21	0.46
1:BA:24:SER:HB3	1:BA:55:LYS:HD2	1.96	0.46
1:BI:71:MET:N	1:BI:71:MET:SD	2.88	0.46
1:BK:57:PRO:HA	1:BK:73:ASN:HA	1.97	0.46
1:BL:32:LEU:CD2	1:BL:34:GLN:NE2	2.72	0.46
1:CC:35:ARG:HA	1:CC:44:ASN:ND2	2.27	0.46
1:CL:55:LYS:HE2	1:CL:73:ASN:HB2	1.98	0.46
1:CR:31:LEU:HD22	1:CR:48:GLY:CA	2.41	0.46
1:CX:55:LYS:HE2	1:CX:73:ASN:HB2	1.98	0.46
1:DC:59:PRO:CG	1:FS:87:GLU:HB3	2.37	0.46
1:DD:55:LYS:HE2	1:DD:73:ASN:HB2	1.98	0.46
1:DG:55:LYS:HE2	1:DG:73:ASN:HB2	1.98	0.46
1:DO:56:ARG:HD3	1:DO:57:PRO:HD2	1.96	0.46
1:DV:55:LYS:HE2	1:DV:73:ASN:HB2	1.98	0.46
1:DW:117:LEU:HD22	1:DW:117:LEU:N	2.30	0.46
1:ED:24:SER:HB3	1:ED:55:LYS:HD2	1.96	0.46
1:EF:71:MET:N	1:EF:71:MET:SD	2.88	0.46
1:EL:71:MET:N	1:EL:71:MET:SD	2.88	0.46
1:EQ:57:PRO:HA	1:EQ:73:ASN:HD22	1.79	0.46
1:EV:24:SER:HB3	1:EV:55:LYS:HD2	1.96	0.46
1:FE:24:SER:HB3	1:FE:55:LYS:HD2	1.96	0.46
1:FF:57:PRO:HA	1:FF:73:ASN:HD22	1.79	0.46
1:FU:107:PHE:CB	1:FU:112:ALA:HB2	2.35	0.46
1:FV:71:MET:N	1:FV:71:MET:SD	2.88	0.46

*Continued on next page...*



*Continued from previous page...*

Atom-1	Atom-2	Interatomic distance (Å)	Clash overlap (Å)
1:FZ:59:PRO:CG	1:GT:87:GLU:HB3	2.37	0.46
1:GP:55:LYS:HE2	1:GP:73:ASN:HB2	1.98	0.46
1:AD:57:PRO:HA	1:AD:73:ASN:HA	1.97	0.46
1:AH:71:MET:SD	1:AH:71:MET:N	2.88	0.46
1:AJ:43:LEU:N	1:AJ:43:LEU:CD2	2.78	0.46
1:AJ:57:PRO:HA	1:AJ:73:ASN:HD22	1.79	0.46
1:AL:60:LYS:HA	1:AL:71:MET:CE	2.45	0.46
1:AM:57:PRO:HA	1:AM:73:ASN:HA	1.97	0.46
1:BB:57:PRO:HA	1:BB:73:ASN:HD22	1.79	0.46
1:BE:57:PRO:HA	1:BE:73:ASN:HA	1.97	0.46
1:BP:24:SER:HB3	1:BP:55:LYS:HD2	1.96	0.46
1:CD:71:MET:N	1:CD:71:MET:SD	2.88	0.46
1:CK:19:ASP:HB3	1:CK:22:ARG:O	2.14	0.46
1:CM:117:LEU:HD22	1:CM:117:LEU:N	2.30	0.46
1:CW:19:ASP:HB3	1:CW:22:ARG:O	2.14	0.46
1:CX:57:PRO:HA	1:CX:73:ASN:HD22	1.79	0.46
1:CY:71:MET:N	1:CY:71:MET:SD	2.88	0.46
1:DA:55:LYS:HE2	1:DA:73:ASN:HB2	1.98	0.46
1:DN:32:LEU:CD2	1:DN:34:GLN:NE2	2.72	0.46
1:DN:117:LEU:HD22	1:DN:117:LEU:N	2.30	0.46
1:DZ:71:MET:N	1:DZ:71:MET:SD	2.88	0.46
1:EG:60:LYS:HA	1:EG:71:MET:CE	2.45	0.46
1:EO:71:MET:SD	1:EO:71:MET:N	2.88	0.46
1:ES:24:SER:HB3	1:ES:55:LYS:HD2	1.96	0.46
1:EZ:55:LYS:CG	1:EZ:73:ASN:HB3	2.37	0.46
1:FA:60:LYS:N	1:FA:61:PRO:HD2	2.27	0.46
1:FI:55:LYS:CG	1:FI:73:ASN:HB3	2.37	0.46
1:FK:24:SER:HB3	1:FK:55:LYS:HD2	1.96	0.46
1:FK:60:LYS:HA	1:FK:71:MET:CE	2.45	0.46
1:FL:107:PHE:CB	1:FL:112:ALA:HB1	2.43	0.46
1:FM:32:LEU:CD2	1:FM:34:GLN:NE2	2.72	0.46
1:FU:55:LYS:HE2	1:FU:73:ASN:HB2	1.98	0.46
1:GB:32:LEU:CD2	1:GB:34:GLN:NE2	2.72	0.46
1:GB:70:ILE:HD13	1:GD:40:ILE:HB	1.96	0.46
1:GD:56:ARG:HD3	1:GD:57:PRO:HD3	1.98	0.46
1:GT:117:LEU:HD22	1:GT:117:LEU:N	2.30	0.46
1:GV:55:LYS:HE2	1:GV:73:ASN:HB2	1.98	0.46
1:AH:32:LEU:CD2	1:AH:34:GLN:NE2	2.72	0.46
1:AJ:55:LYS:HE2	1:AJ:73:ASN:HB2	1.98	0.46
1:AM:107:PHE:CB	1:AM:112:ALA:HB1	2.43	0.46
1:AT:117:LEU:HD22	1:AT:117:LEU:N	2.30	0.46

*Continued on next page...*



*Continued from previous page...*

Atom-1	Atom-2	Interatomic distance (Å)	Clash overlap (Å)
1:AZ:70:ILE:HD13	1:BB:40:ILE:HB	1.96	0.46
1:BC:71:MET:N	1:BC:71:MET:SD	2.88	0.46
1:BC:117:LEU:HD22	1:BC:117:LEU:N	2.30	0.46
1:CI:55:LYS:HE2	1:CI:73:ASN:HB2	1.98	0.46
1:CS:87:GLU:HB3	1:DU:59:PRO:CG	2.37	0.46
1:DC:24:SER:HB3	1:DC:55:LYS:HD2	1.96	0.46
1:DD:56:ARG:HD3	1:DD:57:PRO:HD3	1.98	0.46
1:DR:24:SER:HB3	1:DR:55:LYS:HD2	1.96	0.46
1:EP:60:LYS:HA	1:EP:71:MET:CE	2.45	0.46
1:EV:60:LYS:HA	1:EV:71:MET:CE	2.45	0.46
1:FI:56:ARG:HD3	1:FI:57:PRO:HD3	1.98	0.46
1:FI:107:PHE:CB	1:FI:112:ALA:HB1	2.43	0.46
1:FO:55:LYS:HE2	1:FO:73:ASN:HB2	1.98	0.46
1:FO:56:ARG:HD3	1:FO:57:PRO:HD3	1.98	0.46
1:FS:71:MET:N	1:FS:71:MET:SD	2.88	0.46
1:FV:32:LEU:CD2	1:FV:34:GLN:NE2	2.72	0.46
1:FX:43:LEU:N	1:FX:43:LEU:CD2	2.78	0.46
1:FX:55:LYS:HE2	1:FX:73:ASN:HB2	1.98	0.46
1:FX:57:PRO:HA	1:FX:73:ASN:HA	1.97	0.46
1:GB:71:MET:SD	1:GB:71:MET:N	2.88	0.46
1:GD:55:LYS:HE2	1:GD:73:ASN:HB2	1.98	0.46
1:GG:55:LYS:HE2	1:GG:73:ASN:HB2	1.98	0.46
1:GJ:55:LYS:CG	1:GJ:73:ASN:HB3	2.38	0.46
1:GM:55:LYS:HE2	1:GM:73:ASN:HB2	1.98	0.46
1:GN:88:ASN:ND2	1:GR:74:GLU:CD	2.67	0.46
1:GW:71:MET:N	1:GW:71:MET:SD	2.88	0.46
1:AH:89:LEU:HD22	1:DF:114:LEU:CD2	2.46	0.46
1:AJ:57:PRO:HA	1:AJ:73:ASN:HA	1.97	0.46
1:AP:43:LEU:HD12	1:AP:85:SER:CB	2.45	0.46
1:AR:59:PRO:CG	1:FD:87:GLU:HB3	2.37	0.46
1:AT:71:MET:N	1:AT:71:MET:SD	2.88	0.46
1:AV:43:LEU:N	1:AV:43:LEU:CD2	2.78	0.46
1:AV:57:PRO:HA	1:AV:73:ASN:HA	1.97	0.46
1:AZ:87:GLU:HB3	1:BG:59:PRO:CG	2.37	0.46
1:BB:57:PRO:HA	1:BB:73:ASN:HA	1.97	0.46
1:CB:60:LYS:HA	1:CB:71:MET:CE	2.45	0.46
1:CD:117:LEU:HD22	1:CD:117:LEU:N	2.30	0.46
1:CG:89:LEU:HD22	1:EA:114:LEU:CD2	2.46	0.46
1:CH:114:LEU:CD2	1:DE:89:LEU:HD22	2.46	0.46
1:CK:59:PRO:CG	1:DH:87:GLU:HB3	2.37	0.46
1:CM:71:MET:N	1:CM:71:MET:SD	2.88	0.46

*Continued on next page...*

*Continued from previous page...*

Atom-1	Atom-2	Interatomic distance (Å)	Clash overlap (Å)
1:CQ:60:LYS:HA	1:CQ:71:MET:CE	2.45	0.46
1:CR:35:ARG:HA	1:CR:44:ASN:ND2	2.27	0.46
1:CV:89:LEU:HD22	1:GL:114:LEU:CD2	2.46	0.46
1:CW:114:LEU:CD2	1:FV:89:LEU:HD22	2.46	0.46
1:DB:88:ASN:ND2	1:GI:74:GLU:CD	2.67	0.46
1:EW:107:PHE:CB	1:EW:112:ALA:HB1	2.43	0.46
1:EZ:56:ARG:HD3	1:EZ:57:PRO:HD3	1.98	0.46
1:FD:70:ILE:HD13	1:FF:40:ILE:HB	1.96	0.46
1:FM:71:MET:N	1:FM:71:MET:SD	2.88	0.46
1:FO:57:PRO:HA	1:FO:73:ASN:HA	1.97	0.46
1:GE:117:LEU:HD22	1:GE:117:LEU:N	2.30	0.46
1:GI:60:LYS:HA	1:GI:71:MET:CE	2.45	0.46
1:GK:89:LEU:HD22	1:GX:114:LEU:CD2	2.46	0.46
1:GO:24:SER:HB3	1:GO:55:LYS:HD2	1.96	0.46
1:GP:56:ARG:HD3	1:GP:57:PRO:HD3	1.98	0.46
1:GR:60:LYS:HA	1:GR:71:MET:CE	2.45	0.46
1:GY:56:ARG:HD3	1:GY:57:PRO:HD3	1.98	0.46
1:AI:56:ARG:HD3	1:AI:57:PRO:HD2	1.96	0.46
1:AR:114:LEU:CD2	1:FD:89:LEU:HD22	2.46	0.46
1:AU:114:LEU:CD2	1:EI:89:LEU:HD22	2.46	0.46
1:AW:89:LEU:HD22	1:BD:114:LEU:CD2	2.46	0.46
1:AZ:89:LEU:HD22	1:BG:114:LEU:CD2	2.46	0.46
1:CC:31:LEU:HD22	1:CC:48:GLY:CA	2.41	0.46
1:CD:88:ASN:ND2	1:DX:74:GLU:CD	2.67	0.46
1:CI:111:ASN:N	1:CI:111:ASN:ND2	2.64	0.46
1:CY:87:GLU:HB3	1:GO:59:PRO:CG	2.37	0.46
1:CZ:24:SER:HB3	1:CZ:55:LYS:HD2	1.96	0.46
1:DG:57:PRO:HA	1:DG:73:ASN:HD22	1.79	0.46
1:DM:43:LEU:HD12	1:DM:85:SER:CB	2.45	0.46
1:DM:89:LEU:HD22	1:GY:113:GLY:CA	2.21	0.46
1:DN:89:LEU:HD22	1:EV:114:LEU:CD2	2.46	0.46
1:EB:56:ARG:HD3	1:EB:57:PRO:HD3	1.98	0.46
1:EH:111:ASN:N	1:EH:111:ASN:ND2	2.64	0.46
1:EN:43:LEU:N	1:EN:43:LEU:CD2	2.78	0.46
1:EZ:35:ARG:HA	1:EZ:44:ASN:ND2	2.27	0.46
1:FU:57:PRO:HA	1:FU:73:ASN:HA	1.97	0.46
1:FX:57:PRO:HA	1:FX:73:ASN:HD22	1.79	0.46
1:FX:111:ASN:N	1:FX:111:ASN:ND2	2.64	0.46
1:GD:57:PRO:HA	1:GD:73:ASN:HA	1.97	0.46
1:GY:55:LYS:HE2	1:GY:73:ASN:HB2	1.98	0.46
1:AB:89:LEU:HD22	1:DI:114:LEU:CD2	2.46	0.46

*Continued on next page...*

*Continued from previous page...*

Atom-1	Atom-2	Interatomic distance (Å)	Clash overlap (Å)
1:AC:114:LEU:CD2	1:FG:89:LEU:HD22	2.46	0.46
1:AD:107:PHE:CB	1:AD:112:ALA:HB1	2.43	0.46
1:AD:111:ASN:N	1:AD:111:ASN:ND2	2.64	0.46
1:AG:111:ASN:N	1:AG:111:ASN:ND2	2.64	0.46
1:AJ:111:ASN:N	1:AJ:111:ASN:ND2	2.64	0.46
1:AK:89:LEU:HD22	1:CT:114:LEU:CD2	2.46	0.46
1:AM:111:ASN:N	1:AM:111:ASN:ND2	2.64	0.46
1:BB:43:LEU:HD12	1:BB:85:SER:CB	2.45	0.46
1:BT:43:LEU:N	1:BT:43:LEU:CD2	2.78	0.46
1:CF:57:PRO:HA	1:CF:73:ASN:HA	1.97	0.46
1:CH:56:ARG:HD3	1:CH:57:PRO:HD2	1.96	0.46
1:CK:114:LEU:CD2	1:DH:89:LEU:HD22	2.46	0.46
1:CL:57:PRO:HA	1:CL:73:ASN:HD22	1.79	0.46
1:CO:111:ASN:N	1:CO:111:ASN:ND2	2.64	0.46
1:CS:89:LEU:HD22	1:DU:114:LEU:CD2	2.46	0.46
1:CY:89:LEU:HD22	1:GO:114:LEU:CD2	2.46	0.46
1:DA:57:PRO:HA	1:DA:73:ASN:HA	1.97	0.46
1:DC:114:LEU:CD2	1:FS:89:LEU:HD22	2.46	0.46
1:DG:57:PRO:HA	1:DG:73:ASN:HA	1.97	0.46
1:DN:87:GLU:HB3	1:EV:59:PRO:CG	2.37	0.46
1:DW:89:LEU:HD22	1:FK:114:LEU:CD2	2.46	0.46
1:EB:55:LYS:HE2	1:EB:73:ASN:HB2	1.98	0.46
1:EH:55:LYS:HE2	1:EH:73:ASN:HB2	1.98	0.46
1:EQ:111:ASN:N	1:EQ:111:ASN:ND2	2.64	0.46
1:FC:111:ASN:N	1:FC:111:ASN:ND2	2.64	0.46
1:FF:43:LEU:HD12	1:FF:85:SER:CB	2.45	0.46
1:FF:57:PRO:HA	1:FF:73:ASN:HA	1.97	0.46
1:FI:35:ARG:HA	1:FI:44:ASN:ND2	2.27	0.46
1:FR:111:ASN:N	1:FR:111:ASN:ND2	2.64	0.46
1:FT:24:SER:HB3	1:FT:55:LYS:HD2	1.96	0.46
1:FW:56:ARG:HD3	1:FW:57:PRO:HD2	1.96	0.46
1:GA:55:LYS:HE2	1:GA:73:ASN:HB2	1.98	0.46
1:GD:43:LEU:N	1:GD:43:LEU:CD2	2.78	0.46
1:GJ:56:ARG:HD3	1:GJ:57:PRO:HD3	1.98	0.46
1:GL:56:ARG:HD3	1:GL:57:PRO:HD2	1.96	0.46
1:GM:111:ASN:N	1:GM:111:ASN:ND2	2.64	0.46
1:AL:114:LEU:CD2	1:EX:89:LEU:HD22	2.46	0.45
1:AM:113:GLY:CA	1:DY:89:LEU:HD22	2.21	0.45
1:AQ:89:LEU:HD22	1:CQ:114:LEU:CD2	2.46	0.45
1:BI:89:LEU:HD22	1:BV:114:LEU:CD2	2.46	0.45
1:BO:89:LEU:HD22	1:EG:114:LEU:CD2	2.46	0.45

*Continued on next page...*

*Continued from previous page...*

Atom-1	Atom-2	Interatomic distance (Å)	Clash overlap (Å)
1:BS:60:LYS:HA	1:BS:71:MET:CE	2.45	0.45
1:CE:114:LEU:CD2	1:DK:89:LEU:HD22	2.46	0.45
1:CF:43:LEU:N	1:CF:43:LEU:CD2	2.78	0.45
1:CF:111:ASN:N	1:CF:111:ASN:ND2	2.64	0.45
1:CJ:89:LEU:HD22	1:ED:114:LEU:CD2	2.46	0.45
1:CM:88:ASN:ND2	1:DO:74:GLU:CD	2.67	0.45
1:CR:55:LYS:HE2	1:CR:73:ASN:HB2	1.98	0.45
1:CX:57:PRO:HA	1:CX:73:ASN:HA	1.97	0.45
1:DA:31:LEU:HD22	1:DA:48:GLY:CA	2.41	0.45
1:DA:111:ASN:N	1:DA:111:ASN:ND2	2.64	0.45
1:DC:56:ARG:O	1:DC:74:GLU:HG2	2.17	0.45
1:DM:55:LYS:CG	1:DM:73:ASN:HB3	2.37	0.45
1:DQ:89:LEU:HD22	1:EP:114:LEU:CD2	2.46	0.45
1:DZ:89:LEU:HD22	1:FN:114:LEU:CD2	2.46	0.45
1:EQ:55:LYS:HE2	1:EQ:73:ASN:HB2	1.98	0.45
1:FO:43:LEU:N	1:FO:43:LEU:CD2	2.78	0.45
1:FO:57:PRO:HA	1:FO:73:ASN:HD22	1.79	0.45
1:FO:111:ASN:N	1:FO:111:ASN:ND2	2.64	0.45
1:FR:55:LYS:HE2	1:FR:73:ASN:HB2	1.98	0.45
1:GA:111:ASN:N	1:GA:111:ASN:ND2	2.64	0.45
1:GD:111:ASN:N	1:GD:111:ASN:ND2	2.64	0.45
1:GH:60:LYS:N	1:GH:61:PRO:HD2	2.27	0.45
1:GQ:60:LYS:N	1:GQ:61:PRO:HD2	2.27	0.45
1:GS:55:LYS:CG	1:GS:73:ASN:HB3	2.38	0.45
1:GS:56:ARG:HD3	1:GS:57:PRO:HD3	1.98	0.45
1:AI:56:ARG:O	1:AI:74:GLU:HG2	2.17	0.45
1:AN:89:LEU:HD22	1:CN:114:LEU:CD2	2.46	0.45
1:AP:107:PHE:CB	1:AP:112:ALA:HB1	2.43	0.45
1:BF:89:LEU:HD22	1:CB:114:LEU:CD2	2.46	0.45
1:BK:111:ASN:N	1:BK:111:ASN:ND2	2.64	0.45
1:BM:114:LEU:CD2	1:BX:89:LEU:HD22	2.46	0.45
1:BN:55:LYS:HE2	1:BN:73:ASN:HB2	1.98	0.45
1:BP:114:LEU:CD2	1:CA:89:LEU:HD22	2.46	0.45
1:BW:55:LYS:HE2	1:BW:73:ASN:HB2	1.98	0.45
1:BZ:111:ASN:N	1:BZ:111:ASN:ND2	2.64	0.45
1:CC:55:LYS:HE2	1:CC:73:ASN:HB2	1.98	0.45
1:CO:43:LEU:N	1:CO:43:LEU:CD2	2.78	0.45
1:CO:57:PRO:HA	1:CO:73:ASN:HA	1.97	0.45
1:CW:56:ARG:O	1:CW:74:GLU:HG2	2.17	0.45
1:DF:56:ARG:O	1:DF:74:GLU:HG2	2.17	0.45
1:DI:56:ARG:O	1:DI:74:GLU:HG2	2.17	0.45

*Continued on next page...*

*Continued from previous page...*

Atom-1	Atom-2	Interatomic distance (Å)	Clash overlap (Å)
1:DK:32:LEU:CD2	1:DK:34:GLN:NE2	2.72	0.45
1:DR:56:ARG:O	1:DR:74:GLU:HG2	2.17	0.45
1:DT:88:ASN:ND2	1:ES:74:GLU:CD	2.67	0.45
1:DT:89:LEU:HD22	1:ES:114:LEU:CD2	2.46	0.45
1:DV:57:PRO:HA	1:DV:73:ASN:HD22	1.79	0.45
1:EM:60:LYS:HA	1:EM:71:MET:CE	2.45	0.45
1:EO:89:LEU:HD22	1:FE:114:LEU:CD2	2.46	0.45
1:FU:111:ASN:N	1:FU:111:ASN:ND2	2.64	0.45
1:FW:56:ARG:O	1:FW:74:GLU:HG2	2.17	0.45
1:GC:114:LEU:CD2	1:GW:89:LEU:HD22	2.46	0.45
1:GD:57:PRO:HA	1:GD:73:ASN:HD22	1.79	0.45
1:GO:56:ARG:O	1:GO:74:GLU:HG2	2.17	0.45
1:AI:74:GLU:CD	1:FM:88:ASN:ND2	2.67	0.45
1:AP:35:ARG:HA	1:AP:44:ASN:ND2	2.26	0.45
1:AP:89:LEU:HD22	1:EB:113:GLY:CA	2.21	0.45
1:AS:35:ARG:HA	1:AS:44:ASN:ND2	2.27	0.45
1:AS:107:PHE:CB	1:AS:112:ALA:HB1	2.43	0.45
1:AY:55:LYS:HE2	1:AY:73:ASN:HB2	1.98	0.45
1:AY:55:LYS:CG	1:AY:73:ASN:HB3	2.37	0.45
1:BA:114:LEU:CD2	1:EF:89:LEU:HD22	2.46	0.45
1:BB:35:ARG:HA	1:BB:44:ASN:ND2	2.26	0.45
1:BB:111:ASN:N	1:BB:111:ASN:ND2	2.64	0.45
1:BE:89:LEU:HD22	1:EQ:113:GLY:CA	2.21	0.45
1:BH:35:ARG:HA	1:BH:44:ASN:ND2	2.27	0.45
1:BH:107:PHE:CB	1:BH:112:ALA:HB1	2.43	0.45
1:BP:56:ARG:O	1:BP:74:GLU:HG2	2.17	0.45
1:BR:16:VAL:HG22	1:BR:28:SER:HB2	1.99	0.45
1:CG:16:VAL:HG22	1:CG:28:SER:HB2	1.99	0.45
1:CL:31:LEU:HD22	1:CL:48:GLY:CA	2.41	0.45
1:CN:71:MET:CB	1:CN:72:PRO:CD	2.86	0.45
1:CP:89:LEU:HD22	1:DR:114:LEU:CD2	2.46	0.45
1:CT:56:ARG:O	1:CT:74:GLU:HG2	2.17	0.45
1:ED:56:ARG:O	1:ED:74:GLU:HG2	2.17	0.45
1:EE:55:LYS:HE2	1:EE:73:ASN:HB2	1.98	0.45
1:EK:55:LYS:HE2	1:EK:73:ASN:HB2	1.98	0.45
1:EL:16:VAL:HG22	1:EL:28:SER:HB2	1.99	0.45
1:ES:56:ARG:O	1:ES:74:GLU:HG2	2.17	0.45
1:ET:111:ASN:N	1:ET:111:ASN:ND2	2.64	0.45
1:FF:35:ARG:HA	1:FF:44:ASN:ND2	2.26	0.45
1:FF:111:ASN:N	1:FF:111:ASN:ND2	2.64	0.45
1:FI:111:ASN:N	1:FI:111:ASN:ND2	2.64	0.45

*Continued on next page...*

*Continued from previous page...*

Atom-1	Atom-2	Interatomic distance (Å)	Clash overlap (Å)
1:FZ:60:LYS:HA	1:FZ:71:MET:CE	2.45	0.45
1:GK:16:VAL:HG22	1:GK:28:SER:HB2	1.99	0.45
1:GL:56:ARG:O	1:GL:74:GLU:HG2	2.17	0.45
1:GQ:32:LEU:CD2	1:GQ:34:GLN:NE2	2.72	0.45
1:AI:114:LEU:CD2	1:FM:89:LEU:HD22	2.46	0.45
1:AN:16:VAL:HG22	1:AN:28:SER:HB2	1.99	0.45
1:AP:55:LYS:CG	1:AP:73:ASN:HB3	2.37	0.45
1:AP:56:ARG:HD3	1:AP:57:PRO:HD3	1.98	0.45
1:AP:57:PRO:HA	1:AP:73:ASN:HA	1.97	0.45
1:AT:89:LEU:HD22	1:BJ:114:LEU:CD2	2.46	0.45
1:BD:60:LYS:HA	1:BD:71:MET:CE	2.45	0.45
1:BE:55:LYS:HE2	1:BE:73:ASN:HB2	1.98	0.45
1:BK:55:LYS:HE2	1:BK:73:ASN:HB2	1.98	0.45
1:BL:16:VAL:HG22	1:BL:28:SER:HB2	1.99	0.45
1:BP:71:MET:CB	1:BP:72:PRO:CD	2.86	0.45
1:BS:56:ARG:O	1:BS:74:GLU:HG2	2.17	0.45
1:BS:114:LEU:CD2	1:BU:89:LEU:HD22	2.46	0.45
1:BU:16:VAL:HG22	1:BU:28:SER:HB2	1.99	0.45
1:CC:107:PHE:CB	1:CC:112:ALA:HB1	2.43	0.45
1:CD:16:VAL:HG22	1:CD:28:SER:HB2	1.99	0.45
1:CD:89:LEU:HD22	1:DX:114:LEU:CD2	2.46	0.45
1:CH:56:ARG:O	1:CH:74:GLU:HG2	2.17	0.45
1:CJ:88:ASN:ND2	1:ED:74:GLU:CD	2.67	0.45
1:CL:111:ASN:N	1:CL:111:ASN:ND2	2.64	0.45
1:DK:16:VAL:HG22	1:DK:28:SER:HB2	1.99	0.45
1:DM:107:PHE:CB	1:DM:112:ALA:HB1	2.43	0.45
1:DW:87:GLU:HB3	1:FK:59:PRO:CG	2.37	0.45
1:EE:111:ASN:N	1:EE:111:ASN:ND2	2.64	0.45
1:ET:55:LYS:HE2	1:ET:73:ASN:HB2	1.98	0.45
1:EZ:111:ASN:N	1:EZ:111:ASN:ND2	2.64	0.45
1:FM:16:VAL:HG22	1:FM:28:SER:HB2	1.99	0.45
1:FQ:60:LYS:HA	1:FQ:71:MET:CE	2.45	0.45
1:FS:16:VAL:HG22	1:FS:28:SER:HB2	1.99	0.45
1:FU:31:LEU:HD22	1:FU:48:GLY:CA	2.41	0.45
1:GH:32:LEU:CD2	1:GH:34:GLN:NE2	2.72	0.45
1:GJ:55:LYS:HE2	1:GJ:73:ASN:HB2	1.98	0.45
1:GM:43:LEU:N	1:GM:43:LEU:CD2	2.78	0.45
1:AC:56:ARG:O	1:AC:74:GLU:HG2	2.17	0.45
1:AH:16:VAL:HG22	1:AH:28:SER:HB2	1.99	0.45
1:AL:56:ARG:O	1:AL:74:GLU:HG2	2.17	0.45
1:AN:32:LEU:CD2	1:AN:34:GLN:NE2	2.72	0.45

*Continued on next page...*

*Continued from previous page...*

Atom-1	Atom-2	Interatomic distance (Å)	Clash overlap (Å)
1:AV:55:LYS:HE2	1:AV:73:ASN:HB2	1.98	0.45
1:BC:89:LEU:HD22	1:BY:114:LEU:CD2	2.46	0.45
1:BE:35:ARG:HA	1:BE:44:ASN:ND2	2.26	0.45
1:BH:56:ARG:HD3	1:BH:57:PRO:HD3	1.98	0.45
1:BR:117:LEU:N	1:BR:117:LEU:HD22	2.30	0.45
1:BZ:55:LYS:HE2	1:BZ:73:ASN:HB2	1.98	0.45
1:BZ:107:PHE:CB	1:BZ:112:ALA:HB1	2.43	0.45
1:CC:111:ASN:N	1:CC:111:ASN:ND2	2.64	0.45
1:CF:56:ARG:HD3	1:CF:57:PRO:HD3	1.98	0.45
1:CM:16:VAL:HG22	1:CM:28:SER:HB2	1.99	0.45
1:CM:89:LEU:HD22	1:DO:114:LEU:CD2	2.46	0.45
1:CO:56:ARG:HD3	1:CO:57:PRO:HD3	1.98	0.45
1:CR:111:ASN:N	1:CR:111:ASN:ND2	2.64	0.45
1:CU:111:ASN:N	1:CU:111:ASN:ND2	2.64	0.45
1:CY:16:VAL:HG22	1:CY:28:SER:HB2	1.99	0.45
1:DB:16:VAL:HG22	1:DB:28:SER:HB2	1.99	0.45
1:DM:57:PRO:HA	1:DM:73:ASN:HA	1.97	0.45
1:DO:60:LYS:HA	1:DO:71:MET:CE	2.45	0.45
1:DS:111:ASN:N	1:DS:111:ASN:ND2	2.64	0.45
1:DV:111:ASN:N	1:DV:111:ASN:ND2	2.64	0.45
1:EL:117:LEU:HD22	1:EL:117:LEU:N	2.30	0.45
1:EM:56:ARG:O	1:EM:74:GLU:HG2	2.17	0.45
1:FE:71:MET:CB	1:FE:72:PRO:CD	2.86	0.45
1:FG:16:VAL:HG22	1:FG:28:SER:HB2	1.99	0.45
1:FG:32:LEU:CD2	1:FG:34:GLN:NE2	2.72	0.45
1:FV:16:VAL:HG22	1:FV:28:SER:HB2	1.99	0.45
1:FW:74:GLU:CD	1:GB:88:ASN:ND2	2.67	0.45
1:FW:114:LEU:CD2	1:GB:89:LEU:HD22	2.46	0.45
1:GB:16:VAL:HG22	1:GB:28:SER:HB2	1.99	0.45
1:AD:55:LYS:HE2	1:AD:73:ASN:HB2	1.98	0.45
1:AM:55:LYS:HE2	1:AM:73:ASN:HB2	1.98	0.45
1:AS:56:ARG:HD3	1:AS:57:PRO:HD3	1.98	0.45
1:AU:60:LYS:HA	1:AU:71:MET:CE	2.45	0.45
1:AV:35:ARG:HA	1:AV:44:ASN:ND2	2.26	0.45
1:BE:111:ASN:N	1:BE:111:ASN:ND2	2.64	0.45
1:BG:56:ARG:O	1:BG:74:GLU:HG2	2.17	0.45
1:BL:89:LEU:HD22	1:EM:114:LEU:CD2	2.46	0.45
1:BQ:111:ASN:N	1:BQ:111:ASN:ND2	2.64	0.45
1:BR:89:LEU:HD22	1:EJ:114:LEU:CD2	2.46	0.45
1:BY:56:ARG:O	1:BY:74:GLU:HG2	2.17	0.45
1:CE:60:LYS:HA	1:CE:71:MET:CE	2.45	0.45

*Continued on next page...*



*Continued from previous page...*

Atom-1	Atom-2	Interatomic distance (Å)	Clash overlap (Å)
1:CR:107:PHE:CB	1:CR:112:ALA:HB1	2.43	0.45
1:DJ:111:ASN:N	1:DJ:111:ASN:ND2	2.64	0.45
1:DM:35:ARG:HA	1:DM:44:ASN:ND2	2.26	0.45
1:DM:111:ASN:N	1:DM:111:ASN:ND2	2.64	0.45
1:DV:31:LEU:HD22	1:DV:48:GLY:CA	2.41	0.45
1:DX:60:LYS:HA	1:DX:71:MET:CE	2.45	0.45
1:EG:24:SER:HB3	1:EG:55:LYS:HD2	1.96	0.45
1:EN:111:ASN:N	1:EN:111:ASN:ND2	2.64	0.45
1:EW:55:LYS:HE2	1:EW:73:ASN:HB2	1.98	0.45
1:EX:16:VAL:HG22	1:EX:28:SER:HB2	1.99	0.45
1:EY:56:ARG:O	1:EY:74:GLU:HG2	2.17	0.45
1:FH:56:ARG:O	1:FH:74:GLU:HG2	2.17	0.45
1:FN:56:ARG:O	1:FN:74:GLU:HG2	2.17	0.45
1:GC:56:ARG:O	1:GC:74:GLU:HG2	2.17	0.45
1:GN:16:VAL:HG22	1:GN:28:SER:HB2	1.99	0.45
1:GS:55:LYS:HE2	1:GS:73:ASN:HB2	1.98	0.45
1:GX:56:ARG:O	1:GX:74:GLU:HG2	2.17	0.45
1:AJ:35:ARG:HA	1:AJ:44:ASN:ND2	2.26	0.45
1:AO:114:LEU:CD2	1:FA:89:LEU:HD22	2.46	0.45
1:AP:111:ASN:N	1:AP:111:ASN:ND2	2.64	0.45
1:AR:56:ARG:O	1:AR:74:GLU:HG2	2.17	0.45
1:AX:114:LEU:CD2	1:EL:89:LEU:HD22	2.46	0.45
1:AY:56:ARG:HD3	1:AY:57:PRO:HD3	1.98	0.45
1:BE:107:PHE:CB	1:BE:112:ALA:HB1	2.43	0.45
1:BI:60:LYS:HE2	1:BI:60:LYS:H	1.82	0.45
1:BK:107:PHE:CB	1:BK:112:ALA:HB1	2.43	0.45
1:BN:111:ASN:N	1:BN:111:ASN:ND2	2.64	0.45
1:BP:59:PRO:CG	1:CA:87:GLU:HB3	2.37	0.45
1:BT:111:ASN:N	1:BT:111:ASN:ND2	2.64	0.45
1:BX:16:VAL:HG22	1:BX:28:SER:HB2	1.99	0.45
1:BX:60:LYS:HE2	1:BX:60:LYS:H	1.82	0.45
1:BZ:31:LEU:HD22	1:BZ:48:GLY:CA	2.41	0.45
1:CE:71:MET:CB	1:CE:72:PRO:CD	2.86	0.45
1:DB:60:LYS:HE2	1:DB:60:LYS:H	1.82	0.45
1:DQ:16:VAL:HG22	1:DQ:28:SER:HB2	1.99	0.45
1:DR:71:MET:CB	1:DR:72:PRO:CD	2.86	0.45
1:EA:56:ARG:O	1:EA:74:GLU:HG2	2.17	0.45
1:EH:43:LEU:N	1:EH:43:LEU:CD2	2.78	0.45
1:EK:56:ARG:HD3	1:EK:57:PRO:HD3	1.98	0.45
1:ER:88:ASN:ND2	1:EY:74:GLU:CD	2.67	0.45
1:FE:56:ARG:O	1:FE:74:GLU:HG2	2.17	0.45

*Continued on next page...*

*Continued from previous page...*

Atom-1	Atom-2	Interatomic distance (Å)	Clash overlap (Å)
1:FL:55:LYS:HE2	1:FL:73:ASN:HB2	1.98	0.45
1:FT:74:GLU:CD	1:FY:88:ASN:ND2	2.67	0.45
1:GF:56:ARG:O	1:GF:74:GLU:HG2	2.17	0.45
1:GH:6:GLN:CG	1:GH:7:PRO:HD2	2.47	0.45
1:GH:16:VAL:HG22	1:GH:28:SER:HB2	1.99	0.45
1:GH:89:LEU:HD22	1:GU:114:LEU:CD2	2.46	0.45
1:GN:60:LYS:HE2	1:GN:60:LYS:H	1.82	0.45
1:GQ:6:GLN:CG	1:GQ:7:PRO:HD2	2.47	0.45
1:GQ:16:VAL:HG22	1:GQ:28:SER:HB2	1.99	0.45
1:GU:56:ARG:O	1:GU:74:GLU:HG2	2.17	0.45
1:AB:6:GLN:CG	1:AB:7:PRO:HD2	2.47	0.45
1:AB:60:LYS:HE2	1:AB:60:LYS:H	1.82	0.45
1:AE:89:LEU:HD22	1:DL:114:LEU:CD2	2.46	0.45
1:AK:6:GLN:CG	1:AK:7:PRO:HD2	2.47	0.45
1:AK:60:LYS:HE2	1:AK:60:LYS:H	1.82	0.45
1:AQ:16:VAL:HG22	1:AQ:28:SER:HB2	1.99	0.45
1:AT:88:ASN:ND2	1:BJ:74:GLU:CD	2.67	0.45
1:AV:111:ASN:N	1:AV:111:ASN:ND2	2.64	0.45
1:BA:56:ARG:O	1:BA:74:GLU:HG2	2.17	0.45
1:BA:71:MET:CB	1:BA:72:PRO:CD	2.86	0.45
1:BF:6:GLN:CG	1:BF:7:PRO:HD2	2.47	0.45
1:BI:16:VAL:HG22	1:BI:28:SER:HB2	1.99	0.45
1:BJ:56:ARG:O	1:BJ:74:GLU:HG2	2.17	0.45
1:BO:16:VAL:HG22	1:BO:28:SER:HB2	1.99	0.45
1:BW:111:ASN:N	1:BW:111:ASN:ND2	2.64	0.45
1:CA:16:VAL:HG22	1:CA:28:SER:HB2	1.99	0.45
1:CB:56:ARG:O	1:CB:74:GLU:HG2	2.17	0.45
1:CP:6:GLN:CG	1:CP:7:PRO:HD2	2.47	0.45
1:CU:55:LYS:HE2	1:CU:73:ASN:HB2	1.98	0.45
1:DB:89:LEU:HD22	1:GI:114:LEU:CD2	2.46	0.45
1:DP:55:LYS:HE2	1:DP:73:ASN:HB2	1.98	0.45
1:DP:111:ASN:N	1:DP:111:ASN:ND2	2.64	0.45
1:DY:111:ASN:N	1:DY:111:ASN:ND2	2.64	0.45
1:EP:24:SER:HB3	1:EP:55:LYS:HD2	1.96	0.45
1:EQ:31:LEU:HD22	1:EQ:48:GLY:CA	2.41	0.45
1:EQ:43:LEU:N	1:EQ:43:LEU:CD2	2.78	0.45
1:EU:89:LEU:HD22	1:FB:114:LEU:CD2	2.46	0.45
1:FB:60:LYS:HA	1:FB:71:MET:CE	2.45	0.45
1:FK:56:ARG:O	1:FK:74:GLU:HG2	2.17	0.45
1:FM:6:GLN:CG	1:FM:7:PRO:HD2	2.47	0.45
1:GB:6:GLN:CG	1:GB:7:PRO:HD2	2.47	0.45

*Continued on next page...*

*Continued from previous page...*

Atom-1	Atom-2	Interatomic distance (Å)	Clash overlap (Å)
1:GN:89:LEU:HD22	1:GR:114:LEU:CD2	2.46	0.45
1:AF:114:LEU:CD2	1:FJ:89:LEU:HD22	2.46	0.45
1:AQ:6:GLN:CG	1:AQ:7:PRO:HD2	2.47	0.45
1:AV:89:LEU:HD22	1:EH:113:GLY:CA	2.21	0.45
1:AV:107:PHE:CB	1:AV:112:ALA:HB1	2.43	0.45
1:AX:56:ARG:O	1:AX:74:GLU:HG2	2.17	0.45
1:BF:16:VAL:HG22	1:BF:28:SER:HB2	1.99	0.45
1:BJ:24:SER:HB3	1:BJ:55:LYS:HD2	1.96	0.45
1:BR:6:GLN:CG	1:BR:7:PRO:HD2	2.47	0.45
1:BY:24:SER:HB3	1:BY:55:LYS:HD2	1.96	0.45
1:BZ:56:ARG:HD3	1:BZ:57:PRO:HD3	1.98	0.45
1:CA:6:GLN:CG	1:CA:7:PRO:HD2	2.47	0.45
1:CJ:16:VAL:HG22	1:CJ:28:SER:HB2	1.99	0.45
1:CM:6:GLN:CG	1:CM:7:PRO:HD2	2.47	0.45
1:CM:60:LYS:HE2	1:CM:60:LYS:H	1.82	0.45
1:CP:16:VAL:HG22	1:CP:28:SER:HB2	1.99	0.45
1:CZ:74:GLU:CD	1:FP:88:ASN:ND2	2.67	0.45
1:DA:56:ARG:HD3	1:DA:57:PRO:HD3	1.98	0.45
1:DJ:55:LYS:HE2	1:DJ:73:ASN:HB2	1.98	0.45
1:DM:55:LYS:HE2	1:DM:73:ASN:HB2	1.98	0.45
1:DT:16:VAL:HG22	1:DT:28:SER:HB2	1.99	0.45
1:EC:88:ASN:ND2	1:FH:74:GLU:CD	2.67	0.45
1:EV:56:ARG:O	1:EV:74:GLU:HG2	2.17	0.45
1:EZ:55:LYS:HE2	1:EZ:73:ASN:HB2	1.98	0.45
1:FA:60:LYS:HE2	1:FA:60:LYS:H	1.82	0.45
1:FC:55:LYS:HE2	1:FC:73:ASN:HB2	1.98	0.45
1:FI:55:LYS:HE2	1:FI:73:ASN:HB2	1.98	0.45
1:FQ:56:ARG:O	1:FQ:74:GLU:HG2	2.17	0.45
1:FQ:114:LEU:CD2	1:GE:89:LEU:HD22	2.46	0.45
1:FT:71:MET:CB	1:FT:72:PRO:CD	2.86	0.45
1:FX:35:ARG:HA	1:FX:44:ASN:ND2	2.26	0.45
1:FZ:56:ARG:O	1:FZ:74:GLU:HG2	2.17	0.45
1:FZ:114:LEU:CD2	1:GT:89:LEU:HD22	2.46	0.45
1:GF:114:LEU:CD2	1:GQ:89:LEU:HD22	2.46	0.45
1:AE:60:LYS:HE2	1:AE:60:LYS:H	1.82	0.45
1:AF:60:LYS:HA	1:AF:71:MET:CE	2.45	0.45
1:AG:55:LYS:HE2	1:AG:73:ASN:HB2	1.98	0.45
1:AO:56:ARG:O	1:AO:74:GLU:HG2	2.17	0.45
1:AP:55:LYS:HE2	1:AP:73:ASN:HB2	1.98	0.45
1:AS:111:ASN:N	1:AS:111:ASN:ND2	2.64	0.45
1:BB:55:LYS:HE2	1:BB:73:ASN:HB2	1.98	0.45

*Continued on next page...*

*Continued from previous page...*

Atom-1	Atom-2	Interatomic distance (Å)	Clash overlap (Å)
1:BE:6:GLN:HA	1:BE:7:PRO:HD3	1.82	0.45
1:BG:24:SER:HB3	1:BG:55:LYS:HD2	1.96	0.45
1:BK:31:LEU:HD22	1:BK:48:GLY:CA	2.41	0.45
1:BK:56:ARG:HD3	1:BK:57:PRO:HD3	1.98	0.45
1:BO:87:GLU:HB3	1:EG:59:PRO:CG	2.37	0.45
1:BQ:55:LYS:HE2	1:BQ:73:ASN:HB2	1.98	0.45
1:BT:56:ARG:HD3	1:BT:57:PRO:HD3	1.98	0.45
1:CD:6:GLN:CG	1:CD:7:PRO:HD2	2.47	0.45
1:CD:60:LYS:HE2	1:CD:60:LYS:H	1.82	0.45
1:CJ:6:GLN:CG	1:CJ:7:PRO:HD2	2.47	0.45
1:CQ:56:ARG:O	1:CQ:74:GLU:HG2	2.17	0.45
1:CS:16:VAL:HG22	1:CS:28:SER:HB2	1.99	0.45
1:CV:6:GLN:CG	1:CV:7:PRO:HD2	2.47	0.45
1:CZ:71:MET:CB	1:CZ:72:PRO:CD	2.86	0.45
1:DN:6:GLN:CG	1:DN:7:PRO:HD2	2.47	0.45
1:DS:55:LYS:HE2	1:DS:73:ASN:HB2	1.98	0.45
1:DT:6:GLN:CG	1:DT:7:PRO:HD2	2.47	0.45
1:DW:6:GLN:CG	1:DW:7:PRO:HD2	2.47	0.45
1:DX:56:ARG:O	1:DX:74:GLU:HG2	2.17	0.45
1:DY:55:LYS:HE2	1:DY:73:ASN:HB2	1.98	0.45
1:EH:31:LEU:HD22	1:EH:48:GLY:CA	2.41	0.45
1:EJ:56:ARG:O	1:EJ:74:GLU:HG2	2.17	0.45
1:EL:6:GLN:CG	1:EL:7:PRO:HD2	2.47	0.45
1:EL:60:LYS:HE2	1:EL:60:LYS:H	1.82	0.45
1:EN:55:LYS:HE2	1:EN:73:ASN:HB2	1.98	0.45
1:EN:56:ARG:HD3	1:EN:57:PRO:HD3	1.98	0.45
1:EQ:56:ARG:HD3	1:EQ:57:PRO:HD3	1.98	0.45
1:EU:16:VAL:HG22	1:EU:28:SER:HB2	1.99	0.45
1:EW:111:ASN:N	1:EW:111:ASN:ND2	2.64	0.45
1:FD:6:GLN:CG	1:FD:7:PRO:HD2	2.47	0.45
1:FF:55:LYS:HE2	1:FF:73:ASN:HB2	1.98	0.45
1:FP:60:LYS:HE2	1:FP:60:LYS:H	1.82	0.45
1:AF:56:ARG:O	1:AF:74:GLU:HG2	2.17	0.44
1:AK:16:VAL:HG22	1:AK:28:SER:HB2	1.99	0.44
1:AN:60:LYS:N	1:AN:61:PRO:HD3	2.14	0.44
1:AS:31:LEU:HD22	1:AS:48:GLY:CA	2.41	0.44
1:AS:55:LYS:HE2	1:AS:73:ASN:HB2	1.98	0.44
1:AZ:6:GLN:CG	1:AZ:7:PRO:HD2	2.47	0.44
1:BC:6:GLN:CG	1:BC:7:PRO:HD2	2.47	0.44
1:BC:88:ASN:ND2	1:BY:74:GLU:CD	2.67	0.44
1:BH:55:LYS:HE2	1:BH:73:ASN:HB2	1.98	0.44

*Continued on next page...*

Continued from previous page...

Atom-1	Atom-2	Interatomic distance (Å)	Clash overlap (Å)
1:BO:6:GLN:CG	1:BO:7:PRO:HD2	2.47	0.44
1:CG:60:LYS:HE2	1:CG:60:LYS:H	1.82	0.44
1:CN:56:ARG:O	1:CN:74:GLU:HG2	2.17	0.44
1:CP:40:ILE:HG13	1:CP:40:ILE:O	2.17	0.44
1:CS:6:GLN:CG	1:CS:7:PRO:HD2	2.47	0.44
1:CS:60:LYS:HE2	1:CS:60:LYS:H	1.82	0.44
1:CZ:56:ARG:O	1:CZ:74:GLU:HG2	2.17	0.44
1:DE:6:GLN:CG	1:DE:7:PRO:HD2	2.47	0.44
1:DH:6:GLN:CG	1:DH:7:PRO:HD2	2.47	0.44
1:DH:16:VAL:HG22	1:DH:28:SER:HB2	1.99	0.44
1:DK:6:GLN:CG	1:DK:7:PRO:HD2	2.47	0.44
1:DO:56:ARG:O	1:DO:74:GLU:HG2	2.17	0.44
1:DQ:6:GLN:CG	1:DQ:7:PRO:HD2	2.47	0.44
1:DZ:16:VAL:HG22	1:DZ:28:SER:HB2	1.99	0.44
1:DZ:40:ILE:HG13	1:DZ:40:ILE:O	2.17	0.44
1:EC:88:ASN:CG	1:FH:59:PRO:HD3	2.37	0.44
1:EK:111:ASN:N	1:EK:111:ASN:ND2	2.64	0.44
1:ER:88:ASN:CG	1:EY:59:PRO:HD3	2.37	0.44
1:EX:6:GLN:CG	1:EX:7:PRO:HD2	2.47	0.44
1:FD:60:LYS:HE2	1:FD:60:LYS:H	1.82	0.44
1:FG:6:GLN:CG	1:FG:7:PRO:HD2	2.47	0.44
1:FJ:16:VAL:HG22	1:FJ:28:SER:HB2	1.99	0.44
1:FL:111:ASN:N	1:FL:111:ASN:ND2	2.64	0.44
1:FP:17:TRP:O	1:FP:26:THR:HA	2.18	0.44
1:FY:16:VAL:HG22	1:FY:28:SER:HB2	1.99	0.44
1:FY:17:TRP:O	1:FY:26:THR:HA	2.18	0.44
1:FY:60:LYS:HE2	1:FY:60:LYS:H	1.82	0.44
1:GE:60:LYS:N	1:GE:61:PRO:HD2	2.27	0.44
1:GH:40:ILE:O	1:GH:40:ILE:HG13	2.17	0.44
1:GJ:111:ASN:N	1:GJ:111:ASN:ND2	2.64	0.44
1:GK:60:LYS:HE2	1:GK:60:LYS:H	1.82	0.44
1:GQ:40:ILE:HG13	1:GQ:40:ILE:O	2.17	0.44
1:GS:111:ASN:N	1:GS:111:ASN:ND2	2.64	0.44
1:GW:40:ILE:HG13	1:GW:40:ILE:O	2.17	0.44
1:GY:31:LEU:HD22	1:GY:48:GLY:CA	2.41	0.44
1:AB:16:VAL:HG22	1:AB:28:SER:HB2	1.99	0.44
1:AN:6:GLN:CG	1:AN:7:PRO:HD2	2.47	0.44
1:AO:59:PRO:HD3	1:FA:88:ASN:CG	2.37	0.44
1:AQ:87:GLU:HB3	1:CQ:59:PRO:CG	2.37	0.44
1:AR:24:SER:HB3	1:AR:55:LYS:HD2	1.96	0.44
1:AT:6:GLN:CG	1:AT:7:PRO:HD2	2.47	0.44

Continued on next page...

*Continued from previous page...*

Atom-1	Atom-2	Interatomic distance (Å)	Clash overlap (Å)
1:AY:111:ASN:N	1:AY:111:ASN:ND2	2.64	0.44
1:AZ:60:LYS:HE2	1:AZ:60:LYS:H	1.82	0.44
1:BF:87:GLU:HB3	1:CB:59:PRO:CG	2.37	0.44
1:BH:111:ASN:N	1:BH:111:ASN:ND2	2.64	0.44
1:BI:6:GLN:CG	1:BI:7:PRO:HD2	2.47	0.44
1:BR:60:LYS:HE2	1:BR:60:LYS:H	1.82	0.44
1:BT:55:LYS:HE2	1:BT:73:ASN:HB2	1.98	0.44
1:CA:40:ILE:O	1:CA:40:ILE:HG13	2.17	0.44
1:CF:55:LYS:HE2	1:CF:73:ASN:HB2	1.98	0.44
1:CP:87:GLU:HB3	1:DR:59:PRO:CG	2.37	0.44
1:DA:107:PHE:CB	1:DA:112:ALA:HB1	2.43	0.44
1:DB:88:ASN:CG	1:GI:59:PRO:HD3	2.37	0.44
1:DG:111:ASN:N	1:DG:111:ASN:ND2	2.64	0.44
1:DH:60:LYS:HE2	1:DH:60:LYS:H	1.82	0.44
1:DL:56:ARG:O	1:DL:74:GLU:HG2	2.17	0.44
1:DQ:87:GLU:HB3	1:EP:59:PRO:CG	2.37	0.44
1:EH:56:ARG:HD3	1:EH:57:PRO:HD3	1.98	0.44
1:EO:6:GLN:CG	1:EO:7:PRO:HD2	2.47	0.44
1:ES:60:LYS:HA	1:ES:71:MET:CE	2.45	0.44
1:FB:56:ARG:O	1:FB:74:GLU:HG2	2.17	0.44
1:FC:35:ARG:HA	1:FC:44:ASN:ND2	2.27	0.44
1:FP:16:VAL:HG22	1:FP:28:SER:HB2	1.99	0.44
1:FS:32:LEU:CD2	1:FS:34:GLN:NE2	2.72	0.44
1:FT:114:LEU:CD2	1:FY:89:LEU:HD22	2.46	0.44
1:FU:56:ARG:HD3	1:FU:57:PRO:HD3	1.98	0.44
1:GB:40:ILE:O	1:GB:40:ILE:HG13	2.17	0.44
1:GT:16:VAL:HG22	1:GT:28:SER:HB2	1.99	0.44
1:GW:16:VAL:HG22	1:GW:28:SER:HB2	1.99	0.44
1:AE:88:ASN:CG	1:DL:59:PRO:HD3	2.37	0.44
1:AW:40:ILE:HG13	1:AW:40:ILE:O	2.17	0.44
1:BL:17:TRP:O	1:BL:26:THR:HA	2.18	0.44
1:BL:40:ILE:HG13	1:BL:40:ILE:O	2.17	0.44
1:BR:17:TRP:O	1:BR:26:THR:HA	2.18	0.44
1:BU:40:ILE:O	1:BU:40:ILE:HG13	2.17	0.44
1:BX:6:GLN:CG	1:BX:7:PRO:HD2	2.47	0.44
1:CE:56:ARG:O	1:CE:74:GLU:HG2	2.17	0.44
1:CL:56:ARG:HD3	1:CL:57:PRO:HD3	1.98	0.44
1:CO:55:LYS:HE2	1:CO:73:ASN:HB2	1.98	0.44
1:CX:111:ASN:N	1:CX:111:ASN:ND2	2.64	0.44
1:CZ:114:LEU:CD2	1:FP:89:LEU:HD22	2.46	0.44
1:DA:89:LEU:HD22	1:GM:113:GLY:CA	2.21	0.44

*Continued on next page...*

*Continued from previous page...*

Atom-1	Atom-2	Interatomic distance (Å)	Clash overlap (Å)
1:DC:74:GLU:CD	1:FS:88:ASN:ND2	2.67	0.44
1:ED:60:LYS:HA	1:ED:71:MET:CE	2.45	0.44
1:EF:6:GLN:CG	1:EF:7:PRO:HD2	2.47	0.44
1:EI:40:ILE:HG13	1:EI:40:ILE:O	2.17	0.44
1:EL:17:TRP:O	1:EL:26:THR:HA	2.18	0.44
1:EO:16:VAL:HG22	1:EO:28:SER:HB2	1.99	0.44
1:ER:60:LYS:HE2	1:ER:60:LYS:H	1.82	0.44
1:FD:16:VAL:HG22	1:FD:28:SER:HB2	1.99	0.44
1:FD:17:TRP:O	1:FD:26:THR:HA	2.18	0.44
1:FM:40:ILE:O	1:FM:40:ILE:HG13	2.17	0.44
1:FS:40:ILE:HG13	1:FS:40:ILE:O	2.17	0.44
1:FT:56:ARG:O	1:FT:74:GLU:HG2	2.17	0.44
1:GA:56:ARG:HD3	1:GA:57:PRO:HD3	1.98	0.44
1:GE:16:VAL:HG22	1:GE:28:SER:HB2	1.99	0.44
1:GM:56:ARG:HD3	1:GM:57:PRO:HD3	1.98	0.44
1:GN:88:ASN:CG	1:GR:59:PRO:HD3	2.37	0.44
1:GT:60:LYS:N	1:GT:61:PRO:HD2	2.27	0.44
1:GW:60:LYS:HE2	1:GW:60:LYS:H	1.82	0.44
1:AE:40:ILE:O	1:AE:40:ILE:HG13	2.17	0.44
1:AG:35:ARG:HA	1:AG:44:ASN:ND2	2.27	0.44
1:AT:60:LYS:HE2	1:AT:60:LYS:H	1.82	0.44
1:AW:17:TRP:O	1:AW:26:THR:HA	2.18	0.44
1:AX:74:GLU:CD	1:EL:88:ASN:ND2	2.67	0.44
1:AZ:16:VAL:HG22	1:AZ:28:SER:HB2	1.99	0.44
1:AZ:17:TRP:O	1:AZ:26:THR:HA	2.18	0.44
1:BC:17:TRP:O	1:BC:26:THR:HA	2.18	0.44
1:BO:40:ILE:O	1:BO:40:ILE:HG13	2.17	0.44
1:BU:17:TRP:O	1:BU:26:THR:HA	2.18	0.44
1:CA:17:TRP:O	1:CA:26:THR:HA	2.18	0.44
1:CG:6:GLN:CG	1:CG:7:PRO:HD2	2.47	0.44
1:CI:56:ARG:HD3	1:CI:57:PRO:HD3	1.98	0.44
1:CP:17:TRP:O	1:CP:26:THR:HA	2.18	0.44
1:CY:40:ILE:HG13	1:CY:40:ILE:O	2.17	0.44
1:DD:111:ASN:N	1:DD:111:ASN:ND2	2.64	0.44
1:DI:71:MET:CB	1:DI:72:PRO:CD	2.86	0.44
1:DK:17:TRP:O	1:DK:26:THR:HA	2.18	0.44
1:DV:56:ARG:HD3	1:DV:57:PRO:HD3	1.98	0.44
1:DZ:60:LYS:HE2	1:DZ:60:LYS:H	1.82	0.44
1:EB:31:LEU:HD22	1:EB:48:GLY:CA	2.41	0.44
1:EC:89:LEU:HD22	1:FH:114:LEU:CD2	2.46	0.44
1:FP:40:ILE:HG13	1:FP:40:ILE:O	2.17	0.44

*Continued on next page...*



*Continued from previous page...*

Atom-1	Atom-2	Interatomic distance (Å)	Clash overlap (Å)
1:FU:107:PHE:CB	1:FU:112:ALA:HB1	2.43	0.44
1:GE:40:ILE:O	1:GE:40:ILE:HG13	2.17	0.44
1:GH:17:TRP:O	1:GH:26:THR:HA	2.18	0.44
1:GQ:17:TRP:O	1:GQ:26:THR:HA	2.18	0.44
1:GR:56:ARG:O	1:GR:74:GLU:HG2	2.17	0.44
1:GT:60:LYS:HE2	1:GT:60:LYS:H	1.82	0.44
1:GW:6:GLN:CG	1:GW:7:PRO:HD2	2.47	0.44
1:AB:17:TRP:O	1:AB:26:THR:HA	2.18	0.44
1:AK:17:TRP:O	1:AK:26:THR:HA	2.18	0.44
1:AN:17:TRP:O	1:AN:26:THR:HA	2.18	0.44
1:AQ:37:LYS:HG2	1:AQ:42:GLU:N	2.33	0.44
1:AT:17:TRP:O	1:AT:26:THR:HA	2.18	0.44
1:AT:40:ILE:O	1:AT:40:ILE:HG13	2.17	0.44
1:AV:6:GLN:HA	1:AV:7:PRO:HD3	1.82	0.44
1:AW:6:GLN:CG	1:AW:7:PRO:HD2	2.47	0.44
1:BA:59:PRO:CG	1:EF:87:GLU:HB3	2.37	0.44
1:BF:37:LYS:HG2	1:BF:42:GLU:N	2.33	0.44
1:BH:31:LEU:HD22	1:BH:48:GLY:CA	2.41	0.44
1:BN:56:ARG:HD3	1:BN:57:PRO:HD3	1.98	0.44
1:BX:37:LYS:HG2	1:BX:42:GLU:N	2.33	0.44
1:BX:40:ILE:O	1:BX:40:ILE:HG13	2.17	0.44
1:BY:71:MET:CB	1:BY:72:PRO:CD	2.86	0.44
1:CD:17:TRP:O	1:CD:26:THR:HA	2.18	0.44
1:CM:17:TRP:O	1:CM:26:THR:HA	2.18	0.44
1:DB:17:TRP:O	1:DB:26:THR:HA	2.18	0.44
1:DK:60:LYS:N	1:DK:61:PRO:HD3	2.14	0.44
1:DN:60:LYS:HE2	1:DN:60:LYS:H	1.82	0.44
1:EC:16:VAL:HG22	1:EC:28:SER:HB2	1.99	0.44
1:EC:60:LYS:HE2	1:EC:60:LYS:H	1.82	0.44
1:EF:16:VAL:HG22	1:EF:28:SER:HB2	1.99	0.44
1:EI:17:TRP:O	1:EI:26:THR:HA	2.18	0.44
1:ER:89:LEU:HD22	1:EY:114:LEU:CD2	2.46	0.44
1:FA:6:GLN:CG	1:FA:7:PRO:HD2	2.47	0.44
1:FA:40:ILE:O	1:FA:40:ILE:HG13	2.17	0.44
1:FF:31:LEU:HD22	1:FF:48:GLY:CA	2.41	0.44
1:FV:37:LYS:HG2	1:FV:42:GLU:N	2.33	0.44
1:FY:40:ILE:O	1:FY:40:ILE:HG13	2.17	0.44
1:GG:111:ASN:N	1:GG:111:ASN:ND2	2.64	0.44
1:GI:56:ARG:O	1:GI:74:GLU:HG2	2.17	0.44
1:GJ:107:PHE:CB	1:GJ:112:ALA:HB2	2.35	0.44
1:GK:6:GLN:CG	1:GK:7:PRO:HD2	2.47	0.44

*Continued on next page...*

*Continued from previous page...*

Atom-1	Atom-2	Interatomic distance (Å)	Clash overlap (Å)
1:GT:17:TRP:O	1:GT:26:THR:HA	2.18	0.44
1:GT:40:ILE:HG13	1:GT:40:ILE:O	2.17	0.44
1:GV:111:ASN:N	1:GV:111:ASN:ND2	2.64	0.44
1:AE:6:GLN:CG	1:AE:7:PRO:HD2	2.47	0.44
1:AH:37:LYS:HG2	1:AH:42:GLU:N	2.33	0.44
1:AN:37:LYS:HG2	1:AN:42:GLU:N	2.33	0.44
1:AT:16:VAL:HG22	1:AT:28:SER:HB2	1.99	0.44
1:BC:40:ILE:HG13	1:BC:40:ILE:O	2.17	0.44
1:BC:60:LYS:HE2	1:BC:60:LYS:H	1.82	0.44
1:BI:37:LYS:HG2	1:BI:42:GLU:N	2.33	0.44
1:BI:40:ILE:HG13	1:BI:40:ILE:O	2.17	0.44
1:BQ:56:ARG:HD3	1:BQ:57:PRO:HD3	1.98	0.44
1:BR:88:ASN:ND2	1:EJ:74:GLU:CD	2.67	0.44
1:BW:56:ARG:HD3	1:BW:57:PRO:HD3	1.98	0.44
1:CS:37:LYS:HG2	1:CS:42:GLU:N	2.33	0.44
1:CX:107:PHE:CB	1:CX:112:ALA:HB1	2.43	0.44
1:CY:6:GLN:CG	1:CY:7:PRO:HD2	2.47	0.44
1:CY:88:ASN:ND2	1:GO:74:GLU:CD	2.67	0.44
1:DD:43:LEU:N	1:DD:43:LEU:CD2	2.78	0.44
1:DE:40:ILE:O	1:DE:40:ILE:HG13	2.17	0.44
1:DG:107:PHE:CB	1:DG:112:ALA:HB1	2.43	0.44
1:DK:37:LYS:HG2	1:DK:42:GLU:N	2.33	0.44
1:DN:37:LYS:HG2	1:DN:42:GLU:N	2.33	0.44
1:DQ:40:ILE:O	1:DQ:40:ILE:HG13	2.17	0.44
1:DS:56:ARG:HD3	1:DS:57:PRO:HD3	1.98	0.44
1:DW:60:LYS:HE2	1:DW:60:LYS:H	1.82	0.44
1:DZ:88:ASN:ND2	1:FN:74:GLU:CD	2.67	0.44
1:EF:37:LYS:HG2	1:EF:42:GLU:N	2.33	0.44
1:EL:37:LYS:HG2	1:EL:42:GLU:N	2.33	0.44
1:ER:16:VAL:HG22	1:ER:28:SER:HB2	1.99	0.44
1:EU:6:GLN:CG	1:EU:7:PRO:HD2	2.47	0.44
1:FR:56:ARG:HD3	1:FR:57:PRO:HD3	1.98	0.44
1:FS:6:GLN:CG	1:FS:7:PRO:HD2	2.47	0.44
1:GE:17:TRP:O	1:GE:26:THR:HA	2.18	0.44
1:GE:60:LYS:HE2	1:GE:60:LYS:H	1.82	0.44
1:GN:17:TRP:O	1:GN:26:THR:HA	2.18	0.44
1:GP:111:ASN:N	1:GP:111:ASN:ND2	2.64	0.44
1:AM:6:GLN:HA	1:AM:7:PRO:HD3	1.82	0.44
1:AM:35:ARG:HA	1:AM:44:ASN:ND2	2.27	0.44
1:AU:56:ARG:O	1:AU:74:GLU:HG2	2.17	0.44
1:AW:60:LYS:HE2	1:AW:60:LYS:H	1.82	0.44

*Continued on next page...*

*Continued from previous page...*

Atom-1	Atom-2	Interatomic distance (Å)	Clash overlap (Å)
1:BC:16:VAL:HG22	1:BC:28:SER:HB2	1.99	0.44
1:BD:56:ARG:O	1:BD:74:GLU:HG2	2.17	0.44
1:BR:37:LYS:HG2	1:BR:42:GLU:N	2.33	0.44
1:BU:60:LYS:HE2	1:BU:60:LYS:H	1.82	0.44
1:CH:60:LYS:HA	1:CH:71:MET:CE	2.45	0.44
1:CH:71:MET:CB	1:CH:72:PRO:CD	2.86	0.44
1:CL:43:LEU:N	1:CL:43:LEU:CD2	2.78	0.44
1:CR:56:ARG:HD3	1:CR:57:PRO:HD3	1.98	0.44
1:CV:17:TRP:O	1:CV:26:THR:HA	2.18	0.44
1:CV:40:ILE:HG13	1:CV:40:ILE:O	2.17	0.44
1:DB:6:GLN:CG	1:DB:7:PRO:HD2	2.47	0.44
1:DH:37:LYS:HG2	1:DH:42:GLU:N	2.33	0.44
1:DW:37:LYS:HG2	1:DW:42:GLU:N	2.33	0.44
1:EI:6:GLN:CG	1:EI:7:PRO:HD2	2.47	0.44
1:EO:37:LYS:HG2	1:EO:42:GLU:N	2.33	0.44
1:EO:60:LYS:HE2	1:EO:60:LYS:H	1.82	0.44
1:EX:60:LYS:HE2	1:EX:60:LYS:H	1.82	0.44
1:FJ:6:GLN:CG	1:FJ:7:PRO:HD2	2.47	0.44
1:FM:17:TRP:O	1:FM:26:THR:HA	2.18	0.44
1:FY:37:LYS:HG2	1:FY:42:GLU:N	2.33	0.44
1:GH:60:LYS:HE2	1:GH:60:LYS:H	1.82	0.44
1:GN:6:GLN:CG	1:GN:7:PRO:HD2	2.47	0.44
1:AH:6:GLN:CG	1:AH:7:PRO:HD2	2.47	0.44
1:AW:16:VAL:HG22	1:AW:28:SER:HB2	1.99	0.44
1:BB:31:LEU:HD22	1:BB:48:GLY:CA	2.41	0.44
1:BI:17:TRP:O	1:BI:26:THR:HA	2.18	0.44
1:BI:31:LEU:HD11	1:BV:117:LEU:HD21	2.00	0.44
1:BI:88:ASN:ND2	1:BV:74:GLU:CD	2.67	0.44
1:BL:6:GLN:CG	1:BL:7:PRO:HD2	2.47	0.44
1:BL:37:LYS:HG2	1:BL:42:GLU:N	2.33	0.44
1:BL:60:LYS:HE2	1:BL:60:LYS:H	1.82	0.44
1:BM:56:ARG:O	1:BM:74:GLU:HG2	2.17	0.44
1:BM:117:LEU:HD21	1:BX:31:LEU:HD11	2.00	0.44
1:BO:60:LYS:HE2	1:BO:60:LYS:H	1.82	0.44
1:BP:117:LEU:HD21	1:CA:31:LEU:HD11	2.00	0.44
1:BV:56:ARG:O	1:BV:74:GLU:HG2	2.17	0.44
1:BX:17:TRP:O	1:BX:26:THR:HA	2.18	0.44
1:CC:56:ARG:HD3	1:CC:57:PRO:HD3	1.98	0.44
1:CI:113:GLY:CA	1:FU:89:LEU:HD22	2.21	0.44
1:CJ:17:TRP:O	1:CJ:26:THR:HA	2.18	0.44
1:CP:31:LEU:HD11	1:DR:117:LEU:HD21	2.00	0.44

*Continued on next page...*

*Continued from previous page...*

Atom-1	Atom-2	Interatomic distance (Å)	Clash overlap (Å)
1:CS:17:TRP:O	1:CS:26:THR:HA	2.18	0.44
1:CS:31:LEU:HD11	1:DU:117:LEU:HD21	2.00	0.44
1:CT:71:MET:CB	1:CT:72:PRO:CD	2.86	0.44
1:DE:17:TRP:O	1:DE:26:THR:HA	2.18	0.44
1:DE:60:LYS:HE2	1:DE:60:LYS:H	1.82	0.44
1:DT:17:TRP:O	1:DT:26:THR:HA	2.18	0.44
1:DV:43:LEU:N	1:DV:43:LEU:CD2	2.78	0.44
1:DW:17:TRP:O	1:DW:26:THR:HA	2.18	0.44
1:FJ:40:ILE:O	1:FJ:40:ILE:HG13	2.17	0.44
1:FP:37:LYS:HG2	1:FP:42:GLU:N	2.33	0.44
1:FQ:74:GLU:CD	1:GE:88:ASN:ND2	2.67	0.44
1:GA:19:ASP:OD1	1:GA:20:PRO:CD	2.63	0.44
1:GB:17:TRP:O	1:GB:26:THR:HA	2.18	0.44
1:GC:74:GLU:CD	1:GW:88:ASN:ND2	2.67	0.44
1:GJ:6:GLN:HA	1:GJ:7:PRO:HD3	1.82	0.44
1:GP:43:LEU:N	1:GP:43:LEU:CD2	2.78	0.44
1:GQ:60:LYS:HE2	1:GQ:60:LYS:H	1.82	0.44
1:AD:35:ARG:HA	1:AD:44:ASN:ND2	2.27	0.44
1:AL:59:PRO:HD3	1:EX:88:ASN:CG	2.37	0.44
1:BM:74:GLU:CD	1:BX:88:ASN:ND2	2.67	0.44
1:BU:6:GLN:CG	1:BU:7:PRO:HD2	2.47	0.44
1:BU:37:LYS:HG2	1:BU:42:GLU:N	2.33	0.44
1:CG:17:TRP:O	1:CG:26:THR:HA	2.18	0.44
1:CK:117:LEU:HD21	1:DH:31:LEU:HD11	2.00	0.44
1:CV:37:LYS:HG2	1:CV:42:GLU:N	2.33	0.44
1:CV:60:LYS:HE2	1:CV:60:LYS:H	1.82	0.44
1:DB:40:ILE:O	1:DB:40:ILE:HG13	2.17	0.44
1:DD:35:ARG:HA	1:DD:44:ASN:ND2	2.27	0.44
1:DN:17:TRP:O	1:DN:26:THR:HA	2.18	0.44
1:DU:56:ARG:O	1:DU:74:GLU:HG2	2.17	0.44
1:DW:40:ILE:HG13	1:DW:40:ILE:O	2.17	0.44
1:DZ:17:TRP:O	1:DZ:26:THR:HA	2.18	0.44
1:EF:60:LYS:HE2	1:EF:60:LYS:H	1.82	0.44
1:EG:56:ARG:O	1:EG:74:GLU:HG2	2.17	0.44
1:EI:16:VAL:HG22	1:EI:28:SER:HB2	1.99	0.44
1:EI:60:LYS:HE2	1:EI:60:LYS:H	1.82	0.44
1:EP:56:ARG:O	1:EP:74:GLU:HG2	2.17	0.44
1:EU:40:ILE:O	1:EU:40:ILE:HG13	2.17	0.44
1:EX:40:ILE:O	1:EX:40:ILE:HG13	2.17	0.44
1:FG:37:LYS:HG2	1:FG:42:GLU:N	2.33	0.44
1:FG:40:ILE:HG13	1:FG:40:ILE:O	2.17	0.44

*Continued on next page...*

*Continued from previous page...*

Atom-1	Atom-2	Interatomic distance (Å)	Clash overlap (Å)
1:FG:60:LYS:HE2	1:FG:60:LYS:H	1.82	0.44
1:FS:37:LYS:HG2	1:FS:42:GLU:N	2.33	0.44
1:FZ:74:GLU:CD	1:GT:88:ASN:ND2	2.67	0.44
1:GE:37:LYS:HG2	1:GE:42:GLU:N	2.33	0.44
1:GK:40:ILE:O	1:GK:40:ILE:HG13	2.17	0.44
1:GT:37:LYS:HG2	1:GT:42:GLU:N	2.33	0.44
1:AG:31:LEU:HD22	1:AG:48:GLY:CA	2.41	0.43
1:BE:95:GLU:OE2	1:BE:126:SER:OG	2.32	0.43
1:BO:88:ASN:CG	1:EG:59:PRO:HD3	2.37	0.43
1:CG:40:ILE:HG13	1:CG:40:ILE:O	2.17	0.43
1:CK:56:ARG:O	1:CK:74:GLU:HG2	2.17	0.43
1:CY:37:LYS:HG2	1:CY:42:GLU:N	2.33	0.43
1:DE:37:LYS:HG2	1:DE:42:GLU:N	2.33	0.43
1:DH:17:TRP:O	1:DH:26:THR:HA	2.18	0.43
1:DQ:60:LYS:HE2	1:DQ:60:LYS:H	1.82	0.43
1:DQ:88:ASN:CG	1:EP:59:PRO:HD3	2.37	0.43
1:EE:56:ARG:HD3	1:EE:57:PRO:HD3	1.98	0.43
1:EO:87:GLU:HB3	1:FE:59:PRO:CG	2.37	0.43
1:EU:17:TRP:O	1:EU:26:THR:HA	2.18	0.43
1:EX:37:LYS:HG2	1:EX:42:GLU:N	2.33	0.43
1:FA:37:LYS:HG2	1:FA:42:GLU:N	2.33	0.43
1:FJ:17:TRP:O	1:FJ:26:THR:HA	2.18	0.43
1:FQ:59:PRO:HD3	1:GE:88:ASN:CG	2.37	0.43
1:FV:6:GLN:CG	1:FV:7:PRO:HD2	2.47	0.43
1:FV:17:TRP:O	1:FV:26:THR:HA	2.18	0.43
1:GK:17:TRP:O	1:GK:26:THR:HA	2.18	0.43
1:GN:40:ILE:HG13	1:GN:40:ILE:O	2.17	0.43
1:GS:6:GLN:HA	1:GS:7:PRO:HD3	1.82	0.43
1:GS:107:PHE:CB	1:GS:112:ALA:HB2	2.35	0.43
1:GW:17:TRP:O	1:GW:26:THR:HA	2.18	0.43
1:AE:37:LYS:HG2	1:AE:42:GLU:N	2.33	0.43
1:AH:17:TRP:O	1:AH:26:THR:HA	2.18	0.43
1:AP:20:PRO:HA	1:FA:116:PHE:HE2	1.83	0.43
1:BF:60:LYS:HE2	1:BF:60:LYS:H	1.82	0.43
1:BO:17:TRP:O	1:BO:26:THR:HA	2.18	0.43
1:CD:116:PHE:HE2	1:DY:20:PRO:HA	1.84	0.43
1:CJ:60:LYS:HE2	1:CJ:60:LYS:H	1.82	0.43
1:CM:116:PHE:HE2	1:DP:20:PRO:HA	1.84	0.43
1:CS:40:ILE:HG13	1:CS:40:ILE:O	2.17	0.43
1:DH:40:ILE:O	1:DH:40:ILE:HG13	2.17	0.43
1:DN:40:ILE:O	1:DN:40:ILE:HG13	2.17	0.43

*Continued on next page...*

*Continued from previous page...*

Atom-1	Atom-2	Interatomic distance (Å)	Clash overlap (Å)
1:DQ:17:TRP:O	1:DQ:26:THR:HA	2.18	0.43
1:EF:40:ILE:HG13	1:EF:40:ILE:O	2.17	0.43
1:EM:71:MET:CB	1:EM:72:PRO:CD	2.86	0.43
1:EQ:6:GLN:HA	1:EQ:7:PRO:HD3	1.82	0.43
1:FD:40:ILE:HG13	1:FD:40:ILE:O	2.17	0.43
1:FF:107:PHE:CB	1:FF:112:ALA:HB2	2.35	0.43
1:FZ:59:PRO:HD3	1:GT:88:ASN:CG	2.37	0.43
1:GW:37:LYS:HG2	1:GW:42:GLU:N	2.33	0.43
1:AB:40:ILE:HG13	1:AB:40:ILE:O	2.17	0.43
1:AE:16:VAL:HG22	1:AE:28:SER:HB2	1.99	0.43
1:AE:116:PHE:HE2	1:DM:20:PRO:HA	1.83	0.43
1:AK:37:LYS:HG2	1:AK:42:GLU:N	2.33	0.43
1:AK:40:ILE:O	1:AK:40:ILE:HG13	2.17	0.43
1:AO:71:MET:CB	1:AO:72:PRO:CD	2.86	0.43
1:AO:74:GLU:CD	1:FA:88:ASN:ND2	2.67	0.43
1:AQ:17:TRP:O	1:AQ:26:THR:HA	2.18	0.43
1:AQ:116:PHE:HE2	1:CR:20:PRO:HA	1.84	0.43
1:BF:116:PHE:HE2	1:CC:20:PRO:HA	1.84	0.43
1:BH:89:LEU:HD22	1:ET:113:GLY:CA	2.21	0.43
1:BR:31:LEU:HD11	1:EJ:117:LEU:HD21	2.00	0.43
1:BS:56:ARG:HG2	1:BS:74:GLU:OE2	2.19	0.43
1:BS:117:LEU:HD21	1:BU:31:LEU:HD11	2.00	0.43
1:CJ:58:ALA:O	1:CJ:60:LYS:HG2	2.19	0.43
1:CU:56:ARG:HD3	1:CU:57:PRO:HD3	1.98	0.43
1:CV:16:VAL:HG22	1:CV:28:SER:HB2	1.99	0.43
1:DK:40:ILE:O	1:DK:40:ILE:HG13	2.17	0.43
1:DK:60:LYS:HE2	1:DK:60:LYS:H	1.82	0.43
1:DT:58:ALA:O	1:DT:60:LYS:HG2	2.19	0.43
1:DZ:37:LYS:HG2	1:DZ:42:GLU:N	2.33	0.43
1:EC:40:ILE:HG13	1:EC:40:ILE:O	2.18	0.43
1:EO:40:ILE:O	1:EO:40:ILE:HG13	2.17	0.43
1:ER:40:ILE:O	1:ER:40:ILE:HG13	2.17	0.43
1:ER:116:PHE:HE2	1:EZ:20:PRO:HA	1.84	0.43
1:ET:56:ARG:HD3	1:ET:57:PRO:HD3	1.98	0.43
1:EU:37:LYS:HG2	1:EU:42:GLU:N	2.33	0.43
1:FA:16:VAL:HG22	1:FA:28:SER:HB2	1.99	0.43
1:FJ:37:LYS:HG2	1:FJ:42:GLU:N	2.33	0.43
1:FJ:60:LYS:HE2	1:FJ:60:LYS:H	1.82	0.43
1:FM:58:ALA:O	1:FM:60:LYS:HG2	2.19	0.43
1:GB:58:ALA:O	1:GB:60:LYS:HG2	2.19	0.43
1:GC:117:LEU:HD21	1:GW:31:LEU:HD11	2.00	0.43

*Continued on next page...*

*Continued from previous page...*

Atom-1	Atom-2	Interatomic distance (Å)	Clash overlap (Å)
1:GF:56:ARG:HG2	1:GF:74:GLU:OE2	2.19	0.43
1:GT:6:GLN:CG	1:GT:7:PRO:HD2	2.47	0.43
1:AB:37:LYS:HG2	1:AB:42:GLU:N	2.33	0.43
1:AB:58:ALA:O	1:AB:60:LYS:HG2	2.19	0.43
1:AD:6:GLN:HA	1:AD:7:PRO:HD3	1.82	0.43
1:AE:88:ASN:ND2	1:DL:74:GLU:CD	2.67	0.43
1:AG:19:ASP:OD1	1:AG:20:PRO:CD	2.63	0.43
1:AI:56:ARG:HG2	1:AI:74:GLU:OE2	2.19	0.43
1:AK:58:ALA:O	1:AK:60:LYS:HG2	2.19	0.43
1:AN:40:ILE:O	1:AN:40:ILE:HG13	2.17	0.43
1:AN:60:LYS:HE2	1:AN:60:LYS:H	1.82	0.43
1:AQ:60:LYS:HE2	1:AQ:60:LYS:H	1.82	0.43
1:AS:107:PHE:CB	1:AS:112:ALA:HB2	2.35	0.43
1:AX:117:LEU:HD21	1:EL:31:LEU:HD11	2.00	0.43
1:AZ:40:ILE:HG13	1:AZ:40:ILE:O	2.17	0.43
1:BA:117:LEU:HD21	1:EF:31:LEU:HD11	2.00	0.43
1:BB:43:LEU:N	1:BB:43:LEU:CD2	2.78	0.43
1:BB:107:PHE:CB	1:BB:112:ALA:HB2	2.35	0.43
1:BE:56:ARG:HD3	1:BE:57:PRO:HD3	1.98	0.43
1:BF:17:TRP:O	1:BF:26:THR:HA	2.18	0.43
1:BF:58:ALA:O	1:BF:60:LYS:HG2	2.19	0.43
1:BL:31:LEU:HD11	1:EM:117:LEU:HD21	2.00	0.43
1:BR:58:ALA:O	1:BR:60:LYS:HG2	2.19	0.43
1:CA:60:LYS:HE2	1:CA:60:LYS:H	1.82	0.43
1:CD:58:ALA:O	1:CD:60:LYS:HG2	2.19	0.43
1:CM:58:ALA:O	1:CM:60:LYS:HG2	2.19	0.43
1:CS:70:ILE:O	1:CS:71:MET:C	2.57	0.43
1:CX:33:ARG:HG2	1:CX:46:VAL:HG22	2.01	0.43
1:DD:19:ASP:OD1	1:DD:20:PRO:CD	2.63	0.43
1:DE:16:VAL:HG22	1:DE:28:SER:HB2	1.99	0.43
1:DH:70:ILE:O	1:DH:71:MET:C	2.57	0.43
1:DJ:56:ARG:HD3	1:DJ:57:PRO:HD3	1.98	0.43
1:DL:71:MET:CB	1:DL:72:PRO:CD	2.86	0.43
1:DM:56:ARG:HD3	1:DM:57:PRO:HD3	1.98	0.43
1:DT:60:LYS:HE2	1:DT:60:LYS:H	1.82	0.43
1:DY:56:ARG:HD3	1:DY:57:PRO:HD3	1.98	0.43
1:DZ:31:LEU:HD11	1:FN:117:LEU:HD21	2.00	0.43
1:EA:56:ARG:HG2	1:EA:74:GLU:OE2	2.19	0.43
1:EB:111:ASN:N	1:EB:111:ASN:ND2	2.64	0.43
1:EC:37:LYS:HG2	1:EC:42:GLU:N	2.33	0.43
1:EC:58:ALA:O	1:EC:60:LYS:HG2	2.19	0.43

*Continued on next page...*



*Continued from previous page...*

Atom-1	Atom-2	Interatomic distance (Å)	Clash overlap (Å)
1:EC:116:PHE:HE2	1:FI:20:PRO:HA	1.84	0.43
1:EL:58:ALA:O	1:EL:60:LYS:HG2	2.19	0.43
1:EM:56:ARG:HG2	1:EM:74:GLU:OE2	2.19	0.43
1:EO:31:LEU:HD11	1:FE:117:LEU:HD21	2.00	0.43
1:ER:58:ALA:O	1:ER:60:LYS:HG2	2.19	0.43
1:EU:60:LYS:HE2	1:EU:60:LYS:H	1.82	0.43
1:EY:56:ARG:HG2	1:EY:74:GLU:OE2	2.19	0.43
1:EZ:43:LEU:N	1:EZ:43:LEU:CD2	2.78	0.43
1:FH:56:ARG:HG2	1:FH:74:GLU:OE2	2.19	0.43
1:FM:37:LYS:HG2	1:FM:42:GLU:N	2.33	0.43
1:FP:6:GLN:CG	1:FP:7:PRO:HD2	2.47	0.43
1:FR:107:PHE:CB	1:FR:112:ALA:HB1	2.43	0.43
1:FV:40:ILE:O	1:FV:40:ILE:HG13	2.17	0.43
1:FW:56:ARG:HG2	1:FW:74:GLU:OE2	2.19	0.43
1:FY:6:GLN:CG	1:FY:7:PRO:HD2	2.47	0.43
1:GB:37:LYS:HG2	1:GB:42:GLU:N	2.33	0.43
1:GE:6:GLN:CG	1:GE:7:PRO:HD2	2.47	0.43
1:GH:70:ILE:O	1:GH:71:MET:C	2.57	0.43
1:GQ:70:ILE:O	1:GQ:71:MET:C	2.57	0.43
1:GU:56:ARG:HG2	1:GU:74:GLU:OE2	2.19	0.43
1:GV:56:ARG:HD3	1:GV:57:PRO:HD3	1.98	0.43
1:GX:56:ARG:HG2	1:GX:74:GLU:OE2	2.19	0.43
1:AD:56:ARG:HD3	1:AD:57:PRO:HD3	1.98	0.43
1:AH:40:ILE:O	1:AH:40:ILE:HG13	2.17	0.43
1:AH:116:PHE:HE2	1:DG:20:PRO:HA	1.84	0.43
1:AK:116:PHE:HE2	1:CU:20:PRO:HA	1.84	0.43
1:AN:116:PHE:HE2	1:CO:20:PRO:HA	1.84	0.43
1:AQ:58:ALA:O	1:AQ:60:LYS:HG2	2.19	0.43
1:AQ:88:ASN:ND2	1:CQ:74:GLU:CD	2.67	0.43
1:AW:37:LYS:HG2	1:AW:42:GLU:N	2.33	0.43
1:BF:88:ASN:ND2	1:CB:74:GLU:CD	2.67	0.43
1:BJ:71:MET:CB	1:BJ:72:PRO:CD	2.86	0.43
1:BK:43:LEU:N	1:BK:43:LEU:CD2	2.78	0.43
1:BR:40:ILE:O	1:BR:40:ILE:HG13	2.17	0.43
1:BS:71:MET:CB	1:BS:72:PRO:CD	2.86	0.43
1:BT:33:ARG:HG2	1:BT:46:VAL:HG22	2.01	0.43
1:CD:40:ILE:O	1:CD:40:ILE:HG13	2.17	0.43
1:CD:88:ASN:CG	1:DX:59:PRO:HD3	2.37	0.43
1:CF:20:PRO:HA	1:DK:116:PHE:HE2	1.84	0.43
1:CJ:31:LEU:HD11	1:ED:117:LEU:HD21	2.00	0.43
1:CM:31:LEU:HD11	1:DO:117:LEU:HD21	2.00	0.43

*Continued on next page...*

*Continued from previous page...*

Atom-1	Atom-2	Interatomic distance (Å)	Clash overlap (Å)
1:CP:60:LYS:HE2	1:CP:60:LYS:H	1.82	0.43
1:CT:56:ARG:HG2	1:CT:74:GLU:OE2	2.19	0.43
1:CV:58:ALA:O	1:CV:60:LYS:HG2	2.19	0.43
1:CX:20:PRO:HA	1:FV:116:PHE:HE2	1.84	0.43
1:DC:56:ARG:HG2	1:DC:74:GLU:OE2	2.19	0.43
1:DE:58:ALA:O	1:DE:60:LYS:HG2	2.19	0.43
1:DG:33:ARG:HG2	1:DG:46:VAL:HG22	2.01	0.43
1:DN:31:LEU:HD11	1:EV:117:LEU:HD21	2.00	0.43
1:DP:56:ARG:HD3	1:DP:57:PRO:HD3	1.98	0.43
1:DW:31:LEU:HD11	1:FK:117:LEU:HD21	2.00	0.43
1:EF:17:TRP:O	1:EF:26:THR:HA	2.18	0.43
1:EH:6:GLN:HA	1:EH:7:PRO:HD3	1.82	0.43
1:EI:37:LYS:HG2	1:EI:42:GLU:N	2.33	0.43
1:EN:33:ARG:HG2	1:EN:46:VAL:HG22	2.01	0.43
1:ER:17:TRP:O	1:ER:26:THR:HA	2.18	0.43
1:ER:37:LYS:HG2	1:ER:42:GLU:N	2.33	0.43
1:FC:31:LEU:HD22	1:FC:48:GLY:CA	2.41	0.43
1:FF:43:LEU:N	1:FF:43:LEU:CD2	2.78	0.43
1:FP:70:ILE:O	1:FP:71:MET:C	2.57	0.43
1:GF:71:MET:CB	1:GF:72:PRO:CD	2.86	0.43
1:GH:116:PHE:HE2	1:GV:20:PRO:HA	1.84	0.43
1:AB:116:PHE:HE2	1:DJ:20:PRO:HA	1.84	0.43
1:AE:87:GLU:HB3	1:DL:59:PRO:CG	2.37	0.43
1:AF:56:ARG:HG2	1:AF:74:GLU:OE2	2.19	0.43
1:AM:33:ARG:HG2	1:AM:46:VAL:HG22	2.01	0.43
1:AO:56:ARG:HG2	1:AO:74:GLU:OE2	2.19	0.43
1:AT:37:LYS:HG2	1:AT:42:GLU:N	2.33	0.43
1:AV:56:ARG:HD3	1:AV:57:PRO:HD3	1.98	0.43
1:AY:19:ASP:OD1	1:AY:20:PRO:CD	2.63	0.43
1:BB:33:ARG:HG2	1:BB:46:VAL:HG22	2.01	0.43
1:BI:58:ALA:O	1:BI:60:LYS:HG2	2.19	0.43
1:BK:19:ASP:OD1	1:BK:20:PRO:CD	2.63	0.43
1:CD:31:LEU:HD11	1:DX:117:LEU:HD21	2.00	0.43
1:CG:58:ALA:O	1:CG:60:LYS:HG2	2.19	0.43
1:CJ:37:LYS:HG2	1:CJ:42:GLU:N	2.33	0.43
1:CJ:40:ILE:HG13	1:CJ:40:ILE:O	2.17	0.43
1:CK:74:GLU:CD	1:DH:88:ASN:ND2	2.67	0.43
1:CM:40:ILE:HG13	1:CM:40:ILE:O	2.17	0.43
1:CM:88:ASN:CG	1:DO:59:PRO:HD3	2.37	0.43
1:CY:17:TRP:O	1:CY:26:THR:HA	2.18	0.43
1:CY:31:LEU:HD11	1:GO:117:LEU:HD21	2.00	0.43

*Continued on next page...*

*Continued from previous page...*

Atom-1	Atom-2	Interatomic distance (Å)	Clash overlap (Å)
1:DB:58:ALA:O	1:DB:60:LYS:HG2	2.19	0.43
1:DB:116:PHE:HE2	1:GJ:20:PRO:HA	1.84	0.43
1:DI:56:ARG:HG2	1:DI:74:GLU:OE2	2.19	0.43
1:DL:56:ARG:HG2	1:DL:74:GLU:OE2	2.19	0.43
1:DT:31:LEU:HD11	1:ES:117:LEU:HD21	2.00	0.43
1:DT:37:LYS:HG2	1:DT:42:GLU:N	2.33	0.43
1:DT:40:ILE:HG13	1:DT:40:ILE:O	2.17	0.43
1:EE:33:ARG:HG2	1:EE:46:VAL:HG22	2.01	0.43
1:EI:58:ALA:O	1:EI:60:LYS:HG2	2.19	0.43
1:EL:40:ILE:O	1:EL:40:ILE:HG13	2.17	0.43
1:EO:17:TRP:O	1:EO:26:THR:HA	2.18	0.43
1:EX:17:TRP:O	1:EX:26:THR:HA	2.18	0.43
1:FB:56:ARG:HG2	1:FB:74:GLU:OE2	2.19	0.43
1:FE:56:ARG:HG2	1:FE:74:GLU:OE2	2.19	0.43
1:FF:33:ARG:HG2	1:FF:46:VAL:HG22	2.01	0.43
1:FI:43:LEU:N	1:FI:43:LEU:CD2	2.78	0.43
1:FM:70:ILE:O	1:FM:71:MET:C	2.57	0.43
1:FO:19:ASP:OD1	1:FO:20:PRO:CD	2.63	0.43
1:FY:70:ILE:O	1:FY:71:MET:C	2.57	0.43
1:GB:70:ILE:O	1:GB:71:MET:C	2.57	0.43
1:GD:19:ASP:OD1	1:GD:20:PRO:CD	2.63	0.43
1:GG:20:PRO:HA	1:GQ:116:PHE:HE2	1.84	0.43
1:GH:58:ALA:O	1:GH:60:LYS:HG2	2.19	0.43
1:GJ:107:PHE:CB	1:GJ:112:ALA:HB1	2.43	0.43
1:GK:37:LYS:HG2	1:GK:42:GLU:N	2.33	0.43
1:GK:58:ALA:O	1:GK:60:LYS:HG2	2.19	0.43
1:GN:31:LEU:HD11	1:GR:117:LEU:HD21	2.00	0.43
1:GN:58:ALA:O	1:GN:60:LYS:HG2	2.19	0.43
1:GN:116:PHE:HE2	1:GS:20:PRO:HA	1.84	0.43
1:GO:56:ARG:HG2	1:GO:74:GLU:OE2	2.19	0.43
1:GQ:58:ALA:O	1:GQ:60:LYS:HG2	2.19	0.43
1:GY:111:ASN:N	1:GY:111:ASN:ND2	2.64	0.43
1:AD:33:ARG:HG2	1:AD:46:VAL:HG22	2.01	0.43
1:AV:33:ARG:HG2	1:AV:46:VAL:HG22	2.01	0.43
1:AW:58:ALA:O	1:AW:60:LYS:HG2	2.19	0.43
1:BA:56:ARG:HG2	1:BA:74:GLU:OE2	2.19	0.43
1:BC:37:LYS:HG2	1:BC:42:GLU:N	2.33	0.43
1:BE:33:ARG:HG2	1:BE:46:VAL:HG22	2.01	0.43
1:BV:56:ARG:HG2	1:BV:74:GLU:OE2	2.19	0.43
1:BX:58:ALA:O	1:BX:60:LYS:HG2	2.19	0.43
1:BZ:33:ARG:HG2	1:BZ:46:VAL:HG22	2.01	0.43

*Continued on next page...*

*Continued from previous page...*

Atom-1	Atom-2	Interatomic distance (Å)	Clash overlap (Å)
1:CL:33:ARG:HG2	1:CL:46:VAL:HG22	2.01	0.43
1:CP:58:ALA:O	1:CP:60:LYS:HG2	2.19	0.43
1:CS:88:ASN:ND2	1:DU:74:GLU:CD	2.67	0.43
1:CX:113:GLY:CA	1:GJ:89:LEU:HD22	2.21	0.43
1:DC:117:LEU:HD21	1:FS:31:LEU:HD11	2.00	0.43
1:EC:6:GLN:CG	1:EC:7:PRO:HD2	2.47	0.43
1:EC:17:TRP:O	1:EC:26:THR:HA	2.18	0.43
1:EQ:33:ARG:HG2	1:EQ:46:VAL:HG22	2.01	0.43
1:ET:33:ARG:HG2	1:ET:46:VAL:HG22	2.01	0.43
1:FC:19:ASP:OD1	1:FC:20:PRO:CD	2.63	0.43
1:FD:37:LYS:HG2	1:FD:42:GLU:N	2.33	0.43
1:FS:17:TRP:O	1:FS:26:THR:HA	2.18	0.43
1:FS:60:LYS:HE2	1:FS:60:LYS:H	1.82	0.43
1:GA:33:ARG:HG2	1:GA:46:VAL:HG22	2.01	0.43
1:GD:20:PRO:HA	1:GW:116:PHE:HE2	1.84	0.43
1:GG:56:ARG:HD3	1:GG:57:PRO:HD3	1.98	0.43
1:GH:31:LEU:HD11	1:GU:117:LEU:HD21	2.00	0.43
1:GH:37:LYS:HG2	1:GH:42:GLU:N	2.33	0.43
1:GN:37:LYS:HG2	1:GN:42:GLU:N	2.33	0.43
1:GP:19:ASP:OD1	1:GP:20:PRO:CD	2.63	0.43
1:AM:56:ARG:HD3	1:AM:57:PRO:HD3	1.98	0.43
1:AN:88:ASN:CG	1:CN:59:PRO:HD3	2.37	0.43
1:AR:74:GLU:CD	1:FD:88:ASN:ND2	2.67	0.43
1:AS:20:PRO:HA	1:FD:116:PHE:HE2	1.84	0.43
1:AS:89:LEU:HD22	1:EE:113:GLY:CA	2.21	0.43
1:AT:70:ILE:O	1:AT:71:MET:C	2.57	0.43
1:AZ:37:LYS:HG2	1:AZ:42:GLU:N	2.33	0.43
1:AZ:116:PHE:HE2	1:BH:20:PRO:HA	1.84	0.43
1:BK:33:ARG:HG2	1:BK:46:VAL:HG22	2.01	0.43
1:BM:56:ARG:HG2	1:BM:74:GLU:OE2	2.19	0.43
1:BO:31:LEU:HD11	1:EG:117:LEU:HD21	2.00	0.43
1:BO:37:LYS:HG2	1:BO:42:GLU:N	2.33	0.43
1:BZ:43:LEU:N	1:BZ:43:LEU:CD2	2.78	0.43
1:CA:37:LYS:HG2	1:CA:42:GLU:N	2.33	0.43
1:CA:58:ALA:O	1:CA:60:LYS:HG2	2.19	0.43
1:CG:37:LYS:HG2	1:CG:42:GLU:N	2.33	0.43
1:CH:56:ARG:HG2	1:CH:74:GLU:OE2	2.19	0.43
1:CL:20:PRO:HA	1:DH:116:PHE:HE2	1.84	0.43
1:CP:37:LYS:HG2	1:CP:42:GLU:N	2.33	0.43
1:CS:116:PHE:HE2	1:DV:20:PRO:HA	1.84	0.43
1:CY:58:ALA:O	1:CY:60:LYS:HG2	2.19	0.43

*Continued on next page...*

*Continued from previous page...*

Atom-1	Atom-2	Interatomic distance (Å)	Clash overlap (Å)
1:DB:31:LEU:HD11	1:GI:117:LEU:HD21	2.00	0.43
1:DB:37:LYS:HG2	1:DB:42:GLU:N	2.33	0.43
1:DJ:19:ASP:OD1	1:DJ:20:PRO:CD	2.63	0.43
1:DQ:37:LYS:HG2	1:DQ:42:GLU:N	2.33	0.43
1:DU:56:ARG:HG2	1:DU:74:GLU:OE2	2.19	0.43
1:DV:33:ARG:HG2	1:DV:46:VAL:HG22	2.01	0.43
1:DW:16:VAL:HG22	1:DW:28:SER:HB2	1.99	0.43
1:DZ:6:GLN:CG	1:DZ:7:PRO:HD2	2.47	0.43
1:DZ:116:PHE:HE2	1:FO:20:PRO:HA	1.84	0.43
1:EG:56:ARG:HG2	1:EG:74:GLU:OE2	2.19	0.43
1:EH:33:ARG:HG2	1:EH:46:VAL:HG22	2.01	0.43
1:ER:6:GLN:CG	1:ER:7:PRO:HD2	2.47	0.43
1:FG:17:TRP:O	1:FG:26:THR:HA	2.18	0.43
1:FR:33:ARG:HG2	1:FR:46:VAL:HG22	2.01	0.43
1:GA:107:PHE:CB	1:GA:112:ALA:HB1	2.43	0.43
1:GI:56:ARG:HG2	1:GI:74:GLU:OE2	2.19	0.43
1:GJ:33:ARG:HG2	1:GJ:46:VAL:HG22	2.01	0.43
1:GL:56:ARG:HG2	1:GL:74:GLU:OE2	2.19	0.43
1:GP:31:LEU:HD22	1:GP:48:GLY:CA	2.41	0.43
1:GS:33:ARG:HG2	1:GS:46:VAL:HG22	2.01	0.43
1:GU:71:MET:CB	1:GU:72:PRO:CD	2.86	0.43
1:AQ:40:ILE:O	1:AQ:40:ILE:HG13	2.17	0.43
1:AW:70:ILE:O	1:AW:71:MET:C	2.57	0.43
1:AW:88:ASN:CG	1:BD:59:PRO:HD3	2.37	0.43
1:AW:116:PHE:HE2	1:BE:20:PRO:HA	1.84	0.43
1:AZ:88:ASN:ND2	1:BG:74:GLU:CD	2.67	0.43
1:BC:70:ILE:O	1:BC:71:MET:C	2.57	0.43
1:BF:40:ILE:HG13	1:BF:40:ILE:O	2.17	0.43
1:BZ:19:ASP:OD1	1:BZ:20:PRO:CD	2.63	0.43
1:CB:56:ARG:HG2	1:CB:74:GLU:OE2	2.19	0.43
1:CK:56:ARG:HG2	1:CK:74:GLU:OE2	2.19	0.43
1:CQ:56:ARG:HG2	1:CQ:74:GLU:OE2	2.19	0.43
1:CX:56:ARG:HD3	1:CX:57:PRO:HD3	1.98	0.43
1:CY:60:LYS:HE2	1:CY:60:LYS:H	1.82	0.43
1:DD:31:LEU:HD22	1:DD:48:GLY:CA	2.41	0.43
1:DG:19:ASP:OD1	1:DG:20:PRO:CD	2.63	0.43
1:DQ:5:MET:HG3	1:EP:124:VAL:HA	2.01	0.43
1:DQ:31:LEU:HD11	1:EP:117:LEU:HD21	2.00	0.43
1:DW:116:PHE:HE2	1:FL:20:PRO:HA	1.84	0.43
1:DZ:58:ALA:O	1:DZ:60:LYS:HG2	2.19	0.43
1:EB:55:LYS:HG2	1:EB:73:ASN:HB2	1.99	0.43

*Continued on next page...*

*Continued from previous page...*

Atom-1	Atom-2	Interatomic distance (Å)	Clash overlap (Å)
1:ED:56:ARG:HG2	1:ED:74:GLU:OE2	2.19	0.43
1:EI:70:ILE:O	1:EI:71:MET:C	2.57	0.43
1:EK:19:ASP:OD1	1:EK:20:PRO:CD	2.63	0.43
1:EP:56:ARG:HG2	1:EP:74:GLU:OE2	2.19	0.43
1:EZ:33:ARG:HG2	1:EZ:46:VAL:HG22	2.01	0.43
1:FI:33:ARG:HG2	1:FI:46:VAL:HG22	2.01	0.43
1:FJ:70:ILE:O	1:FJ:71:MET:C	2.57	0.43
1:FS:58:ALA:O	1:FS:60:LYS:HG2	2.19	0.43
1:FT:56:ARG:HG2	1:FT:74:GLU:OE2	2.19	0.43
1:FY:58:ALA:O	1:FY:60:LYS:HG2	2.19	0.43
1:FZ:117:LEU:HD21	1:GT:31:LEU:HD11	2.00	0.43
1:GF:59:PRO:HD3	1:GQ:88:ASN:CG	2.37	0.43
1:GF:117:LEU:HD21	1:GQ:31:LEU:HD11	2.00	0.43
1:GM:55:LYS:HG2	1:GM:73:ASN:HB2	1.99	0.43
1:GQ:37:LYS:HG2	1:GQ:42:GLU:N	2.33	0.43
1:GR:56:ARG:HG2	1:GR:74:GLU:OE2	2.19	0.43
1:GS:107:PHE:CB	1:GS:112:ALA:HB1	2.43	0.43
1:AG:20:PRO:HA	1:FJ:116:PHE:HE2	1.84	0.43
1:AN:58:ALA:O	1:AN:60:LYS:HG2	2.19	0.43
1:AV:20:PRO:HA	1:EI:116:PHE:HE2	1.84	0.43
1:BA:124:VAL:HA	1:EF:5:MET:HG3	2.01	0.43
1:BB:20:PRO:HA	1:EF:116:PHE:HE2	1.83	0.43
1:BO:5:MET:HG3	1:EG:124:VAL:HA	2.01	0.43
1:BO:58:ALA:O	1:BO:60:LYS:HG2	2.19	0.43
1:CE:59:PRO:HD3	1:DK:88:ASN:CG	2.37	0.43
1:CE:117:LEU:HD21	1:DK:31:LEU:HD11	2.00	0.43
1:CI:20:PRO:HA	1:DE:116:PHE:HE2	1.83	0.43
1:CJ:70:ILE:O	1:CJ:71:MET:C	2.57	0.43
1:CZ:56:ARG:HG2	1:CZ:74:GLU:OE2	2.19	0.43
1:DC:59:PRO:HD3	1:FS:88:ASN:CG	2.37	0.43
1:DK:58:ALA:O	1:DK:60:LYS:HG2	2.19	0.43
1:DM:33:ARG:HG2	1:DM:46:VAL:HG22	2.01	0.43
1:DN:5:MET:HG3	1:EV:124:VAL:HA	2.01	0.43
1:DN:16:VAL:HG22	1:DN:28:SER:HB2	1.99	0.43
1:DQ:58:ALA:O	1:DQ:60:LYS:HG2	2.19	0.43
1:DT:70:ILE:O	1:DT:71:MET:C	2.57	0.43
1:DT:116:PHE:HE2	1:ET:20:PRO:HA	1.83	0.43
1:DW:5:MET:HG3	1:FK:124:VAL:HA	2.01	0.43
1:DZ:5:MET:HG3	1:FN:124:VAL:HA	2.01	0.43
1:EO:5:MET:HG3	1:FE:124:VAL:HA	2.01	0.43
1:ES:56:ARG:HG2	1:ES:74:GLU:OE2	2.19	0.43

*Continued on next page...*

*Continued from previous page...*

Atom-1	Atom-2	Interatomic distance (Å)	Clash overlap (Å)
1:EU:70:ILE:O	1:EU:71:MET:C	2.57	0.43
1:EV:56:ARG:HG2	1:EV:74:GLU:OE2	2.19	0.43
1:EX:70:ILE:O	1:EX:71:MET:C	2.57	0.43
1:FA:17:TRP:O	1:FA:26:THR:HA	2.18	0.43
1:FA:58:ALA:O	1:FA:60:LYS:HG2	2.19	0.43
1:FG:70:ILE:O	1:FG:71:MET:C	2.57	0.43
1:FP:58:ALA:O	1:FP:60:LYS:HG2	2.19	0.43
1:FQ:56:ARG:HG2	1:FQ:74:GLU:OE2	2.19	0.43
1:FX:20:PRO:HA	1:GB:116:PHE:HE2	1.84	0.43
1:GC:124:VAL:HA	1:GW:5:MET:HG3	2.01	0.43
1:GD:31:LEU:HD22	1:GD:48:GLY:CA	2.41	0.43
1:GE:58:ALA:O	1:GE:60:LYS:HG2	2.19	0.43
1:GK:70:ILE:O	1:GK:71:MET:C	2.57	0.43
1:GK:88:ASN:ND2	1:GX:74:GLU:CD	2.67	0.43
1:GT:70:ILE:O	1:GT:71:MET:C	2.57	0.43
1:GW:58:ALA:O	1:GW:60:LYS:HG2	2.19	0.43
1:AE:58:ALA:O	1:AE:60:LYS:HG2	2.19	0.42
1:AH:60:LYS:HE2	1:AH:60:LYS:H	1.82	0.42
1:AH:70:ILE:O	1:AH:71:MET:C	2.57	0.42
1:AJ:20:PRO:HA	1:FM:116:PHE:HE2	1.84	0.42
1:AJ:33:ARG:HG2	1:AJ:46:VAL:HG22	2.01	0.42
1:AN:31:LEU:HD11	1:CN:117:LEU:HD21	2.00	0.42
1:AO:59:PRO:CG	1:FA:87:GLU:HB3	2.37	0.42
1:AP:33:ARG:HG2	1:AP:46:VAL:HG22	2.01	0.42
1:AP:43:LEU:N	1:AP:43:LEU:CD2	2.78	0.42
1:AT:31:LEU:HD11	1:BJ:117:LEU:HD21	2.00	0.42
1:AU:59:PRO:HD3	1:EI:88:ASN:CG	2.37	0.42
1:CG:70:ILE:O	1:CG:71:MET:C	2.57	0.42
1:CJ:116:PHE:HE2	1:EE:20:PRO:HA	1.83	0.42
1:CL:19:ASP:OD1	1:CL:20:PRO:CD	2.63	0.42
1:CM:37:LYS:HG2	1:CM:42:GLU:N	2.33	0.42
1:CP:88:ASN:CG	1:DR:59:PRO:HD3	2.37	0.42
1:CU:19:ASP:OD1	1:CU:20:PRO:CD	2.63	0.42
1:CV:116:PHE:HE2	1:GM:20:PRO:HA	1.83	0.42
1:CW:59:PRO:HD3	1:FV:88:ASN:CG	2.37	0.42
1:CX:19:ASP:OD1	1:CX:20:PRO:CD	2.63	0.42
1:CZ:124:VAL:HA	1:FP:5:MET:HG3	2.02	0.42
1:DB:5:MET:HG3	1:GI:124:VAL:HA	2.01	0.42
1:DN:116:PHE:HE2	1:EW:20:PRO:HA	1.84	0.42
1:EB:107:PHE:CB	1:EB:112:ALA:HB1	2.43	0.42
1:EO:116:PHE:HE2	1:FF:20:PRO:HA	1.83	0.42

*Continued on next page...*



*Continued from previous page...*

Atom-1	Atom-2	Interatomic distance (Å)	Clash overlap (Å)
1:FK:56:ARG:HG2	1:FK:74:GLU:OE2	2.19	0.42
1:FT:124:VAL:HA	1:FY:5:MET:HG3	2.02	0.42
1:FV:70:ILE:O	1:FV:71:MET:C	2.57	0.42
1:FW:117:LEU:HD21	1:GB:31:LEU:HD11	2.00	0.42
1:FX:33:ARG:HG2	1:FX:46:VAL:HG22	2.01	0.42
1:GH:88:ASN:CG	1:GU:59:PRO:HD3	2.37	0.42
1:GK:5:MET:HG3	1:GX:124:VAL:HA	2.02	0.42
1:GN:5:MET:HG3	1:GR:124:VAL:HA	2.01	0.42
1:GY:107:PHE:CB	1:GY:112:ALA:HB1	2.43	0.42
1:AB:31:LEU:HD11	1:DI:117:LEU:HD21	2.00	0.42
1:AE:17:TRP:O	1:AE:26:THR:HA	2.18	0.42
1:AF:59:PRO:HD3	1:FJ:88:ASN:CG	2.37	0.42
1:AF:124:VAL:HA	1:FJ:5:MET:HG3	2.01	0.42
1:AG:56:ARG:HD3	1:AG:57:PRO:HD3	1.98	0.42
1:AH:5:MET:HG3	1:DF:124:VAL:HA	2.01	0.42
1:AR:56:ARG:HG2	1:AR:74:GLU:OE2	2.19	0.42
1:BB:56:ARG:HD3	1:BB:57:PRO:HD3	1.98	0.42
1:BC:31:LEU:HD11	1:BY:117:LEU:HD21	2.00	0.42
1:BG:56:ARG:HG2	1:BG:74:GLU:OE2	2.19	0.42
1:BI:116:PHE:HE2	1:BW:20:PRO:HA	1.83	0.42
1:BL:58:ALA:O	1:BL:60:LYS:HG2	2.19	0.42
1:BN:20:PRO:HA	1:BX:116:PHE:HE2	1.83	0.42
1:BP:59:PRO:HD3	1:CA:88:ASN:CG	2.37	0.42
1:BQ:20:PRO:HA	1:CA:116:PHE:HE2	1.84	0.42
1:BU:58:ALA:O	1:BU:60:LYS:HG2	2.19	0.42
1:CD:37:LYS:HG2	1:CD:42:GLU:N	2.33	0.42
1:CG:5:MET:HG3	1:EA:124:VAL:HA	2.02	0.42
1:CI:55:LYS:HG2	1:CI:73:ASN:HB2	1.99	0.42
1:CV:70:ILE:O	1:CV:71:MET:C	2.57	0.42
1:CW:56:ARG:HG2	1:CW:74:GLU:OE2	2.19	0.42
1:CY:88:ASN:CG	1:GO:59:PRO:HD3	2.37	0.42
1:DF:56:ARG:HG2	1:DF:74:GLU:OE2	2.19	0.42
1:DG:56:ARG:HD3	1:DG:57:PRO:HD3	1.98	0.42
1:DM:31:LEU:HD22	1:DM:48:GLY:CA	2.41	0.42
1:DO:56:ARG:HG2	1:DO:74:GLU:OE2	2.19	0.42
1:DS:55:LYS:HG2	1:DS:73:ASN:HB2	1.99	0.42
1:DV:19:ASP:OD1	1:DV:20:PRO:CD	2.63	0.42
1:DW:58:ALA:O	1:DW:60:LYS:HG2	2.19	0.42
1:EU:5:MET:HG3	1:FB:124:VAL:HA	2.01	0.42
1:EU:116:PHE:HE2	1:FC:20:PRO:HA	1.84	0.42
1:FN:56:ARG:HG2	1:FN:74:GLU:OE2	2.19	0.42

*Continued on next page...*

*Continued from previous page...*

Atom-1	Atom-2	Interatomic distance (Å)	Clash overlap (Å)
1:FV:60:LYS:HE2	1:FV:60:LYS:H	1.82	0.42
1:FZ:56:ARG:HG2	1:FZ:74:GLU:OE2	2.19	0.42
1:GC:56:ARG:HG2	1:GC:74:GLU:OE2	2.19	0.42
1:GK:31:LEU:HD11	1:GX:117:LEU:HD21	2.00	0.42
1:GS:43:LEU:N	1:GS:43:LEU:CD2	2.78	0.42
1:GT:58:ALA:O	1:GT:60:LYS:HG2	2.19	0.42
1:AD:20:PRO:HA	1:FG:116:PHE:HE2	1.84	0.42
1:AH:88:ASN:CG	1:DF:59:PRO:HD3	2.37	0.42
1:AI:117:LEU:HD21	1:FM:31:LEU:HD11	2.00	0.42
1:AK:31:LEU:HD11	1:CT:117:LEU:HD21	2.00	0.42
1:AZ:58:ALA:O	1:AZ:60:LYS:HG2	2.19	0.42
1:BC:58:ALA:O	1:BC:60:LYS:HG2	2.19	0.42
1:BL:116:PHE:HE2	1:EN:20:PRO:HA	1.84	0.42
1:BR:116:PHE:HE2	1:EK:20:PRO:HA	1.84	0.42
1:BT:20:PRO:HA	1:BU:116:PHE:HE2	1.84	0.42
1:CC:33:ARG:HG2	1:CC:46:VAL:HG22	2.01	0.42
1:CG:87:GLU:HB3	1:EA:59:PRO:CG	2.37	0.42
1:CR:33:ARG:HG2	1:CR:46:VAL:HG22	2.01	0.42
1:CV:88:ASN:ND2	1:GL:74:GLU:CD	2.67	0.42
1:CW:124:VAL:HA	1:FV:5:MET:HG3	2.01	0.42
1:DE:70:ILE:O	1:DE:71:MET:C	2.57	0.42
1:DG:113:GLY:CA	1:GS:89:LEU:HD22	2.21	0.42
1:DM:43:LEU:N	1:DM:43:LEU:CD2	2.78	0.42
1:DP:33:ARG:HG2	1:DP:46:VAL:HG22	2.01	0.42
1:DT:88:ASN:CG	1:ES:59:PRO:HD3	2.37	0.42
1:DX:56:ARG:HG2	1:DX:74:GLU:OE2	2.19	0.42
1:DY:33:ARG:HG2	1:DY:46:VAL:HG22	2.01	0.42
1:ER:31:LEU:HD11	1:EY:117:LEU:HD21	2.00	0.42
1:FF:56:ARG:HD3	1:FF:57:PRO:HD3	1.98	0.42
1:FO:31:LEU:HD22	1:FO:48:GLY:CA	2.41	0.42
1:FO:33:ARG:HG2	1:FO:46:VAL:HG22	2.01	0.42
1:FQ:117:LEU:HD21	1:GE:31:LEU:HD11	2.00	0.42
1:GA:20:PRO:HA	1:GT:116:PHE:HE2	1.83	0.42
1:GD:33:ARG:HG2	1:GD:46:VAL:HG22	2.01	0.42
1:GF:124:VAL:HA	1:GQ:5:MET:HG3	2.01	0.42
1:GK:116:PHE:HE2	1:GY:20:PRO:HA	1.84	0.42
1:GP:55:LYS:HG2	1:GP:73:ASN:HB2	1.99	0.42
1:AJ:89:LEU:HD22	1:DV:113:GLY:CA	2.21	0.42
1:BL:5:MET:HG3	1:EM:124:VAL:HA	2.02	0.42
1:BP:74:GLU:CD	1:CA:88:ASN:ND2	2.67	0.42
1:BQ:33:ARG:HG2	1:BQ:46:VAL:HG22	2.01	0.42

*Continued on next page...*

*Continued from previous page...*

Atom-1	Atom-2	Interatomic distance (Å)	Clash overlap (Å)
1:BS:124:VAL:HA	1:BU:5:MET:HG3	2.02	0.42
1:CG:31:LEU:HD11	1:EA:117:LEU:HD21	2.00	0.42
1:CG:88:ASN:ND2	1:EA:74:GLU:CD	2.67	0.42
1:CG:116:PHE:HE2	1:EB:20:PRO:HA	1.84	0.42
1:CJ:88:ASN:CG	1:ED:59:PRO:HD3	2.37	0.42
1:CL:113:GLY:CA	1:FX:89:LEU:HD22	2.21	0.42
1:CP:88:ASN:ND2	1:DR:74:GLU:CD	2.67	0.42
1:CP:116:PHE:HE2	1:DS:20:PRO:HA	1.84	0.42
1:CS:58:ALA:O	1:CS:60:LYS:HG2	2.19	0.42
1:CV:5:MET:HG3	1:GL:124:VAL:HA	2.01	0.42
1:DA:33:ARG:HG2	1:DA:46:VAL:HG22	2.01	0.42
1:DG:6:GLN:HA	1:DG:7:PRO:HD3	1.82	0.42
1:DN:58:ALA:O	1:DN:60:LYS:HG2	2.19	0.42
1:DS:33:ARG:HG2	1:DS:46:VAL:HG22	2.01	0.42
1:EO:58:ALA:O	1:EO:60:LYS:HG2	2.19	0.42
1:EU:31:LEU:HD11	1:FB:117:LEU:HD21	2.00	0.42
1:EU:88:ASN:CG	1:FB:59:PRO:HD3	2.37	0.42
1:FO:107:PHE:CB	1:FO:112:ALA:HB1	2.43	0.42
1:FU:33:ARG:HG2	1:FU:46:VAL:HG22	2.01	0.42
1:GH:5:MET:HG3	1:GU:124:VAL:HA	2.01	0.42
1:GK:87:GLU:HB3	1:GX:59:PRO:CG	2.37	0.42
1:AC:56:ARG:HG2	1:AC:74:GLU:OE2	2.19	0.42
1:AE:70:ILE:O	1:AE:71:MET:C	2.57	0.42
1:AM:20:PRO:HA	1:EX:116:PHE:HE2	1.84	0.42
1:AR:117:LEU:HD21	1:FD:31:LEU:HD11	2.00	0.42
1:AT:58:ALA:O	1:AT:60:LYS:HG2	2.19	0.42
1:AY:20:PRO:HA	1:EL:116:PHE:HE2	1.84	0.42
1:AY:107:PHE:CB	1:AY:112:ALA:HB1	2.43	0.42
1:BQ:55:LYS:HG2	1:BQ:73:ASN:HB2	1.99	0.42
1:CD:5:MET:HG3	1:DX:124:VAL:HA	2.01	0.42
1:CH:124:VAL:HA	1:DE:5:MET:HG3	2.01	0.42
1:CI:89:LEU:HD22	1:FU:113:GLY:CA	2.21	0.42
1:CM:70:ILE:O	1:CM:71:MET:C	2.57	0.42
1:DH:58:ALA:O	1:DH:60:LYS:HG2	2.19	0.42
1:DZ:70:ILE:O	1:DZ:71:MET:C	2.57	0.42
1:EC:31:LEU:HD11	1:FH:117:LEU:HD21	2.00	0.42
1:EF:58:ALA:O	1:EF:60:LYS:HG2	2.19	0.42
1:EW:56:ARG:HD3	1:EW:57:PRO:HD3	1.98	0.42
1:EZ:19:ASP:OD1	1:EZ:20:PRO:CD	2.63	0.42
1:FD:58:ALA:O	1:FD:60:LYS:HG2	2.19	0.42
1:FR:20:PRO:HA	1:GE:116:PHE:HE2	1.83	0.42

*Continued on next page...*

*Continued from previous page...*

Atom-1	Atom-2	Interatomic distance (Å)	Clash overlap (Å)
1:AF:117:LEU:HD21	1:FJ:31:LEU:HD11	2.00	0.42
1:AL:56:ARG:HG2	1:AL:74:GLU:OE2	2.19	0.42
1:AP:31:LEU:HD22	1:AP:48:GLY:CA	2.41	0.42
1:AU:111:ASN:CB	1:AU:116:PHE:HB2	2.50	0.42
1:AX:56:ARG:HG2	1:AX:74:GLU:OE2	2.19	0.42
1:AZ:31:LEU:HD11	1:BG:117:LEU:HD21	2.00	0.42
1:BB:6:GLN:HA	1:BB:7:PRO:HD3	1.82	0.42
1:BC:116:PHE:HE2	1:BZ:20:PRO:HA	1.84	0.42
1:BD:111:ASN:CB	1:BD:116:PHE:HB2	2.50	0.42
1:BI:5:MET:HG3	1:BV:124:VAL:HA	2.01	0.42
1:BN:107:PHE:CB	1:BN:112:ALA:HB1	2.43	0.42
1:CD:70:ILE:O	1:CD:71:MET:C	2.57	0.42
1:CE:56:ARG:HG2	1:CE:74:GLU:OE2	2.19	0.42
1:CE:124:VAL:HA	1:DK:5:MET:HG3	2.02	0.42
1:CF:33:ARG:HG2	1:CF:46:VAL:HG22	2.01	0.42
1:CH:74:GLU:CD	1:DE:88:ASN:ND2	2.67	0.42
1:CM:5:MET:HG3	1:DO:124:VAL:HA	2.01	0.42
1:CN:56:ARG:HG2	1:CN:74:GLU:OE2	2.19	0.42
1:CO:33:ARG:HG2	1:CO:46:VAL:HG22	2.01	0.42
1:DA:20:PRO:HA	1:FP:116:PHE:HE2	1.84	0.42
1:DD:55:LYS:HG2	1:DD:73:ASN:HB2	1.99	0.42
1:DR:56:ARG:HG2	1:DR:74:GLU:OE2	2.19	0.42
1:EJ:56:ARG:HG2	1:EJ:74:GLU:OE2	2.19	0.42
1:EJ:111:ASN:CB	1:EJ:116:PHE:HB2	2.50	0.42
1:EW:55:LYS:HG2	1:EW:73:ASN:HB2	1.99	0.42
1:FC:56:ARG:HD3	1:FC:57:PRO:HD3	1.98	0.42
1:FL:56:ARG:HD3	1:FL:57:PRO:HD3	1.98	0.42
1:FM:60:LYS:HE2	1:FM:60:LYS:H	1.82	0.42
1:FT:117:LEU:HD21	1:FY:31:LEU:HD11	2.00	0.42
1:GD:55:LYS:HG2	1:GD:73:ASN:HB2	1.99	0.42
1:GK:88:ASN:CG	1:GX:59:PRO:HD3	2.37	0.42
1:AB:5:MET:HG3	1:DI:124:VAL:HA	2.01	0.42
1:AC:124:VAL:HA	1:FG:5:MET:HG3	2.01	0.42
1:AN:5:MET:HG3	1:CN:124:VAL:HA	2.02	0.42
1:AT:116:PHE:HE2	1:BK:20:PRO:HA	1.84	0.42
1:AU:56:ARG:HG2	1:AU:74:GLU:OE2	2.19	0.42
1:AX:111:ASN:CB	1:AX:116:PHE:HB2	2.50	0.42
1:BM:124:VAL:HA	1:BX:5:MET:HG3	2.01	0.42
1:BP:56:ARG:HG2	1:BP:74:GLU:OE2	2.19	0.42
1:CR:113:GLY:CA	1:GD:89:LEU:HD22	2.21	0.42
1:CU:31:LEU:HD22	1:CU:48:GLY:CA	2.41	0.42

*Continued on next page...*

*Continued from previous page...*

Atom-1	Atom-2	Interatomic distance (Å)	Clash overlap (Å)
1:CW:117:LEU:HD21	1:FV:31:LEU:HD11	2.00	0.42
1:DJ:31:LEU:HD22	1:DJ:48:GLY:CA	2.41	0.42
1:EF:70:ILE:O	1:EF:71:MET:C	2.57	0.42
1:EO:70:ILE:O	1:EO:71:MET:C	2.57	0.42
1:EO:88:ASN:ND2	1:FE:74:GLU:CD	2.67	0.42
1:EY:71:MET:CB	1:EY:72:PRO:CD	2.86	0.42
1:FA:70:ILE:O	1:FA:71:MET:C	2.57	0.42
1:FO:55:LYS:HG2	1:FO:73:ASN:HB2	1.99	0.42
1:FS:70:ILE:O	1:FS:71:MET:C	2.57	0.42
1:FZ:111:ASN:CB	1:FZ:116:PHE:HB2	2.50	0.42
1:AK:5:MET:HG3	1:CT:124:VAL:HA	2.01	0.42
1:AL:124:VAL:HA	1:EX:5:MET:HG3	2.01	0.42
1:AO:117:LEU:HD21	1:FA:31:LEU:HD11	2.00	0.42
1:AQ:5:MET:HG3	1:CQ:124:VAL:HA	2.01	0.42
1:BA:74:GLU:CD	1:EF:88:ASN:ND2	2.67	0.42
1:BF:5:MET:HG3	1:CB:124:VAL:HA	2.01	0.42
1:BS:111:ASN:CB	1:BS:116:PHE:HB2	2.50	0.42
1:BW:107:PHE:CB	1:BW:112:ALA:HB1	2.43	0.42
1:CC:113:GLY:CA	1:FO:89:LEU:HD22	2.21	0.42
1:CG:88:ASN:CG	1:EA:59:PRO:HD3	2.37	0.42
1:CH:117:LEU:HD21	1:DE:31:LEU:HD11	2.00	0.42
1:CN:111:ASN:CB	1:CN:116:PHE:HB2	2.50	0.42
1:CR:19:ASP:OD1	1:CR:20:PRO:CD	2.63	0.42
1:CY:70:ILE:O	1:CY:71:MET:C	2.57	0.42
1:CZ:117:LEU:HD21	1:FP:31:LEU:HD11	2.00	0.42
1:DC:111:ASN:CB	1:DC:116:PHE:HB2	2.50	0.42
1:DD:33:ARG:HG2	1:DD:46:VAL:HG22	2.01	0.42
1:DZ:56:ARG:HB3	1:DZ:74:GLU:CG	2.50	0.42
1:EA:111:ASN:CB	1:EA:116:PHE:HB2	2.50	0.42
1:EE:107:PHE:CB	1:EE:112:ALA:HB1	2.43	0.42
1:EK:107:PHE:CB	1:EK:112:ALA:HB1	2.43	0.42
1:EM:111:ASN:CB	1:EM:116:PHE:HB2	2.50	0.42
1:EU:58:ALA:O	1:EU:60:LYS:HG2	2.19	0.42
1:FI:19:ASP:OD1	1:FI:20:PRO:CD	2.63	0.42
1:FL:55:LYS:HG2	1:FL:73:ASN:HB2	1.99	0.42
1:FQ:111:ASN:CB	1:FQ:116:PHE:HB2	2.50	0.42
1:FU:20:PRO:HA	1:FY:116:PHE:HE2	1.84	0.42
1:GB:60:LYS:HE2	1:GB:60:LYS:H	1.82	0.42
1:GH:56:ARG:HB3	1:GH:74:GLU:CG	2.50	0.42
1:GO:111:ASN:CB	1:GO:116:PHE:HB2	2.50	0.42
1:GP:33:ARG:HG2	1:GP:46:VAL:HG22	2.01	0.42

*Continued on next page...*

*Continued from previous page...*

Atom-1	Atom-2	Interatomic distance (Å)	Clash overlap (Å)
1:GQ:56:ARG:HB3	1:GQ:74:GLU:CG	2.50	0.42
1:GW:56:ARG:HB3	1:GW:74:GLU:CG	2.50	0.42
1:GX:111:ASN:CB	1:GX:116:PHE:HB2	2.50	0.42
1:AD:7:PRO:HB3	1:AD:15:ILE:CG2	2.50	0.42
1:AE:31:LEU:HD11	1:DL:117:LEU:HD21	2.00	0.42
1:AH:31:LEU:HD11	1:DF:117:LEU:HD21	2.00	0.42
1:AH:88:ASN:ND2	1:DF:74:GLU:CD	2.67	0.42
1:AI:111:ASN:CB	1:AI:116:PHE:HB2	2.50	0.42
1:AM:7:PRO:HB3	1:AM:15:ILE:CG2	2.50	0.42
1:AP:19:ASP:OD1	1:AP:20:PRO:CD	2.63	0.42
1:AR:124:VAL:HA	1:FD:5:MET:HG3	2.02	0.42
1:AS:33:ARG:HG2	1:AS:46:VAL:HG22	2.01	0.42
1:AU:124:VAL:HA	1:EI:5:MET:HG3	2.01	0.42
1:AW:5:MET:HG3	1:BD:124:VAL:HA	2.01	0.42
1:AZ:5:MET:HG3	1:BG:124:VAL:HA	2.02	0.42
1:BC:5:MET:HG3	1:BY:124:VAL:HA	2.01	0.42
1:BD:56:ARG:HG2	1:BD:74:GLU:OE2	2.19	0.42
1:BP:111:ASN:CB	1:BP:116:PHE:HB2	2.50	0.42
1:CE:111:ASN:CB	1:CE:116:PHE:HB2	2.50	0.42
1:CH:111:ASN:CB	1:CH:116:PHE:HB2	2.50	0.42
1:CW:74:GLU:CD	1:FV:88:ASN:ND2	2.67	0.42
1:CX:6:GLN:HA	1:CX:7:PRO:HD3	1.82	0.42
1:DF:71:MET:CB	1:DF:72:PRO:CD	2.86	0.42
1:DQ:116:PHE:HE2	1:EQ:20:PRO:HA	1.84	0.42
1:EG:111:ASN:CB	1:EG:116:PHE:HB2	2.50	0.42
1:FB:111:ASN:CB	1:FB:116:PHE:HB2	2.50	0.42
1:FJ:58:ALA:O	1:FJ:60:LYS:HG2	2.19	0.42
1:FW:111:ASN:CB	1:FW:116:PHE:HB2	2.50	0.42
1:GK:56:ARG:HB3	1:GK:74:GLU:CG	2.50	0.42
1:AF:111:ASN:CB	1:AF:116:PHE:HB2	2.50	0.42
1:AN:70:ILE:O	1:AN:71:MET:C	2.57	0.42
1:AP:7:PRO:HB3	1:AP:15:ILE:CG2	2.50	0.42
1:AT:5:MET:HG3	1:BJ:124:VAL:HA	2.01	0.42
1:AY:7:PRO:HB3	1:AY:15:ILE:CG2	2.50	0.42
1:BJ:56:ARG:HG2	1:BJ:74:GLU:OE2	2.19	0.42
1:BK:7:PRO:HB3	1:BK:15:ILE:CG2	2.50	0.42
1:BN:7:PRO:HB3	1:BN:15:ILE:CG2	2.50	0.42
1:BO:116:PHE:HE2	1:EH:20:PRO:HA	1.84	0.42
1:BQ:7:PRO:HB3	1:BQ:15:ILE:CG2	2.50	0.42
1:BU:70:ILE:O	1:BU:71:MET:C	2.57	0.42
1:BY:56:ARG:HG2	1:BY:74:GLU:OE2	2.19	0.42

*Continued on next page...*

*Continued from previous page...*

Atom-1	Atom-2	Interatomic distance (Å)	Clash overlap (Å)
1:CA:70:ILE:O	1:CA:71:MET:C	2.57	0.42
1:CC:19:ASP:OD1	1:CC:20:PRO:CD	2.63	0.42
1:CG:56:ARG:HB3	1:CG:74:GLU:CG	2.50	0.42
1:CJ:5:MET:HG3	1:ED:124:VAL:HA	2.01	0.42
1:CP:5:MET:HG3	1:DR:124:VAL:HA	2.01	0.42
1:CP:70:ILE:O	1:CP:71:MET:C	2.57	0.42
1:CU:33:ARG:HG2	1:CU:46:VAL:HG22	2.01	0.42
1:CV:31:LEU:HD11	1:GL:117:LEU:HD21	2.00	0.42
1:CY:116:PHE:HE2	1:GP:20:PRO:HA	1.84	0.42
1:DA:7:PRO:HB3	1:DA:15:ILE:CG2	2.50	0.42
1:DD:7:PRO:HB3	1:DD:15:ILE:CG2	2.50	0.42
1:DJ:33:ARG:HG2	1:DJ:46:VAL:HG22	2.01	0.42
1:DM:7:PRO:HB3	1:DM:15:ILE:CG2	2.50	0.42
1:DM:19:ASP:OD1	1:DM:20:PRO:CD	2.63	0.42
1:DR:111:ASN:CB	1:DR:116:PHE:HB2	2.50	0.42
1:DS:7:PRO:HB3	1:DS:15:ILE:CG2	2.50	0.42
1:EB:6:GLN:HA	1:EB:7:PRO:HD3	1.82	0.42
1:EK:7:PRO:HB3	1:EK:15:ILE:CG2	2.50	0.42
1:EP:111:ASN:CB	1:EP:116:PHE:HB2	2.50	0.42
1:ER:87:GLU:HB3	1:EY:59:PRO:CG	2.37	0.42
1:EW:7:PRO:HB3	1:EW:15:ILE:CG2	2.50	0.42
1:EW:33:ARG:HG2	1:EW:46:VAL:HG22	2.01	0.42
1:EY:111:ASN:CB	1:EY:116:PHE:HB2	2.50	0.42
1:EZ:7:PRO:HB3	1:EZ:15:ILE:CG2	2.50	0.42
1:FL:7:PRO:HB3	1:FL:15:ILE:CG2	2.50	0.42
1:FL:33:ARG:HG2	1:FL:46:VAL:HG22	2.01	0.42
1:FN:111:ASN:CB	1:FN:116:PHE:HB2	2.50	0.42
1:FU:7:PRO:HB3	1:FU:15:ILE:CG2	2.50	0.42
1:GC:111:ASN:CB	1:GC:116:PHE:HB2	2.50	0.42
1:GL:111:ASN:CB	1:GL:116:PHE:HB2	2.50	0.42
1:GM:33:ARG:HG2	1:GM:46:VAL:HG22	2.01	0.42
1:AC:117:LEU:HD21	1:FG:31:LEU:HD11	2.00	0.41
1:AH:58:ALA:O	1:AH:60:LYS:HG2	2.19	0.41
1:AV:113:GLY:CA	1:EH:89:LEU:HD22	2.21	0.41
1:BH:33:ARG:HG2	1:BH:46:VAL:HG22	2.01	0.41
1:BL:70:ILE:O	1:BL:71:MET:C	2.57	0.41
1:BW:7:PRO:HB3	1:BW:15:ILE:CG2	2.50	0.41
1:BZ:7:PRO:HB3	1:BZ:15:ILE:CG2	2.50	0.41
1:CI:33:ARG:HG2	1:CI:46:VAL:HG22	2.01	0.41
1:CO:107:PHE:CB	1:CO:112:ALA:HB1	2.43	0.41
1:DA:113:GLY:CA	1:GM:89:LEU:HD22	2.21	0.41

*Continued on next page...*



Continued from previous page...

Atom-1	Atom-2	Interatomic distance (Å)	Clash overlap (Å)
1:DK:70:ILE:O	1:DK:71:MET:C	2.57	0.41
1:DO:111:ASN:CB	1:DO:116:PHE:HB2	2.50	0.41
1:DW:70:ILE:O	1:DW:71:MET:C	2.57	0.41
1:EB:33:ARG:HG2	1:EB:46:VAL:HG22	2.01	0.41
1:EE:38:VAL:CG2	1:EE:43:LEU:HD21	2.50	0.41
1:ET:38:VAL:CG2	1:ET:43:LEU:HD21	2.50	0.41
1:FD:70:ILE:O	1:FD:71:MET:C	2.57	0.41
1:FH:111:ASN:CB	1:FH:116:PHE:HB2	2.50	0.41
1:FI:7:PRO:HB3	1:FI:15:ILE:CG2	2.50	0.41
1:FT:59:PRO:HD3	1:FY:88:ASN:CG	2.37	0.41
1:GF:111:ASN:HB3	1:GF:116:PHE:HB2	2.03	0.41
1:GP:7:PRO:HB3	1:GP:15:ILE:CG2	2.50	0.41
1:GU:111:ASN:HB3	1:GU:116:PHE:HB2	2.03	0.41
1:GY:33:ARG:HG2	1:GY:46:VAL:HG22	2.01	0.41
1:AB:88:ASN:ND2	1:DI:74:GLU:CD	2.67	0.41
1:AF:111:ASN:HB3	1:AF:116:PHE:HB2	2.03	0.41
1:AT:88:ASN:CG	1:BJ:59:PRO:HD3	2.37	0.41
1:AV:7:PRO:HB3	1:AV:15:ILE:CG2	2.50	0.41
1:BA:60:LYS:HA	1:BA:71:MET:CE	2.45	0.41
1:BB:7:PRO:HB3	1:BB:15:ILE:CG2	2.50	0.41
1:BB:38:VAL:CG2	1:BB:43:LEU:HD21	2.50	0.41
1:BC:87:GLU:HB3	1:BY:59:PRO:CG	2.37	0.41
1:BC:88:ASN:CG	1:BY:59:PRO:HD3	2.37	0.41
1:BI:88:ASN:CG	1:BV:59:PRO:HD3	2.37	0.41
1:BP:124:VAL:HA	1:CA:5:MET:HG3	2.01	0.41
1:CH:59:PRO:CG	1:DE:87:GLU:HB3	2.37	0.41
1:CR:107:PHE:CB	1:CR:112:ALA:HB2	2.35	0.41
1:CW:71:MET:CB	1:CW:72:PRO:CD	2.86	0.41
1:CZ:111:ASN:HB3	1:CZ:116:PHE:HB2	2.03	0.41
1:DD:20:PRO:HA	1:FS:116:PHE:HE2	1.84	0.41
1:DQ:70:ILE:O	1:DQ:71:MET:C	2.57	0.41
1:DT:5:MET:HG3	1:ES:124:VAL:HA	2.01	0.41
1:DX:111:ASN:CB	1:DX:116:PHE:HB2	2.50	0.41
1:EA:111:ASN:HB3	1:EA:116:PHE:HB2	2.03	0.41
1:ED:111:ASN:HB3	1:ED:116:PHE:HB2	2.02	0.41
1:EX:58:ALA:O	1:EX:60:LYS:HG2	2.19	0.41
1:FE:60:LYS:HA	1:FE:71:MET:CE	2.45	0.41
1:FF:38:VAL:CG2	1:FF:43:LEU:HD21	2.50	0.41
1:FT:111:ASN:HB3	1:FT:116:PHE:HB2	2.03	0.41
1:GB:56:ARG:HB3	1:GB:74:GLU:CG	2.50	0.41
1:GG:38:VAL:CG2	1:GG:43:LEU:HD21	2.51	0.41

Continued on next page...

*Continued from previous page...*

Atom-1	Atom-2	Interatomic distance (Å)	Clash overlap (Å)
1:GV:33:ARG:HG2	1:GV:46:VAL:HG22	2.01	0.41
1:GX:111:ASN:HB3	1:GX:116:PHE:HB2	2.03	0.41
1:AI:67:ALA:HB1	1:DF:65:ALA:HB3	2.03	0.41
1:AK:56:ARG:HB3	1:AK:74:GLU:CG	2.50	0.41
1:AL:67:ALA:HB1	1:CT:65:ALA:HB3	2.03	0.41
1:AQ:31:LEU:HD11	1:CQ:117:LEU:HD21	2.00	0.41
1:AZ:70:ILE:O	1:AZ:71:MET:C	2.57	0.41
1:BA:111:ASN:HB3	1:BA:116:PHE:HB2	2.02	0.41
1:BC:11:THR:HB	1:BC:14:LYS:CA	2.51	0.41
1:BE:7:PRO:HB3	1:BE:15:ILE:CG2	2.50	0.41
1:BE:31:LEU:HD22	1:BE:48:GLY:CA	2.41	0.41
1:BF:31:LEU:HD11	1:CB:117:LEU:HD21	2.00	0.41
1:BM:67:ALA:HB1	1:EM:65:ALA:HB3	2.03	0.41
1:BQ:38:VAL:CG2	1:BQ:43:LEU:HD21	2.51	0.41
1:BS:65:ALA:HB3	1:BV:67:ALA:HB1	2.03	0.41
1:BS:111:ASN:HB3	1:BS:116:PHE:HB2	2.03	0.41
1:CW:65:ALA:HB3	1:FW:67:ALA:HB1	2.03	0.41
1:CY:11:THR:HB	1:CY:14:LYS:CA	2.51	0.41
1:DB:56:ARG:HB3	1:DB:74:GLU:CG	2.50	0.41
1:DC:67:ALA:HB1	1:GI:65:ALA:HB3	2.03	0.41
1:DF:111:ASN:CB	1:DF:116:PHE:HB2	2.50	0.41
1:DN:11:THR:HB	1:DN:14:LYS:CA	2.51	0.41
1:DN:70:ILE:O	1:DN:71:MET:C	2.57	0.41
1:DS:38:VAL:CG2	1:DS:43:LEU:HD21	2.51	0.41
1:DT:11:THR:HB	1:DT:14:LYS:CA	2.51	0.41
1:DW:11:THR:HB	1:DW:14:LYS:CA	2.51	0.41
1:EE:55:LYS:HG2	1:EE:73:ASN:HB2	1.99	0.41
1:EM:111:ASN:HB3	1:EM:116:PHE:HB2	2.03	0.41
1:ES:111:ASN:HB3	1:ES:116:PHE:HB2	2.02	0.41
1:EU:11:THR:HB	1:EU:14:LYS:CA	2.51	0.41
1:EX:56:ARG:HB3	1:EX:74:GLU:CG	2.50	0.41
1:FB:111:ASN:HB3	1:FB:116:PHE:HB2	2.03	0.41
1:FE:111:ASN:HB3	1:FE:116:PHE:HB2	2.02	0.41
1:FF:6:GLN:HA	1:FF:7:PRO:HD3	1.82	0.41
1:FF:7:PRO:HB3	1:FF:15:ILE:CG2	2.50	0.41
1:FG:56:ARG:HB3	1:FG:74:GLU:CG	2.50	0.41
1:FJ:11:THR:HB	1:FJ:14:LYS:CA	2.51	0.41
1:FK:111:ASN:HB3	1:FK:116:PHE:HB2	2.03	0.41
1:FM:56:ARG:HB3	1:FM:74:GLU:CG	2.50	0.41
1:FP:11:THR:HB	1:FP:14:LYS:CA	2.51	0.41
1:FS:11:THR:HB	1:FS:14:LYS:CA	2.51	0.41

*Continued on next page...*

*Continued from previous page...*

Atom-1	Atom-2	Interatomic distance (Å)	Clash overlap (Å)
1:FV:58:ALA:O	1:FV:60:LYS:HG2	2.19	0.41
1:FY:11:THR:HB	1:FY:14:LYS:CA	2.51	0.41
1:GG:33:ARG:HG2	1:GG:46:VAL:HG22	2.01	0.41
1:GN:56:ARG:HB3	1:GN:74:GLU:CG	2.50	0.41
1:GO:67:ALA:HB1	1:GR:65:ALA:HB3	2.03	0.41
1:GR:111:ASN:CB	1:GR:116:PHE:HB2	2.50	0.41
1:GV:38:VAL:CG2	1:GV:43:LEU:HD21	2.51	0.41
1:AB:56:ARG:HB3	1:AB:74:GLU:CG	2.50	0.41
1:AB:88:ASN:CG	1:DI:59:PRO:HD3	2.37	0.41
1:AC:65:ALA:HB3	1:FH:67:ALA:HB1	2.03	0.41
1:AC:67:ALA:HB1	1:DI:65:ALA:HB3	2.03	0.41
1:AH:56:ARG:HB3	1:AH:74:GLU:CG	2.50	0.41
1:AL:111:ASN:CB	1:AL:116:PHE:HB2	2.50	0.41
1:AL:117:LEU:HD21	1:EX:31:LEU:HD11	2.00	0.41
1:AM:19:ASP:OD1	1:AM:20:PRO:CD	2.63	0.41
1:AR:67:ALA:HB1	1:CQ:65:ALA:HB3	2.03	0.41
1:AR:111:ASN:CB	1:AR:116:PHE:HB2	2.50	0.41
1:AT:11:THR:HB	1:AT:14:LYS:CA	2.51	0.41
1:AW:11:THR:HB	1:AW:14:LYS:CA	2.51	0.41
1:AX:59:PRO:HD3	1:EL:88:ASN:CG	2.37	0.41
1:AZ:11:THR:HB	1:AZ:14:LYS:CA	2.51	0.41
1:BA:111:ASN:CB	1:BA:116:PHE:HB2	2.50	0.41
1:BD:111:ASN:HB3	1:BD:116:PHE:HB2	2.03	0.41
1:BG:67:ALA:HB1	1:CB:65:ALA:HB3	2.03	0.41
1:BG:111:ASN:CB	1:BG:116:PHE:HB2	2.50	0.41
1:BI:74:GLU:OE2	1:BV:88:ASN:ND2	2.53	0.41
1:BM:59:PRO:HD3	1:BX:88:ASN:CG	2.37	0.41
1:BM:88:ASN:ND2	1:BX:74:GLU:OE2	2.53	0.41
1:BQ:43:LEU:N	1:BQ:43:LEU:CD2	2.78	0.41
1:BY:111:ASN:CB	1:BY:116:PHE:HB2	2.50	0.41
1:CC:7:PRO:HB3	1:CC:15:ILE:CG2	2.50	0.41
1:CE:111:ASN:HB3	1:CE:116:PHE:HB2	2.03	0.41
1:CF:38:VAL:CG2	1:CF:43:LEU:HD21	2.51	0.41
1:CJ:11:THR:HB	1:CJ:14:LYS:CA	2.51	0.41
1:CL:38:VAL:CG2	1:CL:43:LEU:HD21	2.51	0.41
1:CO:38:VAL:CG2	1:CO:43:LEU:HD21	2.51	0.41
1:CU:7:PRO:HB3	1:CU:15:ILE:CG2	2.50	0.41
1:CV:88:ASN:CG	1:GL:59:PRO:HD3	2.37	0.41
1:CW:111:ASN:CB	1:CW:116:PHE:HB2	2.50	0.41
1:CX:38:VAL:CG2	1:CX:43:LEU:HD21	2.51	0.41
1:CY:56:ARG:HB3	1:CY:74:GLU:CG	2.50	0.41

*Continued on next page...*

*Continued from previous page...*

Atom-1	Atom-2	Interatomic distance (Å)	Clash overlap (Å)
1:CZ:59:PRO:HD3	1:FP:88:ASN:CG	2.37	0.41
1:DB:70:ILE:O	1:DB:71:MET:C	2.57	0.41
1:DG:38:VAL:CG2	1:DG:43:LEU:HD21	2.51	0.41
1:DJ:7:PRO:HB3	1:DJ:15:ILE:CG2	2.50	0.41
1:EE:8:ILE:HD11	1:EE:16:VAL:CG1	2.51	0.41
1:EI:11:THR:HB	1:EI:14:LYS:CA	2.51	0.41
1:ET:8:ILE:HD11	1:ET:16:VAL:CG1	2.51	0.41
1:EV:111:ASN:HB3	1:EV:116:PHE:HB2	2.03	0.41
1:FA:11:THR:HB	1:FA:14:LYS:CA	2.51	0.41
1:FD:11:THR:HB	1:FD:14:LYS:CA	2.51	0.41
1:FG:58:ALA:O	1:FG:60:LYS:HG2	2.19	0.41
1:FR:38:VAL:CG2	1:FR:43:LEU:HD21	2.50	0.41
1:FS:56:ARG:HB3	1:FS:74:GLU:CG	2.50	0.41
1:FV:56:ARG:HB3	1:FV:74:GLU:CG	2.50	0.41
1:FW:59:PRO:HD3	1:GB:88:ASN:CG	2.37	0.41
1:FX:56:ARG:HD3	1:FX:57:PRO:HD3	1.98	0.41
1:GD:6:GLN:HA	1:GD:7:PRO:HD3	1.82	0.41
1:GI:111:ASN:CB	1:GI:116:PHE:HB2	2.50	0.41
1:GJ:7:PRO:HB3	1:GJ:15:ILE:CG2	2.50	0.41
1:GN:70:ILE:O	1:GN:71:MET:C	2.57	0.41
1:GY:6:GLN:HA	1:GY:7:PRO:HD3	1.82	0.41
1:AC:111:ASN:CB	1:AC:116:PHE:HB2	2.50	0.41
1:AD:19:ASP:OD1	1:AD:20:PRO:CD	2.63	0.41
1:AE:11:THR:HB	1:AE:14:LYS:CA	2.51	0.41
1:AI:33:ARG:NH2	1:AJ:8:ILE:HB	2.36	0.41
1:AL:65:ALA:HB3	1:EY:67:ALA:HB1	2.03	0.41
1:AQ:70:ILE:O	1:AQ:71:MET:C	2.57	0.41
1:AS:38:VAL:CG2	1:AS:43:LEU:HD21	2.51	0.41
1:AU:111:ASN:HB3	1:AU:116:PHE:HB2	2.03	0.41
1:AY:33:ARG:HG2	1:AY:46:VAL:HG22	2.01	0.41
1:BA:59:PRO:HD3	1:EF:88:ASN:CG	2.37	0.41
1:BH:38:VAL:CG2	1:BH:43:LEU:HD21	2.51	0.41
1:BJ:111:ASN:CB	1:BJ:116:PHE:HB2	2.50	0.41
1:BR:70:ILE:O	1:BR:71:MET:C	2.57	0.41
1:BT:31:LEU:HD22	1:BT:48:GLY:CA	2.41	0.41
1:CB:111:ASN:CB	1:CB:116:PHE:HB2	2.50	0.41
1:CC:107:PHE:CB	1:CC:112:ALA:HB2	2.35	0.41
1:CF:8:ILE:HD11	1:CF:16:VAL:CG1	2.51	0.41
1:CK:124:VAL:HA	1:DH:5:MET:HG3	2.01	0.41
1:CN:111:ASN:HB3	1:CN:116:PHE:HB2	2.03	0.41
1:CO:8:ILE:HD11	1:CO:16:VAL:CG1	2.51	0.41

*Continued on next page...*

*Continued from previous page...*

Atom-1	Atom-2	Interatomic distance (Å)	Clash overlap (Å)
1:CR:7:PRO:HB3	1:CR:15:ILE:CG2	2.50	0.41
1:CR:38:VAL:CG2	1:CR:43:LEU:HD21	2.51	0.41
1:CT:33:ARG:NH2	1:CU:8:ILE:HB	2.36	0.41
1:CX:7:PRO:HB3	1:CX:15:ILE:CG2	2.50	0.41
1:CX:8:ILE:HD11	1:CX:16:VAL:CG1	2.51	0.41
1:DD:38:VAL:CG2	1:DD:43:LEU:HD21	2.51	0.41
1:DG:8:ILE:HD11	1:DG:16:VAL:CG1	2.51	0.41
1:DH:56:ARG:HB3	1:DH:74:GLU:CG	2.50	0.41
1:DI:33:ARG:NH2	1:DJ:8:ILE:HB	2.36	0.41
1:DL:111:ASN:CB	1:DL:116:PHE:HB2	2.50	0.41
1:DN:56:ARG:HB3	1:DN:74:GLU:CG	2.50	0.41
1:DP:43:LEU:N	1:DP:43:LEU:CD2	2.78	0.41
1:DQ:74:GLU:OE2	1:EP:88:ASN:ND2	2.54	0.41
1:DV:38:VAL:CG2	1:DV:43:LEU:HD21	2.51	0.41
1:DY:43:LEU:N	1:DY:43:LEU:CD2	2.78	0.41
1:DZ:11:THR:HB	1:DZ:14:LYS:CA	2.51	0.41
1:EF:11:THR:HB	1:EF:14:LYS:CA	2.51	0.41
1:EK:33:ARG:HG2	1:EK:46:VAL:HG22	2.01	0.41
1:EL:70:ILE:O	1:EL:71:MET:C	2.57	0.41
1:EO:11:THR:HB	1:EO:14:LYS:CA	2.51	0.41
1:EO:88:ASN:CG	1:FE:59:PRO:HD3	2.37	0.41
1:EQ:7:PRO:HB3	1:EQ:15:ILE:CG2	2.50	0.41
1:ET:55:LYS:HG2	1:ET:73:ASN:HB2	1.99	0.41
1:EZ:8:ILE:HD11	1:EZ:16:VAL:CG1	2.51	0.41
1:FC:33:ARG:HG2	1:FC:46:VAL:HG22	2.01	0.41
1:FE:111:ASN:CB	1:FE:116:PHE:HB2	2.50	0.41
1:FI:8:ILE:HD11	1:FI:16:VAL:CG1	2.51	0.41
1:FK:111:ASN:CB	1:FK:116:PHE:HB2	2.50	0.41
1:FO:8:ILE:HD11	1:FO:16:VAL:CG1	2.51	0.41
1:FW:33:ARG:NH2	1:FX:8:ILE:HB	2.36	0.41
1:FY:56:ARG:HB3	1:FY:74:GLU:CG	2.50	0.41
1:GA:38:VAL:CG2	1:GA:43:LEU:HD21	2.50	0.41
1:GD:8:ILE:HD11	1:GD:16:VAL:CG1	2.51	0.41
1:GD:38:VAL:CG2	1:GD:43:LEU:HD21	2.51	0.41
1:GG:7:PRO:HB3	1:GG:15:ILE:CG2	2.50	0.41
1:GS:7:PRO:HB3	1:GS:15:ILE:CG2	2.50	0.41
1:GU:111:ASN:CB	1:GU:116:PHE:HB2	2.50	0.41
1:GW:11:THR:HB	1:GW:14:LYS:CA	2.51	0.41
1:AG:7:PRO:HB3	1:AG:15:ILE:CG2	2.50	0.41
1:AJ:8:ILE:HD11	1:AJ:16:VAL:CG1	2.51	0.41
1:AK:88:ASN:ND2	1:CT:74:GLU:CD	2.67	0.41

*Continued on next page...*

*Continued from previous page...*

Atom-1	Atom-2	Interatomic distance (Å)	Clash overlap (Å)
1:AL:111:ASN:HB3	1:AL:116:PHE:HB2	2.02	0.41
1:AN:74:GLU:OE2	1:CN:88:ASN:ND2	2.54	0.41
1:AX:65:ALA:HB3	1:EM:67:ALA:HB1	2.03	0.41
1:AX:124:VAL:HA	1:EL:5:MET:HG3	2.01	0.41
1:AY:38:VAL:CG2	1:AY:43:LEU:HD21	2.51	0.41
1:BF:70:ILE:O	1:BF:71:MET:C	2.57	0.41
1:BI:11:THR:HB	1:BI:14:LYS:CA	2.51	0.41
1:BM:111:ASN:HB3	1:BM:116:PHE:HB2	2.02	0.41
1:BN:33:ARG:HG2	1:BN:46:VAL:HG22	2.01	0.41
1:BO:74:GLU:OE2	1:EG:88:ASN:ND2	2.54	0.41
1:BR:5:MET:HG3	1:EJ:124:VAL:HA	2.01	0.41
1:BR:88:ASN:CG	1:EJ:59:PRO:HD3	2.37	0.41
1:BS:33:ARG:NH2	1:BT:8:ILE:HB	2.36	0.41
1:BS:67:ALA:HB1	1:EJ:65:ALA:HB3	2.03	0.41
1:BV:111:ASN:HB3	1:BV:116:PHE:HB2	2.02	0.41
1:BW:113:GLY:CA	1:FI:89:LEU:HD22	2.21	0.41
1:BX:11:THR:HB	1:BX:14:LYS:CA	2.51	0.41
1:CB:33:ARG:NH2	1:CC:8:ILE:HB	2.36	0.41
1:CC:38:VAL:CG2	1:CC:43:LEU:HD21	2.51	0.41
1:CQ:33:ARG:NH2	1:CR:8:ILE:HB	2.36	0.41
1:CS:56:ARG:HB3	1:CS:74:GLU:CG	2.50	0.41
1:CV:87:GLU:HB3	1:GL:59:PRO:CG	2.37	0.41
1:DA:95:GLU:OE2	1:DA:126:SER:OG	2.32	0.41
1:DB:11:THR:HB	1:DB:14:LYS:CA	2.51	0.41
1:DG:7:PRO:HB3	1:DG:15:ILE:CG2	2.50	0.41
1:DS:43:LEU:N	1:DS:43:LEU:CD2	2.78	0.41
1:ED:33:ARG:NH2	1:EE:8:ILE:HB	2.36	0.41
1:EH:7:PRO:HB3	1:EH:15:ILE:CG2	2.50	0.41
1:EK:38:VAL:CG2	1:EK:43:LEU:HD21	2.51	0.41
1:EM:33:ARG:NH2	1:EN:8:ILE:HB	2.36	0.41
1:ES:33:ARG:NH2	1:ET:8:ILE:HB	2.36	0.41
1:EV:111:ASN:CB	1:EV:116:PHE:HB2	2.50	0.41
1:EW:38:VAL:CG2	1:EW:43:LEU:HD21	2.51	0.41
1:EY:33:ARG:NH2	1:EZ:8:ILE:HB	2.36	0.41
1:FC:7:PRO:HB3	1:FC:15:ILE:CG2	2.50	0.41
1:FO:6:GLN:HA	1:FO:7:PRO:HD3	1.82	0.41
1:FO:38:VAL:CG2	1:FO:43:LEU:HD21	2.51	0.41
1:FP:56:ARG:HB3	1:FP:74:GLU:CG	2.50	0.41
1:FQ:65:ALA:HB3	1:GF:67:ALA:HB1	2.03	0.41
1:FX:8:ILE:HD11	1:FX:16:VAL:CG1	2.51	0.41
1:FZ:65:ALA:HB3	1:GU:67:ALA:HB1	2.03	0.41

*Continued on next page...*

*Continued from previous page...*

Atom-1	Atom-2	Interatomic distance (Å)	Clash overlap (Å)
1:GD:55:LYS:CG	1:GD:73:ASN:CB	2.92	0.41
1:GF:111:ASN:CB	1:GF:116:PHE:HB2	2.50	0.41
1:GP:38:VAL:CG2	1:GP:43:LEU:HD21	2.51	0.41
1:GV:7:PRO:HB3	1:GV:15:ILE:CG2	2.50	0.41
1:AB:11:THR:HB	1:AB:14:LYS:CA	2.51	0.41
1:AC:111:ASN:HB3	1:AC:116:PHE:HB2	2.02	0.41
1:AG:8:ILE:HD11	1:AG:16:VAL:CG1	2.51	0.41
1:AI:59:PRO:HD3	1:FM:88:ASN:CG	2.37	0.41
1:AK:88:ASN:CG	1:CT:59:PRO:HD3	2.37	0.41
1:AN:60:LYS:N	1:AN:60:LYS:CE	2.84	0.41
1:AO:111:ASN:CB	1:AO:116:PHE:HB2	2.50	0.41
1:AR:79:ARG:O	1:FD:80:THR:HA	2.21	0.41
1:AT:74:GLU:OE2	1:BJ:88:ASN:ND2	2.54	0.41
1:AT:87:GLU:HB3	1:BJ:59:PRO:CG	2.37	0.41
1:AV:8:ILE:HD11	1:AV:16:VAL:CG1	2.51	0.41
1:AV:31:LEU:HD22	1:AV:48:GLY:CA	2.41	0.41
1:AW:60:LYS:N	1:AW:60:LYS:CE	2.84	0.41
1:AY:8:ILE:HD11	1:AY:16:VAL:CG1	2.51	0.41
1:AZ:80:THR:HA	1:BG:79:ARG:O	2.21	0.41
1:BA:67:ALA:HB1	1:BG:65:ALA:HB3	2.03	0.41
1:BE:8:ILE:HD11	1:BE:16:VAL:CG1	2.51	0.41
1:BE:38:VAL:CG2	1:BE:43:LEU:HD21	2.51	0.41
1:BE:113:GLY:CA	1:EQ:89:LEU:HD22	2.21	0.41
1:BF:80:THR:HA	1:CB:79:ARG:O	2.21	0.41
1:BK:8:ILE:HD11	1:BK:16:VAL:CG1	2.51	0.41
1:BN:113:GLY:CA	1:EZ:89:LEU:HD22	2.21	0.41
1:BT:38:VAL:CG2	1:BT:43:LEU:HD21	2.51	0.41
1:BW:33:ARG:HG2	1:BW:46:VAL:HG22	2.01	0.41
1:BZ:8:ILE:HD11	1:BZ:16:VAL:CG1	2.51	0.41
1:CE:33:ARG:NH2	1:CF:8:ILE:HB	2.36	0.41
1:CE:67:ALA:HB1	1:DX:65:ALA:HB3	2.03	0.41
1:CE:88:ASN:ND2	1:DK:74:GLU:OE2	2.54	0.41
1:CH:59:PRO:HD3	1:DE:88:ASN:CG	2.37	0.41
1:CK:111:ASN:HB3	1:CK:116:PHE:HB2	2.03	0.41
1:CL:8:ILE:HD11	1:CL:16:VAL:CG1	2.51	0.41
1:CN:33:ARG:NH2	1:CO:8:ILE:HB	2.36	0.41
1:CN:67:ALA:HB1	1:DO:65:ALA:HB3	2.03	0.41
1:CQ:111:ASN:CB	1:CQ:116:PHE:HB2	2.50	0.41
1:CS:5:MET:HG3	1:DU:124:VAL:HA	2.01	0.41
1:CT:111:ASN:CB	1:CT:116:PHE:HB2	2.50	0.41
1:DA:38:VAL:CG2	1:DA:43:LEU:HD21	2.51	0.41

*Continued on next page...*



*Continued from previous page...*

Atom-1	Atom-2	Interatomic distance (Å)	Clash overlap (Å)
1:DI:111:ASN:CB	1:DI:116:PHE:HB2	2.50	0.41
1:DK:60:LYS:N	1:DK:60:LYS:CE	2.84	0.41
1:DQ:80:THR:HA	1:EP:79:ARG:O	2.21	0.41
1:DU:111:ASN:HB3	1:DU:116:PHE:HB2	2.03	0.41
1:DV:8:ILE:HD11	1:DV:16:VAL:CG1	2.51	0.41
1:EC:56:ARG:HB3	1:EC:74:GLU:CG	2.50	0.41
1:EI:60:LYS:N	1:EI:60:LYS:CE	2.84	0.41
1:EK:8:ILE:HD11	1:EK:16:VAL:CG1	2.51	0.41
1:EL:11:THR:HB	1:EL:14:LYS:CA	2.51	0.41
1:EQ:38:VAL:CG2	1:EQ:43:LEU:HD21	2.51	0.41
1:ER:56:ARG:HB3	1:ER:74:GLU:CG	2.50	0.41
1:EU:56:ARG:HB3	1:EU:74:GLU:CG	2.50	0.41
1:EZ:38:VAL:CG2	1:EZ:43:LEU:HD21	2.51	0.41
1:FH:33:ARG:NH2	1:FI:8:ILE:HB	2.36	0.41
1:FI:38:VAL:CG2	1:FI:43:LEU:HD21	2.51	0.41
1:FJ:56:ARG:HB3	1:FJ:74:GLU:CG	2.50	0.41
1:FL:38:VAL:CG2	1:FL:43:LEU:HD21	2.51	0.41
1:FO:55:LYS:CG	1:FO:73:ASN:CB	2.92	0.41
1:FP:60:LYS:N	1:FP:60:LYS:CE	2.84	0.41
1:FR:7:PRO:HB3	1:FR:15:ILE:CG2	2.50	0.41
1:FU:38:VAL:CG2	1:FU:43:LEU:HD21	2.51	0.41
1:FY:60:LYS:N	1:FY:60:LYS:CE	2.84	0.41
1:GC:111:ASN:HB3	1:GC:116:PHE:HB2	2.02	0.41
1:GE:11:THR:HB	1:GE:14:LYS:CA	2.51	0.41
1:GE:60:LYS:N	1:GE:60:LYS:CE	2.84	0.41
1:GM:31:LEU:HD22	1:GM:48:GLY:CA	2.41	0.41
1:GN:11:THR:HB	1:GN:14:LYS:CA	2.51	0.41
1:GT:60:LYS:N	1:GT:60:LYS:CE	2.84	0.41
1:AC:33:ARG:NH2	1:AD:8:ILE:HB	2.36	0.41
1:AF:79:ARG:O	1:FJ:80:THR:HA	2.21	0.41
1:AG:33:ARG:HG2	1:AG:46:VAL:HG22	2.01	0.41
1:AI:79:ARG:O	1:FM:80:THR:HA	2.21	0.41
1:AJ:56:ARG:HD3	1:AJ:57:PRO:HD3	1.98	0.41
1:AK:11:THR:HB	1:AK:14:LYS:CA	2.51	0.41
1:AO:124:VAL:HA	1:FA:5:MET:HG3	2.01	0.41
1:AP:8:ILE:HD11	1:AP:16:VAL:CG1	2.51	0.41
1:AQ:56:ARG:HB3	1:AQ:74:GLU:CG	2.50	0.41
1:AQ:80:THR:HA	1:CQ:79:ARG:O	2.21	0.41
1:AR:65:ALA:HB3	1:FE:67:ALA:HB1	2.03	0.41
1:AS:8:ILE:HD11	1:AS:16:VAL:CG1	2.51	0.41
1:AV:38:VAL:CG2	1:AV:43:LEU:HD21	2.51	0.41

*Continued on next page...*

*Continued from previous page...*

Atom-1	Atom-2	Interatomic distance (Å)	Clash overlap (Å)
1:BA:33:ARG:NH2	1:BB:8:ILE:HB	2.36	0.41
1:BC:74:GLU:OE2	1:BY:88:ASN:ND2	2.54	0.41
1:BI:70:ILE:O	1:BI:71:MET:C	2.57	0.41
1:BO:80:THR:HA	1:EG:79:ARG:O	2.21	0.41
1:BR:11:THR:HB	1:BR:14:LYS:CA	2.51	0.41
1:CH:33:ARG:NH2	1:CI:8:ILE:HB	2.36	0.41
1:CI:31:LEU:HD22	1:CI:48:GLY:CA	2.41	0.41
1:CS:11:THR:HB	1:CS:14:LYS:CA	2.51	0.41
1:CV:60:LYS:N	1:CV:60:LYS:CE	2.84	0.41
1:CW:111:ASN:HB3	1:CW:116:PHE:HB2	2.03	0.41
1:DE:60:LYS:N	1:DE:60:LYS:CE	2.84	0.41
1:DF:111:ASN:HB3	1:DF:116:PHE:HB2	2.03	0.41
1:DH:11:THR:HB	1:DH:14:LYS:CA	2.51	0.41
1:DJ:55:LYS:CG	1:DJ:73:ASN:CB	2.92	0.41
1:DN:60:LYS:N	1:DN:60:LYS:CE	2.84	0.41
1:DN:80:THR:HA	1:EV:79:ARG:O	2.21	0.41
1:DU:111:ASN:CB	1:DU:116:PHE:HB2	2.50	0.41
1:DV:7:PRO:HB3	1:DV:15:ILE:CG2	2.50	0.41
1:DW:60:LYS:N	1:DW:60:LYS:CE	2.84	0.41
1:DW:80:THR:HA	1:FK:79:ARG:O	2.21	0.41
1:EB:7:PRO:HB3	1:EB:15:ILE:CG2	2.50	0.41
1:ED:111:ASN:CB	1:ED:116:PHE:HB2	2.50	0.41
1:EG:33:ARG:NH2	1:EH:8:ILE:HB	2.36	0.41
1:EH:38:VAL:CG2	1:EH:43:LEU:HD21	2.51	0.41
1:EN:38:VAL:CG2	1:EN:43:LEU:HD21	2.51	0.41
1:EP:33:ARG:NH2	1:EQ:8:ILE:HB	2.36	0.41
1:EQ:19:ASP:OD1	1:EQ:20:PRO:CD	2.63	0.41
1:ER:80:THR:HA	1:EY:79:ARG:O	2.21	0.41
1:EW:8:ILE:HD11	1:EW:16:VAL:CG1	2.51	0.41
1:FA:56:ARG:HB3	1:FA:74:GLU:CG	2.50	0.41
1:FC:8:ILE:HD11	1:FC:16:VAL:CG1	2.51	0.41
1:FE:33:ARG:NH2	1:FF:8:ILE:HB	2.36	0.41
1:FR:8:ILE:HD11	1:FR:16:VAL:CG1	2.51	0.41
1:FR:31:LEU:HD22	1:FR:48:GLY:CA	2.41	0.41
1:FT:111:ASN:CB	1:FT:116:PHE:HB2	2.50	0.41
1:FW:79:ARG:O	1:GB:80:THR:HA	2.21	0.41
1:GA:7:PRO:HB3	1:GA:15:ILE:CG2	2.50	0.41
1:GA:8:ILE:HD11	1:GA:16:VAL:CG1	2.51	0.41
1:GE:70:ILE:O	1:GE:71:MET:C	2.57	0.41
1:GP:8:ILE:HD11	1:GP:16:VAL:CG1	2.51	0.41
1:GT:11:THR:HB	1:GT:14:LYS:CA	2.51	0.41

*Continued on next page...*

*Continued from previous page...*

Atom-1	Atom-2	Interatomic distance (Å)	Clash overlap (Å)
1:GV:55:LYS:CG	1:GV:73:ASN:CB	2.92	0.41
1:AC:74:GLU:CD	1:FG:88:ASN:ND2	2.67	0.41
1:AE:5:MET:HG3	1:DL:124:VAL:HA	2.01	0.41
1:AE:56:ARG:HB3	1:AE:74:GLU:CG	2.50	0.41
1:AF:88:ASN:ND2	1:FJ:74:GLU:OE2	2.54	0.41
1:AG:38:VAL:CG2	1:AG:43:LEU:HD21	2.51	0.41
1:AI:65:ALA:HB3	1:FN:67:ALA:HB1	2.03	0.41
1:AJ:38:VAL:CG2	1:AJ:43:LEU:HD21	2.51	0.41
1:AL:33:ARG:NH2	1:AM:8:ILE:HB	2.36	0.41
1:AQ:60:LYS:N	1:AQ:60:LYS:CE	2.84	0.41
1:AW:31:LEU:HD11	1:BD:117:LEU:HD21	2.00	0.41
1:BA:79:ARG:O	1:EF:80:THR:HA	2.21	0.41
1:BB:55:LYS:CG	1:BB:73:ASN:CB	2.92	0.41
1:BF:56:ARG:HB3	1:BF:74:GLU:CG	2.50	0.41
1:BF:60:LYS:N	1:BF:60:LYS:CE	2.84	0.41
1:BH:8:ILE:HD11	1:BH:16:VAL:CG1	2.51	0.41
1:BI:60:LYS:N	1:BI:60:LYS:CE	2.84	0.41
1:BJ:33:ARG:NH2	1:BK:8:ILE:HB	2.36	0.41
1:BJ:111:ASN:HB3	1:BJ:116:PHE:HB2	2.03	0.41
1:BK:38:VAL:CG2	1:BK:43:LEU:HD21	2.51	0.41
1:BL:11:THR:HB	1:BL:14:LYS:CA	2.51	0.41
1:BL:60:LYS:N	1:BL:60:LYS:CE	2.84	0.41
1:BM:111:ASN:CB	1:BM:116:PHE:HB2	2.50	0.41
1:BN:8:ILE:HD11	1:BN:16:VAL:CG1	2.51	0.41
1:BN:38:VAL:CG2	1:BN:43:LEU:HD21	2.50	0.41
1:BT:8:ILE:HD11	1:BT:16:VAL:CG1	2.51	0.41
1:BU:11:THR:HB	1:BU:14:LYS:CA	2.51	0.41
1:BV:111:ASN:CB	1:BV:116:PHE:HB2	2.50	0.41
1:BW:8:ILE:HD11	1:BW:16:VAL:CG1	2.51	0.41
1:BW:19:ASP:OD1	1:BW:20:PRO:CD	2.63	0.41
1:BW:38:VAL:CG2	1:BW:43:LEU:HD21	2.50	0.41
1:BX:60:LYS:N	1:BX:60:LYS:CE	2.84	0.41
1:BY:111:ASN:HB3	1:BY:116:PHE:HB2	2.03	0.41
1:BZ:38:VAL:CG2	1:BZ:43:LEU:HD21	2.51	0.41
1:CA:60:LYS:N	1:CA:60:LYS:CE	2.84	0.41
1:CD:60:LYS:N	1:CD:60:LYS:CE	2.84	0.41
1:CI:38:VAL:CG2	1:CI:43:LEU:HD21	2.50	0.41
1:CK:65:ALA:HB3	1:DI:67:ALA:HB1	2.03	0.41
1:CK:111:ASN:CB	1:CK:116:PHE:HB2	2.50	0.41
1:CL:6:GLN:HA	1:CL:7:PRO:HD3	1.82	0.41
1:CL:7:PRO:HB3	1:CL:15:ILE:CG2	2.50	0.41

*Continued on next page...*

*Continued from previous page...*

Atom-1	Atom-2	Interatomic distance (Å)	Clash overlap (Å)
1:CM:60:LYS:N	1:CM:60:LYS:CE	2.84	0.41
1:CP:60:LYS:N	1:CP:60:LYS:CE	2.84	0.41
1:CP:74:GLU:OE2	1:DR:88:ASN:ND2	2.53	0.41
1:CT:67:ALA:HB1	1:DU:65:ALA:HB3	2.03	0.41
1:CU:38:VAL:CG2	1:CU:43:LEU:HD21	2.51	0.41
1:CU:55:LYS:CG	1:CU:73:ASN:CB	2.92	0.41
1:CV:11:THR:HB	1:CV:14:LYS:CA	2.51	0.41
1:CV:74:GLU:OE2	1:GL:88:ASN:ND2	2.53	0.41
1:CY:5:MET:HG3	1:GO:124:VAL:HA	2.01	0.41
1:CY:60:LYS:N	1:CY:60:LYS:CE	2.84	0.41
1:CY:80:THR:HA	1:GO:79:ARG:O	2.21	0.41
1:CZ:65:ALA:HB3	1:FQ:67:ALA:HB1	2.03	0.41
1:CZ:111:ASN:CB	1:CZ:116:PHE:HB2	2.50	0.41
1:DC:79:ARG:O	1:FS:80:THR:HA	2.21	0.41
1:DC:111:ASN:HB3	1:DC:116:PHE:HB2	2.02	0.41
1:DC:124:VAL:HA	1:FS:5:MET:HG3	2.01	0.41
1:DD:8:ILE:HD11	1:DD:16:VAL:CG1	2.51	0.41
1:DE:11:THR:HB	1:DE:14:LYS:CA	2.51	0.41
1:DH:60:LYS:N	1:DH:60:LYS:CE	2.84	0.41
1:DJ:38:VAL:CG2	1:DJ:43:LEU:HD21	2.51	0.41
1:DM:8:ILE:HD11	1:DM:16:VAL:CG1	2.51	0.41
1:DP:7:PRO:HB3	1:DP:15:ILE:CG2	2.50	0.41
1:DV:6:GLN:HA	1:DV:7:PRO:HD3	1.82	0.41
1:DY:7:PRO:HB3	1:DY:15:ILE:CG2	2.50	0.41
1:EA:95:GLU:OE2	1:EA:126:SER:OG	2.32	0.41
1:EC:80:THR:HA	1:FH:79:ARG:O	2.21	0.41
1:EE:7:PRO:HB3	1:EE:15:ILE:CG2	2.50	0.41
1:EG:111:ASN:HB3	1:EG:116:PHE:HB2	2.03	0.41
1:EH:8:ILE:HD11	1:EH:16:VAL:CG1	2.51	0.41
1:EH:19:ASP:OD1	1:EH:20:PRO:CD	2.63	0.41
1:EI:56:ARG:HB3	1:EI:74:GLU:CG	2.50	0.41
1:EJ:111:ASN:HB3	1:EJ:116:PHE:HB2	2.02	0.41
1:EN:31:LEU:HD22	1:EN:48:GLY:CA	2.41	0.41
1:EP:111:ASN:HB3	1:EP:116:PHE:HB2	2.03	0.41
1:EQ:8:ILE:HD11	1:EQ:16:VAL:CG1	2.51	0.41
1:ES:111:ASN:CB	1:ES:116:PHE:HB2	2.50	0.41
1:ET:7:PRO:HB3	1:ET:15:ILE:CG2	2.50	0.41
1:EU:60:LYS:N	1:EU:60:LYS:CE	2.84	0.41
1:EU:80:THR:HA	1:FB:79:ARG:O	2.21	0.41
1:EX:60:LYS:N	1:EX:60:LYS:CE	2.84	0.41
1:EY:111:ASN:HB3	1:EY:116:PHE:HB2	2.03	0.41

*Continued on next page...*

*Continued from previous page...*

Atom-1	Atom-2	Interatomic distance (Å)	Clash overlap (Å)
1:FC:38:VAL:CG2	1:FC:43:LEU:HD21	2.51	0.41
1:FF:55:LYS:CG	1:FF:73:ASN:CB	2.92	0.41
1:FG:60:LYS:N	1:FG:60:LYS:CE	2.84	0.41
1:FH:111:ASN:HB3	1:FH:116:PHE:HB2	2.03	0.41
1:FJ:60:LYS:N	1:FJ:60:LYS:CE	2.84	0.41
1:FL:8:ILE:HD11	1:FL:16:VAL:CG1	2.51	0.41
1:FN:111:ASN:HB3	1:FN:116:PHE:HB2	2.02	0.41
1:FQ:33:ARG:NH2	1:FR:8:ILE:HB	2.36	0.41
1:FS:60:LYS:N	1:FS:60:LYS:CE	2.84	0.41
1:FT:65:ALA:HB3	1:FZ:67:ALA:HB1	2.03	0.41
1:FX:38:VAL:CG2	1:FX:43:LEU:HD21	2.51	0.41
1:FZ:33:ARG:NH2	1:GA:8:ILE:HB	2.36	0.41
1:FZ:124:VAL:HA	1:GT:5:MET:HG3	2.01	0.41
1:GA:31:LEU:HD22	1:GA:48:GLY:CA	2.41	0.41
1:GB:60:LYS:N	1:GB:60:LYS:CE	2.84	0.41
1:GC:59:PRO:HD3	1:GW:88:ASN:CG	2.37	0.41
1:GF:33:ARG:NH2	1:GG:8:ILE:HB	2.36	0.41
1:GH:11:THR:HB	1:GH:14:LYS:CA	2.51	0.41
1:GH:60:LYS:N	1:GH:60:LYS:CE	2.84	0.41
1:GJ:38:VAL:CG2	1:GJ:43:LEU:HD21	2.51	0.41
1:GK:11:THR:HB	1:GK:14:LYS:CA	2.51	0.41
1:GL:33:ARG:NH2	1:GM:8:ILE:HB	2.36	0.41
1:GM:7:PRO:HB3	1:GM:15:ILE:CG2	2.50	0.41
1:GM:38:VAL:CG2	1:GM:43:LEU:HD21	2.50	0.41
1:GO:111:ASN:HB3	1:GO:116:PHE:HB2	2.02	0.41
1:GQ:60:LYS:N	1:GQ:60:LYS:CE	2.84	0.41
1:GS:38:VAL:CG2	1:GS:43:LEU:HD21	2.51	0.41
1:GY:7:PRO:HB3	1:GY:15:ILE:CG2	2.50	0.41
1:GY:8:ILE:HD11	1:GY:16:VAL:CG1	2.51	0.41
1:AB:70:ILE:O	1:AB:71:MET:C	2.57	0.41
1:AD:38:VAL:CG2	1:AD:43:LEU:HD21	2.51	0.41
1:AF:33:ARG:NH2	1:AG:8:ILE:HB	2.36	0.41
1:AH:3:LYS:O	1:DF:124:VAL:HA	2.21	0.41
1:AI:124:VAL:HA	1:FM:5:MET:HG3	2.01	0.41
1:AU:117:LEU:HD21	1:EI:31:LEU:HD11	2.00	0.41
1:AW:56:ARG:HB3	1:AW:74:GLU:CG	2.50	0.41
1:AZ:60:LYS:N	1:AZ:60:LYS:CE	2.84	0.41
1:BE:19:ASP:OD1	1:BE:20:PRO:CD	2.63	0.41
1:BF:88:ASN:CG	1:CB:59:PRO:HD3	2.37	0.41
1:BO:11:THR:HB	1:BO:14:LYS:CA	2.51	0.41
1:BO:88:ASN:ND2	1:EG:74:GLU:CD	2.67	0.41

*Continued on next page...*

*Continued from previous page...*

Atom-1	Atom-2	Interatomic distance (Å)	Clash overlap (Å)
1:BP:79:ARG:O	1:CA:80:THR:HA	2.21	0.41
1:BP:88:ASN:ND2	1:CA:74:GLU:OE2	2.53	0.41
1:BU:60:LYS:N	1:BU:60:LYS:CE	2.84	0.41
1:BV:33:ARG:NH2	1:BW:8:ILE:HB	2.36	0.41
1:BX:70:ILE:O	1:BX:71:MET:C	2.57	0.41
1:BY:33:ARG:NH2	1:BZ:8:ILE:HB	2.36	0.41
1:CB:111:ASN:HB3	1:CB:116:PHE:HB2	2.02	0.41
1:CF:7:PRO:HB3	1:CF:15:ILE:CG2	2.50	0.41
1:CG:11:THR:HB	1:CG:14:LYS:CA	2.51	0.41
1:CH:65:ALA:HB3	1:DF:67:ALA:HB1	2.03	0.41
1:CI:7:PRO:HB3	1:CI:15:ILE:CG2	2.50	0.41
1:CJ:57:PRO:HA	1:CJ:72:PRO:O	2.21	0.41
1:CK:33:ARG:NH2	1:CL:8:ILE:HB	2.36	0.41
1:CK:124:VAL:HA	1:DH:3:LYS:O	2.21	0.41
1:CO:7:PRO:HB3	1:CO:15:ILE:CG2	2.50	0.41
1:CO:113:GLY:CA	1:GA:89:LEU:HD22	2.21	0.41
1:CQ:111:ASN:HB3	1:CQ:116:PHE:HB2	2.02	0.41
1:CS:3:LYS:O	1:DU:124:VAL:HA	2.21	0.41
1:CS:60:LYS:N	1:CS:60:LYS:CE	2.84	0.41
1:CV:3:LYS:O	1:GL:124:VAL:HA	2.21	0.41
1:CW:67:ALA:HB1	1:GL:65:ALA:HB3	2.03	0.41
1:CW:124:VAL:HA	1:FV:3:LYS:O	2.21	0.41
1:CZ:79:ARG:O	1:FP:80:THR:HA	2.21	0.41
1:DA:8:ILE:HD11	1:DA:16:VAL:CG1	2.51	0.41
1:DJ:95:GLU:OE2	1:DJ:126:SER:OG	2.32	0.41
1:DO:33:ARG:NH2	1:DP:8:ILE:HB	2.36	0.41
1:DP:31:LEU:HD22	1:DP:48:GLY:CA	2.41	0.41
1:DQ:11:THR:HB	1:DQ:14:LYS:CA	2.51	0.41
1:DQ:88:ASN:ND2	1:EP:74:GLU:CD	2.67	0.41
1:DT:57:PRO:HA	1:DT:72:PRO:O	2.21	0.41
1:DU:33:ARG:NH2	1:DV:8:ILE:HB	2.36	0.41
1:DX:33:ARG:NH2	1:DY:8:ILE:HB	2.36	0.41
1:DY:8:ILE:HD11	1:DY:16:VAL:CG1	2.51	0.41
1:EB:8:ILE:HD11	1:EB:16:VAL:CG1	2.51	0.41
1:EN:8:ILE:HD11	1:EN:16:VAL:CG1	2.51	0.41
1:EO:80:THR:HA	1:FE:79:ARG:O	2.21	0.41
1:EU:74:GLU:OE2	1:FB:88:ASN:ND2	2.54	0.41
1:FB:33:ARG:NH2	1:FC:8:ILE:HB	2.36	0.41
1:FB:95:GLU:OE2	1:FB:126:SER:OG	2.32	0.41
1:FD:60:LYS:N	1:FD:60:LYS:CE	2.84	0.41
1:FM:60:LYS:N	1:FM:60:LYS:CE	2.84	0.41

*Continued on next page...*

Continued from previous page...

Atom-1	Atom-2	Interatomic distance (Å)	Clash overlap (Å)
1:FQ:124:VAL:HA	1:GE:5:MET:HG3	2.01	0.41
1:FT:88:ASN:ND2	1:FY:74:GLU:OE2	2.54	0.41
1:FW:65:ALA:HB3	1:GC:67:ALA:HB1	2.03	0.41
1:FX:31:LEU:HD22	1:FX:48:GLY:CA	2.41	0.41
1:GF:79:ARG:O	1:GQ:80:THR:HA	2.21	0.41
1:GI:33:ARG:NH2	1:GJ:8:ILE:HB	2.36	0.41
1:GM:8:ILE:HD11	1:GM:16:VAL:CG1	2.51	0.41
1:GO:44:ASN:ND2	1:GP:23:LEU:HD12	2.33	0.41
1:GQ:11:THR:HB	1:GQ:14:LYS:CA	2.51	0.41
1:GR:33:ARG:NH2	1:GS:8:ILE:HB	2.36	0.41
1:GU:33:ARG:NH2	1:GV:8:ILE:HB	2.36	0.41
1:GX:33:ARG:NH2	1:GY:8:ILE:HB	2.36	0.41
1:AJ:7:PRO:HB3	1:AJ:15:ILE:CG2	2.50	0.40
1:AL:74:GLU:CD	1:EX:88:ASN:ND2	2.67	0.40
1:AQ:88:ASN:CG	1:CQ:59:PRO:HD3	2.37	0.40
1:AW:80:THR:HA	1:BD:79:ARG:O	2.21	0.40
1:AX:111:ASN:HB3	1:AX:116:PHE:HB2	2.02	0.40
1:AZ:57:PRO:HA	1:AZ:72:PRO:O	2.21	0.40
1:BI:56:ARG:HB3	1:BI:74:GLU:CG	2.50	0.40
1:BM:33:ARG:NH2	1:BN:8:ILE:HB	2.36	0.40
1:BN:55:LYS:HG2	1:BN:73:ASN:HB2	1.99	0.40
1:BP:44:ASN:ND2	1:BQ:23:LEU:HD12	2.33	0.40
1:BT:55:LYS:CG	1:BT:73:ASN:CB	2.92	0.40
1:CC:36:VAL:CG2	1:CC:45:ASN:HB2	2.51	0.40
1:CF:113:GLY:CA	1:FR:89:LEU:HD22	2.21	0.40
1:CH:88:ASN:ND2	1:DE:74:GLU:OE2	2.53	0.40
1:CH:124:VAL:HA	1:DE:3:LYS:O	2.21	0.40
1:CI:8:ILE:HD11	1:CI:16:VAL:CG1	2.51	0.40
1:CM:11:THR:HB	1:CM:14:LYS:CA	2.51	0.40
1:CP:80:THR:HA	1:DR:79:ARG:O	2.21	0.40
1:CR:36:VAL:CG2	1:CR:45:ASN:HB2	2.51	0.40
1:CZ:33:ARG:NH2	1:DA:8:ILE:HB	2.36	0.40
1:CZ:88:ASN:ND2	1:FP:74:GLU:OE2	2.54	0.40
1:DB:3:LYS:O	1:GI:124:VAL:HA	2.21	0.40
1:DC:44:ASN:ND2	1:DD:23:LEU:HD12	2.33	0.40
1:DF:33:ARG:NH2	1:DG:8:ILE:HB	2.36	0.40
1:DJ:8:ILE:HD11	1:DJ:16:VAL:CG1	2.51	0.40
1:DN:88:ASN:CG	1:EV:59:PRO:HD3	2.37	0.40
1:DP:8:ILE:HD11	1:DP:16:VAL:CG1	2.51	0.40
1:DQ:60:LYS:N	1:DQ:60:LYS:CE	2.84	0.40
1:EA:33:ARG:NH2	1:EB:8:ILE:HB	2.36	0.40

Continued on next page...



Continued from previous page...

Atom-1	Atom-2	Interatomic distance (Å)	Clash overlap (Å)
1:EB:38:VAL:CG2	1:EB:43:LEU:HD21	2.51	0.40
1:EN:7:PRO:HB3	1:EN:15:ILE:CG2	2.50	0.40
1:ER:11:THR:HB	1:ER:14:LYS:CA	2.51	0.40
1:FC:6:GLN:HA	1:FC:7:PRO:HD3	1.82	0.40
1:FD:56:ARG:HB3	1:FD:74:GLU:CG	2.50	0.40
1:FD:57:PRO:HA	1:FD:72:PRO:O	2.21	0.40
1:FN:33:ARG:NH2	1:FO:8:ILE:HB	2.36	0.40
1:FT:79:ARG:O	1:FY:80:THR:HA	2.21	0.40
1:FU:8:ILE:HD11	1:FU:16:VAL:CG1	2.51	0.40
1:FW:124:VAL:HA	1:GB:5:MET:HG3	2.01	0.40
1:FZ:79:ARG:O	1:GT:80:THR:HA	2.21	0.40
1:GD:7:PRO:HB3	1:GD:15:ILE:CG2	2.50	0.40
1:GH:80:THR:HA	1:GU:79:ARG:O	2.21	0.40
1:AE:80:THR:HA	1:DL:79:ARG:O	2.21	0.40
1:AG:6:GLN:HA	1:AG:7:PRO:HD3	1.82	0.40
1:AK:70:ILE:O	1:AK:71:MET:C	2.57	0.40
1:AM:38:VAL:CG2	1:AM:43:LEU:HD21	2.51	0.40
1:AO:33:ARG:NH2	1:AP:8:ILE:HB	2.36	0.40
1:AO:79:ARG:O	1:FA:80:THR:HA	2.21	0.40
1:AS:7:PRO:HB3	1:AS:15:ILE:CG2	2.50	0.40
1:AT:56:ARG:HB3	1:AT:74:GLU:CG	2.50	0.40
1:AU:65:ALA:HB3	1:EJ:67:ALA:HB1	2.03	0.40
1:AU:79:ARG:O	1:EI:80:THR:HA	2.21	0.40
1:AW:3:LYS:O	1:BD:124:VAL:HA	2.21	0.40
1:AX:67:ALA:HB1	1:BD:65:ALA:HB3	2.03	0.40
1:AX:88:ASN:ND2	1:EL:74:GLU:OE2	2.53	0.40
1:AZ:56:ARG:HB3	1:AZ:74:GLU:CG	2.50	0.40
1:BD:67:ALA:HB1	1:BY:65:ALA:HB3	2.03	0.40
1:BH:7:PRO:HB3	1:BH:15:ILE:CG2	2.50	0.40
1:BI:3:LYS:O	1:BV:124:VAL:HA	2.21	0.40
1:BJ:67:ALA:HB1	1:BV:65:ALA:HB3	2.03	0.40
1:BM:65:ALA:HB3	1:BY:67:ALA:HB1	2.03	0.40
1:BM:124:VAL:HA	1:BX:3:LYS:O	2.21	0.40
1:BN:19:ASP:OD1	1:BN:20:PRO:CD	2.63	0.40
1:BO:60:LYS:N	1:BO:60:LYS:CE	2.84	0.40
1:BR:60:LYS:N	1:BR:60:LYS:CE	2.84	0.40
1:BT:7:PRO:HB3	1:BT:15:ILE:CG2	2.50	0.40
1:BU:57:PRO:HA	1:BU:72:PRO:O	2.21	0.40
1:CD:11:THR:HB	1:CD:14:LYS:CA	2.51	0.40
1:CJ:3:LYS:O	1:ED:124:VAL:HA	2.21	0.40
1:CK:114:LEU:HB2	1:CK:116:PHE:HD2	1.87	0.40

Continued on next page...

*Continued from previous page...*

Atom-1	Atom-2	Interatomic distance (Å)	Clash overlap (Å)
1:CU:7:PRO:HG3	1:CU:17:TRP:NE1	2.37	0.40
1:CU:8:ILE:HD11	1:CU:16:VAL:CG1	2.51	0.40
1:CW:33:ARG:NH2	1:CX:8:ILE:HB	2.36	0.40
1:CY:3:LYS:O	1:GO:124:VAL:HA	2.21	0.40
1:DC:124:VAL:HA	1:FS:3:LYS:O	2.21	0.40
1:DJ:7:PRO:HG3	1:DJ:17:TRP:NE1	2.37	0.40
1:DL:33:ARG:NH2	1:DM:8:ILE:HB	2.36	0.40
1:DN:57:PRO:HA	1:DN:72:PRO:O	2.22	0.40
1:DR:44:ASN:ND2	1:DS:23:LEU:HD12	2.33	0.40
1:DT:3:LYS:O	1:ES:124:VAL:HA	2.21	0.40
1:DZ:88:ASN:CG	1:FN:59:PRO:HD3	2.37	0.40
1:EA:44:ASN:ND2	1:EB:23:LEU:HD12	2.33	0.40
1:ED:67:ALA:HB1	1:FH:65:ALA:HB3	2.03	0.40
1:EI:57:PRO:HA	1:EI:72:PRO:O	2.22	0.40
1:EL:60:LYS:N	1:EL:60:LYS:CE	2.84	0.40
1:ES:67:ALA:HB1	1:EY:65:ALA:HB3	2.03	0.40
1:EU:57:PRO:HA	1:EU:72:PRO:O	2.21	0.40
1:FJ:57:PRO:HA	1:FJ:72:PRO:O	2.21	0.40
1:FK:71:MET:CB	1:FK:72:PRO:CD	2.86	0.40
1:FL:7:PRO:HG3	1:FL:17:TRP:NE1	2.37	0.40
1:FO:7:PRO:HB3	1:FO:15:ILE:CG2	2.50	0.40
1:FP:57:PRO:HA	1:FP:72:PRO:O	2.21	0.40
1:FQ:79:ARG:O	1:GE:80:THR:HA	2.21	0.40
1:FT:33:ARG:NH2	1:FU:8:ILE:HB	2.36	0.40
1:FX:7:PRO:HB3	1:FX:15:ILE:CG2	2.50	0.40
1:FY:57:PRO:HA	1:FY:72:PRO:O	2.21	0.40
1:GC:33:ARG:NH2	1:GD:8:ILE:HB	2.36	0.40
1:GE:57:PRO:HA	1:GE:72:PRO:O	2.21	0.40
1:GJ:7:PRO:HG3	1:GJ:17:TRP:NE1	2.37	0.40
1:GJ:31:LEU:HD22	1:GJ:48:GLY:CA	2.41	0.40
1:GN:3:LYS:O	1:GR:124:VAL:HA	2.21	0.40
1:GN:57:PRO:HA	1:GN:72:PRO:O	2.22	0.40
1:GS:7:PRO:HG3	1:GS:17:TRP:NE1	2.37	0.40
1:AB:80:THR:HA	1:DI:79:ARG:O	2.21	0.40
1:AD:19:ASP:HA	1:AD:20:PRO:HD3	1.98	0.40
1:AH:60:LYS:N	1:AH:60:LYS:CE	2.84	0.40
1:AH:80:THR:HA	1:DF:79:ARG:O	2.21	0.40
1:AJ:38:VAL:CG1	1:DV:72:PRO:HB2	2.52	0.40
1:AK:80:THR:HA	1:CT:79:ARG:O	2.21	0.40
1:AO:88:ASN:ND2	1:FA:74:GLU:OE2	2.53	0.40
1:AO:111:ASN:HB3	1:AO:116:PHE:HB2	2.02	0.40

*Continued on next page...*

Continued from previous page...

Atom-1	Atom-2	Interatomic distance (Å)	Clash overlap (Å)
1:AQ:11:THR:HB	1:AQ:14:LYS:CA	2.51	0.40
1:AR:33:ARG:NH2	1:AS:8:ILE:HB	2.36	0.40
1:AT:80:THR:HA	1:BJ:79:ARG:O	2.21	0.40
1:AU:33:ARG:NH2	1:AV:8:ILE:HB	2.36	0.40
1:AU:67:ALA:HB1	1:BJ:65:ALA:HB3	2.03	0.40
1:AU:124:VAL:HA	1:EI:3:LYS:O	2.21	0.40
1:AV:19:ASP:OD1	1:AV:20:PRO:CD	2.63	0.40
1:AW:57:PRO:HA	1:AW:72:PRO:O	2.22	0.40
1:AX:79:ARG:O	1:EL:80:THR:HA	2.21	0.40
1:BA:124:VAL:HA	1:EF:3:LYS:O	2.21	0.40
1:BC:80:THR:HA	1:BY:79:ARG:O	2.21	0.40
1:BD:33:ARG:NH2	1:BE:8:ILE:HB	2.36	0.40
1:BI:80:THR:HA	1:BV:79:ARG:O	2.21	0.40
1:BK:7:PRO:HG3	1:BK:17:TRP:NE1	2.37	0.40
1:BK:38:VAL:CG1	1:EW:72:PRO:HB2	2.52	0.40
1:BL:57:PRO:HA	1:BL:72:PRO:O	2.21	0.40
1:BM:79:ARG:O	1:BX:80:THR:HA	2.21	0.40
1:BP:114:LEU:HB2	1:BP:116:PHE:HD2	1.87	0.40
1:BR:80:THR:HA	1:EJ:79:ARG:O	2.21	0.40
1:BX:56:ARG:HB3	1:BX:74:GLU:CG	2.50	0.40
1:BZ:38:VAL:CG1	1:FL:72:PRO:HB2	2.52	0.40
1:CI:8:ILE:H	1:CI:8:ILE:HG13	1.75	0.40
1:CL:72:PRO:HB2	1:FX:38:VAL:CG1	2.52	0.40
1:DB:57:PRO:HA	1:DB:72:PRO:O	2.22	0.40
1:DB:80:THR:HA	1:GI:79:ARG:O	2.21	0.40
1:DQ:56:ARG:HB3	1:DQ:74:GLU:CG	2.50	0.40
1:DR:111:ASN:HB3	1:DR:116:PHE:HB2	2.03	0.40
1:DR:114:LEU:HB2	1:DR:116:PHE:HD2	1.87	0.40
1:DU:114:LEU:HB2	1:DU:116:PHE:HD2	1.87	0.40
1:DW:57:PRO:HA	1:DW:72:PRO:O	2.22	0.40
1:DY:31:LEU:HD22	1:DY:48:GLY:CA	2.41	0.40
1:DY:38:VAL:CG2	1:DY:43:LEU:HD21	2.51	0.40
1:EA:114:LEU:HB2	1:EA:116:PHE:HD2	1.87	0.40
1:EC:11:THR:HB	1:EC:14:LYS:CA	2.51	0.40
1:EC:57:PRO:HA	1:EC:72:PRO:O	2.21	0.40
1:ED:114:LEU:HB2	1:ED:116:PHE:HD2	1.87	0.40
1:ET:7:PRO:HG3	1:ET:17:TRP:NE1	2.37	0.40
1:EW:7:PRO:HG3	1:EW:17:TRP:NE1	2.37	0.40
1:EX:11:THR:HB	1:EX:14:LYS:CA	2.51	0.40
1:FC:7:PRO:HG3	1:FC:17:TRP:NE1	2.37	0.40
1:FF:19:ASP:OD1	1:FF:20:PRO:CD	2.63	0.40

Continued on next page...

*Continued from previous page...*

Atom-1	Atom-2	Interatomic distance (Å)	Clash overlap (Å)
1:FM:11:THR:HB	1:FM:14:LYS:CA	2.51	0.40
1:FQ:124:VAL:HA	1:GE:3:LYS:O	2.21	0.40
1:FU:19:ASP:OD1	1:FU:20:PRO:CD	2.63	0.40
1:FV:60:LYS:N	1:FV:60:LYS:CE	2.84	0.40
1:GF:88:ASN:ND2	1:GQ:74:GLU:OE2	2.54	0.40
1:GH:3:LYS:O	1:GU:124:VAL:HA	2.21	0.40
1:GH:74:GLU:OE2	1:GU:88:ASN:ND2	2.54	0.40
1:GI:111:ASN:HB3	1:GI:116:PHE:HB2	2.03	0.40
1:GJ:8:ILE:HD11	1:GJ:16:VAL:CG1	2.51	0.40
1:GL:111:ASN:HB3	1:GL:116:PHE:HB2	2.02	0.40
1:GM:8:ILE:H	1:GM:8:ILE:HG13	1.75	0.40
1:GT:57:PRO:HA	1:GT:72:PRO:O	2.21	0.40
1:GW:57:PRO:HA	1:GW:72:PRO:O	2.22	0.40
1:GW:70:ILE:O	1:GW:71:MET:C	2.57	0.40
1:GX:114:LEU:HB2	1:GX:116:PHE:HD2	1.87	0.40
1:GY:38:VAL:CG2	1:GY:43:LEU:HD21	2.51	0.40
1:AB:57:PRO:HA	1:AB:72:PRO:O	2.22	0.40
1:AE:74:GLU:OE2	1:DL:88:ASN:ND2	2.53	0.40
1:AG:7:PRO:HG3	1:AG:17:TRP:NE1	2.37	0.40
1:AP:38:VAL:CG2	1:AP:43:LEU:HD21	2.50	0.40
1:AR:59:PRO:HD3	1:FD:88:ASN:CG	2.37	0.40
1:AS:7:PRO:HG3	1:AS:17:TRP:NE1	2.37	0.40
1:AY:38:VAL:CG1	1:EK:72:PRO:HB2	2.52	0.40
1:BA:65:ALA:HB3	1:EG:67:ALA:HB1	2.03	0.40
1:BB:19:ASP:OD1	1:BB:20:PRO:CD	2.63	0.40
1:BC:56:ARG:HB3	1:BC:74:GLU:CG	2.50	0.40
1:BF:11:THR:HB	1:BF:14:LYS:CA	2.51	0.40
1:BG:33:ARG:NH2	1:BH:8:ILE:HB	2.36	0.40
1:BH:7:PRO:HG3	1:BH:17:TRP:NE1	2.37	0.40
1:BO:56:ARG:HB3	1:BO:74:GLU:CG	2.50	0.40
1:BO:57:PRO:HA	1:BO:72:PRO:O	2.21	0.40
1:BQ:72:PRO:HB2	1:FC:38:VAL:CG1	2.52	0.40
1:BR:74:GLU:OE2	1:EJ:88:ASN:ND2	2.53	0.40
1:BT:6:GLN:HA	1:BT:7:PRO:HD3	1.82	0.40
1:BZ:7:PRO:HG3	1:BZ:17:TRP:NE1	2.37	0.40
1:CG:3:LYS:O	1:EA:124:VAL:HA	2.21	0.40
1:CH:79:ARG:O	1:DE:80:THR:HA	2.21	0.40
1:CH:111:ASN:HB3	1:CH:116:PHE:HB2	2.02	0.40
1:CI:7:PRO:HG3	1:CI:17:TRP:NE1	2.37	0.40
1:CM:3:LYS:O	1:DO:124:VAL:HA	2.21	0.40
1:CQ:67:ALA:HB1	1:DR:65:ALA:HB3	2.03	0.40

*Continued on next page...*

*Continued from previous page...*

Atom-1	Atom-2	Interatomic distance (Å)	Clash overlap (Å)
1:CW:79:ARG:O	1:FV:80:THR:HA	2.21	0.40
1:DL:111:ASN:HB3	1:DL:116:PHE:HB2	2.02	0.40
1:DP:38:VAL:CG2	1:DP:43:LEU:HD21	2.51	0.40
1:DQ:57:PRO:HA	1:DQ:72:PRO:O	2.21	0.40
1:DW:88:ASN:CG	1:FK:59:PRO:HD3	2.37	0.40
1:DZ:57:PRO:HA	1:DZ:72:PRO:O	2.22	0.40
1:DZ:74:GLU:OE2	1:FN:88:ASN:ND2	2.53	0.40
1:EC:3:LYS:O	1:FH:124:VAL:HA	2.21	0.40
1:EC:5:MET:HG3	1:FH:124:VAL:HA	2.02	0.40
1:EE:7:PRO:HG3	1:EE:17:TRP:NE1	2.37	0.40
1:EH:55:LYS:CG	1:EH:73:ASN:CB	2.92	0.40
1:EO:3:LYS:O	1:FE:124:VAL:HA	2.21	0.40
1:EO:74:GLU:OE2	1:FE:88:ASN:ND2	2.53	0.40
1:EP:67:ALA:HB1	1:FE:65:ALA:HB3	2.03	0.40
1:ER:3:LYS:O	1:EY:124:VAL:HA	2.21	0.40
1:ER:57:PRO:HA	1:ER:72:PRO:O	2.21	0.40
1:ES:114:LEU:HB2	1:ES:116:PHE:HD2	1.87	0.40
1:ET:31:LEU:HD21	1:ET:48:GLY:CA	2.37	0.40
1:FG:11:THR:HB	1:FG:14:LYS:CA	2.51	0.40
1:FK:114:LEU:HB2	1:FK:116:PHE:HD2	1.87	0.40
1:FZ:124:VAL:HA	1:GT:3:LYS:O	2.21	0.40
1:GB:11:THR:HB	1:GB:14:LYS:CA	2.51	0.40
1:GC:88:ASN:ND2	1:GW:74:GLU:OE2	2.53	0.40
1:GF:124:VAL:HA	1:GQ:3:LYS:O	2.21	0.40
1:GK:3:LYS:O	1:GX:124:VAL:HA	2.21	0.40
1:GK:60:LYS:N	1:GK:60:LYS:CE	2.84	0.40
1:GM:7:PRO:HG3	1:GM:17:TRP:NE1	2.37	0.40
1:GN:80:THR:HA	1:GR:79:ARG:O	2.21	0.40
1:GS:8:ILE:HD11	1:GS:16:VAL:CG1	2.51	0.40
1:GX:44:ASN:ND2	1:GY:23:LEU:HD12	2.33	0.40
1:AB:3:LYS:O	1:DI:124:VAL:HA	2.21	0.40
1:AG:38:VAL:CG1	1:DS:72:PRO:HB2	2.52	0.40
1:AJ:36:VAL:CG2	1:AJ:45:ASN:HB2	2.51	0.40
1:AK:57:PRO:HA	1:AK:72:PRO:O	2.22	0.40
1:AN:57:PRO:HA	1:AN:72:PRO:O	2.21	0.40
1:AR:114:LEU:HB2	1:AR:116:PHE:HD2	1.87	0.40
1:AR:124:VAL:HA	1:FD:3:LYS:O	2.21	0.40
1:AX:33:ARG:NH2	1:AY:8:ILE:HB	2.36	0.40
1:AY:72:PRO:HB2	1:EK:38:VAL:CG1	2.52	0.40
1:AZ:3:LYS:O	1:BG:124:VAL:HA	2.21	0.40
1:BB:8:ILE:HD11	1:BB:16:VAL:CG1	2.51	0.40

*Continued on next page...*

*Continued from previous page...*

Atom-1	Atom-2	Interatomic distance (Å)	Clash overlap (Å)
1:BB:72:PRO:HB2	1:EN:38:VAL:CG1	2.52	0.40
1:BG:111:ASN:HB3	1:BG:116:PHE:HB2	2.03	0.40
1:BG:114:LEU:HB2	1:BG:116:PHE:HD2	1.87	0.40
1:BP:65:ALA:HB3	1:CB:67:ALA:HB1	2.03	0.40
1:BP:111:ASN:HB3	1:BP:116:PHE:HB2	2.03	0.40
1:BT:38:VAL:CG1	1:FF:72:PRO:HB2	2.52	0.40
1:BW:55:LYS:HG2	1:BW:73:ASN:HB2	1.99	0.40
1:CA:57:PRO:HA	1:CA:72:PRO:O	2.22	0.40
1:CC:72:PRO:HB2	1:FO:38:VAL:CG1	2.52	0.40
1:CD:3:LYS:O	1:DX:124:VAL:HA	2.21	0.40
1:CD:57:PRO:HA	1:CD:72:PRO:O	2.22	0.40
1:CF:2:ASN:HA	1:FR:128:THR:HA	2.04	0.40
1:CF:7:PRO:HG3	1:CF:17:TRP:NE1	2.37	0.40
1:CG:57:PRO:HA	1:CG:72:PRO:O	2.21	0.40
1:CG:60:LYS:N	1:CG:60:LYS:CE	2.84	0.40
1:CI:2:ASN:HA	1:FU:128:THR:HA	2.04	0.40
1:CI:72:PRO:HB2	1:FU:38:VAL:CG1	2.52	0.40
1:CI:116:PHE:CE1	1:CI:118:ASP:HA	2.57	0.40
1:CK:59:PRO:HD3	1:DH:88:ASN:CG	2.37	0.40
1:CO:2:ASN:HA	1:GA:128:THR:HA	2.04	0.40
1:CR:8:ILE:HD11	1:CR:16:VAL:CG1	2.51	0.40
1:CR:72:PRO:HB2	1:GD:38:VAL:CG1	2.52	0.40
1:CS:80:THR:HA	1:DU:79:ARG:O	2.21	0.40
1:CU:38:VAL:CG1	1:GG:72:PRO:HB2	2.52	0.40
1:CV:57:PRO:HA	1:CV:72:PRO:O	2.21	0.40
1:CV:80:THR:HA	1:GL:79:ARG:O	2.21	0.40
1:CX:72:PRO:HB2	1:GJ:38:VAL:CG1	2.52	0.40
1:DA:38:VAL:CG1	1:GM:72:PRO:HB2	2.52	0.40
1:DA:128:THR:HA	1:GM:2:ASN:HA	2.04	0.40
1:DE:57:PRO:HA	1:DE:72:PRO:O	2.21	0.40
1:DG:72:PRO:HB2	1:GS:38:VAL:CG1	2.52	0.40
1:DI:111:ASN:HB3	1:DI:116:PHE:HB2	2.03	0.40
1:DJ:38:VAL:CG1	1:GV:72:PRO:HB2	2.52	0.40
1:DM:38:VAL:CG2	1:DM:43:LEU:HD21	2.50	0.40
1:DZ:60:LYS:N	1:DZ:60:LYS:CE	2.84	0.40
1:EA:67:ALA:HB1	1:FN:65:ALA:HB3	2.03	0.40
1:EJ:33:ARG:NH2	1:EK:8:ILE:HB	2.36	0.40
1:EN:55:LYS:CG	1:EN:73:ASN:CB	2.92	0.40
1:EQ:55:LYS:CG	1:EQ:73:ASN:CB	2.92	0.40
1:EU:3:LYS:O	1:FB:124:VAL:HA	2.21	0.40
1:EV:67:ALA:HB1	1:FB:65:ALA:HB3	2.03	0.40

*Continued on next page...*

*Continued from previous page...*

Atom-1	Atom-2	Interatomic distance (Å)	Clash overlap (Å)
1:EV:114:LEU:HB2	1:EV:116:PHE:HD2	1.87	0.40
1:EZ:6:GLN:HA	1:EZ:7:PRO:HD3	1.82	0.40
1:FR:116:PHE:CE1	1:FR:118:ASP:HA	2.57	0.40
1:FT:124:VAL:HA	1:FY:3:LYS:O	2.21	0.40
1:GC:65:ALA:HB3	1:GX:67:ALA:HB1	2.03	0.40
1:GI:114:LEU:HB2	1:GI:116:PHE:HD2	1.87	0.40
1:GM:116:PHE:CE1	1:GM:118:ASP:HA	2.57	0.40
1:GR:111:ASN:HB3	1:GR:116:PHE:HB2	2.03	0.40
1:GR:114:LEU:HB2	1:GR:116:PHE:HD2	1.87	0.40
1:GS:31:LEU:HD22	1:GS:48:GLY:CA	2.41	0.40
1:GV:55:LYS:HG2	1:GV:73:ASN:HB2	1.99	0.40

There are no symmetry-related clashes.

## 5.3 Torsion angles [i](#)

### 5.3.1 Protein backbone [i](#)

In the following table, the Percentiles column shows the percent Ramachandran outliers of the chain as a percentile score with respect to all PDB entries followed by that with respect to all EM entries.

The Analysed column shows the number of residues for which the backbone conformation was analysed, and the total number of residues.

Mol	Chain	Analysed	Favoured	Allowed	Outliers	Percentiles	
1	AB	127/129 (98%)	116 (91%)	8 (6%)	3 (2%)	6	33
1	AC	127/129 (98%)	122 (96%)	4 (3%)	1 (1%)	19	60
1	AD	127/129 (98%)	119 (94%)	7 (6%)	1 (1%)	19	60
1	AE	127/129 (98%)	116 (91%)	8 (6%)	3 (2%)	6	33
1	AF	127/129 (98%)	122 (96%)	4 (3%)	1 (1%)	19	60
1	AG	127/129 (98%)	119 (94%)	7 (6%)	1 (1%)	19	60
1	AH	127/129 (98%)	116 (91%)	8 (6%)	3 (2%)	6	33
1	AI	127/129 (98%)	122 (96%)	4 (3%)	1 (1%)	19	60
1	AJ	127/129 (98%)	119 (94%)	7 (6%)	1 (1%)	19	60
1	AK	127/129 (98%)	116 (91%)	8 (6%)	3 (2%)	6	33
1	AL	127/129 (98%)	122 (96%)	4 (3%)	1 (1%)	19	60

*Continued on next page...*



*Continued from previous page...*

Mol	Chain	Analysed	Favoured	Allowed	Outliers	Percentiles	
1	AM	127/129 (98%)	119 (94%)	7 (6%)	1 (1%)	19	60
1	AN	127/129 (98%)	116 (91%)	8 (6%)	3 (2%)	6	33
1	AO	127/129 (98%)	122 (96%)	4 (3%)	1 (1%)	19	60
1	AP	127/129 (98%)	119 (94%)	7 (6%)	1 (1%)	19	60
1	AQ	127/129 (98%)	116 (91%)	8 (6%)	3 (2%)	6	33
1	AR	127/129 (98%)	122 (96%)	4 (3%)	1 (1%)	19	60
1	AS	127/129 (98%)	119 (94%)	7 (6%)	1 (1%)	19	60
1	AT	127/129 (98%)	116 (91%)	8 (6%)	3 (2%)	6	33
1	AU	127/129 (98%)	122 (96%)	4 (3%)	1 (1%)	19	60
1	AV	127/129 (98%)	119 (94%)	7 (6%)	1 (1%)	19	60
1	AW	127/129 (98%)	116 (91%)	8 (6%)	3 (2%)	6	33
1	AX	127/129 (98%)	122 (96%)	4 (3%)	1 (1%)	19	60
1	AY	127/129 (98%)	119 (94%)	7 (6%)	1 (1%)	19	60
1	AZ	127/129 (98%)	116 (91%)	8 (6%)	3 (2%)	6	33
1	BA	127/129 (98%)	122 (96%)	4 (3%)	1 (1%)	19	60
1	BB	127/129 (98%)	119 (94%)	7 (6%)	1 (1%)	19	60
1	BC	127/129 (98%)	116 (91%)	8 (6%)	3 (2%)	6	33
1	BD	127/129 (98%)	122 (96%)	4 (3%)	1 (1%)	19	60
1	BE	127/129 (98%)	119 (94%)	7 (6%)	1 (1%)	19	60
1	BF	127/129 (98%)	116 (91%)	8 (6%)	3 (2%)	6	33
1	BG	127/129 (98%)	122 (96%)	4 (3%)	1 (1%)	19	60
1	BH	127/129 (98%)	119 (94%)	7 (6%)	1 (1%)	19	60
1	BI	127/129 (98%)	116 (91%)	8 (6%)	3 (2%)	6	33
1	BJ	127/129 (98%)	122 (96%)	4 (3%)	1 (1%)	19	60
1	BK	127/129 (98%)	119 (94%)	7 (6%)	1 (1%)	19	60
1	BL	127/129 (98%)	116 (91%)	8 (6%)	3 (2%)	6	33
1	BM	127/129 (98%)	122 (96%)	4 (3%)	1 (1%)	19	60
1	BN	127/129 (98%)	119 (94%)	7 (6%)	1 (1%)	19	60
1	BO	127/129 (98%)	116 (91%)	8 (6%)	3 (2%)	6	33
1	BP	127/129 (98%)	122 (96%)	4 (3%)	1 (1%)	19	60
1	BQ	127/129 (98%)	119 (94%)	7 (6%)	1 (1%)	19	60

*Continued on next page...*

*Continued from previous page...*

Mol	Chain	Analysed	Favoured	Allowed	Outliers	Percentiles	
1	BR	127/129 (98%)	116 (91%)	8 (6%)	3 (2%)	6	33
1	BS	127/129 (98%)	122 (96%)	4 (3%)	1 (1%)	19	60
1	BT	127/129 (98%)	119 (94%)	7 (6%)	1 (1%)	19	60
1	BU	127/129 (98%)	116 (91%)	8 (6%)	3 (2%)	6	33
1	BV	127/129 (98%)	122 (96%)	4 (3%)	1 (1%)	19	60
1	BW	127/129 (98%)	119 (94%)	7 (6%)	1 (1%)	19	60
1	BX	127/129 (98%)	116 (91%)	8 (6%)	3 (2%)	6	33
1	BY	127/129 (98%)	122 (96%)	4 (3%)	1 (1%)	19	60
1	BZ	127/129 (98%)	119 (94%)	7 (6%)	1 (1%)	19	60
1	CA	127/129 (98%)	116 (91%)	8 (6%)	3 (2%)	6	33
1	CB	127/129 (98%)	122 (96%)	4 (3%)	1 (1%)	19	60
1	CC	127/129 (98%)	119 (94%)	7 (6%)	1 (1%)	19	60
1	CD	127/129 (98%)	116 (91%)	8 (6%)	3 (2%)	6	33
1	CE	127/129 (98%)	122 (96%)	4 (3%)	1 (1%)	19	60
1	CF	127/129 (98%)	119 (94%)	7 (6%)	1 (1%)	19	60
1	CG	127/129 (98%)	116 (91%)	8 (6%)	3 (2%)	6	33
1	CH	127/129 (98%)	122 (96%)	4 (3%)	1 (1%)	19	60
1	CI	127/129 (98%)	119 (94%)	7 (6%)	1 (1%)	19	60
1	CJ	127/129 (98%)	116 (91%)	8 (6%)	3 (2%)	6	33
1	CK	127/129 (98%)	122 (96%)	4 (3%)	1 (1%)	19	60
1	CL	127/129 (98%)	119 (94%)	7 (6%)	1 (1%)	19	60
1	CM	127/129 (98%)	116 (91%)	8 (6%)	3 (2%)	6	33
1	CN	127/129 (98%)	122 (96%)	4 (3%)	1 (1%)	19	60
1	CO	127/129 (98%)	119 (94%)	7 (6%)	1 (1%)	19	60
1	CP	127/129 (98%)	116 (91%)	8 (6%)	3 (2%)	6	33
1	CQ	127/129 (98%)	122 (96%)	4 (3%)	1 (1%)	19	60
1	CR	127/129 (98%)	119 (94%)	7 (6%)	1 (1%)	19	60
1	CS	127/129 (98%)	116 (91%)	8 (6%)	3 (2%)	6	33
1	CT	127/129 (98%)	122 (96%)	4 (3%)	1 (1%)	19	60
1	CU	127/129 (98%)	119 (94%)	7 (6%)	1 (1%)	19	60
1	CV	127/129 (98%)	116 (91%)	8 (6%)	3 (2%)	6	33

*Continued on next page...*

*Continued from previous page...*

Mol	Chain	Analysed	Favoured	Allowed	Outliers	Percentiles	
1	CW	127/129 (98%)	122 (96%)	4 (3%)	1 (1%)	19	60
1	CX	127/129 (98%)	119 (94%)	7 (6%)	1 (1%)	19	60
1	CY	127/129 (98%)	116 (91%)	8 (6%)	3 (2%)	6	33
1	CZ	127/129 (98%)	122 (96%)	4 (3%)	1 (1%)	19	60
1	DA	127/129 (98%)	119 (94%)	7 (6%)	1 (1%)	19	60
1	DB	127/129 (98%)	116 (91%)	8 (6%)	3 (2%)	6	33
1	DC	127/129 (98%)	122 (96%)	4 (3%)	1 (1%)	19	60
1	DD	127/129 (98%)	119 (94%)	7 (6%)	1 (1%)	19	60
1	DE	127/129 (98%)	116 (91%)	8 (6%)	3 (2%)	6	33
1	DF	127/129 (98%)	122 (96%)	4 (3%)	1 (1%)	19	60
1	DG	127/129 (98%)	119 (94%)	7 (6%)	1 (1%)	19	60
1	DH	127/129 (98%)	116 (91%)	8 (6%)	3 (2%)	6	33
1	DI	127/129 (98%)	122 (96%)	4 (3%)	1 (1%)	19	60
1	DJ	127/129 (98%)	119 (94%)	7 (6%)	1 (1%)	19	60
1	DK	127/129 (98%)	116 (91%)	8 (6%)	3 (2%)	6	33
1	DL	127/129 (98%)	122 (96%)	4 (3%)	1 (1%)	19	60
1	DM	127/129 (98%)	119 (94%)	7 (6%)	1 (1%)	19	60
1	DN	127/129 (98%)	116 (91%)	8 (6%)	3 (2%)	6	33
1	DO	127/129 (98%)	122 (96%)	4 (3%)	1 (1%)	19	60
1	DP	127/129 (98%)	119 (94%)	7 (6%)	1 (1%)	19	60
1	DQ	127/129 (98%)	116 (91%)	8 (6%)	3 (2%)	6	33
1	DR	127/129 (98%)	122 (96%)	4 (3%)	1 (1%)	19	60
1	DS	127/129 (98%)	119 (94%)	7 (6%)	1 (1%)	19	60
1	DT	127/129 (98%)	116 (91%)	8 (6%)	3 (2%)	6	33
1	DU	127/129 (98%)	122 (96%)	4 (3%)	1 (1%)	19	60
1	DV	127/129 (98%)	119 (94%)	7 (6%)	1 (1%)	19	60
1	DW	127/129 (98%)	116 (91%)	8 (6%)	3 (2%)	6	33
1	DX	127/129 (98%)	122 (96%)	4 (3%)	1 (1%)	19	60
1	DY	127/129 (98%)	119 (94%)	7 (6%)	1 (1%)	19	60
1	DZ	127/129 (98%)	116 (91%)	8 (6%)	3 (2%)	6	33
1	EA	127/129 (98%)	122 (96%)	4 (3%)	1 (1%)	19	60

*Continued on next page...*

*Continued from previous page...*

Mol	Chain	Analysed	Favoured	Allowed	Outliers	Percentiles	
1	EB	127/129 (98%)	119 (94%)	7 (6%)	1 (1%)	19	60
1	EC	127/129 (98%)	116 (91%)	8 (6%)	3 (2%)	6	33
1	ED	127/129 (98%)	122 (96%)	4 (3%)	1 (1%)	19	60
1	EE	127/129 (98%)	119 (94%)	7 (6%)	1 (1%)	19	60
1	EF	127/129 (98%)	116 (91%)	8 (6%)	3 (2%)	6	33
1	EG	127/129 (98%)	122 (96%)	4 (3%)	1 (1%)	19	60
1	EH	127/129 (98%)	119 (94%)	7 (6%)	1 (1%)	19	60
1	EI	127/129 (98%)	116 (91%)	8 (6%)	3 (2%)	6	33
1	EJ	127/129 (98%)	122 (96%)	4 (3%)	1 (1%)	19	60
1	EK	127/129 (98%)	119 (94%)	7 (6%)	1 (1%)	19	60
1	EL	127/129 (98%)	116 (91%)	8 (6%)	3 (2%)	6	33
1	EM	127/129 (98%)	122 (96%)	4 (3%)	1 (1%)	19	60
1	EN	127/129 (98%)	119 (94%)	7 (6%)	1 (1%)	19	60
1	EO	127/129 (98%)	116 (91%)	8 (6%)	3 (2%)	6	33
1	EP	127/129 (98%)	122 (96%)	4 (3%)	1 (1%)	19	60
1	EQ	127/129 (98%)	119 (94%)	7 (6%)	1 (1%)	19	60
1	ER	127/129 (98%)	116 (91%)	8 (6%)	3 (2%)	6	33
1	ES	127/129 (98%)	122 (96%)	4 (3%)	1 (1%)	19	60
1	ET	127/129 (98%)	119 (94%)	7 (6%)	1 (1%)	19	60
1	EU	127/129 (98%)	116 (91%)	8 (6%)	3 (2%)	6	33
1	EV	127/129 (98%)	122 (96%)	4 (3%)	1 (1%)	19	60
1	EW	127/129 (98%)	119 (94%)	7 (6%)	1 (1%)	19	60
1	EX	127/129 (98%)	116 (91%)	8 (6%)	3 (2%)	6	33
1	EY	127/129 (98%)	122 (96%)	4 (3%)	1 (1%)	19	60
1	EZ	127/129 (98%)	119 (94%)	7 (6%)	1 (1%)	19	60
1	FA	127/129 (98%)	116 (91%)	8 (6%)	3 (2%)	6	33
1	FB	127/129 (98%)	122 (96%)	4 (3%)	1 (1%)	19	60
1	FC	127/129 (98%)	119 (94%)	7 (6%)	1 (1%)	19	60
1	FD	127/129 (98%)	116 (91%)	8 (6%)	3 (2%)	6	33
1	FE	127/129 (98%)	122 (96%)	4 (3%)	1 (1%)	19	60
1	FF	127/129 (98%)	119 (94%)	7 (6%)	1 (1%)	19	60

*Continued on next page...*

*Continued from previous page...*

Mol	Chain	Analysed	Favoured	Allowed	Outliers	Percentiles	
1	FG	127/129 (98%)	116 (91%)	8 (6%)	3 (2%)	6	33
1	FH	127/129 (98%)	122 (96%)	4 (3%)	1 (1%)	19	60
1	FI	127/129 (98%)	119 (94%)	7 (6%)	1 (1%)	19	60
1	FJ	127/129 (98%)	116 (91%)	8 (6%)	3 (2%)	6	33
1	FK	127/129 (98%)	122 (96%)	4 (3%)	1 (1%)	19	60
1	FL	127/129 (98%)	119 (94%)	7 (6%)	1 (1%)	19	60
1	FM	127/129 (98%)	116 (91%)	8 (6%)	3 (2%)	6	33
1	FN	127/129 (98%)	122 (96%)	4 (3%)	1 (1%)	19	60
1	FO	127/129 (98%)	119 (94%)	7 (6%)	1 (1%)	19	60
1	FP	127/129 (98%)	116 (91%)	8 (6%)	3 (2%)	6	33
1	FQ	127/129 (98%)	122 (96%)	4 (3%)	1 (1%)	19	60
1	FR	127/129 (98%)	119 (94%)	7 (6%)	1 (1%)	19	60
1	FS	127/129 (98%)	116 (91%)	8 (6%)	3 (2%)	6	33
1	FT	127/129 (98%)	122 (96%)	4 (3%)	1 (1%)	19	60
1	FU	127/129 (98%)	119 (94%)	7 (6%)	1 (1%)	19	60
1	FV	127/129 (98%)	116 (91%)	8 (6%)	3 (2%)	6	33
1	FW	127/129 (98%)	122 (96%)	4 (3%)	1 (1%)	19	60
1	FX	127/129 (98%)	119 (94%)	7 (6%)	1 (1%)	19	60
1	FY	127/129 (98%)	116 (91%)	8 (6%)	3 (2%)	6	33
1	FZ	127/129 (98%)	122 (96%)	4 (3%)	1 (1%)	19	60
1	GA	127/129 (98%)	119 (94%)	7 (6%)	1 (1%)	19	60
1	GB	127/129 (98%)	116 (91%)	8 (6%)	3 (2%)	6	33
1	GC	127/129 (98%)	122 (96%)	4 (3%)	1 (1%)	19	60
1	GD	127/129 (98%)	119 (94%)	7 (6%)	1 (1%)	19	60
1	GE	127/129 (98%)	116 (91%)	8 (6%)	3 (2%)	6	33
1	GF	127/129 (98%)	122 (96%)	4 (3%)	1 (1%)	19	60
1	GG	127/129 (98%)	119 (94%)	7 (6%)	1 (1%)	19	60
1	GH	127/129 (98%)	116 (91%)	8 (6%)	3 (2%)	6	33
1	GI	127/129 (98%)	122 (96%)	4 (3%)	1 (1%)	19	60
1	GJ	127/129 (98%)	119 (94%)	7 (6%)	1 (1%)	19	60
1	GK	127/129 (98%)	116 (91%)	8 (6%)	3 (2%)	6	33

*Continued on next page...*

*Continued from previous page...*

Mol	Chain	Analysed	Favoured	Allowed	Outliers	Percentiles	
1	GL	127/129 (98%)	122 (96%)	4 (3%)	1 (1%)	19	60
1	GM	127/129 (98%)	119 (94%)	7 (6%)	1 (1%)	19	60
1	GN	127/129 (98%)	116 (91%)	8 (6%)	3 (2%)	6	33
1	GO	127/129 (98%)	122 (96%)	4 (3%)	1 (1%)	19	60
1	GP	127/129 (98%)	119 (94%)	7 (6%)	1 (1%)	19	60
1	GQ	127/129 (98%)	116 (91%)	8 (6%)	3 (2%)	6	33
1	GR	127/129 (98%)	122 (96%)	4 (3%)	1 (1%)	19	60
1	GS	127/129 (98%)	119 (94%)	7 (6%)	1 (1%)	19	60
1	GT	127/129 (98%)	116 (91%)	8 (6%)	3 (2%)	6	33
1	GU	127/129 (98%)	122 (96%)	4 (3%)	1 (1%)	19	60
1	GV	127/129 (98%)	119 (94%)	7 (6%)	1 (1%)	19	60
1	GW	127/129 (98%)	116 (91%)	8 (6%)	3 (2%)	6	33
1	GX	127/129 (98%)	122 (96%)	4 (3%)	1 (1%)	19	60
1	GY	127/129 (98%)	119 (94%)	7 (6%)	1 (1%)	19	60
All	All	22860/23220 (98%)	21420 (94%)	1140 (5%)	300 (1%)	16	48

All (300) Ramachandran outliers are listed below:

Mol	Chain	Res	Type
1	AB	40	ILE
1	AE	40	ILE
1	AH	40	ILE
1	AK	40	ILE
1	AN	40	ILE
1	AQ	40	ILE
1	AT	40	ILE
1	AW	40	ILE
1	AZ	40	ILE
1	BC	40	ILE
1	BF	40	ILE
1	BI	40	ILE
1	BL	40	ILE
1	BO	40	ILE
1	BR	40	ILE
1	BU	40	ILE
1	BX	40	ILE
1	CA	40	ILE

*Continued on next page...*

*Continued from previous page...*

<b>Mol</b>	<b>Chain</b>	<b>Res</b>	<b>Type</b>
1	CD	40	ILE
1	CG	40	ILE
1	CJ	40	ILE
1	CM	40	ILE
1	CP	40	ILE
1	CS	40	ILE
1	CV	40	ILE
1	CY	40	ILE
1	DB	40	ILE
1	DE	40	ILE
1	DH	40	ILE
1	DK	40	ILE
1	DN	40	ILE
1	DQ	40	ILE
1	DT	40	ILE
1	DW	40	ILE
1	DZ	40	ILE
1	EC	40	ILE
1	EF	40	ILE
1	EI	40	ILE
1	EL	40	ILE
1	EO	40	ILE
1	ER	40	ILE
1	EU	40	ILE
1	EX	40	ILE
1	FA	40	ILE
1	FD	40	ILE
1	FG	40	ILE
1	FJ	40	ILE
1	FM	40	ILE
1	FP	40	ILE
1	FS	40	ILE
1	FV	40	ILE
1	FY	40	ILE
1	GB	40	ILE
1	GE	40	ILE
1	GH	40	ILE
1	GK	40	ILE
1	GN	40	ILE
1	GQ	40	ILE
1	GT	40	ILE
1	GW	40	ILE

*Continued on next page...*



*Continued from previous page...*

<b>Mol</b>	<b>Chain</b>	<b>Res</b>	<b>Type</b>
1	AC	71	MET
1	AF	71	MET
1	AI	71	MET
1	AL	71	MET
1	AO	71	MET
1	AR	71	MET
1	AU	71	MET
1	AX	71	MET
1	BA	71	MET
1	BD	71	MET
1	BG	71	MET
1	BJ	71	MET
1	BM	71	MET
1	BP	71	MET
1	BS	71	MET
1	BV	71	MET
1	BY	71	MET
1	CB	71	MET
1	CE	71	MET
1	CH	71	MET
1	CK	71	MET
1	CN	71	MET
1	CQ	71	MET
1	CT	71	MET
1	CW	71	MET
1	CZ	71	MET
1	DC	71	MET
1	DF	71	MET
1	DI	71	MET
1	DL	71	MET
1	DO	71	MET
1	DR	71	MET
1	DU	71	MET
1	DX	71	MET
1	EA	71	MET
1	ED	71	MET
1	EG	71	MET
1	EJ	71	MET
1	EM	71	MET
1	EP	71	MET
1	ES	71	MET
1	EV	71	MET

*Continued on next page...*

*Continued from previous page...*

<b>Mol</b>	<b>Chain</b>	<b>Res</b>	<b>Type</b>
1	EY	71	MET
1	FB	71	MET
1	FE	71	MET
1	FH	71	MET
1	FK	71	MET
1	FN	71	MET
1	FQ	71	MET
1	FT	71	MET
1	FW	71	MET
1	FZ	71	MET
1	GC	71	MET
1	GF	71	MET
1	GI	71	MET
1	GL	71	MET
1	GO	71	MET
1	GR	71	MET
1	GU	71	MET
1	GX	71	MET
1	AD	72	PRO
1	AG	72	PRO
1	AJ	72	PRO
1	AM	72	PRO
1	AP	72	PRO
1	AS	72	PRO
1	AV	72	PRO
1	AY	72	PRO
1	BB	72	PRO
1	BE	72	PRO
1	BH	72	PRO
1	BK	72	PRO
1	BN	72	PRO
1	BQ	72	PRO
1	BT	72	PRO
1	BW	72	PRO
1	BZ	72	PRO
1	CC	72	PRO
1	CF	72	PRO
1	CI	72	PRO
1	CL	72	PRO
1	CO	72	PRO
1	CR	72	PRO
1	CU	72	PRO

*Continued on next page...*

*Continued from previous page...*

<b>Mol</b>	<b>Chain</b>	<b>Res</b>	<b>Type</b>
1	CX	72	PRO
1	DA	72	PRO
1	DD	72	PRO
1	DG	72	PRO
1	DJ	72	PRO
1	DM	72	PRO
1	DP	72	PRO
1	DS	72	PRO
1	DV	72	PRO
1	DY	72	PRO
1	EB	72	PRO
1	EE	72	PRO
1	EH	72	PRO
1	EK	72	PRO
1	EN	72	PRO
1	EQ	72	PRO
1	ET	72	PRO
1	EW	72	PRO
1	EZ	72	PRO
1	FC	72	PRO
1	FF	72	PRO
1	FI	72	PRO
1	FL	72	PRO
1	FO	72	PRO
1	FR	72	PRO
1	FU	72	PRO
1	FX	72	PRO
1	GA	72	PRO
1	GD	72	PRO
1	GG	72	PRO
1	GJ	72	PRO
1	GM	72	PRO
1	GP	72	PRO
1	GS	72	PRO
1	GV	72	PRO
1	GY	72	PRO
1	AB	70	ILE
1	AE	70	ILE
1	AH	70	ILE
1	AK	70	ILE
1	AN	70	ILE
1	AQ	70	ILE

*Continued on next page...*

*Continued from previous page...*

<b>Mol</b>	<b>Chain</b>	<b>Res</b>	<b>Type</b>
1	AT	70	ILE
1	AW	70	ILE
1	AZ	70	ILE
1	BC	70	ILE
1	BF	70	ILE
1	BI	70	ILE
1	BL	70	ILE
1	BO	70	ILE
1	BR	70	ILE
1	BU	70	ILE
1	BX	70	ILE
1	CA	70	ILE
1	CD	70	ILE
1	CG	70	ILE
1	CJ	70	ILE
1	CM	70	ILE
1	CP	70	ILE
1	CS	70	ILE
1	CV	70	ILE
1	CY	70	ILE
1	DB	70	ILE
1	DE	70	ILE
1	DH	70	ILE
1	DK	70	ILE
1	DN	70	ILE
1	DQ	70	ILE
1	DT	70	ILE
1	DW	70	ILE
1	DZ	70	ILE
1	EC	70	ILE
1	EF	70	ILE
1	EI	70	ILE
1	EL	70	ILE
1	EO	70	ILE
1	ER	70	ILE
1	EU	70	ILE
1	EX	70	ILE
1	FA	70	ILE
1	FD	70	ILE
1	FG	70	ILE
1	FJ	70	ILE
1	FM	70	ILE

*Continued on next page...*

*Continued from previous page...*

<b>Mol</b>	<b>Chain</b>	<b>Res</b>	<b>Type</b>
1	FP	70	ILE
1	FS	70	ILE
1	FV	70	ILE
1	FY	70	ILE
1	GB	70	ILE
1	GE	70	ILE
1	GH	70	ILE
1	GK	70	ILE
1	GN	70	ILE
1	GQ	70	ILE
1	GT	70	ILE
1	GW	70	ILE
1	AB	72	PRO
1	AE	72	PRO
1	AH	72	PRO
1	AK	72	PRO
1	AN	72	PRO
1	AQ	72	PRO
1	AT	72	PRO
1	AW	72	PRO
1	AZ	72	PRO
1	BC	72	PRO
1	BF	72	PRO
1	BI	72	PRO
1	BL	72	PRO
1	BO	72	PRO
1	BR	72	PRO
1	BU	72	PRO
1	BX	72	PRO
1	CA	72	PRO
1	CD	72	PRO
1	CG	72	PRO
1	CJ	72	PRO
1	CM	72	PRO
1	CP	72	PRO
1	CS	72	PRO
1	CV	72	PRO
1	CY	72	PRO
1	DB	72	PRO
1	DE	72	PRO
1	DH	72	PRO
1	DK	72	PRO

*Continued on next page...*

*Continued from previous page...*

Mol	Chain	Res	Type
1	DN	72	PRO
1	DQ	72	PRO
1	DT	72	PRO
1	DW	72	PRO
1	DZ	72	PRO
1	EC	72	PRO
1	EF	72	PRO
1	EI	72	PRO
1	EL	72	PRO
1	EO	72	PRO
1	ER	72	PRO
1	EU	72	PRO
1	EX	72	PRO
1	FA	72	PRO
1	FD	72	PRO
1	FG	72	PRO
1	FJ	72	PRO
1	FM	72	PRO
1	FP	72	PRO
1	FS	72	PRO
1	FV	72	PRO
1	FY	72	PRO
1	GB	72	PRO
1	GE	72	PRO
1	GH	72	PRO
1	GK	72	PRO
1	GN	72	PRO
1	GQ	72	PRO
1	GT	72	PRO
1	GW	72	PRO

### 5.3.2 Protein sidechains [i](#)

In the following table, the Percentiles column shows the percent sidechain outliers of the chain as a percentile score with respect to all PDB entries followed by that with respect to all EM entries.

The Analysed column shows the number of residues for which the sidechain conformation was analysed, and the total number of residues.

Mol	Chain	Analysed	Rotameric	Outliers	Percentiles
1	AB	108/108 (100%)	107 (99%)	1 (1%)	<a href="#">78</a> <a href="#">88</a>

*Continued on next page...*

*Continued from previous page...*

Mol	Chain	Analysed	Rotameric	Outliers	Percentiles	
1	AC	108/108 (100%)	104 (96%)	4 (4%)	34	58
1	AD	108/108 (100%)	105 (97%)	3 (3%)	43	65
1	AE	108/108 (100%)	107 (99%)	1 (1%)	78	88
1	AF	108/108 (100%)	104 (96%)	4 (4%)	34	58
1	AG	108/108 (100%)	105 (97%)	3 (3%)	43	65
1	AH	108/108 (100%)	107 (99%)	1 (1%)	78	88
1	AI	108/108 (100%)	104 (96%)	4 (4%)	34	58
1	AJ	108/108 (100%)	105 (97%)	3 (3%)	43	65
1	AK	108/108 (100%)	107 (99%)	1 (1%)	78	88
1	AL	108/108 (100%)	104 (96%)	4 (4%)	34	58
1	AM	108/108 (100%)	105 (97%)	3 (3%)	43	65
1	AN	108/108 (100%)	107 (99%)	1 (1%)	78	88
1	AO	108/108 (100%)	104 (96%)	4 (4%)	34	58
1	AP	108/108 (100%)	105 (97%)	3 (3%)	43	65
1	AQ	108/108 (100%)	107 (99%)	1 (1%)	78	88
1	AR	108/108 (100%)	104 (96%)	4 (4%)	34	58
1	AS	108/108 (100%)	105 (97%)	3 (3%)	43	65
1	AT	108/108 (100%)	107 (99%)	1 (1%)	78	88
1	AU	108/108 (100%)	104 (96%)	4 (4%)	34	58
1	AV	108/108 (100%)	105 (97%)	3 (3%)	43	65
1	AW	108/108 (100%)	107 (99%)	1 (1%)	78	88
1	AX	108/108 (100%)	104 (96%)	4 (4%)	34	58
1	AY	108/108 (100%)	105 (97%)	3 (3%)	43	65
1	AZ	108/108 (100%)	107 (99%)	1 (1%)	78	88
1	BA	108/108 (100%)	104 (96%)	4 (4%)	34	58
1	BB	108/108 (100%)	105 (97%)	3 (3%)	43	65
1	BC	108/108 (100%)	107 (99%)	1 (1%)	78	88
1	BD	108/108 (100%)	104 (96%)	4 (4%)	34	58
1	BE	108/108 (100%)	105 (97%)	3 (3%)	43	65
1	BF	108/108 (100%)	107 (99%)	1 (1%)	78	88
1	BG	108/108 (100%)	104 (96%)	4 (4%)	34	58

*Continued on next page...*



*Continued from previous page...*

Mol	Chain	Analysed	Rotameric	Outliers	Percentiles	
1	BH	108/108 (100%)	105 (97%)	3 (3%)	43	65
1	BI	108/108 (100%)	107 (99%)	1 (1%)	78	88
1	BJ	108/108 (100%)	104 (96%)	4 (4%)	34	58
1	BK	108/108 (100%)	105 (97%)	3 (3%)	43	65
1	BL	108/108 (100%)	107 (99%)	1 (1%)	78	88
1	BM	108/108 (100%)	104 (96%)	4 (4%)	34	58
1	BN	108/108 (100%)	105 (97%)	3 (3%)	43	65
1	BO	108/108 (100%)	107 (99%)	1 (1%)	78	88
1	BP	108/108 (100%)	104 (96%)	4 (4%)	34	58
1	BQ	108/108 (100%)	105 (97%)	3 (3%)	43	65
1	BR	108/108 (100%)	107 (99%)	1 (1%)	78	88
1	BS	108/108 (100%)	104 (96%)	4 (4%)	34	58
1	BT	108/108 (100%)	105 (97%)	3 (3%)	43	65
1	BU	108/108 (100%)	107 (99%)	1 (1%)	78	88
1	BV	108/108 (100%)	104 (96%)	4 (4%)	34	58
1	BW	108/108 (100%)	105 (97%)	3 (3%)	43	65
1	BX	108/108 (100%)	107 (99%)	1 (1%)	78	88
1	BY	108/108 (100%)	104 (96%)	4 (4%)	34	58
1	BZ	108/108 (100%)	105 (97%)	3 (3%)	43	65
1	CA	108/108 (100%)	107 (99%)	1 (1%)	78	88
1	CB	108/108 (100%)	104 (96%)	4 (4%)	34	58
1	CC	108/108 (100%)	105 (97%)	3 (3%)	43	65
1	CD	108/108 (100%)	107 (99%)	1 (1%)	78	88
1	CE	108/108 (100%)	104 (96%)	4 (4%)	34	58
1	CF	108/108 (100%)	105 (97%)	3 (3%)	43	65
1	CG	108/108 (100%)	107 (99%)	1 (1%)	78	88
1	CH	108/108 (100%)	104 (96%)	4 (4%)	34	58
1	CI	108/108 (100%)	105 (97%)	3 (3%)	43	65
1	CJ	108/108 (100%)	107 (99%)	1 (1%)	78	88
1	CK	108/108 (100%)	104 (96%)	4 (4%)	34	58
1	CL	108/108 (100%)	105 (97%)	3 (3%)	43	65

*Continued on next page...*

*Continued from previous page...*

Mol	Chain	Analysed	Rotameric	Outliers	Percentiles	
1	CM	108/108 (100%)	107 (99%)	1 (1%)	78	88
1	CN	108/108 (100%)	104 (96%)	4 (4%)	34	58
1	CO	108/108 (100%)	105 (97%)	3 (3%)	43	65
1	CP	108/108 (100%)	107 (99%)	1 (1%)	78	88
1	CQ	108/108 (100%)	104 (96%)	4 (4%)	34	58
1	CR	108/108 (100%)	105 (97%)	3 (3%)	43	65
1	CS	108/108 (100%)	107 (99%)	1 (1%)	78	88
1	CT	108/108 (100%)	104 (96%)	4 (4%)	34	58
1	CU	108/108 (100%)	105 (97%)	3 (3%)	43	65
1	CV	108/108 (100%)	107 (99%)	1 (1%)	78	88
1	CW	108/108 (100%)	104 (96%)	4 (4%)	34	58
1	CX	108/108 (100%)	105 (97%)	3 (3%)	43	65
1	CY	108/108 (100%)	107 (99%)	1 (1%)	78	88
1	CZ	108/108 (100%)	104 (96%)	4 (4%)	34	58
1	DA	108/108 (100%)	105 (97%)	3 (3%)	43	65
1	DB	108/108 (100%)	107 (99%)	1 (1%)	78	88
1	DC	108/108 (100%)	104 (96%)	4 (4%)	34	58
1	DD	108/108 (100%)	105 (97%)	3 (3%)	43	65
1	DE	108/108 (100%)	107 (99%)	1 (1%)	78	88
1	DF	108/108 (100%)	104 (96%)	4 (4%)	34	58
1	DG	108/108 (100%)	105 (97%)	3 (3%)	43	65
1	DH	108/108 (100%)	107 (99%)	1 (1%)	78	88
1	DI	108/108 (100%)	104 (96%)	4 (4%)	34	58
1	DJ	108/108 (100%)	105 (97%)	3 (3%)	43	65
1	DK	108/108 (100%)	107 (99%)	1 (1%)	78	88
1	DL	108/108 (100%)	104 (96%)	4 (4%)	34	58
1	DM	108/108 (100%)	105 (97%)	3 (3%)	43	65
1	DN	108/108 (100%)	107 (99%)	1 (1%)	78	88
1	DO	108/108 (100%)	104 (96%)	4 (4%)	34	58
1	DP	108/108 (100%)	105 (97%)	3 (3%)	43	65
1	DQ	108/108 (100%)	107 (99%)	1 (1%)	78	88

*Continued on next page...*

*Continued from previous page...*

Mol	Chain	Analysed	Rotameric	Outliers	Percentiles	
1	DR	108/108 (100%)	104 (96%)	4 (4%)	34	58
1	DS	108/108 (100%)	105 (97%)	3 (3%)	43	65
1	DT	108/108 (100%)	107 (99%)	1 (1%)	78	88
1	DU	108/108 (100%)	104 (96%)	4 (4%)	34	58
1	DV	108/108 (100%)	105 (97%)	3 (3%)	43	65
1	DW	108/108 (100%)	107 (99%)	1 (1%)	78	88
1	DX	108/108 (100%)	104 (96%)	4 (4%)	34	58
1	DY	108/108 (100%)	105 (97%)	3 (3%)	43	65
1	DZ	108/108 (100%)	107 (99%)	1 (1%)	78	88
1	EA	108/108 (100%)	104 (96%)	4 (4%)	34	58
1	EB	108/108 (100%)	105 (97%)	3 (3%)	43	65
1	EC	108/108 (100%)	107 (99%)	1 (1%)	78	88
1	ED	108/108 (100%)	104 (96%)	4 (4%)	34	58
1	EE	108/108 (100%)	105 (97%)	3 (3%)	43	65
1	EF	108/108 (100%)	107 (99%)	1 (1%)	78	88
1	EG	108/108 (100%)	104 (96%)	4 (4%)	34	58
1	EH	108/108 (100%)	105 (97%)	3 (3%)	43	65
1	EI	108/108 (100%)	107 (99%)	1 (1%)	78	88
1	EJ	108/108 (100%)	104 (96%)	4 (4%)	34	58
1	EK	108/108 (100%)	105 (97%)	3 (3%)	43	65
1	EL	108/108 (100%)	107 (99%)	1 (1%)	78	88
1	EM	108/108 (100%)	104 (96%)	4 (4%)	34	58
1	EN	108/108 (100%)	105 (97%)	3 (3%)	43	65
1	EO	108/108 (100%)	107 (99%)	1 (1%)	78	88
1	EP	108/108 (100%)	104 (96%)	4 (4%)	34	58
1	EQ	108/108 (100%)	105 (97%)	3 (3%)	43	65
1	ER	108/108 (100%)	107 (99%)	1 (1%)	78	88
1	ES	108/108 (100%)	104 (96%)	4 (4%)	34	58
1	ET	108/108 (100%)	105 (97%)	3 (3%)	43	65
1	EU	108/108 (100%)	107 (99%)	1 (1%)	78	88
1	EV	108/108 (100%)	104 (96%)	4 (4%)	34	58

*Continued on next page...*

*Continued from previous page...*

Mol	Chain	Analysed	Rotameric	Outliers	Percentiles	
1	EW	108/108 (100%)	105 (97%)	3 (3%)	43	65
1	EX	108/108 (100%)	107 (99%)	1 (1%)	78	88
1	EY	108/108 (100%)	104 (96%)	4 (4%)	34	58
1	EZ	108/108 (100%)	105 (97%)	3 (3%)	43	65
1	FA	108/108 (100%)	107 (99%)	1 (1%)	78	88
1	FB	108/108 (100%)	104 (96%)	4 (4%)	34	58
1	FC	108/108 (100%)	105 (97%)	3 (3%)	43	65
1	FD	108/108 (100%)	107 (99%)	1 (1%)	78	88
1	FE	108/108 (100%)	104 (96%)	4 (4%)	34	58
1	FF	108/108 (100%)	105 (97%)	3 (3%)	43	65
1	FG	108/108 (100%)	107 (99%)	1 (1%)	78	88
1	FH	108/108 (100%)	104 (96%)	4 (4%)	34	58
1	FI	108/108 (100%)	105 (97%)	3 (3%)	43	65
1	FJ	108/108 (100%)	107 (99%)	1 (1%)	78	88
1	FK	108/108 (100%)	104 (96%)	4 (4%)	34	58
1	FL	108/108 (100%)	105 (97%)	3 (3%)	43	65
1	FM	108/108 (100%)	107 (99%)	1 (1%)	78	88
1	FN	108/108 (100%)	104 (96%)	4 (4%)	34	58
1	FO	108/108 (100%)	105 (97%)	3 (3%)	43	65
1	FP	108/108 (100%)	107 (99%)	1 (1%)	78	88
1	FQ	108/108 (100%)	104 (96%)	4 (4%)	34	58
1	FR	108/108 (100%)	105 (97%)	3 (3%)	43	65
1	FS	108/108 (100%)	107 (99%)	1 (1%)	78	88
1	FT	108/108 (100%)	104 (96%)	4 (4%)	34	58
1	FU	108/108 (100%)	105 (97%)	3 (3%)	43	65
1	FV	108/108 (100%)	107 (99%)	1 (1%)	78	88
1	FW	108/108 (100%)	104 (96%)	4 (4%)	34	58
1	FX	108/108 (100%)	105 (97%)	3 (3%)	43	65
1	FY	108/108 (100%)	107 (99%)	1 (1%)	78	88
1	FZ	108/108 (100%)	104 (96%)	4 (4%)	34	58
1	GA	108/108 (100%)	105 (97%)	3 (3%)	43	65

*Continued on next page...*

*Continued from previous page...*

Mol	Chain	Analysed	Rotameric	Outliers	Percentiles	
1	GB	108/108 (100%)	107 (99%)	1 (1%)	78	88
1	GC	108/108 (100%)	104 (96%)	4 (4%)	34	58
1	GD	108/108 (100%)	105 (97%)	3 (3%)	43	65
1	GE	108/108 (100%)	107 (99%)	1 (1%)	78	88
1	GF	108/108 (100%)	104 (96%)	4 (4%)	34	58
1	GG	108/108 (100%)	105 (97%)	3 (3%)	43	65
1	GH	108/108 (100%)	107 (99%)	1 (1%)	78	88
1	GI	108/108 (100%)	104 (96%)	4 (4%)	34	58
1	GJ	108/108 (100%)	105 (97%)	3 (3%)	43	65
1	GK	108/108 (100%)	107 (99%)	1 (1%)	78	88
1	GL	108/108 (100%)	104 (96%)	4 (4%)	34	58
1	GM	108/108 (100%)	105 (97%)	3 (3%)	43	65
1	GN	108/108 (100%)	107 (99%)	1 (1%)	78	88
1	GO	108/108 (100%)	104 (96%)	4 (4%)	34	58
1	GP	108/108 (100%)	105 (97%)	3 (3%)	43	65
1	GQ	108/108 (100%)	107 (99%)	1 (1%)	78	88
1	GR	108/108 (100%)	104 (96%)	4 (4%)	34	58
1	GS	108/108 (100%)	105 (97%)	3 (3%)	43	65
1	GT	108/108 (100%)	107 (99%)	1 (1%)	78	88
1	GU	108/108 (100%)	104 (96%)	4 (4%)	34	58
1	GV	108/108 (100%)	105 (97%)	3 (3%)	43	65
1	GW	108/108 (100%)	107 (99%)	1 (1%)	78	88
1	GX	108/108 (100%)	104 (96%)	4 (4%)	34	58
1	GY	108/108 (100%)	105 (97%)	3 (3%)	43	65
All	All	19440/19440 (100%)	18960 (98%)	480 (2%)	50	68

All (480) residues with a non-rotameric sidechain are listed below:

Mol	Chain	Res	Type
1	AB	40	ILE
1	AC	40	ILE
1	AC	64	CYS
1	AC	69	VAL
1	AC	71	MET

*Continued on next page...*

*Continued from previous page...*

<b>Mol</b>	<b>Chain</b>	<b>Res</b>	<b>Type</b>
1	AD	40	ILE
1	AD	43	LEU
1	AD	71	MET
1	AE	40	ILE
1	AF	40	ILE
1	AF	64	CYS
1	AF	69	VAL
1	AF	71	MET
1	AG	40	ILE
1	AG	43	LEU
1	AG	71	MET
1	AH	40	ILE
1	AI	40	ILE
1	AI	64	CYS
1	AI	69	VAL
1	AI	71	MET
1	AJ	40	ILE
1	AJ	43	LEU
1	AJ	71	MET
1	AK	40	ILE
1	AL	40	ILE
1	AL	64	CYS
1	AL	69	VAL
1	AL	71	MET
1	AM	40	ILE
1	AM	43	LEU
1	AM	71	MET
1	AN	40	ILE
1	AO	40	ILE
1	AO	64	CYS
1	AO	69	VAL
1	AO	71	MET
1	AP	40	ILE
1	AP	43	LEU
1	AP	71	MET
1	AQ	40	ILE
1	AR	40	ILE
1	AR	64	CYS
1	AR	69	VAL
1	AR	71	MET
1	AS	40	ILE
1	AS	43	LEU

*Continued on next page...*

*Continued from previous page...*

<b>Mol</b>	<b>Chain</b>	<b>Res</b>	<b>Type</b>
1	AS	71	MET
1	AT	40	ILE
1	AU	40	ILE
1	AU	64	CYS
1	AU	69	VAL
1	AU	71	MET
1	AV	40	ILE
1	AV	43	LEU
1	AV	71	MET
1	AW	40	ILE
1	AX	40	ILE
1	AX	64	CYS
1	AX	69	VAL
1	AX	71	MET
1	AY	40	ILE
1	AY	43	LEU
1	AY	71	MET
1	AZ	40	ILE
1	BA	40	ILE
1	BA	64	CYS
1	BA	69	VAL
1	BA	71	MET
1	BB	40	ILE
1	BB	43	LEU
1	BB	71	MET
1	BC	40	ILE
1	BD	40	ILE
1	BD	64	CYS
1	BD	69	VAL
1	BD	71	MET
1	BE	40	ILE
1	BE	43	LEU
1	BE	71	MET
1	BF	40	ILE
1	BG	40	ILE
1	BG	64	CYS
1	BG	69	VAL
1	BG	71	MET
1	BH	40	ILE
1	BH	43	LEU
1	BH	71	MET
1	BI	40	ILE

*Continued on next page...*



*Continued from previous page...*

<b>Mol</b>	<b>Chain</b>	<b>Res</b>	<b>Type</b>
1	BJ	40	ILE
1	BJ	64	CYS
1	BJ	69	VAL
1	BJ	71	MET
1	BK	40	ILE
1	BK	43	LEU
1	BK	71	MET
1	BL	40	ILE
1	BM	40	ILE
1	BM	64	CYS
1	BM	69	VAL
1	BM	71	MET
1	BN	40	ILE
1	BN	43	LEU
1	BN	71	MET
1	BO	40	ILE
1	BP	40	ILE
1	BP	64	CYS
1	BP	69	VAL
1	BP	71	MET
1	BQ	40	ILE
1	BQ	43	LEU
1	BQ	71	MET
1	BR	40	ILE
1	BS	40	ILE
1	BS	64	CYS
1	BS	69	VAL
1	BS	71	MET
1	BT	40	ILE
1	BT	43	LEU
1	BT	71	MET
1	BU	40	ILE
1	BV	40	ILE
1	BV	64	CYS
1	BV	69	VAL
1	BV	71	MET
1	BW	40	ILE
1	BW	43	LEU
1	BW	71	MET
1	BX	40	ILE
1	BY	40	ILE
1	BY	64	CYS

*Continued on next page...*

*Continued from previous page...*

<b>Mol</b>	<b>Chain</b>	<b>Res</b>	<b>Type</b>
1	BY	69	VAL
1	BY	71	MET
1	BZ	40	ILE
1	BZ	43	LEU
1	BZ	71	MET
1	CA	40	ILE
1	CB	40	ILE
1	CB	64	CYS
1	CB	69	VAL
1	CB	71	MET
1	CC	40	ILE
1	CC	43	LEU
1	CC	71	MET
1	CD	40	ILE
1	CE	40	ILE
1	CE	64	CYS
1	CE	69	VAL
1	CE	71	MET
1	CF	40	ILE
1	CF	43	LEU
1	CF	71	MET
1	CG	40	ILE
1	CH	40	ILE
1	CH	64	CYS
1	CH	69	VAL
1	CH	71	MET
1	CI	40	ILE
1	CI	43	LEU
1	CI	71	MET
1	CJ	40	ILE
1	CK	40	ILE
1	CK	64	CYS
1	CK	69	VAL
1	CK	71	MET
1	CL	40	ILE
1	CL	43	LEU
1	CL	71	MET
1	CM	40	ILE
1	CN	40	ILE
1	CN	64	CYS
1	CN	69	VAL
1	CN	71	MET

*Continued on next page...*

*Continued from previous page...*

<b>Mol</b>	<b>Chain</b>	<b>Res</b>	<b>Type</b>
1	CO	40	ILE
1	CO	43	LEU
1	CO	71	MET
1	CP	40	ILE
1	CQ	40	ILE
1	CQ	64	CYS
1	CQ	69	VAL
1	CQ	71	MET
1	CR	40	ILE
1	CR	43	LEU
1	CR	71	MET
1	CS	40	ILE
1	CT	40	ILE
1	CT	64	CYS
1	CT	69	VAL
1	CT	71	MET
1	CU	40	ILE
1	CU	43	LEU
1	CU	71	MET
1	CV	40	ILE
1	CW	40	ILE
1	CW	64	CYS
1	CW	69	VAL
1	CW	71	MET
1	CX	40	ILE
1	CX	43	LEU
1	CX	71	MET
1	CY	40	ILE
1	CZ	40	ILE
1	CZ	64	CYS
1	CZ	69	VAL
1	CZ	71	MET
1	DA	40	ILE
1	DA	43	LEU
1	DA	71	MET
1	DB	40	ILE
1	DC	40	ILE
1	DC	64	CYS
1	DC	69	VAL
1	DC	71	MET
1	DD	40	ILE
1	DD	43	LEU

*Continued on next page...*

*Continued from previous page...*

<b>Mol</b>	<b>Chain</b>	<b>Res</b>	<b>Type</b>
1	DD	71	MET
1	DE	40	ILE
1	DF	40	ILE
1	DF	64	CYS
1	DF	69	VAL
1	DF	71	MET
1	DG	40	ILE
1	DG	43	LEU
1	DG	71	MET
1	DH	40	ILE
1	DI	40	ILE
1	DI	64	CYS
1	DI	69	VAL
1	DI	71	MET
1	DJ	40	ILE
1	DJ	43	LEU
1	DJ	71	MET
1	DK	40	ILE
1	DL	40	ILE
1	DL	64	CYS
1	DL	69	VAL
1	DL	71	MET
1	DM	40	ILE
1	DM	43	LEU
1	DM	71	MET
1	DN	40	ILE
1	DO	40	ILE
1	DO	64	CYS
1	DO	69	VAL
1	DO	71	MET
1	DP	40	ILE
1	DP	43	LEU
1	DP	71	MET
1	DQ	40	ILE
1	DR	40	ILE
1	DR	64	CYS
1	DR	69	VAL
1	DR	71	MET
1	DS	40	ILE
1	DS	43	LEU
1	DS	71	MET
1	DT	40	ILE

*Continued on next page...*

*Continued from previous page...*

<b>Mol</b>	<b>Chain</b>	<b>Res</b>	<b>Type</b>
1	DU	40	ILE
1	DU	64	CYS
1	DU	69	VAL
1	DU	71	MET
1	DV	40	ILE
1	DV	43	LEU
1	DV	71	MET
1	DW	40	ILE
1	DX	40	ILE
1	DX	64	CYS
1	DX	69	VAL
1	DX	71	MET
1	DY	40	ILE
1	DY	43	LEU
1	DY	71	MET
1	DZ	40	ILE
1	EA	40	ILE
1	EA	64	CYS
1	EA	69	VAL
1	EA	71	MET
1	EB	40	ILE
1	EB	43	LEU
1	EB	71	MET
1	EC	40	ILE
1	ED	40	ILE
1	ED	64	CYS
1	ED	69	VAL
1	ED	71	MET
1	EE	40	ILE
1	EE	43	LEU
1	EE	71	MET
1	EF	40	ILE
1	EG	40	ILE
1	EG	64	CYS
1	EG	69	VAL
1	EG	71	MET
1	EH	40	ILE
1	EH	43	LEU
1	EH	71	MET
1	EI	40	ILE
1	EJ	40	ILE
1	EJ	64	CYS

*Continued on next page...*

*Continued from previous page...*

<b>Mol</b>	<b>Chain</b>	<b>Res</b>	<b>Type</b>
1	EJ	69	VAL
1	EJ	71	MET
1	EK	40	ILE
1	EK	43	LEU
1	EK	71	MET
1	EL	40	ILE
1	EM	40	ILE
1	EM	64	CYS
1	EM	69	VAL
1	EM	71	MET
1	EN	40	ILE
1	EN	43	LEU
1	EN	71	MET
1	EO	40	ILE
1	EP	40	ILE
1	EP	64	CYS
1	EP	69	VAL
1	EP	71	MET
1	EQ	40	ILE
1	EQ	43	LEU
1	EQ	71	MET
1	ER	40	ILE
1	ES	40	ILE
1	ES	64	CYS
1	ES	69	VAL
1	ES	71	MET
1	ET	40	ILE
1	ET	43	LEU
1	ET	71	MET
1	EU	40	ILE
1	EV	40	ILE
1	EV	64	CYS
1	EV	69	VAL
1	EV	71	MET
1	EW	40	ILE
1	EW	43	LEU
1	EW	71	MET
1	EX	40	ILE
1	EY	40	ILE
1	EY	64	CYS
1	EY	69	VAL
1	EY	71	MET

*Continued on next page...*

*Continued from previous page...*

<b>Mol</b>	<b>Chain</b>	<b>Res</b>	<b>Type</b>
1	EZ	40	ILE
1	EZ	43	LEU
1	EZ	71	MET
1	FA	40	ILE
1	FB	40	ILE
1	FB	64	CYS
1	FB	69	VAL
1	FB	71	MET
1	FC	40	ILE
1	FC	43	LEU
1	FC	71	MET
1	FD	40	ILE
1	FE	40	ILE
1	FE	64	CYS
1	FE	69	VAL
1	FE	71	MET
1	FF	40	ILE
1	FF	43	LEU
1	FF	71	MET
1	FG	40	ILE
1	FH	40	ILE
1	FH	64	CYS
1	FH	69	VAL
1	FH	71	MET
1	FI	40	ILE
1	FI	43	LEU
1	FI	71	MET
1	FJ	40	ILE
1	FK	40	ILE
1	FK	64	CYS
1	FK	69	VAL
1	FK	71	MET
1	FL	40	ILE
1	FL	43	LEU
1	FL	71	MET
1	FM	40	ILE
1	FN	40	ILE
1	FN	64	CYS
1	FN	69	VAL
1	FN	71	MET
1	FO	40	ILE
1	FO	43	LEU

*Continued on next page...*



*Continued from previous page...*

<b>Mol</b>	<b>Chain</b>	<b>Res</b>	<b>Type</b>
1	FO	71	MET
1	FP	40	ILE
1	FQ	40	ILE
1	FQ	64	CYS
1	FQ	69	VAL
1	FQ	71	MET
1	FR	40	ILE
1	FR	43	LEU
1	FR	71	MET
1	FS	40	ILE
1	FT	40	ILE
1	FT	64	CYS
1	FT	69	VAL
1	FT	71	MET
1	FU	40	ILE
1	FU	43	LEU
1	FU	71	MET
1	FV	40	ILE
1	FW	40	ILE
1	FW	64	CYS
1	FW	69	VAL
1	FW	71	MET
1	FX	40	ILE
1	FX	43	LEU
1	FX	71	MET
1	FY	40	ILE
1	FZ	40	ILE
1	FZ	64	CYS
1	FZ	69	VAL
1	FZ	71	MET
1	GA	40	ILE
1	GA	43	LEU
1	GA	71	MET
1	GB	40	ILE
1	GC	40	ILE
1	GC	64	CYS
1	GC	69	VAL
1	GC	71	MET
1	GD	40	ILE
1	GD	43	LEU
1	GD	71	MET
1	GE	40	ILE

*Continued on next page...*

*Continued from previous page...*

<b>Mol</b>	<b>Chain</b>	<b>Res</b>	<b>Type</b>
1	GF	40	ILE
1	GF	64	CYS
1	GF	69	VAL
1	GF	71	MET
1	GG	40	ILE
1	GG	43	LEU
1	GG	71	MET
1	GH	40	ILE
1	GI	40	ILE
1	GI	64	CYS
1	GI	69	VAL
1	GI	71	MET
1	GJ	40	ILE
1	GJ	43	LEU
1	GJ	71	MET
1	GK	40	ILE
1	GL	40	ILE
1	GL	64	CYS
1	GL	69	VAL
1	GL	71	MET
1	GM	40	ILE
1	GM	43	LEU
1	GM	71	MET
1	GN	40	ILE
1	GO	40	ILE
1	GO	64	CYS
1	GO	69	VAL
1	GO	71	MET
1	GP	40	ILE
1	GP	43	LEU
1	GP	71	MET
1	GQ	40	ILE
1	GR	40	ILE
1	GR	64	CYS
1	GR	69	VAL
1	GR	71	MET
1	GS	40	ILE
1	GS	43	LEU
1	GS	71	MET
1	GT	40	ILE
1	GU	40	ILE
1	GU	64	CYS

*Continued on next page...*

*Continued from previous page...*

Mol	Chain	Res	Type
1	GU	69	VAL
1	GU	71	MET
1	GV	40	ILE
1	GV	43	LEU
1	GV	71	MET
1	GW	40	ILE
1	GX	40	ILE
1	GX	64	CYS
1	GX	69	VAL
1	GX	71	MET
1	GY	40	ILE
1	GY	43	LEU
1	GY	71	MET

Sometimes sidechains can be flipped to improve hydrogen bonding and reduce clashes. All (540) such sidechains are listed below:

Mol	Chain	Res	Type
1	AB	2	ASN
1	AB	34	GLN
1	AB	88	ASN
1	AB	111	ASN
1	AC	2	ASN
1	AC	45	ASN
1	AD	44	ASN
1	AD	73	ASN
1	AD	111	ASN
1	AE	2	ASN
1	AE	34	GLN
1	AE	88	ASN
1	AE	111	ASN
1	AF	2	ASN
1	AF	45	ASN
1	AG	44	ASN
1	AG	73	ASN
1	AG	111	ASN
1	AH	2	ASN
1	AH	34	GLN
1	AH	88	ASN
1	AH	111	ASN
1	AI	2	ASN
1	AI	45	ASN
1	AJ	44	ASN

*Continued on next page...*

*Continued from previous page...*

<b>Mol</b>	<b>Chain</b>	<b>Res</b>	<b>Type</b>
1	AJ	73	ASN
1	AJ	111	ASN
1	AK	2	ASN
1	AK	34	GLN
1	AK	88	ASN
1	AK	111	ASN
1	AL	2	ASN
1	AL	45	ASN
1	AM	44	ASN
1	AM	73	ASN
1	AM	111	ASN
1	AN	2	ASN
1	AN	34	GLN
1	AN	88	ASN
1	AN	111	ASN
1	AO	2	ASN
1	AO	45	ASN
1	AP	44	ASN
1	AP	73	ASN
1	AP	111	ASN
1	AQ	2	ASN
1	AQ	34	GLN
1	AQ	88	ASN
1	AQ	111	ASN
1	AR	2	ASN
1	AR	45	ASN
1	AS	44	ASN
1	AS	73	ASN
1	AS	111	ASN
1	AT	2	ASN
1	AT	34	GLN
1	AT	88	ASN
1	AT	111	ASN
1	AU	2	ASN
1	AU	45	ASN
1	AV	44	ASN
1	AV	73	ASN
1	AV	111	ASN
1	AW	2	ASN
1	AW	34	GLN
1	AW	88	ASN
1	AW	111	ASN

*Continued on next page...*

*Continued from previous page...*

<b>Mol</b>	<b>Chain</b>	<b>Res</b>	<b>Type</b>
1	AX	2	ASN
1	AX	45	ASN
1	AY	44	ASN
1	AY	73	ASN
1	AY	111	ASN
1	AZ	2	ASN
1	AZ	34	GLN
1	AZ	88	ASN
1	AZ	111	ASN
1	BA	2	ASN
1	BA	45	ASN
1	BB	44	ASN
1	BB	73	ASN
1	BB	111	ASN
1	BC	2	ASN
1	BC	34	GLN
1	BC	88	ASN
1	BC	111	ASN
1	BD	2	ASN
1	BD	45	ASN
1	BE	44	ASN
1	BE	73	ASN
1	BE	111	ASN
1	BF	2	ASN
1	BF	34	GLN
1	BF	88	ASN
1	BF	111	ASN
1	BG	2	ASN
1	BG	45	ASN
1	BH	44	ASN
1	BH	73	ASN
1	BH	111	ASN
1	BI	2	ASN
1	BI	34	GLN
1	BI	88	ASN
1	BI	111	ASN
1	BJ	2	ASN
1	BJ	45	ASN
1	BK	44	ASN
1	BK	73	ASN
1	BK	111	ASN
1	BL	2	ASN

*Continued on next page...*

*Continued from previous page...*

<b>Mol</b>	<b>Chain</b>	<b>Res</b>	<b>Type</b>
1	BL	34	GLN
1	BL	88	ASN
1	BL	111	ASN
1	BM	2	ASN
1	BM	45	ASN
1	BN	44	ASN
1	BN	73	ASN
1	BN	111	ASN
1	BO	2	ASN
1	BO	34	GLN
1	BO	88	ASN
1	BO	111	ASN
1	BP	2	ASN
1	BP	45	ASN
1	BQ	44	ASN
1	BQ	73	ASN
1	BQ	111	ASN
1	BR	2	ASN
1	BR	34	GLN
1	BR	88	ASN
1	BR	111	ASN
1	BS	2	ASN
1	BS	45	ASN
1	BT	44	ASN
1	BT	73	ASN
1	BT	111	ASN
1	BU	2	ASN
1	BU	34	GLN
1	BU	88	ASN
1	BU	111	ASN
1	BV	2	ASN
1	BV	45	ASN
1	BW	44	ASN
1	BW	73	ASN
1	BW	111	ASN
1	BX	2	ASN
1	BX	34	GLN
1	BX	88	ASN
1	BX	111	ASN
1	BY	2	ASN
1	BY	45	ASN
1	BZ	44	ASN

*Continued on next page...*

*Continued from previous page...*

<b>Mol</b>	<b>Chain</b>	<b>Res</b>	<b>Type</b>
1	BZ	73	ASN
1	BZ	111	ASN
1	CA	2	ASN
1	CA	34	GLN
1	CA	88	ASN
1	CA	111	ASN
1	CB	2	ASN
1	CB	45	ASN
1	CC	44	ASN
1	CC	73	ASN
1	CC	111	ASN
1	CD	2	ASN
1	CD	34	GLN
1	CD	88	ASN
1	CD	111	ASN
1	CE	2	ASN
1	CE	45	ASN
1	CF	44	ASN
1	CF	73	ASN
1	CF	111	ASN
1	CG	2	ASN
1	CG	34	GLN
1	CG	88	ASN
1	CG	111	ASN
1	CH	2	ASN
1	CH	45	ASN
1	CI	44	ASN
1	CI	73	ASN
1	CI	111	ASN
1	CJ	2	ASN
1	CJ	34	GLN
1	CJ	88	ASN
1	CJ	111	ASN
1	CK	2	ASN
1	CK	45	ASN
1	CL	44	ASN
1	CL	73	ASN
1	CL	111	ASN
1	CM	2	ASN
1	CM	34	GLN
1	CM	88	ASN
1	CM	111	ASN

*Continued on next page...*

*Continued from previous page...*

<b>Mol</b>	<b>Chain</b>	<b>Res</b>	<b>Type</b>
1	CN	2	ASN
1	CN	45	ASN
1	CO	44	ASN
1	CO	73	ASN
1	CO	111	ASN
1	CP	2	ASN
1	CP	34	GLN
1	CP	88	ASN
1	CP	111	ASN
1	CQ	2	ASN
1	CQ	45	ASN
1	CR	44	ASN
1	CR	73	ASN
1	CR	111	ASN
1	CS	2	ASN
1	CS	34	GLN
1	CS	88	ASN
1	CS	111	ASN
1	CT	2	ASN
1	CT	45	ASN
1	CU	44	ASN
1	CU	73	ASN
1	CU	111	ASN
1	CV	2	ASN
1	CV	34	GLN
1	CV	88	ASN
1	CV	111	ASN
1	CW	2	ASN
1	CW	45	ASN
1	CX	44	ASN
1	CX	73	ASN
1	CX	111	ASN
1	CY	2	ASN
1	CY	34	GLN
1	CY	88	ASN
1	CY	111	ASN
1	CZ	2	ASN
1	CZ	45	ASN
1	DA	44	ASN
1	DA	73	ASN
1	DA	111	ASN
1	DB	2	ASN

*Continued on next page...*



*Continued from previous page...*

<b>Mol</b>	<b>Chain</b>	<b>Res</b>	<b>Type</b>
1	DB	34	GLN
1	DB	88	ASN
1	DB	111	ASN
1	DC	2	ASN
1	DC	45	ASN
1	DD	44	ASN
1	DD	73	ASN
1	DD	111	ASN
1	DE	2	ASN
1	DE	34	GLN
1	DE	88	ASN
1	DE	111	ASN
1	DF	2	ASN
1	DF	45	ASN
1	DG	44	ASN
1	DG	73	ASN
1	DG	111	ASN
1	DH	2	ASN
1	DH	34	GLN
1	DH	88	ASN
1	DH	111	ASN
1	DI	2	ASN
1	DI	45	ASN
1	DJ	44	ASN
1	DJ	73	ASN
1	DJ	111	ASN
1	DK	2	ASN
1	DK	34	GLN
1	DK	88	ASN
1	DK	111	ASN
1	DL	2	ASN
1	DL	45	ASN
1	DM	44	ASN
1	DM	73	ASN
1	DM	111	ASN
1	DN	2	ASN
1	DN	34	GLN
1	DN	88	ASN
1	DN	111	ASN
1	DO	2	ASN
1	DO	45	ASN
1	DP	44	ASN

*Continued on next page...*

*Continued from previous page...*

<b>Mol</b>	<b>Chain</b>	<b>Res</b>	<b>Type</b>
1	DP	73	ASN
1	DP	111	ASN
1	DQ	2	ASN
1	DQ	34	GLN
1	DQ	88	ASN
1	DQ	111	ASN
1	DR	2	ASN
1	DR	45	ASN
1	DS	44	ASN
1	DS	73	ASN
1	DS	111	ASN
1	DT	2	ASN
1	DT	34	GLN
1	DT	88	ASN
1	DT	111	ASN
1	DU	2	ASN
1	DU	45	ASN
1	DV	44	ASN
1	DV	73	ASN
1	DV	111	ASN
1	DW	2	ASN
1	DW	34	GLN
1	DW	88	ASN
1	DW	111	ASN
1	DX	2	ASN
1	DX	45	ASN
1	DY	44	ASN
1	DY	73	ASN
1	DY	111	ASN
1	DZ	2	ASN
1	DZ	34	GLN
1	DZ	88	ASN
1	DZ	111	ASN
1	EA	2	ASN
1	EA	45	ASN
1	EB	44	ASN
1	EB	73	ASN
1	EB	111	ASN
1	EC	2	ASN
1	EC	34	GLN
1	EC	88	ASN
1	EC	111	ASN

*Continued on next page...*

*Continued from previous page...*

<b>Mol</b>	<b>Chain</b>	<b>Res</b>	<b>Type</b>
1	ED	2	ASN
1	ED	45	ASN
1	EE	44	ASN
1	EE	73	ASN
1	EE	111	ASN
1	EF	2	ASN
1	EF	34	GLN
1	EF	88	ASN
1	EF	111	ASN
1	EG	2	ASN
1	EG	45	ASN
1	EH	44	ASN
1	EH	73	ASN
1	EH	111	ASN
1	EI	2	ASN
1	EI	34	GLN
1	EI	88	ASN
1	EI	111	ASN
1	EJ	2	ASN
1	EJ	45	ASN
1	EK	44	ASN
1	EK	73	ASN
1	EK	111	ASN
1	EL	2	ASN
1	EL	34	GLN
1	EL	88	ASN
1	EL	111	ASN
1	EM	2	ASN
1	EM	45	ASN
1	EN	44	ASN
1	EN	73	ASN
1	EN	111	ASN
1	EO	2	ASN
1	EO	34	GLN
1	EO	88	ASN
1	EO	111	ASN
1	EP	2	ASN
1	EP	45	ASN
1	EQ	44	ASN
1	EQ	73	ASN
1	EQ	111	ASN
1	ER	2	ASN

*Continued on next page...*

*Continued from previous page...*

<b>Mol</b>	<b>Chain</b>	<b>Res</b>	<b>Type</b>
1	ER	34	GLN
1	ER	88	ASN
1	ER	111	ASN
1	ES	2	ASN
1	ES	45	ASN
1	ET	44	ASN
1	ET	73	ASN
1	ET	111	ASN
1	EU	2	ASN
1	EU	34	GLN
1	EU	88	ASN
1	EU	111	ASN
1	EV	2	ASN
1	EV	45	ASN
1	EW	44	ASN
1	EW	73	ASN
1	EW	111	ASN
1	EX	2	ASN
1	EX	34	GLN
1	EX	88	ASN
1	EX	111	ASN
1	EY	2	ASN
1	EY	45	ASN
1	EZ	44	ASN
1	EZ	73	ASN
1	EZ	111	ASN
1	FA	2	ASN
1	FA	34	GLN
1	FA	88	ASN
1	FA	111	ASN
1	FB	2	ASN
1	FB	45	ASN
1	FC	44	ASN
1	FC	73	ASN
1	FC	111	ASN
1	FD	2	ASN
1	FD	34	GLN
1	FD	88	ASN
1	FD	111	ASN
1	FE	2	ASN
1	FE	45	ASN
1	FF	44	ASN

*Continued on next page...*

*Continued from previous page...*

<b>Mol</b>	<b>Chain</b>	<b>Res</b>	<b>Type</b>
1	FF	73	ASN
1	FF	111	ASN
1	FG	2	ASN
1	FG	34	GLN
1	FG	88	ASN
1	FG	111	ASN
1	FH	2	ASN
1	FH	45	ASN
1	FI	44	ASN
1	FI	73	ASN
1	FI	111	ASN
1	FJ	2	ASN
1	FJ	34	GLN
1	FJ	88	ASN
1	FJ	111	ASN
1	FK	2	ASN
1	FK	45	ASN
1	FL	44	ASN
1	FL	73	ASN
1	FL	111	ASN
1	FM	2	ASN
1	FM	34	GLN
1	FM	88	ASN
1	FM	111	ASN
1	FN	2	ASN
1	FN	45	ASN
1	FO	44	ASN
1	FO	73	ASN
1	FO	111	ASN
1	FP	2	ASN
1	FP	34	GLN
1	FP	88	ASN
1	FP	111	ASN
1	FQ	2	ASN
1	FQ	45	ASN
1	FR	44	ASN
1	FR	73	ASN
1	FR	111	ASN
1	FS	2	ASN
1	FS	34	GLN
1	FS	88	ASN
1	FS	111	ASN

*Continued on next page...*

*Continued from previous page...*

<b>Mol</b>	<b>Chain</b>	<b>Res</b>	<b>Type</b>
1	FT	2	ASN
1	FT	45	ASN
1	FU	44	ASN
1	FU	73	ASN
1	FU	111	ASN
1	FV	2	ASN
1	FV	34	GLN
1	FV	88	ASN
1	FV	111	ASN
1	FW	2	ASN
1	FW	45	ASN
1	FX	44	ASN
1	FX	73	ASN
1	FX	111	ASN
1	FY	2	ASN
1	FY	34	GLN
1	FY	88	ASN
1	FY	111	ASN
1	FZ	2	ASN
1	FZ	45	ASN
1	GA	44	ASN
1	GA	73	ASN
1	GA	111	ASN
1	GB	2	ASN
1	GB	34	GLN
1	GB	88	ASN
1	GB	111	ASN
1	GC	2	ASN
1	GC	45	ASN
1	GD	44	ASN
1	GD	73	ASN
1	GD	111	ASN
1	GE	2	ASN
1	GE	34	GLN
1	GE	88	ASN
1	GE	111	ASN
1	GF	2	ASN
1	GF	45	ASN
1	GG	44	ASN
1	GG	73	ASN
1	GG	111	ASN
1	GH	2	ASN

*Continued on next page...*

*Continued from previous page...*

<b>Mol</b>	<b>Chain</b>	<b>Res</b>	<b>Type</b>
1	GH	34	GLN
1	GH	88	ASN
1	GH	111	ASN
1	GI	2	ASN
1	GI	45	ASN
1	GJ	44	ASN
1	GJ	73	ASN
1	GJ	111	ASN
1	GK	2	ASN
1	GK	34	GLN
1	GK	88	ASN
1	GK	111	ASN
1	GL	2	ASN
1	GL	45	ASN
1	GM	44	ASN
1	GM	73	ASN
1	GM	111	ASN
1	GN	2	ASN
1	GN	34	GLN
1	GN	88	ASN
1	GN	111	ASN
1	GO	2	ASN
1	GO	45	ASN
1	GP	44	ASN
1	GP	73	ASN
1	GP	111	ASN
1	GQ	2	ASN
1	GQ	34	GLN
1	GQ	88	ASN
1	GQ	111	ASN
1	GR	2	ASN
1	GR	45	ASN
1	GS	44	ASN
1	GS	73	ASN
1	GS	111	ASN
1	GT	2	ASN
1	GT	34	GLN
1	GT	88	ASN
1	GT	111	ASN
1	GU	2	ASN
1	GU	45	ASN
1	GV	44	ASN

*Continued on next page...*

*Continued from previous page...*

Mol	Chain	Res	Type
1	GV	73	ASN
1	GV	111	ASN
1	GW	2	ASN
1	GW	34	GLN
1	GW	88	ASN
1	GW	111	ASN
1	GX	2	ASN
1	GX	45	ASN
1	GY	44	ASN
1	GY	73	ASN
1	GY	111	ASN

### 5.3.3 RNA [i](#)

There are no RNA molecules in this entry.

### 5.4 Non-standard residues in protein, DNA, RNA chains [i](#)

There are no non-standard protein/DNA/RNA residues in this entry.

### 5.5 Carbohydrates [i](#)

There are no monosaccharides in this entry.

### 5.6 Ligand geometry [i](#)

There are no ligands in this entry.

### 5.7 Other polymers [i](#)

There are no such residues in this entry.

### 5.8 Polymer linkage issues [i](#)

There are no chain breaks in this entry.



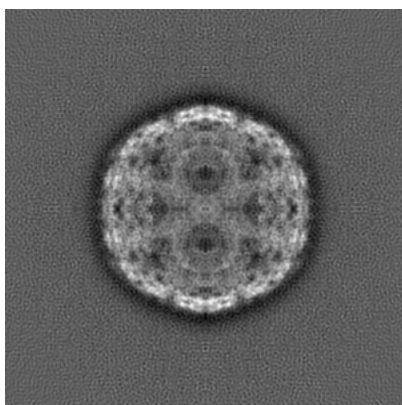
## 6 Map visualisation [i](#)

This section contains visualisations of the EMDB entry EMD-4098. These allow visual inspection of the internal detail of the map and identification of artifacts.

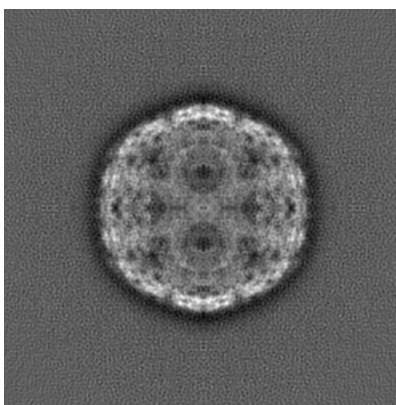
No raw map or half-maps were deposited for this entry and therefore no images, graphs, etc. pertaining to the raw map can be shown.

### 6.1 Orthogonal projections [i](#)

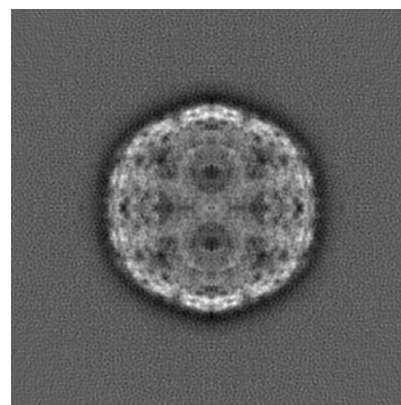
#### 6.1.1 Primary map



X



Y




Z


The images above show the map projected in three orthogonal directions.

### 6.2 Central slices [i](#)

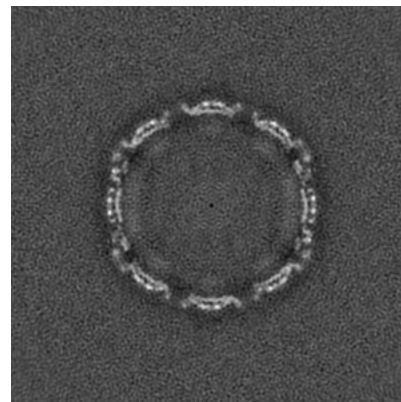
#### 6.2.1 Primary map



X Index: 200



Y Index: 200

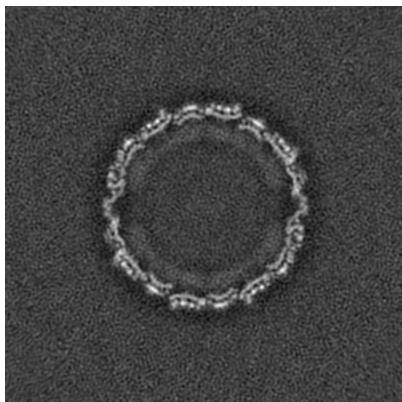


Z Index: 200

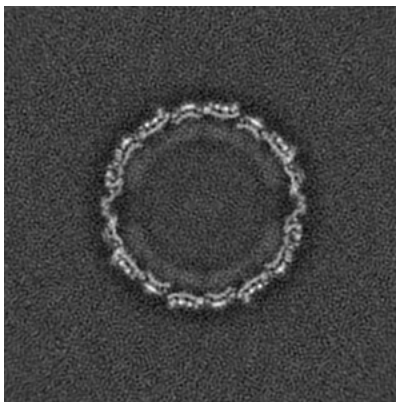
The images above show central slices of the map in three orthogonal directions.

## 6.3 Largest variance slices [i](#)

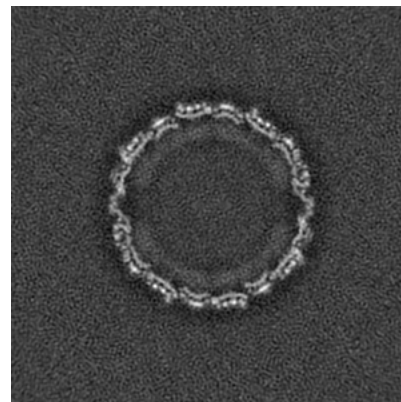
### 6.3.1 Primary map



X Index: 173



Y Index: 173

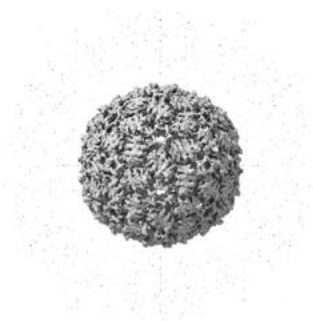


Z Index: 226

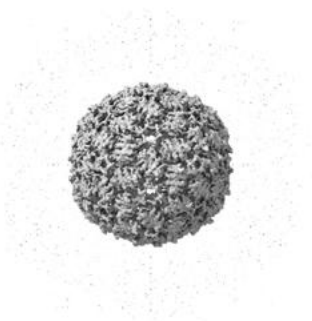
The images above show the largest variance slices of the map in three orthogonal directions.

## 6.4 Orthogonal surface views [i](#)

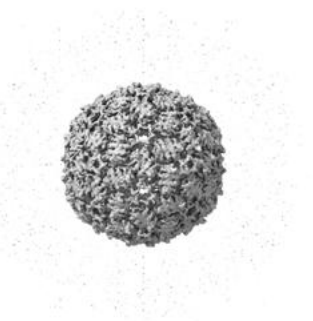
### 6.4.1 Primary map



X



Y



Z

The images above show the 3D surface view of the map at the recommended contour level 0.012. These images, in conjunction with the slice images, may facilitate assessment of whether an appropriate contour level has been provided.

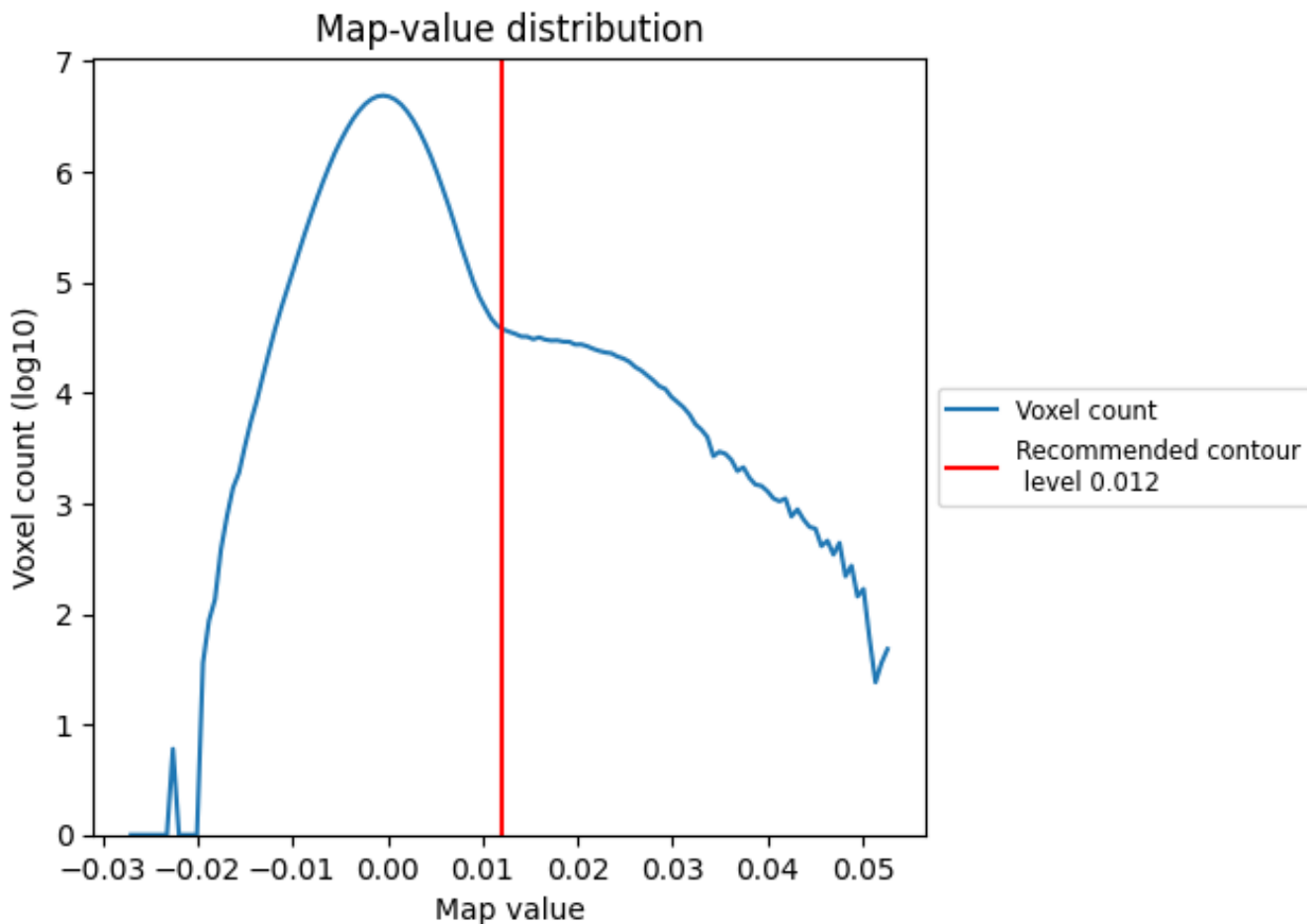
## 6.5 Mask visualisation

This section was not generated. No masks/segmentation were deposited.

## 7 Map analysis [i](#)

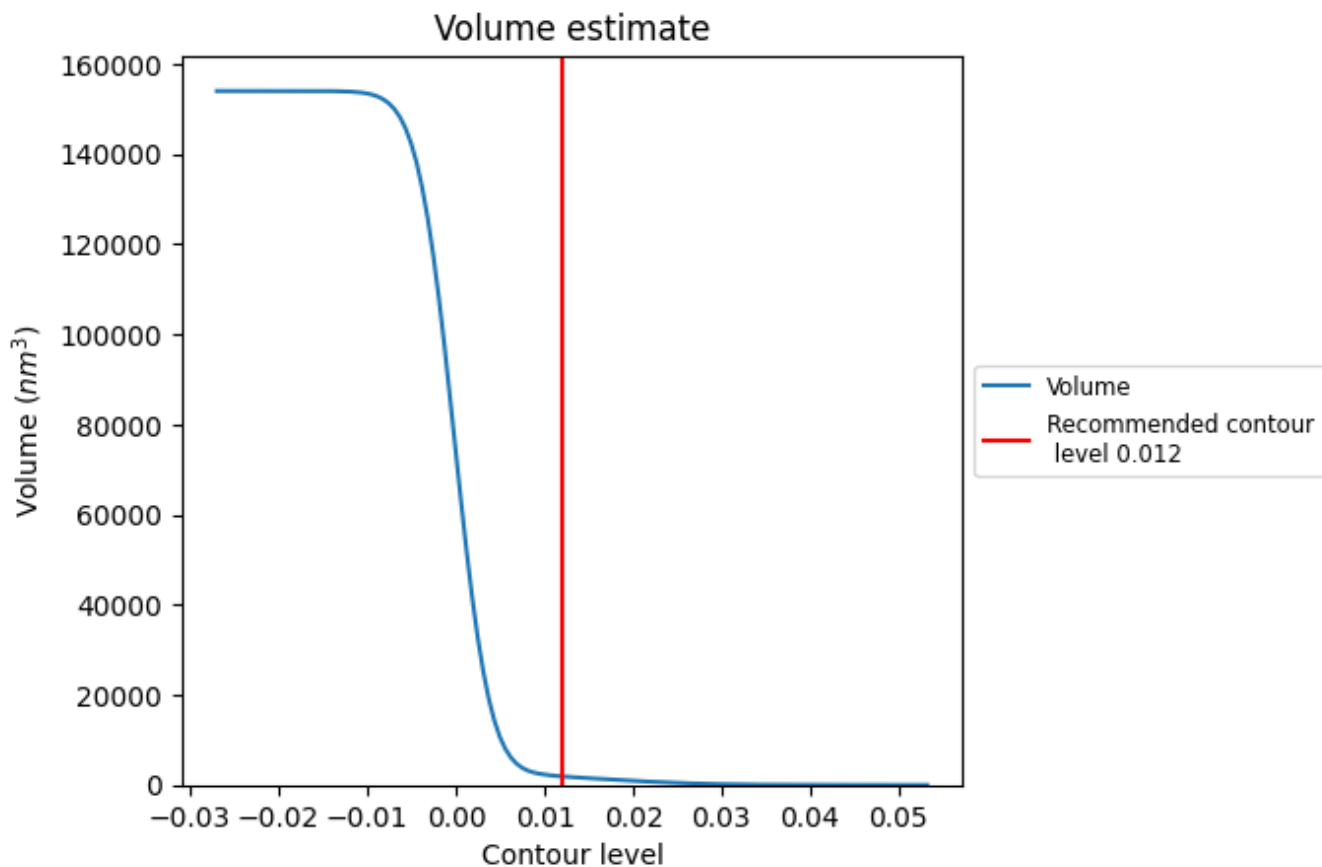
This section contains the results of statistical analysis of the map.

### 7.1 Map-value distribution [i](#)



The map-value distribution is plotted in 128 intervals along the x-axis. The y-axis is logarithmic. A spike in this graph at zero usually indicates that the volume has been masked.

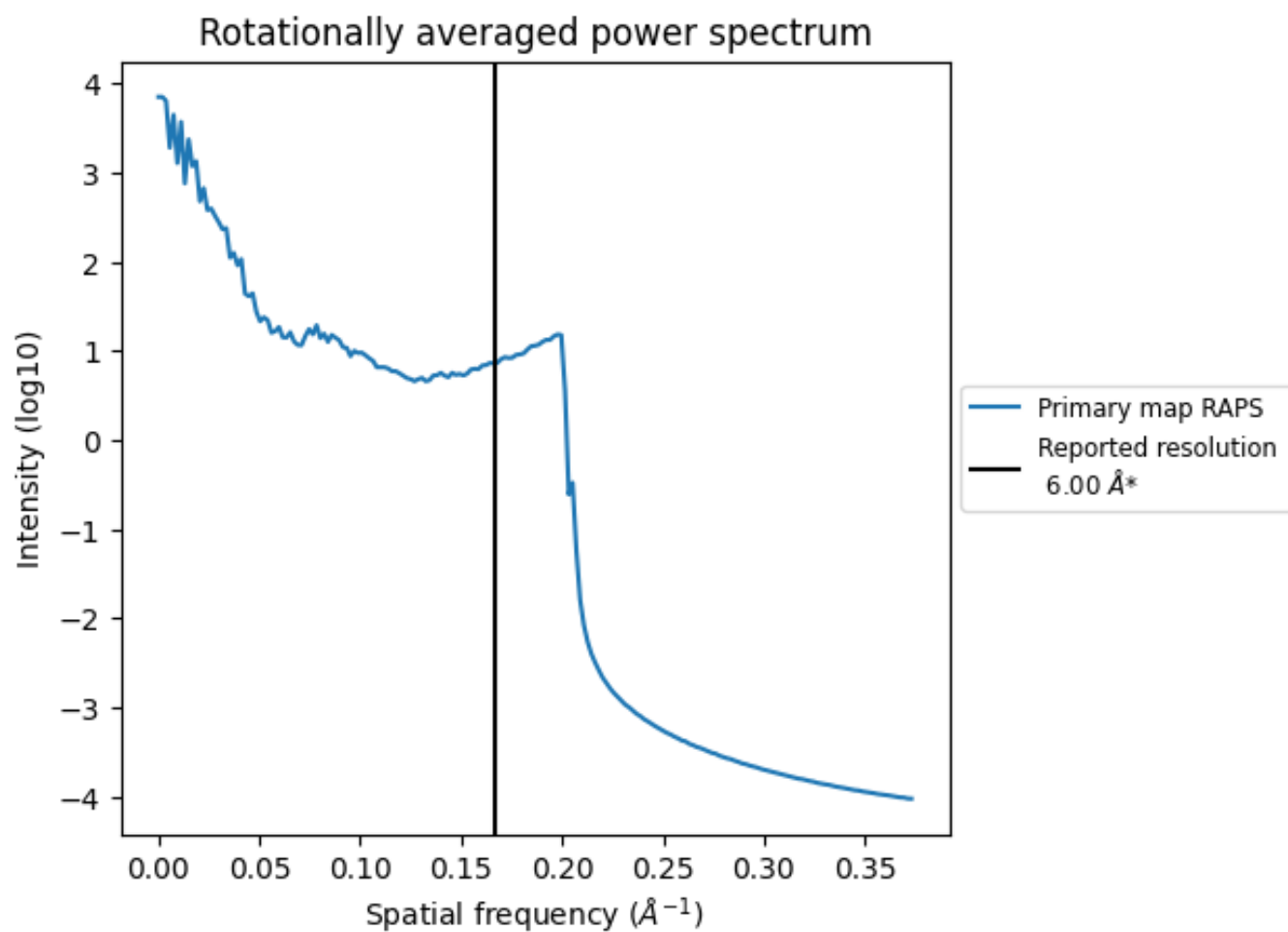
## 7.2 Volume estimate [\(i\)](#)



The volume at the recommended contour level is 1899  $\text{nm}^3$ ; this corresponds to an approximate mass of 1715 kDa.

The volume estimate graph shows how the enclosed volume varies with the contour level. The recommended contour level is shown as a vertical line and the intersection between the line and the curve gives the volume of the enclosed surface at the given level.

### 7.3 Rotationally averaged power spectrum [i](#)

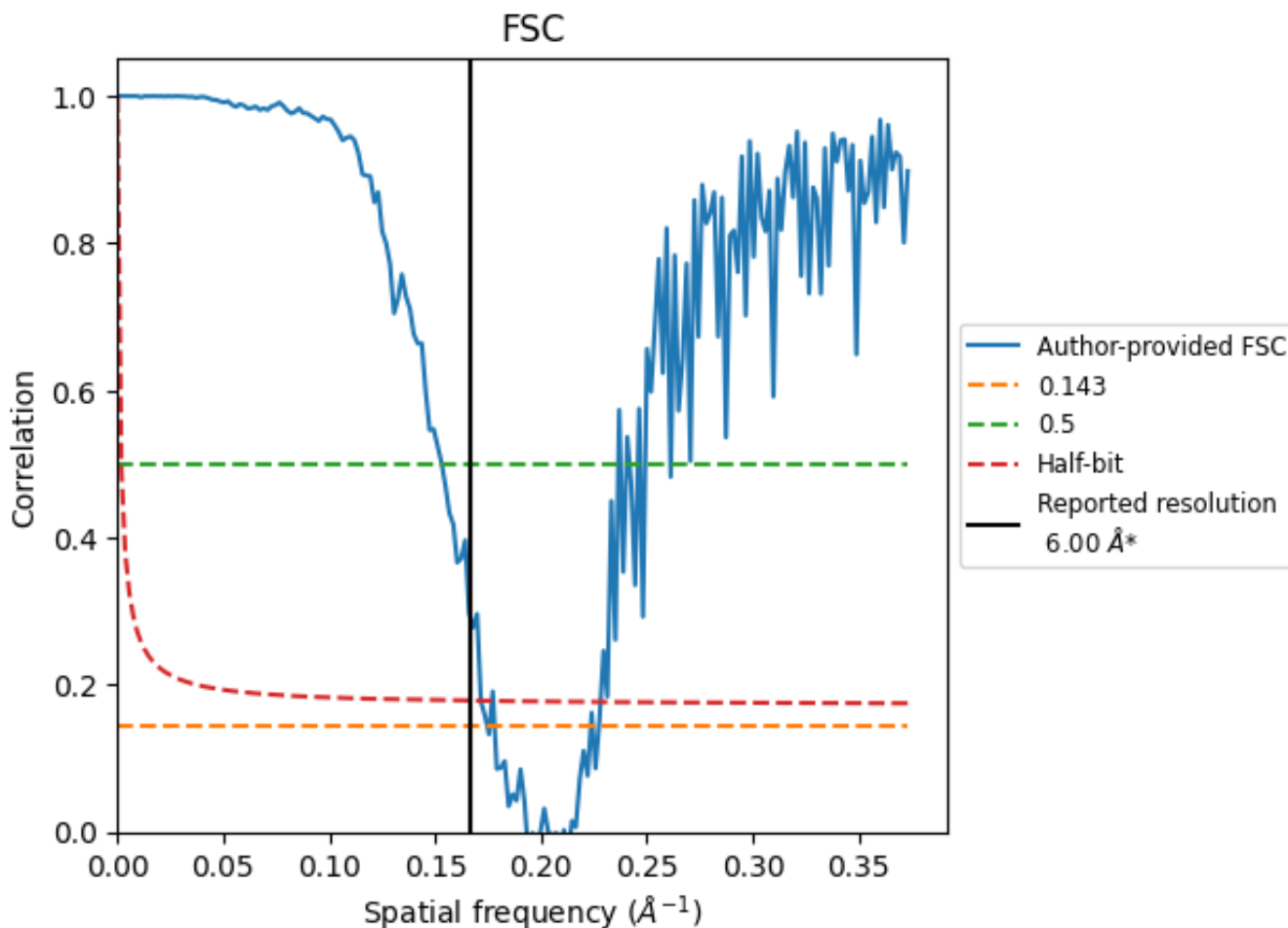


\*Reported resolution corresponds to spatial frequency of  $0.167 \text{\AA}^{-1}$

## 8 Fourier-Shell correlation [i](#)

Fourier-Shell Correlation (FSC) is the most commonly used method to estimate the resolution of single-particle and subtomogram-averaged maps. The shape of the curve depends on the imposed symmetry, mask and whether or not the two 3D reconstructions used were processed from a common reference. The reported resolution is shown as a black line. A curve is displayed for the half-bit criterion in addition to lines showing the 0.143 gold standard cut-off and 0.5 cut-off.

### 8.1 FSC [i](#)



\*Reported resolution corresponds to spatial frequency of 0.167 Å<sup>-1</sup>

## 8.2 Resolution estimates [i](#)

Resolution estimate (Å)	Estimation criterion (FSC cut-off)		
	0.143	0.5	Half-bit
Reported by author	6.00	-	-
Author-provided FSC curve	5.73	6.53	5.83
Unmasked-calculated*	-	-	-

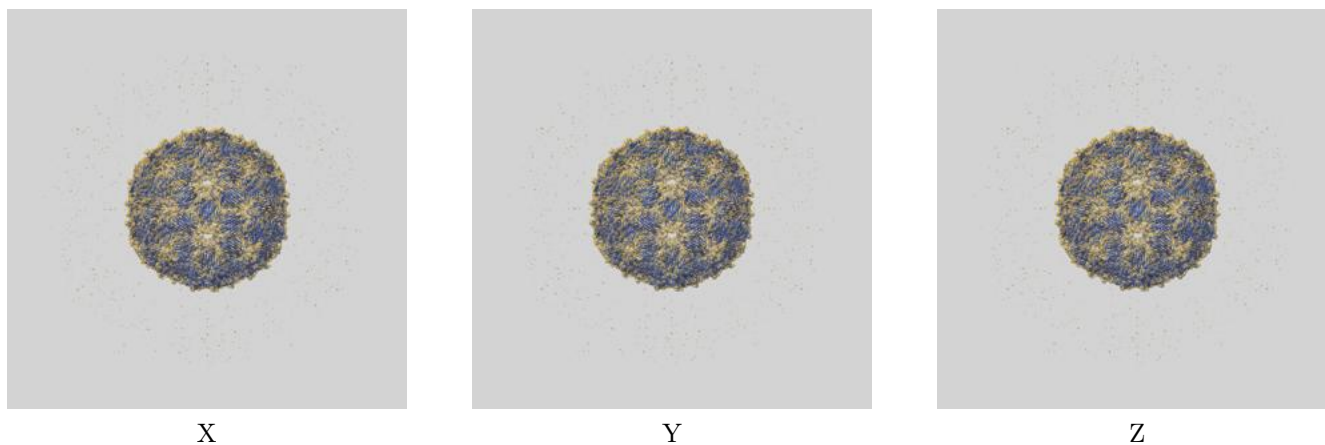
\*Resolution estimate based on FSC curve calculated by comparison of deposited half-maps.



## 9 Map-model fit [i](#)

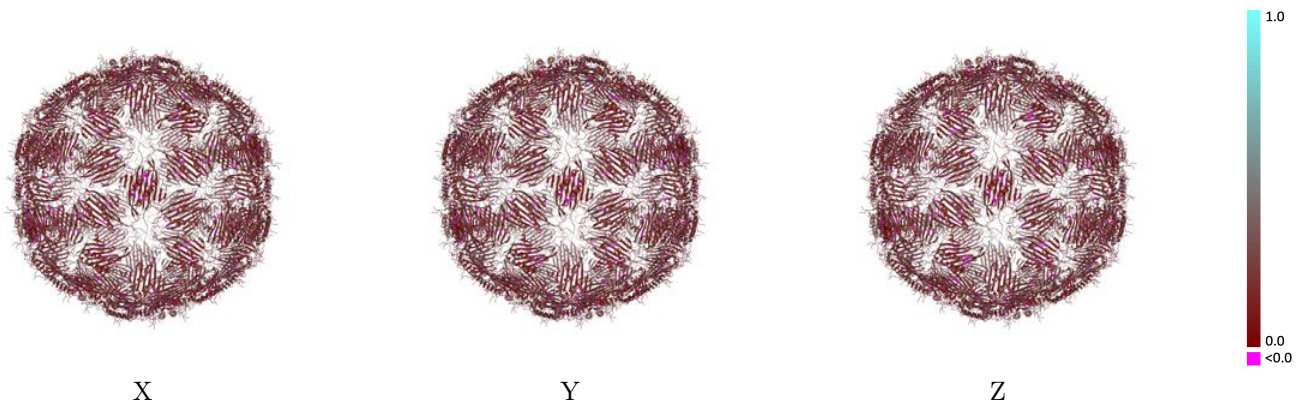
This section contains information regarding the fit between EMDB map EMD-4098 and PDB model 5LQP. Per-residue inclusion information can be found in section 3 on page 19.

### 9.1 Map-model overlay [i](#)




The images above show the 3D surface view of the map at the recommended contour level 0.012 at 50% transparency in yellow overlaid with a ribbon representation of the model coloured in blue. These images allow for the visual assessment of the quality of fit between the atomic model and the map.

## 9.2 Q-score mapped to coordinate model [i](#)



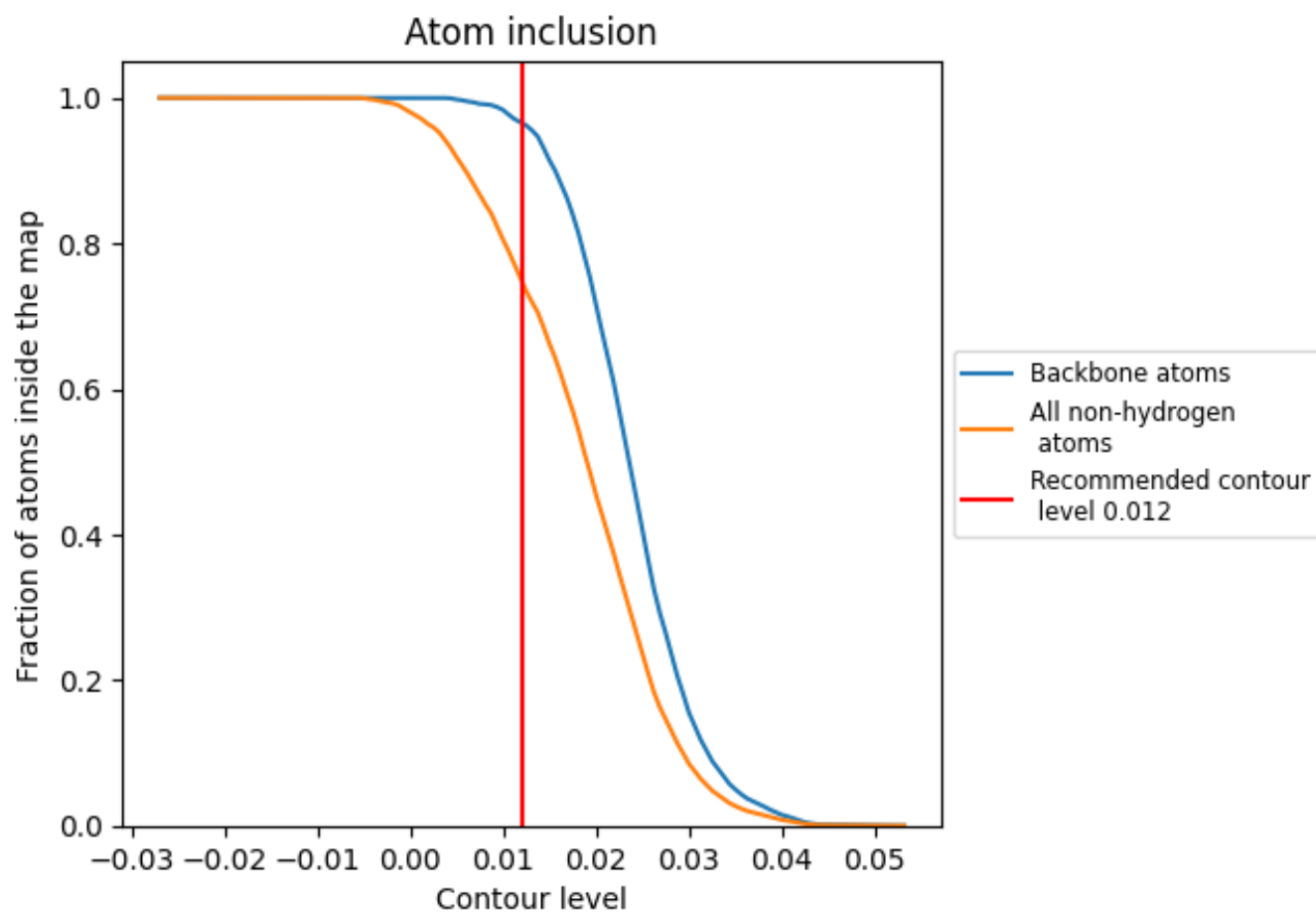
The images above show the model with each residue coloured according its Q-score. This shows their resolvability in the map with higher Q-score values reflecting better resolvability. Please note: Q-score is calculating the resolvability of atoms, and thus high values are only expected at resolutions at which atoms can be resolved. Low Q-score values may therefore be expected for many entries.

## 9.3 Atom inclusion mapped to coordinate model [i](#)



The images above show the model with each residue coloured according to its atom inclusion. This shows to what extent they are inside the map at the recommended contour level (0.012).







































































## 9.4 Atom inclusion [i](#)



At the recommended contour level, 97% of all backbone atoms, 75% of all non-hydrogen atoms, are inside the map.

## 9.5 Map-model fit summary





















































































The table lists the average atom inclusion at the recommended contour level (0.012) and Q-score for the entire model and for each chain.

Chain	Atom inclusion	Q-score
All	 0.7485	 0.2220
AB	 0.7595	 0.2400
AC	 0.7426	 0.2240
AD	 0.7437	 0.2020
AE	 0.7616	 0.2430
AF	 0.7395	 0.2190
AG	 0.7437	 0.2040
AH	 0.7616	 0.2430
AI	 0.7395	 0.2260
AJ	 0.7437	 0.2010
AK	 0.7595	 0.2380
AL	 0.7416	 0.2220
AM	 0.7437	 0.2000
AN	 0.7595	 0.2430
AO	 0.7416	 0.2240
AP	 0.7437	 0.2010
AQ	 0.7584	 0.2430
AR	 0.7468	 0.2210
AS	 0.7426	 0.2080
AT	 0.7616	 0.2430
AU	 0.7395	 0.2220
AV	 0.7437	 0.2010
AW	 0.7584	 0.2410
AX	 0.7426	 0.2220
AY	 0.7437	 0.2030
AZ	 0.7595	 0.2420
BA	 0.7426	 0.2220
BB	 0.7437	 0.2040
BC	 0.7616	 0.2390
BD	 0.7384	 0.2210
BE	 0.7437	 0.2020
BF	 0.7584	 0.2450
BG	 0.7447	 0.2240
BH	 0.7426	 0.2020
BI	 0.7616	 0.2430























































































*Continued on next page...*

*Continued from previous page...*

Chain	Atom inclusion	Q-score
BJ	 0.7395	 0.2220
BK	 0.7437	 0.2030
BL	 0.7595	 0.2440
BM	 0.7416	 0.2200
BN	 0.7437	 0.2010
BO	 0.7616	 0.2470
BP	 0.7395	 0.2240
BQ	 0.7437	 0.2010
BR	 0.7584	 0.2410
BS	 0.7468	 0.2190
BT	 0.7426	 0.2050
BU	 0.7595	 0.2400
BV	 0.7416	 0.2190
BW	 0.7447	 0.2030
BX	 0.7616	 0.2410
BY	 0.7384	 0.2170
BZ	 0.7437	 0.2010
CA	 0.7595	 0.2460
CB	 0.7426	 0.2230
CC	 0.7437	 0.2010
CD	 0.7584	 0.2430
CE	 0.7447	 0.2210
CF	 0.7426	 0.2010
CG	 0.7595	 0.2400
CH	 0.7426	 0.2230
CI	 0.7437	 0.1990
CJ	 0.7616	 0.2450
CK	 0.7395	 0.2210
CL	 0.7437	 0.2040
CM	 0.7584	 0.2420
CN	 0.7468	 0.2220
CO	 0.7426	 0.2010
CP	 0.7595	 0.2430
CQ	 0.7426	 0.2220
CR	 0.7437	 0.2050
CS	 0.7616	 0.2420
CT	 0.7395	 0.2200
CU	 0.7437	 0.2010
CV	 0.7616	 0.2450
CW	 0.7384	 0.2200
CX	 0.7437	 0.2020
CY	 0.7584	 0.2430





















































































*Continued on next page...*

*Continued from previous page...*

Chain	Atom inclusion	Q-score
CZ	 0.7468	 0.2220
DA	 0.7426	 0.2010
DB	 0.7595	 0.2410
DC	 0.7426	 0.2230
DD	 0.7437	 0.2020
DE	 0.7616	 0.2440
DF	 0.7384	 0.2230
DG	 0.7437	 0.1970
DH	 0.7616	 0.2430
DI	 0.7395	 0.2210
DJ	 0.7437	 0.2050
DK	 0.7595	 0.2420
DL	 0.7426	 0.2210
DM	 0.7437	 0.2040
DN	 0.7584	 0.2360
DO	 0.7426	 0.2210
DP	 0.7437	 0.2030
DQ	 0.7616	 0.2450
DR	 0.7395	 0.2210
DS	 0.7437	 0.2050
DT	 0.7616	 0.2450
DU	 0.7384	 0.2200
DV	 0.7437	 0.2000
DW	 0.7595	 0.2400
DX	 0.7426	 0.2230
DY	 0.7437	 0.2010
DZ	 0.7584	 0.2440
EA	 0.7468	 0.2240
EB	 0.7426	 0.2010
EC	 0.7595	 0.2400
ED	 0.7416	 0.2220
EE	 0.7447	 0.2080
EF	 0.7616	 0.2420
EG	 0.7395	 0.2220
EH	 0.7437	 0.2020
EI	 0.7595	 0.2390
EJ	 0.7426	 0.2220
EK	 0.7437	 0.2030
EL	 0.7584	 0.2440
EM	 0.7468	 0.2240
EN	 0.7426	 0.2000
EO	 0.7616	 0.2410









































*Continued on next page...*

*Continued from previous page...*

Chain	Atom inclusion	Q-score
EP	 0.7395	 0.2200
EQ	 0.7437	 0.2070
ER	 0.7595	 0.2440
ES	 0.7426	 0.2250
ET	 0.7437	 0.2030
EU	 0.7616	 0.2420
EV	 0.7384	 0.2210
EW	 0.7437	 0.2010
EX	 0.7584	 0.2460
EY	 0.7468	 0.2220
EZ	 0.7426	 0.2010
FA	 0.7616	 0.2440
FB	 0.7384	 0.2230
FC	 0.7437	 0.1990
FD	 0.7595	 0.2390
FE	 0.7416	 0.2200
FF	 0.7447	 0.2070
FG	 0.7584	 0.2420
FH	 0.7468	 0.2210
FI	 0.7426	 0.2030
FJ	 0.7616	 0.2420
FK	 0.7395	 0.2220
FL	 0.7437	 0.2050
FM	 0.7595	 0.2420
FN	 0.7416	 0.2250
FO	 0.7437	 0.1980
FP	 0.7595	 0.2410
FQ	 0.7426	 0.2200
FR	 0.7437	 0.2010
FS	 0.7584	 0.2430
FT	 0.7447	 0.2210
FU	 0.7426	 0.2000
FV	 0.7616	 0.2430
FW	 0.7384	 0.2210
FX	 0.7437	 0.2040
FY	 0.7595	 0.2410
FZ	 0.7426	 0.2200
GA	 0.7437	 0.1980
GB	 0.7584	 0.2420
GC	 0.7426	 0.2220
GD	 0.7437	 0.2070
GE	 0.7616	 0.2410

*Continued on next page...*

*Continued from previous page...*

Chain	Atom inclusion	Q-score
GF	 0.7384	 0.2240
GG	 0.7437	 0.2010
GH	 0.7616	 0.2410
GI	 0.7395	 0.2230
GJ	 0.7437	 0.2030
GK	 0.7595	 0.2440
GL	 0.7416	 0.2230
GM	 0.7437	 0.2040
GN	 0.7595	 0.2390
GO	 0.7416	 0.2230
GP	 0.7437	 0.1970
GQ	 0.7616	 0.2410
GR	 0.7395	 0.2230
GS	 0.7437	 0.2000
GT	 0.7616	 0.2410
GU	 0.7395	 0.2210
GV	 0.7437	 0.2030
GW	 0.7584	 0.2440
GX	 0.7468	 0.2240
GY	 0.7426	 0.2070