



Full wwPDB X-ray Structure Validation Report ⓘ

Oct 31, 2023 – 03:49 PM EDT

PDB ID : 3LK4
Title : Crystal structure of CapZ bound to the uncapping motif from CD2AP
Authors : Hernandez-Valladares, M.; Kim, T.; Kannan, B.; Tung, A.; Cooper, J.A.;
Robinson, R.C.
Deposited on : 2010-01-27
Resolution : 1.99 Å(reported)

This is a Full wwPDB X-ray Structure Validation Report for a publicly released PDB entry.

We welcome your comments at validation@mail.wwpdb.org

A user guide is available at

<https://www.wwpdb.org/validation/2017/XrayValidationReportHelp>

with specific help available everywhere you see the ⓘ symbol.

The types of validation reports are described at

<http://www.wwpdb.org/validation/2017/FAQs#types>.

The following versions of software and data (see [references ⓘ](#)) were used in the production of this report:

MolProbity : 4.02b-467
Xtriage (Phenix) : 1.13
EDS : 2.36
Percentile statistics : 20191225.v01 (using entries in the PDB archive December 25th 2019)
Refmac : 5.8.0158
CCP4 : 7.0.044 (Gargrove)
Ideal geometry (proteins) : Engh & Huber (2001)
Ideal geometry (DNA, RNA) : Parkinson et al. (1996)
Validation Pipeline (wwPDB-VP) : 2.36

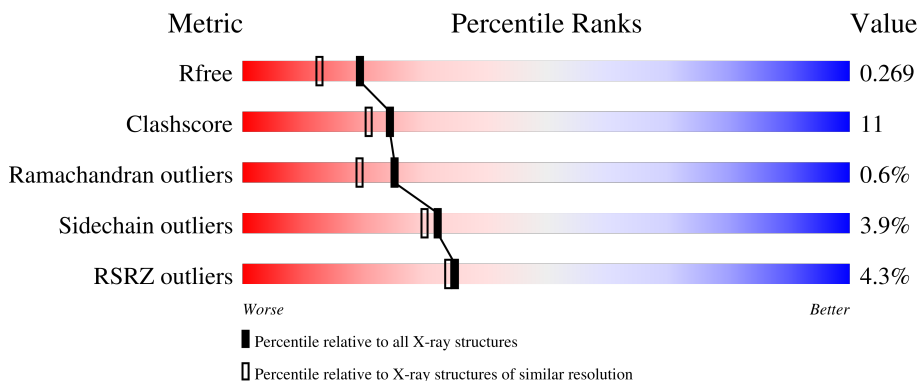
1 Overall quality at a glance

The following experimental techniques were used to determine the structure:

X-RAY DIFFRACTION

The reported resolution of this entry is 1.99 Å.

Percentile scores (ranging between 0-100) for global validation metrics of the entry are shown in the following graphic. The table shows the number of entries on which the scores are based.



Metric	Whole archive (#Entries)	Similar resolution (#Entries, resolution range(Å))
R_{free}	130704	8085 (2.00-2.00)
Clashscore	141614	9178 (2.00-2.00)
Ramachandran outliers	138981	9054 (2.00-2.00)
Sidechain outliers	138945	9053 (2.00-2.00)
RSRZ outliers	127900	7900 (2.00-2.00)

The table below summarises the geometric issues observed across the polymeric chains and their fit to the electron density. The red, orange, yellow and green segments of the lower bar indicate the fraction of residues that contain outliers for ≥ 3 , 2, 1 and 0 types of geometric quality criteria respectively. A grey segment represents the fraction of residues that are not modelled. The numeric value for each fraction is indicated below the corresponding segment, with a dot representing fractions $\leq 5\%$. The upper red bar (where present) indicates the fraction of residues that have poor fit to the electron density. The numeric value is given above the bar.

Mol	Chain	Length	Quality of chain
1	1	286	 5% 73% 18% • 6%
1	4	286	 4% 73% 19% • 6%
1	7	286	 2% 73% 18% • 6%
1	A	286	 6% 73% 19% • 6%
1	D	286	 4% 74% 18% • 6%

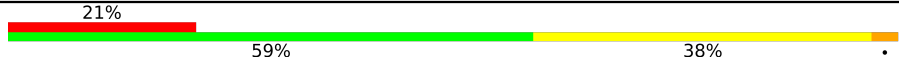

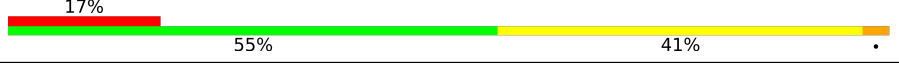
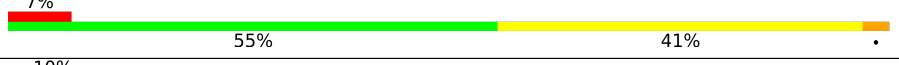

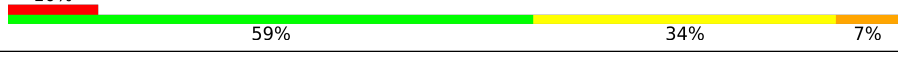
Continued on next page...

Continued from previous page...

Mol	Chain	Length	Quality of chain
1	G	286	4% 75% 16% • 6%
1	J	286	4% 74% 17% • 6%
1	M	286	4% 73% 19% • 6%
1	P	286	8% 73% 19% • 6%
1	S	286	5% 74% 18% • 6%
1	V	286	2% 73% 20% • 6%
1	Y	286	6% 74% 17% • 6%
2	2	277	4% 71% 12% • 14%
2	5	277	1% 72% 13% • 14%
2	8	277	2% 71% 12% • 14%
2	B	277	3% 71% 13% • 14%
2	E	277	1% 74% 11% • 14%
2	H	277	1% 73% 12% • 14%
2	K	277	1% 72% 12% • 14%
2	N	277	1% 71% 13% • 14%
2	Q	277	3% 71% 13% • 14%
2	T	277	1% 73% 12% • 14%
2	W	277	1% 74% 10% • 14%
2	Z	277	3% 73% 12% • 14%
3	0	29	14% 55% 41% •
3	3	29	24% 52% 45% •
3	6	29	17% 55% 41% •
3	9	29	17% 59% 38% •
3	C	29	21% 55% 41% •
3	F	29	14% 55% 41% •

Continued on next page...

Continued from previous page...

Mol	Chain	Length	Quality of chain
3	I	29	
3	L	29	
3	O	29	
3	R	29	
3	U	29	
3	X	29	

2 Entry composition [i](#)

There are 4 unique types of molecules in this entry. The entry contains 54370 atoms, of which 0 are hydrogens and 0 are deuteriums.

In the tables below, the ZeroOcc column contains the number of atoms modelled with zero occupancy, the AltConf column contains the number of residues with at least one atom in alternate conformation and the Trace column contains the number of residues modelled with at most 2 atoms.

- Molecule 1 is a protein called F-actin-capping protein subunit alpha-1.

Mol	Chain	Residues	Atoms					ZeroOcc	AltConf	Trace
			Total	C	N	O	S			
1	A	269	2185	1378	381	421	5	0	0	0
1	D	269	2185	1378	381	421	5	0	0	0
1	G	269	2185	1378	381	421	5	0	0	0
1	J	269	2185	1378	381	421	5	0	0	0
1	M	269	2185	1378	381	421	5	0	0	0
1	P	269	2185	1378	381	421	5	0	0	0
1	S	269	2185	1378	381	421	5	0	0	0
1	V	269	2185	1378	381	421	5	0	0	0
1	Y	269	2185	1378	381	421	5	0	0	0
1	1	269	2185	1378	381	421	5	0	0	0
1	4	269	2185	1378	381	421	5	0	0	0
1	7	269	2185	1378	381	421	5	0	0	0

- Molecule 2 is a protein called F-actin-capping protein subunit beta isoforms 1 and 2.

Mol	Chain	Residues	Atoms					ZeroOcc	AltConf	Trace
			Total	C	N	O	S			
2	B	238	1878	1175	323	370	10	0	0	0
2	E	238	1878	1175	323	370	10	0	0	0

Continued on next page...

Continued from previous page...

Mol	Chain	Residues	Atoms					ZeroOcc	AltConf	Trace
2	H	239	Total	C	N	O	S	0	0	0
			1884	1178	324	372	10			
2	K	238	Total	C	N	O	S	0	0	0
			1878	1175	323	370	10			
2	N	239	Total	C	N	O	S	0	0	0
			1884	1178	324	372	10			
2	Q	238	Total	C	N	O	S	0	0	0
			1878	1175	323	370	10			
2	T	237	Total	C	N	O	S	0	0	0
			1870	1171	322	367	10			
2	W	239	Total	C	N	O	S	0	0	0
			1884	1178	324	372	10			
2	Z	239	Total	C	N	O	S	0	0	0
			1884	1178	324	372	10			
2	2	238	Total	C	N	O	S	0	0	0
			1878	1175	323	370	10			
2	5	237	Total	C	N	O	S	0	0	0
			1870	1171	322	367	10			
2	8	239	Total	C	N	O	S	0	0	0
			1884	1178	324	372	10			

- Molecule 3 is a protein called CD2-associated protein.

Mol	Chain	Residues	Atoms					ZeroOcc	AltConf	Trace
3	C	29	Total	C	N	O	S	0	0	0
			225	139	44	41	1			
3	F	29	Total	C	N	O	S	0	0	0
			225	139	44	41	1			
3	I	29	Total	C	N	O	S	0	0	0
			225	139	44	41	1			
3	L	29	Total	C	N	O	S	0	0	0
			225	139	44	41	1			
3	O	29	Total	C	N	O	S	0	0	0
			225	139	44	41	1			
3	R	29	Total	C	N	O	S	0	0	0
			225	139	44	41	1			
3	U	29	Total	C	N	O	S	0	0	0
			225	139	44	41	1			
3	X	29	Total	C	N	O	S	0	0	0
			225	139	44	41	1			
3	0	29	Total	C	N	O	S	0	0	0
			225	139	44	41	1			

Continued on next page...

Continued from previous page...

Mol	Chain	Residues	Atoms					ZeroOcc	AltConf	Trace
3	3	29	Total	C	N	O	S	0	0	0
			225	139	44	41	1			
3	6	29	Total	C	N	O	S	0	0	0
			225	139	44	41	1			
3	9	29	Total	C	N	O	S	0	0	0
			225	139	44	41	1			

- Molecule 4 is water.

Mol	Chain	Residues	Atoms		ZeroOcc	AltConf
4	A	108	Total	O	0	0
			108	108		
4	B	90	Total	O	0	0
			90	90		
4	C	14	Total	O	0	0
			14	14		
4	D	131	Total	O	0	0
			131	131		
4	E	103	Total	O	0	0
			103	103		
4	F	13	Total	O	0	0
			13	13		
4	G	126	Total	O	0	0
			126	126		
4	H	155	Total	O	0	0
			155	155		
4	I	10	Total	O	0	0
			10	10		
4	J	135	Total	O	0	0
			135	135		
4	K	103	Total	O	0	0
			103	103		
4	L	14	Total	O	0	0
			14	14		
4	M	123	Total	O	0	0
			123	123		
4	N	138	Total	O	0	0
			138	138		
4	O	10	Total	O	0	0
			10	10		
4	P	93	Total	O	0	0
			93	93		

Continued on next page...

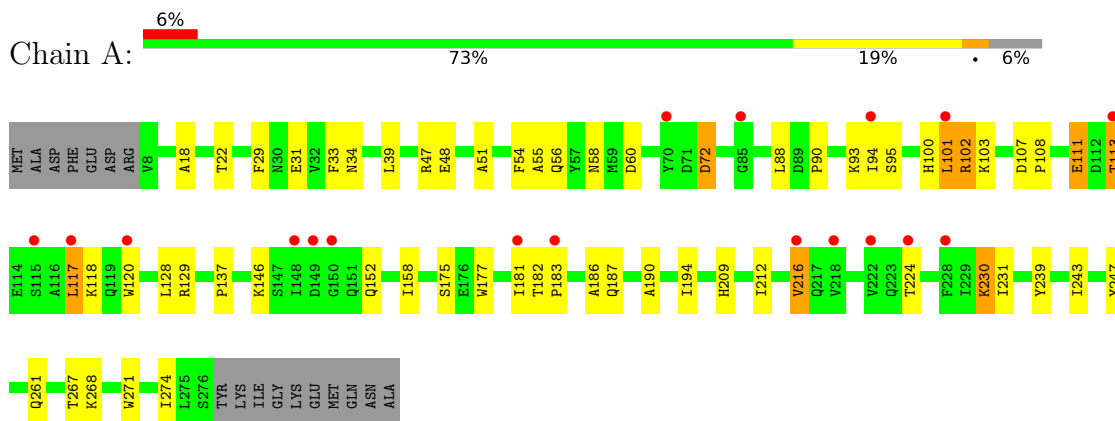
Continued from previous page...

Mol	Chain	Residues	Atoms	ZeroOcc	AltConf
4	Q	76	Total O 76 76	0	0
4	R	17	Total O 17 17	0	0
4	S	115	Total O 115 115	0	0
4	T	110	Total O 110 110	0	0
4	U	12	Total O 12 12	0	0
4	V	137	Total O 137 137	0	0
4	W	134	Total O 134 134	0	0
4	X	14	Total O 14 14	0	0
4	Y	91	Total O 91 91	0	0
4	Z	80	Total O 80 80	0	0
4	0	13	Total O 13 13	0	0
4	1	90	Total O 90 90	0	0
4	2	91	Total O 91 91	0	0
4	3	14	Total O 14 14	0	0
4	4	114	Total O 114 114	0	0
4	5	119	Total O 119 119	0	0
4	6	10	Total O 10 10	0	0
4	7	138	Total O 138 138	0	0
4	8	148	Total O 148 148	0	0
4	9	11	Total O 11 11	0	0

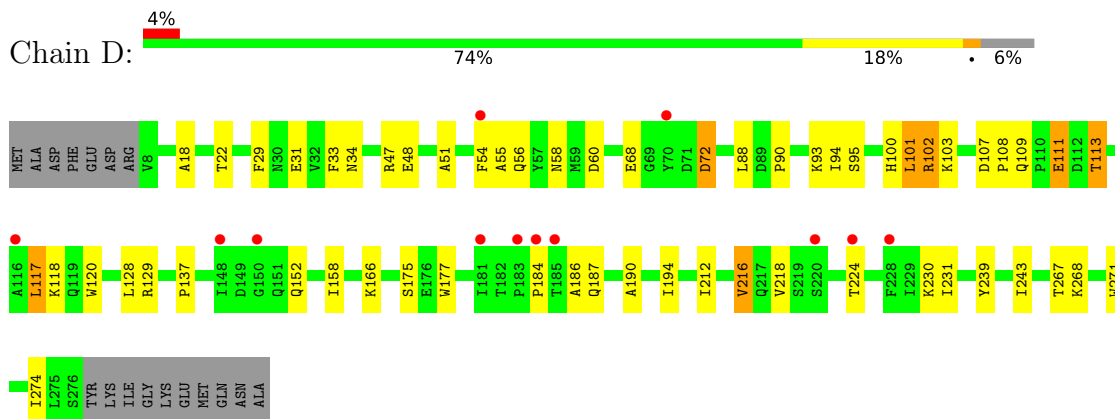
3 Residue-property plots [i](#)

These plots are drawn for all protein, RNA, DNA and oligosaccharide chains in the entry. The first graphic for a chain summarises the proportions of the various outlier classes displayed in the second graphic. The second graphic shows the sequence view annotated by issues in geometry and electron density. Residues are color-coded according to the number of geometric quality criteria for which they contain at least one outlier: green = 0, yellow = 1, orange = 2 and red = 3 or more. A red dot above a residue indicates a poor fit to the electron density ($RSRZ > 2$). Stretches of 2 or more consecutive residues without any outlier are shown as a green connector. Residues present in the sample, but not in the model, are shown in grey.

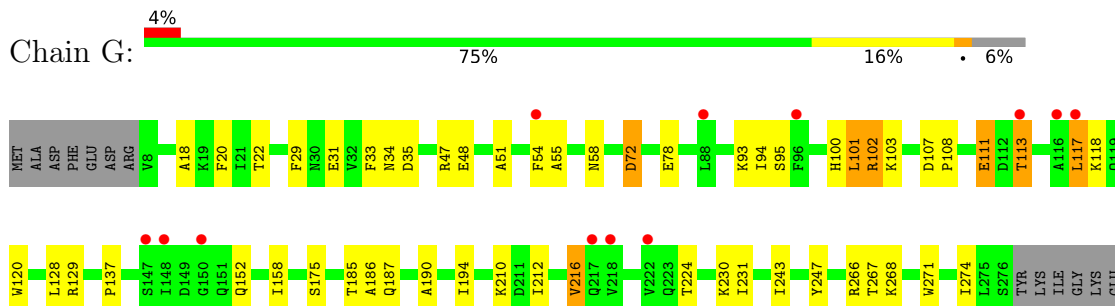
- Molecule 1: F-actin-capping protein subunit alpha-1



- Molecule 1: F-actin-capping protein subunit alpha-1



- Molecule 1: F-actin-capping protein subunit alpha-1



MET
GLN
ASN
ALA

• Molecule 1: F-actin-capping protein subunit alpha-1

Chain J: 4% 74% 17% 6%

MET ALA ASP PHE GLU ASP ARG Y8 A18 T22 F29 N30 V32 F33 N34 R47 E48 A51 F54 A55 Q56 Y57 N58 M59 D60 D72 N84 L88 D89 P90 K93 I94 S95 H100 L101 R102 K103 D107 P108 E111 D112 T113 A116 L117 K118

R119 W120 L128 R129 P137 S147 T148 D149 Q150 Q152 I158 K166 S175 E176 W177 I181 T182 P183 P184 T185 A186 Q187 A190 I194 I194 I212 V216 Q217 V218 T224 K230 I231 Y239 A242 I243 T267 K268 V271 I274 L275 TYR

LYS
ILE
GLY
LYS
GLU
MET
GLN
ASN
ALA

• Molecule 1: F-actin-capping protein subunit alpha-1

Chain M: 4% 73% 19% 6%

MET ALA ASP PHE GLU ASP ARG Y8 A18 F20 T21 T22 F29 N30 V32 F33 N34 D35 R47 E48 A51 F54 A55 Q56 Y57 N58 M59 D60 D72 E78 L88 D89 P90 K93 I94 S95 F96 H100 L101 R102 K103 D107 P108 E111 D112 T113

E114 S115 A116 L117 Q118 Q119 W120 L128 R129 P137 S147 I148 Q152 I158 S175 I181 T182 P183 A186 Q187 A190 I194 Y198 I212 V216 V222 Q223 T224 K230 I231 Q240 I243 Y247 T267 K268 V271 W272 K273 L274 L275

S276
TYR
LYS
ILE
GLY
LYS
GLU
MET
GLN
ASN
ALA

• Molecule 1: F-actin-capping protein subunit alpha-1

Chain P: 8% 73% 19% 6%

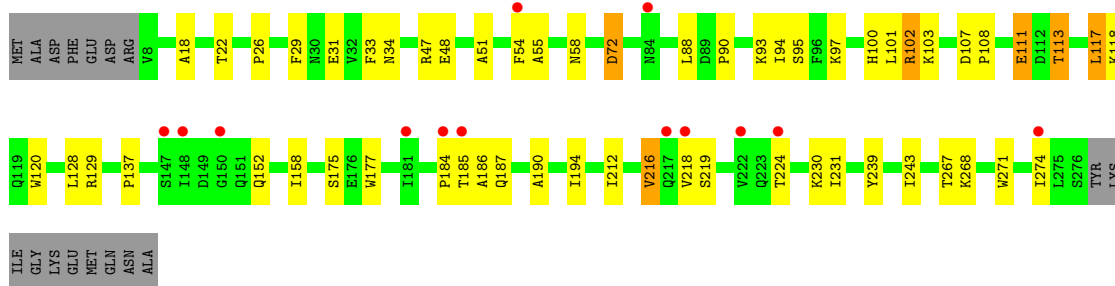
MET ALA ASP PHE GLU ASP ARG Y8 A18 T22 P26 F29 N30 V32 F33 N34 R47 E48 A51 F54 A55 Q56 Y57 N58 M59 D60 Y70 D71 D72 L82 G83 N84 G85 L88 D89 P90 K93 I94 S95 F96 K97 H100 L101 R102 K103 D107

P108 Q109 P110 E111 D112 T113 L117 K118 W120 L128 Y136 P137 K146 S147 I148 D149 Q150 Q152 I158 K166 S175 E176 W177 I181 T182 P183 A186 Q187 A190 I194 I212 V216 Q217 V218 V222 Q223 T224 K230 I231 Y239 I243

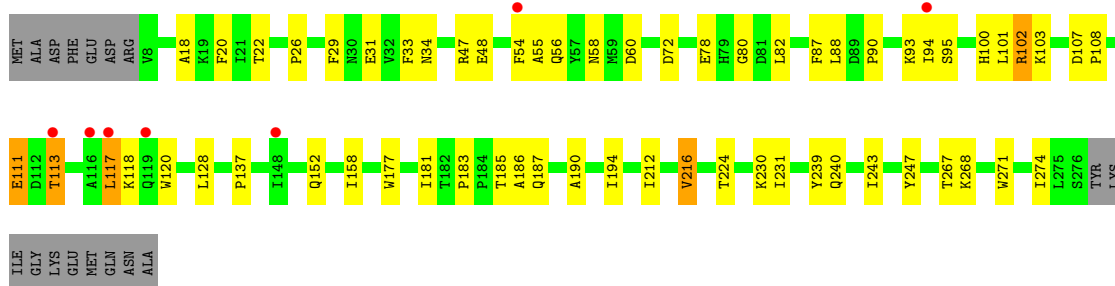
Y247 Q261 T267 K268 W271 I274 L275 S276
TYR
LYS
ILE
GLY
LYS
GLU
MET
GLN
ASN
ALA

• Molecule 1: F-actin-capping protein subunit alpha-1

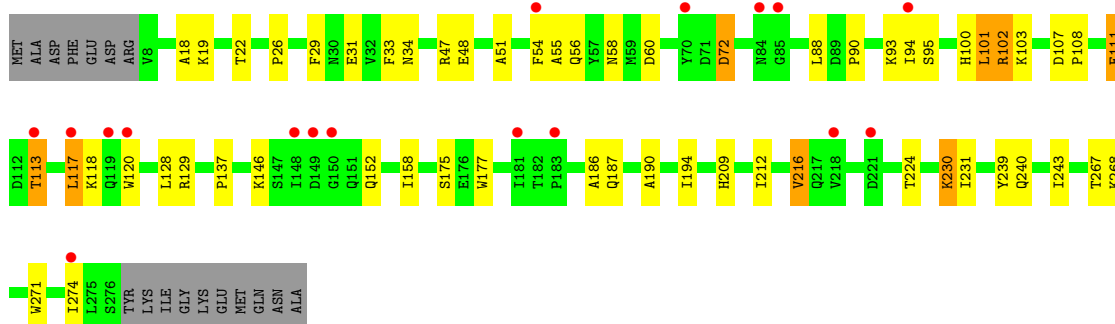
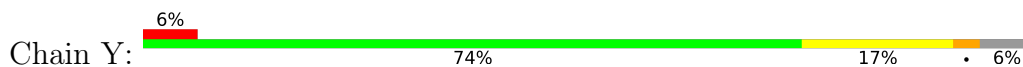
Chain S: 5% 74% 18% 6%



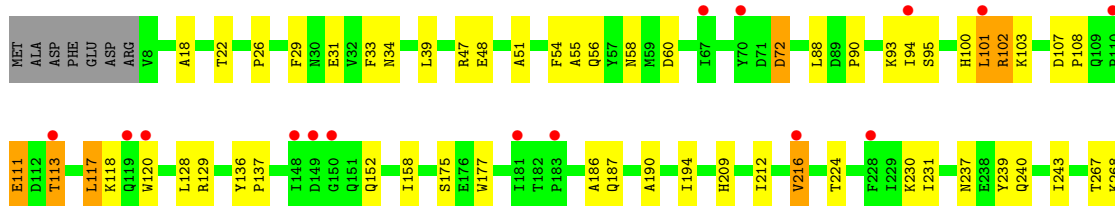
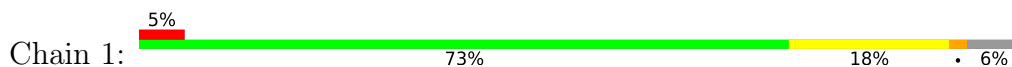
- Molecule 1: F-actin-capping protein subunit alpha-1




- Molecule 1: F-actin-capping protein subunit alpha-1


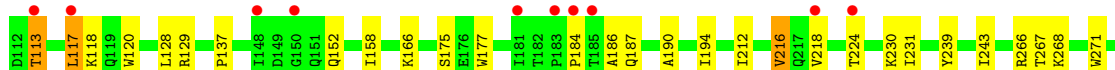
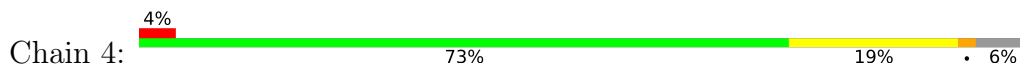


- Molecule 1: F-actin-capping protein subunit alpha-1

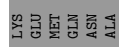
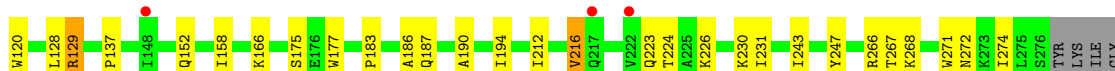
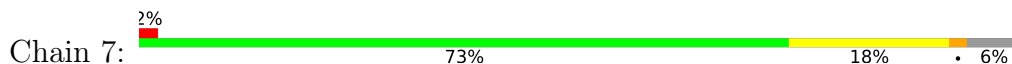




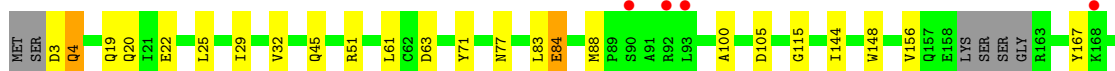
- Molecule 1: F-actin-capping protein subunit alpha-1



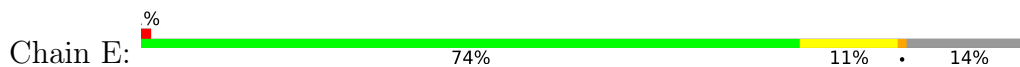
- Molecule 1: F-actin-capping protein subunit alpha-1

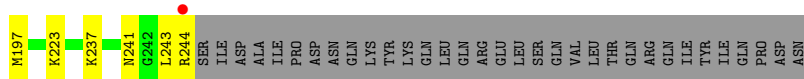


- Molecule 2: F-actin-capping protein subunit beta isoforms 1 and 2

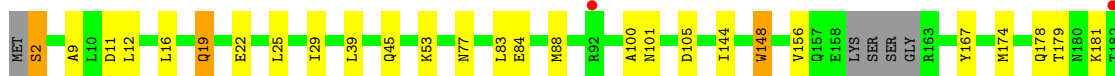


- Molecule 2: F-actin-capping protein subunit beta isoforms 1 and 2

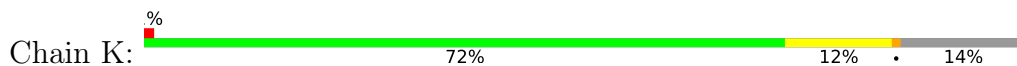




- Molecule 2: F-actin-capping protein subunit beta isoforms 1 and 2



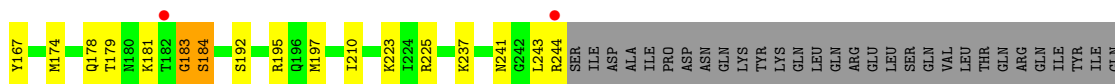
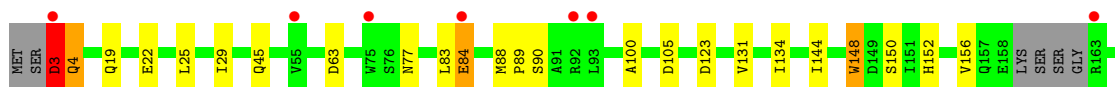
- Molecule 2: F-actin-capping protein subunit beta isoforms 1 and 2



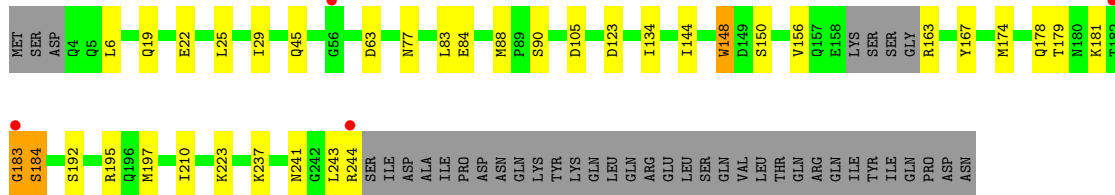
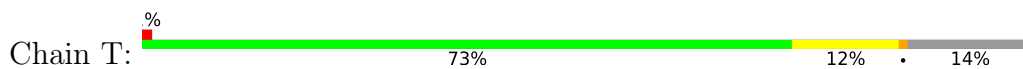
- Molecule 2: F-actin-capping protein subunit beta isoforms 1 and 2



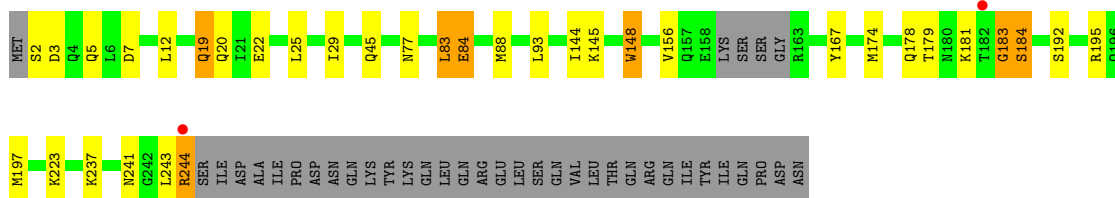
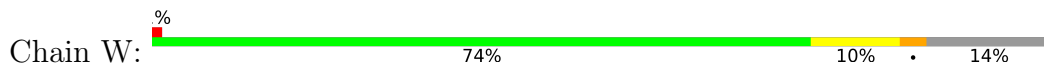
- Molecule 2: F-actin-capping protein subunit beta isoforms 1 and 2



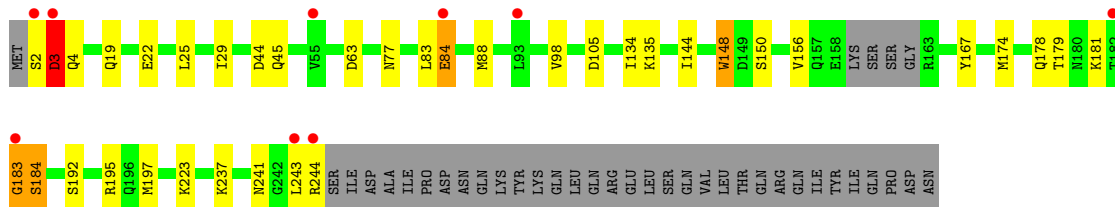
- Molecule 2: F-actin-capping protein subunit beta isoforms 1 and 2



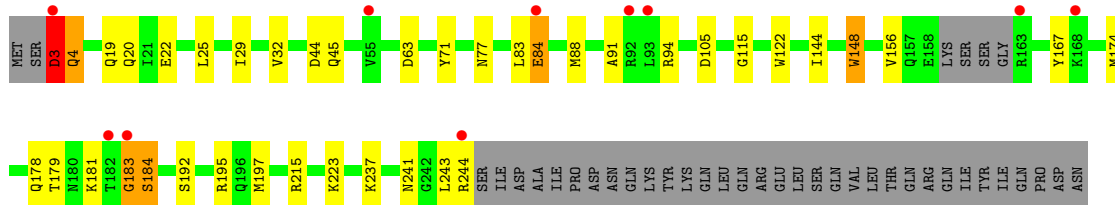
- Molecule 2: F-actin-capping protein subunit beta isoforms 1 and 2



- Molecule 2: F-actin-capping protein subunit beta isoforms 1 and 2

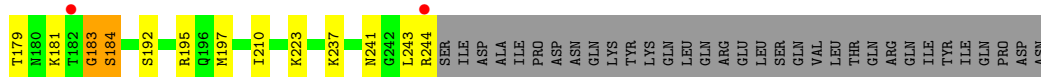


- Molecule 2: F-actin-capping protein subunit beta isoforms 1 and 2



- Molecule 2: F-actin-capping protein subunit beta isoforms 1 and 2





- Molecule 2: F-actin-capping protein subunit beta isoforms 1 and 2



- Molecule 3: CD2-associated protein



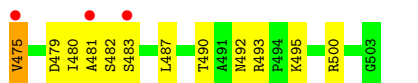
- Molecule 3: CD2-associated protein



- Molecule 3: CD2-associated protein



- Molecule 3: CD2-associated protein

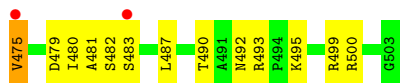


- Molecule 3: CD2-associated protein

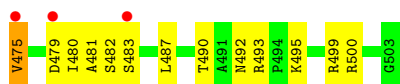




- Molecule 3: CD2-associated protein



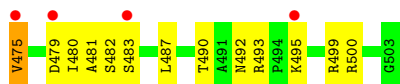
- Molecule 3: CD2-associated protein



- Molecule 3: CD2-associated protein



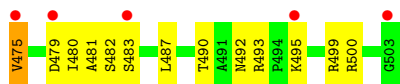
- Molecule 3: CD2-associated protein



- Molecule 3: CD2-associated protein



- Molecule 3: CD2-associated protein



- Molecule 3: CD2-associated protein



4 Data and refinement statistics

Property	Value	Source
Space group	P 1	Depositor
Cell constants a, b, c, α , β , γ	59.73Å 142.34Å 193.00Å 90.00° 89.99° 90.00°	Depositor
Resolution (Å)	19.98 – 1.99 19.98 – 1.99	Depositor EDS
% Data completeness (in resolution range)	82.2 (19.98-1.99) 82.5 (19.98-1.99)	Depositor EDS
R_{merge}	0.05	Depositor
R_{sym}	0.05	Depositor
$\langle I/\sigma(I) \rangle$ ¹	3.30 (at 1.99Å)	Xtriage
Refinement program	PHENIX (phenix.refine: 1.5_2)	Depositor
R, R_{free}	0.225 , 0.272 0.223 , 0.269	Depositor DCC
R_{free} test set	18072 reflections (5.03%)	wwPDB-VP
Wilson B-factor (Å ²)	27.9	Xtriage
Anisotropy	0.285	Xtriage
Bulk solvent k_{sol} (e/Å ³), B_{sol} (Å ²)	0.31 , 48.1	EDS
L-test for twinning ²	$\langle L \rangle = 0.51$, $\langle L^2 \rangle = 0.35$	Xtriage
Estimated twinning fraction	0.470 for h,-k,-l 0.478 for -h,k,-l 0.487 for -h,-k,l	Xtriage
F_o, F_c correlation	0.96	EDS
Total number of atoms	54370	wwPDB-VP
Average B, all atoms (Å ²)	48.0	wwPDB-VP

Xtriage's analysis on translational NCS is as follows: *The analyses of the Patterson function reveals a significant off-origin peak that is 78.06 % of the origin peak, indicating pseudo-translational symmetry. The chance of finding a peak of this or larger height randomly in a structure without pseudo-translational symmetry is equal to 7.4815e-07. The detected translational NCS is most likely also responsible for the elevated intensity ratio.*

¹Intensities estimated from amplitudes.

²Theoretical values of $\langle |L| \rangle$, $\langle L^2 \rangle$ for acentric reflections are 0.5, 0.333 respectively for untwinned datasets, and 0.375, 0.2 for perfectly twinned datasets.

5 Model quality [i](#)

5.1 Standard geometry [i](#)

The Z score for a bond length (or angle) is the number of standard deviations the observed value is removed from the expected value. A bond length (or angle) with $|Z| > 5$ is considered an outlier worth inspection. RMSZ is the root-mean-square of all Z scores of the bond lengths (or angles).

Mol	Chain	Bond lengths		Bond angles	
		RMSZ	# Z >5	RMSZ	# Z >5
1	1	0.36	0/2236	0.50	0/3032
1	4	0.36	0/2236	0.51	0/3032
1	7	0.39	0/2236	0.52	0/3032
1	A	0.37	0/2236	0.51	0/3032
1	D	0.37	0/2236	0.51	0/3032
1	G	0.38	0/2236	0.51	0/3032
1	J	0.37	0/2236	0.52	0/3032
1	M	0.37	0/2236	0.51	0/3032
1	P	0.37	0/2236	0.51	0/3032
1	S	0.36	0/2236	0.51	0/3032
1	V	0.40	0/2236	0.52	0/3032
1	Y	0.36	0/2236	0.50	0/3032
2	2	0.39	0/1910	0.54	0/2580
2	5	0.39	0/1902	0.53	0/2569
2	8	0.44	0/1916	0.57	1/2588 (0.0%)
2	B	0.40	0/1910	0.53	0/2580
2	E	0.40	0/1910	0.53	0/2580
2	H	0.42	0/1916	0.56	0/2588
2	K	0.41	0/1910	0.54	1/2580 (0.0%)
2	N	0.43	0/1916	0.57	1/2588 (0.0%)
2	Q	0.40	0/1910	0.55	0/2580
2	T	0.39	0/1902	0.53	0/2569
2	W	0.45	0/1916	0.57	1/2588 (0.0%)
2	Z	0.39	0/1916	0.53	0/2588
3	0	0.37	0/229	0.63	0/309
3	3	0.36	0/229	0.64	0/309
3	6	0.36	0/229	0.67	0/309
3	9	0.38	0/229	0.67	0/309
3	C	0.37	0/229	0.63	0/309
3	F	0.36	0/229	0.64	0/309
3	I	0.38	0/229	0.67	0/309
3	L	0.35	0/229	0.66	0/309
3	O	0.36	0/229	0.64	0/309
3	R	0.35	0/229	0.64	0/309

Mol	Chain	Bond lengths		Bond angles	
		RMSZ	# Z >5	RMSZ	# Z >5
3	U	0.36	0/229	0.65	0/309
3	X	0.40	0/229	0.69	1/309 (0.3%)
All	All	0.39	0/52514	0.54	5/71070 (0.0%)

Chiral center outliers are detected by calculating the chiral volume of a chiral center and verifying if the center is modelled as a planar moiety or with the opposite hand. A planarity outlier is detected by checking planarity of atoms in a peptide group, atoms in a mainchain group or atoms of a sidechain that are expected to be planar.

Mol	Chain	#Chirality outliers	#Planarity outliers
2	2	0	1
2	Q	0	1
2	Z	0	1
All	All	0	3

There are no bond length outliers.

All (5) bond angle outliers are listed below:

Mol	Chain	Res	Type	Atoms	Z	Observed(°)	Ideal(°)
2	W	244	ARG	NE-CZ-NH1	-5.57	117.52	120.30
2	N	244	ARG	NE-CZ-NH1	-5.33	117.64	120.30
2	K	244	ARG	NE-CZ-NH1	-5.22	117.69	120.30
2	8	244	ARG	NE-CZ-NH1	-5.22	117.69	120.30
3	X	493	ARG	NE-CZ-NH2	-5.17	117.71	120.30

There are no chirality outliers.

All (3) planarity outliers are listed below:

Mol	Chain	Res	Type	Group
2	2	3	ASP	Peptide
2	Q	3	ASP	Peptide
2	Z	3	ASP	Peptide

5.2 Too-close contacts [i](#)

In the following table, the Non-H and H(model) columns list the number of non-hydrogen atoms and hydrogen atoms in the chain respectively. The H(added) column lists the number of hydrogen atoms added and optimized by MolProbity. The Clashes column lists the number of clashes within the asymmetric unit, whereas Symm-Clashes lists symmetry-related clashes.

Mol	Chain	Non-H	H(model)	H(added)	Clashes	Symm-Clashes
1	1	2185	0	2104	57	0
1	4	2185	0	2104	56	0
1	7	2185	0	2104	55	0
1	A	2185	0	2104	61	0
1	D	2185	0	2104	52	0
1	G	2185	0	2104	58	0
1	J	2185	0	2104	54	0
1	M	2185	0	2104	57	0
1	P	2185	0	2104	53	0
1	S	2185	0	2104	58	0
1	V	2185	0	2104	60	0
1	Y	2185	0	2104	50	0
2	2	1878	0	1852	52	0
2	5	1870	0	1848	39	0
2	8	1884	0	1857	43	0
2	B	1878	0	1852	49	0
2	E	1878	0	1852	39	0
2	H	1884	0	1857	48	0
2	K	1878	0	1852	42	0
2	N	1884	0	1857	49	0
2	Q	1878	0	1852	42	0
2	T	1870	0	1848	39	0
2	W	1884	0	1857	50	0
2	Z	1884	0	1857	33	0
3	0	225	0	226	16	0
3	3	225	0	226	16	0
3	6	225	0	226	16	0
3	9	225	0	226	14	0
3	C	225	0	226	16	0
3	F	225	0	226	14	0
3	I	225	0	226	14	0
3	L	225	0	226	14	0
3	O	225	0	226	16	0
3	R	225	0	226	15	0
3	U	225	0	226	15	0
3	X	225	0	226	14	0
4	0	13	0	0	0	0
4	1	90	0	0	5	0
4	2	91	0	0	8	0
4	3	14	0	0	0	0
4	4	114	0	0	4	0
4	5	119	0	0	5	0
4	6	10	0	0	0	0

Continued on next page...

Continued from previous page...

Mol	Chain	Non-H	H(model)	H(added)	Clashes	Symm-Clashes
4	7	138	0	0	7	0
4	8	148	0	0	4	0
4	9	11	0	0	0	0
4	A	108	0	0	5	0
4	B	90	0	0	3	0
4	C	14	0	0	1	0
4	D	131	0	0	4	0
4	E	103	0	0	0	0
4	F	13	0	0	0	0
4	G	126	0	0	6	0
4	H	155	0	0	3	0
4	I	10	0	0	1	0
4	J	135	0	0	2	0
4	K	103	0	0	4	0
4	L	14	0	0	0	0
4	M	123	0	0	9	0
4	N	138	0	0	3	0
4	O	10	0	0	0	0
4	P	93	0	0	3	0
4	Q	76	0	0	5	0
4	R	17	0	0	0	0
4	S	115	0	0	5	0
4	T	110	0	0	5	0
4	U	12	0	0	0	0
4	V	137	0	0	11	0
4	W	134	0	0	7	0
4	X	14	0	0	0	0
4	Y	91	0	0	9	0
4	Z	80	0	0	2	0
All	All	54370	0	50201	1122	0

The all-atom clashscore is defined as the number of clashes found per 1000 atoms (including hydrogen atoms). The all-atom clashscore for this structure is 11.

All (1122) close contacts within the same asymmetric unit are listed below, sorted by their clash magnitude.

Atom-1	Atom-2	Interatomic distance (Å)	Clash overlap (Å)
1:1:137:PRO:HD3	2:2:244:ARG:NH1	1.50	1.26
2:B:3:ASP:HA	2:B:4:GLN:CB	1.77	1.14
1:1:137:PRO:CD	2:2:244:ARG:NH1	2.10	1.14
1:G:137:PRO:HD3	2:H:244:ARG:HG3	1.12	1.11

Continued on next page...

Continued from previous page...

Atom-1	Atom-2	Interatomic distance (Å)	Clash overlap (Å)
1:A:137:PRO:HD3	2:B:244:ARG:HG3	1.22	1.10
1:V:87:PHE:HA	4:V:2723:HOH:O	1.51	1.10
2:B:3:ASP:HA	2:B:4:GLN:HB3	1.22	1.10
1:G:137:PRO:CD	2:H:244:ARG:HG3	1.82	1.09
1:1:137:PRO:CD	2:2:244:ARG:HH11	1.67	1.07
2:B:3:ASP:CA	2:B:4:GLN:HB3	1.88	1.01
1:1:137:PRO:HD3	2:2:244:ARG:HH11	1.12	1.01
1:M:137:PRO:HD3	2:N:244:ARG:HG3	1.42	1.00
1:A:101:LEU:HG	3:C:480:ILE:HD11	1.40	1.00
1:D:101:LEU:HG	3:F:480:ILE:HD11	1.44	1.00
1:1:101:LEU:HG	3:3:480:ILE:HD11	1.39	1.00
1:J:101:LEU:HG	3:L:480:ILE:HD11	1.44	0.99
1:M:137:PRO:CD	2:N:244:ARG:HG3	1.92	0.99
2:2:244:ARG:HH11	2:2:244:ARG:HG3	1.27	0.99
1:Y:101:LEU:HG	3:O:480:ILE:HD11	1.44	0.97
2:5:183:GLY:HA3	2:5:184:SER:CB	1.95	0.96
1:S:137:PRO:HD3	2:T:244:ARG:HG3	1.43	0.96
2:T:183:GLY:HA3	2:T:184:SER:CB	1.96	0.96
2:Z:183:GLY:HA3	2:Z:184:SER:CB	1.96	0.96
2:2:183:GLY:HA3	2:2:184:SER:CB	1.96	0.96
1:G:101:LEU:HG	3:I:480:ILE:HD11	1.47	0.94
2:8:183:GLY:HA3	2:8:184:SER:CB	1.98	0.93
2:E:183:GLY:HA3	2:E:184:SER:CB	1.96	0.93
2:K:183:GLY:HA3	2:K:184:SER:CB	1.96	0.93
1:A:137:PRO:CD	2:B:244:ARG:HG3	1.97	0.93
2:Q:183:GLY:HA3	2:Q:184:SER:CB	1.96	0.93
2:B:183:GLY:HA3	2:B:184:SER:CB	1.97	0.93
2:E:183:GLY:HA3	2:E:184:SER:HB3	1.51	0.93
2:K:183:GLY:HA3	2:K:184:SER:HB3	1.51	0.93
1:P:137:PRO:HD3	2:Q:244:ARG:HG3	1.51	0.92
1:D:137:PRO:HD3	2:E:244:ARG:HG3	1.50	0.92
2:Q:183:GLY:HA3	2:Q:184:SER:HB3	1.52	0.92
2:W:183:GLY:HA3	2:W:184:SER:CB	2.00	0.92
3:X:481:ALA:HB1	3:X:482:SER:HB2	1.51	0.92
2:H:183:GLY:HA3	2:H:184:SER:CB	1.99	0.91
2:N:183:GLY:HA3	2:N:184:SER:CB	1.98	0.91
1:A:137:PRO:CD	2:B:244:ARG:HH11	1.82	0.91
2:5:183:GLY:HA3	2:5:184:SER:HB3	1.51	0.91
2:T:183:GLY:HA3	2:T:184:SER:HB3	1.52	0.91
3:O:481:ALA:HB1	3:O:482:SER:HB2	1.52	0.91
2:B:183:GLY:HA3	2:B:184:SER:HB3	1.53	0.91

Continued on next page...

Continued from previous page...

Atom-1	Atom-2	Interatomic distance (Å)	Clash overlap (Å)
4:G:2209:HOH:O	2:H:16:LEU:HD22	1.70	0.91
2:Z:183:GLY:HA3	2:Z:184:SER:HB3	1.53	0.90
1:G:95:SER:HB3	1:G:111:GLU:HG3	1.53	0.90
1:V:137:PRO:HD3	2:W:244:ARG:HG3	1.53	0.90
3:U:481:ALA:HB1	3:U:482:SER:HB2	1.52	0.90
3:O:481:ALA:HB1	3:O:482:SER:HB2	1.51	0.90
1:M:95:SER:HB3	1:M:111:GLU:HG3	1.54	0.89
2:2:183:GLY:HA3	2:2:184:SER:HB3	1.53	0.89
3:6:481:ALA:HB1	3:6:482:SER:HB2	1.52	0.89
3:9:481:ALA:HB1	3:9:482:SER:HB2	1.53	0.89
3:I:481:ALA:HB1	3:I:482:SER:HB2	1.52	0.89
2:N:183:GLY:HA3	2:N:184:SER:HB3	1.55	0.88
3:3:481:ALA:HB1	3:3:482:SER:HB2	1.54	0.88
1:P:137:PRO:CD	2:Q:244:ARG:HG3	2.03	0.88
3:R:481:ALA:HB1	3:R:482:SER:HB2	1.52	0.88
1:A:95:SER:HB3	1:A:111:GLU:HG3	1.55	0.88
3:C:481:ALA:HB1	3:C:482:SER:HB2	1.53	0.88
3:L:481:ALA:HB1	3:L:482:SER:HB2	1.53	0.88
2:K:241:ASN:O	2:K:244:ARG:HG3	1.73	0.88
1:J:95:SER:HB3	1:J:111:GLU:HG3	1.55	0.87
1:D:95:SER:HB3	1:D:111:GLU:HG3	1.56	0.87
3:F:481:ALA:HB1	3:F:482:SER:HB2	1.54	0.87
1:4:137:PRO:HD3	2:5:244:ARG:HG3	1.55	0.87
2:H:183:GLY:HA3	2:H:184:SER:HB3	1.57	0.87
2:Q:3:ASP:HB2	2:Q:4:GLN:HB3	1.56	0.87
1:V:95:SER:HB3	1:V:111:GLU:HG3	1.54	0.86
1:1:137:PRO:HD3	2:2:244:ARG:HG3	1.57	0.86
2:8:183:GLY:HA3	2:8:184:SER:HB3	1.57	0.86
2:Z:243:LEU:N	2:Z:244:ARG:HA	1.89	0.86
1:M:137:PRO:CG	2:N:244:ARG:HG3	2.06	0.86
1:4:95:SER:HB3	1:4:111:GLU:HG3	1.55	0.86
1:J:137:PRO:HD3	2:K:244:ARG:HH11	1.40	0.85
2:W:183:GLY:HA3	2:W:184:SER:HB3	1.57	0.85
2:E:183:GLY:CA	2:E:184:SER:HB3	2.07	0.85
2:K:183:GLY:CA	2:K:184:SER:HB3	2.07	0.85
2:Q:183:GLY:CA	2:Q:184:SER:HB3	2.07	0.85
1:7:95:SER:HB3	1:7:111:GLU:HG3	1.57	0.85
1:S:137:PRO:HD3	2:T:244:ARG:HH11	1.41	0.85
1:S:137:PRO:HD3	2:T:244:ARG:NH1	1.92	0.85
1:P:95:SER:HB3	1:P:111:GLU:HG3	1.59	0.84
1:4:137:PRO:HD3	2:5:244:ARG:HH11	1.42	0.84

Continued on next page...

Continued from previous page...

Atom-1	Atom-2	Interatomic distance (Å)	Clash overlap (Å)
2:T:183:GLY:CA	2:T:184:SER:HB3	2.07	0.84
2:5:183:GLY:CA	2:5:184:SER:HB3	2.07	0.84
1:S:95:SER:HB3	1:S:111:GLU:HG3	1.56	0.84
1:J:137:PRO:CD	2:K:244:ARG:HH11	1.90	0.84
2:Z:183:GLY:CA	2:Z:184:SER:HB3	2.07	0.83
2:B:183:GLY:CA	2:B:184:SER:HB3	2.09	0.83
2:2:3:ASP:HB2	2:2:4:GLN:HB3	1.61	0.83
1:1:137:PRO:CG	2:2:244:ARG:HH11	1.91	0.83
2:2:183:GLY:CA	2:2:184:SER:HB3	2.08	0.83
1:1:31:GLU:HA	3:3:483:SER:HB2	1.60	0.82
1:1:95:SER:HB3	1:1:111:GLU:HG3	1.58	0.82
1:A:137:PRO:HD3	2:B:244:ARG:HH11	1.44	0.82
2:N:183:GLY:CA	2:N:184:SER:HB3	2.10	0.82
1:A:31:GLU:HA	3:C:483:SER:HB2	1.62	0.81
1:V:82:LEU:HG	4:V:2723:HOH:O	1.80	0.81
1:4:31:GLU:HA	3:6:483:SER:HB2	1.61	0.81
2:H:183:GLY:CA	2:H:184:SER:HB3	2.11	0.81
2:K:241:ASN:O	2:K:244:ARG:CG	2.27	0.81
2:T:243:LEU:N	2:T:244:ARG:HA	1.96	0.81
1:Y:95:SER:HB3	1:Y:111:GLU:HG3	1.61	0.81
1:Y:31:GLU:HA	3:0:483:SER:HB2	1.62	0.80
2:5:243:LEU:N	2:5:244:ARG:HA	1.96	0.80
2:8:183:GLY:CA	2:8:184:SER:HB3	2.11	0.80
2:Q:243:LEU:N	2:Q:244:ARG:HA	1.96	0.80
1:M:58:ASN:HD22	1:M:100:HIS:HD2	1.30	0.80
1:S:137:PRO:CD	2:T:244:ARG:HH11	1.93	0.80
1:D:31:GLU:HA	3:F:483:SER:HB2	1.64	0.80
1:P:58:ASN:HD22	1:P:100:HIS:HD2	1.30	0.80
1:D:137:PRO:HD3	2:E:244:ARG:HH11	1.44	0.80
1:P:137:PRO:CD	2:Q:244:ARG:HH11	1.95	0.80
1:V:137:PRO:CD	2:W:244:ARG:HG3	2.11	0.80
2:W:183:GLY:CA	2:W:184:SER:HB3	2.11	0.80
1:J:137:PRO:HD3	2:K:244:ARG:NH1	1.97	0.79
1:M:198:TYR:HE2	4:M:720:HOH:O	1.65	0.79
1:G:58:ASN:HD22	1:G:100:HIS:HD2	1.31	0.79
1:G:137:PRO:HD3	2:H:244:ARG:HH11	1.47	0.79
2:2:243:LEU:N	2:2:244:ARG:HA	1.98	0.79
1:7:137:PRO:HG3	2:8:244:ARG:HD3	1.65	0.79
1:J:31:GLU:HA	3:L:483:SER:HB2	1.66	0.78
1:P:31:GLU:HA	3:R:483:SER:HB2	1.65	0.78
1:A:58:ASN:HD22	1:A:100:HIS:HD2	1.32	0.78

Continued on next page...

Continued from previous page...

Atom-1	Atom-2	Interatomic distance (Å)	Clash overlap (Å)
1:S:137:PRO:CD	2:T:244:ARG:HG3	2.13	0.78
1:M:31:GLU:HA	3:O:483:SER:HB2	1.65	0.78
1:4:102:ARG:HD2	4:4:2737:HOH:O	1.82	0.78
1:4:137:PRO:CD	2:5:244:ARG:HG3	2.12	0.78
1:7:58:ASN:HD22	1:7:100:HIS:HD2	1.30	0.78
1:V:58:ASN:HD22	1:V:100:HIS:HD2	1.31	0.78
1:S:31:GLU:HA	3:U:483:SER:HB2	1.65	0.77
2:K:243:LEU:N	2:K:244:ARG:HA	2.00	0.77
1:D:137:PRO:CD	2:E:244:ARG:HG3	2.15	0.77
1:4:58:ASN:HD22	1:4:100:HIS:HD2	1.32	0.77
1:D:58:ASN:HD22	1:D:100:HIS:HD2	1.33	0.77
1:D:137:PRO:HD3	2:E:244:ARG:NH1	2.00	0.77
1:S:58:ASN:HD22	1:S:100:HIS:HD2	1.32	0.77
1:G:31:GLU:HA	3:I:483:SER:HB2	1.67	0.77
1:7:31:GLU:HA	3:9:483:SER:HB2	1.66	0.77
1:V:31:GLU:HA	3:X:483:SER:HB2	1.67	0.76
1:A:137:PRO:HD3	2:B:244:ARG:NH1	1.99	0.76
1:1:58:ASN:HD22	1:1:100:HIS:HD2	1.32	0.76
1:J:58:ASN:HD22	1:J:100:HIS:HD2	1.34	0.76
1:Y:58:ASN:HD22	1:Y:100:HIS:HD2	1.33	0.76
1:4:101:LEU:HD22	3:6:480:ILE:HD11	1.67	0.76
4:7:2719:HOH:O	2:8:215:ARG:NH2	2.19	0.76
1:A:137:PRO:CD	2:B:244:ARG:NH1	2.49	0.75
1:G:137:PRO:CD	2:H:244:ARG:HH11	1.98	0.75
1:M:137:PRO:HD3	2:N:244:ARG:NH1	2.00	0.75
1:V:80:GLY:O	4:V:2723:HOH:O	2.03	0.75
1:4:137:PRO:HD3	2:5:244:ARG:NH1	2.01	0.74
1:M:137:PRO:CD	2:N:244:ARG:HH11	2.01	0.74
1:7:58:ASN:HD22	1:7:100:HIS:CD2	2.04	0.74
2:8:241:ASN:O	2:8:244:ARG:HG2	1.88	0.74
1:4:137:PRO:CD	2:5:244:ARG:HH11	2.01	0.74
2:H:244:ARG:HG3	2:H:244:ARG:HH11	1.52	0.74
2:B:3:ASP:HA	2:B:4:GLN:HB2	1.68	0.73
1:M:58:ASN:HD22	1:M:100:HIS:CD2	2.05	0.73
2:N:243:LEU:N	2:N:244:ARG:HA	2.03	0.73
1:M:137:PRO:HD3	2:N:244:ARG:HH11	1.53	0.73
3:X:481:ALA:CB	3:X:482:SER:HB2	2.18	0.73
2:H:243:LEU:N	2:H:244:ARG:HA	2.01	0.73
2:K:183:GLY:CA	2:K:184:SER:CB	2.66	0.73
2:E:183:GLY:CA	2:E:184:SER:CB	2.66	0.72
2:5:183:GLY:CA	2:5:184:SER:CB	2.65	0.72

Continued on next page...

Continued from previous page...

Atom-1	Atom-2	Interatomic distance (Å)	Clash overlap (Å)
2:T:183:GLY:CA	2:T:184:SER:CB	2.65	0.72
3:0:481:ALA:CB	3:0:482:SER:HB2	2.19	0.72
1:1:137:PRO:CD	2:2:244:ARG:HH12	2.02	0.72
3:C:495:LYS:HB3	4:C:2809:HOH:O	1.89	0.72
1:V:58:ASN:HD22	1:V:100:HIS:CD2	2.07	0.72
2:W:244:ARG:HG3	2:W:244:ARG:HH11	1.53	0.72
2:Z:183:GLY:CA	2:Z:184:SER:CB	2.65	0.72
1:P:58:ASN:HD22	1:P:100:HIS:CD2	2.06	0.72
1:P:137:PRO:HD3	2:Q:244:ARG:NH1	2.05	0.72
2:Q:183:GLY:CA	2:Q:184:SER:CB	2.66	0.72
2:H:2:SER:HB2	4:H:288:HOH:O	1.90	0.72
3:O:481:ALA:CB	3:O:482:SER:HB2	2.18	0.72
2:2:183:GLY:CA	2:2:184:SER:CB	2.66	0.72
2:B:183:GLY:CA	2:B:184:SER:CB	2.66	0.71
1:G:58:ASN:HD22	1:G:100:HIS:CD2	2.07	0.71
3:6:481:ALA:CB	3:6:482:SER:HB2	2.19	0.71
1:V:185:THR:HG22	4:V:1547:HOH:O	1.89	0.71
3:I:481:ALA:CB	3:I:482:SER:HB2	2.19	0.71
3:U:481:ALA:CB	3:U:482:SER:HB2	2.19	0.71
1:S:58:ASN:HD22	1:S:100:HIS:CD2	2.08	0.71
3:9:481:ALA:CB	3:9:482:SER:HB2	2.20	0.71
3:C:481:ALA:CB	3:C:482:SER:HB2	2.19	0.71
1:1:58:ASN:HD22	1:1:100:HIS:CD2	2.08	0.71
1:4:58:ASN:HD22	1:4:100:HIS:CD2	2.08	0.71
3:R:481:ALA:CB	3:R:482:SER:HB2	2.19	0.71
3:3:481:ALA:CB	3:3:482:SER:HB2	2.20	0.71
1:7:137:PRO:CD	2:8:244:ARG:HH11	2.04	0.71
2:2:94:ARG:HG3	4:2:2894:HOH:O	1.91	0.70
2:8:183:GLY:CA	2:8:184:SER:CB	2.67	0.70
3:L:481:ALA:CB	3:L:482:SER:HB2	2.20	0.70
1:A:58:ASN:HD22	1:A:100:HIS:CD2	2.08	0.70
2:H:183:GLY:CA	2:H:184:SER:CB	2.68	0.70
1:1:137:PRO:CD	2:2:244:ARG:HG3	2.21	0.70
2:N:183:GLY:CA	2:N:184:SER:CB	2.68	0.70
1:P:137:PRO:HD3	2:Q:244:ARG:HH11	1.56	0.70
1:S:184:PRO:HG3	2:W:7:ASP:CG	2.12	0.70
1:Y:58:ASN:HD22	1:Y:100:HIS:CD2	2.09	0.70
3:F:481:ALA:CB	3:F:482:SER:HB2	2.20	0.70
2:8:2:SER:HA	4:8:289:HOH:O	1.92	0.70
1:J:184:PRO:HG3	2:N:7:ASP:CG	2.12	0.70
1:A:137:PRO:CG	2:B:244:ARG:HH11	2.03	0.70

Continued on next page...

Continued from previous page...

Atom-1	Atom-2	Interatomic distance (Å)	Clash overlap (Å)
1:D:58:ASN:HD22	1:D:100:HIS:CD2	2.09	0.69
1:7:55:ALA:HA	1:7:100:HIS:CD2	2.27	0.69
2:B:3:ASP:CB	2:B:4:GLN:HB3	2.23	0.69
1:J:58:ASN:HD22	1:J:100:HIS:CD2	2.09	0.69
1:V:101:LEU:HD22	3:X:480:ILE:HD11	1.72	0.69
1:M:101:LEU:HD22	3:O:480:ILE:HD11	1.73	0.69
1:D:137:PRO:CD	2:E:244:ARG:HH11	2.04	0.69
1:V:137:PRO:CG	2:W:244:ARG:HG3	2.23	0.69
1:S:101:LEU:HD22	3:U:480:ILE:HD11	1.74	0.69
2:5:174:MET:HG2	2:5:192:SER:HB3	1.75	0.69
2:8:163:ARG:N	4:8:2519:HOH:O	2.26	0.69
1:G:137:PRO:HD3	2:H:244:ARG:NH1	2.07	0.69
2:W:183:GLY:CA	2:W:184:SER:CB	2.69	0.69
2:8:243:LEU:N	2:8:244:ARG:HA	2.07	0.69
1:1:137:PRO:N	2:2:244:ARG:HH12	1.91	0.68
3:3:490:THR:O	3:3:493:ARG:HD2	1.93	0.68
2:B:243:LEU:N	2:B:244:ARG:HA	2.08	0.68
1:7:137:PRO:HD3	2:8:244:ARG:HH11	1.56	0.68
1:7:101:LEU:HD22	3:9:480:ILE:HD11	1.72	0.68
1:P:137:PRO:CD	2:Q:244:ARG:NH1	2.57	0.68
2:2:244:ARG:NH1	2:2:244:ARG:HG3	1.98	0.68
2:E:243:LEU:N	2:E:244:ARG:HA	2.09	0.68
1:G:137:PRO:CG	2:H:244:ARG:HG3	2.23	0.68
2:W:243:LEU:N	2:W:244:ARG:HA	2.08	0.67
1:4:271:TRP:O	1:4:274:ILE:HG22	1.94	0.67
1:S:55:ALA:HA	1:S:100:HIS:CD2	2.30	0.67
1:1:55:ALA:HA	1:1:100:HIS:CD2	2.30	0.67
1:G:185:THR:HG22	4:G:1863:HOH:O	1.94	0.67
1:4:55:ALA:HA	1:4:100:HIS:CD2	2.30	0.67
3:C:490:THR:O	3:C:493:ARG:HD2	1.95	0.67
2:Q:123:ASP:OD1	4:Q:551:HOH:O	2.13	0.67
1:S:102:ARG:HD2	4:S:2192:HOH:O	1.93	0.67
1:Y:55:ALA:HA	1:Y:100:HIS:CD2	2.30	0.67
1:D:55:ALA:HA	1:D:100:HIS:CD2	2.30	0.66
1:1:137:PRO:CG	2:2:244:ARG:NH1	2.53	0.66
1:1:137:PRO:HG3	2:2:244:ARG:HH11	1.59	0.66
2:8:241:ASN:O	2:8:244:ARG:CG	2.44	0.66
3:R:490:THR:O	3:R:493:ARG:HD2	1.96	0.66
2:5:84:GLU:HG2	4:5:2679:HOH:O	1.94	0.66
1:G:55:ALA:HA	1:G:100:HIS:CD2	2.30	0.66
4:Y:1908:HOH:O	3:0:483:SER:HB3	1.94	0.66

Continued on next page...

Continued from previous page...

Atom-1	Atom-2	Interatomic distance (Å)	Clash overlap (Å)
1:M:55:ALA:HA	1:M:100:HIS:CD2	2.30	0.66
1:J:137:PRO:CD	2:K:244:ARG:NH1	2.57	0.66
1:7:271:TRP:O	1:7:274:ILE:HG22	1.96	0.66
1:7:272:ASN:OD1	4:7:2719:HOH:O	2.14	0.66
1:V:55:ALA:HA	1:V:100:HIS:CD2	2.31	0.66
1:S:137:PRO:CD	2:T:244:ARG:NH1	2.54	0.65
1:7:137:PRO:HD3	2:8:244:ARG:NH1	2.10	0.65
1:J:55:ALA:HA	1:J:100:HIS:CD2	2.31	0.65
1:P:101:LEU:HD22	3:R:480:ILE:HD11	1.76	0.65
1:V:271:TRP:O	1:V:274:ILE:HG22	1.97	0.65
2:2:183:GLY:HA3	2:2:184:SER:HB2	1.76	0.65
1:S:271:TRP:O	1:S:274:ILE:HG22	1.97	0.65
1:M:271:TRP:O	1:M:274:ILE:HG22	1.96	0.65
3:0:490:THR:O	3:0:493:ARG:HD2	1.97	0.65
1:P:55:ALA:HA	1:P:100:HIS:CD2	2.31	0.65
2:T:174:MET:HG2	2:T:192:SER:HB3	1.79	0.65
1:Y:103:LYS:HD3	4:Y:2669:HOH:O	1.96	0.65
1:Y:271:TRP:O	1:Y:274:ILE:HG22	1.97	0.65
1:D:271:TRP:O	1:D:274:ILE:HG22	1.96	0.65
1:G:271:TRP:O	1:G:274:ILE:HG22	1.96	0.65
1:P:271:TRP:O	1:P:274:ILE:HG22	1.96	0.65
1:P:137:PRO:CG	2:Q:244:ARG:HG3	2.26	0.65
2:T:22:GLU:HA	2:T:45:GLN:HE22	1.62	0.65
1:1:271:TRP:O	1:1:274:ILE:HG22	1.97	0.65
2:T:6:LEU:HB3	4:Y:290:HOH:O	1.97	0.65
2:8:183:GLY:HA3	2:8:184:SER:HB2	1.77	0.65
1:Y:230:LYS:HE3	4:Y:2663:HOH:O	1.97	0.65
1:A:137:PRO:HG3	2:B:244:ARG:HH11	1.62	0.64
1:G:137:PRO:CD	2:H:244:ARG:CG	2.68	0.64
1:V:82:LEU:N	4:V:2723:HOH:O	2.30	0.64
3:F:490:THR:O	3:F:493:ARG:HD2	1.97	0.64
3:U:490:THR:O	3:U:493:ARG:HD2	1.98	0.64
1:1:137:PRO:HG3	2:2:244:ARG:NH1	2.13	0.64
1:J:271:TRP:O	1:J:274:ILE:HG22	1.96	0.64
1:A:55:ALA:HA	1:A:100:HIS:CD2	2.32	0.64
1:G:137:PRO:CG	2:H:244:ARG:CG	2.76	0.64
1:P:137:PRO:CG	2:Q:244:ARG:HH11	2.10	0.64
2:T:183:GLY:HA3	2:T:184:SER:HB2	1.77	0.64
2:Z:183:GLY:HA3	2:Z:184:SER:HB2	1.77	0.64
1:A:271:TRP:O	1:A:274:ILE:HG22	1.97	0.64
3:L:490:THR:O	3:L:493:ARG:HD2	1.98	0.64

Continued on next page...

Continued from previous page...

Atom-1	Atom-2	Interatomic distance (Å)	Clash overlap (Å)
1:P:137:PRO:HG3	2:Q:244:ARG:HH11	1.63	0.64
2:2:174:MET:HG2	2:2:192:SER:HB3	1.80	0.64
3:6:490:THR:O	3:6:493:ARG:HD2	1.99	0.63
2:5:183:GLY:HA3	2:5:184:SER:HB2	1.77	0.63
1:V:18:ALA:O	1:V:22:THR:HG23	1.98	0.63
1:G:137:PRO:HD3	2:H:244:ARG:CG	2.08	0.63
2:Z:22:GLU:HA	2:Z:45:GLN:HE22	1.64	0.63
2:E:174:MET:HG2	2:E:192:SER:HB3	1.81	0.63
2:N:174:MET:HG2	2:N:192:SER:HB3	1.79	0.63
1:J:18:ALA:O	1:J:22:THR:HG23	1.99	0.63
1:M:137:PRO:CD	2:N:244:ARG:NH1	2.61	0.63
2:K:183:GLY:HA3	2:K:184:SER:HB2	1.78	0.63
2:K:22:GLU:HA	2:K:45:GLN:HE22	1.63	0.62
2:B:183:GLY:HA3	2:B:184:SER:HB2	1.78	0.62
2:H:183:GLY:HA3	2:H:184:SER:HB2	1.77	0.62
1:M:18:ALA:O	1:M:22:THR:HG23	2.00	0.62
2:Q:183:GLY:HA3	2:Q:184:SER:HB2	1.78	0.62
1:V:137:PRO:HD3	2:W:244:ARG:NH1	2.14	0.62
2:Z:174:MET:HG2	2:Z:192:SER:HB3	1.82	0.62
2:E:183:GLY:HA3	2:E:184:SER:HB2	1.78	0.62
1:M:137:PRO:CG	2:N:244:ARG:HH11	2.13	0.62
2:E:3:ASP:HB3	2:E:6:LEU:HB3	1.80	0.62
2:N:183:GLY:HA3	2:N:184:SER:HB2	1.78	0.62
2:W:183:GLY:HA3	2:W:184:SER:HB2	1.79	0.62
1:G:102:ARG:HD2	4:G:2352:HOH:O	1.98	0.62
2:H:244:ARG:HG3	2:H:244:ARG:NH1	2.15	0.62
4:M:720:HOH:O	2:N:193:LEU:HD22	1.99	0.61
2:W:2:SER:HA	4:W:284:HOH:O	1.98	0.61
2:Z:19:GLN:H	2:Z:19:GLN:NE2	1.98	0.61
2:2:19:GLN:H	2:2:19:GLN:NE2	1.98	0.61
2:2:3:ASP:O	1:7:183:PRO:HD2	2.00	0.61
2:W:174:MET:HG2	2:W:192:SER:HB3	1.83	0.61
2:5:84:GLU:H	2:5:84:GLU:CD	2.04	0.61
1:M:137:PRO:HG3	2:N:244:ARG:HH11	1.63	0.61
2:E:22:GLU:HA	2:E:45:GLN:HE22	1.64	0.61
1:Y:102:ARG:NH2	3:0:479:ASP:OD1	2.34	0.61
4:1:289:HOH:O	2:5:6:LEU:HB3	2.01	0.61
1:A:183:PRO:O	2:E:3:ASP:C	2.39	0.61
2:5:22:GLU:HA	2:5:45:GLN:HE22	1.66	0.61
2:B:20:GLN:NE2	4:B:2406:HOH:O	2.28	0.61
1:A:18:ALA:O	1:A:22:THR:HG23	2.01	0.61

Continued on next page...

Continued from previous page...

Atom-1	Atom-2	Interatomic distance (Å)	Clash overlap (Å)
1:G:18:ALA:O	1:G:22:THR:HG23	2.01	0.61
1:D:18:ALA:O	1:D:22:THR:HG23	2.01	0.61
2:K:174:MET:HG2	2:K:192:SER:HB3	1.83	0.61
1:P:18:ALA:O	1:P:22:THR:HG23	2.01	0.61
2:W:22:GLU:HA	2:W:45:GLN:HE22	1.67	0.60
1:1:18:ALA:O	1:1:22:THR:HG23	2.01	0.60
2:2:84:GLU:CD	2:2:84:GLU:H	2.05	0.60
2:T:19:GLN:H	2:T:19:GLN:NE2	1.99	0.60
2:K:241:ASN:O	2:K:244:ARG:HG2	2.01	0.60
1:V:137:PRO:HG3	2:W:244:ARG:HH11	1.65	0.60
2:B:84:GLU:CD	2:B:84:GLU:H	2.05	0.60
2:K:84:GLU:H	2:K:84:GLU:CD	2.04	0.60
3:X:490:THR:O	3:X:493:ARG:HD2	2.02	0.60
1:S:137:PRO:CG	2:T:244:ARG:HH11	2.14	0.60
1:Y:137:PRO:HG3	2:Z:244:ARG:HD2	1.81	0.60
2:8:22:GLU:HA	2:8:45:GLN:HE22	1.67	0.60
2:T:84:GLU:CD	2:T:84:GLU:H	2.05	0.60
1:Y:18:ALA:O	1:Y:22:THR:HG23	2.02	0.60
1:J:137:PRO:HG3	2:K:244:ARG:HD3	1.82	0.60
2:H:22:GLU:HA	2:H:45:GLN:HE22	1.66	0.59
2:K:3:ASP:C	1:P:183:PRO:O	2.40	0.59
1:J:137:PRO:CG	2:K:244:ARG:HD3	2.31	0.59
1:M:102:ARG:HD2	4:M:2170:HOH:O	2.00	0.59
3:O:490:THR:O	3:O:493:ARG:HD2	2.02	0.59
2:2:22:GLU:HA	2:2:45:GLN:HE22	1.68	0.59
1:G:34:ASN:ND2	3:I:482:SER:HA	2.17	0.59
2:H:174:MET:HG2	2:H:192:SER:HB3	1.84	0.59
2:Z:84:GLU:H	2:Z:84:GLU:CD	2.06	0.59
2:E:84:GLU:CD	2:E:84:GLU:H	2.06	0.59
2:B:19:GLN:H	2:B:19:GLN:NE2	2.00	0.59
1:D:190:ALA:HB3	1:D:212:ILE:HB	1.84	0.59
2:Q:22:GLU:HA	2:Q:45:GLN:HE22	1.66	0.59
1:4:113:THR:HG22	1:4:118:LYS:HE2	1.85	0.59
3:9:490:THR:O	3:9:493:ARG:HD2	2.02	0.59
1:M:273:LYS:HD2	4:M:2424:HOH:O	2.01	0.59
2:N:5:GLN:HB2	4:N:288:HOH:O	2.03	0.59
1:S:113:THR:HG22	1:S:118:LYS:HE2	1.85	0.59
2:W:84:GLU:H	2:W:84:GLU:CD	2.06	0.59
3:I:490:THR:O	3:I:493:ARG:HD2	2.03	0.59
2:Q:84:GLU:CD	2:Q:84:GLU:H	2.06	0.59
1:M:100:HIS:HE1	4:M:2843:HOH:O	1.86	0.59

Continued on next page...

Continued from previous page...

Atom-1	Atom-2	Interatomic distance (Å)	Clash overlap (Å)
2:Q:174:MET:HG2	2:Q:192:SER:HB3	1.84	0.59
1:7:18:ALA:O	1:7:22:THR:HG23	2.03	0.59
2:E:19:GLN:H	2:E:19:GLN:NE2	2.01	0.59
1:7:34:ASN:ND2	3:9:482:SER:HA	2.18	0.59
2:N:244:ARG:HG3	2:N:244:ARG:HH11	1.68	0.58
1:S:190:ALA:HB3	1:S:212:ILE:HB	1.84	0.58
1:J:113:THR:HG22	1:J:118:LYS:HE2	1.85	0.58
1:1:113:THR:HG22	1:1:118:LYS:HE2	1.85	0.58
1:Y:113:THR:HG22	1:Y:118:LYS:HE2	1.85	0.58
2:Z:98:VAL:HA	4:Z:2845:HOH:O	2.04	0.58
1:4:190:ALA:HB3	1:4:212:ILE:HB	1.84	0.58
2:8:84:GLU:H	2:8:84:GLU:CD	2.07	0.58
1:M:34:ASN:ND2	3:O:482:SER:HA	2.19	0.58
2:N:22:GLU:HA	2:N:45:GLN:HE22	1.68	0.58
2:H:84:GLU:CD	2:H:84:GLU:H	2.06	0.58
1:M:137:PRO:CG	2:N:244:ARG:CG	2.81	0.58
2:W:19:GLN:H	2:W:19:GLN:NE2	2.02	0.58
2:B:22:GLU:HA	2:B:45:GLN:HE22	1.68	0.58
2:H:144:ILE:HD13	2:H:179:THR:HB	1.86	0.58
2:N:84:GLU:CD	2:N:84:GLU:H	2.07	0.58
1:A:113:THR:HG22	1:A:118:LYS:HE2	1.85	0.57
2:B:174:MET:HG2	2:B:192:SER:HB3	1.86	0.57
2:H:19:GLN:H	2:H:19:GLN:NE2	2.02	0.57
2:N:144:ILE:HD13	2:N:179:THR:HB	1.86	0.57
2:W:83:LEU:HG	4:W:2526:HOH:O	2.03	0.57
2:5:90:SER:OG	4:5:2547:HOH:O	2.17	0.57
1:D:113:THR:HG22	1:D:118:LYS:HE2	1.86	0.57
1:M:113:THR:HG22	1:M:118:LYS:HE2	1.86	0.57
1:P:113:THR:HG22	1:P:118:LYS:HE2	1.85	0.57
2:8:144:ILE:HD13	2:8:179:THR:HB	1.85	0.57
1:J:137:PRO:CG	2:K:244:ARG:HH11	2.17	0.57
1:S:18:ALA:O	1:S:22:THR:HG23	2.04	0.57
1:P:166:LYS:HD3	4:P:1705:HOH:O	2.04	0.57
1:P:190:ALA:HB3	1:P:212:ILE:HB	1.86	0.57
1:V:113:THR:HG22	1:V:118:LYS:HE2	1.87	0.57
2:5:19:GLN:NE2	2:5:19:GLN:H	2.03	0.57
2:Z:144:ILE:HD13	2:Z:179:THR:HB	1.86	0.57
1:D:111:GLU:HG2	4:D:2065:HOH:O	2.05	0.57
2:B:144:ILE:HD13	2:B:179:THR:HB	1.87	0.56
1:J:190:ALA:HB3	1:J:212:ILE:HB	1.86	0.56
2:Z:241:ASN:O	2:Z:244:ARG:HG2	2.05	0.56

Continued on next page...

Continued from previous page...

Atom-1	Atom-2	Interatomic distance (Å)	Clash overlap (Å)
2:8:83:LEU:HG	4:8:2530:HOH:O	2.04	0.56
1:G:113:THR:HG22	1:G:118:LYS:HE2	1.87	0.56
1:P:47:ARG:NH1	3:R:475:VAL:HG13	2.21	0.56
2:Q:144:ILE:HD13	2:Q:179:THR:HB	1.87	0.56
1:4:137:PRO:CG	2:5:244:ARG:HG3	2.35	0.56
2:K:19:GLN:NE2	2:K:19:GLN:H	2.03	0.56
1:S:137:PRO:HG3	2:T:244:ARG:HH11	1.69	0.56
1:V:34:ASN:ND2	3:X:482:SER:HA	2.21	0.56
2:Q:19:GLN:H	2:Q:19:GLN:NE2	2.03	0.56
2:W:144:ILE:HD13	2:W:179:THR:HB	1.87	0.56
1:1:102:ARG:NH2	3:3:479:ASP:OD1	2.39	0.56
2:8:174:MET:HG2	2:8:192:SER:HB3	1.88	0.56
2:N:19:GLN:H	2:N:19:GLN:NE2	2.03	0.56
2:K:144:ILE:HD13	2:K:179:THR:HB	1.87	0.56
1:7:137:PRO:CG	2:8:244:ARG:HD3	2.34	0.56
1:7:113:THR:HG22	1:7:118:LYS:HE2	1.88	0.56
1:G:190:ALA:HB3	1:G:212:ILE:HB	1.87	0.56
2:T:6:LEU:HB2	4:T:2681:HOH:O	2.06	0.56
2:T:183:GLY:N	2:T:184:SER:HB3	2.21	0.56
2:W:77:ASN:O	2:W:88:MET:HE1	2.06	0.56
2:8:19:GLN:H	2:8:19:GLN:NE2	2.04	0.56
1:P:102:ARG:NH2	3:R:479:ASP:OD1	2.39	0.55
1:Y:47:ARG:NH1	3:0:475:VAL:HG13	2.21	0.55
2:Z:183:GLY:N	2:Z:184:SER:HB3	2.21	0.55
1:4:18:ALA:O	1:4:22:THR:HG23	2.06	0.55
1:7:102:ARG:HD2	4:7:1507:HOH:O	2.05	0.55
2:Q:210:ILE:HG12	4:Q:2031:HOH:O	2.05	0.55
2:T:244:ARG:HG3	2:T:244:ARG:HH11	1.71	0.55
1:1:47:ARG:NH1	3:3:475:VAL:HG13	2.21	0.55
2:2:144:ILE:HD13	2:2:179:THR:HB	1.87	0.55
2:5:183:GLY:N	2:5:184:SER:HB3	2.21	0.55
1:7:47:ARG:NH1	3:9:475:VAL:HG13	2.22	0.55
2:K:21:ILE:HD11	4:K:2177:HOH:O	2.06	0.55
1:A:190:ALA:HB3	1:A:212:ILE:HB	1.88	0.55
2:B:25:LEU:O	2:B:29:ILE:HG12	2.07	0.55
1:J:102:ARG:NH2	3:L:479:ASP:OD1	2.39	0.55
1:4:34:ASN:ND2	3:6:482:SER:HA	2.22	0.55
2:K:25:LEU:O	2:K:29:ILE:HG12	2.07	0.55
1:S:102:ARG:NH2	3:U:479:ASP:OD1	2.40	0.55
1:J:166:LYS:HD3	4:J:1694:HOH:O	2.06	0.55
1:J:100:HIS:O	1:J:103:LYS:HD2	2.07	0.55

Continued on next page...

Continued from previous page...

Atom-1	Atom-2	Interatomic distance (Å)	Clash overlap (Å)
2:2:183:GLY:N	2:2:184:SER:HB3	2.22	0.55
1:4:100:HIS:O	1:4:103:LYS:HD2	2.06	0.55
1:D:100:HIS:O	1:D:103:LYS:HD2	2.07	0.55
1:G:186:ALA:HB3	1:G:216:VAL:HG23	1.89	0.55
2:H:77:ASN:O	2:H:88:MET:HE1	2.06	0.55
1:A:102:ARG:NH2	3:C:479:ASP:OD1	2.39	0.54
2:H:195:ARG:HH22	2:H:223:LYS:HE2	1.72	0.54
1:S:100:HIS:O	1:S:103:LYS:HD2	2.06	0.54
1:7:226:LYS:HG3	4:7:1511:HOH:O	2.06	0.54
1:G:47:ARG:NH1	3:I:475:VAL:HG13	2.23	0.54
1:1:190:ALA:HB3	1:1:212:ILE:HB	1.88	0.54
2:5:77:ASN:O	2:5:88:MET:HE1	2.07	0.54
1:7:190:ALA:HB3	1:7:212:ILE:HB	1.88	0.54
1:A:47:ARG:NH1	3:C:475:VAL:HG13	2.23	0.54
1:M:216:VAL:HG11	1:M:231:ILE:HG13	1.88	0.54
2:N:195:ARG:HH22	2:N:223:LYS:HE2	1.72	0.54
1:Y:190:ALA:HB3	1:Y:212:ILE:HB	1.89	0.54
1:A:209:HIS:HD2	4:A:1787:HOH:O	1.90	0.54
1:D:34:ASN:ND2	3:F:482:SER:HA	2.22	0.54
1:G:137:PRO:CD	2:H:244:ARG:NH1	2.68	0.54
1:1:216:VAL:HG11	1:1:231:ILE:HG13	1.89	0.54
1:7:137:PRO:CD	2:8:244:ARG:NH1	2.70	0.54
1:J:184:PRO:HD3	2:N:3:ASP:O	2.07	0.54
1:M:186:ALA:HB3	1:M:216:VAL:HG23	1.90	0.54
1:G:266:ARG:HH12	2:N:244:ARG:NH2	2.04	0.54
2:K:183:GLY:N	2:K:184:SER:HB3	2.21	0.54
1:D:137:PRO:CD	2:E:244:ARG:NH1	2.69	0.54
1:P:100:HIS:O	1:P:103:LYS:HD2	2.08	0.54
3:9:495:LYS:HD2	3:9:495:LYS:N	2.23	0.54
2:H:210:ILE:HG12	4:H:2767:HOH:O	2.08	0.54
1:Y:31:GLU:HG3	3:0:483:SER:HA	1.90	0.54
2:8:183:GLY:N	2:8:184:SER:HB3	2.23	0.54
2:E:144:ILE:HD13	2:E:179:THR:HB	1.90	0.53
1:V:216:VAL:HG11	1:V:231:ILE:HG13	1.89	0.53
2:5:144:ILE:HD13	2:5:179:THR:HB	1.89	0.53
1:7:216:VAL:HG11	1:7:231:ILE:HG13	1.89	0.53
2:E:183:GLY:N	2:E:184:SER:HB3	2.22	0.53
1:P:216:VAL:HG11	1:P:231:ILE:HG13	1.89	0.53
1:1:107:ASP:N	1:1:108:PRO:HD3	2.23	0.53
2:K:195:ARG:HH22	2:K:223:LYS:HE2	1.73	0.53
2:Q:183:GLY:N	2:Q:184:SER:HB3	2.22	0.53

Continued on next page...

Continued from previous page...

Atom-1	Atom-2	Interatomic distance (Å)	Clash overlap (Å)
3:X:495:LYS:HD2	3:X:495:LYS:N	2.24	0.53
1:1:100:HIS:O	1:1:103:LYS:HD2	2.08	0.53
1:P:107:ASP:N	1:P:108:PRO:HD3	2.24	0.53
1:S:47:ARG:NH1	3:U:475:VAL:HG13	2.23	0.53
1:1:31:GLU:HG3	3:3:483:SER:HA	1.91	0.53
1:A:107:ASP:N	1:A:108:PRO:HD3	2.24	0.53
2:T:144:ILE:HD13	2:T:179:THR:HB	1.89	0.53
1:V:47:ARG:NH1	3:X:475:VAL:HG13	2.24	0.53
2:W:195:ARG:HH22	2:W:223:LYS:HE2	1.73	0.53
1:J:34:ASN:ND2	3:L:482:SER:HA	2.24	0.53
1:P:146:LYS:NZ	4:P:1651:HOH:O	2.41	0.53
1:4:31:GLU:HG3	3:6:483:SER:HA	1.91	0.53
1:G:216:VAL:HG11	1:G:231:ILE:HG13	1.90	0.53
2:W:244:ARG:HG3	2:W:244:ARG:NH1	2.19	0.53
3:O:481:ALA:CA	3:O:482:SER:HB2	2.39	0.53
1:V:137:PRO:HD3	2:W:244:ARG:HH11	1.73	0.53
1:G:100:HIS:O	1:G:103:LYS:HD2	2.09	0.53
2:N:2:SER:HA	4:N:288:HOH:O	2.08	0.53
1:Y:100:HIS:O	1:Y:103:LYS:HD2	2.08	0.53
1:A:230:LYS:HE3	4:A:1902:HOH:O	2.07	0.52
3:C:481:ALA:CA	3:C:482:SER:HB2	2.39	0.52
2:E:244:ARG:HG3	2:E:244:ARG:HH11	1.74	0.52
1:J:216:VAL:HG11	1:J:231:ILE:HG13	1.89	0.52
1:V:186:ALA:HB3	1:V:216:VAL:HG23	1.90	0.52
3:X:481:ALA:CA	3:X:482:SER:HB2	2.39	0.52
2:8:195:ARG:HH22	2:8:223:LYS:HE2	1.73	0.52
3:L:481:ALA:CA	3:L:482:SER:HB2	2.40	0.52
3:R:481:ALA:CA	3:R:482:SER:HB2	2.39	0.52
1:Y:267:THR:HG23	1:Y:268:LYS:O	2.09	0.52
2:E:195:ARG:HH22	2:E:223:LYS:HE2	1.74	0.52
1:V:137:PRO:CD	2:W:244:ARG:HH11	2.22	0.52
1:Y:107:ASP:N	1:Y:108:PRO:HD3	2.24	0.52
2:2:77:ASN:O	2:2:88:MET:HE1	2.10	0.52
1:7:186:ALA:HB3	1:7:216:VAL:HG23	1.91	0.52
2:B:195:ARG:HH22	2:B:223:LYS:HE2	1.74	0.52
1:D:102:ARG:NH2	3:F:479:ASP:OD1	2.42	0.52
3:I:481:ALA:CA	3:I:482:SER:HB2	2.40	0.52
3:O:495:LYS:HD2	3:O:495:LYS:N	2.24	0.52
1:V:78:GLU:HG2	4:V:2279:HOH:O	2.10	0.52
1:V:190:ALA:HB3	1:V:212:ILE:HB	1.90	0.52
1:4:102:ARG:NH2	3:6:479:ASP:OD1	2.43	0.52

Continued on next page...

Continued from previous page...

Atom-1	Atom-2	Interatomic distance (Å)	Clash overlap (Å)
1:A:182:THR:O	2:E:3:ASP:N	2.42	0.52
1:A:216:VAL:HG11	1:A:231:ILE:HG13	1.90	0.52
1:7:100:HIS:O	1:7:103:LYS:HD2	2.09	0.52
1:A:100:HIS:O	1:A:103:LYS:HD2	2.10	0.52
2:Q:25:LEU:O	2:Q:29:ILE:HG12	2.10	0.52
2:T:77:ASN:O	2:T:88:MET:HE1	2.10	0.52
2:T:195:ARG:HH22	2:T:223:LYS:HE2	1.74	0.52
2:W:183:GLY:N	2:W:184:SER:HB3	2.24	0.52
2:2:25:LEU:O	2:2:29:ILE:HG12	2.09	0.52
1:7:216:VAL:CG1	1:7:231:ILE:HG13	2.40	0.52
1:G:137:PRO:HG3	2:H:244:ARG:HD3	1.92	0.52
2:T:148:TRP:CD1	2:T:148:TRP:C	2.83	0.52
3:0:481:ALA:CA	3:0:482:SER:HB2	2.40	0.52
2:8:77:ASN:O	2:8:88:MET:HE1	2.10	0.52
2:B:183:GLY:N	2:B:184:SER:HB3	2.23	0.52
1:G:137:PRO:CG	2:H:244:ARG:HH11	2.23	0.52
2:Q:195:ARG:HH22	2:Q:223:LYS:HE2	1.75	0.52
2:Z:195:ARG:HH22	2:Z:223:LYS:HE2	1.74	0.52
3:6:481:ALA:CA	3:6:482:SER:HB2	2.40	0.52
1:J:137:PRO:HG3	2:K:244:ARG:HH11	1.75	0.52
1:M:107:ASP:N	1:M:108:PRO:HD3	2.25	0.52
2:N:183:GLY:N	2:N:184:SER:HB3	2.23	0.52
1:Y:216:VAL:HG11	1:Y:231:ILE:HG13	1.91	0.52
1:P:31:GLU:HG3	3:R:483:SER:HA	1.92	0.52
1:S:216:VAL:HG11	1:S:231:ILE:HG13	1.91	0.52
3:U:481:ALA:CA	3:U:482:SER:HB2	2.40	0.52
3:9:481:ALA:CA	3:9:482:SER:HB2	2.40	0.52
2:B:77:ASN:O	2:B:88:MET:HE1	2.10	0.51
1:V:33:PHE:CE2	3:X:480:ILE:HD12	2.44	0.51
3:F:481:ALA:CA	3:F:482:SER:HB2	2.40	0.51
1:G:187:GLN:CD	4:G:1863:HOH:O	2.48	0.51
1:P:34:ASN:ND2	3:R:482:SER:HA	2.26	0.51
1:V:216:VAL:CG1	1:V:231:ILE:HG13	2.40	0.51
2:W:2:SER:N	4:W:2469:HOH:O	2.43	0.51
2:E:25:LEU:O	2:E:29:ILE:HG12	2.11	0.51
1:G:107:ASP:N	1:G:108:PRO:HD3	2.26	0.51
2:H:183:GLY:N	2:H:184:SER:HB3	2.24	0.51
2:T:25:LEU:O	2:T:29:ILE:HG12	2.10	0.51
3:I:495:LYS:N	3:I:495:LYS:HD2	2.24	0.51
1:J:107:ASP:N	1:J:108:PRO:HD3	2.26	0.51
1:J:216:VAL:CG1	1:J:231:ILE:HG13	2.40	0.51

Continued on next page...

Continued from previous page...

Atom-1	Atom-2	Interatomic distance (Å)	Clash overlap (Å)
1:A:34:ASN:ND2	3:C:482:SER:HA	2.26	0.51
1:Y:186:ALA:HB3	1:Y:216:VAL:HG23	1.92	0.51
3:U:495:LYS:N	3:U:495:LYS:HD2	2.26	0.51
1:4:216:VAL:HG11	1:4:231:ILE:HG13	1.92	0.51
2:5:195:ARG:HH22	2:5:223:LYS:HE2	1.75	0.51
2:B:3:ASP:HB2	2:B:4:GLN:HB3	1.92	0.51
2:W:5:GLN:HB2	4:W:284:HOH:O	2.10	0.51
3:3:481:ALA:CA	3:3:482:SER:HB2	2.41	0.51
3:6:495:LYS:HD2	3:6:495:LYS:N	2.26	0.51
1:A:186:ALA:HB3	1:A:216:VAL:HG23	1.93	0.51
1:D:31:GLU:HG3	3:F:483:SER:HA	1.93	0.51
1:G:33:PHE:CE2	3:I:480:ILE:HD12	2.45	0.51
1:M:47:ARG:NH1	3:O:475:VAL:HG13	2.26	0.51
1:M:216:VAL:CG1	1:M:231:ILE:HG13	2.40	0.51
1:S:31:GLU:HG3	3:U:483:SER:HA	1.93	0.51
1:4:47:ARG:NH1	3:6:475:VAL:HG13	2.26	0.51
2:5:148:TRP:CD1	2:5:148:TRP:C	2.85	0.51
2:T:210:ILE:HG12	4:T:2291:HOH:O	2.10	0.51
2:B:115:GLY:O	4:B:560:HOH:O	2.19	0.50
2:K:148:TRP:CD1	2:K:148:TRP:C	2.83	0.50
1:S:97:LYS:HE2	4:S:1958:HOH:O	2.10	0.50
1:4:107:ASP:N	1:4:108:PRO:HD3	2.25	0.50
2:W:20:GLN:NE2	4:W:2111:HOH:O	2.26	0.50
1:Y:29:PHE:HZ	1:Y:54:PHE:HD1	1.59	0.50
2:Z:77:ASN:O	2:Z:88:MET:HE1	2.12	0.50
1:1:186:ALA:HB3	1:1:216:VAL:HG23	1.93	0.50
3:3:495:LYS:N	3:3:495:LYS:HD2	2.26	0.50
1:D:107:ASP:N	1:D:108:PRO:HD3	2.27	0.50
1:D:216:VAL:CG1	1:D:231:ILE:HG13	2.41	0.50
2:N:25:LEU:O	2:N:29:ILE:HG12	2.12	0.50
1:V:137:PRO:CG	2:W:244:ARG:HH11	2.24	0.50
1:Y:216:VAL:CG1	1:Y:231:ILE:HG13	2.41	0.50
3:0:495:LYS:HD2	3:0:495:LYS:N	2.27	0.50
2:2:195:ARG:HH22	2:2:223:LYS:HE2	1.76	0.50
1:1:216:VAL:CG1	1:1:231:ILE:HG13	2.41	0.50
1:7:29:PHE:HZ	1:7:54:PHE:HD1	1.59	0.50
1:D:186:ALA:HB3	1:D:216:VAL:HG23	1.94	0.50
1:M:100:HIS:O	1:M:103:LYS:HD2	2.12	0.50
2:5:25:LEU:O	2:5:29:ILE:HG12	2.11	0.50
2:E:77:ASN:O	2:E:88:MET:HE1	2.12	0.50
1:4:216:VAL:CG1	1:4:231:ILE:HG13	2.41	0.50

Continued on next page...

Continued from previous page...

Atom-1	Atom-2	Interatomic distance (Å)	Clash overlap (Å)
3:L:495:LYS:HD2	3:L:495:LYS:N	2.26	0.50
2:N:2:SER:N	4:N:2182:HOH:O	2.43	0.50
1:P:216:VAL:CG1	1:P:231:ILE:HG13	2.40	0.50
2:Q:77:ASN:O	2:Q:88:MET:HE1	2.11	0.50
1:S:107:ASP:N	1:S:108:PRO:HD3	2.26	0.50
1:D:68:GLU:OE2	4:D:1969:HOH:O	2.19	0.50
1:S:34:ASN:ND2	3:U:482:SER:HA	2.27	0.50
2:Z:148:TRP:CD1	2:Z:148:TRP:C	2.85	0.50
2:2:94:ARG:CG	4:2:2894:HOH:O	2.54	0.50
1:D:216:VAL:HG11	1:D:231:ILE:HG13	1.93	0.50
1:P:186:ALA:HB3	1:P:216:VAL:HG23	1.94	0.50
1:1:34:ASN:ND2	3:3:482:SER:HA	2.27	0.50
1:D:47:ARG:NH1	3:F:475:VAL:HG13	2.27	0.49
1:G:216:VAL:CG1	1:G:231:ILE:HG13	2.41	0.49
1:S:186:ALA:HB3	1:S:216:VAL:HG23	1.93	0.49
1:S:216:VAL:CG1	1:S:231:ILE:HG13	2.41	0.49
2:T:90:SER:OG	4:T:2887:HOH:O	2.19	0.49
3:F:495:LYS:HD2	3:F:495:LYS:N	2.26	0.49
2:2:20:GLN:NE2	4:2:2026:HOH:O	2.40	0.49
1:J:186:ALA:HB3	1:J:216:VAL:HG23	1.94	0.49
2:W:145:LYS:HD3	4:W:2594:HOH:O	2.11	0.49
2:Z:244:ARG:HG2	2:Z:244:ARG:NH1	2.26	0.49
1:4:267:THR:HG23	1:4:268:LYS:O	2.12	0.49
3:R:495:LYS:HD2	3:R:495:LYS:N	2.26	0.49
1:V:100:HIS:O	1:V:103:LYS:HD2	2.12	0.49
2:2:148:TRP:C	2:2:148:TRP:CD1	2.86	0.49
1:4:166:LYS:HD3	4:4:1606:HOH:O	2.12	0.49
1:7:107:ASP:N	1:7:108:PRO:HD3	2.26	0.49
1:A:31:GLU:HG3	3:C:483:SER:HA	1.95	0.49
1:D:166:LYS:HD3	4:D:1720:HOH:O	2.11	0.49
1:1:128:LEU:HD11	1:1:158:ILE:HD11	1.94	0.49
1:A:137:PRO:N	2:B:244:ARG:NH1	2.60	0.49
1:J:31:GLU:HG3	3:L:483:SER:HA	1.94	0.49
1:J:47:ARG:NH1	3:L:475:VAL:HG13	2.28	0.49
1:7:33:PHE:CE2	3:9:480:ILE:HD12	2.48	0.49
3:C:495:LYS:HD2	3:C:495:LYS:N	2.27	0.49
1:7:54:PHE:CE1	1:7:101:LEU:HD21	2.48	0.49
1:7:223:GLN:NE2	4:7:1345:HOH:O	2.45	0.49
1:A:29:PHE:HZ	1:A:54:PHE:HD1	1.60	0.49
1:V:137:PRO:CD	2:W:244:ARG:NH1	2.75	0.49
1:1:240:GLN:OE1	4:1:2448:HOH:O	2.20	0.49

Continued on next page...

Continued from previous page...

Atom-1	Atom-2	Interatomic distance (Å)	Clash overlap (Å)
1:4:186:ALA:HB3	1:4:216:VAL:HG23	1.93	0.49
2:Q:181:LYS:C	2:Q:183:GLY:H	2.16	0.49
1:S:267:THR:HG23	1:S:268:LYS:O	2.13	0.49
1:Y:146:LYS:NZ	4:Y:1416:HOH:O	2.45	0.49
1:4:128:LEU:HD11	1:4:158:ILE:HD11	1.95	0.49
2:8:195:ARG:NH2	2:8:223:LYS:NZ	2.61	0.49
2:K:77:ASN:O	2:K:88:MET:HE1	2.13	0.49
2:K:125:ASP:N	4:K:1875:HOH:O	2.41	0.49
1:S:88:LEU:HD13	1:S:90:PRO:HD3	1.95	0.49
1:S:184:PRO:HD3	2:W:3:ASP:O	2.13	0.49
2:E:148:TRP:CD1	2:E:148:TRP:C	2.85	0.48
1:M:115:SER:HB2	4:M:2558:HOH:O	2.12	0.48
1:1:267:THR:HG23	1:1:268:LYS:O	2.13	0.48
1:G:78:GLU:HG2	4:G:300:HOH:O	2.13	0.48
1:V:107:ASP:N	1:V:108:PRO:HD3	2.27	0.48
1:4:101:LEU:HD22	3:6:480:ILE:CD1	2.39	0.48
1:7:137:PRO:HG3	2:8:244:ARG:HH11	1.78	0.48
1:7:137:PRO:CG	2:8:244:ARG:HH11	2.26	0.48
1:A:216:VAL:CG1	1:A:231:ILE:HG13	2.42	0.48
2:H:156:VAL:HG22	2:H:167:TYR:CD2	2.48	0.48
1:P:29:PHE:HZ	1:P:54:PHE:HD1	1.60	0.48
2:Q:148:TRP:CD1	2:Q:148:TRP:C	2.85	0.48
2:Q:89:PRO:HA	4:Q:551:HOH:O	2.13	0.48
1:V:102:ARG:NH2	3:X:479:ASP:OD1	2.46	0.48
1:1:137:PRO:CG	2:2:244:ARG:HG3	2.43	0.48
2:K:237:LYS:HE2	2:K:241:ASN:OD1	2.13	0.48
1:1:136:TYR:C	2:2:244:ARG:HH12	2.17	0.48
1:A:267:THR:HG23	1:A:268:LYS:O	2.13	0.48
1:1:137:PRO:N	2:2:244:ARG:NH1	2.52	0.48
2:2:181:LYS:C	2:2:183:GLY:H	2.16	0.48
2:5:181:LYS:C	2:5:183:GLY:H	2.16	0.48
1:7:267:THR:HG23	1:7:268:LYS:O	2.14	0.48
2:B:148:TRP:CD1	2:B:148:TRP:C	2.86	0.48
1:V:82:LEU:CB	4:V:2723:HOH:O	2.61	0.48
2:E:181:LYS:C	2:E:183:GLY:H	2.16	0.48
2:K:181:LYS:C	2:K:183:GLY:H	2.16	0.48
2:Q:195:ARG:NH2	2:Q:223:LYS:NZ	2.61	0.48
1:S:29:PHE:HZ	1:S:54:PHE:HD1	1.61	0.48
2:Z:25:LEU:O	2:Z:29:ILE:HG12	2.13	0.48
2:B:181:LYS:C	2:B:183:GLY:H	2.17	0.48
1:P:117:LEU:HD22	1:P:152:GLN:OE1	2.13	0.48

Continued on next page...

Continued from previous page...

Atom-1	Atom-2	Interatomic distance (Å)	Clash overlap (Å)
1:1:29:PHE:HZ	1:1:54:PHE:HD1	1.61	0.48
1:A:137:PRO:CD	2:B:244:ARG:CG	2.81	0.48
1:D:33:PHE:CE2	3:F:480:ILE:HD12	2.49	0.48
2:E:237:LYS:HE2	2:E:241:ASN:OD1	2.14	0.48
1:J:117:LEU:HD22	1:J:152:GLN:OE1	2.14	0.48
1:S:128:LEU:HD11	1:S:158:ILE:HD11	1.96	0.48
1:V:29:PHE:HZ	1:V:54:PHE:HD1	1.61	0.48
1:G:137:PRO:HG3	2:H:244:ARG:HH11	1.79	0.47
1:G:267:THR:HG23	1:G:268:LYS:O	2.14	0.47
1:M:102:ARG:NH2	3:O:479:ASP:OD1	2.47	0.47
1:Y:113:THR:CG2	1:Y:118:LYS:HE2	2.43	0.47
2:K:3:ASP:OD2	2:K:35:LEU:HD21	2.14	0.47
1:4:137:PRO:CD	2:5:244:ARG:NH1	2.68	0.47
1:A:113:THR:CG2	1:A:118:LYS:HE2	2.44	0.47
2:E:3:ASP:HB3	2:E:6:LEU:CB	2.44	0.47
1:J:33:PHE:CE2	3:L:480:ILE:HD12	2.49	0.47
1:M:29:PHE:HZ	1:M:54:PHE:HD1	1.61	0.47
1:M:190:ALA:HB3	1:M:212:ILE:HB	1.95	0.47
1:V:102:ARG:HD2	4:V:2143:HOH:O	2.13	0.47
1:4:88:LEU:HD13	1:4:90:PRO:HD3	1.96	0.47
2:H:195:ARG:NH2	2:H:223:LYS:NZ	2.62	0.47
1:V:267:THR:HG23	1:V:268:LYS:O	2.14	0.47
2:W:156:VAL:HG22	2:W:167:TYR:CD2	2.50	0.47
1:1:88:LEU:HD13	1:1:90:PRO:HD3	1.96	0.47
1:A:182:THR:HB	2:E:3:ASP:N	2.28	0.47
1:D:128:LEU:HD11	1:D:158:ILE:HD11	1.97	0.47
2:H:181:LYS:C	2:H:183:GLY:H	2.17	0.47
2:N:181:LYS:C	2:N:183:GLY:H	2.17	0.47
2:T:163:ARG:N	4:T:1822:HOH:O	2.47	0.47
2:W:237:LYS:HE2	2:W:241:ASN:OD1	2.13	0.47
1:Y:128:LEU:HD11	1:Y:158:ILE:HD11	1.96	0.47
2:Z:181:LYS:C	2:Z:183:GLY:H	2.16	0.47
2:Z:195:ARG:NH2	2:Z:223:LYS:NZ	2.62	0.47
2:K:195:ARG:NH2	2:K:223:LYS:NZ	2.62	0.47
1:P:113:THR:CG2	1:P:118:LYS:HE2	2.44	0.47
1:P:128:LEU:HD11	1:P:158:ILE:HD11	1.97	0.47
2:8:148:TRP:CD1	2:8:148:TRP:C	2.88	0.47
1:D:187:GLN:OE1	1:D:187:GLN:HA	2.15	0.47
1:D:267:THR:HG23	1:D:268:LYS:O	2.14	0.47
1:G:187:GLN:OE1	1:G:187:GLN:HA	2.14	0.47
1:G:268:LYS:HD3	4:M:2089:HOH:O	2.13	0.47

Continued on next page...

Continued from previous page...

Atom-1	Atom-2	Interatomic distance (Å)	Clash overlap (Å)
4:M:720:HOH:O	2:N:193:LEU:CD2	2.60	0.47
2:N:195:ARG:NH2	2:N:223:LYS:NZ	2.62	0.47
1:S:117:LEU:HD22	1:S:152:GLN:OE1	2.15	0.47
1:Y:117:LEU:HD22	1:Y:152:GLN:OE1	2.15	0.47
2:2:223:LYS:HG3	4:2:2022:HOH:O	2.14	0.47
2:5:123:ASP:OD2	4:5:2547:HOH:O	2.19	0.47
2:5:195:ARG:NH2	2:5:223:LYS:NZ	2.63	0.47
1:Y:230:LYS:CE	4:Y:2663:HOH:O	2.58	0.47
2:2:237:LYS:HE2	2:2:241:ASN:OD1	2.14	0.47
1:D:117:LEU:HD22	1:D:152:GLN:OE1	2.15	0.47
1:G:29:PHE:HZ	1:G:54:PHE:HD1	1.62	0.47
2:K:174:MET:HE2	4:K:2177:HOH:O	2.13	0.47
1:M:33:PHE:CE2	3:O:480:ILE:HD12	2.49	0.47
2:8:181:LYS:C	2:8:183:GLY:H	2.17	0.47
1:A:54:PHE:CE1	1:A:101:LEU:HD11	2.50	0.47
2:E:195:ARG:NH2	2:E:223:LYS:NZ	2.62	0.47
2:W:195:ARG:NH2	2:W:223:LYS:NZ	2.63	0.47
2:2:63:ASP:O	3:3:499:ARG:NH2	2.48	0.47
1:4:117:LEU:HD22	1:4:152:GLN:OE1	2.15	0.47
2:5:223:LYS:HE2	4:5:2443:HOH:O	2.15	0.47
1:D:29:PHE:HZ	1:D:54:PHE:HD1	1.62	0.46
1:S:219:SER:N	4:S:2045:HOH:O	2.48	0.46
1:V:54:PHE:CE1	1:V:101:LEU:HD21	2.51	0.46
2:Z:44:ASP:HB3	2:Z:174:MET:HE1	1.95	0.46
1:4:29:PHE:HZ	1:4:54:PHE:HD1	1.62	0.46
2:5:237:LYS:HE2	2:5:241:ASN:OD1	2.15	0.46
1:G:54:PHE:CE1	1:G:101:LEU:HD11	2.50	0.46
1:P:267:THR:HG23	1:P:268:LYS:O	2.15	0.46
2:T:244:ARG:HG3	2:T:244:ARG:NH1	2.30	0.46
2:B:63:ASP:O	3:C:499:ARG:NH2	2.48	0.46
2:B:195:ARG:NH2	2:B:223:LYS:NZ	2.63	0.46
1:J:184:PRO:HG3	2:N:7:ASP:CB	2.45	0.46
1:M:31:GLU:HG3	3:O:483:SER:HA	1.97	0.46
2:2:195:ARG:NH2	2:2:223:LYS:NZ	2.63	0.46
2:8:156:VAL:HG22	2:8:167:TYR:CD2	2.51	0.46
1:A:158:ILE:HB	1:A:175:SER:OG	2.14	0.46
1:J:187:GLN:OE1	1:J:187:GLN:HA	2.15	0.46
2:T:181:LYS:C	2:T:183:GLY:H	2.17	0.46
1:V:31:GLU:HG3	3:X:483:SER:HA	1.97	0.46
2:W:148:TRP:CD1	2:W:148:TRP:C	2.89	0.46
1:Y:88:LEU:HD13	1:Y:90:PRO:HD3	1.98	0.46

Continued on next page...

Continued from previous page...

Atom-1	Atom-2	Interatomic distance (Å)	Clash overlap (Å)
2:Z:237:LYS:HE2	2:Z:241:ASN:OD1	2.15	0.46
1:1:209:HIS:HD2	4:1:1935:HOH:O	1.97	0.46
1:P:88:LEU:HD13	1:P:90:PRO:HD3	1.97	0.46
2:T:195:ARG:NH2	2:T:223:LYS:NZ	2.63	0.46
1:A:117:LEU:HD22	1:A:152:GLN:OE1	2.15	0.46
1:J:184:PRO:HG3	2:N:7:ASP:OD1	2.15	0.46
1:P:33:PHE:CE2	3:R:480:ILE:HD12	2.51	0.46
1:A:100:HIS:HE1	4:A:2670:HOH:O	1.99	0.46
2:N:156:VAL:HG22	2:N:167:TYR:CD2	2.50	0.46
1:Y:54:PHE:CE1	1:Y:101:LEU:HD11	2.50	0.46
1:7:187:GLN:HA	1:7:187:GLN:OE1	2.15	0.46
1:G:31:GLU:HG3	3:I:483:SER:HA	1.97	0.46
2:T:134:ILE:HB	2:T:150:SER:HB2	1.97	0.46
2:T:237:LYS:HE2	2:T:241:ASN:OD1	2.15	0.46
2:B:237:LYS:HE2	2:B:241:ASN:OD1	2.15	0.46
2:E:134:ILE:HB	2:E:150:SER:HB2	1.97	0.46
1:J:29:PHE:HZ	1:J:54:PHE:HD1	1.63	0.46
1:J:128:LEU:HD11	1:J:158:ILE:HD11	1.98	0.46
1:M:54:PHE:CE1	1:M:101:LEU:HD21	2.50	0.46
1:M:187:GLN:HA	1:M:187:GLN:OE1	2.16	0.46
2:T:123:ASP:OD2	4:T:2887:HOH:O	2.21	0.46
1:1:117:LEU:HD22	1:1:152:GLN:OE1	2.16	0.46
1:J:88:LEU:HD13	1:J:90:PRO:HD3	1.98	0.46
1:J:184:PRO:HG3	2:N:7:ASP:HB2	1.97	0.46
2:W:181:LYS:C	2:W:183:GLY:H	2.18	0.46
1:1:54:PHE:CE1	1:1:101:LEU:HD11	2.51	0.46
1:4:26:PRO:HG3	4:4:290:HOH:O	2.15	0.46
1:V:117:LEU:HD22	1:V:152:GLN:OE1	2.16	0.45
1:7:194:ILE:HD12	1:7:243:ILE:CD1	2.47	0.45
1:G:102:ARG:NH2	3:I:479:ASP:OD1	2.49	0.45
2:N:237:LYS:HE2	2:N:241:ASN:OD1	2.16	0.45
1:P:54:PHE:CE1	1:P:101:LEU:HD21	2.51	0.45
1:S:177:TRP:CE3	1:S:190:ALA:HB2	2.51	0.45
1:S:239:TYR:CZ	1:S:243:ILE:HD11	2.52	0.45
1:Y:239:TYR:CZ	1:Y:243:ILE:HD11	2.51	0.45
2:2:91:ALA:HB3	4:2:283:HOH:O	2.15	0.45
2:8:237:LYS:HE2	2:8:241:ASN:OD1	2.15	0.45
2:N:77:ASN:O	2:N:88:MET:HE1	2.16	0.45
1:V:187:GLN:OE1	1:V:187:GLN:HA	2.16	0.45
1:4:187:GLN:OE1	1:4:187:GLN:HA	2.16	0.45
1:D:177:TRP:CE3	1:D:190:ALA:HB2	2.51	0.45

Continued on next page...

Continued from previous page...

Atom-1	Atom-2	Interatomic distance (Å)	Clash overlap (Å)
2:H:25:LEU:O	2:H:29:ILE:HG12	2.16	0.45
1:J:267:THR:HG23	1:J:268:LYS:O	2.16	0.45
1:M:267:THR:HG23	1:M:268:LYS:O	2.16	0.45
1:S:184:PRO:HG3	2:W:7:ASP:OD1	2.16	0.45
1:S:184:PRO:HG3	2:W:7:ASP:CB	2.47	0.45
1:Y:26:PRO:HG3	4:Y:289:HOH:O	2.16	0.45
1:4:54:PHE:CE1	1:4:101:LEU:HD21	2.52	0.45
1:A:33:PHE:CE2	3:C:480:ILE:HD12	2.51	0.45
2:H:148:TRP:C	2:H:148:TRP:CD1	2.88	0.45
1:J:113:THR:CG2	1:J:118:LYS:HE2	2.46	0.45
2:N:148:TRP:CD1	2:N:148:TRP:C	2.89	0.45
2:Q:237:LYS:HE2	2:Q:241:ASN:OD1	2.15	0.45
1:S:187:GLN:OE1	1:S:187:GLN:HA	2.16	0.45
2:T:156:VAL:HG22	2:T:167:TYR:CD2	2.52	0.45
1:Y:209:HIS:HD2	4:Y:2418:HOH:O	2.00	0.45
1:1:113:THR:CG2	1:1:118:LYS:HE2	2.44	0.45
1:7:102:ARG:NH2	3:9:479:ASP:OD1	2.50	0.45
2:8:25:LEU:O	2:8:29:ILE:HG12	2.16	0.45
2:8:100:ALA:HB2	2:8:210:ILE:HD12	1.99	0.45
1:S:26:PRO:HG3	4:S:288:HOH:O	2.16	0.45
1:4:33:PHE:CE2	3:6:480:ILE:HD12	2.51	0.45
1:7:247:TYR:CD1	2:8:237:LYS:HD3	2.52	0.45
1:A:128:LEU:HD11	1:A:158:ILE:HD11	1.99	0.45
1:P:187:GLN:HA	1:P:187:GLN:OE1	2.17	0.45
1:V:88:LEU:HD13	1:V:90:PRO:HD3	1.99	0.45
1:V:240:GLN:HE22	1:7:266:ARG:HE	1.65	0.45
1:4:239:TYR:CZ	1:4:243:ILE:HD11	2.52	0.45
2:2:44:ASP:HB3	2:2:174:MET:HE1	1.97	0.45
1:G:117:LEU:HD22	1:G:152:GLN:OE1	2.17	0.45
1:V:120:TRP:HZ3	1:V:224:THR:HG21	1.81	0.45
1:1:158:ILE:HB	1:1:175:SER:OG	2.15	0.45
1:D:120:TRP:HZ3	1:D:224:THR:HG21	1.81	0.45
1:D:137:PRO:CG	2:E:244:ARG:HG3	2.48	0.45
1:G:129:ARG:NH1	4:G:2403:HOH:O	2.33	0.45
1:S:184:PRO:HG3	2:W:7:ASP:HB2	1.99	0.45
1:Y:34:ASN:ND2	3:0:482:SER:HA	2.32	0.45
1:4:177:TRP:CE3	1:4:190:ALA:HB2	2.52	0.45
1:S:54:PHE:CE1	1:S:101:LEU:HD21	2.53	0.44
2:W:25:LEU:O	2:W:29:ILE:HG12	2.17	0.44
1:D:137:PRO:CG	2:E:244:ARG:HH11	2.30	0.44
2:H:243:LEU:HD23	2:H:243:LEU:HA	1.59	0.44

Continued on next page...

Continued from previous page...

Atom-1	Atom-2	Interatomic distance (Å)	Clash overlap (Å)
1:1:239:TYR:CZ	1:1:243:ILE:HD11	2.52	0.44
1:A:187:GLN:HA	1:A:187:GLN:OE1	2.17	0.44
1:D:109:GLN:HG2	4:D:2877:HOH:O	2.17	0.44
1:D:239:TYR:CZ	1:D:243:ILE:HD11	2.51	0.44
1:M:117:LEU:HD22	1:M:152:GLN:OE1	2.17	0.44
1:S:120:TRP:HZ3	1:S:224:THR:HG21	1.81	0.44
2:T:243:LEU:H	2:T:244:ARG:HA	1.78	0.44
1:V:194:ILE:HD12	1:V:243:ILE:CD1	2.48	0.44
2:5:156:VAL:HG22	2:5:167:TYR:CD2	2.52	0.44
1:7:117:LEU:HD22	1:7:152:GLN:OE1	2.18	0.44
1:D:54:PHE:CE1	1:D:101:LEU:HD11	2.52	0.44
1:J:54:PHE:CE1	1:J:101:LEU:HD11	2.52	0.44
1:P:158:ILE:HB	1:P:175:SER:OG	2.17	0.44
1:S:113:THR:CG2	1:S:118:LYS:HE2	2.46	0.44
1:A:56:GLN:O	1:A:60:ASP:HB2	2.18	0.44
2:E:63:ASP:O	3:F:499:ARG:NH2	2.51	0.44
1:M:88:LEU:HD13	1:M:90:PRO:HD3	1.99	0.44
1:M:113:THR:CG2	1:M:118:LYS:HE2	2.47	0.44
1:S:58:ASN:OD1	1:S:103:LYS:HE3	2.17	0.44
1:A:177:TRP:CE3	1:A:190:ALA:HB2	2.52	0.44
1:J:47:ARG:O	1:J:51:ALA:HB2	2.18	0.44
2:W:244:ARG:NH2	1:7:266:ARG:HH12	2.16	0.44
1:Y:187:GLN:HA	1:Y:187:GLN:OE1	2.17	0.44
2:8:241:ASN:O	2:8:244:ARG:HG3	2.16	0.44
2:H:237:LYS:HE2	2:H:241:ASN:OD1	2.17	0.44
1:Y:158:ILE:HB	1:Y:175:SER:OG	2.16	0.44
3:0:487:LEU:N	3:0:487:LEU:HD22	2.32	0.44
2:2:215:ARG:NH2	4:2:1905:HOH:O	2.50	0.44
2:8:101:ASN:O	2:8:105:ASP:HB2	2.18	0.44
1:J:239:TYR:CZ	1:J:243:ILE:HD11	2.52	0.44
1:M:47:ARG:O	1:M:51:ALA:HB2	2.18	0.44
1:M:78:GLU:HG2	4:M:1076:HOH:O	2.18	0.44
1:P:47:ARG:O	1:P:51:ALA:HB2	2.18	0.44
1:7:78:GLU:HG2	4:7:1449:HOH:O	2.17	0.44
2:E:243:LEU:HD23	2:E:243:LEU:HA	1.83	0.44
1:G:247:TYR:CD1	2:H:237:LYS:HD3	2.52	0.44
2:Q:4:GLN:N	4:Q:2522:HOH:O	2.51	0.44
1:Y:194:ILE:HD12	1:Y:243:ILE:CD1	2.48	0.44
2:Z:156:VAL:HG22	2:Z:167:TYR:CD2	2.53	0.44
2:8:243:LEU:HD23	2:8:243:LEU:HA	1.83	0.44
1:S:33:PHE:CE2	3:U:480:ILE:HD12	2.52	0.43

Continued on next page...

Continued from previous page...

Atom-1	Atom-2	Interatomic distance (Å)	Clash overlap (Å)
1:4:137:PRO:CG	2:5:244:ARG:HH11	2.30	0.43
1:7:120:TRP:HZ3	1:7:224:THR:HG21	1.82	0.43
1:A:88:LEU:HD13	1:A:90:PRO:HD3	2.00	0.43
1:G:120:TRP:HZ3	1:G:224:THR:HG21	1.82	0.43
1:J:177:TRP:CE3	1:J:190:ALA:HB2	2.53	0.43
1:V:194:ILE:HD12	1:V:243:ILE:HD13	2.00	0.43
1:1:177:TRP:CE3	1:1:190:ALA:HB2	2.53	0.43
1:4:120:TRP:HZ3	1:4:224:THR:HG21	1.82	0.43
1:4:158:ILE:HB	1:4:175:SER:OG	2.17	0.43
1:7:54:PHE:CD1	1:7:101:LEU:HD21	2.53	0.43
1:A:137:PRO:CG	2:B:244:ARG:CG	2.97	0.43
1:A:239:TYR:CZ	1:A:243:ILE:HD11	2.52	0.43
2:B:243:LEU:HD23	2:B:243:LEU:HA	1.81	0.43
2:K:156:VAL:HG22	2:K:167:TYR:CD2	2.53	0.43
1:M:158:ILE:HB	1:M:175:SER:OG	2.18	0.43
1:P:177:TRP:CE3	1:P:190:ALA:HB2	2.53	0.43
2:Z:244:ARG:HG2	2:Z:244:ARG:HH11	1.82	0.43
1:G:128:LEU:HD11	1:G:158:ILE:HD11	2.01	0.43
1:G:194:ILE:HD12	1:G:243:ILE:CD1	2.49	0.43
1:J:120:TRP:HZ3	1:J:224:THR:HG21	1.83	0.43
1:1:187:GLN:OE1	1:1:187:GLN:HA	2.18	0.43
1:7:166:LYS:HB2	4:7:1899:HOH:O	2.18	0.43
2:E:156:VAL:HG22	2:E:167:TYR:CD2	2.53	0.43
1:V:101:LEU:HD22	3:X:480:ILE:CD1	2.43	0.43
1:1:120:TRP:HZ3	1:1:224:THR:HG21	1.82	0.43
1:D:194:ILE:HD12	1:D:243:ILE:CD1	2.49	0.43
1:G:35:ASP:OD1	2:H:11:ASP:OD2	2.37	0.43
2:K:134:ILE:HB	2:K:150:SER:HB2	2.00	0.43
1:M:120:TRP:HZ3	1:M:224:THR:HG21	1.82	0.43
1:S:103:LYS:HD3	4:S:2382:HOH:O	2.17	0.43
1:P:137:PRO:HG3	2:Q:244:ARG:HD3	1.99	0.43
2:Q:63:ASP:O	3:R:499:ARG:NH2	2.51	0.43
1:S:158:ILE:HB	1:S:175:SER:OG	2.17	0.43
1:7:177:TRP:CE3	1:7:190:ALA:HB2	2.54	0.43
1:V:247:TYR:CD1	2:W:237:LYS:HD3	2.54	0.43
1:Y:137:PRO:CG	2:Z:244:ARG:HG3	2.48	0.43
1:1:194:ILE:HD12	1:1:243:ILE:CD1	2.49	0.43
1:4:113:THR:CG2	1:4:118:LYS:HE2	2.47	0.43
2:5:134:ILE:HB	2:5:150:SER:HB2	2.00	0.43
2:K:44:ASP:O	4:K:2177:HOH:O	2.22	0.43
1:M:194:ILE:HD12	1:M:243:ILE:CD1	2.49	0.43

Continued on next page...

Continued from previous page...

Atom-1	Atom-2	Interatomic distance (Å)	Clash overlap (Å)
2:Z:63:ASP:O	3:0:499:ARG:NH2	2.52	0.43
1:7:31:GLU:HG3	3:9:483:SER:HA	2.01	0.43
1:A:47:ARG:O	1:A:51:ALA:HB2	2.19	0.43
1:M:20:PHE:CD2	2:N:12:LEU:HD21	2.54	0.43
1:7:128:LEU:HD11	1:7:158:ILE:HD11	2.01	0.43
1:G:113:THR:CG2	1:G:118:LYS:HE2	2.49	0.42
1:Y:19:LYS:HE2	4:Y:2825:HOH:O	2.18	0.42
1:Y:56:GLN:O	1:Y:60:ASP:HB2	2.19	0.42
2:5:63:ASP:O	3:6:499:ARG:NH2	2.52	0.42
3:C:487:LEU:N	3:C:487:LEU:HD22	2.34	0.42
1:D:113:THR:CG2	1:D:118:LYS:HE2	2.48	0.42
1:G:20:PHE:CD2	2:H:12:LEU:HD21	2.54	0.42
1:V:26:PRO:HG3	4:V:1172:HOH:O	2.19	0.42
1:Y:120:TRP:HZ3	1:Y:224:THR:HG21	1.83	0.42
1:4:47:ARG:O	1:4:51:ALA:HB2	2.18	0.42
1:A:120:TRP:HZ3	1:A:224:THR:HG21	1.83	0.42
1:D:158:ILE:HB	1:D:175:SER:OG	2.19	0.42
1:G:158:ILE:HB	1:G:175:SER:OG	2.19	0.42
2:Q:156:VAL:HG22	2:Q:167:TYR:CD2	2.54	0.42
2:8:145:LYS:HD3	4:8:2373:HOH:O	2.20	0.42
1:D:47:ARG:O	1:D:51:ALA:HB2	2.20	0.42
1:J:194:ILE:HD12	1:J:243:ILE:CD1	2.50	0.42
1:M:101:LEU:HD22	3:O:480:ILE:CD1	2.44	0.42
1:G:266:ARG:HE	1:M:240:GLN:HE22	1.65	0.42
1:P:26:PRO:HG3	4:P:353:HOH:O	2.19	0.42
1:S:185:THR:HB	2:W:3:ASP:OD2	2.19	0.42
1:1:47:ARG:O	1:1:51:ALA:HB2	2.18	0.42
3:3:487:LEU:N	3:3:487:LEU:HD22	2.34	0.42
1:G:210:LYS:NZ	2:H:183:GLY:O	2.45	0.42
1:P:120:TRP:HZ3	1:P:224:THR:HG21	1.83	0.42
1:Y:47:ARG:O	1:Y:51:ALA:HB2	2.19	0.42
1:A:183:PRO:O	2:E:3:ASP:N	2.52	0.42
1:A:247:TYR:CD1	2:B:237:LYS:HD3	2.54	0.42
1:P:56:GLN:O	1:P:60:ASP:HB2	2.20	0.42
1:S:47:ARG:O	1:S:51:ALA:HB2	2.19	0.42
3:U:487:LEU:N	3:U:487:LEU:HD22	2.34	0.42
1:V:113:THR:CG2	1:V:118:LYS:HE2	2.48	0.42
1:Y:33:PHE:CE2	3:0:480:ILE:HD12	2.54	0.42
1:4:72:ASP:HB2	1:4:129:ARG:HH22	1.84	0.42
1:7:101:LEU:HD22	3:9:480:ILE:CD1	2.44	0.42
1:A:137:PRO:CG	2:B:244:ARG:HG3	2.49	0.42

Continued on next page...

Continued from previous page...

Atom-1	Atom-2	Interatomic distance (Å)	Clash overlap (Å)
2:B:51:ARG:HD2	4:B:2754:HOH:O	2.19	0.42
1:D:56:GLN:O	1:D:60:ASP:HB2	2.20	0.42
1:D:137:PRO:HG3	2:E:244:ARG:HH11	1.85	0.42
2:N:100:ALA:HB2	2:N:210:ILE:HD12	2.01	0.42
1:P:239:TYR:CZ	1:P:243:ILE:HD11	2.54	0.42
1:S:194:ILE:HD12	1:S:243:ILE:CD1	2.50	0.42
2:2:3:ASP:O	2:2:4:GLN:HB2	2.19	0.42
2:8:17:PRO:HA	2:8:18:PRO:HD2	1.94	0.42
1:D:88:LEU:HD13	1:D:90:PRO:HD3	2.02	0.42
3:O:481:ALA:HB1	3:O:482:SER:CB	2.36	0.42
1:1:31:GLU:CA	3:3:483:SER:HB2	2.43	0.42
1:A:230:LYS:CE	4:A:1902:HOH:O	2.68	0.41
2:B:156:VAL:HG22	2:B:167:TYR:CD2	2.54	0.41
3:I:481:ALA:HB1	3:I:482:SER:CB	2.37	0.41
1:J:72:ASP:HB2	1:J:129:ARG:HH22	1.84	0.41
3:O:487:LEU:HD22	3:O:487:LEU:N	2.35	0.41
2:Q:90:SER:N	4:Q:551:HOH:O	2.18	0.41
2:Q:131:VAL:HA	2:Q:152:HIS:O	2.20	0.41
1:Y:240:GLN:HE22	1:4:266:ARG:HE	1.68	0.41
1:1:56:GLN:O	1:1:60:ASP:HB2	2.20	0.41
1:4:184:PRO:C	1:4:218:VAL:HG12	2.40	0.41
1:M:247:TYR:CD1	2:N:237:LYS:HD3	2.54	0.41
3:R:487:LEU:N	3:R:487:LEU:HD22	2.35	0.41
2:W:243:LEU:HA	2:W:243:LEU:HD23	1.78	0.41
1:Y:72:ASP:HB2	1:Y:129:ARG:HH22	1.85	0.41
1:7:20:PHE:CD2	2:8:12:LEU:HD21	2.55	0.41
1:A:194:ILE:HD12	1:A:243:ILE:CD1	2.50	0.41
2:H:101:ASN:O	2:H:105:ASP:HB2	2.20	0.41
1:S:101:LEU:HD22	3:U:480:ILE:CD1	2.47	0.41
2:Z:134:ILE:HB	2:Z:150:SER:HB2	2.01	0.41
1:7:113:THR:CG2	1:7:118:LYS:HE2	2.49	0.41
3:9:487:LEU:HD22	3:9:487:LEU:N	2.35	0.41
2:B:237:LYS:HA	2:B:237:LYS:HD2	1.96	0.41
1:D:117:LEU:HD13	1:D:117:LEU:HA	1.87	0.41
1:G:247:TYR:CG	2:H:237:LYS:HD3	2.56	0.41
1:M:35:ASP:OD1	2:N:11:ASP:OD2	2.38	0.41
1:S:88:LEU:HD13	1:S:90:PRO:CD	2.51	0.41
1:V:56:GLN:O	1:V:60:ASP:HB2	2.20	0.41
1:V:82:LEU:CG	4:V:2723:HOH:O	2.52	0.41
3:X:487:LEU:N	3:X:487:LEU:HD22	2.35	0.41
1:Y:58:ASN:OD1	1:Y:103:LYS:HE3	2.20	0.41

Continued on next page...

Continued from previous page...

Atom-1	Atom-2	Interatomic distance (Å)	Clash overlap (Å)
2:Z:243:LEU:H	2:Z:244:ARG:HA	1.80	0.41
1:1:33:PHE:CE2	3:3:480:ILE:HD12	2.55	0.41
3:C:481:ALA:HB1	3:C:482:SER:CB	2.37	0.41
1:M:128:LEU:HD11	1:M:158:ILE:HD11	2.03	0.41
1:V:181:ILE:HG22	1:V:183:PRO:HD3	2.02	0.41
1:V:239:TYR:CZ	1:V:243:ILE:HD11	2.56	0.41
2:2:115:GLY:O	4:2:1227:HOH:O	2.22	0.41
1:4:194:ILE:HD12	1:4:243:ILE:CD1	2.50	0.41
3:6:487:LEU:N	3:6:487:LEU:HD22	2.35	0.41
1:D:58:ASN:OD1	1:D:103:LYS:HE3	2.21	0.41
1:D:72:ASP:HB2	1:D:129:ARG:HH22	1.85	0.41
1:D:184:PRO:C	1:D:218:VAL:HG12	2.41	0.41
3:F:487:LEU:N	3:F:487:LEU:HD22	2.36	0.41
2:K:9:ALA:HB1	2:K:39:LEU:HD21	2.03	0.41
1:P:181:ILE:HG22	1:P:183:PRO:HD3	2.02	0.41
1:S:72:ASP:HB2	1:S:129:ARG:HH22	1.85	0.41
1:1:237:ASN:HB2	4:1:2793:HOH:O	2.19	0.41
1:J:56:GLN:O	1:J:60:ASP:HB2	2.21	0.41
3:O:493:ARG:HB3	3:O:494:PRO:HD2	2.01	0.41
1:P:194:ILE:HD12	1:P:243:ILE:CD1	2.51	0.41
1:Y:31:GLU:CA	3:0:483:SER:HB2	2.42	0.41
2:H:53:LYS:HD2	4:H:2202:HOH:O	2.21	0.41
2:H:100:ALA:HB2	2:H:210:ILE:HD12	2.01	0.41
1:J:117:LEU:HD13	1:J:117:LEU:HA	1.87	0.41
1:J:184:PRO:C	1:J:218:VAL:HG12	2.41	0.41
3:L:481:ALA:HB1	3:L:482:SER:CB	2.37	0.41
1:V:20:PHE:CD2	2:W:12:LEU:HD21	2.56	0.41
1:A:261:GLN:HG2	2:B:225:ARG:CZ	2.51	0.41
2:B:61:LEU:HD22	2:B:71:TYR:CG	2.55	0.41
1:G:47:ARG:O	1:G:51:ALA:HB2	2.21	0.41
1:G:72:ASP:HB2	1:G:129:ARG:HH22	1.85	0.41
2:K:237:LYS:HA	2:K:237:LYS:HD2	1.97	0.41
1:M:54:PHE:CD1	1:M:101:LEU:HD21	2.56	0.41
2:N:122:TRP:CE2	2:N:129:ALA:HB3	2.56	0.41
2:Q:134:ILE:HB	2:Q:150:SER:HB2	2.02	0.41
3:R:481:ALA:HB1	3:R:482:SER:CB	2.37	0.41
1:S:184:PRO:C	1:S:218:VAL:HG12	2.41	0.41
2:T:63:ASP:O	3:U:499:ARG:NH2	2.54	0.41
1:V:54:PHE:CD1	1:V:101:LEU:HD21	2.56	0.41
1:V:87:PHE:CA	4:V:2723:HOH:O	2.34	0.41
1:V:128:LEU:HD11	1:V:158:ILE:HD11	2.03	0.41

Continued on next page...

Continued from previous page...

Atom-1	Atom-2	Interatomic distance (Å)	Clash overlap (Å)
1:V:177:TRP:CE3	1:V:190:ALA:HB2	2.56	0.41
2:Z:135:LYS:NZ	4:Z:282:HOH:O	2.54	0.41
2:2:122:TRP:CD1	3:3:496:MET:HG3	2.56	0.41
2:2:156:VAL:HG22	2:2:167:TYR:CD2	2.56	0.41
1:4:17:ALA:HB1	1:4:36:VAL:CG1	2.51	0.41
1:4:88:LEU:HD13	1:4:90:PRO:CD	2.51	0.41
1:4:91:ARG:O	1:4:93:LYS:CE	2.69	0.41
2:5:100:ALA:HB2	2:5:210:ILE:HD12	2.03	0.41
1:7:47:ARG:O	1:7:51:ALA:HB2	2.20	0.41
1:A:181:ILE:HG22	1:A:183:PRO:HD3	2.03	0.41
3:I:499:ARG:NH1	4:I:1933:HOH:O	2.54	0.41
1:J:242:ALA:HB1	2:K:184:SER:HB2	2.03	0.41
1:P:261:GLN:HG2	2:Q:225:ARG:CZ	2.51	0.41
2:W:93:LEU:HD12	2:W:93:LEU:HA	1.95	0.41
1:Y:177:TRP:CE3	1:Y:190:ALA:HB2	2.56	0.41
2:5:244:ARG:HG3	2:5:244:ARG:HH11	1.86	0.41
1:J:158:ILE:HB	1:J:175:SER:OG	2.21	0.40
2:N:101:ASN:O	2:N:105:ASP:HB2	2.21	0.40
2:Q:100:ALA:HB2	2:Q:210:ILE:HD12	2.03	0.40
1:4:58:ASN:OD1	1:4:103:LYS:HE3	2.21	0.40
1:4:102:ARG:HB2	4:4:2273:HOH:O	2.21	0.40
1:A:39:LEU:HD22	2:B:32:VAL:HG21	2.03	0.40
1:A:146:LYS:NZ	4:A:800:HOH:O	2.54	0.40
2:K:100:ALA:HB2	2:K:210:ILE:HD12	2.03	0.40
1:Y:137:PRO:HD3	2:Z:244:ARG:CD	2.51	0.40
2:2:71:TYR:O	4:2:2304:HOH:O	2.22	0.40
2:5:17:PRO:HA	2:5:18:PRO:HD2	1.96	0.40
1:7:72:ASP:HB2	1:7:129:ARG:HH22	1.86	0.40
1:A:72:ASP:HB2	1:A:129:ARG:HH22	1.85	0.40
1:J:94:ILE:HD12	4:J:1634:HOH:O	2.21	0.40
1:M:56:GLN:O	1:M:60:ASP:HB2	2.21	0.40
1:M:72:ASP:HB2	1:M:129:ARG:HH22	1.85	0.40
1:M:181:ILE:HG22	1:M:183:PRO:HD3	2.03	0.40
1:P:136:TYR:HA	1:P:137:PRO:HD3	1.97	0.40
1:P:247:TYR:CD1	2:Q:237:LYS:HD3	2.56	0.40
2:5:96:LEU:HD13	4:5:2369:HOH:O	2.21	0.40
3:L:487:LEU:HD22	3:L:487:LEU:N	2.37	0.40
2:W:244:ARG:NH1	2:W:244:ARG:CG	2.82	0.40
1:1:39:LEU:HD22	2:2:32:VAL:HG21	2.03	0.40
1:1:72:ASP:HB2	1:1:129:ARG:HH22	1.86	0.40
2:8:9:ALA:HB1	2:8:39:LEU:HD21	2.02	0.40

Continued on next page...

Continued from previous page...

Atom-1	Atom-2	Interatomic distance (Å)	Clash overlap (Å)
2:B:100:ALA:HB2	2:B:210:ILE:HD12	2.03	0.40
2:H:9:ALA:HB1	2:H:39:LEU:HD21	2.03	0.40
2:N:242:GLY:C	2:N:244:ARG:HG2	2.42	0.40
2:W:145:LYS:NZ	4:W:2883:HOH:O	2.43	0.40
1:Y:194:ILE:HD12	1:Y:243:ILE:HD13	2.03	0.40
2:Z:2:SER:HA	2:Z:3:ASP:HA	1.50	0.40
1:1:26:PRO:HG3	4:1:349:HOH:O	2.21	0.40
1:4:31:GLU:CA	3:6:483:SER:HB2	2.42	0.40
1:4:56:GLN:O	1:4:60:ASP:HB2	2.21	0.40
1:7:88:LEU:HD13	1:7:90:PRO:HD3	2.04	0.40
1:7:158:ILE:HB	1:7:175:SER:OG	2.21	0.40

There are no symmetry-related clashes.

5.3 Torsion angles [i](#)

5.3.1 Protein backbone [i](#)

In the following table, the Percentiles column shows the percent Ramachandran outliers of the chain as a percentile score with respect to all X-ray entries followed by that with respect to entries of similar resolution.

The Analysed column shows the number of residues for which the backbone conformation was analysed, and the total number of residues.

Mol	Chain	Analysed	Favoured	Allowed	Outliers	Percentiles
1	1	267/286 (93%)	257 (96%)	9 (3%)	1 (0%)	34 30
1	4	267/286 (93%)	259 (97%)	7 (3%)	1 (0%)	34 30
1	7	267/286 (93%)	258 (97%)	8 (3%)	1 (0%)	34 30
1	A	267/286 (93%)	257 (96%)	9 (3%)	1 (0%)	34 30
1	D	267/286 (93%)	258 (97%)	8 (3%)	1 (0%)	34 30
1	G	267/286 (93%)	257 (96%)	9 (3%)	1 (0%)	34 30
1	J	267/286 (93%)	258 (97%)	8 (3%)	1 (0%)	34 30
1	M	267/286 (93%)	258 (97%)	8 (3%)	1 (0%)	34 30
1	P	267/286 (93%)	257 (96%)	9 (3%)	1 (0%)	34 30
1	S	267/286 (93%)	258 (97%)	8 (3%)	1 (0%)	34 30
1	V	267/286 (93%)	258 (97%)	8 (3%)	1 (0%)	34 30

Continued on next page...

Continued from previous page...

Mol	Chain	Analysed	Favoured	Allowed	Outliers	Percentiles	
1	Y	267/286 (93%)	257 (96%)	9 (3%)	1 (0%)	34	30
2	2	234/277 (84%)	227 (97%)	4 (2%)	3 (1%)	12	6
2	5	233/277 (84%)	227 (97%)	4 (2%)	2 (1%)	17	11
2	8	235/277 (85%)	228 (97%)	5 (2%)	2 (1%)	17	11
2	B	234/277 (84%)	225 (96%)	6 (3%)	3 (1%)	12	6
2	E	234/277 (84%)	228 (97%)	4 (2%)	2 (1%)	17	11
2	H	235/277 (85%)	230 (98%)	3 (1%)	2 (1%)	17	11
2	K	234/277 (84%)	228 (97%)	4 (2%)	2 (1%)	17	11
2	N	235/277 (85%)	230 (98%)	3 (1%)	2 (1%)	17	11
2	Q	234/277 (84%)	227 (97%)	4 (2%)	3 (1%)	12	6
2	T	233/277 (84%)	228 (98%)	3 (1%)	2 (1%)	17	11
2	W	235/277 (85%)	229 (97%)	4 (2%)	2 (1%)	17	11
2	Z	235/277 (85%)	228 (97%)	4 (2%)	3 (1%)	12	6
3	0	27/29 (93%)	26 (96%)	1 (4%)	0	100	100
3	3	27/29 (93%)	26 (96%)	1 (4%)	0	100	100
3	6	27/29 (93%)	26 (96%)	1 (4%)	0	100	100
3	9	27/29 (93%)	26 (96%)	1 (4%)	0	100	100
3	C	27/29 (93%)	26 (96%)	1 (4%)	0	100	100
3	F	27/29 (93%)	26 (96%)	1 (4%)	0	100	100
3	I	27/29 (93%)	26 (96%)	1 (4%)	0	100	100
3	L	27/29 (93%)	26 (96%)	1 (4%)	0	100	100
3	O	27/29 (93%)	26 (96%)	1 (4%)	0	100	100
3	R	27/29 (93%)	26 (96%)	1 (4%)	0	100	100
3	U	27/29 (93%)	26 (96%)	1 (4%)	0	100	100
3	X	27/29 (93%)	26 (96%)	1 (4%)	0	100	100
All	All	6339/7104 (89%)	6139 (97%)	160 (2%)	40 (1%)	25	19

All (40) Ramachandran outliers are listed below:

Mol	Chain	Res	Type
2	B	184	SER
2	E	184	SER
2	H	184	SER

Continued on next page...

Continued from previous page...

Mol	Chain	Res	Type
2	K	184	SER
2	N	184	SER
2	Q	4	GLN
2	Q	184	SER
2	T	184	SER
2	W	184	SER
2	Z	4	GLN
2	Z	184	SER
2	2	4	GLN
2	2	184	SER
2	5	184	SER
2	8	184	SER
2	B	4	GLN
2	B	183	GLY
2	E	183	GLY
2	H	183	GLY
2	K	183	GLY
2	N	183	GLY
2	Q	183	GLY
2	T	183	GLY
2	W	183	GLY
2	Z	183	GLY
2	2	183	GLY
2	5	183	GLY
2	8	183	GLY
1	A	72	ASP
1	D	72	ASP
1	J	72	ASP
1	P	72	ASP
1	S	72	ASP
1	Y	72	ASP
1	1	72	ASP
1	4	72	ASP
1	G	72	ASP
1	M	72	ASP
1	V	72	ASP
1	7	72	ASP

5.3.2 Protein sidechains [i](#)

In the following table, the Percentiles column shows the percent sidechain outliers of the chain as a percentile score with respect to all X-ray entries followed by that with respect to entries of similar

resolution.

The Analysed column shows the number of residues for which the sidechain conformation was analysed, and the total number of residues.

Mol	Chain	Analysed	Rotameric	Outliers	Percentiles	
1	1	238/252 (94%)	228 (96%)	10 (4%)	30	27
1	4	238/252 (94%)	229 (96%)	9 (4%)	33	31
1	7	238/252 (94%)	228 (96%)	10 (4%)	30	27
1	A	238/252 (94%)	228 (96%)	10 (4%)	30	27
1	D	238/252 (94%)	228 (96%)	10 (4%)	30	27
1	G	238/252 (94%)	228 (96%)	10 (4%)	30	27
1	J	238/252 (94%)	229 (96%)	9 (4%)	33	31
1	M	238/252 (94%)	228 (96%)	10 (4%)	30	27
1	P	238/252 (94%)	229 (96%)	9 (4%)	33	31
1	S	238/252 (94%)	229 (96%)	9 (4%)	33	31
1	V	238/252 (94%)	229 (96%)	9 (4%)	33	31
1	Y	238/252 (94%)	228 (96%)	10 (4%)	30	27
2	2	210/248 (85%)	203 (97%)	7 (3%)	38	37
2	5	209/248 (84%)	205 (98%)	4 (2%)	57	61
2	8	211/248 (85%)	202 (96%)	9 (4%)	29	26
2	B	210/248 (85%)	205 (98%)	5 (2%)	49	51
2	E	210/248 (85%)	206 (98%)	4 (2%)	57	61
2	H	211/248 (85%)	205 (97%)	6 (3%)	43	44
2	K	210/248 (85%)	203 (97%)	7 (3%)	38	37
2	N	211/248 (85%)	205 (97%)	6 (3%)	43	44
2	Q	210/248 (85%)	203 (97%)	7 (3%)	38	37
2	T	209/248 (84%)	204 (98%)	5 (2%)	49	51
2	W	211/248 (85%)	205 (97%)	6 (3%)	43	44
2	Z	211/248 (85%)	204 (97%)	7 (3%)	38	37
3	0	25/25 (100%)	22 (88%)	3 (12%)	5	2
3	3	25/25 (100%)	22 (88%)	3 (12%)	5	2
3	6	25/25 (100%)	22 (88%)	3 (12%)	5	2
3	9	25/25 (100%)	22 (88%)	3 (12%)	5	2
3	C	25/25 (100%)	22 (88%)	3 (12%)	5	2

Continued on next page...

Continued from previous page...

Mol	Chain	Analysed	Rotameric	Outliers	Percentiles	
3	F	25/25 (100%)	22 (88%)	3 (12%)	5	2
3	I	25/25 (100%)	22 (88%)	3 (12%)	5	2
3	L	25/25 (100%)	22 (88%)	3 (12%)	5	2
3	O	25/25 (100%)	22 (88%)	3 (12%)	5	2
3	R	25/25 (100%)	22 (88%)	3 (12%)	5	2
3	U	25/25 (100%)	22 (88%)	3 (12%)	5	2
3	X	25/25 (100%)	22 (88%)	3 (12%)	5	2
All	All	5679/6300 (90%)	5455 (96%)	224 (4%)	32	30

All (224) residues with a non-rotameric sidechain are listed below:

Mol	Chain	Res	Type
1	A	48	GLU
1	A	93	LYS
1	A	94	ILE
1	A	101	LEU
1	A	102	ARG
1	A	111	GLU
1	A	113	THR
1	A	117	LEU
1	A	216	VAL
1	A	230	LYS
2	B	83	LEU
2	B	84	GLU
2	B	105	ASP
2	B	178	GLN
2	B	197	MET
3	C	475	VAL
3	C	492	ASN
3	C	500	ARG
1	D	48	GLU
1	D	93	LYS
1	D	94	ILE
1	D	101	LEU
1	D	102	ARG
1	D	111	GLU
1	D	113	THR
1	D	117	LEU
1	D	216	VAL
1	D	230	LYS

Continued on next page...

Continued from previous page...

Mol	Chain	Res	Type
2	E	83	LEU
2	E	105	ASP
2	E	178	GLN
2	E	197	MET
3	F	475	VAL
3	F	492	ASN
3	F	500	ARG
1	G	48	GLU
1	G	93	LYS
1	G	94	ILE
1	G	101	LEU
1	G	102	ARG
1	G	111	GLU
1	G	113	THR
1	G	117	LEU
1	G	216	VAL
1	G	230	LYS
2	H	2	SER
2	H	19	GLN
2	H	83	LEU
2	H	148	TRP
2	H	178	GLN
2	H	197	MET
3	I	475	VAL
3	I	492	ASN
3	I	500	ARG
1	J	48	GLU
1	J	93	LYS
1	J	94	ILE
1	J	101	LEU
1	J	102	ARG
1	J	111	GLU
1	J	113	THR
1	J	117	LEU
1	J	230	LYS
2	K	83	LEU
2	K	84	GLU
2	K	105	ASP
2	K	148	TRP
2	K	178	GLN
2	K	197	MET
2	K	244	ARG

Continued on next page...

Continued from previous page...

Mol	Chain	Res	Type
3	L	475	VAL
3	L	492	ASN
3	L	500	ARG
1	M	48	GLU
1	M	93	LYS
1	M	94	ILE
1	M	102	ARG
1	M	111	GLU
1	M	113	THR
1	M	117	LEU
1	M	129	ARG
1	M	216	VAL
1	M	230	LYS
2	N	3	ASP
2	N	19	GLN
2	N	83	LEU
2	N	148	TRP
2	N	178	GLN
2	N	197	MET
3	O	475	VAL
3	O	492	ASN
3	O	500	ARG
1	P	48	GLU
1	P	93	LYS
1	P	94	ILE
1	P	102	ARG
1	P	111	GLU
1	P	113	THR
1	P	117	LEU
1	P	216	VAL
1	P	230	LYS
2	Q	3	ASP
2	Q	83	LEU
2	Q	84	GLU
2	Q	105	ASP
2	Q	148	TRP
2	Q	178	GLN
2	Q	197	MET
3	R	475	VAL
3	R	492	ASN
3	R	500	ARG
1	S	48	GLU

Continued on next page...

Continued from previous page...

Mol	Chain	Res	Type
1	S	93	LYS
1	S	94	ILE
1	S	102	ARG
1	S	111	GLU
1	S	113	THR
1	S	117	LEU
1	S	216	VAL
1	S	230	LYS
2	T	83	LEU
2	T	105	ASP
2	T	148	TRP
2	T	178	GLN
2	T	197	MET
3	U	475	VAL
3	U	492	ASN
3	U	500	ARG
1	V	48	GLU
1	V	93	LYS
1	V	94	ILE
1	V	102	ARG
1	V	111	GLU
1	V	113	THR
1	V	117	LEU
1	V	216	VAL
1	V	230	LYS
2	W	19	GLN
2	W	83	LEU
2	W	84	GLU
2	W	148	TRP
2	W	178	GLN
2	W	197	MET
3	X	475	VAL
3	X	492	ASN
3	X	500	ARG
1	Y	48	GLU
1	Y	93	LYS
1	Y	94	ILE
1	Y	101	LEU
1	Y	102	ARG
1	Y	111	GLU
1	Y	113	THR
1	Y	117	LEU

Continued on next page...

Continued from previous page...

Mol	Chain	Res	Type
1	Y	216	VAL
1	Y	230	LYS
2	Z	3	ASP
2	Z	83	LEU
2	Z	84	GLU
2	Z	105	ASP
2	Z	148	TRP
2	Z	178	GLN
2	Z	197	MET
3	0	475	VAL
3	0	492	ASN
3	0	500	ARG
1	1	48	GLU
1	1	93	LYS
1	1	94	ILE
1	1	101	LEU
1	1	102	ARG
1	1	111	GLU
1	1	113	THR
1	1	117	LEU
1	1	216	VAL
1	1	230	LYS
2	2	3	ASP
2	2	83	LEU
2	2	84	GLU
2	2	105	ASP
2	2	148	TRP
2	2	178	GLN
2	2	197	MET
3	3	475	VAL
3	3	492	ASN
3	3	500	ARG
1	4	48	GLU
1	4	93	LYS
1	4	94	ILE
1	4	102	ARG
1	4	111	GLU
1	4	113	THR
1	4	117	LEU
1	4	216	VAL
1	4	230	LYS
2	5	83	LEU

Continued on next page...

Continued from previous page...

Mol	Chain	Res	Type
2	5	148	TRP
2	5	178	GLN
2	5	197	MET
3	6	475	VAL
3	6	492	ASN
3	6	500	ARG
1	7	48	GLU
1	7	93	LYS
1	7	94	ILE
1	7	102	ARG
1	7	111	GLU
1	7	113	THR
1	7	117	LEU
1	7	129	ARG
1	7	216	VAL
1	7	230	LYS
2	8	2	SER
2	8	3	ASP
2	8	19	GLN
2	8	83	LEU
2	8	84	GLU
2	8	148	TRP
2	8	178	GLN
2	8	197	MET
2	8	244	ARG
3	9	475	VAL
3	9	492	ASN
3	9	500	ARG

Sometimes sidechains can be flipped to improve hydrogen bonding and reduce clashes. All (175) such sidechains are listed below:

Mol	Chain	Res	Type
1	A	34	ASN
1	A	44	ASN
1	A	73	GLN
1	A	100	HIS
1	A	109	GLN
1	A	151	GLN
1	A	164	GLN
1	A	213	GLN
1	A	248	GLN
2	B	4	GLN

Continued on next page...

Continued from previous page...

Mol	Chain	Res	Type
2	B	19	GLN
2	B	45	GLN
2	B	157	GLN
2	B	229	ASN
1	D	34	ASN
1	D	44	ASN
1	D	73	GLN
1	D	100	HIS
1	D	109	GLN
1	D	151	GLN
1	D	164	GLN
1	D	213	GLN
1	D	248	GLN
2	E	4	GLN
2	E	19	GLN
2	E	45	GLN
2	E	157	GLN
2	E	229	ASN
1	G	34	ASN
1	G	44	ASN
1	G	73	GLN
1	G	100	HIS
1	G	109	GLN
1	G	151	GLN
1	G	164	GLN
1	G	213	GLN
1	G	240	GLN
1	G	248	GLN
2	H	4	GLN
2	H	19	GLN
2	H	45	GLN
2	H	157	GLN
2	H	229	ASN
1	J	34	ASN
1	J	44	ASN
1	J	73	GLN
1	J	100	HIS
1	J	109	GLN
1	J	151	GLN
1	J	164	GLN
1	J	213	GLN
1	J	240	GLN

Continued on next page...

Continued from previous page...

Mol	Chain	Res	Type
1	J	248	GLN
2	K	4	GLN
2	K	19	GLN
2	K	45	GLN
2	K	157	GLN
2	K	229	ASN
1	M	44	ASN
1	M	73	GLN
1	M	100	HIS
1	M	109	GLN
1	M	151	GLN
1	M	164	GLN
1	M	213	GLN
1	M	240	GLN
1	M	248	GLN
2	N	4	GLN
2	N	19	GLN
2	N	45	GLN
2	N	126	HIS
2	N	157	GLN
2	N	229	ASN
1	P	34	ASN
1	P	44	ASN
1	P	73	GLN
1	P	100	HIS
1	P	109	GLN
1	P	151	GLN
1	P	164	GLN
1	P	213	GLN
1	P	240	GLN
1	P	248	GLN
2	Q	4	GLN
2	Q	19	GLN
2	Q	45	GLN
2	Q	157	GLN
2	Q	229	ASN
1	S	34	ASN
1	S	44	ASN
1	S	73	GLN
1	S	100	HIS
1	S	109	GLN
1	S	151	GLN

Continued on next page...

Continued from previous page...

Mol	Chain	Res	Type
1	S	164	GLN
1	S	213	GLN
1	S	240	GLN
1	S	248	GLN
2	T	4	GLN
2	T	19	GLN
2	T	45	GLN
2	T	157	GLN
2	T	229	ASN
1	V	44	ASN
1	V	73	GLN
1	V	100	HIS
1	V	109	GLN
1	V	151	GLN
1	V	164	GLN
1	V	213	GLN
1	V	240	GLN
1	V	248	GLN
2	W	4	GLN
2	W	19	GLN
2	W	45	GLN
2	W	126	HIS
2	W	157	GLN
2	W	229	ASN
1	Y	34	ASN
1	Y	44	ASN
1	Y	73	GLN
1	Y	100	HIS
1	Y	109	GLN
1	Y	151	GLN
1	Y	164	GLN
1	Y	213	GLN
1	Y	240	GLN
1	Y	248	GLN
2	Z	4	GLN
2	Z	19	GLN
2	Z	45	GLN
2	Z	157	GLN
2	Z	229	ASN
1	1	34	ASN
1	1	44	ASN
1	1	73	GLN

Continued on next page...

Continued from previous page...

Mol	Chain	Res	Type
1	1	100	HIS
1	1	109	GLN
1	1	151	GLN
1	1	164	GLN
1	1	213	GLN
1	1	248	GLN
2	2	4	GLN
2	2	19	GLN
2	2	45	GLN
2	2	157	GLN
2	2	229	ASN
1	4	34	ASN
1	4	44	ASN
1	4	73	GLN
1	4	100	HIS
1	4	109	GLN
1	4	151	GLN
1	4	164	GLN
1	4	213	GLN
1	4	248	GLN
2	5	4	GLN
2	5	19	GLN
2	5	45	GLN
2	5	157	GLN
2	5	229	ASN
1	7	44	ASN
1	7	73	GLN
1	7	100	HIS
1	7	109	GLN
1	7	151	GLN
1	7	164	GLN
1	7	213	GLN
1	7	240	GLN
1	7	248	GLN
2	8	4	GLN
2	8	19	GLN
2	8	45	GLN
2	8	157	GLN
2	8	229	ASN

5.3.3 RNA [i](#)

There are no RNA molecules in this entry.

5.4 Non-standard residues in protein, DNA, RNA chains [i](#)

There are no non-standard protein/DNA/RNA residues in this entry.

5.5 Carbohydrates [i](#)

There are no monosaccharides in this entry.

5.6 Ligand geometry [i](#)

There are no ligands in this entry.

5.7 Other polymers [i](#)

There are no such residues in this entry.

5.8 Polymer linkage issues [i](#)

There are no chain breaks in this entry.

6 Fit of model and data [i](#)

6.1 Protein, DNA and RNA chains [i](#)

In the following table, the column labelled ‘#RSRZ> 2’ contains the number (and percentage) of RSRZ outliers, followed by percent RSRZ outliers for the chain as percentile scores relative to all X-ray entries and entries of similar resolution. The OWAB column contains the minimum, median, 95th percentile and maximum values of the occupancy-weighted average B-factor per residue. The column labelled ‘Q< 0.9’ lists the number of (and percentage) of residues with an average occupancy less than 0.9.

Mol	Chain	Analysed	<RSRZ>	#RSRZ>2	OWAB(Å ²)	Q<0.9
1	1	269/286 (94%)	0.39	15 (5%) 24 23	23, 48, 94, 120	0
1	4	269/286 (94%)	0.30	12 (4%) 33 32	28, 47, 89, 116	0
1	7	269/286 (94%)	0.25	7 (2%) 56 54	20, 40, 88, 116	0
1	A	269/286 (94%)	0.36	18 (6%) 17 17	20, 48, 94, 119	0
1	D	269/286 (94%)	0.27	12 (4%) 33 32	23, 44, 89, 116	0
1	G	269/286 (94%)	0.32	12 (4%) 33 32	22, 42, 88, 116	0
1	J	269/286 (94%)	0.24	12 (4%) 33 32	24, 44, 87, 115	0
1	M	269/286 (94%)	0.28	11 (4%) 37 36	22, 42, 88, 116	0
1	P	269/286 (94%)	0.37	22 (8%) 11 11	22, 47, 92, 118	0
1	S	269/286 (94%)	0.30	13 (4%) 30 29	27, 46, 89, 116	0
1	V	269/286 (94%)	0.27	7 (2%) 56 54	19, 40, 87, 116	0
1	Y	269/286 (94%)	0.37	17 (6%) 20 19	26, 49, 91, 118	0
2	2	238/277 (85%)	0.28	10 (4%) 36 35	25, 46, 77, 117	0
2	5	237/277 (85%)	0.06	3 (1%) 77 76	28, 42, 69, 114	0
2	8	239/277 (86%)	0.10	5 (2%) 63 62	21, 34, 68, 116	0
2	B	238/277 (85%)	0.21	7 (2%) 51 50	24, 42, 74, 116	0
2	E	238/277 (85%)	0.08	4 (1%) 70 68	26, 40, 70, 113	0
2	H	239/277 (86%)	0.11	4 (1%) 70 68	23, 36, 69, 116	0
2	K	238/277 (85%)	0.05	2 (0%) 86 85	24, 39, 71, 113	0
2	N	239/277 (86%)	0.15	4 (1%) 70 68	23, 36, 68, 116	0
2	Q	238/277 (85%)	0.24	9 (3%) 40 39	23, 44, 74, 117	0
2	T	237/277 (85%)	0.08	4 (1%) 70 68	29, 42, 68, 113	0
2	W	239/277 (86%)	0.10	2 (0%) 86 85	20, 34, 67, 116	0
2	Z	239/277 (86%)	0.31	9 (3%) 40 39	26, 47, 75, 148	0

Continued on next page...

Continued from previous page...

Mol	Chain	Analysed	<RSRZ>	#RSRZ>2			OWAB(Å ²)	Q<0.9
3	0	29/29 (100%)	1.20	4 (13%)	2	2	44, 72, 107, 129	0
3	3	29/29 (100%)	1.26	7 (24%)	0	0	42, 71, 107, 129	0
3	6	29/29 (100%)	1.16	5 (17%)	1	1	40, 67, 107, 129	0
3	9	29/29 (100%)	1.00	5 (17%)	1	1	35, 66, 104, 127	0
3	C	29/29 (100%)	1.01	6 (20%)	1	0	39, 68, 106, 128	0
3	F	29/29 (100%)	0.96	4 (13%)	2	2	40, 69, 106, 129	0
3	I	29/29 (100%)	1.23	6 (20%)	1	0	38, 68, 107, 127	0
3	L	29/29 (100%)	0.96	3 (10%)	6	6	38, 66, 106, 128	0
3	O	29/29 (100%)	1.27	5 (17%)	1	1	39, 66, 106, 128	0
3	R	29/29 (100%)	1.32	2 (6%)	16	16	38, 70, 106, 129	0
3	U	29/29 (100%)	1.04	3 (10%)	6	6	39, 68, 107, 128	0
3	X	29/29 (100%)	1.21	3 (10%)	6	6	35, 66, 104, 128	0
All	All	6435/7104 (90%)	0.28	274 (4%)	35	34	19, 44, 89, 148	0

All (274) RSRZ outliers are listed below:

Mol	Chain	Res	Type	RSRZ
1	1	148	ILE	8.0
1	1	150	GLY	7.2
3	O	475	VAL	7.1
3	I	475	VAL	7.0
3	0	483	SER	6.6
3	X	475	VAL	6.6
2	Z	3	ASP	6.2
3	6	475	VAL	6.0
3	X	483	SER	5.8
1	V	116	ALA	5.7
1	Y	148	ILE	5.5
1	P	148	ILE	5.5
1	A	150	GLY	5.4
1	A	148	ILE	5.3
1	G	148	ILE	5.1
2	W	244	ARG	5.1
3	U	475	VAL	5.0
3	R	475	VAL	4.8
3	L	475	VAL	4.8
3	9	475	VAL	4.8
1	P	85	GLY	4.4

Continued on next page...

Continued from previous page...

Mol	Chain	Res	Type	RSRZ
1	M	116	ALA	4.4
2	Q	182	THR	4.4
2	B	244	ARG	4.4
2	N	244	ARG	4.4
3	R	483	SER	4.4
1	M	148	ILE	4.3
2	E	182	THR	4.3
1	P	181	ILE	4.2
3	3	483	SER	4.2
3	L	483	SER	4.1
1	7	116	ALA	4.1
2	Z	244	ARG	4.1
2	H	244	ARG	4.0
2	5	182	THR	4.0
3	C	483	SER	4.0
2	2	182	THR	3.9
2	2	244	ARG	3.9
1	G	113	THR	3.9
3	U	483	SER	3.9
2	Q	244	ARG	3.9
3	6	483	SER	3.9
1	Y	150	GLY	3.9
2	T	244	ARG	3.8
3	F	475	VAL	3.8
3	O	483	SER	3.8
2	B	182	THR	3.8
1	Y	181	ILE	3.8
1	A	181	ILE	3.8
1	P	150	GLY	3.8
1	4	224	THR	3.7
1	M	117	LEU	3.7
1	A	120	TRP	3.7
2	8	182	THR	3.7
1	Y	218	VAL	3.7
1	7	148	ILE	3.7
1	M	113	THR	3.6
1	P	120	TRP	3.6
2	K	182	THR	3.6
3	9	483	SER	3.6
1	D	185	THR	3.6
1	A	222	VAL	3.5
1	S	224	THR	3.5

Continued on next page...

Continued from previous page...

Mol	Chain	Res	Type	RSRZ
3	I	483	SER	3.5
2	H	182	THR	3.5
1	7	113	THR	3.5
1	D	150	GLY	3.4
2	E	244	ARG	3.4
2	8	244	ARG	3.4
1	A	218	VAL	3.4
2	W	182	THR	3.4
2	2	93	LEU	3.4
1	1	149	ASP	3.4
2	Z	182	THR	3.4
3	I	503	GLY	3.3
2	2	183	GLY	3.3
3	3	495	LYS	3.3
1	S	150	GLY	3.3
1	V	113	THR	3.3
1	1	183	PRO	3.3
1	4	150	GLY	3.3
3	C	481	ALA	3.3
2	K	244	ARG	3.3
3	X	503	GLY	3.2
1	A	94	ILE	3.2
1	4	84	ASN	3.2
1	A	149	ASP	3.2
2	T	182	THR	3.2
2	Z	243	LEU	3.2
3	0	475	VAL	3.2
1	P	218	VAL	3.2
2	B	93	LEU	3.1
3	F	483	SER	3.1
1	1	181	ILE	3.1
1	J	224	THR	3.1
2	2	92	ARG	3.1
1	G	96	PHE	3.1
2	B	183	GLY	3.1
1	4	181	ILE	3.0
1	S	84	ASN	3.0
3	3	475	VAL	3.0
1	Y	94	ILE	3.0
2	N	2	SER	3.0
1	A	70	TYR	3.0
1	P	149	ASP	3.0

Continued on next page...

Continued from previous page...

Mol	Chain	Res	Type	RSRZ
1	4	148	ILE	3.0
2	Z	55	VAL	3.0
1	P	113	THR	2.9
1	1	113	THR	2.9
1	4	185	THR	2.9
1	Y	119	GLN	2.9
1	J	150	GLY	2.9
3	O	503	GLY	2.9
1	Y	120	TRP	2.9
2	Q	93	LEU	2.9
1	J	84	ASN	2.8
2	B	168	LYS	2.8
2	8	84	GLU	2.8
1	J	148	ILE	2.8
1	S	54	PHE	2.8
2	5	244	ARG	2.8
1	S	185	THR	2.8
1	Y	54	PHE	2.8
1	G	150	GLY	2.8
1	D	54	PHE	2.8
2	N	182	THR	2.8
2	E	183	GLY	2.8
2	8	2	SER	2.8
1	D	224	THR	2.7
1	G	117	LEU	2.7
1	P	183	PRO	2.7
1	1	120	TRP	2.7
1	A	228	PHE	2.7
2	2	84	GLU	2.7
1	Y	70	TYR	2.7
2	T	56	GLY	2.7
2	2	163	ARG	2.7
1	7	117	LEU	2.7
2	Z	93	LEU	2.7
1	A	85	GLY	2.7
2	N	183	GLY	2.7
1	4	183	PRO	2.7
3	I	484	GLU	2.7
1	S	147	SER	2.7
1	G	222	VAL	2.7
3	3	503	GLY	2.7
1	V	117	LEU	2.7

Continued on next page...

Continued from previous page...

Mol	Chain	Res	Type	RSRZ
1	M	94	ILE	2.6
2	2	3	ASP	2.6
1	1	94	ILE	2.6
1	Y	149	ASP	2.6
3	I	479	ASP	2.6
2	Z	84	GLU	2.6
1	A	113	THR	2.6
1	P	84	ASN	2.6
3	3	498	GLY	2.6
1	1	119	GLN	2.6
1	V	148	ILE	2.6
3	3	479	ASP	2.6
2	Q	55	VAL	2.6
2	8	183	GLY	2.6
1	1	70	TYR	2.5
3	O	479	ASP	2.5
1	7	222	VAL	2.5
1	D	183	PRO	2.5
1	G	54	PHE	2.5
3	U	479	ASP	2.5
3	0	479	ASP	2.5
1	D	184	PRO	2.5
1	V	119	GLN	2.5
3	F	481	ALA	2.5
2	T	183	GLY	2.5
1	Y	183	PRO	2.4
1	J	184	PRO	2.4
3	9	503	GLY	2.4
1	P	94	ILE	2.4
1	J	185	THR	2.4
1	V	54	PHE	2.4
1	4	218	VAL	2.4
1	J	54	PHE	2.4
1	7	217	GLN	2.4
3	3	481	ALA	2.4
1	P	222	VAL	2.4
1	G	116	ALA	2.4
1	D	228	PHE	2.3
2	H	183	GLY	2.3
1	S	181	ILE	2.3
1	S	274	ILE	2.3
1	M	273	LYS	2.3

Continued on next page...

Continued from previous page...

Mol	Chain	Res	Type	RSRZ
2	B	90	SER	2.3
1	A	101	LEU	2.3
1	M	101	LEU	2.3
1	Y	84	ASN	2.3
3	6	503	GLY	2.3
1	S	184	PRO	2.3
1	4	184	PRO	2.3
1	M	276	SER	2.3
1	A	117	LEU	2.3
1	A	216	VAL	2.3
1	S	218	VAL	2.3
2	Z	183	GLY	2.3
1	M	96	PHE	2.3
2	H	92	ARG	2.3
1	1	216	VAL	2.3
1	D	116	ALA	2.3
2	Z	2	SER	2.3
1	Y	113	THR	2.2
2	2	55	VAL	2.2
3	O	481	ALA	2.2
1	Y	274	ILE	2.2
1	D	220	SER	2.2
3	I	481	ALA	2.2
3	L	481	ALA	2.2
1	G	218	VAL	2.2
3	C	475	VAL	2.2
1	P	110	PRO	2.2
2	Q	84	GLU	2.2
1	G	217	GLN	2.2
1	Y	85	GLY	2.2
1	P	82	LEU	2.2
2	B	92	ARG	2.2
2	Q	75	TRP	2.2
3	9	479	ASP	2.2
1	7	108	PRO	2.2
3	F	484	GLU	2.2
2	2	168	LYS	2.2
1	J	149	ASP	2.2
1	S	148	ILE	2.2
1	P	117	LEU	2.2
1	Y	117	LEU	2.2
1	1	101	LEU	2.2

Continued on next page...

Continued from previous page...

Mol	Chain	Res	Type	RSRZ
1	4	101	LEU	2.2
3	6	495	LYS	2.2
1	J	183	PRO	2.1
1	D	181	ILE	2.1
3	6	479	ASP	2.1
1	P	151	GLN	2.1
1	1	228	PHE	2.1
1	A	115	SER	2.1
1	Y	221	ASP	2.1
1	4	113	THR	2.1
1	J	116	ALA	2.1
2	E	3	ASP	2.1
2	Q	3	ASP	2.1
3	C	503	GLY	2.1
1	J	147	SER	2.1
1	P	70	TYR	2.1
1	A	224	THR	2.1
2	Q	92	ARG	2.1
1	1	67	ILE	2.1
3	9	482	SER	2.1
2	5	126	HIS	2.1
3	C	484	GLU	2.1
1	P	96	PHE	2.1
1	S	222	VAL	2.1
3	C	479	ASP	2.1
1	A	183	PRO	2.1
1	D	148	ILE	2.1
1	J	181	ILE	2.1
2	Q	163	ARG	2.0
1	P	267	THR	2.0
1	D	70	TYR	2.0
1	S	217	GLN	2.0
1	M	222	VAL	2.0
3	0	495	LYS	2.0
1	V	94	ILE	2.0
1	4	117	LEU	2.0
1	M	147	SER	2.0
1	P	54	PHE	2.0
1	1	110	PRO	2.0
1	G	88	LEU	2.0
1	P	274	ILE	2.0
1	P	97	LYS	2.0

Continued on next page...

Continued from previous page...

Mol	Chain	Res	Type	RSRZ
1	G	147	SER	2.0

6.2 Non-standard residues in protein, DNA, RNA chains [i](#)

There are no non-standard protein/DNA/RNA residues in this entry.

6.3 Carbohydrates [i](#)

There are no monosaccharides in this entry.

6.4 Ligands [i](#)

There are no ligands in this entry.

6.5 Other polymers [i](#)

There are no such residues in this entry.