



Full wwPDB X-ray Structure Validation Report ⓘ

Sep 1, 2020 – 08:46 PM BST

PDB ID : 4LFZ
Title : Crystal Structure of Frameshift Suppressor tRNA SufA6 Bound to Codon CCC-U in the Absence of Paromomycin
Authors : Maehigashi, T.; Dunkle, J.A.; Dunham, C.M.
Deposited on : 2013-06-27
Resolution : 3.92 Å(reported)

This is a Full wwPDB X-ray Structure Validation Report for a publicly released PDB entry.

We welcome your comments at validation@mail.wwpdb.org

A user guide is available at

<https://www.wwpdb.org/validation/2017/XrayValidationReportHelp>

with specific help available everywhere you see the ⓘ symbol.

The following versions of software and data (see [references ⓘ](#)) were used in the production of this report:

MolProbity : 4.02b-467
Mogul : 1.8.5 (274361), CSD as541be (2020)
Xtriage (Phenix) : 1.13
EDS : 2.14.2
Percentile statistics : 20191225.v01 (using entries in the PDB archive December 25th 2019)
Refmac : 5.8.0158
CCP4 : 7.0.044 (Gargrove)
Ideal geometry (proteins) : Engh & Huber (2001)
Ideal geometry (DNA, RNA) : Parkinson et al. (1996)
Validation Pipeline (wwPDB-VP) : 2.14.2

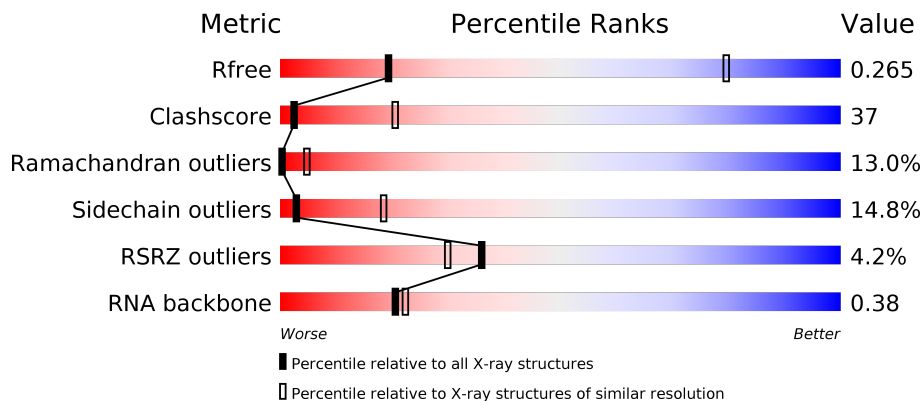
1 Overall quality at a glance

The following experimental techniques were used to determine the structure:

X-RAY DIFFRACTION

The reported resolution of this entry is 3.92 Å.

Percentile scores (ranging between 0-100) for global validation metrics of the entry are shown in the following graphic. The table shows the number of entries on which the scores are based.



Metric	Whole archive (#Entries)	Similar resolution (#Entries, resolution range(Å))
R_{free}	130704	1019 (4.18-3.66)
Clashscore	141614	1016 (4.16-3.68)
Ramachandran outliers	138981	1039 (4.18-3.66)
Sidechain outliers	138945	1032 (4.18-3.66)
RSRZ outliers	127900	1002 (4.20-3.64)
RNA backbone	3102	1041 (4.84-3.00)

The table below summarises the geometric issues observed across the polymeric chains and their fit to the electron density. The red, orange, yellow and green segments on the lower bar indicate the fraction of residues that contain outliers for ≥ 3 , 2, 1 and 0 types of geometric quality criteria respectively. A grey segment represents the fraction of residues that are not modelled. The numeric value for each fraction is indicated below the corresponding segment, with a dot representing fractions $\leq 5\%$. The upper red bar (where present) indicates the fraction of residues that have poor fit to the electron density. The numeric value is given above the bar.

Mol	Chain	Length	Quality of chain
1	QA	1522	
1	XA	1522	
2	QB	256	
2	XB	256	


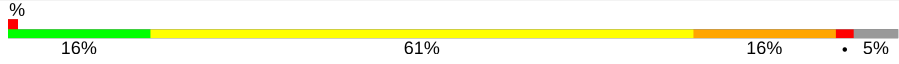
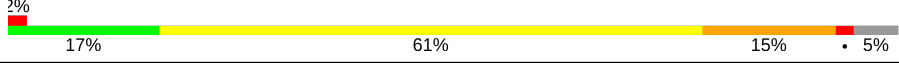
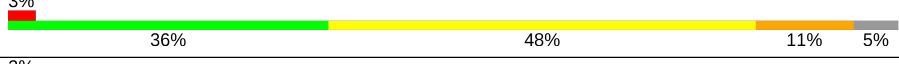
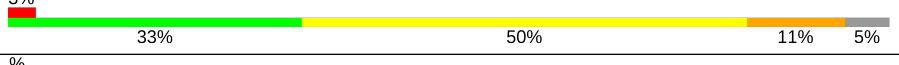
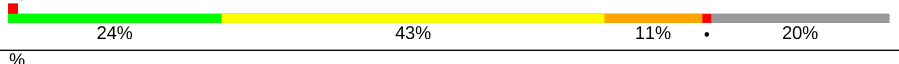
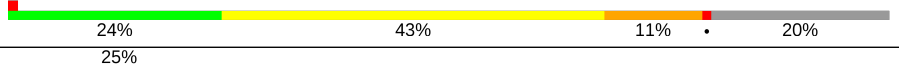
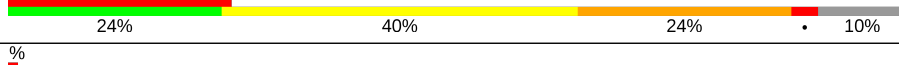
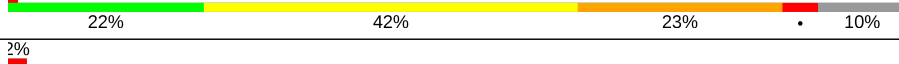
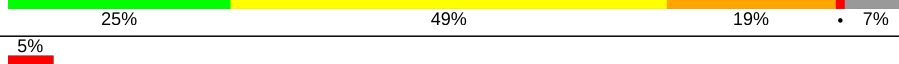

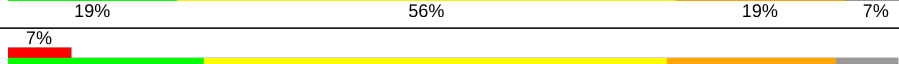
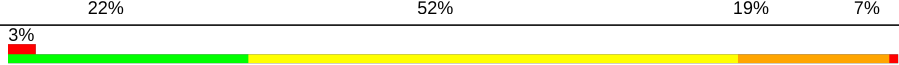








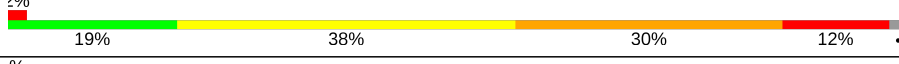
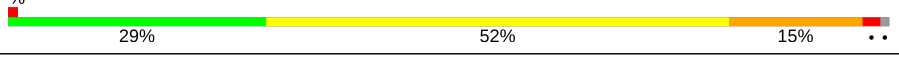


Continued on next page...

Continued from previous page...

Mol	Chain	Length	Quality of chain
3	QC	239	
3	XC	239	
4	QD	209	
4	XD	209	
5	QE	162	
5	XE	162	
6	QF	101	
6	XF	101	
7	QG	156	
7	XG	156	
8	QH	138	
8	XH	138	
9	QI	128	
9	XI	128	
10	QJ	105	
10	XJ	105	
11	QK	129	
11	XK	129	
12	QL	132	
12	XL	132	
13	QM	126	
13	XM	126	
14	QN	61	
14	XN	61	
15	QO	89	

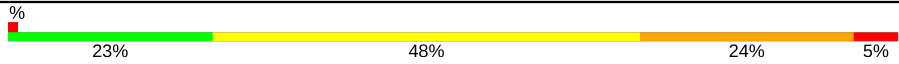
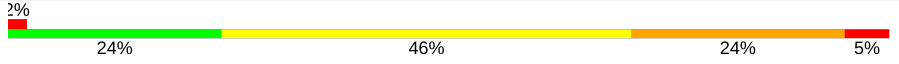

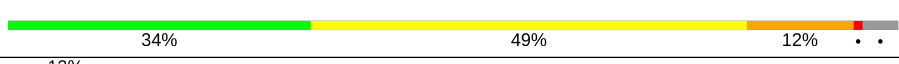
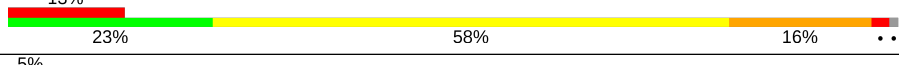
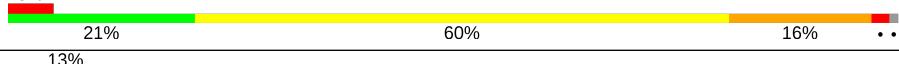
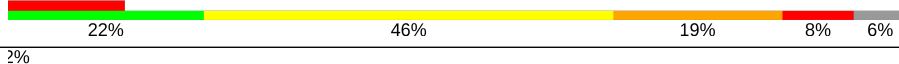

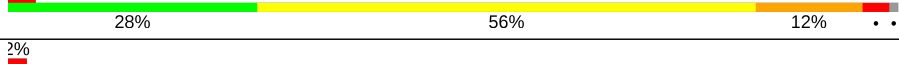
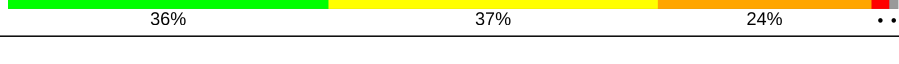









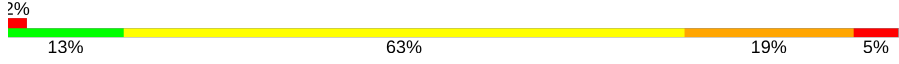

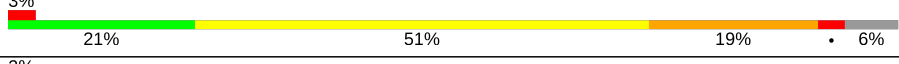
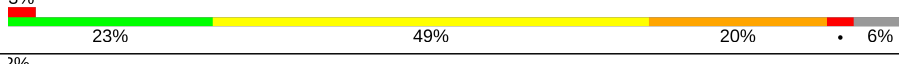


Continued on next page...

Continued from previous page...

Mol	Chain	Length	Quality of chain
15	XO	89	
16	QP	88	
16	XP	88	
17	QQ	105	
17	XQ	105	
18	QR	88	
18	XR	88	
19	QS	93	
19	XS	93	
20	QT	106	
20	XT	106	
21	QU	27	
21	XU	27	
22	QV	77	
22	XV	77	
23	QX	25	
23	XX	25	
24	QY	18	
24	XY	18	
25	RA	2916	
25	YA	2916	
26	RB	122	
26	YB	122	
27	RD	276	
27	YD	276	

Continued on next page...

Continued from previous page...

Mol	Chain	Length	Quality of chain
28	RE	206	 % 23% 48% 24% 5%
28	YE	206	 2% 24% 46% 24% 5%
29	RF	210	 35% 47% 13% . .
29	YF	210	 34% 49% 12% . .
30	RG	182	 13% 23% 58% 16% . .
30	YG	182	 5% 21% 60% 16% . .
31	RH	180	 13% 22% 46% 19% 8% 6%
31	YH	180	 2% 22% 45% 19% 8% 6%
32	RI	148	 3% 28% 56% 12% . .
32	YI	148	 2% 36% 37% 24% . .
33	RN	140	 18% 54% 26% . .
33	YN	140	 16% 56% 26% . .
34	RO	122	 34% 55% 9% .
34	YO	122	 34% 55% 9% .
35	RP	150	 4% 19% 51% 23% 8%
35	YP	150	 2% 19% 51% 23% 7%
36	RQ	141	 2% 30% 51% 16% .
36	YQ	141	 % 30% 50% 16% .
37	RR	118	 32% 49% 16% .
37	YR	118	 % 33% 48% 16% .
38	RS	112	 2% 13% 63% 19% 5% .
38	YS	112	 % 13% 63% 20% . .
39	RT	146	 3% 21% 51% 19% . 6%
39	YT	146	 3% 23% 49% 20% . 6%
40	RU	118	 2% 33% 53% 12% . .

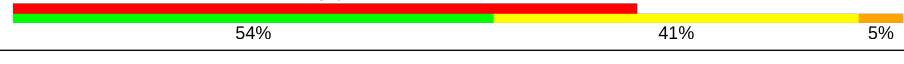
Continued on next page...

Continued from previous page...

Mol	Chain	Length	Quality of chain
40	YU	118	2% 29% 56% 13%
41	RV	101	3% 28% 51% 21%
41	YV	101	28% 51% 21%
42	RW	113	4% 28% 50% 19%
42	YW	113	3% 28% 50% 19%
43	RX	96	39% 43% 15%
43	YX	96	33% 48% 15%
44	RY	110	8% 15% 45% 28% 7%
44	YY	110	2% 17% 44% 28% 7%
45	RZ	206	37% 35% 15% 11%
45	YZ	206	3% 33% 41% 14% 11%
46	R0	85	36% 51% 9%
46	Y0	85	51% 33% 12%
47	R1	98	6% 30% 49% 17%
47	Y1	98	9% 28% 50% 18%
48	R2	72	22% 54% 18%
48	Y2	72	22% 54% 18%
49	R3	60	3% 32% 52% 15%
49	Y3	60	32% 52% 13%
50	R4	71	20% 6% 44% 39% 11%
50	Y4	71	15% 6% 44% 39% 11%
51	R5	60	10% 23% 45% 23% 7%
51	Y5	60	3% 23% 47% 22% 7%
52	R6	54	37% 13% 41% 31% 6% 9%
52	Y6	54	15% 9% 44% 31% 6% 9%

Continued on next page...

Continued from previous page...

Mol	Chain	Length	Quality of chain
53	R7	49	
53	Y7	49	
54	R8	65	
54	Y8	65	
55	R9	37	
55	Y9	37	
56	Z6	3	
56	Z8	3	

The following table lists non-polymeric compounds, carbohydrate monomers and non-standard residues in protein, DNA, RNA chains that are outliers for geometric or electron-density-fit criteria:

Mol	Type	Chain	Res	Chirality	Geometry	Clashes	Electron density
57	MG	QA	1629	-	-	-	X
57	MG	QA	1631	-	-	-	X
57	MG	QF	201	-	-	-	X
57	MG	QX	101	-	-	-	X
57	MG	RA	3003	-	-	-	X
57	MG	RA	3007	-	-	-	X
57	MG	RA	3049	-	-	-	X
57	MG	RA	3062	-	-	-	X
57	MG	RA	3138	-	-	-	X
57	MG	RA	3157	-	-	-	X
57	MG	RA	3173	-	-	-	X
57	MG	RA	3199	-	-	-	X
57	MG	RA	3213	-	-	-	X
57	MG	RA	3219	-	-	-	X
57	MG	RA	3227	-	-	-	X
57	MG	RA	3239	-	-	-	X
57	MG	RP	201	-	-	-	X
57	MG	XA	1642	-	-	-	X
57	MG	YA	3030	-	-	-	X
57	MG	YA	3076	-	-	-	X
57	MG	YA	3100	-	-	-	X
57	MG	YA	3121	-	-	-	X
57	MG	YA	3131	-	-	-	X

Continued on next page...

Continued from previous page...

Mol	Type	Chain	Res	Chirality	Geometry	Clashes	Electron density
57	MG	YA	3152	-	-	-	X
57	MG	YA	3172	-	-	-	X
57	MG	YA	3176	-	-	-	X
57	MG	YA	3183	-	-	-	X
57	MG	YA	3196	-	-	-	X
57	MG	YA	3207	-	-	-	X
57	MG	YA	3242	-	-	-	X
57	MG	YA	3250	-	-	-	X
57	MG	YA	3254	-	-	-	X

2 Entry composition

There are 59 unique types of molecules in this entry. The entry contains 291868 atoms, of which 0 are hydrogens and 0 are deuteriums.

In the tables below, the ZeroOcc column contains the number of atoms modelled with zero occupancy, the AltConf column contains the number of residues with at least one atom in alternate conformation and the Trace column contains the number of residues modelled with at most 2 atoms.

- Molecule 1 is a RNA chain called 16S rRNA.

Mol	Chain	Residues	Atoms					ZeroOcc	AltConf	Trace
			Total	C	N	O	P			
1	QA	1500	Total 32247	C 14353	N 5981	O 10414	P 1499	0	0	0
1	XA	1500	Total 32249	C 14354	N 5984	O 10412	P 1499	0	0	0

- Molecule 2 is a protein called 30S ribosomal protein S2.

Mol	Chain	Residues	Atoms					ZeroOcc	AltConf	Trace
			Total	C	N	O	S			
2	QB	237	Total 1924	C 1228	N 344	O 347	S 5	0	0	0
2	XB	237	Total 1924	C 1228	N 344	O 347	S 5	0	0	0

- Molecule 3 is a protein called 30S ribosomal protein S3.

Mol	Chain	Residues	Atoms					ZeroOcc	AltConf	Trace
			Total	C	N	O	S			
3	QC	205	Total 1605	C 1011	N 313	O 280	S 1	0	0	0
3	XC	205	Total 1605	C 1011	N 313	O 280	S 1	0	0	0

- Molecule 4 is a protein called 30S ribosomal protein S4.

Mol	Chain	Residues	Atoms					ZeroOcc	AltConf	Trace
			Total	C	N	O	S			
4	QD	208	Total 1703	C 1066	N 339	O 291	S 7	0	0	0
4	XD	208	Total 1703	C 1066	N 339	O 291	S 7	0	0	0

- Molecule 5 is a protein called 30S ribosomal protein S5.

Mol	Chain	Residues	Atoms					ZeroOcc	AltConf	Trace
5	QE	151	Total	C	N	O	S	0	0	0
			1155	729	218	204	4			
5	XE	151	Total	C	N	O	S	0	0	0
			1155	729	218	204	4			

- Molecule 6 is a protein called 30S ribosomal protein S6.

Mol	Chain	Residues	Atoms					ZeroOcc	AltConf	Trace
6	QF	101	Total	C	N	O	S	0	0	0
			843	531	155	154	3			
6	XF	101	Total	C	N	O	S	0	0	0
			843	531	155	154	3			

- Molecule 7 is a protein called 30S ribosomal protein S7.

Mol	Chain	Residues	Atoms					ZeroOcc	AltConf	Trace
7	QG	155	Total	C	N	O	S	0	0	0
			1257	781	252	218	6			
7	XG	155	Total	C	N	O	S	0	0	0
			1257	781	252	218	6			

- Molecule 8 is a protein called 30S ribosomal protein S8.

Mol	Chain	Residues	Atoms					ZeroOcc	AltConf	Trace
8	QH	138	Total	C	N	O	S	0	0	0
			1116	705	215	193	3			
8	XH	138	Total	C	N	O	S	0	0	0
			1116	705	215	193	3			

- Molecule 9 is a protein called 30S ribosomal protein S9.

Mol	Chain	Residues	Atoms				ZeroOcc	AltConf	Trace
9	QI	127	Total	C	N	O	0	0	0
			1010	639	197	174			
9	XI	127	Total	C	N	O	0	0	0
			1010	639	197	174			

- Molecule 10 is a protein called 30S ribosomal protein S10.

Mol	Chain	Residues	Atoms					ZeroOcc	AltConf	Trace
10	QJ	99	Total	C	N	O	S	0	0	0
			801	504	157	139	1			

Continued on next page...

Continued from previous page...

Mol	Chain	Residues	Atoms					ZeroOcc	AltConf	Trace
			Total	C	N	O	S			
10	XJ	99	801	504	157	139	1	0	0	0

- Molecule 11 is a protein called 30S ribosomal protein S11.

Mol	Chain	Residues	Atoms					ZeroOcc	AltConf	Trace
			Total	C	N	O	S			
11	QK	119	885	549	168	165	3	0	0	0
11	XK	119	885	549	168	165	3	0	0	0

- Molecule 12 is a protein called 30S ribosomal protein S12.

Mol	Chain	Residues	Atoms					ZeroOcc	AltConf	Trace
			Total	C	N	O	S			
12	QL	125	975	614	196	164	1	0	0	0
12	XL	125	975	614	196	164	1	0	0	0

- Molecule 13 is a protein called 30S ribosomal protein S13.

Mol	Chain	Residues	Atoms					ZeroOcc	AltConf	Trace
			Total	C	N	O	S			
13	QM	121	964	597	199	166	2	0	0	0
13	XM	121	964	597	199	166	2	0	0	0

- Molecule 14 is a protein called 30S ribosomal protein S14.

Mol	Chain	Residues	Atoms					ZeroOcc	AltConf	Trace
			Total	C	N	O	S			
14	QN	60	492	312	104	72	4	0	0	0
14	XN	60	492	312	104	72	4	0	0	0

- Molecule 15 is a protein called 30S ribosomal protein S15.

Mol	Chain	Residues	Atoms					ZeroOcc	AltConf	Trace
			Total	C	N	O	S			
15	QO	88	734	459	147	126	2	0	0	0
15	XO	88	734	459	147	126	2	0	0	0

- Molecule 16 is a protein called 30S ribosomal protein S16.

Mol	Chain	Residues	Atoms					ZeroOcc	AltConf	Trace
16	QP	84	Total	C	N	O	S	0	0	0
			705	446	140	118	1			
16	XP	84	Total	C	N	O	S	0	0	0
			705	446	140	118	1			

- Molecule 17 is a protein called 30S ribosomal protein S17.

Mol	Chain	Residues	Atoms					ZeroOcc	AltConf	Trace
17	QQ	100	Total	C	N	O	S	0	0	0
			834	534	155	143	2			
17	XQ	100	Total	C	N	O	S	0	0	0
			834	534	155	143	2			

- Molecule 18 is a protein called 30S ribosomal protein S18.

Mol	Chain	Residues	Atoms				ZeroOcc	AltConf	Trace
18	QR	70	Total	C	N	O	0	0	0
			574	367	112	95			
18	XR	70	Total	C	N	O	0	0	0
			574	367	112	95			

- Molecule 19 is a protein called 30S ribosomal protein S19.

Mol	Chain	Residues	Atoms					ZeroOcc	AltConf	Trace
19	QS	84	Total	C	N	O	S	0	0	0
			674	430	126	116	2			
19	XS	84	Total	C	N	O	S	0	0	0
			674	430	126	116	2			

- Molecule 20 is a protein called 30S ribosomal protein S20.

Mol	Chain	Residues	Atoms					ZeroOcc	AltConf	Trace
20	QT	99	Total	C	N	O	S	0	0	0
			763	470	162	129	2			
20	XT	99	Total	C	N	O	S	0	0	0
			763	470	162	129	2			

- Molecule 21 is a protein called 30S ribosomal protein S21.

Mol	Chain	Residues	Atoms				ZeroOcc	AltConf	Trace
21	QU	25	Total	C	N	O	0	0	0
			217	134	52	31			
21	XU	25	Total	C	N	O	0	0	0
			217	134	52	31			

- Molecule 22 is a RNA chain called P-site tRNA fMet.

Mol	Chain	Residues	Atoms					ZeroOcc	AltConf	Trace
22	QV	77	Total	C	N	O	P	0	0	0
			1644	732	297	538	77			
22	XV	77	Total	C	N	O	P	0	0	0
			1644	732	297	538	77			

- Molecule 23 is a RNA chain called A-site ASL SufA6.

Mol	Chain	Residues	Atoms					ZeroOcc	AltConf	Trace
23	QX	8	Total	C	N	O	P	0	0	0
			167	75	28	56	8			
23	XX	7	Total	C	N	O	P	0	0	0
			145	65	23	50	7			

- Molecule 24 is a RNA chain called messenger RNA.

Mol	Chain	Residues	Atoms					ZeroOcc	AltConf	Trace
24	QY	14	Total	C	N	O	P	0	0	0
			303	135	55	99	14			
24	XY	14	Total	C	N	O	P	0	0	0
			303	135	55	99	14			

- Molecule 25 is a RNA chain called 23S rRNA.

Mol	Chain	Residues	Atoms					ZeroOcc	AltConf	Trace
25	RA	2882	Total	C	N	O	P	0	0	0
			62071	27627	11611	19952	2881			
25	YA	2883	Total	C	N	O	P	0	0	0
			62091	27636	11613	19960	2882			

- Molecule 26 is a RNA chain called 5S rRNA.

Mol	Chain	Residues	Atoms					ZeroOcc	AltConf	Trace
26	RB	120	Total	C	N	O	P	0	0	0
			2573	1146	476	832	119			

Continued on next page...

Continued from previous page...

Mol	Chain	Residues	Atoms					ZeroOcc	AltConf	Trace
			Total	C	N	O	P			
26	YB	120	2573	1146	476	832	119	0	0	0

- Molecule 27 is a protein called 50S ribosomal protein L2.

Mol	Chain	Residues	Atoms					ZeroOcc	AltConf	Trace
			Total	C	N	O	S			
27	RD	272	2115	1335	420	357	3	0	0	0
27	YD	272	2115	1335	420	357	3	0	0	0

- Molecule 28 is a protein called 50S ribosomal protein L3.

Mol	Chain	Residues	Atoms					ZeroOcc	AltConf	Trace
			Total	C	N	O	S			
28	RE	205	1568	991	300	271	6	0	0	0
28	YE	205	1568	991	300	271	6	0	0	0

- Molecule 29 is a protein called 50S ribosomal protein L4.

Mol	Chain	Residues	Atoms					ZeroOcc	AltConf	Trace
			Total	C	N	O	S			
29	RF	202	1585	1011	297	275	2	0	0	0
29	YF	202	1585	1011	297	275	2	0	0	0

- Molecule 30 is a protein called 50S ribosomal protein L5.

Mol	Chain	Residues	Atoms					ZeroOcc	AltConf	Trace
			Total	C	N	O	S			
30	RG	181	1474	942	268	260	4	0	0	0
30	YG	181	1474	942	268	260	4	0	0	0

- Molecule 31 is a protein called 50S ribosomal protein L6.

Mol	Chain	Residues	Atoms					ZeroOcc	AltConf	Trace
			Total	C	N	O	S			
31	RH	170	1307	829	245	232	1	0	0	0
31	YH	170	1307	829	245	232	1	0	0	0

- Molecule 32 is a protein called 50S ribosomal protein L9.

Mol	Chain	Residues	Atoms					ZeroOcc	AltConf	Trace
32	RI	146	Total	C	N	O	S	0	0	0
			1136	726	201	208	1			
32	YI	146	Total	C	N	O	S	0	0	0
			1136	726	201	208	1			

- Molecule 33 is a protein called 50S ribosomal protein L13.

Mol	Chain	Residues	Atoms					ZeroOcc	AltConf	Trace
33	RN	138	Total	C	N	O	S	0	0	0
			1104	712	206	182	4			
33	YN	138	Total	C	N	O	S	0	0	0
			1104	712	206	182	4			

- Molecule 34 is a protein called 50S ribosomal protein L14.

Mol	Chain	Residues	Atoms					ZeroOcc	AltConf	Trace
34	RO	122	Total	C	N	O	S	0	0	0
			933	588	171	170	4			
34	YO	122	Total	C	N	O	S	0	0	0
			933	588	171	170	4			

- Molecule 35 is a protein called 50S ribosomal protein L15.

Mol	Chain	Residues	Atoms					ZeroOcc	AltConf	Trace
35	RP	150	Total	C	N	O	S	0	0	0
			1145	712	232	198	3			
35	YP	150	Total	C	N	O	S	0	0	0
			1145	712	232	198	3			

- Molecule 36 is a protein called 50S ribosomal protein L16.

Mol	Chain	Residues	Atoms					ZeroOcc	AltConf	Trace
36	RQ	141	Total	C	N	O	S	0	0	0
			1122	715	212	188	7			
36	YQ	141	Total	C	N	O	S	0	0	0
			1122	715	212	188	7			

- Molecule 37 is a protein called 50S ribosomal protein L17.

Mol	Chain	Residues	Atoms					ZeroOcc	AltConf	Trace
37	RR	118	Total	C	N	O	S	0	0	0
			968	604	203	160	1			
37	YR	118	Total	C	N	O	S	0	0	0
			968	604	203	160	1			

- Molecule 38 is a protein called 50S ribosomal protein L18.

Mol	Chain	Residues	Atoms					ZeroOcc	AltConf	Trace
38	RS	111	Total	C	N	O	S	0	0	0
			882	556	176	150				
38	YS	111	Total	C	N	O	S	0	0	0
			882	556	176	150				

- Molecule 39 is a protein called 50S ribosomal protein L19.

Mol	Chain	Residues	Atoms					ZeroOcc	AltConf	Trace
39	RT	137	Total	C	N	O	S	0	0	0
			1141	710	234	196	1			
39	YT	137	Total	C	N	O	S	0	0	0
			1141	710	234	196	1			

- Molecule 40 is a protein called 50S ribosomal protein L20.

Mol	Chain	Residues	Atoms					ZeroOcc	AltConf	Trace
40	RU	117	Total	C	N	O	S	0	0	0
			964	610	202	151	1			
40	YU	117	Total	C	N	O	S	0	0	0
			964	610	202	151	1			

- Molecule 41 is a protein called 50S ribosomal protein L21.

Mol	Chain	Residues	Atoms					ZeroOcc	AltConf	Trace
41	RV	101	Total	C	N	O	S	0	0	0
			779	501	142	135	1			
41	YV	101	Total	C	N	O	S	0	0	0
			779	501	142	135	1			

- Molecule 42 is a protein called 50S ribosomal protein L22.

Mol	Chain	Residues	Atoms					ZeroOcc	AltConf	Trace
42	RW	113	Total	C	N	O	S	0	0	0
			900	566	177	155	2			

Continued on next page...

Continued from previous page...

Mol	Chain	Residues	Atoms					ZeroOcc	AltConf	Trace
			Total	C	N	O	S			
42	YW	113	900	566	177	155	2	0	0	0

- Molecule 43 is a protein called 50S ribosomal protein L23.

Mol	Chain	Residues	Atoms				ZeroOcc	AltConf	Trace
			Total	C	N	O			
43	RX	92	725	471	131	123	0	0	0
43	YX	92	725	471	131	123	0	0	0

- Molecule 44 is a protein called 50S ribosomal protein L24.

Mol	Chain	Residues	Atoms					ZeroOcc	AltConf	Trace
			Total	C	N	O	S			
44	RY	102	785	505	150	125	5	0	0	0
44	YY	102	785	505	150	125	5	0	0	0

- Molecule 45 is a protein called 50S ribosomal protein L25.

Mol	Chain	Residues	Atoms					ZeroOcc	AltConf	Trace
			Total	C	N	O	S			
45	RZ	183	1461	933	260	265	3	0	0	0
45	YZ	183	1461	933	260	265	3	0	0	0

- Molecule 46 is a protein called 50S ribosomal protein L27.

Mol	Chain	Residues	Atoms					ZeroOcc	AltConf	Trace
			Total	C	N	O	S			
46	R0	82	648	401	138	108	1	0	0	0
46	Y0	82	648	401	138	108	1	0	0	0

- Molecule 47 is a protein called 50S ribosomal protein L28.

Mol	Chain	Residues	Atoms					ZeroOcc	AltConf	Trace
			Total	C	N	O	S			
47	R1	97	763	481	150	131	1	0	0	0
47	Y1	97	763	481	150	131	1	0	0	0

- Molecule 48 is a protein called 50S ribosomal protein L29.

Mol	Chain	Residues	Atoms					ZeroOcc	AltConf	Trace
48	R2	69	Total	C	N	O	S	0	0	0
			581	358	118	104	1			
48	Y2	69	Total	C	N	O	S	0	0	0
			581	358	118	104	1			

- Molecule 49 is a protein called 50S ribosomal protein L30.

Mol	Chain	Residues	Atoms				ZeroOcc	AltConf	Trace
49	R3	59	Total	C	N	O	0	0	0
			469	298	90	81			
49	Y3	59	Total	C	N	O	0	0	0
			469	298	90	81			

- Molecule 50 is a protein called 50S ribosomal protein L31.

Mol	Chain	Residues	Atoms					ZeroOcc	AltConf	Trace
50	R4	71	Total	C	N	O	S	0	0	0
			581	364	108	104	5			
50	Y4	71	Total	C	N	O	S	0	0	0
			581	364	108	104	5			

- Molecule 51 is a protein called 50S ribosomal protein L32.

Mol	Chain	Residues	Atoms					ZeroOcc	AltConf	Trace
51	R5	59	Total	C	N	O	S	0	0	0
			459	288	90	76	5			
51	Y5	59	Total	C	N	O	S	0	0	0
			459	288	90	76	5			

- Molecule 52 is a protein called 50S ribosomal protein L33.

Mol	Chain	Residues	Atoms					ZeroOcc	AltConf	Trace
52	R6	49	Total	C	N	O	S	0	0	0
			424	264	87	69	4			
52	Y6	49	Total	C	N	O	S	0	0	0
			424	264	87	69	4			

- Molecule 53 is a protein called 50S ribosomal protein L34.

Mol	Chain	Residues	Atoms				ZeroOcc	AltConf	Trace	
53	R7	49	Total	C	N	O	S	0	0	0
			430	263	108	57	2			
53	Y7	49	Total	C	N	O	S	0	0	0
			430	263	108	57	2			

- Molecule 54 is a protein called 50S ribosomal protein L35.

Mol	Chain	Residues	Atoms				ZeroOcc	AltConf	Trace	
54	R8	64	Total	C	N	O	S	0	0	0
			517	331	102	82	2			
54	Y8	64	Total	C	N	O	S	0	0	0
			517	331	102	82	2			

- Molecule 55 is a protein called 50S ribosomal protein L36.

Mol	Chain	Residues	Atoms				ZeroOcc	AltConf	Trace	
55	R9	37	Total	C	N	O	S	0	0	0
			307	188	68	47	4			
55	Y9	37	Total	C	N	O	S	0	0	0
			307	188	68	47	4			

- Molecule 56 is a RNA chain called tRNA acceptor end mimic.

Mol	Chain	Residues	Atoms				ZeroOcc	AltConf	Trace	
56	Z6	3	Total	C	N	O	P	0	0	0
			74	40	13	19	2			
56	Z8	3	Total	C	N	O	P	0	0	0
			74	40	13	19	2			

- Molecule 57 is MAGNESIUM ION (three-letter code: MG) (formula: Mg).

Mol	Chain	Residues	Atoms		ZeroOcc	AltConf
57	QA	64	Total	Mg	0	0
			64	64		
57	RP	1	Total	Mg	0	0
			1	1		
57	QX	1	Total	Mg	0	0
			1	1		
57	YA	269	Total	Mg	0	0
			269	269		
57	QM	1	Total	Mg	0	0
			1	1		

Continued on next page...

Continued from previous page...

Mol	Chain	Residues	Atoms	ZeroOcc	AltConf
57	XX	1	Total Mg 1 1	0	0
57	QV	1	Total Mg 1 1	0	0
57	XA	72	Total Mg 72 72	0	0
57	R0	1	Total Mg 1 1	0	0
57	QH	1	Total Mg 1 1	0	0
57	YQ	1	Total Mg 1 1	0	0
57	R8	1	Total Mg 1 1	0	0
57	RR	2	Total Mg 2 2	0	0
57	RD	1	Total Mg 1 1	0	0
57	Y7	1	Total Mg 1 1	0	0
57	XB	1	Total Mg 1 1	0	0
57	QF	1	Total Mg 1 1	0	0
57	R5	1	Total Mg 1 1	0	0
57	RA	239	Total Mg 239 239	0	0
57	YP	1	Total Mg 1 1	0	0
57	Y5	1	Total Mg 1 1	0	0
57	RE	2	Total Mg 2 2	0	0
57	YB	3	Total Mg 3 3	0	0
57	XV	2	Total Mg 2 2	0	0
57	RB	2	Total Mg 2 2	0	0
57	RF	1	Total Mg 1 1	0	0

Continued on next page...

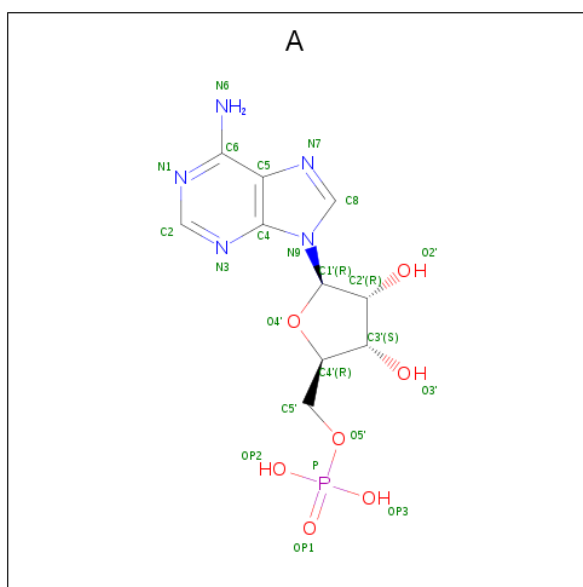
Continued from previous page...

Mol	Chain	Residues	Atoms	ZeroOcc	AltConf
57	XM	1	Total Mg 1 1	0	0
57	YE	1	Total Mg 1 1	0	0

- Molecule 58 is ZINC ION (three-letter code: ZN) (formula: Zn).

Mol	Chain	Residues	Atoms	ZeroOcc	AltConf
58	Y9	1	Total Zn 1 1	0	0
58	QN	1	Total Zn 1 1	0	0
58	XN	1	Total Zn 1 1	0	0
58	QD	1	Total Zn 1 1	0	0
58	XD	1	Total Zn 1 1	0	0
58	R9	1	Total Zn 1 1	0	0

- Molecule 59 is ADENOSINE-5'-MONOPHOSPHATE (three-letter code: A) (formula: C₁₀H₁₄N₅O₇P).

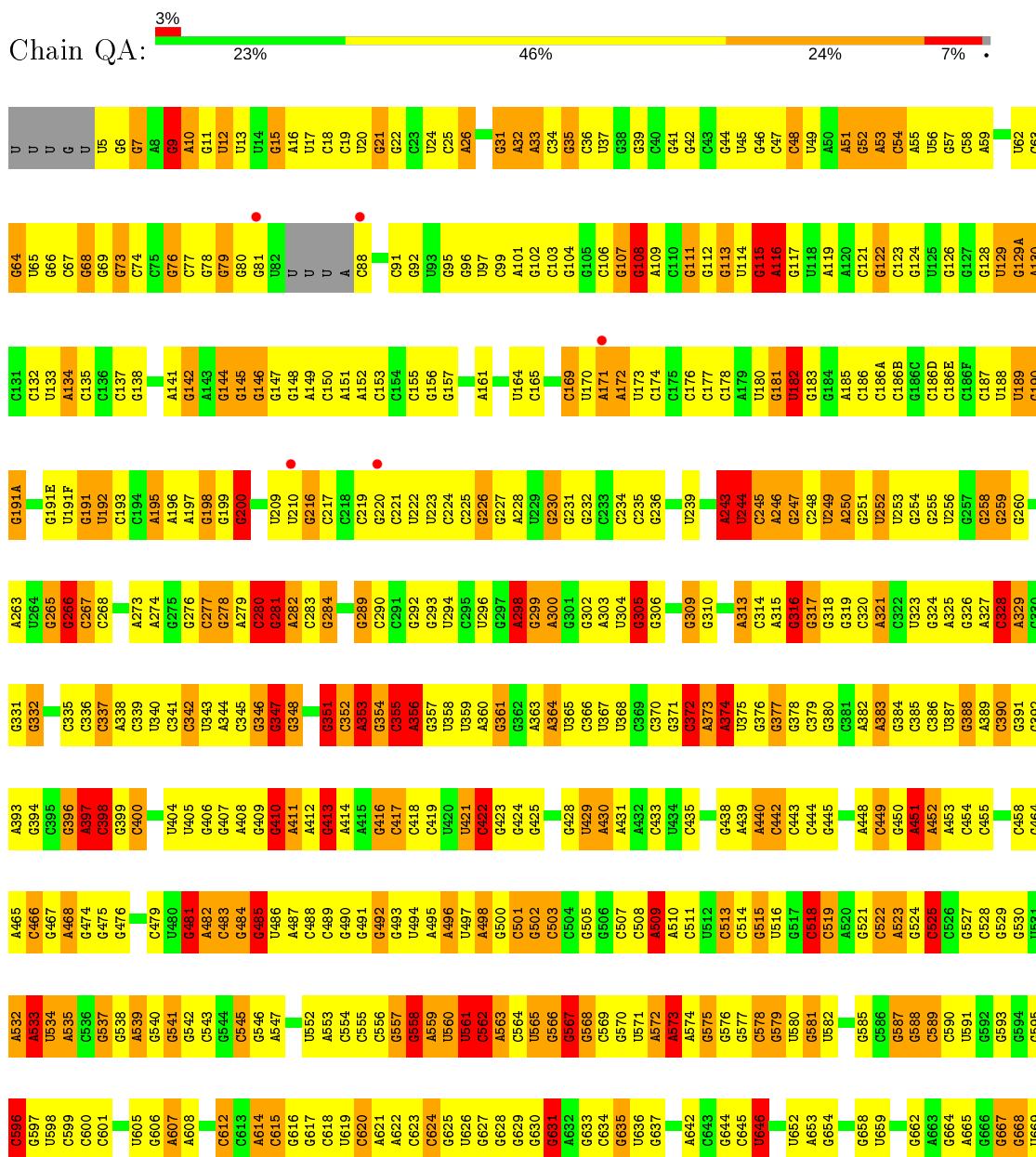


Mol	Chain	Residues	Atoms	ZeroOcc	AltConf
59	XX	1	Total C N O P 22 10 5 6 1	0	0

3 Residue-property plots [i](#)

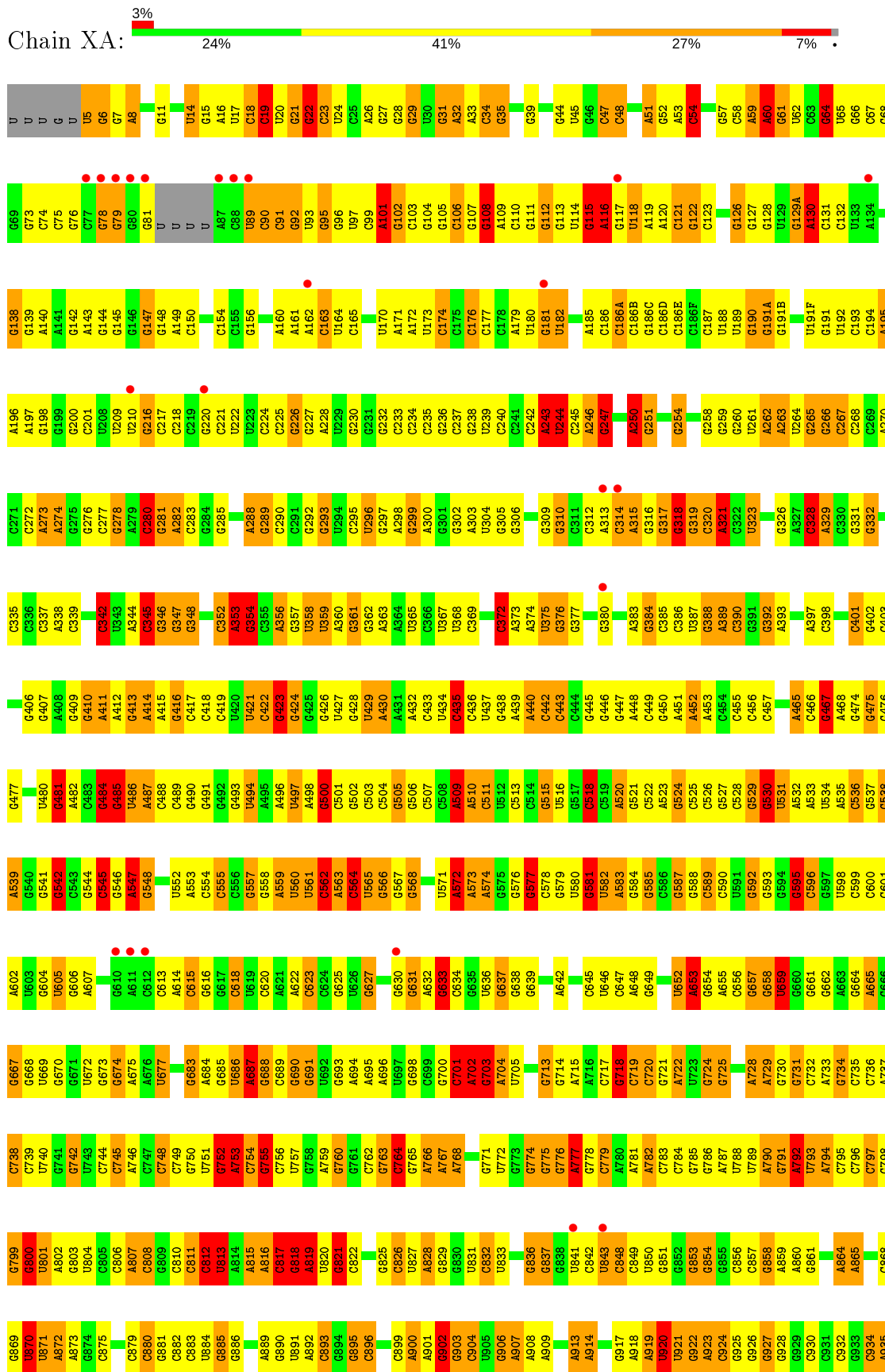
These plots are drawn for all protein, RNA, DNA and oligosaccharide chains in the entry. The first graphic for a chain summarises the proportions of the various outlier classes displayed in the second graphic. The second graphic shows the sequence view annotated by issues in geometry and electron density. Residues are color-coded according to the number of geometric quality criteria for which they contain at least one outlier: green = 0, yellow = 1, orange = 2 and red = 3 or more. A red dot above a residue indicates a poor fit to the electron density ($RSRZ > 2$). Stretches of 2 or more consecutive residues without any outlier are shown as a green connector. Residues present in the sample, but not in the model, are shown in grey.

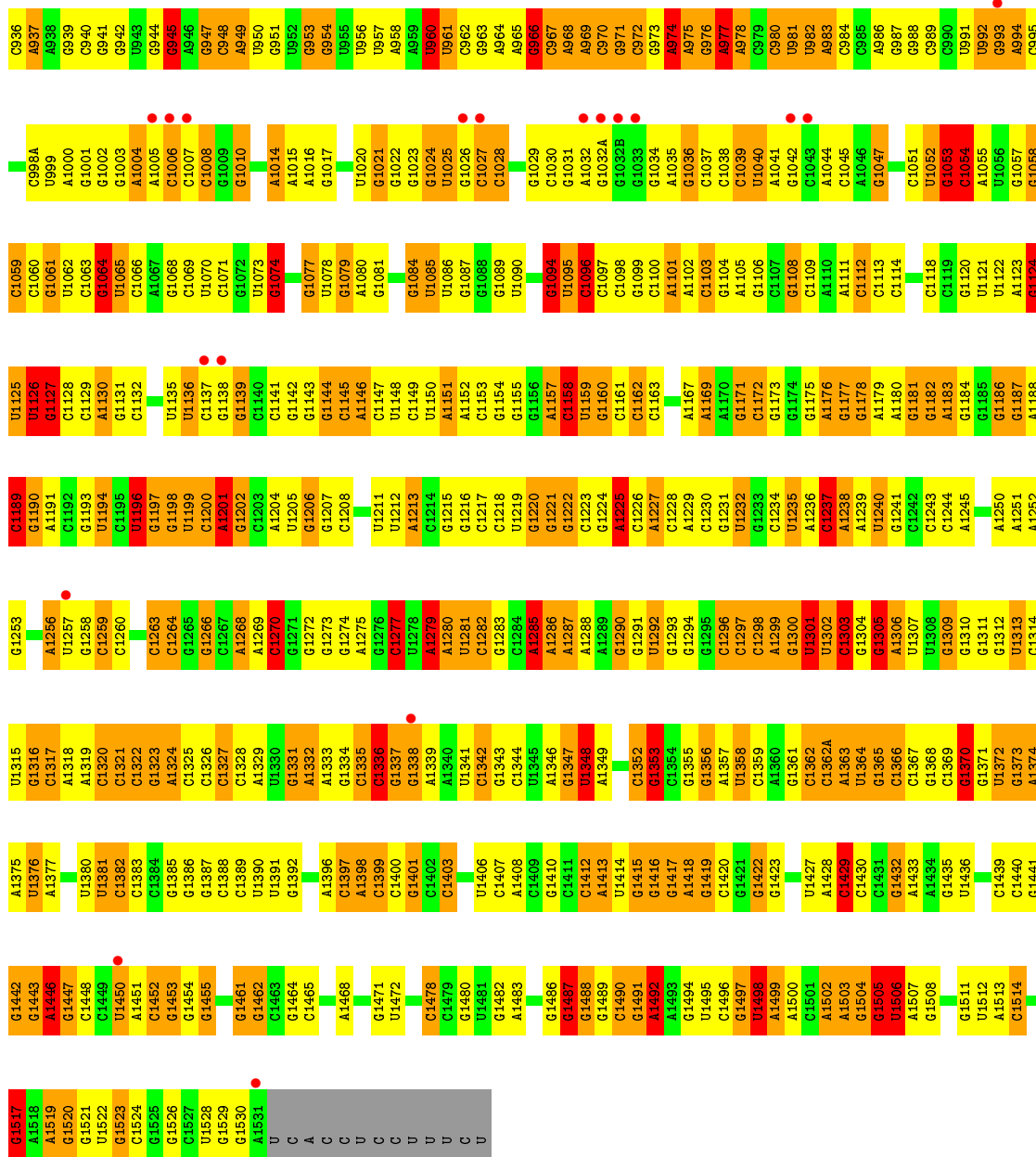
- Molecule 1: 16S rRNA



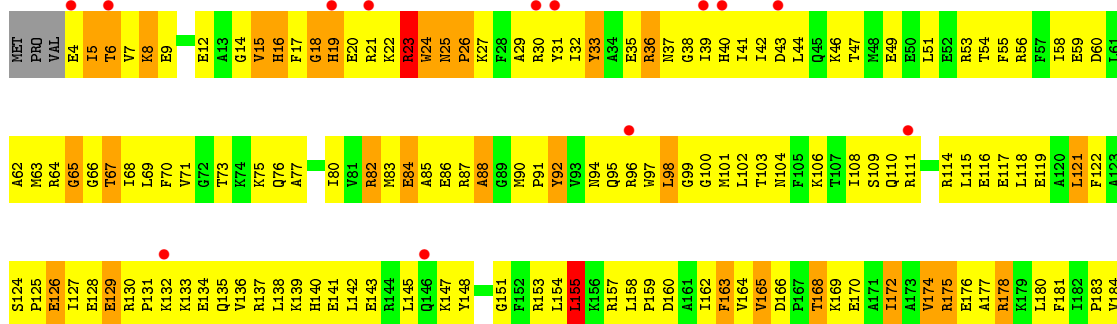
A1513	G1435	G1371	G1312	G1184	G1119	G1058	A994	C9824	6869	G799	C736	6670
C1514	U1436	U1372	U1313	G1185	G1120	C1059	C995	A935	U870	G800	A737	6671
G1516	C1437	G1373	C1314	G1186	U1121	C1060	U999	C936	U871	G803	C738	U672
G1517	G1438	A1374	U1187	G1187	U1122	G1061	A1000	A937	A872	U804	C739	G673
A1518	G1439	A1375	G1317	A1188	A1123	U1062	G1001	A938	A873	U805	U740	G674
A1519	C1440	U1376	A1318	C1189	A1124	C1063	A1002	G939	G874	C805	G741	A675
G1520	G1441	A1377	A1319	G1190	U1125	G1064	G1003	C940	C875	G806	G742	A676
G1442	G1442	C1378	A1320	A1191	U1126	U1065	A1004	G941	G876	A807	C745	U677
G1443	G1443	G1379	C1321	C1192	G1127	C1066	A1005	G942	C877	C808	U746	U678
A1446	A1446	U1380	A1322	G1193	C1128	A1067	G1006	U943	C878	C811	A747	C679
G1447	G1447	C1381	C1323	U1194	C1129	G1068	A1007	U944	C879	U812	A748	G682
U1450	U1450	G1382	A1324	C1195	A1130	C1069	G1008	G945	C880	C813	C749	G683
A1451	A1451	C1383	A1325	U1196	G1131	U1070	G1009	A946	C881	U814	G750	A684
G1452	G1452	C1384	C1326	G1197	C1132	C1071	A1014	C948	C882	A815	A749	G685
G1453	G1453	G1385	G1327	U1198	G1133	G1072	A1015	C949	U883	G815	A751	G686
G1454	G1454	C1386	C1328	U1199	G1134	U1073	A1016	U950	U884	A816	G752	U686
G1455	G1455	G1387	A1329	C1200	U1135	G1074	A1017	U951	C885	C817	A753	G687
C1459	C1459	C1263	A1201	A1201	G1136	C1075	A1018	G952	C886	G818	C754	G688
A1460	A1460	G1266	G1202	G1202	C1137	G1076	G1017	U953	A889	A819	G755	C689
G1461	G1461	C1267	C1203	C1203	G1138	G1077	C1019	G954	C890	U820	C756	C690
G1469	G1469	A1268	A1204	A1204	G1139	U1078	C1018	G955	U891	G821	U757	G691
G1470	G1470	A1269	C1205	C1205	C1140	G1079	U1020	U955	C892	C822	U758	U692
G1471	G1471	C1270	G1206	G1206	C1141	A1080	G1021	U956	A892	G823	A759	G693
G1472	G1472	G1271	G1207	G1207	G1142	U1081	G1022	U957	C893	C824	G760	A694
A1473	A1473	G1272	C1208	C1208	G1143	G1082	G1023	A958	G894	G825	G761	A695
G1474	G1474	G1273	C1209	C1209	G1144	U1083	G1024	A959	C895	C826	C762	A696
G1475	G1475	G1274	G1210	G1210	C1145	G1084	U1025	U960	C896	A827	G763	C701
G1476	G1476	G1275	U1211	U1211	A1146	U1085	G1026	U961	C897	U828	A764	A702
G1477	G1477	C1277	A1212	A1212	U1147	U1086	C1027	C962	U900	G829	A765	G703
C1477	C1477	G1277	G1213	G1213	U1148	G1087	C1028	G963	A899	G830	A766	A704
C1478	C1478	U1278	C1214	C1214	G1149	G1088	G1029	A964	A901	G837	A767	A705
C1479	C1479	A1279	G1215	G1215	U1150	U1089	U1030	A965	G902	U833	A768	U706
G1480	G1480	C1280	C1216	C1216	A1151	U1090	C1030	G966	G903	C834	G769	A707
U1481	U1481	U1281	U1217	U1217	A1152	U1091	A1031	C967	C904	U835	C770	C708
U1485	U1485	C1282	A1218	A1218	C1153	A1092	A1032	A968	G905	G836	G771	C707
G1486	G1486	G1283	U1219	U1219	G1154	A1093	G1032A	A969	A909	G837	U772	G709
G1487	G1487	A1284	G1220	G1220	G1155	U1094	G1032B	C970	U911	U841	G773	G710
G1490	G1490	A1285	G1221	G1221	G1156	U1095	G1033	G971	C912	U842	G774	
G1491	G1491	A1286	G1222	G1222	A1157	C1096	G1034	C972	C913	C843	A777	G713
G1492	G1492	A1287	C1223	C1223	C1158	G1097	A1035	G973	A913	U844	A778	A715
G1497	G1497	A1288	G1224	G1224	U1159	G1099	G1036	A974	A914	C848	G779	A716
U1498	U1498	C1289	A1225	A1225	G1160	C1100	C1037	A975	A915	C849	C799	A717
A1500	A1500	A1298	C1226	C1226	C1161	A1101	G1038	G976	G916	U850	A780	C717
C1501	C1501	G1300	A1227	A1227	G1162	A1102	G1039	A977	G917	C851	A781	C718
A1502	A1502	U1301	C1228	C1228	C1163	C1103	U1040	A978	A918	G852	A782	C719
A1503	A1503	U1302	A1229	A1229	A1164	G1104	A1044	C979	A919	G853	G783	C720
G1504	G1504	C1303	C1230	C1230	A1170	A1105	C1045	C980	U920	G854	C784	G721
G1505	G1505	G1304	G1231	G1231	G1171	G1106	A1046	U981	U921	G855	G785	A722
A1506	A1506	U1305	C1232	C1232	C1172	G1107	G1047	U982	G922	C856	G786	U723
A1507	A1507	G1306	U1233	U1233	G1173	G1108	U1048	A983	A923	C857	A787	G724
A1508	A1508	G1307	A1234	A1234	G1174	C1109	U1049	C984	C924	G858	U788	G725
C1509	C1509	U1307	C1235	C1235	G1175	A1110	U1049	C985	G925	A859	U789	G726
U1510	U1510	G1310	A1236	A1236	G1176	A1111	G1050	U986	A926	A860	A790	G727
G1511	G1511	C1311	C1237	C1237	A1177	C1112	C1051	U987	G927	G861	A791	A728
U1512	U1512	G1311	G1238	G1238	G1178	C1113	U1052	G988	G928	G862	A792	A729
			A1239	A1239	G1179	C1114	G1053	C989	G930	A864	A793	G730
			U1307	U1307	A1180	C1115	C1054	C990	C931	A865	A794	G731
			G1310	G1310	G1181	C1116	U1056	U991	C932	G866	C797	G734
			C1242	C1242	G1182	G1117	U1056	U992	C932	G867	C798	C735
			G1311	G1311	A1183	C1118	G1057	G993	G933	C868	G798	


• Molecule 1: 16S rRNA



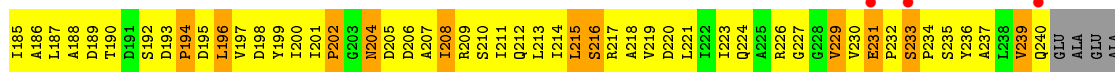
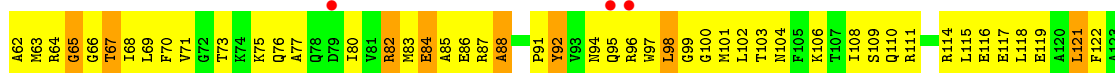


• Molecule 2: 30S ribosomal protein S2


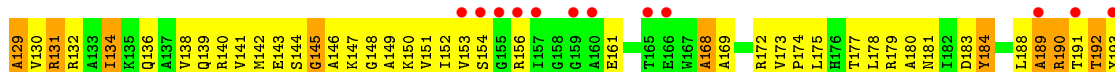






• Molecule 2: 30S ribosomal protein S2

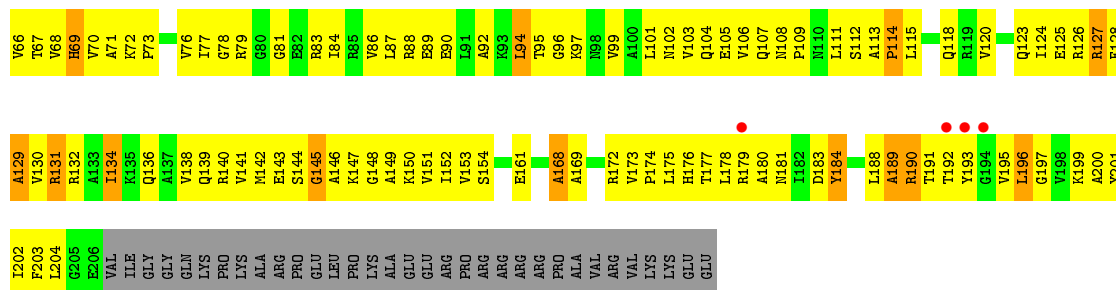


• Molecule 3: 30S ribosomal protein S3

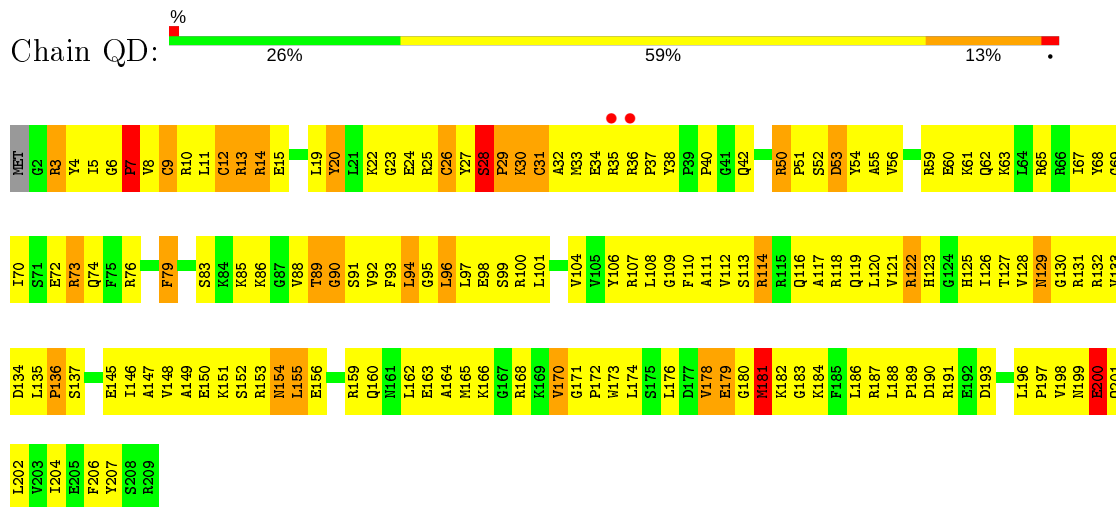


• Molecule 3: 30S ribosomal protein S3

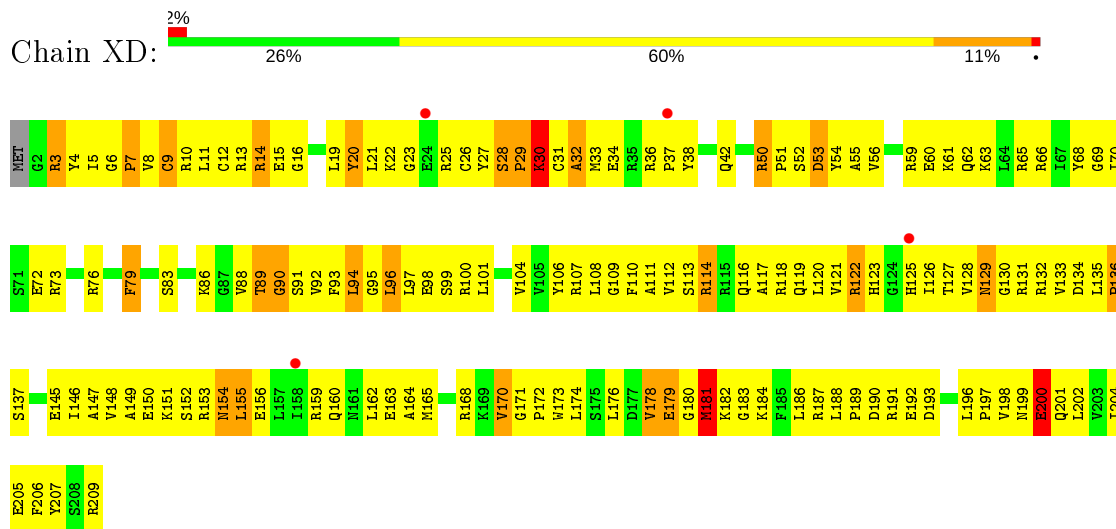




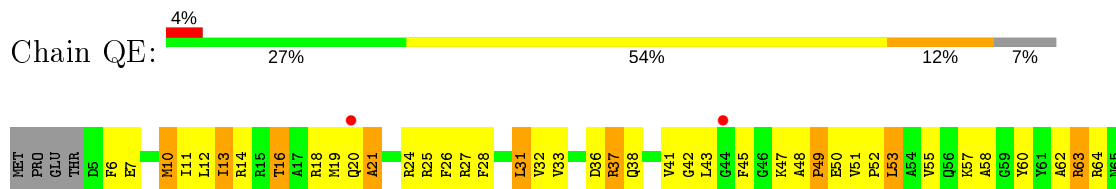
• Molecule 4: 30S ribosomal protein S4

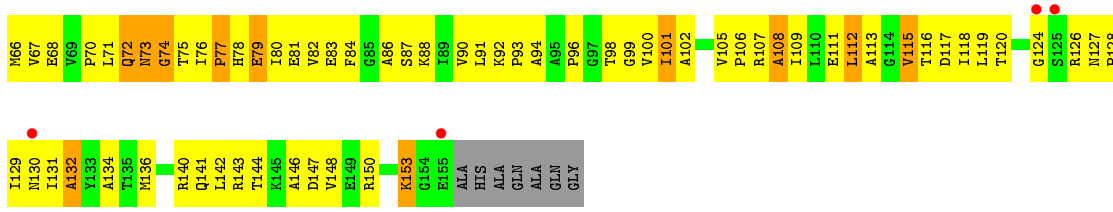


• Molecule 4: 30S ribosomal protein S4



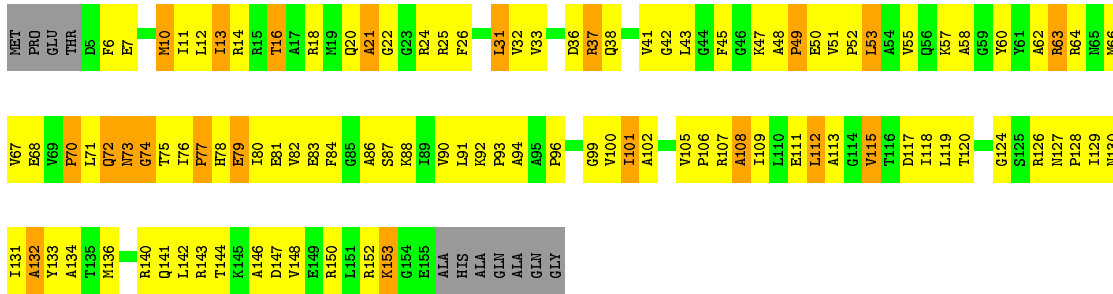
• Molecule 5: 30S ribosomal protein S5





• Molecule 5: 30S ribosomal protein S5

Chain XE: 28% 52% 13% 7%



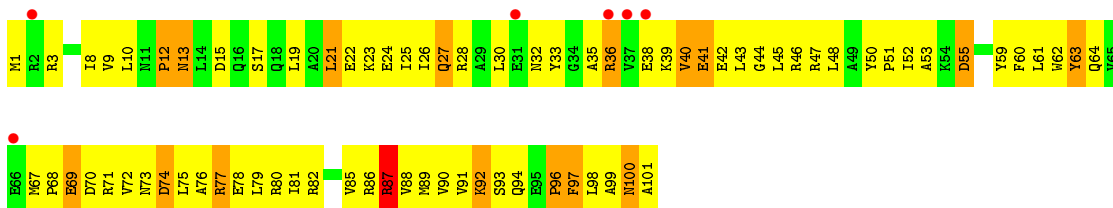
• Molecule 6: 30S ribosomal protein S6

Chain QF: 3% 26% 58% 15%



• Molecule 6: 30S ribosomal protein S6

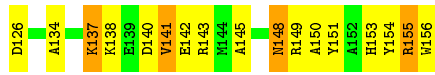

Chain XF: 6% 24% 59% 16%



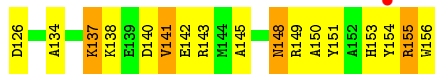
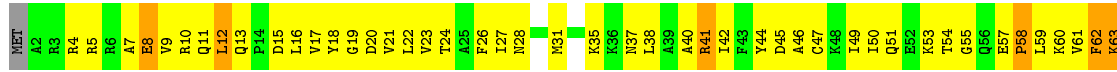
• Molecule 7: 30S ribosomal protein S7

Chain QG: 6% 26% 63% 10%

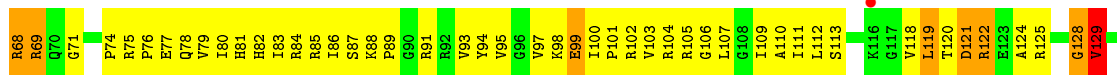





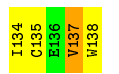

• Molecule 7: 30S ribosomal protein S7



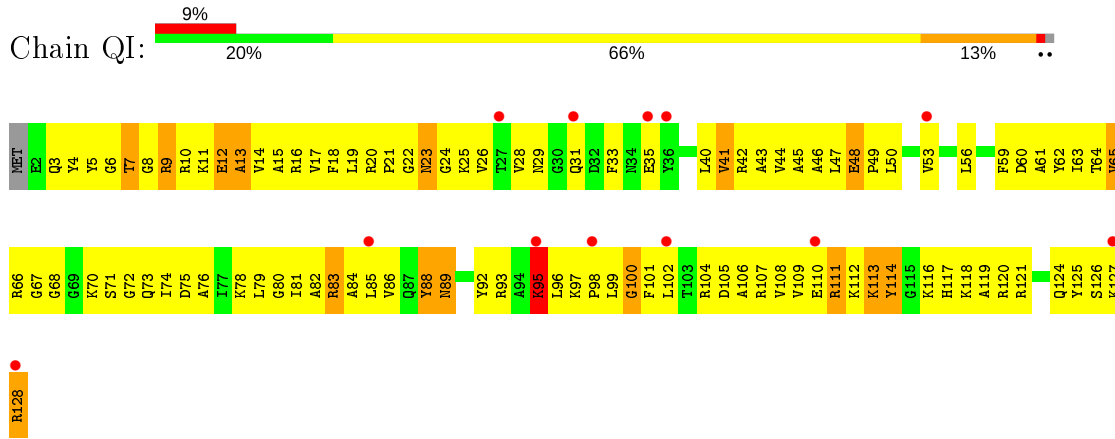
• Molecule 8: 30S ribosomal protein S8



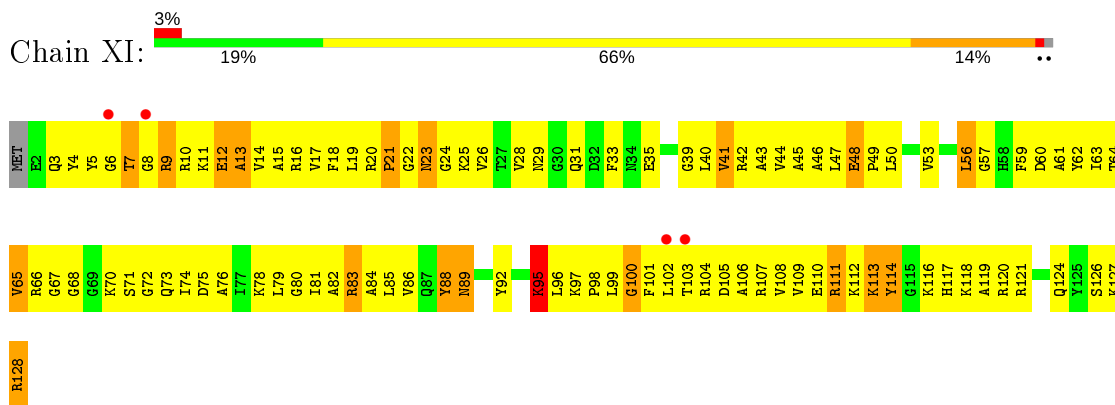
• Molecule 8: 30S ribosomal protein S8



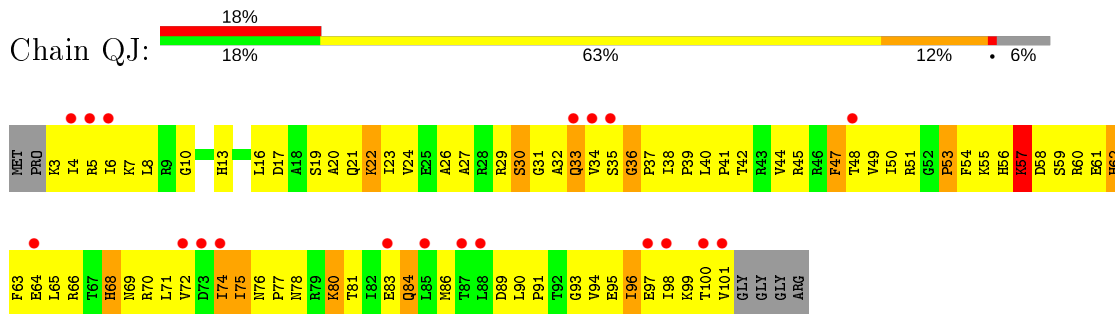
• Molecule 9: 30S ribosomal protein S9



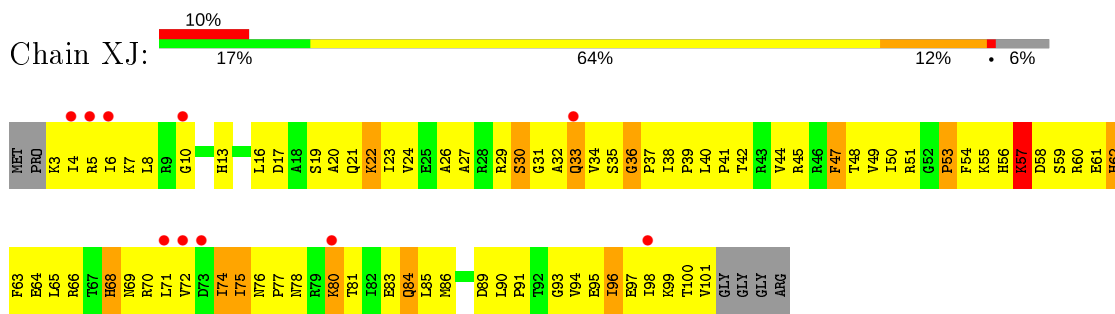
• Molecule 9: 30S ribosomal protein S9



• Molecule 10: 30S ribosomal protein S10

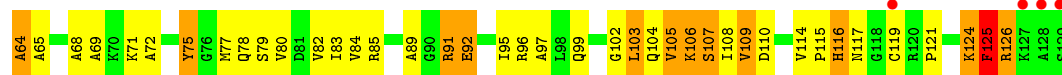



• Molecule 10: 30S ribosomal protein S10

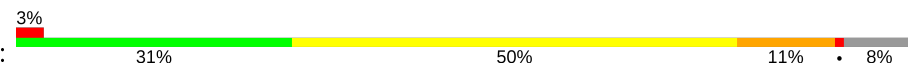


• Molecule 11: 30S ribosomal protein S11

Chain QK: 



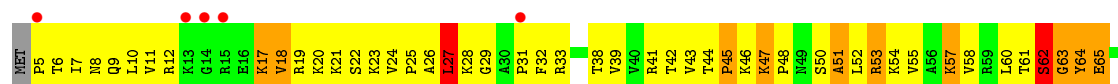
• Molecule 11: 30S ribosomal protein S11

Chain XK: 



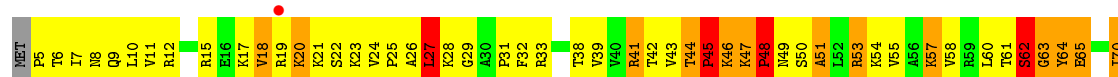
• Molecule 12: 30S ribosomal protein S12

Chain QL: 



• Molecule 12: 30S ribosomal protein S12

Chain XL: 



• Molecule 13: 30S ribosomal protein S13

Chain QM: 

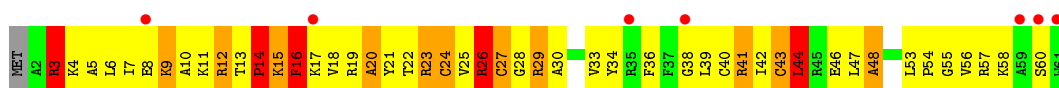





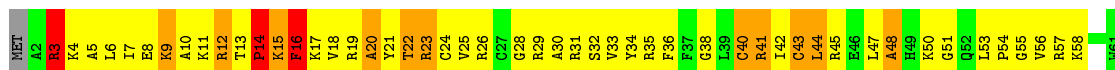
- Molecule 13: 30S ribosomal protein S13




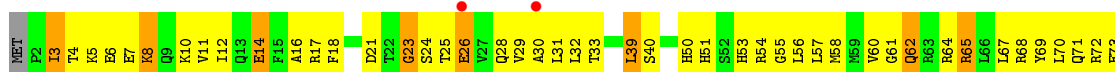
- Molecule 14: 30S ribosomal protein S14



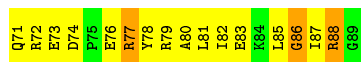
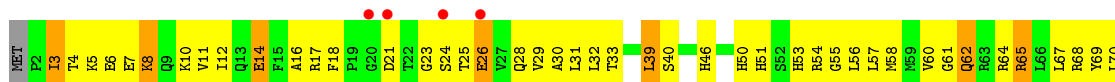
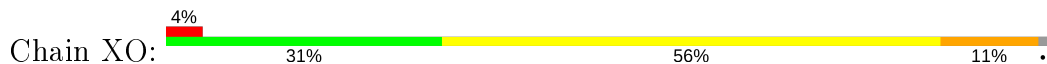
- Molecule 14: 30S ribosomal protein S14



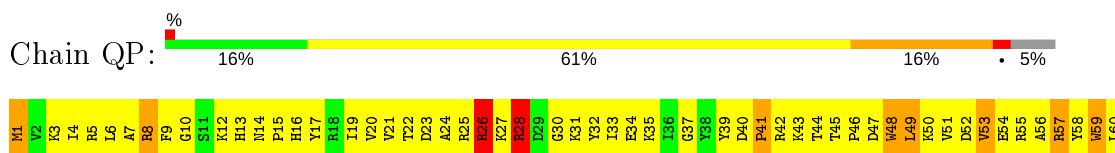
- Molecule 15: 30S ribosomal protein S15



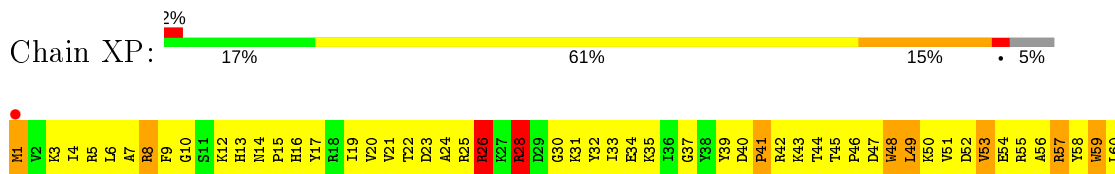
- Molecule 15: 30S ribosomal protein S15



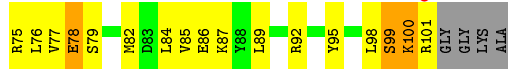
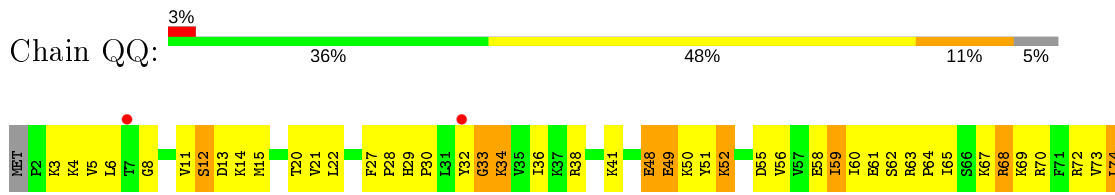
- Molecule 16: 30S ribosomal protein S16



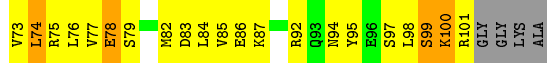
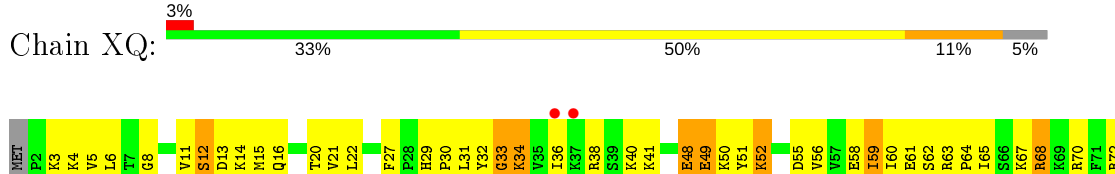
• Molecule 16: 30S ribosomal protein S16



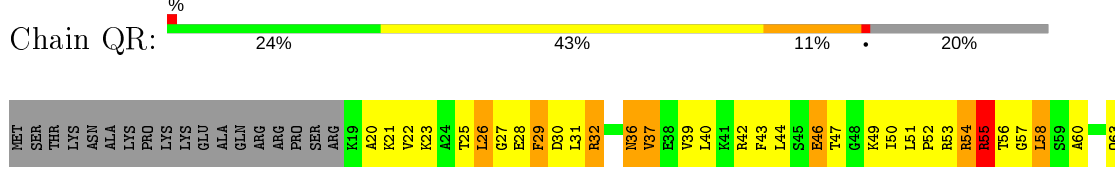
• Molecule 17: 30S ribosomal protein S17



• Molecule 17: 30S ribosomal protein S17



• Molecule 18: 30S ribosomal protein S18

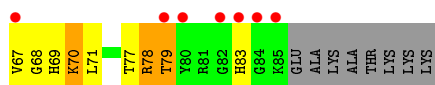
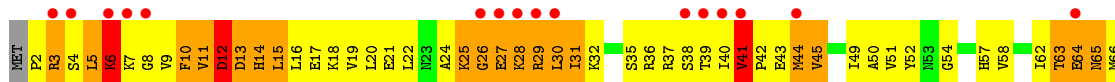
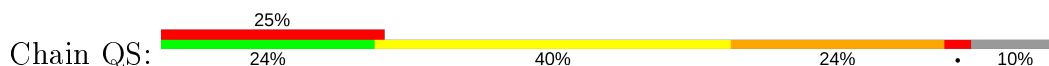




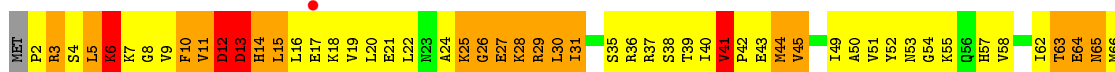
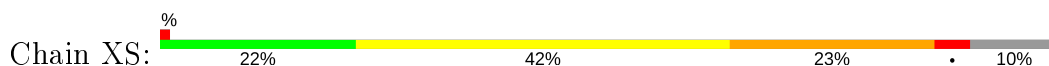
• Molecule 18: 30S ribosomal protein S18




• Molecule 19: 30S ribosomal protein S19



• Molecule 19: 30S ribosomal protein S19

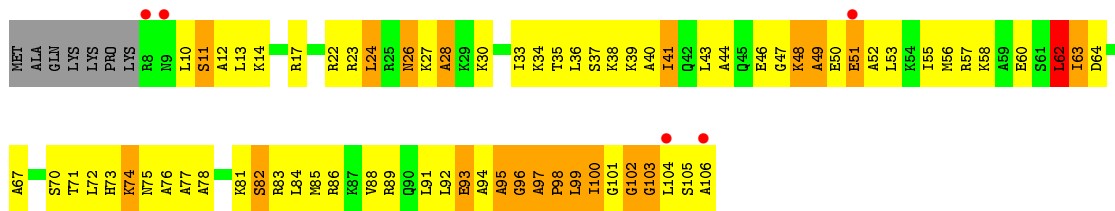


• Molecule 20: 30S ribosomal protein S20



• Molecule 20: 30S ribosomal protein S20





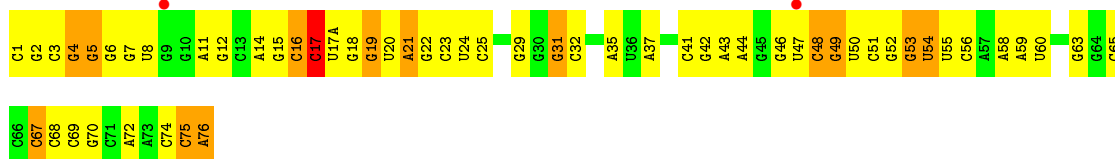
• Molecule 21: 30S ribosomal protein S21



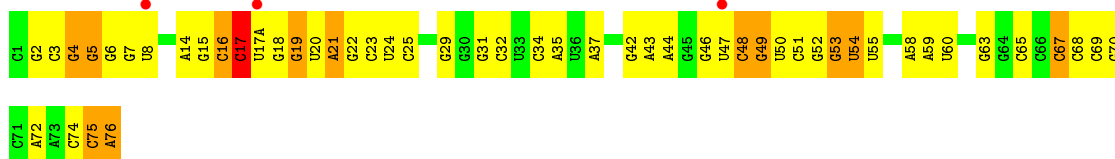
• Molecule 21: 30S ribosomal protein S21



• Molecule 22: P-site tRNA fMet



• Molecule 22: P-site tRNA fMet



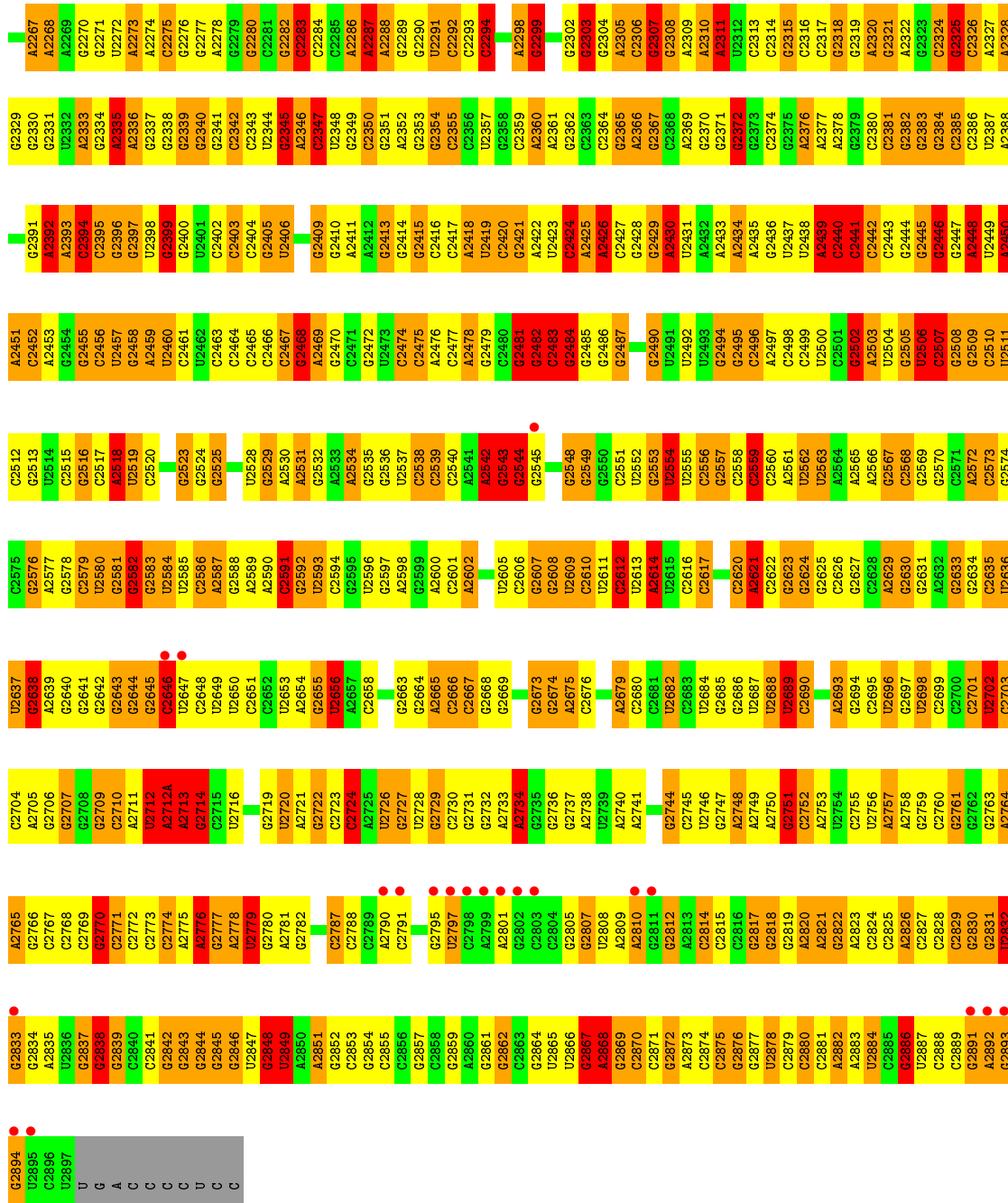
• Molecule 23: A-site ASL SufA6



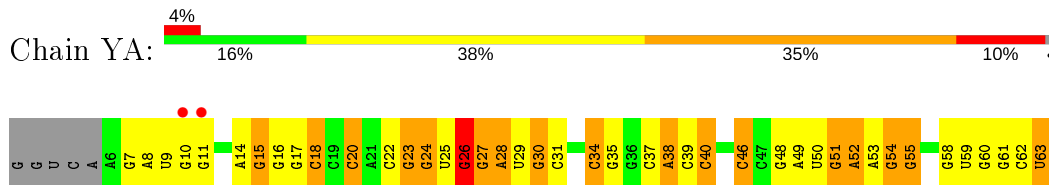
• Molecule 23: A-site ASL SufA6

U1288	G1163	A1096	U1033	G974	C912	C850	A788	U724	G663	C565	A497
C1289	G1164	U1097	G1037	C975	U913	U851	A789	G725	C664	U666	G498
C1290	U1165	A1098	C1038	G976	C914	G852	C790	G726	C665	A567	
C1291	G1166	U1099	C1039	C977	C915	G853	C791	A727	G666	U668	
C1292	U1167	G1100	C1040	G978	A917	G854	G792	G728	U667	G569	
C1293	G1168	U1101	C1041	G979	A918	G855	A793	G729	G668	U570	
C1294	U1169	C1102	G1042	G980	A919	C856	C796	C730	A571	U504	
C1295	G1170	A1103	C1043	A980	G919	U857	C797	C731	G630	A505	
C1296	U1171	U1104	G1044	A981	G920	C858	C798	C732	A572	G506	
C1297	G1172	A1105	C1045	C982	U921	G859	G921	G733	G573	A507	
C1298	U1173	U1106	A1046	A984	U922	U860	A734	A734	A575	G508	
C1299	G1174	G1107	G1047	A985	C923	G861	A735	A735	U576	G509	
C1300	U1175	U1108	A1048	C986	C924	G862	A802	C736	G577	C510	
C1301	G1176	C1109	C1049	C987	G925	A863	U803	C737	A578	U511	
C1302	U1177	G1110	A1050	G987	A926	G864	A804	G738	G579	G512	
C1303	G1178	U1111	C1051	A988	G928	C865	G805	G739	C580	A513	
C1304	U1179	A1112	C1052	G989	U929	G866	C806	A740	C581	A514	
C1305	G1180	U1113	G1053	A990	U930	C867	U807	U741	C582	A515	
C1306	U1181	C1114	A1054	C991	G931	U868	G808	G742	G583	C516	
C1307	G1182	G1115	G1055	C992	G932	G869	G809	G743	C584	C517	
C1308	U1183	C1116	U1056	G993	A933	A870	G810	G744	G585	G518	
C1309	G1184	U1117	A1057	C994	G934	U871	U811	G745	A586	U519	
C1310	U1185	C1118	G1058	C995	A872	A872	C812	A746	C587	G520	
C1311	G1186	U1119	U1059	A996	C936	G873	U813	U747	U838	G521	
C1312	U1187	G1120	U1060	G997	U937	G874	C814		C589		
C1313	G1188	A1121	U1061	C998	G938	G875	C815	A751	C590	A526	
C1314	U1189	C1122	G1062	U999	A941	C876	C816	A752	G591	C527	
C1315	G1190	U1123	U1063	A1000	U942	U877	C917	A753	C652	A528	
C1316	U1191	A1124	C1064	A1001	G943	G878	G818	C754	A653	A529	
C1317	G1192	U1125	U1065	G1002	U944	A879	A819	G755	G593	U530	
C1318	U1193	C1126	U1066	C1003	G945	G880	A820	C756	U594	C531	
C1319	G1194	A1127	A1067	C1004	A946	G881	A821	U757	C654	A532	
C1320	U1195	U1128	G1068	C1005	G946	G882	G822	U758	G656	A533	
C1321	G1196	C1129	U1069	A1006	A947	G883	G823	G759	G598	U534	
C1322	U1197	A1130	A1070	C1007	G948	C884	A824	G760	G599	C535	
C1323	G1198	C1131	G1071	C1008	C949	C885	C825	A761	G600	A536	
C1324	U1199	U1132	U1072	A1009	G950	C886	U826	U762	C601	C537	
C1325	G1200	C1133	A1073	A1010	C951	A887	U827		G602	G539	
C1326	U1201	A1134	G1074	G1011	G952	C888	G828	G765	A603	G540	
C1327	G1202	U1140	C1075	U1012	A953	C889	A829	C766	G604	C541	
C1328	U1203	C1141	U1076	C1013	G954	A890	G830	U767	C605		
C1329	G1204	U1142	A1077	U1014	C955	G892	G831	G768	U606	C544	
C1330	U1205	A1143	U1078	G1015	G956	C893	G832	G769	A607	G545	
C1331	C1206	C1144	C1079	G1016	A957	C894	U833	G770	A608	A546	
C1332	G1207	U1145	U1080	U1017	U958	U895	C834		A609	A547	
C1333	U1208	C1146	U1081	C1018	A959	A896	G835	U773	G609A		
C1334	G1209	U1146	U1082	U1019	A960	C897	G836	A774	C610	G554	
C1335	U1210	C1147	U1083	A1020	G961	C898	C837	G775	C611	G549	
C1336	G1211	U1148	A1084	A1021	G962	C838	U839	G776	G612	G550	
C1337	U1212	C1149	U1085	G1022	U963	A900	U839	A777	U613		
C1338	G1213	U1150	A1086	U1023	C964	A901	C840	G778	G654T		
C1339	U1214	C1151	A1087	G1024	G965	C902	C940	G779	A654U		
C1340	G1215	U1152	U1088	G1025	G966	C903	G842	U779	G655	G556	
C1341	U1216	C1153	A1088	U1026	C967	C904	G843	G780	A616	U557	
C1342	G1217	G1154	U1089	G1027	C968		G844	A781	G656	G558	
C1343	U1218	U1155	U1090	A1028	U969		G845	A782	U657	G559	
C1344	G1219	C1156	G1091	A1029	U970		G846	A783	C618A	C560	
C1345	U1220	U1157	G1092	A1029	C970		C847	A784	C658	G561	
C1346	C1221	G1158	U1093	U1030	G971		U847	G785	G660	U562	
C1347	G1222	C1159	U1094	G1031	C972		U848	C786	A621	G563	
C1348	U1223	U1160	A1095	A1032	A973			U787	G662	C564	

G2193	G2194	C2195	C2196	U2197	A2198	G2199	C2200	C2201	A2202	C2203	C2204	C2205	C2206	A2207	C2208	C2209	C2210	C2211	C2212	C2213	A2214	C2215	C2216	C2217	C2218	C2219	C2220	C2221	C2222	C2223	C2224	C2225	C2226	C2227	C2228	C2229	C2230	C2231	C2232	C2233	C2234	C2235	C2236	C2237	C2238	C2239	C2240	A2241	G2242	U2243	C2244	A2245	C2246	A2247	C2248	U2249	C2250	C2251	C2252	C2253	C2254	C2255	C2256	C2257	C2258	C2259	C2260	C2261	U2262	C2263	C2264	C2126	G2127	C2128	C2129	C2130	C2131	U2132	C2133	A2134	C2135	C2136	C2137	C2138	C2139	C2140	C2141	C2142	C2143	C2144	C2145	C2146	C2147	C2148	C2149	C2150	C2151	C2152	C2153	C2154	C2155	C2156	C2157	C2158	C2159	C2160	C2161	C2162	C2163	C2164	C2165	C2166	C2167	C2168	A2169	A2170	C2171	C2172	A2173	C2174	C2175	A2176	C2177	C2178	C2179	C2180	C2181	C2182	C2183	C2184	C2185	C2186	C2187	C2188	U2189	C2190	C2191	C2192	C2065	C2066	C2067	C2068	C2069	C2070	U2071	C2072	C2073	A2074	C2075	C2076	C2077	C2078	C2079	C2080	C2081	C2082	C2083	C2084	C2085	C2086	C2087	C2088	C2089	C2090	U2091	C2092	C2093	C2094	C2095	C2096	C2097	C2098	C2099	C2100	C2101	C2102	C2103	C2104	C2105	C2106	C2107	C2108	U2109	C2110	C2111	C2112	C2113	C2114	C2115	C2116	C2117	C2118	C2119	C2120	C2121	C2122	C2123	C2124	C2125	A2005	C2006	C2007	C2008	C2009	C2010	U2011	C2012	C2013	A2014	C2015	C2016	U2017	C2018	C2019	A2020	C2021	C2022	C2023	C2024	C2025	C2026	C2027	C2028	C2029	A2030	C2031	C2032	A2033	C2034	C2035	C2036	C2037	C2038	C2039	C2040	U2041	A2042	C2043	C2044	C2045	C2046	C2047	C2048	C2049	C2050	A2051	C2052	C2053	A2054	C2055	C2056	A2057	C2058	C2059	C2060	A2061	C2062	C2063	C2064	U1945	C1946	C1947	C1948	C1949	C1950	C1951	C1952	C1953	C1954	C1955	C1956	C1957	C1958	C1959	C1960	C1961	C1962	C1963	C1964	C1965	C1966	C1967	C1968	C1969	C1970	C1971	C1972	C1973	C1974	C1975	C1976	C1977	C1978	C1979	C1980	C1981	C1982	C1983	C1984	C1985	C1986	C1987	C1988	C1989	C1990	C1991	C1992	C1993	C1994	C1995	C1996	C1997	C1998	C1999	C2000	C2001	C2002	C2003	C2004	C1878	C1879	C1880	C1881	C1882	C1883	C1884	C1885	C1886	C1887	C1888	C1889	C1890	C1891	C1892	C1893	C1894	C1895	C1896	C1897	C1898	C1899	A1900	C1901	C1902	C1903	C1904	C1905	C1906	C1907	C1908	C1909	C1910	C1911	C1912	C1913	C1914	C1915	C1916	C1917	C1918	C1919	C1920	C1921	C1922	C1923	C1924	C1925	C1926	C1927	C1928	C1929	C1930	C1931	C1932	C1933	C1934	C1935	C1936	C1937	C1938	C1939	C1940	C1843	C1844	C1845	C1846	C1847	C1848	C1849	C1850	C1851	C1852	C1853	C1854	C1855	C1856	C1857	C1858	C1859	C1860	C1861	C1862	C1863	C1864	C1865	C1866	C1867	C1868	C1869	C1870	C1871	C1872	C1873	C1874	C1875	C1876	C1877	C1878	C1879	C1880	C1881	C1882	C1883	C1884	C1885	C1886	C1887	C1888	C1889	C1890	C1891	C1892	C1893	C1894	C1895	C1896	C1897	C1898	C1899	C1900	C1901	C1902	C1903	C1904	C1905	C1906	C1907	C1908	C1909	C1910	C1911	C1912	C1913	C1914	C1915	C1916	C1917	C1918	C1919	C1920	C1921	C1922	C1923	C1924	C1925	C1926	C1927	C1928	C1929	C1930	C1931	C1932	C1933	C1934	C1935	C1936	C1937	C1938	C1939	C1940	C1785	C1786	C1787	C1788	C1789	C1790	C1791	C1792	C1793	C1794	C1795	C1796	C1797	C1798	C1799	C1800	C1801	C1802	C1803	C1804	C1661	C1662	C1663	C1664	C1665	C1666	C1667	C1668	C1669	C1670	C1671	C1672	C1673	C1674	C1675	C1676	C1677	C1678	C1679	C1680	C1681	C1682	C1683	C1684	C1685	C1686	C1687	C1688	C1689	C1690	C1691	C1692	C1693	C1694	C1695	C1696	C1697	C1698	C1699	C1700	C1701	C1702	C1703	C1704	C1705	C1706	C1707	C1708	C1709	C1710	C1711	C1712	C1713	C1714	C1715	C1716	C1717	C1718	C1719	C1720	C1721	C1722	C1723	C1724	C1725	C1726	C1727	C1728	C1729	C1730	C1731	C1732	C1733	C1734	U1535	U1536	C1537	C1538	C1539	U1540	U1541	C1542	C1543	C1544	C1545	C1546	C1547	C1548	C1549	C1550	C1551	C1552	C1553	C1554	C1555	C1556	C1557	C1558	C1559	C1560	C1561	C1562	C1563	C1564	C1565	C1566	C1567	C1568	C1569	C1570	C1571	C1572	C1573	C1574	C1575	C1576	C1577	C1578	C1579	C1580	C1581	C1582	C1583	C1584	C1585	C1586	C1587	C1588	C1589	C1590	C1591	C1592	C1593	C1594	C1595	C1596	C1597	C1598	C1599	C1600	U1473	C1474	C1475	C1476	C1477	C1478	C1479	C1480	C1481	C1482	C1483	C1484	C1485	C1486	C1487	C1488	C1489	C1490	C1491	C1492	C1493	C1494	C1495	C1496	C1497	C1498	C1499	C1500	C1501	C1502	C1503	C1504	C1505	C1506	C1507	C1508	C1509	C1510	C1511	C1512	C1513	C1514	C1515	C1516	C1517	C1518	C1519	C1520	C1521	C1522	C1523	C1524	C1525	C1526	C1527	C1528	C1529	C1530	C1531	C1532	C1533	C1534	C1441	C1442	C1443	C1444	C1445	C1446	C1447	C1448	C1449	C1449A	C1450	C1451	C1452	C1453	C1454	C1455	C1456	C1457	C1458	C1459	C1460	C1461	C1462	C1463	C1464	C1465	C1466	C1467	C1468	C1469	C1470	C1471	C1472	C1473	C1474	C1475	C1476	C1477	C1478	C1479	C1480	C1481	C1482	C1483	C1484	C1485	C1486	C1487	C1488	C1489	C1490	C1491	C1492	C1493	C1494	C1495	C1496	C1497	C1498	C1499	C1500	C1501	C1502	C1503	C1504	C1505	C1506	C1507	C1508	C1509	C1510	C1511	C1512	C1513	C1514	C1515	C1516	C1517	C1518	C1519	C1520	C1521	C1522	C1523	C1524	C1525	C1526	C1527	C1528	C1529	C1530	C1531	C1532	C1533	C1534	C1389	C1390	C1391	C1392	C1393	C1394	C1395	C1396	C1397	C1398	C1399	C1400	C1401	C1402	C1403	C1404	C1405	C1406	C1407	C1408	C1409	C1410	C1384	C1385	C1386	C1387	C1388	C1389	C1390	C1391	C1392	C1393	C1394	C1395	C1396	C1397	C1398	C1399	C1400	C1401	C1402	C1403	C1404	C1405	C1406	C1407	C1408	C1409	C1410	C1374	C1375	C1376	C1377	C1378	C1379	C1380	C1381	C1382	C1383	C1384	C1385	C1386	C1387	C1388	C1389	C1390	C1391	C1392	C1393	C1394	C1395	C1396	C1397	C1398	C1399	C1400	C1401	C1402	C1403	C1404	C1405	C1406	C1407	C1408	C1409	C1410	C1326	C1327	C1328	C1329	C1330	C1331	C1332	C1333	C1334	C1335	C1336	C1337	C1338	C1339	C1340	C1341	C1342	C1343	C1344	C1345	C1346	C1347	C1348	C1349	C1350	C1351	C1352	C1353	C1354	C1355	C1356	C1357	C1358	C1359	C1360	C1361	C1362	C1363	C1364	C1365	C1366	C1367	C1368	C1369	C1370	C1371	C1372	C1373	C1374	C1375	C1376	C1377	C1378	C1379	C1380	C1381	C1382	C1383	C1384	C1385	C1386	C1387	C1388	C1389	C1390	C1391	C1392	C1393	C1394	C1395	C1396	C1397	C1398	C1399	C1400	C1401	C1402	C1403	C1404	C1405	C1406	C1407	C1408	C1409	C1410	C1319	C1320	C1321	C1322	C1323	C1324	C1325	C1326	C1327	C1328	C1329	C1330	C1331	C1332	C1333	C1334	C1335	C1336	C1337	C1338	C1339	C1340	C1341	C1342	C1343	C1344	C1345	C1346	C1347	C1348	C1349	C1350	C1351	C1352	C1353	C1354	C1355	C1356	C1357	C1358	C1359	C1360	C1361	C1362	C1363	C1364	C1365	C1366	C1367	C1368	C1369	C1370	C1371	C1372	C1373	C1374	C1375	C1376	C1377	C1378	C1379	C1380	C1381	C1382	C1383	C1384	C1385	C1386	C1387	C1388	C1389	C1390	C1391	C1392	C1393	C1394	C1395	C1396	C1397	C1398	C1399	C1400	C1401	C1402	C1403	C1404	C1405	C1406	C1407	C1408	C1409	C1410	C1305	C1306	C1307	C1308	C1309	C1310	C1311	C1312	C1313	C1314	C1315	C1316	C1317	C1318	C1319	C1320	C1321	C1322	C1323	C1324	C1325	C1326	C1327	C1328	C1329	C1330	C1331	C1332	C1333	C1334	C1335	C1336	C1337	C1338	C1339	C1340	C1341	C1342	C1343	C1344	C1345	C1346	C1347	C1348	C1349	C1350	C1351	C1352	C1353	C1354	C1355	C1356	C1357	C1358	C1359	C1360	C1361	C1362	C1363	C1364	C1365	C1366	C1367	C1368	C1369	C1370	C1371	C1372	C1373	C1374	C1375	C1376	C1377	C1378	C1379	C1380	C1381	C1382	C1383	C1384	C1385	C1386	C1387	C1388	C1389	C1390	C1391	C1392	C1393	C1394	C1395	C1396	C1397	C1398	C1399	C1400	C1401	C1402	C1403	C1404	C1405	C1406	C1407	C1408	C1409	C1410	C1293	C1294	C1295	C1296	C1297	C1298	C1299	C1300	C1301	C1302	C1303	C1304	C1305	C1306	C1307	C1308	C1309	C1310	C1311	C1312	C1313	C1314	C1315	C1316	C1317	C1318	C1319	C1320	C1321	C1322	C1323	C1324	C1325	C1326	C1327	C1328	C1329	C1330	C1331	C1332	C1333	C1334	C1335	C1336	C1337	C1338	C1339	C1340	C1341	C1342	C1343	C1344	C1345	C1346	C1347	C1348	C1349	C1350	C1351	C1352	C1353	C1354	C1355	C1356	C1357	C1358	C1359	C1360	C1361	C1362	C1363	C1364	C1365	C1366	C1367	C1368	C1369	C1370	C1371	C1372	C1373	C1374	C1375	C1376	C1377	C1378	C1379	C1380	C1381	C1382	C1383	C1384	C1385	C1386	C1387	C1388	C1389	C1390	C1391	C1392	C1393	C1394	C1395	C1396	C1397	C1398	C1399	C1400	C1401	C1402	C1403	C1404	C1405	C1406	C1407	C1408	C1409	C1410	C1285	C1286	C1287	C1288	C1289	C1290	C1291	C1292	C1293	C1294	C1295	C1296	C1297	C1298	C1299	C1300	C1301	C1302	C1303	C1304	C1305	C1306	C1307	C1308	C1309	C1310	C1311	C1312	C1313	C1314	C1315	C1316	C1317	C1318	C1319	C1320	C1321	C1322	C1323	C1324	C1325	C1326	C1327	C1328	C1329	C1330	C1331	C1332	C1333	C1334	C1335	C1336	C1337	C1338	C1339	C1340	C1341	C1342	C1343	C1344	C1345	C1346	C1347	C1348	C1349	C1350	C1351	C1352	C1353	C1354	C1355	C1356	C1357</
-------	-------	-------	-------	-------	-------	-------	-------	-------	-------	-------	-------	-------	-------	-------	-------	-------	-------	-------	-------	-------	-------	-------	-------	-------	-------	-------	-------	-------	-------	-------	-------	-------	-------	-------	-------	-------	-------	-------	-------	-------	-------	-------	-------	-------	-------	-------	-------	-------	-------	-------	-------	-------	-------	-------	-------	-------	-------	-------	-------	-------	-------	-------	-------	-------	-------	-------	-------	-------	-------	-------	-------	-------	-------	-------	-------	-------	-------	-------	-------	-------	-------	-------	-------	-------	-------	-------	-------	-------	-------	-------	-------	-------	-------	-------	-------	-------	-------	-------	-------	-------	-------	-------	-------	-------	-------	-------	-------	-------	-------	-------	-------	-------	-------	-------	-------	-------	-------	-------	-------	-------	-------	-------	-------	-------	-------	-------	-------	-------	-------	-------	-------	-------	-------	-------	-------	-------	-------	-------	-------	-------	-------	-------	-------	-------	-------	-------	-------	-------	-------	-------	-------	-------	-------	-------	-------	-------	-------	-------	-------	-------	-------	-------	-------	-------	-------	-------	-------	-------	-------	-------	-------	-------	-------	-------	-------	-------	-------	-------	-------	-------	-------	-------	-------	-------	-------	-------	-------	-------	-------	-------	-------	-------	-------	-------	-------	-------	-------	-------	-------	-------	-------	-------	-------	-------	-------	-------	-------	-------	-------	-------	-------	-------	-------	-------	-------	-------	-------	-------	-------	-------	-------	-------	-------	-------	-------	-------	-------	-------	-------	-------	-------	-------	-------	-------	-------	-------	-------	-------	-------	-------	-------	-------	-------	-------	-------	-------	-------	-------	-------	-------	-------	-------	-------	-------	-------	-------	-------	-------	-------	-------	-------	-------	-------	-------	-------	-------	-------	-------	-------	-------	-------	-------	-------	-------	-------	-------	-------	-------	-------	-------	-------	-------	-------	-------	-------	-------	-------	-------	-------	-------	-------	-------	-------	-------	-------	-------	-------	-------	-------	-------	-------	-------	-------	-------	-------	-------	-------	-------	-------	-------	-------	-------	-------	-------	-------	-------	-------	-------	-------	-------	-------	-------	-------	-------	-------	-------	-------	-------	-------	-------	-------	-------	-------	-------	-------	-------	-------	-------	-------	-------	-------	-------	-------	-------	-------	-------	-------	-------	-------	-------	-------	-------	-------	-------	-------	-------	-------	-------	-------	-------	-------	-------	-------	-------	-------	-------	-------	-------	-------	-------	-------	-------	-------	-------	-------	-------	-------	-------	-------	-------	-------	-------	-------	-------	-------	-------	-------	-------	-------	-------	-------	-------	-------	-------	-------	-------	-------	-------	-------	-------	-------	-------	-------	-------	-------	-------	-------	-------	-------	-------	-------	-------	-------	-------	-------	-------	-------	-------	-------	-------	-------	-------	-------	-------	-------	-------	-------	-------	-------	-------	-------	-------	-------	-------	-------	-------	-------	-------	-------	-------	-------	-------	-------	-------	-------	-------	-------	-------	-------	-------	-------	-------	-------	-------	-------	-------	-------	-------	-------	-------	-------	-------	-------	-------	-------	-------	-------	-------	-------	-------	-------	-------	-------	-------	-------	-------	-------	-------	-------	-------	-------	-------	-------	-------	-------	-------	-------	-------	-------	-------	-------	-------	-------	-------	-------	-------	-------	-------	-------	-------	-------	-------	-------	-------	-------	-------	-------	-------	-------	-------	-------	-------	-------	-------	-------	-------	-------	-------	-------	-------	-------	-------	-------	-------	-------	-------	-------	-------	-------	-------	-------	-------	-------	-------	-------	-------	-------	-------	-------	-------	-------	-------	-------	-------	-------	-------	-------	-------	-------	-------	-------	-------	-------	-------	-------	-------	-------	-------	-------	-------	-------	-------	-------	-------	-------	-------	-------	-------	-------	-------	-------	-------	-------	-------	-------	-------	-------	-------	-------	-------	-------	-------	-------	-------	-------	-------	-------	-------	-------	-------	-------	-------	-------	-------	-------	-------	-------	-------	-------	-------	-------	-------	-------	-------	-------	-------	-------	-------	-------	-------	-------	-------	-------	-------	-------	-------	-------	-------	-------	-------	-------	-------	-------	-------	-------	-------	-------	-------	-------	-------	-------	-------	-------	-------	-------	-------	-------	-------	-------	-------	-------	-------	-------	-------	-------	-------	-------	-------	-------	-------	-------	-------	-------	-------	-------	-------	-------	-------	-------	-------	-------	-------	-------	-------	-------	-------	-------	-------	-------	-------	-------	-------	-------	-------	-------	-------	-------	-------	-------	-------	-------	-------	-------	-------	-------	-------	-------	-------	-------	-------	-------	-------	-------	-------	-------	-------	-------	-------	-------	-------	-------	-------	-------	-------	-------	-------	-------	-------	-------	-------	-------	--------	-------	-------	-------	-------	-------	-------	-------	-------	-------	-------	-------	-------	-------	-------	-------	-------	-------	-------	-------	-------	-------	-------	-------	-------	-------	-------	-------	-------	-------	-------	-------	-------	-------	-------	-------	-------	-------	-------	-------	-------	-------	-------	-------	-------	-------	-------	-------	-------	-------	-------	-------	-------	-------	-------	-------	-------	-------	-------	-------	-------	-------	-------	-------	-------	-------	-------	-------	-------	-------	-------	-------	-------	-------	-------	-------	-------	-------	-------	-------	-------	-------	-------	-------	-------	-------	-------	-------	-------	-------	-------	-------	-------	-------	-------	-------	-------	-------	-------	-------	-------	-------	-------	-------	-------	-------	-------	-------	-------	-------	-------	-------	-------	-------	-------	-------	-------	-------	-------	-------	-------	-------	-------	-------	-------	-------	-------	-------	-------	-------	-------	-------	-------	-------	-------	-------	-------	-------	-------	-------	-------	-------	-------	-------	-------	-------	-------	-------	-------	-------	-------	-------	-------	-------	-------	-------	-------	-------	-------	-------	-------	-------	-------	-------	-------	-------	-------	-------	-------	-------	-------	-------	-------	-------	-------	-------	-------	-------	-------	-------	-------	-------	-------	-------	-------	-------	-------	-------	-------	-------	-------	-------	-------	-------	-------	-------	-------	-------	-------	-------	-------	-------	-------	-------	-------	-------	-------	-------	-------	-------	-------	-------	-------	-------	-------	-------	-------	-------	-------	-------	-------	-------	-------	-------	-------	-------	-------	-------	-------	-------	-------	-------	-------	-------	-------	-------	-------	-------	-------	-------	-------	-------	-------	-------	-------	-------	-------	-------	-------	-------	-------	-------	-------	-------	-------	-------	-------	-------	-------	-------	-------	-------	-------	-------	-------	-------	-------	-------	-------	-------	-------	-------	-------	-------	-------	-------	-------	-------	-------	-------	-------	-------	-------	-------	-------	-------	-------	-------	-------	-------	-------	-------	-------	-------	-------	-------	-------	-------	-------	-------	-------	-------	-------	-------	-------	-------	-------	-------	-------	-------	-------	-------	-------	-------	-------	-------	-------	-------	-------	-------	-------	-------	-------	-------	-------	-------	-------	-------	-------	-------	-------	-------	-------	-------	-------	-------	-------	-------	-------	-------	-------	-------	-------	-------	-------	-------	-------	-------	-------	-------	-------	-------	-------	-------	-------	-------	-------	-------	-------	-------	-------	-------	-------	-------	-------	-------	-------	-------	-------	-------	-------	-------	-------	-------	-------	-------	-------	-------	-------	-------	-------	-------	-------	-------	-------	-------	-------	-------	-------	-------	-------	-------	-------	-------	-------	-------	-------	-------	-------	-------	-------	-------	-------	-------	-------	-------	-------	-------	-------	-------	-------	-------	-------	-------	-------	-------	-------	-------	-------	-------	-------	-------	-------	-------	-------	-------	-------	-------	-------	-------	-------	-------	-------	-------	-------	-------	-------	-------	-------	-------	-------	-------	-------	-------	-------	-------	-------	-------	-------	-------	-------	-------	-------	-------	-------	-------	-------	-------	-------	-------	-------	-------	-------	-------	-------	-------	-------	-------	-------	-------	-------	-------	-------	-------	-------	-------	-------	-------	-------	-------	-------	-------	-------	-------	-------	-------	-------	-------	-------	-------	-------	-------	-------	-------	-------	-------	-------	-------	-------	-------	-------	-------	-------	-------	-------	-------	-------	-------	-------	-------	-------	-------	-------	-------	-------	-------	-------	-------	-------	-------	-------	-------	-------	-------	-------	-------	-------	-------	-------	-------	-------	-------	-------	-------	-------	-------	-------	-------	-------	-------	-------	-------	-------	-------	-------	-------	-------	-------	-------	-------	-------	-------	-------	-------	-------	-------	-------	-------	-------	-------	-------	-------	-------	-------	-------	-------	-------	-------	-------	-------	-------	-------	-------	-------	-------	-------	-------	-------	-------	-------	-------	-------	-------	-------	-------	-------	-------	-------	-------	-------	-------	-------	-------	-------	-------	-------	-------	-------	-------	-------	-------	-------	-------	-------	-------	-------	-------	-------	-------	-------	-------	-------	-------	-------	-------	-------	-------	-------	-------	-------	-------	-------	-------	-------	-------	-------	-------	-------	-------	-------	-------	-------	-------	-------	-------	-------	-------	-------	-------	-------	-------	-------	-------	-------	-------	---------

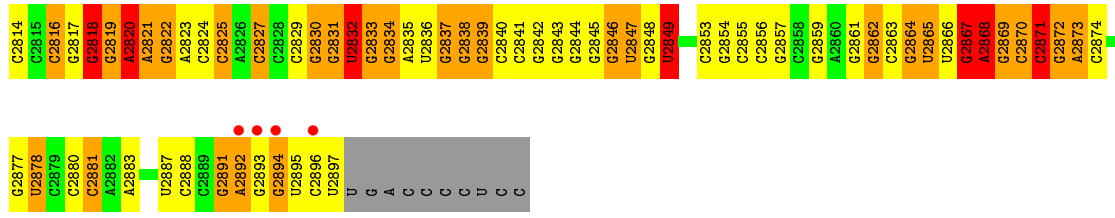


• Molecule 25: 23S rRNA

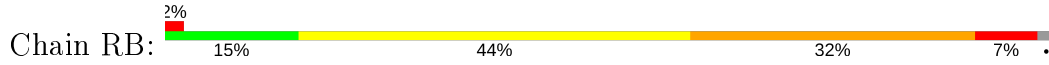


U1019	U1020	A1021	G1022	A1023	G1024	G1025	G1026	G1027	A1028	A1029	A1030	A1031	A1032	A1033	A1034	U1035	U1036	G1042	G1043	G1044	A1045	A1046	G1047	A1048	C1049	C1050	G1051	C1052	C1053	A1054	G1055	A1056	A1057	G1058	G1059	U1060	U1061	G1062	G1063	G1064	U1065	U1066	A1067	G1068	A1069	A1070	G1071	G1074	G1075	A1076	A1077	U1078	U1079	C1080	U1081	U1082	U1083			
A1084	A1085	A1086	G1087	A1088	G1089	U1090	G1091	G1092	G1093	U1094	A1095	A1096	U1097	A1098	G1099	U1100	C1101	C1102	A1103	C1104	U1105	C1106	C1109	G1110	A1111	G1112	U1113	G1114	G1115	C1119	G1122	A1127	C1128	C1129	G1132	G1134	G1135	G1136	G1137	G1138	G1139	C1140	U1141	U1142	U1143	A1143A	U1143	G1144	C1145	A1146	A1210									
U1211	G1212	A1213	A1214	G1215	G1216	G1217	G1218	G1219	G1220	G1221	A1222	G1223	G1224	G1225	G1226	A1227	A1228	C1230	G1231	U1234	G1235	G1236	A1237	G1176	A1111	G1177	G1178	G1179	G1180	G1181	A1182	G1183	G1184	C1185	G1186	G1187	U1188	A1126	C1251	G1252	A1253	G1191	G1192	G1193	A1194	G1195	G1196	G1197	U1198	U1199	C1200	G1201	U1202	G1203	U1204	A1205	G1206	G1207	A1210	
U1273	A1274	A1275	G1276	G1277	G1278	G1279	G1280	G1281	G1282	G1283	A1284	G1285	A1286	A1287	A1288	C1289	C1290	C1291	U1292	C1293	U1294	G1295	G1296	C1297	C1298	G1299	U1300	A1301	A1302	C1303	C1304	C1305	C1306	A1307	A1308	G1309	G1310	G1311	C1312	U1313	A1314	C1315	U1316	A1317	C1318	G1319	C1320	A1321	A1322	U1323	G1324	G1325	G1326	C1327	G1328	U1329	C1330	A1331	G1332	
C1333	A1336	G1337	G1338	G1339	U1340	U1341	A1342	G1343	G1344	G1345	G1346	G1347	G1348	A1349	C1350	C1351	U1352	A1353	G1354	G1355	G1356	U1357	G1358	A1359	A1360	A1361	C1362	A1363	G1364	A1365	A1366	A1367	G1368	A1369	C1370	G1371	U1372	A1373	U1374	C1375	G1376	G1377	A1378	A1379	G1380	G1381	G1382	C1383	A1384	G1385	C1386	C1387	G1388	G1389	U1390	U1391	A1392	A1393		
U1394	A1395	U1396	U1397	G1398	C1399	G1400	G1401	G1402	C1403	G1404	U1405	U1406	C1407	C1408	C1409	G1410	C1411	A1412	G1413	G1414	U1415	G1416	C1417	G1418	A1419	U1420	G1421	C1422	G1423	G1424	G1425	A1426	A1427	G1428	G1429	G1430	U1431	G1432	A1433	A1434	G1435	G1436	G1437	U1438	U1439	G1440	G1441	G1442	G1443	G1444	A1444A	G1445	C1446	C1447	G1448	A1449	G1449A	G1451		
A1453	U1454	G1455	G1456	A1457	C1458	A1459	A1460	G1461	G1462	G1463	G1464	G1467	C1468	A1469	A1470	A1471	A1472	G1473	A1477	G1478	G1479	G1480	U1482	G1483	G1484	G1485	A1486	A1487	G1488	A1489	A1490	G1491	G1492	G1493	A1494	A1495	A1496	U1497	G1498	C1499	G1500	C1501	C1502	U1503	C1504	C1505	G1506	A1507	A1508	G1509	A1510	A1511	G1512	G1513	G1514	G1515	U1516	U1517	G1518	A1519
C1518	G1519	U1520	G1521	U1522	U1523	G1524	G1525	G1526	G1527	A1528	A1529	G1530	C1531	C1532	C1533	G1534	U1535	U1536	U1537	G1538	G1539	G1540	U1541	G1542	A1543	C1544	A1545	A1546A	C1546	G1547	G1548	C1549	C1550	C1551	G1552	C1557	A1558	G1559	G1560	G1561	A1562	G1563	C1564	C1565	A1566	A1567	G1568	A1569	A1570	A1571	A1572	A1573	A1574	G1575	U1576	C1577	U1578	A1579		
A1580	G1581	C1585	A1586	A1587	C1588	C1589	U1590	U1591	C1592	G1593	G1594	G1595	G1596	A1597	C1598	C1600	G1601	U1602	A1603	G1604	C1605	G1606	C1607	A1608	A1609	A1610	G1611	C1612	G1613	A1614	C1615	A1616	C1617	A1618	G1619	G1620	A1621	G1622	G1623	G1624	C1625	G1626	G1627	G1628	U1629	C1630A	G1631	A1632	A1633	G1634	G1635	A1636	A1637	G1638	A1639	C1640	A1641			
G1642	U1709	C1710	G1717	G1718	G1725	G1726	U1727	G1728	A1729	U1730	G1731	A1732	G1733	C1734	U1735	C1741	G1742	G1743	A1665	G1666	G1667	A1668	A1669	U1671	C1672	A1673	G1674	C1675	A1676	A1677	G1678	U1679	U1680	G1681	G1682	C1683	C1684	C1685	G1686	G1687	U1688	U1689	C1690	C1691	U1692	U1693	C1694	G1695	G1696	G1697	A1698	C1781	G1782	A1783	A1784	U1785	A1786	A1787	C1788	
A1789	C1790	A1791	G1792	C1793	U1794	C1795	U1796	U1798	G1799	C1800	G1801	A1802	A1803	C1804	U1805	C1806	A1810	G1811	A1812	G1813	A1814	A1815	G1816	A1817	U1818	A1819	U1820	A1821	G1822	G1823	A1824	G1825	U1826	C1827	G1828	A1829	C1830	G1831	C1832	U1833	U1834	G1835	C1836	C1837	C1838	G1839	U1840	U1841	G1842	A1843	C1844	U1845	A1846	A1847	A1848	G1849	G1850			
U1851	C1852	A1853	A1854	G1857	G1858	A1859	G1860	G1861	G1862	A1863	U1864	G1865	A1866	A1867	A1868	C1870	A1871	A1872	G1873	A1811	A1812	A1813	A1814	A1815	A1816	A1817	A1818	A1819	A1820	A1821	A1822	A1823	A1824	A1825	A1826	A1827	A1828	A1829	A1830	A1831	A1832	A1833	A1834	A1835	A1836	A1837	A1838	A1839	A1840	A1841	A1842	A1843	A1844	A1845	A1846	A1847	A1848	A1849	A1850	

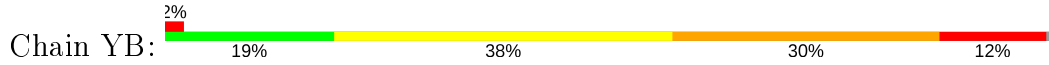
A2748	U2688	G2624	U2562	C2501	G2440	C2380	G2319	C2183	C2050	G1987	U1926
A2749	U2689	G2625	U2663	G2502	G2441	C2381	A2320	G1988	A2051	C1988	A1927
A2750	C2690	G2626	A2564	G2503	C2442	G2382	G2321	G1989	G2052	C1989	A1928
A2751	C2691	A2565	G2443	U2504	C2443	G2383	A2322	G1990	G2053	G1990	G1929
A2752	C2692	A2566	G2444	G2505	G2444	G2384	G2323	U1991	A2054	U1991	G1930
A2753	A2693	G2627	G2445	U2506	G2445	G2385	U2262	G1992	C2055	G1992	U1931
U2754	C2694	G2628	G2446	C2507	G2446	C2386	C2263	U1993	C2056	U1993	A1932
C2695	G2699	A2632	G2447	G2508	G2447	U2387	C2264	C1994	A2057	C1994	A1933
U2756	U2696	A2633	A2448	G2509	A2448	U2388	G2265	C1995	A2058	C1995	C1934
C2697	G2697	G2634	U2449	C2510	U2449	G2389	A2327	G1997	A2059	G1997	A1935
U2758	U2698	C2635	U2450	U2511	G2450	A2390	A2328	G1998	A2060	G1998	A1936
C2759	C2699	G2636	A2451	C2512	A2451	G2391	G2329	C1999	A2061	C1999	A1937
G2760	G2573	U2637	G2452	G2513	G2452	G2392	A2269	G2000	A2062	G2000	A1938
G2574	G2574	G2638	A2453	G2514	A2453	A2393	G2270	A2001	C2063	A2001	U1939
C2575	C2575	A2638	A2454	U2515	A2454	C2394	G2271	G2002	C2064	G2002	U1940
U2757	G2576	A2639	G2455	C2516	G2455	C2395	U2272	G2003	C2065	G2003	C1941
C2758	G2577	A2640	G2456	G2517	G2456	G2396	A2273	C2004	C2066	G2004	C1942
A2764	G2578	G2641	U2457	C2518	U2457	G2397	A2274	A2005	C2067	U1943	U1943
C2765	G2581	G2642	A2458	U2519	U2458	G2398	G2275	A2006	C2068	U1944	U1944
G2766	G2582	G2643	A2459	C2520	G2459	G2399	G2276	C2007	C2069	U1945	U1945
G2767	G2583	G2644	A2460	C2521	G2460	G2400	A2277	C2008	G2070	U1946	U1946
C2768	G2584	G2645	A2461	U2522	G2461	U2401	A2278	C2009	A2071	C1947	C1947
G2769	U2584	C2646	U2462	U2523	G2462	G2340	G2279	G2010	G2072	G2009	U1950
C2770	U2585	U2647	C2463	G2524	C2463	G2402	G2280	G2011	G2073	G2010	U1951
U2771	C2586	U2648	G2464	C2525	C2464	C2403	G2281	U2012	U2074	U2011	U1952
U2772	A2587	U2649	C2465	G2526	C2465	G2404	G2282	A2013	U2075	G2012	U1953
A2712	C2588	U2650	G2466	G2527	G2466	G2405	G2283	A2014	G2076	A2013	A1954
A2712A	A2589	C2651	C2467	U2528	C2467	A2406	G2284	A2015	G2077	A2014	A1953
A2713	C2590	C2652	C2468	U2529	C2468	G2407	A2225	A2016	A2071	A2015	A1954
A2714	C2591	U2653	G2469	G2530	A2469	G2408	A2226	U2017	U1955	G2019	U1955
U2715	C2592	U2654	A2470	A2531	G2470	U2409	A2227	U2018	C1957	U2017	U1956
G2717	U2593	G2655	G2471	A2532	G2471	G2410	G2228	G2019	C1957	U2018	C1957
C2594	C2594	U2656	G2472	G2533	G2472	A2411	A2229	A2019	C1958	G2019	C1958
U2656	C2595	U2657	G2473	A2534	G2473	A2412	G2230	A2020	G1959	A2020	G1959
U2657	U2596	U2658	U2474	G2535	U2474	A2413	G2231	A2021	A1960	C2021	A1960
U2719	C2596	A2659	G2475	G2536	G2475	G2414	U2232	U2022	C1961	U2022	C1961
U2720	A2598	U2660	A2476	G2537	C2476	G2415	U2233	G2023	C1962	U2023	C1962
A2660	G2599	G2661	C2477	C2538	A2477	G2416	U2234	G2024	U1963	G2024	U1963
C2601	G2600	G2662	G2478	C2539	C2478	G2417	U2235	G2025	G1964	C2025	G1964
A2602	C2601	G2663	A2479	C2540	G2479	U2418	U2236	G2026	C1965	C2026	C1965
G2603	G2602	C2664	G2480	A2541	G2480	U2419	U2237	G2027	A1966	G2027	A1966
C2606	G2603	C2665	C2481	G2542	C2481	C2420	U2238	U2028	C1967	U2028	C1967
G2607	G2606	G2666	G2482	C2543	G2482	G2421	U2239	G2029	G1968	C2029	G1968
G2608	C2607	U2667	G2483	C2544	G2483	G2422	C2300	A2030	A1969	A2030	A1969
U2609	U2608	G2668	G2484	G2545	G2484	U2423	C2301	A2031	A1970	A2031	A1970
C2610	C2609	G2669	G2485	U2546	G2485	C2424	G2302	G2032	A1971	A1971	A1971
G2611	G2610	G2670	G2486	C2547	G2486	A2425	U2243	A2033	A1972	A2033	A1972
U2612	U2611	G2671	G2487	U2548	G2487	A2426	U2244	U2034	U2034	U2034	U2034
U2613	U2612	C2672	A2488	G2549	A2488	G2427	U2245	G2035	C1974	G2035	C1974
A2614	A2613	C2673	G2489	C2550	G2489	G2428	G2246	G2036	G1975	G2036	G1975
U2615	U2614	C2674	G2490	C2551	G2490	G2429	A2247	G2037	U1976	U1976	U1976
C2616	C2615	C2675	U2491	U2552	U2491	A2430	C2308	G2038	A1977	A1977	A1977
C2617	U2616	G2676	U2492	G2553	U2492	U2431	A2309	C2039	A1978	C2039	A1978
U2618	C2616	C2677	U2493	U2554	U2493	A2432	U2310	C2040	C1979	C2040	C1979
C2619	C2617	C2678	G2494	U2555	G2494	A2433	G2311	U2041	G1980	U2041	G1980
C2619	G2618	U2682	A2495	C2556	A2495	A2434	G2312	A2042	A1981	A2042	A1981
C2620	C2619	U2683	C2496	G2557	C2496	A2435	G2313	C2043	C1982	C2043	C1982
A2621	C2620	U2684	A2497	C2558	A2497	G2436	G2314	C2044	C1983	C2044	C1983
C2622	A2621	G2685	C2498	C2559	C2498	U2437	G2315	G2045	G1984	G2045	G1984
G2623	G2622	U2686	U2499	U2560	U2499	U2438	G2316	G2046	G1985	G2046	G1985
		U2687	U2500	A2561	U2500	A2439	G2318	G2048	A1986	G2048	A1986



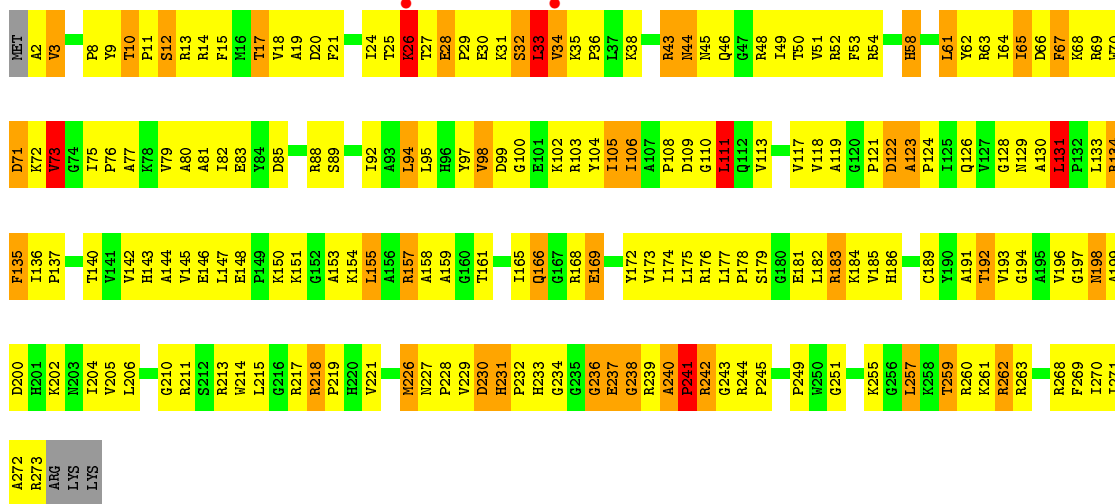
• Molecule 26: 5S rRNA



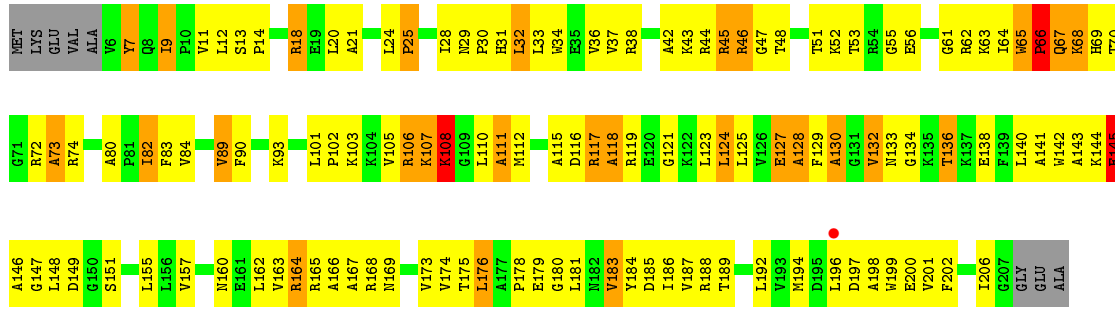
• Molecule 26: 5S rRNA





• Molecule 27: 50S ribosomal protein L2



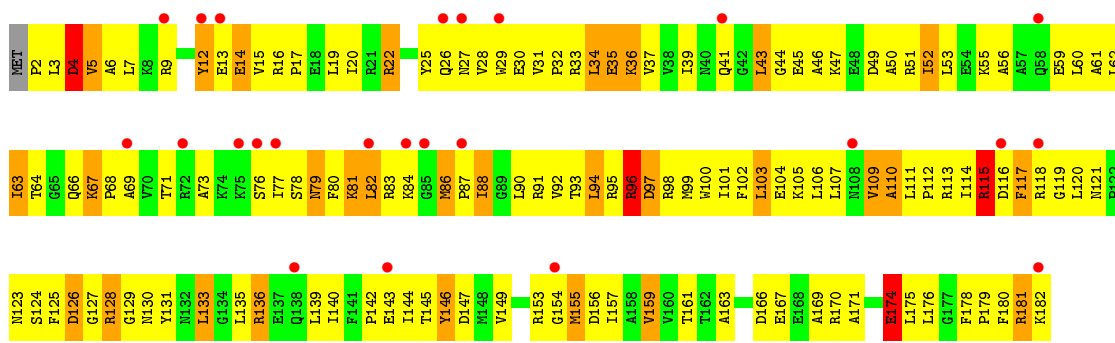
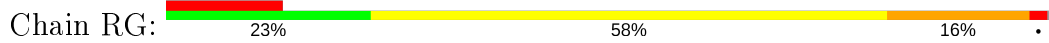
• Molecule 27: 50S ribosomal protein L2





• Molecule 29: 50S ribosomal protein L4

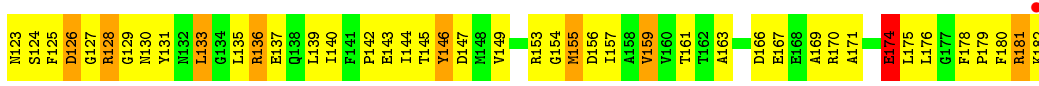
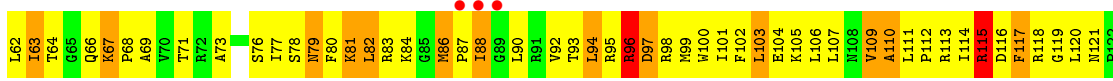


• Molecule 30: 50S ribosomal protein L5

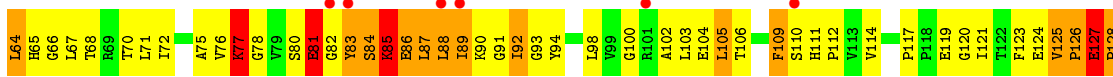
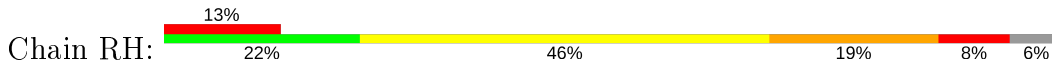


• Molecule 30: 50S ribosomal protein L5

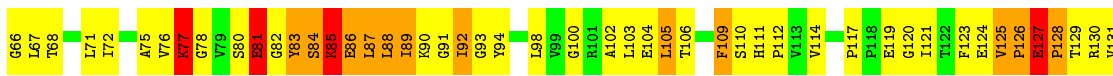
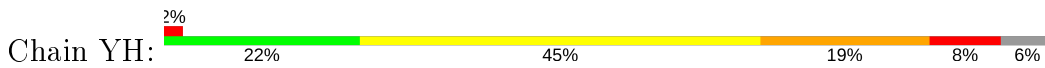





• Molecule 31: 50S ribosomal protein L6



• Molecule 31: 50S ribosomal protein L6

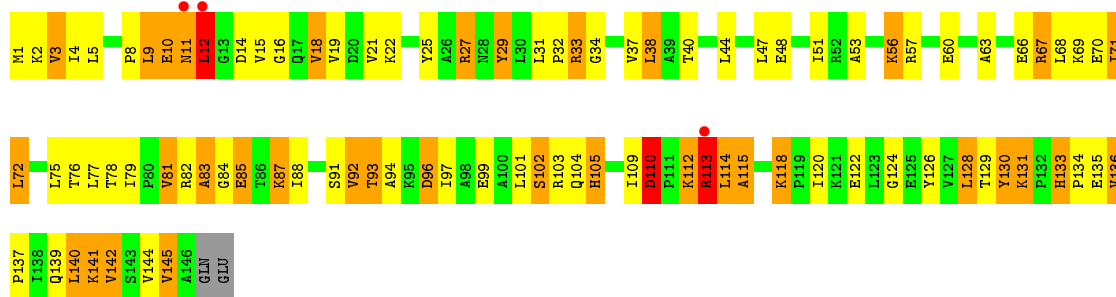


• Molecule 32: 50S ribosomal protein L9

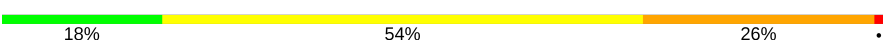


• Molecule 32: 50S ribosomal protein L9

Chain YI: 




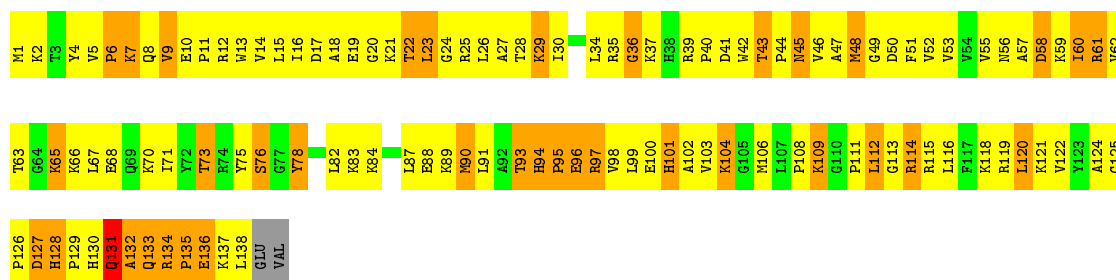
- Molecule 33: 50S ribosomal protein L13

Chain RN: 



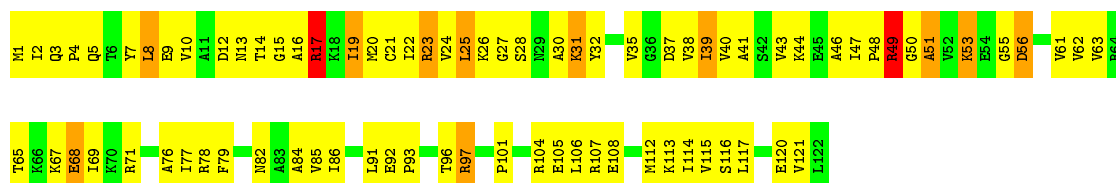
- Molecule 33: 50S ribosomal protein L13

Chain YN: 

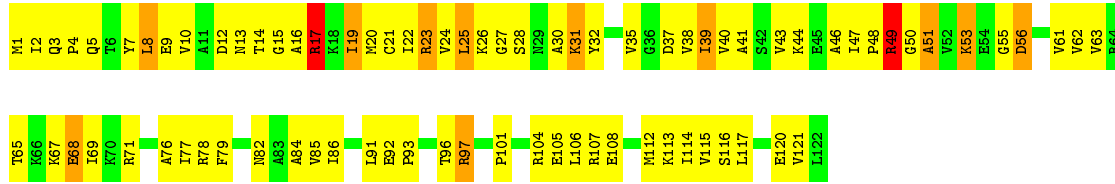
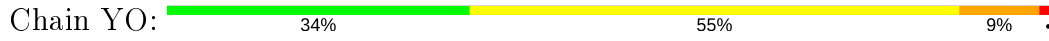


- Molecule 34: 50S ribosomal protein L14

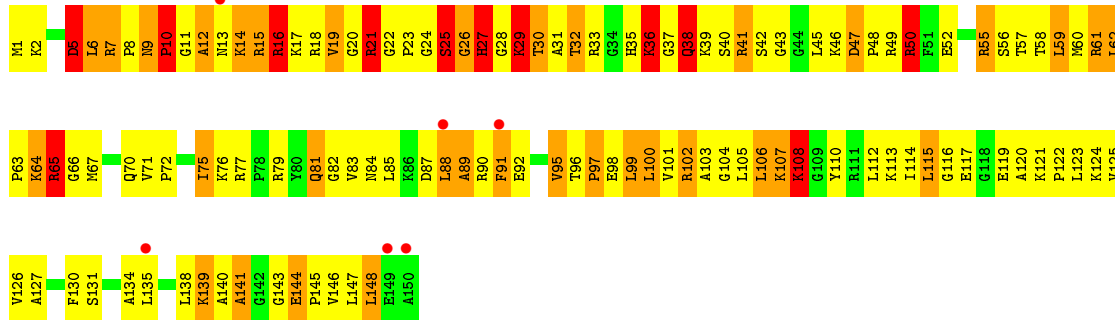
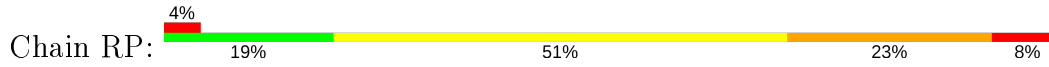
Chain RO: 



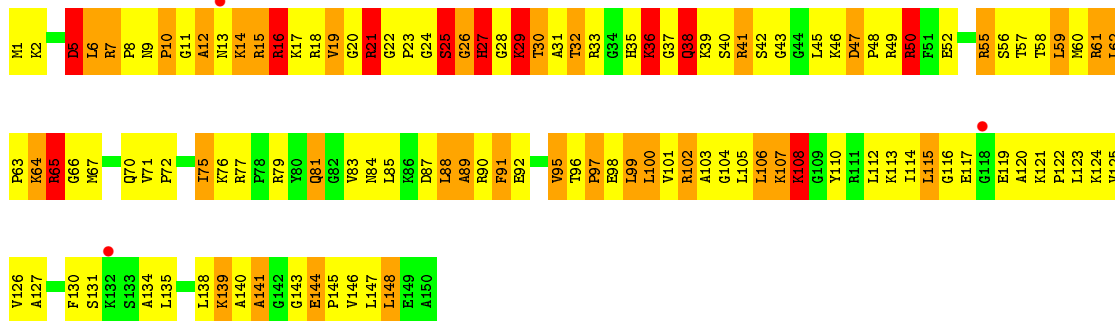
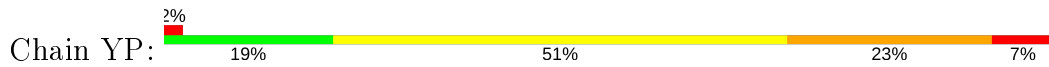
- Molecule 34: 50S ribosomal protein L14



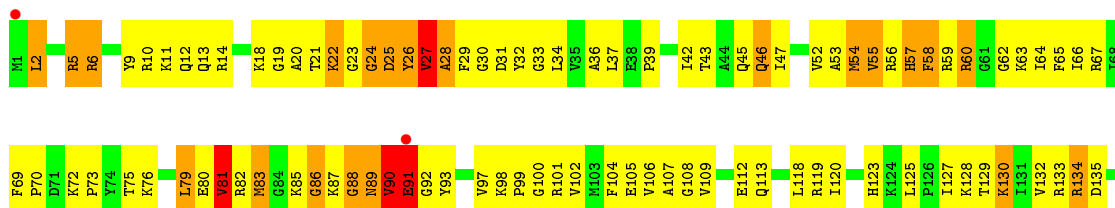
• Molecule 35: 50S ribosomal protein L15



• Molecule 35: 50S ribosomal protein L15

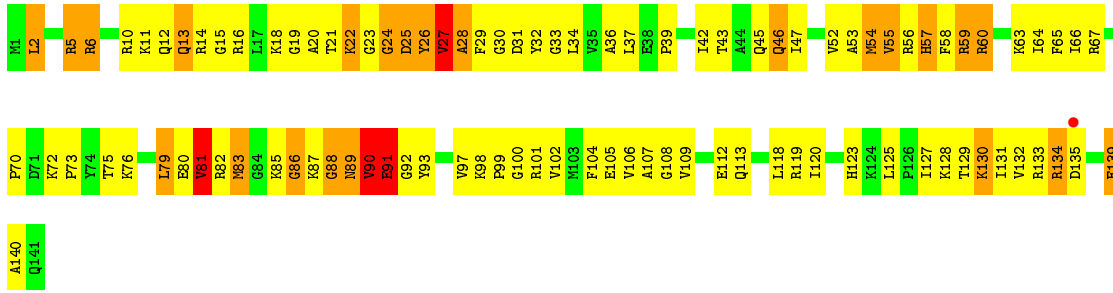


• Molecule 36: 50S ribosomal protein L16

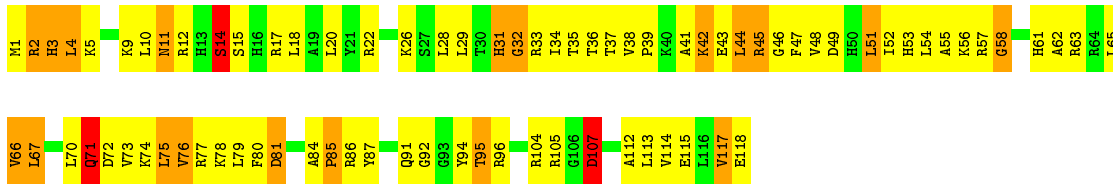




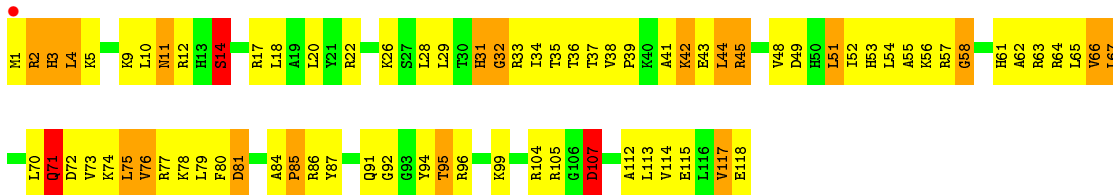
• Molecule 36: 50S ribosomal protein L16



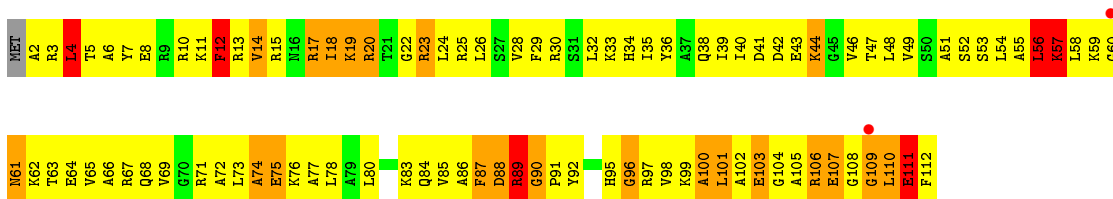
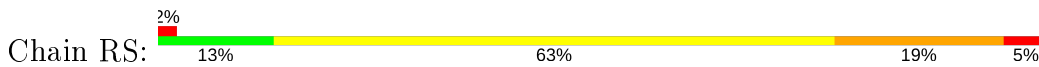
• Molecule 37: 50S ribosomal protein L17



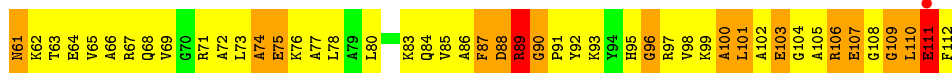
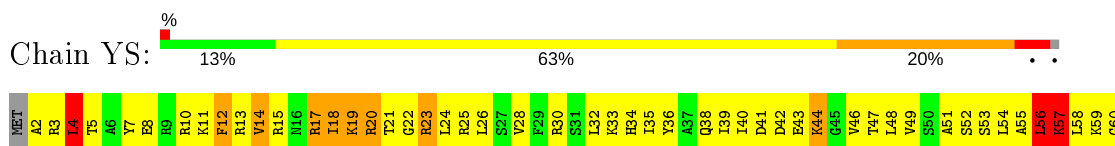
• Molecule 37: 50S ribosomal protein L17




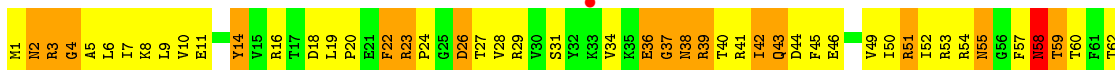
• Molecule 38: 50S ribosomal protein L18




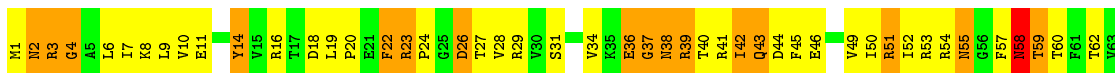
• Molecule 38: 50S ribosomal protein L18



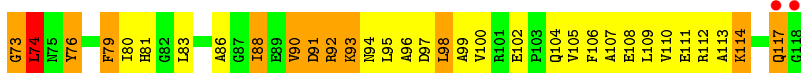
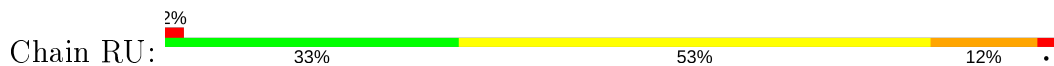
- Molecule 39: 50S ribosomal protein L19



- Molecule 39: 50S ribosomal protein L19

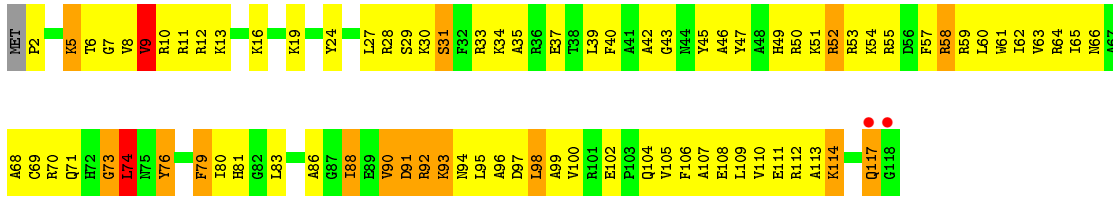


- Molecule 40: 50S ribosomal protein L20

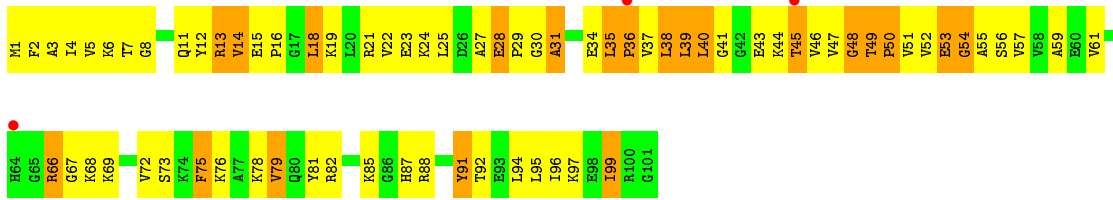


- Molecule 40: 50S ribosomal protein L20

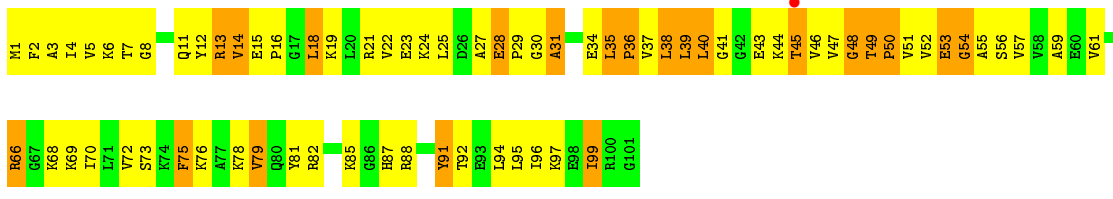




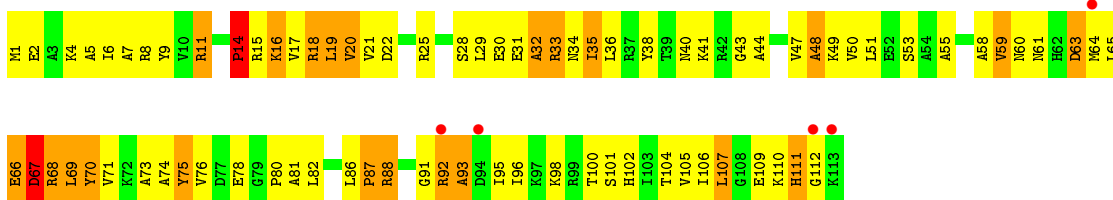
- Molecule 41: 50S ribosomal protein L21



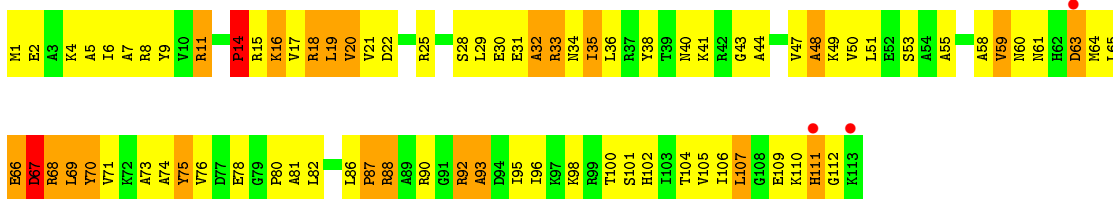
- Molecule 41: 50S ribosomal protein L21



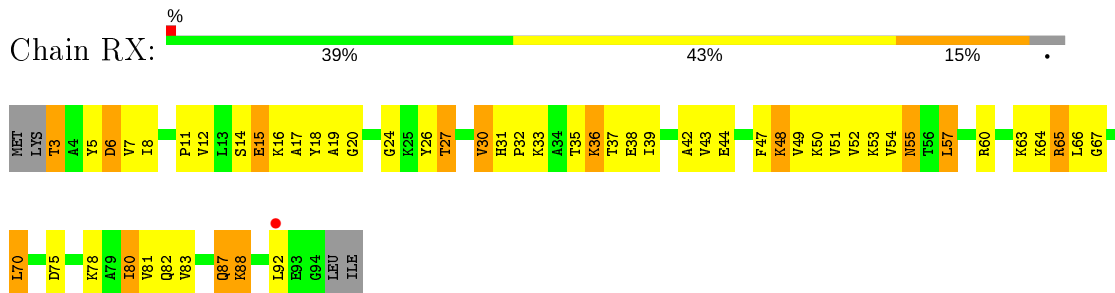
- Molecule 42: 50S ribosomal protein L22



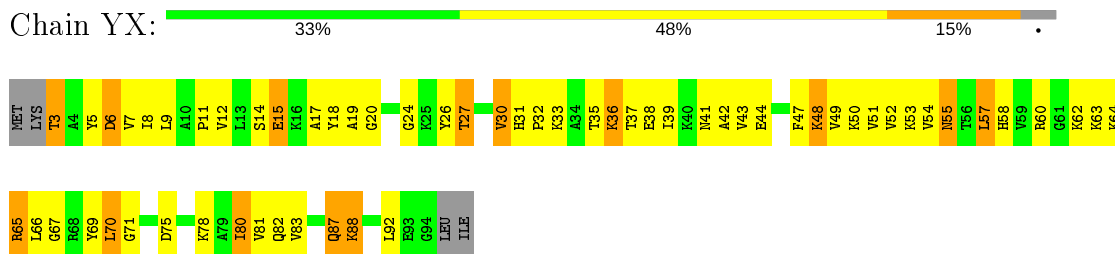
- Molecule 42: 50S ribosomal protein L22



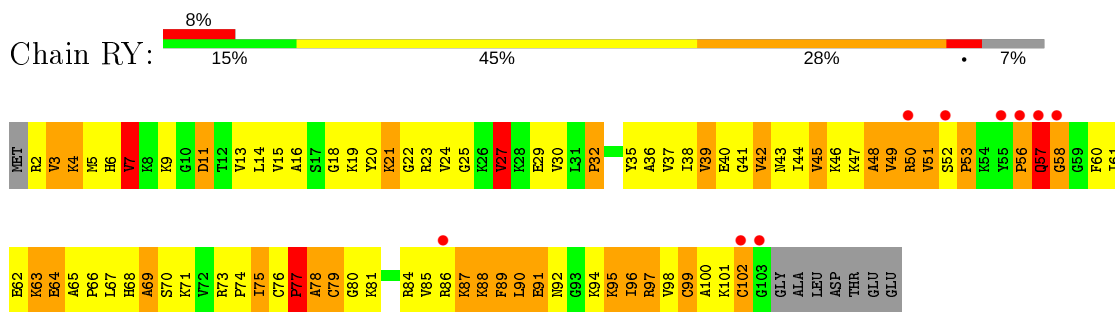
- Molecule 43: 50S ribosomal protein L23



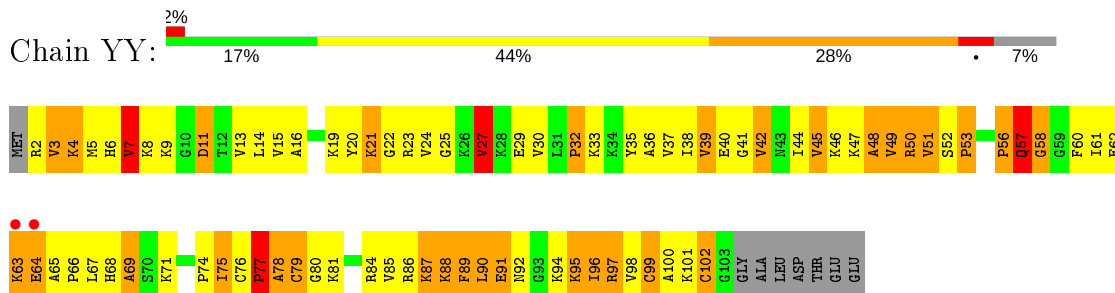
- Molecule 43: 50S ribosomal protein L23



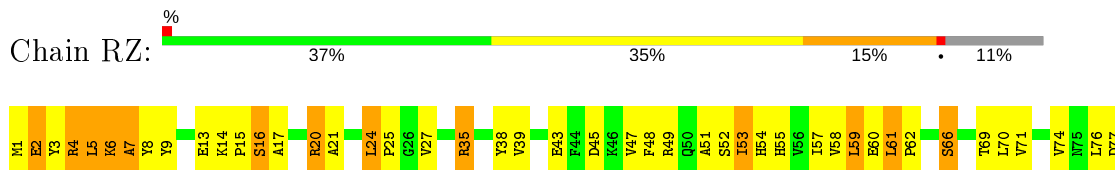
- Molecule 44: 50S ribosomal protein L24

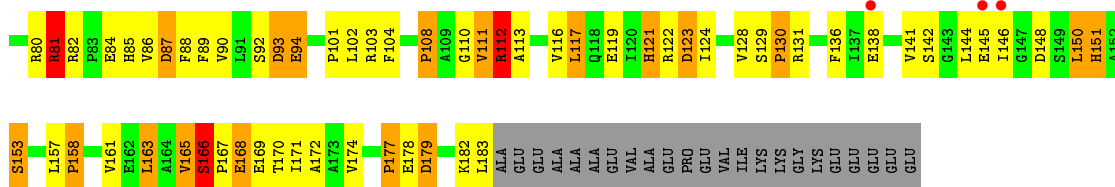


- Molecule 44: 50S ribosomal protein L24

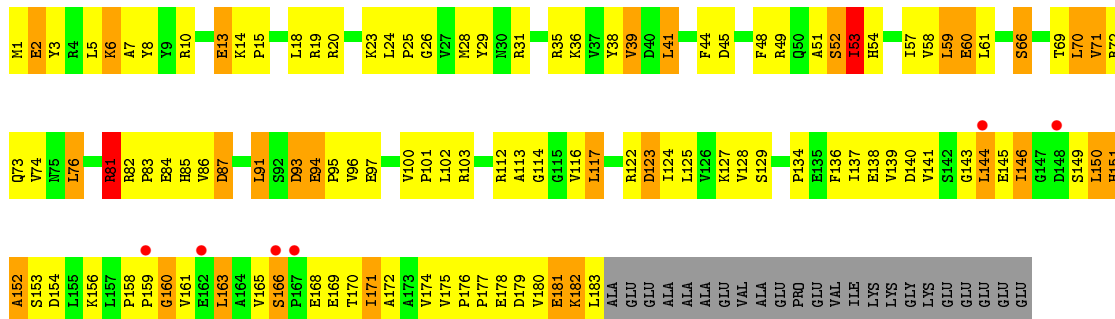


- Molecule 45: 50S ribosomal protein L25

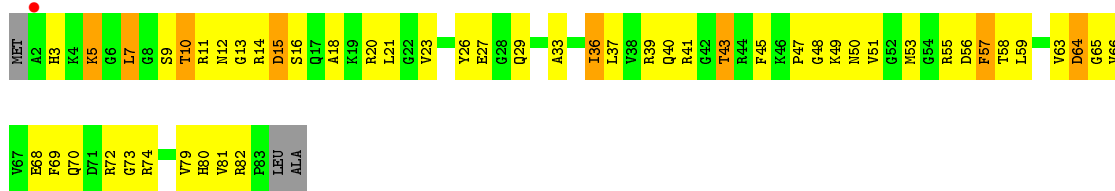
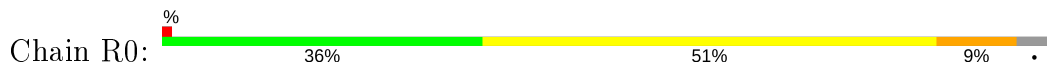




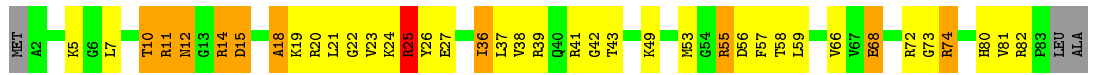
• Molecule 45: 50S ribosomal protein L25



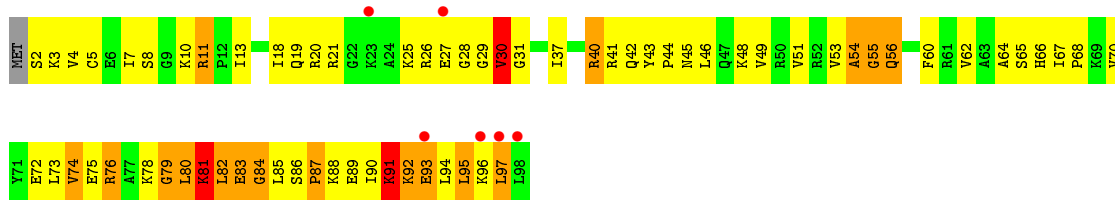
• Molecule 46: 50S ribosomal protein L27



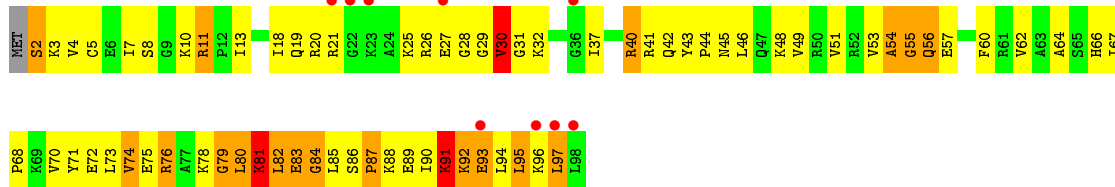

• Molecule 46: 50S ribosomal protein L27




• Molecule 47: 50S ribosomal protein L28



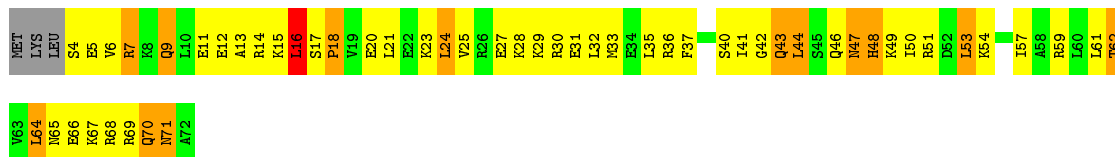
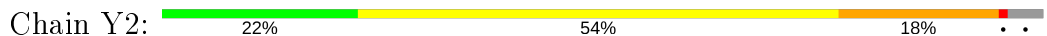
• Molecule 47: 50S ribosomal protein L28



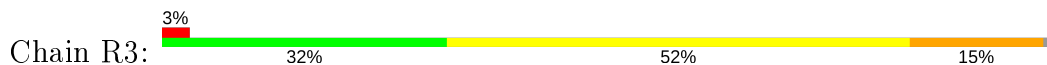
- Molecule 48: 50S ribosomal protein L29



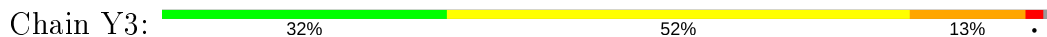
- Molecule 48: 50S ribosomal protein L29



- Molecule 49: 50S ribosomal protein L30

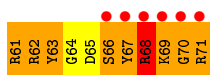


- Molecule 49: 50S ribosomal protein L30

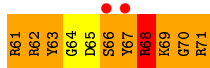



- Molecule 50: 50S ribosomal protein L31

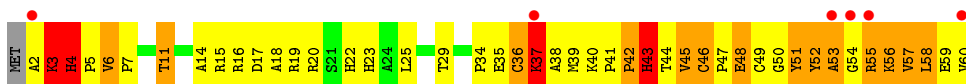
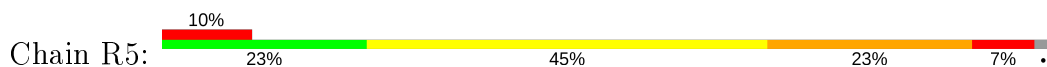




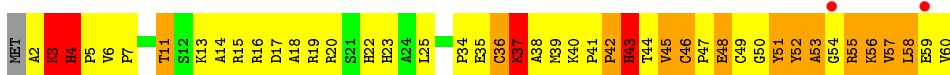
- Molecule 50: 50S ribosomal protein L31



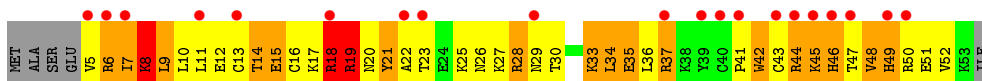
- Molecule 51: 50S ribosomal protein L32



- Molecule 51: 50S ribosomal protein L32



- Molecule 52: 50S ribosomal protein L33



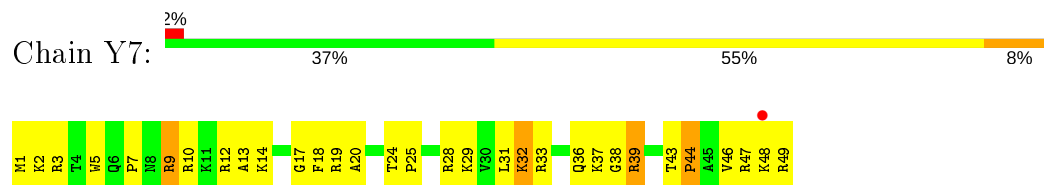
- Molecule 52: 50S ribosomal protein L33



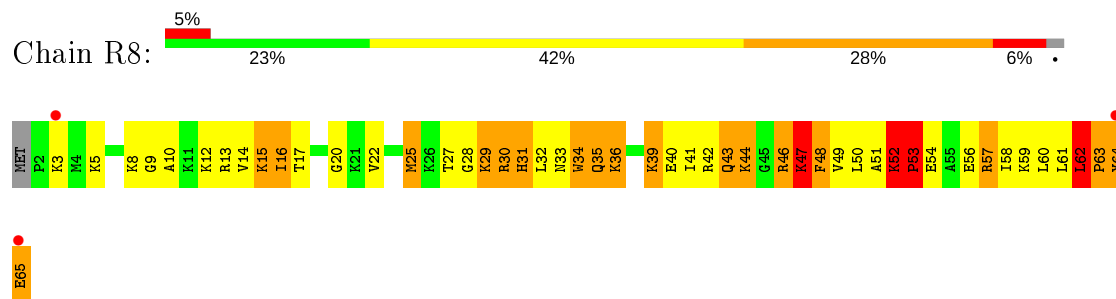
- Molecule 53: 50S ribosomal protein L34



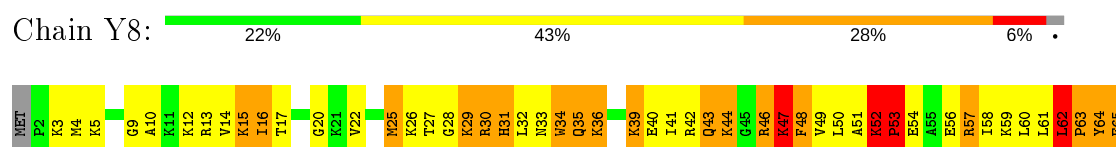
- Molecule 53: 50S ribosomal protein L34



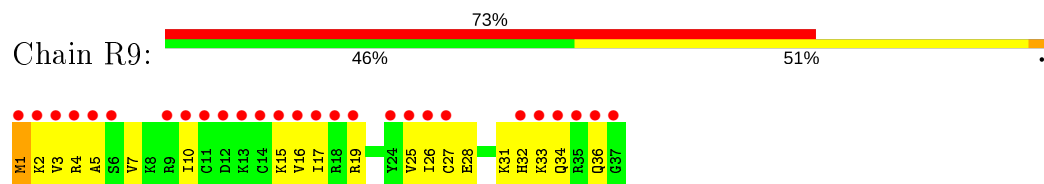
- Molecule 54: 50S ribosomal protein L35



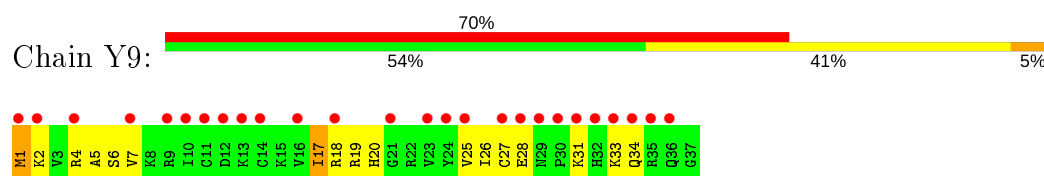
- Molecule 54: 50S ribosomal protein L35



- Molecule 55: 50S ribosomal protein L36



- Molecule 55: 50S ribosomal protein L36



- Molecule 56: tRNA acceptor end mimic



- Molecule 56: tRNA acceptor end mimic





4 Data and refinement statistics

Property	Value	Source
Space group	P 21 21 21	Depositor
Cell constants a, b, c, α , β , γ	210.38Å 451.02Å 621.09Å 90.00° 90.00° 90.00°	Depositor
Resolution (Å)	34.77 – 3.92 34.83 – 3.80	Depositor EDS
% Data completeness (in resolution range)	99.7 (34.77-3.92) 99.8 (34.83-3.80)	Depositor EDS
R_{merge}	0.34	Depositor
R_{sym}	(Not available)	Depositor
$\langle I/\sigma(I) \rangle$ ¹	1.60 (at 3.76Å)	Xtrriage
Refinement program	PHENIX	Depositor
R, R_{free}	0.208 , 0.265 0.208 , 0.265	Depositor DCC
R_{free} test set	25594 reflections (4.46%)	wwPDB-VP
Wilson B-factor (Å ²)	94.6	Xtrriage
Anisotropy	0.150	Xtrriage
Bulk solvent k_{sol} (e/Å ³), B_{sol} (Å ²)	0.24 , 46.5	EDS
L-test for twinning ²	$\langle L \rangle = 0.41$, $\langle L^2 \rangle = 0.24$	Xtrriage
Estimated twinning fraction	No twinning to report.	Xtrriage
F_o, F_c correlation	0.90	EDS
Total number of atoms	291868	wwPDB-VP
Average B, all atoms (Å ²)	57.0	wwPDB-VP

Xtrriage's analysis on translational NCS is as follows: *The largest off-origin peak in the Patterson function is 1.62% of the height of the origin peak. No significant pseudotranslation is detected.*

¹Intensities estimated from amplitudes.

²Theoretical values of $\langle |L| \rangle$, $\langle L^2 \rangle$ for acentric reflections are 0.5, 0.333 respectively for untwinned datasets, and 0.375, 0.2 for perfectly twinned datasets.

5 Model quality i

5.1 Standard geometry i

Bond lengths and bond angles in the following residue types are not validated in this section: ZN, MG, 1MG, PPU

The Z score for a bond length (or angle) is the number of standard deviations the observed value is removed from the expected value. A bond length (or angle) with $|Z| > 5$ is considered an outlier worth inspection. RMSZ is the root-mean-square of all Z scores of the bond lengths (or angles).

Mol	Chain	Bond lengths		Bond angles	
		RMSZ	$\# Z > 5$	RMSZ	$\# Z > 5$
1	QA	0.84	19/36098 (0.1%)	1.59	747/56341 (1.3%)
1	XA	0.89	21/36101 (0.1%)	1.65	830/56346 (1.5%)
2	QB	0.35	0/1959	0.65	0/2642
2	XB	0.36	0/1959	0.65	0/2642
3	QC	0.36	0/1629	0.60	0/2195
3	XC	0.36	0/1629	0.60	0/2195
4	QD	0.41	0/1733	0.68	1/2318 (0.0%)
4	XD	0.44	0/1733	0.68	1/2318 (0.0%)
5	QE	0.38	0/1171	0.66	0/1576
5	XE	0.38	0/1171	0.66	0/1576
6	QF	0.43	0/856	0.68	0/1154
6	XF	0.43	0/856	0.68	0/1154
7	QG	0.37	0/1276	0.60	0/1709
7	XG	0.37	0/1276	0.60	0/1709
8	QH	0.40	0/1136	0.69	0/1527
8	XH	0.40	0/1136	0.69	0/1527
9	QI	0.36	0/1029	0.67	0/1379
9	XI	0.36	0/1029	0.67	0/1379
10	QJ	0.35	0/814	0.61	0/1095
10	XJ	0.36	0/814	0.61	0/1095
11	QK	0.40	0/900	0.67	0/1213
11	XK	0.40	0/900	0.67	0/1213
12	QL	0.47	0/991	0.79	2/1327 (0.2%)
12	XL	0.52	1/991 (0.1%)	0.83	4/1327 (0.3%)
13	QM	0.34	0/974	0.66	0/1303
13	XM	0.35	0/974	0.66	0/1303
14	QN	0.42	0/501	0.68	0/664
14	XN	0.52	0/501	0.67	0/664
15	QO	0.39	0/745	0.67	0/992
15	XO	0.40	0/745	0.67	0/992
16	QP	0.36	0/721	0.67	0/970
16	XP	0.37	0/721	0.67	0/970

Mol	Chain	Bond lengths		Bond angles	
		RMSZ	# Z >5	RMSZ	# Z >5
17	QQ	0.37	0/847	0.68	0/1131
17	XQ	0.38	0/847	0.68	0/1131
18	QR	0.39	0/579	0.72	0/768
18	XR	0.39	0/579	0.72	0/768
19	QS	0.36	0/689	0.84	2/926 (0.2%)
19	XS	0.36	0/689	0.84	2/926 (0.2%)
20	QT	0.33	0/765	0.70	0/1007
20	XT	0.34	0/765	0.69	0/1007
21	QU	0.37	0/221	0.63	0/288
21	XU	0.37	0/221	0.63	0/288
22	QV	0.51	0/1836	1.00	6/2859 (0.2%)
22	XV	0.52	0/1836	0.99	6/2859 (0.2%)
23	QX	0.39	0/185	0.71	0/285
23	XX	0.51	0/160	0.76	0/246
24	QY	0.52	0/311	0.87	0/483
24	XY	0.52	0/311	0.89	0/483
25	RA	1.03	104/69521 (0.1%)	1.85	2693/108529 (2.5%)
25	YA	1.19	254/69543 (0.4%)	1.98	3497/108563 (3.2%)
26	RB	0.82	1/2878 (0.0%)	1.59	60/4490 (1.3%)
26	YB	0.86	1/2878 (0.0%)	1.72	76/4490 (1.7%)
27	RD	0.60	2/2165 (0.1%)	0.90	4/2919 (0.1%)
27	YD	0.56	1/2165 (0.0%)	0.90	4/2919 (0.1%)
28	RE	0.52	0/1601	0.91	2/2160 (0.1%)
28	YE	0.52	0/1601	0.91	2/2160 (0.1%)
29	RF	0.50	0/1620	0.76	0/2194
29	YF	0.50	0/1620	0.76	0/2194
30	RG	0.40	0/1499	0.66	0/2016
30	YG	0.40	0/1499	0.66	0/2016
31	RH	0.45	0/1332	0.85	3/1802 (0.2%)
31	YH	0.45	0/1332	0.85	4/1802 (0.2%)
32	RI	0.44	0/1151	0.77	1/1558 (0.1%)
32	YI	0.44	0/1151	0.76	0/1558
33	RN	0.46	0/1131	0.78	1/1525 (0.1%)
33	YN	0.46	0/1131	0.78	1/1525 (0.1%)
34	RO	0.54	0/943	0.71	0/1269
34	YO	0.53	0/943	0.71	0/1269
35	RP	0.50	0/1162	0.95	3/1544 (0.2%)
35	YP	0.49	0/1162	0.95	3/1544 (0.2%)
36	RQ	0.54	0/1143	0.91	3/1527 (0.2%)
36	YQ	0.54	0/1143	0.90	3/1527 (0.2%)
37	RR	0.45	0/982	0.80	1/1312 (0.1%)
37	YR	0.45	0/982	0.80	1/1312 (0.1%)
38	RS	0.46	0/892	0.82	1/1187 (0.1%)

Mol	Chain	Bond lengths		Bond angles	
		RMSZ	# Z >5	RMSZ	# Z >5
38	YS	0.45	0/892	0.82	1/1187 (0.1%)
39	RT	0.47	0/1155	0.73	2/1542 (0.1%)
39	YT	0.47	0/1155	0.73	2/1542 (0.1%)
40	RU	0.48	0/982	0.78	0/1306
40	YU	0.48	0/982	0.78	0/1306
41	RV	0.47	0/790	0.82	0/1057
41	YV	0.47	0/790	0.82	0/1057
42	RW	0.45	0/911	0.75	0/1220
42	YW	0.45	0/911	0.75	0/1220
43	RX	0.56	0/739	0.77	0/993
43	YX	0.56	0/739	0.77	0/993
44	RY	0.52	0/798	0.80	0/1064
44	YY	0.52	0/798	0.80	0/1064
45	RZ	0.44	0/1493	0.70	0/2026
45	YZ	0.43	0/1493	0.70	0/2026
46	R0	0.52	0/657	0.73	0/874
46	Y0	0.55	0/657	0.80	1/874 (0.1%)
47	R1	0.49	0/770	0.85	1/1022 (0.1%)
47	Y1	0.49	0/770	0.85	1/1022 (0.1%)
48	R2	0.51	0/583	0.84	1/771 (0.1%)
48	Y2	0.51	0/583	0.83	1/771 (0.1%)
49	R3	0.47	0/474	0.71	0/635
49	Y3	0.43	0/474	0.71	0/635
50	R4	0.38	0/594	0.78	1/795 (0.1%)
50	Y4	0.38	0/594	0.78	1/795 (0.1%)
51	R5	0.51	0/473	0.74	0/639
51	Y5	0.51	0/473	0.74	0/639
52	R6	0.42	0/431	0.76	0/575
52	Y6	0.42	0/431	0.76	0/575
53	R7	0.56	0/438	0.76	0/575
53	Y7	0.56	0/438	0.76	0/575
54	R8	0.62	0/525	0.93	1/691 (0.1%)
54	Y8	0.62	0/525	0.93	1/691 (0.1%)
55	R9	0.35	0/310	0.59	0/407
55	Y9	0.37	0/310	0.61	0/407
56	Z6	0.78	0/40	1.78	1/60 (1.7%)
56	Z8	0.79	0/40	1.81	1/60 (1.7%)
All	All	0.89	404/316298 (0.1%)	1.59	7980/472872 (1.7%)

Chiral center outliers are detected by calculating the chiral volume of a chiral center and verifying if the center is modelled as a planar moiety or with the opposite hand. A planarity outlier is detected by checking planarity of atoms in a peptide group, atoms in a mainchain group or atoms of a sidechain that are expected to be planar.

Mol	Chain	#Chirality outliers	#Planarity outliers
45	YZ	0	1

All (404) bond length outliers are listed below:

Mol	Chain	Res	Type	Atoms	Z	Observed(Å)	Ideal(Å)
1	XA	1201	A	C3'-C2'	12.06	1.66	1.52
1	XA	1054	C	C4'-C3'	11.40	1.65	1.53
25	YA	783	A	N7-C5	-11.18	1.32	1.39
25	YA	793	A	N7-C5	-10.74	1.32	1.39
25	YA	783	A	C5-C6	-10.48	1.31	1.41
25	RA	783	A	N7-C5	-10.47	1.32	1.39
25	YA	1378	A	N9-C4	-10.25	1.31	1.37
25	YA	793	A	N9-C4	-10.17	1.31	1.37
25	RA	783	A	C5-C6	-9.29	1.32	1.41
25	YA	686	G	N7-C5	-9.19	1.33	1.39
25	YA	776	G	N7-C5	9.02	1.44	1.39
25	YA	2060	A	N3-C4	-8.73	1.29	1.34
25	YA	783	A	N3-C4	-8.69	1.29	1.34
27	RD	236	GLY	C-N	8.54	1.53	1.34
1	XA	1054	C	C2'-O2'	8.51	1.52	1.41
25	YA	503	A	C6-N1	-8.49	1.29	1.35
25	YA	783	A	N9-C4	-8.48	1.32	1.37
25	YA	512	G	N7-C5	8.32	1.44	1.39
25	RA	1142(A)	A	N9-C4	-8.29	1.32	1.37
25	YA	686	G	N3-C4	-8.27	1.29	1.35
25	YA	2251	G	C6-N1	-8.13	1.33	1.39
25	RA	1274	A	N9-C4	-8.09	1.32	1.37
25	RA	1269	A	N9-C4	-8.05	1.33	1.37
25	YA	687	C	N1-C6	-7.99	1.32	1.37
25	YA	71	A	N9-C4	-7.97	1.33	1.37
25	YA	2542	A	N9-C4	-7.89	1.33	1.37
25	YA	1439	A	N9-C4	-7.72	1.33	1.37
25	YA	1543	A	C3'-C2'	7.69	1.61	1.52
25	RA	1786	A	N9-C4	-7.67	1.33	1.37
25	RA	2287	A	N9-C4	-7.67	1.33	1.37
1	XA	1054	C	C2'-C1'	-7.62	1.45	1.53
25	RA	783	A	N3-C4	-7.60	1.30	1.34
25	YA	745	G	N7-C5	-7.55	1.34	1.39
25	YA	2060	A	C5-C6	-7.45	1.34	1.41
25	YA	2067	G	N3-C4	-7.40	1.30	1.35
25	YA	686	G	C6-N1	-7.40	1.34	1.39
25	YA	2060	A	N9-C4	-7.36	1.33	1.37
25	YA	793	A	N3-C4	-7.34	1.30	1.34

Continued on next page...

Continued from previous page...

Mol	Chain	Res	Type	Atoms	Z	Observed(Å)	Ideal(Å)
26	RB	53	A	N9-C4	7.31	1.42	1.37
25	YA	1899	G	N9-C4	-7.26	1.32	1.38
25	YA	1247	A	N3-C4	-7.24	1.30	1.34
25	YA	1938	A	N9-C4	-7.21	1.33	1.37
1	XA	978	A	N9-C4	7.19	1.42	1.37
25	YA	575	A	N9-C4	-7.14	1.33	1.37
25	RA	2593	U	C4-O4	7.14	1.29	1.23
25	YA	2360	A	N9-C4	-7.12	1.33	1.37
25	YA	454	A	N9-C4	-7.09	1.33	1.37
1	QA	1499	A	N9-C4	-7.08	1.33	1.37
25	YA	793	A	C5-C6	-7.06	1.34	1.41
25	YA	2247	A	N7-C5	-7.05	1.35	1.39
25	YA	2060	A	N7-C5	-7.04	1.35	1.39
1	QA	1346	A	N9-C4	-7.04	1.33	1.37
25	YA	2062	A	N3-C4	7.04	1.39	1.34
25	YA	203	C	N1-C6	-7.03	1.32	1.37
25	RA	2776	A	N9-C4	7.00	1.42	1.37
25	YA	2227	A	N3-C4	-6.95	1.30	1.34
25	RA	1274	A	N3-C4	-6.93	1.30	1.34
25	YA	311	A	N9-C4	-6.92	1.33	1.37
25	YA	788	A	C5-C6	-6.91	1.34	1.41
25	RA	2450	A	N9-C4	6.90	1.42	1.37
25	YA	503	A	N3-C4	-6.90	1.30	1.34
25	YA	1789	A	N9-C4	-6.89	1.33	1.37
25	RA	74	A	N7-C5	-6.89	1.35	1.39
25	YA	2062	A	C5-C4	6.85	1.43	1.38
25	RA	1617	C	N1-C6	-6.84	1.33	1.37
25	YA	1247	A	N9-C4	-6.83	1.33	1.37
25	YA	528	A	N9-C4	-6.82	1.33	1.37
1	QA	1432	G	C5-C4	6.78	1.43	1.38
25	RA	2393	A	N9-C4	-6.78	1.33	1.37
25	YA	473	G	C5-C4	-6.77	1.33	1.38
25	RA	1785	A	N7-C5	-6.77	1.35	1.39
25	YA	687	C	N1-C2	-6.75	1.33	1.40
25	YA	1609	A	N9-C4	-6.71	1.33	1.37
25	YA	1251	C	N1-C6	-6.71	1.33	1.37
25	YA	1605	C	N1-C6	-6.70	1.33	1.37
25	YA	1021	A	N9-C4	-6.69	1.33	1.37
25	YA	1950	G	C2-N3	6.68	1.38	1.32
25	YA	1668	A	C6-N1	-6.67	1.30	1.35
25	RA	1931	U	N3-C4	-6.66	1.32	1.38
25	RA	2433	A	N7-C5	-6.65	1.35	1.39

Continued on next page...

Continued from previous page...

Mol	Chain	Res	Type	Atoms	Z	Observed(Å)	Ideal(Å)
25	YA	2252	G	N7-C5	-6.63	1.35	1.39
25	YA	788	A	N9-C4	-6.63	1.33	1.37
25	YA	2432	A	C5-C6	-6.61	1.35	1.41
25	YA	1966	A	N9-C4	-6.60	1.33	1.37
1	QA	1064	G	C2'-C1'	6.59	1.60	1.53
25	RA	2227	A	N9-C4	-6.58	1.33	1.37
25	RA	802	A	N3-C4	-6.57	1.30	1.34
25	YA	2251	G	N3-C4	-6.55	1.30	1.35
25	RA	2031	A	N9-C4	6.52	1.41	1.37
1	XA	792	A	N9-C4	-6.50	1.33	1.37
25	RA	1890	A	N9-C4	-6.50	1.33	1.37
25	YA	2080	G	N7-C5	-6.49	1.35	1.39
25	YA	1899	G	N3-C4	-6.49	1.30	1.35
25	YA	246	C	N1-C6	-6.49	1.33	1.37
25	YA	2335	A	N9-C4	-6.48	1.33	1.37
25	YA	787	U	N1-C2	-6.48	1.32	1.38
25	YA	794	G	N7-C5	-6.48	1.35	1.39
25	YA	2227	A	N9-C4	-6.48	1.33	1.37
1	XA	563	A	C6-N6	6.45	1.39	1.33
25	YA	780	G	N7-C5	-6.43	1.35	1.39
25	YA	1571	A	N9-C4	-6.42	1.33	1.37
25	YA	2032	G	N9-C8	6.42	1.42	1.37
25	YA	515	A	N9-C4	-6.41	1.34	1.37
25	YA	1890	A	N9-C4	-6.41	1.34	1.37
25	YA	2452	C	N1-C6	-6.40	1.33	1.37
1	QA	299	G	C5-C4	6.37	1.42	1.38
25	YA	142	G	N9-C4	-6.37	1.32	1.38
25	RA	1342	A	N9-C4	-6.36	1.34	1.37
25	YA	1367	A	N7-C5	-6.35	1.35	1.39
25	YA	2611	U	C2-N3	-6.32	1.33	1.37
25	YA	1762	A	N9-C4	6.32	1.41	1.37
1	QA	189	U	C2'-C1'	6.30	1.60	1.53
25	RA	2062	A	N3-C4	6.29	1.38	1.34
25	YA	454	A	N7-C5	-6.29	1.35	1.39
25	YA	2450	A	N7-C5	-6.29	1.35	1.39
25	YA	216	A	N7-C5	-6.28	1.35	1.39
25	YA	1613	G	C8-N7	-6.27	1.27	1.30
25	RA	783	A	N9-C4	-6.26	1.34	1.37
25	YA	2450	A	N3-C4	-6.26	1.31	1.34
25	YA	761	A	C5-C6	-6.26	1.35	1.41
25	YA	1606	G	N9-C8	-6.25	1.33	1.37
25	YA	1770	G	N7-C5	-6.24	1.35	1.39

Continued on next page...

Continued from previous page...

Mol	Chain	Res	Type	Atoms	Z	Observed(Å)	Ideal(Å)
25	RA	2062	A	C5-C4	6.24	1.43	1.38
25	RA	2032	G	N9-C8	6.24	1.42	1.37
25	RA	1928	A	N9-C4	-6.24	1.34	1.37
25	YA	309	G	N9-C4	6.23	1.43	1.38
25	YA	469	G	C6-N1	-6.22	1.35	1.39
25	YA	1610	A	C5-C6	-6.22	1.35	1.41
1	QA	758	G	C8-N7	6.22	1.34	1.30
25	YA	1675	C	N3-C4	-6.21	1.29	1.33
25	RA	127	A	N9-C4	-6.20	1.34	1.37
25	YA	1626	G	N7-C5	-6.18	1.35	1.39
25	RA	1899	G	C2-N3	6.18	1.37	1.32
25	RA	654(T)	C	C1'-N1	6.17	1.58	1.48
25	RA	1665	A	N7-C5	-6.17	1.35	1.39
25	YA	2518	A	N9-C4	-6.16	1.34	1.37
25	YA	1380	G	N7-C5	-6.15	1.35	1.39
25	RA	2712(A)	A	N7-C5	-6.14	1.35	1.39
25	YA	687	C	C4-C5	-6.14	1.38	1.43
1	QA	299	G	N1-C2	6.11	1.42	1.37
25	YA	2432	A	N7-C5	-6.10	1.35	1.39
25	YA	563	G	C6-N1	-6.10	1.35	1.39
25	YA	1698	A	N7-C5	-6.09	1.35	1.39
25	YA	2430	A	N3-C4	-6.09	1.31	1.34
25	YA	766	C	N3-C4	-6.09	1.29	1.33
25	YA	2451	A	N7-C5	-6.08	1.35	1.39
25	YA	469	G	N7-C5	-6.07	1.35	1.39
25	RA	685	A	C5-C4	-6.07	1.34	1.38
25	YA	1774	C	N1-C2	-6.07	1.34	1.40
25	YA	1610	A	N7-C5	-6.05	1.35	1.39
25	RA	471	A	C5-C6	-6.04	1.35	1.41
25	YA	1203	G	N9-C4	6.03	1.42	1.38
25	YA	2059	A	N9-C4	-6.03	1.34	1.37
1	QA	1346	A	C3'-C2'	6.02	1.59	1.52
25	YA	818	G	N7-C5	-6.02	1.35	1.39
25	YA	2252	G	C5-C6	-6.01	1.36	1.42
25	YA	503	A	N7-C5	-6.00	1.35	1.39
25	RA	2032	G	N7-C5	6.00	1.42	1.39
25	YA	627	A	N9-C4	-5.99	1.34	1.37
25	RA	2490	G	C2-N3	5.99	1.37	1.32
25	YA	1543	A	C2'-C1'	-5.99	1.46	1.53
25	YA	1616	A	N9-C4	-5.99	1.34	1.37
25	YA	298	G	N9-C8	5.98	1.42	1.37
25	RA	2553	G	N3-C4	-5.98	1.31	1.35

Continued on next page...

Continued from previous page...

Mol	Chain	Res	Type	Atoms	Z	Observed(Å)	Ideal(Å)
1	XA	247	G	N9-C4	5.98	1.42	1.38
25	RA	776	G	N9-C4	-5.96	1.33	1.38
25	YA	216	A	C5-C6	-5.95	1.35	1.41
25	YA	1378	A	N3-C4	-5.94	1.31	1.34
25	YA	775	G	N7-C5	-5.93	1.35	1.39
25	YA	2686	G	N9-C4	5.93	1.42	1.38
25	YA	701	G	N3-C4	-5.93	1.31	1.35
25	YA	681	G	N3-C4	-5.92	1.31	1.35
25	YA	1571	A	N3-C4	-5.91	1.31	1.34
25	YA	574	C	N1-C6	-5.90	1.33	1.37
1	QA	195	A	N9-C4	5.89	1.41	1.37
1	XA	535	A	N9-C4	-5.89	1.34	1.37
25	YA	140	A	C5-C6	-5.88	1.35	1.41
25	YA	793	A	C5-C4	-5.88	1.34	1.38
25	YA	2621	A	N9-C4	-5.88	1.34	1.37
25	YA	682	G	N7-C5	-5.88	1.35	1.39
25	YA	782	A	N7-C5	-5.87	1.35	1.39
25	RA	1315	C	N3-C4	-5.86	1.29	1.33
25	YA	1771	C	N1-C6	-5.85	1.33	1.37
25	YA	2597	G	N3-C4	-5.84	1.31	1.35
25	YA	2577	A	N9-C4	-5.83	1.34	1.37
25	YA	960	A	N9-C4	-5.82	1.34	1.37
1	XA	1370	G	C5-C4	5.82	1.42	1.38
25	YA	512	G	C8-N7	5.81	1.34	1.30
25	YA	1690	A	N9-C4	-5.81	1.34	1.37
1	QA	353	A	N9-C4	-5.81	1.34	1.37
25	RA	2451	A	N9-C4	-5.81	1.34	1.37
25	RA	2251	G	N3-C4	-5.80	1.31	1.35
25	YA	820	A	N3-C4	-5.79	1.31	1.34
25	RA	789	A	N9-C4	-5.78	1.34	1.37
25	YA	2502	G	N7-C5	-5.78	1.35	1.39
25	YA	1972	A	N7-C5	-5.77	1.35	1.39
25	RA	1776	G	N7-C5	-5.74	1.35	1.39
25	YA	465	G	N9-C4	5.74	1.42	1.38
25	YA	502	A	N3-C4	-5.72	1.31	1.34
25	RA	2002	G	C8-N7	5.72	1.34	1.30
25	YA	966	G	N3-C4	-5.71	1.31	1.35
25	RA	1783	A	N9-C4	-5.71	1.34	1.37
25	YA	689	A	N7-C5	-5.70	1.35	1.39
25	YA	1783	A	N9-C4	-5.70	1.34	1.37
25	YA	2054	A	N7-C5	-5.70	1.35	1.39
25	YA	2062	A	C6-N1	5.70	1.39	1.35

Continued on next page...

Continued from previous page...

Mol	Chain	Res	Type	Atoms	Z	Observed(Å)	Ideal(Å)
25	YA	2060	A	C5-C4	-5.70	1.34	1.38
25	YA	788	A	N7-C5	-5.69	1.35	1.39
1	QA	768	A	N9-C4	-5.69	1.34	1.37
25	YA	785	G	N7-C5	-5.68	1.35	1.39
1	XA	900	A	N9-C4	-5.68	1.34	1.37
25	RA	1786	A	N7-C5	-5.67	1.35	1.39
1	QA	1227	A	N9-C4	-5.66	1.34	1.37
25	RA	1308	A	N7-C5	-5.65	1.35	1.39
25	YA	1204	A	N9-C4	-5.65	1.34	1.37
1	XA	520	A	N9-C4	-5.64	1.34	1.37
25	YA	28	A	N7-C5	-5.64	1.35	1.39
25	YA	774	A	N9-C4	-5.64	1.34	1.37
25	YA	1621	U	N1-C2	-5.64	1.33	1.38
1	QA	347	G	N9-C4	-5.62	1.33	1.38
25	YA	2583	G	N7-C5	-5.61	1.35	1.39
25	RA	37	C	N3-C4	-5.60	1.30	1.33
25	RA	821	A	N3-C4	-5.59	1.31	1.34
25	RA	1328	G	N3-C4	5.59	1.39	1.35
25	YA	1607	C	N3-C4	5.59	1.37	1.33
25	YA	502	A	N7-C5	-5.58	1.35	1.39
25	YA	575	A	N3-C4	-5.57	1.31	1.34
25	RA	2062	A	P-O5'	-5.57	1.54	1.59
25	RA	1213	A	N9-C4	-5.56	1.34	1.37
25	YA	74	A	N3-C4	-5.55	1.31	1.34
25	YA	2450	A	C6-N1	-5.55	1.31	1.35
25	RA	607	U	N3-C4	-5.54	1.33	1.38
25	YA	701	G	N7-C5	-5.54	1.35	1.39
25	RA	2409	G	C5-C6	-5.54	1.36	1.42
25	YA	686	G	C5-C6	-5.54	1.36	1.42
1	QA	353	A	N3-C4	-5.53	1.31	1.34
25	RA	1786	A	C5-C6	-5.52	1.36	1.41
25	YA	473	G	C6-N1	-5.52	1.35	1.39
25	YA	1788	C	N1-C2	-5.52	1.34	1.40
25	YA	2062	A	P-O5'	-5.52	1.54	1.59
25	YA	1800	C	N1-C6	-5.51	1.33	1.37
25	YA	1956	U	C4-O4	5.51	1.28	1.23
25	YA	966	G	N9-C4	-5.51	1.33	1.38
25	YA	2441	C	N3-C4	-5.51	1.30	1.33
25	RA	727	A	N9-C4	5.50	1.41	1.37
25	RA	2713	A	N9-C4	-5.50	1.34	1.37
25	YA	450	G	C5-C4	5.50	1.42	1.38
1	XA	792	A	C5-C6	-5.50	1.36	1.41

Continued on next page...

Continued from previous page...

Mol	Chain	Res	Type	Atoms	Z	Observed(Å)	Ideal(Å)
25	YA	1899	G	C2-N3	-5.49	1.28	1.32
25	YA	1602	U	C4-O4	5.49	1.28	1.23
25	YA	2432	A	N9-C4	-5.49	1.34	1.37
25	YA	1762	A	C5-C6	5.48	1.46	1.41
25	YA	2589	A	N9-C4	-5.48	1.34	1.37
25	YA	1328	G	C2-N3	5.48	1.37	1.32
25	RA	1566	A	N9-C4	-5.47	1.34	1.37
25	YA	1774	C	N1-C6	-5.47	1.33	1.37
25	RA	687	C	C4-C5	-5.46	1.38	1.43
25	YA	1607	C	N1-C2	5.45	1.45	1.40
25	YA	793	A	N9-C8	-5.45	1.33	1.37
25	RA	793	A	C5-C6	-5.45	1.36	1.41
25	RA	571	A	N9-C4	-5.45	1.34	1.37
25	RA	252	G	N3-C4	-5.45	1.31	1.35
25	RA	1809	A	N7-C5	-5.44	1.35	1.39
25	RA	1821	A	C5-C6	-5.44	1.36	1.41
25	YA	1829	A	N3-C4	-5.44	1.31	1.34
25	YA	2607	G	N7-C5	-5.44	1.35	1.39
25	YA	1256	G	C6-N1	-5.44	1.35	1.39
25	RA	686	G	N7-C5	-5.43	1.35	1.39
25	RA	2421	G	N9-C4	5.43	1.42	1.38
25	RA	2251	G	C6-N1	-5.43	1.35	1.39
25	YA	1613	G	C5-C6	-5.43	1.36	1.42
25	YA	1189	A	N9-C4	-5.43	1.34	1.37
25	RA	2433	A	N3-C4	-5.41	1.31	1.34
25	YA	2237	G	N9-C4	5.41	1.42	1.38
25	YA	2844	G	N7-C5	-5.40	1.36	1.39
25	YA	246	C	N1-C2	-5.40	1.34	1.40
25	YA	228	A	N9-C4	5.39	1.41	1.37
25	RA	680	G	C6-N1	-5.39	1.35	1.39
25	YA	774	A	C5-C6	-5.39	1.36	1.41
25	YA	1328	G	N9-C4	5.39	1.42	1.38
25	YA	1605	C	N3-C4	-5.39	1.30	1.33
25	YA	613	U	N1-C2	-5.38	1.33	1.38
25	YA	2014	A	C5-C6	-5.38	1.36	1.41
25	RA	195	A	N7-C5	5.38	1.42	1.39
25	YA	256	A	C5-C6	-5.38	1.36	1.41
25	YA	2550	G	N7-C5	-5.38	1.36	1.39
25	RA	793	A	N9-C4	-5.38	1.34	1.37
1	XA	864	A	N9-C4	5.37	1.41	1.37
25	RA	1021	A	N9-C4	-5.37	1.34	1.37
25	YA	1803	A	N9-C4	-5.37	1.34	1.37

Continued on next page...

Continued from previous page...

Mol	Chain	Res	Type	Atoms	Z	Observed(Å)	Ideal(Å)
1	QA	767	A	N9-C4	-5.35	1.34	1.37
25	YA	469	G	N3-C4	-5.35	1.31	1.35
25	YA	2446	G	N7-C5	-5.35	1.36	1.39
1	XA	1418	A	N9-C4	-5.34	1.34	1.37
25	YA	454	A	N3-C4	-5.33	1.31	1.34
25	YA	1367	A	C5-C6	-5.33	1.36	1.41
25	RA	2452	C	N1-C6	-5.33	1.33	1.37
25	YA	2587	A	N9-C4	-5.33	1.34	1.37
25	YA	2273	A	C5-C6	-5.32	1.36	1.41
25	YA	2450	A	C5-C4	-5.32	1.35	1.38
25	RA	307	G	N9-C4	5.31	1.42	1.38
25	YA	2758	A	N9-C4	-5.31	1.34	1.37
25	YA	686	G	N9-C8	-5.30	1.34	1.37
25	YA	205	G	N9-C8	-5.30	1.34	1.37
25	YA	1890	A	C5-C6	-5.29	1.36	1.41
25	RA	1638	C	N3-C4	-5.29	1.30	1.33
1	QA	758	G	N7-C5	5.29	1.42	1.39
25	YA	1606	G	C8-N7	-5.28	1.27	1.30
25	RA	774	A	N9-C4	-5.28	1.34	1.37
25	RA	747	U	N1-C2	-5.28	1.33	1.38
1	XA	901	A	C5-C6	-5.27	1.36	1.41
25	YA	457	A	N3-C4	-5.27	1.31	1.34
25	YA	457	A	N7-C5	-5.27	1.36	1.39
1	QA	498	A	N9-C4	-5.27	1.34	1.37
25	RA	2062	A	C6-N1	5.26	1.39	1.35
25	YA	2004	G	N7-C5	-5.25	1.36	1.39
25	YA	1190	G	N9-C4	-5.24	1.33	1.38
25	YA	575	A	N7-C5	-5.24	1.36	1.39
25	YA	74	A	C6-N1	-5.24	1.31	1.35
25	YA	450	G	C6-O6	5.24	1.28	1.24
25	YA	574	C	N1-C2	-5.23	1.34	1.40
25	YA	2712(A)	A	N7-C5	-5.23	1.36	1.39
25	RA	2048	G	C6-N1	-5.23	1.35	1.39
1	XA	423	G	N9-C4	5.22	1.42	1.38
25	YA	745	G	N3-C4	-5.22	1.31	1.35
25	RA	2553	G	C6-N1	-5.22	1.35	1.39
25	YA	2273	A	N7-C5	-5.22	1.36	1.39
25	YA	953	A	N9-C4	-5.21	1.34	1.37
25	YA	2502	G	N3-C4	-5.21	1.31	1.35
1	XA	1397	C	N1-C6	5.21	1.40	1.37
27	RD	241	PRO	N-CD	5.21	1.55	1.47
25	YA	1701	A	N7-C5	-5.21	1.36	1.39

Continued on next page...

Continued from previous page...

Mol	Chain	Res	Type	Atoms	Z	Observed(Å)	Ideal(Å)
25	YA	952	G	N7-C5	-5.21	1.36	1.39
25	YA	1903	G	N9-C4	-5.21	1.33	1.38
1	XA	535	A	N3-C4	-5.20	1.31	1.34
25	YA	1668	A	N3-C4	-5.20	1.31	1.34
25	YA	1824	G	N7-C5	-5.20	1.36	1.39
25	YA	972	G	C6-N1	-5.19	1.35	1.39
25	RA	1803	A	C5-C4	-5.19	1.35	1.38
25	YA	2441	C	C2-N3	-5.18	1.31	1.35
25	RA	751	A	N7-C5	-5.18	1.36	1.39
1	XA	274	A	N9-C4	-5.17	1.34	1.37
25	YA	138	G	N7-C5	5.17	1.42	1.39
25	RA	2409	G	N7-C5	-5.16	1.36	1.39
25	YA	2020	A	C6-N1	-5.16	1.31	1.35
25	YA	2247	A	C5-C6	-5.15	1.36	1.41
1	QA	782	A	N9-C4	-5.15	1.34	1.37
25	YA	2256	G	N1-C2	-5.13	1.33	1.37
25	YA	1567	A	N9-C4	-5.13	1.34	1.37
25	YA	1905	C	N1-C6	-5.13	1.34	1.37
25	RA	28	A	N3-C4	-5.13	1.31	1.34
25	RA	568	U	C4-O4	5.13	1.27	1.23
25	RA	2614	A	C6-N1	5.13	1.39	1.35
25	YA	1774	C	C2-N3	-5.13	1.31	1.35
25	YA	784	A	C5-C4	-5.12	1.35	1.38
25	RA	1613	G	N7-C5	-5.12	1.36	1.39
25	RA	462	C	N1-C6	-5.12	1.34	1.37
25	YA	764	A	N9-C4	-5.12	1.34	1.37
25	YA	1813	G	N7-C5	-5.12	1.36	1.39
25	YA	2073	C	N3-C4	-5.11	1.30	1.33
25	RA	761	A	N9-C4	-5.11	1.34	1.37
25	YA	317	G	C6-N1	-5.10	1.35	1.39
25	RA	776	G	N7-C5	5.10	1.42	1.39
1	XA	713	G	N9-C4	5.10	1.42	1.38
25	YA	78	A	C5-C6	-5.10	1.36	1.41
25	RA	572	A	C6-N1	-5.09	1.31	1.35
25	YA	1774	C	N3-C4	-5.09	1.30	1.33
25	RA	2837	G	C8-N7	5.08	1.33	1.30
25	YA	197	A	N9-C4	-5.08	1.34	1.37
25	YA	799	G	C6-N1	-5.08	1.35	1.39
26	YB	99	A	N9-C4	-5.08	1.34	1.37
25	YA	117	G	C6-N1	-5.08	1.35	1.39
25	YA	872	A	N9-C4	5.08	1.40	1.37
25	YA	2247	A	C6-N1	-5.07	1.31	1.35

Continued on next page...

Continued from previous page...

Mol	Chain	Res	Type	Atoms	Z	Observed(Å)	Ideal(Å)
25	RA	821	A	N7-C5	-5.07	1.36	1.39
25	RA	1307	A	N9-C4	-5.07	1.34	1.37
25	YA	1528	A	N7-C5	-5.06	1.36	1.39
25	YA	1613	G	N7-C5	-5.06	1.36	1.39
25	YA	2601	C	C4-N4	-5.06	1.29	1.33
25	RA	1299	G	N9-C4	-5.05	1.33	1.38
25	RA	687	C	N1-C6	-5.05	1.34	1.37
25	YA	1902	C	N1-C6	-5.05	1.34	1.37
25	RA	761	A	N7-C5	5.05	1.42	1.39
25	RA	689	A	N9-C4	-5.05	1.34	1.37
25	YA	452	G	N1-C2	-5.05	1.33	1.37
25	YA	1773	A	N3-C4	-5.05	1.31	1.34
25	YA	625	G	N9-C4	-5.04	1.33	1.38
25	YA	2587	A	N7-C5	-5.04	1.36	1.39
25	YA	799	G	N7-C5	-5.03	1.36	1.39
25	YA	216	A	C5-C4	-5.03	1.35	1.38
25	YA	1816	G	C6-N1	5.03	1.43	1.39
25	RA	216	A	C5-C6	-5.03	1.36	1.41
25	RA	1969	A	N3-C4	-5.02	1.31	1.34
25	YA	1270	C	N1-C6	-5.02	1.34	1.37
25	YA	1477	A	N7-C5	-5.02	1.36	1.39
12	XL	48	PRO	N-CD	5.01	1.54	1.47
25	RA	471	A	N9-C4	-5.01	1.34	1.37
25	RA	607	U	C2-N3	-5.01	1.34	1.37
25	YA	282	A	N3-C4	-5.01	1.31	1.34
27	YD	241	PRO	N-CD	5.01	1.54	1.47
25	RA	768	G	C6-N1	-5.00	1.36	1.39
25	YA	505	A	N9-C4	-5.00	1.34	1.37
25	YA	1254	A	N3-C4	-5.00	1.31	1.34
25	YA	1953	A	N9-C4	-5.00	1.34	1.37

All (7980) bond angle outliers are listed below:

Mol	Chain	Res	Type	Atoms	Z	Observed(°)	Ideal(°)
25	YA	761	A	N1-C6-N6	19.13	130.07	118.60
25	RA	2490	G	C6-C5-N7	-18.87	119.08	130.40
25	RA	783	A	C6-C5-N7	-17.19	120.27	132.30
25	RA	783	A	N1-C6-N6	16.89	128.74	118.60
25	YA	783	A	N1-C6-N6	16.68	128.61	118.60
25	RA	2490	G	C4-C5-N7	16.43	117.37	110.80
25	YA	783	A	C6-C5-N7	-15.94	121.15	132.30
25	YA	450	G	C5-C6-N1	-15.52	103.74	111.50

Continued on next page...

Continued from previous page...

Mol	Chain	Res	Type	Atoms	Z	Observed(°)	Ideal(°)
25	RA	2490	G	N3-C4-N9	15.10	135.06	126.00
25	YA	783	A	C5-N7-C8	-14.97	96.41	103.90
25	YA	761	A	C6-C5-N7	-14.60	122.08	132.30
1	XA	1412	C	C6-N1-C2	14.60	126.14	120.30
25	YA	761	A	C5-N7-C8	-14.24	96.78	103.90
25	RA	2490	G	C5-C6-O6	-14.24	120.06	128.60
25	YA	701	G	N1-C6-O6	13.79	128.17	119.90
25	YA	2506	U	N3-C2-O2	-13.79	112.55	122.20
25	RA	2490	G	C4-N9-C1'	13.75	144.38	126.50
25	RA	2556	C	N1-C2-O2	13.62	127.07	118.90
25	RA	1899	G	C6-C5-N7	-13.57	122.26	130.40
25	YA	570	G	C5-C6-N1	-13.47	104.77	111.50
25	RA	2490	G	N1-C6-O6	13.40	127.94	119.90
25	YA	701	G	C6-C5-N7	-13.38	122.37	130.40
25	YA	842	G	N1-C6-O6	13.35	127.91	119.90
25	YA	1190	G	C5-N7-C8	-13.17	97.71	104.30
25	RA	2593	U	N3-C4-C5	-13.16	106.70	114.60
25	YA	761	A	C4-C5-N7	13.02	117.21	110.70
25	YA	1204	A	C2-N3-C4	-13.02	104.09	110.60
25	YA	783	A	C4-C5-N7	12.96	117.18	110.70
25	YA	613	U	N1-C2-O2	-12.93	113.75	122.80
25	RA	791	C	C6-N1-C2	12.89	125.46	120.30
25	YA	783	A	N7-C8-N9	12.87	120.23	113.80
25	YA	2681	C	C6-N1-C2	-12.84	115.17	120.30
25	YA	265	A	O4'-C1'-N9	12.79	118.44	108.20
25	YA	2432	A	N1-C6-N6	12.76	126.26	118.60
25	RA	2490	G	C8-N9-C1'	-12.76	110.42	127.00
25	RA	2450	A	C8-N9-C4	-12.72	100.71	105.80
25	RA	567	A	O5'-P-OP2	-12.71	94.27	105.70
25	RA	783	A	C5-N7-C8	-12.66	97.57	103.90
1	XA	299	G	C5-C6-N1	-12.64	105.18	111.50
25	YA	945	A	N1-C6-N6	12.62	126.17	118.60
25	YA	2542	A	C2-N3-C4	-12.62	104.29	110.60
25	RA	1795	C	C6-N1-C2	-12.56	115.28	120.30
25	YA	2576	G	O5'-P-OP2	-12.45	94.50	105.70
25	YA	1899	G	N3-C4-N9	-12.44	118.53	126.00
25	RA	1786	A	C2-N3-C4	-12.44	104.38	110.60
25	RA	733	G	C5-N7-C8	-12.43	98.08	104.30
25	RA	2490	G	N9-C4-C5	-12.41	100.44	105.40
1	XA	812	C	N1-C2-O2	12.41	126.34	118.90
25	RA	856	C	C5-C6-N1	12.40	127.20	121.00
1	QA	299	G	C5-C6-N1	-12.39	105.31	111.50

Continued on next page...

Continued from previous page...

Mol	Chain	Res	Type	Atoms	Z	Observed(°)	Ideal(°)
25	YA	450	G	C4-C5-C6	12.37	126.22	118.80
25	YA	2451	A	C8-N9-C4	-12.35	100.86	105.80
25	RA	2447	G	C6-C5-N7	-12.29	123.03	130.40
25	YA	662	G	C6-C5-N7	-12.24	123.06	130.40
25	RA	1698	A	C2-N3-C4	-12.12	104.54	110.60
25	RA	783	A	C4-C5-C6	12.12	123.06	117.00
25	RA	2614	A	C6-N1-C2	-12.11	111.34	118.60
25	RA	2421	G	N3-C4-N9	12.09	133.25	126.00
25	RA	2614	A	C5-C6-N1	11.99	123.69	117.70
25	RA	1899	G	N3-C4-N9	11.97	133.18	126.00
25	RA	783	A	C4-C5-N7	11.95	116.68	110.70
25	RA	1437	C	C6-N1-C2	-11.86	115.56	120.30
22	XV	17	C	C2-N1-C1'	11.85	131.84	118.80
25	YA	338	G	N3-C4-C5	-11.84	122.68	128.60
25	YA	1228	G	N1-C6-O6	11.83	127.00	119.90
25	RA	1617	C	C6-N1-C2	11.82	125.03	120.30
25	YA	2544	G	N1-C6-O6	11.81	126.99	119.90
25	RA	1776	G	C6-C5-N7	-11.80	123.32	130.40
22	QV	17	C	C2-N1-C1'	11.80	131.78	118.80
25	YA	761	A	C5-C6-N6	-11.76	114.29	123.70
25	YA	1606	G	N3-C4-N9	11.72	133.03	126.00
25	RA	1624	G	N1-C6-O6	11.65	126.89	119.90
25	YA	2712(A)	A	N7-C8-N9	11.61	119.61	113.80
25	RA	2053	G	O5'-P-OP1	-11.61	95.26	105.70
25	YA	140	A	N1-C6-N6	11.60	125.56	118.60
25	RA	856	C	C6-N1-C2	-11.59	115.66	120.30
25	YA	1647	G	O5'-P-OP1	-11.59	95.27	105.70
25	YA	1776	G	O5'-P-OP1	-11.59	95.27	105.70
25	RA	2394	C	N1-C2-O2	11.58	125.85	118.90
25	RA	676	A	N7-C8-N9	11.55	119.58	113.80
25	RA	450	G	C5-C6-N1	-11.52	105.74	111.50
25	RA	780	G	C8-N9-C4	-11.48	101.81	106.40
25	RA	527	C	N1-C2-O2	11.47	125.78	118.90
1	QA	1301	U	N3-C2-O2	-11.45	114.19	122.20
25	RA	2712(A)	A	C8-N9-C4	-11.44	101.22	105.80
25	YA	1899	G	C2-N3-C4	-11.44	106.18	111.90
25	YA	1158	C	C6-N1-C2	11.43	124.87	120.30
25	YA	2712	U	C5-C4-O4	11.41	132.75	125.90
25	YA	1899	G	N3-C4-C5	11.40	134.30	128.60
25	RA	2032	G	C5-N7-C8	-11.39	98.61	104.30
25	RA	382	G	N1-C6-O6	11.36	126.72	119.90
25	YA	1409	C	C6-N1-C2	11.34	124.83	120.30

Continued on next page...

Continued from previous page...

Mol	Chain	Res	Type	Atoms	Z	Observed(°)	Ideal(°)
25	RA	2544	G	N1-C6-O6	11.29	126.67	119.90
25	RA	2506	U	N3-C2-O2	-11.27	114.31	122.20
25	YA	967	C	C6-N1-C2	11.25	124.80	120.30
25	YA	2000	G	C6-C5-N7	-11.24	123.66	130.40
25	YA	385	C	C6-N1-C2	-11.17	115.83	120.30
25	YA	1602	U	C6-N1-C2	-11.15	114.31	121.00
1	XA	729	A	N1-C6-N6	11.15	125.29	118.60
25	RA	2584	U	C5-C4-O4	11.15	132.59	125.90
25	RA	1899	G	N3-C2-N2	11.14	127.70	119.90
25	YA	1869	G	N3-C4-C5	-11.14	123.03	128.60
25	YA	1763	G	O5'-P-OP2	-11.12	95.69	105.70
1	QA	758	G	C5-N7-C8	-11.11	98.75	104.30
25	YA	246	C	C6-N1-C2	11.10	124.74	120.30
25	YA	761	A	N7-C8-N9	11.10	119.35	113.80
26	YB	82	G	C5-C6-N1	-11.10	105.95	111.50
25	YA	465	G	N3-C4-C5	-11.09	123.06	128.60
25	YA	342	G	O5'-P-OP2	-11.07	95.73	105.70
25	YA	512	G	O4'-C1'-N9	11.06	117.05	108.20
25	YA	140	A	C5-N7-C8	-11.05	98.37	103.90
25	RA	1786	A	N1-C6-N6	11.04	125.23	118.60
25	YA	1228	G	C5-C6-N1	-11.04	105.98	111.50
25	YA	1327	C	C6-N1-C2	-11.03	115.89	120.30
1	XA	328	C	C6-N1-C2	-11.02	115.89	120.30
25	RA	2870	C	C6-N1-C2	-11.01	115.90	120.30
25	RA	1190	G	C8-N9-C4	-10.97	102.01	106.40
25	RA	733	G	N7-C8-N9	10.97	118.58	113.10
25	YA	972	G	N1-C6-O6	-10.96	113.32	119.90
25	RA	783	A	N7-C8-N9	10.96	119.28	113.80
1	QA	1238	A	O5'-P-OP1	-10.95	95.85	105.70
25	YA	1403	C	N3-C2-O2	-10.94	114.24	121.90
1	QA	1064	G	C1'-O4'-C4'	10.93	118.64	109.90
25	YA	783	A	C8-N9-C4	-10.91	101.44	105.80
25	YA	1243	G	N1-C6-O6	10.90	126.44	119.90
25	YA	2393	A	C8-N9-C4	-10.89	101.44	105.80
25	RA	1786	A	C5-N7-C8	-10.87	98.46	103.90
25	YA	1979	C	C6-N1-C2	-10.85	115.96	120.30
25	YA	1190	G	C4-C5-N7	10.83	115.13	110.80
25	YA	309	G	N3-C4-C5	-10.83	123.19	128.60
25	RA	733	G	C8-N9-C4	-10.81	102.08	106.40
1	XA	691	G	C6-C5-N7	-10.81	123.92	130.40
25	YA	1204	A	C5-C6-N1	-10.80	112.30	117.70
25	RA	1821	A	N1-C6-N6	10.79	125.08	118.60

Continued on next page...

Continued from previous page...

Mol	Chain	Res	Type	Atoms	Z	Observed(°)	Ideal(°)
25	RA	2409	G	C4-C5-N7	10.78	115.11	110.80
25	YA	1840	G	C2-N3-C4	-10.77	106.52	111.90
25	YA	2490	G	C4-C5-N7	10.74	115.10	110.80
25	RA	676	A	C8-N9-C4	-10.74	101.50	105.80
25	RA	2584	U	C6-N1-C2	-10.73	114.56	121.00
1	XA	247	G	N3-C4-C5	-10.72	123.24	128.60
25	RA	116	C	C6-N1-C2	-10.71	116.01	120.30
25	RA	791	C	C5-C6-N1	-10.70	115.65	121.00
25	YA	142	G	N3-C4-C5	10.68	133.94	128.60
25	RA	1698	A	N1-C6-N6	10.65	124.99	118.60
25	YA	2544	G	C5-C6-O6	-10.64	122.21	128.60
25	RA	2032	G	N3-C4-C5	10.63	133.92	128.60
25	RA	2490	G	C5-N7-C8	-10.63	98.98	104.30
25	RA	1688	U	C6-N1-C2	-10.62	114.62	121.00
25	RA	74	A	C5-C6-N1	-10.58	112.41	117.70
25	YA	1332	G	C4-N9-C1'	10.58	140.25	126.50
25	YA	2032	G	N3-C4-C5	10.58	133.89	128.60
26	YB	79	C	C6-N1-C2	-10.57	116.07	120.30
25	RA	2011	U	N3-C2-O2	10.56	129.59	122.20
25	RA	391	G	N1-C6-O6	10.55	126.23	119.90
25	YA	1258	C	C6-N1-C2	10.54	124.52	120.30
25	RA	247	G	N1-C6-O6	-10.52	113.59	119.90
25	RA	915	C	C6-N1-C2	-10.52	116.09	120.30
25	RA	2614	A	C5-C6-N6	-10.51	115.29	123.70
25	YA	140	A	C4-C5-N7	10.50	115.95	110.70
25	YA	568	U	N3-C4-C5	-10.50	108.30	114.60
25	YA	2839	G	N1-C6-O6	10.48	126.19	119.90
25	YA	1271	G	C5-C6-N1	-10.47	106.27	111.50
25	YA	2712(A)	A	C8-N9-C4	-10.46	101.62	105.80
25	RA	1328	G	N3-C4-N9	10.45	132.27	126.00
25	YA	701	G	C5-C6-N1	-10.42	106.29	111.50
25	YA	1950	G	N3-C2-N2	10.41	127.19	119.90
25	YA	487	C	C6-N1-C2	-10.40	116.14	120.30
25	YA	1021	A	C2-N3-C4	-10.39	105.41	110.60
25	YA	1984	G	C5-C6-N1	-10.39	106.31	111.50
25	YA	2294	C	C6-N1-C2	-10.38	116.15	120.30
25	RA	1142(A)	A	C2-N3-C4	-10.37	105.41	110.60
1	XA	1054	C	C3'-C2'-C1'	10.37	109.79	101.50
25	YA	1840	G	C5-C6-N1	-10.35	106.33	111.50
25	RA	1022	G	N1-C6-O6	-10.35	113.69	119.90
25	RA	1931	U	C5-C4-O4	10.34	132.11	125.90
25	YA	1158	C	C5-C6-N1	-10.33	115.84	121.00

Continued on next page...

Continued from previous page...

Mol	Chain	Res	Type	Atoms	Z	Observed(°)	Ideal(°)
26	RB	54	G	C8-N9-C4	-10.31	102.28	106.40
25	YA	2518	A	N1-C6-N6	10.31	124.78	118.60
25	RA	1647	G	O5'-P-OP1	-10.29	96.44	105.70
1	QA	372	C	C5-C6-N1	10.29	126.14	121.00
25	YA	1888	G	C2-N3-C4	10.28	117.04	111.90
25	RA	733	G	C4-C5-N7	10.26	114.90	110.80
25	YA	2432	A	C2-N3-C4	-10.25	105.47	110.60
25	YA	1891	G	N1-C6-O6	10.23	126.04	119.90
25	RA	307	G	N3-C4-C5	-10.22	123.49	128.60
25	YA	2820	A	N1-C6-N6	10.21	124.73	118.60
1	XA	691	G	N3-C4-N9	10.21	132.13	126.00
25	YA	209	C	C6-N1-C2	10.21	124.38	120.30
25	RA	783	A	C2-N3-C4	-10.21	105.50	110.60
25	YA	2054	A	C8-N9-C4	-10.21	101.72	105.80
25	RA	2430	A	C5-C6-N1	-10.19	112.61	117.70
1	XA	1237	C	C6-N1-C2	-10.19	116.23	120.30
25	YA	481	G	O5'-P-OP2	-10.18	96.54	105.70
1	XA	808	C	C6-N1-C2	-10.18	116.23	120.30
25	RA	1698	A	C5-C6-N1	-10.17	112.61	117.70
1	XA	315	A	C8-N9-C4	10.17	109.87	105.80
25	RA	450	G	C4-C5-C6	10.16	124.90	118.80
1	XA	791	G	C5-C6-N1	-10.16	106.42	111.50
25	YA	662	G	C5-C6-N1	-10.16	106.42	111.50
25	RA	783	A	C5-C6-N1	-10.16	112.62	117.70
25	RA	1931	U	O5'-P-OP1	-10.15	96.56	105.70
25	RA	2421	G	N3-C4-C5	-10.14	123.53	128.60
25	RA	1665	A	C4-C5-C6	10.12	122.06	117.00
28	YE	21	VAL	C-N-CD	-10.10	98.38	120.60
25	RA	1940	U	C6-N1-C2	-10.10	114.94	121.00
25	RA	1786	A	C4-C5-N7	10.09	115.74	110.70
25	YA	783	A	C2-N3-C4	-10.08	105.56	110.60
25	RA	2004	G	N1-C6-O6	10.07	125.94	119.90
25	YA	2254	C	N1-C2-O2	-10.07	112.86	118.90
28	RE	21	VAL	C-N-CD	-10.07	98.45	120.60
25	YA	1613	G	N9-C4-C5	-10.06	101.38	105.40
25	RA	1786	A	C6-C5-N7	-10.05	125.26	132.30
25	YA	1786	A	C5-C6-N1	-10.04	112.68	117.70
25	YA	1613	G	C6-C5-N7	-10.04	124.37	130.40
1	QA	26	A	C8-N9-C4	10.04	109.82	105.80
25	YA	928	G	C8-N9-C4	-10.04	102.39	106.40
25	YA	1606	G	C8-N9-C4	10.02	110.41	106.40
1	XA	792	A	N1-C6-N6	10.01	124.61	118.60

Continued on next page...

Continued from previous page...

Mol	Chain	Res	Type	Atoms	Z	Observed(°)	Ideal(°)
25	YA	701	G	C4-C5-C6	10.01	124.81	118.80
1	XA	1108	G	C5-C6-N1	-10.00	106.50	111.50
25	YA	1699	G	N9-C4-C5	9.99	109.40	105.40
25	RA	1623	G	N1-C6-O6	9.97	125.88	119.90
25	RA	1899	G	N1-C2-N2	-9.97	107.23	116.20
25	RA	929	G	C6-C5-N7	-9.97	124.42	130.40
25	RA	2446	G	O5'-P-OP2	-9.97	96.73	105.70
25	RA	2455	G	N1-C6-O6	9.96	125.88	119.90
25	YA	852	G	O5'-P-OP2	-9.96	96.73	105.70
25	YA	697	C	C6-N1-C2	-9.93	116.33	120.30
25	YA	1606	G	C8-N9-C1'	-9.93	114.09	127.00
25	RA	2516	G	N1-C6-O6	-9.93	113.94	119.90
25	RA	2712(A)	A	N7-C8-N9	9.92	118.76	113.80
1	XA	1201	A	C1'-O4'-C4'	-9.92	101.96	109.90
25	YA	2251	G	N1-C2-N3	9.92	129.85	123.90
25	YA	338	G	N3-C4-N9	9.92	131.95	126.00
25	RA	1269	A	C2-N3-C4	-9.91	105.64	110.60
26	YB	64	C	C6-N1-C2	9.91	124.26	120.30
25	RA	956	G	C5-C6-N1	-9.91	106.55	111.50
1	XA	1204	A	N1-C6-N6	9.90	124.54	118.60
25	RA	676	A	C5-N7-C8	-9.89	98.95	103.90
25	RA	2325	G	N1-C6-O6	9.89	125.84	119.90
25	YA	1613	G	N3-C4-N9	9.89	131.94	126.00
25	RA	1128	A	O5'-P-OP2	-9.89	96.80	105.70
25	YA	2080	G	C6-C5-N7	-9.88	124.47	130.40
1	QA	189	U	C1'-O4'-C4'	9.88	117.80	109.90
25	YA	2032	G	C5-N7-C8	-9.88	99.36	104.30
25	YA	1311	G	N9-C4-C5	-9.87	101.45	105.40
1	QA	1432	G	N7-C8-N9	9.87	118.03	113.10
25	YA	2237	G	N3-C4-N9	9.87	131.92	126.00
25	RA	1786	A	C5-C6-N1	-9.86	112.77	117.70
25	YA	1607	C	N1-C2-O2	9.85	124.81	118.90
1	QA	1301	U	N1-C2-O2	9.83	129.68	122.80
25	RA	1791	A	O5'-P-OP1	-9.83	96.85	105.70
1	QA	789	U	C6-N1-C2	-9.83	115.10	121.00
25	YA	1840	G	N1-C6-O6	9.83	125.80	119.90
25	RA	2048	G	C8-N9-C4	-9.82	102.47	106.40
25	RA	697	C	C6-N1-C2	-9.82	116.37	120.30
25	RA	1698	A	C6-C5-N7	-9.82	125.43	132.30
25	RA	1619	G	C5-C6-O6	-9.82	122.71	128.60
25	RA	1304	C	N3-C4-C5	9.80	125.82	121.90
25	RA	2490	G	N7-C8-N9	9.80	118.00	113.10

Continued on next page...

Continued from previous page...

Mol	Chain	Res	Type	Atoms	Z	Observed(°)	Ideal(°)
25	YA	2231	C	C6-N1-C2	-9.79	116.38	120.30
1	XA	1235	U	C5-C6-N1	9.79	127.59	122.70
25	YA	63	U	C6-N1-C2	-9.78	115.14	121.00
25	YA	458	G	C4-C5-N7	-9.78	106.89	110.80
25	YA	393	C	C6-N1-C2	9.77	124.21	120.30
26	YB	81	G	C4-C5-N7	9.77	114.71	110.80
1	XA	895	G	N1-C6-O6	9.76	125.76	119.90
25	YA	1404	C	O5'-P-OP1	-9.76	96.92	105.70
25	RA	252	G	N9-C4-C5	9.74	109.30	105.40
25	RA	694	U	O5'-P-OP2	-9.74	96.93	105.70
25	RA	1130	U	P-O3'-C3'	9.74	131.39	119.70
25	YA	696	G	N1-C6-O6	9.73	125.74	119.90
25	YA	613	U	N3-C2-O2	9.73	129.01	122.20
25	YA	863	A	O5'-P-OP2	-9.71	96.96	105.70
25	YA	662	G	N1-C6-O6	9.71	125.73	119.90
25	YA	1947	C	C6-N1-C2	-9.70	116.42	120.30
25	RA	2430	A	C2-N3-C4	-9.68	105.76	110.60
25	YA	1950	G	C4-N9-C1'	9.68	139.09	126.50
25	RA	330	A	N1-C6-N6	9.68	124.41	118.60
26	RB	43	C	C6-N1-C2	-9.67	116.43	120.30
1	QA	789	U	N3-C2-O2	-9.66	115.44	122.20
25	YA	780	G	C8-N9-C4	-9.66	102.54	106.40
25	YA	2432	A	C6-C5-N7	-9.65	125.54	132.30
25	RA	2032	G	C4-C5-N7	9.65	114.66	110.80
25	YA	568	U	N1-C2-O2	-9.64	116.05	122.80
25	RA	929	G	C4-N9-C1'	9.64	139.03	126.50
25	YA	2682	U	OP1-P-OP2	-9.64	105.14	119.60
25	RA	1776	G	N1-C6-O6	9.64	125.68	119.90
25	RA	184	C	C6-N1-C2	9.62	124.15	120.30
25	RA	2073	C	N1-C2-O2	-9.61	113.13	118.90
25	RA	2287	A	C2-N3-C4	-9.60	105.80	110.60
1	QA	372	C	C2-N1-C1'	9.60	129.36	118.80
25	YA	1259	G	C5-C6-O6	-9.59	122.84	128.60
25	RA	184	C	C5-C6-N1	-9.59	116.21	121.00
25	YA	1613	G	C8-N9-C1'	-9.58	114.55	127.00
25	YA	1602	U	N3-C4-C5	-9.58	108.85	114.60
25	RA	1236	G	N1-C6-O6	9.57	125.64	119.90
25	RA	2437	U	N1-C2-N3	9.57	120.64	114.90
25	YA	1776	G	C4-N9-C1'	9.56	138.93	126.50
25	RA	1021	A	C2-N3-C4	-9.55	105.82	110.60
25	YA	867	C	C6-N1-C2	-9.56	116.48	120.30
1	XA	691	G	C4-C5-C6	9.55	124.53	118.80

Continued on next page...

Continued from previous page...

Mol	Chain	Res	Type	Atoms	Z	Observed(°)	Ideal(°)
25	RA	1306	C	C6-N1-C2	-9.54	116.48	120.30
1	XA	1200	C	N1-C2-O2	9.54	124.62	118.90
25	YA	2588	G	O5'-P-OP2	-9.51	97.14	105.70
25	YA	836	G	C4-C5-N7	9.50	114.60	110.80
25	RA	929	G	N3-C4-C5	-9.49	123.86	128.60
25	YA	2590	A	N1-C6-N6	9.49	124.29	118.60
25	RA	140	A	C5-N7-C8	-9.48	99.16	103.90
1	QA	703	G	N3-C4-N9	9.48	131.69	126.00
25	RA	1190	G	N7-C8-N9	9.47	117.84	113.10
25	RA	2503	A	C8-N9-C4	-9.47	102.01	105.80
25	YA	1956	U	N3-C4-C5	-9.47	108.92	114.60
1	XA	1412	C	C5-C6-N1	-9.47	116.27	121.00
25	RA	673	C	C6-N1-C2	-9.46	116.52	120.30
25	YA	637	A	C8-N9-C4	-9.46	102.02	105.80
25	RA	2516	G	C5-C6-N1	9.45	116.23	111.50
25	YA	1021	A	N7-C8-N9	9.44	118.52	113.80
25	YA	2430	A	C5-C6-N1	-9.44	112.98	117.70
25	RA	205	G	N3-C4-N9	9.43	131.66	126.00
25	YA	785	G	O5'-P-OP1	-9.42	97.22	105.70
25	YA	287	C	O4'-C1'-N1	9.42	115.74	108.20
25	RA	401	A	N1-C6-N6	-9.41	112.95	118.60
25	RA	1271	G	C5-C6-N1	-9.40	106.80	111.50
25	YA	465	G	C4-C5-C6	9.40	124.44	118.80
25	YA	38	A	N1-C6-N6	9.40	124.24	118.60
25	YA	2573	C	N1-C2-O2	9.39	124.54	118.90
25	YA	1776	G	C8-N9-C1'	-9.39	114.80	127.00
25	RA	1834	U	N3-C2-O2	-9.39	115.63	122.20
25	YA	1528	A	C8-N9-C4	-9.38	102.05	105.80
25	YA	1130	U	P-O3'-C3'	9.38	130.95	119.70
25	YA	379	G	N9-C4-C5	-9.37	101.65	105.40
25	YA	776	G	N7-C8-N9	9.37	117.79	113.10
25	RA	2592	G	O5'-P-OP2	-9.37	97.27	105.70
25	YA	1931	U	N1-C2-N3	9.37	120.52	114.90
25	RA	2468	G	C4-N9-C1'	9.37	138.68	126.50
25	RA	776	G	C5-N7-C8	-9.36	99.62	104.30
25	RA	2509	G	C6-C5-N7	-9.36	124.78	130.40
25	YA	1665	A	N1-C6-N6	9.36	124.22	118.60
1	QA	328	C	C2-N1-C1'	9.36	129.09	118.80
25	RA	2685	G	C5-C6-N1	-9.35	106.83	111.50
25	YA	783	A	C4-C5-C6	9.34	121.67	117.00
25	RA	929	G	N3-C4-N9	9.34	131.60	126.00
25	RA	1332	G	C2-N3-C4	-9.34	107.23	111.90

Continued on next page...

Continued from previous page...

Mol	Chain	Res	Type	Atoms	Z	Observed(°)	Ideal(°)
25	RA	1899	G	C4-N9-C1'	9.34	138.64	126.50
25	RA	1791	A	N1-C6-N6	-9.33	113.00	118.60
1	XA	293	G	N1-C6-O6	9.33	125.50	119.90
26	RB	70	C	C6-N1-C2	-9.33	116.57	120.30
25	YA	450	G	N1-C6-O6	9.33	125.50	119.90
25	YA	662	G	C2-N3-C4	-9.32	107.24	111.90
1	XA	1172	C	C6-N1-C2	-9.32	116.57	120.30
1	XA	186(A)	C	C6-N1-C2	-9.32	116.57	120.30
25	YA	140	A	N7-C8-N9	9.32	118.46	113.80
1	XA	808	C	N3-C4-C5	-9.31	118.17	121.90
25	YA	1647	G	C6-C5-N7	-9.30	124.82	130.40
25	RA	393	C	C6-N1-C2	-9.30	116.58	120.30
25	YA	327	G	C6-C5-N7	-9.30	124.82	130.40
25	YA	1383	C	C2-N1-C1'	9.30	129.03	118.80
25	YA	1021	A	C5-N7-C8	-9.29	99.26	103.90
25	RA	2002	G	C5-N7-C8	-9.28	99.66	104.30
25	YA	2655	G	C4-N9-C1'	-9.28	114.44	126.50
25	RA	1239	G	N1-C6-O6	9.27	125.46	119.90
25	YA	1786	A	C2-N3-C4	-9.27	105.97	110.60
1	QA	1499	A	C8-N9-C4	9.27	109.51	105.80
25	YA	1950	G	N7-C8-N9	9.25	117.73	113.10
25	RA	382	G	C5-C6-N1	-9.25	106.88	111.50
25	RA	2468	G	C6-C5-N7	-9.24	124.85	130.40
25	RA	2439	A	N7-C8-N9	9.24	118.42	113.80
26	RB	53	A	C8-N9-C4	-9.23	102.11	105.80
25	RA	2593	U	C6-N1-C2	-9.23	115.46	121.00
25	RA	2848	G	P-O3'-C3'	9.23	130.77	119.70
25	YA	2420	C	O5'-P-OP1	-9.23	97.39	105.70
25	RA	762	U	N3-C2-O2	9.22	128.65	122.20
26	YB	94	C	C6-N1-C2	-9.22	116.61	120.30
25	YA	1253	A	C4-C5-C6	-9.21	112.39	117.00
25	YA	568	U	N3-C4-O4	9.21	125.85	119.40
25	RA	1187	G	C5-C6-N1	-9.20	106.90	111.50
25	RA	1821	A	C5-C6-N6	-9.20	116.34	123.70
1	XA	691	G	N3-C4-C5	-9.18	124.01	128.60
25	YA	956	G	N9-C4-C5	-9.18	101.73	105.40
25	YA	473	G	N1-C6-O6	-9.17	114.40	119.90
25	YA	1342	A	C8-N9-C4	-9.17	102.13	105.80
25	YA	2217	G	N1-C6-O6	9.17	125.41	119.90
25	YA	1699	G	C4-C5-N7	-9.16	107.13	110.80
25	RA	2447	G	N1-C6-O6	9.16	125.40	119.90
25	YA	27	G	C4-C5-C6	9.16	124.30	118.80

Continued on next page...

Continued from previous page...

Mol	Chain	Res	Type	Atoms	Z	Observed(°)	Ideal(°)
25	YA	2681	C	N3-C4-C5	-9.16	118.24	121.90
25	RA	1835	G	N3-C4-C5	-9.15	124.02	128.60
25	RA	2211	G	N7-C8-N9	9.15	117.68	113.10
25	YA	1332	G	C8-N9-C1'	-9.15	115.11	127.00
1	XA	1054	C	C4'-C3'-C2'	-9.15	93.45	102.60
1	XA	529	G	C5-C6-O6	-9.14	123.11	128.60
1	XA	372	C	C2-N1-C1'	9.14	128.85	118.80
1	XA	792	A	C2-N3-C4	-9.14	106.03	110.60
25	YA	1881	C	C6-N1-C2	-9.14	116.64	120.30
25	YA	2251	G	C4-N9-C1'	9.13	138.37	126.50
25	RA	863	A	O5'-P-OP2	-9.13	97.48	105.70
25	RA	2584	U	N1-C2-N3	9.13	120.38	114.90
25	YA	1383	C	N1-C2-O2	9.12	124.37	118.90
25	YA	379	G	N3-C4-N9	9.12	131.47	126.00
25	YA	512	G	C8-N9-C1'	9.12	138.86	127.00
1	XA	1336	C	C6-N1-C2	-9.12	116.65	120.30
25	YA	791	C	C6-N1-C2	9.12	123.95	120.30
25	RA	2544	G	C6-C5-N7	-9.12	124.93	130.40
25	RA	22	C	N3-C4-C5	9.11	125.54	121.90
25	YA	27	G	N1-C2-N3	9.10	129.36	123.90
25	YA	1606	G	N9-C4-C5	-9.10	101.76	105.40
25	RA	1665	A	N1-C6-N6	9.10	124.06	118.60
25	YA	681	G	C2-N3-C4	-9.09	107.35	111.90
1	QA	337	C	C6-N1-C2	-9.09	116.66	120.30
25	YA	2237	G	N3-C4-C5	-9.09	124.06	128.60
25	YA	1763	G	N1-C6-O6	-9.09	114.45	119.90
25	YA	1311	G	C4-C5-N7	9.09	114.43	110.80
25	YA	2049	G	C2-N3-C4	-9.08	107.36	111.90
25	YA	1351	C	C6-N1-C2	-9.08	116.67	120.30
25	YA	662	G	C4-C5-C6	9.08	124.25	118.80
25	YA	2849	U	C5-C6-N1	-9.07	118.16	122.70
25	YA	494	G	C6-C5-N7	-9.07	124.96	130.40
1	XA	115	G	P-O3'-C3'	9.07	130.58	119.70
25	RA	484	C	C2-N1-C1'	9.07	128.77	118.80
25	YA	568	U	C6-N1-C2	-9.07	115.56	121.00
25	RA	74	A	C2-N3-C4	-9.06	106.07	110.60
25	RA	2069	G	O5'-P-OP1	-9.06	97.55	105.70
25	YA	2821	A	O5'-P-OP1	-9.06	97.55	105.70
25	RA	67	U	C5-C6-N1	9.05	127.23	122.70
25	YA	1311	G	N1-C6-O6	9.05	125.33	119.90
25	YA	2249	U	N3-C4-C5	-9.05	109.17	114.60
25	YA	240	G	C5-C6-N1	-9.05	106.98	111.50

Continued on next page...

Continued from previous page...

Mol	Chain	Res	Type	Atoms	Z	Observed(°)	Ideal(°)
25	YA	2073	C	C6-N1-C2	-9.05	116.68	120.30
25	YA	2258	C	N3-C2-O2	-9.04	115.57	121.90
25	RA	1204	A	C2-N3-C4	-9.04	106.08	110.60
25	YA	2487	G	C2-N3-C4	-9.04	107.38	111.90
25	RA	2409	G	C5-C6-O6	-9.04	123.18	128.60
1	XA	792	A	N9-C4-C5	-9.03	102.19	105.80
25	YA	570	G	C4-C5-N7	-9.03	107.19	110.80
25	YA	639	U	C5-C4-O4	9.03	131.32	125.90
1	XA	1380	U	C5-C6-N1	-9.01	118.19	122.70
25	YA	1328	G	N3-C4-C5	-9.01	124.09	128.60
25	RA	1496	A	N7-C8-N9	9.01	118.31	113.80
25	YA	1694	C	P-O3'-C3'	9.01	130.51	119.70
25	RA	2409	G	C6-C5-N7	-9.01	125.00	130.40
25	YA	863	A	C8-N9-C4	9.01	109.40	105.80
25	RA	745	G	N3-C4-N9	9.00	131.40	126.00
25	YA	567	A	O5'-P-OP2	-8.99	97.61	105.70
25	YA	1228	G	C6-C5-N7	-8.99	125.01	130.40
26	RB	54	G	N7-C8-N9	8.99	117.59	113.10
25	RA	130	C	C6-N1-C2	8.98	123.89	120.30
25	YA	1416	G	C8-N9-C4	8.98	109.99	106.40
1	XA	812	C	P-O3'-C3'	8.97	130.47	119.70
25	RA	944	G	N1-C2-N3	8.97	129.28	123.90
25	YA	621	A	N1-C6-N6	8.97	123.98	118.60
25	RA	397	G	C5-C6-N1	-8.97	107.02	111.50
1	XA	557	G	N3-C4-N9	8.97	131.38	126.00
25	YA	2490	G	C5-N7-C8	-8.97	99.82	104.30
25	RA	1829	A	O5'-P-OP2	-8.96	97.63	105.70
25	YA	582	G	C5-C6-O6	-8.96	123.22	128.60
1	XA	529	G	C4-C5-N7	8.96	114.38	110.80
25	YA	450	G	C4-N9-C1'	8.95	138.13	126.50
25	YA	1203	G	C8-N9-C4	-8.94	102.82	106.40
25	YA	1203	G	N3-C4-C5	-8.92	124.14	128.60
25	RA	28	A	C8-N9-C4	-8.91	102.23	105.80
25	YA	29	U	N3-C4-O4	8.91	125.64	119.40
25	RA	1817	G	N1-C6-O6	8.91	125.25	119.90
25	RA	2452	C	N3-C4-N4	8.91	124.24	118.00
25	YA	141	A	C5-N7-C8	-8.91	99.45	103.90
25	YA	142	G	C4-N9-C1'	-8.90	114.92	126.50
25	YA	2767	C	N1-C2-O2	8.90	124.24	118.90
25	RA	917	A	C2-N3-C4	-8.90	106.15	110.60
25	RA	2439	A	N1-C6-N6	8.90	123.94	118.60
25	YA	1950	G	C8-N9-C4	-8.89	102.84	106.40

Continued on next page...

Continued from previous page...

Mol	Chain	Res	Type	Atoms	Z	Observed(°)	Ideal(°)
25	YA	1206	G	C6-C5-N7	-8.88	125.07	130.40
25	RA	2583	G	N1-C6-O6	-8.87	114.58	119.90
25	YA	63	U	C5-C4-O4	8.87	131.22	125.90
25	RA	301	G	C8-N9-C4	8.86	109.94	106.40
25	RA	621	A	C2-N3-C4	-8.85	106.17	110.60
25	YA	1699	G	C5-C6-O6	8.85	133.91	128.60
1	XA	1201	A	O4'-C1'-C2'	8.85	115.56	107.60
25	RA	2421	G	C8-N9-C1'	-8.84	115.50	127.00
25	YA	1269	A	C8-N9-C4	-8.84	102.26	105.80
25	YA	768	G	N1-C6-O6	8.84	125.20	119.90
25	YA	2088	G	C2-N3-C4	-8.84	107.48	111.90
25	YA	1008	C	C6-N1-C2	8.83	123.83	120.30
25	YA	2032	G	C4-C5-N7	8.83	114.33	110.80
26	YB	13	A	N1-C6-N6	-8.83	113.30	118.60
1	XA	1370	G	C5-C6-N1	-8.83	107.09	111.50
25	RA	1899	G	C4-C5-N7	8.82	114.33	110.80
25	RA	198	C	N3-C4-N4	8.82	124.17	118.00
25	YA	856	C	O5'-P-OP1	-8.82	97.77	105.70
1	QA	1322	C	N1-C2-O2	8.81	124.19	118.90
25	RA	2439	A	C6-C5-N7	-8.81	126.13	132.30
25	YA	741	G	N3-C4-C5	-8.81	124.19	128.60
25	YA	2677	G	N3-C4-C5	-8.81	124.19	128.60
25	YA	696	G	C6-C5-N7	-8.81	125.11	130.40
25	RA	2843	G	N1-C6-O6	8.80	125.18	119.90
25	YA	1791	A	C8-N9-C4	-8.80	102.28	105.80
25	YA	2051	A	C8-N9-C4	8.80	109.32	105.80
25	RA	1266	G	C8-N9-C4	8.80	109.92	106.40
25	YA	786	C	C6-N1-C2	-8.79	116.78	120.30
25	YA	1869	G	C8-N9-C4	-8.79	102.88	106.40
25	YA	1774	C	N1-C2-O2	-8.79	113.62	118.90
25	YA	1296	G	O5'-P-OP2	-8.79	97.79	105.70
25	YA	2036	C	C6-N1-C2	-8.79	116.79	120.30
25	YA	2432	A	N9-C4-C5	-8.78	102.29	105.80
25	RA	768	G	N3-C4-C5	-8.78	124.21	128.60
25	RA	1371	G	N1-C6-O6	8.78	125.17	119.90
25	RA	450	G	C6-C5-N7	-8.78	125.13	130.40
25	YA	1930	G	C4-C5-N7	-8.78	107.29	110.80
25	YA	686	G	C6-C5-N7	-8.78	125.14	130.40
25	RA	2095	C	C6-N1-C2	-8.77	116.79	120.30
25	YA	2051	A	N9-C4-C5	-8.77	102.29	105.80
25	YA	972	G	C5-C6-O6	8.77	133.86	128.60
22	XV	17	C	C6-N1-C1'	-8.77	110.28	120.80

Continued on next page...

Continued from previous page...

Mol	Chain	Res	Type	Atoms	Z	Observed(°)	Ideal(°)
25	RA	804	A	N1-C6-N6	-8.77	113.34	118.60
1	QA	1432	G	C8-N9-C4	-8.76	102.90	106.40
25	RA	379	G	N1-C6-O6	8.76	125.15	119.90
25	RA	1899	G	N9-C4-C5	-8.75	101.90	105.40
25	YA	2839	G	C5-C6-N1	-8.75	107.12	111.50
1	QA	1527	C	C6-N1-C2	8.75	123.80	120.30
1	QA	690	G	N1-C6-O6	8.74	125.15	119.90
25	RA	1204	A	O4'-C1'-N9	8.74	115.19	108.20
1	XA	314	C	C6-N1-C2	-8.74	116.80	120.30
25	YA	192	C	C6-N1-C2	8.74	123.80	120.30
25	YA	1190	G	N3-C4-C5	8.74	132.97	128.60
25	YA	2593	U	C6-N1-C2	-8.74	115.75	121.00
25	RA	1332	G	C6-C5-N7	-8.73	125.16	130.40
25	YA	83	G	C8-N9-C4	8.73	109.89	106.40
25	RA	530	G	N3-C2-N2	8.73	126.01	119.90
25	RA	2468	G	C4-C5-N7	8.73	114.29	110.80
25	YA	1695	G	C4-N9-C1'	8.73	137.84	126.50
25	RA	508	G	C4-C5-N7	8.72	114.29	110.80
25	RA	857	C	C6-N1-C2	-8.72	116.81	120.30
25	RA	1805	U	N1-C2-N3	8.72	120.13	114.90
36	YQ	81	VAL	CB-CA-C	-8.72	94.83	111.40
25	YA	613	U	C2-N1-C1'	-8.72	107.24	117.70
25	YA	2002	G	C5-N7-C8	-8.72	99.94	104.30
1	XA	226	G	C8-N9-C4	8.71	109.89	106.40
25	YA	2712	U	O4'-C1'-N1	8.71	115.17	108.20
25	RA	2591	C	N3-C2-O2	8.71	128.00	121.90
1	QA	778	G	N3-C4-C5	-8.71	124.25	128.60
25	YA	2032	G	N1-C6-O6	8.71	125.12	119.90
25	RA	674	G	C8-N9-C4	-8.71	102.92	106.40
25	YA	2031	A	O4'-C1'-N9	8.71	115.16	108.20
22	QV	17	C	C6-N1-C1'	-8.70	110.36	120.80
25	RA	2421	G	C4-N9-C1'	8.70	137.80	126.50
25	YA	1257	C	N1-C2-O2	-8.70	113.68	118.90
26	YB	81	G	C6-C5-N7	-8.69	125.19	130.40
25	RA	1623	G	C5-C6-O6	-8.69	123.39	128.60
25	YA	220	G	N1-C6-O6	8.69	125.11	119.90
25	YA	776	G	C5-N7-C8	-8.69	99.96	104.30
25	YA	2422	A	N1-C2-N3	-8.69	124.96	129.30
1	QA	686	U	N3-C2-O2	-8.68	116.12	122.20
25	YA	2593	U	N3-C4-C5	-8.68	109.39	114.60
26	YB	30	C	C6-N1-C2	-8.68	116.83	120.30
25	YA	523	C	C6-N1-C2	-8.67	116.83	120.30

Continued on next page...

Continued from previous page...

Mol	Chain	Res	Type	Atoms	Z	Observed(°)	Ideal(°)
25	YA	1595	G	N1-C6-O6	8.67	125.10	119.90
25	YA	461	C	N1-C2-O2	-8.67	113.70	118.90
25	YA	141	A	N7-C8-N9	8.66	118.13	113.80
25	YA	415	A	C8-N9-C4	8.66	109.26	105.80
1	QA	1470	G	N1-C6-O6	8.65	125.09	119.90
25	RA	573	G	C4-N9-C1'	8.65	137.75	126.50
25	RA	252	G	C8-N9-C4	-8.65	102.94	106.40
25	RA	2702	U	C5-C6-N1	8.65	127.03	122.70
25	YA	1192	G	N1-C6-O6	8.65	125.09	119.90
25	RA	2593	U	N3-C4-O4	8.65	125.45	119.40
36	RQ	81	VAL	CB-CA-C	-8.65	94.97	111.40
25	RA	2519	U	O5'-P-OP1	-8.64	97.92	105.70
25	YA	928	G	N7-C8-N9	8.64	117.42	113.10
25	YA	2422	A	C8-N9-C4	8.64	109.25	105.80
25	YA	974	G	C8-N9-C4	-8.64	102.94	106.40
25	YA	818	G	C4-N9-C1'	8.63	137.72	126.50
1	QA	1435	G	C2-N3-C4	-8.62	107.59	111.90
25	RA	1699	G	C4-C5-N7	-8.61	107.35	110.80
25	YA	452	G	N3-C4-C5	-8.61	124.29	128.60
25	YA	295	G	N1-C6-O6	8.61	125.06	119.90
25	YA	554	U	N3-C2-O2	-8.61	116.17	122.20
25	YA	774	A	N1-C6-N6	8.61	123.77	118.60
25	YA	1311	G	C6-C5-N7	-8.61	125.23	130.40
25	RA	382	G	C8-N9-C4	8.61	109.84	106.40
25	YA	338	G	C2-N3-C4	8.61	116.20	111.90
25	RA	512	G	N3-C4-N9	-8.60	120.84	126.00
25	RA	2383	G	C6-C5-N7	-8.60	125.24	130.40
25	YA	2686	G	O5'-P-OP2	-8.60	97.96	105.70
1	QA	1435	G	C5-C6-N1	-8.60	107.20	111.50
25	YA	1903	G	O5'-P-OP2	-8.60	97.97	105.70
25	RA	702	G	C4-N9-C1'	8.59	137.67	126.50
25	RA	932	G	N3-C4-N9	-8.59	120.84	126.00
25	RA	1471	A	C8-N9-C4	-8.59	102.36	105.80
25	RA	1624	G	C6-C5-N7	-8.59	125.25	130.40
25	RA	205	G	C5-C6-N1	8.58	115.79	111.50
25	RA	1678	G	N3-C4-N9	-8.58	120.85	126.00
1	XA	691	G	N1-C6-O6	8.58	125.05	119.90
25	YA	2767	C	N3-C2-O2	-8.58	115.89	121.90
1	XA	893	C	N1-C2-O2	8.58	124.05	118.90
1	QA	792	A	P-O3'-C3'	8.57	129.99	119.70
1	QA	1307	U	C5-C6-N1	8.57	126.98	122.70
25	YA	1950	G	N1-C6-O6	-8.56	114.76	119.90

Continued on next page...

Continued from previous page...

Mol	Chain	Res	Type	Atoms	Z	Observed(°)	Ideal(°)
25	RA	1619	G	C4-C5-N7	8.56	114.22	110.80
25	YA	1964	G	C5-C6-O6	-8.55	123.47	128.60
25	YA	944	G	C5-C6-N1	-8.54	107.23	111.50
25	YA	2430	A	C2-N3-C4	-8.54	106.33	110.60
25	YA	1496	A	N7-C8-N9	8.53	118.07	113.80
25	YA	1621	U	N3-C2-O2	8.54	128.18	122.20
25	YA	2688	U	C5-C4-O4	8.53	131.02	125.90
1	QA	895	G	N1-C6-O6	8.53	125.02	119.90
25	RA	52	A	C8-N9-C4	-8.53	102.39	105.80
25	YA	1560	G	N1-C6-O6	8.53	125.02	119.90
25	YA	642	G	C8-N9-C4	-8.53	102.99	106.40
25	RA	1899	G	C8-N9-C1'	-8.52	115.92	127.00
25	RA	140	A	C4-C5-N7	8.52	114.96	110.70
25	YA	1332	G	C6-C5-N7	-8.52	125.29	130.40
25	RA	1208	C	C6-N1-C2	8.51	123.71	120.30
25	YA	140	A	C6-C5-N7	-8.51	126.34	132.30
25	RA	2584	U	N3-C4-C5	-8.51	109.50	114.60
25	YA	503	A	N1-C2-N3	8.50	133.55	129.30
25	RA	1223	C	N1-C2-O2	-8.50	113.80	118.90
25	RA	129	C	C6-N1-C2	8.50	123.70	120.30
25	YA	982	C	C6-N1-C2	-8.50	116.90	120.30
25	RA	1190	G	C5-N7-C8	-8.49	100.05	104.30
25	YA	1439	A	C2-N3-C4	-8.49	106.35	110.60
25	YA	2712	U	N3-C4-O4	-8.49	113.45	119.40
25	YA	2227	A	N9-C4-C5	8.48	109.19	105.80
25	RA	662	G	C2-N3-C4	-8.48	107.66	111.90
25	RA	2731	G	N1-C6-O6	8.48	124.99	119.90
1	XA	1108	G	C5-C6-O6	8.48	133.69	128.60
25	YA	1776	G	N3-C4-N9	8.48	131.09	126.00
25	YA	1782	C	O5'-P-OP1	-8.48	98.07	105.70
25	YA	2258	C	O5'-P-OP1	-8.48	98.07	105.70
25	YA	2215	G	C6-C5-N7	-8.48	125.31	130.40
25	YA	2505	G	C8-N9-C4	-8.48	103.01	106.40
25	YA	526	A	C8-N9-C4	-8.48	102.41	105.80
25	RA	198	C	C6-N1-C2	-8.47	116.91	120.30
25	RA	1332	G	C5-C6-N1	-8.47	107.27	111.50
25	YA	1981	A	C5-N7-C8	-8.47	99.66	103.90
25	RA	1821	A	N9-C4-C5	-8.47	102.41	105.80
1	QA	26	A	N7-C8-N9	-8.47	109.57	113.80
25	RA	852	G	O5'-P-OP2	-8.47	98.08	105.70
25	RA	1473	G	N1-C6-O6	8.46	124.98	119.90
26	YB	90	C	C6-N1-C2	8.46	123.69	120.30

Continued on next page...

Continued from previous page...

Mol	Chain	Res	Type	Atoms	Z	Observed(°)	Ideal(°)
25	YA	1396	U	N1-C2-O2	8.46	128.72	122.80
25	YA	856	C	C5-C6-N1	8.46	125.23	121.00
1	QA	226	G	C8-N9-C4	8.46	109.78	106.40
25	YA	287	C	N3-C4-C5	8.46	125.28	121.90
25	RA	270(X)	G	C5-C6-N1	-8.45	107.27	111.50
25	RA	2052	G	N1-C6-O6	8.45	124.97	119.90
25	RA	1271	G	C2-N3-C4	-8.45	107.68	111.90
25	RA	2482	G	C4-N9-C1'	8.45	137.48	126.50
25	YA	676	A	C2-N3-C4	-8.44	106.38	110.60
25	YA	836	G	C5-C6-O6	-8.44	123.54	128.60
1	XA	121	C	C6-N1-C2	-8.44	116.93	120.30
25	YA	2251	G	C8-N9-C4	-8.44	103.03	106.40
25	RA	2346	A	C2-N3-C4	-8.43	106.38	110.60
25	RA	27	G	N3-C4-C5	8.43	132.81	128.60
25	RA	74	A	C6-C5-N7	-8.43	126.40	132.30
1	XA	31	G	C8-N9-C1'	-8.43	116.04	127.00
25	YA	713	G	N1-C6-O6	8.43	124.96	119.90
25	YA	1309	G	N1-C6-O6	8.43	124.96	119.90
25	YA	2389	G	C4-C5-N7	8.43	114.17	110.80
25	YA	1332	G	N3-C4-N9	8.42	131.05	126.00
25	YA	1930	G	C6-C5-N7	8.42	135.45	130.40
25	YA	247	G	C5-C6-N1	8.42	115.71	111.50
25	RA	2556	C	N3-C2-O2	-8.42	116.01	121.90
25	YA	1141	U	O4'-C1'-N1	8.42	114.94	108.20
25	YA	1241	A	C2-N3-C4	-8.42	106.39	110.60
25	YA	2178	C	C6-N1-C2	-8.42	116.93	120.30
25	RA	247	G	N3-C2-N2	8.41	125.79	119.90
25	YA	1979	C	C5-C4-N4	-8.41	114.31	120.20
25	RA	1665	A	C6-C5-N7	-8.41	126.41	132.30
25	YA	1814	G	C5-C6-N1	-8.41	107.29	111.50
25	RA	1681	G	N1-C6-O6	8.41	124.94	119.90
1	XA	563	A	C5-C6-N1	-8.41	113.50	117.70
25	RA	300	A	N1-C6-N6	8.40	123.64	118.60
25	RA	1734	C	C6-N1-C2	-8.40	116.94	120.30
25	RA	1937	A	C8-N9-C4	8.40	109.16	105.80
25	RA	2049	G	O5'-P-OP1	-8.40	98.14	105.70
25	YA	2506	U	N1-C2-O2	8.40	128.68	122.80
25	RA	2584	U	N3-C2-O2	-8.40	116.32	122.20
1	QA	729	A	C8-N9-C4	-8.39	102.44	105.80
25	RA	945	A	C4-C5-N7	8.39	114.90	110.70
25	RA	1653	G	P-O3'-C3'	8.39	129.77	119.70
25	RA	2612	C	C6-N1-C2	8.39	123.66	120.30

Continued on next page...

Continued from previous page...

Mol	Chain	Res	Type	Atoms	Z	Observed(°)	Ideal(°)
25	RA	1471	A	C4-C5-C6	8.39	121.19	117.00
25	YA	1289	C	C6-N1-C2	-8.39	116.94	120.30
25	RA	2035	G	C8-N9-C4	8.39	109.76	106.40
25	YA	2655	G	C8-N9-C1'	8.38	137.90	127.00
25	RA	1479	G	O5'-P-OP2	-8.38	98.16	105.70
25	YA	793	A	O5'-P-OP2	-8.37	98.17	105.70
25	RA	2383	G	N1-C6-O6	8.37	124.92	119.90
25	YA	570	G	C4-C5-C6	8.37	123.82	118.80
25	YA	2088	G	C5-C6-N1	-8.37	107.31	111.50
25	RA	221	A	C8-N9-C4	-8.37	102.45	105.80
25	RA	1496	A	C8-N9-C4	-8.37	102.45	105.80
25	YA	1698	A	C6-C5-N7	-8.37	126.44	132.30
1	QA	496	A	N1-C6-N6	-8.36	113.58	118.60
25	YA	1988	C	N1-C2-O2	-8.36	113.88	118.90
25	YA	1763	G	C6-C5-N7	8.36	135.42	130.40
25	YA	2271	G	N3-C4-N9	8.36	131.01	126.00
25	RA	2570	G	N1-C6-O6	8.35	124.91	119.90
25	RA	761	A	O5'-P-OP2	-8.35	98.18	105.70
25	YA	2259	G	C4-C5-N7	8.35	114.14	110.80
25	YA	1926	U	N3-C2-O2	-8.35	116.36	122.20
25	YA	2073	C	N1-C2-O2	-8.35	113.89	118.90
25	YA	2558	C	N3-C4-C5	8.34	125.24	121.90
25	YA	1207	C	C6-N1-C2	8.34	123.64	120.30
25	YA	2515	C	C6-N1-C2	8.34	123.64	120.30
25	RA	600	G	C8-N9-C4	8.33	109.73	106.40
25	YA	2242	G	C8-N9-C4	-8.33	103.07	106.40
1	XA	1323	G	N1-C6-O6	8.32	124.89	119.90
25	YA	673	C	N1-C2-O2	8.32	123.89	118.90
25	RA	1896	G	C6-C5-N7	-8.31	125.41	130.40
25	RA	242	G	P-O3'-C3'	8.31	129.67	119.70
25	YA	827	U	N3-C2-O2	-8.31	116.38	122.20
25	YA	2849	U	C2-N1-C1'	-8.30	107.73	117.70
25	RA	1809	A	C4-C5-C6	8.29	121.15	117.00
25	RA	330	A	C5-N7-C8	-8.29	99.75	103.90
25	YA	322	A	N1-C6-N6	-8.29	113.62	118.60
25	RA	2593	U	C4-C5-C6	8.29	124.67	119.70
25	YA	512	G	C5-N7-C8	-8.29	100.15	104.30
25	YA	2731	G	N1-C6-O6	8.29	124.88	119.90
25	YA	1559	G	N3-C4-C5	8.29	132.75	128.60
25	YA	1614	A	C5-N7-C8	-8.29	99.76	103.90
1	QA	739	C	C6-N1-C2	8.29	123.61	120.30
25	YA	187	G	C8-N9-C1'	-8.29	116.23	127.00

Continued on next page...

Continued from previous page...

Mol	Chain	Res	Type	Atoms	Z	Observed(°)	Ideal(°)
25	YA	63	U	N1-C2-N3	8.29	119.87	114.90
25	YA	1613	G	C4-C5-N7	8.29	114.11	110.80
25	RA	673	C	N3-C2-O2	-8.28	116.10	121.90
25	YA	783	A	C5-C6-N6	-8.28	117.07	123.70
25	YA	2711	A	C2-N3-C4	-8.28	106.46	110.60
1	QA	1470	G	C5-C6-O6	-8.28	123.63	128.60
25	RA	2868	A	O5'-P-OP1	-8.28	98.25	105.70
25	YA	943	U	N3-C4-C5	-8.28	109.63	114.60
25	YA	2032	G	N3-C4-N9	-8.28	121.03	126.00
25	YA	2381	C	C6-N1-C2	8.28	123.61	120.30
1	QA	347	G	N3-C4-C5	8.27	132.74	128.60
25	RA	1602	U	C6-N1-C2	-8.27	116.04	121.00
25	YA	1528	A	N7-C8-N9	8.27	117.94	113.80
25	YA	1668	A	N1-C6-N6	-8.27	113.64	118.60
25	RA	2437	U	N3-C4-C5	-8.27	109.64	114.60
26	RB	54	G	C6-C5-N7	-8.27	125.44	130.40
25	YA	242	G	P-O3'-C3'	8.27	129.62	119.70
25	YA	1979	C	C2-N1-C1'	8.27	127.90	118.80
25	RA	1131	G	C8-N9-C4	-8.27	103.09	106.40
25	RA	1336	A	N1-C6-N6	-8.27	113.64	118.60
1	XA	791	G	C4-C5-C6	8.27	123.76	118.80
25	YA	768	G	C6-C5-N7	-8.27	125.44	130.40
1	QA	1322	C	C2-N1-C1'	8.26	127.89	118.80
1	QA	1470	G	C6-C5-N7	-8.26	125.44	130.40
25	RA	929	G	C4-C5-C6	8.26	123.76	118.80
25	RA	1699	G	C5-C6-O6	8.26	133.56	128.60
25	YA	512	G	C4-C5-C6	-8.26	113.84	118.80
25	YA	2301	C	C6-N1-C2	-8.26	117.00	120.30
25	RA	1763	G	O5'-P-OP2	-8.26	98.27	105.70
25	YA	1992	G	P-O3'-C3'	8.25	129.60	119.70
25	YA	945	A	C6-C5-N7	-8.25	126.53	132.30
25	YA	2237	G	N1-C2-N2	-8.24	108.78	116.20
25	RA	216	A	N1-C6-N6	8.24	123.54	118.60
25	RA	1624	G	C2-N3-C4	-8.24	107.78	111.90
25	RA	330	A	C4-C5-N7	8.24	114.82	110.70
25	YA	503	A	C8-N9-C4	-8.24	102.50	105.80
25	RA	1338	G	C6-C5-N7	-8.24	125.46	130.40
1	QA	522	C	C6-N1-C2	8.23	123.59	120.30
25	RA	727	A	N1-C6-N6	-8.22	113.67	118.60
25	RA	2714	G	C6-C5-N7	-8.22	125.47	130.40
25	YA	2377	A	C8-N9-C4	8.22	109.09	105.80
25	RA	1800	C	O5'-P-OP1	-8.22	98.30	105.70

Continued on next page...

Continued from previous page...

Mol	Chain	Res	Type	Atoms	Z	Observed(°)	Ideal(°)
25	YA	995	C	C2-N1-C1'	8.22	127.84	118.80
1	QA	1487	G	C2-N3-C4	-8.21	107.79	111.90
25	YA	827	U	N1-C2-O2	8.22	128.55	122.80
25	YA	1287	A	N1-C6-N6	8.22	123.53	118.60
25	YA	780	G	N7-C8-N9	8.21	117.21	113.10
25	YA	1343	G	C8-N9-C4	-8.21	103.11	106.40
1	QA	812	C	P-O3'-C3'	8.21	129.56	119.70
25	YA	1891	G	C5-C6-O6	-8.21	123.67	128.60
25	YA	2000	G	N3-C4-N9	8.21	130.93	126.00
25	RA	1678	G	N3-C2-N2	-8.21	114.16	119.90
25	YA	1925	C	N1-C2-O2	-8.21	113.98	118.90
25	YA	2312	U	C5-C6-N1	8.20	126.80	122.70
25	YA	2694	G	C5-C6-O6	-8.19	123.68	128.60
25	RA	2490	G	N3-C4-C5	-8.19	124.50	128.60
25	YA	1852	C	N3-C2-O2	-8.19	116.17	121.90
25	YA	2537	U	N3-C4-C5	-8.19	109.69	114.60
26	RB	43	C	N3-C2-O2	-8.19	116.17	121.90
25	RA	1931	U	N1-C2-N3	8.19	119.81	114.90
1	XA	1059	C	C6-N1-C2	-8.19	117.03	120.30
25	RA	568	U	N3-C4-C5	-8.19	109.69	114.60
1	QA	1347	G	C4-C5-N7	-8.18	107.53	110.80
25	RA	2292	C	N3-C4-C5	8.18	125.17	121.90
25	YA	1243	G	C6-C5-N7	-8.18	125.49	130.40
1	XA	1178	G	C8-N9-C4	-8.18	103.13	106.40
25	YA	1788	C	N1-C2-O2	-8.18	113.99	118.90
25	YA	512	G	N1-C6-O6	-8.17	115.00	119.90
25	RA	2437	U	C5-C4-O4	8.17	130.80	125.90
25	RA	1022	G	P-O3'-C3'	8.16	129.50	119.70
1	QA	1347	G	O4'-C1'-N9	8.16	114.73	108.20
25	YA	1613	G	C4-N9-C1'	8.16	137.11	126.50
25	RA	1776	G	C4-C5-N7	8.16	114.06	110.80
25	YA	195	A	N1-C6-N6	8.16	123.49	118.60
25	YA	841	A	C2-N3-C4	-8.16	106.52	110.60
25	RA	248	G	C2-N3-C4	-8.15	107.82	111.90
1	QA	1441	G	C5-C6-N1	-8.15	107.42	111.50
25	RA	27	G	C4-N9-C1'	-8.15	115.91	126.50
25	YA	2463	C	N1-C2-O2	-8.15	114.01	118.90
25	YA	2450	A	C8-N9-C4	-8.15	102.54	105.80
25	RA	205	G	N3-C4-C5	-8.14	124.53	128.60
25	RA	2644	G	C5-C6-N1	-8.14	107.43	111.50
25	RA	2371	G	C5-C6-N1	-8.14	107.43	111.50
25	YA	772	C	C6-N1-C2	-8.14	117.04	120.30

Continued on next page...

Continued from previous page...

Mol	Chain	Res	Type	Atoms	Z	Observed(°)	Ideal(°)
25	RA	2512	C	C6-N1-C2	8.14	123.56	120.30
25	YA	1695	G	C6-C5-N7	-8.14	125.52	130.40
25	YA	2217	G	C6-C5-N7	-8.14	125.52	130.40
25	RA	954	G	N3-C4-C5	-8.13	124.53	128.60
1	XA	529	G	N1-C6-O6	8.13	124.78	119.90
1	XA	541	G	N1-C6-O6	8.13	124.78	119.90
25	YA	1869	G	N3-C4-N9	8.13	130.88	126.00
25	YA	1982	C	C6-N1-C2	8.13	123.55	120.30
25	RA	1815	A	N1-C6-N6	-8.13	113.72	118.60
1	XA	691	G	C4-N9-C1'	8.13	137.07	126.50
25	RA	1989	G	N3-C2-N2	-8.13	114.21	119.90
25	RA	2845	G	O5'-P-OP1	8.12	120.45	110.70
1	XA	812	C	C2-N1-C1'	8.12	127.74	118.80
1	QA	372	C	C4-C5-C6	-8.12	113.34	117.40
25	RA	2447	G	C4-C5-N7	8.12	114.05	110.80
25	YA	681	G	C5-C6-N1	-8.12	107.44	111.50
25	YA	1647	G	C4-N9-C1'	8.12	137.06	126.50
25	YA	1317	A	O5'-P-OP2	-8.12	98.39	105.70
25	YA	1563	G	C6-C5-N7	-8.12	125.53	130.40
25	YA	1626	G	C8-N9-C4	-8.12	103.15	106.40
25	YA	299	A	OP2-P-O3'	8.11	123.05	105.20
25	YA	1265	A	O5'-P-OP1	-8.11	98.40	105.70
1	QA	890	G	O4'-C1'-N9	8.11	114.69	108.20
25	YA	142	G	N3-C4-N9	-8.11	121.13	126.00
25	RA	2005	A	O5'-P-OP2	-8.11	98.40	105.70
25	YA	636	G	N1-C6-O6	8.11	124.76	119.90
25	YA	1654	A	N1-C6-N6	-8.11	113.74	118.60
25	RA	1792	G	C6-C5-N7	-8.10	125.54	130.40
25	RA	2713	A	N1-C6-N6	8.10	123.46	118.60
1	XA	1417	G	C4-C5-C6	8.10	123.66	118.80
26	YB	82	G	C4-C5-C6	8.10	123.66	118.80
25	RA	55	G	N3-C4-C5	-8.10	124.55	128.60
25	YA	2107	C	C6-N1-C2	-8.10	117.06	120.30
1	QA	1223	C	N1-C2-O2	8.09	123.76	118.90
25	YA	2593	U	N3-C4-O4	8.09	125.06	119.40
1	QA	723	U	C2-N1-C1'	8.09	127.41	117.70
25	RA	258	G	N1-C6-O6	8.09	124.75	119.90
25	RA	745	G	C8-N9-C1'	-8.09	116.49	127.00
25	YA	788	A	N9-C4-C5	-8.09	102.56	105.80
25	YA	2407	G	C4-N9-C1'	8.09	137.01	126.50
25	YA	1271	G	C4-C5-C6	8.09	123.65	118.80
25	YA	2818	G	N1-C6-O6	8.09	124.75	119.90

Continued on next page...

Continued from previous page...

Mol	Chain	Res	Type	Atoms	Z	Observed(°)	Ideal(°)
25	YA	1869	G	C4-N9-C1'	8.08	137.01	126.50
25	YA	74	A	C4-C5-C6	8.08	121.04	117.00
25	RA	671	C	C6-N1-C2	-8.07	117.07	120.30
1	XA	31	G	C4-N9-C1'	8.07	137.00	126.50
25	YA	527	C	N1-C2-O2	8.07	123.74	118.90
25	YA	701	G	C2-N3-C4	-8.07	107.86	111.90
1	XA	1201	A	P-O3'-C3'	8.07	129.38	119.70
25	YA	2250	G	O5'-P-OP2	-8.07	98.44	105.70
25	YA	1956	U	C6-N1-C1'	8.07	132.50	121.20
25	RA	2722	G	C8-N9-C1'	-8.07	116.51	127.00
25	YA	327	G	C4-N9-C1'	8.07	136.99	126.50
25	YA	1332	G	N3-C4-C5	-8.06	124.57	128.60
25	YA	1613	G	N1-C6-O6	8.06	124.74	119.90
25	YA	2490	G	N1-C6-O6	8.06	124.74	119.90
26	YB	100	G	C8-N9-C4	8.06	109.62	106.40
1	QA	1158	C	C2-N1-C1'	8.06	127.67	118.80
1	QA	1235	U	C5-C6-N1	8.05	126.73	122.70
25	RA	1941	C	O5'-P-OP1	-8.05	98.45	105.70
25	YA	450	G	C6-C5-N7	-8.05	125.57	130.40
25	YA	2390	U	O5'-P-OP1	-8.05	98.45	105.70
25	RA	2452	C	C2-N1-C1'	8.05	127.66	118.80
25	YA	1506	C	C6-N1-C2	-8.05	117.08	120.30
25	RA	465	G	C4-C5-C6	8.05	123.63	118.80
25	RA	2556	C	C2-N1-C1'	8.05	127.65	118.80
1	QA	771	G	N3-C4-N9	-8.05	121.17	126.00
25	YA	788	A	N1-C6-N6	8.04	123.43	118.60
1	XA	562	C	N3-C4-C5	8.04	125.12	121.90
25	YA	818	G	C6-C5-N7	-8.04	125.57	130.40
1	QA	1336	C	C2-N1-C1'	8.04	127.64	118.80
25	RA	2490	G	N3-C2-N2	8.04	125.53	119.90
25	YA	2607	G	C6-C5-N7	-8.04	125.58	130.40
25	RA	1619	G	N1-C6-O6	8.03	124.72	119.90
25	YA	554	U	C5-C4-O4	8.03	130.72	125.90
25	RA	2246	G	N1-C6-O6	8.03	124.72	119.90
25	RA	1264	G	C8-N9-C4	-8.02	103.19	106.40
25	YA	2318	G	N1-C6-O6	8.02	124.71	119.90
25	YA	2059	A	C2-N3-C4	-8.02	106.59	110.60
25	RA	533	G	N3-C4-N9	8.01	130.81	126.00
25	YA	1372	U	C5-C6-N1	8.01	126.71	122.70
25	YA	1141	U	N3-C2-O2	-8.01	116.59	122.20
25	YA	1279	G	N1-C6-O6	-8.01	115.09	119.90
1	XA	970	C	N1-C2-O2	8.01	123.70	118.90

Continued on next page...

Continued from previous page...

Mol	Chain	Res	Type	Atoms	Z	Observed(°)	Ideal(°)
25	YA	1666	G	N1-C6-O6	8.01	124.70	119.90
25	RA	74	A	N1-C6-N6	8.01	123.40	118.60
25	YA	576	U	N3-C2-O2	8.01	127.80	122.20
25	YA	1742	C	O5'-P-OP2	-8.01	98.50	105.70
25	YA	2451	A	N7-C8-N9	8.01	117.80	113.80
25	YA	1699	G	N1-C6-O6	-8.00	115.10	119.90
25	YA	2550	G	N1-C6-O6	8.00	124.70	119.90
25	YA	625	G	N3-C4-N9	-8.00	121.20	126.00
1	QA	537	G	O5'-P-OP2	8.00	120.30	110.70
25	RA	74	A	C4-C5-C6	8.00	121.00	117.00
25	RA	1328	G	C5-C6-O6	-8.00	123.80	128.60
25	YA	782	A	C4-C5-C6	7.99	121.00	117.00
1	XA	753	A	P-O3'-C3'	7.99	129.28	119.70
25	RA	1931	U	C6-N1-C2	-7.99	116.21	121.00
25	YA	452	G	C8-N9-C4	-7.99	103.21	106.40
25	RA	1356	G	C8-N9-C4	-7.98	103.21	106.40
25	RA	2246	G	C6-C5-N7	-7.98	125.61	130.40
25	YA	1158	C	C2-N1-C1'	-7.97	110.03	118.80
25	RA	2862	G	C6-C5-N7	-7.97	125.62	130.40
25	RA	308	G	N1-C6-O6	-7.97	115.12	119.90
25	YA	1950	G	N3-C4-C5	-7.97	124.61	128.60
25	YA	1259	G	C4-C5-N7	7.97	113.99	110.80
1	QA	1336	C	N1-C2-O2	7.97	123.68	118.90
25	RA	974(A)	C	N3-C2-O2	-7.97	116.32	121.90
1	XA	1417	G	C5-C6-N1	-7.97	107.52	111.50
25	YA	2393	A	C4-C5-C6	7.97	120.98	117.00
1	QA	1347	G	N9-C4-C5	7.96	108.59	105.40
25	RA	140	A	N1-C6-N6	7.96	123.38	118.60
1	QA	789	U	C5-C4-O4	7.96	130.68	125.90
26	YB	90	C	N3-C4-C5	7.96	125.08	121.90
25	RA	450	G	N1-C6-O6	7.96	124.68	119.90
1	QA	1301	U	C2-N1-C1'	7.96	127.25	117.70
25	YA	530	G	N3-C2-N2	7.96	125.47	119.90
1	QA	1204	A	N1-C6-N6	7.96	123.37	118.60
1	XA	785	G	N1-C6-O6	7.96	124.67	119.90
1	XA	112	G	C5-C6-O6	-7.95	123.83	128.60
25	YA	1311	G	C5-C6-O6	-7.95	123.83	128.60
25	YA	2697	G	N3-C4-C5	-7.95	124.62	128.60
25	YA	1818	U	N1-C2-N3	7.95	119.67	114.90
25	YA	2321	G	C8-N9-C4	-7.95	103.22	106.40
25	YA	59	U	N3-C2-O2	-7.95	116.64	122.20
25	RA	270(C)	C	C5-C6-N1	7.94	124.97	121.00

Continued on next page...

Continued from previous page...

Mol	Chain	Res	Type	Atoms	Z	Observed(°)	Ideal(°)
25	YA	2523	G	C5-C6-O6	-7.94	123.84	128.60
25	YA	2432	A	C4-C5-N7	7.94	114.67	110.70
25	RA	130	C	N3-C4-C5	7.93	125.07	121.90
25	RA	945	A	C5-N7-C8	-7.93	99.93	103.90
25	RA	1681	G	C5-C6-N1	-7.93	107.54	111.50
25	RA	2624	G	N1-C6-O6	7.93	124.66	119.90
25	YA	1228	G	C2-N3-C4	-7.93	107.94	111.90
25	RA	1781	C	C2-N1-C1'	7.93	127.52	118.80
25	YA	686	G	C4-C5-C6	7.93	123.56	118.80
25	RA	687	C	C6-N1-C2	-7.92	117.13	120.30
25	RA	246	C	N1-C2-O2	-7.92	114.15	118.90
25	RA	2490	G	C4-C5-C6	7.92	123.55	118.80
25	YA	2542	A	N1-C2-N3	7.92	133.26	129.30
1	QA	397	A	C8-N9-C4	-7.91	102.64	105.80
25	YA	245	G	O5'-P-OP1	-7.91	98.58	105.70
25	YA	2448	A	N1-C6-N6	7.91	123.35	118.60
25	RA	2420	C	O5'-P-OP1	-7.91	98.58	105.70
25	YA	688	U	N1-C2-O2	-7.91	117.26	122.80
25	YA	74	A	N1-C2-N3	7.90	133.25	129.30
25	RA	1869	G	C8-N9-C4	-7.90	103.24	106.40
1	XA	320	C	C6-N1-C2	7.90	123.46	120.30
25	YA	431	U	N3-C2-O2	7.90	127.73	122.20
25	YA	1542	G	N3-C4-C5	-7.90	124.65	128.60
25	YA	1362	C	C6-N1-C2	-7.90	117.14	120.30
25	YA	1015	G	C8-N9-C4	-7.89	103.24	106.40
25	YA	1343	G	N3-C4-C5	-7.89	124.65	128.60
25	YA	2487	G	N1-C2-N3	7.89	128.63	123.90
25	YA	662	G	C4-N9-C1'	7.88	136.75	126.50
25	YA	1190	G	N7-C8-N9	7.88	117.04	113.10
25	YA	2829	C	C6-N1-C2	7.88	123.45	120.30
25	YA	1761	C	C5-C6-N1	-7.88	117.06	121.00
25	RA	2549	G	C4-C5-C6	7.88	123.53	118.80
25	YA	1705	G	C6-C5-N7	-7.88	125.67	130.40
25	RA	1975	G	N1-C6-O6	7.87	124.62	119.90
25	RA	1210	A	C8-N9-C4	-7.87	102.65	105.80
1	XA	299	G	C2-N3-C4	-7.87	107.97	111.90
1	QA	904	C	O5'-P-OP1	-7.87	98.62	105.70
25	RA	248	G	N1-C6-O6	7.86	124.62	119.90
25	RA	2495	G	O5'-P-OP2	-7.86	98.63	105.70
25	RA	1332	G	C4-C5-C6	7.86	123.52	118.80
25	RA	2568	C	N3-C4-C5	7.86	125.04	121.90
1	XA	901	A	C2-N3-C4	-7.86	106.67	110.60

Continued on next page...

Continued from previous page...

Mol	Chain	Res	Type	Atoms	Z	Observed(°)	Ideal(°)
1	QA	356	A	C4-C5-C6	-7.86	113.07	117.00
25	RA	977	G	C5-C6-N1	7.86	115.43	111.50
25	YA	1698	A	N1-C6-N6	7.86	123.31	118.60
25	YA	1647	G	O5'-P-OP2	7.85	120.12	110.70
26	YB	56	G	C8-N9-C4	-7.85	103.26	106.40
25	RA	2516	G	N3-C4-C5	-7.85	124.67	128.60
25	YA	1187	G	C5-C6-N1	-7.85	107.58	111.50
1	QA	778	G	N3-C4-N9	7.84	130.71	126.00
25	RA	676	A	O4'-C1'-N9	7.84	114.47	108.20
25	RA	1610	A	C8-N9-C4	-7.84	102.66	105.80
25	YA	188	G	C6-C5-N7	-7.84	125.69	130.40
1	QA	529	G	C5-C6-O6	-7.84	123.90	128.60
25	RA	1682	G	N1-C6-O6	7.84	124.60	119.90
25	RA	974(A)	C	C6-N1-C2	-7.84	117.17	120.30
25	RA	1138	G	C5-C6-O6	-7.83	123.90	128.60
25	RA	2450	A	N3-C4-C5	-7.83	121.31	126.80
25	RA	789	A	C5-C6-N6	7.83	129.97	123.70
25	YA	1665	A	N9-C4-C5	-7.83	102.67	105.80
47	R1	79	GLY	N-CA-C	-7.83	93.52	113.10
25	YA	474	G	N1-C6-O6	7.83	124.60	119.90
25	YA	2252	G	N1-C6-O6	7.83	124.60	119.90
25	RA	533	G	N3-C4-C5	-7.82	124.69	128.60
25	RA	2000	G	C8-N9-C4	-7.82	103.27	106.40
25	YA	1698	A	C4-C5-C6	7.82	120.91	117.00
25	YA	58	G	C4-C5-C6	7.82	123.49	118.80
25	RA	2731	G	C6-C5-N7	-7.82	125.71	130.40
25	YA	473	G	C5-C6-N1	7.82	115.41	111.50
25	RA	788	A	O5'-P-OP1	-7.82	98.66	105.70
47	Y1	79	GLY	N-CA-C	-7.82	93.56	113.10
25	RA	1975	G	C6-C5-N7	-7.82	125.71	130.40
25	RA	2880	C	C6-N1-C2	-7.82	117.17	120.30
25	YA	1658	C	O5'-P-OP2	-7.82	98.67	105.70
25	YA	2839	G	C6-C5-N7	-7.81	125.71	130.40
25	YA	1613	G	C5-C6-O6	-7.81	123.92	128.60
1	QA	1259	C	C6-N1-C2	-7.81	117.18	120.30
25	RA	1614	A	C8-N9-C4	-7.81	102.68	105.80
25	YA	27	G	N3-C2-N2	-7.81	114.44	119.90
25	YA	240	G	C4-C5-C6	7.81	123.48	118.80
25	YA	570	G	C5-C6-O6	7.80	133.28	128.60
25	RA	738	G	C4-C5-N7	-7.80	107.68	110.80
25	YA	991	C	OP1-P-OP2	-7.80	107.90	119.60
1	QA	1528	U	P-O3'-C3'	7.80	129.06	119.70

Continued on next page...

Continued from previous page...

Mol	Chain	Res	Type	Atoms	Z	Observed(°)	Ideal(°)
25	RA	1385	G	O4'-C1'-N9	7.80	114.44	108.20
25	RA	2399	G	N3-C4-C5	-7.80	124.70	128.60
25	YA	662	G	N1-C2-N3	7.80	128.58	123.90
25	YA	1381	G	N3-C4-C5	-7.80	124.70	128.60
25	YA	602	G	N1-C6-O6	7.80	124.58	119.90
25	RA	2712(A)	A	C5-N7-C8	-7.79	100.00	103.90
25	RA	2004	G	C5-C6-N1	-7.79	107.60	111.50
25	RA	2031	A	C2-N3-C4	7.79	114.50	110.60
25	RA	2439	A	P-O3'-C3'	7.79	129.05	119.70
25	YA	397	G	N3-C4-N9	-7.79	121.32	126.00
25	YA	979	G	O5'-P-OP1	-7.79	98.69	105.70
25	RA	637	A	C8-N9-C4	-7.79	102.68	105.80
1	XA	1200	C	N3-C2-O2	-7.79	116.45	121.90
1	QA	1066	C	C5-C6-N1	7.79	124.89	121.00
25	RA	791	C	C2-N3-C4	-7.79	116.00	119.90
25	RA	382	G	N9-C4-C5	-7.79	102.28	105.40
25	RA	2665	A	C8-N9-C4	-7.79	102.68	105.80
25	YA	945	A	N9-C4-C5	-7.79	102.68	105.80
25	YA	2231	C	N1-C2-N3	7.79	124.65	119.20
25	YA	512	G	C4-N9-C1'	-7.79	116.38	126.50
1	XA	1372	U	C5-C6-N1	7.78	126.59	122.70
25	YA	585	G	OP2-P-O3'	7.78	122.32	105.20
25	RA	444	C	OP2-P-O3'	7.78	122.31	105.20
25	RA	1338	G	N1-C6-O6	7.78	124.57	119.90
25	RA	2506	U	N1-C2-O2	7.78	128.25	122.80
25	YA	2004	G	C6-C5-N7	-7.78	125.73	130.40
25	RA	391	G	C5-C6-N1	-7.77	107.61	111.50
25	YA	2080	G	N1-C6-O6	7.77	124.56	119.90
25	YA	956	G	C8-N9-C4	7.77	109.51	106.40
1	QA	1149	C	C6-N1-C2	-7.77	117.19	120.30
25	YA	465	G	N3-C4-N9	7.77	130.66	126.00
25	YA	820	A	C8-N9-C4	-7.77	102.69	105.80
25	YA	1369	G	C5-C6-O6	-7.77	123.94	128.60
1	QA	48	C	N1-C2-O2	7.77	123.56	118.90
25	YA	842	G	C5-C6-O6	-7.77	123.94	128.60
25	YA	309	G	C8-N9-C4	-7.76	103.30	106.40
25	YA	1701	A	O5'-P-OP1	-7.76	98.71	105.70
25	RA	465	G	C5-C6-N1	-7.76	107.62	111.50
1	XA	1200	C	C6-N1-C2	-7.76	117.20	120.30
25	YA	2250	G	C8-N9-C4	-7.76	103.30	106.40
25	YA	585	G	N3-C4-C5	-7.76	124.72	128.60
25	YA	820	A	C5-C6-N6	7.75	129.90	123.70

Continued on next page...

Continued from previous page...

Mol	Chain	Res	Type	Atoms	Z	Observed(°)	Ideal(°)
25	YA	1313	U	C5-C6-N1	7.75	126.58	122.70
25	RA	450	G	N1-C2-N3	7.75	128.55	123.90
25	YA	676	A	C5-N7-C8	-7.75	100.02	103.90
1	XA	577	G	C4-C5-N7	7.75	113.90	110.80
25	RA	1896	G	N1-C6-O6	7.74	124.55	119.90
25	YA	141	A	C4-C5-N7	7.74	114.57	110.70
25	YA	193	U	OP2-P-O3'	7.74	122.23	105.20
25	RA	75	G	N3-C4-C5	-7.73	124.73	128.60
25	RA	1688	U	C5-C6-N1	7.73	126.57	122.70
25	YA	195	A	C5-N7-C8	-7.73	100.03	103.90
1	XA	372	C	C5-C6-N1	7.73	124.86	121.00
25	YA	728	G	C8-N9-C1'	-7.73	116.95	127.00
25	YA	870	A	C8-N9-C4	7.73	108.89	105.80
25	YA	1353	A	C2-N3-C4	7.73	114.46	110.60
25	YA	327	G	C8-N9-C1'	-7.72	116.96	127.00
25	YA	585	G	C6-C5-N7	-7.72	125.77	130.40
25	YA	2395	C	N3-C4-C5	-7.72	118.81	121.90
25	YA	2340	G	O5'-P-OP2	-7.72	98.75	105.70
25	RA	1653	G	N3-C4-C5	-7.72	124.74	128.60
25	YA	2439	A	N7-C8-N9	7.72	117.66	113.80
1	XA	713	G	C8-N9-C4	-7.72	103.31	106.40
25	YA	2035	G	C8-N9-C1'	7.72	137.03	127.00
25	YA	2466	C	N3-C4-C5	7.72	124.99	121.90
1	QA	372	C	C6-N1-C1'	-7.71	111.55	120.80
25	YA	1368	G	N3-C4-C5	-7.71	124.75	128.60
25	YA	2251	G	C5-C6-O6	7.71	133.23	128.60
25	RA	2238	G	C8-N9-C4	-7.71	103.32	106.40
1	QA	558	G	O5'-P-OP1	7.70	119.94	110.70
1	QA	1338	G	N3-C4-C5	-7.70	124.75	128.60
1	QA	1149	C	C5-C6-N1	7.70	124.85	121.00
25	RA	1253	A	C4-C5-C6	-7.70	113.15	117.00
1	XA	423	G	C4-N9-C1'	7.70	136.51	126.50
25	YA	494	G	C8-N9-C4	-7.70	103.32	106.40
25	YA	493	G	N1-C6-O6	7.70	124.52	119.90
25	YA	177	G	N1-C6-O6	-7.70	115.28	119.90
25	YA	684	G	C5-C6-N1	7.70	115.35	111.50
1	QA	789	U	N1-C2-N3	7.70	119.52	114.90
25	RA	1992	G	C5-C6-N1	7.70	115.35	111.50
25	YA	2532	G	C6-C5-N7	-7.69	125.78	130.40
25	YA	139	G	N3-C4-C5	-7.69	124.75	128.60
25	YA	1520	U	C5-C4-O4	7.69	130.52	125.90
25	RA	487	C	C6-N1-C2	-7.69	117.22	120.30

Continued on next page...

Continued from previous page...

Mol	Chain	Res	Type	Atoms	Z	Observed(°)	Ideal(°)
25	RA	921	G	C6-C5-N7	-7.69	125.79	130.40
25	RA	2709	G	N1-C6-O6	7.68	124.51	119.90
25	YA	2060	A	N1-C6-N6	7.68	123.21	118.60
25	RA	1236	G	C5-C6-N1	-7.68	107.66	111.50
25	RA	1899	G	C4-C5-C6	7.68	123.41	118.80
25	YA	798	G	N1-C6-O6	7.68	124.51	119.90
25	RA	1776	G	C5-C6-O6	-7.68	123.99	128.60
25	RA	1950	G	C4-C5-N7	7.68	113.87	110.80
25	YA	1496	A	C5-N7-C8	-7.68	100.06	103.90
1	QA	328	C	N1-C2-O2	7.67	123.50	118.90
1	QA	1158	C	N1-C2-O2	7.67	123.50	118.90
25	RA	1521	G	C6-C5-N7	-7.67	125.80	130.40
25	RA	1799	G	C5-C6-O6	7.67	133.21	128.60
25	YA	1424	G	C6-C5-N7	-7.67	125.80	130.40
25	RA	1786	A	N7-C8-N9	7.67	117.64	113.80
1	XA	1502	A	C4-C5-N7	7.67	114.53	110.70
25	YA	1908	C	C6-N1-C2	-7.67	117.23	120.30
25	RA	2032	G	N3-C4-N9	-7.67	121.40	126.00
26	RB	30	C	C6-N1-C2	-7.67	117.23	120.30
25	RA	929	G	C8-N9-C1'	-7.66	117.04	127.00
25	RA	330	A	C6-C5-N7	-7.66	126.94	132.30
25	RA	921	G	C5-C6-N1	-7.66	107.67	111.50
25	RA	2468	G	N7-C8-N9	7.66	116.93	113.10
25	YA	1611	C	C6-N1-C2	7.66	123.36	120.30
25	RA	588	U	C2-N1-C1'	7.66	126.89	117.70
25	YA	196	A	N1-C6-N6	7.66	123.19	118.60
25	RA	203	C	C6-N1-C2	7.66	123.36	120.30
1	XA	1370	G	N1-C6-O6	7.65	124.49	119.90
25	RA	397	G	N1-C6-O6	7.65	124.49	119.90
25	RA	1215	G	N1-C6-O6	7.65	124.49	119.90
25	YA	1358	G	C4-N9-C1'	7.65	136.45	126.50
25	YA	2238	G	OP1-P-OP2	7.65	131.08	119.60
25	YA	2413	G	C2-N3-C4	-7.65	108.07	111.90
25	RA	761	A	C5-N7-C8	-7.65	100.08	103.90
25	RA	2722	G	C4-N9-C1'	7.65	136.44	126.50
25	RA	2392	A	C5-C6-N1	-7.65	113.88	117.70
1	XA	792	A	C4-C5-N7	7.65	114.52	110.70
25	YA	2681	C	P-O3'-C3'	7.64	128.88	119.70
25	RA	1396	U	C2-N1-C1'	7.64	126.87	117.70
1	XA	1051	C	C6-N1-C2	-7.64	117.24	120.30
25	YA	1506	C	C5-C6-N1	7.64	124.82	121.00
25	YA	2366	A	C8-N9-C4	-7.64	102.74	105.80

Continued on next page...

Continued from previous page...

Mol	Chain	Res	Type	Atoms	Z	Observed(°)	Ideal(°)
25	YA	787	U	N1-C2-O2	-7.64	117.45	122.80
1	XA	416	G	C4-C5-C6	7.64	123.38	118.80
25	RA	1601	G	N9-C4-C5	-7.63	102.35	105.40
25	RA	1215	G	C6-C5-N7	-7.63	125.82	130.40
1	QA	1527	C	C5-C6-N1	-7.63	117.18	121.00
25	RA	2450	A	C2-N3-C4	7.63	114.42	110.60
1	XA	865	A	N1-C6-N6	7.63	123.18	118.60
1	XA	702	A	O5'-P-OP2	-7.63	98.83	105.70
25	YA	818	G	C8-N9-C1'	-7.63	117.08	127.00
25	YA	844	C	C5-C6-N1	-7.63	117.19	121.00
25	YA	1956	U	C5-C4-O4	7.63	130.48	125.90
1	QA	398	C	C6-N1-C2	7.62	123.35	120.30
25	RA	2843	G	C5-C6-O6	-7.62	124.03	128.60
25	YA	1984	G	C2-N3-C4	-7.62	108.09	111.90
25	RA	140	A	N7-C8-N9	7.62	117.61	113.80
25	YA	2869	G	C5-C6-N1	-7.62	107.69	111.50
1	QA	1314	C	C6-N1-C2	-7.61	117.25	120.30
25	RA	1940	U	C5-C6-N1	7.61	126.51	122.70
25	RA	58	G	C8-N9-C4	-7.61	103.36	106.40
1	XA	130	A	O4'-C1'-N9	7.61	114.29	108.20
25	YA	1381	G	C4-N9-C1'	7.61	136.39	126.50
25	YA	2729	G	N3-C4-C5	7.61	132.41	128.60
25	YA	995	C	N3-C2-O2	-7.61	116.57	121.90
25	YA	2360	A	C2-N3-C4	-7.61	106.80	110.60
1	QA	990	C	C6-N1-C2	-7.61	117.26	120.30
25	YA	1806	C	N1-C2-O2	-7.61	114.34	118.90
25	RA	2639	A	C2-N3-C4	-7.61	106.80	110.60
25	RA	533	G	C8-N9-C1'	-7.60	117.12	127.00
25	YA	177	G	C8-N9-C4	-7.60	103.36	106.40
25	YA	1763	G	C4-C5-N7	-7.60	107.76	110.80
25	YA	2830	G	C4-N9-C1'	7.60	136.38	126.50
25	YA	1642	G	C5-C6-N1	-7.60	107.70	111.50
1	QA	355	C	C6-N1-C2	-7.60	117.26	120.30
1	XA	280	C	C6-N1-C2	7.60	123.34	120.30
25	YA	752	A	P-O3'-C3'	7.60	128.82	119.70
25	RA	265	A	O4'-C1'-N9	7.60	114.28	108.20
25	YA	1944	U	C5-C6-N1	-7.60	118.90	122.70
25	YA	741	G	N3-C4-N9	7.60	130.56	126.00
1	QA	1338	G	N1-C6-O6	-7.59	115.34	119.90
25	RA	2468	G	C5-C6-O6	-7.59	124.04	128.60
1	XA	31	G	N3-C4-N9	7.59	130.56	126.00
25	YA	820	A	N9-C4-C5	7.59	108.84	105.80

Continued on next page...

Continued from previous page...

Mol	Chain	Res	Type	Atoms	Z	Observed(°)	Ideal(°)
25	RA	2437	U	C6-N1-C2	-7.59	116.44	121.00
25	YA	102	G	P-O3'-C3'	7.59	128.81	119.70
25	RA	533	G	C4-N9-C1'	7.59	136.37	126.50
25	RA	1694	C	P-O3'-C3'	7.59	128.81	119.70
25	YA	728	G	C6-C5-N7	-7.59	125.84	130.40
25	YA	2000	G	N3-C4-C5	-7.59	124.80	128.60
1	QA	31	G	N3-C4-N9	7.59	130.55	126.00
26	RB	54	G	C4-N9-C1'	7.59	136.37	126.50
25	YA	1906	G	C5-C6-N1	-7.58	107.71	111.50
25	YA	1929	G	C4-C5-N7	7.58	113.83	110.80
25	RA	1429	G	N1-C6-O6	7.58	124.45	119.90
25	RA	2324	C	C6-N1-C2	7.58	123.33	120.30
25	YA	832	G	C6-C5-N7	-7.58	125.85	130.40
25	RA	624	C	C5-C6-N1	7.58	124.79	121.00
25	YA	1395	A	O4'-C1'-N9	7.58	114.26	108.20
25	RA	2441	C	C2-N1-C1'	-7.58	110.47	118.80
25	YA	2451	A	N9-C4-C5	7.58	108.83	105.80
25	YA	450	G	C8-N9-C4	-7.57	103.37	106.40
25	YA	2393	A	N7-C8-N9	7.57	117.59	113.80
25	RA	962	G	N3-C4-N9	-7.57	121.46	126.00
25	YA	272	G	N3-C4-N9	-7.57	121.46	126.00
25	YA	1647	G	N7-C8-N9	7.57	116.88	113.10
25	YA	952	G	C8-N9-C4	-7.56	103.38	106.40
25	YA	1950	G	N1-C2-N2	-7.56	109.39	116.20
25	YA	791	C	C5-C6-N1	-7.56	117.22	121.00
25	RA	573	G	C8-N9-C1'	-7.56	117.18	127.00
25	RA	2702	U	C2-N1-C1'	7.56	126.77	117.70
25	YA	1790	C	N1-C2-O2	7.56	123.43	118.90
25	RA	372	G	O4'-C1'-N9	7.55	114.24	108.20
25	YA	772	C	N3-C4-C5	-7.55	118.88	121.90
25	YA	1820	U	C5-C6-N1	-7.55	118.92	122.70
25	RA	2002	G	C4-C5-N7	7.55	113.82	110.80
1	XA	1303	C	C6-N1-C2	-7.55	117.28	120.30
25	RA	1703	G	C8-N9-C4	7.55	109.42	106.40
25	YA	88	G	C6-C5-N7	-7.55	125.87	130.40
1	QA	372	C	N1-C2-O2	7.55	123.43	118.90
1	XA	729	A	C6-C5-N7	-7.54	127.02	132.30
25	YA	58	G	C4-N9-C1'	7.54	136.31	126.50
25	RA	450	G	C2-N3-C4	-7.54	108.13	111.90
25	YA	1894	C	C6-N1-C2	-7.54	117.28	120.30
25	YA	494	G	N7-C8-N9	7.54	116.87	113.10
25	RA	22	C	C2-N3-C4	-7.54	116.13	119.90

Continued on next page...

Continued from previous page...

Mol	Chain	Res	Type	Atoms	Z	Observed(°)	Ideal(°)
1	QA	703	G	N3-C4-C5	-7.54	124.83	128.60
1	QA	1113	C	C6-N1-C2	-7.54	117.28	120.30
25	YA	1336	A	C5-C6-N1	7.54	121.47	117.70
25	RA	1654	A	N1-C6-N6	-7.53	114.08	118.60
1	XA	1204	A	C4-C5-N7	7.53	114.47	110.70
25	RA	2645	G	C5-C6-N1	-7.53	107.73	111.50
25	YA	797	C	C6-N1-C2	-7.53	117.29	120.30
25	YA	916	G	N3-C4-C5	-7.52	124.84	128.60
25	RA	211	A	C2-N3-C4	-7.51	106.84	110.60
25	YA	774	A	C2-N3-C4	-7.51	106.84	110.60
25	YA	2389	G	O5'-P-OP1	-7.51	98.94	105.70
25	YA	2869	G	C4-C5-C6	7.51	123.31	118.80
25	RA	783	A	C8-N9-C4	-7.51	102.80	105.80
25	YA	1251	C	C6-N1-C2	7.51	123.31	120.30
25	YA	832	G	C4-N9-C1'	7.51	136.26	126.50
25	YA	1840	G	C6-C5-N7	-7.51	125.89	130.40
25	RA	2439	A	C5-N7-C8	-7.51	100.15	103.90
25	YA	1777	U	N3-C2-O2	-7.50	116.95	122.20
25	YA	327	G	N3-C4-N9	7.50	130.50	126.00
25	YA	1956	U	N1-C2-O2	-7.50	117.55	122.80
25	RA	1970	A	O4'-C1'-N9	-7.50	102.20	108.20
25	RA	813	U	O5'-P-OP2	-7.50	98.95	105.70
25	RA	2817	G	N3-C4-C5	-7.50	124.85	128.60
25	YA	701	G	N1-C2-N3	7.50	128.40	123.90
25	RA	944	G	C5-C6-O6	7.49	133.09	128.60
25	RA	621	A	C5-C6-N1	-7.49	113.95	117.70
25	RA	1332	G	N1-C2-N3	7.49	128.40	123.90
25	YA	2617	C	C6-N1-C2	7.49	123.30	120.30
1	QA	865	A	N7-C8-N9	7.49	117.54	113.80
25	RA	1624	G	C5-C6-N1	-7.49	107.76	111.50
1	XA	725	G	C8-N9-C4	-7.49	103.40	106.40
1	QA	325	A	N1-C6-N6	-7.49	114.11	118.60
25	RA	2770	G	N3-C4-C5	-7.49	124.86	128.60
25	YA	1573	G	C8-N9-C4	7.49	109.39	106.40
25	YA	1929	G	C6-C5-N7	-7.49	125.91	130.40
25	RA	396	G	C8-N9-C4	-7.49	103.41	106.40
25	YA	2445	G	N9-C4-C5	7.48	108.39	105.40
1	QA	758	G	N7-C8-N9	7.48	116.84	113.10
25	RA	819	A	C8-N9-C4	-7.48	102.81	105.80
25	RA	1857	G	C5-C6-N1	-7.48	107.76	111.50
1	QA	1230	C	C5-C6-N1	7.48	124.74	121.00
1	XA	362	G	N3-C4-C5	7.48	132.34	128.60

Continued on next page...

Continued from previous page...

Mol	Chain	Res	Type	Atoms	Z	Observed(°)	Ideal(°)
25	YA	379	G	C8-N9-C1'	-7.48	117.28	127.00
25	YA	1614	A	N7-C8-N9	7.48	117.54	113.80
25	YA	676	A	N7-C8-N9	7.48	117.54	113.80
25	YA	2728	U	C5-C4-O4	-7.48	121.41	125.90
25	YA	2779	U	C2-N1-C1'	7.48	126.67	117.70
25	RA	570	G	C8-N9-C4	-7.48	103.41	106.40
1	XA	423	G	N1-C6-O6	7.47	124.38	119.90
25	YA	2655	G	O4'-C1'-N9	7.47	114.18	108.20
25	YA	2686	G	N3-C4-C5	-7.47	124.86	128.60
25	YA	1678	G	C2-N3-C4	-7.47	108.16	111.90
25	YA	1632	A	O5'-P-OP1	-7.47	98.98	105.70
1	QA	541	G	N1-C6-O6	7.47	124.38	119.90
25	YA	728	G	N3-C4-N9	7.46	130.48	126.00
25	YA	2710	C	N3-C2-O2	-7.46	116.67	121.90
25	RA	1903	G	C8-N9-C1'	-7.46	117.30	127.00
25	RA	391	G	C6-C5-N7	-7.46	125.92	130.40
25	RA	2867	G	C8-N9-C4	7.46	109.38	106.40
25	YA	974	G	N7-C8-N9	7.46	116.83	113.10
25	YA	2227	A	N1-C6-N6	-7.46	114.12	118.60
1	XA	545	C	N3-C2-O2	-7.46	116.68	121.90
25	YA	667	U	N1-C2-O2	-7.45	117.58	122.80
25	YA	2463	C	C5-C6-N1	-7.45	117.28	121.00
1	QA	960	U	N3-C2-O2	-7.45	116.99	122.20
25	RA	2484	G	C6-C5-N7	-7.45	125.93	130.40
25	RA	1315	C	N3-C2-O2	-7.45	116.69	121.90
25	YA	793	A	C2-N3-C4	-7.45	106.88	110.60
25	YA	2622	C	C6-N1-C2	7.45	123.28	120.30
25	RA	2549	G	C6-C5-N7	-7.44	125.93	130.40
25	RA	55	G	C5-C6-N1	7.44	115.22	111.50
25	RA	1204	A	N1-C2-N3	7.44	133.02	129.30
1	XA	1301	U	N1-C2-O2	7.44	128.01	122.80
1	XA	1480	G	N3-C4-C5	7.44	132.32	128.60
25	RA	1517	G	N1-C6-O6	-7.44	115.44	119.90
25	RA	2468	G	C8-N9-C1'	-7.44	117.33	127.00
25	YA	1196	C	C6-N1-C2	-7.44	117.32	120.30
1	QA	138	G	N1-C6-O6	7.44	124.36	119.90
25	RA	2570	G	C6-C5-N7	-7.44	125.94	130.40
1	QA	119	A	C8-N9-C4	7.43	108.77	105.80
25	RA	27	G	N3-C4-N9	-7.43	121.54	126.00
25	RA	2393	A	C8-N9-C4	7.43	108.77	105.80
25	YA	397	G	N3-C4-C5	7.43	132.32	128.60
25	YA	1382	G	C2-N3-C4	-7.43	108.18	111.90

Continued on next page...

Continued from previous page...

Mol	Chain	Res	Type	Atoms	Z	Observed(°)	Ideal(°)
25	YA	1929	G	OP1-P-O3'	7.43	121.55	105.20
25	YA	713	G	C6-C5-N7	-7.43	125.94	130.40
25	YA	776	G	C5-C6-O6	7.43	133.06	128.60
25	YA	792	G	O5'-P-OP2	-7.43	99.01	105.70
25	YA	1017	G	N1-C6-O6	7.43	124.36	119.90
25	YA	621	A	C5-N7-C8	-7.43	100.19	103.90
25	YA	2215	G	N3-C4-N9	7.43	130.46	126.00
1	QA	377	G	N3-C4-N9	7.43	130.46	126.00
25	RA	676	A	C4-C5-N7	7.43	114.41	110.70
25	RA	2776	A	C8-N9-C4	-7.42	102.83	105.80
25	YA	2458	G	N1-C6-O6	7.42	124.35	119.90
25	YA	2818	G	C2-N3-C4	-7.42	108.19	111.90
25	YA	2728	U	N3-C2-O2	7.42	127.39	122.20
25	YA	761	A	C4-C5-C6	7.42	120.71	117.00
25	RA	2350	C	N1-C2-O2	7.41	123.35	118.90
1	XA	557	G	C6-C5-N7	-7.41	125.95	130.40
25	YA	2422	A	C6-N1-C2	7.41	123.05	118.60
25	YA	836	G	N9-C4-C5	-7.41	102.44	105.40
25	YA	2292	C	C6-N1-C2	-7.41	117.34	120.30
25	RA	1624	G	N9-C4-C5	-7.41	102.44	105.40
1	XA	789	U	C6-N1-C2	-7.41	116.56	121.00
25	YA	1786	A	C6-C5-N7	-7.41	127.12	132.30
25	YA	2252	G	C5-C6-O6	-7.41	124.16	128.60
25	RA	1657	C	N1-C2-O2	7.40	123.34	118.90
25	RA	1848	A	C5-C6-N1	7.40	121.40	117.70
25	YA	1819	A	P-O3'-C3'	7.40	128.58	119.70
25	RA	300	A	C5-C6-N1	-7.40	114.00	117.70
25	YA	1701	A	C8-N9-C4	-7.40	102.84	105.80
25	YA	1734	C	C6-N1-C2	-7.40	117.34	120.30
25	YA	2407	G	C6-C5-N7	-7.40	125.96	130.40
25	RA	1437	C	C5-C6-N1	7.40	124.70	121.00
25	YA	74	A	P-O3'-C3'	7.40	128.58	119.70
25	YA	2000	G	C4-C5-C6	7.40	123.24	118.80
1	QA	577	G	C4-C5-N7	7.39	113.76	110.80
25	RA	553	U	C5-C4-O4	7.39	130.34	125.90
1	XA	1332	A	C8-N9-C4	-7.39	102.84	105.80
25	RA	2617	C	C6-N1-C2	7.39	123.26	120.30
25	YA	2063	C	O5'-P-OP2	-7.39	99.05	105.70
25	RA	743	G	N1-C6-O6	7.39	124.33	119.90
25	RA	1899	G	N3-C4-C5	-7.39	124.91	128.60
25	YA	1307	A	C8-N9-C4	-7.39	102.84	105.80
25	YA	1829	A	N9-C4-C5	7.39	108.75	105.80

Continued on next page...

Continued from previous page...

Mol	Chain	Res	Type	Atoms	Z	Observed(°)	Ideal(°)
1	QA	557	G	C8-N9-C1'	-7.38	117.40	127.00
25	RA	1931	U	N3-C4-O4	-7.38	114.23	119.40
25	RA	2447	G	C5-N7-C8	-7.38	100.61	104.30
25	YA	2215	G	C8-N9-C1'	-7.38	117.40	127.00
1	QA	758	G	C4-C5-N7	7.38	113.75	110.80
25	YA	1950	G	O4'-C1'-N9	7.38	114.11	108.20
25	RA	1353	A	C8-N9-C4	-7.38	102.85	105.80
25	YA	966	G	C2-N3-C4	-7.38	108.21	111.90
25	YA	979	G	N7-C8-N9	7.38	116.79	113.10
1	XA	226	G	N9-C4-C5	-7.38	102.45	105.40
1	XA	584	G	N3-C4-C5	-7.38	124.91	128.60
25	YA	1249	U	O5'-P-OP2	-7.38	99.06	105.70
25	YA	670	A	N1-C6-N6	-7.37	114.18	118.60
25	YA	929	G	C5-C6-N1	-7.37	107.81	111.50
25	RA	741	G	C5-C6-O6	-7.37	124.18	128.60
25	RA	2383	G	C4-C5-N7	7.37	113.75	110.80
25	YA	1786	A	C4-C5-C6	7.37	120.68	117.00
25	RA	761	A	C4-C5-C6	-7.37	113.32	117.00
25	YA	1381	G	C4-C5-C6	7.37	123.22	118.80
1	QA	328	C	C6-N1-C1'	-7.36	111.96	120.80
25	RA	2035	G	N7-C8-N9	-7.36	109.42	113.10
25	YA	1774	C	C2-N3-C4	-7.36	116.22	119.90
25	RA	2507	C	N1-C2-O2	-7.36	114.48	118.90
25	YA	203	C	C6-N1-C2	7.36	123.25	120.30
25	YA	146	G	N1-C6-O6	7.36	124.32	119.90
25	YA	1929	G	N1-C6-O6	7.36	124.32	119.90
25	YA	298	G	C4-C5-C6	-7.36	114.39	118.80
25	RA	1987	G	N1-C2-N3	7.36	128.31	123.90
25	YA	2537	U	C6-N1-C2	-7.36	116.59	121.00
25	RA	2437	U	C4-C5-C6	7.35	124.11	119.70
25	YA	979	G	C8-N9-C4	-7.35	103.46	106.40
25	RA	1022	G	C6-C5-N7	7.35	134.81	130.40
25	RA	1187	G	C8-N9-C4	-7.35	103.46	106.40
25	YA	2487	G	C5-C6-N1	-7.35	107.82	111.50
1	QA	299	G	C4-C5-N7	-7.35	107.86	110.80
25	RA	307	G	C2-N3-C4	7.35	115.57	111.90
25	RA	702	G	C4-C5-C6	7.35	123.21	118.80
25	YA	2607	G	C4-C5-C6	7.35	123.21	118.80
25	YA	2705	A	N1-C6-N6	-7.35	114.19	118.60
1	QA	171	A	C8-N9-C4	-7.34	102.86	105.80
25	YA	1616	A	O4'-C1'-N9	7.34	114.08	108.20
25	YA	2607	G	C4-N9-C1'	7.34	136.05	126.50

Continued on next page...

Continued from previous page...

Mol	Chain	Res	Type	Atoms	Z	Observed(°)	Ideal(°)
1	QA	244	U	N1-C2-N3	-7.34	110.50	114.90
25	RA	1661	G	C8-N9-C4	7.34	109.34	106.40
22	XV	17	C	N1-C2-O2	7.34	123.31	118.90
25	YA	1835	G	N3-C4-C5	-7.34	124.93	128.60
25	YA	2524	G	C8-N9-C4	-7.34	103.46	106.40
1	XA	1189	C	C6-N1-C2	7.34	123.24	120.30
1	XA	247	G	N3-C4-N9	7.34	130.40	126.00
25	YA	684	G	C6-N1-C2	-7.34	120.70	125.10
1	XA	913	A	P-O3'-C3'	7.33	128.50	119.70
1	XA	484	G	N3-C4-C5	-7.33	124.93	128.60
25	YA	270(Y)	G	C8-N9-C4	-7.33	103.47	106.40
25	YA	1021	A	C8-N9-C4	-7.33	102.87	105.80
25	RA	297	C	N3-C2-O2	-7.33	116.77	121.90
25	RA	2004	G	C2-N3-C4	-7.33	108.23	111.90
25	YA	818	G	C4-C5-C6	7.33	123.20	118.80
25	YA	943	U	C6-N1-C2	-7.33	116.60	121.00
25	YA	2434	A	N1-C6-N6	7.33	123.00	118.60
26	YB	82	G	C8-N9-C4	-7.33	103.47	106.40
25	YA	622	G	C5-C6-N1	-7.33	107.83	111.50
25	RA	1773	A	C4-C5-C6	7.33	120.66	117.00
25	YA	2251	G	C4-C5-C6	7.33	123.20	118.80
25	RA	1899	G	N7-C8-N9	7.33	116.76	113.10
1	XA	328	C	C2-N1-C1'	7.33	126.86	118.80
25	RA	1601	G	N3-C4-N9	7.32	130.40	126.00
1	XA	615	C	C6-N1-C2	-7.32	117.37	120.30
25	YA	1298	C	C6-N1-C2	-7.32	117.37	120.30
25	YA	1829	A	N1-C6-N6	-7.32	114.21	118.60
25	YA	24	G	N1-C6-O6	7.32	124.29	119.90
25	RA	470	A	N1-C6-N6	-7.32	114.21	118.60
25	RA	1604	C	N1-C2-O2	-7.32	114.51	118.90
25	RA	1653	G	N1-C6-O6	-7.32	115.51	119.90
25	YA	713	G	C5-C6-N1	-7.32	107.84	111.50
25	RA	1929	G	C8-N9-C4	7.32	109.33	106.40
25	RA	2495	G	C4-C5-N7	7.32	113.73	110.80
1	XA	1113	C	C6-N1-C2	-7.31	117.38	120.30
25	YA	259	G	N1-C6-O6	7.31	124.29	119.90
25	YA	1187	G	C4-C5-N7	-7.31	107.88	110.80
25	YA	1502	C	C6-N1-C2	-7.31	117.38	120.30
25	YA	2816	C	C6-N1-C2	7.31	123.22	120.30
25	YA	2515	C	N3-C4-C5	7.31	124.82	121.90
25	RA	479	A	N9-C4-C5	7.31	108.72	105.80
25	RA	2482	G	C8-N9-C1'	-7.31	117.50	127.00

Continued on next page...

Continued from previous page...

Mol	Chain	Res	Type	Atoms	Z	Observed(°)	Ideal(°)
25	YA	1192	G	C5-C6-N1	-7.31	107.84	111.50
25	YA	1776	G	N3-C4-C5	-7.31	124.95	128.60
25	YA	258	G	O5'-P-OP2	-7.31	99.12	105.70
25	YA	791	C	C2-N1-C1'	-7.31	110.76	118.80
25	YA	1287	A	C2-N3-C4	-7.31	106.95	110.60
22	QV	17	C	N1-C2-O2	7.30	123.28	118.90
25	RA	2083	G	N1-C6-O6	7.30	124.28	119.90
25	RA	2509	G	N1-C6-O6	7.30	124.28	119.90
25	YA	142	G	C8-N9-C1'	7.30	136.49	127.00
25	YA	613	U	C6-N1-C1'	7.30	131.42	121.20
25	YA	121	G	C2-N3-C4	7.30	115.55	111.90
25	YA	1383	C	C6-N1-C1'	-7.30	112.04	120.80
25	YA	2732	G	C4-C5-N7	7.30	113.72	110.80
25	YA	2275	C	C6-N1-C2	7.30	123.22	120.30
25	RA	37	C	C2-N3-C4	-7.30	116.25	119.90
25	RA	1241	A	O4'-C1'-N9	7.30	114.04	108.20
25	YA	2032	G	C2-N3-C4	-7.29	108.25	111.90
25	RA	2499	C	N3-C2-O2	-7.29	116.79	121.90
1	XA	1301	U	N3-C2-O2	-7.29	117.09	122.20
1	QA	284	G	C8-N9-C4	7.29	109.32	106.40
25	YA	828	U	C6-N1-C2	-7.29	116.63	121.00
25	RA	270(Z)	U	O4'-C1'-N1	7.29	114.03	108.20
25	RA	662	G	C5-C6-N1	-7.29	107.86	111.50
1	XA	1290	G	C8-N9-C4	-7.29	103.48	106.40
25	YA	621	A	C2-N3-C4	-7.29	106.96	110.60
25	RA	2325	G	C6-C5-N7	-7.29	126.03	130.40
1	QA	1322	C	C6-N1-C1'	-7.28	112.06	120.80
25	RA	1698	A	C5-N7-C8	-7.28	100.26	103.90
1	XA	362	G	N3-C4-N9	-7.28	121.63	126.00
1	XA	807	A	C8-N9-C4	-7.28	102.89	105.80
25	YA	1049	C	N1-C2-O2	7.28	123.27	118.90
1	QA	685	G	N3-C4-N9	-7.28	121.63	126.00
25	YA	2698	U	O5'-P-OP2	-7.28	99.15	105.70
1	QA	356	A	C5-C6-N1	7.28	121.34	117.70
25	RA	2031	A	N3-C4-C5	-7.28	121.70	126.80
26	RB	38	C	C6-N1-C2	-7.28	117.39	120.30
25	YA	2547	U	N1-C2-N3	7.28	119.27	114.90
1	QA	703	G	C8-N9-C1'	-7.28	117.54	127.00
25	RA	2365	G	N3-C4-C5	-7.28	124.96	128.60
25	YA	1142(A)	A	C2-N3-C4	-7.28	106.96	110.60
1	QA	410	G	P-O3'-C3'	7.27	128.43	119.70
1	XA	423	G	C6-C5-N7	-7.27	126.04	130.40

Continued on next page...

Continued from previous page...

Mol	Chain	Res	Type	Atoms	Z	Observed(°)	Ideal(°)
25	RA	979	G	C5-N7-C8	-7.27	100.67	104.30
25	RA	2509	G	C2-N3-C4	-7.27	108.27	111.90
1	XA	949	A	N1-C6-N6	-7.27	114.24	118.60
25	YA	487	C	N3-C2-O2	-7.27	116.81	121.90
25	YA	587	C	P-O3'-C3'	7.27	128.42	119.70
25	RA	1328	G	N9-C4-C5	-7.27	102.49	105.40
25	RA	2508	G	C6-C5-N7	-7.27	126.04	130.40
25	RA	503	A	N1-C2-N3	7.26	132.93	129.30
25	RA	512	G	N3-C4-C5	7.26	132.23	128.60
25	RA	680	G	N3-C4-N9	7.26	130.36	126.00
1	XA	416	G	C6-C5-N7	-7.26	126.04	130.40
1	QA	703	G	C4-N9-C1'	7.26	135.94	126.50
25	YA	795	C	C5-C6-N1	-7.26	117.37	121.00
25	YA	2326	C	N1-C2-O2	7.26	123.26	118.90
25	RA	1365	A	C8-N9-C4	-7.26	102.89	105.80
25	YA	663	G	C8-N9-C1'	-7.26	117.56	127.00
25	YA	794	G	C6-C5-N7	-7.26	126.04	130.40
1	QA	416	G	N3-C4-C5	-7.26	124.97	128.60
35	RP	59	LEU	N-CA-C	-7.26	91.40	111.00
35	YP	59	LEU	N-CA-C	-7.26	91.40	111.00
25	RA	1517	G	C2-N3-C4	7.26	115.53	111.90
25	RA	2032	G	C8-N9-C1'	7.26	136.43	127.00
25	YA	642	G	N7-C8-N9	7.26	116.73	113.10
25	YA	2051	A	N1-C6-N6	7.26	122.95	118.60
25	YA	570	G	O5'-P-OP2	7.25	119.41	110.70
25	YA	1773	A	N1-C6-N6	-7.25	114.25	118.60
25	YA	1988	C	C2-N1-C1'	-7.25	110.82	118.80
25	RA	145	G	N3-C4-C5	7.25	132.23	128.60
1	XA	691	G	C8-N9-C1'	-7.25	117.57	127.00
25	YA	1029	A	N1-C6-N6	-7.25	114.25	118.60
25	RA	2468	G	N1-C6-O6	7.25	124.25	119.90
25	YA	270(T)	G	OP1-P-OP2	-7.25	108.73	119.60
25	YA	585	G	C4-N9-C1'	7.25	135.92	126.50
25	RA	1634	A	C4-C5-N7	-7.25	107.08	110.70
25	YA	1906	G	C2-N3-C4	-7.25	108.28	111.90
1	QA	937	A	C8-N9-C4	-7.24	102.90	105.80
25	YA	1381	G	C6-C5-N7	-7.24	126.05	130.40
25	RA	380	U	N3-C4-O4	7.24	124.47	119.40
1	QA	449	C	C6-N1-C2	-7.24	117.40	120.30
25	RA	2776	A	P-O3'-C3'	7.24	128.39	119.70
25	YA	1763	G	N9-C4-C5	7.24	108.30	105.40
25	YA	2073	C	N1-C2-N3	7.24	124.27	119.20

Continued on next page...

Continued from previous page...

Mol	Chain	Res	Type	Atoms	Z	Observed(°)	Ideal(°)
25	YA	2620	C	O5'-P-OP1	-7.24	99.18	105.70
25	YA	2655	G	N3-C4-N9	-7.24	121.66	126.00
25	RA	74	A	N7-C8-N9	7.24	117.42	113.80
1	QA	705	U	N1-C2-N3	7.24	119.24	114.90
25	YA	269	U	C2-N1-C1'	7.24	126.38	117.70
25	YA	1691	C	C6-N1-C2	-7.24	117.41	120.30
25	YA	1256	G	C4-N9-C1'	7.23	135.91	126.50
25	RA	2503	A	N1-C6-N6	-7.23	114.26	118.60
25	YA	1931	U	C5-C4-O4	7.23	130.24	125.90
25	YA	1742	C	C5-C6-N1	7.23	124.61	121.00
1	XA	1503	A	P-O3'-C3'	7.23	128.37	119.70
1	QA	31	G	C4-N9-C1'	7.23	135.90	126.50
1	XA	701	C	OP2-P-O3'	7.23	121.10	105.20
1	XA	792	A	C5-C6-N1	-7.22	114.09	117.70
25	YA	2389	G	C5-C6-O6	-7.22	124.27	128.60
25	RA	1929	G	OP1-P-O3'	7.22	121.09	105.20
25	RA	2211	G	C8-N9-C4	-7.22	103.51	106.40
25	YA	2844	G	C6-C5-N7	-7.22	126.07	130.40
25	RA	1336	A	C5-C6-N1	7.22	121.31	117.70
25	RA	706	A	N1-C6-N6	7.22	122.93	118.60
25	YA	831	G	O5'-P-OP2	-7.22	99.20	105.70
25	RA	1792	G	N1-C6-O6	7.21	124.23	119.90
25	YA	153	C	C6-N1-C2	-7.21	117.41	120.30
25	YA	974(A)	C	C5-C4-N4	7.21	125.25	120.20
25	YA	2407	G	N7-C8-N9	7.21	116.71	113.10
25	YA	2495	G	C8-N9-C4	7.21	109.29	106.40
25	RA	974(A)	C	P-O3'-C3'	7.21	128.35	119.70
25	RA	1471	A	N1-C2-N3	7.21	132.91	129.30
25	YA	221	A	N9-C1'-C2'	-7.21	104.07	112.00
25	YA	592	G	N3-C4-C5	-7.21	125.00	128.60
25	RA	1351	C	C6-N1-C2	-7.21	117.42	120.30
1	XA	677	U	C6-N1-C2	-7.21	116.67	121.00
25	YA	2055	C	N1-C2-O2	-7.21	114.58	118.90
25	RA	2499	C	C6-N1-C2	-7.21	117.42	120.30
1	XA	752	G	N3-C4-N9	7.21	130.32	126.00
1	XA	1200	C	C2-N1-C1'	7.21	126.73	118.80
25	YA	2446	G	C6-C5-N7	-7.21	126.08	130.40
25	YA	1279	G	C5-C6-N1	7.20	115.10	111.50
25	YA	1402	C	C5-C6-N1	7.20	124.60	121.00
25	YA	1142(A)	A	N1-C2-N3	7.20	132.90	129.30
25	YA	1269	A	N7-C8-N9	7.20	117.40	113.80
25	YA	1614	A	C4-C5-N7	7.20	114.30	110.70

Continued on next page...

Continued from previous page...

Mol	Chain	Res	Type	Atoms	Z	Observed(°)	Ideal(°)
25	RA	227	A	P-O3'-C3'	7.20	128.34	119.70
25	RA	783	A	C4-N9-C1'	7.20	139.26	126.30
25	RA	2829	C	C6-N1-C2	7.20	123.18	120.30
25	YA	2711	A	N1-C2-N3	7.20	132.90	129.30
25	YA	2779	U	O4'-C1'-N1	7.20	113.96	108.20
25	RA	141	A	N7-C8-N9	7.20	117.40	113.80
25	YA	333	G	C4-C5-N7	7.20	113.68	110.80
25	YA	780	G	C5-N7-C8	-7.20	100.70	104.30
25	YA	1831	G	N3-C4-N9	7.20	130.32	126.00
25	YA	1906	G	N1-C6-O6	7.20	124.22	119.90
25	YA	1964	G	N1-C6-O6	7.20	124.22	119.90
26	YB	94	C	N3-C4-C5	-7.20	119.02	121.90
25	RA	2194	G	C4-N9-C1'	7.20	135.86	126.50
1	XA	960	U	N3-C2-O2	-7.20	117.16	122.20
25	YA	1997	G	C2-N3-C4	-7.20	108.30	111.90
25	YA	1728	G	N3-C4-N9	7.19	130.32	126.00
25	YA	141	A	C8-N9-C4	-7.19	102.92	105.80
25	RA	1593	G	C8-N9-C4	-7.19	103.52	106.40
25	YA	58	G	N1-C2-N3	7.19	128.22	123.90
25	YA	2237	G	C4-N9-C1'	7.19	135.85	126.50
25	YA	2655	G	C6-C5-N7	7.19	134.71	130.40
25	RA	177	G	C5-C6-N1	7.19	115.09	111.50
25	RA	1811	G	C4-C5-N7	7.19	113.67	110.80
25	RA	2433	A	C4-C5-C6	7.19	120.59	117.00
25	YA	731	C	C5-C4-N4	-7.19	115.17	120.20
25	YA	794	G	C4-C5-C6	7.19	123.11	118.80
25	YA	1328	G	N3-C4-N9	7.19	130.31	126.00
25	YA	296	C	N3-C4-N4	-7.19	112.97	118.00
25	RA	1657	C	N3-C2-O2	-7.18	116.87	121.90
25	RA	2409	G	N1-C6-O6	7.18	124.21	119.90
1	XA	760	G	C8-N9-C4	-7.18	103.53	106.40
25	RA	1291	C	C6-N1-C2	7.18	123.17	120.30
25	YA	2785	C	C6-N1-C2	-7.18	117.43	120.30
25	RA	860	U	N3-C2-O2	-7.18	117.17	122.20
25	RA	1818	U	N3-C4-C5	-7.18	110.29	114.60
25	RA	2251	G	C4-N9-C1'	7.18	135.83	126.50
26	RB	36	C	C6-N1-C2	7.18	123.17	120.30
25	YA	132	G	C5-C6-N1	-7.18	107.91	111.50
25	YA	259	G	C5-C6-N1	-7.18	107.91	111.50
25	YA	974(A)	C	N3-C2-O2	-7.18	116.87	121.90
25	RA	198	C	C5-C6-N1	7.18	124.59	121.00
1	XA	766	A	O5'-P-OP1	-7.18	99.24	105.70

Continued on next page...

Continued from previous page...

Mol	Chain	Res	Type	Atoms	Z	Observed(°)	Ideal(°)
25	RA	2318	G	O4'-C1'-N9	7.18	113.94	108.20
25	YA	1256	G	C8-N9-C4	-7.18	103.53	106.40
1	QA	243	A	P-O3'-C3'	7.17	128.31	119.70
1	QA	785	G	C2-N3-C4	-7.17	108.31	111.90
25	RA	715	G	N3-C4-C5	-7.17	125.01	128.60
25	RA	2393	A	C2-N3-C4	-7.17	107.01	110.60
1	XA	713	G	N3-C4-C5	-7.17	125.01	128.60
1	QA	575	G	OP1-P-O3'	7.17	120.98	105.20
26	RB	43	C	N1-C2-O2	7.17	123.20	118.90
25	RA	55	G	C2-N3-C4	7.17	115.48	111.90
25	RA	789	A	N3-C4-N9	-7.17	121.66	127.40
25	YA	624	C	C2-N1-C1'	7.17	126.69	118.80
1	QA	316	G	C5-C6-O6	-7.17	124.30	128.60
25	RA	689	A	C8-N9-C4	7.17	108.67	105.80
25	YA	222	A	P-O3'-C3'	7.17	128.30	119.70
25	YA	761	A	N9-C4-C5	-7.17	102.93	105.80
25	YA	1899	G	C8-N9-C1'	7.17	136.31	127.00
1	QA	960	U	N1-C2-O2	7.17	127.82	122.80
25	RA	307	G	C8-N9-C4	-7.17	103.53	106.40
25	RA	2490	G	N1-C2-N2	-7.17	109.75	116.20
25	RA	921	G	N1-C6-O6	7.16	124.20	119.90
25	RA	1834	U	C6-N1-C2	-7.16	116.70	121.00
25	YA	692	C	N3-C4-C5	7.16	124.77	121.90
25	YA	28	A	C4-C5-C6	7.16	120.58	117.00
25	YA	2728	U	N3-C4-O4	7.16	124.41	119.40
26	YB	98	G	C8-N9-C4	7.16	109.27	106.40
1	XA	934	C	P-O3'-C3'	7.16	128.29	119.70
25	YA	67	U	N3-C4-O4	7.16	124.41	119.40
1	QA	910	C	C6-N1-C2	7.16	123.16	120.30
25	RA	1779	U	C2-N1-C1'	7.16	126.29	117.70
25	RA	2503	A	N9-C4-C5	7.16	108.66	105.80
25	RA	1982	C	C6-N1-C2	7.16	123.16	120.30
25	YA	1666	G	N9-C4-C5	-7.16	102.54	105.40
25	RA	129	C	C5-C6-N1	-7.15	117.42	121.00
25	RA	145	G	C4-N9-C1'	-7.15	117.20	126.50
25	YA	493	G	C5-C6-O6	-7.15	124.31	128.60
25	YA	2686	G	C2-N3-C4	7.15	115.48	111.90
25	YA	2776	A	P-O3'-C3'	7.15	128.28	119.70
25	YA	624	C	C5-C6-N1	7.15	124.58	121.00
25	YA	1767	C	N3-C4-C5	7.15	124.76	121.90
25	RA	1557	C	C6-N1-C2	7.15	123.16	120.30
1	XA	423	G	N3-C4-N9	7.15	130.29	126.00

Continued on next page...

Continued from previous page...

Mol	Chain	Res	Type	Atoms	Z	Observed(°)	Ideal(°)
25	YA	1187	G	C4-C5-C6	7.15	123.09	118.80
25	RA	1998	G	C8-N9-C4	7.15	109.26	106.40
25	YA	226	G	O4'-C1'-N9	7.15	113.92	108.20
25	YA	512	G	C5-C6-N1	7.15	115.07	111.50
25	RA	508	G	N1-C6-O6	7.15	124.19	119.90
25	YA	1306	C	N3-C4-C5	7.14	124.76	121.90
25	YA	388	G	C8-N9-C4	-7.14	103.54	106.40
25	RA	270(C)	C	C6-N1-C2	-7.14	117.44	120.30
25	RA	465	G	C6-C5-N7	-7.14	126.12	130.40
25	YA	295	G	C6-C5-N7	-7.14	126.12	130.40
1	XA	5	U	O4'-C1'-N1	7.14	113.91	108.20
25	YA	2228	G	C6-C5-N7	-7.14	126.12	130.40
25	RA	2087	G	N1-C6-O6	7.13	124.18	119.90
25	RA	2640	G	N1-C6-O6	7.13	124.18	119.90
25	YA	734	A	N1-C6-N6	7.13	122.88	118.60
25	RA	1653	G	C5-C6-O6	7.13	132.88	128.60
25	YA	1869	G	N7-C8-N9	7.13	116.67	113.10
1	QA	1346	A	O4'-C1'-C2'	7.13	114.02	107.60
25	YA	842	G	C6-C5-N7	-7.13	126.12	130.40
25	RA	2032	G	C4-N9-C1'	-7.12	117.24	126.50
25	RA	2516	G	C2-N3-C4	7.12	115.46	111.90
25	YA	27	G	N9-C4-C5	7.12	108.25	105.40
25	YA	681	G	C6-C5-N7	-7.12	126.13	130.40
25	YA	952	G	C6-C5-N7	-7.12	126.13	130.40
25	YA	1358	G	C8-N9-C1'	-7.12	117.74	127.00
25	YA	2506	U	C5-C4-O4	7.12	130.17	125.90
25	RA	1627	G	N1-C6-O6	7.12	124.17	119.90
1	QA	352	C	N3-C4-C5	-7.12	119.05	121.90
25	YA	391	G	N1-C6-O6	7.12	124.17	119.90
25	YA	58	G	N3-C4-C5	-7.12	125.04	128.60
25	YA	1216	G	N1-C6-O6	7.12	124.17	119.90
25	YA	2321	G	N7-C8-N9	7.12	116.66	113.10
25	YA	2558	C	C2-N3-C4	-7.12	116.34	119.90
1	QA	108	G	C4-N9-C1'	7.11	135.75	126.50
25	YA	583	G	O5'-P-OP2	-7.11	99.30	105.70
1	QA	299	G	N3-C2-N2	-7.11	114.92	119.90
25	RA	2544	G	C5-C6-O6	-7.11	124.33	128.60
25	YA	1906	G	C6-C5-N7	-7.11	126.13	130.40
1	XA	1323	G	C4-C5-N7	7.11	113.64	110.80
25	YA	1369	G	N1-C6-O6	7.11	124.17	119.90
25	YA	728	G	C4-N9-C1'	7.11	135.74	126.50
25	YA	1468	C	N1-C2-O2	7.11	123.17	118.90

Continued on next page...

Continued from previous page...

Mol	Chain	Res	Type	Atoms	Z	Observed(°)	Ideal(°)
25	YA	2051	A	C2-N3-C4	-7.11	107.05	110.60
1	XA	564	C	C6-N1-C2	-7.10	117.46	120.30
25	RA	1602	U	N3-C4-C5	-7.10	110.34	114.60
1	XA	901	A	C4-C5-N7	7.10	114.25	110.70
25	YA	63	U	N3-C4-C5	-7.10	110.34	114.60
25	RA	2867	G	N3-C4-C5	7.10	132.15	128.60
25	YA	434	U	N1-C2-O2	-7.10	117.83	122.80
25	YA	867	C	C5-C6-N1	7.10	124.55	121.00
25	RA	252	G	C5-C6-O6	7.10	132.86	128.60
25	RA	2032	G	C4-C5-C6	-7.10	114.54	118.80
25	YA	2422	A	O5'-P-OP2	-7.10	99.31	105.70
1	XA	186(A)	C	C2-N1-C1'	7.10	126.61	118.80
25	YA	544	C	N1-C2-O2	7.10	123.16	118.90
25	YA	636	G	C5-C6-O6	-7.10	124.34	128.60
25	YA	2550	G	C6-C5-N7	-7.10	126.14	130.40
25	YA	2518	A	N9-C4-C5	-7.10	102.96	105.80
1	XA	372	C	N1-C2-O2	7.09	123.16	118.90
1	XA	1114	C	C6-N1-C2	-7.09	117.46	120.30
25	YA	2292	C	N3-C2-O2	-7.09	116.94	121.90
25	RA	573	G	O4'-C1'-N9	-7.09	102.53	108.20
25	RA	775	G	N3-C4-C5	-7.09	125.05	128.60
25	YA	391	G	N9-C4-C5	-7.09	102.56	105.40
25	RA	2556	C	C6-N1-C1'	-7.09	112.29	120.80
25	RA	444	C	C6-N1-C2	7.09	123.14	120.30
25	RA	2421	G	N3-C2-N2	7.08	124.86	119.90
1	XA	557	G	N9-C4-C5	-7.08	102.57	105.40
25	YA	2820	A	C6-C5-N7	-7.08	127.34	132.30
1	QA	778	G	C4-N9-C1'	7.08	135.71	126.50
25	RA	2597	G	C5-C6-N1	-7.08	107.96	111.50
1	XA	372	C	C6-N1-C1'	-7.08	112.30	120.80
25	YA	338	G	C4-N9-C1'	7.08	135.71	126.50
25	YA	741	G	C4-N9-C1'	7.08	135.71	126.50
25	RA	51	G	N3-C4-N9	7.08	130.25	126.00
25	RA	1404	C	N3-C2-O2	-7.08	116.94	121.90
25	RA	2751	G	C8-N9-C4	-7.08	103.57	106.40
1	QA	1518	A	C5-C6-N1	-7.08	114.16	117.70
25	RA	141	A	C5-N7-C8	-7.08	100.36	103.90
25	RA	2196	C	C6-N1-C2	-7.08	117.47	120.30
25	YA	1241	A	C5-C6-N1	-7.08	114.16	117.70
25	YA	2570	G	C8-N9-C4	7.08	109.23	106.40
25	RA	917	A	C5-C6-N1	-7.08	114.16	117.70
25	RA	85	G	N3-C4-C5	-7.08	125.06	128.60

Continued on next page...

Continued from previous page...

Mol	Chain	Res	Type	Atoms	Z	Observed(°)	Ideal(°)
25	RA	966	G	O5'-P-OP2	-7.08	99.33	105.70
25	YA	1401	G	C5-C6-N1	-7.08	107.96	111.50
1	XA	1323	G	C5-C6-O6	-7.07	124.36	128.60
1	XA	1416	G	C8-N9-C4	-7.07	103.57	106.40
25	YA	2818	G	C6-C5-N7	-7.07	126.16	130.40
1	QA	226	G	C2-N3-C4	-7.07	108.36	111.90
25	RA	726	G	C4-C5-N7	-7.07	107.97	110.80
25	YA	658	C	O5'-P-OP2	-7.07	99.34	105.70
25	YA	701	G	C4-N9-C1'	7.07	135.69	126.50
25	YA	1256	G	N3-C4-C5	-7.07	125.06	128.60
25	RA	958	U	N3-C2-O2	-7.07	117.25	122.20
25	YA	788	A	C8-N9-C4	7.07	108.63	105.80
25	RA	511	U	O5'-P-OP1	-7.07	99.34	105.70
25	YA	1280	G	C2-N3-C4	7.07	115.43	111.90
1	QA	106	C	C6-N1-C2	-7.07	117.47	120.30
25	RA	860	U	C4-C5-C6	7.07	123.94	119.70
25	RA	1779	U	C5-C6-N1	7.07	126.23	122.70
25	RA	1949	G	C6-C5-N7	-7.07	126.16	130.40
25	RA	2455	G	C5-C6-O6	-7.07	124.36	128.60
25	RA	1985	G	N3-C4-C5	-7.06	125.07	128.60
25	YA	1657	C	OP1-P-O3'	7.06	120.74	105.20
25	RA	2426	A	C8-N9-C4	-7.06	102.97	105.80
25	YA	2215	G	N9-C4-C5	-7.06	102.58	105.40
25	YA	2420	C	O5'-P-OP2	7.06	119.17	110.70
26	YB	41	U	N1-C2-O2	7.06	127.74	122.80
25	RA	1328	G	C6-C5-N7	-7.06	126.16	130.40
25	YA	1799	G	P-O3'-C3'	7.06	128.17	119.70
25	YA	1259	G	N1-C6-O6	7.06	124.13	119.90
25	RA	2857	G	C6-C5-N7	-7.05	126.17	130.40
25	YA	1695	G	N3-C4-N9	7.05	130.23	126.00
25	RA	1835	G	N3-C4-N9	7.05	130.23	126.00
25	YA	209	C	N3-C4-C5	7.05	124.72	121.90
25	YA	465	G	C4-N9-C1'	7.05	135.67	126.50
25	YA	1753	G	C8-N9-C4	-7.05	103.58	106.40
25	RA	707	G	N3-C4-N9	7.05	130.23	126.00
25	RA	1471	A	N7-C8-N9	7.05	117.33	113.80
36	RQ	81	VAL	N-CA-C	7.05	130.04	111.00
25	YA	1049	C	N3-C2-O2	-7.05	116.96	121.90
25	YA	911	A	C5-C6-N1	-7.05	114.18	117.70
25	YA	1424	G	C4-C5-C6	7.05	123.03	118.80
25	YA	1614	A	O4'-C1'-N9	7.05	113.84	108.20
25	YA	2518	A	C8-N9-C4	7.05	108.62	105.80

Continued on next page...

Continued from previous page...

Mol	Chain	Res	Type	Atoms	Z	Observed(°)	Ideal(°)
25	YA	1705	G	C8-N9-C1'	-7.05	117.84	127.00
1	QA	377	G	C4-N9-C1'	7.05	135.66	126.50
25	RA	1314	C	O5'-P-OP1	-7.04	99.36	105.70
25	RA	1840	G	N1-C6-O6	7.04	124.13	119.90
25	YA	2224	G	C4-C5-N7	-7.04	107.98	110.80
25	RA	791	C	N3-C4-C5	7.04	124.72	121.90
25	RA	1950	G	C5-N7-C8	-7.04	100.78	104.30
25	YA	480	A	OP1-P-O3'	7.04	120.70	105.20
25	YA	974(A)	C	N3-C4-N4	-7.04	113.07	118.00
25	YA	2445	G	C8-N9-C4	-7.04	103.58	106.40
25	YA	2665	A	N1-C6-N6	7.04	122.83	118.60
1	XA	919	A	N1-C6-N6	-7.04	114.38	118.60
25	YA	2463	C	N1-C2-N3	7.04	124.13	119.20
1	XA	960	U	C2-N1-C1'	7.04	126.15	117.70
36	YQ	81	VAL	N-CA-C	7.04	130.01	111.00
1	QA	377	G	N3-C4-C5	-7.04	125.08	128.60
25	RA	530	G	N1-C6-O6	-7.04	115.68	119.90
25	YA	1496	A	N1-C6-N6	7.04	122.82	118.60
1	XA	1352	C	N3-C2-O2	-7.04	116.97	121.90
25	YA	2732	G	N1-C6-O6	7.04	124.12	119.90
1	QA	191	G	N3-C4-C5	-7.04	125.08	128.60
1	QA	778	G	C6-C5-N7	-7.04	126.18	130.40
25	RA	745	G	C4-N9-C1'	7.04	135.65	126.50
25	RA	2211	G	C5-N7-C8	-7.04	100.78	104.30
25	RA	184	C	C2-N3-C4	-7.03	116.38	119.90
1	XA	1419	G	C2-N3-C4	-7.03	108.38	111.90
25	RA	137	C	C6-N1-C2	-7.03	117.49	120.30
25	RA	1614	A	N7-C8-N9	7.03	117.31	113.80
25	YA	2246	G	C5-C6-N1	7.03	115.02	111.50
25	YA	228	A	C8-N9-C4	-7.03	102.99	105.80
1	QA	557	G	C6-C5-N7	-7.03	126.18	130.40
1	XA	808	C	N3-C4-N4	7.03	122.92	118.00
25	RA	250	G	O5'-P-OP1	-7.03	99.38	105.70
25	YA	270(Y)	G	C5-C6-O6	7.03	132.81	128.60
25	YA	2490	G	C6-C5-N7	-7.03	126.19	130.40
1	QA	754	C	N1-C2-O2	7.02	123.11	118.90
25	RA	2674	G	N3-C4-C5	7.02	132.11	128.60
25	YA	300	A	O5'-P-OP2	-7.02	99.38	105.70
25	RA	382	G	N3-C4-C5	7.02	132.11	128.60
25	RA	1269	A	O5'-P-OP1	-7.02	99.38	105.70
25	RA	2325	G	C5-C6-N1	-7.02	107.99	111.50
25	RA	2419	U	N3-C2-O2	-7.02	117.29	122.20

Continued on next page...

Continued from previous page...

Mol	Chain	Res	Type	Atoms	Z	Observed(°)	Ideal(°)
25	RA	2450	A	N7-C8-N9	7.02	117.31	113.80
25	RA	297	C	N1-C2-O2	7.01	123.11	118.90
25	RA	991	C	O5'-P-OP1	-7.01	99.39	105.70
25	RA	1210	A	C4-C5-C6	7.01	120.51	117.00
1	XA	1523	G	N1-C6-O6	7.01	124.11	119.90
1	QA	137	C	C6-N1-C2	7.01	123.11	120.30
25	YA	2458	G	C6-C5-N7	-7.01	126.19	130.40
25	RA	1698	A	C4-C5-N7	7.01	114.21	110.70
25	YA	976	C	C6-N1-C2	-7.01	117.50	120.30
25	RA	1903	G	O5'-P-OP2	-7.01	99.39	105.70
25	RA	1681	G	C6-C5-N7	-7.00	126.20	130.40
25	YA	1192	G	C6-C5-N7	-7.00	126.20	130.40
25	YA	2458	G	C5-C6-N1	-7.00	108.00	111.50
25	RA	2346	A	N1-C2-N3	7.00	132.80	129.30
25	YA	27	G	C8-N9-C4	-7.00	103.60	106.40
25	YA	73	A	N1-C6-N6	-7.00	114.40	118.60
25	YA	385	C	C5-C6-N1	7.00	124.50	121.00
25	RA	2049	G	C2-N3-C4	-7.00	108.40	111.90
25	YA	129	C	C6-N1-C2	7.00	123.10	120.30
25	YA	379	G	C6-C5-N7	-7.00	126.20	130.40
1	QA	145	G	C8-N9-C4	-7.00	103.60	106.40
25	YA	84	A	N7-C8-N9	7.00	117.30	113.80
1	QA	869	G	N3-C4-N9	-7.00	121.80	126.00
25	RA	1264	G	N3-C4-C5	-7.00	125.10	128.60
25	RA	1636	C	N1-C2-O2	7.00	123.10	118.90
25	YA	141	A	C6-C5-N7	-7.00	127.40	132.30
25	RA	1241	A	N1-C2-N3	6.99	132.80	129.30
25	YA	2458	G	C2-N3-C4	-6.99	108.40	111.90
1	QA	1206	G	N3-C4-C5	-6.99	125.11	128.60
25	RA	1786	A	N9-C4-C5	-6.99	103.00	105.80
25	RA	2508	G	C8-N9-C1'	-6.99	117.92	127.00
25	YA	140	A	C5-C6-N6	-6.99	118.11	123.70
1	QA	244	U	C6-N1-C2	6.99	125.19	121.00
25	RA	1896	G	C4-C5-N7	6.99	113.59	110.80
25	RA	2468	G	O4'-C1'-N9	6.99	113.79	108.20
1	XA	1419	G	C5-C6-N1	-6.99	108.01	111.50
25	YA	1497	U	N1-C2-O2	6.99	127.69	122.80
25	YA	2622	C	C5-C6-N1	-6.99	117.51	121.00
25	RA	1645	G	C5-C6-O6	-6.99	124.41	128.60
1	XA	328	C	N3-C2-O2	-6.99	117.01	121.90
25	YA	298	G	N3-C4-N9	-6.99	121.81	126.00
25	YA	2576	G	N1-C6-O6	-6.99	115.71	119.90

Continued on next page...

Continued from previous page...

Mol	Chain	Res	Type	Atoms	Z	Observed(°)	Ideal(°)
25	YA	63	U	C6-N1-C1'	6.98	130.98	121.20
25	RA	2509	G	N1-C2-N3	6.98	128.09	123.90
25	YA	2315	G	O5'-P-OP1	-6.98	99.42	105.70
25	YA	2360	A	C8-N9-C4	6.98	108.59	105.80
25	RA	72	U	C5-C6-N1	-6.98	119.21	122.70
25	RA	1678	G	C8-N9-C4	-6.98	103.61	106.40
25	RA	2456	C	N3-C4-N4	6.98	122.89	118.00
1	XA	1519	A	O5'-P-OP1	-6.98	99.42	105.70
1	XA	755	G	C6-C5-N7	-6.98	126.21	130.40
25	YA	1930	G	C5-N7-C8	6.98	107.79	104.30
25	YA	153	C	C5-C6-N1	6.98	124.49	121.00
25	YA	202	U	C5-C4-O4	6.98	130.09	125.90
25	YA	1956	U	C2-N1-C1'	-6.98	109.33	117.70
25	RA	57	C	C6-N1-C2	-6.98	117.51	120.30
25	YA	741	G	C4-C5-C6	6.98	122.98	118.80
25	YA	1770	G	C6-C5-N7	-6.97	126.22	130.40
25	YA	2677	G	C4-N9-C1'	6.97	135.57	126.50
25	RA	860	U	N1-C2-N3	6.97	119.08	114.90
1	XA	435	C	C6-N1-C2	-6.97	117.51	120.30
25	YA	1834	U	N3-C2-O2	-6.97	117.32	122.20
25	YA	2080	G	C2-N3-C4	-6.97	108.41	111.90
25	YA	2320	A	C8-N9-C4	-6.97	103.01	105.80
25	YA	2656	U	OP1-P-OP2	-6.97	109.14	119.60
1	QA	117	G	C4-C5-N7	6.97	113.59	110.80
25	YA	259	G	C6-C5-N7	-6.97	126.22	130.40
25	YA	2838	G	C8-N9-C4	-6.97	103.61	106.40
25	RA	2056	G	C5-N7-C8	-6.97	100.82	104.30
25	YA	663	G	C4-N9-C1'	6.97	135.56	126.50
25	YA	2706	G	C8-N9-C4	6.96	109.19	106.40
25	YA	327	G	N1-C6-O6	6.96	124.08	119.90
25	RA	1238	G	N3-C4-C5	6.96	132.08	128.60
25	RA	2318	G	C8-N9-C4	-6.96	103.62	106.40
25	YA	2694	G	N1-C6-O6	6.96	124.08	119.90
25	YA	2712	U	N1-C2-N3	6.96	119.08	114.90
1	XA	872	A	C8-N9-C4	-6.96	103.02	105.80
25	YA	144	C	N3-C2-O2	-6.96	117.03	121.90
25	YA	290	G	C8-N9-C4	6.96	109.18	106.40
25	YA	503	A	C4-C5-C6	6.96	120.48	117.00
25	YA	916	G	C8-N9-C4	-6.96	103.62	106.40
25	RA	530	G	N1-C2-N2	-6.96	109.94	116.20
1	XA	902	G	C5-C6-O6	-6.95	124.43	128.60
25	YA	975	G	OP1-P-OP2	-6.95	109.17	119.60

Continued on next page...

Continued from previous page...

Mol	Chain	Res	Type	Atoms	Z	Observed(°)	Ideal(°)
25	YA	2431	U	N3-C4-C5	-6.95	110.43	114.60
25	YA	1266	G	C8-N9-C4	6.95	109.18	106.40
25	YA	1603	A	C8-N9-C4	-6.95	103.02	105.80
25	YA	2053	G	C5-C6-O6	-6.95	124.43	128.60
25	RA	1440	G	N1-C6-O6	6.95	124.07	119.90
25	YA	2616	C	C6-N1-C2	6.95	123.08	120.30
25	RA	637	A	O5'-P-OP1	-6.95	99.45	105.70
25	RA	2787	C	N1-C2-O2	6.95	123.07	118.90
1	QA	865	A	C8-N9-C4	-6.94	103.02	105.80
25	RA	1162	G	C5-C6-O6	-6.94	124.43	128.60
1	QA	377	G	C8-N9-C1'	-6.94	117.97	127.00
25	RA	484	C	C6-N1-C1'	-6.94	112.47	120.80
25	RA	1634	A	C5-N7-C8	6.94	107.37	103.90
1	XA	283	C	N1-C2-O2	6.94	123.06	118.90
25	YA	585	G	N3-C4-N9	6.94	130.16	126.00
25	YA	1695	G	C8-N9-C1'	-6.94	117.98	127.00
25	RA	768	G	C8-N9-C4	-6.94	103.62	106.40
25	RA	1300	U	N3-C4-C5	-6.94	110.44	114.60
25	RA	2311	A	C2-N3-C4	-6.94	107.13	110.60
25	RA	2656	U	N3-C4-O4	6.94	124.26	119.40
25	YA	1930	G	C2-N3-C4	6.94	115.37	111.90
26	RB	22	U	C6-N1-C2	-6.94	116.84	121.00
25	RA	2366	A	O5'-P-OP2	-6.93	99.46	105.70
1	XA	1158	C	N1-C2-O2	6.93	123.06	118.90
1	QA	331	G	C8-N9-C4	-6.93	103.63	106.40
25	RA	2772	C	C6-N1-C2	6.93	123.07	120.30
1	QA	934	C	P-O3'-C3'	6.93	128.01	119.70
25	RA	777	A	C2-N3-C4	6.93	114.06	110.60
25	RA	1022	G	C4-C5-N7	-6.93	108.03	110.80
1	XA	221	C	C6-N1-C2	-6.93	117.53	120.30
25	YA	1017	G	C4-C5-N7	6.93	113.57	110.80
25	YA	2258	C	N1-C2-O2	6.93	123.06	118.90
25	YA	2548	G	C6-C5-N7	-6.93	126.24	130.40
25	RA	1903	G	C4-N9-C1'	6.93	135.51	126.50
25	RA	71	A	N1-C6-N6	6.92	122.75	118.60
1	XA	328	C	C5-C6-N1	6.92	124.46	121.00
25	YA	1203	G	C5-C6-O6	6.92	132.75	128.60
25	YA	2567	G	O5'-P-OP1	-6.92	99.47	105.70
25	YA	787	U	N3-C2-O2	6.92	127.04	122.20
25	YA	1028	A	C8-N9-C4	-6.92	103.03	105.80
25	YA	1141	U	N1-C2-N3	6.92	119.05	114.90
25	RA	848	G	N1-C6-O6	-6.92	115.75	119.90

Continued on next page...

Continued from previous page...

Mol	Chain	Res	Type	Atoms	Z	Observed(°)	Ideal(°)
25	RA	1929	G	N9-C4-C5	-6.92	102.63	105.40
25	YA	1186	G	N1-C6-O6	-6.92	115.75	119.90
25	YA	1606	G	C4-N9-C1'	6.92	135.49	126.50
26	RB	104	A	O5'-P-OP2	-6.92	99.47	105.70
1	QA	525	C	C5-C6-N1	6.92	124.46	121.00
25	YA	2395	C	C2-N3-C4	6.92	123.36	119.90
25	RA	2393	A	N1-C6-N6	6.91	122.75	118.60
25	YA	400	G	N3-C4-N9	-6.91	121.85	126.00
25	YA	1369	G	C4-C5-N7	6.91	113.57	110.80
25	RA	1612	C	N3-C4-C5	6.91	124.66	121.90
25	YA	2228	G	O5'-P-OP2	-6.91	99.48	105.70
25	RA	2452	C	N3-C4-C5	-6.91	119.14	121.90
25	YA	1183	G	N1-C6-O6	6.91	124.05	119.90
25	YA	2035	G	C4-N9-C1'	-6.91	117.52	126.50
1	QA	31	G	C8-N9-C1'	-6.91	118.02	127.00
25	RA	1667	G	O4'-C1'-N9	6.91	113.73	108.20
25	YA	866	A	N1-C6-N6	6.91	122.74	118.60
1	QA	104	G	C5-C6-N1	-6.91	108.05	111.50
25	YA	2022	U	C2-N1-C1'	-6.91	109.41	117.70
25	YA	1776	G	C6-C5-N7	-6.90	126.26	130.40
25	RA	1602	U	N3-C2-O2	-6.90	117.37	122.20
25	RA	1769	G	C6-C5-N7	-6.90	126.26	130.40
25	RA	954	G	C8-N9-C4	-6.90	103.64	106.40
25	YA	705	A	O5'-P-OP1	-6.90	99.49	105.70
25	YA	2432	A	C5-C6-N1	-6.90	114.25	117.70
25	RA	1471	A	C6-C5-N7	-6.89	127.47	132.30
26	RB	22	U	C5-C6-N1	6.89	126.15	122.70
1	XA	23	C	N3-C4-C5	-6.89	119.14	121.90
1	XA	1200	C	P-O3'-C3'	6.89	127.97	119.70
25	YA	989	G	N9-C4-C5	-6.89	102.64	105.40
25	RA	15	G	N3-C4-N9	-6.89	121.86	126.00
25	YA	1950	G	C8-N9-C1'	-6.89	118.04	127.00
25	RA	1623	G	C4-C5-N7	6.89	113.56	110.80
25	YA	2367	G	C6-C5-N7	-6.89	126.27	130.40
25	RA	1299	G	N3-C4-C5	6.89	132.04	128.60
25	RA	1858	G	C8-N9-C4	-6.89	103.64	106.40
25	YA	27	G	C4-C5-N7	-6.89	108.05	110.80
25	RA	533	G	C4-C5-C6	6.89	122.93	118.80
25	RA	877	U	C5-C6-N1	6.89	126.14	122.70
1	XA	812	C	C6-N1-C1'	-6.89	112.54	120.80
25	YA	1854	A	C8-N9-C4	6.89	108.56	105.80
25	RA	1142(A)	A	C5-C6-N1	-6.88	114.26	117.70

Continued on next page...

Continued from previous page...

Mol	Chain	Res	Type	Atoms	Z	Observed(°)	Ideal(°)
25	RA	1429	G	C6-C5-N7	-6.88	126.27	130.40
25	RA	1779	U	C5-C4-O4	-6.88	121.77	125.90
25	YA	2235	G	C2-N3-C4	-6.88	108.46	111.90
25	YA	510	C	OP1-P-OP2	6.88	129.92	119.60
25	RA	307	G	N1-C6-O6	-6.88	115.77	119.90
25	RA	1196	C	C6-N1-C2	-6.88	117.55	120.30
25	RA	1816	G	C2-N3-C4	6.88	115.34	111.90
25	RA	2018	G	C6-C5-N7	-6.88	126.27	130.40
25	YA	388	G	N9-C4-C5	6.88	108.15	105.40
25	YA	563	G	N1-C6-O6	-6.88	115.77	119.90
25	YA	928	G	C5-N7-C8	-6.88	100.86	104.30
25	YA	51	G	N1-C2-N3	6.88	128.03	123.90
25	RA	776	G	N3-C4-C5	6.87	132.04	128.60
25	YA	636	G	C8-N9-C4	-6.87	103.65	106.40
25	RA	1647	G	N3-C4-C5	6.87	132.04	128.60
25	RA	2447	G	C4-C5-C6	6.87	122.92	118.80
1	XA	423	G	C8-N9-C1'	-6.87	118.07	127.00
1	XA	812	C	C5-C6-N1	6.87	124.44	121.00
1	XA	1502	A	C5-N7-C8	-6.87	100.47	103.90
25	YA	845	G	C4-C5-N7	6.87	113.55	110.80
25	YA	2752	C	C2-N1-C1'	6.87	126.36	118.80
25	YA	301	G	N3-C4-C5	-6.87	125.17	128.60
25	YA	1929	G	C5-N7-C8	-6.87	100.87	104.30
25	YA	774	A	C5-C6-N1	-6.87	114.27	117.70
25	RA	932	G	C5-C6-N1	-6.87	108.07	111.50
25	YA	469	G	C6-C5-N7	-6.87	126.28	130.40
1	XA	1144	G	N3-C4-N9	-6.86	121.88	126.00
25	YA	284	U	C5-C6-N1	6.86	126.13	122.70
25	YA	465	G	C6-C5-N7	-6.86	126.28	130.40
25	RA	15	G	C8-N9-C1'	6.86	135.92	127.00
25	RA	268	C	C5-C6-N1	6.86	124.43	121.00
25	RA	2581	G	C8-N9-C4	-6.86	103.66	106.40
25	YA	246	C	C5-C6-N1	-6.86	117.57	121.00
25	YA	388	G	C5-C6-O6	6.86	132.72	128.60
25	YA	777	A	C6-N1-C2	-6.86	114.48	118.60
25	YA	1944	U	C6-N1-C2	6.86	125.12	121.00
25	YA	2012	G	C4-C5-N7	6.86	113.54	110.80
25	YA	2544	G	C6-C5-N7	-6.86	126.28	130.40
25	RA	508	G	C5-C6-O6	-6.86	124.48	128.60
1	XA	1380	U	O5'-P-OP2	-6.86	99.53	105.70
25	RA	1447	G	N1-C6-O6	6.86	124.01	119.90
25	RA	2005	A	N1-C6-N6	-6.86	114.49	118.60

Continued on next page...

Continued from previous page...

Mol	Chain	Res	Type	Atoms	Z	Observed(°)	Ideal(°)
25	RA	2333	A	C2-N3-C4	6.86	114.03	110.60
25	YA	1989	G	C5-C6-N1	-6.86	108.07	111.50
25	RA	982	C	C2-N3-C4	6.85	123.33	119.90
25	YA	1978	A	N1-C2-N3	6.85	132.73	129.30
25	YA	2251	G	N1-C2-N2	-6.85	110.03	116.20
25	YA	1997	G	N3-C4-C5	6.85	132.03	128.60
1	QA	232	G	C6-C5-N7	-6.85	126.29	130.40
25	RA	1298	C	C6-N1-C2	-6.85	117.56	120.30
25	RA	2042	A	C2-N3-C4	-6.85	107.18	110.60
25	YA	729	G	C5-C6-O6	-6.85	124.49	128.60
25	YA	2544	G	N9-C4-C5	-6.85	102.66	105.40
1	XA	797	C	N3-C4-C5	6.84	124.64	121.90
25	YA	83	G	N7-C8-N9	-6.84	109.68	113.10
25	YA	1559	G	C4-C5-N7	6.84	113.54	110.80
25	RA	785	G	O5'-P-OP1	-6.84	99.54	105.70
25	YA	259	G	C2-N3-C4	-6.84	108.48	111.90
25	YA	662	G	C8-N9-C1'	-6.84	118.11	127.00
25	YA	1904	G	N3-C4-N9	6.84	130.10	126.00
25	YA	2307	G	O4'-C1'-N9	6.84	113.67	108.20
25	YA	2389	G	O5'-P-OP2	6.84	118.91	110.70
1	QA	1382	C	C6-N1-C2	-6.84	117.56	120.30
25	RA	1949	G	C4-C5-C6	6.84	122.90	118.80
25	RA	2512	C	N3-C2-O2	6.84	126.69	121.90
1	XA	799	G	C6-C5-N7	-6.84	126.30	130.40
25	RA	512	G	C8-N9-C1'	6.84	135.89	127.00
25	RA	1353	A	C4-C5-C6	6.84	120.42	117.00
25	YA	433	C	C5-C6-N1	-6.83	117.58	121.00
25	YA	1279	G	N9-C4-C5	6.83	108.13	105.40
1	XA	1323	G	C6-C5-N7	-6.83	126.30	130.40
25	RA	1756	G	C5-C6-N1	-6.83	108.08	111.50
25	YA	2383	G	C4-N9-C1'	6.83	135.38	126.50
25	RA	780	G	N7-C8-N9	6.83	116.51	113.10
26	RB	90	C	N1-C2-O2	6.83	123.00	118.90
25	YA	554	U	C5-C6-N1	-6.83	119.29	122.70
25	YA	2436	G	C4-C5-N7	-6.83	108.07	110.80
25	YA	2820	A	C4-C5-N7	6.83	114.11	110.70
25	RA	1123	C	N3-C2-O2	6.82	126.68	121.90
25	YA	2028	U	N3-C4-O4	6.82	124.18	119.40
1	XA	293	G	C5-C6-O6	-6.82	124.51	128.60
25	YA	2870	C	C6-N1-C2	-6.82	117.57	120.30
25	RA	1774	C	C6-N1-C2	-6.82	117.57	120.30
25	YA	1021	A	N1-C2-N3	6.82	132.71	129.30

Continued on next page...

Continued from previous page...

Mol	Chain	Res	Type	Atoms	Z	Observed(°)	Ideal(°)
25	YA	1187	G	C4-N9-C1'	6.82	135.37	126.50
25	YA	2079	U	O5'-P-OP1	-6.82	99.56	105.70
25	YA	55	G	N3-C4-N9	6.82	130.09	126.00
25	RA	1617	C	C5-C6-N1	-6.82	117.59	121.00
25	RA	1896	G	C5-C6-O6	-6.82	124.51	128.60
25	YA	1043	C	C6-N1-C2	-6.82	117.57	120.30
25	RA	2043	C	C5-C6-N1	6.81	124.41	121.00
25	RA	2832	U	P-O3'-C3'	6.81	127.88	119.70
25	YA	1450	C	N3-C2-O2	-6.81	117.13	121.90
25	YA	1869	G	C4-C5-C6	6.81	122.89	118.80
25	RA	1624	G	C8-N9-C4	6.81	109.12	106.40
25	YA	822	U	C5-C4-O4	6.81	129.98	125.90
25	YA	1813	G	N1-C6-O6	6.81	123.98	119.90
25	RA	1829	A	C5-C6-N1	6.81	121.10	117.70
25	YA	835	A	C8-N9-C4	-6.81	103.08	105.80
25	YA	2037	G	C5-C6-O6	-6.81	124.52	128.60
25	RA	673	C	N1-C2-O2	6.80	122.98	118.90
25	RA	1795	C	N3-C2-O2	-6.80	117.14	121.90
25	YA	327	G	C4-C5-C6	6.80	122.88	118.80
25	YA	512	G	N7-C8-N9	6.80	116.50	113.10
25	YA	1620	G	C6-C5-N7	-6.80	126.32	130.40
1	QA	705	U	C6-N1-C2	-6.80	116.92	121.00
25	YA	1606	G	N3-C4-C5	-6.80	125.20	128.60
25	YA	1332	G	N3-C2-N2	6.80	124.66	119.90
25	YA	1446	C	C6-N1-C2	-6.80	117.58	120.30
25	YA	1665	A	C8-N9-C4	6.80	108.52	105.80
25	YA	2064	C	C6-N1-C2	-6.80	117.58	120.30
1	QA	161	A	C8-N9-C4	-6.80	103.08	105.80
25	RA	1698	A	N7-C8-N9	6.80	117.20	113.80
25	YA	557	U	C5-C6-N1	-6.80	119.30	122.70
25	YA	576	U	N1-C2-O2	-6.80	118.04	122.80
25	YA	1437	C	C6-N1-C2	-6.80	117.58	120.30
25	YA	2434	A	C5-C6-N6	-6.80	118.26	123.70
25	YA	2029	G	C5-C6-N1	-6.80	108.10	111.50
1	QA	318	G	C2-N3-C4	6.80	115.30	111.90
1	XA	807	A	N7-C8-N9	6.80	117.20	113.80
25	YA	1528	A	C6-C5-N7	-6.80	127.54	132.30
25	YA	1705	G	C4-C5-C6	6.79	122.88	118.80
25	RA	1429	G	C4-C5-C6	6.79	122.88	118.80
25	YA	526	A	N9-C4-C5	6.79	108.52	105.80
25	YA	916	G	C4-N9-C1'	6.79	135.33	126.50
1	QA	1356	G	C8-N9-C4	-6.79	103.68	106.40

Continued on next page...

Continued from previous page...

Mol	Chain	Res	Type	Atoms	Z	Observed(°)	Ideal(°)
25	RA	1779	U	N3-C4-O4	6.79	124.15	119.40
25	YA	29	U	C5-C4-O4	-6.79	121.83	125.90
25	YA	269	U	C6-N1-C1'	-6.79	111.69	121.20
25	YA	138	G	C2-N3-C4	6.79	115.30	111.90
25	YA	530	G	N1-C6-O6	-6.79	115.83	119.90
25	YA	1857	G	C4-C5-C6	6.79	122.87	118.80
25	YA	2025	C	N3-C4-C5	-6.79	119.18	121.90
26	YB	30	C	C5-C6-N1	6.79	124.39	121.00
25	YA	199	A	C8-N9-C4	6.79	108.51	105.80
25	YA	979	G	C5-N7-C8	-6.79	100.91	104.30
1	XA	273	A	C6-C5-N7	-6.78	127.55	132.30
25	YA	1907	G	N3-C2-N2	-6.78	115.15	119.90
25	RA	2394	C	N3-C4-C5	6.78	124.61	121.90
1	QA	266	G	C6-C5-N7	-6.78	126.33	130.40
25	RA	1338	G	C5-C6-O6	-6.78	124.53	128.60
1	XA	1058	G	C8-N9-C4	6.78	109.11	106.40
25	RA	2483	C	C6-N1-C2	-6.78	117.59	120.30
25	YA	1559	G	C5-N7-C8	-6.78	100.91	104.30
25	YA	1891	G	N9-C4-C5	-6.78	102.69	105.40
1	QA	328	C	N3-C2-O2	-6.78	117.16	121.90
1	QA	1419	G	C6-C5-N7	-6.78	126.33	130.40
25	RA	1998	G	O5'-P-OP2	-6.78	99.60	105.70
25	RA	2071	A	C5-C6-N6	-6.78	118.28	123.70
25	RA	2827	C	C6-N1-C2	6.77	123.01	120.30
25	YA	2237	G	N3-C2-N2	6.77	124.64	119.90
25	RA	309	G	N1-C6-O6	6.77	123.96	119.90
25	RA	944	G	C5-C6-N1	-6.77	108.11	111.50
25	RA	2770	G	N3-C4-N9	6.77	130.06	126.00
25	YA	568	U	N1-C2-N3	6.77	118.96	114.90
25	YA	783	A	C5-C6-N1	-6.77	114.31	117.70
25	RA	249	C	O4'-C1'-N1	6.77	113.62	108.20
25	YA	2029	G	C4-C5-C6	6.77	122.86	118.80
25	YA	2049	G	C5-C6-N1	-6.77	108.12	111.50
25	YA	2329	G	C8-N9-C4	6.77	109.11	106.40
25	RA	2441	C	C6-N1-C1'	6.77	128.92	120.80
25	YA	585	G	C4-C5-C6	6.77	122.86	118.80
25	YA	973	A	C5-C6-N1	-6.77	114.32	117.70
25	RA	27	G	C8-N9-C1'	6.76	135.79	127.00
25	RA	760	G	C8-N9-C1'	-6.76	118.20	127.00
25	RA	2508	G	N1-C6-O6	6.76	123.96	119.90
25	RA	738	G	N9-C4-C5	6.76	108.10	105.40
25	RA	760	G	C4-N9-C1'	6.76	135.29	126.50

Continued on next page...

Continued from previous page...

Mol	Chain	Res	Type	Atoms	Z	Observed(°)	Ideal(°)
25	YA	735	A	N1-C6-N6	6.76	122.66	118.60
25	YA	1931	U	C6-N1-C2	-6.76	116.94	121.00
25	YA	2500	U	OP2-P-O3'	6.76	120.08	105.20
1	QA	52	G	N9-C4-C5	-6.76	102.70	105.40
1	XA	718	G	O5'-P-OP1	-6.76	99.62	105.70
1	XA	980	C	N3-C2-O2	-6.76	117.17	121.90
25	YA	324	A	O5'-P-OP1	-6.76	99.62	105.70
25	RA	1601	G	C4-C5-N7	6.76	113.50	110.80
1	XA	698	G	N3-C4-N9	6.76	130.06	126.00
25	RA	745	G	N3-C4-C5	-6.76	125.22	128.60
25	YA	687	C	N1-C2-O2	-6.76	114.85	118.90
25	YA	2655	G	P-O3'-C3'	6.76	127.81	119.70
25	RA	791	C	C2-N1-C1'	-6.75	111.37	118.80
25	RA	1857	G	C6-C5-N7	-6.75	126.35	130.40
25	YA	658	C	O5'-P-OP1	6.75	118.81	110.70
25	YA	859	G	N3-C4-C5	6.75	131.98	128.60
25	YA	2088	G	N1-C2-N3	6.75	127.95	123.90
25	YA	2291	U	N3-C4-C5	-6.75	110.55	114.60
1	QA	1470	G	N3-C4-N9	6.75	130.05	126.00
25	RA	2251	G	C8-N9-C1'	-6.75	118.23	127.00
25	YA	130	C	N3-C4-C5	6.75	124.60	121.90
25	YA	2272	U	O5'-P-OP2	-6.75	99.63	105.70
1	XA	895	G	C5-C6-N1	-6.75	108.13	111.50
25	YA	1403	C	C6-N1-C2	-6.75	117.60	120.30
25	YA	2032	G	C5-C6-O6	-6.75	124.55	128.60
25	YA	1695	G	N3-C4-C5	-6.75	125.23	128.60
25	RA	307	G	C5-C6-N1	6.74	114.87	111.50
1	XA	1266	G	N3-C4-C5	6.74	131.97	128.60
1	XA	1342	C	N3-C4-C5	6.74	124.60	121.90
25	YA	1833	U	N1-C2-N3	6.74	118.94	114.90
25	RA	28	A	C4-C5-C6	6.74	120.37	117.00
25	RA	962	G	O5'-P-OP2	-6.74	99.64	105.70
25	RA	2646	C	O5'-P-OP2	-6.74	99.64	105.70
25	YA	2490	G	C5-C6-O6	-6.74	124.56	128.60
1	QA	53	A	C8-N9-C4	-6.74	103.11	105.80
1	QA	741	G	C5-C6-N1	-6.74	108.13	111.50
25	RA	439	G	N1-C6-O6	6.74	123.94	119.90
25	RA	651	G	N3-C4-C5	-6.74	125.23	128.60
25	RA	1189	A	OP1-P-O3'	6.74	120.02	105.20
25	YA	995	C	N1-C2-O2	6.74	122.94	118.90
1	QA	916	G	C2-N3-C4	6.73	115.27	111.90
25	RA	253	C	N3-C4-C5	6.73	124.59	121.90

Continued on next page...

Continued from previous page...

Mol	Chain	Res	Type	Atoms	Z	Observed(°)	Ideal(°)
25	RA	1328	G	N3-C4-C5	-6.73	125.23	128.60
25	RA	1698	A	C4-C5-C6	6.73	120.37	117.00
25	RA	1776	G	C4-N9-C1'	6.73	135.25	126.50
25	RA	2393	A	C5-C6-N1	-6.73	114.33	117.70
1	XA	299	G	N3-C4-N9	-6.73	121.96	126.00
1	XA	528	C	N3-C4-C5	6.73	124.59	121.90
1	XA	924	C	C6-N1-C2	-6.73	117.61	120.30
25	YA	1203	G	C4-C5-N7	-6.73	108.11	110.80
25	YA	1496	A	C4-C5-N7	6.73	114.07	110.70
25	YA	1522	G	C8-N9-C4	-6.73	103.71	106.40
25	YA	1899	G	N1-C6-O6	6.73	123.94	119.90
25	RA	672	C	C6-N1-C2	-6.73	117.61	120.30
1	XA	1380	U	C2-N1-C1'	-6.73	109.62	117.70
25	YA	458	G	C5-C6-O6	6.73	132.64	128.60
25	YA	71	A	C8-N9-C4	6.73	108.49	105.80
25	RA	508	G	C5-N7-C8	-6.72	100.94	104.30
25	RA	1374	G	C6-C5-N7	-6.72	126.37	130.40
25	YA	1049	C	C6-N1-C2	-6.72	117.61	120.30
1	QA	113	G	C4-C5-N7	-6.72	108.11	110.80
25	RA	439	G	C6-C5-N7	-6.72	126.37	130.40
25	YA	696	G	C5-C6-O6	-6.72	124.57	128.60
1	QA	44	G	C4-N9-C1'	6.72	135.24	126.50
25	RA	2689	U	P-O3'-C3'	6.72	127.77	119.70
25	YA	2463	C	C2-N3-C4	-6.72	116.54	119.90
25	YA	2731	G	C6-C5-N7	-6.72	126.37	130.40
1	QA	1206	G	C6-C5-N7	-6.72	126.37	130.40
25	YA	639	U	N3-C4-C5	-6.72	110.57	114.60
1	QA	919	A	N1-C6-N6	-6.71	114.57	118.60
1	QA	1420	C	C6-N1-C2	-6.71	117.61	120.30
25	RA	747	U	O5'-P-OP2	-6.71	99.66	105.70
25	YA	2093	G	C6-C5-N7	-6.71	126.37	130.40
25	RA	247	G	N1-C2-N2	-6.71	110.16	116.20
25	RA	2381	C	C6-N1-C2	-6.71	117.61	120.30
25	RA	929	G	N7-C8-N9	6.71	116.46	113.10
1	XA	1519	A	C4-C5-C6	6.71	120.36	117.00
25	YA	2859	G	C4-C5-N7	-6.71	108.12	110.80
25	RA	676	A	C6-C5-N7	-6.71	127.60	132.30
1	XA	1079	G	C5-C6-N1	-6.71	108.14	111.50
25	YA	1344	G	O5'-P-OP2	-6.71	99.66	105.70
25	YA	1694	C	N1-C2-O2	6.71	122.93	118.90
25	YA	1653	G	P-O3'-C3'	6.71	127.75	119.70
1	QA	416	G	N3-C4-N9	6.71	130.02	126.00

Continued on next page...

Continued from previous page...

Mol	Chain	Res	Type	Atoms	Z	Observed(°)	Ideal(°)
25	YA	258	G	C8-N9-C4	-6.71	103.72	106.40
25	YA	1325	G	N3-C4-N9	-6.71	121.98	126.00
25	YA	1699	G	C8-N9-C4	-6.71	103.72	106.40
25	YA	2732	G	C5-C6-O6	-6.71	124.58	128.60
1	QA	792	A	C4-C5-N7	6.70	114.05	110.70
1	XA	819	A	C5-C6-N1	-6.70	114.35	117.70
1	XA	974	A	O4'-C1'-N9	6.70	113.56	108.20
1	XA	1381	U	N1-C2-O2	6.70	127.49	122.80
25	YA	298	G	C8-N9-C1'	6.70	135.71	127.00
25	YA	1422	G	N3-C4-N9	-6.70	121.98	126.00
25	YA	2054	A	N7-C8-N9	6.70	117.15	113.80
25	RA	379	G	C5-C6-O6	-6.70	124.58	128.60
25	RA	2549	G	C4-N9-C1'	6.70	135.21	126.50
1	QA	135	C	C6-N1-C2	-6.70	117.62	120.30
1	QA	1297	C	P-O3'-C3'	6.70	127.74	119.70
25	RA	1278	A	C8-N9-C4	6.70	108.48	105.80
25	YA	2284	C	O5'-P-OP2	-6.70	99.67	105.70
25	YA	2686	G	N3-C4-N9	6.70	130.02	126.00
1	QA	1231	G	N3-C4-N9	-6.70	121.98	126.00
25	RA	503	A	N1-C6-N6	-6.70	114.58	118.60
25	RA	2060	A	N1-C6-N6	-6.70	114.58	118.60
25	RA	2228	G	N9-C4-C5	-6.70	102.72	105.40
1	XA	541	G	C4-C5-N7	6.70	113.48	110.80
25	YA	1790	C	N3-C2-O2	-6.70	117.21	121.90
25	YA	2399	G	C8-N9-C4	6.70	109.08	106.40
25	YA	842	G	C5-C6-N1	-6.70	108.15	111.50
25	YA	2474	C	C6-N1-C2	-6.70	117.62	120.30
26	YB	8	U	C5-C6-N1	6.70	126.05	122.70
1	XA	112	G	C4-C5-N7	6.69	113.48	110.80
1	QA	1372	U	C5-C6-N1	6.69	126.05	122.70
25	RA	821	A	C4-C5-C6	6.69	120.35	117.00
25	RA	1846	G	C8-N9-C4	-6.69	103.72	106.40
1	XA	776	G	C5-C6-N1	-6.69	108.15	111.50
25	YA	676	A	C8-N9-C4	-6.69	103.12	105.80
25	YA	2060	A	C6-C5-N7	-6.69	127.61	132.30
1	QA	1338	G	C5-C6-O6	6.69	132.61	128.60
25	YA	97	C	N3-C2-O2	-6.69	117.22	121.90
25	YA	760	G	C2-N3-C4	-6.69	108.56	111.90
25	RA	1882	C	C2-N1-C1'	6.69	126.16	118.80
25	YA	105	C	O5'-P-OP2	-6.69	99.68	105.70
25	YA	441	U	N1-C2-O2	-6.69	118.12	122.80
25	YA	804	A	OP1-P-O3'	6.68	119.91	105.20

Continued on next page...

Continued from previous page...

Mol	Chain	Res	Type	Atoms	Z	Observed(°)	Ideal(°)
25	YA	2688	U	N3-C2-O2	-6.68	117.52	122.20
1	XA	1263	C	C6-N1-C2	6.68	122.97	120.30
25	YA	1022	G	P-O3'-C3'	6.68	127.72	119.70
25	YA	2548	G	N1-C6-O6	6.68	123.91	119.90
25	RA	370	G	N3-C4-N9	6.68	130.01	126.00
25	YA	2251	G	N7-C8-N9	6.68	116.44	113.10
25	RA	743	G	C8-N9-C4	6.68	109.07	106.40
25	RA	861	A	C8-N9-C4	-6.68	103.13	105.80
26	YB	102	G	O5'-P-OP2	-6.68	99.69	105.70
25	YA	117	G	N3-C4-C5	-6.68	125.26	128.60
25	RA	1433	U	C5-C6-N1	6.68	126.04	122.70
25	RA	2255	G	C6-C5-N7	-6.68	126.39	130.40
25	RA	127	A	C8-N9-C4	6.67	108.47	105.80
25	YA	1571	A	C2-N3-C4	-6.67	107.26	110.60
25	YA	1741	C	C5-C6-N1	6.67	124.34	121.00
25	RA	1046	A	C2-N3-C4	6.67	113.94	110.60
25	YA	1017	G	C6-C5-N7	-6.67	126.40	130.40
25	YA	1831	G	C8-N9-C1'	-6.67	118.33	127.00
1	QA	1223	C	C5-C6-N1	6.67	124.34	121.00
25	RA	1379	A	O4'-C1'-N9	6.67	113.54	108.20
1	XA	1373	G	N3-C4-C5	-6.67	125.26	128.60
25	YA	2532	G	C4-C5-C6	6.67	122.80	118.80
25	YA	2712	U	P-O3'-C3'	6.67	127.70	119.70
25	RA	195	A	C5-N7-C8	-6.67	100.56	103.90
25	RA	1429	G	C5-C6-N1	-6.67	108.17	111.50
1	XA	801	U	C5-C6-N1	-6.67	119.36	122.70
25	YA	1899	G	C5-C6-N1	-6.67	108.17	111.50
25	YA	2690	C	N1-C2-O2	-6.67	114.90	118.90
25	RA	1757	U	C5-C6-N1	-6.67	119.37	122.70
1	XA	273	A	N1-C6-N6	6.67	122.60	118.60
1	XA	574	A	O5'-P-OP1	-6.67	99.70	105.70
1	XA	1127	G	N3-C4-N9	-6.67	122.00	126.00
1	XA	1417	G	C8-N9-C4	-6.67	103.73	106.40
25	YA	62	C	C6-N1-C2	6.67	122.97	120.30
25	YA	694	U	N3-C2-O2	-6.67	117.53	122.20
25	YA	379	G	N1-C6-O6	6.67	123.90	119.90
25	YA	1698	A	C5-C6-N1	-6.67	114.37	117.70
56	Z8	74	C	N1-C2-O2	6.67	122.90	118.90
1	QA	913	A	P-O3'-C3'	6.66	127.70	119.70
25	RA	2442	C	N3-C2-O2	-6.66	117.24	121.90
25	YA	1228	G	C4-C5-C6	6.66	122.80	118.80
25	YA	2217	G	C2-N3-C4	-6.66	108.57	111.90

Continued on next page...

Continued from previous page...

Mol	Chain	Res	Type	Atoms	Z	Observed(°)	Ideal(°)
25	YA	2318	G	N7-C8-N9	6.66	116.43	113.10
25	YA	1786	A	N7-C8-N9	6.66	117.13	113.80
25	YA	2335	A	C8-N9-C4	6.66	108.46	105.80
25	RA	1258	C	C6-N1-C2	6.66	122.96	120.30
25	RA	1809	A	C8-N9-C4	-6.66	103.14	105.80
1	XA	970	C	N3-C2-O2	-6.66	117.24	121.90
25	YA	117	G	N3-C4-N9	6.66	130.00	126.00
25	YA	298	G	N3-C4-C5	6.66	131.93	128.60
25	YA	1362	C	N3-C4-C5	-6.66	119.24	121.90
25	YA	2012	G	C5-C6-O6	-6.66	124.61	128.60
25	YA	2237	G	C8-N9-C1'	-6.66	118.34	127.00
1	QA	52	G	N1-C6-O6	6.66	123.89	119.90
1	XA	1417	G	N3-C4-C5	-6.66	125.27	128.60
25	YA	342	G	O5'-P-OP1	6.66	118.69	110.70
1	QA	557	G	C4-N9-C1'	6.65	135.15	126.50
25	RA	871	U	O5'-P-OP1	-6.65	99.71	105.70
25	RA	2054	A	C8-N9-C4	-6.65	103.14	105.80
25	RA	2591	C	N3-C4-C5	-6.65	119.24	121.90
25	YA	192	C	OP1-P-OP2	-6.65	109.62	119.60
25	YA	2215	G	C4-N9-C1'	6.65	135.15	126.50
25	YA	2544	G	C4-C5-N7	6.65	113.46	110.80
1	XA	792	A	N9-C1'-C2'	6.65	122.64	114.00
25	RA	932	G	N3-C4-C5	6.65	131.92	128.60
25	YA	2619	C	N3-C2-O2	6.65	126.55	121.90
1	QA	882	C	N3-C2-O2	-6.65	117.25	121.90
25	RA	75	G	C8-N9-C4	-6.65	103.74	106.40
1	XA	1260	C	C6-N1-C2	-6.65	117.64	120.30
25	YA	1919	A	C8-N9-C4	-6.65	103.14	105.80
25	YA	593	G	C2-N3-C4	-6.64	108.58	111.90
25	YA	1424	G	C8-N9-C1'	-6.64	118.36	127.00
25	RA	1815	A	C5-N7-C8	6.64	107.22	103.90
25	YA	2607	G	C8-N9-C1'	-6.64	118.36	127.00
25	RA	1950	G	C5-C6-O6	-6.64	124.62	128.60
25	YA	1022	G	N3-C4-C5	-6.64	125.28	128.60
25	YA	450	G	C8-N9-C1'	-6.64	118.37	127.00
25	YA	1869	G	C6-C5-N7	-6.64	126.42	130.40
25	RA	726	G	N9-C4-C5	6.64	108.06	105.40
25	RA	2298	A	C8-N9-C4	6.64	108.45	105.80
1	QA	25	C	C6-N1-C2	6.64	122.95	120.30
25	YA	1676	A	N7-C8-N9	6.64	117.12	113.80
25	RA	770	G	C8-N9-C4	-6.63	103.75	106.40
25	RA	1263	U	C6-N1-C2	-6.63	117.02	121.00

Continued on next page...

Continued from previous page...

Mol	Chain	Res	Type	Atoms	Z	Observed(°)	Ideal(°)
25	RA	805	G	N3-C4-C5	-6.63	125.28	128.60
25	YA	1356	G	C8-N9-C4	-6.63	103.75	106.40
25	RA	1022	G	C5-C6-O6	6.63	132.58	128.60
25	RA	1262	A	N1-C6-N6	-6.63	114.62	118.60
25	RA	2011	U	N1-C2-N3	-6.63	110.92	114.90
25	YA	602	G	C5-C6-N1	-6.63	108.19	111.50
25	YA	1678	G	N3-C4-C5	6.63	131.91	128.60
1	QA	31	G	N3-C4-C5	-6.63	125.29	128.60
1	QA	400	C	C6-N1-C2	6.63	122.95	120.30
1	QA	792	A	N1-C6-N6	6.63	122.58	118.60
25	YA	1668	A	C5-C6-N6	6.63	129.00	123.70
25	YA	1925	C	C2-N1-C1'	-6.63	111.51	118.80
25	RA	1937	A	N7-C8-N9	-6.63	110.49	113.80
25	RA	2088	G	C8-N9-C1'	-6.63	118.39	127.00
25	RA	2774	C	C6-N1-C2	6.63	122.95	120.30
25	YA	1423	G	C8-N9-C4	6.63	109.05	106.40
25	RA	1627	G	C5-C6-N1	-6.62	108.19	111.50
1	XA	1505	G	N3-C2-N2	-6.62	115.26	119.90
25	YA	1698	A	C2-N3-C4	-6.62	107.29	110.60
25	YA	2049	G	N1-C2-N3	6.62	127.88	123.90
1	QA	518	C	N3-C2-O2	-6.62	117.26	121.90
25	RA	398	G	C8-N9-C4	6.62	109.05	106.40
25	RA	1281	G	C5-C6-N1	6.62	114.81	111.50
25	RA	1328	G	C4-C5-N7	6.62	113.45	110.80
1	QA	1469	G	C6-C5-N7	-6.62	126.43	130.40
25	RA	2534	A	C5-N7-C8	-6.62	100.59	103.90
25	YA	539	G	C6-C5-N7	-6.62	126.43	130.40
25	YA	2820	A	C5-N7-C8	-6.62	100.59	103.90
25	YA	1216	G	C5-C6-O6	-6.62	124.63	128.60
25	YA	1311	G	C8-N9-C1'	-6.62	118.39	127.00
25	RA	2252	G	N1-C6-O6	6.62	123.87	119.90
25	RA	2542	A	C8-N9-C4	6.62	108.45	105.80
25	YA	793	A	O5'-P-OP1	6.62	118.64	110.70
25	YA	1814	G	N3-C2-N2	-6.62	115.27	119.90
25	YA	1929	G	C2-N3-C4	-6.62	108.59	111.90
25	RA	917	A	N1-C2-N3	6.62	132.61	129.30
56	Z6	74	C	N1-C2-O2	6.62	122.87	118.90
1	QA	882	C	N3-C4-C5	6.62	124.55	121.90
25	RA	560	C	C6-N1-C2	6.62	122.95	120.30
25	YA	1829	A	C8-N9-C4	-6.62	103.15	105.80
25	RA	2720	U	N3-C2-O2	-6.61	117.57	122.20
1	XA	948	C	C6-N1-C2	6.61	122.94	120.30

Continued on next page...

Continued from previous page...

Mol	Chain	Res	Type	Atoms	Z	Observed(°)	Ideal(°)
25	YA	621	A	C6-C5-N7	-6.61	127.67	132.30
25	YA	1203	G	C4-C5-C6	6.61	122.77	118.80
25	YA	1332	G	C4-C5-C6	6.61	122.77	118.80
25	RA	958	U	N1-C2-O2	6.61	127.43	122.80
25	YA	271(B)	G	P-O3'-C3'	6.61	127.63	119.70
1	QA	690	G	C5-C6-N1	-6.61	108.20	111.50
1	QA	155	C	C5-C6-N1	6.61	124.30	121.00
1	QA	419	C	C6-N1-C2	6.61	122.94	120.30
25	RA	2665	A	O4'-C1'-N9	6.61	113.48	108.20
26	RB	13	A	O5'-P-OP2	-6.61	99.75	105.70
25	YA	187	G	C4-N9-C1'	6.61	135.09	126.50
25	YA	220	G	C5-C6-N1	-6.61	108.20	111.50
25	YA	828	U	N1-C2-N3	6.61	118.86	114.90
25	RA	2286	A	O5'-P-OP2	-6.61	99.75	105.70
25	YA	253	C	C4-C5-C6	6.61	120.70	117.40
25	YA	1325	G	C8-N9-C1'	6.61	135.59	127.00
25	YA	1614	A	N1-C6-N6	6.61	122.56	118.60
25	YA	1815	A	C4-C5-N7	-6.61	107.40	110.70
25	RA	2083	G	C5-C6-O6	-6.60	124.64	128.60
1	QA	1335	C	O5'-P-OP2	-6.60	99.76	105.70
25	RA	1238	G	C4-N9-C1'	-6.60	117.92	126.50
25	YA	511	U	O5'-P-OP2	6.60	118.62	110.70
25	YA	1984	G	N1-C6-O6	6.60	123.86	119.90
25	RA	1776	G	N3-C4-N9	6.60	129.96	126.00
1	QA	180	U	C5-C6-N1	6.60	126.00	122.70
1	QA	772	U	O5'-P-OP2	-6.60	99.76	105.70
1	XA	190	G	C4-N9-C1'	6.60	135.08	126.50
1	XA	320	C	N3-C2-O2	6.60	126.52	121.90
1	XA	1336	C	C5-C6-N1	6.60	124.30	121.00
25	YA	450	G	O5'-P-OP1	-6.60	99.76	105.70
25	RA	944	G	C2-N3-C4	-6.60	108.60	111.90
25	YA	2443	C	C6-N1-C2	-6.60	117.66	120.30
25	RA	1553	A	N1-C2-N3	6.60	132.60	129.30
25	RA	2062	A	O5'-P-OP2	-6.60	99.76	105.70
25	YA	424	G	C5-C6-N1	6.60	114.80	111.50
1	QA	957	U	N3-C2-O2	-6.59	117.58	122.20
25	RA	1940	U	N3-C2-O2	-6.59	117.58	122.20
25	RA	2665	A	C4-C5-C6	6.59	120.30	117.00
25	YA	2677	G	N3-C4-N9	6.59	129.96	126.00
25	RA	836	G	C4-C5-N7	6.59	113.44	110.80
1	QA	785	G	N1-C6-O6	6.59	123.86	119.90
25	RA	869	G	C5-C6-N1	-6.59	108.20	111.50

Continued on next page...

Continued from previous page...

Mol	Chain	Res	Type	Atoms	Z	Observed(°)	Ideal(°)
25	RA	1961	C	C6-N1-C2	6.59	122.94	120.30
25	YA	2830	G	N3-C4-C5	-6.59	125.30	128.60
25	RA	330	A	N7-C8-N9	6.59	117.09	113.80
25	RA	512	G	C4-N9-C1'	-6.59	117.93	126.50
1	XA	623	C	C6-N1-C2	-6.59	117.66	120.30
25	YA	782	A	O5'-P-OP1	-6.59	99.77	105.70
25	YA	1835	G	C4-N9-C1'	6.59	135.07	126.50
25	YA	1903	G	OP1-P-OP2	6.59	129.49	119.60
25	YA	1647	G	C8-N9-C1'	-6.59	118.44	127.00
1	QA	646	U	C5-C4-O4	6.59	129.85	125.90
1	QA	690	G	C2-N3-C4	-6.59	108.61	111.90
1	XA	587	G	N1-C6-O6	6.59	123.85	119.90
12	XL	44	THR	C-N-CD	6.59	142.23	128.40
25	YA	226	G	C8-N9-C1'	6.59	135.56	127.00
25	YA	1543	A	C4'-C3'-C2'	-6.59	96.01	102.60
25	YA	2502	G	C6-C5-N7	-6.59	126.45	130.40
25	YA	2616	C	C2-N1-C1'	-6.59	111.56	118.80
25	YA	1768	U	C5-C4-O4	6.58	129.85	125.90
25	RA	690	G	C6-C5-N7	-6.58	126.45	130.40
25	RA	702	G	C8-N9-C4	-6.58	103.77	106.40
25	RA	22	C	C6-N1-C2	6.58	122.93	120.30
25	RA	595	C	C4-C5-C6	-6.58	114.11	117.40
25	RA	822	U	C2-N1-C1'	-6.58	109.80	117.70
25	YA	253	C	N3-C4-C5	-6.58	119.27	121.90
25	YA	1609	A	C8-N9-C4	6.58	108.43	105.80
25	YA	2315	G	O5'-P-OP2	6.58	118.60	110.70
1	QA	821	G	N3-C4-C5	-6.58	125.31	128.60
25	RA	1011	G	N3-C4-N9	-6.58	122.05	126.00
25	RA	1276	A	C5-N7-C8	-6.58	100.61	103.90
25	RA	1819	A	P-O3'-C3'	6.58	127.59	119.70
25	RA	2504	U	C5-C4-O4	-6.58	121.95	125.90
1	XA	1126	U	N1-C2-O2	6.58	127.41	122.80
25	YA	2375	G	N1-C6-O6	6.58	123.85	119.90
25	RA	1784	A	O5'-P-OP1	-6.58	99.78	105.70
25	RA	2409	G	N9-C4-C5	-6.58	102.77	105.40
25	YA	137(A)	G	N1-C6-O6	6.58	123.84	119.90
25	YA	676	A	C5-C6-N1	-6.58	114.41	117.70
25	YA	2251	G	C8-N9-C1'	-6.58	118.45	127.00
1	QA	1183	A	C8-N9-C4	6.57	108.43	105.80
25	YA	385	C	C2-N1-C1'	6.57	126.03	118.80
1	QA	1189	C	N1-C2-O2	6.57	122.84	118.90
25	YA	2550	G	C5-C6-O6	-6.57	124.66	128.60

Continued on next page...

Continued from previous page...

Mol	Chain	Res	Type	Atoms	Z	Observed(°)	Ideal(°)
1	QA	742	G	N1-C6-O6	6.57	123.84	119.90
1	QA	970	C	N1-C2-O2	6.57	122.84	118.90
25	RA	2441	C	C5-C4-N4	6.57	124.80	120.20
25	RA	2451	A	N3-C4-N9	-6.57	122.14	127.40
25	YA	205	G	P-O3'-C3'	6.57	127.58	119.70
25	RA	2439	A	C4-C5-C6	6.57	120.28	117.00
25	YA	866	A	C6-C5-N7	-6.57	127.70	132.30
25	RA	1989	G	C8-N9-C4	-6.57	103.77	106.40
1	QA	117	G	C5-C6-O6	-6.56	124.66	128.60
1	QA	1470	G	C4-C5-N7	6.56	113.43	110.80
25	YA	23	G	N1-C6-O6	6.56	123.84	119.90
1	QA	1206	G	C8-N9-C4	-6.56	103.78	106.40
25	YA	397	G	C2-N3-C4	-6.56	108.62	111.90
25	YA	1857	G	N3-C4-C5	-6.56	125.32	128.60
25	YA	2782	G	C4-N9-C1'	6.56	135.03	126.50
1	XA	968	A	C8-N9-C4	6.56	108.42	105.80
25	YA	681	G	N1-C2-N3	6.56	127.84	123.90
1	QA	953	G	N1-C6-O6	-6.56	115.97	119.90
25	RA	51	G	C2-N3-C4	6.56	115.18	111.90
25	RA	465	G	C8-N9-C4	-6.56	103.78	106.40
25	RA	637	A	N7-C8-N9	6.56	117.08	113.80
25	RA	1246	A	N1-C6-N6	-6.56	114.67	118.60
25	RA	2294	C	C6-N1-C2	-6.56	117.68	120.30
1	XA	315	A	N7-C8-N9	-6.56	110.52	113.80
1	XA	1074	G	N9-C4-C5	-6.56	102.78	105.40
25	YA	639	U	C4-C5-C6	6.56	123.64	119.70
25	YA	728	G	C4-C5-C6	6.56	122.74	118.80
25	YA	1264	G	OP2-P-O3'	6.56	119.63	105.20
25	YA	1686	C	C6-N1-C2	-6.56	117.68	120.30
26	YB	111	U	C5-C4-O4	6.56	129.83	125.90
1	QA	921	U	N1-C2-N3	6.56	118.83	114.90
1	XA	734	G	C6-C5-N7	-6.56	126.47	130.40
25	YA	1307	A	C6-N1-C2	-6.56	114.67	118.60
1	QA	667	G	C5-C6-O6	-6.55	124.67	128.60
25	RA	2597	G	C4-C5-N7	-6.55	108.18	110.80
1	XA	719	C	C4-C5-C6	6.55	120.68	117.40
25	YA	718	A	C8-N9-C4	-6.55	103.18	105.80
25	YA	2014	A	C5-C6-N6	-6.55	118.46	123.70
25	YA	1328	G	N1-C6-O6	-6.55	115.97	119.90
25	YA	1773	A	N9-C4-C5	6.55	108.42	105.80
25	YA	55	G	N3-C4-C5	-6.55	125.33	128.60
25	YA	842	G	N3-C2-N2	-6.55	115.31	119.90

Continued on next page...

Continued from previous page...

Mol	Chain	Res	Type	Atoms	Z	Observed(°)	Ideal(°)
25	YA	833	U	N1-C2-O2	-6.55	118.22	122.80
25	RA	956	G	C2-N3-C4	-6.55	108.63	111.90
1	XA	1200	C	OP2-P-O3'	6.54	119.60	105.20
1	QA	814	A	C8-N9-C4	6.54	108.42	105.80
25	RA	567	A	O5'-P-OP1	6.54	118.55	110.70
25	YA	753	C	N3-C4-N4	6.54	122.58	118.00
25	YA	1756	G	C5-C6-N1	-6.54	108.23	111.50
25	RA	953	A	N1-C6-N6	6.54	122.52	118.60
25	RA	58	G	C6-C5-N7	-6.54	126.48	130.40
25	RA	687	C	N1-C2-O2	-6.54	114.98	118.90
25	YA	541	C	C6-N1-C2	-6.54	117.69	120.30
25	YA	1192	G	C4-C5-C6	6.54	122.72	118.80
25	YA	1934	C	N3-C4-N4	6.54	122.58	118.00
25	YA	2252	G	C6-C5-N7	-6.54	126.48	130.40
25	RA	2194	G	C8-N9-C1'	-6.53	118.50	127.00
25	RA	2468	G	C5-N7-C8	-6.53	101.03	104.30
25	YA	568	U	C4-C5-C6	6.53	123.62	119.70
27	YD	131	LEU	CA-CB-CG	6.53	130.32	115.30
25	RA	735	A	C8-N9-C4	6.53	108.41	105.80
25	YA	1237	A	N9-C4-C5	6.53	108.41	105.80
25	RA	1756	G	N1-C6-O6	6.53	123.82	119.90
25	YA	287	C	C5-C4-N4	-6.53	115.63	120.20
1	QA	1430	C	C5-C6-N1	6.53	124.27	121.00
25	RA	508	G	C6-C5-N7	-6.53	126.48	130.40
25	RA	1216	G	N3-C4-C5	-6.53	125.34	128.60
27	RD	131	LEU	CA-CB-CG	6.53	130.31	115.30
25	YA	1381	G	N3-C4-N9	6.53	129.92	126.00
25	RA	689	A	N7-C8-N9	-6.53	110.54	113.80
1	XA	745	C	C6-N1-C2	-6.53	117.69	120.30
25	YA	1818	U	C6-N1-C2	-6.53	117.08	121.00
25	YA	2263	C	C6-N1-C2	-6.53	117.69	120.30
25	YA	2681	C	C2-N1-C1'	6.53	125.98	118.80
25	RA	2383	G	C5-C6-O6	-6.52	124.69	128.60
1	QA	1409	C	C6-N1-C2	6.52	122.91	120.30
1	XA	577	G	C5-N7-C8	-6.52	101.04	104.30
25	YA	2712(A)	A	C4-C5-C6	6.52	120.26	117.00
1	QA	169	C	C5-C6-N1	6.52	124.26	121.00
1	XA	703	G	C4-C5-N7	-6.52	108.19	110.80
25	RA	1359	A	N9-C4-C5	-6.52	103.19	105.80
25	YA	2404	C	O5'-P-OP1	-6.52	99.83	105.70
25	RA	2447	G	N7-C8-N9	6.52	116.36	113.10
25	YA	650	C	C6-N1-C2	-6.52	117.69	120.30

Continued on next page...

Continued from previous page...

Mol	Chain	Res	Type	Atoms	Z	Observed(°)	Ideal(°)
1	XA	226	G	N3-C4-N9	6.51	129.91	126.00
1	XA	299	G	N1-C6-O6	6.51	123.81	119.90
1	XA	755	G	N3-C4-N9	6.51	129.91	126.00
25	YA	2569	G	C4-N9-C1'	6.51	134.97	126.50
25	YA	1377	G	N3-C4-C5	-6.51	125.34	128.60
26	YB	56	G	N3-C4-C5	-6.51	125.34	128.60
1	QA	1487	G	C5-C6-N1	-6.51	108.24	111.50
1	QA	52	G	C5-C6-O6	-6.51	124.69	128.60
1	XA	807	A	C5-N7-C8	-6.51	100.65	103.90
25	RA	1543	A	C5-C6-N1	-6.51	114.45	117.70
1	QA	259	G	N1-C6-O6	6.51	123.80	119.90
1	QA	771	G	N3-C2-N2	-6.51	115.34	119.90
1	QA	1325	C	N1-C2-O2	6.51	122.80	118.90
1	XA	449	C	C6-N1-C2	-6.51	117.70	120.30
25	YA	741	G	C8-N9-C1'	-6.51	118.54	127.00
25	YA	1926	U	C6-N1-C2	-6.51	117.10	121.00
25	RA	1123	C	N1-C2-O2	-6.50	115.00	118.90
1	QA	191	G	C8-N9-C4	-6.50	103.80	106.40
25	RA	2002	G	N7-C8-N9	6.50	116.35	113.10
25	RA	2020	A	C4-C5-C6	6.50	120.25	117.00
25	RA	2431	U	C5-C4-O4	6.50	129.80	125.90
25	RA	2712	U	N1-C2-N3	6.50	118.80	114.90
1	XA	541	G	C6-C5-N7	-6.50	126.50	130.40
1	QA	729	A	N7-C8-N9	6.50	117.05	113.80
25	YA	2294	C	N3-C2-O2	-6.50	117.35	121.90
25	RA	623	G	N1-C6-O6	6.50	123.80	119.90
25	RA	2053	G	C5-N7-C8	-6.50	101.05	104.30
25	RA	1616	A	O4'-C1'-N9	6.50	113.40	108.20
25	RA	2591	C	C2-N3-C4	6.50	123.15	119.90
25	YA	1907	G	C2-N3-C4	-6.50	108.65	111.90
25	YA	1639	U	N3-C4-O4	-6.50	114.85	119.40
1	XA	755	G	C4-N9-C1'	6.50	134.94	126.50
25	RA	479	A	N1-C6-N6	-6.49	114.70	118.60
25	RA	688	U	C6-N1-C2	-6.49	117.10	121.00
25	RA	1300	U	C4-C5-C6	6.49	123.60	119.70
25	YA	941	A	N1-C2-N3	6.49	132.55	129.30
25	YA	1621	U	N3-C4-O4	6.49	123.95	119.40
25	YA	2523	G	C4-C5-N7	6.49	113.40	110.80
1	QA	106	C	N3-C2-O2	-6.49	117.36	121.90
25	RA	69	C	O5'-P-OP2	-6.49	99.86	105.70
25	RA	501	A	C2-N3-C4	-6.49	107.35	110.60
25	RA	702	G	C8-N9-C1'	-6.49	118.56	127.00

Continued on next page...

Continued from previous page...

Mol	Chain	Res	Type	Atoms	Z	Observed(°)	Ideal(°)
25	RA	2586	C	C5-C6-N1	6.49	124.25	121.00
25	RA	268	C	C2-N1-C1'	6.49	125.94	118.80
25	RA	780	G	N9-C4-C5	6.49	108.00	105.40
25	RA	2644	G	C6-C5-N7	-6.49	126.51	130.40
25	YA	247	G	C5-C6-O6	-6.49	124.71	128.60
25	YA	1287	A	C5-C6-N1	-6.49	114.45	117.70
25	RA	1348	G	C4-C5-N7	6.49	113.39	110.80
25	RA	1891	G	C5-C6-N1	-6.49	108.26	111.50
25	YA	2814	C	C6-N1-C2	-6.49	117.70	120.30
1	XA	1232	U	N1-C2-N3	6.49	118.79	114.90
25	RA	74	A	P-O3'-C3'	6.49	127.48	119.70
25	RA	1891	G	C2-N3-C4	-6.49	108.66	111.90
25	YA	745	G	C4-C5-C6	6.49	122.69	118.80
25	YA	1835	G	C2-N3-C4	6.49	115.14	111.90
25	YA	957	A	C8-N9-C4	6.48	108.39	105.80
25	RA	39	C	C6-N1-C2	-6.48	117.71	120.30
25	RA	527	C	N1-C2-N3	-6.48	114.66	119.20
1	XA	690	G	N7-C8-N9	6.48	116.34	113.10
1	XA	1517	G	N3-C4-N9	6.48	129.89	126.00
25	YA	138	G	C5-C6-N1	6.48	114.74	111.50
1	QA	812	C	N3-C2-O2	-6.48	117.36	121.90
25	RA	1496	A	C6-C5-N7	-6.48	127.76	132.30
1	XA	1417	G	C4-N9-C1'	6.48	134.92	126.50
25	YA	27	G	N3-C4-C5	-6.48	125.36	128.60
25	YA	295	G	C2-N3-C4	-6.48	108.66	111.90
25	YA	1190	G	N1-C6-O6	6.48	123.79	119.90
25	YA	1997	G	O5'-P-OP2	6.48	118.48	110.70
25	YA	2590	A	C5-C6-N6	-6.48	118.52	123.70
25	RA	450	G	C8-N9-C4	-6.48	103.81	106.40
25	YA	845	G	N9-C4-C5	-6.48	102.81	105.40
25	RA	2540	C	N3-C2-O2	-6.48	117.37	121.90
25	YA	414	C	C5-C6-N1	-6.48	117.76	121.00
25	RA	2011	U	C6-N1-C2	6.47	124.89	121.00
25	RA	2439	A	C8-N9-C4	-6.47	103.21	105.80
25	YA	1788	C	C6-N1-C2	6.47	122.89	120.30
25	RA	2453	A	C5-C6-N1	6.47	120.94	117.70
1	XA	832	C	C6-N1-C2	-6.47	117.71	120.30
1	XA	1204	A	C5-N7-C8	-6.47	100.66	103.90
25	YA	311	A	C2-N3-C4	-6.47	107.36	110.60
25	YA	1742	C	C6-N1-C2	-6.47	117.71	120.30
25	YA	193	U	N3-C4-C5	-6.47	110.72	114.60
25	YA	450	G	C4-C5-N7	-6.47	108.21	110.80

Continued on next page...

Continued from previous page...

Mol	Chain	Res	Type	Atoms	Z	Observed(°)	Ideal(°)
25	RA	1894	C	O5'-P-OP2	-6.47	99.88	105.70
26	RB	18	G	N3-C4-C5	6.47	131.84	128.60
1	XA	293	G	C6-C5-N7	-6.47	126.52	130.40
25	YA	681	G	C4-C5-C6	6.47	122.68	118.80
25	YA	1632	A	C5-N7-C8	-6.47	100.67	103.90
25	YA	1824	G	C4-C5-C6	6.47	122.68	118.80
25	YA	248	G	OP1-P-O3'	6.47	119.43	105.20
25	YA	1347	G	C5-C6-N1	-6.47	108.27	111.50
25	RA	51	G	N3-C4-C5	-6.47	125.37	128.60
25	RA	2504	U	OP1-P-OP2	-6.47	109.90	119.60
25	YA	2427	C	N3-C4-N4	-6.47	113.47	118.00
25	YA	2777	G	C2-N3-C4	-6.47	108.67	111.90
25	RA	216	A	N9-C4-C5	-6.46	103.21	105.80
1	XA	719	C	C5-C6-N1	-6.46	117.77	121.00
25	YA	1017	G	N7-C8-N9	6.46	116.33	113.10
25	RA	1728	G	N3-C4-N9	6.46	129.88	126.00
1	XA	117	G	N1-C6-O6	6.46	123.78	119.90
1	XA	764	C	N1-C2-O2	6.46	122.78	118.90
25	RA	836	G	C5-C6-O6	-6.46	124.72	128.60
25	RA	1621	U	N3-C2-O2	6.46	126.72	122.20
25	RA	2509	G	C4-C5-C6	6.46	122.68	118.80
25	YA	637	A	N7-C8-N9	6.46	117.03	113.80
25	YA	2447	G	C5-N7-C8	-6.46	101.07	104.30
25	YA	254	G	N9-C4-C5	6.46	107.98	105.40
25	YA	541	C	N3-C2-O2	-6.46	117.38	121.90
25	YA	1937	A	N1-C6-N6	6.46	122.47	118.60
25	RA	804	A	O4'-C1'-N9	6.46	113.36	108.20
1	XA	1413	A	C5-C6-N1	6.46	120.93	117.70
25	RA	37	C	N3-C2-O2	-6.46	117.38	121.90
25	RA	393	C	N3-C2-O2	-6.46	117.38	121.90
25	YA	443	A	C5-C6-N1	-6.46	114.47	117.70
25	YA	1635	G	OP2-P-O3'	6.46	119.40	105.20
25	RA	1698	A	N1-C2-N3	6.45	132.53	129.30
1	XA	1225	A	N9-C4-C5	-6.45	103.22	105.80
1	XA	1103	C	N3-C4-C5	6.45	124.48	121.90
25	YA	530	G	O4'-C1'-N9	6.45	113.36	108.20
25	YA	961	C	C2-N1-C1'	6.45	125.89	118.80
25	YA	2825	C	N3-C2-O2	-6.45	117.38	121.90
25	RA	482	A	C5-C6-N1	6.45	120.92	117.70
25	RA	2367	G	N3-C4-N9	6.45	129.87	126.00
1	XA	106	C	N3-C4-C5	-6.45	119.32	121.90
25	RA	2088	G	C4-N9-C1'	6.45	134.88	126.50

Continued on next page...

Continued from previous page...

Mol	Chain	Res	Type	Atoms	Z	Observed(°)	Ideal(°)
25	YA	2691	C	C6-N1-C2	6.45	122.88	120.30
1	QA	769	G	N3-C4-C5	-6.45	125.38	128.60
25	RA	1623	G	C6-C5-N7	-6.45	126.53	130.40
25	RA	2831	G	C5-C6-N1	-6.45	108.28	111.50
25	YA	917	A	C4-C5-C6	6.45	120.22	117.00
25	YA	1777	U	C5-C4-O4	6.45	129.77	125.90
25	YA	1857	G	C4-N9-C1'	6.45	134.88	126.50
25	RA	1814	G	C4-C5-C6	6.44	122.67	118.80
25	YA	234	C	C6-N1-C2	-6.44	117.72	120.30
25	RA	789	A	N1-C6-N6	-6.44	114.73	118.60
25	RA	962	G	N3-C2-N2	-6.44	115.39	119.90
25	RA	1761	C	C2-N1-C1'	-6.44	111.71	118.80
25	YA	469	G	C4-C5-C6	6.44	122.67	118.80
25	YA	577	G	C6-C5-N7	-6.44	126.53	130.40
25	YA	2439	A	C6-C5-N7	-6.44	127.79	132.30
25	YA	2549	G	C4-C5-C6	6.44	122.67	118.80
25	YA	2766	G	N1-C6-O6	6.44	123.77	119.90
25	RA	1137	G	N1-C6-O6	6.44	123.77	119.90
1	XA	1237	C	C5-C6-N1	6.44	124.22	121.00
25	YA	15	G	C8-N9-C4	-6.44	103.82	106.40
25	YA	2243	U	OP2-P-O3'	6.44	119.36	105.20
1	QA	1079	G	C5-C6-N1	-6.44	108.28	111.50
25	RA	2028	U	N3-C4-O4	6.44	123.91	119.40
1	XA	1074	G	N1-C6-O6	6.44	123.76	119.90
25	YA	1906	G	C4-C5-C6	6.44	122.66	118.80
25	RA	1547	C	N3-C4-C5	-6.44	119.33	121.90
26	RB	89	G	C4-N9-C1'	6.44	134.87	126.50
25	YA	701	G	N3-C2-N2	-6.44	115.39	119.90
25	YA	51	G	C4-C5-N7	-6.43	108.23	110.80
25	YA	197	A	OP2-P-O3'	6.43	119.35	105.20
25	YA	1211	U	N3-C2-O2	6.43	126.70	122.20
1	QA	522	C	C5-C6-N1	-6.43	117.78	121.00
25	RA	1816	G	C5-C6-O6	-6.43	124.74	128.60
1	XA	791	G	C4-C5-N7	-6.43	108.23	110.80
25	YA	733	G	C5-N7-C8	-6.43	101.08	104.30
25	YA	974(A)	C	C6-N1-C2	-6.43	117.73	120.30
25	YA	2495	G	O5'-P-OP2	-6.43	99.91	105.70
25	RA	686	G	C6-C5-N7	-6.43	126.54	130.40
25	RA	936	C	C6-N1-C2	6.43	122.87	120.30
25	RA	2679	A	C8-N9-C4	6.43	108.37	105.80
1	XA	1306	A	O5'-P-OP2	-6.43	99.91	105.70
25	RA	1521	G	C4-C5-N7	6.43	113.37	110.80

Continued on next page...

Continued from previous page...

Mol	Chain	Res	Type	Atoms	Z	Observed(°)	Ideal(°)
25	RA	1621	U	N1-C2-O2	-6.43	118.30	122.80
25	RA	2879	C	C6-N1-C2	6.43	122.87	120.30
26	RB	43	C	C2-N1-C1'	6.43	125.87	118.80
25	YA	2020	A	N1-C2-N3	6.43	132.51	129.30
25	YA	2542	A	C5-C6-N1	-6.43	114.49	117.70
25	YA	2825	C	C6-N1-C2	-6.43	117.73	120.30
25	YA	2506	U	N1-C2-N3	6.43	118.76	114.90
1	QA	9	G	C6-C5-N7	-6.43	126.54	130.40
25	RA	198	C	C2-N1-C1'	6.43	125.87	118.80
25	RA	216	A	C4-C5-N7	6.43	113.91	110.70
25	RA	2843	G	C6-C5-N7	-6.43	126.54	130.40
25	YA	2665	A	C6-C5-N7	-6.43	127.80	132.30
25	YA	2685	G	C5-C6-N1	-6.43	108.29	111.50
25	YA	2818	G	C4-C5-N7	6.43	113.37	110.80
25	RA	1332	G	N7-C8-N9	6.42	116.31	113.10
25	YA	582	G	N1-C6-O6	6.42	123.75	119.90
25	YA	1186	G	OP2-P-O3'	6.42	119.33	105.20
25	YA	2239	G	C6-C5-N7	-6.42	126.55	130.40
1	XA	484	G	P-O3'-C3'	6.42	127.41	119.70
1	XA	808	C	C5-C6-N1	6.42	124.21	121.00
25	RA	825	C	N1-C2-O2	-6.42	115.05	118.90
1	XA	362	G	C5-N7-C8	-6.42	101.09	104.30
1	XA	811	C	C5-C6-N1	-6.42	117.79	121.00
25	YA	1195	G	C6-C5-N7	-6.42	126.55	130.40
25	YA	1257	C	OP2-P-O3'	6.42	119.33	105.20
25	RA	618	G	N3-C4-C5	-6.42	125.39	128.60
25	YA	1979	C	N3-C4-N4	6.42	122.49	118.00
25	YA	2429	G	OP2-P-O3'	6.42	119.32	105.20
25	RA	307	G	N3-C4-N9	6.42	129.85	126.00
25	RA	707	G	C8-N9-C1'	-6.42	118.66	127.00
25	YA	1638	C	C6-N1-C2	-6.42	117.73	120.30
25	RA	1253	A	C5-C6-N1	6.42	120.91	117.70
25	RA	2430	A	N1-C6-N6	6.42	122.45	118.60
25	RA	2612	C	N1-C2-N3	-6.42	114.71	119.20
1	XA	1492	A	C8-N9-C4	-6.42	103.23	105.80
25	YA	701	G	N7-C8-N9	6.42	116.31	113.10
25	YA	1339	G	O5'-P-OP1	-6.42	99.92	105.70
25	YA	256	A	N1-C6-N6	6.42	122.45	118.60
1	QA	566	G	C4-C5-N7	-6.41	108.23	110.80
1	QA	1059	C	C5-C6-N1	6.41	124.21	121.00
1	XA	948	C	C5-C6-N1	-6.41	117.79	121.00
25	YA	2002	G	N7-C8-N9	6.41	116.31	113.10

Continued on next page...

Continued from previous page...

Mol	Chain	Res	Type	Atoms	Z	Observed(°)	Ideal(°)
25	RA	802	A	C4-C5-C6	6.41	120.21	117.00
25	RA	2403	C	C6-N1-C2	-6.41	117.73	120.30
25	YA	121	G	N3-C4-C5	-6.41	125.39	128.60
25	YA	1358	G	C6-C5-N7	-6.41	126.55	130.40
25	RA	97	C	N1-C2-O2	6.41	122.75	118.90
25	RA	1487	G	N3-C4-N9	6.41	129.85	126.00
1	XA	1380	U	C6-N1-C2	6.41	124.85	121.00
25	RA	639	U	C5-C6-N1	-6.41	119.50	122.70
1	XA	792	A	C6-C5-N7	-6.41	127.81	132.30
25	YA	74	A	C4-N9-C1'	6.41	137.84	126.30
25	YA	1158	C	N3-C4-N4	-6.41	113.52	118.00
25	YA	1970	A	O5'-P-OP2	-6.41	99.93	105.70
25	YA	2822	G	N3-C4-C5	6.41	131.80	128.60
25	RA	1940	U	C2-N1-C1'	6.41	125.39	117.70
25	YA	774	A	C5-N7-C8	-6.41	100.70	103.90
25	RA	1236	G	C4-C5-N7	6.41	113.36	110.80
25	RA	2219	G	N1-C6-O6	6.41	123.74	119.90
25	RA	2357	U	N1-C2-N3	-6.41	111.06	114.90
25	YA	2256	G	C8-N9-C4	-6.41	103.84	106.40
25	RA	2287	A	C8-N9-C4	6.40	108.36	105.80
25	RA	1801	G	C6-C5-N7	-6.40	126.56	130.40
25	RA	2071	A	C5-C6-N1	6.40	120.90	117.70
25	RA	2490	G	O4'-C1'-N9	6.40	113.32	108.20
25	YA	2571	C	C6-N1-C2	-6.40	117.74	120.30
1	QA	991	U	C5-C6-N1	6.40	125.90	122.70
25	RA	862	G	N3-C4-C5	-6.40	125.40	128.60
25	RA	2421	G	C2-N3-C4	6.40	115.10	111.90
25	RA	2484	G	N1-C6-O6	6.40	123.74	119.90
25	YA	989	G	C4-C5-N7	6.40	113.36	110.80
25	YA	1528	A	O4'-C1'-N9	6.40	113.32	108.20
1	QA	316	G	N1-C6-O6	6.40	123.74	119.90
1	QA	1433	A	C8-N9-C4	-6.40	103.24	105.80
25	RA	2211	G	O4'-C1'-N9	6.40	113.32	108.20
1	XA	317	G	N3-C4-N9	6.40	129.84	126.00
25	RA	870	A	C8-N9-C4	6.40	108.36	105.80
25	RA	1791	A	C5-C6-N6	6.40	128.82	123.70
25	RA	2496	C	C4-C5-C6	-6.40	114.20	117.40
25	YA	820	A	C5-C6-N1	-6.40	114.50	117.70
25	YA	1956	U	C4-C5-C6	6.40	123.54	119.70
25	YA	2776	A	C8-N9-C4	-6.40	103.24	105.80
12	QL	47	LYS	C-N-CD	6.40	141.83	128.40
25	RA	1291	C	O5'-P-OP2	-6.40	99.94	105.70

Continued on next page...

Continued from previous page...

Mol	Chain	Res	Type	Atoms	Z	Observed(°)	Ideal(°)
25	YA	1939	U	N3-C4-O4	-6.40	114.92	119.40
25	RA	102	G	O4'-C1'-N9	6.39	113.31	108.20
25	YA	1676	A	C8-N9-C4	-6.39	103.24	105.80
1	QA	226	G	N3-C4-C5	6.39	131.80	128.60
25	RA	929	G	C8-N9-C4	-6.39	103.84	106.40
25	YA	1675	C	C2-N3-C4	-6.39	116.70	119.90
25	YA	2219	G	N1-C6-O6	6.39	123.73	119.90
25	RA	573	G	N7-C8-N9	6.39	116.30	113.10
1	XA	633	G	N1-C6-O6	6.39	123.73	119.90
25	RA	1496	A	C5-N7-C8	-6.39	100.70	103.90
25	RA	2345	G	N3-C4-N9	-6.39	122.17	126.00
1	XA	793	U	C6-N1-C2	-6.39	117.17	121.00
1	XA	1222	G	C5-C6-N1	-6.39	108.31	111.50
25	YA	1979	C	N3-C2-O2	-6.39	117.43	121.90
25	YA	2726	U	C5-C4-O4	6.39	129.73	125.90
25	RA	962	G	N9-C4-C5	6.39	107.95	105.40
25	RA	1265	A	O5'-P-OP1	-6.39	99.95	105.70
1	XA	1316	G	C4-N9-C1'	-6.39	118.20	126.50
25	YA	570	G	N9-C4-C5	6.39	107.95	105.40
25	RA	743	G	N3-C4-C5	6.38	131.79	128.60
25	RA	1239	G	C5-C6-O6	-6.38	124.77	128.60
25	YA	263	C	N3-C2-O2	-6.38	117.43	121.90
25	YA	1214	A	N1-C6-N6	-6.38	114.77	118.60
25	YA	1243	G	C4-C5-N7	6.38	113.35	110.80
25	YA	18	C	C2-N3-C4	-6.38	116.71	119.90
25	YA	531	C	N3-C4-C5	-6.38	119.35	121.90
25	RA	2394	C	N3-C2-O2	-6.38	117.43	121.90
25	YA	577	G	C2-N3-C4	-6.38	108.71	111.90
25	YA	704	G	N1-C2-N2	-6.38	110.46	116.20
25	YA	842	G	C2-N3-C4	-6.38	108.71	111.90
26	RB	89	G	N7-C8-N9	6.38	116.29	113.10
25	YA	827	U	C5-C4-O4	6.38	129.73	125.90
1	QA	24	U	O5'-P-OP2	-6.38	99.96	105.70
25	RA	715	G	N1-C6-O6	-6.38	116.07	119.90
25	RA	2712	U	N3-C2-O2	-6.38	117.73	122.20
1	XA	690	G	C5-N7-C8	-6.38	101.11	104.30
1	XA	729	A	C5-C6-N6	-6.38	118.60	123.70
25	YA	2228	G	C4-N9-C1'	6.38	134.79	126.50
25	YA	2569	G	C8-N9-C1'	-6.38	118.71	127.00
1	QA	557	G	N3-C4-N9	6.38	129.82	126.00
25	RA	2227	A	N3-C4-C5	6.38	131.26	126.80
25	YA	177	G	N9-C4-C5	6.38	107.95	105.40

Continued on next page...

Continued from previous page...

Mol	Chain	Res	Type	Atoms	Z	Observed(°)	Ideal(°)
25	YA	1705	G	C4-N9-C1'	6.38	134.79	126.50
25	RA	249	C	C2-N3-C4	-6.38	116.71	119.90
25	YA	2608	G	C4-C5-N7	6.38	113.35	110.80
25	RA	513	A	C8-N9-C4	-6.37	103.25	105.80
25	RA	2048	G	C6-C5-N7	-6.37	126.58	130.40
1	XA	243	A	P-O3'-C3'	6.37	127.35	119.70
25	YA	99	U	P-O3'-C3'	6.37	127.35	119.70
25	YA	1557	C	C6-N1-C2	6.37	122.85	120.30
25	RA	450	G	C4-N9-C1'	6.37	134.78	126.50
25	RA	982	C	C5-C6-N1	6.37	124.19	121.00
25	YA	2751	G	C4-C5-N7	6.37	113.35	110.80
25	RA	1857	G	C4-C5-C6	6.37	122.62	118.80
25	RA	1886	C	N1-C2-O2	-6.37	115.08	118.90
25	RA	608	A	C8-N9-C4	-6.37	103.25	105.80
25	RA	1643	G	O5'-P-OP1	-6.37	99.97	105.70
25	YA	1568	G	N1-C6-O6	-6.37	116.08	119.90
25	YA	1669	A	C5-N7-C8	-6.37	100.72	103.90
25	YA	1916	A	C5-C6-N1	-6.37	114.52	117.70
1	QA	1206	G	C4-N9-C1'	6.37	134.78	126.50
25	RA	1239	G	C6-C5-N7	-6.37	126.58	130.40
25	RA	2849	U	C5-C6-N1	-6.37	119.52	122.70
25	YA	372	G	O4'-C1'-N9	6.37	113.29	108.20
25	YA	1560	G	C5-C6-O6	-6.37	124.78	128.60
25	YA	2383	G	C8-N9-C1'	-6.37	118.73	127.00
25	RA	586	A	N1-C6-N6	-6.36	114.78	118.60
25	RA	2087	G	C5-C6-O6	-6.36	124.78	128.60
25	YA	265	A	N1-C6-N6	-6.36	114.78	118.60
25	YA	323	G	C5-C6-N1	-6.36	108.32	111.50
25	YA	780	G	C6-C5-N7	-6.36	126.58	130.40
25	RA	1776	G	C4-C5-C6	6.36	122.62	118.80
1	XA	729	A	N9-C4-C5	-6.36	103.25	105.80
25	RA	195	A	C4-C5-C6	-6.36	113.82	117.00
25	RA	2862	G	C4-C5-C6	6.36	122.62	118.80
25	YA	1831	G	N1-C2-N2	-6.36	110.47	116.20
1	XA	899	C	C6-N1-C2	6.36	122.84	120.30
25	YA	1241	A	N1-C6-N6	6.36	122.42	118.60
25	YA	2694	G	N3-C4-N9	6.36	129.81	126.00
25	RA	1634	A	C2-N3-C4	6.36	113.78	110.60
25	RA	2460	U	O5'-P-OP1	-6.36	99.98	105.70
25	YA	1015	G	C5-C6-N1	6.36	114.68	111.50
25	YA	1219	G	O5'-P-OP2	-6.36	99.98	105.70
25	YA	1439	A	N3-C4-C5	6.36	131.25	126.80

Continued on next page...

Continued from previous page...

Mol	Chain	Res	Type	Atoms	Z	Observed(°)	Ideal(°)
25	YA	2447	G	C6-C5-N7	-6.36	126.59	130.40
25	RA	1680	U	C5-C4-O4	6.36	129.71	125.90
25	RA	2468	G	N3-C4-N9	6.36	129.81	126.00
25	RA	2714	G	C4-C5-C6	6.36	122.61	118.80
25	YA	1602	U	N1-C2-N3	6.36	118.71	114.90
25	YA	218	A	N1-C6-N6	-6.35	114.79	118.60
25	YA	1795	C	C6-N1-C2	-6.35	117.76	120.30
25	RA	1581	G	C8-N9-C4	-6.35	103.86	106.40
25	YA	59	U	C6-N1-C2	-6.35	117.19	121.00
25	YA	1015	G	N7-C8-N9	6.35	116.28	113.10
25	YA	2839	G	C4-C5-C6	6.35	122.61	118.80
25	RA	1799	G	C4-C5-N7	-6.35	108.26	110.80
1	XA	1074	G	C8-N9-C4	6.35	108.94	106.40
25	YA	1204	A	N1-C2-N3	6.35	132.48	129.30
25	RA	1950	G	C6-C5-N7	-6.35	126.59	130.40
1	XA	1335	C	C6-N1-C2	6.35	122.84	120.30
25	YA	305	U	C2-N1-C1'	6.35	125.32	117.70
25	YA	990	A	N1-C2-N3	6.35	132.47	129.30
25	YA	427	U	N3-C2-O2	-6.35	117.76	122.20
25	YA	696	G	C4-C5-N7	6.35	113.34	110.80
25	YA	1122	G	C8-N9-C4	-6.35	103.86	106.40
25	YA	2573	C	N3-C2-O2	-6.35	117.46	121.90
25	RA	124	G	N1-C6-O6	6.35	123.71	119.90
25	YA	1862	G	N3-C4-N9	-6.35	122.19	126.00
25	YA	1511	A	N1-C6-N6	-6.34	114.79	118.60
1	XA	1517	G	C6-C5-N7	-6.34	126.59	130.40
25	YA	974(A)	C	P-O3'-C3'	6.34	127.31	119.70
25	YA	204	A	N1-C6-N6	-6.34	114.80	118.60
25	YA	554	U	C4-C5-C6	6.34	123.50	119.70
25	YA	745	G	C6-C5-N7	-6.34	126.59	130.40
25	YA	2394	C	C2-N1-C1'	6.34	125.78	118.80
25	RA	462	C	C5-C6-N1	-6.34	117.83	121.00
25	RA	2326	C	N3-C4-C5	-6.34	119.36	121.90
25	RA	2593	U	N1-C2-N3	6.34	118.70	114.90
1	XA	299	G	N3-C2-N2	-6.34	115.46	119.90
25	YA	832	G	C8-N9-C1'	-6.34	118.76	127.00
25	RA	1695	G	N3-C4-N9	6.34	129.80	126.00
25	YA	382	G	C5-C6-O6	-6.34	124.80	128.60
25	RA	471	A	N1-C6-N6	6.34	122.40	118.60
25	RA	1784	A	C4-C5-C6	6.34	120.17	117.00
1	XA	467	G	N3-C4-C5	-6.34	125.43	128.60
25	YA	636	G	N7-C8-N9	6.34	116.27	113.10

Continued on next page...

Continued from previous page...

Mol	Chain	Res	Type	Atoms	Z	Observed(°)	Ideal(°)
25	YA	1326	U	N3-C2-O2	6.34	126.64	122.20
25	RA	454	A	C8-N9-C4	6.33	108.33	105.80
1	XA	1348	U	N1-C2-N3	6.33	118.70	114.90
25	YA	530	G	N1-C2-N2	-6.33	110.50	116.20
25	RA	780	G	N3-C4-C5	-6.33	125.43	128.60
25	RA	789	A	C2-N3-C4	-6.33	107.43	110.60
25	RA	2456	C	C5-C4-N4	-6.33	115.77	120.20
25	RA	2620	C	C6-N1-C2	6.33	122.83	120.30
25	RA	2624	G	C5-C6-O6	-6.33	124.80	128.60
25	YA	1258	C	N3-C4-C5	6.33	124.43	121.90
26	YB	29	A	C8-N9-C4	-6.33	103.27	105.80
25	RA	177	G	N1-C6-O6	-6.33	116.10	119.90
1	XA	119	A	C8-N9-C4	-6.33	103.27	105.80
25	YA	1424	G	C4-N9-C1'	6.33	134.73	126.50
25	YA	2217	G	C5-C6-N1	-6.33	108.34	111.50
25	YA	2555	U	C5-C4-O4	6.33	129.70	125.90
1	QA	753	A	P-O3'-C3'	6.33	127.29	119.70
25	YA	574	C	C6-N1-C2	6.33	122.83	120.30
25	YA	2428	G	C5-C6-N1	-6.33	108.34	111.50
1	QA	541	G	C5-C6-O6	-6.33	124.81	128.60
25	RA	762	U	C2-N1-C1'	-6.33	110.11	117.70
25	RA	1184	G	N1-C6-O6	6.33	123.69	119.90
1	QA	1187	G	C8-N9-C4	-6.32	103.87	106.40
1	QA	1198	G	N3-C4-C5	-6.32	125.44	128.60
25	RA	2073	C	N1-C2-N3	6.32	123.63	119.20
25	YA	28	A	C8-N9-C4	-6.32	103.27	105.80
25	YA	1676	A	C5-N7-C8	-6.32	100.74	103.90
25	YA	1761	C	C2-N3-C4	-6.32	116.74	119.90
25	RA	1654	A	C8-N9-C4	-6.32	103.27	105.80
25	YA	1193	G	C8-N9-C4	6.32	108.93	106.40
25	YA	1228	G	O5'-P-OP1	-6.32	100.01	105.70
25	YA	1606	G	N7-C8-N9	-6.32	109.94	113.10
1	QA	938	A	N1-C6-N6	6.32	122.39	118.60
25	RA	141	A	C8-N9-C4	-6.32	103.27	105.80
25	RA	301	G	N9-C4-C5	-6.32	102.87	105.40
25	RA	471	A	C4-C5-N7	6.32	113.86	110.70
25	RA	566	U	C6-N1-C2	6.32	124.79	121.00
25	RA	783	A	C5-C6-N6	-6.32	118.64	123.70
1	QA	1435	G	N3-C4-C5	6.32	131.76	128.60
25	RA	1236	G	C6-C5-N7	-6.32	126.61	130.40
25	RA	809	G	N3-C4-C5	-6.32	125.44	128.60
25	RA	1628	G	C4-C5-C6	6.32	122.59	118.80

Continued on next page...

Continued from previous page...

Mol	Chain	Res	Type	Atoms	Z	Observed(°)	Ideal(°)
25	RA	1814	G	C5-C6-O6	6.32	132.39	128.60
25	YA	58	G	C8-N9-C4	-6.32	103.87	106.40
25	YA	326	G	N1-C6-O6	6.32	123.69	119.90
25	YA	2407	G	C8-N9-C4	-6.32	103.87	106.40
25	RA	560	C	O5'-P-OP2	-6.32	100.02	105.70
25	RA	2499	C	C2-N1-C1'	6.32	125.75	118.80
25	YA	1243	G	C5-C6-O6	-6.32	124.81	128.60
25	YA	1951	U	O5'-P-OP2	-6.31	100.02	105.70
25	RA	126	A	C5-C6-N1	-6.31	114.54	117.70
25	RA	1769	G	N7-C8-N9	6.31	116.26	113.10
1	XA	792	A	C3'-C2'-C1'	-6.31	96.45	101.50
25	RA	1959	G	N3-C4-C5	-6.31	125.44	128.60
25	YA	1031	G	N1-C6-O6	-6.31	116.11	119.90
25	RA	209	C	C6-N1-C2	6.31	122.82	120.30
25	RA	2004	G	C6-C5-N7	-6.31	126.61	130.40
1	XA	465	A	C5-N7-C8	6.31	107.06	103.90
25	YA	1647	G	C4-C5-N7	6.31	113.32	110.80
25	YA	753	C	C2-N1-C1'	6.31	125.74	118.80
25	YA	1413	G	C5-C6-O6	-6.31	124.81	128.60
25	YA	1915	U	C6-N1-C2	-6.31	117.22	121.00
25	RA	139	G	C4-C5-N7	-6.30	108.28	110.80
25	RA	621	A	N1-C2-N3	6.30	132.45	129.30
25	RA	716	A	C2-N3-C4	-6.30	107.45	110.60
25	RA	1332	G	C8-N9-C4	-6.30	103.88	106.40
1	XA	901	A	N1-C6-N6	6.30	122.38	118.60
25	YA	917	A	C2-N3-C4	-6.30	107.45	110.60
25	YA	956	G	N1-C6-O6	6.30	123.68	119.90
25	YA	2025	C	C6-N1-C2	-6.30	117.78	120.30
25	YA	1422	G	N9-C4-C5	6.30	107.92	105.40
25	RA	1678	G	N9-C4-C5	6.30	107.92	105.40
25	YA	1544	C	N1-C2-O2	6.30	122.68	118.90
25	RA	1699	G	N1-C6-O6	-6.30	116.12	119.90
25	RA	1964	G	N3-C4-C5	-6.30	125.45	128.60
25	YA	2080	G	C4-C5-N7	6.30	113.32	110.80
1	QA	792	A	N9-C4-C5	-6.30	103.28	105.80
1	QA	978	A	C8-N9-C4	-6.30	103.28	105.80
25	RA	1136	G	C2-N3-C4	6.30	115.05	111.90
25	RA	2028	U	N1-C2-O2	-6.30	118.39	122.80
1	XA	856	C	N3-C4-C5	-6.30	119.38	121.90
25	YA	788	A	C4-C5-N7	6.30	113.85	110.70
25	YA	1606	G	N3-C2-N2	6.30	124.31	119.90
25	YA	1786	A	N9-C1'-C2'	6.30	122.19	114.00

Continued on next page...

Continued from previous page...

Mol	Chain	Res	Type	Atoms	Z	Observed(°)	Ideal(°)
1	XA	901	A	C5-N7-C8	-6.29	100.75	103.90
25	YA	680	G	N1-C2-N3	6.29	127.68	123.90
25	YA	820	A	C2-N3-C4	-6.29	107.45	110.60
1	XA	869	G	C5-N7-C8	-6.29	101.15	104.30
25	YA	945	A	C5-C6-N1	-6.29	114.55	117.70
25	RA	15	G	N3-C4-C5	6.29	131.75	128.60
25	RA	2455	G	C6-C5-N7	-6.29	126.62	130.40
25	YA	74	A	C6-C5-N7	-6.29	127.90	132.30
25	YA	270(R)	G	N3-C4-C5	-6.29	125.45	128.60
25	YA	1897	G	C6-C5-N7	-6.29	126.62	130.40
25	YA	2299	G	N1-C6-O6	6.29	123.67	119.90
25	YA	2661	G	N3-C4-C5	-6.29	125.45	128.60
1	QA	416	G	C6-C5-N7	-6.29	126.63	130.40
25	YA	792	G	N1-C2-N2	-6.29	110.54	116.20
25	YA	1825	A	N9-C4-C5	6.29	108.32	105.80
25	YA	2068	U	C6-N1-C2	6.29	124.77	121.00
25	YA	2391	G	C5-C6-O6	-6.29	124.83	128.60
25	RA	2048	G	N7-C8-N9	6.29	116.24	113.10
1	QA	226	G	C5-C6-N1	-6.29	108.36	111.50
25	RA	2365	G	N3-C4-N9	6.29	129.77	126.00
1	XA	690	G	C8-N9-C4	-6.29	103.89	106.40
25	YA	311	A	N1-C6-N6	6.29	122.37	118.60
25	YA	577	G	C5-C6-N1	-6.29	108.36	111.50
25	YA	1595	G	C5-C6-N1	-6.29	108.36	111.50
25	YA	2675	A	C5-C6-N1	6.29	120.84	117.70
26	YB	49	C	C6-N1-C2	-6.29	117.78	120.30
25	RA	2447	G	N3-C4-N9	6.28	129.77	126.00
25	YA	636	G	C4-C5-N7	6.28	113.31	110.80
25	YA	2447	G	OP1-P-O3'	6.28	119.02	105.20
25	RA	2597	G	C4-C5-C6	6.28	122.57	118.80
1	XA	1054	C	N3-C4-C5	6.28	124.41	121.90
25	YA	465	G	C8-N9-C4	-6.28	103.89	106.40
25	YA	1787	A	O4'-C1'-N9	-6.28	103.17	108.20
25	YA	1187	G	C5-C6-O6	6.28	132.37	128.60
25	RA	932	G	C8-N9-C1'	6.28	135.16	127.00
25	RA	1619	G	N9-C4-C5	-6.28	102.89	105.40
25	YA	1734	C	N3-C4-C5	-6.28	119.39	121.90
26	YB	8	U	O5'-P-OP2	-6.28	100.05	105.70
1	XA	1077	G	C4-C5-N7	6.28	113.31	110.80
25	YA	46	C	OP2-P-O3'	6.28	119.01	105.20
25	YA	621	A	C4-C5-N7	6.28	113.84	110.70
25	YA	650	C	C5-C6-N1	6.28	124.14	121.00

Continued on next page...

Continued from previous page...

Mol	Chain	Res	Type	Atoms	Z	Observed(°)	Ideal(°)
25	YA	1939	U	C5-C4-O4	6.28	129.66	125.90
25	YA	2566	A	P-O3'-C3'	6.28	127.23	119.70
25	YA	2715	C	N3-C4-C5	6.28	124.41	121.90
25	YA	676	A	C6-C5-N7	-6.27	127.91	132.30
25	YA	1329	U	O5'-P-OP2	-6.27	100.05	105.70
25	YA	1499	C	C5-C6-N1	-6.27	117.86	121.00
25	YA	1666	G	C6-C5-N7	-6.27	126.64	130.40
25	RA	1286	A	C2-N3-C4	6.27	113.74	110.60
25	RA	2688	U	N3-C4-O4	-6.27	115.01	119.40
25	YA	1403	C	N1-C2-N3	6.27	123.59	119.20
1	QA	328	C	P-O3'-C3'	6.27	127.22	119.70
1	QA	1432	G	C6-C5-N7	-6.27	126.64	130.40
25	RA	145	G	N3-C4-N9	-6.27	122.24	126.00
25	YA	1607	C	C2-N1-C1'	6.27	125.70	118.80
25	YA	2523	G	N1-C6-O6	6.27	123.66	119.90
25	RA	201	C	O5'-P-OP1	-6.27	100.06	105.70
25	RA	832	G	N1-C6-O6	6.27	123.66	119.90
25	RA	1601	G	C5-C6-O6	-6.27	124.84	128.60
25	YA	270(X)	G	C5-C6-N1	-6.27	108.37	111.50
25	YA	333	G	C5-C6-O6	-6.27	124.84	128.60
25	YA	2486	G	C8-N9-C4	6.27	108.91	106.40
25	RA	22	C	C5-C6-N1	-6.27	117.87	121.00
25	RA	2509	G	C4-N9-C1'	6.27	134.65	126.50
26	RB	5	C	C6-N1-C2	6.27	122.81	120.30
1	XA	416	G	C4-N9-C1'	6.27	134.65	126.50
25	RA	1786	A	N3-C4-C5	6.26	131.19	126.80
25	YA	592	G	C4-N9-C1'	6.26	134.64	126.50
25	YA	2767	C	C2-N1-C1'	6.26	125.69	118.80
25	YA	2419	U	OP1-P-O3'	6.26	118.98	105.20
25	YA	2430	A	C4-C5-C6	6.26	120.13	117.00
25	YA	354	G	N9-C4-C5	-6.26	102.90	105.40
25	YA	404	C	P-O3'-C3'	6.26	127.21	119.70
25	YA	972	G	N1-C2-N2	-6.26	110.56	116.20
25	YA	1950	G	N3-C4-N9	6.26	129.76	126.00
25	RA	1941	C	C2-N1-C1'	6.26	125.68	118.80
25	YA	342	G	N1-C6-O6	6.26	123.66	119.90
25	YA	1831	G	C4-N9-C1'	6.26	134.64	126.50
25	RA	680	G	C6-C5-N7	-6.26	126.64	130.40
25	RA	1949	G	C8-N9-C1'	-6.26	118.86	127.00
25	YA	483	A	N1-C2-N3	6.26	132.43	129.30
25	YA	1351	C	N1-C2-O2	-6.26	115.15	118.90
1	QA	853	G	N1-C6-O6	6.25	123.65	119.90

Continued on next page...

Continued from previous page...

Mol	Chain	Res	Type	Atoms	Z	Observed(°)	Ideal(°)
4	QD	28	SER	C-N-CD	6.25	141.53	128.40
25	RA	2205	C	C6-N1-C2	-6.25	117.80	120.30
25	YA	815	C	C5-C6-N1	-6.25	117.87	121.00
25	RA	1799	G	P-O3'-C3'	6.25	127.20	119.70
25	YA	258	G	N3-C4-C5	-6.25	125.47	128.60
25	YA	400	G	C2-N3-C4	-6.25	108.77	111.90
25	YA	1559	G	C2-N3-C4	-6.25	108.77	111.90
1	QA	1060	C	C6-N1-C2	-6.25	117.80	120.30
25	RA	1430	C	N3-C2-O2	-6.25	117.52	121.90
26	RB	89	G	C6-C5-N7	-6.25	126.65	130.40
25	YA	2779	U	N3-C2-O2	-6.25	117.82	122.20
1	QA	366	C	C6-N1-C2	6.25	122.80	120.30
1	QA	533	A	P-O3'-C3'	6.25	127.20	119.70
25	RA	297	C	C2-N1-C1'	6.25	125.67	118.80
1	XA	126	G	N3-C4-C5	-6.25	125.47	128.60
25	YA	2276	G	O5'-P-OP1	-6.25	100.08	105.70
25	RA	2586	C	C2-N1-C1'	6.25	125.67	118.80
1	XA	670	G	C5-C6-N1	6.25	114.62	111.50
25	YA	494	G	C4-C5-N7	6.25	113.30	110.80
25	YA	2532	G	C4-N9-C1'	6.25	134.62	126.50
25	YA	2592	G	O5'-P-OP2	-6.25	100.08	105.70
25	RA	1277	G	N1-C6-O6	-6.25	116.15	119.90
1	XA	1201	A	O4'-C4'-C3'	6.25	111.10	106.10
25	YA	450	G	N3-C2-N2	-6.25	115.53	119.90
1	QA	819	A	O4'-C1'-N9	-6.24	103.20	108.20
25	YA	296	C	N3-C2-O2	-6.24	117.53	121.90
1	QA	943	U	C2-N1-C1'	6.24	125.19	117.70
25	YA	2367	G	C4-C5-N7	6.24	113.30	110.80
26	YB	99	A	C2-N3-C4	-6.24	107.48	110.60
25	YA	318	C	N1-C2-O2	-6.24	115.16	118.90
25	YA	794	G	C4-N9-C1'	6.24	134.61	126.50
25	YA	1159	U	C5-C6-N1	-6.24	119.58	122.70
25	YA	1264	G	C4-C5-N7	-6.24	108.31	110.80
25	YA	1496	A	C8-N9-C4	-6.24	103.30	105.80
25	YA	2702	U	N1-C2-O2	6.24	127.17	122.80
1	QA	33	A	O5'-P-OP2	-6.24	100.09	105.70
1	QA	1203	C	N3-C4-C5	-6.24	119.41	121.90
1	XA	725	G	N3-C4-C5	-6.24	125.48	128.60
25	RA	527	C	C6-N1-C1'	-6.24	113.32	120.80
25	RA	1338	G	N3-C4-N9	6.24	129.74	126.00
25	RA	2399	G	N3-C4-N9	6.24	129.74	126.00
25	YA	734	A	C5-C6-N1	-6.24	114.58	117.70

Continued on next page...

Continued from previous page...

Mol	Chain	Res	Type	Atoms	Z	Observed(°)	Ideal(°)
25	YA	1256	G	N1-C2-N3	6.24	127.64	123.90
25	YA	1495	A	C8-N9-C4	-6.24	103.31	105.80
25	YA	1658	C	C6-N1-C2	-6.24	117.81	120.30
25	YA	2655	G	C4-C5-N7	-6.24	108.31	110.80
1	XA	914	A	O5'-P-OP1	-6.23	100.09	105.70
25	YA	385	C	N3-C4-C5	-6.23	119.41	121.90
25	RA	1028	A	N1-C6-N6	-6.23	114.86	118.60
25	RA	1654	A	N9-C4-C5	6.23	108.29	105.80
25	YA	1607	C	C5-C6-N1	6.23	124.12	121.00
25	YA	2584	U	N1-C2-N3	6.23	118.64	114.90
25	YA	2590	A	C6-C5-N7	-6.23	127.94	132.30
25	YA	2752	C	C6-N1-C1'	-6.23	113.32	120.80
1	XA	293	G	C4-C5-N7	6.23	113.29	110.80
25	YA	34	C	N1-C2-O2	6.23	122.64	118.90
25	YA	393	C	N3-C4-C5	6.23	124.39	121.90
25	YA	1326	U	C6-N1-C2	6.23	124.74	121.00
25	RA	1640	C	N1-C2-O2	6.23	122.64	118.90
25	YA	1728	G	C4-C5-N7	6.23	113.29	110.80
25	YA	380	U	N3-C4-O4	6.23	123.76	119.40
25	YA	1743	G	C8-N9-C4	-6.23	103.91	106.40
25	YA	2468	G	C8-N9-C4	-6.23	103.91	106.40
25	RA	2019	A	C8-N9-C4	6.23	108.29	105.80
25	YA	139	G	C8-N9-C4	-6.23	103.91	106.40
25	RA	2673	G	N1-C6-O6	6.22	123.63	119.90
1	XA	783	C	C6-N1-C2	6.22	122.79	120.30
25	YA	1163	G	C8-N9-C4	-6.22	103.91	106.40
25	YA	2249	U	C6-N1-C2	-6.22	117.27	121.00
1	QA	112	G	N1-C6-O6	6.22	123.63	119.90
1	QA	1187	G	C4-N9-C1'	6.22	134.59	126.50
25	RA	2008	C	C6-N1-C2	6.22	122.79	120.30
1	XA	573	A	N1-C6-N6	-6.22	114.87	118.60
25	YA	132	G	C4-C5-C6	6.22	122.53	118.80
25	YA	2871	C	C5-C4-N4	-6.22	115.84	120.20
25	RA	2515	C	N3-C4-C5	-6.22	119.41	121.90
1	XA	200	G	C8-N9-C4	6.22	108.89	106.40
1	XA	853	G	N1-C6-O6	6.22	123.63	119.90
25	YA	1204	A	N3-C4-C5	6.22	131.16	126.80
25	YA	2313	C	N3-C2-O2	-6.22	117.55	121.90
25	RA	67	U	N3-C4-O4	6.22	123.75	119.40
25	RA	1857	G	C4-N9-C1'	6.22	134.59	126.50
25	RA	2311	A	N1-C6-N6	6.22	122.33	118.60
25	RA	2549	G	C5-C6-N1	-6.22	108.39	111.50

Continued on next page...

Continued from previous page...

Mol	Chain	Res	Type	Atoms	Z	Observed(°)	Ideal(°)
1	XA	26	A	N1-C6-N6	-6.22	114.87	118.60
1	QA	741	G	C8-N9-C4	-6.22	103.91	106.40
25	YA	2440	C	N1-C2-O2	-6.22	115.17	118.90
25	YA	2713	A	N7-C8-N9	6.22	116.91	113.80
25	RA	1791	A	N9-C4-C5	6.22	108.29	105.80
25	RA	2437	U	N1-C2-O2	-6.22	118.45	122.80
25	RA	2534	A	N7-C8-N9	6.22	116.91	113.80
1	XA	11	G	C8-N9-C4	-6.22	103.91	106.40
25	YA	580	C	N3-C2-O2	-6.22	117.55	121.90
25	YA	760	G	C5-C6-N1	-6.22	108.39	111.50
25	YA	1607	C	C2-N3-C4	6.22	123.01	119.90
25	RA	696	G	N3-C4-N9	6.21	129.73	126.00
25	RA	2483	C	C5-C6-N1	6.21	124.11	121.00
25	YA	286	C	C6-N1-C2	6.21	122.79	120.30
25	YA	1341	U	OP2-P-O3'	6.21	118.87	105.20
25	RA	1815	A	C4-C5-N7	-6.21	107.59	110.70
25	RA	2070	G	C8-N9-C4	-6.21	103.92	106.40
1	XA	353	A	O5'-P-OP1	-6.21	100.11	105.70
1	XA	659	U	N3-C2-O2	-6.21	117.85	122.20
25	YA	471	A	C8-N9-C4	-6.21	103.31	105.80
25	YA	697	C	C2-N1-C1'	6.21	125.63	118.80
25	YA	2607	G	N3-C4-N9	6.21	129.73	126.00
25	RA	760	G	N3-C4-C5	-6.21	125.50	128.60
25	RA	2583	G	C5-C6-O6	6.21	132.33	128.60
25	RA	760	G	C4-C5-C6	6.21	122.53	118.80
25	RA	1269	A	N3-C4-C5	6.21	131.15	126.80
25	YA	745	G	C5-C6-N1	-6.21	108.39	111.50
25	RA	776	G	O4'-C1'-N9	-6.21	103.24	108.20
25	YA	2689	U	P-O3'-C3'	6.21	127.15	119.70
25	YA	580	C	C6-N1-C2	-6.21	117.82	120.30
25	YA	1903	G	N3-C4-C5	6.21	131.70	128.60
25	YA	2557	G	C4-N9-C1'	6.21	134.57	126.50
1	QA	1096	C	N3-C2-O2	-6.20	117.56	121.90
25	RA	743	G	C5-C6-O6	-6.20	124.88	128.60
25	RA	1950	G	N7-C8-N9	6.20	116.20	113.10
25	YA	1969	A	OP1-P-O3'	6.20	118.85	105.20
25	YA	2362	G	C8-N9-C4	6.20	108.88	106.40
25	RA	1769	G	N1-C6-O6	6.20	123.62	119.90
1	XA	31	G	C6-C5-N7	-6.20	126.68	130.40
25	YA	820	A	N3-C4-N9	-6.20	122.44	127.40
25	YA	1933	G	N3-C4-C5	-6.20	125.50	128.60
25	YA	2235	G	C5-C6-N1	-6.20	108.40	111.50

Continued on next page...

Continued from previous page...

Mol	Chain	Res	Type	Atoms	Z	Observed(°)	Ideal(°)
1	QA	1441	G	C8-N9-C4	-6.20	103.92	106.40
25	YA	955	C	N1-C2-O2	-6.20	115.18	118.90
1	QA	1200	C	P-O3'-C3'	6.20	127.14	119.70
25	RA	696	G	N3-C4-C5	-6.20	125.50	128.60
26	RB	83	G	C5-C6-N1	-6.20	108.40	111.50
1	XA	1065	U	P-O3'-C3'	6.20	127.14	119.70
1	QA	1325	C	N3-C2-O2	-6.20	117.56	121.90
25	RA	493	G	N1-C6-O6	6.20	123.62	119.90
1	XA	553	A	O5'-P-OP2	-6.20	100.12	105.70
25	YA	1150	C	C6-N1-C2	-6.20	117.82	120.30
1	XA	1487	G	C5-C6-N1	6.19	114.60	111.50
25	YA	1022	G	C4-C5-N7	-6.19	108.32	110.80
25	RA	672	C	N3-C2-O2	-6.19	117.57	121.90
25	RA	1306	C	C5-C6-N1	6.19	124.10	121.00
1	XA	102	G	N3-C4-C5	-6.19	125.50	128.60
1	XA	799	G	N3-C4-N9	6.19	129.72	126.00
1	XA	1419	G	N1-C6-O6	6.19	123.61	119.90
25	YA	670	A	N9-C4-C5	6.19	108.28	105.80
1	QA	21	G	O5'-P-OP2	-6.19	100.13	105.70
1	XA	1204	A	C6-C5-N7	-6.19	127.97	132.30
25	YA	591	C	N3-C4-C5	6.19	124.38	121.90
25	YA	1392	A	N1-C6-N6	-6.19	114.89	118.60
25	YA	2325	G	O5'-P-OP1	-6.19	100.13	105.70
1	QA	1114	C	C6-N1-C2	-6.19	117.83	120.30
25	RA	508	G	N7-C8-N9	6.19	116.19	113.10
1	XA	953	G	C2-N3-C4	6.19	115.00	111.90
1	XA	1403	C	C6-N1-C2	-6.19	117.82	120.30
25	YA	528	A	N3-C4-C5	6.19	131.13	126.80
25	YA	1385	G	C4-N9-C1'	-6.19	118.45	126.50
25	RA	593	G	C2-N3-C4	-6.19	108.81	111.90
25	RA	1566	A	C8-N9-C4	6.19	108.28	105.80
25	YA	125	G	N1-C6-O6	-6.19	116.19	119.90
25	RA	126	A	C4-C5-C6	6.19	120.09	117.00
25	RA	198	C	C5-C4-N4	-6.18	115.87	120.20
25	YA	246	C	N1-C2-O2	-6.18	115.19	118.90
25	YA	1017	G	C5-C6-O6	-6.18	124.89	128.60
25	YA	1328	G	C5-C6-N1	6.18	114.59	111.50
25	YA	2218	G	C5-C6-N1	-6.18	108.41	111.50
1	QA	686	U	P-O3'-C3'	6.18	127.12	119.70
25	RA	684	G	N1-C6-O6	6.18	123.61	119.90
25	RA	1377	G	N3-C4-C5	-6.18	125.51	128.60
25	YA	948	G	N1-C6-O6	6.18	123.61	119.90

Continued on next page...

Continued from previous page...

Mol	Chain	Res	Type	Atoms	Z	Observed(°)	Ideal(°)
25	YA	2079	U	N3-C4-O4	6.18	123.73	119.40
25	YA	2228	G	N3-C4-N9	6.18	129.71	126.00
1	QA	313	A	N1-C6-N6	-6.18	114.89	118.60
1	QA	317	G	C6-C5-N7	-6.18	126.69	130.40
1	XA	1094	G	OP2-P-O3'	6.18	118.79	105.20
25	YA	1628	G	C8-N9-C1'	-6.18	118.97	127.00
25	RA	926	A	N1-C6-N6	6.18	122.31	118.60
25	RA	2450	A	N9-C4-C5	6.18	108.27	105.80
25	YA	28	A	C6-C5-N7	-6.18	127.97	132.30
26	YB	28	C	C6-N1-C2	-6.18	117.83	120.30
25	RA	55	G	N3-C4-N9	6.18	129.71	126.00
25	RA	512	G	O4'-C1'-N9	6.18	113.14	108.20
25	RA	2468	G	O5'-P-OP2	-6.18	100.14	105.70
25	YA	256	A	C4-C5-N7	6.18	113.79	110.70
25	YA	2880	C	C6-N1-C2	-6.18	117.83	120.30
1	QA	1347	G	C5-C6-O6	6.17	132.31	128.60
1	XA	244	U	N1-C2-N3	-6.17	111.19	114.90
25	YA	859	G	N3-C4-N9	-6.17	122.30	126.00
25	YA	1889	A	N1-C6-N6	-6.17	114.89	118.60
1	QA	299	G	N3-C4-N9	-6.17	122.30	126.00
1	QA	723	U	C5-C6-N1	6.17	125.79	122.70
25	RA	1774	C	C5-C6-N1	6.17	124.09	121.00
25	RA	140	A	C5-C6-N6	-6.17	118.76	123.70
26	RB	10	C	C6-N1-C2	-6.17	117.83	120.30
1	XA	653	A	C8-N9-C4	-6.17	103.33	105.80
25	YA	290	G	N7-C8-N9	-6.17	110.01	113.10
25	RA	439	G	C4-N9-C1'	6.17	134.52	126.50
25	RA	1204	A	C5-C6-N1	-6.17	114.61	117.70
25	RA	2712	U	C5-C4-O4	6.17	129.60	125.90
25	YA	1774	C	N3-C4-C5	6.17	124.37	121.90
25	YA	2230	G	N1-C6-O6	6.17	123.60	119.90
1	XA	674	G	C6-C5-N7	-6.17	126.70	130.40
25	YA	1027	A	OP1-P-OP2	-6.17	110.35	119.60
25	RA	193	U	OP2-P-O3'	6.17	118.77	105.20
25	RA	573	G	C6-C5-N7	-6.17	126.70	130.40
1	XA	522	C	C5-C6-N1	-6.17	117.92	121.00
1	XA	1268	A	N1-C6-N6	-6.17	114.90	118.60
25	YA	1981	A	N7-C8-N9	6.17	116.88	113.80
1	QA	865	A	C6-C5-N7	-6.17	127.98	132.30
25	RA	1952	A	C2-N3-C4	6.17	113.68	110.60
26	YB	81	G	C5-N7-C8	-6.17	101.22	104.30
25	YA	314	A	C5-C6-N1	6.16	120.78	117.70

Continued on next page...

Continued from previous page...

Mol	Chain	Res	Type	Atoms	Z	Observed(°)	Ideal(°)
25	YA	2639	A	C5-C6-N1	-6.16	114.62	117.70
25	YA	2686	G	OP2-P-O3'	6.16	118.76	105.20
26	YB	69	G	C8-N9-C4	-6.16	103.94	106.40
1	QA	789	U	N3-C4-C5	-6.16	110.90	114.60
25	YA	1259	G	C6-C5-N7	-6.16	126.70	130.40
25	YA	1670	C	C6-N1-C2	6.16	122.76	120.30
25	YA	952	G	N3-C4-C5	-6.16	125.52	128.60
25	YA	1934	C	C5-C4-N4	-6.16	115.89	120.20
25	YA	2581	G	C5-C6-O6	6.16	132.29	128.60
25	YA	2837	G	C5-N7-C8	-6.16	101.22	104.30
25	RA	1846	G	N3-C4-C5	-6.16	125.52	128.60
25	RA	2090	G	C2-N3-C4	-6.16	108.82	111.90
1	XA	247	G	C4-N9-C1'	6.16	134.50	126.50
25	RA	1226	G	C5-C6-O6	6.16	132.29	128.60
25	YA	193	U	N3-C4-O4	6.16	123.71	119.40
25	YA	784	A	C6-N1-C2	-6.16	114.91	118.60
25	YA	2299	G	C4-C5-N7	6.16	113.26	110.80
25	RA	1274	A	N9-C4-C5	6.15	108.26	105.80
25	YA	773	U	N1-C2-N3	6.15	118.59	114.90
25	YA	1955	U	N1-C2-N3	6.15	118.59	114.90
25	YA	622	G	C4-C5-C6	6.15	122.49	118.80
25	YA	663	G	N3-C4-C5	-6.15	125.52	128.60
25	YA	867	C	C2-N1-C1'	6.15	125.57	118.80
25	YA	1135	C	N1-C2-O2	6.15	122.59	118.90
25	YA	2309	A	C5-C6-N1	-6.15	114.62	117.70
25	YA	2620	C	N1-C2-O2	6.15	122.59	118.90
1	QA	108	G	C8-N9-C4	-6.15	103.94	106.40
1	QA	1112	C	C6-N1-C2	-6.15	117.84	120.30
1	QA	1435	G	N1-C6-O6	6.15	123.59	119.90
25	RA	74	A	C8-N9-C4	-6.15	103.34	105.80
25	RA	2542	A	N7-C8-N9	-6.15	110.72	113.80
25	RA	2562	U	C6-N1-C2	6.15	124.69	121.00
25	YA	2710	C	C5-C6-N1	-6.15	117.92	121.00
1	QA	589	C	N3-C2-O2	-6.15	117.60	121.90
25	YA	1563	G	C2-N3-C4	-6.15	108.83	111.90
1	QA	1354	C	C6-N1-C2	-6.15	117.84	120.30
25	RA	624	C	C5-C4-N4	-6.15	115.90	120.20
25	RA	1236	G	C2-N3-C4	-6.15	108.83	111.90
25	RA	1706	U	O4'-C1'-N1	6.15	113.12	108.20
25	YA	692	C	OP2-P-O3'	6.15	118.72	105.20
26	YB	50	G	N3-C4-N9	-6.15	122.31	126.00
25	YA	1206	G	N1-C6-O6	6.15	123.59	119.90

Continued on next page...

Continued from previous page...

Mol	Chain	Res	Type	Atoms	Z	Observed(°)	Ideal(°)
1	QA	64	G	C4-N9-C1'	6.14	134.49	126.50
1	QA	566	G	N3-C4-N9	-6.14	122.31	126.00
1	QA	577	G	C5-C6-O6	-6.14	124.91	128.60
25	RA	330	A	C5-C6-N6	-6.14	118.78	123.70
25	RA	1826	G	C8-N9-C4	6.14	108.86	106.40
25	RA	2886	G	C4-N9-C1'	6.14	134.49	126.50
1	XA	791	G	C5-N7-C8	6.14	107.37	104.30
25	RA	1367	A	N1-C6-N6	6.14	122.28	118.60
25	RA	1992	G	P-O3'-C3'	6.14	127.07	119.70
25	RA	2710	C	C6-N1-C2	-6.14	117.84	120.30
25	RA	2884	U	C5-C4-O4	6.14	129.59	125.90
25	YA	221	A	C8-N9-C1'	-6.14	116.64	127.70
25	YA	1204	A	N1-C6-N6	6.14	122.29	118.60
25	YA	1325	G	C4-N9-C1'	-6.14	118.51	126.50
25	RA	2510	C	N3-C2-O2	-6.14	117.60	121.90
25	YA	1776	G	C4-C5-C6	6.14	122.48	118.80
25	YA	1406	U	N3-C2-O2	-6.14	117.90	122.20
25	YA	769	G	C6-C5-N7	-6.14	126.72	130.40
25	YA	2782	G	C6-C5-N7	-6.14	126.72	130.40
1	XA	785	G	C5-C6-O6	-6.14	124.92	128.60
25	YA	1890	A	C4-C5-N7	6.14	113.77	110.70
1	QA	316	G	C6-C5-N7	-6.13	126.72	130.40
25	RA	501	A	O5'-P-OP2	-6.13	100.18	105.70
25	RA	835	A	OP1-P-OP2	-6.13	110.40	119.60
25	RA	974(A)	C	N1-C2-O2	6.13	122.58	118.90
25	YA	2672	G	C4-C5-N7	6.13	113.25	110.80
25	RA	1773	A	C5-C6-N1	-6.13	114.63	117.70
1	XA	18	C	C6-N1-C2	-6.13	117.85	120.30
25	YA	204	A	C2-N3-C4	6.13	113.67	110.60
25	YA	1409	C	N3-C2-O2	6.13	126.19	121.90
25	YA	2251	G	C6-C5-N7	-6.13	126.72	130.40
25	YA	2481	G	P-O3'-C3'	6.13	127.06	119.70
25	RA	769	G	OP2-P-O3'	6.13	118.68	105.20
25	RA	1769	G	C5-C6-O6	-6.13	124.92	128.60
1	XA	190	G	C8-N9-C1'	-6.13	119.03	127.00
25	YA	529	A	N7-C8-N9	6.13	116.86	113.80
1	QA	885	G	O5'-P-OP1	-6.13	100.19	105.70
25	RA	1355	G	C6-C5-N7	-6.13	126.72	130.40
25	YA	445	C	OP2-P-O3'	6.13	118.68	105.20
25	YA	1610	A	C6-C5-N7	-6.13	128.01	132.30
25	RA	1437	C	N3-C2-O2	-6.12	117.61	121.90
1	QA	944	G	N3-C4-C5	-6.12	125.54	128.60

Continued on next page...

Continued from previous page...

Mol	Chain	Res	Type	Atoms	Z	Observed(°)	Ideal(°)
25	RA	247	G	C5-C6-N1	6.12	114.56	111.50
25	RA	350	U	C6-N1-C2	-6.12	117.33	121.00
1	XA	811	C	C6-N1-C2	6.12	122.75	120.30
25	YA	62	C	C5-C6-N1	-6.12	117.94	121.00
25	YA	1673	U	C5-C6-N1	-6.12	119.64	122.70
25	RA	1769	G	C8-N9-C4	-6.12	103.95	106.40
1	XA	545	C	N1-C2-O2	6.12	122.57	118.90
25	YA	338	G	C8-N9-C1'	-6.12	119.04	127.00
25	YA	1610	A	N1-C6-N6	6.12	122.27	118.60
25	YA	2058	A	C4-C5-C6	6.12	120.06	117.00
25	YA	2254	C	N3-C2-O2	6.12	126.19	121.90
25	RA	639	U	C5-C4-O4	6.12	129.57	125.90
25	RA	2724	C	N1-C2-O2	-6.12	115.23	118.90
1	XA	1327	C	C6-N1-C2	6.12	122.75	120.30
25	YA	208	C	C5-C6-N1	-6.12	117.94	121.00
1	QA	372	C	C2-N3-C4	6.12	122.96	119.90
25	RA	1803	A	C4-C5-C6	-6.12	113.94	117.00
1	XA	858	G	N1-C6-O6	-6.12	116.23	119.90
1	QA	347	G	C4-C5-N7	6.12	113.25	110.80
1	QA	1204	A	N7-C8-N9	6.12	116.86	113.80
25	RA	2306	C	N1-C2-O2	6.12	122.57	118.90
25	RA	2413	G	N3-C4-C5	6.12	131.66	128.60
25	RA	2451	A	C2-N3-C4	-6.12	107.54	110.60
25	YA	301	G	N3-C4-N9	6.12	129.67	126.00
25	YA	1402	C	N3-C4-N4	6.12	122.28	118.00
1	QA	266	G	N1-C6-O6	6.11	123.57	119.90
25	RA	832	G	C5-C6-N1	-6.11	108.44	111.50
25	YA	688	U	N3-C4-O4	6.11	123.68	119.40
25	YA	776	G	N3-C4-N9	-6.11	122.33	126.00
25	YA	1343	G	C4-N9-C1'	6.11	134.45	126.50
25	YA	2005	A	C5-C6-N6	6.11	128.59	123.70
25	YA	2446	G	C4-C5-C6	6.11	122.47	118.80
25	RA	2751	G	C6-C5-N7	-6.11	126.73	130.40
1	XA	485	G	O4'-C1'-N9	6.11	113.09	108.20
25	YA	967	C	C5-C6-N1	-6.11	117.94	121.00
1	QA	823	G	C8-N9-C4	-6.11	103.96	106.40
25	RA	2447	G	C5-C6-O6	-6.11	124.93	128.60
25	YA	858	U	C5-C6-N1	-6.11	119.64	122.70
25	YA	2318	G	O4'-C1'-N9	6.11	113.09	108.20
25	RA	1805	U	C6-N1-C2	-6.11	117.33	121.00
1	XA	605	U	C5-C4-O4	6.11	129.56	125.90
25	RA	347	A	N1-C6-N6	-6.11	114.94	118.60

Continued on next page...

Continued from previous page...

Mol	Chain	Res	Type	Atoms	Z	Observed(°)	Ideal(°)
25	RA	1130	U	C5-C4-O4	6.11	129.56	125.90
25	RA	2052	G	C2-N3-C4	-6.11	108.85	111.90
25	RA	2291	U	C5-C4-O4	6.11	129.56	125.90
25	RA	2482	G	N3-C4-N9	6.11	129.66	126.00
1	XA	799	G	C4-N9-C1'	6.11	134.44	126.50
25	RA	725	G	C5-C6-N1	-6.11	108.45	111.50
1	XA	1235	U	C6-N1-C2	-6.11	117.34	121.00
1	QA	1201	A	P-O3'-C3'	6.10	127.03	119.70
25	YA	305	U	N3-C2-O2	-6.10	117.93	122.20
25	YA	2574	G	O5'-P-OP2	-6.10	100.21	105.70
25	RA	71	A	C4-C5-N7	6.10	113.75	110.70
25	RA	1343	G	N3-C4-C5	-6.10	125.55	128.60
25	RA	1426	G	C5-C6-O6	6.10	132.26	128.60
25	RA	2043	C	C6-N1-C2	-6.10	117.86	120.30
25	YA	81	G	N1-C6-O6	6.10	123.56	119.90
25	YA	414	C	C6-N1-C2	6.10	122.74	120.30
25	YA	1978	A	C2-N3-C4	-6.10	107.55	110.60
25	YA	2331	G	N1-C6-O6	6.10	123.56	119.90
25	RA	445	C	N1-C2-O2	-6.10	115.24	118.90
25	RA	829	A	C8-N9-C4	6.10	108.24	105.80
25	RA	1347	G	O5'-P-OP1	6.10	118.02	110.70
25	RA	2548	G	C6-C5-N7	-6.10	126.74	130.40
25	YA	697	C	N3-C2-O2	-6.10	117.63	121.90
25	YA	1785	A	C4-C5-C6	6.10	120.05	117.00
25	RA	26	G	N9-C4-C5	6.10	107.84	105.40
25	RA	773	U	N1-C2-N3	6.10	118.56	114.90
25	RA	1949	G	C4-N9-C1'	6.10	134.43	126.50
25	RA	2579	C	N3-C2-O2	6.10	126.17	121.90
25	YA	917	A	N1-C2-N3	6.10	132.35	129.30
1	QA	771	G	N3-C4-C5	6.10	131.65	128.60
25	RA	2239	G	N3-C4-N9	6.10	129.66	126.00
25	RA	2540	C	O5'-P-OP2	-6.10	100.21	105.70
25	YA	1477	A	C8-N9-C4	-6.10	103.36	105.80
25	YA	247	G	N3-C4-N9	6.10	129.66	126.00
25	RA	1427	A	P-O3'-C3'	6.09	127.01	119.70
25	YA	1187	G	C8-N9-C1'	-6.09	119.08	127.00
25	YA	1647	G	N3-C4-N9	6.09	129.66	126.00
25	RA	475	U	C6-N1-C2	-6.09	117.34	121.00
25	RA	2438	U	O5'-P-OP2	-6.09	100.22	105.70
25	YA	1238	G	O5'-P-OP2	-6.09	100.22	105.70
1	QA	1432	G	C5-N7-C8	-6.09	101.25	104.30
22	QV	17	C	C6-N1-C2	-6.09	117.86	120.30

Continued on next page...

Continued from previous page...

Mol	Chain	Res	Type	Atoms	Z	Observed(°)	Ideal(°)
25	RA	974	G	C8-N9-C4	-6.09	103.96	106.40
25	RA	1365	A	N9-C4-C5	6.09	108.24	105.80
25	RA	2751	G	N7-C8-N9	6.09	116.14	113.10
25	YA	389	G	O5'-P-OP2	-6.09	100.22	105.70
25	YA	775	G	C6-C5-N7	-6.09	126.75	130.40
25	YA	2067	G	N1-C2-N3	6.09	127.55	123.90
25	RA	2052	G	C6-C5-N7	-6.09	126.75	130.40
25	RA	2531	A	C8-N9-C4	6.09	108.24	105.80
25	YA	376	C	C6-N1-C2	6.09	122.74	120.30
25	RA	972	G	N1-C6-O6	-6.09	116.25	119.90
25	YA	2312	U	C6-N1-C2	-6.09	117.35	121.00
25	YA	2509	G	N1-C6-O6	6.09	123.55	119.90
25	YA	1969	A	N9-C4-C5	6.09	108.23	105.80
25	RA	188	G	N3-C4-C5	6.08	131.64	128.60
25	RA	2597	G	C5-C6-O6	6.08	132.25	128.60
25	RA	572	A	N1-C2-N3	6.08	132.34	129.30
25	RA	1729	A	O4'-C1'-N9	6.08	113.07	108.20
25	YA	491	G	N1-C6-O6	-6.08	116.25	119.90
25	RA	827	U	O5'-P-OP1	6.08	118.00	110.70
25	RA	1653	G	C8-N9-C4	-6.08	103.97	106.40
1	XA	524	G	N1-C6-O6	6.08	123.55	119.90
25	YA	323	G	N1-C6-O6	6.08	123.55	119.90
25	YA	1780	A	N9-C4-C5	6.08	108.23	105.80
1	QA	703	G	OP1-P-O3'	6.08	118.58	105.20
25	RA	1184	G	C5-C6-N1	-6.08	108.46	111.50
1	XA	819	A	N1-C6-N6	6.08	122.25	118.60
1	XA	1446	A	P-O3'-C3'	6.08	127.00	119.70
25	YA	810	U	OP1-P-OP2	-6.08	110.48	119.60
25	YA	1271	G	C6-C5-N7	-6.08	126.75	130.40
25	YA	2020	A	N9-C4-C5	6.08	108.23	105.80
25	YA	1285	G	C8-N9-C4	-6.08	103.97	106.40
25	YA	1788	C	C5-C6-N1	-6.08	117.96	121.00
25	YA	1816	G	N3-C4-N9	-6.08	122.36	126.00
25	YA	1899	G	C4-N9-C1'	-6.08	118.60	126.50
25	YA	2407	G	C8-N9-C1'	-6.08	119.10	127.00
25	YA	2508	G	C6-C5-N7	-6.08	126.75	130.40
1	QA	717	C	C2-N1-C1'	6.07	125.48	118.80
1	XA	557	G	C8-N9-C1'	-6.07	119.10	127.00
1	XA	729	A	C4-C5-N7	6.07	113.74	110.70
1	XA	1064	G	N3-C4-N9	-6.07	122.36	126.00
25	YA	309	G	N3-C4-N9	6.07	129.64	126.00
25	YA	2502	G	C8-N9-C4	-6.07	103.97	106.40

Continued on next page...

Continued from previous page...

Mol	Chain	Res	Type	Atoms	Z	Observed(°)	Ideal(°)
25	YA	2635	C	N3-C2-O2	-6.07	117.65	121.90
25	YA	2751	G	C5-N7-C8	-6.07	101.26	104.30
25	RA	1931	U	C6-N1-C1'	6.07	129.70	121.20
25	YA	1264	G	N1-C6-O6	-6.07	116.26	119.90
25	RA	785	G	C2-N3-C4	6.07	114.94	111.90
25	RA	1896	G	N3-C4-N9	6.07	129.64	126.00
1	QA	923	A	C8-N9-C4	-6.07	103.37	105.80
25	RA	765	G	C8-N9-C4	-6.07	103.97	106.40
25	RA	964	C	N1-C2-O2	-6.07	115.26	118.90
25	YA	2697	G	N3-C4-N9	6.07	129.64	126.00
25	RA	862	G	N1-C6-O6	-6.07	116.26	119.90
25	RA	974	G	N3-C4-C5	-6.07	125.57	128.60
25	RA	1021	A	N1-C2-N3	6.07	132.33	129.30
25	RA	1657	C	C2-N1-C1'	6.07	125.47	118.80
1	XA	971	G	C5-C6-N1	-6.07	108.47	111.50
25	YA	38	A	C6-C5-N7	-6.07	128.05	132.30
1	QA	180	U	C6-N1-C2	-6.06	117.36	121.00
1	QA	859	A	C5-C6-N1	-6.06	114.67	117.70
25	RA	1286	A	C8-N9-C4	-6.06	103.38	105.80
25	YA	728	G	N1-C6-O6	6.06	123.54	119.90
25	YA	2228	G	OP2-P-O3'	6.06	118.54	105.20
26	YB	5	C	C6-N1-C2	6.06	122.72	120.30
25	RA	1790	C	O5'-P-OP1	-6.06	100.25	105.70
25	RA	2554	U	C5-C4-O4	6.06	129.54	125.90
25	YA	814	C	N1-C2-O2	-6.06	115.26	118.90
1	QA	26	A	O5'-P-OP2	-6.06	100.25	105.70
25	RA	382	G	C2-N3-C4	-6.06	108.87	111.90
25	RA	2515	C	C6-N1-C2	-6.06	117.88	120.30
25	YA	38	A	C5-C6-N6	-6.06	118.85	123.70
25	YA	1559	G	N1-C6-O6	6.06	123.53	119.90
25	RA	768	G	C4-C5-C6	6.06	122.44	118.80
25	RA	2886	G	N1-C2-N3	6.06	127.53	123.90
25	RA	2251	G	N1-C2-N3	6.06	127.53	123.90
25	YA	918	A	N1-C6-N6	6.06	122.23	118.60
25	YA	1889	A	O5'-P-OP1	-6.06	100.25	105.70
25	RA	238	C	C6-N1-C2	6.05	122.72	120.30
25	RA	1268	A	N1-C2-N3	6.05	132.33	129.30
25	RA	1968	G	N3-C4-C5	6.05	131.63	128.60
1	XA	21	G	N3-C4-C5	-6.05	125.57	128.60
1	XA	1358	U	O4'-C1'-N1	6.05	113.04	108.20
25	YA	582	G	C4-C5-N7	6.05	113.22	110.80
25	YA	1380	G	C6-C5-N7	-6.05	126.77	130.40

Continued on next page...

Continued from previous page...

Mol	Chain	Res	Type	Atoms	Z	Observed(°)	Ideal(°)
25	YA	1786	A	O4'-C1'-N9	6.05	113.04	108.20
25	YA	2318	G	C8-N9-C4	-6.05	103.98	106.40
25	RA	2393	A	N9-C4-C5	-6.05	103.38	105.80
25	YA	199	A	N1-C2-N3	-6.05	126.28	129.30
25	YA	528	A	N3-C4-N9	-6.05	122.56	127.40
25	RA	462	C	C2-N3-C4	-6.05	116.88	119.90
25	YA	2687	U	O5'-P-OP1	-6.05	100.25	105.70
25	YA	798	G	C6-C5-N7	-6.05	126.77	130.40
1	QA	717	C	C6-N1-C2	-6.05	117.88	120.30
25	RA	2508	G	C4-N9-C1'	6.05	134.36	126.50
25	YA	1332	G	O5'-P-OP2	-6.05	100.26	105.70
25	YA	1789	A	C8-N9-C4	6.05	108.22	105.80
25	RA	622	G	C8-N9-C4	6.04	108.82	106.40
25	RA	1011	G	N3-C4-C5	6.04	131.62	128.60
1	XA	108	G	O4'-C1'-N9	6.04	113.04	108.20
25	YA	1993	U	O5'-P-OP1	-6.04	100.26	105.70
25	RA	1816	G	N3-C4-N9	6.04	129.63	126.00
1	XA	1517	G	C8-N9-C1'	-6.04	119.14	127.00
25	YA	197	A	O5'-P-OP2	-6.04	100.26	105.70
25	YA	483	A	C4-C5-C6	6.04	120.02	117.00
25	YA	762	U	N1-C2-N3	-6.04	111.27	114.90
25	YA	956	G	C6-C5-N7	-6.04	126.77	130.40
25	YA	1289	C	C5-C6-N1	6.04	124.02	121.00
25	YA	1353	A	C5-C6-N1	6.04	120.72	117.70
25	YA	1679	U	N3-C2-O2	-6.04	117.97	122.20
1	QA	117	G	C5-N7-C8	-6.04	101.28	104.30
1	XA	265	G	C5-C6-N1	-6.04	108.48	111.50
1	XA	674	G	C5-C6-N1	-6.04	108.48	111.50
25	YA	188	G	C4-C5-C6	6.04	122.42	118.80
25	YA	865	C	C6-N1-C2	6.04	122.72	120.30
25	YA	1506	C	C2-N1-C1'	6.04	125.45	118.80
25	YA	1897	G	C2-N3-C4	-6.04	108.88	111.90
1	XA	854	G	C4-N9-C1'	6.04	134.35	126.50
1	XA	1206	G	N1-C2-N3	6.04	127.52	123.90
25	YA	967	C	N3-C4-C5	6.04	124.32	121.90
25	YA	1858	G	C4-N9-C1'	6.04	134.35	126.50
25	RA	707	G	C6-C5-N7	-6.04	126.78	130.40
25	RA	1426	G	N1-C6-O6	-6.04	116.28	119.90
25	RA	2468	G	C8-N9-C4	-6.04	103.98	106.40
25	RA	2731	G	C5-C6-O6	-6.04	124.98	128.60
25	RA	2829	C	N3-C4-C5	6.04	124.32	121.90
25	RA	2869	G	C5-C6-N1	-6.04	108.48	111.50

Continued on next page...

Continued from previous page...

Mol	Chain	Res	Type	Atoms	Z	Observed(°)	Ideal(°)
1	XA	795	C	N1-C2-O2	-6.04	115.28	118.90
25	YA	141	A	N1-C6-N6	6.04	122.22	118.60
25	YA	1130	U	C6-N1-C2	-6.04	117.38	121.00
25	YA	1256	G	C6-C5-N7	-6.04	126.78	130.40
1	QA	1066	C	C2-N1-C1'	6.04	125.44	118.80
25	RA	987	G	C5-C6-N1	6.04	114.52	111.50
25	RA	1769	G	N3-C4-N9	6.04	129.62	126.00
25	YA	187	G	N9-C4-C5	-6.04	102.98	105.40
25	RA	71	A	N3-C4-C5	6.04	131.03	126.80
25	RA	1672	C	C6-N1-C2	6.04	122.71	120.30
25	RA	2520	C	C6-N1-C2	6.04	122.72	120.30
26	RB	99	A	C8-N9-C4	6.04	108.21	105.80
1	XA	568	G	C4-N9-C1'	6.04	134.35	126.50
25	YA	693	C	OP2-P-O3'	6.04	118.48	105.20
25	YA	942	G	C6-C5-N7	-6.04	126.78	130.40
25	YA	1015	G	C4-C5-N7	6.04	113.21	110.80
26	YB	81	G	C5-C6-O6	-6.04	124.98	128.60
25	RA	728	G	C8-N9-C4	6.03	108.81	106.40
25	RA	1399	C	C5-C4-N4	-6.03	115.98	120.20
25	RA	1762	A	N1-C6-N6	-6.03	114.98	118.60
25	RA	2576	G	C8-N9-C4	-6.03	103.99	106.40
25	RA	2712	U	O4'-C1'-N1	6.03	113.03	108.20
22	XV	17	C	C6-N1-C2	-6.03	117.89	120.30
25	YA	860	U	C2-N1-C1'	6.03	124.94	117.70
25	YA	944	G	C4-N9-C1'	6.03	134.34	126.50
25	YA	1377	G	C4-C5-C6	6.03	122.42	118.80
25	YA	1897	G	C5-C6-N1	-6.03	108.48	111.50
25	YA	2540	C	C6-N1-C2	6.03	122.71	120.30
25	RA	553	U	N3-C4-C5	-6.03	110.98	114.60
25	RA	248	G	C5-C6-O6	-6.03	124.98	128.60
25	RA	397	G	C2-N3-C4	-6.03	108.89	111.90
25	RA	1021	A	C5-N7-C8	-6.03	100.89	103.90
25	RA	2056	G	C8-N9-C4	-6.03	103.99	106.40
1	XA	250	A	N1-C6-N6	6.03	122.22	118.60
1	XA	416	G	C5-C6-N1	-6.03	108.48	111.50
25	YA	573	G	C4-N9-C1'	6.03	134.34	126.50
25	YA	917	A	C5-C6-N1	-6.03	114.69	117.70
25	YA	1327	C	N3-C4-C5	-6.03	119.49	121.90
25	YA	1383	C	N3-C4-N4	6.03	122.22	118.00
25	YA	2431	U	N1-C2-O2	-6.03	118.58	122.80
1	QA	545	C	C4-C5-C6	6.03	120.42	117.40
37	RR	9	LYS	N-CA-C	-6.03	94.72	111.00

Continued on next page...

Continued from previous page...

Mol	Chain	Res	Type	Atoms	Z	Observed(°)	Ideal(°)
1	XA	577	G	C5-C6-O6	-6.03	124.98	128.60
25	YA	1313	U	C6-N1-C2	-6.03	117.38	121.00
25	YA	1329	U	N1-C2-N3	6.03	118.52	114.90
25	YA	1616	A	OP1-P-O3'	6.03	118.46	105.20
25	YA	1642	G	N1-C6-O6	6.03	123.52	119.90
25	YA	2067	G	C2-N3-C4	-6.03	108.89	111.90
26	YB	4	C	C6-N1-C2	6.03	122.71	120.30
25	RA	185	U	N3-C4-O4	-6.03	115.18	119.40
25	YA	2849	U	O4'-C1'-N1	6.03	113.02	108.20
25	RA	1374	G	N3-C4-N9	6.02	129.61	126.00
25	YA	682	G	C2-N3-C4	-6.02	108.89	111.90
25	RA	702	G	C6-C5-N7	-6.02	126.79	130.40
25	RA	1264	G	N9-C4-C5	6.02	107.81	105.40
25	YA	350	U	N3-C4-C5	-6.02	110.99	114.60
25	YA	577	G	N1-C6-O6	6.02	123.51	119.90
25	YA	597	U	N3-C4-C5	-6.02	110.99	114.60
25	YA	1301	A	N1-C2-N3	6.02	132.31	129.30
25	RA	1138	G	N1-C6-O6	6.02	123.51	119.90
1	QA	116	A	O5'-P-OP2	6.02	117.92	110.70
1	QA	246	A	C8-N9-C4	6.02	108.21	105.80
1	QA	778	G	C4-C5-C6	6.02	122.41	118.80
25	RA	532	A	C2-N3-C4	6.02	113.61	110.60
25	RA	811	U	N3-C2-O2	-6.02	117.99	122.20
25	RA	1795	C	N1-C2-N3	6.02	123.41	119.20
1	XA	435	C	C5-C6-N1	6.02	124.01	121.00
1	XA	481	G	N7-C8-N9	-6.02	110.09	113.10
1	XA	1373	G	C8-N9-C4	-6.02	103.99	106.40
25	YA	1336	A	C2-N3-C4	6.02	113.61	110.60
25	YA	1351	C	N3-C4-C5	-6.02	119.49	121.90
25	YA	2258	C	C2-N1-C1'	6.02	125.42	118.80
1	QA	232	G	C4-N9-C1'	6.02	134.32	126.50
1	QA	347	G	C5-N7-C8	-6.02	101.29	104.30
25	RA	1313	U	C2-N1-C1'	6.02	124.92	117.70
25	RA	1581	G	N3-C4-C5	-6.02	125.59	128.60
25	YA	1594	G	C6-C5-N7	-6.02	126.79	130.40
25	YA	2261	C	N3-C4-C5	6.02	124.31	121.90
25	YA	486	C	C4-C5-C6	-6.02	114.39	117.40
25	YA	503	A	N9-C4-C5	6.02	108.21	105.80
25	YA	1992	G	C5-C6-N1	6.02	114.51	111.50
25	YA	2271	G	N3-C4-C5	-6.02	125.59	128.60
25	RA	1141	U	C5-C6-N1	-6.01	119.69	122.70
25	RA	1796	U	N3-C4-C5	-6.01	110.99	114.60

Continued on next page...

Continued from previous page...

Mol	Chain	Res	Type	Atoms	Z	Observed(°)	Ideal(°)
25	YA	415	A	N7-C8-N9	-6.01	110.79	113.80
25	YA	461	C	N3-C2-O2	6.01	126.11	121.90
26	YB	50	G	N3-C4-C5	6.01	131.61	128.60
1	QA	563	A	N1-C6-N6	6.01	122.21	118.60
1	XA	1316	G	C6-C5-N7	6.01	134.01	130.40
25	RA	957	A	C2-N3-C4	-6.01	107.59	110.60
25	RA	2004	G	N3-C4-C5	6.01	131.61	128.60
1	XA	904	C	N3-C4-N4	-6.01	113.79	118.00
25	YA	508	G	N9-C1'-C2'	6.01	121.81	114.00
25	YA	753	C	C5-C4-N4	-6.01	115.99	120.20
25	YA	1302	A	N1-C6-N6	-6.01	114.99	118.60
25	YA	2062	A	N9-C4-C5	-6.01	103.39	105.80
25	YA	2080	G	N7-C8-N9	6.01	116.11	113.10
25	RA	2867	G	C4-N9-C1'	-6.01	118.69	126.50
25	YA	265	A	N9-C4-C5	6.01	108.20	105.80
25	YA	528	A	C2-N3-C4	-6.01	107.60	110.60
25	RA	2817	G	C4-C5-N7	-6.01	108.40	110.80
37	YR	9	LYS	N-CA-C	-6.01	94.78	111.00
1	QA	64	G	C8-N9-C1'	-6.01	119.19	127.00
25	YA	305	U	C6-N1-C2	-6.01	117.40	121.00
25	YA	1786	A	C4-N9-C1'	6.01	137.11	126.30
25	YA	2392	A	N1-C6-N6	6.01	122.20	118.60
26	YB	95	U	C5-C4-O4	6.01	129.50	125.90
1	QA	416	G	C4-N9-C1'	6.00	134.31	126.50
1	QA	509	A	P-O3'-C3'	6.00	126.91	119.70
25	RA	2482	G	N3-C4-C5	-6.00	125.60	128.60
25	YA	1933	G	N3-C4-N9	6.00	129.60	126.00
27	YD	240	ALA	C-N-CD	6.00	141.01	128.40
25	RA	1690	A	O5'-P-OP1	-6.00	100.30	105.70
25	YA	391	G	C6-C5-N7	-6.00	126.80	130.40
25	YA	1791	A	C6-N1-C2	-6.00	115.00	118.60
25	YA	1930	G	N7-C8-N9	-6.00	110.10	113.10
26	YB	29	A	N7-C8-N9	6.00	116.80	113.80
25	RA	853	G	C6-C5-N7	-6.00	126.80	130.40
25	RA	1654	A	C5-C6-N6	6.00	128.50	123.70
1	XA	238	G	C8-N9-C4	6.00	108.80	106.40
25	RA	372	G	OP2-P-O3'	6.00	118.40	105.20
25	RA	2060	A	P-O3'-C3'	6.00	126.90	119.70
25	YA	2492	U	C5-C6-N1	6.00	125.70	122.70
1	QA	104	G	C4-C5-C6	6.00	122.40	118.80
1	QA	316	G	C4-C5-N7	6.00	113.20	110.80
1	QA	416	G	C4-C5-C6	6.00	122.40	118.80

Continued on next page...

Continued from previous page...

Mol	Chain	Res	Type	Atoms	Z	Observed(°)	Ideal(°)
25	RA	28	A	N7-C8-N9	6.00	116.80	113.80
25	RA	1645	G	C6-C5-N7	-6.00	126.80	130.40
25	RA	2876	G	C8-N9-C4	6.00	108.80	106.40
25	RA	71	A	P-O3'-C3'	6.00	126.90	119.70
25	RA	1984	G	N9-C4-C5	-6.00	103.00	105.40
25	RA	2326	C	C6-N1-C2	-6.00	117.90	120.30
25	YA	580	C	N1-C2-N3	6.00	123.40	119.20
25	YA	1234	U	N3-C4-C5	-6.00	111.00	114.60
1	QA	104	G	N1-C6-O6	6.00	123.50	119.90
25	RA	1938	A	N1-C6-N6	-6.00	115.00	118.60
25	YA	1928	A	N1-C6-N6	6.00	122.20	118.60
25	RA	1238	G	C8-N9-C1'	5.99	134.79	127.00
25	RA	1896	G	N9-C4-C5	-5.99	103.00	105.40
1	XA	317	G	N3-C4-C5	-5.99	125.60	128.60
1	XA	345	C	P-O3'-C3'	5.99	126.89	119.70
1	XA	529	G	N9-C4-C5	-5.99	103.00	105.40
25	YA	1235	G	C4-C5-N7	-5.99	108.40	110.80
25	YA	2251	G	N3-C4-C5	-5.99	125.60	128.60
25	RA	212	G	C8-N9-C4	-5.99	104.00	106.40
25	YA	1594	G	C2-N3-C4	-5.99	108.90	111.90
25	YA	2080	G	C5-N7-C8	-5.99	101.30	104.30
25	YA	2281	C	N3-C4-C5	5.99	124.30	121.90
25	YA	2752	C	N1-C2-O2	5.99	122.50	118.90
25	YA	676	A	C4-C5-N7	5.99	113.69	110.70
1	QA	191	G	C4-N9-C1'	5.99	134.29	126.50
25	RA	953	A	C5-C6-N1	-5.99	114.71	117.70
25	RA	1371	G	C6-C5-N7	-5.99	126.81	130.40
25	YA	2765	A	O5'-P-OP1	-5.99	100.31	105.70
25	YA	2777	G	N1-C2-N3	5.99	127.49	123.90
25	RA	1819	A	C2-N3-C4	-5.99	107.61	110.60
25	RA	2441	C	N3-C4-N4	-5.99	113.81	118.00
25	YA	391	G	N3-C4-N9	5.99	129.59	126.00
25	YA	541	C	C2-N1-C1'	5.99	125.38	118.80
25	YA	270(S)	G	OP1-P-O3'	5.98	118.36	105.20
25	YA	1814	G	C2-N3-C4	-5.98	108.91	111.90
1	QA	169	C	C6-N1-C2	-5.98	117.91	120.30
25	RA	1430	C	C6-N1-C1'	-5.98	113.62	120.80
25	RA	1846	G	C6-C5-N7	-5.98	126.81	130.40
1	XA	960	U	N1-C2-O2	5.98	126.99	122.80
25	YA	234	C	OP1-P-OP2	-5.98	110.63	119.60
25	YA	1791	A	N3-C4-C5	-5.98	122.61	126.80
1	QA	265	G	C4-C5-N7	-5.98	108.41	110.80

Continued on next page...

Continued from previous page...

Mol	Chain	Res	Type	Atoms	Z	Observed(°)	Ideal(°)
1	QA	895	G	C6-C5-N7	-5.98	126.81	130.40
1	QA	1242	C	C6-N1-C2	5.98	122.69	120.30
25	RA	681	G	C2-N3-C4	-5.98	108.91	111.90
25	RA	987	G	N1-C6-O6	-5.98	116.31	119.90
25	RA	1299	G	N3-C4-N9	-5.98	122.41	126.00
25	RA	1987	G	N1-C2-N2	-5.98	110.82	116.20
25	YA	662	G	N7-C8-N9	5.98	116.09	113.10
25	YA	1626	G	C6-C5-N7	-5.98	126.81	130.40
25	YA	2690	C	N3-C2-O2	5.98	126.08	121.90
25	RA	1388	G	C8-N9-C4	5.98	108.79	106.40
25	RA	2570	G	N3-C4-N9	5.98	129.59	126.00
25	YA	444	C	C6-N1-C2	-5.98	117.91	120.30
25	YA	2422	A	N9-C4-C5	-5.98	103.41	105.80
25	YA	2481	G	OP2-P-O3'	5.98	118.35	105.20
25	RA	533	G	C6-C5-N7	-5.98	126.81	130.40
25	RA	1814	G	C4-N9-C1'	5.98	134.27	126.50
25	RA	2822	G	C6-C5-N7	-5.98	126.81	130.40
1	XA	239	U	N3-C2-O2	-5.98	118.02	122.20
25	YA	2215	G	C4-C5-N7	5.98	113.19	110.80
1	QA	566	G	N9-C4-C5	5.97	107.79	105.40
1	QA	852	G	C8-N9-C4	-5.97	104.01	106.40
1	XA	481	G	C4-C5-N7	-5.97	108.41	110.80
1	XA	1305	G	C4-N9-C1'	-5.97	118.73	126.50
25	YA	444	C	OP2-P-O3'	5.97	118.34	105.20
25	YA	860	U	C4-C5-C6	5.97	123.28	119.70
25	YA	1633	G	C5-C6-N1	-5.97	108.51	111.50
25	YA	2698	U	N1-C2-O2	-5.97	118.62	122.80
25	RA	843	G	N1-C2-N3	5.97	127.48	123.90
25	YA	454	A	C2-N3-C4	-5.97	107.61	110.60
25	YA	2256	G	N3-C4-C5	-5.97	125.61	128.60
25	YA	2853	C	C5-C6-N1	-5.97	118.01	121.00
1	XA	1277	C	C2-N1-C1'	5.97	125.37	118.80
25	YA	776	G	C8-N9-C4	-5.97	104.01	106.40
25	YA	2830	G	C8-N9-C1'	-5.97	119.24	127.00
25	RA	944	G	C4-N9-C1'	5.97	134.26	126.50
25	YA	2012	G	N3-C4-N9	5.97	129.58	126.00
25	YA	2715	C	C5-C4-N4	-5.97	116.02	120.20
25	RA	236	C	C2-N1-C1'	-5.97	112.23	118.80
25	RA	752	A	P-O3'-C3'	5.97	126.86	119.70
25	YA	914	C	C6-N1-C2	-5.97	117.91	120.30
25	YA	988	A	C5-C6-N1	5.97	120.68	117.70
25	YA	1135	C	C2-N3-C4	5.97	122.88	119.90

Continued on next page...

Continued from previous page...

Mol	Chain	Res	Type	Atoms	Z	Observed(°)	Ideal(°)
25	YA	1916	A	C4-C5-C6	5.97	119.98	117.00
25	YA	1957	C	C5-C6-N1	-5.97	118.02	121.00
25	YA	2000	G	C4-N9-C1'	5.97	134.26	126.50
25	YA	2688	U	N1-C2-N3	5.97	118.48	114.90
1	XA	657	G	N1-C6-O6	5.96	123.48	119.90
1	XA	901	A	N3-C4-C5	5.96	130.97	126.80
1	XA	937	A	N1-C6-N6	-5.96	115.02	118.60
25	YA	1955	U	P-O3'-C3'	5.96	126.86	119.70
26	YB	100	G	N7-C8-N9	-5.96	110.12	113.10
25	RA	1759	A	C8-N9-C4	5.96	108.19	105.80
25	YA	876	C	N1-C2-O2	5.96	122.48	118.90
26	YB	47	C	C6-N1-C2	5.96	122.69	120.30
25	RA	756	C	N3-C4-N4	5.96	122.17	118.00
25	RA	1404	C	N1-C2-O2	5.96	122.48	118.90
25	RA	2294	C	N3-C2-O2	-5.96	117.73	121.90
26	RB	54	G	N3-C4-C5	-5.96	125.62	128.60
1	XA	789	U	N1-C2-N3	5.96	118.48	114.90
25	YA	945	A	C4-C5-N7	5.96	113.68	110.70
25	YA	1021	A	C5-C6-N1	-5.96	114.72	117.70
25	YA	1820	U	C4-C5-C6	5.96	123.28	119.70
25	RA	2292	C	C6-N1-C2	5.96	122.68	120.30
25	RA	2421	G	C5-C6-N1	5.96	114.48	111.50
25	YA	645	C	C5-C6-N1	5.96	123.98	121.00
25	YA	2547	U	C6-N1-C2	-5.96	117.42	121.00
25	RA	120	U	C5-C6-N1	-5.96	119.72	122.70
25	RA	1728	G	C2-N3-C4	5.96	114.88	111.90
1	XA	328	C	N1-C2-O2	5.96	122.47	118.90
1	XA	1189	C	N1-C2-N3	-5.96	115.03	119.20
25	YA	73	A	O5'-P-OP1	-5.96	100.34	105.70
25	YA	461	C	N3-C4-N4	5.96	122.17	118.00
25	YA	2017	U	N1-C2-O2	-5.96	118.63	122.80
1	QA	353	A	N3-C4-N9	-5.96	122.64	127.40
1	QA	777	A	O4'-C1'-N9	5.96	112.97	108.20
1	QA	1380	U	C5-C6-N1	-5.96	119.72	122.70
25	RA	1203	G	C5-N7-C8	5.96	107.28	104.30
25	YA	1994	C	C5-C6-N1	-5.96	118.02	121.00
25	YA	2061	G	C4-C5-C6	5.96	122.37	118.80
25	RA	2294	C	N1-C2-O2	5.96	122.47	118.90
1	XA	921	U	C6-N1-C2	-5.96	117.43	121.00
1	QA	1419	G	N3-C4-N9	5.95	129.57	126.00
25	RA	801	G	C8-N9-C4	-5.95	104.02	106.40
25	RA	990	A	C2-N3-C4	-5.95	107.62	110.60

Continued on next page...

Continued from previous page...

Mol	Chain	Res	Type	Atoms	Z	Observed(°)	Ideal(°)
25	RA	2701	C	N1-C2-O2	5.95	122.47	118.90
25	YA	264	C	C6-N1-C2	5.95	122.68	120.30
25	YA	715	G	C5-C6-N1	5.95	114.48	111.50
25	YA	1017	G	C5-N7-C8	-5.95	101.32	104.30
25	YA	2002	G	C8-N9-C1'	5.95	134.74	127.00
25	YA	2259	G	C5-N7-C8	-5.95	101.32	104.30
25	RA	2219	G	C8-N9-C4	-5.95	104.02	106.40
25	YA	2270	G	C5-C6-N1	-5.95	108.52	111.50
25	RA	29	U	O5'-P-OP2	-5.95	100.34	105.70
25	RA	729	G	C4-C5-N7	5.95	113.18	110.80
26	RB	100	G	N9-C4-C5	-5.95	103.02	105.40
25	YA	1595	G	C6-C5-N7	-5.95	126.83	130.40
25	YA	1728	G	C2-N3-C4	5.95	114.88	111.90
25	YA	1950	G	C2-N3-C4	5.95	114.88	111.90
25	YA	2702	U	O4'-C1'-N1	5.95	112.96	108.20
25	YA	29	U	C5-C6-N1	5.95	125.67	122.70
25	YA	242	G	C8-N9-C4	5.95	108.78	106.40
25	YA	760	G	C6-C5-N7	-5.95	126.83	130.40
25	YA	940	G	C8-N9-C4	-5.95	104.02	106.40
25	RA	15	G	N3-C2-N2	-5.95	115.74	119.90
25	RA	1699	G	N9-C4-C5	5.95	107.78	105.40
25	YA	592	G	C8-N9-C4	-5.95	104.02	106.40
25	YA	792	G	N3-C4-C5	-5.95	125.63	128.60
25	YA	140	A	N9-C4-C5	-5.95	103.42	105.80
25	YA	729	G	C5-C6-N1	5.95	114.47	111.50
25	RA	770	G	C2-N3-C4	5.94	114.87	111.90
25	RA	2509	G	C5-C6-N1	-5.94	108.53	111.50
25	RA	2714	G	C4-N9-C1'	5.94	134.23	126.50
25	YA	264	C	C4-C5-C6	-5.94	114.43	117.40
25	YA	1988	C	C6-N1-C1'	5.94	127.93	120.80
26	YB	81	G	N9-C4-C5	-5.94	103.02	105.40
1	QA	716	A	C8-N9-C4	-5.94	103.42	105.80
25	RA	1651	G	C6-C5-N7	-5.94	126.83	130.40
1	XA	792	A	N3-C4-C5	5.94	130.96	126.80
25	YA	2439	A	C8-N9-C4	-5.94	103.42	105.80
25	RA	211	A	N1-C2-N3	5.94	132.27	129.30
25	RA	707	G	C4-N9-C1'	5.94	134.22	126.50
25	RA	962	G	C8-N9-C4	-5.94	104.02	106.40
25	RA	2607	G	N9-C4-C5	-5.94	103.02	105.40
25	YA	210	C	C2-N3-C4	-5.94	116.93	119.90
25	YA	1115	G	C8-N9-C4	5.94	108.78	106.40
25	YA	2519	U	C5-C6-N1	-5.94	119.73	122.70

Continued on next page...

Continued from previous page...

Mol	Chain	Res	Type	Atoms	Z	Observed(°)	Ideal(°)
1	XA	691	G	C5-C6-O6	-5.94	125.04	128.60
1	QA	290	C	N1-C2-O2	-5.94	115.34	118.90
1	QA	1499	A	N7-C8-N9	-5.94	110.83	113.80
25	RA	15	G	C4-N9-C1'	-5.94	118.78	126.50
25	RA	680	G	N3-C4-C5	-5.94	125.63	128.60
1	XA	1361	G	C8-N9-C4	-5.94	104.03	106.40
25	YA	554	U	N1-C2-N3	5.94	118.46	114.90
25	YA	2444	G	C5-C6-O6	-5.94	125.04	128.60
25	YA	226	G	C4-N9-C1'	-5.94	118.78	126.50
25	YA	962	G	C8-N9-C4	-5.94	104.03	106.40
25	YA	972	G	N3-C4-C5	-5.94	125.63	128.60
25	YA	24	G	C5-C6-O6	-5.93	125.04	128.60
25	YA	690	G	C5-C6-N1	-5.93	108.53	111.50
25	YA	1236	G	C5-C6-N1	-5.93	108.53	111.50
25	YA	1622	G	C6-C5-N7	-5.93	126.84	130.40
1	QA	541	G	C4-C5-N7	5.93	113.17	110.80
25	RA	1008	C	N1-C2-O2	5.93	122.46	118.90
25	RA	1619	G	C5-N7-C8	-5.93	101.33	104.30
25	YA	1774	C	O5'-P-OP2	-5.93	100.36	105.70
25	YA	1791	A	N9-C4-C5	5.93	108.17	105.80
25	YA	2237	G	C6-C5-N7	-5.93	126.84	130.40
25	RA	75	G	N3-C4-N9	5.93	129.56	126.00
25	RA	270(R)	G	C5-C6-N1	-5.93	108.53	111.50
25	RA	576	U	O5'-P-OP2	-5.93	100.36	105.70
1	XA	948	C	N1-C2-O2	-5.93	115.34	118.90
25	YA	264	C	C5-C4-N4	-5.93	116.05	120.20
1	QA	605	U	C6-N1-C2	-5.93	117.44	121.00
1	QA	1525	G	C8-N9-C4	5.93	108.77	106.40
25	RA	823	G	O5'-P-OP1	5.93	117.82	110.70
25	RA	2609	U	C2-N1-C1'	-5.93	110.58	117.70
1	XA	246	A	N1-C6-N6	5.93	122.16	118.60
1	XA	562	C	N1-C2-O2	5.93	122.46	118.90
1	XA	1301	U	C2-N1-C1'	5.93	124.81	117.70
25	YA	183	C	C6-N1-C2	-5.93	117.93	120.30
25	YA	663	G	N3-C4-N9	5.93	129.56	126.00
1	QA	882	C	C2-N3-C4	-5.93	116.94	119.90
25	RA	2770	G	C2-N3-C4	5.93	114.86	111.90
25	RA	2875	C	C5-C6-N1	5.93	123.96	121.00
27	RD	240	ALA	C-N-CD	5.93	140.85	128.40
25	YA	354	G	N1-C6-O6	5.93	123.46	119.90
25	YA	1400	G	N1-C6-O6	-5.93	116.34	119.90
1	QA	244	U	C5-C4-O4	-5.93	122.34	125.90

Continued on next page...

Continued from previous page...

Mol	Chain	Res	Type	Atoms	Z	Observed(°)	Ideal(°)
1	QA	837	G	C8-N9-C4	5.93	108.77	106.40
25	RA	97	C	N3-C2-O2	-5.93	117.75	121.90
25	RA	401	A	N9-C4-C5	5.93	108.17	105.80
25	RA	765	G	C6-C5-N7	-5.93	126.84	130.40
25	RA	1846	G	N1-C2-N3	5.93	127.46	123.90
25	RA	2424	C	OP1-P-OP2	5.93	128.49	119.60
25	YA	1256	G	C4-C5-C6	5.93	122.36	118.80
25	YA	1329	U	N1-C2-O2	-5.93	118.65	122.80
25	YA	1381	G	C8-N9-C1'	-5.93	119.30	127.00
25	YA	1982	C	N3-C2-O2	5.93	126.05	121.90
25	YA	2303	G	C5-C6-N1	-5.93	108.54	111.50
25	RA	1027	A	O5'-P-OP1	5.92	117.81	110.70
25	RA	1756	G	C4-C5-C6	5.92	122.35	118.80
25	RA	1818	U	O5'-P-OP2	-5.92	100.37	105.70
25	RA	2884	U	C5-C6-N1	-5.92	119.74	122.70
25	YA	299	A	C8-N9-C4	-5.92	103.43	105.80
25	YA	2549	G	C4-N9-C1'	5.92	134.20	126.50
25	YA	2597	G	C2-N3-C4	-5.92	108.94	111.90
25	RA	1470	G	N7-C8-N9	5.92	116.06	113.10
25	RA	1604	C	C6-N1-C2	-5.92	117.93	120.30
25	YA	1382	G	N1-C6-O6	5.92	123.45	119.90
25	YA	2376	A	C6-N1-C2	5.92	122.15	118.60
25	YA	2710	C	C2-N3-C4	-5.92	116.94	119.90
25	RA	2088	G	C5-C6-N1	-5.92	108.54	111.50
25	YA	1402	C	C2-N1-C1'	5.92	125.31	118.80
25	YA	1997	G	N3-C4-N9	-5.92	122.45	126.00
25	RA	439	G	C4-C5-C6	5.92	122.35	118.80
25	RA	1342	A	N3-C4-C5	5.92	130.94	126.80
1	XA	1376	U	N3-C2-O2	-5.92	118.06	122.20
25	YA	1620	G	C5-C6-N1	-5.92	108.54	111.50
25	YA	2338	G	O5'-P-OP1	-5.92	100.37	105.70
1	QA	922	G	C8-N9-C4	-5.92	104.03	106.40
25	RA	621	A	N7-C8-N9	5.92	116.76	113.80
25	RA	804	A	C8-N9-C1'	5.92	138.35	127.70
25	YA	666	G	N3-C4-C5	5.92	131.56	128.60
25	RA	298	G	C5-N7-C8	-5.92	101.34	104.30
25	RA	1192	G	N1-C6-O6	5.92	123.45	119.90
25	RA	2702	U	C6-N1-C1'	-5.92	112.92	121.20
25	YA	602	G	C2-N3-C4	-5.92	108.94	111.90
1	QA	928	G	N1-C6-O6	5.92	123.45	119.90
25	RA	1210	A	N7-C8-N9	5.92	116.76	113.80
25	RA	1502	C	C5-C6-N1	5.92	123.96	121.00

Continued on next page...

Continued from previous page...

Mol	Chain	Res	Type	Atoms	Z	Observed(°)	Ideal(°)
25	RA	2339	G	C8-N9-C4	5.92	108.77	106.40
25	YA	465	G	N1-C2-N2	-5.92	110.88	116.20
25	YA	560	C	N3-C2-O2	5.92	126.04	121.90
1	QA	1206	G	C4-C5-C6	5.91	122.35	118.80
25	RA	1470	G	C6-C5-N7	-5.91	126.85	130.40
1	XA	108	G	C4-C5-N7	5.91	113.17	110.80
25	YA	2694	G	N9-C4-C5	-5.91	103.03	105.40
1	QA	1111	A	N7-C8-N9	5.91	116.76	113.80
25	RA	2862	G	C4-N9-C1'	5.91	134.19	126.50
25	YA	199	A	C4-C5-C6	-5.91	114.04	117.00
25	RA	252	G	C4-C5-N7	-5.91	108.44	110.80
25	RA	2081	C	C6-N1-C2	5.91	122.66	120.30
25	RA	2228	G	C4-C5-N7	5.91	113.16	110.80
25	RA	2722	G	C4-C5-C6	5.91	122.35	118.80
1	XA	578	C	C6-N1-C2	-5.91	117.94	120.30
1	XA	584	G	C4-N9-C1'	5.91	134.18	126.50
25	YA	1729	A	O4'-C1'-N9	5.91	112.93	108.20
25	YA	2436	G	C5-C6-O6	5.91	132.15	128.60
25	RA	773	U	C5-C6-N1	-5.91	119.75	122.70
25	RA	2056	G	N7-C8-N9	5.91	116.05	113.10
25	RA	2584	U	C4-C5-C6	5.91	123.25	119.70
1	XA	592	G	C4-C5-N7	5.91	113.16	110.80
1	XA	872	A	N7-C8-N9	5.91	116.75	113.80
25	YA	1501	C	C6-N1-C2	-5.91	117.94	120.30
25	RA	777	A	C5-C6-N6	-5.91	118.97	123.70
25	YA	398	G	N3-C4-C5	-5.91	125.65	128.60
25	YA	1683	C	C2-N3-C4	-5.91	116.95	119.90
25	YA	1780	A	N1-C6-N6	-5.91	115.06	118.60
1	QA	1432	G	C5-C6-N1	-5.91	108.55	111.50
25	RA	1959	G	N3-C4-N9	5.91	129.54	126.00
25	YA	379	G	C4-N9-C1'	5.91	134.18	126.50
25	YA	2447	G	N7-C8-N9	5.91	116.05	113.10
25	YA	2864	G	N3-C4-N9	5.91	129.54	126.00
1	QA	124	G	N3-C4-C5	-5.90	125.65	128.60
1	XA	1206	G	C4-C5-C6	5.90	122.34	118.80
1	XA	1498	U	P-O3'-C3'	5.90	126.78	119.70
25	RA	621	A	O4'-C1'-N9	5.90	112.92	108.20
25	RA	2714	G	N1-C6-O6	5.90	123.44	119.90
25	YA	523	C	C2-N1-C1'	5.90	125.29	118.80
25	RA	64	A	C2-N3-C4	5.90	113.55	110.60
25	RA	1138	G	C6-C5-N7	-5.90	126.86	130.40
25	RA	2357	U	N1-C2-O2	5.90	126.93	122.80

Continued on next page...

Continued from previous page...

Mol	Chain	Res	Type	Atoms	Z	Observed(°)	Ideal(°)
25	RA	2449	U	N3-C4-O4	5.90	123.53	119.40
25	YA	400	G	C5-C6-N1	-5.90	108.55	111.50
25	YA	1250	G	N3-C4-C5	5.90	131.55	128.60
25	YA	1773	A	C5-C6-N6	5.90	128.42	123.70
25	YA	2623	G	C8-N9-C4	-5.90	104.04	106.40
1	QA	1096	C	N1-C2-O2	5.90	122.44	118.90
25	RA	779	U	C2-N1-C1'	5.90	124.78	117.70
25	RA	869	G	C8-N9-C1'	-5.90	119.33	127.00
25	RA	2006	C	N1-C2-O2	5.90	122.44	118.90
25	RA	2509	G	C8-N9-C1'	-5.90	119.33	127.00
1	XA	362	G	C2-N3-C4	-5.90	108.95	111.90
25	YA	683	C	N1-C2-O2	-5.90	115.36	118.90
25	YA	2603	G	O5'-P-OP1	-5.90	100.39	105.70
31	YH	125	VAL	C-N-CD	-5.90	107.62	120.60
25	RA	1236	G	N3-C4-C5	5.90	131.55	128.60
25	YA	27	G	C5-C6-N1	-5.90	108.55	111.50
25	YA	2431	U	C5-C6-N1	5.90	125.65	122.70
25	RA	2287	A	N3-C4-C5	5.89	130.93	126.80
25	YA	116	C	C5-C6-N1	-5.89	118.05	121.00
25	YA	234	C	C5-C6-N1	5.89	123.95	121.00
25	YA	2534	A	N1-C6-N6	-5.89	115.06	118.60
1	QA	498	A	C8-N9-C4	5.89	108.16	105.80
25	RA	1645	G	C4-C5-N7	5.89	113.16	110.80
25	RA	2731	G	C4-C5-N7	5.89	113.16	110.80
1	XA	767	A	C8-N9-C4	5.89	108.16	105.80
1	XA	1279	A	N7-C8-N9	5.89	116.75	113.80
1	XA	1407	C	C5-C6-N1	5.89	123.95	121.00
25	YA	1704	G	O5'-P-OP1	5.89	117.77	110.70
25	YA	219	G	C6-C5-N7	-5.89	126.86	130.40
25	YA	966	G	C5-C6-N1	-5.89	108.55	111.50
25	YA	1368	G	N3-C4-N9	5.89	129.53	126.00
25	YA	1799	G	N1-C6-O6	-5.89	116.36	119.90
25	YA	2089	U	C5-C6-N1	5.89	125.64	122.70
25	YA	2371	G	C5-C6-N1	-5.89	108.55	111.50
25	RA	2644	G	C4-C5-C6	5.89	122.33	118.80
26	RB	54	G	C4-C5-C6	5.89	122.33	118.80
1	XA	376	G	C8-N9-C4	5.89	108.76	106.40
25	YA	473	G	C2-N3-C4	5.89	114.84	111.90
25	YA	487	C	C2-N1-C1'	5.89	125.28	118.80
25	YA	795	C	C2-N3-C4	-5.89	116.96	119.90
25	YA	2729	G	N3-C4-N9	-5.89	122.47	126.00
25	RA	1679	U	N3-C2-O2	-5.89	118.08	122.20

Continued on next page...

Continued from previous page...

Mol	Chain	Res	Type	Atoms	Z	Observed(°)	Ideal(°)
25	RA	2562	U	C5-C6-N1	-5.89	119.76	122.70
25	RA	2343	C	C6-N1-C2	-5.88	117.95	120.30
1	XA	667	G	C8-N9-C4	-5.88	104.05	106.40
25	YA	302	C	C6-N1-C2	-5.88	117.95	120.30
25	YA	2063	C	O4'-C1'-N1	-5.88	103.49	108.20
25	RA	2503	A	N7-C8-N9	5.88	116.74	113.80
25	YA	1982	C	C5-C4-N4	-5.88	116.08	120.20
25	YA	2598	A	O5'-P-OP2	-5.88	100.41	105.70
1	QA	557	G	N1-C6-O6	5.88	123.43	119.90
25	RA	1137	G	C5-C6-O6	-5.88	125.07	128.60
25	RA	1817	G	C5-C6-N1	-5.88	108.56	111.50
25	RA	1848	A	C2-N3-C4	5.88	113.54	110.60
26	RB	89	G	C8-N9-C4	-5.88	104.05	106.40
25	YA	191	A	N3-C4-C5	-5.88	122.68	126.80
25	YA	2679	A	C2-N3-C4	-5.88	107.66	110.60
25	YA	949	C	C2-N1-C1'	-5.88	112.33	118.80
1	XA	530	G	P-O3'-C3'	5.88	126.75	119.70
1	XA	1158	C	N3-C2-O2	-5.88	117.78	121.90
25	YA	2377	A	N7-C8-N9	-5.88	110.86	113.80
25	RA	2581	G	C5-C6-O6	5.88	132.12	128.60
1	XA	21	G	N3-C4-N9	5.88	129.53	126.00
1	XA	1406	U	O5'-P-OP2	-5.88	100.41	105.70
25	YA	1437	C	C5-C6-N1	5.88	123.94	121.00
25	YA	2505	G	N7-C8-N9	5.88	116.04	113.10
1	QA	115	G	P-O3'-C3'	5.88	126.75	119.70
25	YA	2731	G	C5-C6-O6	-5.88	125.08	128.60
25	RA	737	C	C6-N1-C2	5.87	122.65	120.30
25	RA	1142(A)	A	C5-N7-C8	-5.87	100.96	103.90
25	RA	1162	G	N9-C4-C5	-5.87	103.05	105.40
1	XA	1290	G	N7-C8-N9	5.87	116.04	113.10
1	XA	1362	C	C6-N1-C2	-5.87	117.95	120.30
25	YA	622	G	C8-N9-C1'	-5.87	119.36	127.00
25	YA	1426	G	C8-N9-C4	-5.87	104.05	106.40
1	QA	453	A	O5'-P-OP1	-5.87	100.42	105.70
25	RA	2074	U	N1-C2-N3	5.87	118.42	114.90
25	RA	2440	C	C6-N1-C2	5.87	122.65	120.30
25	YA	272	G	N3-C4-C5	5.87	131.54	128.60
25	YA	764	A	C2-N3-C4	-5.87	107.66	110.60
1	QA	918	A	N1-C2-N3	5.87	132.24	129.30
25	RA	1278	A	N7-C8-N9	-5.87	110.86	113.80
25	RA	1781	C	C6-N1-C1'	-5.87	113.76	120.80
25	RA	1189	A	C8-N9-C4	-5.87	103.45	105.80

Continued on next page...

Continued from previous page...

Mol	Chain	Res	Type	Atoms	Z	Observed(°)	Ideal(°)
25	YA	1021	A	C6-C5-N7	-5.87	128.19	132.30
25	YA	1845	G	C2-N3-C4	-5.87	108.97	111.90
25	YA	2320	A	N3-C4-C5	-5.87	122.69	126.80
25	YA	476	G	C6-C5-N7	-5.87	126.88	130.40
25	YA	2079	U	C5-C4-O4	-5.87	122.38	125.90
25	RA	211	A	C4-C5-C6	5.87	119.93	117.00
25	YA	1904	G	N3-C4-C5	-5.87	125.67	128.60
25	YA	2749	A	C8-N9-C4	5.87	108.15	105.80
25	RA	1792	G	C5-C6-O6	-5.86	125.08	128.60
25	RA	2516	G	C6-N1-C2	-5.86	121.58	125.10
25	YA	121	G	C5-C6-O6	-5.86	125.08	128.60
25	YA	687	C	N3-C4-N4	5.86	122.10	118.00
25	YA	1159	U	C6-N1-C2	5.86	124.52	121.00
25	YA	1728	G	N9-C4-C5	-5.86	103.06	105.40
25	YA	2294	C	C2-N1-C1'	5.86	125.25	118.80
25	RA	789	A	N3-C4-C5	5.86	130.90	126.80
25	RA	2424	C	C4-C5-C6	5.86	120.33	117.40
12	XL	119	LYS	N-CA-C	-5.86	95.17	111.00
25	YA	694	U	C5-C4-O4	5.86	129.42	125.90
25	YA	2226	C	C6-N1-C2	5.86	122.64	120.30
25	YA	2661	G	N3-C4-N9	5.86	129.52	126.00
1	QA	664	G	C5-C6-N1	-5.86	108.57	111.50
25	RA	1429	G	C4-N9-C1'	5.86	134.12	126.50
25	YA	2488	A	N1-C2-N3	5.86	132.23	129.30
25	YA	2685	G	N3-C2-N2	-5.86	115.80	119.90
25	RA	981	A	OP2-P-O3'	5.86	118.09	105.20
25	RA	1822	G	C4-C5-N7	5.86	113.14	110.80
25	RA	2227	A	C2-N3-C4	-5.86	107.67	110.60
25	RA	2682	U	C6-N1-C2	-5.86	117.49	121.00
31	RH	125	VAL	C-N-CD	-5.86	107.71	120.60
25	YA	247	G	C2-N3-C4	5.86	114.83	111.90
25	YA	804	A	N1-C6-N6	5.86	122.11	118.60
25	YA	2439	A	O4'-C1'-N9	-5.86	103.52	108.20
25	YA	2844	G	C4-N9-C1'	5.86	134.11	126.50
25	RA	1308	A	C4-C5-C6	5.86	119.93	117.00
25	RA	2385	C	C6-N1-C2	5.86	122.64	120.30
25	RA	2399	G	C4-N9-C1'	5.86	134.11	126.50
25	RA	2830	G	C6-C5-N7	-5.86	126.89	130.40
1	XA	658	G	N1-C6-O6	5.86	123.41	119.90
25	YA	1899	G	N3-C2-N2	-5.86	115.80	119.90
25	YA	1012	U	C5-C6-N1	-5.85	119.77	122.70
25	YA	1976	U	N1-C2-N3	5.85	118.41	114.90

Continued on next page...

Continued from previous page...

Mol	Chain	Res	Type	Atoms	Z	Observed(°)	Ideal(°)
1	QA	701	C	P-O3'-C3'	5.85	126.72	119.70
25	YA	793	A	C5-C6-N1	-5.85	114.77	117.70
25	YA	1563	G	N1-C2-N3	5.85	127.41	123.90
25	YA	1967	C	N3-C4-C5	5.85	124.24	121.90
1	QA	356	A	N1-C6-N6	-5.85	115.09	118.60
25	YA	1628	G	N3-C4-N9	5.85	129.51	126.00
25	YA	2874	C	C6-N1-C2	5.85	122.64	120.30
25	RA	686	G	O5'-P-OP1	-5.85	100.44	105.70
25	RA	1704	G	C8-N9-C4	-5.85	104.06	106.40
25	RA	2502	G	O5'-P-OP1	-5.85	100.44	105.70
1	XA	504	C	C5-C6-N1	5.85	123.92	121.00
1	XA	860	A	O5'-P-OP1	-5.85	100.44	105.70
25	YA	272	G	C8-N9-C1'	5.85	134.60	127.00
25	YA	1761	C	C6-N1-C2	5.85	122.64	120.30
26	YB	8	U	C2-N3-C4	5.85	130.51	127.00
25	RA	662	G	N1-C6-O6	5.85	123.41	119.90
25	RA	1407	C	C5-C4-N4	-5.85	116.11	120.20
25	RA	2461	C	N3-C4-C5	5.85	124.24	121.90
1	XA	504	C	N3-C4-N4	5.85	122.09	118.00
1	XA	687	A	P-O3'-C3'	5.85	126.72	119.70
1	QA	108	G	C1'-O4'-C4'	-5.85	105.22	109.90
25	RA	67	U	C2-N3-C4	5.85	130.51	127.00
1	XA	722	A	C8-N9-C4	-5.85	103.46	105.80
25	RA	255	A	N1-C6-N6	-5.84	115.09	118.60
25	RA	1581	G	N7-C8-N9	5.84	116.02	113.10
25	RA	2063	C	O5'-P-OP2	-5.84	100.44	105.70
25	RA	2865	U	OP1-P-OP2	-5.84	110.83	119.60
1	XA	541	G	C5-C6-O6	-5.84	125.09	128.60
25	YA	1852	C	N1-C2-O2	5.84	122.41	118.90
25	YA	2028	U	C6-N1-C2	-5.84	117.49	121.00
25	RA	979	G	N1-C6-O6	5.84	123.41	119.90
25	RA	1193	G	O5'-P-OP2	-5.84	100.44	105.70
25	RA	2006	C	C4-C5-C6	-5.84	114.48	117.40
25	YA	622	G	C6-C5-N7	-5.84	126.89	130.40
25	YA	822	U	C2-N1-C1'	-5.84	110.69	117.70
12	QL	119	LYS	N-CA-C	-5.84	95.23	111.00
25	RA	742	G	C6-C5-N7	-5.84	126.90	130.40
25	RA	1158	C	N3-C2-O2	-5.84	117.81	121.90
25	RA	1468	C	C6-N1-C2	-5.84	117.96	120.30
25	YA	1425	G	C5-C6-N1	-5.84	108.58	111.50
25	YA	1840	G	N3-C4-C5	5.84	131.52	128.60
28	YE	58	ARG	N-CA-C	-5.84	95.23	111.00

Continued on next page...

Continued from previous page...

Mol	Chain	Res	Type	Atoms	Z	Observed(°)	Ideal(°)
1	QA	748	C	C6-N1-C2	-5.84	117.96	120.30
1	QA	1528	U	OP2-P-O3'	5.84	118.05	105.20
25	RA	57	C	C5-C6-N1	5.84	123.92	121.00
25	RA	1363	C	N3-C4-C5	5.84	124.24	121.90
25	RA	1660	C	C5-C6-N1	-5.84	118.08	121.00
25	YA	210	C	N3-C4-C5	5.84	124.24	121.90
25	YA	1978	A	C4-C5-C6	5.84	119.92	117.00
25	YA	2782	G	C4-C5-C6	5.84	122.30	118.80
1	QA	1473	A	C8-N9-C4	5.84	108.14	105.80
25	RA	2583	G	N3-C4-C5	-5.84	125.68	128.60
25	YA	825	C	N3-C4-N4	5.84	122.09	118.00
1	QA	890	G	C4-C5-N7	-5.84	108.47	110.80
25	RA	1949	G	N3-C4-N9	5.84	129.50	126.00
1	XA	738	C	C5-C6-N1	5.84	123.92	121.00
25	RA	2506	U	C2-N1-C1'	5.83	124.70	117.70
1	QA	545	C	N1-C2-N3	5.83	123.28	119.20
25	RA	185	U	C5-C6-N1	-5.83	119.78	122.70
25	RA	727	A	C8-N9-C4	-5.83	103.47	105.80
25	RA	1202	C	C6-N1-C2	5.83	122.63	120.30
25	RA	1332	G	O4'-C1'-N9	-5.83	103.53	108.20
25	RA	2011	U	C2-N1-C1'	-5.83	110.70	117.70
1	XA	1420	C	N3-C4-C5	5.83	124.23	121.90
25	YA	964	C	C6-N1-C2	-5.83	117.97	120.30
25	YA	1230	C	C6-N1-C2	5.83	122.63	120.30
1	QA	347	G	C2-N3-C4	-5.83	108.98	111.90
25	RA	560	C	O5'-P-OP1	5.83	117.70	110.70
25	RA	1692	U	O5'-P-OP2	-5.83	100.45	105.70
1	XA	278	G	N3-C4-C5	-5.83	125.68	128.60
1	XA	928	G	C5-C6-N1	-5.83	108.58	111.50
25	YA	900	A	C8-N9-C4	-5.83	103.47	105.80
25	YA	1514	U	C6-N1-C2	-5.83	117.50	121.00
25	YA	2862	G	N1-C6-O6	5.83	123.40	119.90
25	RA	944	G	C4-C5-N7	-5.83	108.47	110.80
25	RA	1769	G	N3-C4-C5	-5.83	125.69	128.60
28	RE	58	ARG	N-CA-C	-5.83	95.26	111.00
25	YA	2021	C	N1-C2-O2	-5.83	115.40	118.90
25	YA	2410	G	C8-N9-C4	-5.83	104.07	106.40
1	QA	1228	C	C6-N1-C2	-5.83	117.97	120.30
25	RA	185	U	O5'-P-OP1	-5.83	100.45	105.70
25	RA	1985	G	C4-C5-C6	5.83	122.30	118.80
1	XA	354	G	C8-N9-C4	-5.83	104.07	106.40
1	XA	752	G	N9-C4-C5	-5.83	103.07	105.40

Continued on next page...

Continued from previous page...

Mol	Chain	Res	Type	Atoms	Z	Observed(°)	Ideal(°)
1	XA	792	A	C8-N9-C4	5.83	108.13	105.80
25	YA	54	G	C4-C5-N7	5.83	113.13	110.80
25	YA	1961	C	C6-N1-C2	5.83	122.63	120.30
25	RA	2016	U	C6-N1-C2	-5.83	117.50	121.00
1	XA	1178	G	N7-C8-N9	5.83	116.01	113.10
25	YA	2517	C	O5'-P-OP1	-5.83	100.46	105.70
25	YA	2717	G	C6-C5-N7	-5.83	126.90	130.40
25	RA	124	G	C6-C5-N7	-5.83	126.91	130.40
25	RA	1792	G	C4-C5-N7	5.83	113.13	110.80
25	RA	1902	C	N1-C2-O2	-5.83	115.41	118.90
25	RA	2075	U	C5-C6-N1	-5.83	119.79	122.70
25	RA	2252	G	C2-N3-C4	-5.83	108.99	111.90
25	YA	51	G	N1-C6-O6	-5.83	116.40	119.90
1	QA	587	G	N3-C4-C5	-5.82	125.69	128.60
25	RA	327	G	N1-C6-O6	5.82	123.39	119.90
25	RA	1634	A	N1-C6-N6	-5.82	115.11	118.60
25	RA	2060	A	N9-C4-C5	5.82	108.13	105.80
25	YA	1378	A	C8-N9-C4	5.82	108.13	105.80
25	YA	2447	G	O5'-P-OP1	-5.82	100.46	105.70
25	RA	1954	G	C8-N9-C4	5.82	108.73	106.40
1	XA	819	A	C4-C5-C6	5.82	119.91	117.00
25	YA	192	C	N3-C4-C5	5.82	124.23	121.90
25	YA	797	C	N1-C2-O2	-5.82	115.41	118.90
25	YA	1983	C	C2-N1-C1'	-5.82	112.39	118.80
25	YA	2015	A	C8-N9-C4	-5.82	103.47	105.80
25	RA	2078	C	C6-N1-C2	-5.82	117.97	120.30
25	RA	2436	G	O5'-P-OP1	-5.82	100.46	105.70
25	RA	2820	A	C5-C6-N1	-5.82	114.79	117.70
25	YA	391	G	C5-C6-O6	-5.82	125.11	128.60
25	YA	671	C	C5-C4-N4	5.82	124.28	120.20
25	RA	2508	G	C4-C5-C6	5.82	122.29	118.80
25	YA	624	C	N1-C2-O2	5.82	122.39	118.90
25	YA	1962	C	C2-N1-C1'	5.82	125.20	118.80
35	YP	26	GLY	N-CA-C	-5.82	98.55	113.10
25	RA	118	A	O4'-C1'-N9	5.82	112.85	108.20
25	RA	869	G	C4-C5-C6	5.82	122.29	118.80
25	RA	1547	C	C4-C5-C6	5.82	120.31	117.40
25	RA	1648	C	N1-C2-O2	-5.82	115.41	118.90
25	RA	2059	A	C8-N9-C4	-5.82	103.47	105.80
1	XA	734	G	C8-N9-C4	-5.82	104.07	106.40
1	XA	789	U	N3-C4-C5	-5.82	111.11	114.60
25	YA	990	A	C2-N3-C4	-5.82	107.69	110.60

Continued on next page...

Continued from previous page...

Mol	Chain	Res	Type	Atoms	Z	Observed(°)	Ideal(°)
25	YA	2818	G	C5-C6-O6	-5.82	125.11	128.60
25	RA	745	G	N1-C2-N2	-5.82	110.97	116.20
25	RA	2474	C	C6-N1-C2	-5.82	117.97	120.30
25	YA	512	G	C6-C5-N7	5.82	133.89	130.40
25	YA	1786	A	OP1-P-OP2	-5.82	110.88	119.60
25	YA	1332	G	N7-C8-N9	5.81	116.01	113.10
25	YA	2728	U	N1-C2-N3	-5.81	111.41	114.90
25	YA	2811	G	C6-C5-N7	-5.81	126.91	130.40
25	YA	2827	C	C5-C4-N4	-5.81	116.13	120.20
25	RA	269	U	C2-N1-C1'	5.81	124.67	117.70
25	RA	1798	U	N1-C2-N3	5.81	118.39	114.90
1	QA	351	G	N1-C6-O6	-5.81	116.41	119.90
1	QA	668	G	N3-C4-C5	-5.81	125.69	128.60
25	RA	929	G	N1-C6-O6	5.81	123.39	119.90
25	YA	1762	A	C4-C5-N7	-5.81	107.79	110.70
25	YA	2014	A	C6-C5-N7	-5.81	128.23	132.30
25	YA	29	U	C2-N1-C1'	5.81	124.67	117.70
25	YA	1442	G	N3-C4-N9	5.81	129.49	126.00
26	YB	39	A	C8-N9-C4	-5.81	103.48	105.80
1	QA	129	U	N3-C4-C5	-5.81	111.11	114.60
1	QA	135	C	C5-C6-N1	5.81	123.90	121.00
1	QA	789	U	C4-C5-C6	5.81	123.18	119.70
25	RA	1785	A	O5'-P-OP1	-5.81	100.47	105.70
25	RA	2559	C	C6-N1-C2	-5.81	117.98	120.30
25	YA	121	G	N3-C4-N9	5.81	129.48	126.00
25	YA	298	G	C5-N7-C8	-5.81	101.40	104.30
25	YA	863	A	N7-C8-N9	-5.81	110.90	113.80
25	YA	1019	U	C5-C4-O4	5.81	129.38	125.90
25	YA	1822	G	C6-C5-N7	-5.81	126.92	130.40
25	YA	1903	G	C8-N9-C4	5.81	108.72	106.40
25	YA	1974	C	C2-N1-C1'	5.81	125.19	118.80
25	RA	1447	G	C6-C5-N7	-5.81	126.92	130.40
25	YA	74	A	C8-N9-C4	-5.81	103.48	105.80
25	YA	979	G	N3-C4-N9	-5.81	122.52	126.00
1	QA	812	C	N1-C2-O2	5.80	122.38	118.90
1	QA	1431	C	C6-N1-C2	-5.80	117.98	120.30
25	YA	132	G	C4-N9-C1'	5.80	134.05	126.50
25	YA	1814	G	C4-C5-N7	-5.80	108.48	110.80
25	YA	1939	U	N3-C2-O2	-5.80	118.14	122.20
25	YA	2016	U	N1-C2-N3	5.80	118.38	114.90
25	YA	2448	A	C5-C6-N6	-5.80	119.06	123.70
25	YA	1161	C	O5'-P-OP1	-5.80	100.48	105.70

Continued on next page...

Continued from previous page...

Mol	Chain	Res	Type	Atoms	Z	Observed(°)	Ideal(°)
25	YA	1236	G	C2-N3-C4	-5.80	109.00	111.90
25	YA	2064	C	N1-C2-O2	-5.80	115.42	118.90
25	YA	2574	G	N3-C4-C5	5.80	131.50	128.60
25	RA	1216	G	N3-C4-N9	5.80	129.48	126.00
25	YA	1367	A	C6-C5-N7	-5.80	128.24	132.30
25	YA	1762	A	N1-C6-N6	-5.80	115.12	118.60
1	QA	309	G	C5-C6-O6	-5.80	125.12	128.60
1	QA	324	G	N7-C8-N9	5.80	116.00	113.10
25	RA	1130	U	O4'-C1'-N1	-5.80	103.56	108.20
25	RA	1804	C	N1-C2-O2	-5.80	115.42	118.90
1	XA	734	G	C4-C5-N7	5.80	113.12	110.80
25	YA	1595	G	C4-C5-N7	5.80	113.12	110.80
25	RA	767	U	N3-C2-O2	5.80	126.26	122.20
25	RA	2457	U	C4-C5-C6	5.80	123.18	119.70
1	XA	118	U	N3-C2-O2	-5.80	118.14	122.20
25	YA	103	A	N1-C6-N6	5.80	122.08	118.60
25	YA	1130	U	N1-C2-N3	5.80	118.38	114.90
25	YA	1592	C	C6-N1-C2	5.80	122.62	120.30
25	RA	400	G	N3-C4-C5	5.80	131.50	128.60
25	RA	860	U	C5-C4-O4	5.80	129.38	125.90
25	RA	1277	G	C4-C5-N7	-5.80	108.48	110.80
35	RP	26	GLY	N-CA-C	-5.80	98.61	113.10
1	XA	555	C	C5-C6-N1	5.80	123.90	121.00
25	YA	839	U	N1-C2-N3	5.80	118.38	114.90
25	YA	944	G	O4'-C1'-N9	5.80	112.84	108.20
25	YA	955	C	C2-N1-C1'	-5.80	112.42	118.80
25	YA	1184	G	N3-C4-N9	5.80	129.48	126.00
25	YA	1237	A	N1-C6-N6	-5.80	115.12	118.60
25	YA	1253	A	N1-C2-N3	-5.80	126.40	129.30
25	YA	1319	G	C4-C5-N7	5.80	113.12	110.80
25	RA	742	G	N1-C6-O6	5.79	123.38	119.90
25	RA	1205	U	O5'-P-OP1	-5.79	100.48	105.70
25	RA	1892	C	C6-N1-C2	-5.79	117.98	120.30
25	YA	1767	C	C2-N3-C4	-5.79	117.00	119.90
25	YA	672	C	O5'-P-OP2	-5.79	100.49	105.70
25	YA	2383	G	N3-C4-C5	-5.79	125.70	128.60
1	QA	155	C	C6-N1-C2	-5.79	117.98	120.30
1	QA	690	G	O4'-C1'-N9	5.79	112.83	108.20
25	RA	979	G	C4-C5-N7	5.79	113.12	110.80
1	XA	953	G	N3-C4-C5	-5.79	125.70	128.60
1	XA	1472	U	N3-C2-O2	-5.79	118.15	122.20
25	YA	319	C	N3-C2-O2	5.79	125.95	121.90

Continued on next page...

Continued from previous page...

Mol	Chain	Res	Type	Atoms	Z	Observed(°)	Ideal(°)
25	YA	1613	G	O4'-C1'-N9	-5.79	103.57	108.20
1	XA	497	U	N3-C2-O2	-5.79	118.15	122.20
25	YA	842	G	C4-C5-N7	5.79	113.12	110.80
1	QA	230	G	C5-C6-N1	-5.79	108.61	111.50
25	RA	51	G	C8-N9-C1'	-5.79	119.47	127.00
25	RA	2052	G	C4-C5-N7	5.79	113.12	110.80
25	RA	2246	G	C4-C5-N7	5.79	113.12	110.80
1	XA	200	G	N9-C4-C5	-5.79	103.08	105.40
25	YA	751	A	C8-N9-C4	-5.79	103.48	105.80
25	YA	1830	C	N3-C2-O2	5.79	125.95	121.90
25	RA	110	G	C4-N9-C1'	-5.79	118.98	126.50
25	RA	1138	G	C8-N9-C4	-5.79	104.08	106.40
25	RA	1396	U	C6-N1-C1'	-5.79	113.10	121.20
25	RA	1487	G	C6-C5-N7	-5.79	126.93	130.40
25	RA	1821	A	C4-C5-N7	5.79	113.59	110.70
25	RA	2534	A	N1-C6-N6	5.79	122.07	118.60
25	YA	877	U	C5-C6-N1	5.79	125.59	122.70
25	YA	2227	A	N3-C4-N9	-5.79	122.77	127.40
26	YB	54	G	C6-C5-N7	-5.79	126.93	130.40
25	RA	593	G	N1-C2-N3	5.79	127.37	123.90
25	RA	2299	G	C8-N9-C1'	-5.79	119.48	127.00
25	RA	2409	G	C5-N7-C8	-5.79	101.41	104.30
1	XA	690	G	N3-C4-N9	-5.79	122.53	126.00
1	XA	755	G	C8-N9-C1'	-5.79	119.48	127.00
25	YA	2020	A	C4-C5-C6	5.79	119.89	117.00
1	QA	361	G	C8-N9-C4	5.78	108.71	106.40
25	RA	733	G	C6-C5-N7	-5.78	126.93	130.40
25	RA	991	C	N3-C4-C5	5.78	124.21	121.90
25	RA	1338	G	N9-C4-C5	-5.78	103.09	105.40
25	RA	2548	G	N1-C6-O6	5.78	123.37	119.90
1	XA	1338	G	C5-C6-N1	5.78	114.39	111.50
25	YA	839	U	C5-C4-O4	5.78	129.37	125.90
25	YA	2448	A	C8-N9-C4	5.78	108.11	105.80
25	RA	2504	U	N3-C4-O4	5.78	123.45	119.40
1	XA	319	G	N3-C4-N9	-5.78	122.53	126.00
1	XA	481	G	C4-N9-C1'	-5.78	118.98	126.50
1	XA	1305	G	C8-N9-C1'	5.78	134.52	127.00
25	YA	968	G	N9-C4-C5	5.78	107.71	105.40
25	YA	1142(A)	A	C4-C5-C6	5.78	119.89	117.00
25	RA	74	A	C5-N7-C8	-5.78	101.01	103.90
25	RA	232	G	N3-C4-N9	5.78	129.47	126.00
25	RA	476	G	O5'-P-OP2	-5.78	100.50	105.70

Continued on next page...

Continued from previous page...

Mol	Chain	Res	Type	Atoms	Z	Observed(°)	Ideal(°)
25	RA	1514	U	C5-C6-N1	5.78	125.59	122.70
25	YA	221	A	C4-N9-C1'	5.78	136.71	126.30
25	YA	414	C	N3-C4-N4	-5.78	113.95	118.00
25	YA	1380	G	C8-N9-C4	-5.78	104.09	106.40
25	YA	214	G	O4'-C1'-N9	5.78	112.82	108.20
1	QA	686	U	C6-N1-C2	-5.78	117.53	121.00
25	RA	2837	G	N7-C8-N9	5.78	115.99	113.10
1	XA	1099	G	C4-C5-N7	-5.78	108.49	110.80
1	QA	55	A	N1-C2-N3	5.78	132.19	129.30
25	RA	1634	A	N9-C4-C5	5.78	108.11	105.80
1	XA	819	A	C6-C5-N7	-5.78	128.26	132.30
25	YA	270(Y)	G	N3-C4-C5	-5.78	125.71	128.60
25	YA	433	C	C6-N1-C2	5.78	122.61	120.30
25	YA	1733	G	C4-N9-C1'	5.78	134.01	126.50
25	YA	2819	G	C8-N9-C4	5.78	108.71	106.40
25	RA	2070	G	N9-C4-C5	5.77	107.71	105.40
25	YA	621	A	C5-C6-N1	-5.77	114.81	117.70
25	YA	1425	G	C4-N9-C1'	5.77	134.01	126.50
25	YA	1769	G	C5-C6-N1	-5.77	108.61	111.50
25	RA	989	G	N3-C4-N9	5.77	129.46	126.00
25	RA	1940	U	N3-C4-C5	-5.77	111.14	114.60
25	RA	2460	U	C5-C4-O4	5.77	129.36	125.90
25	YA	80	G	C4-C5-C6	5.77	122.26	118.80
25	RA	594	U	C6-N1-C2	-5.77	117.54	121.00
25	RA	1419	A	C8-N9-C4	5.77	108.11	105.80
25	RA	258	G	N9-C4-C5	-5.77	103.09	105.40
25	RA	577	G	C5-C6-N1	-5.77	108.61	111.50
25	RA	1628	G	N3-C2-N2	-5.77	115.86	119.90
25	RA	1776	G	C8-N9-C1'	-5.77	119.50	127.00
25	RA	2439	A	C4-C5-N7	5.77	113.58	110.70
25	RA	2827	C	N3-C4-C5	5.77	124.21	121.90
1	XA	920	U	P-O3'-C3'	-5.77	112.78	119.70
25	YA	298	G	C4-N9-C1'	-5.77	119.00	126.50
25	YA	1311	G	C8-N9-C4	5.77	108.71	106.40
25	YA	1767	C	C6-N1-C2	5.77	122.61	120.30
25	YA	2190	G	N1-C6-O6	5.77	123.36	119.90
25	YA	2246	G	N3-C4-C5	-5.77	125.72	128.60
25	YA	2259	G	C5-C6-O6	-5.77	125.14	128.60
25	YA	2429	G	N1-C6-O6	5.77	123.36	119.90
25	YA	2439	A	C5-N7-C8	-5.77	101.02	103.90
25	YA	2532	G	C8-N9-C4	-5.77	104.09	106.40
25	YA	2557	G	C6-C5-N7	-5.77	126.94	130.40

Continued on next page...

Continued from previous page...

Mol	Chain	Res	Type	Atoms	Z	Observed(°)	Ideal(°)
26	YB	95	U	C4-C5-C6	5.77	123.16	119.70
25	RA	776	G	N7-C8-N9	5.77	115.98	113.10
25	RA	2251	G	C6-C5-N7	-5.77	126.94	130.40
25	RA	2346	A	C5-C6-N1	-5.77	114.82	117.70
25	YA	51	G	C5-C6-O6	5.77	132.06	128.60
25	YA	568	U	O4'-C1'-N1	5.77	112.81	108.20
26	YB	44	G	C2-N3-C4	5.77	114.78	111.90
1	QA	821	G	N3-C4-N9	5.77	129.46	126.00
25	YA	2869	G	C6-C5-N7	-5.77	126.94	130.40
25	RA	203	C	N1-C2-O2	-5.76	115.44	118.90
25	RA	2459	A	C4-C5-N7	5.76	113.58	110.70
25	YA	587	C	N1-C2-O2	5.76	122.36	118.90
25	YA	1017	G	C8-N9-C4	-5.76	104.09	106.40
25	YA	2000	G	C4-C5-N7	5.76	113.11	110.80
25	YA	2537	U	C5-C4-O4	5.76	129.36	125.90
25	RA	1930	G	N3-C4-N9	-5.76	122.54	126.00
25	YA	2726	U	O4'-C1'-N1	5.76	112.81	108.20
1	XA	930	C	C6-N1-C2	5.76	122.61	120.30
25	YA	400	G	N3-C4-C5	5.76	131.48	128.60
25	YA	1331	A	C8-N9-C4	5.76	108.11	105.80
25	YA	2281	C	C5-C4-N4	-5.76	116.17	120.20
25	RA	1581	G	C4-N9-C1'	5.76	133.99	126.50
25	RA	2206	C	N3-C2-O2	-5.76	117.87	121.90
25	YA	71	A	N1-C6-N6	5.76	122.06	118.60
25	YA	221	A	OP2-P-O3'	5.76	117.87	105.20
25	YA	444	C	N3-C4-C5	-5.76	119.60	121.90
25	YA	1833	U	C6-N1-C2	-5.76	117.55	121.00
25	RA	2848	G	C4-C5-N7	-5.76	108.50	110.80
1	XA	1517	G	C4-N9-C1'	5.76	133.99	126.50
25	YA	1800	C	C5-C6-N1	-5.76	118.12	121.00
25	RA	442	G	N1-C2-N3	5.76	127.35	123.90
1	XA	563	A	O4'-C1'-N9	5.76	112.81	108.20
25	YA	1890	A	N3-C4-C5	5.76	130.83	126.80
1	QA	300	A	N1-C2-N3	5.75	132.18	129.30
1	QA	1204	A	C6-C5-N7	-5.75	128.27	132.30
25	YA	352	G	C8-N9-C4	5.75	108.70	106.40
25	RA	1992	G	O4'-C1'-N9	-5.75	103.60	108.20
25	RA	2461	C	C6-N1-C2	5.75	122.60	120.30
25	YA	916	G	C4-C5-C6	5.75	122.25	118.80
25	YA	1826	G	N1-C6-O6	5.75	123.35	119.90
25	RA	2125	G	C8-N9-C4	-5.75	104.10	106.40
25	RA	2206	C	C4-C5-C6	5.75	120.28	117.40

Continued on next page...

Continued from previous page...

Mol	Chain	Res	Type	Atoms	Z	Observed(°)	Ideal(°)
25	RA	2238	G	N7-C8-N9	5.75	115.97	113.10
1	XA	1462	G	C8-N9-C4	5.75	108.70	106.40
25	RA	1165	U	N3-C2-O2	-5.75	118.18	122.20
25	YA	1756	G	C4-C5-N7	-5.75	108.50	110.80
25	YA	1926	U	N1-C2-N3	5.75	118.35	114.90
25	YA	2710	C	C4-C5-C6	5.75	120.27	117.40
25	RA	205	G	C6-N1-C2	-5.75	121.65	125.10
25	RA	1050	A	N7-C8-N9	5.75	116.67	113.80
25	RA	1772	G	N1-C6-O6	5.75	123.35	119.90
25	RA	2073	C	C6-N1-C2	-5.75	118.00	120.30
1	XA	1313	U	C6-N1-C2	-5.75	117.55	121.00
1	XA	1519	A	N1-C2-N3	5.75	132.17	129.30
25	YA	30	G	C8-N9-C4	-5.75	104.10	106.40
25	YA	140	A	C2-N3-C4	-5.75	107.73	110.60
25	YA	818	G	C5-C6-N1	-5.75	108.63	111.50
25	YA	1480	G	C5-C6-N1	-5.75	108.63	111.50
25	YA	1558	A	P-O3'-C3'	5.75	126.60	119.70
48	Y2	16	LEU	N-CA-C	-5.75	95.48	111.00
1	QA	1206	G	N3-C4-N9	5.75	129.45	126.00
25	RA	1610	A	N9-C4-C5	5.75	108.10	105.80
1	XA	1054	C	C2-N1-C1'	5.75	125.12	118.80
25	YA	2251	G	C2-N3-C4	-5.75	109.03	111.90
25	YA	2691	C	C2-N1-C1'	-5.75	112.48	118.80
1	QA	1513	A	C5-N7-C8	-5.74	101.03	103.90
25	RA	754	C	C5-C4-N4	-5.74	116.18	120.20
25	RA	859	G	N3-C4-N9	-5.74	122.55	126.00
25	RA	1759	A	N9-C4-C5	-5.74	103.50	105.80
48	R2	16	LEU	N-CA-C	-5.74	95.49	111.00
25	YA	270(R)	G	C4-C5-N7	-5.74	108.50	110.80
25	YA	972	G	C4-C5-N7	-5.74	108.50	110.80
25	YA	1658	C	N3-C2-O2	-5.74	117.88	121.90
25	YA	2432	A	C5-N7-C8	-5.74	101.03	103.90
25	YA	2468	G	O4'-C1'-N9	5.74	112.80	108.20
22	QV	17	C	C5-C6-N1	5.74	123.87	121.00
25	RA	1193	G	N3-C4-C5	5.74	131.47	128.60
25	RA	1202	C	C5-C6-N1	-5.74	118.13	121.00
25	RA	1681	G	C2-N3-C4	-5.74	109.03	111.90
25	RA	1855	G	N1-C6-O6	5.74	123.34	119.90
25	RA	1975	G	C4-C5-N7	5.74	113.10	110.80
1	XA	515	G	C6-C5-N7	-5.74	126.95	130.40
1	XA	1332	A	N7-C8-N9	5.74	116.67	113.80
25	YA	259	G	C4-C5-C6	5.74	122.25	118.80

Continued on next page...

Continued from previous page...

Mol	Chain	Res	Type	Atoms	Z	Observed(°)	Ideal(°)
1	QA	52	G	C4-C5-N7	5.74	113.10	110.80
25	RA	1602	U	N1-C2-N3	5.74	118.34	114.90
1	XA	247	G	C8-N9-C4	-5.74	104.10	106.40
25	YA	508	G	O4'-C1'-N9	5.74	112.79	108.20
25	YA	1203	G	N9-C4-C5	5.74	107.70	105.40
25	YA	1317	A	O5'-P-OP1	5.74	117.59	110.70
25	YA	2634	G	N1-C6-O6	5.74	123.34	119.90
25	RA	330	A	N9-C4-C5	-5.74	103.50	105.80
25	RA	2637	U	C2-N1-C1'	5.74	124.59	117.70
1	XA	542	G	C8-N9-C4	-5.74	104.10	106.40
1	XA	791	G	C2-N3-C4	-5.74	109.03	111.90
25	YA	1825	A	C8-N9-C4	-5.74	103.50	105.80
26	YB	13	A	C5-C6-N6	5.74	128.29	123.70
1	XA	1374	A	O4'-C1'-N9	5.74	112.79	108.20
25	YA	585	G	C8-N9-C1'	-5.74	119.54	127.00
25	YA	2561	A	C8-N9-C4	5.74	108.09	105.80
25	RA	220	G	C8-N9-C4	-5.74	104.11	106.40
25	RA	762	U	N1-C2-O2	-5.74	118.79	122.80
1	XA	1478	C	N3-C2-O2	-5.74	117.89	121.90
25	YA	58	G	C5-C6-N1	-5.74	108.63	111.50
25	YA	2767	C	C6-N1-C2	-5.74	118.01	120.30
26	YB	26	A	C8-N9-C4	-5.74	103.50	105.80
25	RA	484	C	N3-C4-N4	5.73	122.01	118.00
25	YA	995	C	C6-N1-C2	-5.73	118.01	120.30
25	YA	1763	G	C5-C6-O6	5.73	132.04	128.60
25	YA	2318	G	C5'-C4'-O4'	5.73	115.98	109.10
1	QA	170	U	C6-N1-C2	-5.73	117.56	121.00
25	RA	1989	G	N9-C4-C5	5.73	107.69	105.40
25	RA	2608	G	C2-N3-C4	-5.73	109.03	111.90
25	YA	414	C	C2-N3-C4	-5.73	117.03	119.90
1	QA	1053	G	O4'-C1'-N9	5.73	112.78	108.20
1	QA	1076	C	C2-N1-C1'	-5.73	112.50	118.80
25	RA	2591	C	O5'-P-OP2	-5.73	100.54	105.70
25	YA	1189	A	O5'-P-OP1	-5.73	100.54	105.70
25	YA	1819	A	O5'-P-OP2	-5.73	100.54	105.70
25	RA	248	G	N3-C4-C5	5.73	131.47	128.60
25	RA	1235	G	N3-C4-C5	-5.73	125.73	128.60
25	RA	2299	G	C4-N9-C1'	5.73	133.95	126.50
25	RA	2270	G	C8-N9-C4	-5.73	104.11	106.40
25	YA	666	G	C8-N9-C4	5.73	108.69	106.40
25	YA	1787	A	C8-N9-C4	5.73	108.09	105.80
25	YA	1994	C	C2-N3-C4	-5.73	117.04	119.90

Continued on next page...

Continued from previous page...

Mol	Chain	Res	Type	Atoms	Z	Observed(°)	Ideal(°)
25	RA	777	A	N3-C4-C5	-5.73	122.79	126.80
25	RA	1675	C	OP2-P-O3'	5.73	117.80	105.20
19	XS	6	LYS	N-CA-C	-5.73	95.54	111.00
25	RA	75	G	C4-N9-C1'	5.72	133.94	126.50
25	RA	768	G	N1-C2-N3	5.72	127.33	123.90
1	XA	186(A)	C	C5-C6-N1	5.72	123.86	121.00
25	YA	769	G	N1-C6-O6	5.72	123.33	119.90
25	YA	1577	C	O5'-P-OP1	-5.72	100.55	105.70
25	YA	1815	A	N1-C6-N6	-5.72	115.17	118.60
25	YA	2279	G	C5-C6-N1	5.72	114.36	111.50
25	YA	2318	G	C5-N7-C8	-5.72	101.44	104.30
25	YA	2399	G	N7-C8-N9	-5.72	110.24	113.10
1	QA	790	A	C5-N7-C8	-5.72	101.04	103.90
25	RA	382	G	C6-C5-N7	-5.72	126.97	130.40
25	RA	532	A	N3-C4-C5	-5.72	122.80	126.80
1	XA	518	C	N3-C2-O2	-5.72	117.89	121.90
25	YA	1862	G	N3-C4-C5	5.72	131.46	128.60
25	YA	2870	C	N3-C4-C5	-5.72	119.61	121.90
25	RA	1636	C	N3-C2-O2	-5.72	117.89	121.90
25	RA	1936	A	N9-C4-C5	-5.72	103.51	105.80
1	QA	501	C	N1-C2-O2	5.72	122.33	118.90
25	RA	1345	C	C6-N1-C2	-5.72	118.01	120.30
25	RA	1528	A	O4'-C1'-N9	5.72	112.78	108.20
25	YA	498	G	C2-N3-C4	5.72	114.76	111.90
25	YA	579	G	N1-C6-O6	5.72	123.33	119.90
25	YA	622	G	C4-N9-C1'	5.72	133.93	126.50
1	QA	150	C	N1-C2-O2	5.72	122.33	118.90
1	XA	790	A	C2-N3-C4	-5.72	107.74	110.60
25	YA	745	G	C8-N9-C4	-5.72	104.11	106.40
25	RA	488	G	N3-C4-N9	5.72	129.43	126.00
1	XA	29	G	C8-N9-C4	5.72	108.69	106.40
25	YA	2869	G	C8-N9-C4	-5.72	104.11	106.40
26	YB	82	G	C5-C6-O6	5.72	132.03	128.60
25	RA	1802	A	N1-C6-N6	-5.71	115.17	118.60
25	RA	1848	A	N1-C6-N6	-5.71	115.17	118.60
1	XA	568	G	C8-N9-C4	-5.71	104.11	106.40
25	YA	1814	G	N1-C2-N3	5.71	127.33	123.90
1	XA	1159	U	C2-N1-C1'	-5.71	110.84	117.70
25	YA	129	C	C5-C6-N1	-5.71	118.14	121.00
25	YA	916	G	N3-C4-N9	5.71	129.43	126.00
25	YA	1151	G	C6-C5-N7	-5.71	126.97	130.40
25	YA	1907	G	N1-C6-O6	5.71	123.33	119.90

Continued on next page...

Continued from previous page...

Mol	Chain	Res	Type	Atoms	Z	Observed(°)	Ideal(°)
1	QA	723	U	N1-C2-O2	5.71	126.80	122.80
1	QA	1163	C	C6-N1-C2	-5.71	118.02	120.30
25	RA	559	G	C4-C5-N7	-5.71	108.52	110.80
26	RB	100	G	C5-C6-O6	-5.71	125.17	128.60
1	XA	581	G	C6-C5-N7	-5.71	126.97	130.40
1	XA	674	G	C4-C5-C6	5.71	122.23	118.80
1	XA	713	G	C2-N3-C4	5.71	114.76	111.90
1	XA	868	C	C5-C6-N1	5.71	123.86	121.00
25	YA	1224	G	N3-C4-N9	-5.71	122.57	126.00
25	YA	1611	C	N3-C4-C5	5.71	124.19	121.90
25	YA	1824	G	C6-C5-N7	-5.71	126.97	130.40
25	YA	2240	C	O5'-P-OP2	5.71	117.55	110.70
1	QA	723	U	C6-N1-C1'	-5.71	113.21	121.20
25	RA	1487	G	C4-N9-C1'	5.71	133.92	126.50
25	RA	1495	A	C8-N9-C4	-5.71	103.52	105.80
25	RA	2455	G	C4-C5-N7	5.71	113.08	110.80
1	XA	670	G	C2-N3-C4	5.71	114.75	111.90
12	XL	47	LYS	C-N-CD	5.71	140.39	128.40
25	YA	768	G	C4-C5-N7	5.71	113.08	110.80
25	YA	1818	U	C5-C4-O4	5.71	129.32	125.90
25	YA	2052	G	C5-C6-N1	5.71	114.35	111.50
1	QA	1347	G	OP2-P-O3'	5.71	117.75	105.20
25	YA	1304	C	C5-C6-N1	-5.71	118.15	121.00
25	YA	1568	G	C8-N9-C1'	5.71	134.42	127.00
25	YA	2395	C	C6-N1-C2	-5.71	118.02	120.30
25	RA	2730	C	C6-N1-C2	-5.71	118.02	120.30
25	YA	458	G	C5-N7-C8	5.71	107.15	104.30
25	YA	2000	G	N1-C6-O6	5.71	123.32	119.90
1	XA	186(A)	C	N3-C2-O2	-5.70	117.91	121.90
25	YA	2294	C	C5-C6-N1	5.70	123.85	121.00
25	YA	2616	C	N3-C4-C5	5.70	124.18	121.90
1	QA	243	A	N1-C6-N6	5.70	122.02	118.60
1	QA	937	A	N7-C8-N9	5.70	116.65	113.80
25	RA	2570	G	C8-N9-C1'	-5.70	119.59	127.00
1	XA	971	G	N3-C4-N9	-5.70	122.58	126.00
1	XA	1187	G	C4-N9-C1'	5.70	133.91	126.50
1	QA	320	C	C6-N1-C2	5.70	122.58	120.30
25	RA	1781	C	N1-C2-O2	5.70	122.32	118.90
25	RA	1931	U	N3-C2-O2	-5.70	118.21	122.20
25	YA	2538	C	C6-N1-C2	5.70	122.58	120.30
25	RA	1593	G	N3-C4-C5	-5.70	125.75	128.60
25	RA	1986	A	C4-C5-C6	-5.70	114.15	117.00

Continued on next page...

Continued from previous page...

Mol	Chain	Res	Type	Atoms	Z	Observed(°)	Ideal(°)
25	RA	2371	G	C4-C5-N7	-5.70	108.52	110.80
25	YA	84	A	C8-N9-C4	-5.70	103.52	105.80
25	YA	921	G	C6-C5-N7	-5.70	126.98	130.40
25	YA	1969	A	N1-C6-N6	-5.70	115.18	118.60
25	RA	503	A	N9-C4-C5	5.70	108.08	105.80
25	YA	602	G	N3-C4-C5	5.70	131.45	128.60
25	RA	725	G	C2-N3-C4	-5.70	109.05	111.90
25	RA	1022	G	OP2-P-O3'	5.70	117.73	105.20
25	RA	2665	A	N7-C8-N9	5.70	116.65	113.80
26	RB	27	C	C6-N1-C2	-5.70	118.02	120.30
25	YA	214	G	N3-C4-C5	-5.70	125.75	128.60
25	YA	391	G	C8-N9-C1'	-5.70	119.60	127.00
25	YA	861	A	O5'-P-OP2	5.70	117.53	110.70
25	YA	1307	A	C5-C6-N1	5.70	120.55	117.70
25	YA	1443	G	C5-C6-N1	-5.70	108.65	111.50
25	YA	1614	A	C5-C6-N6	-5.70	119.14	123.70
25	YA	2710	C	N3-C4-N4	-5.70	114.01	118.00
25	RA	2682	U	C2-N1-C1'	5.69	124.53	117.70
25	RA	2831	G	N1-C6-O6	5.69	123.32	119.90
25	YA	1516	U	N3-C2-O2	-5.69	118.21	122.20
25	YA	2293	C	P-O3'-C3'	-5.69	112.87	119.70
25	RA	258	G	C6-C5-N7	-5.69	126.98	130.40
25	RA	921	G	C4-C5-C6	5.69	122.22	118.80
1	XA	921	U	C5-C6-N1	5.69	125.55	122.70
1	XA	934	C	C2-N1-C1'	-5.69	112.54	118.80
25	YA	28	A	N7-C8-N9	5.69	116.65	113.80
25	YA	380	U	N3-C4-C5	-5.69	111.18	114.60
25	YA	704	G	N3-C4-C5	-5.69	125.75	128.60
25	YA	1489	U	O5'-P-OP1	-5.69	100.58	105.70
25	YA	2490	G	N7-C8-N9	5.69	115.95	113.10
25	YA	2719	G	N1-C6-O6	5.69	123.31	119.90
1	QA	1218	C	C6-N1-C2	-5.69	118.02	120.30
25	RA	647	G	N1-C6-O6	5.69	123.31	119.90
25	RA	1933	G	C6-C5-N7	-5.69	126.99	130.40
26	RB	18	G	N3-C4-N9	-5.69	122.58	126.00
25	YA	804	A	C5-N7-C8	-5.69	101.05	103.90
25	YA	1131	G	O5'-P-OP2	-5.69	100.58	105.70
25	YA	1344	G	N3-C4-N9	-5.69	122.58	126.00
25	YA	1421	G	N1-C6-O6	5.69	123.31	119.90
25	YA	1680	U	N3-C4-C5	-5.69	111.19	114.60
25	YA	1705	G	N3-C4-N9	5.69	129.41	126.00
25	YA	2623	G	C4-N9-C1'	5.69	133.90	126.50

Continued on next page...

Continued from previous page...

Mol	Chain	Res	Type	Atoms	Z	Observed(°)	Ideal(°)
25	YA	2647	U	C5-C4-O4	5.69	129.31	125.90
1	QA	161	A	N9-C4-C5	5.69	108.08	105.80
1	QA	496	A	C2-N3-C4	5.69	113.44	110.60
25	RA	1658	C	C6-N1-C2	-5.69	118.02	120.30
25	RA	2583	G	C4-C5-N7	-5.69	108.52	110.80
1	XA	904	C	N3-C4-C5	5.69	124.17	121.90
1	XA	1380	U	N3-C4-O4	-5.69	115.42	119.40
25	YA	228	A	C4-N9-C1'	5.69	136.54	126.30
1	QA	258	G	N1-C6-O6	5.69	123.31	119.90
1	QA	299	G	C5-C6-O6	5.69	132.01	128.60
25	RA	2639	A	C5-C6-N1	-5.69	114.86	117.70
1	XA	1452	C	C2-N1-C1'	5.69	125.06	118.80
25	YA	132	G	C8-N9-C1'	-5.69	119.61	127.00
25	YA	379	G	C5-C6-O6	-5.69	125.19	128.60
25	YA	523	C	C5-C6-N1	5.69	123.84	121.00
25	YA	952	G	C4-N9-C1'	5.69	133.90	126.50
1	XA	1313	U	C5-C6-N1	5.69	125.54	122.70
25	RA	688	U	N3-C4-C5	-5.68	111.19	114.60
25	RA	1299	G	C8-N9-C1'	5.68	134.39	127.00
25	RA	2556	C	C5-C4-N4	-5.68	116.22	120.20
25	YA	649	G	C5-C6-N1	-5.68	108.66	111.50
25	YA	906	G	N9-C4-C5	5.68	107.67	105.40
25	YA	1378	A	C2-N3-C4	-5.68	107.76	110.60
25	YA	1385	G	C6-C5-N7	5.68	133.81	130.40
1	QA	48	C	N3-C4-C5	5.68	124.17	121.90
1	QA	1336	C	C6-N1-C1'	-5.68	113.98	120.80
25	RA	300	A	C6-C5-N7	-5.68	128.32	132.30
25	RA	1241	A	C8-N9-C4	-5.68	103.53	105.80
1	XA	953	G	N1-C6-O6	-5.68	116.49	119.90
25	YA	184	C	C6-N1-C2	5.68	122.57	120.30
25	YA	1330	C	N3-C4-C5	5.68	124.17	121.90
25	YA	2003	G	C2-N3-C4	-5.68	109.06	111.90
25	YA	2080	G	C4-C5-C6	5.68	122.21	118.80
1	QA	1336	C	C5-C6-N1	5.68	123.84	121.00
25	RA	566	U	N3-C2-O2	5.68	126.18	122.20
25	RA	974(A)	C	C5-C4-N4	5.68	124.18	120.20
25	YA	379	G	N3-C2-N2	5.68	123.88	119.90
25	YA	2509	G	C4-C5-N7	5.68	113.07	110.80
1	QA	317	G	N3-C4-N9	5.68	129.41	126.00
25	YA	533	G	N9-C4-C5	5.68	107.67	105.40
25	YA	620	G	N3-C4-N9	-5.68	122.59	126.00
25	YA	1903	G	C2-N3-C4	-5.68	109.06	111.90

Continued on next page...

Continued from previous page...

Mol	Chain	Res	Type	Atoms	Z	Observed(°)	Ideal(°)
25	YA	2060	A	C2-N3-C4	-5.68	107.76	110.60
25	RA	904	C	C2-N1-C1'	5.68	125.05	118.80
25	RA	2573	C	C5-C6-N1	5.68	123.84	121.00
25	YA	756	C	C6-N1-C2	5.68	122.57	120.30
1	QA	1236	A	C8-N9-C4	-5.68	103.53	105.80
25	RA	729	G	C5-C6-O6	-5.68	125.19	128.60
25	RA	1924	C	C6-N1-C2	-5.68	118.03	120.30
25	RA	2814	C	C2-N1-C1'	-5.68	112.56	118.80
1	XA	971	G	O4'-C1'-N9	5.68	112.74	108.20
25	YA	452	G	C6-N1-C2	-5.68	121.69	125.10
25	YA	503	A	P-O3'-C3'	5.68	126.51	119.70
25	YA	1447	G	N1-C6-O6	5.68	123.31	119.90
25	YA	2677	G	C8-N9-C1'	-5.68	119.62	127.00
1	QA	1446	A	P-O3'-C3'	5.67	126.51	119.70
25	RA	1333	C	C5-C4-N4	-5.67	116.23	120.20
25	RA	2638	G	N1-C6-O6	5.67	123.31	119.90
25	YA	431	U	N3-C4-O4	5.67	123.37	119.40
25	YA	486	C	C5-C6-N1	5.67	123.84	121.00
25	YA	1907	G	N3-C4-N9	-5.67	122.60	126.00
1	XA	687	A	N1-C6-N6	-5.67	115.20	118.60
25	YA	1890	A	N1-C6-N6	5.67	122.00	118.60
25	YA	2609	U	C5-C6-N1	-5.67	119.86	122.70
1	QA	971	G	C4-N9-C1'	5.67	133.87	126.50
25	RA	856	C	C2-N3-C4	5.67	122.73	119.90
25	RA	2052	G	N3-C4-C5	5.67	131.44	128.60
1	XA	359	U	C5-C4-O4	5.67	129.30	125.90
1	XA	656	C	C6-N1-C2	-5.67	118.03	120.30
25	YA	523	C	N3-C2-O2	-5.67	117.93	121.90
25	YA	549	G	C4-C5-N7	5.67	113.07	110.80
25	RA	1180	C	C5-C6-N1	5.67	123.83	121.00
25	YA	319	C	N1-C2-O2	-5.67	115.50	118.90
1	QA	1227	A	C2-N3-C4	-5.67	107.77	110.60
25	RA	220	G	N3-C4-C5	-5.67	125.77	128.60
25	RA	1835	G	C2-N3-C4	5.67	114.73	111.90
25	RA	2478	A	C2-N3-C4	-5.67	107.77	110.60
25	RA	2765	A	C2-N3-C4	-5.67	107.77	110.60
25	YA	1311	G	N3-C4-N9	5.67	129.40	126.00
25	YA	1364	G	N1-C2-N3	5.67	127.30	123.90
25	YA	1971	A	C8-N9-C4	5.67	108.07	105.80
1	QA	884	U	C5-C6-N1	-5.67	119.87	122.70
1	QA	1111	A	C5-N7-C8	-5.67	101.07	103.90
25	RA	2333	A	C5-C6-N1	5.67	120.53	117.70

Continued on next page...

Continued from previous page...

Mol	Chain	Res	Type	Atoms	Z	Observed(°)	Ideal(°)
25	YA	460	A	C8-N9-C4	5.67	108.07	105.80
25	RA	2083	G	C4-C5-N7	5.67	113.07	110.80
25	RA	2267	A	C5-C6-N1	5.67	120.53	117.70
25	YA	1424	G	N1-C2-N3	5.67	127.30	123.90
1	QA	523	A	C5-C6-N1	-5.66	114.87	117.70
1	QA	525	C	N3-C4-N4	5.66	121.97	118.00
1	QA	578	C	N3-C2-O2	-5.66	117.94	121.90
1	QA	993	G	C4-N9-C1'	5.66	133.86	126.50
25	RA	382	G	C6-N1-C2	5.66	128.50	125.10
25	RA	2862	G	N3-C4-C5	-5.66	125.77	128.60
1	XA	701	C	P-O3'-C3'	5.66	126.50	119.70
25	YA	1379	A	P-O3'-C3'	5.66	126.50	119.70
25	YA	1380	G	N1-C6-O6	5.66	123.30	119.90
25	YA	2422	A	N3-C4-C5	5.66	130.76	126.80
25	YA	203	C	C5-C6-N1	-5.66	118.17	121.00
25	YA	683	C	C4-C5-C6	5.66	120.23	117.40
25	YA	686	G	C2-N3-C4	-5.66	109.07	111.90
1	QA	867	G	N3-C4-C5	-5.66	125.77	128.60
25	RA	624	C	C4-C5-C6	-5.66	114.57	117.40
25	RA	1821	A	C6-C5-N7	-5.66	128.34	132.30
25	RA	2682	U	N3-C2-O2	-5.66	118.24	122.20
25	YA	196	A	C6-C5-N7	-5.66	128.34	132.30
25	YA	243	U	O5'-P-OP1	-5.66	100.61	105.70
25	YA	436	C	C4-C5-C6	5.66	120.23	117.40
25	YA	1602	U	C4-C5-C6	5.66	123.10	119.70
25	YA	2839	G	C4-N9-C1'	5.66	133.86	126.50
19	QS	6	LYS	N-CA-C	-5.66	95.72	111.00
25	RA	407	G	N3-C4-C5	-5.66	125.77	128.60
25	RA	1496	A	C4-N9-C1'	5.66	136.49	126.30
25	RA	1785	A	C8-N9-C4	-5.66	103.54	105.80
25	RA	1869	G	N7-C8-N9	5.66	115.93	113.10
25	RA	2227	A	N3-C4-N9	-5.66	122.87	127.40
25	RA	2250	G	O5'-P-OP1	-5.66	100.61	105.70
25	RA	2544	G	C4-C5-C6	5.66	122.19	118.80
1	XA	1014	A	N1-C6-N6	5.66	122.00	118.60
1	XA	1429	C	N3-C4-C5	5.66	124.16	121.90
25	YA	2440	C	O5'-P-OP1	-5.66	100.61	105.70
1	QA	557	G	N9-C4-C5	-5.66	103.14	105.40
25	RA	2325	G	N3-C2-N2	-5.66	115.94	119.90
25	YA	990	A	C4-C5-C6	5.66	119.83	117.00
25	YA	2619	C	N1-C2-O2	-5.66	115.51	118.90
1	QA	798	G	C5-C6-O6	-5.66	125.21	128.60

Continued on next page...

Continued from previous page...

Mol	Chain	Res	Type	Atoms	Z	Observed(°)	Ideal(°)
25	RA	103	A	N1-C2-N3	5.66	132.13	129.30
25	YA	811	U	O5'-P-OP1	-5.66	100.61	105.70
25	YA	1280	G	C5-C6-N1	5.65	114.33	111.50
26	YB	89	G	N7-C8-N9	5.65	115.93	113.10
1	QA	913	A	OP2-P-O3'	5.65	117.63	105.20
25	RA	1809	A	N1-C2-N3	5.65	132.13	129.30
25	RA	2399	G	C8-N9-C1'	-5.65	119.65	127.00
25	RA	2458	G	N3-C4-C5	-5.65	125.77	128.60
25	RA	2713	A	C5-N7-C8	-5.65	101.07	103.90
25	YA	1517	G	N3-C4-N9	5.65	129.39	126.00
25	YA	2839	G	C8-N9-C1'	-5.65	119.65	127.00
1	QA	352	C	C2-N3-C4	5.65	122.72	119.90
25	RA	2053	G	C8-N9-C1'	5.65	134.34	127.00
25	RA	2383	G	C5-N7-C8	-5.65	101.47	104.30
1	XA	112	G	N1-C6-O6	5.65	123.29	119.90
1	XA	690	G	C2-N3-C4	-5.65	109.08	111.90
25	YA	112	U	C5-C4-O4	-5.65	122.51	125.90
25	YA	713	G	C4-C5-C6	5.65	122.19	118.80
25	YA	819	A	OP2-P-O3'	5.65	117.63	105.20
25	YA	1378	A	N3-C4-N9	-5.65	122.88	127.40
25	YA	2230	G	C5-C6-O6	-5.65	125.21	128.60
1	QA	34	C	C6-N1-C2	-5.65	118.04	120.30
1	QA	138	G	C5-C6-O6	-5.65	125.21	128.60
25	RA	2862	G	N3-C4-N9	5.65	129.39	126.00
1	XA	47	C	C4-C5-C6	5.65	120.22	117.40
25	YA	1206	G	N1-C2-N3	5.65	127.29	123.90
25	YA	1620	G	C2-N3-C4	-5.65	109.08	111.90
25	YA	1698	A	OP1-P-O3'	5.65	117.63	105.20
25	RA	2507	C	N3-C2-O2	5.65	125.85	121.90
25	YA	955	C	N3-C2-O2	5.65	125.85	121.90
25	YA	2371	G	C8-N9-C4	-5.65	104.14	106.40
1	QA	537	G	O5'-P-OP1	-5.64	100.62	105.70
1	QA	886	G	C8-N9-C4	5.64	108.66	106.40
25	RA	704	G	N3-C4-N9	5.64	129.39	126.00
25	RA	1377	G	C4-N9-C1'	5.64	133.84	126.50
25	RA	1426	G	C4-C5-N7	-5.64	108.54	110.80
25	RA	1564	C	C6-N1-C2	-5.64	118.04	120.30
26	RB	53	A	C2-N3-C4	5.64	113.42	110.60
1	XA	423	G	N3-C4-C5	-5.64	125.78	128.60
25	YA	141(A)	C	C6-N1-C2	5.64	122.56	120.30
25	YA	1392	A	N9-C4-C5	5.64	108.06	105.80
25	YA	1835	G	N3-C4-N9	5.64	129.39	126.00

Continued on next page...

Continued from previous page...

Mol	Chain	Res	Type	Atoms	Z	Observed(°)	Ideal(°)
25	YA	2049	G	C6-C5-N7	-5.64	127.01	130.40
1	QA	561	U	C6-N1-C2	5.64	124.39	121.00
1	QA	1487	G	N1-C2-N3	5.64	127.28	123.90
25	RA	503	A	P-O3'-C3'	5.64	126.47	119.70
25	RA	1470	G	C8-N9-C4	-5.64	104.14	106.40
26	RB	53	A	N7-C8-N9	5.64	116.62	113.80
1	XA	315	A	C4-C5-C6	-5.64	114.18	117.00
1	XA	1417	G	C4-C5-N7	-5.64	108.54	110.80
25	YA	1908	C	N3-C2-O2	-5.64	117.95	121.90
25	YA	1938	A	C8-N9-C4	5.64	108.06	105.80
25	YA	2513	G	C8-N9-C4	-5.64	104.14	106.40
25	RA	124	G	C4-C5-C6	5.64	122.18	118.80
25	YA	673	C	N3-C2-O2	-5.64	117.95	121.90
25	YA	798	G	C2-N3-C4	-5.64	109.08	111.90
25	YA	2053	G	N1-C6-O6	5.64	123.28	119.90
25	YA	2607	G	N3-C4-C5	-5.64	125.78	128.60
25	YA	270(Y)	G	N9-C4-C5	5.64	107.66	105.40
25	YA	2249	U	C4-C5-C6	5.64	123.08	119.70
25	YA	2710	C	N1-C2-N3	5.64	123.15	119.20
1	QA	633	G	C4-N9-C1'	5.64	133.83	126.50
1	QA	758	G	N3-C4-C5	5.64	131.42	128.60
1	QA	1340	A	N1-C6-N6	5.64	121.98	118.60
25	RA	145	G	C8-N9-C1'	5.64	134.33	127.00
25	RA	199	A	O5'-P-OP2	-5.64	100.63	105.70
25	RA	649	G	N3-C4-C5	-5.64	125.78	128.60
25	RA	1223	C	N3-C2-O2	5.64	125.84	121.90
25	RA	2640	G	C2-N3-C4	-5.64	109.08	111.90
1	XA	869	G	C5-C6-N1	-5.64	108.68	111.50
1	XA	1054	C	C4-C5-C6	-5.64	114.58	117.40
25	YA	382	G	C5-N7-C8	-5.64	101.48	104.30
25	YA	2520	C	N1-C2-O2	-5.64	115.52	118.90
1	QA	239	U	C6-N1-C2	-5.63	117.62	121.00
1	QA	1401	G	N1-C6-O6	5.63	123.28	119.90
25	RA	479	A	C8-N9-C4	-5.63	103.55	105.80
1	XA	1187	G	C6-C5-N7	-5.63	127.02	130.40
25	RA	1948	G	N1-C6-O6	5.63	123.28	119.90
1	XA	116	A	C5-C6-N1	5.63	120.52	117.70
25	YA	839	U	N3-C2-O2	-5.63	118.26	122.20
25	YA	2422	A	N1-C6-N6	5.63	121.98	118.60
25	RA	2325	G	C2-N3-C4	-5.63	109.08	111.90
1	XA	1127	G	N3-C4-C5	5.63	131.42	128.60
25	YA	195	A	N7-C8-N9	5.63	116.62	113.80

Continued on next page...

Continued from previous page...

Mol	Chain	Res	Type	Atoms	Z	Observed(°)	Ideal(°)
25	YA	867	C	N3-C4-C5	-5.63	119.65	121.90
25	YA	1012	U	C2-N1-C1'	-5.63	110.94	117.70
25	YA	1189	A	O5'-P-OP2	5.63	117.46	110.70
25	RA	846	C	P-O3'-C3'	5.63	126.46	119.70
25	RA	2278	A	O4'-C1'-N9	5.63	112.70	108.20
25	YA	326	G	C5-C6-N1	-5.63	108.69	111.50
25	YA	393	C	N3-C2-O2	5.63	125.84	121.90
25	YA	1423	G	N7-C8-N9	-5.63	110.28	113.10
25	RA	828	U	N3-C2-O2	-5.63	118.26	122.20
25	RA	1153	C	C6-N1-C2	-5.63	118.05	120.30
25	YA	1844	C	OP1-P-O3'	5.63	117.58	105.20
25	YA	2002	G	C4-C5-N7	5.63	113.05	110.80
25	YA	2555	U	N1-C2-O2	-5.63	118.86	122.80
25	RA	914	C	O5'-P-OP2	-5.63	100.64	105.70
25	RA	2722	G	N3-C4-N9	5.63	129.38	126.00
1	XA	170	U	C6-N1-C2	-5.63	117.62	121.00
25	YA	1557	C	C5-C6-N1	-5.63	118.19	121.00
25	YA	2590	A	N9-C4-C5	-5.63	103.55	105.80
1	QA	566	G	C6-C5-N7	5.62	133.78	130.40
1	QA	664	G	C5-C6-O6	5.62	131.97	128.60
25	RA	2237	G	C4-N9-C1'	5.62	133.81	126.50
25	YA	218	A	C6-C5-N7	5.62	136.24	132.30
25	RA	1817	G	C8-N9-C4	-5.62	104.15	106.40
25	RA	2028	U	N3-C2-O2	5.62	126.14	122.20
25	RA	2393	A	N3-C4-C5	5.62	130.74	126.80
1	XA	724	G	N3-C4-C5	-5.62	125.79	128.60
1	XA	1292	U	C5-C6-N1	-5.62	119.89	122.70
25	YA	1180	C	C2-N1-C1'	5.62	124.99	118.80
1	QA	331	G	N7-C8-N9	5.62	115.91	113.10
1	QA	664	G	N3-C4-N9	-5.62	122.63	126.00
25	RA	2452	C	C6-N1-C2	-5.62	118.05	120.30
25	RA	2665	A	C4-N9-C1'	5.62	136.42	126.30
25	YA	539	G	N3-C4-N9	5.62	129.37	126.00
25	YA	1666	G	C8-N9-C4	5.62	108.65	106.40
25	YA	2053	G	C4-C5-N7	5.62	113.05	110.80
1	XA	960	U	N3-C4-C5	-5.62	111.23	114.60
25	YA	776	G	N1-C6-O6	-5.62	116.53	119.90
25	YA	1788	C	C2-N1-C1'	-5.62	112.62	118.80
25	YA	1992	G	O4'-C1'-N9	-5.62	103.70	108.20
25	YA	2429	G	C6-C5-N7	-5.62	127.03	130.40
25	YA	2620	C	O5'-P-OP2	5.62	117.44	110.70
25	YA	2707	G	C6-C5-N7	5.62	133.77	130.40

Continued on next page...

Continued from previous page...

Mol	Chain	Res	Type	Atoms	Z	Observed(°)	Ideal(°)
25	YA	179	G	N1-C6-O6	5.62	123.27	119.90
25	YA	193	U	N1-C2-N3	5.62	118.27	114.90
25	YA	1728	G	C5-C6-O6	-5.62	125.23	128.60
1	QA	483	C	C6-N1-C2	5.62	122.55	120.30
25	RA	85	G	O5'-P-OP2	-5.62	100.64	105.70
25	RA	2261	C	O5'-P-OP2	-5.62	100.64	105.70
1	XA	858	G	N7-C8-N9	5.62	115.91	113.10
25	YA	979	G	N9-C4-C5	5.62	107.65	105.40
25	YA	1193	G	N3-C4-C5	5.62	131.41	128.60
25	YA	1240	U	N3-C4-C5	-5.62	111.23	114.60
1	QA	1430	C	C6-N1-C2	-5.62	118.05	120.30
25	RA	1763	G	N3-C4-N9	-5.62	122.63	126.00
25	RA	1834	U	N1-C2-N3	5.62	118.27	114.90
1	XA	240	C	C5-C6-N1	-5.62	118.19	121.00
25	YA	1442	G	N3-C4-C5	-5.62	125.79	128.60
1	QA	372	C	N1-C2-N3	-5.61	115.27	119.20
1	QA	690	G	C6-C5-N7	-5.61	127.03	130.40
1	QA	1158	C	C2-N3-C4	5.61	122.71	119.90
25	RA	1327	C	C6-N1-C2	-5.61	118.06	120.30
25	RA	2009	G	O5'-P-OP1	5.61	117.44	110.70
1	XA	34	C	N3-C4-C5	5.61	124.14	121.90
25	YA	111	A	N1-C6-N6	-5.61	115.23	118.60
25	YA	1979	C	C5-C6-N1	5.61	123.81	121.00
25	YA	2523	G	C5-N7-C8	-5.61	101.49	104.30
25	RA	309	G	C6-C5-N7	-5.61	127.03	130.40
25	RA	2246	G	C5-C6-O6	-5.61	125.23	128.60
25	YA	2814	C	N1-C2-N3	5.61	123.13	119.20
1	QA	790	A	N7-C8-N9	5.61	116.61	113.80
25	RA	184	C	N3-C4-C5	5.61	124.14	121.90
25	RA	1505	C	C2-N1-C1'	5.61	124.97	118.80
25	RA	1814	G	C5-C6-N1	-5.61	108.69	111.50
25	RA	2552	U	C5-C6-N1	-5.61	119.89	122.70
25	RA	2702	U	C4-C5-C6	-5.61	116.33	119.70
1	XA	176	C	C6-N1-C2	-5.61	118.06	120.30
25	YA	980	A	N9-C4-C5	-5.61	103.56	105.80
25	YA	2548	G	C4-C5-C6	5.61	122.17	118.80
25	YA	2707	G	C4-N9-C1'	-5.61	119.21	126.50
26	YB	24	G	P-O3'-C3'	5.61	126.43	119.70
25	RA	1667	G	C4-C5-N7	5.61	113.04	110.80
25	RA	2088	G	C4-C5-C6	5.61	122.17	118.80
26	RB	115	G	N3-C2-N2	-5.61	115.97	119.90
1	XA	1517	G	N9-C4-C5	-5.61	103.16	105.40

Continued on next page...

Continued from previous page...

Mol	Chain	Res	Type	Atoms	Z	Observed(°)	Ideal(°)
25	YA	690	G	N1-C6-O6	5.61	123.27	119.90
1	QA	930	C	C6-N1-C2	-5.61	118.06	120.30
25	RA	593	G	C5-C6-N1	-5.61	108.70	111.50
25	YA	592	G	C2-N3-C4	5.61	114.70	111.90
25	YA	2228	G	N3-C4-C5	-5.61	125.80	128.60
25	YA	2520	C	C2-N3-C4	-5.61	117.10	119.90
25	YA	2788	C	N3-C2-O2	-5.61	117.97	121.90
25	RA	116	C	N3-C4-C5	-5.61	119.66	121.90
25	RA	1238	G	N3-C4-N9	-5.61	122.64	126.00
25	RA	1325	G	O4'-C1'-N9	5.61	112.68	108.20
25	RA	1682	G	C5-C6-O6	-5.61	125.24	128.60
25	RA	2720	U	C6-N1-C2	-5.61	117.64	121.00
25	YA	533	G	C8-N9-C4	-5.61	104.16	106.40
25	YA	1621	U	N1-C2-O2	-5.61	118.88	122.80
25	YA	2569	G	N3-C4-N9	5.61	129.36	126.00
25	YA	2672	G	C5-C6-O6	-5.61	125.24	128.60
1	QA	1529	G	C4-N9-C1'	5.60	133.78	126.50
25	RA	537	C	C5-C6-N1	5.60	123.80	121.00
1	XA	896	C	C6-N1-C2	5.60	122.54	120.30
25	YA	415	A	N9-C4-C5	-5.60	103.56	105.80
25	YA	693	C	C2-N3-C4	-5.60	117.10	119.90
25	YA	1416	G	P-O3'-C3'	5.60	126.42	119.70
25	YA	2881	C	C6-N1-C2	-5.60	118.06	120.30
1	QA	1158	C	C6-N1-C2	-5.60	118.06	120.30
25	YA	74	A	O4'-C1'-N9	-5.60	103.72	108.20
25	YA	441	U	N3-C2-O2	5.60	126.12	122.20
25	RA	270(R)	G	N1-C6-O6	5.60	123.26	119.90
25	RA	1404	C	C6-N1-C2	-5.60	118.06	120.30
25	RA	1667	G	OP1-P-OP2	-5.60	111.20	119.60
25	RA	1809	A	C6-C5-N7	-5.60	128.38	132.30
25	RA	2367	G	C6-C5-N7	-5.60	127.04	130.40
25	YA	1268	A	O5'-P-OP2	-5.60	100.66	105.70
25	YA	1273	U	C5-C6-N1	-5.60	119.90	122.70
25	YA	1517	G	N3-C4-C5	-5.60	125.80	128.60
25	YA	2227	A	C5-C6-N6	5.60	128.18	123.70
25	RA	1781	C	C5-C6-N1	5.60	123.80	121.00
25	RA	1951	U	N3-C4-C5	-5.60	111.24	114.60
25	RA	2048	G	N1-C2-N3	5.60	127.26	123.90
1	XA	186(B)	C	C6-N1-C2	-5.60	118.06	120.30
25	YA	1447	G	C8-N9-C4	-5.60	104.16	106.40
25	YA	329	G	O5'-P-OP1	-5.60	100.66	105.70
25	YA	410	G	O5'-P-OP2	5.60	117.42	110.70

Continued on next page...

Continued from previous page...

Mol	Chain	Res	Type	Atoms	Z	Observed(°)	Ideal(°)
25	YA	2822	G	C5-C6-N1	-5.60	108.70	111.50
1	QA	232	G	C8-N9-C1'	-5.59	119.73	127.00
1	QA	717	C	C5-C6-N1	5.59	123.80	121.00
25	RA	1328	G	C4-N9-C1'	5.59	133.77	126.50
25	RA	1469	A	O5'-P-OP1	-5.59	100.67	105.70
12	XL	45	PRO	CA-N-CD	-5.59	103.67	111.50
25	YA	425	G	N1-C6-O6	5.59	123.26	119.90
25	YA	928	G	N1-C2-N2	5.59	121.23	116.20
25	YA	1421	G	C6-C5-N7	-5.59	127.04	130.40
1	QA	394	G	N9-C4-C5	5.59	107.64	105.40
25	RA	2318	G	N7-C8-N9	5.59	115.90	113.10
1	XA	108	G	C8-N9-C1'	-5.59	119.73	127.00
1	XA	1523	G	C5-C6-N1	-5.59	108.70	111.50
25	YA	1368	G	C6-C5-N7	-5.59	127.04	130.40
25	RA	329	G	OP1-P-OP2	5.59	127.99	119.60
25	RA	745	G	C6-C5-N7	-5.59	127.05	130.40
25	RA	746	A	OP2-P-O3'	5.59	117.50	105.20
25	RA	1665	A	N3-C4-N9	5.59	131.87	127.40
25	RA	2398	U	C5-C6-N1	5.59	125.50	122.70
1	XA	903	G	C2-N3-C4	-5.59	109.11	111.90
1	XA	1108	G	C4-C5-N7	-5.59	108.56	110.80
25	YA	1182	A	C6-C5-N7	-5.59	128.39	132.30
1	QA	182	U	C5-C6-N1	5.59	125.50	122.70
1	QA	1205	U	C5-C6-N1	5.59	125.49	122.70
25	RA	932	G	C4-N9-C1'	-5.59	119.23	126.50
25	RA	2339	G	N3-C4-N9	5.59	129.35	126.00
25	RA	2820	A	C2-N3-C4	-5.59	107.81	110.60
1	XA	966	G	C8-N9-C4	5.59	108.64	106.40
1	XA	1480	G	C2-N3-C4	-5.59	109.11	111.90
25	YA	270(Y)	G	C4-C5-N7	-5.59	108.56	110.80
25	YA	995	C	C6-N1-C1'	-5.59	114.09	120.80
25	YA	1132	A	N1-C2-N3	-5.59	126.51	129.30
25	YA	2255	G	O5'-P-OP1	5.59	117.41	110.70
1	QA	243	A	C6-C5-N7	-5.59	128.39	132.30
25	RA	2000	G	O4'-C1'-N9	5.59	112.67	108.20
1	XA	659	U	C5-C6-N1	-5.59	119.91	122.70
1	XA	1187	G	N3-C4-N9	5.59	129.35	126.00
1	XA	1206	G	C6-C5-N7	-5.59	127.05	130.40
25	YA	71	A	C5-C6-N1	-5.59	114.91	117.70
25	YA	1559	G	O4'-C1'-N9	5.59	112.67	108.20
1	QA	396	G	N3-C4-C5	5.59	131.39	128.60
1	QA	1525	G	N7-C8-N9	-5.59	110.31	113.10

Continued on next page...

Continued from previous page...

Mol	Chain	Res	Type	Atoms	Z	Observed(°)	Ideal(°)
25	RA	1857	G	C8-N9-C1'	-5.59	119.74	127.00
1	XA	1259	C	C5-C6-N1	5.59	123.79	121.00
25	YA	667	U	N3-C4-O4	5.59	123.31	119.40
25	YA	680	G	C6-C5-N7	-5.59	127.05	130.40
25	YA	792	G	N3-C2-N2	5.59	123.81	119.90
25	YA	2269	A	C2-N3-C4	-5.59	107.81	110.60
1	QA	300	A	C8-N9-C4	-5.58	103.57	105.80
25	RA	225	A	N1-C6-N6	-5.58	115.25	118.60
25	YA	1768	U	C6-N1-C1'	5.58	129.02	121.20
25	YA	2690	C	N3-C4-C5	-5.58	119.67	121.90
25	RA	508	G	O4'-C1'-N9	5.58	112.67	108.20
25	RA	1666	G	N3-C4-C5	-5.58	125.81	128.60
1	XA	140	A	C8-N9-C4	-5.58	103.57	105.80
1	XA	529	G	C5-N7-C8	-5.58	101.51	104.30
1	XA	792	A	C5-N7-C8	-5.58	101.11	103.90
25	YA	593	G	C5-C6-N1	-5.58	108.71	111.50
25	YA	1252	G	N3-C4-N9	5.58	129.35	126.00
1	QA	200	G	N3-C4-C5	-5.58	125.81	128.60
1	QA	587	G	N3-C4-N9	5.58	129.35	126.00
25	RA	1269	A	C5-C6-N1	-5.58	114.91	117.70
25	RA	2496	C	N3-C4-C5	5.58	124.13	121.90
25	YA	841	A	N3-C4-C5	5.58	130.71	126.80
25	YA	1900	A	C6-N1-C2	-5.58	115.25	118.60
25	YA	2518	A	C5-C6-N6	-5.58	119.23	123.70
25	YA	2731	G	C4-C5-N7	5.58	113.03	110.80
25	YA	2869	G	C4-N9-C1'	5.58	133.76	126.50
26	YB	98	G	N7-C8-N9	-5.58	110.31	113.10
25	RA	530	G	O4'-C1'-N9	5.58	112.66	108.20
25	RA	783	A	N9-C1'-C2'	-5.58	105.86	112.00
25	RA	1370	C	C6-N1-C2	5.58	122.53	120.30
25	YA	2454	G	OP1-P-O3'	-5.58	92.92	105.20
1	QA	1200	C	N1-C2-O2	5.58	122.25	118.90
25	RA	1703	G	N9-C4-C5	-5.58	103.17	105.40
25	RA	2455	G	N9-C4-C5	-5.58	103.17	105.40
25	RA	2548	G	C5-C6-O6	-5.58	125.25	128.60
25	YA	945	A	C4-C5-C6	5.58	119.79	117.00
25	YA	2634	G	C5-C6-O6	-5.58	125.25	128.60
25	RA	774	A	N1-C6-N6	5.58	121.95	118.60
33	RN	114	ARG	N-CA-C	-5.58	95.94	111.00
25	YA	192	C	N1-C2-O2	5.58	122.25	118.90
25	YA	452	G	N3-C4-N9	5.58	129.35	126.00
25	YA	1528	A	C5-N7-C8	-5.58	101.11	103.90

Continued on next page...

Continued from previous page...

Mol	Chain	Res	Type	Atoms	Z	Observed(°)	Ideal(°)
25	YA	1542	G	N3-C4-N9	5.58	129.35	126.00
25	YA	2702	U	N3-C2-O2	-5.58	118.30	122.20
1	QA	115	G	C8-N9-C4	5.58	108.63	106.40
25	RA	922	U	O5'-P-OP1	-5.58	100.68	105.70
25	RA	1236	G	C5-N7-C8	-5.58	101.51	104.30
25	RA	1253	A	C5-N7-C8	-5.58	101.11	103.90
25	RA	1634	A	C6-N1-C2	-5.58	115.25	118.60
25	RA	2482	G	O5'-P-OP1	-5.58	100.68	105.70
1	XA	568	G	N3-C4-C5	-5.58	125.81	128.60
1	XA	1204	A	C5-C6-N6	-5.58	119.24	123.70
25	YA	1602	U	C5-C6-N1	5.58	125.49	122.70
25	YA	2108	C	C6-N1-C2	-5.58	118.07	120.30
1	QA	422	C	C6-N1-C2	-5.57	118.07	120.30
25	RA	450	G	N7-C8-N9	5.57	115.89	113.10
25	YA	2432	A	C4-C5-C6	5.57	119.79	117.00
25	YA	2439	A	P-O3'-C3'	5.57	126.39	119.70
25	RA	501	A	C5-C6-N6	5.57	128.16	123.70
25	RA	618	G	C4-N9-C1'	5.57	133.74	126.50
25	RA	2499	C	N3-C4-C5	-5.57	119.67	121.90
25	YA	813	U	C5-C6-N1	-5.57	119.91	122.70
25	YA	1142(A)	A	C6-C5-N7	-5.57	128.40	132.30
25	YA	2247	A	C6-C5-N7	-5.57	128.40	132.30
25	RA	404	C	OP1-P-OP2	-5.57	111.25	119.60
25	RA	2074	U	C6-N1-C2	-5.57	117.66	121.00
25	YA	1560	G	N9-C4-C5	-5.57	103.17	105.40
25	YA	1695	G	C8-N9-C4	-5.57	104.17	106.40
25	YA	1825	A	N1-C6-N6	-5.57	115.26	118.60
25	YA	1968	G	C8-N9-C4	-5.57	104.17	106.40
25	YA	2111	C	C6-N1-C2	-5.57	118.07	120.30
25	YA	2364	C	C2-N1-C1'	-5.57	112.67	118.80
25	YA	2830	G	N3-C4-N9	5.57	129.34	126.00
1	QA	232	G	C4-C5-C6	5.57	122.14	118.80
1	QA	558	G	C5-C6-N1	-5.57	108.72	111.50
1	QA	1432	G	N1-C6-O6	5.57	123.24	119.90
25	RA	420	C	C6-N1-C2	-5.57	118.07	120.30
25	RA	779	U	C5-C4-O4	-5.57	122.56	125.90
25	RA	2570	G	N9-C4-C5	-5.57	103.17	105.40
1	QA	800	G	N9-C4-C5	5.57	107.63	105.40
25	RA	981	A	C8-N9-C4	-5.57	103.57	105.80
25	RA	2287	A	C5-C6-N1	-5.57	114.92	117.70
25	RA	2500	U	N3-C4-C5	5.57	117.94	114.60
25	YA	1695	G	N7-C8-N9	5.57	115.88	113.10

Continued on next page...

Continued from previous page...

Mol	Chain	Res	Type	Atoms	Z	Observed(°)	Ideal(°)
25	YA	1849	G	C8-N9-C4	-5.57	104.17	106.40
25	RA	702	G	N3-C4-C5	-5.57	125.82	128.60
25	RA	1661	G	N7-C8-N9	-5.57	110.32	113.10
25	RA	1858	G	P-O3'-C3'	5.57	126.38	119.70
25	RA	2457	U	N3-C2-O2	-5.57	118.30	122.20
25	RA	2633	G	N3-C4-N9	5.57	129.34	126.00
25	RA	2837	G	C5-N7-C8	-5.57	101.52	104.30
26	RB	53	A	N3-C4-C5	-5.57	122.90	126.80
1	XA	1199	U	C5-C4-O4	5.57	129.24	125.90
25	YA	271(C)	U	N1-C2-O2	5.57	126.70	122.80
25	YA	625	G	N3-C4-C5	5.57	131.38	128.60
25	YA	928	G	C4-C5-N7	5.57	113.03	110.80
25	YA	2874	C	O5'-P-OP2	-5.57	100.69	105.70
25	RA	621	A	C5-N7-C8	-5.56	101.12	103.90
25	RA	2580	U	C5-C6-N1	5.56	125.48	122.70
25	RA	2706	G	C4-C5-N7	5.56	113.03	110.80
1	XA	1196	U	C4-C5-C6	5.56	123.04	119.70
1	XA	1519	A	C8-N9-C4	-5.56	103.57	105.80
25	YA	1385	G	C8-N9-C1'	5.56	134.23	127.00
25	YA	2557	G	C8-N9-C1'	-5.56	119.77	127.00
1	QA	1301	U	C6-N1-C1'	-5.56	113.41	121.20
25	RA	983	A	C4-C5-C6	5.56	119.78	117.00
25	RA	1264	G	C5-C6-O6	5.56	131.94	128.60
25	RA	1894	C	C5-C6-N1	-5.56	118.22	121.00
25	YA	1353	A	N3-C4-C5	-5.56	122.91	126.80
25	YA	1499	C	C2-N1-C1'	-5.56	112.68	118.80
1	QA	1506	U	N3-C4-O4	5.56	123.29	119.40
25	RA	2719	G	OP2-P-O3'	5.56	117.44	105.20
1	XA	555	C	C6-N1-C2	-5.56	118.08	120.30
25	YA	784	A	C5-C6-N1	5.56	120.48	117.70
1	QA	337	C	C5-C6-N1	5.56	123.78	121.00
25	RA	586	A	N9-C4-C5	5.56	108.02	105.80
1	XA	317	G	C4-N9-C1'	5.56	133.73	126.50
25	YA	333	G	C6-C5-N7	-5.56	127.06	130.40
25	YA	2463	C	C4-C5-C6	5.56	120.18	117.40
1	QA	425	G	N1-C6-O6	5.56	123.23	119.90
1	QA	1119	C	C6-N1-C2	-5.56	118.08	120.30
25	RA	602	G	N1-C6-O6	5.56	123.23	119.90
25	RA	1332	G	C4-N9-C1'	5.56	133.73	126.50
25	RA	1811	G	C6-C5-N7	-5.56	127.06	130.40
25	RA	2048	G	N3-C4-C5	-5.56	125.82	128.60
1	XA	280	C	C5-C6-N1	-5.56	118.22	121.00

Continued on next page...

Continued from previous page...

Mol	Chain	Res	Type	Atoms	Z	Observed(°)	Ideal(°)
25	YA	2584	U	N3-C2-O2	-5.56	118.31	122.20
25	RA	2238	G	N9-C4-C5	5.56	107.62	105.40
1	XA	886	G	C2-N3-C4	-5.56	109.12	111.90
25	YA	779	U	C5-C4-O4	-5.56	122.57	125.90
25	YA	2751	G	C6-C5-N7	-5.56	127.07	130.40
1	QA	728	A	C8-N9-C4	-5.55	103.58	105.80
25	RA	407	G	C4-N9-C1'	5.55	133.72	126.50
25	RA	1764	G	N9-C4-C5	5.55	107.62	105.40
25	RA	1939	U	C6-N1-C2	-5.55	117.67	121.00
1	XA	906	G	C6-C5-N7	-5.55	127.07	130.40
25	YA	948	G	C5-C6-N1	-5.55	108.72	111.50
25	YA	1122	G	N7-C8-N9	5.55	115.88	113.10
25	YA	1455	G	C5-C6-N1	5.55	114.28	111.50
25	YA	1595	G	C5-N7-C8	-5.55	101.52	104.30
25	YA	2224	G	C5-C6-N1	-5.55	108.72	111.50
25	YA	2278	A	C5-C6-N1	5.55	120.48	117.70
50	Y4	39	CYS	N-CA-C	-5.55	96.00	111.00
25	RA	212	G	N3-C4-C5	-5.55	125.82	128.60
25	RA	680	G	C4-N9-C1'	5.55	133.72	126.50
25	RA	2206	C	N1-C2-N3	5.55	123.09	119.20
25	RA	2437	U	C6-N1-C1'	5.55	128.97	121.20
25	YA	1160	G	N1-C6-O6	5.55	123.23	119.90
25	YA	1756	G	C4-C5-C6	5.55	122.13	118.80
25	YA	1826	G	C6-C5-N7	-5.55	127.07	130.40
25	YA	2820	A	C5-C6-N1	-5.55	114.92	117.70
1	QA	721	G	N1-C6-O6	5.55	123.23	119.90
25	RA	1185	C	C5-C6-N1	5.55	123.78	121.00
25	RA	1276	A	C4-C5-N7	5.55	113.48	110.70
25	RA	1613	G	OP1-P-O3'	5.55	117.41	105.20
25	RA	2270	G	N7-C8-N9	5.55	115.88	113.10
1	XA	130	A	N1-C2-N3	-5.55	126.52	129.30
25	YA	677	A	C5-C6-N1	5.55	120.48	117.70
25	YA	2035	G	N3-C4-N9	-5.55	122.67	126.00
25	YA	2463	C	C2-N1-C1'	-5.55	112.69	118.80
25	RA	520	G	C5-C6-O6	-5.55	125.27	128.60
25	RA	1610	A	N1-C6-N6	-5.55	115.27	118.60
25	YA	429	A	C4-C5-C6	5.55	119.78	117.00
25	YA	457	A	C4-C5-C6	5.55	119.78	117.00
25	YA	1358	G	N3-C4-N9	5.55	129.33	126.00
25	YA	1446	C	C5-C6-N1	5.55	123.77	121.00
25	YA	1805	U	N1-C2-O2	-5.55	118.92	122.80
25	YA	2346	A	C8-N9-C4	-5.55	103.58	105.80

Continued on next page...

Continued from previous page...

Mol	Chain	Res	Type	Atoms	Z	Observed(°)	Ideal(°)
25	RA	103	A	C4-C5-C6	5.55	119.77	117.00
25	YA	1285	G	C5-C6-N1	-5.55	108.73	111.50
25	RA	81	G	C6-C5-N7	-5.55	127.07	130.40
25	RA	1294	U	N3-C2-O2	5.55	126.08	122.20
25	RA	1312	U	P-O3'-C3'	5.55	126.36	119.70
4	XD	14	ARG	C-N-CA	-5.55	107.83	121.70
25	YA	71	A	C2-N3-C4	-5.55	107.83	110.60
25	YA	494	G	C5-C6-O6	-5.55	125.27	128.60
25	YA	1614	A	O5'-P-OP2	-5.55	100.71	105.70
25	YA	2493	U	O5'-P-OP1	-5.55	100.71	105.70
25	RA	1187	G	C4-C5-C6	5.54	122.13	118.80
25	RA	1485	G	C6-C5-N7	-5.54	127.07	130.40
26	RB	80	U	N3-C2-O2	-5.54	118.32	122.20
1	XA	674	G	C8-N9-C1'	-5.54	119.79	127.00
25	YA	110	G	C5-C6-N1	5.54	114.27	111.50
25	RA	760	G	N3-C4-N9	5.54	129.33	126.00
1	XA	893	C	N3-C2-O2	-5.54	118.02	121.90
25	YA	1022	G	C4-N9-C1'	5.54	133.71	126.50
25	YA	1840	G	N1-C2-N3	5.54	127.23	123.90
25	YA	1896	G	N3-C4-C5	-5.54	125.83	128.60
25	YA	2037	G	N3-C4-N9	5.54	129.33	126.00
25	RA	1565	C	C2-N3-C4	-5.54	117.13	119.90
25	RA	1807	G	C6-C5-N7	-5.54	127.08	130.40
25	RA	2591	C	N3-C4-N4	5.54	121.88	118.00
26	RB	30	C	N3-C4-C5	-5.54	119.68	121.90
50	R4	39	CYS	N-CA-C	-5.54	96.04	111.00
1	XA	126	G	N3-C4-N9	5.54	129.32	126.00
1	XA	777	A	C8-N9-C4	5.54	108.02	105.80
1	XA	791	G	N1-C2-N3	5.54	127.22	123.90
1	XA	1420	C	C6-N1-C2	5.54	122.52	120.30
25	YA	1786	A	N1-C2-N3	5.54	132.07	129.30
25	RA	194	G	N1-C6-O6	5.54	123.22	119.90
25	RA	527	C	C2-N1-C1'	5.54	124.89	118.80
25	YA	739	G	O5'-P-OP2	-5.54	100.71	105.70
25	RA	1690	A	O5'-P-OP2	5.54	117.35	110.70
25	YA	1786	A	N1-C6-N6	5.54	121.92	118.60
25	YA	288	C	N3-C4-C5	5.54	124.11	121.90
25	YA	846	C	P-O3'-C3'	5.54	126.34	119.70
25	RA	216	A	C5-C6-N6	-5.54	119.27	123.70
25	RA	1833	U	N1-C2-N3	5.54	118.22	114.90
25	YA	945	A	C5-C6-N6	-5.54	119.27	123.70
1	QA	1481	U	C6-N1-C2	-5.53	117.68	121.00

Continued on next page...

Continued from previous page...

Mol	Chain	Res	Type	Atoms	Z	Observed(°)	Ideal(°)
25	RA	379	G	C4-C5-N7	5.53	113.01	110.80
25	RA	827	U	O5'-P-OP2	-5.53	100.72	105.70
25	RA	2065	C	C2-N1-C1'	5.53	124.89	118.80
1	XA	108	G	C4-N9-C1'	5.53	133.69	126.50
25	YA	446	G	N1-C6-O6	5.53	123.22	119.90
25	YA	827	U	O5'-P-OP1	5.53	117.34	110.70
25	YA	916	G	C6-C5-N7	-5.53	127.08	130.40
25	YA	2048	G	C8-N9-C4	-5.53	104.19	106.40
25	RA	1123	C	C2-N1-C1'	-5.53	112.71	118.80
1	XA	686	U	N3-C4-O4	-5.53	115.53	119.40
25	RA	1496	A	N1-C6-N6	5.53	121.92	118.60
25	RA	2869	G	N1-C6-O6	5.53	123.22	119.90
25	YA	866	A	C5-C6-N1	-5.53	114.93	117.70
25	YA	1342	A	N9-C4-C5	5.53	108.01	105.80
25	YA	1925	C	C6-N1-C1'	5.53	127.44	120.80
25	YA	1962	C	C6-N1-C1'	-5.53	114.16	120.80
33	YN	114	ARG	N-CA-C	-5.53	96.07	111.00
25	RA	298	G	N7-C8-N9	5.53	115.86	113.10
25	RA	588	U	N3-C4-O4	5.53	123.27	119.40
25	RA	1733	G	C4-N9-C1'	5.53	133.69	126.50
26	RB	71	C	C5-C6-N1	5.53	123.77	121.00
25	YA	2847	U	C5-C6-N1	5.53	125.47	122.70
1	QA	318	G	N3-C4-C5	-5.53	125.84	128.60
1	QA	525	C	C2-N3-C4	5.53	122.66	119.90
1	QA	689	C	C5-C6-N1	5.53	123.76	121.00
25	RA	139	G	C5-C6-O6	5.53	131.92	128.60
25	RA	1981	A	C5-N7-C8	-5.53	101.14	103.90
25	RA	2421	G	N9-C4-C5	-5.53	103.19	105.40
26	RB	24	G	P-O3'-C3'	5.53	126.33	119.70
1	XA	759	A	C5-C6-N6	-5.53	119.28	123.70
25	YA	58	G	C8-N9-C1'	-5.53	119.81	127.00
25	YA	828	U	N3-C2-O2	-5.53	118.33	122.20
25	YA	1216	G	C4-C5-N7	5.53	113.01	110.80
25	YA	1620	G	N1-C6-O6	5.53	123.22	119.90
25	YA	2299	G	C5-N7-C8	-5.53	101.54	104.30
25	YA	2572	A	OP1-P-O3'	5.53	117.36	105.20
26	YB	95	U	C5-C6-N1	-5.53	119.94	122.70
1	QA	1417	G	C4-N9-C1'	5.53	133.68	126.50
25	RA	1455	G	N1-C6-O6	-5.53	116.58	119.90
25	RA	2720	U	OP1-P-O3'	5.53	117.36	105.20
1	XA	226	G	N3-C2-N2	5.53	123.77	119.90
25	YA	74	A	C2-N3-C4	-5.53	107.84	110.60

Continued on next page...

Continued from previous page...

Mol	Chain	Res	Type	Atoms	Z	Observed(°)	Ideal(°)
25	YA	687	C	N3-C4-C5	-5.53	119.69	121.90
25	YA	836	G	C5-C6-N1	5.53	114.26	111.50
25	YA	1306	C	C4-C5-C6	-5.53	114.64	117.40
25	YA	2294	C	N1-C2-O2	5.53	122.22	118.90
25	YA	2532	G	N7-C8-N9	5.53	115.86	113.10
25	RA	829	A	N1-C6-N6	5.52	121.91	118.60
25	RA	2205	C	O5'-P-OP2	-5.52	100.73	105.70
25	YA	1563	G	C4-C5-N7	5.52	113.01	110.80
1	QA	356	A	C2-N3-C4	5.52	113.36	110.60
1	QA	1223	C	C2-N1-C1'	5.52	124.87	118.80
25	RA	1602	U	C4-C5-C6	5.52	123.01	119.70
25	RA	2197	U	C6-N1-C2	5.52	124.31	121.00
25	RA	2734	A	C8-N9-C4	-5.52	103.59	105.80
25	YA	88	G	C4-C5-C6	5.52	122.11	118.80
25	YA	686	G	C5-C6-N1	-5.52	108.74	111.50
25	YA	792	G	N1-C6-O6	-5.52	116.59	119.90
25	RA	471	A	C5-N7-C8	-5.52	101.14	103.90
1	XA	273	A	C4-C5-C6	5.52	119.76	117.00
1	XA	542	G	N3-C4-C5	-5.52	125.84	128.60
1	XA	1027	C	OP1-P-O3'	5.52	117.35	105.20
1	QA	108	G	N7-C8-N9	5.52	115.86	113.10
25	RA	1728	G	N3-C4-C5	-5.52	125.84	128.60
25	RA	2069	G	O5'-P-OP2	5.52	117.32	110.70
25	RA	2126	A	P-O3'-C3'	5.52	126.32	119.70
25	RA	2433	A	C6-C5-N7	-5.52	128.44	132.30
25	YA	2032	G	C8-N9-C1'	5.52	134.18	127.00
1	QA	685	G	N3-C2-N2	-5.52	116.04	119.90
1	QA	890	G	N1-C6-O6	-5.52	116.59	119.90
25	RA	798	G	N3-C2-N2	-5.52	116.04	119.90
25	RA	977	G	N3-C4-N9	5.52	129.31	126.00
25	RA	1909	C	N1-C2-O2	5.52	122.21	118.90
25	RA	2000	G	O5'-P-OP2	-5.52	100.73	105.70
1	XA	484	G	C8-N9-C4	-5.52	104.19	106.40
1	XA	719	C	O5'-P-OP2	-5.52	100.73	105.70
25	YA	1377	G	C4-N9-C1'	5.52	133.67	126.50
25	YA	1983	C	N1-C2-O2	-5.52	115.59	118.90
25	YA	2020	A	C4-C5-N7	-5.52	107.94	110.70
25	YA	2073	C	C6-N1-C1'	5.52	127.42	120.80
25	YA	2256	G	C5-C6-N1	5.52	114.26	111.50
1	QA	932	C	C2-N1-C1'	5.52	124.87	118.80
25	RA	187	G	C6-C5-N7	-5.52	127.09	130.40
1	XA	924	C	C5-C6-N1	5.52	123.76	121.00

Continued on next page...

Continued from previous page...

Mol	Chain	Res	Type	Atoms	Z	Observed(°)	Ideal(°)
25	YA	1409	C	C5-C6-N1	-5.52	118.24	121.00
25	YA	2358	G	N3-C4-N9	-5.52	122.69	126.00
1	QA	687	A	P-O3'-C3'	5.51	126.32	119.70
25	RA	997	G	O5'-P-OP1	-5.51	100.74	105.70
25	RA	2624	G	N9-C4-C5	-5.51	103.19	105.40
25	YA	1264	G	N3-C4-C5	-5.51	125.84	128.60
25	YA	1336	A	O5'-P-OP2	-5.51	100.74	105.70
1	QA	774	G	C5-C6-O6	-5.51	125.29	128.60
25	RA	1338	G	C4-C5-N7	5.51	113.00	110.80
25	RA	2283	C	N3-C4-C5	-5.51	119.69	121.90
25	YA	78	A	N1-C6-N6	5.51	121.91	118.60
1	QA	1114	C	C5-C6-N1	5.51	123.76	121.00
25	RA	1192	G	C8-N9-C4	5.51	108.60	106.40
25	RA	1653	G	C4-N9-C1'	5.51	133.66	126.50
25	RA	1819	A	N1-C2-N3	5.51	132.06	129.30
25	RA	2591	C	N1-C2-O2	-5.51	115.59	118.90
25	YA	599	G	N1-C6-O6	5.51	123.21	119.90
25	YA	828	U	C5-C4-O4	5.51	129.21	125.90
25	YA	1433	U	C5-C4-O4	-5.51	122.59	125.90
1	QA	299	G	N9-C4-C5	5.51	107.60	105.40
25	RA	783	A	N1-C2-N3	5.51	132.05	129.30
25	RA	2729	G	C2-N3-C4	5.51	114.66	111.90
25	RA	2772	C	N3-C2-O2	5.51	125.76	121.90
25	RA	2857	G	N1-C6-O6	5.51	123.21	119.90
26	RB	18	G	C4-N9-C1'	-5.51	119.34	126.50
1	XA	720	C	N3-C2-O2	-5.51	118.04	121.90
1	XA	777	A	N1-C2-N3	-5.51	126.55	129.30
25	YA	222	A	N3-C4-C5	-5.51	122.94	126.80
25	YA	531	C	O5'-P-OP1	-5.51	100.74	105.70
25	YA	1750	G	N3-C4-C5	-5.51	125.84	128.60
25	YA	1820	U	N1-C2-N3	5.51	118.21	114.90
25	RA	747	U	N3-C2-O2	5.51	126.06	122.20
25	RA	837	C	C6-N1-C2	-5.51	118.10	120.30
25	RA	2549	G	N1-C6-O6	5.51	123.20	119.90
25	YA	1390	U	C5-C4-O4	-5.51	122.60	125.90
25	YA	2061	G	OP2-P-O3'	5.51	117.31	105.20
25	RA	303	U	C2-N1-C1'	5.50	124.31	117.70
25	YA	621	A	N7-C8-N9	5.50	116.55	113.80
25	YA	914	C	N3-C4-C5	-5.50	119.70	121.90
25	YA	983	A	C4-C5-C6	5.50	119.75	117.00
25	YA	1933	G	C6-C5-N7	-5.50	127.10	130.40
1	QA	260	G	C4-C5-N7	-5.50	108.60	110.80

Continued on next page...

Continued from previous page...

Mol	Chain	Res	Type	Atoms	Z	Observed(°)	Ideal(°)
25	RA	765	G	N7-C8-N9	5.50	115.85	113.10
25	RA	990	A	C5-C6-N1	-5.50	114.95	117.70
25	RA	1008	C	C6-N1-C1'	-5.50	114.20	120.80
25	RA	1329	U	N1-C2-O2	-5.50	118.95	122.80
25	RA	1931	U	O5'-P-OP2	5.50	117.30	110.70
1	XA	812	C	N1-C2-N3	-5.50	115.35	119.20
25	YA	862	G	C5-C6-O6	5.50	131.90	128.60
25	YA	1022	G	N1-C2-N3	5.50	127.20	123.90
25	YA	2088	G	N1-C6-O6	5.50	123.20	119.90
1	QA	545	C	C6-N1-C2	-5.50	118.10	120.30
25	RA	1634	A	N3-C4-C5	-5.50	122.95	126.80
25	RA	2434	A	C8-N9-C4	5.50	108.00	105.80
25	YA	187	G	N3-C4-N9	5.50	129.30	126.00
25	YA	1243	G	C5-C6-N1	-5.50	108.75	111.50
25	YA	1558	A	C2-N3-C4	-5.50	107.85	110.60
25	RA	443	A	C5-C6-N1	-5.50	114.95	117.70
25	YA	2218	G	N1-C6-O6	5.50	123.20	119.90
25	YA	2250	G	N9-C4-C5	5.50	107.60	105.40
25	YA	2393	A	N9-C4-C5	5.50	108.00	105.80
25	YA	2436	G	N1-C6-O6	-5.50	116.60	119.90
25	RA	793	A	N1-C6-N6	5.50	121.90	118.60
25	RA	802	A	N1-C2-N3	5.50	132.05	129.30
25	RA	804	A	C4-C5-C6	-5.50	114.25	117.00
25	RA	1688	U	N3-C4-C5	-5.50	111.30	114.60
25	RA	1769	G	C4-N9-C1'	5.50	133.65	126.50
25	RA	2077	A	C6-N1-C2	5.50	121.90	118.60
25	YA	464	U	N1-C2-N3	5.50	118.20	114.90
25	YA	529	A	N1-C6-N6	5.50	121.90	118.60
25	YA	636	G	C6-C5-N7	-5.50	127.10	130.40
25	YA	715	G	N3-C4-N9	5.50	129.30	126.00
25	YA	960	A	C8-N9-C4	5.50	108.00	105.80
25	YA	1329	U	N3-C4-C5	-5.50	111.30	114.60
25	YA	2503	A	C8-N9-C4	-5.50	103.60	105.80
1	QA	667	G	N1-C6-O6	5.50	123.20	119.90
1	QA	727	G	C5-C6-O6	5.50	131.90	128.60
25	RA	588	U	N3-C4-C5	-5.50	111.30	114.60
25	RA	662	G	C6-C5-N7	-5.50	127.10	130.40
25	RA	1299	G	C4-N9-C1'	-5.50	119.36	126.50
25	RA	1626	G	C6-C5-N7	-5.50	127.10	130.40
25	RA	2019	A	N9-C4-C5	-5.50	103.60	105.80
1	XA	312	C	C6-N1-C2	-5.50	118.10	120.30
1	XA	1413	A	C4-C5-C6	-5.50	114.25	117.00

Continued on next page...

Continued from previous page...

Mol	Chain	Res	Type	Atoms	Z	Observed(°)	Ideal(°)
25	YA	97	C	N1-C2-O2	5.50	122.20	118.90
25	YA	1325	G	O4'-C1'-N9	5.50	112.60	108.20
25	YA	1816	G	N3-C4-C5	5.50	131.35	128.60
25	YA	2527	C	C6-N1-C2	-5.50	118.10	120.30
25	RA	1162	G	N3-C4-N9	5.50	129.30	126.00
25	RA	1935	G	C6-C5-N7	-5.50	127.10	130.40
1	XA	1113	C	N1-C2-O2	5.50	122.20	118.90
25	YA	527	C	C6-N1-C1'	-5.50	114.21	120.80
25	RA	476	G	C5-C6-N1	-5.49	108.75	111.50
25	RA	1561	G	C4-C5-C6	-5.49	115.50	118.80
25	RA	1628	G	C4-N9-C1'	5.49	133.64	126.50
25	RA	2315	G	C4-C5-N7	5.49	113.00	110.80
1	XA	1225	A	C8-N9-C4	5.49	108.00	105.80
25	YA	570	G	C8-N9-C4	-5.49	104.20	106.40
25	YA	1016	G	C8-N9-C4	-5.49	104.20	106.40
25	YA	1383	C	C5-C4-N4	-5.49	116.36	120.20
25	YA	1938	A	N3-C4-C5	5.49	130.65	126.80
25	YA	2036	C	O5'-P-OP2	-5.49	100.76	105.70
25	RA	1785	A	OP1-P-OP2	5.49	127.84	119.60
1	XA	35	G	C4-C5-N7	-5.49	108.60	110.80
25	YA	1024	G	OP1-P-OP2	5.49	127.84	119.60
25	YA	1409	C	C2-N1-C1'	-5.49	112.76	118.80
25	YA	1938	A	C2-N3-C4	-5.49	107.85	110.60
1	QA	671	G	N3-C4-N9	-5.49	122.71	126.00
25	YA	191	A	C6-N1-C2	-5.49	115.31	118.60
25	YA	1897	G	N1-C6-O6	5.49	123.19	119.90
25	YA	2349	G	C8-N9-C4	-5.49	104.20	106.40
1	QA	1241	G	C8-N9-C4	5.49	108.60	106.40
25	RA	944	G	C4-C5-C6	5.49	122.09	118.80
25	RA	2452	C	C6-N1-C1'	-5.49	114.21	120.80
1	XA	583	A	C2-N3-C4	-5.49	107.86	110.60
1	XA	615	C	N3-C2-O2	-5.49	118.06	121.90
22	XV	17	C	C5-C6-N1	5.49	123.74	121.00
25	YA	88	G	N1-C6-O6	5.49	123.19	119.90
25	YA	760	G	N1-C6-O6	5.49	123.19	119.90
25	YA	1206	G	C4-C5-C6	5.49	122.09	118.80
25	YA	1477	A	N7-C8-N9	5.49	116.54	113.80
25	YA	2014	A	C6-N1-C2	-5.49	115.31	118.60
25	RA	128	C	C6-N1-C2	5.49	122.50	120.30
25	RA	2252	G	N3-C4-C5	5.49	131.34	128.60
25	RA	765	G	C4-C5-N7	5.49	113.00	110.80
26	RB	59	A	N1-C2-N3	-5.49	126.56	129.30

Continued on next page...

Continued from previous page...

Mol	Chain	Res	Type	Atoms	Z	Observed(°)	Ideal(°)
1	XA	1495	U	C6-N1-C2	-5.49	117.71	121.00
25	RA	342	G	N1-C6-O6	5.48	123.19	119.90
25	RA	762	U	C6-N1-C2	5.48	124.29	121.00
1	QA	539	A	O5'-P-OP2	-5.48	100.77	105.70
25	RA	1581	G	N3-C4-N9	5.48	129.29	126.00
25	RA	1800	C	O5'-P-OP2	5.48	117.28	110.70
25	RA	2822	G	C4-C5-N7	5.48	112.99	110.80
1	XA	31	G	N9-C4-C5	-5.48	103.21	105.40
1	XA	791	G	C8-N9-C1'	-5.48	119.87	127.00
25	YA	837	C	C6-N1-C2	-5.48	118.11	120.30
25	YA	1328	G	C2-N3-C4	5.48	114.64	111.90
25	YA	1484	G	N1-C6-O6	5.48	123.19	119.90
25	YA	2832	U	P-O3'-C3'	5.48	126.28	119.70
25	RA	200	U	N1-C2-O2	-5.48	118.96	122.80
25	RA	639	U	N3-C4-O4	-5.48	115.56	119.40
25	RA	920	G	C8-N9-C4	-5.48	104.21	106.40
1	XA	392	G	C8-N9-C4	5.48	108.59	106.40
1	XA	1297	C	P-O3'-C3'	5.48	126.28	119.70
25	YA	71	A	N3-C4-C5	5.48	130.64	126.80
25	YA	506	G	C5-C6-N1	5.48	114.24	111.50
25	YA	1681	G	C5-C6-N1	-5.48	108.76	111.50
1	QA	812	C	C2-N1-C1'	5.48	124.83	118.80
25	RA	2065	C	C6-N1-C2	-5.48	118.11	120.30
1	XA	529	G	C6-C5-N7	-5.48	127.11	130.40
25	YA	388	G	C5-C6-N1	-5.48	108.76	111.50
1	QA	646	U	N1-C2-N3	5.48	118.19	114.90
25	RA	370	G	N1-C2-N2	-5.48	111.27	116.20
25	RA	1374	G	C4-C5-N7	5.48	112.99	110.80
25	RA	1612	C	C6-N1-C2	5.48	122.49	120.30
25	RA	2031	A	C8-N9-C4	-5.48	103.61	105.80
25	RA	2453	A	N1-C6-N6	-5.48	115.31	118.60
25	YA	242	G	O4'-C1'-N9	-5.48	103.82	108.20
25	YA	431	U	N1-C2-O2	-5.48	118.97	122.80
25	YA	2256	G	N1-C6-O6	-5.48	116.61	119.90
1	QA	1518	A	C2-N3-C4	-5.47	107.86	110.60
25	RA	2061	G	OP1-P-O3'	5.47	117.24	105.20
25	RA	2508	G	N9-C4-C5	-5.47	103.21	105.40
1	XA	670	G	N1-C6-O6	-5.47	116.61	119.90
1	XA	1108	G	C2-N3-C4	-5.47	109.16	111.90
1	XA	1408	A	N1-C6-N6	5.47	121.88	118.60
25	YA	841	A	C5-C6-N1	-5.47	114.96	117.70
25	YA	1226	G	C4-C5-C6	5.47	122.08	118.80

Continued on next page...

Continued from previous page...

Mol	Chain	Res	Type	Atoms	Z	Observed(°)	Ideal(°)
25	YA	2099	U	C6-N1-C2	-5.47	117.72	121.00
25	YA	2396	G	C2-N3-C4	-5.47	109.16	111.90
25	YA	2453	A	C4-C5-C6	-5.47	114.26	117.00
26	YB	98	G	N3-C4-C5	5.47	131.34	128.60
25	RA	999	U	OP1-P-O3'	5.47	117.24	105.20
1	XA	19	C	N3-C4-C5	5.47	124.09	121.90
25	YA	474	G	C6-C5-N7	-5.47	127.12	130.40
25	YA	1947	C	N3-C2-O2	-5.47	118.07	121.90
25	YA	2829	C	N3-C4-C5	5.47	124.09	121.90
1	QA	715	A	C2-N3-C4	-5.47	107.86	110.60
25	RA	619	G	N3-C4-C5	-5.47	125.86	128.60
25	RA	1141	U	P-O3'-C3'	5.47	126.27	119.70
25	YA	2639	A	C2-N3-C4	-5.47	107.86	110.60
1	QA	364	A	C8-N9-C4	5.47	107.99	105.80
1	QA	1048	G	C8-N9-C4	-5.47	104.21	106.40
1	XA	853	G	C6-C5-N7	-5.47	127.12	130.40
1	XA	1096	C	C6-N1-C2	-5.47	118.11	120.30
25	YA	754	C	C6-N1-C2	5.47	122.49	120.30
25	YA	1382	G	C5-C6-N1	-5.47	108.77	111.50
25	YA	1421	G	C4-N9-C1'	5.47	133.61	126.50
25	YA	1495	A	N1-C6-N6	-5.47	115.32	118.60
25	YA	2542	A	N3-C4-C5	5.47	130.63	126.80
25	YA	2641	G	OP2-P-O3'	5.47	117.23	105.20
1	XA	977	A	C8-N9-C4	-5.47	103.61	105.80
25	YA	1257	C	N1-C2-N3	5.47	123.03	119.20
31	YH	127	GLU	N-CA-C	-5.47	96.24	111.00
1	QA	374	A	N9-C4-C5	-5.47	103.61	105.80
25	RA	1629	U	N3-C4-C5	-5.47	111.32	114.60
25	RA	1821	A	N3-C4-N9	5.47	131.77	127.40
31	RH	127	GLU	N-CA-C	-5.47	96.24	111.00
25	YA	195	A	C4-C5-N7	5.47	113.43	110.70
25	YA	429	A	C2-N3-C4	-5.47	107.87	110.60
25	YA	2723	C	C6-N1-C2	-5.47	118.11	120.30
1	QA	182	U	O5'-P-OP1	-5.46	100.78	105.70
1	QA	1498	U	P-O3'-C3'	5.46	126.26	119.70
25	RA	835	A	O5'-P-OP1	5.46	117.26	110.70
25	RA	1446	C	C6-N1-C2	-5.46	118.11	120.30
25	RA	2559	C	C5-C6-N1	5.46	123.73	121.00
25	YA	497	A	N1-C6-N6	5.46	121.88	118.60
25	YA	529	A	C8-N9-C4	-5.46	103.61	105.80
25	YA	967	C	C2-N1-C1'	-5.46	112.79	118.80
25	YA	1271	G	N1-C6-O6	5.46	123.18	119.90

Continued on next page...

Continued from previous page...

Mol	Chain	Res	Type	Atoms	Z	Observed(°)	Ideal(°)
25	YA	1628	G	C4-N9-C1'	5.46	133.60	126.50
25	RA	600	G	N7-C8-N9	-5.46	110.37	113.10
25	RA	944	G	C8-N9-C1'	-5.46	119.90	127.00
25	RA	1328	G	C8-N9-C1'	-5.46	119.90	127.00
25	RA	1337	G	C6-C5-N7	-5.46	127.12	130.40
25	RA	2548	G	N3-C4-N9	5.46	129.28	126.00
1	XA	1103	C	N3-C2-O2	-5.46	118.08	121.90
25	YA	636	G	C5-N7-C8	-5.46	101.57	104.30
25	YA	763	G	N1-C6-O6	5.46	123.18	119.90
1	QA	357	G	C6-C5-N7	-5.46	127.12	130.40
25	RA	1470	G	C5-N7-C8	-5.46	101.57	104.30
26	RB	70	C	C5-C6-N1	5.46	123.73	121.00
1	XA	101	A	N7-C8-N9	5.46	116.53	113.80
1	XA	895	G	N3-C2-N2	-5.46	116.08	119.90
25	YA	868	U	C5-C6-N1	5.46	125.43	122.70
25	YA	1190	G	N3-C4-N9	-5.46	122.72	126.00
25	RA	1336	A	C2-N3-C4	5.46	113.33	110.60
25	YA	748	G	C2-N3-C4	-5.46	109.17	111.90
25	YA	1620	G	C4-C5-C6	5.46	122.08	118.80
1	QA	485	G	O4'-C1'-N9	5.46	112.57	108.20
1	QA	861	G	C8-N9-C4	-5.46	104.22	106.40
25	RA	501	A	C5-C6-N1	-5.46	114.97	117.70
25	RA	1302	A	C8-N9-C4	5.46	107.98	105.80
27	RD	251	GLY	N-CA-C	5.46	126.75	113.10
25	YA	772	C	N3-C4-N4	5.46	121.82	118.00
25	YA	1253	A	C5-N7-C8	-5.46	101.17	103.90
25	YA	1329	U	C6-N1-C2	-5.46	117.72	121.00
25	YA	1653	G	C8-N9-C1'	-5.46	119.90	127.00
25	YA	2821	A	C5-C6-N6	-5.46	119.33	123.70
25	RA	1950	G	C6-N1-C2	-5.46	121.83	125.10
25	RA	2612	C	N3-C2-O2	5.46	125.72	121.90
25	RA	2842	G	N1-C6-O6	5.46	123.17	119.90
25	YA	2215	G	N1-C6-O6	5.46	123.17	119.90
25	YA	2689	U	C5-C6-N1	-5.46	119.97	122.70
25	RA	1309	G	C2-N3-C4	-5.46	109.17	111.90
25	RA	1667	G	C5-N7-C8	-5.46	101.57	104.30
25	RA	2228	G	C6-C5-N7	-5.46	127.13	130.40
25	RA	2713	A	P-O3'-C3'	-5.46	113.15	119.70
1	XA	798	G	O5'-P-OP2	5.46	117.25	110.70
25	YA	301	G	C4-N9-C1'	5.46	133.59	126.50
25	YA	2093	G	N1-C6-O6	5.46	123.17	119.90
1	QA	704	A	C2-N3-C4	5.45	113.33	110.60

Continued on next page...

Continued from previous page...

Mol	Chain	Res	Type	Atoms	Z	Observed(°)	Ideal(°)
1	QA	1338	G	C4-C5-N7	-5.45	108.62	110.80
25	RA	1645	G	N1-C6-O6	5.45	123.17	119.90
25	RA	1846	G	C4-N9-C1'	5.45	133.59	126.50
1	XA	1189	C	N1-C2-O2	5.45	122.17	118.90
25	YA	333	G	C8-N9-C4	-5.45	104.22	106.40
25	YA	2549	G	C8-N9-C1'	-5.45	119.91	127.00
25	RA	2224	G	N1-C6-O6	5.45	123.17	119.90
1	XA	789	U	C4-C5-C6	5.45	122.97	119.70
25	YA	132	G	C6-C5-N7	-5.45	127.13	130.40
25	YA	354	G	C5-C6-O6	-5.45	125.33	128.60
25	YA	974	G	O5'-P-OP1	-5.45	100.79	105.70
25	YA	1304	C	N1-C2-O2	-5.45	115.63	118.90
25	YA	1307	A	N1-C6-N6	-5.45	115.33	118.60
25	YA	1647	G	C5-N7-C8	-5.45	101.57	104.30
25	YA	1790	C	O5'-P-OP1	-5.45	100.79	105.70
25	YA	1869	G	C8-N9-C1'	-5.45	119.91	127.00
25	RA	1784	A	C8-N9-C4	-5.45	103.62	105.80
25	YA	1332	G	N1-C2-N2	-5.45	111.29	116.20
25	YA	2235	G	N1-C2-N3	5.45	127.17	123.90
25	YA	2590	A	C4-C5-N7	5.45	113.42	110.70
25	YA	2822	G	N3-C4-N9	-5.45	122.73	126.00
25	YA	2868	A	O5'-P-OP1	-5.45	100.80	105.70
27	YD	251	GLY	N-CA-C	5.45	126.72	113.10
25	RA	247	G	N3-C4-N9	5.45	129.27	126.00
1	XA	1353	G	C8-N9-C1'	-5.45	119.92	127.00
25	YA	1162	G	N3-C4-N9	5.45	129.27	126.00
25	YA	1626	G	N7-C8-N9	5.45	115.82	113.10
25	YA	1985	G	O5'-P-OP1	-5.45	100.80	105.70
26	YB	89	G	N1-C6-O6	5.45	123.17	119.90
25	YA	254	G	C8-N9-C4	-5.45	104.22	106.40
25	YA	961	C	C5-C4-N4	-5.45	116.39	120.20
25	YA	1969	A	C4-C5-N7	-5.45	107.98	110.70
1	QA	596	C	C6-N1-C2	5.45	122.48	120.30
1	QA	1076	C	C5-C6-N1	-5.45	118.28	121.00
1	QA	1158	C	C6-N1-C1'	-5.45	114.26	120.80
25	RA	1153	C	N3-C4-C5	-5.45	119.72	121.90
1	XA	535	A	C2-N3-C4	-5.45	107.88	110.60
25	YA	339	U	C6-N1-C2	5.45	124.27	121.00
25	YA	801	G	O5'-P-OP2	5.45	117.23	110.70
25	YA	830	G	N3-C4-C5	-5.45	125.88	128.60
25	YA	1390	U	N3-C4-C5	5.45	117.87	114.60
25	YA	1403	C	N1-C2-O2	5.45	122.17	118.90

Continued on next page...

Continued from previous page...

Mol	Chain	Res	Type	Atoms	Z	Observed(°)	Ideal(°)
25	YA	2665	A	C5-C6-N1	-5.45	114.98	117.70
1	QA	129	U	O4'-C1'-N1	5.44	112.56	108.20
1	QA	573	A	C5-C6-N6	5.44	128.06	123.70
25	RA	2006	C	N1-C2-N3	-5.44	115.39	119.20
25	YA	2447	G	C8-N9-C4	-5.44	104.22	106.40
25	YA	2593	U	C4-C5-C6	5.44	122.97	119.70
1	QA	1231	G	N3-C4-C5	5.44	131.32	128.60
25	RA	327	G	C5-C6-O6	-5.44	125.33	128.60
25	YA	463	G	N1-C6-O6	-5.44	116.63	119.90
1	QA	299	G	C2-N3-C4	-5.44	109.18	111.90
25	RA	1235	G	C5-N7-C8	5.44	107.02	104.30
25	RA	1367	A	C5-C6-N6	-5.44	119.35	123.70
25	YA	396	G	N9-C4-C5	-5.44	103.22	105.40
25	RA	1543	A	O4'-C1'-N9	5.44	112.55	108.20
35	RP	25	SER	N-CA-C	-5.44	96.31	111.00
25	YA	2271	G	C8-N9-C1'	-5.44	119.93	127.00
1	QA	44	G	C8-N9-C1'	-5.44	119.93	127.00
1	QA	317	G	N3-C4-C5	-5.44	125.88	128.60
1	QA	353	A	OP2-P-O3'	5.44	117.16	105.20
25	RA	791	C	N3-C4-N4	-5.44	114.19	118.00
1	XA	557	G	C5-C6-O6	-5.44	125.34	128.60
25	YA	986	C	N3-C4-N4	5.44	121.81	118.00
25	YA	1048	A	C4-N9-C1'	5.44	136.09	126.30
25	YA	1358	G	C4-C5-C6	5.44	122.06	118.80
25	YA	1633	G	N1-C6-O6	5.44	123.16	119.90
25	YA	1690	A	N1-C6-N6	-5.44	115.34	118.60
25	YA	1773	A	OP1-P-O3'	5.44	117.16	105.20
25	YA	1894	C	C5-C6-N1	5.44	123.72	121.00
1	QA	496	A	C5-C6-N1	5.44	120.42	117.70
25	RA	827	U	N1-C2-N3	-5.43	111.64	114.90
25	RA	2418	A	C2-N3-C4	-5.43	107.88	110.60
1	XA	558	G	C6-C5-N7	-5.43	127.14	130.40
25	YA	859	G	C4-N9-C1'	-5.43	119.44	126.50
25	YA	2000	G	C5-C6-O6	-5.43	125.34	128.60
25	YA	2032	G	N3-C2-N2	-5.43	116.10	119.90
25	RA	105	C	C5-C6-N1	5.43	123.72	121.00
25	RA	226	G	O4'-C1'-N9	5.43	112.55	108.20
25	RA	651	G	N3-C4-N9	5.43	129.26	126.00
25	RA	1490	A	N9-C4-C5	-5.43	103.63	105.80
1	XA	564	C	O5'-P-OP2	-5.43	100.81	105.70
25	YA	2688	U	N3-C4-O4	-5.43	115.60	119.40
1	QA	958	A	N1-C6-N6	5.43	121.86	118.60

Continued on next page...

Continued from previous page...

Mol	Chain	Res	Type	Atoms	Z	Observed(°)	Ideal(°)
25	RA	271(B)	G	P-O3'-C3'	5.43	126.22	119.70
25	RA	1840	G	C6-C5-N7	-5.43	127.14	130.40
25	RA	2395	C	N1-C2-O2	5.43	122.16	118.90
25	RA	2508	G	C5-C6-N1	-5.43	108.78	111.50
25	RA	2817	G	N1-C6-O6	-5.43	116.64	119.90
1	XA	870	U	C5-C6-N1	-5.43	119.98	122.70
25	YA	228	A	N3-C4-C5	-5.43	123.00	126.80
25	YA	1267	U	OP2-P-O3'	5.43	117.15	105.20
25	YA	1287	A	C6-C5-N7	-5.43	128.50	132.30
25	YA	1835	G	C8-N9-C1'	-5.43	119.94	127.00
25	YA	1984	G	C4-C5-C6	5.43	122.06	118.80
1	QA	33	A	N1-C6-N6	-5.43	115.34	118.60
1	QA	1260	C	C5-C6-N1	5.43	123.72	121.00
25	RA	1760	A	C8-N9-C4	-5.43	103.63	105.80
25	RA	2004	G	C4-C5-N7	5.43	112.97	110.80
25	RA	2237	G	N3-C4-N9	5.43	129.26	126.00
1	XA	1519	A	C5-C6-N1	-5.43	114.98	117.70
25	YA	380	U	N1-C2-O2	-5.43	119.00	122.80
25	YA	1496	A	C6-C5-N7	-5.43	128.50	132.30
25	YA	1568	G	N9-C4-C5	5.43	107.57	105.40
25	YA	2032	G	N7-C8-N9	5.43	115.81	113.10
25	YA	2219	G	C6-C5-N7	-5.43	127.14	130.40
25	RA	364	C	C2-N3-C4	5.43	122.61	119.90
25	RA	817	C	OP2-P-O3'	5.43	117.14	105.20
1	XA	924	C	OP1-P-O3'	5.43	117.14	105.20
25	YA	458	G	N9-C4-C5	5.43	107.57	105.40
25	YA	1267	U	P-O3'-C3'	5.43	126.21	119.70
25	RA	573	G	C5-N7-C8	-5.43	101.59	104.30
25	RA	783	A	C8-N9-C1'	-5.43	117.93	127.70
25	RA	847	U	C2-N1-C1'	-5.43	111.19	117.70
25	RA	1561	G	N3-C4-C5	5.43	131.31	128.60
25	RA	1667	G	N9-C1'-C2'	5.43	121.05	114.00
25	RA	1836	C	C5-C4-N4	-5.43	116.40	120.20
25	RA	1950	G	O4'-C1'-N9	5.43	112.54	108.20
25	RA	2467	C	N3-C4-C5	-5.43	119.73	121.90
25	RA	2763	G	N3-C4-N9	5.43	129.26	126.00
1	XA	262	A	N1-C6-N6	-5.43	115.34	118.60
25	YA	615	G	O4'-C1'-N9	5.43	112.54	108.20
1	QA	771	G	C2-N3-C4	-5.42	109.19	111.90
25	RA	775	G	N3-C4-N9	5.42	129.25	126.00
25	RA	866	A	N9-C4-C5	-5.42	103.63	105.80
25	RA	1698	A	P-O3'-C3'	5.42	126.21	119.70

Continued on next page...

Continued from previous page...

Mol	Chain	Res	Type	Atoms	Z	Observed(°)	Ideal(°)
25	RA	1699	G	N1-C2-N3	5.42	127.15	123.90
25	RA	1802	A	N9-C4-C5	5.42	107.97	105.80
25	RA	2689	U	N3-C4-O4	-5.42	115.60	119.40
1	XA	19	C	N1-C2-O2	5.42	122.15	118.90
25	YA	270(B)	A	C8-N9-C4	5.42	107.97	105.80
25	YA	333	G	N7-C8-N9	5.42	115.81	113.10
25	YA	1243	G	C2-N3-C4	-5.42	109.19	111.90
25	YA	2515	C	C2-N1-C1'	-5.42	112.83	118.80
25	YA	2594	C	N3-C4-C5	5.42	124.07	121.90
25	YA	2603	G	O5'-P-OP2	5.42	117.21	110.70
1	QA	1314	C	C5-C6-N1	5.42	123.71	121.00
1	XA	690	G	N3-C4-C5	5.42	131.31	128.60
25	YA	1319	G	N1-C6-O6	5.42	123.15	119.90
25	YA	1800	C	C2-N3-C4	-5.42	117.19	119.90
25	YA	2380	C	N3-C4-N4	-5.42	114.20	118.00
25	RA	459	U	N3-C2-O2	-5.42	118.40	122.20
25	RA	1799	G	N9-C4-C5	5.42	107.57	105.40
25	RA	2817	G	N3-C4-N9	5.42	129.25	126.00
1	XA	1094	G	P-O3'-C3'	5.42	126.20	119.70
25	YA	366	C	C4-C5-C6	5.42	120.11	117.40
25	YA	842	G	C5-N7-C8	-5.42	101.59	104.30
25	YA	1163	G	O4'-C1'-N9	5.42	112.54	108.20
25	YA	1402	C	C6-N1-C2	-5.42	118.13	120.30
25	YA	1535	U	N1-C2-O2	5.42	126.59	122.80
25	YA	2572	A	C4-C5-C6	5.42	119.71	117.00
25	RA	226	G	C8-N9-C1'	5.42	134.05	127.00
25	RA	1968	G	OP2-P-O3'	5.42	117.12	105.20
25	YA	582	G	C6-C5-N7	-5.42	127.15	130.40
1	QA	1107	C	C5-C6-N1	5.42	123.71	121.00
25	RA	530	G	N3-C4-C5	-5.42	125.89	128.60
25	RA	1601	G	C6-C5-N7	-5.42	127.15	130.40
25	RA	1614	A	C6-C5-N7	-5.42	128.51	132.30
25	RA	1928	A	C2-N3-C4	-5.42	107.89	110.60
25	RA	2056	G	N1-C6-O6	-5.42	116.65	119.90
25	RA	2360	A	C5-C6-N6	5.42	128.03	123.70
1	XA	557	G	C4-N9-C1'	5.42	133.54	126.50
25	YA	1602	U	N3-C4-O4	5.42	123.19	119.40
25	RA	673	C	OP2-P-O3'	5.42	117.12	105.20
25	RA	743	G	N9-C4-C5	-5.42	103.23	105.40
25	RA	1359	A	C4-C5-N7	5.42	113.41	110.70
26	RB	36	C	C2-N1-C1'	-5.42	112.84	118.80
1	XA	190	G	N3-C4-N9	5.42	129.25	126.00

Continued on next page...

Continued from previous page...

Mol	Chain	Res	Type	Atoms	Z	Observed(°)	Ideal(°)
1	XA	315	A	C4-N9-C1'	-5.42	116.55	126.30
25	YA	429	A	C5-C6-N1	-5.42	114.99	117.70
25	YA	1048	A	N7-C8-N9	5.42	116.51	113.80
35	YP	25	SER	N-CA-C	-5.42	96.38	111.00
1	QA	1316	G	C6-C5-N7	5.42	133.65	130.40
25	RA	217	G	N3-C4-C5	-5.42	125.89	128.60
25	RA	247	G	C5-C6-O6	5.42	131.85	128.60
25	RA	822	U	C5-C6-N1	-5.42	119.99	122.70
25	RA	2731	G	N7-C8-N9	5.42	115.81	113.10
1	QA	1434	A	C5-C6-N1	-5.41	114.99	117.70
25	RA	714	U	C5-C4-O4	5.41	129.15	125.90
25	RA	819	A	N7-C8-N9	5.41	116.51	113.80
25	RA	2540	C	C5-C6-N1	-5.41	118.29	121.00
1	XA	589	C	C4-C5-C6	5.41	120.11	117.40
25	YA	2637	U	O5'-P-OP2	5.41	117.20	110.70
25	YA	2719	G	C6-C5-N7	-5.41	127.15	130.40
25	RA	926	A	C5-C6-N6	-5.41	119.37	123.70
25	RA	1393	A	O4'-C1'-N9	5.41	112.53	108.20
25	RA	1518	C	C6-N1-C2	5.41	122.47	120.30
25	RA	122	G	C8-N9-C4	5.41	108.56	106.40
25	RA	342	G	C5-C6-O6	-5.41	125.35	128.60
25	RA	1342	A	C8-N9-C4	5.41	107.96	105.80
25	RA	1624	G	C5-C6-O6	-5.41	125.35	128.60
25	RA	2315	G	C5-C6-N1	5.41	114.20	111.50
25	RA	2479	G	N3-C4-C5	5.41	131.31	128.60
25	RA	2612	C	O5'-P-OP1	5.41	117.19	110.70
1	XA	1113	C	C5-C6-N1	5.41	123.71	121.00
25	YA	2326	C	C2-N1-C1'	5.41	124.75	118.80
1	XA	932	C	C6-N1-C2	-5.41	118.14	120.30
25	YA	55	G	C8-N9-C1'	-5.41	119.97	127.00
25	YA	188	G	N3-C4-N9	5.41	129.25	126.00
25	YA	832	G	C4-C5-C6	5.41	122.05	118.80
1	QA	1215	G	C8-N9-C4	-5.41	104.24	106.40
25	RA	38	A	O5'-P-OP2	-5.41	100.83	105.70
1	XA	1266	G	N3-C4-N9	-5.41	122.76	126.00
25	YA	1816	G	C5-C6-N1	-5.41	108.80	111.50
1	QA	1158	C	C5-C6-N1	5.41	123.70	121.00
25	RA	1795	C	C2-N1-C1'	5.41	124.75	118.80
25	RA	2073	C	C6-N1-C1'	5.41	127.29	120.80
25	RA	2429	G	O5'-P-OP2	-5.41	100.83	105.70
25	RA	2449	U	C5-C6-N1	5.41	125.40	122.70
25	YA	872	A	C4-C5-C6	5.41	119.70	117.00

Continued on next page...

Continued from previous page...

Mol	Chain	Res	Type	Atoms	Z	Observed(°)	Ideal(°)
25	YA	1309	G	C6-C5-N7	-5.41	127.16	130.40
25	YA	2470	G	C6-C5-N7	5.41	133.64	130.40
25	YA	2737	G	N3-C4-C5	5.41	131.30	128.60
25	RA	715	G	C2-N3-C4	5.40	114.60	111.90
25	RA	1430	C	C2-N1-C1'	5.40	124.75	118.80
25	RA	1899	G	C5-N7-C8	-5.40	101.60	104.30
25	YA	875	G	O5'-P-OP2	-5.40	100.84	105.70
25	YA	1016	G	C5-C6-O6	-5.40	125.36	128.60
25	YA	2685	G	N1-C2-N3	5.40	127.14	123.90
1	QA	55	A	C2-N3-C4	-5.40	107.90	110.60
1	QA	754	C	C2-N1-C1'	5.40	124.74	118.80
25	RA	482	A	C4-C5-C6	-5.40	114.30	117.00
25	RA	553	U	N1-C2-N3	5.40	118.14	114.90
25	RA	1342	A	C4-C5-C6	-5.40	114.30	117.00
25	RA	1347	G	N1-C6-O6	5.40	123.14	119.90
1	XA	1514	C	N3-C4-C5	5.40	124.06	121.90
25	YA	573	G	C6-C5-N7	-5.40	127.16	130.40
25	YA	898	C	C6-N1-C2	-5.40	118.14	120.30
25	YA	903	C	N3-C4-C5	5.40	124.06	121.90
25	YA	1206	G	C4-N9-C1'	5.40	133.52	126.50
25	YA	1344	G	N3-C4-C5	5.40	131.30	128.60
25	YA	1902	C	C5-C6-N1	-5.40	118.30	121.00
25	YA	2029	G	C5-C6-O6	5.40	131.84	128.60
25	YA	2256	G	C2-N3-C4	5.40	114.60	111.90
25	RA	1379	A	C1'-O4'-C4'	-5.40	105.58	109.90
1	XA	244	U	P-O3'-C3'	5.40	126.18	119.70
1	XA	871	U	N1-C2-O2	5.40	126.58	122.80
25	YA	734	A	C2-N3-C4	-5.40	107.90	110.60
25	YA	2413	G	N3-C4-N9	-5.40	122.76	126.00
1	QA	394	G	C8-N9-C4	-5.40	104.24	106.40
25	YA	142	G	C8-N9-C4	5.40	108.56	106.40
25	YA	2026	C	N3-C4-C5	5.40	124.06	121.90
25	YA	2235	G	N1-C6-O6	5.40	123.14	119.90
25	YA	2587	A	OP2-P-O3'	5.40	117.08	105.20
1	QA	5	U	C6-N1-C2	-5.40	117.76	121.00
1	QA	778	G	C8-N9-C1'	-5.40	119.98	127.00
25	RA	1366	A	N1-C6-N6	5.40	121.84	118.60
25	RA	2399	G	N1-C2-N3	5.40	127.14	123.90
25	RA	2851	A	N1-C6-N6	-5.40	115.36	118.60
1	XA	319	G	C6-C5-N7	5.40	133.64	130.40
1	XA	1505	G	C4-C5-N7	-5.40	108.64	110.80
25	YA	204	A	C5-C6-N1	5.40	120.40	117.70

Continued on next page...

Continued from previous page...

Mol	Chain	Res	Type	Atoms	Z	Observed(°)	Ideal(°)
25	YA	270(Z)	U	O5'-P-OP1	-5.40	100.84	105.70
25	YA	900	A	N7-C8-N9	5.40	116.50	113.80
25	YA	2417	C	N3-C4-C5	-5.40	119.74	121.90
1	QA	1057	G	N3-C4-N9	-5.40	122.76	126.00
25	RA	117	G	N1-C6-O6	-5.40	116.66	119.90
25	YA	1270	C	N3-C2-O2	5.40	125.68	121.90
1	QA	1336	C	N3-C2-O2	-5.39	118.12	121.90
1	QA	1361	G	N1-C6-O6	5.39	123.14	119.90
25	RA	559	G	N7-C8-N9	-5.39	110.40	113.10
25	RA	804	A	C4-N9-C1'	-5.39	116.59	126.30
25	RA	1007	C	N3-C4-C5	5.39	124.06	121.90
25	RA	1844	C	C6-N1-C2	5.39	122.46	120.30
25	RA	2449	U	C5-C4-O4	-5.39	122.66	125.90
1	XA	263	A	N1-C6-N6	5.39	121.84	118.60
25	YA	944	G	C4-C5-C6	5.39	122.04	118.80
25	YA	1391	U	C6-N1-C2	-5.39	117.76	121.00
25	YA	1906	G	N1-C2-N3	5.39	127.14	123.90
1	QA	299	G	C6-N1-C2	5.39	128.34	125.10
25	RA	2727	G	C8-N9-C4	5.39	108.56	106.40
25	YA	239	U	C6-N1-C2	-5.39	117.76	121.00
25	YA	1015	G	C5-C6-O6	-5.39	125.36	128.60
25	YA	1695	G	C4-C5-C6	5.39	122.03	118.80
25	YA	1812	A	N1-C6-N6	-5.39	115.36	118.60
25	YA	2015	A	C2-N3-C4	5.39	113.30	110.60
25	YA	2586	C	C5-C4-N4	-5.39	116.42	120.20
1	QA	667	G	C4-C5-N7	5.39	112.96	110.80
1	QA	1054	C	C2-N1-C1'	5.39	124.73	118.80
25	RA	1334	G	C4-C5-C6	5.39	122.03	118.80
25	RA	2052	G	C5-C6-N1	-5.39	108.80	111.50
1	XA	1309	G	N3-C4-N9	5.39	129.24	126.00
25	YA	259	G	N1-C2-N3	5.39	127.13	123.90
25	YA	509	C	C2-N3-C4	-5.39	117.20	119.90
25	YA	1395	A	C2-N3-C4	-5.39	107.90	110.60
25	YA	2651	C	C6-N1-C2	5.39	122.46	120.30
25	RA	118	A	C4-C5-C6	-5.39	114.31	117.00
25	RA	439	G	C5-C6-N1	-5.39	108.81	111.50
25	RA	512	G	O5'-P-OP1	-5.39	100.85	105.70
25	RA	2074	U	N1-C2-O2	-5.39	119.03	122.80
25	YA	445	C	C6-N1-C2	-5.39	118.14	120.30
25	YA	627	A	N3-C4-N9	-5.39	123.09	127.40
25	YA	815	C	C2-N3-C4	-5.39	117.20	119.90
25	YA	1214	A	N9-C4-C5	5.39	107.96	105.80

Continued on next page...

Continued from previous page...

Mol	Chain	Res	Type	Atoms	Z	Observed(°)	Ideal(°)
25	YA	1966	A	N3-C4-N9	-5.39	123.09	127.40
25	RA	2824	C	O5'-P-OP2	-5.39	100.85	105.70
25	YA	2756	U	OP1-P-O3'	5.39	117.05	105.20
1	QA	992	U	P-O3'-C3'	5.39	126.16	119.70
25	RA	71	A	C2-N3-C4	-5.39	107.91	110.60
25	RA	242	G	C8-N9-C4	-5.39	104.25	106.40
25	RA	470	A	C5-C6-N1	5.39	120.39	117.70
25	RA	1655	A	N1-C6-N6	5.39	121.83	118.60
25	RA	2251	G	C4-C5-C6	5.39	122.03	118.80
25	RA	2484	G	C4-C5-N7	5.39	112.95	110.80
26	RB	66	A	P-O3'-C3'	5.39	126.16	119.70
1	XA	423	G	C4-C5-C6	5.39	122.03	118.80
1	XA	1323	G	N7-C8-N9	5.39	115.79	113.10
1	XA	1503	A	N1-C2-N3	-5.39	126.61	129.30
25	YA	470	A	O5'-P-OP1	-5.39	100.85	105.70
25	YA	473	G	C6-N1-C2	-5.39	121.87	125.10
25	YA	599	G	N9-C4-C5	-5.39	103.25	105.40
25	YA	1342	A	C6-N1-C2	-5.39	115.37	118.60
1	QA	686	U	C2-N1-C1'	5.38	124.16	117.70
25	RA	281	G	N1-C6-O6	5.38	123.13	119.90
25	RA	363(C)	G	N3-C4-N9	-5.38	122.77	126.00
25	RA	1356	G	N3-C4-C5	-5.38	125.91	128.60
25	RA	1473	G	N3-C4-C5	5.38	131.29	128.60
25	RA	1695	G	C8-N9-C1'	-5.38	120.00	127.00
25	RA	2032	G	N7-C8-N9	5.38	115.79	113.10
25	RA	2643	G	N3-C4-C5	-5.38	125.91	128.60
1	XA	112	G	C6-C5-N7	-5.38	127.17	130.40
1	XA	1408	A	C2-N3-C4	-5.38	107.91	110.60
25	YA	192	C	C6-N1-C1'	-5.38	114.34	120.80
25	YA	866	A	C4-C5-C6	5.38	119.69	117.00
25	YA	1361	G	N3-C4-C5	5.38	131.29	128.60
25	YA	2726	U	C4-C5-C6	5.38	122.93	119.70
25	RA	2347	C	C6-N1-C2	-5.38	118.15	120.30
25	YA	330	A	C4-C5-C6	5.38	119.69	117.00
25	RA	1396	U	N1-C2-O2	5.38	126.57	122.80
1	XA	869	G	N7-C8-N9	5.38	115.79	113.10
1	XA	880	C	N3-C2-O2	5.38	125.67	121.90
1	XA	947	G	C4-C5-N7	-5.38	108.65	110.80
25	YA	433	C	C2-N3-C4	-5.38	117.21	119.90
25	YA	1104	C	C4-C5-C6	5.38	120.09	117.40
25	RA	731	C	N3-C4-C5	5.38	124.05	121.90
1	QA	978	A	N7-C8-N9	5.38	116.49	113.80

Continued on next page...

Continued from previous page...

Mol	Chain	Res	Type	Atoms	Z	Observed(°)	Ideal(°)
25	RA	584	C	C6-N1-C2	5.38	122.45	120.30
25	RA	2634	G	OP2-P-O3'	5.38	117.03	105.20
25	YA	804	A	C4-C5-N7	5.38	113.39	110.70
25	YA	1869	G	C6-N1-C2	-5.38	121.87	125.10
25	YA	2502	G	C4-C5-C6	5.38	122.03	118.80
25	RA	512	G	P-O3'-C3'	5.38	126.15	119.70
25	RA	2065	C	N3-C4-N4	5.38	121.76	118.00
1	XA	31	G	P-O3'-C3'	5.38	126.15	119.70
1	XA	1094	G	C4-C5-N7	-5.38	108.65	110.80
25	YA	1021	A	C4-C5-N7	5.38	113.39	110.70
25	YA	1455	G	C2-N3-C4	5.38	114.59	111.90
25	YA	1968	G	C5-C6-N1	-5.38	108.81	111.50
25	YA	2238	G	O5'-P-OP1	-5.38	100.86	105.70
25	YA	2434	A	C4-C5-N7	5.38	113.39	110.70
25	YA	2539	C	C6-N1-C2	5.38	122.45	120.30
25	YA	2569	G	N3-C4-C5	-5.38	125.91	128.60
27	YD	111	LEU	CA-CB-CG	5.38	127.67	115.30
25	YA	473	G	N7-C8-N9	-5.38	110.41	113.10
1	QA	928	G	C5-C6-N1	-5.37	108.81	111.50
1	QA	1223	C	C5-C4-N4	-5.37	116.44	120.20
25	RA	982	C	N3-C4-C5	-5.37	119.75	121.90
25	RA	2042	A	N1-C6-N6	5.37	121.82	118.60
25	RA	2510	C	O5'-P-OP2	-5.37	100.86	105.70
25	RA	2674	G	C4-N9-C1'	-5.37	119.51	126.50
1	XA	34	C	C6-N1-C2	5.37	122.45	120.30
1	XA	812	C	C2-N3-C4	5.37	122.59	119.90
25	YA	406	G	N1-C6-O6	5.37	123.12	119.90
25	YA	793	A	C4-C5-C6	5.37	119.69	117.00
25	YA	1247	A	C2-N3-C4	-5.37	107.91	110.60
25	YA	1396	U	N3-C2-O2	-5.37	118.44	122.20
25	YA	2088	G	C4-C5-C6	5.37	122.02	118.80
25	YA	2782	G	C8-N9-C1'	-5.37	120.02	127.00
25	RA	775	G	C6-N1-C2	-5.37	121.88	125.10
25	RA	1377	G	C8-N9-C1'	-5.37	120.02	127.00
1	XA	254	G	O5'-P-OP1	-5.37	100.87	105.70
1	XA	572	A	O4'-C1'-N9	5.37	112.50	108.20
1	XA	1228	C	O5'-P-OP2	-5.37	100.87	105.70
25	YA	379	G	C8-N9-C4	5.37	108.55	106.40
25	YA	761	A	C2-N3-C4	-5.37	107.91	110.60
25	YA	961	C	O4'-C1'-N1	5.37	112.50	108.20
25	YA	2782	G	N7-C8-N9	5.37	115.78	113.10
25	YA	187	G	O4'-C1'-N9	-5.37	103.90	108.20

Continued on next page...

Continued from previous page...

Mol	Chain	Res	Type	Atoms	Z	Observed(°)	Ideal(°)
1	QA	1076	C	N1-C2-O2	-5.37	115.68	118.90
25	RA	618	G	N3-C4-N9	5.37	129.22	126.00
25	RA	635	C	C6-N1-C2	-5.37	118.15	120.30
25	RA	1263	U	C4-C5-C6	5.37	122.92	119.70
25	YA	1931	U	C6-N1-C1'	5.37	128.72	121.20
25	YA	2093	G	C2-N3-C4	-5.37	109.22	111.90
25	YA	2337	G	C4-C5-N7	5.37	112.95	110.80
25	YA	2447	G	P-O3'-C3'	5.37	126.14	119.70
31	YH	100	GLY	N-CA-C	-5.37	99.68	113.10
25	YA	859	G	P-O3'-C3'	5.37	126.14	119.70
25	YA	1477	A	C6-C5-N7	-5.37	128.54	132.30
1	QA	451	A	N3-C4-C5	-5.37	123.05	126.80
1	QA	800	G	C8-N9-C4	-5.37	104.25	106.40
25	RA	2457	U	C6-N1-C2	-5.37	117.78	121.00
25	RA	2844	G	C5-C6-O6	-5.37	125.38	128.60
26	RB	9	G	C8-N9-C4	-5.37	104.25	106.40
25	YA	668	G	C6-C5-N7	-5.37	127.18	130.40
25	YA	1247	A	N1-C2-N3	5.37	131.98	129.30
25	YA	2718	G	C8-N9-C4	-5.37	104.25	106.40
26	YB	89	G	C6-C5-N7	-5.37	127.18	130.40
25	RA	987	G	O5'-P-OP1	-5.36	100.87	105.70
25	RA	1504	C	N3-C4-C5	5.36	124.05	121.90
25	RA	2543	G	C4-C5-N7	5.36	112.94	110.80
1	XA	960	U	C6-N1-C2	-5.36	117.78	121.00
1	XA	1452	C	C6-N1-C2	-5.36	118.16	120.30
25	YA	342	G	C5-C6-N1	-5.36	108.82	111.50
25	YA	486	C	O5'-P-OP2	5.36	117.14	110.70
25	YA	729	G	C4-C5-N7	5.36	112.95	110.80
25	YA	1342	A	N7-C8-N9	5.36	116.48	113.80
25	YA	1433	U	C5-C6-N1	5.36	125.38	122.70
25	YA	1477	A	C5-N7-C8	-5.36	101.22	103.90
25	YA	1519	G	C4-N9-C1'	5.36	133.47	126.50
1	QA	690	G	N3-C4-C5	5.36	131.28	128.60
25	RA	1627	G	C2-N3-C4	-5.36	109.22	111.90
25	RA	2083	G	C6-C5-N7	-5.36	127.18	130.40
1	XA	500	G	C5-C6-O6	-5.36	125.38	128.60
25	YA	2299	G	N7-C8-N9	5.36	115.78	113.10
1	QA	413	G	C8-N9-C4	5.36	108.54	106.40
25	RA	391	G	C4-C5-N7	5.36	112.94	110.80
25	RA	2125	G	N3-C4-C5	-5.36	125.92	128.60
25	RA	2707	G	C8-N9-C4	5.36	108.54	106.40
25	YA	11	G	C8-N9-C4	5.36	108.54	106.40

Continued on next page...

Continued from previous page...

Mol	Chain	Res	Type	Atoms	Z	Observed(°)	Ideal(°)
25	YA	701	G	C8-N9-C1'	-5.36	120.03	127.00
25	YA	1160	G	C5-C6-O6	-5.36	125.38	128.60
25	YA	1368	G	C8-N9-C4	-5.36	104.26	106.40
25	YA	1591	G	C4-N9-C1'	5.36	133.47	126.50
25	YA	2267	A	C6-N1-C2	-5.36	115.38	118.60
25	YA	2849	U	C6-N1-C1'	5.36	128.71	121.20
25	RA	777	A	N3-C4-N9	5.36	131.69	127.40
25	RA	1017	G	N1-C6-O6	5.36	123.11	119.90
25	RA	1790	C	C2-N1-C1'	-5.36	112.91	118.80
25	RA	2055	C	N1-C2-O2	-5.36	115.69	118.90
25	YA	195	A	C6-C5-N7	-5.36	128.55	132.30
25	YA	309	G	C4-N9-C1'	5.36	133.47	126.50
25	YA	2014	A	N1-C6-N6	5.36	121.81	118.60
25	YA	2337	G	C6-C5-N7	-5.36	127.19	130.40
25	YA	2673	G	C8-N9-C4	-5.36	104.26	106.40
1	QA	705	U	N3-C2-O2	-5.36	118.45	122.20
1	QA	769	G	C4-N9-C1'	5.36	133.47	126.50
25	RA	311	A	N1-C6-N6	5.36	121.81	118.60
25	RA	350	U	C5-C6-N1	5.36	125.38	122.70
25	RA	563	G	N1-C6-O6	-5.36	116.69	119.90
25	RA	2487	G	N3-C4-N9	-5.36	122.78	126.00
25	RA	2487	G	O5'-P-OP1	-5.36	100.88	105.70
25	YA	309	G	C4-C5-C6	5.36	122.01	118.80
25	YA	1417	C	N1-C2-O2	-5.36	115.69	118.90
25	YA	1595	G	C2-N3-C4	-5.36	109.22	111.90
25	YA	1606	G	OP1-P-O3'	5.36	116.99	105.20
25	YA	1669	A	N7-C8-N9	5.36	116.48	113.80
25	YA	1830	C	C5-C6-N1	5.36	123.68	121.00
25	YA	2749	A	OP1-P-O3'	5.36	116.99	105.20
25	RA	2237	G	C4-C5-C6	5.36	122.01	118.80
25	RA	2451	A	C5-N7-C8	-5.36	101.22	103.90
25	RA	2453	A	C4-C5-C6	-5.36	114.32	117.00
25	RA	2513	G	C8-N9-C4	-5.36	104.26	106.40
1	XA	902	G	C4-C5-N7	5.36	112.94	110.80
1	XA	1087	G	C8-N9-C4	-5.36	104.26	106.40
25	YA	54	G	C5-N7-C8	-5.36	101.62	104.30
25	YA	240	G	C4-N9-C1'	5.36	133.46	126.50
25	YA	529	A	C6-C5-N7	-5.36	128.55	132.30
25	YA	576	U	N3-C4-O4	5.36	123.15	119.40
25	YA	1197	G	N1-C6-O6	-5.36	116.69	119.90
25	YA	1901	A	N1-C6-N6	-5.36	115.39	118.60
25	YA	2271	G	C2-N3-C4	5.36	114.58	111.90

Continued on next page...

Continued from previous page...

Mol	Chain	Res	Type	Atoms	Z	Observed(°)	Ideal(°)
25	YA	2780	G	C8-N9-C4	-5.36	104.26	106.40
25	RA	248	G	C4-C5-N7	5.35	112.94	110.80
25	RA	303	U	C5-C4-O4	-5.35	122.69	125.90
25	RA	1610	A	C2-N3-C4	5.35	113.28	110.60
1	XA	280	C	P-O3'-C3'	5.35	126.12	119.70
25	YA	618(A)	C	C2-N3-C4	5.35	122.58	119.90
25	YA	1668	A	N9-C4-C5	5.35	107.94	105.80
25	YA	2218	G	C4-C5-C6	5.35	122.01	118.80
1	QA	410	G	OP1-P-O3'	5.35	116.97	105.20
25	RA	217	G	C8-N9-C4	-5.35	104.26	106.40
25	RA	396	G	N9-C4-C5	5.35	107.54	105.40
25	RA	462	C	C6-N1-C2	5.35	122.44	120.30
25	RA	1814	G	N3-C4-C5	-5.35	125.92	128.60
1	XA	552	U	N3-C2-O2	-5.35	118.45	122.20
1	XA	572	A	N1-C6-N6	-5.35	115.39	118.60
1	XA	1220	G	N1-C6-O6	-5.35	116.69	119.90
25	YA	581	C	C2-N3-C4	-5.35	117.22	119.90
25	YA	663	G	C4-C5-C6	5.35	122.01	118.80
25	YA	852	G	C5-C6-N1	5.35	114.18	111.50
25	YA	1811	G	N1-C2-N3	5.35	127.11	123.90
25	YA	2015	A	N3-C4-C5	-5.35	123.05	126.80
1	QA	612	C	N3-C4-N4	-5.35	114.25	118.00
1	QA	1228	C	N3-C2-O2	-5.35	118.16	121.90
25	RA	2010	G	C4-C5-C6	5.35	122.01	118.80
25	RA	2031	A	O5'-P-OP1	-5.35	100.89	105.70
25	RA	2246	G	N9-C4-C5	-5.35	103.26	105.40
1	XA	541	G	C5-N7-C8	-5.35	101.62	104.30
1	XA	818	G	O4'-C1'-N9	5.35	112.48	108.20
1	XA	1053	G	N1-C6-O6	5.35	123.11	119.90
25	YA	222	A	C2-N3-C4	5.35	113.28	110.60
25	YA	1271	G	C8-N9-C1'	-5.35	120.05	127.00
25	YA	1676	A	O5'-P-OP1	-5.35	100.89	105.70
25	YA	2555	U	N1-C2-N3	5.35	118.11	114.90
25	YA	2871	C	N3-C4-N4	5.35	121.75	118.00
1	QA	134	A	C2-N3-C4	-5.35	107.93	110.60
1	QA	192	U	N1-C2-N3	-5.35	111.69	114.90
1	QA	581	G	N1-C6-O6	5.35	123.11	119.90
25	RA	845	G	C2-N3-C4	-5.35	109.23	111.90
25	RA	2002	G	C5-C6-O6	-5.35	125.39	128.60
25	RA	2392	A	N1-C6-N6	5.35	121.81	118.60
25	RA	2506	U	C6-N1-C2	-5.35	117.79	121.00
1	XA	558	G	N1-C6-O6	5.35	123.11	119.90

Continued on next page...

Continued from previous page...

Mol	Chain	Res	Type	Atoms	Z	Observed(°)	Ideal(°)
1	XA	768	A	C8-N9-C4	5.35	107.94	105.80
1	XA	858	G	C8-N9-C4	-5.35	104.26	106.40
25	YA	772	C	C5-C6-N1	5.35	123.67	121.00
25	YA	2020	A	N3-C4-C5	-5.35	123.06	126.80
25	YA	2309	A	C2-N3-C4	-5.35	107.93	110.60
1	QA	515	G	C5-C6-N1	-5.35	108.83	111.50
25	RA	949	C	C6-N1-C2	5.35	122.44	120.30
26	YB	60	C	C5-C6-N1	5.35	123.67	121.00
25	RA	727	A	N3-C4-C5	-5.34	123.06	126.80
25	RA	1287	A	C4-C5-C6	5.34	119.67	117.00
25	RA	1370	C	C5-C6-N1	-5.34	118.33	121.00
25	RA	2673	G	C6-C5-N7	-5.34	127.19	130.40
27	RD	111	LEU	CA-CB-CG	5.34	127.59	115.30
25	YA	593	G	N1-C2-N3	5.34	127.11	123.90
25	YA	782	A	N3-C4-C5	-5.34	123.06	126.80
25	YA	1203	G	C4-N9-C1'	5.34	133.45	126.50
25	YA	1236	G	N1-C2-N3	5.34	127.11	123.90
25	YA	1573	G	N7-C8-N9	-5.34	110.43	113.10
25	YA	1577	C	N3-C4-N4	5.34	121.74	118.00
25	YA	2821	A	OP1-P-OP2	5.34	127.62	119.60
25	RA	2886	G	O5'-P-OP2	5.34	117.11	110.70
25	YA	1206	G	C2-N3-C4	-5.34	109.23	111.90
25	YA	2438	U	OP2-P-O3'	5.34	116.95	105.20
25	RA	305	U	OP2-P-O3'	5.34	116.95	105.20
25	RA	439	G	C8-N9-C1'	-5.34	120.06	127.00
25	RA	727	A	N9-C4-C5	5.34	107.94	105.80
25	RA	832	G	C2-N3-C4	-5.34	109.23	111.90
25	RA	1334	G	C6-C5-N7	-5.34	127.19	130.40
25	RA	2637	U	C6-N1-C2	-5.34	117.80	121.00
25	RA	2776	A	C2-N3-C4	5.34	113.27	110.60
1	XA	948	C	C2-N1-C1'	-5.34	112.92	118.80
25	YA	1005	C	N1-C2-O2	5.34	122.11	118.90
25	YA	1184	G	C6-C5-N7	-5.34	127.19	130.40
25	YA	1204	A	O4'-C1'-N9	5.34	112.47	108.20
25	YA	2004	G	N1-C6-O6	5.34	123.10	119.90
25	YA	2468	G	C4-N9-C1'	5.34	133.44	126.50
26	YB	82	G	N1-C2-N3	5.34	127.11	123.90
25	RA	51	G	C4-N9-C1'	5.34	133.44	126.50
25	RA	990	A	C5-C6-N6	5.34	127.97	123.70
25	RA	1657	C	C6-N1-C2	-5.34	118.16	120.30
1	XA	584	G	N3-C4-N9	5.34	129.20	126.00
1	XA	1461	G	C6-C5-N7	-5.34	127.20	130.40

Continued on next page...

Continued from previous page...

Mol	Chain	Res	Type	Atoms	Z	Observed(°)	Ideal(°)
1	XA	1505	G	N9-C4-C5	5.34	107.54	105.40
25	YA	70	G	N3-C4-N9	5.34	129.20	126.00
25	YA	1400	G	N3-C4-C5	-5.34	125.93	128.60
25	YA	1883	G	N1-C6-O6	-5.34	116.70	119.90
25	RA	221	A	N7-C8-N9	5.34	116.47	113.80
25	RA	1933	G	N1-C6-O6	5.34	123.10	119.90
25	RA	2355	C	N1-C2-O2	5.34	122.10	118.90
25	RA	2857	G	C4-C5-C6	5.34	122.00	118.80
25	YA	1658	C	OP2-P-O3'	5.34	116.94	105.20
26	YB	13	A	N9-C4-C5	5.34	107.94	105.80
1	QA	754	C	C6-N1-C1'	-5.34	114.39	120.80
25	RA	229	A	P-O3'-C3'	5.34	126.10	119.70
25	RA	651	G	C4-N9-C1'	5.34	133.44	126.50
25	RA	2340	G	C8-N9-C4	5.34	108.53	106.40
1	XA	26	A	C4-C5-N7	-5.34	108.03	110.70
1	XA	190	G	N3-C4-C5	-5.34	125.93	128.60
1	XA	899	C	O5'-P-OP1	-5.34	100.90	105.70
25	YA	773	U	O5'-P-OP2	-5.34	100.90	105.70
25	YA	1264	G	C5-C6-O6	5.34	131.80	128.60
25	YA	2337	G	N7-C8-N9	5.34	115.77	113.10
25	YA	2360	A	N7-C8-N9	-5.34	111.13	113.80
1	QA	895	G	C5-C6-N1	-5.33	108.83	111.50
1	QA	1356	G	N7-C8-N9	5.33	115.77	113.10
25	RA	2549	G	N3-C4-C5	-5.33	125.93	128.60
25	RA	2592	G	O5'-P-OP1	5.33	117.10	110.70
25	RA	2688	U	N3-C2-O2	-5.33	118.47	122.20
1	XA	566	G	O5'-P-OP2	-5.33	100.90	105.70
1	QA	685	G	N3-C4-C5	5.33	131.27	128.60
1	QA	869	G	C5-N7-C8	-5.33	101.63	104.30
1	QA	963	G	C8-N9-C4	-5.33	104.27	106.40
25	RA	954	G	C4-N9-C1'	5.33	133.43	126.50
25	RA	1643	G	C6-C5-N7	-5.33	127.20	130.40
25	RA	1949	G	N1-C6-O6	5.33	123.10	119.90
25	RA	2000	G	N9-C4-C5	5.33	107.53	105.40
1	XA	8	A	C8-N9-C4	5.33	107.93	105.80
25	YA	494	G	N1-C6-O6	5.33	123.10	119.90
25	YA	539	G	C4-N9-C1'	5.33	133.43	126.50
25	YA	858	U	N3-C2-O2	-5.33	118.47	122.20
25	YA	968	G	N3-C4-N9	-5.33	122.80	126.00
25	YA	1433	U	N3-C4-O4	5.33	123.13	119.40
25	YA	1548	C	N1-C2-O2	5.33	122.10	118.90
25	YA	2070	G	C2-N3-C4	-5.33	109.23	111.90

Continued on next page...

Continued from previous page...

Mol	Chain	Res	Type	Atoms	Z	Observed(°)	Ideal(°)
25	YA	2331	G	C2-N3-C4	-5.33	109.23	111.90
25	RA	227	A	N1-C6-N6	-5.33	115.40	118.60
25	RA	563	G	C5-C6-N1	5.33	114.17	111.50
25	RA	1263	U	N1-C2-N3	5.33	118.10	114.90
25	RA	2073	C	OP1-P-OP2	-5.33	111.60	119.60
25	RA	2508	G	N3-C4-N9	5.33	129.20	126.00
31	RH	100	GLY	N-CA-C	-5.33	99.77	113.10
1	XA	22	G	C6-C5-N7	-5.33	127.20	130.40
25	YA	671	C	O5'-P-OP1	-5.33	100.90	105.70
25	YA	1815	A	C5-N7-C8	5.33	106.57	103.90
25	YA	1934	C	C2-N1-C1'	5.33	124.67	118.80
25	YA	2000	G	N1-C2-N3	5.33	127.10	123.90
25	YA	2278	A	O4'-C1'-N9	5.33	112.47	108.20
25	RA	2056	G	N3-C4-N9	-5.33	122.80	126.00
1	XA	1490	C	C6-N1-C2	5.33	122.43	120.30
25	YA	1839	G	N3-C4-N9	5.33	129.20	126.00
25	RA	374	A	C8-N9-C4	5.33	107.93	105.80
25	RA	1421	G	C5-C6-N1	-5.33	108.84	111.50
25	RA	1765	C	C6-N1-C2	-5.33	118.17	120.30
25	RA	1987	G	C2-N3-C4	-5.33	109.24	111.90
25	RA	2239	G	N3-C4-C5	-5.33	125.94	128.60
25	RA	2250	G	C5-C6-O6	-5.33	125.40	128.60
25	RA	2544	G	C2-N3-C4	-5.33	109.23	111.90
1	XA	11	G	N9-C4-C5	5.33	107.53	105.40
1	XA	481	G	C8-N9-C4	5.33	108.53	106.40
25	YA	54	G	C2-N3-C4	-5.33	109.24	111.90
25	YA	284	U	N3-C4-O4	5.33	123.13	119.40
25	YA	942	G	N1-C6-O6	5.33	123.10	119.90
25	YA	2049	G	N1-C6-O6	5.33	123.10	119.90
25	YA	2444	G	C5-C6-N1	5.33	114.16	111.50
25	YA	2451	A	C5-N7-C8	-5.33	101.24	103.90
25	RA	1854	A	N1-C6-N6	-5.33	115.40	118.60
1	XA	538	G	N3-C4-C5	-5.33	125.94	128.60
1	QA	664	G	C2-N3-C4	-5.33	109.24	111.90
25	YA	101	G	C4-N9-C1'	-5.33	119.58	126.50
25	YA	108	U	N1-C2-O2	5.33	126.53	122.80
25	YA	1185	C	C6-N1-C2	-5.33	118.17	120.30
25	YA	1594	G	N1-C6-O6	5.33	123.09	119.90
25	YA	2709	G	C5-C6-N1	-5.33	108.84	111.50
25	YA	2774	C	O5'-P-OP2	-5.33	100.91	105.70
1	QA	313	A	C2-N3-C4	5.32	113.26	110.60
25	RA	1791	A	OP2-P-O3'	5.32	116.91	105.20

Continued on next page...

Continued from previous page...

Mol	Chain	Res	Type	Atoms	Z	Observed(°)	Ideal(°)
1	XA	865	A	C4-C5-N7	5.32	113.36	110.70
25	YA	783	A	C4-N9-C1'	5.32	135.88	126.30
25	YA	1552	G	N1-C6-O6	5.32	123.09	119.90
25	YA	1665	A	C5-C6-N6	-5.32	119.44	123.70
25	RA	2450	A	C4-C5-C6	5.32	119.66	117.00
1	XA	555	C	C5-C4-N4	-5.32	116.47	120.20
25	RA	2430	A	N1-C2-N3	5.32	131.96	129.30
1	XA	817	C	C6-N1-C2	5.32	122.43	120.30
25	YA	442	G	N1-C2-N3	5.32	127.09	123.90
25	YA	1568	G	N3-C4-N9	-5.32	122.81	126.00
1	QA	1359	C	C6-N1-C2	-5.32	118.17	120.30
1	QA	1239	A	C8-N9-C4	5.32	107.93	105.80
25	RA	1432	C	C6-N1-C2	5.32	122.43	120.30
25	RA	1680	U	N3-C4-C5	-5.32	111.41	114.60
25	RA	2072	G	C8-N9-C4	5.32	108.53	106.40
25	YA	701	G	C8-N9-C4	-5.32	104.27	106.40
25	YA	946	G	C2-N3-C4	-5.32	109.24	111.90
25	YA	2347	C	C6-N1-C2	-5.32	118.17	120.30
25	YA	2401	U	C6-N1-C2	-5.32	117.81	121.00
25	YA	2504	U	N3-C4-O4	5.32	123.12	119.40
25	YA	2672	G	C6-C5-N7	-5.32	127.21	130.40
25	RA	595	C	C5-C4-N4	-5.32	116.48	120.20
25	RA	1388	G	N7-C8-N9	-5.32	110.44	113.10
25	RA	2506	U	C5-C4-O4	5.32	129.09	125.90
25	YA	961	C	N3-C2-O2	-5.32	118.18	121.90
25	YA	1291	C	N3-C4-C5	5.32	124.03	121.90
25	YA	1789	A	O5'-P-OP2	-5.32	100.92	105.70
25	YA	1916	A	N1-C6-N6	5.32	121.79	118.60
1	QA	200	G	C4-N9-C1'	5.31	133.41	126.50
1	QA	792	A	C5-N7-C8	-5.31	101.24	103.90
1	QA	1018	C	C6-N1-C2	-5.31	118.17	120.30
25	RA	1367	A	C4-C5-N7	5.31	113.36	110.70
25	RA	1688	U	C2-N1-C1'	5.31	124.08	117.70
25	RA	2022	U	C2-N1-C1'	-5.31	111.32	117.70
1	XA	813	U	C6-N1-C2	5.31	124.19	121.00
1	QA	1334	G	C4-N9-C1'	5.31	133.41	126.50
1	QA	1516	G	C8-N9-C4	5.31	108.53	106.40
25	RA	1682	G	N9-C4-C5	-5.31	103.28	105.40
1	XA	515	G	C2-N3-C4	-5.31	109.24	111.90
25	YA	650	C	O5'-P-OP1	5.31	117.07	110.70
25	YA	2468	G	N7-C8-N9	5.31	115.76	113.10
25	RA	2394	C	C6-N1-C2	5.31	122.42	120.30

Continued on next page...

Continued from previous page...

Mol	Chain	Res	Type	Atoms	Z	Observed(°)	Ideal(°)
25	YA	1535	U	C2-N1-C1'	5.31	124.07	117.70
25	RA	391	G	N9-C4-C5	-5.31	103.28	105.40
25	RA	742	G	C4-C5-N7	5.31	112.92	110.80
25	RA	783	A	N9-C4-C5	-5.31	103.68	105.80
25	YA	1323	U	N3-C4-O4	5.31	123.12	119.40
25	YA	1351	C	N1-C2-N3	5.31	122.92	119.20
25	YA	1778	U	N1-C2-N3	-5.31	111.71	114.90
25	YA	1837	C	N3-C4-C5	-5.31	119.78	121.90
25	YA	2362	G	C2-N3-C4	-5.31	109.25	111.90
25	RA	270(W)	G	N3-C4-N9	5.31	129.18	126.00
25	RA	1389	G	N1-C6-O6	-5.31	116.72	119.90
25	RA	2587	A	OP2-P-O3'	5.31	116.88	105.20
25	RA	2817	G	C5-N7-C8	5.31	106.95	104.30
25	YA	2004	G	C2-N3-C4	-5.31	109.25	111.90
1	QA	898	G	C8-N9-C4	5.31	108.52	106.40
25	RA	684	G	N3-C2-N2	-5.31	116.19	119.90
25	RA	1988	C	N3-C2-O2	5.31	125.61	121.90
25	RA	2345	G	N3-C4-C5	5.31	131.25	128.60
1	QA	581	G	C6-C5-N7	-5.30	127.22	130.40
1	QA	971	G	O4'-C1'-N9	5.30	112.44	108.20
25	RA	445	C	OP2-P-O3'	5.30	116.87	105.20
25	RA	805	G	N3-C4-N9	5.30	129.18	126.00
25	RA	1948	G	C5-C6-O6	-5.30	125.42	128.60
25	RA	2215	G	N1-C6-O6	5.30	123.08	119.90
25	RA	2255	G	N3-C4-N9	5.30	129.18	126.00
1	XA	893	C	C6-N1-C1'	-5.30	114.43	120.80
1	XA	1221	G	C5-C6-O6	-5.30	125.42	128.60
25	YA	450	G	N7-C8-N9	5.30	115.75	113.10
25	YA	539	G	C4-C5-C6	5.30	121.98	118.80
25	YA	733	G	O5'-P-OP2	-5.30	100.93	105.70
25	YA	2582	G	N1-C2-N3	5.30	127.08	123.90
26	YB	81	G	C4-N9-C1'	5.30	133.40	126.50
25	RA	1643	G	N1-C6-O6	5.30	123.08	119.90
25	RA	2570	G	C5-C6-O6	-5.30	125.42	128.60
25	RA	2776	A	N7-C8-N9	5.30	116.45	113.80
25	YA	458	G	C5-C6-N1	-5.30	108.85	111.50
25	YA	1595	G	N7-C8-N9	5.30	115.75	113.10
1	QA	885	G	N1-C2-N3	5.30	127.08	123.90
1	QA	1435	G	N3-C4-N9	-5.30	122.82	126.00
25	RA	704	G	C8-N9-C4	5.30	108.52	106.40
25	RA	847	U	C5-C6-N1	-5.30	120.05	122.70
25	RA	1187	G	N7-C8-N9	5.30	115.75	113.10

Continued on next page...

Continued from previous page...

Mol	Chain	Res	Type	Atoms	Z	Observed(°)	Ideal(°)
25	RA	2240	C	C6-N1-C2	-5.30	118.18	120.30
25	RA	2722	G	N3-C4-C5	-5.30	125.95	128.60
25	RA	2848	G	C2'-C3'-O3'	5.30	122.18	113.70
1	XA	1385	G	N1-C6-O6	5.30	123.08	119.90
25	YA	26	G	C4-C5-C6	5.30	121.98	118.80
25	YA	836	G	O5'-P-OP2	5.30	117.06	110.70
25	YA	1296	G	N3-C4-N9	-5.30	122.82	126.00
25	YA	1319	G	C5-C6-O6	-5.30	125.42	128.60
25	YA	1414	G	C4-C5-N7	5.30	112.92	110.80
25	YA	1834	U	O5'-P-OP1	-5.30	100.93	105.70
25	YA	2607	G	C5-C6-N1	-5.30	108.85	111.50
1	QA	305	G	C5-C6-O6	5.30	131.78	128.60
25	RA	1190	G	N9-C4-C5	5.30	107.52	105.40
1	XA	1158	C	C2-N1-C1'	5.30	124.63	118.80
25	YA	110	G	C8-N9-C4	5.30	108.52	106.40
25	YA	247	G	OP2-P-O3'	5.30	116.86	105.20
25	YA	956	G	N3-C2-N2	5.30	123.61	119.90
25	YA	1468	C	N3-C2-O2	-5.30	118.19	121.90
25	YA	2320	A	N9-C4-C5	5.30	107.92	105.80
25	YA	2591	C	OP1-P-OP2	-5.30	111.65	119.60
1	QA	1049	U	C5-C6-N1	5.30	125.35	122.70
25	RA	1443	G	N1-C6-O6	5.30	123.08	119.90
25	YA	1675	C	N1-C2-O2	-5.30	115.72	118.90
1	QA	250	A	C8-N9-C4	5.30	107.92	105.80
25	RA	784	A	P-O3'-C3'	5.30	126.06	119.70
1	XA	725	G	OP1-P-O3'	5.30	116.85	105.20
1	XA	923	A	O5'-P-OP1	-5.30	100.93	105.70
1	XA	1373	G	C4-C5-C6	5.30	121.98	118.80
1	XA	1397	C	C5-C4-N4	5.30	123.91	120.20
25	YA	1514	U	C5-C6-N1	5.30	125.35	122.70
25	RA	74	A	N1-C2-N3	5.29	131.95	129.30
25	RA	2325	G	C4-C5-C6	5.29	121.98	118.80
1	XA	595	G	P-O3'-C3'	5.29	126.05	119.70
25	YA	2031	A	O5'-P-OP1	-5.29	100.93	105.70
25	YA	2264	C	O5'-P-OP2	5.29	117.05	110.70
25	YA	2275	C	OP1-P-O3'	5.29	116.85	105.20
1	QA	324	G	C8-N9-C4	-5.29	104.28	106.40
1	QA	1419	G	N1-C6-O6	5.29	123.08	119.90
25	RA	1221	C	C6-N1-C2	5.29	122.42	120.30
25	RA	1353	A	N3-C4-C5	-5.29	123.09	126.80
25	RA	1487	G	C5-C6-O6	-5.29	125.42	128.60
25	RA	2638	G	OP2-P-O3'	5.29	116.84	105.20

Continued on next page...

Continued from previous page...

Mol	Chain	Res	Type	Atoms	Z	Observed(°)	Ideal(°)
26	RB	47	C	C6-N1-C1'	-5.29	114.45	120.80
25	YA	37	C	C5-C6-N1	-5.29	118.35	121.00
25	YA	132	G	N1-C6-O6	5.29	123.08	119.90
25	YA	1403	C	C4-C5-C6	5.29	120.05	117.40
25	RA	832	G	N3-C2-N2	-5.29	116.20	119.90
25	RA	958	U	C6-N1-C2	-5.29	117.83	121.00
25	RA	2481	G	C8-N9-C4	5.29	108.52	106.40
25	RA	2511	U	N3-C2-O2	-5.29	118.50	122.20
1	XA	1054	C	N1-C2-O2	5.29	122.08	118.90
1	XA	1279	A	C8-N9-C4	-5.29	103.68	105.80
25	YA	1190	G	C2-N3-C4	-5.29	109.25	111.90
25	YA	2239	G	C8-N9-C1'	-5.29	120.12	127.00
25	RA	544	C	C2-N1-C1'	5.29	124.62	118.80
25	RA	2070	G	OP1-P-OP2	-5.29	111.67	119.60
25	RA	2365	G	N3-C2-N2	5.29	123.60	119.90
1	QA	348	G	N3-C4-C5	5.29	131.25	128.60
25	RA	971	C	C5-C4-N4	-5.29	116.50	120.20
25	RA	1334	G	C4-N9-C1'	5.29	133.38	126.50
25	RA	1455	G	C5-C6-N1	5.29	114.14	111.50
25	YA	20	C	C6-N1-C2	5.29	122.42	120.30
25	YA	664	C	C4-C5-C6	5.29	120.04	117.40
25	YA	979	G	C5-C6-N1	-5.29	108.86	111.50
54	Y8	36	LYS	N-CA-C	-5.29	96.72	111.00
1	QA	15	G	C6-C5-N7	-5.29	127.23	130.40
1	QA	558	G	OP1-P-OP2	-5.29	111.67	119.60
1	QA	835	U	C5-C4-O4	5.29	129.07	125.90
25	RA	1664	A	C4-N9-C1'	5.29	135.82	126.30
25	RA	1687	G	N3-C4-C5	-5.29	125.96	128.60
1	XA	138	G	C8-N9-C4	-5.29	104.28	106.40
1	XA	1113	C	N3-C2-O2	-5.29	118.20	121.90
25	YA	1705	G	N1-C6-O6	5.29	123.07	119.90
25	YA	2750	A	C8-N9-C4	-5.29	103.69	105.80
1	QA	1285	A	P-O3'-C3'	5.29	126.04	119.70
1	QA	1382	C	N1-C2-O2	5.29	122.07	118.90
25	RA	530	G	C5-C6-N1	5.29	114.14	111.50
25	RA	2342	C	C5-C6-N1	5.29	123.64	121.00
1	XA	752	G	C8-N9-C1'	-5.29	120.13	127.00
25	YA	84	A	C5-N7-C8	-5.29	101.26	103.90
25	YA	753	C	C6-N1-C1'	-5.29	114.46	120.80
25	YA	1184	G	N3-C4-C5	-5.29	125.96	128.60
25	YA	1478	G	C4-N9-C1'	-5.29	119.63	126.50
25	YA	1521	G	N1-C2-N3	5.29	127.07	123.90

Continued on next page...

Continued from previous page...

Mol	Chain	Res	Type	Atoms	Z	Observed(°)	Ideal(°)
25	YA	1956	U	N1-C2-N3	5.29	118.07	114.90
1	QA	12	U	N3-C2-O2	-5.28	118.50	122.20
1	QA	742	G	C5-C6-N1	-5.28	108.86	111.50
25	RA	2679	A	N7-C8-N9	-5.28	111.16	113.80
25	RA	2838	G	N3-C2-N2	-5.28	116.20	119.90
25	RA	2851	A	C5-N7-C8	-5.28	101.26	103.90
1	XA	21	G	C4-N9-C1'	5.28	133.37	126.50
1	XA	318	G	O5'-P-OP2	-5.28	100.94	105.70
1	XA	806	C	N3-C2-O2	-5.28	118.20	121.90
25	YA	202	U	N3-C4-C5	-5.28	111.43	114.60
25	YA	1592	C	N3-C4-C5	5.28	124.01	121.90
25	YA	1698	A	N7-C8-N9	5.28	116.44	113.80
1	QA	501	C	N3-C2-O2	-5.28	118.20	121.90
25	YA	383	U	N3-C2-O2	-5.28	118.50	122.20
25	YA	452	G	N1-C2-N2	-5.28	111.45	116.20
25	YA	2422	A	N7-C8-N9	-5.28	111.16	113.80
25	YA	2713	A	C8-N9-C4	-5.28	103.69	105.80
25	RA	756	C	C5-C4-N4	-5.28	116.50	120.20
25	RA	808	G	N1-C6-O6	-5.28	116.73	119.90
25	RA	945	A	N1-C6-N6	5.28	121.77	118.60
25	RA	1353	A	N1-C2-N3	5.28	131.94	129.30
25	RA	1998	G	N7-C8-N9	-5.28	110.46	113.10
25	RA	2419	U	C6-N1-C2	-5.28	117.83	121.00
25	RA	2682	U	C5-C6-N1	5.28	125.34	122.70
1	XA	485	G	OP2-P-O3'	5.28	116.82	105.20
1	XA	557	G	C4-C5-N7	5.28	112.91	110.80
1	XA	907	A	C4-C5-N7	5.28	113.34	110.70
1	XA	1339	A	C5-C6-N1	5.28	120.34	117.70
25	YA	1403	C	OP1-P-O3'	5.28	116.82	105.20
25	YA	1773	A	C4-C5-N7	-5.28	108.06	110.70
25	YA	2721	A	N1-C6-N6	5.28	121.77	118.60
25	RA	37	C	N3-C4-C5	5.28	124.01	121.90
25	RA	345	A	P-O3'-C3'	5.28	126.03	119.70
25	RA	583	G	C6-C5-N7	-5.28	127.23	130.40
25	RA	2624	G	C4-C5-N7	5.28	112.91	110.80
1	XA	1316	G	C8-N9-C1'	5.28	133.86	127.00
25	YA	203	C	C2-N3-C4	-5.28	117.26	119.90
25	YA	2665	A	C2-N3-C4	-5.28	107.96	110.60
25	RA	789	A	C6-C5-N7	5.28	135.99	132.30
25	RA	1304	C	C4-C5-C6	-5.28	114.76	117.40
1	XA	21	G	C4-C5-C6	5.28	121.97	118.80
1	XA	1362	C	N1-C2-O2	5.28	122.07	118.90

Continued on next page...

Continued from previous page...

Mol	Chain	Res	Type	Atoms	Z	Observed(°)	Ideal(°)
25	YA	121	G	C5-C6-N1	5.28	114.14	111.50
25	YA	1441	G	N1-C6-O6	5.28	123.07	119.90
25	YA	1904	G	C2-N3-C4	5.28	114.54	111.90
25	YA	2052	G	OP2-P-O3'	5.28	116.81	105.20
1	QA	35	G	N3-C4-C5	-5.28	125.96	128.60
1	QA	106	C	C4-C5-C6	5.28	120.04	117.40
1	QA	481	G	P-O3'-C3'	5.28	126.03	119.70
25	RA	454	A	N7-C8-N9	-5.28	111.16	113.80
25	RA	661	C	C6-N1-C2	-5.28	118.19	120.30
25	RA	924	C	C6-N1-C2	-5.28	118.19	120.30
1	XA	637	G	N3-C4-N9	5.28	129.16	126.00
25	YA	187	G	C8-N9-C4	5.28	108.51	106.40
25	YA	1306	C	C5-C4-N4	-5.28	116.51	120.20
25	YA	1984	G	C8-N9-C4	5.28	108.51	106.40
25	RA	34	C	O5'-P-OP1	5.27	117.03	110.70
1	XA	1112	C	C2-N1-C1'	5.27	124.60	118.80
25	YA	832	G	C5-C6-N1	-5.27	108.86	111.50
25	YA	1258	C	C5-C6-N1	-5.27	118.36	121.00
1	QA	226	G	N7-C8-N9	-5.27	110.46	113.10
1	QA	1206	G	N7-C8-N9	5.27	115.74	113.10
25	RA	401	A	C5-C6-N6	5.27	127.92	123.70
25	RA	2779	U	O4'-C1'-N1	5.27	112.42	108.20
54	R8	36	LYS	N-CA-C	-5.27	96.77	111.00
1	XA	126	G	C4-C5-C6	5.27	121.96	118.80
1	XA	186(A)	C	N1-C2-O2	5.27	122.06	118.90
25	YA	482	A	C5-C6-N6	-5.27	119.48	123.70
25	YA	1454	U	C6-N1-C2	5.27	124.16	121.00
25	YA	1904	G	C5-C6-O6	-5.27	125.44	128.60
25	RA	276	A	C8-N9-C4	5.27	107.91	105.80
25	RA	2051	A	N1-C6-N6	5.27	121.76	118.60
25	RA	2371	G	N3-C4-N9	-5.27	122.84	126.00
25	RA	2686	G	C8-N9-C4	5.27	108.51	106.40
1	XA	530	G	C4-N9-C1'	5.27	133.35	126.50
1	XA	800	G	C8-N9-C4	-5.27	104.29	106.40
25	YA	2262	U	N3-C2-O2	-5.27	118.51	122.20
25	RA	1784	A	O4'-C1'-N9	-5.27	103.98	108.20
1	XA	945	G	N1-C6-O6	5.27	123.06	119.90
25	YA	1258	C	N3-C2-O2	5.27	125.59	121.90
25	YA	1560	G	C4-C5-N7	5.27	112.91	110.80
25	YA	2004	G	C4-C5-N7	5.27	112.91	110.80
25	YA	2020	A	N1-C6-N6	-5.27	115.44	118.60
25	YA	2509	G	C6-C5-N7	-5.27	127.24	130.40

Continued on next page...

Continued from previous page...

Mol	Chain	Res	Type	Atoms	Z	Observed(°)	Ideal(°)
26	YB	82	G	N9-C4-C5	5.27	107.51	105.40
1	QA	573	A	O5'-P-OP2	-5.27	100.96	105.70
1	QA	612	C	N1-C2-O2	5.27	122.06	118.90
25	RA	126	A	C8-N9-C4	-5.27	103.69	105.80
25	RA	184	C	N3-C4-N4	-5.27	114.31	118.00
25	RA	187	G	N1-C6-O6	5.27	123.06	119.90
25	RA	1193	G	C5-C6-O6	-5.27	125.44	128.60
25	RA	2415	G	C8-N9-C1'	-5.27	120.15	127.00
25	RA	2612	C	O5'-P-OP2	-5.27	100.96	105.70
1	XA	342	C	C6-N1-C2	5.27	122.41	120.30
1	XA	903	G	N1-C2-N3	5.27	127.06	123.90
25	YA	521	G	C5-C6-N1	-5.27	108.87	111.50
25	YA	1151	G	C4-N9-C1'	5.27	133.35	126.50
25	YA	1361	G	C8-N9-C4	5.27	108.51	106.40
25	YA	2028	U	OP1-P-OP2	-5.27	111.70	119.60
25	YA	2277	G	C4-N9-C1'	5.27	133.35	126.50
1	QA	104	G	C6-C5-N7	-5.27	127.24	130.40
1	QA	298	A	C2-N3-C4	-5.27	107.97	110.60
1	QA	1513	A	C4-C5-N7	5.27	113.33	110.70
25	RA	127	A	C4-C5-C6	-5.27	114.37	117.00
25	RA	860	U	O5'-P-OP1	-5.27	100.96	105.70
25	YA	2432	A	C5-C6-N6	-5.27	119.49	123.70
1	QA	754	C	N3-C2-O2	-5.26	118.21	121.90
1	QA	1469	G	C8-N9-C4	-5.26	104.30	106.40
25	RA	2869	G	C6-C5-N7	-5.26	127.24	130.40
25	YA	568	U	C6-N1-C1'	5.26	128.57	121.20
25	YA	928	G	C5-C6-O6	-5.26	125.44	128.60
25	YA	1021	A	N1-C6-N6	5.26	121.76	118.60
25	YA	1273	U	N3-C2-O2	-5.26	118.52	122.20
26	YB	81	G	N3-C4-N9	5.26	129.16	126.00
25	YA	1367	A	C4-C5-C6	5.26	119.63	117.00
1	QA	294	U	O5'-P-OP1	-5.26	100.97	105.70
1	QA	919	A	N9-C4-C5	5.26	107.91	105.80
25	RA	58	G	N7-C8-N9	5.26	115.73	113.10
25	RA	1413	G	C4-C5-N7	5.26	112.91	110.80
25	RA	1502	C	C2-N1-C1'	5.26	124.59	118.80
25	RA	1967	C	C6-N1-C2	5.26	122.40	120.30
25	RA	2145	C	C6-N1-C2	-5.26	118.19	120.30
25	RA	2838	G	N1-C6-O6	5.26	123.06	119.90
25	YA	94	G	N3-C4-C5	-5.26	125.97	128.60
25	YA	267	C	C6-N1-C2	5.26	122.41	120.30
25	YA	672	C	C4-C5-C6	5.26	120.03	117.40

Continued on next page...

Continued from previous page...

Mol	Chain	Res	Type	Atoms	Z	Observed(°)	Ideal(°)
25	YA	677	A	C5-N7-C8	-5.26	101.27	103.90
25	YA	754	C	N3-C4-N4	-5.26	114.32	118.00
25	YA	793	A	O4'-C1'-N9	-5.26	103.99	108.20
25	YA	2326	C	C5-C6-N1	5.26	123.63	121.00
25	YA	2518	A	C4-C5-N7	5.26	113.33	110.70
25	YA	2599	G	C5-C6-N1	5.26	114.13	111.50
25	YA	2765	A	OP1-P-OP2	5.26	127.49	119.60
26	YB	54	G	C4-C5-C6	5.26	121.96	118.80
1	QA	387	U	O5'-P-OP1	5.26	117.01	110.70
25	RA	1517	G	C6-C5-N7	5.26	133.56	130.40
25	RA	2088	G	C6-C5-N7	-5.26	127.24	130.40
1	XA	314	C	N3-C2-O2	-5.26	118.22	121.90
1	XA	358	U	N3-C2-O2	-5.26	118.52	122.20
1	XA	1416	G	C4-N9-C1'	5.26	133.34	126.50
25	YA	562	U	OP2-P-O3'	5.26	116.77	105.20
25	YA	1142(A)	A	N7-C8-N9	5.26	116.43	113.80
25	RA	1137	G	N9-C4-C5	-5.26	103.30	105.40
1	XA	5	U	C6-N1-C1'	5.26	128.56	121.20
1	XA	784	C	N1-C2-O2	-5.26	115.75	118.90
25	YA	1974	C	N1-C2-O2	5.26	122.06	118.90
25	RA	475	U	N1-C2-N3	5.26	118.05	114.90
25	RA	962	G	N1-C2-N2	5.26	120.93	116.20
25	RA	2262	U	N1-C2-O2	5.26	126.48	122.80
25	YA	209	C	C5-C4-N4	-5.26	116.52	120.20
25	YA	324	A	C8-N9-C4	-5.26	103.70	105.80
25	YA	2481	G	N3-C4-C5	-5.26	125.97	128.60
25	YA	2490	G	N3-C4-C5	5.26	131.23	128.60
25	YA	2721	A	C2-N3-C4	-5.26	107.97	110.60
26	YB	39	A	N7-C8-N9	5.26	116.43	113.80
1	QA	575	G	N1-C6-O6	5.25	123.05	119.90
25	RA	27	G	C2-N3-C4	-5.25	109.27	111.90
25	RA	1601	G	N1-C6-O6	5.25	123.05	119.90
25	RA	2259	G	N1-C6-O6	5.25	123.05	119.90
1	XA	788	U	C5-C4-O4	-5.25	122.75	125.90
25	YA	117	G	C6-C5-N7	-5.25	127.25	130.40
1	QA	495	A	N1-C6-N6	-5.25	115.45	118.60
1	QA	1111	A	C8-N9-C4	-5.25	103.70	105.80
25	RA	676	A	C4-N9-C1'	5.25	135.75	126.30
1	XA	312	C	C2-N1-C1'	5.25	124.58	118.80
1	XA	401	C	O5'-P-OP2	-5.25	100.97	105.70
1	XA	683	G	N3-C4-C5	-5.25	125.97	128.60
1	XA	1323	G	C5-N7-C8	-5.25	101.67	104.30

Continued on next page...

Continued from previous page...

Mol	Chain	Res	Type	Atoms	Z	Observed(°)	Ideal(°)
25	YA	1889	A	N7-C8-N9	-5.25	111.17	113.80
25	YA	1935	G	C4-N9-C1'	-5.25	119.67	126.50
1	QA	31	G	P-O3'-C3'	5.25	126.00	119.70
1	QA	893	C	N1-C2-O2	5.25	122.05	118.90
25	RA	258	G	C2-N3-C4	-5.25	109.27	111.90
25	RA	793	A	C2-N3-C4	-5.25	107.97	110.60
25	RA	1891	G	N1-C2-N3	5.25	127.05	123.90
25	RA	1992	G	N3-C4-C5	-5.25	125.97	128.60
25	RA	2350	C	C2-N1-C1'	5.25	124.58	118.80
1	XA	494	U	N3-C4-O4	5.25	123.08	119.40
1	XA	759	A	N1-C6-N6	5.25	121.75	118.60
1	XA	1285	A	P-O3'-C3'	5.25	126.00	119.70
1	XA	1341	U	N1-C2-O2	-5.25	119.12	122.80
25	YA	327	G	N9-C4-C5	-5.25	103.30	105.40
25	YA	2004	G	N1-C2-N3	5.25	127.05	123.90
25	YA	2782	G	N3-C4-N9	5.25	129.15	126.00
25	RA	2037	G	N1-C6-O6	-5.25	116.75	119.90
1	XA	774	G	N1-C6-O6	5.25	123.05	119.90
1	XA	944	G	C4-N9-C1'	5.25	133.32	126.50
1	XA	1010	G	N3-C4-C5	5.25	131.22	128.60
25	YA	2532	G	N3-C4-C5	-5.25	125.97	128.60
25	RA	252	G	N3-C2-N2	-5.25	116.23	119.90
25	RA	398	G	N7-C8-N9	-5.25	110.48	113.10
25	RA	1299	G	C5-N7-C8	-5.25	101.68	104.30
25	RA	1496	A	O4'-C1'-N9	5.25	112.40	108.20
25	RA	1678	G	N3-C4-C5	5.25	131.22	128.60
25	RA	2710	C	N1-C2-O2	-5.25	115.75	118.90
1	XA	1415	G	N1-C6-O6	5.25	123.05	119.90
25	YA	176	G	O5'-P-OP1	-5.25	100.98	105.70
25	YA	870	A	N7-C8-N9	-5.25	111.18	113.80
25	YA	1799	G	C5-C6-O6	5.25	131.75	128.60
25	YA	2230	G	C4-C5-N7	5.25	112.90	110.80
25	YA	2247	A	C4-C5-C6	5.25	119.62	117.00
25	YA	2291	U	C6-N1-C2	-5.25	117.85	121.00
26	YB	95	U	C2-N1-C1'	-5.25	111.40	117.70
25	RA	739	G	OP2-P-O3'	5.25	116.74	105.20
25	RA	1144	G	C6-C5-N7	5.25	133.55	130.40
25	RA	2451	A	C8-N9-C4	-5.25	103.70	105.80
25	RA	2589	A	N7-C8-N9	-5.25	111.18	113.80
1	XA	1054	C	C5-C4-N4	-5.25	116.53	120.20
25	YA	270(G)	C	N3-C4-C5	-5.25	119.80	121.90
25	YA	329	G	N1-C6-O6	5.25	123.05	119.90

Continued on next page...

Continued from previous page...

Mol	Chain	Res	Type	Atoms	Z	Observed(°)	Ideal(°)
25	YA	529	A	C5-N7-C8	-5.25	101.28	103.90
25	YA	614	U	C6-N1-C2	-5.25	117.85	121.00
25	YA	965	C	N1-C2-O2	-5.25	115.75	118.90
25	YA	977	G	C5-C6-N1	5.25	114.12	111.50
25	YA	1705	G	C5-C6-N1	-5.25	108.88	111.50
25	YA	1818	U	N1-C2-O2	-5.25	119.13	122.80
25	YA	1994	C	C4-C5-C6	5.25	120.02	117.40
25	YA	2093	G	C4-C5-N7	5.25	112.90	110.80
25	YA	2346	A	C4-C5-C6	5.25	119.62	117.00
25	YA	2435	A	N1-C2-N3	5.25	131.92	129.30
25	YA	2714	G	C4-C5-N7	5.25	112.90	110.80
1	XA	799	G	C8-N9-C1'	-5.25	120.18	127.00
1	XA	941	G	C2-N3-C4	5.25	114.52	111.90
25	YA	693	C	N1-C2-N3	5.25	122.87	119.20
25	YA	1238	G	N1-C6-O6	5.25	123.05	119.90
25	YA	1435	G	C5-C6-N1	5.25	114.12	111.50
25	YA	1900	A	C5-C6-N1	5.25	120.32	117.70
25	YA	1933	G	C4-N9-C1'	5.25	133.32	126.50
25	YA	2067	G	N3-C4-N9	-5.25	122.85	126.00
25	YA	2573	C	N3-C4-C5	5.25	124.00	121.90
1	QA	380	G	N1-C6-O6	5.24	123.05	119.90
25	YA	1210	A	C5-N7-C8	-5.24	101.28	103.90
25	YA	2458	G	C8-N9-C4	-5.24	104.30	106.40
25	YA	2710	C	C5-C4-N4	5.24	123.87	120.20
25	RA	2570	G	C4-N9-C1'	5.24	133.31	126.50
25	RA	2744	G	C8-N9-C4	-5.24	104.30	106.40
22	XV	17	C	N3-C2-O2	-5.24	118.23	121.90
25	YA	396	G	C8-N9-C1'	-5.24	120.19	127.00
25	YA	834	C	C6-N1-C2	5.24	122.40	120.30
25	YA	1416	G	N7-C8-N9	-5.24	110.48	113.10
25	YA	1478	G	C4-C5-N7	-5.24	108.70	110.80
25	YA	2246	G	C8-N9-C4	-5.24	104.30	106.40
25	YA	2394	C	C5-C4-N4	-5.24	116.53	120.20
1	QA	1158	C	N3-C2-O2	-5.24	118.23	121.90
25	RA	700	G	C5-C6-O6	-5.24	125.46	128.60
25	RA	793	A	C8-N9-C4	5.24	107.90	105.80
25	RA	1337	G	OP1-P-O3'	5.24	116.73	105.20
25	RA	1421	G	N1-C6-O6	5.24	123.05	119.90
1	XA	116	A	C6-N1-C2	-5.24	115.46	118.60
25	YA	214	G	N1-C6-O6	-5.24	116.75	119.90
25	YA	218	A	C4-C5-C6	-5.24	114.38	117.00
25	YA	1900	A	C2-N3-C4	5.24	113.22	110.60

Continued on next page...

Continued from previous page...

Mol	Chain	Res	Type	Atoms	Z	Observed(°)	Ideal(°)
1	QA	1382	C	N3-C2-O2	-5.24	118.23	121.90
1	QA	1419	G	C4-C5-N7	5.24	112.89	110.80
25	RA	116	C	C5-C6-N1	5.24	123.62	121.00
1	XA	484	G	C4-N9-C1'	5.24	133.31	126.50
1	XA	1054	C	C5-C6-N1	5.24	123.62	121.00
1	QA	337	C	C2-N1-C1'	5.24	124.56	118.80
25	RA	1201	C	C6-N1-C2	5.24	122.39	120.30
25	RA	1333	C	N3-C4-N4	5.24	121.67	118.00
25	YA	2407	G	C4-C5-C6	5.24	121.94	118.80
25	RA	765	G	C5-N7-C8	-5.24	101.68	104.30
25	RA	1487	G	C4-C5-N7	5.24	112.89	110.80
25	RA	2751	G	N3-C4-C5	-5.24	125.98	128.60
25	YA	73	A	N9-C4-C5	5.24	107.89	105.80
25	YA	1381	G	C8-N9-C4	-5.24	104.31	106.40
25	YA	1568	G	C4-N9-C1'	-5.24	119.69	126.50
1	QA	778	G	C8-N9-C4	-5.23	104.31	106.40
1	XA	1027	C	P-O3'-C3'	5.23	125.98	119.70
1	XA	1506	U	C5-C4-O4	-5.23	122.76	125.90
25	YA	1606	G	C5-N7-C8	5.23	106.92	104.30
1	QA	752	G	N9-C4-C5	-5.23	103.31	105.40
25	RA	1733	G	C6-C5-N7	-5.23	127.26	130.40
25	RA	2606	C	N1-C2-O2	-5.23	115.76	118.90
1	XA	299	G	C6-N1-C2	5.23	128.24	125.10
25	YA	448	U	N3-C2-O2	-5.23	118.54	122.20
25	YA	774	A	C6-C5-N7	-5.23	128.64	132.30
25	YA	783	A	N1-C2-N3	5.23	131.92	129.30
25	YA	793	A	C6-C5-N7	-5.23	128.64	132.30
25	YA	1202	C	OP2-P-O3'	5.23	116.71	105.20
25	YA	1959	G	C5-C6-N1	5.23	114.12	111.50
25	YA	2525	G	C8-N9-C4	5.23	108.49	106.40
25	YA	2583	G	C6-C5-N7	-5.23	127.26	130.40
25	RA	629	G	C4-C5-C6	5.23	121.94	118.80
25	RA	1734	C	C5-C6-N1	5.23	123.61	121.00
26	RB	9	G	C2-N3-C4	5.23	114.52	111.90
1	XA	1480	G	C4-N9-C1'	-5.23	119.70	126.50
25	YA	295	G	C5-C6-N1	-5.23	108.89	111.50
25	YA	1818	U	C6-N1-C1'	5.23	128.52	121.20
25	RA	568	U	C5-C4-O4	5.23	129.04	125.90
25	RA	687	C	C5-C6-N1	5.23	123.61	121.00
25	YA	893	C	N1-C2-O2	5.23	122.04	118.90
25	YA	1160	G	C4-C5-N7	5.23	112.89	110.80
1	QA	1211	U	C5-C6-N1	-5.23	120.09	122.70

Continued on next page...

Continued from previous page...

Mol	Chain	Res	Type	Atoms	Z	Observed(°)	Ideal(°)
1	QA	1372	U	C6-N1-C2	-5.23	117.86	121.00
25	RA	861	A	N1-C2-N3	5.23	131.91	129.30
25	RA	1553	A	C4-C5-C6	5.23	119.61	117.00
25	RA	1835	G	C4-N9-C1'	5.23	133.30	126.50
25	RA	2581	G	N9-C4-C5	5.23	107.49	105.40
1	XA	1488	G	N1-C6-O6	5.23	123.04	119.90
25	YA	570	G	C5-N7-C8	5.23	106.91	104.30
25	YA	1888	G	N3-C4-C5	-5.23	125.99	128.60
1	QA	1401	G	C6-C5-N7	-5.23	127.27	130.40
1	QA	1469	G	C4-C5-C6	5.23	121.94	118.80
25	RA	2710	C	N3-C4-C5	-5.23	119.81	121.90
25	YA	264	C	N1-C2-N3	-5.23	115.54	119.20
25	YA	1316	U	O5'-P-OP2	-5.23	101.00	105.70
25	YA	2244	U	OP1-P-OP2	-5.23	111.76	119.60
36	YQ	5	ARG	N-CA-C	-5.23	96.89	111.00
25	RA	71	A	N9-C4-C5	-5.22	103.71	105.80
25	RA	448	U	C6-N1-C2	5.22	124.14	121.00
25	RA	1115	G	N3-C4-C5	5.22	131.21	128.60
25	RA	1809	A	C4-N9-C1'	5.22	135.70	126.30
25	RA	2345	G	C4-C5-N7	-5.22	108.71	110.80
25	RA	2582	G	N1-C2-N3	5.22	127.03	123.90
1	XA	1103	C	N1-C2-O2	5.22	122.03	118.90
1	XA	1376	U	N1-C2-N3	5.22	118.03	114.90
25	YA	869	G	C5-C6-N1	-5.22	108.89	111.50
25	YA	2249	U	N3-C4-O4	5.22	123.06	119.40
25	YA	2367	G	N1-C6-O6	5.22	123.03	119.90
25	YA	2766	G	C5-C6-O6	-5.22	125.47	128.60
25	RA	1266	G	N7-C8-N9	-5.22	110.49	113.10
25	RA	1696	G	C5-C6-N1	5.22	114.11	111.50
25	RA	2367	G	C4-N9-C1'	5.22	133.29	126.50
25	RA	2372	G	N3-C2-N2	-5.22	116.24	119.90
26	RB	86	G	N9-C4-C5	-5.22	103.31	105.40
1	XA	59	A	C2-N3-C4	5.22	113.21	110.60
1	XA	944	G	C8-N9-C4	-5.22	104.31	106.40
25	YA	961	C	C6-N1-C1'	-5.22	114.53	120.80
25	YA	1315	C	C2-N3-C4	-5.22	117.29	119.90
25	YA	1528	A	C4-C5-C6	5.22	119.61	117.00
25	YA	2383	G	N3-C4-N9	5.22	129.13	126.00
25	YA	2717	G	C5-C6-O6	-5.22	125.47	128.60
25	YA	2751	G	N7-C8-N9	5.22	115.71	113.10
25	RA	1610	A	N7-C8-N9	5.22	116.41	113.80
1	XA	1478	C	C2-N3-C4	-5.22	117.29	119.90

Continued on next page...

Continued from previous page...

Mol	Chain	Res	Type	Atoms	Z	Observed(°)	Ideal(°)
25	YA	86	C	OP2-P-O3'	5.22	116.69	105.20
25	YA	844	C	C6-N1-C2	5.22	122.39	120.30
25	YA	953	A	O5'-P-OP1	-5.22	101.00	105.70
25	RA	103	A	C5-C6-N1	-5.22	115.09	117.70
25	RA	756	C	C2-N1-C1'	5.22	124.54	118.80
25	RA	2035	G	O4'-C1'-N9	5.22	112.38	108.20
1	XA	1332	A	C4-C5-C6	5.22	119.61	117.00
1	XA	1487	G	N1-C6-O6	-5.22	116.77	119.90
25	YA	667	U	N3-C2-O2	5.22	125.85	122.20
25	YA	777	A	N1-C2-N3	5.22	131.91	129.30
25	YA	1301	A	C4-C5-C6	5.22	119.61	117.00
26	YB	82	G	C2-N3-C4	-5.22	109.29	111.90
25	RA	1795	C	N3-C4-C5	-5.22	119.81	121.90
1	XA	247	G	C4-C5-C6	5.22	121.93	118.80
1	XA	484	G	C4-C5-N7	-5.22	108.71	110.80
25	YA	768	G	C2-N3-C4	-5.22	109.29	111.90
25	YA	2690	C	C2-N1-C1'	-5.22	113.06	118.80
1	QA	565	U	C2-N1-C1'	5.22	123.96	117.70
1	QA	1513	A	N7-C8-N9	5.22	116.41	113.80
25	RA	55	G	C6-N1-C2	-5.22	121.97	125.10
25	RA	1299	G	C4-C5-N7	5.22	112.89	110.80
25	RA	1979	C	N3-C2-O2	-5.22	118.25	121.90
25	RA	2345	G	C5-C6-O6	5.22	131.73	128.60
25	RA	2579	C	N1-C2-O2	-5.22	115.77	118.90
1	XA	48	C	N1-C2-O2	5.22	122.03	118.90
1	XA	112	G	N7-C8-N9	5.22	115.71	113.10
25	YA	86	C	N3-C4-C5	5.22	123.99	121.90
25	YA	693	C	C5-C6-N1	-5.22	118.39	121.00
25	YA	715	G	C4-C5-N7	5.22	112.89	110.80
25	YA	731	C	C6-N1-C2	5.22	122.39	120.30
25	YA	794	G	N1-C6-O6	5.22	123.03	119.90
25	YA	1125	G	OP1-P-OP2	-5.22	111.78	119.60
25	YA	1136	G	O5'-P-OP2	-5.22	101.00	105.70
1	QA	353	A	C4-C5-C6	-5.21	114.39	117.00
25	RA	921	G	C8-N9-C4	-5.21	104.31	106.40
25	RA	2292	C	C4-C5-C6	-5.21	114.79	117.40
25	RA	2540	C	C2-N3-C4	-5.21	117.29	119.90
1	XA	521	G	C5-C6-N1	5.21	114.11	111.50
25	YA	511	U	O5'-P-OP1	-5.21	101.01	105.70
1	QA	727	G	N1-C6-O6	-5.21	116.77	119.90
25	RA	1984	G	C6-C5-N7	-5.21	127.27	130.40
25	RA	2199	A	C8-N9-C4	-5.21	103.72	105.80

Continued on next page...

Continued from previous page...

Mol	Chain	Res	Type	Atoms	Z	Observed(°)	Ideal(°)
25	RA	2318	G	C4-N9-C1'	5.21	133.28	126.50
1	XA	854	G	C8-N9-C1'	-5.21	120.22	127.00
1	XA	885	G	N3-C4-N9	-5.21	122.87	126.00
1	XA	1480	G	N3-C4-N9	-5.21	122.87	126.00
25	YA	188	G	N1-C2-N2	-5.21	111.51	116.20
25	YA	191	A	C8-N9-C4	-5.21	103.72	105.80
25	YA	531	C	C4-C5-C6	5.21	120.01	117.40
25	YA	806	C	C6-N1-C2	-5.21	118.22	120.30
25	YA	1560	G	O5'-P-OP2	-5.21	101.01	105.70
25	YA	1572	A	C8-N9-C4	5.21	107.89	105.80
25	YA	2588	G	C5-C6-N1	5.21	114.11	111.50
25	YA	2662	A	C8-N9-C4	-5.21	103.72	105.80
26	YB	31	C	C6-N1-C2	-5.21	118.22	120.30
25	RA	130	C	C2-N3-C4	-5.21	117.29	119.90
25	RA	141	A	C4-C5-N7	5.21	113.31	110.70
25	RA	151	C	N3-C4-C5	5.21	123.98	121.90
25	RA	1612	C	C2-N3-C4	-5.21	117.29	119.90
25	RA	1756	G	C6-C5-N7	-5.21	127.27	130.40
25	RA	1949	G	N3-C4-C5	-5.21	125.99	128.60
1	XA	564	C	N3-C4-C5	-5.21	119.81	121.90
1	XA	865	A	C5-C6-N6	-5.21	119.53	123.70
1	XA	1504	G	N1-C2-N3	5.21	127.03	123.90
25	YA	219	G	C8-N9-C4	-5.21	104.31	106.40
25	YA	250	G	O5'-P-OP1	-5.21	101.01	105.70
25	YA	1487	G	C4-C5-N7	5.21	112.89	110.80
25	YA	2067	G	N3-C2-N2	-5.21	116.25	119.90
25	YA	2069	G	OP2-P-O3'	5.21	116.67	105.20
25	RA	2077	A	C5-C6-N1	-5.21	115.09	117.70
25	YA	521	G	N1-C6-O6	5.21	123.03	119.90
25	YA	570	G	C2-N3-C4	-5.21	109.30	111.90
25	YA	1260	G	N3-C4-C5	-5.21	126.00	128.60
1	QA	716	A	O5'-P-OP1	-5.21	101.01	105.70
25	RA	401	A	C4-C5-N7	-5.21	108.09	110.70
25	RA	856	C	C4-C5-C6	-5.21	114.80	117.40
25	RA	1433	U	C4-C5-C6	-5.21	116.57	119.70
36	RQ	5	ARG	N-CA-C	-5.21	96.94	111.00
1	XA	944	G	C6-C5-N7	-5.21	127.28	130.40
25	YA	486	C	O5'-P-OP1	-5.21	101.01	105.70
25	YA	576	U	C5-C4-O4	-5.21	122.78	125.90
25	YA	2856	C	C6-N1-C2	-5.21	118.22	120.30
1	QA	106	C	OP2-P-O3'	5.21	116.66	105.20
25	RA	577	G	C6-C5-N7	-5.21	127.28	130.40

Continued on next page...

Continued from previous page...

Mol	Chain	Res	Type	Atoms	Z	Observed(°)	Ideal(°)
25	RA	817	C	N3-C4-C5	5.21	123.98	121.90
1	XA	732	C	N3-C2-O2	-5.21	118.26	121.90
1	XA	776	G	C8-N9-C4	-5.21	104.32	106.40
25	YA	175	G	C5-C6-N1	-5.21	108.90	111.50
25	YA	681	G	N1-C6-O6	5.21	123.02	119.90
25	YA	1816	G	N1-C6-O6	5.21	123.02	119.90
25	YA	2360	A	N1-C2-N3	5.21	131.90	129.30
25	RA	956	G	N1-C6-O6	5.21	123.02	119.90
1	XA	690	G	O4'-C1'-N9	5.21	112.36	108.20
1	XA	1124	G	C8-N9-C4	-5.21	104.32	106.40
25	YA	1312	U	OP1-P-O3'	5.21	116.65	105.20
1	QA	129	U	C4-C5-C6	5.20	122.82	119.70
25	RA	399	G	C8-N9-C4	5.20	108.48	106.40
25	RA	508	G	P-O3'-C3'	5.20	125.94	119.70
25	YA	391	G	C4-C5-N7	5.20	112.88	110.80
25	YA	474	G	C5-C6-N1	-5.20	108.90	111.50
25	RA	822	U	O4'-C1'-N1	5.20	112.36	108.20
19	XS	79	THR	N-CA-C	-5.20	96.95	111.00
25	YA	381	G	C8-N9-C4	5.20	108.48	106.40
25	YA	759	G	C4-C5-N7	5.20	112.88	110.80
25	YA	859	G	OP2-P-O3'	5.20	116.64	105.20
25	YA	2736	G	C5-C6-N1	-5.20	108.90	111.50
1	QA	284	G	N9-C4-C5	-5.20	103.32	105.40
25	RA	389	G	N1-C6-O6	5.20	123.02	119.90
25	RA	559	G	C5-N7-C8	5.20	106.90	104.30
25	RA	583	G	C8-N9-C4	-5.20	104.32	106.40
25	RA	1521	G	N3-C4-N9	5.20	129.12	126.00
25	RA	2429	G	N3-C4-C5	-5.20	126.00	128.60
25	RA	2429	G	N3-C4-N9	5.20	129.12	126.00
1	XA	121	C	C5-C6-N1	5.20	123.60	121.00
1	XA	1382	C	N1-C2-O2	5.20	122.02	118.90
25	RA	2549	G	C8-N9-C1'	-5.20	120.24	127.00
38	RS	110	LEU	CA-CB-CG	5.20	127.25	115.30
1	XA	509	A	N1-C6-N6	-5.20	115.48	118.60
1	XA	1504	G	C8-N9-C4	-5.20	104.32	106.40
25	YA	333	G	C5-N7-C8	-5.20	101.70	104.30
25	YA	1666	G	C5-C6-O6	-5.20	125.48	128.60
1	QA	921	U	C6-N1-C2	-5.20	117.88	121.00
1	QA	922	G	C4-N9-C1'	5.20	133.26	126.50
25	RA	1276	A	N7-C8-N9	5.20	116.40	113.80
25	YA	852	G	N3-C4-C5	-5.20	126.00	128.60
25	YA	1457	A	C4-C5-C6	5.20	119.60	117.00

Continued on next page...

Continued from previous page...

Mol	Chain	Res	Type	Atoms	Z	Observed(°)	Ideal(°)
1	XA	244	U	C6-N1-C1'	-5.20	113.93	121.20
1	XA	837	G	N3-C4-C5	-5.20	126.00	128.60
25	YA	508	G	P-O3'-C3'	5.20	125.94	119.70
25	YA	705	A	C2-N3-C4	-5.20	108.00	110.60
25	YA	906	G	C8-N9-C4	-5.20	104.32	106.40
25	YA	916	G	N7-C8-N9	5.20	115.70	113.10
25	YA	952	G	N3-C4-N9	5.20	129.12	126.00
25	YA	1251	C	O5'-P-OP2	-5.20	101.02	105.70
25	YA	1989	G	C2-N3-C4	-5.20	109.30	111.90
38	YS	110	LEU	CA-CB-CG	5.20	127.25	115.30
1	QA	259	G	C2-N3-C4	-5.19	109.30	111.90
1	QA	703	G	C2-N3-C4	5.19	114.50	111.90
1	QA	1392	G	N3-C4-C5	5.19	131.20	128.60
25	RA	116	C	O4'-C1'-N1	5.19	112.36	108.20
25	RA	209	C	C2-N1-C1'	-5.19	113.09	118.80
25	RA	1376	C	N1-C2-O2	5.19	122.02	118.90
26	RB	75	G	C8-N9-C1'	-5.19	120.25	127.00
25	YA	1890	A	C5-N7-C8	-5.19	101.30	103.90
1	QA	247	G	C5-C6-N1	-5.19	108.90	111.50
25	RA	271(C)	U	C6-N1-C2	-5.19	117.89	121.00
25	RA	726	G	N1-C6-O6	-5.19	116.78	119.90
25	RA	1458	C	N3-C4-C5	5.19	123.98	121.90
25	RA	1628	G	N1-C6-O6	5.19	123.02	119.90
25	RA	2342	C	N1-C2-O2	5.19	122.02	118.90
26	RB	28	C	O5'-P-OP2	-5.19	101.03	105.70
1	XA	703	G	C5-C6-O6	5.19	131.72	128.60
1	XA	792	A	C6-N1-C2	5.19	121.72	118.60
25	YA	1500	G	N3-C4-C5	-5.19	126.00	128.60
25	YA	2296	U	C6-N1-C2	-5.19	117.89	121.00
25	YA	2454	G	OP2-P-O3'	5.19	116.62	105.20
25	YA	2553	G	OP1-P-O3'	5.19	116.62	105.20
25	RA	71	A	O5'-P-OP2	-5.19	101.03	105.70
25	RA	949	C	C5-C6-N1	-5.19	118.41	121.00
25	RA	1990	C	N3-C4-C5	-5.19	119.82	121.90
25	RA	2042	A	C5-C6-N1	-5.19	115.10	117.70
26	RB	84	C	C6-N1-C2	5.19	122.38	120.30
32	RI	72	LEU	CA-CB-CG	5.19	127.24	115.30
1	XA	190	G	C2-N3-C4	5.19	114.50	111.90
1	XA	1412	C	N3-C4-C5	5.19	123.98	121.90
25	YA	179	G	C6-C5-N7	-5.19	127.29	130.40
25	YA	494	G	C5-N7-C8	-5.19	101.70	104.30
25	YA	2029	G	C4-C5-N7	-5.19	108.72	110.80

Continued on next page...

Continued from previous page...

Mol	Chain	Res	Type	Atoms	Z	Observed(°)	Ideal(°)
25	YA	2256	G	N3-C2-N2	5.19	123.53	119.90
25	YA	2501	C	OP2-P-O3'	5.19	116.62	105.20
1	QA	374	A	C4-C5-N7	5.19	113.29	110.70
1	QA	1473	A	N7-C8-N9	-5.19	111.21	113.80
1	XA	1159	U	O4'-C1'-N1	5.19	112.35	108.20
25	YA	16	G	N1-C6-O6	5.19	123.01	119.90
25	YA	117	G	C4-N9-C1'	5.19	133.25	126.50
25	YA	2495	G	N1-C6-O6	5.19	123.01	119.90
25	YA	2506	U	N3-C4-O4	-5.19	115.77	119.40
1	QA	724	G	N9-C4-C5	-5.19	103.33	105.40
25	RA	203	C	N3-C2-O2	5.19	125.53	121.90
25	RA	503	A	C6-N1-C2	-5.19	115.49	118.60
25	RA	702	G	C5-C6-N1	-5.19	108.91	111.50
25	RA	1462	C	C6-N1-C2	-5.19	118.22	120.30
25	RA	1776	G	N7-C8-N9	5.19	115.69	113.10
25	RA	2576	G	N7-C8-N9	5.19	115.69	113.10
25	RA	2617	C	C5-C6-N1	-5.19	118.41	121.00
1	XA	432	A	N1-C2-N3	-5.19	126.71	129.30
25	YA	1183	G	C4-C5-N7	5.19	112.88	110.80
25	YA	1368	G	C4-N9-C1'	5.19	133.24	126.50
25	YA	1762	A	C5-C6-N6	5.19	127.85	123.70
25	YA	1770	G	N1-C6-O6	5.19	123.01	119.90
25	RA	1268	A	N9-C4-C5	5.19	107.87	105.80
25	RA	1299	G	C4-C5-C6	-5.19	115.69	118.80
25	RA	1817	G	C6-C5-N7	-5.19	127.29	130.40
25	RA	2716	U	N3-C4-O4	5.19	123.03	119.40
1	XA	992	U	P-O3'-C3'	5.19	125.92	119.70
25	YA	2307	G	C8-N9-C4	-5.19	104.33	106.40
25	YA	2312	U	N3-C4-O4	5.19	123.03	119.40
25	YA	2428	G	N1-C6-O6	5.19	123.01	119.90
1	QA	53	A	N7-C8-N9	5.18	116.39	113.80
25	RA	145	G	C8-N9-C4	5.18	108.47	106.40
25	RA	855	G	C6-C5-N7	-5.18	127.29	130.40
25	RA	2335	A	O4'-C1'-N9	5.18	112.35	108.20
25	RA	2544	G	C4-C5-N7	5.18	112.87	110.80
25	RA	2822	G	N1-C6-O6	5.18	123.01	119.90
25	YA	827	U	N3-C4-O4	-5.18	115.77	119.40
25	YA	1222	C	C6-N1-C2	5.18	122.37	120.30
25	YA	1408	C	C6-N1-C2	-5.18	118.23	120.30
25	YA	1642	G	C4-C5-C6	5.18	121.91	118.80
25	YA	2318	G	C6-C5-N7	-5.18	127.29	130.40
25	YA	2572	A	C8-N9-C4	-5.18	103.73	105.80

Continued on next page...

Continued from previous page...

Mol	Chain	Res	Type	Atoms	Z	Observed(°)	Ideal(°)
25	YA	2681	C	C5-C6-N1	5.18	123.59	121.00
25	YA	2691	C	N3-C2-O2	5.18	125.53	121.90
25	RA	363(C)	G	N3-C4-C5	5.18	131.19	128.60
25	RA	1142(A)	A	N3-C4-C5	5.18	130.43	126.80
25	RA	1441	G	C8-N9-C4	5.18	108.47	106.40
25	RA	1528	A	N7-C8-N9	5.18	116.39	113.80
25	RA	2826	A	C2-N3-C4	-5.18	108.01	110.60
1	XA	801	U	C2-N3-C4	-5.18	123.89	127.00
25	YA	376	C	C5-C6-N1	-5.18	118.41	121.00
25	YA	761	A	C8-N9-C4	-5.18	103.73	105.80
25	YA	792	G	OP1-P-OP2	5.18	127.38	119.60
25	YA	1156	A	N1-C6-N6	5.18	121.71	118.60
25	YA	1444	G	N3-C4-C5	-5.18	126.01	128.60
25	YA	2015	A	O5'-P-OP2	5.18	116.92	110.70
25	YA	2385	C	N3-C4-C5	5.18	123.97	121.90
25	YA	2677	G	C4-C5-C6	5.18	121.91	118.80
25	RA	1342	A	C4-N9-C1'	-5.18	116.97	126.30
25	RA	2831	G	C4-C5-C6	5.18	121.91	118.80
25	YA	856	C	N3-C4-N4	5.18	121.63	118.00
25	YA	1264	G	C5-N7-C8	5.18	106.89	104.30
25	YA	2053	G	C5-N7-C8	-5.18	101.71	104.30
25	YA	2573	C	C2-N1-C1'	5.18	124.50	118.80
1	QA	11	G	C8-N9-C4	-5.18	104.33	106.40
1	QA	332	G	C5-C6-N1	5.18	114.09	111.50
1	QA	496	A	N9-C4-C5	5.18	107.87	105.80
25	RA	1264	G	OP2-P-O3'	5.18	116.59	105.20
25	RA	1522	G	O4'-C1'-N9	5.18	112.34	108.20
1	XA	1204	A	N9-C4-C5	-5.18	103.73	105.80
1	XA	1352	C	C6-N1-C2	-5.18	118.23	120.30
1	XA	1455	G	C4-N9-C1'	-5.18	119.77	126.50
25	RA	1334	G	N3-C4-C5	-5.18	126.01	128.60
25	RA	2449	U	C2-N1-C1'	5.18	123.91	117.70
25	YA	534	U	N1-C2-N3	5.18	118.01	114.90
25	YA	1984	G	C6-C5-N7	-5.18	127.29	130.40
25	YA	2329	G	N7-C8-N9	-5.18	110.51	113.10
1	QA	716	A	C6-C5-N7	-5.18	128.68	132.30
25	RA	1776	G	N9-C4-C5	-5.18	103.33	105.40
25	RA	2048	G	C4-C5-C6	5.18	121.91	118.80
25	RA	2418	A	C8-N9-C4	5.18	107.87	105.80
25	RA	2844	G	C4-C5-N7	5.18	112.87	110.80
25	YA	1029	A	OP1-P-OP2	-5.18	111.83	119.60
25	YA	2466	C	C2-N3-C4	-5.18	117.31	119.90

Continued on next page...

Continued from previous page...

Mol	Chain	Res	Type	Atoms	Z	Observed(°)	Ideal(°)
1	QA	26	A	C6-C5-N7	5.17	135.92	132.30
1	QA	1340	A	C6-C5-N7	-5.17	128.68	132.30
25	RA	74	A	O4'-C1'-N9	-5.17	104.06	108.20
25	RA	258	G	C5-C6-N1	-5.17	108.91	111.50
1	XA	320	C	C2-N1-C1'	-5.17	113.11	118.80
25	YA	228	A	C6-C5-N7	-5.17	128.68	132.30
25	YA	382	G	C4-C5-N7	5.17	112.87	110.80
25	YA	1401	G	C4-C5-C6	5.17	121.90	118.80
25	YA	2213	U	O4'-C1'-N1	5.17	112.34	108.20
25	YA	2225	A	C5-C6-N1	5.17	120.29	117.70
25	RA	974	G	C2-N3-C4	5.17	114.49	111.90
25	YA	2430	A	N1-C6-N6	5.17	121.70	118.60
1	QA	1417	G	C8-N9-C1'	-5.17	120.28	127.00
25	RA	270(X)	G	C2-N3-C4	-5.17	109.31	111.90
25	RA	595	C	C5-C6-N1	5.17	123.59	121.00
25	RA	941	A	N1-C6-N6	-5.17	115.50	118.60
25	RA	1195	G	N7-C8-N9	5.17	115.69	113.10
25	RA	2237	G	C8-N9-C1'	-5.17	120.28	127.00
25	RA	2447	G	P-O3'-C3'	5.17	125.91	119.70
1	XA	522	C	C6-N1-C2	5.17	122.37	120.30
1	XA	782	A	C2-N3-C4	-5.17	108.02	110.60
1	XA	853	G	N9-C4-C5	-5.17	103.33	105.40
25	YA	354	G	C4-C5-N7	5.17	112.87	110.80
25	YA	874	G	N9-C1'-C2'	-5.17	106.31	112.00
25	YA	974	G	C5-N7-C8	-5.17	101.71	104.30
25	YA	1250	G	C4-N9-C1'	-5.17	119.78	126.50
25	YA	1484	G	C5-C6-N1	-5.17	108.92	111.50
25	YA	1500	G	N3-C4-N9	5.17	129.10	126.00
25	YA	2655	G	OP2-P-O3'	5.17	116.58	105.20
26	YB	108	C	C5-C6-N1	-5.17	118.41	121.00
25	RA	933	A	N1-C6-N6	5.17	121.70	118.60
25	RA	1239	G	C4-C5-N7	5.17	112.87	110.80
25	RA	1313	U	OP1-P-O3'	5.17	116.58	105.20
1	XA	1061	G	C6-C5-N7	-5.17	127.30	130.40
25	YA	715	G	N3-C2-N2	5.17	123.52	119.90
25	YA	836	G	N3-C4-N9	5.17	129.10	126.00
25	YA	2351	G	N3-C4-C5	-5.17	126.02	128.60
1	QA	502	G	N1-C6-O6	5.17	123.00	119.90
25	RA	607	U	N3-C4-O4	-5.17	115.78	119.40
25	RA	1137	G	C4-C5-N7	5.17	112.87	110.80
25	RA	1651	G	N3-C4-N9	5.17	129.10	126.00
25	RA	1894	C	C2-N3-C4	-5.17	117.32	119.90

Continued on next page...

Continued from previous page...

Mol	Chain	Res	Type	Atoms	Z	Observed(°)	Ideal(°)
25	RA	2290	G	C5-C6-N1	-5.17	108.92	111.50
25	RA	2523	G	C8-N9-C1'	-5.17	120.28	127.00
25	YA	1325	G	C4-C5-N7	-5.17	108.73	110.80
25	YA	1473	G	C5-C6-N1	-5.17	108.92	111.50
25	RA	840	C	OP1-P-OP2	5.17	127.35	119.60
25	RA	2194	G	N3-C4-C5	-5.17	126.02	128.60
1	XA	317	G	C6-C5-N7	-5.17	127.30	130.40
25	YA	1891	G	C4-C5-N7	5.17	112.87	110.80
25	YA	2006	C	C6-N1-C2	5.17	122.37	120.30
25	YA	2685	G	C4-C5-N7	-5.17	108.73	110.80
25	RA	393	C	N1-C2-N3	5.17	122.81	119.20
25	RA	1050	A	C8-N9-C4	-5.17	103.73	105.80
25	YA	240	G	C6-C5-N7	-5.17	127.30	130.40
25	YA	2005	A	N9-C4-C5	5.17	107.87	105.80
1	QA	1183	A	N7-C8-N9	-5.16	111.22	113.80
25	RA	686	G	N3-C4-C5	-5.16	126.02	128.60
25	RA	1696	G	C2-N3-C4	5.16	114.48	111.90
25	YA	406	G	C6-C5-N7	-5.16	127.30	130.40
25	YA	1027	A	N1-C6-N6	5.16	121.70	118.60
25	YA	1549	C	P-O3'-C3'	-5.16	113.50	119.70
1	QA	1235	U	C6-N1-C2	-5.16	117.90	121.00
25	RA	1624	G	C4-C5-N7	5.16	112.86	110.80
25	YA	788	A	N1-C2-N3	-5.16	126.72	129.30
25	YA	1135	C	N1-C2-N3	-5.16	115.59	119.20
25	YA	2470	G	N3-C4-N9	-5.16	122.90	126.00
25	YA	2616	C	N1-C2-O2	-5.16	115.80	118.90
1	QA	107	G	N3-C4-C5	5.16	131.18	128.60
1	QA	716	A	N7-C8-N9	5.16	116.38	113.80
25	RA	1678	G	C2-N3-C4	-5.16	109.32	111.90
25	YA	63	U	C4-C5-C6	5.16	122.80	119.70
25	YA	244	A	N1-C2-N3	-5.16	126.72	129.30
25	YA	704	G	N1-C2-N3	5.16	127.00	123.90
25	YA	941	A	C8-N9-C4	-5.16	103.74	105.80
25	YA	1698	A	P-O3'-C3'	5.16	125.89	119.70
25	YA	2080	G	N1-C2-N3	5.16	127.00	123.90
25	YA	2542	A	P-O3'-C3'	-5.16	113.51	119.70
1	QA	785	G	C5-C6-N1	-5.16	108.92	111.50
1	QA	1081	G	O5'-P-OP2	5.16	116.89	110.70
25	RA	926	A	C4-C5-N7	5.16	113.28	110.70
25	RA	1792	G	N9-C4-C5	-5.16	103.34	105.40
25	YA	752	A	O5'-P-OP1	-5.16	101.06	105.70
25	YA	1899	G	C5-N7-C8	-5.16	101.72	104.30

Continued on next page...

Continued from previous page...

Mol	Chain	Res	Type	Atoms	Z	Observed(°)	Ideal(°)
26	YB	112	G	N1-C6-O6	5.16	123.00	119.90
25	RA	2067	G	N1-C6-O6	-5.16	116.81	119.90
1	XA	101	A	C8-N9-C4	-5.16	103.74	105.80
1	QA	5	U	P-O3'-C3'	5.16	125.89	119.70
19	QS	79	THR	N-CA-C	-5.16	97.08	111.00
25	RA	249	C	C2-N1-C1'	-5.16	113.13	118.80
25	RA	532	A	O4'-C1'-N9	5.16	112.33	108.20
25	RA	1458	C	C6-N1-C2	5.16	122.36	120.30
25	RA	1951	U	C4-C5-C6	5.16	122.79	119.70
25	RA	2504	U	N1-C2-N3	-5.16	111.81	114.90
25	RA	2820	A	P-O3'-C3'	5.16	125.89	119.70
1	XA	1084	G	C4-C5-N7	-5.16	108.74	110.80
25	YA	960	A	N3-C4-C5	5.16	130.41	126.80
25	YA	1010	A	OP2-P-O3'	5.16	116.54	105.20
25	YA	1377	G	C8-N9-C1'	-5.16	120.30	127.00
25	YA	1551	C	N1-C2-O2	-5.16	115.81	118.90
25	YA	2450	A	C6-N1-C2	-5.16	115.51	118.60
25	YA	2470	G	C4-N9-C1'	-5.16	119.80	126.50
1	QA	11	G	O5'-P-OP1	-5.15	101.06	105.70
1	XA	698	G	C5-C6-O6	-5.15	125.51	128.60
1	XA	1145	C	P-O3'-C3'	5.15	125.88	119.70
25	YA	382	G	C8-N9-C1'	5.15	133.70	127.00
25	YA	793	A	N1-C6-N6	5.15	121.69	118.60
25	YA	1383	C	C5-C6-N1	5.15	123.58	121.00
25	YA	2859	G	C5-C6-O6	5.15	131.69	128.60
25	RA	459	U	N1-C2-N3	5.15	117.99	114.90
25	RA	1274	A	N3-C4-N9	-5.15	123.28	127.40
25	RA	1496	A	C4-C5-C6	5.15	119.58	117.00
1	XA	29	G	N9-C4-C5	-5.15	103.34	105.40
1	XA	138	G	C6-C5-N7	-5.15	127.31	130.40
25	YA	410	G	O5'-P-OP1	-5.15	101.06	105.70
25	YA	1597	A	N7-C8-N9	-5.15	111.22	113.80
25	YA	2497	A	N1-C6-N6	5.15	121.69	118.60
25	YA	2622	C	N3-C4-N4	-5.15	114.39	118.00
25	YA	2646	C	C5-C6-N1	5.15	123.58	121.00
1	QA	108	G	C8-N9-C1'	-5.15	120.31	127.00
1	QA	772	U	O5'-P-OP1	5.15	116.88	110.70
1	QA	864	A	C2-N3-C4	5.15	113.17	110.60
25	RA	637	A	P-O3'-C3'	5.15	125.88	119.70
25	RA	2598	A	N1-C6-N6	-5.15	115.51	118.60
25	YA	228	A	N7-C8-N9	5.15	116.38	113.80
25	YA	270(Z)	U	C2-N1-C1'	-5.15	111.52	117.70

Continued on next page...

Continued from previous page...

Mol	Chain	Res	Type	Atoms	Z	Observed(°)	Ideal(°)
25	YA	728	G	N3-C4-C5	-5.15	126.03	128.60
25	YA	1132	A	C2-N3-C4	5.15	113.17	110.60
25	YA	1182	A	N1-C6-N6	5.15	121.69	118.60
25	YA	1286	A	C5-C6-N1	5.15	120.28	117.70
25	YA	2271	G	C4-N9-C1'	5.15	133.20	126.50
25	YA	2316	C	C6-N1-C2	-5.15	118.24	120.30
25	RA	1826	G	N1-C6-O6	5.15	122.99	119.90
25	RA	2046	G	C5-C6-N1	5.15	114.07	111.50
25	RA	2686	G	O5'-P-OP2	-5.15	101.07	105.70
25	RA	2830	G	N1-C6-O6	5.15	122.99	119.90
25	YA	792	G	N3-C4-N9	5.15	129.09	126.00
25	YA	2446	G	C8-N9-C4	-5.15	104.34	106.40
25	YA	2545	G	O5'-P-OP2	-5.15	101.07	105.70
1	QA	758	G	N3-C4-N9	-5.15	122.91	126.00
1	QA	1490	C	C5-C6-N1	-5.15	118.43	121.00
25	RA	1773	A	C6-C5-N7	-5.15	128.70	132.30
25	RA	1846	G	C4-C5-C6	5.15	121.89	118.80
25	RA	2441	C	N1-C2-O2	-5.15	115.81	118.90
25	RA	2448	A	C8-N9-C4	-5.15	103.74	105.80
25	RA	2577	A	O5'-P-OP2	-5.15	101.07	105.70
1	XA	763	G	C8-N9-C4	-5.15	104.34	106.40
25	YA	240	G	C8-N9-C1'	-5.15	120.31	127.00
25	YA	355	G	C5-C6-N1	-5.15	108.93	111.50
25	YA	1141	U	C6-N1-C2	-5.15	117.91	121.00
25	YA	1325	G	N9-C4-C5	5.15	107.46	105.40
25	YA	1817	G	C8-N9-C4	-5.15	104.34	106.40
25	YA	1878	G	N1-C6-O6	5.15	122.99	119.90
25	YA	1971	A	N1-C6-N6	5.15	121.69	118.60
25	YA	2060	A	C4-C5-C6	5.15	119.57	117.00
1	QA	397	A	N3-C4-C5	-5.15	123.20	126.80
25	RA	1275	A	C8-N9-C4	5.15	107.86	105.80
25	RA	1624	G	C4-C5-C6	5.15	121.89	118.80
25	RA	2433	A	C8-N9-C4	-5.15	103.74	105.80
1	XA	812	C	N3-C2-O2	-5.15	118.30	121.90
25	YA	1968	G	C6-C5-N7	-5.15	127.31	130.40
25	RA	28	A	N9-C4-C5	5.14	107.86	105.80
25	RA	465	G	N1-C6-O6	5.14	122.99	119.90
25	RA	862	G	C8-N9-C4	-5.14	104.34	106.40
25	RA	1772	G	C5-C6-O6	-5.14	125.51	128.60
25	RA	2311	A	C5-C6-N1	-5.14	115.13	117.70
1	XA	584	G	C8-N9-C1'	-5.14	120.31	127.00
1	XA	1419	G	N3-C4-C5	5.14	131.17	128.60

Continued on next page...

Continued from previous page...

Mol	Chain	Res	Type	Atoms	Z	Observed(°)	Ideal(°)
25	YA	953	A	C2-N3-C4	-5.14	108.03	110.60
25	YA	1020	A	N1-C6-N6	5.14	121.69	118.60
25	YA	1048	A	C8-N9-C4	-5.14	103.74	105.80
25	YA	1196	C	N3-C4-N4	5.14	121.60	118.00
25	YA	2376	A	C8-N9-C4	5.14	107.86	105.80
25	YA	2694	G	C4-C5-N7	5.14	112.86	110.80
1	QA	869	G	N3-C4-C5	5.14	131.17	128.60
25	RA	557	U	N3-C2-O2	-5.14	118.60	122.20
25	RA	2095	C	C5-C6-N1	5.14	123.57	121.00
25	RA	2333	A	N1-C6-N6	-5.14	115.51	118.60
1	XA	1064	G	N3-C4-C5	5.14	131.17	128.60
25	YA	1297	C	N1-C2-O2	-5.14	115.81	118.90
25	YA	1542	G	C4-N9-C1'	5.14	133.19	126.50
1	QA	263	A	C8-N9-C4	5.14	107.86	105.80
25	YA	2734	A	C8-N9-C4	-5.14	103.74	105.80
25	RA	1286	A	C5-C6-N1	5.14	120.27	117.70
25	RA	1543	A	C2-N3-C4	-5.14	108.03	110.60
1	XA	35	G	N9-C4-C5	5.14	107.46	105.40
1	XA	553	A	N1-C6-N6	-5.14	115.52	118.60
1	XA	1189	C	C2-N3-C4	5.14	122.47	119.90
25	YA	1052	C	C6-N1-C2	-5.14	118.24	120.30
25	YA	1271	G	C4-N9-C1'	5.14	133.18	126.50
25	YA	1622	G	N1-C6-O6	5.14	122.98	119.90
25	YA	2430	A	N1-C2-N3	5.14	131.87	129.30
25	RA	2755	C	C6-N1-C2	-5.14	118.25	120.30
1	QA	1354	C	C5-C6-N1	5.14	123.57	121.00
25	YA	1026	U	OP1-P-O3'	5.14	116.50	105.20
25	YA	1142(A)	A	C5-C6-N1	-5.14	115.13	117.70
26	YB	102	G	OP2-P-O3'	5.14	116.50	105.20
1	QA	1401	G	C4-N9-C1'	5.13	133.17	126.50
25	RA	1903	G	OP2-P-O3'	5.13	116.50	105.20
25	RA	2492	U	C5-C6-N1	5.13	125.27	122.70
1	XA	776	G	N1-C6-O6	5.13	122.98	119.90
25	YA	80	G	C5-C6-N1	-5.13	108.93	111.50
25	YA	1698	A	N1-C2-N3	5.13	131.87	129.30
1	QA	793	U	C5-C4-O4	5.13	128.98	125.90
25	RA	1437	C	C2-N1-C1'	5.13	124.45	118.80
25	RA	2235	G	C6-C5-N7	-5.13	127.32	130.40
25	YA	1674	G	N3-C4-C5	-5.13	126.03	128.60
25	YA	1699	G	C6-C5-N7	5.13	133.48	130.40
25	YA	1985	G	N3-C4-C5	-5.13	126.03	128.60
25	YA	2056	G	OP2-P-O3'	5.13	116.49	105.20

Continued on next page...

Continued from previous page...

Mol	Chain	Res	Type	Atoms	Z	Observed(°)	Ideal(°)
25	RA	26	G	C4-C5-N7	-5.13	108.75	110.80
1	XA	690	G	C5-C6-N1	-5.13	108.93	111.50
1	XA	1099	G	N9-C4-C5	5.13	107.45	105.40
25	YA	94	G	C8-N9-C4	-5.13	104.35	106.40
25	YA	1978	A	C5-C6-N1	-5.13	115.13	117.70
25	YA	2822	G	C2-N3-C4	-5.13	109.33	111.90
1	XA	919	A	N9-C4-C5	5.13	107.85	105.80
1	XA	1370	G	C8-N9-C4	-5.13	104.35	106.40
1	XA	1422	G	C8-N9-C1'	-5.13	120.33	127.00
1	XA	1514	C	C2-N3-C4	-5.13	117.34	119.90
25	YA	191	A	C4-C5-C6	5.13	119.56	117.00
25	YA	295	G	C4-C5-N7	5.13	112.85	110.80
25	YA	494	G	C4-N9-C1'	5.13	133.17	126.50
25	YA	733	G	N7-C8-N9	5.13	115.66	113.10
25	YA	1164	G	C8-N9-C4	5.13	108.45	106.40
25	YA	1788	C	N3-C2-O2	5.13	125.49	121.90
25	YA	1907	G	N3-C4-C5	5.13	131.16	128.60
25	YA	2011	U	OP1-P-OP2	5.13	127.29	119.60
25	YA	2434	A	N1-C2-N3	-5.13	126.74	129.30
1	QA	731	G	N1-C6-O6	5.13	122.98	119.90
1	QA	1268	A	C4-C5-N7	-5.13	108.14	110.70
25	RA	110	G	C8-N9-C1'	5.13	133.66	127.00
25	RA	1300	U	N1-C2-N3	5.13	117.98	114.90
25	RA	2709	G	C6-C5-N7	-5.13	127.33	130.40
1	XA	138	G	N1-C6-O6	5.13	122.98	119.90
1	XA	799	G	N3-C4-C5	-5.13	126.04	128.60
1	XA	1491	G	O5'-P-OP2	-5.13	101.08	105.70
25	YA	208	C	C2-N3-C4	-5.13	117.34	119.90
25	YA	352	G	N3-C4-C5	5.13	131.16	128.60
25	YA	465	G	C8-N9-C1'	-5.13	120.34	127.00
25	YA	718	A	C4-C5-C6	5.13	119.56	117.00
25	YA	1908	C	N1-C2-N3	5.13	122.79	119.20
1	QA	34	C	N1-C2-O2	5.12	121.97	118.90
1	QA	54	C	N1-C2-O2	-5.12	115.83	118.90
1	QA	366	C	C5-C6-N1	-5.12	118.44	121.00
1	QA	1079	G	C4-C5-N7	-5.12	108.75	110.80
25	YA	1141	U	C5-C4-O4	5.12	128.97	125.90
1	QA	519	C	C6-N1-C2	5.12	122.35	120.30
25	RA	628	G	C5-C6-N1	5.12	114.06	111.50
25	RA	1017	G	C5-C6-O6	-5.12	125.53	128.60
25	RA	1389	G	N3-C4-C5	-5.12	126.04	128.60
25	RA	1669	A	C5-C6-N1	5.12	120.26	117.70

Continued on next page...

Continued from previous page...

Mol	Chain	Res	Type	Atoms	Z	Observed(°)	Ideal(°)
25	RA	1803	A	N7-C8-N9	-5.12	111.24	113.80
25	RA	2453	A	N1-C2-N3	-5.12	126.74	129.30
25	RA	2869	G	C4-C5-C6	5.12	121.87	118.80
25	YA	196	A	N9-C4-C5	-5.12	103.75	105.80
25	YA	443	A	C4-C5-C6	5.12	119.56	117.00
25	YA	1271	G	C2-N3-C4	-5.12	109.34	111.90
25	YA	1768	U	N3-C4-C5	-5.12	111.53	114.60
1	QA	195	A	C8-N9-C4	-5.12	103.75	105.80
1	QA	773	G	N1-C6-O6	5.12	122.97	119.90
25	RA	608	A	N7-C8-N9	5.12	116.36	113.80
25	YA	832	G	N7-C8-N9	5.12	115.66	113.10
25	YA	1734	C	C5-C4-N4	5.12	123.78	120.20
25	YA	1810	A	C8-N9-C4	-5.12	103.75	105.80
25	YA	2698	U	C5-C4-O4	5.12	128.97	125.90
22	QV	17	C	N3-C2-O2	-5.12	118.32	121.90
25	RA	2573	C	N3-C4-N4	5.12	121.58	118.00
25	RA	2635	C	C4-C5-C6	5.12	119.96	117.40
1	QA	119	A	N7-C8-N9	-5.12	111.24	113.80
25	RA	328	U	C5-C6-N1	-5.12	120.14	122.70
25	RA	1992	G	C2-N3-C4	5.12	114.46	111.90
25	RA	2267	A	N1-C6-N6	-5.12	115.53	118.60
25	RA	2385	C	N1-C2-O2	-5.12	115.83	118.90
1	XA	273	A	N7-C8-N9	5.12	116.36	113.80
1	XA	740	U	C5-C4-O4	5.12	128.97	125.90
25	YA	325	G	N3-C4-N9	5.12	129.07	126.00
25	YA	1470	G	N1-C6-O6	5.12	122.97	119.90
25	YA	1758	G	C5-C6-O6	5.12	131.67	128.60
25	YA	1778	U	C6-N1-C2	5.12	124.07	121.00
25	YA	2766	G	C8-N9-C1'	-5.12	120.35	127.00
25	YA	2788	C	N1-C2-O2	5.12	121.97	118.90
25	RA	639	U	C2-N1-C1'	-5.12	111.56	117.70
25	RA	1283	G	C4-C5-N7	-5.12	108.75	110.80
1	XA	288	A	N9-C1'-C2'	-5.12	106.37	112.00
1	XA	698	G	C8-N9-C1'	-5.12	120.35	127.00
25	YA	1758	G	C4-C5-N7	-5.12	108.75	110.80
1	QA	1064	G	N1-C2-N3	5.12	126.97	123.90
25	RA	1142(A)	A	N1-C2-N3	5.12	131.86	129.30
25	RA	1193	G	N1-C6-O6	5.12	122.97	119.90
25	RA	1328	G	N1-C6-O6	5.12	122.97	119.90
25	RA	2518	A	N1-C6-N6	5.12	121.67	118.60
1	XA	751	U	C5-C6-N1	5.12	125.26	122.70
1	XA	853	G	C4-C5-N7	5.12	112.85	110.80

Continued on next page...

Continued from previous page...

Mol	Chain	Res	Type	Atoms	Z	Observed(°)	Ideal(°)
25	YA	109	G	P-O3'-C3'	-5.12	113.56	119.70
25	YA	2319	G	N3-C4-N9	5.12	129.07	126.00
25	YA	2719	G	C8-N9-C1'	-5.12	120.35	127.00
25	RA	39	C	C5-C6-N1	5.11	123.56	121.00
25	RA	1325	G	C8-N9-C1'	5.11	133.65	127.00
1	XA	1375	A	C8-N9-C4	-5.11	103.75	105.80
25	YA	860	U	N3-C2-O2	-5.11	118.62	122.20
25	YA	1471	A	C8-N9-C4	-5.11	103.75	105.80
25	YA	1495	A	OP1-P-O3'	5.11	116.45	105.20
25	YA	1562	A	C8-N9-C4	-5.11	103.75	105.80
25	YA	2033	A	O5'-P-OP2	-5.11	101.10	105.70
25	RA	140	A	N9-C4-C5	-5.11	103.75	105.80
25	RA	300	A	C2-N3-C4	-5.11	108.04	110.60
25	RA	444	C	C2-N1-C1'	-5.11	113.18	118.80
26	RB	47	C	C2-N1-C1'	5.11	124.42	118.80
1	XA	555	C	N3-C4-N4	5.11	121.58	118.00
25	YA	701	G	C5-C6-O6	-5.11	125.53	128.60
25	YA	850	C	N3-C4-C5	5.11	123.94	121.90
25	YA	2246	G	OP1-P-O3'	5.11	116.45	105.20
25	RA	553	U	C4-C5-C6	5.11	122.77	119.70
25	RA	1957	C	O5'-P-OP1	5.11	116.83	110.70
25	RA	2610	C	P-O3'-C3'	5.11	125.83	119.70
25	YA	294	A	C8-N9-C4	5.11	107.84	105.80
25	YA	2269	A	C5-C6-N1	-5.11	115.14	117.70
25	YA	2537	U	C4-C5-C6	5.11	122.77	119.70
25	YA	2549	G	C6-C5-N7	-5.11	127.33	130.40
25	RA	467	G	C5-C6-O6	-5.11	125.53	128.60
26	RB	45	A	N1-C6-N6	5.11	121.67	118.60
25	YA	2665	A	C4-C5-C6	5.11	119.56	117.00
25	YA	2758	A	O5'-P-OP1	-5.11	101.10	105.70
1	QA	1334	G	N1-C2-N3	5.11	126.96	123.90
25	RA	1463	C	C6-N1-C2	-5.11	118.26	120.30
25	RA	2043	C	C2-N1-C1'	5.11	124.42	118.80
25	RA	2259	G	C5-C6-O6	-5.11	125.53	128.60
25	RA	2540	C	C4-C5-C6	5.11	119.95	117.40
25	RA	2755	C	C5-C6-N1	5.11	123.55	121.00
1	XA	64	G	P-O3'-C3'	5.11	125.83	119.70
25	YA	272	G	C4-N9-C1'	-5.11	119.86	126.50
25	YA	333	G	C4-N9-C1'	5.11	133.14	126.50
25	YA	835	A	N9-C4-C5	5.11	107.84	105.80
25	YA	2829	C	C5-C6-N1	-5.11	118.45	121.00
25	RA	18	C	O5'-P-OP1	-5.11	101.11	105.70

Continued on next page...

Continued from previous page...

Mol	Chain	Res	Type	Atoms	Z	Observed(°)	Ideal(°)
25	RA	738	G	N3-C4-C5	-5.11	126.05	128.60
25	RA	804	A	N3-C4-N9	-5.11	123.31	127.40
25	RA	1827	C	C6-N1-C2	-5.11	118.26	120.30
25	RA	2500	U	N1-C2-O2	5.11	126.37	122.80
25	RA	2696	U	C6-N1-C2	-5.11	117.94	121.00
1	XA	623	C	C5-C6-N1	5.11	123.55	121.00
25	YA	452	G	C4-N9-C1'	5.11	133.14	126.50
25	YA	693	C	N1-C2-O2	-5.11	115.84	118.90
25	YA	827	U	O4'-C1'-N1	5.11	112.28	108.20
25	YA	1270	C	N1-C2-O2	-5.11	115.84	118.90
25	YA	2012	G	C6-C5-N7	-5.11	127.34	130.40
25	RA	1215	G	C4-C5-C6	5.10	121.86	118.80
25	RA	2438	U	OP2-P-O3'	5.10	116.43	105.20
25	RA	2452	C	C5-C4-N4	-5.10	116.63	120.20
25	YA	450	G	N1-C2-N3	5.10	126.96	123.90
25	YA	2608	G	C5-N7-C8	-5.10	101.75	104.30
1	QA	1113	C	C5-C6-N1	5.10	123.55	121.00
1	QA	1120	G	N3-C4-C5	5.10	131.15	128.60
25	RA	1021	A	C5-C6-N1	-5.10	115.15	117.70
25	RA	1355	G	N1-C6-O6	5.10	122.96	119.90
25	RA	2621	A	C2-N3-C4	-5.10	108.05	110.60
25	YA	245	G	C2-N3-C4	-5.10	109.35	111.90
25	YA	2302	G	N3-C4-C5	-5.10	126.05	128.60
25	YA	2571	C	N3-C2-O2	-5.10	118.33	121.90
25	RA	269	U	N1-C2-O2	5.10	126.37	122.80
25	RA	671	C	N3-C2-O2	-5.10	118.33	121.90
25	RA	1327	C	N1-C2-O2	-5.10	115.84	118.90
1	XA	1124	G	N7-C8-N9	5.10	115.65	113.10
1	XA	1151	A	O4'-C1'-N9	5.10	112.28	108.20
1	XA	1235	U	N3-C4-O4	5.10	122.97	119.40
25	YA	628	G	C4-C5-N7	-5.10	108.76	110.80
26	YB	109	G	C8-N9-C4	-5.10	104.36	106.40
26	YB	111	U	O4'-C1'-N1	5.10	112.28	108.20
25	RA	498	G	N3-C4-C5	-5.10	126.05	128.60
25	RA	1786	A	C6-N1-C2	5.10	121.66	118.60
25	RA	2251	G	N3-C4-C5	-5.10	126.05	128.60
25	YA	122	G	O4'-C1'-N9	-5.10	104.12	108.20
25	YA	1260	G	N3-C4-N9	5.10	129.06	126.00
25	YA	1647	G	C4-C5-C6	5.10	121.86	118.80
25	YA	1661	G	N1-C2-N3	5.10	126.96	123.90
25	YA	1800	C	O5'-P-OP2	5.10	116.82	110.70
25	YA	2416	C	C5-C6-N1	5.10	123.55	121.00

Continued on next page...

Continued from previous page...

Mol	Chain	Res	Type	Atoms	Z	Observed(°)	Ideal(°)
1	QA	396	G	C2-N3-C4	-5.10	109.35	111.90
25	RA	283	A	N1-C6-N6	5.10	121.66	118.60
25	RA	745	G	N3-C2-N2	5.10	123.47	119.90
25	RA	859	G	N3-C4-C5	5.10	131.15	128.60
25	RA	1313	U	C6-N1-C2	-5.10	117.94	121.00
25	RA	2237	G	C6-C5-N7	-5.10	127.34	130.40
25	RA	2239	G	C5-C6-N1	5.10	114.05	111.50
25	RA	2396	G	N1-C6-O6	5.10	122.96	119.90
1	XA	813	U	C5-C6-N1	-5.10	120.15	122.70
25	YA	117	G	N1-C2-N2	-5.10	111.61	116.20
25	YA	145	G	N1-C2-N3	5.10	126.96	123.90
25	YA	1215	G	OP1-P-O3'	5.10	116.42	105.20
25	YA	2495	G	N7-C8-N9	-5.10	110.55	113.10
26	YB	53	A	N1-C6-N6	5.10	121.66	118.60
26	YB	101	A	N1-C6-N6	-5.10	115.54	118.60
25	RA	1785	A	N1-C6-N6	5.10	121.66	118.60
25	YA	1333	C	N3-C4-C5	5.10	123.94	121.90
25	YA	2445	G	N3-C2-N2	-5.10	116.33	119.90
1	QA	226	G	N1-C6-O6	5.09	122.96	119.90
1	QA	529	G	N1-C6-O6	5.09	122.96	119.90
1	QA	1479	C	N3-C4-C5	-5.09	119.86	121.90
25	RA	624	C	N3-C4-N4	5.09	121.57	118.00
25	RA	1293	C	N3-C2-O2	5.09	125.47	121.90
25	RA	2451	A	N9-C4-C5	5.09	107.84	105.80
26	RB	100	G	N3-C4-N9	5.09	129.06	126.00
1	XA	1159	U	N1-C2-O2	-5.09	119.23	122.80
1	XA	1270	C	C5-C6-N1	5.09	123.55	121.00
25	YA	52	A	OP2-P-O3'	5.09	116.41	105.20
25	YA	414	C	N3-C4-C5	5.09	123.94	121.90
25	YA	512	G	C8-N9-C4	-5.09	104.36	106.40
25	YA	768	G	C5-C6-O6	-5.09	125.54	128.60
25	YA	1813	G	C6-C5-N7	-5.09	127.34	130.40
25	YA	2066	C	N3-C2-O2	-5.09	118.33	121.90
25	YA	2295	C	C2-N1-C1'	5.09	124.40	118.80
25	YA	2389	G	C5-N7-C8	-5.09	101.75	104.30
25	RA	301	G	N7-C8-N9	-5.09	110.55	113.10
25	RA	1308	A	C6-C5-N7	-5.09	128.74	132.30
25	YA	379	G	C4-C5-N7	5.09	112.84	110.80
25	YA	1369	G	C6-C5-N7	-5.09	127.34	130.40
25	YA	1424	G	N3-C4-N9	5.09	129.06	126.00
25	YA	1533	C	C5-C6-N1	5.09	123.55	121.00
25	YA	2037	G	N1-C6-O6	5.09	122.96	119.90

Continued on next page...

Continued from previous page...

Mol	Chain	Res	Type	Atoms	Z	Observed(°)	Ideal(°)
25	YA	2278	A	C6-N1-C2	-5.09	115.54	118.60
1	QA	686	U	N1-C2-N3	5.09	117.95	114.90
1	QA	818	G	C5-C6-N1	-5.09	108.95	111.50
25	RA	482	A	N1-C2-N3	-5.09	126.75	129.30
25	RA	855	G	C5-C6-N1	-5.09	108.95	111.50
25	RA	2041	U	C5-C4-O4	-5.09	122.84	125.90
25	RA	2457	U	N3-C4-C5	-5.09	111.55	114.60
1	XA	557	G	N3-C4-C5	-5.09	126.05	128.60
25	YA	898	C	N3-C2-O2	-5.09	118.34	121.90
25	YA	906	G	C4-C5-N7	-5.09	108.76	110.80
25	YA	1048	A	C4-C5-C6	5.09	119.55	117.00
25	YA	1929	G	N9-C4-C5	-5.09	103.36	105.40
25	YA	2287	A	N9-C4-C5	-5.09	103.76	105.80
25	YA	2461	C	C4-C5-C6	5.09	119.94	117.40
25	YA	2697	G	C4-N9-C1'	5.09	133.12	126.50
39	YT	123	GLN	N-CA-C	-5.09	97.25	111.00
1	QA	716	A	O5'-P-OP2	5.09	116.81	110.70
25	RA	683	C	C6-N1-C2	-5.09	118.26	120.30
25	RA	1903	G	OP1-P-OP2	5.09	127.23	119.60
25	RA	1979	C	C6-N1-C2	-5.09	118.26	120.30
25	RA	2433	A	N1-C2-N3	5.09	131.84	129.30
1	XA	1305	G	N3-C4-N9	-5.09	122.95	126.00
25	YA	22	C	O5'-P-OP1	-5.09	101.12	105.70
25	YA	246	C	N3-C2-O2	5.09	125.46	121.90
25	YA	624	C	C6-N1-C1'	-5.09	114.69	120.80
25	YA	783	A	N9-C1'-C2'	-5.09	106.40	112.00
25	YA	1206	G	C4-C5-N7	5.09	112.84	110.80
1	QA	484	G	P-O3'-C3'	5.09	125.81	119.70
1	QA	503	C	C2-N1-C1'	5.09	124.40	118.80
25	RA	828	U	C5-C4-O4	5.09	128.95	125.90
25	RA	1213	A	C2-N3-C4	-5.09	108.06	110.60
1	XA	500	G	N1-C6-O6	5.09	122.95	119.90
1	XA	627	G	N3-C4-C5	-5.09	126.06	128.60
25	YA	489	G	O5'-P-OP2	-5.09	101.12	105.70
25	YA	573	G	C8-N9-C1'	-5.09	120.39	127.00
25	YA	1614	A	C8-N9-C4	-5.09	103.77	105.80
25	YA	1983	C	C6-N1-C2	5.09	122.33	120.30
25	YA	2229	C	N3-C4-C5	-5.09	119.86	121.90
1	QA	749	C	N3-C2-O2	-5.09	118.34	121.90
1	QA	1204	A	C8-N9-C4	-5.09	103.77	105.80
25	RA	621	A	C8-N9-C4	-5.09	103.77	105.80
25	RA	1465	G	N3-C4-C5	-5.09	126.06	128.60

Continued on next page...

Continued from previous page...

Mol	Chain	Res	Type	Atoms	Z	Observed(°)	Ideal(°)
25	RA	1487	G	C8-N9-C1'	-5.09	120.39	127.00
25	RA	1616	A	C8-N9-C4	-5.09	103.77	105.80
25	RA	2355	C	C2-N1-C1'	5.09	124.39	118.80
25	YA	219	G	OP2-P-O3'	5.09	116.39	105.20
25	YA	270(Z)	U	O4'-C1'-N1	5.09	112.27	108.20
25	YA	592	G	C4-C5-C6	5.09	121.85	118.80
25	YA	794	G	N1-C2-N3	5.09	126.95	123.90
25	YA	1561	G	C8-N9-C4	-5.09	104.36	106.40
26	YB	31	C	C2-N1-C1'	5.09	124.39	118.80
1	QA	316	G	N9-C4-C5	-5.08	103.37	105.40
1	QA	685	G	C8-N9-C1'	5.08	133.61	127.00
25	RA	636	G	C6-C5-N7	-5.08	127.35	130.40
1	XA	658	G	C5-C6-N1	-5.08	108.96	111.50
25	YA	416	C	N3-C2-O2	-5.08	118.34	121.90
25	YA	822	U	N3-C4-O4	-5.08	115.84	119.40
25	YA	2814	C	N3-C2-O2	-5.08	118.34	121.90
1	QA	425	G	C6-C5-N7	-5.08	127.35	130.40
1	QA	841	U	N3-C2-O2	-5.08	118.64	122.20
25	RA	716	A	C6-C5-N7	-5.08	128.74	132.30
25	RA	745	G	N9-C4-C5	-5.08	103.37	105.40
25	RA	1846	G	C6-N1-C2	-5.08	122.05	125.10
1	XA	54	C	C5-C4-N4	-5.08	116.64	120.20
25	YA	458	G	N3-C4-N9	-5.08	122.95	126.00
39	YT	59	THR	N-CA-C	-5.08	97.28	111.00
25	RA	1598	C	OP1-P-OP2	-5.08	111.98	119.60
1	XA	547	A	OP1-P-O3'	5.08	116.38	105.20
1	XA	1187	G	C8-N9-C1'	-5.08	120.39	127.00
25	YA	570	G	N3-C2-N2	-5.08	116.34	119.90
25	YA	798	G	N1-C2-N3	5.08	126.95	123.90
25	YA	1411	C	C5-C6-N1	5.08	123.54	121.00
25	RA	1195	G	N1-C6-O6	5.08	122.95	119.90
25	RA	2007	C	C5-C4-N4	-5.08	116.64	120.20
25	RA	2321	G	N3-C4-C5	-5.08	126.06	128.60
25	YA	2574	G	C8-N9-C4	5.08	108.43	106.40
25	YA	2612	C	N1-C2-O2	5.08	121.95	118.90
25	YA	2729	G	C4-N9-C1'	-5.08	119.90	126.50
1	QA	541	G	C6-C5-N7	-5.08	127.35	130.40
1	QA	793	U	N1-C2-N3	5.08	117.95	114.90
25	RA	1198	U	C2-N1-C1'	5.08	123.79	117.70
25	RA	1430	C	C2-N3-C4	-5.08	117.36	119.90
25	RA	1848	A	C4-C5-C6	-5.08	114.46	117.00
26	RB	71	C	C6-N1-C2	-5.08	118.27	120.30

Continued on next page...

Continued from previous page...

Mol	Chain	Res	Type	Atoms	Z	Observed(°)	Ideal(°)
25	YA	1315	C	N3-C4-C5	5.08	123.93	121.90
25	YA	1933	G	C4-C5-C6	5.08	121.85	118.80
25	YA	2215	G	C5-C6-O6	-5.08	125.55	128.60
25	YA	2307	G	N7-C8-N9	5.08	115.64	113.10
25	YA	2474	C	N3-C4-C5	-5.08	119.87	121.90
25	YA	2830	G	C6-C5-N7	-5.08	127.35	130.40
25	RA	365	C	C2-N3-C4	5.08	122.44	119.90
25	YA	977	G	N1-C6-O6	-5.08	116.85	119.90
25	YA	1616	A	C5-N7-C8	-5.08	101.36	103.90
25	YA	2250	G	N7-C8-N9	5.08	115.64	113.10
1	QA	1259	C	C5-C6-N1	5.08	123.54	121.00
25	RA	246	C	O5'-P-OP1	-5.08	101.13	105.70
25	RA	365	C	N1-C2-O2	5.08	121.94	118.90
1	XA	1052	U	C5-C6-N1	5.08	125.24	122.70
25	YA	317	G	N1-C6-O6	-5.08	116.86	119.90
25	YA	814	C	N3-C2-O2	5.08	125.45	121.90
25	YA	944	G	C2-N3-C4	-5.08	109.36	111.90
25	YA	2445	G	N3-C4-N9	-5.08	122.95	126.00
25	YA	2677	G	OP1-P-O3'	5.08	116.36	105.20
1	QA	631	G	C2-N3-C4	5.07	114.44	111.90
25	RA	457	A	C8-N9-C4	-5.07	103.77	105.80
25	RA	690	G	N1-C2-N3	5.07	126.94	123.90
25	RA	715	G	C5-C6-N1	5.07	114.04	111.50
25	RA	1141	U	OP2-P-O3'	5.07	116.36	105.20
25	RA	1195	G	C5-N7-C8	-5.07	101.76	104.30
25	YA	415	A	C5-C6-N6	-5.07	119.64	123.70
25	YA	1330	C	N1-C2-O2	5.07	121.94	118.90
25	YA	1622	G	C5-C6-O6	-5.07	125.56	128.60
25	YA	1669	A	C4-C5-N7	5.07	113.24	110.70
25	YA	1964	G	C6-C5-N7	-5.07	127.36	130.40
25	YA	2337	G	N1-C6-O6	5.07	122.94	119.90
25	YA	2428	G	C6-C5-N7	-5.07	127.36	130.40
25	YA	2534	A	C5-C6-N1	5.07	120.24	117.70
25	YA	2586	C	N3-C4-N4	5.07	121.55	118.00
1	QA	752	G	N1-C6-O6	5.07	122.94	119.90
25	RA	2479	G	N3-C4-N9	-5.07	122.96	126.00
1	XA	941	G	C5-C6-N1	5.07	114.04	111.50
25	YA	51	G	C6-N1-C2	-5.07	122.06	125.10
25	YA	2766	G	C6-C5-N7	-5.07	127.36	130.40
25	RA	705	A	C2-N3-C4	-5.07	108.06	110.60
25	RA	789	A	C4-N9-C1'	-5.07	117.17	126.30
25	RA	855	G	C8-N9-C4	-5.07	104.37	106.40

Continued on next page...

Continued from previous page...

Mol	Chain	Res	Type	Atoms	Z	Observed(°)	Ideal(°)
25	RA	1430	C	N1-C2-O2	5.07	121.94	118.90
25	RA	1446	C	N3-C2-O2	-5.07	118.35	121.90
25	RA	1773	A	N1-C6-N6	5.07	121.64	118.60
25	RA	2228	G	N3-C4-N9	5.07	129.04	126.00
1	XA	869	G	C8-N9-C4	-5.07	104.37	106.40
1	XA	1094	G	N9-C4-C5	5.07	107.43	105.40
1	XA	1366	C	C5-C6-N1	5.07	123.53	121.00
25	YA	341	G	N3-C4-N9	5.07	129.04	126.00
25	YA	852	G	C2-N3-C4	5.07	114.44	111.90
25	YA	1602	U	N3-C2-O2	-5.07	118.65	122.20
25	YA	1831	G	N9-C4-C5	-5.07	103.37	105.40
25	YA	2409	G	N3-C4-N9	5.07	129.04	126.00
1	QA	1425	U	C6-N1-C2	-5.07	117.96	121.00
25	RA	715	G	N3-C4-N9	5.07	129.04	126.00
1	XA	751	U	C6-N1-C2	-5.07	117.96	121.00
25	YA	528	A	C4-N9-C1'	-5.07	117.18	126.30
25	YA	2216	G	C4-C5-C6	5.07	121.84	118.80
1	QA	249	U	C6-N1-C2	5.07	124.04	121.00
1	QA	646	U	C6-N1-C2	-5.07	117.96	121.00
1	QA	1507	A	C2-N3-C4	-5.07	108.07	110.60
25	RA	370	G	C4-N9-C1'	5.07	133.09	126.50
25	RA	696	G	C4-N9-C1'	5.07	133.09	126.50
25	RA	1146	C	C6-N1-C2	-5.07	118.27	120.30
25	RA	1252	G	C2-N3-C4	5.07	114.43	111.90
25	RA	2004	G	C5-N7-C8	-5.07	101.77	104.30
25	RA	2573	C	C5-C4-N4	-5.07	116.65	120.20
25	YA	330	A	C6-C5-N7	-5.07	128.75	132.30
25	YA	794	G	C8-N9-C1'	-5.07	120.41	127.00
25	YA	842	G	N3-C4-C5	5.07	131.13	128.60
25	YA	1439	A	C8-N9-C4	5.07	107.83	105.80
25	YA	1499	C	C6-N1-C2	5.07	122.33	120.30
25	YA	2228	G	C8-N9-C1'	-5.07	120.41	127.00
25	YA	2366	A	N7-C8-N9	5.07	116.33	113.80
1	QA	1147	C	C2-N3-C4	-5.07	117.37	119.90
25	RA	752	A	C3'-C2'-C1'	5.07	105.55	101.50
25	RA	1141	U	N3-C4-O4	-5.07	115.85	119.40
25	RA	1254	A	C8-N9-C4	-5.07	103.77	105.80
25	RA	1361	G	P-O3'-C3'	-5.07	113.62	119.70
25	RA	1776	G	C5-N7-C8	-5.07	101.77	104.30
25	RA	2307	G	C8-N9-C4	-5.07	104.37	106.40
25	RA	2369	A	N3-C4-C5	-5.07	123.25	126.80
25	RA	2519	U	N1-C2-O2	5.07	126.35	122.80

Continued on next page...

Continued from previous page...

Mol	Chain	Res	Type	Atoms	Z	Observed(°)	Ideal(°)
26	RB	7	G	C2-N3-C4	-5.07	109.37	111.90
1	XA	112	G	N3-C4-N9	5.07	129.04	126.00
1	XA	1227	A	C2-N3-C4	-5.07	108.07	110.60
25	YA	779	U	N1-C1'-C2'	-5.07	106.43	112.00
25	YA	908	C	C6-N1-C2	5.07	122.33	120.30
25	YA	1413	G	N1-C6-O6	5.07	122.94	119.90
25	YA	1890	A	N9-C4-C5	-5.07	103.77	105.80
25	YA	1905	C	N3-C2-O2	-5.07	118.35	121.90
25	YA	2229	C	N3-C4-N4	5.07	121.55	118.00
25	YA	2319	G	C8-N9-C1'	-5.07	120.42	127.00
25	YA	2356	C	OP1-P-OP2	-5.07	112.00	119.60
25	RA	15	G	N1-C2-N2	5.06	120.76	116.20
25	RA	37	C	C5-C6-N1	-5.06	118.47	121.00
1	XA	321	A	N3-C4-C5	-5.06	123.25	126.80
25	YA	193	U	C4-C5-C6	5.06	122.74	119.70
25	YA	701	G	C4-C5-N7	5.06	112.83	110.80
25	YA	1327	C	C6-N1-C1'	5.06	126.88	120.80
25	YA	1414	G	C6-C5-N7	-5.06	127.36	130.40
25	RA	759	G	N9-C4-C5	-5.06	103.38	105.40
25	RA	1263	U	N3-C4-C5	-5.06	111.56	114.60
25	RA	1315	C	C2-N3-C4	-5.06	117.37	119.90
25	RA	1983	C	C6-N1-C2	-5.06	118.28	120.30
1	XA	674	G	C4-N9-C1'	5.06	133.08	126.50
25	YA	240	G	N1-C6-O6	5.06	122.94	119.90
25	YA	546	C	C6-N1-C2	-5.06	118.28	120.30
25	YA	921	G	C5-C6-N1	-5.06	108.97	111.50
25	YA	989	G	N1-C6-O6	5.06	122.94	119.90
25	RA	105	C	N3-C2-O2	5.06	125.44	121.90
25	RA	1786	A	N9-C1'-C2'	5.06	120.58	114.00
1	XA	530	G	C3'-C2'-C1'	5.06	105.55	101.50
25	YA	389	G	N3-C2-N2	-5.06	116.36	119.90
46	Y0	25	ARG	NE-CZ-NH1	5.06	122.83	120.30
1	QA	890	G	OP2-P-O3'	5.06	116.33	105.20
1	QA	991	U	C2-N1-C1'	5.06	123.77	117.70
25	RA	15	G	N1-C6-O6	5.06	122.94	119.90
25	RA	1627	G	C6-C5-N7	-5.06	127.36	130.40
25	RA	1639	U	C5-C4-O4	5.06	128.94	125.90
25	RA	2091	U	N3-C4-C5	-5.06	111.56	114.60
25	RA	2859	G	N1-C6-O6	-5.06	116.86	119.90
1	XA	904	C	C6-N1-C2	5.06	122.32	120.30
25	YA	746	A	O5'-P-OP2	-5.06	101.15	105.70
25	YA	1368	G	C6-N1-C2	-5.06	122.06	125.10

Continued on next page...

Continued from previous page...

Mol	Chain	Res	Type	Atoms	Z	Observed(°)	Ideal(°)
25	YA	1594	G	N1-C2-N3	5.06	126.94	123.90
25	YA	2443	C	N1-C2-N3	5.06	122.74	119.20
1	QA	116	A	N1-C6-N6	5.06	121.64	118.60
1	QA	1441	G	N3-C4-N9	-5.06	122.97	126.00
25	RA	2007	C	N3-C4-N4	5.06	121.54	118.00
26	RB	59	A	C2-N3-C4	5.06	113.13	110.60
39	RT	59	THR	N-CA-C	-5.06	97.35	111.00
1	XA	323	U	C5-C6-N1	5.06	125.23	122.70
25	YA	860	U	C6-N1-C1'	-5.06	114.12	121.20
25	YA	1921	G	C4-C5-N7	5.06	112.82	110.80
25	YA	2655	G	N9-C4-C5	5.06	107.42	105.40
25	YA	2691	C	N1-C2-O2	-5.06	115.87	118.90
25	YA	195	A	C5-C6-N1	-5.06	115.17	117.70
25	YA	712	G	O5'-P-OP1	-5.06	101.15	105.70
25	YA	754	C	O5'-P-OP1	5.06	116.77	110.70
25	YA	2712(A)	A	C5-N7-C8	-5.06	101.37	103.90
25	YA	2757	A	C8-N9-C4	-5.06	103.78	105.80
25	YA	2830	G	C8-N9-C4	-5.06	104.38	106.40
1	QA	1469	G	N3-C4-C5	-5.05	126.07	128.60
25	RA	941	A	C8-N9-C4	-5.05	103.78	105.80
25	RA	1419	A	N7-C8-N9	-5.05	111.27	113.80
25	RA	1647	G	N3-C4-N9	-5.05	122.97	126.00
1	XA	383	A	N1-C6-N6	-5.05	115.57	118.60
1	XA	1432	G	N1-C6-O6	5.05	122.93	119.90
25	YA	450	G	C2-N3-C4	-5.05	109.37	111.90
25	YA	1672	C	C2-N1-C1'	5.05	124.36	118.80
1	QA	455	C	C6-N1-C1'	-5.05	114.74	120.80
25	RA	855	G	N1-C6-O6	5.05	122.93	119.90
25	YA	1445	C	C6-N1-C2	-5.05	118.28	120.30
25	YA	1464	C	N1-C2-O2	-5.05	115.87	118.90
25	YA	1616	A	N7-C8-N9	5.05	116.33	113.80
1	QA	145	G	N7-C8-N9	5.05	115.63	113.10
1	QA	1187	G	N3-C4-C5	-5.05	126.07	128.60
1	QA	1498	U	C2-N1-C1'	5.05	123.76	117.70
1	QA	1518	A	N1-C2-N3	5.05	131.83	129.30
25	RA	866	A	C8-N9-C4	5.05	107.82	105.80
25	RA	869	G	OP1-P-O3'	5.05	116.31	105.20
25	RA	1431	U	N3-C4-C5	5.05	117.63	114.60
39	RT	123	GLN	N-CA-C	-5.05	97.36	111.00
25	YA	616	A	C5-C6-N6	5.05	127.74	123.70
25	YA	804	A	C2-N3-C4	-5.05	108.07	110.60
25	YA	1212	G	C5-C6-N1	-5.05	108.97	111.50

Continued on next page...

Continued from previous page...

Mol	Chain	Res	Type	Atoms	Z	Observed(°)	Ideal(°)
25	YA	2028	U	N3-C4-C5	-5.05	111.57	114.60
1	XA	585	G	C4-C5-N7	-5.05	108.78	110.80
25	YA	23	G	C5-C6-O6	-5.05	125.57	128.60
25	YA	841	A	N1-C6-N6	5.05	121.63	118.60
25	YA	1497	U	N3-C2-O2	-5.05	118.67	122.20
1	QA	64	G	C4-C5-C6	5.05	121.83	118.80
1	QA	347	G	N3-C4-N9	-5.05	122.97	126.00
25	RA	853	G	N3-C4-N9	5.05	129.03	126.00
25	RA	1162	G	C4-C5-N7	5.05	112.82	110.80
25	RA	2049	G	N1-C2-N3	5.05	126.93	123.90
25	YA	1231	G	N1-C6-O6	5.05	122.93	119.90
25	YA	2732	G	N3-C4-C5	5.05	131.12	128.60
25	RA	678	C	O5'-P-OP2	-5.05	101.16	105.70
1	XA	1336	C	P-O3'-C3'	5.05	125.76	119.70
1	XA	1412	C	C2-N3-C4	-5.05	117.38	119.90
25	YA	251	A	N1-C6-N6	-5.05	115.57	118.60
25	YA	1978	A	N9-C4-C5	5.05	107.82	105.80
25	YA	2252	G	C4-C5-N7	5.05	112.82	110.80
25	YA	2481	G	N3-C4-N9	5.05	129.03	126.00
26	YB	60	C	C6-N1-C2	-5.05	118.28	120.30
1	QA	114	U	N3-C4-O4	-5.04	115.87	119.40
1	QA	1238	A	O5'-P-OP2	5.04	116.75	110.70
25	RA	127	A	C4-N9-C1'	-5.04	117.22	126.30
25	YA	1186	G	C8-N9-C4	-5.04	104.38	106.40
25	YA	1992	G	C2'-C3'-O3'	5.04	121.77	113.70
25	RA	1849	G	N7-C8-N9	5.04	115.62	113.10
25	RA	1965	C	C2-N1-C1'	-5.04	113.25	118.80
1	XA	645	C	C6-N1-C2	-5.04	118.28	120.30
1	XA	944	G	N7-C8-N9	5.04	115.62	113.10
25	YA	680	G	C4-C5-C6	5.04	121.83	118.80
25	YA	1937	A	C8-N9-C4	5.04	107.82	105.80
25	YA	2168	G	C8-N9-C4	-5.04	104.38	106.40
25	YA	2254	C	C2-N1-C1'	-5.04	113.25	118.80
25	YA	2277	G	C4-C5-C6	5.04	121.83	118.80
25	RA	77	C	C5-C4-N4	-5.04	116.67	120.20
25	RA	1333	C	OP1-P-O3'	5.04	116.29	105.20
25	RA	1448	G	N1-C6-O6	5.04	122.92	119.90
25	RA	1811	G	C5-C6-O6	-5.04	125.58	128.60
25	RA	2391	G	C4-C5-N7	-5.04	108.78	110.80
1	XA	964	A	O5'-P-OP2	-5.04	101.16	105.70
1	XA	1416	G	C6-C5-N7	-5.04	127.38	130.40
25	YA	625	G	N9-C4-C5	5.04	107.42	105.40

Continued on next page...

Continued from previous page...

Mol	Chain	Res	Type	Atoms	Z	Observed(°)	Ideal(°)
25	YA	845	G	C5-C6-O6	-5.04	125.58	128.60
25	YA	2020	A	C5-N7-C8	5.04	106.42	103.90
25	YA	2867	G	N1-C6-O6	5.04	122.92	119.90
1	XA	819	A	C2-N3-C4	-5.04	108.08	110.60
25	YA	1276	A	N9-C4-C5	-5.04	103.78	105.80
1	QA	189	U	C4'-C3'-C2'	5.04	107.64	102.60
1	QA	1303	C	C6-N1-C2	-5.04	118.28	120.30
25	RA	741	G	C5-C6-N1	5.04	114.02	111.50
25	RA	1123	C	C6-N1-C2	5.04	122.31	120.30
25	RA	1617	C	C2-N1-C1'	-5.04	113.26	118.80
25	RA	1812	A	OP1-P-OP2	5.04	127.16	119.60
1	XA	443	C	N1-C2-O2	5.04	121.92	118.90
1	XA	563	A	C6-N1-C2	5.04	121.62	118.60
1	XA	724	G	OP1-P-O3'	5.04	116.28	105.20
25	YA	517	C	N3-C4-N4	5.04	121.53	118.00
25	YA	1256	G	N7-C8-N9	5.04	115.62	113.10
25	YA	1682	G	C4-C5-N7	5.04	112.81	110.80
25	YA	2052	G	C8-N9-C1'	5.04	133.55	127.00
25	YA	2287	A	O4'-C1'-N9	-5.04	104.17	108.20
25	YA	2556	C	N3-C4-C5	5.04	123.92	121.90
25	YA	2782	G	C5-C6-N1	-5.04	108.98	111.50
1	QA	492	G	C8-N9-C4	-5.04	104.39	106.40
1	QA	557	G	C4-C5-C6	5.04	121.82	118.80
1	QA	1027	C	P-O3'-C3'	5.04	125.74	119.70
25	RA	752	A	OP2-P-O3'	5.04	116.28	105.20
1	XA	1385	G	C6-C5-N7	-5.04	127.38	130.40
25	YA	2409	G	C6-C5-N7	-5.04	127.38	130.40
25	YA	2820	A	N9-C4-C5	-5.04	103.78	105.80
1	QA	191	G	C2-N3-C4	5.04	114.42	111.90
25	RA	595	C	N3-C2-O2	5.04	125.42	121.90
25	RA	862	G	C5-C6-O6	5.04	131.62	128.60
25	RA	1133	U	N3-C4-O4	5.04	122.92	119.40
25	RA	1784	A	C4-N9-C1'	5.04	135.37	126.30
25	YA	684	G	N3-C4-C5	-5.04	126.08	128.60
25	YA	704	G	N3-C4-N9	5.04	129.02	126.00
25	YA	1286	A	N7-C8-N9	-5.04	111.28	113.80
25	YA	1974	C	N3-C2-O2	-5.04	118.38	121.90
25	YA	2611	U	OP2-P-O3'	5.04	116.28	105.20
1	QA	455	C	C2-N1-C1'	5.03	124.34	118.80
1	QA	741	G	N7-C8-N9	5.03	115.62	113.10
25	RA	1471	A	N1-C6-N6	5.03	121.62	118.60
25	RA	1569	A	OP1-P-O3'	5.03	116.27	105.20

Continued on next page...

Continued from previous page...

Mol	Chain	Res	Type	Atoms	Z	Observed(°)	Ideal(°)
25	RA	2867	G	N7-C8-N9	-5.03	110.58	113.10
25	YA	482	A	C4-C5-N7	5.03	113.22	110.70
25	YA	745	G	OP2-P-O3'	5.03	116.27	105.20
25	YA	1388	G	C8-N9-C4	5.03	108.41	106.40
25	YA	1442	G	C4-N9-C1'	5.03	133.04	126.50
25	YA	2550	G	C4-C5-N7	5.03	112.81	110.80
31	YH	127	GLU	C-N-CD	-5.03	109.53	120.60
25	YA	1332	G	C8-N9-C4	-5.03	104.39	106.40
1	QA	198	G	C4-N9-C1'	5.03	133.04	126.50
1	QA	865	A	C5-C6-N1	-5.03	115.18	117.70
25	RA	243	U	O5'-P-OP1	-5.03	101.17	105.70
25	RA	1485	G	N7-C8-N9	5.03	115.62	113.10
25	RA	1695	G	N1-C2-N2	-5.03	111.67	116.20
26	RB	116	G	N3-C4-C5	5.03	131.12	128.60
1	XA	1144	G	N3-C4-C5	5.03	131.12	128.60
25	YA	1184	G	C4-N9-C1'	5.03	133.04	126.50
25	RA	518	G	C5-C6-N1	5.03	114.02	111.50
25	RA	1198	U	N3-C2-O2	-5.03	118.68	122.20
25	YA	2417	C	C4-C5-C6	5.03	119.92	117.40
25	YA	2606	C	C5-C4-N4	-5.03	116.68	120.20
25	YA	2712(A)	A	C5-C6-N1	-5.03	115.19	117.70
1	QA	1361	G	C6-C5-N7	-5.03	127.38	130.40
25	RA	121	G	C5-C6-O6	-5.03	125.58	128.60
25	RA	2090	G	N1-C2-N3	5.03	126.92	123.90
25	RA	2420	C	O5'-P-OP2	5.03	116.73	110.70
25	YA	176	G	C2-N3-C4	-5.03	109.39	111.90
25	YA	802	A	C8-N9-C4	5.03	107.81	105.80
25	YA	917	A	O4'-C1'-N9	5.03	112.22	108.20
25	YA	1395	A	C5-C6-N6	5.03	127.72	123.70
25	YA	1913	A	C2-N3-C4	-5.03	108.09	110.60
1	QA	332	G	C2-N3-C4	5.03	114.41	111.90
25	RA	320	A	N7-C8-N9	-5.03	111.29	113.80
25	RA	910	A	N1-C6-N6	5.03	121.62	118.60
25	RA	2335	A	P-O3'-C3'	5.03	125.73	119.70
1	XA	779	C	N1-C2-O2	-5.03	115.89	118.90
1	XA	797	C	C4-C5-C6	-5.03	114.89	117.40
25	YA	38	A	C4-C5-C6	5.03	119.51	117.00
25	YA	1152	C	N1-C2-O2	-5.03	115.89	118.90
25	YA	1243	G	N9-C4-C5	-5.03	103.39	105.40
25	YA	1350	C	C6-N1-C2	5.03	122.31	120.30
25	YA	1920	C	O4'-C1'-N1	-5.03	104.18	108.20
25	RA	2205	C	N3-C2-O2	-5.02	118.38	121.90

Continued on next page...

Continued from previous page...

Mol	Chain	Res	Type	Atoms	Z	Observed(°)	Ideal(°)
25	YA	539	G	N1-C6-O6	5.02	122.91	119.90
25	YA	2878	U	N3-C4-C5	-5.02	111.58	114.60
1	QA	281	G	C1'-O4'-C4'	5.02	113.92	109.90
1	QA	562	C	N1-C2-O2	5.02	121.91	118.90
1	QA	821	G	C5-N7-C8	5.02	106.81	104.30
1	QA	865	A	N1-C6-N6	5.02	121.61	118.60
1	QA	1200	C	N3-C2-O2	-5.02	118.39	121.90
25	RA	28	A	C6-N1-C2	-5.02	115.59	118.60
25	RA	442	G	C2-N3-C4	-5.02	109.39	111.90
25	RA	741	G	O5'-P-OP2	-5.02	101.18	105.70
25	RA	853	G	C4-N9-C1'	5.02	133.03	126.50
25	RA	1300	U	N1-C2-O2	-5.02	119.28	122.80
25	RA	1966	A	O5'-P-OP1	-5.02	101.18	105.70
25	RA	2673	G	C2-N3-C4	-5.02	109.39	111.90
25	RA	2882	A	C8-N9-C4	5.02	107.81	105.80
1	XA	880	C	C6-N1-C2	5.02	122.31	120.30
1	XA	902	G	C5-N7-C8	-5.02	101.79	104.30
25	YA	74	A	C8-N9-C1'	-5.02	118.66	127.70
25	YA	1559	G	N3-C4-N9	-5.02	122.99	126.00
25	YA	2072	G	C4-C5-N7	5.02	112.81	110.80
25	YA	2321	G	C4-N9-C1'	5.02	133.03	126.50
25	YA	2378	A	C2-N3-C4	-5.02	108.09	110.60
25	YA	2648	C	C5-C4-N4	-5.02	116.68	120.20
25	YA	2732	G	C5-N7-C8	-5.02	101.79	104.30
1	QA	195	A	C2-N3-C4	5.02	113.11	110.60
1	QA	1371	G	C8-N9-C4	-5.02	104.39	106.40
1	XA	1197	G	C5-C6-O6	-5.02	125.59	128.60
25	YA	517	C	C2-N1-C1'	5.02	124.32	118.80
25	YA	2271	G	N9-C4-C5	-5.02	103.39	105.40
25	YA	2621	A	C5-N7-C8	-5.02	101.39	103.90
1	QA	106	C	N1-C2-N3	5.02	122.71	119.20
1	QA	276	G	C8-N9-C4	5.02	108.41	106.40
1	QA	1147	C	N3-C4-N4	-5.02	114.49	118.00
25	RA	268	C	C2-N3-C4	5.02	122.41	119.90
25	RA	735	A	N7-C8-N9	-5.02	111.29	113.80
25	RA	759	G	N1-C6-O6	5.02	122.91	119.90
25	RA	2224	G	C5-C6-N1	-5.02	108.99	111.50
25	RA	2453	A	C2-N3-C4	5.02	113.11	110.60
1	XA	60	A	P-O3'-C3'	5.02	125.72	119.70
1	XA	296	U	N3-C2-O2	-5.02	118.69	122.20
25	YA	856	C	C4-C5-C6	-5.02	114.89	117.40
25	YA	1015	G	C5-N7-C8	-5.02	101.79	104.30

Continued on next page...

Continued from previous page...

Mol	Chain	Res	Type	Atoms	Z	Observed(°)	Ideal(°)
25	YA	1274	A	N1-C6-N6	-5.02	115.59	118.60
25	YA	1976	U	C4-C5-C6	5.02	122.71	119.70
25	YA	2239	G	O4'-C1'-N9	-5.02	104.18	108.20
26	YB	89	G	C8-N9-C4	-5.02	104.39	106.40
1	QA	383	A	C8-N9-C4	5.02	107.81	105.80
1	QA	1336	C	C6-N1-C2	-5.02	118.29	120.30
25	RA	776	G	N3-C4-N9	-5.02	122.99	126.00
25	RA	1151	G	N1-C6-O6	5.02	122.91	119.90
25	RA	1652	A	C2-N3-C4	-5.02	108.09	110.60
25	RA	1891	G	C6-C5-N7	-5.02	127.39	130.40
25	RA	2347	C	N3-C2-O2	-5.02	118.39	121.90
25	RA	2644	G	N1-C6-O6	5.02	122.91	119.90
1	XA	821	G	C4-C5-C6	5.02	121.81	118.80
1	XA	869	G	N1-C6-O6	5.02	122.91	119.90
25	YA	18	C	N3-C2-O2	-5.02	118.39	121.90
25	YA	648	G	N1-C2-N3	5.02	126.91	123.90
25	YA	1195	G	N1-C2-N2	-5.02	111.68	116.20
25	YA	1528	A	N1-C6-N6	5.02	121.61	118.60
25	YA	2358	G	N9-C4-C5	5.02	107.41	105.40
25	YA	2555	U	C2-N1-C1'	-5.02	111.68	117.70
25	YA	2779	U	C6-N1-C1'	-5.02	114.17	121.20
1	QA	280	C	N1-C2-O2	5.02	121.91	118.90
25	RA	1614	A	C4-C5-C6	5.02	119.51	117.00
25	RA	1924	C	N3-C4-C5	-5.02	119.89	121.90
1	XA	1303	C	C2-N1-C1'	5.02	124.32	118.80
25	YA	2237	G	C4-C5-C6	5.02	121.81	118.80
25	RA	1444(A)	A	O4'-C1'-N9	5.01	112.21	108.20
25	RA	1763	G	N3-C4-C5	5.01	131.11	128.60
25	RA	1773	A	N1-C2-N3	5.01	131.81	129.30
25	RA	2544	G	C5-C6-N1	-5.01	108.99	111.50
1	XA	861	G	C4-N9-C1'	5.01	133.02	126.50
25	YA	1665	A	C6-C5-N7	-5.01	128.79	132.30
25	YA	1899	G	N1-C2-N3	5.01	126.91	123.90
25	YA	1987	G	C6-C5-N7	-5.01	127.39	130.40
25	RA	362	U	N1-C2-O2	5.01	126.31	122.80
25	RA	587	C	C6-N1-C2	-5.01	118.30	120.30
25	RA	865	C	N3-C4-C5	5.01	123.91	121.90
25	RA	1822	G	C5-N7-C8	-5.01	101.79	104.30
25	YA	956	G	C8-N9-C1'	-5.01	120.48	127.00
1	QA	515	G	N1-C6-O6	5.01	122.91	119.90
1	QA	811	C	N3-C2-O2	5.01	125.41	121.90
25	RA	444	C	OP1-P-O3'	-5.01	94.17	105.20

Continued on next page...

Continued from previous page...

Mol	Chain	Res	Type	Atoms	Z	Observed(°)	Ideal(°)
25	RA	553	U	C6-N1-C2	-5.01	117.99	121.00
25	RA	607	U	C5-C4-O4	5.01	128.91	125.90
25	RA	1434	A	N1-C6-N6	-5.01	115.59	118.60
25	RA	1465	G	N3-C4-N9	5.01	129.01	126.00
25	RA	2250	G	C4-C5-N7	5.01	112.80	110.80
1	XA	1372	U	C6-N1-C2	-5.01	117.99	121.00
25	YA	140	A	C8-N9-C4	-5.01	103.80	105.80
25	YA	1822	G	C8-N9-C1'	-5.01	120.49	127.00
25	YA	2017	U	C5-C6-N1	-5.01	120.19	122.70
25	YA	2278	A	OP2-P-O3'	5.01	116.22	105.20
25	YA	2643	G	C2-N3-C4	-5.01	109.39	111.90
25	RA	680	G	C8-N9-C1'	-5.01	120.49	127.00
25	RA	685	A	C5-C6-N1	5.01	120.20	117.70
25	RA	729	G	N3-C4-N9	5.01	129.01	126.00
25	RA	1223	C	N3-C4-C5	-5.01	119.90	121.90
25	RA	2714	G	N3-C4-N9	5.01	129.00	126.00
1	XA	244	U	C5-C4-O4	-5.01	122.89	125.90
25	YA	945	A	OP2-P-O3'	5.01	116.22	105.20
25	YA	989	G	N3-C4-N9	5.01	129.00	126.00
25	YA	2058	A	C6-N1-C2	-5.01	115.59	118.60
25	YA	2321	G	C5-N7-C8	-5.01	101.80	104.30
25	YA	2584	U	C6-N1-C2	-5.01	117.99	121.00
1	QA	142	G	N3-C4-C5	-5.01	126.10	128.60
25	RA	270(W)	G	N3-C4-C5	-5.01	126.10	128.60
25	RA	1267	U	OP2-P-O3'	5.01	116.22	105.20
25	RA	2303	G	OP1-P-O3'	5.01	116.22	105.20
1	XA	14	U	C6-N1-C1'	5.01	128.21	121.20
1	XA	328	C	P-O3'-C3'	5.01	125.71	119.70
25	YA	1393	A	C5-N7-C8	5.01	106.40	103.90
25	YA	1626	G	N1-C6-O6	5.01	122.91	119.90
25	YA	1857	G	C8-N9-C1'	-5.01	120.49	127.00
1	QA	1469	G	N7-C8-N9	5.01	115.60	113.10
25	RA	211	A	C6-C5-N7	-5.01	128.79	132.30
25	RA	1197	G	C4-N9-C1'	5.01	133.01	126.50
25	RA	1235	G	C4-C5-N7	-5.01	108.80	110.80
25	RA	1416	G	C8-N9-C4	5.01	108.40	106.40
25	RA	1541	U	C6-N1-C2	-5.01	118.00	121.00
25	RA	2006	C	C6-N1-C1'	-5.01	114.79	120.80
25	RA	2276	G	C8-N9-C4	5.01	108.40	106.40
25	RA	2769	C	C4-C5-C6	5.01	119.90	117.40
25	YA	526	A	N7-C8-N9	5.01	116.30	113.80
25	YA	776	G	N9-C4-C5	5.01	107.40	105.40

Continued on next page...

Continued from previous page...

Mol	Chain	Res	Type	Atoms	Z	Observed(°)	Ideal(°)
25	YA	2431	U	N3-C2-O2	5.01	125.70	122.20
1	QA	294	U	N3-C2-O2	-5.00	118.70	122.20
25	RA	1277	G	C6-C5-N7	5.00	133.40	130.40
25	YA	692	C	C6-N1-C2	5.00	122.30	120.30
25	YA	820	A	N1-C6-N6	-5.00	115.60	118.60
1	QA	265	G	C5-C6-O6	5.00	131.60	128.60
1	QA	567	G	N1-C6-O6	5.00	122.90	119.90
1	QA	869	G	C8-N9-C4	-5.00	104.40	106.40
25	RA	680	G	N1-C2-N2	-5.00	111.70	116.20
25	RA	1277	G	C5-C6-O6	5.00	131.60	128.60
25	RA	1825	A	OP1-P-OP2	-5.00	112.09	119.60
25	RA	1903	G	N3-C4-N9	5.00	129.00	126.00
25	RA	2622	C	C2-N3-C4	-5.00	117.40	119.90
1	XA	751	U	C2-N1-C1'	5.00	123.70	117.70
1	XA	1301	U	P-O3'-C3'	5.00	125.70	119.70
25	YA	648	G	C2-N3-C4	-5.00	109.40	111.90
25	YA	1131	G	N3-C4-C5	-5.00	126.10	128.60
25	YA	1182	A	C4-C5-C6	5.00	119.50	117.00
25	YA	2264	C	N1-C2-O2	5.00	121.90	118.90
1	QA	68	G	N1-C6-O6	-5.00	116.90	119.90
1	QA	943	U	C5-C6-N1	5.00	125.20	122.70
1	QA	1527	C	C2-N3-C4	-5.00	117.40	119.90
25	RA	642	G	C5-C6-N1	-5.00	109.00	111.50
25	RA	924	C	N3-C2-O2	-5.00	118.40	121.90
25	RA	1626	G	N1-C6-O6	5.00	122.90	119.90
25	RA	2261	C	N3-C2-O2	-5.00	118.40	121.90
25	RA	2589	A	C8-N9-C4	5.00	107.80	105.80
1	XA	826	C	C6-N1-C2	-5.00	118.30	120.30
25	YA	815	C	C6-N1-C2	5.00	122.30	120.30
25	YA	1698	A	C8-N9-C4	-5.00	103.80	105.80
25	YA	1839	G	C8-N9-C1'	-5.00	120.50	127.00
25	YA	2400	G	N3-C2-N2	-5.00	116.40	119.90
25	YA	2407	G	O4'-C1'-N9	-5.00	104.20	108.20
26	YB	42	C	N3-C4-C5	-5.00	119.90	121.90

There are no chirality outliers.

All (1) planarity outliers are listed below:

Mol	Chain	Res	Type	Group
45	YZ	181	GLU	Peptide

5.2 Too-close contacts [i](#)

In the following table, the Non-H and H(model) columns list the number of non-hydrogen atoms and hydrogen atoms in the chain respectively. The H(added) column lists the number of hydrogen atoms added and optimized by MolProbity. The Clashes column lists the number of clashes within the asymmetric unit, whereas Symm-Clashes lists symmetry related clashes.

Mol	Chain	Non-H	H(model)	H(added)	Clashes	Symm-Clashes
1	QA	32247	0	16278	1130	0
1	XA	32249	0	16279	1064	1
2	QB	1924	0	1975	289	0
2	XB	1924	0	1975	290	0
3	QC	1605	0	1668	205	0
3	XC	1605	0	1668	211	0
4	QD	1703	0	1764	253	0
4	XD	1703	0	1765	214	0
5	QE	1155	0	1213	182	0
5	XE	1155	0	1213	147	0
6	QF	843	0	857	94	0
6	XF	843	0	857	99	0
7	QG	1257	0	1296	151	0
7	XG	1257	0	1294	142	0
8	QH	1116	0	1175	167	0
8	XH	1116	0	1177	150	0
9	QI	1010	0	1037	144	0
9	XI	1010	0	1037	152	0
10	QJ	801	0	849	150	0
10	XJ	801	0	849	132	0
11	QK	885	0	904	103	0
11	XK	885	0	904	107	0
12	QL	975	0	1062	100	0
12	XL	975	0	1062	111	0
13	QM	964	0	1034	169	0
13	XM	964	0	1034	163	0
14	QN	492	0	530	102	0
14	XN	492	0	530	99	0
15	QO	734	0	771	76	0
15	XO	734	0	771	78	0
16	QP	705	0	725	120	0
16	XP	705	0	725	113	0
17	QQ	834	0	904	84	0
17	XQ	834	0	904	81	0
18	QR	574	0	644	66	0
18	XR	574	0	644	66	0
19	QS	674	0	699	109	0

Continued on next page...

Continued from previous page...

Mol	Chain	Non-H	H(model)	H(added)	Clashes	Symm-Clashes
19	XS	674	0	699	132	0
20	QT	763	0	860	108	0
20	XT	763	0	861	108	0
21	QU	217	0	234	30	0
21	XU	217	0	234	26	0
22	QV	1644	0	836	44	0
22	XV	1644	0	836	29	0
23	QX	167	0	87	13	0
23	XX	145	0	75	9	0
24	QY	303	0	154	11	0
24	XY	303	0	154	11	0
25	RA	62071	0	31285	1926	0
25	YA	62091	0	31293	1989	0
26	RB	2573	0	1306	121	0
26	YB	2573	0	1306	103	0
27	RD	2115	0	2195	324	0
27	YD	2115	0	2195	332	0
28	RE	1568	0	1634	270	0
28	YE	1568	0	1634	263	0
29	RF	1585	0	1632	178	0
29	YF	1585	0	1632	178	0
30	RG	1474	0	1535	201	0
30	YG	1474	0	1535	194	0
31	RH	1307	0	1382	226	0
31	YH	1307	0	1382	228	0
32	RI	1136	0	1223	79	1
32	YI	1136	0	1223	72	0
33	RN	1104	0	1180	200	0
33	YN	1104	0	1180	189	0
34	RO	933	0	996	126	0
34	YO	933	0	996	125	0
35	RP	1145	0	1228	256	0
35	YP	1145	0	1228	244	0
36	RQ	1122	0	1179	157	0
36	YQ	1122	0	1178	165	0
37	RR	968	0	1033	115	0
37	YR	968	0	1033	117	0
38	RS	882	0	943	166	0
38	YS	882	0	943	159	0
39	RT	1141	0	1202	151	0
39	YT	1141	0	1202	155	0
40	RU	964	0	1022	130	0

Continued on next page...

Continued from previous page...

Mol	Chain	Non-H	H(model)	H(added)	Clashes	Symm-Clashes
40	YU	964	0	1022	142	0
41	RV	779	0	852	130	0
41	YV	779	0	852	131	0
42	RW	900	0	964	100	0
42	YW	900	0	964	108	0
43	RX	725	0	778	70	0
43	YX	725	0	778	74	0
44	RY	785	0	878	167	0
44	YY	785	0	878	160	0
45	RZ	1461	0	1493	81	0
45	YZ	1461	0	1493	86	0
46	R0	648	0	671	55	0
46	Y0	648	0	672	51	0
47	R1	763	0	848	142	0
47	Y1	763	0	848	142	0
48	R2	581	0	629	83	0
48	Y2	581	0	629	78	0
49	R3	469	0	518	41	0
49	Y3	469	0	518	46	0
50	R4	581	0	574	159	0
50	Y4	581	0	574	167	0
51	R5	459	0	480	73	0
51	Y5	459	0	480	76	0
52	R6	424	0	450	90	0
52	Y6	424	0	450	97	0
53	R7	430	0	480	42	0
53	Y7	430	0	480	40	0
54	R8	517	0	582	104	0
54	Y8	517	0	582	105	0
55	R9	307	0	335	23	0
55	Y9	307	0	336	24	0
56	Z6	74	0	51	10	0
56	Z8	74	0	51	10	0
57	QA	64	0	0	0	0
57	QF	1	0	0	0	0
57	QH	1	0	0	0	0
57	QM	1	0	0	0	0
57	QV	1	0	0	0	0
57	QX	1	0	0	0	0
57	R0	1	0	0	0	0
57	R5	1	0	0	0	0
57	R8	1	0	0	0	0

Continued on next page...

Continued from previous page...

Mol	Chain	Non-H	H(model)	H(added)	Clashes	Symm-Clashes
57	RA	239	0	0	0	0
57	RB	2	0	0	0	0
57	RD	1	0	0	0	0
57	RE	2	0	0	0	0
57	RF	1	0	0	0	0
57	RP	1	0	0	0	0
57	RR	2	0	0	0	0
57	XA	72	0	0	1	0
57	XB	1	0	0	0	0
57	XM	1	0	0	0	0
57	XV	2	0	0	0	0
57	XX	1	0	0	0	0
57	Y5	1	0	0	0	0
57	Y7	1	0	0	0	0
57	YA	269	0	0	1	0
57	YB	3	0	0	0	0
57	YE	1	0	0	0	0
57	YP	1	0	0	0	0
57	YQ	1	0	0	0	0
58	QD	1	0	0	0	0
58	QN	1	0	0	0	0
58	R9	1	0	0	0	0
58	XD	1	0	0	0	0
58	XN	1	0	0	0	0
58	Y9	1	0	0	0	0
59	XX	22	0	12	1	0
All	All	291868	0	198240	17856	1

The all-atom clashscore is defined as the number of clashes found per 1000 atoms (including hydrogen atoms). The all-atom clashscore for this structure is 37.

All (17856) close contacts within the same asymmetric unit are listed below, sorted by their clash magnitude.

Atom-1	Atom-2	Interatomic distance (Å)	Clash overlap (Å)
14:YN:32:SER:CB	14:YN:41:ARG:HB3	1.23	1.54
14:YN:32:SER:HB3	14:YN:41:ARG:CB	1.28	1.54
31:RH:127:GLU:CG	31:RH:128:PRO:HD3	1.35	1.53
31:YH:127:GLU:CG	31:YH:128:PRO:HD3	1.36	1.52
4:XD:22:LYS:CG	4:XD:26:CYS:SG	2.01	1.49
10:QJ:49:VAL:HG21	14:QN:41:ARG:CB	1.49	1.42
4:XD:22:LYS:HB2	4:XD:26:CYS:SG	1.57	1.42

Continued on next page...

Continued from previous page...

Atom-1	Atom-2	Interatomic distance (Å)	Clash overlap (Å)
4:XD:22:LYS:CB	4:XD:26:CYS:SG	2.10	1.40
10:QJ:49:VAL:CG2	14:QN:41:ARG:CB	2.04	1.36
47:R1:81:LYS:HA	47:R1:81:LYS:NZ	1.43	1.34
47:Y1:81:LYS:HA	47:Y1:81:LYS:NZ	1.42	1.34
5:QE:79:GLU:OE2	8:QH:104:ARG:HA	1.24	1.32
4:QD:22:LYS:HG3	4:QD:26:CYS:SG	1.70	1.31
10:QJ:49:VAL:CG2	14:QN:41:ARG:HB2	1.62	1.29
4:XD:22:LYS:HG3	4:XD:26:CYS:SG	1.64	1.27
47:R1:81:LYS:N	47:R1:81:LYS:HE2	1.50	1.26
47:Y1:81:LYS:HE2	47:Y1:81:LYS:N	1.50	1.26
14:QN:25:VAL:HG23	14:QN:38:GLY:O	1.37	1.25
13:QM:121:LYS:NZ	24:QY:40:G:OP1	1.71	1.24
14:YN:40:CYS:SG	14:YN:43:CYS:N	2.11	1.23
36:RQ:59:ARG:O	36:RQ:60:ARG:HD2	1.38	1.22
14:YN:32:SER:CB	14:YN:41:ARG:CB	1.97	1.21
31:YH:127:GLU:HG2	31:YH:128:PRO:CD	1.70	1.21
31:YH:127:GLU:CB	31:YH:128:PRO:HD3	1.69	1.20
31:RH:127:GLU:HG2	31:RH:128:PRO:CD	1.70	1.20
13:QM:77:ASN:HA	50:R4:71:ARG:NH2	1.56	1.20
31:RH:127:GLU:CB	31:RH:128:PRO:HD3	1.69	1.19
25:YA:518:G:H4'	42:YW:18:ARG:HH12	1.07	1.18
2:QB:101:MET:HA	2:QB:108:ILE:HG13	1.25	1.18
44:RY:95:LYS:HB3	44:RY:100:ALA:HA	1.20	1.17
1:QA:1054:C:OP2	1:QA:1197:G:OP2	1.63	1.16
4:XD:12:CYS:HA	4:XD:19:LEU:CD2	1.75	1.16
47:Y1:82:LEU:HD12	47:Y1:82:LEU:C	1.66	1.16
44:YY:76:CYS:HB3	44:YY:96:ILE:HD13	1.17	1.16
31:RH:132:ARG:HH11	31:RH:132:ARG:HB2	1.10	1.16
44:YY:95:LYS:HB3	44:YY:100:ALA:HA	1.20	1.15
1:QA:339:C:OP2	34:RO:97:ARG:NH1	1.80	1.15
14:YN:42:ILE:O	14:YN:43:CYS:O	1.65	1.14
2:XB:101:MET:HA	2:XB:108:ILE:HG13	1.25	1.14
35:RP:50:ARG:HB3	35:RP:50:ARG:HH21	1.13	1.14
12:QL:10:LEU:HD13	17:QQ:32:TYR:CE2	1.83	1.13
10:QJ:49:VAL:CG2	14:QN:41:ARG:HB3	1.71	1.13
19:QS:41:VAL:HB	19:QS:42:PRO:HA	1.26	1.13
47:R1:82:LEU:HD12	47:R1:82:LEU:C	1.66	1.13
4:XD:11:LEU:HD22	4:XD:66:ARG:HD3	1.29	1.13
10:QJ:6:ILE:HG22	10:QJ:98:ILE:HG13	1.30	1.13
22:QV:1:C:O4'	46:R0:5:LYS:NZ	1.80	1.12
4:QD:12:CYS:HA	4:QD:19:LEU:HD21	1.24	1.12

Continued on next page...

Continued from previous page...

Atom-1	Atom-2	Interatomic distance (Å)	Clash overlap (Å)
19:QS:5:LEU:HD22	50:R4:67:TYR:CE2	1.84	1.12
47:Y1:82:LEU:CD1	47:Y1:83:GLU:O	1.97	1.12
29:RF:101:LEU:HD12	29:RF:102:PRO:HD2	1.21	1.12
40:RU:8:VAL:HG23	40:RU:11:ARG:HH21	1.14	1.12
35:YP:50:ARG:HB3	35:YP:50:ARG:HH21	1.13	1.12
47:R1:82:LEU:CD1	47:R1:83:GLU:O	1.97	1.11
12:XL:46:LYS:HG2	12:XL:47:LYS:H	1.02	1.11
28:YE:179:GLU:HB3	28:YE:181:LEU:HD23	1.31	1.11
29:YF:101:LEU:HD12	29:YF:102:PRO:HD2	1.21	1.11
40:YU:8:VAL:HG23	40:YU:11:ARG:HH21	1.14	1.11
28:RE:179:GLU:HB3	28:RE:181:LEU:HD23	1.31	1.11
27:YD:44:ASN:HB2	27:YD:48:ARG:O	1.51	1.11
5:QE:78:HIS:CD2	8:QH:104:ARG:HG2	1.85	1.11
27:RD:44:ASN:HB2	27:RD:48:ARG:O	1.50	1.11
47:Y1:82:LEU:HD12	47:Y1:83:GLU:N	1.66	1.11
31:YH:132:ARG:HB2	31:YH:132:ARG:HH11	1.10	1.11
4:QD:22:LYS:CG	4:QD:26:CYS:SG	2.38	1.10
47:R1:82:LEU:HD12	47:R1:83:GLU:N	1.66	1.10
31:RH:86:GLU:HG3	31:RH:165:ALA:H	1.06	1.10
5:QE:79:GLU:OE2	8:QH:104:ARG:CA	1.99	1.10
13:XM:77:ASN:HA	50:Y4:71:ARG:NH2	1.66	1.10
44:RY:76:CYS:HB3	44:RY:96:ILE:HD13	1.17	1.09
28:YE:50:GLY:HA2	28:YE:77:ILE:HA	1.31	1.09
31:YH:152:ARG:HG3	31:YH:153:LYS:HE2	1.33	1.09
35:RP:19:VAL:HG22	35:RP:20:GLY:H	1.15	1.08
19:XS:41:VAL:HB	19:XS:42:PRO:HA	1.26	1.08
3:QC:15:THR:HG23	3:QC:181:ASN:HA	1.35	1.08
33:YN:134:ARG:H	33:YN:135:PRO:HD3	1.11	1.08
15:XO:87:ILE:HG22	15:XO:88:ARG:H	1.19	1.08
27:YD:131:LEU:HB2	27:YD:136:ILE:HD11	1.35	1.08
11:QK:79:SER:HB2	11:QK:106:LYS:HD2	1.35	1.08
10:XJ:6:ILE:HG22	10:XJ:98:ILE:HG13	1.30	1.08
3:XC:15:THR:HG23	3:XC:181:ASN:HA	1.35	1.08
31:YH:86:GLU:HG3	31:YH:165:ALA:H	1.05	1.08
1:QA:1123:A:H4'	10:QJ:36:GLY:HA3	1.34	1.08
27:RD:131:LEU:HB2	27:RD:136:ILE:HD11	1.35	1.08
35:YP:126:VAL:HG12	35:YP:147:LEU:HD21	1.30	1.08
2:XB:80:ILE:HD11	2:XB:208:ILE:HG23	1.34	1.08
31:RH:152:ARG:HG3	31:RH:153:LYS:HE2	1.34	1.07
47:Y1:81:LYS:HZ3	47:Y1:81:LYS:CA	1.65	1.07
50:R4:71:ARG:HH11	50:R4:71:ARG:HG3	1.13	1.07

Continued on next page...

Continued from previous page...

Atom-1	Atom-2	Interatomic distance (Å)	Clash overlap (Å)
35:RP:126:VAL:HG12	35:RP:147:LEU:HD21	1.30	1.07
25:YA:1454:U:H5'	37:YR:63:ARG:HE	1.16	1.07
15:QO:87:ILE:HG22	15:QO:88:ARG:H	1.18	1.07
28:RE:50:GLY:HA2	28:RE:77:ILE:HA	1.31	1.06
47:Y1:82:LEU:CD1	47:Y1:83:GLU:N	2.18	1.06
50:Y4:71:ARG:HG3	50:Y4:71:ARG:HH11	1.14	1.06
35:RP:59:LEU:HA	35:RP:61:ARG:NH2	1.69	1.06
35:YP:59:LEU:HA	35:YP:61:ARG:NH2	1.69	1.06
11:QK:51:LYS:HA	11:QK:55:LYS:HD3	1.36	1.06
31:YH:153:LYS:HB3	31:YH:154:PRO:HD2	1.07	1.06
54:Y8:52:LYS:H	54:Y8:53:PRO:CD	1.69	1.06
47:R1:82:LEU:CD1	47:R1:83:GLU:N	2.18	1.06
28:RE:21:VAL:HB	28:RE:22:PRO:HB3	1.37	1.06
10:QJ:49:VAL:CG1	14:QN:41:ARG:HD2	1.85	1.06
29:RF:46:ARG:HH11	29:RF:46:ARG:HG2	1.20	1.06
28:RE:63:LEU:HD12	28:RE:64:LYS:H	1.18	1.05
10:QJ:49:VAL:HG21	14:QN:41:ARG:HB3	1.24	1.05
13:XM:3:ARG:HA	13:XM:9:ILE:HG21	1.34	1.05
13:XM:88:ARG:HH11	13:XM:88:ARG:HB3	1.19	1.05
4:XD:12:CYS:HA	4:XD:19:LEU:HD21	1.08	1.05
28:YE:63:LEU:HD12	28:YE:64:LYS:H	1.18	1.05
28:YE:21:VAL:HB	28:YE:22:PRO:HB3	1.37	1.05
13:QM:3:ARG:HA	13:QM:9:ILE:HG21	1.35	1.05
13:QM:88:ARG:HB3	13:QM:88:ARG:HH11	1.19	1.05
26:RB:45:A:O4'	30:RG:95:ARG:NH1	1.89	1.05
35:YP:19:VAL:HG22	35:YP:20:GLY:H	1.15	1.05
5:QE:11:ILE:HD11	5:QE:31:LEU:HD12	1.38	1.05
13:QM:49:THR:HG22	13:QM:51:ALA:H	1.22	1.05
25:YA:2701:C:H3'	25:YA:2702:U:H5''	1.33	1.05
4:QD:27:TYR:OH	6:XF:15:ASP:OD2	1.73	1.05
40:RU:90:VAL:HG12	40:RU:91:ASP:H	1.18	1.05
1:QA:864:A:H5'	5:QE:86:ALA:HB2	1.37	1.04
33:RN:134:ARG:H	33:RN:135:PRO:HD3	1.12	1.04
11:XK:51:LYS:HA	11:XK:55:LYS:HD3	1.36	1.04
36:RQ:59:ARG:O	36:RQ:60:ARG:CD	2.05	1.04
41:YV:49:THR:HB	41:YV:50:PRO:HD2	1.39	1.04
2:QB:18:GLY:H	2:QB:42:ILE:HG22	1.21	1.04
37:RR:67:LEU:HD13	37:RR:76:VAL:HG21	1.39	1.04
38:RS:106:ARG:HA	38:RS:110:LEU:HD11	1.39	1.04
40:YU:90:VAL:HG12	40:YU:91:ASP:H	1.18	1.04
2:QB:80:ILE:HD11	2:QB:208:ILE:HG23	1.33	1.04

Continued on next page...

Continued from previous page...

Atom-1	Atom-2	Interatomic distance (Å)	Clash overlap (Å)
8:XH:29:SER:HB3	8:XH:32:LYS:HG3	1.39	1.04
11:XK:79:SER:HB2	11:XK:106:LYS:HD2	1.35	1.04
36:RQ:81:VAL:O	36:RQ:82:ARG:CD	2.06	1.03
10:QJ:49:VAL:CG1	14:QN:41:ARG:HB2	1.88	1.03
38:RS:83:LYS:O	38:RS:109:GLY:HA3	1.56	1.03
31:YH:127:GLU:CG	31:YH:128:PRO:CD	2.31	1.03
38:YS:83:LYS:O	38:YS:109:GLY:HA3	1.57	1.03
2:QB:4:GLU:HG2	2:QB:5:ILE:H	1.19	1.03
2:XB:4:GLU:HG2	2:XB:5:ILE:H	1.19	1.03
38:YS:106:ARG:HA	38:YS:110:LEU:HD11	1.39	1.03
4:QD:12:CYS:HA	4:QD:19:LEU:CD2	1.87	1.03
27:RD:35:LYS:HG2	27:RD:64:ILE:N	1.72	1.03
14:YN:22:THR:O	14:YN:23:ARG:HB2	1.56	1.03
31:YH:127:GLU:CB	31:YH:128:PRO:CD	2.35	1.03
54:R8:52:LYS:H	54:R8:53:PRO:CD	1.69	1.03
36:RQ:80:GLU:O	36:RQ:81:VAL:HG13	1.59	1.02
29:RF:67:GLN:O	29:RF:67:GLN:HG3	1.58	1.02
29:RF:67:GLN:O	29:RF:68:LYS:HB2	1.56	1.02
27:YD:35:LYS:HG2	27:YD:64:ILE:N	1.72	1.02
29:YF:67:GLN:O	29:YF:68:LYS:HB2	1.56	1.02
36:YQ:65:PHE:O	36:YQ:66:ILE:HG12	1.59	1.02
34:YO:53:LYS:HD2	34:YO:53:LYS:H	1.23	1.02
36:YQ:81:VAL:O	36:YQ:82:ARG:CD	2.06	1.02
36:YQ:12:GLN:HG2	36:YQ:73:PRO:HD2	1.42	1.02
31:RH:153:LYS:HB3	31:RH:154:PRO:HD2	1.06	1.02
34:RO:53:LYS:H	34:RO:53:LYS:HD2	1.23	1.02
36:RQ:12:GLN:HG2	36:RQ:73:PRO:HD2	1.42	1.02
2:XB:18:GLY:H	2:XB:42:ILE:HG22	1.22	1.02
44:YY:97:ARG:HH21	44:YY:98:VAL:HB	1.25	1.02
29:YF:46:ARG:HG2	29:YF:46:ARG:HH11	1.20	1.01
38:RS:26:LEU:HD12	38:RS:39:ILE:HD11	1.40	1.01
13:XM:49:THR:HG22	13:XM:51:ALA:H	1.22	1.01
30:YG:13:GLU:O	30:YG:14:GLU:HB2	1.60	1.01
5:XE:11:ILE:HD11	5:XE:31:LEU:HD12	1.38	1.01
7:QG:78:ARG:HG3	7:QG:79:ARG:H	1.24	1.01
29:RF:185:ASP:HA	29:RF:188:ARG:HD3	1.41	1.01
10:QJ:49:VAL:HG13	14:QN:41:ARG:CD	1.90	1.01
19:QS:41:VAL:HB	19:QS:42:PRO:CA	1.91	1.01
2:QB:178:ARG:NE	8:QH:71:GLY:O	1.93	1.01
37:YR:67:LEU:HD13	37:YR:76:VAL:HG21	1.39	1.01
19:XS:41:VAL:HB	19:XS:42:PRO:CA	1.91	1.00

Continued on next page...

Continued from previous page...

Atom-1	Atom-2	Interatomic distance (Å)	Clash overlap (Å)
33:YN:96:GLU:HG2	33:YN:97:ARG:H	1.26	1.00
27:RD:227:ASN:HB3	27:RD:228:PRO:HD2	1.43	1.00
41:RV:49:THR:HB	41:RV:50:PRO:HD2	1.39	1.00
29:YF:67:GLN:O	29:YF:67:GLN:HG3	1.58	1.00
8:QH:29:SER:HB3	8:QH:32:LYS:HG3	1.39	1.00
50:R4:56:VAL:HA	50:R4:60:GLN:HB2	1.43	1.00
36:YQ:80:GLU:O	36:YQ:81:VAL:HG13	1.59	1.00
25:YA:482:A:H4'	44:YY:47:LYS:HD2	1.39	1.00
48:R2:50:ILE:HD12	48:R2:51:ARG:N	1.76	1.00
36:RQ:81:VAL:O	36:RQ:82:ARG:NE	1.94	1.00
52:Y6:7:ILE:HG13	52:Y6:8:LYS:H	1.25	1.00
36:RQ:65:PHE:O	36:RQ:66:ILE:HG12	1.59	1.00
25:YA:27:G:HO2'	25:YA:28:A:H8	1.06	1.00
37:YR:54:LEU:HD23	37:YR:66:VAL:HG23	1.44	1.00
44:RY:97:ARG:HH21	44:RY:98:VAL:HB	1.26	1.00
31:RH:77:LYS:HZ3	31:RH:77:LYS:HB3	1.22	1.00
2:QB:178:ARG:HH21	8:QH:74:PRO:HB3	1.19	0.99
25:RA:2701:C:H3'	25:RA:2702:U:H5''	1.39	0.99
31:RH:153:LYS:HB3	31:RH:154:PRO:CD	1.92	0.99
38:RS:83:LYS:NZ	38:RS:109:GLY:HA2	1.77	0.99
48:Y2:50:ILE:HD12	48:Y2:51:ARG:N	1.76	0.99
29:YF:185:ASP:HA	29:YF:188:ARG:HD3	1.41	0.99
38:YS:26:LEU:HD12	38:YS:39:ILE:HD11	1.40	0.99
28:RE:201:THR:HG22	28:RE:203:LYS:H	1.26	0.99
31:YH:153:LYS:HB3	31:YH:154:PRO:CD	1.92	0.99
25:RA:1019:U:HO2'	25:RA:1021:A:H2	1.02	0.99
28:YE:201:THR:HG22	28:YE:203:LYS:H	1.26	0.99
8:QH:23:SER:HA	8:QH:63:LEU:HD22	1.45	0.99
23:XX:5:C:H2'	23:XX:6:C:H6	1.27	0.99
2:QB:178:ARG:HD2	8:QH:71:GLY:CA	1.93	0.99
35:YP:105:LEU:O	35:YP:106:LEU:HB2	1.60	0.99
31:RH:127:GLU:CG	31:RH:128:PRO:CD	2.31	0.99
10:XJ:6:ILE:HD11	10:XJ:72:VAL:HB	1.44	0.99
3:QC:95:THR:HG22	3:QC:96:GLY:H	1.27	0.98
8:QH:84:ARG:HH12	8:QH:86:ILE:HD13	1.28	0.98
1:XA:1123:A:H4'	10:XJ:36:GLY:HA3	1.42	0.98
36:YQ:81:VAL:O	36:YQ:82:ARG:NE	1.94	0.98
3:QC:181:ASN:HD21	3:QC:204:LEU:HD12	1.27	0.98
10:QJ:6:ILE:HD11	10:QJ:72:VAL:HB	1.44	0.98
35:RP:50:ARG:CB	35:RP:50:ARG:HH21	1.76	0.98
25:RA:1542:G:O6	25:RA:1543:A:N6	1.95	0.98

Continued on next page...

Continued from previous page...

Atom-1	Atom-2	Interatomic distance (Å)	Clash overlap (Å)
42:RW:86:LEU:HD12	42:RW:87:PRO:HD2	1.45	0.98
35:YP:50:ARG:HH21	35:YP:50:ARG:CB	1.76	0.98
2:QB:196:LEU:HD12	2:QB:197:VAL:HG23	1.45	0.98
47:R1:81:LYS:CA	47:R1:81:LYS:HZ3	1.77	0.98
35:RP:105:LEU:O	35:RP:106:LEU:HB2	1.61	0.98
25:RA:2638:G:OP2	28:RE:82:ARG:NH2	1.96	0.98
36:RQ:79:LEU:HD22	36:RQ:79:LEU:O	1.64	0.98
1:XA:1054:C:OP2	1:XA:1197:G:OP2	1.82	0.98
7:XG:78:ARG:HG3	7:XG:79:ARG:H	1.24	0.98
27:RD:44:ASN:HB3	27:RD:49:ILE:HA	1.45	0.98
3:QC:19:GLU:HA	3:QC:54:ARG:HH12	1.29	0.98
30:RG:13:GLU:O	30:RG:14:GLU:HB2	1.60	0.98
8:XH:84:ARG:HH12	8:XH:86:ILE:HD13	1.28	0.98
31:YH:86:GLU:HG3	31:YH:165:ALA:N	1.79	0.98
36:YQ:79:LEU:HD13	36:YQ:79:LEU:O	1.63	0.98
4:XD:20:TYR:CD2	4:XD:27:TYR:CE2	2.51	0.97
3:QC:16:ARG:HD2	3:QC:54:ARG:HH21	1.28	0.97
4:QD:94:LEU:HD12	4:QD:94:LEU:H	1.28	0.97
10:QJ:49:VAL:HG22	14:QN:41:ARG:CB	1.92	0.97
28:RE:20:ALA:O	28:RE:21:VAL:HG22	1.65	0.97
31:RH:127:GLU:CB	31:RH:128:PRO:CD	2.35	0.97
52:Y6:41:PRO:HG2	52:Y6:45:LYS:H	1.30	0.97
27:YD:44:ASN:HB3	27:YD:49:ILE:HA	1.45	0.97
38:YS:83:LYS:NZ	38:YS:109:GLY:HA2	1.77	0.97
4:QD:29:PRO:HG2	4:QD:30:LYS:CD	1.94	0.97
3:XC:16:ARG:HB2	3:XC:16:ARG:HH11	1.30	0.97
48:Y2:50:ILE:HD12	48:Y2:51:ARG:H	1.24	0.97
39:YT:62:THR:HG22	39:YT:75:ILE:HG12	1.46	0.97
36:RQ:79:LEU:HD13	36:RQ:79:LEU:O	1.63	0.97
25:YA:27:G:N2	25:YA:512:G:O2'	1.97	0.97
42:YW:86:LEU:HD12	42:YW:87:PRO:HD2	1.45	0.97
7:XG:62:PHE:HA	7:XG:124:LEU:HD21	1.47	0.97
2:XB:178:ARG:HH21	8:XH:74:PRO:HB3	1.28	0.97
36:YQ:79:LEU:HD22	36:YQ:79:LEU:O	1.64	0.97
48:R2:50:ILE:HD12	48:R2:51:ARG:H	1.24	0.97
33:RN:96:GLU:HG2	33:RN:97:ARG:H	1.26	0.96
1:XA:1139:G:N2	1:XA:1143:G:O6	1.98	0.96
25:RA:2015:A:H1'	51:R5:2:ALA:HA	1.45	0.96
23:XX:5:C:H2'	23:XX:6:C:C6	2.00	0.96
51:Y5:58:LEU:HD13	51:Y5:60:VAL:HG12	1.48	0.96
4:QD:30:LYS:HG3	4:QD:35:ARG:NE	1.80	0.96

Continued on next page...

Continued from previous page...

Atom-1	Atom-2	Interatomic distance (Å)	Clash overlap (Å)
52:R6:7:ILE:HG13	52:R6:8:LYS:H	1.25	0.96
25:RA:1434:A:H61	25:RA:1558:A:H62	1.11	0.96
52:R6:47:THR:HG22	52:R6:48:VAL:HG12	1.46	0.96
2:QB:178:ARG:HD2	8:QH:71:GLY:HA2	1.44	0.96
1:QA:1297:C:O2'	7:QG:114:ARG:NH2	1.98	0.96
2:XB:7:VAL:HG21	2:XB:217:ARG:HH11	1.31	0.96
25:YA:2015:A:H1'	51:Y5:2:ALA:HA	1.45	0.96
30:RG:112:PRO:HB3	50:R4:37:SER:HB2	1.47	0.96
3:XC:181:ASN:HD21	3:XC:204:LEU:HD12	1.27	0.96
8:XH:23:SER:HA	8:XH:63:LEU:HD22	1.45	0.96
30:YG:112:PRO:HB3	50:Y4:37:SER:HB2	1.47	0.96
2:QB:7:VAL:HG21	2:QB:217:ARG:HH11	1.30	0.96
7:QG:62:PHE:HA	7:QG:124:LEU:HD21	1.47	0.96
10:XJ:32:ALA:HB3	10:XJ:76:ASN:HB2	1.48	0.96
44:YY:84:ARG:HH12	44:YY:97:ARG:HB2	1.28	0.96
10:QJ:32:ALA:HB3	10:QJ:76:ASN:HB2	1.47	0.96
25:RA:1428:C:N4	25:RA:1570:A:OP2	1.99	0.96
2:QB:8:LYS:HD3	2:QB:8:LYS:H	1.30	0.96
10:QJ:75:ILE:HG13	10:QJ:76:ASN:H	1.31	0.96
3:XC:19:GLU:HA	3:XC:54:ARG:HH12	1.29	0.96
3:XC:16:ARG:HD2	3:XC:54:ARG:HH21	1.28	0.96
50:Y4:56:VAL:HA	50:Y4:60:GLN:HB2	1.44	0.96
4:QD:30:LYS:CB	4:QD:35:ARG:HG3	1.96	0.95
37:RR:54:LEU:HD23	37:RR:66:VAL:HG23	1.44	0.95
4:XD:30:LYS:C	4:XD:32:ALA:H	1.62	0.95
27:YD:227:ASN:HB3	27:YD:228:PRO:HD2	1.44	0.95
3:XC:95:THR:HG22	3:XC:96:GLY:H	1.27	0.95
28:YE:20:ALA:O	28:YE:21:VAL:HG22	1.65	0.95
29:YF:101:LEU:HD12	29:YF:102:PRO:CD	1.96	0.95
12:QL:6:THR:H	12:QL:9:GLN:HE21	1.15	0.95
44:RY:84:ARG:HH12	44:RY:97:ARG:HB2	1.28	0.95
12:XL:46:LYS:HG2	12:XL:47:LYS:N	1.78	0.95
51:Y5:56:LYS:H	51:Y5:56:LYS:HD2	1.31	0.95
16:QP:4:ILE:HD11	16:QP:64:ALA:HB1	1.46	0.95
13:XM:57:ARG:HB2	13:XM:57:ARG:HH11	1.32	0.95
35:YP:62:LEU:HD22	35:YP:62:LEU:N	1.82	0.95
4:XD:22:LYS:CD	4:XD:26:CYS:SG	2.55	0.95
4:XD:94:LEU:HD12	4:XD:94:LEU:H	1.28	0.95
1:QA:954:G:H21	1:QA:1227:A:H62	1.15	0.95
1:XA:1238:A:H62	1:XA:1301:U:H3	0.96	0.95
6:XF:86:ARG:O	6:XF:87:ARG:HG2	1.66	0.95

Continued on next page...

Continued from previous page...

Atom-1	Atom-2	Interatomic distance (Å)	Clash overlap (Å)
47:Y1:81:LYS:N	47:Y1:81:LYS:CE	2.30	0.95
28:YE:78:LEU:HG	28:YE:79:ARG:HE	1.30	0.95
22:QV:1:C:H1'	46:R0:5:LYS:HE3	1.49	0.95
29:RF:101:LEU:HD12	29:RF:102:PRO:CD	1.96	0.95
31:RH:86:GLU:HG3	31:RH:165:ALA:N	1.79	0.95
22:XV:2:G:H4'	46:Y0:7:LEU:O	1.67	0.95
29:YF:103:LYS:HA	29:YF:106:ARG:HG3	1.48	0.95
31:YH:153:LYS:CB	31:YH:154:PRO:HD2	1.97	0.94
41:YV:99:ILE:HD13	41:YV:99:ILE:H	1.32	0.94
4:QD:28:SER:HB2	4:QD:29:PRO:HD3	1.49	0.94
48:R2:13:ALA:HA	48:R2:16:LEU:HD23	1.48	0.94
25:RA:265:A:N6	25:RA:427:U:O2'	2.00	0.94
2:XB:196:LEU:HD12	2:XB:197:VAL:HG23	1.45	0.94
44:RY:51:VAL:HG13	44:RY:52:SER:H	1.31	0.94
48:Y2:13:ALA:HA	48:Y2:16:LEU:HD23	1.48	0.94
41:YV:35:LEU:HD21	41:YV:57:VAL:HG22	1.47	0.94
44:YY:51:VAL:HG13	44:YY:52:SER:H	1.31	0.94
47:R1:81:LYS:CA	47:R1:81:LYS:CE	2.45	0.94
16:XP:4:ILE:HD11	16:XP:64:ALA:HB1	1.46	0.94
12:XL:10:LEU:HD13	17:XQ:32:TYR:CE2	2.03	0.94
47:Y1:81:LYS:CA	47:Y1:81:LYS:CE	2.45	0.94
34:RO:2:ILE:HD11	34:RO:82:ASN:HD22	1.33	0.94
35:RP:62:LEU:HD22	35:RP:62:LEU:N	1.82	0.94
25:YA:1138:G:H21	33:YN:106:MET:HE3	1.32	0.94
6:QF:86:ARG:O	6:QF:87:ARG:HG2	1.66	0.94
52:R6:41:PRO:HG2	52:R6:45:LYS:H	1.29	0.94
25:YA:1899:G:H22	25:YA:1902:C:H41	1.11	0.94
25:RA:674:G:H1'	29:RF:74:ARG:HD3	1.49	0.94
47:R1:81:LYS:CE	47:R1:81:LYS:N	2.30	0.94
27:RD:28:GLU:HB2	27:RD:29:PRO:CD	1.98	0.94
3:XC:11:ARG:HB3	3:XC:15:THR:HB	1.48	0.94
10:XJ:75:ILE:HG13	10:XJ:76:ASN:H	1.31	0.94
3:QC:16:ARG:HB2	3:QC:16:ARG:HH11	1.30	0.94
7:QG:15:ASP:HB3	7:QG:20:ASP:H	1.31	0.94
27:RD:108:PRO:HB3	27:RD:143:HIS:HE1	1.32	0.94
39:RT:11:GLU:CD	39:RT:11:GLU:H	1.71	0.94
39:RT:62:THR:HG22	39:RT:75:ILE:HG12	1.46	0.94
43:RX:57:LEU:CD1	43:RX:78:LYS:HB2	1.98	0.94
27:YD:28:GLU:HB2	27:YD:29:PRO:CD	1.98	0.94
1:XA:1286:A:H5''	21:XU:26:LYS:HD2	1.46	0.94
25:YA:270(R):G:N3	47:Y1:78:LYS:NZ	2.14	0.94

Continued on next page...

Continued from previous page...

Atom-1	Atom-2	Interatomic distance (Å)	Clash overlap (Å)
31:YH:77:LYS:NZ	31:YH:77:LYS:HB3	1.82	0.94
2:XB:8:LYS:H	2:XB:8:LYS:HD3	1.30	0.93
52:Y6:47:THR:HG22	52:Y6:48:VAL:HG12	1.45	0.93
13:QM:90:LEU:HA	13:QM:93:ARG:HD2	1.50	0.93
51:R5:56:LYS:H	51:R5:56:LYS:HD2	1.30	0.93
28:RE:78:LEU:HG	28:RE:79:ARG:HE	1.31	0.93
41:RV:35:LEU:HD21	41:RV:57:VAL:HG22	1.47	0.93
31:YH:127:GLU:HB3	31:YH:128:PRO:CD	1.99	0.93
38:RS:59:LYS:HG2	38:RS:60:GLY:H	1.31	0.93
39:YT:11:GLU:H	39:YT:11:GLU:CD	1.71	0.93
33:RN:134:ARG:H	33:RN:135:PRO:CD	1.81	0.93
35:RP:1:MET:HE2	35:RP:5:ASP:HB3	1.51	0.93
36:RQ:59:ARG:O	36:RQ:60:ARG:CG	2.17	0.93
3:XC:70:VAL:HG12	3:XC:72:LYS:H	1.34	0.93
4:XD:12:CYS:CA	4:XD:19:LEU:HD21	1.98	0.93
31:YH:77:LYS:HZ3	31:YH:77:LYS:HB3	1.31	0.93
33:YN:134:ARG:H	33:YN:135:PRO:CD	1.81	0.93
14:YN:43:CYS:O	14:YN:45:ARG:N	2.01	0.93
19:QS:40:ILE:HG12	19:QS:41:VAL:HG22	1.51	0.93
13:QM:57:ARG:HH11	13:QM:57:ARG:HB2	1.32	0.93
31:RH:127:GLU:HB3	31:RH:128:PRO:CD	1.99	0.93
36:RQ:34:LEU:HD11	36:RQ:129:THR:HB	1.50	0.93
43:YX:57:LEU:CD1	43:YX:78:LYS:HB2	1.98	0.93
20:QT:49:ALA:HB1	20:QT:99:LEU:HB2	1.51	0.93
10:XJ:8:LEU:HD11	10:XJ:23:ILE:HD12	1.49	0.93
5:QE:53:LEU:HD12	5:QE:53:LEU:H	1.34	0.92
41:RV:99:ILE:H	41:RV:99:ILE:HD13	1.31	0.92
6:XF:24:GLU:HA	6:XF:27:GLN:HG3	1.49	0.92
17:XQ:4:LYS:HE3	17:XQ:6:LEU:HD21	1.51	0.92
37:YR:33:ARG:NH2	51:Y5:55:ARG:HG2	1.85	0.92
27:YD:108:PRO:HB3	27:YD:143:HIS:CE1	2.05	0.92
35:YP:65:ARG:HG3	35:YP:65:ARG:HH11	1.34	0.92
51:R5:58:LEU:HD13	51:R5:60:VAL:HG12	1.48	0.92
27:YD:108:PRO:HB3	27:YD:143:HIS:HE1	1.32	0.92
28:YE:14:ILE:HG12	28:YE:15:PHE:H	1.33	0.92
27:RD:147:LEU:HD13	27:RD:155:LEU:HD11	1.52	0.92
27:RD:183:ARG:HH11	27:RD:183:ARG:HG2	1.34	0.92
29:RF:103:LYS:HA	29:RF:106:ARG:HG3	1.49	0.92
19:XS:40:ILE:HG12	19:XS:41:VAL:HG22	1.51	0.92
15:XO:82:ILE:HD11	15:XO:88:ARG:HG3	1.51	0.92
47:R1:81:LYS:CA	47:R1:81:LYS:NZ	2.31	0.92

Continued on next page...

Continued from previous page...

Atom-1	Atom-2	Interatomic distance (Å)	Clash overlap (Å)
25:RA:1270:C:H5''	25:RA:1271:G:H5'	1.50	0.92
5:XE:53:LEU:HD12	5:XE:53:LEU:H	1.34	0.92
1:XA:954:G:H4'	13:XM:121:LYS:HG3	1.52	0.92
1:QA:191:G:C4	20:QT:105:SER:HB3	2.05	0.92
5:QE:100:VAL:HG22	5:QE:118:ILE:HG22	1.52	0.92
7:XG:15:ASP:HB3	7:XG:20:ASP:H	1.31	0.92
38:YS:59:LYS:HG2	38:YS:60:GLY:H	1.31	0.92
4:QD:30:LYS:HB3	4:QD:35:ARG:HG3	1.52	0.92
31:RH:153:LYS:CB	31:RH:154:PRO:HD2	1.97	0.92
5:XE:101:ILE:HD11	5:XE:119:LEU:HD23	1.51	0.92
14:YN:32:SER:CB	14:YN:41:ARG:HB2	2.00	0.92
25:YA:1496:A:H8	25:YA:1577:C:HO2'	0.92	0.92
1:QA:992:U:H3	1:QA:1044:A:H62	1.18	0.92
8:QH:6:ILE:HB	8:QH:85:ARG:NH1	1.85	0.92
27:RD:108:PRO:HB3	27:RD:143:HIS:CE1	2.05	0.92
14:YN:32:SER:OG	14:YN:41:ARG:HB2	1.70	0.92
4:QD:9:CYS:SG	4:QD:31:CYS:O	2.28	0.92
6:QF:24:GLU:HA	6:QF:27:GLN:HG3	1.49	0.92
25:RA:1019:U:H3	25:RA:1142(A):A:H62	1.10	0.92
30:RG:37:VAL:HG22	30:RG:159:VAL:HA	1.52	0.92
41:RV:24:LYS:HA	41:RV:92:THR:HG23	1.52	0.92
4:QD:170:VAL:O	6:XF:21:LEU:HD21	1.70	0.92
8:XH:6:ILE:HB	8:XH:85:ARG:NH1	1.85	0.92
13:QM:77:ASN:HA	50:R4:71:ARG:HH22	1.22	0.91
1:XA:961:U:O2	1:XA:1201:A:N6	2.03	0.91
2:QB:32:ILE:HD11	2:QB:40:HIS:HB3	1.52	0.91
3:XC:20:SER:HB2	3:XC:40:ARG:HH22	1.34	0.91
3:QC:11:ARG:HB3	3:QC:15:THR:HB	1.48	0.91
47:Y1:81:LYS:HA	47:Y1:81:LYS:CE	2.00	0.91
30:YG:37:VAL:HG22	30:YG:159:VAL:HA	1.52	0.91
38:YS:67:ARG:NH1	38:YS:67:ARG:HB2	1.85	0.91
3:QC:70:VAL:HG12	3:QC:72:LYS:H	1.34	0.91
47:R1:81:LYS:HA	47:R1:81:LYS:CE	2.01	0.91
30:RG:101:ILE:HG13	30:RG:102:PHE:N	1.86	0.91
36:YQ:34:LEU:HD11	36:YQ:129:THR:HB	1.50	0.91
44:YY:30:VAL:HG22	44:YY:37:VAL:HG12	1.53	0.91
31:RH:77:LYS:NZ	31:RH:77:LYS:HB3	1.82	0.91
37:RR:33:ARG:NH2	51:R5:55:ARG:HG2	1.85	0.91
2:XB:33:TYR:HB2	2:XB:43:ASP:HB2	1.53	0.91
15:QO:82:ILE:HD11	15:QO:88:ARG:HG3	1.51	0.91
17:QQ:4:LYS:HE3	17:QQ:6:LEU:HD21	1.52	0.91

Continued on next page...

Continued from previous page...

Atom-1	Atom-2	Interatomic distance (Å)	Clash overlap (Å)
40:YU:92:ARG:HG2	40:YU:92:ARG:O	1.69	0.91
4:QD:29:PRO:HG2	4:QD:30:LYS:CE	2.01	0.91
8:QH:6:ILE:HD12	8:QH:6:ILE:H	1.35	0.91
3:QC:20:SER:HB2	3:QC:40:ARG:HH22	1.34	0.91
12:QL:10:LEU:HD13	17:QQ:32:TYR:HE2	1.33	0.91
4:XD:170:VAL:HG22	4:XD:171:GLY:H	1.34	0.91
34:YO:2:ILE:HD11	34:YO:82:ASN:HD22	1.33	0.91
2:QB:33:TYR:HB2	2:QB:43:ASP:HB2	1.53	0.91
2:QB:77:ALA:HB2	2:QB:211:ILE:HD13	1.53	0.91
29:RF:7:TYR:HB3	29:RF:21:ALA:HB1	1.53	0.91
20:XT:49:ALA:HB1	20:XT:99:LEU:HB2	1.51	0.91
10:QJ:8:LEU:HD11	10:QJ:23:ILE:HD12	1.49	0.91
38:RS:67:ARG:HB2	38:RS:67:ARG:NH1	1.85	0.91
47:Y1:80:LEU:O	47:Y1:81:LYS:HB2	1.71	0.90
27:YD:10:THR:HG23	27:YD:13:ARG:HB3	1.51	0.90
1:XA:1078:U:O2'	5:XE:130:ASN:OD1	1.89	0.90
11:XK:99:GLN:HG2	11:XK:105:VAL:HG21	1.53	0.90
4:QD:170:VAL:HG22	4:QD:171:GLY:H	1.34	0.90
4:QD:29:PRO:HG2	4:QD:30:LYS:HD3	1.49	0.90
25:YA:2327:A:H2'	25:YA:2328:A:C8	2.05	0.90
35:YP:1:MET:HE2	35:YP:5:ASP:HB3	1.51	0.90
44:YY:38:ILE:HG22	44:YY:66:PRO:HA	1.54	0.90
5:QE:101:ILE:HD11	5:QE:119:LEU:HD23	1.52	0.90
27:RD:10:THR:HG23	27:RD:13:ARG:HB3	1.51	0.90
28:RE:14:ILE:HG12	28:RE:15:PHE:H	1.33	0.90
1:XA:411:A:H62	1:XA:413:G:H21	1.16	0.90
8:XH:6:ILE:HD12	8:XH:6:ILE:H	1.34	0.90
13:XM:90:LEU:HA	13:XM:93:ARG:HD2	1.50	0.90
31:RH:4:ILE:HG13	31:RH:6:ARG:CZ	2.01	0.90
25:YA:297:C:H5''	44:YY:85:VAL:HG21	1.52	0.90
27:YD:147:LEU:HD13	27:YD:155:LEU:HD11	1.51	0.90
48:Y2:65:ASN:HB3	48:Y2:69:ARG:HH12	1.34	0.90
41:YV:24:LYS:HA	41:YV:92:THR:HG23	1.52	0.90
41:YV:44:LYS:O	41:YV:46:VAL:HG12	1.72	0.90
2:QB:178:ARG:NH2	8:QH:74:PRO:HB3	1.86	0.90
35:RP:58:THR:O	35:RP:61:ARG:NE	2.05	0.90
1:XA:1128:C:N3	1:XA:1144:G:N2	2.19	0.90
5:XE:100:VAL:HG22	5:XE:118:ILE:HG22	1.52	0.90
51:Y5:3:LYS:HA	51:Y5:3:LYS:HE3	1.54	0.90
25:YA:607:U:H3	25:YA:621:A:H2	1.20	0.90
36:RQ:59:ARG:O	36:RQ:60:ARG:HG3	1.72	0.90

Continued on next page...

Continued from previous page...

Atom-1	Atom-2	Interatomic distance (Å)	Clash overlap (Å)
14:YN:22:THR:O	14:YN:23:ARG:CB	2.16	0.90
27:YD:44:ASN:H	27:YD:44:ASN:HD22	1.19	0.90
2:QB:7:VAL:HG21	2:QB:217:ARG:NH1	1.87	0.90
31:YH:26:VAL:HG13	31:YH:27:LYS:H	1.35	0.90
31:YH:4:ILE:HG13	31:YH:6:ARG:CZ	2.01	0.90
32:YI:92:VAL:HG13	32:YI:120:ILE:HG23	1.54	0.90
35:YP:106:LEU:O	35:YP:107:LYS:HB2	1.71	0.90
48:R2:65:ASN:HB3	48:R2:69:ARG:HH12	1.34	0.89
27:RD:69:ARG:HH21	27:RD:130:ALA:HB2	1.37	0.89
31:RH:10:PRO:HD2	31:RH:50:VAL:O	1.72	0.89
25:YA:857:C:H4'	46:Y0:23:VAL:HG21	1.52	0.89
27:YD:183:ARG:HH11	27:YD:183:ARG:HG2	1.34	0.89
27:YD:69:ARG:HH21	27:YD:130:ALA:HB2	1.37	0.89
19:XS:64:GLU:O	19:XS:67:VAL:HG23	1.73	0.89
35:YP:88:LEU:HD12	35:YP:95:VAL:HG11	1.52	0.89
42:YW:65:LEU:HD12	42:YW:68:ARG:HH11	1.36	0.89
25:RA:49:A:H4'	25:RA:50:U:H5''	1.54	0.89
25:RA:483:A:H4'	44:RY:49:VAL:HA	1.52	0.89
2:XB:7:VAL:HG21	2:XB:217:ARG:NH1	1.87	0.89
31:RH:26:VAL:HG13	31:RH:27:LYS:H	1.36	0.89
51:R5:3:LYS:HE3	51:R5:3:LYS:HA	1.54	0.89
1:XA:891:U:OP2	1:XA:906:G:N2	2.05	0.89
25:YA:67:U:H3	25:YA:74:A:H2	1.21	0.89
28:YE:63:LEU:HD12	28:YE:64:LYS:N	1.87	0.89
41:RV:44:LYS:O	41:RV:46:VAL:HG12	1.72	0.89
44:RY:76:CYS:SG	44:RY:77:PRO:HD2	2.13	0.89
51:Y5:40:LYS:HZ1	51:Y5:48:GLU:HB2	1.36	0.89
54:Y8:59:LYS:NZ	54:Y8:59:LYS:HB2	1.88	0.89
5:QE:78:HIS:HA	8:QH:105:ARG:HB2	1.52	0.89
19:QS:5:LEU:CD2	50:R4:67:TYR:CE2	2.55	0.89
2:XB:126:GLU:HG3	2:XB:129:GLU:HG3	1.54	0.89
2:XB:32:ILE:HD11	2:XB:40:HIS:HB3	1.52	0.89
54:Y8:52:LYS:H	54:Y8:53:PRO:HD3	1.35	0.89
25:YA:518:G:H4'	42:YW:18:ARG:NH1	1.87	0.89
30:YG:116:ASP:O	30:YG:117:PHE:HB3	1.72	0.89
10:QJ:74:ILE:H	10:QJ:74:ILE:HD13	1.38	0.89
19:QS:64:GLU:O	19:QS:67:VAL:HG23	1.73	0.89
40:RU:92:ARG:O	40:RU:92:ARG:HG2	1.69	0.89
47:R1:80:LEU:O	47:R1:81:LYS:HB2	1.71	0.89
54:R8:52:LYS:H	54:R8:53:PRO:HD3	1.35	0.89
35:RP:88:LEU:HD12	35:RP:95:VAL:HG11	1.52	0.89

Continued on next page...

Continued from previous page...

Atom-1	Atom-2	Interatomic distance (Å)	Clash overlap (Å)
13:XM:121:LYS:NZ	24:XY:40:G:OP1	2.05	0.89
31:YH:10:PRO:HD2	31:YH:50:VAL:O	1.72	0.89
35:YP:58:THR:O	35:YP:61:ARG:NE	2.05	0.89
27:RD:27:THR:HG23	27:RD:28:GLU:H	1.38	0.88
35:RP:65:ARG:HG3	35:RP:65:ARG:HH11	1.35	0.88
2:XB:18:GLY:N	2:XB:42:ILE:HG22	1.87	0.88
2:XB:77:ALA:HB2	2:XB:211:ILE:HD13	1.53	0.88
25:YA:620:G:H4'	25:YA:621:A:H5''	1.51	0.88
1:XA:973:G:OP1	10:XJ:57:LYS:NZ	2.06	0.88
30:YG:88:ILE:O	30:YG:88:ILE:HD13	1.72	0.88
2:QB:126:GLU:HG3	2:QB:129:GLU:HG3	1.54	0.88
35:RP:106:LEU:O	35:RP:107:LYS:HB2	1.71	0.88
2:QB:18:GLY:N	2:QB:42:ILE:HG22	1.86	0.88
30:RG:88:ILE:HD13	30:RG:88:ILE:O	1.72	0.88
44:RY:30:VAL:HG22	44:RY:37:VAL:HG12	1.53	0.88
44:YY:76:CYS:SG	44:YY:77:PRO:HD2	2.13	0.88
25:RA:1454:U:OP1	37:RR:77:ARG:NH1	2.06	0.88
5:XE:71:LEU:O	5:XE:72:GLN:HG3	1.74	0.88
12:XL:6:THR:H	12:XL:9:GLN:HE21	1.15	0.88
35:YP:64:LYS:O	35:YP:66:GLY:N	2.07	0.88
38:YS:106:ARG:NH1	38:YS:106:ARG:HB2	1.88	0.88
45:YZ:145:GLU:HG3	45:YZ:146:ILE:HG12	1.54	0.88
5:QE:41:VAL:HG11	5:QE:113:ALA:HB2	1.54	0.88
25:RA:1068:G:N2	25:RA:1095:A:O2'	2.07	0.88
28:RE:63:LEU:HD12	28:RE:64:LYS:N	1.88	0.88
5:XE:79:GLU:OE2	8:XH:104:ARG:HA	1.74	0.88
25:YA:2600:A:C2'	25:YA:2601:C:H5'	2.03	0.88
20:QT:23:ARG:HA	20:QT:26:ASN:HD21	1.36	0.88
4:XD:114:ARG:HH11	4:XD:114:ARG:HG3	1.38	0.88
20:XT:23:ARG:HA	20:XT:26:ASN:HD21	1.37	0.88
33:YN:22:THR:HG22	33:YN:23:LEU:N	1.88	0.88
13:QM:97:PRO:HB2	13:QM:101:GLN:NE2	1.89	0.88
1:QA:1286:A:H5''	21:QU:26:LYS:HD2	1.55	0.88
54:R8:59:LYS:NZ	54:R8:59:LYS:HB2	1.88	0.88
33:RN:22:THR:HG22	33:RN:23:LEU:N	1.88	0.88
51:R5:40:LYS:HZ1	51:R5:48:GLU:HB2	1.39	0.88
38:RS:106:ARG:NH1	38:RS:106:ARG:HB2	1.88	0.88
44:RY:38:ILE:HG22	44:RY:66:PRO:HA	1.54	0.88
5:XE:41:VAL:HG11	5:XE:113:ALA:HB2	1.54	0.88
19:XS:8:GLY:O	19:XS:9:VAL:HG22	1.74	0.88
27:YD:44:ASN:CB	27:YD:49:ILE:HA	2.04	0.88

Continued on next page...

Continued from previous page...

Atom-1	Atom-2	Interatomic distance (Å)	Clash overlap (Å)
21:XU:6:ARG:HE	21:XU:15:ARG:CZ	1.87	0.87
28:YE:77:ILE:HD12	28:YE:78:LEU:N	1.89	0.87
2:QB:96:ARG:H	2:QB:96:ARG:HD2	1.38	0.87
8:QH:51:VAL:HG21	8:QH:60:ARG:HG2	1.55	0.87
28:RE:77:ILE:HD12	28:RE:78:LEU:N	1.89	0.87
23:XX:2:U:O2'	23:XX:3:G:H5'	1.74	0.87
35:YP:49:ARG:HD2	54:Y8:58:ILE:HG22	1.54	0.87
35:RP:49:ARG:HD2	54:R8:58:ILE:HG22	1.54	0.87
41:RV:19:LYS:HD2	41:RV:95:LEU:HD23	1.55	0.87
42:RW:65:LEU:HD12	42:RW:68:ARG:HH11	1.36	0.87
21:QU:6:ARG:HE	21:QU:15:ARG:CZ	1.88	0.87
27:RD:28:GLU:HB2	27:RD:29:PRO:HD2	1.56	0.87
47:Y1:82:LEU:HD13	47:Y1:83:GLU:O	1.74	0.87
1:QA:1158:C:H4'	2:QB:133:LYS:NZ	1.89	0.87
19:QS:41:VAL:HG13	19:QS:44:MET:HB2	1.57	0.87
25:YA:2600:A:H2'	25:YA:2601:C:H5'	1.56	0.87
36:YQ:64:ILE:HA	36:YQ:106:VAL:HG12	1.54	0.87
11:QK:99:GLN:HG2	11:QK:105:VAL:HG21	1.53	0.87
27:RD:181:GLU:HA	27:RD:272:ALA:HB3	1.57	0.87
35:RP:64:LYS:O	35:RP:66:GLY:N	2.07	0.87
13:XM:4:ILE:H	13:XM:9:ILE:CG2	1.88	0.87
27:YD:27:THR:HG23	27:YD:28:GLU:H	1.38	0.87
27:RD:44:ASN:HD22	27:RD:44:ASN:H	1.19	0.87
13:XM:97:PRO:HB2	13:XM:101:GLN:NE2	1.89	0.87
47:Y1:82:LEU:HD11	47:Y1:83:GLU:O	1.75	0.87
27:YD:181:GLU:HA	27:YD:272:ALA:HB3	1.57	0.87
36:RQ:64:ILE:HA	36:RQ:106:VAL:HG12	1.54	0.87
25:YA:483:A:H4'	44:YY:49:VAL:HA	1.57	0.87
1:QA:1139:G:N2	1:QA:1143:G:O6	2.08	0.87
10:XJ:7:LYS:HB2	10:XJ:97:GLU:HB2	1.56	0.87
11:XK:32:ILE:HD12	11:XK:72:ALA:HB2	1.56	0.87
29:YF:7:TYR:HB3	29:YF:21:ALA:HB1	1.53	0.87
30:YG:101:ILE:HG13	30:YG:102:PHE:N	1.86	0.87
35:RP:75:ILE:HD13	35:RP:75:ILE:H	1.39	0.86
25:RA:518:G:H4'	42:RW:18:ARG:HH12	1.37	0.86
19:XS:27:GLU:O	19:XS:28:LYS:HG2	1.74	0.86
25:YA:2068:U:H3	25:YA:2430:A:H2	1.22	0.86
5:QE:78:HIS:CG	8:QH:104:ARG:HG2	2.11	0.86
10:QJ:47:PHE:HE1	10:QJ:63:PHE:HB2	1.40	0.86
15:QO:56:LEU:O	15:QO:60:VAL:HG23	1.75	0.86
22:QV:1:C:C1'	46:R0:5:LYS:HE3	2.03	0.86

Continued on next page...

Continued from previous page...

Atom-1	Atom-2	Interatomic distance (Å)	Clash overlap (Å)
25:RA:526:A:OP1	25:RA:527:C:OP1	1.93	0.86
25:RA:2882:A:OP1	37:RR:96:ARG:NH1	2.07	0.86
38:RS:106:ARG:HH11	38:RS:106:ARG:HB2	1.39	0.86
19:XS:5:LEU:HD11	50:Y4:66:SER:HB2	1.56	0.86
26:YB:8:U:H3	26:YB:112:G:H1	1.19	0.86
30:YG:145:THR:HG23	50:Y4:28:LYS:HZ1	1.38	0.86
35:YP:18:ARG:O	35:YP:19:VAL:HB	1.75	0.86
47:R1:92:LYS:HG3	47:R1:96:LYS:HB2	1.57	0.86
25:RA:1022:G:O2'	25:RA:1023:U:OP2	1.93	0.86
25:RA:2306:C:H3'	25:RA:2307:G:H5''	1.57	0.86
30:RG:116:ASP:O	30:RG:117:PHE:HB3	1.72	0.86
25:YA:1403:C:H5''	25:YA:1471:A:H1'	1.57	0.86
29:YF:29:ASN:H	29:YF:112:MET:HE3	1.40	0.86
30:YG:161:THR:HG22	30:YG:163:ALA:H	1.39	0.86
1:QA:923:A:N6	1:QA:1392:G:O6	2.07	0.86
2:QB:67:THR:HG21	2:QB:155:LEU:HD21	1.57	0.86
19:QS:8:GLY:O	19:QS:9:VAL:HG22	1.75	0.86
25:RA:1678:G:H22	25:RA:1989:G:H22	1.22	0.86
2:XB:96:ARG:H	2:XB:96:ARG:HD2	1.38	0.86
8:XH:51:VAL:HG21	8:XH:60:ARG:HG2	1.55	0.86
40:YU:92:ARG:HD2	41:YV:11:GLN:NE2	1.90	0.86
19:QS:27:GLU:O	19:QS:28:LYS:HG2	1.74	0.86
23:QX:6:C:O2'	23:QX:7:U:OP1	1.93	0.86
29:RF:82:ILE:HG13	29:RF:82:ILE:O	1.73	0.86
26:RB:56:G:OP1	30:RG:27:ASN:ND2	2.08	0.86
10:XJ:74:ILE:HD13	10:XJ:74:ILE:H	1.39	0.86
27:YD:35:LYS:HG2	27:YD:64:ILE:H	1.40	0.86
31:YH:127:GLU:HG2	31:YH:128:PRO:HD3	0.86	0.86
25:YA:637:A:H2'	35:YP:117:GLU:OE2	1.76	0.86
45:YZ:151:HIS:HB3	45:YZ:170:THR:HA	1.55	0.86
11:QK:32:ILE:HD12	11:QK:72:ALA:HB2	1.56	0.86
27:RD:44:ASN:CB	27:RD:49:ILE:HA	2.04	0.86
29:RF:29:ASN:H	29:RF:112:MET:HE3	1.40	0.86
25:YA:1795:C:O2	27:YD:255:LYS:HE2	1.75	0.86
25:RA:1582:C:HO2'	25:RA:1586:A:H8	1.21	0.86
25:RA:768:G:O2'	25:RA:1379:A:N6	2.09	0.86
30:RG:161:THR:HG22	30:RG:163:ALA:H	1.39	0.86
44:RY:51:VAL:O	44:RY:56:PRO:HA	1.76	0.86
4:QD:114:ARG:HH11	4:QD:114:ARG:HG3	1.39	0.86
13:QM:14:ARG:H	13:QM:44:ARG:HD3	1.41	0.86
1:XA:674:G:H2'	1:XA:675:A:H8	1.41	0.86

Continued on next page...

Continued from previous page...

Atom-1	Atom-2	Interatomic distance (Å)	Clash overlap (Å)
41:YV:19:LYS:HD2	41:YV:95:LEU:HD23	1.55	0.86
13:QM:4:ILE:H	13:QM:9:ILE:CG2	1.88	0.86
23:QX:2:U:O2'	23:QX:3:G:H5'	1.74	0.86
25:RA:2122:U:H2'	25:RA:2123:G:H8	1.40	0.86
25:RA:2302:G:N2	25:RA:2314:C:O2	2.07	0.86
19:XS:41:VAL:HG13	19:XS:44:MET:HB2	1.56	0.86
2:XB:67:THR:HG21	2:XB:155:LEU:HD21	1.56	0.85
10:XJ:53:PRO:O	14:YN:41:ARG:NH2	2.09	0.85
25:YA:958:U:OP2	36:YQ:14:ARG:NH1	2.09	0.85
1:QA:1081:G:OP1	5:QE:16:THR:OG1	1.94	0.85
40:RU:92:ARG:HD2	41:RV:11:GLN:NE2	1.90	0.85
1:XA:895:G:H1	1:XA:904:C:H42	1.22	0.85
25:YA:2245:U:H5'	25:YA:2246:G:H5'	1.56	0.85
38:YS:106:ARG:HB2	38:YS:106:ARG:HH11	1.39	0.85
4:QD:22:LYS:CB	4:QD:26:CYS:SG	2.64	0.85
5:QE:71:LEU:O	5:QE:72:GLN:HG3	1.73	0.85
25:RA:279:C:H42	25:RA:361:G:H1	1.22	0.85
1:XA:689:C:HO2'	1:XA:705:U:HO2'	1.20	0.85
25:YA:443:A:N7	29:YF:45:ARG:HD2	1.91	0.85
10:QJ:49:VAL:HG13	14:QN:41:ARG:HD2	0.94	0.85
28:RE:61:ARG:O	28:RE:63:LEU:HG	1.77	0.85
20:XT:36:LEU:HD13	20:XT:39:LYS:HD3	1.57	0.85
39:YT:111:ARG:O	39:YT:112:ARG:HG3	1.76	0.85
20:QT:36:LEU:HD13	20:QT:39:LYS:HD3	1.57	0.85
28:RE:81:ILE:O	28:RE:82:ARG:HB2	1.75	0.85
24:XY:29:U:H2'	24:XY:30:C:C6	2.11	0.85
36:YQ:75:THR:HA	36:YQ:88:GLY:O	1.76	0.85
44:YY:51:VAL:O	44:YY:56:PRO:HA	1.76	0.85
47:R1:82:LEU:HD13	47:R1:83:GLU:O	1.74	0.85
29:RF:32:LEU:HD13	29:RF:105:VAL:HG13	1.59	0.85
36:RQ:75:THR:HA	36:RQ:88:GLY:O	1.76	0.85
15:XO:56:LEU:O	15:XO:60:VAL:HG23	1.75	0.85
25:YA:1055:G:H1	25:YA:1104:C:H42	1.25	0.85
35:YP:75:ILE:H	35:YP:75:ILE:HD13	1.39	0.85
51:R5:39:MET:O	51:R5:40:LYS:HG3	1.77	0.85
36:RQ:83:MET:HB2	46:R0:7:LEU:HD12	1.59	0.85
30:YG:67:LYS:HE2	50:Y4:6:HIS:NE2	1.92	0.85
35:YP:101:VAL:HG23	35:YP:107:LYS:H	1.41	0.85
25:RA:2210:G:H3'	25:RA:2211:G:C8	2.11	0.85
28:RE:95:ILE:H	28:RE:95:ILE:HD12	1.41	0.85
30:RG:67:LYS:HE2	50:R4:6:HIS:NE2	1.92	0.85

Continued on next page...

Continued from previous page...

Atom-1	Atom-2	Interatomic distance (Å)	Clash overlap (Å)
31:RH:127:GLU:HG2	31:RH:128:PRO:HD3	0.86	0.85
40:RU:64:ARG:HH21	40:RU:64:ARG:HG2	1.42	0.85
7:XG:44:TYR:HA	7:XG:47:CYS:SG	2.17	0.85
35:RP:18:ARG:O	35:RP:19:VAL:HB	1.75	0.85
1:XA:247:G:N2	1:XA:277:C:O2	2.08	0.85
26:YB:82:G:H2'	26:YB:83:G:H8	1.41	0.85
31:YH:89:ILE:HD11	31:YH:129:THR:HB	1.58	0.85
10:QJ:7:LYS:HB2	10:QJ:97:GLU:HB2	1.57	0.85
1:XA:1238:A:N6	1:XA:1301:U:H3	1.75	0.85
5:XE:51:VAL:HB	5:XE:52:PRO:HD3	1.59	0.85
25:YA:2303:G:H1	25:YA:2313:C:H42	1.25	0.85
27:YD:28:GLU:HB2	27:YD:29:PRO:HD2	1.56	0.85
29:YF:82:ILE:HG13	29:YF:82:ILE:O	1.73	0.85
10:QJ:49:VAL:HG21	14:QN:41:ARG:HB2	1.23	0.84
54:R8:59:LYS:NZ	54:R8:59:LYS:CB	2.40	0.84
31:RH:89:ILE:HD11	31:RH:129:THR:HB	1.58	0.84
27:YD:17:THR:HG22	27:YD:205:VAL:H	1.41	0.84
41:YV:49:THR:HB	41:YV:50:PRO:CD	2.07	0.84
14:QN:23:ARG:O	14:QN:24:CYS:O	1.95	0.84
19:QS:5:LEU:HD21	50:R4:66:SER:HB2	1.59	0.84
24:QY:29:U:H2'	24:QY:30:C:C6	2.11	0.84
25:RA:1689:A:H62	25:RA:1698:A:H2	1.22	0.84
25:RA:270(S):G:H1'	47:R1:78:LYS:HD2	1.59	0.84
13:XM:14:ARG:H	13:XM:44:ARG:HD3	1.41	0.84
12:XL:10:LEU:HD13	17:XQ:32:TYR:HE2	1.42	0.84
1:QA:1226:C:O2'	13:QM:111:LYS:NZ	2.11	0.84
1:QA:1070:U:O5'	5:QE:25:ARG:NH1	2.10	0.84
5:QE:78:HIS:CD2	8:QH:104:ARG:CG	2.59	0.84
14:QN:21:TYR:HE2	14:QN:23:ARG:HH21	1.24	0.84
10:QJ:49:VAL:CB	14:QN:41:ARG:HB2	2.08	0.84
25:YA:265:A:N6	25:YA:427:U:O2'	2.10	0.84
28:YE:81:ILE:O	28:YE:82:ARG:HB2	1.75	0.84
28:YE:95:ILE:H	28:YE:95:ILE:HD12	1.42	0.84
34:YO:26:LYS:HB2	34:YO:30:ALA:HB2	1.59	0.84
1:QA:606:G:H22	1:QA:631:G:H5'	1.41	0.84
5:QE:51:VAL:HB	5:QE:52:PRO:HD3	1.59	0.84
1:QA:1152:A:H5''	10:QJ:13:HIS:CD2	2.13	0.84
27:RD:17:THR:HG22	27:RD:205:VAL:H	1.42	0.84
34:RO:26:LYS:HB2	34:RO:30:ALA:HB2	1.59	0.84
15:XO:3:ILE:HD13	15:XO:3:ILE:H	1.40	0.84
38:YS:106:ARG:HA	38:YS:110:LEU:CD1	2.07	0.84

Continued on next page...

Continued from previous page...

Atom-1	Atom-2	Interatomic distance (Å)	Clash overlap (Å)
1:QA:949:A:H1'	1:QA:1364:U:H3	1.42	0.84
7:QG:44:TYR:HA	7:QG:47:CYS:SG	2.17	0.84
17:QQ:59:ILE:HG22	17:QQ:73:VAL:HA	1.60	0.84
28:RE:24:THR:HG21	28:RE:188:VAL:HG11	1.59	0.84
38:RS:89:ARG:HD2	38:RS:92:TYR:O	1.78	0.84
25:YA:2634:G:O6	25:YA:2784:C:N4	2.09	0.84
38:YS:83:LYS:HG2	38:YS:109:GLY:CA	2.07	0.84
15:QO:82:ILE:HD11	15:QO:88:ARG:CG	2.07	0.84
10:XJ:4:ILE:HB	10:XJ:74:ILE:HD11	1.60	0.84
25:YA:1354:A:OP1	27:YD:38:LYS:HE2	1.76	0.84
28:YE:61:ARG:O	28:YE:63:LEU:HG	1.77	0.84
29:YF:53:THR:HG23	29:YF:56:GLU:OE1	1.77	0.84
30:YG:98:ARG:HA	30:YG:101:ILE:HG12	1.59	0.84
1:QA:1079:G:O3'	5:QE:14:ARG:NH2	2.10	0.84
47:R1:82:LEU:HD11	47:R1:83:GLU:O	1.75	0.84
35:RP:62:LEU:CD2	54:R8:25:MET:HB2	2.08	0.84
41:RV:49:THR:HB	41:RV:50:PRO:CD	2.06	0.84
1:XA:1002:G:H1	1:XA:1038:C:H42	1.22	0.84
51:Y5:40:LYS:HD3	51:Y5:46:CYS:HB3	1.60	0.84
25:YA:631:A:OP2	54:Y8:46:ARG:NH2	2.10	0.84
31:YH:54:ARG:NH1	31:YH:62:LYS:HG2	1.92	0.84
36:YQ:30:GLY:HA2	36:YQ:107:ALA:HB2	1.60	0.84
39:RT:111:ARG:O	39:RT:112:ARG:HG3	1.76	0.84
35:YP:62:LEU:CD2	54:Y8:25:MET:HB2	2.08	0.84
37:YR:117:VAL:HG22	37:YR:118:GLU:H	1.43	0.84
44:YY:57:GLN:NE2	44:YY:58:GLY:H	1.76	0.84
4:QD:22:LYS:HB2	4:QD:26:CYS:SG	2.18	0.84
5:QE:93:PRO:HG3	8:QH:105:ARG:HG3	1.59	0.84
27:RD:35:LYS:HG2	27:RD:64:ILE:H	1.40	0.84
30:RG:98:ARG:HA	30:RG:101:ILE:HG12	1.59	0.84
13:XM:23:TYR:HB3	13:XM:67:GLU:HG2	1.60	0.84
14:XN:32:SER:OG	14:XN:41:ARG:CB	2.24	0.84
25:YA:1019:U:H3	25:YA:1142(A):A:H62	1.23	0.84
29:YF:32:LEU:HD13	29:YF:105:VAL:HG13	1.59	0.84
14:QN:8:GLU:OE2	14:QN:11:LYS:HD2	1.78	0.84
38:RS:83:LYS:HG2	38:RS:109:GLY:CA	2.07	0.84
1:XA:864:A:H5'	5:XE:86:ALA:HB2	1.57	0.84
38:YS:89:ARG:HD2	38:YS:92:TYR:O	1.78	0.84
39:YT:3:ARG:HG3	39:YT:7:ILE:HG12	1.60	0.84
4:QD:25:ARG:NH1	4:QD:30:LYS:HE3	1.93	0.83
31:RH:54:ARG:NH1	31:RH:62:LYS:HG2	1.92	0.83

Continued on next page...

Continued from previous page...

Atom-1	Atom-2	Interatomic distance (Å)	Clash overlap (Å)
10:XJ:37:PRO:HA	10:XJ:72:VAL:HG22	1.59	0.83
10:XJ:47:PHE:HE1	10:XJ:63:PHE:HB2	1.40	0.83
37:RR:117:VAL:HG22	37:RR:118:GLU:H	1.43	0.83
1:XA:372:C:H42	1:XA:389:A:H62	1.25	0.83
15:XO:82:ILE:HD11	15:XO:88:ARG:CG	2.07	0.83
39:RT:24:PRO:HA	39:RT:49:VAL:HG13	1.59	0.83
1:XA:686:U:H1'	11:XK:42:TRP:HE1	1.43	0.83
3:XC:15:THR:CG2	3:XC:181:ASN:HA	2.08	0.83
12:XL:46:LYS:CG	12:XL:47:LYS:H	1.85	0.83
25:YA:2846:G:H2'	25:YA:2847:U:H6	1.40	0.83
26:YB:31:C:O2	26:YB:53:A:N6	2.12	0.83
31:YH:13:LYS:HA	31:YH:13:LYS:HE2	1.61	0.83
13:QM:23:TYR:HB3	13:QM:67:GLU:HG2	1.60	0.83
19:QS:50:ALA:HB1	19:QS:57:HIS:HB3	1.60	0.83
51:R5:40:LYS:HD3	51:R5:46:CYS:HB3	1.60	0.83
31:RH:105:LEU:H	31:RH:105:LEU:HD13	1.43	0.83
44:RY:81:LYS:HD3	44:RY:97:ARG:HE	1.43	0.83
52:Y6:27:LYS:HB2	52:Y6:27:LYS:NZ	1.93	0.83
25:YA:592:G:H1	25:YA:665:C:H42	1.24	0.83
35:YP:126:VAL:HG22	35:YP:145:PRO:HG2	1.61	0.83
15:QO:3:ILE:H	15:QO:3:ILE:HD13	1.40	0.83
38:RS:88:ASP:O	38:RS:89:ARG:HB3	1.78	0.83
44:RY:57:GLN:NE2	44:RY:58:GLY:H	1.76	0.83
14:YN:8:GLU:OE2	14:YN:11:LYS:HD2	1.78	0.83
51:Y5:39:MET:O	51:Y5:40:LYS:HG3	1.77	0.83
28:YE:7:VAL:HG23	28:YE:8:LYS:H	1.44	0.83
14:QN:12:ARG:C	14:QN:14:PRO:HD2	1.98	0.83
25:RA:1833:U:H2'	25:RA:1834:U:H6	1.43	0.83
28:RE:35:GLN:HG2	28:RE:37:ARG:HE	1.44	0.83
47:Y1:92:LYS:HG3	47:Y1:96:LYS:HB2	1.58	0.83
25:YA:242:G:H5''	54:Y8:3:LYS:HE3	1.60	0.83
33:YN:131:GLN:NE2	33:YN:132:ALA:H	1.75	0.83
35:YP:59:LEU:HA	35:YP:61:ARG:HH21	1.44	0.83
4:QD:96:LEU:H	4:QD:96:LEU:HD22	1.43	0.83
1:XA:359:U:H2'	1:XA:360:A:H8	1.44	0.83
7:XG:78:ARG:HG3	7:XG:79:ARG:N	1.93	0.83
25:YA:1264:G:H3'	25:YA:1265:A:H5''	1.58	0.83
33:RN:131:GLN:NE2	33:RN:132:ALA:H	1.75	0.83
33:RN:133:GLN:HB2	33:RN:135:PRO:HD3	1.59	0.83
41:RV:66:ARG:NH1	41:RV:88:ARG:HD3	1.94	0.83
1:XA:1163:C:N4	1:XA:1173:G:O6	2.12	0.83

Continued on next page...

Continued from previous page...

Atom-1	Atom-2	Interatomic distance (Å)	Clash overlap (Å)
14:YN:12:ARG:C	14:YN:14:PRO:HD2	1.98	0.83
36:YQ:83:MET:H	46:Y0:7:LEU:HD22	1.44	0.83
26:YB:38:C:H42	26:YB:44:G:H1	1.25	0.83
39:YT:24:PRO:HA	39:YT:49:VAL:HG13	1.59	0.83
7:QG:78:ARG:HG3	7:QG:79:ARG:N	1.93	0.83
10:QJ:37:PRO:HA	10:QJ:72:VAL:HG22	1.59	0.83
39:RT:53:ARG:O	39:RT:59:THR:HG23	1.78	0.83
45:RZ:94:GLU:HB2	45:RZ:130:PRO:HD2	1.59	0.83
1:XA:973:G:O3'	14:YN:41:ARG:NH1	2.12	0.83
5:XE:81:GLU:HB3	5:XE:90:VAL:HG22	1.60	0.83
25:YA:1863:G:H2'	25:YA:1864:U:C6	2.14	0.83
39:YT:53:ARG:O	39:YT:59:THR:HG23	1.78	0.83
1:QA:1124:G:H3'	1:QA:1145:C:N4	1.93	0.83
2:QB:193:ASP:OD2	2:QB:196:LEU:HG	1.78	0.83
5:QE:81:GLU:HB3	5:QE:90:VAL:HG22	1.60	0.83
12:QL:38:THR:HG23	12:QL:39:VAL:HG23	1.60	0.83
10:QJ:49:VAL:HG11	14:QN:41:ARG:HB2	1.58	0.83
25:RA:631:A:OP2	54:R8:46:ARG:NH2	2.10	0.83
38:RS:106:ARG:HA	38:RS:110:LEU:CD1	2.08	0.83
39:RT:3:ARG:HG3	39:RT:7:ILE:HG12	1.60	0.83
1:QA:411:A:H62	1:QA:413:G:H21	1.26	0.82
2:QB:204:ASN:ND2	2:QB:206:ASP:H	1.77	0.82
22:QV:1:C:C4'	46:R0:5:LYS:HZ1	1.91	0.82
50:R4:36:CYS:O	50:R4:39:CYS:HB2	1.79	0.82
35:RP:101:VAL:HG23	35:RP:107:LYS:H	1.41	0.82
45:YZ:182:LYS:HG3	45:YZ:183:LEU:HD23	1.60	0.82
3:QC:113:ALA:HB3	3:QC:114:PRO:HD3	1.61	0.82
25:RA:1021:A:OP2	33:RN:65:LYS:NZ	2.11	0.82
35:RP:65:ARG:HG3	35:RP:65:ARG:NH1	1.90	0.82
26:RB:6:C:HO2'	38:RS:29:PHE:HE1	1.27	0.82
2:XB:185:ILE:HG22	2:XB:199:TYR:HB2	1.60	0.82
2:XB:193:ASP:OD2	2:XB:196:LEU:HG	1.79	0.82
2:XB:204:ASN:ND2	2:XB:206:ASP:H	1.77	0.82
28:YE:15:PHE:CE1	28:YE:20:ALA:HB2	2.14	0.82
31:YH:153:LYS:HG2	31:YH:162:ILE:HG13	1.61	0.82
25:RA:884:C:O2	25:RA:892:G:N1	2.12	0.82
28:RE:15:PHE:CE1	28:RE:20:ALA:HB2	2.14	0.82
29:RF:53:THR:HG23	29:RF:56:GLU:OE1	1.77	0.82
36:RQ:30:GLY:HA2	36:RQ:107:ALA:HB2	1.60	0.82
5:XE:78:HIS:CD2	8:XH:104:ARG:HG2	2.12	0.82
14:YN:44:LEU:HD12	14:YN:53:LEU:CD1	2.08	0.82

Continued on next page...

Continued from previous page...

Atom-1	Atom-2	Interatomic distance (Å)	Clash overlap (Å)
25:YA:2592:G:O6	25:YA:2601:C:N4	2.12	0.82
27:YD:25:THR:CG2	27:YD:82:ILE:H	1.93	0.82
25:YA:674:G:H1'	29:YF:74:ARG:HD3	1.60	0.82
33:YN:133:GLN:HB2	33:YN:135:PRO:HD3	1.59	0.82
44:YY:81:LYS:HD3	44:YY:97:ARG:HE	1.43	0.82
1:QA:939:G:H5''	7:QG:102:ARG:HH22	1.42	0.82
2:QB:185:ILE:HG22	2:QB:199:TYR:HB2	1.61	0.82
25:RA:1476:C:N4	25:RA:1517:G:O6	2.13	0.82
4:XD:96:LEU:HD22	4:XD:96:LEU:H	1.43	0.82
19:XS:50:ALA:HB1	19:XS:57:HIS:HB3	1.60	0.82
31:YH:105:LEU:H	31:YH:105:LEU:HD13	1.42	0.82
52:R6:27:LYS:HB2	52:R6:27:LYS:NZ	1.93	0.82
27:RD:35:LYS:NZ	27:RD:104:TYR:HB2	1.93	0.82
1:XA:1346:A:H5''	9:XI:120:ARG:HH12	1.44	0.82
12:XL:38:THR:HG23	12:XL:39:VAL:HG23	1.60	0.82
40:YU:64:ARG:HG2	40:YU:64:ARG:HH21	1.42	0.82
1:XA:1281:U:OP2	1:XA:1282:C:N4	2.11	0.82
17:XQ:59:ILE:HG22	17:XQ:73:VAL:HA	1.60	0.82
25:YA:571:A:H5'	25:YA:2030:A:H62	1.45	0.82
27:YD:35:LYS:NZ	27:YD:104:TYR:HB2	1.93	0.82
33:YN:22:THR:HG22	33:YN:23:LEU:H	1.45	0.82
40:YU:88:ILE:HD13	40:YU:88:ILE:H	1.44	0.82
45:YZ:103:ARG:HB2	45:YZ:138:GLU:HG2	1.60	0.82
1:QA:1152:A:H5''	10:QJ:13:HIS:HD2	1.43	0.82
50:R4:33:VAL:HG12	50:R4:34:GLU:H	1.44	0.82
25:RA:2667:C:H1'	31:RH:109:PHE:HD2	1.41	0.82
25:RA:1826:G:H4'	27:RD:242:ARG:HH21	1.42	0.82
25:RA:2580:U:H4'	28:RE:130:GLY:HA3	1.62	0.82
40:RU:88:ILE:HD13	40:RU:88:ILE:H	1.44	0.82
25:RA:299:A:H5'	44:RY:84:ARG:HH21	1.43	0.82
16:XP:4:ILE:CD1	16:XP:64:ALA:HB1	2.08	0.82
48:Y2:16:LEU:O	48:Y2:16:LEU:HG	1.78	0.82
25:YA:819:A:OP2	25:YA:1187:G:N2	2.11	0.82
25:RA:1359:A:OP2	25:RA:1371:G:N2	2.13	0.82
25:RA:2637:U:H5''	28:RE:82:ARG:HH21	1.44	0.82
28:RE:7:VAL:HG23	28:RE:8:LYS:H	1.44	0.82
2:XB:84:GLU:OE1	2:XB:216:SER:HA	1.80	0.82
11:XK:124:LYS:HD2	11:XK:125:PHE:HE1	1.45	0.82
25:YA:2233:U:H2'	25:YA:2234:G:C8	2.15	0.82
38:YS:19:LYS:O	38:YS:20:ARG:HB3	1.80	0.82
39:YT:102:ILE:HA	39:YT:105:LEU:HD21	1.62	0.82

Continued on next page...

Continued from previous page...

Atom-1	Atom-2	Interatomic distance (Å)	Clash overlap (Å)
1:QA:642:A:N3	8:QH:113:SER:OG	2.12	0.82
25:RA:2112:G:O6	25:RA:2169:A:N6	2.12	0.82
30:RG:179:PRO:HG3	50:R4:38:LYS:NZ	1.95	0.82
33:RN:22:THR:HG22	33:RN:23:LEU:H	1.44	0.82
30:YG:179:PRO:HG3	50:Y4:38:LYS:NZ	1.95	0.82
50:Y4:71:ARG:NH1	50:Y4:71:ARG:HG3	1.90	0.82
26:YB:7:G:H1	26:YB:113:C:H42	1.26	0.82
12:QL:86:ARG:HB2	12:QL:101:VAL:HG22	1.62	0.82
14:QN:41:ARG:NH2	14:QN:42:ILE:HD11	1.94	0.82
25:RA:1012:U:H3	33:RN:25:ARG:HH11	1.26	0.82
25:RA:2832:U:H4'	25:RA:2833:G:H5''	1.61	0.82
50:Y4:36:CYS:O	50:Y4:39:CYS:HB2	1.80	0.82
30:YG:67:LYS:HE2	50:Y4:6:HIS:CE1	2.14	0.82
25:YA:1103:A:H5'	25:YA:1104:C:H5	1.44	0.82
34:YO:14:THR:HG21	34:YO:86:ILE:HB	1.62	0.82
1:QA:1346:A:H5'	9:QI:120:ARG:HH12	1.44	0.81
2:QB:196:LEU:CD1	2:QB:197:VAL:HG23	2.10	0.81
26:YB:70:C:H2'	26:YB:71:C:H6	1.44	0.81
28:YE:24:THR:HG21	28:YE:188:VAL:HG11	1.59	0.81
34:RO:53:LYS:N	34:RO:53:LYS:HD2	1.96	0.81
35:YP:39:LYS:HA	35:YP:45:LEU:CD1	2.10	0.81
41:YV:66:ARG:NH1	41:YV:88:ARG:HD3	1.94	0.81
2:QB:84:GLU:OE1	2:QB:216:SER:HA	1.80	0.81
54:R8:52:LYS:N	54:R8:53:PRO:CD	2.43	0.81
29:RF:155:LEU:HD13	29:RF:174:VAL:HG13	1.62	0.81
31:RH:132:ARG:NH1	31:RH:132:ARG:HB2	1.94	0.81
31:RH:153:LYS:HG2	31:RH:162:ILE:HG13	1.61	0.81
31:RH:8:PRO:C	31:RH:9:ILE:HG12	2.00	0.81
4:XD:108:LEU:HD11	4:XD:174:LEU:HD22	1.60	0.81
31:YH:10:PRO:O	31:YH:11:VAL:HG13	1.80	0.81
1:QA:1512:U:H2'	1:QA:1513:A:C8	2.15	0.81
10:QJ:63:PHE:HD1	14:QN:58:LYS:HA	1.43	0.81
48:R2:16:LEU:O	48:R2:16:LEU:HG	1.78	0.81
39:RT:102:ILE:HA	39:RT:105:LEU:HD21	1.62	0.81
3:QC:15:THR:CG2	3:QC:181:ASN:HA	2.08	0.81
48:R2:43:GLN:O	48:R2:44:LEU:HG	1.81	0.81
35:RP:126:VAL:HG22	35:RP:145:PRO:HG2	1.60	0.81
36:RQ:90:VAL:HG13	36:RQ:91:GLU:N	1.95	0.81
10:XJ:6:ILE:HD12	10:XJ:6:ILE:O	1.81	0.81
53:Y7:48:LYS:HG2	53:Y7:49:ARG:H	1.46	0.81
25:YA:1363:C:O2	25:YA:1368:G:N2	2.11	0.81

Continued on next page...

Continued from previous page...

Atom-1	Atom-2	Interatomic distance (Å)	Clash overlap (Å)
30:YG:47:LYS:HD3	30:YG:81:LYS:HB2	1.63	0.81
36:YQ:90:VAL:HG13	36:YQ:91:GLU:N	1.95	0.81
38:YS:88:ASP:O	38:YS:89:ARG:HB3	1.78	0.81
16:QP:4:ILE:CD1	16:QP:64:ALA:HB1	2.08	0.81
16:QP:51:VAL:HG12	16:QP:52:ASP:H	1.46	0.81
23:QX:4:C:C2'	23:QX:5:C:H5'	2.11	0.81
30:RG:67:LYS:HE2	50:R4:6:HIS:CE1	2.14	0.81
53:R7:48:LYS:HG2	53:R7:49:ARG:H	1.46	0.81
27:RD:27:THR:HG23	27:RD:28:GLU:N	1.96	0.81
28:RE:3:GLY:O	28:RE:4:ILE:HB	1.81	0.81
1:XA:642:A:N3	8:XH:113:SER:OG	2.13	0.81
25:YA:1341:U:OP2	25:YA:1394:U:O2'	1.98	0.81
25:YA:1359:A:N6	25:YA:1372:U:O4	2.13	0.81
25:RA:1447:G:N2	25:RA:1464:C:O2	2.12	0.81
1:XA:489:C:OP1	4:XD:132:ARG:NH2	2.14	0.81
4:QD:108:LEU:HD11	4:QD:174:LEU:HD22	1.60	0.81
10:QJ:4:ILE:HB	10:QJ:74:ILE:HD11	1.60	0.81
31:RH:152:ARG:O	31:RH:153:LYS:HB2	1.80	0.81
35:RP:39:LYS:HA	35:RP:45:LEU:CD1	2.10	0.81
10:XJ:63:PHE:HD1	14:XN:58:LYS:HA	1.43	0.81
25:YA:1667:G:N2	25:YA:1993:U:O4	2.13	0.81
3:QC:47:LEU:HD11	3:QC:76:VAL:HG12	1.62	0.81
7:QG:111:ARG:HH11	7:QG:111:ARG:HB3	1.46	0.81
10:QJ:6:ILE:O	10:QJ:6:ILE:HD12	1.81	0.81
31:RH:26:VAL:HG13	31:RH:27:LYS:N	1.96	0.81
33:RN:35:ARG:HG3	33:RN:37:LYS:HG3	1.63	0.81
38:RS:36:TYR:HD2	38:RS:52:SER:HB3	1.46	0.81
2:XB:122:PHE:HD1	2:XB:139:LYS:HZ1	1.29	0.81
3:XC:113:ALA:HB3	3:XC:114:PRO:HD3	1.61	0.81
48:Y2:43:GLN:O	48:Y2:44:LEU:HG	1.81	0.81
54:Y8:59:LYS:NZ	54:Y8:59:LYS:CB	2.39	0.81
28:YE:116:VAL:HG21	28:YE:122:PHE:CD2	2.16	0.81
28:YE:50:GLY:CA	28:YE:77:ILE:HA	2.10	0.81
29:YF:155:LEU:HD13	29:YF:174:VAL:HG13	1.62	0.81
33:YN:43:THR:HB	33:YN:46:VAL:HG12	1.63	0.81
25:RA:2810:A:O3'	28:RE:61:ARG:HG3	1.79	0.81
39:RT:62:THR:CG2	39:RT:75:ILE:HG12	2.11	0.81
44:RY:76:CYS:HB3	44:RY:96:ILE:CD1	2.07	0.81
33:YN:35:ARG:HG3	33:YN:37:LYS:HG3	1.63	0.81
1:QA:235:C:H5'	17:QQ:70:ARG:HG2	1.61	0.81
1:QA:973:G:H3'	1:QA:974:A:H5''	1.61	0.81

Continued on next page...

Continued from previous page...

Atom-1	Atom-2	Interatomic distance (Å)	Clash overlap (Å)
51:R5:4:HIS:HB3	51:R5:5:PRO:CD	2.11	0.81
30:RG:47:LYS:HD3	30:RG:81:LYS:HB2	1.63	0.81
38:RS:106:ARG:CA	38:RS:110:LEU:HD21	2.11	0.81
38:RS:19:LYS:O	38:RS:20:ARG:HB3	1.80	0.81
1:XA:1152:A:H5''	10:XJ:13:HIS:HD2	1.46	0.81
38:YS:36:TYR:HD2	38:YS:52:SER:HB3	1.46	0.81
5:QE:10:MET:HB3	5:QE:32:VAL:HG22	1.63	0.80
26:RB:65:C:H41	26:RB:108:C:H2'	1.46	0.80
28:RE:116:VAL:HG21	28:RE:122:PHE:CD2	2.16	0.80
3:XC:47:LEU:HD11	3:XC:76:VAL:HG12	1.61	0.80
5:XE:50:GLU:HB3	5:XE:53:LEU:HD13	1.61	0.80
25:YA:1077:A:H5'	25:YA:1078:U:H5''	1.62	0.80
25:YA:86:C:HO2'	25:YA:104:U:HO2'	1.15	0.80
31:YH:8:PRO:C	31:YH:9:ILE:HG12	2.00	0.80
39:YT:39:ARG:HG2	39:YT:40:THR:H	1.46	0.80
39:RT:39:ARG:HG2	39:RT:40:THR:H	1.46	0.80
44:RY:6:HIS:O	44:RY:7:VAL:HG13	1.81	0.80
25:YA:1105:U:H2'	25:YA:1106:G:H8	1.46	0.80
25:YA:140:A:H8	25:YA:1408:C:HO2'	1.29	0.80
44:YY:76:CYS:HB3	44:YY:96:ILE:CD1	2.07	0.80
2:QB:4:GLU:HG2	2:QB:5:ILE:N	1.94	0.80
3:QC:52:LEU:H	3:QC:52:LEU:HD23	1.46	0.80
5:QE:50:GLU:HB3	5:QE:53:LEU:HD13	1.61	0.80
28:RE:201:THR:CG2	28:RE:203:LYS:HB3	2.11	0.80
28:RE:50:GLY:CA	28:RE:77:ILE:HA	2.10	0.80
31:RH:13:LYS:HA	31:RH:13:LYS:HE2	1.61	0.80
3:XC:20:SER:HB2	3:XC:40:ARG:NH2	1.96	0.80
25:YA:2111:C:N3	25:YA:2118:U:O2'	2.14	0.80
44:YY:6:HIS:O	44:YY:7:VAL:HG13	1.81	0.80
25:RA:2635:C:OP1	28:RE:78:LEU:HD12	1.81	0.80
28:RE:52:LEU:HB2	28:RE:75:VAL:HG23	1.62	0.80
3:XC:52:LEU:H	3:XC:52:LEU:HD23	1.46	0.80
25:YA:83:G:O2'	25:YA:84:A:H8	1.65	0.80
27:YD:27:THR:HG23	27:YD:28:GLU:N	1.96	0.80
1:QA:474:G:H2'	1:QA:475:G:H8	1.47	0.80
50:Y4:33:VAL:HG12	50:Y4:34:GLU:H	1.44	0.80
28:YE:35:GLN:HG2	28:YE:37:ARG:HE	1.44	0.80
34:YO:31:LYS:HG3	34:YO:32:TYR:CE2	2.17	0.80
36:YQ:80:GLU:O	36:YQ:81:VAL:CG1	2.30	0.80
38:YS:106:ARG:CA	38:YS:110:LEU:HD21	2.10	0.80
3:QC:20:SER:HB2	3:QC:40:ARG:NH2	1.95	0.80

Continued on next page...

Continued from previous page...

Atom-1	Atom-2	Interatomic distance (Å)	Clash overlap (Å)
8:QH:84:ARG:HH11	8:QH:84:ARG:HG3	1.44	0.80
16:QP:51:VAL:HG12	16:QP:52:ASP:N	1.97	0.80
25:RA:195:A:H61	25:RA:198:C:H3'	1.46	0.80
27:RD:27:THR:HG21	27:RD:83:GLU:HB3	1.64	0.80
29:RF:198:ALA:HA	29:RF:201:VAL:HG12	1.62	0.80
35:RP:47:ASP:OD2	35:RP:49:ARG:HG2	1.82	0.80
8:XH:84:ARG:HG3	8:XH:84:ARG:HH11	1.45	0.80
9:XI:19:LEU:HD23	9:XI:61:ALA:HB2	1.63	0.80
14:YN:40:CYS:SG	14:YN:43:CYS:HB2	2.21	0.80
16:XP:51:VAL:HG12	16:XP:52:ASP:H	1.46	0.80
54:Y8:52:LYS:N	54:Y8:53:PRO:CD	2.43	0.80
25:YA:1049:C:H2'	25:YA:1050:A:H5''	1.64	0.80
31:YH:152:ARG:O	31:YH:153:LYS:HB2	1.80	0.80
32:RI:78:THR:H	32:RI:104:GLN:HE22	1.29	0.80
41:RV:99:ILE:HD13	41:RV:99:ILE:N	1.95	0.80
2:XB:196:LEU:CD1	2:XB:197:VAL:HG23	2.10	0.80
2:XB:212:GLN:CD	2:XB:235:SER:HB2	2.03	0.80
25:YA:2637:U:H5''	28:YE:82:ARG:HH21	1.46	0.80
28:YE:3:GLY:O	28:YE:4:ILE:HB	1.81	0.80
28:YE:52:LEU:HB2	28:YE:75:VAL:HG23	1.62	0.80
29:YF:198:ALA:HA	29:YF:201:VAL:HG12	1.62	0.80
1:QA:1055:A:N7	1:QA:1200:C:N4	2.30	0.80
27:RD:121:PRO:HB3	27:RD:135:PHE:HE1	1.46	0.80
27:RD:25:THR:HG22	27:RD:82:ILE:H	1.47	0.80
4:XD:28:SER:HB3	4:XD:29:PRO:CD	2.12	0.80
16:XP:4:ILE:HG13	16:XP:21:VAL:HG12	1.64	0.80
51:Y5:4:HIS:HB3	51:Y5:5:PRO:CD	2.11	0.80
25:YA:2696:U:O4	25:YA:2711:A:N6	2.11	0.80
25:YA:2712:U:HO2'	25:YA:2712(A):A:H8	0.84	0.80
28:YE:201:THR:CG2	28:YE:203:LYS:HB3	2.12	0.80
5:XE:126:ARG:HG3	5:XE:126:ARG:HH11	1.47	0.80
1:XA:1152:A:H5''	10:XJ:13:HIS:CD2	2.17	0.80
20:XT:50:GLU:HG3	20:XT:51:GLU:N	1.97	0.80
25:YA:1530:G:O6	25:YA:1542:G:N2	2.15	0.80
25:YA:2327:A:H2'	25:YA:2328:A:H8	1.44	0.80
27:YD:68:LYS:HB2	27:YD:70:TRP:CH2	2.17	0.80
30:YG:61:ALA:HB2	30:YG:68:PRO:CD	2.12	0.80
41:YV:99:ILE:HD13	41:YV:99:ILE:N	1.95	0.80
2:QB:35:GLU:O	2:QB:36:ARG:HD3	1.82	0.79
3:QC:138:VAL:HG13	3:QC:149:ALA:HB1	1.64	0.79
16:QP:4:ILE:HG13	16:QP:21:VAL:HG12	1.64	0.79

Continued on next page...

Continued from previous page...

Atom-1	Atom-2	Interatomic distance (Å)	Clash overlap (Å)
29:RF:11:VAL:HB	29:RF:18:ARG:HG3	1.64	0.79
29:RF:145:GLU:HG3	29:RF:145:GLU:O	1.81	0.79
34:RO:14:THR:HG21	34:RO:86:ILE:HB	1.62	0.79
25:YA:1689:A:H62	25:YA:1698:A:H2	1.31	0.79
26:YB:30:C:O2	26:YB:54:G:N2	2.13	0.79
27:YD:121:PRO:HB3	27:YD:135:PHE:HE1	1.46	0.79
1:QA:745:C:OP1	1:QA:851:G:O2'	2.01	0.79
5:QE:126:ARG:HG3	5:QE:126:ARG:HH11	1.47	0.79
2:QB:178:ARG:HD2	8:QH:71:GLY:C	2.02	0.79
27:RD:34:VAL:HG13	27:RD:34:VAL:O	1.80	0.79
30:RG:77:ILE:HD13	30:RG:82:LEU:HD12	1.64	0.79
2:XB:35:GLU:O	2:XB:36:ARG:HD3	1.82	0.79
8:XH:100:ILE:HB	8:XH:125:ARG:HH12	1.47	0.79
27:YD:34:VAL:HG13	27:YD:34:VAL:O	1.81	0.79
4:QD:12:CYS:CA	4:QD:19:LEU:HD21	2.10	0.79
14:QN:24:CYS:SG	14:QN:39:LEU:HA	2.22	0.79
27:RD:25:THR:CG2	27:RD:82:ILE:H	1.93	0.79
35:RP:14:LYS:O	35:RP:16:ARG:HG2	1.83	0.79
2:XB:187:LEU:HA	2:XB:201:ILE:HB	1.65	0.79
2:XB:18:GLY:H	2:XB:42:ILE:CG2	1.95	0.79
2:XB:4:GLU:HG2	2:XB:5:ILE:N	1.95	0.79
5:XE:10:MET:HB3	5:XE:32:VAL:HG22	1.63	0.79
7:XG:111:ARG:HH11	7:XG:111:ARG:HB3	1.46	0.79
11:XK:32:ILE:CD1	11:XK:72:ALA:HB2	2.12	0.79
13:XM:4:ILE:H	13:XM:9:ILE:HG21	1.47	0.79
16:XP:51:VAL:HG12	16:XP:52:ASP:N	1.97	0.79
25:YA:83:G:O2'	25:YA:84:A:O5'	2.01	0.79
1:QA:1080:A:H4'	5:QE:16:THR:HB	1.65	0.79
25:RA:2808:U:O2	25:RA:2892:A:N6	2.15	0.79
30:RG:61:ALA:HB2	30:RG:68:PRO:CD	2.12	0.79
31:RH:10:PRO:O	31:RH:11:VAL:HG13	1.80	0.79
9:XI:15:ALA:HB2	9:XI:65:VAL:HG23	1.65	0.79
12:XL:6:THR:N	12:XL:9:GLN:HE21	1.80	0.79
26:YB:40:U:H3	26:YB:43:C:H5''	1.45	0.79
2:QB:212:GLN:CD	2:QB:235:SER:HB2	2.03	0.79
9:QI:19:LEU:HD23	9:QI:61:ALA:HB2	1.63	0.79
11:QK:124:LYS:HD2	11:QK:125:PHE:HE1	1.45	0.79
25:RA:384:U:H2'	25:RA:385:C:H6	1.48	0.79
25:RA:404:C:O2'	25:RA:405:U:OP2	1.98	0.79
27:RD:54:ARG:NH1	27:RD:54:ARG:HG3	1.98	0.79
28:RE:137:HIS:HB3	28:RE:138:PRO:HD2	1.65	0.79

Continued on next page...

Continued from previous page...

Atom-1	Atom-2	Interatomic distance (Å)	Clash overlap (Å)
31:RH:126:PRO:CG	31:RH:127:GLU:H	1.96	0.79
36:RQ:81:VAL:O	36:RQ:82:ARG:CG	2.31	0.79
39:RT:102:ILE:HA	39:RT:105:LEU:CD2	2.13	0.79
1:XA:1356:G:H2'	1:XA:1357:A:C8	2.17	0.79
31:YH:126:PRO:CG	31:YH:127:GLU:H	1.95	0.79
31:YH:169:VAL:HG22	31:YH:170:ARG:H	1.48	0.79
35:YP:65:ARG:HG3	35:YP:65:ARG:NH1	1.90	0.79
36:YQ:81:VAL:O	36:YQ:82:ARG:CG	2.31	0.79
40:YU:105:VAL:HG22	41:YV:44:LYS:HD2	1.65	0.79
25:RA:2562:U:O2'	34:RO:23:ARG:NH1	2.15	0.79
28:RE:111:ARG:HE	28:RE:160:TYR:HE1	1.31	0.79
31:RH:86:GLU:CG	31:RH:165:ALA:H	1.94	0.79
35:RP:59:LEU:HA	35:RP:61:ARG:HH21	1.44	0.79
8:XH:20:TYR:HA	8:XH:65:TYR:CE2	2.18	0.79
18:XR:43:PHE:HE2	18:XR:58:LEU:HD11	1.47	0.79
28:YE:24:THR:HG21	28:YE:188:VAL:CG1	2.13	0.79
30:YG:77:ILE:HD13	30:YG:82:LEU:HD12	1.65	0.79
31:YH:26:VAL:HG13	31:YH:27:LYS:N	1.96	0.79
35:YP:14:LYS:O	35:YP:16:ARG:HG2	1.83	0.79
39:YT:62:THR:CG2	39:YT:75:ILE:HG12	2.11	0.79
25:RA:900:A:H3'	25:RA:901:A:H8	1.48	0.79
27:RD:68:LYS:HB2	27:RD:70:TRP:CH2	2.17	0.79
34:RO:31:LYS:HG3	34:RO:32:TYR:CE2	2.17	0.79
1:XA:448:A:OP2	1:XA:485:G:N2	2.16	0.79
12:XL:86:ARG:HB2	12:XL:101:VAL:HG22	1.62	0.79
25:YA:1490:A:O2'	27:YD:99:ASP:OD2	2.01	0.79
25:YA:83:G:HO2'	25:YA:84:A:H8	0.84	0.79
1:QA:673:G:H2'	1:QA:674:G:C8	2.17	0.79
20:QT:89:ARG:HH21	20:QT:104:LEU:HD21	1.47	0.79
25:RA:2451:A:C6	56:Z6:76:PPU:HE2	2.18	0.79
33:RN:43:THR:HB	33:RN:46:VAL:HG12	1.63	0.79
20:XT:100:ILE:HG13	20:XT:102:GLY:H	1.48	0.79
49:Y3:56:VAL:HG12	49:Y3:57:GLU:H	1.48	0.79
25:YA:583:G:OP2	40:YU:10:ARG:NH1	2.15	0.79
27:YD:17:THR:CG2	27:YD:205:VAL:H	1.96	0.79
39:YT:102:ILE:HA	39:YT:105:LEU:CD2	2.13	0.79
25:YA:583:G:H5''	40:YU:10:ARG:HH12	1.48	0.79
44:YY:86:ARG:HB2	44:YY:95:LYS:HD2	1.64	0.79
1:QA:1312:G:H5''	50:R4:67:TYR:OH	1.82	0.79
19:QS:41:VAL:HG12	19:QS:44:MET:N	1.98	0.79
25:RA:1021:A:H62	25:RA:1141:U:H3	1.29	0.79

Continued on next page...

Continued from previous page...

Atom-1	Atom-2	Interatomic distance (Å)	Clash overlap (Å)
35:RP:97:PRO:O	35:RP:98:GLU:HB3	1.83	0.79
1:XA:686:U:O4	1:XA:703:G:O2'	2.00	0.79
4:XD:28:SER:HB3	4:XD:29:PRO:HD2	1.65	0.79
13:XM:121:LYS:NZ	24:XY:39:C:O2'	2.16	0.79
47:Y1:11:ARG:NH1	47:Y1:11:ARG:HB3	1.98	0.79
25:YA:2636:U:OP1	28:YE:79:ARG:HA	1.82	0.79
1:QA:1002:G:H2'	1:QA:1003:G:H8	1.47	0.79
8:QH:20:TYR:HA	8:QH:65:TYR:CE2	2.18	0.79
18:QR:56:THR:HB	18:QR:58:LEU:CD1	2.13	0.79
20:QT:50:GLU:HG3	20:QT:51:GLU:N	1.97	0.79
1:XA:1497:G:H2'	1:XA:1498:U:H5'	1.64	0.79
1:XA:703:G:O2'	1:XA:704:A:OP2	2.01	0.79
25:YA:1210:A:H5'	25:YA:1210:A:H8	1.48	0.79
25:YA:2368:C:H2'	25:YA:2369:A:H8	1.46	0.79
31:YH:153:LYS:CG	31:YH:162:ILE:H	1.96	0.79
13:QM:65:LYS:HZ3	50:R4:52:THR:HG21	1.48	0.78
25:RA:102:G:OP2	48:R2:7:ARG:NH2	2.16	0.78
25:RA:873:G:H1	25:RA:904:C:H42	1.30	0.78
40:RU:105:VAL:HG22	41:RV:44:LYS:HD2	1.65	0.78
1:XA:987:G:H1	1:XA:1218:C:H42	1.31	0.78
13:XM:3:ARG:CA	13:XM:9:ILE:HG21	2.12	0.78
18:XR:56:THR:HB	18:XR:58:LEU:CD1	2.13	0.78
19:XS:41:VAL:HG12	19:XS:44:MET:N	1.98	0.78
31:YH:150:ALA:O	31:YH:152:ARG:N	2.14	0.78
35:YP:47:ASP:OD2	35:YP:49:ARG:HG2	1.82	0.78
12:QL:6:THR:N	12:QL:9:GLN:HE21	1.80	0.78
25:RA:1820:U:C2	27:RD:202:LYS:HB3	2.18	0.78
33:RN:62:VAL:HG12	33:RN:66:LYS:HD2	1.65	0.78
33:RN:71:ILE:HG21	33:RN:84:LYS:HB3	1.65	0.78
1:XA:601:C:O2	1:XA:637:G:N2	2.14	0.78
1:XA:837:G:H1	1:XA:849:C:H42	1.31	0.78
3:XC:138:VAL:HG13	3:XC:149:ALA:HB1	1.64	0.78
9:XI:83:ARG:O	9:XI:86:VAL:HG12	1.84	0.78
50:Y4:58:ARG:O	50:Y4:63:TYR:HB2	1.84	0.78
25:YA:1019:U:HO2'	25:YA:1021:A:H2	1.31	0.78
43:YX:70:LEU:N	43:YX:70:LEU:HD23	1.98	0.78
10:QJ:40:LEU:HB2	10:QJ:69:ASN:HB3	1.65	0.78
47:R1:11:ARG:NH1	47:R1:11:ARG:HB3	1.98	0.78
36:RQ:119:ARG:HH11	36:RQ:119:ARG:HG2	1.48	0.78
1:XA:970:C:N4	9:XI:128:ARG:OXT	2.16	0.78
27:YD:27:THR:HG21	27:YD:83:GLU:HB3	1.63	0.78

Continued on next page...

Continued from previous page...

Atom-1	Atom-2	Interatomic distance (Å)	Clash overlap (Å)
34:YO:97:ARG:H	34:YO:117:LEU:HD22	1.48	0.78
40:YU:90:VAL:HG12	40:YU:91:ASP:N	1.98	0.78
4:QD:28:SER:HB2	4:QD:29:PRO:CD	2.14	0.78
7:QG:113:GLU:HB2	7:QG:119:ARG:HG2	1.66	0.78
25:RA:1278:A:H61	25:RA:1292:U:H3	1.30	0.78
27:RD:54:ARG:HH11	27:RD:54:ARG:HG3	1.49	0.78
30:RG:61:ALA:HB2	30:RG:68:PRO:HD3	1.65	0.78
36:RQ:80:GLU:O	36:RQ:81:VAL:CG1	2.30	0.78
10:XJ:16:LEU:HD23	10:XJ:94:VAL:HG13	1.66	0.78
25:YA:102:G:OP2	48:Y2:7:ARG:NH2	2.16	0.78
34:YO:53:LYS:HD2	34:YO:53:LYS:N	1.96	0.78
36:YQ:59:ARG:HD3	36:YQ:59:ARG:H	1.48	0.78
2:QB:84:GLU:HB3	2:QB:219:VAL:HG21	1.66	0.78
11:QK:32:ILE:CD1	11:QK:72:ALA:HB2	2.12	0.78
35:RP:138:LEU:C	35:RP:140:ALA:H	1.85	0.78
36:RQ:20:ALA:HB1	36:RQ:99:PRO:HB2	1.65	0.78
43:RX:70:LEU:HD23	43:RX:70:LEU:N	1.99	0.78
28:YE:137:HIS:HB3	28:YE:138:PRO:HD2	1.64	0.78
13:QM:4:ILE:H	13:QM:9:ILE:HG21	1.47	0.78
49:R3:56:VAL:HG12	49:R3:57:GLU:H	1.48	0.78
29:RF:20:LEU:HD12	29:RF:21:ALA:H	1.49	0.78
1:QA:346:G:OP1	39:RT:41:ARG:NH2	2.16	0.78
40:RU:90:VAL:HG12	40:RU:91:ASP:N	1.97	0.78
1:XA:951:G:OP2	13:XM:102:ARG:NH2	2.16	0.78
27:YD:54:ARG:HG3	27:YD:54:ARG:NH1	1.98	0.78
41:YV:47:VAL:HG13	41:YV:48:GLY:H	1.49	0.78
1:QA:1277:C:HO2'	1:QA:1279:A:H8	1.30	0.78
4:QD:30:LYS:HD3	4:QD:30:LYS:N	1.98	0.78
5:QE:11:ILE:CD1	5:QE:31:LEU:HD12	2.13	0.78
1:QA:1338:G:H21	22:QV:41:C:H1'	1.47	0.78
27:RD:94:LEU:HD22	27:RD:95:LEU:N	1.98	0.78
31:RH:153:LYS:CG	31:RH:162:ILE:H	1.96	0.78
25:RA:1187:G:H5''	41:RV:81:TYR:CE2	2.19	0.78
1:XA:1008:C:H42	1:XA:1021:G:H1	1.32	0.78
1:XA:546:G:HO2'	1:XA:548:G:HO2'	1.27	0.78
30:YG:97:ASP:H	30:YG:100:TRP:HD1	1.31	0.78
3:QC:181:ASN:ND2	3:QC:204:LEU:HD12	1.99	0.78
9:QI:15:ALA:HB2	9:QI:65:VAL:HG23	1.65	0.78
26:RB:8:U:H3	26:RB:112:G:H1	1.32	0.78
34:RO:47:ILE:HD12	34:RO:48:PRO:HD2	1.66	0.78
44:RY:86:ARG:HB2	44:RY:95:LYS:HD2	1.64	0.78

Continued on next page...

Continued from previous page...

Atom-1	Atom-2	Interatomic distance (Å)	Clash overlap (Å)
13:XM:88:ARG:CB	13:XM:88:ARG:HH11	1.95	0.78
30:YG:128:ARG:HG3	30:YG:128:ARG:HH21	1.49	0.78
2:QB:122:PHE:HD1	2:QB:139:LYS:HZ1	1.30	0.78
2:QB:18:GLY:H	2:QB:42:ILE:CG2	1.95	0.78
18:QR:43:PHE:HE2	18:QR:58:LEU:HD11	1.47	0.78
25:RA:2197:U:H1'	25:RA:2198:A:C8	2.17	0.78
27:RD:142:VAL:HG23	27:RD:193:VAL:HA	1.66	0.78
30:RG:145:THR:HG23	50:R4:28:LYS:HZ1	1.49	0.78
35:RP:19:VAL:HG22	35:RP:20:GLY:N	1.97	0.78
27:YD:34:VAL:HG21	27:YD:103:ARG:HA	1.66	0.78
1:QA:1318:A:H4'	19:QS:11:VAL:HG11	1.66	0.78
1:QA:953:G:O6	1:QA:1228:C:N4	2.13	0.78
2:QB:178:ARG:CD	8:QH:71:GLY:C	2.53	0.78
10:QJ:16:LEU:HD23	10:QJ:94:VAL:HG13	1.66	0.78
25:RA:380:U:H2'	25:RA:381:G:H8	1.48	0.78
25:RA:855:G:H1	25:RA:922:U:H3	1.28	0.78
27:RD:35:LYS:HZ1	27:RD:104:TYR:HB2	1.48	0.78
28:RE:24:THR:HG21	28:RE:188:VAL:CG1	2.13	0.78
32:RI:4:ILE:HD11	32:RI:44:LEU:HD12	1.65	0.78
35:RP:75:ILE:HD13	35:RP:75:ILE:N	1.99	0.78
38:RS:106:ARG:HA	38:RS:110:LEU:HD21	1.64	0.78
1:XA:1347:G:C8	9:XI:107:ARG:HB3	2.19	0.78
6:XF:24:GLU:HA	6:XF:27:GLN:CG	2.14	0.78
25:YA:102:G:HO2'	25:YA:103:A:P	2.06	0.78
25:YA:1013:C:H42	25:YA:1149:G:H1	1.32	0.78
27:YD:94:LEU:HD22	27:YD:95:LEU:N	1.98	0.78
28:YE:4:ILE:HD12	28:YE:28:ALA:HB1	1.67	0.78
2:QB:101:MET:CA	2:QB:108:ILE:HG13	2.11	0.77
54:R8:59:LYS:HZ2	54:R8:59:LYS:HB2	1.48	0.77
27:RD:25:THR:O	27:RD:27:THR:N	2.17	0.77
29:RF:29:ASN:H	29:RF:112:MET:CE	1.97	0.77
35:RP:62:LEU:CD2	35:RP:62:LEU:N	2.46	0.77
40:RU:66:ASN:O	40:RU:70:ARG:HB2	1.84	0.77
2:XB:239:VAL:HG12	2:XB:240:GLN:NE2	1.99	0.77
7:XG:113:GLU:HB2	7:XG:119:ARG:HG2	1.65	0.77
19:XS:68:GLY:HA3	50:Y4:68:ARG:HB2	1.65	0.77
29:YF:145:GLU:HG3	29:YF:145:GLU:O	1.81	0.77
20:QT:100:ILE:HG13	20:QT:102:GLY:H	1.48	0.77
52:R6:15:GLU:CD	52:R6:41:PRO:HB3	2.04	0.77
27:RD:17:THR:CG2	27:RD:205:VAL:H	1.96	0.77
30:RG:128:ARG:HG3	30:RG:128:ARG:HH21	1.48	0.77

Continued on next page...

Continued from previous page...

Atom-1	Atom-2	Interatomic distance (Å)	Clash overlap (Å)
25:YA:1026:U:H4'	25:YA:1027:A:OP1	1.85	0.77
34:YO:47:ILE:HD12	34:YO:48:PRO:HD2	1.66	0.77
35:YP:84:ASN:ND2	35:YP:116:GLY:HA3	1.99	0.77
6:QF:24:GLU:HA	6:QF:27:GLN:CG	2.14	0.77
6:QF:23:LYS:O	6:QF:27:GLN:HG2	1.85	0.77
46:R0:68:GLU:HG2	46:R0:80:HIS:HB2	1.66	0.77
30:RG:127:GLY:HA2	30:RG:166:ASP:CG	2.05	0.77
42:RW:65:LEU:CD1	42:RW:68:ARG:HH11	1.97	0.77
2:XB:21:ARG:HG3	2:XB:38:GLY:C	2.05	0.77
9:XI:53:VAL:HB	9:XI:95:LYS:HE3	1.67	0.77
13:XM:15:VAL:HG23	13:XM:43:THR:O	1.84	0.77
29:YF:20:LEU:HD12	29:YF:21:ALA:H	1.49	0.77
30:YG:127:GLY:HA2	30:YG:166:ASP:CG	2.05	0.77
38:YS:106:ARG:HA	38:YS:110:LEU:HD21	1.64	0.77
40:YU:66:ASN:O	40:YU:70:ARG:HB2	1.84	0.77
25:YA:138:G:N2	43:YX:44:GLU:OE2	2.15	0.77
1:QA:1105:A:H2'	1:QA:1106:G:H8	1.48	0.77
2:QB:239:VAL:HG12	2:QB:240:GLN:NE2	1.99	0.77
50:R4:22:ILE:O	50:R4:24:THR:HG23	1.84	0.77
25:RA:222:A:O2'	25:RA:223:A:O5'	2.01	0.77
28:RE:4:ILE:HD12	28:RE:28:ALA:HB1	1.67	0.77
31:RH:150:ALA:O	31:RH:152:ARG:N	2.14	0.77
35:RP:84:ASN:ND2	35:RP:116:GLY:HA3	1.99	0.77
1:XA:359:U:H2'	1:XA:360:A:C8	2.18	0.77
47:Y1:13:ILE:HD11	47:Y1:42:GLN:OE1	1.84	0.77
25:YA:2347:C:H5	25:YA:2382:G:H1'	1.49	0.77
25:YA:2788:C:O2'	25:YA:2809:A:N3	2.18	0.77
27:YD:25:THR:HG22	27:YD:82:ILE:H	1.46	0.77
29:YF:11:VAL:HB	29:YF:18:ARG:HG3	1.64	0.77
31:YH:132:ARG:HB2	31:YH:132:ARG:NH1	1.95	0.77
31:YH:152:ARG:HG3	31:YH:153:LYS:CE	2.13	0.77
33:YN:71:ILE:HG21	33:YN:84:LYS:HB3	1.65	0.77
1:QA:999:U:H2'	1:QA:1000:A:H8	1.49	0.77
2:QB:21:ARG:HG3	2:QB:38:GLY:C	2.05	0.77
2:QB:44:LEU:HD12	2:QB:44:LEU:H	1.48	0.77
1:QA:951:G:OP2	13:QM:102:ARG:NH2	2.18	0.77
35:RP:114:ILE:HD11	35:RP:130:PHE:CE1	2.19	0.77
2:XB:84:GLU:HB3	2:XB:219:VAL:HG21	1.65	0.77
37:YR:74:LYS:O	37:YR:75:LEU:HB3	1.84	0.77
17:QQ:41:LYS:NZ	17:QQ:92:ARG:HH22	1.82	0.77
17:QQ:59:ILE:HD13	17:QQ:59:ILE:H	1.50	0.77

Continued on next page...

Continued from previous page...

Atom-1	Atom-2	Interatomic distance (Å)	Clash overlap (Å)
50:R4:58:ARG:O	50:R4:63:TYR:HB2	1.84	0.77
27:RD:146:GLU:HB2	27:RD:189:CYS:HB3	1.67	0.77
39:RT:43:GLN:HG2	39:RT:44:ASP:N	1.99	0.77
44:RY:97:ARG:HH21	44:RY:98:VAL:CB	1.98	0.77
2:XB:44:LEU:H	2:XB:44:LEU:HD12	1.48	0.77
25:YA:1045:A:N3	25:YA:1047:G:N2	2.33	0.77
25:YA:189:G:H2'	25:YA:205:G:H22	1.50	0.77
4:QD:9:CYS:SG	4:QD:22:LYS:HD2	2.25	0.77
25:RA:2208:U:H1'	27:RD:151:LYS:HE2	1.66	0.77
44:RY:79:CYS:SG	44:RY:80:GLY:N	2.57	0.77
1:XA:377:G:OP1	16:XP:5:ARG:NH1	2.17	0.77
20:XT:89:ARG:HH21	20:XT:104:LEU:HD21	1.47	0.77
51:Y5:40:LYS:CD	51:Y5:46:CYS:HB3	2.15	0.77
52:Y6:15:GLU:CD	52:Y6:41:PRO:HB3	2.04	0.77
25:YA:1728:G:N1	25:YA:1730:U:OP2	2.17	0.77
36:YQ:119:ARG:HH11	36:YQ:119:ARG:HG2	1.48	0.77
44:YY:79:CYS:SG	44:YY:80:GLY:N	2.57	0.77
1:QA:1286:A:H2'	1:QA:1287:A:H4'	1.66	0.77
8:QH:100:ILE:HB	8:QH:125:ARG:HH12	1.47	0.77
47:R1:13:ILE:HD11	47:R1:42:GLN:OE1	1.84	0.77
47:R1:86:SER:N	47:R1:87:PRO:CD	2.48	0.77
25:RA:1833:U:O2'	25:RA:1969:A:N1	2.17	0.77
4:XD:20:TYR:CD2	4:XD:27:TYR:HE2	2.01	0.77
20:XT:13:LEU:HD12	20:XT:14:LYS:N	2.00	0.77
25:YA:2086:U:H2'	25:YA:2087:G:C8	2.20	0.77
29:YF:183:VAL:O	29:YF:187:VAL:HG23	1.85	0.77
36:YQ:20:ALA:CB	36:YQ:99:PRO:HD2	2.14	0.77
42:YW:65:LEU:CD1	42:YW:68:ARG:HH11	1.97	0.77
1:QA:1206:G:O2'	3:QC:192:THR:O	2.01	0.77
4:QD:76:ARG:HD2	4:QD:207:TYR:CE2	2.20	0.77
13:QM:88:ARG:CB	13:QM:88:ARG:HH11	1.95	0.77
16:QP:6:LEU:HB3	16:QP:17:TYR:HD2	1.50	0.77
31:RH:153:LYS:HA	31:RH:153:LYS:NZ	1.99	0.77
34:RO:97:ARG:H	34:RO:117:LEU:HD22	1.48	0.77
44:RY:44:ILE:HG13	44:RY:45:VAL:N	2.00	0.77
1:XA:923:A:O2'	1:XA:1399:C:OP2	2.02	0.77
5:XE:11:ILE:CD1	5:XE:31:LEU:HD12	2.13	0.77
50:Y4:22:ILE:O	50:Y4:24:THR:HG23	1.84	0.77
27:YD:44:ASN:N	27:YD:44:ASN:HD22	1.79	0.77
42:YW:18:ARG:HG3	42:YW:76:VAL:CG1	2.15	0.77
1:QA:346:G:H1'	1:QA:347:G:H5'	1.67	0.77

Continued on next page...

Continued from previous page...

Atom-1	Atom-2	Interatomic distance (Å)	Clash overlap (Å)
1:QA:514:C:N4	1:QA:537:G:O6	2.18	0.77
2:QB:187:LEU:HA	2:QB:201:ILE:HB	1.65	0.77
50:R4:1:MET:HB2	50:R4:6:HIS:NE2	2.00	0.77
29:RF:183:VAL:O	29:RF:187:VAL:HG23	1.85	0.77
25:RA:2562:U:H1'	34:RO:23:ARG:NH1	2.00	0.77
36:RQ:66:ILE:HG13	36:RQ:67:ARG:N	2.00	0.77
38:RS:60:GLY:O	38:RS:61:ASN:HB3	1.84	0.77
4:XD:76:ARG:HD2	4:XD:207:TYR:CE2	2.20	0.77
6:XF:23:LYS:O	6:XF:27:GLN:HG2	1.84	0.77
14:YN:25:VAL:HG22	14:YN:38:GLY:O	1.84	0.77
19:XS:39:THR:HG22	19:XS:40:ILE:H	1.50	0.77
25:YA:363(B):G:H2'	25:YA:363(C):G:C8	2.19	0.77
27:YD:25:THR:O	27:YD:27:THR:N	2.17	0.77
38:YS:60:GLY:O	38:YS:61:ASN:HB3	1.84	0.77
5:QE:12:LEU:HD23	5:QE:13:ILE:N	2.00	0.76
7:QG:148:ASN:HD22	7:QG:148:ASN:N	1.82	0.76
20:QT:26:ASN:O	20:QT:30:LYS:HB2	1.86	0.76
36:RQ:20:ALA:CB	36:RQ:99:PRO:HD2	2.14	0.76
4:XD:30:LYS:C	4:XD:32:ALA:N	2.36	0.76
50:Y4:1:MET:HB2	50:Y4:6:HIS:NE2	2.00	0.76
27:YD:153:ALA:O	27:YD:154:LYS:HG3	1.85	0.76
35:YP:138:LEU:C	35:YP:140:ALA:H	1.85	0.76
1:QA:108:G:H5''	1:QA:109:A:H5''	1.68	0.76
5:QE:72:GLN:NE2	5:QE:144:THR:HG22	2.00	0.76
25:RA:498:G:N3	44:RY:47:LYS:NZ	2.30	0.76
1:XA:1055:A:O2'	3:XC:161:GLU:OE2	2.02	0.76
5:XE:42:GLY:HA3	5:XE:66:MET:HG2	1.67	0.76
49:Y3:35:ARG:HB3	49:Y3:37:LEU:HD21	1.66	0.76
25:YA:2364:C:OP1	46:Y0:55:ARG:NH1	2.18	0.76
30:YG:61:ALA:HB2	30:YG:68:PRO:HD3	1.65	0.76
35:YP:114:ILE:HD11	35:YP:130:PHE:CE1	2.19	0.76
36:YQ:59:ARG:H	36:YQ:59:ARG:CD	1.99	0.76
1:QA:1152:A:H2'	1:QA:1153:C:C6	2.21	0.76
5:QE:42:GLY:HA3	5:QE:66:MET:HG2	1.68	0.76
9:QI:83:ARG:O	9:QI:86:VAL:HG12	1.84	0.76
37:RR:33:ARG:HH22	51:R5:55:ARG:HG2	1.51	0.76
25:RA:693:C:O2	25:RA:769:G:N2	2.15	0.76
7:XG:79:ARG:HH22	7:XG:82:GLY:HA2	1.51	0.76
48:Y2:47:ASN:H	48:Y2:47:ASN:HD22	1.33	0.76
54:Y8:59:LYS:HZ2	54:Y8:59:LYS:HB2	1.48	0.76
25:YA:465:G:H21	25:YA:684:G:H1'	1.50	0.76

Continued on next page...

Continued from previous page...

Atom-1	Atom-2	Interatomic distance (Å)	Clash overlap (Å)
31:YH:153:LYS:HA	31:YH:153:LYS:NZ	2.00	0.76
1:QA:255:G:H2'	1:QA:256:U:C6	2.21	0.76
13:QM:15:VAL:HG23	13:QM:43:THR:O	1.84	0.76
27:RD:153:ALA:O	27:RD:154:LYS:HG3	1.85	0.76
30:RG:127:GLY:O	30:RG:128:ARG:HG2	1.85	0.76
36:RQ:90:VAL:HG13	36:RQ:91:GLU:H	1.49	0.76
40:RU:88:ILE:HG22	40:RU:90:VAL:HG23	1.67	0.76
44:RY:97:ARG:NH2	44:RY:98:VAL:HB	2.01	0.76
30:YG:127:GLY:O	30:YG:128:ARG:HG2	1.85	0.76
33:YN:62:VAL:HG12	33:YN:66:LYS:HD2	1.65	0.76
36:YQ:66:ILE:HG13	36:YQ:67:ARG:N	2.00	0.76
44:YY:94:LYS:O	44:YY:101:LYS:HB3	1.85	0.76
44:YY:95:LYS:HB3	44:YY:100:ALA:CA	2.10	0.76
49:R3:35:ARG:HB3	49:R3:37:LEU:HD21	1.66	0.76
25:RA:1264:G:H3'	25:RA:1265:A:H5''	1.67	0.76
30:RG:101:ILE:HG13	30:RG:102:PHE:H	1.48	0.76
5:XE:53:LEU:CD1	5:XE:53:LEU:H	1.99	0.76
30:YG:142:PRO:HB2	50:Y4:31:ILE:HD13	1.68	0.76
34:YO:104:ARG:HH11	34:YO:104:ARG:HG2	1.50	0.76
1:QA:625:G:H2'	1:QA:626:U:H6	1.50	0.76
21:QU:10:ARG:HG2	21:QU:13:ILE:HD12	1.68	0.76
25:RA:1454:U:H5'	37:RR:63:ARG:HE	1.50	0.76
25:RA:2119:A:N6	25:RA:2170:A:N7	2.34	0.76
25:RA:242:G:H5''	54:R8:3:LYS:HE3	1.67	0.76
25:RA:338:G:OP1	44:RY:4:LYS:NZ	2.17	0.76
27:RD:34:VAL:HG21	27:RD:103:ARG:HA	1.66	0.76
27:RD:44:ASN:HD22	27:RD:44:ASN:N	1.79	0.76
44:RY:81:LYS:HD3	44:RY:97:ARG:NE	2.01	0.76
1:XA:1125:U:OP2	1:XA:1145:C:N4	2.18	0.76
25:YA:363(B):G:H2'	25:YA:363(C):G:H8	1.51	0.76
36:YQ:20:ALA:HB1	36:YQ:99:PRO:HB2	1.65	0.76
1:QA:1512:U:H2'	1:QA:1513:A:H8	1.50	0.76
13:QM:77:ASN:CG	50:R4:71:ARG:NH1	2.39	0.76
52:R6:34:LEU:HD13	52:R6:34:LEU:H	1.50	0.76
55:R9:1:MET:HB3	55:R9:4:ARG:NH1	2.01	0.76
31:RH:169:VAL:HG22	31:RH:170:ARG:H	1.48	0.76
4:XD:9:CYS:SG	4:XD:22:LYS:HD2	2.25	0.76
9:XI:113:LYS:HD2	9:XI:113:LYS:H	1.51	0.76
28:YE:111:ARG:HE	28:YE:160:TYR:HE1	1.31	0.76
29:YF:101:LEU:CD1	29:YF:102:PRO:HD2	2.11	0.76
36:YQ:90:VAL:HG13	36:YQ:91:GLU:H	1.49	0.76

Continued on next page...

Continued from previous page...

Atom-1	Atom-2	Interatomic distance (Å)	Clash overlap (Å)
42:YW:73:ALA:HB3	42:YW:106:ILE:HG12	1.68	0.76
44:YY:81:LYS:HD3	44:YY:97:ARG:NE	2.00	0.76
10:QJ:38:ILE:HG12	10:QJ:71:LEU:O	1.86	0.76
47:R1:56:GLN:N	47:R1:56:GLN:NE2	2.34	0.76
27:RD:69:ARG:HH21	27:RD:130:ALA:CB	1.99	0.76
37:RR:74:LYS:O	37:RR:75:LEU:HB3	1.84	0.76
3:XC:59:ARG:HH22	3:XC:97:LYS:HE3	1.51	0.76
10:XJ:38:ILE:HG12	10:XJ:71:LEU:O	1.86	0.76
29:YF:29:ASN:H	29:YF:112:MET:CE	1.98	0.76
35:YP:97:PRO:O	35:YP:98:GLU:HB3	1.83	0.76
3:QC:59:ARG:HH22	3:QC:97:LYS:HE3	1.51	0.76
4:QD:153:ARG:NH1	4:QD:181:MET:HG3	2.00	0.76
6:QF:91:VAL:HG13	18:QR:72:ARG:HH12	1.51	0.76
8:QH:5:PRO:O	8:QH:8:ASP:HB3	1.85	0.76
13:QM:50:GLU:OE1	50:R4:32:TYR:CE2	2.39	0.76
51:R5:47:PRO:O	51:R5:48:GLU:HG3	1.86	0.76
7:XG:37:ASN:ND2	9:XI:40:LEU:HD23	2.00	0.76
4:QD:166:LYS:CG	27:YD:135:PHE:HZ	1.99	0.76
30:YG:76:SER:OG	30:YG:83:ARG:HA	1.85	0.76
31:YH:125:VAL:HA	31:YH:126:PRO:HB3	1.68	0.76
35:YP:62:LEU:CD2	35:YP:62:LEU:N	2.46	0.76
39:YT:111:ARG:O	39:YT:113:LYS:N	2.17	0.76
5:QE:11:ILE:HD11	5:QE:31:LEU:CD1	2.16	0.76
1:QA:1081:G:P	5:QE:16:THR:OG1	2.44	0.76
16:QP:22:THR:HA	16:QP:33:ILE:HG12	1.66	0.76
19:QS:2:PRO:HB2	50:R4:68:ARG:HH22	1.51	0.76
50:R4:34:GLU:HG3	50:R4:35:VAL:H	1.51	0.76
26:RB:24:G:N3	26:RB:27:C:N4	2.32	0.76
30:RG:76:SER:OG	30:RG:83:ARG:HA	1.85	0.76
34:RO:104:ARG:HG2	34:RO:104:ARG:HH11	1.50	0.76
1:XA:1109:C:OP2	3:XC:176:HIS:ND1	2.19	0.76
5:XE:36:ASP:OD2	5:XE:38:GLN:HB2	1.86	0.76
17:XQ:41:LYS:NZ	17:XQ:92:ARG:HH22	1.82	0.76
47:Y1:86:SER:N	47:Y1:87:PRO:CD	2.48	0.76
25:YA:1416:G:O2'	25:YA:1417:C:O5'	2.04	0.76
27:YD:69:ARG:HH21	27:YD:130:ALA:CB	1.99	0.76
28:YE:63:LEU:CD1	28:YE:65:GLY:H	1.99	0.76
29:YF:29:ASN:HB3	29:YF:112:MET:HE1	1.68	0.76
30:YG:101:ILE:HG13	30:YG:102:PHE:H	1.49	0.76
25:YA:566:U:OP1	35:YP:29:LYS:HE2	1.87	0.76
20:QT:13:LEU:HD12	20:QT:14:LYS:N	2.00	0.75

Continued on next page...

Continued from previous page...

Atom-1	Atom-2	Interatomic distance (Å)	Clash overlap (Å)
22:QV:1:C:O4'	46:R0:5:LYS:CE	2.34	0.75
51:R5:40:LYS:CD	51:R5:46:CYS:HB3	2.15	0.75
2:XB:117:GLU:O	2:XB:121:LEU:HB2	1.86	0.75
5:XE:12:LEU:HD23	5:XE:13:ILE:N	2.00	0.75
16:XP:6:LEU:HB3	16:XP:17:TYR:HD2	1.50	0.75
16:XP:22:THR:HA	16:XP:33:ILE:HG12	1.66	0.75
50:Y4:34:GLU:HG3	50:Y4:35:VAL:H	1.51	0.75
52:Y6:34:LEU:HD13	52:Y6:34:LEU:H	1.50	0.75
25:YA:1820:U:C2	27:YD:202:LYS:HB3	2.21	0.75
39:YT:50:ILE:HD12	39:YT:102:ILE:HD11	1.68	0.75
1:QA:1069:C:O2'	5:QE:25:ARG:NH1	2.18	0.75
1:QA:961:U:O2	1:QA:1201:A:N6	2.15	0.75
1:QA:18:C:H5''	5:QE:127:ASN:HD21	1.49	0.75
5:QE:53:LEU:CD1	5:QE:53:LEU:H	1.99	0.75
7:QG:37:ASN:ND2	9:QI:40:LEU:HD23	2.00	0.75
9:QI:53:VAL:HB	9:QI:95:LYS:HE3	1.67	0.75
14:QN:43:CYS:O	14:QN:44:LEU:C	2.22	0.75
18:QR:53:ARG:HH21	18:QR:60:ALA:N	1.84	0.75
25:RA:2529:G:O6	55:R9:31:LYS:NZ	2.17	0.75
29:RF:129:PHE:HA	29:RF:142:TRP:NE1	2.02	0.75
31:RH:152:ARG:HG3	31:RH:153:LYS:CE	2.14	0.75
8:XH:5:PRO:O	8:XH:8:ASP:HB3	1.86	0.75
54:Y8:59:LYS:HZ3	54:Y8:59:LYS:CB	1.98	0.75
27:YD:142:VAL:HG23	27:YD:193:VAL:HA	1.66	0.75
28:YE:23:VAL:HG21	28:YE:183:LEU:HD23	1.69	0.75
28:YE:36:ARG:HH21	28:YE:88:GLY:HA2	1.51	0.75
30:YG:3:LEU:HD12	30:YG:4:ASP:H	1.51	0.75
1:QA:407:G:O6	1:QA:435:C:N4	2.18	0.75
8:QH:91:ARG:HH11	8:QH:91:ARG:HG2	1.52	0.75
14:QN:22:THR:O	14:QN:23:ARG:HB2	1.86	0.75
54:R8:59:LYS:HZ3	54:R8:59:LYS:CB	1.98	0.75
10:XJ:40:LEU:HB2	10:XJ:69:ASN:HB3	1.65	0.75
25:YA:155:C:N4	25:YA:171:G:O6	2.18	0.75
25:YA:2056:G:N2	51:Y5:4:HIS:O	2.19	0.75
44:YY:44:ILE:HG13	44:YY:45:VAL:N	2.00	0.75
1:QA:475:G:H2'	1:QA:476:G:H8	1.50	0.75
25:RA:1167:U:O2	25:RA:1183:G:N2	2.19	0.75
30:RG:142:PRO:HB2	50:R4:31:ILE:HD13	1.68	0.75
40:RU:52:ARG:HG2	40:RU:52:ARG:HH11	1.50	0.75
1:XA:669:U:O4	1:XA:737:A:N6	2.19	0.75
4:XD:153:ARG:NH1	4:XD:181:MET:HG3	2.00	0.75

Continued on next page...

Continued from previous page...

Atom-1	Atom-2	Interatomic distance (Å)	Clash overlap (Å)
16:XP:43:LYS:HG2	16:XP:48:TRP:CE3	2.22	0.75
35:YP:62:LEU:HD21	54:Y8:25:MET:HB2	1.69	0.75
25:YA:2399:G:O6	25:YA:2417:C:N4	2.13	0.75
25:YA:2310:A:H62	30:YG:77:ILE:HG21	1.51	0.75
34:YO:47:ILE:CD1	34:YO:48:PRO:HD2	2.16	0.75
40:YU:92:ARG:HH11	40:YU:95:LEU:CD1	2.00	0.75
41:YV:52:VAL:HG21	41:YV:55:ALA:HB3	1.68	0.75
44:YY:97:ARG:HH21	44:YY:98:VAL:CB	1.98	0.75
11:QK:48:ILE:HD11	11:QK:64:ALA:HA	1.67	0.75
30:RG:3:LEU:HD12	30:RG:4:ASP:H	1.52	0.75
41:RV:15:GLU:O	41:RV:18:LEU:HB2	1.86	0.75
13:XM:49:THR:HG22	13:XM:51:ALA:N	2.01	0.75
25:YA:484:C:H2'	25:YA:485:C:H6	1.51	0.75
40:YU:88:ILE:HG22	40:YU:90:VAL:HG23	1.67	0.75
1:QA:15:G:H2'	1:QA:16:A:C8	2.22	0.75
1:QA:745:C:H2'	1:QA:746:A:H8	1.52	0.75
2:QB:117:GLU:O	2:QB:121:LEU:HB2	1.86	0.75
4:QD:26:CYS:HA	4:QD:31:CYS:HB2	1.67	0.75
20:QT:35:THR:O	20:QT:39:LYS:HG3	1.86	0.75
20:QT:58:LYS:HE3	20:QT:62:LEU:HD11	1.69	0.75
35:RP:62:LEU:HD21	54:R8:25:MET:HB2	1.69	0.75
31:RH:150:ALA:C	31:RH:152:ARG:H	1.88	0.75
41:RV:47:VAL:HG13	41:RV:48:GLY:H	1.49	0.75
44:RY:94:LYS:O	44:RY:101:LYS:HB3	1.85	0.75
19:XS:3:ARG:HG3	19:XS:4:SER:H	1.52	0.75
55:Y9:1:MET:HB3	55:Y9:4:ARG:NH1	2.02	0.75
25:YA:918:A:N3	26:YB:80:U:O2'	2.19	0.75
35:YP:75:ILE:N	35:YP:75:ILE:HD13	2.00	0.75
39:YT:43:GLN:HG2	39:YT:44:ASP:N	1.99	0.75
41:YV:51:VAL:HG12	41:YV:52:VAL:H	1.52	0.75
43:YX:57:LEU:HD11	43:YX:78:LYS:HB2	1.68	0.75
1:QA:1200:C:H1'	1:QA:1204:A:H61	1.50	0.75
1:QA:1342:C:H4'	9:QI:125:TYR:HB3	1.69	0.75
10:QJ:27:ALA:HB1	10:QJ:34:VAL:HG21	1.69	0.75
19:QS:41:VAL:HG12	19:QS:44:MET:H	1.50	0.75
47:R1:3:LYS:HD3	47:R1:43:TYR:HD2	1.52	0.75
25:RA:247:G:O6	54:R8:12:LYS:NZ	2.15	0.75
25:RA:2593:U:H2'	25:RA:2594:C:H6	1.51	0.75
25:RA:305:U:H2'	25:RA:306:U:C6	2.22	0.75
25:RA:481:G:O6	25:RA:509:C:N4	2.14	0.75
31:RH:153:LYS:HG2	31:RH:162:ILE:H	1.52	0.75

Continued on next page...

Continued from previous page...

Atom-1	Atom-2	Interatomic distance (Å)	Clash overlap (Å)
44:RY:90:LEU:N	44:RY:90:LEU:HD22	2.02	0.75
1:XA:606:G:N2	1:XA:631:G:H8	1.85	0.75
20:XT:58:LYS:HE3	20:XT:62:LEU:HD11	1.69	0.75
47:Y1:80:LEU:O	47:Y1:81:LYS:CB	2.35	0.75
25:YA:1812:A:H2'	25:YA:1813:G:H8	1.51	0.75
27:YD:146:GLU:HB2	27:YD:189:CYS:HB3	1.67	0.75
44:YY:90:LEU:HD22	44:YY:90:LEU:N	2.01	0.75
44:YY:97:ARG:NH2	44:YY:98:VAL:HB	2.01	0.75
5:QE:45:PHE:CE2	5:QE:47:LYS:HD2	2.22	0.75
25:RA:2701:C:H3'	25:RA:2702:U:C5'	2.14	0.75
37:RR:73:VAL:O	37:RR:76:VAL:HG12	1.87	0.75
7:XG:148:ASN:N	7:XG:148:ASN:HD22	1.82	0.75
11:XK:48:ILE:HD11	11:XK:64:ALA:HA	1.67	0.75
18:XR:53:ARG:HH21	18:XR:60:ALA:N	1.84	0.75
47:Y1:56:GLN:N	47:Y1:56:GLN:NE2	2.34	0.75
37:YR:33:ARG:HH22	51:Y5:55:ARG:HG2	1.51	0.75
29:YF:7:TYR:HB3	29:YF:21:ALA:CB	2.16	0.75
41:YV:35:LEU:H	41:YV:35:LEU:HD22	1.51	0.75
12:QL:10:LEU:CD1	17:QQ:32:TYR:CE2	2.69	0.75
1:XA:64:G:N2	1:XA:68:G:O6	2.17	0.75
2:XB:101:MET:CA	2:XB:108:ILE:HG13	2.11	0.75
5:XE:72:GLN:NE2	5:XE:144:THR:HG22	2.01	0.75
7:XG:23:VAL:HG12	7:XG:27:ILE:HD11	1.69	0.75
7:XG:9:VAL:HG13	7:XG:94:ARG:HE	1.52	0.75
8:XH:91:ARG:HH11	8:XH:91:ARG:HG2	1.51	0.75
21:XU:10:ARG:HG2	21:XU:13:ILE:HD12	1.68	0.75
47:Y1:81:LYS:CA	47:Y1:81:LYS:NZ	2.30	0.75
51:Y5:47:PRO:O	51:Y5:48:GLU:HG3	1.86	0.75
25:YA:265:A:O2'	25:YA:266:G:H4'	1.87	0.75
25:YA:559:G:H22	40:YU:49:HIS:CE1	2.04	0.75
1:QA:1154:G:H2'	1:QA:1155:G:H8	1.51	0.74
15:QO:87:ILE:HG22	15:QO:88:ARG:N	2.00	0.74
19:QS:39:THR:HG22	19:QS:40:ILE:H	1.50	0.74
25:RA:2068:U:H3	25:RA:2430:A:H2	1.32	0.74
25:RA:2636:U:OP2	28:RE:79:ARG:NH1	2.20	0.74
25:RA:2745:C:O2	31:RH:139:GLN:NE2	2.20	0.74
25:RA:587:C:OP2	35:RP:21:ARG:NH2	2.20	0.74
25:RA:746:A:O2'	25:RA:747:U:OP2	2.04	0.74
28:RE:63:LEU:CD1	28:RE:65:GLY:H	1.99	0.74
30:RG:97:ASP:H	30:RG:100:TRP:HD1	1.31	0.74
39:RT:111:ARG:O	39:RT:113:LYS:N	2.17	0.74

Continued on next page...

Continued from previous page...

Atom-1	Atom-2	Interatomic distance (Å)	Clash overlap (Å)
40:RU:92:ARG:HH11	40:RU:95:LEU:CD1	2.00	0.74
41:RV:52:VAL:HG21	41:RV:55:ALA:HB3	1.68	0.74
25:YA:1532:C:N4	25:YA:1539:G:O6	2.18	0.74
25:YA:2439:A:H5'	25:YA:2439:A:C8	2.22	0.74
31:YH:150:ALA:C	31:YH:152:ARG:H	1.88	0.74
37:YR:73:VAL:O	37:YR:76:VAL:HG12	1.87	0.74
42:YW:40:ASN:O	42:YW:41:LYS:HG2	1.86	0.74
1:QA:1316:G:OP1	14:QN:17:LYS:NZ	2.17	0.74
13:QM:3:ARG:CA	13:QM:9:ILE:HG21	2.13	0.74
25:RA:77:C:O3'	48:R2:14:ARG:NH2	2.20	0.74
28:RE:36:ARG:HH21	28:RE:88:GLY:HA2	1.51	0.74
1:XA:1226:C:OP2	13:XM:103:THR:OG1	2.00	0.74
1:XA:128:G:O2'	17:XQ:3:LYS:NZ	2.19	0.74
20:XT:26:ASN:O	20:XT:30:LYS:HB2	1.85	0.74
25:YA:577:G:O2'	25:YA:1254:A:OP1	2.05	0.74
28:YE:61:ARG:HB2	28:YE:62:PRO:HD3	1.69	0.74
1:QA:1081:G:P	5:QE:16:THR:HG1	2.09	0.74
9:QI:113:LYS:H	9:QI:113:LYS:HD2	1.51	0.74
16:QP:43:LYS:HG2	16:QP:48:TRP:CE3	2.22	0.74
25:RA:196:A:OP2	35:RP:46:LYS:NZ	2.21	0.74
38:RS:83:LYS:HZ2	38:RS:109:GLY:HA2	1.49	0.74
42:RW:18:ARG:HG3	42:RW:76:VAL:CG1	2.15	0.74
42:RW:40:ASN:O	42:RW:41:LYS:HG2	1.87	0.74
1:XA:1366:C:H2'	1:XA:1367:C:H6	1.53	0.74
1:XA:243:A:N6	1:XA:281:G:O2'	2.20	0.74
5:XE:10:MET:CB	5:XE:32:VAL:HG22	2.18	0.74
19:XS:41:VAL:HG12	19:XS:44:MET:H	1.50	0.74
27:YD:30:GLU:HG3	27:YD:63:ARG:CZ	2.17	0.74
39:YT:78:LEU:HD13	39:YT:78:LEU:O	1.87	0.74
44:YY:51:VAL:HG13	44:YY:52:SER:N	2.02	0.74
1:QA:359:U:H2'	1:QA:360:A:C8	2.23	0.74
1:QA:569:C:N4	1:QA:881:G:O6	2.19	0.74
10:QJ:33:GLN:O	10:QJ:75:ILE:HG12	1.87	0.74
50:R4:71:ARG:NH1	50:R4:71:ARG:HG3	1.90	0.74
29:RF:7:TYR:HB3	29:RF:21:ALA:CB	2.16	0.74
32:RI:12:LEU:HG	32:RI:19:VAL:HG11	1.69	0.74
38:RS:62:LYS:HB3	38:RS:97:ARG:HD3	1.69	0.74
1:XA:1177:G:OP2	9:XI:97:LYS:NZ	2.20	0.74
16:XP:43:LYS:O	16:XP:45:THR:N	2.21	0.74
17:XQ:59:ILE:HD13	17:XQ:59:ILE:H	1.50	0.74
25:YA:1103:A:H5'	25:YA:1104:C:C5	2.21	0.74

Continued on next page...

Continued from previous page...

Atom-1	Atom-2	Interatomic distance (Å)	Clash overlap (Å)
27:YD:54:ARG:HG3	27:YD:54:ARG:HH11	1.49	0.74
15:QO:70:LEU:O	15:QO:70:LEU:HD12	1.88	0.74
47:R1:26:ARG:O	47:R1:26:ARG:HD2	1.86	0.74
28:RE:201:THR:HG22	28:RE:203:LYS:HB3	1.69	0.74
34:RO:26:LYS:HB2	34:RO:30:ALA:CB	2.18	0.74
43:RX:57:LEU:HD11	43:RX:78:LYS:HB2	1.68	0.74
1:XA:1313:U:OP2	50:Y4:67:TYR:OH	2.03	0.74
3:XC:181:ASN:ND2	3:XC:204:LEU:HD12	1.99	0.74
7:XG:78:ARG:HH12	7:XG:80:VAL:HG23	1.52	0.74
25:YA:2846:G:H2'	25:YA:2847:U:C6	2.22	0.74
29:YF:136:THR:HG22	29:YF:166:ALA:O	1.87	0.74
36:YQ:79:LEU:CD2	36:YQ:79:LEU:O	2.36	0.74
38:YS:36:TYR:CD2	38:YS:52:SER:HB3	2.23	0.74
40:YU:52:ARG:HH11	40:YU:52:ARG:HG2	1.51	0.74
2:QB:47:THR:O	2:QB:51:LEU:HG	1.87	0.74
7:QG:23:VAL:HG12	7:QG:27:ILE:HD11	1.69	0.74
13:QM:37:THR:HG21	13:QM:39:ILE:HD11	1.68	0.74
48:R2:47:ASN:HD22	48:R2:47:ASN:H	1.33	0.74
25:RA:859:G:O2'	25:RA:860:U:O2	2.06	0.74
39:RT:50:ILE:HD12	39:RT:102:ILE:HD11	1.68	0.74
1:XA:1343:G:H2'	1:XA:1344:C:C6	2.22	0.74
6:XF:91:VAL:HG13	18:XR:72:ARG:HH12	1.51	0.74
23:XX:2:U:C2'	23:XX:3:G:H5'	2.17	0.74
49:Y3:7:LYS:HB2	49:Y3:34:GLU:HG2	1.69	0.74
2:QB:115:LEU:HD13	2:QB:145:LEU:HB3	1.68	0.74
7:QG:9:VAL:HG13	7:QG:94:ARG:HE	1.53	0.74
29:RF:136:THR:HG22	29:RF:166:ALA:O	1.87	0.74
1:XA:191:G:C4	20:XT:105:SER:HB3	2.23	0.74
5:XE:72:GLN:HE21	5:XE:144:THR:HG22	1.53	0.74
25:YA:1509:C:H3'	25:YA:1510:A:H5''	1.70	0.74
25:YA:271(B):G:H8	25:YA:271(B):G:H5''	1.52	0.74
33:YN:96:GLU:HG2	33:YN:97:ARG:N	2.01	0.74
1:QA:156:G:H1	1:QA:165:C:H42	1.35	0.74
2:QB:168:THR:HB	2:QB:192:SER:HB2	1.70	0.74
4:QD:91:SER:HA	4:QD:94:LEU:HD13	1.70	0.74
5:QE:10:MET:CB	5:QE:32:VAL:HG22	2.18	0.74
23:QX:2:U:C2'	23:QX:3:G:H5'	2.17	0.74
25:RA:1792:G:N2	25:RA:1827:C:O2	2.20	0.74
33:RN:1:MET:HE1	40:RU:95:LEU:HD21	1.70	0.74
42:RW:73:ALA:HB3	42:RW:106:ILE:HG12	1.68	0.74
1:XA:971:G:H5''	1:XA:972:C:H5''	1.67	0.74

Continued on next page...

Continued from previous page...

Atom-1	Atom-2	Interatomic distance (Å)	Clash overlap (Å)
4:XD:25:ARG:HH12	4:XD:30:LYS:HG3	1.52	0.74
6:XF:19:LEU:HD23	6:XF:19:LEU:O	1.88	0.74
20:XT:35:THR:O	20:XT:39:LYS:HG3	1.87	0.74
25:YA:1903:G:OP2	27:YD:241:PRO:HB2	1.87	0.74
25:YA:2443:C:H2'	25:YA:2444:G:C8	2.23	0.74
29:YF:129:PHE:HA	29:YF:142:TRP:NE1	2.02	0.74
31:YH:153:LYS:HG2	31:YH:162:ILE:H	1.52	0.74
25:YA:2723:C:OP1	37:YR:3:HIS:ND1	2.20	0.74
39:YT:26:ASP:HB3	39:YT:91:ARG:HA	1.69	0.74
40:YU:64:ARG:HH21	40:YU:64:ARG:CG	2.00	0.74
3:QC:86:VAL:O	3:QC:89:GLU:HB3	1.88	0.74
6:QF:19:LEU:HD23	6:QF:19:LEU:O	1.87	0.74
14:QN:40:CYS:SG	14:QN:42:ILE:HB	2.27	0.74
25:RA:1468:C:O2	25:RA:1524:G:N2	2.19	0.74
25:RA:1791:A:N6	25:RA:1828:G:O2'	2.19	0.74
25:RA:270(D):C:O2	25:RA:270(V):G:N2	2.19	0.74
25:RA:2818:G:O6	25:RA:2828:C:N4	2.19	0.74
27:RD:77:ALA:CB	27:RD:97:TYR:HA	2.18	0.74
34:RO:47:ILE:CD1	34:RO:48:PRO:HD2	2.16	0.74
35:RP:50:ARG:NH2	35:RP:50:ARG:HB3	1.98	0.74
10:XJ:27:ALA:HB1	10:XJ:34:VAL:HG21	1.69	0.74
10:XJ:33:GLN:O	10:XJ:75:ILE:HG12	1.88	0.74
13:XM:37:THR:HG21	13:XM:39:ILE:HD11	1.68	0.74
47:Y1:26:ARG:O	47:Y1:26:ARG:HD2	1.86	0.74
25:YA:1187:G:H5''	41:YV:81:TYR:CE2	2.23	0.74
33:YN:1:MET:HE1	40:YU:95:LEU:HD21	1.70	0.74
38:YS:83:LYS:HZ1	38:YS:109:GLY:HA2	1.49	0.74
39:YT:54:ARG:HH11	39:YT:54:ARG:HG2	1.52	0.74
1:QA:750:G:N2	15:QO:23:GLY:O	2.18	0.74
47:R1:80:LEU:O	47:R1:81:LYS:CB	2.35	0.74
49:R3:29:ARG:HB2	49:R3:29:ARG:HH11	1.52	0.74
51:R5:2:ALA:O	51:R5:3:LYS:HB2	1.88	0.74
25:RA:2006:C:O2'	25:RA:2823:A:N3	2.18	0.74
36:RQ:79:LEU:CD1	36:RQ:79:LEU:O	2.35	0.74
41:RV:35:LEU:H	41:RV:35:LEU:HD22	1.51	0.74
42:RW:70:TYR:HD2	42:RW:70:TYR:H	1.36	0.74
44:RY:52:SER:OG	44:RY:53:PRO:HD3	1.88	0.74
1:XA:1152:A:OP1	10:XJ:68:HIS:NE2	2.20	0.74
49:Y3:29:ARG:HH11	49:Y3:29:ARG:HB2	1.53	0.74
50:Y4:41:PRO:O	50:Y4:42:PHE:HB3	1.87	0.74
25:YA:851:U:H1'	49:Y3:46:ASN:HD21	1.53	0.74

Continued on next page...

Continued from previous page...

Atom-1	Atom-2	Interatomic distance (Å)	Clash overlap (Å)
27:YD:131:LEU:HB2	27:YD:136:ILE:CD1	2.17	0.74
28:YE:78:LEU:HG	28:YE:79:ARG:NE	2.03	0.74
31:YH:153:LYS:HG3	31:YH:161:GLY:CA	2.18	0.74
41:YV:15:GLU:O	41:YV:18:LEU:HB2	1.86	0.74
1:QA:375:U:H4'	16:QP:17:TYR:HE2	1.53	0.73
7:QG:79:ARG:HH22	7:QG:82:GLY:HA2	1.50	0.73
25:RA:305:U:H2'	25:RA:306:U:H6	1.52	0.73
28:RE:77:ILE:HD12	28:RE:78:LEU:H	1.52	0.73
38:RS:36:TYR:CD2	38:RS:52:SER:HB3	2.23	0.73
25:YA:993:G:OP1	40:YU:50:ARG:NH2	2.20	0.73
3:QC:134:ILE:HD11	3:QC:153:VAL:HG21	1.70	0.73
10:QJ:3:LYS:HD2	10:QJ:77:PRO:HD3	1.70	0.73
47:R1:76:ARG:HG2	47:R1:76:ARG:HH11	1.53	0.73
25:RA:1795:C:O2	27:RD:255:LYS:HE2	1.88	0.73
25:RA:1050:A:H8	25:RA:2751:G:HO2'	1.35	0.73
39:RT:23:ARG:HB2	39:RT:24:PRO:HD2	1.70	0.73
44:RY:95:LYS:HB3	44:RY:100:ALA:CA	2.10	0.73
3:XC:134:ILE:HD11	3:XC:153:VAL:HG21	1.70	0.73
5:XE:45:PHE:CE2	5:XE:47:LYS:HD2	2.22	0.73
15:XO:70:LEU:HD12	15:XO:70:LEU:O	1.88	0.73
25:YA:751:A:OP1	57:YA:3027:MG:MG	1.31	0.73
26:YB:15:A:H5'	26:YB:16:G:C8	2.22	0.73
34:YO:26:LYS:HB2	34:YO:30:ALA:CB	2.18	0.73
25:RA:2582:G:H21	25:RA:2583:G:H1'	1.51	0.73
33:RN:58:ASP:H	33:RN:60:ILE:HD11	1.53	0.73
35:RP:62:LEU:HD22	35:RP:62:LEU:H	1.53	0.73
41:RV:51:VAL:HG12	41:RV:52:VAL:H	1.52	0.73
1:XA:939:G:H5''	7:XG:102:ARG:HH22	1.52	0.73
2:XB:47:THR:O	2:XB:51:LEU:HG	1.87	0.73
2:XB:8:LYS:N	2:XB:8:LYS:HD3	2.03	0.73
25:YA:2655:G:O2'	25:YA:2656:U:OP2	2.05	0.73
39:YT:102:ILE:HB	39:YT:110:ILE:CD1	2.19	0.73
1:QA:1104:G:H4'	2:QB:111:ARG:NH1	2.03	0.73
25:RA:1490:A:O2'	27:RD:99:ASP:OD2	2.06	0.73
29:RF:29:ASN:HB3	29:RF:112:MET:HE1	1.68	0.73
29:RF:9:ILE:HD11	29:RF:125:LEU:HG	1.70	0.73
40:RU:64:ARG:CG	40:RU:64:ARG:HH21	2.00	0.73
14:XN:32:SER:O	14:XN:41:ARG:N	2.22	0.73
14:XN:44:LEU:CD1	14:XN:53:LEU:CD1	2.66	0.73
25:YA:1454:U:H5'	37:YR:63:ARG:NE	1.99	0.73
1:XA:1443:G:N2	25:YA:2864:G:OP1	2.19	0.73

Continued on next page...

Continued from previous page...

Atom-1	Atom-2	Interatomic distance (Å)	Clash overlap (Å)
45:YZ:10:ARG:NH2	45:YZ:26:GLY:O	2.20	0.73
45:YZ:5:LEU:HD11	45:YZ:39:VAL:HB	1.69	0.73
1:QA:1347:G:N2	1:QA:1374:A:OP2	2.21	0.73
25:RA:1728:G:H3'	25:RA:1729:A:H5''	1.69	0.73
25:RA:270(R):G:N3	47:R1:78:LYS:NZ	2.36	0.73
25:RA:270(U):C:H2'	25:RA:270(V):G:H8	1.54	0.73
28:RE:61:ARG:HB2	28:RE:62:PRO:HD3	1.69	0.73
25:RA:270(L):U:H2'	32:RI:50:ARG:HD2	1.71	0.73
32:RI:64:GLU:O	32:RI:67:ARG:NH2	2.21	0.73
25:YA:2071:A:H2'	25:YA:2072:G:H8	1.53	0.73
25:YA:2777:G:OP2	25:YA:2781:A:O2'	2.06	0.73
16:QP:45:THR:HG23	16:QP:46:PRO:HD2	1.70	0.73
50:R4:41:PRO:O	50:R4:42:PHE:HB3	1.87	0.73
28:RE:23:VAL:HG21	28:RE:183:LEU:HD23	1.68	0.73
31:RH:84:SER:O	31:RH:85:LYS:HB2	1.89	0.73
33:RN:96:GLU:HG2	33:RN:97:ARG:N	2.01	0.73
36:YQ:79:LEU:CD1	36:YQ:79:LEU:O	2.35	0.73
1:QA:474:G:H2'	1:QA:475:G:C8	2.24	0.73
49:R3:7:LYS:HB2	49:R3:34:GLU:HG2	1.69	0.73
27:RD:30:GLU:HG3	27:RD:63:ARG:CZ	2.17	0.73
28:RE:203:LYS:O	28:RE:203:LYS:HD2	1.89	0.73
1:XA:295:C:O2	1:XA:302:G:N2	2.20	0.73
1:XA:891:U:H2'	1:XA:892:A:H8	1.54	0.73
3:XC:86:VAL:O	3:XC:89:GLU:HB3	1.87	0.73
4:XD:146:ILE:N	4:XD:146:ILE:HD12	2.04	0.73
8:XH:20:TYR:HD1	8:XH:65:TYR:CD2	2.07	0.73
15:XO:87:ILE:HG22	15:XO:88:ARG:N	2.00	0.73
16:XP:60:LEU:HA	16:XP:64:ALA:HB3	1.71	0.73
25:YA:2864:G:OP1	39:YT:119:LYS:HD2	1.88	0.73
30:YG:7:LEU:HD21	30:YG:176:LEU:HD22	1.70	0.73
1:QA:1077:G:N2	1:QA:1080:A:OP2	2.19	0.73
2:QB:132:LYS:HA	2:QB:135:GLN:HB2	1.71	0.73
2:QB:195:ASP:O	8:QH:74:PRO:HG3	1.88	0.73
25:RA:2477:C:H2'	55:R9:1:MET:HG3	1.70	0.73
25:RA:2439:A:H5'	25:RA:2439:A:C8	2.23	0.73
31:RH:153:LYS:HG3	31:RH:161:GLY:CA	2.18	0.73
50:Y4:29:PRO:O	50:Y4:30:GLU:HB2	1.89	0.73
51:Y5:40:LYS:CE	51:Y5:46:CYS:HB3	2.19	0.73
27:YD:77:ALA:CB	27:YD:97:TYR:HA	2.18	0.73
28:YE:77:ILE:HD12	28:YE:78:LEU:H	1.52	0.73
38:YS:62:LYS:HB3	38:YS:97:ARG:HD3	1.68	0.73

Continued on next page...

Continued from previous page...

Atom-1	Atom-2	Interatomic distance (Å)	Clash overlap (Å)
1:QA:1078:U:O2'	5:QE:130:ASN:OD1	2.05	0.73
13:QM:121:LYS:HE2	13:QM:121:LYS:HA	1.71	0.73
20:QT:50:GLU:HG3	20:QT:51:GLU:H	1.54	0.73
25:RA:709:U:H3	25:RA:722:A:H61	1.36	0.73
27:RD:131:LEU:HB2	27:RD:136:ILE:CD1	2.17	0.73
31:RH:125:VAL:HA	31:RH:126:PRO:HB3	1.68	0.73
36:RQ:90:VAL:CG1	36:RQ:91:GLU:H	2.02	0.73
39:RT:26:ASP:HB3	39:RT:91:ARG:HA	1.69	0.73
2:XB:75:LYS:O	2:XB:75:LYS:HD3	1.89	0.73
18:XR:56:THR:HB	18:XR:58:LEU:HD12	1.71	0.73
48:Y2:29:LYS:HD3	48:Y2:57:ILE:HD13	1.71	0.73
25:YA:704:G:H2'	25:YA:726:G:N2	2.04	0.73
25:YA:1279:G:H4'	37:YR:31:HIS:HD2	1.53	0.73
25:RA:259:G:O2'	25:RA:621:A:O2'	2.07	0.73
28:RE:55:ASN:C	28:RE:57:LYS:H	1.91	0.73
40:RU:34:LYS:HA	40:RU:34:LYS:HE2	1.70	0.73
1:XA:1239:A:H62	1:XA:1299:A:N6	1.87	0.73
3:XC:13:GLY:HA3	14:XN:57:ARG:NH2	2.04	0.73
54:Y8:16:ILE:HD11	54:Y8:57:ARG:HG2	1.70	0.73
54:Y8:61:LEU:O	54:Y8:62:LEU:HB2	1.88	0.73
25:YA:71:A:H4'	25:YA:72:U:H5''	1.70	0.73
28:YE:203:LYS:HD2	28:YE:203:LYS:O	1.88	0.73
33:YN:58:ASP:H	33:YN:60:ILE:HD11	1.53	0.73
37:YR:3:HIS:O	37:YR:5:LYS:N	2.22	0.73
1:QA:1298:C:O2'	1:QA:1299:A:OP2	2.05	0.72
11:QK:48:ILE:HD12	11:QK:63:LEU:HB3	1.71	0.72
12:QL:126:LYS:HB2	12:QL:126:LYS:NZ	2.04	0.72
31:RH:54:ARG:HH12	31:RH:62:LYS:HG2	1.54	0.72
1:XA:1296:C:HO2'	1:XA:1302:U:H5	1.35	0.72
13:XM:65:LYS:NZ	50:Y4:52:THR:HG21	2.04	0.72
52:Y6:13:CYS:HA	52:Y6:50:ARG:O	1.89	0.72
27:YD:35:LYS:HZ1	27:YD:65:ILE:HA	1.52	0.72
28:YE:55:ASN:C	28:YE:57:LYS:H	1.91	0.72
30:YG:146:TYR:O	30:YG:149:VAL:HG22	1.89	0.72
3:QC:13:GLY:HA3	14:QN:57:ARG:NH2	2.04	0.72
4:QD:30:LYS:HB2	4:QD:35:ARG:HG3	1.70	0.72
7:QG:78:ARG:HH12	7:QG:80:VAL:HG23	1.52	0.72
1:QA:1329:A:P	13:QM:28:ALA:HB3	2.30	0.72
19:QS:3:ARG:HG3	19:QS:4:SER:H	1.52	0.72
48:R2:27:GLU:OE1	48:R2:27:GLU:N	2.19	0.72
51:R5:40:LYS:CE	51:R5:46:CYS:HB3	2.19	0.72

Continued on next page...

Continued from previous page...

Atom-1	Atom-2	Interatomic distance (Å)	Clash overlap (Å)
25:RA:2394:C:OP1	35:RP:63:PRO:HD2	1.90	0.72
26:RB:4:C:N3	26:RB:117:G:N2	2.36	0.72
28:RE:13:ARG:HA	28:RE:22:PRO:HA	1.71	0.72
28:RE:56:PRO:O	28:RE:57:LYS:HB2	1.89	0.72
29:RF:157:VAL:HB	29:RF:194:MET:HB3	1.70	0.72
2:XB:115:LEU:HD13	2:XB:145:LEU:HB3	1.69	0.72
6:XF:77:ARG:HB2	6:XF:77:ARG:HH11	1.53	0.72
16:XP:20:VAL:HG21	16:XP:32:TYR:CG	2.24	0.72
49:Y3:56:VAL:HG12	49:Y3:57:GLU:N	2.04	0.72
25:YA:1068:G:O2'	25:YA:1096:A:N3	2.22	0.72
25:YA:2848:G:O2'	25:YA:2867:G:N2	2.23	0.72
26:YB:40:U:H1'	26:YB:45:A:H61	1.54	0.72
25:YA:2729:G:H1'	28:YE:187:ALA:HB2	1.69	0.72
33:YN:89:LYS:O	33:YN:93:THR:HG22	1.90	0.72
35:YP:88:LEU:C	35:YP:90:ARG:H	1.92	0.72
38:YS:83:LYS:HG2	38:YS:109:GLY:N	2.04	0.72
44:YY:52:SER:OG	44:YY:53:PRO:HD3	1.88	0.72
4:QD:146:ILE:N	4:QD:146:ILE:HD12	2.04	0.72
6:QF:25:ILE:HD13	6:QF:28:ARG:NH1	2.05	0.72
25:RA:2893:G:H5''	25:RA:2894:G:H5'	1.71	0.72
29:RF:101:LEU:CD1	29:RF:102:PRO:HD2	2.11	0.72
30:RG:146:TYR:O	30:RG:149:VAL:HG22	1.88	0.72
31:RH:30:LYS:HD2	31:RH:81:GLU:H	1.54	0.72
1:QA:1446:A:N3	39:RT:118:ARG:HD2	2.04	0.72
25:YA:1019:U:H3	25:YA:1142(A):A:N6	1.86	0.72
25:YA:890:A:HO2'	25:YA:892:G:H8	1.34	0.72
31:YH:125:VAL:HG12	31:YH:126:PRO:HG3	1.71	0.72
31:YH:152:ARG:O	31:YH:153:LYS:HD2	1.90	0.72
35:YP:126:VAL:CG1	35:YP:147:LEU:HD21	2.17	0.72
37:YR:117:VAL:HG22	37:YR:118:GLU:N	2.05	0.72
40:YU:98:LEU:HD23	40:YU:99:ALA:N	2.04	0.72
16:QP:72:ARG:HD3	16:QP:72:ARG:C	2.10	0.72
31:RH:80:SER:O	31:RH:81:GLU:HB2	1.89	0.72
20:XT:47:GLY:O	20:XT:49:ALA:N	2.19	0.72
54:Y8:29:LYS:HD3	54:Y8:44:LYS:HB2	1.71	0.72
25:YA:1485:G:O6	25:YA:1504:C:N4	2.17	0.72
25:YA:2026:C:O2	25:YA:2037:G:N2	2.12	0.72
25:YA:330:A:HO2'	25:YA:331:A:H8	1.35	0.72
26:YB:42:C:O4'	30:YG:69:ALA:HB2	1.88	0.72
31:YH:132:ARG:CB	31:YH:132:ARG:HH11	1.97	0.72
36:YQ:90:VAL:CG1	36:YQ:91:GLU:H	2.02	0.72

Continued on next page...

Continued from previous page...

Atom-1	Atom-2	Interatomic distance (Å)	Clash overlap (Å)
41:YV:39:LEU:O	41:YV:40:LEU:HD23	1.90	0.72
1:QA:1213:A:N6	1:QA:1215:G:N3	2.38	0.72
4:QD:30:LYS:HG3	4:QD:35:ARG:HE	1.52	0.72
6:QF:72:VAL:CG2	6:QF:90:VAL:HG11	2.20	0.72
15:QO:71:GLN:HB2	15:QO:78:TYR:CD1	2.25	0.72
47:R1:80:LEU:HB2	47:R1:81:LYS:HE2	1.71	0.72
25:RA:593:G:H2'	25:RA:594:U:H6	1.53	0.72
28:RE:78:LEU:HG	28:RE:79:ARG:NE	2.03	0.72
34:RO:113:LYS:HG2	34:RO:117:LEU:HD11	1.71	0.72
35:RP:127:ALA:C	35:RP:147:LEU:HD23	2.10	0.72
1:XA:1353:G:N2	1:XA:1369:C:O2	2.17	0.72
1:XA:474:G:H2'	1:XA:475:G:H8	1.55	0.72
2:XB:21:ARG:O	2:XB:23:ARG:HD3	1.89	0.72
8:XH:41:ARG:HH11	8:XH:41:ARG:CB	2.03	0.72
16:XP:72:ARG:HD3	16:XP:72:ARG:C	2.10	0.72
51:Y5:58:LEU:CD1	51:Y5:60:VAL:HG12	2.19	0.72
25:YA:2394:C:OP1	35:YP:63:PRO:HD2	1.89	0.72
25:YA:2443:C:H2'	25:YA:2444:G:H8	1.53	0.72
25:YA:299:A:H5'	25:YA:300:A:OP2	1.88	0.72
28:YE:21:VAL:HB	28:YE:22:PRO:CB	2.18	0.72
29:YF:124:LEU:HD12	29:YF:125:LEU:N	2.04	0.72
38:YS:26:LEU:O	38:YS:26:LEU:HD23	1.90	0.72
38:YS:83:LYS:C	38:YS:109:GLY:HA3	2.10	0.72
5:QE:36:ASP:OD2	5:QE:38:GLN:HB2	1.86	0.72
20:QT:27:LYS:O	20:QT:30:LYS:HB3	1.89	0.72
20:QT:97:ALA:O	20:QT:99:LEU:HD13	1.89	0.72
35:RP:88:LEU:C	35:RP:90:ARG:H	1.92	0.72
36:RQ:79:LEU:HD22	36:RQ:79:LEU:C	2.07	0.72
38:RS:103:GLU:O	38:RS:106:ARG:HG3	1.90	0.72
39:RT:117:ASP:O	39:RT:121:ILE:HG13	1.89	0.72
1:XA:1094:G:O2'	1:XA:1095:U:OP2	2.05	0.72
20:XT:97:ALA:O	20:XT:99:LEU:HD13	1.89	0.72
53:Y7:10:ARG:O	53:Y7:14:LYS:HB2	1.89	0.72
28:YE:14:ILE:HD11	39:YT:14:TYR:OH	1.90	0.72
37:YR:85:PRO:O	37:YR:87:TYR:N	2.22	0.72
1:QA:1311:G:N2	1:QA:1326:C:O2	2.19	0.72
1:QA:872:A:O2'	1:QA:873:A:H5''	1.90	0.72
15:QO:79:ARG:O	15:QO:82:ILE:HG22	1.89	0.72
53:R7:10:ARG:O	53:R7:14:LYS:HB2	1.90	0.72
28:RE:28:ALA:HB3	28:RE:93:VAL:HG22	1.72	0.72
39:RT:78:LEU:HD13	39:RT:78:LEU:O	1.87	0.72

Continued on next page...

Continued from previous page...

Atom-1	Atom-2	Interatomic distance (Å)	Clash overlap (Å)
45:RZ:102:LEU:HD11	45:RZ:124:ILE:HG22	1.71	0.72
1:XA:1439:C:H42	1:XA:1462:G:H1	1.37	0.72
3:XC:16:ARG:NH1	3:XC:16:ARG:HB2	2.04	0.72
4:XD:91:SER:HA	4:XD:94:LEU:HD13	1.70	0.72
10:XJ:3:LYS:HD2	10:XJ:77:PRO:HD3	1.70	0.72
12:XL:126:LYS:NZ	12:XL:126:LYS:HB2	2.04	0.72
47:Y1:3:LYS:HD3	47:Y1:43:TYR:HD2	1.52	0.72
25:YA:102:G:O2'	25:YA:103:A:OP2	2.06	0.72
1:QA:1251:A:H2'	1:QA:1252:A:C8	2.25	0.72
1:QA:192:U:H4'	20:QT:103:GLY:HA2	1.71	0.72
6:QF:77:ARG:HB2	6:QF:77:ARG:HH11	1.53	0.72
1:QA:1177:G:OP2	9:QI:97:LYS:NZ	2.23	0.72
49:R3:56:VAL:HG12	49:R3:57:GLU:N	2.04	0.72
54:R8:16:ILE:HD11	54:R8:57:ARG:HG2	1.70	0.72
25:RA:2289:G:N2	25:RA:2344:U:O2	2.22	0.72
29:RF:124:LEU:HD12	29:RF:125:LEU:N	2.05	0.72
29:RF:32:LEU:O	29:RF:32:LEU:HD12	1.90	0.72
31:RH:26:VAL:CG1	31:RH:27:LYS:H	2.02	0.72
35:RP:114:ILE:HD13	35:RP:125:VAL:HG21	1.72	0.72
35:RP:29:LYS:HD2	35:RP:30:THR:HG22	1.72	0.72
38:RS:42:ASP:O	38:RS:43:GLU:HB2	1.90	0.72
39:RT:54:ARG:HG2	39:RT:54:ARG:HH11	1.52	0.72
40:RU:69:CYS:HB3	40:RU:106:PHE:HZ	1.55	0.72
40:RU:66:ASN:HB2	40:RU:76:TYR:HB2	1.72	0.72
40:RU:98:LEU:HD23	40:RU:99:ALA:N	2.04	0.72
1:XA:210:U:O2'	1:XA:216:G:N7	2.23	0.72
16:XP:45:THR:HG23	16:XP:46:PRO:HD2	1.70	0.72
25:YA:2516:G:N2	25:YA:2568:C:O2	2.17	0.72
29:YF:32:LEU:HD12	29:YF:32:LEU:O	1.90	0.72
31:YH:128:PRO:HD2	31:YH:129:THR:H	1.55	0.72
31:YH:54:ARG:HH12	31:YH:62:LYS:HG2	1.54	0.72
39:YT:117:ASP:O	39:YT:121:ILE:HG13	1.89	0.72
5:QE:72:GLN:HE21	5:QE:144:THR:HG22	1.53	0.72
10:QJ:75:ILE:HG13	10:QJ:76:ASN:N	2.05	0.72
10:QJ:98:ILE:H	10:QJ:98:ILE:HD12	1.55	0.72
20:QT:57:ARG:HD3	20:QT:102:GLY:O	1.90	0.72
51:R5:58:LEU:CD1	51:R5:60:VAL:HG12	2.19	0.72
53:R7:5:TRP:NE1	53:R7:7:PRO:HG3	2.04	0.72
25:RA:674:G:O6	25:RA:806:C:N4	2.18	0.72
30:RG:7:LEU:HD21	30:RG:176:LEU:HD22	1.70	0.72
37:RR:117:VAL:HG22	37:RR:118:GLU:N	2.05	0.72

Continued on next page...

Continued from previous page...

Atom-1	Atom-2	Interatomic distance (Å)	Clash overlap (Å)
39:RT:57:PHE:C	39:RT:58:ASN:HD22	1.93	0.72
1:XA:107:G:C2	1:XA:108:G:H1'	2.25	0.72
5:XE:76:ILE:HB	5:XE:77:PRO:HD2	1.72	0.72
8:XH:10:LEU:HD23	8:XH:10:LEU:N	2.04	0.72
10:XJ:98:ILE:H	10:XJ:98:ILE:HD12	1.55	0.72
47:Y1:80:LEU:HB2	47:Y1:81:LYS:HE2	1.71	0.72
48:Y2:27:GLU:OE1	48:Y2:27:GLU:N	2.19	0.72
54:Y8:60:LEU:C	54:Y8:63:PRO:HD2	2.10	0.72
25:YA:1788:C:H2'	25:YA:1789:A:H8	1.54	0.72
28:YE:201:THR:HG22	28:YE:203:LYS:HB3	1.69	0.72
29:YF:157:VAL:HB	29:YF:194:MET:HB3	1.70	0.72
31:YH:26:VAL:CG1	31:YH:27:LYS:H	2.02	0.72
35:YP:127:ALA:C	35:YP:147:LEU:HD23	2.10	0.72
40:YU:34:LYS:HE2	40:YU:34:LYS:HA	1.70	0.72
8:QH:20:TYR:HD1	8:QH:65:TYR:CD2	2.07	0.72
52:R6:13:CYS:HA	52:R6:50:ARG:O	1.89	0.72
54:R8:61:LEU:O	54:R8:62:LEU:HB2	1.88	0.72
25:RA:2210:G:H3'	25:RA:2211:G:H8	1.52	0.72
26:RB:40:U:H1'	26:RB:45:A:H61	1.53	0.72
31:RH:89:ILE:CD1	31:RH:129:THR:HB	2.19	0.72
37:RR:85:PRO:O	37:RR:87:TYR:N	2.22	0.72
38:RS:83:LYS:HG2	38:RS:109:GLY:N	2.04	0.72
39:RT:102:ILE:HB	39:RT:110:ILE:CD1	2.19	0.72
44:RY:51:VAL:HG13	44:RY:52:SER:N	2.03	0.72
20:XT:27:LYS:O	20:XT:30:LYS:HB3	1.89	0.72
25:YA:2306:C:H2'	25:YA:2307:G:H21	1.55	0.72
28:YE:56:PRO:O	28:YE:57:LYS:HB2	1.89	0.72
29:YF:32:LEU:HD12	29:YF:32:LEU:C	2.10	0.72
2:QB:187:LEU:HD11	2:QB:204:ASN:O	1.90	0.71
2:QB:21:ARG:O	2:QB:23:ARG:HD3	1.90	0.71
4:QD:25:ARG:HH12	4:QD:30:LYS:HE3	1.55	0.71
25:RA:95:G:O2'	48:R2:48:HIS:ND1	2.22	0.71
25:RA:1080:C:N4	25:RA:1088:A:OP2	2.20	0.71
25:RA:2208:U:O2'	27:RD:151:LYS:HG2	1.90	0.71
29:RF:32:LEU:HD12	29:RF:32:LEU:C	2.10	0.71
36:RQ:79:LEU:O	36:RQ:79:LEU:CD2	2.36	0.71
38:RS:26:LEU:HD23	38:RS:26:LEU:O	1.89	0.71
42:RW:1:MET:HE2	42:RW:2:GLU:H	1.55	0.71
1:XA:372:C:N4	1:XA:389:A:H62	1.88	0.71
10:XJ:5:ARG:HG3	10:XJ:71:LEU:HD11	1.72	0.71
47:Y1:76:ARG:HH11	47:Y1:76:ARG:HG2	1.54	0.71

Continued on next page...

Continued from previous page...

Atom-1	Atom-2	Interatomic distance (Å)	Clash overlap (Å)
25:YA:878:A:N6	25:YA:899:A:O2'	2.22	0.71
28:YE:13:ARG:HA	28:YE:22:PRO:HA	1.71	0.71
34:YO:3:GLN:HB2	34:YO:4:PRO:HD2	1.72	0.71
42:YW:70:TYR:H	42:YW:70:TYR:HD2	1.36	0.71
44:YY:57:GLN:HE21	44:YY:58:GLY:H	1.37	0.71
8:QH:10:LEU:N	8:QH:10:LEU:HD23	2.04	0.71
48:R2:29:LYS:HD3	48:R2:57:ILE:HD13	1.71	0.71
54:R8:60:LEU:O	54:R8:63:PRO:HD2	1.90	0.71
25:RA:779:U:O2	25:RA:785:G:N1	2.19	0.71
34:RO:3:GLN:HB2	34:RO:4:PRO:HD2	1.72	0.71
40:RU:8:VAL:HG23	40:RU:11:ARG:NH2	1.99	0.71
15:XO:79:ARG:O	15:XO:82:ILE:HG22	1.90	0.71
20:XT:83:ARG:HA	20:XT:86:ARG:HB3	1.71	0.71
47:Y1:80:LEU:C	47:Y1:81:LYS:HE2	2.10	0.71
48:Y2:41:ILE:HD12	48:Y2:41:ILE:C	2.10	0.71
25:YA:363:G:H2'	25:YA:363(A):A:H8	1.54	0.71
28:YE:197:ILE:HD11	28:YE:199:ARG:HH12	1.55	0.71
25:YA:957:A:H5'	36:YQ:76:LYS:HD2	1.72	0.71
38:YS:67:ARG:O	38:YS:71:ARG:HG3	1.89	0.71
25:YA:518:G:C4'	42:YW:18:ARG:HH12	1.96	0.71
1:QA:1069:C:O3'	5:QE:25:ARG:NH1	2.24	0.71
27:RD:244:ARG:HB2	27:RD:245:PRO:HD2	1.71	0.71
28:RE:21:VAL:HB	28:RE:22:PRO:CB	2.18	0.71
28:RE:93:VAL:H	28:RE:95:ILE:HD12	1.54	0.71
31:RH:152:ARG:O	31:RH:153:LYS:HD2	1.90	0.71
37:RR:3:HIS:O	37:RR:5:LYS:N	2.22	0.71
1:XA:791:G:N2	1:XA:1497:G:O3'	2.23	0.71
1:XA:701:C:O2'	1:XA:702:A:OP2	2.08	0.71
2:XB:214:ILE:HA	2:XB:217:ARG:HH21	1.54	0.71
19:XS:40:ILE:HG13	19:XS:44:MET:SD	2.31	0.71
20:XT:63:ILE:HG22	20:XT:77:ALA:HB1	1.73	0.71
51:Y5:2:ALA:O	51:Y5:3:LYS:HB2	1.88	0.71
53:Y7:5:TRP:NE1	53:Y7:7:PRO:HG3	2.04	0.71
54:Y8:58:ILE:HD13	54:Y8:61:LEU:HD11	1.72	0.71
25:YA:593:G:O3'	54:Y8:61:LEU:HD22	1.91	0.71
54:Y8:60:LEU:O	54:Y8:63:PRO:HD2	1.90	0.71
29:YF:9:ILE:HD11	29:YF:125:LEU:HG	1.70	0.71
31:YH:30:LYS:HD2	31:YH:81:GLU:H	1.54	0.71
31:YH:84:SER:O	31:YH:85:LYS:HB2	1.89	0.71
38:YS:103:GLU:O	38:YS:106:ARG:HG3	1.90	0.71
1:QA:41:G:H2'	1:QA:42:G:H8	1.54	0.71

Continued on next page...

Continued from previous page...

Atom-1	Atom-2	Interatomic distance (Å)	Clash overlap (Å)
13:QM:49:THR:HG22	13:QM:51:ALA:N	2.01	0.71
19:QS:40:ILE:HG13	19:QS:44:MET:SD	2.30	0.71
28:RE:197:ILE:HD11	28:RE:199:ARG:HH12	1.55	0.71
35:RP:85:LEU:HA	35:RP:88:LEU:HD22	1.71	0.71
41:RV:39:LEU:O	41:RV:40:LEU:HD23	1.90	0.71
6:XF:25:ILE:HD13	6:XF:28:ARG:NH1	2.05	0.71
7:XG:78:ARG:HH12	7:XG:80:VAL:CG2	2.04	0.71
52:Y6:28:ARG:HB3	52:Y6:30:THR:H	1.55	0.71
25:YA:1535:U:H5''	25:YA:1537:C:C4	2.26	0.71
29:YF:185:ASP:OD1	29:YF:188:ARG:NH1	2.23	0.71
36:YQ:79:LEU:C	36:YQ:79:LEU:HD22	2.06	0.71
40:YU:69:CYS:HB3	40:YU:106:PHE:HZ	1.55	0.71
1:QA:983:A:N1	1:QA:1222:G:N2	2.38	0.71
10:QJ:5:ARG:HG3	10:QJ:71:LEU:HD11	1.72	0.71
16:QP:43:LYS:O	16:QP:45:THR:N	2.21	0.71
20:QT:83:ARG:HA	20:QT:86:ARG:HB3	1.72	0.71
23:QX:4:C:H2'	23:QX:5:C:H5'	1.72	0.71
25:RA:1397:U:OP2	25:RA:1398:C:N4	2.22	0.71
31:RH:125:VAL:HG12	31:RH:126:PRO:HG3	1.70	0.71
38:RS:67:ARG:O	38:RS:71:ARG:HG3	1.90	0.71
2:XB:168:THR:HB	2:XB:192:SER:HB2	1.70	0.71
35:YP:58:THR:O	35:YP:61:ARG:CZ	2.38	0.71
35:YP:85:LEU:HA	35:YP:88:LEU:HD22	1.71	0.71
2:QB:59:GLU:O	2:QB:62:ALA:HB3	1.90	0.71
5:QE:82:VAL:HG12	5:QE:83:GLU:N	2.06	0.71
10:QJ:49:VAL:HG22	14:QN:41:ARG:HB3	1.59	0.71
16:QP:20:VAL:HG21	16:QP:32:TYR:CG	2.25	0.71
16:QP:60:LEU:HA	16:QP:64:ALA:HB3	1.71	0.71
20:QT:23:ARG:CA	20:QT:26:ASN:HD21	2.03	0.71
35:RP:49:ARG:HD2	54:R8:58:ILE:CG2	2.20	0.71
2:XB:59:GLU:O	2:XB:62:ALA:HB3	1.90	0.71
3:XC:16:ARG:HD2	3:XC:54:ARG:NH2	2.03	0.71
52:Y6:36:LEU:HD13	52:Y6:50:ARG:NH1	2.05	0.71
25:YA:270(T):G:H5''	47:Y1:97:LEU:HD22	1.71	0.71
43:YX:12:VAL:HG12	43:YX:27:THR:O	1.90	0.71
1:QA:41:G:H2'	1:QA:42:G:C8	2.26	0.71
2:QB:75:LYS:HD3	2:QB:75:LYS:O	1.89	0.71
3:QC:16:ARG:HB2	3:QC:16:ARG:NH1	2.04	0.71
1:QA:939:G:H5''	7:QG:102:ARG:NH2	2.04	0.71
7:QG:78:ARG:HH12	7:QG:80:VAL:CG2	2.04	0.71
18:QR:56:THR:HB	18:QR:58:LEU:HD12	1.71	0.71

Continued on next page...

Continued from previous page...

Atom-1	Atom-2	Interatomic distance (Å)	Clash overlap (Å)
54:R8:58:ILE:HD13	54:R8:61:LEU:HD11	1.72	0.71
25:RA:135:G:H1	25:RA:144:C:H42	1.36	0.71
25:RA:2443:C:H2'	25:RA:2444:G:H8	1.54	0.71
25:RA:323:G:O2'	25:RA:1205:U:N3	2.23	0.71
33:RN:1:MET:CE	40:RU:95:LEU:HD21	2.21	0.71
35:RP:83:VAL:CG1	35:RP:112:LEU:HD21	2.21	0.71
28:RE:14:ILE:HD11	39:RT:14:TYR:OH	1.90	0.71
43:RX:12:VAL:HG12	43:RX:27:THR:O	1.91	0.71
28:YE:93:VAL:H	28:YE:95:ILE:HD12	1.54	0.71
33:YN:1:MET:CE	40:YU:95:LEU:HD21	2.21	0.71
37:YR:1:MET:HG3	37:YR:3:HIS:CE1	2.26	0.71
39:YT:23:ARG:HB2	39:YT:24:PRO:HD2	1.71	0.71
1:QA:377:G:OP1	16:QP:5:ARG:NH1	2.24	0.71
5:QE:78:HIS:CB	8:QH:104:ARG:O	2.39	0.71
10:QJ:49:VAL:O	10:QJ:60:ARG:HB3	1.90	0.71
11:QK:17:GLY:HA3	11:QK:77:MET:CE	2.20	0.71
50:R4:29:PRO:O	50:R4:30:GLU:HB2	1.89	0.71
54:R8:60:LEU:C	54:R8:63:PRO:HD2	2.11	0.71
25:RA:2114:A:N6	25:RA:2119:A:N7	2.39	0.71
25:RA:2327:A:H2'	25:RA:2328:A:C8	2.25	0.71
25:RA:252:G:OP2	35:RP:50:ARG:NH1	2.24	0.71
27:RD:263:ARG:HB2	27:RD:263:ARG:NH1	2.05	0.71
38:RS:83:LYS:C	38:RS:109:GLY:HA3	2.10	0.71
45:RZ:108:PRO:HA	45:RZ:142:SER:HA	1.70	0.71
1:XA:116:A:H61	1:XA:313:A:H1'	1.56	0.71
3:XC:123:GLN:O	3:XC:128:PHE:HB2	1.91	0.71
4:XD:20:TYR:CE2	4:XD:27:TYR:HE2	2.09	0.71
27:YD:263:ARG:HB2	27:YD:263:ARG:NH1	2.06	0.71
42:YW:6:ILE:HG12	42:YW:104:THR:HG23	1.73	0.71
1:QA:1129:C:H4'	1:QA:1130:A:H5'	1.72	0.71
1:QA:191(F):U:O2	20:QT:105:SER:HB2	1.91	0.71
4:QD:190:ASP:HB3	4:QD:193:ASP:OD1	1.91	0.71
8:QH:41:ARG:HH11	8:QH:41:ARG:CB	2.03	0.71
8:QH:84:ARG:HH12	8:QH:86:ILE:CD1	2.02	0.71
48:R2:41:ILE:HD12	48:R2:41:ILE:C	2.10	0.71
52:R6:25:LYS:HD2	54:R8:34:TRP:HZ2	1.56	0.71
52:R6:36:LEU:HD13	52:R6:50:ARG:NH1	2.05	0.71
25:RA:2404:C:H1'	35:RP:67:MET:HE1	1.73	0.71
29:RF:178:PRO:HB2	29:RF:201:VAL:HG11	1.73	0.71
29:RF:185:ASP:OD1	29:RF:188:ARG:NH1	2.24	0.71
1:XA:328:C:H4'	1:XA:329:A:H5'	1.73	0.71

Continued on next page...

Continued from previous page...

Atom-1	Atom-2	Interatomic distance (Å)	Clash overlap (Å)
2:XB:126:GLU:CG	2:XB:129:GLU:HG3	2.20	0.71
2:XB:132:LYS:HA	2:XB:135:GLN:HB2	1.71	0.71
2:XB:172:ILE:HD12	2:XB:172:ILE:H	1.56	0.71
48:Y2:7:ARG:HH11	48:Y2:7:ARG:HG3	1.55	0.71
51:Y5:40:LYS:HE2	51:Y5:47:PRO:HD2	1.73	0.71
25:YA:1021:A:H3'	25:YA:1021:A:C8	2.26	0.71
25:YA:188:G:N2	25:YA:208:C:N3	2.35	0.71
25:YA:704:G:H2'	25:YA:726:G:H22	1.56	0.71
27:YD:244:ARG:HB2	27:YD:245:PRO:HD2	1.71	0.71
35:YP:49:ARG:HD2	54:Y8:58:ILE:CG2	2.20	0.71
45:YZ:97:GLU:HB3	45:YZ:125:LEU:HD11	1.71	0.71
1:QA:1502:A:H5'	1:QA:1504:G:N7	2.06	0.71
1:QA:533:A:O2'	1:QA:534:U:H5''	1.91	0.71
2:QB:126:GLU:CG	2:QB:129:GLU:HG3	2.20	0.71
2:QB:8:LYS:HD3	2:QB:8:LYS:N	2.03	0.71
25:RA:270(T):G:O5'	47:R1:97:LEU:HD22	1.90	0.71
25:RA:2502:G:H5''	25:RA:2503:A:H5''	1.73	0.71
25:RA:995:C:N4	33:RN:2:LYS:HG3	2.06	0.71
38:RS:106:ARG:CA	38:RS:110:LEU:HD11	2.20	0.71
1:QA:1446:A:C2	39:RT:118:ARG:HD2	2.26	0.71
11:XK:48:ILE:HD12	11:XK:63:LEU:HB3	1.71	0.71
15:XO:71:GLN:HB2	15:XO:78:TYR:CD1	2.24	0.71
20:XT:57:ARG:HD3	20:XT:102:GLY:O	1.90	0.71
47:Y1:81:LYS:CA	47:Y1:81:LYS:HE2	2.13	0.71
2:QB:214:ILE:HA	2:QB:217:ARG:HH21	1.55	0.70
11:QK:124:LYS:HD2	11:QK:125:PHE:CE1	2.25	0.70
13:QM:121:LYS:HE2	13:QM:121:LYS:CA	2.21	0.70
54:R8:29:LYS:HD3	54:R8:44:LYS:HB2	1.71	0.70
25:RA:1266:G:C5	42:RW:15:ARG:NH1	2.59	0.70
25:RA:2553:G:N2	56:Z6:76:PPU:H2	2.06	0.70
25:RA:443:A:C5	29:RF:45:ARG:HD2	2.26	0.70
31:RH:132:ARG:CB	31:RH:132:ARG:HH11	1.97	0.70
1:XA:1507:A:N6	1:XA:1528:U:O4	2.14	0.70
5:XE:82:VAL:HG12	5:XE:83:GLU:N	2.06	0.70
9:XI:15:ALA:HA	9:XI:64:THR:O	1.91	0.70
9:XI:62:TYR:C	9:XI:63:ILE:HD12	2.12	0.70
11:XK:124:LYS:HD2	11:XK:125:PHE:CE1	2.25	0.70
11:XK:17:GLY:HA3	11:XK:77:MET:CE	2.21	0.70
15:XO:65:ARG:HB2	15:XO:65:ARG:HH11	1.56	0.70
13:XM:65:LYS:HZ3	50:Y4:52:THR:HG21	1.56	0.70
52:Y6:29:ASN:OD1	52:Y6:30:THR:HG22	1.91	0.70

Continued on next page...

Continued from previous page...

Atom-1	Atom-2	Interatomic distance (Å)	Clash overlap (Å)
25:YA:1291:C:H2'	25:YA:1292:U:C6	2.25	0.70
31:YH:80:SER:O	31:YH:81:GLU:HB2	1.89	0.70
1:QA:999:U:H2'	1:QA:1000:A:C8	2.26	0.70
1:QA:1158:C:H4'	2:QB:133:LYS:HZ1	1.57	0.70
5:QE:78:HIS:HE1	5:QE:143:ARG:H	1.38	0.70
1:QA:6:G:N2	5:QE:98:THR:OG1	2.24	0.70
20:QT:63:ILE:HG22	20:QT:77:ALA:HB1	1.73	0.70
47:R1:80:LEU:C	47:R1:81:LYS:HE2	2.10	0.70
25:RA:2712:U:HO2'	25:RA:2712(A):A:H8	1.40	0.70
26:RB:82:G:H2'	26:RB:83:G:H8	1.55	0.70
29:RF:101:LEU:O	29:RF:106:ARG:NH1	2.23	0.70
29:RF:164:ARG:HG3	29:RF:175:THR:OG1	1.91	0.70
29:RF:66:PRO:O	29:RF:67:GLN:HB3	1.89	0.70
41:RV:51:VAL:HG12	41:RV:52:VAL:N	2.06	0.70
1:XA:1128:C:H42	1:XA:1144:G:H1	1.37	0.70
2:XB:187:LEU:HD11	2:XB:204:ASN:O	1.90	0.70
6:XF:72:VAL:CG2	6:XF:90:VAL:HG11	2.20	0.70
13:XM:4:ILE:N	13:XM:9:ILE:HG21	2.06	0.70
20:XT:23:ARG:CA	20:XT:26:ASN:HD21	2.04	0.70
47:Y1:80:LEU:C	47:Y1:81:LYS:HD2	2.12	0.70
25:YA:2114:A:N6	25:YA:2119:A:N7	2.39	0.70
25:YA:18:C:N4	25:YA:522:G:O6	2.16	0.70
31:YH:89:ILE:CD1	31:YH:129:THR:HB	2.20	0.70
31:YH:59:ARG:HG3	31:YH:59:ARG:HH11	1.56	0.70
34:YO:113:LYS:HG2	34:YO:117:LEU:HD11	1.71	0.70
9:QI:15:ALA:HA	9:QI:64:THR:O	1.91	0.70
52:R6:29:ASN:OD1	52:R6:30:THR:HG22	1.91	0.70
25:RA:2667:C:H1'	31:RH:109:PHE:CD2	2.24	0.70
31:RH:154:PRO:O	31:RH:155:SER:HB2	1.91	0.70
1:XA:1252:A:H2'	1:XA:1253:G:O4'	1.91	0.70
1:XA:782:A:OP1	57:XA:1610:MG:MG	1.34	0.70
2:XB:101:MET:HA	2:XB:108:ILE:CG1	2.14	0.70
17:XQ:4:LYS:CE	17:XQ:6:LEU:HD21	2.20	0.70
25:YA:1006:C:H5'	33:YN:28:THR:HG23	1.72	0.70
25:YA:1372:U:H2'	25:YA:1373:A:H5'	1.73	0.70
25:YA:2422:A:N7	25:YA:2424:C:N4	2.38	0.70
25:YA:592:G:H1	25:YA:665:C:N4	1.90	0.70
28:YE:14:ILE:HG12	28:YE:15:PHE:N	2.06	0.70
28:YE:28:ALA:HB3	28:YE:93:VAL:HG22	1.72	0.70
29:YF:66:PRO:O	29:YF:67:GLN:HB3	1.90	0.70
25:YA:24:G:O2'	42:YW:78:GLU:O	2.09	0.70

Continued on next page...

Continued from previous page...

Atom-1	Atom-2	Interatomic distance (Å)	Clash overlap (Å)
1:QA:1076:C:O2	1:QA:1082:G:N2	2.25	0.70
1:QA:81:G:N2	1:QA:88:C:O2	2.19	0.70
48:R2:7:ARG:HH11	48:R2:7:ARG:HG3	1.55	0.70
25:RA:507:A:H5''	25:RA:508:G:H5'	1.72	0.70
27:RD:43:ARG:HB3	27:RD:54:ARG:HB2	1.73	0.70
35:RP:58:THR:O	35:RP:61:ARG:CZ	2.38	0.70
36:RQ:32:TYR:CD1	36:RQ:133:ARG:HA	2.27	0.70
44:RY:48:ALA:O	44:RY:49:VAL:C	2.30	0.70
1:XA:842:C:O2'	1:XA:848:C:N4	2.24	0.70
4:XD:190:ASP:HB3	4:XD:193:ASP:OD1	1.91	0.70
10:XJ:6:ILE:HG13	10:XJ:72:VAL:O	1.91	0.70
12:XL:24:VAL:HG12	12:XL:24:VAL:O	1.90	0.70
13:XM:121:LYS:HA	13:XM:121:LYS:HE2	1.71	0.70
25:YA:2361:A:O5'	54:Y8:27:THR:OG1	2.08	0.70
35:YP:20:GLY:HA2	35:YP:27:HIS:O	1.92	0.70
41:YV:22:VAL:HG12	41:YV:23:GLU:N	2.05	0.70
25:YA:498:G:N3	44:YY:47:LYS:NZ	2.39	0.70
10:QJ:6:ILE:HG13	10:QJ:72:VAL:O	1.91	0.70
47:R1:82:LEU:HD13	47:R1:83:GLU:N	2.05	0.70
13:QM:77:ASN:ND2	50:R4:71:ARG:NH1	2.39	0.70
38:RS:54:LEU:HD13	38:RS:54:LEU:O	1.91	0.70
3:XC:152:ILE:HB	3:XC:199:LYS:HB2	1.73	0.70
5:XE:11:ILE:HD11	5:XE:31:LEU:CD1	2.17	0.70
10:XJ:49:VAL:O	10:XJ:60:ARG:HB3	1.90	0.70
25:YA:2123:G:H1	25:YA:2175:C:H42	1.39	0.70
25:YA:330:A:O2'	25:YA:331:A:H8	1.73	0.70
25:YA:863:A:H2'	25:YA:864:G:H8	1.54	0.70
26:YB:8:U:O2	26:YB:112:G:N2	2.24	0.70
29:YF:178:PRO:HB2	29:YF:201:VAL:HG11	1.73	0.70
29:YF:178:PRO:HG2	29:YF:179:GLU:OE2	1.90	0.70
31:YH:103:LEU:HD12	31:YH:131:VAL:HG21	1.73	0.70
38:YS:42:ASP:O	38:YS:43:GLU:HB2	1.90	0.70
39:YT:57:PHE:C	39:YT:58:ASN:HD22	1.93	0.70
51:R5:40:LYS:HE2	51:R5:47:PRO:HD2	1.73	0.70
25:RA:958:U:O2	26:RB:89(A):A:H4'	1.92	0.70
29:RF:178:PRO:HG2	29:RF:179:GLU:OE2	1.90	0.70
29:RF:65:TRP:HZ3	29:RF:73:ALA:O	1.74	0.70
38:RS:83:LYS:HZ1	38:RS:109:GLY:HA2	1.56	0.70
44:RY:57:GLN:HE21	44:RY:58:GLY:H	1.37	0.70
44:RY:45:VAL:HG12	44:RY:60:PHE:CD1	2.27	0.70
1:XA:1071:C:H5''	5:XE:49:PRO:HG2	1.73	0.70

Continued on next page...

Continued from previous page...

Atom-1	Atom-2	Interatomic distance (Å)	Clash overlap (Å)
8:XH:49:GLU:HG3	8:XH:51:VAL:HG13	1.74	0.70
13:XM:121:LYS:CA	13:XM:121:LYS:HE2	2.21	0.70
47:Y1:7:ILE:CD1	47:Y1:70:VAL:HG22	2.21	0.70
29:YF:101:LEU:O	29:YF:106:ARG:NH1	2.23	0.70
31:YH:152:ARG:O	31:YH:153:LYS:CB	2.39	0.70
40:YU:65:ILE:HG12	40:YU:96:ALA:HB1	1.73	0.70
1:QA:1071:C:H2'	1:QA:1072:G:H8	1.56	0.70
1:QA:1238:A:OP1	1:QA:1335:C:O2'	2.06	0.70
1:QA:618:C:N3	1:QA:622:A:N6	2.40	0.70
15:QO:65:ARG:HH11	15:QO:65:ARG:HB2	1.56	0.70
47:R1:7:ILE:CD1	47:R1:70:VAL:HG22	2.21	0.70
25:RA:2582:G:N2	25:RA:2583:G:H1'	2.06	0.70
25:RA:2593:U:H2'	25:RA:2594:C:C6	2.27	0.70
25:RA:438:G:H2'	25:RA:439:G:C8	2.26	0.70
25:RA:674:G:C1'	29:RF:74:ARG:HD3	2.21	0.70
31:RH:128:PRO:HD2	31:RH:129:THR:H	1.55	0.70
33:RN:89:LYS:O	33:RN:93:THR:HG22	1.90	0.70
1:XA:15:G:H4'	5:XE:24:ARG:NH1	2.05	0.70
15:XO:74:ASP:CG	15:XO:77:ARG:HG2	2.12	0.70
52:Y6:25:LYS:HD2	54:Y8:34:TRP:HZ2	1.56	0.70
25:YA:1094:U:O2'	25:YA:1096:A:OP1	2.10	0.70
25:YA:2422:A:OP2	52:Y6:6:ARG:NH1	2.25	0.70
25:YA:2712:U:O2'	25:YA:2712(A):A:O5'	2.10	0.70
27:YD:43:ARG:HB3	27:YD:54:ARG:HB2	1.73	0.70
31:YH:154:PRO:HG2	31:YH:162:ILE:O	1.92	0.70
34:YO:63:VAL:HG13	34:YO:84:ALA:HA	1.72	0.70
36:YQ:32:TYR:CD1	36:YQ:133:ARG:HA	2.27	0.70
39:YT:41:ARG:NH2	39:YT:43:GLN:HB2	2.06	0.70
42:YW:29:LEU:HD21	42:YW:33:ARG:CZ	2.22	0.70
1:QA:1071:C:H2'	1:QA:1072:G:C8	2.27	0.70
1:QA:1471:G:H2'	1:QA:1472:U:H6	1.56	0.70
3:QC:16:ARG:HD2	3:QC:54:ARG:NH2	2.03	0.70
15:QO:74:ASP:CG	15:QO:77:ARG:HG2	2.12	0.70
25:RA:2053:G:O6	25:RA:2616:C:N4	2.20	0.70
25:RA:372:G:H5''	47:R1:66:HIS:CD2	2.26	0.70
31:RH:154:PRO:HG2	31:RH:162:ILE:O	1.92	0.70
42:RW:29:LEU:HD21	42:RW:33:ARG:CZ	2.22	0.70
1:XA:1321:C:H5''	1:XA:1322:C:H5''	1.74	0.70
2:XB:162:ILE:HD11	2:XB:184:VAL:HG13	1.74	0.70
51:Y5:40:LYS:HE2	51:Y5:47:PRO:CD	2.21	0.70
25:YA:530:G:O2'	25:YA:532:A:N7	2.24	0.70

Continued on next page...

Continued from previous page...

Atom-1	Atom-2	Interatomic distance (Å)	Clash overlap (Å)
28:YE:103:ASP:OD1	28:YE:201:THR:HA	1.92	0.70
30:YG:131:TYR:O	30:YG:159:VAL:HG13	1.92	0.70
31:YH:86:GLU:CG	31:YH:165:ALA:H	1.94	0.70
40:YU:66:ASN:HB2	40:YU:76:TYR:HB2	1.73	0.70
1:QA:1106:G:H5''	3:QC:172:ARG:HG2	1.72	0.70
5:QE:76:ILE:HB	5:QE:77:PRO:HD2	1.72	0.70
6:QF:60:PHE:C	6:QF:61:LEU:HD12	2.13	0.70
13:QM:4:ILE:N	13:QM:9:ILE:HG21	2.06	0.70
16:QP:14:ASN:N	16:QP:15:PRO:HD3	2.07	0.70
17:QQ:52:LYS:HD2	17:QQ:55:ASP:OD1	1.91	0.70
36:RQ:80:GLU:OE1	46:R0:7:LEU:HB3	1.92	0.70
27:RD:65:ILE:HD13	27:RD:65:ILE:O	1.91	0.70
30:RG:131:TYR:O	30:RG:159:VAL:HG13	1.92	0.70
31:RH:152:ARG:O	31:RH:153:LYS:CB	2.40	0.70
35:RP:64:LYS:C	35:RP:66:GLY:H	1.94	0.70
38:RS:106:ARG:N	38:RS:110:LEU:HD21	2.07	0.70
1:XA:1014:A:H4'	19:XS:14:HIS:CD2	2.27	0.70
19:XS:51:VAL:O	19:XS:57:HIS:HA	1.92	0.70
25:YA:1153:C:OP1	40:YU:76:TYR:OH	2.09	0.70
25:YA:301:G:H1	25:YA:316:C:H42	1.40	0.70
27:YD:65:ILE:HD13	27:YD:65:ILE:O	1.91	0.70
29:YF:164:ARG:HG3	29:YF:175:THR:OG1	1.92	0.70
35:YP:114:ILE:HD13	35:YP:125:VAL:HG21	1.72	0.70
36:YQ:43:THR:OG1	36:YQ:46:GLN:HB2	1.91	0.70
42:YW:1:MET:HA	42:YW:1:MET:HE3	1.72	0.70
1:QA:559:A:H4'	1:QA:560:U:H3'	1.72	0.70
2:QB:162:ILE:O	2:QB:162:ILE:HG13	1.92	0.70
8:QH:87:SER:HB2	8:QH:93:VAL:HB	1.74	0.70
19:QS:51:VAL:O	19:QS:57:HIS:HA	1.92	0.70
48:R2:47:ASN:O	48:R2:49:LYS:N	2.25	0.70
26:RB:7:G:H3'	26:RB:8:U:H5''	1.73	0.70
27:RD:65:ILE:HD11	27:RD:67:PHE:CD1	2.27	0.70
1:XA:407:G:H1	1:XA:435:C:H42	1.40	0.70
25:YA:2701:C:H3'	25:YA:2702:U:C5'	2.17	0.70
38:YS:83:LYS:HZ2	38:YS:109:GLY:HA2	1.56	0.70
41:YV:41:GLY:HA3	41:YV:46:VAL:HG11	1.74	0.70
1:QA:1095:U:P	1:QA:1108:G:H1	2.15	0.69
1:QA:409:G:H1	1:QA:433:C:H42	1.38	0.69
3:QC:152:ILE:HB	3:QC:199:LYS:HB2	1.73	0.69
4:QD:30:LYS:H	4:QD:30:LYS:HD3	1.57	0.69
9:QI:113:LYS:N	9:QI:113:LYS:HD2	2.07	0.69

Continued on next page...

Continued from previous page...

Atom-1	Atom-2	Interatomic distance (Å)	Clash overlap (Å)
47:R1:7:ILE:HD12	47:R1:70:VAL:HG22	1.73	0.69
25:RA:628:G:H2'	25:RA:629:G:H8	1.56	0.69
30:RG:56:ALA:HB2	30:RG:153:ARG:HE	1.57	0.69
40:RU:65:ILE:HG12	40:RU:96:ALA:HB1	1.73	0.69
43:RX:57:LEU:HD11	43:RX:78:LYS:HD2	1.73	0.69
2:XB:95:GLN:HE21	2:XB:147:LYS:HE2	1.56	0.69
17:XQ:52:LYS:HD2	17:XQ:55:ASP:OD1	1.91	0.69
47:Y1:82:LEU:HD12	47:Y1:83:GLU:CA	2.21	0.69
19:XS:5:LEU:HD21	50:Y4:66:SER:HB2	1.74	0.69
25:YA:1496:A:H8	25:YA:1577:C:O2'	1.72	0.69
35:YP:83:VAL:CG1	35:YP:112:LEU:HD21	2.21	0.69
35:YP:19:VAL:HG22	35:YP:20:GLY:N	1.97	0.69
38:YS:54:LEU:HD13	38:YS:54:LEU:O	1.91	0.69
2:QB:95:GLN:HE21	2:QB:147:LYS:HE2	1.56	0.69
47:R1:82:LEU:HD12	47:R1:83:GLU:CA	2.21	0.69
13:QM:65:LYS:NZ	50:R4:52:THR:HG21	2.07	0.69
25:RA:1341:U:H2'	25:RA:1397:U:O2	1.92	0.69
25:RA:32:C:N4	25:RA:447:A:OP2	2.25	0.69
44:RY:2:ARG:HH11	44:RY:2:ARG:HG2	1.57	0.69
1:XA:1106:G:H5''	3:XC:172:ARG:HG2	1.74	0.69
10:XJ:38:ILE:HG13	10:XJ:38:ILE:O	1.92	0.69
20:XT:50:GLU:HG3	20:XT:51:GLU:H	1.54	0.69
47:Y1:7:ILE:HD12	47:Y1:70:VAL:HG22	1.73	0.69
47:Y1:53:VAL:HG22	47:Y1:74:VAL:HG13	1.74	0.69
25:YA:2037:G:H2'	25:YA:2038:G:C8	2.27	0.69
26:YB:38:C:O2	26:YB:48:A:H1'	1.92	0.69
29:YF:185:ASP:HA	29:YF:188:ARG:CD	2.20	0.69
41:YV:51:VAL:HG12	41:YV:52:VAL:N	2.06	0.69
43:YX:57:LEU:HD11	43:YX:78:LYS:HD2	1.73	0.69
3:QC:123:GLN:O	3:QC:128:PHE:HB2	1.91	0.69
9:QI:62:TYR:C	9:QI:63:ILE:HD12	2.12	0.69
10:QJ:38:ILE:O	10:QJ:38:ILE:HG13	1.91	0.69
25:RA:2245:U:H5'	25:RA:2246:G:H5'	1.72	0.69
25:RA:2531:A:N3	25:RA:2658:C:O2'	2.21	0.69
28:RE:103:ASP:OD1	28:RE:201:THR:HA	1.92	0.69
31:RH:103:LEU:HD12	31:RH:131:VAL:HG21	1.73	0.69
31:RH:59:ARG:HH11	31:RH:59:ARG:HG3	1.56	0.69
33:RN:120:LEU:HD11	33:RN:122:VAL:HG23	1.74	0.69
45:RZ:60:GLU:HA	45:RZ:66:SER:HA	1.73	0.69
6:XF:60:PHE:C	6:XF:61:LEU:HD12	2.12	0.69
8:XH:87:SER:HB2	8:XH:93:VAL:HB	1.74	0.69

Continued on next page...

Continued from previous page...

Atom-1	Atom-2	Interatomic distance (Å)	Clash overlap (Å)
14:YN:6:LEU:HD23	14:YN:6:LEU:O	1.92	0.69
25:YA:1429:G:H2'	25:YA:1430:C:H6	1.57	0.69
35:YP:50:ARG:HB3	35:YP:50:ARG:NH2	1.98	0.69
1:QA:299:G:H2'	1:QA:300:A:C8	2.27	0.69
4:QD:120:LEU:HD22	4:QD:125:HIS:HB2	1.73	0.69
6:QF:3:ARG:HB3	6:QF:93:SER:HB2	1.74	0.69
1:QA:1114:C:H1'	14:QN:60:SER:HB2	1.73	0.69
27:RD:76:PRO:O	27:RD:98:VAL:HG23	1.91	0.69
31:RH:4:ILE:HG13	31:RH:6:ARG:NE	2.08	0.69
35:RP:20:GLY:HA2	35:RP:27:HIS:O	1.92	0.69
1:XA:1129:C:H4'	1:XA:1130:A:H5'	1.75	0.69
2:XB:162:ILE:O	2:XB:162:ILE:HG13	1.92	0.69
3:XC:105:GLU:HG2	3:XC:106:VAL:H	1.58	0.69
6:XF:67:MET:HB2	6:XF:68:PRO:HD2	1.75	0.69
8:XH:84:ARG:HH12	8:XH:86:ILE:CD1	2.02	0.69
48:Y2:47:ASN:O	48:Y2:49:LYS:N	2.25	0.69
27:YD:65:ILE:HD11	27:YD:67:PHE:CD1	2.27	0.69
34:YO:8:LEU:N	34:YO:8:LEU:HD22	2.07	0.69
35:YP:62:LEU:H	35:YP:62:LEU:HD22	1.53	0.69
35:YP:64:LYS:C	35:YP:66:GLY:H	1.95	0.69
41:YV:66:ARG:HH12	41:YV:88:ARG:NH1	1.90	0.69
1:QA:1002:G:H2'	1:QA:1003:G:C8	2.27	0.69
3:QC:147:LYS:O	3:QC:203:PHE:HB3	1.92	0.69
4:QD:188:LEU:HD23	4:QD:189:PRO:HD2	1.75	0.69
51:R5:4:HIS:HB3	51:R5:5:PRO:HD3	1.75	0.69
25:RA:1059:G:O6	25:RA:1079:C:N4	2.26	0.69
25:RA:1590:U:H2'	25:RA:1591:G:H8	1.57	0.69
26:RB:33:G:O5'	30:RG:2:PRO:HG3	1.92	0.69
35:RP:126:VAL:CG1	35:RP:147:LEU:HD21	2.16	0.69
36:RQ:43:THR:OG1	36:RQ:46:GLN:HB2	1.91	0.69
1:XA:266:G:O2'	1:XA:267:C:OP2	2.11	0.69
1:XA:1346:A:C4	7:XG:10:ARG:NH1	2.60	0.69
25:YA:304:G:H2'	25:YA:305:U:H6	1.56	0.69
27:YD:89:SER:HB2	27:YD:159:ALA:HB2	1.75	0.69
29:YF:65:TRP:HZ3	29:YF:73:ALA:O	1.74	0.69
32:YI:130:TYR:HB3	32:YI:136:VAL:HG13	1.73	0.69
33:YN:120:LEU:HD11	33:YN:122:VAL:HG23	1.74	0.69
35:YP:64:LYS:HB2	54:Y8:25:MET:CG	2.22	0.69
42:YW:86:LEU:HD12	42:YW:87:PRO:CD	2.23	0.69
8:QH:6:ILE:N	8:QH:6:ILE:HD12	2.08	0.69
21:QU:6:ARG:HE	21:QU:15:ARG:NE	1.91	0.69

Continued on next page...

Continued from previous page...

Atom-1	Atom-2	Interatomic distance (Å)	Clash overlap (Å)
47:R1:4:VAL:HG23	47:R1:10:LYS:O	1.93	0.69
47:R1:74:VAL:O	47:R1:74:VAL:HG12	1.93	0.69
47:R1:81:LYS:CA	47:R1:81:LYS:HE2	2.13	0.69
25:RA:1061:U:H5'	25:RA:1070:A:H1'	1.75	0.69
25:RA:1153:C:OP1	40:RU:76:TYR:OH	2.11	0.69
25:RA:71:A:H4'	25:RA:72:U:H5''	1.75	0.69
25:RA:83:G:N2	25:RA:103:A:OP2	2.25	0.69
27:RD:89:SER:HB2	27:RD:159:ALA:HB2	1.75	0.69
28:RE:65:GLY:HA2	28:RE:70:ALA:CB	2.23	0.69
28:RE:7:VAL:HG23	28:RE:8:LYS:N	2.07	0.69
29:RF:103:LYS:HA	29:RF:106:ARG:CG	2.21	0.69
33:RN:46:VAL:O	33:RN:47:ALA:HB3	1.92	0.69
1:XA:1059:C:O2	10:XJ:53:PRO:HG3	1.92	0.69
4:XD:20:TYR:CE2	4:XD:27:TYR:CE2	2.80	0.69
10:XJ:48:THR:HA	10:XJ:62:HIS:HB3	1.75	0.69
16:XP:14:ASN:N	16:XP:15:PRO:HD3	2.07	0.69
25:YA:1270:C:H5''	25:YA:1271:G:H5'	1.74	0.69
25:YA:2498:C:O2'	25:YA:2499:C:H5'	1.92	0.69
25:YA:2757:A:OP1	55:Y9:19:ARG:HA	1.93	0.69
26:YB:70:C:H2'	26:YB:71:C:C6	2.27	0.69
27:YD:76:PRO:O	27:YD:98:VAL:HG23	1.91	0.69
35:YP:61:ARG:HD2	35:YP:61:ARG:H	1.58	0.69
2:QB:172:ILE:HD12	2:QB:172:ILE:H	1.56	0.69
2:QB:212:GLN:NE2	2:QB:216:SER:HB2	2.08	0.69
1:QA:1069:C:C2'	5:QE:25:ARG:HH12	2.06	0.69
8:QH:31:PHE:CE2	8:QH:35:ILE:HD11	2.27	0.69
17:QQ:4:LYS:CE	17:QQ:6:LEU:HD21	2.21	0.69
25:RA:1799:G:H5'	25:RA:1819:A:H61	1.58	0.69
25:RA:595:C:H42	25:RA:662:G:H1	1.40	0.69
27:RD:35:LYS:HB3	27:RD:63:ARG:HA	1.75	0.69
34:RO:63:VAL:HG13	34:RO:84:ALA:HA	1.72	0.69
35:RP:39:LYS:CA	35:RP:45:LEU:HD11	2.23	0.69
41:RV:41:GLY:HA3	41:RV:46:VAL:HG11	1.74	0.69
14:XN:23:ARG:CZ	14:XN:30:ALA:HB2	2.22	0.69
16:XP:1:MET:O	16:XP:24:ALA:HB2	1.92	0.69
47:Y1:64:ALA:HA	47:Y1:67:ILE:HG13	1.75	0.69
51:Y5:40:LYS:HG2	51:Y5:47:PRO:HD2	1.75	0.69
52:Y6:14:THR:HG21	52:Y6:19:ARG:HH21	1.58	0.69
25:YA:2469:A:H2	25:YA:2481:G:H21	1.40	0.69
25:YA:822:U:H2'	25:YA:823:G:H8	1.58	0.69
26:YB:82:G:H2'	26:YB:83:G:C8	2.27	0.69

Continued on next page...

Continued from previous page...

Atom-1	Atom-2	Interatomic distance (Å)	Clash overlap (Å)
30:YG:28:VAL:HG23	30:YG:29:TRP:CD1	2.28	0.69
33:YN:68:GLU:HG2	33:YN:88:GLU:OE1	1.92	0.69
35:YP:29:LYS:HD2	35:YP:30:THR:HG22	1.72	0.69
2:QB:126:GLU:O	2:QB:126:GLU:HG2	1.92	0.69
3:QC:105:GLU:HG2	3:QC:106:VAL:H	1.58	0.69
8:QH:49:GLU:HG3	8:QH:51:VAL:HG13	1.74	0.69
51:R5:40:LYS:HG2	51:R5:47:PRO:HD2	1.75	0.69
51:R5:40:LYS:HE2	51:R5:47:PRO:CD	2.21	0.69
25:RA:2626:C:H42	25:RA:2777:G:H1	1.40	0.69
25:RA:2630:G:N3	25:RA:2894:G:N2	2.41	0.69
30:RG:171:ALA:O	30:RG:175:LEU:HG	1.93	0.69
33:RN:68:GLU:HG2	33:RN:88:GLU:OE1	1.92	0.69
33:RN:7:LYS:HD3	33:RN:9:VAL:HA	1.75	0.69
35:RP:64:LYS:HB2	54:R8:25:MET:CG	2.22	0.69
39:RT:41:ARG:NH2	39:RT:43:GLN:HB2	2.06	0.69
5:XE:78:HIS:HE1	5:XE:143:ARG:H	1.38	0.69
14:YN:44:LEU:CD1	14:YN:53:LEU:HD13	2.23	0.69
25:YA:1021:A:H3'	25:YA:1021:A:H8	1.57	0.69
25:YA:1899:G:O2'	25:YA:1900:A:OP2	2.08	0.69
28:YE:7:VAL:HG23	28:YE:8:LYS:N	2.06	0.69
30:YG:16:ARG:HH21	30:YG:31:VAL:CG1	2.05	0.69
31:YH:150:ALA:C	31:YH:152:ARG:N	2.44	0.69
33:YN:56:ASN:HD22	33:YN:125:GLY:C	1.96	0.69
40:YU:65:ILE:HD11	40:YU:93:LYS:HA	1.74	0.69
44:YY:45:VAL:HG12	44:YY:60:PHE:CD1	2.27	0.69
1:QA:1231:G:O3'	9:QI:126:SER:OG	2.10	0.69
1:QA:636:U:H2'	1:QA:637:G:C8	2.28	0.69
4:QD:166:LYS:HD2	27:YD:134:ARG:NH1	2.07	0.69
16:QP:1:MET:O	16:QP:24:ALA:HB2	1.92	0.69
52:R6:28:ARG:HB3	52:R6:30:THR:H	1.56	0.69
25:RA:249:C:O2	54:R8:12:LYS:HE3	1.91	0.69
25:RA:1041:C:H2'	25:RA:1042:G:H8	1.58	0.69
25:RA:1296:G:OP1	25:RA:2709:G:O2'	2.10	0.69
25:RA:1614:A:H62	42:RW:93:ALA:HB2	1.57	0.69
25:RA:813:U:H2'	25:RA:814:C:C6	2.28	0.69
25:RA:993:G:OP1	40:RU:50:ARG:NH2	2.18	0.69
26:RB:13:A:H2'	26:RB:70:C:O2'	1.92	0.69
40:RU:90:VAL:O	40:RU:92:ARG:N	2.26	0.69
41:RV:66:ARG:HH12	41:RV:88:ARG:NH1	1.90	0.69
9:XI:113:LYS:HD2	9:XI:113:LYS:N	2.07	0.69
27:YD:35:LYS:HB3	27:YD:63:ARG:HA	1.75	0.69

Continued on next page...

Continued from previous page...

Atom-1	Atom-2	Interatomic distance (Å)	Clash overlap (Å)
31:YH:154:PRO:O	31:YH:155:SER:HB2	1.91	0.69
31:YH:89:ILE:HG12	31:YH:89:ILE:O	1.93	0.69
33:YN:7:LYS:HD3	33:YN:9:VAL:HA	1.75	0.69
2:QB:101:MET:HA	2:QB:108:ILE:CG1	2.14	0.69
8:QH:112:LEU:HA	8:QH:134:ILE:HG12	1.75	0.69
6:QF:100:ASN:ND2	18:QR:23:LYS:HE3	2.08	0.69
25:RA:1043:C:N3	25:RA:1112:G:N2	2.41	0.69
25:RA:49:A:N7	25:RA:120:U:H5	1.91	0.69
25:RA:1930:G:O2'	25:RA:1931:U:O5'	2.09	0.69
25:RA:2291:U:H2'	25:RA:2292:C:C6	2.28	0.69
25:RA:2023:G:H5'	25:RA:2617:C:H4'	1.75	0.69
30:RG:28:VAL:HG23	30:RG:29:TRP:CD1	2.28	0.69
25:RA:2277:G:H5'	36:RQ:85:LYS:HG3	1.75	0.69
38:RS:52:SER:O	38:RS:56:LEU:HD22	1.93	0.69
44:RY:29:GLU:HB3	44:RY:38:ILE:HG12	1.75	0.69
2:XB:212:GLN:NE2	2:XB:216:SER:HB2	2.08	0.69
8:XH:31:PHE:CE2	8:XH:35:ILE:HD11	2.27	0.69
27:YD:17:THR:HG22	27:YD:205:VAL:N	2.08	0.69
30:YG:56:ALA:HB2	30:YG:153:ARG:HE	1.57	0.69
38:YS:106:ARG:N	38:YS:110:LEU:HD21	2.07	0.69
43:YX:12:VAL:HG11	43:YX:27:THR:OG1	1.93	0.69
1:QA:1287:A:H2'	1:QA:1288:A:C8	2.28	0.69
1:QA:686:U:H1'	11:QK:42:TRP:HE1	1.58	0.69
1:QA:1080:A:H5''	5:QE:16:THR:HG21	1.74	0.69
10:QJ:54:PHE:CZ	10:QJ:55:LYS:NZ	2.61	0.69
12:QL:24:VAL:HG12	12:QL:24:VAL:O	1.91	0.69
47:R1:53:VAL:HG22	47:R1:74:VAL:HG13	1.74	0.69
48:R2:23:LYS:O	48:R2:27:GLU:OE1	2.11	0.69
52:R6:14:THR:HG21	52:R6:19:ARG:HH21	1.58	0.69
25:RA:1140:C:H5''	33:RN:66:LYS:HZ1	1.58	0.69
25:RA:141:A:H8	25:RA:1595:G:H21	1.41	0.69
25:RA:2392:A:C8	35:RP:60:MET:HG3	2.27	0.69
30:RG:16:ARG:HH21	30:RG:31:VAL:CG1	2.06	0.69
35:RP:61:ARG:H	35:RP:61:ARG:HD2	1.58	0.69
41:RV:22:VAL:HG12	41:RV:23:GLU:N	2.06	0.69
1:XA:1318:A:H4'	19:XS:11:VAL:HG11	1.74	0.69
1:XA:376:G:OP1	16:XP:5:ARG:HB2	1.93	0.69
6:XF:100:ASN:ND2	18:XR:23:LYS:HE3	2.08	0.69
7:XG:8:GLU:H	7:XG:8:GLU:CD	1.96	0.69
19:XS:31:ILE:HG23	19:XS:49:ILE:HA	1.75	0.69
20:XT:64:ASP:HA	20:XT:67:ALA:HB3	1.74	0.69

Continued on next page...

Continued from previous page...

Atom-1	Atom-2	Interatomic distance (Å)	Clash overlap (Å)
25:YA:571:A:O2'	41:YV:78:LYS:NZ	2.26	0.69
27:YD:17:THR:CG2	27:YD:204:ILE:HA	2.23	0.69
28:YE:65:GLY:HA2	28:YE:70:ALA:CB	2.23	0.69
37:YR:29:LEU:HD23	37:YR:79:LEU:HD12	1.75	0.69
38:YS:106:ARG:CA	38:YS:110:LEU:HD11	2.19	0.69
2:QB:162:ILE:HD11	2:QB:184:VAL:HG13	1.74	0.68
3:QC:195:VAL:HG12	3:QC:196:LEU:N	2.07	0.68
9:QI:28:VAL:HG13	9:QI:63:ILE:CG2	2.24	0.68
25:RA:1754:C:H2'	25:RA:1755:A:C8	2.29	0.68
25:RA:769:G:H5'	25:RA:1379:A:N6	2.08	0.68
29:RF:185:ASP:HA	29:RF:188:ARG:CD	2.20	0.68
36:RQ:80:GLU:HG3	36:RQ:81:VAL:H	1.58	0.68
42:RW:6:ILE:HG12	42:RW:104:THR:HG23	1.73	0.68
4:XD:188:LEU:HD23	4:XD:189:PRO:HD2	1.75	0.68
13:XM:117:VAL:HG22	13:XM:118:ALA:H	1.58	0.68
47:Y1:82:LEU:HD13	47:Y1:83:GLU:N	2.05	0.68
35:YP:62:LEU:HD23	54:Y8:25:MET:HB2	1.74	0.68
1:QA:1064:G:O2'	1:QA:1065:U:O5'	2.11	0.68
1:QA:976:G:N2	1:QA:1362(A):C:OP2	2.22	0.68
16:QP:3:LYS:C	16:QP:4:ILE:HD12	2.14	0.68
52:R6:41:PRO:CG	52:R6:45:LYS:H	2.05	0.68
25:RA:74:A:H4'	25:RA:75:G:O5'	1.94	0.68
1:XA:1004:A:O5'	1:XA:1025:U:N3	2.26	0.68
7:XG:155:ARG:N	7:XG:155:ARG:HD3	2.07	0.68
25:YA:1022:G:O2'	25:YA:1023:U:OP2	2.09	0.68
25:YA:2025:C:H2'	25:YA:2026:C:H6	1.59	0.68
44:YY:2:ARG:HH11	44:YY:2:ARG:HG2	1.57	0.68
13:QM:90:LEU:CA	13:QM:93:ARG:HD2	2.23	0.68
20:QT:64:ASP:HA	20:QT:67:ALA:HB3	1.74	0.68
47:R1:80:LEU:C	47:R1:81:LYS:HD2	2.12	0.68
30:RG:112:PRO:CB	50:R4:37:SER:HB2	2.22	0.68
34:RO:8:LEU:HD22	34:RO:8:LEU:N	2.08	0.68
40:RU:65:ILE:HD11	40:RU:93:LYS:HA	1.74	0.68
1:XA:1095:U:P	1:XA:1108:G:H1	2.17	0.68
1:XA:1186:G:O3'	9:XI:113:LYS:NZ	2.23	0.68
4:XD:96:LEU:HD22	4:XD:96:LEU:N	2.08	0.68
8:XH:6:ILE:H	8:XH:6:ILE:CD1	2.06	0.68
52:Y6:41:PRO:CG	52:Y6:45:LYS:H	2.05	0.68
39:YT:109:GLU:O	39:YT:113:LYS:HB2	1.94	0.68
40:YU:8:VAL:HG23	40:YU:11:ARG:NH2	1.99	0.68
44:YY:29:GLU:HB3	44:YY:38:ILE:HG12	1.74	0.68

Continued on next page...

Continued from previous page...

Atom-1	Atom-2	Interatomic distance (Å)	Clash overlap (Å)
44:YY:61:ILE:CG2	44:YY:62:GLU:N	2.56	0.68
9:QI:46:ALA:HA	9:QI:78:LYS:HB2	1.75	0.68
14:QN:26:ARG:NH1	14:QN:43:CYS:SG	2.67	0.68
20:QT:97:ALA:O	20:QT:99:LEU:N	2.27	0.68
47:R1:83:GLU:HG2	47:R1:84:GLY:N	2.09	0.68
25:RA:279:C:N4	25:RA:361:G:H1	1.89	0.68
25:RA:817:C:O2'	25:RA:839:U:H5''	1.93	0.68
27:RD:17:THR:CG2	27:RD:204:ILE:HA	2.23	0.68
27:RD:17:THR:HG22	27:RD:205:VAL:N	2.08	0.68
33:RN:134:ARG:N	33:RN:135:PRO:HD3	1.97	0.68
35:RP:62:LEU:HD23	54:R8:25:MET:HB2	1.75	0.68
1:XA:561:U:O2'	1:XA:562:C:OP2	2.09	0.68
3:XC:107:GLN:CD	3:XC:107:GLN:H	1.97	0.68
10:XJ:6:ILE:HG22	10:XJ:98:ILE:CG1	2.16	0.68
11:XK:124:LYS:HB3	11:XK:125:PHE:HD1	1.58	0.68
12:XL:45:PRO:HB3	12:XL:93:LEU:HD23	1.73	0.68
25:YA:1291:C:H2'	25:YA:1292:U:H6	1.58	0.68
33:YN:46:VAL:O	33:YN:47:ALA:HB3	1.92	0.68
38:YS:57:LYS:H	38:YS:57:LYS:HD3	1.59	0.68
44:YY:48:ALA:O	44:YY:49:VAL:C	2.30	0.68
2:QB:165:VAL:HG23	2:QB:166:ASP:H	1.57	0.68
7:QG:155:ARG:HD3	7:QG:155:ARG:N	2.07	0.68
10:QJ:48:THR:HA	10:QJ:62:HIS:HB3	1.75	0.68
47:R1:64:ALA:HA	47:R1:67:ILE:HG13	1.75	0.68
35:RP:26:GLY:O	35:RP:28:GLY:N	2.27	0.68
38:RS:100:ALA:HA	38:RS:103:GLU:HG2	1.75	0.68
41:RV:18:LEU:O	41:RV:95:LEU:HA	1.94	0.68
42:RW:86:LEU:HD12	42:RW:87:PRO:CD	2.23	0.68
4:XD:198:VAL:HG12	4:XD:199:ASN:N	2.09	0.68
8:XH:6:ILE:N	8:XH:6:ILE:HD12	2.08	0.68
10:XJ:96:ILE:HD13	10:XJ:96:ILE:N	2.09	0.68
17:XQ:59:ILE:N	17:XQ:59:ILE:HD13	2.08	0.68
47:Y1:4:VAL:HG23	47:Y1:10:LYS:O	1.93	0.68
30:YG:112:PRO:CB	50:Y4:37:SER:HB2	2.22	0.68
31:YH:4:ILE:HG13	31:YH:6:ARG:NE	2.08	0.68
1:QA:15:G:H2'	1:QA:16:A:H8	1.57	0.68
1:QA:920:U:H2'	1:QA:921:U:C6	2.28	0.68
3:QC:107:GLN:CD	3:QC:107:GLN:H	1.97	0.68
3:QC:150:LYS:HB3	3:QC:201:TYR:HB2	1.75	0.68
11:QK:124:LYS:HB3	11:QK:125:PHE:HD1	1.58	0.68
20:QT:89:ARG:NH2	20:QT:104:LEU:HD21	2.09	0.68

Continued on next page...

Continued from previous page...

Atom-1	Atom-2	Interatomic distance (Å)	Clash overlap (Å)
50:R4:15:ILE:HD13	50:R4:15:ILE:N	2.09	0.68
25:RA:1140:C:P	33:RN:66:LYS:HZ3	2.15	0.68
25:RA:2198:A:C2	32:RI:29:TYR:HB2	2.29	0.68
25:RA:2287:A:N6	25:RA:2344:U:H3	1.92	0.68
25:RA:2420:C:N4	54:R8:30:ARG:HD2	2.08	0.68
34:RO:25:LEU:HB2	34:RO:38:VAL:HG13	1.74	0.68
35:RP:15:ARG:O	35:RP:16:ARG:C	2.32	0.68
26:RB:116:G:H4'	38:RS:54:LEU:HD13	1.74	0.68
39:RT:108:ARG:HA	39:RT:111:ARG:CZ	2.23	0.68
44:RY:40:GLU:HA	44:RY:64:GLU:OE1	1.94	0.68
1:XA:1496:C:O2	1:XA:1517:G:N2	2.25	0.68
4:XD:30:LYS:HA	4:XD:34:GLU:HB2	1.75	0.68
21:XU:6:ARG:HE	21:XU:15:ARG:NE	1.90	0.68
47:Y1:74:VAL:HG12	47:Y1:74:VAL:O	1.93	0.68
51:Y5:20:ARG:HA	51:Y5:23:HIS:ND1	2.08	0.68
25:YA:1863:G:H2'	25:YA:1864:U:H6	1.59	0.68
38:YS:100:ALA:HA	38:YS:103:GLU:HG2	1.75	0.68
42:YW:29:LEU:HD21	42:YW:33:ARG:NE	2.09	0.68
1:QA:658:G:N2	1:QA:747:C:O2	2.19	0.68
4:QD:198:VAL:HG12	4:QD:199:ASN:N	2.09	0.68
5:QE:53:LEU:HD12	5:QE:53:LEU:N	2.09	0.68
51:R5:20:ARG:HA	51:R5:23:HIS:ND1	2.09	0.68
25:RA:2831:G:H1'	25:RA:2883:A:H2'	1.75	0.68
25:RA:660:G:O3'	29:RF:38:ARG:NH2	2.26	0.68
31:RH:126:PRO:HG2	31:RH:127:GLU:H	1.59	0.68
31:RH:126:PRO:HB2	31:RH:130:ARG:O	1.93	0.68
25:RA:2393:A:H4'	35:RP:61:ARG:O	1.93	0.68
43:RX:12:VAL:HG11	43:RX:27:THR:OG1	1.93	0.68
10:XJ:75:ILE:HG13	10:XJ:76:ASN:N	2.05	0.68
13:XM:90:LEU:CA	13:XM:93:ARG:HD2	2.23	0.68
13:XM:78:ILE:HG23	13:XM:92:HIS:ND1	2.09	0.68
25:YA:1778:U:H2'	25:YA:1784:A:N6	2.09	0.68
28:YE:16:ARG:HG3	28:YE:16:ARG:O	1.93	0.68
31:YH:126:PRO:HB2	31:YH:130:ARG:O	1.93	0.68
36:YQ:80:GLU:HG3	36:YQ:81:VAL:H	1.58	0.68
39:YT:50:ILE:HG22	39:YT:62:THR:OG1	1.94	0.68
41:YV:18:LEU:O	41:YV:95:LEU:HA	1.94	0.68
44:YY:40:GLU:HA	44:YY:64:GLU:OE1	1.94	0.68
9:QI:48:GLU:N	9:QI:49:PRO:HD2	2.09	0.68
12:QL:46:LYS:HG2	12:QL:47:LYS:H	1.58	0.68
17:QQ:59:ILE:N	17:QQ:59:ILE:HD13	2.09	0.68

Continued on next page...

Continued from previous page...

Atom-1	Atom-2	Interatomic distance (Å)	Clash overlap (Å)
20:QT:47:GLY:O	20:QT:49:ALA:N	2.20	0.68
25:RA:1279:G:H4'	37:RR:31:HIS:HD2	1.59	0.68
25:RA:1931:U:H6	25:RA:1932:A:C8	2.11	0.68
25:RA:372:G:HO2'	25:RA:373:U:P	2.16	0.68
31:RH:88:LEU:HD22	31:RH:88:LEU:H	1.58	0.68
25:RA:2470:G:H5'	36:RQ:56:ARG:HH22	1.58	0.68
36:RQ:12:GLN:CG	36:RQ:73:PRO:HD2	2.21	0.68
37:RR:29:LEU:HD23	37:RR:79:LEU:HD12	1.75	0.68
39:RT:109:GLU:O	39:RT:113:LYS:HB2	1.94	0.68
39:RT:50:ILE:HG22	39:RT:62:THR:OG1	1.94	0.68
44:RY:49:VAL:O	44:RY:51:VAL:N	2.27	0.68
1:XA:411:A:H62	1:XA:413:G:N2	1.90	0.68
7:XG:50:ILE:HB	7:XG:58:PRO:HB3	1.75	0.68
8:XH:112:LEU:HA	8:XH:134:ILE:HG12	1.75	0.68
25:YA:2303:G:N2	25:YA:2313:C:N3	2.38	0.68
25:YA:994:C:H3'	40:YU:54:LYS:HE3	1.76	0.68
25:YA:994:C:O2'	25:YA:996:A:OP1	2.12	0.68
28:YE:9:VAL:HB	28:YE:25:VAL:HG23	1.76	0.68
31:YH:126:PRO:CD	31:YH:127:GLU:H	2.07	0.68
1:QA:1497:G:H2'	1:QA:1498:U:H5'	1.75	0.68
2:QB:215:LEU:O	2:QB:219:VAL:HG23	1.94	0.68
4:QD:166:LYS:CG	27:YD:135:PHE:CZ	2.77	0.68
4:QD:96:LEU:N	4:QD:96:LEU:HD22	2.08	0.68
47:R1:20:ARG:HH11	47:R1:20:ARG:HG2	1.58	0.68
25:RA:1043:C:HO2'	25:RA:1048:A:HO2'	1.36	0.68
25:RA:1378:A:HO2'	25:RA:1379:A:P	2.17	0.68
25:RA:2537:U:H2'	25:RA:2538:C:C6	2.29	0.68
25:RA:380:U:H2'	25:RA:381:G:C8	2.28	0.68
28:RE:116:VAL:O	28:RE:117:MET:HB3	1.94	0.68
38:RS:57:LYS:HD3	38:RS:57:LYS:H	1.58	0.68
2:XB:126:GLU:O	2:XB:126:GLU:HG2	1.92	0.68
8:XH:20:TYR:HE2	8:XH:75:ARG:HD2	1.59	0.68
48:Y2:23:LYS:O	48:Y2:27:GLU:OE1	2.11	0.68
25:YA:1418:G:OP1	25:YA:1588:C:O2'	2.12	0.68
25:YA:2211:G:O2'	25:YA:2212:A:OP2	2.11	0.68
25:YA:666:G:H4'	35:YP:49:ARG:NH1	2.09	0.68
31:YH:126:PRO:HG2	31:YH:127:GLU:H	1.59	0.68
8:QH:14:ARG:O	8:QH:18:ARG:HD3	1.94	0.68
10:QJ:6:ILE:HG22	10:QJ:98:ILE:CG1	2.16	0.68
14:QN:6:LEU:HD23	14:QN:6:LEU:O	1.93	0.68
16:QP:66:PRO:HG2	16:QP:71:ARG:NH1	2.09	0.68

Continued on next page...

Continued from previous page...

Atom-1	Atom-2	Interatomic distance (Å)	Clash overlap (Å)
17:QQ:74:LEU:HD12	17:QQ:75:ARG:HG2	1.76	0.68
25:RA:2555:U:C2	56:Z6:74:C:C5	2.82	0.68
25:RA:2663:G:H3'	25:RA:2664:G:H8	1.59	0.68
33:RN:56:ASN:HD22	33:RN:125:GLY:C	1.96	0.68
36:RQ:104:PHE:HE1	36:RQ:125:LEU:HD11	1.59	0.68
1:XA:577:G:H1'	1:XA:816:A:C4	2.29	0.68
7:XG:138:LYS:HE2	7:XG:142:GLU:OE2	1.94	0.68
7:XG:79:ARG:NH2	7:XG:82:GLY:HA2	2.09	0.68
25:YA:136:G:H1	25:YA:143:C:H42	1.40	0.68
25:YA:1606:G:H5''	25:YA:1607:C:OP1	1.94	0.68
25:YA:188:G:H1	25:YA:208:C:H42	1.42	0.68
25:YA:2893:G:H5''	25:YA:2894:G:H5'	1.76	0.68
27:YD:241:PRO:O	27:YD:243:GLY:N	2.27	0.68
31:YH:4:ILE:HG13	31:YH:6:ARG:NH1	2.09	0.68
36:YQ:133:ARG:O	36:YQ:134:ARG:HB2	1.94	0.68
1:QA:411:A:N6	1:QA:413:G:H21	1.92	0.67
29:RF:184:TYR:O	29:RF:188:ARG:HG3	1.93	0.67
29:RF:67:GLN:O	29:RF:67:GLN:CG	2.32	0.67
36:RQ:90:VAL:CG1	36:RQ:91:GLU:N	2.57	0.67
1:XA:309:G:H2'	1:XA:310:G:H8	1.59	0.67
16:XP:3:LYS:C	16:XP:4:ILE:HD12	2.14	0.67
47:Y1:20:ARG:HH11	47:Y1:20:ARG:HG2	1.58	0.67
48:Y2:64:LEU:HD22	48:Y2:68:ARG:HD2	1.77	0.67
50:Y4:15:ILE:N	50:Y4:15:ILE:HD13	2.09	0.67
25:YA:771:G:OP1	53:Y7:10:ARG:NH1	2.26	0.67
25:YA:1667:G:O2'	25:YA:1991:U:O4	2.11	0.67
25:YA:1803:A:H4'	27:YD:259:THR:CG2	2.23	0.67
27:YD:35:LYS:HZ1	27:YD:104:TYR:HB2	1.57	0.67
30:YG:171:ALA:O	30:YG:175:LEU:HG	1.93	0.67
31:YH:77:LYS:HG2	31:YH:77:LYS:O	1.94	0.67
34:YO:14:THR:O	34:YO:51:ALA:HB3	1.94	0.67
35:YP:15:ARG:O	35:YP:16:ARG:C	2.32	0.67
35:YP:39:LYS:CA	35:YP:45:LEU:HD11	2.23	0.67
25:YA:2393:A:H4'	35:YP:61:ARG:O	1.94	0.67
36:YQ:66:ILE:HG13	36:YQ:67:ARG:H	1.58	0.67
38:YS:35:ILE:HD13	38:YS:101:LEU:HD23	1.76	0.67
1:QA:221:C:H2'	1:QA:222:U:H6	1.58	0.67
4:QD:173:TRP:CD2	4:QD:189:PRO:HB3	2.29	0.67
1:QA:1070:U:P	5:QE:25:ARG:NH1	2.67	0.67
10:QJ:96:ILE:N	10:QJ:96:ILE:HD13	2.09	0.67
11:QK:95:ILE:HD12	11:QK:108:ILE:HD13	1.76	0.67

Continued on next page...

Continued from previous page...

Atom-1	Atom-2	Interatomic distance (Å)	Clash overlap (Å)
52:R6:48:VAL:HG13	52:R6:49:HIS:H	1.60	0.67
25:RA:848:G:H2'	25:RA:849:A:C8	2.30	0.67
38:RS:35:ILE:HD13	38:RS:101:LEU:HD23	1.76	0.67
1:XA:1422:G:N2	1:XA:1478:C:O2	2.26	0.67
3:XC:147:LYS:O	3:XC:203:PHE:HB3	1.92	0.67
4:XD:120:LEU:HD22	4:XD:125:HIS:HB2	1.74	0.67
4:XD:29:PRO:O	4:XD:30:LYS:HD3	1.94	0.67
6:XF:3:ARG:HB3	6:XF:93:SER:HB2	1.75	0.67
8:XH:14:ARG:O	8:XH:18:ARG:HD3	1.94	0.67
9:XI:48:GLU:N	9:XI:49:PRO:HD2	2.10	0.67
20:XT:83:ARG:HA	20:XT:86:ARG:HD3	1.76	0.67
35:YP:65:ARG:CG	35:YP:65:ARG:HH11	2.06	0.67
36:YQ:104:PHE:CE1	36:YQ:125:LEU:HD11	2.29	0.67
36:YQ:90:VAL:CG1	36:YQ:91:GLU:N	2.57	0.67
44:YY:21:LYS:HG3	44:YY:22:GLY:N	2.09	0.67
1:QA:828:A:H5''	1:QA:859:A:C2	2.29	0.67
2:QB:24:TRP:H	2:QB:24:TRP:HD1	1.43	0.67
2:QB:7:VAL:HG22	2:QB:8:LYS:HD3	1.76	0.67
7:QG:79:ARG:NH2	7:QG:82:GLY:HA2	2.09	0.67
7:QG:8:GLU:H	7:QG:8:GLU:CD	1.97	0.67
25:RA:1509:C:H3'	25:RA:1510:A:H5''	1.76	0.67
25:RA:674:G:H2'	25:RA:804:A:H61	1.57	0.67
36:RQ:104:PHE:CE1	36:RQ:125:LEU:HD11	2.29	0.67
36:RQ:133:ARG:O	36:RQ:134:ARG:HB2	1.94	0.67
40:RU:92:ARG:O	40:RU:94:ASN:N	2.25	0.67
3:XC:195:VAL:HG12	3:XC:196:LEU:N	2.08	0.67
9:XI:28:VAL:HG13	9:XI:63:ILE:CG2	2.24	0.67
50:Y4:33:VAL:HG12	50:Y4:34:GLU:N	2.10	0.67
25:YA:484:C:H2'	25:YA:485:C:C6	2.28	0.67
36:YQ:33:GLY:HA2	36:YQ:105:GLU:HA	1.76	0.67
39:YT:50:ILE:CD1	39:YT:102:ILE:HD11	2.25	0.67
8:QH:100:ILE:HB	8:QH:125:ARG:NH1	2.10	0.67
13:QM:23:TYR:CB	13:QM:67:GLU:HG2	2.25	0.67
25:RA:593:G:O3'	54:R8:61:LEU:HD22	1.95	0.67
25:RA:2758:A:C2	25:RA:2759:G:H1'	2.29	0.67
28:RE:13:ARG:CB	28:RE:13:ARG:HH11	2.07	0.67
36:RQ:20:ALA:HB1	36:RQ:99:PRO:HD2	1.76	0.67
25:RA:1252:G:N3	40:RU:33:ARG:HD2	2.10	0.67
41:RV:25:LEU:H	41:RV:92:THR:HG21	1.60	0.67
1:XA:1291:G:H4'	9:XI:39:GLY:HA3	1.76	0.67
25:YA:1287:A:N7	37:YR:107:ASP:HB2	2.09	0.67

Continued on next page...

Continued from previous page...

Atom-1	Atom-2	Interatomic distance (Å)	Clash overlap (Å)
25:YA:2593:U:H2'	25:YA:2594:C:H6	1.58	0.67
33:YN:96:GLU:CG	33:YN:97:ARG:H	2.00	0.67
35:YP:26:GLY:O	35:YP:28:GLY:N	2.26	0.67
38:YS:26:LEU:HD12	38:YS:39:ILE:CD1	2.23	0.67
19:QS:31:ILE:HG23	19:QS:49:ILE:HA	1.75	0.67
25:RA:2041:U:H2'	25:RA:2042:A:C8	2.30	0.67
25:RA:873:G:H1	25:RA:904:C:N4	1.93	0.67
27:RD:135:PHE:N	27:RD:135:PHE:CD2	2.62	0.67
25:RA:1803:A:H4'	27:RD:259:THR:HG21	1.76	0.67
28:RE:10:GLY:H	28:RE:25:VAL:HG23	1.59	0.67
32:RI:92:VAL:HG13	32:RI:120:ILE:HG23	1.76	0.67
34:RO:13:ASN:ND2	34:RO:96:THR:O	2.28	0.67
1:XA:34:C:H2'	1:XA:35:G:C8	2.29	0.67
7:XG:120:ILE:O	7:XG:124:LEU:HB2	1.95	0.67
9:XI:46:ALA:HA	9:XI:78:LYS:HB2	1.74	0.67
16:XP:66:PRO:HG2	16:XP:71:ARG:NH1	2.09	0.67
25:YA:270(J):G:N2	25:YA:270(Q):C:O2	2.28	0.67
27:YD:44:ASN:N	27:YD:44:ASN:ND2	2.42	0.67
28:YE:13:ARG:HH11	28:YE:13:ARG:CB	2.07	0.67
34:YO:25:LEU:HB2	34:YO:38:VAL:HG13	1.74	0.67
36:YQ:12:GLN:CG	36:YQ:73:PRO:HD2	2.21	0.67
36:YQ:81:VAL:C	36:YQ:82:ARG:HG2	2.15	0.67
38:YS:67:ARG:CZ	38:YS:67:ARG:HB2	2.24	0.67
39:YT:108:ARG:HA	39:YT:111:ARG:CZ	2.23	0.67
40:YU:90:VAL:O	40:YU:92:ARG:N	2.26	0.67
44:YY:49:VAL:O	44:YY:51:VAL:N	2.27	0.67
1:QA:375:U:H2'	1:QA:376:G:H8	1.60	0.67
6:QF:67:MET:HB2	6:QF:68:PRO:HD2	1.75	0.67
13:QM:78:ILE:HG23	13:QM:92:HIS:ND1	2.09	0.67
52:R6:43:CYS:SG	52:R6:44:ARG:HD3	2.35	0.67
25:RA:1674:G:N2	25:RA:1677:A:N1	2.42	0.67
25:RA:2246:G:H2'	25:RA:2247:A:C8	2.30	0.67
25:RA:389:G:H22	35:RP:72:PRO:HD3	1.60	0.67
25:RA:948:G:N2	25:RA:970:C:O2	2.28	0.67
26:RB:11:C:H3'	26:RB:12:C:H6	1.57	0.67
31:RH:4:ILE:HG13	31:RH:6:ARG:NH1	2.09	0.67
31:RH:89:ILE:O	31:RH:89:ILE:HG12	1.93	0.67
36:RQ:81:VAL:C	36:RQ:82:ARG:HG2	2.14	0.67
1:XA:902:G:H2'	1:XA:903:G:H8	1.59	0.67
2:XB:71:VAL:CG2	2:XB:164:VAL:HG22	2.25	0.67
2:XB:165:VAL:HG23	2:XB:166:ASP:H	1.57	0.67

Continued on next page...

Continued from previous page...

Atom-1	Atom-2	Interatomic distance (Å)	Clash overlap (Å)
3:XC:150:LYS:HB3	3:XC:201:TYR:HB2	1.75	0.67
4:XD:173:TRP:CD2	4:XD:189:PRO:HB3	2.30	0.67
11:XK:95:ILE:HD12	11:XK:108:ILE:HD13	1.76	0.67
16:XP:21:VAL:HG11	16:XP:59:TRP:CD1	2.30	0.67
32:YI:27:ARG:HD3	47:Y1:71:TYR:HE1	1.60	0.67
25:YA:530:G:N1	25:YA:2022:U:OP1	2.27	0.67
28:YE:116:VAL:O	28:YE:117:MET:HB3	1.94	0.67
28:YE:26:ILE:HD13	28:YE:27:LEU:N	2.10	0.67
36:YQ:90:VAL:O	36:YQ:92:GLY:N	2.25	0.67
38:YS:52:SER:O	38:YS:56:LEU:HD22	1.93	0.67
44:YY:14:LEU:HD23	44:YY:15:VAL:N	2.10	0.67
1:QA:1158:C:H4'	2:QB:133:LYS:HZ3	1.56	0.67
1:QA:1267:C:H5	1:QA:1268:A:C5	2.13	0.67
7:QG:28:ASN:O	7:QG:31:MET:HB3	1.95	0.67
7:QG:50:ILE:HB	7:QG:58:PRO:HB3	1.75	0.67
13:QM:3:ARG:HD2	13:QM:9:ILE:HG12	1.77	0.67
6:QF:96:PRO:HB3	18:QR:30:ASP:OD2	1.95	0.67
50:R4:33:VAL:HG12	50:R4:34:GLU:N	2.10	0.67
25:RA:1433:U:H6	25:RA:1433:U:H5''	1.58	0.67
25:RA:483:A:H3'	25:RA:484:C:H6	1.60	0.67
28:RE:16:ARG:HG3	28:RE:16:ARG:O	1.93	0.67
31:RH:126:PRO:CD	31:RH:127:GLU:H	2.07	0.67
35:RP:90:ARG:NE	35:RP:91:PHE:HD1	1.93	0.67
36:RQ:32:TYR:HD1	36:RQ:133:ARG:HA	1.60	0.67
42:RW:29:LEU:HD21	42:RW:33:ARG:NE	2.08	0.67
10:XJ:54:PHE:CZ	10:XJ:55:LYS:NZ	2.61	0.67
47:Y1:51:VAL:HG11	47:Y1:74:VAL:HG21	1.76	0.67
47:Y1:86:SER:N	47:Y1:87:PRO:HD2	2.10	0.67
51:Y5:4:HIS:HB3	51:Y5:5:PRO:HD3	1.75	0.67
25:YA:2451:A:C6	56:Z8:76:PPU:HE2	2.29	0.67
25:YA:2781:A:H5''	25:YA:2782:G:H5'	1.76	0.67
29:YF:184:TYR:O	29:YF:188:ARG:HG3	1.94	0.67
41:YV:25:LEU:H	41:YV:92:THR:HG21	1.60	0.67
41:YV:44:LYS:O	41:YV:46:VAL:N	2.28	0.67
7:QG:120:ILE:O	7:QG:124:LEU:HB2	1.95	0.67
7:QG:138:LYS:HE2	7:QG:142:GLU:OE2	1.94	0.67
48:R2:47:ASN:ND2	48:R2:47:ASN:H	1.92	0.67
27:RD:35:LYS:CG	27:RD:64:ILE:N	2.56	0.67
28:RE:14:ILE:HG12	28:RE:15:PHE:N	2.06	0.67
31:RH:124:GLU:HB3	31:RH:132:ARG:HD2	1.77	0.67
37:RR:26:LYS:HE2	37:RR:70:LEU:O	1.95	0.67

Continued on next page...

Continued from previous page...

Atom-1	Atom-2	Interatomic distance (Å)	Clash overlap (Å)
44:RY:61:ILE:CG2	44:RY:62:GLU:N	2.56	0.67
2:XB:164:VAL:HB	2:XB:186:ALA:CB	2.25	0.67
7:XG:28:ASN:O	7:XG:31:MET:HB3	1.95	0.67
9:XI:33:PHE:CZ	9:XI:47:LEU:HD21	2.30	0.67
52:Y6:48:VAL:HG13	52:Y6:49:HIS:H	1.60	0.67
29:YF:34:TRP:HA	35:YP:6:LEU:HD12	1.77	0.67
1:QA:1274:G:N2	1:QA:1275:A:N7	2.42	0.67
1:QA:503:C:OP2	12:QL:116:SER:HB3	1.95	0.67
1:QA:54:C:N4	1:QA:353:A:OP2	2.27	0.67
2:QB:164:VAL:HB	2:QB:186:ALA:CB	2.25	0.67
14:QN:25:VAL:CG2	14:QN:38:GLY:O	2.31	0.67
52:R6:7:ILE:C	52:R6:9:LEU:H	1.98	0.67
25:RA:1412:A:H2'	25:RA:1413:G:O4'	1.95	0.67
25:RA:2729:G:H1'	28:RE:187:ALA:HB2	1.75	0.67
25:RA:29:U:H2'	25:RA:30:G:C8	2.30	0.67
31:RH:125:VAL:CG1	31:RH:126:PRO:HG3	2.25	0.67
44:RY:21:LYS:HG3	44:RY:22:GLY:N	2.09	0.67
1:XA:1221:G:OP1	19:XS:36:ARG:HD3	1.95	0.67
17:XQ:56:VAL:HB	17:XQ:78:GLU:HB3	1.76	0.67
1:XA:958:A:C8	19:XS:55:LYS:HD2	2.30	0.67
49:Y3:29:ARG:NH1	49:Y3:29:ARG:HB2	2.10	0.67
50:Y4:16:CYS:SG	50:Y4:33:VAL:HB	2.35	0.67
25:YA:2450:A:C2	25:YA:2451:A:C4	2.83	0.67
25:YA:639:U:H2'	25:YA:640:C:C6	2.29	0.67
25:YA:993:G:H2'	25:YA:994:C:H6	1.60	0.67
28:YE:62:PRO:O	28:YE:64:LYS:N	2.28	0.67
31:YH:88:LEU:H	31:YH:88:LEU:HD22	1.59	0.67
34:YO:13:ASN:ND2	34:YO:96:THR:O	2.28	0.67
1:QA:265:G:H2'	1:QA:266:G:H5''	1.78	0.67
1:QA:1055:A:O2'	3:QC:161:GLU:OE2	2.11	0.67
7:QG:141:VAL:O	7:QG:141:VAL:HG12	1.95	0.67
8:QH:6:ILE:H	8:QH:6:ILE:CD1	2.06	0.67
9:QI:112:LYS:HA	9:QI:119:ALA:HB2	1.77	0.67
13:QM:13:LYS:HA	13:QM:44:ARG:HD2	1.77	0.67
18:QR:70:ILE:O	18:QR:74:ARG:HG3	1.95	0.67
20:QT:36:LEU:HD12	20:QT:55:ILE:HG23	1.76	0.67
20:QT:83:ARG:HA	20:QT:86:ARG:HD3	1.76	0.67
25:RA:1473:G:H1	25:RA:1520:U:H3	1.42	0.67
26:RB:15:A:H5'	26:RB:16:G:C8	2.30	0.67
28:RE:36:ARG:HB3	28:RE:36:ARG:HH11	1.60	0.67
25:RA:2405:G:OP1	35:RP:77:ARG:NH2	2.28	0.67

Continued on next page...

Continued from previous page...

Atom-1	Atom-2	Interatomic distance (Å)	Clash overlap (Å)
36:RQ:66:ILE:HG13	36:RQ:67:ARG:H	1.58	0.67
3:XC:73:PRO:O	3:XC:76:VAL:HG22	1.95	0.67
10:XJ:6:ILE:HD11	10:XJ:72:VAL:CB	2.24	0.67
25:YA:688:U:H2'	25:YA:689:A:H8	1.59	0.67
27:YD:35:LYS:CA	27:YD:64:ILE:HG22	2.25	0.67
29:YF:103:LYS:HA	29:YF:106:ARG:CG	2.21	0.67
36:YQ:104:PHE:HE1	36:YQ:125:LEU:HD11	1.58	0.67
44:YY:60:PHE:O	44:YY:61:ILE:HD12	1.95	0.67
1:QA:129(A):G:N2	1:QA:188:U:O2'	2.27	0.66
2:QB:71:VAL:CG2	2:QB:164:VAL:HG22	2.25	0.66
5:QE:75:THR:HG23	5:QE:76:ILE:N	2.11	0.66
8:QH:20:TYR:HE2	8:QH:75:ARG:HD2	1.60	0.66
9:QI:33:PHE:CZ	9:QI:47:LEU:HD21	2.30	0.66
14:QN:40:CYS:SG	14:QN:43:CYS:N	2.67	0.66
16:QP:21:VAL:HG11	16:QP:59:TRP:CD1	2.30	0.66
47:R1:80:LEU:HD23	47:R1:80:LEU:N	2.10	0.66
49:R3:29:ARG:HB2	49:R3:29:ARG:NH1	2.10	0.66
25:RA:1339:G:N2	25:RA:1603:A:H1'	2.10	0.66
25:RA:1803:A:H4'	27:RD:259:THR:CG2	2.25	0.66
27:RD:241:PRO:O	27:RD:243:GLY:N	2.28	0.66
35:RP:122:PRO:HA	35:RP:141:ALA:O	1.95	0.66
38:RS:107:GLU:H	38:RS:110:LEU:HD11	1.60	0.66
38:RS:67:ARG:HB2	38:RS:67:ARG:CZ	2.25	0.66
43:RX:57:LEU:HD12	43:RX:78:LYS:HB2	1.77	0.66
2:XB:215:LEU:O	2:XB:219:VAL:HG23	1.94	0.66
4:XD:11:LEU:CD2	4:XD:66:ARG:HD3	2.17	0.66
47:Y1:56:GLN:N	47:Y1:56:GLN:HE21	1.93	0.66
25:YA:2712:U:O2'	25:YA:2712(A):A:H8	1.68	0.66
25:YA:2680:C:H5'	28:YE:189:PRO:HA	1.76	0.66
35:YP:61:ARG:H	35:YP:61:ARG:CD	2.09	0.66
42:YW:18:ARG:HG3	42:YW:76:VAL:HG13	1.77	0.66
45:YZ:19:ARG:NH1	45:YZ:84:GLU:O	2.27	0.66
25:RA:1543:A:H1'	25:RA:1545:A:H5''	1.77	0.66
26:RB:97:G:H2'	26:RB:98:G:O4'	1.95	0.66
27:RD:80:ALA:HB3	27:RD:94:LEU:CD1	2.26	0.66
35:RP:66:GLY:O	35:RP:67:MET:HB3	1.94	0.66
36:RQ:90:VAL:O	36:RQ:92:GLY:N	2.25	0.66
44:RY:42:VAL:CG1	44:RY:65:ALA:HB3	2.25	0.66
44:RY:89:PHE:C	44:RY:90:LEU:HD13	2.15	0.66
1:XA:186(E):C:H42	1:XA:191(B):G:H1	1.44	0.66
3:XC:140:ARG:CZ	3:XC:140:ARG:HB2	2.25	0.66

Continued on next page...

Continued from previous page...

Atom-1	Atom-2	Interatomic distance (Å)	Clash overlap (Å)
20:XT:89:ARG:NH2	20:XT:104:LEU:HD21	2.09	0.66
30:YG:179:PRO:HG3	50:Y4:38:LYS:HZ2	1.59	0.66
51:Y5:56:LYS:H	51:Y5:56:LYS:CD	2.07	0.66
52:Y6:43:CYS:SG	52:Y6:44:ARG:HD3	2.35	0.66
29:YF:46:ARG:HH11	29:YF:46:ARG:CG	2.04	0.66
36:YQ:83:MET:HB2	46:Y0:7:LEU:HD22	1.77	0.66
44:YY:75:ILE:HG12	44:YY:76:CYS:N	2.10	0.66
1:QA:828:A:H2'	1:QA:829:G:O4'	1.96	0.66
4:QD:52:SER:HB3	4:QD:55:ALA:HB2	1.77	0.66
19:QS:65:ASN:N	19:QS:65:ASN:HD22	1.94	0.66
1:XA:108:G:H5''	1:XA:109:A:H5''	1.76	0.66
1:XA:451:A:N7	1:XA:481:G:C2	2.63	0.66
4:XD:14:ARG:HD3	4:XD:14:ARG:O	1.95	0.66
8:XH:100:ILE:HB	8:XH:125:ARG:NH1	2.09	0.66
10:XJ:34:VAL:HG22	10:XJ:74:ILE:HG22	1.78	0.66
47:Y1:83:GLU:HG2	47:Y1:84:GLY:N	2.09	0.66
25:YA:1403:C:H5''	25:YA:1471:A:C1'	2.25	0.66
25:YA:270(A):A:N3	25:YA:365:C:O2'	2.27	0.66
33:YN:57:ALA:HA	33:YN:60:ILE:HD11	1.78	0.66
35:YP:66:GLY:O	35:YP:67:MET:HB3	1.94	0.66
25:YA:2470:G:H5'	36:YQ:56:ARG:NH2	2.10	0.66
36:YQ:88:GLY:C	36:YQ:90:VAL:N	2.47	0.66
44:YY:89:PHE:C	44:YY:90:LEU:HD13	2.15	0.66
1:QA:1277:C:O2'	1:QA:1279:A:H8	1.78	0.66
1:QA:804:U:H5''	1:QA:805:C:OP2	1.95	0.66
8:QH:10:LEU:HD23	8:QH:10:LEU:H	1.60	0.66
50:R4:37:SER:C	50:R4:39:CYS:H	1.98	0.66
25:RA:25:U:H5''	42:RW:80:PRO:HD3	1.75	0.66
27:RD:145:VAL:HG12	27:RD:146:GLU:O	1.96	0.66
28:RE:174:ASP:CG	28:RE:175:VAL:H	1.98	0.66
31:RH:77:LYS:HG2	31:RH:77:LYS:O	1.94	0.66
35:RP:1:MET:CE	35:RP:5:ASP:HB3	2.24	0.66
29:RF:34:TRP:HA	35:RP:6:LEU:HD12	1.77	0.66
1:XA:1199:U:H4'	10:XJ:54:PHE:CZ	2.30	0.66
1:XA:545:C:OP2	4:XD:62:GLN:NE2	2.28	0.66
4:XD:13:ARG:HA	4:XD:33:MET:HE3	1.76	0.66
19:XS:5:LEU:HD11	50:Y4:66:SER:CB	2.24	0.66
20:XT:97:ALA:O	20:XT:99:LEU:N	2.27	0.66
25:YA:2654:A:H62	25:YA:2667:C:N4	1.94	0.66
27:YD:172:TYR:HB3	27:YD:184:LYS:HG2	1.77	0.66
33:YN:58:ASP:H	33:YN:60:ILE:CD1	2.09	0.66

Continued on next page...

Continued from previous page...

Atom-1	Atom-2	Interatomic distance (Å)	Clash overlap (Å)
35:YP:122:PRO:HA	35:YP:141:ALA:O	1.95	0.66
25:YA:587:C:OP2	35:YP:21:ARG:NH2	2.27	0.66
36:YQ:32:TYR:HD1	36:YQ:133:ARG:HA	1.61	0.66
41:YV:53:GLU:O	41:YV:53:GLU:HG2	1.94	0.66
1:QA:865:A:H5'	1:QA:1078:U:C5	2.29	0.66
4:QD:165:MET:HA	4:QD:165:MET:HE3	1.78	0.66
8:QH:23:SER:HA	8:QH:63:LEU:CD2	2.24	0.66
17:QQ:56:VAL:HB	17:QQ:78:GLU:HB3	1.76	0.66
25:RA:1190:G:OP1	35:RP:30:THR:OG1	2.12	0.66
25:RA:637:A:H2'	35:RP:117:GLU:OE2	1.94	0.66
25:RA:997:G:OP1	40:RU:93:LYS:HD3	1.94	0.66
27:RD:68:LYS:HB2	27:RD:70:TRP:CZ3	2.31	0.66
31:RH:168:PRO:O	31:RH:169:VAL:HG12	1.96	0.66
32:RI:57:ARG:O	32:RI:61:ARG:HG2	1.96	0.66
34:RO:14:THR:O	34:RO:51:ALA:HB3	1.95	0.66
34:RO:86:ILE:HD12	34:RO:86:ILE:H	1.61	0.66
39:RT:50:ILE:CD1	39:RT:102:ILE:HD11	2.25	0.66
39:RT:11:GLU:CD	39:RT:11:GLU:N	2.47	0.66
4:XD:52:SER:O	4:XD:56:VAL:HG23	1.95	0.66
7:XG:141:VAL:O	7:XG:141:VAL:HG12	1.95	0.66
7:XG:69:VAL:O	7:XG:69:VAL:HG12	1.95	0.66
8:XH:84:ARG:NH1	8:XH:84:ARG:HG3	2.10	0.66
48:Y2:65:ASN:HB3	48:Y2:69:ARG:NH1	2.10	0.66
51:Y5:40:LYS:NZ	51:Y5:48:GLU:HB2	2.10	0.66
25:YA:1533:C:H2'	25:YA:1534:G:N7	2.11	0.66
25:YA:578:A:OP1	25:YA:1255:U:O2'	2.13	0.66
27:YD:68:LYS:HB2	27:YD:70:TRP:CZ3	2.31	0.66
28:YE:28:ALA:O	28:YE:93:VAL:HG23	1.96	0.66
35:YP:81:GLN:NE2	35:YP:106:LEU:O	2.29	0.66
43:YX:11:PRO:HB3	43:YX:92:LEU:HD21	1.78	0.66
1:QA:946:A:O2'	1:QA:1333:A:N3	2.27	0.66
3:QC:101:LEU:HD23	3:QC:102:ASN:N	2.11	0.66
3:QC:73:PRO:O	3:QC:76:VAL:HG22	1.96	0.66
7:QG:78:ARG:NH1	7:QG:80:VAL:HG23	2.11	0.66
25:RA:270(T):G:OP1	47:R1:97:LEU:HD13	1.95	0.66
27:RD:44:ASN:HB3	27:RD:49:ILE:HG22	1.78	0.66
28:RE:101:ARG:CZ	28:RE:171:GLU:HB2	2.25	0.66
28:RE:9:VAL:HB	28:RE:25:VAL:HG23	1.75	0.66
30:RG:136:ARG:O	30:RG:154:GLY:HA3	1.95	0.66
25:RA:227:A:OP1	35:RP:76:LYS:HE3	1.95	0.66
35:RP:81:GLN:NE2	35:RP:106:LEU:O	2.29	0.66

Continued on next page...

Continued from previous page...

Atom-1	Atom-2	Interatomic distance (Å)	Clash overlap (Å)
40:RU:88:ILE:N	40:RU:88:ILE:HD13	2.10	0.66
41:RV:44:LYS:O	41:RV:46:VAL:N	2.28	0.66
44:RY:94:LYS:HE3	44:RY:101:LYS:NZ	2.11	0.66
8:XH:29:SER:HB3	8:XH:32:LYS:CG	2.22	0.66
10:XJ:81:THR:C	10:XJ:83:GLU:H	1.99	0.66
13:XM:3:ARG:HD2	13:XM:9:ILE:HG12	1.77	0.66
18:XR:70:ILE:O	18:XR:74:ARG:HG3	1.95	0.66
13:XM:65:LYS:HE2	50:Y4:50:VAL:HG11	1.76	0.66
54:Y8:30:ARG:O	54:Y8:31:HIS:HB2	1.96	0.66
30:YG:136:ARG:O	30:YG:154:GLY:HA3	1.95	0.66
33:YN:134:ARG:N	33:YN:135:PRO:HD3	1.97	0.66
38:YS:107:GLU:H	38:YS:110:LEU:HD11	1.60	0.66
40:YU:88:ILE:HD13	40:YU:88:ILE:N	2.10	0.66
1:QA:1004:A:O5'	1:QA:1025:U:N3	2.28	0.66
1:QA:624:C:H2'	1:QA:625:G:H8	1.60	0.66
2:QB:25:ASN:O	2:QB:27:LYS:N	2.27	0.66
5:QE:78:HIS:HD2	8:QH:104:ARG:HG2	1.54	0.66
13:QM:117:VAL:HG22	13:QM:118:ALA:H	1.59	0.66
13:QM:81:LEU:O	13:QM:84:ILE:HG22	1.95	0.66
47:R1:86:SER:N	47:R1:87:PRO:HD2	2.10	0.66
25:RA:675:A:N3	25:RA:2443:C:O2'	2.29	0.66
25:RA:27:G:H1'	25:RA:513:A:H62	1.60	0.66
25:RA:398:G:H2'	25:RA:399:G:C8	2.30	0.66
25:RA:813:U:H2'	25:RA:814:C:H6	1.60	0.66
29:RF:175:THR:O	29:RF:176:LEU:HB2	1.96	0.66
25:RA:583:G:H5''	40:RU:10:ARG:HH12	1.61	0.66
44:RY:47:LYS:HG2	44:RY:60:PHE:CE1	2.31	0.66
44:RY:75:ILE:HG12	44:RY:76:CYS:N	2.10	0.66
1:XA:44:G:C2	1:XA:45:U:H1'	2.31	0.66
1:XA:718:G:H5''	1:XA:719:C:OP2	1.96	0.66
12:XL:26:ALA:O	12:XL:27:LEU:O	2.14	0.66
19:XS:35:SER:O	19:XS:71:LEU:HD12	1.96	0.66
1:XA:1453:G:H2'	20:XT:39:LYS:NZ	2.11	0.66
47:Y1:11:ARG:HH11	47:Y1:11:ARG:HB3	1.61	0.66
25:YA:125:G:H5''	53:Y7:19:ARG:HD3	1.77	0.66
25:YA:2477:C:H2'	55:Y9:1:MET:HG3	1.78	0.66
25:YA:744:G:N2	25:YA:753:C:O2	2.21	0.66
28:YE:174:ASP:CG	28:YE:175:VAL:H	1.98	0.66
28:YE:37:ARG:HA	28:YE:37:ARG:NE	2.11	0.66
25:YA:2392:A:H8	35:YP:60:MET:HG3	1.61	0.66
38:YS:106:ARG:HA	38:YS:110:LEU:CD2	2.25	0.66

Continued on next page...

Continued from previous page...

Atom-1	Atom-2	Interatomic distance (Å)	Clash overlap (Å)
1:QA:1084:G:H5'	1:QA:1102:A:OP2	1.95	0.66
1:QA:1333:A:C2	1:QA:1334:G:H1'	2.31	0.66
47:R1:51:VAL:HG11	47:R1:74:VAL:HG21	1.76	0.66
25:RA:577:G:O2'	25:RA:1254:A:OP1	2.14	0.66
25:RA:866:A:N3	25:RA:866:A:H2'	2.09	0.66
27:RD:35:LYS:CA	27:RD:64:ILE:HG22	2.26	0.66
28:RE:26:ILE:HD13	28:RE:27:LEU:N	2.10	0.66
28:RE:62:PRO:O	28:RE:64:LYS:N	2.28	0.66
36:RQ:88:GLY:C	36:RQ:90:VAL:N	2.47	0.66
1:XA:1118:C:H1'	1:XA:1179:A:C4	2.30	0.66
2:XB:24:TRP:HD1	2:XB:24:TRP:H	1.43	0.66
13:XM:81:LEU:O	13:XM:84:ILE:HG22	1.95	0.66
1:XA:667:G:H4'	15:XO:51:HIS:CE1	2.31	0.66
35:YP:61:ARG:NH2	54:Y8:13:ARG:HD2	2.10	0.66
25:YA:2632:A:HO2'	25:YA:2811:G:HO2'	1.37	0.66
27:YD:135:PHE:N	27:YD:135:PHE:CD2	2.61	0.66
27:YD:183:ARG:HH11	27:YD:183:ARG:CG	2.07	0.66
32:YI:29:TYR:O	32:YI:33:ARG:HB2	1.95	0.66
36:YQ:20:ALA:HB1	36:YQ:99:PRO:HD2	1.77	0.66
44:YY:94:LYS:HE3	44:YY:101:LYS:NZ	2.11	0.66
45:YZ:52:SER:O	45:YZ:52:SER:OG	2.05	0.66
1:QA:255:G:H2'	1:QA:256:U:H6	1.58	0.66
2:QB:87:ARG:HH11	2:QB:223:ILE:CD1	2.09	0.66
17:QQ:27:PHE:CZ	17:QQ:36:ILE:HD11	2.31	0.66
50:R4:16:CYS:SG	50:R4:33:VAL:HB	2.35	0.66
25:RA:1065:U:O2	25:RA:1074:G:N1	2.29	0.66
25:RA:1349:A:N6	25:RA:1598:C:H42	1.94	0.66
27:RD:237:GLU:OE1	27:RD:237:GLU:N	2.29	0.66
27:RD:35:LYS:HZ1	27:RD:65:ILE:HA	1.60	0.66
33:RN:58:ASP:H	33:RN:60:ILE:CD1	2.09	0.66
25:RA:1190:G:H5'	35:RP:32:THR:HA	1.78	0.66
36:RQ:33:GLY:HA2	36:RQ:105:GLU:HA	1.76	0.66
38:RS:106:ARG:HA	38:RS:110:LEU:CD2	2.26	0.66
44:RY:14:LEU:HD23	44:RY:15:VAL:N	2.10	0.66
1:XA:674:G:H2'	1:XA:675:A:C8	2.27	0.66
1:XA:1112:C:H1'	3:XC:179:ARG:HH11	1.61	0.66
5:XE:75:THR:HG23	5:XE:76:ILE:N	2.11	0.66
7:XG:78:ARG:NH1	7:XG:80:VAL:HG23	2.11	0.66
8:XH:10:LEU:H	8:XH:10:LEU:HD23	1.59	0.66
13:XM:74:VAL:O	13:XM:78:ILE:HG13	1.96	0.66
14:YN:40:CYS:SG	14:YN:43:CYS:CB	2.83	0.66

Continued on next page...

Continued from previous page...

Atom-1	Atom-2	Interatomic distance (Å)	Clash overlap (Å)
47:Y1:80:LEU:HD23	47:Y1:80:LEU:N	2.10	0.66
48:Y2:47:ASN:H	48:Y2:47:ASN:ND2	1.92	0.66
25:YA:1210:A:C8	25:YA:1210:A:H5'	2.31	0.66
25:YA:2389:G:H5''	25:YA:2390:U:H5'	1.78	0.66
30:YG:145:THR:HG23	50:Y4:28:LYS:NZ	2.11	0.66
31:YH:125:VAL:CG1	31:YH:126:PRO:HG3	2.25	0.66
40:YU:65:ILE:HG12	40:YU:96:ALA:CB	2.26	0.66
44:YY:47:LYS:HG2	44:YY:60:PHE:CE1	2.31	0.66
1:QA:607:A:H2'	1:QA:608:A:O4'	1.96	0.66
1:QA:677:U:H3	1:QA:713:G:H22	1.43	0.66
6:QF:41:GLU:O	6:QF:43:LEU:HD12	1.96	0.66
10:QJ:99:LYS:O	10:QJ:100:THR:HG23	1.96	0.66
12:QL:25:PRO:C	12:QL:27:LEU:H	1.98	0.66
35:RP:61:ARG:NH2	54:R8:13:ARG:HD2	2.10	0.66
54:R8:30:ARG:O	54:R8:31:HIS:HB2	1.96	0.66
25:RA:67:U:H2'	25:RA:68:G:H8	1.60	0.66
25:RA:774:A:O2'	25:RA:775:G:O5'	2.14	0.66
27:RD:121:PRO:HB3	27:RD:135:PHE:CE1	2.30	0.66
27:RD:183:ARG:HH11	27:RD:183:ARG:CG	2.07	0.66
38:RS:88:ASP:OD2	38:RS:90:GLY:N	2.28	0.66
44:RY:99:CYS:SG	44:RY:100:ALA:N	2.69	0.66
1:XA:1016:A:H2'	1:XA:1017:G:O4'	1.95	0.66
19:XS:15:LEU:O	19:XS:19:VAL:N	2.26	0.66
50:Y4:71:ARG:CG	50:Y4:71:ARG:HH11	1.98	0.66
25:YA:2712:U:H1'	25:YA:2712(A):A:N7	2.11	0.66
28:YE:36:ARG:HH11	28:YE:36:ARG:HB3	1.60	0.66
34:YO:113:LYS:O	34:YO:117:LEU:HD12	1.96	0.66
34:YO:71:ARG:NH1	39:YT:74:ARG:HH21	1.94	0.66
38:YS:88:ASP:OD2	38:YS:90:GLY:N	2.28	0.66
25:YA:1221:C:OP1	41:YV:68:LYS:HE2	1.96	0.66
1:QA:192:U:C4'	20:QT:103:GLY:HA2	2.26	0.65
3:QC:140:ARG:CZ	3:QC:140:ARG:HB2	2.25	0.65
5:QE:78:HIS:HB3	8:QH:104:ARG:O	1.96	0.65
7:QG:69:VAL:HG12	7:QG:69:VAL:O	1.95	0.65
5:QE:78:HIS:CD2	8:QH:104:ARG:NE	2.64	0.65
15:QO:25:THR:HG21	15:QO:70:LEU:HB2	1.77	0.65
48:R2:64:LEU:HD22	48:R2:68:ARG:HD2	1.76	0.65
25:RA:288:C:H2'	25:RA:289:A:H8	1.61	0.65
25:RA:76:C:O2'	48:R2:62:THR:HG21	1.96	0.65
25:RA:994:C:O2'	25:RA:996:A:OP1	2.11	0.65
26:RB:22:U:H3	26:RB:61:G:H1	1.43	0.65

Continued on next page...

Continued from previous page...

Atom-1	Atom-2	Interatomic distance (Å)	Clash overlap (Å)
39:RT:22:PHE:N	39:RT:22:PHE:CD2	2.63	0.65
42:RW:25:ARG:HB2	42:RW:25:ARG:NH1	2.11	0.65
43:RX:65:ARG:N	43:RX:65:ARG:HD3	2.11	0.65
44:RY:60:PHE:O	44:RY:61:ILE:HD12	1.95	0.65
2:XB:14:GLY:O	2:XB:15:VAL:HG13	1.96	0.65
10:XJ:39:PRO:HB3	10:XJ:70:ARG:HH12	1.61	0.65
14:YN:23:ARG:NH1	14:YN:30:ALA:HB2	2.11	0.65
17:XQ:74:LEU:HD12	17:XQ:75:ARG:HG2	1.76	0.65
26:YB:12:C:O2'	46:Y0:74:ARG:HG3	1.95	0.65
25:YA:1761:C:H42	25:YA:1762:A:H62	1.44	0.65
25:YA:2839:G:H1	25:YA:2878:U:H3	1.41	0.65
27:YD:121:PRO:HB3	27:YD:135:PHE:CE1	2.30	0.65
28:YE:101:ARG:CZ	28:YE:171:GLU:HB2	2.26	0.65
28:YE:13:ARG:NH1	28:YE:21:VAL:HG12	2.11	0.65
1:QA:1004:A:P	1:QA:1025:U:H3	2.19	0.65
2:QB:87:ARG:O	2:QB:87:ARG:HD2	1.95	0.65
9:QI:28:VAL:HA	9:QI:63:ILE:HB	1.79	0.65
25:RA:1636:C:H2'	25:RA:1637:A:C8	2.32	0.65
25:RA:2749:A:H4'	31:RH:62:LYS:HB3	1.78	0.65
25:RA:846:C:H42	25:RA:931:G:H1	1.43	0.65
4:XD:52:SER:HB3	4:XD:55:ALA:HB2	1.77	0.65
6:XF:96:PRO:HB3	18:XR:30:ASP:OD2	1.95	0.65
10:XJ:99:LYS:O	10:XJ:100:THR:HG23	1.96	0.65
17:XQ:27:PHE:CZ	17:XQ:36:ILE:HD11	2.31	0.65
52:Y6:7:ILE:C	52:Y6:9:LEU:H	1.98	0.65
25:YA:1805:U:O2	27:YD:50:THR:HB	1.96	0.65
25:YA:2376:A:N1	38:YS:87:PHE:CD2	2.64	0.65
4:QD:166:LYS:CD	27:YD:134:ARG:NH1	2.60	0.65
31:YH:124:GLU:HB3	31:YH:132:ARG:HD2	1.77	0.65
34:YO:86:ILE:HD12	34:YO:86:ILE:H	1.61	0.65
37:YR:26:LYS:HE2	37:YR:70:LEU:O	1.95	0.65
42:YW:65:LEU:HD12	42:YW:68:ARG:NH1	2.10	0.65
44:YY:42:VAL:CG1	44:YY:65:ALA:HB3	2.26	0.65
1:QA:1266:G:N2	1:QA:1270:C:N3	2.44	0.65
2:QB:164:VAL:HB	2:QB:186:ALA:HB2	1.78	0.65
5:QE:41:VAL:CG1	5:QE:113:ALA:HB2	2.25	0.65
8:QH:20:TYR:HA	8:QH:65:TYR:HE2	1.60	0.65
12:QL:21:LYS:HD2	12:QL:21:LYS:N	2.11	0.65
20:QT:44:ALA:HB2	20:QT:88:VAL:HG13	1.78	0.65
25:RA:2233:U:H2'	25:RA:2234:G:C8	2.32	0.65
25:RA:769:G:H2'	25:RA:770:G:H8	1.60	0.65

Continued on next page...

Continued from previous page...

Atom-1	Atom-2	Interatomic distance (Å)	Clash overlap (Å)
25:RA:910:A:N3	25:RA:2264:C:O2'	2.25	0.65
27:RD:27:THR:CG2	27:RD:28:GLU:H	2.09	0.65
34:RO:113:LYS:O	34:RO:117:LEU:HD12	1.96	0.65
1:XA:1243:C:H42	1:XA:1294:G:H1	1.43	0.65
15:XO:8:LYS:O	15:XO:12:ILE:HG13	1.96	0.65
25:YA:1190:G:OP1	35:YP:30:THR:OG1	2.13	0.65
25:YA:1790:C:H5''	25:YA:1791:A:OP1	1.96	0.65
27:YD:145:VAL:HG12	27:YD:146:GLU:O	1.96	0.65
28:YE:10:GLY:H	28:YE:25:VAL:HG23	1.59	0.65
31:YH:168:PRO:O	31:YH:169:VAL:HG12	1.96	0.65
43:YX:65:ARG:HD3	43:YX:65:ARG:N	2.12	0.65
44:YY:35:TYR:CE1	44:YY:69:ALA:HB3	2.31	0.65
45:YZ:74:VAL:HG22	45:YZ:86:VAL:HG13	1.78	0.65
2:QB:17:PHE:HD2	2:QB:44:LEU:HD21	1.61	0.65
4:QD:122:ARG:HD3	4:QD:122:ARG:O	1.97	0.65
4:QD:94:LEU:H	4:QD:94:LEU:CD1	2.08	0.65
10:QJ:38:ILE:HD11	10:QJ:71:LEU:HB3	1.78	0.65
12:QL:115:LYS:O	12:QL:117:ARG:HG3	1.96	0.65
16:QP:45:THR:HG22	16:QP:47:ASP:H	1.60	0.65
21:QU:25:LYS:HE2	21:QU:26:LYS:O	1.96	0.65
27:RD:176:ARG:HH11	27:RD:176:ARG:HG2	1.60	0.65
25:RA:1903:G:OP2	27:RD:241:PRO:HB2	1.96	0.65
31:RH:128:PRO:CD	31:RH:129:THR:H	2.09	0.65
32:RI:85:GLU:OE1	32:RI:86:THR:OG1	2.14	0.65
35:RP:138:LEU:HD11	35:RP:144:GLU:HG3	1.78	0.65
41:RV:76:LYS:HB2	41:RV:81:TYR:HB3	1.79	0.65
45:RZ:111:VAL:HG22	45:RZ:112:ARG:H	1.62	0.65
3:XC:70:VAL:HG12	3:XC:71:ALA:N	2.10	0.65
6:XF:41:GLU:O	6:XF:43:LEU:HD12	1.96	0.65
9:XI:53:VAL:HG21	9:XI:92:TYR:CE1	2.32	0.65
10:XJ:38:ILE:HD11	10:XJ:71:LEU:HB3	1.78	0.65
16:XP:45:THR:HG22	16:XP:47:ASP:H	1.60	0.65
25:YA:1407:C:H42	25:YA:1595:G:H1	1.43	0.65
25:YA:1899:G:H22	25:YA:1902:C:N4	1.92	0.65
27:YD:27:THR:CG2	27:YD:28:GLU:H	2.09	0.65
1:QA:1305:G:N2	1:QA:1331:G:H2'	2.12	0.65
1:QA:474:G:H5'	16:QP:81:ARG:HG3	1.77	0.65
1:QA:565:U:H5''	1:QA:566:G:H2'	1.78	0.65
4:QD:13:ARG:HD3	4:QD:38:TYR:O	1.97	0.65
7:QG:11:GLN:O	7:QG:12:LEU:HD13	1.97	0.65
19:QS:15:LEU:O	19:QS:19:VAL:N	2.26	0.65

Continued on next page...

Continued from previous page...

Atom-1	Atom-2	Interatomic distance (Å)	Clash overlap (Å)
19:QS:21:GLU:O	19:QS:25:LYS:HB3	1.97	0.65
19:QS:3:ARG:CZ	19:QS:8:GLY:HA2	2.26	0.65
51:R5:40:LYS:NZ	51:R5:48:GLU:HB2	2.10	0.65
41:RV:53:GLU:O	41:RV:53:GLU:HG2	1.94	0.65
1:XA:1023:G:H3'	1:XA:1024:G:H5''	1.79	0.65
1:XA:1219:U:OP1	14:YN:19:ARG:NH2	2.18	0.65
2:XB:67:THR:HG21	2:XB:155:LEU:CD2	2.26	0.65
2:XB:87:ARG:HH11	2:XB:223:ILE:CD1	2.09	0.65
4:XD:52:SER:HB3	4:XD:55:ALA:CB	2.27	0.65
16:XP:21:VAL:HG23	16:XP:33:ILE:HB	1.77	0.65
20:XT:36:LEU:HD12	20:XT:55:ILE:HG23	1.76	0.65
48:Y2:42:GLY:O	48:Y2:44:LEU:N	2.30	0.65
25:YA:1826:G:H4'	27:YD:242:ARG:HH21	1.62	0.65
27:YD:80:ALA:HB3	27:YD:94:LEU:CD1	2.26	0.65
35:YP:90:ARG:NE	35:YP:91:PHE:HD1	1.93	0.65
1:QA:1203:C:H2'	1:QA:1204:A:C8	2.31	0.65
3:QC:70:VAL:HG12	3:QC:71:ALA:N	2.10	0.65
4:QD:52:SER:O	4:QD:56:VAL:HG23	1.95	0.65
9:QI:118:LYS:HZ3	9:QI:118:LYS:CB	2.09	0.65
13:QM:74:VAL:O	13:QM:78:ILE:HG13	1.96	0.65
16:QP:6:LEU:HD23	16:QP:17:TYR:CD2	2.32	0.65
25:RA:2456:C:H42	25:RA:2495:G:H1	1.43	0.65
29:RF:155:LEU:HD13	29:RF:174:VAL:CG1	2.27	0.65
34:RO:12:ASP:OD1	34:RO:14:THR:HG23	1.97	0.65
36:RQ:59:ARG:C	36:RQ:60:ARG:HG3	2.17	0.65
41:RV:43:GLU:HA	41:RV:43:GLU:OE2	1.95	0.65
1:XA:1316:G:N2	1:XA:1319:A:OP2	2.29	0.65
1:XA:429:U:H1'	1:XA:430:A:H5''	1.78	0.65
2:XB:87:ARG:O	2:XB:87:ARG:HD2	1.95	0.65
19:XS:10:PHE:CG	19:XS:11:VAL:N	2.65	0.65
20:XT:83:ARG:CA	20:XT:86:ARG:HB3	2.27	0.65
48:Y2:69:ARG:NH1	48:Y2:69:ARG:HB2	2.11	0.65
25:YA:1055:G:O2'	25:YA:1085:A:N1	2.27	0.65
25:YA:1429:G:H2'	25:YA:1430:C:C6	2.31	0.65
25:YA:2093:G:H2'	25:YA:2094:G:H8	1.60	0.65
35:YP:113:LYS:HG2	35:YP:115:LEU:HD23	1.79	0.65
35:YP:39:LYS:HA	35:YP:45:LEU:HD13	1.79	0.65
1:QA:1071:C:H5''	5:QE:49:PRO:HG2	1.79	0.65
7:QG:21:VAL:HG23	7:QG:22:LEU:H	1.60	0.65
10:QJ:27:ALA:CB	10:QJ:34:VAL:HG21	2.26	0.65
15:QO:8:LYS:O	15:QO:12:ILE:HG13	1.97	0.65

Continued on next page...

Continued from previous page...

Atom-1	Atom-2	Interatomic distance (Å)	Clash overlap (Å)
6:QF:98:LEU:HB3	18:QR:30:ASP:HA	1.79	0.65
50:R4:49:PHE:O	50:R4:50:VAL:HG23	1.97	0.65
25:RA:597:U:H2'	25:RA:598:G:H8	1.62	0.65
25:RA:896:A:C2	45:RZ:146:ILE:HD11	2.32	0.65
26:RB:55:U:H4'	30:RG:28:VAL:HG21	1.79	0.65
28:RE:28:ALA:O	28:RE:93:VAL:HG23	1.95	0.65
31:RH:150:ALA:C	31:RH:152:ARG:N	2.44	0.65
35:RP:39:LYS:HA	35:RP:45:LEU:HD13	1.79	0.65
34:RO:71:ARG:NH1	39:RT:74:ARG:HH21	1.94	0.65
25:RA:1156:A:C8	40:RU:51:LYS:HD2	2.32	0.65
40:RU:90:VAL:CG1	40:RU:91:ASP:H	2.00	0.65
42:RW:18:ARG:HG3	42:RW:76:VAL:HG13	1.77	0.65
1:XA:1002:G:H2'	1:XA:1003:G:H8	1.62	0.65
1:XA:797:C:OP1	11:XK:124:LYS:HE2	1.96	0.65
2:XB:17:PHE:HD2	2:XB:44:LEU:HD21	1.61	0.65
7:XG:21:VAL:HG23	7:XG:22:LEU:H	1.61	0.65
12:XL:39:VAL:HB	12:XL:57:LYS:HB2	1.78	0.65
25:YA:2071:A:H2	25:YA:2441:C:N3	1.94	0.65
25:YA:451:C:H4'	29:YF:52:LYS:NZ	2.12	0.65
25:YA:2468:G:H5''	36:YQ:120:ILE:HD12	1.79	0.65
44:YY:99:CYS:SG	44:YY:100:ALA:N	2.69	0.65
1:QA:991:U:O4	1:QA:1212:U:O2'	2.09	0.65
4:QD:28:SER:CB	4:QD:29:PRO:HD3	2.25	0.65
12:QL:39:VAL:HB	12:QL:57:LYS:HB2	1.79	0.65
16:QP:51:VAL:HG21	16:QP:77:ALA:HB2	1.78	0.65
6:QF:50:TYR:CE1	18:QR:77:GLY:HA2	2.32	0.65
47:R1:29:GLY:O	47:R1:30:VAL:HG23	1.97	0.65
47:R1:82:LEU:CD1	47:R1:83:GLU:C	2.64	0.65
13:QM:3:ARG:HG2	50:R4:34:GLU:OE1	1.96	0.65
50:R4:36:CYS:O	50:R4:37:SER:O	2.14	0.65
52:R6:7:ILE:HG13	52:R6:8:LYS:N	2.06	0.65
27:RD:172:TYR:HB3	27:RD:184:LYS:HG2	1.77	0.65
34:RO:7:TYR:CE1	34:RO:20:MET:HB2	2.32	0.65
35:RP:6:LEU:O	35:RP:7:ARG:HG2	1.97	0.65
9:XI:112:LYS:HA	9:XI:119:ALA:HB2	1.77	0.65
10:XJ:54:PHE:C	10:XJ:55:LYS:HG3	2.17	0.65
13:XM:51:ALA:O	13:XM:55:ARG:HG3	1.97	0.65
16:XP:6:LEU:HD23	16:XP:17:TYR:CD2	2.32	0.65
6:XF:98:LEU:HB3	18:XR:30:ASP:HA	1.79	0.65
18:XR:73:ALA:HB3	18:XR:79:LEU:HD12	1.78	0.65
54:Y8:52:LYS:O	54:Y8:52:LYS:HG3	1.97	0.65

Continued on next page...

Continued from previous page...

Atom-1	Atom-2	Interatomic distance (Å)	Clash overlap (Å)
25:YA:2466:C:OP1	55:Y9:4:ARG:HB2	1.97	0.65
25:YA:2073:C:H2'	25:YA:2074:U:H6	1.61	0.65
25:YA:702:G:N2	25:YA:730:C:N3	2.44	0.65
33:YN:43:THR:HB	33:YN:46:VAL:CG1	2.27	0.65
39:YT:11:GLU:OE1	39:YT:11:GLU:N	2.27	0.65
40:YU:74:LEU:HD23	40:YU:114:LYS:HD3	1.78	0.65
1:QA:1124:G:H3'	1:QA:1145:C:H41	1.62	0.65
2:QB:14:GLY:O	2:QB:15:VAL:HG13	1.96	0.65
8:QH:20:TYR:CE2	8:QH:75:ARG:HD2	2.32	0.65
10:QJ:34:VAL:HG22	10:QJ:74:ILE:HG22	1.77	0.65
15:QO:74:ASP:OD1	15:QO:77:ARG:N	2.30	0.65
18:QR:43:PHE:CE2	18:QR:58:LEU:HD11	2.31	0.65
47:R1:11:ARG:HH11	47:R1:11:ARG:HB3	1.61	0.65
51:R5:40:LYS:HD3	51:R5:46:CYS:CB	2.26	0.65
51:R5:56:LYS:H	51:R5:56:LYS:CD	2.07	0.65
25:RA:1292:U:H2'	25:RA:1293:C:C6	2.31	0.65
28:RE:37:ARG:HA	28:RE:37:ARG:NE	2.11	0.65
44:RY:35:TYR:CE1	44:RY:69:ALA:HB3	2.31	0.65
1:XA:607:A:C2	16:XP:31:LYS:HB2	2.31	0.65
3:XC:101:LEU:HD23	3:XC:102:ASN:N	2.11	0.65
5:XE:50:GLU:HG3	5:XE:52:PRO:HD2	1.79	0.65
7:XG:11:GLN:O	7:XG:12:LEU:HD13	1.97	0.65
12:XL:25:PRO:C	12:XL:27:LEU:H	1.98	0.65
15:XO:25:THR:HG21	15:XO:70:LEU:HB2	1.77	0.65
19:XS:3:ARG:CZ	19:XS:8:GLY:HA2	2.26	0.65
46:Y0:68:GLU:OE1	46:Y0:82:ARG:NH1	2.30	0.65
19:XS:68:GLY:HA3	50:Y4:68:ARG:CB	2.27	0.65
28:YE:201:THR:HG22	28:YE:203:LYS:N	2.07	0.65
26:YB:42:C:O2	30:YG:93:THR:N	2.28	0.65
31:YH:128:PRO:CD	31:YH:129:THR:H	2.09	0.65
35:YP:138:LEU:HD11	35:YP:144:GLU:HG3	1.78	0.65
35:YP:97:PRO:HD3	35:YP:126:VAL:O	1.97	0.65
1:QA:486:U:H2'	1:QA:487:A:H8	1.62	0.65
1:QA:540:G:H2'	1:QA:541:G:C8	2.32	0.65
2:QB:155:LEU:HD12	2:QB:157:ARG:O	1.97	0.65
19:QS:10:PHE:CG	19:QS:11:VAL:N	2.65	0.65
20:QT:83:ARG:CA	20:QT:86:ARG:HB3	2.27	0.65
25:RA:2770:G:H5''	25:RA:2771:C:OP2	1.96	0.65
25:RA:879:G:C2	25:RA:880:G:H1'	2.32	0.65
27:RD:122:ASP:CG	27:RD:123:ALA:H	2.00	0.65
28:RE:13:ARG:NH1	28:RE:21:VAL:HG12	2.11	0.65

Continued on next page...

Continued from previous page...

Atom-1	Atom-2	Interatomic distance (Å)	Clash overlap (Å)
29:RF:45:ARG:CG	29:RF:45:ARG:HH11	2.09	0.65
25:RA:443:A:N7	29:RF:45:ARG:HD2	2.12	0.65
30:RG:145:THR:HG23	50:R4:28:LYS:NZ	2.11	0.65
1:XA:1314:C:OP2	19:XS:4:SER:OG	2.15	0.65
2:XB:164:VAL:HB	2:XB:186:ALA:HB2	1.78	0.65
2:XB:7:VAL:HG22	2:XB:8:LYS:HD3	1.76	0.65
3:XC:34:LEU:HD21	3:XC:38:ARG:HD2	1.79	0.65
15:XO:74:ASP:OD1	15:XO:77:ARG:N	2.30	0.65
19:XS:21:GLU:HG3	19:XS:22:LEU:N	2.11	0.65
1:XA:1320:C:N4	19:XS:36:ARG:HG3	2.12	0.65
20:XT:44:ALA:HB2	20:XT:88:VAL:HG13	1.78	0.65
47:Y1:82:LEU:CD1	47:Y1:83:GLU:C	2.64	0.65
54:Y8:56:GLU:N	54:Y8:56:GLU:OE1	2.30	0.65
25:YA:2807:G:N1	25:YA:2893:G:O6	2.30	0.65
27:YD:44:ASN:HB3	27:YD:49:ILE:HG22	1.78	0.65
35:YP:6:LEU:O	35:YP:7:ARG:HG2	1.97	0.65
36:YQ:23:GLY:HA3	36:YQ:101:ARG:NH1	2.12	0.65
37:YR:28:LEU:HD21	37:YR:114:VAL:HG12	1.79	0.65
1:QA:954:G:H21	1:QA:1227:A:N6	1.91	0.64
10:QJ:6:ILE:HD11	10:QJ:72:VAL:CB	2.24	0.64
12:QL:26:ALA:O	12:QL:27:LEU:O	2.14	0.64
47:R1:80:LEU:HD12	47:R1:81:LYS:HE3	1.78	0.64
48:R2:69:ARG:HB2	48:R2:69:ARG:NH1	2.11	0.64
25:RA:1814:G:H4'	27:RD:51:VAL:HG21	1.79	0.64
25:RA:363(B):G:H2'	25:RA:363(C):G:C8	2.32	0.64
25:RA:389:G:H1	35:RP:70:GLN:HB3	1.62	0.64
35:RP:97:PRO:HD3	35:RP:126:VAL:O	1.97	0.64
40:RU:74:LEU:HD23	40:RU:114:LYS:HD3	1.78	0.64
1:XA:953:G:N7	13:XM:104:ARG:NH2	2.45	0.64
4:XD:122:ARG:HD3	4:XD:122:ARG:O	1.97	0.64
12:XL:115:LYS:O	12:XL:117:ARG:HG3	1.97	0.64
12:XL:21:LYS:N	12:XL:21:LYS:HD2	2.11	0.64
25:YA:278:A:O2'	25:YA:279:C:O4'	2.08	0.64
27:YD:176:ARG:HG2	27:YD:176:ARG:HH11	1.61	0.64
36:YQ:81:VAL:O	36:YQ:82:ARG:HG2	1.97	0.64
40:YU:102:GLU:HG3	41:YV:2:PHE:HE2	1.62	0.64
42:YW:25:ARG:HB2	42:YW:25:ARG:NH1	2.11	0.64
42:YW:59:VAL:HG12	42:YW:60:ASN:N	2.11	0.64
45:YZ:10:ARG:HH21	45:YZ:26:GLY:H	1.45	0.64
1:QA:1321:C:H5''	1:QA:1322:C:H5''	1.79	0.64
1:QA:546:G:P	4:QD:72:GLU:HB3	2.37	0.64

Continued on next page...

Continued from previous page...

Atom-1	Atom-2	Interatomic distance (Å)	Clash overlap (Å)
2:QB:67:THR:HG21	2:QB:155:LEU:CD2	2.27	0.64
3:QC:138:VAL:HG13	3:QC:149:ALA:CB	2.27	0.64
4:QD:52:SER:HB3	4:QD:55:ALA:CB	2.27	0.64
10:QJ:81:THR:C	10:QJ:83:GLU:H	1.99	0.64
22:QV:6:G:H1	22:QV:67:C:H42	1.45	0.64
24:QY:29:U:H2'	24:QY:30:C:H6	1.61	0.64
47:R1:56:GLN:N	47:R1:56:GLN:HE21	1.93	0.64
54:R8:52:LYS:HG3	54:R8:52:LYS:O	1.97	0.64
25:RA:2313:C:H2'	25:RA:2314:C:H6	1.62	0.64
26:RB:78:A:H2'	26:RB:79:C:O4'	1.97	0.64
28:RE:50:GLY:HA3	28:RE:74:PRO:HG3	1.79	0.64
31:RH:148:ILE:O	31:RH:151:ILE:HG12	1.98	0.64
31:RH:51:ARG:HG3	31:RH:51:ARG:HH11	1.62	0.64
36:RQ:81:VAL:O	36:RQ:82:ARG:HG2	1.97	0.64
39:RT:11:GLU:OE1	39:RT:11:GLU:N	2.27	0.64
5:XE:41:VAL:HG12	5:XE:112:LEU:O	1.97	0.64
5:XE:41:VAL:CG1	5:XE:113:ALA:HB2	2.25	0.64
8:XH:20:TYR:CE2	8:XH:75:ARG:HD2	2.32	0.64
11:XK:103:LEU:HD22	11:XK:103:LEU:H	1.62	0.64
13:XM:23:TYR:CB	13:XM:67:GLU:HG2	2.25	0.64
14:XN:7:ILE:HG13	14:XN:8:GLU:N	2.11	0.64
17:XQ:11:VAL:HG23	17:XQ:20:THR:HB	1.79	0.64
48:Y2:40:SER:C	48:Y2:42:GLY:H	2.01	0.64
50:Y4:35:VAL:O	50:Y4:37:SER:N	2.26	0.64
51:Y5:40:LYS:HD3	51:Y5:46:CYS:CB	2.26	0.64
25:YA:526:A:N3	25:YA:2044:C:H1'	2.11	0.64
25:YA:2713:A:OP1	37:YR:14:SER:OG	2.12	0.64
39:YT:22:PHE:N	39:YT:22:PHE:CD2	2.64	0.64
1:QA:1024:G:OP1	1:QA:1024:G:H4'	1.96	0.64
1:QA:73:G:H1	1:QA:97:U:H3	1.45	0.64
10:QJ:39:PRO:HB3	10:QJ:70:ARG:HH12	1.61	0.64
16:QP:58:TYR:O	16:QP:62:VAL:HG22	1.96	0.64
25:RA:2517:C:N3	25:RA:2542:A:N6	2.45	0.64
25:RA:2680:C:H5'	28:RE:189:PRO:HA	1.79	0.64
28:RE:35:GLN:CG	28:RE:37:ARG:HE	2.11	0.64
31:RH:105:LEU:H	31:RH:105:LEU:CD1	2.09	0.64
8:XH:42:GLU:HG3	8:XH:109:ILE:HD12	1.80	0.64
19:XS:21:GLU:O	19:XS:25:LYS:HB3	1.97	0.64
19:XS:5:LEU:HD22	50:Y4:67:TYR:CE2	2.31	0.64
47:Y1:29:GLY:O	47:Y1:30:VAL:HG23	1.97	0.64
25:YA:2314:C:H2'	25:YA:2315:G:C8	2.32	0.64

Continued on next page...

Continued from previous page...

Atom-1	Atom-2	Interatomic distance (Å)	Clash overlap (Å)
25:YA:530:G:C2	25:YA:2022:U:OP1	2.50	0.64
26:YB:38:C:N4	26:YB:44:G:H1	1.95	0.64
27:YD:77:ALA:HB2	27:YD:97:TYR:HA	1.77	0.64
31:YH:105:LEU:H	31:YH:105:LEU:CD1	2.09	0.64
31:YH:51:ARG:HG3	31:YH:51:ARG:HH11	1.61	0.64
35:YP:98:GLU:O	35:YP:101:VAL:HG12	1.98	0.64
38:YS:78:LEU:HD11	38:YS:107:GLU:O	1.98	0.64
39:YT:11:GLU:CD	39:YT:11:GLU:N	2.47	0.64
41:YV:76:LYS:HB2	41:YV:81:TYR:HB3	1.79	0.64
1:QA:198:G:H1	1:QA:219:C:H42	1.44	0.64
1:QA:971:G:N2	1:QA:1363:A:OP2	2.30	0.64
3:QC:58:GLU:O	3:QC:64:VAL:HA	1.98	0.64
9:QI:53:VAL:HG21	9:QI:92:TYR:CE1	2.32	0.64
10:QJ:54:PHE:C	10:QJ:55:LYS:HG3	2.18	0.64
19:QS:35:SER:O	19:QS:71:LEU:HD12	1.96	0.64
1:QA:191:G:N9	20:QT:105:SER:HB3	2.11	0.64
50:R4:71:ARG:HH11	50:R4:71:ARG:CG	1.98	0.64
25:RA:816:C:H2'	25:RA:817:C:H6	1.62	0.64
27:RD:77:ALA:HB2	27:RD:97:TYR:HA	1.77	0.64
30:RG:81:LYS:O	30:RG:82:LEU:HB2	1.96	0.64
33:RN:15:LEU:HD12	33:RN:136:GLU:HB2	1.79	0.64
33:RN:57:ALA:HA	33:RN:60:ILE:HD11	1.78	0.64
37:RR:2:ARG:HG2	37:RR:5:LYS:NZ	2.13	0.64
40:RU:65:ILE:HG12	40:RU:96:ALA:CB	2.26	0.64
44:RY:56:PRO:HG2	44:RY:57:GLN:OE1	1.98	0.64
4:XD:61:LYS:HD2	4:XD:206:PHE:CE2	2.32	0.64
24:XY:29:U:H2'	24:XY:30:C:H6	1.60	0.64
50:Y4:36:CYS:O	50:Y4:37:SER:O	2.14	0.64
25:YA:1166:C:H42	25:YA:1183:G:H1	1.45	0.64
25:YA:1386:C:H2'	25:YA:1387:C:C6	2.33	0.64
30:YG:82:LEU:HA	30:YG:86:MET:SD	2.38	0.64
2:QB:158:LEU:HD12	2:QB:158:LEU:O	1.98	0.64
4:QD:79:PHE:HD2	4:QD:79:PHE:C	2.00	0.64
1:QA:880:C:OP1	12:QL:8:ASN:ND2	2.30	0.64
13:QM:4:ILE:H	13:QM:9:ILE:HG22	1.62	0.64
25:RA:1141:U:O2'	25:RA:1142:U:OP2	2.16	0.64
25:RA:2227:A:H5''	27:RD:263:ARG:NH1	2.12	0.64
28:RE:104:VAL:HG11	28:RE:188:VAL:CG2	2.27	0.64
25:RA:2746:U:H5''	31:RH:138:LYS:HE2	1.79	0.64
32:RI:116:LEU:O	32:RI:118:LYS:N	2.31	0.64
36:RQ:10:ARG:O	36:RQ:11:LYS:HB2	1.98	0.64

Continued on next page...

Continued from previous page...

Atom-1	Atom-2	Interatomic distance (Å)	Clash overlap (Å)
1:XA:1446:A:O2'	1:XA:1447:G:O5'	2.14	0.64
1:XA:636:U:H2'	1:XA:637:G:C8	2.32	0.64
5:XE:83:GLU:HG2	5:XE:88:LYS:HG3	1.79	0.64
13:XM:13:LYS:HA	13:XM:44:ARG:HD2	1.78	0.64
25:YA:1396:U:H2'	25:YA:1396:U:O2	1.97	0.64
25:YA:588:U:H1'	29:YF:90:PHE:CD1	2.33	0.64
27:YD:122:ASP:CG	27:YD:123:ALA:H	2.00	0.64
28:YE:104:VAL:HG11	28:YE:188:VAL:CG2	2.27	0.64
29:YF:11:VAL:HG12	29:YF:12:LEU:N	2.13	0.64
29:YF:155:LEU:HD13	29:YF:174:VAL:CG1	2.27	0.64
30:YG:114:ILE:CG2	30:YG:117:PHE:HB2	2.27	0.64
30:YG:81:LYS:O	30:YG:82:LEU:HB2	1.96	0.64
31:YH:117:PRO:HB3	31:YH:123:PHE:CE1	2.33	0.64
36:YQ:81:VAL:O	36:YQ:82:ARG:HD3	1.97	0.64
41:YV:43:GLU:OE2	41:YV:43:GLU:HA	1.95	0.64
1:QA:1223:C:H5''	1:QA:1224:G:H5''	1.79	0.64
5:QE:41:VAL:HG12	5:QE:112:LEU:O	1.97	0.64
25:RA:1678:G:N2	25:RA:1989:G:H22	1.94	0.64
30:RG:82:LEU:HA	30:RG:86:MET:SD	2.38	0.64
40:RU:102:GLU:HG3	41:RV:2:PHE:HE2	1.62	0.64
42:RW:59:VAL:HG12	42:RW:60:ASN:N	2.11	0.64
1:XA:618:C:N3	1:XA:622:A:N6	2.45	0.64
2:XB:187:LEU:HD12	2:XB:205:ASP:HA	1.79	0.64
3:XC:138:VAL:HG13	3:XC:149:ALA:CB	2.27	0.64
19:XS:65:ASN:N	19:XS:65:ASN:HD22	1.94	0.64
21:XU:25:LYS:HE2	21:XU:26:LYS:O	1.97	0.64
47:Y1:80:LEU:HD12	47:Y1:81:LYS:HE3	1.78	0.64
50:Y4:37:SER:C	50:Y4:39:CYS:H	1.99	0.64
25:YA:2747:G:N2	25:YA:2748:A:N7	2.45	0.64
25:YA:707:G:H1	25:YA:724:U:H3	1.45	0.64
25:YA:984:A:H5''	25:YA:985:C:H5	1.62	0.64
33:YN:15:LEU:HD12	33:YN:136:GLU:HB2	1.79	0.64
34:YO:12:ASP:OD1	34:YO:14:THR:HG23	1.97	0.64
44:YY:56:PRO:HG2	44:YY:57:GLN:OE1	1.98	0.64
44:YY:86:ARG:O	44:YY:92:ASN:HB2	1.97	0.64
2:QB:60:ASP:HB3	2:QB:64:ARG:NH1	2.13	0.64
4:QD:29:PRO:HG2	4:QD:30:LYS:NZ	2.12	0.64
6:QF:12:PRO:HG2	6:QF:13:ASN:H	1.62	0.64
10:QJ:42:THR:HG23	10:QJ:68:HIS:HA	1.80	0.64
1:QA:719:C:O2'	18:QR:49:LYS:HB3	1.98	0.64
54:R8:56:GLU:OE1	54:R8:56:GLU:N	2.30	0.64

Continued on next page...

Continued from previous page...

Atom-1	Atom-2	Interatomic distance (Å)	Clash overlap (Å)
27:RD:182:LEU:H	27:RD:272:ALA:HB3	1.63	0.64
36:RQ:23:GLY:HA3	36:RQ:101:ARG:NH1	2.12	0.64
1:XA:923:A:OP1	5:XE:21:ALA:HB2	1.97	0.64
2:XB:134:GLU:HA	2:XB:137:ARG:HB3	1.80	0.64
2:XB:8:LYS:CD	2:XB:8:LYS:H	2.09	0.64
4:XD:13:ARG:HD2	4:XD:38:TYR:O	1.98	0.64
6:XF:50:TYR:CE1	18:XR:77:GLY:HA2	2.32	0.64
1:XA:1314:C:OP1	19:XS:6:LYS:HE3	1.98	0.64
25:YA:1161:C:O2'	41:YV:8:GLY:HA2	1.97	0.64
25:YA:1776:G:C2	25:YA:1777:U:C6	2.85	0.64
25:YA:795:C:H2'	25:YA:796:C:C6	2.32	0.64
25:YA:846:C:O2'	25:YA:847:U:OP2	2.15	0.64
29:YF:175:THR:O	29:YF:176:LEU:HB2	1.95	0.64
4:QD:61:LYS:HD2	4:QD:206:PHE:CE2	2.32	0.64
14:QN:7:ILE:HG13	14:QN:8:GLU:N	2.12	0.64
18:QR:73:ALA:HB3	18:QR:79:LEU:HD12	1.78	0.64
20:QT:26:ASN:HB2	20:QT:71:THR:HG23	1.79	0.64
25:RA:882:G:H1	25:RA:894:C:H42	1.46	0.64
35:RP:105:LEU:O	35:RP:106:LEU:CB	2.42	0.64
3:XC:181:ASN:ND2	3:XC:204:LEU:HB2	2.13	0.64
4:XD:79:PHE:HD2	4:XD:79:PHE:C	1.99	0.64
7:XG:113:GLU:CG	7:XG:119:ARG:HG2	2.28	0.64
9:XI:28:VAL:HA	9:XI:63:ILE:HB	1.79	0.64
10:XJ:27:ALA:CB	10:XJ:34:VAL:HG21	2.26	0.64
11:XK:48:ILE:HD11	11:XK:64:ALA:CA	2.28	0.64
14:YN:18:VAL:HG23	14:YN:19:ARG:H	1.62	0.64
16:XP:58:TYR:O	16:XP:62:VAL:HG22	1.97	0.64
50:Y4:49:PHE:O	50:Y4:50:VAL:HG23	1.97	0.64
25:YA:1676:A:H8	25:YA:1676:A:O5'	1.80	0.64
25:YA:2023:G:H5'	25:YA:2617:C:H4'	1.80	0.64
25:YA:795:C:H2'	25:YA:796:C:H6	1.63	0.64
26:YB:14:U:OP2	26:YB:70:C:O2'	2.15	0.64
31:YH:92:ILE:HD12	31:YH:92:ILE:H	1.63	0.64
41:YV:36:PRO:HA	41:YV:56:SER:OG	1.98	0.64
1:QA:1237:C:O2'	1:QA:1300:G:N2	2.24	0.64
5:QE:83:GLU:HG2	5:QE:88:LYS:HG3	1.78	0.64
16:QP:21:VAL:HG23	16:QP:33:ILE:HB	1.78	0.64
47:R1:91:LYS:HG3	47:R1:92:LYS:H	1.63	0.64
25:RA:1328:G:H2'	25:RA:1330:C:C4	2.33	0.64
25:RA:2688:U:H1'	25:RA:2721:A:N6	2.13	0.64
25:RA:2774:C:H2'	25:RA:2775:A:C8	2.33	0.64

Continued on next page...

Continued from previous page...

Atom-1	Atom-2	Interatomic distance (Å)	Clash overlap (Å)
28:RE:201:THR:HG21	28:RE:203:LYS:HB3	1.80	0.64
35:RP:98:GLU:O	35:RP:101:VAL:HG12	1.98	0.64
36:RQ:104:PHE:O	36:RQ:105:GLU:HB3	1.98	0.64
43:RX:11:PRO:HB3	43:RX:92:LEU:HD21	1.78	0.64
1:XA:452:A:H62	1:XA:480:U:H3	1.46	0.64
2:XB:21:ARG:HB2	2:XB:39:ILE:HA	1.80	0.64
5:XE:53:LEU:HD12	5:XE:53:LEU:N	2.09	0.64
8:XH:28:ALA:HB3	8:XH:57:PRO:HB2	1.79	0.64
11:XK:19:ALA:HA	11:XK:32:ILE:HG22	1.80	0.64
15:XO:87:ILE:CG2	15:XO:88:ARG:H	2.00	0.64
16:XP:51:VAL:HG21	16:XP:77:ALA:HB2	1.78	0.64
25:YA:2392:A:C8	35:YP:60:MET:HG3	2.33	0.64
25:YA:2677:G:N2	25:YA:2730:C:O2	2.25	0.64
27:YD:135:PHE:N	27:YD:135:PHE:HD2	1.96	0.64
31:YH:3:ARG:HA	31:YH:3:ARG:NE	2.12	0.64
25:YA:1142(A):A:H4'	33:YN:25:ARG:HH22	1.61	0.64
37:YR:2:ARG:HG2	37:YR:5:LYS:NZ	2.13	0.64
26:YB:50:G:OP1	38:YS:63:THR:HG23	1.98	0.64
3:QC:34:LEU:HD21	3:QC:38:ARG:HD2	1.79	0.64
1:QA:15:G:C4'	5:QE:24:ARG:HH12	2.11	0.64
11:QK:103:LEU:HD22	11:QK:103:LEU:H	1.62	0.64
1:QA:954:G:H4'	13:QM:121:LYS:HG3	1.80	0.64
14:QN:53:LEU:HB3	14:QN:56:VAL:HG21	1.80	0.64
15:QO:8:LYS:NZ	15:QO:8:LYS:HB2	2.13	0.64
25:RA:1403:C:H5''	25:RA:1471:A:H1'	1.80	0.64
25:RA:2250:G:C6	36:RQ:82:ARG:HD2	2.33	0.64
25:RA:2638:G:P	28:RE:82:ARG:HH22	2.21	0.64
30:RG:114:ILE:CG2	30:RG:117:PHE:HB2	2.28	0.64
31:RH:92:ILE:H	31:RH:92:ILE:HD12	1.63	0.64
33:RN:131:GLN:CD	33:RN:132:ALA:H	2.01	0.64
33:RN:43:THR:HB	33:RN:46:VAL:CG1	2.27	0.64
36:RQ:30:GLY:HA3	36:RQ:106:VAL:O	1.98	0.64
1:XA:537:G:H5''	12:XL:113:ARG:HH12	1.63	0.64
3:XC:58:GLU:O	3:XC:64:VAL:HA	1.98	0.64
4:XD:165:MET:HE3	4:XD:165:MET:HA	1.79	0.64
6:XF:12:PRO:HG2	6:XF:13:ASN:H	1.62	0.64
1:XA:939:G:H5''	7:XG:102:ARG:NH2	2.12	0.64
8:XH:97:VAL:HG13	8:XH:98:LYS:N	2.13	0.64
9:XI:5:TYR:O	9:XI:84:ALA:HA	1.98	0.64
23:XX:3:G:C2'	23:XX:4:C:OP2	2.45	0.64
25:YA:242:G:C8	54:Y8:5:LYS:HG2	2.32	0.64

Continued on next page...

Continued from previous page...

Atom-1	Atom-2	Interatomic distance (Å)	Clash overlap (Å)
28:YE:69:LYS:O	28:YE:71:GLY:N	2.27	0.64
29:YF:45:ARG:CG	29:YF:45:ARG:HH11	2.09	0.64
31:YH:148:ILE:O	31:YH:151:ILE:HG12	1.98	0.64
38:YS:26:LEU:HD22	38:YS:87:PHE:HD1	1.63	0.64
43:YX:57:LEU:HD12	43:YX:78:LYS:HB2	1.77	0.64
45:YZ:53:ILE:HG22	45:YZ:71:VAL:HG13	1.79	0.64
1:QA:709:G:H2'	1:QA:710:G:H8	1.63	0.63
1:QA:1080:A:H5''	5:QE:16:THR:CG2	2.28	0.63
8:QH:97:VAL:HG13	8:QH:98:LYS:N	2.13	0.63
9:QI:47:LEU:HD22	9:QI:47:LEU:N	2.14	0.63
9:QI:62:TYR:O	9:QI:63:ILE:HD12	1.98	0.63
11:QK:17:GLY:HA3	11:QK:77:MET:HE3	1.78	0.63
12:QL:46:LYS:HG2	12:QL:47:LYS:N	2.12	0.63
16:QP:51:VAL:CG1	16:QP:52:ASP:H	2.11	0.63
25:RA:155:C:H42	25:RA:171:G:H1	1.43	0.63
25:RA:210:C:OP2	53:R7:29:LYS:NZ	2.31	0.63
34:RO:86:ILE:N	34:RO:86:ILE:HD12	2.13	0.63
35:RP:112:LEU:HD11	35:RP:114:ILE:HG23	1.80	0.63
42:RW:74:ALA:O	42:RW:75:TYR:HB3	1.98	0.63
2:XB:158:LEU:HD12	2:XB:158:LEU:O	1.97	0.63
9:XI:62:TYR:O	9:XI:63:ILE:HD12	1.98	0.63
54:Y8:48:PHE:N	54:Y8:48:PHE:CD1	2.66	0.63
25:YA:1792:G:N2	25:YA:1827:C:O2	2.23	0.63
27:YD:18:VAL:HG12	27:YD:19:ALA:O	1.99	0.63
28:YE:14:ILE:CG1	28:YE:15:PHE:H	2.08	0.63
29:YF:46:ARG:NH1	29:YF:46:ARG:HG2	2.00	0.63
33:YN:131:GLN:CD	33:YN:132:ALA:H	2.01	0.63
33:YN:39:ARG:HB3	33:YN:41:ASP:OD1	1.98	0.63
34:YO:104:ARG:HG2	34:YO:104:ARG:NH1	2.14	0.63
34:YO:7:TYR:CE1	34:YO:20:MET:HB2	2.32	0.63
36:YQ:104:PHE:O	36:YQ:105:GLU:HB3	1.98	0.63
1:QA:949:A:H1'	1:QA:1364:U:N3	2.13	0.63
1:QA:458:C:H2'	1:QA:464:G:H8	1.64	0.63
2:QB:134:GLU:HA	2:QB:137:ARG:HB3	1.80	0.63
3:QC:181:ASN:ND2	3:QC:204:LEU:HB2	2.13	0.63
9:QI:5:TYR:O	9:QI:84:ALA:HA	1.98	0.63
11:QK:48:ILE:HD11	11:QK:64:ALA:CA	2.28	0.63
13:QM:51:ALA:O	13:QM:55:ARG:HG3	1.97	0.63
21:QU:15:ARG:HH11	21:QU:15:ARG:HG2	1.63	0.63
52:R6:27:LYS:HB2	52:R6:27:LYS:HZ3	1.61	0.63
25:RA:2122:U:H2'	25:RA:2123:G:C8	2.29	0.63

Continued on next page...

Continued from previous page...

Atom-1	Atom-2	Interatomic distance (Å)	Clash overlap (Å)
25:RA:573:G:N1	25:RA:2031:A:OP2	2.26	0.63
27:RD:135:PHE:HD2	27:RD:135:PHE:N	1.96	0.63
27:RD:230:ASP:O	27:RD:231:HIS:HB2	1.98	0.63
37:RR:28:LEU:HD21	37:RR:114:VAL:HG12	1.79	0.63
41:RV:52:VAL:CG2	41:RV:55:ALA:HB3	2.28	0.63
43:RX:63:LYS:O	43:RX:64:LYS:HD2	1.98	0.63
2:XB:178:ARG:NH2	8:XH:74:PRO:HB3	2.07	0.63
47:Y1:82:LEU:CD1	47:Y1:83:GLU:CA	2.76	0.63
47:Y1:91:LYS:HG3	47:Y1:92:LYS:H	1.62	0.63
19:XS:5:LEU:HD21	50:Y4:66:SER:CB	2.28	0.63
25:YA:654(A):G:H22	25:YA:654(U):A:H1'	1.62	0.63
37:YR:117:VAL:O	37:YR:118:GLU:HB3	1.99	0.63
40:YU:92:ARG:O	40:YU:94:ASN:N	2.25	0.63
42:YW:110:LYS:HG3	42:YW:111:HIS:ND1	2.13	0.63
2:QB:8:LYS:H	2:QB:8:LYS:CD	2.09	0.63
4:QD:30:LYS:HA	4:QD:34:GLU:HB2	1.79	0.63
7:QG:148:ASN:N	7:QG:148:ASN:ND2	2.46	0.63
19:QS:39:THR:HG22	19:QS:40:ILE:N	2.14	0.63
1:QA:1397:C:H1'	23:QX:8:A:N6	2.14	0.63
48:R2:40:SER:C	48:R2:42:GLY:H	2.00	0.63
25:RA:2477:C:H2'	55:R9:1:MET:CG	2.28	0.63
25:RA:1543:A:O2'	25:RA:1544:C:H3'	1.97	0.63
25:RA:2015:A:N3	51:R5:2:ALA:N	2.47	0.63
25:RA:2466:C:OP1	55:R9:4:ARG:HB2	1.99	0.63
25:RA:844:C:H41	25:RA:845:G:N2	1.95	0.63
25:RA:923:C:H2'	25:RA:924:C:C6	2.33	0.63
29:RF:132:VAL:HG23	29:RF:133:ASN:N	2.14	0.63
31:RH:3:ARG:HA	31:RH:3:ARG:NE	2.12	0.63
25:RA:2563:U:H4'	34:RO:28:SER:HA	1.81	0.63
35:RP:113:LYS:HG2	35:RP:115:LEU:HD23	1.79	0.63
1:XA:192:U:H2'	1:XA:193:C:C6	2.34	0.63
1:XA:232:G:O2'	1:XA:262:A:N6	2.26	0.63
11:XK:12:ARG:HG2	11:XK:13:GLN:H	1.64	0.63
12:XL:62:SER:O	12:XL:64:TYR:HD1	1.82	0.63
4:QD:166:LYS:HG3	27:YD:135:PHE:HZ	1.62	0.63
28:YE:50:GLY:HA3	28:YE:74:PRO:HG3	1.80	0.63
1:QA:1070:U:H5'	5:QE:18:ARG:HH22	1.63	0.63
1:QA:15:G:H8	1:QA:1396:A:HO2'	1.46	0.63
1:QA:545:C:OP2	4:QD:62:GLN:NE2	2.32	0.63
1:QA:707:C:H2'	1:QA:708:C:H6	1.64	0.63
5:QE:78:HIS:CD2	8:QH:104:ARG:HE	2.16	0.63

Continued on next page...

Continued from previous page...

Atom-1	Atom-2	Interatomic distance (Å)	Clash overlap (Å)
8:QH:6:ILE:HB	8:QH:85:ARG:HH12	1.62	0.63
9:QI:97:LYS:HB3	9:QI:98:PRO:HD3	1.79	0.63
12:QL:18:VAL:HG23	12:QL:19:ARG:H	1.63	0.63
12:QL:62:SER:O	12:QL:64:TYR:HD1	1.81	0.63
20:QT:14:LYS:HA	20:QT:17:ARG:NH1	2.14	0.63
25:RA:2839:G:H21	37:RR:92:GLY:HA3	1.64	0.63
26:RB:5:C:OP1	26:RB:61:G:O2'	2.12	0.63
30:RG:83:ARG:HG3	30:RG:86:MET:HE1	1.79	0.63
31:RH:117:PRO:HB3	31:RH:123:PHE:CE1	2.33	0.63
33:RN:39:ARG:HB3	33:RN:41:ASP:OD1	1.98	0.63
43:RX:18:TYR:C	43:RX:20:GLY:H	2.02	0.63
1:XA:376:G:H2'	1:XA:377:G:C8	2.33	0.63
2:XB:25:ASN:O	2:XB:27:LYS:N	2.28	0.63
8:XH:20:TYR:HA	8:XH:65:TYR:HE2	1.60	0.63
11:XK:50:TYR:HH	11:XK:59:TYR:HE2	1.47	0.63
12:XL:18:VAL:HG23	12:XL:19:ARG:H	1.63	0.63
12:XL:86:ARG:HB2	12:XL:101:VAL:CG2	2.28	0.63
15:XO:8:LYS:HB2	15:XO:8:LYS:NZ	2.13	0.63
18:XR:43:PHE:CE2	18:XR:58:LEU:HD11	2.31	0.63
28:YE:201:THR:HG21	28:YE:203:LYS:HB3	1.80	0.63
36:YQ:60:ARG:HH12	45:YZ:112:ARG:HG2	1.61	0.63
39:YT:111:ARG:C	39:YT:113:LYS:H	2.01	0.63
45:YZ:102:LEU:HG	45:YZ:123:ASP:HA	1.79	0.63
1:QA:1105:A:H2'	1:QA:1106:G:C8	2.33	0.63
2:QB:20:GLU:HB2	2:QB:190:THR:OG1	1.98	0.63
47:R1:82:LEU:CD1	47:R1:83:GLU:CA	2.76	0.63
48:R2:42:GLY:O	48:R2:44:LEU:N	2.30	0.63
25:RA:747:U:C2	51:R5:2:ALA:HB3	2.34	0.63
25:RA:2037:G:H2'	25:RA:2038:G:C8	2.33	0.63
25:RA:2415:G:H4'	35:RP:66:GLY:C	2.19	0.63
26:RB:83:G:H1	26:RB:93:C:H42	1.46	0.63
27:RD:147:LEU:CD1	27:RD:155:LEU:HD11	2.26	0.63
27:RD:18:VAL:HG12	27:RD:19:ALA:O	1.99	0.63
29:RF:11:VAL:HG12	29:RF:12:LEU:N	2.13	0.63
44:RY:95:LYS:CB	44:RY:100:ALA:HA	2.13	0.63
1:XA:529:G:O6	12:XL:49:ASN:HB3	1.99	0.63
10:XJ:42:THR:HG23	10:XJ:68:HIS:HA	1.80	0.63
1:XA:718:G:H1'	11:XK:116:HIS:HA	1.81	0.63
48:Y2:40:SER:C	48:Y2:42:GLY:N	2.51	0.63
25:YA:2126:A:H4'	25:YA:2127:G:O5'	1.97	0.63
25:YA:2306:C:C2	25:YA:2307:G:N2	2.67	0.63

Continued on next page...

Continued from previous page...

Atom-1	Atom-2	Interatomic distance (Å)	Clash overlap (Å)
25:YA:26:G:H1'	25:YA:515:A:H61	1.63	0.63
25:YA:842:G:N2	25:YA:936:C:O2	2.29	0.63
27:YD:230:ASP:O	27:YD:231:HIS:HB2	1.98	0.63
35:YP:106:LEU:O	35:YP:107:LYS:CB	2.46	0.63
1:QA:390:C:H2'	1:QA:391:G:C8	2.34	0.63
1:QA:959:A:O2'	1:QA:984:C:O2'	2.17	0.63
2:QB:21:ARG:HB2	2:QB:39:ILE:HA	1.80	0.63
4:QD:30:LYS:CG	4:QD:35:ARG:HE	2.11	0.63
5:QE:50:GLU:HG3	5:QE:52:PRO:HD2	1.79	0.63
8:QH:112:LEU:HD12	8:QH:112:LEU:O	1.98	0.63
8:QH:28:ALA:HB3	8:QH:57:PRO:HB2	1.79	0.63
13:QM:40:ASN:HD21	13:QM:42:ALA:HB3	1.64	0.63
19:QS:15:LEU:O	19:QS:19:VAL:HG23	1.98	0.63
19:QS:21:GLU:HG3	19:QS:22:LEU:N	2.11	0.63
25:RA:2056:G:N2	51:R5:4:HIS:O	2.29	0.63
54:R8:59:LYS:HZ3	54:R8:59:LYS:HB3	1.63	0.63
25:RA:825:C:H2'	25:RA:826:U:O4'	1.97	0.63
28:RE:131:ALA:HB1	28:RE:135:HIS:CE1	2.34	0.63
33:RN:61:ARG:HA	33:RN:61:ARG:HE	1.64	0.63
36:RQ:20:ALA:HB1	36:RQ:99:PRO:CB	2.28	0.63
36:RQ:81:VAL:O	36:RQ:82:ARG:HD3	1.98	0.63
39:RT:49:VAL:HG13	39:RT:49:VAL:O	1.99	0.63
40:RU:102:GLU:HG3	41:RV:2:PHE:CE2	2.34	0.63
42:RW:110:LYS:HG3	42:RW:111:HIS:ND1	2.12	0.63
43:RX:49:VAL:HG13	43:RX:83:VAL:HG13	1.80	0.63
1:XA:536:C:H2'	1:XA:537:G:H8	1.63	0.63
1:XA:601:C:H2'	1:XA:602:A:C8	2.34	0.63
3:XC:95:THR:HG22	3:XC:96:GLY:N	2.06	0.63
5:XE:91:LEU:HA	5:XE:120:THR:HG22	1.81	0.63
9:XI:118:LYS:O	9:XI:119:ALA:HB3	1.99	0.63
20:XT:26:ASN:HB2	20:XT:71:THR:HG23	1.79	0.63
25:YA:372:G:H5''	47:Y1:66:HIS:CD2	2.33	0.63
25:YA:2285:C:H5	52:Y6:27:LYS:HZ1	1.44	0.63
25:YA:10:G:N2	25:YA:2802:G:OP1	2.31	0.63
25:YA:2388:A:N7	25:YA:2389:G:C6	2.66	0.63
30:YG:68:PRO:HB2	30:YG:90:LEU:HD12	1.80	0.63
32:YI:79:ILE:HB	32:YI:142:VAL:HA	1.81	0.63
36:YQ:30:GLY:HA3	36:YQ:106:VAL:O	1.98	0.63
39:YT:16:ARG:HE	39:YT:19:LEU:HD21	1.62	0.63
43:YX:18:TYR:C	43:YX:20:GLY:H	2.02	0.63
1:QA:1095:U:OP1	1:QA:1108:G:N1	2.31	0.63

Continued on next page...

Continued from previous page...

Atom-1	Atom-2	Interatomic distance (Å)	Clash overlap (Å)
1:QA:986:A:N3	19:QS:52:TYR:OH	2.30	0.63
7:QG:9:VAL:CG1	7:QG:94:ARG:HE	2.12	0.63
12:QL:85:ILE:HD11	12:QL:98:TYR:HB2	1.81	0.63
14:QN:18:VAL:HG23	14:QN:19:ARG:H	1.63	0.63
15:QO:61:GLY:C	15:QO:65:ARG:HH12	2.02	0.63
47:R1:87:PRO:O	47:R1:88:LYS:C	2.37	0.63
25:RA:2812:G:N2	25:RA:2889:C:O2	2.32	0.63
25:RA:2821:A:H2'	25:RA:2822:G:H8	1.64	0.63
25:RA:882:G:H1	25:RA:894:C:N4	1.97	0.63
27:RD:44:ASN:ND2	27:RD:44:ASN:N	2.42	0.63
38:RS:78:LEU:HD11	38:RS:107:GLU:O	1.98	0.63
1:XA:1326:C:OP1	21:XU:17:THR:OG1	2.13	0.63
9:XI:97:LYS:HB3	9:XI:98:PRO:HD3	1.79	0.63
16:XP:66:PRO:HG2	16:XP:71:ARG:HH12	1.64	0.63
25:YA:1286:A:N6	25:YA:1329:U:O2'	2.30	0.63
25:YA:1434:A:H61	25:YA:1558:A:N6	1.97	0.63
25:YA:2372:G:H4'	52:Y6:46:HIS:NE2	2.14	0.63
25:YA:2840:C:H2'	25:YA:2841:C:C6	2.33	0.63
25:YA:380:U:H2'	25:YA:381:G:H8	1.64	0.63
25:YA:928:G:H2'	25:YA:928:G:N3	2.14	0.63
28:YE:35:GLN:CG	28:YE:37:ARG:NE	2.62	0.63
29:YF:67:GLN:O	29:YF:67:GLN:CG	2.32	0.63
34:YO:86:ILE:HD12	34:YO:86:ILE:N	2.13	0.63
36:YQ:10:ARG:O	36:YQ:11:LYS:HB2	1.98	0.63
39:YT:49:VAL:O	39:YT:49:VAL:HG13	1.99	0.63
39:YT:60:THR:HG22	39:YT:77:PRO:HA	1.80	0.63
42:YW:74:ALA:O	42:YW:75:TYR:HB3	1.98	0.63
45:YZ:13:GLU:HB3	45:YZ:18:LEU:HD11	1.79	0.63
3:QC:95:THR:HG22	3:QC:96:GLY:N	2.07	0.63
9:QI:59:PHE:HZ	9:QI:88:TYR:CE1	2.17	0.63
48:R2:46:GLN:HA	48:R2:46:GLN:OE1	1.98	0.63
25:RA:1527:G:H2'	25:RA:1543:A:N1	2.13	0.63
25:RA:1870:C:H2'	25:RA:1871:A:O4'	1.99	0.63
25:RA:187:G:H1	25:RA:209:C:H42	1.45	0.63
25:RA:2115:G:N2	25:RA:2165:G:N7	2.46	0.63
25:RA:2443:C:H2'	25:RA:2444:G:C8	2.32	0.63
26:RB:6:C:C2	26:RB:115:G:N2	2.66	0.63
27:RD:133:LEU:HD21	27:RD:191:ALA:CB	2.29	0.63
25:RA:784:A:N7	27:RD:229:VAL:HG21	2.13	0.63
29:RF:28:ILE:HG22	29:RF:112:MET:HB3	1.81	0.63
31:RH:153:LYS:HG3	31:RH:161:GLY:HA3	1.81	0.63

Continued on next page...

Continued from previous page...

Atom-1	Atom-2	Interatomic distance (Å)	Clash overlap (Å)
33:RN:22:THR:CG2	33:RN:23:LEU:N	2.61	0.63
39:RT:60:THR:HG22	39:RT:77:PRO:HA	1.80	0.63
40:RU:34:LYS:HA	40:RU:34:LYS:CE	2.29	0.63
44:RY:86:ARG:O	44:RY:92:ASN:HB2	1.97	0.63
2:XB:155:LEU:HD12	2:XB:157:ARG:O	1.98	0.63
2:XB:214:ILE:HD13	2:XB:217:ARG:NH2	2.14	0.63
2:XB:60:ASP:HB3	2:XB:64:ARG:NH1	2.13	0.63
4:XD:153:ARG:HD3	4:XD:181:MET:SD	2.39	0.63
5:XE:51:VAL:O	5:XE:55:VAL:HG23	1.99	0.63
13:XM:36:LYS:HD3	13:XM:36:LYS:C	2.19	0.63
14:XN:18:VAL:HG23	14:XN:19:ARG:N	2.14	0.63
25:YA:2642:G:H4'	33:YN:78:TYR:CD2	2.34	0.63
27:YD:72:LYS:HG2	27:YD:103:ARG:NH2	2.13	0.63
31:YH:153:LYS:HG3	31:YH:161:GLY:HA3	1.80	0.63
33:YN:7:LYS:H	33:YN:7:LYS:HD2	1.64	0.63
35:YP:64:LYS:HB2	54:Y8:25:MET:HG3	1.81	0.63
35:YP:83:VAL:HG12	35:YP:112:LEU:HD21	1.81	0.63
38:YS:22:GLY:O	38:YS:23:ARG:O	2.17	0.63
1:QA:1226:C:OP2	13:QM:103:THR:OG1	2.16	0.63
3:QC:34:LEU:CD2	3:QC:38:ARG:HD2	2.29	0.63
4:QD:79:PHE:C	4:QD:79:PHE:CD2	2.71	0.63
7:QG:113:GLU:CG	7:QG:119:ARG:HG2	2.28	0.63
9:QI:118:LYS:O	9:QI:119:ALA:HB3	1.99	0.63
22:QV:1:C:C4'	46:R0:5:LYS:NZ	2.55	0.63
25:RA:2331:G:O2'	46:R0:43:THR:HG22	1.99	0.63
52:R6:13:CYS:HB2	52:R6:22:ALA:HB3	1.80	0.63
25:RA:1019:U:H3	25:RA:1142(A):A:N6	1.91	0.63
25:RA:1935:G:H1'	25:RA:1964:G:N2	2.14	0.63
25:RA:443:A:H1'	25:RA:1201:C:O4'	1.98	0.63
29:RF:119:ARG:HH11	29:RF:119:ARG:HG2	1.64	0.63
34:RO:8:LEU:HB2	34:RO:19:ILE:HD11	1.81	0.63
35:RP:108:LYS:H	35:RP:108:LYS:HD2	1.64	0.63
36:RQ:66:ILE:CG1	36:RQ:67:ARG:H	2.12	0.63
37:RR:117:VAL:O	37:RR:118:GLU:HB3	1.99	0.63
39:RT:16:ARG:HE	39:RT:19:LEU:HD21	1.63	0.63
2:XB:236:TYR:CD2	2:XB:239:VAL:HG21	2.34	0.63
3:XC:34:LEU:CD2	3:XC:38:ARG:HD2	2.29	0.63
7:XG:9:VAL:CG1	7:XG:94:ARG:HE	2.11	0.63
9:XI:47:LEU:HD22	9:XI:47:LEU:N	2.14	0.63
9:XI:17:VAL:HG21	9:XI:81:ILE:N	2.14	0.63
19:XS:15:LEU:O	19:XS:19:VAL:HG23	1.98	0.63

Continued on next page...

Continued from previous page...

Atom-1	Atom-2	Interatomic distance (Å)	Clash overlap (Å)
47:Y1:18:ILE:HG12	47:Y1:37:ILE:HG12	1.81	0.63
25:YA:2015:A:N3	51:Y5:2:ALA:N	2.46	0.63
25:YA:2419:U:H5'	52:Y6:23:THR:HG22	1.81	0.63
25:YA:2711:A:H5''	25:YA:2712:U:H5'	1.80	0.63
32:YI:75:LEU:HB3	32:YI:105:HIS:NE2	2.14	0.63
35:YP:114:ILE:HD11	35:YP:130:PHE:CD1	2.34	0.63
36:YQ:20:ALA:HB1	36:YQ:99:PRO:CB	2.29	0.63
43:YX:49:VAL:HG13	43:YX:83:VAL:HG13	1.80	0.63
1:QA:1280:A:O2'	1:QA:1281:U:OP1	2.17	0.62
2:QB:236:TYR:CD2	2:QB:239:VAL:HG21	2.34	0.62
3:QC:189:ALA:O	3:QC:191:THR:HG23	1.99	0.62
1:QA:1178:G:H5''	9:QI:93:ARG:HH21	1.64	0.62
11:QK:58:PRO:HD3	11:QK:89:ALA:HB1	1.81	0.62
47:R1:76:ARG:HD2	47:R1:76:ARG:H	1.64	0.62
27:RD:44:ASN:HB3	27:RD:49:ILE:CA	2.27	0.62
29:RF:107:LYS:O	29:RF:108:LYS:C	2.36	0.62
31:RH:136:ILE:H	31:RH:136:ILE:HD12	1.64	0.62
36:RQ:20:ALA:HB1	36:RQ:99:PRO:CD	2.29	0.62
37:RR:63:ARG:NH1	37:RR:80:PHE:CD1	2.67	0.62
39:RT:111:ARG:C	39:RT:113:LYS:H	2.01	0.62
1:XA:258:G:H1	1:XA:268:C:H42	1.48	0.62
2:XB:66:GLY:O	2:XB:67:THR:HG23	1.99	0.62
11:XK:12:ARG:HG2	11:XK:13:GLN:N	2.14	0.62
19:XS:42:PRO:HD3	50:Y4:63:TYR:HE2	1.64	0.62
48:Y2:46:GLN:HA	48:Y2:46:GLN:OE1	1.98	0.62
25:YA:1022:G:H22	25:YA:1142(A):A:H2	1.46	0.62
25:YA:1479:G:N7	25:YA:1510:A:N6	2.43	0.62
25:YA:2593:U:H2'	25:YA:2594:C:C6	2.34	0.62
28:YE:13:ARG:HH12	28:YE:21:VAL:HG12	1.64	0.62
29:YF:132:VAL:HG23	29:YF:133:ASN:N	2.14	0.62
30:YG:61:ALA:HB2	30:YG:68:PRO:HD2	1.81	0.62
31:YH:86:GLU:O	31:YH:87:LEU:HB2	1.99	0.62
33:YN:87:LEU:O	33:YN:87:LEU:HD23	1.99	0.62
43:YX:63:LYS:O	43:YX:64:LYS:HD2	1.98	0.62
44:YY:87:LYS:O	44:YY:88:LYS:NZ	2.32	0.62
1:QA:1175:G:H2'	1:QA:1176:A:C8	2.35	0.62
1:QA:561:U:O2'	1:QA:562:C:OP2	2.16	0.62
1:QA:645:C:H2'	1:QA:646:U:O4'	1.99	0.62
2:QB:187:LEU:HD12	2:QB:205:ASP:HA	1.79	0.62
2:QB:214:ILE:HD13	2:QB:217:ARG:NH2	2.14	0.62
3:QC:3:ASN:N	3:QC:3:ASN:HD22	1.97	0.62

Continued on next page...

Continued from previous page...

Atom-1	Atom-2	Interatomic distance (Å)	Clash overlap (Å)
9:QI:17:VAL:HG21	9:QI:81:ILE:N	2.14	0.62
11:QK:12:ARG:HG2	11:QK:13:GLN:N	2.14	0.62
25:RA:2404:C:O3'	35:RP:77:ARG:NH2	2.32	0.62
25:RA:372:G:O2'	25:RA:373:U:P	2.57	0.62
25:RA:624:C:H5''	25:RA:624:C:H6	1.63	0.62
25:RA:666:G:H4'	35:RP:49:ARG:NH1	2.14	0.62
29:RF:28:ILE:HD13	29:RF:30:PRO:HD3	1.80	0.62
35:RP:83:VAL:HG12	35:RP:112:LEU:HD21	1.80	0.62
1:XA:224:C:H2'	1:XA:225:C:C6	2.34	0.62
8:XH:112:LEU:HD12	8:XH:112:LEU:O	1.98	0.62
8:XH:16:ALA:HB2	8:XH:24:THR:HG21	1.81	0.62
16:XP:8:ARG:HG2	16:XP:8:ARG:HH11	1.64	0.62
19:XS:2:PRO:HB2	50:Y4:68:ARG:HH22	1.64	0.62
1:XA:1313:U:OP1	19:XS:5:LEU:HB2	1.99	0.62
52:Y6:27:LYS:HB2	52:Y6:27:LYS:HZ2	1.62	0.62
25:YA:2011:U:H2'	25:YA:2012:G:H5'	1.82	0.62
25:YA:2698:U:H2'	25:YA:2699:C:C6	2.33	0.62
25:YA:724:U:H2'	25:YA:725:G:O4'	1.98	0.62
28:YE:4:ILE:CD1	28:YE:28:ALA:HB1	2.29	0.62
33:YN:26:LEU:O	33:YN:30:ILE:HG13	1.99	0.62
33:YN:61:ARG:HE	33:YN:61:ARG:HA	1.63	0.62
43:YX:31:HIS:CE1	43:YX:33:LYS:HB2	2.34	0.62
1:QA:1239:A:O2'	1:QA:1298:C:N4	2.32	0.62
2:QB:66:GLY:O	2:QB:67:THR:HG23	2.00	0.62
3:QC:70:VAL:HG12	3:QC:72:LYS:N	2.11	0.62
6:QF:8:ILE:HD11	6:QF:79:LEU:HD13	1.81	0.62
7:QG:140:ASP:C	7:QG:142:GLU:H	2.03	0.62
1:QA:1151:A:H1'	10:QJ:39:PRO:HB2	1.81	0.62
1:QA:1014:A:H4'	19:QS:14:HIS:CD2	2.33	0.62
48:R2:65:ASN:HB3	48:R2:69:ARG:NH1	2.10	0.62
25:RA:2593:U:C2	25:RA:2594:C:C5	2.87	0.62
27:RD:134:ARG:HD3	27:RD:135:PHE:CE2	2.34	0.62
35:RP:65:ARG:CG	35:RP:65:ARG:HH11	2.06	0.62
39:RT:24:PRO:O	39:RT:94:ALA:HB2	2.00	0.62
1:XA:188:U:H2'	1:XA:189:U:H5''	1.79	0.62
4:XD:96:LEU:CD2	4:XD:96:LEU:H	2.11	0.62
5:XE:78:HIS:HA	8:XH:105:ARG:HB2	1.79	0.62
11:XK:58:PRO:HD3	11:XK:89:ALA:HB1	1.81	0.62
22:XV:6:G:H1	22:XV:67:C:H42	1.45	0.62
25:YA:2303:G:H1	25:YA:2313:C:N4	1.95	0.62
25:YA:630:G:N2	25:YA:633:A:OP2	2.23	0.62

Continued on next page...

Continued from previous page...

Atom-1	Atom-2	Interatomic distance (Å)	Clash overlap (Å)
25:YA:957:A:N6	25:YA:959:A:C2	2.67	0.62
25:YA:2600:A:N7	27:YD:237:GLU:OE2	2.32	0.62
29:YF:107:LYS:O	29:YF:108:LYS:C	2.36	0.62
29:YF:129:PHE:O	29:YF:130:ALA:HB3	1.99	0.62
30:YG:94:LEU:HD23	30:YG:94:LEU:H	1.64	0.62
37:YR:63:ARG:NH1	37:YR:80:PHE:CD1	2.67	0.62
39:YT:22:PHE:HD2	39:YT:22:PHE:N	1.97	0.62
40:YU:34:LYS:CE	40:YU:34:LYS:HA	2.29	0.62
2:QB:23:ARG:HD3	2:QB:23:ARG:H	1.64	0.62
8:QH:42:GLU:HG3	8:QH:109:ILE:HD12	1.80	0.62
11:QK:19:ALA:HA	11:QK:32:ILE:HG22	1.80	0.62
11:QK:57:THR:HG22	11:QK:59:TYR:H	1.64	0.62
13:QM:50:GLU:OE1	50:R4:32:TYR:HE2	1.81	0.62
18:QR:82:THR:HG22	18:QR:83:GLU:N	2.15	0.62
25:RA:301:G:H1	25:RA:316:C:H42	1.47	0.62
28:RE:35:GLN:CG	28:RE:37:ARG:NE	2.62	0.62
35:RP:61:ARG:H	35:RP:61:ARG:CD	2.09	0.62
38:RS:26:LEU:HD22	38:RS:87:PHE:HD1	1.63	0.62
39:RT:96:ARG:NH1	39:RT:96:ARG:HB2	2.14	0.62
42:RW:60:ASN:C	42:RW:61:ASN:HD22	2.03	0.62
2:XB:23:ARG:H	2:XB:23:ARG:HD3	1.64	0.62
3:XC:3:ASN:N	3:XC:3:ASN:HD22	1.97	0.62
10:XJ:29:ARG:O	10:XJ:29:ARG:HG2	2.00	0.62
11:XK:99:GLN:HG2	11:XK:105:VAL:CG2	2.28	0.62
11:XK:57:THR:HG22	11:XK:59:TYR:H	1.65	0.62
12:XL:8:ASN:OD1	17:XQ:34:LYS:HE2	1.99	0.62
52:Y6:44:ARG:O	52:Y6:45:LYS:HB2	2.00	0.62
35:YP:65:ARG:HE	54:Y8:15:LYS:HB2	1.64	0.62
25:YA:483:A:H4'	44:YY:49:VAL:HG13	1.81	0.62
3:QC:127:ARG:HG2	3:QC:127:ARG:HH11	1.64	0.62
7:QG:140:ASP:HA	7:QG:143:ARG:NH1	2.14	0.62
9:QI:13:ALA:HB2	9:QI:67:GLY:O	2.00	0.62
9:QI:65:VAL:HG21	9:QI:73:GLN:HB3	1.81	0.62
12:QL:86:ARG:HB2	12:QL:101:VAL:CG2	2.28	0.62
18:QR:25:THR:O	18:QR:25:THR:HG22	2.00	0.62
52:R6:41:PRO:HG2	52:R6:45:LYS:N	2.10	0.62
25:RA:1224:G:OP2	41:RV:66:ARG:NH2	2.32	0.62
25:RA:1411:C:H42	25:RA:1591:G:H1	1.48	0.62
28:RE:13:ARG:HH12	28:RE:21:VAL:HG12	1.64	0.62
30:RG:77:ILE:HD13	30:RG:82:LEU:CD1	2.29	0.62
30:RG:94:LEU:N	30:RG:94:LEU:HD23	2.14	0.62

Continued on next page...

Continued from previous page...

Atom-1	Atom-2	Interatomic distance (Å)	Clash overlap (Å)
31:RH:137:ASP:HB3	31:RH:140:LYS:HB2	1.81	0.62
38:RS:48:LEU:HD12	38:RS:48:LEU:N	2.14	0.62
41:RV:36:PRO:HA	41:RV:56:SER:OG	1.98	0.62
43:RX:31:HIS:CE1	43:RX:33:LYS:HB2	2.34	0.62
1:XA:194:C:C2'	1:XA:195:A:H5''	2.29	0.62
1:XA:250:A:H4'	1:XA:251:G:O5'	1.99	0.62
1:XA:695:A:H2'	1:XA:696:A:C8	2.34	0.62
4:XD:29:PRO:C	4:XD:30:LYS:HD3	2.19	0.62
7:XG:140:ASP:HA	7:XG:143:ARG:NH1	2.14	0.62
1:XA:537:G:H5''	12:XL:113:ARG:NH1	2.15	0.62
13:XM:69:GLU:O	13:XM:72:ALA:N	2.32	0.62
14:YN:53:LEU:HB3	14:YN:56:VAL:HG21	1.80	0.62
18:XR:82:THR:HG22	18:XR:83:GLU:N	2.15	0.62
20:XT:14:LYS:HA	20:XT:17:ARG:NH1	2.14	0.62
48:Y2:41:ILE:HG12	48:Y2:44:LEU:HD12	1.82	0.62
25:YA:1270:C:O2'	25:YA:1325:G:H2'	1.99	0.62
25:YA:681:G:H2'	25:YA:682:G:O4'	2.00	0.62
27:YD:35:LYS:HA	27:YD:64:ILE:HG22	1.81	0.62
29:YF:28:ILE:HD13	29:YF:30:PRO:HD3	1.80	0.62
30:YG:112:PRO:HB3	50:Y4:37:SER:CB	2.25	0.62
33:YN:133:GLN:O	33:YN:134:ARG:HB3	1.99	0.62
35:YP:1:MET:CE	35:YP:5:ASP:HB3	2.25	0.62
38:YS:100:ALA:HA	38:YS:103:GLU:CG	2.29	0.62
38:YS:48:LEU:N	38:YS:48:LEU:HD12	2.14	0.62
39:YT:96:ARG:NH1	39:YT:96:ARG:HB2	2.14	0.62
41:YV:52:VAL:CG2	41:YV:55:ALA:HB3	2.28	0.62
1:QA:1306:A:N6	1:QA:1331:G:O2'	2.32	0.62
1:QA:962:C:H2'	1:QA:963:G:O4'	1.99	0.62
4:QD:153:ARG:HD3	4:QD:181:MET:SD	2.39	0.62
9:QI:116:LYS:O	9:QI:118:LYS:N	2.32	0.62
1:QA:1152:A:OP1	10:QJ:68:HIS:NE2	2.32	0.62
14:QN:41:ARG:HH21	14:QN:42:ILE:HD11	1.62	0.62
48:R2:40:SER:C	48:R2:42:GLY:N	2.51	0.62
25:RA:1871:A:H2'	25:RA:1872:A:C8	2.34	0.62
25:RA:2445:G:OP1	29:RF:74:ARG:NH2	2.32	0.62
25:RA:512:G:OP1	25:RA:1234:U:O2'	2.17	0.62
25:RA:858:U:H1'	25:RA:2268:A:H2'	1.82	0.62
29:RF:129:PHE:O	29:RF:130:ALA:HB3	1.99	0.62
33:RN:87:LEU:HD23	33:RN:87:LEU:O	1.99	0.62
33:RN:96:GLU:O	33:RN:98:VAL:N	2.33	0.62
39:RT:108:ARG:O	39:RT:111:ARG:HG3	2.00	0.62

Continued on next page...

Continued from previous page...

Atom-1	Atom-2	Interatomic distance (Å)	Clash overlap (Å)
1:XA:1356:G:H2'	1:XA:1357:A:H8	1.62	0.62
2:XB:20:GLU:HB2	2:XB:190:THR:OG1	1.99	0.62
47:Y1:91:LYS:HE3	47:Y1:91:LYS:HA	1.81	0.62
48:Y2:70:GLN:O	48:Y2:71:ASN:HB2	2.00	0.62
52:Y6:13:CYS:HB2	52:Y6:22:ALA:HB3	1.81	0.62
25:YA:2072:G:C2	25:YA:2073:C:C2	2.88	0.62
25:YA:745:G:H5''	25:YA:746:A:OP2	1.99	0.62
13:XM:8:GLU:OE2	30:YG:115:ARG:NH1	2.32	0.62
30:YG:94:LEU:HD23	30:YG:94:LEU:N	2.14	0.62
35:YP:105:LEU:O	35:YP:106:LEU:CB	2.42	0.62
44:YY:48:ALA:HB2	44:YY:61:ILE:HD13	1.82	0.62
1:QA:1131:G:H2'	1:QA:1132:C:H6	1.63	0.62
1:QA:728:A:H2'	1:QA:729:A:C8	2.34	0.62
1:QA:973:G:OP1	10:QJ:57:LYS:NZ	2.32	0.62
47:R1:18:ILE:HG12	47:R1:37:ILE:HG12	1.81	0.62
52:R6:18:ARG:HD2	52:R6:18:ARG:O	2.00	0.62
25:RA:1582:C:O2'	25:RA:1586:A:H8	1.81	0.62
25:RA:1332:G:H21	25:RA:1610:A:H8	1.45	0.62
25:RA:270(I):G:H1	25:RA:270(Q):C:H42	1.47	0.62
25:RA:2883:A:H5'	25:RA:2884:U:H5'	1.81	0.62
25:RA:674:G:H2'	25:RA:804:A:N6	2.14	0.62
26:RB:33:G:H8	26:RB:33:G:H5''	1.65	0.62
28:RE:35:GLN:HG2	28:RE:37:ARG:NE	2.14	0.62
29:RF:32:LEU:CD1	29:RF:105:VAL:HG13	2.29	0.62
33:RN:7:LYS:HD2	33:RN:7:LYS:H	1.64	0.62
39:RT:57:PHE:CD2	39:RT:58:ASN:N	2.66	0.62
1:XA:816:A:OP1	1:XA:1526:G:O2'	2.17	0.62
2:XB:115:LEU:CD2	2:XB:153:ARG:HD3	2.30	0.62
4:XD:170:VAL:HG22	4:XD:171:GLY:N	2.12	0.62
5:XE:42:GLY:HA2	5:XE:136:MET:HE1	1.82	0.62
8:XH:58:TYR:O	8:XH:59:LEU:HD23	2.00	0.62
48:Y2:69:ARG:HB2	48:Y2:69:ARG:CZ	2.29	0.62
25:YA:2332:U:O2'	25:YA:2333:A:H5'	1.99	0.62
27:YD:182:LEU:H	27:YD:272:ALA:HB3	1.62	0.62
30:YG:170:ARG:O	30:YG:174:GLU:HB2	2.00	0.62
31:YH:136:ILE:HD12	31:YH:136:ILE:H	1.64	0.62
39:YT:108:ARG:O	39:YT:111:ARG:HG3	2.00	0.62
36:YQ:63:LYS:HD2	45:YZ:175:VAL:HG21	1.81	0.62
1:QA:827:U:H6	1:QA:859:A:H61	1.48	0.62
1:QA:868:C:H2'	1:QA:869:G:O4'	1.98	0.62
8:QH:16:ALA:HB2	8:QH:24:THR:HG21	1.82	0.62

Continued on next page...

Continued from previous page...

Atom-1	Atom-2	Interatomic distance (Å)	Clash overlap (Å)
8:QH:84:ARG:NH1	8:QH:84:ARG:HG3	2.10	0.62
13:QM:97:PRO:HB2	13:QM:101:GLN:HE22	1.65	0.62
16:QP:66:PRO:HG2	16:QP:71:ARG:HH12	1.64	0.62
25:RA:1341:U:OP2	25:RA:1394:U:O2'	2.14	0.62
25:RA:1826:G:H4'	27:RD:242:ARG:NH2	2.14	0.62
25:RA:2695:C:H2'	25:RA:2696:U:C6	2.35	0.62
25:RA:302:C:H2'	25:RA:303:U:C6	2.35	0.62
27:RD:72:LYS:HG2	27:RD:103:ARG:NH2	2.14	0.62
27:RD:70:TRP:CH2	27:RD:150:LYS:HA	2.35	0.62
33:RN:26:LEU:O	33:RN:30:ILE:HG13	1.99	0.62
35:RP:64:LYS:HB2	54:R8:25:MET:HG3	1.80	0.62
36:RQ:86:GLY:C	36:RQ:88:GLY:H	2.03	0.62
25:RA:2713:A:OP1	37:RR:14:SER:OG	2.17	0.62
38:RS:22:GLY:O	38:RS:23:ARG:O	2.17	0.62
39:RT:31:SER:HA	39:RT:44:ASP:OD2	2.00	0.62
44:RY:87:LYS:O	44:RY:88:LYS:NZ	2.31	0.62
1:XA:1182:G:H4'	1:XA:1183:A:H5''	1.82	0.62
4:XD:79:PHE:CD2	4:XD:79:PHE:C	2.71	0.62
13:XM:77:ASN:HA	50:Y4:71:ARG:CZ	2.30	0.62
16:XP:51:VAL:CG1	16:XP:52:ASP:H	2.11	0.62
19:XS:39:THR:HG22	19:XS:40:ILE:N	2.14	0.62
50:Y4:61:ARG:O	50:Y4:63:TYR:N	2.33	0.62
25:YA:1204:A:O2'	25:YA:1205:U:O5'	2.18	0.62
25:YA:1696:G:C2	25:YA:1697:G:H1'	2.35	0.62
25:YA:2467:C:H4'	36:YQ:123:HIS:CD2	2.34	0.62
26:YB:71:C:C2	26:YB:72:G:C8	2.88	0.62
27:YD:133:LEU:HD21	27:YD:191:ALA:CB	2.29	0.62
28:YE:131:ALA:HB1	28:YE:135:HIS:CE1	2.34	0.62
34:YO:104:ARG:CZ	39:YT:34:VAL:HG11	2.29	0.62
35:YP:112:LEU:HD11	35:YP:114:ILE:HG23	1.80	0.62
42:YW:60:ASN:C	42:YW:61:ASN:HD22	2.03	0.62
1:QA:741:G:H2'	1:QA:742:G:C8	2.35	0.62
1:QA:793:U:H3'	1:QA:794:A:H5''	1.82	0.62
4:QD:196:LEU:C	4:QD:198:VAL:H	2.02	0.62
6:QF:77:ARG:HB2	6:QF:77:ARG:NH1	2.15	0.62
13:QM:69:GLU:O	13:QM:72:ALA:N	2.32	0.62
17:QQ:11:VAL:HG23	17:QQ:20:THR:HB	1.79	0.62
25:RA:2395:C:O2'	47:R1:30:VAL:HG12	1.99	0.62
48:R2:17:SER:HB2	48:R2:18:PRO:CA	2.30	0.62
25:RA:1285:G:N2	25:RA:1329:U:OP1	2.28	0.62
30:RG:68:PRO:HB2	30:RG:90:LEU:HD12	1.80	0.62

Continued on next page...

Continued from previous page...

Atom-1	Atom-2	Interatomic distance (Å)	Clash overlap (Å)
34:RO:78:ARG:HH21	39:RT:103:ARG:NH2	1.98	0.62
38:RS:26:LEU:HD12	38:RS:39:ILE:CD1	2.23	0.62
1:XA:1070:U:O5'	5:XE:25:ARG:NH1	2.33	0.62
3:XC:189:ALA:O	3:XC:191:THR:HG23	1.99	0.62
9:XI:116:LYS:O	9:XI:118:LYS:N	2.33	0.62
11:XK:51:LYS:CA	11:XK:55:LYS:HD3	2.22	0.62
13:XM:66:LEU:HA	13:XM:70:LEU:HD23	1.81	0.62
19:XS:12:ASP:OD1	19:XS:37:ARG:HD2	2.00	0.62
25:YA:210:C:OP2	53:Y7:29:LYS:NZ	2.33	0.62
25:YA:225:A:O2'	25:YA:257:A:H4'	2.00	0.62
28:YE:104:VAL:HG11	28:YE:188:VAL:HG23	1.82	0.62
28:YE:51:PHE:O	28:YE:52:LEU:C	2.38	0.62
29:YF:28:ILE:HG22	29:YF:112:MET:HB3	1.80	0.62
45:YZ:117:LEU:HA	45:YZ:174:VAL:HG22	1.81	0.62
1:QA:280:C:H3'	1:QA:281:G:H5'	1.82	0.62
47:R1:3:LYS:HD3	47:R1:43:TYR:CD2	2.35	0.62
47:R1:91:LYS:HA	47:R1:91:LYS:HE3	1.82	0.62
48:R2:69:ARG:CZ	48:R2:69:ARG:HB2	2.30	0.62
30:RG:6:ALA:HB2	50:R4:23:GLU:OE2	2.00	0.62
50:R4:61:ARG:O	50:R4:63:TYR:N	2.33	0.62
25:RA:1298:C:H2'	25:RA:1299:G:O4'	2.00	0.62
25:RA:1434:A:H61	25:RA:1558:A:N6	1.91	0.62
25:RA:530:G:H1'	25:RA:2021:C:O2'	1.98	0.62
25:RA:2041:U:H2'	25:RA:2042:A:H8	1.63	0.62
25:RA:2531:A:H4'	31:RH:157:TYR:CE2	2.34	0.62
27:RD:137:PRO:HB2	27:RD:140:THR:HG23	1.81	0.62
27:RD:27:THR:O	27:RD:29:PRO:HD2	1.99	0.62
27:RD:72:LYS:HE3	27:RD:75:ILE:HD12	1.82	0.62
30:RG:170:ARG:O	30:RG:174:GLU:HB2	1.99	0.62
25:RA:2415:G:H4'	35:RP:67:MET:N	2.15	0.62
25:RA:2723:C:H5''	37:RR:1:MET:HG2	1.82	0.62
38:RS:100:ALA:HA	38:RS:103:GLU:CG	2.30	0.62
39:RT:22:PHE:N	39:RT:22:PHE:HD2	1.97	0.62
44:RY:101:LYS:HE3	44:RY:102:CYS:SG	2.40	0.62
2:XB:194:PRO:HG2	2:XB:195:ASP:H	1.64	0.62
3:XC:111:LEU:HD21	3:XC:144:SER:O	2.00	0.62
3:XC:127:ARG:HH11	3:XC:127:ARG:HG2	1.64	0.62
5:XE:51:VAL:HB	5:XE:52:PRO:CD	2.30	0.62
6:XF:8:ILE:HD11	6:XF:79:LEU:HD13	1.81	0.62
1:XA:1314:C:H5	19:XS:4:SER:HB2	1.63	0.62
48:Y2:17:SER:HB2	48:Y2:18:PRO:CA	2.30	0.62

Continued on next page...

Continued from previous page...

Atom-1	Atom-2	Interatomic distance (Å)	Clash overlap (Å)
30:YG:142:PRO:HB2	50:Y4:31:ILE:CD1	2.30	0.62
54:Y8:59:LYS:HB3	54:Y8:59:LYS:HZ3	1.63	0.62
25:YA:777:A:C2	25:YA:778:G:C4	2.87	0.62
25:YA:2562:U:H1'	34:YO:23:ARG:NH1	2.15	0.62
4:QD:106:TYR:HE1	4:QD:112:VAL:O	1.82	0.61
5:QE:51:VAL:O	5:QE:55:VAL:HG23	1.99	0.61
6:QF:10:LEU:HD13	6:QF:61:LEU:CD1	2.30	0.61
8:QH:29:SER:HB3	8:QH:32:LYS:CG	2.22	0.61
10:QJ:29:ARG:HG2	10:QJ:29:ARG:O	2.00	0.61
13:QM:117:VAL:HG22	13:QM:118:ALA:N	2.15	0.61
14:QN:23:ARG:NH1	14:QN:30:ALA:HB2	2.14	0.61
15:QO:26:GLU:CD	15:QO:77:ARG:HH12	2.03	0.61
50:R4:23:GLU:O	50:R4:25:TYR:N	2.33	0.61
25:RA:2361:A:O5'	54:R8:27:THR:OG1	2.18	0.61
25:RA:2847:U:H3	25:RA:2869:G:H1	1.48	0.61
38:RS:17:ARG:HG3	38:RS:18:ILE:N	2.14	0.61
1:XA:142:G:H2'	1:XA:143:A:H8	1.64	0.61
1:XA:414:A:H2'	1:XA:415:A:C8	2.35	0.61
1:XA:821:G:H2'	1:XA:822:C:H6	1.63	0.61
1:XA:829:G:O6	1:XA:857:C:N4	2.20	0.61
9:XI:65:VAL:HG21	9:XI:73:GLN:HB3	1.81	0.61
15:XO:74:ASP:OD1	15:XO:77:ARG:HG2	2.00	0.61
16:XP:20:VAL:HG21	16:XP:32:TYR:CD2	2.35	0.61
16:XP:4:ILE:HG13	16:XP:21:VAL:CG1	2.29	0.61
47:Y1:76:ARG:HD2	47:Y1:76:ARG:H	1.64	0.61
25:YA:1384:A:O2'	25:YA:1404:C:O2	2.18	0.61
25:YA:2119:A:N6	25:YA:2170:A:H62	1.97	0.61
25:YA:602:G:O2'	25:YA:655:A:N6	2.33	0.61
4:QD:166:LYS:HD2	27:YD:134:ARG:HH12	1.64	0.61
27:YD:134:ARG:HD3	27:YD:135:PHE:CE2	2.35	0.61
29:YF:32:LEU:CD1	29:YF:105:VAL:HG13	2.29	0.61
36:YQ:54:MET:O	36:YQ:57:HIS:HB3	2.00	0.61
40:YU:102:GLU:HG3	41:YV:2:PHE:CE2	2.34	0.61
11:QK:121:PRO:HD2	11:QK:126:ARG:HD3	1.82	0.61
13:QM:66:LEU:HA	13:QM:70:LEU:HD23	1.81	0.61
14:QN:23:ARG:CD	14:QN:28:GLY:O	2.49	0.61
15:QO:68:ARG:O	15:QO:72:ARG:HB2	2.00	0.61
50:R4:71:ARG:NH1	50:R4:71:ARG:CG	2.61	0.61
52:R6:44:ARG:O	52:R6:45:LYS:HB2	2.00	0.61
25:RA:2439:A:H4'	25:RA:2440:C:O5'	2.01	0.61
25:RA:2529:G:H5''	25:RA:2530:A:H5''	1.81	0.61

Continued on next page...

Continued from previous page...

Atom-1	Atom-2	Interatomic distance (Å)	Clash overlap (Å)
25:RA:2688:U:H1'	25:RA:2721:A:H62	1.64	0.61
27:RD:237:GLU:OE1	27:RD:237:GLU:CA	2.48	0.61
30:RG:111:LEU:HB2	30:RG:112:PRO:HD3	1.82	0.61
30:RG:9:ARG:HG2	30:RG:13:GLU:OE1	2.00	0.61
32:RI:62:LYS:HE3	32:RI:134:PRO:HG2	1.82	0.61
34:RO:104:ARG:HG2	34:RO:104:ARG:NH1	2.14	0.61
37:RR:38:VAL:HB	37:RR:39:PRO:HD3	1.81	0.61
45:RZ:53:ILE:HG22	45:RZ:71:VAL:O	2.01	0.61
3:XC:3:ASN:N	3:XC:3:ASN:ND2	2.48	0.61
9:XI:59:PHE:HZ	9:XI:88:TYR:CE1	2.17	0.61
17:XQ:65:ILE:HD12	17:XQ:65:ILE:N	2.15	0.61
21:XU:15:ARG:HG2	21:XU:15:ARG:HH11	1.63	0.61
46:Y0:23:VAL:HB	46:Y0:26:TYR:HE2	1.65	0.61
46:Y0:53:MET:HB2	46:Y0:59:LEU:HD23	1.82	0.61
47:Y1:87:PRO:O	47:Y1:88:LYS:C	2.37	0.61
25:YA:822:U:H2'	25:YA:823:G:C8	2.35	0.61
36:YQ:81:VAL:HG23	46:Y0:7:LEU:HD21	1.82	0.61
39:YT:31:SER:HA	39:YT:44:ASP:OD2	2.00	0.61
42:YW:5:ALA:O	42:YW:50:VAL:HG13	2.00	0.61
4:QD:162:LEU:CD1	4:QD:181:MET:HB3	2.31	0.61
5:QE:51:VAL:HB	5:QE:52:PRO:CD	2.30	0.61
5:QE:91:LEU:HA	5:QE:120:THR:HG22	1.81	0.61
10:QJ:53:PRO:HA	14:QN:42:ILE:HD12	1.82	0.61
11:QK:12:ARG:HG2	11:QK:13:GLN:H	1.63	0.61
50:R4:35:VAL:O	50:R4:37:SER:N	2.26	0.61
25:RA:242:G:C8	54:R8:5:LYS:HG2	2.35	0.61
25:RA:301:G:N2	25:RA:316:C:N3	2.40	0.61
27:RD:133:LEU:HD21	27:RD:191:ALA:HB2	1.82	0.61
34:RO:97:ARG:N	34:RO:117:LEU:HD22	2.15	0.61
35:RP:114:ILE:HD11	35:RP:130:PHE:CD1	2.34	0.61
40:RU:92:ARG:HD3	40:RU:94:ASN:HB3	1.82	0.61
44:RY:48:ALA:HB2	44:RY:61:ILE:HD13	1.82	0.61
1:XA:295:C:H2'	1:XA:296:U:H6	1.65	0.61
12:XL:126:LYS:C	12:XL:128:ALA:H	2.04	0.61
14:XN:32:SER:O	14:XN:40:CYS:C	2.37	0.61
15:XO:61:GLY:C	15:XO:65:ARG:HH12	2.02	0.61
25:YA:1459:G:H2'	25:YA:1460:A:H5'	1.83	0.61
25:YA:751:A:H5'	42:YW:90:ARG:HA	1.81	0.61
27:YD:27:THR:O	27:YD:29:PRO:HD2	1.99	0.61
35:YP:108:LYS:H	35:YP:108:LYS:HD2	1.64	0.61
36:YQ:88:GLY:C	36:YQ:90:VAL:H	2.02	0.61

Continued on next page...

Continued from previous page...

Atom-1	Atom-2	Interatomic distance (Å)	Clash overlap (Å)
38:YS:17:ARG:HG3	38:YS:18:ILE:N	2.14	0.61
1:QA:156:G:H1	1:QA:165:C:N4	1.97	0.61
1:QA:745:C:H2'	1:QA:746:A:C8	2.34	0.61
2:QB:108:ILE:O	2:QB:111:ARG:HB2	2.01	0.61
3:QC:111:LEU:HD21	3:QC:144:SER:O	2.01	0.61
4:QD:29:PRO:CG	4:QD:30:LYS:HD3	2.28	0.61
7:QG:15:ASP:O	7:QG:19:GLY:HA2	2.00	0.61
8:QH:39:LEU:O	8:QH:45:ILE:HG12	2.01	0.61
9:QI:118:LYS:HZ3	9:QI:118:LYS:HB2	1.65	0.61
13:QM:36:LYS:C	13:QM:36:LYS:HD3	2.19	0.61
14:QN:18:VAL:HG23	14:QN:19:ARG:N	2.14	0.61
49:R3:29:ARG:CB	49:R3:29:ARG:HH11	2.13	0.61
25:RA:1667:G:H2'	25:RA:1991:U:O4	2.00	0.61
25:RA:2114:A:N6	25:RA:2119:A:H62	1.98	0.61
25:RA:829:A:C8	25:RA:2248:C:H5'	2.35	0.61
25:RA:2849:U:H5	39:RT:93:ARG:HH12	1.49	0.61
25:RA:738:G:H2'	25:RA:739:G:O4'	2.00	0.61
27:RD:35:LYS:HA	27:RD:64:ILE:HG22	1.82	0.61
28:RE:201:THR:HG22	28:RE:203:LYS:N	2.07	0.61
31:RH:152:ARG:O	31:RH:153:LYS:CD	2.48	0.61
33:RN:62:VAL:CG1	33:RN:66:LYS:HD2	2.30	0.61
33:RN:96:GLU:CG	33:RN:97:ARG:H	2.00	0.61
35:RP:50:ARG:CB	35:RP:50:ARG:NH2	2.57	0.61
7:XG:15:ASP:O	7:XG:19:GLY:HA2	2.00	0.61
9:XI:28:VAL:HG13	9:XI:63:ILE:HG22	1.83	0.61
19:XS:11:VAL:O	19:XS:12:ASP:HB2	1.99	0.61
20:XT:34:LYS:O	20:XT:38:LYS:HB2	2.01	0.61
47:Y1:73:LEU:C	47:Y1:75:GLU:H	2.03	0.61
30:YG:6:ALA:HB2	50:Y4:23:GLU:OE2	2.00	0.61
25:YA:1162:G:H1'	41:YV:23:GLU:OE2	2.00	0.61
25:YA:1228:G:OP2	40:YU:16:LYS:NZ	2.17	0.61
25:YA:1991:U:H2'	25:YA:1992:G:H5''	1.83	0.61
25:YA:2025:C:H2'	25:YA:2026:C:C6	2.35	0.61
27:YD:137:PRO:HB2	27:YD:140:THR:HG23	1.81	0.61
28:YE:35:GLN:HG2	28:YE:37:ARG:NE	2.14	0.61
33:YN:96:GLU:O	33:YN:98:VAL:N	2.33	0.61
35:YP:50:ARG:NH2	35:YP:50:ARG:CB	2.58	0.61
36:YQ:66:ILE:CG1	36:YQ:67:ARG:H	2.12	0.61
36:YQ:86:GLY:C	36:YQ:88:GLY:N	2.52	0.61
43:YX:15:GLU:OE1	43:YX:15:GLU:N	2.34	0.61
45:YZ:169:GLU:HG2	45:YZ:170:THR:N	2.15	0.61

Continued on next page...

Continued from previous page...

Atom-1	Atom-2	Interatomic distance (Å)	Clash overlap (Å)
1:QA:404:U:H2'	1:QA:405:U:H6	1.64	0.61
1:QA:450:G:N7	1:QA:481:G:C6	2.69	0.61
2:QB:115:LEU:CD2	2:QB:153:ARG:HD3	2.30	0.61
1:QA:1111:A:N1	3:QC:177:THR:HG23	2.16	0.61
7:QG:113:GLU:CB	7:QG:119:ARG:HG2	2.29	0.61
10:QJ:98:ILE:N	10:QJ:98:ILE:HD12	2.15	0.61
12:QL:126:LYS:C	12:QL:128:ALA:H	2.03	0.61
19:QS:11:VAL:O	19:QS:12:ASP:HB2	2.00	0.61
23:QX:8:A:O5'	23:QX:8:A:H8	1.83	0.61
30:RG:142:PRO:HB2	50:R4:31:ILE:CD1	2.30	0.61
25:RA:2419:U:H5'	52:R6:23:THR:HG22	1.82	0.61
31:RH:86:GLU:O	31:RH:87:LEU:HB2	1.99	0.61
32:RI:8:PRO:HG3	32:RI:14:ASP:HB2	1.82	0.61
35:RP:65:ARG:HE	54:R8:15:LYS:HB2	1.64	0.61
38:RS:88:ASP:O	38:RS:89:ARG:CB	2.49	0.61
42:RW:5:ALA:O	42:RW:50:VAL:HG13	2.00	0.61
1:XA:1020:U:H2'	1:XA:1021:G:C8	2.36	0.61
1:XA:1149:C:H2'	1:XA:1150:U:H6	1.65	0.61
1:XA:826:C:H2'	1:XA:827:U:O2	1.99	0.61
4:XD:149:ALA:HB3	4:XD:152:SER:HB2	1.82	0.61
9:XI:128:ARG:NH2	22:XV:35:A:OP1	2.26	0.61
50:Y4:23:GLU:O	50:Y4:25:TYR:N	2.33	0.61
54:Y8:22:VAL:HG21	54:Y8:53:PRO:HB2	1.83	0.61
54:Y8:29:LYS:HD3	54:Y8:44:LYS:CB	2.30	0.61
25:YA:2368:C:H2'	25:YA:2369:A:C8	2.33	0.61
27:YD:70:TRP:CH2	27:YD:150:LYS:HA	2.35	0.61
31:YH:6:ARG:HG3	31:YH:7:LEU:N	2.15	0.61
33:YN:62:VAL:CG1	33:YN:66:LYS:HD2	2.29	0.61
34:YO:8:LEU:HB2	34:YO:19:ILE:HD11	1.81	0.61
34:YO:78:ARG:HH21	39:YT:103:ARG:NH2	1.98	0.61
38:YS:43:GLU:HG2	46:Y0:49:LYS:HE2	1.82	0.61
39:YT:24:PRO:O	39:YT:94:ALA:HB2	2.00	0.61
41:YV:46:VAL:HG13	41:YV:46:VAL:O	2.01	0.61
1:QA:701:C:H4'	1:QA:702:A:H5''	1.83	0.61
1:QA:735:C:H2'	1:QA:736:C:H6	1.66	0.61
1:QA:865:A:H5'	1:QA:1078:U:H5	1.65	0.61
1:QA:542:G:OP1	4:QD:10:ARG:NH2	2.33	0.61
17:QQ:67:LYS:HA	17:QQ:70:ARG:NH1	2.15	0.61
52:R6:25:LYS:HD2	54:R8:34:TRP:CZ2	2.36	0.61
25:RA:1354:A:OP1	27:RD:38:LYS:HE2	2.00	0.61
25:RA:2072:G:N2	25:RA:2073:C:O2	2.33	0.61

Continued on next page...

Continued from previous page...

Atom-1	Atom-2	Interatomic distance (Å)	Clash overlap (Å)
25:RA:2152:G:H2'	25:RA:2153:G:H8	1.66	0.61
25:RA:2645:G:H3'	25:RA:2646:C:H5'	1.81	0.61
27:RD:21:PHE:HB3	27:RD:24:ILE:HG13	1.83	0.61
34:RO:104:ARG:CZ	39:RT:34:VAL:HG11	2.29	0.61
42:RW:82:LEU:HB2	42:RW:98:LYS:HB2	1.82	0.61
1:XA:1010:G:N2	1:XA:1020:U:H1'	2.15	0.61
1:XA:118:U:H3'	1:XA:288:A:H61	1.65	0.61
1:XA:1336:C:H1'	1:XA:1337:G:C2	2.36	0.61
1:XA:581:G:N2	1:XA:760:G:N7	2.49	0.61
2:XB:17:PHE:CD2	2:XB:44:LEU:HD11	2.36	0.61
4:XD:106:TYR:HE1	4:XD:112:VAL:O	1.82	0.61
4:XD:196:LEU:C	4:XD:198:VAL:H	2.02	0.61
5:XE:131:ILE:O	5:XE:134:ALA:HB3	2.01	0.61
5:XE:79:GLU:OE2	8:XH:104:ARG:CA	2.48	0.61
6:XF:77:ARG:NH1	6:XF:77:ARG:HB2	2.15	0.61
8:XH:102:ARG:HH11	8:XH:105:ARG:NH2	1.99	0.61
49:Y3:5:LYS:HB2	49:Y3:36:VAL:HG12	1.82	0.61
13:XM:77:ASN:CA	50:Y4:71:ARG:NH2	2.55	0.61
25:YA:747:U:C2	51:Y5:2:ALA:HB3	2.34	0.61
52:Y6:18:ARG:O	52:Y6:18:ARG:HD2	2.00	0.61
25:YA:1586:A:H3'	25:YA:1587:A:H8	1.64	0.61
25:YA:2532:G:O2'	25:YA:2657:A:N1	2.30	0.61
25:YA:287:C:H42	25:YA:354:G:H1	1.49	0.61
25:YA:1818:U:H2'	27:YD:157:ARG:HG3	1.82	0.61
27:YD:25:THR:HG21	27:YD:81:ALA:CA	2.31	0.61
27:YD:35:LYS:HE3	27:YD:64:ILE:C	2.21	0.61
28:YE:35:GLN:CG	28:YE:37:ARG:HE	2.10	0.61
31:YH:152:ARG:O	31:YH:153:LYS:CD	2.48	0.61
36:YQ:2:LEU:HD23	36:YQ:2:LEU:H	1.65	0.61
37:YR:38:VAL:HB	37:YR:39:PRO:HD3	1.81	0.61
38:YS:49:VAL:HG22	38:YS:80:LEU:HD12	1.83	0.61
42:YW:28:SER:O	42:YW:31:GLU:N	2.34	0.61
44:YY:44:ILE:HG13	44:YY:45:VAL:H	1.64	0.61
1:QA:36:C:O2'	1:QA:501:C:OP1	2.17	0.61
5:QE:42:GLY:HA2	5:QE:136:MET:HE1	1.82	0.61
16:QP:4:ILE:HG13	16:QP:21:VAL:CG1	2.29	0.61
47:R1:80:LEU:O	47:R1:81:LYS:HD2	2.01	0.61
25:RA:49:A:N7	25:RA:120:U:C5	2.69	0.61
25:RA:2102:U:H3	25:RA:2187:G:H1	1.49	0.61
27:RD:174:ILE:N	27:RD:174:ILE:HD12	2.16	0.61
41:RV:46:VAL:HG13	41:RV:46:VAL:O	2.01	0.61

Continued on next page...

Continued from previous page...

Atom-1	Atom-2	Interatomic distance (Å)	Clash overlap (Å)
43:RX:66:LEU:O	43:RX:66:LEU:HD23	2.01	0.61
2:XB:108:ILE:O	2:XB:111:ARG:HB2	2.01	0.61
2:XB:21:ARG:HG3	2:XB:38:GLY:O	2.01	0.61
6:XF:69:GLU:O	6:XF:72:VAL:HG12	2.01	0.61
8:XH:23:SER:HA	8:XH:63:LEU:CD2	2.24	0.61
10:XJ:34:VAL:CG2	10:XJ:74:ILE:HG22	2.30	0.61
13:XM:117:VAL:HG22	13:XM:118:ALA:N	2.15	0.61
1:XA:376:G:H5''	16:XP:5:ARG:HD2	1.82	0.61
25:YA:688:U:H2'	25:YA:689:A:C8	2.36	0.61
26:YB:38:C:N3	26:YB:44:G:N2	2.44	0.61
27:YD:227:ASN:CB	27:YD:228:PRO:HD2	2.24	0.61
28:YE:95:ILE:N	28:YE:95:ILE:HD12	2.15	0.61
25:YA:674:G:C1'	29:YF:74:ARG:HD3	2.29	0.61
34:YO:91:LEU:HD22	34:YO:91:LEU:N	2.16	0.61
40:YU:88:ILE:CD1	40:YU:88:ILE:H	2.05	0.61
44:YY:19:LYS:HG3	44:YY:19:LYS:O	2.01	0.61
45:YZ:182:LYS:HB2	45:YZ:183:LEU:HA	1.81	0.61
1:QA:108:G:P	1:QA:326:G:H22	2.23	0.61
1:QA:489:C:H2'	1:QA:490:G:H8	1.66	0.61
2:QB:194:PRO:HG2	2:QB:195:ASP:H	1.64	0.61
4:QD:129:ASN:HA	4:QD:145:GLU:HB2	1.82	0.61
4:QD:166:LYS:HG3	27:YD:135:PHE:CZ	2.36	0.61
6:QF:98:LEU:HD12	6:QF:98:LEU:O	2.01	0.61
17:QQ:65:ILE:HD12	17:QQ:65:ILE:N	2.15	0.61
48:R2:41:ILE:HD11	48:R2:44:LEU:HG	1.82	0.61
54:R8:29:LYS:HD3	54:R8:44:LYS:CB	2.30	0.61
54:R8:48:PHE:CD1	54:R8:48:PHE:N	2.66	0.61
25:RA:1081:U:H3'	25:RA:1082:U:H4'	1.83	0.61
25:RA:2870:C:H2'	25:RA:2871:C:O4'	2.00	0.61
25:RA:547:A:H3'	25:RA:548:A:C8	2.36	0.61
25:RA:816:C:H2'	25:RA:817:C:C6	2.36	0.61
29:RF:63:LYS:HE2	29:RF:67:GLN:HB3	1.83	0.61
31:RH:6:ARG:HG3	31:RH:7:LEU:N	2.15	0.61
33:RN:23:LEU:HD12	33:RN:99:LEU:HD23	1.82	0.61
33:RN:7:LYS:CD	33:RN:9:VAL:H	2.14	0.61
40:RU:69:CYS:HB3	40:RU:106:PHE:CZ	2.36	0.61
42:RW:65:LEU:HD12	42:RW:68:ARG:NH1	2.10	0.61
45:RZ:16:SER:O	45:RZ:20:ARG:HB2	2.00	0.61
1:XA:1306:A:N6	1:XA:1331:G:H1'	2.15	0.61
1:XA:426:G:OP1	4:XD:38:TYR:OH	2.10	0.61
1:XA:465:A:N7	1:XA:467:G:C6	2.69	0.61

Continued on next page...

Continued from previous page...

Atom-1	Atom-2	Interatomic distance (Å)	Clash overlap (Å)
1:XA:821:G:H2'	1:XA:822:C:C6	2.36	0.61
6:XF:10:LEU:HD13	6:XF:61:LEU:CD1	2.30	0.61
7:XG:140:ASP:C	7:XG:142:GLU:H	2.03	0.61
15:XO:68:ARG:O	15:XO:72:ARG:HB2	2.00	0.61
18:XR:25:THR:HG22	18:XR:25:THR:O	2.00	0.61
48:Y2:41:ILE:HD11	48:Y2:44:LEU:HG	1.83	0.61
49:Y3:59:VAL:HG12	49:Y3:60:GLU:N	2.16	0.61
25:YA:1639:U:H2'	25:YA:1640:C:H5''	1.82	0.61
25:YA:1728:G:H8	25:YA:1732:A:H62	1.48	0.61
25:YA:2439:A:H5'	25:YA:2439:A:H8	1.65	0.61
25:YA:2887:U:H2'	25:YA:2888:C:H6	1.66	0.61
25:YA:860:U:H5	25:YA:917:A:C2	2.19	0.61
27:YD:2:ALA:HB3	27:YD:20:ASP:HB3	1.83	0.61
30:YG:77:ILE:HD13	30:YG:82:LEU:CD1	2.29	0.61
33:YN:7:LYS:CD	33:YN:9:VAL:H	2.14	0.61
3:QC:70:VAL:O	3:QC:106:VAL:HG23	2.01	0.61
4:QD:11:LEU:HA	4:QD:14:ARG:HB2	1.82	0.61
12:QL:44:THR:O	12:QL:45:PRO:O	2.17	0.61
20:QT:84:LEU:O	20:QT:88:VAL:HG23	2.01	0.61
49:R3:59:VAL:HG12	49:R3:60:GLU:N	2.16	0.61
52:R6:41:PRO:HD2	52:R6:46:HIS:N	2.16	0.61
25:RA:1678:G:H22	25:RA:1989:G:N2	1.97	0.61
25:RA:2392:A:H8	35:RP:60:MET:HG3	1.66	0.61
25:RA:270(U):C:H2'	25:RA:270(V):G:C8	2.34	0.61
4:XD:162:LEU:CD1	4:XD:181:MET:HB3	2.31	0.61
4:XD:196:LEU:N	4:XD:196:LEU:HD12	2.15	0.61
6:XF:98:LEU:HD12	6:XF:98:LEU:O	2.01	0.61
7:XG:79:ARG:HH11	7:XG:79:ARG:HG2	1.66	0.61
11:XK:121:PRO:HD2	11:XK:126:ARG:HD3	1.82	0.61
12:XL:85:ILE:HD11	12:XL:98:TYR:HB2	1.81	0.61
13:XM:96:LEU:HB3	13:XM:97:PRO:HD2	1.83	0.61
19:XS:16:LEU:O	19:XS:20:LEU:HG	2.01	0.61
25:YA:242:G:C5'	54:Y8:3:LYS:HE3	2.29	0.61
25:YA:1327:C:N4	25:YA:1328:G:C6	2.69	0.61
25:YA:863:A:H2'	25:YA:864:G:C8	2.35	0.61
25:YA:882:G:N2	25:YA:895:U:O2	2.33	0.61
27:YD:133:LEU:HD21	27:YD:191:ALA:HB2	1.82	0.61
28:YE:52:LEU:HB3	28:YE:54:GLN:OE1	2.00	0.61
29:YF:119:ARG:HG2	29:YF:119:ARG:HH11	1.64	0.61
29:YF:164:ARG:HG2	29:YF:164:ARG:HH11	1.66	0.61
31:YH:137:ASP:HB3	31:YH:140:LYS:HB2	1.81	0.61

Continued on next page...

Continued from previous page...

Atom-1	Atom-2	Interatomic distance (Å)	Clash overlap (Å)
35:YP:96:THR:HG22	35:YP:126:VAL:HB	1.82	0.61
36:YQ:20:ALA:HB1	36:YQ:99:PRO:CD	2.30	0.61
37:YR:44:LEU:HD22	37:YR:48:VAL:HG23	1.82	0.61
38:YS:89:ARG:O	38:YS:90:GLY:O	2.19	0.61
43:YX:14:SER:O	43:YX:17:ALA:N	2.34	0.61
1:QA:1321:C:H3'	1:QA:1322:C:H5''	1.83	0.61
1:QA:1330:U:OP1	13:QM:25:ILE:O	2.18	0.61
1:QA:227:G:H2'	1:QA:228:A:C8	2.35	0.61
1:QA:590:C:H2'	1:QA:591:U:H6	1.66	0.61
3:QC:3:ASN:N	3:QC:3:ASN:ND2	2.48	0.61
3:QC:47:LEU:O	3:QC:52:LEU:HD22	2.01	0.61
10:QJ:34:VAL:CG2	10:QJ:74:ILE:HG22	2.30	0.61
13:QM:62:ASN:ND2	50:R4:49:PHE:HD2	1.99	0.61
13:QM:9:ILE:O	13:QM:9:ILE:HD12	2.01	0.61
16:QP:20:VAL:HG22	16:QP:21:VAL:N	2.16	0.61
16:QP:20:VAL:HG21	16:QP:32:TYR:CD2	2.35	0.61
16:QP:8:ARG:HG2	16:QP:8:ARG:HH11	1.64	0.61
49:R3:5:LYS:HB2	49:R3:36:VAL:HG12	1.82	0.61
51:R5:52:TYR:O	51:R5:53:ALA:HB3	2.01	0.61
25:RA:1047:G:H2'	25:RA:1110:G:N1	2.16	0.61
27:RD:35:LYS:HG2	27:RD:64:ILE:CG2	2.31	0.61
28:RE:52:LEU:HB3	28:RE:54:GLN:OE1	2.00	0.61
35:RP:96:THR:HG22	35:RP:126:VAL:HB	1.83	0.61
36:RQ:2:LEU:HD23	36:RQ:2:LEU:H	1.65	0.61
38:RS:49:VAL:HG22	38:RS:80:LEU:HD12	1.82	0.61
1:XA:110:C:H2'	1:XA:111:G:O4'	2.01	0.61
1:XA:192:U:H4'	20:XT:102:GLY:O	2.00	0.61
1:XA:895:G:H2'	1:XA:896:C:C6	2.36	0.61
2:XB:132:LYS:HA	2:XB:135:GLN:CD	2.22	0.61
3:XC:13:GLY:HA3	14:XN:57:ARG:CZ	2.31	0.61
5:XE:43:LEU:HD21	5:XE:132:ALA:HB1	1.83	0.61
9:XI:13:ALA:HB2	9:XI:67:GLY:O	2.00	0.61
46:Y0:11:ARG:O	46:Y0:14:ARG:NH2	2.34	0.61
52:Y6:7:ILE:HG13	52:Y6:8:LYS:N	2.06	0.61
25:YA:1113:U:OP1	31:YH:2:SER:N	2.34	0.61
25:YA:2816:C:O2'	25:YA:2817:G:H5'	1.99	0.61
25:YA:795:C:O2'	25:YA:796:C:H5'	2.00	0.61
25:YA:934:G:H2'	25:YA:935:C:C6	2.35	0.61
27:YD:54:ARG:HH11	27:YD:54:ARG:CG	2.14	0.61
30:YG:44:GLY:HA2	30:YG:88:ILE:CG1	2.31	0.61
33:YN:17:ASP:O	33:YN:18:ALA:HB3	2.01	0.61

Continued on next page...

Continued from previous page...

Atom-1	Atom-2	Interatomic distance (Å)	Clash overlap (Å)
41:YV:41:GLY:H	41:YV:46:VAL:HG13	1.66	0.61
42:YW:82:LEU:HB2	42:YW:98:LYS:HB2	1.82	0.61
43:YX:66:LEU:O	43:YX:66:LEU:HD23	2.01	0.61
1:QA:1113:C:H2'	1:QA:1114:C:C6	2.36	0.60
1:QA:1326:C:H2'	1:QA:1327:C:C6	2.36	0.60
2:QB:141:GLU:O	2:QB:145:LEU:HD23	2.01	0.60
2:QB:60:ASP:O	2:QB:64:ARG:HG2	2.01	0.60
4:QD:90:GLY:CA	4:QD:204:ILE:HD11	2.30	0.60
4:QD:90:GLY:HA2	4:QD:204:ILE:HD11	1.83	0.60
1:QA:738:C:H5''	6:QF:69:GLU:HB2	1.83	0.60
19:QS:12:ASP:OD1	19:QS:37:ARG:HD2	2.00	0.60
20:QT:101:GLY:O	20:QT:103:GLY:N	2.34	0.60
25:RA:903:C:H2'	25:RA:904:C:H6	1.66	0.60
26:RB:28:C:H2'	26:RB:29:A:C8	2.36	0.60
29:RF:175:THR:O	29:RF:176:LEU:CB	2.49	0.60
32:RI:68:LEU:HA	32:RI:71:ILE:HG22	1.82	0.60
33:RN:6:PRO:HG3	33:RN:41:ASP:HB2	1.83	0.60
33:RN:58:ASP:N	33:RN:60:ILE:HD11	2.16	0.60
41:RV:35:LEU:HD23	41:RV:35:LEU:O	2.01	0.60
43:RX:14:SER:O	43:RX:17:ALA:N	2.34	0.60
1:XA:1171:G:H2'	1:XA:1172:C:C6	2.35	0.60
1:XA:1081:G:P	5:XE:16:THR:HG1	2.23	0.60
6:XF:45:LEU:HD12	6:XF:59:TYR:HD1	1.66	0.60
15:XO:26:GLU:CD	15:XO:77:ARG:HH12	2.03	0.60
16:XP:20:VAL:HG22	16:XP:21:VAL:N	2.16	0.60
52:Y6:41:PRO:HD2	52:Y6:46:HIS:N	2.16	0.60
25:YA:1359:A:H61	25:YA:1372:U:H3	1.48	0.60
25:YA:2635:C:OP1	28:YE:78:LEU:HD12	2.01	0.60
25:YA:877:U:H3	25:YA:899:A:H2	1.49	0.60
27:YD:147:LEU:CD1	27:YD:155:LEU:HD11	2.26	0.60
27:YD:147:LEU:HD13	27:YD:155:LEU:CD1	2.29	0.60
27:YD:35:LYS:NZ	27:YD:65:ILE:HA	2.15	0.60
32:YI:93:THR:O	32:YI:97:ILE:HG12	2.01	0.60
33:YN:99:LEU:O	33:YN:103:VAL:HG23	2.01	0.60
35:YP:27:HIS:N	35:YP:27:HIS:ND1	2.49	0.60
4:QD:149:ALA:HB3	4:QD:152:SER:HB2	1.82	0.60
5:QE:131:ILE:O	5:QE:134:ALA:HB3	2.01	0.60
8:QH:118:VAL:C	8:QH:119:LEU:HD23	2.21	0.60
11:QK:99:GLN:HG2	11:QK:105:VAL:CG2	2.28	0.60
11:QK:41:THR:HG21	11:QK:71:LYS:HB2	1.83	0.60
15:QO:5:LYS:O	15:QO:8:LYS:HG2	2.01	0.60

Continued on next page...

Continued from previous page...

Atom-1	Atom-2	Interatomic distance (Å)	Clash overlap (Å)
48:R2:70:GLN:O	48:R2:71:ASN:HB2	2.00	0.60
25:RA:108:U:H2'	25:RA:109:G:H8	1.65	0.60
25:RA:1113:U:H2'	25:RA:1114:G:C8	2.36	0.60
25:RA:2146:C:H4'	25:RA:2147:G:C8	2.35	0.60
25:RA:2591:C:OP2	27:RD:238:GLY:HA3	2.01	0.60
25:RA:558:G:P	33:RN:111:PRO:HD2	2.41	0.60
25:RA:923:C:H2'	25:RA:924:C:H6	1.65	0.60
27:RD:263:ARG:CB	27:RD:263:ARG:HH11	2.14	0.60
30:RG:28:VAL:O	30:RG:31:VAL:HG12	2.01	0.60
30:RG:61:ALA:HB2	30:RG:68:PRO:HD2	1.80	0.60
36:RQ:86:GLY:C	36:RQ:88:GLY:N	2.52	0.60
37:RR:52:ILE:O	37:RR:55:ALA:HB3	2.01	0.60
41:RV:15:GLU:HG3	41:RV:16:PRO:HD2	1.83	0.60
1:XA:15:G:H4'	5:XE:24:ARG:HH12	1.65	0.60
2:XB:60:ASP:O	2:XB:64:ARG:HG2	2.01	0.60
3:XC:141:VAL:O	3:XC:146:ALA:HB3	2.01	0.60
8:XH:118:VAL:C	8:XH:119:LEU:HD23	2.22	0.60
8:XH:6:ILE:HB	8:XH:85:ARG:HH12	1.62	0.60
12:XL:5:PRO:HA	12:XL:9:GLN:NE2	2.16	0.60
25:YA:1980:G:O2'	25:YA:1982:C:OP2	2.18	0.60
28:YE:131:ALA:HB1	28:YE:135:HIS:HE1	1.65	0.60
32:YI:48:GLU:HA	32:YI:51:ILE:HD12	1.82	0.60
39:YT:34:VAL:HG12	39:YT:36:GLU:HG2	1.83	0.60
42:YW:36:LEU:HD11	42:YW:47:VAL:HG12	1.83	0.60
44:YY:101:LYS:HE3	44:YY:102:CYS:SG	2.40	0.60
1:QA:298:A:H5''	1:QA:299:G:OP2	2.01	0.60
1:QA:955:U:H2'	1:QA:956:U:H6	1.66	0.60
4:QD:196:LEU:HD12	4:QD:196:LEU:N	2.15	0.60
8:QH:49:GLU:O	8:QH:51:VAL:HG13	2.02	0.60
20:QT:34:LYS:O	20:QT:38:LYS:HB2	2.01	0.60
22:QV:1:C:C1'	46:R0:5:LYS:CE	2.78	0.60
47:R1:80:LEU:C	47:R1:81:LYS:CD	2.69	0.60
25:RA:1977:A:H8	25:RA:1977:A:O5'	1.85	0.60
25:RA:2111:C:N3	25:RA:2118:U:O2'	2.34	0.60
28:RE:104:VAL:HG11	28:RE:188:VAL:HG23	1.82	0.60
31:RH:126:PRO:CD	31:RH:127:GLU:N	2.64	0.60
34:RO:91:LEU:N	34:RO:91:LEU:HD22	2.16	0.60
36:RQ:88:GLY:C	36:RQ:90:VAL:H	2.02	0.60
41:RV:66:ARG:HH12	41:RV:88:ARG:HH11	1.49	0.60
42:RW:28:SER:O	42:RW:31:GLU:N	2.34	0.60
45:RZ:166:SER:H	45:RZ:167:PRO:HA	1.66	0.60

Continued on next page...

Continued from previous page...

Atom-1	Atom-2	Interatomic distance (Å)	Clash overlap (Å)
1:XA:1224:G:C6	1:XA:1322:C:H1'	2.36	0.60
1:XA:567:G:H2'	1:XA:568:G:O4'	2.02	0.60
2:XB:221:LEU:HD13	2:XB:221:LEU:O	2.02	0.60
3:XC:47:LEU:O	3:XC:52:LEU:HD22	2.01	0.60
3:XC:88:ARG:NH1	3:XC:101:LEU:H	1.99	0.60
5:XE:79:GLU:HB3	5:XE:92:LYS:HA	1.84	0.60
13:XM:40:ASN:HD21	13:XM:42:ALA:HB3	1.64	0.60
17:XQ:67:LYS:HA	17:XQ:70:ARG:NH1	2.15	0.60
50:Y4:71:ARG:CG	50:Y4:71:ARG:NH1	2.61	0.60
25:YA:582:G:H1	25:YA:1258:C:H42	1.46	0.60
25:YA:2131:G:H4'	25:YA:2132:U:H4'	1.82	0.60
25:YA:2284:C:C5	52:Y6:27:LYS:HE2	2.36	0.60
25:YA:570:G:H2'	25:YA:2030:A:C5	2.36	0.60
25:YA:676:A:H2	25:YA:802:A:H61	1.48	0.60
27:YD:263:ARG:CB	27:YD:263:ARG:HH11	2.15	0.60
31:YH:44:VAL:O	31:YH:44:VAL:HG22	2.01	0.60
36:YQ:66:ILE:CG1	36:YQ:67:ARG:N	2.64	0.60
38:YS:99:LYS:O	38:YS:102:ALA:N	2.34	0.60
1:QA:1066:C:H5'	1:QA:1067:A:OP2	2.01	0.60
1:QA:1255:G:HO2'	1:QA:1258:G:HO2'	1.46	0.60
2:QB:114:ARG:O	2:QB:117:GLU:HB2	2.01	0.60
2:QB:132:LYS:HA	2:QB:135:GLN:CD	2.22	0.60
2:QB:80:ILE:CD1	2:QB:208:ILE:HG23	2.22	0.60
3:QC:88:ARG:O	3:QC:99:VAL:HG21	2.01	0.60
4:QD:146:ILE:H	4:QD:146:ILE:HD12	1.66	0.60
6:QF:69:GLU:O	6:QF:72:VAL:HG12	2.01	0.60
9:QI:28:VAL:HG13	9:QI:63:ILE:HG22	1.82	0.60
1:QA:684:A:O2'	11:QK:38:ASN:HB3	2.02	0.60
16:QP:40:ASP:OD2	16:QP:42:ARG:HB2	2.02	0.60
20:QT:104:LEU:HD12	20:QT:105:SER:H	1.66	0.60
25:RA:2336:A:H61	46:R0:43:THR:HG21	1.64	0.60
47:R1:81:LYS:HZ3	47:R1:81:LYS:HA	0.80	0.60
25:RA:1204:A:O2'	25:RA:1205:U:O5'	2.19	0.60
25:RA:270:A:H2'	25:RA:270(A):A:C8	2.35	0.60
25:RA:870:A:H2'	25:RA:871:U:C6	2.37	0.60
25:RA:96:G:H4'	48:R2:48:HIS:NE2	2.17	0.60
28:RE:4:ILE:C	28:RE:5:LEU:HD23	2.22	0.60
30:RG:50:ALA:O	30:RG:53:LEU:HB3	2.01	0.60
36:RQ:66:ILE:CG1	36:RQ:67:ARG:N	2.64	0.60
1:XA:1077:G:N2	1:XA:1080:A:OP2	2.33	0.60
1:XA:1412:C:H42	1:XA:1488:G:H1	1.50	0.60

Continued on next page...

Continued from previous page...

Atom-1	Atom-2	Interatomic distance (Å)	Clash overlap (Å)
1:XA:309:G:H2'	1:XA:310:G:C8	2.36	0.60
3:XC:70:VAL:HG12	3:XC:72:LYS:N	2.11	0.60
4:XD:146:ILE:H	4:XD:146:ILE:HD12	1.66	0.60
6:XF:61:LEU:HB3	6:XF:63:TYR:HE2	1.67	0.60
8:XH:49:GLU:O	8:XH:51:VAL:HG13	2.02	0.60
11:XK:78:GLN:O	11:XK:103:LEU:HA	2.01	0.60
13:XM:37:THR:CG2	13:XM:39:ILE:HD11	2.32	0.60
13:XM:4:ILE:H	13:XM:9:ILE:HG22	1.62	0.60
13:XM:9:ILE:HD12	13:XM:9:ILE:O	2.01	0.60
16:XP:40:ASP:OD2	16:XP:42:ARG:HB2	2.02	0.60
51:Y5:52:TYR:O	51:Y5:53:ALA:HB3	2.02	0.60
25:YA:1443:G:N2	25:YA:1548:C:N3	2.47	0.60
25:YA:469:G:O6	53:Y7:37:LYS:HE2	2.00	0.60
25:YA:580:C:H2'	25:YA:581:C:H6	1.66	0.60
25:YA:466:A:N3	25:YA:683:C:H1'	2.15	0.60
26:YB:18:G:H1	26:YB:65:C:H42	1.49	0.60
27:YD:35:LYS:NZ	27:YD:64:ILE:O	2.32	0.60
28:YE:37:ARG:CA	28:YE:37:ARG:NE	2.64	0.60
28:YE:53:PRO:HG2	28:YE:54:GLN:NE2	2.16	0.60
32:YI:113:ARG:HB3	32:YI:131:LYS:HD3	1.84	0.60
33:YN:16:ILE:O	33:YN:55:VAL:HG22	2.01	0.60
34:YO:97:ARG:N	34:YO:117:LEU:HD22	2.15	0.60
29:YF:34:TRP:CZ3	35:YP:8:PRO:HB3	2.37	0.60
36:YQ:60:ARG:HH11	45:YZ:113:ALA:HB3	1.65	0.60
37:YR:52:ILE:O	37:YR:55:ALA:HB3	2.01	0.60
40:YU:69:CYS:HB3	40:YU:106:PHE:CZ	2.36	0.60
40:YU:90:VAL:CG1	40:YU:91:ASP:H	2.00	0.60
45:YZ:28:MET:N	45:YZ:35:ARG:O	2.32	0.60
1:QA:1172:C:H2'	1:QA:1173:G:C8	2.37	0.60
1:QA:1412:C:H2'	1:QA:1413:A:C8	2.37	0.60
2:QB:17:PHE:CD2	2:QB:44:LEU:HD11	2.36	0.60
3:QC:141:VAL:O	3:QC:146:ALA:HB3	2.01	0.60
6:QF:1:MET:HA	6:QF:67:MET:O	2.02	0.60
8:QH:86:ILE:HG22	8:QH:93:VAL:HG21	1.84	0.60
10:QJ:32:ALA:H	10:QJ:78:ASN:HD21	1.49	0.60
11:QK:78:GLN:O	11:QK:103:LEU:HA	2.01	0.60
15:QO:74:ASP:OD1	15:QO:77:ARG:HG2	2.00	0.60
27:RD:35:LYS:NZ	27:RD:65:ILE:HA	2.15	0.60
30:RG:94:LEU:HD23	30:RG:94:LEU:H	1.64	0.60
36:RQ:54:MET:O	36:RQ:57:HIS:HB3	2.00	0.60
36:RQ:80:GLU:C	36:RQ:81:VAL:HG13	2.22	0.60

Continued on next page...

Continued from previous page...

Atom-1	Atom-2	Interatomic distance (Å)	Clash overlap (Å)
40:RU:96:ALA:C	40:RU:98:LEU:H	2.04	0.60
43:RX:43:VAL:CG1	43:RX:51:VAL:HG21	2.31	0.60
1:XA:1101:A:H4'	1:XA:1102:A:O5'	2.01	0.60
1:XA:1189:C:H5''	1:XA:1190:G:OP2	2.02	0.60
1:XA:272:C:H2'	1:XA:273:A:H8	1.67	0.60
2:XB:69:LEU:O	2:XB:162:ILE:HA	2.02	0.60
3:XC:130:VAL:O	3:XC:134:ILE:HG12	2.01	0.60
3:XC:70:VAL:O	3:XC:106:VAL:HG23	2.01	0.60
4:XD:90:GLY:CA	4:XD:204:ILE:HD11	2.31	0.60
8:XH:39:LEU:O	8:XH:45:ILE:HG12	2.01	0.60
9:XI:96:LEU:HD23	9:XI:102:LEU:HD12	1.84	0.60
9:XI:3:GLN:HB3	9:XI:20:ARG:HG2	1.82	0.60
9:XI:85:LEU:O	9:XI:85:LEU:HD12	2.02	0.60
14:YN:44:LEU:HD12	14:YN:48:ALA:HB2	1.83	0.60
20:XT:104:LEU:HD12	20:XT:105:SER:H	1.66	0.60
47:Y1:3:LYS:HD3	47:Y1:43:TYR:CD2	2.35	0.60
13:XM:3:ARG:HG2	50:Y4:34:GLU:OE1	2.02	0.60
52:Y6:13:CYS:O	52:Y6:21:TYR:HA	2.02	0.60
25:YA:1005:C:H5''	25:YA:1006:C:OP2	2.01	0.60
25:YA:1266:G:O5'	42:YW:15:ARG:NH2	2.35	0.60
25:YA:1825:A:H2'	25:YA:1826:G:H8	1.67	0.60
25:YA:2512:C:H2'	25:YA:2513:G:O4'	2.01	0.60
25:YA:2022:U:O2'	25:YA:2617:C:H5'	2.02	0.60
27:YD:166:GLN:CA	27:YD:166:GLN:HE21	2.14	0.60
27:YD:25:THR:HG21	27:YD:81:ALA:HA	1.84	0.60
27:YD:35:LYS:HG2	27:YD:64:ILE:CG2	2.31	0.60
35:YP:13:ASN:O	35:YP:15:ARG:N	2.34	0.60
25:YA:2723:C:H5''	37:YR:1:MET:HG2	1.83	0.60
45:YZ:60:GLU:HA	45:YZ:66:SER:HA	1.83	0.60
1:QA:1190:G:OP1	3:QC:5:ILE:HD12	2.01	0.60
1:QA:196:A:OP1	20:QT:68:LYS:NZ	2.28	0.60
2:QB:221:LEU:O	2:QB:221:LEU:HD13	2.02	0.60
3:QC:88:ARG:NH1	3:QC:101:LEU:H	1.99	0.60
4:QD:11:LEU:O	4:QD:14:ARG:N	2.35	0.60
4:QD:76:ARG:HD2	4:QD:207:TYR:HE2	1.66	0.60
6:QF:97:PHE:HD2	6:QF:97:PHE:C	2.05	0.60
8:QH:58:TYR:O	8:QH:59:LEU:HD23	2.00	0.60
9:QI:3:GLN:HB3	9:QI:20:ARG:HG2	1.82	0.60
1:QA:1226:C:H2'	13:QM:103:THR:HB	1.82	0.60
14:QN:23:ARG:HD2	14:QN:28:GLY:O	2.00	0.60
47:R1:73:LEU:C	47:R1:75:GLU:H	2.03	0.60

Continued on next page...

Continued from previous page...

Atom-1	Atom-2	Interatomic distance (Å)	Clash overlap (Å)
25:RA:2544:G:H2'	25:RA:2545:G:H8	1.66	0.60
25:RA:38:A:N3	29:RF:48:THR:OG1	2.34	0.60
25:RA:67:U:H3	25:RA:74:A:H2	1.49	0.60
30:RG:64:THR:HG23	30:RG:66:GLN:H	1.67	0.60
33:RN:133:GLN:O	33:RN:134:ARG:HB3	1.99	0.60
35:RP:55:ARG:HD2	35:RP:56:SER:O	2.01	0.60
5:XE:74:GLY:O	5:XE:115:VAL:HA	2.01	0.60
5:XE:33:VAL:HG11	5:XE:109:ILE:HA	1.83	0.60
9:XI:9:ARG:CB	9:XI:14:VAL:HG22	2.31	0.60
10:XJ:5:ARG:O	10:XJ:98:ILE:HA	2.01	0.60
47:Y1:80:LEU:O	47:Y1:81:LYS:HD2	2.00	0.60
25:YA:1292:U:H2'	25:YA:1293:C:C6	2.36	0.60
25:YA:688:U:H5'	25:YA:1780:A:C2	2.36	0.60
25:YA:2347:C:C5	25:YA:2382:G:H1'	2.35	0.60
25:YA:492:A:C2'	25:YA:493:G:H5'	2.31	0.60
26:YB:24:G:H1'	26:YB:26:A:H62	1.66	0.60
27:YD:35:LYS:CG	27:YD:64:ILE:N	2.56	0.60
28:YE:63:LEU:CD1	28:YE:64:LYS:H	2.04	0.60
30:YG:28:VAL:O	30:YG:31:VAL:HG12	2.01	0.60
45:YZ:23:LYS:O	45:YZ:25:PRO:HD3	2.02	0.60
45:YZ:1:MET:HG2	45:YZ:2:GLU:H	1.65	0.60
6:QF:61:LEU:HB3	6:QF:63:TYR:HE2	1.67	0.60
9:QI:9:ARG:CB	9:QI:14:VAL:HG22	2.31	0.60
20:QT:96:GLY:O	20:QT:97:ALA:HB3	2.02	0.60
48:R2:41:ILE:HG12	48:R2:44:LEU:HD12	1.82	0.60
30:RG:179:PRO:HG3	50:R4:38:LYS:HZ2	1.66	0.60
25:RA:1329:U:H5''	25:RA:1330:C:H5	1.65	0.60
25:RA:2277:G:OP1	36:RQ:85:LYS:HB2	2.01	0.60
25:RA:2068:U:N3	25:RA:2430:A:H2	1.98	0.60
28:RE:51:PHE:O	28:RE:52:LEU:C	2.38	0.60
28:RE:53:PRO:HG2	28:RE:54:GLN:NE2	2.16	0.60
30:RG:112:PRO:HB3	50:R4:37:SER:CB	2.26	0.60
30:RG:128:ARG:HG3	30:RG:128:ARG:NH2	2.17	0.60
31:RH:44:VAL:O	31:RH:44:VAL:HG22	2.01	0.60
33:RN:17:ASP:O	33:RN:18:ALA:HB3	2.01	0.60
35:RP:138:LEU:C	35:RP:140:ALA:N	2.55	0.60
44:RY:19:LYS:HG3	44:RY:19:LYS:O	2.01	0.60
44:RY:44:ILE:HG13	44:RY:45:VAL:H	1.65	0.60
1:XA:1292:U:H2'	1:XA:1293:G:C8	2.36	0.60
1:XA:375:U:H4'	16:XP:17:TYR:HE2	1.67	0.60
4:XD:129:ASN:HA	4:XD:145:GLU:HB2	1.82	0.60

Continued on next page...

Continued from previous page...

Atom-1	Atom-2	Interatomic distance (Å)	Clash overlap (Å)
6:XF:97:PHE:HD2	6:XF:97:PHE:C	2.05	0.60
7:XG:113:GLU:CB	7:XG:119:ARG:HG2	2.29	0.60
12:XL:54:LYS:CD	12:XL:54:LYS:N	2.64	0.60
13:XM:97:PRO:HB2	13:XM:101:GLN:HE22	1.65	0.60
25:YA:1061:U:H3'	25:YA:1062:G:H5''	1.82	0.60
25:YA:818:G:H3'	25:YA:1187:G:H22	1.65	0.60
25:YA:26:G:N1	25:YA:27:G:N2	2.50	0.60
25:YA:428:A:N6	25:YA:429:A:N1	2.49	0.60
25:YA:492:A:H2'	25:YA:493:G:H5'	1.82	0.60
25:YA:675:A:C8	25:YA:804:A:C6	2.90	0.60
25:YA:993:G:H2'	25:YA:994:C:C6	2.36	0.60
33:YN:23:LEU:HD12	33:YN:99:LEU:HD23	1.82	0.60
35:YP:79:ARG:HD3	35:YP:110:TYR:HE1	1.67	0.60
38:YS:11:LYS:HB2	38:YS:91:PRO:HD3	1.84	0.60
40:YU:92:ARG:HD3	40:YU:94:ASN:HB3	1.82	0.60
40:YU:92:ARG:NH1	40:YU:95:LEU:CD1	2.65	0.60
41:YV:35:LEU:O	41:YV:35:LEU:HD23	2.01	0.60
41:YV:99:ILE:CD1	41:YV:99:ILE:N	2.65	0.60
43:YX:43:VAL:CG1	43:YX:51:VAL:HG21	2.31	0.60
25:YA:483:A:C4'	44:YY:49:VAL:HA	2.29	0.60
1:QA:528:C:HO2'	1:QA:535:A:HO2'	1.44	0.60
4:QD:96:LEU:H	4:QD:96:LEU:CD2	2.12	0.60
9:QI:111:ARG:HG2	9:QI:112:LYS:N	2.16	0.60
9:QI:114:TYR:O	9:QI:114:TYR:HD2	1.85	0.60
9:QI:85:LEU:O	9:QI:85:LEU:HD12	2.02	0.60
10:QJ:5:ARG:O	10:QJ:98:ILE:HA	2.01	0.60
13:QM:37:THR:CG2	13:QM:39:ILE:HD11	2.32	0.60
13:QM:96:LEU:HB3	13:QM:97:PRO:HD2	1.83	0.60
19:QS:25:LYS:O	19:QS:26:GLY:O	2.20	0.60
48:R2:32:LEU:HD11	48:R2:54:LYS:HG3	1.84	0.60
25:RA:2318:G:H22	38:RS:2:ALA:N	2.00	0.60
25:RA:654:A:O2'	25:RA:654(A):G:N7	2.34	0.60
25:RA:863:A:H2'	25:RA:864:G:C8	2.36	0.60
25:RA:892:G:N2	25:RA:893:C:O2	2.35	0.60
25:RA:955:C:N4	25:RA:962:G:O6	2.17	0.60
27:RD:2:ALA:HB3	27:RD:20:ASP:HB3	1.83	0.60
27:RD:25:THR:HG21	27:RD:81:ALA:CA	2.31	0.60
28:RE:4:ILE:CD1	28:RE:28:ALA:HB1	2.29	0.60
28:RE:37:ARG:CA	28:RE:37:ARG:NE	2.64	0.60
28:RE:95:ILE:HD12	28:RE:95:ILE:N	2.15	0.60
29:RF:46:ARG:HH11	29:RF:46:ARG:CG	2.04	0.60

Continued on next page...

Continued from previous page...

Atom-1	Atom-2	Interatomic distance (Å)	Clash overlap (Å)
31:RH:89:ILE:O	31:RH:91:GLY:N	2.35	0.60
33:RN:99:LEU:O	33:RN:103:VAL:HG23	2.02	0.60
37:RR:44:LEU:HD22	37:RR:48:VAL:HG23	1.82	0.60
45:RZ:5:LEU:HD11	45:RZ:39:VAL:HB	1.84	0.60
1:XA:701:C:H1'	1:XA:703:G:C4	2.37	0.60
4:XD:90:GLY:HA2	4:XD:204:ILE:HD11	1.83	0.60
6:XF:1:MET:HA	6:XF:67:MET:O	2.02	0.60
9:XI:111:ARG:HG2	9:XI:112:LYS:N	2.16	0.60
54:Y8:53:PRO:CD	54:Y8:54:GLU:H	2.15	0.60
25:YA:1846:G:H5'	25:YA:1847:A:OP2	2.02	0.60
25:YA:2324:C:H5''	25:YA:2325:G:H5'	1.84	0.60
25:YA:264:C:C2'	25:YA:265:A:H5''	2.31	0.60
27:YD:21:PHE:HB3	27:YD:24:ILE:HG13	1.83	0.60
27:YD:35:LYS:HD3	27:YD:63:ARG:CB	2.32	0.60
30:YG:9:ARG:HG2	30:YG:13:GLU:OE1	2.01	0.60
34:YO:7:TYR:HE1	34:YO:20:MET:HE3	1.67	0.60
35:YP:138:LEU:C	35:YP:140:ALA:N	2.55	0.60
36:YQ:63:LYS:HE2	36:YQ:65:PHE:CE1	2.37	0.60
39:YT:57:PHE:CD2	39:YT:58:ASN:N	2.66	0.60
45:YZ:58:VAL:O	45:YZ:60:GLU:N	2.35	0.60
1:QA:1440:C:O2'	1:QA:1442:G:N2	2.35	0.60
1:QA:192:U:H4'	20:QT:102:GLY:O	2.01	0.60
3:QC:130:VAL:O	3:QC:134:ILE:HG12	2.01	0.60
3:QC:13:GLY:HA3	14:QN:57:ARG:CZ	2.31	0.60
5:QE:33:VAL:HG11	5:QE:109:ILE:HA	1.83	0.60
14:QN:15:LYS:HD2	14:QN:16:PHE:CZ	2.37	0.60
15:QO:4:THR:HB	15:QO:6:GLU:OE2	2.02	0.60
17:QQ:76:LEU:HD12	17:QQ:77:VAL:H	1.66	0.60
25:RA:1101:U:H2'	25:RA:1102:C:C6	2.36	0.60
28:RE:116:VAL:O	28:RE:117:MET:CB	2.49	0.60
29:RF:164:ARG:HG2	29:RF:164:ARG:HH11	1.66	0.60
30:RG:44:GLY:HA2	30:RG:88:ILE:CG1	2.30	0.60
31:RH:30:LYS:CD	31:RH:81:GLU:H	2.15	0.60
35:RP:13:ASN:O	35:RP:15:ARG:N	2.34	0.60
35:RP:27:HIS:N	35:RP:27:HIS:ND1	2.49	0.60
29:RF:34:TRP:CZ3	35:RP:8:PRO:HB3	2.37	0.60
37:RR:44:LEU:O	37:RR:48:VAL:HG23	2.02	0.60
41:RV:18:LEU:HB3	41:RV:96:ILE:HG12	1.84	0.60
43:RX:15:GLU:OE1	43:RX:15:GLU:N	2.34	0.60
1:XA:235:C:H5'	17:XQ:70:ARG:HG2	1.84	0.60
1:XA:555:C:OP1	12:XL:20:LYS:NZ	2.35	0.60

Continued on next page...

Continued from previous page...

Atom-1	Atom-2	Interatomic distance (Å)	Clash overlap (Å)
1:XA:828:A:H2'	1:XA:829:G:O4'	2.02	0.60
2:XB:141:GLU:O	2:XB:145:LEU:HD23	2.02	0.60
13:XM:3:ARG:HA	13:XM:9:ILE:CG2	2.21	0.60
14:XN:19:ARG:O	14:XN:20:ALA:C	2.40	0.60
47:Y1:80:LEU:C	47:Y1:81:LYS:CD	2.69	0.60
25:YA:593:G:O2'	54:Y8:61:LEU:HD13	2.02	0.60
25:YA:2840:C:H2'	25:YA:2841:C:H6	1.65	0.60
27:YD:72:LYS:HE3	27:YD:75:ILE:HD12	1.82	0.60
28:YE:93:VAL:N	28:YE:95:ILE:CD1	2.65	0.60
28:YE:93:VAL:N	28:YE:95:ILE:HD12	2.17	0.60
29:YF:175:THR:O	29:YF:176:LEU:CB	2.49	0.60
29:YF:63:LYS:HE2	29:YF:67:GLN:HB3	1.83	0.60
25:YA:1340:U:OP2	43:YX:78:LYS:NZ	2.34	0.60
1:QA:1347:G:H22	1:QA:1374:A:P	2.24	0.60
1:QA:145:G:H1	1:QA:177:C:H42	1.50	0.60
1:QA:811:C:H4'	1:QA:900:A:N6	2.17	0.60
4:QD:114:ARG:NH1	4:QD:114:ARG:HG3	2.13	0.60
5:QE:43:LEU:HD21	5:QE:132:ALA:HB1	1.82	0.60
25:RA:1805:U:O2	27:RD:50:THR:HB	2.01	0.60
27:RD:165:ILE:HA	27:RD:175:LEU:HD23	1.83	0.60
27:RD:35:LYS:HD3	27:RD:63:ARG:CB	2.32	0.60
28:RE:63:LEU:CD1	28:RE:64:LYS:H	2.04	0.60
30:RG:126:ASP:OD1	30:RG:130:ASN:HB2	2.02	0.60
31:RH:117:PRO:HB3	31:RH:123:PHE:CD1	2.37	0.60
36:RQ:81:VAL:HG23	36:RQ:82:ARG:H	1.67	0.60
37:RR:92:GLY:H	37:RR:94:TYR:HE2	1.49	0.60
39:RT:34:VAL:HG12	39:RT:36:GLU:HG2	1.83	0.60
40:RU:76:TYR:CZ	40:RU:80:ILE:HG13	2.37	0.60
44:RY:4:LYS:O	44:RY:5:MET:HB2	2.01	0.60
1:XA:1070:U:H2'	1:XA:1071:C:H6	1.67	0.60
1:XA:1298:C:O2'	1:XA:1299:A:OP2	2.20	0.60
1:XA:1288:A:N1	1:XA:1371:G:H1'	2.17	0.60
1:XA:1399:C:H4'	1:XA:1400:C:H5''	1.84	0.60
1:XA:148:G:H2'	1:XA:149:A:H8	1.66	0.60
1:XA:1502:A:H2	1:XA:1505:G:H1	1.50	0.60
2:XB:114:ARG:O	2:XB:117:GLU:HB2	2.01	0.60
7:XG:148:ASN:N	7:XG:148:ASN:ND2	2.46	0.60
16:XP:51:VAL:CG1	16:XP:52:ASP:N	2.65	0.60
47:Y1:81:LYS:HZ3	47:Y1:81:LYS:HA	0.70	0.60
25:YA:1062:G:H2'	25:YA:1063:G:C8	2.37	0.60
25:YA:2071:A:H2'	25:YA:2072:G:C8	2.37	0.60

Continued on next page...

Continued from previous page...

Atom-1	Atom-2	Interatomic distance (Å)	Clash overlap (Å)
28:YE:68:ALA:O	28:YE:69:LYS:HG3	2.02	0.60
39:YT:107:ASP:O	39:YT:110:ILE:HG22	2.02	0.60
1:QA:355:C:O4'	1:QA:388:G:O2'	2.20	0.59
1:QA:559:A:H4'	1:QA:560:U:H5''	1.83	0.59
1:QA:959:A:HO2'	1:QA:984:C:HO2'	1.50	0.59
13:QM:45:VAL:O	13:QM:45:VAL:HG22	2.02	0.59
25:RA:530:G:C2	25:RA:2022:U:OP1	2.55	0.59
25:RA:303:U:H2'	25:RA:304:G:H8	1.65	0.59
25:RA:649:G:H2'	25:RA:650:C:O4'	2.02	0.59
27:RD:25:THR:HG21	27:RD:81:ALA:HA	1.83	0.59
29:RF:155:LEU:CD1	29:RF:174:VAL:HG13	2.32	0.59
37:RR:75:LEU:C	37:RR:75:LEU:HD13	2.22	0.59
25:RA:565:C:OP1	41:RV:82:ARG:NH2	2.35	0.59
45:RZ:163:LEU:H	45:RZ:163:LEU:HD12	1.66	0.59
45:RZ:58:VAL:O	45:RZ:60:GLU:N	2.35	0.59
10:XJ:32:ALA:H	10:XJ:78:ASN:HD21	1.49	0.59
19:XS:25:LYS:O	19:XS:26:GLY:O	2.20	0.59
25:YA:2355:C:O2	46:Y0:39:ARG:NH2	2.35	0.59
25:YA:1055:G:H1	25:YA:1104:C:N4	1.97	0.59
25:YA:1204:A:H2	25:YA:1241:A:N1	1.99	0.59
25:YA:137(A):G:H1'	43:YX:41:ASN:ND2	2.17	0.59
25:YA:1379:A:H4'	25:YA:1380:G:OP2	2.02	0.59
25:YA:1652:A:H2'	25:YA:1653:G:H5'	1.84	0.59
27:YD:174:ILE:N	27:YD:174:ILE:HD12	2.16	0.59
28:YE:51:PHE:HD1	28:YE:52:LEU:HG	1.67	0.59
30:YG:50:ALA:O	30:YG:53:LEU:HB3	2.01	0.59
31:YH:30:LYS:CD	31:YH:81:GLU:H	2.15	0.59
33:YN:18:ALA:HB3	33:YN:55:VAL:O	2.02	0.59
35:YP:121:LYS:HG3	35:YP:122:PRO:HD2	1.84	0.59
37:YR:75:LEU:HD13	37:YR:75:LEU:C	2.22	0.59
38:YS:59:LYS:HG2	38:YS:60:GLY:N	2.13	0.59
41:YV:1:MET:CE	41:YV:43:GLU:HG2	2.32	0.59
41:YV:66:ARG:HH12	41:YV:88:ARG:HH11	1.49	0.59
2:QB:124:SER:HB2	2:QB:125:PRO:HD2	1.84	0.59
1:QA:1073:U:OP2	5:QE:57:LYS:NZ	2.35	0.59
6:QF:26:ILE:O	6:QF:30:LEU:HG	2.02	0.59
19:QS:16:LEU:O	19:QS:20:LEU:HG	2.01	0.59
20:QT:58:LYS:O	20:QT:62:LEU:HD12	2.02	0.59
47:R1:91:LYS:CG	47:R1:92:LYS:H	2.15	0.59
13:QM:77:ASN:OD1	50:R4:71:ARG:CZ	2.51	0.59
25:RA:589:C:H2'	25:RA:590:A:H8	1.68	0.59

Continued on next page...

Continued from previous page...

Atom-1	Atom-2	Interatomic distance (Å)	Clash overlap (Å)
28:RE:131:ALA:HB1	28:RE:135:HIS:HE1	1.65	0.59
31:RH:4:ILE:N	31:RH:4:ILE:HD13	2.18	0.59
33:RN:41:ASP:O	33:RN:48:MET:HE3	2.01	0.59
35:RP:37:GLY:HA2	35:RP:41:ARG:HE	1.67	0.59
38:RS:99:LYS:O	38:RS:102:ALA:N	2.34	0.59
1:XA:272:C:H2'	1:XA:273:A:C8	2.37	0.59
1:XA:401:C:H2'	1:XA:402:G:C8	2.37	0.59
2:XB:188:ALA:HB3	2:XB:200:ILE:HG23	1.83	0.59
6:XF:44:GLY:HA2	6:XF:59:TYR:CZ	2.37	0.59
10:XJ:98:ILE:N	10:XJ:98:ILE:HD12	2.15	0.59
18:XR:31:LEU:H	18:XR:31:LEU:HD23	1.67	0.59
20:XT:96:GLY:O	20:XT:97:ALA:HB3	2.02	0.59
54:Y8:22:VAL:CG2	54:Y8:53:PRO:HB2	2.32	0.59
54:Y8:56:GLU:O	54:Y8:59:LYS:N	2.35	0.59
25:YA:1344:G:H4'	25:YA:1384:A:N7	2.17	0.59
26:YB:33:G:N2	26:YB:35:U:O4	2.34	0.59
30:YG:111:LEU:HB2	30:YG:112:PRO:HD3	1.82	0.59
35:YP:95:VAL:HG13	35:YP:100:LEU:HD21	1.83	0.59
35:YP:55:ARG:HD2	35:YP:56:SER:O	2.01	0.59
36:YQ:80:GLU:C	36:YQ:81:VAL:HG13	2.22	0.59
40:YU:96:ALA:C	40:YU:98:LEU:H	2.04	0.59
44:YY:96:ILE:CD1	44:YY:98:VAL:HG12	2.32	0.59
1:QA:1411:C:H2'	1:QA:1412:C:H6	1.67	0.59
3:QC:189:ALA:HB3	3:QC:196:LEU:HB2	1.84	0.59
3:QC:60:ALA:O	3:QC:61:ALA:CB	2.50	0.59
7:QG:66:VAL:O	7:QG:70:LYS:HG3	2.02	0.59
8:QH:41:ARG:HH11	8:QH:41:ARG:HB3	1.66	0.59
25:RA:1062:G:H2'	25:RA:1063:G:C8	2.37	0.59
25:RA:1027:A:N6	25:RA:1126:A:C4	2.70	0.59
25:RA:1729:A:H2'	25:RA:1730:U:H5''	1.84	0.59
27:RD:166:GLN:HE21	27:RD:166:GLN:CA	2.14	0.59
27:RD:236:GLY:C	27:RD:237:GLU:OE1	2.40	0.59
27:RD:35:LYS:HE3	27:RD:64:ILE:C	2.21	0.59
25:RA:2637:U:H5''	28:RE:82:ARG:NH2	2.14	0.59
33:RN:16:ILE:O	33:RN:55:VAL:HG22	2.01	0.59
35:RP:95:VAL:HG13	35:RP:100:LEU:HD21	1.84	0.59
39:RT:107:ASP:O	39:RT:110:ILE:HG22	2.02	0.59
40:RU:58:ARG:HA	40:RU:61:TRP:CE3	2.37	0.59
41:RV:35:LEU:HB2	41:RV:37:VAL:HG23	1.85	0.59
1:XA:1461:G:H2'	1:XA:1462:G:C8	2.37	0.59
1:XA:646:U:H2'	1:XA:647:C:H6	1.67	0.59

Continued on next page...

Continued from previous page...

Atom-1	Atom-2	Interatomic distance (Å)	Clash overlap (Å)
8:XH:41:ARG:HB3	8:XH:41:ARG:HH11	1.66	0.59
8:XH:86:ILE:HG22	8:XH:93:VAL:HG21	1.84	0.59
9:XI:66:ARG:HG2	9:XI:66:ARG:HH11	1.68	0.59
11:XK:41:THR:HG21	11:XK:71:LYS:HB2	1.83	0.59
52:Y6:25:LYS:HD2	54:Y8:34:TRP:CZ2	2.36	0.59
25:YA:1109:C:O2'	25:YA:1110:G:OP1	2.16	0.59
25:YA:1424:G:N2	25:YA:1574:C:O2	2.27	0.59
25:YA:2134:A:OP2	25:YA:2157:G:N2	2.35	0.59
25:YA:740:U:H2'	25:YA:741:G:C8	2.38	0.59
29:YF:123:LEU:HD12	29:YF:124:LEU:N	2.17	0.59
33:YN:6:PRO:HG3	33:YN:41:ASP:HB2	1.83	0.59
35:YP:127:ALA:O	35:YP:147:LEU:HD23	2.02	0.59
36:YQ:86:GLY:C	36:YQ:88:GLY:H	2.03	0.59
33:YN:42:TRP:O	40:YU:64:ARG:NH2	2.35	0.59
40:YU:76:TYR:CZ	40:YU:80:ILE:HG13	2.37	0.59
41:YV:35:LEU:HB2	41:YV:37:VAL:HG23	1.85	0.59
45:YZ:152:ALA:O	45:YZ:154:ASP:N	2.34	0.59
1:QA:355:C:H2'	1:QA:356:A:O4'	2.03	0.59
2:QB:4:GLU:CG	2:QB:5:ILE:H	1.99	0.59
1:QA:1112:C:H1'	3:QC:179:ARG:HH11	1.67	0.59
5:QE:42:GLY:CA	5:QE:66:MET:HG2	2.33	0.59
5:QE:74:GLY:O	5:QE:115:VAL:HA	2.01	0.59
7:QG:23:VAL:HG12	7:QG:27:ILE:CD1	2.32	0.59
8:QH:86:ILE:HG13	8:QH:133:LEU:HD22	1.84	0.59
10:QJ:31:GLY:HA3	10:QJ:78:ASN:ND2	2.18	0.59
12:QL:54:LYS:N	12:QL:54:LYS:CD	2.65	0.59
14:QN:44:LEU:HD12	14:QN:48:ALA:HB2	1.84	0.59
25:RA:571:A:O2'	41:RV:78:LYS:NZ	2.35	0.59
25:RA:712:G:N2	25:RA:719:C:O2	2.35	0.59
25:RA:958:U:OP2	36:RQ:14:ARG:NH1	2.28	0.59
27:RD:172:TYR:CD1	27:RD:186:HIS:HA	2.37	0.59
28:RE:68:ALA:O	28:RE:69:LYS:HG3	2.02	0.59
35:RP:79:ARG:HD3	35:RP:110:TYR:HE1	1.67	0.59
38:RS:11:LYS:HB2	38:RS:91:PRO:HD3	1.84	0.59
39:RT:102:ILE:HB	39:RT:110:ILE:HD13	1.84	0.59
42:RW:36:LEU:HD11	42:RW:47:VAL:HG12	1.83	0.59
1:XA:1069:C:O2'	5:XE:25:ARG:NH1	2.28	0.59
1:XA:1079:G:H2'	1:XA:1080:A:C8	2.38	0.59
3:XC:60:ALA:O	3:XC:61:ALA:CB	2.50	0.59
5:XE:72:GLN:O	5:XE:73:ASN:HB3	2.02	0.59
16:XP:43:LYS:HA	16:XP:48:TRP:HB2	1.84	0.59

Continued on next page...

Continued from previous page...

Atom-1	Atom-2	Interatomic distance (Å)	Clash overlap (Å)
20:XT:58:LYS:O	20:XT:62:LEU:HD12	2.02	0.59
20:XT:84:LEU:O	20:XT:88:VAL:HG23	2.01	0.59
52:Y6:41:PRO:HG2	52:Y6:45:LYS:N	2.10	0.59
25:YA:685:A:C2	25:YA:689:A:C6	2.90	0.59
27:YD:12:SER:C	27:YD:14:ARG:H	2.06	0.59
27:YD:172:TYR:CD1	27:YD:186:HIS:HA	2.37	0.59
25:YA:1257:C:H5''	29:YF:75:HIS:CE1	2.37	0.59
31:YH:4:ILE:N	31:YH:4:ILE:HD13	2.18	0.59
31:YH:55:PRO:HG2	31:YH:61:HIS:CE1	2.37	0.59
25:YA:1006:C:H1'	33:YN:106:MET:HE3	1.84	0.59
39:YT:102:ILE:HB	39:YT:110:ILE:HD13	1.84	0.59
40:YU:58:ARG:HA	40:YU:61:TRP:CE3	2.37	0.59
40:YU:92:ARG:C	40:YU:94:ASN:H	2.05	0.59
44:YY:4:LYS:O	44:YY:5:MET:HB2	2.01	0.59
1:QA:1004:A:H1'	1:QA:1036:G:N2	2.16	0.59
1:QA:1399:C:C2	1:QA:1502:A:N6	2.70	0.59
2:QB:115:LEU:HD23	2:QB:153:ARG:HD3	1.84	0.59
3:QC:149:ALA:O	3:QC:169:ALA:HA	2.02	0.59
4:QD:163:GLU:C	4:QD:165:MET:H	2.03	0.59
4:QD:173:TRP:O	4:QD:186:LEU:HB2	2.02	0.59
7:QG:79:ARG:HH11	7:QG:79:ARG:HG2	1.66	0.59
14:QN:19:ARG:O	14:QN:20:ALA:C	2.40	0.59
1:QA:986:A:H1'	19:QS:54:GLY:O	2.01	0.59
51:R5:40:LYS:NZ	51:R5:46:CYS:HB3	2.18	0.59
52:R6:13:CYS:O	52:R6:21:TYR:HA	2.02	0.59
54:R8:22:VAL:CG2	54:R8:53:PRO:HB2	2.32	0.59
25:RA:83:G:N2	25:RA:102:G:H1'	2.17	0.59
25:RA:1047:G:H2'	25:RA:1110:G:H1	1.66	0.59
25:RA:1530:G:H1	25:RA:1541:U:H3	1.50	0.59
25:RA:1576:U:H2'	25:RA:1577:C:H6	1.68	0.59
25:RA:221:A:H4'	25:RA:222:A:O5'	2.02	0.59
25:RA:2456:C:C5	25:RA:2457:U:C5	2.91	0.59
27:RD:54:ARG:HH11	27:RD:54:ARG:CG	2.14	0.59
28:RE:36:ARG:H	28:RE:37:ARG:HH21	1.49	0.59
28:RE:61:ARG:HB2	28:RE:62:PRO:CD	2.33	0.59
29:RF:123:LEU:HD12	29:RF:124:LEU:N	2.17	0.59
30:RG:13:GLU:O	30:RG:14:GLU:CB	2.44	0.59
33:RN:78:TYR:N	33:RN:78:TYR:CD1	2.70	0.59
36:RQ:63:LYS:HE2	36:RQ:65:PHE:CE1	2.37	0.59
42:RW:66:GLU:O	42:RW:68:ARG:N	2.33	0.59
45:RZ:102:LEU:HB3	45:RZ:104:PHE:CE1	2.36	0.59

Continued on next page...

Continued from previous page...

Atom-1	Atom-2	Interatomic distance (Å)	Clash overlap (Å)
45:RZ:117:LEU:HA	45:RZ:174:VAL:HA	1.82	0.59
1:XA:1081:G:OP1	5:XE:16:THR:OG1	2.19	0.59
1:XA:91:C:H2'	1:XA:92:G:O4'	2.02	0.59
3:XC:88:ARG:O	3:XC:99:VAL:HG21	2.01	0.59
6:XF:26:ILE:O	6:XF:30:LEU:HG	2.02	0.59
7:XG:85:TYR:HE1	7:XG:154:TYR:CE1	2.21	0.59
19:XS:40:ILE:HD11	19:XS:62:ILE:HG21	1.85	0.59
49:Y3:29:ARG:HH11	49:Y3:29:ARG:CB	2.13	0.59
25:YA:1007:C:O3'	33:YN:108:PRO:HB3	2.03	0.59
25:YA:1359:A:H2'	25:YA:1360:A:H5'	1.84	0.59
25:YA:1935:G:N2	25:YA:1964:G:O4'	2.36	0.59
25:YA:2494:G:H2'	25:YA:2495:G:H8	1.67	0.59
25:YA:2516:G:N1	25:YA:2568:C:N3	2.38	0.59
28:YE:116:VAL:O	28:YE:117:MET:CB	2.49	0.59
29:YF:11:VAL:HG11	29:YF:18:ARG:HE	1.67	0.59
30:YG:16:ARG:NH2	30:YG:31:VAL:HG11	2.17	0.59
31:YH:159:GLU:O	31:YH:160:LYS:HG2	2.03	0.59
45:YZ:26:GLY:HA2	45:YZ:85:HIS:CD2	2.37	0.59
1:QA:1295:G:O2'	13:QM:14:ARG:NH2	2.35	0.59
1:QA:411:A:C5	1:QA:413:G:H1'	2.37	0.59
1:QA:717:C:H6	1:QA:717:C:H5''	1.67	0.59
2:QB:188:ALA:HB3	2:QB:200:ILE:HG23	1.84	0.59
3:QC:36:ASP:HB3	3:QC:40:ARG:HH12	1.68	0.59
6:QF:44:GLY:HA2	6:QF:59:TYR:CZ	2.37	0.59
16:QP:43:LYS:HA	16:QP:48:TRP:HB2	1.84	0.59
20:QT:104:LEU:HD12	20:QT:105:SER:N	2.18	0.59
47:R1:87:PRO:O	47:R1:91:LYS:N	2.31	0.59
54:R8:22:VAL:HG21	54:R8:53:PRO:HB2	1.83	0.59
25:RA:2470:G:H5'	36:RQ:56:ARG:NH2	2.18	0.59
25:RA:2843:G:H1	25:RA:2874:C:H42	1.50	0.59
26:RB:113:C:H2'	26:RB:114:G:H8	1.67	0.59
27:RD:137:PRO:HB2	27:RD:140:THR:CG2	2.33	0.59
35:RP:106:LEU:O	35:RP:107:LYS:CB	2.46	0.59
1:XA:1513:A:H2'	1:XA:1514:C:C6	2.37	0.59
4:XD:173:TRP:O	4:XD:186:LEU:HB2	2.02	0.59
7:XG:23:VAL:HG12	7:XG:27:ILE:CD1	2.32	0.59
8:XH:12:ARG:HH12	8:XH:27:PRO:HD2	1.67	0.59
1:XA:982:U:H5''	14:YN:6:LEU:CD1	2.33	0.59
17:XQ:92:ARG:HG3	17:XQ:92:ARG:HH11	1.68	0.59
20:XT:104:LEU:HD12	20:XT:105:SER:N	2.18	0.59
31:YH:86:GLU:O	31:YH:131:VAL:O	2.20	0.59

Continued on next page...

Continued from previous page...

Atom-1	Atom-2	Interatomic distance (Å)	Clash overlap (Å)
33:YN:58:ASP:N	33:YN:60:ILE:HD11	2.16	0.59
35:YP:138:LEU:O	35:YP:140:ALA:N	2.33	0.59
40:YU:92:ARG:HH11	40:YU:95:LEU:HD12	1.67	0.59
1:QA:390:C:H4'	16:QP:28:ARG:NH2	2.18	0.59
5:QE:68:GLU:HG3	5:QE:68:GLU:O	2.02	0.59
2:QB:178:ARG:NE	8:QH:71:GLY:C	2.56	0.59
11:QK:34:ASP:HB3	11:QK:40:ILE:HD11	1.84	0.59
22:QV:53:G:H4'	22:QV:54:U:OP1	2.02	0.59
25:RA:108:U:H2'	25:RA:109:G:C8	2.38	0.59
25:RA:150:C:H2'	25:RA:151:C:C6	2.37	0.59
25:RA:2470:G:O6	25:RA:2481:G:N2	2.36	0.59
25:RA:859:G:H2'	25:RA:916:G:O6	2.03	0.59
28:RE:69:LYS:O	28:RE:71:GLY:N	2.27	0.59
31:RH:127:GLU:HG2	31:RH:128:PRO:CG	2.33	0.59
31:RH:82:GLY:O	31:RH:135:GLY:O	2.20	0.59
33:RN:9:VAL:HG21	33:RN:48:MET:HB3	1.85	0.59
38:RS:89:ARG:O	38:RS:90:GLY:O	2.19	0.59
40:RU:52:ARG:NH1	40:RU:52:ARG:HG2	2.17	0.59
44:RY:51:VAL:CG1	44:RY:52:SER:H	2.11	0.59
1:XA:1178:G:N2	1:XA:1181:G:N7	2.50	0.59
1:XA:145:G:H1	1:XA:177:C:H42	1.49	0.59
2:XB:124:SER:HB2	2:XB:125:PRO:HD2	1.85	0.59
4:XD:22:LYS:O	4:XD:113:SER:HB3	2.03	0.59
5:XE:42:GLY:CA	5:XE:66:MET:HG2	2.32	0.59
7:XG:66:VAL:O	7:XG:70:LYS:HG3	2.02	0.59
10:XJ:31:GLY:HA3	10:XJ:78:ASN:ND2	2.18	0.59
14:YN:15:LYS:HD2	14:YN:16:PHE:CZ	2.37	0.59
15:XO:5:LYS:O	15:XO:8:LYS:HG2	2.02	0.59
17:XQ:76:LEU:HD12	17:XQ:77:VAL:H	1.67	0.59
20:XT:101:GLY:O	20:XT:103:GLY:N	2.34	0.59
50:Y4:22:ILE:HG22	50:Y4:23:GLU:N	2.18	0.59
50:Y4:48:ARG:NH1	50:Y4:52:THR:H	2.01	0.59
25:YA:859:G:H5'	25:YA:2268:A:O2'	2.02	0.59
25:YA:664:C:OP1	35:YP:18:ARG:NH2	2.34	0.59
31:YH:124:GLU:HB3	31:YH:132:ARG:HG3	1.85	0.59
31:YH:82:GLY:O	31:YH:135:GLY:O	2.20	0.59
33:YN:41:ASP:O	33:YN:48:MET:HE3	2.02	0.59
35:YP:39:LYS:CA	35:YP:45:LEU:CD1	2.80	0.59
37:YR:72:ASP:O	37:YR:76:VAL:HB	2.03	0.59
38:YS:88:ASP:O	38:YS:89:ARG:CB	2.49	0.59
44:YY:95:LYS:HD3	44:YY:95:LYS:H	1.67	0.59

Continued on next page...

Continued from previous page...

Atom-1	Atom-2	Interatomic distance (Å)	Clash overlap (Å)
45:YZ:182:LYS:CB	45:YZ:183:LEU:HA	2.32	0.59
1:QA:6:G:O2'	1:QA:7:G:O5'	2.19	0.59
2:QB:19:HIS:NE2	2:QB:206:ASP:HB2	2.18	0.59
5:QE:78:HIS:HB2	8:QH:104:ARG:O	2.02	0.59
9:QI:96:LEU:HD23	9:QI:102:LEU:HD12	1.84	0.59
9:QI:9:ARG:HB3	9:QI:14:VAL:HG13	1.85	0.59
10:QJ:13:HIS:HB3	10:QJ:68:HIS:CE1	2.37	0.59
12:QL:70:ILE:HD13	12:QL:77:LEU:HD12	1.83	0.59
13:QM:84:ILE:HG23	13:QM:85:GLY:N	2.17	0.59
25:RA:1478:G:O2'	25:RA:1558:A:N1	2.36	0.59
25:RA:623:G:H2'	25:RA:624:C:C6	2.37	0.59
25:RA:878:A:N6	25:RA:899:A:O2'	2.35	0.59
25:RA:1824:G:O3'	27:RD:249:PRO:HD3	2.03	0.59
27:RD:71:ASP:HB3	27:RD:103:ARG:HH22	1.68	0.59
28:RE:116:VAL:CG2	28:RE:122:PHE:CD2	2.86	0.59
35:RP:138:LEU:O	35:RP:140:ALA:N	2.33	0.59
37:RR:79:LEU:C	37:RR:79:LEU:HD23	2.23	0.59
39:RT:102:ILE:HB	39:RT:110:ILE:HD11	1.84	0.59
1:XA:1227:A:OP2	13:XM:111:LYS:HE3	2.02	0.59
3:XC:127:ARG:HH11	3:XC:127:ARG:CG	2.15	0.59
11:XK:30:VAL:HG21	11:XK:65:ALA:HA	1.85	0.59
25:YA:1405:U:H2'	25:YA:1406:U:C6	2.37	0.59
25:YA:2314:C:H2'	25:YA:2315:G:H8	1.66	0.59
26:YB:95:U:H2'	26:YB:96:G:C8	2.38	0.59
27:YD:27:THR:CG2	27:YD:83:GLU:HB3	2.33	0.59
28:YE:4:ILE:C	28:YE:5:LEU:HD23	2.23	0.59
31:YH:126:PRO:CD	31:YH:127:GLU:N	2.64	0.59
33:YN:78:TYR:N	33:YN:78:TYR:CD1	2.70	0.59
25:YA:227:A:OP1	35:YP:76:LYS:HE3	2.03	0.59
36:YQ:81:VAL:HG23	36:YQ:82:ARG:H	1.67	0.59
37:YR:92:GLY:H	37:YR:94:TYR:HE2	1.49	0.59
41:YV:15:GLU:HG3	41:YV:16:PRO:HD2	1.83	0.59
1:QA:1221:G:OP1	1:QA:1320:C:N4	2.32	0.59
1:QA:1269:A:N1	1:QA:1312:G:O2'	2.31	0.59
1:QA:1505:G:H4'	1:QA:1506:U:H5''	1.85	0.59
2:QB:69:LEU:O	2:QB:162:ILE:HA	2.02	0.59
3:QC:127:ARG:CG	3:QC:127:ARG:HH11	2.15	0.59
7:QG:85:TYR:HE1	7:QG:154:TYR:CE1	2.20	0.59
8:QH:12:ARG:HH12	8:QH:27:PRO:HD2	1.67	0.59
9:QI:17:VAL:HG13	9:QI:81:ILE:HD13	1.85	0.59
9:QI:66:ARG:HH11	9:QI:66:ARG:HG2	1.68	0.59

Continued on next page...

Continued from previous page...

Atom-1	Atom-2	Interatomic distance (Å)	Clash overlap (Å)
1:QA:1189:C:OP1	10:QJ:51:ARG:NH2	2.36	0.59
12:QL:5:PRO:HA	12:QL:9:GLN:NE2	2.17	0.59
14:QN:24:CYS:SG	14:QN:40:CYS:N	2.76	0.59
25:RA:116:C:H2'	25:RA:117:G:O4'	2.02	0.59
25:RA:1564:C:O2'	25:RA:1565:C:H5'	2.02	0.59
25:RA:2255:G:H1	25:RA:2275:C:H42	1.51	0.59
27:RD:12:SER:C	27:RD:14:ARG:H	2.06	0.59
28:RE:93:VAL:N	28:RE:95:ILE:CD1	2.65	0.59
29:RF:89:VAL:HG12	29:RF:90:PHE:N	2.18	0.59
31:RH:55:PRO:HG2	31:RH:61:HIS:CE1	2.37	0.59
10:XJ:13:HIS:HB3	10:XJ:68:HIS:CE1	2.37	0.59
50:Y4:15:ILE:HG22	50:Y4:19:GLY:O	2.03	0.59
25:YA:140:A:H8	25:YA:1408:C:O2'	1.86	0.59
25:YA:2224:G:OP1	27:YD:268:ARG:HD3	2.03	0.59
25:YA:2537:U:H2'	25:YA:2538:C:C6	2.38	0.59
27:YD:177:LEU:HD11	27:YD:183:ARG:HB2	1.85	0.59
28:YE:36:ARG:H	28:YE:37:ARG:HH21	1.49	0.59
31:YH:4:ILE:HG13	31:YH:6:ARG:CD	2.33	0.59
32:YI:93:THR:OG1	32:YI:94:ALA:N	2.31	0.59
35:YP:37:GLY:HA2	35:YP:41:ARG:HE	1.67	0.59
37:YR:63:ARG:HG3	37:YR:63:ARG:HH11	1.68	0.59
43:YX:49:VAL:CG1	43:YX:83:VAL:HG13	2.33	0.59
1:QA:1363:A:H4'	1:QA:1364:U:H5''	1.84	0.59
1:QA:501:C:H2'	1:QA:502:G:H8	1.68	0.59
1:QA:1205:U:H5'	3:QC:190:ARG:NH2	2.17	0.59
4:QD:13:ARG:HA	4:QD:33:MET:HE3	1.85	0.59
6:QF:45:LEU:HD12	6:QF:59:TYR:HD1	1.66	0.59
12:QL:54:LYS:N	12:QL:54:LYS:HD2	2.18	0.59
16:QP:53:VAL:HG23	16:QP:54:GLU:N	2.18	0.59
18:QR:31:LEU:H	18:QR:31:LEU:HD23	1.67	0.59
25:RA:2298:A:H2'	25:RA:2299:G:O4'	2.03	0.59
31:RH:92:ILE:HG22	31:RH:93:GLY:N	2.18	0.59
32:RI:104:GLN:O	32:RI:105:HIS:ND1	2.33	0.59
33:RN:18:ALA:HB3	33:RN:55:VAL:O	2.03	0.59
35:RP:71:VAL:HG13	35:RP:72:PRO:HD3	1.85	0.59
37:RR:72:ASP:O	37:RR:76:VAL:HB	2.02	0.59
38:RS:42:ASP:C	38:RS:44:LYS:H	2.06	0.59
41:RV:1:MET:CE	41:RV:43:GLU:HG2	2.32	0.59
1:XA:33:A:H2'	1:XA:34:C:C6	2.37	0.59
2:XB:212:GLN:NE2	2:XB:235:SER:HB2	2.18	0.59
5:XE:153:LYS:NZ	5:XE:153:LYS:HB2	2.18	0.59

Continued on next page...

Continued from previous page...

Atom-1	Atom-2	Interatomic distance (Å)	Clash overlap (Å)
8:XH:84:ARG:NH1	8:XH:86:ILE:HD13	2.11	0.59
9:XI:9:ARG:HB3	9:XI:14:VAL:HG13	1.85	0.59
11:XK:34:ASP:HB3	11:XK:40:ILE:HD11	1.83	0.59
11:XK:69:ALA:HB1	11:XK:103:LEU:HD21	1.85	0.59
12:XL:70:ILE:HD13	12:XL:77:LEU:HD12	1.83	0.59
48:Y2:32:LEU:HD11	48:Y2:54:LYS:HG3	1.84	0.59
48:Y2:64:LEU:CD2	48:Y2:68:ARG:HD2	2.33	0.59
50:Y4:3:GLU:HG3	50:Y4:4:GLY:N	2.18	0.59
50:Y4:39:CYS:O	50:Y4:40:HIS:HB2	2.03	0.59
25:YA:1688:U:O2	25:YA:1700:A:H5''	2.02	0.59
25:YA:389:G:H1	35:YP:70:GLN:HB3	1.66	0.59
25:YA:716:A:C2	25:YA:717:G:H1'	2.38	0.59
28:YE:61:ARG:HB2	28:YE:62:PRO:CD	2.33	0.59
39:YT:102:ILE:HB	39:YT:110:ILE:HD11	1.84	0.59
1:QA:1349:A:OP2	9:QI:118:LYS:NZ	2.31	0.58
1:QA:833:U:H2'	1:QA:834:C:H6	1.68	0.58
2:QB:47:THR:HG22	2:QB:51:LEU:HG	1.85	0.58
5:QE:102:ALA:HB2	5:QE:120:THR:OG1	2.03	0.58
6:QF:62:TRP:C	6:QF:63:TYR:HD2	2.06	0.58
8:QH:41:ARG:HH11	8:QH:41:ARG:CG	2.16	0.58
20:QT:37:SER:HB3	20:QT:84:LEU:HD23	1.85	0.58
48:R2:64:LEU:CD2	48:R2:68:ARG:HD2	2.33	0.58
50:R4:12:ALA:CB	50:R4:29:PRO:HA	2.33	0.58
50:R4:63:TYR:C	50:R4:65:ASP:H	2.05	0.58
25:RA:2342:C:O2	25:RA:2374:C:H4'	2.03	0.58
25:RA:263:C:H2'	25:RA:264:C:O4'	2.03	0.58
25:RA:483:A:H3'	25:RA:484:C:C6	2.38	0.58
25:RA:628:G:H2'	25:RA:629:G:C8	2.38	0.58
26:RB:104:A:H2'	26:RB:105:G:O4'	2.03	0.58
33:RN:114:ARG:O	33:RN:115:ARG:HB3	2.03	0.58
6:XF:97:PHE:CD2	6:XF:97:PHE:C	2.76	0.58
8:XH:41:ARG:HH11	8:XH:41:ARG:CG	2.16	0.58
12:XL:18:VAL:O	12:XL:19:ARG:HB2	2.03	0.58
50:Y4:63:TYR:C	50:Y4:65:ASP:H	2.05	0.58
51:Y5:40:LYS:NZ	51:Y5:46:CYS:HB3	2.18	0.58
25:YA:1062:G:H8	25:YA:1062:G:O5'	1.85	0.58
25:YA:2030:A:H5''	25:YA:2031:A:OP1	2.03	0.58
25:YA:2344:U:C4	52:Y6:37:ARG:NH1	2.71	0.58
25:YA:2585:U:H5	56:Z8:76:PPU:HO2'	1.50	0.58
27:YD:137:PRO:HB2	27:YD:140:THR:CG2	2.33	0.58
27:YD:27:THR:CG2	27:YD:28:GLU:N	2.66	0.58

Continued on next page...

Continued from previous page...

Atom-1	Atom-2	Interatomic distance (Å)	Clash overlap (Å)
29:YF:174:VAL:HG13	29:YF:174:VAL:O	2.03	0.58
30:YG:126:ASP:OD1	30:YG:130:ASN:HB2	2.02	0.58
31:YH:89:ILE:O	31:YH:91:GLY:N	2.35	0.58
31:YH:92:ILE:HG22	31:YH:93:GLY:N	2.18	0.58
37:YR:44:LEU:O	37:YR:48:VAL:HG23	2.02	0.58
39:YT:36:GLU:HG3	39:YT:41:ARG:HD3	1.85	0.58
39:YT:66:VAL:HG12	39:YT:67:SER:H	1.67	0.58
25:YA:336:C:HO2'	44:YY:35:TYR:HH	1.50	0.58
1:QA:1374:A:O2'	7:QG:28:ASN:HB3	2.03	0.58
1:QA:501:C:H2'	1:QA:502:G:C8	2.38	0.58
1:QA:575:G:C6	1:QA:821:G:N7	2.71	0.58
4:QD:196:LEU:O	4:QD:198:VAL:N	2.31	0.58
9:QI:40:LEU:HD11	9:QI:70:LYS:HG2	1.84	0.58
11:QK:51:LYS:CA	11:QK:55:LYS:HD3	2.21	0.58
12:QL:46:LYS:CG	12:QL:47:LYS:H	2.15	0.58
17:QQ:92:ARG:HH11	17:QQ:92:ARG:HG3	1.68	0.58
24:QY:39:C:O2'	24:QY:40:G:OP1	2.21	0.58
50:R4:65:ASP:O	50:R4:66:SER:CB	2.51	0.58
25:RA:1667:G:O2'	25:RA:1669:A:N6	2.35	0.58
25:RA:224:G:O6	25:RA:419:C:O2'	2.21	0.58
27:RD:34:VAL:CG1	27:RD:34:VAL:O	2.50	0.58
27:RD:92:ILE:HD12	27:RD:104:TYR:CD2	2.38	0.58
28:RE:72:VAL:O	28:RE:73:GLU:O	2.21	0.58
28:RE:93:VAL:N	28:RE:95:ILE:HD12	2.17	0.58
29:RF:63:LYS:HE2	29:RF:67:GLN:CB	2.32	0.58
33:RN:13:TRP:O	33:RN:135:PRO:HD2	2.03	0.58
35:RP:127:ALA:O	35:RP:147:LEU:HD23	2.02	0.58
38:RS:88:ASP:CG	38:RS:90:GLY:H	2.06	0.58
39:RT:66:VAL:HG12	39:RT:67:SER:H	1.67	0.58
44:RY:81:LYS:HD3	44:RY:97:ARG:CD	2.33	0.58
1:XA:1336:C:H1'	1:XA:1337:G:N2	2.18	0.58
1:XA:1443:G:H22	25:YA:2864:G:P	2.26	0.58
1:XA:1511:G:H2'	1:XA:1512:U:O4'	2.03	0.58
4:XD:163:GLU:C	4:XD:165:MET:H	2.03	0.58
9:XI:114:TYR:O	9:XI:114:TYR:HD2	1.85	0.58
9:XI:40:LEU:HD11	9:XI:70:LYS:HG2	1.84	0.58
12:XL:82:VAL:HG23	12:XL:106:ASP:OD2	2.04	0.58
1:XA:520:A:O2'	12:XL:73:GLU:HG2	2.03	0.58
13:XM:45:VAL:HG22	13:XM:45:VAL:O	2.02	0.58
25:YA:2757:A:P	55:Y9:20:HIS:H	2.26	0.58
25:YA:1278:A:OP1	37:YR:36:THR:HG22	2.04	0.58

Continued on next page...

Continued from previous page...

Atom-1	Atom-2	Interatomic distance (Å)	Clash overlap (Å)
25:YA:1532:C:H2'	25:YA:1533:C:O4'	2.03	0.58
25:YA:2014:A:H2'	25:YA:2015:A:C8	2.38	0.58
25:YA:2376:A:N1	38:YS:87:PHE:HD2	2.01	0.58
25:YA:2677:G:H2'	25:YA:2678:C:H6	1.68	0.58
25:YA:2832:U:H4'	25:YA:2833:G:H5''	1.84	0.58
30:YG:16:ARG:HB3	30:YG:17:PRO:CD	2.33	0.58
41:YV:18:LEU:HB3	41:YV:96:ILE:HG12	1.84	0.58
1:QA:818:G:H3'	1:QA:819:A:H5''	1.84	0.58
5:QE:72:GLN:O	5:QE:73:ASN:HB3	2.02	0.58
48:R2:16:LEU:O	48:R2:17:SER:HB3	2.04	0.58
48:R2:17:SER:CB	48:R2:18:PRO:HA	2.33	0.58
50:R4:42:PHE:CG	50:R4:43:TYR:N	2.72	0.58
25:RA:620:G:H4'	25:RA:621:A:H5''	1.85	0.58
28:RE:6:GLY:HA3	28:RE:26:ILE:HD11	1.85	0.58
31:RH:86:GLU:O	31:RH:131:VAL:O	2.21	0.58
34:RO:20:MET:O	34:RO:41:ALA:HB1	2.04	0.58
35:RP:121:LYS:HG3	35:RP:122:PRO:HD2	1.84	0.58
39:RT:36:GLU:HG3	39:RT:41:ARG:HD3	1.85	0.58
45:RZ:141:VAL:HG23	45:RZ:144:LEU:HD23	1.84	0.58
1:XA:1229:A:OP1	13:XM:116:THR:HG23	2.03	0.58
1:XA:445:G:H1	1:XA:489:C:H42	1.48	0.58
2:XB:47:THR:HG22	2:XB:51:LEU:HG	1.85	0.58
3:XC:149:ALA:O	3:XC:169:ALA:HA	2.02	0.58
3:XC:77:ILE:O	3:XC:84:ILE:HG22	2.02	0.58
51:Y5:50:GLY:O	51:Y5:51:TYR:HB2	2.02	0.58
25:YA:1178:C:H2'	25:YA:1179:C:C6	2.37	0.58
25:YA:1435:G:H21	25:YA:1478:G:H5'	1.68	0.58
25:YA:1793:C:H42	25:YA:1826:G:H1	1.49	0.58
25:YA:2326:C:O2	25:YA:2326:C:H2'	2.02	0.58
25:YA:2637:U:H5''	28:YE:82:ARG:NH2	2.15	0.58
25:YA:888:C:H3'	25:YA:889:C:H4'	1.85	0.58
29:YF:63:LYS:HE2	29:YF:67:GLN:CB	2.33	0.58
35:YP:65:ARG:HH21	54:Y8:15:LYS:CB	2.17	0.58
36:YQ:55:VAL:HG22	36:YQ:56:ARG:N	2.18	0.58
42:YW:80:PRO:O	42:YW:100:THR:HG22	2.03	0.58
1:QA:1202:G:H2'	1:QA:1203:C:O4'	2.03	0.58
7:QG:49:ILE:O	7:QG:53:LYS:HB3	2.04	0.58
14:QN:23:ARG:H	14:QN:33:VAL:HG11	1.67	0.58
16:QP:28:ARG:HH11	16:QP:28:ARG:HG2	1.68	0.58
9:QI:128:ARG:HD3	22:QV:32:C:OP2	2.03	0.58
48:R2:16:LEU:CG	48:R2:16:LEU:O	2.49	0.58

Continued on next page...

Continued from previous page...

Atom-1	Atom-2	Interatomic distance (Å)	Clash overlap (Å)
48:R2:69:ARG:CB	48:R2:69:ARG:NH1	2.67	0.58
50:R4:48:ARG:NH1	50:R4:52:THR:H	2.01	0.58
54:R8:46:ARG:O	54:R8:47:LYS:HB3	2.03	0.58
25:RA:1286:A:O2'	25:RA:1288:U:OP2	2.11	0.58
27:RD:35:LYS:CG	27:RD:64:ILE:H	2.14	0.58
30:RG:16:ARG:NH2	30:RG:31:VAL:HG11	2.17	0.58
33:RN:14:VAL:HG12	33:RN:15:LEU:N	2.19	0.58
34:RO:71:ARG:HH11	34:RO:71:ARG:HG3	1.69	0.58
40:RU:92:ARG:NH1	40:RU:95:LEU:CD1	2.65	0.58
41:RV:41:GLY:H	41:RV:46:VAL:HG13	1.67	0.58
43:RX:49:VAL:CG1	43:RX:83:VAL:HG13	2.33	0.58
44:RY:96:ILE:CD1	44:RY:98:VAL:HG12	2.32	0.58
1:XA:1218:C:H2'	1:XA:1219:U:C6	2.38	0.58
1:XA:429:U:H4'	1:XA:430:A:OP1	2.03	0.58
1:XA:565:U:H5''	1:XA:566:G:H2'	1.83	0.58
1:XA:908:A:H2'	1:XA:909:A:C8	2.38	0.58
5:XE:102:ALA:HB2	5:XE:120:THR:OG1	2.03	0.58
1:XA:963:G:N3	10:XJ:55:LYS:NZ	2.51	0.58
48:Y2:51:ARG:HA	48:Y2:54:LYS:HB2	1.86	0.58
25:YA:1424:G:H2'	25:YA:1425:G:O4'	2.02	0.58
25:YA:1532:C:N3	25:YA:1539:G:N1	2.51	0.58
25:YA:1795:C:O2'	25:YA:1901:A:OP1	2.20	0.58
25:YA:1885:A:H5'	25:YA:1886:C:OP2	2.04	0.58
25:YA:2050:C:H42	25:YA:2618:G:H1	1.52	0.58
25:YA:654(A):G:N2	25:YA:654(U):A:H1'	2.17	0.58
28:YE:51:PHE:CD1	28:YE:52:LEU:HG	2.38	0.58
31:YH:153:LYS:CB	31:YH:154:PRO:CD	2.69	0.58
33:YN:9:VAL:HG21	33:YN:48:MET:HB3	1.85	0.58
25:YA:2415:G:H4'	35:YP:67:MET:N	2.19	0.58
1:QA:1036:G:C8	1:QA:1037:C:C4	2.92	0.58
1:QA:1142:G:H3'	1:QA:1143:G:C8	2.37	0.58
1:QA:1432:G:H1'	1:QA:1469:G:H22	1.66	0.58
1:QA:429:U:H4'	1:QA:430:A:H5''	1.85	0.58
1:QA:658:G:H2'	1:QA:659:U:H6	1.68	0.58
1:QA:933:G:H1	1:QA:1384:C:H42	1.50	0.58
4:QD:156:GLU:O	4:QD:160:GLN:HG3	2.03	0.58
4:QD:170:VAL:HG22	4:QD:171:GLY:N	2.12	0.58
5:QE:79:GLU:HB3	5:QE:92:LYS:HA	1.83	0.58
6:QF:97:PHE:O	18:QR:31:LEU:HD23	2.04	0.58
51:R5:60:VAL:OXT	51:R5:60:VAL:HG13	2.03	0.58
25:RA:1359:A:N6	25:RA:1372:U:C4	2.71	0.58

Continued on next page...

Continued from previous page...

Atom-1	Atom-2	Interatomic distance (Å)	Clash overlap (Å)
25:RA:2250:G:C8	25:RA:2496:C:H5'	2.39	0.58
25:RA:609(A):G:H2'	25:RA:610:C:C6	2.39	0.58
27:RD:242:ARG:HD2	27:RD:242:ARG:N	2.18	0.58
29:RF:160:ASN:OD1	29:RF:162:LEU:HB2	2.04	0.58
26:RB:55:U:H4'	30:RG:28:VAL:CG2	2.33	0.58
25:RA:389:G:H1	35:RP:71:VAL:HG12	1.69	0.58
37:RR:117:VAL:CG2	37:RR:118:GLU:H	2.15	0.58
40:RU:92:ARG:HH11	40:RU:95:LEU:HD12	1.67	0.58
2:XB:80:ILE:HG21	2:XB:212:GLN:HA	1.85	0.58
13:XM:19:LEU:HD22	13:XM:19:LEU:H	1.68	0.58
48:Y2:17:SER:CB	48:Y2:18:PRO:HA	2.33	0.58
25:YA:1400:G:H2'	25:YA:1401:G:C8	2.38	0.58
25:YA:2287:A:N6	25:YA:2344:U:H3	2.00	0.58
27:YD:165:ILE:HA	27:YD:175:LEU:HD23	1.83	0.58
29:YF:89:VAL:HG12	29:YF:90:PHE:N	2.18	0.58
30:YG:64:THR:HG23	30:YG:66:GLN:H	1.67	0.58
31:YH:85:LYS:HA	31:YH:86:GLU:OE1	2.03	0.58
35:YP:71:VAL:HG13	35:YP:72:PRO:HD3	1.84	0.58
36:YQ:66:ILE:HA	36:YQ:104:PHE:HA	1.85	0.58
36:YQ:60:ARG:HA	45:YZ:178:GLU:O	2.03	0.58
36:YQ:90:VAL:C	36:YQ:92:GLY:H	2.07	0.58
41:YV:49:THR:CB	41:YV:50:PRO:HD2	2.25	0.58
44:YY:51:VAL:CG1	44:YY:52:SER:H	2.11	0.58
1:QA:1263:C:H42	1:QA:1272:G:H1	1.51	0.58
1:QA:1312:G:H3'	50:R4:67:TYR:OH	2.04	0.58
1:QA:19:C:P	5:QE:127:ASN:HD22	2.27	0.58
3:QC:105:GLU:HG2	3:QC:106:VAL:N	2.18	0.58
3:QC:77:ILE:O	3:QC:84:ILE:HG22	2.02	0.58
14:QN:23:ARG:CZ	14:QN:30:ALA:HB2	2.33	0.58
17:QQ:32:TYR:O	17:QQ:34:LYS:N	2.37	0.58
19:QS:40:ILE:HD11	19:QS:62:ILE:HG21	1.85	0.58
19:QS:9:VAL:HG23	19:QS:9:VAL:O	2.04	0.58
1:QA:193:C:OP1	20:QT:57:ARG:HD2	2.03	0.58
25:RA:1270:C:O2'	25:RA:1648:C:OP2	2.22	0.58
29:RF:174:VAL:HG13	29:RF:174:VAL:O	2.03	0.58
31:RH:4:ILE:HG13	31:RH:6:ARG:CD	2.33	0.58
34:RO:7:TYR:HE1	34:RO:20:MET:HE3	1.68	0.58
25:RA:812:C:H5'	35:RP:22:GLY:HA3	1.85	0.58
42:RW:95:ILE:O	42:RW:95:ILE:HD12	2.04	0.58
25:RA:328:U:H4'	44:RY:68:HIS:CE1	2.39	0.58
2:XB:115:LEU:HD23	2:XB:153:ARG:HD3	1.85	0.58

Continued on next page...

Continued from previous page...

Atom-1	Atom-2	Interatomic distance (Å)	Clash overlap (Å)
2:XB:37:ASN:C	2:XB:39:ILE:H	2.07	0.58
3:XC:181:ASN:HD22	3:XC:204:LEU:HB2	1.68	0.58
4:XD:114:ARG:NH1	4:XD:114:ARG:HG3	2.13	0.58
6:XF:62:TRP:C	6:XF:63:TYR:HD2	2.06	0.58
13:XM:57:ARG:CB	13:XM:57:ARG:HH11	2.13	0.58
14:YN:42:ILE:C	14:YN:43:CYS:O	2.41	0.58
14:YN:44:LEU:HD13	14:YN:53:LEU:HD13	1.84	0.58
16:XP:53:VAL:HG23	16:XP:54:GLU:N	2.18	0.58
25:YA:1696:G:C6	25:YA:1697:G:C4	2.91	0.58
27:YD:44:ASN:HB3	27:YD:49:ILE:CA	2.27	0.58
28:YE:78:LEU:HD23	28:YE:79:ARG:HD2	1.86	0.58
31:YH:117:PRO:HB3	31:YH:123:PHE:CD1	2.37	0.58
38:YS:88:ASP:CG	38:YS:90:GLY:H	2.06	0.58
1:QA:1221:G:OP1	19:QS:36:ARG:HD3	2.04	0.58
1:QA:1528:U:O2'	1:QA:1529:G:OP2	2.21	0.58
1:QA:992:U:H3	1:QA:1044:A:N6	1.96	0.58
2:QB:212:GLN:NE2	2:QB:235:SER:HB2	2.18	0.58
2:QB:80:ILE:HD11	2:QB:208:ILE:CG2	2.22	0.58
10:QJ:3:LYS:O	10:QJ:100:THR:HG22	2.04	0.58
13:QM:19:LEU:HD22	13:QM:19:LEU:H	1.68	0.58
13:QM:3:ARG:HA	13:QM:9:ILE:CG2	2.22	0.58
18:QR:36:ASN:ND2	18:QR:36:ASN:O	2.32	0.58
46:R0:37:LEU:N	46:R0:59:LEU:O	2.34	0.58
25:RA:839:U:H1'	25:RA:1191:G:H1'	1.85	0.58
25:RA:903:C:H2'	25:RA:904:C:C6	2.38	0.58
31:RH:159:GLU:O	31:RH:160:LYS:HG2	2.03	0.58
43:RX:27:THR:HB	43:RX:80:ILE:HB	1.84	0.58
44:RY:95:LYS:H	44:RY:95:LYS:HD3	1.67	0.58
1:XA:1213:A:C6	1:XA:1215:G:H1'	2.39	0.58
1:XA:781:A:C5	1:XA:802:A:C2	2.92	0.58
2:XB:19:HIS:NE2	2:XB:206:ASP:HB2	2.18	0.58
5:XE:68:GLU:HG3	5:XE:68:GLU:O	2.03	0.58
9:XI:79:LEU:O	9:XI:82:ALA:HB3	2.03	0.58
12:XL:45:PRO:HB3	12:XL:93:LEU:CD2	2.33	0.58
14:YN:21:TYR:HE2	14:YN:23:ARG:HH21	1.52	0.58
48:Y2:69:ARG:CB	48:Y2:69:ARG:NH1	2.67	0.58
49:Y3:22:ALA:O	49:Y3:25:ALA:HB3	2.04	0.58
50:Y4:12:ALA:CB	50:Y4:29:PRO:HA	2.33	0.58
50:Y4:65:ASP:O	50:Y4:66:SER:CB	2.51	0.58
25:YA:1055:G:N2	25:YA:1104:C:N3	2.48	0.58
25:YA:1636:C:H2'	25:YA:1637:A:H8	1.69	0.58

Continued on next page...

Continued from previous page...

Atom-1	Atom-2	Interatomic distance (Å)	Clash overlap (Å)
25:YA:2273:A:O2'	25:YA:2274:A:H5'	2.03	0.58
25:YA:738:G:C6	25:YA:739:G:C2	2.91	0.58
29:YF:138:GLU:O	29:YF:141:ALA:HB3	2.03	0.58
31:YH:126:PRO:CG	31:YH:127:GLU:N	2.65	0.58
32:YI:31:LEU:HD21	32:YI:38:LEU:HG	1.86	0.58
34:YO:40:VAL:HG12	34:YO:41:ALA:N	2.19	0.58
35:YP:13:ASN:C	35:YP:15:ARG:N	2.54	0.58
35:YP:71:VAL:CG1	35:YP:72:PRO:HD3	2.33	0.58
41:YV:38:LEU:HD23	41:YV:39:LEU:N	2.19	0.58
42:YW:66:GLU:O	42:YW:68:ARG:N	2.33	0.58
43:YX:36:LYS:HE3	43:YX:54:VAL:O	2.04	0.58
43:YX:7:VAL:O	43:YX:30:VAL:HG12	2.04	0.58
44:YY:81:LYS:HD3	44:YY:97:ARG:CD	2.34	0.58
1:QA:1203:C:H2'	1:QA:1204:A:H8	1.68	0.58
1:QA:1305:G:H5'	21:QU:4:GLY:HA3	1.86	0.58
1:QA:900:A:H2'	1:QA:901:A:C8	2.39	0.58
2:QB:21:ARG:HG3	2:QB:38:GLY:O	2.01	0.58
4:QD:170:VAL:O	6:XF:21:LEU:CD2	2.48	0.58
5:QE:153:LYS:NZ	5:QE:153:LYS:HB2	2.18	0.58
9:QI:79:LEU:O	9:QI:82:ALA:HB3	2.03	0.58
11:QK:21:ILE:HG13	11:QK:30:VAL:HG12	1.85	0.58
12:QL:33:ARG:O	12:QL:85:ILE:HG22	2.03	0.58
50:R4:15:ILE:HG22	50:R4:19:GLY:O	2.03	0.58
50:R4:22:ILE:HG22	50:R4:23:GLU:N	2.18	0.58
50:R4:3:GLU:HG3	50:R4:4:GLY:N	2.18	0.58
25:RA:900:A:H5'	25:RA:901:A:OP2	2.04	0.58
29:RF:11:VAL:HG11	29:RF:18:ARG:HE	1.67	0.58
38:RS:67:ARG:HH11	38:RS:67:ARG:HB2	1.66	0.58
45:RZ:54:HIS:O	45:RZ:55:HIS:ND1	2.37	0.58
1:XA:1347:G:N2	1:XA:1374:A:OP2	2.32	0.58
1:XA:486:U:H2'	1:XA:487:A:H8	1.69	0.58
1:XA:1158:C:H4'	2:XB:133:LYS:NZ	2.19	0.58
2:XB:140:HIS:HA	2:XB:143:GLU:OE1	2.04	0.58
3:XC:36:ASP:HB3	3:XC:40:ARG:HH12	1.68	0.58
4:XD:191:ARG:NH1	4:XD:200:GLU:OE1	2.37	0.58
4:XD:196:LEU:O	4:XD:198:VAL:N	2.31	0.58
5:XE:152:ARG:O	8:XH:64:LYS:NZ	2.36	0.58
5:XE:78:HIS:CG	8:XH:104:ARG:HG2	2.38	0.58
7:XG:49:ILE:O	7:XG:53:LYS:HB3	2.04	0.58
16:XP:28:ARG:HG2	16:XP:28:ARG:HH11	1.68	0.58
48:Y2:21:LEU:O	48:Y2:25:VAL:HG23	2.04	0.58

Continued on next page...

Continued from previous page...

Atom-1	Atom-2	Interatomic distance (Å)	Clash overlap (Å)
25:YA:1222:C:H2'	25:YA:1223:C:H6	1.69	0.58
25:YA:1342:A:O2'	25:YA:1344:G:OP2	2.21	0.58
25:YA:1872:A:H5'	25:YA:1878:G:OP2	2.03	0.58
25:YA:2691:C:H5'	25:YA:2872:G:H5''	1.85	0.58
25:YA:323:G:HO2'	25:YA:1205:U:H3	1.52	0.58
25:YA:863:A:HO2'	26:YB:100:G:HO2'	1.50	0.58
27:YD:242:ARG:HD2	27:YD:242:ARG:N	2.18	0.58
28:YE:63:LEU:HD13	28:YE:65:GLY:H	1.68	0.58
28:YE:72:VAL:O	28:YE:73:GLU:O	2.21	0.58
33:YN:114:ARG:O	33:YN:115:ARG:HB3	2.03	0.58
33:YN:13:TRP:O	33:YN:135:PRO:HD2	2.03	0.58
37:YR:117:VAL:CG2	37:YR:118:GLU:H	2.15	0.58
38:YS:42:ASP:C	38:YS:44:LYS:H	2.07	0.58
42:YW:95:ILE:HD12	42:YW:95:ILE:O	2.04	0.58
1:QA:1378:C:N4	1:QA:1379:G:N3	2.51	0.58
4:QD:22:LYS:O	4:QD:113:SER:HB3	2.03	0.58
13:QM:56:LEU:HD13	13:QM:60:VAL:HG23	1.86	0.58
50:R4:27:THR:O	50:R4:28:LYS:HB3	2.04	0.58
25:RA:1454:U:O2'	25:RA:1455:G:N7	2.33	0.58
25:RA:2246:G:H2'	25:RA:2247:A:H8	1.68	0.58
25:RA:2313:C:H2'	25:RA:2314:C:C6	2.38	0.58
25:RA:669:G:H2'	25:RA:669:G:N3	2.19	0.58
26:RB:65:C:N4	26:RB:108:C:H2'	2.15	0.58
28:RE:111:ARG:NE	28:RE:160:TYR:HE1	2.01	0.58
28:RE:51:PHE:CD1	28:RE:52:LEU:HG	2.39	0.58
2:XB:12:GLU:O	2:XB:16:HIS:ND1	2.36	0.58
3:XC:189:ALA:HB3	3:XC:196:LEU:HB2	1.84	0.58
1:XA:1346:A:C5	7:XG:10:ARG:NH1	2.72	0.58
8:XH:19:VAL:O	8:XH:20:TYR:HB2	2.04	0.58
16:XP:14:ASN:N	16:XP:15:PRO:CD	2.67	0.58
19:XS:65:ASN:HA	50:Y4:55:ARG:HH11	1.69	0.58
48:Y2:15:LYS:H	48:Y2:67:LYS:CE	2.17	0.58
51:Y5:60:VAL:HG13	51:Y5:60:VAL:OXT	2.03	0.58
25:YA:1357:U:H2'	25:YA:1358:G:C8	2.38	0.58
25:YA:1614:A:H62	42:YW:93:ALA:HB2	1.68	0.58
25:YA:2495:G:H2'	25:YA:2496:C:C6	2.39	0.58
25:YA:64:A:C4	43:YX:66:LEU:HD13	2.38	0.58
25:YA:74:A:H4'	25:YA:75:G:O5'	2.04	0.58
31:YH:4:ILE:H	31:YH:4:ILE:HD13	1.68	0.58
38:YS:95:HIS:CG	38:YS:96:GLY:H	2.21	0.58
45:YZ:24:LEU:HB2	45:YZ:41:LEU:HG	1.85	0.58

Continued on next page...

Continued from previous page...

Atom-1	Atom-2	Interatomic distance (Å)	Clash overlap (Å)
1:QA:309:G:O2'	1:QA:607:A:N1	2.36	0.58
1:QA:727:G:N2	1:QA:730:G:OP2	2.36	0.58
2:QB:80:ILE:HG21	2:QB:212:GLN:HA	1.84	0.58
2:QB:37:ASN:C	2:QB:39:ILE:H	2.07	0.58
7:QG:69:VAL:HG11	7:QG:104:LEU:CD2	2.34	0.58
11:QK:50:TYR:HH	11:QK:59:TYR:HE2	1.51	0.58
11:QK:30:VAL:HG21	11:QK:65:ALA:HA	1.85	0.58
12:QL:45:PRO:HD3	12:QL:51:ALA:O	2.04	0.58
19:QS:17:GLU:HA	19:QS:20:LEU:HD12	1.86	0.58
51:R5:50:GLY:O	51:R5:51:TYR:HB2	2.03	0.58
25:RA:1485:G:H5''	25:RA:1485:G:H8	1.69	0.58
25:RA:2753:A:O2'	55:R9:15:LYS:NZ	2.36	0.58
31:RH:153:LYS:HA	31:RH:153:LYS:HZ3	1.68	0.58
35:RP:71:VAL:CG1	35:RP:72:PRO:HD3	2.33	0.58
38:RS:26:LEU:CD2	38:RS:87:PHE:HD1	2.17	0.58
40:RU:24:TYR:HE1	40:RU:39:LEU:HD23	1.69	0.58
43:RX:7:VAL:O	43:RX:30:VAL:HG12	2.04	0.58
1:XA:1435:G:H2'	1:XA:1436:U:C6	2.39	0.58
3:XC:33:LEU:O	3:XC:37:GLN:HG2	2.04	0.58
4:XD:156:GLU:O	4:XD:160:GLN:HG3	2.03	0.58
12:XL:54:LYS:HD2	12:XL:54:LYS:N	2.18	0.58
12:XL:83:VAL:HG22	12:XL:84:LEU:H	1.69	0.58
25:YA:219:G:N3	25:YA:234:C:O2'	2.32	0.58
25:YA:534:U:H5'	40:YU:42:ALA:HB1	1.86	0.58
25:YA:573:G:O2'	25:YA:574:C:H3'	2.04	0.58
25:YA:715:G:H2'	25:YA:716:A:C8	2.39	0.58
27:YD:71:ASP:HB3	27:YD:103:ARG:HH22	1.68	0.58
31:YH:41:MET:HE1	31:YH:64:LEU:HB3	1.86	0.58
36:YQ:47:ILE:CD1	36:YQ:70:PRO:HD3	2.34	0.58
1:QA:1399:C:N3	1:QA:1502:A:N6	2.51	0.57
1:QA:1112:C:H1'	3:QC:179:ARG:NH1	2.19	0.57
1:QA:1347:G:C8	9:QI:107:ARG:HB3	2.39	0.57
46:R0:50:ASN:ND2	46:R0:81:VAL:O	2.36	0.57
47:R1:81:LYS:H	47:R1:81:LYS:HE2	1.62	0.57
50:R4:15:ILE:HG22	50:R4:20:ASN:HA	1.86	0.57
25:RA:2420:C:H41	54:R8:30:ARG:HD2	1.68	0.57
54:R8:56:GLU:O	54:R8:59:LYS:N	2.35	0.57
25:RA:1041:C:H2'	25:RA:1042:G:C8	2.39	0.57
25:RA:1230:C:H2'	25:RA:1231:G:H8	1.68	0.57
25:RA:1448:G:H1'	25:RA:1528:A:H62	1.68	0.57
25:RA:2061:G:OP2	25:RA:2502:G:H5'	2.03	0.57

Continued on next page...

Continued from previous page...

Atom-1	Atom-2	Interatomic distance (Å)	Clash overlap (Å)
25:RA:2814:C:H42	25:RA:2886:G:H1	1.49	0.57
25:RA:637:A:H8	35:RP:117:GLU:OE2	1.86	0.57
26:RB:40:U:H3	26:RB:43:C:H5''	1.69	0.57
27:RD:27:THR:CG2	27:RD:83:GLU:HB3	2.33	0.57
27:RD:25:THR:HG21	27:RD:81:ALA:HB1	1.85	0.57
26:RB:42:C:O4'	30:RG:69:ALA:HB2	2.04	0.57
31:RH:125:VAL:HA	31:RH:126:PRO:CB	2.29	0.57
31:RH:125:VAL:HG12	31:RH:126:PRO:CG	2.34	0.57
32:RI:77:LEU:HD11	32:RI:140:LEU:HD12	1.86	0.57
36:RQ:47:ILE:CD1	36:RQ:70:PRO:HD3	2.34	0.57
42:RW:80:PRO:O	42:RW:100:THR:HG22	2.03	0.57
45:RZ:52:SER:OG	45:RZ:52:SER:O	2.15	0.57
1:XA:595:G:H1'	1:XA:596:C:H5	1.68	0.57
1:XA:960:U:O2	1:XA:960:U:H2'	2.03	0.57
2:XB:111:ARG:NE	2:XB:111:ARG:HA	2.19	0.57
3:XC:76:VAL:HG21	3:XC:103:VAL:CG1	2.34	0.57
7:XG:69:VAL:HG11	7:XG:104:LEU:CD2	2.34	0.57
8:XH:86:ILE:HG13	8:XH:133:LEU:HD22	1.84	0.57
13:XM:4:ILE:HG22	13:XM:5:ALA:N	2.19	0.57
15:XO:4:THR:HB	15:XO:6:GLU:OE2	2.02	0.57
16:XP:76:GLN:HG2	16:XP:76:GLN:O	2.04	0.57
50:Y4:37:SER:HB3	50:Y4:42:PHE:CE1	2.38	0.57
25:YA:330:A:H2	25:YA:1210:A:H2'	1.67	0.57
29:YF:160:ASN:OD1	29:YF:162:LEU:HB2	2.04	0.57
25:YA:675:A:OP1	29:YF:63:LYS:NZ	2.36	0.57
30:YG:39:ILE:HG23	30:YG:155:MET:HG3	1.86	0.57
31:YH:127:GLU:HG2	31:YH:128:PRO:CG	2.32	0.57
32:YI:71:ILE:HG12	32:YI:71:ILE:O	2.04	0.57
33:YN:35:ARG:O	33:YN:37:LYS:N	2.37	0.57
38:YS:67:ARG:NH1	38:YS:67:ARG:CB	2.64	0.57
39:YT:82:LEU:N	39:YT:82:LEU:HD12	2.19	0.57
2:QB:111:ARG:NE	2:QB:111:ARG:HA	2.19	0.57
2:QB:140:HIS:HA	2:QB:143:GLU:OE1	2.04	0.57
5:QE:111:GLU:C	5:QE:113:ALA:H	2.07	0.57
11:QK:32:ILE:O	11:QK:40:ILE:HG12	2.04	0.57
13:QM:81:LEU:HB3	13:QM:89:GLY:CA	2.34	0.57
16:QP:21:VAL:HG22	16:QP:34:GLU:O	2.04	0.57
16:QP:51:VAL:CG1	16:QP:52:ASP:N	2.65	0.57
48:R2:21:LEU:O	48:R2:25:VAL:HG23	2.04	0.57
50:R4:39:CYS:O	50:R4:40:HIS:HB2	2.03	0.57
50:R4:38:LYS:C	50:R4:40:HIS:N	2.53	0.57

Continued on next page...

Continued from previous page...

Atom-1	Atom-2	Interatomic distance (Å)	Clash overlap (Å)
51:R5:55:ARG:NH1	51:R5:58:LEU:HD11	2.19	0.57
25:RA:1403:C:H5''	25:RA:1471:A:C1'	2.34	0.57
25:RA:2130:U:O2'	25:RA:2133:G:O2'	2.17	0.57
27:RD:177:LEU:HD11	27:RD:183:ARG:HB2	1.85	0.57
29:RF:138:GLU:O	29:RF:141:ALA:HB3	2.04	0.57
36:RQ:90:VAL:C	36:RQ:92:GLY:H	2.07	0.57
37:RR:63:ARG:HG3	37:RR:63:ARG:HH11	1.68	0.57
39:RT:82:LEU:HD12	39:RT:82:LEU:N	2.19	0.57
45:RZ:45:ASP:O	45:RZ:49:ARG:HG2	2.03	0.57
1:XA:374:A:C6	1:XA:375:U:C4	2.92	0.57
1:XA:728:A:H2'	1:XA:729:A:C8	2.38	0.57
1:XA:438:G:H4'	4:XD:123:HIS:CE1	2.38	0.57
9:XI:17:VAL:HG13	9:XI:81:ILE:HD13	1.85	0.57
10:XJ:94:VAL:HG12	10:XJ:95:GLU:N	2.19	0.57
11:XK:21:ILE:N	11:XK:21:ILE:HD12	2.19	0.57
52:Y6:27:LYS:HB2	52:Y6:27:LYS:HZ3	1.69	0.57
25:YA:1316:U:C2'	25:YA:1317:A:H5'	2.34	0.57
25:YA:1639:U:C2'	25:YA:1640:C:H5''	2.34	0.57
28:YE:116:VAL:CG2	28:YE:122:PHE:CD2	2.86	0.57
28:YE:111:ARG:NE	28:YE:160:TYR:HE1	2.01	0.57
28:YE:203:LYS:HE3	28:YE:204:ALA:HB2	1.86	0.57
28:YE:63:LEU:HD12	28:YE:65:GLY:H	1.69	0.57
32:YI:68:LEU:HA	32:YI:71:ILE:HG22	1.85	0.57
25:YA:2881:C:H5'	37:YR:117:VAL:HG21	1.85	0.57
41:YV:78:LYS:O	41:YV:79:VAL:HB	2.03	0.57
43:YX:27:THR:HB	43:YX:80:ILE:HB	1.84	0.57
1:QA:1034:G:H2'	1:QA:1035:A:C8	2.38	0.57
1:QA:1239:A:H4'	1:QA:1240:U:H5''	1.86	0.57
1:QA:411:A:C4	1:QA:413:G:H1'	2.39	0.57
1:QA:429:U:H4'	1:QA:430:A:OP1	2.02	0.57
1:QA:545:C:OP1	4:QD:61:LYS:NZ	2.35	0.57
1:QA:748:C:H1'	1:QA:749:C:H5	1.69	0.57
1:QA:838:G:C6	1:QA:842:C:H1'	2.40	0.57
2:QB:97:TRP:HH2	2:QB:176:GLU:HB2	1.69	0.57
48:R2:15:LYS:H	48:R2:67:LYS:NZ	2.02	0.57
50:R4:37:SER:HB3	50:R4:42:PHE:CE1	2.38	0.57
25:RA:1188:U:C2'	25:RA:1189:A:H5'	2.34	0.57
25:RA:323:G:HO2'	25:RA:1205:U:H3	1.48	0.57
25:RA:1405:U:O2'	25:RA:1406:U:O4'	2.13	0.57
25:RA:1468:C:H2'	25:RA:1469:A:C8	2.40	0.57
25:RA:1889:A:H2'	25:RA:1890:A:C8	2.39	0.57

Continued on next page...

Continued from previous page...

Atom-1	Atom-2	Interatomic distance (Å)	Clash overlap (Å)
25:RA:2056:G:N3	25:RA:2056:G:H2'	2.19	0.57
25:RA:303:U:H2'	25:RA:304:G:C8	2.39	0.57
25:RA:439:G:O5'	25:RA:439:G:H8	1.87	0.57
27:RD:263:ARG:HB2	27:RD:263:ARG:HH11	1.67	0.57
28:RE:74:PRO:HG2	28:RE:77:ILE:HG23	1.86	0.57
30:RG:53:LEU:HD23	30:RG:53:LEU:C	2.25	0.57
31:RH:84:SER:O	31:RH:133:VAL:O	2.22	0.57
31:RH:4:ILE:H	31:RH:4:ILE:HD13	1.68	0.57
31:RH:85:LYS:HA	31:RH:86:GLU:OE1	2.04	0.57
34:RO:20:MET:HG2	34:RO:21:CYS:N	2.20	0.57
26:RB:6:C:O2'	38:RS:29:PHE:HE1	1.86	0.57
26:RB:116:G:O2'	38:RS:54:LEU:HD11	2.04	0.57
38:RS:67:ARG:HH11	38:RS:67:ARG:CB	2.18	0.57
45:RZ:166:SER:OG	45:RZ:168:GLU:N	2.36	0.57
1:XA:216:G:H2'	1:XA:217:C:C6	2.39	0.57
1:XA:811:C:H4'	1:XA:900:A:N6	2.19	0.57
2:XB:97:TRP:HH2	2:XB:176:GLU:HB2	1.69	0.57
22:XV:53:G:H4'	22:XV:54:U:OP1	2.02	0.57
48:Y2:16:LEU:O	48:Y2:17:SER:HB3	2.04	0.57
25:YA:1344:G:H4'	25:YA:1384:A:C5	2.39	0.57
25:YA:286:C:O2'	25:YA:287:C:H5'	2.04	0.57
25:YA:2887:U:H2'	25:YA:2888:C:C6	2.39	0.57
25:YA:600:G:H2'	25:YA:601:C:C6	2.39	0.57
26:YB:43:C:O2	30:YG:95:ARG:NH2	2.37	0.57
28:YE:6:GLY:HA3	28:YE:26:ILE:HD11	1.85	0.57
29:YF:192:LEU:HD21	29:YF:194:MET:CE	2.35	0.57
30:YG:53:LEU:HD23	30:YG:53:LEU:C	2.24	0.57
37:YR:32:GLY:O	37:YR:115:GLU:HA	2.04	0.57
37:YR:79:LEU:HD23	37:YR:79:LEU:C	2.23	0.57
38:YS:26:LEU:CD2	38:YS:87:PHE:HD1	2.17	0.57
45:YZ:57:ILE:O	45:YZ:69:THR:N	2.24	0.57
1:QA:1391:U:H2'	1:QA:1392:G:C8	2.38	0.57
1:QA:243:A:H4'	1:QA:244:U:O5'	2.03	0.57
2:QB:12:GLU:O	2:QB:16:HIS:ND1	2.36	0.57
3:QC:181:ASN:HD22	3:QC:204:LEU:HB2	1.68	0.57
3:QC:57:ILE:HG23	3:QC:64:VAL:HG13	1.86	0.57
4:QD:100:ARG:HH22	4:QD:137:SER:HB3	1.70	0.57
6:QF:99:ALA:O	6:QF:100:ASN:HB2	2.04	0.57
15:QO:26:GLU:CD	15:QO:77:ARG:NH1	2.58	0.57
19:QS:65:ASN:N	19:QS:65:ASN:ND2	2.52	0.57
1:QA:186:C:H4'	20:QT:82:SER:HB3	1.86	0.57

Continued on next page...

Continued from previous page...

Atom-1	Atom-2	Interatomic distance (Å)	Clash overlap (Å)
48:R2:17:SER:HB2	48:R2:18:PRO:HA	1.86	0.57
54:R8:53:PRO:CD	54:R8:54:GLU:H	2.15	0.57
25:RA:2072:G:C2	25:RA:2073:C:C2	2.91	0.57
25:RA:2137:C:H42	25:RA:2154:G:H1	1.51	0.57
25:RA:960:A:H4'	25:RA:2457:U:H5'	1.87	0.57
25:RA:2861:G:H2'	25:RA:2862:G:H8	1.69	0.57
25:RA:2892:A:H2'	25:RA:2893:G:O4'	2.03	0.57
25:RA:586:A:N1	25:RA:809:G:O2'	2.31	0.57
27:RD:147:LEU:HD13	27:RD:155:LEU:CD1	2.29	0.57
25:RA:1568:G:H5''	27:RD:61:LEU:HD22	1.86	0.57
27:RD:35:LYS:HG2	27:RD:64:ILE:CA	2.34	0.57
31:RH:41:MET:HE1	31:RH:64:LEU:HB3	1.86	0.57
35:RP:59:LEU:HA	35:RP:61:ARG:CZ	2.35	0.57
36:RQ:66:ILE:HA	36:RQ:104:PHE:HA	1.85	0.57
36:RQ:55:VAL:HG22	36:RQ:56:ARG:N	2.18	0.57
42:RW:1:MET:HE3	42:RW:1:MET:HA	1.86	0.57
1:XA:1008:C:N4	1:XA:1021:G:H1	2.01	0.57
1:XA:881:G:OP2	12:XL:12:ARG:NH2	2.36	0.57
2:XB:106:LYS:O	2:XB:110:GLN:HG3	2.05	0.57
2:XB:77:ALA:CB	2:XB:211:ILE:HG21	2.35	0.57
3:XC:105:GLU:HG2	3:XC:106:VAL:N	2.18	0.57
6:XF:39:LYS:HD2	6:XF:64:GLN:NE2	2.19	0.57
7:XG:121:ALA:O	7:XG:125:MET:N	2.37	0.57
10:XJ:3:LYS:O	10:XJ:100:THR:HG22	2.04	0.57
20:XT:37:SER:HB3	20:XT:84:LEU:HD23	1.85	0.57
47:Y1:86:SER:H	47:Y1:87:PRO:CD	2.16	0.57
49:Y3:31:LEU:O	49:Y3:32:GLN:HB2	2.04	0.57
49:Y3:4:LEU:O	49:Y3:36:VAL:HA	2.04	0.57
25:YA:1441:G:H2'	25:YA:1442:G:H8	1.69	0.57
25:YA:2405:G:O2'	25:YA:2406:U:OP2	2.22	0.57
25:YA:638:G:H2'	25:YA:639:U:O4'	2.04	0.57
25:YA:862:G:H2'	25:YA:863:A:O4'	2.04	0.57
26:YB:86:G:H2'	26:YB:87:G:C8	2.40	0.57
27:YD:35:LYS:HG2	27:YD:64:ILE:CA	2.34	0.57
30:YG:63:ILE:HD11	30:YG:102:PHE:HE2	1.69	0.57
32:YI:83:ALA:O	32:YI:85:GLU:N	2.38	0.57
33:YN:14:VAL:HG12	33:YN:15:LEU:N	2.19	0.57
34:YO:20:MET:O	34:YO:41:ALA:HB1	2.04	0.57
40:YU:24:TYR:HE1	40:YU:39:LEU:HD23	1.70	0.57
1:QA:1064:G:H1'	1:QA:1066:C:C6	2.39	0.57
1:QA:1305:G:HO2'	1:QA:1306:A:P	2.28	0.57

Continued on next page...

Continued from previous page...

Atom-1	Atom-2	Interatomic distance (Å)	Clash overlap (Å)
1:QA:522:C:H41	12:QL:53:ARG:HH22	1.51	0.57
1:QA:627:G:H2'	1:QA:628:G:H8	1.70	0.57
4:QD:50:ARG:O	4:QD:50:ARG:HD2	2.05	0.57
10:QJ:64:GLU:OE2	10:QJ:66:ARG:HD2	2.05	0.57
10:QJ:74:ILE:HD13	10:QJ:74:ILE:N	2.16	0.57
13:QM:82:MET:O	13:QM:84:ILE:N	2.38	0.57
1:QA:1314:C:OP1	19:QS:6:LYS:HE3	2.04	0.57
25:RA:1184:G:OP1	49:R3:29:ARG:NH1	2.37	0.57
52:R6:6:ARG:O	52:R6:8:LYS:HD2	2.05	0.57
25:RA:2009:G:OP1	42:RW:41:LYS:HE2	2.04	0.57
25:RA:2061:G:H5''	25:RA:2503:A:C2	2.39	0.57
25:RA:554:U:HO2'	25:RA:556:G:H8	1.51	0.57
25:RA:888:C:O2'	25:RA:889:C:H4'	2.03	0.57
28:RE:63:LEU:HD13	28:RE:65:GLY:H	1.68	0.57
25:RA:443:A:OP1	29:RF:46:ARG:HB2	2.04	0.57
25:RA:451:C:H4'	29:RF:52:LYS:NZ	2.20	0.57
30:RG:63:ILE:HD11	30:RG:102:PHE:HE2	1.69	0.57
30:RG:16:ARG:HB3	30:RG:17:PRO:CD	2.33	0.57
30:RG:39:ILE:CG2	30:RG:155:MET:HG3	2.35	0.57
33:RN:35:ARG:O	33:RN:37:LYS:N	2.37	0.57
33:RN:42:TRP:O	40:RU:64:ARG:NH2	2.35	0.57
40:RU:92:ARG:C	40:RU:94:ASN:H	2.05	0.57
1:XA:1014:A:H4'	19:XS:14:HIS:NE2	2.19	0.57
1:XA:67:C:H2'	1:XA:68:G:C8	2.39	0.57
11:XK:29:ILE:HG13	11:XK:43:SER:O	2.05	0.57
12:XL:33:ARG:O	12:XL:85:ILE:HG22	2.03	0.57
13:XM:81:LEU:HB3	13:XM:89:GLY:CA	2.34	0.57
19:XS:15:LEU:N	19:XS:15:LEU:HD23	2.19	0.57
24:XY:39:C:O2'	24:XY:40:G:OP1	2.21	0.57
25:YA:177:G:N3	25:YA:177:G:H5''	2.20	0.57
25:YA:370:G:H5''	25:YA:423:A:N6	2.20	0.57
25:YA:612:G:C2	25:YA:613:U:O2	2.56	0.57
25:YA:669:G:H2'	25:YA:669:G:N3	2.19	0.57
29:YF:32:LEU:HD13	29:YF:105:VAL:CG1	2.33	0.57
33:YN:63:THR:HG22	33:YN:66:LYS:NZ	2.20	0.57
34:YO:107:ARG:O	34:YO:112:MET:HE3	2.05	0.57
34:YO:71:ARG:HH11	34:YO:71:ARG:HG3	1.69	0.57
2:QB:187:LEU:CD1	2:QB:205:ASP:HA	2.33	0.57
3:QC:14:ILE:HG12	3:QC:15:THR:N	2.19	0.57
3:QC:77:ILE:O	3:QC:83:ARG:HB3	2.05	0.57
3:QC:90:GLU:O	3:QC:94:LEU:HG	2.05	0.57

Continued on next page...

Continued from previous page...

Atom-1	Atom-2	Interatomic distance (Å)	Clash overlap (Å)
7:QG:16:LEU:CD1	9:QI:45:ALA:HB2	2.34	0.57
11:QK:69:ALA:HB1	11:QK:103:LEU:HD21	1.85	0.57
1:QA:947:G:O3'	13:QM:109:THR:OG1	2.23	0.57
14:QN:13:THR:N	14:QN:14:PRO:CD	2.68	0.57
18:QR:85:LEU:HD23	18:QR:88:LYS:HD2	1.86	0.57
20:QT:10:LEU:HG	20:QT:12:ALA:H	1.70	0.57
49:R3:22:ALA:O	49:R3:25:ALA:HB3	2.04	0.57
55:R9:25:VAL:HB	55:R9:34:GLN:HB2	1.86	0.57
25:RA:1728:G:N1	25:RA:1730:U:OP2	2.38	0.57
30:RG:39:ILE:HG23	30:RG:155:MET:HG3	1.87	0.57
26:RB:56:G:P	30:RG:27:ASN:HD21	2.26	0.57
31:RH:126:PRO:CG	31:RH:127:GLU:N	2.65	0.57
33:RN:131:GLN:CG	33:RN:132:ALA:N	2.68	0.57
33:RN:133:GLN:O	33:RN:134:ARG:CB	2.53	0.57
34:RO:40:VAL:HG12	34:RO:41:ALA:N	2.19	0.57
37:RR:32:GLY:O	37:RR:115:GLU:HA	2.04	0.57
38:RS:106:ARG:O	38:RS:107:GLU:HB2	2.04	0.57
38:RS:95:HIS:CG	38:RS:96:GLY:H	2.21	0.57
33:RN:40:PRO:HB3	40:RU:68:ALA:HB2	1.87	0.57
41:RV:78:LYS:O	41:RV:79:VAL:HB	2.04	0.57
45:RZ:153:SER:HB2	45:RZ:167:PRO:HB3	1.86	0.57
1:XA:434:U:H2'	1:XA:435:C:C6	2.40	0.57
2:XB:178:ARG:HH21	8:XH:74:PRO:CB	2.10	0.57
5:XE:111:GLU:C	5:XE:113:ALA:H	2.07	0.57
5:XE:140:ARG:CB	5:XE:140:ARG:HH11	2.17	0.57
5:XE:140:ARG:HB2	5:XE:140:ARG:HH11	1.69	0.57
7:XG:16:LEU:CD1	9:XI:45:ALA:HB2	2.33	0.57
7:XG:62:PHE:HA	7:XG:124:LEU:CD2	2.27	0.57
13:XM:84:ILE:HG23	13:XM:85:GLY:N	2.18	0.57
51:Y5:55:ARG:NH1	51:Y5:58:LEU:HD11	2.19	0.57
25:YA:1885:A:H3'	25:YA:1886:C:C6	2.39	0.57
25:YA:239:U:H2'	25:YA:240:G:O4'	2.04	0.57
25:YA:2438:U:O3'	25:YA:2439:A:H3'	2.05	0.57
25:YA:2481:G:O2'	25:YA:2482:G:OP2	2.21	0.57
25:YA:465:G:N2	25:YA:684:G:H1'	2.19	0.57
27:YD:34:VAL:CG1	27:YD:34:VAL:O	2.51	0.57
27:YD:69:ARG:C	27:YD:71:ASP:H	2.08	0.57
28:YE:152:LYS:HG2	33:YN:78:TYR:CE1	2.39	0.57
28:YE:41:LYS:HA	28:YE:41:LYS:HE2	1.87	0.57
30:YG:107:LEU:HD11	30:YG:178:PHE:CE1	2.40	0.57
33:YN:133:GLN:O	33:YN:134:ARG:CB	2.53	0.57

Continued on next page...

Continued from previous page...

Atom-1	Atom-2	Interatomic distance (Å)	Clash overlap (Å)
38:YS:72:ALA:O	38:YS:76:LYS:HG3	2.04	0.57
1:QA:1037:C:H2'	1:QA:1038:C:C6	2.39	0.57
1:QA:15:G:H4'	5:QE:24:ARG:HH12	1.70	0.57
1:QA:113:G:O2'	1:QA:354:G:H5'	2.05	0.57
1:QA:57:G:H2'	1:QA:58:C:C6	2.40	0.57
2:QB:30:ARG:HH21	2:QB:194:PRO:CG	2.17	0.57
6:QF:39:LYS:HD2	6:QF:64:GLN:NE2	2.19	0.57
10:QJ:22:LYS:HD2	10:QJ:22:LYS:C	2.25	0.57
16:QP:76:GLN:HG2	16:QP:76:GLN:O	2.04	0.57
47:R1:70:VAL:O	47:R1:74:VAL:HG23	2.05	0.57
25:RA:121:G:C2	25:RA:131:G:C4	2.92	0.57
25:RA:1869:G:H5'	25:RA:1870:C:OP2	2.05	0.57
27:RD:239:ARG:O	27:RD:240:ALA:HB2	2.05	0.57
30:RG:107:LEU:HD11	30:RG:178:PHE:CE1	2.39	0.57
33:RN:7:LYS:HG2	33:RN:8:GLN:N	2.20	0.57
34:RO:96:THR:O	34:RO:97:ARG:HB3	2.04	0.57
40:RU:96:ALA:O	40:RU:100:VAL:HG23	2.05	0.57
2:XB:30:ARG:HH21	2:XB:194:PRO:CG	2.17	0.57
3:XC:14:ILE:HG12	3:XC:15:THR:N	2.19	0.57
6:XF:99:ALA:O	6:XF:100:ASN:HB2	2.04	0.57
17:XQ:41:LYS:HZ1	17:XQ:92:ARG:HH22	1.52	0.57
47:Y1:70:VAL:O	47:Y1:74:VAL:HG23	2.04	0.57
50:Y4:42:PHE:CG	50:Y4:43:TYR:N	2.72	0.57
25:YA:2073:C:O2'	25:YA:2074:U:H5'	2.05	0.57
25:YA:2292:C:H42	25:YA:2340:G:H1	1.52	0.57
25:YA:259:G:H21	25:YA:621:A:H8	1.52	0.57
31:YH:3:ARG:HA	31:YH:3:ARG:HE	1.69	0.57
32:YI:9:LEU:HD21	32:YI:12:LEU:HB2	1.86	0.57
38:YS:106:ARG:O	38:YS:107:GLU:HB2	2.04	0.57
38:YS:5:THR:HG23	38:YS:8:GLU:OE2	2.05	0.57
40:YU:52:ARG:NH1	40:YU:52:ARG:HG2	2.18	0.57
1:QA:1079:G:H2'	1:QA:1080:A:C8	2.40	0.57
1:QA:1244:C:H42	1:QA:1293:G:H1	1.50	0.57
1:QA:1297:C:H4'	1:QA:1298:C:H5'	1.86	0.57
3:QC:76:VAL:HG21	3:QC:103:VAL:CG1	2.34	0.57
5:QE:78:HIS:CB	8:QH:104:ARG:HG2	2.34	0.57
11:QK:29:ILE:HG13	11:QK:43:SER:O	2.04	0.57
12:QL:82:VAL:HG23	12:QL:106:ASP:OD2	2.04	0.57
13:QM:69:GLU:O	13:QM:71:ARG:N	2.38	0.57
47:R1:86:SER:H	47:R1:87:PRO:CD	2.16	0.57
47:R1:89:GLU:O	47:R1:93:GLU:HB2	2.04	0.57

Continued on next page...

Continued from previous page...

Atom-1	Atom-2	Interatomic distance (Å)	Clash overlap (Å)
54:R8:33:ASN:O	54:R8:34:TRP:C	2.42	0.57
25:RA:1007:C:OP1	33:RN:35:ARG:NH1	2.38	0.57
25:RA:770:G:N3	25:RA:1354:A:H2	2.03	0.57
25:RA:1449:A:H5'	25:RA:1449(A):G:OP2	2.05	0.57
25:RA:2087:G:H2'	25:RA:2088:G:H8	1.69	0.57
25:RA:270(T):G:P	47:R1:97:LEU:HD13	2.44	0.57
25:RA:589:C:H2'	25:RA:590:A:C8	2.39	0.57
25:RA:664:C:OP1	35:RP:18:ARG:NH2	2.31	0.57
28:RE:51:PHE:HD1	28:RE:52:LEU:HG	1.68	0.57
38:RS:103:GLU:O	38:RS:106:ARG:CG	2.53	0.57
43:RX:36:LYS:HE3	43:RX:54:VAL:O	2.04	0.57
1:XA:1135:U:H4'	1:XA:1136:U:H5	1.69	0.57
1:XA:1417:G:N2	1:XA:1482:G:H2'	2.20	0.57
1:XA:232:G:H1'	1:XA:262:A:N1	2.19	0.57
1:XA:276:G:O3'	17:XQ:68:ARG:NH1	2.38	0.57
1:XA:299:G:H2'	1:XA:300:A:C8	2.39	0.57
1:XA:633:G:H5'	1:XA:634:C:OP2	2.03	0.57
13:XM:82:MET:O	13:XM:84:ILE:N	2.38	0.57
15:XO:26:GLU:CD	15:XO:77:ARG:NH1	2.58	0.57
17:XQ:32:TYR:O	17:XQ:34:LYS:N	2.37	0.57
19:XS:9:VAL:O	19:XS:9:VAL:HG23	2.04	0.57
54:Y8:46:ARG:O	54:Y8:47:LYS:HB3	2.03	0.57
25:YA:121:G:H2'	25:YA:122:G:H8	1.69	0.57
25:YA:1728:G:H3'	25:YA:1729:A:H5''	1.85	0.57
25:YA:304:G:H2'	25:YA:305:U:C6	2.39	0.57
28:YE:102:VAL:HG13	28:YE:172:VAL:CG2	2.34	0.57
33:YN:14:VAL:HG12	33:YN:15:LEU:H	1.69	0.57
34:YO:96:THR:O	34:YO:97:ARG:HB3	2.04	0.57
35:YP:64:LYS:C	35:YP:66:GLY:N	2.57	0.57
37:YR:45:ARG:HA	37:YR:95:THR:HG21	1.87	0.57
40:YU:79:PHE:CD2	40:YU:79:PHE:C	2.78	0.57
44:YY:21:LYS:HG3	44:YY:22:GLY:H	1.69	0.57
1:QA:954:G:N2	1:QA:1227:A:H62	1.94	0.57
4:QD:119:GLN:HG3	4:QD:123:HIS:CD2	2.40	0.57
5:QE:82:VAL:CG1	5:QE:83:GLU:N	2.68	0.57
6:QF:97:PHE:C	6:QF:97:PHE:CD2	2.76	0.57
7:QG:113:GLU:HB2	7:QG:119:ARG:CG	2.35	0.57
7:QG:121:ALA:O	7:QG:125:MET:N	2.37	0.57
9:QI:17:VAL:CG1	9:QI:81:ILE:HD13	2.35	0.57
14:QN:44:LEU:C	14:QN:44:LEU:HD12	2.24	0.57
48:R2:31:GLU:O	48:R2:35:LEU:HG	2.05	0.57

Continued on next page...

Continued from previous page...

Atom-1	Atom-2	Interatomic distance (Å)	Clash overlap (Å)
49:R3:31:LEU:O	49:R3:32:GLN:HB2	2.04	0.57
52:R6:11:LEU:HD23	52:R6:26:ASN:HB3	1.87	0.57
52:R6:48:VAL:HG13	52:R6:49:HIS:N	2.20	0.57
55:R9:1:MET:HB3	55:R9:4:ARG:CZ	2.35	0.57
25:RA:1230:C:H2'	25:RA:1231:G:C8	2.40	0.57
25:RA:177:G:H3'	25:RA:178:G:H8	1.69	0.57
28:RE:102:VAL:HG13	28:RE:172:VAL:CG2	2.34	0.57
28:RE:41:LYS:HA	28:RE:41:LYS:HE2	1.87	0.57
31:RH:124:GLU:HB3	31:RH:132:ARG:HG3	1.85	0.57
33:RN:14:VAL:HG12	33:RN:15:LEU:H	1.69	0.57
44:RY:89:PHE:O	44:RY:90:LEU:HD13	2.05	0.57
1:XA:1120:G:H1	1:XA:1153:C:H42	1.52	0.57
2:XB:187:LEU:CD1	2:XB:205:ASP:HA	2.34	0.57
4:XD:50:ARG:HD2	4:XD:50:ARG:O	2.05	0.57
7:XG:37:ASN:HD21	9:XI:40:LEU:HD23	1.69	0.57
10:XJ:64:GLU:OE2	10:XJ:66:ARG:HD2	2.05	0.57
13:XM:49:THR:HB	13:XM:52:GLU:HG3	1.86	0.57
12:XL:11:VAL:HG13	17:XQ:29:HIS:CD2	2.40	0.57
53:Y7:31:LEU:O	53:Y7:32:LYS:C	2.43	0.57
25:YA:2848:G:N2	25:YA:2867:G:C4	2.73	0.57
25:YA:482:A:O2'	44:YY:47:LYS:NZ	2.29	0.57
25:YA:702:G:H1	25:YA:730:C:H42	1.52	0.57
27:YD:25:THR:HG21	27:YD:81:ALA:HB1	1.85	0.57
27:YD:36:PRO:HB2	27:YD:61:LEU:HG	1.87	0.57
27:YD:25:THR:HG21	27:YD:82:ILE:H	1.70	0.57
31:YH:84:SER:O	31:YH:133:VAL:O	2.22	0.57
33:YN:7:LYS:HG2	33:YN:8:GLN:N	2.20	0.57
40:YU:83:LEU:HD12	40:YU:113:ALA:HB2	1.86	0.57
44:YY:97:ARG:O	44:YY:97:ARG:HG2	2.05	0.57
1:QA:1131:G:H2'	1:QA:1132:C:C6	2.39	0.57
1:QA:1275:A:H2'	1:QA:1276:G:O4'	2.04	0.57
1:QA:230:G:N2	1:QA:231:G:N3	2.53	0.57
1:QA:67:C:H2'	1:QA:68:G:C8	2.40	0.57
2:QB:106:LYS:O	2:QB:110:GLN:HG3	2.05	0.57
3:QC:59:ARG:NH2	3:QC:97:LYS:HE3	2.20	0.57
3:QC:59:ARG:HH12	3:QC:97:LYS:HE3	1.70	0.57
1:QA:1080:A:C4'	5:QE:16:THR:HB	2.34	0.57
11:QK:69:ALA:HB1	11:QK:103:LEU:CD2	2.35	0.57
16:QP:14:ASN:N	16:QP:15:PRO:CD	2.67	0.57
18:QR:57:GLY:O	18:QR:58:LEU:C	2.44	0.57
48:R2:15:LYS:H	48:R2:67:LYS:CE	2.17	0.57

Continued on next page...

Continued from previous page...

Atom-1	Atom-2	Interatomic distance (Å)	Clash overlap (Å)
53:R7:19:ARG:HH11	53:R7:19:ARG:HG2	1.70	0.57
25:RA:1480:G:O6	25:RA:1513:C:N4	2.32	0.57
25:RA:2367:G:O5'	25:RA:2367:G:H8	1.87	0.57
25:RA:2517:C:C2	25:RA:2542:A:N6	2.73	0.57
26:RB:42:C:N4	30:RG:91:ARG:HH21	2.02	0.57
27:RD:35:LYS:CE	27:RD:104:TYR:HB2	2.35	0.57
28:RE:63:LEU:HD12	28:RE:65:GLY:H	1.69	0.57
31:RH:3:ARG:HA	31:RH:3:ARG:HE	1.69	0.57
33:RN:112:LEU:O	33:RN:114:ARG:O	2.23	0.57
40:RU:79:PHE:C	40:RU:79:PHE:CD2	2.78	0.57
1:XA:1103:C:H2'	1:XA:1104:G:O4'	2.04	0.57
1:XA:1352:C:H42	1:XA:1370:G:H1	1.52	0.57
1:XA:536:C:H2'	1:XA:537:G:C8	2.38	0.57
3:XC:11:ARG:HH21	3:XC:180:ALA:HB3	1.70	0.57
4:XD:100:ARG:HH22	4:XD:137:SER:HB3	1.70	0.57
4:XD:13:ARG:O	4:XD:16:GLY:N	2.29	0.57
13:XM:69:GLU:O	13:XM:71:ARG:N	2.38	0.57
46:Y0:10:THR:HG23	46:Y0:12:ASN:H	1.69	0.57
25:YA:1955:U:O2'	25:YA:1956:U:H5'	2.04	0.57
25:YA:2418:A:H2'	25:YA:2419:U:C6	2.40	0.57
25:YA:297:C:H5''	44:YY:85:VAL:CG2	2.32	0.57
27:YD:92:ILE:HD12	27:YD:104:TYR:CD2	2.39	0.57
30:YG:60:LEU:O	30:YG:64:THR:HG22	2.05	0.57
45:YZ:179:ASP:OD1	45:YZ:180:VAL:HG22	2.05	0.57
1:QA:1229:A:H2'	1:QA:1230:C:C6	2.40	0.56
1:QA:399:G:H2'	1:QA:400:C:C6	2.40	0.56
1:QA:703:G:O2'	1:QA:704:A:OP2	2.22	0.56
1:QA:977:A:O2'	1:QA:979:C:OP2	2.17	0.56
3:QC:7:PRO:O	3:QC:11:ARG:HG2	2.05	0.56
5:QE:140:ARG:HH11	5:QE:140:ARG:HB2	1.69	0.56
5:QE:78:HIS:CE1	5:QE:143:ARG:H	2.20	0.56
5:QE:78:HIS:HB2	8:QH:104:ARG:HG2	1.86	0.56
7:QG:18:TYR:HD2	7:QG:59:LEU:HD22	1.70	0.56
10:QJ:94:VAL:HG12	10:QJ:95:GLU:N	2.19	0.56
13:QM:73:GLU:O	13:QM:77:ASN:N	2.33	0.56
16:QP:7:ALA:O	16:QP:9:PHE:CD2	2.58	0.56
19:QS:40:ILE:HG12	19:QS:41:VAL:N	2.20	0.56
20:QT:47:GLY:C	20:QT:49:ALA:H	2.07	0.56
54:R8:52:LYS:H	54:R8:53:PRO:HD2	1.66	0.56
25:RA:2273:A:H2'	25:RA:2274:A:C8	2.40	0.56
25:RA:2788:C:O2'	25:RA:2809:A:N3	2.37	0.56

Continued on next page...

Continued from previous page...

Atom-1	Atom-2	Interatomic distance (Å)	Clash overlap (Å)
25:RA:991:C:H5'	25:RA:991:C:H6	1.69	0.56
29:RF:24:LEU:HB3	29:RF:115:ALA:HB2	1.87	0.56
33:RN:63:THR:HG22	33:RN:66:LYS:NZ	2.20	0.56
35:RP:65:ARG:HH21	54:R8:15:LYS:CB	2.17	0.56
38:RS:5:THR:HG23	38:RS:8:GLU:OE2	2.05	0.56
38:RS:32:LEU:O	38:RS:62:LYS:HE2	2.05	0.56
38:RS:72:ALA:O	38:RS:76:LYS:HG3	2.04	0.56
1:XA:347:G:O2'	1:XA:348:G:H5''	2.05	0.56
1:XA:975:A:O2'	14:YN:32:SER:OG	2.13	0.56
2:XB:60:ASP:HB3	2:XB:64:ARG:CZ	2.34	0.56
3:XC:57:ILE:HG23	3:XC:64:VAL:HG13	1.86	0.56
11:XK:32:ILE:O	11:XK:40:ILE:HG12	2.04	0.56
14:YN:13:THR:N	14:YN:14:PRO:CD	2.68	0.56
14:YN:29:ARG:HH11	14:YN:29:ARG:HG3	1.70	0.56
16:XP:7:ALA:O	16:XP:9:PHE:CD2	2.58	0.56
21:XU:7:ARG:O	21:XU:8:THR:HG23	2.05	0.56
52:Y6:14:THR:O	52:Y6:49:HIS:HA	2.05	0.56
25:YA:2115:G:N2	25:YA:2165:G:N7	2.52	0.56
25:YA:900:A:H5'	25:YA:901:A:OP2	2.04	0.56
27:YD:69:ARG:HD3	27:YD:105:ILE:HD11	1.87	0.56
29:YF:118:ALA:O	29:YF:121:GLY:N	2.33	0.56
30:YG:39:ILE:CG2	30:YG:155:MET:HG3	2.35	0.56
25:YA:1093:G:H4'	31:YH:170:ARG:NH2	2.19	0.56
35:YP:59:LEU:HA	35:YP:61:ARG:CZ	2.34	0.56
38:YS:67:ARG:CB	38:YS:67:ARG:HH11	2.18	0.56
40:YU:104:GLN:N	40:YU:104:GLN:OE1	2.35	0.56
40:YU:68:ALA:O	40:YU:71:GLN:HB2	2.04	0.56
1:QA:1305:G:O2'	1:QA:1306:A:O5'	2.22	0.56
1:QA:980:C:H5'	1:QA:981:U:OP2	2.05	0.56
2:QB:60:ASP:HB3	2:QB:64:ARG:CZ	2.35	0.56
4:QD:191:ARG:NH1	4:QD:200:GLU:OE1	2.37	0.56
8:QH:119:LEU:HD12	8:QH:124:ALA:HA	1.87	0.56
11:QK:21:ILE:HD12	11:QK:21:ILE:N	2.19	0.56
13:QM:84:ILE:CG2	13:QM:85:GLY:N	2.68	0.56
15:QO:53:HIS:CE1	15:QO:57:LEU:HD11	2.40	0.56
49:R3:4:LEU:O	49:R3:36:VAL:HA	2.04	0.56
52:R6:42:TRP:CD1	52:R6:42:TRP:N	2.73	0.56
53:R7:13:ALA:O	53:R7:17:GLY:HA3	2.05	0.56
25:RA:1308:A:H2'	25:RA:1309:G:O4'	2.05	0.56
25:RA:2456:C:N4	25:RA:2495:G:H1	2.03	0.56
25:RA:612:G:H2'	25:RA:613:U:O2	2.04	0.56

Continued on next page...

Continued from previous page...

Atom-1	Atom-2	Interatomic distance (Å)	Clash overlap (Å)
29:RF:46:ARG:NH1	29:RF:46:ARG:HG2	2.00	0.56
28:RE:152:LYS:HG2	33:RN:78:TYR:CE1	2.40	0.56
33:RN:82:LEU:HD12	33:RN:83:LYS:H	1.71	0.56
40:RU:68:ALA:O	40:RU:71:GLN:HB2	2.05	0.56
41:RV:38:LEU:HD23	41:RV:39:LEU:N	2.19	0.56
1:XA:976:G:N2	1:XA:1362(A):C:OP2	2.34	0.56
1:XA:58:C:O2'	1:XA:388:G:N7	2.34	0.56
4:XD:42:GLN:O	4:XD:42:GLN:HG2	2.05	0.56
7:XG:148:ASN:C	7:XG:150:ALA:H	2.08	0.56
7:XG:18:TYR:HD2	7:XG:59:LEU:HD22	1.70	0.56
7:XG:42:ILE:O	7:XG:117:ALA:HB2	2.05	0.56
8:XH:49:GLU:HG3	8:XH:51:VAL:CG1	2.35	0.56
15:XO:76:GLU:C	15:XO:78:TYR:H	2.08	0.56
16:XP:21:VAL:HG22	16:XP:34:GLU:O	2.04	0.56
46:Y0:23:VAL:HA	46:Y0:38:VAL:HG22	1.85	0.56
50:Y4:27:THR:O	50:Y4:28:LYS:HB3	2.04	0.56
53:Y7:48:LYS:HG2	53:Y7:49:ARG:N	2.19	0.56
54:Y8:33:ASN:O	54:Y8:34:TRP:C	2.42	0.56
55:Y9:25:VAL:HB	55:Y9:34:GLN:HB2	1.86	0.56
25:YA:1453:A:O2'	25:YA:1454:U:H2'	2.05	0.56
25:YA:1558:A:H1'	25:YA:1559:G:H5''	1.86	0.56
25:YA:1778:U:C5	25:YA:1784:A:C4	2.93	0.56
25:YA:195:A:H4'	25:YA:251:A:O2'	2.04	0.56
25:YA:2250:G:C8	25:YA:2496:C:H5''	2.40	0.56
26:YB:34:U:P	30:YG:2:PRO:HG2	2.44	0.56
32:YI:78:THR:HG22	32:YI:141:LYS:HD2	1.87	0.56
32:YI:56:LYS:HE3	32:YI:57:ARG:HG2	1.86	0.56
33:YN:82:LEU:HD12	33:YN:83:LYS:H	1.70	0.56
38:YS:103:GLU:O	38:YS:106:ARG:CG	2.52	0.56
39:YT:105:LEU:C	39:YT:107:ASP:H	2.08	0.56
43:YX:35:THR:HG22	43:YX:38:GLU:OE1	2.05	0.56
45:YZ:31:ARG:NH2	45:YZ:93:ASP:OD1	2.38	0.56
1:QA:1014:A:H4'	19:QS:14:HIS:NE2	2.21	0.56
1:QA:210:U:O2'	1:QA:216:G:N7	2.37	0.56
1:QA:448:A:OP2	1:QA:485:G:N2	2.37	0.56
8:QH:84:ARG:NH1	8:QH:86:ILE:HD13	2.11	0.56
12:QL:18:VAL:O	12:QL:19:ARG:HB2	2.04	0.56
12:QL:58:VAL:O	12:QL:65:GLU:HA	2.06	0.56
13:QM:4:ILE:HG22	13:QM:5:ALA:N	2.20	0.56
17:QQ:6:LEU:O	17:QQ:58:GLU:HA	2.05	0.56
19:QS:15:LEU:HD23	19:QS:15:LEU:N	2.19	0.56

Continued on next page...

Continued from previous page...

Atom-1	Atom-2	Interatomic distance (Å)	Clash overlap (Å)
48:R2:51:ARG:HA	48:R2:54:LYS:HB2	1.86	0.56
50:R4:64:GLY:C	50:R4:66:SER:H	2.07	0.56
52:R6:14:THR:O	52:R6:49:HIS:HA	2.06	0.56
25:RA:2372:G:H4'	52:R6:46:HIS:NE2	2.21	0.56
25:RA:1769:G:O2'	25:RA:1958:C:OP1	2.17	0.56
25:RA:2287:A:H62	25:RA:2344:U:H3	1.51	0.56
25:RA:2293:C:H2'	25:RA:2294:C:O4'	2.05	0.56
25:RA:270(K):C:H42	25:RA:270(M):U:H5	1.50	0.56
25:RA:2864:G:OP1	39:RT:119:LYS:HD2	2.05	0.56
26:RB:40:U:N3	26:RB:43:C:H5''	2.21	0.56
28:RE:183:LEU:N	28:RE:183:LEU:HD12	2.20	0.56
29:RF:192:LEU:HD21	29:RF:194:MET:CE	2.35	0.56
31:RH:77:LYS:HZ3	31:RH:77:LYS:CB	2.03	0.56
33:RN:56:ASN:N	33:RN:125:GLY:O	2.35	0.56
35:RP:31:ALA:O	35:RP:32:THR:HG23	2.05	0.56
25:RA:2416:C:H5''	35:RP:64:LYS:HE3	1.86	0.56
37:RR:70:LEU:HD13	37:RR:75:LEU:HD11	1.88	0.56
45:RZ:77:ASP:OD2	45:RZ:80:ARG:HD3	2.05	0.56
1:XA:1104:G:H4'	2:XB:111:ARG:NH1	2.20	0.56
1:XA:1128:C:N4	1:XA:1144:G:H1	2.03	0.56
1:XA:1225:A:N3	1:XA:1225:A:H2'	2.19	0.56
1:XA:737:A:H2'	1:XA:738:C:C6	2.40	0.56
1:XA:983:A:H5''	1:XA:984:C:OP2	2.05	0.56
3:XC:59:ARG:HH12	3:XC:97:LYS:HE3	1.70	0.56
1:XA:1080:A:H5''	5:XE:16:THR:HG21	1.87	0.56
6:XF:92:LYS:HZ2	6:XF:92:LYS:HB2	1.70	0.56
9:XI:10:ARG:CD	9:XI:105:ASP:HB2	2.35	0.56
16:XP:4:ILE:HA	16:XP:20:VAL:O	2.05	0.56
48:Y2:17:SER:HB2	48:Y2:18:PRO:HA	1.86	0.56
49:Y3:7:LYS:NZ	49:Y3:32:GLN:HE21	2.03	0.56
55:Y9:2:LYS:HD2	55:Y9:33:LYS:O	2.05	0.56
25:YA:1024:G:OP2	25:YA:1025:G:H3'	2.05	0.56
25:YA:1930:G:H2'	25:YA:1968:G:C6	2.40	0.56
25:YA:2115:G:N2	25:YA:2165:G:O6	2.38	0.56
25:YA:2507:C:H2'	25:YA:2508:G:H8	1.70	0.56
34:YO:3:GLN:CB	34:YO:4:PRO:HD2	2.35	0.56
39:YT:134:GLU:O	39:YT:135:ALA:HB3	2.05	0.56
41:YV:76:LYS:O	41:YV:79:VAL:HG12	2.05	0.56
1:QA:1028:C:H42	1:QA:1033:G:H1	1.53	0.56
2:QB:77:ALA:CB	2:QB:211:ILE:HG21	2.35	0.56
3:QC:188:LEU:O	3:QC:189:ALA:HB2	2.05	0.56

Continued on next page...

Continued from previous page...

Atom-1	Atom-2	Interatomic distance (Å)	Clash overlap (Å)
13:QM:119:GLY:HA3	22:QV:29:G:OP1	2.06	0.56
20:QT:53:LEU:HA	20:QT:56:MET:HB3	1.87	0.56
20:QT:82:SER:O	20:QT:86:ARG:HB2	2.06	0.56
47:R1:53:VAL:HG12	47:R1:54:ALA:N	2.20	0.56
25:RA:2370:G:N3	52:R6:45:LYS:NZ	2.51	0.56
54:R8:50:LEU:HD12	54:R8:51:ALA:H	1.70	0.56
55:R9:2:LYS:HD2	55:R9:33:LYS:O	2.04	0.56
25:RA:1083:U:O2'	25:RA:1085:A:H5''	2.05	0.56
25:RA:1310:G:O6	25:RA:1604:C:N4	2.38	0.56
27:RD:236:GLY:O	27:RD:237:GLU:OE1	2.23	0.56
28:RE:174:ASP:CG	28:RE:175:VAL:N	2.58	0.56
28:RE:37:ARG:NE	28:RE:37:ARG:N	2.54	0.56
28:RE:78:LEU:HD23	28:RE:79:ARG:HD2	1.86	0.56
1:XA:236:G:H2'	1:XA:237:C:H6	1.70	0.56
1:XA:392:G:H2'	1:XA:393:A:C8	2.40	0.56
2:XB:102:LEU:HB3	2:XB:180:LEU:CD1	2.36	0.56
2:XB:55:PHE:HA	2:XB:58:ILE:HB	1.88	0.56
8:XH:38:ILE:HD12	8:XH:118:VAL:HG12	1.87	0.56
8:XH:82:HIS:HD2	8:XH:83:ILE:N	2.03	0.56
10:XJ:35:SER:O	10:XJ:72:VAL:HG13	2.05	0.56
18:XR:85:LEU:HD23	18:XR:88:LYS:HD2	1.86	0.56
1:XA:1222:G:H5''	19:XS:78:ARG:NH1	2.20	0.56
21:XU:6:ARG:HH21	21:XU:15:ARG:HE	1.53	0.56
47:Y1:89:GLU:O	47:Y1:93:GLU:HB2	2.04	0.56
48:Y2:31:GLU:O	48:Y2:35:LEU:HG	2.05	0.56
25:YA:851:U:O2'	49:Y3:45:GLY:HA3	2.05	0.56
25:YA:1221:C:H2'	25:YA:1222:C:C6	2.41	0.56
25:YA:2506:U:O2	25:YA:2506:U:H2'	2.03	0.56
25:YA:2845:G:C2'	25:YA:2846:G:H5'	2.35	0.56
25:YA:503:A:H4'	25:YA:504:U:C5'	2.35	0.56
25:YA:612:G:N2	25:YA:617:G:C5	2.74	0.56
28:YE:69:LYS:C	28:YE:71:GLY:H	2.09	0.56
33:YN:56:ASN:N	33:YN:125:GLY:O	2.35	0.56
36:YQ:37:LEU:HD21	36:YQ:130:LYS:HE3	1.87	0.56
36:YQ:79:LEU:CG	36:YQ:79:LEU:O	2.52	0.56
38:YS:32:LEU:O	38:YS:62:LYS:HE2	2.05	0.56
25:YA:1252:G:N3	40:YU:33:ARG:HD2	2.20	0.56
1:QA:302:G:O3'	12:QL:17:LYS:HE2	2.05	0.56
1:QA:833:U:H2'	1:QA:834:C:C6	2.41	0.56
1:QA:933:G:N2	1:QA:935:A:O4'	2.39	0.56
12:QL:83:VAL:HG22	12:QL:84:LEU:H	1.70	0.56

Continued on next page...

Continued from previous page...

Atom-1	Atom-2	Interatomic distance (Å)	Clash overlap (Å)
14:QN:25:VAL:N	14:QN:38:GLY:O	2.38	0.56
15:QO:76:GLU:C	15:QO:78:TYR:H	2.08	0.56
21:QU:7:ARG:O	21:QU:8:THR:HG23	2.05	0.56
25:RA:851:U:O2'	49:R3:45:GLY:HA3	2.05	0.56
51:R5:55:ARG:HD3	51:R5:56:LYS:N	2.21	0.56
25:RA:1581:G:H8	25:RA:1581:G:H5''	1.69	0.56
25:RA:139:G:N2	25:RA:1596:A:H4'	2.20	0.56
25:RA:2308:G:H22	25:RA:2311:A:H2	1.54	0.56
32:RI:57:ARG:HB2	32:RI:57:ARG:HH11	1.70	0.56
35:RP:14:LYS:O	35:RP:16:ARG:N	2.39	0.56
36:RQ:132:VAL:HG11	45:RZ:81:ARG:CZ	2.35	0.56
37:RR:84:ALA:HB3	37:RR:85:PRO:HD3	1.87	0.56
39:RT:26:ASP:CB	39:RT:91:ARG:HA	2.36	0.56
42:RW:65:LEU:O	42:RW:66:GLU:C	2.43	0.56
1:XA:236:G:H2'	1:XA:237:C:C6	2.40	0.56
1:XA:292:G:N7	1:XA:293:G:H1'	2.21	0.56
1:XA:615:C:O2	1:XA:625:G:N2	2.35	0.56
2:XB:80:ILE:CG2	2:XB:212:GLN:HA	2.36	0.56
4:XD:76:ARG:HD2	4:XD:207:TYR:HE2	1.66	0.56
5:XE:82:VAL:CG1	5:XE:83:GLU:N	2.68	0.56
11:XK:21:ILE:HG13	11:XK:30:VAL:HG12	1.86	0.56
11:XK:34:ASP:N	11:XK:40:ILE:HD11	2.20	0.56
15:XO:53:HIS:CE1	15:XO:57:LEU:HD11	2.40	0.56
6:XF:91:VAL:CG1	18:XR:72:ARG:HH12	2.18	0.56
47:Y1:76:ARG:NH1	47:Y1:76:ARG:HG2	2.20	0.56
50:Y4:64:GLY:C	50:Y4:66:SER:H	2.07	0.56
53:Y7:12:ARG:NH2	53:Y7:44:PRO:HB3	2.21	0.56
25:YA:103:A:H8	25:YA:103:A:O5'	1.89	0.56
25:YA:2250:G:C6	36:YQ:82:ARG:HD2	2.41	0.56
25:YA:2795:G:H3'	25:YA:2797:U:C5'	2.36	0.56
27:YD:183:ARG:HD2	27:YD:270:ILE:HG12	1.88	0.56
25:YA:1803:A:H4'	27:YD:259:THR:HG21	1.85	0.56
27:YD:2:ALA:O	27:YD:3:VAL:HB	2.06	0.56
28:YE:32:PRO:O	28:YE:34:VAL:HG13	2.06	0.56
31:YH:125:VAL:HG12	31:YH:126:PRO:CG	2.34	0.56
35:YP:115:LEU:HD12	35:YP:116:GLY:N	2.21	0.56
39:YT:26:ASP:CB	39:YT:91:ARG:HA	2.36	0.56
1:QA:375:U:H4'	16:QP:17:TYR:CE2	2.38	0.56
3:QC:114:PRO:O	3:QC:118:GLN:HG3	2.06	0.56
3:QC:77:ILE:C	3:QC:83:ARG:HB3	2.26	0.56
1:QA:1192:C:O2	5:QE:25:ARG:NH2	2.38	0.56

Continued on next page...

Continued from previous page...

Atom-1	Atom-2	Interatomic distance (Å)	Clash overlap (Å)
8:QH:77:GLU:HG2	8:QH:78:GLN:H	1.71	0.56
13:QM:49:THR:HB	13:QM:52:GLU:HG3	1.86	0.56
17:QQ:50:LYS:HG3	17:QQ:51:TYR:CE1	2.41	0.56
50:R4:48:ARG:O	50:R4:50:VAL:N	2.38	0.56
25:RA:1351:C:H2'	25:RA:1352:U:C6	2.40	0.56
25:RA:1534:G:H2'	25:RA:1534:G:N3	2.20	0.56
25:RA:2747:G:H2'	25:RA:2748:A:C8	2.41	0.56
25:RA:66:C:C4	25:RA:67:U:C4	2.94	0.56
28:RE:117:MET:HG3	28:RE:117:MET:O	2.06	0.56
28:RE:69:LYS:C	28:RE:71:GLY:H	2.09	0.56
29:RF:198:ALA:CA	29:RF:201:VAL:HG12	2.35	0.56
30:RG:179:PRO:HG3	50:R4:38:LYS:HZ1	1.67	0.56
30:RG:180:PHE:C	30:RG:182:LYS:H	2.09	0.56
30:RG:41:GLN:HB3	30:RG:43:LEU:HD13	1.87	0.56
34:RO:107:ARG:O	34:RO:112:MET:HE3	2.05	0.56
34:RO:1:MET:HE3	34:RO:67:LYS:HE2	1.87	0.56
36:RQ:59:ARG:C	36:RQ:60:ARG:CG	2.74	0.56
39:RT:134:GLU:O	39:RT:135:ALA:HB3	2.05	0.56
41:RV:1:MET:HE2	41:RV:43:GLU:HG2	1.87	0.56
43:RX:65:ARG:HD3	43:RX:65:ARG:H	1.70	0.56
1:XA:1129:C:H5'	1:XA:1130:A:OP1	2.06	0.56
1:XA:465:A:N7	1:XA:467:G:C5	2.74	0.56
3:XC:180:ALA:O	3:XC:181:ASN:HB3	2.06	0.56
3:XC:188:LEU:O	3:XC:189:ALA:HB2	2.05	0.56
9:XI:33:PHE:CE2	9:XI:47:LEU:HD21	2.40	0.56
50:Y4:15:ILE:HG22	50:Y4:20:ASN:HA	1.86	0.56
52:Y6:11:LEU:HD23	52:Y6:26:ASN:HB3	1.87	0.56
25:YA:1433:U:H6	25:YA:1433:U:H5''	1.70	0.56
25:YA:2774:C:H2'	25:YA:2775:A:O4'	2.06	0.56
28:YE:74:PRO:HG2	28:YE:77:ILE:HG23	1.87	0.56
29:YF:155:LEU:CD1	29:YF:174:VAL:HG13	2.32	0.56
29:YF:197:ASP:O	29:YF:199:TRP:N	2.38	0.56
31:YH:77:LYS:HZ3	31:YH:77:LYS:CB	2.11	0.56
38:YS:14:VAL:HG13	38:YS:15:ARG:N	2.21	0.56
33:YN:40:PRO:HB3	40:YU:68:ALA:HB2	1.86	0.56
1:QA:1213:A:C6	1:QA:1215:G:H1'	2.41	0.56
1:QA:1255:G:N2	1:QA:1259:C:O2	2.39	0.56
1:QA:358:U:H2'	1:QA:359:U:H6	1.70	0.56
1:QA:376:G:H2'	1:QA:377:G:H8	1.70	0.56
3:QC:45:LYS:HD2	3:QC:46:GLU:HG3	1.87	0.56
7:QG:73:MET:HG2	7:QG:90:GLU:HA	1.87	0.56

Continued on next page...

Continued from previous page...

Atom-1	Atom-2	Interatomic distance (Å)	Clash overlap (Å)
8:QH:7:ALA:HB2	8:QH:85:ARG:HD3	1.87	0.56
9:QI:9:ARG:HB2	9:QI:14:VAL:HG22	1.88	0.56
16:QP:4:ILE:HA	16:QP:20:VAL:O	2.05	0.56
50:R4:41:PRO:O	50:R4:42:PHE:CB	2.54	0.56
53:R7:12:ARG:NH2	53:R7:44:PRO:HB3	2.21	0.56
25:RA:1210:A:H5''	25:RA:1210:A:C8	2.40	0.56
25:RA:2645:G:C3'	25:RA:2646:C:H5'	2.35	0.56
27:RD:183:ARG:HD2	27:RD:270:ILE:HG12	1.88	0.56
27:RD:80:ALA:HB3	27:RD:94:LEU:HD13	1.88	0.56
28:RE:32:PRO:O	28:RE:34:VAL:HG13	2.06	0.56
29:RF:32:LEU:HD13	29:RF:105:VAL:CG1	2.33	0.56
42:RW:20:VAL:C	42:RW:22:ASP:N	2.59	0.56
1:XA:1062:U:H2'	1:XA:1063:C:C6	2.41	0.56
3:XC:77:ILE:C	3:XC:83:ARG:HB3	2.26	0.56
3:XC:90:GLU:O	3:XC:94:LEU:HG	2.05	0.56
4:XD:110:PHE:CE2	4:XD:148:VAL:HG23	2.41	0.56
10:XJ:22:LYS:HD2	10:XJ:22:LYS:C	2.25	0.56
11:XK:69:ALA:HB1	11:XK:103:LEU:CD2	2.35	0.56
14:XN:23:ARG:H	14:XN:33:VAL:HG11	1.71	0.56
54:Y8:50:LEU:HD12	54:Y8:51:ALA:H	1.70	0.56
25:YA:1288:U:O2'	25:YA:1647:G:N2	2.39	0.56
25:YA:2028:U:H2'	25:YA:2029:G:O4'	2.06	0.56
25:YA:2404:C:H1'	35:YP:67:MET:CE	2.36	0.56
25:YA:2818:G:OP2	37:YR:42:LYS:NZ	2.39	0.56
27:YD:239:ARG:O	27:YD:240:ALA:HB2	2.05	0.56
1:QA:313:A:H2'	1:QA:314:C:C6	2.40	0.56
1:QA:864:A:H5'	5:QE:86:ALA:CB	2.22	0.56
3:QC:134:ILE:CD1	3:QC:153:VAL:HG21	2.35	0.56
3:QC:33:LEU:O	3:QC:37:GLN:HG2	2.04	0.56
6:QF:33:TYR:HE2	6:QF:74:ASP:HB3	1.71	0.56
9:QI:10:ARG:CD	9:QI:105:ASP:HB2	2.35	0.56
10:QJ:89:ASP:C	10:QJ:90:LEU:HD12	2.26	0.56
12:QL:126:LYS:HB2	12:QL:126:LYS:HZ3	1.71	0.56
14:QN:15:LYS:O	14:QN:16:PHE:O	2.24	0.56
15:QO:24:SER:O	15:QO:28:GLN:HG3	2.06	0.56
19:QS:5:LEU:HD22	50:R4:67:TYR:HE2	1.63	0.56
20:QT:94:ALA:O	20:QT:95:ALA:CB	2.54	0.56
49:R3:59:VAL:CG1	49:R3:60:GLU:N	2.69	0.56
50:R4:48:ARG:HH12	50:R4:52:THR:HG22	1.70	0.56
25:RA:1434:A:H2'	25:RA:1435:G:C8	2.40	0.56
25:RA:1930:G:HO2'	25:RA:1931:U:P	2.29	0.56

Continued on next page...

Continued from previous page...

Atom-1	Atom-2	Interatomic distance (Å)	Clash overlap (Å)
25:RA:195:A:N6	25:RA:198:C:H3'	2.18	0.56
25:RA:2821:A:H2'	25:RA:2822:G:C8	2.41	0.56
25:RA:398:G:H2'	25:RA:399:G:H8	1.71	0.56
30:RG:120:LEU:HB3	30:RG:131:TYR:OH	2.05	0.56
34:RO:19:ILE:HD13	34:RO:19:ILE:O	2.06	0.56
36:RQ:79:LEU:O	36:RQ:79:LEU:CG	2.52	0.56
40:RU:105:VAL:HA	41:RV:44:LYS:HE3	1.88	0.56
41:RV:76:LYS:O	41:RV:79:VAL:HG12	2.05	0.56
44:RY:95:LYS:O	44:RY:95:LYS:HE3	2.06	0.56
44:RY:97:ARG:HG2	44:RY:97:ARG:O	2.06	0.56
1:XA:1151:A:O2'	1:XA:1152:A:O5'	2.21	0.56
1:XA:246:A:N3	1:XA:247:G:H1'	2.21	0.56
1:XA:7:G:H5'	1:XA:298:A:O4'	2.05	0.56
1:XA:328:C:HO2'	1:XA:329:A:P	2.28	0.56
1:XA:923:A:H2'	1:XA:924:C:C6	2.41	0.56
3:XC:7:PRO:O	3:XC:11:ARG:HG2	2.06	0.56
4:XD:119:GLN:HG3	4:XD:123:HIS:CD2	2.40	0.56
4:XD:165:MET:HA	4:XD:165:MET:CE	2.36	0.56
6:XF:97:PHE:O	18:XR:31:LEU:HD23	2.04	0.56
8:XH:77:GLU:HG2	8:XH:78:GLN:H	1.71	0.56
12:XL:79:GLU:HG2	12:XL:79:GLU:O	2.05	0.56
13:XM:89:GLY:O	13:XM:92:HIS:HB2	2.06	0.56
19:XS:17:GLU:HA	19:XS:20:LEU:HD12	1.86	0.56
20:XT:82:SER:O	20:XT:86:ARG:HB2	2.05	0.56
52:Y6:6:ARG:O	52:Y6:8:LYS:HD2	2.05	0.56
53:Y7:13:ALA:O	53:Y7:17:GLY:HA3	2.05	0.56
25:YA:1303:G:H1'	25:YA:1641:A:N1	2.20	0.56
25:YA:189:G:H2'	25:YA:205:G:N2	2.17	0.56
25:YA:2782:G:O5'	25:YA:2782:G:H8	1.89	0.56
25:YA:503:A:H4'	25:YA:504:U:H5'	1.87	0.56
27:YD:35:LYS:CE	27:YD:104:TYR:HB2	2.35	0.56
28:YE:183:LEU:HD12	28:YE:183:LEU:N	2.20	0.56
28:YE:37:ARG:NE	28:YE:37:ARG:N	2.54	0.56
32:YI:144:VAL:O	32:YI:145:VAL:HG22	2.06	0.56
33:YN:112:LEU:O	33:YN:114:ARG:O	2.23	0.56
35:YP:59:LEU:HD23	35:YP:59:LEU:O	2.06	0.56
28:YE:7:VAL:HG11	39:YT:1:MET:HE3	1.87	0.56
44:YY:95:LYS:O	44:YY:95:LYS:HE3	2.06	0.56
1:QA:909:A:H2'	1:QA:910:C:O4'	2.04	0.56
2:QB:7:VAL:HG22	2:QB:8:LYS:N	2.21	0.56
4:QD:42:GLN:HG2	4:QD:42:GLN:O	2.05	0.56

Continued on next page...

Continued from previous page...

Atom-1	Atom-2	Interatomic distance (Å)	Clash overlap (Å)
9:QI:114:TYR:CD2	9:QI:114:TYR:O	2.59	0.56
10:QJ:35:SER:O	10:QJ:72:VAL:HG13	2.05	0.56
11:QK:125:PHE:N	11:QK:125:PHE:CD1	2.73	0.56
11:QK:41:THR:HG21	11:QK:71:LYS:CB	2.36	0.56
48:R2:50:ILE:CD1	48:R2:51:ARG:N	2.60	0.56
25:RA:2271:G:H2'	25:RA:2272:U:O4'	2.06	0.56
25:RA:68:G:N2	25:RA:69:C:H1'	2.21	0.56
27:RD:94:LEU:HD22	27:RD:95:LEU:H	1.69	0.56
29:RF:9:ILE:HD11	29:RF:125:LEU:CG	2.36	0.56
30:RG:60:LEU:O	30:RG:64:THR:HG22	2.05	0.56
25:RA:389:G:N1	35:RP:70:GLN:HB3	2.20	0.56
36:RQ:12:GLN:OE1	36:RQ:72:LYS:HD2	2.06	0.56
37:RR:2:ARG:HG2	37:RR:5:LYS:HZ1	1.69	0.56
38:RS:14:VAL:HG13	38:RS:15:ARG:N	2.21	0.56
38:RS:5:THR:OG1	38:RS:7:TYR:HB3	2.06	0.56
41:RV:27:ALA:O	41:RV:28:GLU:O	2.24	0.56
43:RX:35:THR:HG22	43:RX:38:GLU:OE1	2.05	0.56
45:RZ:150:LEU:O	45:RZ:171:ILE:HG12	2.05	0.56
1:XA:685:G:N2	1:XA:686:U:C4	2.74	0.56
1:XA:791:G:H22	1:XA:1498:U:P	2.28	0.56
4:XD:25:ARG:NH1	4:XD:30:LYS:HG3	2.20	0.56
5:XE:78:HIS:CE1	5:XE:143:ARG:H	2.20	0.56
7:XG:62:PHE:O	7:XG:66:VAL:HG23	2.06	0.56
8:XH:102:ARG:NH1	8:XH:105:ARG:NH2	2.54	0.56
8:XH:7:ALA:HB2	8:XH:85:ARG:HD3	1.87	0.56
10:XJ:24:VAL:HG21	10:XJ:37:PRO:HG3	1.86	0.56
12:XL:47:LYS:O	12:XL:49:ASN:N	2.39	0.56
12:XL:58:VAL:O	12:XL:65:GLU:HA	2.06	0.56
13:XM:56:LEU:HD13	13:XM:60:VAL:HG23	1.86	0.56
16:XP:47:ASP:C	16:XP:49:LEU:H	2.09	0.56
17:XQ:84:LEU:C	17:XQ:86:GLU:H	2.08	0.56
19:XS:65:ASN:N	19:XS:65:ASN:ND2	2.52	0.56
25:YA:2395:C:O2'	47:Y1:30:VAL:HG12	2.05	0.56
48:Y2:41:ILE:HD11	48:Y2:44:LEU:CG	2.36	0.56
50:Y4:38:LYS:C	50:Y4:40:HIS:N	2.52	0.56
52:Y6:48:VAL:HG13	52:Y6:49:HIS:N	2.20	0.56
25:YA:1059:G:H3'	25:YA:1060:U:H5''	1.86	0.56
25:YA:277:C:H3'	25:YA:278:A:C5'	2.36	0.56
25:YA:443:A:C5	29:YF:45:ARG:HD2	2.39	0.56
28:YE:195:LEU:HD12	28:YE:196:VAL:H	1.71	0.56
30:YG:128:ARG:HG3	30:YG:128:ARG:NH2	2.17	0.56

Continued on next page...

Continued from previous page...

Atom-1	Atom-2	Interatomic distance (Å)	Clash overlap (Å)
38:YS:5:THR:OG1	38:YS:7:TYR:HB3	2.06	0.56
1:QA:266:G:O2'	1:QA:267:C:OP2	2.17	0.56
1:QA:458:C:H2'	1:QA:464:G:C8	2.40	0.56
1:QA:724:G:H2'	1:QA:725:G:H8	1.70	0.56
3:QC:6:HIS:CD2	3:QC:7:PRO:HD2	2.41	0.56
4:QD:110:PHE:CE2	4:QD:148:VAL:HG23	2.41	0.56
5:QE:99:GLY:O	5:QE:117:ASP:HA	2.06	0.56
7:QG:62:PHE:HA	7:QG:124:LEU:CD2	2.27	0.56
9:QI:33:PHE:CE2	9:QI:47:LEU:HD21	2.40	0.56
10:QJ:24:VAL:HG21	10:QJ:37:PRO:HG3	1.86	0.56
10:QJ:6:ILE:CG2	10:QJ:98:ILE:HG13	2.21	0.56
12:QL:111:LYS:O	12:QL:112:ASP:HB2	2.05	0.56
13:QM:80:ARG:O	13:QM:84:ILE:HB	2.06	0.56
16:QP:48:TRP:O	16:QP:49:LEU:HB2	2.06	0.56
16:QP:53:VAL:HG23	16:QP:54:GLU:H	1.70	0.56
17:QQ:84:LEU:C	17:QQ:86:GLU:N	2.60	0.56
25:RA:2014:A:O2'	51:R5:2:ALA:HB2	2.05	0.56
54:R8:30:ARG:O	54:R8:31:HIS:CB	2.54	0.56
25:RA:2576:G:OP2	25:RA:2576:G:N2	2.38	0.56
25:RA:597:U:H2'	25:RA:598:G:C8	2.41	0.56
27:RD:69:ARG:C	27:RD:71:ASP:H	2.08	0.56
32:RI:121:LYS:HG2	32:RI:122:GLU:H	1.70	0.56
34:RO:3:GLN:CB	34:RO:4:PRO:HD2	2.35	0.56
35:RP:13:ASN:C	35:RP:15:ARG:N	2.54	0.56
39:RT:105:LEU:C	39:RT:107:ASP:H	2.08	0.56
1:XA:1376:U:OP1	7:XG:98:SER:HB3	2.06	0.56
2:XB:7:VAL:HG22	2:XB:8:LYS:N	2.21	0.56
3:XC:77:ILE:O	3:XC:83:ARG:HB3	2.05	0.56
1:XA:1189:C:OP1	10:XJ:51:ARG:NH2	2.39	0.56
13:XM:84:ILE:CG2	13:XM:85:GLY:N	2.68	0.56
49:Y3:59:VAL:CG1	49:Y3:60:GLU:N	2.69	0.56
50:Y4:48:ARG:O	50:Y4:50:VAL:N	2.38	0.56
25:YA:1579:A:H2'	25:YA:1580:A:C8	2.41	0.56
25:YA:2031:A:C5	25:YA:2498:C:H1'	2.41	0.56
25:YA:2810:A:O3'	28:YE:61:ARG:HG3	2.06	0.56
25:YA:596:G:C2	25:YA:662:G:C2	2.94	0.56
40:YU:96:ALA:O	40:YU:100:VAL:HG23	2.05	0.56
44:YY:84:ARG:NH1	44:YY:97:ARG:HB2	2.11	0.56
45:YZ:45:ASP:OD1	45:YZ:49:ARG:NE	2.31	0.56
2:QB:102:LEU:HB3	2:QB:180:LEU:CD1	2.36	0.56
4:QD:165:MET:HA	4:QD:165:MET:CE	2.36	0.56

Continued on next page...

Continued from previous page...

Atom-1	Atom-2	Interatomic distance (Å)	Clash overlap (Å)
5:QE:140:ARG:HH11	5:QE:140:ARG:CB	2.18	0.56
1:QA:921:U:O2	5:QE:19:MET:HB2	2.06	0.56
8:QH:128:GLY:O	8:QH:129:VAL:HG13	2.06	0.56
8:QH:38:ILE:HD12	8:QH:118:VAL:HG12	1.87	0.56
8:QH:82:HIS:HD2	8:QH:83:ILE:N	2.03	0.56
13:QM:89:GLY:O	13:QM:92:HIS:HB2	2.06	0.56
25:RA:2364:C:OP1	46:R0:55:ARG:NH1	2.38	0.56
13:QM:77:ASN:CA	50:R4:71:ARG:HH22	2.09	0.56
25:RA:1289:C:H2'	25:RA:1290:C:H6	1.69	0.56
25:RA:607:U:H3	25:RA:621:A:H2	1.50	0.56
27:RD:221:VAL:HG22	27:RD:226:MET:HE2	1.88	0.56
28:RE:203:LYS:HE3	28:RE:204:ALA:HB2	1.86	0.56
31:RH:59:ARG:HH11	31:RH:59:ARG:CG	2.19	0.56
35:RP:15:ARG:O	35:RP:17:LYS:N	2.39	0.56
40:RU:83:LEU:HD12	40:RU:113:ALA:HB2	1.86	0.56
1:XA:32:A:H2'	1:XA:33:A:C8	2.41	0.56
1:XA:713:G:H2'	1:XA:714:G:C8	2.41	0.56
2:XB:169:LYS:HD3	2:XB:169:LYS:O	2.05	0.56
2:XB:217:ARG:HA	2:XB:220:ASP:OD2	2.06	0.56
6:XF:41:GLU:HG2	6:XF:43:LEU:HD11	1.88	0.56
7:XG:20:ASP:HB3	7:XG:23:VAL:HG23	1.88	0.56
8:XH:128:GLY:O	8:XH:129:VAL:HG13	2.06	0.56
12:XL:111:LYS:O	12:XL:112:ASP:HB2	2.06	0.56
16:XP:48:TRP:O	16:XP:49:LEU:HB2	2.06	0.56
17:XQ:6:LEU:O	17:XQ:58:GLU:HA	2.05	0.56
1:XA:986:A:N3	19:XS:52:TYR:OH	2.39	0.56
49:Y3:4:LEU:HD21	49:Y3:39:ASP:OD1	2.06	0.56
50:Y4:41:PRO:O	50:Y4:42:PHE:CB	2.54	0.56
25:YA:1101:U:H2'	25:YA:1102:C:C6	2.41	0.56
25:YA:1543:A:C2	25:YA:1545:A:C4	2.94	0.56
25:YA:2422:A:C8	25:YA:2424:C:C5	2.94	0.56
25:YA:2543:G:H2'	25:YA:2544:G:C8	2.41	0.56
25:YA:433:C:H2'	25:YA:434:U:C6	2.40	0.56
26:YB:55:U:O3'	30:YG:27:ASN:ND2	2.38	0.56
30:YG:135:LEU:HD12	30:YG:135:LEU:N	2.21	0.56
35:YP:15:ARG:O	35:YP:17:LYS:N	2.39	0.56
40:YU:105:VAL:HA	41:YV:44:LYS:HE3	1.88	0.56
1:QA:1023:G:H3'	1:QA:1024:G:H5''	1.89	0.55
1:QA:1255:G:OP1	10:QJ:45:ARG:NH2	2.38	0.55
1:QA:347:G:O2'	1:QA:348:G:OP2	2.22	0.55
1:QA:575:G:O4'	1:QA:881:G:N2	2.39	0.55

Continued on next page...

Continued from previous page...

Atom-1	Atom-2	Interatomic distance (Å)	Clash overlap (Å)
7:QG:148:ASN:C	7:QG:150:ALA:H	2.08	0.55
8:QH:19:VAL:O	8:QH:20:TYR:HB2	2.05	0.55
14:QN:44:LEU:CD1	14:QN:48:ALA:HB2	2.36	0.55
17:QQ:84:LEU:C	17:QQ:86:GLU:H	2.08	0.55
17:QQ:41:LYS:HZ1	17:QQ:92:ARG:HH22	1.53	0.55
19:QS:41:VAL:CB	19:QS:42:PRO:CA	2.76	0.55
25:RA:1005:C:C2	25:RA:1143:A:C5	2.94	0.55
25:RA:2419:U:OP1	52:R6:23:THR:HG21	2.06	0.55
25:RA:654(S):G:H2'	25:RA:654(T):C:C6	2.40	0.55
27:RD:35:LYS:NZ	27:RD:64:ILE:O	2.32	0.55
29:RF:108:LYS:HZ3	29:RF:108:LYS:HA	1.72	0.55
36:RQ:37:LEU:HD21	36:RQ:130:LYS:HE3	1.87	0.55
38:RS:18:ILE:C	38:RS:19:LYS:O	2.44	0.55
44:RY:62:GLU:O	44:RY:63:LYS:O	2.24	0.55
2:XB:68:ILE:HD12	2:XB:68:ILE:N	2.21	0.55
2:XB:96:ARG:H	2:XB:96:ARG:CD	2.16	0.55
3:XC:112:SER:OG	3:XC:115:LEU:HG	2.06	0.55
3:XC:114:PRO:O	3:XC:118:GLN:HG3	2.05	0.55
8:XH:49:GLU:O	8:XH:51:VAL:N	2.39	0.55
9:XI:17:VAL:CG1	9:XI:81:ILE:HD13	2.35	0.55
10:XJ:26:ALA:HA	10:XJ:29:ARG:NH2	2.21	0.55
10:XJ:89:ASP:C	10:XJ:90:LEU:HD12	2.26	0.55
11:XK:41:THR:HG21	11:XK:71:LYS:CB	2.36	0.55
11:XK:17:GLY:HA3	11:XK:77:MET:HE3	1.88	0.55
12:XL:83:VAL:HG22	12:XL:84:LEU:N	2.21	0.55
15:XO:24:SER:O	15:XO:28:GLN:HG3	2.06	0.55
12:XL:10:LEU:CD1	17:XQ:32:TYR:CE2	2.85	0.55
18:XR:57:GLY:O	18:XR:58:LEU:C	2.43	0.55
19:XS:18:LYS:O	19:XS:22:LEU:HD13	2.06	0.55
19:XS:40:ILE:HG12	19:XS:41:VAL:N	2.20	0.55
48:Y2:15:LYS:H	48:Y2:67:LYS:NZ	2.02	0.55
25:YA:1028:A:N6	25:YA:1125:G:H2'	2.21	0.55
25:YA:152:G:H2'	25:YA:153:C:C6	2.41	0.55
25:YA:528:A:C2	25:YA:2043:C:H4'	2.41	0.55
25:YA:244:A:H2'	25:YA:245:G:O4'	2.06	0.55
25:YA:2789:C:H1'	25:YA:2892:A:H2	1.71	0.55
25:YA:287:C:N4	25:YA:354:G:H1	2.04	0.55
25:YA:464:U:C2	25:YA:788:A:C6	2.94	0.55
25:YA:685:A:N3	25:YA:689:A:N6	2.54	0.55
28:YE:117:MET:O	28:YE:117:MET:HG3	2.06	0.55
29:YF:198:ALA:CA	29:YF:201:VAL:HG12	2.34	0.55

Continued on next page...

Continued from previous page...

Atom-1	Atom-2	Interatomic distance (Å)	Clash overlap (Å)
35:YP:14:LYS:O	35:YP:16:ARG:N	2.39	0.55
36:YQ:25:ASP:N	36:YQ:102:VAL:HG23	2.21	0.55
44:YY:48:ALA:H	44:YY:60:PHE:HA	1.71	0.55
44:YY:62:GLU:O	44:YY:63:LYS:O	2.24	0.55
44:YY:89:PHE:O	44:YY:90:LEU:HD13	2.05	0.55
1:QA:375:U:H2'	1:QA:376:G:C8	2.41	0.55
1:QA:762:C:H2'	1:QA:763:G:C8	2.41	0.55
2:QB:46:LYS:HA	2:QB:49:GLU:OE1	2.05	0.55
8:QH:49:GLU:O	8:QH:51:VAL:N	2.39	0.55
10:QJ:26:ALA:HA	10:QJ:29:ARG:NH2	2.21	0.55
13:QM:81:LEU:HB3	13:QM:89:GLY:HA2	1.88	0.55
19:QS:18:LYS:O	19:QS:22:LEU:HD13	2.06	0.55
20:QT:74:LYS:C	20:QT:76:ALA:H	2.10	0.55
49:R3:7:LYS:NZ	49:R3:32:GLN:HE21	2.03	0.55
25:RA:1101:U:H2'	25:RA:1102:C:H6	1.69	0.55
25:RA:117:G:OP2	25:RA:119:A:O2'	2.21	0.55
25:RA:1607:C:H5''	25:RA:1608:A:H5'	1.88	0.55
25:RA:2485:G:OP1	36:RQ:46:GLN:NE2	2.33	0.55
25:RA:51:G:N3	25:RA:119:A:C2	2.74	0.55
26:RB:27:C:H5''	38:RS:33:LYS:HZ1	1.71	0.55
31:RH:153:LYS:CB	31:RH:154:PRO:CD	2.69	0.55
32:RI:41:GLU:HA	32:RI:44:LEU:HB2	1.89	0.55
42:RW:14:PRO:HG2	42:RW:78:GLU:OE2	2.07	0.55
1:XA:321:A:N6	1:XA:329:A:OP2	2.39	0.55
3:XC:45:LYS:HD2	3:XC:46:GLU:HG3	1.87	0.55
5:XE:92:LYS:O	5:XE:118:ILE:HD12	2.06	0.55
5:XE:144:THR:O	5:XE:148:VAL:HG23	2.06	0.55
17:XQ:50:LYS:HG3	17:XQ:51:TYR:CE1	2.40	0.55
20:XT:94:ALA:O	20:XT:95:ALA:CB	2.54	0.55
21:XU:6:ARG:O	21:XU:8:THR:N	2.39	0.55
48:Y2:43:GLN:O	48:Y2:44:LEU:CG	2.54	0.55
25:YA:2419:U:OP1	52:Y6:23:THR:HG21	2.06	0.55
25:YA:1271:G:N2	25:YA:1617:C:O4'	2.39	0.55
25:YA:1798:U:H5''	27:YD:259:THR:HG22	1.87	0.55
25:YA:205:G:O2'	25:YA:206:U:OP2	2.22	0.55
25:YA:224:G:O6	25:YA:419:C:O2'	2.24	0.55
25:YA:819:A:C4	25:YA:1189:A:C2	2.94	0.55
28:YE:174:ASP:CG	28:YE:175:VAL:N	2.58	0.55
30:YG:120:LEU:HB3	30:YG:131:TYR:OH	2.05	0.55
30:YG:180:PHE:C	30:YG:182:LYS:H	2.09	0.55
35:YP:19:VAL:CG2	35:YP:20:GLY:H	1.99	0.55

Continued on next page...

Continued from previous page...

Atom-1	Atom-2	Interatomic distance (Å)	Clash overlap (Å)
36:YQ:12:GLN:OE1	36:YQ:72:LYS:HD2	2.06	0.55
39:YT:107:ASP:O	39:YT:111:ARG:NH1	2.39	0.55
40:YU:73:GLY:O	40:YU:74:LEU:HB3	2.07	0.55
40:YU:92:ARG:NH1	41:YV:11:GLN:HB2	2.22	0.55
42:YW:1:MET:C	42:YW:64:MET:HE1	2.27	0.55
42:YW:20:VAL:C	42:YW:22:ASP:N	2.60	0.55
42:YW:65:LEU:O	42:YW:66:GLU:C	2.43	0.55
1:QA:1222:G:H2'	1:QA:1223:C:C6	2.40	0.55
1:QA:144:G:H1	1:QA:178:C:H42	1.54	0.55
1:QA:859:A:H2'	1:QA:860:A:O4'	2.05	0.55
2:QB:204:ASN:HD22	2:QB:205:ASP:N	2.04	0.55
3:QC:180:ALA:O	3:QC:181:ASN:HB3	2.06	0.55
7:QG:42:ILE:O	7:QG:117:ALA:HB2	2.05	0.55
11:QK:125:PHE:H	11:QK:125:PHE:HD1	1.54	0.55
25:RA:2636:U:OP1	28:RE:79:ARG:HA	2.05	0.55
25:RA:2779:U:O2'	25:RA:2781:A:N7	2.39	0.55
27:RD:31:LYS:O	27:RD:35:LYS:O	2.24	0.55
27:RD:69:ARG:HD3	27:RD:105:ILE:HD11	1.87	0.55
25:RA:1030:G:OP2	36:RQ:128:LYS:HE2	2.06	0.55
25:RA:1278:A:O3'	37:RR:34:ILE:HG23	2.07	0.55
41:RV:49:THR:CB	41:RV:50:PRO:HD2	2.25	0.55
44:RY:95:LYS:NZ	44:RY:95:LYS:HB2	2.21	0.55
1:XA:690:G:H22	11:XK:55:LYS:NZ	2.04	0.55
1:XA:677:U:H3	1:XA:713:G:H22	1.55	0.55
2:XB:204:ASN:HD22	2:XB:205:ASP:N	2.04	0.55
4:XD:28:SER:CB	4:XD:29:PRO:CD	2.84	0.55
49:Y3:8:LEU:HD22	49:Y3:31:LEU:CD2	2.37	0.55
49:Y3:35:ARG:HB3	49:Y3:37:LEU:CD2	2.37	0.55
25:YA:1022:G:H4'	25:YA:1023:U:H5'	1.87	0.55
25:YA:270(J):G:H2'	25:YA:270(K):C:O4'	2.07	0.55
33:YN:101:HIS:C	33:YN:101:HIS:CD2	2.79	0.55
33:YN:131:GLN:CG	33:YN:132:ALA:N	2.68	0.55
44:YY:95:LYS:CB	44:YY:100:ALA:HA	2.13	0.55
1:QA:68:G:N2	1:QA:69:G:H1'	2.21	0.55
1:QA:826:C:H2'	1:QA:827:U:O2	2.07	0.55
2:QB:217:ARG:HA	2:QB:220:ASP:OD2	2.07	0.55
3:QC:95:THR:CG2	3:QC:96:GLY:H	2.10	0.55
15:QO:65:ARG:NH1	15:QO:65:ARG:HB2	2.20	0.55
16:QP:47:ASP:C	16:QP:49:LEU:H	2.09	0.55
21:QU:6:ARG:HH21	21:QU:15:ARG:HE	1.52	0.55
25:RA:1854:A:H3'	25:RA:1855:G:H8	1.71	0.55

Continued on next page...

Continued from previous page...

Atom-1	Atom-2	Interatomic distance (Å)	Clash overlap (Å)
25:RA:2483:C:H5''	25:RA:2484:G:OP2	2.06	0.55
25:RA:2760:C:H2'	25:RA:2761:G:O4'	2.05	0.55
25:RA:918:A:C5	25:RA:919:G:H1'	2.41	0.55
27:RD:155:LEU:HD23	27:RD:177:LEU:CD2	2.36	0.55
27:RD:2:ALA:O	27:RD:3:VAL:HB	2.05	0.55
27:RD:36:PRO:HB2	27:RD:61:LEU:HG	1.87	0.55
28:RE:195:LEU:HD12	28:RE:196:VAL:H	1.71	0.55
28:RE:4:ILE:HD13	28:RE:5:LEU:H	1.71	0.55
28:RE:67:PHE:O	28:RE:69:LYS:N	2.39	0.55
29:RF:28:ILE:HD12	29:RF:28:ILE:O	2.06	0.55
35:RP:39:LYS:CA	35:RP:45:LEU:CD1	2.80	0.55
41:RV:52:VAL:O	41:RV:54:GLY:N	2.39	0.55
42:RW:88:ARG:HB3	42:RW:92:ARG:HB3	1.88	0.55
1:XA:731:G:OP1	1:XA:766:A:H1'	2.07	0.55
2:XB:214:ILE:HA	2:XB:217:ARG:NH2	2.21	0.55
2:XB:46:LYS:HA	2:XB:49:GLU:OE1	2.05	0.55
3:XC:188:LEU:N	3:XC:188:LEU:HD22	2.21	0.55
16:XP:53:VAL:HG23	16:XP:54:GLU:H	1.71	0.55
25:YA:2364:C:H4'	46:Y0:56:ASP:OD2	2.06	0.55
19:XS:5:LEU:CD1	50:Y4:66:SER:HB2	2.33	0.55
25:YA:1430:C:H2'	25:YA:1431:U:C6	2.41	0.55
25:YA:1930:G:H2'	25:YA:1968:G:O6	2.06	0.55
25:YA:2517:C:C5	25:YA:2542:A:C5	2.95	0.55
25:YA:2758:A:C5	25:YA:2759:G:C8	2.94	0.55
25:YA:2776:A:H3'	25:YA:2776:A:OP1	2.06	0.55
25:YA:2836:U:C4	25:YA:2883:A:N6	2.75	0.55
28:YE:20:ALA:O	28:YE:21:VAL:CG2	2.48	0.55
29:YF:24:LEU:HB3	29:YF:115:ALA:HB2	1.87	0.55
32:YI:4:ILE:HG12	32:YI:18:VAL:HG22	1.88	0.55
33:YN:44:PRO:HG2	33:YN:45:ASN:H	1.71	0.55
35:YP:31:ALA:O	35:YP:32:THR:HG23	2.05	0.55
35:YP:39:LYS:N	35:YP:45:LEU:HD11	2.21	0.55
38:YS:59:LYS:CG	38:YS:60:GLY:H	2.11	0.55
42:YW:14:PRO:HG2	42:YW:78:GLU:OE2	2.07	0.55
1:QA:690:G:H2'	1:QA:691:G:O4'	2.07	0.55
3:QC:112:SER:OG	3:QC:115:LEU:HG	2.06	0.55
3:QC:20:SER:CB	3:QC:40:ARG:HH22	2.14	0.55
5:QE:92:LYS:O	5:QE:118:ILE:HD12	2.06	0.55
7:QG:46:ALA:HB2	7:QG:117:ALA:HB1	1.88	0.55
5:QE:78:HIS:HD2	8:QH:104:ARG:CG	2.14	0.55
1:QA:1199:U:H4'	10:QJ:54:PHE:CZ	2.42	0.55

Continued on next page...

Continued from previous page...

Atom-1	Atom-2	Interatomic distance (Å)	Clash overlap (Å)
48:R2:41:ILE:HD11	48:R2:44:LEU:CG	2.36	0.55
52:R6:20:ASN:CG	52:R6:21:TYR:H	2.09	0.55
54:R8:63:PRO:O	54:R8:64:TYR:HB2	2.07	0.55
25:RA:1062:G:N3	25:RA:1077:A:N6	2.55	0.55
25:RA:1917:U:H2'	25:RA:1918:A:C8	2.41	0.55
25:RA:2105:C:H2'	25:RA:2106:G:H8	1.72	0.55
25:RA:2355:C:H1'	46:R0:39:ARG:HH21	1.70	0.55
25:RA:2078:C:H1'	25:RA:2434:A:N3	2.21	0.55
25:RA:2506:U:O2	25:RA:2506:U:H2'	2.05	0.55
25:RA:2809:A:OP2	25:RA:2891:G:N1	2.33	0.55
25:RA:289:A:H2'	25:RA:290:G:O4'	2.06	0.55
25:RA:412:A:N7	25:RA:2411:A:H2	2.05	0.55
25:RA:746:A:HO2'	25:RA:747:U:P	2.28	0.55
27:RD:118:VAL:HG22	27:RD:119:ALA:H	1.72	0.55
30:RG:114:ILE:HD11	30:RG:140:ILE:HD12	1.89	0.55
32:RI:4:ILE:HG23	32:RI:18:VAL:HG22	1.88	0.55
38:RS:36:TYR:HD2	38:RS:52:SER:CB	2.18	0.55
40:RU:27:LEU:O	40:RU:29:SER:N	2.40	0.55
42:RW:1:MET:C	42:RW:64:MET:HE1	2.26	0.55
44:RY:21:LYS:HG3	44:RY:22:GLY:H	1.69	0.55
25:RA:896:A:N3	45:RZ:146:ILE:HD11	2.21	0.55
1:XA:1157:A:H1'	1:XA:1158:C:C2	2.42	0.55
1:XA:194:C:H2'	1:XA:195:A:H5''	1.87	0.55
3:XC:6:HIS:CD2	3:XC:7:PRO:HD2	2.41	0.55
5:XE:7:GLU:HG2	5:XE:112:LEU:HD22	1.88	0.55
9:XI:82:ALA:O	9:XI:86:VAL:HB	2.06	0.55
13:XM:81:LEU:HB3	13:XM:89:GLY:HA2	1.88	0.55
20:XT:43:LEU:HA	20:XT:46:GLU:HB3	1.88	0.55
20:XT:74:LYS:C	20:XT:76:ALA:H	2.10	0.55
47:Y1:91:LYS:CG	47:Y1:92:LYS:H	2.15	0.55
53:Y7:19:ARG:HH11	53:Y7:19:ARG:HG2	1.71	0.55
25:YA:1093:G:H1'	25:YA:1099:G:O6	2.06	0.55
25:YA:1537:C:H2'	25:YA:1538:G:C8	2.42	0.55
25:YA:1885:A:H3'	25:YA:1886:C:H6	1.71	0.55
25:YA:849:A:N6	25:YA:929:G:H1'	2.21	0.55
25:YA:2870:C:H5''	37:YR:65:LEU:HD21	1.87	0.55
37:YR:84:ALA:HB3	37:YR:85:PRO:HD3	1.88	0.55
44:YY:61:ILE:HG23	44:YY:62:GLU:H	1.71	0.55
44:YY:91:GLU:HG3	44:YY:92:ASN:H	1.72	0.55
1:QA:1095:U:OP1	1:QA:1108:G:N2	2.40	0.55
1:QA:1298:C:OP2	7:QG:114:ARG:NH2	2.39	0.55

Continued on next page...

Continued from previous page...

Atom-1	Atom-2	Interatomic distance (Å)	Clash overlap (Å)
3:QC:11:ARG:HH21	3:QC:180:ALA:HB3	1.70	0.55
3:QC:188:LEU:HD22	3:QC:188:LEU:N	2.21	0.55
7:QG:20:ASP:HB3	7:QG:23:VAL:HG23	1.88	0.55
7:QG:37:ASN:HD21	9:QI:40:LEU:HD23	1.69	0.55
9:QI:82:ALA:O	9:QI:86:VAL:HB	2.06	0.55
11:QK:34:ASP:N	11:QK:40:ILE:HD11	2.20	0.55
12:QL:11:VAL:HG13	17:QQ:29:HIS:HD2	1.70	0.55
50:R4:9:LEU:H	50:R4:27:THR:HG22	1.71	0.55
52:R6:27:LYS:HB2	52:R6:27:LYS:HZ2	1.69	0.55
25:RA:1202:C:H42	25:RA:1243:G:H1	1.54	0.55
25:RA:1265:A:H61	25:RA:2013:A:H5''	1.71	0.55
25:RA:2193:G:H2'	25:RA:2194:G:H8	1.72	0.55
27:RD:28:GLU:O	27:RD:29:PRO:C	2.45	0.55
28:RE:14:ILE:HD11	39:RT:14:TYR:CZ	2.42	0.55
28:RE:26:ILE:C	28:RE:26:ILE:HD13	2.26	0.55
29:RF:129:PHE:O	29:RF:130:ALA:CB	2.55	0.55
32:RI:3:VAL:O	32:RI:18:VAL:HA	2.06	0.55
34:RO:68:GLU:HA	34:RO:78:ARG:HB3	1.89	0.55
35:RP:115:LEU:HD12	35:RP:116:GLY:N	2.21	0.55
37:RR:12:ARG:HG3	37:RR:12:ARG:HH11	1.71	0.55
40:RU:104:GLN:N	40:RU:104:GLN:OE1	2.35	0.55
1:XA:401:C:H2'	1:XA:402:G:H8	1.71	0.55
1:XA:59:A:N6	1:XA:331:G:H1'	2.22	0.55
1:XA:690:G:H2'	1:XA:691:G:O4'	2.07	0.55
2:XB:142:LEU:HD23	2:XB:142:LEU:C	2.27	0.55
3:XC:59:ARG:NH2	3:XC:97:LYS:HE3	2.20	0.55
4:XD:10:ARG:HG3	4:XD:10:ARG:HH11	1.72	0.55
6:XF:33:TYR:HE2	6:XF:74:ASP:HB3	1.71	0.55
7:XG:50:ILE:CB	7:XG:58:PRO:HB3	2.37	0.55
7:XG:73:MET:HG2	7:XG:90:GLU:HA	1.88	0.55
10:XJ:19:SER:O	10:XJ:23:ILE:HG13	2.07	0.55
1:XA:973:G:O4'	10:XJ:55:LYS:HG2	2.06	0.55
18:XR:58:LEU:H	18:XR:58:LEU:HD12	1.71	0.55
35:YP:49:ARG:NE	54:Y8:59:LYS:HG2	2.22	0.55
25:YA:1299:G:H5''	25:YA:1300:U:OP1	2.06	0.55
25:YA:1317:A:H2'	25:YA:1318:C:C6	2.42	0.55
25:YA:155:C:H5'	25:YA:161:U:OP2	2.07	0.55
28:YE:53:PRO:O	28:YE:74:PRO:HA	2.07	0.55
40:YU:58:ARG:O	40:YU:62:ILE:HG13	2.06	0.55
41:YV:29:PRO:HA	41:YV:61:VAL:CG2	2.37	0.55
42:YW:25:ARG:HH11	42:YW:25:ARG:CB	2.20	0.55

Continued on next page...

Continued from previous page...

Atom-1	Atom-2	Interatomic distance (Å)	Clash overlap (Å)
45:YZ:48:PHE:CE2	45:YZ:52:SER:HA	2.42	0.55
1:QA:1181:G:C5	1:QA:1182:G:N2	2.75	0.55
1:QA:1338:G:N3	22:QV:41:C:O2'	2.35	0.55
1:QA:404:U:H2'	1:QA:405:U:C6	2.42	0.55
1:QA:440:A:H5'	1:QA:442:C:OP2	2.07	0.55
1:QA:686:U:H2'	1:QA:687:A:C8	2.41	0.55
2:QB:169:LYS:O	2:QB:169:LYS:HD3	2.06	0.55
4:QD:126:ILE:HG22	4:QD:127:THR:N	2.22	0.55
8:QH:23:SER:HB2	8:QH:61:VAL:O	2.07	0.55
16:QP:59:TRP:CE3	16:QP:59:TRP:HA	2.42	0.55
49:R3:4:LEU:HD21	49:R3:39:ASP:OD1	2.06	0.55
25:RA:2467:C:C2'	25:RA:2468:G:H5'	2.37	0.55
26:RB:44:G:C2	26:RB:48:A:C2	2.94	0.55
33:RN:109:LYS:HD2	33:RN:109:LYS:N	2.22	0.55
34:RO:79:PHE:HD2	39:RT:72:VAL:HG22	1.72	0.55
35:RP:2:LYS:O	35:RP:5:ASP:HB2	2.06	0.55
35:RP:88:LEU:C	35:RP:90:ARG:N	2.60	0.55
36:RQ:25:ASP:N	36:RQ:102:VAL:HG23	2.22	0.55
40:RU:92:ARG:NH1	41:RV:11:GLN:HB2	2.22	0.55
25:RA:482:A:H4'	44:RY:47:LYS:HD2	1.88	0.55
45:RZ:110:GLY:HA2	45:RZ:111:VAL:C	2.27	0.55
1:XA:1068:G:N7	1:XA:1094:G:C8	2.74	0.55
1:XA:518:C:H2'	1:XA:530:G:C4	2.42	0.55
1:XA:735:C:H2'	1:XA:736:C:H6	1.71	0.55
2:XB:41:ILE:HD12	2:XB:41:ILE:N	2.21	0.55
4:XD:126:ILE:HG22	4:XD:127:THR:N	2.22	0.55
5:XE:99:GLY:O	5:XE:117:ASP:HA	2.06	0.55
6:XF:92:LYS:HB2	6:XF:92:LYS:NZ	2.22	0.55
8:XH:102:ARG:NH1	8:XH:105:ARG:NH1	2.55	0.55
10:XJ:4:ILE:CB	10:XJ:74:ILE:HD11	2.36	0.55
11:XK:20:TYR:HB2	11:XK:31:THR:O	2.07	0.55
16:XP:59:TRP:HA	16:XP:59:TRP:CE3	2.42	0.55
17:XQ:84:LEU:C	17:XQ:86:GLU:N	2.59	0.55
20:XT:47:GLY:C	20:XT:49:ALA:H	2.08	0.55
20:XT:53:LEU:HA	20:XT:56:MET:HB3	1.87	0.55
50:Y4:9:LEU:H	50:Y4:27:THR:HG22	1.71	0.55
52:Y6:42:TRP:CD1	52:Y6:42:TRP:N	2.73	0.55
25:YA:1000:A:H2'	25:YA:1001:A:C8	2.42	0.55
25:YA:2285:C:H5	52:Y6:27:LYS:NZ	2.04	0.55
25:YA:23:G:N2	25:YA:517:C:O2	2.40	0.55
25:YA:2653:U:H3'	25:YA:2654:A:H8	1.72	0.55

Continued on next page...

Continued from previous page...

Atom-1	Atom-2	Interatomic distance (Å)	Clash overlap (Å)
25:YA:287:C:O2'	25:YA:288:C:O5'	2.24	0.55
25:YA:780:G:H21	25:YA:783:A:H62	1.53	0.55
27:YD:221:VAL:HG22	27:YD:226:MET:HE2	1.88	0.55
27:YD:43:ARG:CB	27:YD:54:ARG:HB2	2.37	0.55
28:YE:21:VAL:HG23	28:YE:22:PRO:HD3	1.89	0.55
28:YE:67:PHE:O	28:YE:69:LYS:N	2.39	0.55
34:YO:19:ILE:HD13	34:YO:19:ILE:O	2.06	0.55
34:YO:79:PHE:HD2	39:YT:72:VAL:HG22	1.72	0.55
35:YP:2:LYS:O	35:YP:5:ASP:HB2	2.06	0.55
38:YS:111:GLU:HA	38:YS:111:GLU:OE1	2.07	0.55
40:YU:6:THR:O	40:YU:9:VAL:HG23	2.07	0.55
1:QA:1157:A:H1'	1:QA:1158:C:C4	2.42	0.55
1:QA:707:C:H2'	1:QA:708:C:C6	2.42	0.55
5:QE:7:GLU:HG2	5:QE:112:LEU:HD22	1.88	0.55
10:QJ:32:ALA:O	10:QJ:33:GLN:O	2.25	0.55
12:QL:79:GLU:HG2	12:QL:79:GLU:O	2.05	0.55
14:QN:25:VAL:HG23	14:QN:38:GLY:C	2.21	0.55
14:QN:22:THR:HB	14:QN:33:VAL:HG11	1.88	0.55
17:QQ:62:SER:HB3	17:QQ:72:ARG:HH21	1.72	0.55
19:QS:7:LYS:HG3	19:QS:8:GLY:N	2.22	0.55
50:R4:65:ASP:O	50:R4:66:SER:HB3	2.07	0.55
25:RA:1204:A:H2	25:RA:1241:A:C2	2.24	0.55
25:RA:2131:G:N2	25:RA:2158:A:N7	2.54	0.55
25:RA:2197:U:H1'	25:RA:2198:A:H8	1.70	0.55
25:RA:2405:G:P	35:RP:77:ARG:NH2	2.80	0.55
25:RA:566:U:H5''	35:RP:29:LYS:NZ	2.22	0.55
26:RB:75:G:H1	26:RB:102:G:N2	2.05	0.55
28:RE:3:GLY:HA3	28:RE:81:ILE:HD12	1.88	0.55
30:RG:135:LEU:N	30:RG:135:LEU:HD12	2.21	0.55
33:RN:101:HIS:C	33:RN:101:HIS:CD2	2.79	0.55
39:RT:6:LEU:O	39:RT:7:ILE:C	2.44	0.55
40:RU:74:LEU:HD13	40:RU:79:PHE:HB2	1.89	0.55
1:XA:353:A:H8	1:XA:353:A:H5'	1.71	0.55
1:XA:965:A:C2	1:XA:969:A:C2	2.95	0.55
9:XI:126:SER:O	9:XI:128:ARG:N	2.35	0.55
10:XJ:16:LEU:O	10:XJ:16:LEU:HD13	2.07	0.55
15:XO:65:ARG:NH1	15:XO:65:ARG:HB2	2.20	0.55
16:XP:43:LYS:HA	16:XP:48:TRP:CB	2.37	0.55
21:XU:21:TYR:O	21:XU:22:ARG:HB2	2.06	0.55
50:Y4:48:ARG:HH12	50:Y4:52:THR:HG22	1.71	0.55
25:YA:2015:A:C1'	51:Y5:2:ALA:HA	2.30	0.55

Continued on next page...

Continued from previous page...

Atom-1	Atom-2	Interatomic distance (Å)	Clash overlap (Å)
51:Y5:55:ARG:HD3	51:Y5:56:LYS:N	2.21	0.55
25:YA:2291:U:H2'	25:YA:2292:C:C6	2.42	0.55
25:YA:888:C:H3'	25:YA:889:C:C4'	2.36	0.55
25:YA:902:C:H2'	25:YA:903:C:H6	1.72	0.55
28:YE:26:ILE:HD13	28:YE:26:ILE:C	2.27	0.55
28:YE:3:GLY:HA3	28:YE:81:ILE:HD12	1.88	0.55
32:YI:21:VAL:HG22	32:YI:22:LYS:H	1.71	0.55
34:YO:20:MET:HG2	34:YO:21:CYS:N	2.20	0.55
35:YP:88:LEU:C	35:YP:90:ARG:N	2.60	0.55
38:YS:107:GLU:N	38:YS:110:LEU:HD11	2.22	0.55
38:YS:36:TYR:HD2	38:YS:52:SER:CB	2.18	0.55
39:YT:123:GLN:O	39:YT:125:ARG:N	2.40	0.55
39:YT:29:ARG:HB2	39:YT:29:ARG:HH11	1.72	0.55
1:QA:1213:A:N1	1:QA:1215:G:H1'	2.22	0.55
1:QA:191(E):G:H2'	1:QA:191(F):U:C6	2.42	0.55
1:QA:370:C:H2'	1:QA:371:G:C8	2.41	0.55
2:QB:41:ILE:N	2:QB:41:ILE:HD12	2.21	0.55
2:QB:80:ILE:CG2	2:QB:212:GLN:HA	2.35	0.55
5:QE:126:ARG:HG3	5:QE:126:ARG:NH1	2.19	0.55
9:QI:40:LEU:HD11	9:QI:70:LYS:CG	2.37	0.55
10:QJ:16:LEU:O	10:QJ:16:LEU:HD13	2.07	0.55
15:QO:29:VAL:HG11	15:QO:67:LEU:HD21	1.89	0.55
6:QF:91:VAL:CG1	18:QR:72:ARG:HH12	2.18	0.55
25:RA:1465:G:C2	25:RA:1466:G:C8	2.95	0.55
13:QM:93:ARG:NH1	25:RA:887:A:OP1	2.40	0.55
25:RA:975:G:H1'	25:RA:990:A:C2	2.41	0.55
29:RF:118:ALA:O	29:RF:121:GLY:N	2.33	0.55
30:RG:3:LEU:HD12	30:RG:4:ASP:N	2.19	0.55
31:RH:12:PRO:O	31:RH:13:LYS:HB2	2.07	0.55
32:RI:13:GLY:HA3	32:RI:17:GLN:CD	2.27	0.55
25:RA:1142(A):A:H4'	33:RN:25:ARG:HH22	1.72	0.55
35:RP:39:LYS:N	35:RP:45:LEU:HD11	2.21	0.55
40:RU:58:ARG:O	40:RU:62:ILE:HG13	2.06	0.55
40:RU:6:THR:O	40:RU:9:VAL:HG23	2.07	0.55
41:RV:99:ILE:CD1	41:RV:99:ILE:N	2.65	0.55
44:RY:48:ALA:H	44:RY:60:PHE:HA	1.72	0.55
1:XA:297:G:N2	1:XA:299:G:H3'	2.22	0.55
1:XA:977:A:H8	1:XA:1223:C:C2	2.25	0.55
2:XB:187:LEU:HD22	2:XB:201:ILE:O	2.07	0.55
4:XD:94:LEU:CD1	4:XD:94:LEU:H	2.08	0.55
6:XF:52:ILE:O	6:XF:53:ALA:HB3	2.07	0.55

Continued on next page...

Continued from previous page...

Atom-1	Atom-2	Interatomic distance (Å)	Clash overlap (Å)
8:XH:102:ARG:HH11	8:XH:105:ARG:CZ	2.19	0.55
8:XH:23:SER:HB2	8:XH:61:VAL:O	2.07	0.55
9:XI:45:ALA:O	9:XI:48:GLU:HG2	2.07	0.55
9:XI:9:ARG:HB2	9:XI:14:VAL:HG22	1.88	0.55
11:XK:125:PHE:H	11:XK:125:PHE:HD1	1.55	0.55
11:XK:125:PHE:N	11:XK:125:PHE:CD1	2.74	0.55
13:XM:80:ARG:O	13:XM:84:ILE:HB	2.06	0.55
16:XP:21:VAL:O	16:XP:33:ILE:N	2.39	0.55
16:XP:28:ARG:HG2	16:XP:28:ARG:NH1	2.22	0.55
50:Y4:51:ASP:O	50:Y4:51:ASP:OD1	2.25	0.55
25:YA:1001:A:H2'	25:YA:1002:G:O4'	2.07	0.55
25:YA:1317:A:H2'	25:YA:1318:C:H6	1.72	0.55
25:YA:25:U:H5''	42:YW:80:PRO:HD3	1.89	0.55
25:YA:389:G:N1	35:YP:70:GLN:HB3	2.22	0.55
25:YA:859:G:H21	25:YA:860:U:H3	1.55	0.55
26:YB:112:G:H8	26:YB:112:G:O5'	1.90	0.55
28:YE:4:ILE:HD13	28:YE:5:LEU:H	1.71	0.55
29:YF:28:ILE:O	29:YF:28:ILE:HD12	2.06	0.55
31:YH:26:VAL:CG1	31:YH:27:LYS:N	2.63	0.55
25:YA:1138:G:N2	33:YN:106:MET:HE3	2.13	0.55
33:YN:109:LYS:N	33:YN:109:LYS:HD2	2.22	0.55
34:YO:4:PRO:O	34:YO:5:GLN:HB2	2.06	0.55
36:YQ:64:ILE:HA	36:YQ:106:VAL:CG1	2.33	0.55
37:YR:2:ARG:HG2	37:YR:5:LYS:HZ2	1.72	0.55
38:YS:18:ILE:C	38:YS:19:LYS:O	2.44	0.55
39:YT:16:ARG:HG2	39:YT:18:ASP:OD1	2.07	0.55
42:YW:20:VAL:C	42:YW:22:ASP:H	2.10	0.55
44:YY:95:LYS:HA	44:YY:101:LYS:H	1.72	0.55
1:QA:186:C:H5'	20:QT:78:ALA:HB1	1.88	0.55
1:QA:20:U:H2'	1:QA:21:G:O4'	2.06	0.55
1:QA:552:U:O4	1:QA:553:A:N6	2.40	0.55
1:QA:565:U:H5''	1:QA:566:G:C2'	2.37	0.55
9:QI:45:ALA:O	9:QI:48:GLU:HG2	2.07	0.55
15:QO:77:ARG:HA	15:QO:80:ALA:CB	2.36	0.55
48:R2:47:ASN:ND2	48:R2:47:ASN:N	2.54	0.55
25:RA:1543:A:H2	25:RA:1545:A:C5	2.25	0.55
25:RA:1869:G:N2	25:RA:1878:G:C5	2.75	0.55
25:RA:2219:G:OP1	27:RD:172:TYR:OH	2.20	0.55
29:RF:147:GLY:O	29:RF:148:LEU:HD23	2.07	0.55
30:RG:7:LEU:HD12	30:RG:104:GLU:HA	1.88	0.55
31:RH:8:PRO:O	31:RH:9:ILE:HG23	2.07	0.55

Continued on next page...

Continued from previous page...

Atom-1	Atom-2	Interatomic distance (Å)	Clash overlap (Å)
32:RI:52:ARG:HA	32:RI:56:LYS:H	1.72	0.55
35:RP:106:LEU:O	35:RP:107:LYS:HD3	2.07	0.55
38:RS:107:GLU:N	38:RS:110:LEU:HD11	2.22	0.55
38:RS:74:ALA:HB1	38:RS:107:GLU:HB3	1.89	0.55
40:RU:73:GLY:O	40:RU:74:LEU:HB3	2.07	0.55
41:RV:49:THR:CB	41:RV:50:PRO:CD	2.83	0.55
1:XA:1450:U:O2'	1:XA:1451:A:N7	2.38	0.55
2:XB:16:HIS:CE1	2:XB:209:ARG:HH21	2.25	0.55
3:XC:107:GLN:CD	3:XC:107:GLN:N	2.61	0.55
4:XD:31:CYS:O	4:XD:32:ALA:HB3	2.07	0.55
9:XI:114:TYR:CD2	9:XI:114:TYR:O	2.59	0.55
9:XI:40:LEU:HD11	9:XI:70:LYS:CG	2.37	0.55
47:Y1:83:GLU:OE1	47:Y1:85:LEU:HD23	2.07	0.55
48:Y2:31:GLU:HB2	48:Y2:53:LEU:HD11	1.89	0.55
52:Y6:20:ASN:CG	52:Y6:21:TYR:H	2.09	0.55
54:Y8:30:ARG:O	54:Y8:31:HIS:CB	2.55	0.55
25:YA:86:C:O2'	25:YA:104:U:O2'	1.96	0.55
25:YA:1636:C:H2'	25:YA:1637:A:C8	2.42	0.55
25:YA:573:G:N1	25:YA:2031:A:OP2	2.32	0.55
25:YA:2600:A:O2'	25:YA:2601:C:H5'	2.06	0.55
27:YD:155:LEU:HD23	27:YD:177:LEU:CD2	2.36	0.55
27:YD:94:LEU:HD22	27:YD:95:LEU:H	1.70	0.55
28:YE:54:GLN:NE2	28:YE:54:GLN:N	2.56	0.55
29:YF:32:LEU:HD12	29:YF:36:VAL:HG23	1.89	0.55
30:YG:41:GLN:HB3	30:YG:43:LEU:HD13	1.87	0.55
36:YQ:21:THR:O	36:YQ:22:LYS:O	2.25	0.55
44:YY:97:ARG:NH2	44:YY:98:VAL:CB	2.65	0.55
1:QA:581:G:N2	1:QA:760:G:N7	2.54	0.54
1:QA:960:U:O2	1:QA:960:U:H2'	2.07	0.54
2:QB:214:ILE:HA	2:QB:217:ARG:NH2	2.21	0.54
3:QC:43:LEU:O	3:QC:47:LEU:HB3	2.08	0.54
7:QG:50:ILE:CB	7:QG:58:PRO:HB3	2.37	0.54
7:QG:50:ILE:O	7:QG:50:ILE:HG22	2.07	0.54
8:QH:102:ARG:HH11	8:QH:105:ARG:CZ	2.19	0.54
11:QK:125:PHE:N	11:QK:125:PHE:HD1	2.05	0.54
1:QA:1312:G:OP2	50:R4:67:TYR:HE1	1.89	0.54
35:RP:65:ARG:HH21	54:R8:15:LYS:HB2	1.72	0.54
25:RA:1022:G:C6	25:RA:1140:C:C4	2.95	0.54
25:RA:1278:A:N6	25:RA:1292:U:H3	2.04	0.54
25:RA:198:C:O2'	25:RA:199:A:H5'	2.08	0.54
29:RF:197:ASP:O	29:RF:198:ALA:HB3	2.06	0.54

Continued on next page...

Continued from previous page...

Atom-1	Atom-2	Interatomic distance (Å)	Clash overlap (Å)
30:RG:116:ASP:O	30:RG:117:PHE:CB	2.51	0.54
31:RH:128:PRO:CD	31:RH:129:THR:N	2.71	0.54
32:RI:78:THR:HG22	32:RI:141:LYS:HD2	1.89	0.54
35:RP:84:ASN:ND2	35:RP:115:LEU:HD12	2.22	0.54
42:RW:80:PRO:O	42:RW:100:THR:CG2	2.55	0.54
1:XA:1124:G:OP2	1:XA:1124:G:H8	1.90	0.54
1:XA:423:G:H2'	1:XA:424:G:O4'	2.06	0.54
1:XA:474:G:H2'	1:XA:475:G:C8	2.39	0.54
1:XA:721:G:H4'	1:XA:722:A:O4'	2.08	0.54
2:XB:134:GLU:O	2:XB:138:LEU:HD12	2.07	0.54
12:XL:50:SER:O	12:XL:51:ALA:HB2	2.05	0.54
14:YN:15:LYS:O	14:YN:16:PHE:O	2.24	0.54
25:YA:738:G:C2	25:YA:759:G:C5	2.95	0.54
27:YD:31:LYS:O	27:YD:35:LYS:O	2.24	0.54
30:YG:114:ILE:HD11	30:YG:140:ILE:HD12	1.89	0.54
37:YR:12:ARG:HH11	37:YR:12:ARG:HG3	1.71	0.54
40:YU:27:LEU:O	40:YU:29:SER:N	2.40	0.54
40:YU:95:LEU:HD12	41:YV:11:GLN:HE21	1.72	0.54
42:YW:88:ARG:HB3	42:YW:92:ARG:HB3	1.89	0.54
44:YY:95:LYS:NZ	44:YY:95:LYS:HB2	2.21	0.54
44:YY:95:LYS:HD3	44:YY:95:LYS:N	2.23	0.54
1:QA:1376:U:P	7:QG:94:ARG:HH12	2.30	0.54
1:QA:176:C:H2'	1:QA:177:C:C6	2.42	0.54
1:QA:258:G:H2'	1:QA:259:G:C8	2.42	0.54
1:QA:567:G:H5''	1:QA:568:G:OP2	2.07	0.54
1:QA:865:A:O5'	1:QA:865:A:H8	1.90	0.54
3:QC:134:ILE:HG21	3:QC:168:ALA:HB3	1.89	0.54
5:QE:144:THR:O	5:QE:148:VAL:HG23	2.06	0.54
12:QL:83:VAL:HG22	12:QL:84:LEU:N	2.21	0.54
16:QP:28:ARG:HG2	16:QP:28:ARG:NH1	2.22	0.54
17:QQ:33:GLY:O	17:QQ:34:LYS:O	2.25	0.54
47:R1:91:LYS:CE	47:R1:91:LYS:HA	2.38	0.54
53:R7:18:PHE:CD2	53:R7:18:PHE:C	2.81	0.54
53:R7:48:LYS:HG2	53:R7:49:ARG:N	2.19	0.54
25:RA:2151:G:H2'	25:RA:2152:G:C8	2.43	0.54
25:RA:2881:C:H2'	25:RA:2882:A:H8	1.71	0.54
25:RA:507:A:C5'	25:RA:508:G:H5'	2.37	0.54
27:RD:25:THR:HG21	27:RD:81:ALA:CB	2.38	0.54
28:RE:21:VAL:HG23	28:RE:22:PRO:HD3	1.89	0.54
33:RN:44:PRO:HG2	33:RN:45:ASN:H	1.71	0.54
35:RP:24:GLY:O	35:RP:25:SER:HB3	2.06	0.54

Continued on next page...

Continued from previous page...

Atom-1	Atom-2	Interatomic distance (Å)	Clash overlap (Å)
35:RP:59:LEU:O	35:RP:59:LEU:HD23	2.06	0.54
38:RS:13:ARG:O	38:RS:13:ARG:HD2	2.06	0.54
39:RT:107:ASP:O	39:RT:111:ARG:NH1	2.40	0.54
40:RU:58:ARG:NH1	40:RU:93:LYS:HE2	2.22	0.54
41:RV:29:PRO:HA	41:RV:61:VAL:CG2	2.37	0.54
42:RW:25:ARG:HH11	42:RW:25:ARG:CB	2.20	0.54
43:RX:5:TYR:HE2	48:R2:30:ARG:HH11	1.55	0.54
1:XA:22:G:C6	1:XA:23:C:C4	2.95	0.54
1:XA:837:G:H1	1:XA:849:C:N4	2.03	0.54
3:XC:43:LEU:O	3:XC:47:LEU:HB3	2.07	0.54
4:XD:19:LEU:HD23	4:XD:19:LEU:N	2.22	0.54
22:XV:68:C:H2'	22:XV:69:C:C6	2.42	0.54
25:YA:49:A:C2	25:YA:118:A:C6	2.94	0.54
25:YA:1657:C:H2'	25:YA:1658:C:C6	2.42	0.54
25:YA:2163:C:H2'	25:YA:2164:C:H6	1.71	0.54
25:YA:2212:A:N3	25:YA:2215:G:N1	2.55	0.54
25:YA:2329:G:H2'	25:YA:2330:G:C8	2.42	0.54
25:YA:271(B):G:H5''	25:YA:271(B):G:C8	2.39	0.54
25:YA:2861:G:H2'	25:YA:2862:G:H8	1.72	0.54
31:YH:86:GLU:HG3	31:YH:165:ALA:CB	2.38	0.54
34:YO:53:LYS:HD2	34:YO:56:ASP:OD1	2.08	0.54
39:YT:98:LYS:HB3	39:YT:100:TYR:CE1	2.43	0.54
33:YN:42:TRP:CD1	40:YU:63:VAL:HG11	2.42	0.54
40:YU:58:ARG:NH1	40:YU:93:LYS:HE2	2.22	0.54
41:YV:27:ALA:O	41:YV:28:GLU:O	2.24	0.54
41:YV:52:VAL:O	41:YV:54:GLY:N	2.39	0.54
44:YY:2:ARG:NH1	44:YY:2:ARG:HG2	2.22	0.54
25:YA:484:C:OP1	44:YY:51:VAL:HG11	2.07	0.54
1:QA:1127:G:H21	1:QA:1147:C:H41	1.55	0.54
4:QD:13:ARG:HD2	4:QD:40:PRO:HD3	1.89	0.54
8:QH:49:GLU:HG3	8:QH:51:VAL:CG1	2.35	0.54
9:QI:70:LYS:O	9:QI:74:ILE:HG13	2.07	0.54
10:QJ:19:SER:O	10:QJ:23:ILE:HG13	2.07	0.54
14:QN:24:CYS:SG	14:QN:39:LEU:CA	2.94	0.54
16:QP:43:LYS:HA	16:QP:48:TRP:CB	2.37	0.54
25:RA:2261:C:C6	46:R0:16:SER:HB3	2.43	0.54
47:R1:53:VAL:O	47:R1:54:ALA:C	2.45	0.54
49:R3:8:LEU:HD22	49:R3:31:LEU:CD2	2.37	0.54
35:RP:49:ARG:NE	54:R8:59:LYS:HG2	2.22	0.54
25:RA:987:G:O2'	25:RA:1000:A:N3	2.34	0.54
25:RA:2505:G:C6	25:RA:2576:G:C8	2.95	0.54

Continued on next page...

Continued from previous page...

Atom-1	Atom-2	Interatomic distance (Å)	Clash overlap (Å)
25:RA:856:C:C6	25:RA:856:C:H3'	2.42	0.54
27:RD:43:ARG:CB	27:RD:54:ARG:HB2	2.37	0.54
29:RF:197:ASP:O	29:RF:199:TRP:N	2.38	0.54
29:RF:62:ARG:NH1	29:RF:62:ARG:HB3	2.22	0.54
31:RH:86:GLU:HG3	31:RH:165:ALA:CB	2.38	0.54
25:RA:1006:C:H1'	33:RN:106:MET:HE3	1.90	0.54
39:RT:16:ARG:HG2	39:RT:18:ASP:OD1	2.06	0.54
42:RW:70:TYR:N	42:RW:70:TYR:CD2	2.75	0.54
44:RY:47:LYS:O	44:RY:49:VAL:HG23	2.07	0.54
1:XA:1127:G:H21	1:XA:1147:C:N4	2.05	0.54
2:XB:170:GLU:HA	2:XB:172:ILE:HD12	1.90	0.54
8:XH:77:GLU:HG2	8:XH:78:GLN:N	2.22	0.54
10:XJ:32:ALA:O	10:XJ:33:GLN:O	2.25	0.54
19:XS:15:LEU:H	19:XS:15:LEU:CD2	2.21	0.54
20:XT:10:LEU:HG	20:XT:12:ALA:H	1.70	0.54
25:YA:1761:C:N4	25:YA:1762:A:H62	2.05	0.54
25:YA:2596:U:H2'	25:YA:2597:G:O4'	2.07	0.54
25:YA:336:C:O2'	44:YY:35:TYR:OH	2.23	0.54
25:YA:543:C:H2'	25:YA:544:C:C6	2.42	0.54
28:YE:176:ILE:HG22	28:YE:179:GLU:H	1.72	0.54
29:YF:129:PHE:O	29:YF:130:ALA:CB	2.55	0.54
30:YG:83:ARG:HG3	30:YG:86:MET:HE1	1.89	0.54
31:YH:8:PRO:O	31:YH:9:ILE:HG23	2.08	0.54
34:YO:1:MET:HE3	34:YO:67:LYS:HE2	1.88	0.54
35:YP:65:ARG:HH21	54:Y8:15:LYS:HB2	1.72	0.54
39:YT:6:LEU:O	39:YT:7:ILE:C	2.45	0.54
41:YV:49:THR:CB	41:YV:50:PRO:CD	2.83	0.54
42:YW:9:TYR:H	42:YW:102:HIS:CE1	2.25	0.54
45:YZ:158:PRO:O	45:YZ:160:GLY:N	2.40	0.54
1:QA:1329:A:H5'	13:QM:29:ARG:HG3	1.90	0.54
1:QA:475:G:H2'	1:QA:476:G:C8	2.35	0.54
2:QB:142:LEU:HD23	2:QB:142:LEU:C	2.27	0.54
2:QB:68:ILE:HD12	2:QB:68:ILE:N	2.21	0.54
3:QC:107:GLN:N	3:QC:107:GLN:CD	2.61	0.54
16:QP:4:ILE:N	16:QP:4:ILE:HD12	2.23	0.54
47:R1:83:GLU:CG	47:R1:84:GLY:N	2.71	0.54
42:RW:38:TYR:OH	51:R5:47:PRO:HG3	2.08	0.54
53:R7:31:LEU:O	53:R7:32:LYS:C	2.43	0.54
25:RA:1496:A:H8	25:RA:1577:C:O2'	1.89	0.54
25:RA:204:A:O3'	25:RA:205:G:H4'	2.07	0.54
25:RA:312:G:H4'	25:RA:331:A:N3	2.23	0.54

Continued on next page...

Continued from previous page...

Atom-1	Atom-2	Interatomic distance (Å)	Clash overlap (Å)
25:RA:527:C:H4'	25:RA:528:A:O5'	2.07	0.54
25:RA:678:C:H2'	25:RA:679:C:C6	2.43	0.54
27:RD:233:HIS:CD2	27:RD:233:HIS:N	2.75	0.54
28:RE:186:GLY:O	28:RE:188:VAL:N	2.41	0.54
34:RO:53:LYS:HD2	34:RO:56:ASP:OD1	2.08	0.54
36:RQ:58:PHE:O	36:RQ:59:ARG:C	2.43	0.54
39:RT:123:GLN:O	39:RT:125:ARG:N	2.40	0.54
39:RT:29:ARG:HB2	39:RT:29:ARG:HH11	1.72	0.54
39:RT:3:ARG:HG3	39:RT:7:ILE:CG1	2.36	0.54
41:RV:22:VAL:CG1	41:RV:23:GLU:N	2.71	0.54
42:RW:20:VAL:C	42:RW:22:ASP:H	2.10	0.54
25:RA:483:A:C5'	44:RY:49:VAL:HG13	2.37	0.54
44:RY:91:GLU:HG3	44:RY:92:ASN:H	1.72	0.54
44:RY:95:LYS:N	44:RY:95:LYS:HD3	2.23	0.54
1:XA:297:G:H4'	1:XA:557:G:H4'	1.89	0.54
1:XA:1081:G:P	5:XE:16:THR:OG1	2.65	0.54
8:XH:119:LEU:HD12	8:XH:124:ALA:HA	1.88	0.54
9:XI:66:ARG:HG2	9:XI:66:ARG:NH1	2.21	0.54
9:XI:70:LYS:O	9:XI:74:ILE:HG13	2.07	0.54
1:XA:982:U:H5''	14:YN:6:LEU:HD11	1.89	0.54
47:Y1:53:VAL:O	47:Y1:54:ALA:C	2.45	0.54
47:Y1:92:LYS:O	47:Y1:94:LEU:N	2.41	0.54
51:Y5:55:ARG:HD3	51:Y5:56:LYS:H	1.73	0.54
25:YA:1788:C:H2'	25:YA:1789:A:C8	2.39	0.54
27:YD:25:THR:HG23	27:YD:25:THR:O	2.07	0.54
35:YP:106:LEU:O	35:YP:107:LYS:HD3	2.07	0.54
35:YP:114:ILE:HD11	35:YP:130:PHE:HE1	1.70	0.54
43:YX:65:ARG:HD3	43:YX:65:ARG:H	1.70	0.54
44:YY:47:LYS:O	44:YY:49:VAL:HG23	2.07	0.54
1:QA:1305:G:O2'	1:QA:1306:A:H8	1.91	0.54
1:QA:625:G:H2'	1:QA:626:U:C6	2.35	0.54
1:QA:701:C:H4'	1:QA:702:A:C5'	2.37	0.54
2:QB:83:MET:O	2:QB:85:ALA:N	2.41	0.54
3:QC:109:PRO:O	3:QC:115:LEU:HD12	2.08	0.54
4:QD:19:LEU:HD23	4:QD:19:LEU:N	2.23	0.54
8:QH:51:VAL:HG11	8:QH:60:ARG:CG	2.38	0.54
8:QH:97:VAL:CG1	8:QH:98:LYS:N	2.70	0.54
18:QR:39:VAL:HA	18:QR:42:ARG:NH1	2.23	0.54
23:QX:6:C:HO2'	23:QX:7:U:P	2.29	0.54
25:RA:2331:G:H4'	46:R0:43:THR:H	1.72	0.54
47:R1:60:PHE:HE2	47:R1:91:LYS:HZ1	1.54	0.54

Continued on next page...

Continued from previous page...

Atom-1	Atom-2	Interatomic distance (Å)	Clash overlap (Å)
30:RG:111:LEU:HB2	50:R4:38:LYS:HZ3	1.72	0.54
50:R4:37:SER:HB3	50:R4:42:PHE:CD1	2.43	0.54
52:R6:12:GLU:HG2	52:R6:52:VAL:O	2.07	0.54
54:R8:32:LEU:O	54:R8:36:LYS:HE3	2.06	0.54
25:RA:1509:C:N3	25:RA:1511:A:N6	2.56	0.54
25:RA:1600:C:H2'	25:RA:1601:G:H8	1.72	0.54
25:RA:1727:U:H2'	25:RA:1728:G:O4'	2.07	0.54
25:RA:1835:G:C4	25:RA:1931:U:N3	2.75	0.54
25:RA:1837:C:N3	25:RA:1903:G:N2	2.42	0.54
25:RA:2287:A:O2'	25:RA:2288:A:H5''	2.08	0.54
25:RA:2578:G:N2	25:RA:2579:C:C2	2.76	0.54
26:RB:56:G:H5'	30:RG:27:ASN:ND2	2.22	0.54
30:RG:139:LEU:HD22	30:RG:146:TYR:HD1	1.73	0.54
36:RQ:39:PRO:HB3	36:RQ:99:PRO:HD3	1.90	0.54
38:RS:67:ARG:NH1	38:RS:67:ARG:CB	2.64	0.54
42:RW:9:TYR:H	42:RW:102:HIS:CE1	2.26	0.54
44:RY:61:ILE:HG23	44:RY:62:GLU:H	1.71	0.54
1:XA:181:G:O2'	1:XA:182:U:H6	1.90	0.54
3:XC:195:VAL:CG1	3:XC:196:LEU:N	2.71	0.54
4:XD:153:ARG:NH1	4:XD:181:MET:CG	2.71	0.54
7:XG:137:LYS:O	7:XG:141:VAL:HG23	2.08	0.54
8:XH:97:VAL:CG1	8:XH:98:LYS:N	2.70	0.54
11:XK:91:ARG:NH2	18:XR:88:LYS:HZ1	2.06	0.54
12:XL:6:THR:OG1	12:XL:9:GLN:HG3	2.08	0.54
13:XM:121:LYS:N	13:XM:121:LYS:HE2	2.23	0.54
16:XP:3:LYS:O	16:XP:21:VAL:HA	2.08	0.54
25:YA:2336:A:H61	46:Y0:43:THR:HG21	1.72	0.54
47:Y1:53:VAL:HG12	47:Y1:54:ALA:N	2.21	0.54
49:Y3:2:PRO:O	49:Y3:3:ARG:O	2.25	0.54
54:Y8:32:LEU:O	54:Y8:36:LYS:HE3	2.07	0.54
25:YA:2230:G:C6	25:YA:2231:C:C4	2.95	0.54
25:YA:2712:U:H1'	25:YA:2712(A):A:C8	2.42	0.54
25:YA:699:A:H2'	25:YA:700:G:O4'	2.08	0.54
25:YA:777:A:H2	25:YA:778:G:C4	2.26	0.54
27:YD:206:LEU:O	27:YD:211:ARG:NH1	2.38	0.54
30:YG:7:LEU:HD12	30:YG:104:GLU:HA	1.88	0.54
32:YI:14:ASP:O	32:YI:16:GLY:N	2.39	0.54
35:YP:140:ALA:O	35:YP:141:ALA:HB2	2.08	0.54
25:YA:2275:C:O2	36:YQ:83:MET:HG3	2.08	0.54
42:YW:80:PRO:O	42:YW:100:THR:CG2	2.55	0.54
3:QC:181:ASN:HD21	3:QC:204:LEU:CD1	2.12	0.54

Continued on next page...

Continued from previous page...

Atom-1	Atom-2	Interatomic distance (Å)	Clash overlap (Å)
6:QF:52:ILE:O	6:QF:53:ALA:HB3	2.07	0.54
7:QG:62:PHE:O	7:QG:66:VAL:HG23	2.06	0.54
8:QH:102:ARG:NH1	8:QH:105:ARG:NH1	2.55	0.54
9:QI:66:ARG:NH1	9:QI:66:ARG:HG2	2.22	0.54
10:QJ:101:VAL:O	10:QJ:101:VAL:HG22	2.07	0.54
12:QL:83:VAL:CG2	12:QL:100:ILE:HG23	2.38	0.54
12:QL:6:THR:OG1	12:QL:9:GLN:HG3	2.08	0.54
13:QM:121:LYS:N	13:QM:121:LYS:HE2	2.23	0.54
13:QM:34:LEU:CD1	13:QM:41:PRO:HG3	2.38	0.54
25:RA:483:A:H4'	44:RY:49:VAL:HG13	1.89	0.54
27:RD:183:ARG:NH1	27:RD:183:ARG:HG2	2.11	0.54
28:RE:176:ILE:HG22	28:RE:179:GLU:H	1.71	0.54
25:RA:1006:C:H1'	33:RN:106:MET:CE	2.38	0.54
25:RA:995:C:H42	33:RN:2:LYS:HG3	1.72	0.54
35:RP:125:VAL:O	35:RP:145:PRO:HD2	2.08	0.54
37:RR:45:ARG:HA	37:RR:95:THR:HG21	1.87	0.54
1:XA:1007:C:H2'	1:XA:1008:C:H5''	1.90	0.54
1:XA:1152:A:H2'	1:XA:1153:C:H6	1.72	0.54
1:XA:688:G:H2'	1:XA:689:C:H6	1.73	0.54
3:XC:109:PRO:O	3:XC:115:LEU:HD12	2.08	0.54
7:XG:46:ALA:HB2	7:XG:117:ALA:HB1	1.88	0.54
1:XA:966:G:O2'	9:XI:127:LYS:O	2.24	0.54
14:XN:13:THR:N	14:XN:14:PRO:HD2	2.22	0.54
14:XN:6:LEU:CD2	14:XN:23:ARG:NH2	2.70	0.54
15:XO:21:ASP:OD1	15:XO:24:SER:HB2	2.07	0.54
50:Y4:47:GLN:O	50:Y4:48:ARG:HB2	2.07	0.54
52:Y6:17:LYS:O	52:Y6:18:ARG:HB2	2.08	0.54
25:YA:2667:C:H1'	31:YH:109:PHE:HD2	1.73	0.54
25:YA:389:G:H22	35:YP:72:PRO:CG	2.20	0.54
25:YA:755:C:H2'	25:YA:756:C:H6	1.72	0.54
25:YA:860:U:C5	25:YA:917:A:C2	2.95	0.54
26:YB:9:G:N2	26:YB:111:U:O2	2.36	0.54
27:YD:118:VAL:HG22	27:YD:119:ALA:H	1.72	0.54
27:YD:211:ARG:HD2	27:YD:214:TRP:CZ3	2.43	0.54
28:YE:14:ILE:HG23	28:YE:15:PHE:N	2.23	0.54
29:YF:62:ARG:HB3	29:YF:62:ARG:NH1	2.22	0.54
35:YP:124:LYS:HA	35:YP:143:GLY:O	2.08	0.54
25:YA:812:C:H5'	35:YP:22:GLY:HA3	1.89	0.54
37:YR:28:LEU:HD13	37:YR:28:LEU:O	2.08	0.54
25:YA:1454:U:OP1	37:YR:77:ARG:NH1	2.41	0.54
40:YU:86:ALA:HB1	40:YU:88:ILE:HD11	1.90	0.54

Continued on next page...

Continued from previous page...

Atom-1	Atom-2	Interatomic distance (Å)	Clash overlap (Å)
1:QA:1161:C:O2'	1:QA:1162:C:H5'	2.07	0.54
1:QA:627:G:H2'	1:QA:628:G:C8	2.43	0.54
1:QA:966:G:O2'	9:QI:127:LYS:O	2.26	0.54
2:QB:55:PHE:HA	2:QB:58:ILE:HB	1.88	0.54
6:QF:78:GLU:OE2	6:QF:81:ILE:HD12	2.08	0.54
6:QF:92:LYS:NZ	6:QF:92:LYS:HB2	2.22	0.54
15:QO:21:ASP:OD1	15:QO:24:SER:HB2	2.07	0.54
16:QP:21:VAL:O	16:QP:33:ILE:N	2.39	0.54
21:QU:21:TYR:O	21:QU:22:ARG:HB2	2.05	0.54
50:R4:51:ASP:O	50:R4:51:ASP:OD1	2.25	0.54
25:RA:1059:G:C6	25:RA:1060:U:H1'	2.43	0.54
25:RA:1199:U:H1'	40:RU:4:ALA:HB2	1.89	0.54
25:RA:2351:G:O5'	25:RA:2351:G:H8	1.89	0.54
25:RA:2425:A:H4'	25:RA:2426:A:H5''	1.88	0.54
25:RA:744:G:H2'	25:RA:745:G:O4'	2.08	0.54
27:RD:227:ASN:HB3	27:RD:228:PRO:CD	2.30	0.54
28:RE:101:ARG:HB3	28:RE:201:THR:OG1	2.08	0.54
28:RE:54:GLN:N	28:RE:54:GLN:NE2	2.55	0.54
36:RQ:21:THR:O	36:RQ:22:LYS:O	2.25	0.54
41:RV:45:THR:O	41:RV:45:THR:HG22	2.08	0.54
1:XA:1347:G:N2	1:XA:1373:G:H2'	2.23	0.54
1:XA:377:G:P	16:XP:5:ARG:NH1	2.81	0.54
7:XG:102:ARG:O	7:XG:106:GLN:HG3	2.08	0.54
7:XG:13:GLN:O	7:XG:24:THR:HG21	2.08	0.54
8:XH:20:TYR:HD1	8:XH:65:TYR:HD2	1.55	0.54
11:XK:24:SER:HB3	11:XK:27:ASN:O	2.08	0.54
14:YN:22:THR:HB	14:YN:33:VAL:HG11	1.88	0.54
15:XO:77:ARG:HA	15:XO:80:ALA:CB	2.36	0.54
18:XR:29:PHE:CD2	18:XR:29:PHE:N	2.76	0.54
1:XA:1312:G:N7	19:XS:2:PRO:HD2	2.23	0.54
1:XA:1453:G:H2'	20:XT:39:LYS:HZ1	1.72	0.54
51:Y5:44:THR:O	51:Y5:46:CYS:N	2.41	0.54
53:Y7:18:PHE:CD2	53:Y7:18:PHE:C	2.81	0.54
25:YA:1803:A:H2	25:YA:1822:G:N3	2.06	0.54
25:YA:1825:A:H2'	25:YA:1826:G:C8	2.42	0.54
25:YA:1931:U:H6	25:YA:1932:A:C8	2.25	0.54
25:YA:2230:G:C5	25:YA:2231:C:C5	2.95	0.54
25:YA:2287:A:N6	25:YA:2344:U:N3	2.55	0.54
25:YA:39:C:H2'	25:YA:40:C:C6	2.43	0.54
27:YD:263:ARG:HB2	27:YD:263:ARG:HH11	1.68	0.54
28:YE:134:ILE:HD12	28:YE:134:ILE:C	2.28	0.54

Continued on next page...

Continued from previous page...

Atom-1	Atom-2	Interatomic distance (Å)	Clash overlap (Å)
29:YF:127:GLU:O	29:YF:129:PHE:N	2.39	0.54
31:YH:126:PRO:HD2	31:YH:127:GLU:H	1.72	0.54
31:YH:153:LYS:CE	31:YH:153:LYS:HA	2.38	0.54
36:YQ:39:PRO:HB3	36:YQ:99:PRO:HD3	1.90	0.54
37:YR:38:VAL:HG22	37:YR:112:ALA:HB2	1.90	0.54
1:QA:741:G:H2'	1:QA:742:G:H8	1.73	0.54
1:QA:965:A:C2	1:QA:969:A:N1	2.76	0.54
2:QB:170:GLU:HA	2:QB:172:ILE:HD12	1.90	0.54
2:QB:16:HIS:CE1	2:QB:209:ARG:HH21	2.25	0.54
4:QD:23:GLY:HA3	4:QD:112:VAL:CG2	2.38	0.54
8:QH:101:PRO:HG2	8:QH:133:LEU:HD11	1.89	0.54
14:QN:13:THR:N	14:QN:14:PRO:HD2	2.21	0.54
16:QP:3:LYS:O	16:QP:21:VAL:HA	2.08	0.54
20:QT:43:LEU:HA	20:QT:46:GLU:HB3	1.88	0.54
48:R2:31:GLU:HB2	48:R2:53:LEU:HD11	1.89	0.54
49:R3:35:ARG:HB3	49:R3:37:LEU:CD2	2.37	0.54
51:R5:55:ARG:HD3	51:R5:56:LYS:H	1.73	0.54
25:RA:242:G:C5'	54:R8:3:LYS:HE3	2.35	0.54
25:RA:2283:C:P	52:R6:5:VAL:HG13	2.48	0.54
25:RA:310:A:OP1	44:RY:18:GLY:N	2.25	0.54
25:RA:571:A:C6	25:RA:575:A:C8	2.95	0.54
29:RF:67:GLN:O	29:RF:68:LYS:CB	2.39	0.54
35:RP:124:LYS:HA	35:RP:143:GLY:O	2.08	0.54
36:RQ:60:ARG:HH12	36:RQ:113:GLN:HE22	1.55	0.54
37:RR:1:MET:O	37:RR:2:ARG:HG3	2.08	0.54
33:RN:42:TRP:CD1	40:RU:63:VAL:HG11	2.42	0.54
1:XA:1446:A:C2	39:YT:118:ARG:HD2	2.43	0.54
2:XB:102:LEU:HB3	2:XB:180:LEU:HD12	1.90	0.54
2:XB:83:MET:O	2:XB:85:ALA:N	2.41	0.54
3:XC:134:ILE:CD1	3:XC:153:VAL:HG21	2.35	0.54
3:XC:134:ILE:HG21	3:XC:168:ALA:HB3	1.89	0.54
8:XH:101:PRO:HG2	8:XH:133:LEU:HD11	1.89	0.54
8:XH:51:VAL:HG11	8:XH:60:ARG:CG	2.38	0.54
46:Y0:22:GLY:N	46:Y0:39:ARG:O	2.29	0.54
55:Y9:1:MET:HB3	55:Y9:4:ARG:CZ	2.37	0.54
25:YA:977:G:H4'	25:YA:1155:A:H5'	1.89	0.54
25:YA:1443:G:N2	25:YA:1549:C:N3	2.56	0.54
25:YA:529:A:H2	25:YA:2041:U:H3	1.51	0.54
25:YA:2084:C:H2'	25:YA:2085:C:H6	1.73	0.54
25:YA:482:A:H4'	44:YY:47:LYS:CD	2.26	0.54
25:YA:739:G:H22	25:YA:758:C:H42	1.56	0.54

Continued on next page...

Continued from previous page...

Atom-1	Atom-2	Interatomic distance (Å)	Clash overlap (Å)
25:YA:852:G:H2'	25:YA:853:G:C8	2.43	0.54
27:YD:124:PRO:HB2	27:YD:126:GLN:NE2	2.23	0.54
28:YE:14:ILE:HD11	39:YT:14:TYR:CZ	2.42	0.54
28:YE:51:PHE:O	28:YE:74:PRO:HB3	2.08	0.54
29:YF:53:THR:C	29:YF:55:GLY:H	2.11	0.54
30:YG:3:LEU:HD12	30:YG:4:ASP:N	2.19	0.54
30:YG:81:LYS:O	30:YG:82:LEU:CB	2.56	0.54
31:YH:91:GLY:O	31:YH:94:TYR:HB2	2.08	0.54
33:YN:7:LYS:HD3	33:YN:9:VAL:CA	2.38	0.54
35:YP:112:LEU:HD13	35:YP:112:LEU:C	2.29	0.54
35:YP:84:ASN:ND2	35:YP:115:LEU:HD12	2.22	0.54
35:YP:24:GLY:O	35:YP:25:SER:HB3	2.06	0.54
38:YS:13:ARG:HD2	38:YS:13:ARG:O	2.07	0.54
34:YO:78:ARG:O	39:YT:73:GLU:HG3	2.08	0.54
40:YU:24:TYR:O	40:YU:29:SER:HB3	2.08	0.54
41:YV:66:ARG:HH11	41:YV:66:ARG:CB	2.20	0.54
43:YX:5:TYR:HE2	48:Y2:30:ARG:HH11	1.55	0.54
1:QA:487:A:H2'	1:QA:488:C:O4'	2.07	0.54
1:QA:691:G:N2	1:QA:696:A:OP2	2.41	0.54
1:QA:807:A:H2'	1:QA:808:C:C6	2.43	0.54
1:QA:922:G:N2	1:QA:923:A:N3	2.55	0.54
7:QG:13:GLN:O	7:QG:24:THR:HG21	2.08	0.54
15:QO:87:ILE:CG2	15:QO:88:ARG:H	2.00	0.54
21:QU:6:ARG:O	21:QU:8:THR:N	2.39	0.54
52:R6:17:LYS:O	52:R6:18:ARG:HB2	2.08	0.54
35:RP:64:LYS:HG3	54:R8:25:MET:SD	2.48	0.54
25:RA:265:A:O2'	25:RA:266:G:H4'	2.07	0.54
25:RA:2867:G:O2'	25:RA:2868:A:H8	1.91	0.54
27:RD:158:ALA:HB3	27:RD:161:THR:HG21	1.89	0.54
29:RF:179:GLU:CD	29:RF:179:GLU:H	2.11	0.54
31:RH:153:LYS:HA	31:RH:153:LYS:CE	2.37	0.54
31:RH:26:VAL:CG1	31:RH:27:LYS:N	2.64	0.54
31:RH:91:GLY:O	31:RH:94:TYR:HB2	2.08	0.54
32:RI:99:GLU:OE2	32:RI:103:ARG:NH2	2.38	0.54
34:RO:4:PRO:O	34:RO:5:GLN:HB2	2.06	0.54
36:RQ:81:VAL:C	36:RQ:82:ARG:CG	2.76	0.54
26:RB:27:C:H5''	38:RS:33:LYS:NZ	2.23	0.54
39:RT:14:TYR:H	39:RT:14:TYR:HD1	1.56	0.54
40:RU:95:LEU:HD12	41:RV:11:GLN:HE21	1.72	0.54
44:RY:87:LYS:HB2	44:RY:87:LYS:NZ	2.23	0.54
1:XA:1221:G:P	19:XS:36:ARG:HD3	2.47	0.54

Continued on next page...

Continued from previous page...

Atom-1	Atom-2	Interatomic distance (Å)	Clash overlap (Å)
1:XA:1230:C:H2'	1:XA:1231:G:H8	1.73	0.54
1:XA:303:A:H2'	1:XA:304:U:O4'	2.08	0.54
3:XC:92:ALA:HB2	3:XC:99:VAL:CG1	2.38	0.54
1:XA:1194:U:H4'	5:XE:22:GLY:O	2.08	0.54
7:XG:113:GLU:HB2	7:XG:119:ARG:CG	2.35	0.54
7:XG:12:LEU:N	7:XG:12:LEU:HD22	2.22	0.54
7:XG:50:ILE:O	7:XG:50:ILE:HG22	2.07	0.54
10:XJ:101:VAL:HG22	10:XJ:101:VAL:O	2.07	0.54
12:XL:42:THR:HA	12:XL:53:ARG:O	2.08	0.54
13:XM:73:GLU:O	13:XM:77:ASN:N	2.33	0.54
1:XA:375:U:H5''	16:XP:69:THR:HG21	1.90	0.54
17:XQ:65:ILE:HD12	17:XQ:65:ILE:H	1.73	0.54
47:Y1:91:LYS:CE	47:Y1:91:LYS:HA	2.37	0.54
48:Y2:47:ASN:N	48:Y2:47:ASN:ND2	2.54	0.54
49:Y3:56:VAL:CG1	49:Y3:57:GLU:H	2.20	0.54
50:Y4:65:ASP:O	50:Y4:66:SER:HB3	2.07	0.54
25:YA:1412:A:H2'	25:YA:1413:G:C8	2.43	0.54
25:YA:2061:G:OP2	25:YA:2502:G:OP2	2.25	0.54
25:YA:445:C:O2'	25:YA:446:G:H5'	2.07	0.54
25:YA:646:A:H2'	25:YA:647:G:O4'	2.08	0.54
27:YD:158:ALA:HB3	27:YD:161:THR:HG21	1.90	0.54
27:YD:34:VAL:C	27:YD:35:LYS:HG3	2.28	0.54
34:YO:68:GLU:HA	34:YO:78:ARG:HB3	1.89	0.54
35:YP:92:GLU:HA	35:YP:123:LEU:CD2	2.38	0.54
35:YP:37:GLY:C	35:YP:41:ARG:HD3	2.29	0.54
39:YT:55:ASN:O	39:YT:57:PHE:O	2.26	0.54
44:YY:87:LYS:NZ	44:YY:87:LYS:HB2	2.23	0.54
1:QA:337:C:H2'	1:QA:338:A:C8	2.43	0.54
1:QA:354:G:C2'	1:QA:355:C:H5'	2.38	0.54
1:QA:582:U:C2	1:QA:760:G:C6	2.96	0.54
1:QA:585:G:O3'	17:QQ:34:LYS:NZ	2.40	0.54
4:QD:33:MET:HE1	4:QD:37:PRO:HA	1.89	0.54
5:QE:101:ILE:HG12	5:QE:101:ILE:O	2.08	0.54
9:QI:99:LEU:O	9:QI:101:PHE:N	2.41	0.54
11:QK:24:SER:HB3	11:QK:27:ASN:O	2.08	0.54
13:QM:121:LYS:NZ	24:QY:39:C:O2'	2.41	0.54
13:QM:66:LEU:O	13:QM:67:GLU:C	2.46	0.54
1:QA:277:C:H5'	17:QQ:68:ARG:NH2	2.23	0.54
19:QS:15:LEU:CD2	19:QS:15:LEU:H	2.21	0.54
25:RA:270(R):G:H1'	47:R1:78:LYS:HZ1	1.71	0.54
47:R1:92:LYS:O	47:R1:94:LEU:N	2.41	0.54

Continued on next page...

Continued from previous page...

Atom-1	Atom-2	Interatomic distance (Å)	Clash overlap (Å)
25:RA:2030:A:H4'	25:RA:2031:A:C8	2.43	0.54
25:RA:2635:C:H5''	28:RE:78:LEU:HA	1.89	0.54
25:RA:2740:A:H2'	25:RA:2741:A:C8	2.43	0.54
33:RN:70:LYS:C	33:RN:71:ILE:HD13	2.28	0.54
35:RP:112:LEU:C	35:RP:112:LEU:HD13	2.29	0.54
37:RR:38:VAL:HG22	37:RR:112:ALA:HB2	1.90	0.54
37:RR:53:HIS:HA	37:RR:56:LYS:HD3	1.90	0.54
1:XA:142:G:H2'	1:XA:143:A:C8	2.41	0.54
1:XA:186(C):G:H2'	1:XA:186(D):C:C6	2.43	0.54
1:XA:1073:U:O2'	2:XB:104:ASN:OD1	2.24	0.54
6:XF:89:MET:HG2	6:XF:89:MET:O	2.08	0.54
9:XI:13:ALA:HB2	9:XI:67:GLY:C	2.28	0.54
13:XM:66:LEU:O	13:XM:67:GLU:C	2.46	0.54
10:XJ:61:GLU:HG3	14:XN:58:LYS:HE2	1.90	0.54
18:XR:39:VAL:HA	18:XR:42:ARG:NH1	2.23	0.54
18:XR:51:LEU:HD22	18:XR:55:ARG:HD2	1.90	0.54
1:XA:186:C:H5'	20:XT:78:ALA:HB1	1.89	0.54
25:YA:2289:G:N2	25:YA:2344:U:C2	2.76	0.54
25:YA:2370:G:H21	52:Y6:45:LYS:NZ	2.06	0.54
26:YB:100:G:H2'	26:YB:101:A:C8	2.43	0.54
27:YD:80:ALA:HB3	27:YD:94:LEU:HD13	1.88	0.54
27:YD:85:ASP:OD2	27:YD:88:ARG:HG2	2.07	0.54
29:YF:147:GLY:O	29:YF:148:LEU:HD23	2.08	0.54
31:YH:125:VAL:HA	31:YH:126:PRO:CB	2.29	0.54
34:YO:49:ARG:NH1	34:YO:49:ARG:HB3	2.23	0.54
37:YR:70:LEU:HD13	37:YR:75:LEU:HD11	1.88	0.54
40:YU:74:LEU:HD13	40:YU:79:PHE:HB2	1.89	0.54
41:YV:45:THR:O	41:YV:45:THR:HG22	2.08	0.54
25:YA:1266:G:C5	42:YW:15:ARG:NH1	2.75	0.54
45:YZ:152:ALA:HB2	45:YZ:168:GLU:HA	1.90	0.54
1:QA:493:G:H8	1:QA:493:G:O5'	1.90	0.53
1:QA:836:G:C6	1:QA:851:G:C6	2.96	0.53
3:QC:195:VAL:CG1	3:QC:196:LEU:N	2.71	0.53
3:QC:53:ALA:HB2	3:QC:115:LEU:HD21	1.90	0.53
3:QC:51:GLY:O	3:QC:70:VAL:HG13	2.08	0.53
4:QD:79:PHE:CE2	4:QD:83:SER:HB2	2.43	0.53
7:QG:102:ARG:O	7:QG:106:GLN:HG3	2.08	0.53
9:QI:28:VAL:HG13	9:QI:63:ILE:HG21	1.89	0.53
14:QN:23:ARG:O	14:QN:24:CYS:C	2.46	0.53
16:QP:75:ARG:C	16:QP:77:ALA:H	2.11	0.53
17:QQ:5:VAL:O	17:QQ:6:LEU:HD23	2.08	0.53

Continued on next page...

Continued from previous page...

Atom-1	Atom-2	Interatomic distance (Å)	Clash overlap (Å)
22:QV:68:C:H2'	22:QV:69:C:C6	2.42	0.53
47:R1:83:GLU:OE1	47:R1:85:LEU:HD23	2.07	0.53
48:R2:43:GLN:O	48:R2:44:LEU:CG	2.54	0.53
50:R4:37:SER:C	50:R4:39:CYS:N	2.62	0.53
51:R5:60:VAL:CG1	51:R5:60:VAL:OXT	2.56	0.53
25:RA:422:A:C6	25:RA:423:A:C6	2.95	0.53
25:RA:602:G:HO2'	25:RA:604:G:HO2'	1.46	0.53
25:RA:845:G:HO2'	25:RA:846:C:H5	1.56	0.53
25:RA:897:C:H3'	25:RA:897:C:OP2	2.08	0.53
27:RD:206:LEU:O	27:RD:211:ARG:NH1	2.38	0.53
27:RD:25:THR:CG2	27:RD:81:ALA:HB1	2.38	0.53
28:RE:51:PHE:O	28:RE:74:PRO:HB3	2.08	0.53
28:RE:53:PRO:O	28:RE:74:PRO:HA	2.07	0.53
34:RO:113:LYS:HG2	34:RO:117:LEU:CD1	2.38	0.53
35:RP:37:GLY:HA2	35:RP:41:ARG:NE	2.23	0.53
1:XA:1157:A:H1'	1:XA:1158:C:N3	2.23	0.53
1:XA:582:U:C2	1:XA:760:G:C6	2.97	0.53
1:XA:600:C:H42	1:XA:638:G:H1	1.57	0.53
9:XI:99:LEU:O	9:XI:101:PHE:N	2.41	0.53
9:XI:47:LEU:HB3	9:XI:50:LEU:HD12	1.90	0.53
9:XI:53:VAL:CB	9:XI:95:LYS:HE3	2.36	0.53
9:XI:13:ALA:HA	9:XI:66:ARG:O	2.08	0.53
10:XJ:16:LEU:O	10:XJ:20:ALA:HB2	2.08	0.53
50:Y4:63:TYR:C	50:Y4:65:ASP:N	2.62	0.53
25:YA:2756:U:OP2	55:Y9:19:ARG:NE	2.41	0.53
25:YA:1050:A:O2'	25:YA:2752:C:H1'	2.08	0.53
25:YA:2738:A:H2	25:YA:2766:G:H22	1.56	0.53
25:YA:372:G:O2'	25:YA:373:U:P	2.65	0.53
25:YA:580:C:H2'	25:YA:581:C:C6	2.43	0.53
25:YA:784:A:O2'	25:YA:785:G:H5''	2.07	0.53
25:YA:860:U:OP2	25:YA:916:G:N1	2.38	0.53
25:YA:890:A:O2'	25:YA:892:G:H8	1.92	0.53
27:YD:183:ARG:HG2	27:YD:183:ARG:NH1	2.12	0.53
28:YE:186:GLY:O	28:YE:188:VAL:N	2.41	0.53
29:YF:197:ASP:O	29:YF:198:ALA:HB3	2.06	0.53
25:YA:2653:U:O2'	31:YH:110:SER:HB2	2.07	0.53
34:YO:12:ASP:CG	34:YO:14:THR:HG23	2.29	0.53
37:YR:91:GLN:O	37:YR:91:GLN:HG2	2.08	0.53
39:YT:105:LEU:O	39:YT:107:ASP:N	2.41	0.53
28:YE:25:VAL:HG11	39:YT:11:GLU:HG2	1.90	0.53
1:QA:122:G:C2	1:QA:123:C:C2	2.96	0.53

Continued on next page...

Continued from previous page...

Atom-1	Atom-2	Interatomic distance (Å)	Clash overlap (Å)
1:QA:327:A:O2'	1:QA:328:C:O4'	2.22	0.53
1:QA:45:U:H2'	1:QA:46:G:C8	2.43	0.53
2:QB:178:ARG:CD	8:QH:71:GLY:O	2.56	0.53
10:QJ:61:GLU:HG3	14:QN:58:LYS:HE2	1.90	0.53
13:QM:76:ALA:O	13:QM:79:LYS:HB3	2.09	0.53
15:QO:7:GLU:O	15:QO:11:VAL:HG23	2.08	0.53
25:RA:2815:C:H5'	51:R5:29:THR:HG21	1.91	0.53
53:R7:10:ARG:NH1	53:R7:14:LYS:HE3	2.23	0.53
25:RA:1359:A:H61	25:RA:1372:U:H3	1.55	0.53
25:RA:1600:C:H2'	25:RA:1601:G:C8	2.42	0.53
25:RA:2046:G:H2'	25:RA:2047:U:C6	2.44	0.53
25:RA:2723:C:OP1	37:RR:3:HIS:HD2	1.91	0.53
27:RD:211:ARG:HD2	27:RD:214:TRP:CZ3	2.43	0.53
27:RD:227:ASN:CB	27:RD:228:PRO:HD2	2.24	0.53
27:RD:85:ASP:OD2	27:RD:88:ARG:HG2	2.07	0.53
29:RF:116:ASP:OD1	29:RF:119:ARG:NH2	2.41	0.53
29:RF:53:THR:C	29:RF:55:GLY:H	2.11	0.53
31:RH:139:GLN:O	31:RH:143:GLN:HB2	2.09	0.53
33:RN:109:LYS:HD2	33:RN:109:LYS:H	1.74	0.53
36:RQ:119:ARG:NH1	36:RQ:119:ARG:HG2	2.20	0.53
37:RR:28:LEU:HD13	37:RR:28:LEU:O	2.08	0.53
34:RO:78:ARG:O	39:RT:73:GLU:HG3	2.08	0.53
40:RU:24:TYR:O	40:RU:29:SER:HB3	2.08	0.53
40:RU:47:TYR:CD2	40:RU:47:TYR:C	2.81	0.53
41:RV:7:THR:CG2	41:RV:22:VAL:HG11	2.39	0.53
43:RX:53:LYS:NZ	43:RX:55:ASN:HD21	2.06	0.53
1:XA:1024:G:H4'	1:XA:1024:G:OP1	2.09	0.53
1:XA:1239:A:H4'	1:XA:1240:U:H5''	1.90	0.53
1:XA:337:C:H2'	1:XA:338:A:C8	2.43	0.53
1:XA:34:C:H2'	1:XA:35:G:H8	1.72	0.53
1:XA:486:U:H2'	1:XA:487:A:C8	2.42	0.53
1:XA:403:C:H42	1:XA:547:A:H5'	1.73	0.53
3:XC:53:ALA:HB2	3:XC:115:LEU:HD21	1.90	0.53
9:XI:128:ARG:HH21	22:XV:35:A:P	2.31	0.53
1:XA:881:G:P	12:XL:12:ARG:HH22	2.31	0.53
13:XM:39:ILE:HD11	13:XM:56:LEU:HB2	1.90	0.53
17:XQ:33:GLY:O	17:XQ:34:LYS:O	2.26	0.53
48:Y2:41:ILE:HD11	48:Y2:44:LEU:HB2	1.90	0.53
52:Y6:12:GLU:HG2	52:Y6:52:VAL:O	2.07	0.53
52:Y6:13:CYS:O	52:Y6:14:THR:HB	2.08	0.53
53:Y7:10:ARG:NH1	53:Y7:14:LYS:HE3	2.23	0.53

Continued on next page...

Continued from previous page...

Atom-1	Atom-2	Interatomic distance (Å)	Clash overlap (Å)
25:YA:1509:C:H2'	25:YA:1511:A:C8	2.43	0.53
25:YA:1670:C:C4	25:YA:1671:U:C2	2.96	0.53
25:YA:2134:A:O2'	25:YA:2159:G:N2	2.36	0.53
25:YA:2698:U:H2'	25:YA:2699:C:H6	1.73	0.53
25:YA:2863:C:H2'	25:YA:2864:G:H8	1.73	0.53
28:YE:101:ARG:HB3	28:YE:201:THR:OG1	2.08	0.53
31:YH:12:PRO:O	31:YH:13:LYS:HB2	2.07	0.53
31:YH:59:ARG:CG	31:YH:59:ARG:HH11	2.20	0.53
33:YN:134:ARG:N	33:YN:135:PRO:CD	2.58	0.53
34:YO:12:ASP:OD1	34:YO:85:VAL:HG13	2.08	0.53
38:YS:74:ALA:HB1	38:YS:107:GLU:HB3	1.89	0.53
39:YT:88:ILE:HD12	39:YT:88:ILE:C	2.29	0.53
44:YY:5:MET:HE1	44:YY:32:PRO:HB3	1.91	0.53
44:YY:90:LEU:HD22	44:YY:90:LEU:H	1.73	0.53
45:YZ:10:ARG:HD2	45:YZ:36:LYS:HB3	1.90	0.53
1:QA:1178:G:C8	1:QA:1180:A:OP2	2.61	0.53
1:QA:1471:G:H2'	1:QA:1472:U:C6	2.41	0.53
1:QA:792:A:N3	1:QA:792:A:H2'	2.23	0.53
3:QC:3:ASN:H	3:QC:3:ASN:ND2	2.05	0.53
3:QC:78:GLY:HA3	3:QC:83:ARG:CB	2.38	0.53
3:QC:92:ALA:HB2	3:QC:99:VAL:CG1	2.38	0.53
4:QD:173:TRP:CD1	4:QD:174:LEU:HG	2.44	0.53
4:QD:153:ARG:NH1	4:QD:181:MET:CG	2.71	0.53
8:QH:10:LEU:CD2	8:QH:10:LEU:H	2.15	0.53
12:QL:11:VAL:HG13	17:QQ:29:HIS:CD2	2.43	0.53
18:QR:25:THR:C	18:QR:26:LEU:HD23	2.29	0.53
18:QR:58:LEU:H	18:QR:58:LEU:HD12	1.72	0.53
25:RA:1020:A:N1	25:RA:1141:U:O2'	2.26	0.53
25:RA:1427:A:H4'	25:RA:1428:C:O5'	2.07	0.53
25:RA:1992:G:O2'	25:RA:1993:U:OP2	2.22	0.53
25:RA:2359:C:H2'	25:RA:2360:A:O4'	2.09	0.53
25:RA:486:C:H4'	42:RW:60:ASN:OD1	2.08	0.53
29:RF:32:LEU:HD12	29:RF:36:VAL:HG23	1.89	0.53
33:RN:137:LYS:HG3	33:RN:138:LEU:N	2.23	0.53
35:RP:140:ALA:O	35:RP:141:ALA:HB2	2.08	0.53
38:RS:111:GLU:OE1	38:RS:111:GLU:HA	2.07	0.53
44:RY:44:ILE:CG1	44:RY:45:VAL:N	2.70	0.53
1:XA:1343:G:H2'	1:XA:1344:C:H6	1.72	0.53
1:XA:606:G:N2	1:XA:631:G:C8	2.72	0.53
4:XD:120:LEU:HD22	4:XD:125:HIS:CB	2.38	0.53
5:XE:101:ILE:O	5:XE:101:ILE:HG12	2.08	0.53

Continued on next page...

Continued from previous page...

Atom-1	Atom-2	Interatomic distance (Å)	Clash overlap (Å)
9:XI:28:VAL:HG13	9:XI:63:ILE:HG21	1.89	0.53
12:XL:83:VAL:CG2	12:XL:100:ILE:HG23	2.38	0.53
12:XL:126:LYS:HB2	12:XL:126:LYS:HZ2	1.72	0.53
1:XA:562:C:H1'	12:XL:15:ARG:HD2	1.89	0.53
52:Y6:11:LEU:CD1	52:Y6:51:GLU:HG3	2.39	0.53
54:Y8:63:PRO:O	54:Y8:64:TYR:HB2	2.07	0.53
25:YA:1221:C:H2'	25:YA:1222:C:H6	1.72	0.53
25:YA:1338:G:N7	43:YX:62:LYS:NZ	2.41	0.53
25:YA:1386:C:H2'	25:YA:1387:C:H6	1.73	0.53
25:YA:1691:C:H2'	25:YA:1692:U:O4'	2.09	0.53
25:YA:1788:C:O2'	25:YA:1789:A:H5'	2.08	0.53
25:YA:1957:C:H2'	25:YA:1958:C:H6	1.74	0.53
25:YA:2168:G:OP2	25:YA:2168:G:H8	1.91	0.53
25:YA:2252:G:H2'	25:YA:2253:G:O4'	2.07	0.53
25:YA:2356:C:OP1	46:Y0:24:LYS:NZ	2.39	0.53
25:YA:2543:G:N2	25:YA:2765:A:C8	2.76	0.53
25:YA:273(A):G:C2	25:YA:364:C:N3	2.76	0.53
27:YD:35:LYS:CG	27:YD:64:ILE:H	2.15	0.53
25:YA:617:G:OP1	29:YF:40:GLN:NE2	2.41	0.53
29:YF:51:THR:O	29:YF:93:LYS:NZ	2.38	0.53
30:YG:139:LEU:HD22	30:YG:146:TYR:HD1	1.73	0.53
33:YN:70:LYS:C	33:YN:71:ILE:HD13	2.28	0.53
34:YO:7:TYR:C	34:YO:8:LEU:HD22	2.29	0.53
39:YT:110:ILE:HG23	39:YT:111:ARG:N	2.24	0.53
40:YU:47:TYR:C	40:YU:47:TYR:CD2	2.81	0.53
41:YV:81:TYR:C	41:YV:82:ARG:HG3	2.27	0.53
1:QA:1305:G:H22	1:QA:1331:G:H2'	1.71	0.53
2:QB:134:GLU:HB3	2:QB:138:LEU:CD1	2.39	0.53
2:QB:187:LEU:HD22	2:QB:201:ILE:O	2.07	0.53
2:QB:24:TRP:CE2	2:QB:26:PRO:HD3	2.43	0.53
2:QB:75:LYS:C	2:QB:75:LYS:HD3	2.29	0.53
7:QG:12:LEU:HD22	7:QG:12:LEU:N	2.23	0.53
8:QH:77:GLU:HG2	8:QH:78:GLN:N	2.22	0.53
9:QI:13:ALA:HA	9:QI:66:ARG:O	2.08	0.53
9:QI:4:TYR:CE2	9:QI:88:TYR:HB2	2.44	0.53
1:QA:1305:G:OP1	21:QU:2:GLY:HA2	2.09	0.53
49:R3:2:PRO:O	49:R3:3:ARG:O	2.25	0.53
51:R5:16:ARG:NH1	51:R5:17:ASP:OD1	2.41	0.53
51:R5:44:THR:O	51:R5:46:CYS:N	2.40	0.53
52:R6:11:LEU:CD1	52:R6:51:GLU:HG3	2.39	0.53
25:RA:468:G:N7	53:R7:39:ARG:NH2	2.57	0.53

Continued on next page...

Continued from previous page...

Atom-1	Atom-2	Interatomic distance (Å)	Clash overlap (Å)
54:R8:58:ILE:O	54:R8:61:LEU:HG	2.08	0.53
25:RA:1107:G:H2'	25:RA:1108:U:H6	1.74	0.53
25:RA:1754:C:H2'	25:RA:1755:A:H8	1.71	0.53
25:RA:2676:C:O2	25:RA:2732:G:N2	2.31	0.53
25:RA:2712:U:H1'	25:RA:2712(A):A:C8	2.44	0.53
25:RA:843:G:N2	25:RA:936:C:C2	2.77	0.53
25:RA:856:C:H1'	46:R0:27:GLU:HB3	1.89	0.53
27:RD:124:PRO:HB2	27:RD:126:GLN:NE2	2.22	0.53
28:RE:14:ILE:CG1	28:RE:15:PHE:H	2.08	0.53
30:RG:81:LYS:O	30:RG:82:LEU:CB	2.56	0.53
34:RO:49:ARG:HB3	34:RO:49:ARG:NH1	2.23	0.53
34:RO:7:TYR:C	34:RO:8:LEU:HD22	2.29	0.53
35:RP:37:GLY:C	35:RP:41:ARG:HD3	2.29	0.53
39:RT:88:ILE:C	39:RT:88:ILE:HD12	2.29	0.53
41:RV:66:ARG:HH11	41:RV:66:ARG:CB	2.20	0.53
41:RV:81:TYR:C	41:RV:82:ARG:HG3	2.27	0.53
1:XA:1399:C:C2	1:XA:1502:A:N6	2.77	0.53
1:XA:442:C:H2'	1:XA:443:C:H6	1.73	0.53
2:XB:178:ARG:NH2	8:XH:68:ARG:HH22	2.05	0.53
2:XB:80:ILE:CD1	2:XB:208:ILE:HG23	2.22	0.53
3:XC:3:ASN:H	3:XC:3:ASN:ND2	2.05	0.53
4:XD:173:TRP:CD1	4:XD:174:LEU:HG	2.44	0.53
7:XG:85:TYR:HE1	7:XG:154:TYR:HE1	1.56	0.53
13:XM:34:LEU:CD1	13:XM:41:PRO:HG3	2.38	0.53
19:XS:63:THR:O	19:XS:66:MET:HG2	2.09	0.53
20:XT:30:LYS:HE2	20:XT:72:LEU:HD12	1.91	0.53
54:Y8:58:ILE:O	54:Y8:61:LEU:HG	2.08	0.53
25:YA:1793:C:O2	25:YA:1900:A:H2	1.91	0.53
25:YA:247:G:O6	54:Y8:12:LYS:NZ	2.28	0.53
27:YD:25:THR:HG21	27:YD:81:ALA:CB	2.38	0.53
32:YI:29:TYR:HA	32:YI:33:ARG:HD3	1.89	0.53
33:YN:137:LYS:HG3	33:YN:138:LEU:N	2.23	0.53
1:QA:1178:G:H5''	9:QI:93:ARG:NH2	2.23	0.53
1:QA:1259:C:C4	1:QA:1260:C:H1'	2.43	0.53
1:QA:980:C:H3'	1:QA:981:U:C6	2.43	0.53
3:QC:173:VAL:O	3:QC:173:VAL:HG12	2.08	0.53
4:QD:108:LEU:HD11	4:QD:174:LEU:CD2	2.37	0.53
6:QF:41:GLU:HG2	6:QF:43:LEU:HD11	1.89	0.53
7:QG:137:LYS:O	7:QG:141:VAL:HG23	2.07	0.53
11:QK:20:TYR:HB2	11:QK:31:THR:O	2.07	0.53
13:QM:39:ILE:HD11	13:QM:56:LEU:HB2	1.90	0.53

Continued on next page...

Continued from previous page...

Atom-1	Atom-2	Interatomic distance (Å)	Clash overlap (Å)
1:QA:474:G:C5'	16:QP:81:ARG:HG3	2.38	0.53
18:QR:51:LEU:HD22	18:QR:55:ARG:HD2	1.89	0.53
52:R6:13:CYS:O	52:R6:14:THR:HB	2.08	0.53
52:R6:9:LEU:HD13	52:R6:26:ASN:ND2	2.24	0.53
43:RX:60:ARG:NH1	53:R7:47:ARG:HH22	2.07	0.53
54:R8:29:LYS:HB2	54:R8:44:LYS:HG2	1.90	0.53
25:RA:153:C:P	47:R1:88:LYS:HE2	2.48	0.53
25:RA:1590:U:H2'	25:RA:1591:G:C8	2.40	0.53
25:RA:2216:G:H2'	25:RA:2217:G:H8	1.72	0.53
25:RA:729:G:H2'	25:RA:1775:U:H1'	1.90	0.53
27:RD:25:THR:HG23	27:RD:25:THR:O	2.07	0.53
37:RR:91:GLN:O	37:RR:91:GLN:HG2	2.08	0.53
38:RS:25:ARG:CB	38:RS:25:ARG:HH11	2.22	0.53
40:RU:86:ALA:HB1	40:RU:88:ILE:HD11	1.90	0.53
44:RY:97:ARG:NH2	44:RY:98:VAL:CB	2.65	0.53
1:XA:447:G:H2'	1:XA:485:G:N2	2.22	0.53
1:XA:604:G:H2'	1:XA:605:U:O4'	2.08	0.53
13:XM:81:LEU:HD13	13:XM:88:ARG:HD2	1.90	0.53
15:XO:8:LYS:HZ2	15:XO:8:LYS:HB2	1.73	0.53
17:XQ:11:VAL:HG22	17:XQ:20:THR:O	2.09	0.53
19:XS:7:LYS:HG3	19:XS:8:GLY:N	2.22	0.53
21:XU:14:TRP:CZ3	21:XU:15:ARG:HD3	2.43	0.53
1:XA:1268:A:H4'	21:XU:19:GLY:C	2.28	0.53
48:Y2:16:LEU:CG	48:Y2:16:LEU:O	2.49	0.53
50:Y4:37:SER:C	50:Y4:39:CYS:N	2.62	0.53
51:Y5:16:ARG:NH1	51:Y5:17:ASP:OD1	2.41	0.53
25:YA:1405:U:H2'	25:YA:1406:U:H6	1.74	0.53
25:YA:1444(A):A:O2'	25:YA:1460:A:N3	2.42	0.53
25:YA:270(U):C:H2'	25:YA:270(V):G:H8	1.74	0.53
25:YA:2735:G:H2'	25:YA:2736:G:C8	2.44	0.53
25:YA:317:G:C2	25:YA:318:C:C2	2.97	0.53
25:YA:793:A:O2'	25:YA:794:G:OP2	2.26	0.53
25:YA:901:A:H5'	25:YA:902:C:OP2	2.07	0.53
35:YP:125:VAL:O	35:YP:145:PRO:HD2	2.08	0.53
35:YP:88:LEU:HD23	35:YP:89:ALA:N	2.24	0.53
42:YW:28:SER:HB3	42:YW:31:GLU:HB2	1.91	0.53
1:QA:1004:A:H1'	1:QA:1036:G:C2	2.44	0.53
1:QA:176:C:H2'	1:QA:177:C:H6	1.74	0.53
1:QA:315:A:H5''	1:QA:317:G:OP2	2.08	0.53
2:QB:134:GLU:O	2:QB:138:LEU:HD12	2.07	0.53
1:QA:619:U:N3	4:QD:134:ASP:OD2	2.42	0.53

Continued on next page...

Continued from previous page...

Atom-1	Atom-2	Interatomic distance (Å)	Clash overlap (Å)
4:QD:198:VAL:HG12	4:QD:199:ASN:H	1.74	0.53
5:QE:36:ASP:OD1	5:QE:37:ARG:N	2.42	0.53
10:QJ:16:LEU:O	10:QJ:20:ALA:HB2	2.08	0.53
23:QX:6:C:O2'	23:QX:7:U:P	2.66	0.53
19:QS:5:LEU:CD2	50:R4:66:SER:HB2	2.36	0.53
25:RA:1140:C:H5''	33:RN:66:LYS:NZ	2.24	0.53
25:RA:135:G:H1	25:RA:144:C:N4	2.05	0.53
25:RA:1380:G:O2'	25:RA:1569:A:N6	2.42	0.53
25:RA:140:A:H8	25:RA:1408:C:HO2'	1.55	0.53
25:RA:1592:C:H2'	25:RA:1593:G:C8	2.43	0.53
25:RA:1852:C:H41	25:RA:1888:G:N2	2.06	0.53
25:RA:2012:G:H4'	42:RW:96:ILE:HD11	1.91	0.53
25:RA:2061:G:C2	25:RA:2063:C:C4	2.97	0.53
25:RA:288:C:H2'	25:RA:289:A:C8	2.42	0.53
26:RB:31:C:H42	26:RB:51:G:H1	1.55	0.53
28:RE:134:ILE:HD12	28:RE:134:ILE:C	2.28	0.53
28:RE:14:ILE:HG23	28:RE:15:PHE:N	2.22	0.53
28:RE:20:ALA:O	28:RE:21:VAL:CG2	2.48	0.53
29:RF:34:TRP:CH2	35:RP:8:PRO:HB3	2.43	0.53
33:RN:78:TYR:N	33:RN:78:TYR:HD1	2.07	0.53
34:RO:12:ASP:OD1	34:RO:85:VAL:HG13	2.08	0.53
38:RS:10:ARG:O	38:RS:14:VAL:HG12	2.09	0.53
39:RT:105:LEU:O	39:RT:107:ASP:N	2.41	0.53
42:RW:43:GLY:O	42:RW:44:ALA:C	2.46	0.53
25:RA:138:G:N2	43:RX:44:GLU:OE2	2.38	0.53
44:RY:84:ARG:NH1	44:RY:97:ARG:HB2	2.11	0.53
45:RZ:157:LEU:HD23	45:RZ:161:VAL:HG12	1.90	0.53
1:XA:266:G:H5''	1:XA:267:C:C5	2.44	0.53
1:XA:73:G:H2'	1:XA:74:C:C6	2.43	0.53
4:XD:79:PHE:CE2	4:XD:83:SER:HB2	2.43	0.53
5:XE:87:SER:HB3	5:XE:131:ILE:CD1	2.39	0.53
6:XF:78:GLU:OE2	6:XF:81:ILE:HD12	2.08	0.53
7:XG:95:ARG:CZ	7:XG:99:LEU:HD11	2.38	0.53
12:XL:32:PHE:HE1	12:XL:86:ARG:HG3	1.73	0.53
1:XA:1226:C:O2'	13:XM:103:THR:O	2.17	0.53
14:XN:40:CYS:SG	14:XN:42:ILE:N	2.81	0.53
14:XN:41:ARG:HE	14:XN:42:ILE:CG1	2.22	0.53
12:XL:11:VAL:HG13	17:XQ:29:HIS:HD2	1.72	0.53
47:Y1:87:PRO:O	47:Y1:91:LYS:N	2.31	0.53
50:Y4:49:PHE:CD1	50:Y4:49:PHE:N	2.76	0.53
50:Y4:56:VAL:HA	50:Y4:60:GLN:CB	2.29	0.53

Continued on next page...

Continued from previous page...

Atom-1	Atom-2	Interatomic distance (Å)	Clash overlap (Å)
25:YA:106:C:H2'	25:YA:107:C:H6	1.73	0.53
25:YA:1359:A:N6	25:YA:1372:U:C4	2.76	0.53
25:YA:2074:U:H2'	25:YA:2075:U:C6	2.43	0.53
25:YA:2424:C:O2	25:YA:2429:G:O2'	2.20	0.53
25:YA:2485:G:OP1	36:YQ:46:GLN:NE2	2.35	0.53
25:YA:270(W):G:H2'	25:YA:270(X):G:O4'	2.09	0.53
25:YA:303:U:H2'	25:YA:304:G:C8	2.43	0.53
25:YA:704:G:HO2'	25:YA:705:A:P	2.32	0.53
25:YA:768:G:C4	25:YA:769:G:C8	2.97	0.53
27:YD:77:ALA:HB2	27:YD:97:TYR:CG	2.44	0.53
25:YA:2729:G:O2'	28:YE:187:ALA:HB2	2.09	0.53
29:YF:179:GLU:H	29:YF:179:GLU:CD	2.11	0.53
31:YH:12:PRO:HG3	31:YH:48:GLY:O	2.09	0.53
32:YI:99:GLU:O	32:YI:102:SER:HB2	2.08	0.53
34:YO:2:ILE:HD12	34:YO:2:ILE:N	2.23	0.53
35:YP:79:ARG:HD3	35:YP:110:TYR:CE1	2.43	0.53
41:YV:22:VAL:CG1	41:YV:23:GLU:N	2.71	0.53
41:YV:41:GLY:HA3	41:YV:46:VAL:CG1	2.38	0.53
1:QA:216:G:O2'	1:QA:217:C:O4'	2.25	0.53
4:QD:147:ALA:HA	4:QD:182:LYS:HA	1.91	0.53
16:QP:72:ARG:HD3	16:QP:73:LEU:HD23	1.91	0.53
48:R2:41:ILE:HD11	48:R2:44:LEU:HB2	1.90	0.53
50:R4:15:ILE:HD13	50:R4:15:ILE:H	1.74	0.53
25:RA:1416:G:H2'	25:RA:1417:C:C6	2.44	0.53
25:RA:1949:G:H1	25:RA:1957:C:N4	2.06	0.53
25:RA:2698:U:H2'	25:RA:2699:C:C6	2.44	0.53
25:RA:345:A:N3	25:RA:347:A:N6	2.57	0.53
25:RA:871:U:H5'	25:RA:872:A:OP1	2.09	0.53
25:RA:2032:G:H21	28:RE:146:THR:CG2	2.22	0.53
33:RN:120:LEU:CD1	33:RN:122:VAL:HG23	2.39	0.53
33:RN:19:GLU:HA	33:RN:59:LYS:HB2	1.91	0.53
34:RO:12:ASP:CG	34:RO:14:THR:HG23	2.29	0.53
39:RT:98:LYS:HB3	39:RT:100:TYR:CE1	2.43	0.53
43:RX:36:LYS:HA	43:RX:39:ILE:HD12	1.90	0.53
1:XA:1127:G:H21	1:XA:1147:C:H41	1.56	0.53
1:XA:1213:A:N1	1:XA:1215:G:H1'	2.24	0.53
1:XA:665:A:C8	1:XA:733:A:C2	2.97	0.53
2:XB:206:ASP:O	2:XB:207:ALA:HB3	2.08	0.53
4:XD:23:GLY:HA3	4:XD:112:VAL:CG2	2.38	0.53
1:XA:974:A:OP2	14:XN:41:ARG:HG2	2.09	0.53
15:XO:29:VAL:HG11	15:XO:67:LEU:HD21	1.89	0.53

Continued on next page...

Continued from previous page...

Atom-1	Atom-2	Interatomic distance (Å)	Clash overlap (Å)
17:XQ:5:VAL:O	17:XQ:6:LEU:HD23	2.08	0.53
1:XA:1318:A:H4'	19:XS:11:VAL:CG1	2.38	0.53
1:XA:191:G:N9	20:XT:105:SER:HB3	2.23	0.53
51:Y5:60:VAL:OXT	51:Y5:60:VAL:CG1	2.56	0.53
25:YA:2262:U:H4'	25:YA:2328:A:C2	2.44	0.53
25:YA:2751:G:O5'	25:YA:2751:G:H8	1.92	0.53
25:YA:2816:C:O2	25:YA:2883:A:O2'	2.26	0.53
33:YN:19:GLU:HA	33:YN:59:LYS:HB2	1.91	0.53
1:QA:1222:G:OP1	19:QS:77:THR:HG21	2.09	0.53
1:QA:1487:G:H8	1:QA:1487:G:O5'	1.91	0.53
1:QA:1509:C:H2'	1:QA:1510:U:O4'	2.09	0.53
1:QA:560:U:H5'	1:QA:566:G:H22	1.73	0.53
1:QA:560:U:N3	1:QA:566:G:O4'	2.41	0.53
1:QA:920:U:H2'	1:QA:921:U:H6	1.74	0.53
4:QD:120:LEU:HD22	4:QD:125:HIS:CB	2.38	0.53
4:QD:172:PRO:HB2	4:QD:193:ASP:OD2	2.08	0.53
4:QD:206:PHE:HD2	4:QD:207:TYR:CD1	2.27	0.53
7:QG:95:ARG:CZ	7:QG:99:LEU:HD11	2.38	0.53
13:QM:92:HIS:CD2	13:QM:98:VAL:HG21	2.43	0.53
15:QO:6:GLU:H	15:QO:6:GLU:CD	2.12	0.53
25:RA:111:A:O3'	48:R2:69:ARG:NH2	2.41	0.53
50:R4:54:GLY:O	50:R4:71:ARG:HA	2.08	0.53
52:R6:25:LYS:HE2	52:R6:27:LYS:HE3	1.91	0.53
25:RA:1989:G:C5	25:RA:1990:C:C5	2.97	0.53
25:RA:2781:A:H5''	25:RA:2782:G:H5'	1.90	0.53
27:RD:34:VAL:C	27:RD:35:LYS:HG3	2.29	0.53
27:RD:36:PRO:HA	27:RD:62:TYR:O	2.09	0.53
25:RA:323:G:H2'	29:RF:169:ASN:OD1	2.08	0.53
28:RE:25:VAL:HG11	39:RT:11:GLU:HG2	1.90	0.53
41:RV:48:GLY:O	41:RV:49:THR:O	2.26	0.53
42:RW:14:PRO:O	42:RW:17:VAL:N	2.42	0.53
42:RW:8:ARG:HH11	42:RW:8:ARG:HG3	1.73	0.53
44:RY:95:LYS:HA	44:RY:101:LYS:H	1.72	0.53
1:XA:323:U:H5'	20:XT:23:ARG:HB2	1.91	0.53
1:XA:411:A:N7	1:XA:413:G:N3	2.57	0.53
2:XB:24:TRP:CE2	2:XB:26:PRO:HD3	2.43	0.53
4:XD:172:PRO:HB2	4:XD:193:ASP:OD2	2.08	0.53
13:XM:76:ALA:O	13:XM:79:LYS:HB3	2.09	0.53
15:XO:26:GLU:HA	15:XO:81:LEU:HD22	1.90	0.53
15:XO:62:GLN:N	15:XO:65:ARG:HH12	2.06	0.53
19:XS:5:LEU:HD22	50:Y4:67:TYR:CZ	2.44	0.53

Continued on next page...

Continued from previous page...

Atom-1	Atom-2	Interatomic distance (Å)	Clash overlap (Å)
47:Y1:20:ARG:NH1	47:Y1:20:ARG:HG2	2.24	0.53
48:Y2:50:ILE:CD1	48:Y2:51:ARG:N	2.61	0.53
50:Y4:37:SER:HB3	50:Y4:42:PHE:CD1	2.43	0.53
52:Y6:9:LEU:HD13	52:Y6:26:ASN:ND2	2.24	0.53
43:YX:60:ARG:NH1	53:Y7:47:ARG:HH22	2.07	0.53
25:YA:1425:G:H2'	25:YA:1426:G:C8	2.42	0.53
25:YA:2069:G:N2	25:YA:2442:C:O2	2.42	0.53
25:YA:270(R):G:H1'	47:Y1:78:LYS:NZ	2.23	0.53
25:YA:459:U:OP2	25:YA:469:G:N1	2.34	0.53
27:YD:25:THR:CG2	27:YD:81:ALA:HB1	2.38	0.53
28:YE:119:ARG:HD3	28:YE:160:TYR:HB2	1.91	0.53
30:YG:111:LEU:HB2	50:Y4:38:LYS:HZ3	1.72	0.53
30:YG:125:PHE:C	30:YG:127:GLY:H	2.12	0.53
31:YH:40:GLU:O	31:YH:41:MET:HB2	2.09	0.53
36:YQ:76:LYS:O	36:YQ:88:GLY:HA3	2.09	0.53
37:YR:1:MET:O	37:YR:2:ARG:HG3	2.08	0.53
25:YA:2820:A:C2	37:YR:4:LEU:HD21	2.44	0.53
38:YS:10:ARG:O	38:YS:14:VAL:HG12	2.09	0.53
40:YU:39:LEU:O	40:YU:40:PHE:C	2.48	0.53
41:YV:48:GLY:O	41:YV:49:THR:O	2.26	0.53
1:QA:1175:G:H2'	1:QA:1176:A:H8	1.72	0.53
1:QA:1513:A:H2'	1:QA:1514:C:C6	2.43	0.53
1:QA:254:G:OP1	17:QQ:67:LYS:O	2.27	0.53
1:QA:316:G:OP2	1:QA:351:G:O2'	2.26	0.53
2:QB:233:SER:OG	2:QB:234:PRO:HD2	2.09	0.53
2:QB:5:ILE:N	2:QB:5:ILE:HD13	2.24	0.53
2:QB:87:ARG:HH11	2:QB:223:ILE:HD12	1.73	0.53
5:QE:12:LEU:O	5:QE:13:ILE:HD12	2.08	0.53
2:QB:178:ARG:CD	8:QH:71:GLY:CA	2.77	0.53
12:QL:42:THR:HA	12:QL:53:ARG:O	2.08	0.53
17:QQ:11:VAL:HG22	17:QQ:20:THR:O	2.09	0.53
50:R4:47:GLN:O	50:R4:48:ARG:HB2	2.07	0.53
25:RA:1341:U:OP1	25:RA:1397:U:N3	2.42	0.53
25:RA:2345:G:N2	25:RA:2382:G:OP2	2.39	0.53
25:RA:2663:G:H3'	25:RA:2664:G:C8	2.42	0.53
25:RA:389:G:H22	35:RP:72:PRO:CD	2.21	0.53
25:RA:593:G:H2'	25:RA:594:U:C6	2.40	0.53
25:RA:709:U:H3	25:RA:722:A:N6	2.04	0.53
26:RB:16:G:H1	26:RB:68:C:H42	1.56	0.53
27:RD:25:THR:HG21	27:RD:82:ILE:H	1.70	0.53
29:RF:129:PHE:O	29:RF:142:TRP:CD1	2.62	0.53

Continued on next page...

Continued from previous page...

Atom-1	Atom-2	Interatomic distance (Å)	Clash overlap (Å)
30:RG:125:PHE:C	30:RG:127:GLY:H	2.12	0.53
31:RH:126:PRO:HD2	31:RH:127:GLU:H	1.72	0.53
34:RO:14:THR:HG21	34:RO:86:ILE:HD13	1.91	0.53
41:RV:51:VAL:CG1	41:RV:52:VAL:H	2.22	0.53
1:XA:1030:C:H2'	1:XA:1031:G:O4'	2.09	0.53
1:XA:1315:U:H2'	1:XA:1316:G:O4'	2.09	0.53
1:XA:1499:A:H1'	1:XA:1520:G:H5'	1.90	0.53
1:XA:502:G:H2'	1:XA:503:C:O4'	2.09	0.53
1:XA:673:G:H2'	1:XA:674:G:C8	2.43	0.53
1:XA:728:A:C6	15:XO:54:ARG:HD2	2.44	0.53
3:XC:134:ILE:CG2	3:XC:168:ALA:HB3	2.39	0.53
3:XC:51:GLY:O	3:XC:70:VAL:HG13	2.09	0.53
5:XE:12:LEU:O	5:XE:13:ILE:HD12	2.08	0.53
9:XI:113:LYS:HD3	9:XI:119:ALA:O	2.09	0.53
9:XI:4:TYR:CE2	9:XI:88:TYR:HB2	2.44	0.53
15:XO:6:GLU:H	15:XO:6:GLU:CD	2.12	0.53
19:XS:29:ARG:HD3	19:XS:30:LEU:HD13	1.91	0.53
23:XX:7:U:O2	23:XX:7:U:H2'	2.07	0.53
52:Y6:25:LYS:HE2	52:Y6:27:LYS:HE3	1.91	0.53
35:YP:64:LYS:HG3	54:Y8:25:MET:SD	2.48	0.53
25:YA:1105:U:H2'	25:YA:1106:G:C8	2.36	0.53
25:YA:1206:G:C6	25:YA:1207:C:C4	2.97	0.53
25:YA:2636:U:O2	25:YA:2783:G:N1	2.42	0.53
25:YA:572:A:H5''	25:YA:573:G:OP2	2.09	0.53
25:YA:974:G:OP1	41:YV:76:LYS:HE2	2.09	0.53
29:YF:116:ASP:OD1	29:YF:119:ARG:NH2	2.41	0.53
31:YH:128:PRO:CD	31:YH:129:THR:N	2.71	0.53
31:YH:2:SER:O	31:YH:3:ARG:C	2.47	0.53
37:YR:67:LEU:HD13	37:YR:76:VAL:CG2	2.27	0.53
39:YT:34:VAL:CG1	39:YT:36:GLU:HG2	2.39	0.53
41:YV:35:LEU:HD21	41:YV:57:VAL:CG2	2.30	0.53
41:YV:38:LEU:HD13	41:YV:55:ALA:HB3	1.91	0.53
45:YZ:70:LEU:HB2	45:YZ:91:LEU:HD21	1.90	0.53
1:QA:662:G:O2'	1:QA:836:G:OP1	2.26	0.53
1:QA:973:G:O4'	10:QJ:55:LYS:HG2	2.08	0.53
2:QB:206:ASP:O	2:QB:207:ALA:HB3	2.08	0.53
2:QB:96:ARG:H	2:QB:96:ARG:CD	2.16	0.53
5:QE:140:ARG:NH1	5:QE:140:ARG:HB2	2.23	0.53
6:QF:75:LEU:HD23	6:QF:79:LEU:HG	1.91	0.53
16:QP:1:MET:SD	16:QP:3:LYS:HE3	2.49	0.53
19:QS:29:ARG:HD3	19:QS:30:LEU:HD13	1.91	0.53

Continued on next page...

Continued from previous page...

Atom-1	Atom-2	Interatomic distance (Å)	Clash overlap (Å)
20:QT:30:LYS:HE2	20:QT:72:LEU:HD12	1.91	0.53
46:R0:56:ASP:CG	46:R0:58:THR:HG1	2.12	0.53
47:R1:85:LEU:HA	47:R1:87:PRO:HD2	1.91	0.53
25:RA:2419:U:O4	54:R8:30:ARG:NE	2.42	0.53
54:R8:52:LYS:N	54:R8:53:PRO:HD2	2.22	0.53
25:RA:1021:A:C8	25:RA:1021:A:H3'	2.44	0.53
25:RA:1131:G:HO2'	25:RA:1132:A:H8	1.57	0.53
25:RA:2338:G:C2	25:RA:2339:G:C8	2.97	0.53
25:RA:384:U:H2'	25:RA:385:C:C6	2.37	0.53
25:RA:922:U:H2'	25:RA:923:C:C6	2.43	0.53
27:RD:43:ARG:NH1	27:RD:44:ASN:OD1	2.42	0.53
31:RH:40:GLU:O	31:RH:41:MET:HB2	2.08	0.53
32:RI:97:ILE:HD12	32:RI:140:LEU:HD11	1.90	0.53
35:RP:79:ARG:HD3	35:RP:110:TYR:CE1	2.43	0.53
38:RS:106:ARG:HA	38:RS:110:LEU:CG	2.39	0.53
39:RT:55:ASN:O	39:RT:57:PHE:O	2.26	0.53
1:XA:1004:A:C5	1:XA:1025:U:H1'	2.44	0.53
1:XA:1268:A:H2'	1:XA:1269:A:C8	2.44	0.53
1:XA:1298:C:OP2	7:XG:114:ARG:NH2	2.36	0.53
1:XA:1365:G:H2'	1:XA:1366:C:C6	2.44	0.53
1:XA:764:C:H5''	1:XA:765:G:OP2	2.08	0.53
1:XA:956:U:H2'	1:XA:957:U:O4'	2.08	0.53
2:XB:188:ALA:HB3	2:XB:200:ILE:CG2	2.39	0.53
2:XB:75:LYS:C	2:XB:75:LYS:HD3	2.28	0.53
2:XB:9:GLU:N	2:XB:9:GLU:OE2	2.42	0.53
3:XC:48:TYR:O	3:XC:51:GLY:N	2.41	0.53
3:XC:78:GLY:HA3	3:XC:83:ARG:CB	2.38	0.53
6:XF:69:GLU:C	6:XF:71:ARG:H	2.13	0.53
8:XH:87:SER:HA	8:XH:93:VAL:HG23	1.91	0.53
10:XJ:74:ILE:HD13	10:XJ:74:ILE:N	2.16	0.53
10:XJ:6:ILE:CG2	10:XJ:98:ILE:HG13	2.21	0.53
11:XK:125:PHE:N	11:XK:125:PHE:HD1	2.06	0.53
12:XL:43:VAL:HG13	12:XL:55:VAL:HG21	1.91	0.53
15:XO:7:GLU:O	15:XO:11:VAL:HG23	2.08	0.53
46:Y0:68:GLU:HG2	46:Y0:80:HIS:HB2	1.91	0.53
25:YA:1101:U:H2'	25:YA:1102:C:H6	1.73	0.53
25:YA:1434:A:H61	25:YA:1558:A:H62	1.56	0.53
25:YA:2330:G:H2'	25:YA:2331:G:O4'	2.08	0.53
25:YA:2614:A:H4'	25:YA:2615:U:OP1	2.09	0.53
28:YE:64:LYS:C	28:YE:66:HIS:H	2.12	0.53
29:YF:140:LEU:O	29:YF:143:ALA:HB3	2.09	0.53

Continued on next page...

Continued from previous page...

Atom-1	Atom-2	Interatomic distance (Å)	Clash overlap (Å)
31:YH:139:GLN:O	31:YH:143:GLN:HB2	2.09	0.53
31:YH:44:VAL:CG2	31:YH:44:VAL:O	2.57	0.53
35:YP:125:VAL:O	35:YP:125:VAL:HG13	2.09	0.53
35:YP:147:LEU:O	35:YP:148:LEU:CB	2.57	0.53
38:YS:56:LEU:O	38:YS:58:LEU:HD22	2.09	0.53
39:YT:3:ARG:HG3	39:YT:7:ILE:CG1	2.36	0.53
42:YW:43:GLY:O	42:YW:44:ALA:C	2.46	0.53
42:YW:7:ALA:HB2	42:YW:50:VAL:CG2	2.40	0.53
42:YW:8:ARG:HH11	42:YW:8:ARG:HG3	1.73	0.53
43:YX:53:LYS:NZ	43:YX:55:ASN:HD21	2.06	0.53
45:YZ:128:VAL:HB	45:YZ:161:VAL:HG13	1.91	0.53
1:QA:736:C:H2'	1:QA:737:A:C8	2.44	0.52
2:QB:102:LEU:HB3	2:QB:180:LEU:HD12	1.90	0.52
2:QB:200:ILE:HG22	2:QB:201:ILE:N	2.24	0.52
6:QF:89:MET:HG2	6:QF:89:MET:O	2.09	0.52
7:QG:89:MET:CE	7:QG:156:TRP:H	2.22	0.52
9:QI:47:LEU:HB3	9:QI:50:LEU:HD12	1.90	0.52
17:QQ:65:ILE:H	17:QQ:65:ILE:HD12	1.74	0.52
18:QR:29:PHE:N	18:QR:29:PHE:CD2	2.76	0.52
18:QR:44:LEU:HD12	18:QR:44:LEU:N	2.24	0.52
22:QV:4:G:HO2'	22:QV:5:G:H8	1.56	0.52
49:R3:9:VAL:HG12	49:R3:32:GLN:HE22	1.74	0.52
50:R4:49:PHE:CD1	50:R4:49:PHE:N	2.76	0.52
25:RA:1195:G:H8	25:RA:1195:G:H5''	1.75	0.52
25:RA:638:G:H8	25:RA:638:G:H5''	1.75	0.52
26:RB:7:G:H8	26:RB:7:G:H5''	1.74	0.52
27:RD:155:LEU:CD1	27:RD:155:LEU:N	2.71	0.52
31:RH:76:VAL:C	31:RH:78:GLY:H	2.13	0.52
35:RP:125:VAL:O	35:RP:125:VAL:HG13	2.09	0.52
38:RS:89:ARG:HG2	38:RS:89:ARG:HH11	1.74	0.52
39:RT:100:TYR:HB3	39:RT:103:ARG:NH1	2.25	0.52
39:RT:110:ILE:HG23	39:RT:111:ARG:N	2.24	0.52
1:XA:1348:U:N3	1:XA:1374:A:H2	2.07	0.52
1:XA:717:C:H6	1:XA:717:C:H5''	1.74	0.52
2:XB:92:TYR:CE1	2:XB:151:GLY:HA3	2.45	0.52
3:XC:173:VAL:O	3:XC:173:VAL:HG12	2.08	0.52
5:XE:140:ARG:NH1	5:XE:140:ARG:HB2	2.23	0.52
8:XH:100:ILE:CB	8:XH:125:ARG:HH12	2.20	0.52
10:XJ:39:PRO:HB3	10:XJ:70:ARG:NH1	2.24	0.52
14:XN:7:ILE:CG1	14:XN:8:GLU:N	2.72	0.52
16:XP:75:ARG:C	16:XP:77:ALA:H	2.11	0.52

Continued on next page...

Continued from previous page...

Atom-1	Atom-2	Interatomic distance (Å)	Clash overlap (Å)
19:XS:11:VAL:O	19:XS:11:VAL:HG13	2.10	0.52
49:Y3:6:VAL:HG12	49:Y3:56:VAL:HG22	1.91	0.52
52:Y6:7:ILE:CG1	52:Y6:8:LYS:H	2.07	0.52
25:YA:1799:G:O2'	25:YA:1800:C:OP2	2.25	0.52
25:YA:1847:A:H5'	25:YA:1848:A:OP2	2.09	0.52
25:YA:2355:C:H4'	46:Y0:36:ILE:HD11	1.90	0.52
25:YA:2838:G:H2'	25:YA:2839:G:H8	1.73	0.52
25:YA:530:G:O2'	25:YA:2021:C:O2'	2.25	0.52
29:YF:129:PHE:O	29:YF:142:TRP:CD1	2.62	0.52
30:YG:16:ARG:HH11	30:YG:16:ARG:HG2	1.74	0.52
30:YG:179:PRO:HG3	50:Y4:38:LYS:HZ1	1.74	0.52
31:YH:76:VAL:C	31:YH:78:GLY:H	2.13	0.52
31:YH:89:ILE:CG1	31:YH:89:ILE:O	2.57	0.52
33:YN:109:LYS:H	33:YN:109:LYS:HD2	1.73	0.52
33:YN:22:THR:CG2	33:YN:23:LEU:N	2.61	0.52
37:YR:56:LYS:C	37:YR:58:GLY:N	2.62	0.52
37:YR:70:LEU:O	37:YR:72:ASP:N	2.43	0.52
40:YU:92:ARG:NH2	40:YU:94:ASN:HD22	2.07	0.52
41:YV:7:THR:CG2	41:YV:22:VAL:HG11	2.39	0.52
42:YW:1:MET:HE2	42:YW:2:GLU:H	1.74	0.52
1:QA:1322:C:O2'	1:QA:1323:G:H5'	2.09	0.52
1:QA:1349:A:H2'	1:QA:1350:A:O4'	2.09	0.52
1:QA:141:A:H1'	1:QA:182:U:C2	2.44	0.52
1:QA:508:C:OP1	1:QA:508:C:H6	1.92	0.52
3:QC:134:ILE:CG2	3:QC:168:ALA:HB3	2.39	0.52
4:QD:176:LEU:HD12	4:QD:182:LYS:O	2.10	0.52
5:QE:87:SER:HB3	5:QE:131:ILE:CD1	2.38	0.52
9:QI:53:VAL:CB	9:QI:95:LYS:HE3	2.36	0.52
3:QC:29:TYR:OH	14:QN:54:PRO:HD2	2.09	0.52
15:QO:26:GLU:HA	15:QO:81:LEU:HD22	1.90	0.52
21:QU:14:TRP:CZ3	21:QU:15:ARG:HD3	2.43	0.52
22:QV:15:G:H22	22:QV:48:C:H42	1.57	0.52
51:R5:55:ARG:HG3	51:R5:57:VAL:H	1.74	0.52
54:R8:61:LEU:O	54:R8:62:LEU:CB	2.57	0.52
25:RA:2336:A:H61	46:R0:43:THR:CG2	2.21	0.52
25:RA:2469:A:C5	25:RA:2482:G:C8	2.97	0.52
25:RA:2525:G:N2	25:RA:2538:C:O2	2.40	0.52
25:RA:2523:G:O2'	25:RA:2764:A:O3'	2.26	0.52
25:RA:312:G:H5'	25:RA:331:A:O2'	2.10	0.52
25:RA:333:G:H5''	25:RA:334:C:OP2	2.09	0.52
25:RA:1812:A:O2'	27:RD:45:ASN:HB2	2.08	0.52

Continued on next page...

Continued from previous page...

Atom-1	Atom-2	Interatomic distance (Å)	Clash overlap (Å)
28:RE:61:ARG:O	28:RE:63:LEU:N	2.42	0.52
33:RN:12:ARG:NH1	33:RN:50:ASP:OD2	2.40	0.52
36:RQ:76:LYS:O	36:RQ:88:GLY:HA3	2.09	0.52
25:RA:1398:C:OP1	43:RX:53:LYS:NZ	2.43	0.52
1:XA:1190:G:OP1	3:XC:5:ILE:HD12	2.10	0.52
2:XB:232:PRO:O	2:XB:233:SER:O	2.27	0.52
2:XB:80:ILE:HD11	2:XB:208:ILE:CG2	2.23	0.52
1:XA:542:G:H5''	4:XD:10:ARG:HH22	1.73	0.52
1:XA:27:G:H4'	4:XD:209:ARG:HG3	1.90	0.52
6:XF:75:LEU:HD21	6:XF:79:LEU:HD11	1.91	0.52
13:XM:87:TYR:CE1	13:XM:91:ARG:HD3	2.44	0.52
1:XA:1216:G:H5''	14:XN:5:ALA:CB	2.39	0.52
18:XR:25:THR:C	18:XR:26:LEU:HD23	2.29	0.52
52:Y6:14:THR:OG1	52:Y6:19:ARG:NE	2.41	0.52
25:YA:1441:G:H2'	25:YA:1442:G:C8	2.45	0.52
25:YA:224:G:C2	25:YA:225:A:C4	2.98	0.52
25:YA:2404:C:H1'	35:YP:67:MET:HE1	1.91	0.52
25:YA:2424:C:H5'	25:YA:2424:C:H6	1.74	0.52
25:YA:2538:C:O2'	25:YA:2539:C:H5'	2.09	0.52
25:YA:252:G:N2	25:YA:253:C:H1'	2.24	0.52
25:YA:2721:A:H1'	25:YA:2873:A:O2'	2.09	0.52
25:YA:373:U:H1'	25:YA:423:A:C2	2.44	0.52
27:YD:233:HIS:N	27:YD:233:HIS:CD2	2.75	0.52
27:YD:35:LYS:HD3	27:YD:63:ARG:CA	2.39	0.52
28:YE:7:VAL:O	28:YE:196:VAL:HG13	2.09	0.52
28:YE:39:PRO:HG2	28:YE:40:GLU:OE1	2.09	0.52
29:YF:34:TRP:CH2	35:YP:8:PRO:HB3	2.43	0.52
29:YF:9:ILE:HD11	29:YF:125:LEU:CG	2.36	0.52
33:YN:131:GLN:CG	33:YN:132:ALA:H	2.20	0.52
36:YQ:29:PHE:HB3	36:YQ:65:PHE:CZ	2.44	0.52
41:YV:34:GLU:O	41:YV:36:PRO:HD3	2.09	0.52
25:YA:2009:G:OP1	42:YW:41:LYS:HE2	2.09	0.52
1:QA:1049:U:H5'	1:QA:1201:A:OP1	2.10	0.52
1:QA:1142:G:H3'	1:QA:1143:G:H8	1.73	0.52
1:QA:734:G:H2'	1:QA:735:C:H6	1.74	0.52
1:QA:752:G:H1'	1:QA:754:C:H41	1.74	0.52
1:QA:985:C:H2'	1:QA:986:A:H8	1.74	0.52
3:QC:140:ARG:HG3	3:QC:140:ARG:HH11	1.75	0.52
4:QD:13:ARG:HB3	4:QD:33:MET:HE2	1.92	0.52
9:QI:113:LYS:HD3	9:QI:119:ALA:O	2.09	0.52
12:QL:127:GLU:O	12:QL:128:ALA:HB3	2.10	0.52

Continued on next page...

Continued from previous page...

Atom-1	Atom-2	Interatomic distance (Å)	Clash overlap (Å)
13:QM:73:GLU:O	13:QM:76:ALA:N	2.42	0.52
19:QS:11:VAL:O	19:QS:11:VAL:HG13	2.10	0.52
19:QS:65:ASN:H	19:QS:65:ASN:ND2	2.08	0.52
49:R3:21:ALA:O	49:R3:25:ALA:N	2.41	0.52
25:RA:1178:C:H2'	25:RA:1179:C:C6	2.45	0.52
25:RA:1401:G:H2'	25:RA:1402:C:O4'	2.08	0.52
25:RA:2011:U:OP2	42:RW:16:LYS:NZ	2.42	0.52
25:RA:2508:G:HO2'	25:RA:2554:U:HO2'	1.57	0.52
25:RA:27:G:H1'	25:RA:513:A:N6	2.24	0.52
28:RE:7:VAL:O	28:RE:196:VAL:HG13	2.09	0.52
29:RF:125:LEU:HA	29:RF:194:MET:O	2.10	0.52
30:RG:16:ARG:HH11	30:RG:16:ARG:HG2	1.74	0.52
31:RH:12:PRO:HG3	31:RH:48:GLY:O	2.09	0.52
33:RN:94:HIS:O	33:RN:95:PRO:O	2.27	0.52
35:RP:92:GLU:HA	35:RP:123:LEU:CD2	2.38	0.52
36:RQ:29:PHE:HB3	36:RQ:65:PHE:CZ	2.44	0.52
37:RR:33:ARG:NH2	51:R5:55:ARG:CG	2.66	0.52
38:RS:83:LYS:O	38:RS:109:GLY:CA	2.46	0.52
38:RS:86:ALA:O	38:RS:87:PHE:HB3	2.10	0.52
45:RZ:20:ARG:O	45:RZ:20:ARG:HD3	2.09	0.52
10:QJ:80:LYS:HE2	1:XA:1162:C:O2'	2.10	0.52
1:XA:606:G:H1	1:XA:631:G:H5''	1.74	0.52
7:XG:106:GLN:O	7:XG:110:GLN:HG3	2.10	0.52
11:XK:124:LYS:O	11:XK:126:ARG:N	2.40	0.52
1:XA:1359:C:H3'	14:YN:35:ARG:HH12	1.75	0.52
19:XS:27:GLU:O	19:XS:28:LYS:CG	2.53	0.52
46:Y0:25:ARG:HH11	46:Y0:25:ARG:HG2	1.73	0.52
50:Y4:40:HIS:N	50:Y4:41:PRO:CD	2.73	0.52
42:YW:38:TYR:OH	51:Y5:47:PRO:HG3	2.08	0.52
25:YA:2033:A:O2'	25:YA:2035:G:OP2	2.26	0.52
25:YA:2267:A:H5''	25:YA:2268:A:H5'	1.90	0.52
25:YA:2420:C:O5'	25:YA:2420:C:H6	1.93	0.52
25:YA:271(B):G:O2'	25:YA:271(C):U:OP2	2.24	0.52
25:YA:2748:A:H2'	25:YA:2749:A:C8	2.44	0.52
25:YA:295:G:H1	25:YA:343:C:H42	1.57	0.52
25:YA:846:C:H42	25:YA:931:G:H1	1.56	0.52
26:YB:89:G:C6	26:YB:89(A):A:C6	2.98	0.52
27:YD:66:ASP:OD2	27:YD:69:ARG:HG2	2.09	0.52
28:YE:137:HIS:HB3	28:YE:138:PRO:CD	2.37	0.52
31:YH:121:ILE:HG12	31:YH:135:GLY:HA3	1.91	0.52
25:YA:1190:G:H5'	35:YP:32:THR:HA	1.91	0.52

Continued on next page...

Continued from previous page...

Atom-1	Atom-2	Interatomic distance (Å)	Clash overlap (Å)
35:YP:37:GLY:HA2	35:YP:41:ARG:NE	2.23	0.52
25:YA:1654:A:OP2	37:YR:2:ARG:HD2	2.09	0.52
37:YR:53:HIS:HA	37:YR:56:LYS:HD3	1.90	0.52
42:YW:25:ARG:HH11	42:YW:25:ARG:HB2	1.74	0.52
44:YY:44:ILE:CG1	44:YY:45:VAL:N	2.70	0.52
44:YY:61:ILE:HG23	44:YY:62:GLU:N	2.24	0.52
1:QA:1087:G:H22	1:QA:1099:G:H1'	1.73	0.52
1:QA:376:G:H2'	1:QA:377:G:C8	2.45	0.52
1:QA:568:G:N3	1:QA:574:A:H2	2.08	0.52
1:QA:600:C:H5'	8:QH:129:VAL:HA	1.91	0.52
1:QA:624:C:H2'	1:QA:625:G:C8	2.43	0.52
8:QH:100:ILE:CB	8:QH:125:ARG:HH12	2.21	0.52
8:QH:87:SER:HA	8:QH:93:VAL:HG23	1.91	0.52
1:QA:779:C:H4'	11:QK:121:PRO:O	2.10	0.52
13:QM:87:TYR:CE1	13:QM:91:ARG:HD3	2.44	0.52
47:R1:4:VAL:HG22	47:R1:5:CYS:N	2.24	0.52
50:R4:48:ARG:CZ	50:R4:51:ASP:HA	2.40	0.52
25:RA:1022:G:H22	25:RA:1142(A):A:H2	1.57	0.52
25:RA:171:G:N2	25:RA:172:C:O2	2.42	0.52
25:RA:235:U:H2'	25:RA:236:C:C6	2.44	0.52
25:RA:2393:A:C2'	25:RA:2394:C:H5'	2.39	0.52
25:RA:832:G:OP1	35:RP:38:GLN:HB3	2.09	0.52
28:RE:55:ASN:C	28:RE:57:LYS:N	2.62	0.52
29:RF:192:LEU:HD21	29:RF:194:MET:HE2	1.91	0.52
30:RG:124:SER:HB2	30:RG:131:TYR:CE1	2.44	0.52
31:RH:44:VAL:O	31:RH:44:VAL:CG2	2.57	0.52
32:RI:14:ASP:O	32:RI:16:GLY:N	2.42	0.52
39:RT:14:TYR:CD1	39:RT:14:TYR:N	2.77	0.52
40:RU:88:ILE:CD1	40:RU:88:ILE:H	2.05	0.52
25:RA:517:C:O2'	42:RW:18:ARG:NH2	2.42	0.52
45:RZ:5:LEU:HD12	45:RZ:7:ALA:HB2	1.90	0.52
1:XA:443:C:H42	1:XA:491:G:H1	1.58	0.52
4:XD:206:PHE:HD2	4:XD:207:TYR:CD1	2.27	0.52
5:XE:36:ASP:OD1	5:XE:37:ARG:N	2.42	0.52
11:XK:91:ARG:NH2	18:XR:88:LYS:NZ	2.57	0.52
16:XP:34:GLU:OE1	16:XP:55:ARG:HD3	2.10	0.52
16:XP:4:ILE:N	16:XP:4:ILE:HD12	2.23	0.52
17:XQ:62:SER:HB3	17:XQ:72:ARG:HH21	1.72	0.52
19:XS:3:ARG:HG3	19:XS:4:SER:N	2.24	0.52
23:XX:3:G:O2'	23:XX:4:C:OP2	2.27	0.52
25:YA:26:G:C6	25:YA:27:G:C2	2.97	0.52

Continued on next page...

Continued from previous page...

Atom-1	Atom-2	Interatomic distance (Å)	Clash overlap (Å)
25:YA:2808:U:H5'	25:YA:2891:G:O6	2.09	0.52
25:YA:451:C:H4'	29:YF:52:LYS:HZ2	1.72	0.52
25:YA:859:G:H5'	25:YA:2268:A:HO2'	1.75	0.52
27:YD:155:LEU:CD1	27:YD:155:LEU:N	2.71	0.52
27:YD:28:GLU:O	27:YD:29:PRO:C	2.45	0.52
25:YA:1814:G:H4'	27:YD:51:VAL:HG21	1.91	0.52
28:YE:7:VAL:CG2	28:YE:8:LYS:H	2.10	0.52
13:XM:8:GLU:OE1	30:YG:115:ARG:CZ	2.57	0.52
25:YA:1029:A:H5''	36:YQ:128:LYS:HE2	1.92	0.52
38:YS:62:LYS:HB3	38:YS:97:ARG:CD	2.39	0.52
39:YT:94:ALA:O	39:YT:95:ARG:HB3	2.09	0.52
45:YZ:149:SER:HB2	45:YZ:172:ALA:O	2.10	0.52
1:QA:1192:C:C5	1:QA:1193:G:C8	2.98	0.52
1:QA:15:G:H4'	5:QE:24:ARG:NH1	2.25	0.52
1:QA:258:G:H2'	1:QA:259:G:H8	1.75	0.52
1:QA:791:G:C6	1:QA:792:A:N1	2.77	0.52
2:QB:188:ALA:HB3	2:QB:200:ILE:CG2	2.40	0.52
2:QB:92:TYR:CE1	2:QB:151:GLY:HA3	2.45	0.52
4:QD:29:PRO:CG	4:QD:30:LYS:NZ	2.73	0.52
11:QK:91:ARG:NH2	18:QR:88:LYS:NZ	2.57	0.52
49:R3:56:VAL:CG1	49:R3:57:GLU:H	2.19	0.52
50:R4:63:TYR:C	50:R4:65:ASP:N	2.62	0.52
25:RA:1352:U:O2'	25:RA:1353:A:H5'	2.08	0.52
25:RA:1359:A:N6	25:RA:1373:A:C4	2.78	0.52
25:RA:1342:A:C5	25:RA:1397:U:C6	2.98	0.52
25:RA:1448:G:H1'	25:RA:1528:A:N6	2.24	0.52
25:RA:155:C:N4	25:RA:171:G:H1	2.06	0.52
25:RA:1728:G:N3	25:RA:1728:G:H5''	2.24	0.52
25:RA:900:A:H3'	25:RA:901:A:C8	2.36	0.52
25:RA:952:G:C6	25:RA:966:G:C6	2.98	0.52
27:RD:210:GLY:O	27:RD:213:ARG:N	2.43	0.52
28:RE:170:LEU:CD2	28:RE:185:LYS:HB2	2.40	0.52
29:RF:140:LEU:O	29:RF:143:ALA:HB3	2.09	0.52
32:RI:21:VAL:HG13	32:RI:22:LYS:O	2.10	0.52
32:RI:68:LEU:HA	32:RI:71:ILE:CG2	2.40	0.52
33:RN:7:LYS:HD3	33:RN:9:VAL:CA	2.38	0.52
38:RS:56:LEU:O	38:RS:58:LEU:HD22	2.09	0.52
39:RT:16:ARG:HD3	39:RT:19:LEU:HG	1.92	0.52
1:XA:1085:U:H3'	1:XA:1086:U:C5	2.45	0.52
2:XB:200:ILE:HG22	2:XB:201:ILE:N	2.24	0.52
2:XB:233:SER:OG	2:XB:234:PRO:HD2	2.09	0.52

Continued on next page...

Continued from previous page...

Atom-1	Atom-2	Interatomic distance (Å)	Clash overlap (Å)
4:XD:176:LEU:HD12	4:XD:182:LYS:O	2.10	0.52
1:XA:1347:G:OP2	9:XI:107:ARG:HG2	2.09	0.52
10:XJ:4:ILE:HB	10:XJ:74:ILE:CD1	2.36	0.52
11:XK:77:MET:HE3	11:XK:80:VAL:HG12	1.90	0.52
13:XM:73:GLU:O	13:XM:76:ALA:N	2.42	0.52
18:XR:36:ASN:ND2	18:XR:36:ASN:O	2.32	0.52
47:Y1:4:VAL:HG22	47:Y1:5:CYS:N	2.25	0.52
48:Y2:7:ARG:NH1	48:Y2:7:ARG:HG3	2.25	0.52
50:Y4:54:GLY:O	50:Y4:71:ARG:HA	2.08	0.52
51:Y5:55:ARG:HG3	51:Y5:57:VAL:H	1.74	0.52
54:Y8:61:LEU:O	54:Y8:62:LEU:CB	2.57	0.52
25:YA:1063:G:H22	25:YA:1076:C:H1'	1.74	0.52
25:YA:24:G:H2'	25:YA:25:U:O4'	2.09	0.52
25:YA:272:G:H2'	25:YA:273:G:H8	1.74	0.52
25:YA:2790:A:C2	25:YA:2791:C:H2'	2.45	0.52
25:YA:503:A:C5	25:YA:506:G:C5	2.98	0.52
25:YA:869:G:O2'	25:YA:870:A:H5'	2.10	0.52
27:YD:36:PRO:HA	27:YD:62:TYR:O	2.09	0.52
29:YF:162:LEU:HD23	29:YF:165:ARG:NH2	2.25	0.52
33:YN:114:ARG:C	33:YN:116:LEU:H	2.13	0.52
34:YO:79:PHE:CD2	39:YT:72:VAL:HG22	2.45	0.52
38:YS:25:ARG:HH11	38:YS:25:ARG:CB	2.22	0.52
39:YT:100:TYR:HB3	39:YT:103:ARG:NH1	2.25	0.52
42:YW:9:TYR:CD2	42:YW:102:HIS:HE1	2.28	0.52
1:QA:892:A:H2'	1:QA:893:C:C6	2.44	0.52
2:QB:9:GLU:N	2:QB:9:GLU:OE2	2.42	0.52
4:QD:31:CYS:O	4:QD:32:ALA:HB3	2.10	0.52
10:QJ:4:ILE:HB	10:QJ:74:ILE:CD1	2.37	0.52
12:QL:32:PHE:HE1	12:QL:86:ARG:HG3	1.73	0.52
53:R7:38:GLY:O	53:R7:39:ARG:C	2.48	0.52
25:RA:1001:A:H2'	25:RA:1002:G:O4'	2.09	0.52
25:RA:2695:C:H2'	25:RA:2696:U:H6	1.74	0.52
25:RA:515:A:H1'	25:RA:581:C:H1'	1.91	0.52
25:RA:571:A:C5	25:RA:575:A:C8	2.98	0.52
25:RA:582:G:H2'	25:RA:583:G:C8	2.44	0.52
25:RA:704:G:H1'	25:RA:727:A:N6	2.25	0.52
27:RD:134:ARG:HB2	27:RD:135:PHE:HD2	1.75	0.52
27:RD:133:LEU:HG	27:RD:189:CYS:O	2.10	0.52
27:RD:35:LYS:HD3	27:RD:63:ARG:CA	2.39	0.52
27:RD:66:ASP:OD2	27:RD:69:ARG:HG2	2.09	0.52
27:RD:77:ALA:HB2	27:RD:97:TYR:CG	2.44	0.52

Continued on next page...

Continued from previous page...

Atom-1	Atom-2	Interatomic distance (Å)	Clash overlap (Å)
28:RE:179:GLU:OE1	28:RE:179:GLU:HA	2.10	0.52
30:RG:97:ASP:N	30:RG:100:TRP:HD1	2.05	0.52
33:RN:103:VAL:O	33:RN:106:MET:N	2.42	0.52
33:RN:112:LEU:HD23	33:RN:112:LEU:C	2.30	0.52
33:RN:57:ALA:O	33:RN:58:ASP:HB3	2.09	0.52
35:RP:13:ASN:O	35:RP:14:LYS:C	2.48	0.52
37:RR:56:LYS:C	37:RR:58:GLY:N	2.62	0.52
41:RV:34:GLU:O	41:RV:36:PRO:HD3	2.10	0.52
1:XA:1004:A:H1'	1:XA:1036:G:H22	1.74	0.52
1:XA:328:C:H4'	1:XA:329:A:C5'	2.40	0.52
8:XH:102:ARG:NH1	8:XH:105:ARG:HH22	2.07	0.52
50:Y4:15:ILE:H	50:Y4:15:ILE:HD13	1.73	0.52
50:Y4:48:ARG:CZ	50:Y4:51:ASP:HA	2.40	0.52
25:YA:1071:G:O2'	25:YA:1089:G:OP2	2.20	0.52
25:YA:121:G:H2'	25:YA:122:G:C8	2.44	0.52
25:YA:1590:U:H2'	25:YA:1591:G:C8	2.44	0.52
25:YA:2378:A:H4'	38:YS:23:ARG:NE	2.25	0.52
25:YA:2689:U:P	25:YA:2719:G:H22	2.33	0.52
26:YB:16:G:C6	26:YB:69:G:C2	2.97	0.52
27:YD:174:ILE:CD1	27:YD:174:ILE:N	2.73	0.52
28:YE:176:ILE:HG22	28:YE:176:ILE:O	2.10	0.52
30:YG:124:SER:HB2	30:YG:131:TYR:CE1	2.44	0.52
25:YA:1093:G:OP1	31:YH:170:ARG:HD2	2.09	0.52
31:YH:24:VAL:O	31:YH:24:VAL:HG23	2.09	0.52
33:YN:103:VAL:O	33:YN:106:MET:N	2.42	0.52
33:YN:57:ALA:O	33:YN:58:ASP:HB3	2.10	0.52
34:YO:2:ILE:CD1	34:YO:82:ASN:HD22	2.14	0.52
37:YR:52:ILE:CG2	37:YR:94:TYR:HD1	2.22	0.52
39:YT:23:ARG:HG2	39:YT:120:ARG:HH12	1.75	0.52
39:YT:99:LEU:HB2	39:YT:101:PHE:CE1	2.45	0.52
25:YA:1156:A:C8	40:YU:51:LYS:HD2	2.45	0.52
44:YY:91:GLU:HG3	44:YY:92:ASN:N	2.25	0.52
1:QA:164:U:H2'	1:QA:165:C:H6	1.75	0.52
1:QA:955:U:OP1	13:QM:121:LYS:HD2	2.09	0.52
1:QA:988:G:H2'	1:QA:989:C:O4'	2.10	0.52
1:QA:1147:C:O2	9:QI:16:ARG:NH1	2.43	0.52
15:QO:62:GLN:N	15:QO:65:ARG:HH12	2.06	0.52
20:QT:89:ARG:HH22	20:QT:106:ALA:HB2	1.75	0.52
46:R0:21:LEU:HD11	46:R0:41:ARG:HG2	1.92	0.52
47:R1:76:ARG:NH1	47:R1:76:ARG:HG2	2.19	0.52
25:RA:1050:A:H2'	25:RA:1051:G:O4'	2.09	0.52

Continued on next page...

Continued from previous page...

Atom-1	Atom-2	Interatomic distance (Å)	Clash overlap (Å)
25:RA:1478:G:HO2'	25:RA:1558:A:H2	1.55	0.52
25:RA:151:C:H6	25:RA:151:C:O5'	1.93	0.52
27:RD:35:LYS:HG2	27:RD:64:ILE:HG22	1.92	0.52
28:RE:116:VAL:HG22	28:RE:122:PHE:HB2	1.91	0.52
28:RE:39:PRO:HG2	28:RE:40:GLU:OE1	2.09	0.52
31:RH:24:VAL:O	31:RH:24:VAL:HG23	2.09	0.52
38:RS:95:HIS:CG	38:RS:96:GLY:N	2.77	0.52
39:RT:23:ARG:HG2	39:RT:120:ARG:HH12	1.75	0.52
39:RT:94:ALA:O	39:RT:95:ARG:HB3	2.09	0.52
41:RV:41:GLY:HA3	41:RV:46:VAL:CG1	2.38	0.52
45:RZ:111:VAL:O	45:RZ:113:ALA:N	2.43	0.52
1:XA:1167:A:C6	1:XA:1169:A:C6	2.98	0.52
1:XA:335:C:O2'	1:XA:1433:A:N3	2.33	0.52
1:XA:815:A:H5''	1:XA:817:C:N4	2.25	0.52
2:XB:87:ARG:HH11	2:XB:223:ILE:HD12	1.73	0.52
6:XF:86:ARG:O	6:XF:87:ARG:CG	2.50	0.52
11:XK:46:GLY:HA2	11:XK:50:TYR:O	2.10	0.52
13:XM:92:HIS:CD2	13:XM:98:VAL:HG21	2.43	0.52
16:XP:45:THR:HG23	16:XP:46:PRO:CD	2.39	0.52
52:Y6:30:THR:HG23	52:Y6:30:THR:O	2.09	0.52
25:YA:1021:A:C3'	25:YA:1021:A:C8	2.91	0.52
25:YA:2522:U:O2'	25:YA:2647:U:OP1	2.19	0.52
25:YA:2747:G:O6	25:YA:2755:C:H5''	2.10	0.52
25:YA:317:G:N2	25:YA:318:C:O2	2.43	0.52
25:YA:347:A:H2'	25:YA:348:G:C8	2.45	0.52
27:YD:43:ARG:NH1	27:YD:44:ASN:OD1	2.42	0.52
28:YE:61:ARG:O	28:YE:63:LEU:N	2.42	0.52
32:YI:8:PRO:HG3	32:YI:14:ASP:HB2	1.91	0.52
33:YN:112:LEU:C	33:YN:112:LEU:HD23	2.30	0.52
33:YN:7:LYS:HD3	33:YN:9:VAL:N	2.25	0.52
34:YO:113:LYS:HG2	34:YO:117:LEU:CD1	2.38	0.52
34:YO:43:VAL:HG23	34:YO:56:ASP:O	2.10	0.52
39:YT:42:ILE:N	39:YT:42:ILE:HD12	2.25	0.52
41:YV:35:LEU:CD2	41:YV:57:VAL:HG22	2.32	0.52
1:QA:1432:G:H1'	1:QA:1469:G:N2	2.25	0.52
1:QA:224:C:H2'	1:QA:225:C:C6	2.45	0.52
2:QB:53:ARG:O	2:QB:56:ARG:HB2	2.09	0.52
3:QC:22:TRP:CZ3	3:QC:32:LEU:HD12	2.45	0.52
4:QD:10:ARG:O	4:QD:14:ARG:HB2	2.09	0.52
4:QD:12:CYS:HA	4:QD:19:LEU:HD23	1.83	0.52
1:QA:1069:C:C3'	5:QE:25:ARG:HH12	2.23	0.52

Continued on next page...

Continued from previous page...

Atom-1	Atom-2	Interatomic distance (Å)	Clash overlap (Å)
6:QF:10:LEU:HD13	6:QF:61:LEU:HD11	1.92	0.52
6:QF:99:ALA:HB1	18:QR:23:LYS:NZ	2.25	0.52
7:QG:151:TYR:HA	7:QG:153:HIS:CE1	2.45	0.52
9:QI:13:ALA:HB2	9:QI:67:GLY:C	2.28	0.52
9:QI:13:ALA:HB2	9:QI:68:GLY:HA3	1.92	0.52
13:QM:81:LEU:HD13	13:QM:88:ARG:HD2	1.91	0.52
16:QP:34:GLU:OE1	16:QP:55:ARG:HD3	2.10	0.52
19:QS:50:ALA:CB	19:QS:57:HIS:HB3	2.37	0.52
49:R3:7:LYS:HE2	49:R3:32:GLN:NE2	2.25	0.52
50:R4:50:VAL:O	50:R4:51:ASP:C	2.48	0.52
55:R9:27:CYS:SG	55:R9:28:GLU:N	2.83	0.52
25:RA:222:A:HO2'	25:RA:223:A:P	2.31	0.52
25:RA:2697:G:C2	25:RA:2711:A:C2	2.97	0.52
25:RA:2861:G:H2'	25:RA:2862:G:C8	2.45	0.52
25:RA:746:A:O2'	25:RA:747:U:P	2.67	0.52
26:RB:30:C:H4'	26:RB:58:A:H2	1.73	0.52
26:RB:75:G:H1	26:RB:102:G:H22	1.54	0.52
28:RE:54:GLN:O	28:RE:55:ASN:HB2	2.09	0.52
31:RH:121:ILE:HG12	31:RH:135:GLY:HA3	1.91	0.52
31:RH:2:SER:O	31:RH:3:ARG:C	2.47	0.52
32:RI:4:ILE:HG12	32:RI:18:VAL:HG22	1.92	0.52
40:RU:39:LEU:O	40:RU:40:PHE:C	2.48	0.52
41:RV:3:ALA:HB3	41:RV:14:VAL:HG23	1.92	0.52
1:XA:1120:G:H1	1:XA:1153:C:N4	2.08	0.52
1:XA:160:A:H1'	1:XA:344:A:C5	2.45	0.52
1:XA:185:A:H61	1:XA:192:U:H3	1.57	0.52
1:XA:646:U:H2'	1:XA:647:C:C6	2.43	0.52
3:XC:140:ARG:HH11	3:XC:140:ARG:HG3	1.75	0.52
4:XD:155:LEU:O	4:XD:159:ARG:HG2	2.10	0.52
4:XD:65:ARG:NH1	4:XD:70:ILE:O	2.43	0.52
1:XA:1070:U:H5'	5:XE:18:ARG:HH22	1.75	0.52
9:XI:3:GLN:HB3	9:XI:20:ARG:CG	2.40	0.52
9:XI:13:ALA:HB2	9:XI:68:GLY:HA3	1.91	0.52
12:XL:127:GLU:O	12:XL:128:ALA:HB3	2.10	0.52
13:XM:98:VAL:HG12	13:XM:98:VAL:O	2.10	0.52
16:XP:1:MET:SD	16:XP:3:LYS:HE3	2.49	0.52
18:XR:44:LEU:N	18:XR:44:LEU:HD12	2.24	0.52
19:XS:65:ASN:ND2	19:XS:65:ASN:H	2.08	0.52
59:XX:101:A:OP2	59:XX:101:A:H8	1.93	0.52
49:Y3:9:VAL:HG12	49:Y3:32:GLN:HE22	1.74	0.52
25:YA:2478:A:OP1	55:Y9:31:LYS:HD3	2.09	0.52

Continued on next page...

Continued from previous page...

Atom-1	Atom-2	Interatomic distance (Å)	Clash overlap (Å)
25:YA:2102:U:H3	25:YA:2187:G:H1	1.56	0.52
25:YA:275:G:OP2	25:YA:363:G:N1	2.42	0.52
25:YA:79:G:O2'	25:YA:346:A:N3	2.30	0.52
25:YA:704:G:O2'	25:YA:705:A:P	2.68	0.52
25:YA:863:A:O2'	26:YB:100:G:O2'	2.25	0.52
28:YE:55:ASN:C	28:YE:57:LYS:N	2.62	0.52
29:YF:108:LYS:O	29:YF:112:MET:HG3	2.10	0.52
31:YH:153:LYS:HG3	31:YH:161:GLY:HA2	1.91	0.52
33:YN:12:ARG:NH1	33:YN:50:ASP:OD1	2.43	0.52
36:YQ:119:ARG:HG2	36:YQ:119:ARG:NH1	2.20	0.52
38:YS:83:LYS:O	38:YS:109:GLY:CA	2.46	0.52
44:YY:9:LYS:O	44:YY:9:LYS:HG2	2.10	0.52
1:QA:909:A:H2	1:QA:1413:A:N3	2.08	0.52
2:QB:232:PRO:O	2:QB:233:SER:O	2.27	0.52
3:QC:150:LYS:HG3	3:QC:169:ALA:HB2	1.92	0.52
3:QC:195:VAL:HG12	3:QC:196:LEU:H	1.75	0.52
4:QD:106:TYR:CE1	4:QD:112:VAL:O	2.62	0.52
7:QG:89:MET:HE3	7:QG:156:TRP:H	1.74	0.52
7:QG:85:TYR:HE1	7:QG:154:TYR:HE1	1.55	0.52
12:QL:46:LYS:CG	12:QL:47:LYS:N	2.73	0.52
13:QM:34:LEU:HD12	13:QM:41:PRO:HG3	1.92	0.52
48:R2:9:GLN:O	48:R2:12:GLU:HB3	2.10	0.52
49:R3:6:VAL:HG12	49:R3:56:VAL:HG22	1.92	0.52
50:R4:54:GLY:HA2	50:R4:57:GLU:HG2	1.92	0.52
52:R6:30:THR:HG23	52:R6:30:THR:O	2.09	0.52
25:RA:1140:C:H1'	25:RA:1143:A:C2	2.45	0.52
25:RA:155:C:H5'	25:RA:161:U:OP2	2.10	0.52
25:RA:2814:C:N4	25:RA:2886:G:H1	2.07	0.52
25:RA:2867:G:O2'	25:RA:2868:A:P	2.67	0.52
25:RA:483:A:H4'	44:RY:49:VAL:CA	2.32	0.52
27:RD:174:ILE:N	27:RD:174:ILE:CD1	2.73	0.52
28:RE:54:GLN:H	28:RE:54:GLN:NE2	2.08	0.52
31:RH:4:ILE:O	31:RH:6:ARG:N	2.43	0.52
33:RN:114:ARG:C	33:RN:116:LEU:H	2.13	0.52
34:RO:4:PRO:O	34:RO:5:GLN:CB	2.58	0.52
35:RP:147:LEU:O	35:RP:148:LEU:CB	2.57	0.52
35:RP:88:LEU:HD23	35:RP:89:ALA:N	2.24	0.52
37:RR:41:ALA:O	37:RR:43:GLU:N	2.43	0.52
44:RY:91:GLU:HG3	44:RY:92:ASN:N	2.25	0.52
1:XA:790:A:N6	1:XA:791:G:N1	2.58	0.52
3:XC:175:LEU:HD12	3:XC:175:LEU:H	1.75	0.52

Continued on next page...

Continued from previous page...

Atom-1	Atom-2	Interatomic distance (Å)	Clash overlap (Å)
4:XD:147:ALA:HA	4:XD:182:LYS:HA	1.91	0.52
13:XM:66:LEU:O	13:XM:68:GLY:N	2.43	0.52
6:XF:99:ALA:HB1	18:XR:23:LYS:NZ	2.25	0.52
53:Y7:38:GLY:O	53:Y7:39:ARG:C	2.48	0.52
25:YA:1203:G:N2	25:YA:1243:G:O6	2.42	0.52
25:YA:1657:C:O2'	25:YA:1658:C:H5'	2.10	0.52
25:YA:1756:G:H4'	25:YA:1758:G:O4'	2.10	0.52
25:YA:2700:C:C2'	25:YA:2701:C:H5'	2.39	0.52
25:YA:962:G:H2'	25:YA:963:U:H6	1.75	0.52
27:YD:133:LEU:HG	27:YD:189:CYS:O	2.10	0.52
28:YE:170:LEU:CD2	28:YE:185:LYS:HB2	2.40	0.52
28:YE:54:GLN:O	28:YE:55:ASN:HB2	2.09	0.52
32:YI:9:LEU:O	32:YI:10:GLU:HG3	2.10	0.52
40:YU:107:ALA:O	40:YU:111:GLU:OE1	2.28	0.52
40:YU:59:ARG:O	40:YU:63:VAL:HG23	2.10	0.52
1:QA:948:C:H2'	1:QA:949:A:H8	1.75	0.52
6:QF:10:LEU:HD13	6:QF:61:LEU:HD13	1.92	0.52
7:QG:106:GLN:O	7:QG:110:GLN:HG3	2.10	0.52
10:QJ:39:PRO:HB3	10:QJ:70:ARG:NH1	2.23	0.52
13:QM:66:LEU:O	13:QM:68:GLY:N	2.43	0.52
14:QN:7:ILE:CG1	14:QN:8:GLU:N	2.73	0.52
15:QO:16:ALA:HB1	15:QO:21:ASP:HB3	1.92	0.52
1:QA:375:U:C4'	16:QP:17:TYR:HE2	2.21	0.52
19:QS:5:LEU:CD2	50:R4:67:TYR:CZ	2.92	0.52
19:QS:63:THR:O	19:QS:66:MET:HG2	2.09	0.52
51:R5:40:LYS:HD3	51:R5:46:CYS:SG	2.50	0.52
25:RA:1666:G:H2'	25:RA:1667:G:H1'	1.92	0.52
25:RA:1844:C:H2'	25:RA:1845:G:C8	2.45	0.52
25:RA:220:G:H21	25:RA:429:A:H62	1.58	0.52
25:RA:769:G:H2'	25:RA:770:G:C8	2.43	0.52
25:RA:806:C:OP2	35:RP:41:ARG:NE	2.41	0.52
26:RB:2:C:H2'	26:RB:3:C:C6	2.45	0.52
28:RE:64:LYS:C	28:RE:66:HIS:H	2.12	0.52
29:RF:108:LYS:O	29:RF:112:MET:HG3	2.10	0.52
32:RI:60:GLU:HG3	32:RI:61:ARG:NH1	2.25	0.52
33:RN:108:PRO:O	33:RN:113:GLY:HA3	2.10	0.52
34:RO:23:ARG:O	34:RO:39:ILE:HB	2.10	0.52
37:RR:52:ILE:CG2	37:RR:94:TYR:HD1	2.22	0.52
40:RU:107:ALA:O	40:RU:111:GLU:OE1	2.28	0.52
40:RU:92:ARG:NH2	40:RU:94:ASN:HD22	2.07	0.52
45:RZ:17:ALA:O	45:RZ:21:ALA:N	2.41	0.52

Continued on next page...

Continued from previous page...

Atom-1	Atom-2	Interatomic distance (Å)	Clash overlap (Å)
1:XA:977:A:H8	1:XA:1223:C:N3	2.07	0.52
1:XA:247:G:N1	1:XA:277:C:N3	2.39	0.52
2:XB:170:GLU:HA	2:XB:172:ILE:CD1	2.40	0.52
2:XB:53:ARG:O	2:XB:56:ARG:HB2	2.10	0.52
2:XB:5:ILE:HD13	2:XB:5:ILE:N	2.24	0.52
3:XC:112:SER:HB3	3:XC:115:LEU:HD12	1.92	0.52
4:XD:26:CYS:HB3	4:XD:31:CYS:SG	2.49	0.52
7:XG:89:MET:CE	7:XG:156:TRP:H	2.22	0.52
13:XM:34:LEU:HD12	13:XM:41:PRO:HG3	1.92	0.52
13:XM:65:LYS:CE	50:Y4:50:VAL:HG11	2.39	0.52
15:XO:26:GLU:OE2	15:XO:77:ARG:NH1	2.43	0.52
19:XS:15:LEU:H	19:XS:15:LEU:HD23	1.75	0.52
47:Y1:83:GLU:CG	47:Y1:84:GLY:N	2.71	0.52
49:Y3:49:LYS:O	49:Y3:49:LYS:HG2	2.10	0.52
50:Y4:68:ARG:HD3	50:Y4:69:LYS:HG2	1.92	0.52
52:Y6:34:LEU:HD23	52:Y6:36:LEU:HD22	1.92	0.52
54:Y8:52:LYS:N	54:Y8:53:PRO:HD2	2.22	0.52
25:YA:1035:U:H2'	25:YA:1036:G:C8	2.45	0.52
25:YA:1337:G:H2'	25:YA:1338:G:O4'	2.10	0.52
25:YA:2210:G:H2'	25:YA:2210:G:N3	2.25	0.52
25:YA:2500:U:O2'	25:YA:2504:U:OP1	2.24	0.52
25:YA:2712:U:O2'	25:YA:2712(A):A:P	2.68	0.52
25:YA:864:G:O2'	25:YA:866:A:N6	2.43	0.52
25:YA:922:U:H2'	25:YA:923:C:C6	2.45	0.52
26:YB:7:G:H1	26:YB:113:C:N4	2.00	0.52
27:YD:35:LYS:HG2	27:YD:64:ILE:HG22	1.92	0.52
30:YG:34:LEU:HD13	30:YG:34:LEU:C	2.30	0.52
30:YG:37:VAL:HG22	30:YG:159:VAL:CA	2.34	0.52
34:YO:16:ALA:HA	34:YO:46:ALA:HB2	1.92	0.52
38:YS:106:ARG:HA	38:YS:110:LEU:CG	2.39	0.52
38:YS:89:ARG:HG2	38:YS:89:ARG:HH11	1.74	0.52
39:YT:16:ARG:HD3	39:YT:19:LEU:HG	1.92	0.52
1:QA:1129:C:O2	1:QA:1132:C:N4	2.43	0.51
1:QA:449:C:H2'	1:QA:450:G:O4'	2.09	0.51
1:QA:596:C:N3	1:QA:644:G:N2	2.53	0.51
1:QA:682:G:C6	1:QA:683:G:N7	2.78	0.51
1:QA:97:U:O2'	1:QA:99:C:H5'	2.10	0.51
5:QE:78:HIS:HB2	8:QH:104:ARG:C	2.31	0.51
13:QM:98:VAL:O	13:QM:98:VAL:HG12	2.10	0.51
19:QS:15:LEU:H	19:QS:15:LEU:HD23	1.74	0.51
19:QS:40:ILE:HG23	19:QS:67:VAL:O	2.11	0.51

Continued on next page...

Continued from previous page...

Atom-1	Atom-2	Interatomic distance (Å)	Clash overlap (Å)
49:R3:49:LYS:HG2	49:R3:49:LYS:O	2.10	0.51
50:R4:40:HIS:N	50:R4:41:PRO:CD	2.73	0.51
25:RA:1012:U:H3	33:RN:25:ARG:NH1	2.02	0.51
25:RA:1405:U:O2'	25:RA:1406:U:O5'	2.28	0.51
25:RA:1466:G:N3	25:RA:1466:G:H2'	2.24	0.51
25:RA:530:G:C5	25:RA:2022:U:H5''	2.45	0.51
25:RA:2028:U:H2'	25:RA:2029:G:C8	2.46	0.51
25:RA:2469:A:H2	25:RA:2481:G:H21	1.58	0.51
25:RA:2543:G:H21	25:RA:2646:C:H5''	1.74	0.51
25:RA:375:C:H6	25:RA:375:C:O5'	1.92	0.51
25:RA:704:G:H2'	25:RA:726:G:H22	1.75	0.51
31:RH:55:PRO:HG2	31:RH:61:HIS:ND1	2.25	0.51
34:RO:2:ILE:N	34:RO:2:ILE:HD12	2.24	0.51
35:RP:112:LEU:HD11	35:RP:114:ILE:CG2	2.40	0.51
42:RW:28:SER:HB3	42:RW:31:GLU:HB2	1.91	0.51
43:RX:52:VAL:O	43:RX:52:VAL:HG12	2.09	0.51
43:RX:65:ARG:CD	43:RX:65:ARG:H	2.23	0.51
44:RY:61:ILE:HG23	44:RY:62:GLU:N	2.24	0.51
44:RY:75:ILE:C	44:RY:75:ILE:HD13	2.30	0.51
44:RY:9:LYS:HG2	44:RY:9:LYS:O	2.10	0.51
45:RZ:129:SER:C	45:RZ:131:ARG:H	2.12	0.51
45:RZ:129:SER:O	45:RZ:131:ARG:N	2.39	0.51
45:RZ:3:TYR:O	45:RZ:57:ILE:HG23	2.10	0.51
1:XA:1085:U:H3'	1:XA:1086:U:H5	1.75	0.51
1:XA:1285:A:H4'	1:XA:1286:A:H5'	1.92	0.51
1:XA:132:C:H42	1:XA:230:G:H1	1.57	0.51
1:XA:292:G:C5	1:XA:293:G:H1'	2.45	0.51
1:XA:360:A:H2'	1:XA:361:G:C8	2.45	0.51
1:XA:926:G:O5'	1:XA:926:G:H8	1.92	0.51
3:XC:40:ARG:O	3:XC:44:GLU:HG3	2.10	0.51
4:XD:162:LEU:HD11	4:XD:181:MET:HB3	1.92	0.51
5:XE:101:ILE:HD13	5:XE:101:ILE:N	2.25	0.51
6:XF:30:LEU:O	6:XF:35:ALA:HB3	2.10	0.51
7:XG:16:LEU:HD11	9:XI:45:ALA:HB2	1.92	0.51
1:XA:538:G:O3'	12:XL:114:LYS:HD3	2.10	0.51
13:XM:90:LEU:CB	13:XM:93:ARG:HD2	2.40	0.51
1:XA:377:G:P	16:XP:5:ARG:HH11	2.34	0.51
20:XT:83:ARG:O	20:XT:86:ARG:HB3	2.09	0.51
47:Y1:91:LYS:HE3	47:Y1:91:LYS:CA	2.40	0.51
50:Y4:14:ILE:O	50:Y4:14:ILE:HG23	2.10	0.51
25:YA:1069:A:H4'	25:YA:1070:A:H5''	1.93	0.51

Continued on next page...

Continued from previous page...

Atom-1	Atom-2	Interatomic distance (Å)	Clash overlap (Å)
25:YA:1252:G:C2	25:YA:1253:A:C2	2.98	0.51
25:YA:2735:G:H2'	25:YA:2736:G:H8	1.75	0.51
25:YA:839:U:H2'	25:YA:840:C:C6	2.44	0.51
29:YF:67:GLN:O	29:YF:68:LYS:CB	2.39	0.51
32:YI:21:VAL:HG21	32:YI:25:TYR:HD1	1.76	0.51
37:YR:41:ALA:O	37:YR:43:GLU:N	2.43	0.51
26:YB:50:G:OP1	38:YS:62:LYS:HB2	2.10	0.51
39:YT:111:ARG:O	39:YT:112:ARG:CG	2.55	0.51
44:YY:74:PRO:O	44:YY:80:GLY:HA2	2.10	0.51
1:QA:278:G:N2	17:QQ:95:TYR:HB3	2.25	0.51
1:QA:519:C:OP2	12:QL:50:SER:OG	2.28	0.51
4:QD:196:LEU:HD12	4:QD:196:LEU:H	1.75	0.51
7:QG:15:ASP:CB	7:QG:20:ASP:H	2.13	0.51
1:QA:690:G:H22	11:QK:55:LYS:NZ	2.08	0.51
13:QM:90:LEU:CB	13:QM:93:ARG:HD2	2.41	0.51
18:QR:64:ARG:O	18:QR:66:LEU:N	2.43	0.51
46:R0:10:THR:HG22	46:R0:12:ASN:H	1.75	0.51
26:RB:12:C:H2'	46:R0:73:GLY:HA3	1.92	0.51
50:R4:14:ILE:HG23	50:R4:14:ILE:O	2.10	0.51
25:RA:109:G:C2	25:RA:110:G:C8	2.99	0.51
25:RA:1356:G:N2	25:RA:1376:C:C2	2.78	0.51
25:RA:1410:G:H5''	25:RA:1410:G:H8	1.74	0.51
25:RA:1681:G:O5'	25:RA:1681:G:H8	1.93	0.51
25:RA:2881:C:H5''	37:RR:117:VAL:HG21	1.92	0.51
28:RE:105:THR:HB	28:RE:197:ILE:HG12	1.92	0.51
29:RF:127:GLU:OE1	29:RF:127:GLU:HA	2.07	0.51
30:RG:97:ASP:O	30:RG:101:ILE:HG23	2.10	0.51
31:RH:126:PRO:HD2	31:RH:127:GLU:N	2.25	0.51
33:RN:16:ILE:HG22	33:RN:17:ASP:N	2.26	0.51
35:RP:112:LEU:HD22	35:RP:113:LYS:N	2.25	0.51
35:RP:31:ALA:C	35:RP:32:THR:HG23	2.31	0.51
26:RB:50:G:OP1	38:RS:63:THR:HG23	2.10	0.51
39:RT:20:PRO:HD2	39:RT:86:ILE:HG23	1.92	0.51
39:RT:42:ILE:N	39:RT:42:ILE:HD12	2.25	0.51
40:RU:59:ARG:O	40:RU:63:VAL:HG23	2.11	0.51
41:RV:75:PHE:CD1	41:RV:75:PHE:C	2.83	0.51
43:RX:47:PHE:CD1	43:RX:47:PHE:N	2.78	0.51
1:XA:1052:U:H5''	1:XA:1053:G:OP2	2.10	0.51
1:XA:191:G:O2'	20:XT:101:GLY:O	2.28	0.51
1:XA:1111:A:N1	3:XC:177:THR:HG23	2.25	0.51
3:XC:181:ASN:HD21	3:XC:204:LEU:CD1	2.12	0.51

Continued on next page...

Continued from previous page...

Atom-1	Atom-2	Interatomic distance (Å)	Clash overlap (Å)
4:XD:106:TYR:CE1	4:XD:112:VAL:O	2.62	0.51
4:XD:127:THR:CG2	4:XD:128:VAL:N	2.73	0.51
4:XD:162:LEU:HD13	4:XD:181:MET:HB3	1.92	0.51
6:XF:75:LEU:HD23	6:XF:79:LEU:HG	1.90	0.51
7:XG:151:TYR:HA	7:XG:153:HIS:CE1	2.45	0.51
9:XI:88:TYR:O	9:XI:89:ASN:CB	2.58	0.51
13:XM:77:ASN:ND2	50:Y4:71:ARG:NH1	2.58	0.51
6:XF:101:ALA:HA	18:XR:28:GLU:OE1	2.10	0.51
1:XA:193:C:OP1	20:XT:57:ARG:HD2	2.10	0.51
51:Y5:40:LYS:HD3	51:Y5:46:CYS:SG	2.50	0.51
25:YA:1641:A:H3'	25:YA:1642:G:H8	1.75	0.51
25:YA:1741:C:H5'	25:YA:1742:C:OP2	2.09	0.51
25:YA:2578:G:H4'	25:YA:2578:G:OP2	2.10	0.51
25:YA:685:A:N3	25:YA:689:A:C6	2.79	0.51
26:YB:105:G:C2	26:YB:106:G:C8	2.97	0.51
27:YD:35:LYS:HD2	27:YD:104:TYR:CD1	2.45	0.51
28:YE:51:PHE:CD1	28:YE:52:LEU:N	2.76	0.51
30:YG:97:ASP:O	30:YG:101:ILE:HG23	2.10	0.51
31:YH:6:ARG:C	31:YH:8:PRO:HD2	2.30	0.51
33:YN:120:LEU:CD1	33:YN:122:VAL:HG23	2.38	0.51
33:YN:94:HIS:O	33:YN:95:PRO:O	2.28	0.51
35:YP:112:LEU:HD11	35:YP:114:ILE:CG2	2.40	0.51
35:YP:112:LEU:HD22	35:YP:113:LYS:H	1.75	0.51
25:YA:2415:G:O3'	35:YP:66:GLY:HA3	2.10	0.51
38:YS:67:ARG:HH11	38:YS:67:ARG:HB2	1.66	0.51
25:YA:534:U:O2	40:YU:49:HIS:HE1	1.93	0.51
41:YV:75:PHE:C	41:YV:75:PHE:CD1	2.83	0.51
43:YX:52:VAL:HG12	43:YX:52:VAL:O	2.09	0.51
44:YY:101:LYS:O	44:YY:102:CYS:SG	2.66	0.51
1:QA:1004:A:H2	1:QA:1024:G:C8	2.28	0.51
1:QA:216:G:H2'	1:QA:217:C:C6	2.46	0.51
1:QA:6:G:H4'	1:QA:298:A:H4'	1.92	0.51
1:QA:328:C:H2'	1:QA:328:C:O2	2.10	0.51
3:QC:22:TRP:CH2	3:QC:32:LEU:HB2	2.45	0.51
3:QC:35:GLU:OE2	3:QC:95:THR:HG23	2.11	0.51
3:QC:40:ARG:O	3:QC:44:GLU:HG3	2.11	0.51
4:QD:162:LEU:HD11	4:QD:181:MET:HB3	1.92	0.51
6:QF:75:LEU:HD21	6:QF:79:LEU:HD11	1.91	0.51
13:QM:2:ALA:O	13:QM:9:ILE:HB	2.10	0.51
16:QP:21:VAL:O	16:QP:33:ILE:HG12	2.11	0.51
49:R3:17:LYS:HA	49:R3:20:LYS:HD2	1.93	0.51

Continued on next page...

Continued from previous page...

Atom-1	Atom-2	Interatomic distance (Å)	Clash overlap (Å)
25:RA:120:U:H4'	25:RA:121:G:H5''	1.91	0.51
25:RA:190:A:N6	25:RA:207:A:H1'	2.25	0.51
22:QV:74:C:H42	25:RA:2252:G:H1	1.58	0.51
25:RA:2627:G:N3	25:RA:2781:A:H2	2.09	0.51
26:RB:37:C:N4	26:RB:38:C:N3	2.59	0.51
26:RB:46:A:C5	26:RB:47:C:C5	2.98	0.51
29:RF:198:ALA:C	29:RF:200:GLU:N	2.62	0.51
30:RG:34:LEU:HD13	30:RG:34:LEU:C	2.30	0.51
33:RN:12:ARG:NH1	33:RN:50:ASP:OD1	2.43	0.51
34:RO:24:VAL:HG21	34:RO:32:TYR:O	2.10	0.51
34:RO:43:VAL:HG23	34:RO:56:ASP:O	2.10	0.51
38:RS:87:PHE:O	38:RS:88:ASP:O	2.28	0.51
39:RT:99:LEU:HB2	39:RT:101:PHE:CE1	2.45	0.51
41:RV:29:PRO:O	41:RV:61:VAL:O	2.29	0.51
2:XB:134:GLU:HB3	2:XB:138:LEU:CD1	2.39	0.51
3:XC:22:TRP:CZ3	3:XC:32:LEU:HD12	2.45	0.51
3:XC:20:SER:CB	3:XC:40:ARG:HH22	2.14	0.51
3:XC:35:GLU:OE2	3:XC:95:THR:HG23	2.10	0.51
7:XG:11:GLN:C	7:XG:12:LEU:HD22	2.31	0.51
8:XH:12:ARG:NH1	8:XH:27:PRO:HD2	2.25	0.51
8:XH:51:VAL:HG11	8:XH:60:ARG:HG3	1.92	0.51
12:XL:23:LYS:O	12:XL:24:VAL:HG23	2.10	0.51
16:XP:21:VAL:O	16:XP:33:ILE:HG12	2.11	0.51
19:XS:40:ILE:HG23	19:XS:67:VAL:O	2.11	0.51
21:XU:3:LYS:HB3	21:XU:14:TRP:CD1	2.46	0.51
25:YA:1343:G:H1	25:YA:1404:C:H42	1.58	0.51
25:YA:1422:G:C5	25:YA:1423:G:N7	2.78	0.51
25:YA:1652:A:C2'	25:YA:1653:G:H5'	2.41	0.51
25:YA:2459:A:C6	25:YA:2460:U:C2	2.99	0.51
25:YA:1638:C:H4'	25:YA:2710:C:O2	2.11	0.51
25:YA:2845:G:O2'	25:YA:2846:G:H5'	2.10	0.51
25:YA:392:C:H5''	25:YA:409:C:H5''	1.91	0.51
25:YA:27:G:H1'	25:YA:513:A:N6	2.25	0.51
25:YA:656:G:H2'	25:YA:657:U:O4'	2.11	0.51
27:YD:30:GLU:HG3	27:YD:63:ARG:NH2	2.26	0.51
27:YD:67:PHE:CE1	27:YD:157:ARG:NH2	2.79	0.51
28:YE:203:LYS:HE3	28:YE:204:ALA:CB	2.40	0.51
29:YF:125:LEU:HA	29:YF:194:MET:O	2.10	0.51
30:YG:44:GLY:CA	30:YG:88:ILE:HD11	2.40	0.51
33:YN:134:ARG:O	33:YN:136:GLU:N	2.43	0.51
34:YO:14:THR:HG21	34:YO:86:ILE:HD13	1.91	0.51

Continued on next page...

Continued from previous page...

Atom-1	Atom-2	Interatomic distance (Å)	Clash overlap (Å)
25:YA:2318:G:H22	38:YS:2:ALA:N	2.09	0.51
41:YV:14:VAL:HA	41:YV:18:LEU:HD12	1.93	0.51
44:YY:75:ILE:C	44:YY:75:ILE:HD13	2.31	0.51
44:YY:94:LYS:HE3	44:YY:101:LYS:HZ1	1.75	0.51
45:YZ:19:ARG:HD3	45:YZ:25:PRO:HD2	1.91	0.51
1:QA:634:C:C2'	1:QA:635:G:H5'	2.40	0.51
1:QA:797:C:OP1	11:QK:124:LYS:HE2	2.11	0.51
1:QA:924:C:N4	1:QA:925:G:O6	2.44	0.51
3:QC:11:ARG:O	3:QC:13:GLY:N	2.43	0.51
4:QD:65:ARG:NH1	4:QD:70:ILE:O	2.43	0.51
6:QF:63:TYR:N	6:QF:63:TYR:HD2	2.09	0.51
6:QF:69:GLU:C	6:QF:71:ARG:H	2.13	0.51
9:QI:126:SER:O	9:QI:128:ARG:N	2.35	0.51
9:QI:3:GLN:HB3	9:QI:20:ARG:CG	2.40	0.51
10:QJ:17:ASP:HA	10:QJ:20:ALA:HB3	1.93	0.51
13:QM:57:ARG:CB	13:QM:57:ARG:HH11	2.14	0.51
17:QQ:48:GLU:O	17:QQ:49:GLU:C	2.48	0.51
20:QT:83:ARG:O	20:QT:86:ARG:HB3	2.10	0.51
47:R1:8:SER:HB3	47:R1:66:HIS:CE1	2.46	0.51
50:R4:36:CYS:O	50:R4:39:CYS:CB	2.55	0.51
25:RA:246:C:N4	54:R8:8:LYS:HG3	2.25	0.51
25:RA:1378:A:O2'	25:RA:1379:A:O5'	2.18	0.51
25:RA:626:U:H5''	25:RA:627:A:H5'	1.93	0.51
26:RB:66:A:C2	26:RB:108:C:C4	2.98	0.51
28:RE:77:ILE:O	28:RE:78:LEU:C	2.47	0.51
29:RF:162:LEU:HD23	29:RF:165:ARG:NH2	2.25	0.51
30:RG:114:ILE:CG2	30:RG:115:ARG:N	2.73	0.51
25:RA:1093:G:OP1	31:RH:170:ARG:HD2	2.10	0.51
31:RH:89:ILE:O	31:RH:89:ILE:CG1	2.57	0.51
32:RI:120:ILE:HG12	32:RI:126:TYR:CE1	2.46	0.51
36:RQ:64:ILE:HA	36:RQ:106:VAL:CG1	2.33	0.51
37:RR:28:LEU:CD2	37:RR:114:VAL:HG12	2.41	0.51
39:RT:34:VAL:CG1	39:RT:36:GLU:HG2	2.39	0.51
25:RA:336:C:HO2'	44:RY:35:TYR:HH	1.59	0.51
1:XA:1148:U:OP1	9:XI:7:THR:HG21	2.10	0.51
1:XA:1324:A:H4'	1:XA:1362:C:H4'	1.93	0.51
1:XA:277:C:C4	1:XA:278:G:N7	2.78	0.51
1:XA:582:U:H2'	1:XA:583:A:C8	2.45	0.51
1:XA:60:A:H4'	1:XA:61:G:O5'	2.10	0.51
1:XA:738:C:H2'	1:XA:739:C:C6	2.45	0.51
3:XC:113:ALA:C	3:XC:115:LEU:H	2.14	0.51

Continued on next page...

Continued from previous page...

Atom-1	Atom-2	Interatomic distance (Å)	Clash overlap (Å)
4:XD:83:SER:HA	4:XD:89:THR:HG23	1.92	0.51
20:XT:89:ARG:HH22	20:XT:106:ALA:HB2	1.75	0.51
21:XU:6:ARG:HE	21:XU:15:ARG:NH2	2.08	0.51
48:Y2:15:LYS:H	48:Y2:67:LYS:HE2	1.73	0.51
50:Y4:54:GLY:HA2	50:Y4:57:GLU:HG2	1.92	0.51
54:Y8:29:LYS:HB2	54:Y8:44:LYS:HG2	1.91	0.51
25:YA:1492:G:H3'	25:YA:1493:C:H5'	1.92	0.51
25:YA:49:A:N6	25:YA:177:G:C4	2.78	0.51
25:YA:195:A:H5''	35:YP:46:LYS:NZ	2.25	0.51
25:YA:2205:C:O5'	25:YA:2205:C:H6	1.92	0.51
25:YA:2408:U:H2'	25:YA:2409:G:C8	2.45	0.51
25:YA:934:G:H2'	25:YA:935:C:H6	1.74	0.51
27:YD:259:THR:O	27:YD:260:ARG:C	2.49	0.51
28:YE:95:ILE:H	28:YE:95:ILE:CD1	2.19	0.51
33:YN:12:ARG:NH1	33:YN:50:ASP:OD2	2.40	0.51
34:YO:23:ARG:O	34:YO:39:ILE:HB	2.09	0.51
34:YO:4:PRO:O	34:YO:5:GLN:CB	2.58	0.51
41:YV:1:MET:HE2	41:YV:43:GLU:HG2	1.92	0.51
42:YW:14:PRO:O	42:YW:17:VAL:N	2.42	0.51
1:QA:1127:G:N2	1:QA:1145:C:O2	2.44	0.51
1:QA:129(A):G:N2	1:QA:188:U:HO2'	2.07	0.51
1:QA:573:A:N3	1:QA:883:C:O2'	2.42	0.51
1:QA:696:A:H8	1:QA:696:A:O5'	1.94	0.51
3:QC:112:SER:HB3	3:QC:115:LEU:HD12	1.92	0.51
3:QC:36:ASP:HB3	3:QC:40:ARG:NH1	2.25	0.51
5:QE:107:ARG:O	5:QE:108:ALA:C	2.49	0.51
7:QG:16:LEU:HD11	9:QI:45:ALA:HB2	1.92	0.51
8:QH:102:ARG:NH1	8:QH:105:ARG:HH12	2.09	0.51
1:QA:1329:A:N7	21:QU:7:ARG:NH2	2.59	0.51
50:R4:12:ALA:HB1	50:R4:30:GLU:H	1.76	0.51
25:RA:247:G:H4'	25:RA:386:G:C5	2.46	0.51
25:RA:2516:G:C5	25:RA:2517:C:C4	2.98	0.51
25:RA:2600:A:C6	25:RA:2601:C:N4	2.79	0.51
25:RA:2745:C:C4	25:RA:2746:U:C4	2.98	0.51
25:RA:828:U:H4'	25:RA:831:G:N1	2.26	0.51
25:RA:829:A:N7	25:RA:2247:A:O2'	2.37	0.51
29:RF:32:LEU:O	29:RF:36:VAL:HG23	2.11	0.51
33:RN:131:GLN:CG	33:RN:132:ALA:H	2.20	0.51
36:RQ:25:ASP:HA	36:RQ:100:GLY:O	2.11	0.51
37:RR:117:VAL:CG2	37:RR:118:GLU:N	2.74	0.51
41:RV:38:LEU:HD13	41:RV:55:ALA:HB3	1.91	0.51

Continued on next page...

Continued from previous page...

Atom-1	Atom-2	Interatomic distance (Å)	Clash overlap (Å)
44:RY:75:ILE:CG1	44:RY:76:CYS:N	2.73	0.51
44:RY:95:LYS:O	44:RY:96:ILE:O	2.28	0.51
1:XA:1389:C:H2'	1:XA:1390:U:O4'	2.10	0.51
1:XA:267:C:H2'	1:XA:268:C:H6	1.76	0.51
1:XA:475:G:H2'	1:XA:476:G:H8	1.76	0.51
3:XC:29:TYR:OH	14:YN:54:PRO:HD2	2.09	0.51
1:XA:668:G:O2'	15:XO:46:HIS:HB3	2.11	0.51
18:XR:64:ARG:O	18:XR:66:LEU:N	2.43	0.51
1:XA:1054:C:N4	24:XY:34:C:C6	2.78	0.51
50:Y4:42:PHE:O	50:Y4:44:THR:N	2.44	0.51
51:Y5:20:ARG:C	51:Y5:22:HIS:H	2.14	0.51
25:YA:1338:G:O2'	25:YA:1393:A:N1	2.37	0.51
25:YA:1449:A:H5'	25:YA:1449(A):G:OP2	2.10	0.51
25:YA:1506:C:H3'	25:YA:1507:A:H5''	1.91	0.51
25:YA:17:G:H2'	25:YA:18:C:H6	1.75	0.51
25:YA:1993:U:H4'	28:YE:128:SER:OG	2.10	0.51
25:YA:2729:G:H2'	25:YA:2730:C:C6	2.46	0.51
25:YA:628:G:H2'	25:YA:629:G:H8	1.75	0.51
25:YA:807:U:OP2	35:YP:41:ARG:NH1	2.43	0.51
27:YD:134:ARG:HB2	27:YD:135:PHE:HD2	1.75	0.51
29:YF:65:TRP:HZ2	29:YF:72:ARG:NH2	2.09	0.51
39:YT:14:TYR:H	39:YT:14:TYR:HD1	1.56	0.51
44:YY:77:PRO:O	44:YY:78:ALA:HB2	2.10	0.51
1:QA:1015:A:H1'	1:QA:1219:U:H5'	1.93	0.51
1:QA:389:A:H2'	1:QA:390:C:H5'	1.93	0.51
1:QA:409:G:H1	1:QA:433:C:N4	2.06	0.51
1:QA:940:C:H2'	1:QA:941:G:C8	2.46	0.51
2:QB:82:ARG:HA	2:QB:92:TYR:CE2	2.45	0.51
3:QC:113:ALA:C	3:QC:115:LEU:H	2.14	0.51
4:QD:127:THR:CG2	4:QD:128:VAL:N	2.73	0.51
4:QD:54:TYR:CE1	4:QD:206:PHE:HE1	2.29	0.51
6:QF:30:LEU:O	6:QF:35:ALA:HB3	2.10	0.51
9:QI:88:TYR:O	9:QI:89:ASN:CB	2.58	0.51
10:QJ:81:THR:C	10:QJ:83:GLU:N	2.64	0.51
12:QL:23:LYS:O	12:QL:24:VAL:HG23	2.11	0.51
13:QM:16:ASP:HB3	13:QM:34:LEU:HD11	1.93	0.51
13:QM:87:TYR:C	13:QM:89:GLY:N	2.64	0.51
15:QO:17:ARG:NH1	15:QO:77:ARG:NH1	2.59	0.51
21:QU:10:ARG:HH11	21:QU:10:ARG:HG3	1.75	0.51
21:QU:3:LYS:HB3	21:QU:14:TRP:CD1	2.45	0.51
52:R6:9:LEU:HB3	52:R6:26:ASN:O	2.11	0.51

Continued on next page...

Continued from previous page...

Atom-1	Atom-2	Interatomic distance (Å)	Clash overlap (Å)
53:R7:36:GLN:HG2	53:R7:36:GLN:O	2.10	0.51
25:RA:1188:U:O2'	25:RA:1189:A:H5'	2.10	0.51
25:RA:130:C:H4'	25:RA:1349:A:O4'	2.11	0.51
25:RA:1705:G:C6	25:RA:1706:U:C4	2.98	0.51
25:RA:1899:G:H21	25:RA:1902:C:H42	1.58	0.51
25:RA:2625:G:H2'	25:RA:2626:C:C6	2.46	0.51
25:RA:2643:G:H2'	25:RA:2644:G:O4'	2.10	0.51
25:RA:848:G:C2	25:RA:933:A:H1'	2.45	0.51
27:RD:259:THR:O	27:RD:260:ARG:C	2.49	0.51
27:RD:67:PHE:CE1	27:RD:157:ARG:NH2	2.79	0.51
28:RE:119:ARG:HD3	28:RE:160:TYR:HB2	1.92	0.51
28:RE:105:THR:HG23	28:RE:166:THR:OG1	2.10	0.51
30:RG:44:GLY:CA	30:RG:88:ILE:HD11	2.40	0.51
33:RN:26:LEU:HG	33:RN:30:ILE:HD11	1.93	0.51
33:RN:6:PRO:HG2	33:RN:43:THR:OG1	2.11	0.51
34:RO:16:ALA:HA	34:RO:46:ALA:HB2	1.92	0.51
34:RO:2:ILE:CD1	34:RO:82:ASN:HD22	2.14	0.51
35:RP:112:LEU:HD22	35:RP:113:LYS:H	1.75	0.51
34:RO:79:PHE:CD2	39:RT:72:VAL:HG22	2.45	0.51
42:RW:25:ARG:HB2	42:RW:25:ARG:HH11	1.74	0.51
42:RW:7:ALA:HB2	42:RW:50:VAL:CG2	2.40	0.51
1:XA:129(A):G:N2	1:XA:191(A):G:C5	2.79	0.51
1:XA:421:U:H5''	1:XA:422:C:OP2	2.11	0.51
1:XA:505:G:H2'	1:XA:505:G:N3	2.26	0.51
1:XA:889:A:H4'	1:XA:890:G:OP1	2.09	0.51
3:XC:11:ARG:O	3:XC:13:GLY:N	2.43	0.51
3:XC:22:TRP:CH2	3:XC:32:LEU:HB2	2.45	0.51
4:XD:196:LEU:HD12	4:XD:196:LEU:H	1.75	0.51
10:XJ:17:ASP:HA	10:XJ:20:ALA:HB3	1.93	0.51
12:XL:24:VAL:CG1	12:XL:24:VAL:O	2.58	0.51
13:XM:87:TYR:C	13:XM:89:GLY:N	2.64	0.51
14:XN:44:LEU:O	14:XN:48:ALA:N	2.41	0.51
16:XP:20:VAL:HG23	16:XP:34:GLU:O	2.11	0.51
16:XP:72:ARG:HD3	16:XP:73:LEU:HD23	1.91	0.51
50:Y4:50:VAL:O	50:Y4:51:ASP:C	2.48	0.51
13:XM:80:ARG:NH2	50:Y4:70:GLY:HA3	2.26	0.51
25:YA:1962:C:O2'	25:YA:1964:G:OP2	2.28	0.51
25:YA:2336:A:O5'	25:YA:2336:A:H8	1.92	0.51
25:YA:216:A:C8	25:YA:432:A:C6	2.99	0.51
25:YA:836:G:H5''	25:YA:837:C:OP2	2.10	0.51
26:YB:5:C:H2'	26:YB:6:C:H6	1.74	0.51

Continued on next page...

Continued from previous page...

Atom-1	Atom-2	Interatomic distance (Å)	Clash overlap (Å)
26:YB:63:G:C2	26:YB:64:C:C2	2.99	0.51
30:YG:114:ILE:CG2	30:YG:115:ARG:N	2.73	0.51
25:YA:2745:C:H1'	31:YH:143:GLN:HG2	1.91	0.51
33:YN:131:GLN:HE21	33:YN:132:ALA:H	1.58	0.51
35:YP:31:ALA:C	35:YP:32:THR:HG23	2.31	0.51
39:YT:14:TYR:CD1	39:YT:14:TYR:N	2.78	0.51
41:YV:41:GLY:N	41:YV:46:VAL:HG13	2.26	0.51
42:YW:70:TYR:HD2	42:YW:70:TYR:N	2.06	0.51
43:YX:36:LYS:HA	43:YX:39:ILE:HD12	1.90	0.51
1:QA:102:G:C6	1:QA:103:C:C4	2.99	0.51
1:QA:359:U:H2'	1:QA:360:A:H8	1.72	0.51
1:QA:376:G:OP1	16:QP:5:ARG:HB2	2.10	0.51
1:QA:502:G:H2'	1:QA:503:C:O4'	2.11	0.51
2:QB:134:GLU:HB3	2:QB:138:LEU:HD12	1.93	0.51
2:QB:24:TRP:CE3	2:QB:26:PRO:HA	2.45	0.51
4:QD:52:SER:O	4:QD:53:ASP:C	2.49	0.51
11:QK:46:GLY:HA2	11:QK:50:TYR:O	2.10	0.51
6:QF:101:ALA:HA	18:QR:28:GLU:OE1	2.11	0.51
47:R1:87:PRO:O	47:R1:91:LYS:HB2	2.11	0.51
47:R1:94:LEU:O	47:R1:95:LEU:HG	2.11	0.51
48:R2:15:LYS:H	48:R2:67:LYS:HE2	1.73	0.51
50:R4:61:ARG:C	50:R4:63:TYR:H	2.14	0.51
25:RA:2459:A:C2	25:RA:2460:U:H1'	2.46	0.51
25:RA:2475:C:H42	25:RA:2529:G:H22	1.57	0.51
25:RA:554:U:O2'	25:RA:556:G:H8	1.93	0.51
25:RA:558:G:OP1	33:RN:111:PRO:HD2	2.11	0.51
25:RA:860:U:C5	25:RA:917:A:C2	2.98	0.51
30:RG:51:ARG:HB3	30:RG:51:ARG:HH11	1.76	0.51
34:RO:15:GLY:O	34:RO:46:ALA:HB1	2.10	0.51
25:RA:2414:G:H21	35:RP:67:MET:CE	2.23	0.51
28:RE:7:VAL:HG11	39:RT:1:MET:HE3	1.92	0.51
41:RV:5:VAL:HG22	41:RV:14:VAL:HG22	1.93	0.51
42:RW:9:TYR:CD2	42:RW:102:HIS:HE1	2.28	0.51
43:RX:5:TYR:CE2	48:R2:30:ARG:HG3	2.45	0.51
1:XA:339:C:OP2	34:YO:97:ARG:NH1	2.43	0.51
1:XA:411:A:C4	1:XA:413:G:H1'	2.46	0.51
1:XA:538:G:OP1	12:XL:113:ARG:HD2	2.10	0.51
3:XC:139:GLN:O	3:XC:143:GLU:HB2	2.11	0.51
4:XD:108:LEU:HD11	4:XD:174:LEU:CD2	2.37	0.51
5:XE:107:ARG:O	5:XE:108:ALA:C	2.49	0.51
6:XF:10:LEU:HD13	6:XF:61:LEU:HD13	1.93	0.51

Continued on next page...

Continued from previous page...

Atom-1	Atom-2	Interatomic distance (Å)	Clash overlap (Å)
11:XK:29:ILE:HG13	11:XK:44:SER:HB3	1.92	0.51
13:XM:4:ILE:HG22	13:XM:5:ALA:H	1.75	0.51
13:XM:2:ALA:O	13:XM:9:ILE:HB	2.10	0.51
22:XV:15:G:H22	22:XV:48:C:H42	1.57	0.51
22:XV:4:G:HO2'	22:XV:5:G:H8	1.58	0.51
22:XV:58:A:O2'	22:XV:60:U:OP2	2.16	0.51
22:XV:68:C:H2'	22:XV:69:C:H6	1.76	0.51
50:Y4:12:ALA:HB1	50:Y4:30:GLU:H	1.76	0.51
25:YA:1291:C:C2	25:YA:1292:U:C5	2.99	0.51
25:YA:1529:A:C8	25:YA:1530:G:C8	2.99	0.51
25:YA:1888:G:H5''	25:YA:1888:G:N3	2.25	0.51
25:YA:1918:A:O2'	25:YA:1920:C:N4	2.43	0.51
25:YA:270(B):A:O2'	25:YA:364:C:H2'	2.10	0.51
25:YA:394:A:H5'	25:YA:395:U:OP2	2.11	0.51
25:YA:470:A:H2'	25:YA:471:A:O4'	2.10	0.51
28:YE:77:ILE:O	28:YE:78:LEU:C	2.48	0.51
30:YG:51:ARG:HB3	30:YG:51:ARG:HH11	1.76	0.51
31:YH:19:VAL:HG13	31:YH:43:VAL:CG2	2.41	0.51
31:YH:55:PRO:HG2	31:YH:61:HIS:ND1	2.26	0.51
31:YH:72:ILE:O	31:YH:75:ALA:HB3	2.11	0.51
34:YO:24:VAL:HG21	34:YO:32:TYR:O	2.11	0.51
35:YP:95:VAL:HG13	35:YP:100:LEU:CD2	2.40	0.51
37:YR:118:GLU:HG3	37:YR:118:GLU:OXT	2.11	0.51
43:YX:18:TYR:C	43:YX:20:GLY:N	2.64	0.51
43:YX:5:TYR:CE2	48:Y2:30:ARG:HG3	2.45	0.51
1:QA:189:U:C2	17:QQ:72:ARG:NH1	2.78	0.51
1:QA:359:U:OP1	32:YI:87:LYS:HD3	2.10	0.51
2:QB:187:LEU:O	2:QB:187:LEU:HD13	2.11	0.51
3:QC:175:LEU:HD12	3:QC:175:LEU:H	1.75	0.51
4:QD:22:LYS:HB2	4:QD:26:CYS:CB	2.41	0.51
8:QH:104:ARG:HD2	8:QH:138:TRP:CD2	2.46	0.51
13:QM:9:ILE:C	13:QM:9:ILE:HD12	2.31	0.51
48:R2:36:ARG:O	48:R2:40:SER:HB2	2.10	0.51
54:R8:10:ALA:O	54:R8:14:VAL:HG12	2.11	0.51
25:RA:1392:A:H62	25:RA:1393:A:N6	2.09	0.51
25:RA:1826:G:H2'	25:RA:1827:C:C6	2.45	0.51
25:RA:1832:C:N4	25:RA:1833:U:C4	2.79	0.51
25:RA:185:U:H4'	25:RA:218:A:H4'	1.93	0.51
25:RA:2818:G:H2'	25:RA:2819:G:C8	2.46	0.51
25:RA:531:C:OP1	25:RA:561:G:N1	2.44	0.51
25:RA:930:U:H4'	25:RA:931:G:O5'	2.11	0.51

Continued on next page...

Continued from previous page...

Atom-1	Atom-2	Interatomic distance (Å)	Clash overlap (Å)
25:RA:947:G:H2'	25:RA:948:G:C8	2.46	0.51
26:RB:89(A):A:C5	26:RB:90:C:H1'	2.46	0.51
27:RD:76:PRO:HA	27:RD:118:VAL:HG23	1.93	0.51
29:RF:127:GLU:O	29:RF:129:PHE:N	2.40	0.51
33:RN:134:ARG:O	33:RN:136:GLU:N	2.43	0.51
34:RO:113:LYS:O	34:RO:116:SER:HB3	2.11	0.51
34:RO:35:VAL:O	34:RO:35:VAL:HG23	2.11	0.51
41:RV:35:LEU:CD2	41:RV:57:VAL:HG22	2.32	0.51
45:RZ:151:HIS:HA	45:RZ:170:THR:HA	1.92	0.51
1:XA:1329:A:H5'	13:XM:29:ARG:HG3	1.92	0.51
4:XD:112:VAL:HG12	4:XD:116:GLN:OE1	2.11	0.51
4:XD:206:PHE:CD2	4:XD:207:TYR:CD1	2.99	0.51
4:XD:52:SER:O	4:XD:53:ASP:C	2.49	0.51
7:XG:15:ASP:CB	7:XG:20:ASP:H	2.13	0.51
8:XH:104:ARG:HD2	8:XH:138:TRP:CD2	2.46	0.51
13:XM:9:ILE:HD12	13:XM:9:ILE:C	2.31	0.51
14:XN:40:CYS:SG	14:XN:43:CYS:CA	2.98	0.51
16:XP:1:MET:O	16:XP:3:LYS:HG3	2.11	0.51
16:XP:43:LYS:C	16:XP:45:THR:H	2.14	0.51
19:XS:41:VAL:CG1	19:XS:45:VAL:N	2.74	0.51
47:Y1:60:PHE:HE2	47:Y1:91:LYS:HZ1	1.57	0.51
52:Y6:20:ASN:O	52:Y6:21:TYR:CB	2.59	0.51
25:YA:1155:A:O2'	25:YA:1156:A:H2'	2.10	0.51
25:YA:1239:G:H2'	25:YA:1240:U:O4'	2.11	0.51
25:YA:1251:C:OP1	40:YU:10:ARG:HG3	2.11	0.51
25:YA:1842:G:N2	25:YA:1901:A:C4	2.79	0.51
26:YB:13:A:C2	26:YB:70:C:O4'	2.64	0.51
27:YD:94:LEU:C	27:YD:94:LEU:HD13	2.31	0.51
29:YF:192:LEU:HD21	29:YF:194:MET:HE2	1.92	0.51
34:YO:24:VAL:HG13	34:YO:24:VAL:O	2.11	0.51
35:YP:101:VAL:HA	35:YP:105:LEU:O	2.10	0.51
35:YP:62:LEU:CD2	35:YP:62:LEU:H	2.19	0.51
36:YQ:133:ARG:HG2	36:YQ:134:ARG:N	2.26	0.51
36:YQ:58:PHE:O	36:YQ:58:PHE:HD1	1.94	0.51
43:YX:47:PHE:N	43:YX:47:PHE:CD1	2.78	0.51
43:YX:65:ARG:CD	43:YX:65:ARG:H	2.24	0.51
1:QA:923:A:O2'	1:QA:1399:C:OP2	2.19	0.51
1:QA:190:G:O2'	1:QA:191(A):G:OP2	2.29	0.51
1:QA:224:C:H2'	1:QA:225:C:H6	1.75	0.51
1:QA:555:C:H2'	1:QA:556:C:C6	2.46	0.51
3:QC:21:ARG:CD	3:QC:21:ARG:N	2.74	0.51

Continued on next page...

Continued from previous page...

Atom-1	Atom-2	Interatomic distance (Å)	Clash overlap (Å)
4:QD:112:VAL:HG12	4:QD:116:GLN:OE1	2.11	0.51
5:QE:12:LEU:HD23	5:QE:13:ILE:H	1.76	0.51
5:QE:60:TYR:CE1	5:QE:64:ARG:NH2	2.77	0.51
6:QF:86:ARG:O	6:QF:87:ARG:CG	2.50	0.51
10:QJ:54:PHE:O	10:QJ:55:LYS:HG3	2.11	0.51
13:QM:120:LYS:O	13:QM:121:LYS:HB2	2.11	0.51
47:R1:92:LYS:C	47:R1:94:LEU:N	2.62	0.51
25:RA:1043:C:O2'	25:RA:1048:A:O2'	2.14	0.51
25:RA:363(B):G:H2'	25:RA:363(C):G:H8	1.73	0.51
25:RA:879:G:H2'	25:RA:880:G:O4'	2.10	0.51
31:RH:131:VAL:CG1	31:RH:132:ARG:N	2.74	0.51
33:RN:112:LEU:HD23	33:RN:113:GLY:N	2.26	0.51
34:RO:20:MET:HG2	34:RO:21:CYS:O	2.11	0.51
36:RQ:36:ALA:HB1	36:RQ:127:ILE:HD12	1.93	0.51
44:RY:2:ARG:NH1	44:RY:2:ARG:HG2	2.22	0.51
44:RY:46:LYS:HE3	44:RY:63:LYS:HB3	1.93	0.51
1:XA:1057:G:H2'	1:XA:1058:G:O4'	2.10	0.51
1:XA:1240:U:OP2	7:XG:116:ALA:N	2.44	0.51
1:XA:1301:U:C4	1:XA:1303:C:C6	2.99	0.51
2:XB:15:VAL:H	2:XB:16:HIS:HD1	1.59	0.51
3:XC:150:LYS:HG3	3:XC:169:ALA:HB2	1.92	0.51
3:XC:70:VAL:CG1	3:XC:71:ALA:N	2.73	0.51
4:XD:11:LEU:HD22	4:XD:66:ARG:CD	2.19	0.51
5:XE:126:ARG:CG	5:XE:126:ARG:HH11	2.21	0.51
12:XL:27:LEU:C	12:XL:29:GLY:N	2.64	0.51
16:XP:39:TYR:OH	16:XP:41:PRO:HB3	2.11	0.51
21:XU:10:ARG:HH11	21:XU:10:ARG:HG3	1.75	0.51
47:Y1:92:LYS:C	47:Y1:94:LEU:N	2.62	0.51
25:YA:1899:G:N2	25:YA:1902:C:H5	2.08	0.51
25:YA:2401:U:H2'	25:YA:2402:C:H5''	1.93	0.51
25:YA:2416:C:C2	25:YA:2417:C:C5	2.99	0.51
25:YA:2723:C:O3'	37:YR:1:MET:HE2	2.10	0.51
25:YA:60:G:C2	25:YA:74:A:C5	2.98	0.51
25:YA:628:G:H2'	25:YA:629:G:C8	2.45	0.51
25:YA:655:A:H8	25:YA:656:G:O4'	1.94	0.51
25:YA:898:C:H2'	25:YA:899:A:H5'	1.92	0.51
27:YD:210:GLY:O	27:YD:213:ARG:N	2.43	0.51
27:YD:28:GLU:OE1	27:YD:29:PRO:HD2	2.11	0.51
28:YE:37:ARG:HE	28:YE:37:ARG:N	2.09	0.51
28:YE:54:GLN:NE2	28:YE:54:GLN:H	2.08	0.51
29:YF:198:ALA:C	29:YF:200:GLU:N	2.62	0.51

Continued on next page...

Continued from previous page...

Atom-1	Atom-2	Interatomic distance (Å)	Clash overlap (Å)
30:YG:109:VAL:O	30:YG:113:ARG:HG3	2.10	0.51
32:YI:77:LEU:HD11	32:YI:140:LEU:HD12	1.92	0.51
33:YN:108:PRO:O	33:YN:113:GLY:HA3	2.10	0.51
33:YN:78:TYR:HD1	33:YN:78:TYR:N	2.07	0.51
35:YP:13:ASN:O	35:YP:14:LYS:C	2.49	0.51
36:YQ:25:ASP:HA	36:YQ:100:GLY:O	2.11	0.51
45:YZ:146:ILE:HG22	45:YZ:176:PRO:HD3	1.92	0.51
1:QA:1368:G:OP1	9:QI:111:ARG:NH2	2.44	0.51
1:QA:181:G:O2'	1:QA:182:U:O5'	2.27	0.51
1:QA:539:A:N6	1:QA:540:G:O6	2.44	0.51
1:QA:959:A:H3'	1:QA:960:U:H5''	1.92	0.51
2:QB:23:ARG:HH11	2:QB:23:ARG:HG2	1.76	0.51
3:QC:132:ARG:O	3:QC:136:GLN:HB2	2.11	0.51
4:QD:155:LEU:O	4:QD:159:ARG:HG2	2.10	0.51
4:QD:162:LEU:HD13	4:QD:181:MET:HB3	1.92	0.51
4:QD:83:SER:HA	4:QD:89:THR:HG23	1.92	0.51
5:QE:101:ILE:HD13	5:QE:101:ILE:N	2.25	0.51
9:QI:79:LEU:HD22	9:QI:101:PHE:O	2.11	0.51
11:QK:91:ARG:HH22	18:QR:88:LYS:NZ	2.09	0.51
16:QP:1:MET:O	16:QP:3:LYS:HG3	2.11	0.51
16:QP:83:GLU:HG3	16:QP:84:ALA:H	1.76	0.51
19:QS:26:GLY:O	19:QS:27:GLU:HB2	2.11	0.51
50:R4:42:PHE:O	50:R4:44:THR:N	2.44	0.51
25:RA:201:C:O2'	25:RA:386:G:N1	2.41	0.51
25:RA:2406:U:C2	35:RP:72:PRO:HB2	2.46	0.51
25:RA:2612:C:C4	25:RA:2613:U:H5	2.29	0.51
25:RA:856:C:H5''	25:RA:856:C:H6	1.75	0.51
27:RD:94:LEU:C	27:RD:94:LEU:HD13	2.31	0.51
28:RE:37:ARG:HE	28:RE:37:ARG:N	2.09	0.51
31:RH:6:ARG:C	31:RH:8:PRO:HD2	2.30	0.51
34:RO:23:ARG:HH11	34:RO:23:ARG:HG2	1.76	0.51
38:RS:89:ARG:O	38:RS:89:ARG:HD2	2.11	0.51
41:RV:14:VAL:HA	41:RV:18:LEU:HD12	1.93	0.51
1:XA:1064:G:OP1	1:XA:1386:G:H4'	2.11	0.51
1:XA:438:G:H2'	1:XA:494:U:O4	2.11	0.51
1:XA:892:A:O2'	1:XA:1415:G:H4'	2.11	0.51
2:XB:82:ARG:HA	2:XB:92:TYR:CE2	2.45	0.51
3:XC:21:ARG:CD	3:XC:21:ARG:N	2.74	0.51
3:XC:99:VAL:O	3:XC:99:VAL:HG23	2.11	0.51
6:XF:10:LEU:HD13	6:XF:61:LEU:HD11	1.92	0.51
6:XF:63:TYR:N	6:XF:63:TYR:CD2	2.79	0.51

Continued on next page...

Continued from previous page...

Atom-1	Atom-2	Interatomic distance (Å)	Clash overlap (Å)
9:XI:79:LEU:HD22	9:XI:101:PHE:O	2.10	0.51
53:Y7:36:GLN:O	53:Y7:36:GLN:HG2	2.09	0.51
25:YA:2466:C:H5'	55:Y9:5:ALA:HB3	1.92	0.51
25:YA:1048:A:H5'	25:YA:1049:C:OP2	2.11	0.51
25:YA:1798:U:C2	25:YA:1822:G:N2	2.79	0.51
29:YF:108:LYS:HA	29:YF:108:LYS:NZ	2.27	0.51
31:YH:4:ILE:O	31:YH:6:ARG:N	2.43	0.51
33:YN:118:LYS:O	33:YN:120:LEU:N	2.43	0.51
33:YN:16:ILE:HG22	33:YN:17:ASP:N	2.25	0.51
33:YN:26:LEU:HG	33:YN:30:ILE:HD11	1.93	0.51
34:YO:113:LYS:O	34:YO:116:SER:HB3	2.11	0.51
38:YS:86:ALA:O	38:YS:87:PHE:HB3	2.09	0.51
38:YS:87:PHE:O	38:YS:88:ASP:O	2.29	0.51
38:YS:95:HIS:CG	38:YS:96:GLY:N	2.77	0.51
44:YY:95:LYS:O	44:YY:96:ILE:O	2.28	0.51
1:QA:1118:C:H1'	1:QA:1179:A:C4	2.45	0.50
1:QA:17:U:H2'	1:QA:18:C:C6	2.46	0.50
1:QA:922:G:C2	1:QA:923:A:C4	2.98	0.50
3:QC:48:TYR:O	3:QC:51:GLY:N	2.41	0.50
4:QD:206:PHE:CD2	4:QD:207:TYR:CD1	2.99	0.50
1:QA:15:G:C4'	5:QE:24:ARG:NH1	2.74	0.50
9:QI:29:ASN:OD1	9:QI:64:THR:HA	2.11	0.50
13:QM:30:ALA:O	13:QM:31:LYS:C	2.49	0.50
21:QU:14:TRP:CE3	21:QU:15:ARG:HD3	2.46	0.50
47:R1:4:VAL:HG23	47:R1:10:LYS:C	2.32	0.50
25:RA:1711:C:H2'	25:RA:1712:C:C6	2.47	0.50
25:RA:1930:G:O2'	25:RA:1931:U:P	2.68	0.50
25:RA:2404:C:H1'	35:RP:67:MET:CE	2.40	0.50
25:RA:257:A:H2'	25:RA:258:G:O4'	2.11	0.50
25:RA:404:C:HO2'	25:RA:405:U:P	2.32	0.50
25:RA:826:U:C6	25:RA:828:U:H6	2.29	0.50
25:RA:974(A):C:H4'	25:RA:975:G:O5'	2.10	0.50
27:RD:30:GLU:HG3	27:RD:63:ARG:NH2	2.25	0.50
29:RF:65:TRP:HZ2	29:RF:72:ARG:NH2	2.08	0.50
31:RH:72:ILE:O	31:RH:75:ALA:HB3	2.11	0.50
33:RN:7:LYS:HD3	33:RN:9:VAL:N	2.25	0.50
35:RP:101:VAL:HA	35:RP:105:LEU:O	2.10	0.50
37:RR:1:MET:O	37:RR:2:ARG:CB	2.60	0.50
39:RT:57:PHE:CG	39:RT:58:ASN:N	2.79	0.50
1:XA:148:G:H2'	1:XA:149:A:C8	2.46	0.50
1:XA:451:A:N6	1:XA:481:G:O4'	2.43	0.50

Continued on next page...

Continued from previous page...

Atom-1	Atom-2	Interatomic distance (Å)	Clash overlap (Å)
2:XB:187:LEU:HD13	2:XB:187:LEU:O	2.11	0.50
4:XD:178:VAL:O	4:XD:180:GLY:N	2.44	0.50
6:XF:63:TYR:HD2	6:XF:63:TYR:N	2.09	0.50
8:XH:29:SER:CB	8:XH:32:LYS:HG3	2.28	0.50
9:XI:105:ASP:C	9:XI:107:ARG:H	2.14	0.50
13:XM:66:LEU:O	13:XM:70:LEU:HB2	2.11	0.50
15:XO:16:ALA:HB1	15:XO:21:ASP:HB3	1.92	0.50
25:YA:270(R):G:H1'	47:Y1:78:LYS:HZ1	1.75	0.50
48:Y2:36:ARG:O	48:Y2:40:SER:HB2	2.10	0.50
49:Y3:7:LYS:HE2	49:Y3:32:GLN:NE2	2.25	0.50
49:Y3:56:VAL:CG1	49:Y3:57:GLU:N	2.74	0.50
25:YA:1258:C:O4'	29:YF:84:VAL:HG11	2.11	0.50
25:YA:1357:U:H2'	25:YA:1358:G:H8	1.75	0.50
25:YA:1401:G:O5'	25:YA:1401:G:H8	1.94	0.50
25:YA:1864:U:H3	25:YA:1878:G:H1	1.59	0.50
28:YE:105:THR:HG23	28:YE:166:THR:OG1	2.10	0.50
28:YE:116:VAL:HG22	28:YE:122:PHE:HB2	1.91	0.50
29:YF:32:LEU:O	29:YF:36:VAL:HG23	2.11	0.50
26:YB:43:C:H1'	30:YG:93:THR:O	2.11	0.50
31:YH:126:PRO:HD2	31:YH:127:GLU:N	2.26	0.50
35:YP:49:ARG:HE	54:Y8:59:LYS:HG2	1.76	0.50
37:YR:92:GLY:N	37:YR:94:TYR:HE2	2.09	0.50
38:YS:83:LYS:HG2	38:YS:109:GLY:H	1.76	0.50
38:YS:26:LEU:CD2	38:YS:87:PHE:CD1	2.94	0.50
39:YT:51:ARG:HG3	39:YT:98:LYS:HG3	1.93	0.50
1:QA:1221:G:P	19:QS:36:ARG:HD3	2.51	0.50
1:QA:1224:G:N1	1:QA:1322:C:H1'	2.26	0.50
1:QA:1478:C:H2'	1:QA:1479:C:C6	2.46	0.50
1:QA:570:G:H2'	1:QA:571:U:H6	1.74	0.50
1:QA:658:G:H2'	1:QA:659:U:C6	2.47	0.50
1:QA:912:C:O2'	1:QA:913:A:H5'	2.12	0.50
1:QA:942:G:H2'	1:QA:943:U:H6	1.76	0.50
3:QC:99:VAL:HG23	3:QC:99:VAL:O	2.11	0.50
7:QG:23:VAL:O	7:QG:27:ILE:CD1	2.60	0.50
1:QA:878:G:H5'	8:QH:89:PRO:HG2	1.93	0.50
13:QM:66:LEU:O	13:QM:70:LEU:HB2	2.11	0.50
16:QP:20:VAL:HG23	16:QP:34:GLU:O	2.11	0.50
1:QA:376:G:O3'	16:QP:5:ARG:HD2	2.11	0.50
19:QS:43:GLU:OE2	19:QS:43:GLU:N	2.44	0.50
1:QA:1223:C:P	19:QS:78:ARG:HH12	2.34	0.50
25:RA:2032:G:H1'	28:RE:145:LYS:HD3	1.93	0.50

Continued on next page...

Continued from previous page...

Atom-1	Atom-2	Interatomic distance (Å)	Clash overlap (Å)
25:RA:2666:C:H3'	25:RA:2667:C:H6	1.76	0.50
25:RA:2726:U:O2'	25:RA:2727:G:H5'	2.11	0.50
25:RA:49:A:H5''	25:RA:51:G:C5'	2.41	0.50
25:RA:654(U):A:H8	25:RA:654(U):A:O5'	1.95	0.50
28:RE:137:HIS:HB3	28:RE:138:PRO:CD	2.37	0.50
30:RG:92:VAL:HG13	30:RG:92:VAL:O	2.12	0.50
31:RH:152:ARG:C	31:RH:153:LYS:HE2	2.32	0.50
31:RH:151:ILE:C	31:RH:152:ARG:O	2.49	0.50
34:RO:24:VAL:O	34:RO:24:VAL:HG13	2.11	0.50
34:RO:47:ILE:CG1	34:RO:48:PRO:HD2	2.41	0.50
35:RP:104:GLY:C	35:RP:105:LEU:HD12	2.31	0.50
35:RP:95:VAL:HG13	35:RP:100:LEU:CD2	2.40	0.50
36:RQ:133:ARG:HG2	36:RQ:134:ARG:N	2.26	0.50
40:RU:112:ARG:HH11	40:RU:112:ARG:HG2	1.76	0.50
42:RW:88:ARG:HB3	42:RW:92:ARG:CB	2.41	0.50
44:RY:44:ILE:CG1	44:RY:45:VAL:H	2.25	0.50
44:RY:74:PRO:O	44:RY:80:GLY:HA2	2.10	0.50
45:RZ:103:ARG:HD3	45:RZ:136:PHE:CG	2.46	0.50
1:XA:1399:C:H4'	1:XA:1400:C:C5'	2.41	0.50
1:XA:15:G:H2'	1:XA:16:A:C8	2.46	0.50
1:XA:19:C:O2'	1:XA:572:A:N1	2.35	0.50
2:XB:24:TRP:CE3	2:XB:26:PRO:HA	2.45	0.50
14:XN:48:ALA:CA	14:XN:53:LEU:HD12	2.41	0.50
21:XU:14:TRP:CE3	21:XU:15:ARG:HD3	2.46	0.50
47:Y1:4:VAL:HG23	47:Y1:10:LYS:C	2.32	0.50
47:Y1:83:GLU:CD	47:Y1:85:LEU:H	2.15	0.50
47:Y1:85:LEU:HA	47:Y1:87:PRO:HD2	1.92	0.50
25:YA:1593:G:H2'	25:YA:1594:G:C8	2.46	0.50
25:YA:1370:C:O2'	25:YA:1811:G:O2'	2.29	0.50
25:YA:2244:U:H2'	25:YA:2245:U:O4'	2.10	0.50
25:YA:2308:G:N3	25:YA:2308:G:H2'	2.26	0.50
25:YA:264:C:O2'	25:YA:265:A:H5''	2.11	0.50
25:YA:592:G:N2	25:YA:593:G:H1'	2.27	0.50
25:YA:823:G:H2'	25:YA:824:A:C8	2.46	0.50
31:YH:103:LEU:CD1	31:YH:131:VAL:HG21	2.41	0.50
31:YH:133:VAL:HG12	31:YH:141:VAL:HG13	1.93	0.50
32:YI:87:LYS:HA	32:YI:122:GLU:HG2	1.93	0.50
33:YN:73:THR:HG22	33:YN:82:LEU:HD11	1.93	0.50
34:YO:23:ARG:HG2	34:YO:23:ARG:HH11	1.76	0.50
26:YB:52:A:H62	38:YS:33:LYS:HG3	1.75	0.50
39:YT:57:PHE:CG	39:YT:58:ASN:N	2.79	0.50

Continued on next page...

Continued from previous page...

Atom-1	Atom-2	Interatomic distance (Å)	Clash overlap (Å)
41:YV:5:VAL:HG22	41:YV:14:VAL:HG22	1.93	0.50
1:QA:1459:C:OP1	20:QT:27:LYS:NZ	2.45	0.50
1:QA:236:G:O5'	1:QA:236:G:H8	1.93	0.50
1:QA:248:C:H2'	1:QA:249:U:H6	1.76	0.50
1:QA:625:G:C4	1:QA:626:U:C5	3.00	0.50
1:QA:674:G:O2'	1:QA:675:A:H5'	2.11	0.50
1:QA:857:C:H2'	1:QA:858:G:O4'	2.10	0.50
3:QC:70:VAL:CG1	3:QC:71:ALA:N	2.73	0.50
4:QD:30:LYS:CG	4:QD:35:ARG:NE	2.64	0.50
4:QD:7:PRO:HB2	4:QD:10:ARG:HD2	1.92	0.50
5:QE:45:PHE:CD2	5:QE:47:LYS:HD2	2.47	0.50
5:QE:83:GLU:HG2	5:QE:88:LYS:CG	2.41	0.50
8:QH:12:ARG:NH1	8:QH:27:PRO:HD2	2.25	0.50
8:QH:95:VAL:HB	8:QH:99:GLU:O	2.12	0.50
14:QN:8:GLU:C	14:QN:10:ALA:H	2.14	0.50
47:R1:91:LYS:CA	47:R1:91:LYS:HE3	2.40	0.50
51:R5:37:LYS:HD2	51:R5:37:LYS:O	2.12	0.50
25:RA:1413:G:N2	25:RA:1414:G:H1'	2.26	0.50
25:RA:1530:G:H2'	25:RA:1531:C:C6	2.47	0.50
25:RA:1538:G:H2'	25:RA:1539:G:H8	1.75	0.50
25:RA:1568:G:OP2	27:RD:63:ARG:NH2	2.39	0.50
25:RA:1860:G:H1	25:RA:1882:C:H42	1.57	0.50
25:RA:2069:G:C2'	25:RA:2070:G:H5'	2.42	0.50
25:RA:2151:G:H2'	25:RA:2152:G:H8	1.74	0.50
25:RA:2377:A:H2'	25:RA:2378:A:C8	2.46	0.50
25:RA:2548:G:N2	25:RA:2560:C:O2	2.37	0.50
25:RA:315:G:H2'	25:RA:316:C:C6	2.45	0.50
25:RA:676:A:H2	25:RA:802:A:H61	1.60	0.50
31:RH:169:VAL:HG13	31:RH:170:ARG:N	2.26	0.50
32:RI:29:TYR:O	32:RI:33:ARG:HD3	2.11	0.50
1:XA:407:G:H1	1:XA:435:C:N4	2.05	0.50
1:XA:452:A:H4'	16:XP:72:ARG:NH2	2.26	0.50
1:XA:474:G:H5'	16:XP:81:ARG:HG3	1.92	0.50
1:XA:505:G:H5''	1:XA:506:G:OP2	2.10	0.50
2:XB:53:ARG:HA	2:XB:56:ARG:HG3	1.93	0.50
9:XI:10:ARG:HG3	9:XI:105:ASP:HB2	1.92	0.50
13:XM:120:LYS:O	13:XM:121:LYS:HB2	2.10	0.50
15:XO:17:ARG:NH1	15:XO:77:ARG:NH1	2.59	0.50
47:Y1:80:LEU:HB2	47:Y1:81:LYS:CE	2.41	0.50
50:Y4:10:VAL:HG23	50:Y4:11:PRO:HD2	1.93	0.50
25:YA:1204:A:H1'	25:YA:1206:G:N9	2.27	0.50

Continued on next page...

Continued from previous page...

Atom-1	Atom-2	Interatomic distance (Å)	Clash overlap (Å)
25:YA:1687:G:H1'	25:YA:1702:G:N2	2.26	0.50
25:YA:1871:A:H2'	25:YA:1872:A:C8	2.46	0.50
25:YA:185:U:H4'	25:YA:218:A:H4'	1.93	0.50
25:YA:2532:G:H1'	25:YA:2663:G:N2	2.27	0.50
25:YA:270(J):G:N2	25:YA:270(Q):C:C2	2.79	0.50
25:YA:2869:G:H2'	25:YA:2870:C:H6	1.76	0.50
25:YA:298:G:P	44:YY:85:VAL:HG22	2.51	0.50
25:YA:483:A:H4'	44:YY:49:VAL:CA	2.36	0.50
25:YA:558:G:P	33:YN:111:PRO:HD2	2.51	0.50
25:YA:841:A:C2	25:YA:938:G:C2	2.99	0.50
26:YB:24:G:O6	26:YB:56:G:O2'	2.26	0.50
4:QD:163:GLU:OE1	27:YD:134:ARG:NH2	2.44	0.50
33:YN:112:LEU:HD23	33:YN:113:GLY:N	2.26	0.50
35:YP:114:ILE:HD13	35:YP:125:VAL:CG2	2.41	0.50
40:YU:112:ARG:HG2	40:YU:112:ARG:HH11	1.76	0.50
42:YW:70:TYR:N	42:YW:70:TYR:CD2	2.75	0.50
44:YY:46:LYS:HE3	44:YY:63:LYS:HB3	1.93	0.50
1:QA:1051:C:H2'	1:QA:1052:U:C6	2.46	0.50
2:QB:200:ILE:O	2:QB:201:ILE:HD13	2.12	0.50
2:QB:53:ARG:HA	2:QB:56:ARG:HG3	1.93	0.50
10:QJ:98:ILE:H	10:QJ:98:ILE:CD1	2.24	0.50
13:QM:82:MET:O	13:QM:83:ASP:C	2.49	0.50
16:QP:39:TYR:OH	16:QP:41:PRO:HB3	2.11	0.50
52:R6:9:LEU:HD13	52:R6:26:ASN:HD22	1.76	0.50
25:RA:2477:C:H41	55:R9:10:ILE:HG23	1.75	0.50
25:RA:1359:A:N6	25:RA:1372:U:N3	2.59	0.50
25:RA:1534:G:H8	25:RA:1534:G:OP1	1.95	0.50
25:RA:1770:G:C6	25:RA:1771:C:C4	2.99	0.50
25:RA:2106:G:N2	25:RA:2107:C:O2	2.43	0.50
25:RA:508:G:O2'	25:RA:509:C:P	2.69	0.50
25:RA:869:G:C2	25:RA:870:A:C8	2.99	0.50
28:RE:37:ARG:H	28:RE:37:ARG:HE	1.59	0.50
29:RF:45:ARG:NH1	29:RF:45:ARG:CG	2.71	0.50
30:RG:43:LEU:O	30:RG:88:ILE:HG12	2.12	0.50
31:RH:153:LYS:HG3	31:RH:161:GLY:HA2	1.91	0.50
32:RI:102:SER:O	32:RI:106:GLY:N	2.40	0.50
33:RN:87:LEU:C	33:RN:87:LEU:HD23	2.32	0.50
35:RP:114:ILE:HD13	35:RP:125:VAL:CG2	2.41	0.50
37:RR:70:LEU:O	37:RR:72:ASP:N	2.42	0.50
38:RS:35:ILE:CD1	38:RS:101:LEU:HD23	2.41	0.50
38:RS:26:LEU:CD2	38:RS:87:PHE:CD1	2.94	0.50

Continued on next page...

Continued from previous page...

Atom-1	Atom-2	Interatomic distance (Å)	Clash overlap (Å)
39:RT:54:ARG:HG2	39:RT:54:ARG:NH1	2.23	0.50
45:RZ:8:TYR:HB2	45:RZ:38:TYR:CE2	2.47	0.50
1:XA:1035:A:C6	1:XA:1036:G:H1'	2.46	0.50
1:XA:1064:G:N2	1:XA:1190:G:H2'	2.27	0.50
1:XA:1238:A:C6	1:XA:1303:C:O4'	2.65	0.50
1:XA:411:A:C6	1:XA:429:U:C5	3.00	0.50
1:XA:994:A:H61	1:XA:1047:G:H4'	1.77	0.50
2:XB:103:THR:N	2:XB:180:LEU:HD11	2.26	0.50
3:XC:184:TYR:HA	3:XC:200:ALA:O	2.12	0.50
9:XI:48:GLU:N	9:XI:49:PRO:CD	2.74	0.50
9:XI:83:ARG:HA	9:XI:86:VAL:CG1	2.42	0.50
10:XJ:84:GLN:C	10:XJ:86:MET:H	2.14	0.50
47:Y1:87:PRO:O	47:Y1:91:LYS:HB2	2.10	0.50
47:Y1:94:LEU:O	47:Y1:95:LEU:HG	2.11	0.50
49:Y3:17:LYS:HA	49:Y3:20:LYS:HD2	1.92	0.50
50:Y4:61:ARG:C	50:Y4:63:TYR:H	2.14	0.50
25:YA:1022:G:N2	25:YA:1142(A):A:H2	2.08	0.50
25:YA:1026:U:H1'	25:YA:1027:A:H5''	1.92	0.50
25:YA:1171:G:O6	25:YA:1174:A:N6	2.43	0.50
25:YA:1331:A:C6	25:YA:1333:C:C2	2.99	0.50
25:YA:1530:G:C2	25:YA:1531:C:C2	2.99	0.50
25:YA:2013:A:C2'	25:YA:2014:A:H5'	2.41	0.50
25:YA:2286:A:H2'	52:Y6:31:PRO:HG2	1.94	0.50
25:YA:637:A:H4'	25:YA:638:G:O5'	2.12	0.50
26:YB:15:A:H1'	26:YB:109:G:N9	2.27	0.50
27:YD:10:THR:CG2	27:YD:13:ARG:HB3	2.35	0.50
27:YD:233:HIS:H	27:YD:233:HIS:CD2	2.29	0.50
31:YH:152:ARG:C	31:YH:153:LYS:HE2	2.32	0.50
34:YO:15:GLY:O	34:YO:46:ALA:HB1	2.10	0.50
38:YS:83:LYS:HG2	38:YS:109:GLY:HA2	1.90	0.50
44:YY:75:ILE:CG1	44:YY:76:CYS:N	2.73	0.50
1:QA:1126:U:H1'	1:QA:1280:A:N7	2.27	0.50
1:QA:1135:U:H4'	1:QA:1136:U:H5	1.77	0.50
1:QA:1158:C:N3	1:QA:1160:G:C8	2.79	0.50
1:QA:1316:G:H2'	1:QA:1318:A:OP2	2.12	0.50
1:QA:564:C:H5'	17:QQ:32:TYR:CE2	2.46	0.50
3:QC:52:LEU:H	3:QC:52:LEU:CD2	2.20	0.50
4:QD:28:SER:CB	4:QD:29:PRO:CD	2.85	0.50
4:QD:13:ARG:CB	4:QD:33:MET:CE	2.89	0.50
6:QF:63:TYR:CD2	6:QF:63:TYR:N	2.79	0.50
7:QG:50:ILE:HA	7:QG:54:THR:HG22	1.94	0.50

Continued on next page...

Continued from previous page...

Atom-1	Atom-2	Interatomic distance (Å)	Clash overlap (Å)
8:QH:83:ILE:HB	8:QH:137:VAL:HG13	1.93	0.50
9:QI:10:ARG:HG3	9:QI:105:ASP:HB2	1.92	0.50
9:QI:53:VAL:HG21	9:QI:92:TYR:CZ	2.45	0.50
14:QN:48:ALA:CA	14:QN:53:LEU:HD12	2.42	0.50
15:QO:26:GLU:OE2	15:QO:77:ARG:NH1	2.43	0.50
22:QV:68:C:H2'	22:QV:69:C:H6	1.76	0.50
25:RA:747:U:N3	51:R5:2:ALA:N	2.58	0.50
51:R5:48:GLU:HA	51:R5:59:GLU:HG2	1.94	0.50
54:R8:56:GLU:O	54:R8:57:ARG:C	2.50	0.50
25:RA:1091:G:N2	25:RA:1101:U:H1'	2.26	0.50
25:RA:27:G:N2	25:RA:512:G:O2'	2.44	0.50
28:RE:176:ILE:O	28:RE:176:ILE:HG22	2.10	0.50
29:RF:108:LYS:NZ	29:RF:108:LYS:HA	2.27	0.50
34:RO:107:ARG:HA	34:RO:112:MET:HE1	1.94	0.50
38:RS:60:GLY:O	38:RS:61:ASN:CB	2.56	0.50
39:RT:51:ARG:HG3	39:RT:98:LYS:HG3	1.94	0.50
42:RW:22:ASP:HA	42:RW:25:ARG:HH12	1.75	0.50
44:RY:88:LYS:HA	44:RY:88:LYS:NZ	2.27	0.50
1:XA:1225:A:H5'	1:XA:1226:C:OP2	2.12	0.50
1:XA:753:A:H4'	1:XA:754:C:O5'	2.11	0.50
9:XI:53:VAL:HG21	9:XI:92:TYR:CZ	2.45	0.50
16:XP:83:GLU:HG3	16:XP:84:ALA:H	1.77	0.50
17:XQ:13:ASP:C	17:XQ:15:MET:H	2.15	0.50
17:XQ:48:GLU:O	17:XQ:49:GLU:C	2.48	0.50
48:Y2:41:ILE:HD11	48:Y2:44:LEU:CB	2.42	0.50
30:YG:6:ALA:H	50:Y4:23:GLU:CG	2.25	0.50
50:Y4:57:GLU:O	50:Y4:61:ARG:O	2.30	0.50
51:Y5:56:LYS:N	51:Y5:56:LYS:HD2	2.13	0.50
25:YA:1503:U:H2'	25:YA:1504:C:H6	1.77	0.50
25:YA:2322:A:H2'	25:YA:2323:G:O4'	2.11	0.50
25:YA:2472:G:N2	25:YA:2477:C:H5'	2.27	0.50
25:YA:2849:U:O2	25:YA:2867:G:H1'	2.12	0.50
27:YD:10:THR:HG23	27:YD:13:ARG:CB	2.34	0.50
27:YD:182:LEU:H	27:YD:272:ALA:CB	2.25	0.50
30:YG:111:LEU:N	30:YG:112:PRO:CD	2.75	0.50
30:YG:43:LEU:O	30:YG:88:ILE:HG12	2.12	0.50
31:YH:143:GLN:HE21	31:YH:143:GLN:C	2.15	0.50
31:YH:169:VAL:HG13	31:YH:170:ARG:N	2.26	0.50
31:YH:24:VAL:HG21	31:YH:72:ILE:HG12	1.94	0.50
36:YQ:132:VAL:HG12	36:YQ:133:ARG:N	2.27	0.50
37:YR:117:VAL:CG2	37:YR:118:GLU:N	2.74	0.50

Continued on next page...

Continued from previous page...

Atom-1	Atom-2	Interatomic distance (Å)	Clash overlap (Å)
38:YS:26:LEU:HD22	38:YS:87:PHE:CD1	2.46	0.50
39:YT:20:PRO:HD2	39:YT:86:ILE:HG23	1.92	0.50
41:YV:51:VAL:CG1	41:YV:52:VAL:H	2.22	0.50
42:YW:22:ASP:HA	42:YW:25:ARG:HH12	1.75	0.50
1:QA:1230:C:H6	1:QA:1230:C:O5'	1.95	0.50
1:QA:1237:C:H5''	1:QA:1238:A:O4'	2.10	0.50
1:QA:374:A:C6	1:QA:375:U:C4	3.00	0.50
1:QA:941:G:O6	1:QA:1342:C:N4	2.37	0.50
2:QB:15:VAL:H	2:QB:16:HIS:HD1	1.59	0.50
2:QB:170:GLU:HA	2:QB:172:ILE:CD1	2.41	0.50
3:QC:34:LEU:O	3:QC:38:ARG:HG3	2.11	0.50
4:QD:107:ARG:C	4:QD:109:GLY:H	2.14	0.50
4:QD:178:VAL:O	4:QD:180:GLY:N	2.44	0.50
4:QD:198:VAL:CG1	4:QD:199:ASN:N	2.75	0.50
4:QD:13:ARG:HH22	4:QD:36:ARG:CZ	2.24	0.50
7:QG:11:GLN:C	7:QG:12:LEU:HD22	2.31	0.50
8:QH:20:TYR:HD1	8:QH:65:TYR:HD2	1.55	0.50
10:QJ:56:HIS:O	10:QJ:58:ASP:O	2.30	0.50
10:QJ:84:GLN:C	10:QJ:86:MET:H	2.14	0.50
17:QQ:13:ASP:C	17:QQ:15:MET:H	2.15	0.50
19:QS:41:VAL:CG1	19:QS:45:VAL:N	2.74	0.50
47:R1:80:LEU:HB2	47:R1:81:LYS:CE	2.41	0.50
48:R2:16:LEU:O	48:R2:17:SER:CB	2.56	0.50
50:R4:1:MET:O	50:R4:1:MET:HG3	2.12	0.50
52:R6:41:PRO:HD2	52:R6:46:HIS:H	1.77	0.50
25:RA:2828:C:O2'	25:RA:2829:C:H5'	2.11	0.50
25:RA:278:A:H61	25:RA:362:U:H3	1.57	0.50
25:RA:652:C:H5'	25:RA:653:A:OP2	2.11	0.50
27:RD:35:LYS:HD2	27:RD:104:TYR:CD1	2.46	0.50
27:RD:237:GLU:OE1	27:RD:237:GLU:HA	2.12	0.50
27:RD:32:SER:O	27:RD:33:LEU:CB	2.60	0.50
28:RE:61:ARG:CB	28:RE:62:PRO:HD3	2.41	0.50
30:RG:109:VAL:O	30:RG:113:ARG:HG3	2.10	0.50
31:RH:16:SER:O	31:RH:17:VAL:HG23	2.12	0.50
36:RQ:108:GLY:O	36:RQ:109:VAL:HG23	2.12	0.50
39:RT:23:ARG:CB	39:RT:24:PRO:HD2	2.40	0.50
44:RY:48:ALA:HB2	44:RY:61:ILE:CD1	2.41	0.50
44:RY:90:LEU:H	44:RY:90:LEU:HD22	1.73	0.50
44:RY:94:LYS:HE3	44:RY:101:LYS:HZ1	1.76	0.50
45:RZ:103:ARG:O	45:RZ:138:GLU:HA	2.11	0.50
1:XA:1414:U:H2'	1:XA:1415:G:H8	1.75	0.50

Continued on next page...

Continued from previous page...

Atom-1	Atom-2	Interatomic distance (Å)	Clash overlap (Å)
3:XC:11:ARG:HG3	3:XC:15:THR:HG21	1.93	0.50
4:XD:165:MET:HE3	4:XD:168:ARG:HD2	1.93	0.50
4:XD:54:TYR:CE1	4:XD:206:PHE:HE1	2.29	0.50
7:XG:50:ILE:HA	7:XG:54:THR:HG22	1.94	0.50
8:XH:102:ARG:NH1	8:XH:105:ARG:HH12	2.09	0.50
10:XJ:54:PHE:O	10:XJ:55:LYS:HG3	2.10	0.50
14:YN:8:GLU:C	14:YN:10:ALA:H	2.13	0.50
15:XO:39:LEU:O	15:XO:40:SER:C	2.50	0.50
19:XS:50:ALA:CB	19:XS:57:HIS:HB3	2.37	0.50
21:XU:6:ARG:HH21	21:XU:15:ARG:NE	2.09	0.50
25:YA:747:U:C4	51:Y5:2:ALA:N	2.80	0.50
25:YA:1511:A:O2'	25:YA:1512:G:H5'	2.12	0.50
25:YA:2577:A:H5''	25:YA:2578:G:H5'	1.93	0.50
25:YA:2620:C:H2'	25:YA:2621:A:O4'	2.12	0.50
25:YA:303:U:H2'	25:YA:304:G:H8	1.77	0.50
25:YA:546:C:OP1	25:YA:547:A:N6	2.45	0.50
25:YA:729:G:C5	27:YD:208:LYS:HB2	2.47	0.50
25:YA:796:C:H2'	25:YA:797:C:C6	2.47	0.50
25:YA:962:G:H2'	25:YA:963:U:O4'	2.12	0.50
29:YF:45:ARG:CG	29:YF:45:ARG:NH1	2.71	0.50
31:YH:131:VAL:CG1	31:YH:132:ARG:N	2.74	0.50
33:YN:87:LEU:HD23	33:YN:87:LEU:C	2.32	0.50
35:YP:138:LEU:HD11	35:YP:144:GLU:CG	2.42	0.50
38:YS:89:ARG:O	38:YS:89:ARG:HD2	2.11	0.50
40:YU:92:ARG:CD	40:YU:94:ASN:HB3	2.42	0.50
1:QA:1151:A:H2'	1:QA:1152:A:H8	1.75	0.50
1:QA:246:A:N6	1:QA:281:G:H1'	2.26	0.50
1:QA:371:G:O3'	1:QA:372:C:H4'	2.12	0.50
1:QA:67:C:H2'	1:QA:68:G:H8	1.76	0.50
1:QA:934:C:H5	1:QA:1344:C:H2'	1.77	0.50
3:QC:139:GLN:O	3:QC:143:GLU:HB2	2.11	0.50
4:QD:128:VAL:O	4:QD:130:GLY:N	2.45	0.50
5:QE:32:VAL:O	5:QE:43:LEU:HD12	2.12	0.50
9:QI:5:TYR:HA	9:QI:17:VAL:O	2.12	0.50
16:QP:59:TRP:HA	16:QP:59:TRP:HE3	1.77	0.50
18:QR:30:ASP:C	18:QR:32:ARG:H	2.15	0.50
25:RA:153:C:OP2	47:R1:88:LYS:HE2	2.12	0.50
50:R4:10:VAL:HG23	50:R4:11:PRO:HD2	1.93	0.50
19:QS:2:PRO:CB	50:R4:68:ARG:HH22	2.24	0.50
53:R7:46:VAL:HG12	53:R7:47:ARG:N	2.27	0.50
25:RA:1028:A:H2'	25:RA:1029:A:C8	2.47	0.50

Continued on next page...

Continued from previous page...

Atom-1	Atom-2	Interatomic distance (Å)	Clash overlap (Å)
25:RA:1061:U:H2'	25:RA:1063:G:P	2.52	0.50
25:RA:107:C:H2'	25:RA:108:U:H6	1.76	0.50
25:RA:1022:G:C2	25:RA:1140:C:N3	2.80	0.50
25:RA:1278:A:OP1	37:RR:36:THR:HG22	2.11	0.50
25:RA:1854:A:H5''	25:RA:1855:G:OP2	2.11	0.50
25:RA:1764:G:C6	25:RA:1989:G:C2	3.00	0.50
25:RA:2524:G:C2	25:RA:2525:G:H1'	2.47	0.50
25:RA:2555:U:H2'	25:RA:2556:C:H5'	1.94	0.50
25:RA:2625:G:C6	25:RA:2626:C:C4	3.00	0.50
25:RA:2679:A:H1'	25:RA:2729:G:H22	1.77	0.50
25:RA:696:G:C2	25:RA:697:C:C6	3.00	0.50
25:RA:703:U:H2'	25:RA:704:G:O4'	2.12	0.50
25:RA:727:A:C2'	25:RA:728:G:H5'	2.42	0.50
25:RA:999:U:C5	25:RA:1154:G:C5	2.99	0.50
27:RD:28:GLU:OE1	27:RD:29:PRO:HD2	2.11	0.50
26:RB:42:C:O2'	30:RG:67:LYS:O	2.20	0.50
31:RH:133:VAL:HG12	31:RH:141:VAL:HG13	1.93	0.50
31:RH:143:GLN:HE21	31:RH:143:GLN:C	2.15	0.50
37:RR:92:GLY:N	37:RR:94:TYR:HE2	2.10	0.50
39:RT:38:ASN:O	39:RT:39:ARG:O	2.30	0.50
40:RU:92:ARG:NH1	40:RU:95:LEU:HD11	2.26	0.50
25:RA:483:A:C4'	44:RY:49:VAL:HA	2.34	0.50
1:XA:1199:U:H4'	10:XJ:54:PHE:CE2	2.46	0.50
1:XA:250:A:H1'	1:XA:251:G:OP2	2.11	0.50
1:XA:264:U:H2'	1:XA:265:G:O4'	2.12	0.50
1:XA:632:A:C8	1:XA:633:G:C8	3.00	0.50
1:XA:734:G:C2	1:XA:735:C:C2	3.00	0.50
8:XH:95:VAL:HB	8:XH:99:GLU:O	2.12	0.50
10:XJ:81:THR:C	10:XJ:83:GLU:N	2.64	0.50
12:XL:28:LYS:O	12:XL:29:GLY:C	2.50	0.50
12:XL:62:SER:C	12:XL:64:TYR:H	2.14	0.50
15:XO:17:ARG:NH1	15:XO:77:ARG:CZ	2.74	0.50
19:XS:26:GLY:O	19:XS:27:GLU:HB2	2.11	0.50
48:Y2:9:GLN:O	48:Y2:12:GLU:HB3	2.10	0.50
50:Y4:22:ILE:HD12	50:Y4:22:ILE:H	1.77	0.50
51:Y5:37:LYS:HD2	51:Y5:37:LYS:O	2.12	0.50
51:Y5:50:GLY:O	51:Y5:51:TYR:CB	2.59	0.50
52:Y6:9:LEU:HB3	52:Y6:26:ASN:O	2.12	0.50
53:Y7:46:VAL:HG12	53:Y7:47:ARG:N	2.27	0.50
53:Y7:9:ARG:HH12	53:Y7:47:ARG:HG3	1.76	0.50
25:YA:1028:A:H61	25:YA:1125:G:H2'	1.77	0.50

Continued on next page...

Continued from previous page...

Atom-1	Atom-2	Interatomic distance (Å)	Clash overlap (Å)
25:YA:1140:C:OP1	33:YN:24:GLY:N	2.43	0.50
25:YA:1586:A:H3'	25:YA:1587:A:C8	2.46	0.50
25:YA:1773:A:H2'	25:YA:1774:C:O4'	2.12	0.50
25:YA:2514:U:H2'	25:YA:2515:C:O4'	2.12	0.50
25:YA:981:A:OP2	25:YA:982:C:N4	2.38	0.50
26:YB:105:G:OP1	45:YZ:31:ARG:HB2	2.12	0.50
27:YD:218:ARG:HB3	27:YD:219:PRO:HD2	1.94	0.50
27:YD:35:LYS:HE2	27:YD:104:TYR:HB2	1.94	0.50
34:YO:35:VAL:O	34:YO:35:VAL:HG23	2.11	0.50
35:YP:104:GLY:C	35:YP:105:LEU:HD12	2.32	0.50
36:YQ:36:ALA:HB1	36:YQ:127:ILE:HD12	1.93	0.50
37:YR:28:LEU:CD2	37:YR:114:VAL:HG12	2.41	0.50
41:YV:51:VAL:CG1	41:YV:52:VAL:N	2.75	0.50
41:YV:29:PRO:O	41:YV:61:VAL:O	2.29	0.50
1:QA:109:A:C4	1:QA:327:A:C2	3.00	0.50
1:QA:828:A:N6	1:QA:859:A:H5''	2.27	0.50
2:QB:16:HIS:HB3	2:QB:210:SER:CB	2.42	0.50
5:QE:51:VAL:CB	5:QE:52:PRO:HD3	2.38	0.50
8:QH:51:VAL:HG11	8:QH:60:ARG:HG3	1.92	0.50
9:QI:83:ARG:HA	9:QI:86:VAL:CG1	2.41	0.50
12:QL:24:VAL:CG1	12:QL:24:VAL:O	2.58	0.50
16:QP:45:THR:HG23	16:QP:46:PRO:CD	2.39	0.50
22:QV:75:C:H2'	22:QV:76:A:O4'	2.12	0.50
51:R5:50:GLY:O	51:R5:51:TYR:CB	2.59	0.50
25:RA:999:U:H5	25:RA:1154:G:C5	2.29	0.50
25:RA:565:C:H4'	25:RA:1253:A:C6	2.47	0.50
25:RA:1869:G:C2	25:RA:1878:G:C6	3.00	0.50
25:RA:2123:G:H22	25:RA:2176:A:H1'	1.77	0.50
25:RA:314:A:O2'	25:RA:315:G:H5'	2.12	0.50
25:RA:531:C:C5	25:RA:2035:G:C2	3.00	0.50
25:RA:604:G:O6	25:RA:624:C:N4	2.44	0.50
25:RA:833:U:O4	25:RA:834:C:N4	2.45	0.50
25:RA:860:U:O2'	25:RA:2267:A:H4'	2.11	0.50
26:RB:32:C:C2	26:RB:51:G:N2	2.80	0.50
27:RD:2:ALA:CB	27:RD:20:ASP:CB	2.90	0.50
28:RE:119:ARG:HD3	28:RE:160:TYR:CD2	2.47	0.50
28:RE:203:LYS:HE3	28:RE:204:ALA:CB	2.40	0.50
28:RE:2:LYS:HG2	28:RE:95:ILE:CG2	2.42	0.50
32:RI:57:ARG:HA	32:RI:60:GLU:HB3	1.93	0.50
36:RQ:2:LEU:HD23	36:RQ:2:LEU:N	2.27	0.50
34:RO:104:ARG:NE	39:RT:34:VAL:HG11	2.26	0.50

Continued on next page...

Continued from previous page...

Atom-1	Atom-2	Interatomic distance (Å)	Clash overlap (Å)
44:RY:16:ALA:O	44:RY:21:LYS:HD3	2.11	0.50
1:XA:1053:G:H2'	1:XA:1199:U:H5	1.77	0.50
1:XA:1206:G:C6	1:XA:1207:G:C5	3.00	0.50
1:XA:1244:C:N3	1:XA:1294:G:N2	2.60	0.50
1:XA:1400:C:H4'	1:XA:1401:G:OP2	2.11	0.50
1:XA:389:A:C6	1:XA:390:C:H1'	2.46	0.50
1:XA:544:G:H2'	1:XA:545:C:H6	1.76	0.50
2:XB:200:ILE:O	2:XB:201:ILE:HD13	2.12	0.50
3:XC:132:ARG:O	3:XC:136:GLN:HB2	2.11	0.50
4:XD:20:TYR:CD2	4:XD:27:TYR:CD2	3.00	0.50
1:XA:1179:A:O3'	9:XI:103:THR:HG23	2.12	0.50
13:XM:102:ARG:O	13:XM:102:ARG:HG3	2.11	0.50
13:XM:117:VAL:O	13:XM:118:ALA:C	2.51	0.50
13:XM:120:LYS:O	13:XM:121:LYS:CB	2.60	0.50
14:YN:41:ARG:HE	14:YN:42:ILE:HG13	1.76	0.50
20:XT:49:ALA:CB	20:XT:99:LEU:HD22	2.42	0.50
49:Y3:7:LYS:CB	49:Y3:34:GLU:HG2	2.41	0.50
50:Y4:36:CYS:O	50:Y4:39:CYS:CB	2.55	0.50
25:YA:1053:C:H42	25:YA:1106:G:H1	1.60	0.50
25:YA:1169:G:H1	25:YA:1180:C:H42	1.58	0.50
25:YA:162:U:H6	25:YA:162:U:OP1	1.95	0.50
25:YA:2093:G:H2'	25:YA:2094:G:C8	2.44	0.50
25:YA:2468:G:O2'	25:YA:2481:G:N2	2.45	0.50
25:YA:2646:C:OP2	25:YA:2732:G:O2'	2.25	0.50
25:YA:952:G:C6	25:YA:953:A:N7	2.80	0.50
27:YD:65:ILE:HD13	27:YD:65:ILE:C	2.32	0.50
28:YE:105:THR:HB	28:YE:197:ILE:HG12	1.92	0.50
28:YE:2:LYS:HG2	28:YE:95:ILE:CG2	2.42	0.50
30:YG:103:LEU:HD21	30:YG:178:PHE:CZ	2.47	0.50
30:YG:114:ILE:HG21	30:YG:117:PHE:HB2	1.93	0.50
30:YG:35:GLU:CD	30:YG:35:GLU:C	2.71	0.50
30:YG:49:ASP:OD1	30:YG:51:ARG:HG3	2.12	0.50
30:YG:83:ARG:HH11	30:YG:83:ARG:HG2	1.76	0.50
31:YH:16:SER:O	31:YH:17:VAL:HG23	2.12	0.50
32:YI:97:ILE:HD12	32:YI:140:LEU:HD11	1.93	0.50
34:YO:105:GLU:O	34:YO:108:GLU:HB2	2.12	0.50
35:YP:112:LEU:HD22	35:YP:113:LYS:N	2.26	0.50
36:YQ:108:GLY:O	36:YQ:109:VAL:HG23	2.12	0.50
25:YA:534:U:O2'	40:YU:45:TYR:HB3	2.12	0.50
25:YA:1266:G:N7	42:YW:15:ARG:NH1	2.58	0.50
44:YY:48:ALA:HB2	44:YY:61:ILE:CD1	2.41	0.50

Continued on next page...

Continued from previous page...

Atom-1	Atom-2	Interatomic distance (Å)	Clash overlap (Å)
45:YZ:5:LEU:O	45:YZ:6:LYS:HB2	2.12	0.50
1:QA:1053:G:H5'	1:QA:1054:C:H5'	1.93	0.50
1:QA:282:A:C6	1:QA:283:C:C2	3.00	0.50
3:QC:11:ARG:HG3	3:QC:15:THR:HG21	1.94	0.50
3:QC:184:TYR:HA	3:QC:200:ALA:O	2.12	0.50
7:QG:50:ILE:HG21	7:QG:58:PRO:HA	1.93	0.50
8:QH:84:ARG:O	8:QH:135:CYS:HB2	2.12	0.50
10:QJ:22:LYS:NZ	10:QJ:23:ILE:HG12	2.27	0.50
12:QL:28:LYS:O	12:QL:29:GLY:C	2.50	0.50
1:QA:1204:A:OP1	14:QN:3:ARG:NH2	2.43	0.50
21:QU:2:GLY:O	21:QU:4:GLY:N	2.45	0.50
52:R6:20:ASN:O	52:R6:21:TYR:CB	2.59	0.50
52:R6:34:LEU:HD23	52:R6:36:LEU:HD22	1.92	0.50
55:R9:7:VAL:HG12	55:R9:25:VAL:HG21	1.94	0.50
25:RA:1336:A:H2'	25:RA:1337:G:C8	2.47	0.50
25:RA:1534:G:H1	25:RA:1538:G:N2	2.10	0.50
25:RA:1570:A:H2'	25:RA:1571:A:C8	2.47	0.50
25:RA:2131:G:O3'	25:RA:2132:U:H4'	2.12	0.50
25:RA:2154:G:H2'	25:RA:2155:G:C8	2.47	0.50
25:RA:222:A:O2'	25:RA:223:A:P	2.70	0.50
25:RA:2495:G:H5''	36:RQ:81:VAL:CG1	2.41	0.50
25:RA:611:C:C2	25:RA:618:G:N2	2.80	0.50
25:RA:595:C:N4	25:RA:662:G:H1	2.08	0.50
25:RA:870:A:C2	25:RA:908:C:C2	3.00	0.50
27:RD:123:ALA:HB3	27:RD:131:LEU:HG	1.94	0.50
31:RH:153:LYS:O	31:RH:154:PRO:O	2.30	0.50
31:RH:19:VAL:HG13	31:RH:43:VAL:CG2	2.41	0.50
31:RH:19:VAL:HG13	31:RH:43:VAL:HG23	1.93	0.50
32:RI:52:ARG:HB2	32:RI:56:LYS:HG2	1.94	0.50
33:RN:137:LYS:HG3	33:RN:138:LEU:H	1.77	0.50
33:RN:46:VAL:O	33:RN:47:ALA:CB	2.58	0.50
25:RA:1190:G:C5'	35:RP:32:THR:HA	2.41	0.50
35:RP:6:LEU:CD2	35:RP:6:LEU:N	2.75	0.50
36:RQ:80:GLU:HG3	36:RQ:81:VAL:N	2.27	0.50
37:RR:96:ARG:NH2	37:RR:117:VAL:HG23	2.27	0.50
44:RY:81:LYS:HD3	44:RY:97:ARG:HD3	1.94	0.50
1:XA:1298:C:H1'	1:XA:1299:A:C2	2.46	0.50
1:XA:356:A:N3	1:XA:368:U:O2'	2.39	0.50
1:XA:664:G:N2	1:XA:742:G:C2	2.80	0.50
1:XA:762:C:H2'	1:XA:763:G:C8	2.46	0.50
3:XC:36:ASP:HB3	3:XC:40:ARG:NH1	2.25	0.50

Continued on next page...

Continued from previous page...

Atom-1	Atom-2	Interatomic distance (Å)	Clash overlap (Å)
5:XE:126:ARG:NH1	5:XE:126:ARG:HG3	2.19	0.50
10:XJ:40:LEU:HB2	10:XJ:69:ASN:CB	2.40	0.50
1:XA:280:C:C2	17:XQ:38:ARG:HG3	2.46	0.50
1:XA:1014:A:H4'	19:XS:14:HIS:HE2	1.77	0.50
1:XA:1221:G:O3'	19:XS:77:THR:HG21	2.12	0.50
53:Y7:12:ARG:HG3	53:Y7:12:ARG:NH1	2.27	0.50
25:YA:1792:G:O2'	25:YA:1830:C:OP1	2.29	0.50
25:YA:2756:U:H3	25:YA:2758:A:H62	1.60	0.50
25:YA:2758:A:C2	25:YA:2759:G:H1'	2.47	0.50
25:YA:282:A:N3	25:YA:282:A:H2'	2.27	0.50
25:YA:39:C:H2'	25:YA:40:C:H6	1.76	0.50
27:YD:227:ASN:HB3	27:YD:228:PRO:CD	2.30	0.50
25:YA:1813:G:H1'	27:YD:50:THR:OG1	2.12	0.50
30:YG:16:ARG:HB3	30:YG:17:PRO:HD3	1.94	0.50
35:YP:147:LEU:O	35:YP:148:LEU:HB2	2.11	0.50
25:YA:2277:G:C5'	36:YQ:85:LYS:HG3	2.42	0.50
38:YS:35:ILE:CD1	38:YS:101:LEU:HD23	2.41	0.50
38:YS:52:SER:O	38:YS:56:LEU:CD2	2.60	0.50
44:YY:16:ALA:O	44:YY:21:LYS:HD3	2.11	0.50
1:QA:1052:U:H5''	1:QA:1053:G:OP2	2.11	0.49
1:QA:616:G:C2	1:QA:617:G:C8	3.00	0.49
3:QC:35:GLU:O	3:QC:39:ILE:HG13	2.12	0.49
3:QC:36:ASP:HA	3:QC:39:ILE:HD12	1.94	0.49
11:QK:32:ILE:HD12	11:QK:72:ALA:CB	2.36	0.49
14:QN:22:THR:O	14:QN:23:ARG:CB	2.59	0.49
15:QO:17:ARG:NH1	15:QO:77:ARG:CZ	2.74	0.49
16:QP:39:TYR:CE2	16:QP:41:PRO:HD3	2.47	0.49
20:QT:37:SER:O	20:QT:41:ILE:HG12	2.12	0.49
20:QT:49:ALA:CB	20:QT:99:LEU:HD22	2.42	0.49
53:R7:12:ARG:HG3	53:R7:12:ARG:NH1	2.27	0.49
25:RA:2818:G:H2'	25:RA:2819:G:H8	1.77	0.49
25:RA:530:G:N1	25:RA:2022:U:OP1	2.45	0.49
25:RA:622:G:O2'	25:RA:623:G:H5'	2.12	0.49
25:RA:738:G:C6	25:RA:739:G:C2	2.99	0.49
25:RA:774:A:H2	25:RA:787:U:HO2'	1.58	0.49
26:RB:15:A:H1'	26:RB:109:G:C4	2.47	0.49
27:RD:35:LYS:HE2	27:RD:104:TYR:HB2	1.94	0.49
29:RF:11:VAL:CG1	29:RF:12:LEU:N	2.75	0.49
30:RG:103:LEU:HD21	30:RG:178:PHE:CZ	2.47	0.49
30:RG:111:LEU:N	30:RG:112:PRO:CD	2.75	0.49
31:RH:103:LEU:CD1	31:RH:131:VAL:HG21	2.41	0.49

Continued on next page...

Continued from previous page...

Atom-1	Atom-2	Interatomic distance (Å)	Clash overlap (Å)
32:RI:9:LEU:O	32:RI:10:GLU:HG3	2.11	0.49
32:RI:130:TYR:O	32:RI:131:LYS:HD2	2.11	0.49
32:RI:63:ALA:HA	32:RI:66:GLU:HG2	1.94	0.49
35:RP:61:ARG:HH21	54:R8:13:ARG:HD2	1.77	0.49
38:RS:62:LYS:HB3	38:RS:97:ARG:CD	2.39	0.49
41:RV:41:GLY:N	41:RV:46:VAL:HG13	2.26	0.49
1:XA:1070:U:P	5:XE:25:ARG:NH1	2.84	0.49
1:XA:1502:A:H2	1:XA:1505:G:H22	1.55	0.49
1:XA:963:G:H21	10:XJ:55:LYS:HD3	1.77	0.49
2:XB:16:HIS:HB3	2:XB:210:SER:CB	2.42	0.49
2:XB:23:ARG:HH11	2:XB:23:ARG:HG2	1.76	0.49
5:XE:32:VAL:O	5:XE:43:LEU:HD12	2.12	0.49
8:XH:84:ARG:O	8:XH:135:CYS:HB2	2.12	0.49
9:XI:29:ASN:OD1	9:XI:64:THR:HA	2.12	0.49
11:XK:106:LYS:O	11:XK:107:SER:HB3	2.12	0.49
11:XK:25:TYR:CD1	11:XK:25:TYR:N	2.80	0.49
48:Y2:69:ARG:CB	48:Y2:69:ARG:HH11	2.25	0.49
50:Y4:9:LEU:H	50:Y4:27:THR:CG2	2.25	0.49
52:Y6:44:ARG:O	52:Y6:45:LYS:CB	2.60	0.49
54:Y8:56:GLU:O	54:Y8:57:ARG:C	2.50	0.49
25:YA:1212:G:O2'	25:YA:1236:G:N2	2.32	0.49
25:YA:1344:G:H5'	25:YA:1384:A:C6	2.47	0.49
25:YA:2272:U:H5''	25:YA:2273:A:OP1	2.12	0.49
25:YA:2292:C:P	38:YS:17:ARG:HH22	2.35	0.49
25:YA:2352:A:N6	25:YA:2365:G:O2'	2.45	0.49
25:YA:2773:C:H2'	25:YA:2774:C:H6	1.76	0.49
25:YA:423:A:H5''	25:YA:424:G:C5'	2.42	0.49
25:YA:481:G:H1'	25:YA:507:A:N1	2.28	0.49
25:YA:918:A:C5	25:YA:919:G:H1'	2.47	0.49
28:YE:46:ALA:HB1	28:YE:80:GLU:HB2	1.94	0.49
32:YI:37:VAL:HG12	32:YI:38:LEU:HD12	1.92	0.49
33:YN:137:LYS:HG3	33:YN:138:LEU:H	1.77	0.49
33:YN:46:VAL:O	33:YN:47:ALA:CB	2.57	0.49
33:YN:6:PRO:HG2	33:YN:43:THR:OG1	2.11	0.49
34:YO:47:ILE:CG1	34:YO:48:PRO:HD2	2.42	0.49
34:YO:55:GLY:O	34:YO:56:ASP:C	2.50	0.49
44:YY:19:LYS:O	44:YY:19:LYS:CG	2.60	0.49
1:QA:1053:G:N7	1:QA:1200:C:H5''	2.27	0.49
1:QA:1397:C:H1'	23:QX:8:A:H62	1.76	0.49
1:QA:1486:G:H2'	1:QA:1487:G:O4'	2.12	0.49
1:QA:190:G:H2'	1:QA:190:G:N3	2.26	0.49

Continued on next page...

Continued from previous page...

Atom-1	Atom-2	Interatomic distance (Å)	Clash overlap (Å)
1:QA:292:G:C5	1:QA:293:G:H1'	2.47	0.49
1:QA:821:G:C2	1:QA:822:C:C2	3.00	0.49
1:QA:985:C:H2'	1:QA:986:A:C8	2.47	0.49
5:QE:10:MET:HB2	5:QE:32:VAL:HG22	1.94	0.49
8:QH:14:ARG:HG2	8:QH:14:ARG:O	2.12	0.49
9:QI:48:GLU:N	9:QI:49:PRO:CD	2.74	0.49
11:QK:29:ILE:HG13	11:QK:44:SER:HB3	1.93	0.49
12:QL:6:THR:O	12:QL:7:ILE:C	2.51	0.49
1:QA:552:U:O2'	12:QL:86:ARG:O	2.28	0.49
21:QU:6:ARG:HH21	21:QU:15:ARG:NE	2.09	0.49
46:R0:41:ARG:O	46:R0:57:PHE:HD1	1.95	0.49
52:R6:37:ARG:HA	52:R6:37:ARG:HE	1.77	0.49
25:RA:1517:G:H2'	25:RA:1518:C:C6	2.47	0.49
25:RA:2507:C:H2'	25:RA:2508:G:O4'	2.12	0.49
25:RA:2720:U:H2'	25:RA:2721:A:O4'	2.11	0.49
25:RA:570:G:H2'	25:RA:2030:A:C6	2.47	0.49
27:RD:218:ARG:HB3	27:RD:219:PRO:HD2	1.94	0.49
28:RE:23:VAL:HG12	28:RE:173:VAL:HG21	1.94	0.49
28:RE:61:ARG:O	28:RE:62:PRO:C	2.50	0.49
1:XA:1054:C:C4	1:XA:1196:U:H5	2.30	0.49
1:XA:73:G:H2'	1:XA:74:C:H6	1.77	0.49
3:XC:34:LEU:O	3:XC:38:ARG:HG3	2.11	0.49
4:XD:107:ARG:C	4:XD:109:GLY:H	2.14	0.49
4:XD:33:MET:CE	4:XD:37:PRO:HA	2.43	0.49
7:XG:50:ILE:HG21	7:XG:58:PRO:HA	1.93	0.49
8:XH:83:ILE:HB	8:XH:137:VAL:HG13	1.94	0.49
8:XH:91:ARG:NH1	8:XH:91:ARG:HG2	2.25	0.49
8:XH:91:ARG:HH11	8:XH:91:ARG:CG	2.22	0.49
9:XI:113:LYS:H	9:XI:119:ALA:HA	1.77	0.49
9:XI:33:PHE:HZ	9:XI:47:LEU:HD21	1.76	0.49
13:XM:14:ARG:HG3	13:XM:16:ASP:OD2	2.13	0.49
47:Y1:67:ILE:N	47:Y1:68:PRO:CD	2.76	0.49
47:Y1:81:LYS:O	47:Y1:82:LEU:O	2.30	0.49
49:Y3:21:ALA:O	49:Y3:25:ALA:N	2.41	0.49
25:YA:747:U:N3	51:Y5:2:ALA:N	2.59	0.49
25:YA:1496:A:H5'	25:YA:1497:U:OP1	2.12	0.49
25:YA:2654:A:N6	25:YA:2667:C:N4	2.58	0.49
25:YA:2675:A:H8	25:YA:2675:A:OP2	1.94	0.49
25:YA:2756:U:H5''	55:Y9:19:ARG:CB	2.42	0.49
25:YA:2842:G:O2'	25:YA:2843:G:H5'	2.13	0.49
25:YA:489:G:N7	42:YW:49:LYS:NZ	2.60	0.49

Continued on next page...

Continued from previous page...

Atom-1	Atom-2	Interatomic distance (Å)	Clash overlap (Å)
27:YD:76:PRO:HA	27:YD:118:VAL:HG23	1.93	0.49
28:YE:37:ARG:H	28:YE:37:ARG:HE	1.59	0.49
29:YF:11:VAL:CG1	29:YF:12:LEU:N	2.75	0.49
26:YB:42:C:O2'	30:YG:67:LYS:O	2.27	0.49
32:YI:88:ILE:HG12	32:YI:122:GLU:H	1.77	0.49
34:YO:69:ILE:O	34:YO:76:ALA:HA	2.11	0.49
35:YP:36:LYS:HB2	35:YP:40:SER:HB3	1.94	0.49
38:YS:60:GLY:O	38:YS:61:ASN:CB	2.55	0.49
34:YO:104:ARG:NE	39:YT:34:VAL:HG11	2.26	0.49
41:YV:3:ALA:HB3	41:YV:14:VAL:HG23	1.92	0.49
1:QA:1322:C:O2	1:QA:1322:C:H2'	2.11	0.49
1:QA:1502:A:H3'	1:QA:1503:A:H3'	1.95	0.49
1:QA:718:G:H1'	11:QK:116:HIS:HA	1.93	0.49
1:QA:762:C:H2'	1:QA:763:G:H8	1.76	0.49
1:QA:790:A:C6	1:QA:791:G:C6	3.00	0.49
4:QD:13:ARG:CA	4:QD:33:MET:HE3	2.43	0.49
4:QD:206:PHE:HD2	4:QD:207:TYR:CE1	2.30	0.49
4:QD:23:GLY:H	4:QD:26:CYS:HB2	1.77	0.49
5:QE:41:VAL:CG1	5:QE:112:LEU:O	2.60	0.49
11:QK:62:GLN:O	11:QK:63:LEU:C	2.51	0.49
12:QL:62:SER:C	12:QL:64:TYR:H	2.14	0.49
13:QM:108:ARG:O	13:QM:109:THR:C	2.50	0.49
14:QN:8:GLU:O	14:QN:10:ALA:N	2.45	0.49
16:QP:83:GLU:HA	16:QP:83:GLU:OE2	2.12	0.49
21:QU:6:ARG:HE	21:QU:15:ARG:NH2	2.09	0.49
47:R1:20:ARG:NH1	47:R1:20:ARG:HG2	2.24	0.49
47:R1:83:GLU:CD	47:R1:85:LEU:H	2.15	0.49
50:R4:23:GLU:C	50:R4:24:THR:HG1	2.16	0.49
25:RA:137:C:N4	25:RA:137(A):G:O6	2.44	0.49
25:RA:1949:G:H1	25:RA:1957:C:H42	1.60	0.49
25:RA:2309:A:C6	25:RA:2310:A:C6	3.01	0.49
25:RA:2495:G:H2'	25:RA:2496:C:C6	2.47	0.49
25:RA:2872:G:C2	25:RA:2873:A:N6	2.80	0.49
25:RA:602:G:H8	25:RA:602:G:OP2	1.96	0.49
25:RA:607:U:OP1	29:RF:102:PRO:HA	2.13	0.49
26:RB:5:C:O2	26:RB:116:G:N2	2.45	0.49
26:RB:15:A:H1'	26:RB:109:G:N9	2.27	0.49
26:RB:2:C:H2'	26:RB:3:C:H6	1.78	0.49
27:RD:10:THR:HG23	27:RD:13:ARG:CB	2.34	0.49
27:RD:25:THR:O	27:RD:27:THR:HG22	2.12	0.49
33:RN:42:TRP:HA	33:RN:48:MET:CE	2.42	0.49

Continued on next page...

Continued from previous page...

Atom-1	Atom-2	Interatomic distance (Å)	Clash overlap (Å)
38:RS:83:LYS:HG2	38:RS:109:GLY:HA2	1.90	0.49
41:RV:76:LYS:HG3	41:RV:81:TYR:CD1	2.47	0.49
43:RX:18:TYR:C	43:RX:20:GLY:N	2.64	0.49
1:XA:1070:U:H2'	1:XA:1071:C:C6	2.47	0.49
1:XA:598:U:H4'	8:XH:94:TYR:CD2	2.47	0.49
1:XA:891:U:H2'	1:XA:892:A:C8	2.42	0.49
2:XB:207:ALA:O	2:XB:209:ARG:N	2.45	0.49
3:XC:195:VAL:HG12	3:XC:196:LEU:H	1.75	0.49
3:XC:35:GLU:O	3:XC:39:ILE:HG13	2.13	0.49
4:XD:118:ARG:NH2	4:XD:136:PRO:HB2	2.27	0.49
5:XE:41:VAL:CG1	5:XE:112:LEU:O	2.60	0.49
8:XH:109:ILE:HG12	8:XH:110:ALA:N	2.27	0.49
9:XI:5:TYR:HA	9:XI:17:VAL:O	2.12	0.49
9:XI:43:ALA:HA	9:XI:74:ILE:HD13	1.94	0.49
1:XA:880:C:OP1	12:XL:8:ASN:ND2	2.45	0.49
13:XM:108:ARG:O	13:XM:109:THR:C	2.50	0.49
13:XM:82:MET:O	13:XM:83:ASP:C	2.49	0.49
15:XO:32:LEU:O	15:XO:33:THR:C	2.51	0.49
21:XU:2:GLY:O	21:XU:4:GLY:N	2.45	0.49
47:Y1:93:GLU:O	47:Y1:97:LEU:HD11	2.12	0.49
50:Y4:42:PHE:O	50:Y4:43:TYR:C	2.51	0.49
54:Y8:10:ALA:O	54:Y8:14:VAL:HG12	2.11	0.49
25:YA:1021:A:OP2	33:YN:65:LYS:NZ	2.43	0.49
25:YA:1048:A:P	25:YA:1110:G:H22	2.34	0.49
25:YA:1293:C:H2'	25:YA:1294:U:H6	1.77	0.49
25:YA:1864:U:C3'	25:YA:1869:G:H5''	2.42	0.49
25:YA:1917:U:H2'	25:YA:1918:A:O4'	2.11	0.49
25:YA:2286:A:C2'	52:Y6:31:PRO:HG2	2.42	0.49
25:YA:840:C:OP2	25:YA:932:G:N2	2.44	0.49
25:YA:856:C:H1'	46:Y0:27:GLU:HB3	1.93	0.49
33:YN:82:LEU:HD12	33:YN:83:LYS:N	2.27	0.49
39:YT:39:ARG:CG	39:YT:40:THR:H	2.22	0.49
40:YU:92:ARG:NH1	40:YU:95:LEU:HD11	2.26	0.49
42:YW:29:LEU:O	42:YW:29:LEU:HD23	2.13	0.49
42:YW:51:LEU:HD23	42:YW:105:VAL:HG11	1.95	0.49
44:YY:88:LYS:HA	44:YY:88:LYS:NZ	2.27	0.49
56:Z8:76:PPU:HN2	56:Z8:76:PPU:HD2	1.76	0.49
1:QA:1162:C:C2	1:QA:1175:G:C2	3.00	0.49
1:QA:911:U:H2'	1:QA:912:C:C6	2.47	0.49
3:QC:178:LEU:N	3:QC:178:LEU:HD22	2.27	0.49
6:QF:72:VAL:HG13	6:QF:73:ASN:N	2.27	0.49

Continued on next page...

Continued from previous page...

Atom-1	Atom-2	Interatomic distance (Å)	Clash overlap (Å)
9:QI:105:ASP:C	9:QI:107:ARG:H	2.14	0.49
15:QO:77:ARG:HA	15:QO:80:ALA:HB3	1.95	0.49
19:QS:62:ILE:C	19:QS:63:THR:HG22	2.32	0.49
48:R2:41:ILE:HD11	48:R2:44:LEU:CB	2.42	0.49
49:R3:7:LYS:CB	49:R3:34:GLU:HG2	2.41	0.49
50:R4:22:ILE:HD12	50:R4:22:ILE:H	1.77	0.49
50:R4:57:GLU:O	50:R4:61:ARG:O	2.30	0.49
51:R5:20:ARG:C	51:R5:22:HIS:H	2.14	0.49
25:RA:1021:A:H8	25:RA:1021:A:H3'	1.77	0.49
25:RA:1312:U:C4	25:RA:1603:A:C6	3.00	0.49
25:RA:1341:U:O4	43:RX:16:LYS:HE2	2.11	0.49
25:RA:1425:G:H2'	25:RA:1426:G:C8	2.48	0.49
25:RA:2464:C:H2'	25:RA:2465:C:O4'	2.12	0.49
25:RA:352:G:H3'	25:RA:353:G:C8	2.47	0.49
25:RA:638:G:C5	25:RA:639:U:C4	3.00	0.49
25:RA:67:U:N3	25:RA:74:A:H2	2.10	0.49
25:RA:751:A:C6	25:RA:789:A:C5	3.01	0.49
25:RA:842:G:N2	25:RA:937:U:C2	2.80	0.49
27:RD:35:LYS:CG	27:RD:64:ILE:HG22	2.42	0.49
27:RD:72:LYS:O	27:RD:73:VAL:C	2.51	0.49
30:RG:49:ASP:OD1	30:RG:51:ARG:HG3	2.12	0.49
31:RH:120:GLY:HA3	31:RH:140:LYS:NZ	2.28	0.49
33:RN:73:THR:HG22	33:RN:82:LEU:HD11	1.93	0.49
35:RP:114:ILE:HD11	35:RP:130:PHE:HE1	1.70	0.49
35:RP:147:LEU:O	35:RP:148:LEU:HB2	2.11	0.49
35:RP:49:ARG:HE	54:R8:59:LYS:HG2	1.76	0.49
35:RP:64:LYS:C	35:RP:66:GLY:N	2.56	0.49
36:RQ:29:PHE:N	36:RQ:105:GLU:OE2	2.41	0.49
37:RR:118:GLU:OXT	37:RR:118:GLU:HG3	2.11	0.49
38:RS:99:LYS:O	38:RS:101:LEU:N	2.45	0.49
40:RU:79:PHE:HE2	40:RU:83:LEU:HD22	1.78	0.49
42:RW:29:LEU:HD23	42:RW:29:LEU:O	2.13	0.49
1:XA:1126:U:H1'	1:XA:1280:A:N7	2.28	0.49
1:XA:1128:C:H5'	9:XI:16:ARG:NH2	2.27	0.49
1:XA:657:G:C2	1:XA:658:G:C8	3.00	0.49
1:XA:720:C:H5''	18:XR:52:PRO:HA	1.94	0.49
1:XA:93:U:H2'	1:XA:95:G:O4'	2.13	0.49
5:XE:12:LEU:HD23	5:XE:13:ILE:H	1.76	0.49
10:XJ:63:PHE:CD1	14:XN:58:LYS:HA	2.35	0.49
17:XQ:3:LYS:HD2	17:XQ:60:ILE:HD11	1.95	0.49
20:XT:26:ASN:CB	20:XT:71:THR:HG23	2.43	0.49

Continued on next page...

Continued from previous page...

Atom-1	Atom-2	Interatomic distance (Å)	Clash overlap (Å)
23:XX:3:G:H2'	23:XX:4:C:OP2	2.11	0.49
47:Y1:19:GLN:OE1	47:Y1:19:GLN:HA	2.12	0.49
47:Y1:8:SER:HB3	47:Y1:66:HIS:CE1	2.47	0.49
25:YA:2012:G:H4'	42:YW:96:ILE:HD11	1.93	0.49
25:YA:2104:G:N2	25:YA:2186:G:C4	2.81	0.49
25:YA:2419:U:O4	54:Y8:30:ARG:CZ	2.61	0.49
25:YA:80:G:H1'	25:YA:346:A:C6	2.47	0.49
25:YA:732:C:H2'	25:YA:733:G:O4'	2.12	0.49
25:YA:851:U:H1'	49:Y3:46:ASN:ND2	2.23	0.49
27:YD:35:LYS:CG	27:YD:64:ILE:HG22	2.42	0.49
28:YE:179:GLU:HA	28:YE:179:GLU:OE1	2.10	0.49
33:YN:73:THR:CG2	33:YN:82:LEU:HD11	2.43	0.49
33:YN:68:GLU:HG2	33:YN:88:GLU:CD	2.33	0.49
36:YQ:2:LEU:HD23	36:YQ:2:LEU:N	2.27	0.49
38:YS:99:LYS:O	38:YS:101:LEU:N	2.45	0.49
25:YA:993:G:OP1	40:YU:50:ARG:NH1	2.45	0.49
44:YY:44:ILE:CG1	44:YY:45:VAL:H	2.24	0.49
1:QA:1208:C:H2'	1:QA:1209:C:C6	2.47	0.49
1:QA:1511:G:H2'	1:QA:1512:U:O4'	2.13	0.49
1:QA:192:U:H2'	1:QA:193:C:C6	2.47	0.49
2:QB:181:PHE:O	2:QB:183:PRO:HD3	2.12	0.49
5:QE:93:PRO:HG3	8:QH:105:ARG:CG	2.36	0.49
9:QI:43:ALA:HA	9:QI:74:ILE:HD13	1.94	0.49
1:QA:1372:U:OP1	9:QI:71:SER:HB3	2.12	0.49
12:QL:8:ASN:OD1	17:QQ:34:LYS:HE2	2.12	0.49
1:QA:1014:A:H4'	19:QS:14:HIS:HE2	1.77	0.49
46:R0:27:GLU:HB2	46:R0:69:PHE:HD1	1.76	0.49
50:R4:9:LEU:H	50:R4:27:THR:CG2	2.25	0.49
50:R4:42:PHE:O	50:R4:44:THR:O	2.31	0.49
25:RA:1293:C:O5'	25:RA:1293:C:H6	1.95	0.49
25:RA:1668:A:C5	25:RA:1674:G:C5	3.00	0.49
25:RA:222:A:N6	25:RA:224:G:C2	2.81	0.49
25:RA:2404:C:H2'	25:RA:2405:G:O4'	2.12	0.49
25:RA:270(T):G:C5'	47:R1:97:LEU:HD22	2.42	0.49
25:RA:752:A:O2'	25:RA:753:C:OP2	2.23	0.49
25:RA:94:G:N3	48:R2:47:ASN:OD1	2.46	0.49
28:RE:179:GLU:O	28:RE:180:ASN:HB2	2.12	0.49
28:RE:55:ASN:O	28:RE:57:LYS:N	2.44	0.49
29:RF:196:LEU:C	29:RF:197:ASP:O	2.50	0.49
30:RG:107:LEU:HD11	30:RG:178:PHE:CD1	2.48	0.49
30:RG:83:ARG:HG2	30:RG:83:ARG:HH11	1.76	0.49

Continued on next page...

Continued from previous page...

Atom-1	Atom-2	Interatomic distance (Å)	Clash overlap (Å)
31:RH:128:PRO:HD2	31:RH:129:THR:N	2.25	0.49
31:RH:23:ARG:HD2	31:RH:34:GLU:OE2	2.12	0.49
33:RN:120:LEU:HD11	33:RN:122:VAL:CG2	2.42	0.49
33:RN:30:ILE:O	33:RN:34:LEU:HD23	2.13	0.49
34:RO:105:GLU:O	34:RO:108:GLU:HB2	2.12	0.49
37:RR:67:LEU:HD13	37:RR:76:VAL:CG2	2.27	0.49
37:RR:71:GLN:HE21	37:RR:71:GLN:HA	1.77	0.49
38:RS:18:ILE:O	38:RS:19:LYS:O	2.31	0.49
40:RU:92:ARG:CD	40:RU:94:ASN:HB3	2.42	0.49
41:RV:91:TYR:HD1	41:RV:91:TYR:C	2.16	0.49
43:RX:70:LEU:CD2	43:RX:70:LEU:N	2.72	0.49
44:RY:77:PRO:O	44:RY:78:ALA:HB2	2.11	0.49
1:XA:1296:C:O2'	1:XA:1302:U:H5	1.94	0.49
1:XA:1346:A:N1	1:XA:1374:A:H5''	2.27	0.49
1:XA:1418:A:C2	1:XA:1483:A:C2	3.00	0.49
1:XA:418:C:H2'	1:XA:419:C:C6	2.47	0.49
2:XB:15:VAL:H	2:XB:16:HIS:CE1	2.30	0.49
2:XB:68:ILE:O	2:XB:91:PRO:HD2	2.13	0.49
4:XD:198:VAL:HG12	4:XD:199:ASN:H	1.74	0.49
8:XH:14:ARG:O	8:XH:14:ARG:HG2	2.12	0.49
9:XI:43:ALA:C	9:XI:45:ALA:H	2.16	0.49
10:XJ:22:LYS:NZ	10:XJ:23:ILE:HG12	2.28	0.49
16:XP:59:TRP:HE3	16:XP:59:TRP:HA	1.77	0.49
19:XS:62:ILE:C	19:XS:63:THR:HG22	2.32	0.49
47:Y1:40:ARG:NH2	47:Y1:42:GLN:HG2	2.27	0.49
51:Y5:2:ALA:O	51:Y5:3:LYS:CB	2.60	0.49
52:Y6:20:ASN:CG	52:Y6:21:TYR:N	2.66	0.49
25:YA:1769:G:C2	25:YA:1984:G:C4	3.01	0.49
25:YA:2070:G:N1	25:YA:2071:A:C2	2.80	0.49
25:YA:2387:U:O2'	46:Y0:19:LYS:NZ	2.41	0.49
25:YA:1782:C:C4	25:YA:2587:A:N1	2.81	0.49
25:YA:607:U:N3	25:YA:621:A:H2	2.00	0.49
25:YA:970:C:O2'	25:YA:984:A:O2'	2.29	0.49
27:YD:2:ALA:CB	27:YD:20:ASP:HB3	2.42	0.49
28:YE:17:ASP:N	28:YE:17:ASP:OD2	2.46	0.49
28:YE:61:ARG:CB	28:YE:62:PRO:CD	2.90	0.49
28:YE:61:ARG:O	28:YE:62:PRO:C	2.51	0.49
30:YG:107:LEU:HD11	30:YG:178:PHE:CD1	2.48	0.49
31:YH:103:LEU:H	31:YH:103:LEU:HD23	1.77	0.49
31:YH:153:LYS:HA	31:YH:153:LYS:HZ3	1.75	0.49
31:YH:153:LYS:O	31:YH:154:PRO:O	2.29	0.49

Continued on next page...

Continued from previous page...

Atom-1	Atom-2	Interatomic distance (Å)	Clash overlap (Å)
31:YH:19:VAL:HG13	31:YH:43:VAL:HG23	1.93	0.49
33:YN:95:PRO:O	33:YN:97:ARG:N	2.46	0.49
34:YO:20:MET:HG2	34:YO:21:CYS:O	2.11	0.49
36:YQ:29:PHE:N	36:YQ:105:GLU:OE2	2.41	0.49
37:YR:18:LEU:C	37:YR:18:LEU:HD13	2.33	0.49
40:YU:81:HIS:CE1	40:YU:117:GLN:HG3	2.48	0.49
41:YV:91:TYR:HD1	41:YV:91:TYR:C	2.16	0.49
45:YZ:5:LEU:HB3	45:YZ:59:LEU:HA	1.95	0.49
1:QA:1152:A:H2'	1:QA:1153:C:H6	1.72	0.49
1:QA:1267:C:C5	1:QA:1268:A:C5	2.99	0.49
1:QA:126:G:H1	1:QA:235:C:H42	1.60	0.49
1:QA:1343:G:H2'	1:QA:1344:C:C6	2.48	0.49
1:QA:6:G:N2	5:QE:98:THR:HG1	2.11	0.49
6:QF:51:PRO:HA	6:QF:55:ASP:O	2.13	0.49
9:QI:79:LEU:HD13	9:QI:79:LEU:O	2.12	0.49
11:QK:91:ARG:NH2	18:QR:88:LYS:HZ1	2.10	0.49
13:QM:14:ARG:HG3	13:QM:16:ASP:OD2	2.13	0.49
20:QT:60:GLU:HG3	20:QT:81:LYS:HE3	1.94	0.49
20:QT:97:ALA:HB3	20:QT:99:LEU:CD1	2.43	0.49
22:QV:56:C:O2'	30:RG:78:SER:HB2	2.13	0.49
47:R1:67:ILE:N	47:R1:68:PRO:CD	2.76	0.49
48:R2:33:MET:O	48:R2:37:PHE:HD1	1.95	0.49
50:R4:10:VAL:CG2	50:R4:11:PRO:HD2	2.43	0.49
50:R4:68:ARG:HD3	50:R4:69:LYS:HG2	1.93	0.49
25:RA:1107:G:H2'	25:RA:1108:U:C6	2.48	0.49
25:RA:1191:G:N2	25:RA:1192:G:H1'	2.27	0.49
25:RA:1405:U:H2'	25:RA:1406:U:C6	2.46	0.49
25:RA:1844:C:H2'	25:RA:1845:G:H8	1.77	0.49
25:RA:2481:G:O2'	25:RA:2482:G:P	2.70	0.49
25:RA:307:G:N2	25:RA:310:A:O5'	2.42	0.49
25:RA:273(A):G:C2	25:RA:364:C:N3	2.81	0.49
25:RA:449:A:C2'	25:RA:450:G:H5'	2.43	0.49
25:RA:751:A:H5''	25:RA:752:A:OP1	2.13	0.49
25:RA:818:G:H5'	25:RA:819:A:OP2	2.12	0.49
25:RA:858:U:O2	25:RA:2268:A:H2'	2.12	0.49
25:RA:868:U:C4	25:RA:869:G:N7	2.81	0.49
25:RA:877:U:H6	25:RA:877:U:OP2	1.94	0.49
25:RA:928:G:O2'	49:R3:43:ILE:HD11	2.13	0.49
34:RO:69:ILE:O	34:RO:76:ALA:HA	2.12	0.49
34:RO:8:LEU:N	34:RO:8:LEU:CD2	2.76	0.49
36:RQ:132:VAL:HG12	36:RQ:133:ARG:N	2.27	0.49

Continued on next page...

Continued from previous page...

Atom-1	Atom-2	Interatomic distance (Å)	Clash overlap (Å)
37:RR:18:LEU:C	37:RR:18:LEU:HD13	2.33	0.49
39:RT:94:ALA:O	39:RT:95:ARG:CB	2.61	0.49
41:RV:7:THR:HG23	41:RV:22:VAL:HG11	1.94	0.49
43:RX:51:VAL:HG13	43:RX:81:VAL:HG23	1.93	0.49
44:RY:35:TYR:CD1	44:RY:69:ALA:HB3	2.48	0.49
1:XA:320:C:H2'	1:XA:321:A:C8	2.47	0.49
1:XA:347:G:O2'	1:XA:348:G:OP2	2.26	0.49
1:XA:945:G:C6	1:XA:1337:G:C5	3.01	0.49
3:XC:178:LEU:N	3:XC:178:LEU:HD22	2.28	0.49
4:XD:196:LEU:C	4:XD:198:VAL:N	2.66	0.49
4:XD:206:PHE:HD2	4:XD:207:TYR:CE1	2.30	0.49
6:XF:72:VAL:HG13	6:XF:73:ASN:N	2.27	0.49
8:XH:61:VAL:HG12	8:XH:63:LEU:HD13	1.94	0.49
14:YN:8:GLU:O	14:YN:10:ALA:N	2.45	0.49
6:XF:101:ALA:HA	18:XR:28:GLU:HG2	1.95	0.49
19:XS:9:VAL:O	19:XS:10:PHE:HB3	2.13	0.49
50:Y4:1:MET:O	50:Y4:1:MET:HG3	2.12	0.49
25:YA:1264:G:H5'	51:Y5:11:THR:HG21	1.95	0.49
54:Y8:52:LYS:H	54:Y8:53:PRO:HD2	1.66	0.49
55:Y9:7:VAL:HG12	55:Y9:25:VAL:HG21	1.94	0.49
25:YA:1048:A:OP2	25:YA:1110:G:N2	2.45	0.49
25:YA:1047:G:N2	25:YA:1110:G:H2'	2.28	0.49
25:YA:1265:A:C8	25:YA:1267:U:C2	3.01	0.49
25:YA:1341:U:OP1	25:YA:1397:U:N3	2.38	0.49
25:YA:1414:G:N2	25:YA:1589:C:C2	2.81	0.49
25:YA:1829:A:H2'	25:YA:1830:C:O4'	2.13	0.49
25:YA:2647:U:H2'	25:YA:2648:C:C6	2.46	0.49
25:YA:2737:G:H2'	25:YA:2738:A:C8	2.48	0.49
25:YA:2792:G:C6	25:YA:2805:G:C2	3.01	0.49
25:YA:528:A:N1	25:YA:2042:A:H2'	2.27	0.49
26:YB:7:G:C2	26:YB:114:G:C2	3.01	0.49
31:YH:98:LEU:HD12	31:YH:102:ALA:O	2.13	0.49
25:YA:566:U:H5''	35:YP:29:LYS:NZ	2.27	0.49
35:YP:30:THR:O	35:YP:33:ARG:HB2	2.12	0.49
37:YR:33:ARG:NH2	51:Y5:55:ARG:CG	2.66	0.49
39:YT:57:PHE:O	39:YT:59:THR:N	2.46	0.49
41:YV:79:VAL:O	41:YV:79:VAL:HG22	2.12	0.49
43:YX:51:VAL:HG13	43:YX:81:VAL:HG23	1.93	0.49
44:YY:61:ILE:HG22	44:YY:62:GLU:N	2.28	0.49
44:YY:95:LYS:N	44:YY:95:LYS:CD	2.75	0.49
44:YY:81:LYS:CD	44:YY:97:ARG:HE	2.20	0.49

Continued on next page...

Continued from previous page...

Atom-1	Atom-2	Interatomic distance (Å)	Clash overlap (Å)
45:YZ:52:SER:O	45:YZ:54:HIS:N	2.46	0.49
1:QA:1239:A:H4'	1:QA:1240:U:C5'	2.43	0.49
1:QA:942:G:C2	1:QA:1342:C:C2	3.01	0.49
2:QB:103:THR:N	2:QB:180:LEU:HD11	2.27	0.49
2:QB:180:LEU:O	2:QB:181:PHE:HB2	2.12	0.49
2:QB:68:ILE:O	2:QB:91:PRO:HD2	2.13	0.49
3:QC:173:VAL:N	3:QC:174:PRO:HD3	2.27	0.49
4:QD:9:CYS:SG	4:QD:22:LYS:CE	3.01	0.49
6:QF:101:ALA:HA	18:QR:28:GLU:HG2	1.95	0.49
9:QI:43:ALA:C	9:QI:45:ALA:H	2.16	0.49
10:QJ:49:VAL:HG22	14:QN:41:ARG:CG	2.42	0.49
13:QM:102:ARG:HG3	13:QM:102:ARG:O	2.12	0.49
13:QM:120:LYS:O	13:QM:121:LYS:CB	2.60	0.49
46:R0:14:ARG:O	46:R0:15:ASP:HB2	2.11	0.49
51:R5:2:ALA:O	51:R5:3:LYS:CB	2.60	0.49
25:RA:1695:G:H1'	27:RD:8:PRO:O	2.12	0.49
25:RA:2556:C:H2'	25:RA:2557:G:O4'	2.12	0.49
25:RA:2576:G:O2'	25:RA:2579:C:OP2	2.22	0.49
25:RA:863:A:H2'	25:RA:864:G:H8	1.76	0.49
26:RB:81:G:C2	26:RB:82:G:N7	2.80	0.49
30:RG:114:ILE:HG21	30:RG:117:PHE:HB2	1.93	0.49
30:RG:35:GLU:C	30:RG:35:GLU:CD	2.71	0.49
31:RH:98:LEU:HD12	31:RH:102:ALA:O	2.13	0.49
31:RH:103:LEU:H	31:RH:103:LEU:HD23	1.77	0.49
31:RH:24:VAL:HG21	31:RH:72:ILE:HG12	1.94	0.49
33:RN:95:PRO:O	33:RN:97:ARG:N	2.46	0.49
35:RP:47:ASP:OD1	35:RP:49:ARG:NH1	2.46	0.49
36:RQ:23:GLY:O	36:RQ:24:GLY:O	2.30	0.49
25:RA:2277:G:P	36:RQ:85:LYS:HB2	2.53	0.49
39:RT:16:ARG:NE	39:RT:19:LEU:HD21	2.28	0.49
44:RY:84:ARG:HD3	44:RY:86:ARG:NH1	2.28	0.49
1:XA:1004:A:H1'	1:XA:1036:G:N2	2.27	0.49
1:XA:544:G:H2'	1:XA:545:C:C6	2.48	0.49
1:XA:662:G:O2'	1:XA:836:G:H5'	2.13	0.49
13:XM:16:ASP:HB3	13:XM:34:LEU:HD11	1.93	0.49
13:XM:30:ALA:O	13:XM:31:LYS:C	2.49	0.49
19:XS:11:VAL:O	19:XS:12:ASP:CB	2.61	0.49
20:XT:37:SER:O	20:XT:41:ILE:HG12	2.12	0.49
20:XT:60:GLU:HG3	20:XT:81:LYS:HE3	1.94	0.49
47:Y1:80:LEU:C	47:Y1:81:LYS:CE	2.77	0.49
50:Y4:47:GLN:O	50:Y4:48:ARG:CB	2.61	0.49

Continued on next page...

Continued from previous page...

Atom-1	Atom-2	Interatomic distance (Å)	Clash overlap (Å)
52:Y6:9:LEU:HD13	52:Y6:26:ASN:HD22	1.76	0.49
52:Y6:7:ILE:C	52:Y6:9:LEU:N	2.65	0.49
54:Y8:16:ILE:CD1	54:Y8:57:ARG:HG2	2.42	0.49
25:YA:1600:C:OP1	43:YX:58:HIS:NE2	2.35	0.49
25:YA:2807:G:H3'	25:YA:2808:U:H5''	1.95	0.49
25:YA:52:A:H8	25:YA:52:A:O5'	1.96	0.49
25:YA:525:U:H5''	25:YA:556:G:H5'	1.95	0.49
25:YA:607:U:OP1	29:YF:102:PRO:HA	2.11	0.49
25:YA:844:C:C5	25:YA:845:G:C5	3.01	0.49
26:YB:39:A:C4	26:YB:44:G:N2	2.81	0.49
27:YD:123:ALA:HB3	27:YD:131:LEU:HG	1.94	0.49
27:YD:2:ALA:CB	27:YD:20:ASP:CB	2.90	0.49
28:YE:179:GLU:O	28:YE:180:ASN:HB2	2.12	0.49
30:YG:56:ALA:HB2	30:YG:153:ARG:NE	2.27	0.49
32:YI:75:LEU:HB3	32:YI:105:HIS:CD2	2.47	0.49
37:YR:96:ARG:NH2	37:YR:117:VAL:HG23	2.27	0.49
38:YS:25:ARG:HH12	38:YS:42:ASP:CG	2.16	0.49
39:YT:38:ASN:O	39:YT:39:ARG:O	2.30	0.49
41:YV:29:PRO:O	41:YV:61:VAL:HG22	2.12	0.49
44:YY:84:ARG:HD3	44:YY:86:ARG:NH1	2.28	0.49
1:QA:1198:G:H2'	1:QA:1199:U:O4'	2.13	0.49
1:QA:144:G:H1	1:QA:178:C:N4	2.11	0.49
1:QA:304:U:H2'	1:QA:305:G:C8	2.47	0.49
1:QA:622:A:C8	1:QA:623:C:C6	3.01	0.49
1:QA:971:G:H5''	1:QA:972:C:H5''	1.94	0.49
2:QB:42:ILE:HD11	2:QB:202:PRO:HB2	1.95	0.49
10:QJ:49:VAL:CG1	10:QJ:50:ILE:N	2.76	0.49
11:QK:110:ASP:HB2	18:QR:88:LYS:HD3	1.95	0.49
11:QK:25:TYR:N	11:QK:25:TYR:CD1	2.80	0.49
12:QL:85:ILE:HD11	12:QL:98:TYR:CB	2.42	0.49
17:QQ:74:LEU:HD12	17:QQ:75:ARG:NE	2.28	0.49
6:QF:97:PHE:CD2	18:QR:31:LEU:HD21	2.48	0.49
46:R0:18:ALA:HB3	46:R0:20:ARG:NH1	2.28	0.49
47:R1:40:ARG:NH2	47:R1:42:GLN:HG2	2.27	0.49
25:RA:270(S):G:C1'	47:R1:78:LYS:HD2	2.38	0.49
47:R1:81:LYS:O	47:R1:82:LEU:O	2.30	0.49
30:RG:6:ALA:H	50:R4:23:GLU:CG	2.25	0.49
30:RG:143:GLU:HA	50:R4:28:LYS:HD3	1.95	0.49
51:R5:48:GLU:HA	51:R5:59:GLU:CG	2.43	0.49
52:R6:8:LYS:O	52:R6:27:LYS:HA	2.13	0.49
53:R7:9:ARG:HH12	53:R7:47:ARG:HG3	1.76	0.49

Continued on next page...

Continued from previous page...

Atom-1	Atom-2	Interatomic distance (Å)	Clash overlap (Å)
25:RA:1265:A:C8	25:RA:1267:U:C2	3.00	0.49
25:RA:2566:A:H4'	25:RA:2567:G:O5'	2.13	0.49
25:RA:2838:G:C6	25:RA:2839:G:C5	3.00	0.49
25:RA:31:C:O3'	25:RA:1238:G:H5''	2.12	0.49
25:RA:704:G:H2'	25:RA:726:G:N2	2.28	0.49
25:RA:977:G:C6	25:RA:987:G:C5	3.01	0.49
25:RA:1820:U:O4	27:RD:199:ALA:HB1	2.13	0.49
27:RD:2:ALA:CB	27:RD:20:ASP:HB3	2.42	0.49
25:RA:1797:C:O2'	27:RD:259:THR:HB	2.13	0.49
28:RE:119:ARG:HD3	28:RE:160:TYR:HD2	1.78	0.49
31:RH:137:ASP:CB	31:RH:140:LYS:HB2	2.43	0.49
31:RH:54:ARG:HD3	31:RH:65:HIS:ND1	2.27	0.49
33:RN:73:THR:CG2	33:RN:82:LEU:HD11	2.43	0.49
35:RP:101:VAL:CG1	35:RP:102:ARG:N	2.75	0.49
25:RA:871:U:H4'	36:RQ:69:PHE:CE2	2.48	0.49
39:RT:16:ARG:HD3	39:RT:19:LEU:CG	2.43	0.49
42:RW:30:GLU:O	42:RW:34:ASN:ND2	2.46	0.49
44:RY:95:LYS:CD	44:RY:95:LYS:N	2.76	0.49
1:XA:1230:C:H2'	1:XA:1231:G:C8	2.47	0.49
1:XA:1464:G:H2'	1:XA:1465:C:C6	2.48	0.49
1:XA:439:A:OP2	1:XA:493:G:N1	2.42	0.49
1:XA:736:C:H2'	1:XA:737:A:C8	2.47	0.49
1:XA:97:U:H2'	1:XA:99:C:C6	2.47	0.49
2:XB:95:GLN:NE2	2:XB:147:LYS:HE2	2.27	0.49
2:XB:178:ARG:NE	8:XH:71:GLY:O	2.45	0.49
3:XC:188:LEU:CD2	3:XC:188:LEU:N	2.76	0.49
1:XA:1079:G:O3'	5:XE:14:ARG:NH2	2.46	0.49
5:XE:45:PHE:CD2	5:XE:47:LYS:HD2	2.47	0.49
9:XI:110:GLU:HG3	9:XI:110:GLU:O	2.12	0.49
16:XP:83:GLU:OE2	16:XP:83:GLU:HA	2.13	0.49
30:YG:3:LEU:HD21	50:Y4:25:TYR:CE1	2.48	0.49
54:Y8:58:ILE:O	54:Y8:61:LEU:HD12	2.13	0.49
25:YA:1157:G:C6	25:YA:1158:C:C4	3.01	0.49
25:YA:1443:G:N2	25:YA:1549:C:C2	2.81	0.49
25:YA:1676:A:H2'	25:YA:1677:A:O4'	2.12	0.49
25:YA:1882:C:H5'	25:YA:1883:G:OP2	2.12	0.49
25:YA:2292:C:N4	25:YA:2340:G:H1	2.11	0.49
25:YA:2625:G:H2'	25:YA:2626:C:O4'	2.12	0.49
25:YA:2849:U:H4'	25:YA:2868:A:C2	2.47	0.49
25:YA:301:G:H1	25:YA:316:C:N4	2.06	0.49
25:YA:993:G:C4	25:YA:994:C:C5	3.01	0.49

Continued on next page...

Continued from previous page...

Atom-1	Atom-2	Interatomic distance (Å)	Clash overlap (Å)
27:YD:130:ALA:C	27:YD:131:LEU:HD12	2.33	0.49
37:YR:1:MET:O	37:YR:2:ARG:CB	2.60	0.49
1:QA:221:C:H2'	1:QA:222:U:C6	2.45	0.49
1:QA:345:C:H5'	1:QA:346:G:C5	2.47	0.49
1:QA:397:A:H5'	1:QA:398:C:OP1	2.13	0.49
2:QB:16:HIS:HB3	2:QB:210:SER:HB2	1.95	0.49
2:QB:193:ASP:OD2	2:QB:196:LEU:CG	2.57	0.49
5:QE:78:HIS:CD2	8:QH:104:ARG:CD	2.96	0.49
9:QI:110:GLU:HG3	9:QI:110:GLU:O	2.12	0.49
9:QI:112:LYS:HD3	9:QI:113:LYS:O	2.13	0.49
10:QJ:33:GLN:HB2	10:QJ:75:ILE:CD1	2.43	0.49
10:QJ:49:VAL:HG23	14:QN:34:TYR:OH	2.13	0.49
17:QQ:63:ARG:HG2	17:QQ:64:PRO:N	2.28	0.49
17:QQ:67:LYS:HA	17:QQ:70:ARG:HH12	1.76	0.49
20:QT:53:LEU:HA	20:QT:56:MET:CB	2.43	0.49
20:QT:26:ASN:CB	20:QT:71:THR:HG23	2.42	0.49
47:R1:19:GLN:OE1	47:R1:19:GLN:HA	2.12	0.49
30:RG:113:ARG:HD2	50:R4:33:VAL:CG1	2.43	0.49
52:R6:7:ILE:C	52:R6:9:LEU:N	2.65	0.49
52:R6:7:ILE:O	52:R6:9:LEU:N	2.46	0.49
54:R8:33:ASN:O	54:R8:35:GLN:N	2.46	0.49
54:R8:58:ILE:O	54:R8:61:LEU:HD12	2.13	0.49
25:RA:1059:G:H2'	25:RA:1060:U:H4'	1.95	0.49
25:RA:1247:A:O2'	25:RA:1248:G:H5''	2.13	0.49
25:RA:579:G:O2'	25:RA:2019:A:OP1	2.21	0.49
25:RA:2851:A:H2'	25:RA:2852:G:O4'	2.13	0.49
27:RD:182:LEU:H	27:RD:272:ALA:CB	2.25	0.49
27:RD:233:HIS:CD2	27:RD:233:HIS:H	2.29	0.49
28:RE:38:THR:O	28:RE:42:ASP:HB2	2.13	0.49
28:RE:95:ILE:H	28:RE:95:ILE:CD1	2.18	0.49
30:RG:115:ARG:HG2	30:RG:115:ARG:NH1	2.27	0.49
34:RO:107:ARG:NH1	39:RT:36:GLU:OE1	2.46	0.49
36:RQ:132:VAL:HG11	45:RZ:81:ARG:NH2	2.28	0.49
38:RS:48:LEU:CD1	38:RS:48:LEU:N	2.76	0.49
39:RT:111:ARG:O	39:RT:112:ARG:CG	2.55	0.49
41:RV:29:PRO:O	41:RV:61:VAL:HG22	2.12	0.49
43:RX:44:GLU:OE1	43:RX:50:LYS:HD2	2.13	0.49
1:XA:109:A:C6	1:XA:326:G:C6	3.01	0.49
1:XA:1171:G:H2'	1:XA:1172:C:H6	1.77	0.49
1:XA:369:C:OP2	1:XA:388:G:N2	2.39	0.49
1:XA:415:A:H2'	1:XA:416:G:C8	2.48	0.49

Continued on next page...

Continued from previous page...

Atom-1	Atom-2	Interatomic distance (Å)	Clash overlap (Å)
2:XB:69:LEU:HB3	2:XB:162:ILE:HG22	1.95	0.49
2:XB:7:VAL:CG2	2:XB:8:LYS:HD3	2.43	0.49
4:XD:128:VAL:O	4:XD:130:GLY:N	2.45	0.49
4:XD:9:CYS:SG	4:XD:22:LYS:CD	2.98	0.49
8:XH:45:ILE:O	8:XH:45:ILE:HG13	2.13	0.49
9:XI:22:GLY:HA3	9:XI:60:ASP:OD2	2.13	0.49
9:XI:79:LEU:HD13	9:XI:79:LEU:O	2.12	0.49
11:XK:13:GLN:HG3	11:XK:75:TYR:O	2.13	0.49
1:XA:1492:A:OP1	12:XL:47:LYS:CG	2.61	0.49
12:XL:85:ILE:HD11	12:XL:98:TYR:CB	2.42	0.49
13:XM:12:ASN:O	13:XM:13:LYS:HB2	2.13	0.49
13:XM:23:TYR:HB3	13:XM:67:GLU:CG	2.39	0.49
13:XM:90:LEU:HA	13:XM:93:ARG:CD	2.34	0.49
16:XP:57:ARG:HG3	16:XP:57:ARG:HH11	1.78	0.49
20:XT:97:ALA:HB3	20:XT:99:LEU:CD1	2.43	0.49
30:YG:143:GLU:HA	50:Y4:28:LYS:HD3	1.95	0.49
50:Y4:53:GLU:O	50:Y4:57:GLU:HG3	2.13	0.49
25:YA:1145:C:H2'	25:YA:1146:C:C6	2.48	0.49
25:YA:1264:G:C3'	25:YA:1265:A:H5''	2.39	0.49
25:YA:1296:G:OP1	25:YA:2709:G:O2'	2.22	0.49
25:YA:190:A:C6	25:YA:191:A:C6	3.01	0.49
25:YA:1916:A:H2'	25:YA:1917:U:O4'	2.12	0.49
25:YA:2001:A:C2	25:YA:2002:G:C4	3.00	0.49
25:YA:2127:G:H2'	25:YA:2128:C:O4'	2.13	0.49
25:YA:222:A:O2'	25:YA:223:A:O5'	2.30	0.49
25:YA:2287:A:H5''	25:YA:2287:A:H8	1.78	0.49
25:YA:2832:U:H1'	25:YA:2834:G:C4	2.47	0.49
25:YA:777:A:C2	25:YA:778:G:C5	3.01	0.49
27:YD:44:ASN:H	27:YD:44:ASN:ND2	1.97	0.49
28:YE:119:ARG:HD3	28:YE:160:TYR:CD2	2.47	0.49
31:YH:124:GLU:HB3	31:YH:132:ARG:CG	2.43	0.49
31:YH:151:ILE:C	31:YH:152:ARG:O	2.49	0.49
32:YI:63:ALA:HA	32:YI:66:GLU:HG2	1.95	0.49
33:YN:56:ASN:ND2	33:YN:125:GLY:C	2.65	0.49
37:YR:71:GLN:HA	37:YR:71:GLN:HE21	1.77	0.49
44:YY:81:LYS:HD3	44:YY:97:ARG:HD3	1.94	0.49
1:QA:1119:C:H2'	1:QA:1120:G:C8	2.48	0.49
1:QA:1305:G:C5'	21:QU:4:GLY:HA3	2.41	0.49
1:QA:222:U:H2'	1:QA:223:U:C6	2.48	0.49
1:QA:737:A:H2'	1:QA:738:C:C6	2.48	0.49
1:QA:962:C:C2	1:QA:963:G:C8	3.01	0.49

Continued on next page...

Continued from previous page...

Atom-1	Atom-2	Interatomic distance (Å)	Clash overlap (Å)
2:QB:207:ALA:O	2:QB:209:ARG:N	2.45	0.49
3:QC:188:LEU:CD2	3:QC:188:LEU:N	2.76	0.49
4:QD:30:LYS:HD2	4:QD:35:ARG:HH21	1.78	0.49
5:QE:78:HIS:CE1	5:QE:142:LEU:HD23	2.48	0.49
8:QH:29:SER:CB	8:QH:32:LYS:HG3	2.28	0.49
8:QH:61:VAL:HG12	8:QH:63:LEU:HD13	1.94	0.49
9:QI:79:LEU:O	9:QI:83:ARG:HG2	2.13	0.49
11:QK:82:VAL:O	11:QK:108:ILE:HA	2.13	0.49
12:QL:119:LYS:C	12:QL:120:TYR:HD1	2.16	0.49
14:QN:23:ARG:HD3	14:QN:28:GLY:O	2.13	0.49
11:QK:91:ARG:HH22	18:QR:88:LYS:HZ3	1.59	0.49
47:R1:25:LYS:C	47:R1:27:GLU:H	2.16	0.49
50:R4:47:GLN:O	50:R4:48:ARG:CB	2.61	0.49
51:R5:52:TYR:O	51:R5:53:ALA:CB	2.60	0.49
52:R6:27:LYS:CB	52:R6:27:LYS:NZ	2.73	0.49
52:R6:44:ARG:O	52:R6:45:LYS:CB	2.60	0.49
54:R8:41:ILE:HG13	54:R8:42:ARG:N	2.28	0.49
25:RA:1201:C:N4	25:RA:1244:G:H1	2.11	0.49
25:RA:1773:A:H2'	25:RA:1774:C:O4'	2.12	0.49
25:RA:182:A:N3	25:RA:433:C:O2'	2.41	0.49
25:RA:1872:A:H5'	25:RA:1878:G:OP2	2.12	0.49
25:RA:2404:C:O2	25:RA:2414:G:C2	2.66	0.49
25:RA:2422:A:C8	25:RA:2424:C:C5	3.01	0.49
28:RE:46:ALA:HB1	28:RE:80:GLU:HB2	1.94	0.49
29:RF:45:ARG:HG2	29:RF:45:ARG:NH1	2.28	0.49
34:RO:55:GLY:O	34:RO:56:ASP:C	2.50	0.49
36:RQ:86:GLY:O	36:RQ:88:GLY:N	2.46	0.49
37:RR:44:LEU:HD22	37:RR:48:VAL:CG2	2.42	0.49
37:RR:52:ILE:CG2	37:RR:94:TYR:CD1	2.96	0.49
38:RS:11:LYS:O	38:RS:11:LYS:HG2	2.12	0.49
40:RU:81:HIS:CE1	40:RU:117:GLN:HG3	2.48	0.49
1:XA:179:A:H2'	1:XA:180:U:C6	2.47	0.49
1:XA:601:C:H2'	1:XA:602:A:H8	1.75	0.49
1:XA:96:G:H2'	1:XA:97:U:O4'	2.12	0.49
2:XB:39:ILE:O	2:XB:41:ILE:HD12	2.12	0.49
3:XC:76:VAL:HG21	3:XC:103:VAL:HG11	1.95	0.49
4:XD:33:MET:HE2	4:XD:37:PRO:HA	1.95	0.49
11:XK:41:THR:HG22	11:XK:42:TRP:N	2.28	0.49
13:XM:65:LYS:HZ2	13:XM:69:GLU:HG2	1.77	0.49
13:XM:73:GLU:O	13:XM:76:ALA:HB3	2.13	0.49
30:YG:113:ARG:HD2	50:Y4:33:VAL:CG1	2.43	0.49

Continued on next page...

Continued from previous page...

Atom-1	Atom-2	Interatomic distance (Å)	Clash overlap (Å)
52:Y6:37:ARG:HA	52:Y6:37:ARG:HE	1.77	0.49
25:YA:1045:A:H4'	25:YA:1046:A:C5'	2.43	0.49
25:YA:106:C:H2'	25:YA:107:C:C6	2.47	0.49
25:YA:1650:G:N2	25:YA:2007:C:O2	2.44	0.49
25:YA:2782:G:O5'	25:YA:2782:G:C8	2.65	0.49
26:YB:3:C:H2'	26:YB:4:C:C6	2.48	0.49
30:YG:115:ARG:HG2	30:YG:115:ARG:HH11	1.77	0.49
30:YG:77:ILE:O	30:YG:81:LYS:O	2.31	0.49
31:YH:54:ARG:HD3	31:YH:65:HIS:ND1	2.27	0.49
33:YN:4:TYR:OH	33:YN:7:LYS:NZ	2.46	0.49
35:YP:101:VAL:CG1	35:YP:102:ARG:N	2.75	0.49
35:YP:14:LYS:O	35:YP:15:ARG:C	2.51	0.49
35:YP:47:ASP:OD1	35:YP:49:ARG:NH1	2.46	0.49
35:YP:6:LEU:O	35:YP:7:ARG:O	2.31	0.49
36:YQ:86:GLY:O	36:YQ:88:GLY:N	2.46	0.49
38:YS:11:LYS:HG2	38:YS:11:LYS:O	2.12	0.49
38:YS:48:LEU:CD1	38:YS:48:LEU:N	2.76	0.49
38:YS:55:ALA:O	38:YS:56:LEU:HB3	2.13	0.49
40:YU:64:ARG:NH2	40:YU:64:ARG:CG	2.70	0.49
41:YV:35:LEU:HD22	41:YV:57:VAL:O	2.13	0.49
41:YV:76:LYS:HG3	41:YV:81:TYR:CD1	2.48	0.49
41:YV:91:TYR:CD1	41:YV:91:TYR:C	2.87	0.49
42:YW:88:ARG:HB3	42:YW:92:ARG:CB	2.42	0.49
1:QA:1326:C:OP1	21:QU:12:LYS:HE3	2.13	0.48
1:QA:468:A:C8	1:QA:474:G:C8	3.01	0.48
2:QB:170:GLU:C	2:QB:172:ILE:HD12	2.33	0.48
4:QD:9:CYS:SG	4:QD:22:LYS:CD	2.98	0.48
5:QE:11:ILE:CG1	5:QE:31:LEU:HD12	2.42	0.48
9:QI:18:PHE:O	9:QI:61:ALA:HA	2.13	0.48
11:QK:19:ALA:CB	11:QK:32:ILE:HG22	2.42	0.48
13:QM:4:ILE:HG22	13:QM:5:ALA:H	1.75	0.48
16:QP:43:LYS:HE2	16:QP:48:TRP:CZ3	2.47	0.48
52:R6:20:ASN:CG	52:R6:21:TYR:N	2.66	0.48
25:RA:1251:C:OP1	40:RU:10:ARG:HG3	2.12	0.48
25:RA:1349:A:N3	25:RA:1349:A:H3'	2.27	0.48
25:RA:1427:A:C4	25:RA:1428:C:N4	2.81	0.48
25:RA:1462:C:H4'	25:RA:2703:C:H5'	1.94	0.48
25:RA:2199:A:H5''	25:RA:2205:C:OP2	2.12	0.48
25:RA:2747:G:H5''	31:RH:70:THR:HG21	1.94	0.48
25:RA:372:G:H8	47:R1:65:SER:O	1.96	0.48
25:RA:676:A:C8	25:RA:2069:G:N2	2.80	0.48

Continued on next page...

Continued from previous page...

Atom-1	Atom-2	Interatomic distance (Å)	Clash overlap (Å)
25:RA:862:G:H2'	25:RA:863:A:O4'	2.13	0.48
29:RF:129:PHE:CD2	29:RF:163:VAL:HG21	2.48	0.48
30:RG:36:LYS:HA	30:RG:95:ARG:HG2	1.95	0.48
31:RH:12:PRO:HD3	31:RH:48:GLY:O	2.13	0.48
31:RH:124:GLU:HB3	31:RH:132:ARG:CG	2.43	0.48
31:RH:42:ARG:O	31:RH:52:VAL:HA	2.12	0.48
32:RI:86:THR:H	32:RI:123:LEU:HD12	1.78	0.48
35:RP:30:THR:O	35:RP:33:ARG:HB2	2.12	0.48
36:RQ:31:ASP:O	36:RQ:32:TYR:CG	2.66	0.48
41:RV:18:LEU:HB3	41:RV:96:ILE:CG1	2.43	0.48
42:RW:36:LEU:CD1	42:RW:47:VAL:HG12	2.43	0.48
42:RW:51:LEU:HD23	42:RW:105:VAL:HG11	1.95	0.48
43:RX:11:PRO:HB3	43:RX:92:LEU:CD2	2.43	0.48
44:RY:101:LYS:O	44:RY:102:CYS:SG	2.66	0.48
44:RY:6:HIS:O	44:RY:7:VAL:CG1	2.59	0.48
45:RZ:4:ARG:NH1	45:RZ:58:VAL:HG21	2.28	0.48
1:XA:1095:U:OP1	1:XA:1108:G:N2	2.46	0.48
2:XB:134:GLU:HB3	2:XB:138:LEU:HD12	1.93	0.48
3:XC:87:LEU:C	3:XC:89:GLU:N	2.65	0.48
4:XD:163:GLU:O	4:XD:165:MET:N	2.46	0.48
7:XG:23:VAL:O	7:XG:27:ILE:CD1	2.60	0.48
7:XG:63:LYS:HD2	7:XG:63:LYS:O	2.13	0.48
10:XJ:3:LYS:O	10:XJ:100:THR:HA	2.13	0.48
20:XT:53:LEU:HA	20:XT:56:MET:CB	2.43	0.48
22:XV:75:C:H2'	22:XV:76:A:O4'	2.12	0.48
51:Y5:49:CYS:SG	51:Y5:58:LEU:HB2	2.53	0.48
52:Y6:7:ILE:O	52:Y6:9:LEU:N	2.46	0.48
54:Y8:35:GLN:HA	54:Y8:35:GLN:OE1	2.13	0.48
54:Y8:33:ASN:O	54:Y8:35:GLN:N	2.46	0.48
25:YA:1784:A:H4'	25:YA:1785:A:O5'	2.13	0.48
25:YA:2677:G:C4	25:YA:2731:G:N2	2.81	0.48
25:YA:2744:G:O2'	25:YA:2745:C:H5'	2.13	0.48
25:YA:2824:C:C5	25:YA:2825:C:C4	3.01	0.48
25:YA:38:A:O5'	25:YA:38:A:H8	1.95	0.48
25:YA:643:A:N1	25:YA:2369:A:O2'	2.29	0.48
25:YA:664:C:H4'	25:YA:941:A:OP1	2.13	0.48
26:YB:54:G:O2'	26:YB:55:U:H5'	2.13	0.48
27:YD:48:ARG:HH11	27:YD:48:ARG:HG3	1.78	0.48
30:YG:115:ARG:HG2	30:YG:115:ARG:NH1	2.26	0.48
34:YO:107:ARG:HA	34:YO:112:MET:HE1	1.94	0.48
35:YP:52:GLU:OE2	35:YP:57:THR:HA	2.13	0.48

Continued on next page...

Continued from previous page...

Atom-1	Atom-2	Interatomic distance (Å)	Clash overlap (Å)
39:YT:135:ALA:C	39:YT:137:LYS:H	2.16	0.48
40:YU:91:ASP:O	40:YU:95:LEU:N	2.43	0.48
44:YY:47:LYS:C	44:YY:49:VAL:H	2.16	0.48
44:YY:97:ARG:HG2	44:YY:97:ARG:NH1	2.28	0.48
56:Z6:76:PPU:HN2	56:Z6:76:PPU:HD2	1.76	0.48
1:QA:1122:U:N3	1:QA:1123:A:N7	2.61	0.48
1:QA:407:G:N1	1:QA:435:C:N3	2.56	0.48
1:QA:830:G:N2	1:QA:857:C:C2	2.81	0.48
2:QB:5:ILE:HG21	2:QB:224:GLN:HG2	1.95	0.48
5:QE:100:VAL:O	5:QE:107:ARG:NH2	2.47	0.48
8:QH:122:ARG:O	8:QH:125:ARG:N	2.46	0.48
10:QJ:94:VAL:CG1	10:QJ:95:GLU:N	2.76	0.48
47:R1:80:LEU:C	47:R1:81:LYS:CE	2.77	0.48
47:R1:93:GLU:O	47:R1:97:LEU:HD11	2.12	0.48
51:R5:45:VAL:O	51:R5:45:VAL:HG12	2.13	0.48
51:R5:56:LYS:HD2	51:R5:56:LYS:N	2.13	0.48
25:RA:1059:G:C5	25:RA:1060:U:H1'	2.48	0.48
25:RA:130:C:O3'	25:RA:1349:A:H1'	2.13	0.48
25:RA:1469:A:H2'	25:RA:1470:G:O4'	2.13	0.48
25:RA:1718:G:C2	25:RA:1725:G:C8	3.01	0.48
25:RA:1839:G:C8	25:RA:1927:A:H1'	2.48	0.48
25:RA:1995:U:N3	25:RA:1996:C:C4	2.81	0.48
26:RB:4:C:C2	26:RB:117:G:N2	2.80	0.48
30:RG:115:ARG:HH11	30:RG:115:ARG:HG2	1.77	0.48
30:RG:77:ILE:O	30:RG:81:LYS:O	2.31	0.48
33:RN:10:GLU:HA	33:RN:11:PRO:HD3	1.74	0.48
35:RP:36:LYS:HB2	35:RP:40:SER:HB3	1.94	0.48
36:RQ:112:GLU:CD	36:RQ:112:GLU:H	2.17	0.48
37:RR:70:LEU:C	37:RR:72:ASP:H	2.16	0.48
41:RV:22:VAL:HG12	41:RV:23:GLU:H	1.76	0.48
41:RV:79:VAL:HG22	41:RV:79:VAL:O	2.12	0.48
41:RV:91:TYR:CD1	41:RV:91:TYR:C	2.87	0.48
1:XA:1148:U:H2'	1:XA:1149:C:O4'	2.12	0.48
1:XA:1161:C:C2'	1:XA:1162:C:H5'	2.43	0.48
2:XB:154:LEU:O	2:XB:155:LEU:HB2	2.13	0.48
2:XB:16:HIS:HD2	2:XB:210:SER:HA	1.77	0.48
3:XC:173:VAL:N	3:XC:174:PRO:HD3	2.27	0.48
4:XD:121:VAL:O	4:XD:134:ASP:HA	2.13	0.48
4:XD:9:CYS:SG	4:XD:22:LYS:CE	3.01	0.48
5:XE:78:HIS:CD2	8:XH:104:ARG:CG	2.91	0.48
5:XE:83:GLU:HG2	5:XE:88:LYS:CG	2.42	0.48

Continued on next page...

Continued from previous page...

Atom-1	Atom-2	Interatomic distance (Å)	Clash overlap (Å)
6:XF:51:PRO:HA	6:XF:55:ASP:O	2.12	0.48
9:XI:79:LEU:O	9:XI:83:ARG:HG2	2.13	0.48
10:XJ:33:GLN:HB2	10:XJ:75:ILE:CD1	2.43	0.48
11:XK:34:ASP:HB2	11:XK:35:PRO:HD2	1.95	0.48
12:XL:6:THR:O	12:XL:7:ILE:C	2.51	0.48
13:XM:3:ARG:HA	13:XM:9:ILE:HG12	1.95	0.48
21:XU:9:ARG:HH11	21:XU:9:ARG:HG2	1.78	0.48
48:Y2:16:LEU:O	48:Y2:17:SER:CB	2.56	0.48
53:Y7:48:LYS:CG	53:Y7:49:ARG:H	2.23	0.48
25:YA:1056:G:H5'	25:YA:1085:A:H2	1.78	0.48
25:YA:1048:A:C5	25:YA:1111:A:H2	2.31	0.48
25:YA:1230:C:H2'	25:YA:1231:G:C8	2.48	0.48
25:YA:211:A:H2'	25:YA:212:G:O4'	2.13	0.48
25:YA:2298:A:H5''	25:YA:2299:G:OP2	2.12	0.48
25:YA:2532:G:H4'	25:YA:2657:A:H2	1.78	0.48
25:YA:2074:U:HO2'	25:YA:2597:G:HO2'	1.56	0.48
25:YA:319:C:H2'	25:YA:320:A:O4'	2.13	0.48
25:YA:374:A:H3'	25:YA:375:C:H6	1.78	0.48
25:YA:456:C:C5	43:YX:69:TYR:CZ	3.02	0.48
25:YA:53:A:C8	25:YA:54:G:C8	3.01	0.48
26:YB:44:G:OP1	50:Y4:1:MET:N	2.35	0.48
28:YE:47:VAL:O	28:YE:48:GLN:C	2.52	0.48
30:YG:92:VAL:O	30:YG:92:VAL:HG13	2.12	0.48
31:YH:42:ARG:O	31:YH:52:VAL:HA	2.13	0.48
35:YP:144:GLU:O	35:YP:144:GLU:OE1	2.31	0.48
36:YQ:63:LYS:HB2	45:YZ:116:VAL:HG21	1.96	0.48
38:YS:33:LYS:HB3	38:YS:34:HIS:CD2	2.48	0.48
1:XA:1432:G:OP1	39:YT:107:ASP:HB2	2.13	0.48
1:QA:1442:G:C5	1:QA:1446:A:C6	3.02	0.48
1:QA:411:A:H62	1:QA:413:G:N2	2.04	0.48
1:QA:565:U:OP2	1:QA:566:G:O2'	2.14	0.48
1:QA:838:G:N2	1:QA:849:C:C2	2.81	0.48
2:QB:39:ILE:O	2:QB:41:ILE:HD12	2.13	0.48
4:QD:121:VAL:O	4:QD:134:ASP:HA	2.14	0.48
5:QE:42:GLY:CA	5:QE:136:MET:HE1	2.42	0.48
9:QI:18:PHE:HB2	9:QI:62:TYR:HB3	1.95	0.48
11:QK:106:LYS:O	11:QK:107:SER:HB3	2.12	0.48
12:QL:38:THR:CG2	12:QL:57:LYS:HB3	2.44	0.48
15:QO:32:LEU:O	15:QO:33:THR:C	2.51	0.48
46:R0:56:ASP:OD2	46:R0:58:THR:N	2.43	0.48
48:R2:69:ARG:HH11	48:R2:69:ARG:HB3	1.78	0.48

Continued on next page...

Continued from previous page...

Atom-1	Atom-2	Interatomic distance (Å)	Clash overlap (Å)
53:R7:12:ARG:HG3	53:R7:12:ARG:HH11	1.78	0.48
25:RA:1047:G:O2'	25:RA:1110:G:N2	2.47	0.48
25:RA:1399:C:O5'	25:RA:1399:C:H6	1.96	0.48
25:RA:1661:G:C6	25:RA:2000:G:C6	3.01	0.48
25:RA:1783:A:H5'	25:RA:2608:G:H4'	1.95	0.48
25:RA:270(I):G:H1	25:RA:270(Q):C:N4	2.10	0.48
25:RA:2747:G:H2'	25:RA:2748:A:H8	1.78	0.48
25:RA:67:U:H2'	25:RA:68:G:C8	2.44	0.48
25:RA:693:C:O4'	25:RA:1354:A:H1'	2.13	0.48
26:RB:9:G:H5'	38:RS:19:LYS:NZ	2.28	0.48
29:RF:128:ALA:O	29:RF:129:PHE:HB2	2.13	0.48
29:RF:155:LEU:HD23	29:RF:186:ILE:HA	1.95	0.48
30:RG:125:PHE:HB3	30:RG:166:ASP:HB2	1.95	0.48
31:RH:10:PRO:C	31:RH:11:VAL:HG22	2.34	0.48
31:RH:123:PHE:O	31:RH:125:VAL:HG23	2.13	0.48
33:RN:12:ARG:NH1	33:RN:50:ASP:CG	2.67	0.48
35:RP:35:HIS:O	35:RP:36:LYS:O	2.31	0.48
35:RP:52:GLU:OE2	35:RP:57:THR:HA	2.13	0.48
38:RS:33:LYS:HB3	38:RS:34:HIS:CD2	2.48	0.48
38:RS:59:LYS:HG2	38:RS:60:GLY:N	2.13	0.48
1:XA:1226:C:N4	13:XM:104:ARG:HD2	2.27	0.48
1:XA:1321:C:C5'	1:XA:1322:C:H5''	2.43	0.48
1:XA:1348:U:C5	1:XA:1349:A:N7	2.81	0.48
2:XB:16:HIS:HB3	2:XB:210:SER:HB2	1.95	0.48
2:XB:181:PHE:O	2:XB:183:PRO:HD3	2.12	0.48
2:XB:5:ILE:HG21	2:XB:224:GLN:HG2	1.95	0.48
10:XJ:56:HIS:O	10:XJ:58:ASP:O	2.30	0.48
10:XJ:98:ILE:H	10:XJ:98:ILE:CD1	2.24	0.48
11:XK:91:ARG:HH22	18:XR:88:LYS:NZ	2.09	0.48
16:XP:39:TYR:CE2	16:XP:41:PRO:HD3	2.47	0.48
16:XP:43:LYS:HE2	16:XP:48:TRP:CZ3	2.47	0.48
52:Y6:27:LYS:O	52:Y6:28:ARG:HG2	2.13	0.48
25:YA:1322:A:H2'	25:YA:1323:U:H6	1.79	0.48
25:YA:1972:A:H2'	25:YA:1973:G:H8	1.78	0.48
25:YA:2063:C:H5'	25:YA:2063:C:H6	1.77	0.48
25:YA:2263:C:H2'	25:YA:2264:C:H6	1.77	0.48
25:YA:2854:G:H2'	25:YA:2855:C:C6	2.49	0.48
25:YA:2864:G:C2	25:YA:2865:U:C2	3.01	0.48
25:YA:301:G:H1'	25:YA:302:C:C6	2.47	0.48
25:YA:696:G:C2	25:YA:697:C:C5	3.02	0.48
27:YD:198:ASN:C	27:YD:198:ASN:HD22	2.16	0.48

Continued on next page...

Continued from previous page...

Atom-1	Atom-2	Interatomic distance (Å)	Clash overlap (Å)
27:YD:25:THR:O	27:YD:27:THR:HG22	2.12	0.48
28:YE:38:THR:O	28:YE:42:ASP:HB2	2.13	0.48
29:YF:155:LEU:HD23	29:YF:186:ILE:HA	1.95	0.48
31:YH:13:LYS:HE2	31:YH:13:LYS:CA	2.40	0.48
31:YH:23:ARG:HD2	31:YH:34:GLU:OE2	2.12	0.48
32:YI:133:HIS:HB2	32:YI:134:PRO:CD	2.44	0.48
36:YQ:112:GLU:CD	36:YQ:112:GLU:H	2.17	0.48
36:YQ:23:GLY:O	36:YQ:24:GLY:O	2.30	0.48
36:YQ:34:LEU:HD23	36:YQ:104:PHE:HD1	1.77	0.48
37:YR:52:ILE:CG2	37:YR:94:TYR:CD1	2.95	0.48
40:YU:52:ARG:NH1	40:YU:52:ARG:CG	2.76	0.48
41:YV:18:LEU:HB3	41:YV:96:ILE:CG1	2.43	0.48
1:QA:1171:G:H2'	1:QA:1172:C:C6	2.48	0.48
1:QA:1220:G:O3'	19:QS:36:ARG:HD3	2.14	0.48
1:QA:12:U:H2'	1:QA:13:U:H5''	1.94	0.48
1:QA:1411:C:H2'	1:QA:1412:C:C6	2.48	0.48
1:QA:563:A:N7	1:QA:567:G:H1'	2.28	0.48
1:QA:627:G:O2'	1:QA:628:G:H5'	2.13	0.48
1:QA:735:C:H2'	1:QA:736:C:C6	2.46	0.48
2:QB:15:VAL:H	2:QB:16:HIS:CE1	2.30	0.48
2:QB:214:ILE:O	2:QB:218:ALA:HB2	2.13	0.48
4:QD:163:GLU:O	4:QD:165:MET:N	2.46	0.48
4:QD:196:LEU:HB3	4:QD:197:PRO:HD2	1.95	0.48
1:QA:597:G:N2	8:QH:94:TYR:OH	2.47	0.48
9:QI:113:LYS:H	9:QI:119:ALA:HA	1.77	0.48
12:QL:27:LEU:C	12:QL:29:GLY:N	2.64	0.48
15:QO:50:HIS:O	15:QO:53:HIS:N	2.47	0.48
22:QV:4:G:O2'	22:QV:5:G:H8	1.96	0.48
48:R2:69:ARG:CB	48:R2:69:ARG:HH11	2.25	0.48
54:R8:35:GLN:HA	54:R8:35:GLN:OE1	2.13	0.48
25:RA:2607:G:H2'	25:RA:2608:G:O4'	2.14	0.48
25:RA:301:G:H1'	25:RA:302:C:C6	2.48	0.48
25:RA:476:G:H4'	25:RA:502:A:N1	2.29	0.48
25:RA:724:U:H2'	25:RA:725:G:O4'	2.14	0.48
25:RA:96:G:H4'	48:R2:48:HIS:CD2	2.48	0.48
26:RB:16:G:H2'	26:RB:17:C:C6	2.49	0.48
28:RE:78:LEU:CD2	28:RE:79:ARG:HD2	2.43	0.48
29:RF:198:ALA:O	29:RF:201:VAL:HG12	2.13	0.48
30:RG:16:ARG:HB3	30:RG:17:PRO:HD3	1.94	0.48
33:RN:95:PRO:O	33:RN:96:GLU:C	2.51	0.48
35:RP:101:VAL:C	35:RP:103:ALA:H	2.17	0.48

Continued on next page...

Continued from previous page...

Atom-1	Atom-2	Interatomic distance (Å)	Clash overlap (Å)
35:RP:112:LEU:HD12	35:RP:127:ALA:CB	2.44	0.48
38:RS:46:VAL:HG12	38:RS:47:THR:N	2.28	0.48
39:RT:132:LYS:O	39:RT:136:GLN:HG3	2.14	0.48
41:RV:35:LEU:HD22	41:RV:57:VAL:O	2.14	0.48
43:RX:53:LYS:HZ2	43:RX:55:ASN:HD21	1.62	0.48
44:RY:57:GLN:O	44:RY:58:GLY:O	2.32	0.48
1:XA:1130:A:O2'	9:XI:3:GLN:NE2	2.45	0.48
1:XA:1206:G:C4	1:XA:1207:G:C8	3.01	0.48
1:XA:1213:A:N6	1:XA:1215:G:N3	2.60	0.48
1:XA:28:G:N2	1:XA:555:C:O2	2.46	0.48
2:XB:97:TRP:HZ2	2:XB:102:LEU:HD13	1.78	0.48
2:XB:193:ASP:OD2	2:XB:196:LEU:CG	2.58	0.48
2:XB:206:ASP:HA	2:XB:211:ILE:HD11	1.94	0.48
4:XD:114:ARG:CG	4:XD:114:ARG:HH11	2.16	0.48
4:XD:3:ARG:O	4:XD:5:ILE:HG13	2.14	0.48
7:XG:80:VAL:HG12	7:XG:81:GLY:N	2.28	0.48
9:XI:112:LYS:HD3	9:XI:113:LYS:O	2.13	0.48
9:XI:118:LYS:CB	9:XI:118:LYS:NZ	2.75	0.48
9:XI:128:ARG:NH2	22:XV:35:A:P	2.86	0.48
10:XJ:94:VAL:CG1	10:XJ:95:GLU:N	2.76	0.48
12:XL:119:LYS:C	12:XL:120:TYR:HD1	2.16	0.48
17:XQ:74:LEU:HD12	17:XQ:75:ARG:NE	2.28	0.48
20:XT:37:SER:HB3	20:XT:84:LEU:CD2	2.43	0.48
22:XV:4:G:O2'	22:XV:5:G:H8	1.96	0.48
24:XY:40:G:O2'	24:XY:41:A:H5'	2.13	0.48
51:Y5:48:GLU:HA	51:Y5:59:GLU:HG2	1.94	0.48
25:YA:1301:A:O2'	25:YA:1302:A:H3'	2.13	0.48
25:YA:2182:G:H2'	25:YA:2183:C:C6	2.48	0.48
25:YA:2504:U:H6	25:YA:2504:U:O5'	1.96	0.48
25:YA:242:G:N2	25:YA:255:A:OP2	2.37	0.48
25:YA:333:G:H5''	25:YA:334:C:OP2	2.13	0.48
25:YA:612:G:C2	25:YA:617:G:C6	3.01	0.48
25:YA:910:A:C5	36:YQ:13:GLN:HG3	2.49	0.48
29:YF:107:LYS:O	29:YF:110:LEU:N	2.47	0.48
31:YH:137:ASP:CB	31:YH:140:LYS:HB2	2.43	0.48
32:YI:79:ILE:HG22	32:YI:81:VAL:HG22	1.94	0.48
33:YN:30:ILE:O	33:YN:34:LEU:HD23	2.13	0.48
33:YN:42:TRP:HA	33:YN:48:MET:CE	2.42	0.48
25:YA:2415:G:H4'	35:YP:66:GLY:C	2.33	0.48
39:YT:58:ASN:N	39:YT:58:ASN:HD22	2.10	0.48
1:QA:1258:G:C6	1:QA:1259:C:N4	2.81	0.48

Continued on next page...

Continued from previous page...

Atom-1	Atom-2	Interatomic distance (Å)	Clash overlap (Å)
1:QA:707:C:H5''	11:QK:85:ARG:NH1	2.28	0.48
2:QB:154:LEU:O	2:QB:155:LEU:HB2	2.13	0.48
2:QB:7:VAL:CG2	2:QB:8:LYS:HD3	2.43	0.48
4:QD:118:ARG:NH2	4:QD:136:PRO:HB2	2.28	0.48
4:QD:183:GLY:C	4:QD:184:LYS:HG3	2.34	0.48
5:QE:78:HIS:NE2	8:QH:104:ARG:NE	2.62	0.48
10:QJ:3:LYS:O	10:QJ:100:THR:HA	2.14	0.48
13:QM:73:GLU:O	13:QM:76:ALA:HB3	2.13	0.48
13:QM:3:ARG:HA	13:QM:9:ILE:HG12	1.94	0.48
25:RA:1163:G:C2	25:RA:1164:G:C8	3.02	0.48
25:RA:1954:G:H21	25:RA:1956:U:H3	1.62	0.48
25:RA:2320:A:C8	25:RA:2333:A:N6	2.81	0.48
25:RA:2524:G:H2'	25:RA:2525:G:O4'	2.13	0.48
26:RB:42:C:O2	30:RG:93:THR:N	2.30	0.48
27:RD:35:LYS:HD2	27:RD:104:TYR:CE1	2.49	0.48
27:RD:65:ILE:C	27:RD:65:ILE:HD13	2.32	0.48
31:RH:104:GLU:HG3	31:RH:114:VAL:HG22	1.96	0.48
32:RI:29:TYR:O	32:RI:32:PRO:HD2	2.12	0.48
35:RP:14:LYS:O	35:RP:15:ARG:C	2.51	0.48
36:RQ:34:LEU:HD23	36:RQ:104:PHE:HD1	1.77	0.48
37:RR:42:LYS:HA	37:RR:45:ARG:HD2	1.96	0.48
41:RV:6:LYS:HD3	41:RV:11:GLN:HG2	1.96	0.48
43:RX:35:THR:O	43:RX:37:THR:N	2.47	0.48
44:RY:47:LYS:C	44:RY:49:VAL:H	2.16	0.48
45:RZ:150:LEU:HD23	45:RZ:171:ILE:CG1	2.43	0.48
1:XA:1517:G:H1'	25:YA:1919:A:O3'	2.14	0.48
1:XA:321:A:N7	1:XA:328:C:O2	2.46	0.48
1:XA:613:C:O2	1:XA:627:G:N2	2.34	0.48
2:XB:140:HIS:C	2:XB:142:LEU:H	2.16	0.48
2:XB:164:VAL:HB	2:XB:186:ALA:HB1	1.96	0.48
2:XB:42:ILE:HD11	2:XB:202:PRO:HB2	1.95	0.48
5:XE:11:ILE:CG1	5:XE:31:LEU:HD12	2.42	0.48
7:XG:107:ALA:CB	7:XG:134:ALA:HB2	2.44	0.48
8:XH:86:ILE:HG13	8:XH:133:LEU:CD2	2.44	0.48
9:XI:18:PHE:O	9:XI:61:ALA:HA	2.13	0.48
16:XP:40:ASP:C	16:XP:42:ARG:H	2.17	0.48
16:XP:69:THR:O	16:XP:73:LEU:HG	2.14	0.48
17:XQ:67:LYS:HA	17:XQ:70:ARG:HH12	1.77	0.48
46:Y0:14:ARG:HB2	46:Y0:14:ARG:HE	1.45	0.48
51:Y5:52:TYR:O	51:Y5:53:ALA:CB	2.61	0.48
25:YA:1024:G:C6	25:YA:1025:G:C6	3.01	0.48

Continued on next page...

Continued from previous page...

Atom-1	Atom-2	Interatomic distance (Å)	Clash overlap (Å)
25:YA:1419:A:N7	25:YA:1421:G:C6	2.81	0.48
25:YA:1658:C:H2'	25:YA:1659:U:H6	1.79	0.48
25:YA:1682:G:C6	25:YA:1683:C:C4	3.02	0.48
25:YA:270(R):G:H2'	25:YA:270(S):G:C8	2.48	0.48
25:YA:2733:A:C2	25:YA:2734:A:H1'	2.49	0.48
25:YA:301:G:C4	25:YA:302:C:C5	3.01	0.48
25:YA:653:A:O2'	25:YA:654:A:OP1	2.25	0.48
25:YA:836:G:C6	25:YA:837:C:C4	3.01	0.48
29:YF:128:ALA:O	29:YF:129:PHE:HB2	2.13	0.48
31:YH:12:PRO:HD3	31:YH:48:GLY:O	2.13	0.48
31:YH:82:GLY:O	31:YH:83:TYR:O	2.31	0.48
32:YI:57:ARG:HA	32:YI:60:GLU:HB3	1.96	0.48
32:YI:99:GLU:HG2	32:YI:103:ARG:HH21	1.79	0.48
33:YN:95:PRO:O	33:YN:96:GLU:C	2.51	0.48
35:YP:6:LEU:N	35:YP:6:LEU:CD2	2.75	0.48
35:YP:71:VAL:HG13	35:YP:72:PRO:CD	2.43	0.48
39:YT:16:ARG:HD3	39:YT:19:LEU:CG	2.43	0.48
41:YV:7:THR:HG23	41:YV:22:VAL:HG11	1.94	0.48
44:YY:35:TYR:CD1	44:YY:69:ALA:HB3	2.48	0.48
1:QA:1120:G:H2'	1:QA:1121:U:C6	2.49	0.48
1:QA:1356:G:H2'	1:QA:1357:A:C8	2.49	0.48
1:QA:1511:G:C6	1:QA:1512:U:N3	2.82	0.48
1:QA:281:G:H8	1:QA:281:G:OP2	1.96	0.48
1:QA:528:C:O2'	1:QA:535:A:O2'	2.17	0.48
1:QA:559:A:C5'	1:QA:560:U:H3'	2.44	0.48
1:QA:729:A:N1	1:QA:764:C:O2'	2.44	0.48
1:QA:814:A:N7	1:QA:816:A:C4	2.82	0.48
1:QA:939:G:H5''	7:QG:102:ARG:HH12	1.79	0.48
1:QA:940:C:H2'	1:QA:941:G:H8	1.77	0.48
2:QB:140:HIS:C	2:QB:142:LEU:H	2.16	0.48
2:QB:200:ILE:H	2:QB:200:ILE:HD12	1.79	0.48
4:QD:196:LEU:C	4:QD:198:VAL:N	2.66	0.48
1:QA:18:C:C5'	5:QE:127:ASN:HD21	2.21	0.48
5:QE:87:SER:HB3	5:QE:131:ILE:HD13	1.95	0.48
8:QH:6:ILE:O	8:QH:10:LEU:HG	2.14	0.48
11:QK:34:ASP:HB2	11:QK:35:PRO:HD2	1.95	0.48
16:QP:71:ARG:HB2	16:QP:71:ARG:HH11	1.79	0.48
19:QS:24:ALA:O	19:QS:25:LYS:HB2	2.13	0.48
19:QS:27:GLU:O	19:QS:28:LYS:CG	2.53	0.48
19:QS:36:ARG:NH1	19:QS:36:ARG:HB3	2.28	0.48
46:R0:68:GLU:OE1	46:R0:82:ARG:NH1	2.47	0.48

Continued on next page...

Continued from previous page...

Atom-1	Atom-2	Interatomic distance (Å)	Clash overlap (Å)
47:R1:56:GLN:H	47:R1:56:GLN:NE2	2.10	0.48
50:R4:42:PHE:O	50:R4:43:TYR:C	2.51	0.48
52:R6:14:THR:OG1	52:R6:19:ARG:NE	2.40	0.48
54:R8:56:GLU:O	54:R8:58:ILE:N	2.47	0.48
25:RA:103:A:H8	25:RA:103:A:OP2	1.96	0.48
25:RA:1322:A:C5	25:RA:1323:U:C5	3.01	0.48
25:RA:1433:U:C6	25:RA:1433:U:H5''	2.44	0.48
25:RA:1534:G:N1	25:RA:1538:G:N2	2.61	0.48
25:RA:1790:C:H5''	25:RA:1791:A:OP1	2.13	0.48
25:RA:1792:G:H2'	25:RA:1793:C:H6	1.77	0.48
25:RA:2143:C:H2'	25:RA:2144:U:O4'	2.14	0.48
25:RA:2417:C:H2'	25:RA:2418:A:H8	1.78	0.48
25:RA:2877:G:O2'	25:RA:2878:U:H5'	2.14	0.48
25:RA:449:A:O2'	25:RA:450:G:H5'	2.14	0.48
25:RA:628:G:H4'	25:RA:651:G:O2'	2.14	0.48
25:RA:624:C:O2	25:RA:657:U:H4'	2.14	0.48
25:RA:71:A:H5'	25:RA:72:U:H2'	1.95	0.48
27:RD:48:ARG:HG3	27:RD:48:ARG:HH11	1.78	0.48
28:RE:93:VAL:H	28:RE:95:ILE:CD1	2.23	0.48
29:RF:107:LYS:O	29:RF:110:LEU:N	2.47	0.48
30:RG:136:ARG:O	30:RG:154:GLY:CA	2.62	0.48
31:RH:7:LEU:N	31:RH:8:PRO:CD	2.77	0.48
33:RN:34:LEU:O	33:RN:49:GLY:HA3	2.13	0.48
35:RP:144:GLU:OE1	35:RP:144:GLU:O	2.31	0.48
25:RA:327:G:N2	44:RY:70:SER:OG	2.46	0.48
1:XA:17:U:H1'	1:XA:1080:A:H1'	1.95	0.48
1:XA:1333:A:H2'	1:XA:1334:G:O4'	2.13	0.48
1:XA:827:U:C5	1:XA:870:U:C4	3.01	0.48
1:XA:574:A:N3	1:XA:883:C:H1'	2.28	0.48
1:XA:939:G:H2'	1:XA:940:C:C6	2.48	0.48
2:XB:180:LEU:O	2:XB:181:PHE:HB2	2.13	0.48
3:XC:153:VAL:HA	3:XC:197:GLY:O	2.14	0.48
4:XD:196:LEU:HB3	4:XD:197:PRO:HD2	1.96	0.48
5:XE:100:VAL:O	5:XE:107:ARG:NH2	2.47	0.48
5:XE:87:SER:HB3	5:XE:131:ILE:HD13	1.95	0.48
9:XI:7:THR:O	9:XI:83:ARG:HD2	2.14	0.48
10:XJ:49:VAL:CG1	10:XJ:50:ILE:N	2.76	0.48
15:XO:24:SER:OG	15:XO:25:THR:N	2.47	0.48
47:Y1:56:GLN:H	47:Y1:56:GLN:NE2	2.10	0.48
48:Y2:33:MET:O	48:Y2:37:PHE:HD1	1.95	0.48
52:Y6:41:PRO:HD2	52:Y6:46:HIS:H	1.77	0.48

Continued on next page...

Continued from previous page...

Atom-1	Atom-2	Interatomic distance (Å)	Clash overlap (Å)
25:YA:1055:G:O2'	25:YA:1085:A:C6	2.62	0.48
25:YA:1607:C:N4	25:YA:1621:U:H2'	2.28	0.48
25:YA:198:C:O2'	25:YA:199:A:H5'	2.13	0.48
25:YA:210:C:H2'	25:YA:211:A:C8	2.49	0.48
25:YA:2259:G:C2	25:YA:2282:G:N1	2.81	0.48
25:YA:921:G:H4'	25:YA:2269:A:C5	2.49	0.48
25:YA:2432:A:H5''	25:YA:2433:A:OP2	2.14	0.48
25:YA:2477:C:H2'	55:Y9:1:MET:CG	2.42	0.48
25:YA:2494:G:O2'	25:YA:2495:G:H5'	2.14	0.48
25:YA:2505:G:O2'	25:YA:2506:U:H5'	2.14	0.48
25:YA:2756:U:H4'	25:YA:2757:A:OP1	2.12	0.48
25:YA:27:G:N2	25:YA:512:G:HO2'	2.08	0.48
25:YA:288:C:H2'	25:YA:289:A:H8	1.79	0.48
25:YA:301:G:C6	25:YA:317:G:C6	3.02	0.48
25:YA:960:A:C8	25:YA:962:G:C8	3.01	0.48
26:YB:9:G:C6	26:YB:10:C:C4	3.01	0.48
28:YE:174:ASP:O	28:YE:182:LEU:HD12	2.14	0.48
29:YF:198:ALA:O	29:YF:201:VAL:HG12	2.13	0.48
31:YH:120:GLY:HA3	31:YH:140:LYS:NZ	2.27	0.48
36:YQ:31:ASP:O	36:YQ:32:TYR:CG	2.66	0.48
36:YQ:79:LEU:HD12	46:Y0:5:LYS:HD3	1.95	0.48
38:YS:18:ILE:O	38:YS:19:LYS:O	2.31	0.48
1:QA:1064:G:HO2'	1:QA:1065:U:P	2.35	0.48
1:QA:1234:C:H4'	1:QA:1364:U:H1'	1.96	0.48
1:QA:1498:U:H6	1:QA:1498:U:O5'	1.96	0.48
1:QA:192:U:H2'	1:QA:193:C:H6	1.79	0.48
2:QB:16:HIS:HD2	2:QB:210:SER:HA	1.77	0.48
3:QC:71:ALA:HA	3:QC:106:VAL:HB	1.95	0.48
4:QD:165:MET:CE	4:QD:168:ARG:HD2	2.44	0.48
4:QD:165:MET:HE3	4:QD:168:ARG:HD2	1.96	0.48
4:QD:163:GLU:C	4:QD:165:MET:N	2.67	0.48
7:QG:78:ARG:HG3	7:QG:78:ARG:HH11	1.79	0.48
9:QI:17:VAL:HG11	9:QI:81:ILE:HA	1.96	0.48
12:QL:127:GLU:O	12:QL:128:ALA:CB	2.62	0.48
52:R6:27:LYS:O	52:R6:28:ARG:HG2	2.13	0.48
25:RA:1077:A:N3	25:RA:1077:A:H3'	2.28	0.48
25:RA:1373:A:N6	25:RA:1374:G:C2	2.82	0.48
25:RA:1478:G:C2	25:RA:1479:G:C8	3.01	0.48
25:RA:1952:A:OP1	34:RO:44:LYS:NZ	2.28	0.48
25:RA:2867:G:HO2'	25:RA:2868:A:H8	1.60	0.48
25:RA:418:G:O2'	25:RA:419:C:H5'	2.13	0.48

Continued on next page...

Continued from previous page...

Atom-1	Atom-2	Interatomic distance (Å)	Clash overlap (Å)
25:RA:57:C:H2'	25:RA:58:G:O4'	2.14	0.48
26:RB:113:C:H2'	26:RB:114:G:C8	2.47	0.48
26:RB:5:C:H2'	26:RB:6:C:H6	1.78	0.48
27:RD:25:THR:O	27:RD:26:LYS:C	2.52	0.48
28:RE:93:VAL:C	28:RE:95:ILE:H	2.17	0.48
29:RF:155:LEU:HA	29:RF:174:VAL:HG12	1.95	0.48
30:RG:3:LEU:HD21	50:R4:25:TYR:CE1	2.48	0.48
32:RI:52:ARG:NH1	32:RI:52:ARG:HB3	2.29	0.48
36:RQ:87:LYS:O	36:RQ:89:ASN:N	2.43	0.48
25:RA:1654:A:OP2	37:RR:2:ARG:HD2	2.14	0.48
44:RY:44:ILE:O	44:RY:62:GLU:O	2.32	0.48
1:XA:14:U:H2'	1:XA:16:A:OP2	2.13	0.48
1:XA:585:G:O2'	1:XA:879:C:H5''	2.14	0.48
3:XC:148:GLY:O	3:XC:202:ILE:HA	2.14	0.48
3:XC:195:VAL:CG1	3:XC:196:LEU:H	2.27	0.48
4:XD:154:ASN:O	4:XD:155:LEU:O	2.32	0.48
4:XD:22:LYS:HD3	4:XD:26:CYS:SG	2.49	0.48
5:XE:78:HIS:CE1	5:XE:142:LEU:HD23	2.48	0.48
5:XE:84:PHE:HD2	5:XE:130:ASN:O	1.97	0.48
5:XE:96:PRO:HA	5:XE:117:ASP:OD2	2.14	0.48
7:XG:79:ARG:O	7:XG:80:VAL:HG23	2.14	0.48
10:XJ:47:PHE:CE1	10:XJ:63:PHE:HB2	2.32	0.48
16:XP:25:ARG:HH11	16:XP:25:ARG:HG3	1.79	0.48
19:XS:43:GLU:N	19:XS:43:GLU:OE2	2.45	0.48
48:Y2:69:ARG:HH11	48:Y2:69:ARG:HB3	1.79	0.48
50:Y4:42:PHE:O	50:Y4:44:THR:O	2.31	0.48
53:Y7:12:ARG:HG3	53:Y7:12:ARG:HH11	1.78	0.48
25:YA:1004:C:H6	25:YA:1004:C:O5'	1.97	0.48
25:YA:1204:A:C2	25:YA:1241:A:N1	2.79	0.48
25:YA:1728:G:H3'	25:YA:1729:A:C5'	2.43	0.48
25:YA:2100:G:C4	25:YA:2190:G:C2	3.02	0.48
25:YA:2208:U:O2'	25:YA:2209:C:H5'	2.12	0.48
25:YA:2266:A:H4'	25:YA:2267:A:N3	2.28	0.48
25:YA:2790:A:H2'	25:YA:2791:C:H5''	1.95	0.48
25:YA:823:G:H2'	25:YA:824:A:H8	1.79	0.48
25:YA:839:U:H2'	25:YA:840:C:H6	1.79	0.48
26:YB:30:C:H2'	26:YB:31:C:O4'	2.14	0.48
25:YA:1826:G:O2'	27:YD:242:ARG:NH2	2.46	0.48
27:YD:35:LYS:HD2	27:YD:104:TYR:CE1	2.49	0.48
25:YA:1815:A:OP2	27:YD:54:ARG:NH2	2.47	0.48
28:YE:23:VAL:HG12	28:YE:173:VAL:HG21	1.94	0.48

Continued on next page...

Continued from previous page...

Atom-1	Atom-2	Interatomic distance (Å)	Clash overlap (Å)
28:YE:77:ILE:CD1	28:YE:78:LEU:N	2.70	0.48
29:YF:45:ARG:HG2	29:YF:45:ARG:NH1	2.28	0.48
30:YG:125:PHE:HB3	30:YG:166:ASP:HB2	1.95	0.48
31:YH:124:GLU:HB3	31:YH:132:ARG:CD	2.44	0.48
25:YA:2758:A:C4	31:YH:67:LEU:HD21	2.48	0.48
31:YH:7:LEU:N	31:YH:8:PRO:CD	2.77	0.48
35:YP:101:VAL:C	35:YP:103:ALA:H	2.17	0.48
35:YP:35:HIS:O	35:YP:36:LYS:O	2.31	0.48
36:YQ:19:GLY:O	36:YQ:98:LYS:HD3	2.14	0.48
37:YR:107:ASP:C	37:YR:107:ASP:OD2	2.52	0.48
39:YT:96:ARG:CB	39:YT:96:ARG:NH1	2.77	0.48
44:YY:11:ASP:HB2	44:YY:27:VAL:HG11	1.94	0.48
1:QA:1112:C:O2	3:QC:179:ARG:HG2	2.13	0.48
1:QA:335:C:H2'	1:QA:336:C:C6	2.49	0.48
2:QB:206:ASP:HA	2:QB:211:ILE:HD11	1.94	0.48
2:QB:87:ARG:NH1	2:QB:220:ASP:OD1	2.46	0.48
3:QC:87:LEU:C	3:QC:89:GLU:N	2.65	0.48
4:QD:100:ARG:CZ	4:QD:137:SER:HA	2.44	0.48
4:QD:13:ARG:HA	4:QD:33:MET:CE	2.44	0.48
5:QE:75:THR:HG23	5:QE:76:ILE:O	2.14	0.48
1:QA:1298:C:C6	7:QG:114:ARG:NH1	2.82	0.48
7:QG:79:ARG:O	7:QG:80:VAL:HG23	2.14	0.48
7:QG:80:VAL:HG12	7:QG:81:GLY:N	2.28	0.48
8:QH:109:ILE:HG12	8:QH:110:ALA:N	2.28	0.48
8:QH:45:ILE:O	8:QH:45:ILE:HG13	2.13	0.48
16:QP:57:ARG:HH11	16:QP:57:ARG:HG3	1.79	0.48
16:QP:60:LEU:CA	16:QP:64:ALA:HB3	2.43	0.48
19:QS:9:VAL:O	19:QS:10:PHE:HB3	2.13	0.48
21:QU:9:ARG:HH11	21:QU:9:ARG:HG2	1.78	0.48
51:R5:49:CYS:SG	51:R5:58:LEU:HB2	2.53	0.48
25:RA:2115:G:N1	25:RA:2164:C:OP2	2.47	0.48
25:RA:2553:G:N2	56:Z6:76:PPU:C2	2.76	0.48
25:RA:719:C:O2'	25:RA:720:C:H5'	2.14	0.48
25:RA:807:U:C2	25:RA:808:G:C8	3.01	0.48
26:RB:11:C:H5''	26:RB:12:C:OP2	2.14	0.48
27:RD:130:ALA:C	27:RD:131:LEU:HD12	2.33	0.48
27:RD:198:ASN:HD22	27:RD:198:ASN:C	2.17	0.48
28:RE:77:ILE:CD1	28:RE:78:LEU:N	2.70	0.48
26:RB:56:G:P	30:RG:27:ASN:ND2	2.87	0.48
31:RH:131:VAL:HG12	31:RH:132:ARG:N	2.29	0.48
33:RN:18:ALA:O	33:RN:19:GLU:C	2.52	0.48

Continued on next page...

Continued from previous page...

Atom-1	Atom-2	Interatomic distance (Å)	Clash overlap (Å)
35:RP:138:LEU:HD11	35:RP:144:GLU:CG	2.42	0.48
36:RQ:19:GLY:O	36:RQ:98:LYS:HD3	2.14	0.48
37:RR:107:ASP:C	37:RR:107:ASP:OD2	2.52	0.48
37:RR:61:HIS:O	37:RR:65:LEU:HD13	2.14	0.48
39:RT:135:ALA:C	39:RT:137:LYS:H	2.16	0.48
39:RT:57:PHE:O	39:RT:59:THR:N	2.46	0.48
45:RZ:9:TYR:HE2	45:RZ:61:LEU:HD13	1.79	0.48
1:XA:1031:G:OP2	1:XA:1031:G:H8	1.97	0.48
1:XA:975:A:N6	1:XA:1367:C:O4'	2.46	0.48
1:XA:1521:G:H2'	1:XA:1522:U:C6	2.49	0.48
1:XA:456:C:H2'	1:XA:457:C:C6	2.47	0.48
1:XA:767:A:H2'	1:XA:768:A:O4'	2.12	0.48
2:XB:214:ILE:O	2:XB:218:ALA:HB2	2.13	0.48
2:XB:5:ILE:O	2:XB:6:THR:O	2.32	0.48
3:XC:71:ALA:HA	3:XC:106:VAL:HB	1.95	0.48
4:XD:163:GLU:C	4:XD:165:MET:N	2.66	0.48
4:XD:198:VAL:CG1	4:XD:199:ASN:N	2.75	0.48
4:XD:6:GLY:O	4:XD:8:VAL:HG23	2.14	0.48
5:XE:60:TYR:CE1	5:XE:64:ARG:NH2	2.77	0.48
8:XH:10:LEU:H	8:XH:10:LEU:CD2	2.15	0.48
8:XH:44:PHE:CD1	8:XH:80:ILE:HG12	2.49	0.48
9:XI:59:PHE:CZ	9:XI:88:TYR:CE1	3.01	0.48
11:XK:19:ALA:CB	11:XK:32:ILE:HG22	2.42	0.48
11:XK:82:VAL:O	11:XK:108:ILE:HA	2.13	0.48
12:XL:38:THR:CG2	12:XL:57:LYS:HB3	2.44	0.48
13:XM:50:GLU:O	13:XM:54:VAL:HG23	2.13	0.48
47:Y1:8:SER:OG	47:Y1:10:LYS:HG3	2.13	0.48
47:Y1:76:ARG:HD2	47:Y1:76:ARG:N	2.29	0.48
50:Y4:10:VAL:CG2	50:Y4:11:PRO:HD2	2.43	0.48
50:Y4:36:CYS:O	50:Y4:37:SER:C	2.52	0.48
25:YA:1301:A:C2	25:YA:1303:G:C6	3.02	0.48
25:YA:2040:C:H2'	25:YA:2041:U:O4'	2.14	0.48
25:YA:2063:C:C4	25:YA:2064:C:C4	3.01	0.48
25:YA:2363:C:O2'	46:Y0:39:ARG:NH1	2.42	0.48
25:YA:2583:G:C6	25:YA:2584:U:C5	3.01	0.48
25:YA:2795:G:H3'	25:YA:2797:U:H5'	1.96	0.48
25:YA:281:G:O2'	25:YA:282:A:O4'	2.25	0.48
25:YA:2838:G:C4	25:YA:2839:G:C8	3.02	0.48
25:YA:761:A:H8	25:YA:761:A:O5'	1.97	0.48
25:YA:888:C:C3'	25:YA:889:C:H4'	2.44	0.48
27:YD:35:LYS:CG	27:YD:64:ILE:CG2	2.92	0.48

Continued on next page...

Continued from previous page...

Atom-1	Atom-2	Interatomic distance (Å)	Clash overlap (Å)
28:YE:55:ASN:O	28:YE:57:LYS:N	2.44	0.48
29:YF:129:PHE:CD2	29:YF:163:VAL:HG21	2.48	0.48
29:YF:34:TRP:HD1	35:YP:6:LEU:HB3	1.79	0.48
31:YH:10:PRO:C	31:YH:11:VAL:HG22	2.34	0.48
37:YR:42:LYS:HA	37:YR:45:ARG:HD2	1.95	0.48
38:YS:56:LEU:HD23	38:YS:56:LEU:C	2.34	0.48
39:YT:16:ARG:NE	39:YT:19:LEU:HD21	2.27	0.48
39:YT:94:ALA:O	39:YT:95:ARG:CB	2.61	0.48
43:YX:44:GLU:OE1	43:YX:50:LYS:HD2	2.13	0.48
1:QA:103:C:P	20:QT:17:ARG:HH21	2.36	0.48
1:QA:1190:G:OP1	3:QC:5:ILE:HG23	2.14	0.48
1:QA:1199:U:H5''	1:QA:1200:C:OP2	2.14	0.48
1:QA:190:G:O2'	1:QA:191(A):G:P	2.72	0.48
1:QA:115:G:C2	1:QA:289:G:N7	2.82	0.48
1:QA:615:C:C2	1:QA:616:G:C8	3.02	0.48
1:QA:953:G:H2'	1:QA:954:G:O4'	2.14	0.48
1:QA:953:G:C5'	1:QA:965:A:H61	2.26	0.48
1:QA:74:C:H42	1:QA:96:G:H1	1.60	0.48
2:QB:97:TRP:HZ2	2:QB:102:LEU:HD13	1.78	0.48
6:QF:89:MET:O	6:QF:90:VAL:C	2.51	0.48
8:QH:86:ILE:HG12	8:QH:135:CYS:HA	1.96	0.48
11:QK:19:ALA:CA	11:QK:32:ILE:HG22	2.43	0.48
11:QK:41:THR:HG22	11:QK:42:TRP:N	2.28	0.48
11:QK:48:ILE:HG21	11:QK:63:LEU:HD13	1.96	0.48
13:QM:117:VAL:O	13:QM:118:ALA:C	2.51	0.48
15:QO:61:GLY:C	15:QO:65:ARG:NH1	2.67	0.48
16:QP:43:LYS:C	16:QP:45:THR:H	2.14	0.48
19:QS:11:VAL:O	19:QS:12:ASP:CB	2.61	0.48
24:QY:40:G:O2'	24:QY:41:A:H5'	2.13	0.48
50:R4:60:GLN:O	50:R4:63:TYR:HB3	2.14	0.48
25:RA:1259:G:H2'	25:RA:1260:G:C8	2.49	0.48
25:RA:135:G:C2	25:RA:136:G:C8	3.02	0.48
25:RA:1946:U:H2'	25:RA:1947:C:H6	1.79	0.48
25:RA:2351:G:O6	54:R8:39:LYS:HG2	2.14	0.48
25:RA:804:A:H2'	25:RA:806:C:C4	2.49	0.48
25:RA:836:G:H2'	25:RA:837:C:C6	2.48	0.48
25:RA:845:G:O2'	25:RA:846:C:H5	1.97	0.48
25:RA:857:C:H4'	46:R0:23:VAL:HG21	1.95	0.48
25:RA:934:G:H2'	25:RA:935:C:C6	2.49	0.48
27:RD:130:ALA:HA	27:RD:192:THR:HA	1.96	0.48
32:RI:3:VAL:HG12	32:RI:38:LEU:HA	1.95	0.48

Continued on next page...

Continued from previous page...

Atom-1	Atom-2	Interatomic distance (Å)	Clash overlap (Å)
33:RN:56:ASN:ND2	33:RN:125:GLY:C	2.66	0.48
33:RN:57:ALA:O	33:RN:58:ASP:CB	2.61	0.48
33:RN:75:TYR:C	33:RN:76:SER:O	2.52	0.48
33:RN:82:LEU:HD12	33:RN:83:LYS:N	2.27	0.48
35:RP:71:VAL:HG13	35:RP:72:PRO:CD	2.44	0.48
35:RP:75:ILE:CD1	35:RP:75:ILE:H	2.14	0.48
37:RR:63:ARG:NH1	37:RR:63:ARG:HG3	2.29	0.48
45:RZ:103:ARG:HD3	45:RZ:136:PHE:CD1	2.49	0.48
1:XA:1044:A:C6	1:XA:1045:C:H1'	2.49	0.48
1:XA:131:C:H2'	1:XA:132:C:C6	2.48	0.48
1:XA:1357:A:C6	1:XA:1358:U:C4	3.02	0.48
1:XA:1234:C:H1'	1:XA:1364:U:O2	2.13	0.48
1:XA:1387:G:C6	1:XA:1388:C:N4	2.82	0.48
1:XA:1391:U:H2'	1:XA:1392:G:C8	2.48	0.48
1:XA:683:G:C6	1:XA:684:A:C5	3.01	0.48
1:XA:889:A:C8	1:XA:891:U:C2	3.02	0.48
1:XA:936:C:H2'	1:XA:937:A:O4'	2.13	0.48
2:XB:170:GLU:C	2:XB:172:ILE:HD12	2.33	0.48
2:XB:24:TRP:CD1	2:XB:26:PRO:HD3	2.49	0.48
3:XC:36:ASP:HA	3:XC:39:ILE:HD12	1.94	0.48
4:XD:33:MET:HE1	4:XD:37:PRO:O	2.14	0.48
4:XD:60:GLU:O	4:XD:63:LYS:HB3	2.14	0.48
5:XE:75:THR:HG23	5:XE:76:ILE:O	2.14	0.48
12:XL:61:THR:O	12:XL:63:GLY:N	2.45	0.48
13:XM:72:ALA:O	13:XM:76:ALA:HB2	2.14	0.48
16:XP:34:GLU:HG2	16:XP:35:LYS:N	2.29	0.48
1:XA:254:G:OP1	17:XQ:67:LYS:O	2.31	0.48
19:XS:41:VAL:CB	19:XS:42:PRO:CA	2.76	0.48
20:XT:30:LYS:O	20:XT:33:ILE:HG12	2.14	0.48
52:Y6:8:LYS:O	52:Y6:27:LYS:HA	2.13	0.48
54:Y8:53:PRO:CD	54:Y8:54:GLU:N	2.77	0.48
25:YA:1899:G:H21	25:YA:1902:C:H5	1.61	0.48
25:YA:2088:G:C6	25:YA:2089:U:C4	3.01	0.48
25:YA:2420:C:OP1	54:Y8:34:TRP:HB2	2.14	0.48
26:YB:94:C:H2'	26:YB:95:U:H6	1.79	0.48
27:YD:25:THR:O	27:YD:26:LYS:C	2.52	0.48
28:YE:64:LYS:C	28:YE:66:HIS:N	2.68	0.48
28:YE:93:VAL:C	28:YE:95:ILE:H	2.17	0.48
31:YH:45:VAL:HG13	31:YH:45:VAL:O	2.14	0.48
33:YN:120:LEU:HD11	33:YN:122:VAL:CG2	2.42	0.48
36:YQ:42:ILE:HD12	36:YQ:42:ILE:N	2.29	0.48

Continued on next page...

Continued from previous page...

Atom-1	Atom-2	Interatomic distance (Å)	Clash overlap (Å)
38:YS:66:ALA:HA	38:YS:69:VAL:HG12	1.96	0.48
43:YX:11:PRO:HB3	43:YX:92:LEU:CD2	2.43	0.48
45:YZ:134:PRO:HB3	45:YZ:137:ILE:HD11	1.96	0.48
1:QA:1252:A:H2'	1:QA:1253:G:O4'	2.14	0.48
1:QA:245:C:C2	1:QA:284:G:C2	3.02	0.48
1:QA:49:U:C2	1:QA:361:G:N2	2.82	0.48
1:QA:678:U:H2'	1:QA:679:C:C6	2.48	0.48
2:QB:24:TRP:CD1	2:QB:26:PRO:HD3	2.49	0.48
3:QC:153:VAL:HA	3:QC:197:GLY:O	2.13	0.48
5:QE:141:GLN:HA	5:QE:143:ARG:HH12	1.79	0.48
5:QE:84:PHE:HD2	5:QE:130:ASN:O	1.97	0.48
7:QG:44:TYR:C	7:QG:46:ALA:N	2.66	0.48
7:QG:97:GLN:O	7:QG:101:LEU:HG	2.14	0.48
13:QM:90:LEU:HA	13:QM:93:ARG:CD	2.33	0.48
14:QN:43:CYS:O	14:QN:46:GLU:N	2.43	0.48
15:QO:39:LEU:O	15:QO:40:SER:C	2.50	0.48
18:QR:31:LEU:HD23	18:QR:31:LEU:N	2.29	0.48
20:QT:13:LEU:HD12	20:QT:13:LEU:C	2.34	0.48
20:QT:30:LYS:O	20:QT:33:ILE:HG12	2.14	0.48
20:QT:50:GLU:HA	20:QT:100:ILE:CG2	2.44	0.48
20:QT:64:ASP:O	20:QT:67:ALA:N	2.47	0.48
25:RA:1359:A:N6	25:RA:1372:U:H3	2.11	0.48
25:RA:1576:U:O2'	25:RA:1577:C:H5'	2.14	0.48
25:RA:226:G:O2'	25:RA:228:A:N6	2.47	0.48
25:RA:2712:U:O2'	25:RA:2712(A):A:P	2.71	0.48
25:RA:39:C:H2'	25:RA:40:C:H6	1.79	0.48
25:RA:646:A:N3	25:RA:646:A:H5'	2.29	0.48
25:RA:71:A:H4'	25:RA:72:U:C5'	2.42	0.48
28:RE:61:ARG:CB	28:RE:62:PRO:CD	2.90	0.48
28:RE:64:LYS:C	28:RE:66:HIS:N	2.68	0.48
29:RF:34:TRP:HD1	35:RP:6:LEU:HB3	1.79	0.48
29:RF:51:THR:O	29:RF:93:LYS:NZ	2.38	0.48
25:RA:1007:C:H5''	33:RN:35:ARG:NH1	2.29	0.48
36:RQ:119:ARG:O	36:RQ:123:HIS:HD2	1.97	0.48
40:RU:79:PHE:HE2	40:RU:83:LEU:CD2	2.27	0.48
1:XA:1304:G:N2	1:XA:1332:A:N7	2.61	0.48
1:XA:267:C:H2'	1:XA:268:C:C6	2.48	0.48
1:XA:988:G:N2	1:XA:989:C:H1'	2.28	0.48
3:XC:95:THR:CG2	3:XC:96:GLY:H	2.09	0.48
7:XG:51:GLN:HA	7:XG:51:GLN:OE1	2.14	0.48
7:XG:97:GLN:O	7:XG:101:LEU:HG	2.14	0.48

Continued on next page...

Continued from previous page...

Atom-1	Atom-2	Interatomic distance (Å)	Clash overlap (Å)
10:XJ:74:ILE:HG12	10:XJ:74:ILE:O	2.14	0.48
11:XK:110:ASP:HB2	18:XR:88:LYS:HD3	1.95	0.48
11:XK:115:PRO:C	11:XK:117:ASN:H	2.17	0.48
13:XM:50:GLU:OE1	50:Y4:32:TYR:CE2	2.67	0.48
13:XM:8:GLU:C	13:XM:9:ILE:HG23	2.35	0.48
19:XS:24:ALA:O	19:XS:25:LYS:HB2	2.13	0.48
20:XT:50:GLU:HA	20:XT:100:ILE:CG2	2.43	0.48
50:Y4:60:GLN:O	50:Y4:63:TYR:HB3	2.13	0.48
50:Y4:8:LYS:O	50:Y4:9:LEU:CB	2.62	0.48
25:YA:2418:A:OP2	54:Y8:29:LYS:HE2	2.13	0.48
25:YA:1416:G:N2	25:YA:1417:C:N3	2.62	0.48
25:YA:2009:G:H2'	25:YA:2010:G:H5'	1.96	0.48
25:YA:2396:G:C2	25:YA:2421:G:C2	3.01	0.48
25:YA:2494:G:C4	25:YA:2495:G:C8	3.02	0.48
25:YA:2756:U:N3	25:YA:2759:G:O6	2.47	0.48
25:YA:478:A:C6	25:YA:480:A:C6	3.01	0.48
25:YA:572:A:C8	25:YA:573:G:C8	3.02	0.48
27:YD:130:ALA:HA	27:YD:192:THR:HA	1.95	0.48
27:YD:27:THR:O	27:YD:29:PRO:CD	2.62	0.48
28:YE:119:ARG:HD3	28:YE:160:TYR:HD2	1.78	0.48
28:YE:15:PHE:CD1	28:YE:20:ALA:HB2	2.49	0.48
28:YE:61:ARG:CB	28:YE:62:PRO:HD3	2.41	0.48
31:YH:127:GLU:HB3	31:YH:128:PRO:HD2	1.92	0.48
31:YH:41:MET:HG3	31:YH:54:ARG:HA	1.96	0.48
33:YN:34:LEU:O	33:YN:49:GLY:HA3	2.13	0.48
36:YQ:60:ARG:HB2	36:YQ:60:ARG:NH2	2.28	0.48
37:YR:1:MET:SD	37:YR:1:MET:N	2.75	0.48
37:YR:63:ARG:NH1	37:YR:63:ARG:HG3	2.29	0.48
40:YU:79:PHE:HE2	40:YU:83:LEU:CD2	2.27	0.48
40:YU:79:PHE:HE2	40:YU:83:LEU:HD22	1.78	0.48
41:YV:38:LEU:HD23	41:YV:39:LEU:H	1.79	0.48
41:YV:21:ARG:HD2	41:YV:91:TYR:CZ	2.49	0.48
43:YX:6:ASP:OD1	48:Y2:29:LYS:NZ	2.47	0.48
1:QA:1014:A:C2	1:QA:1219:U:H1'	2.49	0.47
1:QA:243:A:N6	1:QA:281:G:O2'	2.45	0.47
1:QA:563:A:C8	1:QA:567:G:H1'	2.49	0.47
1:QA:570:G:C4	1:QA:571:U:C5	3.02	0.47
1:QA:615:C:H2'	1:QA:616:G:O4'	2.14	0.47
1:QA:96:G:C6	1:QA:97:U:C4	3.02	0.47
1:QA:978:A:H5'	1:QA:1224:G:O6	2.13	0.47
4:QD:153:ARG:CZ	4:QD:181:MET:HG3	2.44	0.47

Continued on next page...

Continued from previous page...

Atom-1	Atom-2	Interatomic distance (Å)	Clash overlap (Å)
5:QE:82:VAL:CG1	5:QE:83:GLU:H	2.27	0.47
5:QE:96:PRO:HA	5:QE:117:ASP:OD2	2.14	0.47
8:QH:44:PHE:CD1	8:QH:80:ILE:HG12	2.49	0.47
9:QI:22:GLY:HA3	9:QI:60:ASP:OD2	2.13	0.47
9:QI:7:THR:O	9:QI:83:ARG:HD2	2.14	0.47
11:QK:115:PRO:C	11:QK:117:ASN:H	2.17	0.47
13:QM:50:GLU:O	13:QM:54:VAL:HG23	2.13	0.47
15:QO:24:SER:OG	15:QO:25:THR:N	2.47	0.47
16:QP:21:VAL:HG23	16:QP:34:GLU:H	1.79	0.47
16:QP:34:GLU:HG2	16:QP:35:LYS:N	2.29	0.47
1:QA:189:U:O2'	17:QQ:63:ARG:NH2	2.47	0.47
20:QT:37:SER:HB3	20:QT:84:LEU:CD2	2.44	0.47
22:QV:19:G:H4'	22:QV:20:U:OP2	2.14	0.47
23:QX:4:C:C3'	23:QX:5:C:H5'	2.41	0.47
51:R5:57:VAL:O	51:R5:57:VAL:HG13	2.13	0.47
25:RA:469:G:O6	53:R7:37:LYS:HE2	2.12	0.47
54:R8:43:GLN:C	54:R8:44:LYS:HD2	2.34	0.47
25:RA:1005:C:O2'	33:RN:28:THR:HG21	2.13	0.47
25:RA:1181:C:H2'	25:RA:1182:A:C8	2.49	0.47
25:RA:1628:G:H2'	25:RA:1629:U:H6	1.78	0.47
25:RA:966:G:H1'	25:RA:2267:A:H62	1.79	0.47
25:RA:2384:G:H5''	25:RA:2386:C:OP1	2.14	0.47
25:RA:492:A:H2'	25:RA:493:G:O4'	2.13	0.47
27:RD:145:VAL:O	27:RD:153:ALA:HA	2.14	0.47
29:RF:53:THR:C	29:RF:55:GLY:N	2.67	0.47
33:RN:137:LYS:CG	33:RN:138:LEU:N	2.77	0.47
36:RQ:42:ILE:N	36:RQ:42:ILE:HD12	2.29	0.47
38:RS:55:ALA:O	38:RS:56:LEU:HB3	2.13	0.47
41:RV:35:LEU:HD21	41:RV:57:VAL:CG2	2.30	0.47
41:RV:35:LEU:O	41:RV:37:VAL:N	2.47	0.47
44:RY:11:ASP:HB2	44:RY:27:VAL:HG11	1.94	0.47
44:RY:56:PRO:O	44:RY:58:GLY:N	2.47	0.47
25:RA:335:C:H4'	44:RY:73:ARG:CZ	2.44	0.47
1:XA:1274:G:H2'	1:XA:1275:A:H8	1.79	0.47
1:XA:1324:A:C4'	1:XA:1362:C:H4'	2.43	0.47
1:XA:455:C:O5'	1:XA:455:C:H6	1.97	0.47
4:XD:100:ARG:CZ	4:XD:137:SER:HA	2.44	0.47
1:XA:18:C:H5''	5:XE:127:ASN:ND2	2.29	0.47
5:XE:42:GLY:CA	5:XE:136:MET:HE1	2.44	0.47
6:XF:79:LEU:O	6:XF:85:VAL:HG11	2.14	0.47
6:XF:89:MET:O	6:XF:90:VAL:C	2.51	0.47

Continued on next page...

Continued from previous page...

Atom-1	Atom-2	Interatomic distance (Å)	Clash overlap (Å)
8:XH:86:ILE:HG22	8:XH:87:SER:N	2.29	0.47
14:YN:15:LYS:HD2	14:YN:16:PHE:CE2	2.49	0.47
14:YN:6:LEU:HD22	14:YN:23:ARG:NH2	2.29	0.47
17:XQ:63:ARG:HG2	17:XQ:64:PRO:N	2.28	0.47
21:XU:15:ARG:HG2	21:XU:15:ARG:NH1	2.28	0.47
47:Y1:25:LYS:C	47:Y1:27:GLU:H	2.17	0.47
47:Y1:94:LEU:O	47:Y1:95:LEU:CB	2.62	0.47
52:Y6:20:ASN:ND2	52:Y6:42:TRP:CZ2	2.82	0.47
35:YP:61:ARG:HH21	54:Y8:13:ARG:HD2	1.78	0.47
25:YA:1169:G:N2	25:YA:1181:C:C2	2.82	0.47
25:YA:1389:G:C2	25:YA:1399:C:O2	2.67	0.47
25:YA:1815:A:C5	25:YA:1817:G:C6	3.02	0.47
25:YA:2280:G:H2'	25:YA:2281:C:H5'	1.95	0.47
25:YA:2408:U:O2'	25:YA:2409:G:H5'	2.14	0.47
25:YA:2421:G:H5''	25:YA:2422:A:OP2	2.14	0.47
25:YA:2431:U:H2'	25:YA:2433:A:OP2	2.13	0.47
25:YA:2647:U:H2'	25:YA:2648:C:H6	1.78	0.47
25:YA:2700:C:O2'	25:YA:2701:C:H5'	2.14	0.47
25:YA:30:G:O2'	25:YA:31:C:H5'	2.14	0.47
25:YA:836:G:C5	25:YA:837:C:C4	3.02	0.47
30:YG:111:LEU:HD22	30:YG:120:LEU:HD21	1.96	0.47
33:YN:75:TYR:C	33:YN:76:SER:O	2.52	0.47
37:YR:10:LEU:O	37:YR:12:ARG:HG3	2.13	0.47
37:YR:44:LEU:HD22	37:YR:48:VAL:CG2	2.43	0.47
37:YR:70:LEU:C	37:YR:72:ASP:H	2.16	0.47
42:YW:32:ALA:O	42:YW:33:ARG:C	2.51	0.47
44:YY:81:LYS:HZ2	44:YY:98:VAL:CG1	2.27	0.47
45:YZ:48:PHE:CZ	45:YZ:52:SER:HA	2.48	0.47
1:QA:1066:C:H3'	1:QA:1067:A:C8	2.49	0.47
1:QA:1347:G:N2	1:QA:1373:G:H2'	2.29	0.47
1:QA:1502:A:H2	1:QA:1505:G:N2	2.12	0.47
1:QA:32:A:H3'	1:QA:33:A:H8	1.78	0.47
1:QA:734:G:H2'	1:QA:735:C:C6	2.49	0.47
2:QB:116:GLU:HA	2:QB:119:GLU:HB3	1.96	0.47
3:QC:76:VAL:HG21	3:QC:103:VAL:HG11	1.95	0.47
7:QG:51:GLN:OE1	7:QG:51:GLN:HA	2.14	0.47
7:QG:63:LYS:HD2	7:QG:63:LYS:O	2.13	0.47
7:QG:69:VAL:O	7:QG:69:VAL:CG1	2.62	0.47
10:QJ:39:PRO:CB	10:QJ:70:ARG:HH12	2.27	0.47
10:QJ:4:ILE:CB	10:QJ:74:ILE:HD11	2.36	0.47
11:QK:13:GLN:HG3	11:QK:75:TYR:O	2.14	0.47

Continued on next page...

Continued from previous page...

Atom-1	Atom-2	Interatomic distance (Å)	Clash overlap (Å)
17:QQ:3:LYS:HD2	17:QQ:60:ILE:HD11	1.95	0.47
47:R1:8:SER:OG	47:R1:10:LYS:HG3	2.13	0.47
54:R8:53:PRO:CD	54:R8:54:GLU:N	2.77	0.47
25:RA:1356:G:C6	25:RA:1357:U:C4	3.02	0.47
25:RA:2544:G:H2'	25:RA:2545:G:C8	2.46	0.47
25:RA:270(R):G:H2'	25:RA:270(S):G:C8	2.49	0.47
25:RA:301:G:H1	25:RA:316:C:N4	2.12	0.47
25:RA:582:G:H2'	25:RA:583:G:H8	1.78	0.47
27:RD:35:LYS:CG	27:RD:64:ILE:CG2	2.92	0.47
28:RE:120:TRP:O	28:RE:121:ASN:HB2	2.14	0.47
30:RG:12:TYR:O	30:RG:16:ARG:HB3	2.15	0.47
33:RN:113:GLY:O	33:RN:116:LEU:HB2	2.14	0.47
33:RN:118:LYS:O	33:RN:120:LEU:N	2.43	0.47
33:RN:4:TYR:OH	33:RN:7:LYS:NZ	2.46	0.47
34:RO:8:LEU:HB2	34:RO:19:ILE:CD1	2.43	0.47
35:RP:47:ASP:OD1	35:RP:50:ARG:NH2	2.47	0.47
37:RR:41:ALA:C	37:RR:43:GLU:N	2.68	0.47
38:RS:56:LEU:C	38:RS:56:LEU:HD23	2.34	0.47
40:RU:107:ALA:O	40:RU:110:VAL:HB	2.14	0.47
40:RU:92:ARG:CZ	40:RU:94:ASN:HD22	2.28	0.47
41:RV:48:GLY:O	41:RV:49:THR:C	2.52	0.47
42:RW:32:ALA:O	42:RW:33:ARG:C	2.52	0.47
42:RW:66:GLU:O	42:RW:69:LEU:HG	2.15	0.47
1:XA:1006:C:H2'	1:XA:1007:C:C6	2.49	0.47
1:XA:1287:A:H2'	1:XA:1288:A:C8	2.49	0.47
1:XA:1366:C:H2'	1:XA:1367:C:C6	2.41	0.47
1:XA:1505:G:H4'	1:XA:1506:U:H5''	1.97	0.47
1:XA:714:G:H2'	1:XA:715:A:C8	2.49	0.47
4:XD:79:PHE:HE2	4:XD:83:SER:HB2	1.79	0.47
5:XE:141:GLN:HA	5:XE:143:ARG:HH12	1.79	0.47
7:XG:8:GLU:N	7:XG:8:GLU:CD	2.67	0.47
8:XH:16:ALA:HB2	8:XH:24:THR:CG2	2.44	0.47
11:XK:62:GLN:O	11:XK:63:LEU:C	2.51	0.47
11:XK:48:ILE:HG21	11:XK:63:LEU:HD13	1.96	0.47
1:XA:35:G:O2'	12:XL:118:SER:O	2.18	0.47
14:YN:26:ARG:NH1	14:YN:43:CYS:SG	2.86	0.47
15:XO:50:HIS:O	15:XO:53:HIS:N	2.47	0.47
18:XR:30:ASP:C	18:XR:32:ARG:H	2.15	0.47
19:XS:36:ARG:NH1	19:XS:36:ARG:HB3	2.28	0.47
22:XV:19:G:H4'	22:XV:20:U:OP2	2.14	0.47
53:Y7:25:PRO:HA	53:Y7:28:ARG:CZ	2.45	0.47

Continued on next page...

Continued from previous page...

Atom-1	Atom-2	Interatomic distance (Å)	Clash overlap (Å)
54:Y8:41:ILE:HG13	54:Y8:42:ARG:N	2.28	0.47
25:YA:152:G:H2'	25:YA:153:C:H6	1.77	0.47
25:YA:1771:C:HO2'	25:YA:1786:A:H8	1.60	0.47
25:YA:2133:G:H2'	25:YA:2157:G:N2	2.28	0.47
25:YA:2151:G:H2'	25:YA:2152:G:C8	2.48	0.47
25:YA:2263:C:H2'	25:YA:2264:C:C6	2.50	0.47
25:YA:2388:A:C8	25:YA:2389:G:C5	3.02	0.47
25:YA:2529:G:H5''	25:YA:2530:A:H5''	1.95	0.47
25:YA:2648:C:H1'	25:YA:2673:G:N2	2.29	0.47
25:YA:809:G:H2'	25:YA:810:U:C6	2.48	0.47
29:YF:127:GLU:OE1	29:YF:127:GLU:HA	2.07	0.47
29:YF:132:VAL:O	29:YF:133:ASN:C	2.52	0.47
30:YG:97:ASP:N	30:YG:100:TRP:HD1	2.05	0.47
30:YG:12:TYR:O	30:YG:16:ARG:HB3	2.14	0.47
33:YN:137:LYS:CG	33:YN:138:LEU:H	2.27	0.47
33:YN:18:ALA:O	33:YN:19:GLU:C	2.53	0.47
33:YN:57:ALA:O	33:YN:58:ASP:CB	2.62	0.47
34:YO:8:LEU:HB2	34:YO:19:ILE:CD1	2.43	0.47
37:YR:41:ALA:C	37:YR:43:GLU:N	2.68	0.47
39:YT:132:LYS:O	39:YT:136:GLN:HG3	2.13	0.47
34:YO:107:ARG:NH1	39:YT:36:GLU:OE1	2.46	0.47
25:YA:142:G:O3'	43:YX:35:THR:HG21	2.15	0.47
44:YY:57:GLN:O	44:YY:58:GLY:O	2.32	0.47
1:QA:957:U:O2	1:QA:959:A:C8	2.67	0.47
2:QB:164:VAL:HB	2:QB:186:ALA:HB1	1.95	0.47
2:QB:24:TRP:CZ3	2:QB:26:PRO:HA	2.49	0.47
4:QD:3:ARG:O	4:QD:5:ILE:HG13	2.14	0.47
4:QD:6:GLY:O	4:QD:8:VAL:HG23	2.14	0.47
7:QG:8:GLU:N	7:QG:8:GLU:CD	2.67	0.47
9:QI:9:ARG:HA	9:QI:76:ALA:HB1	1.97	0.47
10:QJ:40:LEU:HB2	10:QJ:69:ASN:CB	2.40	0.47
13:QM:12:ASN:O	13:QM:13:LYS:HB2	2.13	0.47
14:QN:6:LEU:CD2	14:QN:23:ARG:NH2	2.77	0.47
18:QR:31:LEU:H	18:QR:31:LEU:CD2	2.27	0.47
1:QA:186:C:O2	20:QT:85:MET:HE1	2.13	0.47
47:R1:94:LEU:O	47:R1:95:LEU:CB	2.62	0.47
50:R4:36:CYS:O	50:R4:37:SER:C	2.52	0.47
50:R4:50:VAL:CG1	50:R4:50:VAL:O	2.63	0.47
25:RA:2372:G:H4'	52:R6:46:HIS:CD2	2.49	0.47
25:RA:1009:A:OP1	33:RN:37:LYS:NZ	2.47	0.47
25:RA:1058:G:N2	25:RA:1080:C:O2	2.25	0.47

Continued on next page...

Continued from previous page...

Atom-1	Atom-2	Interatomic distance (Å)	Clash overlap (Å)
25:RA:1165:U:H3	25:RA:1184:G:H1	1.60	0.47
25:RA:1932:A:N6	25:RA:1933:G:C2	2.82	0.47
25:RA:2025:C:H2'	25:RA:2026:C:C6	2.49	0.47
25:RA:2126:A:H4'	25:RA:2127:G:O5'	2.14	0.47
25:RA:2469:A:N7	25:RA:2482:G:C8	2.82	0.47
25:RA:388:G:H5'	25:RA:389:G:OP2	2.13	0.47
26:RB:57:A:C4	30:RG:29:TRP:HB2	2.49	0.47
28:RE:174:ASP:O	28:RE:182:LEU:HD12	2.14	0.47
30:RG:5:VAL:HG22	50:R4:25:TYR:CE2	2.50	0.47
31:RH:124:GLU:HB3	31:RH:132:ARG:CD	2.44	0.47
31:RH:154:PRO:CG	31:RH:162:ILE:O	2.61	0.47
33:RN:131:GLN:HE21	33:RN:132:ALA:H	1.58	0.47
33:RN:67:LEU:O	33:RN:88:GLU:HG3	2.14	0.47
33:RN:68:GLU:HG2	33:RN:88:GLU:CD	2.33	0.47
33:RN:97:ARG:HA	33:RN:100:GLU:HB3	1.96	0.47
35:RP:6:LEU:O	35:RP:7:ARG:O	2.31	0.47
36:RQ:21:THR:HB	36:RQ:22:LYS:H	1.42	0.47
36:RQ:57:HIS:ND1	36:RQ:58:PHE:N	2.62	0.47
37:RR:10:LEU:O	37:RR:12:ARG:HG3	2.14	0.47
40:RU:91:ASP:O	40:RU:92:ARG:C	2.53	0.47
41:RV:2:PHE:CD2	41:RV:13:ARG:NH2	2.82	0.47
41:RV:66:ARG:NH1	41:RV:88:ARG:NH1	2.62	0.47
44:RY:75:ILE:HG12	44:RY:76:CYS:H	1.79	0.47
45:RZ:102:LEU:HB3	45:RZ:104:PHE:HE1	1.78	0.47
1:XA:1269:A:H2	1:XA:1312:G:N3	2.12	0.47
1:XA:1369:C:H2'	1:XA:1370:G:C8	2.49	0.47
1:XA:403:C:N4	1:XA:547:A:H5'	2.29	0.47
1:XA:61:G:H2'	1:XA:62:U:O4'	2.14	0.47
2:XB:181:PHE:HE1	8:XH:70:GLN:O	1.97	0.47
2:XB:24:TRP:CZ3	2:XB:26:PRO:HA	2.49	0.47
2:XB:4:GLU:CG	2:XB:5:ILE:H	2.00	0.47
4:XD:165:MET:CE	4:XD:168:ARG:HD2	2.44	0.47
4:XD:9:CYS:SG	4:XD:22:LYS:HE3	2.55	0.47
5:XE:153:LYS:HB2	5:XE:153:LYS:HZ3	1.79	0.47
9:XI:42:ARG:NH2	9:XI:75:ASP:OD2	2.47	0.47
11:XK:19:ALA:CA	11:XK:32:ILE:HG22	2.43	0.47
11:XK:32:ILE:HD11	11:XK:68:ALA:O	2.14	0.47
20:XT:64:ASP:O	20:XT:67:ALA:N	2.47	0.47
47:Y1:81:LYS:HE2	47:Y1:81:LYS:H	1.62	0.47
54:Y8:56:GLU:O	54:Y8:58:ILE:N	2.47	0.47
55:Y9:27:CYS:SG	55:Y9:28:GLU:N	2.87	0.47

Continued on next page...

Continued from previous page...

Atom-1	Atom-2	Interatomic distance (Å)	Clash overlap (Å)
25:YA:1045:A:H1'	25:YA:1047:G:C2	2.49	0.47
25:YA:1109:C:HO2'	25:YA:1110:G:P	2.36	0.47
25:YA:1407:C:N4	25:YA:1595:G:H1	2.10	0.47
25:YA:1657:C:H4'	28:YE:133:LYS:HB3	1.96	0.47
25:YA:1835:G:C4	25:YA:1931:U:N3	2.82	0.47
25:YA:1831:G:N2	25:YA:1974:C:O2	2.46	0.47
25:YA:2059:A:H5'	25:YA:2060:A:OP2	2.15	0.47
25:YA:2298:A:H62	25:YA:2318:G:H8	1.61	0.47
25:YA:2522:U:H3	25:YA:2543:G:H1	1.63	0.47
25:YA:431:U:O5'	25:YA:431:U:H6	1.97	0.47
27:YD:32:SER:O	27:YD:33:LEU:CB	2.60	0.47
27:YD:33:LEU:HB3	27:YD:34:VAL:H	1.49	0.47
29:YF:155:LEU:HA	29:YF:174:VAL:HG12	1.95	0.47
31:YH:154:PRO:CG	31:YH:162:ILE:O	2.61	0.47
32:YI:129:THR:HG22	32:YI:137:PRO:HB3	1.96	0.47
32:YI:88:ILE:HG12	32:YI:122:GLU:N	2.29	0.47
33:YN:12:ARG:NH1	33:YN:50:ASP:CG	2.67	0.47
35:YP:47:ASP:OD1	35:YP:50:ARG:NH2	2.47	0.47
25:YA:2294:C:H5	38:YS:13:ARG:NH1	2.12	0.47
39:YT:36:GLU:O	39:YT:37:GLY:C	2.53	0.47
41:YV:2:PHE:CD2	41:YV:13:ARG:NH2	2.83	0.47
42:YW:30:GLU:O	42:YW:34:ASN:ND2	2.46	0.47
1:QA:1095:U:H5''	1:QA:1109:C:O2	2.14	0.47
1:QA:1133:G:N2	1:QA:1141:C:O2	2.38	0.47
1:QA:1435:G:H2'	1:QA:1436:U:C6	2.49	0.47
1:QA:321:A:H62	1:QA:328:C:H1'	1.80	0.47
1:QA:881:G:OP1	12:QL:12:ARG:NH2	2.46	0.47
3:QC:16:ARG:NH2	3:QC:183:ASP:OD2	2.47	0.47
4:QD:154:ASN:O	4:QD:155:LEU:O	2.32	0.47
5:QE:79:GLU:OE2	8:QH:104:ARG:C	2.51	0.47
9:QI:33:PHE:HZ	9:QI:47:LEU:HD21	1.76	0.47
10:QJ:24:VAL:HG21	10:QJ:37:PRO:CG	2.43	0.47
14:QN:15:LYS:HD2	14:QN:16:PHE:CE2	2.49	0.47
38:RS:43:GLU:HG2	46:R0:49:LYS:HE2	1.96	0.47
47:R1:29:GLY:C	47:R1:30:VAL:CG2	2.82	0.47
47:R1:7:ILE:HD12	47:R1:62:VAL:HG11	1.96	0.47
50:R4:55:ARG:C	50:R4:59:PHE:HB3	2.35	0.47
25:RA:1328:G:O5'	25:RA:1328:G:H8	1.98	0.47
25:RA:1711:C:H2'	25:RA:1712:C:H6	1.80	0.47
25:RA:2439:A:C5'	25:RA:2439:A:C8	2.96	0.47
28:RE:129:HIS:O	28:RE:130:GLY:C	2.53	0.47

Continued on next page...

Continued from previous page...

Atom-1	Atom-2	Interatomic distance (Å)	Clash overlap (Å)
28:RE:195:LEU:HD12	28:RE:196:VAL:N	2.29	0.47
28:RE:3:GLY:HA3	28:RE:81:ILE:HG21	1.97	0.47
30:RG:106:LEU:HA	30:RG:110:ALA:HB3	1.95	0.47
30:RG:13:GLU:O	30:RG:13:GLU:HG3	2.14	0.47
31:RH:82:GLY:O	31:RH:83:TYR:O	2.32	0.47
32:RI:19:VAL:HG22	32:RI:20:ASP:H	1.78	0.47
35:RP:126:VAL:HA	35:RP:145:PRO:HD2	1.95	0.47
25:RA:2404:C:C1'	35:RP:67:MET:HE1	2.43	0.47
39:RT:96:ARG:CB	39:RT:96:ARG:NH1	2.77	0.47
41:RV:4:ILE:HA	41:RV:12:TYR:O	2.14	0.47
41:RV:21:ARG:HD2	41:RV:91:TYR:CZ	2.49	0.47
44:RY:5:MET:HE1	44:RY:32:PRO:HB3	1.95	0.47
44:RY:81:LYS:NZ	44:RY:98:VAL:HB	2.30	0.47
44:RY:97:ARG:NH1	44:RY:97:ARG:HG2	2.28	0.47
1:XA:1004:A:N1	1:XA:1024:G:H2'	2.28	0.47
4:XD:29:PRO:O	4:XD:30:LYS:HB3	2.15	0.47
8:XH:33:GLU:C	8:XH:35:ILE:N	2.65	0.47
8:XH:86:ILE:HG12	8:XH:135:CYS:HA	1.96	0.47
9:XI:5:TYR:OH	9:XI:7:THR:HG23	2.15	0.47
10:XJ:24:VAL:HG21	10:XJ:37:PRO:CG	2.43	0.47
13:XM:30:ALA:O	13:XM:33:ALA:N	2.47	0.47
1:XA:1202:G:H1'	14:YN:29:ARG:HD2	1.96	0.47
6:XF:97:PHE:CD2	18:XR:31:LEU:HD21	2.48	0.47
20:XT:13:LEU:HD12	20:XT:13:LEU:C	2.34	0.47
47:Y1:7:ILE:HD12	47:Y1:62:VAL:HG11	1.96	0.47
25:YA:1144:G:C6	25:YA:1145:C:C4	3.02	0.47
25:YA:1804:C:H42	25:YA:1813:G:H1	1.62	0.47
25:YA:186:G:C2	25:YA:211:A:C2	3.02	0.47
25:YA:2328:A:H2'	25:YA:2329:G:C8	2.50	0.47
25:YA:2400:G:C5	25:YA:2401:U:C5	3.02	0.47
25:YA:2408:U:H2'	25:YA:2409:G:H8	1.78	0.47
25:YA:2616:C:O2	25:YA:2616:C:C2'	2.60	0.47
25:YA:399:G:H2'	25:YA:400:G:O4'	2.15	0.47
25:YA:456:C:C4	43:YX:69:TYR:CE1	3.02	0.47
25:YA:604:G:H5''	25:YA:604:G:H8	1.79	0.47
25:YA:814:C:O2'	25:YA:815:C:H5'	2.14	0.47
25:YA:954:G:OP1	36:YQ:15:GLY:N	2.39	0.47
26:YB:114:G:H8	26:YB:114:G:O5'	1.97	0.47
27:YD:134:ARG:HB2	27:YD:135:PHE:CD2	2.49	0.47
25:YA:1693:U:H1'	27:YD:14:ARG:NH2	2.29	0.47
28:YE:65:GLY:HA2	28:YE:70:ALA:HB3	1.95	0.47

Continued on next page...

Continued from previous page...

Atom-1	Atom-2	Interatomic distance (Å)	Clash overlap (Å)
29:YF:196:LEU:C	29:YF:197:ASP:O	2.50	0.47
30:YG:83:ARG:HB2	30:YG:86:MET:HE3	1.97	0.47
31:YH:123:PHE:O	31:YH:125:VAL:HG23	2.13	0.47
33:YN:137:LYS:CG	33:YN:138:LEU:N	2.77	0.47
33:YN:9:VAL:HG21	33:YN:48:MET:CB	2.44	0.47
35:YP:112:LEU:HD12	35:YP:127:ALA:CB	2.44	0.47
36:YQ:59:ARG:CD	36:YQ:59:ARG:N	2.73	0.47
37:YR:117:VAL:O	37:YR:118:GLU:CB	2.62	0.47
40:YU:92:ARG:CZ	40:YU:94:ASN:HD22	2.27	0.47
41:YV:36:PRO:HA	41:YV:56:SER:CB	2.44	0.47
41:YV:35:LEU:O	41:YV:37:VAL:N	2.47	0.47
41:YV:59:ALA:HB2	41:YV:96:ILE:HD13	1.97	0.47
45:YZ:72:ARG:HH22	45:YZ:97:GLU:HB2	1.78	0.47
1:QA:1129:C:H5'	1:QA:1130:A:OP1	2.15	0.47
1:QA:1287:A:H2'	1:QA:1288:A:H8	1.75	0.47
1:QA:507:C:C4	1:QA:508:C:C4	3.02	0.47
4:QD:135:LEU:O	4:QD:137:SER:N	2.48	0.47
4:QD:60:GLU:O	4:QD:63:LYS:HB3	2.14	0.47
6:QF:22:GLU:CD	6:QF:82:ARG:HH21	2.18	0.47
6:QF:79:LEU:O	6:QF:85:VAL:HG11	2.14	0.47
8:QH:39:LEU:HD11	8:QH:111:ILE:HD11	1.96	0.47
9:QI:112:LYS:HD3	9:QI:112:LYS:C	2.35	0.47
9:QI:42:ARG:NH2	9:QI:75:ASP:OD2	2.47	0.47
15:QO:8:LYS:HZ3	15:QO:8:LYS:HB2	1.79	0.47
16:QP:40:ASP:C	16:QP:42:ARG:H	2.17	0.47
17:QQ:98:LEU:O	17:QQ:99:SER:C	2.53	0.47
52:R6:8:LYS:O	52:R6:27:LYS:HG2	2.15	0.47
25:RA:2349:G:OP2	54:R8:42:ARG:HD3	2.14	0.47
25:RA:2854:G:C6	25:RA:2855:C:C4	3.02	0.47
25:RA:34:C:O4'	25:RA:34:C:OP1	2.33	0.47
25:RA:540:G:H5'	25:RA:541:C:OP2	2.14	0.47
25:RA:595:C:H5''	25:RA:595:C:H6	1.79	0.47
25:RA:83:G:C2	25:RA:102:G:H1'	2.49	0.47
27:RD:134:ARG:HB2	27:RD:135:PHE:CD2	2.49	0.47
28:RE:56:PRO:O	28:RE:57:LYS:CB	2.61	0.47
30:RG:106:LEU:HA	30:RG:110:ALA:CB	2.44	0.47
30:RG:56:ALA:HB2	30:RG:153:ARG:NE	2.27	0.47
31:RH:45:VAL:O	31:RH:45:VAL:HG13	2.14	0.47
31:RH:67:LEU:O	31:RH:71:LEU:HB2	2.14	0.47
32:RI:78:THR:H	32:RI:104:GLN:NE2	2.05	0.47
35:RP:147:LEU:N	35:RP:147:LEU:HD22	2.29	0.47

Continued on next page...

Continued from previous page...

Atom-1	Atom-2	Interatomic distance (Å)	Clash overlap (Å)
35:RP:19:VAL:CG2	35:RP:20:GLY:H	1.98	0.47
25:RA:2710:C:OP1	37:RR:15:SER:HB2	2.14	0.47
38:RS:83:LYS:HG2	38:RS:109:GLY:H	1.76	0.47
41:RV:16:PRO:HA	41:RV:96:ILE:O	2.14	0.47
41:RV:38:LEU:HD23	41:RV:39:LEU:H	1.79	0.47
44:RY:81:LYS:HZ2	44:RY:98:VAL:CG1	2.26	0.47
1:XA:1158:C:N3	1:XA:1160:G:N7	2.63	0.47
1:XA:1292:U:H2'	1:XA:1293:G:H8	1.80	0.47
1:XA:1333:A:C8	1:XA:1334:G:C8	3.02	0.47
1:XA:187:C:H1'	1:XA:191(A):G:N2	2.30	0.47
1:XA:655:A:N1	1:XA:754:C:N4	2.63	0.47
2:XB:200:ILE:H	2:XB:200:ILE:HD12	1.79	0.47
4:XD:114:ARG:CG	4:XD:114:ARG:NH1	2.77	0.47
4:XD:183:GLY:C	4:XD:184:LYS:HG3	2.34	0.47
10:XJ:49:VAL:HG23	14:YN:34:TYR:OH	2.13	0.47
15:XO:61:GLY:C	15:XO:65:ARG:NH1	2.67	0.47
20:XT:26:ASN:ND2	20:XT:26:ASN:N	2.62	0.47
25:YA:1364:G:N7	47:Y1:2:SER:N	2.62	0.47
48:Y2:17:SER:CB	48:Y2:18:PRO:CA	2.92	0.47
51:Y5:48:GLU:HA	51:Y5:59:GLU:CG	2.43	0.47
25:YA:1764:G:C6	25:YA:1989:G:C2	3.02	0.47
25:YA:2163:C:H2'	25:YA:2164:C:C6	2.50	0.47
25:YA:325:G:N2	25:YA:326:G:C4	2.82	0.47
25:YA:443:A:H1'	25:YA:1201:C:O4'	2.14	0.47
25:YA:984:A:H5''	25:YA:985:C:C5	2.47	0.47
26:YB:44:G:H1'	26:YB:47:C:N4	2.29	0.47
28:YE:56:PRO:O	28:YE:57:LYS:CB	2.61	0.47
29:YF:53:THR:C	29:YF:55:GLY:N	2.68	0.47
30:YG:5:VAL:HG22	50:Y4:25:TYR:CE2	2.50	0.47
33:YN:57:ALA:HA	33:YN:60:ILE:CD1	2.43	0.47
33:YN:67:LEU:O	33:YN:88:GLU:HG3	2.14	0.47
37:YR:56:LYS:HE2	37:YR:94:TYR:OH	2.14	0.47
38:YS:40:ILE:HG22	38:YS:41:ASP:N	2.28	0.47
38:YS:56:LEU:O	38:YS:57:LYS:C	2.53	0.47
40:YU:106:PHE:O	40:YU:109:LEU:HB2	2.15	0.47
1:QA:1342:C:O2'	9:QI:124:GLN:HA	2.14	0.47
1:QA:1386:G:C2	1:QA:1387:G:C8	3.02	0.47
1:QA:164:U:H2'	1:QA:165:C:C6	2.49	0.47
1:QA:559:A:H5''	1:QA:560:U:H3'	1.96	0.47
1:QA:728:A:C6	1:QA:729:A:C6	3.03	0.47
2:QB:69:LEU:HB3	2:QB:162:ILE:HG22	1.95	0.47

Continued on next page...

Continued from previous page...

Atom-1	Atom-2	Interatomic distance (Å)	Clash overlap (Å)
3:QC:148:GLY:O	3:QC:202:ILE:HA	2.13	0.47
8:QH:86:ILE:HG22	8:QH:87:SER:N	2.29	0.47
13:QM:72:ALA:O	13:QM:76:ALA:HB2	2.14	0.47
1:QA:1216:G:H5'	14:QN:5:ALA:CB	2.45	0.47
14:QN:8:GLU:C	14:QN:10:ALA:N	2.68	0.47
52:R6:20:ASN:ND2	52:R6:42:TRP:CZ2	2.82	0.47
54:R8:44:LYS:HD2	54:R8:44:LYS:N	2.30	0.47
55:R9:1:MET:SD	55:R9:31:LYS:O	2.72	0.47
25:RA:103:A:C8	25:RA:103:A:OP2	2.67	0.47
25:RA:1054:A:N6	25:RA:1055:G:C6	2.82	0.47
25:RA:1328:G:H2'	25:RA:1330:C:C5	2.50	0.47
25:RA:1468:C:H2'	25:RA:1469:A:H8	1.78	0.47
25:RA:1889:A:O2'	25:RA:2087:G:H5'	2.15	0.47
25:RA:26:G:H1'	25:RA:514:A:H61	1.79	0.47
25:RA:516:C:O2'	25:RA:517:C:H5'	2.14	0.47
25:RA:2531:A:H4'	31:RH:157:TYR:CD2	2.50	0.47
32:RI:133:HIS:HB2	32:RI:134:PRO:CD	2.45	0.47
37:RR:117:VAL:O	37:RR:118:GLU:CB	2.62	0.47
41:RV:2:PHE:C	41:RV:2:PHE:CD1	2.88	0.47
43:RX:6:ASP:OD1	48:R2:29:LYS:NZ	2.47	0.47
44:RY:19:LYS:HE3	44:RY:20:TYR:CE1	2.49	0.47
44:RY:39:VAL:O	44:RY:40:GLU:OE2	2.32	0.47
44:RY:95:LYS:HB2	44:RY:95:LYS:HZ1	1.78	0.47
44:RY:81:LYS:CD	44:RY:97:ARG:HE	2.20	0.47
1:XA:722:A:H2'	1:XA:724:G:C8	2.50	0.47
1:XA:857:C:H2'	1:XA:858:G:O4'	2.14	0.47
2:XB:71:VAL:HG23	2:XB:164:VAL:HG13	1.97	0.47
2:XB:172:ILE:O	2:XB:175:ARG:CB	2.63	0.47
2:XB:224:GLN:HA	2:XB:229:VAL:HG23	1.97	0.47
2:XB:96:ARG:HD2	2:XB:96:ARG:N	2.20	0.47
7:XG:92:SER:HB3	7:XG:95:ARG:CB	2.45	0.47
8:XH:6:ILE:O	8:XH:10:LEU:HG	2.14	0.47
9:XI:106:ALA:O	9:XI:108:VAL:HG13	2.15	0.47
17:XQ:29:HIS:N	17:XQ:33:GLY:O	2.48	0.47
1:XA:1220:G:H21	19:XS:54:GLY:CA	2.28	0.47
20:XT:49:ALA:HB2	20:XT:99:LEU:HD22	1.97	0.47
47:Y1:29:GLY:C	47:Y1:30:VAL:CG2	2.82	0.47
47:Y1:83:GLU:OE1	47:Y1:85:LEU:HB2	2.14	0.47
25:YA:1034:G:C6	25:YA:1035:U:C4	3.02	0.47
25:YA:1228:G:OP1	40:YU:13:LYS:HG2	2.15	0.47
25:YA:2092:U:H4'	25:YA:2093:G:O5'	2.15	0.47

Continued on next page...

Continued from previous page...

Atom-1	Atom-2	Interatomic distance (Å)	Clash overlap (Å)
25:YA:2243:U:O2'	25:YA:2244:U:H5'	2.15	0.47
25:YA:2601:C:H2'	25:YA:2602:A:OP2	2.14	0.47
25:YA:2675:A:OP1	34:YO:31:LYS:HB2	2.14	0.47
25:YA:2770:G:H5''	25:YA:2771:C:OP2	2.15	0.47
25:YA:2871:C:H5''	25:YA:2872:G:OP1	2.14	0.47
25:YA:463:G:C6	25:YA:467:G:C6	3.03	0.47
25:YA:679:C:H2'	25:YA:680:G:C8	2.49	0.47
26:YB:82:G:C4	26:YB:83:G:C8	3.03	0.47
27:YD:72:LYS:O	27:YD:73:VAL:C	2.51	0.47
30:YG:106:LEU:HA	30:YG:110:ALA:CB	2.44	0.47
30:YG:14:GLU:O	30:YG:17:PRO:HG2	2.15	0.47
30:YG:36:LYS:HA	30:YG:95:ARG:HG2	1.95	0.47
31:YH:127:GLU:OE2	31:YH:130:ARG:NH2	2.48	0.47
31:YH:131:VAL:HG12	31:YH:132:ARG:N	2.29	0.47
35:YP:147:LEU:HD22	35:YP:147:LEU:N	2.29	0.47
41:YV:48:GLY:O	41:YV:49:THR:C	2.52	0.47
43:YX:35:THR:O	43:YX:37:THR:N	2.47	0.47
44:YY:19:LYS:HE3	44:YY:20:TYR:CE1	2.49	0.47
44:YY:39:VAL:O	44:YY:40:GLU:OE2	2.32	0.47
1:QA:181:G:HO2'	1:QA:182:U:C5'	2.27	0.47
1:QA:600:C:H2'	1:QA:601:C:H6	1.79	0.47
1:QA:757:U:O2'	1:QA:879:C:H1'	2.14	0.47
1:QA:763:G:H2'	1:QA:764:C:H6	1.80	0.47
1:QA:78:G:C2	1:QA:79:G:H1'	2.50	0.47
2:QB:223:ILE:HA	2:QB:226:ARG:HB3	1.97	0.47
2:QB:5:ILE:O	2:QB:6:THR:O	2.32	0.47
7:QG:79:ARG:NH1	7:QG:79:ARG:HG2	2.30	0.47
8:QH:80:ILE:HG23	8:QH:137:VAL:HG12	1.97	0.47
8:QH:33:GLU:C	8:QH:35:ILE:N	2.65	0.47
12:QL:50:SER:O	12:QL:51:ALA:HB2	2.14	0.47
14:QN:36:PHE:CD1	14:QN:36:PHE:C	2.88	0.47
1:QA:760:G:O2'	17:QQ:98:LEU:HD23	2.14	0.47
18:QR:82:THR:HG22	18:QR:83:GLU:H	1.79	0.47
50:R4:8:LYS:O	50:R4:9:LEU:CB	2.62	0.47
25:RA:2284:C:C5	52:R6:27:LYS:HE2	2.49	0.47
25:RA:1153:C:H2'	25:RA:1154:G:O4'	2.14	0.47
25:RA:120:U:H4'	25:RA:121:G:C5'	2.45	0.47
25:RA:1335:U:OP2	43:RX:65:ARG:NH2	2.47	0.47
25:RA:1630:G:N2	25:RA:1636:C:O2	2.40	0.47
25:RA:1652:A:N7	25:RA:1653:G:C6	2.83	0.47
25:RA:2845:G:O2'	25:RA:2846:G:H5'	2.14	0.47

Continued on next page...

Continued from previous page...

Atom-1	Atom-2	Interatomic distance (Å)	Clash overlap (Å)
25:RA:389:G:N1	35:RP:71:VAL:HG12	2.28	0.47
25:RA:483:A:O5'	25:RA:484:C:H5	1.98	0.47
25:RA:656:G:H2'	25:RA:657:U:O4'	2.14	0.47
25:RA:796:C:H2'	25:RA:797:C:C6	2.50	0.47
25:RA:863:A:O2'	25:RA:864:G:H5'	2.14	0.47
26:RB:21:G:H2'	26:RB:22:U:O4'	2.15	0.47
26:RB:47:C:H5'	26:RB:48:A:OP2	2.15	0.47
27:RD:72:LYS:CG	27:RD:103:ARG:NH2	2.77	0.47
29:RF:162:LEU:HD23	29:RF:165:ARG:HH21	1.80	0.47
29:RF:184:TYR:CD2	29:RF:188:ARG:HD2	2.50	0.47
33:RN:57:ALA:CA	33:RN:60:ILE:HD11	2.44	0.47
34:RO:37:ASP:O	34:RO:62:VAL:HG23	2.14	0.47
36:RQ:66:ILE:H	36:RQ:104:PHE:HA	1.80	0.47
38:RS:108:GLY:O	38:RS:110:LEU:N	2.48	0.47
38:RS:25:ARG:HH12	38:RS:42:ASP:CG	2.16	0.47
38:RS:40:ILE:HG22	38:RS:41:ASP:N	2.29	0.47
25:RA:300:A:OP1	44:RY:84:ARG:NH2	2.47	0.47
1:XA:1128:C:C2	1:XA:1144:G:N2	2.83	0.47
1:XA:1316:G:N2	1:XA:1318:A:H3'	2.29	0.47
1:XA:1441:G:H5''	1:XA:1442:G:H5'	1.97	0.47
1:XA:936:C:O2	1:XA:1382:C:N4	2.47	0.47
2:XB:168:THR:CB	2:XB:192:SER:HB2	2.41	0.47
2:XB:223:ILE:HA	2:XB:226:ARG:HB3	1.97	0.47
3:XC:127:ARG:NH1	3:XC:127:ARG:CG	2.74	0.47
3:XC:16:ARG:NH2	3:XC:183:ASP:OD2	2.48	0.47
3:XC:203:PHE:O	3:XC:204:LEU:HD23	2.14	0.47
4:XD:153:ARG:CZ	4:XD:181:MET:HG3	2.44	0.47
6:XF:19:LEU:C	6:XF:19:LEU:HD23	2.35	0.47
6:XF:40:VAL:HG22	6:XF:41:GLU:N	2.30	0.47
6:XF:9:VAL:HB	6:XF:87:ARG:HB2	1.97	0.47
7:XG:78:ARG:HG3	7:XG:78:ARG:HH11	1.78	0.47
8:XH:39:LEU:HD11	8:XH:111:ILE:HD11	1.96	0.47
8:XH:82:HIS:CD2	8:XH:83:ILE:N	2.82	0.47
9:XI:18:PHE:HB2	9:XI:62:TYR:HB3	1.96	0.47
11:XK:102:GLY:O	11:XK:103:LEU:C	2.53	0.47
1:XA:690:G:H22	11:XK:55:LYS:HZ1	1.61	0.47
12:XL:115:LYS:O	12:XL:117:ARG:N	2.47	0.47
15:XO:76:GLU:O	15:XO:78:TYR:N	2.48	0.47
18:XR:31:LEU:H	18:XR:31:LEU:CD2	2.27	0.47
50:Y4:50:VAL:O	50:Y4:50:VAL:CG1	2.63	0.47
54:Y8:43:GLN:C	54:Y8:44:LYS:HD2	2.35	0.47

Continued on next page...

Continued from previous page...

Atom-1	Atom-2	Interatomic distance (Å)	Clash overlap (Å)
25:YA:1270:C:H5'	25:YA:1271:G:C5'	2.45	0.47
25:YA:1292:U:H2'	25:YA:1293:C:H6	1.77	0.47
25:YA:1460:A:H4'	25:YA:1461:G:OP2	2.14	0.47
25:YA:2352:A:H2'	25:YA:2353:G:O4'	2.14	0.47
25:YA:271(B):G:HO2'	25:YA:271(C):U:P	2.37	0.47
25:YA:755:C:H2'	25:YA:756:C:C6	2.49	0.47
25:YA:823:G:C6	25:YA:835:A:N1	2.83	0.47
26:YB:78:A:C2	26:YB:99:A:C4	3.03	0.47
27:YD:72:LYS:CG	27:YD:103:ARG:NH2	2.77	0.47
28:YE:52:LEU:HB2	28:YE:75:VAL:CG2	2.40	0.47
28:YE:89:ASP:O	28:YE:90:THR:O	2.33	0.47
30:YG:16:ARG:NH2	30:YG:28:VAL:O	2.48	0.47
32:YI:11:ASN:O	32:YI:12:LEU:HB2	2.15	0.47
34:YO:104:ARG:HD3	39:YT:36:GLU:OE2	2.15	0.47
35:YP:115:LEU:CD1	35:YP:116:GLY:N	2.78	0.47
38:YS:46:VAL:HG12	38:YS:47:THR:N	2.28	0.47
39:YT:29:ARG:NH1	39:YT:46:GLU:OE1	2.48	0.47
40:YU:107:ALA:O	40:YU:110:VAL:HB	2.14	0.47
42:YW:66:GLU:O	42:YW:69:LEU:HG	2.14	0.47
1:QA:1068:G:N7	1:QA:1094:G:C8	2.83	0.47
1:QA:1158:C:C2	1:QA:1160:G:C8	3.03	0.47
1:QA:116:A:H8	1:QA:116:A:O5'	1.98	0.47
1:QA:1237:C:OP1	1:QA:1238:A:H1'	2.15	0.47
1:QA:502:G:C2	1:QA:503:C:C2	3.03	0.47
1:QA:685:G:N2	1:QA:686:U:C4	2.83	0.47
3:QC:195:VAL:CG1	3:QC:196:LEU:H	2.27	0.47
4:QD:173:TRP:C	4:QD:186:LEU:HB2	2.35	0.47
4:QD:7:PRO:O	4:QD:10:ARG:HG2	2.15	0.47
6:QF:19:LEU:HD23	6:QF:19:LEU:C	2.35	0.47
7:QG:107:ALA:CB	7:QG:134:ALA:HB2	2.44	0.47
9:QI:106:ALA:O	9:QI:108:VAL:HG13	2.15	0.47
11:QK:124:LYS:O	11:QK:126:ARG:N	2.40	0.47
13:QM:8:GLU:C	13:QM:9:ILE:HG23	2.34	0.47
17:QQ:76:LEU:HD11	17:QQ:79:SER:H	1.80	0.47
20:QT:28:ALA:C	20:QT:30:LYS:N	2.67	0.47
36:RQ:83:MET:H	46:R0:7:LEU:HD12	1.78	0.47
25:RA:1045:A:H4'	25:RA:1046:A:C5'	2.45	0.47
25:RA:1222:C:C2	25:RA:1229(A):G:C2	3.03	0.47
25:RA:1346:G:C6	25:RA:1347:G:N7	2.83	0.47
25:RA:2380:C:C4	25:RA:2381:C:C4	3.03	0.47
25:RA:244:A:H2'	25:RA:245:G:O4'	2.15	0.47

Continued on next page...

Continued from previous page...

Atom-1	Atom-2	Interatomic distance (Å)	Clash overlap (Å)
25:RA:2543:G:H2'	25:RA:2544:G:C8	2.49	0.47
25:RA:2734:A:N6	25:RA:2770:G:O2'	2.32	0.47
25:RA:2832:U:O2'	25:RA:2833:G:P	2.73	0.47
25:RA:459:U:H5''	53:R7:40:TRP:CD2	2.50	0.47
25:RA:852:G:H2'	25:RA:853:G:C8	2.49	0.47
25:RA:968:G:C2	25:RA:969:U:C2	3.03	0.47
26:RB:49:C:H2'	26:RB:50:G:C8	2.49	0.47
26:RB:59:A:H2'	26:RB:60:C:O4'	2.14	0.47
28:RE:197:ILE:CD1	28:RE:199:ARG:HH12	2.26	0.47
33:RN:137:LYS:CG	33:RN:138:LEU:H	2.27	0.47
34:RO:120:GLU:OE1	39:RT:67:SER:OG	2.24	0.47
35:RP:37:GLY:O	35:RP:41:ARG:HD3	2.15	0.47
36:RQ:34:LEU:HD11	36:RQ:129:THR:CB	2.35	0.47
44:RY:94:LYS:HE3	44:RY:101:LYS:HZ3	1.77	0.47
1:XA:1020:U:H2'	1:XA:1021:G:H8	1.80	0.47
1:XA:509:A:C2	1:XA:510:A:C2	3.02	0.47
2:XB:220:ASP:O	2:XB:223:ILE:N	2.48	0.47
5:XE:82:VAL:CG1	5:XE:83:GLU:H	2.27	0.47
7:XG:50:ILE:HG21	7:XG:61:VAL:HG21	1.97	0.47
13:XM:23:TYR:HB2	13:XM:67:GLU:OE1	2.15	0.47
13:XM:87:TYR:C	13:XM:89:GLY:H	2.18	0.47
14:XN:8:GLU:C	14:XN:10:ALA:N	2.68	0.47
16:XP:21:VAL:HG23	16:XP:34:GLU:H	1.79	0.47
17:XQ:63:ARG:HG2	17:XQ:64:PRO:CD	2.45	0.47
17:XQ:98:LEU:O	17:XQ:99:SER:C	2.53	0.47
50:Y4:33:VAL:CG1	50:Y4:34:GLU:H	2.22	0.47
50:Y4:38:LYS:C	50:Y4:40:HIS:H	2.07	0.47
51:Y5:57:VAL:O	51:Y5:57:VAL:HG13	2.14	0.47
25:YA:1048:A:C5	25:YA:1111:A:C2	3.03	0.47
25:YA:1417:C:H2'	25:YA:1418:G:O4'	2.15	0.47
25:YA:1483:G:N2	25:YA:1507:A:H1'	2.30	0.47
25:YA:1817:G:OP1	27:YD:88:ARG:NH2	2.46	0.47
25:YA:1900:A:N1	25:YA:1970:A:C6	2.83	0.47
25:YA:2210:G:H5'	25:YA:2211:G:C4	2.49	0.47
25:YA:2533:A:H2'	25:YA:2534:A:O4'	2.14	0.47
25:YA:284:U:H2'	25:YA:285:C:C6	2.49	0.47
25:YA:576:U:OP1	25:YA:2503:A:OP1	2.32	0.47
25:YA:612:G:N3	25:YA:613:U:O2	2.47	0.47
26:YB:11:C:OP1	46:Y0:72:ARG:HD2	2.15	0.47
27:YD:145:VAL:O	27:YD:153:ALA:HA	2.14	0.47
27:YD:231:HIS:ND1	27:YD:232:PRO:HD2	2.30	0.47

Continued on next page...

Continued from previous page...

Atom-1	Atom-2	Interatomic distance (Å)	Clash overlap (Å)
27:YD:35:LYS:HD3	27:YD:63:ARG:HB3	1.96	0.47
28:YE:78:LEU:CD2	28:YE:79:ARG:HD2	2.43	0.47
33:YN:63:THR:HG22	33:YN:66:LYS:HZ1	1.79	0.47
35:YP:126:VAL:HA	35:YP:145:PRO:HD2	1.95	0.47
39:YT:111:ARG:C	39:YT:113:LYS:N	2.64	0.47
39:YT:51:ARG:CG	39:YT:98:LYS:HG3	2.44	0.47
40:YU:104:GLN:H	40:YU:104:GLN:CD	2.16	0.47
43:YX:43:VAL:HG11	43:YX:51:VAL:HG21	1.97	0.47
44:YY:44:ILE:O	44:YY:62:GLU:O	2.32	0.47
44:YY:56:PRO:O	44:YY:57:GLN:C	2.53	0.47
1:QA:1076:C:C2	1:QA:1082:G:N2	2.82	0.47
1:QA:619:U:O2	4:QD:135:LEU:HD23	2.15	0.47
1:QA:955:U:H2'	1:QA:956:U:C6	2.48	0.47
2:QB:220:ASP:O	2:QB:223:ILE:N	2.48	0.47
3:QC:11:ARG:HH11	3:QC:11:ARG:HG2	1.80	0.47
4:QD:135:LEU:C	4:QD:137:SER:H	2.18	0.47
4:QD:30:LYS:CD	4:QD:30:LYS:N	2.73	0.47
8:QH:82:HIS:CD2	8:QH:83:ILE:N	2.82	0.47
1:QA:1228:C:OP1	13:QM:114:ARG:HA	2.15	0.47
18:QR:32:ARG:HH11	18:QR:65:ILE:HD13	1.80	0.47
20:QT:99:LEU:O	20:QT:100:ILE:HB	2.15	0.47
21:QU:14:TRP:CE3	21:QU:15:ARG:NH1	2.83	0.47
25:RA:1042:G:H2'	25:RA:1043:C:C6	2.50	0.47
25:RA:1139:G:O2'	25:RA:1143:A:N1	2.29	0.47
25:RA:1204:A:C2	25:RA:1241:A:C2	3.02	0.47
25:RA:1286:A:HO2'	25:RA:1288:U:P	2.31	0.47
25:RA:1301:A:N3	25:RA:1301:A:H2'	2.30	0.47
25:RA:1285:G:N2	25:RA:1328:G:H5''	2.29	0.47
25:RA:1342:A:C6	25:RA:1345:C:N3	2.82	0.47
25:RA:1910:G:H1	25:RA:1920:C:H42	1.63	0.47
25:RA:2558:C:H2'	25:RA:2559:C:O4'	2.15	0.47
25:RA:826:U:H2'	25:RA:828:U:O4'	2.15	0.47
26:RB:24:G:H4'	26:RB:25:A:O5'	2.15	0.47
26:RB:44:G:N2	26:RB:48:A:N3	2.63	0.47
28:RE:63:LEU:O	28:RE:64:LYS:CB	2.62	0.47
28:RE:65:GLY:HA2	28:RE:70:ALA:HB3	1.95	0.47
38:RS:66:ALA:HA	38:RS:69:VAL:HG12	1.96	0.47
40:RU:8:VAL:O	40:RU:9:VAL:C	2.53	0.47
41:RV:36:PRO:HA	41:RV:56:SER:CB	2.45	0.47
43:RX:26:TYR:HB3	43:RX:92:LEU:HD12	1.97	0.47
44:RY:61:ILE:HG22	44:RY:62:GLU:N	2.28	0.47

Continued on next page...

Continued from previous page...

Atom-1	Atom-2	Interatomic distance (Å)	Clash overlap (Å)
1:XA:1296:C:H1'	1:XA:1302:U:C5	2.50	0.47
1:XA:1305:G:N2	1:XA:1331:G:C4	2.83	0.47
1:XA:1352:C:N3	1:XA:1370:G:N2	2.52	0.47
1:XA:313:A:H2'	1:XA:314:C:H6	1.80	0.47
1:XA:902:G:H2'	1:XA:903:G:C8	2.46	0.47
2:XB:116:GLU:HA	2:XB:119:GLU:HB3	1.96	0.47
4:XD:173:TRP:C	4:XD:186:LEU:HB2	2.36	0.47
5:XE:13:ILE:O	5:XE:13:ILE:HG22	2.14	0.47
14:YN:41:ARG:NE	14:YN:42:ILE:HG13	2.29	0.47
19:XS:9:VAL:HG12	50:Y4:66:SER:O	2.14	0.47
25:YA:1534:G:N3	25:YA:1534:G:H2'	2.30	0.47
25:YA:1899:G:N2	25:YA:1902:C:C5	2.83	0.47
25:YA:2056:G:N2	25:YA:2057:A:C4	2.83	0.47
25:YA:2335:A:C8	25:YA:2337:G:C5	3.03	0.47
25:YA:2756:U:H5''	55:Y9:19:ARG:HB3	1.97	0.47
25:YA:557:U:H2'	25:YA:558:G:H8	1.80	0.47
25:YA:680:G:H1	25:YA:797:C:H42	1.61	0.47
28:YE:120:TRP:O	28:YE:121:ASN:HB2	2.15	0.47
28:YE:188:VAL:O	28:YE:188:VAL:HG13	2.15	0.47
28:YE:22:PRO:O	28:YE:22:PRO:CG	2.63	0.47
30:YG:106:LEU:HA	30:YG:110:ALA:HB3	1.95	0.47
26:YB:45:A:O4'	30:YG:95:ARG:NH1	2.48	0.47
31:YH:67:LEU:O	31:YH:71:LEU:HB2	2.15	0.47
33:YN:73:THR:HA	33:YN:83:LYS:O	2.15	0.47
35:YP:81:GLN:HB3	35:YP:110:TYR:HB3	1.97	0.47
36:YQ:34:LEU:HD11	36:YQ:129:THR:CB	2.35	0.47
40:YU:66:ASN:CB	40:YU:76:TYR:HB2	2.44	0.47
40:YU:91:ASP:O	40:YU:92:ARG:C	2.53	0.47
41:YV:4:ILE:HA	41:YV:12:TYR:O	2.14	0.47
42:YW:4:LYS:HA	42:YW:106:ILE:HA	1.97	0.47
43:YX:53:LYS:HZ2	43:YX:55:ASN:HD21	1.62	0.47
44:YY:81:LYS:NZ	44:YY:98:VAL:HB	2.30	0.47
25:RA:2555:U:O2	56:Z6:74:C:C6	2.68	0.47
1:QA:976:G:H5''	1:QA:1358:U:O2'	2.15	0.47
1:QA:973:G:N3	10:QJ:55:LYS:HE2	2.30	0.47
2:QB:71:VAL:HG23	2:QB:164:VAL:HG13	1.97	0.47
3:QC:203:PHE:O	3:QC:204:LEU:HD23	2.15	0.47
3:QC:23:TYR:CG	3:QC:24:ALA:N	2.83	0.47
4:QD:110:PHE:H	4:QD:110:PHE:HD1	1.63	0.47
4:QD:30:LYS:H	4:QD:30:LYS:CD	2.24	0.47
5:QE:96:PRO:HA	5:QE:117:ASP:CG	2.35	0.47

Continued on next page...

Continued from previous page...

Atom-1	Atom-2	Interatomic distance (Å)	Clash overlap (Å)
5:QE:13:ILE:HG22	5:QE:13:ILE:O	2.14	0.47
10:QJ:47:PHE:CE1	10:QJ:63:PHE:HB2	2.33	0.47
12:QL:115:LYS:O	12:QL:117:ARG:N	2.47	0.47
13:QM:23:TYR:HB3	13:QM:67:GLU:CG	2.39	0.47
14:QN:41:ARG:HH11	14:QN:41:ARG:CG	2.28	0.47
15:QO:76:GLU:O	15:QO:78:TYR:N	2.48	0.47
17:QQ:63:ARG:HG2	17:QQ:64:PRO:CD	2.45	0.47
18:QR:46:GLU:HG3	18:QR:47:THR:N	2.29	0.47
50:R4:3:GLU:HG3	50:R4:4:GLY:H	1.79	0.47
51:R5:20:ARG:C	51:R5:22:HIS:N	2.68	0.47
53:R7:25:PRO:HA	53:R7:28:ARG:CZ	2.45	0.47
25:RA:1009:A:OP2	25:RA:1010:A:OP2	2.32	0.47
25:RA:1210:A:O5'	25:RA:1212:G:H5'	2.15	0.47
25:RA:1281:G:C5	25:RA:1282:U:C5	3.03	0.47
25:RA:1543:A:C2	25:RA:1545:A:C8	3.03	0.47
25:RA:217:G:H2'	25:RA:218:A:O4'	2.14	0.47
22:QV:76:A:C2	25:RA:2450:A:H2'	2.50	0.47
25:RA:2549:G:N2	25:RA:2560:C:C2	2.82	0.47
25:RA:2626:C:N4	25:RA:2777:G:H1	2.10	0.47
25:RA:2842:G:N2	25:RA:2876:G:H1'	2.30	0.47
25:RA:2881:C:H2'	25:RA:2882:A:C8	2.50	0.47
25:RA:2887:U:O2'	25:RA:2888:C:H5'	2.14	0.47
25:RA:413:C:O5'	25:RA:413:C:H6	1.98	0.47
25:RA:467:G:O5'	25:RA:467:G:H8	1.98	0.47
25:RA:47:C:O2	25:RA:178:G:N2	2.30	0.47
25:RA:520:G:H2'	25:RA:521:G:C8	2.50	0.47
25:RA:804:A:H2'	25:RA:806:C:N4	2.29	0.47
26:RB:45:A:C2'	26:RB:46:A:H5'	2.45	0.47
27:RD:165:ILE:C	27:RD:166:GLN:HE21	2.18	0.47
28:RE:17:ASP:OD2	28:RE:17:ASP:N	2.46	0.47
30:RG:16:ARG:NH2	30:RG:28:VAL:O	2.48	0.47
30:RG:44:GLY:HA2	30:RG:88:ILE:HG12	1.97	0.47
31:RH:18:GLU:HA	31:RH:18:GLU:OE2	2.14	0.47
32:RI:69:LYS:O	32:RI:73:GLU:HB2	2.15	0.47
34:RO:53:LYS:CD	34:RO:56:ASP:OD1	2.63	0.47
35:RP:23:PRO:HG2	35:RP:23:PRO:O	2.14	0.47
35:RP:98:GLU:HG2	35:RP:99:LEU:N	2.30	0.47
37:RR:74:LYS:O	37:RR:76:VAL:N	2.45	0.47
38:RS:61:ASN:O	38:RS:65:VAL:HG23	2.15	0.47
45:RZ:165:VAL:HG12	45:RZ:166:SER:N	2.30	0.47
45:RZ:35:ARG:HB3	45:RZ:35:ARG:HH11	1.79	0.47

Continued on next page...

Continued from previous page...

Atom-1	Atom-2	Interatomic distance (Å)	Clash overlap (Å)
1:XA:1122:U:C4	1:XA:1123:A:N7	2.83	0.47
1:XA:345:C:H4'	1:XA:346:G:O5'	2.15	0.47
1:XA:433:C:O5'	1:XA:433:C:H6	1.97	0.47
1:XA:745:C:OP1	1:XA:851:G:O2'	2.27	0.47
1:XA:16:A:N1	1:XA:919:A:H2	2.13	0.47
2:XB:86:GLU:C	2:XB:88:ALA:H	2.17	0.47
3:XC:52:LEU:H	3:XC:52:LEU:CD2	2.20	0.47
6:XF:40:VAL:HG22	6:XF:41:GLU:H	1.80	0.47
7:XG:50:ILE:CG2	7:XG:61:VAL:HG21	2.45	0.47
7:XG:70:LYS:O	7:XG:138:LYS:HE3	2.15	0.47
8:XH:68:ARG:HG2	8:XH:68:ARG:HH11	1.80	0.47
11:XK:32:ILE:HD12	11:XK:72:ALA:CB	2.36	0.47
18:XR:31:LEU:HD23	18:XR:31:LEU:N	2.29	0.47
19:XS:40:ILE:CG1	19:XS:41:VAL:N	2.78	0.47
50:Y4:50:VAL:O	50:Y4:50:VAL:HG13	2.15	0.47
52:Y6:20:ASN:O	52:Y6:21:TYR:HB2	2.15	0.47
52:Y6:8:LYS:O	52:Y6:27:LYS:HG2	2.15	0.47
25:YA:2055:C:H4'	25:YA:2056:G:H5''	1.97	0.47
25:YA:2469:A:H2	25:YA:2481:G:N2	2.10	0.47
25:YA:902:C:O2'	25:YA:903:C:H5'	2.15	0.47
27:YD:136:ILE:HD12	27:YD:136:ILE:N	2.30	0.47
27:YD:183:ARG:CG	27:YD:183:ARG:NH1	2.69	0.47
27:YD:205:VAL:O	27:YD:206:LEU:C	2.52	0.47
28:YE:101:ARG:HD2	28:YE:171:GLU:HA	1.97	0.47
28:YE:20:ALA:C	28:YE:21:VAL:HG13	2.35	0.47
28:YE:61:ARG:O	28:YE:63:LEU:CG	2.57	0.47
29:YF:162:LEU:HD23	29:YF:165:ARG:HH21	1.79	0.47
30:YG:88:ILE:O	30:YG:88:ILE:CD1	2.54	0.47
31:YH:104:GLU:HG3	31:YH:114:VAL:HG22	1.96	0.47
33:YN:57:ALA:CA	33:YN:60:ILE:HD11	2.44	0.47
34:YO:53:LYS:CD	34:YO:56:ASP:OD1	2.63	0.47
36:YQ:80:GLU:HG3	36:YQ:81:VAL:N	2.27	0.47
44:YY:56:PRO:O	44:YY:58:GLY:N	2.48	0.47
1:QA:1190:G:P	3:QC:5:ILE:HG23	2.55	0.47
1:QA:1362:C:H2'	1:QA:1362(A):C:H5''	1.96	0.47
1:QA:1401:G:N2	1:QA:1501:C:O2	2.43	0.47
1:QA:20:U:H1'	1:QA:916:G:N2	2.29	0.47
1:QA:719:C:C2	18:QR:50:ILE:HD13	2.50	0.47
2:QB:172:ILE:O	2:QB:175:ARG:CB	2.63	0.47
2:QB:86:GLU:C	2:QB:88:ALA:H	2.17	0.47
4:QD:146:ILE:HG22	4:QD:146:ILE:O	2.15	0.47

Continued on next page...

Continued from previous page...

Atom-1	Atom-2	Interatomic distance (Å)	Clash overlap (Å)
4:QD:79:PHE:HE2	4:QD:83:SER:HB2	1.79	0.47
6:QF:40:VAL:HG22	6:QF:41:GLU:N	2.30	0.47
6:QF:41:GLU:HG2	6:QF:43:LEU:CD1	2.44	0.47
7:QG:70:LYS:O	7:QG:138:LYS:HE3	2.15	0.47
10:QJ:74:ILE:HG12	10:QJ:74:ILE:O	2.14	0.47
10:QJ:80:LYS:NZ	10:QJ:80:LYS:HB2	2.30	0.47
11:QK:32:ILE:HD11	11:QK:68:ALA:O	2.14	0.47
11:QK:96:ARG:O	11:QK:97:ALA:C	2.54	0.47
16:QP:25:ARG:HG3	16:QP:25:ARG:HH11	1.79	0.47
16:QP:69:THR:O	16:QP:73:LEU:HG	2.14	0.47
21:QU:15:ARG:HG2	21:QU:15:ARG:NH1	2.29	0.47
50:R4:53:GLU:O	50:R4:57:GLU:HG3	2.14	0.47
13:QM:77:ASN:CG	50:R4:71:ARG:CZ	2.83	0.47
53:R7:2:LYS:HG2	53:R7:3:ARG:N	2.30	0.47
25:RA:134:C:H2'	25:RA:135:G:C8	2.50	0.47
25:RA:1614:A:N1	42:RW:91:GLY:HA2	2.29	0.47
25:RA:1678:G:N2	25:RA:1989:G:N2	2.60	0.47
25:RA:1826:G:H2'	25:RA:1827:C:H6	1.79	0.47
25:RA:2123:G:N2	25:RA:2176:A:H1'	2.30	0.47
25:RA:322:A:C5	25:RA:340:A:C2	3.02	0.47
25:RA:76:C:H1'	48:R2:62:THR:HG21	1.96	0.47
25:RA:971:C:H2'	25:RA:972:G:O4'	2.15	0.47
26:RB:36:C:H42	26:RB:49:C:H1'	1.80	0.47
26:RB:46:A:H2'	26:RB:47:C:H6	1.79	0.47
27:RD:102:LYS:O	27:RD:103:ARG:HG3	2.15	0.47
27:RD:205:VAL:O	27:RD:206:LEU:C	2.52	0.47
27:RD:231:HIS:ND1	27:RD:232:PRO:HD2	2.30	0.47
29:RF:65:TRP:CH2	29:RF:72:ARG:HB3	2.50	0.47
31:RH:41:MET:HG3	31:RH:54:ARG:HA	1.96	0.47
32:RI:78:THR:N	32:RI:104:GLN:HE22	2.05	0.47
35:RP:12:ALA:C	35:RP:14:LYS:H	2.17	0.47
37:RR:56:LYS:C	37:RR:58:GLY:H	2.18	0.47
37:RR:56:LYS:HE2	37:RR:94:TYR:OH	2.14	0.47
1:XA:1094:G:HO2'	1:XA:1095:U:P	2.34	0.47
1:XA:1309:G:C6	1:XA:1329:A:C2	3.02	0.47
1:XA:224:C:H2'	1:XA:225:C:H6	1.77	0.47
1:XA:236:G:OP1	17:XQ:40:LYS:NZ	2.32	0.47
1:XA:667:G:O5'	1:XA:667:G:H8	1.98	0.47
1:XA:778:G:O5'	1:XA:778:G:H8	1.98	0.47
2:XB:92:TYR:CD1	2:XB:92:TYR:C	2.88	0.47
1:XA:1205:U:H5'	3:XC:190:ARG:NH2	2.30	0.47

Continued on next page...

Continued from previous page...

Atom-1	Atom-2	Interatomic distance (Å)	Clash overlap (Å)
4:XD:110:PHE:H	4:XD:110:PHE:HD1	1.62	0.47
4:XD:31:CYS:O	4:XD:32:ALA:CB	2.62	0.47
5:XE:96:PRO:HA	5:XE:117:ASP:CG	2.35	0.47
5:XE:77:PRO:HG2	5:XE:142:LEU:HD22	1.97	0.47
6:XF:69:GLU:O	6:XF:71:ARG:N	2.48	0.47
9:XI:17:VAL:HG11	9:XI:81:ILE:HA	1.96	0.47
50:Y4:55:ARG:C	50:Y4:59:PHE:HB3	2.35	0.47
54:Y8:9:GLY:O	54:Y8:13:ARG:HG2	2.15	0.47
25:YA:1449:A:C2	25:YA:1530:G:H1'	2.50	0.47
25:YA:1525:G:H2'	25:YA:1526:G:C8	2.50	0.47
25:YA:1803:A:O2'	27:YD:259:THR:HG21	2.15	0.47
25:YA:1914:C:H2'	25:YA:1915:U:O4'	2.15	0.47
25:YA:1769:G:C6	25:YA:1984:G:C6	3.03	0.47
25:YA:2437:U:O2'	25:YA:2438:U:H5'	2.15	0.47
25:YA:2439:A:O2'	25:YA:2440:C:OP2	2.29	0.47
25:YA:2525:G:C2	25:YA:2539:C:C2	3.03	0.47
25:YA:2576:G:OP1	25:YA:2577:A:OP1	2.32	0.47
25:YA:2688:U:C5	25:YA:2720:U:OP2	2.67	0.47
25:YA:270(I):G:N3	25:YA:270(R):G:N2	2.63	0.47
25:YA:2857:G:N1	25:YA:2861:G:C6	2.83	0.47
25:YA:313:C:H6	25:YA:313:C:O5'	1.98	0.47
25:YA:980:A:C6	25:YA:981:A:N1	2.83	0.47
30:YG:104:GLU:OE1	50:Y4:23:GLU:HB3	2.15	0.47
30:YG:13:GLU:O	30:YG:13:GLU:HG3	2.14	0.47
30:YG:52:ILE:HG22	30:YG:52:ILE:O	2.15	0.47
31:YH:18:GLU:HA	31:YH:18:GLU:OE2	2.15	0.47
31:YH:94:TYR:N	31:YH:94:TYR:CD1	2.82	0.47
31:YH:9:ILE:O	31:YH:10:PRO:O	2.33	0.47
32:YI:120:ILE:HD11	32:YI:126:TYR:CZ	2.50	0.47
34:YO:37:ASP:O	34:YO:62:VAL:HG23	2.14	0.47
35:YP:12:ALA:C	35:YP:14:LYS:H	2.16	0.47
25:YA:1030:G:OP2	36:YQ:128:LYS:HE2	2.15	0.47
40:YU:27:LEU:O	40:YU:30:LYS:N	2.41	0.47
44:YY:68:HIS:O	44:YY:71:LYS:HB2	2.14	0.47
1:QA:1159:U:O2'	1:QA:1160:G:N7	2.49	0.46
1:QA:1366:C:H2'	1:QA:1367:C:C6	2.49	0.46
1:QA:1523:G:H2'	1:QA:1524:C:C6	2.50	0.46
1:QA:252:U:C4	1:QA:253:U:O4	2.68	0.46
1:QA:410:G:H5''	1:QA:411:A:OP1	2.15	0.46
1:QA:56:U:H4'	32:YI:82:ARG:HH12	1.79	0.46
1:QA:73:G:C2	1:QA:74:C:C2	3.04	0.46

Continued on next page...

Continued from previous page...

Atom-1	Atom-2	Interatomic distance (Å)	Clash overlap (Å)
2:QB:174:VAL:O	2:QB:178:ARG:HB3	2.16	0.46
2:QB:168:THR:CB	2:QB:192:SER:HB2	2.41	0.46
3:QC:172:ARG:O	3:QC:173:VAL:HG23	2.15	0.46
3:QC:58:GLU:O	3:QC:59:ARG:HG3	2.15	0.46
7:QG:92:SER:HB3	7:QG:95:ARG:CB	2.45	0.46
11:QK:102:GLY:O	11:QK:103:LEU:C	2.53	0.46
15:QO:82:ILE:O	15:QO:86:GLY:N	2.49	0.46
17:QQ:59:ILE:N	17:QQ:59:ILE:CD1	2.78	0.46
19:QS:3:ARG:HG3	19:QS:4:SER:N	2.24	0.46
48:R2:17:SER:CB	48:R2:18:PRO:CA	2.92	0.46
52:R6:48:VAL:O	52:R6:49:HIS:HB2	2.15	0.46
55:R9:19:ARG:NH2	55:R9:26:ILE:HD11	2.30	0.46
25:RA:1605:C:H5'	25:RA:1610:A:N6	2.30	0.46
25:RA:154:G:C2	25:RA:173:G:C2	3.03	0.46
25:RA:2380:C:H2'	25:RA:2381:C:O4'	2.16	0.46
25:RA:2590:A:O2'	25:RA:2591:C:H5'	2.14	0.46
25:RA:270(S):G:C2'	25:RA:270(T):G:H5'	2.45	0.46
25:RA:571:A:C5	25:RA:575:A:N7	2.83	0.46
25:RA:733:G:O6	25:RA:761:A:C8	2.68	0.46
25:RA:747:U:N1	51:R5:2:ALA:HB3	2.30	0.46
26:RB:43:C:H1'	30:RG:93:THR:O	2.15	0.46
26:RB:80:U:O2'	26:RB:81:G:H5''	2.15	0.46
27:RD:183:ARG:NH1	27:RD:183:ARG:CG	2.69	0.46
27:RD:18:VAL:CG1	27:RD:19:ALA:N	2.78	0.46
27:RD:35:LYS:HD3	27:RD:63:ARG:HB3	1.96	0.46
28:RE:188:VAL:HG13	28:RE:188:VAL:O	2.15	0.46
28:RE:47:VAL:O	28:RE:48:GLN:C	2.51	0.46
28:RE:87:GLU:O	28:RE:89:ASP:N	2.48	0.46
30:RG:98:ARG:CA	30:RG:101:ILE:HG12	2.40	0.46
32:RI:11:ASN:O	32:RI:12:LEU:HB2	2.15	0.46
33:RN:9:VAL:HG21	33:RN:48:MET:CB	2.45	0.46
37:RR:78:LYS:HG2	37:RR:78:LYS:O	2.15	0.46
38:RS:52:SER:O	38:RS:56:LEU:CD2	2.60	0.46
1:XA:1187:G:C4	1:XA:1188:A:C8	3.03	0.46
1:XA:1298:C:H4'	1:XA:1299:A:C4	2.50	0.46
1:XA:338:A:C6	1:XA:339:C:C4	3.03	0.46
1:XA:342:C:C2	1:XA:348:G:N2	2.83	0.46
2:XB:15:VAL:HG23	2:XB:209:ARG:HE	1.80	0.46
3:XC:113:ALA:O	3:XC:115:LEU:N	2.48	0.46
3:XC:124:ILE:C	3:XC:126:ARG:H	2.19	0.46
4:XD:126:ILE:HG22	4:XD:127:THR:H	1.80	0.46

Continued on next page...

Continued from previous page...

Atom-1	Atom-2	Interatomic distance (Å)	Clash overlap (Å)
4:XD:192:GLU:HG3	4:XD:192:GLU:H	1.57	0.46
7:XG:140:ASP:HA	7:XG:143:ARG:HH11	1.79	0.46
8:XH:39:LEU:C	8:XH:45:ILE:HG12	2.35	0.46
13:XM:119:GLY:HA3	22:XV:29:G:OP1	2.15	0.46
15:XO:76:GLU:C	15:XO:78:TYR:N	2.69	0.46
25:YA:851:U:H5'	49:Y3:49:LYS:HD2	1.97	0.46
51:Y5:45:VAL:HG12	51:Y5:45:VAL:O	2.13	0.46
54:Y8:29:LYS:HE3	54:Y8:41:ILE:O	2.15	0.46
25:YA:1021:A:H62	25:YA:1141:U:H3	1.63	0.46
25:YA:1471:A:C8	25:YA:1521:G:N2	2.83	0.46
25:YA:2084:C:O2'	25:YA:2085:C:H5'	2.15	0.46
25:YA:2293:C:H42	25:YA:2339:G:H1	1.63	0.46
25:YA:2824:C:C4	25:YA:2825:C:C4	3.03	0.46
25:YA:2869:G:H2'	25:YA:2870:C:O4'	2.15	0.46
25:YA:754:C:H2'	25:YA:755:C:C6	2.51	0.46
25:YA:928:G:H5''	25:YA:929:G:OP2	2.14	0.46
30:YG:135:LEU:HD11	30:YG:157:ILE:HD12	1.98	0.46
31:YH:86:GLU:O	31:YH:132:ARG:HA	2.16	0.46
33:YN:35:ARG:O	33:YN:35:ARG:HG3	2.16	0.46
33:YN:46:VAL:HG13	33:YN:47:ALA:N	2.31	0.46
35:YP:46:LYS:O	35:YP:48:PRO:N	2.48	0.46
37:YR:61:HIS:O	37:YR:65:LEU:HD13	2.14	0.46
41:YV:2:PHE:CD1	41:YV:2:PHE:C	2.88	0.46
41:YV:6:LYS:HD3	41:YV:11:GLN:HG2	1.96	0.46
1:QA:540:G:H2'	1:QA:541:G:O4'	2.15	0.46
1:QA:618:C:N4	1:QA:621:A:N7	2.62	0.46
1:QA:953:G:C6	1:QA:954:G:C4	3.04	0.46
1:QA:980:C:H3'	1:QA:981:U:H6	1.80	0.46
2:QB:95:GLN:NE2	2:QB:147:LYS:HE2	2.27	0.46
4:QD:9:CYS:SG	4:QD:22:LYS:HE3	2.55	0.46
5:QE:12:LEU:HB3	5:QE:31:LEU:HB2	1.98	0.46
9:QI:59:PHE:CZ	9:QI:88:TYR:CE1	3.01	0.46
11:QK:104:GLN:O	11:QK:106:LYS:HG3	2.15	0.46
12:QL:43:VAL:HG23	12:QL:93:LEU:HD22	1.97	0.46
13:QM:80:ARG:O	13:QM:82:MET:O	2.33	0.46
19:QS:24:ALA:O	19:QS:25:LYS:CB	2.63	0.46
19:QS:40:ILE:CG1	19:QS:41:VAL:N	2.78	0.46
20:QT:53:LEU:HD12	20:QT:100:ILE:HG23	1.98	0.46
47:R1:79:GLY:N	47:R1:80:LEU:HD23	2.30	0.46
51:R5:43:HIS:N	51:R5:43:HIS:ND1	2.63	0.46
54:R8:29:LYS:HE3	54:R8:41:ILE:O	2.15	0.46

Continued on next page...

Continued from previous page...

Atom-1	Atom-2	Interatomic distance (Å)	Clash overlap (Å)
25:RA:1365:A:OP2	47:R1:3:LYS:HB2	2.15	0.46
25:RA:1542:G:O6	25:RA:1543:A:C6	2.65	0.46
25:RA:1846:G:H5'	25:RA:1847:A:OP2	2.15	0.46
25:RA:2071:A:H2	25:RA:2441:C:N3	2.12	0.46
25:RA:2102:U:H2'	25:RA:2103:C:C6	2.50	0.46
25:RA:2224:G:OP1	27:RD:268:ARG:HD3	2.15	0.46
25:RA:224:G:C2	25:RA:225:A:C4	3.03	0.46
25:RA:2538:C:H2'	25:RA:2539:C:C6	2.50	0.46
25:RA:1662:C:O2'	25:RA:2687:U:OP1	2.29	0.46
25:RA:2711:A:H5''	25:RA:2712:U:H5'	1.97	0.46
25:RA:612:G:C2	25:RA:617:G:C5	3.03	0.46
26:RB:33:G:O2'	26:RB:34:U:H5'	2.16	0.46
27:RD:27:THR:O	27:RD:29:PRO:CD	2.62	0.46
31:RH:153:LYS:HG3	31:RH:162:ILE:H	1.78	0.46
31:RH:4:ILE:CD1	31:RH:4:ILE:H	2.25	0.46
34:RO:104:ARG:HD3	39:RT:36:GLU:OE2	2.15	0.46
39:RT:57:PHE:O	39:RT:58:ASN:C	2.53	0.46
41:RV:30:GLY:O	41:RV:31:ALA:O	2.34	0.46
44:RY:68:HIS:O	44:RY:71:LYS:HB2	2.15	0.46
1:XA:1124:G:C8	1:XA:1124:G:OP2	2.67	0.46
1:XA:44:G:H2'	1:XA:45:U:O4'	2.15	0.46
1:XA:655:A:C2	1:XA:754:C:C4	3.04	0.46
1:XA:977:A:H1'	1:XA:982:U:O4	2.15	0.46
1:XA:986:A:H2'	1:XA:987:G:C8	2.50	0.46
2:XB:174:VAL:O	2:XB:178:ARG:HB3	2.15	0.46
3:XC:11:ARG:HG2	3:XC:11:ARG:HH11	1.79	0.46
3:XC:134:ILE:HG23	3:XC:151:VAL:HB	1.98	0.46
6:XF:41:GLU:HG2	6:XF:43:LEU:CD1	2.44	0.46
8:XH:80:ILE:HG23	8:XH:137:VAL:HG12	1.97	0.46
9:XI:112:LYS:C	9:XI:112:LYS:HD3	2.35	0.46
10:XJ:80:LYS:HB2	10:XJ:80:LYS:NZ	2.30	0.46
16:XP:13:HIS:C	16:XP:15:PRO:HD3	2.36	0.46
16:XP:60:LEU:CA	16:XP:64:ALA:HB3	2.43	0.46
18:XR:46:GLU:HG3	18:XR:47:THR:N	2.29	0.46
20:XT:28:ALA:C	20:XT:30:LYS:N	2.67	0.46
47:Y1:76:ARG:CD	47:Y1:76:ARG:H	2.28	0.46
25:YA:1004:C:H5''	25:YA:1005:C:OP1	2.15	0.46
25:YA:1104:C:H2'	25:YA:1105:U:C6	2.49	0.46
25:YA:1203:G:N1	25:YA:1241:A:OP2	2.44	0.46
25:YA:1319:G:O6	25:YA:1333:C:N4	2.46	0.46
25:YA:2404:C:O3'	35:YP:77:ARG:NH2	2.48	0.46

Continued on next page...

Continued from previous page...

Atom-1	Atom-2	Interatomic distance (Å)	Clash overlap (Å)
25:YA:24:G:C5	25:YA:25:U:C5	3.03	0.46
25:YA:273:G:C2	25:YA:273(A):G:C8	3.03	0.46
25:YA:531:C:H4'	25:YA:532:A:H5''	1.97	0.46
25:YA:83:G:O2'	25:YA:84:A:P	2.74	0.46
27:YD:165:ILE:C	27:YD:166:GLN:HE21	2.18	0.46
28:YE:103:ASP:OD2	28:YE:168:MET:HG2	2.15	0.46
29:YF:108:LYS:HA	29:YF:108:LYS:HZ3	1.79	0.46
29:YF:46:ARG:NH1	29:YF:46:ARG:CG	2.71	0.46
31:YH:89:ILE:HD13	31:YH:89:ILE:H	1.80	0.46
37:YR:56:LYS:C	37:YR:58:GLY:H	2.18	0.46
38:YS:5:THR:HG1	38:YS:7:TYR:HB3	1.79	0.46
38:YS:24:LEU:HB2	38:YS:85:VAL:HG12	1.98	0.46
40:YU:73:GLY:O	40:YU:74:LEU:CB	2.63	0.46
41:YV:5:VAL:HG13	41:YV:14:VAL:HG21	1.97	0.46
43:YX:26:TYR:HB3	43:YX:92:LEU:HD12	1.97	0.46
26:YB:77:U:P	45:YZ:19:ARG:HH22	2.38	0.46
1:QA:1053:G:N7	1:QA:1199:U:H3'	2.31	0.46
1:QA:1122:U:C4	1:QA:1123:A:N7	2.83	0.46
1:QA:1154:G:N3	1:QA:1155:G:C8	2.84	0.46
1:QA:1054:C:P	1:QA:1197:G:OP2	2.67	0.46
1:QA:1321:C:N4	1:QA:1322:C:N3	2.64	0.46
1:QA:509:A:C8	1:QA:509:A:H3'	2.51	0.46
1:QA:513:C:H42	1:QA:538:G:H1	1.62	0.46
1:QA:540:G:H2'	1:QA:541:G:H8	1.77	0.46
1:QA:715:A:H2'	1:QA:716:A:C8	2.51	0.46
7:QG:50:ILE:CG2	7:QG:61:VAL:HG21	2.45	0.46
8:QH:39:LEU:C	8:QH:45:ILE:HG12	2.35	0.46
8:QH:28:ALA:CB	8:QH:57:PRO:HB2	2.45	0.46
9:QI:28:VAL:O	9:QI:29:ASN:C	2.53	0.46
13:QM:87:TYR:C	13:QM:89:GLY:H	2.19	0.46
17:QQ:29:HIS:N	17:QQ:33:GLY:O	2.47	0.46
48:R2:7:ARG:NH1	48:R2:7:ARG:HG3	2.25	0.46
25:RA:1749:A:H2'	25:RA:1750:G:O4'	2.15	0.46
25:RA:1777:U:O2'	25:RA:1778:U:H5'	2.15	0.46
25:RA:2197:U:H1'	25:RA:2198:A:N7	2.30	0.46
25:RA:2327:A:N6	25:RA:2387:U:O4	2.48	0.46
25:RA:2419:U:O4	54:R8:30:ARG:CZ	2.63	0.46
25:RA:309:G:O3'	44:RY:18:GLY:HA2	2.15	0.46
25:RA:587:C:C5	25:RA:671:C:H1'	2.50	0.46
25:RA:869:G:N2	25:RA:908:C:O2	2.48	0.46
26:RB:48:A:H2'	26:RB:49:C:C6	2.50	0.46

Continued on next page...

Continued from previous page...

Atom-1	Atom-2	Interatomic distance (Å)	Clash overlap (Å)
27:RD:27:THR:CG2	27:RD:28:GLU:N	2.66	0.46
31:RH:127:GLU:OE2	31:RH:130:ARG:NH2	2.47	0.46
31:RH:9:ILE:O	31:RH:10:PRO:O	2.33	0.46
33:RN:134:ARG:N	33:RN:135:PRO:CD	2.58	0.46
34:RO:112:MET:O	34:RO:115:VAL:CG2	2.64	0.46
36:RQ:133:ARG:CG	36:RQ:134:ARG:N	2.78	0.46
43:RX:12:VAL:HG13	43:RX:12:VAL:O	2.15	0.46
43:RX:24:GLY:O	43:RX:82:GLN:HA	2.16	0.46
45:RZ:43:GLU:O	45:RZ:47:VAL:HG23	2.15	0.46
1:XA:1096:C:H2'	1:XA:1097:C:C6	2.49	0.46
1:XA:1112:C:O2	3:XC:178:LEU:HB2	2.15	0.46
1:XA:278:G:N2	17:XQ:95:TYR:HB3	2.30	0.46
1:XA:60:A:H8	1:XA:60:A:P	2.37	0.46
1:XA:735:C:H2'	1:XA:736:C:C6	2.50	0.46
1:XA:980:C:H5'	1:XA:981:U:OP2	2.16	0.46
1:XA:987:G:H1	1:XA:1218:C:N4	2.08	0.46
2:XB:77:ALA:HB1	2:XB:211:ILE:HG21	1.97	0.46
3:XC:73:PRO:O	3:XC:77:ILE:HG13	2.16	0.46
3:XC:6:HIS:C	3:XC:8:ILE:H	2.18	0.46
9:XI:9:ARG:HA	9:XI:76:ALA:HB1	1.96	0.46
1:XA:1150:U:O2	10:XJ:39:PRO:HG2	2.16	0.46
10:XJ:38:ILE:CD1	10:XJ:71:LEU:HB3	2.46	0.46
11:XK:80:VAL:O	11:XK:106:LYS:HD3	2.16	0.46
12:XL:127:GLU:O	12:XL:128:ALA:CB	2.62	0.46
15:XO:82:ILE:HD11	15:XO:88:ARG:HG2	1.95	0.46
18:XR:43:PHE:C	18:XR:44:LEU:HD12	2.36	0.46
20:XT:93:GLU:O	20:XT:93:GLU:HG2	2.15	0.46
20:XT:96:GLY:O	20:XT:99:LEU:HD13	2.16	0.46
50:Y4:15:ILE:HG22	50:Y4:20:ASN:CA	2.45	0.46
52:Y6:15:GLU:HB3	52:Y6:16:CYS:H	1.46	0.46
55:Y9:19:ARG:NH2	55:Y9:26:ILE:HD11	2.31	0.46
25:YA:1568:G:OP1	27:YD:61:LEU:N	2.48	0.46
25:YA:1605:C:C5	25:YA:1606:G:C5	3.03	0.46
25:YA:270(S):G:O5'	25:YA:270(S):G:H8	1.96	0.46
25:YA:282:A:C8	25:YA:359:A:C6	3.04	0.46
25:YA:377:C:H2'	25:YA:378:C:C6	2.50	0.46
25:YA:971:C:N4	25:YA:972:G:C2	2.84	0.46
27:YD:117:VAL:CG2	27:YD:128:GLY:C	2.84	0.46
29:YF:184:TYR:CD2	29:YF:188:ARG:HD2	2.50	0.46
30:YG:20:ILE:HD13	30:YG:25:TYR:HB2	1.98	0.46
32:YI:53:ALA:O	32:YI:56:LYS:HG3	2.14	0.46

Continued on next page...

Continued from previous page...

Atom-1	Atom-2	Interatomic distance (Å)	Clash overlap (Å)
25:YA:1006:C:H1'	33:YN:106:MET:CE	2.44	0.46
33:YN:30:ILE:O	33:YN:34:LEU:CD2	2.63	0.46
34:YO:61:VAL:O	34:YO:84:ALA:HB1	2.16	0.46
35:YP:37:GLY:O	35:YP:41:ARG:HD3	2.15	0.46
35:YP:85:LEU:HD23	35:YP:88:LEU:HD22	1.96	0.46
40:YU:8:VAL:O	40:YU:9:VAL:C	2.53	0.46
41:YV:61:VAL:HA	41:YV:94:LEU:HD23	1.97	0.46
42:YW:36:LEU:CD1	42:YW:47:VAL:HG12	2.44	0.46
1:QA:1415:G:C6	1:QA:1486:G:C6	3.04	0.46
1:QA:230:G:C2	1:QA:231:G:C4	3.04	0.46
1:QA:451:A:H1'	1:QA:452:A:C8	2.51	0.46
1:QA:474:G:H5''	16:QP:81:ARG:HE	1.81	0.46
1:QA:590:C:H2'	1:QA:591:U:C6	2.49	0.46
2:QB:224:GLN:HA	2:QB:229:VAL:HG23	1.97	0.46
3:QC:127:ARG:NH1	3:QC:127:ARG:CG	2.74	0.46
10:QJ:49:VAL:HG22	14:QN:41:ARG:CD	2.45	0.46
11:QK:34:ASP:HB2	11:QK:35:PRO:CD	2.45	0.46
14:QN:41:ARG:HH11	14:QN:41:ARG:HG2	1.79	0.46
20:QT:44:ALA:O	20:QT:91:LEU:HB3	2.16	0.46
20:QT:98:PRO:O	20:QT:100:ILE:N	2.42	0.46
47:R1:49:VAL:HG12	47:R1:51:VAL:CG2	2.45	0.46
49:R3:56:VAL:CG1	49:R3:57:GLU:N	2.74	0.46
49:R3:59:VAL:CG1	49:R3:60:GLU:H	2.28	0.46
52:R6:18:ARG:O	52:R6:19:ARG:O	2.33	0.46
54:R8:52:LYS:O	54:R8:52:LYS:CG	2.64	0.46
25:RA:1135:C:N4	25:RA:1139:G:C6	2.84	0.46
25:RA:1309:G:HO2'	25:RA:1611:C:HO2'	1.60	0.46
25:RA:195:A:H2'	25:RA:198:C:N4	2.30	0.46
25:RA:2156:G:C6	25:RA:2157:G:N2	2.83	0.46
25:RA:219:G:O2'	25:RA:220:G:H5'	2.16	0.46
25:RA:2232:U:P	47:R1:40:ARG:HH12	2.39	0.46
25:RA:2320:A:N3	25:RA:2320:A:H2'	2.31	0.46
25:RA:966:G:H2'	25:RA:967:C:C6	2.50	0.46
28:RE:33:VAL:HG12	28:RE:90:THR:H	1.81	0.46
29:RF:132:VAL:O	29:RF:133:ASN:C	2.52	0.46
29:RF:31:HIS:O	29:RF:34:TRP:HB3	2.15	0.46
30:RG:95:ARG:O	30:RG:96:ARG:C	2.54	0.46
25:RA:2667:C:O2	31:RH:109:PHE:HB3	2.15	0.46
32:RI:112:LYS:HG2	32:RI:112:LYS:H	1.33	0.46
32:RI:48:GLU:O	32:RI:51:ILE:HB	2.15	0.46
35:RP:81:GLN:HB3	35:RP:110:TYR:HB3	1.97	0.46

Continued on next page...

Continued from previous page...

Atom-1	Atom-2	Interatomic distance (Å)	Clash overlap (Å)
37:RR:29:LEU:CD1	37:RR:29:LEU:N	2.79	0.46
39:RT:29:ARG:NH1	39:RT:46:GLU:OE1	2.48	0.46
39:RT:36:GLU:O	39:RT:37:GLY:C	2.53	0.46
40:RU:27:LEU:HD12	40:RU:31:SER:HB3	1.98	0.46
42:RW:4:LYS:HA	42:RW:106:ILE:HA	1.98	0.46
44:RY:15:VAL:O	44:RY:21:LYS:HA	2.16	0.46
44:RY:35:TYR:O	44:RY:35:TYR:CD1	2.69	0.46
1:XA:1053:G:N7	1:XA:1199:U:H3'	2.30	0.46
1:XA:1206:G:C5	1:XA:1207:G:N7	2.84	0.46
1:XA:1263:C:H2'	1:XA:1264:C:H6	1.80	0.46
1:XA:1446:A:O2'	1:XA:1447:G:O4'	2.34	0.46
1:XA:352:C:H4'	1:XA:354:G:OP1	2.15	0.46
2:XB:24:TRP:CZ2	2:XB:26:PRO:HB3	2.51	0.46
2:XB:17:PHE:CD2	2:XB:44:LEU:HD21	2.47	0.46
3:XC:172:ARG:O	3:XC:173:VAL:CG2	2.63	0.46
3:XC:23:TYR:CG	3:XC:24:ALA:N	2.83	0.46
4:XD:135:LEU:C	4:XD:137:SER:H	2.18	0.46
4:XD:135:LEU:O	4:XD:137:SER:N	2.48	0.46
6:XF:100:ASN:HA	6:XF:100:ASN:HD22	1.48	0.46
7:XG:108:ALA:C	7:XG:110:GLN:H	2.19	0.46
8:XH:86:ILE:CG1	8:XH:133:LEU:HD22	2.46	0.46
12:XL:43:VAL:HG13	12:XL:55:VAL:CG2	2.45	0.46
14:XN:36:PHE:C	14:XN:36:PHE:CD1	2.88	0.46
15:XO:77:ARG:HA	15:XO:80:ALA:HB3	1.95	0.46
17:XQ:92:ARG:NH1	17:XQ:92:ARG:HG3	2.30	0.46
51:Y5:20:ARG:C	51:Y5:22:HIS:N	2.68	0.46
25:YA:1166:C:N4	25:YA:1183:G:H1	2.11	0.46
25:YA:1203:G:H3'	25:YA:1204:A:H5''	1.96	0.46
25:YA:1204:A:H1'	25:YA:1206:G:C8	2.51	0.46
25:YA:1374:G:C6	25:YA:1375:C:N3	2.83	0.46
25:YA:1608:A:C8	25:YA:1611:C:N4	2.83	0.46
25:YA:2451:A:N1	56:Z8:76:PPU:HE2	2.30	0.46
25:YA:2572:A:C4	28:YE:144:ARG:NH2	2.83	0.46
25:YA:2822:G:H2'	25:YA:2823:A:H5''	1.97	0.46
25:YA:846:C:C4	25:YA:930:U:C4	3.04	0.46
27:YD:102:LYS:O	27:YD:103:ARG:HG3	2.15	0.46
27:YD:198:ASN:ND2	27:YD:198:ASN:C	2.69	0.46
27:YD:18:VAL:CG1	27:YD:19:ALA:N	2.78	0.46
28:YE:54:GLN:CA	28:YE:54:GLN:HE21	2.27	0.46
31:YH:4:ILE:HG13	31:YH:6:ARG:HD3	1.97	0.46
34:YO:104:ARG:HG2	34:YO:121:VAL:HG12	1.97	0.46

Continued on next page...

Continued from previous page...

Atom-1	Atom-2	Interatomic distance (Å)	Clash overlap (Å)
35:YP:144:GLU:N	35:YP:144:GLU:OE1	2.48	0.46
36:YQ:109:VAL:HG13	36:YQ:113:GLN:OE1	2.16	0.46
37:YR:79:LEU:HD23	37:YR:79:LEU:O	2.16	0.46
38:YS:28:VAL:HG11	38:YS:98:VAL:HG12	1.97	0.46
39:YT:96:ARG:CB	39:YT:96:ARG:HH11	2.29	0.46
25:YA:65:C:H5'	43:YX:71:GLY:HA3	1.96	0.46
1:QA:1172:C:H2'	1:QA:1173:G:H8	1.79	0.46
1:QA:1310:G:OP1	13:QM:77:ASN:ND2	2.46	0.46
1:QA:1326:C:OP1	21:QU:17:THR:OG1	2.18	0.46
1:QA:564:C:C4	1:QA:565:U:C4	3.04	0.46
1:QA:579:G:C6	1:QA:580:U:C4	3.04	0.46
1:QA:688:G:H2'	1:QA:689:C:H6	1.80	0.46
6:QF:3:ARG:HH11	6:QF:3:ARG:HG3	1.81	0.46
7:QG:95:ARG:NE	7:QG:99:LEU:HD11	2.30	0.46
13:QM:30:ALA:O	13:QM:33:ALA:N	2.47	0.46
13:QM:23:TYR:HB2	13:QM:67:GLU:OE1	2.15	0.46
13:QM:65:LYS:NZ	13:QM:69:GLU:HG2	2.30	0.46
13:QM:7:VAL:CG1	30:RG:115:ARG:HH12	2.28	0.46
17:QQ:100:LYS:O	17:QQ:101:ARG:HB2	2.15	0.46
18:QR:43:PHE:C	18:QR:51:LEU:HD12	2.36	0.46
47:R1:76:ARG:HD2	47:R1:76:ARG:N	2.29	0.46
47:R1:83:GLU:OE1	47:R1:85:LEU:HB2	2.15	0.46
48:R2:15:LYS:H	48:R2:67:LYS:HZ3	1.63	0.46
25:RA:1204:A:C2	25:RA:1206:G:C2	3.04	0.46
25:RA:1818:U:H2'	27:RD:157:ARG:HG3	1.98	0.46
25:RA:1988:C:H2'	25:RA:1989:G:O4'	2.16	0.46
25:RA:2703:C:H2'	25:RA:2703:C:O2	2.14	0.46
25:RA:588:U:O4	25:RA:670:A:H1'	2.16	0.46
28:RE:89:ASP:O	28:RE:90:THR:O	2.33	0.46
31:RH:86:GLU:O	31:RH:132:ARG:HA	2.15	0.46
33:RN:46:VAL:HG13	33:RN:47:ALA:N	2.31	0.46
34:RO:101:PRO:HA	34:RO:120:GLU:O	2.16	0.46
36:RQ:66:ILE:O	36:RQ:104:PHE:N	2.49	0.46
37:RR:75:LEU:HA	37:RR:78:LYS:HB3	1.97	0.46
37:RR:85:PRO:C	37:RR:87:TYR:H	2.19	0.46
43:RX:8:ILE:CD1	43:RX:42:ALA:HB1	2.46	0.46
1:XA:437:U:H2'	1:XA:438:G:O4'	2.15	0.46
1:XA:468:A:O3'	16:XP:80:PHE:O	2.33	0.46
1:XA:51:A:N7	1:XA:114:U:O2'	2.44	0.46
1:XA:833:U:H3	1:XA:853:G:H1	1.64	0.46
8:XH:122:ARG:O	8:XH:125:ARG:N	2.46	0.46

Continued on next page...

Continued from previous page...

Atom-1	Atom-2	Interatomic distance (Å)	Clash overlap (Å)
10:XJ:32:ALA:HB3	10:XJ:76:ASN:CB	2.34	0.46
11:XK:34:ASP:HB2	11:XK:35:PRO:CD	2.45	0.46
16:XP:30:GLY:O	16:XP:31:LYS:C	2.54	0.46
17:XQ:76:LEU:HD11	17:XQ:79:SER:H	1.80	0.46
49:Y3:28:LEU:HA	49:Y3:33:GLN:OE1	2.16	0.46
51:Y5:36:CYS:C	51:Y5:38:ALA:H	2.19	0.46
51:Y5:54:GLY:O	51:Y5:55:ARG:C	2.54	0.46
54:Y8:40:GLU:C	54:Y8:42:ARG:N	2.68	0.46
25:YA:1180:C:H5'	25:YA:1181:C:OP2	2.15	0.46
25:YA:1862:G:C2	25:YA:1863:G:N7	2.84	0.46
25:YA:2073:C:H2'	25:YA:2074:U:C6	2.47	0.46
25:YA:2301:C:C4	25:YA:2302:G:N7	2.84	0.46
25:YA:2031:A:N7	25:YA:2498:C:H1'	2.30	0.46
25:YA:2532:G:H4'	25:YA:2657:A:C2	2.50	0.46
25:YA:2556:C:H2'	25:YA:2557:G:O4'	2.14	0.46
25:YA:682:G:C6	25:YA:683:C:C4	3.03	0.46
26:YB:111:U:H2'	26:YB:112:G:C8	2.51	0.46
27:YD:105:ILE:HG23	27:YD:106:ILE:O	2.15	0.46
27:YD:48:ARG:NH1	27:YD:48:ARG:HG3	2.31	0.46
27:YD:35:LYS:HE3	27:YD:65:ILE:N	2.31	0.46
28:YE:3:GLY:HA3	28:YE:81:ILE:HG21	1.97	0.46
28:YE:63:LEU:O	28:YE:64:LYS:CB	2.62	0.46
30:YG:102:PHE:HA	30:YG:105:LYS:HE3	1.98	0.46
30:YG:36:LYS:O	30:YG:37:VAL:HG23	2.15	0.46
31:YH:106:THR:HG22	31:YH:112:PRO:HB3	1.97	0.46
31:YH:53:GLU:HA	31:YH:53:GLU:OE1	2.16	0.46
33:YN:97:ARG:HA	33:YN:100:GLU:HB3	1.97	0.46
34:YO:7:TYR:CD1	34:YO:20:MET:HB2	2.50	0.46
35:YP:23:PRO:O	35:YP:23:PRO:HG2	2.15	0.46
36:YQ:87:LYS:O	36:YQ:89:ASN:N	2.43	0.46
37:YR:1:MET:O	37:YR:2:ARG:HB2	2.15	0.46
38:YS:13:ARG:O	38:YS:14:VAL:HB	2.15	0.46
39:YT:6:LEU:O	39:YT:10:VAL:HG23	2.16	0.46
39:YT:118:ARG:NH2	39:YT:121:ILE:HD12	2.31	0.46
40:YU:98:LEU:C	40:YU:98:LEU:HD23	2.36	0.46
41:YV:16:PRO:HA	41:YV:96:ILE:O	2.14	0.46
42:YW:48:ALA:O	42:YW:49:LYS:C	2.53	0.46
1:QA:1195:C:N3	1:QA:1197:G:C8	2.84	0.46
1:QA:429:U:C4'	1:QA:430:A:H5''	2.45	0.46
2:QB:170:GLU:CA	2:QB:172:ILE:HD12	2.46	0.46
2:QB:17:PHE:CD2	2:QB:44:LEU:HD21	2.47	0.46

Continued on next page...

Continued from previous page...

Atom-1	Atom-2	Interatomic distance (Å)	Clash overlap (Å)
3:QC:108:ASN:HB3	3:QC:111:LEU:HG	1.98	0.46
4:QD:126:ILE:HG22	4:QD:127:THR:H	1.80	0.46
5:QE:12:LEU:HD21	5:QE:14:ARG:HB3	1.98	0.46
7:QG:57:GLU:O	7:QG:59:LEU:N	2.49	0.46
8:QH:91:ARG:NH1	8:QH:91:ARG:HG2	2.25	0.46
9:QI:40:LEU:C	9:QI:42:ARG:H	2.18	0.46
10:QJ:44:VAL:HG12	10:QJ:45:ARG:N	2.30	0.46
10:QJ:95:GLU:HA	10:QJ:95:GLU:OE2	2.16	0.46
15:QO:76:GLU:C	15:QO:78:TYR:N	2.68	0.46
16:QP:30:GLY:O	16:QP:31:LYS:C	2.54	0.46
1:QA:1223:C:OP1	19:QS:78:ARG:NH1	2.48	0.46
20:QT:98:PRO:C	20:QT:100:ILE:H	2.18	0.46
20:QT:26:ASN:ND2	20:QT:26:ASN:N	2.62	0.46
20:QT:49:ALA:HB2	20:QT:99:LEU:HD22	1.97	0.46
46:R0:43:THR:O	46:R0:43:THR:HG23	2.16	0.46
49:R3:18:ASP:O	49:R3:21:ALA:N	2.49	0.46
25:RA:1461:G:H2'	25:RA:1462:C:H6	1.79	0.46
25:RA:145:G:H2'	25:RA:146:G:C8	2.51	0.46
25:RA:1797:C:C4	25:RA:1798:U:C5	3.04	0.46
25:RA:2197:U:O2'	25:RA:2198:A:H5''	2.16	0.46
25:RA:2211:G:N3	25:RA:2211:G:H2'	2.31	0.46
25:RA:256:A:C2	25:RA:257:A:C4	3.03	0.46
25:RA:26:G:C6	25:RA:27:G:N1	2.84	0.46
25:RA:345:A:C2'	25:RA:347:A:H62	2.29	0.46
26:RB:29:A:P	38:RS:32:LEU:HG	2.56	0.46
27:RD:136:ILE:N	27:RD:136:ILE:HD12	2.30	0.46
27:RD:61:LEU:HB3	27:RD:63:ARG:NH1	2.31	0.46
28:RE:20:ALA:C	28:RE:21:VAL:HG13	2.35	0.46
28:RE:54:GLN:CA	28:RE:54:GLN:HE21	2.27	0.46
30:RG:37:VAL:HG22	30:RG:159:VAL:CA	2.34	0.46
31:RH:4:ILE:HG13	31:RH:6:ARG:HD3	1.97	0.46
33:RN:30:ILE:O	33:RN:34:LEU:CD2	2.63	0.46
35:RP:85:LEU:HD23	35:RP:88:LEU:HD22	1.97	0.46
36:RQ:109:VAL:HG13	36:RQ:113:GLN:OE1	2.16	0.46
38:RS:13:ARG:O	38:RS:14:VAL:HB	2.16	0.46
26:RB:116:G:H4'	38:RS:54:LEU:O	2.16	0.46
38:RS:56:LEU:O	38:RS:57:LYS:C	2.53	0.46
38:RS:28:VAL:HG11	38:RS:98:VAL:HG12	1.97	0.46
39:RT:118:ARG:NH2	39:RT:121:ILE:HD12	2.31	0.46
39:RT:96:ARG:CB	39:RT:96:ARG:HH11	2.29	0.46
41:RV:47:VAL:O	41:RV:48:GLY:O	2.34	0.46

Continued on next page...

Continued from previous page...

Atom-1	Atom-2	Interatomic distance (Å)	Clash overlap (Å)
1:XA:1157:A:N1	1:XA:1180:A:C5	2.84	0.46
1:XA:1178:G:C8	1:XA:1180:A:OP2	2.69	0.46
1:XA:156:G:H1	1:XA:165:C:H42	1.63	0.46
1:XA:890:G:O2'	1:XA:906:G:N1	2.47	0.46
1:XA:948:C:C5	13:XM:106:ASN:ND2	2.78	0.46
3:XC:42:LEU:HD12	3:XC:45:LYS:HZ3	1.79	0.46
3:XC:58:GLU:O	3:XC:59:ARG:HG3	2.15	0.46
6:XF:22:GLU:CD	6:XF:82:ARG:HH21	2.18	0.46
5:XE:93:PRO:HG3	8:XH:105:ARG:HG3	1.98	0.46
10:XJ:44:VAL:HG12	10:XJ:45:ARG:N	2.30	0.46
1:XA:1492:A:OP1	12:XL:47:LYS:HG3	2.16	0.46
21:XU:14:TRP:CE3	21:XU:15:ARG:NH1	2.83	0.46
24:XY:40:G:H2'	24:XY:41:A:C8	2.51	0.46
49:Y3:59:VAL:CG1	49:Y3:60:GLU:H	2.29	0.46
19:XS:5:LEU:CD2	50:Y4:66:SER:HB2	2.45	0.46
25:YA:1587:A:H2'	25:YA:1588:C:C6	2.51	0.46
25:YA:1843:C:N4	25:YA:1844:C:N4	2.64	0.46
25:YA:195:A:H5''	35:YP:46:LYS:HZ3	1.81	0.46
25:YA:2024:G:C6	25:YA:2025:C:C4	3.04	0.46
25:YA:2063:C:C4	25:YA:2064:C:C5	3.04	0.46
25:YA:2097:C:H2'	25:YA:2098:U:O4'	2.16	0.46
25:YA:2336:A:H61	46:Y0:43:THR:CG2	2.28	0.46
25:YA:2389:G:H5''	25:YA:2390:U:C5'	2.45	0.46
25:YA:2592:G:C6	25:YA:2593:U:N3	2.84	0.46
25:YA:2661:G:H2'	25:YA:2662:A:C8	2.51	0.46
25:YA:2674:G:H2'	25:YA:2675:A:C8	2.51	0.46
25:YA:2877:G:H2'	25:YA:2878:U:O4'	2.16	0.46
25:YA:348:G:C2	25:YA:349:G:C8	3.03	0.46
26:YB:95:U:H2'	26:YB:96:G:H8	1.79	0.46
27:YD:148:GLU:HB2	27:YD:151:LYS:HD2	1.98	0.46
27:YD:211:ARG:HG2	27:YD:211:ARG:HH11	1.80	0.46
28:YE:87:GLU:O	28:YE:89:ASP:N	2.48	0.46
31:YH:86:GLU:O	31:YH:87:LEU:CB	2.64	0.46
33:YN:128:HIS:HB2	33:YN:129:PRO:CD	2.46	0.46
34:YO:101:PRO:HA	34:YO:120:GLU:O	2.16	0.46
34:YO:8:LEU:N	34:YO:8:LEU:CD2	2.76	0.46
35:YP:1:MET:O	35:YP:2:LYS:HG3	2.16	0.46
36:YQ:66:ILE:H	36:YQ:104:PHE:HA	1.80	0.46
36:YQ:87:LYS:HG2	36:YQ:87:LYS:O	2.15	0.46
37:YR:75:LEU:HA	37:YR:78:LYS:HB3	1.97	0.46
41:YV:22:VAL:HG12	41:YV:23:GLU:H	1.76	0.46

Continued on next page...

Continued from previous page...

Atom-1	Atom-2	Interatomic distance (Å)	Clash overlap (Å)
43:YX:12:VAL:O	43:YX:12:VAL:HG13	2.15	0.46
43:YX:35:THR:O	43:YX:35:THR:HG23	2.16	0.46
43:YX:65:ARG:N	43:YX:65:ARG:CD	2.79	0.46
44:YY:15:VAL:O	44:YY:21:LYS:HA	2.16	0.46
1:QA:1349:A:H2'	1:QA:1350:A:H8	1.81	0.46
1:QA:156:G:N2	1:QA:165:C:N3	2.57	0.46
1:QA:701:C:O2'	1:QA:702:A:OP2	2.29	0.46
2:QB:163:PHE:CE1	2:QB:215:LEU:HD22	2.50	0.46
3:QC:113:ALA:O	3:QC:115:LEU:N	2.48	0.46
3:QC:124:ILE:C	3:QC:126:ARG:H	2.19	0.46
3:QC:15:THR:HG22	3:QC:15:THR:O	2.15	0.46
3:QC:6:HIS:C	3:QC:8:ILE:H	2.18	0.46
6:QF:101:ALA:HA	18:QR:28:GLU:CG	2.46	0.46
6:QF:68:PRO:HG3	6:QF:71:ARG:NH2	2.31	0.46
6:QF:72:VAL:HG23	6:QF:90:VAL:HG11	1.98	0.46
7:QG:54:THR:HG23	7:QG:54:THR:O	2.16	0.46
8:QH:110:ALA:HB3	8:QH:121:ASP:HB3	1.98	0.46
8:QH:86:ILE:HG13	8:QH:133:LEU:CD2	2.44	0.46
12:QL:126:LYS:C	12:QL:128:ALA:N	2.69	0.46
22:QV:49:G:O6	22:QV:65:C:N4	2.49	0.46
50:R4:15:ILE:HG22	50:R4:20:ASN:CA	2.45	0.46
50:R4:56:VAL:HA	50:R4:60:GLN:CB	2.28	0.46
25:RA:1386:C:C5'	25:RA:1396:U:H5	2.28	0.46
25:RA:140:A:C8	25:RA:1408:C:O2'	2.66	0.46
25:RA:1632:A:N7	25:RA:1633:G:C6	2.83	0.46
25:RA:1638:C:H2'	25:RA:1639:U:O4'	2.15	0.46
25:RA:1764:G:H4'	25:RA:1764:G:OP2	2.16	0.46
25:RA:186:G:H2'	25:RA:187:G:H8	1.81	0.46
25:RA:2100:G:H1	25:RA:2189:U:H3	1.63	0.46
25:RA:2426:A:H3'	25:RA:2427:C:H5'	1.98	0.46
25:RA:250:G:H2'	25:RA:251:A:C8	2.51	0.46
25:RA:2801:A:O5'	25:RA:2801:A:H8	1.98	0.46
25:RA:462:C:C2	25:RA:463:G:C8	3.03	0.46
25:RA:787:U:H5''	25:RA:788:A:H5'	1.97	0.46
25:RA:78:A:H2'	25:RA:79:G:H8	1.81	0.46
27:RD:117:VAL:CG2	27:RD:128:GLY:C	2.84	0.46
27:RD:69:ARG:C	27:RD:71:ASP:N	2.69	0.46
28:RE:50:GLY:CA	28:RE:74:PRO:HG3	2.45	0.46
25:RA:451:C:H4'	29:RF:52:LYS:HZ1	1.79	0.46
30:RG:111:LEU:HD22	30:RG:120:LEU:HD21	1.96	0.46
30:RG:135:LEU:HD11	30:RG:157:ILE:HD12	1.98	0.46

Continued on next page...

Continued from previous page...

Atom-1	Atom-2	Interatomic distance (Å)	Clash overlap (Å)
30:RG:14:GLU:O	30:RG:17:PRO:HD2	2.16	0.46
33:RN:36:GLY:O	33:RN:42:TRP:HE3	1.98	0.46
35:RP:45:LEU:CD1	35:RP:45:LEU:N	2.79	0.46
35:RP:6:LEU:HD22	35:RP:6:LEU:N	2.31	0.46
38:RS:24:LEU:HB2	38:RS:85:VAL:HG12	1.98	0.46
25:RA:2376:A:N6	38:RS:89:ARG:HH11	2.12	0.46
40:RU:69:CYS:O	40:RU:74:LEU:HD12	2.16	0.46
43:RX:35:THR:HG23	43:RX:35:THR:O	2.16	0.46
44:RY:56:PRO:O	44:RY:57:GLN:C	2.53	0.46
45:RZ:48:PHE:CZ	45:RZ:52:SER:HA	2.51	0.46
1:XA:1127:G:N2	1:XA:1145:C:C2	2.82	0.46
1:XA:781:A:H4'	1:XA:1522:U:O2'	2.16	0.46
4:XD:146:ILE:CD1	4:XD:146:ILE:N	2.73	0.46
8:XH:49:GLU:O	8:XH:49:GLU:HG3	2.14	0.46
9:XI:40:LEU:C	9:XI:42:ARG:H	2.18	0.46
13:XM:23:TYR:HB3	13:XM:67:GLU:HA	1.98	0.46
16:XP:71:ARG:HH11	16:XP:71:ARG:HB2	1.79	0.46
20:XT:99:LEU:O	20:XT:100:ILE:HB	2.15	0.46
54:Y8:44:LYS:HD2	54:Y8:44:LYS:N	2.30	0.46
25:YA:1174:A:H2'	25:YA:1174:A:N3	2.31	0.46
25:YA:1621:U:HO2'	25:YA:1622:G:H8	1.64	0.46
25:YA:2171:A:O2'	25:YA:2172:U:O5'	2.34	0.46
25:YA:2209:C:O2	25:YA:2216:G:C2	2.68	0.46
25:YA:2660:A:H2'	25:YA:2661:G:O4'	2.15	0.46
25:YA:2682:U:O4	25:YA:2728:U:H1'	2.16	0.46
25:YA:389:G:N1	35:YP:71:VAL:HG12	2.30	0.46
25:YA:524:U:H2'	25:YA:525:U:C6	2.51	0.46
25:YA:78:A:H2'	25:YA:79:G:C8	2.50	0.46
25:YA:841:A:H2'	25:YA:842:G:C8	2.51	0.46
25:YA:937:U:H2'	25:YA:938:G:O4'	2.15	0.46
27:YD:61:LEU:HB3	27:YD:63:ARG:NH1	2.31	0.46
28:YE:137:HIS:CB	28:YE:138:PRO:HD2	2.41	0.46
30:YG:116:ASP:O	30:YG:117:PHE:CB	2.51	0.46
30:YG:95:ARG:O	30:YG:96:ARG:C	2.54	0.46
31:YH:151:ILE:O	31:YH:152:ARG:O	2.34	0.46
33:YN:36:GLY:O	33:YN:42:TRP:HE3	1.98	0.46
25:YA:2277:G:H5''	36:YQ:85:LYS:CB	2.46	0.46
37:YR:78:LYS:HG2	37:YR:78:LYS:O	2.15	0.46
38:YS:61:ASN:O	38:YS:65:VAL:HG23	2.15	0.46
28:YE:7:VAL:HG11	39:YT:1:MET:CE	2.45	0.46
41:YV:36:PRO:HA	41:YV:56:SER:HG	1.81	0.46

Continued on next page...

Continued from previous page...

Atom-1	Atom-2	Interatomic distance (Å)	Clash overlap (Å)
45:YZ:73:GLN:HB3	45:YZ:87:ASP:OD1	2.16	0.46
1:QA:1510:U:O2	1:QA:1526:G:C2	2.68	0.46
1:QA:458:C:C2	1:QA:464:G:C8	3.04	0.46
3:QC:8:ILE:C	3:QC:10:PHE:N	2.69	0.46
4:QD:187:ARG:HG2	4:QD:187:ARG:HH11	1.81	0.46
11:QK:41:THR:CG2	11:QK:42:TRP:N	2.79	0.46
13:QM:10:PRO:HG3	13:QM:18:ALA:O	2.16	0.46
13:QM:3:ARG:O	13:QM:4:ILE:HD13	2.16	0.46
16:QP:58:TYR:O	16:QP:61:SER:OG	2.27	0.46
47:R1:60:PHE:CE2	47:R1:91:LYS:NZ	2.84	0.46
30:RG:104:GLU:OE1	50:R4:23:GLU:HB3	2.15	0.46
50:R4:50:VAL:O	50:R4:50:VAL:HG13	2.15	0.46
25:RA:1709:U:H2'	25:RA:1710:C:C6	2.51	0.46
1:QA:784:C:H4'	25:RA:1837:C:OP1	2.16	0.46
25:RA:2128:C:O2'	25:RA:2129:C:H5'	2.16	0.46
25:RA:2226:C:H2'	25:RA:2227:A:O4'	2.16	0.46
25:RA:271:G:H2'	25:RA:272:G:H8	1.81	0.46
25:RA:807:U:H2'	25:RA:808:G:H8	1.80	0.46
28:RE:103:ASP:OD2	28:RE:168:MET:HG2	2.15	0.46
28:RE:172:VAL:HG13	28:RE:182:LEU:HD11	1.98	0.46
31:RH:13:LYS:HE2	31:RH:13:LYS:CA	2.40	0.46
32:RI:13:GLY:HA3	32:RI:17:GLN:OE1	2.16	0.46
34:RO:86:ILE:CD1	34:RO:86:ILE:H	2.28	0.46
35:RP:1:MET:O	35:RP:2:LYS:HG3	2.16	0.46
38:RS:26:LEU:HD22	38:RS:87:PHE:CD1	2.46	0.46
28:RE:7:VAL:HG11	39:RT:1:MET:CE	2.45	0.46
39:RT:51:ARG:CG	39:RT:98:LYS:HG3	2.44	0.46
39:RT:58:ASN:N	39:RT:58:ASN:HD22	2.10	0.46
45:RZ:5:LEU:HB3	45:RZ:59:LEU:HA	1.98	0.46
1:XA:1126:U:C5	1:XA:1127:G:C4	3.04	0.46
1:XA:1497:G:C2'	1:XA:1498:U:H5'	2.38	0.46
1:XA:636:U:H2'	1:XA:637:G:H8	1.78	0.46
4:XD:30:LYS:O	4:XD:32:ALA:N	2.49	0.46
9:XI:83:ARG:C	9:XI:86:VAL:HG12	2.36	0.46
10:XJ:4:ILE:O	10:XJ:74:ILE:HD13	2.16	0.46
12:XL:27:LEU:HD13	12:XL:28:LYS:N	2.30	0.46
17:XQ:100:LYS:O	17:XQ:101:ARG:HB2	2.15	0.46
1:XA:1314:C:C5	19:XS:4:SER:HB2	2.47	0.46
49:Y3:18:ASP:O	49:Y3:21:ALA:N	2.49	0.46
49:Y3:43:ILE:O	49:Y3:47:VAL:HG23	2.16	0.46
25:YA:1473:G:H8	25:YA:1473:G:O5'	1.98	0.46

Continued on next page...

Continued from previous page...

Atom-1	Atom-2	Interatomic distance (Å)	Clash overlap (Å)
25:YA:2151:G:H2'	25:YA:2152:G:H8	1.81	0.46
25:YA:2236:C:H2'	25:YA:2237:G:O4'	2.15	0.46
25:YA:2439:A:C5'	25:YA:2439:A:H8	2.26	0.46
25:YA:2469:A:OP1	25:YA:2469:A:H4'	2.14	0.46
25:YA:2547:U:H2'	25:YA:2548:G:C8	2.50	0.46
25:YA:2592:G:C6	25:YA:2593:U:C2	3.04	0.46
25:YA:273:G:N3	25:YA:273(A):G:C8	2.84	0.46
25:YA:2831:G:O2'	25:YA:2883:A:H2'	2.16	0.46
25:YA:696:G:N2	25:YA:697:C:C2	2.84	0.46
25:YA:952:G:P	36:YQ:16:ARG:HH12	2.39	0.46
26:YB:74:U:H2'	26:YB:75:G:O4'	2.16	0.46
28:YE:129:HIS:O	28:YE:130:GLY:C	2.53	0.46
30:YG:14:GLU:HB3	30:YG:15:VAL:H	1.56	0.46
31:YH:88:LEU:HD22	31:YH:163:TYR:O	2.16	0.46
33:YN:36:GLY:O	33:YN:42:TRP:CE3	2.69	0.46
36:YQ:63:LYS:HE2	36:YQ:65:PHE:CZ	2.51	0.46
37:YR:3:HIS:C	37:YR:5:LYS:H	2.17	0.46
38:YS:74:ALA:O	38:YS:75:GLU:C	2.54	0.46
40:YU:69:CYS:O	40:YU:74:LEU:HD12	2.16	0.46
42:YW:28:SER:C	42:YW:30:GLU:N	2.69	0.46
1:QA:1061:G:O4'	10:QJ:56:HIS:CD2	2.69	0.46
1:QA:1072:G:H2'	1:QA:1073:U:C6	2.51	0.46
1:QA:1101:A:H4'	1:QA:1102:A:O5'	2.16	0.46
1:QA:1502:A:H2	1:QA:1505:G:H22	1.64	0.46
1:QA:153:C:H6	1:QA:153:C:O5'	1.99	0.46
1:QA:46:G:O2'	1:QA:365:U:H1'	2.16	0.46
1:QA:468:A:H1'	16:QP:82:GLN:HE21	1.79	0.46
1:QA:493:G:H2'	1:QA:494:U:C5	2.50	0.46
1:QA:578:C:H1'	1:QA:729:A:H1'	1.98	0.46
1:QA:598:U:H2'	1:QA:599:C:C6	2.50	0.46
1:QA:937:A:C2	1:QA:1379:G:C6	3.03	0.46
2:QB:162:ILE:CD1	2:QB:184:VAL:HG13	2.44	0.46
2:QB:92:TYR:C	2:QB:92:TYR:CD1	2.88	0.46
3:QC:172:ARG:O	3:QC:173:VAL:CG2	2.63	0.46
3:QC:43:LEU:HD22	3:QC:47:LEU:CD2	2.46	0.46
3:QC:53:ALA:O	3:QC:54:ARG:HB2	2.16	0.46
3:QC:68:VAL:HG12	3:QC:70:VAL:HG23	1.98	0.46
3:QC:87:LEU:C	3:QC:89:GLU:H	2.19	0.46
4:QD:13:ARG:NH2	4:QD:36:ARG:NH2	2.64	0.46
5:QE:55:VAL:O	5:QE:58:ALA:HB3	2.16	0.46
6:QF:44:GLY:HA2	6:QF:59:TYR:CE2	2.51	0.46

Continued on next page...

Continued from previous page...

Atom-1	Atom-2	Interatomic distance (Å)	Clash overlap (Å)
8:QH:49:GLU:O	8:QH:49:GLU:HG3	2.14	0.46
17:QQ:84:LEU:O	17:QQ:86:GLU:N	2.49	0.46
20:QT:22:ARG:O	20:QT:26:ASN:ND2	2.49	0.46
20:QT:56:MET:HG3	20:QT:88:VAL:HG21	1.98	0.46
46:R0:51:VAL:HG21	46:R0:79:VAL:O	2.16	0.46
52:R6:15:GLU:OE2	52:R6:44:ARG:NH1	2.49	0.46
25:RA:686:G:N7	53:R7:5:TRP:CH2	2.84	0.46
25:RA:2466:C:H5'	55:R9:5:ALA:HB3	1.98	0.46
25:RA:1312:U:H5'	25:RA:1312:U:H6	1.81	0.46
25:RA:1654:A:OP1	37:RR:1:MET:O	2.33	0.46
25:RA:1853:A:N3	25:RA:2233:U:O2'	2.43	0.46
25:RA:1854:A:N1	25:RA:2087:G:O2'	2.36	0.46
25:RA:2298:A:C8	25:RA:2299:G:C8	3.04	0.46
25:RA:452:G:C2	25:RA:458:G:C5	3.04	0.46
25:RA:49:A:H5''	25:RA:51:G:H5'	1.97	0.46
25:RA:689:A:H2'	25:RA:690:G:C8	2.51	0.46
25:RA:879:G:N3	25:RA:880:G:H1'	2.31	0.46
27:RD:105:ILE:HG23	27:RD:106:ILE:O	2.15	0.46
27:RD:35:LYS:HE3	27:RD:65:ILE:N	2.31	0.46
28:RE:47:VAL:HG23	28:RE:47:VAL:O	2.16	0.46
28:RE:95:ILE:O	28:RE:95:ILE:HG22	2.16	0.46
30:RG:121:ASN:C	30:RG:123:ASN:H	2.19	0.46
30:RG:14:GLU:O	30:RG:17:PRO:HG2	2.15	0.46
31:RH:88:LEU:HD22	31:RH:163:TYR:O	2.16	0.46
31:RH:37:VAL:HG11	31:RH:68:THR:HG23	1.98	0.46
31:RH:59:ARG:CG	31:RH:59:ARG:NH1	2.79	0.46
33:RN:112:LEU:O	33:RN:116:LEU:HG	2.16	0.46
34:RO:61:VAL:O	34:RO:84:ALA:HB1	2.16	0.46
36:RQ:23:GLY:O	36:RQ:24:GLY:C	2.54	0.46
25:RA:2723:C:O3'	37:RR:1:MET:HE2	2.16	0.46
38:RS:89:ARG:O	38:RS:90:GLY:C	2.54	0.46
40:RU:106:PHE:O	40:RU:109:LEU:HB2	2.15	0.46
40:RU:98:LEU:HD23	40:RU:98:LEU:C	2.36	0.46
43:RX:43:VAL:HG11	43:RX:51:VAL:HG21	1.97	0.46
44:RY:90:LEU:N	44:RY:90:LEU:CD2	2.73	0.46
1:XA:1145:C:H5'	1:XA:1146:A:OP1	2.16	0.46
1:XA:385:C:H2'	1:XA:386:C:C6	2.51	0.46
1:XA:503:C:OP2	12:XL:116:SER:HB3	2.16	0.46
2:XB:122:PHE:HD1	2:XB:139:LYS:NZ	2.09	0.46
3:XC:108:ASN:HB3	3:XC:111:LEU:HG	1.97	0.46
7:XG:140:ASP:C	7:XG:142:GLU:N	2.69	0.46

Continued on next page...

Continued from previous page...

Atom-1	Atom-2	Interatomic distance (Å)	Clash overlap (Å)
7:XG:57:GLU:O	7:XG:59:LEU:N	2.49	0.46
9:XI:11:LYS:O	9:XI:12:GLU:HB2	2.16	0.46
9:XI:28:VAL:O	9:XI:29:ASN:C	2.53	0.46
9:XI:42:ARG:O	9:XI:45:ALA:HB3	2.16	0.46
10:XJ:21:GLN:O	10:XJ:21:GLN:HG2	2.16	0.46
10:XJ:39:PRO:CB	10:XJ:70:ARG:HH12	2.27	0.46
17:XQ:84:LEU:O	17:XQ:86:GLU:N	2.49	0.46
19:XS:24:ALA:O	19:XS:25:LYS:CB	2.63	0.46
47:Y1:80:LEU:CB	47:Y1:81:LYS:HE2	2.44	0.46
51:Y5:43:HIS:N	51:Y5:43:HIS:ND1	2.63	0.46
52:Y6:11:LEU:HD11	52:Y6:51:GLU:HG3	1.98	0.46
54:Y8:48:PHE:N	54:Y8:48:PHE:HD1	2.14	0.46
25:YA:1222:C:H2'	25:YA:1223:C:C6	2.48	0.46
25:YA:1548:C:H2'	25:YA:1549:C:C6	2.51	0.46
25:YA:1727:U:H2'	25:YA:1728:G:O4'	2.16	0.46
25:YA:1777:U:H2'	25:YA:1777:U:O2	2.16	0.46
25:YA:1832:C:N4	25:YA:1833:U:C4	2.84	0.46
25:YA:2127:G:O6	25:YA:2161:C:N4	2.49	0.46
25:YA:2271:G:OP1	46:Y0:18:ALA:HB1	2.15	0.46
25:YA:2612:C:C5	25:YA:2613:U:H5	2.34	0.46
25:YA:2724:C:OP1	28:YE:118:LYS:NZ	2.49	0.46
25:YA:357:A:H2'	25:YA:358:U:H6	1.81	0.46
25:YA:618(A):C:O2	25:YA:618(A):C:H2'	2.16	0.46
25:YA:596:G:C4	25:YA:662:G:N2	2.84	0.46
25:YA:742:G:H2'	25:YA:743:G:H8	1.80	0.46
26:YB:7:G:N3	26:YB:114:G:N2	2.64	0.46
27:YD:14:ARG:HG3	27:YD:15:PHE:N	2.31	0.46
27:YD:36:PRO:HB3	27:YD:62:TYR:O	2.16	0.46
28:YE:195:LEU:HD12	28:YE:196:VAL:N	2.29	0.46
30:YG:6:ALA:HB3	30:YG:104:GLU:OE2	2.16	0.46
30:YG:129:GLY:O	30:YG:130:ASN:OD1	2.34	0.46
30:YG:14:GLU:O	30:YG:17:PRO:HD2	2.16	0.46
31:YH:128:PRO:HD2	31:YH:129:THR:N	2.25	0.46
31:YH:51:ARG:NH1	31:YH:51:ARG:HG3	2.30	0.46
35:YP:98:GLU:HG2	35:YP:99:LEU:N	2.30	0.46
39:YT:54:ARG:HG2	39:YT:54:ARG:NH1	2.23	0.46
45:YZ:165:VAL:O	45:YZ:166:SER:OG	2.31	0.46
1:QA:1087:G:N2	1:QA:1099:G:N3	2.64	0.46
1:QA:1103:C:H2'	1:QA:1104:G:O4'	2.16	0.46
1:QA:1411:C:C2	1:QA:1412:C:C5	3.04	0.46
1:QA:1511:G:C6	1:QA:1512:U:C2	3.03	0.46

Continued on next page...

Continued from previous page...

Atom-1	Atom-2	Interatomic distance (Å)	Clash overlap (Å)
1:QA:392:G:H2'	1:QA:393:A:C8	2.51	0.46
1:QA:421:U:H5''	1:QA:422:C:OP2	2.16	0.46
2:QB:95:GLN:OE1	2:QB:95:GLN:HA	2.16	0.46
4:QD:52:SER:N	4:QD:55:ALA:HB3	2.31	0.46
5:QE:150:ARG:HG2	5:QE:150:ARG:O	2.16	0.46
6:QF:69:GLU:O	6:QF:71:ARG:N	2.48	0.46
9:QI:5:TYR:OH	9:QI:7:THR:HG23	2.15	0.46
18:QR:43:PHE:C	18:QR:44:LEU:HD12	2.36	0.46
20:QT:93:GLU:O	20:QT:93:GLU:HG2	2.15	0.46
24:QY:40:G:H2'	24:QY:41:A:C8	2.51	0.46
49:R3:7:LYS:HE2	49:R3:32:GLN:HA	1.98	0.46
51:R5:41:PRO:HA	51:R5:42:PRO:HD3	1.82	0.46
55:R9:25:VAL:HG11	55:R9:34:GLN:HE21	1.79	0.46
25:RA:1090:U:H3	25:RA:1102:C:H1'	1.81	0.46
25:RA:1731:G:N2	25:RA:1732:A:C4	2.84	0.46
25:RA:1870:C:O5'	25:RA:1870:C:H6	1.98	0.46
25:RA:2094:G:N2	25:RA:2196:C:H1'	2.31	0.46
25:RA:2271:G:OP1	46:R0:18:ALA:HB1	2.16	0.46
25:RA:2455:G:O5'	25:RA:2455:G:H8	1.98	0.46
25:RA:2724:C:OP1	28:RE:118:LYS:NZ	2.43	0.46
25:RA:307:G:H22	25:RA:310:A:P	2.39	0.46
25:RA:29:U:H2'	25:RA:30:G:H8	1.78	0.46
25:RA:34:C:H41	25:RA:447:A:H61	1.64	0.46
25:RA:464:U:H4'	53:R7:5:TRP:CZ3	2.51	0.46
25:RA:709:U:O2	25:RA:723:G:N2	2.49	0.46
27:RD:80:ALA:O	27:RD:113:VAL:HG13	2.16	0.46
28:RE:61:ARG:O	28:RE:63:LEU:CG	2.57	0.46
30:RG:76:SER:CB	30:RG:83:ARG:HA	2.46	0.46
32:RI:88:ILE:HD11	32:RI:122:GLU:O	2.16	0.46
33:RN:73:THR:HA	33:RN:83:LYS:O	2.15	0.46
34:RO:7:TYR:CD1	34:RO:20:MET:HB2	2.50	0.46
35:RP:115:LEU:CD1	35:RP:116:GLY:N	2.78	0.46
35:RP:46:LYS:O	35:RP:48:PRO:N	2.48	0.46
36:RQ:26:TYR:O	36:RQ:27:VAL:O	2.34	0.46
36:RQ:85:LYS:HD3	36:RQ:86:GLY:H	1.80	0.46
36:RQ:87:LYS:O	36:RQ:87:LYS:HG2	2.15	0.46
38:RS:109:GLY:O	38:RS:110:LEU:HB2	2.16	0.46
40:RU:79:PHE:CE2	40:RU:83:LEU:HD13	2.51	0.46
1:XA:1415:G:H2'	1:XA:1416:G:H8	1.81	0.46
1:XA:622:A:C8	1:XA:623:C:C6	3.03	0.46
1:XA:781:A:C6	1:XA:802:A:C2	3.03	0.46

Continued on next page...

Continued from previous page...

Atom-1	Atom-2	Interatomic distance (Å)	Clash overlap (Å)
2:XB:162:ILE:CD1	2:XB:184:VAL:HG13	2.44	0.46
2:XB:87:ARG:NH1	2:XB:220:ASP:OD1	2.46	0.46
3:XC:78:GLY:HA3	3:XC:83:ARG:HB3	1.98	0.46
4:XD:146:ILE:HG22	4:XD:146:ILE:O	2.15	0.46
4:XD:173:TRP:NE1	4:XD:174:LEU:HG	2.31	0.46
4:XD:92:VAL:O	4:XD:96:LEU:CD2	2.64	0.46
7:XG:40:ALA:O	7:XG:41:ARG:C	2.54	0.46
7:XG:54:THR:HG23	7:XG:54:THR:O	2.16	0.46
11:XK:17:GLY:HA3	11:XK:77:MET:HE1	1.97	0.46
11:XK:32:ILE:HD11	11:XK:72:ALA:HB2	1.95	0.46
13:XM:3:ARG:O	13:XM:4:ILE:HD13	2.16	0.46
19:XS:15:LEU:N	19:XS:15:LEU:CD2	2.79	0.46
46:Y0:21:LEU:HD11	46:Y0:41:ARG:CZ	2.46	0.46
47:Y1:79:GLY:N	47:Y1:80:LEU:HD23	2.30	0.46
49:Y3:7:LYS:HE2	49:Y3:32:GLN:HA	1.98	0.46
25:YA:747:U:N1	51:Y5:2:ALA:HB3	2.30	0.46
55:Y9:25:VAL:HG11	55:Y9:34:GLN:HE21	1.81	0.46
25:YA:1022:G:HO2'	25:YA:1023:U:P	2.38	0.46
25:YA:1624:G:H2'	25:YA:1625:C:H6	1.81	0.46
25:YA:2591:C:OP2	27:YD:238:GLY:HA3	2.15	0.46
25:YA:2752:C:H5'	25:YA:2753:A:OP2	2.16	0.46
25:YA:2692:C:OP1	25:YA:2871:C:H5'	2.16	0.46
25:YA:299:A:H5''	25:YA:299:A:H8	1.81	0.46
25:YA:381:G:C5	25:YA:394:A:C2	3.04	0.46
25:YA:467:G:OP1	53:Y7:33:ARG:NH1	2.49	0.46
25:YA:910:A:N6	25:YA:911:A:N6	2.64	0.46
27:YD:11:PRO:O	27:YD:12:SER:CB	2.65	0.46
27:YD:79:VAL:HG21	27:YD:111:LEU:HD21	1.98	0.46
28:YE:1:MET:HA	28:YE:200:GLU:OE2	2.16	0.46
29:YF:31:HIS:O	29:YF:34:TRP:HB3	2.15	0.46
30:YG:76:SER:CB	30:YG:83:ARG:HA	2.46	0.46
32:YI:67:ARG:NH2	32:YI:68:LEU:HB2	2.31	0.46
33:YN:96:GLU:O	33:YN:99:LEU:N	2.34	0.46
25:YA:2562:U:O2'	34:YO:23:ARG:NH1	2.49	0.46
36:YQ:11:LYS:HE2	36:YQ:87:LYS:HA	1.98	0.46
38:YS:108:GLY:O	38:YS:110:LEU:N	2.48	0.46
40:YU:92:ARG:C	40:YU:94:ASN:N	2.69	0.46
44:YY:11:ASP:HB2	44:YY:27:VAL:CG1	2.46	0.46
44:YY:48:ALA:CB	44:YY:61:ILE:HD13	2.45	0.46
45:YZ:114:GLY:HA3	45:YZ:177:PRO:HG3	1.97	0.46
1:QA:1036:G:H3'	1:QA:1037:C:C6	2.51	0.45

Continued on next page...

Continued from previous page...

Atom-1	Atom-2	Interatomic distance (Å)	Clash overlap (Å)
1:QA:9:G:C2	1:QA:10:A:C4	3.04	0.45
1:QA:1360:A:H2'	1:QA:1361:G:C8	2.51	0.45
1:QA:918:A:H2'	1:QA:919:A:O4'	2.15	0.45
1:QA:953:G:H5''	1:QA:965:A:H61	1.81	0.45
2:QB:77:ALA:HB1	2:QB:211:ILE:HG21	1.97	0.45
4:QD:180:GLY:O	4:QD:181:MET:C	2.54	0.45
4:QD:29:PRO:CD	4:QD:30:LYS:H	2.29	0.45
4:QD:93:PHE:CZ	4:QD:97:LEU:HD11	2.51	0.45
1:QA:15:G:O4'	5:QE:24:ARG:NH1	2.49	0.45
5:QE:64:ARG:HH11	5:QE:64:ARG:HG3	1.81	0.45
7:QG:107:ALA:O	7:QG:110:GLN:HB2	2.16	0.45
8:QH:68:ARG:HH11	8:QH:68:ARG:HG2	1.81	0.45
10:QJ:4:ILE:O	10:QJ:74:ILE:HD13	2.16	0.45
11:QK:80:VAL:O	11:QK:106:LYS:HD3	2.15	0.45
12:QL:27:LEU:HD13	12:QL:28:LYS:N	2.30	0.45
13:QM:23:TYR:HB3	13:QM:67:GLU:HA	1.98	0.45
13:QM:28:ALA:C	13:QM:30:ALA:N	2.70	0.45
15:QO:30:ALA:HA	15:QO:85:LEU:HD11	1.97	0.45
15:QO:82:ILE:HD11	15:QO:88:ARG:HG2	1.95	0.45
47:R1:85:LEU:N	47:R1:85:LEU:HD22	2.31	0.45
52:R6:7:ILE:O	52:R6:8:LYS:HG2	2.16	0.45
54:R8:48:PHE:HD1	54:R8:48:PHE:N	2.14	0.45
25:RA:1558:A:H4'	25:RA:1559:G:O5'	2.16	0.45
25:RA:1731:G:C2	25:RA:1732:A:C4	3.04	0.45
25:RA:2134:A:H62	25:RA:2157:G:H1'	1.80	0.45
25:RA:2252:G:H2'	25:RA:2253:G:C8	2.51	0.45
25:RA:2536:G:C6	25:RA:2537:U:C4	3.04	0.45
25:RA:270(L):U:C4	32:RI:50:ARG:NH1	2.84	0.45
25:RA:399:G:O6	25:RA:400:G:C2	2.68	0.45
25:RA:719:C:H6	25:RA:719:C:O5'	1.99	0.45
26:RB:71:C:C4	26:RB:72:G:N7	2.84	0.45
27:RD:211:ARG:HH11	27:RD:211:ARG:HG2	1.80	0.45
30:RG:52:ILE:O	30:RG:52:ILE:HG22	2.15	0.45
25:RA:2311:A:H1'	30:RG:82:LEU:HD11	1.98	0.45
25:RA:637:A:C8	35:RP:117:GLU:OE2	2.69	0.45
35:RP:90:ARG:HB3	35:RP:91:PHE:H	1.60	0.45
36:RQ:104:PHE:O	36:RQ:105:GLU:CB	2.65	0.45
36:RQ:63:LYS:HE2	36:RQ:65:PHE:CZ	2.50	0.45
39:RT:6:LEU:O	39:RT:10:VAL:HG23	2.16	0.45
25:RA:1266:G:N7	42:RW:15:ARG:NH1	2.64	0.45
44:RY:19:LYS:CG	44:RY:19:LYS:O	2.60	0.45

Continued on next page...

Continued from previous page...

Atom-1	Atom-2	Interatomic distance (Å)	Clash overlap (Å)
44:RY:75:ILE:HA	44:RY:80:GLY:HA2	1.99	0.45
1:XA:129(A):G:O2'	1:XA:189:U:H3'	2.16	0.45
1:XA:1396:A:O4'	1:XA:1398:A:H1'	2.16	0.45
1:XA:376:G:H2'	1:XA:377:G:H8	1.77	0.45
2:XB:163:PHE:CE1	2:XB:215:LEU:HD22	2.50	0.45
3:XC:15:THR:HG22	3:XC:15:THR:O	2.15	0.45
4:XD:199:ASN:O	4:XD:201:GLN:N	2.50	0.45
1:XA:18:C:H5''	5:XE:127:ASN:HD21	1.80	0.45
7:XG:95:ARG:NE	7:XG:99:LEU:HD11	2.30	0.45
8:XH:33:GLU:O	8:XH:35:ILE:N	2.49	0.45
11:XK:41:THR:CG2	11:XK:42:TRP:N	2.79	0.45
15:XO:5:LYS:O	15:XO:8:LYS:CG	2.63	0.45
16:XP:19:ILE:HB	16:XP:37:GLY:O	2.17	0.45
16:XP:40:ASP:O	16:XP:42:ARG:N	2.50	0.45
19:XS:63:THR:HG23	19:XS:66:MET:CE	2.46	0.45
20:XT:22:ARG:O	20:XT:26:ASN:ND2	2.49	0.45
20:XT:96:GLY:O	20:XT:97:ALA:CB	2.64	0.45
51:Y5:16:ARG:O	51:Y5:20:ARG:HG3	2.16	0.45
55:Y9:1:MET:SD	55:Y9:31:LYS:O	2.74	0.45
25:YA:565:C:H4'	25:YA:1253:A:C6	2.51	0.45
25:YA:1669:A:H5''	25:YA:1670:C:OP2	2.16	0.45
25:YA:17:G:H2'	25:YA:18:C:C6	2.51	0.45
25:YA:2306:C:H3'	25:YA:2307:G:H5''	1.97	0.45
25:YA:2346:A:C2	25:YA:2383:G:C2	3.04	0.45
25:YA:2375:G:H8	25:YA:2375:G:O5'	1.99	0.45
25:YA:2412:A:N6	25:YA:2413:G:N3	2.64	0.45
25:YA:242:G:N2	25:YA:254:G:H2'	2.31	0.45
25:YA:270(G):C:H2'	25:YA:270(H):C:C6	2.51	0.45
25:YA:2820:A:N3	37:YR:4:LEU:HD21	2.31	0.45
25:YA:547:A:OP2	25:YA:547:A:H8	1.99	0.45
26:YB:55:U:H2'	26:YB:56:G:C8	2.51	0.45
27:YD:206:LEU:HD23	27:YD:206:LEU:HA	1.49	0.45
27:YD:241:PRO:O	27:YD:242:ARG:C	2.53	0.45
25:YA:1654:A:C2	28:YE:113:PHE:CD1	3.04	0.45
28:YE:51:PHE:HD1	28:YE:52:LEU:H	1.59	0.45
35:YP:144:GLU:HA	35:YP:145:PRO:HD3	1.76	0.45
36:YQ:65:PHE:O	36:YQ:66:ILE:CG1	2.48	0.45
41:YV:5:VAL:HG22	41:YV:14:VAL:CG2	2.46	0.45
45:YZ:5:LEU:HB3	45:YZ:59:LEU:HD23	1.98	0.45
1:QA:1179:A:H2'	1:QA:1180:A:O4'	2.16	0.45
1:QA:189:U:C4	17:QQ:72:ARG:NH2	2.85	0.45

Continued on next page...

Continued from previous page...

Atom-1	Atom-2	Interatomic distance (Å)	Clash overlap (Å)
1:QA:62:U:H2'	1:QA:63:C:C6	2.51	0.45
2:QB:24:TRP:CZ2	2:QB:26:PRO:HB3	2.51	0.45
2:QB:96:ARG:N	2:QB:96:ARG:HD2	2.20	0.45
3:QC:108:ASN:HB3	3:QC:111:LEU:HD12	1.98	0.45
4:QD:150:GLU:C	4:QD:152:SER:H	2.20	0.45
9:QI:11:LYS:O	9:QI:12:GLU:HB2	2.16	0.45
11:QK:121:PRO:HD2	11:QK:126:ARG:CD	2.46	0.45
12:QL:113:ARG:NH2	12:QL:120:TYR:CE2	2.85	0.45
12:QL:64:TYR:O	12:QL:65:GLU:HB2	2.16	0.45
10:QJ:63:PHE:CD1	14:QN:58:LYS:HA	2.35	0.45
1:QA:377:G:P	16:QP:5:ARG:HH11	2.38	0.45
24:QY:39:C:O2'	24:QY:40:G:P	2.75	0.45
51:R5:54:GLY:O	51:R5:55:ARG:C	2.54	0.45
54:R8:40:GLU:C	54:R8:42:ARG:N	2.68	0.45
25:RA:1085:A:O2'	25:RA:1086:A:OP1	2.28	0.45
25:RA:1321:A:H2'	25:RA:1322:A:O4'	2.16	0.45
25:RA:1533:C:H2'	25:RA:1534:G:N7	2.31	0.45
25:RA:1628:G:H2'	25:RA:1629:U:C6	2.51	0.45
25:RA:177:G:H3'	25:RA:178:G:C8	2.50	0.45
25:RA:2116:G:H1	25:RA:2162:G:P	2.40	0.45
25:RA:2505:G:H2'	25:RA:2576:G:O6	2.17	0.45
25:RA:2712:U:C2'	25:RA:2712(A):A:O5'	2.64	0.45
25:RA:2776:A:C6	25:RA:2778:A:C6	3.04	0.45
25:RA:292:C:O5'	25:RA:292:C:H6	1.98	0.45
26:RB:16:G:C2	26:RB:17:C:C4	3.04	0.45
26:RB:17:C:H2'	26:RB:18:G:O4'	2.15	0.45
27:RD:65:ILE:HD11	27:RD:67:PHE:CE1	2.51	0.45
28:RE:15:PHE:CD1	28:RE:20:ALA:HB2	2.50	0.45
30:RG:88:ILE:CD1	30:RG:88:ILE:O	2.54	0.45
31:RH:137:ASP:HB2	31:RH:140:LYS:HE3	1.98	0.45
31:RH:151:ILE:O	31:RH:152:ARG:O	2.34	0.45
32:RI:14:ASP:H	32:RI:17:GLN:HB2	1.81	0.45
33:RN:17:ASP:O	33:RN:55:VAL:O	2.34	0.45
35:RP:21:ARG:HB3	35:RP:22:GLY:H	1.65	0.45
36:RQ:81:VAL:HG23	36:RQ:82:ARG:N	2.32	0.45
37:RR:1:MET:O	37:RR:2:ARG:HB2	2.15	0.45
38:RS:5:THR:OG1	38:RS:8:GLU:HG3	2.17	0.45
39:RT:24:PRO:HD3	39:RT:52:ILE:HD12	1.98	0.45
40:RU:57:PHE:O	40:RU:59:ARG:N	2.50	0.45
42:RW:28:SER:C	42:RW:30:GLU:N	2.69	0.45
45:RZ:165:VAL:HG12	45:RZ:166:SER:OG	2.17	0.45

Continued on next page...

Continued from previous page...

Atom-1	Atom-2	Interatomic distance (Å)	Clash overlap (Å)
1:XA:105:G:H2'	1:XA:106:C:C6	2.51	0.45
1:XA:1216:G:N1	1:XA:1217:C:C4	2.84	0.45
1:XA:1306:A:H61	1:XA:1331:G:H1'	1.79	0.45
1:XA:475:G:H2'	1:XA:476:G:C8	2.50	0.45
1:XA:75:C:H2'	1:XA:76:G:O4'	2.16	0.45
3:XC:43:LEU:HD22	3:XC:47:LEU:CD2	2.46	0.45
3:XC:53:ALA:O	3:XC:54:ARG:HB2	2.16	0.45
3:XC:8:ILE:C	3:XC:10:PHE:N	2.69	0.45
4:XD:100:ARG:NH2	4:XD:137:SER:HA	2.32	0.45
10:XJ:29:ARG:HH11	10:XJ:29:ARG:HG2	1.81	0.45
10:XJ:95:GLU:HA	10:XJ:95:GLU:OE2	2.16	0.45
11:XK:91:ARG:HH22	18:XR:88:LYS:HZ3	1.63	0.45
12:XL:47:LYS:HB2	12:XL:48:PRO:HD3	1.98	0.45
13:XM:10:PRO:HG3	13:XM:18:ALA:O	2.16	0.45
13:XM:80:ARG:O	13:XM:82:MET:O	2.33	0.45
17:XQ:3:LYS:HD3	17:XQ:61:GLU:O	2.17	0.45
18:XR:32:ARG:HH11	18:XR:65:ILE:HD13	1.80	0.45
20:XT:24:LEU:O	20:XT:24:LEU:HD13	2.16	0.45
47:Y1:49:VAL:HG12	47:Y1:51:VAL:CG2	2.45	0.45
50:Y4:42:PHE:CD1	50:Y4:42:PHE:C	2.90	0.45
25:YA:1036:G:H1	25:YA:1119:C:H42	1.64	0.45
25:YA:1021:A:O2'	25:YA:1123:C:H5''	2.16	0.45
25:YA:1140:C:P	33:YN:24:GLY:HA3	2.56	0.45
25:YA:1245:G:N2	25:YA:1246:A:H1'	2.30	0.45
25:YA:1374:G:H2'	25:YA:1375:C:O4'	2.17	0.45
25:YA:1488:G:C6	25:YA:1489:U:C4	3.04	0.45
25:YA:1838:C:C2	25:YA:1898:U:C4	3.03	0.45
25:YA:1936:A:H3'	25:YA:1937:A:H5'	1.98	0.45
25:YA:1785:A:OP2	25:YA:1982:C:H5'	2.17	0.45
25:YA:2405:G:O5'	25:YA:2405:G:H8	2.00	0.45
25:YA:2766:G:C2	25:YA:2767:C:C6	3.03	0.45
25:YA:389:G:H22	35:YP:72:PRO:CD	2.29	0.45
25:YA:811:U:O2'	25:YA:812:C:H5''	2.16	0.45
25:YA:855:G:C6	25:YA:856:C:N4	2.85	0.45
25:YA:97:C:H2'	25:YA:97:C:O2	2.17	0.45
27:YD:118:VAL:O	27:YD:129:ASN:HA	2.16	0.45
28:YE:77:ILE:O	28:YE:78:LEU:O	2.35	0.45
29:YF:65:TRP:CH2	29:YF:72:ARG:HB3	2.50	0.45
31:YH:109:PHE:CE1	31:YH:152:ARG:NH1	2.85	0.45
33:YN:10:GLU:HA	33:YN:11:PRO:HD3	1.73	0.45
34:YO:112:MET:O	34:YO:115:VAL:CG2	2.64	0.45

Continued on next page...

Continued from previous page...

Atom-1	Atom-2	Interatomic distance (Å)	Clash overlap (Å)
35:YP:115:LEU:HA	35:YP:134:ALA:CB	2.47	0.45
38:YS:109:GLY:O	38:YS:110:LEU:HB2	2.16	0.45
39:YT:107:ASP:HB2	39:YT:108:ARG:H	1.48	0.45
25:YA:1252:G:O4'	40:YU:33:ARG:HD3	2.16	0.45
41:YV:4:ILE:HG22	41:YV:39:LEU:HD23	1.98	0.45
43:YX:24:GLY:O	43:YX:82:GLN:HA	2.16	0.45
43:YX:8:ILE:CD1	43:YX:42:ALA:HB1	2.46	0.45
44:YY:35:TYR:O	44:YY:35:TYR:CD1	2.69	0.45
1:QA:1129:C:O2'	1:QA:1131:G:N7	2.46	0.45
1:QA:1237:C:C5	1:QA:1336:C:C4	3.04	0.45
1:QA:1288:A:C4	1:QA:1289:A:C8	3.03	0.45
1:QA:1346:A:H5'	9:QI:120:ARG:NH1	2.22	0.45
1:QA:1385:G:C6	1:QA:1386:G:N7	2.84	0.45
1:QA:1525:G:H2'	1:QA:1526:G:C8	2.51	0.45
2:QB:22:LYS:O	2:QB:24:TRP:N	2.50	0.45
2:QB:30:ARG:O	2:QB:31:TYR:HD2	2.00	0.45
4:QD:100:ARG:NH2	4:QD:137:SER:HA	2.31	0.45
4:QD:114:ARG:NH1	4:QD:114:ARG:CG	2.77	0.45
4:QD:133:VAL:HG12	4:QD:135:LEU:H	1.81	0.45
4:QD:52:SER:H	4:QD:55:ALA:HB3	1.82	0.45
4:QD:92:VAL:O	4:QD:96:LEU:CD2	2.64	0.45
6:QF:40:VAL:HG22	6:QF:41:GLU:H	1.80	0.45
7:QG:95:ARG:HG2	7:QG:99:LEU:HD12	1.98	0.45
9:QI:42:ARG:O	9:QI:45:ALA:HB3	2.16	0.45
10:QJ:21:GLN:O	10:QJ:21:GLN:HG2	2.16	0.45
10:QJ:96:ILE:CD1	10:QJ:96:ILE:N	2.79	0.45
14:QN:26:ARG:NE	14:QN:47:LEU:HD21	2.30	0.45
16:QP:40:ASP:O	16:QP:42:ARG:N	2.50	0.45
46:R0:26:TYR:H	46:R0:29:GLN:NE2	2.13	0.45
49:R3:60:GLU:HG2	49:R3:60:GLU:O	2.16	0.45
50:R4:38:LYS:C	50:R4:40:HIS:H	2.07	0.45
51:R5:36:CYS:C	51:R5:38:ALA:H	2.19	0.45
52:R6:20:ASN:O	52:R6:21:TYR:HB2	2.15	0.45
25:RA:1540:G:C6	25:RA:1541:U:C4	3.05	0.45
25:RA:2405:G:HO2'	25:RA:2406:U:P	2.39	0.45
25:RA:570:G:H2'	25:RA:2030:A:C5	2.51	0.45
25:RA:675:A:C8	25:RA:804:A:C6	3.05	0.45
25:RA:910:A:H2	25:RA:2264:C:O2	1.99	0.45
26:RB:70:C:H2'	26:RB:71:C:C6	2.52	0.45
27:RD:145:VAL:HB	27:RD:155:LEU:HB2	1.99	0.45
27:RD:148:GLU:HB2	27:RD:151:LYS:HD2	1.98	0.45

Continued on next page...

Continued from previous page...

Atom-1	Atom-2	Interatomic distance (Å)	Clash overlap (Å)
27:RD:198:ASN:ND2	27:RD:198:ASN:C	2.69	0.45
27:RD:2:ALA:HB1	27:RD:20:ASP:CB	2.46	0.45
27:RD:31:LYS:C	27:RD:32:SER:O	2.54	0.45
31:RH:94:TYR:N	31:RH:94:TYR:CD1	2.82	0.45
32:RI:124:GLY:H	32:RI:142:VAL:HG23	1.81	0.45
33:RN:129:PRO:C	33:RN:131:GLN:H	2.20	0.45
35:RP:62:LEU:CD2	35:RP:62:LEU:H	2.19	0.45
36:RQ:5:ARG:O	36:RQ:6:ARG:O	2.34	0.45
40:RU:73:GLY:O	40:RU:74:LEU:CB	2.64	0.45
40:RU:92:ARG:C	40:RU:94:ASN:N	2.69	0.45
42:RW:34:ASN:O	42:RW:35:ILE:C	2.55	0.45
42:RW:65:LEU:CD1	42:RW:68:ARG:NH1	2.75	0.45
44:RY:47:LYS:O	44:RY:49:VAL:N	2.48	0.45
45:RZ:54:HIS:NE2	45:RZ:101:PRO:HG3	2.31	0.45
45:RZ:94:GLU:HB2	45:RZ:130:PRO:CD	2.39	0.45
1:XA:17:U:C1'	1:XA:1080:A:H1'	2.46	0.45
1:XA:1422:G:C2	1:XA:1423:G:C5	3.05	0.45
1:XA:1412:C:N4	1:XA:1488:G:H1	2.13	0.45
1:XA:260:G:H2'	1:XA:261:U:C6	2.52	0.45
1:XA:346:G:H1'	1:XA:347:G:H5'	1.97	0.45
1:XA:564:C:C6	17:XQ:31:LEU:HD11	2.51	0.45
1:XA:701:C:HO2'	1:XA:702:A:P	2.33	0.45
2:XB:51:LEU:O	2:XB:55:PHE:HD2	2.00	0.45
2:XB:95:GLN:OE1	2:XB:95:GLN:HA	2.16	0.45
4:XD:104:VAL:O	4:XD:107:ARG:N	2.49	0.45
4:XD:187:ARG:HH11	4:XD:187:ARG:HG2	1.81	0.45
5:XE:150:ARG:O	5:XE:150:ARG:HG2	2.16	0.45
7:XG:79:ARG:HG2	7:XG:79:ARG:NH1	2.29	0.45
9:XI:80:GLY:C	9:XI:82:ALA:N	2.70	0.45
12:XL:113:ARG:NH2	12:XL:120:TYR:CE2	2.85	0.45
15:XO:82:ILE:O	15:XO:86:GLY:N	2.49	0.45
18:XR:43:PHE:C	18:XR:51:LEU:HD12	2.36	0.45
25:YA:855:G:O2'	46:Y0:27:GLU:OE2	2.20	0.45
50:Y4:3:GLU:HG3	50:Y4:4:GLY:H	1.79	0.45
52:Y6:17:LYS:O	52:Y6:18:ARG:CB	2.64	0.45
52:Y6:45:LYS:HD3	52:Y6:45:LYS:HA	1.79	0.45
25:YA:1412:A:C6	25:YA:1413:G:C6	3.05	0.45
25:YA:1930:G:HO2'	25:YA:1931:U:P	2.39	0.45
25:YA:2013:A:H2'	25:YA:2014:A:H5'	1.98	0.45
25:YA:298:G:N2	25:YA:341:G:O6	2.50	0.45
25:YA:583:G:H5''	40:YU:10:ARG:NH1	2.26	0.45

Continued on next page...

Continued from previous page...

Atom-1	Atom-2	Interatomic distance (Å)	Clash overlap (Å)
25:YA:76:C:O2'	48:Y2:62:THR:HG21	2.17	0.45
25:YA:972:G:OP2	25:YA:974:G:H5''	2.16	0.45
25:YA:996:A:H2'	25:YA:997:G:H8	1.80	0.45
26:YB:50:G:P	38:YS:62:LYS:HB2	2.57	0.45
26:YB:7:G:H2'	26:YB:8:U:O4'	2.16	0.45
27:YD:2:ALA:HB1	27:YD:20:ASP:CB	2.46	0.45
29:YF:167:ALA:HB1	29:YF:173:VAL:HG11	1.98	0.45
33:YN:120:LEU:C	33:YN:120:LEU:HD13	2.37	0.45
34:YO:86:ILE:CD1	34:YO:86:ILE:H	2.28	0.45
36:YQ:30:GLY:CA	36:YQ:107:ALA:HB2	2.39	0.45
36:YQ:23:GLY:O	36:YQ:24:GLY:C	2.54	0.45
36:YQ:26:TYR:O	36:YQ:27:VAL:O	2.34	0.45
36:YQ:85:LYS:HD3	36:YQ:86:GLY:H	1.81	0.45
37:YR:10:LEU:O	37:YR:11:ASN:C	2.55	0.45
37:YR:85:PRO:C	37:YR:87:TYR:H	2.19	0.45
41:YV:47:VAL:O	41:YV:48:GLY:O	2.34	0.45
42:YW:40:ASN:C	42:YW:41:LYS:HG2	2.37	0.45
45:YZ:163:LEU:H	45:YZ:163:LEU:HG	1.61	0.45
25:RA:2584:U:H5''	56:Z6:76:PPU:H92	1.97	0.45
1:QA:1091:U:O2	1:QA:1093:A:C8	2.70	0.45
1:QA:1405:G:C2	1:QA:1406:U:C5	3.05	0.45
1:QA:1428:A:H2'	1:QA:1429:C:O4'	2.17	0.45
1:QA:1476:G:C6	1:QA:1477:C:C4	3.04	0.45
1:QA:248:C:H2'	1:QA:249:U:C6	2.51	0.45
1:QA:920:U:O4'	1:QA:1080:A:C2	2.70	0.45
1:QA:988:G:C2	1:QA:989:C:C2	3.03	0.45
2:QB:240:GLN:HG2	2:QB:240:GLN:O	2.16	0.45
3:QC:134:ILE:HG23	3:QC:151:VAL:HB	1.98	0.45
4:QD:101:LEU:HD21	4:QD:121:VAL:HG13	1.99	0.45
4:QD:104:VAL:O	4:QD:107:ARG:N	2.49	0.45
4:QD:173:TRP:NE1	4:QD:174:LEU:HG	2.31	0.45
1:QA:1346:A:C4	7:QG:10:ARG:NH1	2.85	0.45
12:QL:6:THR:H	12:QL:9:GLN:NE2	1.97	0.45
14:QN:23:ARG:C	14:QN:24:CYS:O	2.54	0.45
16:QP:19:ILE:HB	16:QP:37:GLY:O	2.16	0.45
19:QS:10:PHE:CD1	19:QS:38:SER:HB2	2.52	0.45
19:QS:63:THR:HG23	19:QS:66:MET:CE	2.46	0.45
20:QT:71:THR:HG22	20:QT:72:LEU:N	2.32	0.45
49:R3:43:ILE:O	49:R3:47:VAL:HG23	2.16	0.45
25:RA:1061:U:H2'	25:RA:1063:G:OP1	2.16	0.45
25:RA:1658:C:H42	25:RA:2002:G:H1	1.64	0.45

Continued on next page...

Continued from previous page...

Atom-1	Atom-2	Interatomic distance (Å)	Clash overlap (Å)
25:RA:1848:A:H2'	25:RA:1849:G:O4'	2.17	0.45
25:RA:2046:G:C4	25:RA:2047:U:C5	3.04	0.45
25:RA:2736:G:C2	25:RA:2737:G:C8	3.04	0.45
25:RA:92:G:H2'	25:RA:93:C:C6	2.52	0.45
25:RA:977:G:C6	25:RA:987:G:C6	3.03	0.45
25:RA:85:G:C5	25:RA:98:G:C2	3.05	0.45
27:RD:166:GLN:NE2	27:RD:166:GLN:CA	2.78	0.45
28:RE:1:MET:HA	28:RE:200:GLU:OE2	2.16	0.45
30:RG:20:ILE:HD13	30:RG:25:TYR:HB2	1.98	0.45
31:RH:109:PHE:CE1	31:RH:152:ARG:NH1	2.84	0.45
31:RH:106:THR:HG22	31:RH:112:PRO:HB3	1.97	0.45
31:RH:89:ILE:HD13	31:RH:89:ILE:H	1.81	0.45
33:RN:22:THR:O	33:RN:60:ILE:HG22	2.16	0.45
34:RO:104:ARG:HG2	34:RO:121:VAL:HG12	1.97	0.45
36:RQ:93:TYR:CD1	36:RQ:93:TYR:N	2.84	0.45
40:RU:79:PHE:C	40:RU:79:PHE:HD2	2.18	0.45
42:RW:40:ASN:C	42:RW:41:LYS:HG2	2.36	0.45
43:RX:35:THR:O	43:RX:36:LYS:C	2.55	0.45
1:XA:1097:C:H2'	1:XA:1098:C:H6	1.82	0.45
1:XA:1190:G:H5'	3:XC:176:HIS:NE2	2.32	0.45
1:XA:186:C:O3'	20:XT:82:SER:HB3	2.17	0.45
1:XA:947:G:O2'	1:XA:1306:A:H4'	2.17	0.45
1:XA:987:G:C2	1:XA:988:G:N7	2.85	0.45
2:XB:214:ILE:HD13	2:XB:217:ARG:HH22	1.81	0.45
2:XB:25:ASN:HA	2:XB:26:PRO:HD2	1.86	0.45
3:XC:172:ARG:O	3:XC:173:VAL:HG23	2.15	0.45
3:XC:22:TRP:HB3	3:XC:59:ARG:HB2	1.99	0.45
4:XD:52:SER:H	4:XD:55:ALA:HB3	1.81	0.45
5:XE:10:MET:HB2	5:XE:32:VAL:HG22	1.94	0.45
6:XF:3:ARG:HH11	6:XF:3:ARG:HG3	1.80	0.45
6:XF:44:GLY:HA2	6:XF:59:TYR:CE2	2.51	0.45
6:XF:61:LEU:HD23	6:XF:63:TYR:OH	2.17	0.45
7:XG:107:ALA:O	7:XG:110:GLN:HB2	2.15	0.45
8:XH:64:LYS:HB3	8:XH:79:VAL:HG21	1.98	0.45
11:XK:104:GLN:O	11:XK:106:LYS:HG3	2.16	0.45
1:XA:538:G:H5''	12:XL:114:LYS:HB2	1.97	0.45
12:XL:126:LYS:C	12:XL:128:ALA:N	2.69	0.45
12:XL:64:TYR:O	12:XL:65:GLU:HB2	2.16	0.45
13:XM:15:VAL:O	13:XM:19:LEU:CD2	2.64	0.45
20:XT:71:THR:HG22	20:XT:72:LEU:N	2.32	0.45
46:Y0:42:GLY:C	46:Y0:57:PHE:HD1	2.19	0.45

Continued on next page...

Continued from previous page...

Atom-1	Atom-2	Interatomic distance (Å)	Clash overlap (Å)
47:Y1:60:PHE:CE2	47:Y1:91:LYS:NZ	2.84	0.45
47:Y1:85:LEU:N	47:Y1:85:LEU:HD22	2.31	0.45
25:YA:851:U:C1'	49:Y3:46:ASN:HD21	2.26	0.45
25:YA:1058:G:C2	25:YA:1059:G:N7	2.85	0.45
25:YA:1589:C:H2'	25:YA:1590:U:H6	1.82	0.45
25:YA:2072:G:N2	25:YA:2073:C:C2	2.84	0.45
25:YA:2146:C:H4'	25:YA:2147:G:C8	2.52	0.45
25:YA:2277:G:H5''	36:YQ:85:LYS:HG3	1.98	0.45
25:YA:2532:G:O5'	25:YA:2532:G:H8	2.00	0.45
25:YA:2592:G:N1	25:YA:2601:C:N3	2.52	0.45
27:YD:65:ILE:HD11	27:YD:67:PHE:CE1	2.51	0.45
28:YE:13:ARG:HH11	28:YE:13:ARG:HB3	1.82	0.45
28:YE:47:VAL:O	28:YE:47:VAL:HG23	2.16	0.45
29:YF:7:TYR:CD1	29:YF:7:TYR:N	2.85	0.45
30:YG:44:GLY:HA2	30:YG:88:ILE:HG12	1.97	0.45
32:YI:69:LYS:HG3	32:YI:136:VAL:HB	1.99	0.45
33:YN:114:ARG:O	33:YN:115:ARG:CB	2.65	0.45
33:YN:113:GLY:O	33:YN:116:LEU:HB2	2.14	0.45
34:YO:97:ARG:H	34:YO:117:LEU:CD2	2.24	0.45
25:YA:2250:G:C5	36:YQ:82:ARG:HD2	2.52	0.45
37:YR:29:LEU:CD1	37:YR:29:LEU:N	2.79	0.45
38:YS:78:LEU:HD21	38:YS:108:GLY:HA2	1.99	0.45
41:YV:30:GLY:O	41:YV:31:ALA:O	2.34	0.45
44:YY:2:ARG:O	44:YY:3:VAL:C	2.55	0.45
44:YY:75:ILE:HA	44:YY:80:GLY:HA2	1.99	0.45
1:QA:1224:G:O2'	1:QA:1322:C:OP2	2.33	0.45
1:QA:575:G:OP1	1:QA:575:G:H4'	2.16	0.45
1:QA:835:U:H2'	1:QA:836:G:H8	1.82	0.45
2:QB:15:VAL:HG23	2:QB:209:ARG:HE	1.80	0.45
4:QD:199:ASN:O	4:QD:201:GLN:N	2.49	0.45
4:QD:13:ARG:CB	4:QD:33:MET:HE2	2.47	0.45
5:QE:12:LEU:HB3	5:QE:31:LEU:CB	2.47	0.45
6:QF:9:VAL:HB	6:QF:87:ARG:HB2	1.97	0.45
7:QG:148:ASN:C	7:QG:150:ALA:N	2.69	0.45
8:QH:97:VAL:CG1	8:QH:98:LYS:H	2.30	0.45
13:QM:65:LYS:HZ1	50:R4:52:THR:CB	2.29	0.45
15:QO:82:ILE:CG2	15:QO:83:GLU:N	2.79	0.45
16:QP:13:HIS:C	16:QP:15:PRO:HD3	2.36	0.45
1:QA:280:C:C2	17:QQ:38:ARG:HG3	2.51	0.45
51:R5:16:ARG:O	51:R5:20:ARG:HG3	2.16	0.45
25:RA:172:C:H2'	25:RA:173:G:C8	2.52	0.45

Continued on next page...

Continued from previous page...

Atom-1	Atom-2	Interatomic distance (Å)	Clash overlap (Å)
25:RA:1943:U:C4	25:RA:1945:G:O4'	2.69	0.45
25:RA:1986:A:H2'	25:RA:1987:G:C8	2.51	0.45
25:RA:2272:U:H5''	25:RA:2273:A:OP1	2.16	0.45
25:RA:328:U:H4'	44:RY:68:HIS:CD2	2.52	0.45
25:RA:35:G:H1'	25:RA:454:A:C4	2.51	0.45
25:RA:54:G:C6	25:RA:117:G:N2	2.84	0.45
25:RA:698:C:O2'	25:RA:734:A:N6	2.49	0.45
25:RA:774:A:HO2'	25:RA:775:G:P	2.38	0.45
26:RB:87:G:N2	26:RB:90:C:C2	2.84	0.45
27:RD:109:ASP:HB2	27:RD:197:GLY:CA	2.46	0.45
28:RE:22:PRO:O	28:RE:22:PRO:CG	2.63	0.45
30:RG:14:GLU:HB3	30:RG:15:VAL:H	1.56	0.45
30:RG:51:ARG:NH2	30:RG:52:ILE:HD11	2.32	0.45
32:RI:6:LEU:HB2	32:RI:35:LEU:HA	1.97	0.45
34:RO:40:VAL:CG1	34:RO:41:ALA:N	2.80	0.45
34:RO:47:ILE:HG13	34:RO:48:PRO:HD2	1.99	0.45
35:RP:144:GLU:N	35:RP:144:GLU:OE1	2.48	0.45
35:RP:31:ALA:C	35:RP:32:THR:CG2	2.85	0.45
25:RA:2468:G:H5''	36:RQ:120:ILE:HD12	1.97	0.45
38:RS:74:ALA:O	38:RS:75:GLU:C	2.54	0.45
39:RT:36:GLU:CG	39:RT:41:ARG:HD3	2.46	0.45
40:RU:53:ARG:C	40:RU:55:ARG:H	2.20	0.45
41:RV:59:ALA:HB2	41:RV:96:ILE:HD13	1.97	0.45
42:RW:48:ALA:O	42:RW:49:LYS:C	2.54	0.45
44:RY:36:ALA:HB1	44:RY:67:LEU:O	2.16	0.45
45:RZ:25:PRO:HD2	45:RZ:84:GLU:O	2.15	0.45
1:XA:1158:C:C2	1:XA:1160:G:C8	3.04	0.45
1:XA:123:C:O2'	1:XA:290:C:O2	2.34	0.45
1:XA:317:G:C5	1:XA:318:G:N7	2.84	0.45
1:XA:667:G:H4'	15:XO:51:HIS:ND1	2.30	0.45
2:XB:240:GLN:O	2:XB:240:GLN:HG2	2.16	0.45
2:XB:95:GLN:NE2	2:XB:96:ARG:NH1	2.65	0.45
5:XE:12:LEU:HB3	5:XE:31:LEU:HB2	1.98	0.45
7:XG:148:ASN:C	7:XG:150:ALA:N	2.69	0.45
7:XG:95:ARG:HG2	7:XG:99:LEU:HD12	1.98	0.45
13:XM:57:ARG:HD2	13:XM:61:GLU:OE2	2.17	0.45
13:XM:65:LYS:NZ	13:XM:69:GLU:HG2	2.30	0.45
15:XO:77:ARG:HA	15:XO:80:ALA:HB2	1.99	0.45
19:XS:69:HIS:O	19:XS:70:LYS:O	2.34	0.45
20:XT:84:LEU:HD13	20:XT:84:LEU:C	2.37	0.45
47:Y1:54:ALA:O	47:Y1:55:GLY:O	2.35	0.45

Continued on next page...

Continued from previous page...

Atom-1	Atom-2	Interatomic distance (Å)	Clash overlap (Å)
52:Y6:11:LEU:H	52:Y6:25:LYS:HA	1.81	0.45
52:Y6:9:LEU:CD1	52:Y6:26:ASN:ND2	2.80	0.45
53:Y7:24:THR:O	53:Y7:28:ARG:HG3	2.16	0.45
25:YA:1050:A:C8	25:YA:2751:G:C4	3.04	0.45
25:YA:1412:A:H2'	25:YA:1413:G:O4'	2.17	0.45
25:YA:1541:U:H2'	25:YA:1542:G:O4'	2.17	0.45
25:YA:1641:A:H3'	25:YA:1642:G:C8	2.52	0.45
25:YA:1834:U:H1'	25:YA:1969:A:C2	2.52	0.45
25:YA:187:G:C6	25:YA:188:G:C5	3.05	0.45
25:YA:1965:C:H3'	25:YA:1966:A:H2'	1.98	0.45
25:YA:2020:A:C2	25:YA:2022:U:O4'	2.70	0.45
25:YA:205:G:HO2'	25:YA:206:U:P	2.38	0.45
25:YA:2228:G:H5''	25:YA:2229:C:OP2	2.16	0.45
25:YA:2310:A:H62	30:YG:77:ILE:CG2	2.27	0.45
25:YA:2335:A:N7	25:YA:2337:G:C5	2.84	0.45
25:YA:2412:A:N6	25:YA:2413:G:C2	2.84	0.45
25:YA:2447:G:O6	25:YA:2504:U:O4	2.35	0.45
25:YA:2615:U:C2	51:Y5:7:PRO:HA	2.52	0.45
25:YA:701:G:H5''	25:YA:701:G:H8	1.81	0.45
26:YB:88:C:H2'	26:YB:89:G:C8	2.51	0.45
27:YD:109:ASP:HB2	27:YD:197:GLY:CA	2.46	0.45
27:YD:198:ASN:ND2	27:YD:198:ASN:O	2.50	0.45
27:YD:68:LYS:HD2	27:YD:70:TRP:CZ2	2.52	0.45
28:YE:111:ARG:NE	28:YE:160:TYR:CE1	2.76	0.45
31:YH:16:SER:OG	31:YH:17:VAL:N	2.50	0.45
36:YQ:104:PHE:O	36:YQ:105:GLU:CB	2.65	0.45
36:YQ:133:ARG:CG	36:YQ:134:ARG:N	2.78	0.45
25:YA:2470:G:C5'	36:YQ:56:ARG:HH22	2.29	0.45
38:YS:5:THR:OG1	38:YS:8:GLU:HG3	2.17	0.45
1:XA:1446:A:C5	39:YT:118:ARG:NH1	2.84	0.45
40:YU:95:LEU:HD13	41:YV:4:ILE:HD12	1.98	0.45
44:YY:97:ARG:HG2	44:YY:97:ARG:HH11	1.82	0.45
1:QA:1060:C:O2	10:QJ:56:HIS:CE1	2.70	0.45
1:QA:1129:C:C4'	1:QA:1130:A:H5'	2.44	0.45
1:QA:1127:G:N2	1:QA:1147:C:H41	2.14	0.45
1:QA:1179:A:C6	1:QA:1180:A:C2	3.05	0.45
1:QA:1298:C:HO2'	1:QA:1299:A:P	2.37	0.45
1:QA:1237:C:HO2'	1:QA:1300:G:H22	1.57	0.45
1:QA:922:G:N3	1:QA:1398:A:H2	2.14	0.45
1:QA:248:C:O2'	1:QA:249:U:H5'	2.16	0.45
1:QA:686:U:O2'	1:QA:687:A:O5'	2.35	0.45

Continued on next page...

Continued from previous page...

Atom-1	Atom-2	Interatomic distance (Å)	Clash overlap (Å)
1:QA:814:A:C8	1:QA:816:A:C8	3.04	0.45
1:QA:991:U:O2	1:QA:993:G:H8	2.00	0.45
2:QB:24:TRP:CD2	2:QB:26:PRO:HD3	2.52	0.45
3:QC:34:LEU:C	3:QC:34:LEU:HD23	2.37	0.45
3:QC:78:GLY:HA3	3:QC:83:ARG:HB3	1.98	0.45
3:QC:92:ALA:HB2	3:QC:99:VAL:HG11	1.99	0.45
5:QE:52:PRO:HB2	5:QE:53:LEU:HD12	1.97	0.45
6:QF:35:ALA:HA	6:QF:67:MET:HB3	1.99	0.45
7:QG:50:ILE:HG21	7:QG:61:VAL:HG21	1.97	0.45
8:QH:33:GLU:O	8:QH:35:ILE:N	2.49	0.45
9:QI:80:GLY:C	9:QI:82:ALA:N	2.70	0.45
13:QM:108:ARG:O	13:QM:111:LYS:N	2.48	0.45
15:QO:5:LYS:O	15:QO:8:LYS:CG	2.63	0.45
17:QQ:41:LYS:HZ3	17:QQ:92:ARG:HH22	1.60	0.45
20:QT:24:LEU:HD13	20:QT:24:LEU:O	2.17	0.45
47:R1:80:LEU:CB	47:R1:81:LYS:HE2	2.44	0.45
49:R3:28:LEU:HA	49:R3:33:GLN:OE1	2.16	0.45
25:RA:70:G:C2	25:RA:114:U:C4	3.04	0.45
25:RA:1534:G:H1	25:RA:1538:G:H21	1.63	0.45
25:RA:2396:G:C2'	25:RA:2397:G:H5'	2.47	0.45
25:RA:241:A:H5'	25:RA:243:U:O4'	2.17	0.45
27:RD:213:ARG:HA	27:RD:213:ARG:HD2	1.60	0.45
27:RD:36:PRO:HB3	27:RD:62:TYR:O	2.16	0.45
29:RF:123:LEU:HD12	29:RF:124:LEU:H	1.82	0.45
31:RH:86:GLU:O	31:RH:87:LEU:CB	2.64	0.45
33:RN:128:HIS:HB2	33:RN:129:PRO:CD	2.46	0.45
33:RN:5:VAL:O	33:RN:5:VAL:HG13	2.16	0.45
35:RP:92:GLU:HA	35:RP:123:LEU:HD23	1.98	0.45
35:RP:88:LEU:O	35:RP:90:ARG:N	2.50	0.45
36:RQ:30:GLY:CA	36:RQ:107:ALA:HB2	2.39	0.45
40:RU:76:TYR:CD2	40:RU:76:TYR:C	2.90	0.45
45:RZ:104:PHE:HB3	45:RZ:141:VAL:CG1	2.47	0.45
1:XA:1305:G:N2	1:XA:1331:G:H2'	2.32	0.45
1:XA:243:A:H4'	1:XA:244:U:O5'	2.17	0.45
1:XA:592:G:C2	1:XA:593:G:C8	3.05	0.45
1:XA:730:G:C5	1:XA:731:G:H1'	2.52	0.45
1:XA:974:A:N3	14:YN:31:ARG:NE	2.64	0.45
2:XB:170:GLU:CA	2:XB:172:ILE:HD12	2.46	0.45
3:XC:34:LEU:HD23	3:XC:34:LEU:C	2.37	0.45
3:XC:42:LEU:HD12	3:XC:45:LYS:NZ	2.32	0.45
4:XD:101:LEU:HD21	4:XD:121:VAL:HG13	1.99	0.45

Continued on next page...

Continued from previous page...

Atom-1	Atom-2	Interatomic distance (Å)	Clash overlap (Å)
4:XD:133:VAL:HG12	4:XD:135:LEU:H	1.81	0.45
5:XE:55:VAL:O	5:XE:58:ALA:HB3	2.16	0.45
11:XK:48:ILE:HD11	11:XK:64:ALA:N	2.32	0.45
13:XM:65:LYS:NZ	50:Y4:52:THR:CG2	2.78	0.45
15:XO:30:ALA:HA	15:XO:85:LEU:HD11	1.97	0.45
17:XQ:48:GLU:O	17:XQ:50:LYS:N	2.50	0.45
19:XS:3:ARG:CG	19:XS:4:SER:H	2.20	0.45
1:XA:186(A):C:H1'	20:XT:104:LEU:HD13	1.99	0.45
25:YA:2397:G:H5''	47:Y1:28:GLY:HA2	1.99	0.45
25:YA:1092:C:O2'	31:YH:170:ARG:NE	2.49	0.45
25:YA:1318:C:H5''	25:YA:1319:G:OP2	2.17	0.45
25:YA:1423:G:H2'	25:YA:1424:G:H8	1.82	0.45
25:YA:1580:A:H8	25:YA:1580:A:OP2	2.00	0.45
25:YA:213:A:H2'	25:YA:214:G:O4'	2.16	0.45
25:YA:222:A:HO2'	25:YA:223:A:P	2.39	0.45
25:YA:2436:G:C5	25:YA:2437:U:C5	3.04	0.45
25:YA:2574:G:H2'	25:YA:2575:C:C6	2.52	0.45
25:YA:2652:C:H2'	25:YA:2653:U:O4'	2.16	0.45
25:YA:1637:A:H4'	25:YA:2711:A:O2'	2.17	0.45
25:YA:2881:C:O3'	37:YR:96:ARG:HG3	2.17	0.45
25:YA:807:U:H2'	25:YA:808:G:H8	1.82	0.45
26:YB:72:G:H5''	26:YB:73:A:OP1	2.16	0.45
27:YD:25:THR:CG2	27:YD:25:THR:O	2.65	0.45
27:YD:69:ARG:C	27:YD:71:ASP:N	2.69	0.45
28:YE:199:ARG:HH11	28:YE:199:ARG:HG3	1.82	0.45
28:YE:33:VAL:HG12	28:YE:90:THR:H	1.81	0.45
29:YF:117:ARG:NH2	29:YF:189:THR:O	2.50	0.45
30:YG:51:ARG:NH2	30:YG:52:ILE:HD11	2.32	0.45
33:YN:7:LYS:HD3	33:YN:9:VAL:H	1.80	0.45
40:YU:27:LEU:HD12	40:YU:31:SER:HB3	1.98	0.45
43:YX:47:PHE:O	43:YX:48:LYS:C	2.55	0.45
45:YZ:3:TYR:O	45:YZ:58:VAL:HG23	2.16	0.45
45:YZ:95:PRO:HG2	45:YZ:127:LYS:HD3	1.99	0.45
1:QA:1089:G:H1	1:QA:1096:C:H42	1.64	0.45
1:QA:1114:C:O2	14:QN:60:SER:HB3	2.17	0.45
1:QA:186(D):C:H2'	1:QA:186(E):C:C6	2.52	0.45
1:QA:339:C:H2'	1:QA:340:U:C6	2.51	0.45
1:QA:342:C:H2'	1:QA:343:U:O4'	2.17	0.45
1:QA:368:U:OP1	32:YI:91:SER:OG	2.31	0.45
1:QA:392:G:H2'	1:QA:393:A:H8	1.82	0.45
1:QA:701:C:H1'	1:QA:703:G:C6	2.52	0.45

Continued on next page...

Continued from previous page...

Atom-1	Atom-2	Interatomic distance (Å)	Clash overlap (Å)
1:QA:895:G:H1	1:QA:904:C:H42	1.63	0.45
1:QA:939:G:H5''	7:QG:102:ARG:NH1	2.31	0.45
1:QA:96:G:H2'	1:QA:97:U:O4'	2.17	0.45
2:QB:95:GLN:NE2	2:QB:96:ARG:NH1	2.64	0.45
4:QD:120:LEU:CD2	4:QD:125:HIS:HB2	2.46	0.45
5:QE:77:PRO:HG2	5:QE:142:LEU:HD22	1.98	0.45
7:QG:108:ALA:C	7:QG:110:GLN:H	2.19	0.45
7:QG:111:ARG:HD2	7:QG:123:GLU:HB2	1.98	0.45
2:QB:178:ARG:HE	8:QH:71:GLY:H	1.62	0.45
9:QI:83:ARG:C	9:QI:86:VAL:HG12	2.36	0.45
1:QA:1216:G:H5''	14:QN:5:ALA:HB2	1.99	0.45
18:QR:63:GLN:HA	18:QR:63:GLN:OE1	2.17	0.45
46:R0:50:ASN:HB3	46:R0:63:VAL:HG22	1.98	0.45
47:R1:73:LEU:C	47:R1:75:GLU:N	2.70	0.45
48:R2:28:LYS:HB3	48:R2:57:ILE:HG12	1.98	0.45
52:R6:11:LEU:H	52:R6:25:LYS:HA	1.81	0.45
25:RA:1032:A:H4'	55:R9:16:VAL:HG11	1.98	0.45
25:RA:1022:G:N2	25:RA:1142(A):A:H2	2.14	0.45
25:RA:1510:A:H2'	25:RA:1510:A:N3	2.32	0.45
25:RA:1429:G:C5	25:RA:1568:G:C6	3.05	0.45
25:RA:48:G:C2	25:RA:178:G:C6	3.05	0.45
25:RA:1831:G:H1	25:RA:1974:C:H42	1.65	0.45
25:RA:2649:U:H2'	25:RA:2650:U:C6	2.52	0.45
25:RA:27:G:C4	25:RA:512:G:N2	2.85	0.45
25:RA:590:A:H2'	25:RA:591:C:C6	2.52	0.45
27:RD:14:ARG:HG3	27:RD:15:PHE:N	2.31	0.45
28:RE:21:VAL:HG23	28:RE:22:PRO:CD	2.46	0.45
29:RF:184:TYR:CE2	29:RF:188:ARG:HD2	2.52	0.45
30:RG:102:PHE:HA	30:RG:105:LYS:HE3	1.98	0.45
33:RN:118:LYS:C	33:RN:120:LEU:H	2.20	0.45
33:RN:35:ARG:O	33:RN:35:ARG:HG3	2.16	0.45
25:RA:557:U:O2	33:RN:45:ASN:HB2	2.16	0.45
35:RP:81:GLN:CD	35:RP:106:LEU:O	2.55	0.45
37:RR:17:ARG:O	37:RR:20:LEU:HB3	2.17	0.45
25:RA:2722:G:H4'	37:RR:4:LEU:HB2	1.98	0.45
42:RW:14:PRO:O	42:RW:16:LYS:N	2.50	0.45
44:RY:2:ARG:O	44:RY:3:VAL:C	2.55	0.45
1:XA:1129:C:N3	1:XA:1132:C:N4	2.63	0.45
1:XA:1237:C:O2'	1:XA:1300:G:N1	2.49	0.45
1:XA:1314:C:H5''	19:XS:6:LYS:HZ1	1.81	0.45
1:XA:598:U:H2'	1:XA:599:C:C6	2.51	0.45

Continued on next page...

Continued from previous page...

Atom-1	Atom-2	Interatomic distance (Å)	Clash overlap (Å)
1:XA:775:G:O2'	1:XA:776:G:H5'	2.17	0.45
1:XA:960:U:H1'	1:XA:1223:C:H5'	1.99	0.45
4:XD:178:VAL:O	4:XD:181:MET:N	2.50	0.45
4:XD:52:SER:N	4:XD:55:ALA:HB3	2.32	0.45
5:XE:82:VAL:HG12	5:XE:83:GLU:H	1.77	0.45
6:XF:68:PRO:HG3	6:XF:71:ARG:NH2	2.31	0.45
8:XH:102:ARG:NH1	8:XH:105:ARG:CZ	2.80	0.45
12:XL:126:LYS:HB2	12:XL:126:LYS:HZ3	1.81	0.45
16:XP:22:THR:CA	16:XP:33:ILE:HG12	2.41	0.45
6:XF:101:ALA:HA	18:XR:28:GLU:CG	2.46	0.45
18:XR:63:GLN:OE1	18:XR:63:GLN:HA	2.17	0.45
1:XA:1322:C:OP2	19:XS:78:ARG:NH2	2.50	0.45
20:XT:53:LEU:HD12	20:XT:100:ILE:HG23	1.98	0.45
26:YB:12:C:H2'	46:Y0:73:GLY:HA3	1.99	0.45
50:Y4:68:ARG:O	50:Y4:69:LYS:HB2	2.17	0.45
52:Y6:48:VAL:O	52:Y6:49:HIS:HB2	2.15	0.45
25:YA:1049:C:C2'	25:YA:1050:A:H5''	2.40	0.45
25:YA:1446:C:C2	25:YA:1447:G:C8	3.05	0.45
25:YA:1821:A:N6	25:YA:1822:G:O6	2.50	0.45
25:YA:1845:G:OP1	27:YD:258:LYS:NZ	2.43	0.45
25:YA:2038:G:H2'	25:YA:2039:C:O4'	2.17	0.45
25:YA:2131:G:C4'	25:YA:2132:U:H4'	2.46	0.45
25:YA:2493:U:H2'	25:YA:2494:G:O4'	2.16	0.45
25:YA:2737:G:H2'	25:YA:2738:A:H8	1.80	0.45
25:YA:2639:A:H1'	25:YA:2778:A:C2	2.52	0.45
25:YA:383:U:H5''	25:YA:384:U:OP2	2.16	0.45
25:YA:489:G:C5	25:YA:1284:A:C2	3.04	0.45
25:YA:564:C:H2'	25:YA:565:C:O4'	2.17	0.45
25:YA:581:C:H2'	25:YA:582:G:H8	1.81	0.45
25:YA:747:U:H6	25:YA:747:U:O5'	1.99	0.45
26:YB:34:U:O2'	26:YB:44:G:O6	2.34	0.45
26:YB:24:G:C2	26:YB:56:G:C2	3.04	0.45
27:YD:166:GLN:CA	27:YD:166:GLN:NE2	2.78	0.45
28:YE:2:LYS:O	28:YE:199:ARG:HA	2.17	0.45
28:YE:95:ILE:HG22	28:YE:95:ILE:O	2.16	0.45
29:YF:155:LEU:HA	29:YF:174:VAL:CG1	2.46	0.45
32:YI:56:LYS:NZ	32:YI:57:ARG:HA	2.31	0.45
33:YN:20:GLY:HA2	33:YN:61:ARG:HD2	1.99	0.45
33:YN:22:THR:O	33:YN:60:ILE:HG22	2.16	0.45
34:YO:22:ILE:HG12	34:YO:41:ALA:HA	1.98	0.45
35:YP:45:LEU:CD1	35:YP:45:LEU:N	2.79	0.45

Continued on next page...

Continued from previous page...

Atom-1	Atom-2	Interatomic distance (Å)	Clash overlap (Å)
35:YP:88:LEU:HD23	35:YP:88:LEU:C	2.37	0.45
39:YT:24:PRO:HD3	39:YT:52:ILE:HD12	1.98	0.45
40:YU:79:PHE:CE2	40:YU:83:LEU:HD13	2.51	0.45
45:YZ:29:TYR:HE2	45:YZ:87:ASP:HB3	1.81	0.45
1:QA:1051:C:C4	1:QA:1052:U:C4	3.05	0.45
1:QA:1118:C:O5'	1:QA:1118:C:H6	1.99	0.45
1:QA:341:C:C2'	1:QA:342:C:H5'	2.47	0.45
1:QA:518:C:H5'	1:QA:530:G:O4'	2.17	0.45
1:QA:921:U:O2'	5:QE:19:MET:N	2.48	0.45
2:QB:214:ILE:HD13	2:QB:217:ARG:HH22	1.81	0.45
2:QB:33:TYR:HD1	2:QB:33:TYR:O	2.00	0.45
4:QD:29:PRO:HD2	4:QD:30:LYS:H	1.80	0.45
7:QG:95:ARG:HG3	7:QG:95:ARG:HH11	1.82	0.45
8:QH:86:ILE:CG1	8:QH:133:LEU:HD22	2.46	0.45
1:QA:972:C:H4'	10:QJ:57:LYS:HG3	1.99	0.45
10:QJ:38:ILE:CD1	10:QJ:71:LEU:HB3	2.46	0.45
11:QK:32:ILE:HD11	11:QK:72:ALA:HB2	1.96	0.45
13:QM:66:LEU:HB2	13:QM:67:GLU:H	1.61	0.45
20:QT:96:GLY:O	20:QT:99:LEU:HD13	2.16	0.45
51:R5:15:ARG:HA	51:R5:18:ALA:HB3	1.99	0.45
54:R8:16:ILE:CD1	54:R8:57:ARG:HG2	2.42	0.45
25:RA:1181:C:H2'	25:RA:1182:A:H8	1.81	0.45
25:RA:1303:G:H1'	25:RA:1641:A:N1	2.32	0.45
25:RA:1693:U:C5	25:RA:1977:A:H1'	2.52	0.45
25:RA:1937:A:N7	25:RA:1939:U:H2'	2.32	0.45
25:RA:2086:U:H2'	25:RA:2087:G:C8	2.52	0.45
25:RA:2075:U:H2'	25:RA:2238:G:N2	2.32	0.45
25:RA:330:A:H2	25:RA:1210:A:H2'	1.80	0.45
25:RA:64:A:C4	43:RX:66:LEU:HD13	2.52	0.45
25:RA:902:C:H2'	25:RA:903:C:H6	1.81	0.45
26:RB:105:G:C2	26:RB:106:G:C8	3.05	0.45
27:RD:92:ILE:HD12	27:RD:104:TYR:HD2	1.81	0.45
28:RE:36:ARG:CB	28:RE:36:ARG:HH11	2.28	0.45
29:RF:119:ARG:CG	29:RF:119:ARG:HH11	2.29	0.45
29:RF:196:LEU:O	29:RF:200:GLU:HG2	2.17	0.45
30:RG:36:LYS:O	30:RG:37:VAL:HG23	2.16	0.45
32:RI:133:HIS:HB2	32:RI:134:PRO:HD2	1.98	0.45
35:RP:21:ARG:HE	35:RP:21:ARG:HA	1.82	0.45
40:RU:97:ASP:HA	40:RU:100:VAL:CG2	2.47	0.45
33:RN:1:MET:HE3	40:RU:95:LEU:HD21	1.98	0.45
43:RX:47:PHE:O	43:RX:48:LYS:C	2.55	0.45

Continued on next page...

Continued from previous page...

Atom-1	Atom-2	Interatomic distance (Å)	Clash overlap (Å)
45:RZ:74:VAL:HG22	45:RZ:86:VAL:HG22	1.98	0.45
1:XA:1054:C:H6	1:XA:1054:C:H5''	1.81	0.45
1:XA:1060:C:C2	1:XA:1198:G:C2	3.05	0.45
1:XA:1084:G:N7	1:XA:1085:U:C4	2.85	0.45
1:XA:186(A):C:O4'	20:XT:85:MET:SD	2.75	0.45
1:XA:265:G:N2	1:XA:267:C:H5'	2.32	0.45
1:XA:440:A:H5''	1:XA:442:C:H5	1.81	0.45
1:XA:559:A:H4'	1:XA:560:U:H5''	1.98	0.45
1:XA:598:U:H2'	1:XA:599:C:H6	1.82	0.45
1:XA:652:U:C4	1:XA:752:G:N3	2.84	0.45
1:XA:993:G:N3	1:XA:993:G:H2'	2.32	0.45
2:XB:77:ALA:HB2	2:XB:211:ILE:HG21	1.99	0.45
3:XC:92:ALA:HB2	3:XC:99:VAL:HG11	1.99	0.45
5:XE:7:GLU:HB3	5:XE:112:LEU:HD13	1.99	0.45
10:XJ:63:PHE:HB3	14:XN:57:ARG:O	2.17	0.45
20:XT:10:LEU:C	20:XT:12:ALA:H	2.21	0.45
48:Y2:28:LYS:HB3	48:Y2:57:ILE:HG12	1.98	0.45
25:YA:126:A:OP2	53:Y7:18:PHE:N	2.50	0.45
53:Y7:2:LYS:HG2	53:Y7:3:ARG:N	2.31	0.45
54:Y8:36:LYS:HB3	54:Y8:40:GLU:HG2	1.98	0.45
25:YA:1273:U:H4'	25:YA:1275:A:OP1	2.17	0.45
25:YA:2011:U:C2'	25:YA:2012:G:H5'	2.46	0.45
25:YA:205:G:O2'	25:YA:206:U:P	2.75	0.45
25:YA:2064:C:H2'	25:YA:2065:C:C6	2.51	0.45
25:YA:2118:U:H3	25:YA:2147:G:HO2'	1.65	0.45
25:YA:2196:C:H2'	25:YA:2197:U:H6	1.82	0.45
25:YA:221:A:N3	25:YA:233:A:H1'	2.30	0.45
25:YA:228:A:C5	25:YA:230:U:O2	2.70	0.45
25:YA:2457:U:C4	25:YA:2458:G:C6	3.04	0.45
25:YA:565:C:H2'	25:YA:566:U:O4'	2.16	0.45
25:YA:7:G:H2'	25:YA:8:A:H8	1.82	0.45
27:YD:92:ILE:HD12	27:YD:104:TYR:HD2	1.82	0.45
29:YF:196:LEU:O	29:YF:200:GLU:HG2	2.17	0.45
25:YA:586:A:H5'	29:YF:89:VAL:HG21	1.98	0.45
30:YG:121:ASN:C	30:YG:123:ASN:H	2.19	0.45
31:YH:7:LEU:HD12	31:YH:7:LEU:C	2.37	0.45
34:YO:104:ARG:NH2	39:YT:34:VAL:HG11	2.32	0.45
35:YP:92:GLU:HA	35:YP:123:LEU:HD23	1.99	0.45
35:YP:21:ARG:HA	35:YP:21:ARG:HE	1.82	0.45
36:YQ:34:LEU:HB2	36:YQ:118:LEU:HD22	1.99	0.45
39:YT:57:PHE:O	39:YT:58:ASN:C	2.53	0.45

Continued on next page...

Continued from previous page...

Atom-1	Atom-2	Interatomic distance (Å)	Clash overlap (Å)
42:YW:14:PRO:O	42:YW:16:LYS:N	2.50	0.45
42:YW:21:VAL:HG12	42:YW:21:VAL:O	2.17	0.45
44:YY:25:GLY:HA3	44:YY:39:VAL:CG1	2.47	0.45
1:QA:1271:G:H5'	1:QA:1314:C:H5'	1.99	0.45
1:QA:1346:A:O2'	1:QA:1347:G:P	2.75	0.45
1:QA:37:U:O2'	1:QA:500:G:H4'	2.16	0.45
1:QA:588:G:C4	1:QA:589:C:C5	3.04	0.45
1:QA:797:C:O2'	1:QA:798:G:H5'	2.17	0.45
1:QA:976:G:C6	1:QA:1363:A:C2	3.05	0.45
1:QA:982:U:H5''	14:QN:6:LEU:CD1	2.47	0.45
2:QB:30:ARG:HH21	2:QB:194:PRO:HG2	1.82	0.45
4:QD:3:ARG:O	4:QD:4:TYR:C	2.55	0.45
7:QG:15:ASP:HB3	7:QG:20:ASP:N	2.15	0.45
8:QH:41:ARG:NH1	8:QH:41:ARG:CG	2.76	0.45
8:QH:64:LYS:HB3	8:QH:79:VAL:HG21	1.98	0.45
10:QJ:51:ARG:HG2	10:QJ:51:ARG:HH11	1.81	0.45
13:QM:110:ARG:HH11	13:QM:110:ARG:HG3	1.82	0.45
13:QM:15:VAL:O	13:QM:19:LEU:CD2	2.64	0.45
13:QM:3:ARG:HD2	13:QM:9:ILE:CG1	2.45	0.45
10:QJ:63:PHE:HB3	14:QN:57:ARG:O	2.17	0.45
1:QA:607:A:C2	16:QP:31:LYS:HB2	2.52	0.45
16:QP:39:TYR:CZ	16:QP:41:PRO:HB3	2.52	0.45
19:QS:41:VAL:HG13	19:QS:44:MET:CB	2.39	0.45
47:R1:82:LEU:HD13	47:R1:83:GLU:C	2.36	0.45
52:R6:9:LEU:CD1	52:R6:26:ASN:ND2	2.79	0.45
25:RA:1310:G:OP2	53:R7:9:ARG:NH1	2.49	0.45
25:RA:1062:G:H2'	25:RA:1063:G:H8	1.81	0.45
25:RA:1167:U:C2	25:RA:1183:G:N2	2.85	0.45
25:RA:1429:G:H2'	25:RA:1430:C:H6	1.82	0.45
25:RA:1567:A:HO2'	25:RA:1568:G:P	2.40	0.45
25:RA:1588:C:H2'	25:RA:1589:C:H6	1.81	0.45
25:RA:2510:C:H2'	25:RA:2511:U:C6	2.52	0.45
25:RA:264:C:C2'	25:RA:265:A:H5''	2.47	0.45
25:RA:2655:G:O2'	25:RA:2656:U:C5	2.70	0.45
25:RA:783:A:H2'	25:RA:783:A:H8	1.46	0.45
27:RD:118:VAL:O	27:RD:129:ASN:HA	2.16	0.45
27:RD:166:GLN:NE2	27:RD:166:GLN:HA	2.32	0.45
27:RD:68:LYS:HD2	27:RD:70:TRP:CZ2	2.52	0.45
28:RE:2:LYS:O	28:RE:199:ARG:HA	2.17	0.45
28:RE:77:ILE:O	28:RE:78:LEU:O	2.34	0.45
31:RH:53:GLU:OE1	31:RH:53:GLU:HA	2.16	0.45

Continued on next page...

Continued from previous page...

Atom-1	Atom-2	Interatomic distance (Å)	Clash overlap (Å)
33:RN:120:LEU:HD13	33:RN:120:LEU:C	2.37	0.45
25:RA:2562:U:C1'	34:RO:23:ARG:NH1	2.76	0.45
35:RP:115:LEU:HA	35:RP:134:ALA:CB	2.47	0.45
35:RP:88:LEU:HD23	35:RP:88:LEU:C	2.37	0.45
35:RP:96:THR:HG22	35:RP:126:VAL:CB	2.47	0.45
36:RQ:11:LYS:HE2	36:RQ:87:LYS:HA	1.98	0.45
41:RV:61:VAL:HA	41:RV:94:LEU:HD23	1.97	0.45
44:RY:84:ARG:HD3	44:RY:86:ARG:HH11	1.82	0.45
1:XA:1031:G:O6	1:XA:1032:A:N6	2.49	0.45
1:XA:1077:G:H2'	1:XA:1079:G:N7	2.32	0.45
1:XA:1118:C:H1'	1:XA:1179:A:C5	2.52	0.45
1:XA:1179:A:H4'	9:XI:103:THR:HA	1.99	0.45
1:XA:1207:G:H2'	1:XA:1208:C:C6	2.52	0.45
1:XA:1388:C:H2'	1:XA:1389:C:C6	2.51	0.45
1:XA:1429:C:H2'	1:XA:1430:C:C6	2.52	0.45
1:XA:246:A:C4	1:XA:282:A:N6	2.85	0.45
1:XA:47:C:H5''	1:XA:365:U:C6	2.52	0.45
1:XA:390:C:O3'	16:XP:28:ARG:NH2	2.48	0.45
1:XA:665:A:H1'	1:XA:733:A:O4'	2.16	0.45
1:XA:831:U:H2'	1:XA:832:C:H6	1.82	0.45
1:XA:961:U:H2'	1:XA:962:C:H6	1.81	0.45
1:XA:977:A:O2'	1:XA:981:U:N3	2.38	0.45
2:XB:98:LEU:O	2:XB:101:MET:HG3	2.17	0.45
2:XB:189:ASP:OD2	2:XB:205:ASP:OD1	2.34	0.45
2:XB:229:VAL:O	2:XB:229:VAL:HG12	2.17	0.45
2:XB:22:LYS:O	2:XB:24:TRP:N	2.50	0.45
2:XB:68:ILE:HB	2:XB:70:PHE:HE1	1.82	0.45
3:XC:87:LEU:C	3:XC:89:GLU:H	2.19	0.45
5:XE:101:ILE:H	5:XE:101:ILE:HD13	1.82	0.45
5:XE:12:LEU:HD21	5:XE:14:ARG:HB3	1.98	0.45
5:XE:12:LEU:HB3	5:XE:31:LEU:CB	2.47	0.45
5:XE:52:PRO:HB2	5:XE:53:LEU:HD12	1.97	0.45
6:XF:22:GLU:OE1	6:XF:82:ARG:NH2	2.46	0.45
7:XG:44:TYR:C	7:XG:46:ALA:N	2.66	0.45
7:XG:45:ASP:O	7:XG:49:ILE:HG12	2.17	0.45
7:XG:95:ARG:HG3	7:XG:95:ARG:HH11	1.82	0.45
9:XI:47:LEU:HD22	9:XI:47:LEU:H	1.81	0.45
10:XJ:6:ILE:O	10:XJ:71:LEU:HD12	2.17	0.45
13:XM:108:ARG:O	13:XM:111:LYS:N	2.47	0.45
1:XA:392:G:P	16:XP:12:LYS:HG3	2.57	0.45
17:XQ:33:GLY:O	17:XQ:34:LYS:C	2.56	0.45

Continued on next page...

Continued from previous page...

Atom-1	Atom-2	Interatomic distance (Å)	Clash overlap (Å)
52:Y6:18:ARG:O	52:Y6:19:ARG:O	2.33	0.45
52:Y6:15:GLU:OE2	52:Y6:44:ARG:NH1	2.49	0.45
52:Y6:7:ILE:O	52:Y6:8:LYS:HG2	2.16	0.45
54:Y8:52:LYS:CG	54:Y8:52:LYS:O	2.64	0.45
25:YA:1169:G:N2	25:YA:1181:C:O2	2.49	0.45
25:YA:1416:G:HO2'	25:YA:1417:C:H6	1.60	0.45
25:YA:1422:G:N2	25:YA:1577:C:H1'	2.32	0.45
25:YA:2470:G:H5'	36:YQ:56:ARG:HH22	1.81	0.45
25:YA:2649:U:H2'	25:YA:2650:U:C6	2.51	0.45
25:YA:270(T):G:OP1	47:Y1:97:LEU:HD13	2.16	0.45
25:YA:479:A:N3	25:YA:481:G:H5''	2.32	0.45
25:YA:528:A:C8	25:YA:528:A:H3'	2.52	0.45
25:YA:721:C:H3'	25:YA:722:A:H8	1.81	0.45
25:YA:780:G:H21	25:YA:783:A:N6	2.15	0.45
25:YA:828:U:H2'	25:YA:829:A:C8	2.52	0.45
27:YD:226:MET:H	27:YD:226:MET:HG2	1.53	0.45
27:YD:45:ASN:CG	27:YD:46:GLN:N	2.68	0.45
28:YE:21:VAL:HG23	28:YE:22:PRO:CD	2.46	0.45
32:YI:56:LYS:CE	32:YI:57:ARG:HG2	2.46	0.45
25:YA:558:G:OP2	33:YN:111:PRO:HD2	2.17	0.45
34:YO:53:LYS:CD	34:YO:53:LYS:N	2.69	0.45
35:YP:81:GLN:CD	35:YP:106:LEU:O	2.55	0.45
35:YP:112:LEU:CD1	35:YP:114:ILE:HG23	2.47	0.45
35:YP:75:ILE:HG12	35:YP:77:ARG:HH12	1.82	0.45
36:YQ:58:PHE:O	36:YQ:58:PHE:CD1	2.70	0.45
37:YR:12:ARG:HG3	37:YR:12:ARG:NH1	2.32	0.45
37:YR:17:ARG:O	37:YR:20:LEU:HB3	2.17	0.45
42:YW:88:ARG:CB	42:YW:92:ARG:HB3	2.47	0.45
25:YA:298:G:OP1	44:YY:85:VAL:HG22	2.17	0.45
1:QA:410:G:C2	1:QA:429:U:C2	3.05	0.45
1:QA:667:G:H4'	15:QO:51:HIS:ND1	2.31	0.45
1:QA:823:G:H2'	1:QA:824:C:O4'	2.17	0.45
3:QC:73:PRO:O	3:QC:77:ILE:HG13	2.16	0.45
4:QD:178:VAL:O	4:QD:181:MET:N	2.50	0.45
1:QA:545:C:H5''	4:QD:72:GLU:HG2	1.99	0.45
4:QD:94:LEU:O	4:QD:98:GLU:N	2.50	0.45
1:QA:922:G:H4'	5:QE:20:GLN:HA	1.98	0.45
7:QG:26:PHE:HZ	7:QG:120:ILE:HG23	1.82	0.45
7:QG:40:ALA:O	7:QG:41:ARG:C	2.54	0.45
10:QJ:62:HIS:CD2	10:QJ:62:HIS:N	2.85	0.45
13:QM:57:ARG:HD2	13:QM:61:GLU:OE2	2.17	0.45

Continued on next page...

Continued from previous page...

Atom-1	Atom-2	Interatomic distance (Å)	Clash overlap (Å)
16:QP:50:LYS:O	16:QP:50:LYS:HD3	2.17	0.45
17:QQ:33:GLY:O	17:QQ:34:LYS:C	2.55	0.45
17:QQ:3:LYS:HD3	17:QQ:61:GLU:O	2.16	0.45
19:QS:69:HIS:O	19:QS:70:LYS:O	2.34	0.45
20:QT:10:LEU:C	20:QT:12:ALA:H	2.20	0.45
20:QT:28:ALA:O	20:QT:30:LYS:N	2.50	0.45
23:QX:5:C:H2'	23:QX:6:C:C6	2.51	0.45
47:R1:49:VAL:HG12	47:R1:51:VAL:HG23	1.99	0.45
47:R1:94:LEU:O	47:R1:95:LEU:HB2	2.17	0.45
52:R6:11:LEU:HD11	52:R6:51:GLU:HG3	1.98	0.45
54:R8:9:GLY:O	54:R8:13:ARG:HG2	2.16	0.45
54:R8:36:LYS:HB3	54:R8:40:GLU:HG2	1.99	0.45
25:RA:1258:C:O4'	29:RF:84:VAL:HG11	2.17	0.45
25:RA:1431:U:H2'	25:RA:1432:C:C6	2.52	0.45
25:RA:1977:A:H2'	25:RA:1978:A:O4'	2.17	0.45
25:RA:2188:C:H2'	25:RA:2189:U:O4'	2.17	0.45
25:RA:2216:G:H2'	25:RA:2217:G:C8	2.52	0.45
25:RA:2525:G:N2	25:RA:2539:C:C2	2.85	0.45
25:RA:2817:G:C2	25:RA:2830:G:N3	2.85	0.45
25:RA:459:U:H2'	25:RA:460:A:H8	1.80	0.45
25:RA:547:A:H3'	25:RA:548:A:H8	1.79	0.45
25:RA:710:G:H2'	25:RA:711:G:C8	2.52	0.45
25:RA:781:A:H2	25:RA:1776:G:N3	2.15	0.45
27:RD:241:PRO:O	27:RD:242:ARG:C	2.55	0.45
28:RE:101:ARG:HD2	28:RE:171:GLU:HA	1.98	0.45
28:RE:2:LYS:HG2	28:RE:95:ILE:HG22	1.99	0.45
32:RI:19:VAL:HG22	32:RI:20:ASP:N	2.32	0.45
33:RN:63:THR:HG22	33:RN:66:LYS:HZ1	1.82	0.45
33:RN:96:GLU:O	33:RN:99:LEU:N	2.34	0.45
34:RO:19:ILE:H	34:RO:19:ILE:HD13	1.82	0.45
34:RO:2:ILE:HD11	34:RO:82:ASN:ND2	2.16	0.45
34:RO:78:ARG:HH21	39:RT:103:ARG:HH22	1.64	0.45
35:RP:115:LEU:CB	35:RP:131:SER:HB2	2.47	0.45
36:RQ:10:ARG:O	36:RQ:11:LYS:CB	2.64	0.45
36:RQ:90:VAL:C	36:RQ:92:GLY:N	2.70	0.45
37:RR:10:LEU:O	37:RR:11:ASN:C	2.55	0.45
40:RU:86:ALA:CB	40:RU:88:ILE:HD11	2.47	0.45
41:RV:69:LYS:HG3	41:RV:87:HIS:O	2.17	0.45
42:RW:21:VAL:HG12	42:RW:21:VAL:O	2.17	0.45
44:RY:73:ARG:HE	44:RY:73:ARG:HB3	1.51	0.45
45:RZ:9:TYR:CE2	45:RZ:61:LEU:HD13	2.53	0.45

Continued on next page...

Continued from previous page...

Atom-1	Atom-2	Interatomic distance (Å)	Clash overlap (Å)
1:XA:1266:G:N2	1:XA:1270:C:C2	2.85	0.45
1:XA:524:G:H2'	1:XA:525:C:C6	2.52	0.45
1:XA:771:G:C5	1:XA:772:U:C4	3.04	0.45
1:XA:963:G:H1	1:XA:972:C:H42	1.64	0.45
4:XD:150:GLU:C	4:XD:152:SER:H	2.20	0.45
4:XD:94:LEU:O	4:XD:98:GLU:N	2.50	0.45
2:XB:178:ARG:HD2	8:XH:71:GLY:CA	2.46	0.45
7:XG:16:LEU:HD13	9:XI:45:ALA:HB2	1.99	0.45
9:XI:7:THR:O	9:XI:83:ARG:CD	2.65	0.45
11:XK:75:TYR:N	11:XK:75:TYR:CD1	2.85	0.45
12:XL:117:ARG:NH2	12:XL:124:LYS:HD3	2.32	0.45
13:XM:28:ALA:C	13:XM:30:ALA:N	2.70	0.45
13:XM:56:LEU:HD13	13:XM:56:LEU:O	2.17	0.45
13:XM:66:LEU:C	13:XM:70:LEU:HB2	2.37	0.45
1:XA:976:G:P	14:XN:32:SER:H	2.40	0.45
1:XA:580:U:H5''	15:XO:58:MET:HG2	1.98	0.45
15:XO:82:ILE:CG2	15:XO:83:GLU:N	2.79	0.45
20:XT:44:ALA:O	20:XT:91:LEU:HB3	2.16	0.45
51:Y5:56:LYS:O	51:Y5:58:LEU:N	2.50	0.45
25:YA:1827:C:H2'	25:YA:1828:G:O4'	2.17	0.45
25:YA:181:A:H2'	25:YA:182:A:C8	2.52	0.45
25:YA:1846:G:N2	25:YA:1895:C:C2	2.84	0.45
25:YA:2452:C:O4'	56:Z8:76:PPU:HB2	2.17	0.45
25:YA:2463:C:O2	25:YA:2488:A:C2	2.70	0.45
25:YA:2472:G:H2'	25:YA:2475:C:H42	1.82	0.45
25:YA:2050:C:N4	25:YA:2618:G:H1	2.13	0.45
25:YA:2677:G:H2'	25:YA:2678:C:C6	2.49	0.45
25:YA:2751:G:C8	25:YA:2751:G:O5'	2.70	0.45
25:YA:295:G:H1	25:YA:343:C:N4	2.15	0.45
25:YA:455:C:HO2'	25:YA:472:A:H2	1.62	0.45
25:YA:66:C:H2'	25:YA:67:U:H6	1.82	0.45
4:QD:166:LYS:HG2	27:YD:135:PHE:CZ	2.51	0.45
28:YE:4:ILE:HG12	28:YE:91:VAL:HG11	1.99	0.45
34:YO:19:ILE:HD13	34:YO:19:ILE:H	1.83	0.45
34:YO:97:ARG:HA	34:YO:117:LEU:HD22	1.99	0.45
36:YQ:5:ARG:O	36:YQ:6:ARG:O	2.35	0.45
38:YS:89:ARG:O	38:YS:90:GLY:C	2.54	0.45
40:YU:76:TYR:CD2	40:YU:76:TYR:C	2.90	0.45
45:YZ:144:LEU:HD11	45:YZ:149:SER:HA	1.99	0.45
25:YA:2584:U:H5''	56:Z8:76:PPU:H92	1.99	0.45
1:QA:1122:U:C2	1:QA:1123:A:C8	3.05	0.44

Continued on next page...

Continued from previous page...

Atom-1	Atom-2	Interatomic distance (Å)	Clash overlap (Å)
1:QA:1216:G:H2'	1:QA:1217:C:H6	1.83	0.44
1:QA:1241:G:H2'	1:QA:1242:C:C6	2.52	0.44
1:QA:1297:C:O2'	1:QA:1298:C:P	2.75	0.44
1:QA:430:A:C2	1:QA:431:A:H1'	2.51	0.44
1:QA:6:G:C8	5:QE:119:LEU:HD11	2.52	0.44
1:QA:926:G:H2'	1:QA:1505:G:N3	2.31	0.44
3:QC:140:ARG:CG	3:QC:140:ARG:HH11	2.30	0.44
3:QC:22:TRP:HB3	3:QC:59:ARG:HB2	1.99	0.44
3:QC:42:LEU:HD12	3:QC:45:LYS:NZ	2.31	0.44
5:QE:101:ILE:HD13	5:QE:101:ILE:H	1.82	0.44
5:QE:36:ASP:C	5:QE:37:ARG:HG2	2.38	0.44
8:QH:82:HIS:CD2	8:QH:82:HIS:C	2.91	0.44
10:QJ:33:GLN:HB2	10:QJ:75:ILE:HD11	1.99	0.44
12:QL:120:TYR:O	12:QL:121:GLY:O	2.36	0.44
1:QA:1225:A:OP1	13:QM:102:ARG:HA	2.17	0.44
13:QM:16:ASP:O	13:QM:19:LEU:HD23	2.17	0.44
13:QM:56:LEU:O	13:QM:56:LEU:HD13	2.17	0.44
13:QM:39:ILE:HD12	13:QM:56:LEU:HD23	1.99	0.44
20:QT:84:LEU:HD13	20:QT:84:LEU:C	2.36	0.44
47:R1:60:PHE:HZ	47:R1:90:ILE:HG21	1.82	0.44
47:R1:48:LYS:HA	47:R1:60:PHE:O	2.17	0.44
54:R8:17:THR:O	54:R8:20:GLY:N	2.46	0.44
25:RA:1005:C:N4	25:RA:1006:C:H41	2.15	0.44
25:RA:1115:G:C6	25:RA:1116:C:N4	2.85	0.44
25:RA:1131:G:C2	25:RA:1132:A:C5	3.05	0.44
25:RA:1286:A:O2'	25:RA:1287:A:H5''	2.17	0.44
25:RA:1319:G:C6	25:RA:1320:C:N4	2.85	0.44
25:RA:142:G:H2'	25:RA:143:C:H6	1.82	0.44
25:RA:2026:C:C2	25:RA:2027:G:C8	3.05	0.44
25:RA:2252:G:H2'	25:RA:2253:G:H8	1.81	0.44
25:RA:2303:G:C2'	25:RA:2304:G:H5'	2.47	0.44
25:RA:2517:C:C6	25:RA:2542:A:N7	2.86	0.44
25:RA:2630:G:H2'	25:RA:2631:G:C8	2.51	0.44
25:RA:2631:G:N3	25:RA:2810:A:H2	2.15	0.44
25:RA:2532:G:H1'	25:RA:2663:G:N2	2.33	0.44
25:RA:476:G:N1	25:RA:479:A:OP2	2.49	0.44
25:RA:520:G:H2'	25:RA:521:G:H8	1.82	0.44
25:RA:612:G:N2	25:RA:617:G:C5	2.85	0.44
25:RA:974(A):C:H2'	25:RA:974(A):C:O2	2.16	0.44
27:RD:145:VAL:HG12	27:RD:146:GLU:N	2.32	0.44
27:RD:198:ASN:ND2	27:RD:198:ASN:O	2.50	0.44

Continued on next page...

Continued from previous page...

Atom-1	Atom-2	Interatomic distance (Å)	Clash overlap (Å)
27:RD:79:VAL:HG21	27:RD:111:LEU:HD21	1.97	0.44
30:RG:6:ALA:HB3	30:RG:104:GLU:OE2	2.16	0.44
30:RG:129:GLY:O	30:RG:130:ASN:OD1	2.34	0.44
30:RG:16:ARG:CZ	30:RG:31:VAL:HG11	2.47	0.44
25:RA:2311:A:C8	30:RG:82:LEU:HD11	2.52	0.44
31:RH:149:ARG:HA	31:RH:162:ILE:HG21	1.99	0.44
33:RN:57:ALA:HA	33:RN:60:ILE:CD1	2.43	0.44
35:RP:75:ILE:HG12	35:RP:77:ARG:HH12	1.82	0.44
36:RQ:119:ARG:CG	36:RQ:119:ARG:HH11	2.25	0.44
39:RT:54:ARG:CG	39:RT:54:ARG:NH1	2.80	0.44
40:RU:66:ASN:CB	40:RU:76:TYR:HB2	2.44	0.44
41:RV:5:VAL:HG13	41:RV:14:VAL:HG21	1.98	0.44
41:RV:4:ILE:HG22	41:RV:39:LEU:HD23	1.98	0.44
45:RZ:93:ASP:N	45:RZ:93:ASP:OD1	2.47	0.44
1:XA:1301:U:O2	1:XA:1301:U:H2'	2.17	0.44
1:XA:1343:G:C6	1:XA:1344:C:N4	2.85	0.44
1:XA:20:U:O2'	1:XA:21:G:H5'	2.17	0.44
1:XA:511:C:O2'	1:XA:534:U:H1'	2.17	0.44
1:XA:803:G:C6	1:XA:804:U:N3	2.85	0.44
1:XA:895:G:H1	1:XA:904:C:N4	2.02	0.44
6:XF:23:LYS:HG2	6:XF:27:GLN:OE1	2.18	0.44
7:XG:111:ARG:HD2	7:XG:123:GLU:HB2	1.99	0.44
7:XG:26:PHE:HZ	7:XG:120:ILE:HG23	1.82	0.44
9:XI:5:TYR:CD2	9:XI:6:GLY:N	2.85	0.44
10:XJ:51:ARG:HG2	10:XJ:51:ARG:HH11	1.82	0.44
13:XM:110:ARG:HG3	13:XM:110:ARG:HH11	1.82	0.44
15:XO:25:THR:HG22	15:XO:70:LEU:HD22	1.99	0.44
17:XQ:59:ILE:N	17:XQ:59:ILE:CD1	2.78	0.44
20:XT:36:LEU:C	20:XT:38:LYS:N	2.71	0.44
20:XT:56:MET:HG3	20:XT:88:VAL:HG21	1.98	0.44
21:XU:6:ARG:C	21:XU:8:THR:H	2.20	0.44
47:Y1:48:LYS:HA	47:Y1:60:PHE:O	2.17	0.44
49:Y3:60:GLU:HG2	49:Y3:60:GLU:O	2.16	0.44
52:Y6:7:ILE:HG23	52:Y6:8:LYS:N	2.32	0.44
25:YA:1778:U:H2'	25:YA:1784:A:H62	1.80	0.44
1:QA:1031:G:O6	25:YA:2167:U:N3	2.50	0.44
25:YA:2331:G:N2	25:YA:2385:C:C4	2.85	0.44
25:YA:2419:U:O4	54:Y8:30:ARG:NE	2.50	0.44
25:YA:2557:G:C6	25:YA:2558:C:C4	3.05	0.44
25:YA:503:A:C8	25:YA:506:G:N7	2.85	0.44
25:YA:729:G:H2'	25:YA:1775:U:O2	2.17	0.44

Continued on next page...

Continued from previous page...

Atom-1	Atom-2	Interatomic distance (Å)	Clash overlap (Å)
25:YA:978:G:C2	25:YA:986:C:C2	3.05	0.44
27:YD:145:VAL:HG12	27:YD:146:GLU:N	2.32	0.44
27:YD:52:ARG:HB2	27:YD:53:PHE:CD2	2.52	0.44
27:YD:80:ALA:O	27:YD:113:VAL:HG13	2.16	0.44
29:YF:144:LYS:C	29:YF:146:ALA:H	2.21	0.44
30:YG:83:ARG:HG3	30:YG:86:MET:CE	2.46	0.44
32:YI:79:ILE:N	32:YI:141:LYS:O	2.49	0.44
33:YN:112:LEU:O	33:YN:116:LEU:HG	2.16	0.44
33:YN:5:VAL:HG13	33:YN:5:VAL:O	2.17	0.44
35:YP:75:ILE:HG12	35:YP:77:ARG:NH1	2.32	0.44
38:YS:83:LYS:CE	38:YS:109:GLY:HA2	2.47	0.44
41:YV:61:VAL:O	41:YV:61:VAL:HG22	2.16	0.44
41:YV:69:LYS:HG3	41:YV:87:HIS:O	2.17	0.44
45:YZ:112:ARG:O	45:YZ:114:GLY:N	2.50	0.44
45:YZ:123:ASP:O	45:YZ:124:ILE:HG13	2.17	0.44
1:QA:1426:C:H1'	1:QA:1475:G:N2	2.31	0.44
1:QA:1521:G:H2'	1:QA:1522:U:C6	2.53	0.44
1:QA:491:G:C2	1:QA:492:G:C4	3.05	0.44
1:QA:939:G:H5''	7:QG:102:ARG:CZ	2.47	0.44
2:QB:98:LEU:O	2:QB:101:MET:HG3	2.17	0.44
3:QC:43:LEU:HD11	3:QC:66:VAL:HG11	1.98	0.44
5:QE:147:ASP:OD2	5:QE:147:ASP:N	2.50	0.44
5:QE:31:LEU:HD23	5:QE:45:PHE:CD1	2.53	0.44
6:QF:76:ALA:HB1	6:QF:80:ARG:HH21	1.82	0.44
6:QF:3:ARG:HG2	6:QF:93:SER:OG	2.17	0.44
10:QJ:29:ARG:HH11	10:QJ:29:ARG:HG2	1.81	0.44
12:QL:120:TYR:CD1	12:QL:120:TYR:N	2.86	0.44
12:QL:117:ARG:NH2	12:QL:124:LYS:HD3	2.32	0.44
12:QL:126:LYS:HB2	12:QL:126:LYS:HZ2	1.82	0.44
13:QM:101:GLN:HB2	13:QM:101:GLN:HE21	1.66	0.44
15:QO:29:VAL:HB	15:QO:81:LEU:HD21	1.99	0.44
15:QO:54:ARG:O	15:QO:55:GLY:C	2.55	0.44
16:QP:15:PRO:O	16:QP:16:HIS:ND1	2.51	0.44
18:QR:82:THR:CG2	18:QR:83:GLU:N	2.79	0.44
20:QT:89:ARG:HH12	20:QT:106:ALA:HB1	1.82	0.44
51:R5:56:LYS:O	51:R5:58:LEU:N	2.50	0.44
54:R8:15:LYS:HD3	54:R8:15:LYS:C	2.37	0.44
25:RA:1077:A:H2	25:RA:1078:U:H4'	1.82	0.44
25:RA:1301:A:H2	25:RA:1626:G:N3	2.14	0.44
25:RA:1498:C:O4'	25:RA:1577:C:H4'	2.17	0.44
25:RA:1509:C:H2'	25:RA:1511:A:C8	2.53	0.44

Continued on next page...

Continued from previous page...

Atom-1	Atom-2	Interatomic distance (Å)	Clash overlap (Å)
25:RA:118:A:H1'	25:RA:178:G:O4'	2.18	0.44
25:RA:2261:C:HO2'	25:RA:2327:A:H2	1.65	0.44
25:RA:2518:A:H8	25:RA:2518:A:O5'	1.99	0.44
25:RA:2528:U:O3'	25:RA:2529:G:H8	2.01	0.44
25:RA:934:G:H2'	25:RA:935:C:H6	1.82	0.44
26:RB:75:G:HO2'	45:RZ:85:HIS:CD2	2.31	0.44
27:RD:143:HIS:HD2	27:RD:144:ALA:HB2	1.83	0.44
27:RD:48:ARG:HG3	27:RD:48:ARG:NH1	2.31	0.44
25:RA:2572:A:H62	28:RE:145:LYS:HG3	1.82	0.44
28:RE:4:ILE:HG12	28:RE:91:VAL:HG11	1.99	0.44
29:RF:7:TYR:CD1	29:RF:7:TYR:N	2.85	0.44
30:RG:44:GLY:HA2	30:RG:88:ILE:HD11	1.99	0.44
31:RH:51:ARG:HG3	31:RH:51:ARG:NH1	2.30	0.44
25:RA:2641:G:H5''	33:RN:76:SER:HB3	1.99	0.44
33:RN:7:LYS:HD3	33:RN:9:VAL:H	1.81	0.44
34:RO:22:ILE:HG12	34:RO:41:ALA:HA	1.98	0.44
25:RA:2377:A:H4'	38:RS:111:GLU:O	2.17	0.44
38:RS:29:PHE:HD2	38:RS:92:TYR:HH	1.64	0.44
39:RT:49:VAL:CG1	39:RT:49:VAL:O	2.64	0.44
41:RV:5:VAL:HG22	41:RV:14:VAL:CG2	2.46	0.44
42:RW:67:ASP:N	42:RW:67:ASP:OD2	2.50	0.44
45:RZ:177:PRO:HB2	45:RZ:178:GLU:H	1.58	0.44
45:RZ:53:ILE:HA	45:RZ:70:LEU:HD21	2.00	0.44
1:XA:1357:A:C5	1:XA:1358:U:C4	3.05	0.44
1:XA:289:G:H2'	1:XA:290:C:H6	1.82	0.44
1:XA:5:U:O2'	1:XA:6:G:N3	2.50	0.44
1:XA:729:A:H2'	1:XA:730:G:H8	1.82	0.44
1:XA:883:C:N3	1:XA:884:U:C4	2.85	0.44
2:XB:188:ALA:CB	2:XB:200:ILE:HG23	2.47	0.44
2:XB:30:ARG:O	2:XB:31:TYR:HD2	2.00	0.44
3:XC:43:LEU:HD11	3:XC:66:VAL:HG11	1.98	0.44
4:XD:206:PHE:CD2	4:XD:207:TYR:CE1	3.05	0.44
8:XH:97:VAL:CG1	8:XH:98:LYS:H	2.30	0.44
9:XI:118:LYS:O	9:XI:119:ALA:CB	2.65	0.44
10:XJ:54:PHE:CE2	10:XJ:55:LYS:HD2	2.52	0.44
10:XJ:54:PHE:CD2	10:XJ:55:LYS:HD2	2.53	0.44
11:XK:13:GLN:HG3	11:XK:75:TYR:CA	2.48	0.44
12:XL:120:TYR:CD1	12:XL:120:TYR:N	2.85	0.44
15:XO:83:GLU:C	15:XO:85:LEU:N	2.71	0.44
16:XP:72:ARG:CD	16:XP:73:LEU:HD23	2.48	0.44
19:XS:45:VAL:O	19:XS:62:ILE:O	2.35	0.44

Continued on next page...

Continued from previous page...

Atom-1	Atom-2	Interatomic distance (Å)	Clash overlap (Å)
20:XT:89:ARG:HH12	20:XT:106:ALA:HB1	1.82	0.44
24:XY:39:C:O2'	24:XY:40:G:P	2.74	0.44
13:XM:65:LYS:HB3	50:Y4:50:VAL:HG21	1.97	0.44
51:Y5:40:LYS:HZ1	51:Y5:48:GLU:CB	2.19	0.44
52:Y6:19:ARG:HA	52:Y6:19:ARG:HD2	1.77	0.44
25:YA:120:U:C2	25:YA:149:A:C6	3.06	0.44
25:YA:1654:A:OP1	37:YR:1:MET:O	2.34	0.44
25:YA:1840:G:H1	25:YA:1902:C:H42	1.63	0.44
25:YA:2228:G:OP1	27:YD:261:LYS:HE2	2.17	0.44
25:YA:2286:A:H4'	25:YA:2287:A:O4'	2.16	0.44
25:YA:2458:G:C4	25:YA:2490:G:C6	3.04	0.44
25:YA:2557:G:C6	25:YA:2558:C:N4	2.85	0.44
25:YA:2711:A:OP1	25:YA:2712(A):A:P	2.74	0.44
25:YA:529:A:H8	25:YA:530:G:C6	2.36	0.44
25:YA:658:C:H2'	25:YA:659:C:C6	2.52	0.44
25:YA:592:G:N2	25:YA:665:C:N3	2.57	0.44
25:YA:722:A:H2'	25:YA:723:G:C8	2.53	0.44
25:YA:784:A:N7	27:YD:229:VAL:HG21	2.31	0.44
25:YA:902:C:H2'	25:YA:903:C:C6	2.53	0.44
26:YB:32:C:C2	26:YB:33:G:C8	3.05	0.44
27:YD:166:GLN:NE2	27:YD:166:GLN:HA	2.32	0.44
27:YD:177:LEU:O	27:YD:179:SER:N	2.51	0.44
30:YG:129:GLY:HA2	30:YG:169:ALA:HB2	1.99	0.44
31:YH:137:ASP:HB2	31:YH:140:LYS:HE3	1.98	0.44
25:YA:2642:G:H4'	33:YN:78:TYR:CE2	2.52	0.44
35:YP:45:LEU:HD12	35:YP:45:LEU:N	2.32	0.44
36:YQ:93:TYR:N	36:YQ:93:TYR:CD1	2.85	0.44
38:YS:3:ARG:O	38:YS:4:LEU:O	2.35	0.44
38:YS:78:LEU:HD21	38:YS:108:GLY:CA	2.47	0.44
34:YO:104:ARG:NH1	39:YT:36:GLU:CD	2.71	0.44
39:YT:36:GLU:CG	39:YT:41:ARG:HD3	2.46	0.44
40:YU:57:PHE:O	40:YU:59:ARG:N	2.50	0.44
1:QA:1323:G:N2	1:QA:1361:G:O2'	2.50	0.44
1:QA:133:U:H5''	1:QA:134:A:OP1	2.17	0.44
1:QA:1507:A:H2'	1:QA:1508:G:O4'	2.17	0.44
1:QA:730:G:H3'	1:QA:731:G:O4'	2.16	0.44
1:QA:819:A:N7	1:QA:1529:G:C2	2.85	0.44
1:QA:877:C:H5''	8:QH:88:LYS:CD	2.47	0.44
2:QB:189:ASP:OD2	2:QB:205:ASP:OD1	2.35	0.44
3:QC:69:HIS:N	3:QC:69:HIS:ND1	2.66	0.44
4:QD:122:ARG:HA	4:QD:134:ASP:HB2	2.00	0.44

Continued on next page...

Continued from previous page...

Atom-1	Atom-2	Interatomic distance (Å)	Clash overlap (Å)
4:QD:25:ARG:CZ	4:QD:30:LYS:HE3	2.46	0.44
5:QE:80:ILE:HG13	5:QE:82:VAL:HG23	1.99	0.44
7:QG:140:ASP:HA	7:QG:143:ARG:HH11	1.79	0.44
11:QK:83:ILE:HG12	11:QK:109:VAL:HG23	1.99	0.44
12:QL:61:THR:O	12:QL:63:GLY:N	2.45	0.44
1:QA:1329:A:OP1	13:QM:28:ALA:HB3	2.17	0.44
20:QT:83:ARG:C	20:QT:86:ARG:HB3	2.38	0.44
47:R1:10:LYS:HD2	47:R1:66:HIS:HE1	1.82	0.44
48:R2:41:ILE:O	48:R2:41:ILE:HD12	2.16	0.44
50:R4:15:ILE:CG2	50:R4:20:ASN:ND2	2.81	0.44
50:R4:15:ILE:N	50:R4:15:ILE:CD1	2.78	0.44
30:RG:67:LYS:CE	50:R4:6:HIS:NE2	2.74	0.44
52:R6:17:LYS:O	52:R6:18:ARG:CB	2.64	0.44
53:R7:24:THR:O	53:R7:28:ARG:HG3	2.16	0.44
54:R8:47:LYS:HD2	54:R8:48:PHE:N	2.33	0.44
25:RA:1006:C:H5'	33:RN:28:THR:HG23	1.98	0.44
25:RA:1270:C:H5''	25:RA:1271:G:C5'	2.34	0.44
25:RA:1363:C:C2	25:RA:1364:G:C8	3.05	0.44
25:RA:1519:G:C6	25:RA:1520:U:C4	3.05	0.44
25:RA:1581:G:C8	25:RA:1581:G:H5''	2.52	0.44
25:RA:2261:C:C2	25:RA:2280:G:C2	3.06	0.44
25:RA:264:C:O2'	25:RA:265:A:H5''	2.17	0.44
25:RA:2656:U:C5	25:RA:2664:G:N2	2.85	0.44
25:RA:270(S):G:H2'	25:RA:270(T):G:H5'	1.98	0.44
25:RA:322:A:C6	25:RA:340:A:C2	3.05	0.44
25:RA:428:A:H3'	25:RA:429:A:C8	2.51	0.44
25:RA:44:A:O2'	25:RA:45:G:H5'	2.16	0.44
25:RA:688:U:H5'	25:RA:1780:A:C2	2.52	0.44
25:RA:778:G:O5'	25:RA:778:G:H8	2.00	0.44
29:RF:132:VAL:HG23	29:RF:133:ASN:H	1.82	0.44
31:RH:7:LEU:C	31:RH:7:LEU:HD12	2.37	0.44
33:RN:36:GLY:O	33:RN:42:TRP:CE3	2.69	0.44
33:RN:96:GLU:CG	33:RN:97:ARG:N	2.72	0.44
34:RO:104:ARG:NH2	39:RT:34:VAL:HG11	2.32	0.44
38:RS:78:LEU:HD21	38:RS:108:GLY:HA2	1.98	0.44
42:RW:74:ALA:O	42:RW:75:TYR:CB	2.65	0.44
42:RW:88:ARG:HG2	42:RW:88:ARG:HH11	1.82	0.44
43:RX:87:GLN:HB2	43:RX:87:GLN:HE21	1.55	0.44
45:RZ:150:LEU:HD23	45:RZ:171:ILE:HG12	2.00	0.44
1:XA:1100:C:H2'	1:XA:1102:A:O5'	2.17	0.44
1:XA:1448:C:H42	1:XA:1455:G:H1	1.64	0.44

Continued on next page...

Continued from previous page...

Atom-1	Atom-2	Interatomic distance (Å)	Clash overlap (Å)
1:XA:191(F):U:O2	20:XT:105:SER:HB2	2.17	0.44
1:XA:506:G:C5	1:XA:507:C:C4	3.04	0.44
1:XA:515:G:C5	1:XA:516:U:C5	3.05	0.44
1:XA:686:U:H2'	1:XA:687:A:C8	2.52	0.44
1:XA:807:A:H2'	1:XA:808:C:O4'	2.17	0.44
1:XA:1158:C:H4'	2:XB:133:LYS:HZ3	1.82	0.44
3:XC:140:ARG:HH11	3:XC:140:ARG:CG	2.30	0.44
4:XD:76:ARG:O	4:XD:79:PHE:HB3	2.17	0.44
9:XI:13:ALA:HB2	9:XI:68:GLY:CA	2.47	0.44
10:XJ:33:GLN:HB2	10:XJ:75:ILE:HD11	1.99	0.44
10:XJ:61:GLU:CG	14:YN:58:LYS:HE2	2.47	0.44
20:XT:98:PRO:C	20:XT:100:ILE:H	2.19	0.44
47:Y1:10:LYS:HD2	47:Y1:66:HIS:HE1	1.82	0.44
47:Y1:60:PHE:HE2	47:Y1:91:LYS:NZ	2.15	0.44
50:Y4:15:ILE:CG2	50:Y4:20:ASN:ND2	2.81	0.44
50:Y4:33:VAL:CG1	50:Y4:34:GLU:N	2.80	0.44
25:YA:2283:C:OP2	52:Y6:5:VAL:HG13	2.18	0.44
54:Y8:15:LYS:HD3	54:Y8:15:LYS:C	2.37	0.44
25:YA:1352:U:O2'	25:YA:1353:A:H5'	2.18	0.44
25:YA:1620:G:O2'	25:YA:1621:U:H5'	2.17	0.44
25:YA:729:G:H2'	25:YA:1775:U:H1'	2.00	0.44
25:YA:1820:U:H4'	25:YA:1821:A:OP2	2.17	0.44
25:YA:1942:C:C4	25:YA:1943:U:C4	3.05	0.44
25:YA:2312:U:C5	25:YA:2313:C:H5	2.35	0.44
25:YA:2445:G:C2'	25:YA:2446:G:H5'	2.48	0.44
25:YA:2452:C:O2	56:Z8:76:PPU:CE1	2.65	0.44
25:YA:601:C:O2'	25:YA:605:C:OP1	2.32	0.44
25:YA:728:G:H4'	27:YD:13:ARG:HD2	1.99	0.44
28:YE:50:GLY:CA	28:YE:74:PRO:HG3	2.46	0.44
30:YG:63:ILE:HG12	30:YG:64:THR:N	2.33	0.44
32:YI:5:LEU:HD11	32:YI:19:VAL:HG12	2.00	0.44
36:YQ:60:ARG:HH21	36:YQ:60:ARG:HB2	1.82	0.44
38:YS:56:LEU:O	38:YS:57:LYS:O	2.36	0.44
42:YW:28:SER:O	42:YW:30:GLU:N	2.51	0.44
25:YA:85:G:OP1	44:YY:8:LYS:HA	2.17	0.44
45:YZ:179:ASP:CG	45:YZ:180:VAL:HG22	2.37	0.44
1:QA:273:A:N6	1:QA:274:A:C6	2.85	0.44
1:QA:373:A:C2	1:QA:374:A:C8	3.05	0.44
1:QA:571:U:O2	1:QA:918:A:H5'	2.17	0.44
2:QB:132:LYS:HA	2:QB:135:GLN:CB	2.43	0.44
2:QB:229:VAL:O	2:QB:229:VAL:HG12	2.18	0.44

Continued on next page...

Continued from previous page...

Atom-1	Atom-2	Interatomic distance (Å)	Clash overlap (Å)
2:QB:47:THR:O	2:QB:51:LEU:N	2.32	0.44
4:QD:60:GLU:HG2	4:QD:202:LEU:HD12	2.00	0.44
4:QD:76:ARG:O	4:QD:79:PHE:HB3	2.17	0.44
8:QH:16:ALA:HB2	8:QH:24:THR:CG2	2.45	0.44
17:QQ:13:ASP:O	17:QQ:15:MET:N	2.51	0.44
17:QQ:48:GLU:O	17:QQ:50:LYS:N	2.50	0.44
17:QQ:92:ARG:HG3	17:QQ:92:ARG:NH1	2.30	0.44
20:QT:48:LYS:HB3	20:QT:51:GLU:CG	2.48	0.44
20:QT:44:ALA:HB1	20:QT:91:LEU:HB2	2.00	0.44
1:QA:1340:A:O2'	22:QV:31:G:O3'	2.35	0.44
36:RQ:81:VAL:HG23	46:R0:7:LEU:CD1	2.48	0.44
47:R1:54:ALA:O	47:R1:55:GLY:O	2.35	0.44
50:R4:68:ARG:HH11	50:R4:69:LYS:HG2	1.82	0.44
52:R6:34:LEU:O	52:R6:36:LEU:HD22	2.17	0.44
25:RA:1061:U:H3'	25:RA:1062:G:H5''	1.98	0.44
25:RA:1464:C:H2'	25:RA:1465:G:H8	1.82	0.44
25:RA:1542:G:H5''	25:RA:1543:A:OP2	2.17	0.44
25:RA:1466:G:H2'	25:RA:1547:C:C5	2.53	0.44
25:RA:1948:G:N2	25:RA:1958:C:O2	2.43	0.44
25:RA:2458:G:O2'	25:RA:2490:G:O6	2.24	0.44
25:RA:2584:U:C6	25:RA:2585:U:N3	2.86	0.44
25:RA:2623:G:C2	25:RA:2624:G:C8	3.05	0.44
25:RA:2693:A:H2'	25:RA:2694:G:H8	1.81	0.44
25:RA:278:A:OP2	25:RA:278:A:H8	2.01	0.44
25:RA:2837:G:C2'	25:RA:2838:G:H5'	2.47	0.44
25:RA:681:G:H2'	25:RA:682:G:C8	2.53	0.44
25:RA:780:G:H21	25:RA:783:A:H62	1.63	0.44
25:RA:929:G:O5'	25:RA:929:G:H8	2.01	0.44
27:RD:155:LEU:HD12	27:RD:155:LEU:N	2.32	0.44
29:RF:155:LEU:HA	29:RF:174:VAL:CG1	2.46	0.44
33:RN:67:LEU:HA	33:RN:87:LEU:HD13	2.00	0.44
35:RP:45:LEU:HD12	35:RP:45:LEU:N	2.32	0.44
37:RR:41:ALA:C	37:RR:43:GLU:H	2.20	0.44
38:RS:78:LEU:HD21	38:RS:108:GLY:CA	2.47	0.44
41:RV:61:VAL:O	41:RV:61:VAL:HG22	2.16	0.44
42:RW:29:LEU:HD11	42:RW:55:ALA:HB2	1.98	0.44
45:RZ:54:HIS:CE1	45:RZ:101:PRO:HG3	2.53	0.44
45:RZ:1:MET:HG2	45:RZ:2:GLU:H	1.81	0.44
1:XA:765:G:N2	1:XA:813:U:OP2	2.45	0.44
1:XA:818:G:HO2'	1:XA:820:U:H6	1.65	0.44
1:XA:922:G:C2	1:XA:1396:A:C6	3.05	0.44

Continued on next page...

Continued from previous page...

Atom-1	Atom-2	Interatomic distance (Å)	Clash overlap (Å)
2:XB:24:TRP:CD2	2:XB:26:PRO:HD3	2.52	0.44
4:XD:68:TYR:O	4:XD:69:GLY:C	2.55	0.44
8:XH:110:ALA:HB3	8:XH:121:ASP:HB3	1.99	0.44
9:XI:4:TYR:CZ	9:XI:88:TYR:HB2	2.52	0.44
10:XJ:62:HIS:N	10:XJ:62:HIS:CD2	2.85	0.44
10:XJ:38:ILE:CG1	10:XJ:71:LEU:HB3	2.48	0.44
11:XK:53:SER:C	11:XK:55:LYS:H	2.21	0.44
13:XM:16:ASP:O	13:XM:19:LEU:HD23	2.17	0.44
14:YN:24:CYS:HB3	14:YN:28:GLY:H	1.83	0.44
15:XO:29:VAL:HB	15:XO:81:LEU:HD21	1.99	0.44
16:XP:50:LYS:O	16:XP:50:LYS:HD3	2.17	0.44
16:XP:72:ARG:HD3	16:XP:72:ARG:O	2.18	0.44
20:XT:83:ARG:C	20:XT:86:ARG:HB3	2.38	0.44
22:XV:35:A:C2	23:XX:3:G:C2	3.05	0.44
54:Y8:47:LYS:HD2	54:Y8:48:PHE:N	2.33	0.44
25:YA:1263:U:O2'	51:Y5:11:THR:HG23	2.17	0.44
25:YA:1423:G:C2	25:YA:1424:G:C8	3.06	0.44
25:YA:1729:A:N6	25:YA:1731:G:C2	2.86	0.44
25:YA:2145:C:H2'	25:YA:2147:G:N2	2.33	0.44
25:YA:2196:C:H2'	25:YA:2197:U:C6	2.52	0.44
25:YA:2280:G:C2'	25:YA:2281:C:H5'	2.48	0.44
25:YA:655:A:C8	25:YA:656:G:O4'	2.70	0.44
26:YB:13:A:C6	26:YB:70:C:H5'	2.52	0.44
26:YB:79:C:H42	26:YB:97:G:H1	1.64	0.44
27:YD:12:SER:C	27:YD:14:ARG:N	2.70	0.44
4:QD:166:LYS:CD	27:YD:135:PHE:HZ	2.30	0.44
30:YG:19:LEU:HA	30:YG:22:ARG:HB2	1.99	0.44
30:YG:51:ARG:HB3	30:YG:51:ARG:NH1	2.33	0.44
33:YN:63:THR:HG23	33:YN:66:LYS:HE3	2.00	0.44
34:YO:40:VAL:CG1	34:YO:41:ALA:N	2.80	0.44
36:YQ:66:ILE:O	36:YQ:104:PHE:N	2.49	0.44
39:YT:80:SER:HA	39:YT:81:PRO:HD3	1.73	0.44
25:YA:1266:G:C8	42:YW:15:ARG:NH1	2.86	0.44
42:YW:1:MET:CE	42:YW:2:GLU:H	2.31	0.44
1:QA:1052:U:O2	1:QA:1207:G:N2	2.50	0.44
1:QA:1158:C:N3	1:QA:1160:G:N7	2.66	0.44
1:QA:507:C:H3'	1:QA:508:C:H2'	2.00	0.44
1:QA:532:A:H2	3:QC:156:ARG:HH12	1.63	0.44
1:QA:741:G:H2'	1:QA:742:G:O4'	2.17	0.44
1:QA:779:C:O2'	1:QA:780:A:H5'	2.18	0.44
1:QA:830:G:C2	1:QA:857:C:C2	3.05	0.44

Continued on next page...

Continued from previous page...

Atom-1	Atom-2	Interatomic distance (Å)	Clash overlap (Å)
1:QA:977:A:C2	1:QA:1224:G:C6	3.06	0.44
4:QD:13:ARG:CB	4:QD:33:MET:HE3	2.47	0.44
4:QD:68:TYR:O	4:QD:69:GLY:C	2.55	0.44
5:QE:62:ALA:O	5:QE:64:ARG:N	2.51	0.44
7:QG:45:ASP:O	7:QG:49:ILE:HG12	2.17	0.44
9:QI:7:THR:O	9:QI:83:ARG:CD	2.66	0.44
10:QJ:61:GLU:CG	14:QN:58:LYS:HE2	2.47	0.44
16:QP:72:ARG:CD	16:QP:73:LEU:HD23	2.47	0.44
16:QP:83:GLU:HG3	16:QP:84:ALA:N	2.33	0.44
20:QT:36:LEU:C	20:QT:38:LYS:N	2.71	0.44
49:R3:50:VAL:HB	49:R3:53:LEU:HD12	2.00	0.44
53:R7:32:LYS:O	53:R7:33:ARG:C	2.56	0.44
53:R7:48:LYS:CG	53:R7:49:ARG:H	2.23	0.44
25:RA:1437:C:C4	25:RA:1438:U:C4	3.05	0.44
25:RA:2061:G:H5''	25:RA:2503:A:N1	2.32	0.44
25:RA:2088:G:C2	25:RA:2089:U:C2	3.05	0.44
25:RA:2404:C:C2	25:RA:2414:G:C2	3.06	0.44
25:RA:2494:G:H2'	25:RA:2495:G:H8	1.81	0.44
25:RA:2539:C:H5''	55:R9:3:VAL:HG21	1.99	0.44
25:RA:2623:G:H2'	25:RA:2624:G:H8	1.82	0.44
25:RA:2693:A:H2'	25:RA:2694:G:C8	2.53	0.44
25:RA:2805:G:H2'	25:RA:2807:G:C8	2.53	0.44
25:RA:301:G:C4	25:RA:302:C:C5	3.05	0.44
25:RA:445:C:O2'	25:RA:446:G:H5'	2.17	0.44
25:RA:671:C:H5	35:RP:33:ARG:HE	1.66	0.44
25:RA:715:G:H2'	25:RA:716:A:C8	2.52	0.44
27:RD:52:ARG:HB2	27:RD:53:PHE:CD2	2.53	0.44
29:RF:174:VAL:O	29:RF:174:VAL:CG1	2.65	0.44
29:RF:117:ARG:NH2	29:RF:189:THR:O	2.50	0.44
30:RG:129:GLY:HA2	30:RG:169:ALA:HB2	1.99	0.44
33:RN:20:GLY:HA2	33:RN:61:ARG:HD2	1.99	0.44
33:RN:57:ALA:O	33:RN:124:ALA:HA	2.18	0.44
34:RO:91:LEU:N	34:RO:91:LEU:CD2	2.80	0.44
35:RP:101:VAL:HA	35:RP:106:LEU:HB2	1.99	0.44
35:RP:83:VAL:HG11	35:RP:112:LEU:HD21	1.97	0.44
37:RR:3:HIS:C	37:RR:5:LYS:H	2.16	0.44
43:RX:70:LEU:HD23	43:RX:70:LEU:H	1.77	0.44
44:RY:88:LYS:HB3	44:RY:90:LEU:CD2	2.48	0.44
44:RY:97:ARG:HG2	44:RY:97:ARG:HH11	1.82	0.44
44:RY:95:LYS:HB2	44:RY:99:CYS:O	2.18	0.44
45:RZ:102:LEU:HD13	45:RZ:123:ASP:HA	1.99	0.44

Continued on next page...

Continued from previous page...

Atom-1	Atom-2	Interatomic distance (Å)	Clash overlap (Å)
1:XA:1316:G:H2'	1:XA:1317:C:H5''	2.00	0.44
1:XA:430:A:OP1	4:XD:9:CYS:HB2	2.18	0.44
1:XA:598:U:H4'	8:XH:94:TYR:CG	2.52	0.44
1:XA:652:U:HO2'	1:XA:653:A:P	2.40	0.44
1:XA:864:A:H2'	1:XA:865:A:C8	2.52	0.44
2:XB:30:ARG:HH21	2:XB:194:PRO:HG2	1.82	0.44
6:XF:3:ARG:HG2	6:XF:93:SER:OG	2.17	0.44
11:XK:83:ILE:HG12	11:XK:109:VAL:HG23	1.99	0.44
13:XM:53:VAL:HG12	13:XM:57:ARG:HH12	1.82	0.44
15:XO:54:ARG:O	15:XO:55:GLY:C	2.55	0.44
20:XT:36:LEU:HD13	20:XT:36:LEU:HA	1.82	0.44
48:Y2:41:ILE:HD12	48:Y2:41:ILE:O	2.16	0.44
50:Y4:2:LYS:HD2	50:Y4:2:LYS:HA	1.61	0.44
50:Y4:39:CYS:HB3	50:Y4:41:PRO:HD2	2.00	0.44
25:YA:1027:A:N6	25:YA:1126:A:C4	2.86	0.44
25:YA:1426:G:O2'	25:YA:1572:A:N6	2.47	0.44
25:YA:1709:U:H2'	25:YA:1710:C:C6	2.52	0.44
25:YA:2087:G:C2'	25:YA:2088:G:H5'	2.48	0.44
25:YA:2808:U:H3	25:YA:2892:A:H62	1.64	0.44
25:YA:2720:U:O4	25:YA:2872:G:C6	2.70	0.44
25:YA:407:G:H2'	25:YA:408:G:H8	1.83	0.44
25:YA:20:C:C2	25:YA:521:G:N2	2.86	0.44
25:YA:1693:U:H1'	27:YD:14:ARG:HH22	1.82	0.44
27:YD:44:ASN:CB	27:YD:49:ILE:HG22	2.46	0.44
29:YF:149:ASP:OD2	29:YF:151:SER:HB3	2.17	0.44
31:YH:37:VAL:HG11	31:YH:68:THR:HG23	1.98	0.44
35:YP:107:LYS:HB2	35:YP:110:TYR:HD2	1.83	0.44
35:YP:6:LEU:HD22	35:YP:6:LEU:N	2.31	0.44
36:YQ:21:THR:HB	36:YQ:22:LYS:H	1.42	0.44
39:YT:135:ALA:C	39:YT:137:LYS:N	2.71	0.44
40:YU:53:ARG:C	40:YU:55:ARG:H	2.20	0.44
40:YU:86:ALA:CB	40:YU:88:ILE:HD11	2.48	0.44
1:QA:1069:C:H5''	5:QE:20:GLN:NE2	2.32	0.44
1:QA:1072:G:H2'	1:QA:1073:U:O4'	2.18	0.44
1:QA:502:G:C6	1:QA:503:C:C4	3.06	0.44
1:QA:728:A:N6	1:QA:729:A:N6	2.66	0.44
1:QA:1073:U:O2'	2:QB:104:ASN:OD1	2.30	0.44
2:QB:192:SER:OG	2:QB:193:ASP:N	2.51	0.44
2:QB:29:ALA:O	2:QB:32:ILE:HG22	2.17	0.44
2:QB:51:LEU:O	2:QB:55:PHE:HD2	2.00	0.44
3:QC:42:LEU:HD12	3:QC:45:LYS:HZ3	1.83	0.44

Continued on next page...

Continued from previous page...

Atom-1	Atom-2	Interatomic distance (Å)	Clash overlap (Å)
1:QA:1376:U:OP1	7:QG:98:SER:HB3	2.18	0.44
8:QH:88:LYS:HB3	8:QH:89:PRO:HD2	2.00	0.44
10:QJ:70:ARG:HH11	10:QJ:70:ARG:HG3	1.83	0.44
11:QK:48:ILE:HD11	11:QK:64:ALA:N	2.32	0.44
12:QL:7:ILE:HG23	17:QQ:32:TYR:HB3	1.98	0.44
13:QM:66:LEU:C	13:QM:70:LEU:HB2	2.38	0.44
13:QM:90:LEU:HD12	13:QM:91:ARG:N	2.33	0.44
15:QO:10:LYS:O	15:QO:14:GLU:HB2	2.18	0.44
22:QV:58:A:O2'	22:QV:60:U:OP2	2.16	0.44
47:R1:8:SER:CB	47:R1:66:HIS:CE1	3.01	0.44
48:R2:4:SER:OG	48:R2:5:GLU:OE2	2.26	0.44
52:R6:11:LEU:HD12	52:R6:51:GLU:HG3	2.00	0.44
25:RA:1221:C:OP1	41:RV:68:LYS:HE2	2.18	0.44
25:RA:1882:C:H5'	25:RA:1883:G:OP2	2.18	0.44
25:RA:2176:A:C5	25:RA:2177:C:C4	3.06	0.44
25:RA:2845:G:C2'	25:RA:2846:G:H5'	2.47	0.44
25:RA:428:A:H3'	25:RA:429:A:H8	1.83	0.44
27:RD:95:LEU:HD12	27:RD:95:LEU:O	2.17	0.44
25:RA:588:U:H1'	29:RF:90:PHE:CG	2.52	0.44
31:RH:84:SER:OG	31:RH:85:LYS:N	2.51	0.44
32:RI:102:SER:OG	32:RI:108:THR:HG22	2.18	0.44
34:RO:77:ILE:O	34:RO:77:ILE:HG23	2.17	0.44
38:RS:3:ARG:O	38:RS:4:LEU:O	2.35	0.44
40:RU:52:ARG:NH1	40:RU:52:ARG:CG	2.76	0.44
1:XA:1015:A:H2'	1:XA:1016:A:C8	2.52	0.44
1:XA:1022:G:H2'	1:XA:1023:G:C8	2.53	0.44
1:XA:1309:G:H2'	1:XA:1310:G:O4'	2.17	0.44
1:XA:1429:C:H2'	1:XA:1430:C:H6	1.82	0.44
1:XA:538:G:H8	1:XA:538:G:O5'	2.01	0.44
1:XA:657:G:C2	1:XA:750:G:C5	3.06	0.44
1:XA:771:G:H2'	1:XA:772:U:C6	2.53	0.44
2:XB:54:THR:HG21	2:XB:201:ILE:HD11	2.00	0.44
1:XA:1100:C:OP2	2:XB:96:ARG:HG2	2.17	0.44
3:XC:108:ASN:HB3	3:XC:111:LEU:HD12	1.99	0.44
4:XD:132:ARG:HG2	4:XD:132:ARG:HH11	1.83	0.44
7:XG:38:LEU:O	7:XG:42:ILE:HG13	2.17	0.44
10:XJ:16:LEU:HD13	10:XJ:16:LEU:C	2.38	0.44
11:XK:121:PRO:HD2	11:XK:126:ARG:CD	2.46	0.44
11:XK:124:LYS:HB3	11:XK:125:PHE:H	1.67	0.44
18:XR:82:THR:HG22	18:XR:83:GLU:H	1.80	0.44
50:Y4:23:GLU:O	50:Y4:24:THR:OG1	2.34	0.44

Continued on next page...

Continued from previous page...

Atom-1	Atom-2	Interatomic distance (Å)	Clash overlap (Å)
52:Y6:34:LEU:O	52:Y6:36:LEU:HD22	2.17	0.44
25:YA:1690:A:H2'	25:YA:1691:C:O4'	2.17	0.44
25:YA:1870:C:H2'	25:YA:1871:A:O4'	2.17	0.44
25:YA:2219:G:H5''	27:YD:269:PHE:CZ	2.53	0.44
25:YA:2262:U:OP2	46:Y0:19:LYS:HE3	2.17	0.44
25:YA:2283:C:C2	25:YA:2389:G:C2	3.06	0.44
25:YA:270(T):G:H5''	47:Y1:97:LEU:CD2	2.42	0.44
25:YA:2748:A:H2'	25:YA:2749:A:H8	1.82	0.44
25:YA:463:G:N1	25:YA:467:G:C6	2.85	0.44
25:YA:467:G:O5'	25:YA:467:G:H8	1.99	0.44
27:YD:145:VAL:HB	27:YD:155:LEU:HB2	1.99	0.44
28:YE:172:VAL:HG13	28:YE:182:LEU:HD11	1.98	0.44
29:YF:201:VAL:HG13	29:YF:202:PHE:N	2.33	0.44
30:YG:16:ARG:CZ	30:YG:31:VAL:HG11	2.47	0.44
31:YH:6:ARG:CG	31:YH:7:LEU:N	2.81	0.44
25:YA:2563:U:H4'	34:YO:28:SER:HA	1.99	0.44
35:YP:31:ALA:C	35:YP:32:THR:CG2	2.85	0.44
38:YS:110:LEU:HA	38:YS:112:PHE:CZ	2.53	0.44
42:YW:14:PRO:HB3	42:YW:18:ARG:HE	1.83	0.44
43:YX:35:THR:O	43:YX:36:LYS:C	2.55	0.44
1:QA:1015:A:H2'	1:QA:1016:A:C8	2.52	0.44
1:QA:109:A:C6	1:QA:327:A:C6	3.06	0.44
1:QA:1160:G:H1	1:QA:1177:G:H21	1.64	0.44
1:QA:1326:C:H2'	1:QA:1327:C:H6	1.83	0.44
1:QA:1347:G:H2'	1:QA:1373:G:O6	2.18	0.44
1:QA:416:G:N7	1:QA:417:C:C4	2.86	0.44
1:QA:51:A:N1	1:QA:314:C:O2'	2.46	0.44
1:QA:539:A:C6	1:QA:540:G:C6	3.05	0.44
1:QA:636:U:H2'	1:QA:637:G:H8	1.78	0.44
1:QA:694:A:N1	1:QA:787:A:O2'	2.50	0.44
1:QA:867:G:O2'	1:QA:868:C:H5'	2.18	0.44
2:QB:17:PHE:CG	2:QB:44:LEU:HD11	2.53	0.44
2:QB:90:MET:HA	2:QB:91:PRO:HD3	1.82	0.44
4:QD:206:PHE:CD2	4:QD:207:TYR:CE1	3.05	0.44
7:QG:21:VAL:HG23	7:QG:22:LEU:N	2.32	0.44
7:QG:62:PHE:O	7:QG:64:GLN:N	2.51	0.44
8:QH:28:ALA:O	8:QH:29:SER:HB2	2.17	0.44
9:QI:47:LEU:HD22	9:QI:47:LEU:H	1.81	0.44
9:QI:4:TYR:CZ	9:QI:88:TYR:HB2	2.51	0.44
10:QJ:54:PHE:CD2	10:QJ:55:LYS:HD2	2.52	0.44
11:QK:77:MET:HE3	11:QK:80:VAL:HG12	1.98	0.44

Continued on next page...

Continued from previous page...

Atom-1	Atom-2	Interatomic distance (Å)	Clash overlap (Å)
22:QV:53:G:HO2'	22:QV:54:U:H6	1.64	0.44
25:RA:1199:U:H2'	25:RA:1200:C:C6	2.53	0.44
25:RA:1334:G:H2'	25:RA:1335:U:H6	1.82	0.44
25:RA:1373:A:C6	25:RA:1374:G:C4	3.05	0.44
25:RA:1448:G:H5'	25:RA:1543:A:OP1	2.18	0.44
25:RA:2055:C:H4'	25:RA:2056:G:H5''	2.00	0.44
25:RA:2702:U:H2'	25:RA:2702:U:O2	2.17	0.44
25:RA:2821:A:OP2	25:RA:2822:G:OP2	2.36	0.44
25:RA:2867:G:O2'	25:RA:2868:A:O5'	2.36	0.44
25:RA:57:C:H6	25:RA:57:C:O5'	2.01	0.44
27:RD:30:GLU:CD	27:RD:63:ARG:HE	2.21	0.44
27:RD:30:GLU:HG3	27:RD:63:ARG:NE	2.32	0.44
28:RE:11:MET:O	28:RE:12:THR:HB	2.18	0.44
28:RE:199:ARG:HG3	28:RE:199:ARG:HH11	1.82	0.44
29:RF:65:TRP:CZ2	29:RF:72:ARG:NH2	2.86	0.44
30:RG:67:LYS:N	30:RG:67:LYS:HD2	2.33	0.44
25:RA:2562:U:C2'	34:RO:23:ARG:HH12	2.30	0.44
35:RP:81:GLN:HG3	35:RP:82:GLY:N	2.33	0.44
37:RR:12:ARG:HG3	37:RR:12:ARG:NH1	2.32	0.44
39:RT:135:ALA:C	39:RT:137:LYS:N	2.71	0.44
25:RA:997:G:OP2	40:RU:58:ARG:HD2	2.18	0.44
43:RX:3:THR:HA	43:RX:6:ASP:OD2	2.18	0.44
1:XA:1183:A:O2'	1:XA:1184:G:OP1	2.25	0.44
1:XA:1202:G:C1'	14:YN:29:ARG:HD2	2.47	0.44
1:XA:1432:G:H8	1:XA:1432:G:O5'	2.01	0.44
1:XA:1446:A:HO2'	1:XA:1447:G:P	2.41	0.44
1:XA:179:A:H2'	1:XA:180:U:H6	1.82	0.44
1:XA:416:G:H1	1:XA:427:U:H3	1.66	0.44
1:XA:837:G:C2	1:XA:850:U:O2	2.71	0.44
1:XA:79:G:N2	1:XA:90:C:O2	2.45	0.44
1:XA:981:U:H5'	14:YN:21:TYR:CZ	2.52	0.44
3:XC:188:LEU:HD12	3:XC:195:VAL:CG1	2.48	0.44
3:XC:69:HIS:ND1	3:XC:69:HIS:N	2.66	0.44
4:XD:52:SER:HB3	4:XD:55:ALA:HB3	2.00	0.44
1:XA:546:G:P	4:XD:72:GLU:HB3	2.58	0.44
4:XD:93:PHE:CZ	4:XD:97:LEU:HD11	2.52	0.44
4:XD:9:CYS:SG	4:XD:32:ALA:HB2	2.58	0.44
5:XE:94:ALA:HB2	5:XE:119:LEU:HG	2.00	0.44
5:XE:62:ALA:C	5:XE:64:ARG:H	2.21	0.44
5:XE:62:ALA:O	5:XE:64:ARG:N	2.51	0.44
5:XE:80:ILE:HG13	5:XE:82:VAL:HG23	1.99	0.44

Continued on next page...

Continued from previous page...

Atom-1	Atom-2	Interatomic distance (Å)	Clash overlap (Å)
8:XH:28:ALA:O	8:XH:29:SER:HB2	2.18	0.44
8:XH:6:ILE:HB	8:XH:85:ARG:HH11	1.74	0.44
10:XJ:100:THR:O	10:XJ:101:VAL:HB	2.17	0.44
11:XK:70:LYS:HA	11:XK:73:MET:HE2	1.99	0.44
12:XL:27:LEU:C	12:XL:29:GLY:H	2.20	0.44
1:XA:948:C:H5	13:XM:106:ASN:HD22	1.58	0.44
10:XJ:53:PRO:C	14:YN:41:ARG:NH2	2.71	0.44
14:YN:47:LEU:O	14:YN:48:ALA:C	2.56	0.44
15:XO:87:ILE:CG2	15:XO:88:ARG:N	2.71	0.44
16:XP:15:PRO:O	16:XP:16:HIS:ND1	2.51	0.44
50:Y4:39:CYS:O	50:Y4:40:HIS:CB	2.66	0.44
25:YA:2349:G:OP2	54:Y8:42:ARG:HD3	2.18	0.44
25:YA:1053:C:N4	25:YA:1054:A:N7	2.66	0.44
25:YA:1288:U:C2	25:YA:1327:C:O2	2.70	0.44
25:YA:1494:A:O2'	25:YA:1495:A:H5'	2.17	0.44
25:YA:2033:A:N6	25:YA:2036:C:C2	2.86	0.44
25:YA:2210:G:H5'	25:YA:2211:G:C5	2.53	0.44
25:YA:2399:G:H2'	25:YA:2400:G:O4'	2.17	0.44
25:YA:2636:U:H2'	25:YA:2637:U:C6	2.53	0.44
25:YA:2655:G:HO2'	25:YA:2656:U:P	2.38	0.44
25:YA:2734:A:N6	25:YA:2770:G:O2'	2.49	0.44
25:YA:377:C:H2'	25:YA:378:C:H6	1.83	0.44
25:YA:381:G:H1	25:YA:393:C:H42	1.66	0.44
25:YA:84:A:H2	25:YA:98:G:N3	2.15	0.44
25:YA:971:C:N4	25:YA:972:G:C4	2.86	0.44
27:YD:143:HIS:HD2	27:YD:144:ALA:HB2	1.82	0.44
27:YD:17:THR:HG21	27:YD:204:ILE:HA	1.99	0.44
28:YE:120:TRP:CE3	28:YE:155:LYS:HD3	2.53	0.44
29:YF:184:TYR:CE2	29:YF:188:ARG:HD2	2.52	0.44
29:YF:24:LEU:N	29:YF:24:LEU:HD12	2.33	0.44
29:YF:65:TRP:CZ2	29:YF:72:ARG:NH2	2.86	0.44
32:YI:76:THR:OG1	32:YI:139:GLN:OE1	2.33	0.44
34:YO:120:GLU:OE1	39:YT:67:SER:OG	2.24	0.44
35:YP:115:LEU:CB	35:YP:131:SER:HB2	2.47	0.44
35:YP:13:ASN:C	35:YP:15:ARG:H	2.21	0.44
35:YP:88:LEU:O	35:YP:90:ARG:N	2.50	0.44
36:YQ:27:VAL:HG13	36:YQ:28:ALA:N	2.32	0.44
38:YS:110:LEU:HA	38:YS:112:PHE:CE1	2.53	0.44
39:YT:99:LEU:CD1	39:YT:99:LEU:O	2.65	0.44
40:YU:97:ASP:HA	40:YU:100:VAL:CG2	2.47	0.44
40:YU:79:PHE:CE2	40:YU:83:LEU:CD1	3.00	0.44

Continued on next page...

Continued from previous page...

Atom-1	Atom-2	Interatomic distance (Å)	Clash overlap (Å)
41:YV:72:VAL:HG13	41:YV:85:LYS:HB3	2.00	0.44
44:YY:36:ALA:HB1	44:YY:67:LEU:O	2.16	0.44
44:YY:88:LYS:HB3	44:YY:90:LEU:CD2	2.48	0.44
1:QA:1034:G:H2'	1:QA:1035:A:H8	1.80	0.44
1:QA:1187:G:H5'	1:QA:1188:A:OP2	2.17	0.44
1:QA:1333:A:H2'	1:QA:1334:G:O4'	2.18	0.44
1:QA:323:U:H5'	20:QT:23:ARG:HB2	2.00	0.44
1:QA:363:A:C4	12:QL:31:PRO:HD2	2.53	0.44
1:QA:474:G:H5''	16:QP:81:ARG:NE	2.32	0.44
1:QA:502:G:H1	1:QA:543:C:H42	1.64	0.44
1:QA:593:G:H1	1:QA:646:U:H3	1.65	0.44
1:QA:616:G:H2'	1:QA:617:G:H5'	2.00	0.44
1:QA:854:G:C2	1:QA:855:G:C8	3.05	0.44
2:QB:136:VAL:O	2:QB:140:HIS:N	2.44	0.44
2:QB:77:ALA:HB2	2:QB:211:ILE:HG21	2.00	0.44
2:QB:47:THR:HG22	2:QB:51:LEU:CG	2.48	0.44
9:QI:43:ALA:O	9:QI:45:ALA:N	2.51	0.44
9:QI:13:ALA:HB2	9:QI:68:GLY:CA	2.47	0.44
9:QI:5:TYR:CD2	9:QI:6:GLY:N	2.86	0.44
10:QJ:6:ILE:O	10:QJ:71:LEU:HD12	2.18	0.44
11:QK:13:GLN:HG3	11:QK:75:TYR:CA	2.48	0.44
11:QK:53:SER:C	11:QK:55:LYS:H	2.20	0.44
13:QM:36:LYS:C	13:QM:36:LYS:CD	2.85	0.44
20:QT:101:GLY:C	20:QT:103:GLY:H	2.21	0.44
20:QT:50:GLU:O	20:QT:52:ALA:N	2.51	0.44
24:QY:39:C:HO2'	24:QY:40:G:P	2.40	0.44
50:R4:33:VAL:CG1	50:R4:34:GLU:H	2.22	0.44
50:R4:39:CYS:HB3	50:R4:41:PRO:HD2	2.00	0.44
25:RA:1264:G:H5'	51:R5:11:THR:HG21	2.00	0.44
51:R5:3:LYS:O	51:R5:4:HIS:C	2.56	0.44
51:R5:52:TYR:CD1	51:R5:52:TYR:N	2.85	0.44
25:RA:1359:A:C6	25:RA:1373:A:C4	3.05	0.44
25:RA:1460:A:H5''	25:RA:1461:G:O5'	2.18	0.44
25:RA:1523:U:H6	25:RA:1523:U:O5'	2.00	0.44
25:RA:1339:G:H21	25:RA:1603:A:H1'	1.79	0.44
25:RA:1680:U:H5''	25:RA:1681:G:OP2	2.18	0.44
25:RA:1946:U:H2'	25:RA:1947:C:C6	2.53	0.44
25:RA:1954:G:H1'	25:RA:1956:U:O4	2.18	0.44
25:RA:2083:G:C6	25:RA:2084:C:C4	3.06	0.44
25:RA:2241:A:H2'	25:RA:2242:G:C8	2.53	0.44
25:RA:2262:U:O4	46:R0:15:ASP:HA	2.18	0.44

Continued on next page...

Continued from previous page...

Atom-1	Atom-2	Interatomic distance (Å)	Clash overlap (Å)
25:RA:2458:G:C4	25:RA:2490:G:C6	3.06	0.44
25:RA:2626:C:H2'	25:RA:2627:G:O4'	2.18	0.44
25:RA:455:C:C4	25:RA:472:A:C5	3.06	0.44
25:RA:526:A:N1	25:RA:2625:G:O2'	2.44	0.44
27:RD:10:THR:O	27:RD:11:PRO:C	2.56	0.44
27:RD:11:PRO:O	27:RD:12:SER:CB	2.65	0.44
28:RE:52:LEU:HB2	28:RE:75:VAL:CG2	2.40	0.44
31:RH:125:VAL:CG1	31:RH:126:PRO:CG	2.94	0.44
32:RI:144:VAL:HG22	32:RI:145:VAL:H	1.83	0.44
37:RR:33:ARG:HA	37:RR:114:VAL:O	2.18	0.44
37:RR:79:LEU:O	37:RR:79:LEU:HD23	2.16	0.44
34:RO:104:ARG:NH1	39:RT:36:GLU:CD	2.71	0.44
40:RU:79:PHE:CE2	40:RU:83:LEU:CD1	3.00	0.44
41:RV:35:LEU:N	41:RV:35:LEU:HD22	2.23	0.44
41:RV:72:VAL:HG13	41:RV:85:LYS:HB3	2.00	0.44
1:XA:1061:G:C5	1:XA:1062:U:C5	3.06	0.44
1:XA:1207:G:C2	1:XA:1208:C:C2	3.05	0.44
1:XA:1374:A:O2'	7:XG:28:ASN:HB3	2.17	0.44
1:XA:262:A:H2'	1:XA:263:A:C8	2.53	0.44
1:XA:428:G:C5	1:XA:430:A:C6	3.05	0.44
1:XA:498:A:N6	1:XA:547:A:C8	2.85	0.44
2:XB:192:SER:OG	2:XB:193:ASP:N	2.50	0.44
2:XB:33:TYR:O	2:XB:33:TYR:HD1	2.00	0.44
4:XD:3:ARG:O	4:XD:4:TYR:C	2.55	0.44
5:XE:147:ASP:N	5:XE:147:ASP:OD2	2.50	0.44
5:XE:48:ALA:HB2	5:XE:57:LYS:HD3	2.00	0.44
8:XH:109:ILE:HD11	8:XH:120:THR:HG22	2.00	0.44
8:XH:1:MET:CE	8:XH:1:MET:H3	2.31	0.44
11:XK:106:LYS:O	11:XK:107:SER:CB	2.66	0.44
11:XK:96:ARG:O	11:XK:97:ALA:C	2.54	0.44
19:XS:10:PHE:CD1	19:XS:38:SER:HB2	2.52	0.44
13:XM:80:ARG:NH1	19:XS:65:ASN:O	2.51	0.44
50:Y4:68:ARG:HH11	50:Y4:69:LYS:HG2	1.82	0.44
25:YA:1319:G:N3	25:YA:1319:G:H2'	2.32	0.44
25:YA:1793:C:N4	25:YA:1826:G:H1	2.15	0.44
25:YA:1853:A:N3	25:YA:2233:U:O2'	2.50	0.44
25:YA:2063:C:N4	25:YA:2064:C:C4	2.86	0.44
25:YA:415:A:N1	25:YA:2409:G:C6	2.86	0.44
25:YA:2621:A:N6	25:YA:2622:C:N4	2.66	0.44
25:YA:273(D):C:H2'	25:YA:273(E):U:C6	2.53	0.44
25:YA:2794:C:N4	25:YA:2795:G:O6	2.50	0.44

Continued on next page...

Continued from previous page...

Atom-1	Atom-2	Interatomic distance (Å)	Clash overlap (Å)
25:YA:323:G:O2'	25:YA:1205:U:N3	2.48	0.44
25:YA:347:A:H2'	25:YA:348:G:H8	1.83	0.44
25:YA:679:C:H2'	25:YA:680:G:H8	1.83	0.44
27:YD:155:LEU:N	27:YD:155:LEU:HD12	2.32	0.44
28:YE:2:LYS:HG2	28:YE:95:ILE:HG22	1.99	0.44
25:YA:442:G:O4'	29:YF:46:ARG:HD3	2.18	0.44
32:YI:56:LYS:HZ1	32:YI:57:ARG:HG2	1.83	0.44
33:YN:109:LYS:H	33:YN:109:LYS:CD	2.26	0.44
35:YP:19:VAL:HG22	35:YP:21:ARG:H	1.83	0.44
35:YP:70:GLN:OE1	35:YP:70:GLN:N	2.51	0.44
37:YR:41:ALA:C	37:YR:43:GLU:H	2.21	0.44
39:YT:49:VAL:CG1	39:YT:49:VAL:O	2.64	0.44
42:YW:88:ARG:HH11	42:YW:88:ARG:HG2	1.82	0.44
44:YY:15:VAL:HB	44:YY:20:TYR:O	2.17	0.44
45:YZ:24:LEU:N	45:YZ:39:VAL:O	2.49	0.44
1:QA:1122:U:H2'	1:QA:1123:A:C8	2.53	0.44
1:QA:1137:C:O2'	1:QA:1138:G:C2	2.69	0.44
1:QA:1239:A:H62	1:QA:1299:A:N6	2.15	0.44
1:QA:585:G:O5'	1:QA:585:G:H8	2.00	0.44
1:QA:731:G:OP1	1:QA:766:A:H1'	2.17	0.44
1:QA:778:G:H2'	1:QA:779:C:O4'	2.17	0.44
4:QD:146:ILE:H	4:QD:146:ILE:CD1	2.30	0.44
8:QH:118:VAL:O	8:QH:119:LEU:HD23	2.17	0.44
9:QI:10:ARG:NE	9:QI:105:ASP:CB	2.81	0.44
10:QJ:10:GLY:O	10:QJ:68:HIS:N	2.51	0.44
10:QJ:38:ILE:CG1	10:QJ:71:LEU:HB3	2.48	0.44
11:QK:106:LYS:O	11:QK:107:SER:CB	2.65	0.44
1:QA:523:A:H61	12:QL:92:ASP:HB2	1.82	0.44
13:QM:53:VAL:HG12	13:QM:57:ARG:HH12	1.82	0.44
16:QP:23:ASP:O	16:QP:26:ARG:HB2	2.18	0.44
18:QR:20:ALA:O	18:QR:21:LYS:HG3	2.18	0.44
19:QS:51:VAL:HG12	19:QS:52:TYR:N	2.33	0.44
50:R4:42:PHE:CD1	50:R4:42:PHE:C	2.90	0.44
54:R8:40:GLU:O	54:R8:43:GLN:N	2.50	0.44
25:RA:1022:G:HO2'	25:RA:1023:U:P	2.37	0.44
25:RA:1022:G:N1	25:RA:1140:C:N3	2.65	0.44
25:RA:1027:A:C6	25:RA:1126:A:C4	3.06	0.44
25:RA:140:A:C6	25:RA:141:A:N6	2.86	0.44
25:RA:270(I):G:H2'	25:RA:270(J):G:C8	2.52	0.44
25:RA:2877:G:C2'	25:RA:2878:U:H5'	2.48	0.44
25:RA:324:A:H61	25:RA:338:G:C2'	2.30	0.44

Continued on next page...

Continued from previous page...

Atom-1	Atom-2	Interatomic distance (Å)	Clash overlap (Å)
25:RA:738:G:C2	25:RA:759:G:C5	3.06	0.44
25:RA:76:C:O2'	25:RA:77:C:H5'	2.18	0.44
25:RA:922:U:C4	25:RA:923:C:N4	2.86	0.44
27:RD:12:SER:O	27:RD:14:ARG:N	2.51	0.44
27:RD:155:LEU:HD23	27:RD:177:LEU:HD21	2.00	0.44
27:RD:25:THR:CG2	27:RD:25:THR:O	2.65	0.44
27:RD:45:ASN:CG	27:RD:46:GLN:N	2.68	0.44
28:RE:51:PHE:CD1	28:RE:52:LEU:N	2.76	0.44
29:RF:201:VAL:HG13	29:RF:202:PHE:N	2.33	0.44
26:RB:55:U:C5'	30:RG:28:VAL:HG21	2.48	0.44
31:RH:119:GLU:CD	31:RH:120:GLY:H	2.22	0.44
35:RP:75:ILE:HG12	35:RP:77:ARG:NH1	2.32	0.44
36:RQ:34:LEU:HB2	36:RQ:118:LEU:HD22	2.00	0.44
39:RT:111:ARG:C	39:RT:113:LYS:N	2.64	0.44
44:RY:11:ASP:HB2	44:RY:27:VAL:CG1	2.46	0.44
1:XA:971:G:N2	1:XA:1363:A:OP2	2.44	0.44
1:XA:319:G:H5'	1:XA:1468:A:H4'	2.00	0.44
1:XA:57:G:H2'	1:XA:58:C:O4'	2.18	0.44
1:XA:775:G:H2'	1:XA:776:G:H8	1.83	0.44
3:XC:14:ILE:C	3:XC:16:ARG:H	2.21	0.44
3:XC:68:VAL:HG12	3:XC:70:VAL:HG23	1.98	0.44
4:XD:95:GLY:O	4:XD:99:SER:N	2.51	0.44
6:XF:35:ALA:HA	6:XF:67:MET:HB3	1.99	0.44
8:XH:23:SER:HB3	8:XH:62:TYR:HA	2.00	0.44
8:XH:88:LYS:HB3	8:XH:89:PRO:HD2	2.00	0.44
18:XR:53:ARG:C	18:XR:55:ARG:H	2.22	0.44
19:XS:8:GLY:O	19:XS:9:VAL:CG2	2.57	0.44
20:XT:28:ALA:O	20:XT:30:LYS:N	2.50	0.44
20:XT:48:LYS:HB3	20:XT:51:GLU:CG	2.48	0.44
47:Y1:49:VAL:HG12	47:Y1:51:VAL:HG23	1.99	0.44
25:YA:83:G:N2	25:YA:103:A:OP2	2.47	0.44
25:YA:1067:A:OP1	25:YA:1067:A:H8	2.01	0.44
25:YA:1517:G:H2'	25:YA:1518:C:C6	2.53	0.44
25:YA:1683:C:H2'	25:YA:1684:C:C6	2.53	0.44
25:YA:1776:G:H2'	25:YA:1777:U:H5'	2.00	0.44
25:YA:2416:C:N3	25:YA:2417:C:C5	2.86	0.44
25:YA:2422:A:C8	25:YA:2424:C:H5	2.35	0.44
25:YA:2552:U:C2	25:YA:2554:U:H5''	2.53	0.44
25:YA:701:G:H5''	25:YA:701:G:C8	2.53	0.44
25:YA:725:G:C6	25:YA:726:G:N1	2.86	0.44
26:YB:9:G:H1	26:YB:111:U:H3	1.65	0.44

Continued on next page...

Continued from previous page...

Atom-1	Atom-2	Interatomic distance (Å)	Clash overlap (Å)
27:YD:30:GLU:HG3	27:YD:63:ARG:NE	2.32	0.44
29:YF:42:ALA:O	29:YF:45:ARG:HB2	2.18	0.44
31:YH:109:PHE:C	31:YH:111:HIS:H	2.21	0.44
31:YH:153:LYS:HG3	31:YH:162:ILE:H	1.79	0.44
32:YI:47:LEU:O	32:YI:51:ILE:N	2.47	0.44
32:YI:56:LYS:HZ2	32:YI:57:ARG:HA	1.83	0.44
33:YN:67:LEU:HA	33:YN:87:LEU:HD13	2.00	0.44
34:YO:91:LEU:CD2	34:YO:91:LEU:N	2.80	0.44
25:YA:943:U:P	35:YP:36:LYS:HD3	2.58	0.44
36:YQ:81:VAL:HG23	36:YQ:82:ARG:N	2.32	0.44
38:YS:57:LYS:O	38:YS:58:LEU:HB3	2.18	0.44
38:YS:86:ALA:O	38:YS:87:PHE:CB	2.65	0.44
39:YT:29:ARG:HA	39:YT:45:PHE:O	2.17	0.44
42:YW:67:ASP:N	42:YW:67:ASP:OD2	2.50	0.44
44:YY:95:LYS:HB2	44:YY:99:CYS:O	2.17	0.44
1:QA:1058:G:H2'	1:QA:1059:C:O4'	2.18	0.43
1:QA:391:G:C6	1:QA:392:G:C5	3.06	0.43
1:QA:557:G:H2'	1:QA:558:G:C8	2.52	0.43
2:QB:115:LEU:HD21	2:QB:153:ARG:HD3	1.99	0.43
2:QB:87:ARG:HH11	2:QB:223:ILE:HD11	1.83	0.43
4:QD:72:GLU:O	4:QD:73:ARG:C	2.52	0.43
7:QG:38:LEU:O	7:QG:42:ILE:HG13	2.17	0.43
10:QJ:54:PHE:CE2	10:QJ:55:LYS:HD2	2.52	0.43
15:QO:25:THR:HG22	15:QO:70:LEU:HD22	1.99	0.43
50:R4:39:CYS:O	50:R4:40:HIS:CB	2.66	0.43
50:R4:48:ARG:C	50:R4:49:PHE:HD1	2.22	0.43
25:RA:593:G:O2'	54:R8:61:LEU:HD13	2.17	0.43
25:RA:1046:A:N3	25:RA:1046:A:H3'	2.33	0.43
25:RA:1306:C:O2	25:RA:1623:G:C2	2.71	0.43
25:RA:145:G:H2'	25:RA:146:G:H8	1.83	0.43
25:RA:1592:C:H2'	25:RA:1593:G:H8	1.83	0.43
25:RA:1441:G:H4'	25:RA:1627:G:O3'	2.18	0.43
25:RA:1676:A:N6	25:RA:1677:A:C6	2.86	0.43
25:RA:1678:G:N3	25:RA:1678:G:H2'	2.33	0.43
25:RA:16:G:H2'	25:RA:17:G:H8	1.82	0.43
25:RA:1858:G:O2'	25:RA:1884:A:N6	2.51	0.43
25:RA:1900:A:N1	25:RA:1970:A:C6	2.86	0.43
25:RA:1975:G:C4	25:RA:1976:U:C6	3.05	0.43
25:RA:222:A:H5'	25:RA:421:U:OP1	2.17	0.43
25:RA:2292:C:H2'	25:RA:2293:C:C6	2.53	0.43
25:RA:2341:G:H2'	25:RA:2342:C:C6	2.53	0.43

Continued on next page...

Continued from previous page...

Atom-1	Atom-2	Interatomic distance (Å)	Clash overlap (Å)
25:RA:2704:C:H2'	25:RA:2705:A:O4'	2.18	0.43
25:RA:1638:C:H5''	25:RA:2710:C:O2'	2.18	0.43
25:RA:2737:G:C2	25:RA:2738:A:C4	3.06	0.43
25:RA:312:G:H4'	25:RA:331:A:C2	2.52	0.43
25:RA:512:G:O2'	25:RA:513:A:P	2.76	0.43
25:RA:612:G:C4	25:RA:613:U:O2	2.71	0.43
25:RA:259:G:H21	25:RA:621:A:H8	1.66	0.43
25:RA:776:G:C6	25:RA:793:A:C8	3.06	0.43
25:RA:846:C:N4	25:RA:931:G:H1	2.10	0.43
27:RD:44:ASN:ND2	27:RD:44:ASN:H	1.97	0.43
28:RE:13:ARG:HB3	28:RE:13:ARG:HH11	1.82	0.43
28:RE:3:GLY:CA	28:RE:81:ILE:HG21	2.48	0.43
29:RF:24:LEU:N	29:RF:24:LEU:HD12	2.33	0.43
25:RA:442:G:H1'	29:RF:48:THR:HG21	1.99	0.43
32:RI:129:THR:HA	32:RI:137:PRO:HA	2.00	0.43
32:RI:60:GLU:HG3	32:RI:61:ARG:HH12	1.83	0.43
33:RN:114:ARG:O	33:RN:115:ARG:CB	2.65	0.43
33:RN:30:ILE:HG22	33:RN:34:LEU:CD2	2.48	0.43
34:RO:97:ARG:HA	34:RO:117:LEU:HD22	2.00	0.43
35:RP:101:VAL:HG13	35:RP:102:ARG:N	2.33	0.43
36:RQ:27:VAL:HG13	36:RQ:28:ALA:N	2.32	0.43
38:RS:38:GLN:CG	38:RS:47:THR:HG21	2.48	0.43
38:RS:86:ALA:O	38:RS:87:PHE:CB	2.65	0.43
39:RT:105:LEU:C	39:RT:107:ASP:OD1	2.56	0.43
39:RT:29:ARG:HA	39:RT:45:PHE:O	2.17	0.43
39:RT:99:LEU:O	39:RT:99:LEU:CD1	2.65	0.43
41:RV:25:LEU:H	41:RV:92:THR:CG2	2.28	0.43
43:RX:14:SER:HB2	43:RX:15:GLU:OE1	2.18	0.43
44:RY:15:VAL:HB	44:RY:20:TYR:O	2.17	0.43
1:XA:1054:C:C5	1:XA:1196:U:C5	3.05	0.43
1:XA:1286:A:H2'	1:XA:1287:A:H4'	2.00	0.43
1:XA:161:A:C6	1:XA:162:A:C6	3.06	0.43
1:XA:143:A:H2	1:XA:220:G:H22	1.66	0.43
1:XA:280:C:N3	17:XQ:38:ARG:HG3	2.33	0.43
1:XA:313:A:H2'	1:XA:314:C:C6	2.53	0.43
1:XA:450:G:N7	1:XA:481:G:C6	2.85	0.43
2:XB:77:ALA:HB1	2:XB:165:VAL:HG11	2.00	0.43
2:XB:95:GLN:HE21	2:XB:147:LYS:CE	2.28	0.43
3:XC:59:ARG:HH12	3:XC:97:LYS:CD	2.31	0.43
5:XE:20:GLN:O	5:XE:21:ALA:C	2.57	0.43
6:XF:27:GLN:HG2	6:XF:27:GLN:H	1.65	0.43

Continued on next page...

Continued from previous page...

Atom-1	Atom-2	Interatomic distance (Å)	Clash overlap (Å)
7:XG:89:MET:HE1	7:XG:156:TRP:H	1.83	0.43
7:XG:69:VAL:CG1	7:XG:69:VAL:O	2.62	0.43
2:XB:178:ARG:HD2	8:XH:71:GLY:C	2.38	0.43
9:XI:10:ARG:NE	9:XI:105:ASP:CB	2.81	0.43
9:XI:29:ASN:OD1	9:XI:65:VAL:N	2.48	0.43
11:XK:108:ILE:HG21	18:XR:88:LYS:OXT	2.19	0.43
14:YN:17:LYS:HG3	14:YN:18:VAL:N	2.33	0.43
17:XQ:41:LYS:HZ3	17:XQ:92:ARG:HH22	1.61	0.43
18:XR:82:THR:CG2	18:XR:83:GLU:N	2.79	0.43
30:YG:67:LYS:CE	50:Y4:6:HIS:NE2	2.74	0.43
25:YA:1065:U:H5''	25:YA:1066:U:H6	1.82	0.43
25:YA:1308:A:H2'	25:YA:1309:G:O4'	2.18	0.43
25:YA:1360:A:C6	25:YA:1372:U:C4	3.06	0.43
25:YA:1567:A:H5'	27:YD:58:HIS:ND1	2.32	0.43
25:YA:242:G:H5''	54:Y8:3:LYS:CE	2.39	0.43
25:YA:1783:A:H5'	25:YA:2608:G:H4'	2.00	0.43
25:YA:2762:G:H2'	25:YA:2763:G:H5'	2.00	0.43
25:YA:290:G:H2'	25:YA:291:C:H6	1.83	0.43
25:YA:389:G:H1	35:YP:71:VAL:HG12	1.83	0.43
25:YA:422:A:C6	25:YA:423:A:C5	3.06	0.43
25:YA:663:G:C5	25:YA:664:C:C5	3.06	0.43
25:YA:869:G:H2'	25:YA:870:A:C8	2.53	0.43
27:YD:44:ASN:HB2	27:YD:49:ILE:HA	1.93	0.43
29:YF:174:VAL:CG1	29:YF:174:VAL:O	2.65	0.43
34:YO:47:ILE:HG13	34:YO:48:PRO:HD2	1.99	0.43
34:YO:77:ILE:HG23	34:YO:77:ILE:O	2.17	0.43
35:YP:101:VAL:HA	35:YP:106:LEU:HB2	1.99	0.43
25:YA:2250:G:C4	36:YQ:82:ARG:HG3	2.53	0.43
37:YR:33:ARG:HA	37:YR:114:VAL:O	2.18	0.43
38:YS:14:VAL:CG1	38:YS:15:ARG:N	2.81	0.43
39:YT:107:ASP:OD2	39:YT:109:GLU:HB2	2.18	0.43
42:YW:111:HIS:CG	42:YW:112:GLY:H	2.36	0.43
1:QA:444:C:H2'	1:QA:445:G:C8	2.53	0.43
1:QA:443:C:C2	1:QA:492:G:N2	2.86	0.43
5:QE:7:GLU:HB3	5:QE:112:LEU:HD13	1.99	0.43
5:QE:94:ALA:HB2	5:QE:119:LEU:HG	2.00	0.43
7:QG:155:ARG:HD3	7:QG:155:ARG:H	1.83	0.43
8:QH:23:SER:HB3	8:QH:62:TYR:HA	2.00	0.43
11:QK:34:ASP:OD1	11:QK:38:ASN:HB2	2.18	0.43
11:QK:75:TYR:N	11:QK:75:TYR:CD1	2.86	0.43
12:QL:27:LEU:C	12:QL:29:GLY:H	2.20	0.43

Continued on next page...

Continued from previous page...

Atom-1	Atom-2	Interatomic distance (Å)	Clash overlap (Å)
13:QM:19:LEU:HD22	13:QM:19:LEU:N	2.33	0.43
14:QN:12:ARG:C	14:QN:14:PRO:CD	2.81	0.43
1:QA:624:C:O3'	16:QP:10:GLY:HA2	2.18	0.43
47:R1:53:VAL:CG1	47:R1:54:ALA:N	2.81	0.43
50:R4:49:PHE:HD1	50:R4:49:PHE:N	2.16	0.43
54:R8:58:ILE:O	54:R8:61:LEU:CG	2.66	0.43
54:R8:58:ILE:O	54:R8:61:LEU:CD1	2.67	0.43
25:RA:1337:G:C4	25:RA:1338:G:C8	3.06	0.43
25:RA:1442:G:O2'	25:RA:1443:G:H5'	2.18	0.43
25:RA:1557:C:H5''	25:RA:1558:A:OP2	2.19	0.43
25:RA:1627:G:N2	25:RA:1640:C:H1'	2.32	0.43
25:RA:2142:C:H2'	25:RA:2143:C:H6	1.82	0.43
25:RA:2154:G:H2'	25:RA:2155:G:H8	1.83	0.43
25:RA:2315:G:H2'	25:RA:2316:C:C6	2.53	0.43
25:RA:2353:G:H2'	25:RA:2354:G:O4'	2.17	0.43
25:RA:2419:U:H2'	25:RA:2420:C:H6	1.83	0.43
25:RA:2549:G:H5''	25:RA:2549:G:H8	1.83	0.43
25:RA:2591:C:OP1	27:RD:239:ARG:HG3	2.17	0.43
25:RA:2689:U:H4'	25:RA:2690:C:O5'	2.18	0.43
25:RA:479:A:N3	25:RA:481:G:H5''	2.33	0.43
25:RA:571:A:N1	25:RA:575:A:OP1	2.51	0.43
25:RA:780:G:H21	25:RA:783:A:N6	2.16	0.43
27:RD:102:LYS:O	27:RD:103:ARG:CG	2.66	0.43
27:RD:237:GLU:HB3	27:RD:238:GLY:H	1.49	0.43
29:RF:149:ASP:OD2	29:RF:151:SER:HB3	2.17	0.43
29:RF:63:LYS:CE	29:RF:67:GLN:HB2	2.48	0.43
30:RG:139:LEU:HA	30:RG:144:ILE:HG21	2.00	0.43
30:RG:19:LEU:HA	30:RG:22:ARG:HB2	1.99	0.43
31:RH:109:PHE:C	31:RH:111:HIS:H	2.22	0.43
32:RI:118:LYS:HA	32:RI:119:PRO:HD3	1.82	0.43
32:RI:114:LEU:HD12	32:RI:129:THR:O	2.18	0.43
32:RI:128:LEU:N	32:RI:138:ILE:O	2.47	0.43
32:RI:5:LEU:HA	32:RI:36:ALA:HA	1.99	0.43
34:RO:63:VAL:O	34:RO:63:VAL:HG23	2.18	0.43
42:RW:14:PRO:HB3	42:RW:18:ARG:HE	1.83	0.43
42:RW:70:TYR:HD2	42:RW:70:TYR:N	2.06	0.43
43:RX:7:VAL:O	43:RX:30:VAL:CG1	2.66	0.43
44:RY:25:GLY:HA3	44:RY:39:VAL:CG1	2.47	0.43
44:RY:88:LYS:HA	44:RY:88:LYS:HZ2	1.83	0.43
1:XA:101:A:OP2	1:XA:101:A:H8	2.00	0.43
1:XA:1054:C:P	1:XA:1197:G:OP1	2.76	0.43

Continued on next page...

Continued from previous page...

Atom-1	Atom-2	Interatomic distance (Å)	Clash overlap (Å)
1:XA:1256:A:H2	1:XA:1277:C:C6	2.36	0.43
1:XA:1468:A:O5'	1:XA:1468:A:H8	2.01	0.43
1:XA:501:C:OP1	12:XL:117:ARG:NH2	2.45	0.43
2:XB:162:ILE:O	2:XB:185:ILE:HG13	2.18	0.43
3:XC:106:VAL:HG11	3:XC:109:PRO:HA	2.00	0.43
5:XE:31:LEU:HD23	5:XE:45:PHE:CD1	2.53	0.43
7:XG:62:PHE:O	7:XG:64:GLN:N	2.51	0.43
10:XJ:51:ARG:NH1	10:XJ:51:ARG:HG2	2.33	0.43
10:XJ:96:ILE:H	10:XJ:96:ILE:HD13	1.83	0.43
10:XJ:96:ILE:N	10:XJ:96:ILE:CD1	2.79	0.43
13:XM:39:ILE:HD12	13:XM:56:LEU:HD23	1.99	0.43
16:XP:20:VAL:HG22	16:XP:21:VAL:H	1.83	0.43
18:XR:20:ALA:O	18:XR:21:LYS:HG3	2.18	0.43
1:XA:1222:G:OP1	19:XS:77:THR:HG21	2.18	0.43
50:Y4:48:ARG:NH1	50:Y4:51:ASP:HA	2.34	0.43
50:Y4:59:PHE:CE1	50:Y4:70:GLY:N	2.87	0.43
53:Y7:19:ARG:NH1	53:Y7:19:ARG:HG2	2.33	0.43
25:YA:1310:G:OP2	53:Y7:9:ARG:NH1	2.51	0.43
54:Y8:58:ILE:O	54:Y8:61:LEU:CD1	2.67	0.43
25:YA:1326:U:O2'	25:YA:1327:C:H5'	2.18	0.43
25:YA:181:A:C2	25:YA:182:A:C4	3.06	0.43
25:YA:2114:A:N3	25:YA:2114:A:H3'	2.33	0.43
25:YA:2060:A:N7	25:YA:2502:G:C2	2.86	0.43
25:YA:2511:U:H2'	25:YA:2512:C:O4'	2.18	0.43
25:YA:307:G:O5'	25:YA:307:G:H8	2.01	0.43
25:YA:635:C:O2'	25:YA:639:U:OP1	2.35	0.43
25:YA:722:A:C2	25:YA:723:G:C4	3.06	0.43
26:YB:40:U:C2	26:YB:43:C:OP2	2.71	0.43
27:YD:102:LYS:O	27:YD:103:ARG:CG	2.66	0.43
27:YD:10:THR:O	27:YD:11:PRO:C	2.56	0.43
27:YD:213:ARG:HA	27:YD:213:ARG:HD2	1.60	0.43
27:YD:95:LEU:HD12	27:YD:95:LEU:O	2.17	0.43
31:YH:137:ASP:OD1	31:YH:138:LYS:N	2.51	0.43
31:YH:92:ILE:CD1	31:YH:160:LYS:HD3	2.48	0.43
33:YN:129:PRO:C	33:YN:131:GLN:H	2.20	0.43
35:YP:96:THR:HG22	35:YP:126:VAL:CB	2.46	0.43
38:YS:38:GLN:CG	38:YS:47:THR:HG21	2.48	0.43
39:YT:114:LEU:HD23	39:YT:114:LEU:HA	1.74	0.43
43:YX:3:THR:HA	43:YX:6:ASP:OD2	2.18	0.43
1:QA:1247:U:H2'	1:QA:1248:A:O4'	2.18	0.43
1:QA:1472:U:N3	1:QA:1473:A:N7	2.65	0.43

Continued on next page...

Continued from previous page...

Atom-1	Atom-2	Interatomic distance (Å)	Clash overlap (Å)
1:QA:191(E):G:H2'	1:QA:191(F):U:H6	1.81	0.43
1:QA:677:U:H1'	11:QK:119:CYS:SG	2.57	0.43
2:QB:87:ARG:NH1	2:QB:223:ILE:HD12	2.33	0.43
3:QC:69:HIS:HA	3:QC:104:GLN:HB2	2.00	0.43
3:QC:106:VAL:HG11	3:QC:109:PRO:HA	2.00	0.43
4:QD:9:CYS:HG	4:QD:31:CYS:C	2.05	0.43
7:QG:16:LEU:HD13	9:QI:45:ALA:HB2	1.99	0.43
10:QJ:100:THR:O	10:QJ:101:VAL:HB	2.17	0.43
13:QM:69:GLU:O	13:QM:70:LEU:C	2.56	0.43
22:QV:4:G:C6	22:QV:70:G:N1	2.86	0.43
24:QY:39:C:H4'	24:QY:40:G:OP1	2.18	0.43
47:R1:80:LEU:O	47:R1:81:LYS:CD	2.65	0.43
47:R1:92:LYS:O	47:R1:93:GLU:C	2.56	0.43
52:R6:20:ASN:O	52:R6:21:TYR:CG	2.71	0.43
52:R6:7:ILE:HG23	52:R6:8:LYS:N	2.32	0.43
53:R7:5:TRP:CD1	53:R7:7:PRO:HG3	2.53	0.43
25:RA:1056:G:N1	25:RA:1104:C:N4	2.67	0.43
25:RA:1138:G:H21	33:RN:106:MET:HE3	1.83	0.43
25:RA:1197:G:N2	25:RA:1250:G:C5	2.87	0.43
25:RA:1485:G:H5''	25:RA:1485:G:C8	2.51	0.43
25:RA:1653:G:H4'	25:RA:1654:A:O5'	2.18	0.43
25:RA:1725:G:H5'	25:RA:1726:G:OP2	2.17	0.43
25:RA:186:G:C2	25:RA:211:A:C2	3.06	0.43
25:RA:1954:G:N2	25:RA:1956:U:H3	2.16	0.43
25:RA:2273:A:O2'	25:RA:2274:A:H5'	2.18	0.43
25:RA:2536:G:C5	25:RA:2537:U:C5	3.06	0.43
25:RA:2674:G:H2'	25:RA:2675:A:C8	2.53	0.43
25:RA:27:G:O2'	25:RA:28:A:C8	2.68	0.43
25:RA:298:G:P	44:RY:85:VAL:HG22	2.58	0.43
27:RD:17:THR:HG22	27:RD:204:ILE:HA	1.97	0.43
28:RE:16:ARG:O	28:RE:18:ASP:O	2.36	0.43
28:RE:31:CYS:HB3	28:RE:49:LEU:HG	2.01	0.43
29:RF:144:LYS:C	29:RF:146:ALA:H	2.20	0.43
30:RG:83:ARG:HG3	30:RG:86:MET:CE	2.46	0.43
31:RH:136:ILE:N	31:RH:136:ILE:HD12	2.31	0.43
31:RH:137:ASP:OD1	31:RH:138:LYS:N	2.51	0.43
35:RP:107:LYS:HB2	35:RP:110:TYR:HD2	1.83	0.43
37:RR:81:ASP:OD2	37:RR:81:ASP:N	2.50	0.43
38:RS:14:VAL:CG1	38:RS:15:ARG:N	2.81	0.43
38:RS:56:LEU:O	38:RS:57:LYS:O	2.36	0.43
38:RS:57:LYS:O	38:RS:58:LEU:HB3	2.18	0.43

Continued on next page...

Continued from previous page...

Atom-1	Atom-2	Interatomic distance (Å)	Clash overlap (Å)
41:RV:66:ARG:NH1	41:RV:88:ARG:CD	2.74	0.43
43:RX:14:SER:O	43:RX:15:GLU:C	2.57	0.43
44:RY:48:ALA:CB	44:RY:61:ILE:HD13	2.45	0.43
44:RY:6:HIS:ND1	44:RY:6:HIS:N	2.66	0.43
36:RQ:62:GLY:O	45:RZ:178:GLU:HG2	2.18	0.43
1:XA:1322:C:H5'	13:XM:100:GLY:HA2	1.99	0.43
1:XA:411:A:C5	1:XA:413:G:N3	2.86	0.43
1:XA:661:G:H1	1:XA:744:C:H42	1.66	0.43
1:XA:927:G:OP2	1:XA:927:G:H4'	2.18	0.43
2:XB:47:THR:HG22	2:XB:51:LEU:CG	2.48	0.43
3:XC:22:TRP:CB	3:XC:59:ARG:HB2	2.48	0.43
4:XD:180:GLY:O	4:XD:181:MET:C	2.55	0.43
6:XF:72:VAL:HG23	6:XF:90:VAL:HG11	1.98	0.43
7:XG:60:LYS:O	7:XG:61:VAL:C	2.56	0.43
7:XG:78:ARG:CG	7:XG:78:ARG:HH11	2.30	0.43
12:XL:27:LEU:HD13	12:XL:28:LYS:H	1.84	0.43
17:XQ:13:ASP:O	17:XQ:15:MET:N	2.51	0.43
19:XS:63:THR:HG23	19:XS:66:MET:HE3	2.01	0.43
22:XV:49:G:O6	22:XV:65:C:N4	2.49	0.43
22:XV:54:U:C4	22:XV:55:U:C4	3.06	0.43
47:Y1:60:PHE:HZ	47:Y1:90:ILE:HG21	1.82	0.43
47:Y1:82:LEU:HD12	47:Y1:82:LEU:O	2.10	0.43
52:Y6:20:ASN:O	52:Y6:21:TYR:CG	2.71	0.43
52:Y6:11:LEU:HD12	52:Y6:51:GLU:HG3	2.00	0.43
54:Y8:40:GLU:O	54:Y8:43:GLN:N	2.50	0.43
54:Y8:58:ILE:O	54:Y8:61:LEU:CG	2.66	0.43
25:YA:1145:C:H2'	25:YA:1146:C:H6	1.84	0.43
25:YA:1176:G:OP1	25:YA:1176:G:H4'	2.19	0.43
25:YA:1341:U:H2'	25:YA:1397:U:O2	2.18	0.43
25:YA:1504:C:H5'	25:YA:1505:C:OP2	2.18	0.43
25:YA:1906:G:N2	25:YA:1925:C:O2	2.51	0.43
25:YA:2018:G:C6	25:YA:2019:A:C5	3.07	0.43
25:YA:2416:C:H2'	25:YA:2417:C:H6	1.83	0.43
25:YA:2502:G:H5''	25:YA:2503:A:H5''	2.00	0.43
25:YA:2869:G:H2'	25:YA:2870:C:C6	2.53	0.43
25:YA:384:U:H2'	25:YA:385:C:H6	1.83	0.43
25:YA:629:G:H5'	25:YA:650:C:O2'	2.19	0.43
25:YA:695:G:C2	25:YA:696:G:C8	3.07	0.43
27:YD:272:ALA:HB1	27:YD:273:ARG:H	1.58	0.43
27:YD:35:LYS:HB3	27:YD:36:PRO:HA	2.01	0.43
27:YD:44:ASN:HB3	27:YD:49:ILE:CG2	2.47	0.43

Continued on next page...

Continued from previous page...

Atom-1	Atom-2	Interatomic distance (Å)	Clash overlap (Å)
28:YE:11:MET:O	28:YE:12:THR:HB	2.18	0.43
31:YH:35:VAL:CG2	31:YH:75:ALA:HB2	2.48	0.43
31:YH:53:GLU:CD	31:YH:54:ARG:H	2.21	0.43
32:YI:5:LEU:N	32:YI:5:LEU:HD12	2.33	0.43
33:YN:87:LEU:CD2	33:YN:87:LEU:C	2.87	0.43
28:YE:25:VAL:HG21	39:YT:8:LYS:HG3	2.00	0.43
41:YV:66:ARG:NH1	41:YV:88:ARG:NH1	2.61	0.43
43:YX:14:SER:HB2	43:YX:15:GLU:OE1	2.18	0.43
44:YY:75:ILE:HG12	44:YY:76:CYS:H	1.79	0.43
1:QA:1437:C:H2'	1:QA:1438:G:C8	2.54	0.43
1:QA:187:C:N4	1:QA:188:U:C2	2.85	0.43
1:QA:234:C:H2'	1:QA:235:C:C6	2.53	0.43
1:QA:35:G:N2	12:QL:118:SER:OG	2.51	0.43
1:QA:818:G:C3'	1:QA:819:A:H5''	2.48	0.43
2:QB:100:GLY:N	2:QB:176:GLU:OE2	2.52	0.43
3:QC:67:THR:O	3:QC:69:HIS:CE1	2.72	0.43
4:QD:132:ARG:HH11	4:QD:132:ARG:HG2	1.83	0.43
1:QA:620:C:C2	4:QD:135:LEU:HG	2.53	0.43
5:QE:62:ALA:C	5:QE:64:ARG:H	2.21	0.43
7:QG:15:ASP:OD1	7:QG:23:VAL:HG11	2.19	0.43
7:QG:60:LYS:O	7:QG:61:VAL:C	2.57	0.43
7:QG:78:ARG:HH11	7:QG:78:ARG:CG	2.31	0.43
9:QI:100:GLY:C	9:QI:102:LEU:N	2.72	0.43
9:QI:41:VAL:O	9:QI:41:VAL:HG12	2.18	0.43
12:QL:25:PRO:C	12:QL:27:LEU:N	2.70	0.43
19:QS:45:VAL:O	19:QS:62:ILE:O	2.35	0.43
22:QV:12:G:N3	25:RA:1923:U:O2'	2.50	0.43
22:QV:15:G:N2	22:QV:48:C:H42	2.17	0.43
22:QV:74:C:N3	25:RA:2252:G:N2	2.61	0.43
52:R6:15:GLU:HB3	52:R6:16:CYS:H	1.46	0.43
25:RA:111:A:C2	25:RA:112:U:C2	3.06	0.43
25:RA:693:C:O2'	25:RA:1353:A:N3	2.46	0.43
25:RA:2016:U:H2'	25:RA:2017:U:O4'	2.18	0.43
25:RA:2133:G:H2'	25:RA:2157:G:N2	2.33	0.43
25:RA:2159:G:H2'	25:RA:2160:G:C8	2.54	0.43
25:RA:856:C:C6	25:RA:856:C:C3'	3.02	0.43
26:RB:45:A:C2	26:RB:46:A:H1'	2.54	0.43
25:RA:1500:G:O2'	27:RD:100:GLY:O	2.28	0.43
27:RD:227:ASN:CB	27:RD:228:PRO:CD	2.93	0.43
28:RE:36:ARG:HB3	28:RE:36:ARG:NH1	2.30	0.43
28:RE:52:LEU:O	28:RE:74:PRO:HA	2.18	0.43

Continued on next page...

Continued from previous page...

Atom-1	Atom-2	Interatomic distance (Å)	Clash overlap (Å)
28:RE:69:LYS:C	28:RE:71:GLY:N	2.71	0.43
29:RF:101:LEU:HD12	29:RF:102:PRO:N	2.33	0.43
29:RF:167:ALA:HB1	29:RF:173:VAL:HG11	1.99	0.43
38:RS:110:LEU:HA	38:RS:112:PHE:CE1	2.53	0.43
39:RT:105:LEU:O	39:RT:105:LEU:HG	2.19	0.43
39:RT:114:LEU:HA	39:RT:114:LEU:HD23	1.74	0.43
39:RT:89:VAL:O	39:RT:90:GLN:HB2	2.19	0.43
40:RU:88:ILE:HG22	40:RU:90:VAL:CG2	2.44	0.43
44:RY:95:LYS:HA	44:RY:101:LYS:N	2.33	0.43
1:XA:1074:G:O2'	1:XA:1101:A:N1	2.45	0.43
1:XA:1231:G:O3'	9:XI:126:SER:OG	2.36	0.43
1:XA:1365:G:OP2	1:XA:1365:G:H3'	2.19	0.43
1:XA:638:G:H2'	1:XA:639:G:O4'	2.18	0.43
1:XA:853:G:O2'	1:XA:854:G:H5'	2.18	0.43
1:XA:920:U:H5''	1:XA:921:U:OP2	2.18	0.43
2:XB:132:LYS:HA	2:XB:135:GLN:CB	2.43	0.43
3:XC:27:LYS:NZ	3:XC:27:LYS:HB3	2.34	0.43
3:XC:69:HIS:HA	3:XC:104:GLN:HB2	2.00	0.43
6:XF:73:ASN:O	6:XF:76:ALA:HB3	2.19	0.43
6:XF:91:VAL:CG1	18:XR:72:ARG:NH1	2.82	0.43
7:XG:75:VAL:HG13	7:XG:145:ALA:HA	2.00	0.43
9:XI:43:ALA:O	9:XI:45:ALA:N	2.51	0.43
12:XL:120:TYR:O	12:XL:121:GLY:O	2.36	0.43
12:XL:22:SER:C	12:XL:24:VAL:H	2.22	0.43
13:XM:36:LYS:CD	13:XM:36:LYS:C	2.85	0.43
13:XM:69:GLU:O	13:XM:70:LEU:C	2.56	0.43
20:XT:50:GLU:O	20:XT:52:ALA:N	2.51	0.43
20:XT:44:ALA:C	20:XT:91:LEU:HB3	2.39	0.43
46:Y0:74:ARG:O	46:Y0:74:ARG:HD3	2.18	0.43
48:Y2:59:ARG:O	48:Y2:62:THR:HG23	2.18	0.43
25:YA:1230:C:H2'	25:YA:1231:G:H8	1.83	0.43
25:YA:1445:C:C2	25:YA:1446:C:C5	3.07	0.43
25:YA:1454:U:O2	37:YR:64:ARG:NH1	2.41	0.43
25:YA:2400:G:H2'	25:YA:2400:G:N3	2.33	0.43
25:YA:2259:G:H1'	25:YA:2427:C:C2	2.53	0.43
25:YA:24:G:C4	25:YA:25:U:C6	3.06	0.43
25:YA:252:G:H21	25:YA:253:C:H1'	1.82	0.43
25:YA:2637:U:C4	25:YA:2638:G:C6	3.07	0.43
25:YA:2667:C:H2'	25:YA:2668:G:O4'	2.19	0.43
25:YA:552:G:H2'	25:YA:553:U:O4'	2.18	0.43
25:YA:683:C:H42	25:YA:794:G:H1	1.64	0.43

Continued on next page...

Continued from previous page...

Atom-1	Atom-2	Interatomic distance (Å)	Clash overlap (Å)
28:YE:3:GLY:CA	28:YE:81:ILE:HG21	2.49	0.43
28:YE:48:GLN:HB3	28:YE:48:GLN:HE21	1.55	0.43
29:YF:192:LEU:HD21	29:YF:194:MET:HE3	2.00	0.43
30:YG:31:VAL:HG13	30:YG:31:VAL:O	2.18	0.43
30:YG:67:LYS:N	30:YG:67:LYS:HD2	2.33	0.43
30:YG:44:GLY:HA2	30:YG:88:ILE:HD11	2.00	0.43
33:YN:103:VAL:O	33:YN:104:LYS:C	2.56	0.43
33:YN:17:ASP:O	33:YN:55:VAL:O	2.34	0.43
34:YO:51:ALA:O	34:YO:53:LYS:HE3	2.18	0.43
34:YO:63:VAL:HG23	34:YO:63:VAL:O	2.17	0.43
35:YP:36:LYS:HZ3	35:YP:36:LYS:HG3	1.42	0.43
38:YS:110:LEU:HD23	38:YS:112:PHE:CE2	2.54	0.43
39:YT:105:LEU:C	39:YT:107:ASP:OD1	2.56	0.43
39:YT:89:VAL:O	39:YT:90:GLN:HB2	2.19	0.43
40:YU:99:ALA:HA	40:YU:106:PHE:HB2	2.01	0.43
41:YV:1:MET:HE1	41:YV:43:GLU:HG2	2.00	0.43
41:YV:66:ARG:NH1	41:YV:88:ARG:CD	2.74	0.43
42:YW:34:ASN:O	42:YW:35:ILE:C	2.55	0.43
42:YW:50:VAL:O	42:YW:53:SER:N	2.50	0.43
42:YW:29:LEU:HD11	42:YW:55:ALA:HB2	1.98	0.43
26:YB:77:U:H4'	45:YZ:84:GLU:OE1	2.17	0.43
1:QA:1208:C:H2'	1:QA:1209:C:H6	1.84	0.43
1:QA:1216:G:H2'	1:QA:1217:C:C6	2.53	0.43
1:QA:1255:G:O2'	1:QA:1258:G:O2'	2.20	0.43
1:QA:189:U:HO2'	1:QA:190:G:P	2.41	0.43
1:QA:901:A:H8	1:QA:901:A:O5'	2.01	0.43
2:QB:109:SER:C	2:QB:111:ARG:H	2.21	0.43
2:QB:195:ASP:O	8:QH:68:ARG:NH2	2.51	0.43
3:QC:14:ILE:C	3:QC:16:ARG:H	2.21	0.43
3:QC:27:LYS:NZ	3:QC:27:LYS:HB3	2.34	0.43
4:QD:25:ARG:C	4:QD:27:TYR:H	2.21	0.43
6:QF:91:VAL:CG1	18:QR:72:ARG:NH1	2.81	0.43
7:QG:23:VAL:O	7:QG:27:ILE:HD12	2.19	0.43
1:QA:1240:U:C5	7:QG:32:ARG:HD2	2.54	0.43
7:QG:88:PRO:HB3	7:QG:145:ALA:HA	2.01	0.43
10:QJ:16:LEU:C	10:QJ:16:LEU:HD13	2.38	0.43
10:QJ:90:LEU:N	10:QJ:91:PRO:CD	2.81	0.43
11:QK:105:VAL:HG23	11:QK:105:VAL:O	2.19	0.43
11:QK:20:TYR:C	11:QK:21:ILE:HD12	2.38	0.43
12:QL:27:LEU:HD13	12:QL:28:LYS:H	1.83	0.43
15:QO:64:ARG:CD	15:QO:68:ARG:NH2	2.82	0.43

Continued on next page...

Continued from previous page...

Atom-1	Atom-2	Interatomic distance (Å)	Clash overlap (Å)
15:QO:83:GLU:C	15:QO:85:LEU:N	2.71	0.43
15:QO:83:GLU:OE1	15:QO:83:GLU:HA	2.18	0.43
16:QP:72:ARG:O	16:QP:72:ARG:HD3	2.18	0.43
25:RA:1078:U:O2'	25:RA:1079:C:OP2	2.30	0.43
25:RA:1747:G:C2'	25:RA:1748:G:H5'	2.48	0.43
25:RA:1774:C:O5'	25:RA:1774:C:H6	2.00	0.43
25:RA:2114:A:H5''	25:RA:2117:A:O5'	2.18	0.43
25:RA:2163:C:OP1	25:RA:2172:U:H5''	2.19	0.43
25:RA:2400:G:N2	25:RA:2417:C:C2	2.86	0.43
25:RA:2417:C:H2'	25:RA:2418:A:C8	2.52	0.43
25:RA:571:A:C6	25:RA:575:A:H8	2.37	0.43
25:RA:728:G:H4'	27:RD:13:ARG:HD2	1.99	0.43
25:RA:846:C:O2'	25:RA:847:U:OP2	2.16	0.43
25:RA:864:G:N2	25:RA:913:U:C2	2.87	0.43
26:RB:28:C:OP2	38:RS:33:LYS:HE3	2.18	0.43
27:RD:206:LEU:HA	27:RD:206:LEU:HD23	1.49	0.43
30:RG:131:TYR:HE2	30:RG:133:LEU:HD22	1.84	0.43
30:RG:59:GLU:O	30:RG:62:LEU:HB3	2.19	0.43
31:RH:92:ILE:CD1	31:RH:160:LYS:HD3	2.48	0.43
32:RI:109:ILE:HB	32:RI:130:TYR:OH	2.19	0.43
33:RN:103:VAL:O	33:RN:104:LYS:C	2.57	0.43
34:RO:51:ALA:O	34:RO:53:LYS:HE3	2.19	0.43
25:RA:832:G:P	35:RP:38:GLN:HB3	2.59	0.43
35:RP:81:GLN:HE21	35:RP:81:GLN:HB2	1.59	0.43
37:RR:54:LEU:O	37:RR:62:ALA:HB1	2.19	0.43
41:RV:15:GLU:O	41:RV:96:ILE:HB	2.19	0.43
43:RX:31:HIS:HA	43:RX:32:PRO:HD3	1.88	0.43
45:RZ:14:LYS:HA	45:RZ:15:PRO:HD3	1.87	0.43
1:XA:1041:A:C6	1:XA:1042:G:C5	3.06	0.43
1:XA:1154:G:H2'	1:XA:1155:G:H8	1.84	0.43
1:XA:1370:G:O3'	9:XI:12:GLU:HG3	2.18	0.43
1:XA:1502:A:H2	1:XA:1505:G:N1	2.15	0.43
1:XA:486:U:C2	1:XA:487:A:C8	3.06	0.43
1:XA:590:C:H42	1:XA:649:G:H1	1.66	0.43
2:XB:127:ILE:HG23	2:XB:128:GLU:N	2.34	0.43
2:XB:115:LEU:HD21	2:XB:153:ARG:HD3	2.00	0.43
2:XB:29:ALA:O	2:XB:32:ILE:HG22	2.17	0.43
4:XD:120:LEU:HA	4:XD:120:LEU:HD23	1.83	0.43
4:XD:163:GLU:HA	4:XD:163:GLU:OE2	2.19	0.43
4:XD:60:GLU:HG2	4:XD:202:LEU:HD12	2.00	0.43
5:XE:36:ASP:C	5:XE:37:ARG:HG2	2.38	0.43

Continued on next page...

Continued from previous page...

Atom-1	Atom-2	Interatomic distance (Å)	Clash overlap (Å)
5:XE:67:VAL:HG22	5:XE:68:GLU:N	2.33	0.43
6:XF:85:VAL:HG12	6:XF:85:VAL:O	2.18	0.43
9:XI:41:VAL:HG12	9:XI:41:VAL:O	2.18	0.43
12:XL:6:THR:H	12:XL:9:GLN:NE2	1.97	0.43
13:XM:87:TYR:HA	13:XM:90:LEU:HG	2.01	0.43
15:XO:83:GLU:HA	15:XO:83:GLU:OE1	2.19	0.43
18:XR:63:GLN:O	18:XR:66:LEU:HB3	2.18	0.43
19:XS:36:ARG:NH1	19:XS:52:TYR:O	2.51	0.43
20:XT:101:GLY:C	20:XT:103:GLY:H	2.22	0.43
47:Y1:94:LEU:O	47:Y1:95:LEU:HB2	2.17	0.43
51:Y5:15:ARG:HA	51:Y5:18:ALA:HB3	1.99	0.43
53:Y7:17:GLY:O	53:Y7:20:ALA:HB3	2.18	0.43
25:YA:1423:G:N3	25:YA:1424:G:C8	2.86	0.43
25:YA:1710:C:N3	25:YA:1749:A:C2	2.86	0.43
25:YA:188:G:H1	25:YA:208:C:N4	2.11	0.43
25:YA:1964:G:N2	25:YA:1967:C:C2	2.87	0.43
25:YA:2094:G:C2	25:YA:2095:C:C2	3.06	0.43
25:YA:2119:A:N1	25:YA:2170:A:N7	2.67	0.43
25:YA:304:G:C2	25:YA:314:A:C2	3.07	0.43
25:YA:380:U:H2'	25:YA:381:G:C8	2.47	0.43
25:YA:448:U:H1'	29:YF:84:VAL:CG2	2.49	0.43
27:YD:43:ARG:CZ	27:YD:49:ILE:HG21	2.49	0.43
28:YE:69:LYS:C	28:YE:71:GLY:N	2.71	0.43
28:YE:3:GLY:HA3	28:YE:81:ILE:CD1	2.48	0.43
31:YH:149:ARG:HA	31:YH:162:ILE:HG21	1.99	0.43
37:YR:48:VAL:O	37:YR:49:ASP:C	2.57	0.43
37:YR:54:LEU:O	37:YR:62:ALA:HB1	2.19	0.43
1:QA:1215:G:C6	1:QA:1216:G:N7	2.87	0.43
1:QA:417:C:O2'	1:QA:418:C:H5'	2.18	0.43
1:QA:514:C:N3	1:QA:537:G:N1	2.58	0.43
2:QB:142:LEU:HD23	2:QB:142:LEU:O	2.19	0.43
2:QB:200:ILE:N	2:QB:200:ILE:HD12	2.34	0.43
2:QB:54:THR:HG21	2:QB:201:ILE:HD11	2.00	0.43
2:QB:32:ILE:HD13	2:QB:190:THR:CG2	2.48	0.43
3:QC:59:ARG:HH12	3:QC:97:LYS:CD	2.31	0.43
4:QD:163:GLU:OE2	4:QD:163:GLU:HA	2.19	0.43
5:QE:67:VAL:HG22	5:QE:68:GLU:N	2.33	0.43
6:QF:61:LEU:HD23	6:QF:63:TYR:OH	2.17	0.43
6:QF:88:VAL:HG12	6:QF:89:MET:N	2.34	0.43
9:QI:95:LYS:HD3	9:QI:95:LYS:C	2.39	0.43
10:QJ:51:ARG:HG2	10:QJ:51:ARG:NH1	2.33	0.43

Continued on next page...

Continued from previous page...

Atom-1	Atom-2	Interatomic distance (Å)	Clash overlap (Å)
11:QK:124:LYS:HB3	11:QK:125:PHE:H	1.67	0.43
11:QK:62:GLN:O	11:QK:64:ALA:N	2.52	0.43
12:QL:119:LYS:HB2	12:QL:120:TYR:HD1	1.83	0.43
15:QO:77:ARG:HA	15:QO:80:ALA:HB2	1.99	0.43
16:QP:21:VAL:HG23	16:QP:34:GLU:N	2.34	0.43
18:QR:29:PHE:HD2	18:QR:29:PHE:N	2.17	0.43
19:QS:36:ARG:NH1	19:QS:52:TYR:O	2.51	0.43
19:QS:8:GLY:O	19:QS:9:VAL:CG2	2.57	0.43
22:QV:54:U:C4	22:QV:55:U:C4	3.06	0.43
47:R1:44:PRO:O	47:R1:46:LEU:N	2.51	0.43
54:R8:40:GLU:O	54:R8:41:ILE:C	2.56	0.43
25:RA:1332:G:H2'	25:RA:1332:G:H8	1.70	0.43
25:RA:1434:A:N6	25:RA:1558:A:H62	1.95	0.43
25:RA:1718:G:C2	25:RA:1742:C:C2	3.07	0.43
25:RA:1853:A:C6	25:RA:1889:A:C5	3.05	0.43
25:RA:1929:G:H4'	25:RA:1930:G:OP1	2.19	0.43
25:RA:1995:U:C2	25:RA:1996:C:C5	3.07	0.43
25:RA:2329:G:H2'	25:RA:2330:G:C8	2.54	0.43
25:RA:2338:G:C2	25:RA:2339:G:N7	2.86	0.43
25:RA:2645:G:H8	25:RA:2645:G:O5'	2.01	0.43
25:RA:270(V):G:H2'	25:RA:270(W):G:H8	1.83	0.43
25:RA:2847:U:C5	25:RA:2848:G:C6	3.06	0.43
25:RA:464:U:H2'	25:RA:465:G:O4'	2.19	0.43
25:RA:572:A:C5	25:RA:573:G:C8	3.07	0.43
25:RA:602:G:O2'	25:RA:604:G:O2'	2.23	0.43
25:RA:620:G:H4'	25:RA:621:A:C5'	2.47	0.43
25:RA:70:G:H4'	25:RA:71:A:OP1	2.18	0.43
27:RD:69:ARG:NH2	27:RD:130:ALA:HB2	2.19	0.43
27:RD:177:LEU:O	27:RD:179:SER:N	2.51	0.43
27:RD:76:PRO:O	27:RD:98:VAL:CG2	2.65	0.43
28:RE:120:TRP:CE3	28:RE:155:LYS:HD3	2.53	0.43
28:RE:143:ASN:N	28:RE:143:ASN:ND2	2.65	0.43
29:RF:62:ARG:NH1	29:RF:62:ARG:CB	2.82	0.43
35:RP:135:LEU:HD13	35:RP:139:LYS:HE3	2.01	0.43
38:RS:110:LEU:HD23	38:RS:112:PHE:CE2	2.53	0.43
39:RT:6:LEU:HD12	39:RT:9:LEU:HD12	2.00	0.43
1:XA:908:A:H2'	1:XA:909:A:H8	1.81	0.43
1:XA:925:G:C2	1:XA:927:G:C8	3.06	0.43
1:XA:957:U:N3	1:XA:960:U:OP2	2.51	0.43
4:XD:122:ARG:HA	4:XD:134:ASP:HB2	2.00	0.43
7:XG:122:HIS:HA	7:XG:125:MET:HB2	2.00	0.43

Continued on next page...

Continued from previous page...

Atom-1	Atom-2	Interatomic distance (Å)	Clash overlap (Å)
7:XG:88:PRO:HB3	7:XG:145:ALA:HA	2.01	0.43
7:XG:148:ASN:O	7:XG:150:ALA:N	2.51	0.43
10:XJ:90:LEU:N	10:XJ:91:PRO:CD	2.82	0.43
13:XM:90:LEU:HD12	13:XM:91:ARG:N	2.33	0.43
14:YN:12:ARG:C	14:YN:14:PRO:CD	2.81	0.43
15:XO:17:ARG:HD3	15:XO:26:GLU:HG3	2.01	0.43
15:XO:25:THR:O	15:XO:29:VAL:HG23	2.18	0.43
16:XP:39:TYR:CZ	16:XP:41:PRO:HB3	2.52	0.43
20:XT:44:ALA:HB1	20:XT:91:LEU:HB2	2.00	0.43
47:Y1:44:PRO:O	47:Y1:46:LEU:N	2.51	0.43
50:Y4:43:TYR:O	50:Y4:46:GLN:HA	2.19	0.43
25:YA:1375:C:H2'	25:YA:1376:C:H6	1.83	0.43
25:YA:1524:G:C6	25:YA:1525:G:N7	2.86	0.43
25:YA:2090:G:H2'	25:YA:2091:U:O4'	2.19	0.43
25:YA:231:C:C5	25:YA:232:G:C5	3.07	0.43
25:YA:2375:G:C8	25:YA:2375:G:H3'	2.54	0.43
25:YA:2388:A:N7	25:YA:2389:G:C5	2.87	0.43
25:YA:2805:G:N2	25:YA:2807:G:C2	2.87	0.43
25:YA:2816:C:O3'	37:YR:99:LYS:NZ	2.51	0.43
25:YA:704:G:O2'	25:YA:705:A:O5'	2.33	0.43
25:YA:856:C:H1'	46:Y0:27:GLU:CB	2.47	0.43
25:YA:950:G:C6	25:YA:951:C:C4	3.06	0.43
28:YE:13:ARG:HH11	28:YE:13:ARG:HB2	1.81	0.43
28:YE:143:ASN:ND2	28:YE:143:ASN:N	2.65	0.43
28:YE:16:ARG:O	28:YE:18:ASP:O	2.36	0.43
28:YE:51:PHE:O	28:YE:74:PRO:CB	2.67	0.43
30:YG:131:TYR:HE2	30:YG:133:LEU:HD22	1.83	0.43
31:YH:136:ILE:N	31:YH:136:ILE:HD12	2.31	0.43
31:YH:59:ARG:NH1	31:YH:59:ARG:CG	2.79	0.43
33:YN:118:LYS:C	33:YN:120:LEU:H	2.20	0.43
34:YO:61:VAL:O	34:YO:61:VAL:HG13	2.18	0.43
25:YA:2414:G:H21	35:YP:67:MET:CE	2.32	0.43
25:YA:2470:G:C5'	36:YQ:56:ARG:NH2	2.81	0.43
44:YY:6:HIS:ND1	44:YY:6:HIS:N	2.66	0.43
1:QA:321:A:N6	1:QA:329:A:OP2	2.52	0.43
1:QA:596:C:N4	1:QA:644:G:H1	2.16	0.43
1:QA:669:U:H2'	1:QA:670:G:O4'	2.17	0.43
1:QA:828:A:H5'	1:QA:870:U:O4	2.18	0.43
1:QA:874:G:H2'	1:QA:875:C:C6	2.52	0.43
2:QB:231:GLU:HA	2:QB:232:PRO:HD3	1.83	0.43
3:QC:12:LEU:C	3:QC:14:ILE:H	2.21	0.43

Continued on next page...

Continued from previous page...

Atom-1	Atom-2	Interatomic distance (Å)	Clash overlap (Å)
4:QD:24:GLU:O	4:QD:28:SER:OG	2.21	0.43
4:QD:25:ARG:NH1	4:QD:30:LYS:CE	2.75	0.43
5:QE:78:HIS:HE1	5:QE:143:ARG:N	2.12	0.43
1:QA:1346:A:C5	7:QG:10:ARG:NH1	2.87	0.43
7:QG:122:HIS:HA	7:QG:125:MET:HB2	2.00	0.43
19:QS:21:GLU:HG3	19:QS:22:LEU:CD1	2.49	0.43
53:R7:19:ARG:NH1	53:R7:19:ARG:HG2	2.33	0.43
55:R9:7:VAL:HG21	55:R9:36:GLN:HB2	2.00	0.43
25:RA:1022:G:O6	33:RN:66:LYS:HE2	2.18	0.43
25:RA:1027:A:C6	25:RA:1126:A:C5	3.06	0.43
25:RA:1068:G:O2'	25:RA:1096:A:N3	2.52	0.43
25:RA:1526:G:C6	25:RA:1527:G:C2	3.06	0.43
25:RA:2029:G:H2'	25:RA:2031:A:OP2	2.19	0.43
25:RA:220:G:H21	25:RA:429:A:N6	2.17	0.43
25:RA:2255:G:H21	46:R0:9:SER:HB3	1.83	0.43
25:RA:2642:G:C2	25:RA:2643:G:C4	3.07	0.43
25:RA:26:G:C2	25:RA:27:G:N2	2.87	0.43
25:RA:847:U:OP2	25:RA:929:G:O6	2.36	0.43
26:RB:52:A:O2'	26:RB:53:A:N7	2.52	0.43
27:RD:44:ASN:CB	27:RD:49:ILE:HG22	2.46	0.43
28:RE:188:VAL:HA	28:RE:189:PRO:HD2	1.79	0.43
28:RE:203:LYS:C	28:RE:203:LYS:HD2	2.39	0.43
25:RA:588:U:H1'	29:RF:90:PHE:CD1	2.53	0.43
30:RG:51:ARG:HB3	30:RG:51:ARG:NH1	2.33	0.43
25:RA:2653:U:O2'	31:RH:110:SER:HB2	2.19	0.43
33:RN:1:MET:O	33:RN:1:MET:HG3	2.19	0.43
33:RN:96:GLU:O	33:RN:97:ARG:C	2.57	0.43
35:RP:70:GLN:N	35:RP:70:GLN:OE1	2.51	0.43
36:RQ:83:MET:H	46:R0:7:LEU:CD1	2.32	0.43
40:RU:95:LEU:HD13	41:RV:4:ILE:HD12	1.98	0.43
1:XA:1324:A:C5	1:XA:1325:C:C5	3.07	0.43
1:XA:1486:G:H5''	1:XA:1487:G:OP2	2.18	0.43
1:XA:329:A:C5	1:XA:332:G:C6	3.07	0.43
2:XB:32:ILE:HD13	2:XB:190:THR:CG2	2.48	0.43
2:XB:33:TYR:CD1	2:XB:33:TYR:C	2.92	0.43
3:XC:101:LEU:C	3:XC:101:LEU:HD23	2.39	0.43
4:XD:90:GLY:O	4:XD:93:PHE:HB3	2.19	0.43
5:XE:64:ARG:HH11	5:XE:64:ARG:HG3	1.81	0.43
5:XE:72:GLN:C	5:XE:74:GLY:H	2.22	0.43
6:XF:48:LEU:HA	6:XF:48:LEU:HD23	1.85	0.43
10:XJ:30:SER:OG	10:XJ:81:THR:HG22	2.19	0.43

Continued on next page...

Continued from previous page...

Atom-1	Atom-2	Interatomic distance (Å)	Clash overlap (Å)
11:XK:20:TYR:C	11:XK:21:ILE:HD12	2.38	0.43
16:XP:21:VAL:HG23	16:XP:34:GLU:N	2.34	0.43
47:Y1:92:LYS:O	47:Y1:93:GLU:C	2.56	0.43
48:Y2:62:THR:O	48:Y2:65:ASN:HB2	2.18	0.43
50:Y4:15:ILE:CD1	50:Y4:15:ILE:N	2.78	0.43
25:YA:1027:A:C6	25:YA:1126:A:C5	3.07	0.43
25:YA:124:G:N2	25:YA:126:A:O2'	2.51	0.43
25:YA:1288:U:H4'	25:YA:1289:C:OP2	2.19	0.43
25:YA:1346:G:C5	25:YA:1347:G:N7	2.87	0.43
25:YA:1365:A:N6	25:YA:1366:A:C6	2.87	0.43
25:YA:140:A:H1'	25:YA:1408:C:O2'	2.19	0.43
25:YA:1409:C:H2'	25:YA:1410:G:O4'	2.19	0.43
25:YA:2001:A:C2	25:YA:2002:G:C5	3.06	0.43
25:YA:2069:G:N2	25:YA:2070:G:C4	2.87	0.43
25:YA:2456:C:C4	25:YA:2457:U:C5	3.06	0.43
25:YA:2662:A:H2'	25:YA:2663:G:O4'	2.18	0.43
25:YA:273(E):U:H2'	25:YA:273(F):C:H6	1.83	0.43
25:YA:275:G:N2	25:YA:276:A:H62	2.17	0.43
25:YA:476:G:N2	25:YA:479:A:C8	2.86	0.43
25:YA:729:G:C4	25:YA:1775:U:C2	3.07	0.43
25:YA:735:A:H5''	25:YA:736:C:OP2	2.18	0.43
27:YD:11:PRO:O	27:YD:12:SER:OG	2.29	0.43
27:YD:30:GLU:CD	27:YD:63:ARG:HE	2.21	0.43
28:YE:155:LYS:O	28:YE:156:MET:HG3	2.19	0.43
30:YG:114:ILE:O	30:YG:116:ASP:N	2.51	0.43
30:YG:136:ARG:O	30:YG:154:GLY:CA	2.62	0.43
31:YH:120:GLY:O	31:YH:136:ILE:HD12	2.19	0.43
33:YN:26:LEU:HG	33:YN:30:ILE:CD1	2.49	0.43
33:YN:30:ILE:HG22	33:YN:34:LEU:CD2	2.48	0.43
33:YN:57:ALA:O	33:YN:124:ALA:HA	2.18	0.43
36:YQ:83:MET:H	46:Y0:7:LEU:CD2	2.25	0.43
37:YR:51:LEU:HD13	37:YR:66:VAL:HG22	2.01	0.43
37:YR:74:LYS:O	37:YR:76:VAL:N	2.45	0.43
38:YS:30:ARG:NH2	38:YS:92:TYR:HD1	2.17	0.43
38:YS:42:ASP:C	38:YS:44:LYS:N	2.72	0.43
39:YT:64:ARG:HG2	39:YT:64:ARG:HH11	1.84	0.43
40:YU:79:PHE:C	40:YU:79:PHE:HD2	2.18	0.43
43:YX:70:LEU:H	43:YX:70:LEU:HD23	1.77	0.43
44:YY:84:ARG:HD3	44:YY:86:ARG:HH11	1.83	0.43
1:QA:1107:C:C4	1:QA:1108:G:C8	3.07	0.43
1:QA:935:A:H1'	1:QA:1384:C:N3	2.33	0.43

Continued on next page...

Continued from previous page...

Atom-1	Atom-2	Interatomic distance (Å)	Clash overlap (Å)
1:QA:7:G:H5'	1:QA:298:A:O4'	2.19	0.43
1:QA:59:A:C5	1:QA:354:G:C6	3.06	0.43
1:QA:392:G:OP2	16:QP:12:LYS:HG3	2.19	0.43
1:QA:454:C:N4	1:QA:479:C:N3	2.67	0.43
1:QA:515:G:C6	1:QA:516:U:C4	3.06	0.43
1:QA:825:G:H2'	1:QA:826:C:O4'	2.18	0.43
2:QB:127:ILE:HG23	2:QB:128:GLU:N	2.34	0.43
2:QB:77:ALA:HB1	2:QB:165:VAL:HG11	2.00	0.43
2:QB:95:GLN:HE21	2:QB:147:LYS:CE	2.28	0.43
4:QD:90:GLY:O	4:QD:93:PHE:HB3	2.19	0.43
1:QA:1069:C:H5''	5:QE:20:GLN:HE21	1.84	0.43
6:QF:73:ASN:O	6:QF:76:ALA:HB3	2.19	0.43
7:QG:148:ASN:O	7:QG:150:ALA:N	2.51	0.43
9:QI:26:VAL:CG1	9:QI:63:ILE:HD13	2.49	0.43
11:QK:108:ILE:HG21	18:QR:88:LYS:OXT	2.19	0.43
11:QK:75:TYR:N	11:QK:75:TYR:HD1	2.17	0.43
14:QN:17:LYS:HG3	14:QN:18:VAL:N	2.33	0.43
18:QR:43:PHE:HA	18:QR:51:LEU:HD12	2.01	0.43
20:QT:44:ALA:C	20:QT:91:LEU:HB3	2.39	0.43
50:R4:48:ARG:NH1	50:R4:51:ASP:HA	2.34	0.43
50:R4:68:ARG:O	50:R4:69:LYS:HB2	2.17	0.43
25:RA:1069:A:H4'	25:RA:1070:A:H5''	2.01	0.43
25:RA:1285:G:H21	25:RA:1328:G:H5''	1.83	0.43
25:RA:144:C:H2'	25:RA:145:G:C8	2.54	0.43
25:RA:1527:G:H5''	25:RA:1528:A:OP1	2.19	0.43
25:RA:2056:G:C2	25:RA:2057:A:C8	3.06	0.43
25:RA:2128:C:H2'	25:RA:2129:C:C6	2.53	0.43
25:RA:2422:A:N7	25:RA:2424:C:C5	2.87	0.43
25:RA:2516:G:C6	25:RA:2517:C:C4	3.07	0.43
25:RA:624:C:H2'	25:RA:625:G:H5'	2.01	0.43
26:RB:39:A:O2'	26:RB:46:A:N1	2.34	0.43
27:RD:44:ASN:HB3	27:RD:49:ILE:CG2	2.47	0.43
25:RA:2572:A:C2	28:RE:144:ARG:NH2	2.87	0.43
28:RE:51:PHE:O	28:RE:74:PRO:CB	2.67	0.43
31:RH:35:VAL:CG2	31:RH:75:ALA:HB2	2.48	0.43
31:RH:6:ARG:CG	31:RH:7:LEU:N	2.81	0.43
33:RN:42:TRP:HA	33:RN:48:MET:HE1	1.99	0.43
33:RN:61:ARG:HA	33:RN:61:ARG:NE	2.33	0.43
33:RN:63:THR:HG23	33:RN:66:LYS:HE3	2.00	0.43
35:RP:112:LEU:CD1	35:RP:114:ILE:HG23	2.47	0.43
35:RP:120:ALA:HB1	35:RP:138:LEU:CB	2.49	0.43

Continued on next page...

Continued from previous page...

Atom-1	Atom-2	Interatomic distance (Å)	Clash overlap (Å)
35:RP:19:VAL:HG22	35:RP:21:ARG:H	1.83	0.43
37:RR:10:LEU:O	37:RR:12:ARG:N	2.52	0.43
39:RT:107:ASP:OD2	39:RT:109:GLU:HB2	2.18	0.43
42:RW:111:HIS:CG	42:RW:112:GLY:H	2.37	0.43
42:RW:19:LEU:O	42:RW:22:ASP:HB2	2.19	0.43
1:XA:1025:U:O2'	1:XA:1026:G:H8	2.02	0.43
1:XA:1311:G:N2	1:XA:1327:C:C2	2.87	0.43
1:XA:1347:G:HO2'	1:XA:1348:U:P	2.42	0.43
1:XA:1439:C:C4	1:XA:1440:C:C5	3.07	0.43
1:XA:1440:C:H2'	1:XA:1441:G:O4'	2.18	0.43
1:XA:881:G:H2'	1:XA:882:C:O4'	2.18	0.43
1:XA:967:C:H6	1:XA:967:C:O5'	2.02	0.43
1:XA:977:A:C8	1:XA:1223:C:C4	3.07	0.43
2:XB:163:PHE:HD2	2:XB:163:PHE:HA	1.70	0.43
3:XC:12:LEU:C	3:XC:14:ILE:H	2.21	0.43
6:XF:45:LEU:CD1	6:XF:59:TYR:HD1	2.31	0.43
9:XI:26:VAL:CG1	9:XI:63:ILE:HD13	2.48	0.43
10:XJ:70:ARG:HG3	10:XJ:70:ARG:HH11	1.83	0.43
11:XK:75:TYR:HD1	11:XK:75:TYR:N	2.16	0.43
46:Y0:57:PHE:HD2	46:Y0:57:PHE:N	2.17	0.43
47:Y1:29:GLY:O	47:Y1:31:GLY:N	2.49	0.43
50:Y4:48:ARG:C	50:Y4:49:PHE:HD1	2.22	0.43
51:Y5:40:LYS:HE2	51:Y5:47:PRO:CG	2.49	0.43
53:Y7:32:LYS:O	53:Y7:33:ARG:C	2.55	0.43
25:YA:1019:U:O2'	25:YA:1021:A:H2	1.95	0.43
25:YA:1199:U:H2'	25:YA:1200:C:C6	2.54	0.43
25:YA:120:U:O4'	25:YA:120:U:O2	2.37	0.43
25:YA:137(A):G:H1'	43:YX:41:ASN:HD22	1.84	0.43
25:YA:1485:G:C2'	25:YA:1486:A:H5'	2.48	0.43
25:YA:1894:C:H2'	25:YA:1895:C:H6	1.84	0.43
25:YA:2277:G:H5''	36:YQ:85:LYS:HB2	2.00	0.43
25:YA:2492:U:O2'	25:YA:2493:U:H5'	2.19	0.43
25:YA:2584:U:H2'	25:YA:2585:U:C6	2.54	0.43
25:YA:2621:A:C6	25:YA:2622:C:C4	3.07	0.43
25:YA:2632:A:N3	25:YA:2632:A:H2'	2.34	0.43
25:YA:2675:A:N6	25:YA:2676:C:C4	2.87	0.43
25:YA:481:G:C4	25:YA:507:A:C2	3.07	0.43
25:YA:593:G:C6	25:YA:594:U:C4	3.06	0.43
25:YA:971:C:C4	25:YA:972:G:C4	3.06	0.43
27:YD:17:THR:HG22	27:YD:204:ILE:HA	1.98	0.43
25:YA:1816:G:C8	27:YD:62:TYR:CE1	3.07	0.43

Continued on next page...

Continued from previous page...

Atom-1	Atom-2	Interatomic distance (Å)	Clash overlap (Å)
30:YG:145:THR:O	30:YG:146:TYR:HB3	2.19	0.43
30:YG:59:GLU:O	30:YG:62:LEU:HB3	2.18	0.43
31:YH:86:GLU:H	31:YH:86:GLU:CD	2.16	0.43
32:YI:40:THR:O	32:YI:44:LEU:HB2	2.18	0.43
33:YN:90:MET:O	33:YN:91:LEU:C	2.57	0.43
39:YT:19:LEU:HA	39:YT:20:PRO:HD3	1.88	0.43
41:YV:35:LEU:HD22	41:YV:35:LEU:N	2.23	0.43
44:YY:47:LYS:O	44:YY:49:VAL:N	2.48	0.43
1:QA:1154:G:H2'	1:QA:1155:G:C8	2.41	0.43
1:QA:1060:C:N4	1:QA:1198:G:O6	2.51	0.43
1:QA:1307:U:O5'	1:QA:1307:U:H6	2.00	0.43
1:QA:1312:G:N7	19:QS:2:PRO:HD2	2.34	0.43
1:QA:132:C:H2'	1:QA:133:U:O4'	2.19	0.43
1:QA:49:U:H5	1:QA:365:U:O4	2.01	0.43
1:QA:596:C:H42	1:QA:644:G:H1	1.66	0.43
1:QA:701:C:O2'	1:QA:702:A:P	2.76	0.43
1:QA:973:G:O6	1:QA:974:A:N6	2.52	0.43
5:QE:48:ALA:HB2	5:QE:57:LYS:HD3	2.00	0.43
9:QI:29:ASN:OD1	9:QI:65:VAL:N	2.48	0.43
11:QK:44:SER:O	11:QK:48:ILE:HG12	2.18	0.43
13:QM:87:TYR:HA	13:QM:90:LEU:HG	2.01	0.43
17:QQ:77:VAL:O	17:QQ:78:GLU:HB2	2.18	0.43
18:QR:53:ARG:C	18:QR:55:ARG:H	2.22	0.43
46:R0:7:LEU:N	46:R0:7:LEU:HD23	2.34	0.43
48:R2:6:VAL:O	48:R2:7:ARG:C	2.57	0.43
50:R4:43:TYR:O	50:R4:46:GLN:HA	2.19	0.43
50:R4:59:PHE:CE1	50:R4:70:GLY:N	2.87	0.43
25:RA:107:C:H2'	25:RA:108:U:C6	2.53	0.43
25:RA:1590:U:C2	25:RA:1591:G:C8	3.06	0.43
25:RA:1666:G:N2	25:RA:1995:U:C2	2.86	0.43
25:RA:2087:G:C4	25:RA:2088:G:C8	3.06	0.43
25:RA:2128:C:C2'	25:RA:2129:C:H5'	2.49	0.43
25:RA:2168:G:N3	25:RA:2168:G:H2'	2.34	0.43
25:RA:2317:C:H2'	25:RA:2318:G:O4'	2.19	0.43
25:RA:2560:C:H2'	25:RA:2561:A:C8	2.54	0.43
25:RA:2578:G:O2'	25:RA:2579:C:H5'	2.18	0.43
25:RA:2728:U:O2'	25:RA:2729:G:H5'	2.18	0.43
25:RA:482:A:O2'	25:RA:497:A:N1	2.45	0.43
25:RA:715:G:C6	25:RA:716:A:C6	3.06	0.43
25:RA:84:A:N1	25:RA:98:G:O2'	2.39	0.43
27:RD:33:LEU:HB3	27:RD:34:VAL:H	1.49	0.43

Continued on next page...

Continued from previous page...

Atom-1	Atom-2	Interatomic distance (Å)	Clash overlap (Å)
29:RF:176:LEU:HD11	29:RF:180:GLY:O	2.19	0.43
25:RA:615:G:C8	29:RF:44:ARG:NH1	2.87	0.43
32:RI:79:ILE:HA	32:RI:79:ILE:HD13	1.70	0.43
33:RN:7:LYS:N	33:RN:7:LYS:HD2	2.29	0.43
33:RN:87:LEU:C	33:RN:87:LEU:CD2	2.86	0.43
33:RN:90:MET:O	33:RN:91:LEU:C	2.57	0.43
34:RO:17:ARG:HH11	34:RO:17:ARG:HG2	1.84	0.43
34:RO:61:VAL:O	34:RO:61:VAL:HG13	2.18	0.43
35:RP:52:GLU:OE2	35:RP:58:THR:N	2.52	0.43
37:RR:48:VAL:O	37:RR:49:ASP:C	2.57	0.43
39:RT:64:ARG:HH11	39:RT:64:ARG:HG2	1.84	0.43
40:RU:91:ASP:O	40:RU:95:LEU:N	2.42	0.43
25:RA:1340:U:OP2	43:RX:78:LYS:NZ	2.50	0.43
1:XA:1298:C:H4'	1:XA:1299:A:N9	2.33	0.43
1:XA:935:A:O2'	1:XA:1383:C:N3	2.48	0.43
1:XA:262:A:C6	1:XA:263:A:C6	3.06	0.43
1:XA:32:A:H2'	1:XA:33:A:H8	1.81	0.43
1:XA:411:A:C5	1:XA:429:U:C5	3.07	0.43
1:XA:415:A:H2'	1:XA:416:G:H8	1.83	0.43
1:XA:422:C:O4'	1:XA:422:C:OP2	2.37	0.43
1:XA:524:G:C6	1:XA:525:C:N4	2.87	0.43
1:XA:530:G:H4'	1:XA:531:U:OP2	2.19	0.43
1:XA:554:C:H2'	1:XA:555:C:C6	2.54	0.43
1:XA:756:C:H2'	1:XA:757:U:O4'	2.18	0.43
2:XB:100:GLY:N	2:XB:176:GLU:OE2	2.51	0.43
2:XB:197:VAL:CG1	2:XB:198:ASP:N	2.82	0.43
3:XC:67:THR:O	3:XC:69:HIS:CE1	2.72	0.43
4:XD:59:ARG:NE	4:XD:59:ARG:HA	2.34	0.43
6:XF:3:ARG:HB3	6:XF:93:SER:CB	2.48	0.43
6:XF:76:ALA:HB1	6:XF:80:ARG:HH21	1.82	0.43
7:XG:23:VAL:O	7:XG:27:ILE:HD12	2.19	0.43
7:XG:79:ARG:HH12	7:XG:82:GLY:HA2	1.84	0.43
8:XH:118:VAL:O	8:XH:119:LEU:HD23	2.18	0.43
8:XH:64:LYS:CB	8:XH:79:VAL:HG21	2.48	0.43
8:XH:86:ILE:CB	8:XH:133:LEU:HD22	2.49	0.43
9:XI:22:GLY:O	9:XI:23:ASN:C	2.57	0.43
13:XM:54:VAL:O	13:XM:58:GLU:OE2	2.37	0.43
15:XO:71:GLN:HB2	15:XO:78:TYR:CE1	2.54	0.43
22:XV:53:G:HO2'	22:XV:54:U:H6	1.65	0.43
48:Y2:27:GLU:CD	48:Y2:27:GLU:H	2.17	0.43
49:Y3:50:VAL:HB	49:Y3:53:LEU:HD12	2.00	0.43

Continued on next page...

Continued from previous page...

Atom-1	Atom-2	Interatomic distance (Å)	Clash overlap (Å)
19:XS:64:GLU:CD	50:Y4:55:ARG:HH22	2.21	0.43
25:YA:1327:C:C4	25:YA:1328:G:C6	3.07	0.43
25:YA:1628:G:O2'	25:YA:1629:U:H5'	2.19	0.43
25:YA:118:A:N3	25:YA:178:G:H1'	2.34	0.43
25:YA:2517:C:C4	25:YA:2542:A:C6	3.07	0.43
25:YA:2792:G:C5	25:YA:2805:G:N2	2.86	0.43
25:YA:2827:C:O5'	25:YA:2827:C:H6	2.01	0.43
25:YA:579:G:C8	25:YA:2017:U:C4	3.07	0.43
25:YA:607:U:N3	25:YA:621:A:C2	2.81	0.43
25:YA:951:C:H42	25:YA:966:G:H1	1.67	0.43
28:YE:52:LEU:O	28:YE:74:PRO:HA	2.19	0.43
31:YH:125:VAL:CG1	31:YH:126:PRO:CG	2.94	0.43
32:YI:96:ASP:N	32:YI:96:ASP:OD2	2.49	0.43
39:YT:89:VAL:O	39:YT:90:GLN:CB	2.67	0.43
40:YU:43:GLY:HA3	41:YV:73:SER:OG	2.19	0.43
44:YY:94:LYS:HE3	44:YY:101:LYS:HZ3	1.79	0.43
1:QA:1272:G:H2'	1:QA:1273:G:O4'	2.19	0.43
1:QA:303:A:H2'	1:QA:304:U:O4'	2.18	0.43
1:QA:377:G:P	16:QP:5:ARG:NH1	2.91	0.43
1:QA:683:G:C6	1:QA:684:A:C6	3.07	0.43
1:QA:9:G:C6	1:QA:26:A:N6	2.87	0.43
2:QB:178:ARG:NH2	8:QH:74:PRO:CB	2.70	0.43
2:QB:162:ILE:O	2:QB:185:ILE:HG13	2.18	0.43
2:QB:33:TYR:CD1	2:QB:33:TYR:C	2.92	0.43
2:QB:33:TYR:HD1	2:QB:33:TYR:C	2.22	0.43
2:QB:68:ILE:HB	2:QB:70:PHE:HE1	1.82	0.43
3:QC:76:VAL:CG2	3:QC:103:VAL:HG11	2.49	0.43
3:QC:188:LEU:HD12	3:QC:195:VAL:CG1	2.48	0.43
4:QD:52:SER:O	4:QD:55:ALA:N	2.52	0.43
5:QE:105:VAL:HB	5:QE:106:PRO:CD	2.49	0.43
6:QF:27:GLN:H	6:QF:27:GLN:HG2	1.65	0.43
6:QF:85:VAL:O	6:QF:85:VAL:HG12	2.18	0.43
7:QG:79:ARG:HH12	7:QG:82:GLY:HA2	1.84	0.43
8:QH:64:LYS:CB	8:QH:79:VAL:HG21	2.49	0.43
16:QP:40:ASP:C	16:QP:42:ARG:N	2.73	0.43
17:QQ:22:LEU:HD13	17:QQ:41:LYS:HG2	2.01	0.43
19:QS:41:VAL:CG1	19:QS:45:VAL:H	2.31	0.43
22:QV:43:A:H2'	22:QV:44:A:C8	2.54	0.43
47:R1:13:ILE:CG1	47:R1:42:GLN:HB2	2.49	0.43
48:R2:62:THR:O	48:R2:65:ASN:HB2	2.19	0.43
50:R4:22:ILE:CG2	50:R4:23:GLU:N	2.81	0.43

Continued on next page...

Continued from previous page...

Atom-1	Atom-2	Interatomic distance (Å)	Clash overlap (Å)
25:RA:2370:G:H21	52:R6:45:LYS:CE	2.32	0.43
52:R6:50:ARG:HH11	52:R6:50:ARG:HG2	1.84	0.43
53:R7:17:GLY:O	53:R7:20:ALA:HB3	2.19	0.43
54:R8:28:GLY:O	54:R8:29:LYS:O	2.36	0.43
25:RA:1006:C:H2'	25:RA:1007:C:C6	2.54	0.43
25:RA:1026:U:H1'	25:RA:1027:A:O5'	2.19	0.43
25:RA:1341:U:H4'	25:RA:1342:A:OP2	2.19	0.43
25:RA:1640:C:H5'	25:RA:1641:A:OP2	2.19	0.43
25:RA:1728:G:C6	25:RA:1730:U:OP2	2.72	0.43
25:RA:1933:G:C2	25:RA:1934:C:C2	3.07	0.43
25:RA:2094:G:C6	25:RA:2095:C:C4	3.07	0.43
25:RA:2104:G:H1	25:RA:2185:C:H42	1.67	0.43
25:RA:2340:G:O2'	25:RA:2341:G:H5'	2.19	0.43
25:RA:2539:C:C5'	55:R9:3:VAL:HG21	2.49	0.43
25:RA:273(A):G:C2	25:RA:273(B):C:C2	3.07	0.43
25:RA:316:C:H6	25:RA:316:C:H5''	1.84	0.43
25:RA:535:C:H1'	25:RA:559:G:N2	2.34	0.43
25:RA:448:U:O4	25:RA:583:G:H1'	2.18	0.43
27:RD:17:THR:HG21	27:RD:204:ILE:HA	1.99	0.43
28:RE:18:ASP:O	28:RE:19:ARG:C	2.56	0.43
30:RG:114:ILE:O	30:RG:116:ASP:N	2.51	0.43
30:RG:25:TYR:CZ	30:RG:32:PRO:HD3	2.54	0.43
31:RH:53:GLU:CD	31:RH:54:ARG:H	2.21	0.43
32:RI:37:VAL:CG1	32:RI:38:LEU:HD12	2.49	0.43
38:RS:52:SER:HB2	38:RS:55:ALA:CB	2.49	0.43
28:RE:25:VAL:HG21	39:RT:8:LYS:HG3	2.00	0.43
41:RV:44:LYS:HB3	41:RV:45:THR:H	1.56	0.43
41:RV:72:VAL:HG13	41:RV:72:VAL:O	2.19	0.43
42:RW:28:SER:O	42:RW:30:GLU:N	2.50	0.43
45:RZ:158:PRO:HG2	45:RZ:161:VAL:HG21	2.01	0.43
45:RZ:1:MET:HG2	45:RZ:2:GLU:N	2.34	0.43
45:RZ:5:LEU:O	45:RZ:6:LYS:HB2	2.19	0.43
1:XA:1222:G:P	19:XS:77:THR:HG21	2.58	0.43
1:XA:1357:A:N6	1:XA:1358:U:O4	2.52	0.43
1:XA:1352:C:N4	1:XA:1370:G:H1	2.17	0.43
1:XA:398:C:H6	1:XA:398:C:O5'	2.02	0.43
1:XA:684:A:H2'	1:XA:685:G:C8	2.54	0.43
1:XA:748:C:OP2	1:XA:748:C:H6	2.02	0.43
1:XA:764:C:H3'	1:XA:765:G:H8	1.83	0.43
1:XA:842:C:H5'	1:XA:843:U:OP1	2.19	0.43
1:XA:892:A:C6	1:XA:893:C:C4	3.06	0.43

Continued on next page...

Continued from previous page...

Atom-1	Atom-2	Interatomic distance (Å)	Clash overlap (Å)
2:XB:87:ARG:NH1	2:XB:223:ILE:HD12	2.33	0.43
3:XC:149:ALA:O	3:XC:169:ALA:CA	2.67	0.43
7:XG:79:ARG:NH1	7:XG:82:GLY:HA2	2.34	0.43
9:XI:95:LYS:HD3	9:XI:95:LYS:C	2.39	0.43
11:XK:34:ASP:OD1	11:XK:38:ASN:HB2	2.18	0.43
1:XA:1226:C:H42	13:XM:104:ARG:HD2	1.84	0.43
14:YN:44:LEU:CD1	14:YN:48:ALA:HB2	2.47	0.43
15:XO:10:LYS:O	15:XO:14:GLU:HB2	2.18	0.43
15:XO:8:LYS:NZ	15:XO:31:LEU:HD11	2.34	0.43
19:XS:51:VAL:HG12	19:XS:52:TYR:N	2.33	0.43
20:XT:96:GLY:O	20:XT:99:LEU:CD1	2.67	0.43
48:Y2:4:SER:OG	48:Y2:5:GLU:OE2	2.26	0.43
25:YA:2014:A:O2'	51:Y5:2:ALA:HB2	2.19	0.43
51:Y5:56:LYS:O	51:Y5:57:VAL:C	2.57	0.43
53:Y7:5:TRP:CD1	53:Y7:7:PRO:HG3	2.53	0.43
25:YA:1459:G:C2'	25:YA:1460:A:H5'	2.48	0.43
25:YA:180:G:H5''	25:YA:181:A:P	2.59	0.43
25:YA:2443:C:O2'	25:YA:2444:G:H5'	2.18	0.43
25:YA:389:G:C6	35:YP:70:GLN:HB3	2.54	0.43
25:YA:426:C:O2'	25:YA:427:U:H5'	2.18	0.43
25:YA:653:A:HO2'	25:YA:654:A:P	2.40	0.43
25:YA:910:A:H2'	25:YA:2264:C:O2'	2.19	0.43
25:YA:993:G:OP1	40:YU:50:ARG:CZ	2.66	0.43
25:YA:99:U:H4'	25:YA:101:G:H5''	2.00	0.43
26:YB:15:A:H1'	26:YB:109:G:C8	2.53	0.43
28:YE:23:VAL:HG12	28:YE:184:VAL:O	2.19	0.43
29:YF:45:ARG:HH11	29:YF:45:ARG:HG2	1.82	0.43
31:YH:125:VAL:HG12	31:YH:126:PRO:CD	2.49	0.43
35:YP:101:VAL:HG13	35:YP:102:ARG:N	2.33	0.43
36:YQ:57:HIS:ND1	36:YQ:58:PHE:N	2.66	0.43
37:YR:94:TYR:CD2	37:YR:94:TYR:N	2.87	0.43
38:YS:105:ALA:C	38:YS:110:LEU:HD21	2.39	0.43
1:QA:451:A:N6	1:QA:481:G:C4	2.87	0.42
1:QA:766:A:H2'	1:QA:767:A:O4'	2.19	0.42
1:QA:877:C:H5''	8:QH:88:LYS:HD3	2.00	0.42
1:QA:937:A:H1'	1:QA:1379:G:N2	2.33	0.42
2:QB:95:GLN:HB3	2:QB:148:TYR:HD1	1.84	0.42
4:QD:19:LEU:O	4:QD:20:TYR:C	2.57	0.42
7:QG:111:ARG:HH11	7:QG:111:ARG:CB	2.23	0.42
8:QH:20:TYR:CD1	8:QH:65:TYR:HD2	2.35	0.42
12:QL:120:TYR:O	12:QL:121:GLY:C	2.57	0.42

Continued on next page...

Continued from previous page...

Atom-1	Atom-2	Interatomic distance (Å)	Clash overlap (Å)
15:QO:8:LYS:NZ	15:QO:31:LEU:HD11	2.34	0.42
1:QA:728:A:C5	15:QO:54:ARG:HD2	2.53	0.42
16:QP:75:ARG:C	16:QP:77:ALA:N	2.72	0.42
1:QA:265:G:H5'	17:QQ:64:PRO:O	2.19	0.42
19:QS:29:ARG:HG2	19:QS:29:ARG:HH11	1.84	0.42
46:R0:47:PRO:HB2	46:R0:51:VAL:O	2.19	0.42
52:R6:19:ARG:HD2	52:R6:19:ARG:HA	1.76	0.42
53:R7:47:ARG:HB2	53:R7:48:LYS:H	1.64	0.42
25:RA:1743:G:C2	25:RA:1746:G:C8	3.07	0.42
25:RA:1924:C:H2'	25:RA:1925:C:O4'	2.18	0.42
25:RA:532:A:N7	25:RA:2021:C:H2'	2.34	0.42
25:RA:234:C:H2'	25:RA:235:U:O4'	2.19	0.42
25:RA:2538:C:C2	25:RA:2539:C:C5	3.07	0.42
25:RA:2562:U:C2'	25:RA:2563:U:H5'	2.49	0.42
25:RA:2650:U:H2'	25:RA:2651:C:H6	1.84	0.42
25:RA:2752:C:H5'	25:RA:2753:A:OP2	2.19	0.42
25:RA:28:A:C4	25:RA:513:A:C8	3.07	0.42
25:RA:291:C:H2'	25:RA:292:C:C6	2.53	0.42
25:RA:784:A:O2'	25:RA:785:G:H5''	2.19	0.42
25:RA:945:A:C6	25:RA:2448:A:C5	3.07	0.42
26:RB:15:A:H1'	26:RB:109:G:C8	2.54	0.42
27:RD:71:ASP:CB	27:RD:103:ARG:HH22	2.32	0.42
27:RD:134:ARG:HG3	27:RD:134:ARG:H	1.55	0.42
27:RD:33:LEU:O	27:RD:35:LYS:N	2.52	0.42
28:RE:23:VAL:HG12	28:RE:184:VAL:O	2.19	0.42
29:RF:183:VAL:O	29:RF:184:TYR:C	2.57	0.42
29:RF:20:LEU:HD12	29:RF:21:ALA:N	2.26	0.42
29:RF:64:ILE:HG23	29:RF:65:TRP:CD1	2.54	0.42
30:RG:31:VAL:O	30:RG:31:VAL:HG13	2.18	0.42
30:RG:4:ASP:O	30:RG:5:VAL:HB	2.19	0.42
32:RI:78:THR:OG1	32:RI:104:GLN:NE2	2.52	0.42
33:RN:30:ILE:HG22	33:RN:34:LEU:HD21	2.01	0.42
38:RS:105:ALA:C	38:RS:110:LEU:HD21	2.39	0.42
38:RS:110:LEU:HA	38:RS:112:PHE:CZ	2.53	0.42
39:RT:80:SER:HA	39:RT:81:PRO:HD3	1.73	0.42
40:RU:64:ARG:CG	40:RU:64:ARG:NH2	2.70	0.42
40:RU:98:LEU:O	40:RU:102:GLU:N	2.49	0.42
45:RZ:121:HIS:CE1	45:RZ:169:GLU:HG2	2.54	0.42
1:XA:1028:C:C4	1:XA:1034:G:C2	3.07	0.42
1:XA:978:A:O2'	1:XA:1322:C:N3	2.42	0.42
1:XA:273:A:N6	1:XA:274:A:N6	2.67	0.42

Continued on next page...

Continued from previous page...

Atom-1	Atom-2	Interatomic distance (Å)	Clash overlap (Å)
1:XA:428:G:H4'	1:XA:429:U:OP1	2.18	0.42
1:XA:439:A:OP2	1:XA:493:G:N2	2.52	0.42
2:XB:130:ARG:NH2	2:XB:138:LEU:HD21	2.34	0.42
2:XB:178:ARG:HH22	8:XH:68:ARG:HH22	1.66	0.42
2:XB:60:ASP:C	2:XB:62:ALA:N	2.71	0.42
2:XB:69:LEU:HD12	2:XB:91:PRO:O	2.19	0.42
4:XD:90:GLY:HA3	4:XD:204:ILE:HD11	2.01	0.42
5:XE:105:VAL:HB	5:XE:106:PRO:CD	2.49	0.42
5:XE:126:ARG:NH1	5:XE:126:ARG:CG	2.79	0.42
8:XH:82:HIS:CD2	8:XH:82:HIS:C	2.90	0.42
10:XJ:10:GLY:O	10:XJ:68:HIS:N	2.51	0.42
11:XK:105:VAL:O	11:XK:105:VAL:HG23	2.19	0.42
11:XK:44:SER:O	11:XK:48:ILE:HG12	2.18	0.42
1:XA:523:A:H61	12:XL:92:ASP:HB2	1.83	0.42
16:XP:75:ARG:C	16:XP:77:ALA:N	2.72	0.42
19:XS:29:ARG:HH11	19:XS:29:ARG:HG2	1.84	0.42
22:XV:4:G:C6	22:XV:70:G:N1	2.86	0.42
47:Y1:53:VAL:CG1	47:Y1:54:ALA:N	2.81	0.42
48:Y2:6:VAL:O	48:Y2:7:ARG:C	2.57	0.42
49:Y3:46:ASN:O	49:Y3:50:VAL:HG22	2.19	0.42
51:Y5:3:LYS:O	51:Y5:4:HIS:C	2.56	0.42
52:Y6:50:ARG:HH11	52:Y6:50:ARG:HG2	1.84	0.42
25:YA:103:A:H5''	25:YA:104:U:OP2	2.18	0.42
25:YA:1053:C:N3	25:YA:1106:G:N2	2.59	0.42
25:YA:942:G:O2'	25:YA:1189:A:H2'	2.18	0.42
25:YA:1244:G:C2	25:YA:1245:G:C8	3.07	0.42
25:YA:1798:U:C4	25:YA:1819:A:C2	3.07	0.42
25:YA:1852:C:H5''	25:YA:1853:A:OP1	2.18	0.42
25:YA:2027:G:H8	25:YA:2027:G:H5''	1.84	0.42
25:YA:1954:G:N3	25:YA:2551:C:H5''	2.34	0.42
25:YA:322:A:H3'	25:YA:323:G:H5'	1.99	0.42
25:YA:669:G:N1	25:YA:801:G:O6	2.52	0.42
26:YB:61:G:N1	26:YB:62:C:C4	2.87	0.42
27:YD:108:PRO:HG2	27:YD:111:LEU:HB2	2.01	0.42
27:YD:181:GLU:HA	27:YD:272:ALA:CB	2.39	0.42
28:YE:203:LYS:C	28:YE:203:LYS:HD2	2.39	0.42
30:YG:139:LEU:HA	30:YG:144:ILE:HG21	2.00	0.42
30:YG:16:ARG:NE	30:YG:31:VAL:HG11	2.34	0.42
30:YG:25:TYR:CZ	30:YG:32:PRO:HD3	2.54	0.42
32:YI:9:LEU:HD11	32:YI:12:LEU:HD23	2.01	0.42
33:YN:62:VAL:HG12	33:YN:66:LYS:HB2	2.01	0.42

Continued on next page...

Continued from previous page...

Atom-1	Atom-2	Interatomic distance (Å)	Clash overlap (Å)
34:YO:78:ARG:HH21	39:YT:103:ARG:HH22	1.64	0.42
36:YQ:25:ASP:H	36:YQ:102:VAL:HG23	1.84	0.42
37:YR:81:ASP:N	37:YR:81:ASP:OD2	2.51	0.42
42:YW:65:LEU:CD1	42:YW:68:ARG:NH1	2.75	0.42
44:YY:97:ARG:HH21	44:YY:98:VAL:CG2	2.32	0.42
45:YZ:72:ARG:NH2	45:YZ:97:GLU:HB2	2.34	0.42
1:QA:1063:C:C6	1:QA:1064:G:C8	3.07	0.42
1:QA:1178:G:H2'	1:QA:1180:A:OP2	2.20	0.42
1:QA:1216:G:N2	1:QA:1217:C:C2	2.87	0.42
1:QA:1286:A:C8	1:QA:1287:A:H4'	2.54	0.42
1:QA:1324:A:C5	1:QA:1325:C:C5	3.07	0.42
1:QA:1396:A:H4'	1:QA:1397:C:C5'	2.48	0.42
1:QA:148:G:N2	1:QA:149:A:C4	2.87	0.42
1:QA:451:A:N7	1:QA:481:G:C2	2.87	0.42
1:QA:575:G:N1	1:QA:821:G:N7	2.67	0.42
1:QA:756:C:H2'	1:QA:757:U:O4'	2.19	0.42
2:QB:188:ALA:CB	2:QB:200:ILE:HG23	2.47	0.42
2:QB:211:ILE:O	2:QB:215:LEU:HB2	2.19	0.42
3:QC:101:LEU:C	3:QC:101:LEU:HD23	2.38	0.42
5:QE:75:THR:CG2	5:QE:76:ILE:N	2.80	0.42
6:QF:22:GLU:OE1	6:QF:82:ARG:NH2	2.46	0.42
7:QG:126:ASP:OD2	7:QG:126:ASP:N	2.53	0.42
7:QG:79:ARG:NH1	7:QG:82:GLY:HA2	2.34	0.42
8:QH:91:ARG:HH11	8:QH:91:ARG:CG	2.23	0.42
10:QJ:30:SER:OG	10:QJ:81:THR:HG22	2.19	0.42
13:QM:54:VAL:O	13:QM:58:GLU:OE2	2.37	0.42
16:QP:20:VAL:CG2	16:QP:21:VAL:N	2.81	0.42
18:QR:73:ALA:HB3	18:QR:79:LEU:CD1	2.47	0.42
19:QS:29:ARG:HD3	19:QS:30:LEU:H	1.83	0.42
19:QS:62:ILE:HG22	19:QS:63:THR:N	2.34	0.42
19:QS:66:MET:HG3	19:QS:66:MET:O	2.19	0.42
20:QT:96:GLY:O	20:QT:99:LEU:CD1	2.67	0.42
21:QU:6:ARG:C	21:QU:8:THR:H	2.20	0.42
22:QV:11:A:H4'	25:RA:1909:C:O2'	2.19	0.42
51:R5:3:LYS:CE	51:R5:3:LYS:HA	2.36	0.42
52:R6:33:LYS:C	52:R6:35:GLU:H	2.22	0.42
25:RA:110:G:C2	25:RA:111:A:C8	3.07	0.42
25:RA:1487:G:C4	25:RA:1488:G:C8	3.06	0.42
25:RA:1927:A:H2'	25:RA:1928:A:C8	2.55	0.42
25:RA:2050:C:C4	25:RA:2051:A:C6	3.07	0.42
25:RA:2198:A:O2'	25:RA:2199:A:O5'	2.31	0.42

Continued on next page...

Continued from previous page...

Atom-1	Atom-2	Interatomic distance (Å)	Clash overlap (Å)
25:RA:2210:G:C3'	25:RA:2211:G:H8	2.26	0.42
25:RA:2410:G:H2'	25:RA:2411:A:O4'	2.20	0.42
25:RA:270(O):U:H5''	25:RA:270(P):C:OP2	2.19	0.42
25:RA:2891:G:H8	25:RA:2891:G:OP2	2.02	0.42
25:RA:418:G:C2'	25:RA:419:C:H5'	2.48	0.42
25:RA:833:U:C4	25:RA:834:C:N4	2.87	0.42
25:RA:994:C:H3'	40:RU:54:LYS:HE3	2.00	0.42
28:RE:3:GLY:HA3	28:RE:81:ILE:CD1	2.47	0.42
31:RH:16:SER:OG	31:RH:17:VAL:N	2.50	0.42
31:RH:26:VAL:CG1	31:RH:33:LEU:HB2	2.49	0.42
33:RN:10:GLU:OE2	33:RN:11:PRO:CD	2.67	0.42
33:RN:15:LEU:HD13	33:RN:15:LEU:C	2.40	0.42
35:RP:119:GLU:OE1	35:RP:119:GLU:HA	2.18	0.42
35:RP:13:ASN:C	35:RP:15:ARG:H	2.21	0.42
36:RQ:81:VAL:HG23	46:R0:7:LEU:HD11	2.00	0.42
37:RR:51:LEU:HD13	37:RR:66:VAL:HG22	2.01	0.42
39:RT:50:ILE:HD11	39:RT:102:ILE:HG12	2.01	0.42
40:RU:79:PHE:CD2	40:RU:83:LEU:HD13	2.54	0.42
42:RW:88:ARG:CB	42:RW:92:ARG:HB3	2.47	0.42
45:RZ:27:VAL:HG12	45:RZ:87:ASP:HB3	2.00	0.42
1:XA:1299:A:H2'	1:XA:1301:U:H1'	2.01	0.42
1:XA:1370:G:O2'	1:XA:1371:G:H5'	2.19	0.42
1:XA:1461:G:H2'	1:XA:1462:G:H8	1.81	0.42
1:XA:162:A:N7	1:XA:163:C:H1'	2.35	0.42
1:XA:380:G:N2	1:XA:384:G:C6	2.87	0.42
1:XA:451:A:H4'	1:XA:452:A:O4'	2.20	0.42
1:XA:456:C:C2	1:XA:477:G:N2	2.87	0.42
1:XA:560:U:O2'	1:XA:561:U:OP2	2.26	0.42
1:XA:658:G:H2'	1:XA:659:U:H6	1.84	0.42
2:XB:142:LEU:O	2:XB:145:LEU:HB2	2.19	0.42
2:XB:17:PHE:CG	2:XB:44:LEU:HD11	2.53	0.42
2:XB:163:PHE:CD2	2:XB:185:ILE:HD12	2.54	0.42
9:XI:25:LYS:O	9:XI:60:ASP:OD1	2.37	0.42
10:XJ:74:ILE:CD1	10:XJ:74:ILE:H	2.21	0.42
11:XK:62:GLN:O	11:XK:64:ALA:N	2.52	0.42
12:XL:120:TYR:O	12:XL:121:GLY:C	2.57	0.42
14:XN:48:ALA:HA	14:XN:53:LEU:HD12	2.01	0.42
16:XP:20:VAL:CG2	16:XP:21:VAL:N	2.82	0.42
16:XP:23:ASP:O	16:XP:26:ARG:HB2	2.18	0.42
19:XS:21:GLU:HG3	19:XS:22:LEU:CD1	2.49	0.42
19:XS:62:ILE:HG22	19:XS:63:THR:N	2.34	0.42

Continued on next page...

Continued from previous page...

Atom-1	Atom-2	Interatomic distance (Å)	Clash overlap (Å)
20:XT:13:LEU:CD1	20:XT:17:ARG:NH1	2.82	0.42
46:Y0:66:VAL:O	46:Y0:81:VAL:HA	2.19	0.42
47:Y1:13:ILE:CG1	47:Y1:42:GLN:HB2	2.49	0.42
47:Y1:56:GLN:HB2	47:Y1:57:GLU:H	1.47	0.42
47:Y1:72:GLU:O	47:Y1:75:GLU:HB2	2.19	0.42
47:Y1:8:SER:CB	47:Y1:66:HIS:CE1	3.01	0.42
25:YA:270(T):G:OP1	47:Y1:97:LEU:HD22	2.19	0.42
53:Y7:47:ARG:HB2	53:Y7:48:LYS:H	1.64	0.42
25:YA:1026:U:O2	25:YA:1027:A:H3'	2.18	0.42
25:YA:1071:G:O5'	25:YA:1071:G:H8	2.02	0.42
25:YA:1350:C:N3	25:YA:1382:G:N2	2.66	0.42
25:YA:1510:A:N3	25:YA:1510:A:H2'	2.34	0.42
25:YA:1530:G:C6	25:YA:1531:C:C4	3.07	0.42
25:YA:1592:C:H2'	25:YA:1593:G:H8	1.84	0.42
25:YA:1761:C:H42	25:YA:1762:A:N6	2.13	0.42
25:YA:1786:A:H4'	25:YA:1787:A:OP2	2.18	0.42
25:YA:1952:A:OP1	34:Y0:44:LYS:NZ	2.39	0.42
25:YA:2086:U:H2'	25:YA:2087:G:H8	1.75	0.42
25:YA:2600:A:H62	27:YD:237:GLU:HG2	1.83	0.42
25:YA:426:C:C2'	25:YA:427:U:H5'	2.48	0.42
25:YA:696:G:O2'	25:YA:697:C:H5'	2.18	0.42
25:YA:685:A:C8	25:YA:774:A:C6	3.07	0.42
27:YD:155:LEU:HD23	27:YD:177:LEU:HD21	2.00	0.42
27:YD:31:LYS:C	27:YD:32:SER:O	2.54	0.42
28:YE:197:ILE:CD1	28:YE:199:ARG:HH12	2.26	0.42
25:YA:451:C:H4'	29:YF:52:LYS:HZ1	1.80	0.42
30:YG:7:LEU:CD2	30:YG:176:LEU:HD22	2.45	0.42
30:YG:77:ILE:H	30:YG:82:LEU:HB2	1.84	0.42
33:YN:43:THR:HA	33:YN:44:PRO:HD2	1.92	0.42
35:YP:119:GLU:OE1	35:YP:119:GLU:HA	2.18	0.42
35:YP:120:ALA:HB1	35:YP:138:LEU:CB	2.49	0.42
35:YP:52:GLU:OE2	35:YP:58:THR:N	2.52	0.42
38:YS:64:GLU:O	38:YS:68:GLN:HG3	2.19	0.42
1:XA:1446:A:N3	39:YT:118:ARG:HD2	2.34	0.42
25:YA:559:G:N2	40:YU:49:HIS:CE1	2.81	0.42
41:YV:38:LEU:CD2	41:YV:39:LEU:N	2.82	0.42
42:YW:19:LEU:O	42:YW:22:ASP:HB2	2.19	0.42
1:QA:1065:U:O2'	1:QA:1066:C:OP2	2.28	0.42
1:QA:408:A:C6	1:QA:409:G:C5	3.07	0.42
1:QA:728:A:C6	1:QA:729:A:N6	2.88	0.42
2:QB:204:ASN:C	2:QB:204:ASN:HD22	2.22	0.42

Continued on next page...

Continued from previous page...

Atom-1	Atom-2	Interatomic distance (Å)	Clash overlap (Å)
2:QB:60:ASP:C	2:QB:62:ALA:N	2.72	0.42
2:QB:92:TYR:HD1	2:QB:92:TYR:C	2.22	0.42
2:QB:99:GLY:O	2:QB:108:ILE:HD11	2.20	0.42
3:QC:83:ARG:O	3:QC:86:VAL:HG22	2.19	0.42
4:QD:22:LYS:CD	4:QD:26:CYS:SG	3.05	0.42
1:QA:614:A:OP1	4:QD:85:LYS:NZ	2.52	0.42
5:QE:71:LEU:HD11	5:QE:113:ALA:O	2.20	0.42
6:QF:23:LYS:HG2	6:QF:27:GLN:OE1	2.18	0.42
7:QG:75:VAL:HG13	7:QG:145:ALA:HA	2.00	0.42
14:QN:47:LEU:O	14:QN:48:ALA:C	2.57	0.42
50:R4:2:LYS:HD2	50:R4:2:LYS:HA	1.61	0.42
52:R6:7:ILE:O	52:R6:8:LYS:CG	2.68	0.42
25:RA:1021:A:N6	25:RA:1141:U:H3	2.07	0.42
25:RA:1285:G:H22	25:RA:1329:U:P	2.38	0.42
25:RA:1568:G:H1'	27:RD:58:HIS:HE1	1.83	0.42
25:RA:1779:U:C6	25:RA:1783:A:C5	3.07	0.42
25:RA:1889:A:C6	25:RA:1890:A:C6	3.07	0.42
25:RA:1899:G:O4'	25:RA:1901:A:C8	2.73	0.42
25:RA:2128:C:H2'	25:RA:2129:C:H6	1.85	0.42
25:RA:2207:C:O2'	27:RD:151:LYS:NZ	2.41	0.42
25:RA:2261:C:C2	25:RA:2280:G:N2	2.87	0.42
25:RA:2289:G:N2	25:RA:2344:U:C2	2.86	0.42
25:RA:2053:G:O6	25:RA:2614:A:H2	2.03	0.42
25:RA:299:A:N3	25:RA:319:C:O2'	2.41	0.42
25:RA:345:A:H5''	25:RA:346:A:OP1	2.19	0.42
25:RA:459:U:OP1	53:R7:39:ARG:HA	2.19	0.42
25:RA:817:C:H3'	25:RA:818:G:H8	1.84	0.42
25:RA:867:C:C4	25:RA:868:U:C4	3.08	0.42
26:RB:43:C:C4	26:RB:45:A:C6	3.07	0.42
27:RD:108:PRO:HG2	27:RD:111:LEU:HB2	2.01	0.42
28:RE:48:GLN:HB3	28:RE:48:GLN:HE21	1.55	0.42
28:RE:54:GLN:N	28:RE:54:GLN:CD	2.73	0.42
30:RG:41:GLN:NE2	30:RG:154:GLY:O	2.52	0.42
30:RG:63:ILE:HG12	30:RG:64:THR:N	2.33	0.42
33:RN:26:LEU:HG	33:RN:30:ILE:CD1	2.49	0.42
34:RO:2:ILE:N	34:RO:2:ILE:CD1	2.82	0.42
34:RO:31:LYS:O	34:RO:32:TYR:HD2	2.02	0.42
35:RP:114:ILE:CD1	35:RP:130:PHE:CE1	2.98	0.42
35:RP:49:ARG:HG2	35:RP:49:ARG:HH11	1.84	0.42
25:RA:2839:G:N2	37:RR:92:GLY:HA3	2.33	0.42
40:RU:27:LEU:O	40:RU:30:LYS:N	2.41	0.42

Continued on next page...

Continued from previous page...

Atom-1	Atom-2	Interatomic distance (Å)	Clash overlap (Å)
44:RY:42:VAL:HG11	44:RY:65:ALA:HB3	2.02	0.42
45:RZ:150:LEU:HD21	45:RZ:172:ALA:HB3	2.01	0.42
45:RZ:24:LEU:HD12	45:RZ:25:PRO:N	2.35	0.42
1:XA:1129:C:C4'	1:XA:1130:A:H5'	2.45	0.42
1:XA:1124:G:H3'	1:XA:1145:C:H41	1.84	0.42
1:XA:1277:C:O2'	1:XA:1279:A:H1'	2.19	0.42
1:XA:1306:A:H2'	1:XA:1307:U:C6	2.53	0.42
1:XA:1342:C:O2'	9:XI:124:GLN:HA	2.19	0.42
1:XA:777:A:H2'	1:XA:778:G:C8	2.55	0.42
3:XC:83:ARG:O	3:XC:86:VAL:HG22	2.19	0.42
4:XD:19:LEU:O	4:XD:20:TYR:C	2.57	0.42
9:XI:8:GLY:CA	9:XI:79:LEU:HD12	2.49	0.42
9:XI:88:TYR:O	9:XI:89:ASN:HB2	2.20	0.42
13:XM:3:ARG:HD2	13:XM:9:ILE:CG1	2.45	0.42
16:XP:40:ASP:C	16:XP:42:ARG:N	2.73	0.42
17:XQ:77:VAL:O	17:XQ:78:GLU:HB2	2.18	0.42
48:Y2:48:HIS:O	48:Y2:49:LYS:C	2.57	0.42
50:Y4:23:GLU:C	50:Y4:24:THR:HG1	2.22	0.42
52:Y6:33:LYS:C	52:Y6:35:GLU:H	2.22	0.42
54:Y8:28:GLY:O	54:Y8:29:LYS:O	2.36	0.42
54:Y8:53:PRO:HD2	54:Y8:54:GLU:H	1.84	0.42
25:YA:1429:G:N3	25:YA:1430:C:C6	2.87	0.42
25:YA:154:G:H2'	25:YA:155:C:O4'	2.18	0.42
25:YA:1901:A:H2'	25:YA:1901:A:N3	2.33	0.42
25:YA:1964:G:H4'	25:YA:1965:C:OP2	2.20	0.42
25:YA:2312:U:H3'	25:YA:2312:U:H6	1.84	0.42
25:YA:2357:U:OP1	46:Y0:20:ARG:NE	2.52	0.42
25:YA:2489:G:O6	25:YA:2490:G:O6	2.37	0.42
25:YA:2061:G:H5''	25:YA:2503:A:C2	2.54	0.42
25:YA:2758:A:C6	25:YA:2759:G:C8	3.07	0.42
25:YA:2863:C:O2'	25:YA:2864:G:H5'	2.19	0.42
25:YA:568:U:O2'	25:YA:570:G:N7	2.41	0.42
28:YE:94:GLU:C	28:YE:96:PHE:N	2.73	0.42
29:YF:63:LYS:CE	29:YF:67:GLN:HB2	2.49	0.42
30:YG:121:ASN:HA	30:YG:181:ARG:NH2	2.34	0.42
30:YG:34:LEU:HD11	30:YG:99:MET:CE	2.49	0.42
32:YI:32:PRO:C	32:YI:34:GLY:H	2.23	0.42
35:YP:107:LYS:O	35:YP:108:LYS:C	2.58	0.42
35:YP:125:VAL:C	35:YP:145:PRO:HD2	2.39	0.42
37:YR:10:LEU:O	37:YR:12:ARG:N	2.52	0.42
40:YU:91:ASP:OD2	40:YU:96:ALA:HB2	2.19	0.42

Continued on next page...

Continued from previous page...

Atom-1	Atom-2	Interatomic distance (Å)	Clash overlap (Å)
45:YZ:96:VAL:O	45:YZ:127:LYS:HA	2.18	0.42
45:YZ:128:VAL:HG22	45:YZ:129:SER:H	1.85	0.42
1:QA:1046:A:N3	1:QA:1046:A:H2'	2.34	0.42
1:QA:1065:U:C5	1:QA:1190:G:H1'	2.55	0.42
1:QA:1156:G:H2'	1:QA:1157:A:H5''	2.01	0.42
1:QA:949:A:C1'	1:QA:1364:U:H3	2.22	0.42
1:QA:1353:G:C2	1:QA:1370:G:C2	3.07	0.42
2:QB:16:HIS:CD2	2:QB:213:LEU:HD13	2.54	0.42
2:QB:69:LEU:HD12	2:QB:91:PRO:O	2.19	0.42
3:QC:113:ALA:C	3:QC:115:LEU:N	2.72	0.42
3:QC:149:ALA:O	3:QC:169:ALA:CA	2.67	0.42
4:QD:127:THR:HG23	4:QD:130:GLY:O	2.20	0.42
4:QD:59:ARG:NE	4:QD:59:ARG:HA	2.35	0.42
9:QI:71:SER:O	9:QI:74:ILE:N	2.52	0.42
10:QJ:49:VAL:HG13	10:QJ:50:ILE:N	2.35	0.42
13:QM:4:ILE:CG2	13:QM:5:ALA:H	2.29	0.42
16:QP:55:ARG:O	16:QP:56:ALA:C	2.57	0.42
20:QT:96:GLY:O	20:QT:97:ALA:CB	2.64	0.42
22:QV:1:C:O2'	22:QV:2:G:H5'	2.19	0.42
9:QI:128:ARG:CD	22:QV:32:C:OP2	2.66	0.42
49:R3:46:ASN:O	49:R3:50:VAL:HG22	2.19	0.42
51:R5:20:ARG:HA	51:R5:23:HIS:CE1	2.54	0.42
25:RA:2756:U:OP2	55:R9:19:ARG:NE	2.53	0.42
25:RA:1069:A:H2'	25:RA:1073:A:N7	2.34	0.42
25:RA:1003:G:N2	25:RA:1153:C:C2	2.87	0.42
25:RA:1416:G:H2'	25:RA:1417:C:C5	2.54	0.42
25:RA:1494:A:C6	25:RA:1495:A:C6	3.06	0.42
25:RA:1507:A:N6	25:RA:1508:A:N7	2.67	0.42
25:RA:2712:U:O2'	25:RA:2712(A):A:H8	1.99	0.42
25:RA:2795:G:H3'	25:RA:2797:U:H5'	2.01	0.42
25:RA:301:G:HO2'	25:RA:302:C:H6	1.67	0.42
25:RA:686:G:O6	53:R7:12:ARG:NH1	2.51	0.42
25:RA:822:U:H5	25:RA:944:G:H1'	1.84	0.42
25:RA:859:G:O2'	25:RA:860:U:O5'	2.37	0.42
25:RA:948:G:C2	25:RA:970:C:O2	2.71	0.42
25:RA:977:G:H2'	25:RA:978:G:H8	1.84	0.42
27:RD:14:ARG:CG	27:RD:15:PHE:N	2.83	0.42
25:RA:727:A:C2	27:RD:9:TYR:CD2	3.07	0.42
28:RE:155:LYS:O	28:RE:156:MET:HG3	2.19	0.42
28:RE:24:THR:HB	28:RE:184:VAL:HG23	2.01	0.42
29:RF:132:VAL:CG2	29:RF:133:ASN:N	2.80	0.42

Continued on next page...

Continued from previous page...

Atom-1	Atom-2	Interatomic distance (Å)	Clash overlap (Å)
29:RF:63:LYS:HE2	29:RF:67:GLN:HB2	2.00	0.42
30:RG:109:VAL:C	30:RG:112:PRO:HD2	2.39	0.42
30:RG:27:ASN:HB3	30:RG:30:GLU:OE2	2.20	0.42
30:RG:55:LYS:O	30:RG:59:GLU:HB2	2.19	0.42
31:RH:58:GLU:O	31:RH:60:ARG:N	2.53	0.42
31:RH:89:ILE:H	31:RH:89:ILE:CD1	2.32	0.42
37:RR:10:LEU:C	37:RR:12:ARG:N	2.72	0.42
37:RR:29:LEU:HD11	37:RR:48:VAL:CG1	2.50	0.42
40:RU:92:ARG:NH2	41:RV:11:GLN:O	2.53	0.42
25:RA:1161:C:O2'	41:RV:8:GLY:HA2	2.19	0.42
42:RW:8:ARG:NH1	42:RW:8:ARG:HG3	2.34	0.42
1:XA:1287:A:N6	1:XA:1288:A:N6	2.67	0.42
1:XA:176:C:O2'	1:XA:1451:A:N1	2.51	0.42
1:XA:67:C:O2'	1:XA:171:A:N3	2.39	0.42
1:XA:139:G:N2	1:XA:225:C:C2	2.87	0.42
1:XA:130:A:O2'	1:XA:263:A:O2'	2.36	0.42
1:XA:295:C:H2'	1:XA:296:U:C6	2.49	0.42
1:XA:363:A:C4	12:XL:31:PRO:HD2	2.54	0.42
1:XA:409:G:H2'	1:XA:410:G:C8	2.54	0.42
2:XB:142:LEU:HD23	2:XB:142:LEU:O	2.18	0.42
2:XB:33:TYR:HD1	2:XB:33:TYR:C	2.22	0.42
2:XB:44:LEU:CD1	2:XB:44:LEU:H	2.26	0.42
3:XC:143:GLU:C	3:XC:145:GLY:H	2.23	0.42
4:XD:10:ARG:NH1	4:XD:10:ARG:HG3	2.33	0.42
4:XD:206:PHE:CD2	4:XD:207:TYR:HD1	2.37	0.42
4:XD:36:ARG:HA	4:XD:37:PRO:HD2	1.82	0.42
6:XF:36:ARG:CZ	6:XF:38:GLU:HG2	2.50	0.42
7:XG:11:GLN:HG3	7:XG:12:LEU:H	1.84	0.42
8:XH:20:TYR:CD1	8:XH:65:TYR:HD2	2.35	0.42
9:XI:100:GLY:C	9:XI:102:LEU:N	2.71	0.42
11:XK:33:THR:HB	11:XK:37:GLY:C	2.40	0.42
12:XL:119:LYS:HB2	12:XL:120:TYR:HD1	1.83	0.42
16:XP:83:GLU:HG3	16:XP:84:ALA:N	2.33	0.42
19:XS:18:LYS:O	19:XS:18:LYS:HD2	2.19	0.42
9:XI:128:ARG:HD3	22:XV:32:C:OP2	2.19	0.42
24:XY:39:C:H4'	24:XY:40:G:OP1	2.18	0.42
47:Y1:73:LEU:C	47:Y1:75:GLU:N	2.70	0.42
25:YA:2372:G:H4'	52:Y6:46:HIS:CD2	2.54	0.42
53:Y7:12:ARG:HH21	53:Y7:44:PRO:HB3	1.85	0.42
25:YA:2529:G:O6	55:Y9:31:LYS:NZ	2.53	0.42
25:YA:1138:G:H21	33:YN:106:MET:CE	2.16	0.42

Continued on next page...

Continued from previous page...

Atom-1	Atom-2	Interatomic distance (Å)	Clash overlap (Å)
25:YA:1364:G:C8	47:Y1:2:SER:N	2.87	0.42
25:YA:1422:G:C6	25:YA:1423:G:C5	3.07	0.42
25:YA:1931:U:C6	25:YA:1932:A:C8	3.07	0.42
25:YA:2090:G:C2	25:YA:2230:G:C5	3.07	0.42
25:YA:2283:C:C5	25:YA:2389:G:H2'	2.55	0.42
25:YA:2282:G:H4'	25:YA:2389:G:O2'	2.19	0.42
25:YA:237:C:O2'	25:YA:238:C:H5'	2.18	0.42
25:YA:2492:U:C2	25:YA:2493:U:C5	3.07	0.42
25:YA:2498:C:OP2	25:YA:2499:C:OP2	2.37	0.42
25:YA:2689:U:OP1	25:YA:2719:G:N1	2.42	0.42
25:YA:428:A:N6	25:YA:429:A:C6	2.88	0.42
25:YA:644:A:C6	25:YA:646:A:C6	3.07	0.42
25:YA:77:C:C4	25:YA:78:A:N7	2.88	0.42
25:YA:8:A:H5''	33:YN:51:PHE:CZ	2.54	0.42
25:YA:980:A:N6	25:YA:981:A:N1	2.67	0.42
26:YB:16:G:H2'	26:YB:17:C:C6	2.54	0.42
27:YD:177:LEU:C	27:YD:179:SER:H	2.23	0.42
27:YD:33:LEU:O	27:YD:35:LYS:N	2.52	0.42
28:YE:179:GLU:CB	28:YE:181:LEU:HD23	2.24	0.42
28:YE:104:VAL:CG1	28:YE:188:VAL:HG23	2.49	0.42
28:YE:36:ARG:HH11	28:YE:36:ARG:CB	2.28	0.42
25:YA:2785:C:O2'	28:YE:64:LYS:HD3	2.20	0.42
30:YG:114:ILE:HG22	30:YG:117:PHE:HB2	2.01	0.42
25:YA:2306:C:N4	30:YG:42:GLY:O	2.51	0.42
34:YO:1:MET:HG2	34:YO:67:LYS:HG2	2.01	0.42
35:YP:98:GLU:O	35:YP:99:LEU:C	2.57	0.42
36:YQ:20:ALA:HA	36:YQ:98:LYS:HB3	2.02	0.42
38:YS:99:LYS:C	38:YS:101:LEU:N	2.72	0.42
39:YT:110:ILE:CG2	39:YT:111:ARG:N	2.82	0.42
42:YW:81:ALA:C	42:YW:82:LEU:HD12	2.40	0.42
44:YY:60:PHE:CD2	44:YY:60:PHE:N	2.87	0.42
1:QA:1022:G:C6	1:QA:1023:G:C6	3.07	0.42
1:QA:1202:G:O4'	14:QN:29:ARG:HD2	2.19	0.42
1:QA:185:A:C2	1:QA:193:C:C2	3.07	0.42
1:QA:189:U:O2'	1:QA:190:G:OP1	2.37	0.42
1:QA:521:G:O2'	1:QA:522:C:H5'	2.20	0.42
1:QA:730:G:H5''	1:QA:731:G:OP2	2.19	0.42
1:QA:754:C:H5'	15:QO:72:ARG:HH22	1.84	0.42
3:QC:22:TRP:CB	3:QC:59:ARG:HB2	2.48	0.42
3:QC:58:GLU:HB2	3:QC:65:ALA:HB3	2.01	0.42
4:QD:150:GLU:O	4:QD:152:SER:N	2.53	0.42

Continued on next page...

Continued from previous page...

Atom-1	Atom-2	Interatomic distance (Å)	Clash overlap (Å)
5:QE:31:LEU:HD23	5:QE:45:PHE:HD1	1.85	0.42
8:QH:109:ILE:HD11	8:QH:120:THR:HG22	2.00	0.42
13:QM:13:LYS:HA	13:QM:44:ARG:CD	2.48	0.42
13:QM:16:ASP:HB3	13:QM:34:LEU:CD1	2.49	0.42
15:QO:17:ARG:HD3	15:QO:26:GLU:HG3	2.01	0.42
15:QO:25:THR:O	15:QO:29:VAL:HG23	2.18	0.42
18:QR:64:ARG:O	18:QR:65:ILE:C	2.58	0.42
18:QR:74:ARG:NH2	18:QR:81:PHE:HA	2.35	0.42
20:QT:13:LEU:CD1	20:QT:17:ARG:NH1	2.82	0.42
46:R0:53:MET:HA	46:R0:58:THR:O	2.18	0.42
46:R0:66:VAL:O	46:R0:82:ARG:N	2.52	0.42
48:R2:59:ARG:O	48:R2:62:THR:HG23	2.19	0.42
25:RA:16:G:O2'	25:RA:17:G:H5'	2.19	0.42
25:RA:1716:U:O2'	25:RA:1717:G:H5'	2.20	0.42
25:RA:1824:G:O2'	25:RA:1825:A:H5'	2.20	0.42
25:RA:1837:C:H42	25:RA:1903:G:H1	1.67	0.42
1:QA:1409:C:H5'	25:RA:1916:A:C2	2.54	0.42
25:RA:532:A:C8	25:RA:2021:C:C5	3.07	0.42
25:RA:2059:A:H5'	25:RA:2060:A:OP2	2.20	0.42
25:RA:2088:G:C6	25:RA:2089:U:C4	3.07	0.42
25:RA:2509:G:C2'	25:RA:2510:C:H5'	2.49	0.42
25:RA:2583:G:C6	25:RA:2584:U:C5	3.07	0.42
25:RA:2818:G:OP2	37:RR:42:LYS:NZ	2.42	0.42
25:RA:822:U:H2'	25:RA:823:G:C8	2.55	0.42
25:RA:856:C:H3'	25:RA:857:C:H5	1.85	0.42
28:RE:28:ALA:HB3	28:RE:93:VAL:CG2	2.46	0.42
28:RE:35:GLN:HB3	28:RE:48:GLN:HB2	2.01	0.42
30:RG:145:THR:O	30:RG:146:TYR:HB3	2.19	0.42
31:RH:125:VAL:HG12	31:RH:126:PRO:CD	2.49	0.42
31:RH:136:ILE:O	31:RH:137:ASP:O	2.38	0.42
25:RA:2405:G:P	35:RP:77:ARG:HH21	2.41	0.42
38:RS:102:ALA:C	38:RS:104:GLY:N	2.73	0.42
42:RW:14:PRO:O	42:RW:15:ARG:C	2.58	0.42
42:RW:81:ALA:C	42:RW:82:LEU:HD12	2.40	0.42
44:RY:20:TYR:CE1	44:RY:42:VAL:HA	2.55	0.42
1:XA:1000:A:O5'	1:XA:1000:A:H8	2.03	0.42
1:XA:1061:G:H2'	1:XA:1062:U:O4'	2.19	0.42
1:XA:1312:G:H5''	50:Y4:67:TYR:OH	2.20	0.42
1:XA:445:G:N1	1:XA:446:G:C6	2.87	0.42
1:XA:525:C:H2'	1:XA:526:C:H6	1.85	0.42
1:XA:654:G:C4	1:XA:753:A:C6	3.07	0.42

Continued on next page...

Continued from previous page...

Atom-1	Atom-2	Interatomic distance (Å)	Clash overlap (Å)
1:XA:729:A:H2'	1:XA:730:G:C8	2.55	0.42
2:XB:158:LEU:HD12	2:XB:158:LEU:C	2.39	0.42
2:XB:200:ILE:HD12	2:XB:200:ILE:N	2.34	0.42
2:XB:16:HIS:CD2	2:XB:213:LEU:HD13	2.54	0.42
1:XA:620:C:C2	4:XD:135:LEU:HG	2.55	0.42
6:XF:45:LEU:O	6:XF:46:ARG:HB2	2.19	0.42
7:XG:140:ASP:O	7:XG:142:GLU:N	2.52	0.42
14:YN:9:LYS:O	14:YN:9:LYS:HG2	2.19	0.42
15:XO:64:ARG:CD	15:XO:68:ARG:NH2	2.82	0.42
21:XU:5:ASP:O	21:XU:11:GLY:HA3	2.20	0.42
22:XV:15:G:N2	22:XV:48:C:H42	2.17	0.42
50:Y4:54:GLY:HA2	50:Y4:57:GLU:CG	2.50	0.42
51:Y5:20:ARG:HA	51:Y5:23:HIS:CE1	2.55	0.42
25:YA:1085:A:H4'	25:YA:1086:A:OP1	2.19	0.42
25:YA:1851:U:H5''	25:YA:1852:C:OP2	2.19	0.42
25:YA:1860:G:O5'	25:YA:1860:G:H8	2.02	0.42
25:YA:191:A:H2'	25:YA:192:C:O4'	2.19	0.42
25:YA:2123:G:H2'	25:YA:2124:G:H8	1.84	0.42
25:YA:243:U:H6	25:YA:243:U:O5'	2.03	0.42
25:YA:2656:U:H3	25:YA:2665:A:H2	1.67	0.42
25:YA:774:A:H2	25:YA:787:U:HO2'	1.64	0.42
25:YA:78:A:H2'	25:YA:79:G:H8	1.83	0.42
25:YA:7:G:H1	25:YA:2896:C:H42	1.67	0.42
25:YA:863:A:O2'	25:YA:864:G:H5'	2.19	0.42
28:YE:117:MET:HA	28:YE:122:PHE:N	2.35	0.42
28:YE:176:ILE:N	28:YE:176:ILE:HD12	2.35	0.42
29:YF:11:VAL:HG12	29:YF:12:LEU:H	1.84	0.42
29:YF:128:ALA:O	29:YF:129:PHE:CB	2.67	0.42
30:YG:117:PHE:CE1	30:YG:119:GLY:CA	3.03	0.42
30:YG:73:ALA:O	30:YG:84:LYS:O	2.38	0.42
31:YH:26:VAL:CG1	31:YH:33:LEU:HB2	2.50	0.42
32:YI:110:ASP:HB3	32:YI:112:LYS:N	2.34	0.42
33:YN:15:LEU:C	33:YN:15:LEU:HD13	2.40	0.42
35:YP:37:GLY:O	35:YP:38:GLN:C	2.58	0.42
38:YS:15:ARG:O	38:YS:19:LYS:HD3	2.20	0.42
43:YX:87:GLN:C	43:YX:88:LYS:HG3	2.40	0.42
44:YY:95:LYS:HA	44:YY:101:LYS:N	2.33	0.42
44:YY:51:VAL:CG1	44:YY:52:SER:N	2.74	0.42
45:YZ:150:LEU:HD22	45:YZ:171:ILE:HB	2.01	0.42
1:QA:1336:C:H1'	1:QA:1337:G:C2	2.54	0.42
1:QA:347:G:O2'	1:QA:348:G:P	2.78	0.42

Continued on next page...

Continued from previous page...

Atom-1	Atom-2	Interatomic distance (Å)	Clash overlap (Å)
1:QA:686:U:O4	1:QA:703:G:O2'	2.31	0.42
1:QA:957:U:H2'	1:QA:959:A:OP2	2.20	0.42
2:QB:158:LEU:HD12	2:QB:158:LEU:C	2.39	0.42
3:QC:142:MET:HG2	3:QC:149:ALA:HB2	2.02	0.42
3:QC:143:GLU:C	3:QC:145:GLY:H	2.23	0.42
3:QC:35:GLU:O	3:QC:38:ARG:N	2.53	0.42
4:QD:29:PRO:CG	4:QD:30:LYS:CE	2.86	0.42
4:QD:93:PHE:CE1	4:QD:97:LEU:HD11	2.55	0.42
6:QF:45:LEU:O	6:QF:46:ARG:HB2	2.19	0.42
8:QH:102:ARG:NH1	8:QH:105:ARG:CZ	2.80	0.42
9:QI:118:LYS:NZ	9:QI:118:LYS:CB	2.76	0.42
9:QI:25:LYS:O	9:QI:60:ASP:OD1	2.37	0.42
1:QA:1329:A:C5'	13:QM:29:ARG:HG3	2.50	0.42
17:QQ:77:VAL:HG12	17:QQ:77:VAL:O	2.20	0.42
24:QY:36:G:C2	24:QY:37:1MG:C4	3.07	0.42
47:R1:60:PHE:HE2	47:R1:91:LYS:NZ	2.16	0.42
50:R4:54:GLY:HA2	50:R4:57:GLU:CG	2.50	0.42
25:RA:1149:G:H2'	25:RA:1150:C:C6	2.55	0.42
25:RA:1464:C:H2'	25:RA:1465:G:C8	2.54	0.42
25:RA:2396:G:N2	25:RA:2421:G:C8	2.81	0.42
25:RA:2464:C:O2	25:RA:2487:G:C2	2.73	0.42
25:RA:271(A):C:H1'	25:RA:272:G:H1'	2.02	0.42
25:RA:319:C:H2'	25:RA:320:A:C8	2.54	0.42
25:RA:604:G:H2'	25:RA:605:C:C6	2.55	0.42
25:RA:638:G:C6	25:RA:639:U:C4	3.07	0.42
25:RA:685:A:C2	25:RA:689:A:C6	3.07	0.42
25:RA:820:A:H2'	25:RA:821:A:O4'	2.20	0.42
26:RB:6:C:H42	26:RB:114:G:H1	1.67	0.42
26:RB:45:A:H2'	26:RB:46:A:O4'	2.19	0.42
27:RD:43:ARG:CZ	27:RD:49:ILE:HG21	2.49	0.42
25:RA:1567:A:H4'	27:RD:58:HIS:CE1	2.54	0.42
28:RE:143:ASN:HB2	28:RE:147:PRO:HD2	2.00	0.42
28:RE:104:VAL:CG1	28:RE:188:VAL:HG23	2.49	0.42
28:RE:101:ARG:C	28:RE:201:THR:OG1	2.58	0.42
29:RF:164:ARG:HG2	29:RF:164:ARG:NH1	2.34	0.42
25:RA:598:G:O2'	29:RF:31:HIS:NE2	2.46	0.42
31:RH:120:GLY:O	31:RH:136:ILE:HD12	2.19	0.42
25:RA:2758:A:C4	31:RH:67:LEU:HD21	2.55	0.42
33:RN:131:GLN:HB3	33:RN:131:GLN:HE21	1.57	0.42
33:RN:75:TYR:HA	33:RN:82:LEU:HA	2.01	0.42
35:RP:37:GLY:O	35:RP:38:GLN:C	2.58	0.42

Continued on next page...

Continued from previous page...

Atom-1	Atom-2	Interatomic distance (Å)	Clash overlap (Å)
25:RA:911:A:H2'	36:RQ:9:TYR:OH	2.19	0.42
25:RA:2870:C:H5''	37:RR:65:LEU:HD21	2.02	0.42
38:RS:51:ALA:HB3	38:RS:73:LEU:HD23	2.01	0.42
38:RS:95:HIS:O	38:RS:96:GLY:C	2.57	0.42
39:RT:89:VAL:O	39:RT:90:GLN:CB	2.67	0.42
40:RU:91:ASP:OD2	40:RU:96:ALA:HB2	2.19	0.42
25:RA:142:G:H1'	43:RX:37:THR:HG22	2.01	0.42
45:RZ:69:THR:HB	45:RZ:88:PHE:HB3	2.01	0.42
1:XA:1036:G:C8	1:XA:1037:C:C4	3.08	0.42
1:XA:1126:U:H5	1:XA:1127:G:C4	2.38	0.42
1:XA:1348:U:C6	1:XA:1349:A:C8	3.07	0.42
1:XA:1399:C:C2	1:XA:1401:G:C5	3.07	0.42
1:XA:1490:C:O2'	1:XA:1491:G:H5'	2.19	0.42
1:XA:487:A:H5''	1:XA:488:C:OP2	2.20	0.42
1:XA:498:A:H4'	1:XA:500:G:OP1	2.19	0.42
1:XA:693:G:C2	1:XA:694:A:C4	3.07	0.42
2:XB:92:TYR:C	2:XB:92:TYR:HD1	2.22	0.42
3:XC:113:ALA:C	3:XC:115:LEU:N	2.72	0.42
7:XG:15:ASP:OD1	7:XG:23:VAL:HG11	2.19	0.42
8:XH:85:ARG:HA	8:XH:135:CYS:HB3	2.02	0.42
9:XI:71:SER:O	9:XI:74:ILE:N	2.52	0.42
7:XG:151:TYR:HE1	11:XK:54:ARG:HD3	1.85	0.42
13:XM:77:ASN:CG	50:Y4:71:ARG:NH1	2.72	0.42
13:XM:88:ARG:HD2	13:XM:88:ARG:O	2.20	0.42
16:XP:45:THR:CG2	16:XP:46:PRO:HD2	2.47	0.42
18:XR:43:PHE:HA	18:XR:51:LEU:HD12	2.01	0.42
18:XR:74:ARG:NH2	18:XR:81:PHE:HA	2.35	0.42
19:XS:39:THR:CG2	19:XS:40:ILE:H	2.23	0.42
19:XS:41:VAL:HG12	19:XS:45:VAL:H	1.85	0.42
24:XY:36:G:C2	24:XY:37:1MG:C4	3.07	0.42
46:Y0:74:ARG:C	46:Y0:74:ARG:HD3	2.40	0.42
52:Y6:25:LYS:HE2	52:Y6:27:LYS:CD	2.49	0.42
53:Y7:9:ARG:NH1	53:Y7:47:ARG:HG3	2.35	0.42
35:YP:64:LYS:HG3	54:Y8:25:MET:CE	2.50	0.42
25:YA:2467:C:OP1	55:Y9:6:SER:OG	2.26	0.42
25:YA:2675:A:C5	25:YA:2676:C:C5	3.07	0.42
25:YA:278:A:H4'	25:YA:279:C:OP1	2.20	0.42
25:YA:396:G:H1'	47:Y1:42:GLN:HB3	2.02	0.42
25:YA:66:C:H2'	25:YA:67:U:C6	2.54	0.42
25:YA:89:G:N1	25:YA:90:U:O4	2.52	0.42
25:YA:99:U:C6	25:YA:102:G:C2	3.08	0.42

Continued on next page...

Continued from previous page...

Atom-1	Atom-2	Interatomic distance (Å)	Clash overlap (Å)
25:YA:1788:C:H5''	27:YD:222:ARG:NH2	2.35	0.42
27:YD:25:THR:HG23	27:YD:27:THR:HB	2.02	0.42
27:YD:2:ALA:O	27:YD:3:VAL:CB	2.68	0.42
27:YD:75:ILE:HG21	27:YD:99:ASP:HB2	2.02	0.42
28:YE:36:ARG:HB3	28:YE:36:ARG:NH1	2.31	0.42
29:YF:62:ARG:NH1	29:YF:62:ARG:CB	2.82	0.42
30:YG:4:ASP:O	30:YG:5:VAL:HB	2.19	0.42
30:YG:55:LYS:O	30:YG:59:GLU:HB2	2.19	0.42
31:YH:105:LEU:N	31:YH:105:LEU:CD1	2.81	0.42
26:YB:30:C:OP2	38:YS:32:LEU:HD11	2.20	0.42
38:YS:52:SER:HB2	38:YS:55:ALA:CB	2.49	0.42
38:YS:95:HIS:O	38:YS:96:GLY:C	2.57	0.42
39:YT:3:ARG:O	39:YT:4:GLY:C	2.58	0.42
39:YT:54:ARG:HA	39:YT:59:THR:HG23	2.02	0.42
39:YT:96:ARG:CZ	39:YT:96:ARG:HB2	2.49	0.42
41:YV:38:LEU:CD1	41:YV:55:ALA:HB1	2.50	0.42
41:YV:59:ALA:HA	41:YV:95:LEU:O	2.19	0.42
25:RA:2555:U:C2	56:Z6:74:C:C6	3.07	0.42
1:QA:1050:G:C6	1:QA:1051:C:C4	3.08	0.42
1:QA:1183:A:O2'	1:QA:1184:G:OP1	2.30	0.42
1:QA:122:G:H2'	1:QA:123:C:O4'	2.19	0.42
1:QA:1332:A:C2'	1:QA:1333:A:H5'	2.50	0.42
1:QA:413:G:H22	1:QA:429:U:H5''	1.83	0.42
1:QA:494:U:H6	1:QA:494:U:O5'	2.03	0.42
1:QA:687:A:C6	1:QA:704:A:N7	2.88	0.42
1:QA:927:G:C2	1:QA:1391:U:O2	2.73	0.42
1:QA:936:C:H2'	1:QA:937:A:O4'	2.20	0.42
2:QB:67:THR:C	2:QB:68:ILE:HD12	2.40	0.42
3:QC:88:ARG:NH2	3:QC:101:LEU:O	2.53	0.42
7:QG:11:GLN:HG3	7:QG:12:LEU:H	1.85	0.42
7:QG:18:TYR:CD2	7:QG:59:LEU:HD13	2.55	0.42
8:QH:33:GLU:O	8:QH:36:LEU:N	2.53	0.42
8:QH:95:VAL:HG23	8:QH:95:VAL:O	2.20	0.42
9:QI:22:GLY:O	9:QI:23:ASN:C	2.57	0.42
11:QK:21:ILE:HD13	11:QK:84:VAL:HG12	2.02	0.42
18:QR:63:GLN:O	18:QR:66:LEU:HB3	2.18	0.42
18:QR:76:LEU:HD22	18:QR:76:LEU:N	2.35	0.42
19:QS:30:LEU:O	19:QS:31:ILE:HB	2.19	0.42
19:QS:41:VAL:HG11	19:QS:45:VAL:HG13	2.02	0.42
21:QU:5:ASP:O	21:QU:11:GLY:HA3	2.20	0.42
22:QV:17:C:O2	22:QV:17:C:H2'	2.20	0.42

Continued on next page...

Continued from previous page...

Atom-1	Atom-2	Interatomic distance (Å)	Clash overlap (Å)
47:R1:72:GLU:O	47:R1:75:GLU:HB2	2.20	0.42
48:R2:41:ILE:CD1	48:R2:41:ILE:C	2.81	0.42
55:R9:2:LYS:HD2	55:R9:2:LYS:HA	1.93	0.42
25:RA:1414:G:C6	25:RA:1415:U:C4	3.07	0.42
25:RA:1411:C:N4	25:RA:1591:G:H1	2.17	0.42
25:RA:190:A:C8	25:RA:207:A:C6	3.08	0.42
25:RA:1966:A:H4'	25:RA:1967:C:OP1	2.19	0.42
22:QV:74:C:N4	25:RA:2252:G:H1	2.15	0.42
25:RA:2255:G:H1	25:RA:2275:C:N4	2.18	0.42
25:RA:2324:C:H5''	25:RA:2325:G:C5'	2.49	0.42
25:RA:2335:A:C8	25:RA:2337:G:C5	3.07	0.42
25:RA:2352:A:C2	46:R0:33:ALA:O	2.72	0.42
25:RA:2399:G:C2	25:RA:2400:G:C4	3.08	0.42
25:RA:250:G:OP1	54:R8:13:ARG:NH2	2.53	0.42
25:RA:302:C:H2'	25:RA:303:U:H6	1.83	0.42
25:RA:792:G:H5''	25:RA:793:A:H5'	2.02	0.42
25:RA:90:U:H6	25:RA:90:U:OP1	2.02	0.42
26:RB:85:G:H2'	26:RB:86:G:H8	1.85	0.42
27:RD:182:LEU:N	27:RD:272:ALA:HB3	2.32	0.42
28:RE:121:ASN:O	28:RE:122:PHE:C	2.57	0.42
29:RF:192:LEU:HD21	29:RF:194:MET:HE3	2.01	0.42
30:RG:121:ASN:HA	30:RG:181:ARG:NH2	2.34	0.42
31:RH:169:VAL:HG22	31:RH:170:ARG:N	2.26	0.42
33:RN:43:THR:HA	33:RN:44:PRO:HD2	1.92	0.42
34:RO:97:ARG:CA	34:RO:117:LEU:HD22	2.50	0.42
34:RO:1:MET:HG2	34:RO:67:LYS:HG2	2.02	0.42
34:RO:50:GLY:O	34:RO:51:ALA:C	2.57	0.42
35:RP:115:LEU:HB3	35:RP:131:SER:HB2	2.02	0.42
38:RS:83:LYS:CE	38:RS:109:GLY:HA2	2.47	0.42
38:RS:83:LYS:HE3	38:RS:84:GLN:CG	2.49	0.42
38:RS:30:ARG:NH2	38:RS:92:TYR:HD1	2.17	0.42
39:RT:134:GLU:OE1	39:RT:135:ALA:N	2.53	0.42
39:RT:24:PRO:HA	39:RT:49:VAL:CG1	2.39	0.42
39:RT:3:ARG:O	39:RT:4:GLY:C	2.58	0.42
40:RU:39:LEU:O	40:RU:42:ALA:N	2.53	0.42
40:RU:43:GLY:HA3	41:RV:73:SER:OG	2.19	0.42
41:RV:59:ALA:HA	41:RV:95:LEU:O	2.19	0.42
42:RW:71:VAL:HA	42:RW:107:LEU:HD12	2.02	0.42
45:RZ:110:GLY:HA2	45:RZ:111:VAL:O	2.20	0.42
1:XA:1310:G:C2	1:XA:1328:C:N3	2.88	0.42
1:XA:1398:A:H5''	1:XA:1399:C:OP1	2.20	0.42

Continued on next page...

Continued from previous page...

Atom-1	Atom-2	Interatomic distance (Å)	Clash overlap (Å)
1:XA:1427:U:H2'	1:XA:1428:A:C8	2.55	0.42
1:XA:1403:C:H1'	1:XA:1500:A:N1	2.35	0.42
1:XA:189:U:H3	17:XQ:63:ARG:CB	2.33	0.42
1:XA:445:G:H2'	1:XA:446:G:C8	2.54	0.42
1:XA:544:G:C6	1:XA:545:C:N4	2.88	0.42
1:XA:564:C:H5'	17:XQ:32:TYR:CE2	2.54	0.42
1:XA:811:C:C2'	1:XA:812:C:H5'	2.50	0.42
1:XA:818:G:O2'	1:XA:819:A:H5''	2.19	0.42
2:XB:211:ILE:O	2:XB:215:LEU:HB2	2.20	0.42
3:XC:23:TYR:CD2	3:XC:24:ALA:N	2.88	0.42
4:XD:146:ILE:CD1	4:XD:146:ILE:H	2.30	0.42
8:XH:11:THR:HA	8:XH:14:ARG:NH1	2.35	0.42
9:XI:35:GLU:O	9:XI:35:GLU:HG2	2.19	0.42
1:XA:909:A:OP1	12:XL:21:LYS:HG2	2.20	0.42
13:XM:16:ASP:HB3	13:XM:34:LEU:CD1	2.49	0.42
16:XP:55:ARG:O	16:XP:56:ALA:C	2.57	0.42
18:XR:29:PHE:N	18:XR:29:PHE:HD2	2.17	0.42
19:XS:4:SER:O	19:XS:5:LEU:HD13	2.20	0.42
49:Y3:7:LYS:O	49:Y3:7:LYS:HG2	2.19	0.42
50:Y4:12:ALA:HB1	50:Y4:30:GLU:N	2.35	0.42
25:YA:2286:A:H8	52:Y6:37:ARG:HH11	1.68	0.42
52:Y6:7:ILE:O	52:Y6:8:LYS:CG	2.68	0.42
43:YX:60:ARG:HH12	53:Y7:47:ARG:HH22	1.67	0.42
25:YA:2420:C:N4	54:Y8:30:ARG:HD2	2.34	0.42
25:YA:1029:A:N6	25:YA:1125:G:O2'	2.47	0.42
25:YA:49:A:N7	25:YA:120:U:C5	2.87	0.42
25:YA:1431:U:H2'	25:YA:1432:C:O4'	2.19	0.42
25:YA:1973:G:H2'	25:YA:1974:C:C6	2.54	0.42
25:YA:2009:G:C2'	25:YA:2010:G:H5'	2.49	0.42
25:YA:2063:C:H2'	25:YA:2064:C:H5'	2.00	0.42
25:YA:2317:C:H2'	25:YA:2318:G:O4'	2.20	0.42
25:YA:2646:C:O5'	25:YA:2646:C:H6	2.02	0.42
25:YA:429:A:C6	25:YA:430:G:N1	2.88	0.42
25:YA:507:A:H5''	25:YA:508:G:H5'	2.01	0.42
25:YA:846:C:N4	25:YA:931:G:H1	2.17	0.42
26:YB:34:U:OP1	30:YG:2:PRO:HG2	2.19	0.42
27:YD:71:ASP:CB	27:YD:103:ARG:HH22	2.32	0.42
27:YD:12:SER:O	27:YD:14:ARG:N	2.51	0.42
27:YD:263:ARG:CB	27:YD:263:ARG:NH1	2.75	0.42
28:YE:128:SER:O	28:YE:129:HIS:HB2	2.19	0.42
28:YE:143:ASN:HB2	28:YE:147:PRO:HD2	2.00	0.42

Continued on next page...

Continued from previous page...

Atom-1	Atom-2	Interatomic distance (Å)	Clash overlap (Å)
28:YE:28:ALA:HB3	28:YE:93:VAL:CG2	2.46	0.42
29:YF:109:GLY:O	29:YF:110:LEU:C	2.58	0.42
29:YF:183:VAL:HG22	29:YF:184:TYR:N	2.35	0.42
30:YG:109:VAL:C	30:YG:112:PRO:HD2	2.40	0.42
31:YH:119:GLU:CD	31:YH:120:GLY:H	2.22	0.42
31:YH:136:ILE:O	31:YH:137:ASP:O	2.38	0.42
31:YH:77:LYS:HB3	31:YH:77:LYS:HZ2	1.78	0.42
31:YH:89:ILE:CD1	31:YH:89:ILE:H	2.32	0.42
33:YN:75:TYR:HA	33:YN:82:LEU:HA	2.02	0.42
28:YE:152:LYS:HG2	33:YN:78:TYR:CD1	2.55	0.42
34:YO:20:MET:O	34:YO:41:ALA:CB	2.67	0.42
34:YO:50:GLY:O	34:YO:51:ALA:C	2.57	0.42
35:YP:83:VAL:HG11	35:YP:112:LEU:HD21	1.97	0.42
35:YP:65:ARG:HH21	54:Y8:15:LYS:HB3	1.84	0.42
36:YQ:20:ALA:HB2	36:YQ:99:PRO:HD2	1.99	0.42
37:YR:10:LEU:C	37:YR:12:ARG:N	2.72	0.42
37:YR:28:LEU:HD12	37:YR:29:LEU:HD12	2.01	0.42
38:YS:26:LEU:HB3	38:YS:87:PHE:HA	2.02	0.42
40:YU:79:PHE:CD2	40:YU:83:LEU:HD13	2.54	0.42
41:YV:47:VAL:HG13	41:YV:48:GLY:N	2.27	0.42
1:QA:1015:A:C6	1:QA:1016:A:C6	3.08	0.42
1:QA:145:G:H2'	1:QA:146:G:O4'	2.20	0.42
1:QA:309:G:H1'	1:QA:608:A:C2	2.54	0.42
1:QA:35:G:C5	1:QA:36:C:N4	2.87	0.42
1:QA:392:G:OP1	16:QP:13:HIS:N	2.42	0.42
1:QA:49:U:C5	1:QA:364:A:C6	3.08	0.42
1:QA:598:U:H2'	1:QA:599:C:H6	1.85	0.42
1:QA:833:U:O2	1:QA:854:G:C2	2.73	0.42
1:QA:978:A:HO2'	1:QA:1322:C:N4	2.17	0.42
2:QB:200:ILE:CG2	2:QB:201:ILE:N	2.83	0.42
4:QD:95:GLY:O	4:QD:99:SER:N	2.51	0.42
1:QA:1151:A:N3	10:QJ:39:PRO:HG3	2.35	0.42
10:QJ:75:ILE:CG1	10:QJ:76:ASN:H	2.17	0.42
16:QP:8:ARG:NH1	16:QP:8:ARG:HG2	2.31	0.42
17:QQ:76:LEU:HD21	17:QQ:79:SER:HB2	2.01	0.42
20:QT:36:LEU:HD13	20:QT:36:LEU:HA	1.82	0.42
20:QT:99:LEU:O	20:QT:100:ILE:CB	2.68	0.42
25:RA:1137:G:H2'	25:RA:1138:G:O4'	2.20	0.42
25:RA:1216:G:P	40:RU:12:ARG:HH21	2.43	0.42
25:RA:1326:U:O2'	25:RA:1327:C:H5'	2.20	0.42
25:RA:1475:G:C2	25:RA:1519:G:C2	3.08	0.42

Continued on next page...

Continued from previous page...

Atom-1	Atom-2	Interatomic distance (Å)	Clash overlap (Å)
25:RA:171:G:N2	25:RA:172:C:C2	2.88	0.42
25:RA:1844:C:O2'	25:RA:1845:G:H5'	2.20	0.42
25:RA:528:A:C2	25:RA:2043:C:H4'	2.55	0.42
25:RA:2441:C:H2'	25:RA:2442:C:H6	1.85	0.42
25:RA:2588:G:O6	25:RA:2607:G:C6	2.73	0.42
25:RA:2787:C:O2'	28:RE:61:ARG:HB3	2.20	0.42
25:RA:2831:G:O2'	25:RA:2883:A:H2'	2.19	0.42
25:RA:92:G:O2'	25:RA:93:C:H5'	2.20	0.42
25:RA:974(A):C:H4'	25:RA:975:G:C5'	2.49	0.42
26:RB:42:C:C4	26:RB:43:C:C5	3.07	0.42
27:RD:168:ARG:O	27:RD:169:GLU:HB2	2.19	0.42
28:RE:128:SER:O	28:RE:129:HIS:HB2	2.19	0.42
28:RE:137:HIS:CB	28:RE:138:PRO:HD2	2.42	0.42
30:RG:16:ARG:NE	30:RG:31:VAL:HG11	2.34	0.42
30:RG:51:ARG:CB	30:RG:51:ARG:NH1	2.83	0.42
36:RQ:118:LEU:HD23	36:RQ:118:LEU:HA	1.87	0.42
37:RR:44:LEU:HD23	37:RR:44:LEU:HA	1.79	0.42
38:RS:83:LYS:HE3	38:RS:84:GLN:HG3	2.02	0.42
39:RT:110:ILE:CG2	39:RT:111:ARG:N	2.82	0.42
40:RU:97:ASP:HA	40:RU:100:VAL:HG23	2.02	0.42
40:RU:99:ALA:HA	40:RU:106:PHE:HB2	2.01	0.42
43:RX:54:VAL:C	43:RX:55:ASN:HD22	2.23	0.42
44:RY:60:PHE:CD2	44:RY:60:PHE:N	2.87	0.42
1:XA:1206:G:C5	1:XA:1207:G:C8	3.07	0.42
1:XA:1234:C:O2'	1:XA:1235:U:H5'	2.19	0.42
1:XA:122:G:H2'	1:XA:123:C:O4'	2.19	0.42
1:XA:259:G:N2	1:XA:260:G:H1'	2.34	0.42
1:XA:376:G:H1	1:XA:387:U:H3	1.67	0.42
1:XA:587:G:N2	1:XA:755:G:C5	2.88	0.42
1:XA:92:G:C5	1:XA:93:U:C4	3.08	0.42
2:XB:109:SER:C	2:XB:111:ARG:N	2.73	0.42
2:XB:162:ILE:O	2:XB:185:ILE:CG1	2.67	0.42
2:XB:67:THR:C	2:XB:68:ILE:HD12	2.40	0.42
2:XB:97:TRP:HZ3	2:XB:172:ILE:HG22	1.85	0.42
5:XE:71:LEU:HD11	5:XE:113:ALA:O	2.20	0.42
5:XE:31:LEU:HD23	5:XE:45:PHE:HD1	1.85	0.42
6:XF:88:VAL:HG12	6:XF:89:MET:N	2.34	0.42
8:XH:4:ASP:HA	8:XH:5:PRO:HD3	1.85	0.42
9:XI:6:GLY:HA3	9:XI:84:ALA:HB2	2.01	0.42
10:XJ:49:VAL:HG13	10:XJ:50:ILE:N	2.35	0.42
12:XL:109:GLY:HA3	12:XL:121:GLY:O	2.20	0.42

Continued on next page...

Continued from previous page...

Atom-1	Atom-2	Interatomic distance (Å)	Clash overlap (Å)
12:XL:53:ARG:HH12	12:XL:92:ASP:CB	2.33	0.42
16:XP:1:MET:H2	16:XP:24:ALA:HB3	1.84	0.42
17:XQ:82:MET:C	17:XQ:84:LEU:N	2.72	0.42
18:XR:64:ARG:O	18:XR:65:ILE:C	2.58	0.42
19:XS:30:LEU:O	19:XS:31:ILE:HB	2.19	0.42
19:XS:41:VAL:HG13	19:XS:44:MET:CB	2.38	0.42
22:XV:43:A:H2'	22:XV:44:A:C8	2.54	0.42
46:Y0:38:VAL:O	46:Y0:58:THR:HG23	2.19	0.42
46:Y0:57:PHE:CD2	46:Y0:57:PHE:N	2.88	0.42
36:YQ:81:VAL:CG2	46:Y0:7:LEU:HD11	2.50	0.42
25:YA:516:C:OP1	51:Y5:13:LYS:NZ	2.52	0.42
51:Y5:40:LYS:HE2	51:Y5:47:PRO:HG2	2.02	0.42
52:Y6:36:LEU:HD13	52:Y6:50:ARG:HH12	1.81	0.42
54:Y8:40:GLU:O	54:Y8:41:ILE:C	2.56	0.42
55:Y9:17:ILE:CG2	55:Y9:18:ARG:N	2.82	0.42
25:YA:1204:A:H1'	25:YA:1206:G:C4	2.54	0.42
25:YA:1316:U:O2'	25:YA:1317:A:H5'	2.20	0.42
25:YA:1471:A:C2	25:YA:1472:A:C4	3.08	0.42
25:YA:1526:G:O2'	25:YA:1527:G:H5'	2.19	0.42
25:YA:1770:G:C5	25:YA:1771:C:C5	3.08	0.42
25:YA:1991:U:C2'	25:YA:1992:G:H5''	2.49	0.42
25:YA:2419:U:O2'	25:YA:2420:C:H5'	2.20	0.42
25:YA:2060:A:C5	25:YA:2502:G:C2	3.08	0.42
25:YA:250:G:H2'	25:YA:251:A:O4'	2.19	0.42
25:YA:2699:C:H2'	25:YA:2700:C:O4'	2.20	0.42
25:YA:270:A:C2	25:YA:366:C:H4'	2.55	0.42
25:YA:401:A:H2'	25:YA:402:A:C8	2.55	0.42
25:YA:416:C:H2'	25:YA:417:C:C6	2.55	0.42
25:YA:547:A:OP2	25:YA:547:A:C8	2.72	0.42
25:YA:571:A:O2'	25:YA:573:G:O5'	2.37	0.42
27:YD:158:ALA:HB3	27:YD:161:THR:CG2	2.49	0.42
27:YD:165:ILE:O	27:YD:166:GLN:NE2	2.53	0.42
28:YE:9:VAL:HB	28:YE:10:GLY:H	1.70	0.42
28:YE:18:ASP:O	28:YE:19:ARG:C	2.55	0.42
28:YE:31:CYS:HB3	28:YE:49:LEU:HG	2.01	0.42
28:YE:35:GLN:HB3	28:YE:48:GLN:HB2	2.01	0.42
29:YF:101:LEU:HD12	29:YF:102:PRO:N	2.33	0.42
30:YG:99:MET:O	30:YG:103:LEU:HB2	2.20	0.42
31:YH:58:GLU:O	31:YH:60:ARG:N	2.53	0.42
31:YH:84:SER:O	31:YH:85:LYS:CB	2.64	0.42
33:YN:96:GLU:O	33:YN:97:ARG:C	2.57	0.42

Continued on next page...

Continued from previous page...

Atom-1	Atom-2	Interatomic distance (Å)	Clash overlap (Å)
34:YO:2:ILE:HG12	34:YO:8:LEU:HD11	2.02	0.42
34:YO:97:ARG:CA	34:YO:117:LEU:HD22	2.50	0.42
36:YQ:27:VAL:HG11	36:YQ:134:ARG:HG3	2.00	0.42
40:YU:27:LEU:C	40:YU:29:SER:N	2.73	0.42
41:YV:25:LEU:H	41:YV:92:THR:CG2	2.29	0.42
42:YW:74:ALA:O	42:YW:75:TYR:CB	2.65	0.42
44:YY:91:GLU:CG	44:YY:92:ASN:N	2.83	0.42
1:QA:1348:U:C5	1:QA:1349:A:N7	2.88	0.42
1:QA:1349:A:C4	1:QA:1350:A:C8	3.07	0.42
1:QA:1368:G:O2'	1:QA:1369:C:H5'	2.19	0.42
1:QA:769:G:H4'	1:QA:1513:A:H4'	2.02	0.42
1:QA:186(A):C:H2'	1:QA:186(B):C:C6	2.54	0.42
1:QA:337:C:H2'	1:QA:338:A:H8	1.85	0.42
1:QA:481:G:O2'	1:QA:482:A:P	2.78	0.42
1:QA:524:G:C6	1:QA:525:C:N4	2.88	0.42
1:QA:892:A:H2'	1:QA:893:C:H6	1.84	0.42
1:QA:960:U:O2	1:QA:960:U:C2'	2.67	0.42
2:QB:109:SER:C	2:QB:111:ARG:N	2.72	0.42
2:QB:130:ARG:NH2	2:QB:138:LEU:HD21	2.34	0.42
2:QB:162:ILE:O	2:QB:185:ILE:CG1	2.67	0.42
2:QB:197:VAL:CG1	2:QB:198:ASP:N	2.82	0.42
3:QC:120:VAL:O	3:QC:123:GLN:HB2	2.20	0.42
4:QD:30:LYS:HG3	4:QD:35:ARG:CZ	2.47	0.42
4:QD:201:GLN:HE22	5:QE:116:THR:HG23	1.83	0.42
5:QE:20:GLN:O	5:QE:21:ALA:C	2.57	0.42
6:QF:45:LEU:CD1	6:QF:59:TYR:HD1	2.31	0.42
7:QG:140:ASP:O	7:QG:142:GLU:N	2.52	0.42
8:QH:74:PRO:O	8:QH:75:ARG:C	2.58	0.42
1:QA:1370:G:O3'	9:QI:12:GLU:HG3	2.20	0.42
9:QI:35:GLU:HG2	9:QI:35:GLU:O	2.19	0.42
11:QK:72:ALA:HB1	11:QK:77:MET:HG2	2.02	0.42
16:QP:21:VAL:HG21	16:QP:59:TRP:NE1	2.35	0.42
16:QP:45:THR:CG2	16:QP:46:PRO:HD2	2.47	0.42
17:QQ:11:VAL:HG23	17:QQ:12:SER:N	2.35	0.42
19:QS:18:LYS:O	19:QS:18:LYS:HD2	2.19	0.42
49:R3:37:LEU:HD12	49:R3:43:ILE:CG2	2.50	0.42
50:R4:26:SER:C	50:R4:27:THR:O	2.58	0.42
50:R4:38:LYS:HG3	50:R4:44:THR:OG1	2.20	0.42
50:R4:68:ARG:HB2	50:R4:69:LYS:H	1.35	0.42
51:R5:40:LYS:HE2	51:R5:47:PRO:HG2	2.02	0.42
54:R8:56:GLU:C	54:R8:58:ILE:N	2.73	0.42

Continued on next page...

Continued from previous page...

Atom-1	Atom-2	Interatomic distance (Å)	Clash overlap (Å)
25:RA:1335:U:OP1	43:RX:65:ARG:NE	2.52	0.42
25:RA:1612:C:N4	25:RA:1619:G:H1	2.18	0.42
25:RA:1785:A:O2'	25:RA:1786:A:H2'	2.20	0.42
25:RA:1835:G:N3	25:RA:1931:U:N3	2.67	0.42
25:RA:195:A:OP1	35:RP:46:LYS:HE2	2.19	0.42
25:RA:1975:G:C5	25:RA:1976:U:C5	3.08	0.42
25:RA:570:G:H2'	25:RA:2030:A:N6	2.35	0.42
25:RA:2123:G:N1	25:RA:2176:A:C4	2.88	0.42
25:RA:2259:G:C2	25:RA:2282:G:N1	2.88	0.42
25:RA:2341:G:C6	25:RA:2342:C:C4	3.08	0.42
25:RA:2508:G:C2	25:RA:2582:G:O6	2.73	0.42
22:QV:75:C:OP1	25:RA:2602:A:OP1	2.37	0.42
25:RA:2627:G:N3	25:RA:2781:A:C2	2.87	0.42
25:RA:28:A:C2	25:RA:513:A:C8	3.08	0.42
25:RA:714:U:O2	25:RA:716:A:C8	2.72	0.42
26:RB:63:G:C2	26:RB:64:C:C2	3.07	0.42
26:RB:70:C:H2'	26:RB:71:C:H6	1.84	0.42
27:RD:158:ALA:HB3	27:RD:161:THR:CG2	2.49	0.42
27:RD:165:ILE:O	27:RD:166:GLN:NE2	2.53	0.42
27:RD:196:VAL:O	27:RD:196:VAL:CG1	2.68	0.42
28:RE:10:GLY:HA3	39:RT:8:LYS:HD3	2.02	0.42
28:RE:117:MET:HA	28:RE:122:PHE:N	2.35	0.42
30:RG:73:ALA:O	30:RG:84:LYS:O	2.38	0.42
30:RG:78:SER:O	30:RG:80:PHE:N	2.53	0.42
30:RG:99:MET:O	30:RG:103:LEU:HB2	2.20	0.42
33:RN:27:ALA:O	33:RN:28:THR:C	2.57	0.42
33:RN:62:VAL:HG12	33:RN:66:LYS:HB2	2.01	0.42
29:RF:34:TRP:CA	35:RP:6:LEU:HD12	2.46	0.42
36:RQ:27:VAL:HG11	36:RQ:134:ARG:HG3	2.01	0.42
37:RR:55:ALA:HA	37:RR:80:PHE:CE2	2.55	0.42
40:RU:35:ALA:O	40:RU:39:LEU:HG	2.19	0.42
42:RW:59:VAL:CG1	42:RW:60:ASN:N	2.78	0.42
1:XA:1320:C:H6	1:XA:1320:C:H5'	1.85	0.42
1:XA:154:C:O5'	1:XA:154:C:H6	2.03	0.42
1:XA:289:G:H2'	1:XA:290:C:C6	2.54	0.42
1:XA:539:A:OP2	12:XL:115:LYS:HE3	2.20	0.42
1:XA:588:G:C2	1:XA:589:C:C5	3.08	0.42
1:XA:691:G:N7	11:XK:26:ASN:ND2	2.68	0.42
1:XA:895:G:H2'	1:XA:896:C:H6	1.83	0.42
2:XB:109:SER:C	2:XB:111:ARG:H	2.22	0.42
2:XB:5:ILE:HB	2:XB:221:LEU:HD23	2.01	0.42

Continued on next page...

Continued from previous page...

Atom-1	Atom-2	Interatomic distance (Å)	Clash overlap (Å)
3:XC:35:GLU:O	3:XC:38:ARG:N	2.53	0.42
4:XD:150:GLU:O	4:XD:152:SER:N	2.53	0.42
4:XD:52:SER:O	4:XD:55:ALA:N	2.52	0.42
6:XF:46:ARG:HG3	6:XF:47:ARG:N	2.34	0.42
7:XG:18:TYR:CD2	7:XG:59:LEU:HD13	2.55	0.42
7:XG:79:ARG:CZ	7:XG:82:GLY:HA2	2.50	0.42
8:XH:28:ALA:CB	8:XH:57:PRO:HB2	2.45	0.42
13:XM:19:LEU:HD22	13:XM:19:LEU:N	2.33	0.42
18:XR:74:ARG:NE	18:XR:80:PRO:O	2.48	0.42
19:XS:29:ARG:HD3	19:XS:30:LEU:H	1.84	0.42
19:XS:41:VAL:CG1	19:XS:45:VAL:H	2.32	0.42
19:XS:58:VAL:HG23	19:XS:58:VAL:O	2.20	0.42
19:XS:66:MET:O	19:XS:66:MET:HG3	2.19	0.42
20:XT:63:ILE:CG2	20:XT:77:ALA:HB1	2.47	0.42
46:Y0:14:ARG:O	46:Y0:15:ASP:HB2	2.20	0.42
46:Y0:42:GLY:O	46:Y0:57:PHE:HD1	2.02	0.42
54:Y8:26:LYS:HD3	54:Y8:26:LYS:HA	1.86	0.42
25:YA:625:G:OP1	54:Y8:64:TYR:HD1	2.03	0.42
25:YA:104:U:H5''	25:YA:105:C:OP2	2.20	0.42
25:YA:1061:U:H4'	25:YA:1070:A:H1'	2.02	0.42
25:YA:1270:C:N4	25:YA:1648:C:N4	2.67	0.42
25:YA:1279:G:H4'	37:YR:31:HIS:CD2	2.44	0.42
25:YA:1429:G:C4	25:YA:1430:C:C5	3.08	0.42
25:YA:1509:C:N4	25:YA:1511:A:H62	2.17	0.42
25:YA:1608:A:H1'	25:YA:1610:A:OP2	2.19	0.42
25:YA:190:A:C4	25:YA:207:A:C2	3.08	0.42
25:YA:2123:G:H1	25:YA:2175:C:N4	2.13	0.42
25:YA:2413:G:H2'	25:YA:2414:G:O4'	2.19	0.42
25:YA:2629:A:N6	25:YA:2895:U:C2	2.88	0.42
25:YA:2716:U:C2'	25:YA:2717:G:H5'	2.50	0.42
25:YA:2756:U:O5'	25:YA:2756:U:H6	2.02	0.42
25:YA:60:G:N2	25:YA:74:A:C4	2.88	0.42
25:YA:871:U:OP1	36:YQ:5:ARG:HG2	2.20	0.42
26:YB:60:C:C2	26:YB:61:G:C8	3.07	0.42
27:YD:14:ARG:CG	27:YD:15:PHE:N	2.83	0.42
29:YF:123:LEU:HD12	29:YF:124:LEU:H	1.82	0.42
29:YF:132:VAL:HG23	29:YF:133:ASN:H	1.83	0.42
30:YG:27:ASN:HB3	30:YG:30:GLU:OE2	2.20	0.42
32:YI:48:GLU:O	32:YI:51:ILE:HB	2.20	0.42
32:YI:47:LEU:O	32:YI:51:ILE:HG13	2.19	0.42
37:YR:28:LEU:C	37:YR:28:LEU:HD13	2.40	0.42

Continued on next page...

Continued from previous page...

Atom-1	Atom-2	Interatomic distance (Å)	Clash overlap (Å)
37:YR:34:ILE:HG22	37:YR:35:THR:N	2.35	0.42
39:YT:105:LEU:HG	39:YT:105:LEU:O	2.19	0.42
28:YE:25:VAL:CG1	39:YT:11:GLU:HG2	2.50	0.42
39:YT:6:LEU:HD12	39:YT:9:LEU:HD12	2.01	0.42
40:YU:6:THR:HG21	40:YU:10:ARG:CZ	2.50	0.42
45:YZ:10:ARG:HH11	45:YZ:36:LYS:HD3	1.85	0.42
1:QA:1350:A:H2'	1:QA:1351:U:O4'	2.20	0.42
1:QA:1446:A:O2'	1:QA:1447:G:O5'	2.37	0.42
1:QA:198:G:H2'	1:QA:199:G:O4'	2.20	0.42
1:QA:464:G:O6	1:QA:466:C:H5'	2.20	0.42
1:QA:76:G:C6	1:QA:77:C:C4	3.08	0.42
3:QC:47:LEU:HD11	3:QC:76:VAL:CG1	2.42	0.42
4:QD:178:VAL:HG12	4:QD:179:GLU:N	2.35	0.42
6:QF:46:ARG:HG3	6:QF:47:ARG:N	2.34	0.42
7:QG:44:TYR:O	7:QG:47:CYS:N	2.53	0.42
7:QG:80:VAL:CG1	7:QG:81:GLY:N	2.83	0.42
7:QG:95:ARG:O	7:QG:96:GLN:C	2.58	0.42
8:QH:86:ILE:CB	8:QH:133:LEU:HD22	2.49	0.42
9:QI:6:GLY:HA3	9:QI:84:ALA:HB2	2.01	0.42
11:QK:33:THR:HB	11:QK:37:GLY:C	2.40	0.42
12:QL:21:LYS:CD	12:QL:21:LYS:N	2.83	0.42
12:QL:38:THR:HG22	12:QL:57:LYS:HB3	2.01	0.42
15:QO:71:GLN:HB2	15:QO:78:TYR:CE1	2.54	0.42
17:QQ:82:MET:C	17:QQ:84:LEU:N	2.72	0.42
18:QR:84:LYS:HG2	18:QR:84:LYS:H	1.56	0.42
19:QS:15:LEU:CD2	19:QS:15:LEU:N	2.79	0.42
19:QS:7:LYS:CG	19:QS:8:GLY:N	2.83	0.42
20:QT:101:GLY:C	20:QT:103:GLY:N	2.73	0.42
20:QT:10:LEU:O	20:QT:12:ALA:N	2.53	0.42
47:R1:74:VAL:O	47:R1:74:VAL:CG1	2.64	0.42
47:R1:76:ARG:CD	47:R1:76:ARG:H	2.29	0.42
49:R3:37:LEU:N	49:R3:37:LEU:HD23	2.35	0.42
51:R5:56:LYS:O	51:R5:57:VAL:C	2.57	0.42
52:R6:25:LYS:HE2	52:R6:27:LYS:CD	2.49	0.42
53:R7:9:ARG:NH1	53:R7:47:ARG:HG3	2.35	0.42
25:RA:1024:G:O6	25:RA:1025:G:C2	2.73	0.42
25:RA:1197:G:H8	25:RA:1197:G:O5'	2.03	0.42
25:RA:1495:A:H2'	25:RA:1496:A:N3	2.35	0.42
25:RA:1418:G:N1	25:RA:1579:A:OP2	2.35	0.42
25:RA:1718:G:N2	25:RA:1742:C:C2	2.88	0.42
25:RA:1844:C:OP1	27:RD:257:LEU:HD23	2.19	0.42

Continued on next page...

Continued from previous page...

Atom-1	Atom-2	Interatomic distance (Å)	Clash overlap (Å)
25:RA:1948:G:C2'	25:RA:1949:G:H5'	2.49	0.42
25:RA:2347:C:C2	25:RA:2348:U:C5	3.08	0.42
25:RA:2745:C:H2'	25:RA:2746:U:C6	2.54	0.42
25:RA:2757:A:C2	31:RH:63:SER:HB3	2.54	0.42
25:RA:2773:C:O2'	25:RA:2774:C:H5'	2.20	0.42
25:RA:2817:G:N2	25:RA:2830:G:H1'	2.35	0.42
25:RA:39:C:H2'	25:RA:40:C:C6	2.53	0.42
25:RA:579:G:H2'	25:RA:580:C:H6	1.85	0.42
25:RA:629:G:H1	25:RA:634:C:H42	1.68	0.42
25:RA:747:U:OP1	51:R5:3:LYS:HG2	2.20	0.42
25:RA:859:G:O2'	25:RA:860:U:P	2.77	0.42
26:RB:63:G:H2'	26:RB:64:C:C6	2.55	0.42
27:RD:110:GLY:O	27:RD:111:LEU:C	2.59	0.42
27:RD:35:LYS:HB3	27:RD:36:PRO:HA	2.00	0.42
27:RD:9:TYR:CZ	27:RD:13:ARG:HD3	2.54	0.42
28:RE:7:VAL:CG2	28:RE:8:LYS:H	2.11	0.42
29:RF:118:ALA:HA	29:RF:123:LEU:HB3	2.02	0.42
29:RF:61:GLY:O	29:RF:62:ARG:C	2.58	0.42
30:RG:22:ARG:HH22	30:RG:175:LEU:HD21	1.85	0.42
30:RG:34:LEU:HD11	30:RG:99:MET:CE	2.49	0.42
31:RH:105:LEU:N	31:RH:105:LEU:CD1	2.81	0.42
31:RH:146:ALA:HA	31:RH:164:TYR:OH	2.20	0.42
31:RH:66:GLY:O	31:RH:67:LEU:C	2.58	0.42
34:RO:16:ALA:HA	34:RO:46:ALA:CB	2.50	0.42
35:RP:107:LYS:O	35:RP:108:LYS:C	2.58	0.42
35:RP:144:GLU:HA	35:RP:145:PRO:HD3	1.76	0.42
35:RP:98:GLU:O	35:RP:99:LEU:C	2.57	0.42
36:RQ:65:PHE:O	36:RQ:66:ILE:CG1	2.48	0.42
25:RA:2250:G:C5	36:RQ:82:ARG:HD2	2.54	0.42
38:RS:53:SER:HA	38:RS:56:LEU:CD2	2.50	0.42
38:RS:49:VAL:HG21	38:RS:77:ALA:HA	2.02	0.42
38:RS:99:LYS:C	38:RS:101:LEU:N	2.72	0.42
39:RT:39:ARG:CG	39:RT:40:THR:H	2.22	0.42
25:RA:2875:C:H4'	39:RT:5:ALA:HB2	2.02	0.42
34:RO:71:ARG:HH11	39:RT:74:ARG:HH21	1.65	0.42
41:RV:35:LEU:HB2	41:RV:37:VAL:CG2	2.49	0.42
42:RW:19:LEU:HD12	42:RW:19:LEU:HA	1.79	0.42
43:RX:57:LEU:HD12	43:RX:57:LEU:H	1.85	0.42
36:RQ:134:ARG:HD3	45:RZ:122:ARG:NH1	2.34	0.42
1:XA:102:G:C4	1:XA:103:C:C5	3.08	0.42
1:XA:1095:U:P	1:XA:1108:G:H22	2.43	0.42

Continued on next page...

Continued from previous page...

Atom-1	Atom-2	Interatomic distance (Å)	Clash overlap (Å)
1:XA:1279:A:O2'	1:XA:1282:C:N4	2.53	0.42
1:XA:1312:G:C2	1:XA:1326:C:N3	2.88	0.42
1:XA:1336:C:O2'	1:XA:1337:G:O5'	2.37	0.42
1:XA:1413:A:C2	1:XA:1488:G:C2	3.08	0.42
1:XA:195:A:N7	1:XA:196:A:C6	2.88	0.42
1:XA:674:G:N2	1:XA:717:C:O2	2.52	0.42
1:XA:825:G:H2'	1:XA:826:C:O4'	2.19	0.42
3:XC:58:GLU:HB2	3:XC:65:ALA:HB3	2.01	0.42
5:XE:153:LYS:C	5:XE:153:LYS:HD3	2.41	0.42
5:XE:31:LEU:HD22	5:XE:31:LEU:HA	1.86	0.42
6:XF:36:ARG:NH2	6:XF:38:GLU:HG2	2.35	0.42
7:XG:24:THR:HA	7:XG:27:ILE:HD13	2.01	0.42
7:XG:95:ARG:O	7:XG:96:GLN:C	2.58	0.42
8:XH:105:ARG:O	8:XH:107:LEU:N	2.47	0.42
8:XH:95:VAL:HG23	8:XH:95:VAL:O	2.20	0.42
1:XA:972:C:O3'	10:XJ:57:LYS:HG2	2.19	0.42
14:YN:9:LYS:HE2	14:YN:9:LYS:HB3	1.85	0.42
15:XO:54:ARG:NH1	15:XO:58:MET:SD	2.93	0.42
17:XQ:76:LEU:HD21	17:XQ:79:SER:HB2	2.01	0.42
19:XS:42:PRO:HD3	50:Y4:63:TYR:CE2	2.50	0.42
20:XT:99:LEU:O	20:XT:100:ILE:CB	2.68	0.42
47:Y1:80:LEU:O	47:Y1:81:LYS:CD	2.65	0.42
52:Y6:24:GLU:HB3	52:Y6:25:LYS:H	1.56	0.42
53:Y7:25:PRO:HA	53:Y7:28:ARG:NH2	2.35	0.42
25:YA:1061:U:H3'	25:YA:1062:G:C5'	2.50	0.42
25:YA:1252:G:O2'	25:YA:1253:A:H5''	2.20	0.42
25:YA:1607:C:N4	25:YA:1622:G:OP2	2.36	0.42
25:YA:2095:C:H2'	25:YA:2096:U:O4'	2.19	0.42
25:YA:2294:C:H2'	25:YA:2295:C:H6	1.84	0.42
25:YA:660:G:O3'	29:YF:38:ARG:NH2	2.52	0.42
26:YB:44:G:C2	26:YB:48:A:C2	3.07	0.42
27:YD:196:VAL:CG1	27:YD:196:VAL:O	2.68	0.42
28:YE:10:GLY:HA3	39:YT:8:LYS:HD3	2.02	0.42
30:YG:78:SER:O	30:YG:80:PHE:N	2.53	0.42
32:YI:128:LEU:HD13	32:YI:128:LEU:HA	1.68	0.42
33:YN:10:GLU:OE2	33:YN:11:PRO:CD	2.68	0.42
33:YN:30:ILE:HG22	33:YN:34:LEU:HD21	2.01	0.42
33:YN:52:VAL:CG1	33:YN:53:VAL:N	2.82	0.42
34:YO:2:ILE:CD1	34:YO:2:ILE:N	2.82	0.42
35:YP:135:LEU:HD13	35:YP:139:LYS:HE3	2.01	0.42
39:YT:50:ILE:HD11	39:YT:102:ILE:HG12	2.01	0.42

Continued on next page...

Continued from previous page...

Atom-1	Atom-2	Interatomic distance (Å)	Clash overlap (Å)
40:YU:35:ALA:O	40:YU:39:LEU:HG	2.19	0.42
42:YW:96:ILE:O	42:YW:96:ILE:CG2	2.68	0.42
43:YX:14:SER:O	43:YX:15:GLU:C	2.57	0.42
44:YY:20:TYR:CE1	44:YY:42:VAL:HA	2.55	0.42
45:YZ:150:LEU:CD1	45:YZ:150:LEU:H	2.33	0.42
1:QA:177:C:H2'	1:QA:178:C:H6	1.85	0.41
1:QA:363:A:H2'	1:QA:364:A:O4'	2.20	0.41
1:QA:559:A:H4'	1:QA:560:U:C5'	2.50	0.41
1:QA:803:G:H2'	1:QA:804:U:O4'	2.20	0.41
1:QA:811:C:C5	1:QA:812:C:N4	2.88	0.41
2:QB:125:PRO:O	2:QB:126:GLU:HB2	2.20	0.41
2:QB:142:LEU:O	2:QB:145:LEU:HB2	2.19	0.41
2:QB:155:LEU:C	2:QB:157:ARG:H	2.23	0.41
2:QB:163:PHE:CD2	2:QB:185:ILE:HD12	2.54	0.41
4:QD:111:ALA:HB3	4:QD:117:ALA:HB2	2.02	0.41
4:QD:150:GLU:C	4:QD:152:SER:N	2.73	0.41
4:QD:31:CYS:SG	4:QD:31:CYS:O	2.78	0.41
4:QD:13:ARG:NH2	4:QD:36:ARG:CZ	2.83	0.41
6:QF:36:ARG:CZ	6:QF:38:GLU:HG2	2.50	0.41
8:QH:85:ARG:HA	8:QH:135:CYS:HB3	2.02	0.41
8:QH:53:VAL:HG12	8:QH:54:ASP:OD2	2.20	0.41
9:QI:8:GLY:CA	9:QI:79:LEU:HD12	2.49	0.41
10:QJ:29:ARG:O	10:QJ:30:SER:HB3	2.20	0.41
10:QJ:84:GLN:H	10:QJ:84:GLN:HG3	1.50	0.41
12:QL:117:ARG:HB3	12:QL:122:THR:HB	2.02	0.41
12:QL:52:LEU:O	12:QL:54:LYS:NZ	2.30	0.41
14:QN:3:ARG:CG	14:QN:4:LYS:N	2.83	0.41
15:QO:54:ARG:NH1	15:QO:58:MET:SD	2.93	0.41
17:QQ:27:PHE:HA	17:QQ:28:PRO:HD3	1.92	0.41
19:QS:58:VAL:HG23	19:QS:58:VAL:O	2.20	0.41
47:R1:29:GLY:O	47:R1:31:GLY:N	2.49	0.41
47:R1:81:LYS:CD	47:R1:81:LYS:N	2.83	0.41
52:R6:41:PRO:HG3	52:R6:44:ARG:HB2	2.01	0.41
53:R7:25:PRO:HA	53:R7:28:ARG:NH2	2.35	0.41
43:RX:60:ARG:HH12	53:R7:47:ARG:HH22	1.67	0.41
25:RA:1053:C:C4	25:RA:1054:A:N7	2.88	0.41
25:RA:1677:A:H2'	25:RA:1678:G:C8	2.54	0.41
25:RA:1798:U:H5''	27:RD:259:THR:HG22	2.01	0.41
25:RA:397:G:H1'	25:RA:2231:C:O2'	2.19	0.41
25:RA:2399:G:C6	25:RA:2418:A:C6	3.08	0.41
25:RA:415:A:N1	25:RA:2409:G:C6	2.88	0.41

Continued on next page...

Continued from previous page...

Atom-1	Atom-2	Interatomic distance (Å)	Clash overlap (Å)
25:RA:2469:A:H3'	25:RA:2470:G:H8	1.83	0.41
25:RA:2620:C:H6	25:RA:2620:C:O5'	2.01	0.41
25:RA:2837:G:H8	25:RA:2837:G:O5'	2.03	0.41
25:RA:452:G:C6	25:RA:453:C:N4	2.88	0.41
25:RA:510:C:H2'	25:RA:511:U:O4'	2.20	0.41
25:RA:78:A:C2	25:RA:109:G:C2	3.08	0.41
26:RB:116:G:H5'	38:RS:55:ALA:HA	2.02	0.41
28:RE:144:ARG:HB3	28:RE:145:LYS:H	1.58	0.41
28:RE:176:ILE:N	28:RE:176:ILE:HD12	2.35	0.41
28:RE:11:MET:HE3	28:RE:186:GLY:HA2	2.02	0.41
30:RG:60:LEU:C	30:RG:60:LEU:HD23	2.41	0.41
31:RH:128:PRO:CG	31:RH:129:THR:H	2.33	0.41
31:RH:86:GLU:H	31:RH:86:GLU:CD	2.16	0.41
32:RI:135:GLU:HB2	32:RI:136:VAL:H	1.55	0.41
34:RO:86:ILE:N	34:RO:86:ILE:CD1	2.83	0.41
36:RQ:20:ALA:HA	36:RQ:98:LYS:HB3	2.02	0.41
39:RT:96:ARG:HB2	39:RT:96:ARG:CZ	2.49	0.41
41:RV:21:ARG:HD2	41:RV:91:TYR:CE2	2.55	0.41
43:RX:60:ARG:HA	43:RX:75:ASP:OD2	2.20	0.41
43:RX:87:GLN:C	43:RX:88:LYS:HG3	2.40	0.41
44:RY:91:GLU:CG	44:RY:92:ASN:N	2.83	0.41
45:RZ:71:VAL:HB	45:RZ:88:PHE:CE2	2.55	0.41
1:XA:104:G:C4	1:XA:105:G:C8	3.08	0.41
1:XA:1104:G:H2'	1:XA:1105:A:O4'	2.20	0.41
1:XA:113:G:H2'	1:XA:114:U:C6	2.54	0.41
2:XB:99:GLY:O	2:XB:108:ILE:HD11	2.19	0.41
3:XC:59:ARG:NH1	3:XC:97:LYS:HE3	2.34	0.41
4:XD:150:GLU:C	4:XD:152:SER:N	2.73	0.41
4:XD:198:VAL:CG1	4:XD:199:ASN:H	2.32	0.41
4:XD:94:LEU:HA	4:XD:97:LEU:HD12	2.01	0.41
11:XK:72:ALA:HB1	11:XK:77:MET:HG2	2.02	0.41
14:YN:3:ARG:CG	14:YN:4:LYS:N	2.83	0.41
15:XO:50:HIS:O	15:XO:53:HIS:HB3	2.20	0.41
17:XQ:74:LEU:HD13	17:XQ:74:LEU:O	2.20	0.41
19:XS:41:VAL:HG11	19:XS:45:VAL:HG13	2.02	0.41
21:XU:2:GLY:C	21:XU:4:GLY:H	2.23	0.41
50:Y4:49:PHE:HD1	50:Y4:49:PHE:N	2.17	0.41
25:YA:1282:U:H2'	25:YA:1283:G:O4'	2.20	0.41
25:YA:1322:A:C5	25:YA:1323:U:C5	3.08	0.41
25:YA:1350:C:N3	25:YA:1382:G:C2	2.88	0.41
25:YA:1316:U:H1'	25:YA:1392:A:H2	1.85	0.41

Continued on next page...

Continued from previous page...

Atom-1	Atom-2	Interatomic distance (Å)	Clash overlap (Å)
25:YA:1408:C:C2	25:YA:1595:G:N2	2.88	0.41
25:YA:1682:G:C5	25:YA:1683:C:C4	3.07	0.41
25:YA:1778:U:O2'	25:YA:1779:U:H5'	2.20	0.41
25:YA:1816:G:N7	27:YD:62:TYR:CE1	2.88	0.41
25:YA:1826:G:H4'	27:YD:242:ARG:NH2	2.31	0.41
25:YA:1925:C:C2'	25:YA:1926:U:H5'	2.49	0.41
25:YA:1999:C:H5''	25:YA:2723:C:O2'	2.20	0.41
25:YA:2037:G:H2'	25:YA:2038:G:H8	1.79	0.41
25:YA:2080:G:N2	25:YA:2241:A:C4	2.87	0.41
25:YA:2309:A:C8	25:YA:2309:A:H3'	2.55	0.41
25:YA:2837:G:C5	25:YA:2838:G:N7	2.88	0.41
26:YB:87:G:C2	26:YB:90:C:N3	2.88	0.41
27:YD:109:ASP:HB2	27:YD:197:GLY:HA2	2.02	0.41
27:YD:110:GLY:O	27:YD:111:LEU:C	2.58	0.41
27:YD:9:TYR:CZ	27:YD:13:ARG:HD3	2.54	0.41
28:YE:4:ILE:HG22	28:YE:198:VAL:HB	2.02	0.41
30:YG:41:GLN:NE2	30:YG:154:GLY:O	2.52	0.41
33:YN:58:ASP:HB3	33:YN:95:PRO:HB3	2.02	0.41
34:YO:31:LYS:O	34:YO:32:TYR:HD2	2.03	0.41
35:YP:115:LEU:HB3	35:YP:131:SER:HB2	2.02	0.41
35:YP:114:ILE:CD1	35:YP:130:PHE:CE1	2.98	0.41
36:YQ:34:LEU:HD23	36:YQ:104:PHE:CD1	2.55	0.41
38:YS:49:VAL:HG21	38:YS:77:ALA:HA	2.02	0.41
38:YS:92:TYR:HB2	38:YS:98:VAL:HG11	2.02	0.41
40:YU:57:PHE:C	40:YU:59:ARG:N	2.74	0.41
41:YV:35:LEU:HB2	41:YV:37:VAL:CG2	2.49	0.41
41:YV:72:VAL:HG13	41:YV:72:VAL:O	2.19	0.41
43:YX:57:LEU:H	43:YX:57:LEU:HD12	1.85	0.41
43:YX:60:ARG:HH22	53:Y7:47:ARG:HH12	1.68	0.41
45:YZ:100:VAL:HA	45:YZ:101:PRO:HD3	1.86	0.41
1:QA:1004:A:C8	1:QA:1026:G:N7	2.89	0.41
1:QA:1084:G:H2'	1:QA:1085:U:C6	2.55	0.41
1:QA:296:U:O2'	1:QA:556:C:O2	2.31	0.41
1:QA:634:C:O2'	1:QA:635:G:H5'	2.20	0.41
2:QB:231:GLU:HG3	2:QB:233:SER:H	1.86	0.41
5:QE:26:PHE:CD1	5:QE:26:PHE:N	2.87	0.41
5:QE:72:GLN:C	5:QE:74:GLY:H	2.23	0.41
7:QG:17:VAL:HG12	7:QG:18:TYR:CD1	2.55	0.41
9:QI:43:ALA:C	9:QI:45:ALA:N	2.73	0.41
12:QL:10:LEU:CD1	17:QQ:32:TYR:CD2	3.03	0.41
13:QM:88:ARG:O	13:QM:88:ARG:HD2	2.19	0.41

Continued on next page...

Continued from previous page...

Atom-1	Atom-2	Interatomic distance (Å)	Clash overlap (Å)
14:QN:41:ARG:HG3	14:QN:42:ILE:N	2.35	0.41
14:QN:9:LYS:O	14:QN:9:LYS:HG2	2.19	0.41
22:QV:23:C:H2'	22:QV:24:U:C6	2.55	0.41
25:RA:2397:G:H5''	47:R1:28:GLY:HA2	2.01	0.41
48:R2:50:ILE:H	48:R2:50:ILE:HG13	1.64	0.41
30:RG:143:GLU:C	50:R4:28:LYS:HZ2	2.24	0.41
50:R4:61:ARG:C	50:R4:63:TYR:N	2.73	0.41
50:R4:64:GLY:C	50:R4:66:SER:N	2.73	0.41
13:QM:77:ASN:OD1	50:R4:71:ARG:NH1	2.52	0.41
51:R5:40:LYS:HE2	51:R5:47:PRO:CG	2.49	0.41
52:R6:6:ARG:HA	52:R6:6:ARG:NE	2.35	0.41
25:RA:1229(A):G:C6	25:RA:1230:C:C4	3.09	0.41
25:RA:1535:U:H5''	25:RA:1537:C:C4	2.55	0.41
25:RA:1783:A:C6	25:RA:2587:A:C2	3.08	0.41
25:RA:825:C:O2'	25:RA:2428:G:H2'	2.20	0.41
25:RA:270(E):G:C2	25:RA:270(F):U:C2	3.08	0.41
25:RA:270(I):G:H2'	25:RA:270(J):G:H8	1.86	0.41
25:RA:2712:U:H1'	25:RA:2712(A):A:N7	2.35	0.41
25:RA:328:U:H4'	44:RY:68:HIS:NE2	2.35	0.41
25:RA:432:A:H2'	25:RA:433:C:O4'	2.20	0.41
25:RA:544:C:C2	25:RA:550:G:N2	2.88	0.41
26:RB:31:C:C2'	26:RB:32:C:H5'	2.50	0.41
25:RA:1824:G:OP1	27:RD:52:ARG:HD3	2.21	0.41
28:RE:152:LYS:HG2	33:RN:78:TYR:CD1	2.55	0.41
28:RE:94:GLU:C	28:RE:96:PHE:N	2.73	0.41
29:RF:198:ALA:HA	29:RF:201:VAL:CG1	2.41	0.41
29:RF:42:ALA:O	29:RF:45:ARG:HB2	2.18	0.41
35:RP:125:VAL:C	35:RP:145:PRO:HD2	2.39	0.41
38:RS:99:LYS:HE2	38:RS:103:GLU:OE2	2.20	0.41
38:RS:64:GLU:O	38:RS:68:GLN:HG3	2.19	0.41
28:RE:25:VAL:CG1	39:RT:11:GLU:HG2	2.50	0.41
41:RV:16:PRO:HB3	41:RV:97:LYS:O	2.20	0.41
41:RV:81:TYR:C	41:RV:82:ARG:CG	2.89	0.41
1:XA:1158:C:H4'	2:XB:133:LYS:HZ1	1.83	0.41
1:XA:1279:A:HO2'	1:XA:1282:C:N4	2.18	0.41
1:XA:1126:U:H1'	1:XA:1280:A:C5	2.55	0.41
1:XA:198:G:N7	1:XA:220:G:N2	2.68	0.41
1:XA:414:A:H2'	1:XA:415:A:H8	1.83	0.41
1:XA:416:G:H2'	1:XA:417:C:C6	2.55	0.41
1:XA:428:G:O4'	1:XA:430:A:C8	2.74	0.41
1:XA:695:A:OP1	11:XK:52:GLY:HA3	2.20	0.41

Continued on next page...

Continued from previous page...

Atom-1	Atom-2	Interatomic distance (Å)	Clash overlap (Å)
1:XA:891:U:C2	1:XA:892:A:C8	3.08	0.41
3:XC:76:VAL:CG2	3:XC:103:VAL:HG11	2.49	0.41
3:XC:113:ALA:HB3	3:XC:114:PRO:CD	2.43	0.41
5:XE:51:VAL:CB	5:XE:52:PRO:HD3	2.38	0.41
7:XG:44:TYR:O	7:XG:47:CYS:N	2.53	0.41
7:XG:87:VAL:HG11	7:XG:155:ARG:HA	2.03	0.41
10:XJ:40:LEU:HB3	10:XJ:41:PRO:HD2	2.02	0.41
12:XL:89:ARG:HB3	12:XL:97:ARG:HA	2.02	0.41
13:XM:77:ASN:HA	50:Y4:71:ARG:HH22	1.71	0.41
14:YN:18:VAL:CG2	14:YN:19:ARG:N	2.82	0.41
1:XA:1226:C:H4'	19:XS:80:TYR:CZ	2.55	0.41
52:Y6:41:PRO:HG3	52:Y6:44:ARG:HB2	2.02	0.41
25:YA:1053:C:C4	25:YA:1054:A:C8	3.08	0.41
25:YA:1169:G:H1	25:YA:1180:C:N4	2.18	0.41
25:YA:1717:G:H2'	25:YA:1718:G:O4'	2.20	0.41
25:YA:1936:A:C8	25:YA:1940:U:O2	2.73	0.41
25:YA:1769:G:C2	25:YA:1984:G:C5	3.08	0.41
25:YA:570:G:H2'	25:YA:2030:A:C6	2.55	0.41
25:YA:2263:C:O2	25:YA:2277:G:N2	2.35	0.41
25:YA:2766:G:C2	25:YA:2767:C:C5	3.08	0.41
25:YA:2816:C:H2'	25:YA:2817:G:H8	1.85	0.41
25:YA:2887:U:C2	25:YA:2888:C:C5	3.08	0.41
25:YA:458:G:O2'	53:Y7:39:ARG:HD3	2.20	0.41
25:YA:588:U:H1'	29:YF:90:PHE:CG	2.55	0.41
25:YA:630:G:H4'	25:YA:640:C:H4'	2.02	0.41
25:YA:684:G:C4	25:YA:794:G:N2	2.88	0.41
25:YA:680:G:C4	25:YA:798:G:N2	2.88	0.41
25:YA:928:G:O6	25:YA:929:G:C2	2.73	0.41
26:YB:110:G:C5	26:YB:111:U:C6	3.08	0.41
28:YE:35:GLN:HG3	28:YE:37:ARG:NH2	2.35	0.41
29:YF:80:ALA:O	29:YF:83:PHE:HB2	2.20	0.41
31:YH:84:SER:OG	31:YH:85:LYS:N	2.51	0.41
34:YO:17:ARG:HG2	34:YO:17:ARG:HH11	1.84	0.41
34:YO:92:GLU:O	34:YO:93:PRO:C	2.58	0.41
35:YP:81:GLN:HB2	35:YP:81:GLN:HE21	1.59	0.41
36:YQ:118:LEU:HD13	36:YQ:131:ILE:HG23	2.02	0.41
37:YR:85:PRO:C	37:YR:87:TYR:N	2.73	0.41
39:YT:24:PRO:HA	39:YT:49:VAL:CG1	2.39	0.41
41:YV:15:GLU:O	41:YV:96:ILE:HB	2.19	0.41
1:QA:1099:G:C6	1:QA:1100:C:N3	2.89	0.41
1:QA:128:G:C6	1:QA:129:U:C5	3.09	0.41

Continued on next page...

Continued from previous page...

Atom-1	Atom-2	Interatomic distance (Å)	Clash overlap (Å)
1:QA:1316:G:N2	1:QA:1318:A:H3'	2.35	0.41
1:QA:1348:U:N3	1:QA:1374:A:H2	2.18	0.41
1:QA:16:A:N1	1:QA:919:A:C2	2.88	0.41
1:QA:378:G:O2'	1:QA:379:C:H5'	2.20	0.41
1:QA:396:G:O2'	1:QA:398:C:OP1	2.18	0.41
1:QA:849:C:H2'	1:QA:850:U:O4'	2.20	0.41
1:QA:965:A:C2	1:QA:969:A:C2	3.09	0.41
8:QH:11:THR:HA	8:QH:14:ARG:NH1	2.35	0.41
9:QI:118:LYS:HB3	9:QI:118:LYS:NZ	2.34	0.41
11:QK:92:GLU:O	11:QK:95:ILE:N	2.54	0.41
12:QL:22:SER:C	12:QL:24:VAL:H	2.22	0.41
14:QN:22:THR:HB	14:QN:33:VAL:CG1	2.50	0.41
16:QP:22:THR:HB	16:QP:32:TYR:HB3	2.03	0.41
17:QQ:11:VAL:CG2	17:QQ:20:THR:HB	2.50	0.41
13:QM:80:ARG:NH1	19:QS:65:ASN:O	2.51	0.41
20:QT:50:GLU:HA	20:QT:100:ILE:HG22	2.02	0.41
23:QX:4:C:O2	23:QX:4:C:H2'	2.20	0.41
25:RA:1389:G:C2	25:RA:1399:C:O2	2.72	0.41
25:RA:1437:C:N4	25:RA:1438:U:O4	2.53	0.41
25:RA:1569:A:H2'	25:RA:1570:A:O4'	2.20	0.41
25:RA:2259:G:C2	25:RA:2282:G:C2	3.08	0.41
25:RA:648:G:H1'	25:RA:2351:G:OP1	2.20	0.41
25:RA:709:U:H2'	25:RA:710:G:H8	1.85	0.41
25:RA:816:C:C4	25:RA:1192:G:C2	3.07	0.41
25:RA:834:C:H2'	25:RA:835:A:H8	1.85	0.41
26:RB:9:G:H5'	38:RS:19:LYS:HZ3	1.84	0.41
27:RD:13:ARG:O	27:RD:13:ARG:HG2	2.20	0.41
25:RA:2621:A:OP1	28:RE:119:ARG:NH2	2.53	0.41
28:RE:13:ARG:HH11	28:RE:13:ARG:HB2	1.82	0.41
28:RE:35:GLN:HG3	28:RE:37:ARG:NH2	2.35	0.41
30:RG:53:LEU:CD1	30:RG:87:PRO:HB2	2.51	0.41
26:RB:45:A:C4'	30:RG:95:ARG:NH1	2.83	0.41
31:RH:86:GLU:HG3	31:RH:165:ALA:CA	2.49	0.41
32:RI:94:ALA:HB1	32:RI:114:LEU:HD23	2.02	0.41
33:RN:62:VAL:CG1	33:RN:66:LYS:HB2	2.51	0.41
34:RO:31:LYS:HA	34:RO:31:LYS:HD3	1.92	0.41
35:RP:18:ARG:HD2	35:RP:27:HIS:CD2	2.56	0.41
38:RS:42:ASP:C	38:RS:44:LYS:N	2.72	0.41
40:RU:83:LEU:HG	40:RU:88:ILE:HG13	2.02	0.41
40:RU:91:ASP:OD2	40:RU:96:ALA:CA	2.68	0.41
41:RV:38:LEU:CD1	41:RV:55:ALA:HB1	2.50	0.41

Continued on next page...

Continued from previous page...

Atom-1	Atom-2	Interatomic distance (Å)	Clash overlap (Å)
45:RZ:94:GLU:HG3	45:RZ:129:SER:OG	2.21	0.41
1:XA:1240:U:O2'	7:XG:38:LEU:HD23	2.19	0.41
1:XA:1250:A:H2'	1:XA:1251:A:C8	2.54	0.41
1:XA:1336:C:O2	1:XA:1336:C:H2'	2.20	0.41
1:XA:1347:G:H22	1:XA:1373:G:H2'	1.86	0.41
1:XA:29:G:N2	1:XA:554:C:O2	2.40	0.41
1:XA:776:G:O2'	1:XA:777:A:C8	2.74	0.41
2:XB:155:LEU:C	2:XB:157:ARG:H	2.23	0.41
2:XB:166:ASP:O	2:XB:170:GLU:OE1	2.39	0.41
3:XC:88:ARG:NH2	3:XC:101:LEU:O	2.53	0.41
3:XC:142:MET:HG2	3:XC:149:ALA:HB2	2.02	0.41
6:XF:67:MET:HB2	6:XF:68:PRO:CD	2.47	0.41
9:XI:118:LYS:NZ	9:XI:118:LYS:HB3	2.34	0.41
12:XL:53:ARG:HH12	12:XL:92:ASP:HB3	1.85	0.41
14:XN:22:THR:HB	14:XN:33:VAL:CG1	2.50	0.41
16:XP:9:PHE:HB3	16:XP:10:GLY:H	1.64	0.41
16:XP:21:VAL:HG21	16:XP:59:TRP:NE1	2.35	0.41
17:XQ:22:LEU:HD13	17:XQ:41:LYS:HG2	2.01	0.41
17:XQ:51:TYR:HA	17:XQ:52:LYS:HZ2	1.85	0.41
20:XT:48:LYS:O	20:XT:49:ALA:C	2.59	0.41
1:XA:186:C:C5'	20:XT:78:ALA:HB1	2.49	0.41
51:Y5:39:MET:C	51:Y5:40:LYS:HG3	2.39	0.41
51:Y5:41:PRO:HA	51:Y5:42:PRO:HD3	1.82	0.41
25:YA:1332:G:H8	25:YA:1332:G:H2'	1.46	0.41
25:YA:1589:C:H2'	25:YA:1590:U:C6	2.55	0.41
25:YA:1747:G:O2'	25:YA:1748:G:H5'	2.20	0.41
25:YA:1767:C:H2'	25:YA:1768:U:O4'	2.20	0.41
25:YA:1799:G:H5'	25:YA:1819:A:H61	1.85	0.41
25:YA:1857:G:N2	25:YA:1886:C:N4	2.68	0.41
25:YA:1651:G:C2	25:YA:2007:C:N3	2.89	0.41
25:YA:237:C:H2'	25:YA:238:C:H6	1.84	0.41
25:YA:2404:C:H1'	35:YP:67:MET:HE2	2.03	0.41
25:YA:2630:G:C2	25:YA:2631:G:C4	3.07	0.41
25:YA:2693:A:H2'	25:YA:2694:G:H8	1.85	0.41
25:YA:479:A:C2	25:YA:481:G:H5''	2.56	0.41
25:YA:503:A:C6	25:YA:506:G:C6	3.08	0.41
25:YA:624:C:C6	25:YA:624:C:H5''	2.55	0.41
25:YA:878:A:N6	25:YA:899:A:HO2'	2.18	0.41
27:YD:134:ARG:HG3	27:YD:134:ARG:H	1.55	0.41
27:YD:182:LEU:N	27:YD:272:ALA:HB3	2.32	0.41
29:YF:176:LEU:HD11	29:YF:180:GLY:O	2.19	0.41

Continued on next page...

Continued from previous page...

Atom-1	Atom-2	Interatomic distance (Å)	Clash overlap (Å)
29:YF:183:VAL:O	29:YF:184:TYR:C	2.57	0.41
29:YF:53:THR:O	29:YF:55:GLY:N	2.53	0.41
32:YI:88:ILE:H	32:YI:122:GLU:H	1.69	0.41
32:YI:3:VAL:HG12	32:YI:38:LEU:HA	2.02	0.41
33:YN:1:MET:HG3	33:YN:1:MET:O	2.19	0.41
35:YP:49:ARG:HG2	35:YP:49:ARG:HH11	1.84	0.41
38:YS:51:ALA:HB3	38:YS:73:LEU:HD23	2.01	0.41
39:YT:134:GLU:O	39:YT:135:ALA:CB	2.69	0.41
39:YT:23:ARG:CB	39:YT:24:PRO:HD2	2.40	0.41
39:YT:62:THR:HG22	39:YT:75:ILE:CG1	2.35	0.41
40:YU:97:ASP:HA	40:YU:100:VAL:HG23	2.02	0.41
40:YU:83:LEU:HG	40:YU:88:ILE:HG13	2.02	0.41
40:YU:92:ARG:NH2	41:YV:11:GLN:O	2.53	0.41
42:YW:17:VAL:O	42:YW:18:ARG:C	2.57	0.41
42:YW:73:ALA:HB3	42:YW:106:ILE:CG1	2.46	0.41
42:YW:8:ARG:NH1	42:YW:8:ARG:HG3	2.34	0.41
44:YY:6:HIS:O	44:YY:7:VAL:CG1	2.59	0.41
45:YZ:10:ARG:NH2	45:YZ:26:GLY:H	2.16	0.41
25:YA:2584:U:H4'	56:Z8:76:PPU:C5	2.49	0.41
1:QA:1227:A:OP2	13:QM:111:LYS:HE3	2.20	0.41
1:QA:1253:G:H2'	1:QA:1254:C:C6	2.56	0.41
1:QA:1381:U:C4	1:QA:1382:C:C4	3.09	0.41
1:QA:1394:A:H4'	1:QA:1395:C:OP2	2.20	0.41
1:QA:354:G:H2'	1:QA:355:C:H5'	2.01	0.41
1:QA:675:A:H2'	1:QA:676:A:O4'	2.19	0.41
1:QA:765:G:H5''	1:QA:766:A:OP1	2.20	0.41
1:QA:858:G:H8	1:QA:858:G:OP2	2.03	0.41
2:QB:97:TRP:HZ3	2:QB:172:ILE:HG22	1.85	0.41
4:QD:101:LEU:CD2	4:QD:121:VAL:HG11	2.50	0.41
4:QD:30:LYS:HB3	4:QD:35:ARG:CG	2.36	0.41
6:QF:92:LYS:HZ2	6:QF:92:LYS:HB2	1.84	0.41
7:QG:141:VAL:CG1	7:QG:141:VAL:O	2.65	0.41
7:QG:92:SER:HB3	7:QG:95:ARG:HB2	2.03	0.41
8:QH:122:ARG:HG3	8:QH:122:ARG:HH11	1.85	0.41
9:QI:83:ARG:HA	9:QI:86:VAL:HG12	2.02	0.41
10:QJ:45:ARG:HG3	10:QJ:45:ARG:HH11	1.86	0.41
1:QA:521:G:O5'	12:QL:73:GLU:HG3	2.20	0.41
13:QM:119:GLY:O	13:QM:120:LYS:O	2.39	0.41
14:QN:48:ALA:HA	14:QN:53:LEU:HD12	2.01	0.41
16:QP:20:VAL:HG22	16:QP:21:VAL:H	1.83	0.41
17:QQ:74:LEU:HD13	17:QQ:74:LEU:O	2.20	0.41

Continued on next page...

Continued from previous page...

Atom-1	Atom-2	Interatomic distance (Å)	Clash overlap (Å)
18:QR:20:ALA:C	18:QR:21:LYS:HG3	2.41	0.41
20:QT:95:ALA:O	20:QT:97:ALA:N	2.53	0.41
46:R0:48:GLY:H	46:R0:51:VAL:HB	1.86	0.41
54:R8:16:ILE:HD11	54:R8:57:ARG:CG	2.44	0.41
25:RA:1371:G:H8	25:RA:1371:G:O5'	2.03	0.41
25:RA:142:G:H1'	43:RX:37:THR:CG2	2.50	0.41
25:RA:2037:G:C6	25:RA:2038:G:C6	3.08	0.41
25:RA:2257:U:C4	25:RA:2258:C:N4	2.88	0.41
25:RA:2413:G:N2	25:RA:2414:G:H1'	2.35	0.41
25:RA:2439:A:H5'	25:RA:2439:A:H8	1.78	0.41
25:RA:9:U:O4	25:RA:2629:A:C8	2.74	0.41
25:RA:270(A):A:O2'	25:RA:270(B):A:H5'	2.19	0.41
25:RA:527:C:H2'	25:RA:2779:U:C5	2.56	0.41
25:RA:871:U:OP1	36:RQ:5:ARG:HG2	2.21	0.41
26:RB:109:G:C6	26:RB:110:G:C5	3.09	0.41
27:RD:269:PHE:N	27:RD:269:PHE:CD2	2.88	0.41
28:RE:179:GLU:CB	28:RE:181:LEU:HD23	2.23	0.41
29:RF:53:THR:O	29:RF:55:GLY:N	2.53	0.41
30:RG:135:LEU:N	30:RG:135:LEU:CD1	2.84	0.41
33:RN:114:ARG:C	33:RN:116:LEU:N	2.74	0.41
33:RN:21:LYS:O	33:RN:22:THR:O	2.39	0.41
33:RN:52:VAL:CG1	33:RN:53:VAL:N	2.82	0.41
35:RP:64:LYS:HG3	54:R8:25:MET:CE	2.50	0.41
36:RQ:34:LEU:HD23	36:RQ:104:PHE:CD1	2.55	0.41
37:RR:28:LEU:HD12	37:RR:29:LEU:HD12	2.01	0.41
39:RT:134:GLU:O	39:RT:135:ALA:CB	2.69	0.41
25:RA:534:U:O2	40:RU:49:HIS:HE1	2.04	0.41
41:RV:38:LEU:CD2	41:RV:39:LEU:N	2.82	0.41
41:RV:38:LEU:CD1	41:RV:55:ALA:CB	2.99	0.41
1:XA:114:U:H2'	1:XA:115:G:C8	2.55	0.41
1:XA:1191:A:OP1	3:XC:4:LYS:HG3	2.20	0.41
1:XA:1296:C:H1'	1:XA:1302:U:H5	1.84	0.41
1:XA:147:G:C4	1:XA:148:G:C8	3.08	0.41
1:XA:164:U:H2'	1:XA:165:C:C6	2.55	0.41
1:XA:20:U:H2'	1:XA:21:G:O4'	2.21	0.41
1:XA:233:C:H2'	1:XA:234:C:H6	1.86	0.41
1:XA:254:G:O2'	17:XQ:16:GLN:O	2.37	0.41
1:XA:358:U:H2'	1:XA:359:U:O4'	2.20	0.41
1:XA:571:U:O2	1:XA:918:A:H5'	2.21	0.41
1:XA:683:G:C6	1:XA:684:A:C6	3.08	0.41
1:XA:836:G:C6	1:XA:851:G:C6	3.08	0.41

Continued on next page...

Continued from previous page...

Atom-1	Atom-2	Interatomic distance (Å)	Clash overlap (Å)
1:XA:969:A:C2	1:XA:970:C:C2	3.08	0.41
2:XB:130:ARG:HH22	2:XB:138:LEU:HD21	1.85	0.41
2:XB:23:ARG:H	2:XB:23:ARG:CD	2.30	0.41
2:XB:75:LYS:C	2:XB:77:ALA:H	2.24	0.41
3:XC:128:PHE:O	3:XC:130:VAL:N	2.54	0.41
3:XC:129:ALA:C	3:XC:131:ARG:N	2.72	0.41
3:XC:59:ARG:HH12	3:XC:97:LYS:CE	2.33	0.41
7:XG:101:LEU:O	7:XG:104:LEU:HB2	2.20	0.41
7:XG:141:VAL:CG1	7:XG:141:VAL:O	2.65	0.41
8:XH:38:ILE:CD1	8:XH:118:VAL:HG12	2.49	0.41
10:XJ:45:ARG:HH11	10:XJ:45:ARG:HG3	1.86	0.41
1:XA:779:C:H4'	11:XK:121:PRO:O	2.20	0.41
11:XK:124:LYS:HB3	11:XK:125:PHE:CD1	2.47	0.41
11:XK:56:GLY:O	11:XK:89:ALA:HB3	2.21	0.41
1:XA:1316:G:H5''	14:YN:17:LYS:CE	2.50	0.41
17:XQ:11:VAL:HG23	17:XQ:12:SER:N	2.35	0.41
18:XR:76:LEU:N	18:XR:76:LEU:HD22	2.35	0.41
18:XR:84:LYS:H	18:XR:84:LYS:HG2	1.56	0.41
49:Y3:37:LEU:N	49:Y3:37:LEU:HD23	2.35	0.41
49:Y3:39:ASP:O	49:Y3:40:THR:C	2.59	0.41
25:YA:1216:G:OP2	40:YU:12:ARG:NH2	2.43	0.41
25:YA:1448:G:H1'	25:YA:1528:A:N6	2.35	0.41
25:YA:1449:A:N3	25:YA:1530:G:H1'	2.35	0.41
25:YA:1764:G:C5	25:YA:1989:G:N2	2.89	0.41
25:YA:1869:G:N2	25:YA:1878:G:C5	2.88	0.41
25:YA:1922:G:C2'	25:YA:1923:U:H5'	2.50	0.41
25:YA:1984:G:C2	25:YA:1985:G:C8	3.08	0.41
25:YA:2081:C:C5	25:YA:2237:G:N2	2.88	0.41
25:YA:2355:C:H5''	25:YA:2356:C:OP2	2.20	0.41
25:YA:2581:G:N3	25:YA:2581:G:H2'	2.36	0.41
25:YA:2616:C:O2	25:YA:2616:C:H2'	2.19	0.41
25:YA:422:A:C6	25:YA:423:A:C6	3.08	0.41
26:YB:106:G:C2	26:YB:107:U:C5	3.09	0.41
27:YD:145:VAL:CG1	27:YD:146:GLU:N	2.84	0.41
25:YA:2572:A:N3	28:YE:144:ARG:NH2	2.68	0.41
28:YE:167:VAL:CG1	28:YE:189:PRO:HD3	2.50	0.41
29:YF:20:LEU:HD12	29:YF:21:ALA:N	2.26	0.41
30:YG:51:ARG:CB	30:YG:51:ARG:NH1	2.82	0.41
32:YI:112:LYS:H	32:YI:112:LYS:HG2	1.39	0.41
33:YN:109:LYS:N	33:YN:109:LYS:CD	2.83	0.41
33:YN:114:ARG:C	33:YN:116:LEU:N	2.74	0.41

Continued on next page...

Continued from previous page...

Atom-1	Atom-2	Interatomic distance (Å)	Clash overlap (Å)
33:YN:27:ALA:O	33:YN:28:THR:C	2.57	0.41
35:YP:39:LYS:HA	35:YP:45:LEU:HD11	1.83	0.41
36:YQ:27:VAL:HG22	36:YQ:105:GLU:CD	2.41	0.41
36:YQ:80:GLU:OE1	46:Y0:7:LEU:HG	2.20	0.41
37:YR:55:ALA:HA	37:YR:80:PHE:CE2	2.55	0.41
39:YT:134:GLU:OE1	39:YT:135:ALA:N	2.53	0.41
25:YA:1200:C:H1'	40:YU:2:PRO:HG2	2.02	0.41
41:YV:81:TYR:C	41:YV:82:ARG:CG	2.89	0.41
41:YV:16:PRO:HB3	41:YV:97:LYS:O	2.20	0.41
42:YW:25:ARG:CB	42:YW:25:ARG:NH1	2.79	0.41
43:YX:31:HIS:HA	43:YX:32:PRO:HD3	1.88	0.41
44:YY:95:LYS:CD	44:YY:95:LYS:H	2.32	0.41
36:YQ:132:VAL:HG11	45:YZ:81:ARG:NH1	2.35	0.41
1:QA:1064:G:O2'	1:QA:1065:U:P	2.77	0.41
1:QA:1072:G:OP1	5:QE:49:PRO:HD2	2.20	0.41
1:QA:1234:C:C4'	1:QA:1364:U:H1'	2.50	0.41
1:QA:1504:G:H4'	1:QA:1505:G:O4'	2.20	0.41
1:QA:258:G:H1	1:QA:268:C:H42	1.68	0.41
1:QA:590:C:O2'	1:QA:591:U:H5'	2.21	0.41
2:QB:166:ASP:O	2:QB:170:GLU:OE1	2.38	0.41
1:QA:935:A:N6	7:QG:3:ARG:HG3	2.36	0.41
7:QG:79:ARG:CZ	7:QG:82:GLY:HA2	2.51	0.41
11:QK:20:TYR:N	11:QK:31:THR:O	2.54	0.41
11:QK:22:HIS:HB3	11:QK:29:ILE:HG22	2.03	0.41
11:QK:56:GLY:O	11:QK:89:ALA:HB3	2.21	0.41
46:R0:70:GLN:NE2	46:R0:72:ARG:HD3	2.36	0.41
48:R2:61:LEU:HD23	48:R2:64:LEU:HD12	2.03	0.41
50:R4:12:ALA:HB1	50:R4:30:GLU:N	2.34	0.41
50:R4:4:GLY:O	50:R4:5:ILE:C	2.59	0.41
25:RA:686:G:C2	53:R7:11:LYS:HE3	2.54	0.41
25:RA:1021:A:C8	25:RA:1021:A:C3'	3.03	0.41
25:RA:1085:A:O2'	25:RA:1086:A:P	2.78	0.41
25:RA:121:G:H1'	25:RA:148:C:C2	2.56	0.41
25:RA:1337:G:O5'	25:RA:1337:G:H8	2.02	0.41
25:RA:1451:C:H4'	25:RA:1453:A:H5'	2.03	0.41
25:RA:1565:C:C2	25:RA:1567:A:C8	3.08	0.41
25:RA:2318:G:N2	38:RS:2:ALA:HA	2.35	0.41
25:RA:2456:C:C4	25:RA:2457:U:C5	3.08	0.41
25:RA:363:G:H2'	25:RA:363(A):A:H8	1.84	0.41
25:RA:685:A:H5''	25:RA:788:A:H62	1.86	0.41
25:RA:871:U:H2'	25:RA:872:A:C8	2.55	0.41

Continued on next page...

Continued from previous page...

Atom-1	Atom-2	Interatomic distance (Å)	Clash overlap (Å)
26:RB:31:C:H2'	26:RB:32:C:H5'	2.02	0.41
27:RD:134:ARG:HD3	27:RD:135:PHE:HE2	1.82	0.41
27:RD:158:ALA:O	27:RD:196:VAL:HG11	2.21	0.41
25:RA:1820:U:O2	27:RD:202:LYS:N	2.53	0.41
27:RD:2:ALA:O	27:RD:3:VAL:CB	2.68	0.41
27:RD:68:LYS:HG3	27:RD:68:LYS:O	2.20	0.41
27:RD:75:ILE:HG21	27:RD:99:ASP:HB2	2.02	0.41
25:RA:2572:A:N3	28:RE:144:ARG:NH2	2.68	0.41
29:RF:111:ALA:O	29:RF:112:MET:C	2.59	0.41
30:RG:117:PHE:CE1	30:RG:119:GLY:CA	3.03	0.41
30:RG:77:ILE:H	30:RG:82:LEU:HB2	1.84	0.41
32:RI:29:TYR:O	32:RI:33:ARG:HB2	2.21	0.41
32:RI:37:VAL:HG12	32:RI:38:LEU:HD12	2.03	0.41
41:RV:61:VAL:O	41:RV:61:VAL:CG2	2.68	0.41
42:RW:55:ALA:O	42:RW:58:ALA:HB3	2.21	0.41
44:RY:86:ARG:HA	44:RY:86:ARG:HD2	1.91	0.41
1:XA:1039:C:H6	1:XA:1039:C:OP2	2.04	0.41
1:XA:1259:C:H1'	1:XA:1283:G:H21	1.85	0.41
1:XA:1451:A:H2'	1:XA:1451:A:N3	2.36	0.41
1:XA:160:A:H2'	1:XA:161:A:O4'	2.21	0.41
1:XA:23:C:H2'	1:XA:24:U:O4'	2.20	0.41
1:XA:442:C:H2'	1:XA:443:C:C6	2.54	0.41
1:XA:53:A:N1	1:XA:54:C:C2	2.88	0.41
1:XA:126:G:H4'	1:XA:634:C:O2	2.19	0.41
2:XB:200:ILE:CG2	2:XB:201:ILE:N	2.83	0.41
3:XC:108:ASN:CG	3:XC:111:LEU:HG	2.41	0.41
3:XC:46:GLU:C	3:XC:48:TYR:H	2.23	0.41
4:XD:111:ALA:HB3	4:XD:117:ALA:HB2	2.02	0.41
4:XD:127:THR:HG23	4:XD:130:GLY:O	2.20	0.41
5:XE:68:GLU:CG	5:XE:68:GLU:O	2.68	0.41
5:XE:78:HIS:HE1	5:XE:143:ARG:N	2.12	0.41
9:XI:127:LYS:CE	22:XV:34:C:OP2	2.68	0.41
11:XK:20:TYR:N	11:XK:31:THR:O	2.54	0.41
12:XL:41:ARG:NH2	12:XL:43:VAL:HG12	2.35	0.41
12:XL:62:SER:HB2	12:XL:64:TYR:CD1	2.56	0.41
14:XN:34:TYR:CD1	14:XN:34:TYR:N	2.89	0.41
16:XP:20:VAL:CG2	16:XP:32:TYR:CD2	3.04	0.41
19:XS:39:THR:HG23	19:XS:68:GLY:O	2.21	0.41
20:XT:101:GLY:C	20:XT:103:GLY:N	2.73	0.41
20:XT:10:LEU:O	20:XT:12:ALA:N	2.53	0.41
22:XV:17:C:O2	22:XV:17:C:H2'	2.20	0.41

Continued on next page...

Continued from previous page...

Atom-1	Atom-2	Interatomic distance (Å)	Clash overlap (Å)
36:YQ:83:MET:SD	46:Y0:7:LEU:HD13	2.60	0.41
49:Y3:37:LEU:HD12	49:Y3:43:ILE:CG2	2.50	0.41
50:Y4:38:LYS:HG3	50:Y4:44:THR:OG1	2.20	0.41
50:Y4:4:GLY:O	50:Y4:5:ILE:C	2.59	0.41
54:Y8:14:VAL:CG1	54:Y8:60:LEU:HD11	2.50	0.41
25:YA:1026:U:H1'	25:YA:1027:A:C5'	2.51	0.41
25:YA:1081:U:H3'	25:YA:1082:U:C5'	2.50	0.41
25:YA:1105:U:H6	25:YA:1105:U:OP2	2.03	0.41
25:YA:1398:C:O5'	25:YA:1398:C:H6	2.03	0.41
25:YA:1432:C:H2'	25:YA:1433:U:O4'	2.20	0.41
25:YA:1508:A:O2'	25:YA:1509:C:O4'	2.35	0.41
25:YA:1674:G:H1'	25:YA:1676:A:N6	2.36	0.41
25:YA:2584:U:C6	25:YA:2585:U:C4	3.09	0.41
25:YA:2662:A:O5'	25:YA:2662:A:H8	2.03	0.41
25:YA:270(T):G:H2'	25:YA:270(U):C:C6	2.54	0.41
25:YA:2749:A:H1'	31:YH:63:SER:OG	2.21	0.41
25:YA:811:U:O2	25:YA:1250:G:H5''	2.21	0.41
25:YA:947:G:N2	25:YA:971:C:C2	2.89	0.41
26:YB:89(A):A:H8	26:YB:89(A):A:O5'	2.04	0.41
27:YD:168:ARG:O	27:YD:169:GLU:HB2	2.19	0.41
25:YA:729:G:N7	27:YD:208:LYS:HB2	2.36	0.41
27:YD:269:PHE:N	27:YD:269:PHE:CD2	2.88	0.41
28:YE:161:GLY:O	28:YE:162:ALA:HB3	2.20	0.41
28:YE:54:GLN:N	28:YE:54:GLN:CD	2.73	0.41
29:YF:129:PHE:O	29:YF:142:TRP:HD1	2.03	0.41
29:YF:64:ILE:HG23	29:YF:65:TRP:CD1	2.54	0.41
33:YN:21:LYS:O	33:YN:22:THR:O	2.39	0.41
33:YN:28:THR:O	33:YN:29:LYS:C	2.59	0.41
29:YF:34:TRP:CA	35:YP:6:LEU:HD12	2.47	0.41
26:YB:116:G:H4'	38:YS:54:LEU:HD13	2.01	0.41
38:YS:66:ALA:HA	38:YS:69:VAL:CG1	2.51	0.41
38:YS:83:LYS:HE3	38:YS:84:GLN:CG	2.49	0.41
41:YV:21:ARG:HD2	41:YV:91:TYR:CE2	2.55	0.41
42:YW:14:PRO:C	42:YW:16:LYS:N	2.73	0.41
42:YW:1:MET:HG3	42:YW:2:GLU:N	2.36	0.41
42:YW:29:LEU:HD23	42:YW:29:LEU:C	2.41	0.41
25:YA:456:C:C5	43:YX:69:TYR:CE1	3.09	0.41
43:YX:7:VAL:O	43:YX:30:VAL:CG1	2.67	0.41
45:YZ:45:ASP:O	45:YZ:49:ARG:HG2	2.20	0.41
45:YZ:5:LEU:HD12	45:YZ:7:ALA:HB2	2.01	0.41
1:QA:1079:G:H5'	5:QE:129:ILE:HG21	2.03	0.41

Continued on next page...

Continued from previous page...

Atom-1	Atom-2	Interatomic distance (Å)	Clash overlap (Å)
1:QA:1095:U:H2'	1:QA:1096:C:O4'	2.20	0.41
1:QA:1149:C:H6	1:QA:1149:C:O5'	2.03	0.41
1:QA:1219:U:OP1	14:QN:19:ARG:NH2	2.41	0.41
1:QA:1337:G:H5''	1:QA:1338:G:OP1	2.20	0.41
1:QA:1385:G:C2	1:QA:1386:G:C8	3.09	0.41
1:QA:255:G:OP1	17:QQ:69:LYS:NZ	2.54	0.41
1:QA:515:G:C5	1:QA:516:U:C5	3.08	0.41
1:QA:77:C:H42	1:QA:92:G:H1	1.68	0.41
2:QB:5:ILE:HB	2:QB:221:LEU:HD23	2.01	0.41
3:QC:78:GLY:HA3	3:QC:83:ARG:HB2	2.03	0.41
4:QD:198:VAL:CG1	4:QD:199:ASN:H	2.32	0.41
4:QD:52:SER:HB3	4:QD:55:ALA:HB3	2.00	0.41
5:QE:10:MET:CE	5:QE:13:ILE:HD13	2.51	0.41
6:QF:92:LYS:CB	6:QF:92:LYS:NZ	2.84	0.41
7:QG:103:TRP:O	7:QG:104:LEU:C	2.58	0.41
7:QG:118:VAL:HG23	7:QG:119:ARG:N	2.35	0.41
7:QG:22:LEU:O	7:QG:25:ALA:HB3	2.21	0.41
7:QG:78:ARG:NH1	7:QG:78:ARG:CG	2.84	0.41
9:QI:71:SER:O	9:QI:72:GLY:C	2.58	0.41
10:QJ:40:LEU:HB3	10:QJ:41:PRO:HD2	2.02	0.41
10:QJ:45:ARG:HB2	10:QJ:65:LEU:HB3	2.03	0.41
12:QL:53:ARG:HH12	12:QL:92:ASP:HB3	1.85	0.41
13:QM:47:ASP:O	13:QM:48:LEU:HB3	2.20	0.41
18:QR:53:ARG:O	18:QR:55:ARG:N	2.53	0.41
19:QS:41:VAL:HG12	19:QS:45:VAL:H	1.84	0.41
21:QU:2:GLY:C	21:QU:4:GLY:H	2.23	0.41
22:QV:16:C:O2'	22:QV:17:C:OP1	2.39	0.41
22:QV:21:A:N6	22:QV:46:G:H2'	2.36	0.41
46:R0:12:ASN:HB3	46:R0:13:GLY:H	1.57	0.41
50:R4:14:ILE:HA	50:R4:31:ILE:O	2.21	0.41
19:QS:5:LEU:HD21	50:R4:67:TYR:CE2	2.52	0.41
52:R6:8:LYS:O	52:R6:9:LEU:HB2	2.20	0.41
25:RA:1065:U:O2'	25:RA:1074:G:N2	2.54	0.41
25:RA:1619:G:O5'	25:RA:1619:G:H8	2.03	0.41
25:RA:1668:A:N7	25:RA:1674:G:C6	2.88	0.41
25:RA:1716:U:H2'	25:RA:1717:G:H8	1.84	0.41
25:RA:1649:G:C6	25:RA:2009:G:C6	3.08	0.41
25:RA:226:G:O2'	25:RA:227:A:H5'	2.21	0.41
25:RA:2415:G:C6	25:RA:2416:C:C4	3.08	0.41
25:RA:2259:G:H1'	25:RA:2427:C:H2'	2.01	0.41
25:RA:2871:C:H5''	25:RA:2872:G:OP1	2.20	0.41

Continued on next page...

Continued from previous page...

Atom-1	Atom-2	Interatomic distance (Å)	Clash overlap (Å)
25:RA:639:U:H2'	25:RA:640:C:H6	1.85	0.41
25:RA:78:A:H2'	25:RA:79:G:C8	2.55	0.41
25:RA:912:C:O2	25:RA:912:C:H2'	2.19	0.41
28:RE:167:VAL:CG1	28:RE:189:PRO:HD3	2.50	0.41
28:RE:197:ILE:HD11	28:RE:199:ARG:NH1	2.30	0.41
28:RE:93:VAL:HG21	28:RE:180:ASN:HA	2.03	0.41
30:RG:47:LYS:HE3	30:RG:47:LYS:HB2	1.80	0.41
35:RP:9:ASN:HB2	35:RP:10:PRO:HD2	2.03	0.41
37:RR:28:LEU:C	37:RR:28:LEU:HD13	2.40	0.41
42:RW:29:LEU:C	42:RW:29:LEU:HD23	2.41	0.41
44:RY:13:VAL:O	44:RY:24:VAL:HA	2.20	0.41
44:RY:97:ARG:HH21	44:RY:98:VAL:CG2	2.32	0.41
1:XA:104:G:O2'	1:XA:105:G:H5'	2.20	0.41
1:XA:126:G:C2	1:XA:127:G:H1'	2.55	0.41
1:XA:1410:G:C2	1:XA:1491:G:C2	3.09	0.41
1:XA:227:G:H2'	1:XA:228:A:O4'	2.19	0.41
1:XA:242:C:C2	1:XA:285:G:N2	2.88	0.41
1:XA:337:C:H2'	1:XA:338:A:H8	1.83	0.41
1:XA:402:G:C2'	1:XA:403:C:H5'	2.50	0.41
1:XA:411:A:C5	1:XA:413:G:H1'	2.55	0.41
1:XA:939:G:H2'	1:XA:940:C:H6	1.83	0.41
2:XB:231:GLU:HG3	2:XB:233:SER:H	1.86	0.41
2:XB:62:ALA:O	2:XB:65:GLY:N	2.53	0.41
2:XB:95:GLN:O	2:XB:96:ARG:C	2.59	0.41
4:XD:170:VAL:CG2	4:XD:171:GLY:H	2.17	0.41
4:XD:209:ARG:NE	4:XD:209:ARG:HA	2.36	0.41
7:XG:103:TRP:O	7:XG:104:LEU:C	2.59	0.41
7:XG:111:ARG:HH11	7:XG:111:ARG:CB	2.23	0.41
7:XG:126:ASP:N	7:XG:126:ASP:OD2	2.53	0.41
7:XG:17:VAL:HG12	7:XG:18:TYR:CD1	2.55	0.41
8:XH:122:ARG:HH11	8:XH:122:ARG:HG3	1.85	0.41
9:XI:20:ARG:O	9:XI:21:PRO:C	2.59	0.41
9:XI:49:PRO:O	9:XI:85:LEU:HD21	2.20	0.41
10:XJ:29:ARG:O	10:XJ:30:SER:HB3	2.20	0.41
11:XK:21:ILE:HD13	11:XK:84:VAL:HG12	2.02	0.41
12:XL:8:ASN:O	12:XL:11:VAL:HG23	2.20	0.41
13:XM:13:LYS:HA	13:XM:44:ARG:CD	2.48	0.41
17:XQ:77:VAL:O	17:XQ:77:VAL:HG12	2.20	0.41
18:XR:53:ARG:O	18:XR:55:ARG:N	2.53	0.41
18:XR:74:ARG:HG2	18:XR:79:LEU:HB2	2.01	0.41
19:XS:39:THR:O	19:XS:40:ILE:HB	2.20	0.41

Continued on next page...

Continued from previous page...

Atom-1	Atom-2	Interatomic distance (Å)	Clash overlap (Å)
20:XT:89:ARG:HH12	20:XT:106:ALA:CB	2.34	0.41
47:Y1:86:SER:O	47:Y1:89:GLU:HB2	2.21	0.41
50:Y4:61:ARG:C	50:Y4:63:TYR:N	2.73	0.41
52:Y6:27:LYS:CB	52:Y6:27:LYS:NZ	2.73	0.41
54:Y8:25:MET:HB3	54:Y8:26:LYS:H	1.69	0.41
25:YA:1047:G:HO2'	25:YA:1048:A:H8	1.64	0.41
25:YA:1056:G:H5'	25:YA:1085:A:C2	2.56	0.41
25:YA:1171:G:C6	25:YA:1174:A:N6	2.89	0.41
25:YA:770:G:N3	25:YA:1354:A:H2	2.18	0.41
25:YA:1534:G:O2'	25:YA:1535:U:H4'	2.21	0.41
25:YA:1547:C:H2'	25:YA:1548:C:C6	2.55	0.41
25:YA:1627:G:H2'	25:YA:1628:G:H8	1.86	0.41
25:YA:1761:C:C4	25:YA:1762:A:N7	2.89	0.41
25:YA:1945:G:O2'	25:YA:1946:U:H5'	2.21	0.41
25:YA:2263:C:H42	25:YA:2278:A:N6	2.18	0.41
25:YA:2458:G:C5	25:YA:2490:G:C6	3.08	0.41
25:YA:2488:A:N6	25:YA:2489:G:C6	2.88	0.41
25:YA:2677:G:O2'	25:YA:2678:C:H5'	2.21	0.41
25:YA:2712:U:OP1	25:YA:2714:G:H4'	2.20	0.41
25:YA:284:U:H2'	25:YA:285:C:O4'	2.20	0.41
25:YA:301:G:C6	25:YA:317:G:C5	3.09	0.41
25:YA:465:G:C2	25:YA:466:A:C2	3.09	0.41
25:YA:873:G:H1	25:YA:904:C:H42	1.68	0.41
25:YA:915:C:O2'	26:YB:100:G:H5''	2.20	0.41
27:YD:145:VAL:O	27:YD:154:LYS:N	2.48	0.41
27:YD:158:ALA:O	27:YD:196:VAL:HG11	2.21	0.41
30:YG:22:ARG:HH22	30:YG:175:LEU:HD21	1.85	0.41
30:YG:60:LEU:HD23	30:YG:60:LEU:C	2.41	0.41
30:YG:67:LYS:NZ	50:Y4:6:HIS:CD2	2.89	0.41
30:YG:95:ARG:CA	30:YG:99:MET:HB3	2.50	0.41
31:YH:86:GLU:HG3	31:YH:165:ALA:CA	2.49	0.41
32:YI:114:LEU:HD13	32:YI:130:TYR:CD1	2.56	0.41
35:YP:12:ALA:C	35:YP:14:LYS:N	2.73	0.41
40:YU:39:LEU:O	40:YU:42:ALA:N	2.53	0.41
41:YV:38:LEU:O	41:YV:51:VAL:HA	2.20	0.41
42:YW:14:PRO:HG3	42:YW:101:SER:OG	2.21	0.41
42:YW:14:PRO:C	42:YW:18:ARG:HD2	2.41	0.41
25:YA:747:U:O2'	42:YW:88:ARG:HG3	2.21	0.41
43:YX:60:ARG:HA	43:YX:75:ASP:OD2	2.20	0.41
43:YX:83:VAL:CG1	43:YX:87:GLN:HB2	2.50	0.41
45:YZ:150:LEU:HD13	45:YZ:150:LEU:H	1.86	0.41

Continued on next page...

Continued from previous page...

Atom-1	Atom-2	Interatomic distance (Å)	Clash overlap (Å)
45:YZ:39:VAL:HG21	45:YZ:44:PHE:HB2	2.02	0.41
1:QA:198:G:C6	1:QA:220:G:C2	3.09	0.41
1:QA:132:C:C2	1:QA:231:G:N2	2.88	0.41
1:QA:310:G:H4'	16:QP:31:LYS:HD3	2.03	0.41
1:QA:448:A:C2	1:QA:449:C:C4	3.09	0.41
1:QA:767:A:H2'	1:QA:768:A:O4'	2.21	0.41
1:QA:972:C:O3'	10:QJ:57:LYS:HG2	2.21	0.41
2:QB:115:LEU:O	2:QB:119:GLU:N	2.54	0.41
2:QB:71:VAL:HG23	2:QB:164:VAL:HG22	2.02	0.41
2:QB:168:THR:CG2	2:QB:192:SER:HB2	2.51	0.41
2:QB:32:ILE:HD13	2:QB:190:THR:HG21	2.03	0.41
3:QC:108:ASN:HB3	3:QC:111:LEU:CG	2.51	0.41
3:QC:108:ASN:CG	3:QC:111:LEU:HG	2.41	0.41
3:QC:55:VAL:O	3:QC:55:VAL:HG12	2.20	0.41
4:QD:120:LEU:HA	4:QD:120:LEU:HD23	1.83	0.41
4:QD:36:ARG:HA	4:QD:37:PRO:HD2	1.82	0.41
4:QD:94:LEU:HA	4:QD:97:LEU:HD12	2.01	0.41
5:QE:27:ARG:CG	5:QE:28:PHE:N	2.84	0.41
5:QE:64:ARG:CZ	5:QE:64:ARG:HB2	2.51	0.41
5:QE:6:PHE:HB2	5:QE:63:ARG:HH12	1.86	0.41
7:QG:101:LEU:O	7:QG:104:LEU:HB2	2.20	0.41
7:QG:24:THR:HA	7:QG:27:ILE:HD13	2.02	0.41
10:QJ:71:LEU:HD12	10:QJ:72:VAL:H	1.85	0.41
12:QL:90:VAL:HG12	12:QL:92:ASP:H	1.86	0.41
13:QM:82:MET:HG2	13:QM:93:ARG:HG3	2.03	0.41
14:QN:9:LYS:HB3	14:QN:9:LYS:HE2	1.85	0.41
15:QO:74:ASP:C	15:QO:76:GLU:H	2.24	0.41
16:QP:6:LEU:N	16:QP:6:LEU:CD1	2.84	0.41
17:QQ:89:LEU:HD23	17:QQ:89:LEU:HA	1.92	0.41
48:R2:41:ILE:HD12	48:R2:43:GLN:N	2.35	0.41
54:R8:14:VAL:CG1	54:R8:60:LEU:HD11	2.50	0.41
25:RA:1007:C:O3'	33:RN:108:PRO:HB3	2.21	0.41
25:RA:1050:A:C8	25:RA:2751:G:C8	3.09	0.41
25:RA:1155:A:HO2'	25:RA:1156:A:H2'	1.85	0.41
25:RA:1429:G:H2'	25:RA:1430:C:C6	2.56	0.41
25:RA:1443:G:H1	25:RA:1548:C:H42	1.69	0.41
25:RA:2338:G:N1	25:RA:2339:G:C5	2.89	0.41
25:RA:2463:C:O5'	25:RA:2463:C:H6	2.04	0.41
25:RA:2654:A:N6	25:RA:2667:C:N4	2.69	0.41
25:RA:2653:U:C2	25:RA:2668:G:N2	2.89	0.41
25:RA:297:C:H5''	44:RY:85:VAL:HG21	2.03	0.41

Continued on next page...

Continued from previous page...

Atom-1	Atom-2	Interatomic distance (Å)	Clash overlap (Å)
25:RA:312:G:C6	25:RA:313:C:N3	2.89	0.41
25:RA:556:G:C6	25:RA:557:U:C4	3.08	0.41
25:RA:668:G:N7	25:RA:670:A:C8	2.89	0.41
25:RA:780:G:C2	25:RA:782:A:C2	3.09	0.41
27:RD:12:SER:C	27:RD:14:ARG:N	2.70	0.41
29:RF:183:VAL:HG22	29:RF:184:TYR:N	2.35	0.41
31:RH:137:ASP:HB2	31:RH:140:LYS:CE	2.51	0.41
31:RH:45:VAL:O	31:RH:45:VAL:CG1	2.69	0.41
32:RI:97:ILE:HD12	32:RI:140:LEU:CD1	2.51	0.41
33:RN:133:GLN:CB	33:RN:135:PRO:HD3	2.42	0.41
37:RR:47:PHE:O	37:RR:51:LEU:HD23	2.21	0.41
38:RS:15:ARG:O	38:RS:19:LYS:HD3	2.20	0.41
40:RU:6:THR:HG21	40:RU:10:ARG:CZ	2.50	0.41
40:RU:76:TYR:O	40:RU:80:ILE:HG12	2.21	0.41
41:RV:22:VAL:CG1	41:RV:23:GLU:H	2.32	0.41
42:RW:17:VAL:O	42:RW:18:ARG:C	2.57	0.41
44:RY:2:ARG:O	44:RY:3:VAL:O	2.38	0.41
45:RZ:4:ARG:HH12	45:RZ:58:VAL:HG21	1.86	0.41
1:XA:108:G:H5''	1:XA:109:A:C5'	2.48	0.41
1:XA:1141:C:O2'	1:XA:1142:G:H5'	2.21	0.41
1:XA:1176:A:N6	1:XA:1177:G:C6	2.89	0.41
1:XA:1221:G:H4'	19:XS:53:ASN:O	2.21	0.41
1:XA:1414:U:H2'	1:XA:1415:G:C8	2.55	0.41
1:XA:1430:C:C2	1:XA:1471:G:N2	2.89	0.41
1:XA:848:C:O5'	1:XA:848:C:H6	2.04	0.41
1:XA:892:A:C6	1:XA:907:A:C8	3.09	0.41
1:XA:998(A):C:H2'	1:XA:999:U:H6	1.85	0.41
3:XC:47:LEU:CD1	3:XC:76:VAL:HG12	2.42	0.41
4:XD:93:PHE:CE1	4:XD:97:LEU:HD11	2.55	0.41
5:XE:68:GLU:HG3	5:XE:70:PRO:HD3	2.03	0.41
7:XG:80:VAL:CG1	7:XG:81:GLY:N	2.83	0.41
7:XG:92:SER:HB3	7:XG:95:ARG:HB2	2.03	0.41
8:XH:1:MET:O	8:XH:2:LEU:HB2	2.21	0.41
9:XI:43:ALA:C	9:XI:45:ALA:N	2.73	0.41
10:XJ:45:ARG:HB2	10:XJ:65:LEU:HB3	2.03	0.41
12:XL:25:PRO:HD2	12:XL:97:ARG:HH11	1.86	0.41
16:XP:22:THR:HB	16:XP:32:TYR:HB3	2.03	0.41
18:XR:20:ALA:C	18:XR:21:LYS:HG3	2.41	0.41
19:XS:13:ASP:O	19:XS:14:HIS:O	2.39	0.41
19:XS:7:LYS:CG	19:XS:8:GLY:N	2.83	0.41
48:Y2:61:LEU:HD23	48:Y2:61:LEU:HA	1.85	0.41

Continued on next page...

Continued from previous page...

Atom-1	Atom-2	Interatomic distance (Å)	Clash overlap (Å)
1:XA:1312:G:P	50:Y4:58:ARG:HH12	2.43	0.41
25:YA:592:G:H21	54:Y8:4:MET:HE1	1.85	0.41
25:YA:989:G:OP1	25:YA:1157:G:H4'	2.20	0.41
25:YA:1374:G:C6	25:YA:1375:C:C4	3.09	0.41
25:YA:1776:G:N3	25:YA:1777:U:C6	2.88	0.41
25:YA:1798:U:C2	25:YA:1822:G:C2	3.09	0.41
25:YA:2232:U:P	47:Y1:40:ARG:HH12	2.44	0.41
25:YA:2366:A:N6	25:YA:2367:G:C2	2.89	0.41
25:YA:2056:G:C8	25:YA:2577:A:C6	3.09	0.41
25:YA:270(U):C:H2'	25:YA:270(V):G:C8	2.56	0.41
25:YA:540:G:N3	25:YA:540:G:H2'	2.35	0.41
25:YA:705:A:C2	25:YA:727:A:H1'	2.55	0.41
25:YA:701:G:N2	25:YA:732:C:C4	2.89	0.41
25:YA:823:G:C6	25:YA:835:A:C2	3.09	0.41
26:YB:101:A:H8	26:YB:101:A:OP2	2.04	0.41
27:YD:154:LYS:C	27:YD:155:LEU:HD12	2.41	0.41
28:YE:24:THR:HB	28:YE:184:VAL:HG23	2.02	0.41
28:YE:63:LEU:CD1	28:YE:64:LYS:N	2.71	0.41
30:YG:44:GLY:C	30:YG:46:ALA:N	2.73	0.41
33:YN:62:VAL:CG1	33:YN:66:LYS:HB2	2.51	0.41
34:YO:10:VAL:HG21	34:YO:16:ALA:HB3	2.03	0.41
34:YO:1:MET:HE2	34:YO:67:LYS:HG2	2.03	0.41
38:YS:53:SER:HA	38:YS:56:LEU:CD2	2.50	0.41
39:YT:28:VAL:HG23	39:YT:87:ASP:O	2.21	0.41
34:YO:71:ARG:HH11	39:YT:74:ARG:HH21	1.65	0.41
40:YU:92:ARG:O	40:YU:92:ARG:CG	2.54	0.41
42:YW:55:ALA:O	42:YW:58:ALA:HB3	2.20	0.41
44:YY:95:LYS:HZ1	44:YY:95:LYS:HB2	1.86	0.41
25:RA:2451:A:N1	56:Z6:76:PPU:HE2	2.35	0.41
1:QA:102:G:C6	1:QA:103:C:N4	2.89	0.41
1:QA:107:G:H2'	1:QA:108:G:O4'	2.20	0.41
1:QA:151:A:H2'	1:QA:152:A:O4'	2.21	0.41
1:QA:562:C:H4'	1:QA:563:A:O5'	2.21	0.41
1:QA:612:C:O2	1:QA:629:G:N2	2.53	0.41
1:QA:674:G:C2'	1:QA:675:A:H5'	2.51	0.41
1:QA:709:G:H2'	1:QA:710:G:C8	2.51	0.41
1:QA:988:G:C6	1:QA:989:C:C4	3.09	0.41
6:QF:36:ARG:NH2	6:QF:38:GLU:HG2	2.35	0.41
7:QG:121:ALA:O	7:QG:125:MET:HG3	2.21	0.41
12:QL:109:GLY:HA3	12:QL:121:GLY:O	2.20	0.41
12:QL:62:SER:HB2	12:QL:64:TYR:CD1	2.56	0.41

Continued on next page...

Continued from previous page...

Atom-1	Atom-2	Interatomic distance (Å)	Clash overlap (Å)
13:QM:117:VAL:O	13:QM:119:GLY:N	2.53	0.41
16:QP:12:LYS:HE2	16:QP:12:LYS:HB3	1.73	0.41
16:QP:22:THR:CA	16:QP:33:ILE:HG12	2.42	0.41
17:QQ:67:LYS:O	17:QQ:68:ARG:HB3	2.21	0.41
19:QS:39:THR:HG23	19:QS:68:GLY:O	2.21	0.41
47:R1:94:LEU:HA	47:R1:94:LEU:HD23	1.81	0.41
48:R2:18:PRO:C	48:R2:20:GLU:N	2.74	0.41
54:R8:3:LYS:HB3	54:R8:3:LYS:HE2	1.82	0.41
25:RA:1530:G:H2'	25:RA:1531:C:H6	1.86	0.41
25:RA:1980:G:O2'	25:RA:1982:C:OP2	2.35	0.41
25:RA:2032:G:O4'	25:RA:2032:G:N3	2.50	0.41
25:RA:2125:G:O2'	25:RA:2173:A:N6	2.54	0.41
25:RA:2164:C:H2'	25:RA:2165:G:O4'	2.20	0.41
25:RA:2199:A:H3'	25:RA:2205:C:C6	2.55	0.41
25:RA:2308:G:H2'	25:RA:2308:G:N3	2.35	0.41
25:RA:2445:G:C2'	25:RA:2446:G:H5'	2.51	0.41
25:RA:2625:G:C2	25:RA:2626:C:C2	3.08	0.41
25:RA:2647:U:H2'	25:RA:2648:C:C6	2.56	0.41
25:RA:298:G:H5''	25:RA:299:A:OP1	2.21	0.41
25:RA:415:A:H2'	25:RA:416:C:C6	2.56	0.41
25:RA:422:A:H2'	25:RA:423:A:C8	2.56	0.41
25:RA:546:C:C5	25:RA:547:A:C4	3.08	0.41
25:RA:80:G:C2	25:RA:81:G:C4	3.09	0.41
25:RA:83:G:O2'	25:RA:84:A:C8	2.74	0.41
25:RA:870:A:H2'	25:RA:871:U:H6	1.82	0.41
27:RD:147:LEU:CD1	27:RD:155:LEU:HD21	2.51	0.41
27:RD:197:GLY:O	27:RD:198:ASN:HB3	2.21	0.41
28:RE:111:ARG:NE	28:RE:160:TYR:CE1	2.76	0.41
29:RF:46:ARG:NH1	29:RF:46:ARG:CG	2.72	0.41
30:RG:44:GLY:C	30:RG:46:ALA:N	2.73	0.41
30:RG:61:ALA:CB	30:RG:67:LYS:HA	2.50	0.41
25:RA:2311:A:C1'	30:RG:82:LEU:HD11	2.51	0.41
30:RG:95:ARG:HA	30:RG:99:MET:HB3	2.03	0.41
33:RN:10:GLU:OE2	33:RN:11:PRO:HD2	2.21	0.41
34:RO:48:PRO:O	34:RO:50:GLY:N	2.54	0.41
35:RP:55:ARG:NH2	35:RP:55:ARG:HG2	2.36	0.41
36:RQ:139:GLU:CG	36:RQ:140:ALA:N	2.84	0.41
37:RR:55:ALA:O	37:RR:58:GLY:HA3	2.21	0.41
37:RR:94:TYR:CD2	37:RR:94:TYR:N	2.87	0.41
39:RT:84:GLN:HG2	39:RT:85:LYS:N	2.36	0.41
40:RU:33:ARG:O	40:RU:37:GLU:HB2	2.21	0.41

Continued on next page...

Continued from previous page...

Atom-1	Atom-2	Interatomic distance (Å)	Clash overlap (Å)
41:RV:67:GLY:O	41:RV:68:LYS:C	2.59	0.41
42:RW:14:PRO:C	42:RW:18:ARG:HD2	2.41	0.41
42:RW:96:ILE:O	42:RW:96:ILE:CG2	2.68	0.41
43:RX:83:VAL:CG1	43:RX:87:GLN:HB2	2.50	0.41
1:XA:1015:A:H2'	1:XA:1016:A:H8	1.85	0.41
1:XA:259:G:C2	1:XA:260:G:H1'	2.55	0.41
1:XA:304:U:H2'	1:XA:305:G:C8	2.56	0.41
1:XA:688:G:H2'	1:XA:689:C:O4'	2.20	0.41
2:XB:115:LEU:O	2:XB:119:GLU:N	2.54	0.41
2:XB:204:ASN:HD22	2:XB:204:ASN:C	2.22	0.41
2:XB:212:GLN:O	2:XB:212:GLN:NE2	2.54	0.41
2:XB:87:ARG:HH11	2:XB:223:ILE:HD11	1.82	0.41
3:XC:70:VAL:HG12	3:XC:71:ALA:H	1.84	0.41
4:XD:178:VAL:HG12	4:XD:179:GLU:N	2.35	0.41
5:XE:26:PHE:N	5:XE:26:PHE:CD1	2.88	0.41
8:XH:109:ILE:HG13	8:XH:120:THR:HB	2.03	0.41
9:XI:113:LYS:H	9:XI:113:LYS:CD	2.28	0.41
1:XA:677:U:H1'	11:XK:119:CYS:SG	2.60	0.41
12:XL:38:THR:HG22	12:XL:57:LYS:HB3	2.01	0.41
12:XL:62:SER:O	12:XL:64:TYR:N	2.54	0.41
12:XL:90:VAL:HG12	12:XL:92:ASP:H	1.85	0.41
13:XM:110:ARG:HG3	13:XM:110:ARG:O	2.20	0.41
14:XN:15:LYS:HD3	14:XN:15:LYS:HA	1.86	0.41
15:XO:69:TYR:CZ	15:XO:73:GLU:HG3	2.55	0.41
17:XQ:11:VAL:HG23	17:XQ:12:SER:H	1.85	0.41
53:Y7:24:THR:HB	53:Y7:25:PRO:HD2	2.03	0.41
54:Y8:56:GLU:C	54:Y8:58:ILE:N	2.73	0.41
25:YA:1445:C:H2'	25:YA:1446:C:H6	1.86	0.41
25:YA:1519:G:C5	25:YA:1520:U:C5	3.08	0.41
25:YA:1797:C:C2'	25:YA:1798:U:H5'	2.51	0.41
25:YA:2212:A:H1'	25:YA:2215:G:C5	2.56	0.41
25:YA:222:A:H2'	25:YA:222:A:H8	1.76	0.41
25:YA:2417:C:O2'	25:YA:2418:A:H5'	2.20	0.41
25:YA:2487:G:H2'	25:YA:2488:A:O4'	2.21	0.41
25:YA:2610:C:H4'	25:YA:2611:U:OP2	2.21	0.41
25:YA:2680:C:O2'	25:YA:2681:C:H5'	2.21	0.41
25:YA:2702:U:O2	25:YA:2702:U:H2'	2.20	0.41
25:YA:460:A:C2	25:YA:470:A:C4	3.09	0.41
25:YA:554:U:H2'	25:YA:556:G:H8	1.85	0.41
26:YB:55:U:N3	26:YB:56:G:N7	2.69	0.41
27:YD:197:GLY:O	27:YD:198:ASN:HB3	2.21	0.41

Continued on next page...

Continued from previous page...

Atom-1	Atom-2	Interatomic distance (Å)	Clash overlap (Å)
27:YD:215:LEU:HG	27:YD:215:LEU:H	1.59	0.41
28:YE:11:MET:HE3	28:YE:186:GLY:HA2	2.03	0.41
28:YE:36:ARG:O	28:YE:37:ARG:C	2.59	0.41
31:YH:169:VAL:HG22	31:YH:170:ARG:N	2.26	0.41
34:YO:48:PRO:O	34:YO:50:GLY:N	2.54	0.41
36:YQ:90:VAL:C	36:YQ:92:GLY:N	2.71	0.41
42:YW:68:ARG:O	42:YW:110:LYS:N	2.46	0.41
45:YZ:1:MET:HG2	45:YZ:2:GLU:N	2.35	0.41
1:QA:1092:A:C2	1:QA:1183:A:C2	3.09	0.41
1:QA:1162:C:C2	1:QA:1175:G:N2	2.88	0.41
1:QA:1238:A:H62	1:QA:1299:A:N6	2.18	0.41
1:QA:129(A):G:H4'	1:QA:130:A:H5''	2.02	0.41
1:QA:18:C:O3'	5:QE:127:ASN:ND2	2.49	0.41
1:QA:199:G:C2'	1:QA:200:G:H5'	2.50	0.41
1:QA:587:G:C2	1:QA:755:G:C5	3.09	0.41
1:QA:724:G:H2'	1:QA:725:G:C8	2.52	0.41
1:QA:855:G:H2'	1:QA:856:C:C6	2.55	0.41
2:QB:223:ILE:O	2:QB:226:ARG:HB3	2.21	0.41
3:QC:23:TYR:CD2	3:QC:24:ALA:N	2.88	0.41
6:QF:3:ARG:HB3	6:QF:93:SER:CB	2.47	0.41
8:QH:38:ILE:CD1	8:QH:118:VAL:HG12	2.49	0.41
9:QI:88:TYR:O	9:QI:89:ASN:HB2	2.20	0.41
12:QL:43:VAL:HG13	12:QL:55:VAL:HG21	2.03	0.41
12:QL:8:ASN:O	12:QL:11:VAL:HG23	2.20	0.41
13:QM:8:GLU:C	13:QM:9:ILE:CG2	2.90	0.41
14:QN:26:ARG:HB3	14:QN:27:CYS:H	1.64	0.41
15:QO:25:THR:CG2	15:QO:70:LEU:HB2	2.48	0.41
15:QO:69:TYR:CZ	15:QO:73:GLU:HG3	2.56	0.41
17:QQ:11:VAL:HG23	17:QQ:12:SER:H	1.85	0.41
19:QS:4:SER:O	19:QS:5:LEU:HD13	2.20	0.41
47:R1:18:ILE:HG22	47:R1:18:ILE:O	2.21	0.41
48:R2:65:ASN:O	48:R2:66:GLU:C	2.59	0.41
53:R7:24:THR:HB	53:R7:25:PRO:HD2	2.03	0.41
25:RA:1110:G:H2'	25:RA:1111:A:C8	2.56	0.41
25:RA:1132:A:O2'	25:RA:1133:U:H5'	2.20	0.41
25:RA:1008:C:N4	25:RA:1136:G:C6	2.89	0.41
25:RA:51:G:N2	25:RA:120:U:O2'	2.53	0.41
25:RA:1268:A:C2	25:RA:2013:A:C4	3.08	0.41
25:RA:1821:A:H8	25:RA:1821:A:O5'	2.04	0.41
25:RA:2152:G:H2'	25:RA:2153:G:C8	2.51	0.41
25:RA:2256:G:C2	25:RA:2275:C:N4	2.89	0.41

Continued on next page...

Continued from previous page...

Atom-1	Atom-2	Interatomic distance (Å)	Clash overlap (Å)
25:RA:304:G:N1	25:RA:305:U:C2	2.89	0.41
25:RA:370:G:H3'	25:RA:423:A:C2	2.56	0.41
25:RA:951:C:O2'	25:RA:952:G:H5'	2.21	0.41
25:RA:959:A:N3	25:RA:2457:U:O2'	2.45	0.41
25:RA:978:G:H1	25:RA:985:C:N4	2.19	0.41
26:RB:42:C:N4	26:RB:43:C:C4	2.89	0.41
27:RD:177:LEU:C	27:RD:179:SER:H	2.23	0.41
28:RE:4:ILE:HG22	28:RE:198:VAL:HB	2.02	0.41
30:RG:67:LYS:NZ	50:R4:6:HIS:CD2	2.89	0.41
32:RI:16:GLY:O	32:RI:18:VAL:HG23	2.21	0.41
33:RN:58:ASP:HB3	33:RN:95:PRO:HB3	2.02	0.41
34:RO:10:VAL:HG21	34:RO:16:ALA:HB3	2.03	0.41
35:RP:66:GLY:O	35:RP:67:MET:CB	2.63	0.41
36:RQ:20:ALA:HB1	36:RQ:99:PRO:CG	2.51	0.41
38:RS:100:ALA:CA	38:RS:103:GLU:HG2	2.49	0.41
38:RS:66:ALA:HA	38:RS:69:VAL:CG1	2.51	0.41
39:RT:28:VAL:HG23	39:RT:87:ASP:O	2.21	0.41
39:RT:76:PHE:HA	39:RT:77:PRO:HD3	1.75	0.41
40:RU:57:PHE:O	40:RU:60:LEU:N	2.54	0.41
42:RW:14:PRO:HG3	42:RW:101:SER:OG	2.21	0.41
42:RW:1:MET:HG3	42:RW:2:GLU:N	2.36	0.41
44:RY:43:ASN:O	44:RY:43:ASN:OD1	2.39	0.41
1:XA:1221:G:O3'	19:XS:77:THR:CG2	2.68	0.41
1:XA:1310:G:N2	1:XA:1328:C:C2	2.89	0.41
1:XA:1320:C:C5'	19:XS:70:LYS:HG3	2.51	0.41
1:XA:1502:A:H2	1:XA:1505:G:N2	2.18	0.41
1:XA:1523:G:C5	1:XA:1524:C:C5	3.09	0.41
1:XA:456:C:H2'	1:XA:457:C:H6	1.86	0.41
1:XA:582:U:H5'	15:XO:64:ARG:NH2	2.35	0.41
1:XA:746:A:H8	1:XA:746:A:O5'	2.04	0.41
1:XA:921:U:C4	1:XA:922:G:N7	2.89	0.41
2:XB:114:ARG:O	2:XB:118:LEU:HG	2.21	0.41
2:XB:95:GLN:HB3	2:XB:148:TYR:HD1	1.84	0.41
4:XD:101:LEU:CD2	4:XD:121:VAL:HG11	2.50	0.41
4:XD:15:GLU:OE1	4:XD:15:GLU:N	2.54	0.41
8:XH:33:GLU:O	8:XH:36:LEU:N	2.53	0.41
9:XI:105:ASP:C	9:XI:107:ARG:N	2.74	0.41
10:XJ:54:PHE:CZ	10:XJ:55:LYS:CE	3.04	0.41
13:XM:117:VAL:CG2	13:XM:118:ALA:H	2.31	0.41
13:XM:15:VAL:O	13:XM:19:LEU:HD22	2.21	0.41
17:XQ:86:GLU:O	17:XQ:87:LYS:C	2.59	0.41

Continued on next page...

Continued from previous page...

Atom-1	Atom-2	Interatomic distance (Å)	Clash overlap (Å)
48:Y2:41:ILE:HD12	48:Y2:43:GLN:N	2.35	0.41
48:Y2:53:LEU:O	48:Y2:57:ILE:HG13	2.21	0.41
50:Y4:26:SER:C	50:Y4:27:THR:O	2.58	0.41
52:Y6:8:LYS:O	52:Y6:9:LEU:HB2	2.21	0.41
25:YA:2756:U:OP2	55:Y9:19:ARG:CZ	2.68	0.41
25:YA:1042:G:C2	25:YA:1043:C:C2	3.08	0.41
25:YA:1187:G:H5''	41:YV:81:TYR:HE2	1.76	0.41
25:YA:1858:G:O2'	25:YA:1884:A:N6	2.53	0.41
25:YA:219:G:H2'	25:YA:220:G:O4'	2.20	0.41
25:YA:2537:U:H2'	25:YA:2538:C:H6	1.83	0.41
25:YA:2641:G:H2'	25:YA:2642:G:O4'	2.20	0.41
25:YA:2688:U:H1'	25:YA:2721:A:H61	1.85	0.41
25:YA:2720:U:H2'	25:YA:2721:A:C8	2.56	0.41
25:YA:596:G:H2'	25:YA:597:U:O4'	2.20	0.41
25:YA:871:U:H5'	25:YA:872:A:P	2.60	0.41
25:YA:918:A:H1'	26:YB:80:U:O2'	2.21	0.41
25:YA:2208:U:H1'	27:YD:151:LYS:HE2	2.03	0.41
28:YE:62:PRO:O	28:YE:63:LEU:C	2.59	0.41
29:YF:13:SER:OG	29:YF:14:PRO:HD2	2.21	0.41
29:YF:68:LYS:O	29:YF:69:HIS:HB2	2.21	0.41
30:YG:78:SER:O	30:YG:79:ASN:C	2.59	0.41
31:YH:145:ALA:O	31:YH:148:ILE:HB	2.21	0.41
31:YH:146:ALA:HB2	31:YH:164:TYR:OH	2.21	0.41
35:YP:101:VAL:O	35:YP:103:ALA:N	2.53	0.41
35:YP:18:ARG:HD2	35:YP:27:HIS:CD2	2.56	0.41
25:YA:2406:U:O4'	35:YP:75:ILE:HG22	2.21	0.41
37:YR:29:LEU:HD11	37:YR:48:VAL:CG1	2.50	0.41
37:YR:55:ALA:O	37:YR:58:GLY:HA3	2.21	0.41
40:YU:57:PHE:O	40:YU:60:LEU:N	2.54	0.41
40:YU:91:ASP:OD2	40:YU:96:ALA:CA	2.69	0.41
43:YX:54:VAL:C	43:YX:55:ASN:HD22	2.24	0.41
44:YY:13:VAL:O	44:YY:24:VAL:HA	2.20	0.41
44:YY:2:ARG:O	44:YY:3:VAL:O	2.38	0.41
1:QA:1118:C:H1'	1:QA:1179:A:C5	2.56	0.41
1:QA:1160:G:H2'	1:QA:1161:C:O5'	2.20	0.41
1:QA:1275:A:C2	1:QA:1276:G:H1'	2.56	0.41
1:QA:1404:C:H2'	1:QA:1405:G:C8	2.56	0.41
1:QA:572:A:C2	1:QA:916:G:N2	2.89	0.41
1:QA:946:A:H2'	1:QA:947:G:C8	2.56	0.41
2:QB:17:PHE:HB2	2:QB:42:ILE:CG2	2.50	0.41
3:QC:47:LEU:CD1	3:QC:76:VAL:HG12	2.42	0.41

Continued on next page...

Continued from previous page...

Atom-1	Atom-2	Interatomic distance (Å)	Clash overlap (Å)
6:QF:75:LEU:HD23	6:QF:75:LEU:C	2.41	0.41
7:QG:87:VAL:HG11	7:QG:155:ARG:HA	2.03	0.41
8:QH:6:ILE:HB	8:QH:85:ARG:HH11	1.74	0.41
9:QI:9:ARG:CG	9:QI:14:VAL:HG22	2.51	0.41
12:QL:89:ARG:HB3	12:QL:97:ARG:HA	2.02	0.41
13:QM:110:ARG:O	13:QM:110:ARG:HG3	2.20	0.41
13:QM:15:VAL:O	13:QM:19:LEU:HD22	2.21	0.41
13:QM:28:ALA:C	13:QM:30:ALA:H	2.25	0.41
14:QN:18:VAL:CG2	14:QN:19:ARG:H	2.32	0.41
15:QO:50:HIS:O	15:QO:53:HIS:HB3	2.20	0.41
16:QP:50:LYS:C	16:QP:50:LYS:HD3	2.42	0.41
17:QQ:51:TYR:HA	17:QQ:52:LYS:HZ2	1.85	0.41
17:QQ:60:ILE:HG23	17:QQ:60:ILE:O	2.21	0.41
46:R0:40:GLN:OE1	46:R0:45:PHE:N	2.54	0.41
48:R2:48:HIS:O	48:R2:49:LYS:C	2.57	0.41
25:RA:1401:G:C6	25:RA:1402:C:C4	3.09	0.41
25:RA:1484:G:H2'	25:RA:1485:G:H5''	2.03	0.41
25:RA:1579:A:H2'	25:RA:1580:A:O4'	2.20	0.41
25:RA:1271:G:N2	25:RA:1617:C:O4'	2.54	0.41
25:RA:1694:C:H4'	25:RA:1695:G:O5'	2.20	0.41
25:RA:1837:C:C2	25:RA:1903:G:N2	2.83	0.41
25:RA:194:G:H2'	25:RA:195:A:O4'	2.21	0.41
25:RA:224:G:H2'	25:RA:225:A:O4'	2.21	0.41
25:RA:2287:A:N6	25:RA:2344:U:N3	2.66	0.41
25:RA:2351:G:H2'	25:RA:2365:G:N2	2.36	0.41
25:RA:2250:G:H8	25:RA:2496:C:H5''	1.82	0.41
25:RA:24:G:C5	25:RA:25:U:C5	3.09	0.41
25:RA:2767:C:H2'	25:RA:2768:C:C6	2.55	0.41
25:RA:2795:G:H3'	25:RA:2797:U:C5'	2.50	0.41
25:RA:312:G:H5''	25:RA:313:C:OP2	2.20	0.41
25:RA:503:A:C4	25:RA:506:G:N7	2.89	0.41
25:RA:529:A:N3	25:RA:529:A:H2'	2.36	0.41
25:RA:537:C:H5'	25:RA:539:G:OP2	2.20	0.41
25:RA:658:C:H2'	25:RA:659:C:C6	2.55	0.41
25:RA:893:C:H5'	25:RA:894:C:OP2	2.21	0.41
25:RA:944:G:H5''	25:RA:945:A:O5'	2.21	0.41
27:RD:145:VAL:CG1	27:RD:146:GLU:N	2.83	0.41
27:RD:272:ALA:HB1	27:RD:273:ARG:H	1.58	0.41
28:RE:161:GLY:O	28:RE:162:ALA:HB3	2.20	0.41
28:RE:51:PHE:CG	28:RE:52:LEU:N	2.89	0.41
25:RA:2633:G:H1'	28:RE:62:PRO:HG2	2.03	0.41

Continued on next page...

Continued from previous page...

Atom-1	Atom-2	Interatomic distance (Å)	Clash overlap (Å)
30:RG:7:LEU:CD2	30:RG:176:LEU:HD22	2.45	0.41
30:RG:95:ARG:CA	30:RG:99:MET:HB3	2.50	0.41
32:RI:88:ILE:H	32:RI:88:ILE:HG12	1.46	0.41
33:RN:133:GLN:C	33:RN:134:ARG:HG2	2.41	0.41
33:RN:56:ASN:ND2	33:RN:126:PRO:N	2.69	0.41
34:RO:2:ILE:HG12	34:RO:8:LEU:HD11	2.02	0.41
35:RP:101:VAL:HG23	35:RP:106:LEU:HB3	2.03	0.41
36:RQ:27:VAL:HG22	36:RQ:105:GLU:CD	2.41	0.41
36:RQ:76:LYS:HB3	36:RQ:90:VAL:CG1	2.51	0.41
38:RS:6:ALA:O	38:RS:10:ARG:HD3	2.21	0.41
40:RU:83:LEU:CD1	40:RU:113:ALA:HB2	2.50	0.41
42:RW:50:VAL:O	42:RW:53:SER:N	2.50	0.41
44:RY:49:VAL:O	44:RY:50:ARG:C	2.59	0.41
1:XA:1039:C:H2'	1:XA:1040:U:O4'	2.20	0.41
1:XA:1068:G:C8	1:XA:1094:G:C8	3.08	0.41
1:XA:1118:C:OP1	9:XI:9:ARG:HD3	2.21	0.41
1:XA:1175:G:H2'	1:XA:1176:A:C8	2.55	0.41
1:XA:1221:G:C6	1:XA:1222:G:C5	3.08	0.41
1:XA:960:U:C2	1:XA:1225:A:C8	3.08	0.41
1:XA:1244:C:H2'	1:XA:1245:A:H8	1.86	0.41
1:XA:189:U:O2	17:XQ:63:ARG:NH2	2.54	0.41
1:XA:51:A:C6	1:XA:353:A:C2	3.09	0.41
1:XA:728:A:C5	15:XO:54:ARG:HD2	2.56	0.41
3:XC:19:GLU:HA	3:XC:54:ARG:NH1	2.14	0.41
3:XC:47:LEU:HD11	3:XC:76:VAL:CG1	2.42	0.41
4:QD:27:TYR:CZ	6:XF:15:ASP:OD2	2.69	0.41
7:XG:118:VAL:HG23	7:XG:119:ARG:N	2.35	0.41
8:XH:33:GLU:C	8:XH:35:ILE:H	2.25	0.41
9:XI:10:ARG:CG	9:XI:105:ASP:HB2	2.51	0.41
12:XL:21:LYS:N	12:XL:21:LYS:CD	2.83	0.41
12:XL:91:LYS:HE2	12:XL:91:LYS:HB2	1.76	0.41
13:XM:117:VAL:O	13:XM:119:GLY:N	2.53	0.41
18:XR:73:ALA:HB3	18:XR:79:LEU:CD1	2.47	0.41
30:YG:112:PRO:CA	50:Y4:37:SER:HB2	2.51	0.41
50:Y4:60:GLN:HB3	50:Y4:61:ARG:H	1.56	0.41
54:Y8:40:GLU:O	54:Y8:42:ARG:N	2.54	0.41
25:YA:1376:C:O2'	25:YA:1377:G:H5'	2.20	0.41
25:YA:1494:A:C6	25:YA:1495:A:C5	3.08	0.41
25:YA:1537:C:H2'	25:YA:1538:G:O4'	2.21	0.41
25:YA:1564:C:O2'	25:YA:1565:C:H5'	2.21	0.41
25:YA:1576:U:H2'	25:YA:1577:C:H6	1.86	0.41

Continued on next page...

Continued from previous page...

Atom-1	Atom-2	Interatomic distance (Å)	Clash overlap (Å)
25:YA:1637:A:C6	25:YA:1638:C:C4	3.09	0.41
25:YA:1859:A:N6	25:YA:1883:G:O2'	2.54	0.41
25:YA:18:C:N3	25:YA:522:G:N1	2.63	0.41
25:YA:2056:G:C5	25:YA:2577:A:C4	3.08	0.41
25:YA:2197:U:O2'	25:YA:2198:A:H2'	2.21	0.41
25:YA:2290:G:C6	25:YA:2291:U:C4	3.09	0.41
25:YA:2550:G:C5	25:YA:2551:C:C5	3.08	0.41
25:YA:2693:A:H2'	25:YA:2694:G:C8	2.55	0.41
25:YA:270(T):G:H2'	25:YA:270(U):C:H6	1.86	0.41
25:YA:373:U:H1'	25:YA:423:A:N3	2.36	0.41
25:YA:48:G:H22	25:YA:177:G:H5'	1.86	0.41
25:YA:534:U:O2	40:YU:49:HIS:CE1	2.73	0.41
25:YA:826:U:H2'	25:YA:828:U:O4'	2.21	0.41
25:YA:867:C:C4	25:YA:868:U:C4	3.09	0.41
27:YD:117:VAL:HG22	27:YD:118:VAL:N	2.35	0.41
25:YA:38:A:H1'	29:YF:48:THR:OG1	2.21	0.41
30:YG:18:GLU:OE2	30:YG:18:GLU:HA	2.21	0.41
30:YG:53:LEU:CD1	30:YG:87:PRO:HB2	2.51	0.41
31:YH:137:ASP:HB2	31:YH:140:LYS:CE	2.51	0.41
31:YH:146:ALA:HA	31:YH:164:TYR:OH	2.20	0.41
32:YI:109:ILE:HB	32:YI:130:TYR:OH	2.21	0.41
33:YN:101:HIS:HD2	33:YN:102:ALA:N	2.19	0.41
33:YN:9:VAL:HB	33:YN:10:GLU:H	1.70	0.41
35:YP:101:VAL:HG23	35:YP:106:LEU:HB3	2.03	0.41
41:YV:38:LEU:CD1	41:YV:55:ALA:CB	2.99	0.41
25:YA:456:C:N4	43:YX:69:TYR:CE2	2.89	0.41
44:YY:49:VAL:O	44:YY:50:ARG:C	2.59	0.41
45:YZ:103:ARG:HD3	45:YZ:138:GLU:OE1	2.20	0.41
1:QA:1074:G:H5''	1:QA:1075:C:OP2	2.21	0.41
1:QA:1431:C:C2	1:QA:1470:G:N2	2.90	0.41
1:QA:157:G:H1	1:QA:164:U:H3	1.69	0.41
1:QA:63:C:OP1	1:QA:383:A:N6	2.53	0.41
1:QA:668:G:O2'	1:QA:669:U:H5'	2.21	0.41
1:QA:759:A:H2'	1:QA:760:G:H5'	2.03	0.41
2:QB:143:GLU:O	2:QB:147:LYS:HB2	2.21	0.41
3:QC:129:ALA:C	3:QC:131:ARG:N	2.72	0.41
4:QD:15:GLU:OE1	4:QD:15:GLU:N	2.54	0.41
4:QD:199:ASN:OD1	4:QD:201:GLN:HB3	2.21	0.41
4:QD:29:PRO:HD2	4:QD:30:LYS:HE2	2.03	0.41
5:QE:101:ILE:HD13	5:QE:118:ILE:O	2.21	0.41
5:QE:82:VAL:HG12	5:QE:83:GLU:H	1.77	0.41

Continued on next page...

Continued from previous page...

Atom-1	Atom-2	Interatomic distance (Å)	Clash overlap (Å)
12:QL:53:ARG:HH12	12:QL:92:ASP:CB	2.33	0.41
15:QO:3:ILE:H	15:QO:3:ILE:CD1	2.20	0.41
17:QQ:86:GLU:O	17:QQ:87:LYS:C	2.59	0.41
19:QS:29:ARG:NH1	19:QS:29:ARG:HG2	2.36	0.41
19:QS:31:ILE:HG23	19:QS:31:ILE:O	2.21	0.41
50:R4:63:TYR:O	50:R4:65:ASP:N	2.54	0.41
54:R8:64:TYR:HB3	54:R8:65:GLU:H	1.40	0.41
25:RA:1123:C:H2'	25:RA:1124:C:C6	2.56	0.41
25:RA:1130:U:O2'	25:RA:1131:G:O5'	2.36	0.41
25:RA:1188:U:H2'	25:RA:1189:A:H5'	2.03	0.41
25:RA:816:C:N4	25:RA:1192:G:N1	2.68	0.41
25:RA:1350:C:C2'	25:RA:1351:C:H5'	2.51	0.41
25:RA:188:G:N2	25:RA:209:C:C2	2.89	0.41
25:RA:1910:G:N2	25:RA:1921:G:C4	2.89	0.41
25:RA:229:A:OP1	25:RA:229:A:H4'	2.21	0.41
25:RA:2305:A:H2'	25:RA:2306:C:C6	2.56	0.41
25:RA:2331:G:H4'	46:R0:43:THR:N	2.36	0.41
25:RA:244:A:C8	25:RA:245:G:C8	3.09	0.41
25:RA:2536:G:H2'	25:RA:2537:U:O4'	2.21	0.41
25:RA:2563:U:O2	25:RA:2565:A:H8	2.04	0.41
25:RA:303:U:O5'	25:RA:303:U:H6	2.02	0.41
25:RA:553:U:H2'	25:RA:554:U:O4'	2.21	0.41
25:RA:581:C:N4	25:RA:582:G:O6	2.53	0.41
25:RA:663:G:C6	25:RA:664:C:C4	3.09	0.41
25:RA:921:G:H2'	25:RA:922:U:O4'	2.20	0.41
26:RB:14:U:H2'	26:RB:15:A:C2	2.56	0.41
26:RB:46:A:C4	26:RB:47:C:C6	3.08	0.41
26:RB:54:G:H2'	26:RB:55:U:H5'	2.03	0.41
27:RD:154:LYS:C	27:RD:155:LEU:HD12	2.41	0.41
27:RD:31:LYS:O	27:RD:32:SER:O	2.39	0.41
28:RE:147:PRO:HB2	28:RE:149:ARG:HG2	2.03	0.41
31:RH:145:ALA:O	31:RH:148:ILE:HB	2.21	0.41
31:RH:26:VAL:HG12	31:RH:33:LEU:HB2	2.03	0.41
34:RO:20:MET:O	34:RO:41:ALA:CB	2.67	0.41
34:RO:31:LYS:C	34:RO:32:TYR:CD2	2.94	0.41
34:RO:47:ILE:HD12	34:RO:48:PRO:CD	2.43	0.41
35:RP:65:ARG:C	35:RP:66:GLY:O	2.59	0.41
36:RQ:139:GLU:HG2	36:RQ:140:ALA:N	2.36	0.41
36:RQ:39:PRO:HA	36:RQ:97:VAL:O	2.21	0.41
36:RQ:52:VAL:O	36:RQ:53:ALA:C	2.59	0.41
37:RR:22:ARG:O	37:RR:26:LYS:HG3	2.21	0.41

Continued on next page...

Continued from previous page...

Atom-1	Atom-2	Interatomic distance (Å)	Clash overlap (Å)
40:RU:27:LEU:C	40:RU:29:SER:N	2.74	0.41
42:RW:14:PRO:C	42:RW:16:LYS:N	2.73	0.41
1:XA:1044:A:C5	1:XA:1045:C:H1'	2.56	0.41
1:XA:1104:G:N2	1:XA:1105:A:H1'	2.36	0.41
1:XA:1285:A:H4'	1:XA:1286:A:C5'	2.50	0.41
1:XA:1415:G:H2'	1:XA:1416:G:C8	2.55	0.41
1:XA:148:G:H1	1:XA:174:C:H42	1.68	0.41
1:XA:357:G:C2	1:XA:358:U:C5	3.09	0.41
1:XA:453:A:H4'	16:XP:72:ARG:HB2	2.03	0.41
1:XA:484:G:N7	1:XA:486:U:C2	2.89	0.41
1:XA:700:G:H4'	1:XA:704:A:H1'	2.03	0.41
1:XA:775:G:H2'	1:XA:776:G:C8	2.56	0.41
5:XE:132:ALA:O	5:XE:133:TYR:C	2.59	0.41
5:XE:90:VAL:C	5:XE:91:LEU:HD12	2.42	0.41
11:XK:31:THR:O	11:XK:31:THR:HG23	2.21	0.41
12:XL:117:ARG:HB3	12:XL:122:THR:HB	2.02	0.41
13:XM:54:VAL:HG12	13:XM:54:VAL:O	2.21	0.41
14:YN:44:LEU:HD12	14:YN:53:LEU:HD12	1.94	0.41
14:YN:43:CYS:C	14:YN:45:ARG:N	2.73	0.41
15:XO:11:VAL:O	15:XO:12:ILE:C	2.60	0.41
16:XP:50:LYS:HD3	16:XP:51:VAL:O	2.21	0.41
16:XP:8:ARG:HG2	16:XP:8:ARG:NH1	2.31	0.41
17:XQ:63:ARG:HG2	17:XQ:64:PRO:HD2	2.03	0.41
17:XQ:94:ASN:O	17:XQ:97:SER:N	2.53	0.41
19:XS:3:ARG:CG	19:XS:4:SER:N	2.83	0.41
22:XV:23:C:H2'	22:XV:24:U:C6	2.55	0.41
47:Y1:82:LEU:HD13	47:Y1:83:GLU:C	2.36	0.41
47:Y1:85:LEU:N	47:Y1:85:LEU:CD2	2.84	0.41
48:Y2:11:GLU:HA	48:Y2:14:ARG:HD2	2.02	0.41
48:Y2:65:ASN:O	48:Y2:66:GLU:C	2.59	0.41
50:Y4:64:GLY:C	50:Y4:66:SER:N	2.73	0.41
52:Y6:6:ARG:NE	52:Y6:6:ARG:HA	2.35	0.41
25:YA:1033:U:H2'	25:YA:1033:U:H6	1.67	0.41
25:YA:1085:A:C2	25:YA:1086:A:C8	3.09	0.41
25:YA:1423:G:O2'	25:YA:1424:G:H5'	2.21	0.41
25:YA:153:C:O5'	25:YA:153:C:H6	2.04	0.41
25:YA:1654:A:H2'	25:YA:1655:A:H8	1.86	0.41
25:YA:1729:A:HO2'	25:YA:1730:U:P	2.44	0.41
25:YA:191:A:O5'	25:YA:191:A:H8	2.04	0.41
25:YA:910:A:H2	25:YA:2264:C:O2	2.03	0.41
25:YA:2391:G:OP2	54:Y8:32:LEU:HD13	2.21	0.41

Continued on next page...

Continued from previous page...

Atom-1	Atom-2	Interatomic distance (Å)	Clash overlap (Å)
25:YA:2457:U:C2'	25:YA:2458:G:H5'	2.51	0.41
25:YA:2472:G:H22	25:YA:2477:C:H5'	1.85	0.41
25:YA:2864:G:N2	25:YA:2865:U:O2	2.54	0.41
25:YA:374:A:H3'	25:YA:375:C:C6	2.56	0.41
25:YA:48:G:C2	25:YA:178:G:C5	3.09	0.41
25:YA:690:G:H2'	25:YA:691:C:O4'	2.21	0.41
25:YA:730:C:OP2	25:YA:731:C:OP2	2.38	0.41
25:YA:784:A:C5	27:YD:229:VAL:HG21	2.56	0.41
26:YB:4:C:H42	26:YB:116:G:H1	1.68	0.41
26:YB:40:U:N3	26:YB:43:C:H5''	2.23	0.41
26:YB:55:U:C2	26:YB:56:G:C8	3.09	0.41
27:YD:147:LEU:CD1	27:YD:155:LEU:HD21	2.51	0.41
27:YD:228:PRO:HD3	27:YD:234:GLY:O	2.21	0.41
27:YD:31:LYS:O	27:YD:32:SER:O	2.39	0.41
27:YD:68:LYS:HG3	27:YD:68:LYS:O	2.20	0.41
29:YF:59:TYR:HB3	29:YF:60:SER:H	1.70	0.41
31:YH:20:ALA:HB3	31:YH:23:ARG:HG2	2.03	0.41
31:YH:45:VAL:O	31:YH:45:VAL:CG1	2.69	0.41
32:YI:92:VAL:HG13	32:YI:120:ILE:CG2	2.39	0.41
34:YO:31:LYS:HD3	34:YO:31:LYS:HA	1.92	0.41
37:YR:61:HIS:CE1	37:YR:65:LEU:HD11	2.56	0.41
38:YS:93:LYS:HE3	38:YS:93:LYS:HB2	1.93	0.41
39:YT:76:PHE:HA	39:YT:77:PRO:HD3	1.75	0.41
40:YU:57:PHE:O	40:YU:58:ARG:C	2.59	0.41
40:YU:5:LYS:C	40:YU:7:GLY:N	2.74	0.41
33:YN:1:MET:HE3	40:YU:95:LEU:HD21	1.98	0.41
45:YZ:24:LEU:HA	45:YZ:25:PRO:HD3	1.88	0.41
1:QA:1157:A:O2'	1:QA:1158:C:H5''	2.21	0.40
1:QA:1053:G:H2'	1:QA:1199:U:H5	1.86	0.40
1:QA:1313:U:OP1	19:QS:5:LEU:HB2	2.21	0.40
1:QA:219:C:C4	1:QA:220:G:C8	3.08	0.40
1:QA:385:C:H2'	1:QA:386:C:O4'	2.21	0.40
1:QA:654:G:C2	1:QA:753:A:C4	3.08	0.40
1:QA:97:U:H2'	1:QA:99:C:C6	2.55	0.40
2:QB:212:GLN:O	2:QB:212:GLN:NE2	2.54	0.40
3:QC:140:ARG:NH1	3:QC:140:ARG:HB2	2.36	0.40
3:QC:46:GLU:C	3:QC:48:TYR:H	2.23	0.40
3:QC:92:ALA:HB2	3:QC:99:VAL:HG13	2.04	0.40
5:QE:153:LYS:HD3	5:QE:153:LYS:C	2.41	0.40
5:QE:90:VAL:C	5:QE:91:LEU:HD12	2.42	0.40
8:QH:97:VAL:O	8:QH:100:ILE:HG13	2.21	0.40

Continued on next page...

Continued from previous page...

Atom-1	Atom-2	Interatomic distance (Å)	Clash overlap (Å)
8:QH:18:ARG:HA	8:QH:18:ARG:HD2	1.92	0.40
8:QH:1:MET:O	8:QH:2:LEU:HB2	2.21	0.40
9:QI:13:ALA:H	9:QI:68:GLY:HA3	1.86	0.40
9:QI:49:PRO:O	9:QI:85:LEU:HD21	2.20	0.40
10:QJ:101:VAL:HG13	10:QJ:101:VAL:O	2.21	0.40
11:QK:83:ILE:HG12	11:QK:109:VAL:CG2	2.51	0.40
13:QM:39:ILE:CD1	13:QM:56:LEU:HB2	2.51	0.40
20:QT:47:GLY:C	20:QT:49:ALA:N	2.72	0.40
46:R0:36:ILE:HD13	46:R0:36:ILE:O	2.21	0.40
46:R0:64:ASP:HB3	46:R0:65:GLY:H	1.61	0.40
47:R1:85:LEU:N	47:R1:85:LEU:CD2	2.84	0.40
48:R2:11:GLU:HA	48:R2:14:ARG:HD2	2.02	0.40
48:R2:32:LEU:HD23	48:R2:32:LEU:O	2.21	0.40
50:R4:26:SER:O	50:R4:27:THR:O	2.40	0.40
50:R4:42:PHE:CZ	50:R4:43:TYR:HB3	2.57	0.40
25:RA:1216:G:N2	25:RA:1233:C:O2	2.28	0.40
25:RA:1574:C:H6	25:RA:1574:C:O5'	2.03	0.40
25:RA:1587:A:H8	25:RA:1587:A:OP2	2.05	0.40
25:RA:2134:A:H62	25:RA:2157:G:C1'	2.34	0.40
25:RA:2193:G:C5	25:RA:2194:G:N7	2.89	0.40
25:RA:2360:A:H2'	25:RA:2361:A:O4'	2.21	0.40
25:RA:2485:G:C2	25:RA:2486:G:C8	3.09	0.40
25:RA:2600:A:H2'	25:RA:2601:C:C6	2.56	0.40
25:RA:282:A:C6	25:RA:284:U:C2	3.09	0.40
25:RA:2839:G:H5'	37:RR:46:GLY:HA2	2.03	0.40
25:RA:2846:G:C6	25:RA:2847:U:C4	3.09	0.40
25:RA:852:G:O2'	25:RA:853:G:H5'	2.21	0.40
25:RA:841:A:C2	25:RA:938:G:C2	3.09	0.40
26:RB:113:C:C2	26:RB:114:G:C8	3.08	0.40
27:RD:263:ARG:CB	27:RD:263:ARG:NH1	2.75	0.40
29:RF:128:ALA:O	29:RF:129:PHE:CB	2.67	0.40
29:RF:144:LYS:C	29:RF:146:ALA:N	2.75	0.40
29:RF:13:SER:OG	29:RF:14:PRO:HD2	2.21	0.40
33:RN:23:LEU:CD1	33:RN:99:LEU:HD23	2.51	0.40
35:RP:84:ASN:HB2	35:RP:87:ASP:OD2	2.22	0.40
41:RV:38:LEU:O	41:RV:51:VAL:HA	2.21	0.40
41:RV:55:ALA:O	41:RV:56:SER:OG	2.31	0.40
42:RW:88:ARG:HD2	42:RW:88:ARG:HA	1.92	0.40
44:RY:87:LYS:HB2	44:RY:87:LYS:HZ2	1.85	0.40
1:XA:1157:A:H62	1:XA:1178:G:N2	2.19	0.40
1:XA:122:G:C2	1:XA:123:C:C2	3.10	0.40

Continued on next page...

Continued from previous page...

Atom-1	Atom-2	Interatomic distance (Å)	Clash overlap (Å)
1:XA:1415:G:C4	1:XA:1486:G:C2	3.09	0.40
1:XA:1464:G:H2'	1:XA:1465:C:H6	1.85	0.40
1:XA:1500:A:OP1	1:XA:1508:G:OP1	2.39	0.40
1:XA:163:C:H2'	1:XA:164:U:H6	1.86	0.40
1:XA:34:C:H6	1:XA:34:C:O5'	2.04	0.40
1:XA:375:U:H4'	16:XP:17:TYR:CE2	2.53	0.40
1:XA:435:C:H5'	1:XA:436:C:OP2	2.21	0.40
1:XA:452:A:N6	1:XA:480:U:C2	2.89	0.40
1:XA:537:G:H2'	1:XA:538:G:C8	2.56	0.40
1:XA:538:G:H2'	1:XA:539:A:O4'	2.21	0.40
1:XA:684:A:C5	1:XA:685:G:N7	2.89	0.40
1:XA:89:U:O2'	1:XA:90:C:OP1	2.33	0.40
1:XA:920:U:H1'	1:XA:1080:A:C2	2.56	0.40
1:XA:924:C:H2'	1:XA:925:G:C8	2.55	0.40
2:XB:125:PRO:O	2:XB:126:GLU:HB2	2.21	0.40
2:XB:143:GLU:O	2:XB:147:LYS:HB2	2.22	0.40
2:XB:37:ASN:C	2:XB:39:ILE:N	2.74	0.40
2:XB:17:PHE:HB2	2:XB:42:ILE:CG2	2.50	0.40
2:XB:47:THR:O	2:XB:51:LEU:N	2.32	0.40
3:XC:108:ASN:HB3	3:XC:111:LEU:CG	2.51	0.40
3:XC:5:ILE:CD1	3:XC:5:ILE:H	2.34	0.40
4:XD:19:LEU:HG	4:XD:21:LEU:HG	2.03	0.40
5:XE:10:MET:CE	5:XE:13:ILE:HD13	2.51	0.40
7:XG:21:VAL:HG23	7:XG:22:LEU:N	2.32	0.40
9:XI:118:LYS:HZ2	9:XI:118:LYS:HB2	1.85	0.40
9:XI:9:ARG:CG	9:XI:14:VAL:HG22	2.51	0.40
11:XK:92:GLU:O	11:XK:95:ILE:N	2.54	0.40
13:XM:28:ALA:C	13:XM:30:ALA:H	2.24	0.40
17:XQ:68:ARG:HG3	17:XQ:68:ARG:O	2.21	0.40
17:XQ:85:VAL:HG12	17:XQ:85:VAL:O	2.20	0.40
19:XS:10:PHE:CD2	19:XS:11:VAL:N	2.90	0.40
20:XT:50:GLU:HA	20:XT:100:ILE:HG22	2.02	0.40
22:XV:21:A:N6	22:XV:46:G:H2'	2.36	0.40
48:Y2:18:PRO:C	48:Y2:20:GLU:N	2.73	0.40
48:Y2:47:ASN:N	48:Y2:47:ASN:HD22	1.99	0.40
25:YA:2286:A:H8	52:Y6:37:ARG:NH1	2.19	0.40
52:Y6:50:ARG:NH1	52:Y6:50:ARG:HG2	2.37	0.40
54:Y8:64:TYR:HB3	54:Y8:65:GLU:H	1.40	0.40
55:Y9:2:LYS:HD2	55:Y9:2:LYS:HA	1.96	0.40
25:YA:1449:A:O2'	25:YA:1530:G:N2	2.50	0.40
25:YA:1506:C:H5'	25:YA:1507:A:OP2	2.20	0.40

Continued on next page...

Continued from previous page...

Atom-1	Atom-2	Interatomic distance (Å)	Clash overlap (Å)
25:YA:1590:U:H2'	25:YA:1591:G:H8	1.85	0.40
25:YA:1835:G:N3	25:YA:1931:U:N3	2.67	0.40
25:YA:2018:G:C6	25:YA:2019:A:C6	3.09	0.40
25:YA:2056:G:H1	51:Y5:4:HIS:HD2	1.68	0.40
25:YA:2564:A:C5	25:YA:2565:A:C6	3.08	0.40
25:YA:918:A:C6	25:YA:919:G:H1'	2.55	0.40
26:YB:40:U:H3	26:YB:43:C:C5'	2.23	0.40
27:YD:13:ARG:HG2	27:YD:13:ARG:O	2.20	0.40
28:YE:101:ARG:C	28:YE:201:THR:OG1	2.58	0.40
28:YE:93:VAL:HG21	28:YE:180:ASN:HA	2.03	0.40
29:YF:62:ARG:CZ	29:YF:62:ARG:HB3	2.52	0.40
30:YG:47:LYS:HE3	30:YG:47:LYS:HB2	1.80	0.40
31:YH:66:GLY:O	31:YH:67:LEU:C	2.58	0.40
33:YN:10:GLU:OE2	33:YN:11:PRO:HD2	2.21	0.40
34:YO:106:LEU:HA	34:YO:106:LEU:HD23	1.88	0.40
34:YO:13:ASN:HD21	34:YO:97:ARG:HB3	1.86	0.40
34:YO:16:ALA:HA	34:YO:46:ALA:CB	2.50	0.40
34:YO:47:ILE:HD12	34:YO:48:PRO:CD	2.43	0.40
35:YP:84:ASN:HB2	35:YP:87:ASP:OD2	2.22	0.40
36:YQ:139:GLU:CG	36:YQ:140:ALA:N	2.84	0.40
36:YQ:52:VAL:O	36:YQ:53:ALA:C	2.59	0.40
38:YS:20:ARG:HE	38:YS:21:THR:HA	1.86	0.40
38:YS:24:LEU:N	38:YS:24:LEU:HD22	2.36	0.40
38:YS:89:ARG:HG2	38:YS:89:ARG:NH1	2.36	0.40
39:YT:10:VAL:O	39:YT:11:GLU:C	2.60	0.40
39:YT:39:ARG:HG2	39:YT:40:THR:N	2.25	0.40
39:YT:20:PRO:HG2	39:YT:86:ILE:O	2.21	0.40
25:YA:1219:G:OP2	40:YU:19:LYS:HD2	2.21	0.40
40:YU:76:TYR:O	40:YU:80:ILE:HG12	2.21	0.40
42:YW:14:PRO:O	42:YW:15:ARG:C	2.58	0.40
42:YW:71:VAL:HA	42:YW:107:LEU:HD12	2.02	0.40
44:YY:97:ARG:NH2	44:YY:98:VAL:CG2	2.85	0.40
44:YY:98:VAL:O	44:YY:99:CYS:HB3	2.21	0.40
1:QA:1057:G:C2	1:QA:1204:A:N3	2.89	0.40
1:QA:126:G:H1	1:QA:235:C:N4	2.18	0.40
1:QA:1424:C:H2'	1:QA:1425:U:O4'	2.21	0.40
1:QA:1525:G:H2'	1:QA:1526:G:H8	1.85	0.40
1:QA:255:G:C4	1:QA:256:U:C5	3.09	0.40
1:QA:390:C:H4'	16:QP:28:ARG:HH21	1.87	0.40
1:QA:509:A:H5''	4:QD:55:ALA:HB2	2.02	0.40
1:QA:52:G:O2'	1:QA:53:A:H5'	2.21	0.40

Continued on next page...

Continued from previous page...

Atom-1	Atom-2	Interatomic distance (Å)	Clash overlap (Å)
1:QA:838:G:C5	1:QA:842:C:H1'	2.56	0.40
1:QA:960:U:O2	1:QA:1225:A:C5	2.74	0.40
2:QB:130:ARG:HH22	2:QB:138:LEU:HD21	1.85	0.40
2:QB:62:ALA:O	2:QB:65:GLY:N	2.53	0.40
2:QB:95:GLN:O	2:QB:96:ARG:C	2.59	0.40
3:QC:178:LEU:CD2	3:QC:178:LEU:N	2.85	0.40
3:QC:59:ARG:NH1	3:QC:97:LYS:HE3	2.34	0.40
4:QD:63:LYS:O	4:QD:67:ILE:HG13	2.21	0.40
1:QA:1079:G:H4'	5:QE:14:ARG:HH22	1.86	0.40
5:QE:41:VAL:O	5:QE:66:MET:HA	2.21	0.40
7:QG:140:ASP:C	7:QG:142:GLU:N	2.68	0.40
10:QJ:22:LYS:CD	10:QJ:22:LYS:C	2.89	0.40
11:QK:25:TYR:H	11:QK:25:TYR:HD1	1.69	0.40
13:QM:36:LYS:HE3	13:QM:59:TYR:CD1	2.57	0.40
1:QA:995:C:H5'	14:QN:8:GLU:HG2	2.03	0.40
15:QO:11:VAL:O	15:QO:12:ILE:C	2.60	0.40
1:QA:310:G:OP2	16:QP:27:LYS:HE3	2.21	0.40
17:QQ:85:VAL:HG12	17:QQ:85:VAL:O	2.20	0.40
18:QR:37:VAL:O	18:QR:40:LEU:N	2.54	0.40
18:QR:52:PRO:HG2	18:QR:55:ARG:HG2	2.04	0.40
18:QR:74:ARG:HG2	18:QR:79:LEU:HB2	2.01	0.40
19:QS:32:LYS:HA	19:QS:50:ALA:HB3	2.03	0.40
20:QT:44:ALA:HB3	20:QT:91:LEU:HD12	2.03	0.40
47:R1:96:LYS:O	47:R1:96:LYS:HG2	2.21	0.40
52:R6:50:ARG:NH1	52:R6:50:ARG:HG2	2.37	0.40
52:R6:7:ILE:CG1	52:R6:8:LYS:N	2.75	0.40
25:RA:1022:G:H4'	25:RA:1023:U:H5'	2.02	0.40
25:RA:1079:C:O4'	25:RA:1088:A:N6	2.53	0.40
25:RA:1252:G:O4'	40:RU:33:ARG:HD3	2.20	0.40
25:RA:1439:A:H2'	25:RA:1440:G:O4'	2.21	0.40
25:RA:1487:G:H1	25:RA:1502:C:H42	1.69	0.40
25:RA:14:A:N1	25:RA:2044:C:O2'	2.34	0.40
25:RA:1644:C:H2'	25:RA:1644:C:O2	2.20	0.40
25:RA:1691:C:H2'	25:RA:1692:U:O4'	2.20	0.40
25:RA:1930:G:H2'	25:RA:1968:G:H1	1.84	0.40
25:RA:2116:G:H22	25:RA:2162:G:P	2.45	0.40
25:RA:2193:G:C4	25:RA:2194:G:C8	3.09	0.40
25:RA:2259:G:C1'	25:RA:2427:C:H2'	2.52	0.40
25:RA:2320:A:H1'	25:RA:2321:G:C6	2.56	0.40
25:RA:2328:A:H2'	25:RA:2329:G:C8	2.56	0.40
25:RA:2439:A:C5'	25:RA:2439:A:H8	2.32	0.40

Continued on next page...

Continued from previous page...

Atom-1	Atom-2	Interatomic distance (Å)	Clash overlap (Å)
25:RA:2534:A:C6	25:RA:2535:G:N7	2.89	0.40
25:RA:2623:G:N3	25:RA:2624:G:C8	2.89	0.40
25:RA:2847:U:C2'	25:RA:2848:G:H5'	2.52	0.40
25:RA:2841:C:C2	25:RA:2877:G:N2	2.89	0.40
25:RA:472:A:H2'	25:RA:473:G:H5'	2.03	0.40
25:RA:478:A:N6	25:RA:480:A:N1	2.69	0.40
25:RA:563:G:C6	25:RA:564:C:C4	3.09	0.40
26:RB:66:A:N3	26:RB:108:C:C4	2.90	0.40
26:RB:83:G:N2	26:RB:84:C:C2	2.89	0.40
27:RD:176:ARG:CG	27:RD:176:ARG:HH11	2.30	0.40
28:RE:119:ARG:HG2	28:RE:160:TYR:HB2	2.03	0.40
28:RE:62:PRO:O	28:RE:63:LEU:C	2.59	0.40
33:RN:137:LYS:HD2	33:RN:137:LYS:HA	1.88	0.40
34:RO:106:LEU:HA	34:RO:106:LEU:HD23	1.89	0.40
35:RP:19:VAL:HG22	35:RP:21:ARG:N	2.36	0.40
38:RS:106:ARG:CZ	38:RS:106:ARG:HB2	2.49	0.40
39:RT:39:ARG:HG2	39:RT:40:THR:N	2.25	0.40
40:RU:34:LYS:CA	40:RU:34:LYS:CE	2.96	0.40
42:RW:1:MET:CE	42:RW:2:GLU:H	2.31	0.40
44:RY:95:LYS:HA	44:RY:101:LYS:CB	2.51	0.40
26:RB:104:A:H4'	45:RZ:89:PHE:CE2	2.57	0.40
1:XA:1089:G:H2'	1:XA:1090:U:O4'	2.21	0.40
1:XA:1121:U:C4	1:XA:1122:U:C5	3.09	0.40
1:XA:1142:G:H2'	1:XA:1143:G:C8	2.56	0.40
1:XA:949:A:H61	1:XA:1232:U:H3	1.69	0.40
1:XA:1259:C:O2'	1:XA:1283:G:N2	2.54	0.40
1:XA:936:C:H1'	1:XA:1382:C:N4	2.36	0.40
1:XA:52:G:C4	1:XA:53:A:C8	3.09	0.40
1:XA:648:A:C6	1:XA:649:G:C6	3.09	0.40
1:XA:724:G:C2	1:XA:725:G:C8	3.09	0.40
1:XA:78:G:O2'	1:XA:79:G:OP1	2.30	0.40
1:XA:825:G:C6	1:XA:826:C:N3	2.89	0.40
1:XA:939:G:C6	1:XA:940:C:N4	2.89	0.40
1:XA:980:C:H5''	1:XA:981:U:C5	2.55	0.40
2:XB:132:LYS:HA	2:XB:135:GLN:CG	2.51	0.40
2:XB:172:ILE:CD1	2:XB:172:ILE:H	2.18	0.40
2:XB:97:TRP:CH2	2:XB:176:GLU:HB2	2.54	0.40
2:XB:168:THR:CG2	2:XB:192:SER:HB2	2.51	0.40
2:XB:223:ILE:O	2:XB:226:ARG:HB3	2.21	0.40
2:XB:76:GLN:OE1	2:XB:206:ASP:HB3	2.21	0.40
3:XC:138:VAL:HG22	3:XC:151:VAL:HG23	2.03	0.40

Continued on next page...

Continued from previous page...

Atom-1	Atom-2	Interatomic distance (Å)	Clash overlap (Å)
3:XC:140:ARG:HB2	3:XC:140:ARG:NH1	2.36	0.40
3:XC:55:VAL:O	3:XC:55:VAL:HG12	2.20	0.40
5:XE:6:PHE:HB2	5:XE:63:ARG:HH12	1.86	0.40
7:XG:121:ALA:O	7:XG:125:MET:HG3	2.21	0.40
8:XH:53:VAL:HG12	8:XH:54:ASP:OD2	2.20	0.40
13:XM:119:GLY:O	13:XM:120:LYS:O	2.38	0.40
13:XM:8:GLU:C	13:XM:9:ILE:CG2	2.90	0.40
14:YN:47:LEU:O	14:YN:50:LYS:N	2.52	0.40
14:YN:48:ALA:O	14:YN:51:GLY:N	2.53	0.40
1:XA:719:C:O2'	18:XR:50:ILE:O	2.35	0.40
19:XS:31:ILE:HG23	19:XS:31:ILE:O	2.21	0.40
22:XV:16:C:O2'	22:XV:17:C:OP1	2.39	0.40
46:Y0:37:LEU:O	46:Y0:38:VAL:HG23	2.20	0.40
48:Y2:18:PRO:C	48:Y2:20:GLU:H	2.24	0.40
50:Y4:63:TYR:O	50:Y4:65:ASP:N	2.54	0.40
25:YA:1214:A:N6	25:YA:1235:G:O2'	2.53	0.40
25:YA:1246:A:N1	25:YA:1247:A:C4	2.89	0.40
25:YA:1374:G:C2'	25:YA:1375:C:H5'	2.51	0.40
25:YA:1449:A:C6	25:YA:1449(A):G:C4	3.09	0.40
25:YA:1578:U:C2'	25:YA:1579:A:H5'	2.51	0.40
25:YA:1628:G:C2	25:YA:1629:U:C4	3.08	0.40
25:YA:1660:C:O2	25:YA:2000:G:N2	2.52	0.40
25:YA:1769:G:N2	25:YA:1984:G:C4	2.90	0.40
25:YA:1926:U:O2	25:YA:1928:A:C8	2.74	0.40
25:YA:2320:A:C8	25:YA:2333:A:N6	2.90	0.40
25:YA:2360:A:H2'	25:YA:2361:A:O4'	2.22	0.40
25:YA:2486:G:N2	25:YA:2487:G:H1'	2.36	0.40
25:YA:2506:U:H6	56:Z8:76:PPU:HN'3	1.69	0.40
25:YA:2517:C:C6	25:YA:2542:A:N7	2.88	0.40
25:YA:2629:A:O2'	25:YA:2630:G:H5''	2.21	0.40
25:YA:2762:G:C6	25:YA:2763:G:C4	3.09	0.40
25:YA:2818:G:N2	25:YA:2819:G:C4	2.89	0.40
25:YA:388:G:OP2	47:Y1:32:LYS:HG2	2.21	0.40
25:YA:540:G:H5'	25:YA:541:C:OP2	2.21	0.40
25:YA:707:G:C6	25:YA:708:C:C4	3.10	0.40
28:YE:119:ARG:HG2	28:YE:160:TYR:HB2	2.03	0.40
31:YH:26:VAL:HG12	31:YH:33:LEU:HB2	2.03	0.40
32:YI:124:GLY:H	32:YI:142:VAL:HG23	1.86	0.40
39:YT:29:ARG:HB2	39:YT:29:ARG:NH1	2.36	0.40
39:YT:50:ILE:CG2	39:YT:62:THR:OG1	2.67	0.40
25:YA:997:G:OP1	40:YU:93:LYS:HD3	2.21	0.40

Continued on next page...

Continued from previous page...

Atom-1	Atom-2	Interatomic distance (Å)	Clash overlap (Å)
25:YA:517:C:O2'	42:YW:18:ARG:NH2	2.55	0.40
42:YW:66:GLU:HG2	42:YW:67:ASP:N	2.37	0.40
42:YW:82:LEU:N	42:YW:98:LYS:O	2.42	0.40
44:YY:42:VAL:HG21	44:YY:67:LEU:CD1	2.52	0.40
44:YY:97:ARG:O	44:YY:97:ARG:CG	2.69	0.40
1:QA:1320:C:C4	1:QA:1321:C:N3	2.90	0.40
1:QA:1336:C:O2	1:QA:1336:C:H2'	2.20	0.40
1:QA:1402:C:H2'	1:QA:1403:C:O4'	2.21	0.40
1:QA:1409:C:H5'	25:RA:1916:A:N1	2.36	0.40
1:QA:187:C:H6	1:QA:187:C:O5'	2.04	0.40
1:QA:109:A:C6	1:QA:326:G:C6	3.10	0.40
1:QA:645:C:C4	1:QA:646:U:C4	3.09	0.40
1:QA:689:C:C2'	1:QA:690:G:H5'	2.51	0.40
1:QA:977:A:H8	1:QA:982:U:O4	2.04	0.40
2:QB:76:GLN:OE1	2:QB:206:ASP:HB3	2.21	0.40
4:QD:110:PHE:HE2	4:QD:148:VAL:HG23	1.86	0.40
4:QD:96:LEU:C	4:QD:98:GLU:N	2.72	0.40
5:QE:32:VAL:CG2	5:QE:58:ALA:HB1	2.51	0.40
6:QF:61:LEU:HB3	6:QF:63:TYR:CE2	2.53	0.40
6:QF:98:LEU:C	6:QF:98:LEU:HD12	2.41	0.40
14:QN:34:TYR:CD1	14:QN:34:TYR:N	2.89	0.40
10:QJ:65:LEU:HA	14:QN:55:GLY:O	2.22	0.40
16:QP:20:VAL:CG2	16:QP:32:TYR:CD2	3.04	0.40
47:R1:82:LEU:HD13	47:R1:83:GLU:CA	2.49	0.40
51:R5:6:VAL:HA	51:R5:7:PRO:HD3	1.81	0.40
52:R6:36:LEU:CD1	52:R6:50:ARG:NH1	2.82	0.40
54:R8:40:GLU:O	54:R8:42:ARG:N	2.54	0.40
54:R8:53:PRO:HD2	54:R8:54:GLU:H	1.84	0.40
54:R8:53:PRO:CG	54:R8:54:GLU:N	2.84	0.40
25:RA:1026:U:H4'	25:RA:1027:A:OP1	2.20	0.40
25:RA:1360:A:C6	25:RA:1372:U:C4	3.10	0.40
25:RA:14:A:C6	25:RA:526:A:C2	3.10	0.40
25:RA:1543:A:H2	25:RA:1545:A:N7	2.20	0.40
25:RA:1563:G:C5	25:RA:1564:C:C5	3.09	0.40
25:RA:1797:C:H4'	27:RD:257:LEU:O	2.22	0.40
25:RA:1839:G:H2'	25:RA:1839:G:N3	2.35	0.40
25:RA:2067:G:C2	25:RA:2069:G:C8	3.09	0.40
25:RA:2105:C:H2'	25:RA:2106:G:C8	2.55	0.40
25:RA:2171:A:C2	25:RA:2172:U:C2	3.08	0.40
25:RA:2352:A:C5	25:RA:2366:A:C2	3.09	0.40
25:RA:2623:G:H5'	25:RA:2826:A:H1'	2.04	0.40

Continued on next page...

Continued from previous page...

Atom-1	Atom-2	Interatomic distance (Å)	Clash overlap (Å)
25:RA:572:A:H2'	25:RA:573:G:O4'	2.21	0.40
26:RB:111:U:H2'	26:RB:112:G:H8	1.85	0.40
27:RD:117:VAL:HG22	27:RD:118:VAL:N	2.36	0.40
27:RD:228:PRO:HD3	27:RD:234:GLY:O	2.21	0.40
29:RF:36:VAL:HG11	29:RF:183:VAL:HG11	2.04	0.40
29:RF:62:ARG:HB3	29:RF:62:ARG:CZ	2.52	0.40
29:RF:80:ALA:O	29:RF:83:PHE:HB2	2.20	0.40
30:RG:41:GLN:HB3	30:RG:43:LEU:CD1	2.51	0.40
31:RH:20:ALA:HB3	31:RH:23:ARG:HG2	2.03	0.40
32:RI:45:LYS:O	32:RI:48:GLU:N	2.54	0.40
35:RP:65:ARG:HH21	54:R8:15:LYS:HB3	1.84	0.40
35:RP:65:ARG:O	35:RP:66:GLY:C	2.60	0.40
38:RS:12:PHE:HD2	38:RS:12:PHE:HA	1.80	0.40
38:RS:24:LEU:HD22	38:RS:24:LEU:N	2.36	0.40
38:RS:62:LYS:HD3	38:RS:97:ARG:CZ	2.52	0.40
41:RV:95:LEU:C	41:RV:95:LEU:HD13	2.42	0.40
44:RY:5:MET:CE	44:RY:32:PRO:HB3	2.51	0.40
44:RY:57:GLN:O	44:RY:58:GLY:C	2.60	0.40
45:RZ:111:VAL:HG22	45:RZ:112:ARG:N	2.34	0.40
1:XA:1060:C:C5	3:XC:2:GLY:HA2	2.56	0.40
1:XA:1178:G:H8	1:XA:1178:G:H3'	1.85	0.40
1:XA:1205:U:O2'	3:XC:195:VAL:HG23	2.21	0.40
1:XA:59:A:H1'	1:XA:354:G:C2	2.56	0.40
1:XA:490:G:H2'	1:XA:491:G:C8	2.56	0.40
1:XA:792:A:C8	1:XA:794:A:C5	3.09	0.40
3:XC:120:VAL:O	3:XC:123:GLN:HB2	2.20	0.40
3:XC:178:LEU:CD2	3:XC:178:LEU:N	2.85	0.40
4:XD:110:PHE:HE2	4:XD:148:VAL:HG23	1.85	0.40
4:XD:68:TYR:OH	4:XD:196:LEU:HD21	2.22	0.40
6:XF:40:VAL:HA	6:XF:62:TRP:O	2.22	0.40
1:XA:738:C:H5''	6:XF:69:GLU:HB2	2.02	0.40
8:XH:20:TYR:CD1	8:XH:65:TYR:CD2	2.98	0.40
9:XI:56:LEU:HB3	9:XI:57:GLY:H	1.66	0.40
10:XJ:84:GLN:H	10:XJ:84:GLN:HG3	1.50	0.40
11:XK:21:ILE:CD1	11:XK:82:VAL:HG13	2.51	0.40
13:XM:47:ASP:O	13:XM:48:LEU:HB3	2.20	0.40
17:XQ:82:MET:C	17:XQ:84:LEU:H	2.25	0.40
17:XQ:83:ASP:O	17:XQ:87:LYS:HG2	2.22	0.40
18:XR:37:VAL:O	18:XR:40:LEU:N	2.54	0.40
1:XA:192:U:C4'	20:XT:103:GLY:HA2	2.51	0.40
47:Y1:91:LYS:HG3	47:Y1:92:LYS:N	2.32	0.40

Continued on next page...

Continued from previous page...

Atom-1	Atom-2	Interatomic distance (Å)	Clash overlap (Å)
47:Y1:96:LYS:O	47:Y1:96:LYS:HG2	2.21	0.40
48:Y2:37:PHE:O	48:Y2:40:SER:HB3	2.22	0.40
50:Y4:21:VAL:O	50:Y4:22:ILE:O	2.40	0.40
50:Y4:51:ASP:CG	50:Y4:51:ASP:O	2.60	0.40
50:Y4:52:THR:O	50:Y4:53:GLU:CB	2.69	0.40
54:Y8:17:THR:O	54:Y8:20:GLY:N	2.46	0.40
54:Y8:39:LYS:O	54:Y8:39:LYS:HD2	2.22	0.40
25:YA:1093:G:H4'	31:YH:170:ARG:CZ	2.52	0.40
25:YA:1291:C:H2'	25:YA:1292:U:C5	2.57	0.40
25:YA:1387:C:C2	25:YA:1388:G:C8	3.10	0.40
25:YA:1436:G:H1'	25:YA:1477:A:O2'	2.21	0.40
25:YA:1509:C:N3	25:YA:1511:A:N6	2.69	0.40
25:YA:1380:G:N2	25:YA:1570:A:N1	2.65	0.40
25:YA:1778:U:C5	25:YA:1784:A:C5	3.09	0.40
25:YA:1794:U:H2'	25:YA:1795:C:H6	1.86	0.40
25:YA:2308:G:N2	25:YA:2311:A:C2	2.89	0.40
25:YA:2316:C:H1'	30:YG:128:ARG:HH22	1.86	0.40
25:YA:2507:C:H2'	25:YA:2508:G:C8	2.54	0.40
25:YA:2655:G:O2'	25:YA:2656:U:P	2.80	0.40
25:YA:2824:C:C5	25:YA:2825:C:C5	3.09	0.40
25:YA:2845:G:H5''	39:YT:55:ASN:HA	2.03	0.40
25:YA:860:U:C5	25:YA:861:A:N7	2.89	0.40
25:YA:99:U:H4'	25:YA:101:G:C5'	2.52	0.40
27:YD:35:LYS:CE	27:YD:64:ILE:C	2.89	0.40
28:YE:93:VAL:H	28:YE:95:ILE:CD1	2.23	0.40
29:YF:118:ALA:HA	29:YF:123:LEU:HB3	2.02	0.40
29:YF:119:ARG:HH11	29:YF:119:ARG:CG	2.29	0.40
29:YF:33:LEU:O	29:YF:37:VAL:HG23	2.21	0.40
29:YF:61:GLY:O	29:YF:62:ARG:C	2.57	0.40
31:YH:128:PRO:CG	31:YH:129:THR:H	2.33	0.40
32:YI:115:ALA:HB3	32:YI:128:LEU:HD12	2.02	0.40
33:YN:7:LYS:CG	33:YN:8:GLN:N	2.81	0.40
34:YO:86:ILE:CD1	34:YO:86:ILE:N	2.83	0.40
35:YP:126:VAL:HG12	35:YP:147:LEU:CD2	2.23	0.40
36:YQ:20:ALA:HB1	36:YQ:99:PRO:CG	2.51	0.40
25:YA:1216:G:P	40:YU:12:ARG:HH21	2.44	0.40
40:YU:33:ARG:O	40:YU:37:GLU:HB2	2.21	0.40
25:YA:482:A:C4'	44:YY:47:LYS:HD2	2.28	0.40
44:YY:95:LYS:HA	44:YY:101:LYS:CB	2.51	0.40
45:YZ:15:PRO:O	45:YZ:19:ARG:HB2	2.21	0.40
45:YZ:23:LYS:HB3	45:YZ:38:TYR:HD1	1.87	0.40

Continued on next page...

Continued from previous page...

Atom-1	Atom-2	Interatomic distance (Å)	Clash overlap (Å)
1:QA:1002:G:H1	1:QA:1038:C:H42	1.69	0.40
1:QA:1122:U:H2'	1:QA:1123:A:O4'	2.22	0.40
1:QA:475:G:O2'	1:QA:476:G:H5'	2.21	0.40
1:QA:673:G:C4	1:QA:734:G:N2	2.89	0.40
1:QA:757:U:H2'	1:QA:758:G:O4'	2.22	0.40
1:QA:995:C:O5'	1:QA:995:C:H6	2.03	0.40
3:QC:128:PHE:O	3:QC:130:VAL:N	2.54	0.40
4:QD:11:LEU:O	4:QD:12:CYS:C	2.59	0.40
4:QD:129:ASN:CA	4:QD:145:GLU:HB2	2.51	0.40
4:QD:73:ARG:O	4:QD:74:GLN:C	2.58	0.40
6:QF:8:ILE:HG22	6:QF:10:LEU:HD12	2.03	0.40
7:QG:69:VAL:HG12	7:QG:100:ALA:HA	2.03	0.40
8:QH:105:ARG:O	8:QH:107:LEU:N	2.47	0.40
20:QT:82:SER:O	20:QT:86:ARG:CB	2.70	0.40
22:QV:75:C:OP1	25:RA:2602:A:P	2.80	0.40
48:R2:53:LEU:O	48:R2:57:ILE:HG13	2.21	0.40
50:R4:21:VAL:O	50:R4:22:ILE:O	2.40	0.40
30:RG:112:PRO:CA	50:R4:37:SER:HB2	2.51	0.40
54:R8:32:LEU:HA	54:R8:32:LEU:HD23	1.94	0.40
55:R9:10:ILE:HD12	55:R9:32:HIS:CG	2.56	0.40
25:RA:1005:C:O2	25:RA:1143:A:C5	2.75	0.40
25:RA:1007:C:OP2	25:RA:1008:C:O2'	2.31	0.40
25:RA:1309:G:P	53:R7:9:ARG:HD3	2.61	0.40
25:RA:1312:U:H4'	25:RA:1313:U:O5'	2.21	0.40
25:RA:191:A:H2'	25:RA:192:C:C6	2.57	0.40
25:RA:1973:G:H2'	25:RA:1974:C:C6	2.56	0.40
25:RA:1985:G:C2'	25:RA:1986:A:H5'	2.52	0.40
25:RA:2224:G:H4'	25:RA:2226:C:C2	2.57	0.40
25:RA:2376:A:OP1	25:RA:2376:A:H8	2.04	0.40
25:RA:2422:A:OP2	52:R6:6:ARG:NH1	2.54	0.40
25:RA:2592:G:H2'	25:RA:2593:U:O4'	2.22	0.40
25:RA:270(T):G:C6	25:RA:270(U):C:C4	3.09	0.40
25:RA:43:G:C6	25:RA:44:A:C5	3.09	0.40
25:RA:259:G:C2'	25:RA:621:A:O2'	2.70	0.40
25:RA:88:G:H2'	25:RA:88:G:N3	2.34	0.40
26:RB:5:C:H2'	26:RB:6:C:C6	2.57	0.40
27:RD:185:VAL:HG12	27:RD:186:HIS:N	2.37	0.40
27:RD:72:LYS:HG3	27:RD:97:TYR:CE2	2.56	0.40
28:RE:93:VAL:C	28:RE:95:ILE:N	2.75	0.40
25:RA:320:A:N3	29:RF:169:ASN:ND2	2.70	0.40
29:RF:68:LYS:O	29:RF:69:HIS:HB2	2.21	0.40

Continued on next page...

Continued from previous page...

Atom-1	Atom-2	Interatomic distance (Å)	Clash overlap (Å)
30:RG:78:SER:O	30:RG:79:ASN:C	2.59	0.40
32:RI:52:ARG:HB3	32:RI:52:ARG:HH11	1.87	0.40
33:RN:28:THR:O	33:RN:29:LYS:C	2.59	0.40
34:RO:13:ASN:HD21	34:RO:97:ARG:HB3	1.86	0.40
34:RO:92:GLU:O	34:RO:93:PRO:C	2.58	0.40
36:RQ:66:ILE:O	36:RQ:67:ARG:HB2	2.22	0.40
37:RR:18:LEU:HD11	37:RR:22:ARG:NE	2.36	0.40
37:RR:84:ALA:O	37:RR:85:PRO:C	2.59	0.40
25:RA:2882:A:P	37:RR:96:ARG:NH1	2.95	0.40
38:RS:92:TYR:HB2	38:RS:98:VAL:HG11	2.02	0.40
39:RT:23:ARG:O	39:RT:49:VAL:HG11	2.21	0.40
42:RW:100:THR:O	42:RW:100:THR:HG23	2.22	0.40
43:RX:60:ARG:HH22	53:R7:47:ARG:HH12	1.68	0.40
44:RY:90:LEU:HB2	44:RY:91:GLU:H	1.53	0.40
44:RY:98:VAL:O	44:RY:99:CYS:HB3	2.21	0.40
1:XA:1073:U:OP2	5:XE:57:LYS:NZ	2.34	0.40
1:XA:1178:G:H3'	1:XA:1178:G:C8	2.57	0.40
1:XA:1327:C:OP1	21:XU:21:TYR:HD1	2.05	0.40
1:XA:1489:G:H2'	1:XA:1490:C:O4'	2.21	0.40
1:XA:665:A:C5	1:XA:733:A:C5	3.09	0.40
1:XA:89:U:H2'	1:XA:90:C:H6	1.86	0.40
1:XA:8:A:N6	4:XD:205:GLU:O	2.53	0.40
3:XC:13:GLY:O	3:XC:14:ILE:HB	2.22	0.40
3:XC:92:ALA:HB2	3:XC:99:VAL:HG13	2.03	0.40
1:XA:489:C:P	4:XD:132:ARG:HH22	2.42	0.40
6:XF:8:ILE:HG22	6:XF:10:LEU:HD12	2.03	0.40
7:XG:50:ILE:HA	7:XG:54:THR:CG2	2.52	0.40
8:XH:74:PRO:O	8:XH:75:ARG:C	2.58	0.40
13:XM:122:LYS:HE2	13:XM:122:LYS:O	2.21	0.40
13:XM:56:LEU:HD13	13:XM:60:VAL:CG2	2.51	0.40
15:XO:70:LEU:HD23	15:XO:81:LEU:HD23	2.04	0.40
16:XP:50:LYS:HD3	16:XP:50:LYS:C	2.42	0.40
17:XQ:8:GLY:HA3	17:XQ:21:VAL:HG12	2.03	0.40
20:XT:49:ALA:HA	20:XT:92:LEU:HD21	2.04	0.40
22:XV:74:C:H2'	22:XV:75:C:H5'	2.03	0.40
47:Y1:94:LEU:HA	47:Y1:94:LEU:HD23	1.82	0.40
48:Y2:15:LYS:H	48:Y2:67:LYS:HZ3	1.70	0.40
49:Y3:17:LYS:O	49:Y3:20:LYS:HB2	2.21	0.40
50:Y4:42:PHE:CZ	50:Y4:43:TYR:HB3	2.57	0.40
25:YA:1613:G:C2	25:YA:1617:C:C2	3.09	0.40
25:YA:2043:C:C2	25:YA:2777:G:N2	2.89	0.40

Continued on next page...

Continued from previous page...

Atom-1	Atom-2	Interatomic distance (Å)	Clash overlap (Å)
25:YA:2585:U:H5	56:Z8:76:PPU:O2'	2.04	0.40
25:YA:2624:G:C2'	25:YA:2625:G:H5'	2.51	0.40
25:YA:2705:A:H2'	25:YA:2706:G:O4'	2.21	0.40
25:YA:270(F):U:H2'	25:YA:270(G):C:H6	1.86	0.40
25:YA:330:A:O2'	25:YA:331:A:C8	2.58	0.40
25:YA:764:A:H5'	27:YD:210:GLY:HA2	2.04	0.40
25:YA:911:A:H5''	25:YA:912:C:H5''	2.04	0.40
29:YF:124:LEU:HD12	29:YF:125:LEU:O	2.22	0.40
29:YF:198:ALA:HA	29:YF:201:VAL:CG1	2.41	0.40
30:YG:98:ARG:CA	30:YG:101:ILE:HG12	2.40	0.40
30:YG:61:ALA:CB	30:YG:67:LYS:HA	2.51	0.40
34:YO:31:LYS:C	34:YO:32:TYR:CD2	2.95	0.40
36:YQ:139:GLU:HG2	36:YQ:140:ALA:N	2.36	0.40
42:YW:19:LEU:HA	42:YW:19:LEU:HD12	1.79	0.40
42:YW:74:ALA:C	42:YW:75:TYR:HD1	2.24	0.40
44:YY:21:LYS:HE2	44:YY:21:LYS:HB2	1.96	0.40
45:YZ:14:LYS:O	45:YZ:18:LEU:HD12	2.21	0.40
1:QA:111:G:H8	1:QA:111:G:O5'	2.04	0.40
1:QA:1349:A:H2'	1:QA:1350:A:C8	2.56	0.40
1:QA:1347:G:H2'	1:QA:1373:G:C6	2.57	0.40
1:QA:149:A:C2	1:QA:172:A:N6	2.89	0.40
1:QA:230:G:H2'	1:QA:231:G:O4'	2.22	0.40
2:QB:114:ARG:O	2:QB:118:LEU:HG	2.21	0.40
2:QB:75:LYS:C	2:QB:77:ALA:H	2.24	0.40
3:QC:172:ARG:C	3:QC:173:VAL:HG23	2.42	0.40
4:QD:3:ARG:HB3	4:QD:69:GLY:O	2.22	0.40
5:QE:126:ARG:CG	5:QE:126:ARG:NH1	2.79	0.40
7:QG:122:HIS:ND1	7:QG:122:HIS:N	2.69	0.40
8:QH:109:ILE:HG13	8:QH:120:THR:HB	2.03	0.40
8:QH:36:LEU:O	8:QH:45:ILE:HD11	2.22	0.40
9:QI:128:ARG:HH21	22:QV:35:A:P	2.44	0.40
11:QK:21:ILE:CD1	11:QK:82:VAL:HG13	2.51	0.40
13:QM:4:ILE:O	13:QM:5:ALA:C	2.60	0.40
13:QM:54:VAL:HG12	13:QM:54:VAL:O	2.21	0.40
15:QO:77:ARG:CA	15:QO:80:ALA:HB3	2.52	0.40
16:QP:26:ARG:HH21	16:QP:31:LYS:HG2	1.86	0.40
17:QQ:8:GLY:HA3	17:QQ:21:VAL:HG12	2.03	0.40
17:QQ:68:ARG:O	17:QQ:68:ARG:HG3	2.22	0.40
19:QS:39:THR:O	19:QS:40:ILE:HB	2.20	0.40
20:QT:89:ARG:HH12	20:QT:106:ALA:CB	2.34	0.40
1:QA:1267:C:O2'	21:QU:20:LYS:HG3	2.21	0.40

Continued on next page...

Continued from previous page...

Atom-1	Atom-2	Interatomic distance (Å)	Clash overlap (Å)
47:R1:86:SER:O	47:R1:89:GLU:HB2	2.21	0.40
49:R3:7:LYS:HG2	49:R3:7:LYS:O	2.20	0.40
52:R6:36:LEU:N	52:R6:36:LEU:HD23	2.37	0.40
25:RA:1204:A:C2	25:RA:1206:G:N2	2.90	0.40
25:RA:1225:C:O2'	41:RV:85:LYS:HA	2.21	0.40
25:RA:1480:G:C2	25:RA:1514:U:O2	2.74	0.40
25:RA:1771:C:H2'	25:RA:1772:G:C8	2.56	0.40
25:RA:1799:G:H5'	25:RA:1819:A:N6	2.33	0.40
25:RA:199:A:N1	25:RA:2434:A:C2	2.90	0.40
25:RA:2464:C:O2	25:RA:2487:G:N2	2.54	0.40
25:RA:2472:G:H21	25:RA:2478:A:H62	1.69	0.40
25:RA:2654:A:O3'	25:RA:2655:G:H4'	2.22	0.40
25:RA:2711:A:C8	25:RA:2714:G:O4'	2.75	0.40
25:RA:511:U:C5	25:RA:512:G:C5	3.10	0.40
27:RD:92:ILE:CD1	27:RD:104:TYR:CD2	3.05	0.40
27:RD:142:VAL:HA	27:RD:194:GLY:H	1.86	0.40
29:RF:33:LEU:O	29:RF:37:VAL:HG23	2.21	0.40
29:RF:64:ILE:HA	29:RF:64:ILE:HD12	1.89	0.40
30:RG:114:ILE:HG22	30:RG:117:PHE:HB2	2.01	0.40
33:RN:101:HIS:HD2	33:RN:102:ALA:N	2.19	0.40
33:RN:75:TYR:O	33:RN:76:SER:O	2.40	0.40
34:RO:112:MET:O	34:RO:115:VAL:HG23	2.22	0.40
25:RA:2684:U:O2'	34:RO:68:GLU:HG3	2.21	0.40
35:RP:2:LYS:O	35:RP:5:ASP:CB	2.70	0.40
37:RR:34:ILE:HG22	37:RR:35:THR:N	2.35	0.40
38:RS:5:THR:HG1	38:RS:7:TYR:HB3	1.86	0.40
38:RS:89:ARG:NH1	38:RS:89:ARG:HG2	2.36	0.40
39:RT:50:ILE:HD11	39:RT:102:ILE:CG1	2.52	0.40
39:RT:10:VAL:O	39:RT:11:GLU:C	2.59	0.40
39:RT:54:ARG:HA	39:RT:59:THR:HG23	2.02	0.40
40:RU:62:ILE:HG23	40:RU:76:TYR:CE1	2.57	0.40
45:RZ:119:GLU:HG3	45:RZ:122:ARG:HD2	2.03	0.40
1:XA:1225:A:H3'	1:XA:1226:C:C6	2.57	0.40
1:XA:1327:C:H2'	1:XA:1328:C:C6	2.57	0.40
1:XA:1376:U:H2'	1:XA:1377:A:C8	2.57	0.40
1:XA:799:G:C6	1:XA:800:G:C4	3.09	0.40
2:XB:183:PRO:HA	2:XB:198:ASP:OD1	2.22	0.40
3:XC:70:VAL:CG1	3:XC:71:ALA:H	2.35	0.40
4:XD:190:ASP:OD1	4:XD:191:ARG:N	2.55	0.40
4:XD:199:ASN:OD1	4:XD:201:GLN:HB3	2.21	0.40
5:XE:36:ASP:O	5:XE:37:ARG:HG2	2.22	0.40

Continued on next page...

Continued from previous page...

Atom-1	Atom-2	Interatomic distance (Å)	Clash overlap (Å)
6:XF:98:LEU:C	6:XF:98:LEU:HD12	2.41	0.40
7:XG:46:ALA:O	7:XG:49:ILE:HB	2.21	0.40
8:XH:97:VAL:O	8:XH:100:ILE:HG13	2.21	0.40
9:XI:13:ALA:H	9:XI:68:GLY:HA3	1.86	0.40
9:XI:71:SER:O	9:XI:72:GLY:C	2.58	0.40
10:XJ:65:LEU:HA	14:YN:55:GLY:O	2.21	0.40
11:XK:83:ILE:HG12	11:XK:109:VAL:CG2	2.52	0.40
13:XM:88:ARG:HG2	13:XM:98:VAL:CG1	2.52	0.40
15:XO:74:ASP:C	15:XO:76:GLU:H	2.24	0.40
20:XT:44:ALA:HB3	20:XT:91:LEU:HD12	2.03	0.40
36:YQ:79:LEU:CD1	46:Y0:5:LYS:HD3	2.52	0.40
47:Y1:86:SER:O	47:Y1:89:GLU:N	2.54	0.40
54:Y8:32:LEU:HA	54:Y8:32:LEU:HD23	1.94	0.40
25:YA:1002:G:H2'	25:YA:1003:G:O4'	2.21	0.40
25:YA:1071:G:N2	25:YA:1090:U:C5	2.89	0.40
25:YA:1183:G:H4'	49:Y3:29:ARG:NH2	2.36	0.40
25:YA:136:G:N2	25:YA:143:C:N3	2.53	0.40
25:YA:1446:C:C2'	25:YA:1447:G:H5'	2.52	0.40
25:YA:1448:G:H1'	25:YA:1528:A:H62	1.86	0.40
25:YA:1776:G:N2	25:YA:1777:U:H1'	2.37	0.40
25:YA:1957:C:O2'	25:YA:1985:G:H1'	2.21	0.40
25:YA:2518:A:H4'	25:YA:2519:U:OP1	2.21	0.40
25:YA:2639:A:H2'	25:YA:2640:G:O4'	2.22	0.40
25:YA:263:C:H2'	25:YA:264:C:O4'	2.21	0.40
25:YA:2823:A:C5	25:YA:2824:C:C5	3.09	0.40
25:YA:740:U:H2'	25:YA:741:G:H8	1.85	0.40
25:YA:996:A:H2'	25:YA:997:G:C8	2.55	0.40
27:YD:107:ALA:HA	27:YD:108:PRO:HD2	2.01	0.40
27:YD:230:ASP:OD2	27:YD:230:ASP:N	2.54	0.40
28:YE:154:LYS:C	28:YE:154:LYS:HD3	2.42	0.40
28:YE:92:THR:HB	28:YE:93:VAL:H	1.57	0.40
29:YF:36:VAL:HG11	29:YF:183:VAL:HG11	2.04	0.40
30:YG:137:GLU:OE2	30:YG:139:LEU:HD11	2.22	0.40
30:YG:11:TYR:O	30:YG:16:ARG:HB2	2.22	0.40
31:YH:170:ARG:HB3	31:YH:171:LEU:H	1.47	0.40
25:YA:1111:A:OP1	31:YH:3:ARG:NH1	2.55	0.40
33:YN:56:ASN:ND2	33:YN:126:PRO:N	2.69	0.40
33:YN:133:GLN:C	33:YN:134:ARG:HG2	2.41	0.40
33:YN:53:VAL:HG22	33:YN:121:LYS:HB2	2.04	0.40
35:YP:2:LYS:O	35:YP:5:ASP:CB	2.70	0.40
36:YQ:39:PRO:HA	36:YQ:97:VAL:O	2.21	0.40

Continued on next page...

Continued from previous page...

Atom-1	Atom-2	Interatomic distance (Å)	Clash overlap (Å)
37:YR:22:ARG:O	37:YR:26:LYS:HG3	2.21	0.40
37:YR:2:ARG:HG2	37:YR:5:LYS:HZ1	1.86	0.40
37:YR:31:HIS:C	37:YR:33:ARG:H	2.25	0.40
38:YS:102:ALA:C	38:YS:104:GLY:N	2.73	0.40
38:YS:59:LYS:CG	38:YS:60:GLY:N	2.80	0.40
38:YS:83:LYS:HE3	38:YS:84:GLN:HG3	2.02	0.40
39:YT:125:ARG:O	39:YT:128:GLU:N	2.50	0.40
39:YT:26:ASP:HB3	39:YT:92:GLY:H	1.86	0.40
41:YV:35:LEU:C	41:YV:37:VAL:N	2.75	0.40
41:YV:70:ILE:HG22	41:YV:70:ILE:O	2.21	0.40
41:YV:95:LEU:HD13	41:YV:95:LEU:C	2.42	0.40
43:YX:9:LEU:HA	48:Y2:36:ARG:HH21	1.86	0.40
45:YZ:76:LEU:HA	45:YZ:83:PRO:HA	2.03	0.40
25:RA:2451:A:C2	56:Z6:76:PPU:HD2	2.56	0.40

All (1) symmetry-related close contacts are listed below. The label for Atom-2 includes the symmetry operator and encoded unit-cell translations to be applied.

Atom-1	Atom-2	Interatomic distance (Å)	Clash overlap (Å)
32:RI:91:SER:OG	1:XA:368:U:OP1[4_555]	2.02	0.18

5.3 Torsion angles [i](#)

5.3.1 Protein backbone [i](#)

In the following table, the Percentiles column shows the percent Ramachandran outliers of the chain as a percentile score with respect to all X-ray entries followed by that with respect to entries of similar resolution.

The Analysed column shows the number of residues for which the backbone conformation was analysed, and the total number of residues.

Mol	Chain	Analysed	Favoured	Allowed	Outliers	Percentiles	
2	QB	235/256 (92%)	153 (65%)	52 (22%)	30 (13%)	0	5
2	XB	235/256 (92%)	153 (65%)	52 (22%)	30 (13%)	0	5
3	QC	203/239 (85%)	128 (63%)	56 (28%)	19 (9%)	0	12
3	XC	203/239 (85%)	129 (64%)	55 (27%)	19 (9%)	0	12
4	QD	206/209 (99%)	136 (66%)	50 (24%)	20 (10%)	0	11

Continued on next page...

Continued from previous page...

Mol	Chain	Analysed	Favoured	Allowed	Outliers	Percentiles	
4	XD	206/209 (99%)	135 (66%)	49 (24%)	22 (11%)	0	8
5	QE	149/162 (92%)	103 (69%)	31 (21%)	15 (10%)	0	10
5	XE	149/162 (92%)	103 (69%)	30 (20%)	16 (11%)	0	8
6	QF	99/101 (98%)	66 (67%)	24 (24%)	9 (9%)	1	12
6	XF	99/101 (98%)	66 (67%)	24 (24%)	9 (9%)	1	12
7	QG	153/156 (98%)	102 (67%)	36 (24%)	15 (10%)	0	10
7	XG	153/156 (98%)	103 (67%)	36 (24%)	14 (9%)	1	12
8	QH	136/138 (99%)	92 (68%)	29 (21%)	15 (11%)	0	8
8	XH	136/138 (99%)	92 (68%)	29 (21%)	15 (11%)	0	8
9	QI	125/128 (98%)	77 (62%)	32 (26%)	16 (13%)	0	5
9	XI	125/128 (98%)	77 (62%)	32 (26%)	16 (13%)	0	5
10	QJ	97/105 (92%)	68 (70%)	20 (21%)	9 (9%)	0	12
10	XJ	97/105 (92%)	68 (70%)	19 (20%)	10 (10%)	0	9
11	QK	117/129 (91%)	87 (74%)	21 (18%)	9 (8%)	1	15
11	XK	117/129 (91%)	87 (74%)	22 (19%)	8 (7%)	1	18
12	QL	123/132 (93%)	84 (68%)	24 (20%)	15 (12%)	0	6
12	XL	123/132 (93%)	83 (68%)	24 (20%)	16 (13%)	0	5
13	QM	119/126 (94%)	71 (60%)	29 (24%)	19 (16%)	0	3
13	XM	119/126 (94%)	72 (60%)	25 (21%)	22 (18%)	0	2
14	QN	58/61 (95%)	31 (53%)	15 (26%)	12 (21%)	0	2
14	XN	58/61 (95%)	32 (55%)	14 (24%)	12 (21%)	0	2
15	QO	86/89 (97%)	61 (71%)	19 (22%)	6 (7%)	1	17
15	XO	86/89 (97%)	60 (70%)	20 (23%)	6 (7%)	1	17
16	QP	82/88 (93%)	48 (58%)	23 (28%)	11 (13%)	0	4
16	XP	82/88 (93%)	48 (58%)	23 (28%)	11 (13%)	0	4
17	QQ	98/105 (93%)	75 (76%)	15 (15%)	8 (8%)	1	14
17	XQ	98/105 (93%)	75 (76%)	15 (15%)	8 (8%)	1	14
18	QR	68/88 (77%)	46 (68%)	14 (21%)	8 (12%)	0	6
18	XR	68/88 (77%)	46 (68%)	14 (21%)	8 (12%)	0	6
19	QS	82/93 (88%)	46 (56%)	18 (22%)	18 (22%)	0	1
19	XS	82/93 (88%)	46 (56%)	18 (22%)	18 (22%)	0	1

Continued on next page...

Continued from previous page...

Mol	Chain	Analysed	Favoured	Allowed	Outliers	Percentiles	
20	QT	97/106 (92%)	63 (65%)	16 (16%)	18 (19%)	0	2
20	XT	97/106 (92%)	63 (65%)	15 (16%)	19 (20%)	0	2
21	QU	23/27 (85%)	16 (70%)	3 (13%)	4 (17%)	0	3
21	XU	23/27 (85%)	16 (70%)	3 (13%)	4 (17%)	0	3
27	RD	270/276 (98%)	203 (75%)	48 (18%)	19 (7%)	1	17
27	YD	270/276 (98%)	204 (76%)	47 (17%)	19 (7%)	1	17
28	RE	203/206 (98%)	120 (59%)	41 (20%)	42 (21%)	0	2
28	YE	203/206 (98%)	120 (59%)	41 (20%)	42 (21%)	0	2
29	RF	200/210 (95%)	144 (72%)	36 (18%)	20 (10%)	0	10
29	YF	200/210 (95%)	144 (72%)	36 (18%)	20 (10%)	0	10
30	RG	179/182 (98%)	119 (66%)	39 (22%)	21 (12%)	0	6
30	YG	179/182 (98%)	119 (66%)	39 (22%)	21 (12%)	0	6
31	RH	168/180 (93%)	94 (56%)	36 (21%)	38 (23%)	0	1
31	YH	168/180 (93%)	94 (56%)	36 (21%)	38 (23%)	0	1
32	RI	144/148 (97%)	99 (69%)	32 (22%)	13 (9%)	1	13
32	YI	144/148 (97%)	93 (65%)	30 (21%)	21 (15%)	0	4
33	RN	136/140 (97%)	84 (62%)	30 (22%)	22 (16%)	0	3
33	YN	136/140 (97%)	84 (62%)	30 (22%)	22 (16%)	0	3
34	RO	120/122 (98%)	90 (75%)	21 (18%)	9 (8%)	1	16
34	YO	120/122 (98%)	90 (75%)	21 (18%)	9 (8%)	1	16
35	RP	148/150 (99%)	97 (66%)	19 (13%)	32 (22%)	0	1
35	YP	148/150 (99%)	97 (66%)	19 (13%)	32 (22%)	0	1
36	RQ	139/141 (99%)	95 (68%)	30 (22%)	14 (10%)	0	10
36	YQ	139/141 (99%)	97 (70%)	28 (20%)	14 (10%)	0	10
37	RR	116/118 (98%)	82 (71%)	20 (17%)	14 (12%)	0	6
37	YR	116/118 (98%)	82 (71%)	20 (17%)	14 (12%)	0	6
38	RS	109/112 (97%)	62 (57%)	28 (26%)	19 (17%)	0	3
38	YS	109/112 (97%)	62 (57%)	28 (26%)	19 (17%)	0	3
39	RT	135/146 (92%)	83 (62%)	32 (24%)	20 (15%)	0	4
39	YT	135/146 (92%)	83 (62%)	32 (24%)	20 (15%)	0	4
40	RU	115/118 (98%)	87 (76%)	19 (16%)	9 (8%)	1	15

Continued on next page...

Continued from previous page...

Mol	Chain	Analysed	Favoured	Allowed	Outliers	Percentiles	
40	YU	115/118 (98%)	86 (75%)	20 (17%)	9 (8%)	1	15
41	RV	99/101 (98%)	73 (74%)	16 (16%)	10 (10%)	0	10
41	YV	99/101 (98%)	73 (74%)	16 (16%)	10 (10%)	0	10
42	RW	111/113 (98%)	75 (68%)	22 (20%)	14 (13%)	0	5
42	YW	111/113 (98%)	75 (68%)	22 (20%)	14 (13%)	0	5
43	RX	90/96 (94%)	77 (86%)	8 (9%)	5 (6%)	2	21
43	YX	90/96 (94%)	77 (86%)	8 (9%)	5 (6%)	2	21
44	RY	100/110 (91%)	58 (58%)	16 (16%)	26 (26%)	0	1
44	YY	100/110 (91%)	57 (57%)	16 (16%)	27 (27%)	0	1
45	RZ	181/206 (88%)	113 (62%)	46 (25%)	22 (12%)	0	6
45	YZ	181/206 (88%)	128 (71%)	36 (20%)	17 (9%)	0	12
46	R0	80/85 (94%)	66 (82%)	10 (12%)	4 (5%)	2	23
46	Y0	80/85 (94%)	66 (82%)	10 (12%)	4 (5%)	2	23
47	R1	95/98 (97%)	64 (67%)	20 (21%)	11 (12%)	0	6
47	Y1	95/98 (97%)	64 (67%)	20 (21%)	11 (12%)	0	6
48	R2	67/72 (93%)	47 (70%)	11 (16%)	9 (13%)	0	4
48	Y2	67/72 (93%)	47 (70%)	11 (16%)	9 (13%)	0	4
49	R3	57/60 (95%)	45 (79%)	9 (16%)	3 (5%)	2	22
49	Y3	57/60 (95%)	45 (79%)	9 (16%)	3 (5%)	2	22
50	R4	69/71 (97%)	23 (33%)	20 (29%)	26 (38%)	0	0
50	Y4	69/71 (97%)	23 (33%)	20 (29%)	26 (38%)	0	0
51	R5	57/60 (95%)	33 (58%)	9 (16%)	15 (26%)	0	1
51	Y5	57/60 (95%)	33 (58%)	9 (16%)	15 (26%)	0	1
52	R6	47/54 (87%)	15 (32%)	18 (38%)	14 (30%)	0	0
52	Y6	47/54 (87%)	15 (32%)	18 (38%)	14 (30%)	0	0
53	R7	47/49 (96%)	37 (79%)	7 (15%)	3 (6%)	1	19
53	Y7	47/49 (96%)	37 (79%)	7 (15%)	3 (6%)	1	19
54	R8	62/65 (95%)	36 (58%)	15 (24%)	11 (18%)	0	2
54	Y8	62/65 (95%)	36 (58%)	15 (24%)	11 (18%)	0	2
55	R9	35/37 (95%)	31 (89%)	4 (11%)	0	100	100
55	Y9	35/37 (95%)	31 (89%)	4 (11%)	0	100	100

Continued on next page...

Continued from previous page...

Mol	Chain	Analysed	Favoured	Allowed	Outliers	Percentiles
All	All	11470/12128 (95%)	7621 (66%)	2356 (20%)	1493 (13%)	0 5

All (1493) Ramachandran outliers are listed below:

Mol	Chain	Res	Type
2	QB	6	THR
2	QB	15	VAL
2	QB	26	PRO
2	QB	84	GLU
2	QB	88	ALA
2	QB	126	GLU
2	QB	230	VAL
2	QB	233	SER
3	QC	4	LYS
3	QC	12	LEU
3	QC	14	ILE
3	QC	29	TYR
3	QC	61	ALA
3	QC	189	ALA
3	QC	190	ARG
4	QD	28	SER
4	QD	29	PRO
4	QD	51	PRO
4	QD	89	THR
4	QD	129	ASN
4	QD	154	ASN
4	QD	155	LEU
4	QD	178	VAL
5	QE	146	ALA
7	QG	5	ARG
7	QG	7	ALA
8	QH	50	ARG
8	QH	129	VAL
9	QI	23	ASN
9	QI	56	LEU
9	QI	95	LYS
9	QI	111	ARG
9	QI	117	HIS
10	QJ	30	SER
10	QJ	33	GLN
11	QK	91	ARG
12	QL	18	VAL

Continued on next page...

Continued from previous page...

Mol	Chain	Res	Type
12	QL	27	LEU
12	QL	45	PRO
12	QL	62	SER
12	QL	121	GLY
13	QM	67	GLU
13	QM	70	LEU
13	QM	83	ASP
13	QM	106	ASN
13	QM	108	ARG
13	QM	118	ALA
14	QN	3	ARG
14	QN	16	PHE
14	QN	23	ARG
14	QN	24	CYS
14	QN	44	LEU
15	QO	88	ARG
16	QP	44	THR
16	QP	67	THR
17	QQ	34	LYS
17	QQ	49	GLU
18	QR	22	VAL
19	QS	3	ARG
19	QS	12	ASP
19	QS	14	HIS
19	QS	25	LYS
19	QS	26	GLY
19	QS	31	ILE
19	QS	41	VAL
19	QS	70	LYS
19	QS	78	ARG
19	QS	79	THR
20	QT	48	LYS
20	QT	49	ALA
20	QT	74	LYS
20	QT	95	ALA
20	QT	96	GLY
20	QT	100	ILE
21	QU	7	ARG
21	QU	9	ARG
21	QU	22	ARG
27	RD	26	LYS
27	RD	28	GLU

Continued on next page...

Continued from previous page...

Mol	Chain	Res	Type
27	RD	123	ALA
27	RD	231	HIS
28	RE	4	ILE
28	RE	7	VAL
28	RE	9	VAL
28	RE	22	PRO
28	RE	54	GLN
28	RE	57	LYS
28	RE	60	ASN
28	RE	63	LEU
28	RE	64	LYS
28	RE	68	ALA
28	RE	70	ALA
28	RE	73	GLU
28	RE	90	THR
28	RE	92	THR
28	RE	93	VAL
28	RE	169	ASN
28	RE	187	ALA
28	RE	189	PRO
29	RF	25	PRO
29	RF	66	PRO
29	RF	68	LYS
29	RF	73	ALA
29	RF	89	VAL
29	RF	128	ALA
29	RF	176	LEU
30	RG	4	ASP
30	RG	14	GLU
30	RG	79	ASN
30	RG	86	MET
31	RH	10	PRO
31	RH	12	PRO
31	RH	83	TYR
31	RH	85	LYS
31	RH	86	GLU
31	RH	87	LEU
31	RH	90	LYS
31	RH	92	ILE
31	RH	126	PRO
31	RH	127	GLU
31	RH	128	PRO

Continued on next page...

Continued from previous page...

Mol	Chain	Res	Type
31	RH	137	ASP
31	RH	138	LYS
31	RH	153	LYS
31	RH	154	PRO
31	RH	155	SER
31	RH	169	VAL
32	RI	10	GLU
32	RI	117	GLU
32	RI	133	HIS
33	RN	6	PRO
33	RN	9	VAL
33	RN	22	THR
33	RN	36	GLY
33	RN	58	ASP
33	RN	95	PRO
33	RN	97	ARG
33	RN	119	ARG
33	RN	131	GLN
33	RN	133	GLN
33	RN	134	ARG
34	RO	49	ARG
35	RP	5	ASP
35	RP	10	PRO
35	RP	15	ARG
35	RP	19	VAL
35	RP	21	ARG
35	RP	25	SER
35	RP	27	HIS
35	RP	36	LYS
35	RP	38	GLN
35	RP	42	SER
35	RP	65	ARG
35	RP	95	VAL
35	RP	106	LEU
35	RP	107	LYS
35	RP	141	ALA
35	RP	148	LEU
36	RQ	6	ARG
36	RQ	18	LYS
36	RQ	22	LYS
36	RQ	27	VAL
36	RQ	81	VAL

Continued on next page...

Continued from previous page...

Mol	Chain	Res	Type
36	RQ	90	VAL
36	RQ	134	ARG
37	RR	2	ARG
37	RR	3	HIS
37	RR	4	LEU
37	RR	14	SER
37	RR	58	GLY
37	RR	86	ARG
37	RR	117	VAL
38	RS	4	LEU
38	RS	12	PHE
38	RS	14	VAL
38	RS	23	ARG
38	RS	56	LEU
38	RS	57	LYS
38	RS	88	ASP
38	RS	89	ARG
38	RS	90	GLY
38	RS	107	GLU
39	RT	2	ASN
39	RT	3	ARG
39	RT	39	ARG
39	RT	55	ASN
39	RT	58	ASN
39	RT	90	GLN
39	RT	94	ALA
39	RT	97	ALA
39	RT	106	SER
39	RT	107	ASP
41	RV	28	GLU
41	RV	31	ALA
41	RV	45	THR
41	RV	48	GLY
41	RV	49	THR
41	RV	50	PRO
41	RV	53	GLU
41	RV	79	VAL
42	RW	59	VAL
42	RW	67	ASP
42	RW	75	TYR
42	RW	111	HIS
43	RX	36	LYS

Continued on next page...

Continued from previous page...

Mol	Chain	Res	Type
44	RY	3	VAL
44	RY	23	ARG
44	RY	48	ALA
44	RY	49	VAL
44	RY	50	ARG
44	RY	53	PRO
44	RY	58	GLY
44	RY	63	LYS
44	RY	77	PRO
44	RY	78	ALA
44	RY	96	ILE
45	RZ	6	LYS
45	RZ	51	ALA
45	RZ	179	ASP
47	R1	30	VAL
47	R1	54	ALA
47	R1	81	LYS
47	R1	82	LEU
47	R1	95	LEU
48	R2	16	LEU
48	R2	43	GLN
48	R2	47	ASN
48	R2	48	HIS
48	R2	71	ASN
49	R3	3	ARG
50	R4	5	ILE
50	R4	14	ILE
50	R4	16	CYS
50	R4	22	ILE
50	R4	23	GLU
50	R4	36	CYS
50	R4	37	SER
50	R4	40	HIS
50	R4	42	PHE
50	R4	43	TYR
50	R4	49	PHE
50	R4	50	VAL
50	R4	51	ASP
50	R4	53	GLU
50	R4	62	ARG
50	R4	66	SER
50	R4	68	ARG

Continued on next page...

Continued from previous page...

Mol	Chain	Res	Type
51	R5	3	LYS
51	R5	4	HIS
51	R5	35	GLU
51	R5	51	TYR
51	R5	53	ALA
52	R6	7	ILE
52	R6	14	THR
52	R6	15	GLU
52	R6	19	ARG
52	R6	21	TYR
52	R6	33	LYS
52	R6	45	LYS
52	R6	48	VAL
54	R8	29	LYS
54	R8	31	HIS
54	R8	34	TRP
54	R8	52	LYS
54	R8	62	LEU
2	XB	6	THR
2	XB	15	VAL
2	XB	26	PRO
2	XB	84	GLU
2	XB	88	ALA
2	XB	126	GLU
2	XB	230	VAL
2	XB	233	SER
3	XC	4	LYS
3	XC	12	LEU
3	XC	14	ILE
3	XC	29	TYR
3	XC	61	ALA
3	XC	189	ALA
3	XC	190	ARG
4	XD	28	SER
4	XD	30	LYS
4	XD	51	PRO
4	XD	89	THR
4	XD	129	ASN
4	XD	154	ASN
4	XD	155	LEU
4	XD	178	VAL
5	XE	146	ALA

Continued on next page...

Continued from previous page...

Mol	Chain	Res	Type
7	XG	5	ARG
7	XG	7	ALA
8	XH	50	ARG
8	XH	129	VAL
9	XI	23	ASN
9	XI	56	LEU
9	XI	95	LYS
9	XI	111	ARG
9	XI	117	HIS
10	XJ	30	SER
10	XJ	33	GLN
11	XK	91	ARG
12	XL	18	VAL
12	XL	27	LEU
12	XL	46	LYS
12	XL	62	SER
12	XL	121	GLY
13	XM	70	LEU
13	XM	83	ASP
13	XM	106	ASN
13	XM	108	ARG
13	XM	118	ALA
14	XN	3	ARG
14	XN	16	PHE
14	XN	23	ARG
14	XN	43	CYS
14	XN	44	LEU
15	XO	88	ARG
16	XP	44	THR
16	XP	67	THR
17	XQ	34	LYS
17	XQ	49	GLU
18	XR	22	VAL
19	XS	3	ARG
19	XS	12	ASP
19	XS	14	HIS
19	XS	25	LYS
19	XS	26	GLY
19	XS	31	ILE
19	XS	41	VAL
19	XS	70	LYS
19	XS	78	ARG

Continued on next page...

Continued from previous page...

Mol	Chain	Res	Type
19	XS	79	THR
20	XT	48	LYS
20	XT	49	ALA
20	XT	74	LYS
20	XT	95	ALA
20	XT	96	GLY
20	XT	100	ILE
21	XU	7	ARG
21	XU	9	ARG
21	XU	22	ARG
27	YD	26	LYS
27	YD	28	GLU
27	YD	123	ALA
27	YD	231	HIS
28	YE	4	ILE
28	YE	7	VAL
28	YE	9	VAL
28	YE	22	PRO
28	YE	54	GLN
28	YE	57	LYS
28	YE	60	ASN
28	YE	63	LEU
28	YE	64	LYS
28	YE	68	ALA
28	YE	70	ALA
28	YE	73	GLU
28	YE	90	THR
28	YE	92	THR
28	YE	93	VAL
28	YE	169	ASN
28	YE	187	ALA
28	YE	189	PRO
29	YF	25	PRO
29	YF	66	PRO
29	YF	68	LYS
29	YF	73	ALA
29	YF	89	VAL
29	YF	128	ALA
29	YF	176	LEU
30	YG	4	ASP
30	YG	14	GLU
30	YG	79	ASN

Continued on next page...

Continued from previous page...

Mol	Chain	Res	Type
30	YG	86	MET
31	YH	10	PRO
31	YH	12	PRO
31	YH	83	TYR
31	YH	85	LYS
31	YH	86	GLU
31	YH	87	LEU
31	YH	90	LYS
31	YH	92	ILE
31	YH	126	PRO
31	YH	127	GLU
31	YH	128	PRO
31	YH	137	ASP
31	YH	138	LYS
31	YH	153	LYS
31	YH	154	PRO
31	YH	155	SER
31	YH	169	VAL
32	YI	10	GLU
32	YI	72	LEU
32	YI	133	HIS
32	YI	145	VAL
33	YN	6	PRO
33	YN	9	VAL
33	YN	22	THR
33	YN	36	GLY
33	YN	58	ASP
33	YN	95	PRO
33	YN	97	ARG
33	YN	119	ARG
33	YN	131	GLN
33	YN	133	GLN
33	YN	134	ARG
34	YO	49	ARG
35	YP	5	ASP
35	YP	10	PRO
35	YP	15	ARG
35	YP	19	VAL
35	YP	21	ARG
35	YP	25	SER
35	YP	27	HIS
35	YP	36	LYS

Continued on next page...

Continued from previous page...

Mol	Chain	Res	Type
35	YP	38	GLN
35	YP	42	SER
35	YP	65	ARG
35	YP	95	VAL
35	YP	106	LEU
35	YP	107	LYS
35	YP	141	ALA
35	YP	148	LEU
36	YQ	6	ARG
36	YQ	18	LYS
36	YQ	22	LYS
36	YQ	27	VAL
36	YQ	81	VAL
36	YQ	90	VAL
36	YQ	134	ARG
37	YR	2	ARG
37	YR	3	HIS
37	YR	4	LEU
37	YR	14	SER
37	YR	58	GLY
37	YR	86	ARG
37	YR	117	VAL
38	YS	4	LEU
38	YS	12	PHE
38	YS	14	VAL
38	YS	23	ARG
38	YS	56	LEU
38	YS	57	LYS
38	YS	88	ASP
38	YS	89	ARG
38	YS	90	GLY
38	YS	107	GLU
39	YT	2	ASN
39	YT	3	ARG
39	YT	39	ARG
39	YT	55	ASN
39	YT	58	ASN
39	YT	90	GLN
39	YT	94	ALA
39	YT	97	ALA
39	YT	106	SER
39	YT	107	ASP

Continued on next page...

Continued from previous page...

Mol	Chain	Res	Type
41	YV	28	GLU
41	YV	31	ALA
41	YV	45	THR
41	YV	48	GLY
41	YV	49	THR
41	YV	50	PRO
41	YV	53	GLU
41	YV	79	VAL
42	YW	59	VAL
42	YW	67	ASP
42	YW	75	TYR
42	YW	111	HIS
43	YX	36	LYS
44	YY	3	VAL
44	YY	23	ARG
44	YY	48	ALA
44	YY	49	VAL
44	YY	50	ARG
44	YY	58	GLY
44	YY	63	LYS
44	YY	77	PRO
44	YY	78	ALA
44	YY	96	ILE
45	YZ	6	LYS
45	YZ	51	ALA
45	YZ	146	ILE
45	YZ	152	ALA
45	YZ	166	SER
47	Y1	30	VAL
47	Y1	54	ALA
47	Y1	81	LYS
47	Y1	82	LEU
47	Y1	95	LEU
48	Y2	16	LEU
48	Y2	43	GLN
48	Y2	47	ASN
48	Y2	48	HIS
48	Y2	71	ASN
49	Y3	3	ARG
50	Y4	5	ILE
50	Y4	14	ILE
50	Y4	16	CYS

Continued on next page...

Continued from previous page...

Mol	Chain	Res	Type
50	Y4	22	ILE
50	Y4	23	GLU
50	Y4	36	CYS
50	Y4	37	SER
50	Y4	40	HIS
50	Y4	42	PHE
50	Y4	43	TYR
50	Y4	49	PHE
50	Y4	50	VAL
50	Y4	51	ASP
50	Y4	53	GLU
50	Y4	62	ARG
50	Y4	66	SER
50	Y4	68	ARG
51	Y5	3	LYS
51	Y5	4	HIS
51	Y5	35	GLU
51	Y5	51	TYR
51	Y5	53	ALA
52	Y6	7	ILE
52	Y6	14	THR
52	Y6	15	GLU
52	Y6	19	ARG
52	Y6	21	TYR
52	Y6	33	LYS
52	Y6	45	LYS
52	Y6	48	VAL
54	Y8	29	LYS
54	Y8	31	HIS
54	Y8	34	TRP
54	Y8	52	LYS
54	Y8	62	LEU
2	QB	18	GLY
2	QB	65	GLY
2	QB	208	ILE
2	QB	216	SER
2	QB	237	ALA
3	QC	60	ALA
3	QC	79	ARG
3	QC	129	ALA
3	QC	145	GLY
4	QD	7	PRO

Continued on next page...

Continued from previous page...

Mol	Chain	Res	Type
4	QD	20	TYR
4	QD	164	ALA
4	QD	170	VAL
4	QD	179	GLU
4	QD	181	MET
4	QD	200	GLU
5	QE	21	ALA
5	QE	63	ARG
5	QE	108	ALA
6	QF	70	ASP
7	QG	4	ARG
7	QG	63	LYS
7	QG	141	VAL
8	QH	68	ARG
8	QH	69	ARG
8	QH	76	PRO
8	QH	122	ARG
8	QH	128	GLY
9	QI	31	GLN
9	QI	41	VAL
9	QI	100	GLY
9	QI	109	VAL
10	QJ	36	GLY
10	QJ	68	HIS
11	QK	103	LEU
11	QK	107	SER
11	QK	124	LYS
11	QK	125	PHE
11	QK	126	ARG
12	QL	65	GLU
12	QL	110	VAL
12	QL	115	LYS
12	QL	116	SER
12	QL	128	ALA
13	QM	49	THR
13	QM	68	GLY
13	QM	120	LYS
14	QN	14	PRO
14	QN	15	LYS
14	QN	27	CYS
15	QO	77	ARG
16	QP	49	LEU

Continued on next page...

Continued from previous page...

Mol	Chain	Res	Type
17	QQ	14	LYS
17	QQ	33	GLY
17	QQ	78	GLU
17	QQ	100	LYS
18	QR	27	GLY
18	QR	54	ARG
18	QR	64	ARG
18	QR	65	ILE
19	QS	13	ASP
19	QS	45	VAL
20	QT	11	SER
20	QT	28	ALA
20	QT	62	LEU
20	QT	99	LEU
20	QT	102	GLY
20	QT	103	GLY
21	QU	3	LYS
27	RD	3	VAL
27	RD	32	SER
27	RD	58	HIS
27	RD	122	ASP
27	RD	169	GLU
28	RE	8	LYS
28	RE	37	ARG
28	RE	53	PRO
28	RE	61	ARG
28	RE	78	LEU
28	RE	88	GLY
28	RE	186	GLY
28	RE	190	GLY
28	RE	204	ALA
29	RF	18	ARG
29	RF	107	LYS
29	RF	108	LYS
29	RF	111	ALA
29	RF	132	VAL
29	RF	134	GLY
29	RF	168	ARG
30	RG	5	VAL
30	RG	36	LYS
30	RG	81	LYS
30	RG	82	LEU

Continued on next page...

Continued from previous page...

Mol	Chain	Res	Type
30	RG	96	ARG
30	RG	110	ALA
30	RG	115	ARG
30	RG	126	ASP
30	RG	136	ARG
31	RH	3	ARG
31	RH	8	PRO
31	RH	55	PRO
31	RH	59	ARG
31	RH	84	SER
31	RH	151	ILE
31	RH	156	ALA
31	RH	168	PRO
32	RI	11	ASN
32	RI	13	GLY
32	RI	72	LEU
32	RI	115	ALA
32	RI	145	VAL
33	RN	23	LEU
33	RN	76	SER
34	RO	51	ALA
34	RO	56	ASP
34	RO	68	GLU
35	RP	6	LEU
35	RP	11	GLY
35	RP	12	ALA
35	RP	16	ARG
36	RQ	13	GLN
36	RQ	24	GLY
36	RQ	28	ALA
36	RQ	57	HIS
37	RR	11	ASN
38	RS	87	PHE
38	RS	96	GLY
38	RS	100	ALA
38	RS	109	GLY
38	RS	111	GLU
39	RT	4	GLY
39	RT	36	GLU
39	RT	43	GLN
39	RT	67	SER
39	RT	124	ASP

Continued on next page...

Continued from previous page...

Mol	Chain	Res	Type
40	RU	9	VAL
40	RU	28	ARG
40	RU	73	GLY
40	RU	90	VAL
42	RW	63	ASP
42	RW	66	GLU
42	RW	68	ARG
43	RX	67	GLY
44	RY	4	LYS
44	RY	41	GLY
44	RY	56	PRO
44	RY	57	GLN
44	RY	99	CYS
45	RZ	66	SER
45	RZ	111	VAL
45	RZ	112	ARG
45	RZ	116	VAL
45	RZ	130	PRO
45	RZ	158	PRO
45	RZ	177	PRO
46	R0	3	HIS
46	R0	64	ASP
47	R1	45	ASN
47	R1	55	GLY
47	R1	84	GLY
48	R2	24	LEU
48	R2	44	LEU
48	R2	70	GLN
50	R4	9	LEU
50	R4	24	THR
51	R5	43	HIS
51	R5	55	ARG
53	R7	39	ARG
2	XB	18	GLY
2	XB	65	GLY
2	XB	208	ILE
2	XB	216	SER
2	XB	237	ALA
3	XC	60	ALA
3	XC	79	ARG
3	XC	129	ALA
3	XC	145	GLY

Continued on next page...

Continued from previous page...

Mol	Chain	Res	Type
4	XD	7	PRO
4	XD	20	TYR
4	XD	32	ALA
4	XD	164	ALA
4	XD	170	VAL
4	XD	179	GLU
4	XD	181	MET
4	XD	200	GLU
5	XE	21	ALA
5	XE	63	ARG
5	XE	108	ALA
6	XF	70	ASP
7	XG	4	ARG
7	XG	63	LYS
7	XG	141	VAL
8	XH	68	ARG
8	XH	69	ARG
8	XH	76	PRO
8	XH	122	ARG
9	XI	31	GLN
9	XI	41	VAL
9	XI	100	GLY
9	XI	109	VAL
10	XJ	36	GLY
10	XJ	68	HIS
11	XK	103	LEU
11	XK	107	SER
11	XK	124	LYS
11	XK	125	PHE
11	XK	126	ARG
12	XL	65	GLU
12	XL	110	VAL
12	XL	115	LYS
12	XL	116	SER
12	XL	128	ALA
13	XM	49	THR
13	XM	67	GLU
13	XM	68	GLY
13	XM	120	LYS
14	XN	14	PRO
14	XN	15	LYS
14	XN	40	CYS

Continued on next page...

Continued from previous page...

Mol	Chain	Res	Type
15	XO	77	ARG
16	XP	49	LEU
17	XQ	14	LYS
17	XQ	33	GLY
17	XQ	78	GLU
17	XQ	100	LYS
18	XR	27	GLY
18	XR	54	ARG
18	XR	64	ARG
18	XR	65	ILE
19	XS	13	ASP
19	XS	45	VAL
20	XT	11	SER
20	XT	28	ALA
20	XT	62	LEU
20	XT	99	LEU
20	XT	102	GLY
20	XT	103	GLY
21	XU	3	LYS
27	YD	3	VAL
27	YD	32	SER
27	YD	58	HIS
27	YD	122	ASP
27	YD	169	GLU
28	YE	8	LYS
28	YE	20	ALA
28	YE	37	ARG
28	YE	53	PRO
28	YE	61	ARG
28	YE	78	LEU
28	YE	88	GLY
28	YE	186	GLY
28	YE	190	GLY
28	YE	204	ALA
29	YF	18	ARG
29	YF	107	LYS
29	YF	108	LYS
29	YF	111	ALA
29	YF	132	VAL
29	YF	134	GLY
29	YF	168	ARG
30	YG	5	VAL

Continued on next page...

Continued from previous page...

Mol	Chain	Res	Type
30	YG	36	LYS
30	YG	81	LYS
30	YG	82	LEU
30	YG	96	ARG
30	YG	110	ALA
30	YG	126	ASP
30	YG	136	ARG
31	YH	3	ARG
31	YH	8	PRO
31	YH	55	PRO
31	YH	59	ARG
31	YH	84	SER
31	YH	151	ILE
31	YH	156	ALA
31	YH	168	PRO
32	YI	11	ASN
32	YI	15	VAL
32	YI	29	TYR
32	YI	84	GLY
32	YI	87	LYS
32	YI	102	SER
32	YI	113	ARG
32	YI	118	LYS
33	YN	23	LEU
33	YN	76	SER
34	YO	51	ALA
34	YO	56	ASP
34	YO	68	GLU
35	YP	6	LEU
35	YP	11	GLY
35	YP	12	ALA
35	YP	16	ARG
36	YQ	13	GLN
36	YQ	24	GLY
36	YQ	28	ALA
37	YR	11	ASN
38	YS	61	ASN
38	YS	87	PHE
38	YS	96	GLY
38	YS	100	ALA
38	YS	109	GLY
38	YS	111	GLU

Continued on next page...

Continued from previous page...

Mol	Chain	Res	Type
39	YT	4	GLY
39	YT	36	GLU
39	YT	43	GLN
39	YT	67	SER
39	YT	124	ASP
40	YU	9	VAL
40	YU	28	ARG
40	YU	73	GLY
40	YU	90	VAL
42	YW	63	ASP
42	YW	66	GLU
43	YX	67	GLY
44	YY	4	LYS
44	YY	41	GLY
44	YY	53	PRO
44	YY	56	PRO
44	YY	57	GLN
44	YY	99	CYS
45	YZ	13	GLU
45	YZ	81	ARG
45	YZ	153	SER
45	YZ	159	PRO
46	Y0	12	ASN
46	Y0	18	ALA
46	Y0	55	ARG
47	Y1	45	ASN
47	Y1	55	GLY
47	Y1	84	GLY
48	Y2	24	LEU
48	Y2	44	LEU
48	Y2	70	GLN
50	Y4	9	LEU
50	Y4	24	THR
51	Y5	43	HIS
51	Y5	55	ARG
53	Y7	39	ARG
2	QB	155	LEU
2	QB	159	PRO
2	QB	175	ARG
3	QC	16	ARG
3	QC	45	LYS
3	QC	81	GLY

Continued on next page...

Continued from previous page...

Mol	Chain	Res	Type
4	QD	26	CYS
4	QD	136	PRO
5	QE	37	ARG
6	QF	41	GLU
6	QF	87	ARG
7	QG	35	LYS
7	QG	62	PHE
7	QG	149	ARG
8	QH	2	LEU
9	QI	12	GLU
9	QI	13	ALA
10	QJ	57	LYS
12	QL	51	ALA
12	QL	123	LYS
13	QM	12	ASN
13	QM	101	GLN
13	QM	121	LYS
14	QN	9	LYS
14	QN	48	ALA
15	QO	14	GLU
15	QO	23	GLY
16	QP	8	ARG
16	QP	83	GLU
17	QQ	30	PRO
17	QQ	99	SER
18	QR	55	ARG
19	QS	6	LYS
19	QS	27	GLU
20	QT	82	SER
20	QT	98	PRO
27	RD	111	LEU
27	RD	242	ARG
27	RD	262	ARG
28	RE	20	ALA
28	RE	62	PRO
28	RE	69	LYS
28	RE	71	GLY
28	RE	82	ARG
28	RE	117	MET
28	RE	130	GLY
28	RE	132	HIS
30	RG	128	ARG

Continued on next page...

Continued from previous page...

Mol	Chain	Res	Type
30	RG	174	GLU
31	RH	50	VAL
31	RH	81	GLU
31	RH	152	ARG
32	RI	15	VAL
32	RI	112	LYS
33	RN	45	ASN
33	RN	130	HIS
33	RN	132	ALA
33	RN	135	PRO
35	RP	7	ARG
35	RP	14	LYS
35	RP	43	GLY
35	RP	89	ALA
35	RP	102	ARG
35	RP	115	LEU
36	RQ	88	GLY
36	RQ	91	GLU
37	RR	42	LYS
37	RR	45	ARG
37	RR	71	GLN
37	RR	107	ASP
38	RS	19	LYS
38	RS	61	ASN
38	RS	74	ALA
38	RS	75	GLU
39	RT	112	ARG
40	RU	46	ALA
40	RU	58	ARG
40	RU	93	LYS
41	RV	54	GLY
42	RW	93	ALA
43	RX	48	LYS
43	RX	87	GLN
44	RY	21	LYS
44	RY	39	VAL
44	RY	42	VAL
44	RY	69	ALA
44	RY	91	GLU
44	RY	102	CYS
45	RZ	61	LEU
45	RZ	81	ARG

Continued on next page...

Continued from previous page...

Mol	Chain	Res	Type
45	RZ	108	PRO
45	RZ	166	SER
46	R0	15	ASP
46	R0	57	PHE
47	R1	74	VAL
47	R1	91	LYS
47	R1	93	GLU
50	R4	27	THR
50	R4	46	GLN
52	R6	18	ARG
53	R7	32	LYS
54	R8	46	ARG
54	R8	47	LYS
2	XB	155	LEU
2	XB	159	PRO
2	XB	175	ARG
3	XC	16	ARG
3	XC	45	LYS
3	XC	81	GLY
4	XD	29	PRO
4	XD	73	ARG
4	XD	136	PRO
5	XE	37	ARG
6	XF	41	GLU
6	XF	87	ARG
7	XG	62	PHE
7	XG	149	ARG
8	XH	2	LEU
8	XH	128	GLY
9	XI	12	GLU
9	XI	13	ALA
12	XL	45	PRO
12	XL	51	ALA
12	XL	123	LYS
13	XM	12	ASN
13	XM	101	GLN
13	XM	121	LYS
14	XN	9	LYS
14	XN	48	ALA
15	XO	14	GLU
15	XO	23	GLY
16	XP	8	ARG

Continued on next page...

Continued from previous page...

Mol	Chain	Res	Type
16	XP	83	GLU
17	XQ	30	PRO
17	XQ	99	SER
18	XR	55	ARG
19	XS	6	LYS
19	XS	27	GLU
20	XT	82	SER
20	XT	98	PRO
27	YD	12	SER
27	YD	111	LEU
27	YD	239	ARG
27	YD	242	ARG
27	YD	262	ARG
28	YE	62	PRO
28	YE	69	LYS
28	YE	71	GLY
28	YE	82	ARG
28	YE	117	MET
28	YE	130	GLY
28	YE	132	HIS
30	YG	115	ARG
30	YG	128	ARG
30	YG	174	GLU
31	YH	50	VAL
31	YH	81	GLU
31	YH	152	ARG
31	YH	159	GLU
32	YI	9	LEU
32	YI	104	GLN
32	YI	114	LEU
32	YI	115	ALA
33	YN	45	ASN
33	YN	130	HIS
33	YN	135	PRO
35	YP	7	ARG
35	YP	14	LYS
35	YP	43	GLY
35	YP	89	ALA
35	YP	102	ARG
35	YP	115	LEU
36	YQ	57	HIS
36	YQ	88	GLY

Continued on next page...

Continued from previous page...

Mol	Chain	Res	Type
36	YQ	91	GLU
37	YR	42	LYS
37	YR	45	ARG
37	YR	71	GLN
37	YR	107	ASP
38	YS	19	LYS
38	YS	74	ALA
38	YS	75	GLU
39	YT	78	LEU
39	YT	112	ARG
40	YU	46	ALA
40	YU	58	ARG
40	YU	93	LYS
41	YV	54	GLY
42	YW	68	ARG
42	YW	93	ALA
43	YX	48	LYS
43	YX	87	GLN
44	YY	21	LYS
44	YY	39	VAL
44	YY	42	VAL
44	YY	69	ALA
44	YY	91	GLU
44	YY	102	CYS
47	Y1	74	VAL
47	Y1	91	LYS
47	Y1	93	GLU
50	Y4	27	THR
50	Y4	46	GLN
52	Y6	18	ARG
53	Y7	32	LYS
54	Y8	46	ARG
54	Y8	47	LYS
2	QB	19	HIS
2	QB	131	PRO
2	QB	160	ASP
2	QB	177	ALA
3	QC	168	ALA
4	QD	151	LYS
5	QE	70	PRO
5	QE	72	GLN
5	QE	124	GLY

Continued on next page...

Continued from previous page...

Mol	Chain	Res	Type
6	QF	13	ASN
6	QF	40	VAL
6	QF	42	GLU
7	QG	41	ARG
7	QG	109	ASN
7	QG	116	ALA
7	QG	117	ALA
8	QH	27	PRO
8	QH	49	GLU
10	QJ	93	GLY
12	QL	64	TYR
13	QM	4	ILE
13	QM	14	ARG
13	QM	69	GLU
13	QM	77	ASN
14	QN	26	ARG
15	QO	86	GLY
16	QP	26	ARG
16	QP	28	ARG
16	QP	48	TRP
19	QS	28	LYS
19	QS	44	MET
19	QS	64	GLU
20	QT	40	ALA
20	QT	51	GLU
27	RD	12	SER
27	RD	73	VAL
27	RD	238	GLY
28	RE	66	HIS
28	RE	126	PRO
29	RF	43	LYS
29	RF	130	ALA
29	RF	136	THR
29	RF	145	GLU
30	RG	12	TYR
30	RG	117	PHE
30	RG	146	TYR
31	RH	13	LYS
31	RH	109	PHE
31	RH	159	GLU
32	RI	80	PRO
33	RN	96	GLU

Continued on next page...

Continued from previous page...

Mol	Chain	Res	Type
33	RN	127	ASP
34	RO	17	ARG
34	RO	97	ARG
35	RP	29	LYS
35	RP	47	ASP
35	RP	139	LYS
39	RT	37	GLY
39	RT	78	LEU
39	RT	95	ARG
40	RU	74	LEU
42	RW	14	PRO
42	RW	48	ALA
45	RZ	13	GLU
45	RZ	59	LEU
45	RZ	62	PRO
50	R4	8	LYS
51	R5	14	ALA
51	R5	37	LYS
51	R5	45	VAL
51	R5	48	GLU
52	R6	8	LYS
52	R6	9	LEU
52	R6	10	LEU
52	R6	49	HIS
54	R8	25	MET
54	R8	53	PRO
54	R8	57	ARG
2	XB	19	HIS
2	XB	131	PRO
2	XB	160	ASP
3	XC	168	ALA
4	XD	151	LYS
5	XE	70	PRO
5	XE	72	GLN
5	XE	124	GLY
6	XF	13	ASN
6	XF	40	VAL
6	XF	42	GLU
7	XG	35	LYS
7	XG	41	ARG
7	XG	116	ALA
7	XG	117	ALA

Continued on next page...

Continued from previous page...

Mol	Chain	Res	Type
8	XH	27	PRO
8	XH	29	SER
8	XH	49	GLU
10	XJ	57	LYS
10	XJ	93	GLY
12	XL	64	TYR
13	XM	4	ILE
13	XM	14	ARG
13	XM	69	GLU
13	XM	77	ASN
14	XN	22	THR
15	XO	86	GLY
16	XP	26	ARG
16	XP	28	ARG
16	XP	48	TRP
19	XS	28	LYS
19	XS	44	MET
19	XS	64	GLU
20	XT	40	ALA
20	XT	51	GLU
27	YD	73	VAL
28	YE	66	HIS
28	YE	126	PRO
29	YF	43	LYS
29	YF	130	ALA
29	YF	136	THR
29	YF	145	GLU
30	YG	12	TYR
30	YG	117	PHE
30	YG	146	TYR
31	YH	13	LYS
31	YH	109	PHE
32	YI	18	VAL
32	YI	83	ALA
33	YN	96	GLU
33	YN	127	ASP
33	YN	132	ALA
34	YO	17	ARG
34	YO	97	ARG
35	YP	29	LYS
35	YP	47	ASP
35	YP	139	LYS

Continued on next page...

Continued from previous page...

Mol	Chain	Res	Type
39	YT	37	GLY
39	YT	95	ARG
40	YU	74	LEU
42	YW	14	PRO
42	YW	48	ALA
45	YZ	59	LEU
50	Y4	8	LYS
51	Y5	14	ALA
51	Y5	37	LYS
51	Y5	45	VAL
51	Y5	48	GLU
52	Y6	8	LYS
52	Y6	9	LEU
52	Y6	10	LEU
52	Y6	49	HIS
54	Y8	25	MET
54	Y8	53	PRO
2	QB	23	ARG
2	QB	25	ASN
2	QB	98	LEU
2	QB	129	GLU
2	QB	194	PRO
2	QB	229	VAL
2	QB	231	GLU
3	QC	125	GLU
5	QE	74	GLY
5	QE	77	PRO
5	QE	112	LEU
5	QE	128	PRO
5	QE	132	ALA
6	QF	12	PRO
6	QF	32	ASN
6	QF	96	PRO
8	QH	29	SER
8	QH	34	GLU
8	QH	103	VAL
9	QI	44	VAL
9	QI	89	ASN
10	QJ	53	PRO
10	QJ	59	SER
10	QJ	75	ILE
11	QK	64	ALA

Continued on next page...

Continued from previous page...

Mol	Chain	Res	Type
11	QK	105	VAL
12	QL	63	GLY
18	QR	58	LEU
19	QS	11	VAL
27	RD	33	LEU
28	RE	79	ARG
29	RF	47	GLY
29	RF	118	ALA
31	RH	11	VAL
31	RH	27	LYS
31	RH	47	GLU
31	RH	77	LYS
31	RH	170	ARG
32	RI	118	LYS
33	RN	29	LYS
33	RN	104	LYS
33	RN	128	HIS
34	RO	25	LEU
35	RP	50	ARG
35	RP	97	PRO
35	RP	108	LYS
37	RR	85	PRO
40	RU	91	ASP
42	RW	32	ALA
44	RY	7	VAL
45	RZ	5	LEU
45	RZ	7	ALA
45	RZ	153	SER
45	RZ	165	VAL
49	R3	13	ILE
50	R4	30	GLU
50	R4	33	VAL
51	R5	42	PRO
52	R6	35	GLU
54	R8	64	TYR
2	XB	23	ARG
2	XB	25	ASN
2	XB	98	LEU
2	XB	129	GLU
2	XB	177	ALA
2	XB	194	PRO
2	XB	229	VAL

Continued on next page...

Continued from previous page...

Mol	Chain	Res	Type
2	XB	231	GLU
3	XC	125	GLU
5	XE	74	GLY
5	XE	77	PRO
5	XE	112	LEU
5	XE	128	PRO
5	XE	132	ALA
6	XF	12	PRO
6	XF	96	PRO
7	XG	109	ASN
8	XH	34	GLU
8	XH	103	VAL
9	XI	44	VAL
9	XI	88	TYR
9	XI	89	ASN
10	XJ	53	PRO
10	XJ	59	SER
10	XJ	75	ILE
11	XK	64	ALA
11	XK	105	VAL
12	XL	63	GLY
18	XR	58	LEU
19	XS	11	VAL
27	YD	33	LEU
28	YE	79	ARG
29	YF	47	GLY
29	YF	118	ALA
31	YH	11	VAL
31	YH	27	LYS
31	YH	47	GLU
31	YH	77	LYS
31	YH	170	ARG
32	YI	12	LEU
33	YN	29	LYS
33	YN	104	LYS
33	YN	128	HIS
34	YO	25	LEU
35	YP	50	ARG
35	YP	97	PRO
35	YP	108	LYS
37	YR	85	PRO
40	YU	91	ASP

Continued on next page...

Continued from previous page...

Mol	Chain	Res	Type
42	YW	32	ALA
44	YY	7	VAL
45	YZ	53	ILE
45	YZ	117	LEU
46	Y0	15	ASP
49	Y3	13	ILE
50	Y4	30	GLU
50	Y4	33	VAL
50	Y4	70	GLY
51	Y5	42	PRO
52	Y6	35	GLU
53	Y7	44	PRO
54	Y8	57	ARG
54	Y8	64	TYR
3	QC	51	GLY
5	QE	115	VAL
9	QI	88	TYR
11	QK	106	LYS
12	QL	48	PRO
14	QN	20	ALA
16	QP	57	ARG
27	RD	178	PRO
30	RG	109	VAL
30	RG	181	ARG
31	RH	7	LEU
31	RH	26	VAL
39	RT	38	ASN
41	RV	36	PRO
42	RW	11	ARG
42	RW	33	ARG
43	RX	19	ALA
50	R4	69	LYS
50	R4	70	GLY
51	R5	57	VAL
53	R7	44	PRO
3	XC	51	GLY
5	XE	115	VAL
6	XF	32	ASN
10	XJ	85	LEU
13	XM	13	LYS
13	XM	48	LEU
13	XM	109	THR

Continued on next page...

Continued from previous page...

Mol	Chain	Res	Type
14	XN	20	ALA
16	XP	57	ARG
20	XT	70	SER
27	YD	178	PRO
27	YD	241	PRO
30	YG	109	VAL
30	YG	181	ARG
31	YH	7	LEU
31	YH	26	VAL
39	YT	38	ASN
41	YV	36	PRO
42	YW	11	ARG
42	YW	33	ARG
43	YX	19	ALA
44	YY	33	LYS
45	YZ	61	LEU
50	Y4	69	LYS
51	Y5	57	VAL
2	QB	202	PRO
2	QB	239	VAL
4	QD	88	VAL
5	QE	49	PRO
7	QG	55	GLY
7	QG	58	PRO
8	QH	106	GLY
18	QR	37	VAL
20	QT	63	ILE
28	RE	86	PRO
28	RE	184	VAL
36	RQ	86	GLY
37	RR	32	GLY
42	RW	35	ILE
45	RZ	53	ILE
2	XB	202	PRO
2	XB	239	VAL
3	XC	114	PRO
4	XD	88	VAL
5	XE	49	PRO
7	XG	55	GLY
7	XG	58	PRO
18	XR	37	VAL
20	XT	63	ILE

Continued on next page...

Continued from previous page...

Mol	Chain	Res	Type
28	YE	86	PRO
28	YE	184	VAL
32	YI	71	ILE
36	YQ	86	GLY
37	YR	32	GLY
42	YW	35	ILE
2	QB	227	GLY
3	QC	114	PRO
4	QD	90	GLY
9	QI	24	GLY
13	QM	60	VAL
15	QO	18	PHE
16	QP	53	VAL
27	RD	241	PRO
44	RY	27	VAL
44	RY	32	PRO
51	R5	46	CYS
2	XB	227	GLY
3	XC	134	ILE
4	XD	90	GLY
8	XH	106	GLY
9	XI	24	GLY
13	XM	60	VAL
15	XO	18	PHE
16	XP	53	VAL
30	YG	52	ILE
44	YY	27	VAL
44	YY	32	PRO
45	YZ	171	ILE
51	Y5	46	CYS
3	QC	134	ILE
13	QM	84	ILE
27	RD	34	VAL
30	RG	52	ILE
34	RO	114	ILE
44	RY	51	VAL
51	R5	34	PRO
12	XL	48	PRO
13	XM	84	ILE
27	YD	34	VAL
34	YO	114	ILE
44	YY	51	VAL

Continued on next page...

Continued from previous page...

Mol	Chain	Res	Type
45	YZ	94	GLU
45	YZ	160	GLY
51	Y5	34	PRO
9	QI	21	PRO
13	QM	78	ILE
16	QP	41	PRO
28	RE	52	LEU
28	RE	55	ASN
32	RI	18	VAL
34	RO	27	GLY
49	R3	40	THR
9	XI	21	PRO
13	XM	78	ILE
28	YE	52	LEU
28	YE	55	ASN
32	YI	110	ASP
34	YO	27	GLY
45	YZ	143	GLY
49	Y3	40	THR
7	QG	14	PRO
8	QH	51	VAL
20	QT	97	ALA
5	XE	129	ILE
8	XH	51	VAL
16	XP	41	PRO
20	XT	97	ALA
48	R2	18	PRO
48	Y2	18	PRO

5.3.2 Protein sidechains [i](#)

In the following table, the Percentiles column shows the percent sidechain outliers of the chain as a percentile score with respect to all X-ray entries followed by that with respect to entries of similar resolution.

The Analysed column shows the number of residues for which the sidechain conformation was analysed, and the total number of residues.

Mol	Chain	Analysed	Rotameric	Outliers	Percentiles
2	QB	205/220 (93%)	181 (88%)	24 (12%)	5 25
2	XB	205/220 (93%)	181 (88%)	24 (12%)	5 25
3	QC	159/188 (85%)	143 (90%)	16 (10%)	7 30

Continued on next page...

Continued from previous page...

Mol	Chain	Analysed	Rotameric	Outliers	Percentiles	
3	XC	159/188 (85%)	143 (90%)	16 (10%)	7	30
4	QD	180/181 (99%)	160 (89%)	20 (11%)	6	27
4	XD	180/181 (99%)	165 (92%)	15 (8%)	11	39
5	QE	116/123 (94%)	107 (92%)	9 (8%)	12	41
5	XE	116/123 (94%)	107 (92%)	9 (8%)	12	41
6	QF	90/90 (100%)	76 (84%)	14 (16%)	2	17
6	XF	90/90 (100%)	76 (84%)	14 (16%)	2	17
7	QG	126/127 (99%)	115 (91%)	11 (9%)	10	37
7	XG	126/127 (99%)	115 (91%)	11 (9%)	10	37
8	QH	119/119 (100%)	106 (89%)	13 (11%)	6	28
8	XH	119/119 (100%)	106 (89%)	13 (11%)	6	28
9	QI	98/99 (99%)	87 (89%)	11 (11%)	6	27
9	XI	98/99 (99%)	87 (89%)	11 (11%)	6	27
10	QJ	89/92 (97%)	81 (91%)	8 (9%)	9	35
10	XJ	89/92 (97%)	81 (91%)	8 (9%)	9	35
11	QK	90/99 (91%)	81 (90%)	9 (10%)	7	30
11	XK	90/99 (91%)	81 (90%)	9 (10%)	7	30
12	QL	104/109 (95%)	90 (86%)	14 (14%)	4	22
12	XL	104/109 (95%)	89 (86%)	15 (14%)	3	19
13	QM	97/101 (96%)	81 (84%)	16 (16%)	2	15
13	XM	97/101 (96%)	81 (84%)	16 (16%)	2	15
14	QN	49/50 (98%)	40 (82%)	9 (18%)	1	11
14	XN	49/50 (98%)	44 (90%)	5 (10%)	7	30
15	QO	79/80 (99%)	73 (92%)	6 (8%)	13	42
15	XO	79/80 (99%)	73 (92%)	6 (8%)	13	42
16	QP	72/74 (97%)	63 (88%)	9 (12%)	4	23
16	XP	72/74 (97%)	63 (88%)	9 (12%)	4	23
17	QQ	95/97 (98%)	89 (94%)	6 (6%)	18	47
17	XQ	95/97 (98%)	89 (94%)	6 (6%)	18	47
18	QR	61/77 (79%)	54 (88%)	7 (12%)	5	26
18	XR	61/77 (79%)	54 (88%)	7 (12%)	5	26

Continued on next page...

Continued from previous page...

Mol	Chain	Analysed	Rotameric	Outliers	Percentiles	
19	QS	73/80 (91%)	62 (85%)	11 (15%)	3	18
19	XS	73/80 (91%)	62 (85%)	11 (15%)	3	18
20	QT	76/82 (93%)	68 (90%)	8 (10%)	7	29
20	XT	76/82 (93%)	68 (90%)	8 (10%)	7	29
21	QU	20/22 (91%)	19 (95%)	1 (5%)	24	53
21	XU	20/22 (91%)	19 (95%)	1 (5%)	24	53
27	RD	214/218 (98%)	177 (83%)	37 (17%)	2	13
27	YD	214/218 (98%)	178 (83%)	36 (17%)	2	15
28	RE	165/166 (99%)	128 (78%)	37 (22%)	1	6
28	YE	165/166 (99%)	127 (77%)	38 (23%)	1	6
29	RF	161/166 (97%)	140 (87%)	21 (13%)	4	22
29	YF	161/166 (97%)	140 (87%)	21 (13%)	4	22
30	RG	155/156 (99%)	130 (84%)	25 (16%)	2	16
30	YG	155/156 (99%)	130 (84%)	25 (16%)	2	16
31	RH	142/148 (96%)	114 (80%)	28 (20%)	1	9
31	YH	142/148 (96%)	114 (80%)	28 (20%)	1	9
32	RI	122/124 (98%)	94 (77%)	28 (23%)	1	6
32	YI	122/124 (98%)	92 (75%)	30 (25%)	0	5
33	RN	117/119 (98%)	98 (84%)	19 (16%)	2	16
33	YN	117/119 (98%)	98 (84%)	19 (16%)	2	16
34	RO	100/100 (100%)	90 (90%)	10 (10%)	7	30
34	YO	100/100 (100%)	90 (90%)	10 (10%)	7	30
35	RP	116/116 (100%)	89 (77%)	27 (23%)	1	5
35	YP	116/116 (100%)	89 (77%)	27 (23%)	1	5
36	RQ	111/111 (100%)	93 (84%)	18 (16%)	2	16
36	YQ	111/111 (100%)	93 (84%)	18 (16%)	2	16
37	RR	101/101 (100%)	84 (83%)	17 (17%)	2	15
37	YR	101/101 (100%)	84 (83%)	17 (17%)	2	15
38	RS	87/88 (99%)	74 (85%)	13 (15%)	3	18
38	YS	87/88 (99%)	74 (85%)	13 (15%)	3	18
39	RT	120/127 (94%)	97 (81%)	23 (19%)	1	10

Continued on next page...

Continued from previous page...

Mol	Chain	Analysed	Rotameric	Outliers	Percentiles	
39	YT	120/127 (94%)	97 (81%)	23 (19%)	1	10
40	RU	93/94 (99%)	80 (86%)	13 (14%)	3	21
40	YU	93/94 (99%)	80 (86%)	13 (14%)	3	21
41	RV	82/82 (100%)	71 (87%)	11 (13%)	4	22
41	YV	82/82 (100%)	71 (87%)	11 (13%)	4	22
42	RW	92/92 (100%)	77 (84%)	15 (16%)	2	16
42	YW	92/92 (100%)	77 (84%)	15 (16%)	2	16
43	RX	74/78 (95%)	63 (85%)	11 (15%)	3	18
43	YX	74/78 (95%)	63 (85%)	11 (15%)	3	18
44	RY	85/91 (93%)	70 (82%)	15 (18%)	2	13
44	YY	85/91 (93%)	70 (82%)	15 (18%)	2	13
45	RZ	162/179 (90%)	133 (82%)	29 (18%)	2	12
45	YZ	162/179 (90%)	131 (81%)	31 (19%)	1	10
46	R0	65/67 (97%)	58 (89%)	7 (11%)	6	28
46	Y0	65/67 (97%)	58 (89%)	7 (11%)	6	28
47	R1	82/83 (99%)	67 (82%)	15 (18%)	1	11
47	Y1	82/83 (99%)	67 (82%)	15 (18%)	1	11
48	R2	64/67 (96%)	57 (89%)	7 (11%)	6	28
48	Y2	64/67 (96%)	57 (89%)	7 (11%)	6	28
49	R3	51/52 (98%)	40 (78%)	11 (22%)	1	6
49	Y3	51/52 (98%)	40 (78%)	11 (22%)	1	6
50	R4	63/63 (100%)	44 (70%)	19 (30%)	0	2
50	Y4	63/63 (100%)	44 (70%)	19 (30%)	0	2
51	R5	51/52 (98%)	39 (76%)	12 (24%)	1	5
51	Y5	51/52 (98%)	39 (76%)	12 (24%)	1	5
52	R6	48/52 (92%)	38 (79%)	10 (21%)	1	7
52	Y6	48/52 (92%)	38 (79%)	10 (21%)	1	7
53	R7	42/42 (100%)	39 (93%)	3 (7%)	14	44
53	Y7	42/42 (100%)	39 (93%)	3 (7%)	14	44
54	R8	54/55 (98%)	39 (72%)	15 (28%)	0	3
54	Y8	54/55 (98%)	39 (72%)	15 (28%)	0	3

Continued on next page...

Continued from previous page...

Mol	Chain	Analysed	Rotameric	Outliers	Percentiles	
55	R9	34/34 (100%)	32 (94%)	2 (6%)	19	49
55	Y9	34/34 (100%)	32 (94%)	2 (6%)	19	49
All	All	9702/10066 (96%)	8266 (85%)	1436 (15%)	3	18

All (1436) residues with a non-rotameric sidechain are listed below:

Mol	Chain	Res	Type
2	QB	5	ILE
2	QB	8	LYS
2	QB	16	HIS
2	QB	23	ARG
2	QB	24	TRP
2	QB	33	TYR
2	QB	36	ARG
2	QB	63	MET
2	QB	67	THR
2	QB	73	THR
2	QB	82	ARG
2	QB	92	TYR
2	QB	94	ASN
2	QB	121	LEU
2	QB	155	LEU
2	QB	163	PHE
2	QB	165	VAL
2	QB	168	THR
2	QB	172	ILE
2	QB	174	VAL
2	QB	178	ARG
2	QB	196	LEU
2	QB	204	ASN
2	QB	215	LEU
3	QC	3	ASN
3	QC	5	ILE
3	QC	12	LEU
3	QC	16	ARG
3	QC	21	ARG
3	QC	29	TYR
3	QC	56	ASP
3	QC	69	HIS
3	QC	94	LEU
3	QC	127	ARG

Continued on next page...

Continued from previous page...

Mol	Chain	Res	Type
3	QC	131	ARG
3	QC	154	SER
3	QC	184	TYR
3	QC	192	THR
3	QC	193	TYR
3	QC	196	LEU
4	QD	3	ARG
4	QD	7	PRO
4	QD	9	CYS
4	QD	12	CYS
4	QD	13	ARG
4	QD	14	ARG
4	QD	30	LYS
4	QD	31	CYS
4	QD	50	ARG
4	QD	53	ASP
4	QD	73	ARG
4	QD	79	PHE
4	QD	86	LYS
4	QD	94	LEU
4	QD	96	LEU
4	QD	114	ARG
4	QD	122	ARG
4	QD	131	ARG
4	QD	181	MET
4	QD	200	GLU
5	QE	10	MET
5	QE	13	ILE
5	QE	16	THR
5	QE	31	LEU
5	QE	53	LEU
5	QE	73	ASN
5	QE	79	GLU
5	QE	101	ILE
5	QE	153	LYS
6	QF	17	SER
6	QF	21	LEU
6	QF	27	GLN
6	QF	36	ARG
6	QF	55	ASP
6	QF	63	TYR
6	QF	69	GLU

Continued on next page...

Continued from previous page...

Mol	Chain	Res	Type
6	QF	74	ASP
6	QF	77	ARG
6	QF	87	ARG
6	QF	92	LYS
6	QF	94	GLN
6	QF	97	PHE
6	QF	100	ASN
7	QG	8	GLU
7	QG	12	LEU
7	QG	78	ARG
7	QG	84	ASN
7	QG	98	SER
7	QG	111	ARG
7	QG	114	ARG
7	QG	124	LEU
7	QG	137	LYS
7	QG	148	ASN
7	QG	155	ARG
8	QH	1	MET
8	QH	10	LEU
8	QH	27	PRO
8	QH	41	ARG
8	QH	52	ASP
8	QH	63	LEU
8	QH	69	ARG
8	QH	81	HIS
8	QH	99	GLU
8	QH	119	LEU
8	QH	121	ASP
8	QH	129	VAL
8	QH	137	VAL
9	QI	7	THR
9	QI	9	ARG
9	QI	48	GLU
9	QI	65	VAL
9	QI	83	ARG
9	QI	95	LYS
9	QI	104	ARG
9	QI	113	LYS
9	QI	114	TYR
9	QI	121	ARG
9	QI	128	ARG

Continued on next page...

Continued from previous page...

Mol	Chain	Res	Type
10	QJ	22	LYS
10	QJ	47	PHE
10	QJ	57	LYS
10	QJ	62	HIS
10	QJ	74	ILE
10	QJ	80	LYS
10	QJ	84	GLN
10	QJ	96	ILE
11	QK	26	ASN
11	QK	32	ILE
11	QK	63	LEU
11	QK	75	TYR
11	QK	92	GLU
11	QK	109	VAL
11	QK	114	VAL
11	QK	116	HIS
11	QK	125	PHE
12	QL	17	LYS
12	QL	20	LYS
12	QL	27	LEU
12	QL	41	ARG
12	QL	53	ARG
12	QL	57	LYS
12	QL	60	LEU
12	QL	62	SER
12	QL	70	ILE
12	QL	73	GLU
12	QL	81	SER
12	QL	89	ARG
12	QL	112	ASP
12	QL	120	TYR
13	QM	3	ARG
13	QM	8	GLU
13	QM	13	LYS
13	QM	35	GLU
13	QM	47	ASP
13	QM	56	LEU
13	QM	57	ARG
13	QM	64	TRP
13	QM	66	LEU
13	QM	70	LEU
13	QM	88	ARG

Continued on next page...

Continued from previous page...

Mol	Chain	Res	Type
13	QM	90	LEU
13	QM	101	GLN
13	QM	115	LYS
13	QM	116	THR
13	QM	122	LYS
14	QN	3	ARG
14	QN	12	ARG
14	QN	14	PRO
14	QN	16	PHE
14	QN	26	ARG
14	QN	29	ARG
14	QN	41	ARG
14	QN	43	CYS
14	QN	44	LEU
15	QO	3	ILE
15	QO	8	LYS
15	QO	26	GLU
15	QO	39	LEU
15	QO	62	GLN
15	QO	65	ARG
16	QP	1	MET
16	QP	26	ARG
16	QP	28	ARG
16	QP	59	TRP
16	QP	62	VAL
16	QP	69	THR
16	QP	71	ARG
16	QP	72	ARG
16	QP	82	GLN
17	QQ	12	SER
17	QQ	48	GLU
17	QQ	52	LYS
17	QQ	59	ILE
17	QQ	68	ARG
17	QQ	74	LEU
18	QR	26	LEU
18	QR	29	PHE
18	QR	32	ARG
18	QR	36	ASN
18	QR	46	GLU
18	QR	54	ARG
18	QR	55	ARG

Continued on next page...

Continued from previous page...

Mol	Chain	Res	Type
19	QS	5	LEU
19	QS	10	PHE
19	QS	12	ASP
19	QS	13	ASP
19	QS	15	LEU
19	QS	29	ARG
19	QS	30	LEU
19	QS	41	VAL
19	QS	63	THR
19	QS	65	ASN
19	QS	83	HIS
20	QT	11	SER
20	QT	24	LEU
20	QT	26	ASN
20	QT	41	ILE
20	QT	62	LEU
20	QT	73	HIS
20	QT	75	ASN
20	QT	93	GLU
21	QU	6	ARG
27	RD	10	THR
27	RD	17	THR
27	RD	26	LYS
27	RD	33	LEU
27	RD	43	ARG
27	RD	44	ASN
27	RD	61	LEU
27	RD	65	ILE
27	RD	67	PHE
27	RD	71	ASP
27	RD	73	VAL
27	RD	94	LEU
27	RD	98	VAL
27	RD	105	ILE
27	RD	106	ILE
27	RD	131	LEU
27	RD	134	ARG
27	RD	135	PHE
27	RD	155	LEU
27	RD	157	ARG
27	RD	166	GLN
27	RD	173	VAL

Continued on next page...

Continued from previous page...

Mol	Chain	Res	Type
27	RD	183	ARG
27	RD	192	THR
27	RD	198	ASN
27	RD	200	ASP
27	RD	215	LEU
27	RD	217	ARG
27	RD	218	ARG
27	RD	226	MET
27	RD	230	ASP
27	RD	237	GLU
27	RD	257	LEU
27	RD	259	THR
27	RD	261	LYS
27	RD	262	ARG
27	RD	271	ILE
28	RE	2	LYS
28	RE	4	ILE
28	RE	13	ARG
28	RE	16	ARG
28	RE	17	ASP
28	RE	25	VAL
28	RE	26	ILE
28	RE	27	LEU
28	RE	33	VAL
28	RE	36	ARG
28	RE	37	ARG
28	RE	38	THR
28	RE	41	LYS
28	RE	45	THR
28	RE	54	GLN
28	RE	61	ARG
28	RE	62	PRO
28	RE	66	HIS
28	RE	73	GLU
28	RE	75	VAL
28	RE	77	ILE
28	RE	79	ARG
28	RE	80	GLU
28	RE	101	ARG
28	RE	113	PHE
28	RE	117	MET
28	RE	119	ARG

Continued on next page...

Continued from previous page...

Mol	Chain	Res	Type
28	RE	143	ASN
28	RE	146	THR
28	RE	154	LYS
28	RE	167	VAL
28	RE	179	GLU
28	RE	184	VAL
28	RE	196	VAL
28	RE	200	GLU
28	RE	202	LYS
28	RE	203	LYS
29	RF	7	TYR
29	RF	9	ILE
29	RF	25	PRO
29	RF	32	LEU
29	RF	45	ARG
29	RF	46	ARG
29	RF	65	TRP
29	RF	66	PRO
29	RF	67	GLN
29	RF	70	THR
29	RF	82	ILE
29	RF	106	ARG
29	RF	108	LYS
29	RF	117	ARG
29	RF	124	LEU
29	RF	127	GLU
29	RF	145	GLU
29	RF	164	ARG
29	RF	181	LEU
29	RF	183	VAL
29	RF	206	ILE
30	RG	4	ASP
30	RG	22	ARG
30	RG	26	GLN
30	RG	33	ARG
30	RG	34	LEU
30	RG	35	GLU
30	RG	43	LEU
30	RG	45	GLU
30	RG	63	ILE
30	RG	67	LYS
30	RG	71	THR

Continued on next page...

Continued from previous page...

Mol	Chain	Res	Type
30	RG	88	ILE
30	RG	94	LEU
30	RG	96	ARG
30	RG	97	ASP
30	RG	103	LEU
30	RG	115	ARG
30	RG	118	ARG
30	RG	133	LEU
30	RG	147	ASP
30	RG	155	MET
30	RG	156	ASP
30	RG	159	VAL
30	RG	167	GLU
30	RG	174	GLU
31	RH	3	ARG
31	RH	4	ILE
31	RH	9	ILE
31	RH	10	PRO
31	RH	11	VAL
31	RH	16	SER
31	RH	27	LYS
31	RH	32	GLU
31	RH	37	VAL
31	RH	41	MET
31	RH	43	VAL
31	RH	59	ARG
31	RH	64	LEU
31	RH	77	LYS
31	RH	81	GLU
31	RH	85	LYS
31	RH	88	LEU
31	RH	89	ILE
31	RH	105	LEU
31	RH	132	ARG
31	RH	139	GLN
31	RH	143	GLN
31	RH	152	ARG
31	RH	153	LYS
31	RH	154	PRO
31	RH	155	SER
31	RH	158	HIS
31	RH	169	VAL

Continued on next page...

Continued from previous page...

Mol	Chain	Res	Type
32	RI	1	MET
32	RI	2	LYS
32	RI	3	VAL
32	RI	10	GLU
32	RI	27	ARG
32	RI	31	LEU
32	RI	33	ARG
32	RI	38	LEU
32	RI	40	THR
32	RI	42	SER
32	RI	51	ILE
32	RI	56	LYS
32	RI	57	ARG
32	RI	67	ARG
32	RI	70	GLU
32	RI	85	GLU
32	RI	88	ILE
32	RI	93	THR
32	RI	101	LEU
32	RI	112	LYS
32	RI	113	ARG
32	RI	118	LYS
32	RI	129	THR
32	RI	135	GLU
32	RI	138	ILE
32	RI	139	GLN
32	RI	142	VAL
32	RI	145	VAL
33	RN	2	LYS
33	RN	7	LYS
33	RN	43	THR
33	RN	48	MET
33	RN	60	ILE
33	RN	61	ARG
33	RN	65	LYS
33	RN	73	THR
33	RN	78	TYR
33	RN	90	MET
33	RN	93	THR
33	RN	94	HIS
33	RN	101	HIS
33	RN	109	LYS

Continued on next page...

Continued from previous page...

Mol	Chain	Res	Type
33	RN	112	LEU
33	RN	120	LEU
33	RN	127	ASP
33	RN	131	GLN
33	RN	136	GLU
34	RO	8	LEU
34	RO	9	GLU
34	RO	17	ARG
34	RO	19	ILE
34	RO	23	ARG
34	RO	31	LYS
34	RO	39	ILE
34	RO	49	ARG
34	RO	53	LYS
34	RO	65	THR
35	RP	5	ASP
35	RP	9	ASN
35	RP	10	PRO
35	RP	16	ARG
35	RP	21	ARG
35	RP	27	HIS
35	RP	29	LYS
35	RP	30	THR
35	RP	32	THR
35	RP	36	LYS
35	RP	38	GLN
35	RP	41	ARG
35	RP	50	ARG
35	RP	55	ARG
35	RP	61	ARG
35	RP	62	LEU
35	RP	64	LYS
35	RP	65	ARG
35	RP	75	ILE
35	RP	81	GLN
35	RP	88	LEU
35	RP	91	PHE
35	RP	99	LEU
35	RP	100	LEU
35	RP	108	LYS
35	RP	144	GLU
35	RP	146	VAL

Continued on next page...

Continued from previous page...

Mol	Chain	Res	Type
36	RQ	2	LEU
36	RQ	25	ASP
36	RQ	26	TYR
36	RQ	27	VAL
36	RQ	45	GLN
36	RQ	46	GLN
36	RQ	54	MET
36	RQ	55	VAL
36	RQ	58	PHE
36	RQ	60	ARG
36	RQ	79	LEU
36	RQ	83	MET
36	RQ	89	ASN
36	RQ	90	VAL
36	RQ	91	GLU
36	RQ	130	LYS
36	RQ	135	ASP
36	RQ	139	GLU
37	RR	14	SER
37	RR	31	HIS
37	RR	37	THR
37	RR	44	LEU
37	RR	51	LEU
37	RR	57	ARG
37	RR	66	VAL
37	RR	67	LEU
37	RR	71	GLN
37	RR	75	LEU
37	RR	76	VAL
37	RR	81	ASP
37	RR	95	THR
37	RR	104	ARG
37	RR	105	ARG
37	RR	107	ASP
37	RR	113	LEU
38	RS	4	LEU
38	RS	12	PHE
38	RS	17	ARG
38	RS	18	ILE
38	RS	20	ARG
38	RS	44	LYS
38	RS	56	LEU

Continued on next page...

Continued from previous page...

Mol	Chain	Res	Type
38	RS	57	LYS
38	RS	89	ARG
38	RS	101	LEU
38	RS	103	GLU
38	RS	106	ARG
38	RS	111	GLU
39	RT	2	ASN
39	RT	14	TYR
39	RT	22	PHE
39	RT	23	ARG
39	RT	26	ASP
39	RT	27	THR
39	RT	42	ILE
39	RT	51	ARG
39	RT	58	ASN
39	RT	65	LYS
39	RT	73	GLU
39	RT	78	LEU
39	RT	86	ILE
39	RT	87	ASP
39	RT	99	LEU
39	RT	100	TYR
39	RT	104	ASN
39	RT	107	ASP
39	RT	111	ARG
39	RT	112	ARG
39	RT	115	ARG
39	RT	128	GLU
39	RT	134	GLU
40	RU	5	LYS
40	RU	9	VAL
40	RU	31	SER
40	RU	52	ARG
40	RU	74	LEU
40	RU	76	TYR
40	RU	79	PHE
40	RU	88	ILE
40	RU	92	ARG
40	RU	98	LEU
40	RU	108	GLU
40	RU	114	LYS
40	RU	117	GLN

Continued on next page...

Continued from previous page...

Mol	Chain	Res	Type
41	RV	13	ARG
41	RV	14	VAL
41	RV	18	LEU
41	RV	35	LEU
41	RV	38	LEU
41	RV	39	LEU
41	RV	40	LEU
41	RV	66	ARG
41	RV	75	PHE
41	RV	91	TYR
41	RV	99	ILE
42	RW	11	ARG
42	RW	14	PRO
42	RW	16	LYS
42	RW	18	ARG
42	RW	19	LEU
42	RW	20	VAL
42	RW	63	ASP
42	RW	67	ASP
42	RW	69	LEU
42	RW	70	TYR
42	RW	87	PRO
42	RW	88	ARG
42	RW	92	ARG
42	RW	107	LEU
42	RW	109	GLU
43	RX	3	THR
43	RX	6	ASP
43	RX	15	GLU
43	RX	27	THR
43	RX	30	VAL
43	RX	55	ASN
43	RX	57	LEU
43	RX	65	ARG
43	RX	70	LEU
43	RX	80	ILE
43	RX	88	LYS
44	RY	7	VAL
44	RY	11	ASP
44	RY	27	VAL
44	RY	45	VAL
44	RY	57	GLN

Continued on next page...

Continued from previous page...

Mol	Chain	Res	Type
44	RY	64	GLU
44	RY	75	ILE
44	RY	77	PRO
44	RY	79	CYS
44	RY	87	LYS
44	RY	88	LYS
44	RY	89	PHE
44	RY	90	LEU
44	RY	95	LYS
44	RY	97	ARG
45	RZ	2	GLU
45	RZ	4	ARG
45	RZ	16	SER
45	RZ	20	ARG
45	RZ	24	LEU
45	RZ	35	ARG
45	RZ	76	LEU
45	RZ	81	ARG
45	RZ	82	ARG
45	RZ	87	ASP
45	RZ	90	VAL
45	RZ	92	SER
45	RZ	93	ASP
45	RZ	94	GLU
45	RZ	112	ARG
45	RZ	117	LEU
45	RZ	121	HIS
45	RZ	123	ASP
45	RZ	128	VAL
45	RZ	145	GLU
45	RZ	148	ASP
45	RZ	150	LEU
45	RZ	151	HIS
45	RZ	163	LEU
45	RZ	166	SER
45	RZ	168	GLU
45	RZ	179	ASP
45	RZ	182	LYS
45	RZ	183	LEU
46	R0	5	LYS
46	R0	7	LEU
46	R0	10	THR

Continued on next page...

Continued from previous page...

Mol	Chain	Res	Type
46	R0	11	ARG
46	R0	36	ILE
46	R0	43	THR
46	R0	74	ARG
47	R1	2	SER
47	R1	11	ARG
47	R1	21	ARG
47	R1	30	VAL
47	R1	40	ARG
47	R1	41	ARG
47	R1	56	GLN
47	R1	76	ARG
47	R1	80	LEU
47	R1	81	LYS
47	R1	83	GLU
47	R1	87	PRO
47	R1	91	LYS
47	R1	92	LYS
47	R1	97	LEU
48	R2	7	ARG
48	R2	9	GLN
48	R2	16	LEU
48	R2	24	LEU
48	R2	53	LEU
48	R2	62	THR
48	R2	64	LEU
49	R3	4	LEU
49	R3	8	LEU
49	R3	9	VAL
49	R3	10	LYS
49	R3	17	LYS
49	R3	30	ARG
49	R3	31	LEU
49	R3	32	GLN
49	R3	37	LEU
49	R3	40	THR
49	R3	44	ARG
50	R4	6	HIS
50	R4	15	ILE
50	R4	18	CYS
50	R4	21	VAL
50	R4	23	GLU

Continued on next page...

Continued from previous page...

Mol	Chain	Res	Type
50	R4	39	CYS
50	R4	42	PHE
50	R4	48	ARG
50	R4	49	PHE
50	R4	50	VAL
50	R4	51	ASP
50	R4	53	GLU
50	R4	57	GLU
50	R4	61	ARG
50	R4	62	ARG
50	R4	63	TYR
50	R4	67	TYR
50	R4	68	ARG
50	R4	71	ARG
51	R5	3	LYS
51	R5	4	HIS
51	R5	6	VAL
51	R5	11	THR
51	R5	19	ARG
51	R5	25	LEU
51	R5	36	CYS
51	R5	37	LYS
51	R5	43	HIS
51	R5	52	TYR
51	R5	56	LYS
51	R5	58	LEU
52	R6	6	ARG
52	R6	8	LYS
52	R6	18	ARG
52	R6	19	ARG
52	R6	28	ARG
52	R6	34	LEU
52	R6	37	ARG
52	R6	42	TRP
52	R6	44	ARG
52	R6	46	HIS
53	R7	1	MET
53	R7	9	ARG
53	R7	43	THR
54	R8	15	LYS
54	R8	16	ILE
54	R8	30	ARG

Continued on next page...

Continued from previous page...

Mol	Chain	Res	Type
54	R8	35	GLN
54	R8	39	LYS
54	R8	43	GLN
54	R8	44	LYS
54	R8	47	LYS
54	R8	48	PHE
54	R8	49	VAL
54	R8	52	LYS
54	R8	53	PRO
54	R8	62	LEU
54	R8	63	PRO
54	R8	65	GLU
55	R9	1	MET
55	R9	17	ILE
2	XB	5	ILE
2	XB	8	LYS
2	XB	16	HIS
2	XB	23	ARG
2	XB	24	TRP
2	XB	33	TYR
2	XB	36	ARG
2	XB	63	MET
2	XB	67	THR
2	XB	73	THR
2	XB	82	ARG
2	XB	92	TYR
2	XB	94	ASN
2	XB	121	LEU
2	XB	155	LEU
2	XB	163	PHE
2	XB	165	VAL
2	XB	168	THR
2	XB	172	ILE
2	XB	174	VAL
2	XB	178	ARG
2	XB	196	LEU
2	XB	204	ASN
2	XB	215	LEU
3	XC	3	ASN
3	XC	5	ILE
3	XC	12	LEU
3	XC	16	ARG

Continued on next page...

Continued from previous page...

Mol	Chain	Res	Type
3	XC	21	ARG
3	XC	29	TYR
3	XC	56	ASP
3	XC	69	HIS
3	XC	94	LEU
3	XC	127	ARG
3	XC	131	ARG
3	XC	154	SER
3	XC	184	TYR
3	XC	192	THR
3	XC	193	TYR
3	XC	196	LEU
4	XD	3	ARG
4	XD	7	PRO
4	XD	9	CYS
4	XD	30	LYS
4	XD	50	ARG
4	XD	53	ASP
4	XD	79	PHE
4	XD	86	LYS
4	XD	94	LEU
4	XD	96	LEU
4	XD	114	ARG
4	XD	122	ARG
4	XD	131	ARG
4	XD	181	MET
4	XD	200	GLU
5	XE	10	MET
5	XE	13	ILE
5	XE	16	THR
5	XE	31	LEU
5	XE	53	LEU
5	XE	73	ASN
5	XE	79	GLU
5	XE	101	ILE
5	XE	153	LYS
6	XF	17	SER
6	XF	21	LEU
6	XF	27	GLN
6	XF	36	ARG
6	XF	55	ASP
6	XF	63	TYR

Continued on next page...

Continued from previous page...

Mol	Chain	Res	Type
6	XF	69	GLU
6	XF	74	ASP
6	XF	77	ARG
6	XF	87	ARG
6	XF	92	LYS
6	XF	94	GLN
6	XF	97	PHE
6	XF	100	ASN
7	XG	8	GLU
7	XG	12	LEU
7	XG	78	ARG
7	XG	84	ASN
7	XG	98	SER
7	XG	111	ARG
7	XG	114	ARG
7	XG	124	LEU
7	XG	137	LYS
7	XG	148	ASN
7	XG	155	ARG
8	XH	1	MET
8	XH	10	LEU
8	XH	27	PRO
8	XH	41	ARG
8	XH	52	ASP
8	XH	63	LEU
8	XH	69	ARG
8	XH	81	HIS
8	XH	99	GLU
8	XH	119	LEU
8	XH	121	ASP
8	XH	129	VAL
8	XH	137	VAL
9	XI	7	THR
9	XI	9	ARG
9	XI	48	GLU
9	XI	65	VAL
9	XI	83	ARG
9	XI	95	LYS
9	XI	104	ARG
9	XI	113	LYS
9	XI	114	TYR
9	XI	121	ARG

Continued on next page...

Continued from previous page...

Mol	Chain	Res	Type
9	XI	128	ARG
10	XJ	22	LYS
10	XJ	47	PHE
10	XJ	57	LYS
10	XJ	62	HIS
10	XJ	74	ILE
10	XJ	80	LYS
10	XJ	84	GLN
10	XJ	96	ILE
11	XK	26	ASN
11	XK	32	ILE
11	XK	63	LEU
11	XK	75	TYR
11	XK	92	GLU
11	XK	109	VAL
11	XK	114	VAL
11	XK	116	HIS
11	XK	125	PHE
12	XL	17	LYS
12	XL	20	LYS
12	XL	27	LEU
12	XL	41	ARG
12	XL	44	THR
12	XL	53	ARG
12	XL	57	LYS
12	XL	60	LEU
12	XL	62	SER
12	XL	70	ILE
12	XL	73	GLU
12	XL	81	SER
12	XL	89	ARG
12	XL	112	ASP
12	XL	120	TYR
13	XM	3	ARG
13	XM	8	GLU
13	XM	13	LYS
13	XM	35	GLU
13	XM	47	ASP
13	XM	56	LEU
13	XM	57	ARG
13	XM	64	TRP
13	XM	66	LEU

Continued on next page...

Continued from previous page...

Mol	Chain	Res	Type
13	XM	70	LEU
13	XM	88	ARG
13	XM	90	LEU
13	XM	101	GLN
13	XM	115	LYS
13	XM	116	THR
13	XM	122	LYS
14	XN	3	ARG
14	XN	12	ARG
14	XN	14	PRO
14	XN	16	PHE
14	XN	41	ARG
15	XO	3	ILE
15	XO	8	LYS
15	XO	26	GLU
15	XO	39	LEU
15	XO	62	GLN
15	XO	65	ARG
16	XP	1	MET
16	XP	26	ARG
16	XP	28	ARG
16	XP	59	TRP
16	XP	62	VAL
16	XP	69	THR
16	XP	71	ARG
16	XP	72	ARG
16	XP	82	GLN
17	XQ	12	SER
17	XQ	48	GLU
17	XQ	52	LYS
17	XQ	59	ILE
17	XQ	68	ARG
17	XQ	74	LEU
18	XR	26	LEU
18	XR	29	PHE
18	XR	32	ARG
18	XR	36	ASN
18	XR	46	GLU
18	XR	54	ARG
18	XR	55	ARG
19	XS	5	LEU
19	XS	10	PHE

Continued on next page...

Continued from previous page...

Mol	Chain	Res	Type
19	XS	12	ASP
19	XS	13	ASP
19	XS	15	LEU
19	XS	29	ARG
19	XS	30	LEU
19	XS	41	VAL
19	XS	63	THR
19	XS	65	ASN
19	XS	83	HIS
20	XT	11	SER
20	XT	24	LEU
20	XT	26	ASN
20	XT	41	ILE
20	XT	62	LEU
20	XT	73	HIS
20	XT	75	ASN
20	XT	93	GLU
21	XU	6	ARG
27	YD	10	THR
27	YD	17	THR
27	YD	26	LYS
27	YD	33	LEU
27	YD	43	ARG
27	YD	44	ASN
27	YD	61	LEU
27	YD	65	ILE
27	YD	67	PHE
27	YD	71	ASP
27	YD	73	VAL
27	YD	94	LEU
27	YD	98	VAL
27	YD	105	ILE
27	YD	106	ILE
27	YD	131	LEU
27	YD	134	ARG
27	YD	135	PHE
27	YD	155	LEU
27	YD	157	ARG
27	YD	166	GLN
27	YD	173	VAL
27	YD	183	ARG
27	YD	192	THR

Continued on next page...

Continued from previous page...

Mol	Chain	Res	Type
27	YD	198	ASN
27	YD	200	ASP
27	YD	215	LEU
27	YD	217	ARG
27	YD	218	ARG
27	YD	226	MET
27	YD	230	ASP
27	YD	237	GLU
27	YD	257	LEU
27	YD	259	THR
27	YD	261	LYS
27	YD	262	ARG
28	YE	2	LYS
28	YE	4	ILE
28	YE	13	ARG
28	YE	16	ARG
28	YE	17	ASP
28	YE	25	VAL
28	YE	26	ILE
28	YE	27	LEU
28	YE	33	VAL
28	YE	36	ARG
28	YE	37	ARG
28	YE	38	THR
28	YE	41	LYS
28	YE	45	THR
28	YE	54	GLN
28	YE	61	ARG
28	YE	62	PRO
28	YE	66	HIS
28	YE	73	GLU
28	YE	75	VAL
28	YE	77	ILE
28	YE	78	LEU
28	YE	79	ARG
28	YE	80	GLU
28	YE	101	ARG
28	YE	113	PHE
28	YE	117	MET
28	YE	119	ARG
28	YE	143	ASN
28	YE	146	THR

Continued on next page...

Continued from previous page...

Mol	Chain	Res	Type
28	YE	154	LYS
28	YE	167	VAL
28	YE	179	GLU
28	YE	184	VAL
28	YE	196	VAL
28	YE	200	GLU
28	YE	202	LYS
28	YE	203	LYS
29	YF	7	TYR
29	YF	9	ILE
29	YF	25	PRO
29	YF	32	LEU
29	YF	45	ARG
29	YF	46	ARG
29	YF	65	TRP
29	YF	66	PRO
29	YF	67	GLN
29	YF	70	THR
29	YF	82	ILE
29	YF	106	ARG
29	YF	108	LYS
29	YF	117	ARG
29	YF	124	LEU
29	YF	127	GLU
29	YF	145	GLU
29	YF	164	ARG
29	YF	181	LEU
29	YF	183	VAL
29	YF	206	ILE
30	YG	4	ASP
30	YG	22	ARG
30	YG	26	GLN
30	YG	33	ARG
30	YG	34	LEU
30	YG	35	GLU
30	YG	43	LEU
30	YG	45	GLU
30	YG	63	ILE
30	YG	67	LYS
30	YG	71	THR
30	YG	88	ILE
30	YG	94	LEU

Continued on next page...

Continued from previous page...

Mol	Chain	Res	Type
30	YG	96	ARG
30	YG	97	ASP
30	YG	103	LEU
30	YG	115	ARG
30	YG	118	ARG
30	YG	133	LEU
30	YG	147	ASP
30	YG	155	MET
30	YG	156	ASP
30	YG	159	VAL
30	YG	167	GLU
30	YG	174	GLU
31	YH	3	ARG
31	YH	4	ILE
31	YH	9	ILE
31	YH	10	PRO
31	YH	11	VAL
31	YH	16	SER
31	YH	27	LYS
31	YH	32	GLU
31	YH	37	VAL
31	YH	41	MET
31	YH	43	VAL
31	YH	59	ARG
31	YH	64	LEU
31	YH	77	LYS
31	YH	81	GLU
31	YH	85	LYS
31	YH	88	LEU
31	YH	89	ILE
31	YH	105	LEU
31	YH	132	ARG
31	YH	139	GLN
31	YH	143	GLN
31	YH	152	ARG
31	YH	153	LYS
31	YH	154	PRO
31	YH	155	SER
31	YH	158	HIS
31	YH	169	VAL
32	YI	1	MET
32	YI	2	LYS

Continued on next page...

Continued from previous page...

Mol	Chain	Res	Type
32	YI	3	VAL
32	YI	12	LEU
32	YI	27	ARG
32	YI	33	ARG
32	YI	38	LEU
32	YI	56	LYS
32	YI	67	ARG
32	YI	70	GLU
32	YI	72	LEU
32	YI	81	VAL
32	YI	85	GLU
32	YI	92	VAL
32	YI	93	THR
32	YI	96	ASP
32	YI	101	LEU
32	YI	105	HIS
32	YI	110	ASP
32	YI	112	LYS
32	YI	113	ARG
32	YI	118	LYS
32	YI	128	LEU
32	YI	130	TYR
32	YI	131	LYS
32	YI	135	GLU
32	YI	136	VAL
32	YI	140	LEU
32	YI	141	LYS
32	YI	142	VAL
33	YN	2	LYS
33	YN	7	LYS
33	YN	43	THR
33	YN	48	MET
33	YN	60	ILE
33	YN	61	ARG
33	YN	65	LYS
33	YN	73	THR
33	YN	78	TYR
33	YN	90	MET
33	YN	93	THR
33	YN	94	HIS
33	YN	101	HIS
33	YN	109	LYS

Continued on next page...

Continued from previous page...

Mol	Chain	Res	Type
33	YN	112	LEU
33	YN	120	LEU
33	YN	127	ASP
33	YN	131	GLN
33	YN	136	GLU
34	YO	8	LEU
34	YO	9	GLU
34	YO	17	ARG
34	YO	19	ILE
34	YO	23	ARG
34	YO	31	LYS
34	YO	39	ILE
34	YO	49	ARG
34	YO	53	LYS
34	YO	65	THR
35	YP	5	ASP
35	YP	9	ASN
35	YP	10	PRO
35	YP	16	ARG
35	YP	21	ARG
35	YP	27	HIS
35	YP	29	LYS
35	YP	30	THR
35	YP	32	THR
35	YP	36	LYS
35	YP	38	GLN
35	YP	41	ARG
35	YP	50	ARG
35	YP	55	ARG
35	YP	61	ARG
35	YP	62	LEU
35	YP	64	LYS
35	YP	65	ARG
35	YP	75	ILE
35	YP	81	GLN
35	YP	88	LEU
35	YP	91	PHE
35	YP	99	LEU
35	YP	100	LEU
35	YP	108	LYS
35	YP	144	GLU
35	YP	146	VAL

Continued on next page...

Continued from previous page...

Mol	Chain	Res	Type
36	YQ	2	LEU
36	YQ	25	ASP
36	YQ	26	TYR
36	YQ	27	VAL
36	YQ	45	GLN
36	YQ	46	GLN
36	YQ	54	MET
36	YQ	55	VAL
36	YQ	59	ARG
36	YQ	60	ARG
36	YQ	79	LEU
36	YQ	83	MET
36	YQ	89	ASN
36	YQ	90	VAL
36	YQ	91	GLU
36	YQ	130	LYS
36	YQ	135	ASP
36	YQ	139	GLU
37	YR	14	SER
37	YR	31	HIS
37	YR	37	THR
37	YR	44	LEU
37	YR	51	LEU
37	YR	57	ARG
37	YR	66	VAL
37	YR	67	LEU
37	YR	71	GLN
37	YR	75	LEU
37	YR	76	VAL
37	YR	81	ASP
37	YR	95	THR
37	YR	104	ARG
37	YR	105	ARG
37	YR	107	ASP
37	YR	113	LEU
38	YS	4	LEU
38	YS	12	PHE
38	YS	17	ARG
38	YS	18	ILE
38	YS	20	ARG
38	YS	44	LYS
38	YS	56	LEU

Continued on next page...

Continued from previous page...

Mol	Chain	Res	Type
38	YS	57	LYS
38	YS	89	ARG
38	YS	101	LEU
38	YS	103	GLU
38	YS	106	ARG
38	YS	111	GLU
39	YT	2	ASN
39	YT	14	TYR
39	YT	22	PHE
39	YT	23	ARG
39	YT	26	ASP
39	YT	27	THR
39	YT	42	ILE
39	YT	51	ARG
39	YT	58	ASN
39	YT	65	LYS
39	YT	73	GLU
39	YT	78	LEU
39	YT	86	ILE
39	YT	87	ASP
39	YT	99	LEU
39	YT	100	TYR
39	YT	104	ASN
39	YT	107	ASP
39	YT	111	ARG
39	YT	112	ARG
39	YT	115	ARG
39	YT	128	GLU
39	YT	134	GLU
40	YU	5	LYS
40	YU	9	VAL
40	YU	31	SER
40	YU	52	ARG
40	YU	74	LEU
40	YU	76	TYR
40	YU	79	PHE
40	YU	88	ILE
40	YU	92	ARG
40	YU	98	LEU
40	YU	108	GLU
40	YU	114	LYS
40	YU	117	GLN

Continued on next page...

Continued from previous page...

Mol	Chain	Res	Type
41	YV	13	ARG
41	YV	14	VAL
41	YV	18	LEU
41	YV	35	LEU
41	YV	38	LEU
41	YV	39	LEU
41	YV	40	LEU
41	YV	66	ARG
41	YV	75	PHE
41	YV	91	TYR
41	YV	99	ILE
42	YW	11	ARG
42	YW	14	PRO
42	YW	16	LYS
42	YW	18	ARG
42	YW	19	LEU
42	YW	20	VAL
42	YW	63	ASP
42	YW	67	ASP
42	YW	69	LEU
42	YW	70	TYR
42	YW	87	PRO
42	YW	88	ARG
42	YW	92	ARG
42	YW	107	LEU
42	YW	109	GLU
43	YX	3	THR
43	YX	6	ASP
43	YX	15	GLU
43	YX	27	THR
43	YX	30	VAL
43	YX	55	ASN
43	YX	57	LEU
43	YX	65	ARG
43	YX	70	LEU
43	YX	80	ILE
43	YX	88	LYS
44	YY	7	VAL
44	YY	11	ASP
44	YY	27	VAL
44	YY	45	VAL
44	YY	57	GLN

Continued on next page...

Continued from previous page...

Mol	Chain	Res	Type
44	YY	64	GLU
44	YY	75	ILE
44	YY	77	PRO
44	YY	79	CYS
44	YY	87	LYS
44	YY	88	LYS
44	YY	89	PHE
44	YY	90	LEU
44	YY	95	LYS
44	YY	97	ARG
45	YZ	2	GLU
45	YZ	8	TYR
45	YZ	20	ARG
45	YZ	39	VAL
45	YZ	41	LEU
45	YZ	52	SER
45	YZ	53	ILE
45	YZ	60	GLU
45	YZ	66	SER
45	YZ	70	LEU
45	YZ	71	VAL
45	YZ	76	LEU
45	YZ	81	ARG
45	YZ	82	ARG
45	YZ	87	ASP
45	YZ	91	LEU
45	YZ	93	ASP
45	YZ	94	GLU
45	YZ	122	ARG
45	YZ	123	ASP
45	YZ	136	PHE
45	YZ	139	VAL
45	YZ	140	ASP
45	YZ	141	VAL
45	YZ	144	LEU
45	YZ	150	LEU
45	YZ	151	HIS
45	YZ	156	LYS
45	YZ	163	LEU
45	YZ	181	GLU
45	YZ	182	LYS
46	Y0	10	THR

Continued on next page...

Continued from previous page...

Mol	Chain	Res	Type
46	Y0	11	ARG
46	Y0	14	ARG
46	Y0	25	ARG
46	Y0	36	ILE
46	Y0	68	GLU
46	Y0	74	ARG
47	Y1	2	SER
47	Y1	11	ARG
47	Y1	21	ARG
47	Y1	30	VAL
47	Y1	40	ARG
47	Y1	41	ARG
47	Y1	56	GLN
47	Y1	76	ARG
47	Y1	80	LEU
47	Y1	81	LYS
47	Y1	83	GLU
47	Y1	87	PRO
47	Y1	91	LYS
47	Y1	92	LYS
47	Y1	97	LEU
48	Y2	7	ARG
48	Y2	9	GLN
48	Y2	16	LEU
48	Y2	24	LEU
48	Y2	53	LEU
48	Y2	62	THR
48	Y2	64	LEU
49	Y3	4	LEU
49	Y3	8	LEU
49	Y3	9	VAL
49	Y3	10	LYS
49	Y3	17	LYS
49	Y3	30	ARG
49	Y3	31	LEU
49	Y3	32	GLN
49	Y3	37	LEU
49	Y3	40	THR
49	Y3	44	ARG
50	Y4	6	HIS
50	Y4	15	ILE
50	Y4	18	CYS

Continued on next page...

Continued from previous page...

Mol	Chain	Res	Type
50	Y4	21	VAL
50	Y4	23	GLU
50	Y4	39	CYS
50	Y4	42	PHE
50	Y4	48	ARG
50	Y4	49	PHE
50	Y4	50	VAL
50	Y4	51	ASP
50	Y4	53	GLU
50	Y4	57	GLU
50	Y4	61	ARG
50	Y4	62	ARG
50	Y4	63	TYR
50	Y4	67	TYR
50	Y4	68	ARG
50	Y4	71	ARG
51	Y5	3	LYS
51	Y5	4	HIS
51	Y5	6	VAL
51	Y5	11	THR
51	Y5	19	ARG
51	Y5	25	LEU
51	Y5	36	CYS
51	Y5	37	LYS
51	Y5	43	HIS
51	Y5	52	TYR
51	Y5	56	LYS
51	Y5	58	LEU
52	Y6	6	ARG
52	Y6	8	LYS
52	Y6	18	ARG
52	Y6	19	ARG
52	Y6	28	ARG
52	Y6	34	LEU
52	Y6	37	ARG
52	Y6	42	TRP
52	Y6	44	ARG
52	Y6	46	HIS
53	Y7	1	MET
53	Y7	9	ARG
53	Y7	43	THR
54	Y8	15	LYS

Continued on next page...

Continued from previous page...

Mol	Chain	Res	Type
54	Y8	16	ILE
54	Y8	30	ARG
54	Y8	35	GLN
54	Y8	39	LYS
54	Y8	43	GLN
54	Y8	44	LYS
54	Y8	47	LYS
54	Y8	48	PHE
54	Y8	49	VAL
54	Y8	52	LYS
54	Y8	53	PRO
54	Y8	62	LEU
54	Y8	63	PRO
54	Y8	65	GLU
55	Y9	1	MET
55	Y9	17	ILE

Some sidechains can be flipped to improve hydrogen bonding and reduce clashes. All (107) such sidechains are listed below:

Mol	Chain	Res	Type
2	QB	95	GLN
2	QB	135	GLN
2	QB	204	ASN
2	QB	212	GLN
3	QC	181	ASN
5	QE	72	GLN
5	QE	73	ASN
5	QE	78	HIS
5	QE	127	ASN
6	QF	64	GLN
6	QF	100	ASN
7	QG	28	ASN
7	QG	37	ASN
7	QG	86	GLN
7	QG	148	ASN
10	QJ	13	HIS
10	QJ	78	ASN
11	QK	117	ASN
12	QL	9	GLN
13	QM	40	ASN
13	QM	62	ASN
13	QM	101	GLN

Continued on next page...

Continued from previous page...

Mol	Chain	Res	Type
19	QS	47	HIS
19	QS	65	ASN
20	QT	26	ASN
27	RD	44	ASN
27	RD	143	HIS
27	RD	166	GLN
27	RD	198	ASN
28	RE	48	GLN
31	RH	143	GLN
31	RH	147	ASN
32	RI	104	GLN
33	RN	56	ASN
33	RN	101	HIS
33	RN	131	GLN
34	RO	5	GLN
34	RO	82	ASN
35	RP	81	GLN
35	RP	84	ASN
36	RQ	123	HIS
37	RR	3	HIS
39	RT	55	ASN
39	RT	58	ASN
40	RU	81	HIS
40	RU	94	ASN
41	RV	11	GLN
42	RW	61	ASN
43	RX	55	ASN
43	RX	87	GLN
44	RY	57	GLN
46	R0	29	GLN
47	R1	56	GLN
48	R2	9	GLN
48	R2	47	ASN
49	R3	19	GLN
49	R3	32	GLN
52	R6	32	ASN
2	XB	95	GLN
2	XB	135	GLN
2	XB	204	ASN
2	XB	212	GLN
3	XC	181	ASN
5	XE	72	GLN

Continued on next page...

Continued from previous page...

Mol	Chain	Res	Type
5	XE	73	ASN
5	XE	78	HIS
6	XF	64	GLN
6	XF	100	ASN
7	XG	28	ASN
7	XG	86	GLN
7	XG	148	ASN
10	XJ	78	ASN
12	XL	9	GLN
13	XM	77	ASN
13	XM	101	GLN
19	XS	47	HIS
19	XS	65	ASN
20	XT	26	ASN
27	YD	44	ASN
27	YD	143	HIS
27	YD	166	GLN
27	YD	198	ASN
28	YE	48	GLN
31	YH	143	GLN
31	YH	147	ASN
33	YN	56	ASN
33	YN	101	HIS
33	YN	131	GLN
34	YO	5	GLN
34	YO	82	ASN
35	YP	81	GLN
35	YP	84	ASN
39	YT	55	ASN
39	YT	58	ASN
40	YU	49	HIS
40	YU	94	ASN
41	YV	11	GLN
42	YW	61	ASN
43	YX	55	ASN
43	YX	87	GLN
44	YY	57	GLN
47	Y1	56	GLN
48	Y2	9	GLN
48	Y2	47	ASN
49	Y3	19	GLN
49	Y3	32	GLN

Continued on next page...

Continued from previous page...

Mol	Chain	Res	Type
52	Y6	32	ASN

5.3.3 RNA [i](#)

Mol	Chain	Analysed	Backbone Outliers	Pucker Outliers
1	QA	1498/1522 (98%)	385 (25%)	49 (3%)
1	XA	1498/1522 (98%)	378 (25%)	60 (4%)
22	QV	76/77 (98%)	30 (39%)	1 (1%)
22	XV	76/77 (98%)	30 (39%)	1 (1%)
23	QX	7/25 (28%)	5 (71%)	1 (14%)
23	XX	6/25 (24%)	3 (50%)	0
24	QY	13/18 (72%)	5 (38%)	1 (7%)
24	XY	13/18 (72%)	5 (38%)	1 (7%)
25	RA	2879/2916 (98%)	835 (29%)	82 (2%)
25	YA	2880/2916 (98%)	865 (30%)	93 (3%)
26	RB	119/122 (97%)	32 (26%)	3 (2%)
26	YB	119/122 (97%)	42 (35%)	2 (1%)
56	Z6	1/3 (33%)	0	0
56	Z8	1/3 (33%)	0	0
All	All	9186/9366 (98%)	2615 (28%)	294 (3%)

All (2615) RNA backbone outliers are listed below:

Mol	Chain	Res	Type
1	QA	7	G
1	QA	9	G
1	QA	10	A
1	QA	22	G
1	QA	32	A
1	QA	39	G
1	QA	47	C
1	QA	48	C
1	QA	51	A
1	QA	64	G
1	QA	65	U
1	QA	66	G
1	QA	73	G
1	QA	76	G
1	QA	79	G
1	QA	80	G
1	QA	91	C

Continued on next page...

Continued from previous page...

Mol	Chain	Res	Type
1	QA	95	G
1	QA	101	A
1	QA	108	G
1	QA	111	G
1	QA	115	G
1	QA	116	A
1	QA	121	C
1	QA	122	G
1	QA	129(A)	G
1	QA	130	A
1	QA	142	G
1	QA	144	G
1	QA	146	G
1	QA	147	G
1	QA	169	C
1	QA	171	A
1	QA	172	A
1	QA	173	U
1	QA	174	C
1	QA	182	U
1	QA	183	G
1	QA	190	G
1	QA	191(A)	G
1	QA	195	A
1	QA	197	A
1	QA	200	G
1	QA	209	U
1	QA	216	G
1	QA	226	G
1	QA	243	A
1	QA	244	U
1	QA	245	C
1	QA	247	G
1	QA	251	G
1	QA	252	U
1	QA	267	C
1	QA	277	C
1	QA	278	G
1	QA	279	A
1	QA	280	C
1	QA	281	G
1	QA	282	A

Continued on next page...

Continued from previous page...

Mol	Chain	Res	Type
1	QA	289	G
1	QA	298	A
1	QA	305	G
1	QA	306	G
1	QA	316	G
1	QA	319	G
1	QA	321	A
1	QA	328	C
1	QA	329	A
1	QA	332	G
1	QA	342	C
1	QA	344	A
1	QA	346	G
1	QA	347	G
1	QA	351	G
1	QA	352	C
1	QA	353	A
1	QA	354	G
1	QA	355	C
1	QA	356	A
1	QA	367	U
1	QA	372	C
1	QA	373	A
1	QA	374	A
1	QA	382	A
1	QA	384	G
1	QA	388	G
1	QA	390	C
1	QA	397	A
1	QA	398	C
1	QA	406	G
1	QA	410	G
1	QA	411	A
1	QA	412	A
1	QA	413	G
1	QA	414	A
1	QA	417	C
1	QA	421	U
1	QA	422	C
1	QA	423	G
1	QA	424	G
1	QA	428	G

Continued on next page...

Continued from previous page...

Mol	Chain	Res	Type
1	QA	429	U
1	QA	430	A
1	QA	438	G
1	QA	439	A
1	QA	440	A
1	QA	442	C
1	QA	451	A
1	QA	452	A
1	QA	465	A
1	QA	466	C
1	QA	467	G
1	QA	468	A
1	QA	482	A
1	QA	483	C
1	QA	484	G
1	QA	485	G
1	QA	496	A
1	QA	497	U
1	QA	498	A
1	QA	505	G
1	QA	509	A
1	QA	510	A
1	QA	511	C
1	QA	513	C
1	QA	518	C
1	QA	525	C
1	QA	527	G
1	QA	532	A
1	QA	533	A
1	QA	534	U
1	QA	535	A
1	QA	547	A
1	QA	554	C
1	QA	558	G
1	QA	559	A
1	QA	560	U
1	QA	561	U
1	QA	562	C
1	QA	567	G
1	QA	568	G
1	QA	572	A
1	QA	573	A

Continued on next page...

Continued from previous page...

Mol	Chain	Res	Type
1	QA	576	G
1	QA	579	G
1	QA	588	G
1	QA	595	G
1	QA	596	C
1	QA	607	A
1	QA	614	A
1	QA	615	C
1	QA	620	C
1	QA	624	C
1	QA	630	G
1	QA	631	G
1	QA	635	G
1	QA	646	U
1	QA	652	U
1	QA	653	A
1	QA	665	A
1	QA	673	G
1	QA	674	G
1	QA	675	A
1	QA	679	C
1	QA	685	G
1	QA	687	A
1	QA	688	G
1	QA	701	C
1	QA	702	A
1	QA	703	G
1	QA	717	C
1	QA	718	G
1	QA	721	G
1	QA	724	G
1	QA	729	A
1	QA	731	G
1	QA	734	G
1	QA	748	C
1	QA	749	C
1	QA	752	G
1	QA	753	A
1	QA	754	C
1	QA	755	G
1	QA	763	G
1	QA	774	G

Continued on next page...

Continued from previous page...

Mol	Chain	Res	Type
1	QA	785	G
1	QA	786	G
1	QA	788	U
1	QA	792	A
1	QA	793	U
1	QA	794	A
1	QA	804	U
1	QA	812	C
1	QA	813	U
1	QA	817	C
1	QA	818	G
1	QA	819	A
1	QA	826	C
1	QA	828	A
1	QA	836	G
1	QA	841	U
1	QA	843	U
1	QA	848	C
1	QA	859	A
1	QA	870	U
1	QA	871	U
1	QA	872	A
1	QA	873	A
1	QA	881	G
1	QA	885	G
1	QA	889	A
1	QA	890	G
1	QA	902	G
1	QA	914	A
1	QA	927	G
1	QA	934	C
1	QA	935	A
1	QA	940	C
1	QA	954	G
1	QA	960	U
1	QA	961	U
1	QA	966	G
1	QA	968	A
1	QA	969	A
1	QA	971	G
1	QA	972	C
1	QA	974	A

Continued on next page...

Continued from previous page...

Mol	Chain	Res	Type
1	QA	976	G
1	QA	977	A
1	QA	978	A
1	QA	980	C
1	QA	981	U
1	QA	982	U
1	QA	984	C
1	QA	988	G
1	QA	991	U
1	QA	992	U
1	QA	993	G
1	QA	994	A
1	QA	995	C
1	QA	1001	G
1	QA	1002	G
1	QA	1004	A
1	QA	1006	C
1	QA	1009	G
1	QA	1024	G
1	QA	1025	U
1	QA	1026	G
1	QA	1028	C
1	QA	1029	G
1	QA	1032(A)	G
1	QA	1036	G
1	QA	1040	U
1	QA	1053	G
1	QA	1054	C
1	QA	1055	A
1	QA	1064	G
1	QA	1065	U
1	QA	1066	C
1	QA	1067	A
1	QA	1074	G
1	QA	1081	G
1	QA	1094	G
1	QA	1095	U
1	QA	1099	G
1	QA	1101	A
1	QA	1111	A
1	QA	1112	C
1	QA	1113	C

Continued on next page...

Continued from previous page...

Mol	Chain	Res	Type
1	QA	1124	G
1	QA	1125	U
1	QA	1126	U
1	QA	1127	G
1	QA	1130	A
1	QA	1131	G
1	QA	1136	U
1	QA	1137	C
1	QA	1138	G
1	QA	1139	G
1	QA	1140	C
1	QA	1146	A
1	QA	1157	A
1	QA	1158	C
1	QA	1159	U
1	QA	1160	G
1	QA	1161	C
1	QA	1163	C
1	QA	1170	A
1	QA	1171	G
1	QA	1177	G
1	QA	1180	A
1	QA	1181	G
1	QA	1182	G
1	QA	1183	A
1	QA	1185	G
1	QA	1187	G
1	QA	1190	G
1	QA	1196	U
1	QA	1197	G
1	QA	1199	U
1	QA	1200	C
1	QA	1201	A
1	QA	1202	G
1	QA	1206	G
1	QA	1207	G
1	QA	1212	U
1	QA	1213	A
1	QA	1218	C
1	QA	1224	G
1	QA	1225	A
1	QA	1227	A

Continued on next page...

Continued from previous page...

Mol	Chain	Res	Type
1	QA	1238	A
1	QA	1240	U
1	QA	1241	G
1	QA	1256	A
1	QA	1257	U
1	QA	1258	G
1	QA	1270	C
1	QA	1272	G
1	QA	1273	G
1	QA	1280	A
1	QA	1281	U
1	QA	1282	C
1	QA	1286	A
1	QA	1287	A
1	QA	1297	C
1	QA	1298	C
1	QA	1299	A
1	QA	1301	U
1	QA	1302	U
1	QA	1303	C
1	QA	1305	G
1	QA	1306	A
1	QA	1314	C
1	QA	1317	C
1	QA	1321	C
1	QA	1322	C
1	QA	1323	G
1	QA	1331	G
1	QA	1333	A
1	QA	1334	G
1	QA	1335	C
1	QA	1336	C
1	QA	1337	G
1	QA	1338	G
1	QA	1347	G
1	QA	1348	U
1	QA	1349	A
1	QA	1353	G
1	QA	1362(A)	C
1	QA	1364	U
1	QA	1370	G
1	QA	1388	C

Continued on next page...

Continued from previous page...

Mol	Chain	Res	Type
1	QA	1396	A
1	QA	1397	C
1	QA	1401	G
1	QA	1411	C
1	QA	1419	G
1	QA	1426	C
1	QA	1427	U
1	QA	1439	C
1	QA	1442	G
1	QA	1443	G
1	QA	1446	A
1	QA	1447	G
1	QA	1450	U
1	QA	1452	C
1	QA	1453	G
1	QA	1454	G
1	QA	1461	G
1	QA	1485	U
1	QA	1487	G
1	QA	1492	A
1	QA	1497	G
1	QA	1499	A
1	QA	1503	A
1	QA	1504	G
1	QA	1505	G
1	QA	1506	U
1	QA	1510	U
1	QA	1517	G
1	QA	1519	A
1	QA	1520	G
1	QA	1529	G
1	QA	1530	G
22	QV	3	C
22	QV	4	G
22	QV	5	G
22	QV	7	G
22	QV	8	U
22	QV	14	A
22	QV	16	C
22	QV	17	C
22	QV	17(A)	U
22	QV	18	G

Continued on next page...

Continued from previous page...

Mol	Chain	Res	Type
22	QV	19	G
22	QV	21	A
22	QV	22	G
22	QV	25	C
22	QV	31	G
22	QV	37	A
22	QV	42	G
22	QV	47	U
22	QV	48	C
22	QV	49	G
22	QV	50	U
22	QV	51	C
22	QV	52	G
22	QV	54	U
22	QV	59	A
22	QV	63	G
22	QV	67	C
22	QV	72	A
22	QV	75	C
22	QV	76	A
23	QX	3	G
23	QX	4	C
23	QX	5	C
23	QX	7	U
23	QX	8	A
24	QY	31	G
24	QY	33	U
24	QY	36	G
24	QY	39	C
24	QY	40	G
25	RA	9	U
25	RA	10	G
25	RA	11	G
25	RA	15	G
25	RA	27	G
25	RA	34	C
25	RA	35	G
25	RA	46	C
25	RA	49	A
25	RA	50	U
25	RA	51	G
25	RA	54	G

Continued on next page...

Continued from previous page...

Mol	Chain	Res	Type
25	RA	55	G
25	RA	61	G
25	RA	63	U
25	RA	69	C
25	RA	71	A
25	RA	72	U
25	RA	73	A
25	RA	74	A
25	RA	75	G
25	RA	83	G
25	RA	84	A
25	RA	88	G
25	RA	95	G
25	RA	99	U
25	RA	101	G
25	RA	102	G
25	RA	103	A
25	RA	104	U
25	RA	118	A
25	RA	120	U
25	RA	121	G
25	RA	122	G
25	RA	131	G
25	RA	137(A)	G
25	RA	146	G
25	RA	149	A
25	RA	154	G
25	RA	161	U
25	RA	177	G
25	RA	181	A
25	RA	195	A
25	RA	196	A
25	RA	200	U
25	RA	201	C
25	RA	205	G
25	RA	215	G
25	RA	216	A
25	RA	221	A
25	RA	222	A
25	RA	223	A
25	RA	224	G
25	RA	226	G

Continued on next page...

Continued from previous page...

Mol	Chain	Res	Type
25	RA	227	A
25	RA	228	A
25	RA	229	A
25	RA	230	U
25	RA	232	G
25	RA	233	A
25	RA	242	G
25	RA	243	U
25	RA	248	G
25	RA	249	C
25	RA	252	G
25	RA	265	A
25	RA	266	G
25	RA	269	U
25	RA	270(K)	C
25	RA	270(L)	U
25	RA	270(M)	U
25	RA	270(N)	G
25	RA	270(P)	C
25	RA	270(T)	G
25	RA	270(W)	G
25	RA	271(C)	U
25	RA	271	G
25	RA	273(E)	U
25	RA	275	G
25	RA	276	A
25	RA	277	C
25	RA	278	A
25	RA	279	C
25	RA	283	A
25	RA	299	A
25	RA	300	A
25	RA	305	U
25	RA	306	U
25	RA	311	A
25	RA	316	C
25	RA	317	G
25	RA	323	G
25	RA	324	A
25	RA	329	G
25	RA	330	A
25	RA	333	G

Continued on next page...

Continued from previous page...

Mol	Chain	Res	Type
25	RA	334	C
25	RA	335	C
25	RA	338	G
25	RA	342	G
25	RA	346	A
25	RA	347	A
25	RA	350	U
25	RA	352	G
25	RA	354	G
25	RA	360	G
25	RA	363(E)	U
25	RA	364	C
25	RA	371	A
25	RA	372	G
25	RA	373	U
25	RA	385	C
25	RA	386	G
25	RA	395	U
25	RA	396	G
25	RA	405	U
25	RA	411	G
25	RA	412	A
25	RA	413	C
25	RA	416	C
25	RA	428	A
25	RA	442	G
25	RA	444	C
25	RA	448	U
25	RA	454	A
25	RA	455	C
25	RA	456	C
25	RA	457	A
25	RA	470	A
25	RA	477	A
25	RA	481	G
25	RA	483	A
25	RA	493	G
25	RA	494	G
25	RA	498	G
25	RA	503	A
25	RA	504	U
25	RA	505	A

Continued on next page...

Continued from previous page...

Mol	Chain	Res	Type
25	RA	509	C
25	RA	513	A
25	RA	518	G
25	RA	527	C
25	RA	528	A
25	RA	529	A
25	RA	531	C
25	RA	532	A
25	RA	533	G
25	RA	537	C
25	RA	539	G
25	RA	540	G
25	RA	546	C
25	RA	549	G
25	RA	553	U
25	RA	556	G
25	RA	563	G
25	RA	567	A
25	RA	568	U
25	RA	571	A
25	RA	573	G
25	RA	574	C
25	RA	575	A
25	RA	588	U
25	RA	595	C
25	RA	598	G
25	RA	599	G
25	RA	603	A
25	RA	604	G
25	RA	607	U
25	RA	609(A)	G
25	RA	614	U
25	RA	615	G
25	RA	617	G
25	RA	621	A
25	RA	624	C
25	RA	627	A
25	RA	629	G
25	RA	631	A
25	RA	637	A
25	RA	638	G
25	RA	645	C

Continued on next page...

Continued from previous page...

Mol	Chain	Res	Type
25	RA	646	A
25	RA	647	G
25	RA	651	G
25	RA	652	C
25	RA	654	A
25	RA	654(B)	C
25	RA	654(V)	A
25	RA	657	U
25	RA	664	C
25	RA	668	G
25	RA	669	G
25	RA	676	A
25	RA	686	G
25	RA	690	G
25	RA	696	G
25	RA	698	C
25	RA	702	G
25	RA	704	G
25	RA	705	A
25	RA	714	U
25	RA	717	G
25	RA	722	A
25	RA	728	G
25	RA	730	C
25	RA	747	U
25	RA	751	A
25	RA	752	A
25	RA	753	C
25	RA	758	C
25	RA	765	G
25	RA	775	G
25	RA	776	G
25	RA	782	A
25	RA	784	A
25	RA	785	G
25	RA	789	A
25	RA	790	C
25	RA	791	C
25	RA	792	G
25	RA	801	G
25	RA	805	G
25	RA	811	U

Continued on next page...

Continued from previous page...

Mol	Chain	Res	Type
25	RA	812	C
25	RA	818	G
25	RA	819	A
25	RA	822	U
25	RA	825	C
25	RA	827	U
25	RA	828	U
25	RA	831	G
25	RA	846	C
25	RA	847	U
25	RA	856	C
25	RA	857	C
25	RA	859	G
25	RA	860	U
25	RA	861	A
25	RA	865	C
25	RA	869	G
25	RA	872	A
25	RA	875	G
25	RA	877	U
25	RA	881	G
25	RA	882	G
25	RA	884	C
25	RA	885	C
25	RA	886	C
25	RA	888	C
25	RA	889	C
25	RA	893	C
25	RA	896	A
25	RA	897	C
25	RA	899	A
25	RA	900	A
25	RA	901	A
25	RA	904	C
25	RA	907	U
25	RA	909	A
25	RA	910	A
25	RA	914	C
25	RA	915	C
25	RA	916	G
25	RA	917	A
25	RA	932	G

Continued on next page...

Continued from previous page...

Mol	Chain	Res	Type
25	RA	941	A
25	RA	942	G
25	RA	944	G
25	RA	945	A
25	RA	946	G
25	RA	957	A
25	RA	959	A
25	RA	961	C
25	RA	969	U
25	RA	972	G
25	RA	973	A
25	RA	974	G
25	RA	974(A)	C
25	RA	975	G
25	RA	983	A
25	RA	989	G
25	RA	990	A
25	RA	991	C
25	RA	996	A
25	RA	1003	G
25	RA	1005	C
25	RA	1008	C
25	RA	1010	A
25	RA	1011	G
25	RA	1012	U
25	RA	1013	C
25	RA	1015	G
25	RA	1020	A
25	RA	1022	G
25	RA	1023	U
25	RA	1025	G
25	RA	1026	U
25	RA	1027	A
25	RA	1033	U
25	RA	1037	G
25	RA	1038	C
25	RA	1044	G
25	RA	1045	A
25	RA	1046	A
25	RA	1049	C
25	RA	1050	A
25	RA	1055	G

Continued on next page...

Continued from previous page...

Mol	Chain	Res	Type
25	RA	1057	A
25	RA	1059	G
25	RA	1060	U
25	RA	1061	U
25	RA	1065	U
25	RA	1066	U
25	RA	1067	A
25	RA	1068	G
25	RA	1069	A
25	RA	1070	A
25	RA	1071	G
25	RA	1076	C
25	RA	1077	A
25	RA	1078	U
25	RA	1079	C
25	RA	1082	U
25	RA	1083	U
25	RA	1084	A
25	RA	1085	A
25	RA	1086	A
25	RA	1087	G
25	RA	1088	A
25	RA	1090	U
25	RA	1091	G
25	RA	1093	G
25	RA	1095	A
25	RA	1096	A
25	RA	1099	G
25	RA	1104	C
25	RA	1105	U
25	RA	1110	G
25	RA	1111	A
25	RA	1112	G
25	RA	1115	G
25	RA	1126	A
25	RA	1128	A
25	RA	1130	U
25	RA	1131	G
25	RA	1135	C
25	RA	1136	G
25	RA	1142	U
25	RA	1142(A)	A

Continued on next page...

Continued from previous page...

Mol	Chain	Res	Type
25	RA	1143	A
25	RA	1151	G
25	RA	1155	A
25	RA	1169	G
25	RA	1173	G
25	RA	1174	A
25	RA	1175	U
25	RA	1176	G
25	RA	1178	C
25	RA	1179	C
25	RA	1180	C
25	RA	1183	G
25	RA	1186	G
25	RA	1195	G
25	RA	1197	G
25	RA	1204	A
25	RA	1205	U
25	RA	1206	G
25	RA	1210	A
25	RA	1211	U
25	RA	1212	G
25	RA	1220	A
25	RA	1238	G
25	RA	1247	A
25	RA	1248	G
25	RA	1249	U
25	RA	1251	C
25	RA	1253	A
25	RA	1255	U
25	RA	1256	G
25	RA	1265	A
25	RA	1271	G
25	RA	1272	A
25	RA	1273	U
25	RA	1274	A
25	RA	1275	A
25	RA	1287	A
25	RA	1288	U
25	RA	1292	U
25	RA	1300	U
25	RA	1301	A
25	RA	1302	A

Continued on next page...

Continued from previous page...

Mol	Chain	Res	Type
25	RA	1306	C
25	RA	1308	A
25	RA	1312	U
25	RA	1313	U
25	RA	1314	C
25	RA	1316	U
25	RA	1319	G
25	RA	1320	C
25	RA	1321	A
25	RA	1329	U
25	RA	1331	A
25	RA	1332	G
25	RA	1342	A
25	RA	1349	A
25	RA	1351	C
25	RA	1356	G
25	RA	1365	A
25	RA	1368	G
25	RA	1374	G
25	RA	1379	A
25	RA	1380	G
25	RA	1384	A
25	RA	1385	G
25	RA	1386	C
25	RA	1391	U
25	RA	1393	A
25	RA	1406	U
25	RA	1407	C
25	RA	1408	C
25	RA	1410	G
25	RA	1411	C
25	RA	1416	G
25	RA	1419	A
25	RA	1420	U
25	RA	1421	G
25	RA	1427	A
25	RA	1428	C
25	RA	1429	G
25	RA	1433	U
25	RA	1444(A)	A
25	RA	1445	C
25	RA	1448	G

Continued on next page...

Continued from previous page...

Mol	Chain	Res	Type
25	RA	1449	A
25	RA	1449(A)	G
25	RA	1455	G
25	RA	1458	C
25	RA	1459	G
25	RA	1460	A
25	RA	1461	G
25	RA	1467	C
25	RA	1471	A
25	RA	1479	G
25	RA	1482	U
25	RA	1483	G
25	RA	1485	G
25	RA	1486	A
25	RA	1493	C
25	RA	1497	U
25	RA	1502	C
25	RA	1503	U
25	RA	1504	C
25	RA	1506	C
25	RA	1507	A
25	RA	1508	A
25	RA	1510	A
25	RA	1514	U
25	RA	1515	C
25	RA	1520	U
25	RA	1522	G
25	RA	1526	G
25	RA	1529	A
25	RA	1534	G
25	RA	1535	U
25	RA	1536	A
25	RA	1537	C
25	RA	1541	U
25	RA	1543	A
25	RA	1544	C
25	RA	1545	A
25	RA	1547	C
25	RA	1554	A
25	RA	1558	A
25	RA	1559	G
25	RA	1560	G

Continued on next page...

Continued from previous page...

Mol	Chain	Res	Type
25	RA	1568	G
25	RA	1569	A
25	RA	1578	U
25	RA	1579	A
25	RA	1580	A
25	RA	1581	G
25	RA	1582	C
25	RA	1585	C
25	RA	1586	A
25	RA	1587	A
25	RA	1592	C
25	RA	1593	G
25	RA	1595	G
25	RA	1597	A
25	RA	1602	U
25	RA	1608	A
25	RA	1609	A
25	RA	1616	A
25	RA	1617	C
25	RA	1618	A
25	RA	1639	U
25	RA	1648	C
25	RA	1654	A
25	RA	1667	G
25	RA	1674	G
25	RA	1681	G
25	RA	1694	C
25	RA	1695	G
25	RA	1699	G
25	RA	1701	A
25	RA	1704	G
25	RA	1725	G
25	RA	1728	G
25	RA	1729	A
25	RA	1730	U
25	RA	1731	G
25	RA	1733	G
25	RA	1741	C
25	RA	1742	C
25	RA	1743	G
25	RA	1749	A
25	RA	1752	C

Continued on next page...

Continued from previous page...

Mol	Chain	Res	Type
25	RA	1754	C
25	RA	1756	G
25	RA	1763	G
25	RA	1764	G
25	RA	1766	U
25	RA	1773	A
25	RA	1776	G
25	RA	1779	U
25	RA	1780	A
25	RA	1791	A
25	RA	1799	G
25	RA	1800	C
25	RA	1801	G
25	RA	1811	G
25	RA	1815	A
25	RA	1816	G
25	RA	1817	G
25	RA	1819	A
25	RA	1820	U
25	RA	1829	A
25	RA	1830	C
25	RA	1835	G
25	RA	1839	G
25	RA	1843	C
25	RA	1845	G
25	RA	1847	A
25	RA	1848	A
25	RA	1850	G
25	RA	1858	G
25	RA	1869	G
25	RA	1870	C
25	RA	1872	A
25	RA	1878	G
25	RA	1882	C
25	RA	1887	C
25	RA	1888	G
25	RA	1889	A
25	RA	1896	G
25	RA	1903	G
25	RA	1906	G
25	RA	1913	A
25	RA	1918	A

Continued on next page...

Continued from previous page...

Mol	Chain	Res	Type
25	RA	1927	A
25	RA	1930	G
25	RA	1931	U
25	RA	1934	C
25	RA	1936	A
25	RA	1937	A
25	RA	1938	A
25	RA	1939	U
25	RA	1941	C
25	RA	1947	C
25	RA	1955	U
25	RA	1963	U
25	RA	1964	G
25	RA	1966	A
25	RA	1967	C
25	RA	1968	G
25	RA	1969	A
25	RA	1970	A
25	RA	1971	A
25	RA	1972	A
25	RA	1981	A
25	RA	1982	C
25	RA	1991	U
25	RA	1992	G
25	RA	1993	U
25	RA	2000	G
25	RA	2004	G
25	RA	2023	G
25	RA	2031	A
25	RA	2032	G
25	RA	2033	A
25	RA	2039	C
25	RA	2043	C
25	RA	2049	G
25	RA	2055	C
25	RA	2056	G
25	RA	2058	A
25	RA	2059	A
25	RA	2060	A
25	RA	2061	G
25	RA	2062	A
25	RA	2069	G

Continued on next page...

Continued from previous page...

Mol	Chain	Res	Type
25	RA	2076	U
25	RA	2086	U
25	RA	2089	U
25	RA	2093	G
25	RA	2097	C
25	RA	2099	U
25	RA	2100	G
25	RA	2107	C
25	RA	2108	C
25	RA	2111	C
25	RA	2113	U
25	RA	2114	A
25	RA	2115	G
25	RA	2116	G
25	RA	2117	A
25	RA	2119	A
25	RA	2120	G
25	RA	2126	A
25	RA	2127	G
25	RA	2128	C
25	RA	2129	C
25	RA	2131	G
25	RA	2132	U
25	RA	2133	G
25	RA	2135	A
25	RA	2136	C
25	RA	2146	C
25	RA	2148	G
25	RA	2157	G
25	RA	2158	A
25	RA	2161	C
25	RA	2166	G
25	RA	2167	U
25	RA	2168	G
25	RA	2169	A
25	RA	2173	A
25	RA	2176	A
25	RA	2190	G
25	RA	2192	G
25	RA	2198	A
25	RA	2199	A
25	RA	2205	C

Continued on next page...

Continued from previous page...

Mol	Chain	Res	Type
25	RA	2208	U
25	RA	2210	G
25	RA	2211	G
25	RA	2212	A
25	RA	2215	G
25	RA	2225	A
25	RA	2226	C
25	RA	2238	G
25	RA	2239	G
25	RA	2248	C
25	RA	2251	G
25	RA	2257	U
25	RA	2268	A
25	RA	2273	A
25	RA	2275	C
25	RA	2280	G
25	RA	2283	C
25	RA	2286	A
25	RA	2287	A
25	RA	2288	A
25	RA	2294	C
25	RA	2299	G
25	RA	2303	G
25	RA	2305	A
25	RA	2307	G
25	RA	2308	G
25	RA	2310	A
25	RA	2311	A
25	RA	2319	G
25	RA	2320	A
25	RA	2322	A
25	RA	2325	G
25	RA	2326	C
25	RA	2328	A
25	RA	2334	G
25	RA	2336	A
25	RA	2345	G
25	RA	2346	A
25	RA	2347	C
25	RA	2350	C
25	RA	2354	G
25	RA	2362	G

Continued on next page...

Continued from previous page...

Mol	Chain	Res	Type
25	RA	2372	G
25	RA	2376	A
25	RA	2382	G
25	RA	2383	G
25	RA	2384	G
25	RA	2385	C
25	RA	2388	A
25	RA	2392	A
25	RA	2394	C
25	RA	2397	G
25	RA	2399	G
25	RA	2402	C
25	RA	2403	C
25	RA	2406	U
25	RA	2423	U
25	RA	2424	C
25	RA	2425	A
25	RA	2426	A
25	RA	2429	G
25	RA	2430	A
25	RA	2435	A
25	RA	2439	A
25	RA	2440	C
25	RA	2441	C
25	RA	2445	G
25	RA	2446	G
25	RA	2448	A
25	RA	2450	A
25	RA	2452	C
25	RA	2468	G
25	RA	2469	A
25	RA	2474	C
25	RA	2475	C
25	RA	2476	A
25	RA	2482	G
25	RA	2483	C
25	RA	2484	G
25	RA	2494	G
25	RA	2497	A
25	RA	2498	C
25	RA	2502	G
25	RA	2505	G

Continued on next page...

Continued from previous page...

Mol	Chain	Res	Type
25	RA	2506	U
25	RA	2507	C
25	RA	2519	U
25	RA	2525	G
25	RA	2529	G
25	RA	2538	C
25	RA	2539	C
25	RA	2542	A
25	RA	2543	G
25	RA	2544	G
25	RA	2551	C
25	RA	2554	U
25	RA	2557	G
25	RA	2559	C
25	RA	2563	U
25	RA	2567	G
25	RA	2568	C
25	RA	2569	G
25	RA	2572	A
25	RA	2573	C
25	RA	2574	G
25	RA	2582	G
25	RA	2586	C
25	RA	2591	C
25	RA	2596	U
25	RA	2602	A
25	RA	2605	U
25	RA	2609	U
25	RA	2610	C
25	RA	2611	U
25	RA	2612	C
25	RA	2614	A
25	RA	2621	A
25	RA	2623	G
25	RA	2629	A
25	RA	2630	G
25	RA	2636	U
25	RA	2638	G
25	RA	2646	C
25	RA	2655	G
25	RA	2656	U
25	RA	2665	A

Continued on next page...

Continued from previous page...

Mol	Chain	Res	Type
25	RA	2666	C
25	RA	2667	C
25	RA	2669	G
25	RA	2673	G
25	RA	2675	A
25	RA	2682	U
25	RA	2689	U
25	RA	2690	C
25	RA	2693	A
25	RA	2698	U
25	RA	2702	U
25	RA	2703	C
25	RA	2707	G
25	RA	2712	U
25	RA	2712(A)	A
25	RA	2713	A
25	RA	2714	G
25	RA	2724	C
25	RA	2726	U
25	RA	2733	A
25	RA	2734	A
25	RA	2744	G
25	RA	2748	A
25	RA	2750	A
25	RA	2751	G
25	RA	2752	C
25	RA	2757	A
25	RA	2761	G
25	RA	2764	A
25	RA	2765	A
25	RA	2766	G
25	RA	2770	G
25	RA	2771	C
25	RA	2777	G
25	RA	2778	A
25	RA	2779	U
25	RA	2780	G
25	RA	2790	A
25	RA	2791	C
25	RA	2797	U
25	RA	2807	G
25	RA	2810	A

Continued on next page...

Continued from previous page...

Mol	Chain	Res	Type
25	RA	2812	G
25	RA	2818	G
25	RA	2820	A
25	RA	2821	A
25	RA	2825	C
25	RA	2833	G
25	RA	2834	G
25	RA	2835	A
25	RA	2838	G
25	RA	2839	G
25	RA	2844	G
25	RA	2846	G
25	RA	2849	U
25	RA	2853	C
25	RA	2866	U
25	RA	2867	G
25	RA	2868	A
25	RA	2872	G
25	RA	2878	U
25	RA	2880	C
25	RA	2886	G
25	RA	2891	G
25	RA	2892	A
25	RA	2893	G
25	RA	2894	G
26	RB	8	U
26	RB	11	C
26	RB	12	C
26	RB	13	A
26	RB	15	A
26	RB	19	G
26	RB	21	G
26	RB	24	G
26	RB	25	A
26	RB	26	A
26	RB	27	C
26	RB	28	C
26	RB	32	C
26	RB	33	G
26	RB	41	U
26	RB	42	C
26	RB	44	G

Continued on next page...

Continued from previous page...

Mol	Chain	Res	Type
26	RB	45	A
26	RB	52	A
26	RB	53	A
26	RB	56	G
26	RB	59	A
26	RB	67	G
26	RB	73	A
26	RB	81	G
26	RB	82	G
26	RB	89	G
26	RB	90	C
26	RB	96	G
26	RB	101	A
26	RB	109	G
26	RB	112	G
1	XA	6	G
1	XA	19	C
1	XA	22	G
1	XA	32	A
1	XA	39	G
1	XA	48	C
1	XA	51	A
1	XA	54	C
1	XA	60	A
1	XA	61	G
1	XA	64	G
1	XA	65	U
1	XA	66	G
1	XA	78	G
1	XA	79	G
1	XA	81	G
1	XA	89	U
1	XA	90	C
1	XA	91	C
1	XA	92	G
1	XA	95	G
1	XA	101	A
1	XA	108	G
1	XA	112	G
1	XA	116	A
1	XA	120	A
1	XA	121	C

Continued on next page...

Continued from previous page...

Mol	Chain	Res	Type
1	XA	122	G
1	XA	129(A)	G
1	XA	130	A
1	XA	138	G
1	XA	144	G
1	XA	147	G
1	XA	150	C
1	XA	163	C
1	XA	172	A
1	XA	173	U
1	XA	174	C
1	XA	182	U
1	XA	190	G
1	XA	191(A)	G
1	XA	195	A
1	XA	197	A
1	XA	201	C
1	XA	209	U
1	XA	216	G
1	XA	218	C
1	XA	222	U
1	XA	226	G
1	XA	243	A
1	XA	244	U
1	XA	245	C
1	XA	247	G
1	XA	250	A
1	XA	251	G
1	XA	267	C
1	XA	270	A
1	XA	280	C
1	XA	281	G
1	XA	282	A
1	XA	289	G
1	XA	306	G
1	XA	310	G
1	XA	315	A
1	XA	316	G
1	XA	318	G
1	XA	321	A
1	XA	328	C
1	XA	329	A

Continued on next page...

Continued from previous page...

Mol	Chain	Res	Type
1	XA	332	G
1	XA	342	C
1	XA	345	C
1	XA	346	G
1	XA	347	G
1	XA	348	G
1	XA	352	C
1	XA	353	A
1	XA	354	G
1	XA	356	A
1	XA	361	G
1	XA	367	U
1	XA	373	A
1	XA	375	U
1	XA	384	G
1	XA	388	G
1	XA	389	A
1	XA	390	C
1	XA	397	A
1	XA	406	G
1	XA	410	G
1	XA	411	A
1	XA	412	A
1	XA	413	G
1	XA	414	A
1	XA	421	U
1	XA	422	C
1	XA	423	G
1	XA	424	G
1	XA	429	U
1	XA	430	A
1	XA	435	C
1	XA	440	A
1	XA	442	C
1	XA	452	A
1	XA	466	C
1	XA	467	G
1	XA	475	G
1	XA	482	A
1	XA	485	G
1	XA	486	U
1	XA	487	A

Continued on next page...

Continued from previous page...

Mol	Chain	Res	Type
1	XA	496	A
1	XA	497	U
1	XA	500	G
1	XA	505	G
1	XA	509	A
1	XA	510	A
1	XA	511	C
1	XA	513	C
1	XA	518	C
1	XA	527	G
1	XA	530	G
1	XA	531	U
1	XA	532	A
1	XA	533	A
1	XA	536	C
1	XA	539	A
1	XA	542	G
1	XA	545	C
1	XA	547	A
1	XA	548	G
1	XA	559	A
1	XA	561	U
1	XA	562	C
1	XA	563	A
1	XA	564	C
1	XA	565	U
1	XA	572	A
1	XA	573	A
1	XA	576	G
1	XA	577	G
1	XA	579	G
1	XA	581	G
1	XA	582	U
1	XA	595	G
1	XA	596	C
1	XA	614	A
1	XA	616	G
1	XA	618	C
1	XA	630	G
1	XA	631	G
1	XA	633	G
1	XA	652	U

Continued on next page...

Continued from previous page...

Mol	Chain	Res	Type
1	XA	653	A
1	XA	659	U
1	XA	665	A
1	XA	672	U
1	XA	688	G
1	XA	701	C
1	XA	702	A
1	XA	704	A
1	XA	718	G
1	XA	728	A
1	XA	731	G
1	XA	742	G
1	XA	748	C
1	XA	749	C
1	XA	752	G
1	XA	753	A
1	XA	754	C
1	XA	755	G
1	XA	764	C
1	XA	774	G
1	XA	775	G
1	XA	777	A
1	XA	786	G
1	XA	787	A
1	XA	792	A
1	XA	793	U
1	XA	794	A
1	XA	796	C
1	XA	800	G
1	XA	801	U
1	XA	810	C
1	XA	812	C
1	XA	813	U
1	XA	815	A
1	XA	816	A
1	XA	817	C
1	XA	818	G
1	XA	819	A
1	XA	821	G
1	XA	828	A
1	XA	836	G
1	XA	841	U

Continued on next page...

Continued from previous page...

Mol	Chain	Res	Type
1	XA	843	U
1	XA	848	C
1	XA	859	A
1	XA	870	U
1	XA	871	U
1	XA	872	A
1	XA	873	A
1	XA	875	C
1	XA	885	G
1	XA	902	G
1	XA	914	A
1	XA	917	G
1	XA	920	U
1	XA	922	G
1	XA	927	G
1	XA	934	C
1	XA	935	A
1	XA	942	G
1	XA	945	G
1	XA	950	U
1	XA	954	G
1	XA	960	U
1	XA	961	U
1	XA	966	G
1	XA	967	C
1	XA	968	A
1	XA	969	A
1	XA	972	C
1	XA	974	A
1	XA	975	A
1	XA	976	G
1	XA	977	A
1	XA	981	U
1	XA	982	U
1	XA	983	A
1	XA	991	U
1	XA	992	U
1	XA	993	G
1	XA	994	A
1	XA	995	C
1	XA	1001	G
1	XA	1004	A

Continued on next page...

Continued from previous page...

Mol	Chain	Res	Type
1	XA	1005	A
1	XA	1006	C
1	XA	1008	C
1	XA	1021	G
1	XA	1024	G
1	XA	1025	U
1	XA	1028	C
1	XA	1029	G
1	XA	1032(A)	G
1	XA	1036	G
1	XA	1039	C
1	XA	1040	U
1	XA	1047	G
1	XA	1053	G
1	XA	1054	C
1	XA	1064	G
1	XA	1065	U
1	XA	1066	C
1	XA	1074	G
1	XA	1085	U
1	XA	1094	G
1	XA	1095	U
1	XA	1096	C
1	XA	1101	A
1	XA	1124	G
1	XA	1125	U
1	XA	1126	U
1	XA	1127	G
1	XA	1130	A
1	XA	1131	G
1	XA	1136	U
1	XA	1137	C
1	XA	1138	G
1	XA	1139	G
1	XA	1146	A
1	XA	1157	A
1	XA	1158	C
1	XA	1159	U
1	XA	1160	G
1	XA	1162	C
1	XA	1169	A
1	XA	1171	G

Continued on next page...

Continued from previous page...

Mol	Chain	Res	Type
1	XA	1176	A
1	XA	1177	G
1	XA	1181	G
1	XA	1182	G
1	XA	1183	A
1	XA	1186	G
1	XA	1189	C
1	XA	1190	G
1	XA	1193	G
1	XA	1194	U
1	XA	1196	U
1	XA	1198	G
1	XA	1200	C
1	XA	1201	A
1	XA	1202	G
1	XA	1211	U
1	XA	1212	U
1	XA	1213	A
1	XA	1225	A
1	XA	1236	A
1	XA	1237	C
1	XA	1238	A
1	XA	1240	U
1	XA	1241	G
1	XA	1256	A
1	XA	1257	U
1	XA	1258	G
1	XA	1264	C
1	XA	1270	C
1	XA	1272	G
1	XA	1273	G
1	XA	1277	C
1	XA	1279	A
1	XA	1280	A
1	XA	1281	U
1	XA	1282	C
1	XA	1286	A
1	XA	1287	A
1	XA	1290	G
1	XA	1296	C
1	XA	1298	C
1	XA	1299	A

Continued on next page...

Continued from previous page...

Mol	Chain	Res	Type
1	XA	1300	G
1	XA	1301	U
1	XA	1302	U
1	XA	1303	C
1	XA	1305	G
1	XA	1317	C
1	XA	1320	C
1	XA	1321	C
1	XA	1322	C
1	XA	1323	G
1	XA	1324	A
1	XA	1331	G
1	XA	1335	C
1	XA	1336	C
1	XA	1337	G
1	XA	1338	G
1	XA	1347	G
1	XA	1348	U
1	XA	1353	G
1	XA	1355	G
1	XA	1356	G
1	XA	1362(A)	C
1	XA	1363	A
1	XA	1364	U
1	XA	1365	G
1	XA	1368	G
1	XA	1370	G
1	XA	1372	U
1	XA	1381	U
1	XA	1397	C
1	XA	1398	A
1	XA	1399	C
1	XA	1401	G
1	XA	1419	G
1	XA	1429	C
1	XA	1442	G
1	XA	1443	G
1	XA	1446	A
1	XA	1447	G
1	XA	1450	U
1	XA	1452	C
1	XA	1453	G

Continued on next page...

Continued from previous page...

Mol	Chain	Res	Type
1	XA	1454	G
1	XA	1487	G
1	XA	1492	A
1	XA	1494	G
1	XA	1497	G
1	XA	1499	A
1	XA	1503	A
1	XA	1504	G
1	XA	1505	G
1	XA	1506	U
1	XA	1517	G
1	XA	1519	A
1	XA	1520	G
1	XA	1529	G
1	XA	1530	G
22	XV	3	C
22	XV	4	G
22	XV	5	G
22	XV	7	G
22	XV	8	U
22	XV	14	A
22	XV	16	C
22	XV	17	C
22	XV	17(A)	U
22	XV	18	G
22	XV	19	G
22	XV	21	A
22	XV	22	G
22	XV	25	C
22	XV	31	G
22	XV	37	A
22	XV	42	G
22	XV	47	U
22	XV	48	C
22	XV	49	G
22	XV	50	U
22	XV	51	C
22	XV	52	G
22	XV	54	U
22	XV	59	A
22	XV	63	G
22	XV	67	C

Continued on next page...

Continued from previous page...

Mol	Chain	Res	Type
22	XV	72	A
22	XV	75	C
22	XV	76	A
23	XX	3	G
23	XX	4	C
23	XX	5	C
24	XY	31	G
24	XY	33	U
24	XY	36	G
24	XY	39	C
24	XY	40	G
25	YA	9	U
25	YA	14	A
25	YA	15	G
25	YA	26	G
25	YA	34	C
25	YA	35	G
25	YA	40	C
25	YA	46	C
25	YA	50	U
25	YA	51	G
25	YA	55	G
25	YA	61	G
25	YA	63	U
25	YA	71	A
25	YA	72	U
25	YA	73	A
25	YA	74	A
25	YA	75	G
25	YA	77	C
25	YA	79	G
25	YA	84	A
25	YA	97	C
25	YA	99	U
25	YA	101	G
25	YA	102	G
25	YA	103	A
25	YA	106	C
25	YA	110	G
25	YA	113	G
25	YA	114	U
25	YA	117	G

Continued on next page...

Continued from previous page...

Mol	Chain	Res	Type
25	YA	118	A
25	YA	120	U
25	YA	125	G
25	YA	131	G
25	YA	141(A)	C
25	YA	149	A
25	YA	155	C
25	YA	161	U
25	YA	162	U
25	YA	173	G
25	YA	177	G
25	YA	178	G
25	YA	181	A
25	YA	188	G
25	YA	196	A
25	YA	199	A
25	YA	202	U
25	YA	204	A
25	YA	206	U
25	YA	213	A
25	YA	214	G
25	YA	216	A
25	YA	221	A
25	YA	222	A
25	YA	223	A
25	YA	224	G
25	YA	228	A
25	YA	229	A
25	YA	230	U
25	YA	232	G
25	YA	233	A
25	YA	241	A
25	YA	242	G
25	YA	243	U
25	YA	245	G
25	YA	248	G
25	YA	249	C
25	YA	252	G
25	YA	265	A
25	YA	266	G
25	YA	269	U
25	YA	270(L)	U

Continued on next page...

Continued from previous page...

Mol	Chain	Res	Type
25	YA	270(M)	U
25	YA	270(N)	G
25	YA	270(O)	U
25	YA	270(P)	C
25	YA	270(W)	G
25	YA	271(A)	C
25	YA	271(B)	G
25	YA	271(C)	U
25	YA	271	G
25	YA	274	G
25	YA	275	G
25	YA	276	A
25	YA	278	A
25	YA	279	C
25	YA	284	U
25	YA	285	C
25	YA	287	C
25	YA	288	C
25	YA	294	A
25	YA	299	A
25	YA	305	U
25	YA	311	A
25	YA	316	C
25	YA	322	A
25	YA	323	G
25	YA	324	A
25	YA	329	G
25	YA	330	A
25	YA	331	A
25	YA	332	A
25	YA	334	C
25	YA	338	G
25	YA	342	G
25	YA	343	C
25	YA	345	A
25	YA	349	G
25	YA	352	G
25	YA	353	G
25	YA	363(E)	U
25	YA	364	C
25	YA	365	C
25	YA	366	C

Continued on next page...

Continued from previous page...

Mol	Chain	Res	Type
25	YA	371	A
25	YA	372	G
25	YA	373	U
25	YA	374	A
25	YA	383	U
25	YA	386	G
25	YA	387	U
25	YA	388	G
25	YA	395	U
25	YA	396	G
25	YA	405	U
25	YA	406	G
25	YA	411	G
25	YA	426	C
25	YA	428	A
25	YA	441	U
25	YA	444	C
25	YA	447	A
25	YA	448	U
25	YA	454	A
25	YA	457	A
25	YA	470	A
25	YA	473	G
25	YA	478	A
25	YA	479	A
25	YA	480	A
25	YA	481	G
25	YA	483	A
25	YA	504	U
25	YA	505	A
25	YA	508	G
25	YA	509	C
25	YA	510	C
25	YA	518	G
25	YA	531	C
25	YA	532	A
25	YA	533	G
25	YA	536	A
25	YA	537	C
25	YA	539	G
25	YA	540	G
25	YA	546	C

Continued on next page...

Continued from previous page...

Mol	Chain	Res	Type
25	YA	547	A
25	YA	549	G
25	YA	556	G
25	YA	558	G
25	YA	562	U
25	YA	563	G
25	YA	571	A
25	YA	572	A
25	YA	573	G
25	YA	574	C
25	YA	575	A
25	YA	584	C
25	YA	586	A
25	YA	587	C
25	YA	588	U
25	YA	603	A
25	YA	607	U
25	YA	609(A)	G
25	YA	613	U
25	YA	614	U
25	YA	615	G
25	YA	617	G
25	YA	618	G
25	YA	618(A)	C
25	YA	620	G
25	YA	621	A
25	YA	622	G
25	YA	624	C
25	YA	626	U
25	YA	627	A
25	YA	629	G
25	YA	630	G
25	YA	631	A
25	YA	634	C
25	YA	637	A
25	YA	638	G
25	YA	645	C
25	YA	646	A
25	YA	651	G
25	YA	654	A
25	YA	654(A)	G
25	YA	654(B)	C

Continued on next page...

Continued from previous page...

Mol	Chain	Res	Type
25	YA	654(T)	C
25	YA	654(V)	A
25	YA	657	U
25	YA	662	G
25	YA	664	C
25	YA	668	G
25	YA	669	G
25	YA	670	A
25	YA	682	G
25	YA	686	G
25	YA	695	G
25	YA	702	G
25	YA	705	A
25	YA	715	G
25	YA	717	G
25	YA	722	A
25	YA	724	U
25	YA	730	C
25	YA	740	U
25	YA	741	G
25	YA	745	G
25	YA	747	U
25	YA	752	A
25	YA	753	C
25	YA	765	G
25	YA	771	G
25	YA	773	U
25	YA	776	G
25	YA	782	A
25	YA	784	A
25	YA	785	G
25	YA	790	C
25	YA	792	G
25	YA	794	G
25	YA	797	C
25	YA	805	G
25	YA	812	C
25	YA	819	A
25	YA	825	C
25	YA	827	U
25	YA	828	U
25	YA	831	G

Continued on next page...

Continued from previous page...

Mol	Chain	Res	Type
25	YA	836	G
25	YA	845	G
25	YA	846	C
25	YA	847	U
25	YA	853	G
25	YA	856	C
25	YA	857	C
25	YA	859	G
25	YA	860	U
25	YA	871	U
25	YA	872	A
25	YA	881	G
25	YA	882	G
25	YA	884	C
25	YA	885	C
25	YA	886	C
25	YA	888	C
25	YA	889	C
25	YA	890	A
25	YA	896	A
25	YA	897	C
25	YA	899	A
25	YA	900	A
25	YA	901	A
25	YA	905	U
25	YA	907	U
25	YA	910	A
25	YA	916	G
25	YA	917	A
25	YA	920	G
25	YA	928	G
25	YA	932	G
25	YA	941	A
25	YA	945	A
25	YA	946	G
25	YA	948	G
25	YA	959	A
25	YA	961	C
25	YA	973	A
25	YA	974	G
25	YA	974(A)	C
25	YA	975	G

Continued on next page...

Continued from previous page...

Mol	Chain	Res	Type
25	YA	978	G
25	YA	980	A
25	YA	983	A
25	YA	989	G
25	YA	990	A
25	YA	996	A
25	YA	997	G
25	YA	1003	G
25	YA	1004	C
25	YA	1005	C
25	YA	1011	G
25	YA	1012	U
25	YA	1013	C
25	YA	1020	A
25	YA	1022	G
25	YA	1023	U
25	YA	1024	G
25	YA	1025	G
25	YA	1026	U
25	YA	1027	A
25	YA	1033	U
25	YA	1045	A
25	YA	1046	A
25	YA	1047	G
25	YA	1050	A
25	YA	1054	A
25	YA	1055	G
25	YA	1057	A
25	YA	1059	G
25	YA	1060	U
25	YA	1061	U
25	YA	1066	U
25	YA	1067	A
25	YA	1068	G
25	YA	1069	A
25	YA	1070	A
25	YA	1071	G
25	YA	1076	C
25	YA	1077	A
25	YA	1078	U
25	YA	1079	C
25	YA	1080	C

Continued on next page...

Continued from previous page...

Mol	Chain	Res	Type
25	YA	1082	U
25	YA	1083	U
25	YA	1084	A
25	YA	1085	A
25	YA	1086	A
25	YA	1087	G
25	YA	1088	A
25	YA	1090	U
25	YA	1093	G
25	YA	1095	A
25	YA	1096	A
25	YA	1097	U
25	YA	1099	G
25	YA	1103	A
25	YA	1104	C
25	YA	1105	U
25	YA	1110	G
25	YA	1111	A
25	YA	1112	G
25	YA	1126	A
25	YA	1127	A
25	YA	1128	A
25	YA	1129	A
25	YA	1130	U
25	YA	1131	G
25	YA	1135	C
25	YA	1136	G
25	YA	1142	U
25	YA	1142(A)	A
25	YA	1143	A
25	YA	1148	A
25	YA	1151	G
25	YA	1160	G
25	YA	1173	G
25	YA	1174	A
25	YA	1175	U
25	YA	1176	G
25	YA	1178	C
25	YA	1179	C
25	YA	1180	C
25	YA	1195	G
25	YA	1204	A

Continued on next page...

Continued from previous page...

Mol	Chain	Res	Type
25	YA	1205	U
25	YA	1210	A
25	YA	1211	U
25	YA	1214	A
25	YA	1218	C
25	YA	1219	G
25	YA	1220	A
25	YA	1221	C
25	YA	1225	C
25	YA	1228	G
25	YA	1234	U
25	YA	1236	G
25	YA	1238	G
25	YA	1242	A
25	YA	1244	G
25	YA	1246	A
25	YA	1247	A
25	YA	1248	G
25	YA	1250	G
25	YA	1253	A
25	YA	1256	G
25	YA	1257	C
25	YA	1259	G
25	YA	1264	G
25	YA	1265	A
25	YA	1267	U
25	YA	1271	G
25	YA	1272	A
25	YA	1273	U
25	YA	1275	A
25	YA	1281	G
25	YA	1289	C
25	YA	1299	G
25	YA	1300	U
25	YA	1301	A
25	YA	1302	A
25	YA	1305	C
25	YA	1309	G
25	YA	1311	G
25	YA	1312	U
25	YA	1313	U
25	YA	1316	U

Continued on next page...

Continued from previous page...

Mol	Chain	Res	Type
25	YA	1317	A
25	YA	1318	C
25	YA	1319	G
25	YA	1321	A
25	YA	1329	U
25	YA	1338	G
25	YA	1342	A
25	YA	1348	G
25	YA	1349	A
25	YA	1358	G
25	YA	1365	A
25	YA	1368	G
25	YA	1379	A
25	YA	1380	G
25	YA	1384	A
25	YA	1385	G
25	YA	1386	C
25	YA	1388	G
25	YA	1390	U
25	YA	1391	U
25	YA	1393	A
25	YA	1395	A
25	YA	1396	U
25	YA	1398	C
25	YA	1402	C
25	YA	1403	C
25	YA	1407	C
25	YA	1408	C
25	YA	1411	C
25	YA	1412	A
25	YA	1415	U
25	YA	1416	G
25	YA	1417	C
25	YA	1419	A
25	YA	1420	U
25	YA	1421	G
25	YA	1428	C
25	YA	1429	G
25	YA	1433	U
25	YA	1444(A)	A
25	YA	1445	C
25	YA	1447	G

Continued on next page...

Continued from previous page...

Mol	Chain	Res	Type
25	YA	1448	G
25	YA	1449	A
25	YA	1449(A)	G
25	YA	1451	C
25	YA	1455	G
25	YA	1458	C
25	YA	1459	G
25	YA	1460	A
25	YA	1461	G
25	YA	1467	C
25	YA	1471	A
25	YA	1477	A
25	YA	1480	G
25	YA	1482	U
25	YA	1483	G
25	YA	1484	G
25	YA	1485	G
25	YA	1490	A
25	YA	1493	C
25	YA	1494	A
25	YA	1495	A
25	YA	1497	U
25	YA	1505	C
25	YA	1506	C
25	YA	1507	A
25	YA	1508	A
25	YA	1510	A
25	YA	1511	A
25	YA	1513	C
25	YA	1514	U
25	YA	1522	G
25	YA	1527	G
25	YA	1533	C
25	YA	1534	G
25	YA	1535	U
25	YA	1536	A
25	YA	1537	C
25	YA	1543	A
25	YA	1544	C
25	YA	1545	A
25	YA	1546	C
25	YA	1547	C

Continued on next page...

Continued from previous page...

Mol	Chain	Res	Type
25	YA	1549	C
25	YA	1558	A
25	YA	1559	G
25	YA	1569	A
25	YA	1570	A
25	YA	1578	U
25	YA	1579	A
25	YA	1581	G
25	YA	1585	C
25	YA	1586	A
25	YA	1587	A
25	YA	1589	C
25	YA	1590	U
25	YA	1592	C
25	YA	1595	G
25	YA	1602	U
25	YA	1606	G
25	YA	1608	A
25	YA	1609	A
25	YA	1612	C
25	YA	1613	G
25	YA	1617	C
25	YA	1618	A
25	YA	1626	G
25	YA	1630(A)	C
25	YA	1640	C
25	YA	1646	C
25	YA	1648	C
25	YA	1654	A
25	YA	1660	C
25	YA	1667	G
25	YA	1669	A
25	YA	1674	G
25	YA	1678	G
25	YA	1681	G
25	YA	1682	G
25	YA	1685	C
25	YA	1686	C
25	YA	1695	G
25	YA	1698	A
25	YA	1699	G
25	YA	1700	A

Continued on next page...

Continued from previous page...

Mol	Chain	Res	Type
25	YA	1701	A
25	YA	1718	G
25	YA	1725	G
25	YA	1728	G
25	YA	1729	A
25	YA	1730	U
25	YA	1731	G
25	YA	1732	A
25	YA	1733	G
25	YA	1734	C
25	YA	1742	C
25	YA	1750	G
25	YA	1754	C
25	YA	1755	A
25	YA	1756	G
25	YA	1762	A
25	YA	1763	G
25	YA	1764	G
25	YA	1772	G
25	YA	1773	A
25	YA	1779	U
25	YA	1780	A
25	YA	1781	C
25	YA	1791	A
25	YA	1799	G
25	YA	1800	C
25	YA	1801	G
25	YA	1815	A
25	YA	1816	G
25	YA	1819	A
25	YA	1820	U
25	YA	1829	A
25	YA	1834	U
25	YA	1835	G
25	YA	1839	G
25	YA	1847	A
25	YA	1848	A
25	YA	1850	G
25	YA	1851	U
25	YA	1858	G
25	YA	1860	G
25	YA	1864	U

Continued on next page...

Continued from previous page...

Mol	Chain	Res	Type
25	YA	1869	G
25	YA	1871	A
25	YA	1872	A
25	YA	1878	G
25	YA	1882	C
25	YA	1888	G
25	YA	1889	A
25	YA	1896	G
25	YA	1900	A
25	YA	1903	G
25	YA	1906	G
25	YA	1913	A
25	YA	1914	C
25	YA	1923	U
25	YA	1926	U
25	YA	1930	G
25	YA	1931	U
25	YA	1934	C
25	YA	1936	A
25	YA	1937	A
25	YA	1938	A
25	YA	1939	U
25	YA	1940	U
25	YA	1943	U
25	YA	1944	U
25	YA	1955	U
25	YA	1956	U
25	YA	1960	A
25	YA	1963	U
25	YA	1964	G
25	YA	1967	C
25	YA	1968	G
25	YA	1969	A
25	YA	1970	A
25	YA	1971	A
25	YA	1972	A
25	YA	1981	A
25	YA	1982	C
25	YA	1991	U
25	YA	1993	U
25	YA	2010	G
25	YA	2013	A

Continued on next page...

Continued from previous page...

Mol	Chain	Res	Type
25	YA	2020	A
25	YA	2023	G
25	YA	2031	A
25	YA	2033	A
25	YA	2043	C
25	YA	2055	C
25	YA	2056	G
25	YA	2059	A
25	YA	2060	A
25	YA	2061	G
25	YA	2062	A
25	YA	2063	C
25	YA	2069	G
25	YA	2071	A
25	YA	2078	C
25	YA	2092	U
25	YA	2093	G
25	YA	2096	U
25	YA	2100	G
25	YA	2111	C
25	YA	2113	U
25	YA	2114	A
25	YA	2115	G
25	YA	2116	G
25	YA	2117	A
25	YA	2118	U
25	YA	2119	A
25	YA	2120	G
25	YA	2126	A
25	YA	2127	G
25	YA	2128	C
25	YA	2131	G
25	YA	2132	U
25	YA	2133	G
25	YA	2136	C
25	YA	2146	C
25	YA	2147	G
25	YA	2148	G
25	YA	2158	A
25	YA	2166	G
25	YA	2167	U
25	YA	2168	G

Continued on next page...

Continued from previous page...

Mol	Chain	Res	Type
25	YA	2169	A
25	YA	2171	A
25	YA	2173	A
25	YA	2176	A
25	YA	2178	C
25	YA	2190	G
25	YA	2191	G
25	YA	2192	G
25	YA	2198	A
25	YA	2199	A
25	YA	2209	C
25	YA	2210	G
25	YA	2211	G
25	YA	2212	A
25	YA	2215	G
25	YA	2225	A
25	YA	2228	G
25	YA	2234	G
25	YA	2238	G
25	YA	2239	G
25	YA	2242	G
25	YA	2243	U
25	YA	2251	G
25	YA	2264	C
25	YA	2273	A
25	YA	2274	A
25	YA	2275	C
25	YA	2278	A
25	YA	2280	G
25	YA	2283	C
25	YA	2287	A
25	YA	2288	A
25	YA	2294	C
25	YA	2298	A
25	YA	2299	G
25	YA	2307	G
25	YA	2308	G
25	YA	2310	A
25	YA	2311	A
25	YA	2315	G
25	YA	2319	G
25	YA	2320	A

Continued on next page...

Continued from previous page...

Mol	Chain	Res	Type
25	YA	2324	C
25	YA	2325	G
25	YA	2334	G
25	YA	2335	A
25	YA	2336	A
25	YA	2340	G
25	YA	2342	C
25	YA	2343	C
25	YA	2345	G
25	YA	2346	A
25	YA	2347	C
25	YA	2350	C
25	YA	2352	A
25	YA	2355	C
25	YA	2376	A
25	YA	2379	G
25	YA	2382	G
25	YA	2383	G
25	YA	2385	C
25	YA	2386	C
25	YA	2387	U
25	YA	2389	G
25	YA	2390	U
25	YA	2392	A
25	YA	2396	G
25	YA	2400	G
25	YA	2402	C
25	YA	2403	C
25	YA	2406	U
25	YA	2410	G
25	YA	2413	G
25	YA	2421	G
25	YA	2422	A
25	YA	2423	U
25	YA	2424	C
25	YA	2425	A
25	YA	2426	A
25	YA	2428	G
25	YA	2429	G
25	YA	2430	A
25	YA	2432	A
25	YA	2434	A

Continued on next page...

Continued from previous page...

Mol	Chain	Res	Type
25	YA	2435	A
25	YA	2439	A
25	YA	2440	C
25	YA	2441	C
25	YA	2446	G
25	YA	2448	A
25	YA	2450	A
25	YA	2455	G
25	YA	2460	U
25	YA	2464	C
25	YA	2468	G
25	YA	2469	A
25	YA	2475	C
25	YA	2476	A
25	YA	2477	C
25	YA	2480	C
25	YA	2482	G
25	YA	2494	G
25	YA	2499	C
25	YA	2502	G
25	YA	2505	G
25	YA	2506	U
25	YA	2507	C
25	YA	2519	U
25	YA	2520	C
25	YA	2529	G
25	YA	2542	A
25	YA	2543	G
25	YA	2551	C
25	YA	2554	U
25	YA	2559	C
25	YA	2566	A
25	YA	2567	G
25	YA	2573	C
25	YA	2574	G
25	YA	2582	G
25	YA	2586	C
25	YA	2590	A
25	YA	2599	G
25	YA	2601	C
25	YA	2602	A
25	YA	2609	U

Continued on next page...

Continued from previous page...

Mol	Chain	Res	Type
25	YA	2611	U
25	YA	2612	C
25	YA	2621	A
25	YA	2623	G
25	YA	2629	A
25	YA	2632	A
25	YA	2633	G
25	YA	2645	G
25	YA	2655	G
25	YA	2656	U
25	YA	2657	A
25	YA	2665	A
25	YA	2666	C
25	YA	2673	G
25	YA	2675	A
25	YA	2682	U
25	YA	2683	C
25	YA	2689	U
25	YA	2690	C
25	YA	2693	A
25	YA	2701	C
25	YA	2702	U
25	YA	2703	C
25	YA	2707	G
25	YA	2712	U
25	YA	2712(A)	A
25	YA	2713	A
25	YA	2714	G
25	YA	2720	U
25	YA	2724	C
25	YA	2726	U
25	YA	2733	A
25	YA	2734	A
25	YA	2739	U
25	YA	2741	A
25	YA	2744	G
25	YA	2749	A
25	YA	2750	A
25	YA	2752	C
25	YA	2755	C
25	YA	2757	A
25	YA	2758	A

Continued on next page...

Continued from previous page...

Mol	Chain	Res	Type
25	YA	2759	G
25	YA	2761	G
25	YA	2762	G
25	YA	2765	A
25	YA	2766	G
25	YA	2770	G
25	YA	2777	G
25	YA	2778	A
25	YA	2779	U
25	YA	2789	C
25	YA	2790	A
25	YA	2791	C
25	YA	2794	C
25	YA	2797	U
25	YA	2807	G
25	YA	2808	U
25	YA	2818	G
25	YA	2820	A
25	YA	2821	A
25	YA	2830	G
25	YA	2831	G
25	YA	2833	G
25	YA	2834	G
25	YA	2835	A
25	YA	2846	G
25	YA	2849	U
25	YA	2865	U
25	YA	2866	U
25	YA	2867	G
25	YA	2868	A
25	YA	2871	C
25	YA	2872	G
25	YA	2891	G
25	YA	2892	A
25	YA	2894	G
25	YA	2897	U
26	YB	2	C
26	YB	7	G
26	YB	8	U
26	YB	10	C
26	YB	12	C
26	YB	15	A

Continued on next page...

Continued from previous page...

Mol	Chain	Res	Type
26	YB	16	G
26	YB	19	G
26	YB	21	G
26	YB	22	U
26	YB	24	G
26	YB	25	A
26	YB	26	A
26	YB	32	C
26	YB	34	U
26	YB	35	U
26	YB	39	A
26	YB	41	U
26	YB	42	C
26	YB	43	C
26	YB	44	G
26	YB	45	A
26	YB	47	C
26	YB	52	A
26	YB	53	A
26	YB	56	G
26	YB	64	C
26	YB	67	G
26	YB	72	G
26	YB	73	A
26	YB	75	G
26	YB	82	G
26	YB	87	G
26	YB	88	C
26	YB	89	G
26	YB	90	C
26	YB	96	G
26	YB	101	A
26	YB	105	G
26	YB	106	G
26	YB	109	G
26	YB	115	G

All (294) RNA pucker outliers are listed below:

Mol	Chain	Res	Type
1	QA	31	G
1	QA	115	G

Continued on next page...

Continued from previous page...

Mol	Chain	Res	Type
1	QA	173	U
1	QA	181	G
1	QA	190	G
1	QA	243	A
1	QA	250	A
1	QA	251	G
1	QA	266	G
1	QA	328	C
1	QA	410	G
1	QA	412	A
1	QA	429	U
1	QA	481	G
1	QA	484	G
1	QA	509	A
1	QA	533	A
1	QA	560	U
1	QA	595	G
1	QA	687	A
1	QA	701	C
1	QA	753	A
1	QA	792	A
1	QA	812	C
1	QA	884	U
1	QA	913	A
1	QA	934	C
1	QA	960	U
1	QA	971	G
1	QA	972	C
1	QA	992	U
1	QA	1025	U
1	QA	1027	C
1	QA	1064	G
1	QA	1065	U
1	QA	1200	C
1	QA	1201	A
1	QA	1280	A
1	QA	1285	A
1	QA	1297	C
1	QA	1298	C
1	QA	1305	G
1	QA	1336	C
1	QA	1346	A

Continued on next page...

Continued from previous page...

Mol	Chain	Res	Type
1	QA	1347	G
1	QA	1446	A
1	QA	1498	U
1	QA	1503	A
1	QA	1528	U
22	QV	53	G
23	QX	6	C
24	QY	39	C
25	RA	74	A
25	RA	83	G
25	RA	99	U
25	RA	102	G
25	RA	196	A
25	RA	221	A
25	RA	222	A
25	RA	227	A
25	RA	229	A
25	RA	242	G
25	RA	271(B)	G
25	RA	271(C)	U
25	RA	277	C
25	RA	345	A
25	RA	370	G
25	RA	372	G
25	RA	503	A
25	RA	508	G
25	RA	512	G
25	RA	562	U
25	RA	587	C
25	RA	620	G
25	RA	627	A
25	RA	637	A
25	RA	704	G
25	RA	746	A
25	RA	752	A
25	RA	762	U
25	RA	774	A
25	RA	846	C
25	RA	856	C
25	RA	859	G
25	RA	974(A)	C
25	RA	1022	G

Continued on next page...

Continued from previous page...

Mol	Chain	Res	Type
25	RA	1026	U
25	RA	1045	A
25	RA	1078	U
25	RA	1085	A
25	RA	1130	U
25	RA	1141	U
25	RA	1178	C
25	RA	1204	A
25	RA	1210	A
25	RA	1220	A
25	RA	1247	A
25	RA	1265	A
25	RA	1301	A
25	RA	1312	U
25	RA	1405	U
25	RA	1427	A
25	RA	1460	A
25	RA	1558	A
25	RA	1608	A
25	RA	1653	G
25	RA	1694	C
25	RA	1698	A
25	RA	1799	G
25	RA	1801	G
25	RA	1819	A
25	RA	1929	G
25	RA	1930	G
25	RA	1992	G
25	RA	2031	A
25	RA	2060	A
25	RA	2126	A
25	RA	2238	G
25	RA	2282	G
25	RA	2311	A
25	RA	2335	A
25	RA	2405	G
25	RA	2439	A
25	RA	2481	G
25	RA	2506	U
25	RA	2518	A
25	RA	2581	G
25	RA	2610	C

Continued on next page...

Continued from previous page...

Mol	Chain	Res	Type
25	RA	2689	U
25	RA	2712	U
25	RA	2776	A
25	RA	2832	U
25	RA	2848	G
25	RA	2867	G
26	RB	24	G
26	RB	66	A
26	RB	108	C
1	XA	31	G
1	XA	60	A
1	XA	64	G
1	XA	78	G
1	XA	89	U
1	XA	115	G
1	XA	181	G
1	XA	243	A
1	XA	244	U
1	XA	250	A
1	XA	266	G
1	XA	281	G
1	XA	328	C
1	XA	345	C
1	XA	372	C
1	XA	388	G
1	XA	410	G
1	XA	412	A
1	XA	429	U
1	XA	481	G
1	XA	484	G
1	XA	485	G
1	XA	509	A
1	XA	530	G
1	XA	531	U
1	XA	532	A
1	XA	560	U
1	XA	595	G
1	XA	687	A
1	XA	701	C
1	XA	703	G
1	XA	752	G
1	XA	753	A

Continued on next page...

Continued from previous page...

Mol	Chain	Res	Type
1	XA	793	U
1	XA	812	C
1	XA	815	A
1	XA	819	A
1	XA	913	A
1	XA	934	C
1	XA	960	U
1	XA	974	A
1	XA	992	U
1	XA	1027	C
1	XA	1054	C
1	XA	1065	U
1	XA	1094	G
1	XA	1182	G
1	XA	1200	C
1	XA	1201	A
1	XA	1279	A
1	XA	1285	A
1	XA	1297	C
1	XA	1301	U
1	XA	1305	G
1	XA	1336	C
1	XA	1347	G
1	XA	1364	U
1	XA	1446	A
1	XA	1498	U
1	XA	1503	A
22	XV	53	G
24	XY	39	C
25	YA	74	A
25	YA	83	G
25	YA	99	U
25	YA	102	G
25	YA	196	A
25	YA	205	G
25	YA	221	A
25	YA	222	A
25	YA	226	G
25	YA	227	A
25	YA	229	A
25	YA	242	G
25	YA	271(B)	G

Continued on next page...

Continued from previous page...

Mol	Chain	Res	Type
25	YA	278	A
25	YA	332	A
25	YA	372	G
25	YA	404	C
25	YA	503	A
25	YA	562	U
25	YA	574	C
25	YA	587	C
25	YA	620	G
25	YA	637	A
25	YA	645	C
25	YA	653	A
25	YA	669	G
25	YA	704	G
25	YA	752	A
25	YA	846	C
25	YA	856	C
25	YA	858	U
25	YA	859	G
25	YA	961	C
25	YA	973	A
25	YA	974	G
25	YA	974(A)	C
25	YA	1012	U
25	YA	1022	G
25	YA	1026	U
25	YA	1045	A
25	YA	1078	U
25	YA	1085	A
25	YA	1109	C
25	YA	1128	A
25	YA	1130	U
25	YA	1175	U
25	YA	1178	C
25	YA	1204	A
25	YA	1210	A
25	YA	1220	A
25	YA	1379	A
25	YA	1416	G
25	YA	1460	A
25	YA	1558	A
25	YA	1608	A

Continued on next page...

Continued from previous page...

Mol	Chain	Res	Type
25	YA	1653	G
25	YA	1667	G
25	YA	1694	C
25	YA	1698	A
25	YA	1799	G
25	YA	1819	A
25	YA	1899	G
25	YA	1929	G
25	YA	1930	G
25	YA	1943	U
25	YA	1955	U
25	YA	1992	G
25	YA	2035	G
25	YA	2060	A
25	YA	2092	U
25	YA	2126	A
25	YA	2211	G
25	YA	2238	G
25	YA	2318	G
25	YA	2335	A
25	YA	2351	G
25	YA	2405	G
25	YA	2439	A
25	YA	2481	G
25	YA	2506	U
25	YA	2518	A
25	YA	2566	A
25	YA	2610	C
25	YA	2655	G
25	YA	2681	C
25	YA	2689	U
25	YA	2712	U
25	YA	2751	G
25	YA	2756	U
25	YA	2776	A
25	YA	2832	U
25	YA	2867	G
25	YA	2873	A
26	YB	24	G
26	YB	66	A

5.4 Non-standard residues in protein, DNA, RNA chains [i](#)

4 non-standard protein/DNA/RNA residues are modelled in this entry.

In the following table, the Counts columns list the number of bonds (or angles) for which Mogul statistics could be retrieved, the number of bonds (or angles) that are observed in the model and the number of bonds (or angles) that are defined in the Chemical Component Dictionary. The Link column lists molecule types, if any, to which the group is linked. The Z score for a bond length (or angle) is the number of standard deviations the observed value is removed from the expected value. A bond length (or angle) with $|Z| > 2$ is considered an outlier worth inspection. RMSZ is the root-mean-square of all Z scores of the bond lengths (or angles).

Mol	Type	Chain	Res	Link	Bond lengths			Bond angles		
					Counts	RMSZ	# Z > 2	Counts	RMSZ	# Z > 2
24	1MG	QY	37	24	18,26,27	2.79	3 (16%)	19,39,42	1.47	4 (21%)
24	1MG	XY	37	24	18,26,27	2.81	3 (16%)	19,39,42	1.49	4 (21%)
56	PPU	Z8	76	25,56	32,40,41	2.54	6 (18%)	33,57,60	2.15	5 (15%)
56	PPU	Z6	76	25,56	32,40,41	2.55	5 (15%)	33,57,60	2.16	5 (15%)

In the following table, the Chirals column lists the number of chiral outliers, the number of chiral centers analysed, the number of these observed in the model and the number defined in the Chemical Component Dictionary. Similar counts are reported in the Torsion and Rings columns. '-' means no outliers of that kind were identified.

Mol	Type	Chain	Res	Link	Chirals	Torsions	Rings
24	1MG	QY	37	24	-	0/3/25/26	0/3/3/3
24	1MG	XY	37	24	-	0/3/25/26	0/3/3/3
56	PPU	Z8	76	25,56	-	2/21/43/44	0/4/4/4
56	PPU	Z6	76	25,56	-	2/21/43/44	0/4/4/4

All (17) bond length outliers are listed below:

Mol	Chain	Res	Type	Atoms	Z	Observed(Å)	Ideal(Å)
56	Z6	76	PPU	O-C	9.25	1.41	1.23
56	Z8	76	PPU	O-C	9.21	1.41	1.23
24	XY	37	1MG	C4-N3	8.71	1.49	1.35
24	QY	37	1MG	C4-N3	8.68	1.49	1.35
24	XY	37	1MG	C2-N2	7.15	1.48	1.33
24	QY	37	1MG	C2-N2	7.11	1.48	1.33
56	Z6	76	PPU	C9-N6	-5.88	1.32	1.45
56	Z8	76	PPU	C9-N6	-5.87	1.32	1.45
56	Z6	76	PPU	C-N3'	5.78	1.46	1.34
56	Z8	76	PPU	C-N3'	5.67	1.46	1.34
56	Z8	76	PPU	C10-N6	-5.62	1.32	1.45

Continued on next page...

Continued from previous page...

Mol	Chain	Res	Type	Atoms	Z	Observed(Å)	Ideal(Å)
56	Z6	76	PPU	C10-N6	-5.62	1.32	1.45
56	Z6	76	PPU	O4'-C1'	2.75	1.44	1.41
56	Z8	76	PPU	O4'-C1'	2.73	1.44	1.41
24	XY	37	1MG	C6-C5	2.62	1.45	1.41
24	QY	37	1MG	C6-C5	2.58	1.45	1.41
56	Z8	76	PPU	C4-N3	-2.11	1.32	1.35

All (18) bond angle outliers are listed below:

Mol	Chain	Res	Type	Atoms	Z	Observed(°)	Ideal(°)
56	Z6	76	PPU	C3'-N3'-C	-8.65	110.17	123.21
56	Z8	76	PPU	C3'-N3'-C	-8.63	110.20	123.21
56	Z8	76	PPU	N3-C2-N1	-4.67	121.38	128.68
56	Z6	76	PPU	N3-C2-N1	-4.66	121.39	128.68
24	QY	37	1MG	N2-C2-N1	4.18	123.73	118.47
24	XY	37	1MG	N2-C2-N1	4.18	123.73	118.47
56	Z6	76	PPU	CA-C-N3'	4.02	121.73	116.15
56	Z8	76	PPU	CA-C-N3'	3.98	121.68	116.15
56	Z6	76	PPU	CM-OC-CZ	-3.40	110.14	117.51
56	Z8	76	PPU	CM-OC-CZ	-3.36	110.22	117.51
56	Z6	76	PPU	C4-C5-N7	-3.29	105.97	109.40
56	Z8	76	PPU	C4-C5-N7	-3.25	106.01	109.40
24	XY	37	1MG	C4-C5-N7	-2.59	106.69	109.40
24	QY	37	1MG	C4-C5-N7	-2.55	106.74	109.40
24	XY	37	1MG	C1'-N9-C4	-2.43	122.37	126.64
24	QY	37	1MG	C1'-N9-C4	-2.35	122.51	126.64
24	XY	37	1MG	C2-N3-C4	2.31	118.00	115.36
24	QY	37	1MG	C2-N3-C4	2.29	117.98	115.36

There are no chirality outliers.

All (4) torsion outliers are listed below:

Mol	Chain	Res	Type	Atoms
56	Z8	76	PPU	O-C-CA-N
56	Z6	76	PPU	O-C-CA-N
56	Z8	76	PPU	N3'-C-CA-N
56	Z6	76	PPU	N3'-C-CA-N

There are no ring outliers.

4 monomers are involved in 19 short contacts:

Mol	Chain	Res	Type	Clashes	Symm-Clashes
24	QY	37	1MG	1	0
24	XY	37	1MG	1	0
56	Z8	76	PPU	10	0
56	Z6	76	PPU	7	0

5.5 Carbohydrates [i](#)

There are no monosaccharides in this entry.

5.6 Ligand geometry [i](#)

Of 681 ligands modelled in this entry, 680 are monoatomic - leaving 1 for Mogul analysis.

There are no bond length outliers.

There are no bond angle outliers.

There are no chirality outliers.

There are no torsion outliers.

There are no ring outliers.

No monomer is involved in short contacts.

5.7 Other polymers [i](#)

There are no such residues in this entry.

5.8 Polymer linkage issues [i](#)

There are no chain breaks in this entry.

6 Fit of model and data i

6.1 Protein, DNA and RNA chains i

In the following table, the column labelled ‘#RSRZ> 2’ contains the number (and percentage) of RSRZ outliers, followed by percent RSRZ outliers for the chain as percentile scores relative to all X-ray entries and entries of similar resolution. The OWAB column contains the minimum, median, 95th percentile and maximum values of the occupancy-weighted average B-factor per residue. The column labelled ‘Q< 0.9’ lists the number of (and percentage) of residues with an average occupancy less than 0.9.

Mol	Chain	Analysed	<RSRZ>	#RSRZ>2	OWAB(Å ²)	Q<0.9
1	QA	1500/1522 (98%)	0.06	50 (3%) 46 37	3, 59, 153, 236	0
1	XA	1500/1522 (98%)	0.01	41 (2%) 54 44	1, 53, 148, 240	0
2	QB	237/256 (92%)	0.31	18 (7%) 13 11	41, 113, 151, 177	0
2	XB	237/256 (92%)	0.11	9 (3%) 40 32	21, 96, 142, 157	0
3	QC	205/239 (85%)	0.36	20 (9%) 7 7	22, 104, 139, 161	0
3	XC	205/239 (85%)	-0.13	4 (1%) 65 56	22, 79, 122, 161	0
4	QD	208/209 (99%)	-0.14	2 (0%) 82 75	8, 69, 116, 153	0
4	XD	208/209 (99%)	0.01	4 (1%) 66 58	16, 74, 114, 159	0
5	QE	151/162 (93%)	0.35	6 (3%) 38 31	32, 95, 133, 161	0
5	XE	151/162 (93%)	-0.21	0 100 100	20, 63, 108, 140	0
6	QF	101/101 (100%)	-0.10	3 (2%) 50 39	15, 68, 105, 139	0
6	XF	101/101 (100%)	0.17	6 (5%) 22 18	4, 66, 107, 134	0
7	QG	155/156 (99%)	0.16	9 (5%) 23 19	26, 89, 133, 154	0
7	XG	155/156 (99%)	0.10	9 (5%) 23 19	28, 83, 124, 148	0
8	QH	138/138 (100%)	-0.10	1 (0%) 87 82	21, 79, 122, 132	0
8	XH	138/138 (100%)	-0.18	2 (1%) 75 66	14, 68, 108, 133	0
9	QI	127/128 (99%)	0.48	12 (9%) 8 8	49, 102, 138, 161	0
9	XI	127/128 (99%)	0.10	4 (3%) 49 38	13, 91, 134, 162	0
10	QJ	99/105 (94%)	0.87	19 (19%) 1 1	57, 108, 148, 192	0
10	XJ	99/105 (94%)	0.52	10 (10%) 7 7	40, 94, 140, 165	0
11	QK	119/129 (92%)	0.31	8 (6%) 17 14	25, 72, 127, 150	0
11	XK	119/129 (92%)	-0.02	4 (3%) 45 36	4, 59, 109, 129	0
12	QL	125/132 (94%)	0.14	8 (6%) 19 15	15, 64, 124, 159	0
12	XL	125/132 (94%)	-0.10	1 (0%) 86 80	6, 48, 102, 157	0

Continued on next page...

Continued from previous page...

Mol	Chain	Analysed	<RSRZ>	#RSRZ>2	OWAB(Å ²)	Q<0.9
13	QM	121/126 (96%)	0.18	6 (4%) 28 25	48, 101, 151, 159	0
13	XM	121/126 (96%)	-0.04	1 (0%) 86 80	38, 85, 119, 158	0
14	QN	60/61 (98%)	0.67	7 (11%) 4 5	52, 108, 148, 159	0
14	XN	60/61 (98%)	-0.09	0 100 100	33, 72, 116, 130	0
15	QO	88/89 (98%)	-0.10	3 (3%) 45 36	17, 71, 119, 151	0
15	XO	88/89 (98%)	0.03	4 (4%) 33 28	7, 59, 102, 127	0
16	QP	84/88 (95%)	-0.13	1 (1%) 79 70	14, 59, 114, 134	0
16	XP	84/88 (95%)	-0.13	2 (2%) 59 49	28, 68, 122, 176	0
17	QQ	100/105 (95%)	0.06	3 (3%) 50 39	30, 70, 116, 148	0
17	XQ	100/105 (95%)	0.03	3 (3%) 50 39	19, 71, 106, 144	0
18	QR	70/88 (79%)	0.03	1 (1%) 75 66	22, 70, 125, 150	0
18	XR	70/88 (79%)	-0.07	1 (1%) 75 66	9, 65, 106, 140	0
19	QS	84/93 (90%)	1.05	23 (27%) 0 0	69, 116, 148, 161	0
19	XS	84/93 (90%)	0.09	1 (1%) 79 70	48, 87, 132, 145	0
20	QT	99/106 (93%)	0.13	2 (2%) 65 56	16, 73, 113, 135	0
20	XT	99/106 (93%)	0.24	5 (5%) 28 24	23, 77, 124, 157	0
21	QU	25/27 (92%)	1.63	10 (40%) 0 0	31, 92, 141, 158	0
21	XU	25/27 (92%)	0.90	2 (8%) 12 11	32, 83, 121, 143	0
22	QV	77/77 (100%)	0.29	2 (2%) 56 46	21, 85, 147, 180	0
22	XV	77/77 (100%)	0.27	3 (3%) 39 31	6, 64, 119, 169	0
23	QX	8/25 (32%)	0.72	1 (12%) 3 5	50, 74, 138, 138	0
23	XX	7/25 (28%)	0.86	0 100 100	18, 51, 81, 90	0
24	QY	13/18 (72%)	1.86	4 (30%) 0 0	106, 175, 223, 238	0
24	XY	13/18 (72%)	2.22	4 (30%) 0 0	55, 149, 189, 217	0
25	RA	2882/2916 (98%)	0.03	137 (4%) 30 26	0, 30, 174, 252	0
25	YA	2883/2916 (98%)	-0.07	108 (3%) 41 33	0, 20, 159, 242	0
26	RB	120/122 (98%)	0.24	3 (2%) 57 48	39, 82, 133, 170	0
26	YB	120/122 (98%)	0.10	3 (2%) 57 48	16, 68, 104, 146	0
27	RD	272/276 (98%)	-0.25	2 (0%) 87 82	0, 34, 82, 147	0
27	YD	272/276 (98%)	-0.37	0 100 100	0, 18, 64, 125	0
28	RE	205/206 (99%)	-0.19	2 (0%) 82 75	1, 49, 112, 170	0

Continued on next page...

Continued from previous page...

Mol	Chain	Analysed	<RSRZ>	#RSRZ>2	OWAB(Å ²)	Q<0.9
28	YE	205/206 (99%)	-0.18	4 (1%) 65 56	0, 47, 104, 155	0
29	RF	202/210 (96%)	-0.29	1 (0%) 91 85	0, 55, 108, 143	0
29	YF	202/210 (96%)	-0.33	1 (0%) 91 85	0, 32, 96, 124	0
30	RG	181/182 (99%)	0.82	24 (13%) 3 3	39, 113, 160, 177	0
30	YG	181/182 (99%)	0.24	10 (5%) 25 22	18, 92, 131, 177	0
31	RH	170/180 (94%)	0.89	24 (14%) 2 3	45, 112, 156, 177	0
31	YH	170/180 (94%)	-0.09	3 (1%) 68 60	11, 66, 116, 131	0
32	RI	146/148 (98%)	-0.12	4 (2%) 54 44	3, 77, 124, 177	0
32	YI	146/148 (98%)	-0.21	3 (2%) 63 54	3, 64, 125, 140	0
33	RN	138/140 (98%)	-0.04	0 100 100	6, 61, 118, 144	0
33	YN	138/140 (98%)	-0.33	0 100 100	4, 45, 98, 131	0
34	RO	122/122 (100%)	-0.28	0 100 100	2, 42, 80, 107	0
34	YO	122/122 (100%)	-0.28	0 100 100	2, 41, 82, 126	0
35	RP	150/150 (100%)	-0.02	6 (4%) 38 31	1, 58, 130, 158	0
35	YP	150/150 (100%)	-0.16	3 (2%) 65 56	1, 46, 101, 160	0
36	RQ	141/141 (100%)	-0.08	3 (2%) 63 54	3, 58, 103, 133	0
36	YQ	141/141 (100%)	-0.27	1 (0%) 87 82	0, 47, 97, 115	0
37	RR	118/118 (100%)	-0.38	0 100 100	1, 34, 87, 136	0
37	YR	118/118 (100%)	-0.32	1 (0%) 86 80	2, 38, 98, 136	0
38	RS	111/112 (99%)	-0.03	2 (1%) 68 60	23, 83, 117, 138	0
38	YS	111/112 (99%)	0.04	1 (0%) 84 77	13, 73, 115, 168	0
39	RT	137/146 (93%)	-0.02	4 (2%) 51 41	8, 58, 130, 152	0
39	YT	137/146 (93%)	-0.13	5 (3%) 42 34	9, 56, 122, 170	0
40	RU	117/118 (99%)	-0.14	2 (1%) 70 61	1, 49, 113, 166	0
40	YU	117/118 (99%)	-0.42	2 (1%) 70 61	1, 31, 97, 145	0
41	RV	101/101 (100%)	-0.10	3 (2%) 50 39	1, 68, 120, 193	0
41	YV	101/101 (100%)	-0.19	1 (0%) 82 75	1, 45, 97, 171	0
42	RW	113/113 (100%)	-0.06	5 (4%) 34 29	2, 34, 95, 131	0
42	YW	113/113 (100%)	-0.16	3 (2%) 54 44	1, 24, 84, 155	0
43	RX	92/96 (95%)	-0.19	1 (1%) 80 73	4, 44, 91, 131	0
43	YX	92/96 (95%)	-0.09	0 100 100	1, 25, 64, 106	0

Continued on next page...

Continued from previous page...

Mol	Chain	Analysed	<RSRZ>	#RSRZ>2	OWAB(Å ²)	Q<0.9
44	RY	102/110 (92%)	0.40	9 (8%) 10 9	10, 84, 138, 174	0
44	YY	102/110 (92%)	-0.31	2 (1%) 65 56	2, 50, 106, 160	0
45	RZ	183/206 (88%)	0.02	3 (1%) 72 62	20, 88, 136, 160	0
45	YZ	183/206 (88%)	-0.08	6 (3%) 46 37	20, 78, 137, 167	0
46	R0	82/85 (96%)	-0.39	1 (1%) 79 70	6, 44, 83, 137	0
46	Y0	82/85 (96%)	-0.39	0 100 100	2, 32, 70, 88	0
47	R1	97/98 (98%)	0.27	6 (6%) 20 17	2, 47, 126, 202	0
47	Y1	97/98 (98%)	0.13	9 (9%) 8 8	0, 32, 114, 142	0
48	R2	69/72 (95%)	-0.17	1 (1%) 75 66	8, 72, 116, 128	0
48	Y2	69/72 (95%)	-0.31	0 100 100	0, 39, 97, 137	0
49	R3	59/60 (98%)	-0.11	2 (3%) 45 36	7, 60, 126, 152	0
49	Y3	59/60 (98%)	-0.41	0 100 100	3, 40, 87, 128	0
50	R4	71/71 (100%)	1.03	14 (19%) 1 1	78, 145, 193, 235	0
50	Y4	71/71 (100%)	0.52	11 (15%) 2 2	69, 122, 166, 194	0
51	R5	59/60 (98%)	0.16	6 (10%) 6 7	4, 39, 139, 166	0
51	Y5	59/60 (98%)	0.06	2 (3%) 45 36	1, 40, 132, 156	0
52	R6	49/54 (90%)	1.93	20 (40%) 0 0	48, 122, 152, 191	0
52	Y6	49/54 (90%)	0.99	8 (16%) 1 2	47, 108, 148, 175	0
53	R7	49/49 (100%)	-0.20	1 (2%) 65 56	1, 27, 75, 161	0
53	Y7	49/49 (100%)	-0.13	1 (2%) 65 56	1, 15, 84, 140	0
54	R8	64/65 (98%)	0.00	3 (4%) 31 26	4, 41, 94, 153	0
54	Y8	64/65 (98%)	-0.09	0 100 100	2, 34, 85, 138	0
55	R9	37/37 (100%)	3.10	27 (72%) 0 0	53, 103, 154, 162	0
55	Y9	37/37 (100%)	2.81	26 (70%) 0 0	60, 98, 136, 154	0
56	Z6	2/3 (66%)	0.66	0 100 100	17, 17, 17, 30	0
56	Z8	2/3 (66%)	0.70	0 100 100	19, 19, 19, 22	0
All	All	20870/21494 (97%)	0.03	869 (4%) 36 30	0, 55, 139, 252	0

All (869) RSRZ outliers are listed below:

Mol	Chain	Res	Type	RSRZ
25	RA	2173	A	14.2
25	RA	1084	A	12.3

Continued on next page...

Continued from previous page...

Mol	Chain	Res	Type	RSRZ
25	RA	1094	U	11.8
25	RA	1058	G	11.5
40	RU	118	GLY	11.0
28	YE	205	ALA	10.5
25	RA	2801	A	10.4
25	RA	1059	G	10.2
25	RA	1057	A	9.9
25	YA	1536	A	9.9
25	RA	1083	U	9.8
25	YA	2799	A	9.8
25	RA	1096	A	9.8
25	RA	1095	A	9.7
25	RA	2799	A	9.4
24	XY	32	U	8.8
25	RA	1093	G	8.6
3	QC	155	GLY	8.5
7	QG	81	GLY	8.2
25	YA	2801	A	8.2
25	YA	1096	A	8.1
55	R9	14	CYS	8.1
25	RA	2174	C	8.0
7	XG	84	ASN	8.0
7	QG	82	GLY	7.9
25	RA	2125	G	7.7
25	YA	1075	C	7.5
28	RE	205	ALA	7.5
25	RA	1067	A	7.4
25	RA	2798	C	7.4
7	QG	83	ALA	7.2
25	RA	1064	C	7.2
25	RA	1082	U	7.2
24	QY	32	U	7.0
25	RA	1098	A	7.0
25	RA	1536	A	7.0
25	RA	1085	A	6.9
25	RA	1068	G	6.9
55	Y9	34	GLN	6.8
25	YA	1060	U	6.8
25	YA	2125	G	6.8
25	YA	1061	U	6.8
1	XA	87	A	6.7
28	RE	204	ALA	6.7

Continued on next page...

Continued from previous page...

Mol	Chain	Res	Type	RSRZ
52	R6	43	CYS	6.7
25	RA	1087	G	6.6
25	RA	2797	U	6.6
10	QJ	83	GLU	6.5
44	RY	103	GLY	6.5
47	R1	97	LEU	6.5
55	R9	34	GLN	6.5
25	RA	2894	G	6.5
7	XG	85	TYR	6.4
25	YA	2795	G	6.4
11	QK	129	SER	6.3
55	R9	25	VAL	6.3
25	RA	654	A	6.2
25	RA	2124	G	6.2
50	R4	70	GLY	6.2
31	RH	18	GLU	6.2
25	YA	1064	C	6.1
25	RA	1063	G	6.1
55	R9	1	MET	6.1
25	RA	2116	G	6.1
40	RU	117	GLN	6.1
11	QK	128	ALA	6.1
55	R9	11	CYS	6.1
1	QA	1026	G	6.1
25	YA	2126	A	6.0
25	RA	889	C	5.9
25	RA	2121	G	5.9
11	XK	11	LYS	5.9
12	QL	129	ALA	5.9
50	R4	67	TYR	5.9
11	XK	129	SER	5.8
7	XG	86	GLN	5.8
52	R6	41	PRO	5.8
52	R6	46	HIS	5.8
7	XG	78	ARG	5.8
25	RA	2126	A	5.8
1	QA	1020	U	5.8
11	QK	11	LYS	5.8
1	QA	1033	G	5.8
25	RA	11	G	5.7
1	XA	88	C	5.7
7	XG	77	SER	5.7

Continued on next page...

Continued from previous page...

Mol	Chain	Res	Type	RSRZ
25	RA	890	A	5.7
25	RA	1061	U	5.6
25	RA	1065	U	5.6
50	R4	71	ARG	5.6
55	R9	12	ASP	5.6
25	YA	654	A	5.6
10	XJ	33	GLN	5.5
25	YA	1058	G	5.5
25	YA	2798	C	5.5
25	RA	1066	U	5.5
1	XA	1026	G	5.5
11	QK	12	ARG	5.5
55	Y9	28	GLU	5.5
52	R6	50	ARG	5.5
25	RA	1097	U	5.4
25	RA	2802	G	5.4
55	Y9	1	MET	5.4
25	RA	2138	C	5.3
55	Y9	29	ASN	5.3
13	QM	121	LYS	5.3
3	QC	154	SER	5.3
25	RA	1080	C	5.3
25	RA	1060	U	5.3
25	YA	2116	G	5.2
30	RG	58	GLN	5.2
25	RA	2175	C	5.2
31	RH	43	VAL	5.2
25	RA	1086	A	5.2
1	QA	1029	G	5.1
9	XI	8	GLY	5.1
50	R4	66	SER	5.0
1	XA	81	G	5.0
25	RA	1070	A	5.0
1	QA	1035	A	4.9
25	YA	1534	G	4.8
51	R5	54	GLY	4.8
55	R9	15	LYS	4.8
25	YA	2167	U	4.8
1	QA	1032	A	4.8
47	R1	98	LEU	4.8
2	QB	240	GLN	4.8
2	QB	231	GLU	4.7

Continued on next page...

Continued from previous page...

Mol	Chain	Res	Type	RSRZ
25	YA	1076	C	4.7
20	XT	9	ASN	4.7
2	QB	233	SER	4.7
25	YA	2121	G	4.7
31	RH	25	LYS	4.7
19	QS	85	LYS	4.6
52	R6	40	CYS	4.6
3	QC	160	ALA	4.6
52	R6	22	ALA	4.6
1	QA	1027	C	4.6
25	RA	2168	G	4.6
25	YA	2135	A	4.6
25	YA	2141	G	4.6
25	YA	654(A)	G	4.6
25	YA	2136	C	4.6
18	XR	88	LYS	4.5
1	QA	1032(B)	G	4.5
2	QB	4	GLU	4.5
25	RA	1099	G	4.5
25	RA	1088	A	4.5
25	YA	2169	A	4.5
55	Y9	10	ILE	4.5
55	R9	24	TYR	4.5
25	RA	2167	U	4.5
1	QA	1002	G	4.5
51	R5	60	VAL	4.4
25	YA	887	A	4.4
25	YA	1069	A	4.4
25	YA	889	C	4.4
10	QJ	33	GLN	4.4
1	XA	80	G	4.4
25	YA	1070	A	4.4
25	RA	2119	A	4.3
25	YA	2132	U	4.3
30	RG	182	LYS	4.3
10	QJ	4	ILE	4.3
55	Y9	32	HIS	4.3
1	XA	89	U	4.3
25	RA	1092	C	4.3
42	YW	113	LYS	4.3
25	RA	1108	U	4.3
25	RA	1075	C	4.3

Continued on next page...

Continued from previous page...

Mol	Chain	Res	Type	RSRZ
22	QV	47	U	4.3
21	XU	26	LYS	4.3
28	YE	204	ALA	4.2
25	YA	2151	G	4.2
25	RA	1074	G	4.2
25	YA	1508	A	4.2
7	QG	84	ASN	4.2
18	QR	88	LYS	4.2
52	R6	47	THR	4.2
55	R9	17	ILE	4.2
52	Y6	49	HIS	4.2
24	QY	31	G	4.1
25	YA	1097	U	4.1
55	Y9	12	ASP	4.1
25	RA	1054	A	4.1
19	QS	79	THR	4.1
20	XT	8	ARG	4.1
47	R1	96	LYS	4.1
10	QJ	6	ILE	4.1
1	XA	1138	G	4.1
9	QI	95	LYS	4.1
21	QU	25	LYS	4.1
1	XA	210	U	4.1
48	R2	43	GLN	4.1
19	QS	6	LYS	4.1
52	R6	45	LYS	4.0
25	YA	2797	U	4.0
20	XT	106	ALA	4.0
25	RA	2795	G	4.0
7	QG	78	ARG	4.0
2	XB	96	ARG	4.0
55	Y9	25	VAL	4.0
55	R9	13	LYS	4.0
13	QM	75	ALA	4.0
31	RH	42	ARG	4.0
24	XY	33	U	3.9
1	QA	1451	A	3.9
1	QA	1450	U	3.9
14	QN	60	SER	3.9
49	R3	60	GLU	3.9
19	QS	39	THR	3.9
25	RA	2147	G	3.9

Continued on next page...

Continued from previous page...

Mol	Chain	Res	Type	RSRZ
32	RI	59	ALA	3.9
25	RA	1081	U	3.9
25	YA	1065	U	3.9
1	QA	1001	G	3.9
55	R9	26	ILE	3.9
4	QD	35	ARG	3.9
25	YA	1057	A	3.9
25	RA	2170	A	3.9
7	QG	80	VAL	3.9
31	RH	141	VAL	3.9
44	RY	55	TYR	3.9
2	QB	6	THR	3.8
52	Y6	29	ASN	3.8
31	RH	24	VAL	3.8
25	RA	2127	G	3.8
52	R6	49	HIS	3.8
1	QA	81	G	3.8
51	R5	2	ALA	3.8
25	RA	1079	C	3.8
25	YA	2892	A	3.8
10	QJ	100	THR	3.8
25	YA	2122	U	3.8
10	QJ	101	VAL	3.8
55	Y9	13	LYS	3.8
31	RH	30	LYS	3.8
3	QC	194	GLY	3.8
50	R4	45	GLY	3.8
25	RA	1109	C	3.7
3	QC	103	VAL	3.7
25	YA	2123	G	3.7
10	QJ	5	ARG	3.7
35	RP	150	ALA	3.7
50	Y4	1	MET	3.7
50	R4	40	HIS	3.7
9	QI	127	LYS	3.7
10	XJ	5	ARG	3.7
12	QL	127	GLU	3.7
2	XB	4	GLU	3.7
45	YZ	167	PRO	3.7
1	QA	1032(A)	G	3.7
1	XA	78	G	3.7
25	RA	1044	G	3.7

Continued on next page...

Continued from previous page...

Mol	Chain	Res	Type	RSRZ
40	YU	117	GLN	3.7
3	QC	193	TYR	3.7
55	R9	9	ARG	3.7
31	RH	170	ARG	3.6
40	YU	118	GLY	3.6
9	QI	35	GLU	3.6
55	R9	36	GLN	3.6
1	XA	1027	C	3.6
25	YA	2178	C	3.6
30	RG	108	ASN	3.6
25	YA	2804	C	3.6
2	QB	31	TYR	3.6
25	RA	2141	G	3.6
39	YT	137	LYS	3.6
25	RA	546	C	3.5
25	RA	2811	G	3.5
50	Y4	32	TYR	3.5
50	R4	68	ARG	3.5
25	RA	2154	G	3.5
25	YA	1059	G	3.5
10	XJ	4	ILE	3.5
1	QA	1031	G	3.5
21	QU	18	TYR	3.5
25	RA	1103	A	3.5
25	RA	2176	A	3.5
19	QS	84	GLY	3.5
13	QM	120	LYS	3.5
2	QB	30	ARG	3.5
22	XV	8	U	3.5
12	QL	128	ALA	3.5
25	YA	878	A	3.5
1	QA	1531	A	3.4
25	YA	2107	C	3.4
25	RA	2152	G	3.4
25	YA	2140	C	3.4
47	Y1	96	LYS	3.4
52	R6	18	ARG	3.4
55	R9	10	ILE	3.4
25	YA	1537	C	3.4
22	XV	17(A)	U	3.4
30	YG	25	TYR	3.4
50	R4	44	THR	3.4

Continued on next page...

Continued from previous page...

Mol	Chain	Res	Type	RSRZ
3	QC	197	GLY	3.4
31	RH	41	MET	3.4
1	XA	1032(A)	G	3.4
25	YA	2893	G	3.4
25	RA	1104	C	3.4
11	QK	127	LYS	3.4
35	RP	88	LEU	3.4
39	RT	106	SER	3.4
25	YA	2894	G	3.3
1	QA	1236	A	3.3
25	RA	2136	C	3.3
44	RY	58	GLY	3.3
25	YA	2168	G	3.3
55	Y9	4	ARG	3.3
12	QL	5	PRO	3.3
24	QY	40	G	3.3
25	YA	1545(A)	A	3.3
31	RH	21	PRO	3.3
41	YV	45	THR	3.3
1	QA	1129	C	3.3
25	YA	1550	C	3.3
55	Y9	24	TYR	3.3
5	QE	130	ASN	3.3
11	XK	12	ARG	3.3
45	RZ	145	GLU	3.3
1	QA	994	A	3.3
25	YA	1063	G	3.3
19	QS	4	SER	3.2
3	QC	196	LEU	3.2
55	Y9	36	GLN	3.2
25	RA	2153	G	3.2
25	RA	2137	C	3.2
11	QK	119	CYS	3.2
30	YG	87	PRO	3.2
30	RG	29	TRP	3.2
25	YA	2117	A	3.2
19	QS	40	ILE	3.2
52	Y6	43	CYS	3.2
20	QT	104	LEU	3.2
55	Y9	9	ARG	3.2
25	YA	338	G	3.2
25	YA	1099	G	3.2

Continued on next page...

Continued from previous page...

Mol	Chain	Res	Type	RSRZ
25	YA	2119	A	3.2
30	RG	116	ASP	3.2
10	XJ	72	VAL	3.2
25	RA	2128	C	3.2
9	QI	110	GLU	3.2
25	RA	1089	G	3.2
25	YA	2802	G	3.2
26	YB	88	C	3.2
52	R6	6	ARG	3.1
10	QJ	72	VAL	3.1
47	Y1	98	LEU	3.1
9	QI	27	THR	3.1
25	YA	1074	G	3.1
25	YA	1078	U	3.1
25	RA	2891	G	3.1
22	XV	47	U	3.1
44	YY	63	LYS	3.1
55	Y9	21	GLY	3.1
55	R9	32	HIS	3.1
25	YA	1026	U	3.1
52	R6	13	CYS	3.1
25	YA	362	U	3.1
8	QH	116	LYS	3.1
1	QA	1000	A	3.1
45	YZ	166	SER	3.1
29	YF	133	ASN	3.1
51	Y5	54	GLY	3.1
28	YE	56	PRO	3.1
30	RG	85	GLY	3.0
19	QS	82	GLY	3.0
35	YP	118	GLY	3.0
44	RY	52	SER	3.0
25	YA	1077	A	3.0
9	XI	102	LEU	3.0
25	YA	1735	C	3.0
16	XP	83	GLU	3.0
55	R9	4	ARG	3.0
25	RA	2893	G	3.0
30	RG	87	PRO	3.0
25	YA	1098	A	3.0
30	YG	52	ILE	3.0
32	RI	62	LYS	3.0

Continued on next page...

Continued from previous page...

Mol	Chain	Res	Type	RSRZ
55	R9	19	ARG	3.0
3	QC	153	VAL	3.0
30	RG	26	GLN	2.9
25	RA	12	U	2.9
27	RD	26	LYS	2.9
37	YR	1	MET	2.9
3	XC	193	TYR	2.9
41	RV	36	PRO	2.9
55	Y9	11	CYS	2.9
3	QC	156	ARG	2.9
35	RP	149	GLU	2.9
25	YA	2803	C	2.9
25	YA	654(T)	C	2.9
42	RW	113	LYS	2.9
44	RY	102	CYS	2.9
10	XJ	6	ILE	2.9
25	RA	1043	C	2.9
25	YA	654(U)	A	2.9
1	QA	693	G	2.9
1	XA	79	G	2.9
1	XA	77	C	2.9
1	XA	612	C	2.9
50	R4	39	CYS	2.9
31	YH	3	ARG	2.9
25	YA	654(S)	G	2.9
1	QA	1270	C	2.9
25	RA	1100	C	2.9
25	YA	2139	C	2.9
2	QB	232	PRO	2.9
25	RA	2142	C	2.9
25	RA	2803	C	2.9
3	QC	159	GLY	2.8
1	XA	134	A	2.8
19	QS	64	GLU	2.8
50	Y4	30	GLU	2.8
25	YA	1066	U	2.8
6	XF	38	GLU	2.8
1	XA	380	G	2.8
2	XB	95	GLN	2.8
16	QP	84	ALA	2.8
30	YG	89	GLY	2.8
45	YZ	148	ASP	2.8

Continued on next page...

Continued from previous page...

Mol	Chain	Res	Type	RSRZ
7	QG	79	ARG	2.8
30	RG	13	GLU	2.8
7	QG	85	TYR	2.8
1	QA	1321	C	2.8
1	QA	1322	C	2.8
54	R8	65	GLU	2.8
21	QU	5	ASP	2.8
52	Y6	13	CYS	2.8
1	XA	313	A	2.8
2	QB	39	ILE	2.8
25	RA	2162	G	2.8
30	RG	84	LYS	2.8
25	RA	271(C)	U	2.8
35	RP	135	LEU	2.8
2	XB	240	GLN	2.8
25	YA	1535	U	2.8
49	R3	2	PRO	2.8
25	YA	2805	G	2.8
12	QL	14	GLY	2.8
25	RA	2139	C	2.8
47	Y1	22	GLY	2.8
2	QB	43	ASP	2.8
3	QC	105	GLU	2.8
4	XD	24	GLU	2.8
30	YG	182	LYS	2.8
25	RA	2790	A	2.8
1	XA	1032(B)	G	2.8
31	RH	82	GLY	2.8
17	XQ	36	ILE	2.8
21	QU	21	TYR	2.7
1	QA	1036	G	2.7
55	R9	6	SER	2.7
25	RA	10	G	2.7
25	YA	1734	C	2.7
45	YZ	144	LEU	2.7
9	QI	31	GLN	2.7
25	RA	1105	U	2.7
25	RA	888	C	2.7
45	RZ	146	ILE	2.7
2	QB	19	HIS	2.7
39	YT	135	ALA	2.7
25	YA	1092	C	2.7

Continued on next page...

Continued from previous page...

Mol	Chain	Res	Type	RSRZ
36	RQ	91	GLU	2.7
21	QU	26	LYS	2.7
1	XA	1043	C	2.7
1	QA	1003	G	2.7
1	QA	1050	G	2.7
1	QA	915	A	2.7
25	RA	2169	A	2.7
25	YA	2173	A	2.7
14	QN	61	TRP	2.7
55	Y9	16	VAL	2.7
25	YA	2137	C	2.7
10	QJ	64	GLU	2.7
25	YA	1082	U	2.7
39	YT	84	GLN	2.7
9	QI	36	TYR	2.7
51	R5	55	ARG	2.7
25	RA	1026	U	2.7
25	YA	1048	A	2.7
25	YA	2124	G	2.7
44	RY	86	ARG	2.7
55	Y9	14	CYS	2.7
1	XA	1137	C	2.7
25	RA	2545	G	2.7
30	RG	72	ARG	2.6
3	QC	166	GLU	2.6
55	R9	18	ARG	2.6
1	XA	1033	G	2.6
35	YP	13	ASN	2.6
25	YA	277	C	2.6
1	XA	1032	A	2.6
25	YA	2170	A	2.6
50	Y4	29	PRO	2.6
2	XB	79	ASP	2.6
25	YA	2138	C	2.6
25	YA	2794	C	2.6
10	QJ	98	ILE	2.6
32	YI	12	LEU	2.6
25	RA	2123	G	2.6
52	R6	37	ARG	2.6
39	YT	130	ALA	2.6
1	QA	1006	C	2.6
2	XB	233	SER	2.6

Continued on next page...

Continued from previous page...

Mol	Chain	Res	Type	RSRZ
1	QA	873	A	2.6
2	QB	40	HIS	2.6
1	XA	843	U	2.6
1	XA	1006	C	2.6
50	Y4	12	ALA	2.6
25	RA	878	A	2.6
25	YA	890	A	2.6
19	QS	3	ARG	2.6
41	RV	45	THR	2.6
2	QB	146	GLN	2.6
21	QU	22	ARG	2.6
25	RA	654(A)	G	2.6
19	QS	29	ARG	2.6
31	RH	101	ARG	2.6
14	QN	38	GLY	2.6
19	QS	41	VAL	2.6
47	R1	23	LYS	2.6
39	RT	130	ALA	2.6
3	QC	104	GLN	2.6
10	XJ	98	ILE	2.6
32	RI	58	LEU	2.6
45	RZ	138	GLU	2.6
51	Y5	59	GLU	2.6
1	XA	1007	C	2.6
30	YG	88	ILE	2.6
10	QJ	34	VAL	2.5
14	QN	59	ALA	2.5
25	YA	1095	A	2.5
25	RA	2166	G	2.5
13	XM	121	LYS	2.5
9	QI	53	VAL	2.5
3	XC	192	THR	2.5
1	QA	1007	C	2.5
19	QS	44	MET	2.5
25	RA	277	C	2.5
25	RA	1045	A	2.5
25	YA	2176	A	2.5
2	QB	132	LYS	2.5
30	YG	46	ALA	2.5
1	QA	914	A	2.5
50	R4	11	PRO	2.5
19	XS	17	GLU	2.5

Continued on next page...

Continued from previous page...

Mol	Chain	Res	Type	RSRZ
42	RW	64	MET	2.5
5	QE	124	GLY	2.5
13	QM	100	GLY	2.5
11	QK	13	GLN	2.5
25	RA	2145	C	2.5
25	YA	276	A	2.5
7	XG	87	VAL	2.5
3	QC	165	THR	2.5
31	RH	3	ARG	2.5
25	RA	1062	G	2.5
14	QN	8	GLU	2.5
3	QC	191	THR	2.5
13	QM	122	LYS	2.5
24	XY	40	G	2.5
25	RA	2118	U	2.5
19	QS	83	HIS	2.5
30	YG	54	GLU	2.5
6	XF	36	ARG	2.5
2	QB	193	ASP	2.5
29	RF	196	LEU	2.5
43	RX	92	LEU	2.5
14	QN	17	LYS	2.5
25	RA	1535	U	2.5
47	Y1	23	LYS	2.5
1	XA	1005	A	2.5
35	YP	132	LYS	2.5
1	XA	1450	U	2.5
17	QQ	7	THR	2.5
17	QQ	32	TYR	2.5
31	RH	110	SER	2.5
38	YS	111	GLU	2.5
52	R6	5	VAL	2.5
25	RA	2155	G	2.4
6	XF	66	GLU	2.4
10	XJ	73	ASP	2.4
47	R1	27	GLU	2.4
3	XC	179	ARG	2.4
31	RH	35	VAL	2.4
36	RQ	141	GLN	2.4
1	XA	162	A	2.4
25	RA	1534	G	2.4
25	RA	2140	C	2.4

Continued on next page...

Continued from previous page...

Mol	Chain	Res	Type	RSRZ
25	YA	1088	A	2.4
26	YB	110	G	2.4
30	RG	154	GLY	2.4
52	R6	29	ASN	2.4
4	QD	36	ARG	2.4
30	RG	82	LEU	2.4
1	QA	1034	G	2.4
25	RA	2810	A	2.4
30	YG	40	ASN	2.4
38	RS	60	GLY	2.4
42	YW	63	ASP	2.4
46	R0	2	ALA	2.4
55	R9	5	ALA	2.4
42	RW	92	ARG	2.4
25	RA	2117	A	2.4
26	YB	109	G	2.4
30	RG	76	SER	2.4
44	YY	64	GLU	2.4
55	R9	16	VAL	2.4
2	QB	21	ARG	2.4
10	XJ	80	LYS	2.4
1	QA	1019	C	2.4
1	XA	314	C	2.4
10	XJ	10	GLY	2.4
15	XO	20	GLY	2.4
1	XA	993	G	2.4
19	QS	8	GLY	2.4
31	RH	38	SER	2.4
4	XD	37	PRO	2.4
1	QA	1115	C	2.4
20	QT	103	GLY	2.4
21	QU	20	LYS	2.4
42	RW	112	GLY	2.4
53	Y7	48	LYS	2.4
52	R6	7	ILE	2.4
3	XC	194	GLY	2.4
47	Y1	97	LEU	2.4
1	QA	1044	A	2.4
30	RG	118	ARG	2.4
25	RA	2132	U	2.4
30	RG	138	GLN	2.4
10	QJ	87	THR	2.4

Continued on next page...

Continued from previous page...

Mol	Chain	Res	Type	RSRZ
25	YA	2175	C	2.4
44	RY	56	PRO	2.3
11	XK	117	ASN	2.3
25	YA	271(C)	U	2.3
30	RG	27	ASN	2.3
31	RH	83	TYR	2.3
25	RA	2171	A	2.3
31	RH	52	VAL	2.3
31	RH	88	LEU	2.3
55	Y9	23	VAL	2.3
38	RS	109	GLY	2.3
21	QU	24	ARG	2.3
31	RH	34	GLU	2.3
1	QA	171	A	2.3
1	XA	117	G	2.3
25	RA	892	G	2.3
25	YA	2793	G	2.3
15	XO	24	SER	2.3
26	RB	69	G	2.3
50	Y4	67	TYR	2.3
21	XU	25	LYS	2.3
32	YI	11	ASN	2.3
39	RT	131	ALA	2.3
31	RH	39	PRO	2.3
10	QJ	88	LEU	2.3
52	R6	23	THR	2.3
25	RA	1077	A	2.3
25	RA	2114	A	2.3
15	QO	30	ALA	2.3
25	YA	1068	G	2.3
50	Y4	47	GLN	2.3
50	Y4	66	SER	2.3
52	R6	39	TYR	2.3
6	XF	2	ARG	2.3
44	RY	50	ARG	2.3
2	QB	96	ARG	2.3
24	XY	31	G	2.3
25	RA	2833	G	2.3
25	YA	2131	G	2.3
9	QI	98	PRO	2.3
39	YT	133	GLU	2.3
1	QA	1005	A	2.3

Continued on next page...

Continued from previous page...

Mol	Chain	Res	Type	RSRZ
25	YA	1545	A	2.3
55	R9	2	LYS	2.3
1	QA	1028	C	2.3
25	RA	2164	C	2.3
15	QO	26	GLU	2.3
13	QM	6	GLY	2.3
16	XP	1	MET	2.3
10	QJ	74	ILE	2.3
2	XB	15	VAL	2.3
50	Y4	34	GLU	2.3
19	QS	80	TYR	2.3
1	QA	1021	G	2.2
17	QQ	101	ARG	2.2
25	YA	10	G	2.2
45	YZ	162	GLU	2.2
25	RA	1069	A	2.2
25	RA	2646	C	2.2
55	R9	37	GLY	2.2
55	Y9	7	VAL	2.2
47	Y1	21	ARG	2.2
10	QJ	48	THR	2.2
5	QE	125	SER	2.2
19	QS	30	LEU	2.2
50	R4	1	MET	2.2
15	XO	26	GLU	2.2
19	QS	27	GLU	2.2
50	R4	22	ILE	2.2
52	R6	11	LEU	2.2
50	Y4	40	HIS	2.2
17	XQ	37	LYS	2.2
19	QS	7	LYS	2.2
25	RA	1049	C	2.2
26	RB	17	C	2.2
35	RP	91	PHE	2.2
6	XF	31	GLU	2.2
5	QE	20	GLN	2.2
28	YE	61	ARG	2.2
25	YA	11	G	2.2
30	RG	12	TYR	2.2
53	R7	48	LYS	2.2
10	QJ	97	GLU	2.2
8	XH	71	GLY	2.2

Continued on next page...

Continued from previous page...

Mol	Chain	Res	Type	RSRZ
25	RA	2892	A	2.2
25	RA	2647	U	2.2
25	YA	1083	U	2.2
25	RA	2791	C	2.2
25	YA	1546	C	2.2
30	RG	9	ARG	2.2
55	Y9	35	ARG	2.2
2	XB	5	ILE	2.2
7	XG	79	ARG	2.2
52	Y6	53	LYS	2.2
25	YA	1044	G	2.2
1	QA	210	U	2.2
1	XA	1531	A	2.2
25	RA	614	U	2.2
25	RA	2895	U	2.2
12	QL	15	ARG	2.2
25	RA	1644	C	2.2
4	XD	125	HIS	2.2
5	QE	155	GLU	2.2
10	QJ	73	ASP	2.2
32	YI	113	ARG	2.2
3	QC	189	ALA	2.2
36	RQ	1	MET	2.2
1	XA	1338	G	2.2
22	QV	9	G	2.2
25	YA	1079	C	2.2
31	RH	89	ILE	2.2
1	XA	841	U	2.2
6	XF	37	VAL	2.2
10	XJ	71	LEU	2.2
25	RA	1112	G	2.2
25	YA	2112	G	2.2
1	QA	88	C	2.2
44	RY	57	GLN	2.2
50	Y4	11	PRO	2.2
55	Y9	30	PRO	2.2
50	R4	47	GLN	2.2
52	R6	44	ARG	2.2
47	Y1	36	GLY	2.2
1	XA	1042	G	2.2
25	RA	2110	G	2.2
25	YA	1100	C	2.2

Continued on next page...

Continued from previous page...

Mol	Chain	Res	Type	RSRZ
6	QF	101	ALA	2.1
25	RA	896	A	2.1
31	RH	19	VAL	2.1
25	RA	1076	C	2.1
1	XA	611	A	2.1
12	QL	31	PRO	2.1
25	YA	1528	A	2.1
3	QC	91	LEU	2.1
12	XL	19	ARG	2.1
55	R9	35	ARG	2.1
1	QA	995	C	2.1
6	QF	64	GLN	2.1
25	YA	1042	G	2.1
30	RG	41	GLN	2.1
55	R9	3	VAL	2.1
1	QA	1261	A	2.1
55	Y9	27	CYS	2.1
27	RD	34	VAL	2.1
7	XG	154	TYR	2.1
1	QA	1117	G	2.1
1	XA	630	G	2.1
26	RB	117	G	2.1
25	RA	229	A	2.1
45	YZ	159	PRO	2.1
1	QA	1234	C	2.1
1	XA	1257	U	2.1
15	QO	89	GLY	2.1
47	Y1	27	GLU	2.1
41	RV	64	HIS	2.1
51	R5	53	ALA	2.1
35	RP	13	ASN	2.1
3	QC	157	ILE	2.1
20	XT	51	GLU	2.1
1	QA	1194	U	2.1
1	QA	979	C	2.1
50	R4	69	LYS	2.1
55	Y9	33	LYS	2.1
14	QN	35	ARG	2.1
1	XA	610	G	2.1
2	XB	231	GLU	2.1
51	R5	37	LYS	2.1
21	QU	9	ARG	2.1

Continued on next page...

Continued from previous page...

Mol	Chain	Res	Type	RSRZ
21	QU	19	GLY	2.1
30	RG	69	ALA	2.1
7	QG	86	GLN	2.1
25	YA	361	G	2.1
39	RT	33	LYS	2.1
54	R8	64	TYR	2.1
24	QY	33	U	2.1
25	RA	899	A	2.1
52	Y6	5	VAL	2.1
42	YW	111	HIS	2.1
9	XI	103	THR	2.1
1	XA	181	G	2.1
25	RA	654(V)	A	2.1
25	RA	1508	A	2.1
25	RA	2172	U	2.1
25	YA	1726	G	2.1
55	Y9	31	LYS	2.1
9	QI	128	ARG	2.1
55	Y9	18	ARG	2.1
30	YG	23	PHE	2.1
55	R9	27	CYS	2.1
6	QF	38	GLU	2.1
9	QI	85	LEU	2.1
47	R1	93	GLU	2.1
19	QS	28	LYS	2.0
1	QA	220	G	2.0
11	QK	50	TYR	2.0
3	QC	102	ASN	2.0
17	XQ	94	ASN	2.0
25	RA	1102	C	2.0
9	XI	6	GLY	2.0
1	QA	1257	U	2.0
36	YQ	135	ASP	2.0
25	YA	1510	A	2.0
25	YA	2629	A	2.0
4	XD	158	ILE	2.0
31	YH	2	SER	2.0
19	QS	67	VAL	2.0
5	QE	44	GLY	2.0
47	Y1	93	GLU	2.0
30	RG	77	ILE	2.0
32	RI	83	ALA	2.0

Continued on next page...

Continued from previous page...

Mol	Chain	Res	Type	RSRZ
12	QL	13	LYS	2.0
20	XT	104	LEU	2.0
55	R9	33	LYS	2.0
1	XA	220	G	2.0
25	RA	1869	G	2.0
30	RG	143	GLU	2.0
52	Y6	22	ALA	2.0
9	QI	102	LEU	2.0
10	QJ	35	SER	2.0
30	RG	75	LYS	2.0
52	Y6	46	HIS	2.0
54	R8	3	LYS	2.0
15	XO	21	ASP	2.0
19	QS	26	GLY	2.0
2	QB	111	ARG	2.0
25	RA	887	A	2.0
10	QJ	85	LEU	2.0
31	RH	36	PRO	2.0
55	Y9	2	LYS	2.0
25	RA	2115	G	2.0
25	YA	2896	C	2.0
8	XH	70	GLN	2.0
42	RW	94	ASP	2.0
7	XG	82	GLY	2.0
19	QS	38	SER	2.0
23	QX	8	A	2.0
31	YH	58	GLU	2.0

6.2 Non-standard residues in protein, DNA, RNA chains [i](#)

In the following table, the Atoms column lists the number of modelled atoms in the group and the number defined in the chemical component dictionary. The B-factors column lists the minimum, median, 95th percentile and maximum values of B factors of atoms in the group. The column labelled 'Q< 0.9' lists the number of atoms with occupancy less than 0.9.

Mol	Type	Chain	Res	Atoms	RSCC	RSR	B-factors(Å ²)	Q<0.9
24	1MG	QY	37	24/25	0.88	0.23	130,130,130,130	0
24	1MG	XY	37	24/25	0.90	0.26	56,56,56,56	0
56	PPU	Z8	76	37/38	0.91	0.39	10,10,10,10	0
56	PPU	Z6	76	37/38	0.95	0.32	14,14,14,14	0

6.3 Carbohydrates [i](#)

There are no monosaccharides in this entry.

6.4 Ligands [i](#)

In the following table, the Atoms column lists the number of modelled atoms in the group and the number defined in the chemical component dictionary. The B-factors column lists the minimum, median, 95th percentile and maximum values of B factors of atoms in the group. The column labelled 'Q< 0.9' lists the number of atoms with occupancy less than 0.9.

Mol	Type	Chain	Res	Atoms	RSCC	RSR	B-factors(Å ²)	Q<0.9
57	MG	RA	3219	1/1	0.43	0.72	40,40,40,40	0
57	MG	QF	201	1/1	0.45	1.08	36,36,36,36	0
57	MG	RA	3166	1/1	0.49	0.29	34,34,34,34	0
57	MG	RA	3213	1/1	0.50	0.50	8,8,8,8	0
57	MG	RA	3062	1/1	0.51	1.84	50,50,50,50	0
57	MG	RA	3138	1/1	0.53	0.76	29,29,29,29	0
57	MG	YA	3207	1/1	0.55	0.97	7,7,7,7	0
57	MG	RA	3226	1/1	0.55	0.37	9,9,9,9	0
57	MG	RA	3227	1/1	0.59	0.56	22,22,22,22	0
57	MG	QA	1620	1/1	0.60	0.32	6,6,6,6	0
57	MG	QA	1661	1/1	0.61	0.33	64,64,64,64	0
57	MG	YA	3196	1/1	0.61	0.51	1,1,1,1	0
57	MG	YA	3236	1/1	0.61	0.28	5,5,5,5	0
57	MG	QA	1629	1/1	0.64	0.85	0,0,0,0	0
57	MG	RA	3239	1/1	0.65	0.49	14,14,14,14	0
57	MG	YA	3183	1/1	0.66	0.55	16,16,16,16	0
57	MG	YA	3131	1/1	0.66	0.41	3,3,3,3	0
57	MG	YA	3254	1/1	0.67	0.63	2,2,2,2	0
57	MG	YA	3076	1/1	0.69	1.29	50,50,50,50	0
57	MG	QA	1631	1/1	0.69	0.42	26,26,26,26	0
57	MG	YA	3176	1/1	0.70	0.51	6,6,6,6	0
57	MG	RA	3153	1/1	0.70	0.34	15,15,15,15	0
57	MG	RA	3225	1/1	0.71	0.25	10,10,10,10	0
57	MG	YA	3100	1/1	0.72	0.91	6,6,6,6	0
57	MG	YA	3219	1/1	0.72	0.17	7,7,7,7	0
57	MG	R8	101	1/1	0.73	0.37	0,0,0,0	0
57	MG	RA	3003	1/1	0.74	0.93	5,5,5,5	0
57	MG	XA	1667	1/1	0.75	0.27	17,17,17,17	0
57	MG	YA	3184	1/1	0.76	0.32	7,7,7,7	0
57	MG	RA	3049	1/1	0.76	1.01	13,13,13,13	0
57	MG	RA	3203	1/1	0.76	0.38	24,24,24,24	0

Continued on next page...

Continued from previous page...

Mol	Type	Chain	Res	Atoms	RSCC	RSR	B-factors(\AA^2)	Q<0.9
57	MG	YA	3250	1/1	0.76	1.17	11,11,11,11	0
57	MG	YA	3242	1/1	0.76	0.79	4,4,4,4	0
57	MG	RA	3206	1/1	0.76	0.37	3,3,3,3	0
57	MG	RA	3157	1/1	0.77	0.55	0,0,0,0	0
57	MG	RA	3007	1/1	0.77	0.41	16,16,16,16	0
57	MG	XA	1642	1/1	0.77	0.72	5,5,5,5	0
57	MG	RA	3199	1/1	0.77	0.73	6,6,6,6	0
57	MG	RA	3191	1/1	0.77	0.31	67,67,67,67	0
59	A	XX	101	22/23	0.77	0.30	91,91,91,91	0
57	MG	YA	3152	1/1	0.77	0.66	5,5,5,5	0
57	MG	YA	3166	1/1	0.77	0.30	4,4,4,4	0
57	MG	YA	3172	1/1	0.77	1.39	1,1,1,1	0
57	MG	RA	3173	1/1	0.78	0.50	48,48,48,48	0
57	MG	YA	3030	1/1	0.78	0.95	5,5,5,5	0
57	MG	RP	201	1/1	0.78	1.36	21,21,21,21	0
57	MG	YA	3121	1/1	0.79	0.42	62,62,62,62	0
57	MG	RA	3224	1/1	0.79	0.39	5,5,5,5	0
57	MG	RA	3179	1/1	0.80	0.38	4,4,4,4	0
57	MG	RA	3197	1/1	0.80	0.65	3,3,3,3	0
57	MG	QA	1650	1/1	0.80	0.61	11,11,11,11	0
57	MG	QX	101	1/1	0.80	0.41	4,4,4,4	0
57	MG	XA	1656	1/1	0.80	1.10	10,10,10,10	0
57	MG	YA	3210	1/1	0.80	0.51	3,3,3,3	0
57	MG	QA	1623	1/1	0.80	0.42	14,14,14,14	0
57	MG	QA	1632	1/1	0.80	0.14	42,42,42,42	0
57	MG	RA	3046	1/1	0.80	0.87	50,50,50,50	0
57	MG	YA	3080	1/1	0.80	1.46	50,50,50,50	0
57	MG	YA	3063	1/1	0.80	0.29	11,11,11,11	0
57	MG	XA	1627	1/1	0.81	0.27	14,14,14,14	0
57	MG	RA	3063	1/1	0.81	0.81	3,3,3,3	0
57	MG	XA	1655	1/1	0.81	0.29	9,9,9,9	0
57	MG	RA	3172	1/1	0.81	0.48	4,4,4,4	0
57	MG	YA	3167	1/1	0.81	0.52	2,2,2,2	0
57	MG	YB	201	1/1	0.81	0.31	7,7,7,7	0
57	MG	RD	301	1/1	0.81	0.47	1,1,1,1	0
57	MG	RA	3221	1/1	0.81	0.33	22,22,22,22	0
57	MG	XA	1663	1/1	0.81	0.54	15,15,15,15	0
57	MG	RA	3009	1/1	0.82	0.36	10,10,10,10	0
57	MG	XA	1646	1/1	0.82	0.28	7,7,7,7	0
57	MG	RA	3130	1/1	0.82	0.61	2,2,2,2	0
57	MG	RA	3207	1/1	0.82	0.27	11,11,11,11	0
57	MG	YA	3114	1/1	0.82	0.33	13,13,13,13	0

Continued on next page...

Continued from previous page...

Mol	Type	Chain	Res	Atoms	RSCC	RSR	B-factors(Å ²)	Q<0.9
57	MG	YA	3145	1/1	0.82	0.33	9,9,9,9	0
57	MG	YP	201	1/1	0.83	0.15	94,94,94,94	0
57	MG	YA	3012	1/1	0.83	1.55	50,50,50,50	0
57	MG	QA	1601	1/1	0.83	0.35	9,9,9,9	0
57	MG	R0	101	1/1	0.83	0.30	0,0,0,0	0
57	MG	XB	301	1/1	0.83	0.33	2,2,2,2	0
57	MG	YA	3159	1/1	0.83	0.20	6,6,6,6	0
57	MG	RA	3137	1/1	0.83	0.44	10,10,10,10	0
57	MG	QA	1638	1/1	0.83	0.64	34,34,34,34	0
57	MG	RA	3022	1/1	0.83	0.36	4,4,4,4	0
57	MG	RA	3202	1/1	0.83	0.15	16,16,16,16	0
57	MG	XA	1629	1/1	0.83	0.17	8,8,8,8	0
57	MG	RA	3176	1/1	0.84	0.31	3,3,3,3	0
57	MG	QA	1649	1/1	0.84	0.41	6,6,6,6	0
57	MG	XA	1650	1/1	0.84	0.28	18,18,18,18	0
57	MG	QA	1618	1/1	0.84	0.51	3,3,3,3	0
57	MG	YA	3039	1/1	0.84	0.28	6,6,6,6	0
57	MG	YA	3252	1/1	0.84	0.75	8,8,8,8	0
57	MG	QA	1637	1/1	0.84	0.31	0,0,0,0	0
57	MG	YA	3140	1/1	0.84	0.25	12,12,12,12	0
57	MG	RA	3069	1/1	0.84	0.82	4,4,4,4	0
57	MG	YA	3014	1/1	0.84	1.25	50,50,50,50	0
57	MG	RA	3070	1/1	0.84	0.90	0,0,0,0	0
57	MG	YA	3246	1/1	0.84	0.35	7,7,7,7	0
57	MG	YA	3260	1/1	0.84	0.97	50,50,50,50	0
57	MG	QA	1624	1/1	0.85	0.65	0,0,0,0	0
57	MG	RA	3169	1/1	0.85	0.24	16,16,16,16	0
57	MG	XA	1638	1/1	0.85	0.33	20,20,20,20	0
57	MG	YA	3238	1/1	0.85	0.29	11,11,11,11	0
57	MG	XA	1662	1/1	0.85	0.88	11,11,11,11	0
57	MG	QA	1664	1/1	0.85	0.41	54,54,54,54	0
57	MG	YA	3248	1/1	0.85	0.44	0,0,0,0	0
57	MG	QA	1662	1/1	0.85	0.27	37,37,37,37	0
57	MG	RA	3168	1/1	0.85	0.47	1,1,1,1	0
57	MG	YA	3117	1/1	0.85	0.99	6,6,6,6	0
57	MG	YA	3049	1/1	0.85	0.89	50,50,50,50	0
57	MG	YA	3122	1/1	0.86	0.40	3,3,3,3	0
57	MG	RA	3048	1/1	0.86	0.21	3,3,3,3	0
57	MG	YA	3001	1/1	0.86	1.21	50,50,50,50	0
57	MG	RA	3220	1/1	0.86	0.28	26,26,26,26	0
57	MG	YA	3128	1/1	0.86	0.57	12,12,12,12	0
57	MG	XA	1607	1/1	0.86	0.38	16,16,16,16	0

Continued on next page...

Continued from previous page...

Mol	Type	Chain	Res	Atoms	RSCC	RSR	B-factors(\AA^2)	Q<0.9
57	MG	YA	3045	1/1	0.86	0.53	13,13,13,13	0
57	MG	RA	3208	1/1	0.86	0.65	15,15,15,15	0
57	MG	RA	3032	1/1	0.86	1.18	50,50,50,50	0
57	MG	YA	3085	1/1	0.86	0.61	13,13,13,13	0
57	MG	RA	3159	1/1	0.86	0.26	6,6,6,6	0
57	MG	YA	3230	1/1	0.86	0.16	8,8,8,8	0
57	MG	QA	1626	1/1	0.86	0.40	57,57,57,57	0
57	MG	RA	3039	1/1	0.86	0.36	10,10,10,10	0
57	MG	RA	3076	1/1	0.86	0.53	7,7,7,7	0
57	MG	YA	3193	1/1	0.86	0.19	3,3,3,3	0
57	MG	QA	1615	1/1	0.86	0.78	4,4,4,4	0
57	MG	YA	3165	1/1	0.86	0.23	11,11,11,11	0
57	MG	YB	202	1/1	0.86	0.67	24,24,24,24	0
57	MG	RA	3071	1/1	0.86	0.23	1,1,1,1	0
57	MG	RA	3222	1/1	0.86	0.34	14,14,14,14	0
57	MG	YA	3212	1/1	0.86	0.25	8,8,8,8	0
57	MG	YA	3175	1/1	0.86	0.24	9,9,9,9	0
57	MG	QA	1646	1/1	0.86	0.53	10,10,10,10	0
57	MG	YA	3247	1/1	0.86	0.39	14,14,14,14	0
57	MG	RA	3025	1/1	0.86	0.14	3,3,3,3	0
57	MG	RA	3006	1/1	0.86	0.97	50,50,50,50	0
57	MG	YA	3237	1/1	0.86	0.32	7,7,7,7	0
57	MG	RA	3229	1/1	0.87	1.51	50,50,50,50	0
57	MG	RA	3132	1/1	0.87	0.16	3,3,3,3	0
57	MG	YA	3243	1/1	0.87	0.42	32,32,32,32	0
57	MG	RA	3192	1/1	0.87	0.27	21,21,21,21	0
57	MG	RA	3121	1/1	0.87	0.77	5,5,5,5	0
58	ZN	QN	101	1/1	0.87	0.13	104,104,104,104	0
57	MG	RA	3141	1/1	0.87	0.24	2,2,2,2	0
57	MG	RA	3142	1/1	0.87	0.49	36,36,36,36	0
57	MG	XA	1665	1/1	0.87	0.49	7,7,7,7	0
57	MG	YA	3188	1/1	0.88	0.51	1,1,1,1	0
57	MG	YA	3155	1/1	0.88	0.33	7,7,7,7	0
57	MG	RA	3195	1/1	0.88	0.26	24,24,24,24	0
57	MG	RA	3085	1/1	0.88	0.81	5,5,5,5	0
57	MG	RA	3193	1/1	0.88	0.33	22,22,22,22	0
57	MG	YA	3151	1/1	0.88	0.17	5,5,5,5	0
57	MG	YA	3218	1/1	0.88	0.36	5,5,5,5	0
57	MG	YA	3245	1/1	0.88	0.30	2,2,2,2	0
57	MG	XA	1671	1/1	0.88	0.22	3,3,3,3	0
57	MG	YA	3119	1/1	0.88	0.78	8,8,8,8	0
57	MG	XA	1648	1/1	0.88	0.57	3,3,3,3	0

Continued on next page...

Continued from previous page...

Mol	Type	Chain	Res	Atoms	RSCC	RSR	B-factors(Å ²)	Q<0.9
57	MG	RA	3209	1/1	0.88	0.33	17,17,17,17	0
57	MG	XA	1664	1/1	0.88	0.29	8,8,8,8	0
57	MG	QA	1655	1/1	0.88	0.67	20,20,20,20	0
57	MG	Y7	101	1/1	0.88	0.73	15,15,15,15	0
57	MG	XA	1647	1/1	0.88	0.37	1,1,1,1	0
57	MG	QA	1603	1/1	0.88	0.93	14,14,14,14	0
57	MG	RA	3234	1/1	0.88	0.34	9,9,9,9	0
57	MG	RA	3177	1/1	0.89	0.79	7,7,7,7	0
57	MG	RA	3125	1/1	0.89	0.52	1,1,1,1	0
57	MG	YA	3269	1/1	0.89	0.78	1,1,1,1	0
57	MG	YA	3084	1/1	0.89	0.27	17,17,17,17	0
57	MG	RA	3155	1/1	0.89	0.39	10,10,10,10	0
57	MG	YA	3075	1/1	0.89	0.26	0,0,0,0	0
57	MG	RA	3114	1/1	0.89	0.33	1,1,1,1	0
57	MG	XA	1630	1/1	0.89	0.64	10,10,10,10	0
57	MG	RA	3185	1/1	0.89	0.18	9,9,9,9	0
57	MG	RA	3182	1/1	0.89	0.21	4,4,4,4	0
57	MG	YA	3209	1/1	0.89	0.28	15,15,15,15	0
57	MG	YA	3224	1/1	0.89	0.38	0,0,0,0	0
57	MG	RA	3033	1/1	0.89	0.58	50,50,50,50	0
57	MG	RA	3052	1/1	0.89	0.87	50,50,50,50	0
57	MG	YA	3200	1/1	0.89	0.92	4,4,4,4	0
57	MG	YA	3146	1/1	0.89	0.44	0,0,0,0	0
57	MG	YA	3074	1/1	0.89	0.18	11,11,11,11	0
57	MG	RA	3083	1/1	0.89	0.39	6,6,6,6	0
57	MG	XA	1603	1/1	0.89	0.62	8,8,8,8	0
57	MG	YA	3263	1/1	0.89	0.76	4,4,4,4	0
57	MG	RA	3233	1/1	0.89	0.64	2,2,2,2	0
57	MG	R5	101	1/1	0.89	0.52	5,5,5,5	0
57	MG	XA	1657	1/1	0.89	0.42	8,8,8,8	0
57	MG	YA	3066	1/1	0.89	0.59	7,7,7,7	0
57	MG	RA	3088	1/1	0.89	0.61	15,15,15,15	0
57	MG	QA	1636	1/1	0.89	0.12	16,16,16,16	0
57	MG	RA	3178	1/1	0.90	0.25	1,1,1,1	0
57	MG	QH	201	1/1	0.90	0.21	47,47,47,47	0
57	MG	RA	3162	1/1	0.90	0.23	2,2,2,2	0
57	MG	XA	1652	1/1	0.90	0.33	66,66,66,66	0
57	MG	YA	3174	1/1	0.90	0.22	40,40,40,40	0
57	MG	RA	3171	1/1	0.90	0.19	12,12,12,12	0
57	MG	RA	3187	1/1	0.90	0.48	3,3,3,3	0
57	MG	RR	202	1/1	0.90	0.34	0,0,0,0	0
57	MG	YA	3173	1/1	0.90	0.30	35,35,35,35	0

Continued on next page...

Continued from previous page...

Mol	Type	Chain	Res	Atoms	RSCC	RSR	B-factors(\AA^2)	Q<0.9
57	MG	YA	3185	1/1	0.90	0.14	2,2,2,2	0
57	MG	RA	3170	1/1	0.90	1.02	5,5,5,5	0
57	MG	YA	3239	1/1	0.90	0.20	5,5,5,5	0
57	MG	YA	3256	1/1	0.90	0.39	7,7,7,7	0
57	MG	YA	3160	1/1	0.90	0.49	1,1,1,1	0
57	MG	YA	3103	1/1	0.90	0.14	5,5,5,5	0
57	MG	YA	3101	1/1	0.90	0.59	2,2,2,2	0
57	MG	RE	302	1/1	0.90	0.25	1,1,1,1	0
57	MG	RA	3005	1/1	0.90	0.62	12,12,12,12	0
57	MG	RA	3117	1/1	0.90	0.15	25,25,25,25	0
57	MG	XA	1636	1/1	0.90	0.38	3,3,3,3	0
57	MG	XA	1605	1/1	0.90	0.57	3,3,3,3	0
57	MG	RA	3140	1/1	0.90	0.73	9,9,9,9	0
57	MG	YA	3071	1/1	0.90	0.19	28,28,28,28	0
57	MG	XA	1631	1/1	0.90	0.20	31,31,31,31	0
57	MG	RA	3188	1/1	0.90	0.34	5,5,5,5	0
57	MG	RA	3175	1/1	0.90	0.12	1,1,1,1	0
57	MG	XV	102	1/1	0.90	0.66	9,9,9,9	0
57	MG	RA	3026	1/1	0.90	0.63	50,50,50,50	0
57	MG	RA	3214	1/1	0.91	0.34	5,5,5,5	0
57	MG	XA	1609	1/1	0.91	0.52	10,10,10,10	0
57	MG	RA	3198	1/1	0.91	0.18	12,12,12,12	0
57	MG	YA	3099	1/1	0.91	0.76	10,10,10,10	0
57	MG	XA	1653	1/1	0.91	0.35	8,8,8,8	0
57	MG	YA	3203	1/1	0.91	0.15	53,53,53,53	0
57	MG	YA	3265	1/1	0.91	1.06	4,4,4,4	0
57	MG	YA	3169	1/1	0.91	0.16	6,6,6,6	0
57	MG	YA	3156	1/1	0.91	0.58	2,2,2,2	0
57	MG	QA	1657	1/1	0.91	0.14	7,7,7,7	0
58	ZN	Y9	101	1/1	0.91	0.47	138,138,138,138	0
57	MG	RA	3001	1/1	0.91	0.59	3,3,3,3	0
57	MG	YA	3268	1/1	0.91	0.53	6,6,6,6	0
58	ZN	QD	301	1/1	0.91	0.35	50,50,50,50	0
57	MG	YA	3192	1/1	0.91	0.52	11,11,11,11	0
57	MG	RA	3018	1/1	0.91	0.73	6,6,6,6	0
57	MG	RA	3223	1/1	0.91	0.30	47,47,47,47	0
57	MG	XA	1641	1/1	0.91	1.19	21,21,21,21	0
57	MG	YA	3202	1/1	0.91	0.25	1,1,1,1	0
57	MG	XA	1666	1/1	0.91	0.32	50,50,50,50	0
57	MG	XA	1635	1/1	0.91	0.57	4,4,4,4	0
57	MG	QA	1628	1/1	0.91	0.21	8,8,8,8	0
57	MG	RA	3194	1/1	0.91	0.28	6,6,6,6	0

Continued on next page...

Continued from previous page...

Mol	Type	Chain	Res	Atoms	RSCC	RSR	B-factors(Å ²)	Q<0.9
57	MG	YA	3201	1/1	0.91	0.56	9,9,9,9	0
57	MG	RA	3044	1/1	0.91	0.85	10,10,10,10	0
57	MG	YA	3153	1/1	0.91	0.41	20,20,20,20	0
57	MG	QA	1612	1/1	0.92	0.46	7,7,7,7	0
57	MG	YA	3133	1/1	0.92	0.13	1,1,1,1	0
57	MG	YA	3006	1/1	0.92	0.56	3,3,3,3	0
57	MG	RA	3101	1/1	0.92	0.45	11,11,11,11	0
58	ZN	R9	101	1/1	0.92	0.40	145,145,145,145	0
57	MG	RA	3174	1/1	0.92	0.52	4,4,4,4	0
57	MG	YA	3127	1/1	0.92	0.29	2,2,2,2	0
57	MG	RE	301	1/1	0.92	0.27	12,12,12,12	0
57	MG	YA	3050	1/1	0.92	0.45	50,50,50,50	0
57	MG	QA	1614	1/1	0.92	0.51	9,9,9,9	0
57	MG	YA	3171	1/1	0.92	0.40	13,13,13,13	0
57	MG	YA	3222	1/1	0.92	0.19	8,8,8,8	0
57	MG	YA	3016	1/1	0.92	0.22	6,6,6,6	0
57	MG	XA	1606	1/1	0.92	0.56	10,10,10,10	0
57	MG	YA	3024	1/1	0.92	0.54	50,50,50,50	0
57	MG	RA	3235	1/1	0.92	0.62	1,1,1,1	0
57	MG	RA	3216	1/1	0.92	0.52	7,7,7,7	0
57	MG	YA	3194	1/1	0.92	0.17	0,0,0,0	0
57	MG	RA	3131	1/1	0.92	0.68	9,9,9,9	0
57	MG	YA	3149	1/1	0.92	0.20	15,15,15,15	0
57	MG	RA	3036	1/1	0.92	0.78	6,6,6,6	0
57	MG	XM	201	1/1	0.92	0.11	85,85,85,85	0
57	MG	YA	3002	1/1	0.92	1.06	50,50,50,50	0
57	MG	QA	1609	1/1	0.92	0.72	4,4,4,4	0
57	MG	YA	3157	1/1	0.92	0.63	0,0,0,0	0
57	MG	QA	1640	1/1	0.92	0.35	9,9,9,9	0
57	MG	YA	3186	1/1	0.92	0.62	11,11,11,11	0
57	MG	YA	3198	1/1	0.92	0.25	51,51,51,51	0
57	MG	RA	3116	1/1	0.92	0.46	9,9,9,9	0
57	MG	QA	1613	1/1	0.92	0.68	15,15,15,15	0
57	MG	XA	1624	1/1	0.92	0.59	3,3,3,3	0
57	MG	QA	1643	1/1	0.92	0.29	33,33,33,33	0
57	MG	QA	1642	1/1	0.92	0.49	16,16,16,16	0
57	MG	YA	3135	1/1	0.92	0.25	6,6,6,6	0
57	MG	YA	3234	1/1	0.92	0.53	17,17,17,17	0
57	MG	RA	3055	1/1	0.92	0.93	5,5,5,5	0
57	MG	RA	3230	1/1	0.92	0.74	5,5,5,5	0
57	MG	XA	1621	1/1	0.92	0.33	3,3,3,3	0
57	MG	RA	3129	1/1	0.92	0.21	31,31,31,31	0

Continued on next page...

Continued from previous page...

Mol	Type	Chain	Res	Atoms	RSCC	RSR	B-factors(Å ²)	Q<0.9
57	MG	YA	3261	1/1	0.92	0.30	4,4,4,4	0
57	MG	YB	203	1/1	0.92	0.23	37,37,37,37	0
57	MG	XA	1649	1/1	0.92	0.20	0,0,0,0	0
57	MG	YA	3154	1/1	0.92	0.23	1,1,1,1	0
57	MG	YA	3141	1/1	0.92	0.53	0,0,0,0	0
57	MG	YA	3179	1/1	0.92	0.24	0,0,0,0	0
57	MG	YA	3181	1/1	0.92	0.34	3,3,3,3	0
57	MG	RA	3110	1/1	0.92	0.48	3,3,3,3	0
57	MG	XA	1608	1/1	0.92	0.13	37,37,37,37	0
57	MG	YA	3225	1/1	0.92	0.24	10,10,10,10	0
57	MG	RA	3028	1/1	0.92	0.46	14,14,14,14	0
57	MG	QA	1622	1/1	0.93	0.33	14,14,14,14	0
57	MG	YA	3088	1/1	0.93	0.58	50,50,50,50	0
57	MG	RA	3041	1/1	0.93	0.44	4,4,4,4	0
57	MG	YA	3115	1/1	0.93	0.32	4,4,4,4	0
57	MG	RA	3089	1/1	0.93	0.57	11,11,11,11	0
57	MG	YA	3054	1/1	0.93	0.31	1,1,1,1	0
57	MG	XA	1625	1/1	0.93	0.17	5,5,5,5	0
57	MG	RA	3067	1/1	0.93	0.25	2,2,2,2	0
57	MG	QA	1656	1/1	0.93	0.14	30,30,30,30	0
57	MG	YA	3142	1/1	0.93	0.66	19,19,19,19	0
57	MG	RA	3231	1/1	0.93	0.30	14,14,14,14	0
57	MG	QA	1627	1/1	0.93	0.21	10,10,10,10	0
57	MG	RA	3238	1/1	0.93	0.49	16,16,16,16	0
57	MG	QA	1619	1/1	0.93	0.45	4,4,4,4	0
57	MG	YA	3267	1/1	0.93	0.41	4,4,4,4	0
57	MG	RA	3079	1/1	0.93	0.68	5,5,5,5	0
57	MG	XA	1601	1/1	0.93	0.95	1,1,1,1	0
57	MG	YA	3229	1/1	0.93	0.24	3,3,3,3	0
57	MG	QA	1602	1/1	0.93	0.81	12,12,12,12	0
57	MG	YA	3094	1/1	0.93	0.91	11,11,11,11	0
57	MG	RB	201	1/1	0.93	0.13	8,8,8,8	0
57	MG	YA	3028	1/1	0.93	0.37	6,6,6,6	0
57	MG	XA	1654	1/1	0.93	0.29	26,26,26,26	0
57	MG	RA	3218	1/1	0.93	0.32	23,23,23,23	0
57	MG	YA	3259	1/1	0.93	0.72	8,8,8,8	0
57	MG	YA	3069	1/1	0.93	0.51	2,2,2,2	0
57	MG	XA	1661	1/1	0.93	0.16	2,2,2,2	0
57	MG	RA	3045	1/1	0.93	0.12	1,1,1,1	0
57	MG	YA	3132	1/1	0.93	0.10	5,5,5,5	0
57	MG	YA	3053	1/1	0.93	0.53	4,4,4,4	0
57	MG	RA	3152	1/1	0.93	0.14	4,4,4,4	0

Continued on next page...

Continued from previous page...

Mol	Type	Chain	Res	Atoms	RSCC	RSR	B-factors(\AA^2)	Q<0.9
57	MG	RA	3050	1/1	0.93	0.56	11,11,11,11	0
57	MG	YA	3189	1/1	0.93	0.55	6,6,6,6	0
57	MG	RA	3232	1/1	0.93	0.39	13,13,13,13	0
57	MG	YA	3168	1/1	0.94	0.29	41,41,41,41	0
57	MG	QA	1644	1/1	0.94	0.26	4,4,4,4	0
57	MG	RA	3236	1/1	0.94	0.44	0,0,0,0	0
57	MG	RB	202	1/1	0.94	0.08	4,4,4,4	0
57	MG	YA	3086	1/1	0.94	0.78	6,6,6,6	0
57	MG	XA	1637	1/1	0.94	0.43	25,25,25,25	0
57	MG	YA	3253	1/1	0.94	0.59	6,6,6,6	0
57	MG	RA	3186	1/1	0.94	0.23	8,8,8,8	0
57	MG	YA	3258	1/1	0.94	0.52	1,1,1,1	0
57	MG	XA	1634	1/1	0.94	0.55	0,0,0,0	0
57	MG	YA	3208	1/1	0.94	0.21	15,15,15,15	0
57	MG	YA	3180	1/1	0.94	0.41	38,38,38,38	0
57	MG	RA	3164	1/1	0.94	0.16	4,4,4,4	0
57	MG	YA	3032	1/1	0.94	0.28	1,1,1,1	0
57	MG	YA	3150	1/1	0.94	0.41	4,4,4,4	0
57	MG	YA	3211	1/1	0.94	0.60	7,7,7,7	0
57	MG	XA	1651	1/1	0.94	0.27	25,25,25,25	0
57	MG	XV	101	1/1	0.94	0.45	14,14,14,14	0
57	MG	QA	1651	1/1	0.94	0.22	9,9,9,9	0
57	MG	QA	1607	1/1	0.94	0.11	13,13,13,13	0
57	MG	YA	3124	1/1	0.94	0.21	9,9,9,9	0
57	MG	YA	3043	1/1	0.94	1.15	2,2,2,2	0
57	MG	YA	3164	1/1	0.94	0.46	8,8,8,8	0
57	MG	XA	1670	1/1	0.94	0.17	43,43,43,43	0
57	MG	YA	3144	1/1	0.94	0.13	4,4,4,4	0
57	MG	RA	3183	1/1	0.94	0.33	57,57,57,57	0
57	MG	XA	1668	1/1	0.94	0.23	18,18,18,18	0
57	MG	YA	3106	1/1	0.94	0.34	8,8,8,8	0
57	MG	RA	3112	1/1	0.94	0.17	6,6,6,6	0
57	MG	YA	3015	1/1	0.94	1.11	50,50,50,50	0
57	MG	QA	1639	1/1	0.94	0.19	3,3,3,3	0
57	MG	RA	3010	1/1	0.94	0.51	14,14,14,14	0
57	MG	YA	3251	1/1	0.94	0.17	9,9,9,9	0
57	MG	YA	3266	1/1	0.94	0.27	2,2,2,2	0
57	MG	RA	3237	1/1	0.94	1.23	1,1,1,1	0
57	MG	YA	3205	1/1	0.94	0.14	10,10,10,10	0
57	MG	RA	3145	1/1	0.94	0.47	3,3,3,3	0
57	MG	RA	3215	1/1	0.94	0.17	27,27,27,27	0
57	MG	QA	1633	1/1	0.94	0.58	4,4,4,4	0

Continued on next page...

Continued from previous page...

Mol	Type	Chain	Res	Atoms	RSCC	RSR	B-factors(\AA^2)	Q<0.9
57	MG	RA	3004	1/1	0.94	0.96	10,10,10,10	0
57	MG	XA	1658	1/1	0.94	0.43	9,9,9,9	0
57	MG	RA	3143	1/1	0.94	0.30	7,7,7,7	0
57	MG	YA	3240	1/1	0.94	0.17	72,72,72,72	0
57	MG	QA	1648	1/1	0.94	0.32	12,12,12,12	0
57	MG	RA	3013	1/1	0.94	0.53	4,4,4,4	0
57	MG	XA	1620	1/1	0.94	0.16	2,2,2,2	0
57	MG	YE	301	1/1	0.94	0.18	0,0,0,0	0
57	MG	YA	3221	1/1	0.94	0.50	18,18,18,18	0
57	MG	YA	3004	1/1	0.94	0.40	12,12,12,12	0
57	MG	RA	3211	1/1	0.94	0.24	2,2,2,2	0
57	MG	YA	3011	1/1	0.94	0.32	0,0,0,0	0
57	MG	RA	3190	1/1	0.95	0.20	16,16,16,16	0
57	MG	RA	3020	1/1	0.95	0.73	50,50,50,50	0
57	MG	RA	3134	1/1	0.95	0.13	25,25,25,25	0
57	MG	YA	3111	1/1	0.95	0.21	15,15,15,15	0
57	MG	RA	3093	1/1	0.95	0.59	10,10,10,10	0
57	MG	XA	1672	1/1	0.95	0.41	0,0,0,0	0
57	MG	RA	3120	1/1	0.95	0.22	1,1,1,1	0
57	MG	RA	3029	1/1	0.95	0.37	1,1,1,1	0
57	MG	YA	3026	1/1	0.95	1.12	1,1,1,1	0
57	MG	YA	3161	1/1	0.95	0.20	1,1,1,1	0
57	MG	RA	3135	1/1	0.95	0.17	7,7,7,7	0
57	MG	RA	3181	1/1	0.95	0.20	3,3,3,3	0
57	MG	RA	3111	1/1	0.95	0.46	11,11,11,11	0
57	MG	RA	3016	1/1	0.95	0.39	8,8,8,8	0
57	MG	RA	3068	1/1	0.95	0.12	6,6,6,6	0
57	MG	YA	3072	1/1	0.95	0.21	2,2,2,2	0
57	MG	YA	3264	1/1	0.95	0.17	9,9,9,9	0
57	MG	YA	3052	1/1	0.95	0.70	14,14,14,14	0
57	MG	YA	3215	1/1	0.95	0.18	14,14,14,14	0
57	MG	YA	3118	1/1	0.95	0.28	14,14,14,14	0
57	MG	YA	3019	1/1	0.95	0.47	5,5,5,5	0
57	MG	RA	3094	1/1	0.95	0.47	0,0,0,0	0
57	MG	YA	3136	1/1	0.95	0.12	21,21,21,21	0
57	MG	YA	3007	1/1	0.95	0.17	7,7,7,7	0
57	MG	YA	3033	1/1	0.95	0.45	4,4,4,4	0
57	MG	YA	3078	1/1	0.95	0.36	2,2,2,2	0
57	MG	RA	3015	1/1	0.95	0.69	5,5,5,5	0
57	MG	QA	1641	1/1	0.95	0.23	7,7,7,7	0
57	MG	QA	1625	1/1	0.95	0.30	0,0,0,0	0
57	MG	YA	3163	1/1	0.95	0.21	4,4,4,4	0

Continued on next page...

Continued from previous page...

Mol	Type	Chain	Res	Atoms	RSCC	RSR	B-factors(\AA^2)	Q<0.9
57	MG	QA	1605	1/1	0.95	1.07	7,7,7,7	0
57	MG	YA	3125	1/1	0.95	0.41	12,12,12,12	0
57	MG	RA	3058	1/1	0.95	0.74	3,3,3,3	0
57	MG	RA	3092	1/1	0.95	0.53	7,7,7,7	0
57	MG	RA	3014	1/1	0.95	0.28	13,13,13,13	0
57	MG	XA	1660	1/1	0.95	0.14	24,24,24,24	0
57	MG	YA	3120	1/1	0.95	0.60	8,8,8,8	0
57	MG	RA	3047	1/1	0.95	0.62	5,5,5,5	0
57	MG	XA	1611	1/1	0.95	0.31	7,7,7,7	0
57	MG	XA	1628	1/1	0.95	0.54	10,10,10,10	0
57	MG	RA	3102	1/1	0.95	0.27	4,4,4,4	0
57	MG	YA	3190	1/1	0.95	0.24	21,21,21,21	0
57	MG	YA	3123	1/1	0.95	0.19	18,18,18,18	0
57	MG	YA	3255	1/1	0.95	1.32	0,0,0,0	0
57	MG	QA	1611	1/1	0.95	0.31	6,6,6,6	0
57	MG	XA	1622	1/1	0.95	0.13	7,7,7,7	0
57	MG	RA	3204	1/1	0.95	0.27	18,18,18,18	0
57	MG	RA	3043	1/1	0.95	0.21	10,10,10,10	0
57	MG	YA	3227	1/1	0.95	0.28	0,0,0,0	0
57	MG	YA	3096	1/1	0.95	0.52	3,3,3,3	0
57	MG	YA	3134	1/1	0.95	0.78	11,11,11,11	0
57	MG	YA	3068	1/1	0.96	0.51	2,2,2,2	0
57	MG	XX	102	1/1	0.96	0.09	50,50,50,50	0
57	MG	RA	3184	1/1	0.96	0.26	8,8,8,8	0
57	MG	RA	3149	1/1	0.96	0.15	20,20,20,20	0
57	MG	RA	3084	1/1	0.96	0.16	4,4,4,4	0
57	MG	RA	3008	1/1	0.96	0.46	0,0,0,0	0
57	MG	RA	3150	1/1	0.96	0.32	37,37,37,37	0
57	MG	RA	3136	1/1	0.96	0.37	0,0,0,0	0
57	MG	YA	3035	1/1	0.96	0.33	9,9,9,9	0
57	MG	RF	301	1/1	0.96	0.39	2,2,2,2	0
57	MG	RA	3064	1/1	0.96	0.18	5,5,5,5	0
57	MG	RA	3024	1/1	0.96	0.23	16,16,16,16	0
57	MG	YA	3143	1/1	0.96	0.15	8,8,8,8	0
57	MG	RA	3151	1/1	0.96	0.41	9,9,9,9	0
57	MG	RA	3205	1/1	0.96	0.31	12,12,12,12	0
57	MG	YA	3139	1/1	0.96	0.40	7,7,7,7	0
57	MG	QA	1604	1/1	0.96	0.27	0,0,0,0	0
57	MG	RA	3053	1/1	0.96	0.16	2,2,2,2	0
57	MG	QA	1621	1/1	0.96	0.11	5,5,5,5	0
57	MG	RA	3095	1/1	0.96	0.80	1,1,1,1	0
57	MG	YA	3178	1/1	0.96	0.13	2,2,2,2	0

Continued on next page...

Continued from previous page...

Mol	Type	Chain	Res	Atoms	RSCC	RSR	B-factors(\AA^2)	Q<0.9
57	MG	YA	3070	1/1	0.96	0.40	15,15,15,15	0
57	MG	RA	3031	1/1	0.96	0.74	5,5,5,5	0
57	MG	RA	3154	1/1	0.96	0.18	11,11,11,11	0
57	MG	RA	3077	1/1	0.96	0.55	0,0,0,0	0
57	MG	RA	3091	1/1	0.96	0.44	9,9,9,9	0
57	MG	RA	3217	1/1	0.96	0.21	74,74,74,74	0
57	MG	RA	3139	1/1	0.96	0.24	2,2,2,2	0
57	MG	RA	3017	1/1	0.96	0.39	11,11,11,11	0
57	MG	YA	3034	1/1	0.96	0.54	2,2,2,2	0
57	MG	XA	1643	1/1	0.96	0.37	5,5,5,5	0
57	MG	RA	3126	1/1	0.96	0.44	2,2,2,2	0
57	MG	YA	3195	1/1	0.96	0.39	9,9,9,9	0
57	MG	RA	3035	1/1	0.96	0.41	11,11,11,11	0
57	MG	XA	1659	1/1	0.96	0.32	0,0,0,0	0
57	MG	RA	3160	1/1	0.96	0.33	4,4,4,4	0
57	MG	RA	3019	1/1	0.96	0.38	8,8,8,8	0
57	MG	RA	3051	1/1	0.96	0.47	7,7,7,7	0
57	MG	RA	3122	1/1	0.96	0.56	5,5,5,5	0
57	MG	RA	3119	1/1	0.96	0.39	3,3,3,3	0
57	MG	XA	1618	1/1	0.96	0.50	3,3,3,3	0
57	MG	RA	3167	1/1	0.96	0.23	3,3,3,3	0
57	MG	QA	1645	1/1	0.96	0.13	38,38,38,38	0
57	MG	RA	3180	1/1	0.96	0.11	6,6,6,6	0
57	MG	RA	3147	1/1	0.96	0.23	9,9,9,9	0
57	MG	QA	1616	1/1	0.96	0.09	29,29,29,29	0
57	MG	YA	3158	1/1	0.96	0.27	6,6,6,6	0
57	MG	RA	3189	1/1	0.96	0.27	4,4,4,4	0
57	MG	RA	3074	1/1	0.96	0.12	8,8,8,8	0
57	MG	YA	3232	1/1	0.96	0.41	2,2,2,2	0
57	MG	RA	3161	1/1	0.96	0.13	1,1,1,1	0
57	MG	RA	3061	1/1	0.96	0.16	53,53,53,53	0
57	MG	YA	3089	1/1	0.96	0.43	5,5,5,5	0
57	MG	YA	3116	1/1	0.96	0.42	3,3,3,3	0
57	MG	QA	1663	1/1	0.96	0.10	47,47,47,47	0
57	MG	RA	3201	1/1	0.96	0.77	10,10,10,10	0
57	MG	YA	3082	1/1	0.96	0.23	3,3,3,3	0
57	MG	YA	3095	1/1	0.96	0.48	2,2,2,2	0
57	MG	YA	3097	1/1	0.96	0.65	5,5,5,5	0
57	MG	YA	3041	1/1	0.96	0.73	0,0,0,0	0
57	MG	RA	3090	1/1	0.96	0.15	75,75,75,75	0
57	MG	YA	3104	1/1	0.96	0.59	10,10,10,10	0
57	MG	YA	3204	1/1	0.96	0.10	11,11,11,11	0

Continued on next page...

Continued from previous page...

Mol	Type	Chain	Res	Atoms	RSCC	RSR	B-factors(\AA^2)	Q<0.9
57	MG	YQ	201	1/1	0.96	0.21	99,99,99,99	0
57	MG	XA	1645	1/1	0.97	0.23	1,1,1,1	0
57	MG	YA	3093	1/1	0.97	0.36	7,7,7,7	0
57	MG	YA	3048	1/1	0.97	0.22	4,4,4,4	0
57	MG	YA	3061	1/1	0.97	0.12	17,17,17,17	0
57	MG	QA	1647	1/1	0.97	0.26	33,33,33,33	0
57	MG	YA	3228	1/1	0.97	0.50	17,17,17,17	0
57	MG	YA	3191	1/1	0.97	0.05	7,7,7,7	0
57	MG	YA	3112	1/1	0.97	0.13	21,21,21,21	0
57	MG	YA	3102	1/1	0.97	0.48	14,14,14,14	0
57	MG	YA	3129	1/1	0.97	0.70	15,15,15,15	0
57	MG	QA	1654	1/1	0.97	0.13	17,17,17,17	0
57	MG	YA	3056	1/1	0.97	0.18	5,5,5,5	0
57	MG	YA	3223	1/1	0.97	0.42	34,34,34,34	0
57	MG	XA	1614	1/1	0.97	0.15	26,26,26,26	0
57	MG	YA	3262	1/1	0.97	0.55	8,8,8,8	0
57	MG	RA	3115	1/1	0.97	0.44	6,6,6,6	0
57	MG	QA	1617	1/1	0.97	0.20	4,4,4,4	0
57	MG	YA	3197	1/1	0.97	0.15	1,1,1,1	0
57	MG	YA	3055	1/1	0.97	0.26	0,0,0,0	0
57	MG	QA	1635	1/1	0.97	0.41	13,13,13,13	0
57	MG	XA	1632	1/1	0.97	0.81	14,14,14,14	0
57	MG	YA	3064	1/1	0.97	0.35	8,8,8,8	0
57	MG	RA	3012	1/1	0.97	0.50	4,4,4,4	0
57	MG	RA	3163	1/1	0.97	1.01	12,12,12,12	0
57	MG	RA	3002	1/1	0.97	0.89	6,6,6,6	0
57	MG	YA	3098	1/1	0.97	0.29	1,1,1,1	0
57	MG	RA	3118	1/1	0.97	0.22	2,2,2,2	0
57	MG	YA	3137	1/1	0.97	0.21	10,10,10,10	0
57	MG	XA	1669	1/1	0.97	0.19	38,38,38,38	0
57	MG	RA	3144	1/1	0.97	0.26	0,0,0,0	0
57	MG	YA	3081	1/1	0.97	0.50	9,9,9,9	0
57	MG	YA	3059	1/1	0.97	0.32	5,5,5,5	0
57	MG	YA	3047	1/1	0.97	0.60	3,3,3,3	0
57	MG	RA	3054	1/1	0.97	0.28	3,3,3,3	0
57	MG	RA	3021	1/1	0.97	0.22	2,2,2,2	0
57	MG	XA	1644	1/1	0.97	0.14	5,5,5,5	0
57	MG	YA	3130	1/1	0.97	0.21	20,20,20,20	0
57	MG	YA	3005	1/1	0.97	0.25	3,3,3,3	0
57	MG	YA	3217	1/1	0.97	0.17	35,35,35,35	0
57	MG	YA	3170	1/1	0.97	0.20	8,8,8,8	0
57	MG	YA	3040	1/1	0.97	0.55	10,10,10,10	0

Continued on next page...

Continued from previous page...

Mol	Type	Chain	Res	Atoms	RSCC	RSR	B-factors(Å ²)	Q<0.9
57	MG	YA	3138	1/1	0.97	0.12	0,0,0,0	0
57	MG	YA	3126	1/1	0.97	0.35	7,7,7,7	0
57	MG	YA	3087	1/1	0.97	0.68	11,11,11,11	0
57	MG	XA	1626	1/1	0.97	0.16	6,6,6,6	0
57	MG	YA	3162	1/1	0.97	0.18	0,0,0,0	0
57	MG	YA	3199	1/1	0.97	0.11	55,55,55,55	0
57	MG	RA	3108	1/1	0.97	0.09	0,0,0,0	0
57	MG	YA	3083	1/1	0.97	0.50	9,9,9,9	0
57	MG	YA	3003	1/1	0.97	0.17	2,2,2,2	0
57	MG	YA	3233	1/1	0.97	0.22	7,7,7,7	0
57	MG	RA	3065	1/1	0.97	0.37	7,7,7,7	0
57	MG	QA	1659	1/1	0.97	0.23	4,4,4,4	0
57	MG	YA	3077	1/1	0.97	0.30	2,2,2,2	0
57	MG	RA	3086	1/1	0.97	0.24	0,0,0,0	0
57	MG	RA	3097	1/1	0.97	0.47	2,2,2,2	0
57	MG	YA	3021	1/1	0.97	0.43	12,12,12,12	0
57	MG	YA	3046	1/1	0.97	0.40	3,3,3,3	0
57	MG	QA	1652	1/1	0.97	0.16	12,12,12,12	0
57	MG	RA	3106	1/1	0.97	0.36	13,13,13,13	0
57	MG	RA	3103	1/1	0.97	0.48	9,9,9,9	0
57	MG	RA	3124	1/1	0.97	0.34	10,10,10,10	0
57	MG	YA	3010	1/1	0.97	0.40	5,5,5,5	0
57	MG	RA	3200	1/1	0.97	0.14	1,1,1,1	0
57	MG	XA	1610	1/1	0.97	0.23	3,3,3,3	0
57	MG	RA	3034	1/1	0.97	0.86	9,9,9,9	0
57	MG	RA	3040	1/1	0.97	0.37	14,14,14,14	0
57	MG	YA	3113	1/1	0.97	0.20	1,1,1,1	0
57	MG	RA	3146	1/1	0.97	0.13	5,5,5,5	0
57	MG	RA	3027	1/1	0.97	0.49	13,13,13,13	0
57	MG	YA	3058	1/1	0.97	0.52	15,15,15,15	0
57	MG	RA	3196	1/1	0.98	0.18	0,0,0,0	0
57	MG	RR	201	1/1	0.98	0.24	13,13,13,13	0
57	MG	YA	3105	1/1	0.98	0.18	4,4,4,4	0
57	MG	RA	3080	1/1	0.98	0.34	21,21,21,21	0
57	MG	YA	3220	1/1	0.98	0.66	33,33,33,33	0
57	MG	RA	3075	1/1	0.98	0.19	3,3,3,3	0
57	MG	YA	3009	1/1	0.98	0.73	8,8,8,8	0
57	MG	RA	3060	1/1	0.98	0.30	6,6,6,6	0
57	MG	YA	3107	1/1	0.98	0.46	15,15,15,15	0
57	MG	RA	3100	1/1	0.98	0.14	2,2,2,2	0
57	MG	YA	3213	1/1	0.98	0.13	19,19,19,19	0
57	MG	YA	3147	1/1	0.98	0.57	4,4,4,4	0

Continued on next page...

Continued from previous page...

Mol	Type	Chain	Res	Atoms	RSCC	RSR	B-factors(Å ²)	Q<0.9
57	MG	RA	3133	1/1	0.98	0.16	0,0,0,0	0
57	MG	YA	3060	1/1	0.98	0.59	10,10,10,10	0
57	MG	Y5	101	1/1	0.98	0.36	6,6,6,6	0
57	MG	RA	3113	1/1	0.98	0.11	0,0,0,0	0
57	MG	RA	3087	1/1	0.98	0.93	11,11,11,11	0
57	MG	RA	3011	1/1	0.98	0.18	6,6,6,6	0
57	MG	RA	3098	1/1	0.98	0.63	14,14,14,14	0
57	MG	RA	3109	1/1	0.98	0.23	8,8,8,8	0
57	MG	YA	3092	1/1	0.98	0.25	12,12,12,12	0
57	MG	YA	3091	1/1	0.98	0.39	13,13,13,13	0
57	MG	XA	1615	1/1	0.98	0.28	6,6,6,6	0
57	MG	RA	3059	1/1	0.98	0.44	11,11,11,11	0
57	MG	RA	3081	1/1	0.98	0.71	1,1,1,1	0
57	MG	RA	3099	1/1	0.98	0.24	10,10,10,10	0
57	MG	QV	101	1/1	0.98	0.26	1,1,1,1	0
57	MG	QA	1608	1/1	0.98	0.09	10,10,10,10	0
57	MG	YA	3108	1/1	0.98	0.49	1,1,1,1	0
57	MG	XA	1640	1/1	0.98	0.12	75,75,75,75	0
57	MG	RA	3096	1/1	0.98	0.58	4,4,4,4	0
57	MG	XA	1633	1/1	0.98	0.21	3,3,3,3	0
57	MG	YA	3187	1/1	0.98	0.13	2,2,2,2	0
57	MG	YA	3025	1/1	0.98	0.19	4,4,4,4	0
57	MG	XA	1612	1/1	0.98	0.17	19,19,19,19	0
57	MG	YA	3017	1/1	0.98	0.17	1,1,1,1	0
57	MG	YA	3249	1/1	0.98	0.31	10,10,10,10	0
57	MG	YA	3008	1/1	0.98	0.32	10,10,10,10	0
57	MG	YA	3042	1/1	0.98	0.57	2,2,2,2	0
57	MG	YA	3109	1/1	0.98	0.31	2,2,2,2	0
57	MG	YA	3051	1/1	0.98	0.44	3,3,3,3	0
57	MG	YA	3235	1/1	0.98	0.37	3,3,3,3	0
57	MG	YA	3044	1/1	0.98	0.31	6,6,6,6	0
57	MG	XA	1616	1/1	0.98	0.31	1,1,1,1	0
57	MG	YA	3231	1/1	0.98	0.11	45,45,45,45	0
57	MG	YA	3013	1/1	0.98	0.54	5,5,5,5	0
57	MG	YA	3031	1/1	0.98	0.60	0,0,0,0	0
57	MG	RA	3156	1/1	0.98	0.13	9,9,9,9	0
57	MG	QA	1606	1/1	0.98	0.13	16,16,16,16	0
57	MG	YA	3148	1/1	0.98	0.14	7,7,7,7	0
57	MG	RA	3228	1/1	0.98	0.51	11,11,11,11	0
57	MG	YA	3038	1/1	0.98	0.16	7,7,7,7	0
57	MG	YA	3241	1/1	0.98	0.18	5,5,5,5	0
57	MG	XA	1604	1/1	0.98	0.96	10,10,10,10	0

Continued on next page...

Continued from previous page...

Mol	Type	Chain	Res	Atoms	RSCC	RSR	B-factors(Å ²)	Q<0.9
57	MG	RA	3056	1/1	0.98	0.36	5,5,5,5	0
57	MG	XA	1623	1/1	0.98	0.16	14,14,14,14	0
57	MG	RA	3037	1/1	0.98	0.51	5,5,5,5	0
57	MG	YA	3073	1/1	0.98	0.25	1,1,1,1	0
57	MG	YA	3029	1/1	0.98	0.81	10,10,10,10	0
57	MG	RA	3212	1/1	0.98	0.51	1,1,1,1	0
58	ZN	XN	101	1/1	0.98	0.20	84,84,84,84	0
57	MG	YA	3036	1/1	0.98	0.32	2,2,2,2	0
57	MG	YA	3079	1/1	0.98	0.23	4,4,4,4	0
57	MG	RA	3030	1/1	0.98	0.36	5,5,5,5	0
57	MG	RA	3042	1/1	0.98	0.18	2,2,2,2	0
57	MG	QA	1634	1/1	0.98	0.18	7,7,7,7	0
57	MG	YA	3057	1/1	0.98	0.88	4,4,4,4	0
57	MG	YA	3090	1/1	0.98	0.43	1,1,1,1	0
57	MG	QA	1630	1/1	0.98	0.15	7,7,7,7	0
57	MG	YA	3216	1/1	0.98	0.16	19,19,19,19	0
57	MG	RA	3123	1/1	0.98	0.12	7,7,7,7	0
57	MG	XA	1617	1/1	0.98	0.22	15,15,15,15	0
57	MG	YA	3226	1/1	0.98	0.38	1,1,1,1	0
57	MG	RA	3105	1/1	0.98	0.47	11,11,11,11	0
57	MG	YA	3027	1/1	0.98	0.10	1,1,1,1	0
57	MG	RA	3072	1/1	0.98	0.41	3,3,3,3	0
57	MG	RA	3023	1/1	0.98	0.32	16,16,16,16	0
57	MG	YA	3018	1/1	0.98	0.69	3,3,3,3	0
57	MG	YA	3206	1/1	0.98	0.34	26,26,26,26	0
57	MG	XA	1619	1/1	0.98	0.28	5,5,5,5	0
57	MG	YA	3177	1/1	0.99	0.21	3,3,3,3	0
57	MG	YA	3257	1/1	0.99	0.23	3,3,3,3	0
57	MG	RA	3073	1/1	0.99	0.35	2,2,2,2	0
57	MG	RA	3104	1/1	0.99	0.21	3,3,3,3	0
57	MG	YA	3065	1/1	0.99	0.15	5,5,5,5	0
57	MG	YA	3062	1/1	0.99	0.39	6,6,6,6	0
57	MG	RA	3158	1/1	0.99	0.27	15,15,15,15	0
57	MG	QA	1653	1/1	0.99	0.07	67,67,67,67	0
57	MG	XA	1613	1/1	0.99	0.08	0,0,0,0	0
57	MG	RA	3078	1/1	0.99	0.35	3,3,3,3	0
57	MG	QA	1660	1/1	0.99	0.75	2,2,2,2	0
57	MG	YA	3020	1/1	0.99	0.86	0,0,0,0	0
57	MG	XA	1639	1/1	0.99	0.12	5,5,5,5	0
57	MG	RA	3127	1/1	0.99	0.22	0,0,0,0	0
57	MG	YA	3067	1/1	0.99	0.34	5,5,5,5	0
57	MG	RA	3210	1/1	0.99	0.17	45,45,45,45	0

Continued on next page...

Continued from previous page...

Mol	Type	Chain	Res	Atoms	RSCC	RSR	B-factors(\AA^2)	Q<0.9
57	MG	YA	3214	1/1	0.99	0.20	2,2,2,2	0
57	MG	RA	3165	1/1	0.99	0.48	13,13,13,13	0
57	MG	RA	3107	1/1	0.99	0.19	10,10,10,10	0
58	ZN	XD	301	1/1	0.99	0.42	50,50,50,50	0
57	MG	YA	3022	1/1	0.99	0.28	1,1,1,1	0
57	MG	YA	3110	1/1	0.99	0.12	2,2,2,2	0
57	MG	RA	3057	1/1	0.99	0.30	2,2,2,2	0
57	MG	RA	3066	1/1	0.99	0.53	6,6,6,6	0
57	MG	RA	3148	1/1	0.99	0.34	5,5,5,5	0
57	MG	RA	3082	1/1	0.99	0.30	0,0,0,0	0
57	MG	YA	3182	1/1	0.99	0.13	8,8,8,8	0
57	MG	QA	1658	1/1	0.99	0.24	16,16,16,16	0
57	MG	YA	3037	1/1	0.99	0.25	13,13,13,13	0
57	MG	RA	3038	1/1	0.99	0.32	8,8,8,8	0
57	MG	RA	3128	1/1	0.99	0.44	7,7,7,7	0
57	MG	XA	1602	1/1	0.99	0.20	7,7,7,7	0
57	MG	QM	201	1/1	0.99	0.14	44,44,44,44	0
57	MG	YA	3023	1/1	0.99	0.32	2,2,2,2	0
57	MG	QA	1610	1/1	0.99	0.23	7,7,7,7	0
57	MG	YA	3244	1/1	1.00	0.10	9,9,9,9	0

6.5 Other polymers [i](#)

There are no such residues in this entry.