Full wwPDB NMR Structure Validation Report (i)

Jun 4, 2023 – 12:19 PM EDT

PDB ID	:	2LF3
BMRB ID	:	17737
Title	:	Solution NMR structure of HopPmaL_281_385 from Pseudomonas syringae pv. maculicola str. ES4326, Midwest Center for Structural Genomics target APC40104.5 and Northeast Structural Genomics Consortium target PsT2A
Authors	:	Wu, B.; Yee, A.; Houliston, S.; Semesi, A.; Garcia, M.; Singer, A.U.; Savchenko, A.; Montelione, G.T.; Joachimiak, A.; Arrowsmith, C.H.; Northeast Structural Genomics Consortium (NESG); Midwest Center for Structural Genomics (MCSG); Ontario Centre for Structural Proteomics (OCSP)
Deposited on	:	2011-06-28

This is a Full wwPDB NMR Structure Validation Report for a publicly released PDB entry.

We welcome your comments at *validation@mail.wwpdb.org*
A user guide is available at
https://www.wwpdb.org/validation/2017/NMRValidationReportHelp
with specific help available everywhere you see the (i) symbol.

The types of validation reports are described at
http://www.wwpdb.org/validation/2017/FAQs#types.

The following versions of software and data (see references (i)) were used in the production of this report:

MolProbity	:	4.02b-467
Percentile statistics	:	20191225.v01 (using entries in the PDB archive December 25th 2019)
wwPDB-RCI	:	v_1n_11_5_13_A (Berjanski et al., 2005)
PANAV	:	Wang et al. (2010)
wwPDB-ShiftChecker	:	v1.2
BMRB Restraints Analysis	:	v1.2
Ideal geometry (proteins)	:	Engh & Huber (2001)
Ideal geometry (DNA, RNA)	:	Parkinson et al. (1996)

1 Overall quality at a glance (i)

The following experimental techniques were used to determine the structure:
SOLUTION NMR

The overall completeness of chemical shifts assignment is 92%.

Percentile scores (ranging between 0-100) for global validation metrics of the entry are shown in the following graphic. The table shows the number of entries on which the scores are based.

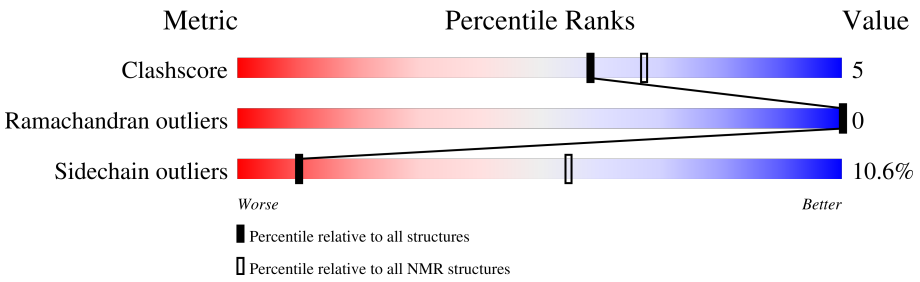

Metric	Whole archive (#Entries)	NMR archive (#Entries)
Clashscore	158937	12864
Ramachandran outliers	154571	11451
Sidechain outliers	154315	11428

The table below summarises the geometric issues observed across the polymeric chains and their fit to the experimental data. The red, orange, yellow and green segments indicate the fraction of residues that contain outliers for >=3, 2, 1 and 0 types of geometric quality criteria. A cyan segment indicates the fraction of residues that are not part of the well-defined cores, and a grey segment represents the fraction of residues that are not modelled. The numeric value for each fraction is indicated below the corresponding segment, with a dot representing fractions <=5%

Mol	Chain	Length	Quality of chain
1	A	107	52% 14% 32% .

Validation Pipeline (wwPDB-VP) : 2.33

2 Ensemble composition and analysis (i)

This entry contains 20 models. Model 15 is the overall representative, medoid model (most similar to other models). The authors have identified model 1 as representative, based on the following criterion: *lowest energy*.

The following residues are included in the computation of the global validation metrics.

Well-defined (core) protein residues			
Well-defined core	**Residue range (total)**	**Backbone RMSD (Å)**	**Medoid model**
1	A:312-A:382 (71)	0.28	15

Ill-defined regions of proteins are excluded from the global statistics.

Ligands and non-protein polymers are included in the analysis.

The models can be grouped into 2 clusters and 1 single-model cluster was found.

Cluster number	Models
1	1, 2, 3, 4, 5, 6, 8, 9, 10, 13, 14, 15, 17, 18, 19, 20
2	7, 11, 12
Single-model clusters	16

3 Entry composition (i)

There is only 1 type of molecule in this entry. The entry contains 1629 atoms, of which 818 are hydrogens and 0 are deuteriums.

- Molecule 1 is a protein called Effector protein hopAB3.

Mol	Chain	Residues	Atoms						Trace
			Total	C	H	N	O	S	
1	A	105	1629	498	818	156	153	4	0

There are 2 discrepancies between the modelled and reference sequences:

Chain	Residue	Modelled	Actual	Comment	Reference
A	279	GLN	-	expression tag	UNP Q8RP04
A	280	GLY	-	expression tag	UNP Q8RP04

4 Residue-property plots (i)

4.1 Average score per residue in the NMR ensemble

These plots are provided for all protein, RNA, DNA and oligosaccharide chains in the entry. The first graphic is the same as shown in the summary in section 1 of this report. The second graphic shows the sequence where residues are colour-coded according to the number of geometric quality criteria for which they contain at least one outlier: green = 0, yellow = 1, orange = 2 and red = 3 or more. Stretches of 2 or more consecutive residues without any outliers are shown as green connectors. Residues which are classified as ill-defined in the NMR ensemble, are shown in cyan with an underline colour-coded according to the previous scheme. Residues which were present in the experimental sample, but not modelled in the final structure are shown in grey.

• Molecule 1: Effector protein hopAB3

Chain A: 52% 14% 32% •

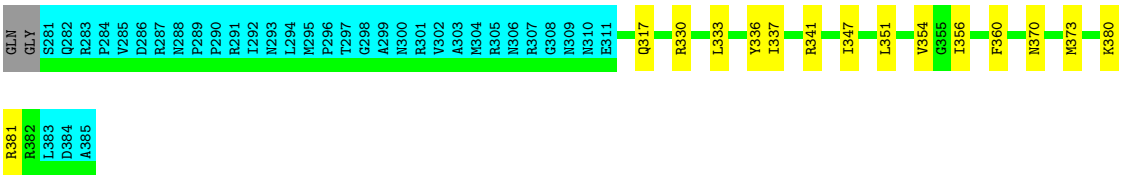

4.2 Scores per residue for each member of the ensemble

Colouring as in section 4.1 above.

4.2.1 Score per residue for model 1

• Molecule 1: Effector protein hopAB3

Chain A: 49% 18% 32% •

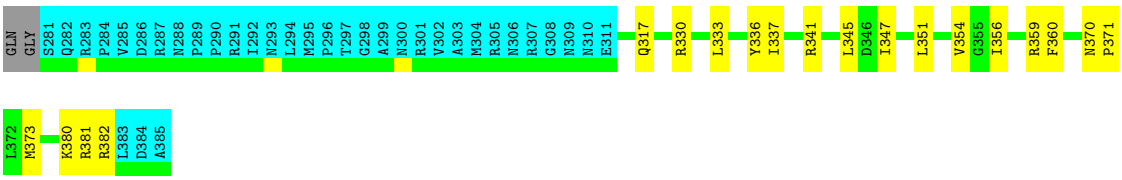

4.2.2 Score per residue for model 2

• Molecule 1: Effector protein hopAB3

Chain A: 50% 16% 32% •

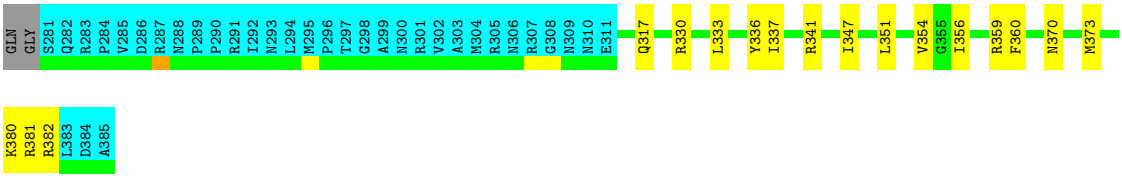

4.2.3 Score per residue for model 3

- Molecule 1: Effector protein hopAB3

Chain A: 51% 15% 32% •

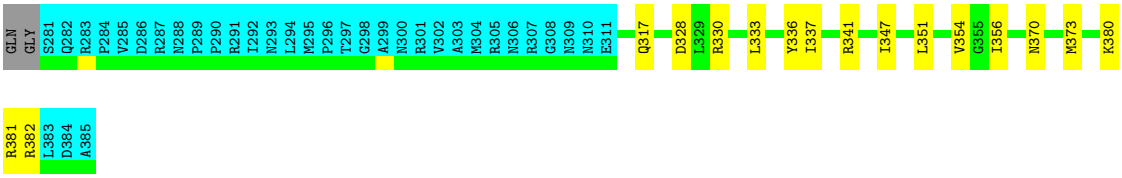

4.2.4 Score per residue for model 4

- Molecule 1: Effector protein hopAB3

Chain A: 52% 14% 32% •

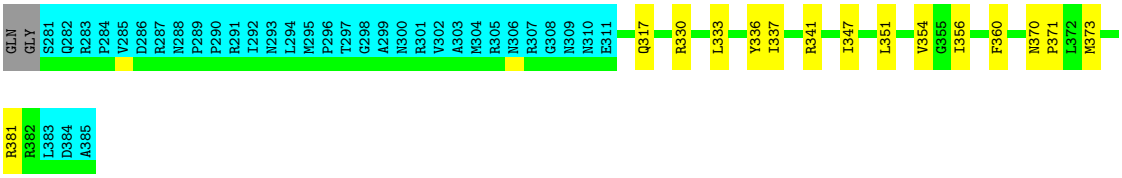

4.2.5 Score per residue for model 5

- Molecule 1: Effector protein hopAB3

Chain A: 54% 12% 32% •

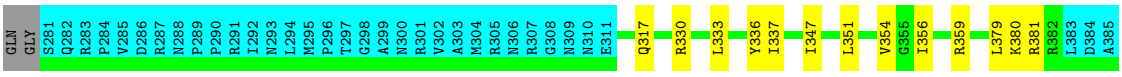

4.2.6 Score per residue for model 6

- Molecule 1: Effector protein hopAB3

Chain A: 52% 14% 32% •

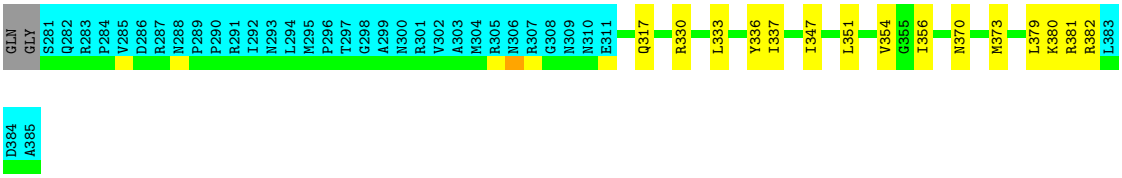

4.2.7 Score per residue for model 7

- Molecule 1: Effector protein hopAB3

Chain A:

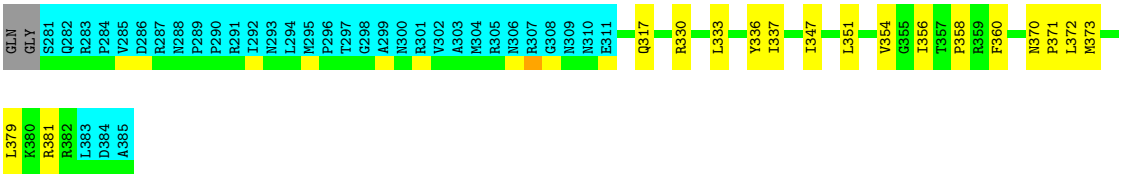

4.2.8 Score per residue for model 8

- Molecule 1: Effector protein hopAB3

Chain A:

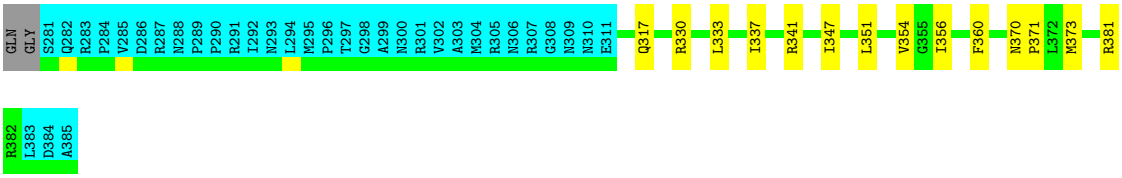

4.2.9 Score per residue for model 9

- Molecule 1: Effector protein hopAB3

Chain A:

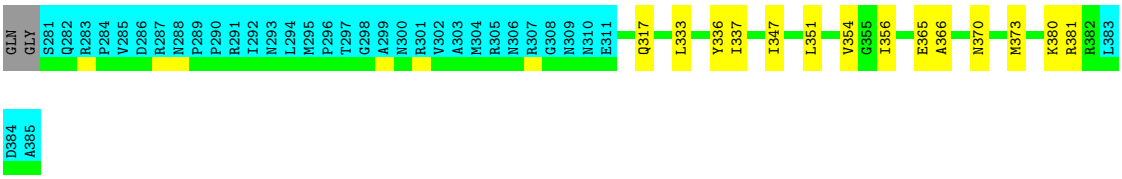

4.2.10 Score per residue for model 10

- Molecule 1: Effector protein hopAB3

Chain A: 51% 15% 32%

GLN GLY S281 Q282 R283 P284 V285 D286 R287 N288 P289 P290 R291 I292 N293 L294 M295 P296 T297 G298 A299 N300 R301 V302 A303 M304 R305 N306 R307 G308 N309 N310 E311 Q317 L333 I337 R341 I347 L351 V354 G355 I356 R359 F360 N370 P371 L372 M373 K380 R381

R382 L383 D384 A385

4.2.11 Score per residue for model 11

- Molecule 1: Effector protein hopAB3

Chain A: 50% 17% 32%

GLN GLY S281 Q282 R283 P284 V285 D286 R287 N288 P289 P290 R291 I292 N293 L294 M295 P296 T297 G298 A299 N300 R301 V302 A303 M304 R305 N306 R307 G308 N309 N310 E311 Q317 L333 I337 R341 I347 A348 N349 A350 L351 V354 G355 I356 T357 P358 R359 F360 A366 N370 P371

L372 M373 L379 K380 R381 R382 L383 D384 A385

4.2.12 Score per residue for model 12

- Molecule 1: Effector protein hopAB3

Chain A: 52% 14% 32%

GLN GLY S281 Q282 R283 P284 V285 D286 R287 N288 P289 P290 R291 I292 N293 L294 M295 P296 T297 G298 A299 N300 R301 V302 A303 M304 R305 N306 R307 G308 N309 N310 E311 Q317 D328 L333 I337 R341 I347 L351 V354 G355 I356 F360 N370 M373 L379 K380

R381 R382 L383 D384 A385

4.2.13 Score per residue for model 13

- Molecule 1: Effector protein hopAB3

Chain A: 52% 14% 32%

GLN GLY S281 Q282 R283 P284 V285 D286 R287 N288 P289 P290 R291 I292 N293 L294 M295 P296 T297 G298 A299 N300 R301 V302 A303 M304 R305 N306 R307 G308 N309 N310 E311 Q317 R330 L333 Y336 I337 R341 I347 L351 V354 G355 I356 R359 N370 M373 L379

K380 L383 D384 A385

4.2.14 Score per residue for model 14

- Molecule 1: Effector protein hopAB3

Chain A: 53% 13% 32% •

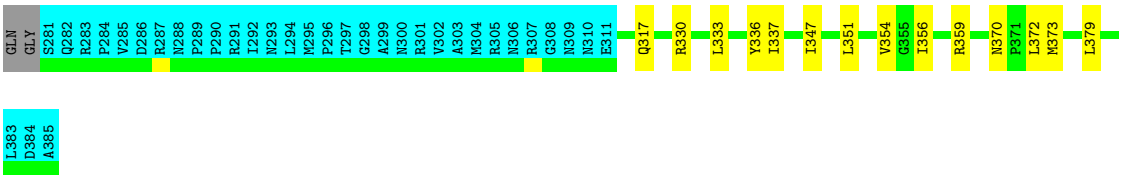

4.2.15 Score per residue for model 15 (medoid)

- Molecule 1: Effector protein hopAB3

Chain A: 50% 17% 32% •

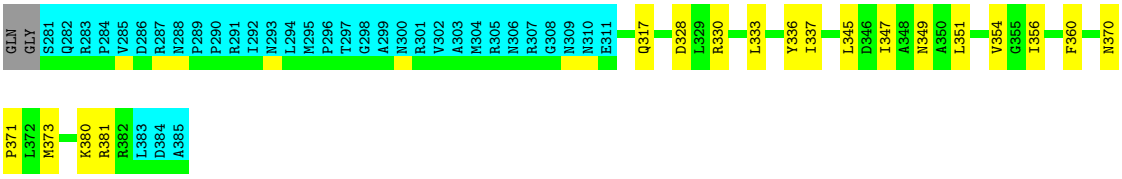

4.2.16 Score per residue for model 16

- Molecule 1: Effector protein hopAB3

Chain A: 49% 18% 32% •

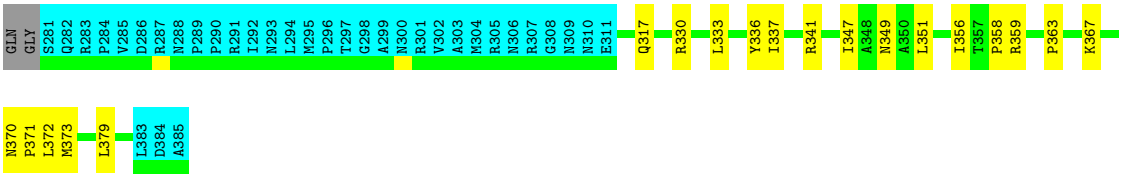

4.2.17 Score per residue for model 17

- Molecule 1: Effector protein hopAB3

Chain A: 53% 13% 32% •

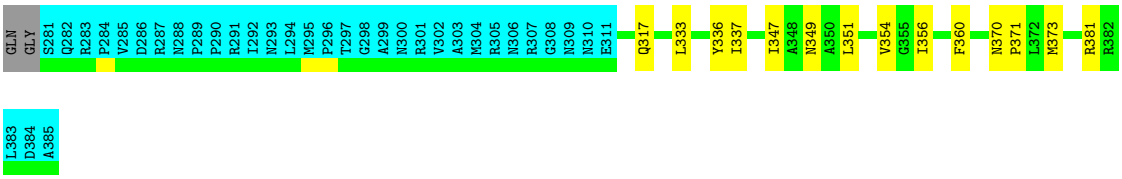

4.2.18 Score per residue for model 18

- Molecule 1: Effector protein hopAB3

Chain A: 53% 13% 32% •

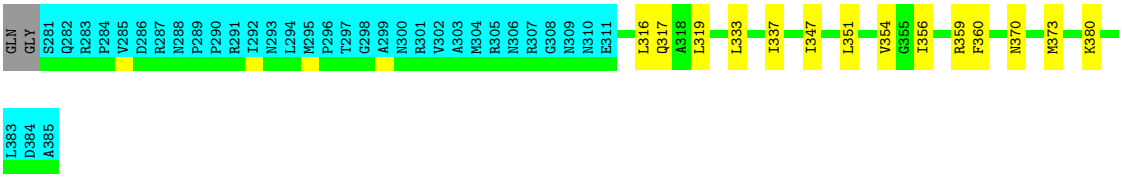

4.2.19 Score per residue for model 19

- Molecule 1: Effector protein hopAB3

Chain A: 56% 10% 32% •

4.2.20 Score per residue for model 20

- Molecule 1: Effector protein hopAB3

Chain A: 53% 13% 32% •

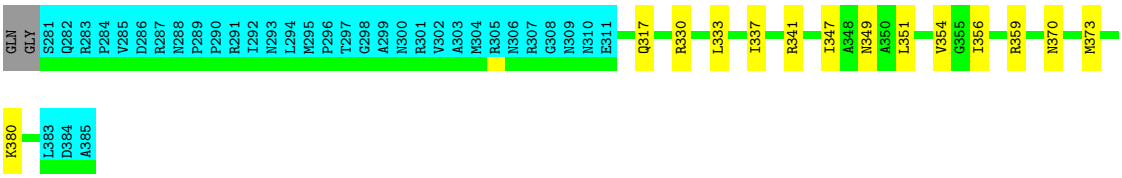

5 Refinement protocol and experimental data overview (i)

The models were refined using the following method: *simulated annealing*.

Of the 100 calculated structures, 20 were deposited, based on the following criterion: *structures with the lowest energy*.

The following table shows the software used for structure solution, optimisation and refinement.

Software name	Classification	Version
CYANA	structure solution	3.0
CNS	refinement	

The following table shows chemical shift validation statistics as aggregates over all chemical shift files. Detailed validation can be found in section 7 of this report.

Chemical shift file(s)	working_cs.cif
Number of chemical shift lists	1
Total number of shifts	1268
Number of shifts mapped to atoms	1268
Number of unparsed shifts	0
Number of shifts with mapping errors	0
Number of shifts with mapping warnings	0
Assignment completeness (well-defined parts)	92%

6 Model quality (i)

6.1 Standard geometry (i)

There are no covalent bond-length or bond-angle outliers.

There are no bond-length outliers.

There are no bond-angle outliers.

There are no chirality outliers.

There are no planarity outliers.

6.2 Too-close contacts (i)

In the following table, the Non-H and H(model) columns list the number of non-hydrogen atoms and hydrogen atoms in each chain respectively. The H(added) column lists the number of hydrogen atoms added and optimized by MolProbity. The Clashes column lists the number of clashes averaged over the ensemble.

Mol	Chain	Non-H	H(model)	H(added)	Clashes
1	A	544	552	552	5±1
All	All	10880	11040	11040	107

The all-atom clashscore is defined as the number of clashes found per 1000 atoms (including hydrogen atoms). The all-atom clashscore for this structure is 5.

All unique clashes are listed below, sorted by their clash magnitude.

Atom-1	Atom-2	Clash(Å)	Distance(Å)	Models	
				Worst	Total
1:A:333:LEU:O	1:A:337:ILE:HG13	0.56	2.00	16	20
1:A:370:ASN:O	1:A:373:MET:HG3	0.52	2.05	15	18
1:A:354:VAL:HG23	1:A:356:ILE:HG12	0.51	1.82	1	19
1:A:337:ILE:HA	1:A:360:PHE:CZ	0.47	2.44	11	11
1:A:347:ILE:O	1:A:351:LEU:HG	0.47	2.09	8	20
1:A:356:ILE:HG23	1:A:371:PRO:HB2	0.47	1.86	11	10
1:A:366:ALA:HA	1:A:370:ASN:HB2	0.46	1.87	11	2
1:A:358:PRO:HA	1:A:372:LEU:HD11	0.45	1.88	16	3
1:A:363:PRO:O	1:A:367:LYS:HG3	0.44	2.12	16	1
1:A:316:LEU:HA	1:A:319:LEU:HD12	0.43	1.91	18	1
1:A:370:ASN:ND2	1:A:372:LEU:HB2	0.42	2.30	14	2

6.3 Torsion angles (i)

6.3.1 Protein backbone (i)

In the following table, the Percentiles column shows the percent Ramachandran outliers of the chain as a percentile score with respect to all PDB entries followed by that with respect to all NMR entries. The Analysed column shows the number of residues for which the backbone conformation was analysed and the total number of residues.

Mol	Chain	Analysed	Favoured	Allowed	Outliers	Percentiles	
1	A	71/107 (66%)	70±1 (98±1%)	1±1 (2±1%)	0±0 (0±0%)	100	100
All	All	1420/2140 (66%)	1395 (98%)	25 (2%)	0 (0%)	100	100

There are no Ramachandran outliers.

6.3.2 Protein sidechains (i)

In the following table, the Percentiles column shows the percent sidechain outliers of the chain as a percentile score with respect to all PDB entries followed by that with respect to all NMR entries. The Analysed column shows the number of residues for which the sidechain conformation was analysed and the total number of residues.

Mol	Chain	Analysed	Rotameric	Outliers	Percentiles	
1	A	56/86 (65%)	50±2 (89±3%)	6±2 (11±3%)	10	55
All	All	1120/1720 (65%)	1001 (89%)	119 (11%)	10	55

All 13 unique residues with a non-rotameric sidechain are listed below. They are sorted by the frequency of occurrence in the ensemble.

Mol	Chain	Res	Type	Models (Total)
1	A	317	GLN	20
1	A	336	TYR	14
1	A	330	ARG	13
1	A	380	LYS	13
1	A	381	ARG	13
1	A	341	ARG	12
1	A	359	ARG	9
1	A	379	LEU	8
1	A	382	ARG	6
1	A	349	ASN	5
1	A	328	ASP	3
1	A	345	LEU	2
1	A	365	GLU	1

6.3.3 RNA (i)

There are no RNA molecules in this entry.

6.4 Non-standard residues in protein, DNA, RNA chains (i)

There are no non-standard protein/DNA/RNA residues in this entry.

6.5 Carbohydrates (i)

There are no monosaccharides in this entry.

6.6 Ligand geometry (i)

There are no ligands in this entry.

6.7 Other polymers (i)

There are no such molecules in this entry.

6.8 Polymer linkage issues (i)

There are no chain breaks in this entry.

7 Chemical shift validation (i)

The completeness of assignment taking into account all chemical shift lists is 92% for the well-defined parts and 88% for the entire structure.

7.1 Chemical shift list 1

File name: working_cs.cif

Chemical shift list name: *assigned_chem_shift_list_1*

7.1.1 Bookkeeping (i)

The following table shows the results of parsing the chemical shift list and reports the number of nuclei with statistically unusual chemical shifts.

Total number of shifts	1268
Number of shifts mapped to atoms	1268
Number of unparsed shifts	0
Number of shifts with mapping errors	0
Number of shifts with mapping warnings	0
Number of shift outliers (ShiftChecker)	0

7.1.2 Chemical shift referencing (i)

The following table shows the suggested chemical shift referencing corrections.

Nucleus	# values	Correction ± precision, *ppm*	Suggested action
$^{13}C_{\alpha}$	104	-0.10 ± 0.12	None needed (< 0.5 ppm)
$^{13}C_{\beta}$	99	0.28 ± 0.11	None needed (< 0.5 ppm)
$^{13}C'$	94	-0.25 ± 0.18	None needed (< 0.5 ppm)
^{15}N	94	-0.35 ± 0.22	None needed (< 0.5 ppm)

7.1.3 Completeness of resonance assignments (i)

The following table shows the completeness of the chemical shift assignments for the well-defined regions of the structure. The overall completeness is 92%, i.e. 894 atoms were assigned a chemical shift out of a possible 971. 0 out of 13 assigned methyl groups (LEU and VAL) were assigned stereospecifically.

	Total	^{1}H	^{13}C	^{15}N
Backbone	343/348 (99%)	140/140 (100%)	137/142 (96%)	66/66 (100%)
Sidechain	527/592 (89%)	362/387 (94%)	157/180 (87%)	8/25 (32%)

Continued on next page...

Continued from previous page...

	Total	^{1}H	^{13}C	^{15}N
Aromatic	24/31 (77%)	14/15 (93%)	9/15 (60%)	1/1 (100%)
Overall	894/971 (92%)	516/542 (95%)	303/337 (90%)	75/92 (82%)

The following table shows the completeness of the chemical shift assignments for the full structure. The overall completeness is 88%, i.e. 1268 atoms were assigned a chemical shift out of a possible 1446. 0 out of 17 assigned methyl groups (LEU and VAL) were assigned stereospecifically.

	Total	^{1}H	^{13}C	^{15}N
Backbone	495/512 (97%)	203/206 (99%)	198/210 (94%)	94/96 (98%)
Sidechain	749/903 (83%)	513/585 (88%)	223/268 (83%)	13/50 (26%)
Aromatic	24/31 (77%)	14/15 (93%)	9/15 (60%)	1/1 (100%)
Overall	1268/1446 (88%)	730/806 (91%)	430/493 (87%)	108/147 (73%)

7.1.4 Statistically unusual chemical shifts (i)

There are no statistically unusual chemical shifts.

7.1.5 Random Coil Index (RCI) plots (i)

The image below reports *random coil index* values for the protein chains in the structure. The height of each bar gives a probability of a given residue to be disordered, as predicted from the available chemical shifts and the amino acid sequence. A value above 0.2 is an indication of significant predicted disorder. The colour of the bar shows whether the residue is in the well-defined core (black) or in the ill-defined residue ranges (cyan), as described in section 2 on ensemble composition.If well-defined core and ill-defined regions are not identified then it is shown as gray bars.

Random coil index (RCI) for chain A:

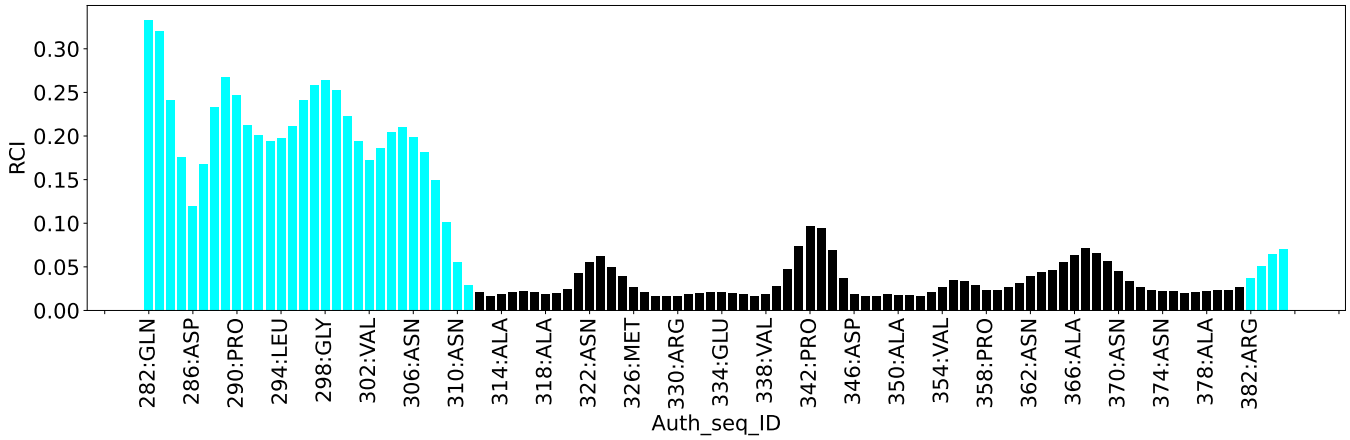

8 NMR restraints analysis (i)

8.1 Conformationally restricting restraints (i)

The following table provides the summary of experimentally observed NMR restraints in different categories. Restraints are classified into different categories based on the sequence separation of the atoms involved.

Description	Value
Total distance restraints	2988
Intra-residue (|i-j|=0)	571
Sequential (|i-j|=1)	729
Medium range (|i-j|>1 and |i-j|<5)	894
Long range (|i-j|≥5)	702
Inter-chain	0
Hydrogen bond restraints	92
Disulfide bond restraints	0
Total dihedral-angle restraints	0
Number of unmapped restraints	0
Number of restraints per residue	27.9
Number of long range restraints per residue[1]	6.6

[1]Long range hydrogen bonds and disulfide bonds are counted as long range restraints while calculating the number of long range restraints per residue

8.2 Residual restraint violations (i)

This section provides the overview of the restraint violations analysis. The violations are binned as small, medium and large violations based on its absolute value. Average number of violations per model is calculated by dividing the total number of violations in each bin by the size of the ensemble.

8.2.1 Average number of distance violations per model (i)

Distance violations less than 0.1 Å are not included in the calculation.

Bins (Å)	Average number of violations per model	Max (Å)
0.1-0.2 (Small)	33.1	0.2
0.2-0.5 (Medium)	3.8	0.48
>0.5 (Large)	None	None

8.2.2 Average number of dihedral-angle violations per model (i)

Dihedral-angle violations less than 1° are not included in the calculation.There are no dihedral-angle violations

9 Distance violation analysis (i)

9.1 Summary of distance violations (i)

The following table shows the summary of distance violations in different restraint categories based on the sequence separation of the atoms involved. Each category is further sub-divided into three sub-categories based on the atoms involved. Violations less than 0.1 Å are not included in the statistics.

Restraints type	Count	%[1]	Violated[3]			Consistently Violated[4]		
			Count	%[2]	%[1]	Count	%[2]	%[1]
Intra-residue (|i-j|=0)	571	19.1	8	1.4	0.3	0	0.0	0.0
Backbone-Backbone	4	0.1	0	0.0	0.0	0	0.0	0.0
Backbone-Sidechain	414	13.9	8	1.9	0.3	0	0.0	0.0
Sidechain-Sidechain	153	5.1	0	0.0	0.0	0	0.0	0.0
Sequential (|i-j|=1)	729	24.4	35	4.8	1.2	2	0.3	0.1
Backbone-Backbone	137	4.6	1	0.7	0.0	0	0.0	0.0
Backbone-Sidechain	465	15.6	23	4.9	0.8	2	0.4	0.1
Sidechain-Sidechain	127	4.3	11	8.7	0.4	0	0.0	0.0
Medium range (|i-j|>1 & |i-j|<5)	894	29.9	65	7.3	2.2	2	0.2	0.1
Backbone-Backbone	197	6.6	3	1.5	0.1	0	0.0	0.0
Backbone-Sidechain	424	14.2	40	9.4	1.3	2	0.5	0.1
Sidechain-Sidechain	273	9.1	22	8.1	0.7	0	0.0	0.0
Long range (|i-j|≥5)	702	23.5	27	3.8	0.9	1	0.1	0.0
Backbone-Backbone	16	0.5	2	12.5	0.1	0	0.0	0.0
Backbone-Sidechain	289	9.7	7	2.4	0.2	1	0.3	0.0
Sidechain-Sidechain	397	13.3	18	4.5	0.6	0	0.0	0.0
Inter-chain	0	0.0	0	0.0	0.0	0	0.0	0.0
Backbone-Backbone	0	0.0	0	0.0	0.0	0	0.0	0.0
Backbone-Sidechain	0	0.0	0	0.0	0.0	0	0.0	0.0
Sidechain-Sidechain	0	0.0	0	0.0	0.0	0	0.0	0.0
Hydrogen bond	92	3.1	15	16.3	0.5	3	3.3	0.1
Disulfide bond	0	0.0	0	0.0	0.0	0	0.0	0.0
Total	2988	100.0	150	5.0	5.0	8	0.3	0.3
Backbone-Backbone	446	14.9	21	4.7	0.7	3	0.7	0.1
Backbone-Sidechain	1592	53.3	78	4.9	2.6	5	0.3	0.2
Sidechain-Sidechain	950	31.8	51	5.4	1.7	0	0.0	0.0

[1] percentage calculated with respect to the total number of distance restraints, [2] percentage calculated with respect to the number of restraints in a particular restraint category, [3] violated in at least one model, [4] violated in all the models

9.1.1 Bar chart : Distribution of distance restraints and violations (i)

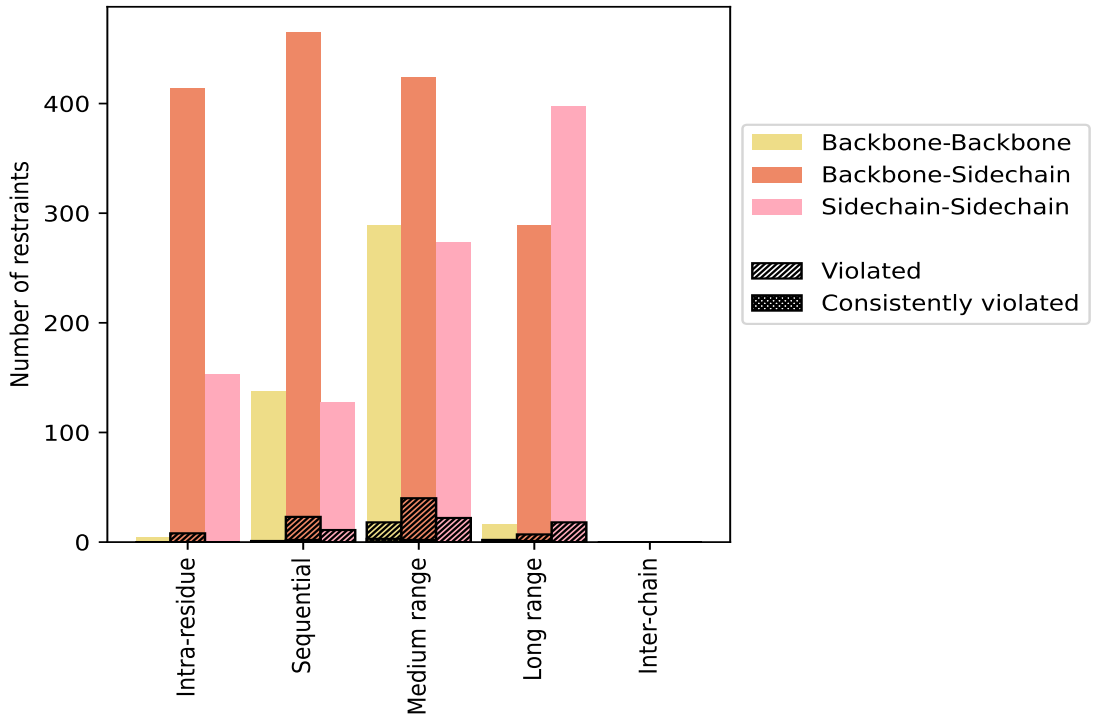

Violated and consistently violated restraints are shown using different hatch patterns in their respective categories. The hydrogen bonds and disulfied bonds are counted in their appropriate category on the x-axis

9.2 Distance violation statistics for each model (i)

The following table provides the distance violation statistics for each model in the ensemble. Violations less than 0.1 Å are not included in the statistics.

Model ID	Number of violations						Mean (Å)	Max (Å)	SD[6] (Å)	Median (Å)
	IR[1]	SQ[2]	MR[3]	LR[4]	IC[5]	Total				
1	1	10	18	8	0	37	0.15	0.3	0.04	0.14
2	1	6	16	6	0	29	0.17	0.32	0.04	0.16
3	1	11	17	10	0	39	0.15	0.2	0.03	0.14
4	0	8	21	5	0	34	0.15	0.23	0.04	0.15
5	2	9	20	5	0	36	0.15	0.24	0.04	0.14
6	1	11	20	5	0	37	0.16	0.25	0.04	0.15
7	2	13	17	9	0	41	0.16	0.25	0.04	0.15
8	0	9	21	7	0	37	0.15	0.22	0.03	0.14
9	1	10	23	7	0	41	0.16	0.3	0.05	0.15
10	2	6	18	8	0	34	0.15	0.24	0.03	0.14
11	0	13	14	11	0	38	0.15	0.27	0.04	0.14

Continued on next page...

Continued from previous page...

Model ID	Number of violations						Mean (Å)	Max (Å)	SD[6] (Å)	Median (Å)
	IR[1]	SQ[2]	MR[3]	LR[4]	IC[5]	Total				
12	0	7	19	9	0	35	0.15	0.23	0.03	0.14
13	0	8	17	4	0	29	0.15	0.21	0.03	0.15
14	1	9	18	8	0	36	0.16	0.29	0.04	0.15
15	1	11	19	8	0	39	0.15	0.25	0.03	0.15
16	1	6	24	9	0	40	0.15	0.24	0.04	0.14
17	2	7	22	5	0	36	0.16	0.27	0.04	0.15
18	0	12	23	10	0	45	0.14	0.27	0.04	0.13
19	1	9	21	7	0	38	0.15	0.24	0.03	0.14
20	0	11	20	6	0	37	0.15	0.48	0.06	0.13

[1]Intra-residue restraints, [2]Sequential restraints, [3]Medium range restraints, [4]Long range restraints, [5]Inter-chain restraints, [6]Standard deviation

9.2.1 Bar graph : Distance Violation statistics for each model (i)

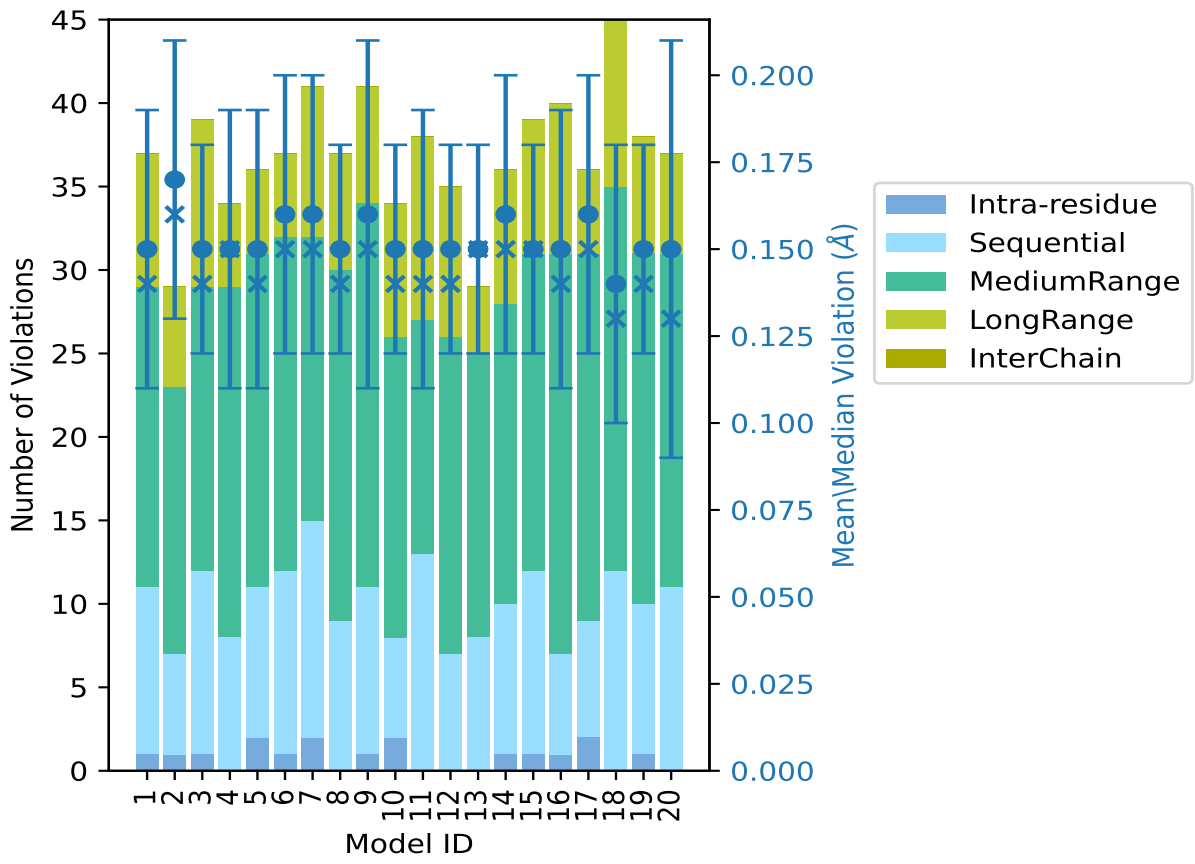

The mean(dot),median(x) and the standard deviation are shown in blue with respect to the y axis on the right

9.3 Distance violation statistics for the ensemble (i)

Violation analysis may find that some restraints are violated in few models and some are violated in most of models. The following table provides this information as number of violated restraints for a given fraction of the ensemble. In total, 2761(IR:563, SQ:694, MR:829, LR:675, IC:0) restraints are not violated in the ensemble.

Number of violated restraints						Fraction of the ensemble	
IR[1]	SQ[2]	MR[3]	LR[4]	IC[5]	Total	Count[6]	%
6	7	29	12	0	54	1	5.0
0	8	7	4	0	19	2	10.0
0	6	7	1	0	14	3	15.0
1	2	3	1	0	7	4	20.0
0	3	4	1	0	8	5	25.0
0	1	4	1	0	6	6	30.0
1	1	1	0	0	3	7	35.0
0	0	2	1	0	3	8	40.0
0	1	1	0	0	2	9	45.0
0	0	1	0	0	1	10	50.0
0	1	1	0	0	2	11	55.0
0	0	1	1	0	2	12	60.0
0	0	0	0	0	0	13	65.0
0	0	1	1	0	2	14	70.0
0	1	0	0	0	1	15	75.0
0	1	1	0	0	2	16	80.0
0	0	0	1	0	1	17	85.0
0	1	0	0	0	1	18	90.0
0	0	0	2	0	2	19	95.0
0	2	2	1	0	5	20	100.0

[1]Intra-residue restraints, [2]Sequential restraints, [3]Medium range restraints, [4]Long range restraints, [5]Inter-chain restraints, [6] Number of models with violations

9.3.1 Bar graph : Distance violation statistics for the ensemble (i)

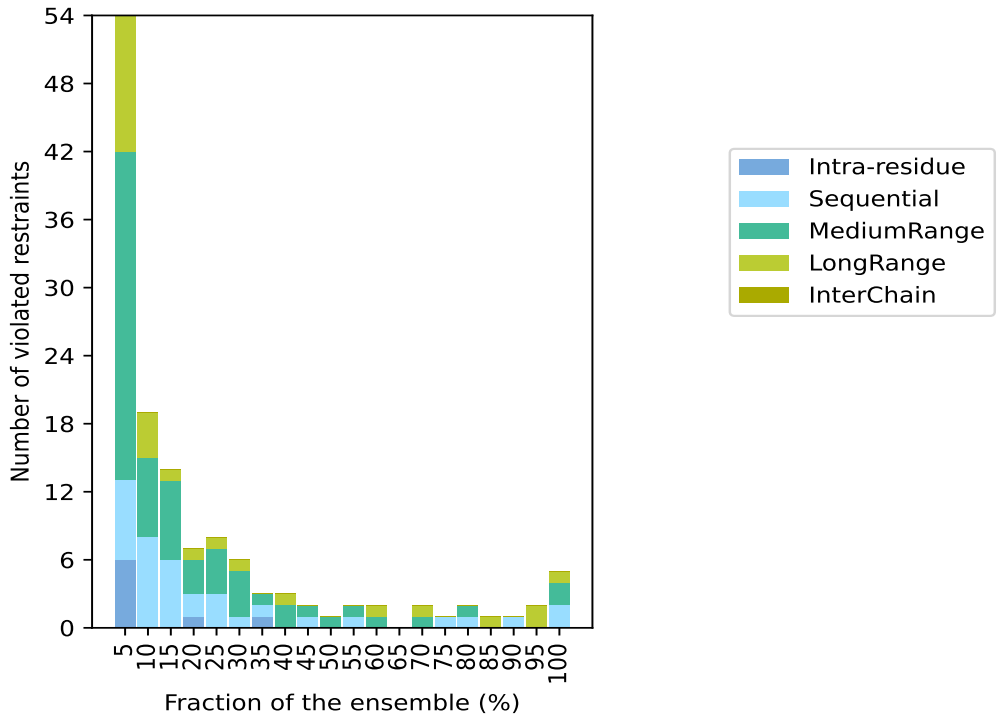

9.4 Most violated distance restraints in the ensemble (i)

9.4.1 Histogram : Distribution of mean distance violations (i)

The following histogram shows the distribution of the average value of the violation. The average is calculated for each restraint that is violated in more than one model over all the violated models in the ensemble

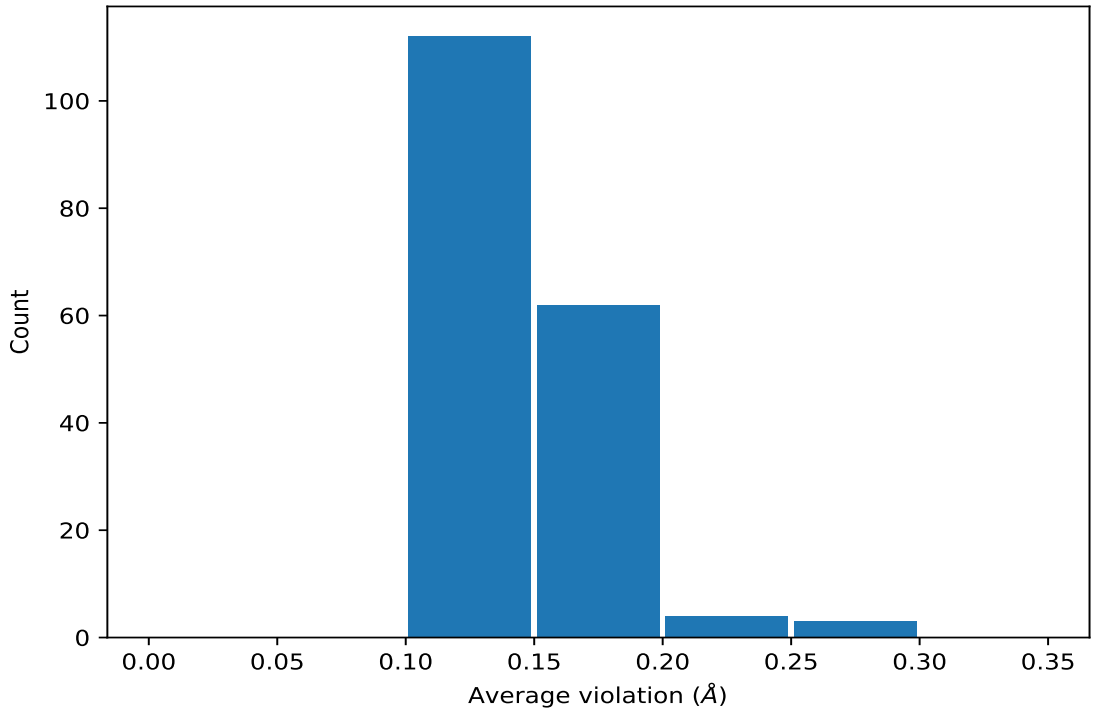

9.4.2 Table: Most violated distance restraints (i)

The following table provides the mean and the standard deviation of the violation for each restraint sorted by number of violated models and the mean value. The Key (restraint list ID, restraint ID) is the unique identifier for a given restraint. Rows with same key represent combinatorial or ambiguous restraints and are counted as a single restraint.

Key	Atom-1	Atom-2	Models[1]	Mean (Å)	SD[1] (Å)	Median (Å)
(1,1328)	1:A:335:ALA:H	1:A:337:ILE:HG12	20	0.22	0.02	0.22
(2,63)	1:A:332:ALA:O	1:A:336:TYR:H	20	0.19	0.02	0.19
(1,521)	1:A:316:LEU:HB2	1:A:317:GLN:H	20	0.19	0.02	0.18
(1,1490)	1:A:337:ILE:HG21	1:A:372:LEU:H	20	0.18	0.04	0.2
(1,1490)	1:A:337:ILE:HG22	1:A:372:LEU:H	20	0.18	0.04	0.2
(1,1490)	1:A:337:ILE:HG23	1:A:372:LEU:H	20	0.18	0.04	0.2
(1,2064)	1:A:354:VAL:HA	1:A:356:ILE:HD11	20	0.18	0.02	0.18
(1,2064)	1:A:354:VAL:HA	1:A:356:ILE:HD12	20	0.18	0.02	0.18
(1,2064)	1:A:354:VAL:HA	1:A:356:ILE:HD13	20	0.18	0.02	0.18
(2,61)	1:A:331:ALA:O	1:A:335:ALA:H	20	0.16	0.03	0.16
(1,1920)	1:A:350:ALA:HA	1:A:351:LEU:HD21	20	0.16	0.02	0.15
(1,1920)	1:A:350:ALA:HA	1:A:351:LEU:HD22	20	0.16	0.02	0.15
(1,1920)	1:A:350:ALA:HA	1:A:351:LEU:HD23	20	0.16	0.02	0.15
(2,71)	1:A:346:ASP:O	1:A:350:ALA:H	20	0.15	0.01	0.16
(2,43)	1:A:314:ALA:O	1:A:318:ALA:H	19	0.18	0.03	0.18
(1,1974)	1:A:351:LEU:HB3	1:A:356:ILE:HG12	19	0.17	0.03	0.16

Continued on next page...

Continued from previous page...

Key	Atom-1	Atom-2	Models[1]	Mean (Å)	SD[1] (Å)	Median (Å)
(1,1690)	1:A:343:ILE:HA	1:A:348:ALA:H	19	0.17	0.03	0.17
(1,2493)	1:A:370:ASN:HB2	1:A:371:PRO:HD3	18	0.18	0.03	0.19
(1,2072)	1:A:354:VAL:HG21	1:A:372:LEU:HD21	17	0.16	0.04	0.15
(1,2072)	1:A:354:VAL:HG21	1:A:372:LEU:HD22	17	0.16	0.04	0.15
(1,2072)	1:A:354:VAL:HG21	1:A:372:LEU:HD23	17	0.16	0.04	0.15
(1,2072)	1:A:354:VAL:HG22	1:A:372:LEU:HD21	17	0.16	0.04	0.15
(1,2072)	1:A:354:VAL:HG22	1:A:372:LEU:HD22	17	0.16	0.04	0.15
(1,2072)	1:A:354:VAL:HG22	1:A:372:LEU:HD23	17	0.16	0.04	0.15
(1,2072)	1:A:354:VAL:HG23	1:A:372:LEU:HD21	17	0.16	0.04	0.15
(1,2072)	1:A:354:VAL:HG23	1:A:372:LEU:HD22	17	0.16	0.04	0.15
(1,2072)	1:A:354:VAL:HG23	1:A:372:LEU:HD23	17	0.16	0.04	0.15
(2,91)	1:A:378:ALA:O	1:A:382:ARG:H	16	0.16	0.03	0.15
(1,2062)	1:A:354:VAL:HG21	1:A:356:ILE:HG12	16	0.14	0.02	0.13
(1,2062)	1:A:354:VAL:HG22	1:A:356:ILE:HG12	16	0.14	0.02	0.13
(1,2062)	1:A:354:VAL:HG23	1:A:356:ILE:HG12	16	0.14	0.02	0.13
(1,2497)	1:A:370:ASN:HA	1:A:371:PRO:HB3	16	0.13	0.02	0.12
(1,2390)	1:A:366:ALA:HB1	1:A:367:LYS:HB2	15	0.13	0.02	0.13
(1,2390)	1:A:366:ALA:HB2	1:A:367:LYS:HB2	15	0.13	0.02	0.13
(1,2390)	1:A:366:ALA:HB3	1:A:367:LYS:HB2	15	0.13	0.02	0.13
(1,2459)	1:A:368:VAL:HG21	1:A:370:ASN:HB2	14	0.15	0.03	0.15
(1,2459)	1:A:368:VAL:HG22	1:A:370:ASN:HB2	14	0.15	0.03	0.15
(1,2459)	1:A:368:VAL:HG23	1:A:370:ASN:HB2	14	0.15	0.03	0.15
(1,773)	1:A:320:ALA:HB1	1:A:326:MET:HB3	14	0.14	0.02	0.13
(1,773)	1:A:320:ALA:HB2	1:A:326:MET:HB3	14	0.14	0.02	0.13
(1,773)	1:A:320:ALA:HB3	1:A:326:MET:HB3	14	0.14	0.02	0.13
(1,892)	1:A:324:ILE:HG13	1:A:349:ASN:HD22	12	0.13	0.01	0.14
(1,2295)	1:A:362:ASN:HB2	1:A:364:GLU:H	12	0.13	0.01	0.12
(1,2519)	1:A:370:ASN:HB3	1:A:373:MET:HE1	11	0.15	0.01	0.15
(1,2519)	1:A:370:ASN:HB3	1:A:373:MET:HE2	11	0.15	0.01	0.15
(1,2519)	1:A:370:ASN:HB3	1:A:373:MET:HE3	11	0.15	0.01	0.15
(1,429)	1:A:313:ASP:HB2	1:A:314:ALA:H	11	0.15	0.03	0.15
(1,1333)	1:A:335:ALA:HB1	1:A:338:VAL:HG11	10	0.14	0.02	0.14
(1,1333)	1:A:335:ALA:HB1	1:A:338:VAL:HG12	10	0.14	0.02	0.14
(1,1333)	1:A:335:ALA:HB1	1:A:338:VAL:HG13	10	0.14	0.02	0.14
(1,1333)	1:A:335:ALA:HB2	1:A:338:VAL:HG11	10	0.14	0.02	0.14
(1,1333)	1:A:335:ALA:HB2	1:A:338:VAL:HG12	10	0.14	0.02	0.14
(1,1333)	1:A:335:ALA:HB2	1:A:338:VAL:HG13	10	0.14	0.02	0.14
(1,1333)	1:A:335:ALA:HB3	1:A:338:VAL:HG11	10	0.14	0.02	0.14
(1,1333)	1:A:335:ALA:HB3	1:A:338:VAL:HG12	10	0.14	0.02	0.14
(1,1333)	1:A:335:ALA:HB3	1:A:338:VAL:HG13	10	0.14	0.02	0.14
(1,2277)	1:A:362:ASN:HB3	1:A:363:PRO:HD3	9	0.14	0.03	0.13
(1,2597)	1:A:373:MET:HB2	1:A:376:SER:HB2	9	0.13	0.01	0.13

Continued on next page...

Continued from previous page...

Key	Atom-1	Atom-2	Models[1]	Mean (Å)	SD[1] (Å)	Median (Å)
(1,2597)	1:A:373:MET:HB2	1:A:376:SER:HB3	9	0.13	0.01	0.13
(2,49)	1:A:317:GLN:O	1:A:321:GLN:H	9	0.12	0.01	0.12
(2,77)	1:A:350:ALA:O	1:A:354:VAL:H	9	0.12	0.01	0.12
(1,2294)	1:A:362:ASN:HA	1:A:364:GLU:HG2	8	0.16	0.03	0.16
(1,2294)	1:A:362:ASN:HA	1:A:364:GLU:HG3	8	0.16	0.03	0.16
(1,873)	1:A:324:ILE:HG13	1:A:329:LEU:HD21	8	0.14	0.03	0.13
(1,873)	1:A:324:ILE:HG13	1:A:329:LEU:HD22	8	0.14	0.03	0.13
(1,873)	1:A:324:ILE:HG13	1:A:329:LEU:HD23	8	0.14	0.03	0.13
(1,2576)	1:A:372:LEU:HD21	1:A:376:SER:H	8	0.13	0.02	0.12
(1,2576)	1:A:372:LEU:HD22	1:A:376:SER:H	8	0.13	0.02	0.12
(1,2576)	1:A:372:LEU:HD23	1:A:376:SER:H	8	0.13	0.02	0.12
(1,2804)	1:A:381:ARG:HA	1:A:381:ARG:HD2	7	0.26	0.02	0.25
(1,2227)	1:A:360:PHE:H	1:A:361:ASP:HB2	7	0.14	0.03	0.12
(1,2227)	1:A:360:PHE:H	1:A:361:ASP:HB3	7	0.14	0.03	0.12
(2,65)	1:A:333:LEU:O	1:A:337:ILE:H	7	0.14	0.02	0.13
(1,475)	1:A:315:ALA:H	1:A:317:GLN:HG2	7	0.13	0.02	0.12
(1,1109)	1:A:330:ARG:HD2	1:A:332:ALA:H	6	0.15	0.03	0.15
(1,402)	1:A:312:ALA:HB1	1:A:316:LEU:HD11	6	0.14	0.02	0.14
(1,402)	1:A:312:ALA:HB1	1:A:316:LEU:HD12	6	0.14	0.02	0.14
(1,402)	1:A:312:ALA:HB1	1:A:316:LEU:HD13	6	0.14	0.02	0.14
(1,402)	1:A:312:ALA:HB2	1:A:316:LEU:HD11	6	0.14	0.02	0.14
(1,402)	1:A:312:ALA:HB2	1:A:316:LEU:HD12	6	0.14	0.02	0.14
(1,402)	1:A:312:ALA:HB2	1:A:316:LEU:HD13	6	0.14	0.02	0.14
(1,402)	1:A:312:ALA:HB3	1:A:316:LEU:HD11	6	0.14	0.02	0.14
(1,402)	1:A:312:ALA:HB3	1:A:316:LEU:HD12	6	0.14	0.02	0.14
(1,402)	1:A:312:ALA:HB3	1:A:316:LEU:HD13	6	0.14	0.02	0.14
(1,1893)	1:A:348:ALA:H	1:A:358:PRO:HB3	6	0.14	0.01	0.14
(1,238)	1:A:303:ALA:HA	1:A:304:MET:HE1	6	0.14	0.03	0.12
(1,238)	1:A:303:ALA:HA	1:A:304:MET:HE2	6	0.14	0.03	0.12
(1,238)	1:A:303:ALA:HA	1:A:304:MET:HE3	6	0.14	0.03	0.12
(1,2484)	1:A:369:ASP:HA	1:A:373:MET:HE1	6	0.14	0.02	0.14
(1,2484)	1:A:369:ASP:HA	1:A:373:MET:HE2	6	0.14	0.02	0.14
(1,2484)	1:A:369:ASP:HA	1:A:373:MET:HE3	6	0.14	0.02	0.14
(1,2520)	1:A:370:ASN:HA	1:A:373:MET:HG2	6	0.12	0.01	0.12
(1,1134)	1:A:330:ARG:HD3	1:A:335:ALA:H	5	0.25	0.03	0.27
(1,2861)	1:A:382:ARG:HG2	1:A:383:LEU:H	5	0.15	0.02	0.15
(1,2861)	1:A:382:ARG:HG3	1:A:383:LEU:H	5	0.15	0.02	0.15
(1,2833)	1:A:381:ARG:HA	1:A:384:ASP:HB2	5	0.14	0.02	0.13
(1,796)	1:A:321:GLN:HG3	1:A:323:GLY:H	5	0.13	0.02	0.12
(1,1312)	1:A:334:GLU:HG3	1:A:338:VAL:HG11	5	0.13	0.02	0.14
(1,1312)	1:A:334:GLU:HG3	1:A:338:VAL:HG12	5	0.13	0.02	0.14
(1,1312)	1:A:334:GLU:HG3	1:A:338:VAL:HG13	5	0.13	0.02	0.14

Continued on next page...

Continued from previous page...

Key	Atom-1	Atom-2	Models[1]	Mean (Å)	SD[1] (Å)	Median (Å)
(1,2689)	1:A:378:ALA:HA	1:A:380:LYS:HE2	5	0.13	0.01	0.13
(1,2689)	1:A:378:ALA:HA	1:A:380:LYS:HE3	5	0.13	0.01	0.13
(1,514)	1:A:316:LEU:HD21	1:A:317:GLN:HB3	5	0.12	0.01	0.12
(1,514)	1:A:316:LEU:HD22	1:A:317:GLN:HB3	5	0.12	0.01	0.12
(1,514)	1:A:316:LEU:HD23	1:A:317:GLN:HB3	5	0.12	0.01	0.12
(1,2457)	1:A:368:VAL:HB	1:A:369:ASP:H	5	0.12	0.01	0.11
(1,126)	1:A:293:ASN:HB2	1:A:294:LEU:H	4	0.24	0.14	0.19
(1,126)	1:A:293:ASN:HB3	1:A:294:LEU:H	4	0.24	0.14	0.19
(1,316)	1:A:309:ASN:HA	1:A:309:ASN:HD21	4	0.17	0.07	0.14
(1,316)	1:A:309:ASN:HA	1:A:309:ASN:HD22	4	0.17	0.07	0.14
(1,2153)	1:A:357:THR:HG21	1:A:359:ARG:HG2	4	0.16	0.04	0.16
(1,2153)	1:A:357:THR:HG22	1:A:359:ARG:HG2	4	0.16	0.04	0.16
(1,2153)	1:A:357:THR:HG23	1:A:359:ARG:HG2	4	0.16	0.04	0.16
(1,2679)	1:A:377:SER:HA	1:A:381:ARG:HG2	4	0.15	0.03	0.14
(1,1708)	1:A:343:ILE:HG12	1:A:358:PRO:HB3	4	0.13	0.02	0.12
(1,2307)	1:A:362:ASN:HB2	1:A:365:GLU:HG2	4	0.12	0.01	0.12
(1,2307)	1:A:362:ASN:HB2	1:A:365:GLU:HG3	4	0.12	0.01	0.12
(1,2287)	1:A:362:ASN:HD21	1:A:363:PRO:HD3	4	0.12	0.01	0.12
(2,81)	1:A:373:MET:O	1:A:377:SER:H	4	0.12	0.01	0.12
(1,267)	1:A:306:ASN:H	1:A:307:ARG:HB3	3	0.2	0.02	0.21
(1,1746)	1:A:344:PRO:HB3	1:A:347:ILE:H	3	0.17	0.04	0.2
(1,270)	1:A:306:ASN:HA	1:A:310:ASN:HB2	3	0.17	0.06	0.15
(1,270)	1:A:306:ASN:HA	1:A:310:ASN:HB3	3	0.17	0.06	0.15
(1,787)	1:A:321:GLN:HG3	1:A:322:ASN:HD21	3	0.14	0.02	0.12
(1,2228)	1:A:360:PHE:HD1	1:A:362:ASN:H	3	0.14	0.02	0.14
(1,2228)	1:A:360:PHE:HD2	1:A:362:ASN:H	3	0.14	0.02	0.14
(1,268)	1:A:306:ASN:H	1:A:307:ARG:HB2	3	0.13	0.02	0.12
(1,2413)	1:A:366:ALA:HB1	1:A:371:PRO:HD2	3	0.13	0.01	0.12
(1,2413)	1:A:366:ALA:HB2	1:A:371:PRO:HD2	3	0.13	0.01	0.12
(1,2413)	1:A:366:ALA:HB3	1:A:371:PRO:HD2	3	0.13	0.01	0.12
(1,185)	1:A:299:ALA:HB1	1:A:302:VAL:H	3	0.13	0.01	0.12
(1,185)	1:A:299:ALA:HB2	1:A:302:VAL:H	3	0.13	0.01	0.12
(1,185)	1:A:299:ALA:HB3	1:A:302:VAL:H	3	0.13	0.01	0.12
(1,2860)	1:A:382:ARG:HD3	1:A:383:LEU:H	3	0.13	0.02	0.11
(2,55)	1:A:328:ASP:O	1:A:332:ALA:H	3	0.13	0.02	0.12
(1,1642)	1:A:341:ARG:H	1:A:342:PRO:HD2	3	0.12	0.0	0.12
(1,2673)	1:A:377:SER:HA	1:A:380:LYS:HB2	3	0.12	0.0	0.12
(1,181)	1:A:299:ALA:H	1:A:301:ARG:H	3	0.11	0.0	0.11
(1,1765)	1:A:345:LEU:HG	1:A:346:ASP:H	3	0.11	0.0	0.11
(1,2044)	1:A:353:GLY:H	1:A:356:ILE:HG12	3	0.11	0.0	0.11
(1,58)	1:A:287:ARG:HG2	1:A:288:ASN:H	2	0.28	0.04	0.28
(1,2587)	1:A:373:MET:HG2	1:A:374:ASN:HD22	2	0.18	0.02	0.18

Continued on next page...

Continued from previous page...

Key	Atom-1	Atom-2	Models[1]	Mean (Å)	SD[1] (Å)	Median (Å)
(1,34)	1:A:285:VAL:HG11	1:A:286:ASP:H	2	0.16	0.03	0.16
(1,34)	1:A:285:VAL:HG12	1:A:286:ASP:H	2	0.16	0.03	0.16
(1,34)	1:A:285:VAL:HG13	1:A:286:ASP:H	2	0.16	0.03	0.16
(1,34)	1:A:285:VAL:HG21	1:A:286:ASP:H	2	0.16	0.03	0.16
(1,34)	1:A:285:VAL:HG22	1:A:286:ASP:H	2	0.16	0.03	0.16
(1,34)	1:A:285:VAL:HG23	1:A:286:ASP:H	2	0.16	0.03	0.16
(1,897)	1:A:324:ILE:HG12	1:A:350:ALA:HA	2	0.15	0.02	0.15
(1,1469)	1:A:337:ILE:HG21	1:A:360:PHE:HD1	2	0.15	0.0	0.15
(1,1469)	1:A:337:ILE:HG21	1:A:360:PHE:HD2	2	0.15	0.0	0.15
(1,1469)	1:A:337:ILE:HG22	1:A:360:PHE:HD1	2	0.15	0.0	0.15
(1,1469)	1:A:337:ILE:HG22	1:A:360:PHE:HD2	2	0.15	0.0	0.15
(1,1469)	1:A:337:ILE:HG23	1:A:360:PHE:HD1	2	0.15	0.0	0.15
(1,1469)	1:A:337:ILE:HG23	1:A:360:PHE:HD2	2	0.15	0.0	0.15
(1,2802)	1:A:380:LYS:HE2	1:A:384:ASP:H	2	0.14	0.03	0.14
(1,2802)	1:A:380:LYS:HE3	1:A:384:ASP:H	2	0.14	0.03	0.14
(1,1575)	1:A:339:TRP:H	1:A:341:ARG:HD3	2	0.14	0.01	0.14
(1,2785)	1:A:380:LYS:HE2	1:A:382:ARG:H	2	0.14	0.02	0.14
(1,2785)	1:A:380:LYS:HE3	1:A:382:ARG:H	2	0.14	0.02	0.14
(1,574)	1:A:316:LEU:HD11	1:A:382:ARG:HB2	2	0.14	0.02	0.14
(1,574)	1:A:316:LEU:HD12	1:A:382:ARG:HB2	2	0.14	0.02	0.14
(1,574)	1:A:316:LEU:HD13	1:A:382:ARG:HB2	2	0.14	0.02	0.14
(1,1000)	1:A:327:GLU:HA	1:A:330:ARG:HG3	2	0.14	0.02	0.14
(1,814)	1:A:322:ASN:HB3	1:A:324:ILE:HG13	2	0.13	0.01	0.13
(1,1275)	1:A:333:LEU:HB2	1:A:376:SER:H	2	0.13	0.0	0.13
(1,2800)	1:A:380:LYS:HB2	1:A:384:ASP:H	2	0.13	0.02	0.13
(2,35)	1:A:310:ASN:O	1:A:314:ALA:H	2	0.13	0.01	0.13
(1,1376)	1:A:336:TYR:HD1	1:A:340:LEU:HD11	2	0.12	0.01	0.12
(1,1376)	1:A:336:TYR:HD1	1:A:340:LEU:HD12	2	0.12	0.01	0.12
(1,1376)	1:A:336:TYR:HD1	1:A:340:LEU:HD13	2	0.12	0.01	0.12
(1,1376)	1:A:336:TYR:HD2	1:A:340:LEU:HD11	2	0.12	0.01	0.12
(1,1376)	1:A:336:TYR:HD2	1:A:340:LEU:HD12	2	0.12	0.01	0.12
(1,1376)	1:A:336:TYR:HD2	1:A:340:LEU:HD13	2	0.12	0.01	0.12
(1,2504)	1:A:370:ASN:HD22	1:A:371:PRO:HG2	2	0.12	0.0	0.12
(1,620)	1:A:318:ALA:H	1:A:319:LEU:HD11	2	0.12	0.0	0.12
(1,620)	1:A:318:ALA:H	1:A:319:LEU:HD12	2	0.12	0.0	0.12
(1,620)	1:A:318:ALA:H	1:A:319:LEU:HD13	2	0.12	0.0	0.12
(1,2002)	1:A:352:GLU:HG2	1:A:353:GLY:H	2	0.12	0.0	0.12
(1,2369)	1:A:365:GLU:H	1:A:366:ALA:HA	2	0.12	0.0	0.12
(1,2666)	1:A:377:SER:HB3	1:A:378:ALA:H	2	0.11	0.0	0.11

[1]Number of violated models, [2]Standard deviation

9.5 All violated distance restraints (i)

9.5.1 Histogram : Distribution of distance violations (i)

The following histogram shows the distribution of the absolute value of the violation for all violated restraints in the ensemble.

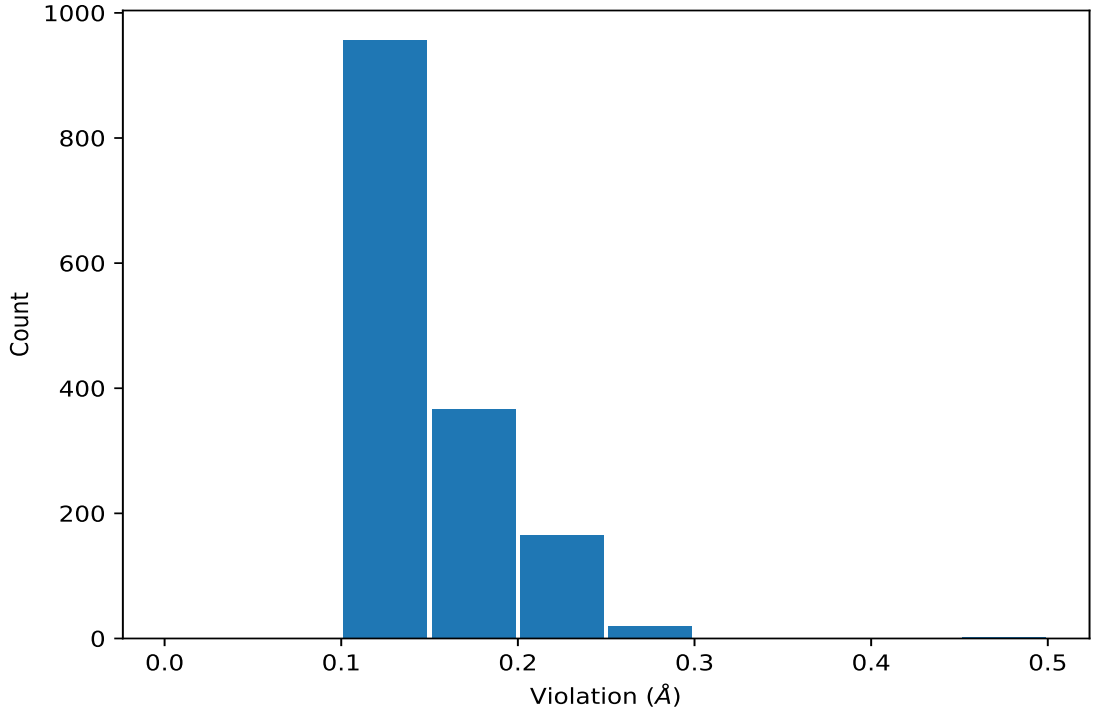

9.5.2 Table : All distance violations (i)

The following table lists the absolute value of the violation for each restraint in the ensemble sorted by its value. The Key (restraint list ID, restraint ID) is the unique identifier for a given restraint. Rows with same key represent combinatorial or ambiguous restraints and are counted as a single restraint.

Key	Atom-1	Atom-2	Model ID	Violation (Å)
(1,126)	1:A:293:ASN:HB2	1:A:294:LEU:H	20	0.48
(1,126)	1:A:293:ASN:HB3	1:A:294:LEU:H	20	0.48
(1,58)	1:A:287:ARG:HG2	1:A:288:ASN:H	2	0.32
(1,2804)	1:A:381:ARG:HA	1:A:381:ARG:HD2	1	0.3
(1,2366)	1:A:365:GLU:HG2	1:A:366:ALA:HB1	9	0.3
(1,2366)	1:A:365:GLU:HG2	1:A:366:ALA:HB2	9	0.3
(1,2366)	1:A:365:GLU:HG2	1:A:366:ALA:HB3	9	0.3
(1,2366)	1:A:365:GLU:HG3	1:A:366:ALA:HB1	9	0.3
(1,2366)	1:A:365:GLU:HG3	1:A:366:ALA:HB2	9	0.3
(1,2366)	1:A:365:GLU:HG3	1:A:366:ALA:HB3	9	0.3

Continued on next page...

Continued from previous page...

Key	Atom-1	Atom-2	Model ID	Violation (Å)
(1,316)	1:A:309:ASN:HA	1:A:309:ASN:HD21	14	0.29
(1,316)	1:A:309:ASN:HA	1:A:309:ASN:HD22	14	0.29
(1,1134)	1:A:330:ARG:HD3	1:A:335:ALA:H	9	0.28
(1,2804)	1:A:381:ARG:HA	1:A:381:ARG:HD2	17	0.27
(1,1134)	1:A:330:ARG:HD3	1:A:335:ALA:H	11	0.27
(1,1134)	1:A:330:ARG:HD3	1:A:335:ALA:H	18	0.27
(1,2804)	1:A:381:ARG:HA	1:A:381:ARG:HD2	9	0.26
(1,2804)	1:A:381:ARG:HA	1:A:381:ARG:HD2	2	0.25
(1,2804)	1:A:381:ARG:HA	1:A:381:ARG:HD2	7	0.25
(1,270)	1:A:306:ASN:HA	1:A:310:ASN:HB2	6	0.25
(1,270)	1:A:306:ASN:HA	1:A:310:ASN:HB3	6	0.25
(1,1328)	1:A:335:ALA:H	1:A:337:ILE:HG12	9	0.25
(1,1328)	1:A:335:ALA:H	1:A:337:ILE:HG12	15	0.25
(2,91)	1:A:378:ALA:O	1:A:382:ARG:H	14	0.24
(1,58)	1:A:287:ARG:HG2	1:A:288:ASN:H	5	0.24
(1,2804)	1:A:381:ARG:HA	1:A:381:ARG:HD2	5	0.24
(1,2804)	1:A:381:ARG:HA	1:A:381:ARG:HD2	15	0.24
(1,17)	1:A:283:ARG:HG2	1:A:285:VAL:H	16	0.24
(1,17)	1:A:283:ARG:HG3	1:A:285:VAL:H	16	0.24
(1,1328)	1:A:335:ALA:H	1:A:337:ILE:HG12	1	0.24
(1,1328)	1:A:335:ALA:H	1:A:337:ILE:HG12	6	0.24
(1,1328)	1:A:335:ALA:H	1:A:337:ILE:HG12	10	0.24
(1,1328)	1:A:335:ALA:H	1:A:337:ILE:HG12	14	0.24
(1,1328)	1:A:335:ALA:H	1:A:337:ILE:HG12	19	0.24
(2,63)	1:A:332:ALA:O	1:A:336:TYR:H	14	0.23
(1,2493)	1:A:370:ASN:HB2	1:A:371:PRO:HD3	5	0.23
(1,2459)	1:A:368:VAL:HG21	1:A:370:ASN:HB2	12	0.23
(1,2459)	1:A:368:VAL:HG22	1:A:370:ASN:HB2	12	0.23
(1,2459)	1:A:368:VAL:HG23	1:A:370:ASN:HB2	12	0.23
(1,2072)	1:A:354:VAL:HG21	1:A:372:LEU:HD21	7	0.23
(1,2072)	1:A:354:VAL:HG21	1:A:372:LEU:HD22	7	0.23
(1,2072)	1:A:354:VAL:HG21	1:A:372:LEU:HD23	7	0.23
(1,2072)	1:A:354:VAL:HG22	1:A:372:LEU:HD21	7	0.23
(1,2072)	1:A:354:VAL:HG22	1:A:372:LEU:HD22	7	0.23
(1,2072)	1:A:354:VAL:HG22	1:A:372:LEU:HD23	7	0.23
(1,2072)	1:A:354:VAL:HG23	1:A:372:LEU:HD21	7	0.23
(1,2072)	1:A:354:VAL:HG23	1:A:372:LEU:HD22	7	0.23
(1,2072)	1:A:354:VAL:HG23	1:A:372:LEU:HD23	7	0.23
(1,2064)	1:A:354:VAL:HA	1:A:356:ILE:HD11	4	0.23
(1,2064)	1:A:354:VAL:HA	1:A:356:ILE:HD12	4	0.23
(1,2064)	1:A:354:VAL:HA	1:A:356:ILE:HD13	4	0.23
(1,1490)	1:A:337:ILE:HG21	1:A:372:LEU:H	9	0.23

Continued on next page...

Continued from previous page...

Key	Atom-1	Atom-2	Model ID	Violation (Å)
(1,1490)	1:A:337:ILE:HG22	1:A:372:LEU:H	9	0.23
(1,1490)	1:A:337:ILE:HG23	1:A:372:LEU:H	9	0.23
(1,1328)	1:A:335:ALA:H	1:A:337:ILE:HG12	5	0.23
(1,1328)	1:A:335:ALA:H	1:A:337:ILE:HG12	16	0.23
(1,1328)	1:A:335:ALA:H	1:A:337:ILE:HG12	18	0.23
(2,63)	1:A:332:ALA:O	1:A:336:TYR:H	9	0.22
(2,43)	1:A:314:ALA:O	1:A:318:ALA:H	4	0.22
(2,43)	1:A:314:ALA:O	1:A:318:ALA:H	7	0.22
(1,521)	1:A:316:LEU:HB2	1:A:317:GLN:H	4	0.22
(1,521)	1:A:316:LEU:HB2	1:A:317:GLN:H	7	0.22
(1,521)	1:A:316:LEU:HB2	1:A:317:GLN:H	12	0.22
(1,267)	1:A:306:ASN:H	1:A:307:ARG:HB3	19	0.22
(1,2072)	1:A:354:VAL:HG21	1:A:372:LEU:HD21	16	0.22
(1,2072)	1:A:354:VAL:HG21	1:A:372:LEU:HD22	16	0.22
(1,2072)	1:A:354:VAL:HG21	1:A:372:LEU:HD23	16	0.22
(1,2072)	1:A:354:VAL:HG22	1:A:372:LEU:HD21	16	0.22
(1,2072)	1:A:354:VAL:HG22	1:A:372:LEU:HD22	16	0.22
(1,2072)	1:A:354:VAL:HG22	1:A:372:LEU:HD23	16	0.22
(1,2072)	1:A:354:VAL:HG23	1:A:372:LEU:HD21	16	0.22
(1,2072)	1:A:354:VAL:HG23	1:A:372:LEU:HD22	16	0.22
(1,2072)	1:A:354:VAL:HG23	1:A:372:LEU:HD23	16	0.22
(1,2064)	1:A:354:VAL:HA	1:A:356:ILE:HD11	18	0.22
(1,2064)	1:A:354:VAL:HA	1:A:356:ILE:HD12	18	0.22
(1,2064)	1:A:354:VAL:HA	1:A:356:ILE:HD13	18	0.22
(1,1490)	1:A:337:ILE:HG21	1:A:372:LEU:H	4	0.22
(1,1490)	1:A:337:ILE:HG22	1:A:372:LEU:H	4	0.22
(1,1490)	1:A:337:ILE:HG23	1:A:372:LEU:H	4	0.22
(1,1490)	1:A:337:ILE:HG21	1:A:372:LEU:H	7	0.22
(1,1490)	1:A:337:ILE:HG22	1:A:372:LEU:H	7	0.22
(1,1490)	1:A:337:ILE:HG23	1:A:372:LEU:H	7	0.22
(1,1490)	1:A:337:ILE:HG21	1:A:372:LEU:H	8	0.22
(1,1490)	1:A:337:ILE:HG22	1:A:372:LEU:H	8	0.22
(1,1490)	1:A:337:ILE:HG23	1:A:372:LEU:H	8	0.22
(1,1490)	1:A:337:ILE:HG21	1:A:372:LEU:H	10	0.22
(1,1490)	1:A:337:ILE:HG22	1:A:372:LEU:H	10	0.22
(1,1490)	1:A:337:ILE:HG23	1:A:372:LEU:H	10	0.22
(1,1328)	1:A:335:ALA:H	1:A:337:ILE:HG12	17	0.22
(1,1295)	1:A:334:GLU:HG2	1:A:336:TYR:H	18	0.22
(1,1134)	1:A:330:ARG:HD3	1:A:335:ALA:H	10	0.22
(2,91)	1:A:378:ALA:O	1:A:382:ARG:H	6	0.21
(2,91)	1:A:378:ALA:O	1:A:382:ARG:H	20	0.21
(2,63)	1:A:332:ALA:O	1:A:336:TYR:H	1	0.21

Continued on next page...

Continued from previous page...

Key	Atom-1	Atom-2	Model ID	Violation (Å)
(2,63)	1:A:332:ALA:O	1:A:336:TYR:H	4	0.21
(2,63)	1:A:332:ALA:O	1:A:336:TYR:H	7	0.21
(2,63)	1:A:332:ALA:O	1:A:336:TYR:H	15	0.21
(2,63)	1:A:332:ALA:O	1:A:336:TYR:H	19	0.21
(2,61)	1:A:331:ALA:O	1:A:335:ALA:H	17	0.21
(1,521)	1:A:316:LEU:HB2	1:A:317:GLN:H	14	0.21
(1,521)	1:A:316:LEU:HB2	1:A:317:GLN:H	18	0.21
(1,267)	1:A:306:ASN:H	1:A:307:ARG:HB3	8	0.21
(1,2493)	1:A:370:ASN:HB2	1:A:371:PRO:HD3	4	0.21
(1,2493)	1:A:370:ASN:HB2	1:A:371:PRO:HD3	9	0.21
(1,2153)	1:A:357:THR:HG21	1:A:359:ARG:HG2	15	0.21
(1,2153)	1:A:357:THR:HG22	1:A:359:ARG:HG2	15	0.21
(1,2153)	1:A:357:THR:HG23	1:A:359:ARG:HG2	15	0.21
(1,2064)	1:A:354:VAL:HA	1:A:356:ILE:HD11	1	0.21
(1,2064)	1:A:354:VAL:HA	1:A:356:ILE:HD12	1	0.21
(1,2064)	1:A:354:VAL:HA	1:A:356:ILE:HD13	1	0.21
(1,1974)	1:A:351:LEU:HB3	1:A:356:ILE:HG12	8	0.21
(1,1974)	1:A:351:LEU:HB3	1:A:356:ILE:HG12	14	0.21
(1,1974)	1:A:351:LEU:HB3	1:A:356:ILE:HG12	18	0.21
(1,1690)	1:A:343:ILE:HA	1:A:348:ALA:H	1	0.21
(1,1690)	1:A:343:ILE:HA	1:A:348:ALA:H	6	0.21
(1,1690)	1:A:343:ILE:HA	1:A:348:ALA:H	8	0.21
(1,1490)	1:A:337:ILE:HG21	1:A:372:LEU:H	2	0.21
(1,1490)	1:A:337:ILE:HG22	1:A:372:LEU:H	2	0.21
(1,1490)	1:A:337:ILE:HG23	1:A:372:LEU:H	2	0.21
(1,1328)	1:A:335:ALA:H	1:A:337:ILE:HG12	2	0.21
(1,1328)	1:A:335:ALA:H	1:A:337:ILE:HG12	11	0.21
(1,1328)	1:A:335:ALA:H	1:A:337:ILE:HG12	13	0.21
(1,126)	1:A:293:ASN:HB2	1:A:294:LEU:H	5	0.21
(1,126)	1:A:293:ASN:HB3	1:A:294:LEU:H	5	0.21
(2,63)	1:A:332:ALA:O	1:A:336:TYR:H	6	0.2
(2,63)	1:A:332:ALA:O	1:A:336:TYR:H	17	0.2
(2,61)	1:A:331:ALA:O	1:A:335:ALA:H	2	0.2
(2,61)	1:A:331:ALA:O	1:A:335:ALA:H	6	0.2
(2,43)	1:A:314:ALA:O	1:A:318:ALA:H	2	0.2
(2,43)	1:A:314:ALA:O	1:A:318:ALA:H	3	0.2
(2,43)	1:A:314:ALA:O	1:A:318:ALA:H	10	0.2
(1,873)	1:A:324:ILE:HG13	1:A:329:LEU:HD21	16	0.2
(1,873)	1:A:324:ILE:HG13	1:A:329:LEU:HD22	16	0.2
(1,873)	1:A:324:ILE:HG13	1:A:329:LEU:HD23	16	0.2
(1,521)	1:A:316:LEU:HB2	1:A:317:GLN:H	5	0.2
(1,521)	1:A:316:LEU:HB2	1:A:317:GLN:H	11	0.2

Continued on next page...

Continued from previous page...

Key	Atom-1	Atom-2	Model ID	Violation (Å)
(1,2679)	1:A:377:SER:HA	1:A:381:ARG:HG2	6	0.2
(1,2587)	1:A:373:MET:HG2	1:A:374:ASN:HD22	16	0.2
(1,2493)	1:A:370:ASN:HB2	1:A:371:PRO:HD3	1	0.2
(1,2493)	1:A:370:ASN:HB2	1:A:371:PRO:HD3	20	0.2
(1,2459)	1:A:368:VAL:HG21	1:A:370:ASN:HB2	7	0.2
(1,2459)	1:A:368:VAL:HG22	1:A:370:ASN:HB2	7	0.2
(1,2459)	1:A:368:VAL:HG23	1:A:370:ASN:HB2	7	0.2
(1,2277)	1:A:362:ASN:HB3	1:A:363:PRO:HD3	8	0.2
(1,2072)	1:A:354:VAL:HG21	1:A:372:LEU:HD21	11	0.2
(1,2072)	1:A:354:VAL:HG21	1:A:372:LEU:HD22	11	0.2
(1,2072)	1:A:354:VAL:HG21	1:A:372:LEU:HD23	11	0.2
(1,2072)	1:A:354:VAL:HG22	1:A:372:LEU:HD21	11	0.2
(1,2072)	1:A:354:VAL:HG22	1:A:372:LEU:HD22	11	0.2
(1,2072)	1:A:354:VAL:HG22	1:A:372:LEU:HD23	11	0.2
(1,2072)	1:A:354:VAL:HG23	1:A:372:LEU:HD21	11	0.2
(1,2072)	1:A:354:VAL:HG23	1:A:372:LEU:HD22	11	0.2
(1,2072)	1:A:354:VAL:HG23	1:A:372:LEU:HD23	11	0.2
(1,2072)	1:A:354:VAL:HG21	1:A:372:LEU:HD21	17	0.2
(1,2072)	1:A:354:VAL:HG21	1:A:372:LEU:HD22	17	0.2
(1,2072)	1:A:354:VAL:HG21	1:A:372:LEU:HD23	17	0.2
(1,2072)	1:A:354:VAL:HG22	1:A:372:LEU:HD21	17	0.2
(1,2072)	1:A:354:VAL:HG22	1:A:372:LEU:HD22	17	0.2
(1,2072)	1:A:354:VAL:HG22	1:A:372:LEU:HD23	17	0.2
(1,2072)	1:A:354:VAL:HG23	1:A:372:LEU:HD21	17	0.2
(1,2072)	1:A:354:VAL:HG23	1:A:372:LEU:HD22	17	0.2
(1,2072)	1:A:354:VAL:HG23	1:A:372:LEU:HD23	17	0.2
(1,2064)	1:A:354:VAL:HA	1:A:356:ILE:HD11	2	0.2
(1,2064)	1:A:354:VAL:HA	1:A:356:ILE:HD12	2	0.2
(1,2064)	1:A:354:VAL:HA	1:A:356:ILE:HD13	2	0.2
(1,2064)	1:A:354:VAL:HA	1:A:356:ILE:HD11	16	0.2
(1,2064)	1:A:354:VAL:HA	1:A:356:ILE:HD12	16	0.2
(1,2064)	1:A:354:VAL:HA	1:A:356:ILE:HD13	16	0.2
(1,1974)	1:A:351:LEU:HB3	1:A:356:ILE:HG12	10	0.2
(1,1974)	1:A:351:LEU:HB3	1:A:356:ILE:HG12	13	0.2
(1,1974)	1:A:351:LEU:HB3	1:A:356:ILE:HG12	20	0.2
(1,1746)	1:A:344:PRO:HB3	1:A:347:ILE:H	9	0.2
(1,1746)	1:A:344:PRO:HB3	1:A:347:ILE:H	19	0.2
(1,1490)	1:A:337:ILE:HG21	1:A:372:LEU:H	12	0.2
(1,1490)	1:A:337:ILE:HG22	1:A:372:LEU:H	12	0.2
(1,1490)	1:A:337:ILE:HG23	1:A:372:LEU:H	12	0.2
(1,1490)	1:A:337:ILE:HG21	1:A:372:LEU:H	13	0.2
(1,1490)	1:A:337:ILE:HG22	1:A:372:LEU:H	13	0.2

Continued on next page...

Continued from previous page...

Key	Atom-1	Atom-2	Model ID	Violation (Å)
(1,1490)	1:A:337:ILE:HG23	1:A:372:LEU:H	13	0.2
(1,1490)	1:A:337:ILE:HG21	1:A:372:LEU:H	16	0.2
(1,1490)	1:A:337:ILE:HG22	1:A:372:LEU:H	16	0.2
(1,1490)	1:A:337:ILE:HG23	1:A:372:LEU:H	16	0.2
(1,1490)	1:A:337:ILE:HG21	1:A:372:LEU:H	18	0.2
(1,1490)	1:A:337:ILE:HG22	1:A:372:LEU:H	18	0.2
(1,1490)	1:A:337:ILE:HG23	1:A:372:LEU:H	18	0.2
(1,1328)	1:A:335:ALA:H	1:A:337:ILE:HG12	3	0.2
(1,1328)	1:A:335:ALA:H	1:A:337:ILE:HG12	7	0.2
(1,1328)	1:A:335:ALA:H	1:A:337:ILE:HG12	12	0.2
(1,1134)	1:A:330:ARG:HD3	1:A:335:ALA:H	12	0.2
(2,63)	1:A:332:ALA:O	1:A:336:TYR:H	3	0.19
(2,63)	1:A:332:ALA:O	1:A:336:TYR:H	13	0.19
(2,61)	1:A:331:ALA:O	1:A:335:ALA:H	14	0.19
(2,61)	1:A:331:ALA:O	1:A:335:ALA:H	16	0.19
(2,61)	1:A:331:ALA:O	1:A:335:ALA:H	19	0.19
(2,43)	1:A:314:ALA:O	1:A:318:ALA:H	12	0.19
(2,43)	1:A:314:ALA:O	1:A:318:ALA:H	15	0.19
(1,773)	1:A:320:ALA:HB1	1:A:326:MET:HB3	8	0.19
(1,773)	1:A:320:ALA:HB2	1:A:326:MET:HB3	8	0.19
(1,773)	1:A:320:ALA:HB3	1:A:326:MET:HB3	8	0.19
(1,521)	1:A:316:LEU:HB2	1:A:317:GLN:H	1	0.19
(1,521)	1:A:316:LEU:HB2	1:A:317:GLN:H	10	0.19
(1,521)	1:A:316:LEU:HB2	1:A:317:GLN:H	17	0.19
(1,34)	1:A:285:VAL:HG11	1:A:286:ASP:H	11	0.19
(1,34)	1:A:285:VAL:HG12	1:A:286:ASP:H	11	0.19
(1,34)	1:A:285:VAL:HG13	1:A:286:ASP:H	11	0.19
(1,34)	1:A:285:VAL:HG21	1:A:286:ASP:H	11	0.19
(1,34)	1:A:285:VAL:HG22	1:A:286:ASP:H	11	0.19
(1,34)	1:A:285:VAL:HG23	1:A:286:ASP:H	11	0.19
(1,2493)	1:A:370:ASN:HB2	1:A:371:PRO:HD3	7	0.19
(1,2493)	1:A:370:ASN:HB2	1:A:371:PRO:HD3	10	0.19
(1,2493)	1:A:370:ASN:HB2	1:A:371:PRO:HD3	13	0.19
(1,2493)	1:A:370:ASN:HB2	1:A:371:PRO:HD3	17	0.19
(1,2493)	1:A:370:ASN:HB2	1:A:371:PRO:HD3	18	0.19
(1,2294)	1:A:362:ASN:HA	1:A:364:GLU:HG2	17	0.19
(1,2294)	1:A:362:ASN:HA	1:A:364:GLU:HG3	17	0.19
(1,2072)	1:A:354:VAL:HG21	1:A:372:LEU:HD21	9	0.19
(1,2072)	1:A:354:VAL:HG21	1:A:372:LEU:HD22	9	0.19
(1,2072)	1:A:354:VAL:HG21	1:A:372:LEU:HD23	9	0.19
(1,2072)	1:A:354:VAL:HG22	1:A:372:LEU:HD21	9	0.19
(1,2072)	1:A:354:VAL:HG22	1:A:372:LEU:HD22	9	0.19

Continued on next page...

Continued from previous page...

Key	Atom-1	Atom-2	Model ID	Violation (Å)
(1,2072)	1:A:354:VAL:HG22	1:A:372:LEU:HD23	9	0.19
(1,2072)	1:A:354:VAL:HG23	1:A:372:LEU:HD21	9	0.19
(1,2072)	1:A:354:VAL:HG23	1:A:372:LEU:HD22	9	0.19
(1,2072)	1:A:354:VAL:HG23	1:A:372:LEU:HD23	9	0.19
(1,2072)	1:A:354:VAL:HG21	1:A:372:LEU:HD21	19	0.19
(1,2072)	1:A:354:VAL:HG21	1:A:372:LEU:HD22	19	0.19
(1,2072)	1:A:354:VAL:HG21	1:A:372:LEU:HD23	19	0.19
(1,2072)	1:A:354:VAL:HG22	1:A:372:LEU:HD21	19	0.19
(1,2072)	1:A:354:VAL:HG22	1:A:372:LEU:HD22	19	0.19
(1,2072)	1:A:354:VAL:HG22	1:A:372:LEU:HD23	19	0.19
(1,2072)	1:A:354:VAL:HG23	1:A:372:LEU:HD21	19	0.19
(1,2072)	1:A:354:VAL:HG23	1:A:372:LEU:HD22	19	0.19
(1,2072)	1:A:354:VAL:HG23	1:A:372:LEU:HD23	19	0.19
(1,2064)	1:A:354:VAL:HA	1:A:356:ILE:HD11	7	0.19
(1,2064)	1:A:354:VAL:HA	1:A:356:ILE:HD12	7	0.19
(1,2064)	1:A:354:VAL:HA	1:A:356:ILE:HD13	7	0.19
(1,1974)	1:A:351:LEU:HB3	1:A:356:ILE:HG12	1	0.19
(1,1974)	1:A:351:LEU:HB3	1:A:356:ILE:HG12	6	0.19
(1,1920)	1:A:350:ALA:HA	1:A:351:LEU:HD21	16	0.19
(1,1920)	1:A:350:ALA:HA	1:A:351:LEU:HD22	16	0.19
(1,1920)	1:A:350:ALA:HA	1:A:351:LEU:HD23	16	0.19
(1,1920)	1:A:350:ALA:HA	1:A:351:LEU:HD21	17	0.19
(1,1920)	1:A:350:ALA:HA	1:A:351:LEU:HD22	17	0.19
(1,1920)	1:A:350:ALA:HA	1:A:351:LEU:HD23	17	0.19
(1,1490)	1:A:337:ILE:HG21	1:A:372:LEU:H	3	0.19
(1,1490)	1:A:337:ILE:HG22	1:A:372:LEU:H	3	0.19
(1,1490)	1:A:337:ILE:HG23	1:A:372:LEU:H	3	0.19
(1,1490)	1:A:337:ILE:HG21	1:A:372:LEU:H	17	0.19
(1,1490)	1:A:337:ILE:HG22	1:A:372:LEU:H	17	0.19
(1,1490)	1:A:337:ILE:HG23	1:A:372:LEU:H	17	0.19
(1,1490)	1:A:337:ILE:HG21	1:A:372:LEU:H	20	0.19
(1,1490)	1:A:337:ILE:HG22	1:A:372:LEU:H	20	0.19
(1,1490)	1:A:337:ILE:HG23	1:A:372:LEU:H	20	0.19
(1,1333)	1:A:335:ALA:HB1	1:A:338:VAL:HG11	7	0.19
(1,1333)	1:A:335:ALA:HB1	1:A:338:VAL:HG12	7	0.19
(1,1333)	1:A:335:ALA:HB1	1:A:338:VAL:HG13	7	0.19
(1,1333)	1:A:335:ALA:HB2	1:A:338:VAL:HG11	7	0.19
(1,1333)	1:A:335:ALA:HB2	1:A:338:VAL:HG12	7	0.19
(1,1333)	1:A:335:ALA:HB2	1:A:338:VAL:HG13	7	0.19
(1,1333)	1:A:335:ALA:HB3	1:A:338:VAL:HG11	7	0.19
(1,1333)	1:A:335:ALA:HB3	1:A:338:VAL:HG12	7	0.19
(1,1333)	1:A:335:ALA:HB3	1:A:338:VAL:HG13	7	0.19

Continued on next page...

Continued from previous page...

Key	Atom-1	Atom-2	Model ID	Violation (Å)
(1,1328)	1:A:335:ALA:H	1:A:337:ILE:HG12	4	0.19
(1,1328)	1:A:335:ALA:H	1:A:337:ILE:HG12	8	0.19
(1,1109)	1:A:330:ARG:HD2	1:A:332:ALA:H	17	0.19
(1,1109)	1:A:330:ARG:HD2	1:A:332:ALA:H	19	0.19
(2,91)	1:A:378:ALA:O	1:A:382:ARG:H	5	0.18
(2,71)	1:A:346:ASP:O	1:A:350:ALA:H	14	0.18
(2,65)	1:A:333:LEU:O	1:A:337:ILE:H	20	0.18
(2,63)	1:A:332:ALA:O	1:A:336:TYR:H	11	0.18
(2,63)	1:A:332:ALA:O	1:A:336:TYR:H	16	0.18
(2,63)	1:A:332:ALA:O	1:A:336:TYR:H	18	0.18
(2,63)	1:A:332:ALA:O	1:A:336:TYR:H	20	0.18
(2,61)	1:A:331:ALA:O	1:A:335:ALA:H	5	0.18
(2,43)	1:A:314:ALA:O	1:A:318:ALA:H	1	0.18
(2,43)	1:A:314:ALA:O	1:A:318:ALA:H	11	0.18
(2,43)	1:A:314:ALA:O	1:A:318:ALA:H	18	0.18
(2,43)	1:A:314:ALA:O	1:A:318:ALA:H	20	0.18
(1,796)	1:A:321:GLN:HG3	1:A:323:GLY:H	13	0.18
(1,773)	1:A:320:ALA:HB1	1:A:326:MET:HB3	6	0.18
(1,773)	1:A:320:ALA:HB2	1:A:326:MET:HB3	6	0.18
(1,773)	1:A:320:ALA:HB3	1:A:326:MET:HB3	6	0.18
(1,521)	1:A:316:LEU:HB2	1:A:317:GLN:H	2	0.18
(1,521)	1:A:316:LEU:HB2	1:A:317:GLN:H	9	0.18
(1,521)	1:A:316:LEU:HB2	1:A:317:GLN:H	15	0.18
(1,521)	1:A:316:LEU:HB2	1:A:317:GLN:H	19	0.18
(1,475)	1:A:315:ALA:H	1:A:317:GLN:HG2	17	0.18
(1,429)	1:A:313:ASP:HB2	1:A:314:ALA:H	6	0.18
(1,429)	1:A:313:ASP:HB2	1:A:314:ALA:H	15	0.18
(1,402)	1:A:312:ALA:HB1	1:A:316:LEU:HD11	2	0.18
(1,402)	1:A:312:ALA:HB1	1:A:316:LEU:HD12	2	0.18
(1,402)	1:A:312:ALA:HB1	1:A:316:LEU:HD13	2	0.18
(1,402)	1:A:312:ALA:HB2	1:A:316:LEU:HD11	2	0.18
(1,402)	1:A:312:ALA:HB2	1:A:316:LEU:HD12	2	0.18
(1,402)	1:A:312:ALA:HB2	1:A:316:LEU:HD13	2	0.18
(1,402)	1:A:312:ALA:HB3	1:A:316:LEU:HD11	2	0.18
(1,402)	1:A:312:ALA:HB3	1:A:316:LEU:HD12	2	0.18
(1,402)	1:A:312:ALA:HB3	1:A:316:LEU:HD13	2	0.18
(1,2861)	1:A:382:ARG:HG2	1:A:383:LEU:H	2	0.18
(1,2861)	1:A:382:ARG:HG3	1:A:383:LEU:H	2	0.18
(1,2833)	1:A:381:ARG:HA	1:A:384:ASP:HB2	4	0.18
(1,2802)	1:A:380:LYS:HE2	1:A:384:ASP:H	3	0.18
(1,2802)	1:A:380:LYS:HE3	1:A:384:ASP:H	3	0.18
(1,2497)	1:A:370:ASN:HA	1:A:371:PRO:HB3	5	0.18

Continued on next page...

Continued from previous page...

Key	Atom-1	Atom-2	Model ID	Violation (Å)
(1,2493)	1:A:370:ASN:HB2	1:A:371:PRO:HD3	6	0.18
(1,2493)	1:A:370:ASN:HB2	1:A:371:PRO:HD3	8	0.18
(1,2493)	1:A:370:ASN:HB2	1:A:371:PRO:HD3	15	0.18
(1,2459)	1:A:368:VAL:HG21	1:A:370:ASN:HB2	1	0.18
(1,2459)	1:A:368:VAL:HG22	1:A:370:ASN:HB2	1	0.18
(1,2459)	1:A:368:VAL:HG23	1:A:370:ASN:HB2	1	0.18
(1,2459)	1:A:368:VAL:HG21	1:A:370:ASN:HB2	4	0.18
(1,2459)	1:A:368:VAL:HG22	1:A:370:ASN:HB2	4	0.18
(1,2459)	1:A:368:VAL:HG23	1:A:370:ASN:HB2	4	0.18
(1,2390)	1:A:366:ALA:HB1	1:A:367:LYS:HB2	2	0.18
(1,2390)	1:A:366:ALA:HB2	1:A:367:LYS:HB2	2	0.18
(1,2390)	1:A:366:ALA:HB3	1:A:367:LYS:HB2	2	0.18
(1,238)	1:A:303:ALA:HA	1:A:304:MET:HE1	14	0.18
(1,238)	1:A:303:ALA:HA	1:A:304:MET:HE2	14	0.18
(1,238)	1:A:303:ALA:HA	1:A:304:MET:HE3	14	0.18
(1,2294)	1:A:362:ASN:HA	1:A:364:GLU:HG2	16	0.18
(1,2294)	1:A:362:ASN:HA	1:A:364:GLU:HG3	16	0.18
(1,2227)	1:A:360:PHE:H	1:A:361:ASP:HB2	14	0.18
(1,2227)	1:A:360:PHE:H	1:A:361:ASP:HB3	14	0.18
(1,2153)	1:A:357:THR:HG21	1:A:359:ARG:HG2	19	0.18
(1,2153)	1:A:357:THR:HG22	1:A:359:ARG:HG2	19	0.18
(1,2153)	1:A:357:THR:HG23	1:A:359:ARG:HG2	19	0.18
(1,2064)	1:A:354:VAL:HA	1:A:356:ILE:HD11	8	0.18
(1,2064)	1:A:354:VAL:HA	1:A:356:ILE:HD12	8	0.18
(1,2064)	1:A:354:VAL:HA	1:A:356:ILE:HD13	8	0.18
(1,2064)	1:A:354:VAL:HA	1:A:356:ILE:HD11	12	0.18
(1,2064)	1:A:354:VAL:HA	1:A:356:ILE:HD12	12	0.18
(1,2064)	1:A:354:VAL:HA	1:A:356:ILE:HD13	12	0.18
(1,2064)	1:A:354:VAL:HA	1:A:356:ILE:HD11	17	0.18
(1,2064)	1:A:354:VAL:HA	1:A:356:ILE:HD12	17	0.18
(1,2064)	1:A:354:VAL:HA	1:A:356:ILE:HD13	17	0.18
(1,2064)	1:A:354:VAL:HA	1:A:356:ILE:HD11	19	0.18
(1,2064)	1:A:354:VAL:HA	1:A:356:ILE:HD12	19	0.18
(1,2064)	1:A:354:VAL:HA	1:A:356:ILE:HD13	19	0.18
(1,1974)	1:A:351:LEU:HB3	1:A:356:ILE:HG12	15	0.18
(1,1920)	1:A:350:ALA:HA	1:A:351:LEU:HD21	11	0.18
(1,1920)	1:A:350:ALA:HA	1:A:351:LEU:HD22	11	0.18
(1,1920)	1:A:350:ALA:HA	1:A:351:LEU:HD23	11	0.18
(1,1920)	1:A:350:ALA:HA	1:A:351:LEU:HD21	13	0.18
(1,1920)	1:A:350:ALA:HA	1:A:351:LEU:HD22	13	0.18
(1,1920)	1:A:350:ALA:HA	1:A:351:LEU:HD23	13	0.18
(1,1690)	1:A:343:ILE:HA	1:A:348:ALA:H	7	0.18

Continued on next page...

Continued from previous page...

Key	Atom-1	Atom-2	Model ID	Violation (Å)
(1,1690)	1:A:343:ILE:HA	1:A:348:ALA:H	12	0.18
(1,1690)	1:A:343:ILE:HA	1:A:348:ALA:H	14	0.18
(1,1690)	1:A:343:ILE:HA	1:A:348:ALA:H	20	0.18
(1,1328)	1:A:335:ALA:H	1:A:337:ILE:HG12	20	0.18
(2,91)	1:A:378:ALA:O	1:A:382:ARG:H	7	0.17
(2,91)	1:A:378:ALA:O	1:A:382:ARG:H	15	0.17
(2,71)	1:A:346:ASP:O	1:A:350:ALA:H	13	0.17
(2,63)	1:A:332:ALA:O	1:A:336:TYR:H	2	0.17
(2,63)	1:A:332:ALA:O	1:A:336:TYR:H	5	0.17
(2,63)	1:A:332:ALA:O	1:A:336:TYR:H	12	0.17
(2,61)	1:A:331:ALA:O	1:A:335:ALA:H	1	0.17
(2,61)	1:A:331:ALA:O	1:A:335:ALA:H	4	0.17
(2,61)	1:A:331:ALA:O	1:A:335:ALA:H	13	0.17
(2,43)	1:A:314:ALA:O	1:A:318:ALA:H	9	0.17
(2,43)	1:A:314:ALA:O	1:A:318:ALA:H	19	0.17
(1,787)	1:A:321:GLN:HG3	1:A:322:ASN:HD21	1	0.17
(1,521)	1:A:316:LEU:HB2	1:A:317:GLN:H	3	0.17
(1,521)	1:A:316:LEU:HB2	1:A:317:GLN:H	8	0.17
(1,521)	1:A:316:LEU:HB2	1:A:317:GLN:H	16	0.17
(1,521)	1:A:316:LEU:HB2	1:A:317:GLN:H	20	0.17
(1,429)	1:A:313:ASP:HB2	1:A:314:ALA:H	11	0.17
(1,267)	1:A:306:ASN:H	1:A:307:ARG:HB3	7	0.17
(1,2587)	1:A:373:MET:HG2	1:A:374:ASN:HD22	11	0.17
(1,2576)	1:A:372:LEU:HD21	1:A:376:SER:H	7	0.17
(1,2576)	1:A:372:LEU:HD22	1:A:376:SER:H	7	0.17
(1,2576)	1:A:372:LEU:HD23	1:A:376:SER:H	7	0.17
(1,2519)	1:A:370:ASN:HB3	1:A:373:MET:HE1	15	0.17
(1,2519)	1:A:370:ASN:HB3	1:A:373:MET:HE2	15	0.17
(1,2519)	1:A:370:ASN:HB3	1:A:373:MET:HE3	15	0.17
(1,2493)	1:A:370:ASN:HB2	1:A:371:PRO:HD3	12	0.17
(1,2459)	1:A:368:VAL:HG21	1:A:370:ASN:HB2	5	0.17
(1,2459)	1:A:368:VAL:HG22	1:A:370:ASN:HB2	5	0.17
(1,2459)	1:A:368:VAL:HG23	1:A:370:ASN:HB2	5	0.17
(1,2294)	1:A:362:ASN:HA	1:A:364:GLU:HG2	7	0.17
(1,2294)	1:A:362:ASN:HA	1:A:364:GLU:HG3	7	0.17
(1,2294)	1:A:362:ASN:HA	1:A:364:GLU:HG2	11	0.17
(1,2294)	1:A:362:ASN:HA	1:A:364:GLU:HG3	11	0.17
(1,2277)	1:A:362:ASN:HB3	1:A:363:PRO:HD3	3	0.17
(1,2227)	1:A:360:PHE:H	1:A:361:ASP:HB2	6	0.17
(1,2227)	1:A:360:PHE:H	1:A:361:ASP:HB3	6	0.17
(1,2064)	1:A:354:VAL:HA	1:A:356:ILE:HD11	6	0.17
(1,2064)	1:A:354:VAL:HA	1:A:356:ILE:HD12	6	0.17

Continued on next page...

Continued from previous page...

Key	Atom-1	Atom-2	Model ID	Violation (Å)
(1,2064)	1:A:354:VAL:HA	1:A:356:ILE:HD13	6	0.17
(1,2064)	1:A:354:VAL:HA	1:A:356:ILE:HD11	15	0.17
(1,2064)	1:A:354:VAL:HA	1:A:356:ILE:HD12	15	0.17
(1,2064)	1:A:354:VAL:HA	1:A:356:ILE:HD13	15	0.17
(1,2064)	1:A:354:VAL:HA	1:A:356:ILE:HD11	20	0.17
(1,2064)	1:A:354:VAL:HA	1:A:356:ILE:HD12	20	0.17
(1,2064)	1:A:354:VAL:HA	1:A:356:ILE:HD13	20	0.17
(1,2062)	1:A:354:VAL:HG21	1:A:356:ILE:HG12	1	0.17
(1,2062)	1:A:354:VAL:HG22	1:A:356:ILE:HG12	1	0.17
(1,2062)	1:A:354:VAL:HG23	1:A:356:ILE:HG12	1	0.17
(1,1920)	1:A:350:ALA:HA	1:A:351:LEU:HD21	4	0.17
(1,1920)	1:A:350:ALA:HA	1:A:351:LEU:HD22	4	0.17
(1,1920)	1:A:350:ALA:HA	1:A:351:LEU:HD23	4	0.17
(1,1920)	1:A:350:ALA:HA	1:A:351:LEU:HD21	20	0.17
(1,1920)	1:A:350:ALA:HA	1:A:351:LEU:HD22	20	0.17
(1,1920)	1:A:350:ALA:HA	1:A:351:LEU:HD23	20	0.17
(1,1690)	1:A:343:ILE:HA	1:A:348:ALA:H	4	0.17
(1,1690)	1:A:343:ILE:HA	1:A:348:ALA:H	13	0.17
(1,1690)	1:A:343:ILE:HA	1:A:348:ALA:H	19	0.17
(1,1490)	1:A:337:ILE:HG21	1:A:372:LEU:H	14	0.17
(1,1490)	1:A:337:ILE:HG22	1:A:372:LEU:H	14	0.17
(1,1490)	1:A:337:ILE:HG23	1:A:372:LEU:H	14	0.17
(1,126)	1:A:293:ASN:HB2	1:A:294:LEU:H	6	0.17
(1,126)	1:A:293:ASN:HB3	1:A:294:LEU:H	6	0.17
(1,1109)	1:A:330:ARG:HD2	1:A:332:ALA:H	2	0.17
(2,91)	1:A:378:ALA:O	1:A:382:ARG:H	8	0.16
(2,71)	1:A:346:ASP:O	1:A:350:ALA:H	4	0.16
(2,71)	1:A:346:ASP:O	1:A:350:ALA:H	5	0.16
(2,71)	1:A:346:ASP:O	1:A:350:ALA:H	6	0.16
(2,71)	1:A:346:ASP:O	1:A:350:ALA:H	9	0.16
(2,71)	1:A:346:ASP:O	1:A:350:ALA:H	11	0.16
(2,71)	1:A:346:ASP:O	1:A:350:ALA:H	17	0.16
(2,71)	1:A:346:ASP:O	1:A:350:ALA:H	19	0.16
(2,71)	1:A:346:ASP:O	1:A:350:ALA:H	20	0.16
(2,65)	1:A:333:LEU:O	1:A:337:ILE:H	11	0.16
(2,63)	1:A:332:ALA:O	1:A:336:TYR:H	8	0.16
(2,63)	1:A:332:ALA:O	1:A:336:TYR:H	10	0.16
(2,61)	1:A:331:ALA:O	1:A:335:ALA:H	15	0.16
(2,43)	1:A:314:ALA:O	1:A:318:ALA:H	5	0.16
(2,43)	1:A:314:ALA:O	1:A:318:ALA:H	8	0.16
(2,43)	1:A:314:ALA:O	1:A:318:ALA:H	17	0.16
(1,897)	1:A:324:ILE:HG12	1:A:350:ALA:HA	9	0.16

Continued on next page...

Continued from previous page...

Key	Atom-1	Atom-2	Model ID	Violation (Å)
(1,873)	1:A:324:ILE:HG13	1:A:329:LEU:HD21	9	0.16
(1,873)	1:A:324:ILE:HG13	1:A:329:LEU:HD22	9	0.16
(1,873)	1:A:324:ILE:HG13	1:A:329:LEU:HD23	9	0.16
(1,773)	1:A:320:ALA:HB1	1:A:326:MET:HB3	14	0.16
(1,773)	1:A:320:ALA:HB2	1:A:326:MET:HB3	14	0.16
(1,773)	1:A:320:ALA:HB3	1:A:326:MET:HB3	14	0.16
(1,574)	1:A:316:LEU:HD11	1:A:382:ARG:HB2	14	0.16
(1,574)	1:A:316:LEU:HD12	1:A:382:ARG:HB2	14	0.16
(1,574)	1:A:316:LEU:HD13	1:A:382:ARG:HB2	14	0.16
(1,429)	1:A:313:ASP:HB2	1:A:314:ALA:H	2	0.16
(1,429)	1:A:313:ASP:HB2	1:A:314:ALA:H	8	0.16
(1,2885)	1:A:383:LEU:H	1:A:385:ALA:HB1	2	0.16
(1,2885)	1:A:383:LEU:H	1:A:385:ALA:HB2	2	0.16
(1,2885)	1:A:383:LEU:H	1:A:385:ALA:HB3	2	0.16
(1,2861)	1:A:382:ARG:HG2	1:A:383:LEU:H	6	0.16
(1,2861)	1:A:382:ARG:HG3	1:A:383:LEU:H	6	0.16
(1,2860)	1:A:382:ARG:HD3	1:A:383:LEU:H	7	0.16
(1,2785)	1:A:380:LYS:HE2	1:A:382:ARG:H	17	0.16
(1,2785)	1:A:380:LYS:HE3	1:A:382:ARG:H	17	0.16
(1,2773)	1:A:380:LYS:H	1:A:380:LYS:HG2	10	0.16
(1,268)	1:A:306:ASN:H	1:A:307:ARG:HB2	3	0.16
(1,2679)	1:A:377:SER:HA	1:A:381:ARG:HG2	19	0.16
(1,2597)	1:A:373:MET:HB2	1:A:376:SER:HB2	16	0.16
(1,2597)	1:A:373:MET:HB2	1:A:376:SER:HB3	16	0.16
(1,2576)	1:A:372:LEU:HD21	1:A:376:SER:H	11	0.16
(1,2576)	1:A:372:LEU:HD22	1:A:376:SER:H	11	0.16
(1,2576)	1:A:372:LEU:HD23	1:A:376:SER:H	11	0.16
(1,2519)	1:A:370:ASN:HB3	1:A:373:MET:HE1	3	0.16
(1,2519)	1:A:370:ASN:HB3	1:A:373:MET:HE2	3	0.16
(1,2519)	1:A:370:ASN:HB3	1:A:373:MET:HE3	3	0.16
(1,2519)	1:A:370:ASN:HB3	1:A:373:MET:HE1	6	0.16
(1,2519)	1:A:370:ASN:HB3	1:A:373:MET:HE2	6	0.16
(1,2519)	1:A:370:ASN:HB3	1:A:373:MET:HE3	6	0.16
(1,2519)	1:A:370:ASN:HB3	1:A:373:MET:HE1	12	0.16
(1,2519)	1:A:370:ASN:HB3	1:A:373:MET:HE2	12	0.16
(1,2519)	1:A:370:ASN:HB3	1:A:373:MET:HE3	12	0.16
(1,2497)	1:A:370:ASN:HA	1:A:371:PRO:HB3	20	0.16
(1,2493)	1:A:370:ASN:HB2	1:A:371:PRO:HD3	3	0.16
(1,2484)	1:A:369:ASP:HA	1:A:373:MET:HE1	4	0.16
(1,2484)	1:A:369:ASP:HA	1:A:373:MET:HE2	4	0.16
(1,2484)	1:A:369:ASP:HA	1:A:373:MET:HE3	4	0.16
(1,2459)	1:A:368:VAL:HG21	1:A:370:ASN:HB2	10	0.16

Continued on next page...

Continued from previous page...

Key	Atom-1	Atom-2	Model ID	Violation (Å)
(1,2459)	1:A:368:VAL:HG22	1:A:370:ASN:HB2	10	0.16
(1,2459)	1:A:368:VAL:HG23	1:A:370:ASN:HB2	10	0.16
(1,238)	1:A:303:ALA:HA	1:A:304:MET:HE1	17	0.16
(1,238)	1:A:303:ALA:HA	1:A:304:MET:HE2	17	0.16
(1,238)	1:A:303:ALA:HA	1:A:304:MET:HE3	17	0.16
(1,2295)	1:A:362:ASN:HB2	1:A:364:GLU:H	3	0.16
(1,2228)	1:A:360:PHE:HD1	1:A:362:ASN:H	14	0.16
(1,2228)	1:A:360:PHE:HD2	1:A:362:ASN:H	14	0.16
(1,2072)	1:A:354:VAL:HG21	1:A:372:LEU:HD21	1	0.16
(1,2072)	1:A:354:VAL:HG21	1:A:372:LEU:HD22	1	0.16
(1,2072)	1:A:354:VAL:HG21	1:A:372:LEU:HD23	1	0.16
(1,2072)	1:A:354:VAL:HG22	1:A:372:LEU:HD21	1	0.16
(1,2072)	1:A:354:VAL:HG22	1:A:372:LEU:HD22	1	0.16
(1,2072)	1:A:354:VAL:HG22	1:A:372:LEU:HD23	1	0.16
(1,2072)	1:A:354:VAL:HG23	1:A:372:LEU:HD21	1	0.16
(1,2072)	1:A:354:VAL:HG23	1:A:372:LEU:HD22	1	0.16
(1,2072)	1:A:354:VAL:HG23	1:A:372:LEU:HD23	1	0.16
(1,2072)	1:A:354:VAL:HG21	1:A:372:LEU:HD21	13	0.16
(1,2072)	1:A:354:VAL:HG21	1:A:372:LEU:HD22	13	0.16
(1,2072)	1:A:354:VAL:HG21	1:A:372:LEU:HD23	13	0.16
(1,2072)	1:A:354:VAL:HG22	1:A:372:LEU:HD21	13	0.16
(1,2072)	1:A:354:VAL:HG22	1:A:372:LEU:HD22	13	0.16
(1,2072)	1:A:354:VAL:HG22	1:A:372:LEU:HD23	13	0.16
(1,2072)	1:A:354:VAL:HG23	1:A:372:LEU:HD21	13	0.16
(1,2072)	1:A:354:VAL:HG23	1:A:372:LEU:HD22	13	0.16
(1,2072)	1:A:354:VAL:HG23	1:A:372:LEU:HD23	13	0.16
(1,2064)	1:A:354:VAL:HA	1:A:356:ILE:HD11	3	0.16
(1,2064)	1:A:354:VAL:HA	1:A:356:ILE:HD12	3	0.16
(1,2064)	1:A:354:VAL:HA	1:A:356:ILE:HD13	3	0.16
(1,2064)	1:A:354:VAL:HA	1:A:356:ILE:HD11	9	0.16
(1,2064)	1:A:354:VAL:HA	1:A:356:ILE:HD12	9	0.16
(1,2064)	1:A:354:VAL:HA	1:A:356:ILE:HD13	9	0.16
(1,2064)	1:A:354:VAL:HA	1:A:356:ILE:HD11	10	0.16
(1,2064)	1:A:354:VAL:HA	1:A:356:ILE:HD12	10	0.16
(1,2064)	1:A:354:VAL:HA	1:A:356:ILE:HD13	10	0.16
(1,2062)	1:A:354:VAL:HG21	1:A:356:ILE:HG12	3	0.16
(1,2062)	1:A:354:VAL:HG22	1:A:356:ILE:HG12	3	0.16
(1,2062)	1:A:354:VAL:HG23	1:A:356:ILE:HG12	3	0.16
(1,2062)	1:A:354:VAL:HG21	1:A:356:ILE:HG12	8	0.16
(1,2062)	1:A:354:VAL:HG22	1:A:356:ILE:HG12	8	0.16
(1,2062)	1:A:354:VAL:HG23	1:A:356:ILE:HG12	8	0.16
(1,2062)	1:A:354:VAL:HG21	1:A:356:ILE:HG12	10	0.16

Continued on next page...

Continued from previous page...

Key	Atom-1	Atom-2	Model ID	Violation (Å)
(1,2062)	1:A:354:VAL:HG22	1:A:356:ILE:HG12	10	0.16
(1,2062)	1:A:354:VAL:HG23	1:A:356:ILE:HG12	10	0.16
(1,2062)	1:A:354:VAL:HG21	1:A:356:ILE:HG12	15	0.16
(1,2062)	1:A:354:VAL:HG22	1:A:356:ILE:HG12	15	0.16
(1,2062)	1:A:354:VAL:HG23	1:A:356:ILE:HG12	15	0.16
(1,1974)	1:A:351:LEU:HB3	1:A:356:ILE:HG12	3	0.16
(1,1974)	1:A:351:LEU:HB3	1:A:356:ILE:HG12	11	0.16
(1,1920)	1:A:350:ALA:HA	1:A:351:LEU:HD21	2	0.16
(1,1920)	1:A:350:ALA:HA	1:A:351:LEU:HD22	2	0.16
(1,1920)	1:A:350:ALA:HA	1:A:351:LEU:HD23	2	0.16
(1,1920)	1:A:350:ALA:HA	1:A:351:LEU:HD21	14	0.16
(1,1920)	1:A:350:ALA:HA	1:A:351:LEU:HD22	14	0.16
(1,1920)	1:A:350:ALA:HA	1:A:351:LEU:HD23	14	0.16
(1,1708)	1:A:343:ILE:HG12	1:A:358:PRO:HB3	16	0.16
(1,1690)	1:A:343:ILE:HA	1:A:348:ALA:H	2	0.16
(1,1690)	1:A:343:ILE:HA	1:A:348:ALA:H	3	0.16
(1,1690)	1:A:343:ILE:HA	1:A:348:ALA:H	9	0.16
(1,1690)	1:A:343:ILE:HA	1:A:348:ALA:H	15	0.16
(1,1490)	1:A:337:ILE:HG21	1:A:372:LEU:H	15	0.16
(1,1490)	1:A:337:ILE:HG22	1:A:372:LEU:H	15	0.16
(1,1490)	1:A:337:ILE:HG23	1:A:372:LEU:H	15	0.16
(1,1333)	1:A:335:ALA:HB1	1:A:338:VAL:HG11	8	0.16
(1,1333)	1:A:335:ALA:HB1	1:A:338:VAL:HG12	8	0.16
(1,1333)	1:A:335:ALA:HB1	1:A:338:VAL:HG13	8	0.16
(1,1333)	1:A:335:ALA:HB2	1:A:338:VAL:HG11	8	0.16
(1,1333)	1:A:335:ALA:HB2	1:A:338:VAL:HG12	8	0.16
(1,1333)	1:A:335:ALA:HB2	1:A:338:VAL:HG13	8	0.16
(1,1333)	1:A:335:ALA:HB3	1:A:338:VAL:HG11	8	0.16
(1,1333)	1:A:335:ALA:HB3	1:A:338:VAL:HG12	8	0.16
(1,1333)	1:A:335:ALA:HB3	1:A:338:VAL:HG13	8	0.16
(1,1333)	1:A:335:ALA:HB1	1:A:338:VAL:HG11	15	0.16
(1,1333)	1:A:335:ALA:HB1	1:A:338:VAL:HG12	15	0.16
(1,1333)	1:A:335:ALA:HB1	1:A:338:VAL:HG13	15	0.16
(1,1333)	1:A:335:ALA:HB2	1:A:338:VAL:HG11	15	0.16
(1,1333)	1:A:335:ALA:HB2	1:A:338:VAL:HG12	15	0.16
(1,1333)	1:A:335:ALA:HB2	1:A:338:VAL:HG13	15	0.16
(1,1333)	1:A:335:ALA:HB3	1:A:338:VAL:HG11	15	0.16
(1,1333)	1:A:335:ALA:HB3	1:A:338:VAL:HG12	15	0.16
(1,1333)	1:A:335:ALA:HB3	1:A:338:VAL:HG13	15	0.16
(1,1312)	1:A:334:GLU:HG3	1:A:338:VAL:HG11	2	0.16
(1,1312)	1:A:334:GLU:HG3	1:A:338:VAL:HG12	2	0.16
(1,1312)	1:A:334:GLU:HG3	1:A:338:VAL:HG13	2	0.16

Continued on next page...

Continued from previous page...

Key	Atom-1	Atom-2	Model ID	Violation (Å)
(2,91)	1:A:378:ALA:O	1:A:382:ARG:H	13	0.15
(2,91)	1:A:378:ALA:O	1:A:382:ARG:H	19	0.15
(2,77)	1:A:350:ALA:O	1:A:354:VAL:H	19	0.15
(2,71)	1:A:346:ASP:O	1:A:350:ALA:H	3	0.15
(2,71)	1:A:346:ASP:O	1:A:350:ALA:H	7	0.15
(2,71)	1:A:346:ASP:O	1:A:350:ALA:H	8	0.15
(2,71)	1:A:346:ASP:O	1:A:350:ALA:H	12	0.15
(2,61)	1:A:331:ALA:O	1:A:335:ALA:H	3	0.15
(2,61)	1:A:331:ALA:O	1:A:335:ALA:H	7	0.15
(2,61)	1:A:331:ALA:O	1:A:335:ALA:H	9	0.15
(2,55)	1:A:328:ASP:O	1:A:332:ALA:H	17	0.15
(1,892)	1:A:324:ILE:HG13	1:A:349:ASN:HD22	1	0.15
(1,892)	1:A:324:ILE:HG13	1:A:349:ASN:HD22	16	0.15
(1,773)	1:A:320:ALA:HB1	1:A:326:MET:HB3	12	0.15
(1,773)	1:A:320:ALA:HB2	1:A:326:MET:HB3	12	0.15
(1,773)	1:A:320:ALA:HB3	1:A:326:MET:HB3	12	0.15
(1,773)	1:A:320:ALA:HB1	1:A:326:MET:HB3	15	0.15
(1,773)	1:A:320:ALA:HB2	1:A:326:MET:HB3	15	0.15
(1,773)	1:A:320:ALA:HB3	1:A:326:MET:HB3	15	0.15
(1,521)	1:A:316:LEU:HB2	1:A:317:GLN:H	6	0.15
(1,521)	1:A:316:LEU:HB2	1:A:317:GLN:H	13	0.15
(1,429)	1:A:313:ASP:HB2	1:A:314:ALA:H	9	0.15
(1,402)	1:A:312:ALA:HB1	1:A:316:LEU:HD11	6	0.15
(1,402)	1:A:312:ALA:HB1	1:A:316:LEU:HD12	6	0.15
(1,402)	1:A:312:ALA:HB1	1:A:316:LEU:HD13	6	0.15
(1,402)	1:A:312:ALA:HB2	1:A:316:LEU:HD11	6	0.15
(1,402)	1:A:312:ALA:HB2	1:A:316:LEU:HD12	6	0.15
(1,402)	1:A:312:ALA:HB2	1:A:316:LEU:HD13	6	0.15
(1,402)	1:A:312:ALA:HB3	1:A:316:LEU:HD11	6	0.15
(1,402)	1:A:312:ALA:HB3	1:A:316:LEU:HD12	6	0.15
(1,402)	1:A:312:ALA:HB3	1:A:316:LEU:HD13	6	0.15
(1,402)	1:A:312:ALA:HB1	1:A:316:LEU:HD11	9	0.15
(1,402)	1:A:312:ALA:HB1	1:A:316:LEU:HD12	9	0.15
(1,402)	1:A:312:ALA:HB1	1:A:316:LEU:HD13	9	0.15
(1,402)	1:A:312:ALA:HB2	1:A:316:LEU:HD11	9	0.15
(1,402)	1:A:312:ALA:HB2	1:A:316:LEU:HD12	9	0.15
(1,402)	1:A:312:ALA:HB2	1:A:316:LEU:HD13	9	0.15
(1,402)	1:A:312:ALA:HB3	1:A:316:LEU:HD11	9	0.15
(1,402)	1:A:312:ALA:HB3	1:A:316:LEU:HD12	9	0.15
(1,402)	1:A:312:ALA:HB3	1:A:316:LEU:HD13	9	0.15
(1,316)	1:A:309:ASN:HA	1:A:309:ASN:HD21	16	0.15
(1,316)	1:A:309:ASN:HA	1:A:309:ASN:HD22	16	0.15

Continued on next page...

Continued from previous page...

Key	Atom-1	Atom-2	Model ID	Violation (Å)
(1,2880)	1:A:383:LEU:HD11	1:A:384:ASP:H	7	0.15
(1,2880)	1:A:383:LEU:HD12	1:A:384:ASP:H	7	0.15
(1,2880)	1:A:383:LEU:HD13	1:A:384:ASP:H	7	0.15
(1,2861)	1:A:382:ARG:HG2	1:A:383:LEU:H	3	0.15
(1,2861)	1:A:382:ARG:HG3	1:A:383:LEU:H	3	0.15
(1,2833)	1:A:381:ARG:HA	1:A:384:ASP:HB2	6	0.15
(1,2800)	1:A:380:LYS:HB2	1:A:384:ASP:H	10	0.15
(1,271)	1:A:306:ASN:H	1:A:310:ASN:HB2	7	0.15
(1,271)	1:A:306:ASN:H	1:A:310:ASN:HB3	7	0.15
(1,270)	1:A:306:ASN:HA	1:A:310:ASN:HB2	4	0.15
(1,270)	1:A:306:ASN:HA	1:A:310:ASN:HB3	4	0.15
(1,2689)	1:A:378:ALA:HA	1:A:380:LYS:HE2	20	0.15
(1,2689)	1:A:378:ALA:HA	1:A:380:LYS:HE3	20	0.15
(1,2597)	1:A:373:MET:HB2	1:A:376:SER:HB2	2	0.15
(1,2597)	1:A:373:MET:HB2	1:A:376:SER:HB3	2	0.15
(1,2576)	1:A:372:LEU:HD21	1:A:376:SER:H	6	0.15
(1,2576)	1:A:372:LEU:HD22	1:A:376:SER:H	6	0.15
(1,2576)	1:A:372:LEU:HD23	1:A:376:SER:H	6	0.15
(1,2519)	1:A:370:ASN:HB3	1:A:373:MET:HE1	4	0.15
(1,2519)	1:A:370:ASN:HB3	1:A:373:MET:HE2	4	0.15
(1,2519)	1:A:370:ASN:HB3	1:A:373:MET:HE3	4	0.15
(1,2519)	1:A:370:ASN:HB3	1:A:373:MET:HE1	14	0.15
(1,2519)	1:A:370:ASN:HB3	1:A:373:MET:HE2	14	0.15
(1,2519)	1:A:370:ASN:HB3	1:A:373:MET:HE3	14	0.15
(1,2497)	1:A:370:ASN:HA	1:A:371:PRO:HB3	13	0.15
(1,2497)	1:A:370:ASN:HA	1:A:371:PRO:HB3	18	0.15
(1,2459)	1:A:368:VAL:HG21	1:A:370:ASN:HB2	13	0.15
(1,2459)	1:A:368:VAL:HG22	1:A:370:ASN:HB2	13	0.15
(1,2459)	1:A:368:VAL:HG23	1:A:370:ASN:HB2	13	0.15
(1,2459)	1:A:368:VAL:HG21	1:A:370:ASN:HB2	17	0.15
(1,2459)	1:A:368:VAL:HG22	1:A:370:ASN:HB2	17	0.15
(1,2459)	1:A:368:VAL:HG23	1:A:370:ASN:HB2	17	0.15
(1,2413)	1:A:366:ALA:HB1	1:A:371:PRO:HD2	12	0.15
(1,2413)	1:A:366:ALA:HB2	1:A:371:PRO:HD2	12	0.15
(1,2413)	1:A:366:ALA:HB3	1:A:371:PRO:HD2	12	0.15
(1,2390)	1:A:366:ALA:HB1	1:A:367:LYS:HB2	15	0.15
(1,2390)	1:A:366:ALA:HB2	1:A:367:LYS:HB2	15	0.15
(1,2390)	1:A:366:ALA:HB3	1:A:367:LYS:HB2	15	0.15
(1,2308)	1:A:362:ASN:HB2	1:A:365:GLU:HB3	9	0.15
(1,2294)	1:A:362:ASN:HA	1:A:364:GLU:HG2	14	0.15
(1,2294)	1:A:362:ASN:HA	1:A:364:GLU:HG3	14	0.15
(1,2294)	1:A:362:ASN:HA	1:A:364:GLU:HG2	18	0.15

Continued on next page...

Continued from previous page...

Key	Atom-1	Atom-2	Model ID	Violation (Å)
(1,2294)	1:A:362:ASN:HA	1:A:364:GLU:HG3	18	0.15
(1,2153)	1:A:357:THR:HG21	1:A:359:ARG:HG2	6	0.15
(1,2153)	1:A:357:THR:HG22	1:A:359:ARG:HG2	6	0.15
(1,2153)	1:A:357:THR:HG23	1:A:359:ARG:HG2	6	0.15
(1,2121)	1:A:356:ILE:HB	1:A:372:LEU:HG	16	0.15
(1,2072)	1:A:354:VAL:HG21	1:A:372:LEU:HD21	2	0.15
(1,2072)	1:A:354:VAL:HG21	1:A:372:LEU:HD22	2	0.15
(1,2072)	1:A:354:VAL:HG21	1:A:372:LEU:HD23	2	0.15
(1,2072)	1:A:354:VAL:HG22	1:A:372:LEU:HD21	2	0.15
(1,2072)	1:A:354:VAL:HG22	1:A:372:LEU:HD22	2	0.15
(1,2072)	1:A:354:VAL:HG22	1:A:372:LEU:HD23	2	0.15
(1,2072)	1:A:354:VAL:HG23	1:A:372:LEU:HD21	2	0.15
(1,2072)	1:A:354:VAL:HG23	1:A:372:LEU:HD22	2	0.15
(1,2072)	1:A:354:VAL:HG23	1:A:372:LEU:HD23	2	0.15
(1,2072)	1:A:354:VAL:HG21	1:A:372:LEU:HD21	4	0.15
(1,2072)	1:A:354:VAL:HG21	1:A:372:LEU:HD22	4	0.15
(1,2072)	1:A:354:VAL:HG21	1:A:372:LEU:HD23	4	0.15
(1,2072)	1:A:354:VAL:HG22	1:A:372:LEU:HD21	4	0.15
(1,2072)	1:A:354:VAL:HG22	1:A:372:LEU:HD22	4	0.15
(1,2072)	1:A:354:VAL:HG22	1:A:372:LEU:HD23	4	0.15
(1,2072)	1:A:354:VAL:HG23	1:A:372:LEU:HD21	4	0.15
(1,2072)	1:A:354:VAL:HG23	1:A:372:LEU:HD22	4	0.15
(1,2072)	1:A:354:VAL:HG23	1:A:372:LEU:HD23	4	0.15
(1,2072)	1:A:354:VAL:HG21	1:A:372:LEU:HD21	8	0.15
(1,2072)	1:A:354:VAL:HG21	1:A:372:LEU:HD22	8	0.15
(1,2072)	1:A:354:VAL:HG21	1:A:372:LEU:HD23	8	0.15
(1,2072)	1:A:354:VAL:HG22	1:A:372:LEU:HD21	8	0.15
(1,2072)	1:A:354:VAL:HG22	1:A:372:LEU:HD22	8	0.15
(1,2072)	1:A:354:VAL:HG22	1:A:372:LEU:HD23	8	0.15
(1,2072)	1:A:354:VAL:HG23	1:A:372:LEU:HD21	8	0.15
(1,2072)	1:A:354:VAL:HG23	1:A:372:LEU:HD22	8	0.15
(1,2072)	1:A:354:VAL:HG23	1:A:372:LEU:HD23	8	0.15
(1,2072)	1:A:354:VAL:HG21	1:A:372:LEU:HD21	12	0.15
(1,2072)	1:A:354:VAL:HG21	1:A:372:LEU:HD22	12	0.15
(1,2072)	1:A:354:VAL:HG21	1:A:372:LEU:HD23	12	0.15
(1,2072)	1:A:354:VAL:HG22	1:A:372:LEU:HD21	12	0.15
(1,2072)	1:A:354:VAL:HG22	1:A:372:LEU:HD22	12	0.15
(1,2072)	1:A:354:VAL:HG22	1:A:372:LEU:HD23	12	0.15
(1,2072)	1:A:354:VAL:HG23	1:A:372:LEU:HD21	12	0.15
(1,2072)	1:A:354:VAL:HG23	1:A:372:LEU:HD22	12	0.15
(1,2072)	1:A:354:VAL:HG23	1:A:372:LEU:HD23	12	0.15
(1,2064)	1:A:354:VAL:HA	1:A:356:ILE:HD11	5	0.15

Continued on next page...

Continued from previous page...

Key	Atom-1	Atom-2	Model ID	Violation (Å)
(1,2064)	1:A:354:VAL:HA	1:A:356:ILE:HD12	5	0.15
(1,2064)	1:A:354:VAL:HA	1:A:356:ILE:HD13	5	0.15
(1,2064)	1:A:354:VAL:HA	1:A:356:ILE:HD11	11	0.15
(1,2064)	1:A:354:VAL:HA	1:A:356:ILE:HD12	11	0.15
(1,2064)	1:A:354:VAL:HA	1:A:356:ILE:HD13	11	0.15
(1,2064)	1:A:354:VAL:HA	1:A:356:ILE:HD11	13	0.15
(1,2064)	1:A:354:VAL:HA	1:A:356:ILE:HD12	13	0.15
(1,2064)	1:A:354:VAL:HA	1:A:356:ILE:HD13	13	0.15
(1,2062)	1:A:354:VAL:HG21	1:A:356:ILE:HG12	19	0.15
(1,2062)	1:A:354:VAL:HG22	1:A:356:ILE:HG12	19	0.15
(1,2062)	1:A:354:VAL:HG23	1:A:356:ILE:HG12	19	0.15
(1,1974)	1:A:351:LEU:HB3	1:A:356:ILE:HG12	5	0.15
(1,1974)	1:A:351:LEU:HB3	1:A:356:ILE:HG12	12	0.15
(1,1920)	1:A:350:ALA:HA	1:A:351:LEU:HD21	6	0.15
(1,1920)	1:A:350:ALA:HA	1:A:351:LEU:HD22	6	0.15
(1,1920)	1:A:350:ALA:HA	1:A:351:LEU:HD23	6	0.15
(1,1920)	1:A:350:ALA:HA	1:A:351:LEU:HD21	7	0.15
(1,1920)	1:A:350:ALA:HA	1:A:351:LEU:HD22	7	0.15
(1,1920)	1:A:350:ALA:HA	1:A:351:LEU:HD23	7	0.15
(1,1920)	1:A:350:ALA:HA	1:A:351:LEU:HD21	9	0.15
(1,1920)	1:A:350:ALA:HA	1:A:351:LEU:HD22	9	0.15
(1,1920)	1:A:350:ALA:HA	1:A:351:LEU:HD23	9	0.15
(1,1920)	1:A:350:ALA:HA	1:A:351:LEU:HD21	15	0.15
(1,1920)	1:A:350:ALA:HA	1:A:351:LEU:HD22	15	0.15
(1,1920)	1:A:350:ALA:HA	1:A:351:LEU:HD23	15	0.15
(1,1920)	1:A:350:ALA:HA	1:A:351:LEU:HD21	18	0.15
(1,1920)	1:A:350:ALA:HA	1:A:351:LEU:HD22	18	0.15
(1,1920)	1:A:350:ALA:HA	1:A:351:LEU:HD23	18	0.15
(1,1920)	1:A:350:ALA:HA	1:A:351:LEU:HD21	19	0.15
(1,1920)	1:A:350:ALA:HA	1:A:351:LEU:HD22	19	0.15
(1,1920)	1:A:350:ALA:HA	1:A:351:LEU:HD23	19	0.15
(1,1893)	1:A:348:ALA:H	1:A:358:PRO:HB3	3	0.15
(1,1893)	1:A:348:ALA:H	1:A:358:PRO:HB3	10	0.15
(1,1575)	1:A:339:TRP:H	1:A:341:ARG:HD3	11	0.15
(1,1469)	1:A:337:ILE:HG21	1:A:360:PHE:HD1	1	0.15
(1,1469)	1:A:337:ILE:HG21	1:A:360:PHE:HD2	1	0.15
(1,1469)	1:A:337:ILE:HG22	1:A:360:PHE:HD1	1	0.15
(1,1469)	1:A:337:ILE:HG22	1:A:360:PHE:HD2	1	0.15
(1,1469)	1:A:337:ILE:HG23	1:A:360:PHE:HD1	1	0.15
(1,1469)	1:A:337:ILE:HG23	1:A:360:PHE:HD2	1	0.15
(1,1333)	1:A:335:ALA:HB1	1:A:338:VAL:HG11	6	0.15
(1,1333)	1:A:335:ALA:HB1	1:A:338:VAL:HG12	6	0.15

Continued on next page...

Continued from previous page...

Key	Atom-1	Atom-2	Model ID	Violation (Å)
(1,1333)	1:A:335:ALA:HB1	1:A:338:VAL:HG13	6	0.15
(1,1333)	1:A:335:ALA:HB2	1:A:338:VAL:HG11	6	0.15
(1,1333)	1:A:335:ALA:HB2	1:A:338:VAL:HG12	6	0.15
(1,1333)	1:A:335:ALA:HB2	1:A:338:VAL:HG13	6	0.15
(1,1333)	1:A:335:ALA:HB3	1:A:338:VAL:HG11	6	0.15
(1,1333)	1:A:335:ALA:HB3	1:A:338:VAL:HG12	6	0.15
(1,1333)	1:A:335:ALA:HB3	1:A:338:VAL:HG13	6	0.15
(1,1000)	1:A:327:GLU:HA	1:A:330:ARG:HG3	10	0.15
(2,91)	1:A:378:ALA:O	1:A:382:ARG:H	11	0.14
(2,91)	1:A:378:ALA:O	1:A:382:ARG:H	17	0.14
(2,71)	1:A:346:ASP:O	1:A:350:ALA:H	1	0.14
(2,71)	1:A:346:ASP:O	1:A:350:ALA:H	2	0.14
(2,71)	1:A:346:ASP:O	1:A:350:ALA:H	18	0.14
(2,65)	1:A:333:LEU:O	1:A:337:ILE:H	18	0.14
(2,61)	1:A:331:ALA:O	1:A:335:ALA:H	8	0.14
(2,43)	1:A:314:ALA:O	1:A:318:ALA:H	13	0.14
(2,43)	1:A:314:ALA:O	1:A:318:ALA:H	14	0.14
(2,35)	1:A:310:ASN:O	1:A:314:ALA:H	19	0.14
(1,892)	1:A:324:ILE:HG13	1:A:349:ASN:HD22	5	0.14
(1,892)	1:A:324:ILE:HG13	1:A:349:ASN:HD22	8	0.14
(1,892)	1:A:324:ILE:HG13	1:A:349:ASN:HD22	14	0.14
(1,892)	1:A:324:ILE:HG13	1:A:349:ASN:HD22	15	0.14
(1,892)	1:A:324:ILE:HG13	1:A:349:ASN:HD22	19	0.14
(1,873)	1:A:324:ILE:HG13	1:A:329:LEU:HD21	7	0.14
(1,873)	1:A:324:ILE:HG13	1:A:329:LEU:HD22	7	0.14
(1,873)	1:A:324:ILE:HG13	1:A:329:LEU:HD23	7	0.14
(1,814)	1:A:322:ASN:HB3	1:A:324:ILE:HG13	16	0.14
(1,786)	1:A:321:GLN:HG2	1:A:322:ASN:HD21	16	0.14
(1,773)	1:A:320:ALA:HB1	1:A:326:MET:HB3	10	0.14
(1,773)	1:A:320:ALA:HB2	1:A:326:MET:HB3	10	0.14
(1,773)	1:A:320:ALA:HB3	1:A:326:MET:HB3	10	0.14
(1,514)	1:A:316:LEU:HD21	1:A:317:GLN:HB3	19	0.14
(1,514)	1:A:316:LEU:HD22	1:A:317:GLN:HB3	19	0.14
(1,514)	1:A:316:LEU:HD23	1:A:317:GLN:HB3	19	0.14
(1,475)	1:A:315:ALA:H	1:A:317:GLN:HG2	19	0.14
(1,429)	1:A:313:ASP:HB2	1:A:314:ALA:H	1	0.14
(1,429)	1:A:313:ASP:HB2	1:A:314:ALA:H	20	0.14
(1,2851)	1:A:382:ARG:HD3	1:A:383:LEU:HD11	8	0.14
(1,2851)	1:A:382:ARG:HD3	1:A:383:LEU:HD12	8	0.14
(1,2851)	1:A:382:ARG:HD3	1:A:383:LEU:HD13	8	0.14
(1,2796)	1:A:380:LYS:HA	1:A:384:ASP:HB3	3	0.14
(1,2792)	1:A:380:LYS:HE2	1:A:384:ASP:HB2	10	0.14

Continued on next page...

Continued from previous page...

Key	Atom-1	Atom-2	Model ID	Violation (Å)
(1,2792)	1:A:380:LYS:HE3	1:A:384:ASP:HB2	10	0.14
(1,2689)	1:A:378:ALA:HA	1:A:380:LYS:HE2	9	0.14
(1,2689)	1:A:378:ALA:HA	1:A:380:LYS:HE3	9	0.14
(1,2597)	1:A:373:MET:HB2	1:A:376:SER:HB2	3	0.14
(1,2597)	1:A:373:MET:HB2	1:A:376:SER:HB3	3	0.14
(1,2597)	1:A:373:MET:HB2	1:A:376:SER:HB2	18	0.14
(1,2597)	1:A:373:MET:HB2	1:A:376:SER:HB3	18	0.14
(1,2570)	1:A:372:LEU:HA	1:A:374:ASN:HD21	20	0.14
(1,2519)	1:A:370:ASN:HB3	1:A:373:MET:HE1	1	0.14
(1,2519)	1:A:370:ASN:HB3	1:A:373:MET:HE2	1	0.14
(1,2519)	1:A:370:ASN:HB3	1:A:373:MET:HE3	1	0.14
(1,2519)	1:A:370:ASN:HB3	1:A:373:MET:HE1	2	0.14
(1,2519)	1:A:370:ASN:HB3	1:A:373:MET:HE2	2	0.14
(1,2519)	1:A:370:ASN:HB3	1:A:373:MET:HE3	2	0.14
(1,2519)	1:A:370:ASN:HB3	1:A:373:MET:HE1	13	0.14
(1,2519)	1:A:370:ASN:HB3	1:A:373:MET:HE2	13	0.14
(1,2519)	1:A:370:ASN:HB3	1:A:373:MET:HE3	13	0.14
(1,2497)	1:A:370:ASN:HA	1:A:371:PRO:HB3	15	0.14
(1,2484)	1:A:369:ASP:HA	1:A:373:MET:HE1	9	0.14
(1,2484)	1:A:369:ASP:HA	1:A:373:MET:HE2	9	0.14
(1,2484)	1:A:369:ASP:HA	1:A:373:MET:HE3	9	0.14
(1,2484)	1:A:369:ASP:HA	1:A:373:MET:HE1	10	0.14
(1,2484)	1:A:369:ASP:HA	1:A:373:MET:HE2	10	0.14
(1,2484)	1:A:369:ASP:HA	1:A:373:MET:HE3	10	0.14
(1,2484)	1:A:369:ASP:HA	1:A:373:MET:HE1	17	0.14
(1,2484)	1:A:369:ASP:HA	1:A:373:MET:HE2	17	0.14
(1,2484)	1:A:369:ASP:HA	1:A:373:MET:HE3	17	0.14
(1,2459)	1:A:368:VAL:HG21	1:A:370:ASN:HB2	15	0.14
(1,2459)	1:A:368:VAL:HG22	1:A:370:ASN:HB2	15	0.14
(1,2459)	1:A:368:VAL:HG23	1:A:370:ASN:HB2	15	0.14
(1,2457)	1:A:368:VAL:HB	1:A:369:ASP:H	6	0.14
(1,2390)	1:A:366:ALA:HB1	1:A:367:LYS:HB2	14	0.14
(1,2390)	1:A:366:ALA:HB2	1:A:367:LYS:HB2	14	0.14
(1,2390)	1:A:366:ALA:HB3	1:A:367:LYS:HB2	14	0.14
(1,2390)	1:A:366:ALA:HB1	1:A:367:LYS:HB2	17	0.14
(1,2390)	1:A:366:ALA:HB2	1:A:367:LYS:HB2	17	0.14
(1,2390)	1:A:366:ALA:HB3	1:A:367:LYS:HB2	17	0.14
(1,2307)	1:A:362:ASN:HB2	1:A:365:GLU:HG2	19	0.14
(1,2307)	1:A:362:ASN:HB2	1:A:365:GLU:HG3	19	0.14
(1,2295)	1:A:362:ASN:HB2	1:A:364:GLU:H	4	0.14
(1,2277)	1:A:362:ASN:HB3	1:A:363:PRO:HD3	4	0.14
(1,2277)	1:A:362:ASN:HB3	1:A:363:PRO:HD3	9	0.14

Continued on next page...

Continued from previous page...

Key	Atom-1	Atom-2	Model ID	Violation (Å)
(1,2228)	1:A:360:PHE:HD1	1:A:362:ASN:H	8	0.14
(1,2228)	1:A:360:PHE:HD2	1:A:362:ASN:H	8	0.14
(1,2227)	1:A:360:PHE:H	1:A:361:ASP:HB2	13	0.14
(1,2227)	1:A:360:PHE:H	1:A:361:ASP:HB3	13	0.14
(1,2072)	1:A:354:VAL:HG21	1:A:372:LEU:HD21	3	0.14
(1,2072)	1:A:354:VAL:HG21	1:A:372:LEU:HD22	3	0.14
(1,2072)	1:A:354:VAL:HG21	1:A:372:LEU:HD23	3	0.14
(1,2072)	1:A:354:VAL:HG22	1:A:372:LEU:HD21	3	0.14
(1,2072)	1:A:354:VAL:HG22	1:A:372:LEU:HD22	3	0.14
(1,2072)	1:A:354:VAL:HG22	1:A:372:LEU:HD23	3	0.14
(1,2072)	1:A:354:VAL:HG23	1:A:372:LEU:HD21	3	0.14
(1,2072)	1:A:354:VAL:HG23	1:A:372:LEU:HD22	3	0.14
(1,2072)	1:A:354:VAL:HG23	1:A:372:LEU:HD23	3	0.14
(1,2064)	1:A:354:VAL:HA	1:A:356:ILE:HD11	14	0.14
(1,2064)	1:A:354:VAL:HA	1:A:356:ILE:HD12	14	0.14
(1,2064)	1:A:354:VAL:HA	1:A:356:ILE:HD13	14	0.14
(1,2062)	1:A:354:VAL:HG21	1:A:356:ILE:HG12	14	0.14
(1,2062)	1:A:354:VAL:HG22	1:A:356:ILE:HG12	14	0.14
(1,2062)	1:A:354:VAL:HG23	1:A:356:ILE:HG12	14	0.14
(1,1974)	1:A:351:LEU:HB3	1:A:356:ILE:HG12	19	0.14
(1,1920)	1:A:350:ALA:HA	1:A:351:LEU:HD21	1	0.14
(1,1920)	1:A:350:ALA:HA	1:A:351:LEU:HD22	1	0.14
(1,1920)	1:A:350:ALA:HA	1:A:351:LEU:HD23	1	0.14
(1,1920)	1:A:350:ALA:HA	1:A:351:LEU:HD21	3	0.14
(1,1920)	1:A:350:ALA:HA	1:A:351:LEU:HD22	3	0.14
(1,1920)	1:A:350:ALA:HA	1:A:351:LEU:HD23	3	0.14
(1,1920)	1:A:350:ALA:HA	1:A:351:LEU:HD21	5	0.14
(1,1920)	1:A:350:ALA:HA	1:A:351:LEU:HD22	5	0.14
(1,1920)	1:A:350:ALA:HA	1:A:351:LEU:HD23	5	0.14
(1,1920)	1:A:350:ALA:HA	1:A:351:LEU:HD21	12	0.14
(1,1920)	1:A:350:ALA:HA	1:A:351:LEU:HD22	12	0.14
(1,1920)	1:A:350:ALA:HA	1:A:351:LEU:HD23	12	0.14
(1,1893)	1:A:348:ALA:H	1:A:358:PRO:HB3	7	0.14
(1,1893)	1:A:348:ALA:H	1:A:358:PRO:HB3	18	0.14
(1,185)	1:A:299:ALA:HB1	1:A:302:VAL:H	15	0.14
(1,185)	1:A:299:ALA:HB2	1:A:302:VAL:H	15	0.14
(1,185)	1:A:299:ALA:HB3	1:A:302:VAL:H	15	0.14
(1,183)	1:A:299:ALA:HA	1:A:302:VAL:HG11	5	0.14
(1,183)	1:A:299:ALA:HA	1:A:302:VAL:HG12	5	0.14
(1,183)	1:A:299:ALA:HA	1:A:302:VAL:HG13	5	0.14
(1,1690)	1:A:343:ILE:HA	1:A:348:ALA:H	5	0.14
(1,1690)	1:A:343:ILE:HA	1:A:348:ALA:H	17	0.14

Continued on next page...

Continued from previous page...

Key	Atom-1	Atom-2	Model ID	Violation (Å)
(1,1690)	1:A:343:ILE:HA	1:A:348:ALA:H	18	0.14
(1,1490)	1:A:337:ILE:HG21	1:A:372:LEU:H	6	0.14
(1,1490)	1:A:337:ILE:HG22	1:A:372:LEU:H	6	0.14
(1,1490)	1:A:337:ILE:HG23	1:A:372:LEU:H	6	0.14
(1,1490)	1:A:337:ILE:HG21	1:A:372:LEU:H	11	0.14
(1,1490)	1:A:337:ILE:HG22	1:A:372:LEU:H	11	0.14
(1,1490)	1:A:337:ILE:HG23	1:A:372:LEU:H	11	0.14
(1,1469)	1:A:337:ILE:HG21	1:A:360:PHE:HD1	19	0.14
(1,1469)	1:A:337:ILE:HG21	1:A:360:PHE:HD2	19	0.14
(1,1469)	1:A:337:ILE:HG22	1:A:360:PHE:HD1	19	0.14
(1,1469)	1:A:337:ILE:HG22	1:A:360:PHE:HD2	19	0.14
(1,1469)	1:A:337:ILE:HG23	1:A:360:PHE:HD1	19	0.14
(1,1469)	1:A:337:ILE:HG23	1:A:360:PHE:HD2	19	0.14
(1,1358)	1:A:335:ALA:HB1	1:A:342:PRO:HD2	12	0.14
(1,1358)	1:A:335:ALA:HB2	1:A:342:PRO:HD2	12	0.14
(1,1358)	1:A:335:ALA:HB3	1:A:342:PRO:HD2	12	0.14
(1,1333)	1:A:335:ALA:HB1	1:A:338:VAL:HG11	16	0.14
(1,1333)	1:A:335:ALA:HB1	1:A:338:VAL:HG12	16	0.14
(1,1333)	1:A:335:ALA:HB1	1:A:338:VAL:HG13	16	0.14
(1,1333)	1:A:335:ALA:HB2	1:A:338:VAL:HG11	16	0.14
(1,1333)	1:A:335:ALA:HB2	1:A:338:VAL:HG12	16	0.14
(1,1333)	1:A:335:ALA:HB2	1:A:338:VAL:HG13	16	0.14
(1,1333)	1:A:335:ALA:HB3	1:A:338:VAL:HG11	16	0.14
(1,1333)	1:A:335:ALA:HB3	1:A:338:VAL:HG12	16	0.14
(1,1333)	1:A:335:ALA:HB3	1:A:338:VAL:HG13	16	0.14
(1,1333)	1:A:335:ALA:HB1	1:A:338:VAL:HG11	17	0.14
(1,1333)	1:A:335:ALA:HB1	1:A:338:VAL:HG12	17	0.14
(1,1333)	1:A:335:ALA:HB1	1:A:338:VAL:HG13	17	0.14
(1,1333)	1:A:335:ALA:HB2	1:A:338:VAL:HG11	17	0.14
(1,1333)	1:A:335:ALA:HB2	1:A:338:VAL:HG12	17	0.14
(1,1333)	1:A:335:ALA:HB2	1:A:338:VAL:HG13	17	0.14
(1,1333)	1:A:335:ALA:HB3	1:A:338:VAL:HG11	17	0.14
(1,1333)	1:A:335:ALA:HB3	1:A:338:VAL:HG12	17	0.14
(1,1333)	1:A:335:ALA:HB3	1:A:338:VAL:HG13	17	0.14
(1,1312)	1:A:334:GLU:HG3	1:A:338:VAL:HG11	1	0.14
(1,1312)	1:A:334:GLU:HG3	1:A:338:VAL:HG12	1	0.14
(1,1312)	1:A:334:GLU:HG3	1:A:338:VAL:HG13	1	0.14
(1,1312)	1:A:334:GLU:HG3	1:A:338:VAL:HG11	13	0.14
(1,1312)	1:A:334:GLU:HG3	1:A:338:VAL:HG12	13	0.14
(1,1312)	1:A:334:GLU:HG3	1:A:338:VAL:HG13	13	0.14
(1,1079)	1:A:329:LEU:HB2	1:A:350:ALA:HB1	15	0.14
(1,1079)	1:A:329:LEU:HB2	1:A:350:ALA:HB2	15	0.14

Continued on next page...

Continued from previous page...

Key	Atom-1	Atom-2	Model ID	Violation (Å)
(1,1079)	1:A:329:LEU:HB2	1:A:350:ALA:HB3	15	0.14
(2,91)	1:A:378:ALA:O	1:A:382:ARG:H	4	0.13
(2,91)	1:A:378:ALA:O	1:A:382:ARG:H	18	0.13
(2,81)	1:A:373:MET:O	1:A:377:SER:H	8	0.13
(2,77)	1:A:350:ALA:O	1:A:354:VAL:H	7	0.13
(2,71)	1:A:346:ASP:O	1:A:350:ALA:H	10	0.13
(2,71)	1:A:346:ASP:O	1:A:350:ALA:H	15	0.13
(2,71)	1:A:346:ASP:O	1:A:350:ALA:H	16	0.13
(2,65)	1:A:333:LEU:O	1:A:337:ILE:H	16	0.13
(2,61)	1:A:331:ALA:O	1:A:335:ALA:H	10	0.13
(2,61)	1:A:331:ALA:O	1:A:335:ALA:H	11	0.13
(2,61)	1:A:331:ALA:O	1:A:335:ALA:H	20	0.13
(2,49)	1:A:317:GLN:O	1:A:321:GLN:H	1	0.13
(2,49)	1:A:317:GLN:O	1:A:321:GLN:H	8	0.13
(2,49)	1:A:317:GLN:O	1:A:321:GLN:H	9	0.13
(2,49)	1:A:317:GLN:O	1:A:321:GLN:H	13	0.13
(1,960)	1:A:326:MET:HE1	1:A:329:LEU:HB3	16	0.13
(1,960)	1:A:326:MET:HE2	1:A:329:LEU:HB3	16	0.13
(1,960)	1:A:326:MET:HE3	1:A:329:LEU:HB3	16	0.13
(1,897)	1:A:324:ILE:HG12	1:A:350:ALA:HA	19	0.13
(1,892)	1:A:324:ILE:HG13	1:A:349:ASN:HD22	3	0.13
(1,892)	1:A:324:ILE:HG13	1:A:349:ASN:HD22	12	0.13
(1,884)	1:A:324:ILE:HD11	1:A:346:ASP:HB3	16	0.13
(1,884)	1:A:324:ILE:HD12	1:A:346:ASP:HB3	16	0.13
(1,884)	1:A:324:ILE:HD13	1:A:346:ASP:HB3	16	0.13
(1,873)	1:A:324:ILE:HG13	1:A:329:LEU:HD21	3	0.13
(1,873)	1:A:324:ILE:HG13	1:A:329:LEU:HD22	3	0.13
(1,873)	1:A:324:ILE:HG13	1:A:329:LEU:HD23	3	0.13
(1,873)	1:A:324:ILE:HG13	1:A:329:LEU:HD21	15	0.13
(1,873)	1:A:324:ILE:HG13	1:A:329:LEU:HD22	15	0.13
(1,873)	1:A:324:ILE:HG13	1:A:329:LEU:HD23	15	0.13
(1,873)	1:A:324:ILE:HG13	1:A:329:LEU:HD21	18	0.13
(1,873)	1:A:324:ILE:HG13	1:A:329:LEU:HD22	18	0.13
(1,873)	1:A:324:ILE:HG13	1:A:329:LEU:HD23	18	0.13
(1,796)	1:A:321:GLN:HG3	1:A:323:GLY:H	18	0.13
(1,773)	1:A:320:ALA:HB1	1:A:326:MET:HB3	4	0.13
(1,773)	1:A:320:ALA:HB2	1:A:326:MET:HB3	4	0.13
(1,773)	1:A:320:ALA:HB3	1:A:326:MET:HB3	4	0.13
(1,773)	1:A:320:ALA:HB1	1:A:326:MET:HB3	7	0.13
(1,773)	1:A:320:ALA:HB2	1:A:326:MET:HB3	7	0.13
(1,773)	1:A:320:ALA:HB3	1:A:326:MET:HB3	7	0.13
(1,773)	1:A:320:ALA:HB1	1:A:326:MET:HB3	9	0.13

Continued on next page...

Continued from previous page...

Key	Atom-1	Atom-2	Model ID	Violation (Å)
(1,773)	1:A:320:ALA:HB2	1:A:326:MET:HB3	9	0.13
(1,773)	1:A:320:ALA:HB3	1:A:326:MET:HB3	9	0.13
(1,773)	1:A:320:ALA:HB1	1:A:326:MET:HB3	18	0.13
(1,773)	1:A:320:ALA:HB2	1:A:326:MET:HB3	18	0.13
(1,773)	1:A:320:ALA:HB3	1:A:326:MET:HB3	18	0.13
(1,60)	1:A:287:ARG:HD2	1:A:288:ASN:H	15	0.13
(1,60)	1:A:287:ARG:HD3	1:A:288:ASN:H	15	0.13
(1,552)	1:A:316:LEU:H	1:A:375:LEU:HA	10	0.13
(1,514)	1:A:316:LEU:HD21	1:A:317:GLN:HB3	15	0.13
(1,514)	1:A:316:LEU:HD22	1:A:317:GLN:HB3	15	0.13
(1,514)	1:A:316:LEU:HD23	1:A:317:GLN:HB3	15	0.13
(1,475)	1:A:315:ALA:H	1:A:317:GLN:HG2	14	0.13
(1,402)	1:A:312:ALA:HB1	1:A:316:LEU:HD11	10	0.13
(1,402)	1:A:312:ALA:HB1	1:A:316:LEU:HD12	10	0.13
(1,402)	1:A:312:ALA:HB1	1:A:316:LEU:HD13	10	0.13
(1,402)	1:A:312:ALA:HB2	1:A:316:LEU:HD11	10	0.13
(1,402)	1:A:312:ALA:HB2	1:A:316:LEU:HD12	10	0.13
(1,402)	1:A:312:ALA:HB2	1:A:316:LEU:HD13	10	0.13
(1,402)	1:A:312:ALA:HB3	1:A:316:LEU:HD11	10	0.13
(1,402)	1:A:312:ALA:HB3	1:A:316:LEU:HD12	10	0.13
(1,402)	1:A:312:ALA:HB3	1:A:316:LEU:HD13	10	0.13
(1,402)	1:A:312:ALA:HB1	1:A:316:LEU:HD11	20	0.13
(1,402)	1:A:312:ALA:HB1	1:A:316:LEU:HD12	20	0.13
(1,402)	1:A:312:ALA:HB1	1:A:316:LEU:HD13	20	0.13
(1,402)	1:A:312:ALA:HB2	1:A:316:LEU:HD11	20	0.13
(1,402)	1:A:312:ALA:HB2	1:A:316:LEU:HD12	20	0.13
(1,402)	1:A:312:ALA:HB2	1:A:316:LEU:HD13	20	0.13
(1,402)	1:A:312:ALA:HB3	1:A:316:LEU:HD11	20	0.13
(1,402)	1:A:312:ALA:HB3	1:A:316:LEU:HD12	20	0.13
(1,402)	1:A:312:ALA:HB3	1:A:316:LEU:HD13	20	0.13
(1,346)	1:A:310:ASN:HA	1:A:312:ALA:HB1	19	0.13
(1,346)	1:A:310:ASN:HA	1:A:312:ALA:HB2	19	0.13
(1,346)	1:A:310:ASN:HA	1:A:312:ALA:HB3	19	0.13
(1,34)	1:A:285:VAL:HG11	1:A:286:ASP:H	18	0.13
(1,34)	1:A:285:VAL:HG12	1:A:286:ASP:H	18	0.13
(1,34)	1:A:285:VAL:HG13	1:A:286:ASP:H	18	0.13
(1,34)	1:A:285:VAL:HG21	1:A:286:ASP:H	18	0.13
(1,34)	1:A:285:VAL:HG22	1:A:286:ASP:H	18	0.13
(1,34)	1:A:285:VAL:HG23	1:A:286:ASP:H	18	0.13
(1,2883)	1:A:383:LEU:HA	1:A:385:ALA:H	17	0.13
(1,2861)	1:A:382:ARG:HG2	1:A:383:LEU:H	1	0.13
(1,2861)	1:A:382:ARG:HG3	1:A:383:LEU:H	1	0.13

Continued on next page...

Continued from previous page...

Key	Atom-1	Atom-2	Model ID	Violation (Å)
(1,2861)	1:A:382:ARG:HG2	1:A:383:LEU:H	10	0.13
(1,2861)	1:A:382:ARG:HG3	1:A:383:LEU:H	10	0.13
(1,2833)	1:A:381:ARG:HA	1:A:384:ASP:HB2	9	0.13
(1,2833)	1:A:381:ARG:HA	1:A:384:ASP:HB2	20	0.13
(1,283)	1:A:306:ASN:HB2	1:A:311:GLU:HA	7	0.13
(1,283)	1:A:306:ASN:HB3	1:A:311:GLU:HA	7	0.13
(1,2689)	1:A:378:ALA:HA	1:A:380:LYS:HE2	4	0.13
(1,2689)	1:A:378:ALA:HA	1:A:380:LYS:HE3	4	0.13
(1,2689)	1:A:378:ALA:HA	1:A:380:LYS:HE2	5	0.13
(1,2689)	1:A:378:ALA:HA	1:A:380:LYS:HE3	5	0.13
(1,2658)	1:A:376:SER:HA	1:A:379:LEU:HG	10	0.13
(1,2597)	1:A:373:MET:HB2	1:A:376:SER:HB2	8	0.13
(1,2597)	1:A:373:MET:HB2	1:A:376:SER:HB3	8	0.13
(1,2597)	1:A:373:MET:HB2	1:A:376:SER:HB2	11	0.13
(1,2597)	1:A:373:MET:HB2	1:A:376:SER:HB3	11	0.13
(1,2520)	1:A:370:ASN:HA	1:A:373:MET:HG2	8	0.13
(1,2519)	1:A:370:ASN:HB3	1:A:373:MET:HE1	17	0.13
(1,2519)	1:A:370:ASN:HB3	1:A:373:MET:HE2	17	0.13
(1,2519)	1:A:370:ASN:HB3	1:A:373:MET:HE3	17	0.13
(1,2497)	1:A:370:ASN:HA	1:A:371:PRO:HB3	4	0.13
(1,2497)	1:A:370:ASN:HA	1:A:371:PRO:HB3	6	0.13
(1,2497)	1:A:370:ASN:HA	1:A:371:PRO:HB3	9	0.13
(1,2493)	1:A:370:ASN:HB2	1:A:371:PRO:HD3	14	0.13
(1,2459)	1:A:368:VAL:HG21	1:A:370:ASN:HB2	6	0.13
(1,2459)	1:A:368:VAL:HG22	1:A:370:ASN:HB2	6	0.13
(1,2459)	1:A:368:VAL:HG23	1:A:370:ASN:HB2	6	0.13
(1,2390)	1:A:366:ALA:HB1	1:A:367:LYS:HB2	1	0.13
(1,2390)	1:A:366:ALA:HB2	1:A:367:LYS:HB2	1	0.13
(1,2390)	1:A:366:ALA:HB3	1:A:367:LYS:HB2	1	0.13
(1,2390)	1:A:366:ALA:HB1	1:A:367:LYS:HB2	3	0.13
(1,2390)	1:A:366:ALA:HB2	1:A:367:LYS:HB2	3	0.13
(1,2390)	1:A:366:ALA:HB3	1:A:367:LYS:HB2	3	0.13
(1,2390)	1:A:366:ALA:HB1	1:A:367:LYS:HB2	4	0.13
(1,2390)	1:A:366:ALA:HB2	1:A:367:LYS:HB2	4	0.13
(1,2390)	1:A:366:ALA:HB3	1:A:367:LYS:HB2	4	0.13
(1,2390)	1:A:366:ALA:HB1	1:A:367:LYS:HB2	11	0.13
(1,2390)	1:A:366:ALA:HB2	1:A:367:LYS:HB2	11	0.13
(1,2390)	1:A:366:ALA:HB3	1:A:367:LYS:HB2	11	0.13
(1,2390)	1:A:366:ALA:HB1	1:A:367:LYS:HB2	19	0.13
(1,2390)	1:A:366:ALA:HB2	1:A:367:LYS:HB2	19	0.13
(1,2390)	1:A:366:ALA:HB3	1:A:367:LYS:HB2	19	0.13
(1,2307)	1:A:362:ASN:HB2	1:A:365:GLU:HG2	10	0.13

Continued on next page...

Continued from previous page...

Key	Atom-1	Atom-2	Model ID	Violation (Å)
(1,2307)	1:A:362:ASN:HB2	1:A:365:GLU:HG3	10	0.13
(1,2295)	1:A:362:ASN:HB2	1:A:364:GLU:H	5	0.13
(1,2295)	1:A:362:ASN:HB2	1:A:364:GLU:H	9	0.13
(1,2295)	1:A:362:ASN:HB2	1:A:364:GLU:H	18	0.13
(1,2287)	1:A:362:ASN:HD21	1:A:363:PRO:HD3	4	0.13
(1,2277)	1:A:362:ASN:HB3	1:A:363:PRO:HD3	11	0.13
(1,2277)	1:A:362:ASN:HB3	1:A:363:PRO:HD3	13	0.13
(1,2074)	1:A:354:VAL:HB	1:A:375:LEU:HD11	8	0.13
(1,2074)	1:A:354:VAL:HB	1:A:375:LEU:HD12	8	0.13
(1,2074)	1:A:354:VAL:HB	1:A:375:LEU:HD13	8	0.13
(1,2072)	1:A:354:VAL:HG21	1:A:372:LEU:HD21	20	0.13
(1,2072)	1:A:354:VAL:HG21	1:A:372:LEU:HD22	20	0.13
(1,2072)	1:A:354:VAL:HG21	1:A:372:LEU:HD23	20	0.13
(1,2072)	1:A:354:VAL:HG22	1:A:372:LEU:HD21	20	0.13
(1,2072)	1:A:354:VAL:HG22	1:A:372:LEU:HD22	20	0.13
(1,2072)	1:A:354:VAL:HG22	1:A:372:LEU:HD23	20	0.13
(1,2072)	1:A:354:VAL:HG23	1:A:372:LEU:HD21	20	0.13
(1,2072)	1:A:354:VAL:HG23	1:A:372:LEU:HD22	20	0.13
(1,2072)	1:A:354:VAL:HG23	1:A:372:LEU:HD23	20	0.13
(1,2062)	1:A:354:VAL:HG21	1:A:356:ILE:HG12	9	0.13
(1,2062)	1:A:354:VAL:HG22	1:A:356:ILE:HG12	9	0.13
(1,2062)	1:A:354:VAL:HG23	1:A:356:ILE:HG12	9	0.13
(1,2062)	1:A:354:VAL:HG21	1:A:356:ILE:HG12	11	0.13
(1,2062)	1:A:354:VAL:HG22	1:A:356:ILE:HG12	11	0.13
(1,2062)	1:A:354:VAL:HG23	1:A:356:ILE:HG12	11	0.13
(1,2062)	1:A:354:VAL:HG21	1:A:356:ILE:HG12	12	0.13
(1,2062)	1:A:354:VAL:HG22	1:A:356:ILE:HG12	12	0.13
(1,2062)	1:A:354:VAL:HG23	1:A:356:ILE:HG12	12	0.13
(1,2062)	1:A:354:VAL:HG21	1:A:356:ILE:HG12	13	0.13
(1,2062)	1:A:354:VAL:HG22	1:A:356:ILE:HG12	13	0.13
(1,2062)	1:A:354:VAL:HG23	1:A:356:ILE:HG12	13	0.13
(1,2062)	1:A:354:VAL:HG21	1:A:356:ILE:HG12	17	0.13
(1,2062)	1:A:354:VAL:HG22	1:A:356:ILE:HG12	17	0.13
(1,2062)	1:A:354:VAL:HG23	1:A:356:ILE:HG12	17	0.13
(1,1974)	1:A:351:LEU:HB3	1:A:356:ILE:HG12	7	0.13
(1,1920)	1:A:350:ALA:HA	1:A:351:LEU:HD21	10	0.13
(1,1920)	1:A:350:ALA:HA	1:A:351:LEU:HD22	10	0.13
(1,1920)	1:A:350:ALA:HA	1:A:351:LEU:HD23	10	0.13
(1,1893)	1:A:348:ALA:H	1:A:358:PRO:HB3	5	0.13
(1,1893)	1:A:348:ALA:H	1:A:358:PRO:HB3	11	0.13
(1,1690)	1:A:343:ILE:HA	1:A:348:ALA:H	10	0.13
(1,1642)	1:A:341:ARG:H	1:A:342:PRO:HD2	20	0.13

Continued on next page...

Continued from previous page...

Key	Atom-1	Atom-2	Model ID	Violation (Å)
(1,1575)	1:A:339:TRP:H	1:A:341:ARG:HD3	20	0.13
(1,1490)	1:A:337:ILE:HG21	1:A:372:LEU:H	1	0.13
(1,1490)	1:A:337:ILE:HG22	1:A:372:LEU:H	1	0.13
(1,1490)	1:A:337:ILE:HG23	1:A:372:LEU:H	1	0.13
(1,1376)	1:A:336:TYR:HD1	1:A:340:LEU:HD11	9	0.13
(1,1376)	1:A:336:TYR:HD1	1:A:340:LEU:HD12	9	0.13
(1,1376)	1:A:336:TYR:HD1	1:A:340:LEU:HD13	9	0.13
(1,1376)	1:A:336:TYR:HD2	1:A:340:LEU:HD11	9	0.13
(1,1376)	1:A:336:TYR:HD2	1:A:340:LEU:HD12	9	0.13
(1,1376)	1:A:336:TYR:HD2	1:A:340:LEU:HD13	9	0.13
(1,1333)	1:A:335:ALA:HB1	1:A:338:VAL:HG11	5	0.13
(1,1333)	1:A:335:ALA:HB1	1:A:338:VAL:HG12	5	0.13
(1,1333)	1:A:335:ALA:HB1	1:A:338:VAL:HG13	5	0.13
(1,1333)	1:A:335:ALA:HB2	1:A:338:VAL:HG11	5	0.13
(1,1333)	1:A:335:ALA:HB2	1:A:338:VAL:HG12	5	0.13
(1,1333)	1:A:335:ALA:HB2	1:A:338:VAL:HG13	5	0.13
(1,1333)	1:A:335:ALA:HB3	1:A:338:VAL:HG11	5	0.13
(1,1333)	1:A:335:ALA:HB3	1:A:338:VAL:HG12	5	0.13
(1,1333)	1:A:335:ALA:HB3	1:A:338:VAL:HG13	5	0.13
(1,1275)	1:A:333:LEU:HB2	1:A:376:SER:H	3	0.13
(1,1275)	1:A:333:LEU:HB2	1:A:376:SER:H	18	0.13
(1,1229)	1:A:333:LEU:HG	1:A:335:ALA:H	2	0.13
(1,1129)	1:A:330:ARG:HD3	1:A:334:GLU:H	18	0.13
(1,1109)	1:A:330:ARG:HD2	1:A:332:ALA:H	16	0.13
(2,91)	1:A:378:ALA:O	1:A:382:ARG:H	1	0.12
(2,91)	1:A:378:ALA:O	1:A:382:ARG:H	9	0.12
(2,91)	1:A:378:ALA:O	1:A:382:ARG:H	16	0.12
(2,81)	1:A:373:MET:O	1:A:377:SER:H	15	0.12
(2,77)	1:A:350:ALA:O	1:A:354:VAL:H	2	0.12
(2,77)	1:A:350:ALA:O	1:A:354:VAL:H	12	0.12
(2,77)	1:A:350:ALA:O	1:A:354:VAL:H	16	0.12
(2,65)	1:A:333:LEU:O	1:A:337:ILE:H	10	0.12
(2,61)	1:A:331:ALA:O	1:A:335:ALA:H	12	0.12
(2,55)	1:A:328:ASP:O	1:A:332:ALA:H	19	0.12
(2,49)	1:A:317:GLN:O	1:A:321:GLN:H	20	0.12
(2,43)	1:A:314:ALA:O	1:A:318:ALA:H	6	0.12
(2,35)	1:A:310:ASN:O	1:A:314:ALA:H	18	0.12
(1,962)	1:A:326:MET:HB3	1:A:330:ARG:HB2	9	0.12
(1,870)	1:A:324:ILE:HD11	1:A:329:LEU:HB3	10	0.12
(1,870)	1:A:324:ILE:HD12	1:A:329:LEU:HB3	10	0.12
(1,870)	1:A:324:ILE:HD13	1:A:329:LEU:HB3	10	0.12
(1,814)	1:A:322:ASN:HB3	1:A:324:ILE:HG13	5	0.12

Continued on next page...

Continued from previous page...

Key	Atom-1	Atom-2	Model ID	Violation (Å)
(1,796)	1:A:321:GLN:HG3	1:A:323:GLY:H	19	0.12
(1,796)	1:A:321:GLN:HG3	1:A:323:GLY:H	20	0.12
(1,787)	1:A:321:GLN:HG3	1:A:322:ASN:HD21	6	0.12
(1,787)	1:A:321:GLN:HG3	1:A:322:ASN:HD21	18	0.12
(1,773)	1:A:320:ALA:HB1	1:A:326:MET:HB3	2	0.12
(1,773)	1:A:320:ALA:HB2	1:A:326:MET:HB3	2	0.12
(1,773)	1:A:320:ALA:HB3	1:A:326:MET:HB3	2	0.12
(1,773)	1:A:320:ALA:HB1	1:A:326:MET:HB3	3	0.12
(1,773)	1:A:320:ALA:HB2	1:A:326:MET:HB3	3	0.12
(1,773)	1:A:320:ALA:HB3	1:A:326:MET:HB3	3	0.12
(1,773)	1:A:320:ALA:HB1	1:A:326:MET:HB3	11	0.12
(1,773)	1:A:320:ALA:HB2	1:A:326:MET:HB3	11	0.12
(1,773)	1:A:320:ALA:HB3	1:A:326:MET:HB3	11	0.12
(1,729)	1:A:319:LEU:HD21	1:A:352:GLU:H	16	0.12
(1,729)	1:A:319:LEU:HD22	1:A:352:GLU:H	16	0.12
(1,729)	1:A:319:LEU:HD23	1:A:352:GLU:H	16	0.12
(1,631)	1:A:318:ALA:H	1:A:321:GLN:HG3	5	0.12
(1,620)	1:A:318:ALA:H	1:A:319:LEU:HD11	7	0.12
(1,620)	1:A:318:ALA:H	1:A:319:LEU:HD12	7	0.12
(1,620)	1:A:318:ALA:H	1:A:319:LEU:HD13	7	0.12
(1,514)	1:A:316:LEU:HD21	1:A:317:GLN:HB3	7	0.12
(1,514)	1:A:316:LEU:HD22	1:A:317:GLN:HB3	7	0.12
(1,514)	1:A:316:LEU:HD23	1:A:317:GLN:HB3	7	0.12
(1,514)	1:A:316:LEU:HD21	1:A:317:GLN:HB3	18	0.12
(1,514)	1:A:316:LEU:HD22	1:A:317:GLN:HB3	18	0.12
(1,514)	1:A:316:LEU:HD23	1:A:317:GLN:HB3	18	0.12
(1,475)	1:A:315:ALA:H	1:A:317:GLN:HG2	8	0.12
(1,425)	1:A:313:ASP:H	1:A:313:ASP:HB3	3	0.12
(1,402)	1:A:312:ALA:HB1	1:A:316:LEU:HD11	15	0.12
(1,402)	1:A:312:ALA:HB1	1:A:316:LEU:HD12	15	0.12
(1,402)	1:A:312:ALA:HB1	1:A:316:LEU:HD13	15	0.12
(1,402)	1:A:312:ALA:HB2	1:A:316:LEU:HD11	15	0.12
(1,402)	1:A:312:ALA:HB2	1:A:316:LEU:HD12	15	0.12
(1,402)	1:A:312:ALA:HB2	1:A:316:LEU:HD13	15	0.12
(1,402)	1:A:312:ALA:HB3	1:A:316:LEU:HD11	15	0.12
(1,402)	1:A:312:ALA:HB3	1:A:316:LEU:HD12	15	0.12
(1,402)	1:A:312:ALA:HB3	1:A:316:LEU:HD13	15	0.12
(1,316)	1:A:309:ASN:HA	1:A:309:ASN:HD21	5	0.12
(1,316)	1:A:309:ASN:HA	1:A:309:ASN:HD22	5	0.12
(1,316)	1:A:309:ASN:HA	1:A:309:ASN:HD21	6	0.12
(1,316)	1:A:309:ASN:HA	1:A:309:ASN:HD22	6	0.12
(1,2833)	1:A:381:ARG:HA	1:A:384:ASP:HB2	5	0.12

Continued on next page...

Continued from previous page...

Key	Atom-1	Atom-2	Model ID	Violation (Å)
(1,2798)	1:A:380:LYS:HD2	1:A:384:ASP:HB2	18	0.12
(1,2798)	1:A:380:LYS:HD3	1:A:384:ASP:HB2	18	0.12
(1,2785)	1:A:380:LYS:HE2	1:A:382:ARG:H	1	0.12
(1,2785)	1:A:380:LYS:HE3	1:A:382:ARG:H	1	0.12
(1,2752)	1:A:379:LEU:HD11	1:A:383:LEU:HD21	9	0.12
(1,2752)	1:A:379:LEU:HD11	1:A:383:LEU:HD22	9	0.12
(1,2752)	1:A:379:LEU:HD11	1:A:383:LEU:HD23	9	0.12
(1,2752)	1:A:379:LEU:HD12	1:A:383:LEU:HD21	9	0.12
(1,2752)	1:A:379:LEU:HD12	1:A:383:LEU:HD22	9	0.12
(1,2752)	1:A:379:LEU:HD12	1:A:383:LEU:HD23	9	0.12
(1,2752)	1:A:379:LEU:HD13	1:A:383:LEU:HD21	9	0.12
(1,2752)	1:A:379:LEU:HD13	1:A:383:LEU:HD22	9	0.12
(1,2752)	1:A:379:LEU:HD13	1:A:383:LEU:HD23	9	0.12
(1,268)	1:A:306:ASN:H	1:A:307:ARG:HB2	11	0.12
(1,268)	1:A:306:ASN:H	1:A:307:ARG:HB2	18	0.12
(1,2679)	1:A:377:SER:HA	1:A:381:ARG:HG2	7	0.12
(1,2679)	1:A:377:SER:HA	1:A:381:ARG:HG2	15	0.12
(1,2673)	1:A:377:SER:HA	1:A:380:LYS:HB2	16	0.12
(1,2673)	1:A:377:SER:HA	1:A:380:LYS:HB2	18	0.12
(1,2597)	1:A:373:MET:HB2	1:A:376:SER:HB2	9	0.12
(1,2597)	1:A:373:MET:HB2	1:A:376:SER:HB3	9	0.12
(1,2597)	1:A:373:MET:HB2	1:A:376:SER:HB2	15	0.12
(1,2597)	1:A:373:MET:HB2	1:A:376:SER:HB3	15	0.12
(1,2597)	1:A:373:MET:HB2	1:A:376:SER:HB2	20	0.12
(1,2597)	1:A:373:MET:HB2	1:A:376:SER:HB3	20	0.12
(1,2576)	1:A:372:LEU:HD21	1:A:376:SER:H	1	0.12
(1,2576)	1:A:372:LEU:HD22	1:A:376:SER:H	1	0.12
(1,2576)	1:A:372:LEU:HD23	1:A:376:SER:H	1	0.12
(1,2576)	1:A:372:LEU:HD21	1:A:376:SER:H	16	0.12
(1,2576)	1:A:372:LEU:HD22	1:A:376:SER:H	16	0.12
(1,2576)	1:A:372:LEU:HD23	1:A:376:SER:H	16	0.12
(1,2520)	1:A:370:ASN:HA	1:A:373:MET:HG2	2	0.12
(1,2520)	1:A:370:ASN:HA	1:A:373:MET:HG2	12	0.12
(1,2520)	1:A:370:ASN:HA	1:A:373:MET:HG2	18	0.12
(1,2519)	1:A:370:ASN:HB3	1:A:373:MET:HE1	18	0.12
(1,2519)	1:A:370:ASN:HB3	1:A:373:MET:HE2	18	0.12
(1,2519)	1:A:370:ASN:HB3	1:A:373:MET:HE3	18	0.12
(1,2504)	1:A:370:ASN:HD22	1:A:371:PRO:HG2	3	0.12
(1,2504)	1:A:370:ASN:HD22	1:A:371:PRO:HG2	10	0.12
(1,2497)	1:A:370:ASN:HA	1:A:371:PRO:HB3	1	0.12
(1,2497)	1:A:370:ASN:HA	1:A:371:PRO:HB3	3	0.12
(1,2497)	1:A:370:ASN:HA	1:A:371:PRO:HB3	7	0.12

Continued on next page...

Continued from previous page...

Key	Atom-1	Atom-2	Model ID	Violation (Å)
(1,2493)	1:A:370:ASN:HB2	1:A:371:PRO:HD3	11	0.12
(1,2493)	1:A:370:ASN:HB2	1:A:371:PRO:HD3	19	0.12
(1,2484)	1:A:369:ASP:HA	1:A:373:MET:HE1	12	0.12
(1,2484)	1:A:369:ASP:HA	1:A:373:MET:HE2	12	0.12
(1,2484)	1:A:369:ASP:HA	1:A:373:MET:HE3	12	0.12
(1,247)	1:A:304:MET:H	1:A:304:MET:HE1	7	0.12
(1,247)	1:A:304:MET:H	1:A:304:MET:HE2	7	0.12
(1,247)	1:A:304:MET:H	1:A:304:MET:HE3	7	0.12
(1,2459)	1:A:368:VAL:HG21	1:A:370:ASN:HB2	3	0.12
(1,2459)	1:A:368:VAL:HG22	1:A:370:ASN:HB2	3	0.12
(1,2459)	1:A:368:VAL:HG23	1:A:370:ASN:HB2	3	0.12
(1,2459)	1:A:368:VAL:HG21	1:A:370:ASN:HB2	9	0.12
(1,2459)	1:A:368:VAL:HG22	1:A:370:ASN:HB2	9	0.12
(1,2459)	1:A:368:VAL:HG23	1:A:370:ASN:HB2	9	0.12
(1,2457)	1:A:368:VAL:HB	1:A:369:ASP:H	11	0.12
(1,2413)	1:A:366:ALA:HB1	1:A:371:PRO:HD2	3	0.12
(1,2413)	1:A:366:ALA:HB2	1:A:371:PRO:HD2	3	0.12
(1,2413)	1:A:366:ALA:HB3	1:A:371:PRO:HD2	3	0.12
(1,2413)	1:A:366:ALA:HB1	1:A:371:PRO:HD2	15	0.12
(1,2413)	1:A:366:ALA:HB2	1:A:371:PRO:HD2	15	0.12
(1,2413)	1:A:366:ALA:HB3	1:A:371:PRO:HD2	15	0.12
(1,2390)	1:A:366:ALA:HB1	1:A:367:LYS:HB2	5	0.12
(1,2390)	1:A:366:ALA:HB2	1:A:367:LYS:HB2	5	0.12
(1,2390)	1:A:366:ALA:HB3	1:A:367:LYS:HB2	5	0.12
(1,2390)	1:A:366:ALA:HB1	1:A:367:LYS:HB2	7	0.12
(1,2390)	1:A:366:ALA:HB2	1:A:367:LYS:HB2	7	0.12
(1,2390)	1:A:366:ALA:HB3	1:A:367:LYS:HB2	7	0.12
(1,2390)	1:A:366:ALA:HB1	1:A:367:LYS:HB2	8	0.12
(1,2390)	1:A:366:ALA:HB2	1:A:367:LYS:HB2	8	0.12
(1,2390)	1:A:366:ALA:HB3	1:A:367:LYS:HB2	8	0.12
(1,238)	1:A:303:ALA:HA	1:A:304:MET:HE1	3	0.12
(1,238)	1:A:303:ALA:HA	1:A:304:MET:HE2	3	0.12
(1,238)	1:A:303:ALA:HA	1:A:304:MET:HE3	3	0.12
(1,238)	1:A:303:ALA:HA	1:A:304:MET:HE1	15	0.12
(1,238)	1:A:303:ALA:HA	1:A:304:MET:HE2	15	0.12
(1,238)	1:A:303:ALA:HA	1:A:304:MET:HE3	15	0.12
(1,238)	1:A:303:ALA:HA	1:A:304:MET:HE1	18	0.12
(1,238)	1:A:303:ALA:HA	1:A:304:MET:HE2	18	0.12
(1,238)	1:A:303:ALA:HA	1:A:304:MET:HE3	18	0.12
(1,2369)	1:A:365:GLU:H	1:A:366:ALA:HA	9	0.12
(1,2307)	1:A:362:ASN:HB2	1:A:365:GLU:HG2	5	0.12
(1,2307)	1:A:362:ASN:HB2	1:A:365:GLU:HG3	5	0.12

Continued on next page...

Continued from previous page...

Key	Atom-1	Atom-2	Model ID	Violation (Å)
(1,2295)	1:A:362:ASN:HB2	1:A:364:GLU:H	1	0.12
(1,2295)	1:A:362:ASN:HB2	1:A:364:GLU:H	6	0.12
(1,2295)	1:A:362:ASN:HB2	1:A:364:GLU:H	15	0.12
(1,2295)	1:A:362:ASN:HB2	1:A:364:GLU:H	16	0.12
(1,2295)	1:A:362:ASN:HB2	1:A:364:GLU:H	19	0.12
(1,2295)	1:A:362:ASN:HB2	1:A:364:GLU:H	20	0.12
(1,2294)	1:A:362:ASN:HA	1:A:364:GLU:HG2	9	0.12
(1,2294)	1:A:362:ASN:HA	1:A:364:GLU:HG3	9	0.12
(1,2287)	1:A:362:ASN:HD21	1:A:363:PRO:HD3	3	0.12
(1,2277)	1:A:362:ASN:HB3	1:A:363:PRO:HD3	12	0.12
(1,2227)	1:A:360:PHE:H	1:A:361:ASP:HB2	7	0.12
(1,2227)	1:A:360:PHE:H	1:A:361:ASP:HB3	7	0.12
(1,2227)	1:A:360:PHE:H	1:A:361:ASP:HB2	19	0.12
(1,2227)	1:A:360:PHE:H	1:A:361:ASP:HB3	19	0.12
(1,2109)	1:A:356:ILE:HG21	1:A:371:PRO:HB2	11	0.12
(1,2109)	1:A:356:ILE:HG22	1:A:371:PRO:HB2	11	0.12
(1,2109)	1:A:356:ILE:HG23	1:A:371:PRO:HB2	11	0.12
(1,2072)	1:A:354:VAL:HG21	1:A:372:LEU:HD21	18	0.12
(1,2072)	1:A:354:VAL:HG21	1:A:372:LEU:HD22	18	0.12
(1,2072)	1:A:354:VAL:HG21	1:A:372:LEU:HD23	18	0.12
(1,2072)	1:A:354:VAL:HG22	1:A:372:LEU:HD21	18	0.12
(1,2072)	1:A:354:VAL:HG22	1:A:372:LEU:HD22	18	0.12
(1,2072)	1:A:354:VAL:HG22	1:A:372:LEU:HD23	18	0.12
(1,2072)	1:A:354:VAL:HG23	1:A:372:LEU:HD21	18	0.12
(1,2072)	1:A:354:VAL:HG23	1:A:372:LEU:HD22	18	0.12
(1,2072)	1:A:354:VAL:HG23	1:A:372:LEU:HD23	18	0.12
(1,2062)	1:A:354:VAL:HG21	1:A:356:ILE:HG12	4	0.12
(1,2062)	1:A:354:VAL:HG22	1:A:356:ILE:HG12	4	0.12
(1,2062)	1:A:354:VAL:HG23	1:A:356:ILE:HG12	4	0.12
(1,2062)	1:A:354:VAL:HG21	1:A:356:ILE:HG12	6	0.12
(1,2062)	1:A:354:VAL:HG22	1:A:356:ILE:HG12	6	0.12
(1,2062)	1:A:354:VAL:HG23	1:A:356:ILE:HG12	6	0.12
(1,2062)	1:A:354:VAL:HG21	1:A:356:ILE:HG12	7	0.12
(1,2062)	1:A:354:VAL:HG22	1:A:356:ILE:HG12	7	0.12
(1,2062)	1:A:354:VAL:HG23	1:A:356:ILE:HG12	7	0.12
(1,2044)	1:A:353:GLY:H	1:A:356:ILE:HG12	20	0.12
(1,2002)	1:A:352:GLU:HG2	1:A:353:GLY:H	20	0.12
(1,1974)	1:A:351:LEU:HB3	1:A:356:ILE:HG12	2	0.12
(1,1974)	1:A:351:LEU:HB3	1:A:356:ILE:HG12	4	0.12
(1,1974)	1:A:351:LEU:HB3	1:A:356:ILE:HG12	16	0.12
(1,1974)	1:A:351:LEU:HB3	1:A:356:ILE:HG12	17	0.12
(1,1920)	1:A:350:ALA:HA	1:A:351:LEU:HD21	8	0.12

Continued on next page...

Continued from previous page...

Key	Atom-1	Atom-2	Model ID	Violation (Å)
(1,1920)	1:A:350:ALA:HA	1:A:351:LEU:HD22	8	0.12
(1,1920)	1:A:350:ALA:HA	1:A:351:LEU:HD23	8	0.12
(1,185)	1:A:299:ALA:HB1	1:A:302:VAL:H	14	0.12
(1,185)	1:A:299:ALA:HB2	1:A:302:VAL:H	14	0.12
(1,185)	1:A:299:ALA:HB3	1:A:302:VAL:H	14	0.12
(1,185)	1:A:299:ALA:HB1	1:A:302:VAL:H	16	0.12
(1,185)	1:A:299:ALA:HB2	1:A:302:VAL:H	16	0.12
(1,185)	1:A:299:ALA:HB3	1:A:302:VAL:H	16	0.12
(1,181)	1:A:299:ALA:H	1:A:301:ARG:H	12	0.12
(1,1765)	1:A:345:LEU:HG	1:A:346:ASP:H	1	0.12
(1,1746)	1:A:344:PRO:HB3	1:A:347:ILE:H	14	0.12
(1,1708)	1:A:343:ILE:HG12	1:A:358:PRO:HB3	2	0.12
(1,1708)	1:A:343:ILE:HG12	1:A:358:PRO:HB3	14	0.12
(1,1642)	1:A:341:ARG:H	1:A:342:PRO:HD2	12	0.12
(1,1642)	1:A:341:ARG:H	1:A:342:PRO:HD2	18	0.12
(1,1490)	1:A:337:ILE:HG21	1:A:372:LEU:H	5	0.12
(1,1490)	1:A:337:ILE:HG22	1:A:372:LEU:H	5	0.12
(1,1490)	1:A:337:ILE:HG23	1:A:372:LEU:H	5	0.12
(1,1376)	1:A:336:TYR:HD1	1:A:340:LEU:HD11	12	0.12
(1,1376)	1:A:336:TYR:HD1	1:A:340:LEU:HD12	12	0.12
(1,1376)	1:A:336:TYR:HD1	1:A:340:LEU:HD13	12	0.12
(1,1376)	1:A:336:TYR:HD2	1:A:340:LEU:HD11	12	0.12
(1,1376)	1:A:336:TYR:HD2	1:A:340:LEU:HD12	12	0.12
(1,1376)	1:A:336:TYR:HD2	1:A:340:LEU:HD13	12	0.12
(1,1366)	1:A:336:TYR:H	1:A:337:ILE:HD11	12	0.12
(1,1366)	1:A:336:TYR:H	1:A:337:ILE:HD12	12	0.12
(1,1366)	1:A:336:TYR:H	1:A:337:ILE:HD13	12	0.12
(1,1333)	1:A:335:ALA:HB1	1:A:338:VAL:HG11	4	0.12
(1,1333)	1:A:335:ALA:HB1	1:A:338:VAL:HG12	4	0.12
(1,1333)	1:A:335:ALA:HB1	1:A:338:VAL:HG13	4	0.12
(1,1333)	1:A:335:ALA:HB2	1:A:338:VAL:HG11	4	0.12
(1,1333)	1:A:335:ALA:HB2	1:A:338:VAL:HG12	4	0.12
(1,1333)	1:A:335:ALA:HB2	1:A:338:VAL:HG13	4	0.12
(1,1333)	1:A:335:ALA:HB3	1:A:338:VAL:HG11	4	0.12
(1,1333)	1:A:335:ALA:HB3	1:A:338:VAL:HG12	4	0.12
(1,1333)	1:A:335:ALA:HB3	1:A:338:VAL:HG13	4	0.12
(1,1333)	1:A:335:ALA:HB1	1:A:338:VAL:HG11	12	0.12
(1,1333)	1:A:335:ALA:HB1	1:A:338:VAL:HG12	12	0.12
(1,1333)	1:A:335:ALA:HB1	1:A:338:VAL:HG13	12	0.12
(1,1333)	1:A:335:ALA:HB2	1:A:338:VAL:HG11	12	0.12
(1,1333)	1:A:335:ALA:HB2	1:A:338:VAL:HG12	12	0.12
(1,1333)	1:A:335:ALA:HB2	1:A:338:VAL:HG13	12	0.12

Continued on next page...

Continued from previous page...

Key	Atom-1	Atom-2	Model ID	Violation (Å)
(1,1333)	1:A:335:ALA:HB3	1:A:338:VAL:HG11	12	0.12
(1,1333)	1:A:335:ALA:HB3	1:A:338:VAL:HG12	12	0.12
(1,1333)	1:A:335:ALA:HB3	1:A:338:VAL:HG13	12	0.12
(1,126)	1:A:293:ASN:HB2	1:A:294:LEU:H	18	0.12
(1,126)	1:A:293:ASN:HB3	1:A:294:LEU:H	18	0.12
(1,1123)	1:A:330:ARG:HD2	1:A:334:GLU:HB2	5	0.12
(1,1109)	1:A:330:ARG:HD2	1:A:332:ALA:H	6	0.12
(1,1000)	1:A:327:GLU:HA	1:A:330:ARG:HG3	12	0.12
(2,92)	1:A:378:ALA:O	1:A:382:ARG:N	6	0.11
(2,81)	1:A:373:MET:O	1:A:377:SER:H	3	0.11
(2,81)	1:A:373:MET:O	1:A:377:SER:H	14	0.11
(2,77)	1:A:350:ALA:O	1:A:354:VAL:H	8	0.11
(2,77)	1:A:350:ALA:O	1:A:354:VAL:H	11	0.11
(2,77)	1:A:350:ALA:O	1:A:354:VAL:H	14	0.11
(2,77)	1:A:350:ALA:O	1:A:354:VAL:H	17	0.11
(2,75)	1:A:348:ALA:O	1:A:352:GLU:H	18	0.11
(2,65)	1:A:333:LEU:O	1:A:337:ILE:H	2	0.11
(2,65)	1:A:333:LEU:O	1:A:337:ILE:H	7	0.11
(2,61)	1:A:331:ALA:O	1:A:335:ALA:H	18	0.11
(2,55)	1:A:328:ASP:O	1:A:332:ALA:H	16	0.11
(2,51)	1:A:318:ALA:O	1:A:322:ASN:H	5	0.11
(2,50)	1:A:317:GLN:O	1:A:321:GLN:N	13	0.11
(2,49)	1:A:317:GLN:O	1:A:321:GLN:H	10	0.11
(2,49)	1:A:317:GLN:O	1:A:321:GLN:H	12	0.11
(2,49)	1:A:317:GLN:O	1:A:321:GLN:H	16	0.11
(2,49)	1:A:317:GLN:O	1:A:321:GLN:H	18	0.11
(1,92)	1:A:291:ARG:H	1:A:291:ARG:HD2	19	0.11
(1,92)	1:A:291:ARG:H	1:A:291:ARG:HD3	19	0.11
(1,892)	1:A:324:ILE:HG13	1:A:349:ASN:HD22	7	0.11
(1,892)	1:A:324:ILE:HG13	1:A:349:ASN:HD22	11	0.11
(1,892)	1:A:324:ILE:HG13	1:A:349:ASN:HD22	18	0.11
(1,873)	1:A:324:ILE:HG13	1:A:329:LEU:HD21	11	0.11
(1,873)	1:A:324:ILE:HG13	1:A:329:LEU:HD22	11	0.11
(1,873)	1:A:324:ILE:HG13	1:A:329:LEU:HD23	11	0.11
(1,873)	1:A:324:ILE:HG13	1:A:329:LEU:HD21	20	0.11
(1,873)	1:A:324:ILE:HG13	1:A:329:LEU:HD22	20	0.11
(1,873)	1:A:324:ILE:HG13	1:A:329:LEU:HD23	20	0.11
(1,796)	1:A:321:GLN:HG3	1:A:323:GLY:H	7	0.11
(1,773)	1:A:320:ALA:HB1	1:A:326:MET:HB3	1	0.11
(1,773)	1:A:320:ALA:HB2	1:A:326:MET:HB3	1	0.11
(1,773)	1:A:320:ALA:HB3	1:A:326:MET:HB3	1	0.11
(1,620)	1:A:318:ALA:H	1:A:319:LEU:HD11	9	0.11

Continued on next page...

Continued from previous page...

Key	Atom-1	Atom-2	Model ID	Violation (Å)
(1,620)	1:A:318:ALA:H	1:A:319:LEU:HD12	9	0.11
(1,620)	1:A:318:ALA:H	1:A:319:LEU:HD13	9	0.11
(1,574)	1:A:316:LEU:HD11	1:A:382:ARG:HB2	11	0.11
(1,574)	1:A:316:LEU:HD12	1:A:382:ARG:HB2	11	0.11
(1,574)	1:A:316:LEU:HD13	1:A:382:ARG:HB2	11	0.11
(1,514)	1:A:316:LEU:HD21	1:A:317:GLN:HB3	20	0.11
(1,514)	1:A:316:LEU:HD22	1:A:317:GLN:HB3	20	0.11
(1,514)	1:A:316:LEU:HD23	1:A:317:GLN:HB3	20	0.11
(1,475)	1:A:315:ALA:H	1:A:317:GLN:HG2	4	0.11
(1,475)	1:A:315:ALA:H	1:A:317:GLN:HG2	10	0.11
(1,475)	1:A:315:ALA:H	1:A:317:GLN:HG2	12	0.11
(1,437)	1:A:313:ASP:HB3	1:A:316:LEU:HG	13	0.11
(1,429)	1:A:313:ASP:HB2	1:A:314:ALA:H	5	0.11
(1,429)	1:A:313:ASP:HB2	1:A:314:ALA:H	13	0.11
(1,429)	1:A:313:ASP:HB2	1:A:314:ALA:H	16	0.11
(1,352)	1:A:310:ASN:HA	1:A:313:ASP:HB3	18	0.11
(1,2860)	1:A:382:ARG:HD3	1:A:383:LEU:H	14	0.11
(1,2860)	1:A:382:ARG:HD3	1:A:383:LEU:H	19	0.11
(1,2802)	1:A:380:LYS:HE2	1:A:384:ASP:H	1	0.11
(1,2802)	1:A:380:LYS:HE3	1:A:384:ASP:H	1	0.11
(1,2800)	1:A:380:LYS:HB2	1:A:384:ASP:H	1	0.11
(1,270)	1:A:306:ASN:HA	1:A:310:ASN:HB2	5	0.11
(1,270)	1:A:306:ASN:HA	1:A:310:ASN:HB3	5	0.11
(1,2689)	1:A:378:ALA:HA	1:A:380:LYS:HE2	14	0.11
(1,2689)	1:A:378:ALA:HA	1:A:380:LYS:HE3	14	0.11
(1,2673)	1:A:377:SER:HA	1:A:380:LYS:HB2	4	0.11
(1,2666)	1:A:377:SER:HB3	1:A:378:ALA:H	15	0.11
(1,2666)	1:A:377:SER:HB3	1:A:378:ALA:H	19	0.11
(1,2576)	1:A:372:LEU:HD21	1:A:376:SER:H	3	0.11
(1,2576)	1:A:372:LEU:HD22	1:A:376:SER:H	3	0.11
(1,2576)	1:A:372:LEU:HD23	1:A:376:SER:H	3	0.11
(1,2576)	1:A:372:LEU:HD21	1:A:376:SER:H	5	0.11
(1,2576)	1:A:372:LEU:HD22	1:A:376:SER:H	5	0.11
(1,2576)	1:A:372:LEU:HD23	1:A:376:SER:H	5	0.11
(1,2576)	1:A:372:LEU:HD21	1:A:376:SER:H	17	0.11
(1,2576)	1:A:372:LEU:HD22	1:A:376:SER:H	17	0.11
(1,2576)	1:A:372:LEU:HD23	1:A:376:SER:H	17	0.11
(1,2523)	1:A:370:ASN:H	1:A:373:MET:HB2	8	0.11
(1,2520)	1:A:370:ASN:HA	1:A:373:MET:HG2	3	0.11
(1,2520)	1:A:370:ASN:HA	1:A:373:MET:HG2	17	0.11
(1,2497)	1:A:370:ASN:HA	1:A:371:PRO:HB3	8	0.11
(1,2497)	1:A:370:ASN:HA	1:A:371:PRO:HB3	11	0.11

Continued on next page...

Continued from previous page...

Key	Atom-1	Atom-2	Model ID	Violation (Å)
(1,2497)	1:A:370:ASN:HA	1:A:371:PRO:HB3	12	0.11
(1,2497)	1:A:370:ASN:HA	1:A:371:PRO:HB3	14	0.11
(1,2497)	1:A:370:ASN:HA	1:A:371:PRO:HB3	17	0.11
(1,2484)	1:A:369:ASP:HA	1:A:373:MET:HE1	19	0.11
(1,2484)	1:A:369:ASP:HA	1:A:373:MET:HE2	19	0.11
(1,2484)	1:A:369:ASP:HA	1:A:373:MET:HE3	19	0.11
(1,2459)	1:A:368:VAL:HG21	1:A:370:ASN:HB2	8	0.11
(1,2459)	1:A:368:VAL:HG22	1:A:370:ASN:HB2	8	0.11
(1,2459)	1:A:368:VAL:HG23	1:A:370:ASN:HB2	8	0.11
(1,2459)	1:A:368:VAL:HG21	1:A:370:ASN:HB2	20	0.11
(1,2459)	1:A:368:VAL:HG22	1:A:370:ASN:HB2	20	0.11
(1,2459)	1:A:368:VAL:HG23	1:A:370:ASN:HB2	20	0.11
(1,2457)	1:A:368:VAL:HB	1:A:369:ASP:H	1	0.11
(1,2457)	1:A:368:VAL:HB	1:A:369:ASP:H	14	0.11
(1,2457)	1:A:368:VAL:HB	1:A:369:ASP:H	17	0.11
(1,2390)	1:A:366:ALA:HB1	1:A:367:LYS:HB2	10	0.11
(1,2390)	1:A:366:ALA:HB2	1:A:367:LYS:HB2	10	0.11
(1,2390)	1:A:366:ALA:HB3	1:A:367:LYS:HB2	10	0.11
(1,2390)	1:A:366:ALA:HB1	1:A:367:LYS:HB2	16	0.11
(1,2390)	1:A:366:ALA:HB2	1:A:367:LYS:HB2	16	0.11
(1,2390)	1:A:366:ALA:HB3	1:A:367:LYS:HB2	16	0.11
(1,2390)	1:A:366:ALA:HB1	1:A:367:LYS:HB2	20	0.11
(1,2390)	1:A:366:ALA:HB2	1:A:367:LYS:HB2	20	0.11
(1,2390)	1:A:366:ALA:HB3	1:A:367:LYS:HB2	20	0.11
(1,238)	1:A:303:ALA:HA	1:A:304:MET:HE1	13	0.11
(1,238)	1:A:303:ALA:HA	1:A:304:MET:HE2	13	0.11
(1,238)	1:A:303:ALA:HA	1:A:304:MET:HE3	13	0.11
(1,2369)	1:A:365:GLU:H	1:A:366:ALA:HA	7	0.11
(1,2337)	1:A:363:PRO:HB3	1:A:367:LYS:HG3	14	0.11
(1,2307)	1:A:362:ASN:HB2	1:A:365:GLU:HG2	1	0.11
(1,2307)	1:A:362:ASN:HB2	1:A:365:GLU:HG3	1	0.11
(1,2305)	1:A:362:ASN:HD21	1:A:364:GLU:HA	8	0.11
(1,2296)	1:A:362:ASN:HB3	1:A:364:GLU:HB2	16	0.11
(1,2295)	1:A:362:ASN:HB2	1:A:364:GLU:H	13	0.11
(1,2294)	1:A:362:ASN:HA	1:A:364:GLU:HG2	12	0.11
(1,2294)	1:A:362:ASN:HA	1:A:364:GLU:HG3	12	0.11
(1,2287)	1:A:362:ASN:HD21	1:A:363:PRO:HD3	5	0.11
(1,2287)	1:A:362:ASN:HD21	1:A:363:PRO:HD3	6	0.11
(1,2277)	1:A:362:ASN:HB3	1:A:363:PRO:HD3	18	0.11
(1,2277)	1:A:362:ASN:HB3	1:A:363:PRO:HD3	20	0.11
(1,2232)	1:A:360:PHE:HD1	1:A:363:PRO:HA	16	0.11
(1,2232)	1:A:360:PHE:HD2	1:A:363:PRO:HA	16	0.11

Continued on next page...

Continued from previous page...

Key	Atom-1	Atom-2	Model ID	Violation (Å)
(1,2228)	1:A:360:PHE:HD1	1:A:362:ASN:H	3	0.11
(1,2228)	1:A:360:PHE:HD2	1:A:362:ASN:H	3	0.11
(1,2227)	1:A:360:PHE:H	1:A:361:ASP:HB2	9	0.11
(1,2227)	1:A:360:PHE:H	1:A:361:ASP:HB3	9	0.11
(1,2227)	1:A:360:PHE:H	1:A:361:ASP:HB2	15	0.11
(1,2227)	1:A:360:PHE:H	1:A:361:ASP:HB3	15	0.11
(1,2153)	1:A:357:THR:HG21	1:A:359:ARG:HG2	8	0.11
(1,2153)	1:A:357:THR:HG22	1:A:359:ARG:HG2	8	0.11
(1,2153)	1:A:357:THR:HG23	1:A:359:ARG:HG2	8	0.11
(1,2072)	1:A:354:VAL:HG21	1:A:372:LEU:HD21	6	0.11
(1,2072)	1:A:354:VAL:HG21	1:A:372:LEU:HD22	6	0.11
(1,2072)	1:A:354:VAL:HG21	1:A:372:LEU:HD23	6	0.11
(1,2072)	1:A:354:VAL:HG22	1:A:372:LEU:HD21	6	0.11
(1,2072)	1:A:354:VAL:HG22	1:A:372:LEU:HD22	6	0.11
(1,2072)	1:A:354:VAL:HG22	1:A:372:LEU:HD23	6	0.11
(1,2072)	1:A:354:VAL:HG23	1:A:372:LEU:HD21	6	0.11
(1,2072)	1:A:354:VAL:HG23	1:A:372:LEU:HD22	6	0.11
(1,2072)	1:A:354:VAL:HG23	1:A:372:LEU:HD23	6	0.11
(1,2072)	1:A:354:VAL:HG21	1:A:372:LEU:HD21	14	0.11
(1,2072)	1:A:354:VAL:HG21	1:A:372:LEU:HD22	14	0.11
(1,2072)	1:A:354:VAL:HG21	1:A:372:LEU:HD23	14	0.11
(1,2072)	1:A:354:VAL:HG22	1:A:372:LEU:HD21	14	0.11
(1,2072)	1:A:354:VAL:HG22	1:A:372:LEU:HD22	14	0.11
(1,2072)	1:A:354:VAL:HG22	1:A:372:LEU:HD23	14	0.11
(1,2072)	1:A:354:VAL:HG23	1:A:372:LEU:HD21	14	0.11
(1,2072)	1:A:354:VAL:HG23	1:A:372:LEU:HD22	14	0.11
(1,2072)	1:A:354:VAL:HG23	1:A:372:LEU:HD23	14	0.11
(1,2062)	1:A:354:VAL:HG21	1:A:356:ILE:HG12	20	0.11
(1,2062)	1:A:354:VAL:HG22	1:A:356:ILE:HG12	20	0.11
(1,2062)	1:A:354:VAL:HG23	1:A:356:ILE:HG12	20	0.11
(1,2044)	1:A:353:GLY:H	1:A:356:ILE:HG12	4	0.11
(1,2044)	1:A:353:GLY:H	1:A:356:ILE:HG12	13	0.11
(1,2014)	1:A:352:GLU:HA	1:A:356:ILE:H	17	0.11
(1,2002)	1:A:352:GLU:HG2	1:A:353:GLY:H	7	0.11
(1,1851)	1:A:347:ILE:HG12	1:A:351:LEU:HD21	9	0.11
(1,1851)	1:A:347:ILE:HG12	1:A:351:LEU:HD22	9	0.11
(1,1851)	1:A:347:ILE:HG12	1:A:351:LEU:HD23	9	0.11
(1,181)	1:A:299:ALA:H	1:A:301:ARG:H	15	0.11
(1,181)	1:A:299:ALA:H	1:A:301:ARG:H	16	0.11
(1,1765)	1:A:345:LEU:HG	1:A:346:ASP:H	4	0.11
(1,1765)	1:A:345:LEU:HG	1:A:346:ASP:H	11	0.11
(1,1708)	1:A:343:ILE:HG12	1:A:358:PRO:HB3	20	0.11

Continued on next page...

Continued from previous page...

Key	Atom-1	Atom-2	Model ID	Violation (Å)
(1,1690)	1:A:343:ILE:HA	1:A:348:ALA:H	11	0.11
(1,1490)	1:A:337:ILE:HG21	1:A:372:LEU:H	19	0.11
(1,1490)	1:A:337:ILE:HG22	1:A:372:LEU:H	19	0.11
(1,1490)	1:A:337:ILE:HG23	1:A:372:LEU:H	19	0.11
(1,146)	1:A:294:LEU:HD21	1:A:295:MET:H	11	0.11
(1,146)	1:A:294:LEU:HD22	1:A:295:MET:H	11	0.11
(1,146)	1:A:294:LEU:HD23	1:A:295:MET:H	11	0.11
(1,1348)	1:A:335:ALA:HB1	1:A:341:ARG:HD2	17	0.11
(1,1348)	1:A:335:ALA:HB2	1:A:341:ARG:HD2	17	0.11
(1,1348)	1:A:335:ALA:HB3	1:A:341:ARG:HD2	17	0.11
(1,1333)	1:A:335:ALA:HB1	1:A:338:VAL:HG11	18	0.11
(1,1333)	1:A:335:ALA:HB1	1:A:338:VAL:HG12	18	0.11
(1,1333)	1:A:335:ALA:HB1	1:A:338:VAL:HG13	18	0.11
(1,1333)	1:A:335:ALA:HB2	1:A:338:VAL:HG11	18	0.11
(1,1333)	1:A:335:ALA:HB2	1:A:338:VAL:HG12	18	0.11
(1,1333)	1:A:335:ALA:HB2	1:A:338:VAL:HG13	18	0.11
(1,1333)	1:A:335:ALA:HB3	1:A:338:VAL:HG11	18	0.11
(1,1333)	1:A:335:ALA:HB3	1:A:338:VAL:HG12	18	0.11
(1,1333)	1:A:335:ALA:HB3	1:A:338:VAL:HG13	18	0.11
(1,1312)	1:A:334:GLU:HG3	1:A:338:VAL:HG11	4	0.11
(1,1312)	1:A:334:GLU:HG3	1:A:338:VAL:HG12	4	0.11
(1,1312)	1:A:334:GLU:HG3	1:A:338:VAL:HG13	4	0.11
(1,1312)	1:A:334:GLU:HG3	1:A:338:VAL:HG11	8	0.11
(1,1312)	1:A:334:GLU:HG3	1:A:338:VAL:HG12	8	0.11
(1,1312)	1:A:334:GLU:HG3	1:A:338:VAL:HG13	8	0.11
(1,12)	1:A:283:ARG:HA	1:A:283:ARG:HD2	10	0.11
(1,12)	1:A:283:ARG:HA	1:A:283:ARG:HD3	10	0.11
(1,1109)	1:A:330:ARG:HD2	1:A:332:ALA:H	4	0.11
(1,1098)	1:A:330:ARG:H	1:A:330:ARG:HD2	17	0.11
(1,1013)	1:A:327:GLU:HG2	1:A:383:LEU:HD21	1	0.11
(1,1013)	1:A:327:GLU:HG2	1:A:383:LEU:HD22	1	0.11
(1,1013)	1:A:327:GLU:HG2	1:A:383:LEU:HD23	1	0.11

10 Dihedral-angle violation analysis (i)

No dihedral-angle restraints found