Full wwPDB EM Validation Report (i)

Aug 6, 2023 – 08:20 PM EDT

PDB ID	:	1JFF
Title	:	Refined structure of alpha-beta tubulin from zinc-induced sheets stabilized with taxol
Authors	:	Lowe, J.; Li, H.; Downing, K.H.; Nogales, E.
Deposited on	:	2001-06-20
Resolution	:	3.50 Å(reported)

This is a Full wwPDB EM Validation Report for a publicly released PDB/EMDB entry.

We welcome your comments at *validation@mail.wwpdb.org*
A user guide is available at
https://www.wwpdb.org/validation/2017/EMValidationReportHelp
with specific help available everywhere you see the (i) symbol.

The types of validation reports are described at
http://www.wwpdb.org/validation/2017/FAQs#types.

The following versions of software and data (see references (i)) were used in the production of this report:

MolProbity	:	4.02b-467
Mogul	:	1.8.5 (274361), CSD as541be (2020)
buster-report	:	1.1.7 (2018)
Percentile statistics	:	20191225.v01 (using entries in the PDB archive December 25th 2019)
Ideal geometry (proteins)	:	Engh & Huber (2001)
Ideal geometry (DNA, RNA)	:	Parkinson et al. (1996)
Validation Pipeline (wwPDB-VP)	:	2.35

1 Overall quality at a glance (i)

The following experimental techniques were used to determine the structure:
ELECTRON CRYSTALLOGRAPHY

The reported resolution of this entry is 3.50 Å.

Percentile scores (ranging between 0-100) for global validation metrics of the entry are shown in the following graphic. The table shows the number of entries on which the scores are based.

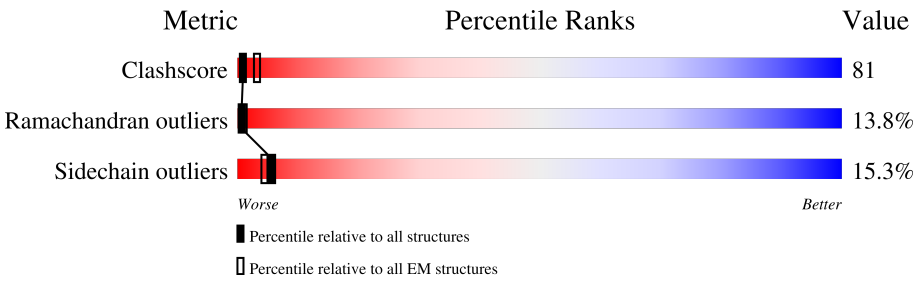

Metric	Whole archive (#Entries)	EM structures (#Entries)
Clashscore	158937	4297
Ramachandran outliers	154571	4023
Sidechain outliers	154315	3826

The table below summarises the geometric issues observed across the polymeric chains and their fit to the map. The red, orange, yellow and green segments of the bar indicate the fraction of residues that contain outliers for >=3, 2, 1 and 0 types of geometric quality criteria respectively. A grey segment represents the fraction of residues that are not modelled. The numeric value for each fraction is indicated below the corresponding segment, with a dot representing fractions <=5%

Mol	Chain	Length	Quality of chain
1	A	451	16% 57% 18% • 9%
2	B	445	20% 56% 18% • •

2 Entry composition (i)

There are 7 unique types of molecules in this entry. The entry contains 6702 atoms, of which 0 are hydrogens and 0 are deuteriums.

In the tables below, the AltConf column contains the number of residues with at least one atom in alternate conformation and the Trace column contains the number of residues modelled with at most 2 atoms.

- Molecule 1 is a protein called tubulin alpha chain.

Mol	Chain	Residues	Atoms					AltConf	Trace
			Total	C	N	O	S		
1	A	412	3227	2043	551	613	20	0	0

- Molecule 2 is a protein called tubulin beta chain.

Mol	Chain	Residues	Atoms					AltConf	Trace
			Total	C	N	O	S		
2	B	426	3351	2105	575	646	25	0	0

- Molecule 3 is ZINC ION (three-letter code: ZN) (formula: Zn).

Mol	Chain	Residues	Atoms		AltConf
			Total	Zn	
3	A	1	1	1	0

- Molecule 4 is MAGNESIUM ION (three-letter code: MG) (formula: Mg).

Mol	Chain	Residues	Atoms		AltConf
			Total	Mg	
4	A	1	1	1	0

- Molecule 5 is GUANOSINE-5'-TRIPHOSPHATE (three-letter code: GTP) (formula: $C_{10}H_{16}N_5O_{14}P_3$).

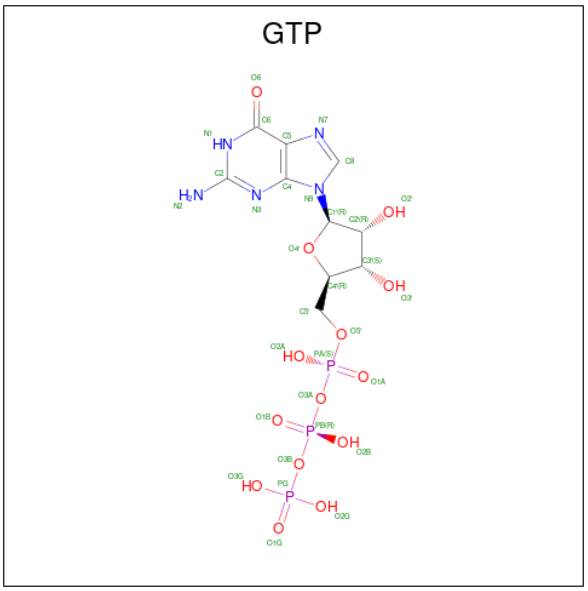

Mol	Chain	Residues	Atoms					AltConf
			Total	C	N	O	P	
5	A	1	32	10	5	14	3	0

- Molecule 6 is GUANOSINE-5'-DIPHOSPHATE (three-letter code: GDP) (formula: $C_{10}H_{15}N_5O_{11}P_2$).

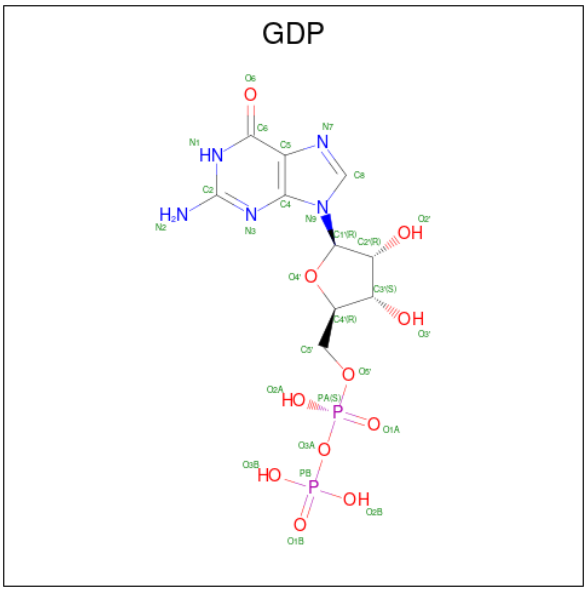

Mol	Chain	Residues	Atoms					AltConf
			Total	C	N	O	P	
6	B	1	28	10	5	11	2	0

- Molecule 7 is TAXOL (three-letter code: TA1) (formula: $C_{47}H_{51}NO_{14}$).

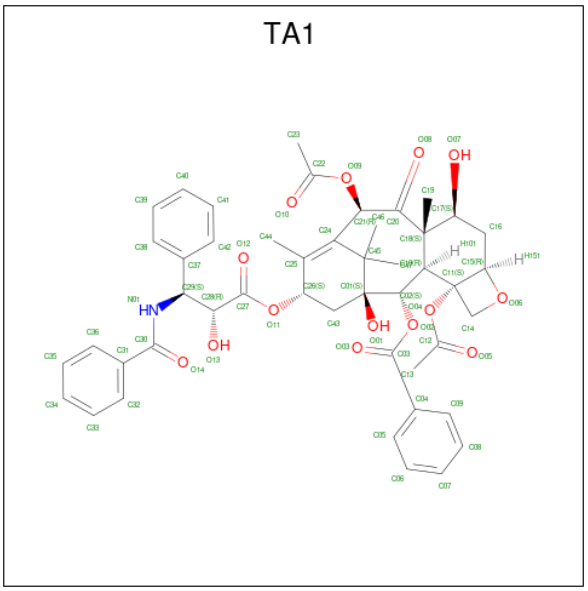

Mol	Chain	Residues	Atoms				AltConf
			Total	C	N	O	
7	B	1	62	47	1	14	0

3 Residue-property plots (i)

These plots are drawn for all protein, RNA, DNA and oligosaccharide chains in the entry. The first graphic for a chain summarises the proportions of the various outlier classes displayed in the second graphic. The second graphic shows the sequence view annotated by issues in geometry. Residues are color-coded according to the number of geometric quality criteria for which they contain at least one outlier: green = 0, yellow = 1, orange = 2 and red = 3 or more. Stretches of 2 or more consecutive residues without any outlier are shown as a green connector. Residues present in the sample, but not in the model, are shown in grey.

- Molecule 1: tubulin alpha chain

Chain A: 16% 57% 18% • 9%



- Molecule 2: tubulin beta chain

Chain B: 20% 56% 18% • •

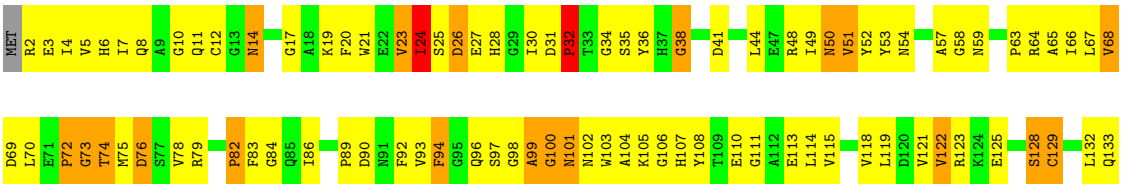

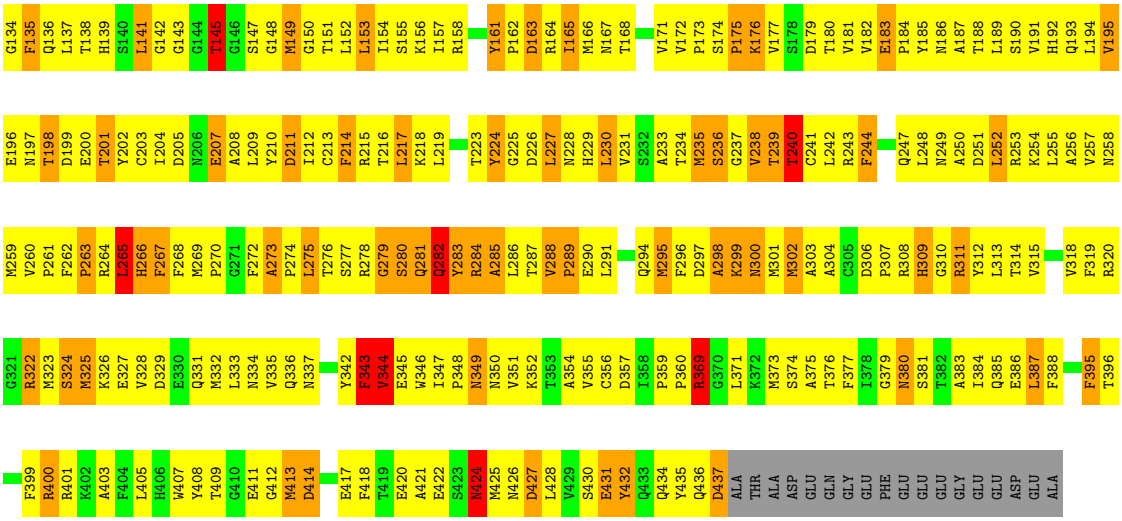
G134 F135 Q136 L137 T138 H139 S140 L141 G142 G143 G144 T145 G146 S147 G148 M149 G150 T151 L152 L153 I154 S155 K156 I157 R158 Y161 P162 D163 R164 I165 M166 N167 T168 V171 V172 P173 S174 P175 K176 V177 S178 D179 T180 V181 V182 E183 P184 Y185 N186 A187 T188 L189 S190 V191 H192 Q193 L194 V195
E196 N197 T198 D199 E200 T201 Y202 C203 I204 D205 N206 E207 A208 L209 Y210 D211 I212 C213 F214 R215 T216 L217 K218 L219 T223 Y224 G225 D226 L227 N228 H229 L230 V231 S232 A233 T234 M235 S236 G237 V238 T239 T240 C241 L242 R243 F244 Q247 L248 N249 A250 D251 L252 R253 K254 L255 A256 V257 N258
M259 V260 P261 F262 P263 R264 L265 H266 F267 F268 M269 P270 G271 F272 A273 P274 L275 T276 S277 R278 G279 S280 Q281 Q282 Y283 R284 A285 L286 T287 V288 P289 E290 L291 Q294 M295 F296 D297 A298 K299 N300 M301 M302 A303 A304 C305 D306 P307 R308 H309 G310 R311 Y312 L313 T314 V315 V318 F319 R320
G321 R322 M323 S324 M325 K326 E327 V328 D329 E330 Q331 M332 L333 N334 V335 Q336 N337 Y342 F343 V344 E345 W346 I347 P348 N349 N350 V351 K352 T353 A354 V355 C356 D357 I358 P359 P360 R369 G370 L371 K372 M373 S374 A375 T376 F377 I378 G379 N380 S381 T382 A383 I384 Q385 E386 L387 F388 F395 T396
F399 R400 R401 K402 A403 F404 L405 H406 W407 Y408 T409 G410 E411 G412 M413 D414 E417 F418 T419 E420 A421 E422 S423 N424 M425 N426 D427 L428 V429 S430 E431 Y432 Q433 Q434 Y435 Q436 D437 ALA THR ALA ASP GLU GLN GLY GLU PHE GLU GLU GLU GLU GLU GLU ASP GLU ALA

4 Data and refinement statistics (i)

Xtriage (Phenix) and EDS failed to run properly - this section is therefore incomplete.

Property	Value	Source
Space group	P 1 21 1	Depositor
Cell constants a, b, c, α, β, γ	81.20Å 93.50Å 90.00Å 90.00° 90.00° 90.00°	Depositor
Resolution (Å)	20.00 – 3.50	Depositor
% Data completeness (in resolution range)	(Not available) (20.00-3.50)	Depositor
R_{merge}	0.25	Depositor
R_{sym}	(Not available)	Depositor
Refinement program	CNS 0.9	Depositor
R, R_{free}	0.232 , 0.297	Depositor
Estimated twinning fraction	No twinning to report.	Xtriage
Total number of atoms	6702	wwPDB-VP
Average B, all atoms (Å^2)	41.0	wwPDB-VP

5 Model quality (i)

5.1 Standard geometry (i)

Bond lengths and bond angles in the following residue types are not validated in this section: GDP, MG, TA1, GTP, ZN

The Z score for a bond length (or angle) is the number of standard deviations the observed value is removed from the expected value. A bond length (or angle) with $|Z| > 5$ is considered an outlier worth inspection. RMSZ is the root-mean-square of all Z scores of the bond lengths (or angles).

Mol	Chain	Bond lengths		Bond angles	
		RMSZ	$\#\|Z\| >5$	RMSZ	$\#\|Z\| >5$
1	A	0.50	0/3300	0.73	0/4482
2	B	0.51	0/3426	0.76	2/4642 (0.0%)
All	All	0.51	0/6726	0.75	2/9124 (0.0%)

There are no bond length outliers.

All (2) bond angle outliers are listed below:

Mol	Chain	Res	Type	Atoms	Z	Observed(^{o})	Ideal(^{o})
2	B	235	MET	CG-SD-CE	6.09	109.95	100.20
2	B	217	LEU	N-CA-C	-5.37	96.51	111.00

There are no chirality outliers.

There are no planarity outliers.

5.2 Too-close contacts (i)

In the following table, the Non-H and H(model) columns list the number of non-hydrogen atoms and hydrogen atoms in the chain respectively. The H(added) column lists the number of hydrogen atoms added and optimized by MolProbity. The Clashes column lists the number of clashes within the asymmetric unit, whereas Symm-Clashes lists symmetry-related clashes.

Mol	Chain	Non-H	H(model)	H(added)	Clashes	Symm-Clashes
1	A	3227	0	3143	542	0
2	B	3351	0	3229	553	0
3	A	1	0	0	0	0
4	A	1	0	0	0	0
5	A	32	0	12	5	0
6	B	28	0	12	1	0
7	B	62	0	51	5	0

Continued on next page...

Continued from previous page...

Mol	Chain	Non-H	H(model)	H(added)	Clashes	Symm-Clashes
All	All	6702	0	6447	1068	0

The all-atom clashscore is defined as the number of clashes found per 1000 atoms (including hydrogen atoms). The all-atom clashscore for this structure is 81.

All (1068) close contacts within the same asymmetric unit are listed below, sorted by their clash magnitude.

Atom-1	Atom-2	Interatomic distance (Å)	Clash overlap (Å)
2:B:234:THR:HG21	2:B:270:PRO:HB2	1.23	1.15
1:A:243:ARG:NH2	1:A:252:LEU:H	1.45	1.12
2:B:93:VAL:HG11	2:B:118:VAL:HG22	1.30	1.10
2:B:172:VAL:HG11	2:B:387:LEU:HD21	1.37	1.06
2:B:299:LYS:H	2:B:299:LYS:HD3	1.24	1.03
1:A:243:ARG:HH21	1:A:252:LEU:N	1.57	1.01
1:A:109:THR:HG22	1:A:110:ILE:N	1.70	1.01
1:A:11:GLN:HG3	1:A:74:VAL:HG11	1.43	1.00
2:B:236:SER:O	2:B:240:THR:HG23	1.61	1.00
2:B:281:GLN:O	2:B:283:TYR:N	2.00	0.95
1:A:251:ASP:N	1:A:254:GLU:HG3	1.82	0.94
2:B:70:LEU:H	2:B:145:THR:HG21	1.33	0.94
1:A:316:CYS:HB3	1:A:378:LEU:HD11	1.48	0.93
1:A:98:ASP:HB2	1:A:105:ARG:HH21	1.31	0.93
1:A:237:SER:HB2	1:A:376:CYS:SG	2.08	0.93
2:B:273:ALA:HB3	2:B:274:PRO:HD3	1.48	0.93
1:A:259:LEU:HD11	1:A:378:LEU:HD13	1.47	0.92
1:A:151:SER:HB3	1:A:193:THR:HG21	1.50	0.92
1:A:251:ASP:H	1:A:254:GLU:HG3	1.33	0.92
2:B:264:ARG:O	2:B:265:LEU:HB3	1.69	0.92
1:A:31:GLN:HB3	1:A:32:PRO:HD2	1.51	0.92
2:B:147:SER:O	2:B:151:THR:HB	1.71	0.91
2:B:132:LEU:HD23	2:B:164:ARG:HG3	1.50	0.91
1:A:109:THR:HG22	1:A:110:ILE:H	1.33	0.90
1:A:184:PRO:HG2	1:A:398:MET:HE1	1.54	0.90
1:A:119:LEU:HD23	1:A:122:ILE:HD11	1.53	0.89
2:B:101:ASN:HD21	2:B:143:GLY:HA2	1.38	0.89
1:A:343:PHE:CZ	1:A:351:PHE:CE1	2.61	0.89
1:A:122:ILE:HD12	1:A:157:LEU:HD21	1.54	0.88
1:A:407:TRP:HE1	2:B:260:VAL:HG23	1.38	0.88
2:B:8:GLN:OE1	2:B:67:LEU:HD22	1.72	0.88
2:B:93:VAL:HG11	2:B:118:VAL:CG2	2.03	0.88
1:A:147:SER:HB2	1:A:190:THR:OG1	1.73	0.88

Continued on next page...

Continued from previous page...

Atom-1	Atom-2	Interatomic distance (Å)	Clash overlap (Å)
2:B:102:ASN:HD21	2:B:408:TYR:HA	1.38	0.87
2:B:10:GLY:HA2	2:B:145:THR:HB	1.55	0.87
2:B:264:ARG:HB2	2:B:266:HIS:CD2	2.08	0.87
2:B:311:ARG:HD3	2:B:342:TYR:HA	1.56	0.87
2:B:360:PRO:HG2	2:B:371:LEU:HB3	1.56	0.87
1:A:110:ILE:HG23	1:A:111:GLY:H	1.38	0.86
2:B:6:HIS:CE1	2:B:8:GLN:HG2	2.10	0.86
2:B:153:LEU:O	2:B:157:ILE:HG12	1.75	0.86
2:B:19:LYS:HG3	2:B:228:ASN:HB3	1.57	0.85
2:B:276:THR:HB	2:B:281:GLN:HG3	1.56	0.85
2:B:234:THR:HG21	2:B:270:PRO:CB	2.06	0.85
2:B:242:LEU:HD22	2:B:250:ALA:H	1.41	0.85
2:B:209:LEU:HB3	2:B:227:LEU:HD22	1.59	0.85
1:A:316:CYS:HB3	1:A:378:LEU:CD1	2.08	0.84
2:B:20:PHE:CD2	2:B:235:MET:SD	2.71	0.84
2:B:150:GLY:HA2	2:B:153:LEU:HD22	1.59	0.83
1:A:264:ARG:O	1:A:266:HIS:N	2.09	0.83
2:B:191:VAL:HG11	2:B:425:MET:HG3	1.60	0.83
2:B:195:VAL:HG13	2:B:196:GLU:HG2	1.57	0.83
1:A:106:GLY:O	1:A:111:GLY:HA3	1.78	0.83
2:B:287:THR:O	2:B:288:VAL:HG23	1.78	0.83
1:A:23:LEU:HD23	1:A:236:SER:HB2	1.61	0.83
2:B:148:GLY:O	2:B:151:THR:HG22	1.79	0.83
2:B:3:GLU:O	2:B:133:GLN:HB3	1.78	0.82
1:A:151:SER:CB	1:A:193:THR:HG21	2.09	0.82
1:A:264:ARG:HB2	1:A:266:HIS:CD2	2.13	0.82
2:B:101:ASN:ND2	2:B:143:GLY:HA2	1.94	0.82
2:B:110:GLU:O	2:B:113:GLU:HG2	1.79	0.82
1:A:204:VAL:HG11	1:A:231:ILE:HD12	1.59	0.82
2:B:20:PHE:CZ	2:B:24:ILE:HD12	2.15	0.82
2:B:147:SER:HB2	2:B:190:SER:HB3	1.60	0.82
2:B:4:ILE:HD13	2:B:136:GLN:HE21	1.42	0.82
2:B:156:LYS:HE2	2:B:156:LYS:HA	1.61	0.81
2:B:264:ARG:HB2	2:B:266:HIS:HD2	1.45	0.81
1:A:234:ILE:HG13	1:A:270:ALA:HB1	1.59	0.81
2:B:324:SER:HB3	2:B:327:GLU:HG2	1.60	0.81
1:A:234:ILE:HD13	1:A:234:ILE:O	1.81	0.81
1:A:6:SER:HB3	1:A:136:SER:OG	1.81	0.81
1:A:267:PHE:N	1:A:267:PHE:CD1	2.49	0.81
1:A:220:GLU:C	1:A:222:PRO:HD3	2.02	0.80
1:A:248:LEU:HD23	1:A:353:VAL:O	1.80	0.80

Continued on next page...

Continued from previous page...

Atom-1	Atom-2	Interatomic distance (Å)	Clash overlap (Å)
2:B:54:ASN:HD21	2:B:64:ARG:HD3	1.46	0.80
1:A:7:ILE:HG22	1:A:66:VAL:HG22	1.63	0.80
1:A:132:LEU:HD23	1:A:132:LEU:H	1.46	0.80
2:B:236:SER:O	2:B:240:THR:CG2	2.29	0.79
2:B:68:VAL:HG12	2:B:149:MET:SD	2.22	0.79
1:A:241:SER:O	1:A:244:PHE:HB3	1.82	0.79
1:A:313:MET:HB3	1:A:344:VAL:HG21	1.63	0.79
1:A:109:THR:CG2	1:A:110:ILE:N	2.44	0.79
2:B:259:MET:HA	2:B:314:THR:HG21	1.65	0.79
2:B:413:MET:HG3	2:B:414:ASP:H	1.47	0.78
2:B:205:ASP:OD1	2:B:304:ALA:HB2	1.84	0.78
1:A:204:VAL:HG13	1:A:209:ILE:HD11	1.66	0.78
1:A:11:GLN:HG3	1:A:74:VAL:CG1	2.13	0.78
1:A:155:GLU:HA	1:A:197:HIS:ND1	1.99	0.78
2:B:265:LEU:HD12	2:B:265:LEU:O	1.83	0.77
1:A:199:ASP:HB3	1:A:256:GLN:NE2	1.98	0.77
1:A:425:MET:HE2	1:A:428:LEU:HD23	1.66	0.77
1:A:69:ASP:HA	1:A:145:THR:HG21	1.66	0.77
2:B:35:SER:HB3	2:B:59:ASN:HA	1.65	0.77
1:A:110:ILE:HG23	1:A:111:GLY:N	1.99	0.77
2:B:192:HIS:ND1	2:B:424:ASN:OD1	2.18	0.77
1:A:221:ARG:O	1:A:221:ARG:HD3	1.85	0.77
2:B:234:THR:CG2	2:B:270:PRO:HB2	2.11	0.77
2:B:198:THR:O	2:B:265:LEU:HD22	1.85	0.77
2:B:396:THR:HG23	2:B:422:GLU:OE2	1.83	0.77
1:A:172:TYR:C	1:A:172:TYR:HD1	1.87	0.76
1:A:225:THR:O	1:A:229:ARG:HG3	1.86	0.76
1:A:231:ILE:HA	1:A:234:ILE:HG22	1.66	0.76
1:A:331:ALA:O	1:A:335:ILE:HG12	1.86	0.76
1:A:362:VAL:HG13	1:A:368:LEU:HD12	1.68	0.76
1:A:223:THR:HB	1:A:225:THR:HG22	1.67	0.76
1:A:163:LYS:O	1:A:164:LYS:HG2	1.86	0.76
2:B:259:MET:HG2	2:B:314:THR:HG21	1.67	0.76
1:A:344:VAL:HG11	1:A:346:TRP:CE2	2.21	0.76
1:A:276:ILE:HG23	1:A:369:ALA:CB	2.16	0.75
1:A:205:ASP:CB	1:A:303:VAL:HA	2.17	0.75
2:B:250:ALA:HA	2:B:254:LYS:HE2	1.67	0.75
2:B:19:LYS:HG3	2:B:228:ASN:CB	2.17	0.75
1:A:172:TYR:OH	1:A:387:ALA:HB1	1.87	0.75
1:A:7:ILE:HD12	1:A:153:LEU:HD21	1.68	0.75
1:A:167:LEU:HG	1:A:200:CYS:HB3	1.68	0.75

Continued on next page...

Continued from previous page...

Atom-1	Atom-2	Interatomic distance (Å)	Clash overlap (Å)
1:A:234:ILE:HG21	1:A:302:MET:HE3	1.69	0.75
2:B:103:TRP:CZ3	2:B:108:TYR:HE1	2.05	0.75
2:B:176:LYS:HE3	2:B:207:GLU:HG3	1.68	0.74
2:B:242:LEU:HD13	2:B:250:ALA:C	2.08	0.74
2:B:274:PRO:HG2	2:B:371:LEU:HD21	1.70	0.74
2:B:168:THR:HB	2:B:201:THR:HG23	1.68	0.74
2:B:209:LEU:HG	2:B:230:LEU:HD22	1.69	0.74
1:A:101:ASN:ND2	2:B:254:LYS:HD2	2.02	0.74
2:B:8:GLN:CD	2:B:67:LEU:HD22	2.08	0.74
1:A:243:ARG:HH21	1:A:252:LEU:H	0.79	0.73
1:A:306:ASP:O	1:A:308:ARG:N	2.20	0.73
1:A:172:TYR:C	1:A:172:TYR:CD1	2.61	0.73
2:B:217:LEU:C	2:B:219:LEU:H	1.91	0.73
1:A:4:CYS:SG	1:A:252:LEU:HD11	2.27	0.73
1:A:104:ALA:CB	1:A:413:MET:HG3	2.18	0.73
1:A:104:ALA:HB2	1:A:413:MET:HG3	1.71	0.73
1:A:242:LEU:HG	1:A:250:VAL:O	1.88	0.73
1:A:31:GLN:HB3	1:A:32:PRO:CD	2.18	0.73
1:A:264:ARG:C	1:A:266:HIS:H	1.91	0.73
2:B:191:VAL:CG1	2:B:425:MET:HG3	2.19	0.73
2:B:6:HIS:HE1	2:B:8:GLN:HG2	1.52	0.72
2:B:217:LEU:O	2:B:219:LEU:N	2.22	0.72
1:A:63:PRO:O	1:A:64:ARG:HG2	1.88	0.72
1:A:242:LEU:HD21	1:A:250:VAL:HB	1.71	0.72
1:A:103:TYR:CD2	1:A:189:LEU:HD13	2.24	0.72
2:B:243:ARG:NH2	2:B:252:LEU:HG	2.05	0.72
1:A:105:ARG:O	1:A:110:ILE:HG22	1.89	0.72
2:B:76:ASP:HA	2:B:79:ARG:HG2	1.71	0.72
2:B:356:CYS:SG	2:B:357:ASP:N	2.62	0.72
1:A:7:ILE:HD11	1:A:137:VAL:HG22	1.71	0.72
2:B:10:GLY:O	2:B:14:ASN:HB2	1.90	0.72
2:B:201:THR:OG1	2:B:265:LEU:HD11	1.90	0.72
2:B:325:MET:HE3	2:B:325:MET:HA	1.72	0.72
1:A:112:LYS:O	1:A:115:ILE:HG22	1.89	0.71
1:A:166:LYS:HE3	1:A:199:ASP:OD1	1.90	0.71
1:A:312:TYR:O	1:A:344:VAL:HG23	1.90	0.71
1:A:317:LEU:HB3	1:A:319:TYR:HE1	1.52	0.71
2:B:111:GLY:O	2:B:115:VAL:HG23	1.89	0.71
1:A:205:ASP:HB3	1:A:303:VAL:HA	1.73	0.71
2:B:70:LEU:HG	2:B:145:THR:CG2	2.20	0.71
2:B:175:PRO:HD2	2:B:207:GLU:OE2	1.91	0.71

Continued on next page...

Continued from previous page...

Atom-1	Atom-2	Interatomic distance (Å)	Clash overlap (Å)
2:B:431:GLU:OE1	2:B:432:TYR:HA	1.91	0.71
1:A:12:ALA:HB3	1:A:140:SER:OG	1.91	0.71
1:A:148:GLY:O	1:A:151:SER:HB2	1.91	0.71
1:A:25:CYS:HB2	1:A:30:ILE:O	1.89	0.71
2:B:237:GLY:O	2:B:241:CYS:HB3	1.90	0.71
1:A:88:HIS:C	1:A:90:GLU:H	1.95	0.70
2:B:48:ARG:HG2	2:B:243:ARG:O	1.90	0.70
1:A:317:LEU:HD12	1:A:351:PHE:HD2	1.56	0.70
2:B:70:LEU:HG	2:B:145:THR:HG23	1.74	0.70
1:A:7:ILE:CG1	1:A:137:VAL:HG22	2.20	0.70
1:A:237:SER:CB	1:A:376:CYS:SG	2.80	0.70
2:B:291:LEU:O	2:B:295:MET:HG3	1.91	0.70
1:A:298:PRO:HB3	1:A:307:PRO:HD2	1.74	0.70
2:B:8:GLN:NE2	2:B:17:GLY:HA3	2.06	0.70
1:A:244:PHE:HD2	1:A:245:ASP:N	1.89	0.70
1:A:133:GLN:HG2	1:A:243:ARG:HH22	1.57	0.69
1:A:371:VAL:HG12	1:A:372:GLN:H	1.57	0.69
2:B:255:LEU:O	2:B:259:MET:HG3	1.91	0.69
1:A:315:CYS:HB3	1:A:377:MET:HE2	1.73	0.69
1:A:199:ASP:HB3	1:A:256:GLN:HE21	1.57	0.69
1:A:243:ARG:NH2	1:A:252:LEU:N	2.28	0.69
2:B:180:THR:HG22	2:B:181:VAL:N	2.07	0.69
2:B:299:LYS:HD3	2:B:299:LYS:N	2.04	0.69
1:A:115:ILE:CD1	1:A:119:LEU:HG	2.23	0.69
2:B:251:ASP:O	2:B:253:ARG:N	2.26	0.69
2:B:257:VAL:O	2:B:257:VAL:HG12	1.93	0.69
1:A:5:ILE:HG22	1:A:6:SER:N	2.07	0.69
1:A:71:GLU:HG3	2:B:2:ARG:HH21	1.58	0.69
1:A:141:PHE:O	1:A:147:SER:HB3	1.94	0.68
1:A:381:THR:C	1:A:383:ALA:H	1.95	0.68
2:B:24:ILE:HD11	2:B:52:TYR:CE1	2.28	0.68
2:B:234:THR:O	2:B:238:VAL:HG23	1.92	0.68
2:B:256:ALA:O	2:B:260:VAL:HG22	1.94	0.68
1:A:217:LEU:HD12	1:A:277:SER:HB3	1.75	0.68
1:A:394:LYS:HG2	2:B:348:PRO:HG3	1.75	0.68
2:B:359:PRO:HB2	2:B:360:PRO:HD2	1.74	0.68
1:A:63:PRO:C	1:A:64:ARG:HG2	2.12	0.68
1:A:102:ASN:HB2	1:A:408:TYR:CE2	2.29	0.68
1:A:221:ARG:N	1:A:222:PRO:HD3	2.09	0.68
2:B:325:MET:CE	2:B:355:VAL:HG21	2.24	0.68
1:A:407:TRP:HE1	2:B:260:VAL:CG2	2.07	0.68

Continued on next page...

Continued from previous page...

Atom-1	Atom-2	Interatomic distance (Å)	Clash overlap (Å)
1:A:222:PRO:HD2	2:B:326:LYS:HB3	1.74	0.67
2:B:44:LEU:HD12	2:B:49:ILE:HD13	1.76	0.67
2:B:107:HIS:CD2	2:B:151:THR:CG2	2.77	0.67
2:B:209:LEU:HD23	2:B:227:LEU:HB3	1.75	0.67
2:B:328:VAL:O	2:B:332:MET:HG2	1.94	0.67
1:A:95:GLY:O	1:A:97:GLU:N	2.27	0.67
1:A:343:PHE:CZ	1:A:351:PHE:HE1	2.08	0.67
2:B:4:ILE:HG21	2:B:136:GLN:HG2	1.76	0.67
2:B:66:ILE:C	2:B:67:LEU:HD23	2.15	0.67
2:B:310:GLY:HA3	2:B:436:GLN:HE21	1.59	0.67
2:B:267:PHE:N	2:B:267:PHE:CD1	2.62	0.67
1:A:259:LEU:HD11	1:A:378:LEU:CD1	2.20	0.67
2:B:182:VAL:HG23	2:B:186:ASN:HD21	1.60	0.67
2:B:242:LEU:CD2	2:B:250:ALA:H	2.06	0.67
2:B:103:TRP:HZ3	2:B:108:TYR:HE1	1.42	0.67
2:B:230:LEU:HD23	2:B:231:VAL:N	2.10	0.67
1:A:251:ASP:O	1:A:254:GLU:HB2	1.94	0.66
2:B:250:ALA:HB1	2:B:254:LYS:HB2	1.76	0.66
1:A:175:PRO:HG3	1:A:304:LYS:HG2	1.76	0.66
1:A:276:ILE:O	1:A:369:ALA:HB2	1.95	0.66
2:B:204:ILE:HD13	2:B:231:VAL:HG22	1.76	0.66
1:A:343:PHE:HZ	1:A:351:PHE:CE1	2.10	0.66
1:A:7:ILE:HD12	1:A:153:LEU:CD2	2.24	0.66
1:A:341:ILE:HG12	1:A:341:ILE:O	1.95	0.66
1:A:68:VAL:HG11	1:A:149:PHE:CZ	2.30	0.66
1:A:100:ALA:CB	1:A:105:ARG:HD3	2.25	0.66
2:B:265:LEU:HD12	2:B:265:LEU:C	2.16	0.66
1:A:313:MET:HB3	1:A:344:VAL:CG2	2.26	0.66
2:B:276:THR:HB	2:B:281:GLN:CG	2.25	0.66
2:B:413:MET:HG2	2:B:418:PHE:HE1	1.61	0.66
2:B:242:LEU:CD1	2:B:255:LEU:HD11	2.25	0.65
1:A:372:GLN:O	1:A:373:ARG:HB3	1.96	0.65
1:A:217:LEU:HD11	1:A:367:ASP:O	1.96	0.65
2:B:242:LEU:HD12	2:B:255:LEU:HD11	1.78	0.65
2:B:243:ARG:HH22	2:B:252:LEU:HG	1.59	0.65
1:A:206:ASN:OD1	1:A:227:LEU:HD13	1.96	0.65
1:A:152:LEU:HA	1:A:155:GLU:HB2	1.77	0.65
1:A:172:TYR:HD1	1:A:173:PRO:N	1.93	0.65
2:B:241:CYS:O	2:B:244:PHE:HB2	1.97	0.65
2:B:281:GLN:O	2:B:283:TYR:HB2	1.96	0.65
1:A:271:THR:HG23	1:A:300:ASN:O	1.97	0.65

Continued on next page...

Continued from previous page...

Atom-1	Atom-2	Interatomic distance (Å)	Clash overlap (Å)
1:A:115:ILE:HG23	1:A:116:ASP:N	2.12	0.64
1:A:305:CYS:SG	1:A:384:ILE:HD13	2.37	0.64
2:B:35:SER:HB3	2:B:59:ASN:CA	2.26	0.64
2:B:66:ILE:CD1	2:B:122:VAL:HG12	2.26	0.64
2:B:299:LYS:O	2:B:300:ASN:HB2	1.97	0.64
2:B:332:MET:HE3	2:B:351:VAL:HG11	1.79	0.64
2:B:158:ARG:NE	2:B:197:ASN:O	2.30	0.64
2:B:70:LEU:N	2:B:145:THR:HG21	2.11	0.64
2:B:284:ARG:O	2:B:286:LEU:N	2.31	0.64
1:A:344:VAL:HG12	1:A:345:ASP:N	2.12	0.64
2:B:172:VAL:HG11	2:B:387:LEU:CD2	2.22	0.64
1:A:234:ILE:HD13	1:A:234:ILE:C	2.18	0.64
2:B:63:PRO:HD2	2:B:86:ILE:HG12	1.80	0.64
1:A:224:TYR:CD1	2:B:325:MET:HG2	2.33	0.64
1:A:402:ARG:O	1:A:403:ALA:C	2.36	0.64
1:A:317:LEU:HD12	1:A:351:PHE:CD2	2.32	0.64
1:A:386:GLU:O	1:A:389:ALA:N	2.31	0.64
2:B:431:GLU:O	2:B:434:GLN:HG2	1.97	0.64
2:B:66:ILE:HD13	2:B:122:VAL:HG12	1.79	0.64
1:A:317:LEU:HD11	1:A:351:PHE:HE2	1.63	0.64
2:B:114:LEU:O	2:B:118:VAL:HG23	1.97	0.64
2:B:422:GLU:O	2:B:426:ASN:HB2	1.97	0.64
2:B:192:HIS:O	2:B:195:VAL:HG12	1.98	0.63
1:A:151:SER:O	1:A:155:GLU:HB2	1.98	0.63
2:B:70:LEU:H	2:B:145:THR:CG2	2.10	0.63
1:A:317:LEU:HB3	1:A:319:TYR:CE1	2.33	0.63
1:A:152:LEU:HD12	1:A:153:LEU:N	2.14	0.63
2:B:4:ILE:HA	2:B:134:GLY:O	1.99	0.63
2:B:107:HIS:HD2	2:B:151:THR:CG2	2.12	0.63
2:B:137:LEU:HD22	2:B:154:ILE:CG2	2.28	0.63
1:A:269:LEU:O	1:A:378:LEU:HA	1.99	0.63
2:B:105:LYS:O	2:B:110:GLU:HB2	1.98	0.63
7:B:601:TA1:H463	7:B:601:TA1:H261	1.80	0.63
1:A:209:ILE:HG23	1:A:230:LEU:HD23	1.79	0.63
2:B:427:ASP:O	2:B:430:SER:HB3	1.97	0.63
1:A:7:ILE:CD1	1:A:137:VAL:HG22	2.29	0.63
1:A:175:PRO:HG2	1:A:207:GLU:OE1	1.98	0.63
2:B:180:THR:CG2	2:B:181:VAL:N	2.61	0.63
1:A:315:CYS:HB3	1:A:377:MET:CE	2.29	0.63
1:A:276:ILE:HG23	1:A:369:ALA:HB2	1.80	0.62
2:B:315:VAL:HG13	2:B:377:PHE:CE1	2.34	0.62

Continued on next page...

Continued from previous page...

Atom-1	Atom-2	Interatomic distance (Å)	Clash overlap (Å)
1:A:166:LYS:H	1:A:199:ASP:CG	2.03	0.62
1:A:236:SER:O	1:A:240:ALA:HB3	1.99	0.62
1:A:278:ALA:HA	1:A:282:TYR:OH	2.00	0.62
1:A:273:ALA:HB3	1:A:274:PRO:HD3	1.81	0.62
1:A:288:VAL:O	1:A:290:GLU:N	2.33	0.62
2:B:282:GLN:O	2:B:282:GLN:HG2	1.97	0.62
1:A:102:ASN:OD1	1:A:105:ARG:HB3	1.99	0.62
1:A:119:LEU:CD2	1:A:122:ILE:HD11	2.28	0.62
1:A:407:TRP:NE1	2:B:260:VAL:HG23	2.14	0.62
2:B:133:GLN:HG3	2:B:165:ILE:HD11	1.80	0.62
2:B:70:LEU:CG	2:B:145:THR:HG23	2.30	0.62
2:B:115:VAL:HG21	2:B:152:LEU:CD2	2.30	0.62
2:B:253:ARG:O	2:B:256:ALA:N	2.33	0.62
2:B:211:ASP:OD1	2:B:212:ILE:N	2.33	0.62
1:A:267:PHE:HD1	1:A:267:PHE:H	1.47	0.62
2:B:4:ILE:HG23	2:B:134:GLY:O	2.00	0.62
1:A:179:THR:HG21	2:B:248:LEU:CD2	2.30	0.61
2:B:54:ASN:ND2	2:B:64:ARG:HD3	2.15	0.61
2:B:114:LEU:HD23	2:B:149:MET:CE	2.30	0.61
2:B:204:ILE:CD1	2:B:231:VAL:HG13	2.30	0.61
2:B:325:MET:HE2	2:B:355:VAL:HG21	1.82	0.61
2:B:205:ASP:OD1	2:B:304:ALA:N	2.32	0.61
2:B:285:ALA:HB1	2:B:290:GLU:HG2	1.82	0.61
2:B:318:VAL:HA	2:B:354:ALA:HB3	1.81	0.61
1:A:7:ILE:HG22	1:A:66:VAL:CG2	2.28	0.61
1:A:88:HIS:O	1:A:90:GLU:N	2.33	0.61
1:A:115:ILE:HG13	1:A:152:LEU:HD13	1.81	0.61
2:B:230:LEU:O	2:B:233:ALA:HB3	2.00	0.61
1:A:345:ASP:C	1:A:347:CYS:H	2.04	0.61
1:A:23:LEU:HD22	1:A:232:GLY:O	1.99	0.61
2:B:243:ARG:HH21	2:B:252:LEU:H	1.45	0.61
1:A:168:GLU:OE1	1:A:198:SER:HB2	2.01	0.61
1:A:248:LEU:CD2	1:A:353:VAL:O	2.49	0.61
2:B:108:TYR:CD1	2:B:413:MET:HE1	2.36	0.61
2:B:324:SER:CB	2:B:327:GLU:HG2	2.30	0.61
1:A:179:THR:HG22	2:B:352:LYS:NZ	2.15	0.61
1:A:205:ASP:HB2	1:A:303:VAL:HA	1.82	0.61
1:A:169:PHE:CE1	1:A:235:VAL:HG22	2.36	0.61
2:B:128:SER:OG	2:B:129:CYS:N	2.34	0.61
1:A:177:VAL:CG1	2:B:329:ASP:HB3	2.31	0.60
1:A:181:VAL:HG21	2:B:258:ASN:O	2.01	0.60

Continued on next page...

Continued from previous page...

Atom-1	Atom-2	Interatomic distance (Å)	Clash overlap (Å)
1:A:311:LYS:HE3	1:A:342:GLN:CD	2.22	0.60
2:B:172:VAL:CG1	2:B:387:LEU:HD21	2.24	0.60
1:A:118:VAL:HG11	1:A:149:PHE:HZ	1.65	0.60
1:A:167:LEU:HA	1:A:200:CYS:O	2.01	0.60
1:A:284:GLU:O	1:A:286:LEU:N	2.35	0.60
2:B:115:VAL:HG21	2:B:152:LEU:HD23	1.84	0.60
2:B:324:SER:O	2:B:328:VAL:HG23	2.01	0.60
1:A:344:VAL:HG11	1:A:346:TRP:NE1	2.16	0.60
2:B:93:VAL:CG1	2:B:118:VAL:HG22	2.19	0.60
2:B:279:GLY:O	2:B:282:GLN:HB3	2.01	0.60
1:A:115:ILE:HD13	1:A:115:ILE:O	2.02	0.60
2:B:324:SER:C	2:B:326:LYS:H	2.03	0.60
2:B:332:MET:CE	2:B:351:VAL:HG11	2.32	0.60
2:B:49:ILE:O	2:B:51:VAL:N	2.35	0.60
2:B:217:LEU:C	2:B:219:LEU:N	2.55	0.60
1:A:179:THR:HG21	2:B:248:LEU:HD21	1.81	0.60
1:A:229:ARG:NH1	1:A:363:VAL:HG21	2.16	0.60
1:A:362:VAL:HG13	1:A:368:LEU:HB2	1.83	0.60
1:A:191:THR:HG21	1:A:425:MET:SD	2.41	0.59
1:A:413:MET:O	1:A:414:GLU:HG3	2.02	0.59
2:B:102:ASN:ND2	2:B:407:TRP:O	2.35	0.59
2:B:229:HIS:HD1	2:B:229:HIS:C	2.05	0.59
2:B:30:ILE:HD13	2:B:53:TYR:CE2	2.38	0.59
2:B:161:TYR:C	2:B:163:ASP:H	2.05	0.59
1:A:177:VAL:HG11	2:B:329:ASP:HB3	1.82	0.59
1:A:11:GLN:HE21	1:A:74:VAL:HG22	1.66	0.59
1:A:369:ALA:O	1:A:370:LYS:HB3	2.03	0.59
2:B:204:ILE:HG21	2:B:231:VAL:HG22	1.84	0.59
2:B:408:TYR:CG	2:B:418:PHE:HZ	2.20	0.59
2:B:151:THR:OG1	2:B:193:GLN:HB3	2.03	0.59
2:B:349:ASN:C	2:B:349:ASN:HD22	2.07	0.59
1:A:119:LEU:O	1:A:122:ILE:HG12	2.02	0.59
1:A:317:LEU:HD11	1:A:351:PHE:CE2	2.38	0.59
2:B:141:LEU:CD1	2:B:141:LEU:N	2.65	0.58
2:B:299:LYS:O	2:B:300:ASN:CB	2.51	0.58
1:A:6:SER:HA	1:A:136:SER:O	2.02	0.58
1:A:407:TRP:O	1:A:411:GLU:HG2	2.02	0.58
1:A:435:VAL:HG12	1:A:435:VAL:O	2.02	0.58
1:A:71:GLU:HG3	2:B:2:ARG:NH2	2.18	0.58
2:B:89:PRO:HA	2:B:92:PHE:CD1	2.38	0.58
2:B:299:LYS:H	2:B:299:LYS:CD	2.07	0.58

Continued on next page...

Continued from previous page...

Atom-1	Atom-2	Interatomic distance (Å)	Clash overlap (Å)
2:B:70:LEU:C	2:B:99:ALA:HB2	2.24	0.58
2:B:205:ASP:OD1	2:B:304:ALA:CB	2.50	0.58
2:B:307:PRO:HB3	2:B:312:TYR:OH	2.04	0.58
1:A:165:SER:HA	1:A:199:ASP:OD2	2.04	0.58
1:A:371:VAL:HG12	1:A:372:GLN:N	2.17	0.58
2:B:183:GLU:HB3	2:B:184:PRO:CD	2.33	0.58
2:B:270:PRO:HA	2:B:377:PHE:O	2.04	0.58
2:B:19:LYS:CG	2:B:228:ASN:HB3	2.31	0.58
1:A:11:GLN:CG	1:A:74:VAL:HG11	2.28	0.58
2:B:253:ARG:O	2:B:254:LYS:C	2.42	0.58
1:A:2:ARG:N	1:A:131:GLY:O	2.36	0.58
1:A:202:PHE:CE2	1:A:378:LEU:HD22	2.38	0.58
2:B:319:PHE:HA	2:B:375:ALA:HA	1.86	0.58
1:A:268:PRO:HA	1:A:379:SER:O	2.03	0.58
1:A:338:LYS:O	1:A:340:THR:N	2.34	0.57
1:A:362:VAL:HG11	1:A:368:LEU:O	2.04	0.57
2:B:198:THR:HG22	2:B:265:LEU:HD22	1.86	0.57
1:A:313:MET:O	1:A:314:ALA:HB2	2.04	0.57
2:B:4:ILE:HD13	2:B:136:GLN:NE2	2.17	0.57
2:B:149:MET:O	2:B:153:LEU:HD13	2.05	0.57
2:B:422:GLU:O	2:B:426:ASN:N	2.37	0.57
1:A:139:HIS:CE1	1:A:170:SER:HB3	2.40	0.57
1:A:166:LYS:HD2	1:A:197:HIS:O	2.04	0.57
1:A:117:LEU:HD11	1:A:121:ARG:HH22	1.69	0.57
1:A:218:ASP:O	1:A:219:ILE:HG23	2.04	0.57
1:A:278:ALA:HB2	1:A:369:ALA:HA	1.85	0.57
1:A:345:ASP:O	1:A:347:CYS:N	2.38	0.57
2:B:30:ILE:HA	2:B:35:SER:O	2.04	0.57
2:B:14:ASN:OD1	2:B:75:MET:HG2	2.05	0.57
2:B:312:TYR:O	2:B:344:VAL:HB	2.05	0.57
1:A:286:LEU:HD12	1:A:290:GLU:HG2	1.87	0.57
2:B:68:VAL:CG1	2:B:149:MET:SD	2.90	0.57
2:B:274:PRO:CG	2:B:371:LEU:HD21	2.34	0.57
2:B:301:MET:CE	2:B:377:PHE:HE2	2.17	0.57
1:A:209:ILE:CG2	1:A:227:LEU:HD22	2.35	0.56
2:B:319:PHE:CD2	2:B:375:ALA:HB2	2.40	0.56
1:A:175:PRO:HG3	1:A:304:LYS:CG	2.35	0.56
2:B:6:HIS:HB3	2:B:65:ALA:HB2	1.87	0.56
2:B:283:TYR:C	2:B:284:ARG:HG2	2.24	0.56
1:A:11:GLN:HE22	2:B:249:ASN:ND2	2.03	0.56
1:A:362:VAL:CG1	1:A:368:LEU:HB2	2.35	0.56

Continued on next page...

Continued from previous page...

Atom-1	Atom-2	Interatomic distance (Å)	Clash overlap (Å)
1:A:382:THR:O	1:A:382:THR:HG22	2.05	0.56
1:A:436:GLY:C	1:A:438:ASP:H	2.08	0.56
2:B:5:VAL:CG2	2:B:135:PHE:HD2	2.18	0.56
2:B:70:LEU:CD1	2:B:145:THR:HG23	2.35	0.56
2:B:216:THR:O	2:B:217:LEU:HD12	2.05	0.56
2:B:253:ARG:O	2:B:257:VAL:N	2.33	0.56
2:B:273:ALA:HB3	2:B:274:PRO:CD	2.29	0.56
1:A:210:TYR:CE2	1:A:227:LEU:HD11	2.40	0.56
1:A:231:ILE:HA	1:A:234:ILE:CG2	2.36	0.56
1:A:394:LYS:HG2	2:B:348:PRO:CG	2.35	0.56
2:B:320:ARG:O	2:B:359:PRO:HA	2.04	0.56
1:A:63:PRO:HD3	1:A:86:LEU:O	2.04	0.56
1:A:152:LEU:HA	1:A:155:GLU:CB	2.35	0.56
1:A:242:LEU:C	1:A:244:PHE:H	2.09	0.56
1:A:381:THR:C	1:A:383:ALA:N	2.56	0.56
2:B:19:LYS:O	2:B:23:VAL:HG23	2.06	0.56
2:B:182:VAL:HG23	2:B:186:ASN:ND2	2.20	0.56
2:B:250:ALA:CA	2:B:254:LYS:HE2	2.35	0.56
1:A:110:ILE:CG2	1:A:111:GLY:H	2.15	0.56
1:A:264:ARG:HB2	1:A:266:HIS:HD2	1.67	0.56
2:B:166:MET:HB3	2:B:198:THR:OG1	2.06	0.56
2:B:180:THR:CG2	2:B:181:VAL:H	2.17	0.56
2:B:259:MET:CA	2:B:314:THR:HG21	2.35	0.56
1:A:19:ALA:CB	1:A:228:ASN:HB3	2.35	0.56
1:A:409:VAL:C	1:A:411:GLU:H	2.09	0.56
2:B:50:ASN:O	2:B:64:ARG:NH2	2.38	0.56
1:A:88:HIS:C	1:A:90:GLU:N	2.57	0.56
1:A:147:SER:CB	1:A:190:THR:OG1	2.52	0.56
1:A:331:ALA:O	1:A:334:THR:HG22	2.05	0.56
2:B:132:LEU:CD2	2:B:164:ARG:HG3	2.32	0.56
2:B:210:TYR:HD2	2:B:227:LEU:HD21	1.71	0.56
1:A:172:TYR:OH	1:A:387:ALA:O	2.24	0.55
2:B:311:ARG:HD2	2:B:344:VAL:H	1.71	0.55
1:A:216:ASN:O	1:A:217:LEU:HB2	2.05	0.55
1:A:408:TYR:CD1	1:A:418:PHE:HZ	2.24	0.55
2:B:67:LEU:HD23	2:B:67:LEU:N	2.22	0.55
2:B:151:THR:OG1	2:B:193:GLN:CB	2.54	0.55
2:B:324:SER:C	2:B:326:LYS:N	2.59	0.55
2:B:31:ASP:O	2:B:32:PRO:C	2.44	0.55
1:A:150:THR:O	1:A:153:LEU:N	2.40	0.55
2:B:311:ARG:HG2	2:B:311:ARG:HH11	1.71	0.55

Continued on next page...

Continued from previous page...

Atom-1	Atom-2	Interatomic distance (Å)	Clash overlap (Å)
2:B:139:HIS:HE1	2:B:168:THR:HG23	1.71	0.55
1:A:388:TRP:CE3	1:A:388:TRP:HA	2.41	0.55
2:B:204:ILE:HG21	2:B:231:VAL:CG2	2.36	0.55
2:B:223:THR:HG22	2:B:224:TYR:N	2.21	0.55
2:B:191:VAL:HA	2:B:194:LEU:HD12	1.87	0.55
1:A:6:SER:O	1:A:65:ALA:HB1	2.07	0.55
1:A:381:THR:OG1	1:A:383:ALA:HB3	2.07	0.54
1:A:408:TYR:O	1:A:411:GLU:N	2.39	0.54
2:B:272:PHE:HB3	2:B:275:LEU:HD22	1.88	0.54
1:A:5:ILE:CG2	1:A:6:SER:N	2.70	0.54
2:B:5:VAL:HG22	2:B:135:PHE:CD2	2.42	0.54
2:B:20:PHE:CE2	2:B:24:ILE:HD12	2.43	0.54
1:A:16:ILE:HD12	1:A:171:ILE:HD11	1.88	0.54
1:A:253:THR:O	1:A:256:GLN:HG2	2.06	0.54
2:B:190:SER:O	2:B:194:LEU:HG	2.06	0.54
2:B:119:LEU:O	2:B:123:ARG:HG3	2.06	0.54
2:B:242:LEU:HD22	2:B:250:ALA:N	2.19	0.54
2:B:310:GLY:CA	2:B:436:GLN:HE21	2.19	0.54
1:A:17:GLY:O	1:A:21:TRP:HB2	2.08	0.54
2:B:27:GLU:O	2:B:27:GLU:HG2	2.08	0.54
2:B:44:LEU:O	2:B:49:ILE:HG12	2.07	0.54
2:B:213:CYS:SG	2:B:219:LEU:HD23	2.48	0.54
2:B:325:MET:O	2:B:329:ASP:HB2	2.07	0.54
2:B:424:ASN:C	2:B:424:ASN:HD22	2.09	0.54
1:A:9:VAL:CG1	1:A:139:HIS:HB3	2.38	0.54
1:A:110:ILE:O	1:A:112:LYS:N	2.41	0.54
1:A:248:LEU:HB3	1:A:355:ILE:H	1.73	0.54
2:B:323:MET:HG3	2:B:328:VAL:HG21	1.90	0.54
2:B:31:ASP:HB3	2:B:32:PRO:HD2	1.89	0.54
2:B:165:ILE:HD13	2:B:165:ILE:H	1.70	0.54
2:B:239:THR:HG22	2:B:240:THR:N	2.22	0.54
2:B:259:MET:CG	2:B:314:THR:HG21	2.36	0.54
2:B:343:PHE:O	2:B:344:VAL:O	2.26	0.54
2:B:107:HIS:HD2	2:B:151:THR:HG22	1.72	0.54
2:B:325:MET:CE	2:B:355:VAL:HG11	2.38	0.54
2:B:427:ASP:OD1	2:B:428:LEU:N	2.41	0.54
2:B:239:THR:O	2:B:241:CYS:N	2.41	0.54
2:B:179:ASP:HB2	6:B:600:GDP:H3'	1.90	0.54
1:A:101:ASN:CG	2:B:254:LYS:HD2	2.28	0.53
1:A:118:VAL:HG21	1:A:149:PHE:CZ	2.42	0.53
1:A:121:ARG:O	1:A:125:LEU:HB2	2.08	0.53

Continued on next page...

Continued from previous page...

Atom-1	Atom-2	Interatomic distance (Å)	Clash overlap (Å)
1:A:243:ARG:CZ	1:A:252:LEU:HG	2.39	0.53
2:B:133:GLN:HE21	2:B:252:LEU:HB2	1.73	0.53
2:B:204:ILE:HD13	2:B:231:VAL:HG13	1.89	0.53
1:A:209:ILE:HG22	1:A:227:LEU:HD22	1.88	0.53
2:B:259:MET:HG2	2:B:314:THR:CG2	2.38	0.53
2:B:431:GLU:O	2:B:434:GLN:CG	2.56	0.53
1:A:98:ASP:O	1:A:110:ILE:HD13	2.08	0.53
1:A:101:ASN:ND2	5:A:500:GTP:O3G	2.42	0.53
2:B:194:LEU:C	2:B:196:GLU:H	2.11	0.53
2:B:322:ARG:HG3	2:B:322:ARG:HH11	1.73	0.53
1:A:5:ILE:O	1:A:136:SER:N	2.40	0.53
1:A:150:THR:O	1:A:151:SER:C	2.47	0.53
1:A:163:LYS:O	1:A:163:LYS:HG2	2.08	0.53
1:A:182:VAL:O	1:A:184:PRO:N	2.41	0.53
2:B:36:TYR:CZ	2:B:38:GLY:HA3	2.43	0.53
1:A:5:ILE:O	1:A:135:PHE:HA	2.09	0.53
1:A:215:ARG:C	1:A:216:ASN:HD22	2.12	0.53
1:A:115:ILE:HD13	1:A:115:ILE:C	2.28	0.53
2:B:68:VAL:HG12	2:B:149:MET:CE	2.38	0.53
2:B:229:HIS:C	2:B:229:HIS:ND1	2.62	0.53
1:A:196:GLU:C	1:A:197:HIS:CD2	2.82	0.53
2:B:70:LEU:HD12	2:B:145:THR:HG23	1.91	0.53
2:B:147:SER:O	2:B:151:THR:CB	2.52	0.53
1:A:339:ARG:C	1:A:341:ILE:H	2.11	0.53
2:B:8:GLN:OE1	2:B:14:ASN:ND2	2.42	0.53
1:A:173:PRO:HB2	1:A:391:LEU:CD1	2.38	0.53
2:B:141:LEU:HA	2:B:147:SER:HB3	1.91	0.53
2:B:226:ASP:O	2:B:227:LEU:C	2.46	0.53
1:A:179:THR:HG22	2:B:352:LYS:HZ1	1.74	0.53
2:B:5:VAL:HG23	2:B:5:VAL:O	2.09	0.53
2:B:210:TYR:CD2	2:B:227:LEU:HD21	2.44	0.52
2:B:226:ASP:O	2:B:229:HIS:N	2.42	0.52
2:B:345:GLU:C	2:B:347:ILE:H	2.13	0.52
1:A:231:ILE:HD13	1:A:231:ILE:N	2.25	0.52
1:A:275:VAL:HG21	1:A:300:ASN:OD1	2.09	0.52
2:B:21:TRP:CZ2	2:B:65:ALA:HB2	2.44	0.52
2:B:212:ILE:O	2:B:216:THR:HB	2.09	0.52
2:B:331:GLN:O	2:B:335:VAL:HG23	2.08	0.52
2:B:360:PRO:HB2	7:B:601:TA1:H281	1.91	0.52
1:A:206:ASN:OD1	1:A:227:LEU:CD1	2.58	0.52
2:B:273:ALA:CB	2:B:274:PRO:HD3	2.30	0.52

Continued on next page...

Continued from previous page...

Atom-1	Atom-2	Interatomic distance (Å)	Clash overlap (Å)
1:A:8:HIS:HB3	1:A:13:GLY:O	2.09	0.52
1:A:24:TYR:CE2	1:A:240:ALA:HB2	2.45	0.52
1:A:239:THR:O	1:A:240:ALA:C	2.48	0.52
1:A:283:HIS:O	1:A:284:GLU:C	2.47	0.52
2:B:320:ARG:HA	2:B:356:CYS:HB3	1.92	0.52
1:A:4:CYS:HA	1:A:134:GLY:O	2.10	0.52
1:A:324:VAL:O	1:A:327:ASP:HB2	2.08	0.52
1:A:244:PHE:C	1:A:244:PHE:CD2	2.83	0.52
2:B:188:THR:HA	2:B:425:MET:CE	2.40	0.52
1:A:201:ALA:O	1:A:267:PHE:HA	2.10	0.52
2:B:295:MET:SD	2:B:375:ALA:O	2.68	0.52
2:B:168:THR:CB	2:B:201:THR:HG23	2.38	0.52
2:B:264:ARG:HE	2:B:264:ARG:HA	1.75	0.52
2:B:314:THR:CG2	2:B:315:VAL:N	2.73	0.52
2:B:425:MET:O	2:B:428:LEU:HB3	2.09	0.52
1:A:23:LEU:HD23	1:A:236:SER:CB	2.37	0.52
1:A:362:VAL:HG13	1:A:368:LEU:CD1	2.38	0.52
2:B:4:ILE:CG2	2:B:136:GLN:HG2	2.38	0.52
2:B:200:GLU:N	2:B:265:LEU:HD13	2.25	0.52
2:B:424:ASN:C	2:B:424:ASN:ND2	2.61	0.52
1:A:417:GLU:HA	1:A:417:GLU:OE1	2.10	0.51
2:B:103:TRP:CE2	2:B:189:LEU:HB3	2.45	0.51
2:B:251:ASP:O	2:B:252:LEU:C	2.49	0.51
1:A:119:LEU:HD11	1:A:156:ARG:CD	2.40	0.51
1:A:140:SER:O	1:A:142:GLY:N	2.44	0.51
1:A:345:ASP:OD2	1:A:439:SER:HB3	2.10	0.51
2:B:149:MET:O	2:B:153:LEU:HD22	2.10	0.51
2:B:188:THR:HA	2:B:425:MET:HE3	1.91	0.51
2:B:198:THR:HG22	2:B:265:LEU:CD2	2.39	0.51
2:B:277:SER:OG	2:B:281:GLN:HB2	2.10	0.51
2:B:297:ASP:OD1	2:B:298:ALA:N	2.39	0.51
1:A:243:ARG:NH2	1:A:251:ASP:OD1	2.44	0.51
1:A:264:ARG:C	1:A:266:HIS:N	2.60	0.51
2:B:49:ILE:O	2:B:50:ASN:C	2.48	0.51
1:A:251:ASP:OD1	1:A:252:LEU:N	2.43	0.51
2:B:209:LEU:O	2:B:210:TYR:C	2.48	0.51
1:A:231:ILE:CA	1:A:234:ILE:HG22	2.38	0.51
1:A:238:ILE:O	1:A:242:LEU:HB2	2.11	0.51
2:B:431:GLU:OE1	2:B:432:TYR:CA	2.57	0.51
1:A:171:ILE:O	1:A:171:ILE:HG22	2.10	0.51
1:A:402:ARG:O	1:A:403:ALA:O	2.29	0.51

Continued on next page...

Continued from previous page...

Atom-1	Atom-2	Interatomic distance (Å)	Clash overlap (Å)
2:B:149:MET:O	2:B:149:MET:HG2	2.10	0.51
2:B:296:PHE:CZ	2:B:315:VAL:HG11	2.46	0.51
1:A:151:SER:HB3	1:A:193:THR:CG2	2.34	0.51
1:A:173:PRO:HB2	1:A:391:LEU:HD11	1.91	0.51
1:A:196:GLU:O	1:A:197:HIS:CD2	2.64	0.51
1:A:230:LEU:O	1:A:233:GLN:N	2.35	0.51
2:B:21:TRP:HZ2	2:B:65:ALA:HB2	1.76	0.51
1:A:67:PHE:HE1	1:A:87:PHE:CE2	2.29	0.50
2:B:49:ILE:HG13	2:B:50:ASN:H	1.76	0.50
1:A:305:CYS:O	1:A:306:ASP:C	2.49	0.50
2:B:323:MET:HG3	2:B:328:VAL:CG2	2.41	0.50
1:A:191:THR:HG23	1:A:192:HIS:N	2.25	0.50
1:A:261:PRO:HB2	1:A:262:TYR:CD1	2.46	0.50
2:B:107:HIS:CD2	2:B:151:THR:HG22	2.45	0.50
2:B:383:ALA:C	2:B:385:GLN:H	2.15	0.50
1:A:9:VAL:HG21	1:A:149:PHE:CD1	2.46	0.50
2:B:369:ARG:C	2:B:369:ARG:HD2	2.32	0.50
1:A:132:LEU:CD2	1:A:164:LYS:HE3	2.41	0.50
1:A:133:GLN:HB3	1:A:243:ARG:HH12	1.76	0.50
2:B:298:ALA:O	2:B:299:LYS:C	2.50	0.50
2:B:173:PRO:HB3	2:B:183:GLU:CG	2.42	0.50
1:A:115:ILE:CG2	1:A:116:ASP:N	2.75	0.50
1:A:119:LEU:HA	1:A:122:ILE:HG12	1.93	0.50
1:A:149:PHE:HE1	1:A:153:LEU:HD22	1.77	0.50
2:B:156:LYS:HA	2:B:156:LYS:CE	2.38	0.50
2:B:260:VAL:HG23	2:B:260:VAL:O	2.10	0.50
2:B:333:LEU:O	2:B:336:GLN:N	2.45	0.50
1:A:11:GLN:O	1:A:14:VAL:HB	2.12	0.50
1:A:231:ILE:O	1:A:235:VAL:HG23	2.12	0.50
2:B:3:GLU:HA	2:B:51:VAL:HA	1.93	0.50
2:B:24:ILE:HG22	2:B:25:SER:N	2.27	0.50
2:B:113:GLU:HG3	2:B:114:LEU:N	2.26	0.50
2:B:168:THR:O	2:B:201:THR:HA	2.12	0.50
2:B:345:GLU:O	2:B:347:ILE:N	2.45	0.50
1:A:310:GLY:HA3	1:A:383:ALA:N	2.26	0.50
2:B:4:ILE:HD12	2:B:239:THR:CG2	2.42	0.50
2:B:5:VAL:CG2	2:B:135:PHE:CD2	2.94	0.50
2:B:269:MET:HB3	2:B:303:ALA:HB2	1.94	0.50
1:A:115:ILE:HD11	1:A:119:LEU:HG	1.92	0.49
1:A:133:GLN:CB	1:A:243:ARG:HH12	2.24	0.49
2:B:4:ILE:HG22	2:B:5:VAL:N	2.27	0.49

Continued on next page...

Continued from previous page...

Atom-1	Atom-2	Interatomic distance (Å)	Clash overlap (Å)
2:B:173:PRO:HB3	2:B:183:GLU:HG2	1.93	0.49
2:B:262:PHE:O	2:B:264:ARG:N	2.45	0.49
2:B:431:GLU:HA	2:B:434:GLN:CG	2.42	0.49
1:A:227:LEU:O	1:A:231:ILE:HG12	2.12	0.49
1:A:244:PHE:CD2	1:A:245:ASP:N	2.76	0.49
1:A:414:GLU:OE1	1:A:414:GLU:N	2.46	0.49
2:B:265:LEU:O	2:B:266:HIS:O	2.29	0.49
2:B:240:THR:HG23	2:B:241:CYS:H	1.76	0.49
2:B:336:GLN:HE22	2:B:349:ASN:ND2	2.10	0.49
2:B:265:LEU:HD12	2:B:266:HIS:O	2.12	0.49
1:A:16:ILE:HG23	1:A:17:GLY:N	2.26	0.49
1:A:188:ILE:O	1:A:191:THR:HG22	2.13	0.49
1:A:283:HIS:O	1:A:285:GLN:N	2.45	0.49
2:B:280:SER:O	2:B:282:GLN:N	2.45	0.49
1:A:12:ALA:CB	1:A:140:SER:OG	2.59	0.49
1:A:392:ASP:O	1:A:395:PHE:HB3	2.13	0.49
1:A:192:HIS:CD2	1:A:424:ASP:OD2	2.66	0.49
1:A:203:MET:SD	1:A:267:PHE:HB3	2.53	0.49
2:B:142:GLY:HA3	2:B:183:GLU:OE2	2.13	0.49
2:B:199:ASP:O	2:B:200:GLU:HG3	2.13	0.49
2:B:387:LEU:HD23	2:B:388:PHE:CD2	2.47	0.49
2:B:431:GLU:OE1	2:B:432:TYR:N	2.46	0.49
2:B:308:ARG:HG3	2:B:342:TYR:OH	2.13	0.49
1:A:96:LYS:O	1:A:97:GLU:O	2.31	0.49
1:A:105:ARG:HH11	1:A:105:ARG:HG3	1.78	0.49
1:A:118:VAL:HG21	1:A:149:PHE:CE2	2.48	0.49
1:A:242:LEU:C	1:A:244:PHE:N	2.66	0.49
2:B:137:LEU:HD22	2:B:154:ILE:HG21	1.95	0.49
2:B:175:PRO:CD	2:B:207:GLU:OE1	2.61	0.49
1:A:172:TYR:CD1	1:A:173:PRO:N	2.80	0.48
2:B:20:PHE:CG	2:B:235:MET:SD	3.07	0.48
2:B:176:LYS:CE	2:B:207:GLU:HG3	2.39	0.48
2:B:191:VAL:HG13	2:B:192:HIS:N	2.28	0.48
2:B:237:GLY:O	2:B:241:CYS:CB	2.61	0.48
2:B:154:ILE:HG22	2:B:166:MET:HE1	1.96	0.48
2:B:176:LYS:HG3	2:B:177:VAL:H	1.78	0.48
2:B:209:LEU:O	2:B:213:CYS:N	2.47	0.48
2:B:8:GLN:HB3	2:B:14:ASN:HA	1.94	0.48
1:A:98:ASP:CB	1:A:105:ARG:HH21	2.14	0.48
1:A:115:ILE:O	1:A:116:ASP:C	2.51	0.48
1:A:155:GLU:OE1	1:A:197:HIS:HE1	1.96	0.48

Continued on next page...

Continued from previous page...

Atom-1	Atom-2	Interatomic distance (Å)	Clash overlap (Å)
1:A:234:ILE:CG1	1:A:270:ALA:HB1	2.38	0.48
1:A:286:LEU:CD1	1:A:290:GLU:HG2	2.44	0.48
2:B:325:MET:HE1	2:B:355:VAL:HG11	1.94	0.48
1:A:158:SER:OG	1:A:197:HIS:HB3	2.13	0.48
1:A:274:PRO:CB	1:A:371:VAL:HG21	2.43	0.48
2:B:49:ILE:HG13	2:B:50:ASN:N	2.28	0.48
2:B:307:PRO:HB3	2:B:312:TYR:CZ	2.49	0.48
1:A:104:ALA:CB	1:A:408:TYR:HD2	2.26	0.48
1:A:155:GLU:HA	1:A:197:HIS:CE1	2.49	0.48
1:A:163:LYS:C	1:A:164:LYS:HG2	2.33	0.48
1:A:344:VAL:HG12	1:A:345:ASP:H	1.74	0.48
2:B:154:ILE:HG22	2:B:166:MET:CE	2.44	0.48
2:B:211:ASP:OD1	2:B:212:ILE:HG13	2.13	0.48
1:A:5:ILE:HG22	1:A:6:SER:H	1.78	0.48
1:A:151:SER:OG	1:A:193:THR:HG21	2.13	0.48
1:A:328:VAL:C	1:A:330:ALA:H	2.16	0.48
1:A:386:GLU:O	1:A:388:TRP:N	2.47	0.48
2:B:69:ASP:HA	2:B:145:THR:HG21	1.95	0.48
2:B:133:GLN:NE2	2:B:252:LEU:HB2	2.28	0.48
2:B:399:PHE:O	2:B:400:ARG:C	2.52	0.48
1:A:317:LEU:CD1	1:A:351:PHE:CD2	2.97	0.48
2:B:2:ARG:NH1	2:B:251:ASP:OD2	2.46	0.48
1:A:110:ILE:CG2	1:A:111:GLY:N	2.71	0.47
1:A:335:ILE:O	1:A:337:THR:N	2.47	0.47
1:A:384:ILE:HG22	1:A:388:TRP:CD1	2.49	0.47
2:B:297:ASP:OD2	2:B:299:LYS:HE2	2.14	0.47
1:A:99:ALA:O	1:A:100:ALA:HB3	2.14	0.47
1:A:147:SER:O	1:A:190:THR:HG23	2.14	0.47
1:A:175:PRO:HD2	1:A:207:GLU:HB3	1.96	0.47
1:A:241:SER:HB3	1:A:320:ARG:NH2	2.29	0.47
1:A:369:ALA:O	1:A:370:LYS:CB	2.62	0.47
2:B:384:ILE:O	2:B:384:ILE:HG23	2.14	0.47
1:A:9:VAL:HG11	1:A:150:THR:OG1	2.13	0.47
1:A:155:GLU:HG2	1:A:197:HIS:CE1	2.49	0.47
1:A:210:TYR:CE2	1:A:227:LEU:HD21	2.49	0.47
2:B:102:ASN:HB3	2:B:105:LYS:HB2	1.95	0.47
1:A:97:GLU:HB2	1:A:110:ILE:HD11	1.96	0.47
1:A:191:THR:CG2	1:A:192:HIS:N	2.76	0.47
2:B:20:PHE:O	2:B:24:ILE:HB	2.14	0.47
2:B:101:ASN:ND2	2:B:101:ASN:O	2.47	0.47
2:B:243:ARG:N	2:B:243:ARG:HD3	2.26	0.47

Continued on next page...

Continued from previous page...

Atom-1	Atom-2	Interatomic distance (Å)	Clash overlap (Å)
1:A:6:SER:OG	1:A:65:ALA:HB2	2.14	0.47
1:A:166:LYS:CE	1:A:199:ASP:OD1	2.62	0.47
1:A:217:LEU:CD1	1:A:277:SER:HA	2.44	0.47
1:A:339:ARG:C	1:A:341:ILE:N	2.68	0.47
1:A:396:ASP:O	1:A:397:LEU:C	2.53	0.47
1:A:119:LEU:HD11	1:A:156:ARG:HD2	1.97	0.47
1:A:148:GLY:O	1:A:151:SER:CB	2.61	0.47
1:A:260:VAL:O	1:A:260:VAL:CG2	2.63	0.47
1:A:388:TRP:HA	1:A:388:TRP:HE3	1.79	0.47
2:B:115:VAL:CG2	2:B:152:LEU:HD23	2.44	0.47
1:A:25:CYS:SG	1:A:83:TYR:HE2	2.38	0.47
1:A:99:ALA:H	2:B:2:ARG:HH22	1.63	0.47
1:A:132:LEU:HD21	1:A:164:LYS:HE3	1.96	0.47
1:A:224:TYR:CG	2:B:325:MET:HG2	2.50	0.47
1:A:226:ASN:O	1:A:229:ARG:N	2.48	0.47
1:A:253:THR:O	1:A:254:GLU:C	2.52	0.47
1:A:255:PHE:O	1:A:256:GLN:C	2.53	0.47
1:A:345:ASP:C	1:A:347:CYS:N	2.68	0.47
1:A:404:PHE:CD1	1:A:404:PHE:N	2.83	0.47
2:B:70:LEU:O	2:B:99:ALA:HB2	2.15	0.47
2:B:175:PRO:HD2	2:B:207:GLU:CD	2.35	0.47
2:B:175:PRO:O	2:B:176:LYS:C	2.52	0.47
2:B:287:THR:O	2:B:288:VAL:CG2	2.58	0.47
2:B:387:LEU:O	2:B:387:LEU:HG	2.15	0.47
1:A:191:THR:O	1:A:195:LEU:HB2	2.15	0.47
1:A:407:TRP:O	1:A:411:GLU:CG	2.63	0.47
1:A:436:GLY:O	1:A:438:ASP:N	2.48	0.47
2:B:24:ILE:CD1	2:B:52:TYR:CE1	2.97	0.47
2:B:237:GLY:HA3	2:B:376:THR:OG1	2.15	0.47
1:A:145:THR:O	1:A:149:PHE:HB3	2.15	0.47
1:A:185:TYR:OH	1:A:399:TYR:HA	2.15	0.47
1:A:224:TYR:HD1	2:B:247:GLN:HB3	1.80	0.47
1:A:278:ALA:HB2	1:A:369:ALA:CA	2.45	0.47
2:B:226:ASP:O	2:B:229:HIS:HB3	2.14	0.47
2:B:230:LEU:HD21	2:B:302:MET:HE2	1.97	0.47
2:B:242:LEU:CD1	2:B:250:ALA:HB3	2.45	0.47
2:B:272:PHE:CE1	7:B:601:TA1:H391	2.50	0.47
1:A:9:VAL:HG21	1:A:149:PHE:HD1	1.80	0.46
1:A:34:GLY:C	1:A:61:HIS:N	2.68	0.46
1:A:120:ASP:O	1:A:124:LYS:HB2	2.15	0.46
2:B:168:THR:N	2:B:200:GLU:O	2.43	0.46

Continued on next page...

Continued from previous page...

Atom-1	Atom-2	Interatomic distance (Å)	Clash overlap (Å)
2:B:198:THR:HG23	2:B:200:GLU:H	1.79	0.46
2:B:209:LEU:CD2	2:B:227:LEU:HD13	2.44	0.46
2:B:243:ARG:HH21	2:B:252:LEU:N	2.12	0.46
2:B:324:SER:OG	2:B:326:LYS:HB3	2.15	0.46
2:B:408:TYR:O	2:B:411:GLU:HB2	2.16	0.46
2:B:431:GLU:HA	2:B:434:GLN:HG3	1.97	0.46
1:A:115:ILE:CG1	1:A:152:LEU:HD13	2.46	0.46
1:A:256:GLN:O	1:A:260:VAL:HG13	2.15	0.46
1:A:384:ILE:HG22	1:A:384:ILE:O	2.15	0.46
2:B:134:GLY:HA3	2:B:165:ILE:HG12	1.97	0.46
1:A:19:ALA:HB2	1:A:228:ASN:HB3	1.96	0.46
1:A:107:HIS:CE1	1:A:152:LEU:HB3	2.49	0.46
1:A:256:GLN:HA	1:A:260:VAL:HG13	1.97	0.46
1:A:286:LEU:HG	1:A:290:GLU:HB2	1.98	0.46
1:A:402:ARG:O	1:A:405:VAL:N	2.49	0.46
2:B:242:LEU:HD11	2:B:250:ALA:HB3	1.97	0.46
1:A:95:GLY:C	1:A:97:GLU:N	2.69	0.46
1:A:154:MET:HA	1:A:157:LEU:HD12	1.96	0.46
1:A:234:ILE:HB	1:A:302:MET:HE1	1.96	0.46
1:A:317:LEU:CD1	1:A:351:PHE:CE2	2.99	0.46
2:B:103:TRP:CE3	2:B:189:LEU:HD13	2.50	0.46
2:B:250:ALA:HB1	2:B:254:LYS:CB	2.44	0.46
2:B:263:PRO:O	2:B:264:ARG:C	2.52	0.46
2:B:360:PRO:O	2:B:369:ARG:C	2.54	0.46
1:A:241:SER:C	1:A:244:PHE:HB3	2.36	0.46
1:A:381:THR:O	1:A:383:ALA:N	2.49	0.46
2:B:204:ILE:HD13	2:B:231:VAL:CG2	2.45	0.46
2:B:208:ALA:O	2:B:212:ILE:HG13	2.16	0.46
2:B:287:THR:N	2:B:290:GLU:OE1	2.48	0.46
1:A:11:GLN:NE2	1:A:74:VAL:HG22	2.30	0.46
1:A:392:ASP:OD2	1:A:422:ARG:NE	2.48	0.46
2:B:102:ASN:ND2	2:B:104:ALA:HB3	2.31	0.46
2:B:103:TRP:HZ3	2:B:108:TYR:CE1	2.27	0.46
1:A:11:GLN:O	1:A:15:GLN:HG3	2.15	0.46
1:A:243:ARG:NH2	1:A:252:LEU:CB	2.78	0.46
1:A:265:GLY:O	1:A:266:HIS:O	2.33	0.46
2:B:296:PHE:HZ	2:B:315:VAL:HG11	1.78	0.46
1:A:408:TYR:CG	1:A:418:PHE:HZ	2.34	0.46
2:B:113:GLU:CG	2:B:114:LEU:N	2.79	0.46
2:B:185:TYR:HD2	2:B:395:PHE:CE1	2.33	0.46
1:A:114:ILE:O	1:A:118:VAL:HG23	2.16	0.46

Continued on next page...

Continued from previous page...

Atom-1	Atom-2	Interatomic distance (Å)	Clash overlap (Å)
1:A:324:VAL:HG12	1:A:326:LYS:H	1.81	0.46
2:B:224:TYR:O	2:B:225:GLY:C	2.53	0.46
1:A:243:ARG:NH2	1:A:252:LEU:HB2	2.31	0.46
1:A:286:LEU:O	1:A:287:SER:O	2.34	0.46
1:A:117:LEU:HD11	1:A:121:ARG:NH2	2.30	0.45
1:A:210:TYR:CD2	1:A:227:LEU:HD21	2.51	0.45
1:A:274:PRO:HB2	1:A:371:VAL:HG21	1.98	0.45
1:A:276:ILE:HG12	1:A:277:SER:N	2.32	0.45
2:B:209:LEU:HD23	2:B:227:LEU:HD13	1.98	0.45
2:B:313:LEU:O	2:B:347:ILE:HD12	2.16	0.45
1:A:180:ALA:HA	2:B:352:LYS:NZ	2.31	0.45
1:A:204:VAL:HG21	1:A:231:ILE:HG23	1.98	0.45
1:A:334:THR:CG2	1:A:335:ILE:N	2.79	0.45
1:A:346:TRP:HZ2	1:A:435:VAL:HG12	1.81	0.45
2:B:6:HIS:HB3	2:B:21:TRP:HZ2	1.81	0.45
2:B:307:PRO:C	2:B:309:HIS:H	2.18	0.45
1:A:5:ILE:CG2	1:A:6:SER:H	2.29	0.45
1:A:22:GLU:O	1:A:23:LEU:C	2.54	0.45
1:A:117:LEU:HD12	1:A:121:ARG:HH12	1.80	0.45
1:A:210:TYR:CZ	1:A:227:LEU:HD11	2.51	0.45
1:A:229:ARG:NH1	1:A:229:ARG:HG2	2.31	0.45
2:B:11:GLN:O	2:B:14:ASN:HB3	2.16	0.45
2:B:94:PHE:N	2:B:94:PHE:CD2	2.84	0.45
2:B:106:GLY:O	2:B:149:MET:HB2	2.16	0.45
2:B:264:ARG:HA	2:B:264:ARG:NE	2.29	0.45
1:A:203:MET:SD	1:A:267:PHE:CB	3.04	0.45
1:A:392:ASP:OD2	1:A:422:ARG:CZ	2.65	0.45
2:B:257:VAL:O	2:B:257:VAL:CG1	2.64	0.45
2:B:409:THR:HA	2:B:413:MET:HB3	1.99	0.45
1:A:212:ILE:HD11	1:A:302:MET:H	1.82	0.45
1:A:278:ALA:O	1:A:279:GLU:HG2	2.15	0.45
1:A:308:ARG:O	1:A:309:HIS:HB3	2.17	0.45
1:A:413:MET:C	1:A:414:GLU:HG3	2.36	0.45
2:B:67:LEU:HD12	2:B:92:PHE:CD2	2.51	0.45
2:B:115:VAL:HG21	2:B:152:LEU:HD21	1.98	0.45
2:B:133:GLN:O	2:B:165:ILE:CD1	2.64	0.45
2:B:194:LEU:O	2:B:265:LEU:HD23	2.16	0.45
2:B:210:TYR:CE2	2:B:227:LEU:HD11	2.51	0.45
2:B:413:MET:HG3	2:B:414:ASP:N	2.22	0.45
1:A:286:LEU:O	1:A:287:SER:C	2.55	0.45
2:B:135:PHE:CD1	2:B:135:PHE:N	2.84	0.45

Continued on next page...

Continued from previous page...

Atom-1	Atom-2	Interatomic distance (Å)	Clash overlap (Å)
2:B:154:ILE:HD12	2:B:155:SER:N	2.31	0.45
2:B:273:ALA:CB	2:B:274:PRO:CD	2.93	0.45
2:B:323:MET:CE	2:B:328:VAL:HG22	2.46	0.45
2:B:324:SER:O	2:B:326:LYS:N	2.50	0.45
1:A:115:ILE:HG23	1:A:116:ASP:H	1.79	0.45
1:A:434:GLU:C	1:A:436:GLY:H	2.18	0.45
2:B:35:SER:CB	2:B:59:ASN:HA	2.42	0.45
2:B:409:THR:O	2:B:412:GLY:N	2.48	0.45
7:B:601:TA1:H463	7:B:601:TA1:C26	2.46	0.45
1:A:7:ILE:HD11	1:A:137:VAL:CG2	2.44	0.45
1:A:328:VAL:O	1:A:330:ALA:N	2.38	0.45
1:A:423:GLU:O	1:A:426:ALA:HB3	2.16	0.45
2:B:23:VAL:O	2:B:25:SER:N	2.50	0.45
2:B:72:PRO:O	2:B:74:THR:N	2.50	0.45
2:B:102:ASN:ND2	2:B:408:TYR:HA	2.20	0.45
1:A:148:GLY:O	1:A:149:PHE:C	2.55	0.45
1:A:182:VAL:O	1:A:184:PRO:CD	2.65	0.45
1:A:255:PHE:O	1:A:259:LEU:N	2.50	0.45
2:B:14:ASN:O	2:B:17:GLY:N	2.50	0.45
2:B:24:ILE:CG2	2:B:25:SER:N	2.80	0.45
2:B:82:PRO:C	2:B:84:GLY:H	2.20	0.45
2:B:137:LEU:HD22	2:B:154:ILE:HG23	1.98	0.45
2:B:196:GLU:O	2:B:197:ASN:OD1	2.34	0.45
2:B:242:LEU:HD22	2:B:250:ALA:O	2.17	0.45
1:A:4:CYS:SG	1:A:252:LEU:CD1	3.02	0.45
1:A:278:ALA:CA	1:A:282:TYR:OH	2.65	0.45
1:A:288:VAL:HA	1:A:291:ILE:HG12	1.98	0.45
1:A:303:VAL:O	1:A:303:VAL:CG1	2.65	0.45
2:B:67:LEU:HD12	2:B:92:PHE:CE2	2.52	0.45
2:B:167:ASN:HA	2:B:200:GLU:O	2.17	0.45
1:A:7:ILE:HG13	1:A:137:VAL:HG22	1.98	0.44
1:A:10:GLY:O	1:A:11:GLN:C	2.53	0.44
1:A:196:GLU:C	1:A:197:HIS:HD2	2.19	0.44
1:A:316:CYS:HB3	1:A:378:LEU:HD12	1.95	0.44
2:B:4:ILE:HD12	2:B:239:THR:HG21	1.98	0.44
2:B:8:GLN:CG	2:B:67:LEU:HD22	2.47	0.44
1:A:11:GLN:HE21	1:A:74:VAL:CG2	2.29	0.44
1:A:295:CYS:HB3	1:A:377:MET:HG2	1.99	0.44
2:B:288:VAL:N	2:B:289:PRO:CD	2.80	0.44
1:A:280:LYS:HB3	1:A:281:ALA:H	1.49	0.44
2:B:52:TYR:HE1	2:B:240:THR:HB	1.82	0.44

Continued on next page...

Continued from previous page...

Atom-1	Atom-2	Interatomic distance (Å)	Clash overlap (Å)
2:B:175:PRO:HG2	2:B:207:GLU:OE1	2.16	0.44
2:B:288:VAL:N	2:B:289:PRO:HD2	2.32	0.44
2:B:295:MET:SD	2:B:375:ALA:HB3	2.57	0.44
2:B:189:LEU:HD23	2:B:421:ALA:CB	2.47	0.44
2:B:194:LEU:C	2:B:196:GLU:N	2.70	0.44
1:A:8:HIS:HA	1:A:138:PHE:HB2	2.00	0.44
1:A:101:ASN:ND2	2:B:254:LYS:CD	2.75	0.44
1:A:105:ARG:O	1:A:110:ILE:CG2	2.64	0.44
1:A:204:VAL:HG12	1:A:204:VAL:O	2.17	0.44
1:A:287:SER:N	1:A:290:GLU:OE1	2.51	0.44
1:A:288:VAL:C	1:A:290:GLU:N	2.71	0.44
2:B:212:ILE:O	2:B:212:ILE:HG22	2.18	0.44
1:A:121:ARG:HG2	1:A:121:ARG:HH11	1.83	0.44
1:A:218:ASP:C	1:A:219:ILE:HG12	2.37	0.44
1:A:271:THR:O	1:A:376:CYS:HA	2.17	0.44
1:A:363:VAL:CG1	1:A:364:PRO:HD2	2.48	0.44
2:B:167:ASN:HD21	2:B:252:LEU:HD22	1.82	0.44
2:B:312:TYR:HA	2:B:381:SER:HA	1.99	0.44
1:A:12:ALA:HB2	5:A:500:GTP:C8	2.52	0.44
1:A:23:LEU:CD2	1:A:232:GLY:O	2.64	0.44
1:A:23:LEU:O	1:A:26:LEU:HB3	2.17	0.44
1:A:103:TYR:CD1	1:A:148:GLY:HA2	2.52	0.44
1:A:152:LEU:HD12	1:A:152:LEU:C	2.38	0.44
2:B:239:THR:O	2:B:240:THR:C	2.56	0.44
2:B:280:SER:OG	2:B:281:GLN:N	2.49	0.44
1:A:72:PRO:HG2	1:A:73:THR:H	1.83	0.44
1:A:343:PHE:HZ	1:A:351:PHE:CZ	2.36	0.44
1:A:377:MET:O	1:A:377:MET:HG3	2.18	0.44
2:B:102:ASN:OD1	2:B:408:TYR:CZ	2.70	0.44
2:B:161:TYR:O	2:B:163:ASP:N	2.51	0.44
2:B:168:THR:CG2	2:B:201:THR:HG23	2.48	0.44
2:B:242:LEU:C	2:B:244:PHE:H	2.19	0.44
1:A:153:LEU:O	1:A:157:LEU:HG	2.18	0.44
1:A:263:PRO:O	1:A:264:ARG:C	2.56	0.44
1:A:121:ARG:HG2	1:A:121:ARG:NH1	2.33	0.43
1:A:343:PHE:CE1	1:A:351:PHE:HE1	2.36	0.43
1:A:104:ALA:HB1	1:A:413:MET:HG3	1.95	0.43
1:A:122:ILE:CD1	1:A:157:LEU:HD21	2.35	0.43
1:A:154:MET:CE	1:A:166:LYS:HB3	2.48	0.43
1:A:209:ILE:CD1	1:A:231:ILE:HD11	2.47	0.43
1:A:268:PRO:CA	1:A:379:SER:O	2.65	0.43

Continued on next page...

Continued from previous page...

Atom-1	Atom-2	Interatomic distance (Å)	Clash overlap (Å)
1:A:362:VAL:HG13	1:A:368:LEU:CG	2.48	0.43
2:B:240:THR:HG23	2:B:241:CYS:N	2.33	0.43
2:B:307:PRO:C	2:B:309:HIS:N	2.71	0.43
2:B:431:GLU:O	2:B:434:GLN:N	2.48	0.43
1:A:63:PRO:HG2	1:A:91:GLN:OE1	2.18	0.43
1:A:231:ILE:HD13	1:A:231:ILE:H	1.82	0.43
1:A:304:LYS:O	1:A:304:LYS:HG3	2.19	0.43
1:A:397:LEU:HD23	1:A:397:LEU:HA	1.81	0.43
2:B:26:ASP:C	2:B:28:HIS:H	2.21	0.43
2:B:282:GLN:HB3	2:B:282:GLN:HE21	1.51	0.43
1:A:390:ARG:HG3	1:A:390:ARG:HH11	1.83	0.43
2:B:187:ALA:O	2:B:188:THR:C	2.57	0.43
1:A:63:PRO:C	1:A:64:ARG:CG	2.83	0.43
1:A:149:PHE:O	1:A:150:THR:C	2.56	0.43
1:A:291:ILE:HD12	1:A:375:VAL:HG23	1.99	0.43
1:A:310:GLY:HA3	1:A:383:ALA:CA	2.49	0.43
1:A:436:GLY:C	1:A:438:ASP:N	2.72	0.43
2:B:7:ILE:N	2:B:136:GLN:O	2.51	0.43
2:B:141:LEU:N	2:B:141:LEU:HD12	2.32	0.43
2:B:310:GLY:HA3	2:B:436:GLN:NE2	2.29	0.43
1:A:21:TRP:HE1	1:A:63:PRO:HB3	1.83	0.43
1:A:104:ALA:HB3	1:A:408:TYR:HD2	1.84	0.43
1:A:252:LEU:O	1:A:253:THR:C	2.56	0.43
1:A:262:TYR:HB3	1:A:263:PRO:HD2	2.00	0.43
1:A:344:VAL:CG1	1:A:345:ASP:N	2.78	0.43
1:A:409:VAL:C	1:A:411:GLU:N	2.71	0.43
2:B:105:LYS:HG2	2:B:110:GLU:CG	2.48	0.43
2:B:288:VAL:C	2:B:290:GLU:N	2.70	0.43
2:B:383:ALA:C	2:B:385:GLN:N	2.72	0.43
1:A:13:GLY:C	1:A:16:ILE:HG22	2.38	0.43
1:A:144:GLY:H	5:A:500:GTP:PG	2.41	0.43
1:A:378:LEU:HD12	1:A:378:LEU:O	2.19	0.43
2:B:153:LEU:HD13	2:B:153:LEU:N	2.34	0.43
1:A:25:CYS:SG	1:A:26:LEU:N	2.92	0.43
1:A:103:TYR:O	1:A:104:ALA:C	2.57	0.43
1:A:230:LEU:O	1:A:231:ILE:C	2.57	0.43
2:B:242:LEU:HD23	2:B:242:LEU:HA	1.76	0.43
2:B:269:MET:HE1	2:B:381:SER:OG	2.19	0.43
1:A:172:TYR:HA	1:A:173:PRO:HD3	1.93	0.43
2:B:192:HIS:NE2	2:B:420:GLU:HG2	2.34	0.43
1:A:8:HIS:CD2	1:A:138:PHE:CD1	3.07	0.43

Continued on next page...

Continued from previous page...

Atom-1	Atom-2	Interatomic distance (Å)	Clash overlap (Å)
1:A:76:ASP:O	1:A:79:ARG:N	2.52	0.43
1:A:238:ILE:O	1:A:242:LEU:CB	2.67	0.43
1:A:238:ILE:HD11	1:A:378:LEU:HD23	2.01	0.43
2:B:210:TYR:O	2:B:211:ASP:C	2.57	0.43
2:B:409:THR:C	2:B:411:GLU:H	2.22	0.43
1:A:209:ILE:CD1	1:A:231:ILE:CD1	2.97	0.42
1:A:283:HIS:O	1:A:283:HIS:ND1	2.49	0.42
2:B:6:HIS:HB3	2:B:65:ALA:CB	2.48	0.42
2:B:12:CYS:C	2:B:14:ASN:N	2.71	0.42
2:B:48:ARG:HG2	2:B:243:ARG:HB3	2.01	0.42
2:B:261:PRO:HB2	2:B:262:PHE:CD1	2.54	0.42
2:B:301:MET:O	2:B:303:ALA:N	2.51	0.42
1:A:15:GLN:NE2	5:A:500:GTP:N7	2.67	0.42
1:A:115:ILE:CG2	1:A:116:ASP:H	2.32	0.42
1:A:272:TYR:CE2	1:A:274:PRO:HD2	2.53	0.42
2:B:70:LEU:HB2	2:B:99:ALA:CB	2.48	0.42
2:B:161:TYR:CD1	2:B:161:TYR:N	2.86	0.42
2:B:182:VAL:O	2:B:183:GLU:C	2.56	0.42
2:B:282:GLN:O	2:B:282:GLN:CG	2.65	0.42
2:B:435:TYR:C	2:B:437:ASP:N	2.72	0.42
2:B:301:MET:HE1	2:B:377:PHE:HE2	1.84	0.42
2:B:360:PRO:HG2	2:B:371:LEU:CB	2.38	0.42
2:B:114:LEU:HD23	2:B:149:MET:HE2	2.00	0.42
2:B:138:THR:O	2:B:139:HIS:HB3	2.20	0.42
1:A:251:ASP:CA	1:A:254:GLU:HG3	2.49	0.42
1:A:363:VAL:HG13	1:A:364:PRO:HD2	2.02	0.42
2:B:98:GLY:O	2:B:100:GLY:N	2.49	0.42
2:B:106:GLY:O	2:B:149:MET:CA	2.68	0.42
1:A:16:ILE:CG2	1:A:17:GLY:N	2.82	0.42
2:B:333:LEU:O	2:B:334:ASN:C	2.58	0.42
1:A:13:GLY:HA2	1:A:16:ILE:CG2	2.50	0.42
1:A:328:VAL:C	1:A:330:ALA:N	2.73	0.42
2:B:72:PRO:HG2	2:B:73:GLY:H	1.83	0.42
2:B:250:ALA:CB	2:B:254:LYS:HE2	2.49	0.42
1:A:166:LYS:HB2	1:A:199:ASP:OD1	2.20	0.42
2:B:103:TRP:HB2	2:B:186:ASN:HA	2.01	0.42
2:B:273:ALA:HB1	2:B:291:LEU:HG	2.01	0.42
1:A:147:SER:HB2	1:A:186:ASN:O	2.19	0.42
1:A:305:CYS:SG	1:A:383:ALA:HB1	2.60	0.42
2:B:2:ARG:NH1	2:B:251:ASP:CG	2.73	0.42
2:B:68:VAL:HG11	2:B:153:LEU:HD21	2.00	0.42

Continued on next page...

Continued from previous page...

Atom-1	Atom-2	Interatomic distance (Å)	Clash overlap (Å)
2:B:72:PRO:O	2:B:73:GLY:C	2.58	0.42
2:B:171:VAL:HG12	2:B:171:VAL:O	2.20	0.42
1:A:67:PHE:HB2	1:A:92:LEU:HD23	2.02	0.42
1:A:204:VAL:CG1	1:A:231:ILE:HD12	2.42	0.42
2:B:343:PHE:CD2	2:B:350:ASN:ND2	2.88	0.42
2:B:118:VAL:O	2:B:122:VAL:HG13	2.19	0.41
2:B:199:ASP:C	2:B:265:LEU:HD13	2.40	0.41
2:B:307:PRO:O	2:B:309:HIS:N	2.53	0.41
2:B:409:THR:C	2:B:411:GLU:N	2.73	0.41
1:A:289:ALA:HB3	1:A:290:GLU:OE2	2.21	0.41
2:B:75:MET:HE1	2:B:94:PHE:HB3	2.02	0.41
2:B:274:PRO:HD3	2:B:374:SER:HA	2.03	0.41
2:B:311:ARG:HG2	2:B:311:ARG:NH1	2.34	0.41
1:A:115:ILE:CD1	1:A:115:ILE:C	2.87	0.41
1:A:144:GLY:N	5:A:500:GTP:O3G	2.48	0.41
1:A:255:PHE:O	1:A:257:THR:N	2.53	0.41
1:A:398:MET:HE3	1:A:398:MET:HB2	1.91	0.41
2:B:264:ARG:O	2:B:265:LEU:CB	2.53	0.41
2:B:421:ALA:O	2:B:422:GLU:C	2.58	0.41
1:A:210:TYR:OH	2:B:325:MET:HB3	2.20	0.41
1:A:243:ARG:NH2	1:A:252:LEU:HG	2.35	0.41
2:B:165:ILE:H	2:B:165:ILE:CD1	2.31	0.41
2:B:262:PHE:HA	2:B:263:PRO:HD2	1.65	0.41
2:B:288:VAL:HG22	2:B:323:MET:HE3	2.01	0.41
1:A:76:ASP:O	1:A:80:THR:N	2.53	0.41
2:B:333:LEU:HD11	2:B:337:ASN:HD21	1.85	0.41
1:A:152:LEU:C	1:A:152:LEU:CD1	2.89	0.41
1:A:213:CYS:O	1:A:219:ILE:HG13	2.20	0.41
1:A:273:ALA:HB2	1:A:375:VAL:HB	2.03	0.41
2:B:20:PHE:CD2	2:B:235:MET:CG	3.04	0.41
2:B:202:TYR:CE2	2:B:268:PHE:HD1	2.38	0.41
2:B:276:THR:O	7:B:601:TA1:H192	2.21	0.41
1:A:101:ASN:HD21	2:B:254:LYS:NZ	2.18	0.41
1:A:110:ILE:O	1:A:111:GLY:C	2.57	0.41
1:A:175:PRO:HG3	1:A:304:LYS:CB	2.50	0.41
1:A:179:THR:HG22	2:B:352:LYS:HZ2	1.86	0.41
1:A:204:VAL:CG1	1:A:209:ILE:HD11	2.42	0.41
1:A:231:ILE:C	1:A:233:GLN:N	2.73	0.41
1:A:335:ILE:C	1:A:337:THR:N	2.73	0.41
1:A:414:GLU:C	1:A:416:GLY:N	2.74	0.41
2:B:168:THR:O	2:B:202:TYR:N	2.44	0.41

Continued on next page...

Continued from previous page...

Atom-1	Atom-2	Interatomic distance (Å)	Clash overlap (Å)
2:B:175:PRO:O	2:B:177:VAL:N	2.53	0.41
1:A:119:LEU:HD11	1:A:156:ARG:HD3	2.01	0.41
1:A:434:GLU:C	1:A:436:GLY:N	2.74	0.41
2:B:25:SER:O	2:B:28:HIS:N	2.53	0.41
2:B:105:LYS:HG2	2:B:110:GLU:HG3	2.03	0.41
2:B:399:PHE:O	2:B:401:ARG:N	2.53	0.41
2:B:417:GLU:O	2:B:420:GLU:HB3	2.21	0.41
1:A:23:LEU:HD11	1:A:361:THR:O	2.21	0.41
1:A:30:ILE:O	1:A:30:ILE:HG22	2.21	0.41
1:A:130:THR:O	1:A:131:GLY:C	2.59	0.41
1:A:132:LEU:H	1:A:132:LEU:CD2	2.23	0.41
1:A:332:ILE:CD1	1:A:353:VAL:HG22	2.51	0.41
1:A:413:MET:C	1:A:414:GLU:CG	2.90	0.41
2:B:135:PHE:CD1	2:B:166:MET:SD	3.14	0.41
2:B:139:HIS:HE1	2:B:168:THR:CG2	2.34	0.41
2:B:147:SER:HB2	2:B:190:SER:CB	2.41	0.41
2:B:161:TYR:C	2:B:163:ASP:N	2.71	0.41
2:B:168:THR:HB	2:B:198:THR:HG21	2.03	0.41
2:B:210:TYR:O	2:B:214:PHE:N	2.52	0.41
2:B:242:LEU:HB3	2:B:250:ALA:O	2.20	0.41
2:B:274:PRO:HG2	2:B:371:LEU:CD2	2.43	0.41
1:A:100:ALA:HB2	1:A:105:ARG:HD3	2.02	0.41
1:A:181:VAL:HG23	2:B:258:ASN:HB3	2.03	0.41
1:A:199:ASP:CB	1:A:256:GLN:NE2	2.77	0.41
2:B:78:VAL:O	2:B:84:GLY:HA3	2.22	0.41
2:B:238:VAL:HB	2:B:239:THR:H	1.65	0.41
2:B:291:LEU:HD21	2:B:373:MET:HG2	2.03	0.41
1:A:401:LYS:C	1:A:403:ALA:H	2.24	0.40
1:A:425:MET:O	1:A:428:LEU:N	2.45	0.40
2:B:125:GLU:O	2:B:128:SER:HB3	2.22	0.40
2:B:132:LEU:O	2:B:164:ARG:HD2	2.21	0.40
2:B:380:ASN:C	2:B:380:ASN:HD22	2.24	0.40
2:B:427:ASP:OD1	2:B:427:ASP:C	2.58	0.40
1:A:95:GLY:C	1:A:97:GLU:H	2.23	0.40
1:A:149:PHE:CD1	1:A:150:THR:N	2.89	0.40
1:A:272:TYR:O	1:A:300:ASN:ND2	2.54	0.40
2:B:19:LYS:HG3	2:B:228:ASN:HB2	2.01	0.40
2:B:188:THR:O	2:B:191:VAL:HG12	2.21	0.40
2:B:422:GLU:O	2:B:426:ASN:CB	2.67	0.40
1:A:179:THR:HG21	2:B:248:LEU:HD22	2.04	0.40
1:A:286:LEU:HG	1:A:290:GLU:CB	2.52	0.40

Continued on next page...

Continued from previous page...

Atom-1	Atom-2	Interatomic distance (Å)	Clash overlap (Å)
2:B:359:PRO:HB2	2:B:360:PRO:CD	2.49	0.40
1:A:207:GLU:O	1:A:210:TYR:N	2.51	0.40
1:A:234:ILE:C	1:A:234:ILE:CD1	2.86	0.40
1:A:318:LEU:HB2	1:A:376:CYS:SG	2.61	0.40
2:B:118:VAL:O	2:B:121:VAL:N	2.54	0.40
2:B:204:ILE:HG23	2:B:209:LEU:HD11	2.03	0.40
1:A:393:HIS:O	1:A:394:LYS:C	2.60	0.40
2:B:12:CYS:O	2:B:14:ASN:N	2.55	0.40
2:B:268:PHE:HA	2:B:379:GLY:O	2.22	0.40
2:B:405:LEU:O	2:B:405:LEU:HD23	2.21	0.40

There are no symmetry-related clashes.

5.3 Torsion angles (i)

5.3.1 Protein backbone (i)

In the following table, the Percentiles column shows the percent Ramachandran outliers of the chain as a percentile score with respect to all PDB entries followed by that with respect to all EM entries.

The Analysed column shows the number of residues for which the backbone conformation was analysed, and the total number of residues.

Mol	Chain	Analysed	Favoured	Allowed	Outliers	Percentiles
1	A	408/451 (90%)	266 (65%)	83 (20%)	59 (14%)	0 3
2	B	424/445 (95%)	273 (64%)	95 (22%)	56 (13%)	0 4
All	All	832/896 (93%)	539 (65%)	178 (21%)	115 (14%)	1 3

All (115) Ramachandran outliers are listed below:

Mol	Chain	Res	Type
1	A	96	LYS
1	A	97	GLU
1	A	108	TYR
1	A	109	THR
1	A	141	PHE
1	A	183	GLU
1	A	217	LEU
1	A	240	ALA

Continued on next page...

Continued from previous page...

Mol	Chain	Res	Type
1	A	249	ASN
1	A	255	PHE
1	A	266	HIS
1	A	280	LYS
1	A	284	GLU
1	A	285	GLN
1	A	289	ALA
1	A	309	HIS
1	A	346	TRP
1	A	370	LYS
1	A	387	ALA
1	A	403	ALA
1	A	437	VAL
2	B	23	VAL
2	B	24	ILE
2	B	32	PRO
2	B	50	ASN
2	B	82	PRO
2	B	97	SER
2	B	128	SER
2	B	176	LYS
2	B	183	GLU
2	B	218	LYS
2	B	238	VAL
2	B	239	THR
2	B	240	THR
2	B	252	LEU
2	B	263	PRO
2	B	266	HIS
2	B	273	ALA
2	B	278	ARG
2	B	280	SER
2	B	281	GLN
2	B	282	GLN
2	B	288	VAL
2	B	294	GLN
2	B	295	MET
2	B	343	PHE
2	B	344	VAL
2	B	346	TRP
2	B	369	ARG
2	B	403	ALA

Continued on next page...

Continued from previous page...

Mol	Chain	Res	Type
1	A	24	TYR
1	A	63	PRO
1	A	103	TYR
1	A	111	GLY
1	A	131	GLY
1	A	218	ASP
1	A	219	ILE
1	A	238	ILE
1	A	265	GLY
1	A	287	SER
1	A	314	ALA
1	A	339	ARG
1	A	342	GLN
1	A	373	ARG
1	A	386	GLU
2	B	38	GLY
2	B	73	GLY
2	B	175	PRO
2	B	265	LEU
2	B	279	GLY
2	B	298	ALA
2	B	300	ASN
2	B	311	ARG
1	A	104	ALA
1	A	148	GLY
1	A	149	PHE
1	A	173	PRO
1	A	239	THR
1	A	245	ASP
1	A	263	PRO
1	A	279	GLU
1	A	288	VAL
1	A	330	ALA
1	A	336	LYS
1	A	369	ALA
2	B	83	PHE
2	B	99	ALA
2	B	100	GLY
2	B	302	MET
2	B	386	GLU
1	A	89	PRO
1	A	129	CYS

Continued on next page...

Continued from previous page...

Mol	Chain	Res	Type
1	A	300	ASN
1	A	348	PRO
2	B	34	GLY
2	B	96	GLN
2	B	395	PHE
1	A	256	GLN
1	A	303	VAL
1	A	307	PRO
1	A	382	THR
2	B	57	ALA
2	B	74	THR
2	B	285	ALA
1	A	31	GLN
1	A	273	ALA
2	B	51	VAL
2	B	58	GLY
2	B	145	THR
2	B	162	PRO
2	B	400	ARG
2	B	424	ASN
2	B	195	VAL
1	A	115	ILE
2	B	72	PRO

5.3.2 Protein sidechains (i)

In the following table, the Percentiles column shows the percent sidechain outliers of the chain as a percentile score with respect to all PDB entries followed by that with respect to all EM entries.

The Analysed column shows the number of residues for which the sidechain conformation was analysed, and the total number of residues.

Mol	Chain	Analysed	Rotameric	Outliers	Percentiles
1	A	347/377 (92%)	298 (86%)	49 (14%)	3 19
2	B	367/381 (96%)	307 (84%)	60 (16%)	2 13
All	All	714/758 (94%)	605 (85%)	109 (15%)	6 17

All (109) residues with a non-rotameric sidechain are listed below:

Mol	Chain	Res	Type
1	A	6	SER
1	A	20	CYS
1	A	21	TRP
1	A	32	PRO
1	A	76	ASP
1	A	82	THR
1	A	98	ASP
1	A	115	ILE
1	A	120	ASP
1	A	125	LEU
1	A	127	ASP
1	A	130	THR
1	A	135	PHE
1	A	141	PHE
1	A	150	THR
1	A	152	LEU
1	A	155	GLU
1	A	169	PHE
1	A	172	TYR
1	A	173	PRO
1	A	183	GLU
1	A	192	HIS
1	A	204	VAL
1	A	219	ILE
1	A	224	TYR
1	A	231	ILE
1	A	234	ILE
1	A	243	ARG
1	A	244	PHE
1	A	253	THR
1	A	260	VAL
1	A	267	PHE
1	A	269	LEU
1	A	276	ILE
1	A	284	GLU
1	A	303	VAL
1	A	325	PRO
1	A	334	THR
1	A	345	ASP
1	A	352	LYS
1	A	368	LEU
1	A	376	CYS
1	A	378	LEU

Continued on next page...

Continued from previous page...

Mol	Chain	Res	Type
1	A	380	ASN
1	A	404	PHE
1	A	415	GLU
1	A	417	GLU
1	A	431	ASP
1	A	432	TYR
2	B	14	ASN
2	B	24	ILE
2	B	26	ASP
2	B	32	PRO
2	B	41	ASP
2	B	68	VAL
2	B	76	ASP
2	B	90	ASP
2	B	94	PHE
2	B	101	ASN
2	B	122	VAL
2	B	129	CYS
2	B	135	PHE
2	B	141	LEU
2	B	145	THR
2	B	149	MET
2	B	153	LEU
2	B	161	TYR
2	B	163	ASP
2	B	165	ILE
2	B	174	SER
2	B	198	THR
2	B	201	THR
2	B	203	CYS
2	B	207	GLU
2	B	211	ASP
2	B	214	PHE
2	B	215	ARG
2	B	224	TYR
2	B	227	LEU
2	B	230	LEU
2	B	236	SER
2	B	240	THR
2	B	244	PHE
2	B	265	LEU
2	B	267	PHE

Continued on next page...

Continued from previous page...

Mol	Chain	Res	Type
2	B	275	LEU
2	B	282	GLN
2	B	283	TYR
2	B	284	ARG
2	B	289	PRO
2	B	299	LYS
2	B	306	ASP
2	B	309	HIS
2	B	322	ARG
2	B	324	SER
2	B	325	MET
2	B	343	PHE
2	B	344	VAL
2	B	349	ASN
2	B	369	ARG
2	B	380	ASN
2	B	387	LEU
2	B	413	MET
2	B	414	ASP
2	B	424	ASN
2	B	427	ASP
2	B	431	GLU
2	B	432	TYR
2	B	437	ASP

Sometimes sidechains can be flipped to improve hydrogen bonding and reduce clashes. All (28) such sidechains are listed below:

Mol	Chain	Res	Type
1	A	11	GLN
1	A	15	GLN
1	A	28	HIS
1	A	128	GLN
1	A	133	GLN
1	A	139	HIS
1	A	197	HIS
1	A	216	ASN
1	A	226	ASN
1	A	256	GLN
1	A	309	HIS
1	A	380	ASN
2	B	14	ASN
2	B	91	ASN

Continued on next page...

Continued from previous page...

Mol	Chain	Res	Type
2	B	101	ASN
2	B	102	ASN
2	B	107	HIS
2	B	136	GLN
2	B	139	HIS
2	B	197	ASN
2	B	282	GLN
2	B	331	GLN
2	B	334	ASN
2	B	337	ASN
2	B	349	ASN
2	B	380	ASN
2	B	406	HIS
2	B	436	GLN

5.3.3 RNA (i)

There are no RNA molecules in this entry.

5.4 Non-standard residues in protein, DNA, RNA chains (i)

There are no non-standard protein/DNA/RNA residues in this entry.

5.5 Carbohydrates (i)

There are no monosaccharides in this entry.

5.6 Ligand geometry (i)

Of 5 ligands modelled in this entry, 2 are monoatomic - leaving 3 for Mogul analysis.

In the following table, the Counts columns list the number of bonds (or angles) for which Mogul statistics could be retrieved, the number of bonds (or angles) that are observed in the model and the number of bonds (or angles) that are defined in the Chemical Component Dictionary. The Link column lists molecule types, if any, to which the group is linked. The Z score for a bond length (or angle) is the number of standard deviations the observed value is removed from the expected value. A bond length (or angle) with $|Z| > 2$ is considered an outlier worth inspection. RMSZ is the root-mean-square of all Z scores of the bond lengths (or angles).

Mol	Type	Chain	Res	Link	Bond lengths			Bond angles		
					Counts	RMSZ	$\#\|Z\| > 2$	Counts	RMSZ	$\#\|Z\| > 2$
7	TA1	B	601	-	68,68,68	2.01	19 (27%)	105,105,105	1.39	11 (10%)
5	GTP	A	500	4	26,34,34	1.29	4 (15%)	32,54,54	1.10	3 (9%)
6	GDP	B	600	-	24,30,30	2.60	9 (37%)	30,47,47	2.93	8 (26%)

In the following table, the Chirals column lists the number of chiral outliers, the number of chiral centers analysed, the number of these observed in the model and the number defined in the Chemical Component Dictionary. Similar counts are reported in the Torsion and Rings columns. '-' means no outliers of that kind were identified.

Mol	Type	Chain	Res	Link	Chirals	Torsions	Rings
7	TA1	B	601	-	-	9/41/127/127	0/7/7/7
5	GTP	A	500	4	-	3/18/38/38	0/3/3/3
6	GDP	B	600	-	-	4/12/32/32	0/3/3/3

All (32) bond length outliers are listed below:

Mol	Chain	Res	Type	Atoms	Z	Observed(Å)	Ideal(Å)
6	B	600	GDP	O4'-C1'	6.24	1.49	1.41
6	B	600	GDP	O6-C6	5.69	1.34	1.23
7	B	601	TA1	C06-C05	5.28	1.50	1.38
7	B	601	TA1	C18-C10	5.11	1.69	1.57
6	B	600	GDP	C2-N1	4.66	1.49	1.37
7	B	601	TA1	C08-C07	-4.60	1.25	1.38
7	B	601	TA1	C05-C04	4.35	1.46	1.39
7	B	601	TA1	C45-C24	3.98	1.61	1.54
6	B	600	GDP	PB-O2B	-3.78	1.40	1.54
5	A	500	GTP	C5-C6	-3.74	1.39	1.47
7	B	601	TA1	O02-C03	3.56	1.41	1.34
6	B	600	GDP	C8-N7	3.54	1.41	1.35
7	B	601	TA1	C36-C31	3.38	1.45	1.39
7	B	601	TA1	C25-C24	3.26	1.39	1.34
7	B	601	TA1	C46-C45	3.16	1.60	1.53
7	B	601	TA1	C43-C01	3.07	1.60	1.54
7	B	601	TA1	C11-C10	3.03	1.61	1.54
6	B	600	GDP	C5-C6	-2.88	1.41	1.47
7	B	601	TA1	C43-C26	2.78	1.58	1.52
5	A	500	GTP	C6-N1	2.59	1.41	1.37
7	B	601	TA1	C26-C25	2.50	1.56	1.51
7	B	601	TA1	C18-C20	2.43	1.62	1.55
6	B	600	GDP	C2-N3	-2.41	1.27	1.33
5	A	500	GTP	C8-N7	-2.39	1.31	1.35

Continued on next page...

Continued from previous page...

Mol	Chain	Res	Type	Atoms	Z	Observed(Å)	Ideal(Å)
6	B	600	GDP	PB-O3B	2.36	1.63	1.54
7	B	601	TA1	C01-C45	2.36	1.66	1.56
7	B	601	TA1	C04-C03	-2.34	1.44	1.50
7	B	601	TA1	C16-C15	2.25	1.56	1.52
7	B	601	TA1	C37-C29	2.13	1.54	1.52
5	A	500	GTP	O4'-C1'	2.12	1.44	1.41
7	B	601	TA1	C10-C02	2.09	1.62	1.57
6	B	600	GDP	O3'-C3'	2.07	1.47	1.43

All (22) bond angle outliers are listed below:

Mol	Chain	Res	Type	Atoms	Z	Observed(^{o})	Ideal(^{o})
6	B	600	GDP	C8-N7-C5	9.29	120.69	102.99
6	B	600	GDP	N2-C2-N3	6.27	131.94	119.74
6	B	600	GDP	C5-C6-N1	6.10	124.72	113.95
7	B	601	TA1	C06-C05-C04	-4.85	114.61	120.34
7	B	601	TA1	C07-C08-C09	4.70	127.35	120.19
6	B	600	GDP	O6-C6-C5	-4.24	116.08	124.37
6	B	600	GDP	N2-C2-N1	-4.19	107.80	116.71
7	B	601	TA1	C05-C04-C03	-3.96	111.46	120.40
6	B	600	GDP	C2-N1-C6	-3.74	118.20	125.10
7	B	601	TA1	C09-C04-C03	3.53	128.37	120.40
6	B	600	GDP	C2'-C3'-C4'	3.39	109.23	102.64
7	B	601	TA1	C17-C18-C20	3.13	109.82	102.59
7	B	601	TA1	C45-C01-C02	3.01	115.20	111.91
7	B	601	TA1	O04-C11-C14	-2.90	101.75	108.09
5	A	500	GTP	O2G-PG-O3B	2.65	113.52	104.64
7	B	601	TA1	O01-C01-C43	2.54	113.39	107.03
6	B	600	GDP	O2'-C2'-C3'	2.27	119.16	111.82
7	B	601	TA1	C14-C11-C15	-2.19	83.08	85.40
7	B	601	TA1	C10-C18-C17	-2.17	102.32	106.54
7	B	601	TA1	O06-C15-C11	2.14	92.98	90.58
5	A	500	GTP	O5'-C5'-C4'	2.07	116.12	108.99
5	A	500	GTP	O3G-PG-O3B	2.02	111.41	104.64

There are no chirality outliers.

All (16) torsion outliers are listed below:

Mol	Chain	Res	Type	Atoms
6	B	600	GDP	PA-O3A-PB-O2B
6	B	600	GDP	C5'-O5'-PA-O3A
6	B	600	GDP	C5'-O5'-PA-O1A

Continued on next page...

Continued from previous page...

Mol	Chain	Res	Type	Atoms
7	B	601	TA1	O02-C03-C04-C05
7	B	601	TA1	O02-C03-C04-C09
7	B	601	TA1	O03-C03-C04-C09
7	B	601	TA1	O03-C03-C04-C05
7	B	601	TA1	N01-C30-C31-C36
7	B	601	TA1	O14-C30-C31-C36
7	B	601	TA1	N01-C30-C31-C32
7	B	601	TA1	O14-C30-C31-C32
5	A	500	GTP	C3'-C4'-C5'-O5'
5	A	500	GTP	O4'-C4'-C5'-O5'
6	B	600	GDP	PA-O3A-PB-O3B
7	B	601	TA1	C15-C11-O04-C12
5	A	500	GTP	C5'-O5'-PA-O1A

There are no ring outliers.

3 monomers are involved in 11 short contacts:

Mol	Chain	Res	Type	Clashes	Symm-Clashes
7	B	601	TA1	5	0
5	A	500	GTP	5	0
6	B	600	GDP	1	0

The following is a two-dimensional graphical depiction of Mogul quality analysis of bond lengths, bond angles, torsion angles, and ring geometry for all instances of the Ligand of Interest. In addition, ligands with molecular weight > 250 and outliers as shown on the validation Tables will also be included. For torsion angles, if less then 5% of the Mogul distribution of torsion angles is within 10 degrees of the torsion angle in question, then that torsion angle is considered an outlier. Any bond that is central to one or more torsion angles identified as an outlier by Mogul will be highlighted in the graph. For rings, the root-mean-square deviation (RMSD) between the ring in question and similar rings identified by Mogul is calculated over all ring torsion angles. If the average RMSD is greater than 60 degrees and the minimal RMSD between the ring in question and any Mogul-identified rings is also greater than 60 degrees, then that ring is considered an outlier. The outliers are highlighted in purple. The color gray indicates Mogul did not find sufficient equivalents in the CSD to analyse the geometry.

Ligand TA1 B 601

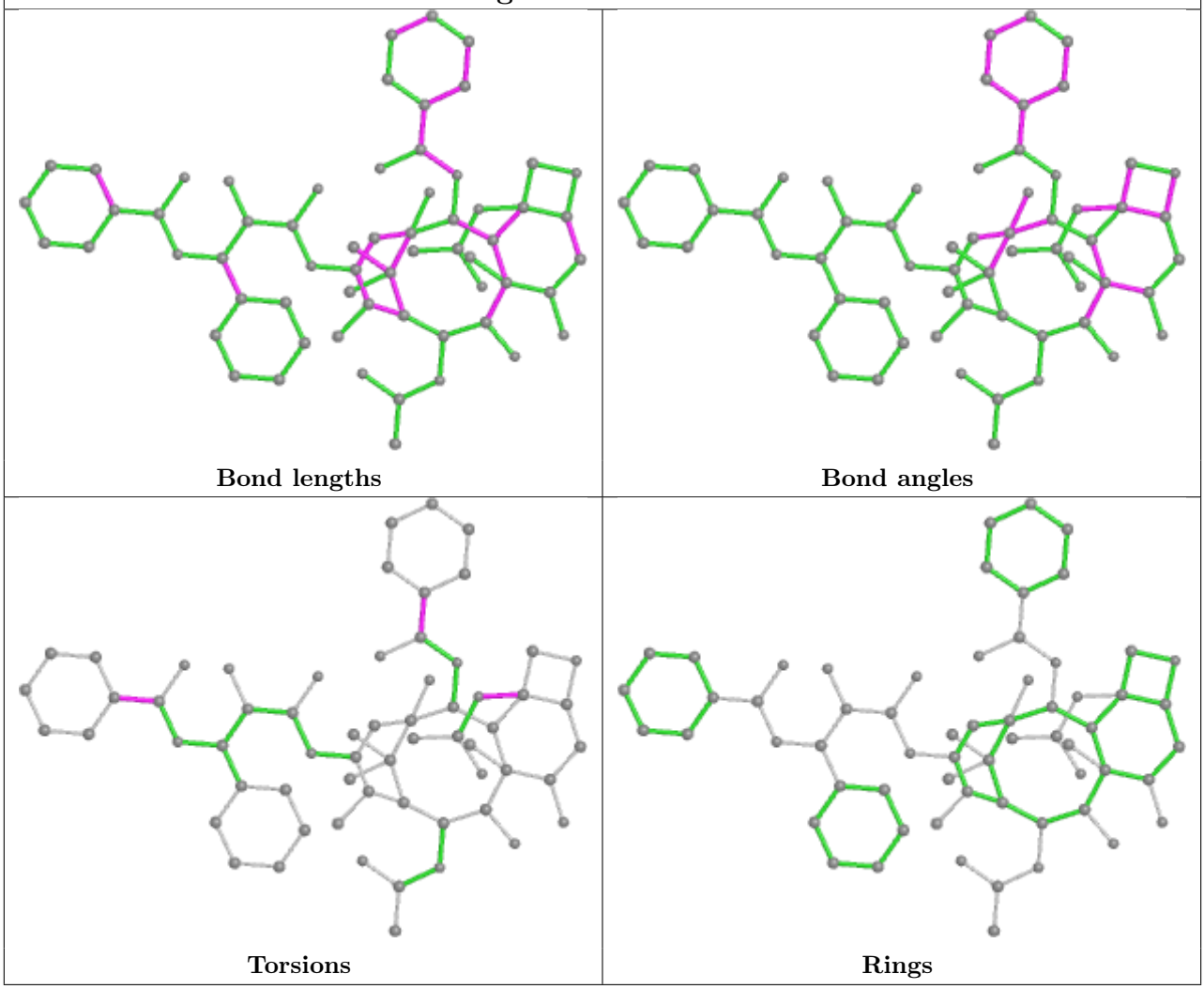

Ligand GTP A 500

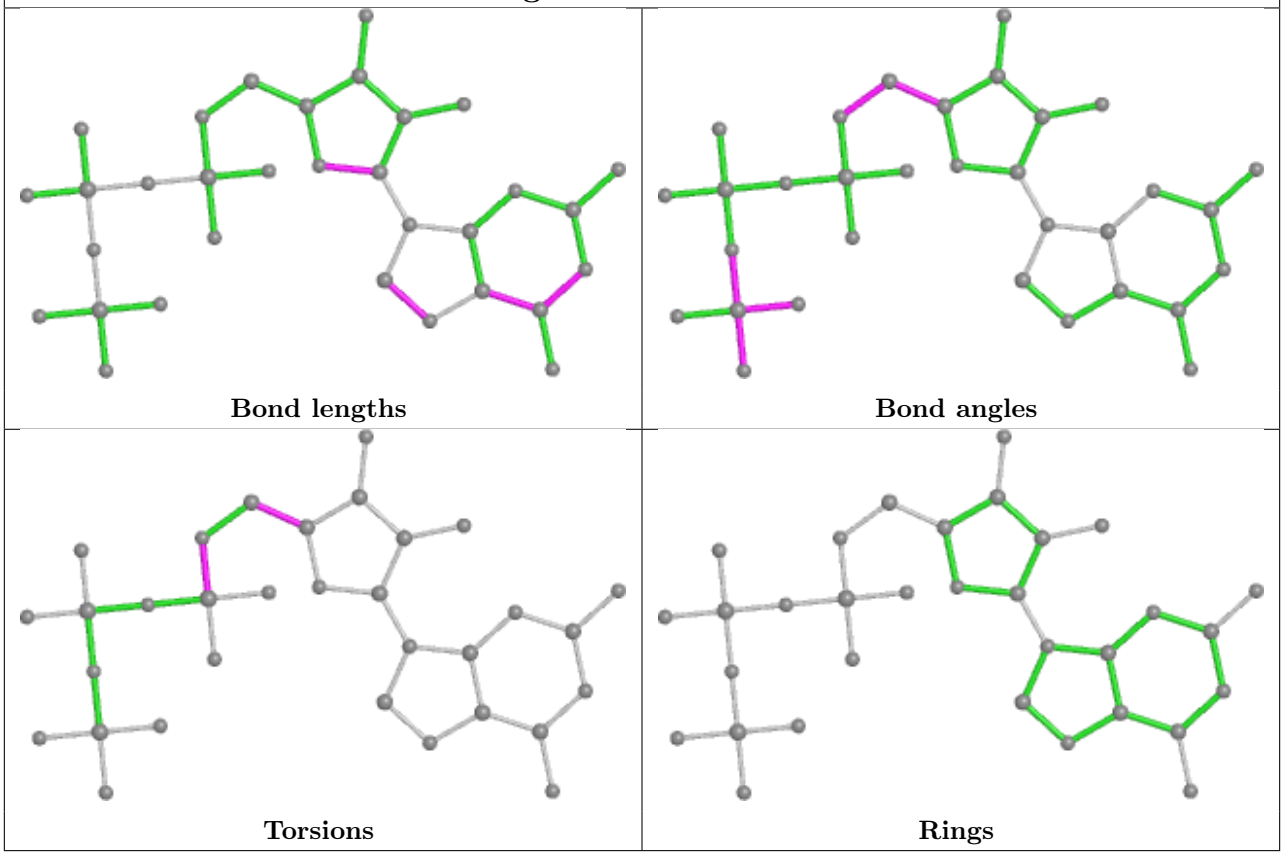

Ligand GDP B 600

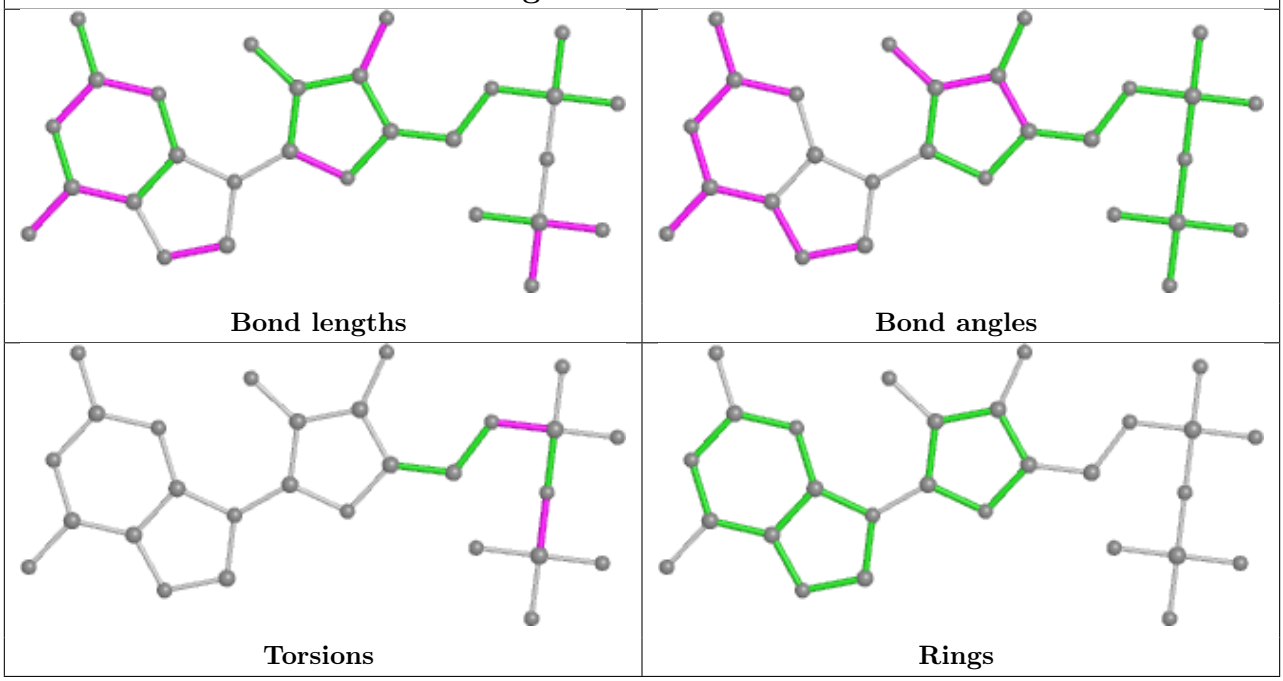

5.7 Other polymers (i)

There are no such residues in this entry.

5.8 Polymer linkage issues (i)

There are no chain breaks in this entry.